

Cincinnati Reds - 1989

Batter	1	2	3	4	5	6	7	8	9	AB	R	H	RBI	BB	SO	LOB	TOP
Willie Randolph, R OBP: 0.250, SLG: 0.250	E5 G3 1B		L3		F4					4	1	1	0	0	0	0	Los Angeles Dodgers @ Cincinnati Reds Riverfront Stadium, Cincinnati, OH Mon Apr 03 1989, 3:33 AM EDT Att: 55,385 - Unknown - 70 F
Alfredo Griffin, S (1, 6)	G3		F8		G6-3		F9		4	0	0	0	0	0	2		
Kirk Gibson, L OBP: 0.500, SLG: 1.250	G5-3 E 1B		K		HR			K	4	2	2	2	0	2	0		
Eddie Murray, S (1, 3)	G5-3			G6-3	G6-3			G5-3	4	0	0	0	0	0	1		
Mike Marshall, R (1, 9)	S BB			1B BB		L8		F8	2	1	0	0	2	0	0		
John Shelby, S (1, 8)	K		F6		K			K	4	0	0	0	0	3	2		
Jeff Hamilton, R OBP: 0.250, SLG: 0.250		F8		1B	G6-3			F8	4	0	1	0	0	0	0		
Mike Scioscia, L OBP: 0.250, SLG: 0.250		L9		1B			G4-3	L9	4	0	1	1	0	0	0		
Tim Belcher, R Mike Morgan, R Mickey Hatcher, R Tim Crews, R Franklin Stubbs, L Ricky Horton, L				F8			K		1	0	0	0	0	0	1	0	
Inning Stats	R: 2 H: 1 E: 1 K: 1 S: 21	H: 1 R: 0 ER: 0 LOB: 1 BB: 1 P: 36	H: 0 R: 0 ER: 0 LOB: 0 BB: 0 P: 16	H: 0 R: 0 ER: 0 LOB: 0 BB: 0 P: 8	H: 2 R: 1 ER: 0 LOB: 2 BB: 1 P: 15	H: 1 R: 0 ER: 0 LOB: 0 BB: 0 P: 15	H: 0 R: 0 ER: 0 LOB: 0 BB: 0 P: 9	H: 1 R: 0 ER: 0 LOB: 1 BB: 0 P: 17	H: 0 R: 0 ER: 0 LOB: 0 BB: 0 P: 12	1B: 4 2B: 0 3B: 0 HR: 1	SF: 0 SAC: 0 DP: 0 HBP: 0	WP: 0 PA: 35 PB: 0 SB: 2 CS: 0					
PITCHER	IP WLS BF H R ER SO BB IBB HBP BLK WP HR S P ERA WHIP																
Danny Jackson, L ERA: 3.6	(1, 1) 5.0 W 22 4 4 2 3 2 0 0 0 0 0 1 57 90 3.60 1.200																
Rob Dibble, R ERA	(6, 1) 2.0 7 1 0 0 2 0 0 0 0 0 0 0 17 26 0.00 0.500																
John Franco, L ERA	(8, 1) 2.0 S 6 0 0 0 2 0 0 0 0 0 0 0 0 14 21 0.00 0.000																

Batter	1	2	3	4	5	6	7	8	9	AB	R	H	RBI	BB	SO	LOB	BOTTOM
Barry Larkin, R OBP: 0.200, SLG: 0.250	G4-3	SF7		K		FC5-4 1B		F9		4	0	1	1	0	1	1	Los Angeles Dodgers @ Cincinnati Reds Riverfront Stadium, Cincinnati, OH Mon Apr 03 1989, 3:33 AM EDT Att: 55,385 - Unknown - 70 F
Chris Sabo, R OBP: 0.200, SLG: 0.200	1B	K		F7		F8		L7	5	0	1	0	0	1	3		
Eric Davis, R (1, 8)	F8		G5-3		BB	FC5-4			3	0	0	0	1	0	2		
Kal Daniels, L (1, 7)	F9		1B HR BB		K		G4-3		3	1	0	0	1	1	2		
Todd Benzinger, S OBP: 0.250, SLG: 0.250		G4-3		HR 1B		F8		E3 1B	4	1	1	0	0	0	0		
Paul O'Neill, L OBP: 1.000, SLG: 2.000 John Franco, L (8, 1)		1B 2B		HR		1B		G6-4-3 1B	4	2	4	3	0	0	0		
Jeff Reed, L OBP: 0.500, SLG: 0.500		BB E 1B		G4-3 1B		L7		G6-4-3	4	1	2	1	0	0	3		
Ron Oester, S Rob Dibble, L Herm Winningham, L (8, 9)		BB E SF7 BB		G4-3		G1-3		K	2	1	0	0	0	0	0		
Danny Jackson, R Lenny Harris, L OBP: 0.500, SLG: 0.500		E1 SF7		K		B1-3		S 1B	2	0	0	0	0	1	2		
Inning Stats	R: 0 H: 1 E: 0 K: 0 S: 11	H: 2 R: 3 ER: 1 LOB: 1 BB: 1 P: 31	H: 3 R: 3 ER: 0 LOB: 1 BB: 1 P: 26	H: 0 R: 0 ER: 0 LOB: 1 BB: 1 P: 20	H: 1 R: 0 ER: 0 LOB: 1 BB: 0 P: 17	H: 1 R: 0 ER: 0 LOB: 1 BB: 0 P: 9	H: 1 R: 0 ER: 0 LOB: 1 BB: 0 P: 13	H: 1 R: 0 ER: 0 LOB: 1 BB: 0 P: 22	1B: 8 2B: 1 3B: 0 HR: 1	SF: 1 SAC: 0 DP: 1 HBP: 0	WP: 0 PA: 38 PB: 0 SB: 1 CS: 0						
PITCHER	IP WLS BF H R ER SO BB IBB HBP BLK WP HR S P ERA WHIP																
Tim Belcher, R ERA: 15.43	(1, 1) 2.1 L 16 6 6 4 1 2 0 0 0 0 0 0 4 7 15.43 3.429																
Mike Morgan, R ERA	(3, 1) 0.2 2 0 0 0 1 0 0 0 0 0 0 0 4 7 0.00 0.000																
Tim Crews, R ERA	(4, 1) 3.0 12 2 0 0 2 1 0 0 0 0 0 0 26 46 0.00 1.000																
Ricky Horton, L ERA	(7, 1) 2.0 8 2 0 0 1 0 0 0 0 0 0 0 24 35 0.00 1.000																

AB	33
R	4
H	5
RBI	3
BB	2
SO	7
LOB	7


AB	34
R	6
H	10
RBI	5
BB	3
SO	5
LOB	15



Batter	1	2	3	4	5	6	7	8	9	AB	R	H	RBI	BB	SO	LOB	TOP										
Willie Randolph, R (1,4) OBP: 0.214, SLG: 0.083	3-3 K		2-2 F9		1-1 G3		1-0 F9		0-1 F9	5	0	0	0	0	1	2											
Alfredo Griffin, S (1,6) OBP: 0.250, SLG: 0.273	2-2 F7		2-1 1B			0-1 F9	2-2 F8			4	1	2	0	0	0	1											
Kirk Gibson, L (1,7) Mariano Duncan, R (6,7) OBP: 1.000, SLG: 1.500	2-3 K		1-1 1B			1-0 CS		2-2 G6-3		2	0	1	1	0	1	0											
Eddie Murray, S (1,3)		2-1 G6-3	0-0 G4-3			2-0 F9		2-2 G6-3		4	0	0	0	0	0	5											
Mike Davis, L (1,9) Mickey Hatcher, R (8,PH) OBP: 0.333, SLG: 0.333		1-0 CS		1-0 L9		1-0 L7		0-1 G4-6-3		3	0	1	0	0	0	1											
John Shelby, S (1,8) OBP: 0.417, SLG: 0.222		4-2 FC6-4		3-2 CS		1-2 3-H	4-0 IBB	3-H F8		2	0	1	0	2	0	0											
Jeff Hamilton, R (1,5) OBP: 0.182, SLG: 0.273		1-2 FC6-4		1-1 F8		1-1 F9			0-0 F8	4	1	1	0	0	0	4											
Mike Scioscia, L (1,2) OBP: 0.364, SLG: 0.222			4-2 1B		1-1 F8		0-0 FC1-6		0-0 F8	3	1	1	0	1	0	1											
Tim Leary, R (1,1)			1-0 SH1-4		0-3 K		0-0 FC1-6		1-2 5-3	3	0	0	0	0	1	1											
Inning Stats	R: 0 E: 0 K: 2 S: 11	H: 0 LOB: 0 BB: 0 P: 18	R: 0 E: 0 K: 0 S: 8	H: 1 LOB: 1 BB: 1 P: 16	R: 1 E: 0 K: 0 S: 13	H: 2 LOB: 2 BB: 1 P: 23	R: 0 E: 0 K: 0 S: 6	H: 1 LOB: 0 BB: 0 P: 11	R: 0 E: 0 K: 1 S: 7	H: 0 LOB: 0 BB: 1 P: 9	R: 1 E: 0 K: 0 S: 7	H: 1 LOB: 2 BB: 1 P: 15	R: 0 E: 0 K: 0 S: 7	H: 1 LOB: 1 BB: 0 P: 10	R: 1 E: 0 K: 0 S: 9	H: 1 LOB: 0 BB: 0 P: 13	R: 1 E: 0 K: 0 S: 7	H: 1 LOB: 0 BB: 0 P: 8	1B: 5 2B: 3 3B: 0 HR: 0	SF: 0 SAC: 1 DP: 0 HBP: 1	WP: 1 PA: 37 PB: 0 SB: 0 CS: 4						
PITCHER	IP	WLS	BF	H	R	ER	SO	BB	IBB	HBP	BLK	WP	HR	S	P	ERA	WHIP										
Rick Mahler, R (1,1) ERA: 1.29	7.0	L	29	6	2	1	3	2	1	1	0	0	0	59	102	1.29	1.143										
Tim Birtsas, L (8,1) ERA: 27.0	0.1		2	1	1	1	0	0	0	0	0	0	0	6	10	27.00	3.000										
Kent Tekulve, R (8,1) ERA: 5.4	1.2		6	1	1	1	0	0	0	0	0	1	0	10	11	5.40	0.600										

Los Angeles Dodgers @ Cincinnati Reds
 Riverfront Stadium, Cincinnati, OH
 Thu Apr 06 1989, 3:33 AM EDT
 Att: 18,573 - Unknown


AB	32
R	4
H	8
RBI	2
BB	3
SO	3
LOB	15



Batter	1	2	3	4	5	6	7	8	9	AB	R	H	RBI	BB	SO	LOB	BOTTOM										
Barry Larkin, R (1,6) OBP: 0.167, SLG: 0.182	1-0 G4-3		1-3 K			0-2 6-3		1-2 E9		4	0	0	0	0	1	0											
Chris Sabo, R (1,5) OBP: 0.077, SLG: 0.077	1-0 L7		0-1 G3			1-0 F9		1-1 L7-4		4	0	0	0	0	0	1											
Eric Davis, R (1,8) OBP: 0.250, SLG: 0.200	0-1 P3			2-1 6-3		0-0 BB		1-3 K		4	0	1	0	0	1	0											
Kal Daniels, L (1,7)		1-2 F8		0-3 K		4-0 1B		4-2 G3-1		2	1	0	0	2	1	0											
Todd Benzinger, S (1,3) OBP: 0.250, SLG: 0.250		0-1 E3		2-3 K		0-3 K		1-1 F7		4	0	0	0	0	2	3											
Paul O'Neill, L (1,9) OBP: 0.500, SLG: 0.833		1-1 1B			2-2 F8		0-1 P5		3-1 G3-1	4	0	1	0	0	0	1											
Jeff Reed, L (1,2) OBP: 0.500, SLG: 0.636		1-1 L7			2-1 2B		1-2 1B		2-0 2B	4	0	3	1	0	0	2											
Ron Oester, S (1,4) OBP: 0.273, SLG: 0.300		1-2 P4			1-1 P5		1-3 K		0-0 6-3	4	0	0	0	0	1	5											
Rick Mahler, R (1,1) Ken Griffey, L (7,PH) Tim Birtsas, L (8,1) Kent Tekulve, R (8,1)			0-1 4-3		0-3 K		0-0 L7			2	0	0	0	0	1	1											
Inning Stats	R: 0 E: 0 K: 0 S: 4	H: 0 LOB: 0 BB: 0 P: 6	R: 0 E: 1 K: 0 S: 13	H: 1 LOB: 2 BB: 0 P: 17	R: 0 E: 0 K: 1 S: 7	H: 0 LOB: 0 BB: 0 P: 8	R: 0 E: 0 K: 2 S: 9	H: 0 LOB: 0 BB: 0 P: 13	R: 0 E: 0 K: 1 S: 10	H: 1 LOB: 1 BB: 0 P: 15	R: 0 E: 0 K: 1 S: 8	H: 1 LOB: 2 BB: 1 P: 13	R: 0 E: 0 K: 1 S: 12	H: 1 LOB: 1 BB: 0 P: 14	R: 1 E: 1 K: 1 S: 10	H: 1 LOB: 0 BB: 0 P: 13	R: 1 E: 0 K: 0 S: 9	H: 1 LOB: 1 BB: 1 P: 19	1B: 3 2B: 3 3B: 0 HR: 0	SF: 0 SAC: 0 DP: 1 HBP: 0	WP: 0 PA: 35 PB: 0 SB: 0 CS: 0						
PITCHER	IP	WLS	BF	H	R	ER	SO	BB	IBB	HBP	BLK	WP	HR	S	P	ERA	WHIP										
Tim Leary, R (1,1) ERA: 1.0	9.0	W	35	5	1	1	7	2	0	0	0	0	0	82	118	1.00	0.778										

Los Angeles Dodgers @ Cincinnati Reds
 Riverfront Stadium, Cincinnati, OH
 Thu Apr 06 1989, 3:33 AM EDT
 Att: 18,573 - Unknown

AB	33
R	1
H	5
RBI	1
BB	2
SO	7
LOB	14



Batter	1	2	3	4	5	6	7	8	9	10	11	12	13	14	15	16	AB	R	H	RBI	BB	SO	LOB	TOP		
Brett Butler, L OBP: 0.609, SLG: 0.667 (1, 8)																	7	1	2	0	1	3	1			
Robby Thompson, R OBP: 0.238, SLG: 0.316 (1, 4)																	7	1	1	0	0	2	2			
Will Clark, L OBP: 0.565, SLG: 0.750 (1, 3)																	4	1	1	0	4	0	1			
Kevin Mitchell, R OBP: 0.304, SLG: 0.545 (1, 7)																	7	0	1	0	1	2	8			
Candy Maldonado, R OBP: 0.428, SLG: 0.412 (1, 9)																	5	0	2	1	2	0	1			
Terry Kennedy, L OBP: 0.206, SLG: 0.500 (8, PR)																	4	0	1	1	0	1	5			
Donell Nixon, R OBP: 0.206, SLG: 0.222 (8, 2)																	2	0	0	0	1	0	2			
Matt Williams, R OBP: 0.500, SLG: 1.500 (8, PH)																	3	0	0	0	0	2	1			
Michael LaCoss, R OBP: 0.167, SLG: 1.000 (7, PH)																	0	0	0	0	0	0	0			
Tracy Jones, R OBP: 0.167, SLG: 1.000 (7, PH)																	1	0	0	0	0	0	1			
Albee Hammaker, L OBP: 0.200, SLG: 0.200 (8, 5)																	6	0	0	0	1	0	1			
Don Robinson, R OBP: 0.200, SLG: 0.200 (8, 5)																	2	0	0	0	0	0	0			
Jeff Brantley, R OBP: 0.200, SLG: 0.200 (8, 5)																	1	0	0	0	0	0	0			
Jose Uribe, S OBP: 0.278, SLG: 0.235 (1, 6)																	6	0	0	0	1	0	1			
Scott Garretts, R OBP: 0.500, SLG: 1.500 (7, PH)																	2	0	1	0	0	1	0			
Ernest Riles, L OBP: 0.167, SLG: 1.000 (7, PH)																	1	0	1	0	0	0	0			
Craig Lefferts, L OBP: 0.200, SLG: 0.200 (8, 5)																	4	0	1	0	0	1	3			
Chris Spoeler, R OBP: 0.200, SLG: 0.200 (8, 5)																	4	0	1	0	0	1	3			
Inning Stats	R: 1 E: 0 K: 3 S: 18	H: 2 LOB: 2 BB: 1 P: 32	R: 0 E: 0 K: 1 S: 11	H: 1 LOB: 1 BB: 1 P: 18	R: 0 E: 0 K: 0 S: 9	H: 1 LOB: 2 BB: 1 P: 19	R: 0 E: 0 K: 1 S: 7	H: 0 LOB: 0 BB: 0 P: 9	R: 0 E: 0 K: 1 S: 7	H: 0 LOB: 0 BB: 0 P: 9	R: 0 E: 0 K: 1 S: 7	H: 0 LOB: 0 BB: 0 P: 9	R: 0 E: 0 K: 1 S: 7	H: 0 LOB: 0 BB: 0 P: 9	R: 0 E: 0 K: 1 S: 7	H: 0 LOB: 0 BB: 0 P: 9	R: 0 E: 0 K: 2 S: 9	H: 1 LOB: 1 BB: 1 P: 26	R: 0 E: 0 K: 1 S: 10	H: 0 LOB: 0 BB: 0 P: 16	R: 0 E: 0 K: 2 S: 9	H: 1 LOB: 1 BB: 1 P: 17	1B: 8 2B: 3 3B: 1 HR: 0	SF: 0 DP: 1 HBP: 0	WP: 2 PB: 0 SB: 1 CS: 3	PA: 68
PITCHER	IP: 7.0 WLS: 6 BF: 29 H: 6 R: 1 ER: 7 SO: 7 BB: 3 IBB: 0 HBP: 0 BLK: 0 WP: 0 HR: 0 S: 68 P: 113 ERA: 1.29 WHIP: 1.286																					IP: 3.0 WLS: 12 BF: 12 H: 1 R: 1 ER: 1 SO: 3 BB: 3 IBB: 0 HBP: 0 BLK: 1 WP: 1 HR: 0 S: 32 P: 59 ERA: 3.00 WHIP: 1.333				
Joe Rijo, R ERA: 1.29																					Tim Birtsas, L ERA: 3.4					
Norm Charlton, L ERA: 13.5																										
Rod Dibble, R ERA:																										
Kent Tekulve, R ERA: 2.45																										
John Franco, L ERA:																										

San Francisco Giants @ Cincinnati Reds
Riverfront Stadium, Cincinnati, OH
Fri Apr 07 1989, 7:05 PM EDT
Att. 25,278 - Unknown

AB 55
R 3
H 11
RBI 2
BB 11
SO 14
LOB 26

Batter	1	2	3	4	5	6	7	8	9	10	11	12	13	14	15	16	AB	R	H	RBI	BB	SO	LOB	BOTTOM
Barry Larkin, R OBP: 0.283, SLG: 0.389 (1, 6)																	7	0	3	0	0	0	0	
Chris Sabo, R OBP: 0.143, SLG: 0.150 (1, 9)																	7	1	1	0	1	0	3	
Eric Davis, R OBP: 0.300, SLG: 0.235 (1, 8)																	7	0	2	0	1	0	3	
Kal Daniels, L OBP: 0.300, SLG: 0.143 (1, 7)																	6	0	1	1	1	0	2	
Todd Benzinger, S OBP: 0.333, SLG: 0.353 (1, 3)																	5	1	2	0	1	1	1	
Paul O'Neill, L OBP: 0.474, SLG: 0.667 (1, 9)																	6	1	2	0	1	0	2	
Jeff Reed, L OBP: 0.500, SLG: 0.667 (1, 2)																	4	0	2	2	0	0	1	
Dave Collins, S OBP: 0.167, SLG: 1.000 (11, PH)																	1	0	0	0	0	1	1	
Terry McGriff, R OBP: 0.278, SLG: 0.250 (1, 4)																	6	0	1	0	1	2	4	
Ron Oester, S OBP: 0.278, SLG: 0.250 (1, 4)																	6	0	1	0	1	2	4	
Joe Rijo, R ERA: 1.29																					Joe Price, L ERA: 9.0			
Scott Garretts, R ERA: 3.0																								
Craig Lefferts, L ERA:																								
Michael LaCoss, R ERA:																								
Albee Hammaker, L ERA:																								
Jeff Brantley, R ERA: 1.89																								
Inning Stats	R: 0 E: 0 K: 0 S: 5	H: 0 LOB: 0 BB: 0 P: 9	R: 2 E: 0 K: 0 S: 7	H: 3 LOB: 1 BB: 0 P: 13	R: 0 E: 0 K: 0 S: 9	H: 1 LOB: 1 BB: 0 P: 12	R: 0 E: 0 K: 1 S: 7	H: 1 LOB: 2 BB: 1 P: 18	R: 0 E: 0 K: 0 S: 8	H: 1 LOB: 1 BB: 0 P: 8	R: 0 E: 0 K: 0 S: 8	H: 1 LOB: 1 BB: 0 P: 16	R: 0 E: 0 K: 1 S: 11	H: 1 LOB: 3 BB: 2 P: 22	R: 1 E: 0 K: 1 S: 15	H: 1 LOB: 1 BB: 1 P: 23	R: 0 E: 0 K: 0 S: 9	H: 0 LOB: 0 BB: 0 P: 11	R: 0 E: 0 K: 0 S: 3	H: 1 LOB: 2 BB: 1 P: 13	1B: 10 2B: 4 3B: 1 HR: 0	SF: 1 DP: 2 HBP: 0	WP: 0 PB: 0 SB: 0 CS: 0	PA: 67
PITCHER	IP: 6.0 WLS: 7 BF: 25 H: 7 R: 2 ER: 2 SO: 0 BB: 0 IBB: 1 HBP: 0 BLK: 0 WP: 0 HR: 0 S: 47 P: 76 ERA: 3.00 WHIP: 1.167																					IP: 2.0 WLS: 10 BF: 10 H: 1 R: 1 ER: 1 SO: 2 BB: 1 IBB: 2 HBP: 0 BLK: 0 WP: 1 HR: 0 S: 16 P: 32 ERA: 4.50 WHIP: 1.000		
Scott Garretts, R ERA: 3.0																					Joe Price, L ERA: 9.0			
Craig Lefferts, L ERA:																								
Michael LaCoss, R ERA:																								
Albee Hammaker, L ERA:																								
Jeff Brantley, R ERA: 1.89																								


San Francisco Giants @ Cincinnati Reds
Riverfront Stadium, Cincinnati, OH
Fri Apr 07 1989, 7:05 PM EDT
Att. 25,278 - Unknown

AB 57
R 4
H 15
RBI 3
BB 7
SO 5
LOB 25

Batter	1	2	3	4	5	6	7	8	9	AB	R	H	RBI	BB	SO	LOB	TOP					
Barry Larkin, R (1, 6) OBP: 0.292, SLG: 0.391 Lenny Harris, L (5, 6) OBP: 0.143, SLG: 0.143										3	1	2	1	0	0	0						
Chris Sabo, R (1, 5) OBP: 0.200, SLG: 0.207										5	1	3	0	0	0	1						
Kal Daniels, L (1, 7) OBP: 0.345, SLG: 0.304										5	2	3	0	0	0	1						
Eric Davis, R (1, 8) OBP: 0.310, SLG: 0.400										5	1	2	3	0	1	5						
Todd Benzinger, S (1, 3)										5	1	2	1	0	1	3						
Paul O'Neill, L (1, 9) OBP: 0.429, SLG: 0.615										4	1	2	1	0	1	1						
Jeff Reed, L (1, 2) OBP: 0.458, SLG: 0.545										4	0	0	0	1	0	2						
Ron Oester, S (1, 4) OBP: 0.308, SLG: 0.227										4	1	1	1	1	1	2						
Tom Browning, L (1, 1) Joel Youngblood, R (8, PH) Rob Dibble, L (8, 1)										2	0	0	0	0	1	1						
										0	0	0	0	1	0	0						
										1	0	0	0	0	0	2						
Inning Stats	R: 0 E: 0 K: 0 S: 12	H: 3 LOB: 2 BB: 0 P: 18	R: 0 E: 0 K: 2 S: 9	H: 0 LOB: 0 BB: 0 P: 17	R: 0 E: 0 K: 1 S: 10	H: 1 LOB: 1 BB: 0 P: 18	R: 0 E: 0 K: 0 S: 8	H: 1 LOB: 1 BB: 0 P: 17	R: 4 E: 0 K: 0 S: 15	H: 3 LOB: 0 BB: 1 P: 27	R: 1 E: 1 K: 0 S: 18	H: 1 LOB: 1 BB: 0 P: 22	R: 0 E: 0 K: 1 S: 9	H: 1 LOB: 1 BB: 0 P: 13	R: 0 E: 0 K: 0 S: 8	H: 1 LOB: 2 BB: 1 P: 13	R: 3 E: 0 K: 1 S: 21	H: 4 LOB: 2 BB: 1 P: 32	1B: 13 2B: 2 3B: 0 HR: 1	SF: 1 SAC: 1 DP: 1 HBP: 0	WP: 0 PB: 0 SB: 2 CS: 0	PA: 45
PITCHER	IP WLS BF H R ER SO BB IBB HBP BLK WP HR S P ERA WHIP																					
Bob Knepper, L (1, 1) ERA: 10.38	5.0 L 23 8 4 4 3 1 0 0 0 1 0 1 54 97 7.20 1.800																					
Larry Andersen, R (6, 1) ERA:	2.0 9 2 1 0 1 0 0 0 1 0 0 0 27 35 0.00 1.000																					
Juan Agosto, L (8, 1) ERA: 9.82	2.0 13 5 3 3 1 1 1 0 0 0 0 0 29 45 13.50 3.000																					


Cincinnati Reds @ Houston Astros
Astrodome, Houston, TX
Mon Apr 10 1989, 8:05 PM EDT
Att: 10,090 - Unknown

AB 40
R 8
H 15
RBI 7
BB 3
SO 5
LOB 21



Cincinnati Reds @ Houston Astros
Astrodome, Houston, TX
Mon Apr 10 1989, 8:05 PM EDT
Att: 10,090 - Unknown

AB 33
R 3
H 7
RBI 3
BB 1
SO 4
LOB 8




Batter	1	2	3	4	5	6	7	8	9	AB	R	H	RBI	BB	SO	LOB	BOTTOM					
Gerald Young, S (1, 8) OBP: 0.344, SLG: 0.345										4	0	1	0	0	2	0						
Rafael Ramirez, R (1, 6) OBP: 0.276, SLG: 0.345										4	0	0	0	0	0	1						
Billy Hatcher, R (1, 7) OBP: 0.462, SLG: 0.440										4	1	2	0	0	0	0						
Glenn Davis, R (1, 3) OBP: 0.452, SLG: 0.778										4	2	3	2	0	0	1						
Bill Doran, S (1, 4) OBP: 0.357, SLG: 0.615										4	0	0	0	0	1	2						
Kevin Bass, S (1, 9) OBP: 0.433, SLG: 0.400										4	0	1	1	0	0	1						
Ken Caminiti, S (1, 5) OBP: 0.286, SLG: 0.333										4	0	0	0	0	0	1						
Craig Biggio, R (1, 2)										2	0	0	0	1	0	0						
Bob Knepper, L (1, 1) OBP: 0.500, SLG: 0.500 Eric Yelding, R (5, PH) Larry Andersen, R (6, 1) Alex Trevino, R (7, PH) Juan Agosto, L (8, 1)										1	0	0	0	0	1	2						
										1	0	0	0	0	0	0						
										0	0	0	0	0	0	0						
										0	0	0	0	0	0	0						
										0	0	0	0	0	0	0						
Inning Stats	R: 0 E: 0 K: 1 S: 7	H: 0 LOB: 0 BB: 0 P: 8	R: 1 E: 0 K: 1 S: 14	H: 2 LOB: 2 BB: 1 P: 23	R: 0 E: 0 K: 0 S: 4	H: 1 LOB: 0 BB: 0 P: 6	R: 1 E: 0 K: 0 S: 6	H: 1 LOB: 0 BB: 0 P: 8	R: 0 E: 0 K: 0 S: 5	H: 0 LOB: 0 BB: 0 P: 5	R: 1 E: 0 K: 0 S: 12	H: 2 LOB: 1 BB: 0 P: 14	R: 0 E: 0 K: 1 S: 10	H: 0 LOB: 0 BB: 0 P: 10	R: 0 E: 0 K: 1 S: 10	H: 1 LOB: 1 BB: 0 P: 14	R: 0 E: 0 K: 1 S: 6	H: 0 LOB: 0 BB: 0 P: 7	1B: 4 2B: 2 3B: 0 HR: 1	SF: 0 SAC: 0 DP: 0 HBP: 0	WP: 0 PB: 0 SB: 0 CS: 1	PA: 34
PITCHER	IP WLS BF H R ER SO BB IBB HBP BLK WP HR S P ERA WHIP																					
Tom Browning, L (1, 1) ERA: 3.46	7.0 W 27 8 3 3 2 1 0 0 1 0 1 56 74 3.86 0.857																					
Rob Dibble, R (8, 1) ERA:	2.0 S 7 1 0 0 2 0 0 0 0 0 0 0 16 21 0.00 0.500																					


Batter	1	2	3	4	5	6	7	8	9	AB	R	H	RBI	BB	SO	LOB	TOP										
Barry Larkin, R OBP: 0.286, SLG: 0.370	F8		WP 1B			F9	G6-3			4	0	1	0	0	0	0	Cincinnati Reds @ Houston Astros Astrodome, Houston, TX Tue Apr 11 1989, 8:05 PM EDT Att: 22,490 - Unknown										
Chris Sabo, R OBP: 0.206, SLG: 0.242	K		G5-3							4	0	1	0	0	2	1											
Kal Daniels, L OBP: 0.364, SLG: 0.280		CS BB		G4-3				F6		2	0	0	0	2	0	0											
Eric Davis, R OBP: 0.303, SLG: 0.483	CS		HR	K		F9		F9		4	1	1	1	0	1	2											
Todd Benzinger, S OBP: 0.323, SLG: 0.333		F8		FC3-6 1B		G6-3			F7	4	0	1	0	0	2												
Paul O'Neill, L OBP: 0.406, SLG: 0.567		G4-3		FC3-6					G4-3	4	1	1	0	0	1												
Jeff Reed, L OBP: 0.429, SLG: 0.538			K		G3		WP 1B 2B		G1-3	4	1	1	0	0	1	0											
Ron Oester, S OBP: 0.310, SLG: 0.240			F9		G5-3		L5-3 1B			3	0	1	1	0	0	0											
Rick Mahler, R Ken Griffey, L (7, PH) Kent Tekulve, R Norm Charlton, S (8, 1)			P3		F8		L5-3 1B			2	0	0	0	0	0	0											
Inning Stats	R: 0 E: 0 K: 1 S: 9	H: 0 LOB: 0 BB: 1 P: 16	R: 1 E: 0 K: 1 S: 9	H: 1 LOB: 0 BB: 0 P: 13	R: 0 E: 0 K: 0 S: 8	H: 1 LOB: 1 BB: 0 P: 15	R: 0 E: 0 K: 1 S: 13	H: 1 LOB: 1 BB: 0 P: 20	R: 0 E: 0 K: 0 S: 4	H: 0 LOB: 0 BB: 0 P: 5	R: 0 E: 0 K: 0 S: 12	H: 1 LOB: 2 BB: 1 P: 22	R: 2 E: 0 K: 0 S: 11	H: 3 LOB: 0 BB: 0 P: 13	R: 0 E: 0 K: 1 S: 8	H: 0 LOB: 0 BB: 0 P: 9		R: 0 E: 0 K: 0 S: 5	H: 0 LOB: 0 BB: 0 P: 8	1B: 4 2B: 3 3B: 0 HR: 1	SF: 0 SAC: 0 DP: 1 HBP: 0	WP: 2 PB: 0 SB: 2 CS: 1	PA: 35				
PITCHER	IP	WLS	BF	H	R	ER	SO	BB	IBB	HBP	BLK	WP	HR	S	P	ERA	WHIP										
Jim Deshaies, L ERA: 4.15	6.0	W	25	6	3	3	3	2	0	0	0	1	1	58	94	4.50	1.333										
Danny Darwin, R ERA: 0.96	2.0		6	1	0	0	1	0	0	0	0	1	0	16	19	0.00	0.500										
Dave Smith, R ERA:	1.0	S	3	0	0	0	0	0	0	0	0	0	0	5	8	0.00	0.000										


Batter	1	2	3	4	5	6	7	8	9	AB	R	H	RBI	BB	SO	LOB	BOTTOM										
Billy Hatcher, R OBP: 0.400, SLG: 0.379	E5 G6-3 1B	F8		G5-3			K			4	1	0	0	0	1	0	Cincinnati Reds @ Houston Astros Astrodome, Houston, TX Tue Apr 11 1989, 8:05 PM EDT Att: 22,490 - Unknown										
Craig Reynolds, L OBP: 0.273, SLG: 0.273	G6-3				G3			F7	4	0	0	0	0	1	1												
Gerald Young, S OBP: 0.344, SLG: 0.345									0	0	0	0	0	0	0												
Terry Puhl, L OBP: 0.417, SLG: 0.364	WP 1B				G4-3			1B SF7 1B	3	2	2	1	1	0	0												
Glenn Davis, R OBP: 0.429, SLG: 0.710	G1-3				G1-3			1B	4	0	1	0	0	1	2												
Bill Doran, S OBP: 0.344, SLG: 0.567	BLK 1B			G3		G4-3		E6	4	1	1	1	0	0	2												
Kevin Bass, S OBP: 0.412, SLG: 0.370						F7		SF7	2	1	0	1	1	0	0												
Craig Biggio, R	S 1B								0	0	0	0	0	0	0												
Alan Ashby, S OBP: 0.250, SLG: 0.222						F6		G4-3	2	0	0	0	1	0	0												
Rafael Ramirez, R OBP: 0.267, SLG: 0.333	1B BB								1	0	0	0	0	0	2												
Ken Caminiti, S OBP: 0.290, SLG: 0.333					F8			G4-3	3	0	1	2	0	0	0												
Jim Deshaies, L Danny Darwin, R Dave Smith, R		G5-3			F8			K	2	0	0	0	0	0	2												
Inning Stats	R: 4 E: 1 K: 0 S: 19	H: 3 LOB: 2 BB: 2 P: 35	R: 0 E: 0 K: 2 S: 10	H: 0 LOB: 1 BB: 1 P: 18	R: 0 E: 0 K: 0 S: 5	H: 0 LOB: 0 BB: 0 P: 6	R: 0 E: 0 K: 0 S: 7	H: 0 LOB: 0 BB: 0 P: 12	R: 0 E: 0 K: 0 S: 7	H: 0 LOB: 0 BB: 0 P: 10	R: 0 E: 0 K: 0 S: 4	H: 0 LOB: 0 BB: 0 P: 6	R: 0 E: 0 K: 2 S: 9	H: 0 LOB: 0 BB: 0 P: 11	R: 1 E: 1 K: 0 S: 13	H: 2 LOB: 2 BB: 0 P: 17	R: 0 E: 0 K: 0 S: 5	H: 0 LOB: 0 BB: 0 P: 8	1B: 5 2B: 0 3B: 0 HR: 0	SF: 1 SAC: 0 DP: 0 HBP: 0	WP: 1 PB: 0 SB: 2 CS: 0	PA: 34					
PITCHER	IP	WLS	BF	H	R	ER	SO	BB	IBB	HBP	BLK	WP	HR	S	P	ERA	WHIP										
Rick Mahler, R ERA: 0.69	6.0	L	25	3	4	0	2	3	0	0	0	1	0	52	87	0.00	1.000										
Kent Tekulve, R ERA: 2.57	1.1		7	2	1	0	2	0	0	0	0	0	0	18	22	0.00	1.500										
Norm Charlton, L ERA: 6.0	0.2		2	0	0	0	0	0	0	0	0	0	0	4	6	0.00	0.000										


AB	32
R	3
H	7
RBI	2
BB	2
SO	4
LOB	7



Batter	1	2	3	4	5	6	7	8	9	AB	R	H	RBI	BB	SO	LOB	TOP										
Barry Larkin, R (1,6) OBP: 0.273, SLG: 0.323	L9		F7		F8			P3		4	0	0	0	1	0	1	Cincinnati Reds @ Houston Astros Astrodome, Houston, TX Wed Apr 12 1989, 4:33 AM EDT Att: 9,723 - Unknown livebaseballscorecards.com AB 34 R 3 H 7 RBI 3 BB 4 SO 3 LOB 14 										
Chris Sabo, R (1,5) OBP: 0.205, SLG: 0.237	FC4-6 1B		G4-3		G4-3			F7	P6	5	0	1	0	0	0	3											
Eric Davis, R (1,8) OBP: 0.297, SLG: 0.455	FC4-6 1-2		P3		G5-3				2B 1B	4	1	1	0	0	0	1											
Kal Daniels, L (1,7) OBP: 0.351, SLG: 0.276	G4-3				G4-3				E3 2B 1B	4	1	1	0	0	0	2											
Todd Benzinger, S (1,3)		G6-3			G3				2B IBB	3	1	0	0	1	0	1											
Paul O'Neill, L (1,9) OBP: 0.444, SLG: 0.618							G3-1		S 2B	4	0	3	3	0	0	0											
Jeff Reed, L (1,2) OBP: 0.375, SLG: 0.467		F7 1B			CS 1B		G4-3		1-H 2-H 3-H 2B	4	0	0	0	0	1	2											
Ron Oester, S (1,4) OBP: 0.333, SLG: 0.222					G1-3		G5-3		S BB	2	0	0	0	2	0	0											
Jose Rijo, R (1,1) OBP: 0.250, SLG: 0.250								G4-3		2	0	1	0	0	1	2											
Dave Collins, S (8,PH)										1	0	0	0	0	0	0											
Rob Dibble, L (8,1)										0	0	0	0	0	0	0											
Joel Youngblood, R (9,PH)										1	0	0	0	0	1	2											
John Franco, L (9,1)									1-2 2-3	0	0	0	0	0	0	0											
Inning Stats	R: 0 E: 0 K: 0 S: 6	H: 1 LOB: 1 BB: 0 P: 11	R: 0 E: 0 K: 1 S: 14	H: 1 LOB: 2 BB: 1 P: 22	R: 0 E: 0 K: 0 S: 8	H: 0 LOB: 0 BB: 0 P: 14	R: 0 E: 0 K: 0 S: 6	H: 1 LOB: 0 BB: 0 P: 12	R: 0 E: 0 K: 0 S: 7	H: 1 LOB: 1 BB: 0 P: 10	R: 0 E: 0 K: 0 S: 7	H: 0 LOB: 0 BB: 0 P: 12	R: 0 E: 0 K: 0 S: 7	H: 0 LOB: 0 BB: 0 P: 12	R: 3 E: 1 K: 2 S: 13	H: 2 LOB: 3 BB: 3 P: 33	1B: 6 2B: 1 3B: 0 HR: 0	SF: 0 SAC: 0 DP: 0 HBP: 0	WP: 0 PB: 0 SB: 3 CS: 1	PA: 39							
PITCHER	IP	WLS	BF	H	R	ER	SO	BB	IBB	HBP	BLK	WP	HR	S	P	ERA	WHIP										
Rick Rhoden, R (1,1) ERA: 2.77	7.0		26	5	0	0	1	1	0	0	0	0	0	55	12	0.00	0.857										
Larry Andersen, R (8,1) ERA:	1.0	3	0	0	0	0	0	0	0	0	0	0	0	7	12	0.00	0.000										
Dave Smith, R (9,1) ERA: 6.0	0.0	L	3	1	3	2	0	0	1	0	0	0	0	2	8	∞	∞										
Juan Agosto, L (9,1) ERA: 8.31	0.2	5	1	0	0	2	2	2	0	0	0	0	0	8	19	0.00	4.500										
Bob Forsch, R (9,1) ERA:	0.1	1	0	0	0	0	0	0	0	0	0	0	0	3	6	0.00	0.000										

Batter	1	2	3	4	5	6	7	8	9	AB	R	H	RBI	BB	SO	LOB	BOTTOM										
Gerald Young, S (1,8) OBP: 0.361, SLG: 0.364	G6-3		G3 BLK 1B		FC3-6 1B		CS	F9		4	0	2	0	0	0	0	Cincinnati Reds @ Houston Astros Astrodome, Houston, TX Wed Apr 12 1989, 4:33 AM EDT Att: 9,723 - Unknown livebaseballscorecards.com AB 33 R 1 H 7 RBI 1 BB 1 SO 5 LOB 10 										
Craig Reynolds, L (1,4) OBP: 0.200, SLG: 0.200	P5		G3		FC3-6 1-2 2-3			F9		4	0	0	0	0	0	3											
Billy Hatcher, R (1,7) OBP: 0.362, SLG: 0.364			G5-3		G3-1			F8		4	0	1	0	0	0	3											
Bob Forsch, R (9,1)										0	0	0	0	0	0	0											
Glenn Davis, R (1,3) OBP: 0.385, SLG: 0.629	F7		K				G5-3		F8	4	0	0	0	0	1	2											
Terry Puhl, L (1,9) OBP: 0.333, SLG: 0.286							G1-3		G5-3	3	0	0	0	0	2	0											
Bill Doran, S (9,PH) OBP: 0.333, SLG: 0.548										1	0	0	0	0	0	0											
Rafael Ramirez, R (1,6) OBP: 0.285, SLG: 0.324		F8			F8		G6-3			4	0	1	0	0	0	0											
Ken Caminiti, S (1,5) OBP: 0.286, SLG: 0.353					F7					4	1	1	0	0	2	1											
Alex Trevino, R (1,2) OBP: 0.333, SLG: 0.200							G6-3		G6-3	3	0	1	1	0	0	0											
Rick Rhoden, R (1,1) ERA: 2.26, SLG: 0.250										2	0	1	0	0	0	1											
Greg Gross, L (7,PH) ERA:										0	0	0	0	0	1	0											
Eric Yelding, R (7,PH) ERA:										0	0	0	0	0	0	0											
Larry Andersen, R (8,1) ERA:										0	0	0	0	0	0	0											
Dave Smith, R (9,1) ERA:										0	0	0	0	0	0	0											
Juan Agosto, L (9,1) ERA:										0	0	0	0	0	0	0											
Kevin Bass, L (9,9) OBP: 0.412, SLG: 0.370										0	0	0	0	0	0	0											
Inning Stats	R: 0 E: 0 K: 0 S: 8	H: 1 LOB: 1 BB: 0 P: 12	R: 1 E: 0 K: 1 S: 20	H: 2 LOB: 1 BB: 0 P: 30	R: 0 E: 0 K: 1 S: 9	H: 1 LOB: 1 BB: 0 P: 15	R: 0 E: 0 K: 0 S: 7	H: 0 LOB: 0 BB: 0 P: 9	R: 0 E: 0 K: 0 S: 8	H: 2 LOB: 2 BB: 0 P: 11	R: 0 E: 0 K: 1 S: 5	H: 0 LOB: 0 BB: 0 P: 6	R: 0 E: 0 K: 1 S: 6	H: 0 LOB: 1 BB: 1 P: 15	R: 0 E: 0 K: 0 S: 5	H: 0 LOB: 0 BB: 0 P: 8	R: 0 E: 0 K: 1 S: 9	H: 1 LOB: 1 BB: 0 P: 12	1B: 6 2B: 1 3B: 0 HR: 0	SF: 0 SAC: 0 DP: 0 HBP: 0	WP: 0 PB: 0 SB: 0 CS: 1	PA: 35					
PITCHER	IP	WLS	BF	H	R	ER	SO	BB	IBB	HBP	BLK	WP	HR	S	P	ERA	WHIP										
Jose Rijo, R (1,1) ERA: 1.29	7.0		27	6	1	1	4	1	0	0	1	0	0	63	98	1.29	1.000										
Rob Dibble, R (8,1) ERA:	1.0	W	3	0	0	0	0	0	0	0	0	0	0	5	8	0.00	0.000										
John Franco, L (9,1) ERA:	1.0	S	4	1	0	0	1	0	0	0	0	0	0	9	12	0.00	1.000										


Batter	1	2	3	4	5	6	7	8	9	AB	R	H	RBI	BB	SO	LOB	TOP			
Barry Larkin, R OBP: 0.289, SLG: 0.389	0-1 F9			2-0 2B	1-3 K		0-0 G6-3		1-0 WP 1-H 2B	5	1	2	1	0	1	1	<p>Cincinnati Reds @ San Diego Padres Jack Murphy Stadium, San Diego, CA</p> <p>Fri Apr 14 1989, 10:05 PM EDT Att: 31,894 - Unknown</p> <p>livebaseballscores.com</p> <p>AB 37 R 5 H 10 RBI 5 BB 1 SO 9 LOB 13</p> 			
Chris Sabo, R OBP: 0.227, SLG: 0.262	1-2 L3			2-2 1B 2-H	1-1 G6-3		1-2 G5-3		4-2 BB	4	1	1	1	1	0	1				
Eric Davis, R OBP: 0.262, SLG: 0.395	1-3 K			2-3 K		2-0 G6-3		2-3 K	1-2 L3	5	0	0	0	0	3	3				
Kal Daniels, L OBP: 0.341, SLG: 0.273		1-0 G4-3		1-2 1B 2-H		0-0 G6-3		2-2 L5		4	0	1	1	0	0	0				
Todd Benzinger, S OBP: 0.333, SLG: 0.324		0-2 G3		2-0 1B 1 SAFE 1 SAFE 1 SAFE		0-0 2B 1B		3-2 E5		4	1	2	0	0	0	0				
Paul O'Neill, L OBP: 0.425, SLG: 0.605		2-3 K		0-0 F7		3-2 1B 1-H		1-3 K		4	1	1	1	0	2	3				
Jeff Reed, L OBP: 0.371, SLG: 0.455			0-3 K	2-3 K		1-0 1B 2-H			2-1 FC6-4 1B	3	0	1	1	0	2	2				
Manny Trillo, R OBP: 0.500, SLG: 0.500										1	0	1	0	0	0	0				
Ron Oester, S OBP: 0.324, SLG: 0.226			2-0 G4-3		1-0 SH2-4 1B		0-0 G4-3		0-1 F8	4	0	1	0	0	0	2				
Danny Jackson, R			1-2 F9		0-1 SH2-4		0-3 K		0-2 FC6-4 2B	1	0	0	0	0	0	0				
Dave Collins, S (7, PH)										1	0	0	0	0	1	0				
Kent Tekulve, R (7, PH)										0	0	0	0	0	0	0				
Joel Youngblood, R (9, PH)										1	1	0	0	0	0	1				
Inning Stats	R: 0 E: 0 K: 1 S: 10	H: 0 LOB: 0 BB: 0 P: 12	R: 0 E: 0 K: 1 S: 8	H: 0 LOB: 0 BB: 0 P: 11	R: 0 E: 0 K: 1 S: 9	H: 0 LOB: 0 BB: 0 P: 12	R: 2 E: 0 K: 2 S: 20	H: 4 LOB: 2 BB: 0 P: 31	R: 0 E: 0 K: 1 S: 8	H: 1 LOB: 1 BB: 0 P: 11	R: 2 E: 0 K: 0 S: 9	H: 3 LOB: 1 BB: 0 P: 15	R: 0 E: 1 K: 2 S: 15	H: 0 LOB: 1 BB: 0 P: 23	R: 1 E: 0 K: 0 S: 15	H: 2 LOB: 2 BB: 1 P: 23	1B: 6 2B: 4 3B: 0 HR: 0	SF: 0 SAC: 1 DP: 0 HBP: 0	WP: 1 PB: 0 SB: 0 CS: 0	PA: 39
PITCHER	IP WLS BF H R ER SO BB IBB HBP BLK WP HR S P ERA WHIP	7.0 W 29 8 4 4 7 0 0 0 0 0 0 72 101 5.14 1.143	2.0 S 10 2 1 1 2 1 0 0 0 1 0 30 46 4.50 1.500																	

Batter	1	2	3	4	5	6	7	8	9	AB	R	H	RBI	BB	SO	LOB	BOTTOM			
Roberto Alomar, S OBP: 0.367, SLG: 0.310	4-1 S 1B BB	1-1 2B		2-3 K		2-1 B2-3				3	1	1	0	1	1	3	<p>Cincinnati Reds @ San Diego Padres Jack Murphy Stadium, San Diego, CA</p> <p>Fri Apr 14 1989, 10:05 PM EDT Att: 31,894 - Unknown</p> <p>livebaseballscores.com</p> <p>AB 32 R 6 H 9 RBI 5 BB 3 SO 4 LOB 12</p> 			
Randy Ready, R OBP: 0.388, SLG: 0.214	4-2 B 1B BB	4-0 BB		2-2 G5-3		0-1 G6-3				2	1	0	0	2	0	1				
Marvell Wynne, L OBP: 0.421, SLG: 0.778	1-2 HR BB			2-3 3-H						0	0	0	0	0	0	0				
Tony Gwynn, L OBP: 0.378, SLG: 0.548	3-1 HR 1B	3-2 G4-3			3-2 F9		1-0 G3			4	1	1	1	0	0	2				
Carmelo Martinez, R OBP: 0.225, SLG: 0.297	2-0 F7		0-2 G5-3		0-3 K		1-3 K			4	0	0	0	0	2	2				
Jack Clark, R OBP: 0.279, SLG: 0.235	3-1 HR		3-1 G5-3		2-1 P6				2-0 G6-3	4	1	1	3	0	0	0				
Benito Santiago, R OBP: 0.200, SLG: 0.286	1-3 K		2-1 F8			3-1 G6-3		2-2 1B FC3-2 1B		4	0	1	0	0	1	0				
Luis Salazar, R OBP: 0.313, SLG: 0.500	0-1 G6-3			0-0 SH2-4 1B BLK 1B		1-2 HR		3-2 FC3-2 1B		4	2	3	1	0	0	0				
Garry Templeton, S OBP: 0.222, SLG: 0.389		0-0 F9		1-0 BLK SH2-4 1B		1-2 F7		2-1 FC3-2 FC6-4		4	0	1	0	0	0	2				
Eric Show, R OBP: 0.429, SLG: 0.429		0-1 G5-3		0-2 SH2-4		2-2 1B		0-2 FC6-4		2	0	1	0	0	0	0				
Mark Davis, L (8, PH)				1-2 2-3				1-2 1B		1	0	0	0	0	0	2				
Inning Stats	R: 4 E: 0 K: 1 S: 15	H: 2 LOB: 0 BB: 2 P: 32	R: 0 E: 0 K: 0 S: 8	H: 1 LOB: 2 BB: 1 P: 16	R: 0 E: 0 K: 0 S: 7	H: 0 LOB: 0 BB: 0 P: 12	R: 1 E: 0 K: 1 S: 14	H: 2 LOB: 1 BB: 0 P: 19	R: 0 E: 0 K: 1 S: 8	H: 0 LOB: 0 BB: 0 P: 13	R: 1 E: 0 K: 0 S: 17	H: 2 LOB: 1 BB: 0 P: 26	R: 0 E: 0 K: 1 S: 6	H: 0 LOB: 0 BB: 0 P: 8	R: 0 E: 0 K: 0 S: 12	H: 2 LOB: 2 BB: 0 P: 21		1B: 6 2B: 1 3B: 0 HR: 2	SF: 0 SAC: 1 DP: 0 HBP: 0	WP: 0 PB: 0 SB: 1 CS: 0
PITCHER	IP WLS BF H R ER SO BB IBB HBP BLK WP HR S P ERA WHIP	6.0 L 28 7 6 6 3 3 0 0 1 0 0 18 29 0.00 1.000																		

Batter	1	2	3	4	5	6	7	8	9	10	AB	R	H	RBI	BB	SO	LOB	TOP				
Barry Larkin, R OBP: 0.349, SLG: 0.487 (1, 6)	F7			F9 BB BB		HR		WP SH1 FC4-6 HBP		G4-3 HR 1B	3	3	2	1	1	0	0					
Chris Sabo, R OBP: 0.229, SLG: 0.283 (1, 5)	G6-3			K		1B 2B		SH1		G4-3	4	1	1	0	0	1	2					
Kal Daniels, L OBP: 0.370, SLG: 0.257 (1, 7)	K			FC6-4 BB		K		FC4-6 WP IBB		HR BB	2	1	0	0	3	2	1					
Eric Davis, R OBP: 0.298, SLG: 0.476 (1, 8)		K		F9		1B		FC4-6 IBB		HR	4	1	2	4	1	1	2					
Todd Benzinger, S John Franco, L (1, 3) (10, 1)	G1-3			FC6-4		F9		FC4-6		G1-3	5	0	0	1	0	0	5					
Joel Youngblood, R Herm Winningham, L (1, 9) (7, 9)	K			F9		G5-3		G4-3		G3-1	3	0	0	0	0	1	0					
Manny Trillo, R OBP: 0.167, SLG: 0.167 (10, 3)			G5-3		K			F8		G5-3	4	0	0	0	0	1	0					
Terry McGriff, R OBP: 0.333, SLG: 0.200 (1, 2)			K		F8			1B		G6-3	4	0	1	0	0	1	0					
Tom Browning, L Rob Dibble, L Dave Collins, S Norm Charlton, S Ron Oester, S (1, 1) (8, 1) (9, PH) (9, 1) (10, 4)			K			K		G1-3		G1-3	3	0	0	0	0	2	1					
Inning Stats	R: 0 E: 0 K: 1 S: 6	H: 0 LOB: 0 BB: 0 P: 12	R: 0 E: 0 K: 2 S: 9	H: 0 LOB: 0 BB: 0 P: 13	R: 0 E: 0 K: 2 S: 8	H: 0 LOB: 2 BB: 2 P: 16	R: 0 E: 0 K: 1 S: 11	H: 0 LOB: 0 BB: 0 P: 17	R: 2 E: 0 K: 2 S: 12	H: 3 LOB: 1 BB: 0 P: 20	R: 0 E: 0 K: 0 S: 7	H: 1 LOB: 1 BB: 0 P: 10	R: 1 E: 0 K: 0 S: 6	H: 0 LOB: 2 BB: 2 P: 20	R: 0 E: 0 K: 0 S: 7	H: 0 LOB: 0 BB: 0 P: 8	R: 3 E: 0 K: 0 S: 9	H: 2 LOB: 0 BB: 1 P: 17	1B: 3 2B: 1 3B: 0 HR: 2	SF: 0 SAC: 1 DP: 0 HBP: 1	WP: 1 PA: 42	
PITCHER	IP WLS BF H R ER SO BB IBB HBP BLK WP HR S P ERA WHIP	IP WLS BF H R ER SO BB IBB HBP BLK WP HR S P ERA WHIP	IP WLS BF H R ER SO BB IBB HBP BLK WP HR S P ERA WHIP	IP WLS BF H R ER SO BB IBB HBP BLK WP HR S P ERA WHIP	IP WLS BF H R ER SO BB IBB HBP BLK WP HR S P ERA WHIP	IP WLS BF H R ER SO BB IBB HBP BLK WP HR S P ERA WHIP	IP WLS BF H R ER SO BB IBB HBP BLK WP HR S P ERA WHIP	IP WLS BF H R ER SO BB IBB HBP BLK WP HR S P ERA WHIP	IP WLS BF H R ER SO BB IBB HBP BLK WP HR S P ERA WHIP	IP WLS BF H R ER SO BB IBB HBP BLK WP HR S P ERA WHIP	IP WLS BF H R ER SO BB IBB HBP BLK WP HR S P ERA WHIP	IP WLS BF H R ER SO BB IBB HBP BLK WP HR S P ERA WHIP	IP WLS BF H R ER SO BB IBB HBP BLK WP HR S P ERA WHIP	IP WLS BF H R ER SO BB IBB HBP BLK WP HR S P ERA WHIP	IP WLS BF H R ER SO BB IBB HBP BLK WP HR S P ERA WHIP	IP WLS BF H R ER SO BB IBB HBP BLK WP HR S P ERA WHIP	IP WLS BF H R ER SO BB IBB HBP BLK WP HR S P ERA WHIP	IP WLS BF H R ER SO BB IBB HBP BLK WP HR S P ERA WHIP	IP WLS BF H R ER SO BB IBB HBP BLK WP HR S P ERA WHIP	IP WLS BF H R ER SO BB IBB HBP BLK WP HR S P ERA WHIP	IP WLS BF H R ER SO BB IBB HBP BLK WP HR S P ERA WHIP	IP WLS BF H R ER SO BB IBB HBP BLK WP HR S P ERA WHIP

Cincinnati Reds @ San Diego Padres
 Jack Murphy Stadium, San Diego, CA
 Sat Apr 15 1989, 10:05 PM EDT
 Att: 36,153 - Unknown - 65 F


AB 35
 R 6
 H 6
 RBI 6
 BB 5
 SO 9
 LOB 13




Batter	1	2	3	4	5	6	7	8	9	10	AB	R	H	RBI	BB	SO	LOB	BOTTOM				
Roberto Alomar, S OBP: 0.352, SLG: 0.298 (1, 4)	G6-3		K		G3				G4-3		5	0	1	1	0	1	1					
Randy Ready, R Mark Grant, R Greg Harris, R Dave Leiper, L Tim Flannery, L Greg Booker, R (1, 5) (8, 1) (8, 1) (8, 1) (9, PH) (10, 1)	FC6-4 1B		1B 2B		P6		P6		F8		4	1	2	0	0	0	1					
Tony Gwynn, L OBP: 0.360, SLG: 0.511 (1, 8)	K		1B		G3-1			P4		G6-3	5	0	1	1	0	1	1					
Carmelo Martinez, R OBP: 0.298, SLG: 0.262 (1, 7) (9, 3)	FC6-4		P6		F7			K		F8	5	0	0	0	0	1	2					
Jack Clark, R OBP: 0.277, SLG: 0.237 Bip Roberts, S OBP: 0.286, SLG: 0.500 (1, 3) (8, PR) (9, 7)	F9		K		F8			1B 1B		G6-3	4	0	1	0	0	1	1					
Benito Santiago, R OBP: 0.231, SLG: 0.333 (1, 2)		2B		G6-3		P3		1B			4	0	2	1	0	0	0					
Luis Salazar, R OBP: 0.278, SLG: 0.444 (1, 9) (8, 5)	F9		F7		F7		E5 F8 SH2-4 1B	K			4	1	0	0	0	1	3					
Garry Templeton, S OBP: 0.282, SLG: 0.421 (1, 6)							SH2-4			1B	2	0	2	0	1	0	0					
Bruce Hurst, L OBP: 0.286, SLG: 0.167 Mark Parent, R OBP: 0.300, SLG: 0.556 Marvell Wynne, L OBP: 0.421, SLG: 0.778 (1, 1) (7, PH) (8, 9)			K		K		F8		SH2-4		2	0	0	0	0	2	3					
Inning Stats	R: 0 E: 0 K: 1 S: 10	H: 1 LOB: 1 BB: 0 P: 14	R: 0 E: 0 K: 1 S: 10	H: 1 LOB: 2 BB: 1 P: 17	R: 1 E: 0 K: 2 S: 11	H: 2 LOB: 1 BB: 0 P: 18	R: 0 E: 0 K: 0 S: 8	H: 0 LOB: 0 BB: 0 P: 6	R: 1 E: 1 K: 0 S: 10	H: 1 LOB: 1 BB: 0 P: 13	R: 1 E: 0 K: 2 S: 13	H: 2 LOB: 2 BB: 0 P: 19	R: 0 E: 0 K: 0 S: 8	H: 1 LOB: 1 BB: 0 P: 10	R: 0 E: 0 K: 0 S: 5	H: 0 LOB: 0 BB: 0 P: 8	1B: 7 2B: 2 3B: 0 HR: 0	SF: 0 SAC: 2 DP: 0 HBP: 0	WP: 0 PA: 41			
PITCHER	IP WLS BF H R ER SO BB IBB HBP BLK WP HR S P ERA WHIP	IP WLS BF H R ER SO BB IBB HBP BLK WP HR S P ERA WHIP	IP WLS BF H R ER SO BB IBB HBP BLK WP HR S P ERA WHIP	IP WLS BF H R ER SO BB IBB HBP BLK WP HR S P ERA WHIP	IP WLS BF H R ER SO BB IBB HBP BLK WP HR S P ERA WHIP	IP WLS BF H R ER SO BB IBB HBP BLK WP HR S P ERA WHIP	IP WLS BF H R ER SO BB IBB HBP BLK WP HR S P ERA WHIP	IP WLS BF H R ER SO BB IBB HBP BLK WP HR S P ERA WHIP	IP WLS BF H R ER SO BB IBB HBP BLK WP HR S P ERA WHIP	IP WLS BF H R ER SO BB IBB HBP BLK WP HR S P ERA WHIP	IP WLS BF H R ER SO BB IBB HBP BLK WP HR S P ERA WHIP	IP WLS BF H R ER SO BB IBB HBP BLK WP HR S P ERA WHIP	IP WLS BF H R ER SO BB IBB HBP BLK WP HR S P ERA WHIP	IP WLS BF H R ER SO BB IBB HBP BLK WP HR S P ERA WHIP	IP WLS BF H R ER SO BB IBB HBP BLK WP HR S P ERA WHIP	IP WLS BF H R ER SO BB IBB HBP BLK WP HR S P ERA WHIP	IP WLS BF H R ER SO BB IBB HBP BLK WP HR S P ERA WHIP	IP WLS BF H R ER SO BB IBB HBP BLK WP HR S P ERA WHIP	IP WLS BF H R ER SO BB IBB HBP BLK WP HR S P ERA WHIP	IP WLS BF H R ER SO BB IBB HBP BLK WP HR S P ERA WHIP	IP WLS BF H R ER SO BB IBB HBP BLK WP HR S P ERA WHIP	IP WLS BF H R ER SO BB IBB HBP BLK WP HR S P ERA WHIP

Cincinnati Reds @ San Diego Padres
 Jack Murphy Stadium, San Diego, CA
 Sat Apr 15 1989, 10:05 PM EDT
 Att: 36,153 - Unknown - 65 F

AB 38
 R 3
 H 9
 RBI 3
 BB 1
 SO 7
 LOB 14



Batter	1	2	3	4	5	6	7	8	9	AB	R	H	RBI	BB	SO	LOB	TOP				
Barry Larkin, R OBP: 0.340, SLG: 0.452	1-1 BB 1B HBP	0-2 G4-3			3-1 F9		0-0 G5-3			3	1	0	0	0	0	0	Cincinnati Reds @ San Diego Padres Jack Murphy Stadium, San Diego, CA Sun Apr 16 1989, 6:33 AM EDT Att: 36,774 - Unknown				
Chris Sabo, R OBP: 0.250, SLG: 0.286	0-0 BB 1B	3-2 F7			4-0 S G1 BB		2-0 F9			3	1	1	0	1	0						
Eric Davis, R OBP: 0.294, SLG: 0.444	4-1 1B 1B	1-1 F8			0-0 G1		0-0 G5-3			3	0	0	0	1	0	1					
Kal Daniels, L OBP: 0.380, SLG: 0.263	3-2 FC3-6 1B		0-1 F7		4-1 2-3 BB		0-0 G6-3			3	0	1	2	1	0	0					
Todd Benzinger, S OBP: 0.292, SLG: 0.283	1-2 FC3-6 HR		0-0 G6-4-3 1B		3-3 K		1-1 F7			4	1	1	0	0	1	3					
Herm Winningham, L OBP: 0.375, SLG: 0.750	1-0 HR		0-0 G6-4-3		1-0 G3 S 1B		0-1 G5-3			4	1	2	2	0	0	1					
Jeff Reed, L OBP: 0.359, SLG: 0.514	0-1 HR			0-0 G5-3		1-2 L9		1-1 G6-3		4	1	1	1	0	0	1					
Ron Oester, S OBP: 0.317, SLG: 0.229	1-1 BLK 1B			2-0 G3		2-2 G3		1-1 P4		4	0	1	0	0	0	1					
Rick Mahler, R OBP: 0.125, SLG: 0.125	0-0 1B			0-1 P2		0-0 P3		0-1 F9		4	0	1	0	0	0	1					
Inning Stats	R: 5 E: 0 K: 0 S: 15	H: 6 LOB: 2 BB: 1 P: 26	R: 0 E: 0 K: 0 S: 8	H: 0 LOB: 0 BB: 0 P: 12	R: 0 E: 0 K: 0 S: 4	H: 1 LOB: 0 BB: 0 P: 4	R: 0 E: 0 K: 0 S: 4	H: 0 LOB: 0 BB: 2 P: 6	R: 0 E: 0 K: 1 S: 7	H: 1 LOB: 1 BB: 0 P: 14	R: 0 E: 0 K: 0 S: 3	H: 0 LOB: 0 BB: 0 P: 5	R: 0 E: 0 K: 0 S: 5	H: 0 LOB: 0 BB: 0 P: 6	R: 0 E: 0 K: 0 S: 6	H: 0 LOB: 0 BB: 0 P: 8		1B: 6 2B: 0 3B: 0 HR: 2	SF: 0 SAC: 0 DP: 1 HBP: 1	WP: 0 PB: 0 SB: 2 CS: 0	PA: 36
PITCHER	IP WLS BF H R ER SO BB IBB HBP BLK WP HR S P ERA WHIP	IP WLS BF H R ER SO BB IBB HBP BLK WP HR S P ERA WHIP																			
Ed Whitson, R ERA: 3.63	(1, 1)	8.0 L	33 8	5 5	5 5	1 1	3 3	0 0	1 1	0 0	0 0	0 0	0 0	0 0	0 0	0 0		5.62 1.375			
Mark Grant, R ERA: 4.15	(9, 1)	1.0	3 0	0 0	0 0	0 0	0 0	0 0	0 0	0 0	0 0	0 0	0 0	6 8	0.00 0.000						

Batter	1	2	3	4	5	6	7	8	9	AB	R	H	RBI	BB	SO	LOB	BOTTOM					
Roberto Alomar, S OBP: 0.328, SLG: 0.275	2-2 G4-3		1-0 G3		2-2 G1-3			1-1 G4-3		4	0	0	0	0	0	0	Cincinnati Reds @ San Diego Padres Jack Murphy Stadium, San Diego, CA Sun Apr 16 1989, 6:33 AM EDT Att: 36,774 - Unknown					
Tim Flannery, L OBP: 0.438, SLG: 0.467	1-2 FC6-4 1B		2-0 G5-3 1B		1-2 F9		2-1 F9			4	0	2	0	0	0	0						
Tony Gwynn, L OBP: 0.370, SLG: 0.510	1-2 FC6-4 1B		0-0 1B			3-1 G6-3		2-2 FC6-4 1B		4	0	2	0	0	0	1						
John Kruk, L OBP: 0.200, SLG: 0.059	2-1 F7		0-0 G5-3			3-2 G6-3		0-2 FC6-4 G5-4-3		4	0	0	0	0	0	4						
Carmelo Martinez, R OBP: 0.204, SLG: 0.244		4-0 1B BB		3-2 G4-3		3-3 K		0-1 G5-4-3		3	0	0	0	1	1	1						
Manvell Wynne, L OBP: 0.408, SLG: 0.714		0-0 1B		1-2 G1-3			1-1 G4-3			3	0	1	0	0	0	0						
Mark Parent, R OBP: 0.308, SLG: 0.500		2-3 K		0-0 1B			0-0 G6-3			3	0	1	0	0	1	2						
Garry Templeton, S OBP: 0.262, SLG: 0.390		2-2 P6		3-2 G1-3			3-2 L4			3	0	0	0	0	0	3						
Ed Whitson, R OBP: 0.125, SLG: 0.125	(1, 1)	9.0 W	32 6	0 0	0 0	2 2	1 1	0 0	0 0	0 0	0 0	0 0	0 0	0 0	0 0	0 0	0.00 0.778					
Bip Roberts, S OBP: 0.250, SLG: 0.429	(8, PH)																					
Mark Grant, R ERA: 4.15	(9, 1)																					
Inning Stats	R: 0 E: 0 K: 0 S: 13	H: 1 LOB: 1 BB: 0 P: 19	R: 0 E: 0 K: 1 S: 14	H: 1 LOB: 2 BB: 1 P: 22	R: 0 E: 0 K: 0 S: 4	H: 2 LOB: 1 BB: 0 P: 7	R: 0 E: 0 K: 0 S: 13	H: 1 LOB: 1 BB: 0 P: 20	R: 0 E: 0 K: 0 S: 9	H: 0 LOB: 0 BB: 0 P: 13	R: 0 E: 0 K: 1 S: 9	H: 0 LOB: 0 BB: 0 P: 18	R: 0 E: 0 K: 0 S: 7	H: 0 LOB: 0 BB: 0 P: 11	R: 0 E: 0 K: 0 S: 6	H: 0 LOB: 0 BB: 0 P: 11	R: 0 E: 0 K: 0 S: 9	H: 1 LOB: 0 BB: 0 P: 11	1B: 6 2B: 0 3B: 0 HR: 0	SF: 0 SAC: 0 DP: 2 HBP: 0	WP: 0 PB: 0 SB: 0 CS: 0	PA: 32
PITCHER	IP WLS BF H R ER SO BB IBB HBP BLK WP HR S P ERA WHIP	IP WLS BF H R ER SO BB IBB HBP BLK WP HR S P ERA WHIP																				
Rick Mahler, R ERA: 0.41	(1, 1)	9.0	32	6	0	0	2	1	0	0	0	0	0	0	0	0	0.00	0.778				

AB	32
R	5
H	8
RBI	5
BB	3
SO	1
LOB	8



AB	31
R	0
H	6
RBI	0
BB	1
SO	2
LOB	13




Batter	1	2	3	4	5	6	7	8	9	10	AB	R	H	RBI	BB	SO	LOB	TOP																		
Barry Larkin, R OBP: 0.365, SLG: 0.553 Lenny Harris, L OBP: 0.143, SLG: 0.143	(1,6) K2-3		(1,0) FC1-5		(2,2) F8		(0,0) HR			(3,1) 1B WP SF7	5	2	3	1	0	1	0	Cincinnati Reds @ Los Angeles Dodgers Dodger Stadium, Los Angeles, CA Mon Apr 17 1989, 7:05 PM PDT Att: 32,489 - Unknown - 65 F livebaseballscorecards.com																		
Chris Sabo, R OBP: 0.263, SLG: 0.296	(1,5) CS BB 1B		(0,0) FC1-5		(2,1) 1B		(1,0) P6			(0,1) F9	5	0	2	0	0	0	2																			
Kal Daniels, L OBP: 0.364, SLG: 0.238	(1,7) L5		(2,2) F7		(0,1) 4-3		(2,2) 4-3			(4,2) SF7 1B BB	4	0	0	0	1	0	3																			
Eric Davis, R OBP: 0.321, SLG: 0.438	(1,8) BB		(4,0) BB		(0,1) F8		(0,1) P3			(0,1) SF7 1B	3	0	1	0	2	0	0																			
Todd Benzinger, S OBP: 0.263, SLG: 0.280	(1,3) CS	(0,2) 6-3	(1,0) FC5		(0,1) FC6-4		(0,3) K			(1,1) SF7	4	0	1	1	0	1	2																			
Paul O'Neill, L OBP: 0.422, SLG: 0.561 John Franco, L (10,1)		(4,2) G4-3 BB		(0,3) K		(2,3) K		(1,3) K		(4,0) 1B IBB	3	0	0	0	2	3	1																			
Jeff Reed, L OBP: 0.341, SLG: 0.476	(1,2) G4-3		(0,0) F4		(1,2) FC6-4					(2,2) G4-3	5	0	1	0	0	0	2																			
Ron Oester, S OBP: 0.311, SLG: 0.211	(1,4) IBB		(1,1) G5-3		(2,2) F8		(2,1) G1-3				3	0	0	0	1	0	0																			
Jose Rijo, R OBP: 0.167, SLG: 0.167 Herm Wilentz, L OBP: 0.344, SLG: 0.111 Ken Griffey, L OBP: 0.191, SLG: 0.191 Rob Dibble, L OBP: 0.191, SLG: 0.191 Joel Youngblood, R (10,9)		(1,3) K		(2,2) 6-3		(0,1) HR		(2,3) K			2	0	0	0	0	1	2																			
Inning Stats	R: 0 E: 0 K: 1 S: 7	H: 1 LOB: 1 BB: 1 P: 13	R: 0 E: 0 K: 1 S: 10	H: 0 LOB: 2 BB: 2 P: 19	R: 0 E: 0 K: 0 S: 6	H: 1 LOB: 2 BB: 1 P: 14	R: 0 E: 0 K: 1 S: 8	H: 0 LOB: 0 BB: 0 P: 12	R: 0 E: 0 K: 0 S: 13	H: 1 LOB: 1 BB: 0 P: 19	R: 2 E: 0 K: 0 S: 12	H: 2 LOB: 0 BB: 0 P: 17	R: 0 E: 0 K: 2 S: 9	H: 0 LOB: 0 BB: 0 P: 10	R: 0 E: 0 K: 1 S: 6	H: 0 LOB: 0 BB: 0 P: 10	R: 1 E: 0 K: 0 S: 14		H: 3 LOB: 3 BB: 2 P: 28	1B: 6 2B: 1 3B: 0 HR: 2	SF: 1 SAC: 0 DP: 0 HBP: 0	WP: 1 PB: 0 SB: 1 CS: 2	PA: 44													
PITCHER	IP WLS BF H R ER SO BB IBB HBP BLK WP HR S P ERA WHIP	Fernando Valenzuela, L ERA: 4.41 Alejandro Pena, R ERA: 1.04 Jay Howell, R ERA: 1.42	5.0 3.0 2.0	21 12 10	3 3 3	0 2 1	0 2 0	0 3 1	0 3 0	0 0 1	0 0 0	0 0 0	0 2 0	0 32 20	44 41 38	0.00 6.00 0.00	1.200 1.000 2.000	PITCHER	IP WLS BF H R ER SO BB IBB HBP BLK WP HR S P ERA WHIP	Fernando Valenzuela, L ERA: 4.41 Alejandro Pena, R ERA: 1.04 Jay Howell, R ERA: 1.42	5.0 3.0 2.0	21 12 10	3 3 3	0 2 0	0 3 1	0 3 0	0 0 0	0 0 0	0 0 0	0 0 0	0 0 0	0 2 0	0 32 20	44 41 38	0.00 6.00 0.00	1.200 1.000 2.000

Batter	1	2	3	4	5	6	7	8	9	10	AB	R	H	RBI	BB	SO	LOB	BOTTOM														
Willie Randolph, R OBP: 0.339, SLG: 0.259	(1,4) 6-3			(0,0) 1B		(1,2) G6-3			(3,2) FC6-4		5	0	2	0	0	1	3	Cincinnati Reds @ Los Angeles Dodgers Dodger Stadium, Los Angeles, CA Mon Apr 17 1989, 7:05 PM PDT Att: 32,489 - Unknown - 65 F livebaseballscorecards.com														
Kirk Gibson, L OBP: 0.383, SLG: 0.474	(1,8) F7		(4,2) G4-3 BB	(2,3) K		(1,3) K		(1,1) K	(2,3) 1B	4	0	0	0	1	3	4																
Mike Marshall, R OBP: 0.469, SLG: 0.650	(1,9) 1B BB		(3,2) G4-3		(0,0) 1B		(0,0) 4-3		(0,0) FC6-4	4	1	1	0	1	0	2																
Eddie Murray, S OBP: 0.158, SLG: 0.264	(1,3) 1B		(3,2) 1-3		(3,2) E6		(2,1) 3-1		(1,1) F9	5	0	1	0	0	0	3																
Mike Scioscia, L OBP: 0.341, SLG: 0.333 Rick Dempsey, R OBP: 0.200, SLG: 0.077	(1,2) K		(2,1) 6-3		(1,0) G4-6-3		(3,2) 4-3			(1,2) L9	1	0	0	0	0	1	2															
Mike Davis, L OBP: 0.300, SLG: 0.222 Alejandro Pena, R ERA: 1.04 Franklin Stubbs, L OBP: 0.429, SLG: 0.333 Jay Howell, R (9,1) Mariano Duncan, R OBP: 0.385, SLG: 0.538 Jeff Hamilton, R OBP: 0.167, SLG: 0.250		(0,0) 3-1		(4,1) G3		(0,2) G4-6-3		(2,0) G4-3		(1,3) K	2	1	0	0	1	0	2															
Alfredo Griffin, S OBP: 0.200, SLG: 0.227	(1,6) SH1-4			(0,1) F9		(0,0) 6-3		(3,3) K		(1,0) G6-3	5	0	1	0	0	1	3															
Fernando Valenzuela, L (1,1) John Shelby, S OBP: 0.315, SLG: 0.196		(0,0) SH1-4		(0,0) G3		(2,2) F7		(0,0) G4-3			4	0	1	0	0	0	2															
Inning Stats	R: 0 E: 0 K: 1 S: 11	H: 1 LOB: 2 BB: 1 P: 24	R: 0 E: 0 K: 1 S: 8	H: 2 LOB: 2 BB: 0 P: 12	R: 0 E: 0 K: 0 S: 10	H: 0 LOB: 1 BB: 1 P: 22	R: 1 E: 1 K: 1 S: 11	H: 1 LOB: 2 BB: 1 P: 17	R: 1 E: 1 K: 0 S: 10	H: 2 LOB: 1 BB: 0 P: 14	R: 0 E: 0 K: 0 S: 6	H: 0 LOB: 0 BB: 0 P: 11	R: 0 E: 0 K: 1 S: 6	H: 1 LOB: 1 BB: 0 P: 11	R: 0 E: 0 K: 1 S: 10	H: 1 LOB: 1 BB: 0 P: 16	R: 0 E: 0 K: 1 S: 7		H: 0 LOB: 0 BB: 0 P: 10	1B: 8 2B: 0 3B: 0 HR: 0	SF: 0 SAC: 1 DP: 1 HBP: 0	WP: 0 PB: 0 SB: 1 CS: 0	PA: 43									
PITCHER	IP WLS BF H R ER SO BB IBB HBP BLK WP HR S P ERA WHIP	Jose Rijo, R ERA: 0.9 Kent Tekulve, R ERA: 1.64 Rob Dibble, R ERA: 1.04 John Franco, L ERA:	(1,1) (7,1) (9,1) (10,1)	6.0 2.0 1.0 1.0	29 7 4 3	1 1 0 0	0 0 0 0	0 0 0 0	0 0 0 0	0 0 0 0	0 0 0 0	0 0 0 0	0 12 10 7	59 22 16 10	0.00 0.00 0.00 0.00	1.667 0.500 1.000 0.000	PITCHER		IP WLS BF H R ER SO BB IBB HBP BLK WP HR S P ERA WHIP	Jose Rijo, R ERA: 0.9 Kent Tekulve, R ERA: 1.64 Rob Dibble, R ERA: 1.04 John Franco, L ERA:	(1,1) (7,1) (9,1) (10,1)	6.0 2.0 1.0 1.0	29 7 4 3	1 1 0 0	0 0 0 0	0 0 0 0	0 0 0 0	0 0 0 0	0 0 0 0	0 12 10 7	59 22 16 10	0.00 0.00 0.00 0.00

Batter	1	2	3	4	5	6	7	8	9	AB	R	H	RBI	BB	SO	LOB	TOP
Lenny Harris, L (1,6) OBP: 0.273, SLG: 0.273	G3		1B			K			4-3 1B	4	0	2	0	0	1	0	
Chris Sabo, R (1,5) OBP: 0.292, SLG: 0.310	2B		F7			6-3			K	4	0	1	0	0	1	2	
Eric Davis, R (1,8) OBP: 0.300, SLG: 0.404	K				F9				4-3	4	0	0	0	0	2	2	
Kal Daniels, L (1,7) OBP: 0.339, SLG: 0.217	P6				K				4-3	4	0	0	0	0	1	2	
Todd Benzinger, S (1,3)		F8				F6				3	0	1	0	0	0	0	
Paul O'Neill, L (1,9) OBP: 0.396, SLG: 0.523		F8			1B					3	0	0	0	0	0	1	
Jeff Reed, L (1,2) OBP: 0.319, SLG: 0.444		4-3				G3				3	0	0	0	0	1	0	
Ron Oester, S (1,4) OBP: 0.292, SLG: 0.195			F7			K			F8	3	0	0	0	0	1	0	
Danny Jackson, R (1,1) Herm Winningham, L (8,PH) Rob Dibble, L (8,1)						K			K	2	0	0	0	0	2	0	
Inning Stats	R: 0 E: 0 K: 1 S: 12	H: 1 LOB: 1 BB: 0 P: 20	R: 0 E: 0 K: 0 S: 10	H: 0 LOB: 0 BB: 0 P: 14	R: 0 E: 0 K: 1 S: 12	H: 1 LOB: 1 BB: 0 P: 14	R: 0 E: 0 K: 2 S: 7	H: 0 LOB: 0 BB: 0 P: 9	R: 0 E: 0 K: 0 S: 6	H: 0 LOB: 0 BB: 0 P: 9	R: 0 E: 0 K: 2 S: 11	H: 0 LOB: 0 BB: 0 P: 15	R: 0 E: 0 K: 1 S: 11	H: 1 LOB: 1 BB: 0 P: 16	1B: 3 2B: 1 3B: 0 HR: 0	SF: 0 SAC: 0 DP: 0 HBP: 0	WP: 0 PA: 31 PB: 0 SB: 0 CS: 0
PITCHER Tim Belcher, R (1,1) ERA: 2.84	IP: 9.0 WLS: W BF: 31 H: 4 R: 0 ER: 0 SO: 10 BB: 0 IBB: 0 HBP: 0 BLK: 0 WP: 0 HR: 0 S: 89 P: 124 ERA: 0.00 WHIP: 0.444																

Cincinnati Reds @ Los Angeles Dodgers
 Dodger Stadium, Los Angeles, CA
 Tue Apr 18 1989, 7:05 PM PDT
 Att: 33,619 - Unknown


AB	31
R	0
H	4
RBI	0
BB	0
SO	10
LOB	7



Batter	1	2	3	4	5	6	7	8	9	AB	R	H	RBI	BB	SO	LOB	BOTTOM		
Willie Randolph, R (1,4) OBP: 0.358, SLG: 0.263	1B			SH5-3 2B BB	L4			E6		3	1	1	0	2	0	2			
Dave Anderson, R (1,5) OBP: 0.273, SLG: 0.200	K			SH5-3		6-3 E 1B	FC5	K		4	0	1	0	0	2	5			
Mike Marshall, R (1,9) OBP: 0.453, SLG: 0.605	F8			6-3		E6 6-3 1B		G3 BB 2B HBP		3	1	0	0	0	0	2			
Eddie Murray, S (1,3) OBP: 0.197, SLG: 0.304		G4-6-3 1B		E 2B		F7		G3 2B BB		3	2	2	1	1	0	2			
Mickey Hatcher, R (1,7) OBP: 0.125, SLG: 0.190		G4-6-3		E5 2H		6-3		G3		4	0	0	0	0	0	5			
John Shelby, S (1,8) OBP: 0.293, SLG: 0.180		K		F4		6-3		K		4	0	0	0	0	2	5			
Mike Scioscia, L (1,2) OBP: 0.333, SLG: 0.308			L4		F6			2B 1B IBB		3	1	0	0	1	0	0			
Alfredo Griffin, S (1,6) OBP: 0.245, SLG: 0.333			6-3			FC5 2B		1B 2B		4	1	3	2	0	0	0			
Tim Belcher, R (1,1) OBP: 0.143, SLG: 0.143			K		5-3			L6 E WP 1B		4	0	1	2	0	1	2			
Inning Stats	R: 0 E: 0 K: 1 S: 9	H: 1 LOB: 0 BB: 0 P: 13	R: 0 E: 0 K: 1 S: 10	H: 1 LOB: 0 BB: 0 P: 13	R: 0 E: 0 K: 1 S: 6	H: 0 LOB: 0 BB: 0 P: 11	R: 2 E: 1 K: 0 S: 11	H: 1 LOB: 1 BB: 1 P: 18	R: 0 E: 0 K: 0 S: 11	H: 1 LOB: 1 BB: 0 P: 15	R: 0 E: 1 K: 0 S: 17	H: 1 LOB: 2 BB: 0 P: 24	R: 0 E: 0 K: 0 S: 5	H: 1 LOB: 2 BB: 1 P: 13	R: 4 E: 1 K: 2 S: 21	H: 2 LOB: 2 BB: 2 P: 36	1B: 4 2B: 5 3B: 0 HR: 0	SF: 0 SAC: 1 DP: 2 HBP: 1	WP: 1 PA: 38 PB: 0 SB: 0 CS: 1
PITCHER Danny Jackson, L (1,1) ERA: 5.48 Rob Dibble, R (8,1) ERA: 4.66	IP: 7.0 WLS: L BF: 29 H: 6 R: 2 ER: 4 SO: 3 BB: 1 IBB: 1 HBP: 1 BLK: 0 WP: 1 HR: 0 S: 69 P: 107 ERA: 1.29 WHIP: 1.000																		

Cincinnati Reds @ Los Angeles Dodgers
 Dodger Stadium, Los Angeles, CA
 Tue Apr 18 1989, 7:05 PM PDT
 Att: 33,619 - Unknown


AB	32
R	6
H	8
RBI	5
BB	4
SO	5
LOB	23



Batter	1	2	3	4	5	6	7	8	9	AB	R	H	RBI	BB	SO	LOB	TOP				
Lenny Harris, L (1,6) OBP: 0.200, SLG: 0.200	G4-1		G6-3			G3		F8		4	0	0	0	0	0	0					
Chris Sabo, R (1,5) OBP: 0.292, SLG: 0.306	1B		L4			P2			G6-3	4	0	1	0	0	0	0					
Eric Davis, R (1,8) OBP: 0.281, SLG: 0.375	G5-3		L3			K			P5	4	0	0	0	0	1	0					
Kal Daniels, L (1,7) OBP: 0.333, SLG: 0.240		G6-3		L8					L8	4	0	1	0	0	0	0					
Todd Benzinger, S (1,3) OBP: 0.288, SLG: 0.286		1B		G6-3			2B			3	0	1	0	0	1	1					
Paul O'Neill, L (1,9) OBP: 0.392, SLG: 0.511		1B		G4-3					F8	3	0	1	0	0	0	1					
Jeff Reed, L (1,2) Bo Diaz, R (7,2)				G3					P4	2	0	1	0	0	0	0					
Ron Oester, S (1,4) OBP: 0.275, SLG: 0.182				G4-3					K	3	0	0	0	0	2	3					
Tom Browning, L (1,1) Ken Griffey, L (8,PH) Kent Tekulve, R (8,1)				F8					P5	2	0	0	0	0	0	3					
										1	0	0	0	0	0	0					
										0	0	0	0	0	0	0					
Inning Stats	R: 0 E: 0 K: 0 S: 8	H: 1 LOB: 0 BB: 0 P: 13	R: 0 E: 0 K: 1 S: 11	H: 3 LOB: 3 BB: 0 P: 16	R: 0 E: 0 K: 0 S: 6	H: 0 LOB: 0 BB: 0 P: 12	R: 0 E: 0 K: 0 S: 6	H: 0 LOB: 0 BB: 0 P: 10	R: 0 E: 0 K: 1 S: 7	H: 0 LOB: 0 BB: 0 P: 14	R: 0 E: 0 K: 1 S: 11	H: 1 LOB: 1 BB: 0 P: 17	R: 0 E: 0 K: 1 S: 8	H: 0 LOB: 0 BB: 0 P: 12	R: 0 E: 0 K: 0 S: 5	H: 0 LOB: 0 BB: 0 P: 8	1B: 4 2B: 1 3B: 0 HR: 0	SF: 0 SAC: 0 DP: 0 HBP: 0	WP: 0 PB: 0 SB: 0 CS: 0	PA: 31	
PITCHER	IP	WLS	BF	H	R	ER	SO	BB	IBB	HBP	BLK	WP	HR	S	P	ERA	WHIP				
Mike Morgan, R (1,1) ERA: 1.1	5.2	W	20	4	0	0	1	0	0	0	0	0	0	41	69	0.00	0.706				
Tim Crews, R (6,1) ERA: 1.09	0.1		2	1	0	0	1	0	0	0	0	0	0	5	10	0.00	3.000				
Ray Searage, L (7,1) ERA: 2.08	1.0	S	3	0	0	0	1	0	0	0	0	0	0	9	13	0.00	0.000				
Jay Howell, R (8,1) ERA: 1.08	2.0	S	6	0	0	0	1	0	0	0	0	0	0	13	20	0.00	0.000				

Cincinnati Reds @ Los Angeles Dodgers
Dodger Stadium, Los Angeles, CA
Wed Apr 19 1989, 7:05 PM PDT
Att: 48,295 - Unknown


AB 31
R 0
H 5
RBI 0
BB 0
SO 4
LOB 9



Batter	1	2	3	4	5	6	7	8	9	AB	R	H	RBI	BB	SO	LOB	BOTTOM				
Willie Randolph, R (1,4) OBP: 0.352, SLG: 0.279	P3		L8			SH1-4 SF7 2B		F8		4	1	1	0	0	0	1					
Dave Anderson, R (1,5) Franklin Stubbs, L (8,PH) Jeff Hamilton, R (9,5)	F9		G6-3			SH1-4		P2		2	0	0	0	0	0	0					
Mike Marshall, R (1,9) OBP: 0.421, SLG: 0.565	P5					SF7		G6-3		3	0	0	1	0	1	0					
Eddie Murray, S (1,3) OBP: 0.215, SLG: 0.293		P5		G5-3		3H 4-0 1B BB				2	1	0	0	2	0	0					
Mickey Hatcher, R (1,7) Kirk Gibson, L (8,PH)		L9				1B 1B		G3		3	0	2	0	0	0	0					
John Shelby, S (1,8) OBP: 0.311, SLG: 0.208		2B 1B				1B P3				3	1	2	1	0	0	1					
Rick Dempsey, R (1,2) OBP: 0.222, SLG: 0.188		1H 2B								3	0	1	1	0	0	0					
Alfredo Griffin, S (1,6) OBP: 0.235, SLG: 0.320		F8								2	0	0	0	0	0	1					
Mike Morgan, R (1,1) Tim Crews, R (6,1) Ray Searage, L (7,1) Mariano Duncan, R (7,PH) Jay Howell, R (8,1)				G4-3						2	0	0	0	0	0	0					
										0	0	0	0	0	0	0					
										0	0	0	0	0	0	0					
										0	0	0	0	0	0	0					
										1	0	0	0	0	1	0					
										0	0	0	0	0	0	0					
Inning Stats	R: 0 E: 0 K: 0 S: 7	H: 0 LOB: 0 BB: 0 P: 12	R: 1 E: 0 K: 0 S: 11	H: 2 LOB: 1 BB: 0 P: 16	R: 0 E: 0 K: 0 S: 6	H: 0 LOB: 0 BB: 0 P: 7	R: 0 E: 0 K: 1 S: 8	H: 1 LOB: 1 BB: 0 P: 12	R: 0 E: 0 K: 0 S: 5	H: 0 LOB: 0 BB: 0 P: 8	R: 2 E: 0 K: 0 S: 15	H: 3 LOB: 2 BB: 1 P: 23	R: 0 E: 1 K: 0 S: 7	H: 0 LOB: 1 BB: 0 P: 9	R: 0 E: 0 K: 0 S: 7	H: 0 LOB: 1 BB: 1 P: 15	1B: 4 2B: 2 3B: 0 HR: 0	SF: 1 SAC: 2 DP: 0 HBP: 0	WP: 0 PB: 0 SB: 0 CS: 0	PA: 32	
PITCHER	IP	WLS	BF	H	R	ER	SO	BB	IBB	HBP	BLK	WP	HR	S	P	ERA	WHIP				
Tom Browning, L (1,1) ERA: 2.96	7.0	L	28	6	3	3	1	0	0	0	0	0	0	59	87	3.86	1.000				
Kent Tekulve, R (8,1) ERA: 1.5	1.0		4	0	0	0	0	1	0	0	0	0	0	7	15	0.00	1.000				

Cincinnati Reds @ Los Angeles Dodgers
Dodger Stadium, Los Angeles, CA
Wed Apr 19 1989, 7:05 PM PDT
Att: 48,295 - Unknown

AB 27
R 3
H 6
RBI 3
BB 2
SO 1
LOB 5



Batter	1	2	3	4	5	6	7	8	9	AB R H RBI BB SO LOB	TOP											
Billy Hatcher, R OBP: 0.324, SLG: 0.385 (1, 8)	1-1 HR 1B		3-2 G3		2-2 6-3	4-1 E5 BB			3-2 HR 1B	4 2 2 1 1 0 0	Houston Astros @ Cincinnati Reds Riverfront Stadium, Cincinnati, OH Fri Apr 21 1989, 7:05 PM EDT Att: 30,828 - Unknown AB 37 R 7 H 10 RBI 6 BB 3 SO 6 LOB 11											
Craig Reynolds, L OBP: 0.190, SLG: 0.333 Bill Doran, S OBP: 0.273, SLG: 0.438 (6, PH) (6, 4)	1-1 HR		1-1 G6-3		2-3 K	3-2 E5			0-1 HR	3 1 1 2 0 1 0 2 1 1 2 0 0 2												
Terry Puhl, L OBP: 0.346, SLG: 0.273 (1, 7)	1-0 G3		0-1 G3		4-2 BB				2-3 K	3 0 0 0 2 1 0												
Glenn Davis, R OBP: 0.307, SLG: 0.449 (1, 3)	2-2 F4			0-0 1B 1B	1-2 1-3				1-0 P2	5 1 1 0 0 0 2												
Kevin Bass, S OBP: 0.309, SLG: 0.300 (1, 9)	1-1 1B			0-1 L8		3-3 K			2-1 4-3 P3	5 0 1 0 0 1 2												
Rafael Ramirez, R OBP: 0.290, SLG: 0.353 (1, 6)	3-1 G3-1			0-0 F9		2-2 6-3			2-3 K	4 0 0 0 0 1 3												
Alan Ashby, S OBP: 0.270, SLG: 0.188 (1, 2)				2-2 1B 1B		1-1 1B HBP BB 1B			2-2 6-3	4 1 2 0 0 1 0												
Ken Caminiti, S OBP: 0.328, SLG: 0.444 (1, 5)				1-2 F4		1-0 BB 1B E HBP			0-0 5-3	3 1 1 1 0 0 0												
Jim Deshaies, L OBP: 0.111, SLG: 0.111 (1, 1)				1-1 6-3		0-2 E BB 1B			2-3 K	4 0 1 0 0 1 2												
Inning Stats	R: 2 H: 3 E: 0 K: 0 S: 14	H: 3 LOB: 1 BB: 0 P: 23	R: 0 H: 0 E: 0 K: 1 S: 8	H: 0 LOB: 0 BB: 0 P: 11	R: 0 H: 0 E: 0 K: 0 S: 7	H: 0 LOB: 2 BB: 0 P: 11	R: 1 H: 3 E: 0 K: 0 S: 9	H: 3 LOB: 1 BB: 1 P: 22	R: 0 H: 0 E: 0 K: 1 S: 11	H: 0 LOB: 1 BB: 1 P: 20	R: 0 H: 0 E: 0 K: 1 S: 7	H: 0 LOB: 0 BB: 0 P: 11	R: 2 H: 2 E: 0 K: 1 S: 13	H: 2 LOB: 0 BB: 0 P: 21	1B: 8 2B: 0 3B: 0 HR: 2	SF: 0 SAC: 0 DP: 0 HBP: 1	WP: 0 PB: 0 SB: 1 CS: 0	PA: 41				
PITCHER	IP WLS BF H R ER SO BB IBB HBP BLK WP HR S P ERA WHIP																					
Rick Mahler, R ERA: 1.63 Norm Charlton, L ERA: 2.94 Tim Birtsas, L ERA: 6.75	(1, 1) (6, 1) (9, 1)	5.2 2.1 1.0	L 8 5	28 0 2	8 0 2	5 0 2	4 0 2	3 2 1	3 1 0	0 0 0	0 0 0	0 0 0	0 0 0	0 0 0	1 21 13	21 37 21	18.00 0.00 18.00	2.000 0.429 2.000				

Batter	1	2	3	4	5	6	7	8	9	AB R H RBI BB SO LOB	BOTTOM										
Barry Larkin, R OBP: 0.397, SLG: 0.529 (1, 6)	2-2 1B G6-3 1B		2-1 F9			1-0 F9			0-1 F8	4 0 1 0 0 0 0	Houston Astros @ Cincinnati Reds Riverfront Stadium, Cincinnati, OH Fri Apr 21 1989, 7:05 PM EDT Att: 30,828 - Unknown AB 30 R 0 H 4 RBI 0 BB 0 SO 9 LOB 9										
Chris Sabo, R OBP: 0.261, SLG: 0.303 (1, 5)	1-1 F8		1-2 F4			0-0 F6			1-1 G6-4-3 1B	4 0 1 0 0 0 1											
Joel Youngblood, R (1, 7)	0-0 G6-3			3-1 F8		1-1 F7			0-0 G6-4-3 1B	4 0 0 0 0 0 2											
Eric Davis, R OBP: 0.294, SLG: 0.400 (1, 8)	3-2 1B			1-3 K		0-0 WP 2B			1-0 G5-3	4 0 2 0 0 1 0											
Todd Benzinger, S OBP: 0.274, SLG: 0.271 (1, 3)	0-3 K			3-2 F8		1-3 K				3 0 0 0 0 2 3											
Paul O'Neill, L OBP: 0.370, SLG: 0.480 (1, 9)				1-3 K		0-0 F7			1-3 K	3 0 0 0 0 2 1											
Bo Diaz, R (1, 2)				3-3 K		2-2 P5			3-1 F7	3 0 0 0 0 1 1											
Manny Trillo, R OBP: 0.222, SLG: 0.125 (1, 4)				3-3 K		2-2 FC6-4 HBP			1-3 K	2 0 0 0 0 2 0											
Rick Mahler, R OBP: 0.100, SLG: 0.100 Norm Charlton, S Dave Collins, S Tim Birtsas, L	(1, 1) (6, 1) (8, PH) (9, 1)	9.0 W 31	4 0 0	0 0 9	R: 0 H: 0 E: 0 K: 3 S: 11	H: 0 LOB: 0 BB: 0 P: 18	R: 0 H: 0 E: 0 K: 0 S: 8	H: 0 LOB: 0 BB: 0 P: 11	R: 0 H: 0 E: 0 K: 1 S: 8	H: 0 LOB: 0 BB: 0 P: 15	R: 0 H: 0 E: 0 K: 0 S: 11	H: 0 LOB: 1 BB: 0 P: 15	R: 0 H: 0 E: 0 K: 0 S: 4	H: 1 LOB: 0 BB: 0 P: 6	R: 0 H: 0 E: 0 K: 2 S: 10	H: 0 LOB: 0 BB: 0 P: 12	R: 0 H: 1 LOB: 0 BB: 0 P: 6	1B: 3 2B: 1 3B: 0 HR: 0	SF: 0 SAC: 0 DP: 1 HBP: 1	WP: 1 PB: 0 SB: 0 CS: 0	PA: 31
PITCHER	IP WLS BF H R ER SO BB IBB HBP BLK WP HR S P ERA WHIP																				
Jim Deshaies, L ERA: 2.67	(1, 1)	9.0	W	31	4	0	0	9	0	0	1	0	78	116	0.00	0.444					

Batter	1	2	3	4	5	6	7	8	9	AB	R	H	RBI	BB	SO	LOB	TOP											
Gerald Young, S OBP: 0.300, SLG: 0.250	5-3		5-3	F8			F7		FC1-6	5	0	0	0	0	0	1												
Billy Hatcher, R OBP: 0.316, SLG: 0.384	1B		P4		6-3		PB		FC6-4	5	1	2	0	0	0	1												
Bill Doran, S OBP: 0.289, SLG: 0.431	P3		HR		P6		F9		E5	5	1	1	0	0	0	2												
Glenn Davis, R OBP: 0.309, SLG: 0.473	5-3		HR		F8				K	4	1	1	2	1	1	1												
Rafael Ramirez, R OBP: 0.278, SLG: 0.333		5-3	L4				G3		F9	5	0	1	0	0	0	2												
Kevin Bass, S OBP: 0.324, SLG: 0.323					2B		L9			3	1	2	0	1	0	0												
Ken Caminiti, S OBP: 0.329, SLG: 0.443					1B				BB	4	1	2	0	0	1	3												
Craig Biggio, R OBP: 0.286, SLG: 0.240					2B				P5	2	0	1	2	1	1	1												
Terry Puhl, L OBP: 0.323, SLG: 0.308					1B				FC5-4	0	0	0	0	0	0	0												
Alex Trevino, R OBP: 0.214, SLG: 0.154					1B					1	0	0	0	0	0	2												
Bob Knepper, L OBP: 0.167, SLG: 0.167					1B					3	0	0	0	0	1	3												
Larry Andersen, R OBP: 1.000, SLG: 1.000	FC6-4				B2-6-3				FC1-6	1	0	1	0	0	0	0												
Inning Stats	R: 0 E: 0 K: 0 S: 9	H: 1 LOB: 1 BB: 0 P: 14	R: 0 E: 0 K: 1 S: 10	H: 1 LOB: 2 BB: 1 P: 16	R: 2 E: 0 K: 0 S: 11	H: 2 LOB: 0 BB: 0 P: 18	R: 2 E: 0 K: 0 S: 12	H: 3 LOB: 0 BB: 0 P: 16	R: 0 E: 0 K: 1 S: 14	H: 1 LOB: 1 BB: 0 P: 22	R: 0 E: 0 K: 1 S: 7	H: 1 LOB: 2 BB: 1 P: 10	R: 0 E: 0 K: 1 S: 11	H: 1 LOB: 2 BB: 1 P: 18	R: 1 E: 1 K: 0 S: 11	H: 1 LOB: 2 BB: 1 P: 19	1B: 6 2B: 4 3B: 0 HR: 1	SF: 0 SAC: 0 DP: 1 HBP: 0	WP: 0 PB: 1 SB: 3 CS: 0	PA: 41								
PITCHER	IP	WLS	BF	H	R	ER	SO	BB	IBB	HBP	BLK	WP	HR	S	P	ERA	WHIP											
Danny Jackson, L ERA: 5.4	(1, 1)	7.0	L	30	9	4	4	3	0	1	0	0	0	1	67	104	5.14	1.286										
Rob Dibble, R ERA: 4.75	(8, 1)	0.2		4	1	0	0	1	1	0	0	0	0	0	9	15	0.00	3.000										
Norm Charlton, L ERA: 1.93	(8, 1)	1.0		5	1	1	0	0	0	0	0	0	0	10	13	0.00	1.000											
Kent Tekulve, R ERA: 2.7	(9, 1)	0.1		2	0	0	0	0	0	1	0	0	0	0	3	9	0.00	0.000										

Houston Astros @ Cincinnati Reds
Riverfront Stadium, Cincinnati, OH
Sun Apr 23 1989, 3:33 AM EDT
Att: 21,967 - Unknown

AB 38
R 5
H 11
RBI 4
BB 3
SO 4
LOB 16



Batter	1	2	3	4	5	6	7	8	9	AB	R	H	RBI	BB	SO	LOB	BOTTOM											
Barry Larkin, R OBP: 0.318, SLG: 0.459	F9		E		5-3		FC4		L9	5	0	1	1	0	0	0												
Chris Sabo, R OBP: 0.289, SLG: 0.301	5-3		G1-3				K			4	0	0	0	0	1	2												
Kal Daniels, L OBP: 0.361, SLG: 0.222	BB		K				BB			1	0	0	0	3	1	1												
Eric Davis, R OBP: 0.299, SLG: 0.424	1-3		F7				P4			3	0	0	0	1	0	4												
Todd Benzinger, S OBP: 0.282, SLG: 0.284			G3		4-3		F9		FC4-6	4	0	1	0	0	0	2												
Paul O'Neill, L OBP: 0.333, SLG: 0.424	G3-1				P5		5-3		FC4-6	4	0	0	0	0	0	3												
Bo Diaz, R OBP: 0.286, SLG: 0.167										2	1	1	0	1	0	0												
Dave Collins, S (8, PH)										1	0	0	0	0	0	1												
Jeff Reed, L OBP: 0.358, SLG: 0.480	1B						1B		G6-3	0	0	0	0	0	0	0												
Ron Oester, S OBP: 0.288, SLG: 0.180					6-3		P6		L4	4	0	1	0	0	0	1												
Danny Jackson, R ERA: 5.4	(1, 1)	6.1	W	27	4	2	1	3	4	0	0	0	0	0	0	0	1.42	1.263										
Rob Dibble, L ERA: 4.75	(8, 1)	0.2		4	1	0	0	1	1	0	0	0	0	0	0	0	0.00	3.000										
Norm Charlton, S ERA: 1.93	(8, 1)	1.0		5	1	1	0	0	0	0	0	0	0	10	13	0.00	1.000											
Kent Tekulve, R ERA: 2.7	(9, 1)	0.1		2	0	0	0	0	0	1	0	0	0	0	3	9	0.00	0.000										
Inning Stats	R: 0 E: 0 K: 0 S: 6	H: 0 LOB: 1 BB: 1 P: 15	R: 0 E: 0 K: 1 S: 11	H: 2 LOB: 0 BB: 0 P: 21	R: 0 E: 1 K: 1 S: 9	H: 1 LOB: 1 BB: 0 P: 13	R: 0 E: 0 K: 0 S: 8	H: 0 LOB: 0 BB: 0 P: 10	R: 0 E: 0 K: 1 S: 12	H: 0 LOB: 2 BB: 2 P: 14	R: 2 E: 1 K: 1 S: 20	H: 1 LOB: 2 BB: 2 P: 39	R: 0 E: 0 K: 0 S: 10	H: 1 LOB: 0 BB: 0 P: 13	R: 0 E: 0 K: 1 S: 8	H: 0 LOB: 0 BB: 0 P: 11	1B: 5 2B: 0 3B: 0 HR: 0	SF: 0 SAC: 0 DP: 1 HBP: 0	WP: 0 PB: 0 SB: 0 CS: 0	PA: 37								
PITCHER	IP	WLS	BF	H	R	ER	SO	BB	IBB	HBP	BLK	WP	HR	S	P	ERA	WHIP											
Bob Knepper, L ERA: 6.0	(1, 1)	6.1	W	27	4	2	1	3	4	0	0	0	0	0	0	0	1.42	1.263										
Larry Andersen, R ERA: 2.7	(7, 1)	2.2	S	10	1	0	0	2	1	0	0	0	0	31	48	0.00	0.750											

Houston Astros @ Cincinnati Reds
Riverfront Stadium, Cincinnati, OH
Sun Apr 23 1989, 3:33 AM EDT
Att: 21,967 - Unknown

AB 32
R 2
H 5
RBI 1
BB 5
SO 5
LOB 16



Batter	1	2	3	4	5	6	7	8	9	AB	R	H	RBI	BB	SO	LOB	TOP			
Tim Raines, S OBP: 0.384, SLG: 0.371 (1, 7)	F9		F8					F7		4	0	1	0	0	0	1				
Otis Nixon, S OBP: 0.273, SLG: 0.237 Randy Johnson, R (8, 1)	B1-3		L7					4-3		4	0	0	0	0	0	2				
Andres Calarraga, R OBP: 0.339, SLG: 0.357 (1, 3)	K		K					K		4	0	1	0	0	3	0				
Hubie Brooks, R OBP: 0.320, SLG: 0.412 (1, 9)		4-3		G6-3				5-3		4	0	1	0	0	0	1				
Tim Wallach, R OBP: 0.373, SLG: 0.459 (1, 5)								5-3		4	1	3	1	0	0	0				
Damaso Garcia, R OBP: 0.283, SLG: 0.341 (1, 4)								HR		4	0	0	0	0	0	4				
Nelson Santovenia, R OBP: 0.345, SLG: 0.366 (1, 2)								L9		4	0	0	0	0	0	4				
Spike Owen, S OBP: 0.321, SLG: 0.354 (1, 6)								F3		4	0	0	0	0	0	4				
Dennis Martinez, R OBP: 0.083, SLG: 0.083 Andy McGaffigan, R (7, 1) Gene Harris, R (7, 1) Rex Hudler, R OBP: 0.429, SLG: 0.429 (8, 8)								G5-3		3	0	1	0	0	1	0				
								K		2	0	0	0	0	1	0				
								F9		0	0	0	0	0	0	0				
								K		0	0	0	0	0	0	0				
								F5		1	0	0	0	0	0	1				
Inning Stats	R: 0 H: 0 E: 0 K: 1 S: 9	H: 0 LOB: 0 BB: 0 P: 12	R: 1 H: 1 E: 0 K: 0 S: 7	H: 1 LOB: 0 BB: 0 P: 10	R: 0 H: 0 E: 0 K: 1 S: 9	H: 0 LOB: 0 BB: 0 P: 12	R: 0 H: 0 E: 0 K: 1 S: 8	H: 0 LOB: 0 BB: 0 P: 10	R: 0 H: 1 E: 0 K: 1 S: 9	H: 1 LOB: 1 BB: 0 P: 12	R: 0 H: 2 E: 0 K: 1 S: 9	H: 2 LOB: 2 BB: 0 P: 17	R: 0 H: 1 E: 0 K: 0 S: 5	H: 1 LOB: 1 BB: 0 P: 8	R: 0 H: 2 E: 0 K: 0 S: 8	H: 2 LOB: 2 BB: 0 P: 10	1B: 3 2B: 3 3B: 0 HR: 1	SF: 0 SAC: 0 DP: 0 HBP: 0	WP: 0 PB: 0 SB: 0 CS: 0	PA: 34
PITCHER Tom Browning, L ERA: 2.48 (1, 1)	IP: 9.0 WLS: W BF: 34 H: 7 R: 1 ER: 1 SO: 5 BB: 0 IBB: 0 HBP: 0 BLK: 0 WP: 0 HR: 1 S: 70 P: 99 ERA: 1.00 WHIP: 0.778															PITCHER				

Montreal Expos @ Cincinnati Reds
Riverfront Stadium, Cincinnati, OH
Tue Apr 25 1989, 7:05 PM EDT
Att: 16,469 - Unknown - 84 F

AB	34
R	1
H	7
RBI	1
BB	0
SO	5
LOB	13



Batter	1	2	3	4	5	6	7	8	9	AB	R	H	RBI	BB	SO	LOB	BOTTOM			
Kal Daniels, L OBP: 0.382, SLG: 0.246 Herm Winningham, L OBP: 0.308, SLG: 0.769 (8, 7)	L1		E					K		3	2	2	0	1	0	0				
Chris Sabo, R OBP: 0.277, SLG: 0.312 (1, 5)	CS		1B					F8		4	0	1	0	1	0	3				
Barry Larkin, R OBP: 0.319, SLG: 0.453 Lenny Harris, L OBP: 0.250, SLG: 0.250 (8, 6)	F1-3		1B					F6		3	0	1	1	0	0	1				
Eric Davis, R OBP: 0.296, SLG: 0.420 (1, 8)		4-3	K					F8		3	1	1	1	0	1	2				
Todd Benzinger, S OBP: 0.293, SLG: 0.314 (1, 3)		G3						HR		3	1	1	1	1	0	0				
Paul O'Neill, L OBP: 0.356, SLG: 0.484 (1, 9)								HR		3	1	2	3	1	0	0				
Jeff Reed, L OBP: 0.333, SLG: 0.444 (1, 2)								HR		4	0	0	0	0	1	3				
Ron Oester, S OBP: 0.302, SLG: 0.222 (1, 4)								HR		4	0	2	0	0	0	0				
Tom Browning, L (1, 1)								HR		3	0	0	0	0	0	1				
Inning Stats	R: 0 H: 1 E: 0 K: 0 S: 12	H: 1 LOB: 1 BB: 0 P: 18	R: 0 H: 1 E: 0 K: 1 S: 11	H: 1 LOB: 1 BB: 0 P: 17	R: 1 H: 2 E: 1 K: 1 S: 16	H: 2 LOB: 2 BB: 1 P: 27	R: 0 H: 0 E: 0 K: 0 S: 7	H: 0 LOB: 0 BB: 0 P: 9	R: 0 H: 0 E: 0 K: 0 S: 4	H: 0 LOB: 1 BB: 1 P: 8	R: 3 H: 3 E: 0 K: 0 S: 19	H: 3 LOB: 1 BB: 1 P: 29	R: 2 H: 3 E: 0 K: 0 S: 11	H: 3 LOB: 2 BB: 1 P: 19	R: 0 H: 1 E: 0 K: 1 S: 8	H: 1 LOB: 1 BB: 0 P: 11	1B: 7 2B: 2 3B: 1 HR: 1	SF: 1 SAC: 1 DP: 0 HBP: 0	WP: 0 PB: 0 SB: 0 CS: 1	PA: 38
PITCHER Dennis Martinez, R ERA: 3.44 Andy McGaffigan, R ERA: 2.39 Gene Harris, R ERA: 3.14 Randy Johnson, L ERA: 6.75 (8, 1)	IP: 6.0 WLS: L BF: 27 H: 7 R: 4 ER: 4 SO: 2 BB: 3 IBB: 0 HBP: 0 BLK: 0 WP: 0 HR: 1 S: 69 P: 108 ERA: 6.00 WHIP: 1.667															PITCHER				

Montreal Expos @ Cincinnati Reds
Riverfront Stadium, Cincinnati, OH
Tue Apr 25 1989, 7:05 PM EDT
Att: 16,469 - Unknown - 84 F

AB	32
R	6
H	11
RBI	6
BB	4
SO	3
LOB	11



Batter	1	2	3	4	5	6	7	8	9	AB	R	H	RBI	BB	SO	LOB	TOP								
Kal Daniels, L OBP: 0.400, SLG: 0.354 (1, 7)	1-1 HR	0-2 1-3			4-1 FC1-2 1-2 1B BB		2-1 F8		1-0 4-3	4	1	1	1	1	0	4									
Chris Sabo, R OBP: 0.275, SLG: 0.318 (1, 5)	1-0 5-3		3-1 P4		2-2 FC1-2 1-2 2-3 1B		2-1 CS	0-0 5-3		4	0	1	0	0	0	0									
Barry Larkin, R OBP: 0.312, SLG: 0.437 (1, 6)	0-2 L7		3-1 1-3		0-1 FC1-2 G6-4-3			2-2 FC1-4 1B		4	0	1	0	0	0	3									
Eric Davis, R OBP: 0.315, SLG: 0.461 (1, 8)	4-1 BB		1-1 HR		1-2 2-3 3-H 1-2 G6-4-3			2-0 FC1-4 1B		3	1	1	1	1	0	4									
Todd Benzinger, S OBP: 0.265, SLG: 0.282 (1, 3)	2-0 P4		1-2 F8			1-2 P3		2-2 6-3		4	0	0	0	0	0	2									
Paul O'Neill, L OBP: 0.347, SLG: 0.514 (1, 9)		3-2 HR		2-2 G3		0-0 6-3		1-2 F9		4	1	1	1	0	0	0									
Bo Diaz, R OBP: 0.231, SLG: 0.250 (1, 2)		0-2 F9		0-0 F9		2-1 F9		0-1 2B		4	0	1	0	0	0	0									
Ron Oester, S OBP: 0.310, SLG: 0.230 (1, 4)		1-0 F8		0-0 1-3			0-1 5-3	3-0 1B		4	0	1	0	0	0	0									
Jose Rijo, R OBP: 0.333, SLG: 0.444 ERA: 4.45 Joel Youngblood, R OBP: 0.287, SLG: 0.214 (7, PH) Rob Dibble, L (7, 1) Ken Griffey, L (9, PH) John Franco, L (9, 1)		0-1 2B		1-2 1B BB FC1-2 1B		1-0 CS 1B		0-0 F8		2	0	2	0	0	0	0									
Inning Stats	R: 1 E: 0 K: 0 S: 8	H: 1 LOB: 1 BB: 1 P: 16	R: 1 E: 0 K: 0 S: 13	H: 2 LOB: 1 BB: 0 P: 17	R: 1 E: 0 K: 0 S: 9	H: 1 LOB: 0 BB: 0 P: 17	R: 0 E: 0 K: 0 S: 5	H: 0 LOB: 0 BB: 0 P: 7	R: 0 E: 0 K: 0 S: 14	H: 2 LOB: 2 BB: 1 P: 22	R: 0 E: 0 K: 0 S: 7	H: 0 LOB: 0 BB: 0 P: 10	R: 0 E: 0 K: 0 S: 6	H: 1 LOB: 0 BB: 0 P: 11	R: 0 E: 0 K: 0 S: 8	H: 1 LOB: 1 BB: 0 P: 14	R: 0 E: 0 K: 0 S: 8	H: 2 LOB: 2 BB: 0 P: 13	1B: 5 2B: 2 3B: 0 HR: 3	SF: 0 SAC: 0 DP: 1 HBP: 0	WP: 0 PB: 0 SB: 0 CS: 1	PA: 38			
PITCHER	IP	WLS	BF	H	R	ER	SO	BB	IBB	HBP	BLK	WP	HR	S	P	ERA	WHIP								
Don Carman, L ERA: 4.45 Larry McWilliams, L ERA: 1.56 Jeff Parrett, R ERA: 2.16 Steve Bedrosian, R ERA: 3.72	(1, 1) (7, 1) (9, 1) (9, 1)	6.0 2.0 0.1 0.2	L 7 3 2	25 7 2 0	6 2 0 0	3 0 0 0	3 0 0 0	0 0 0 0	2 0 0 0	0 0 0 0	0 0 0 0	0 0 0 0	0 0 0 0	3 14 6 2	56 89 10 3	4.50 0.00 0.00 0.00	1.333 1.000 6.000 0.000								

Cincinnati Reds @ Philadelphia Phillies
Veterans Stadium, Philadelphia, PA
Fri Apr 28 1989, 7:05 PM EDT
Att: 23,052 - Unknown - 65 F

AB 35
R 3
H 10
RBI 3
BB 2
SO 0
LOB 15



Batter	1	2	3	4	5	6	7	8	9	AB	R	H	RBI	BB	SO	LOB	BOTTOM								
Juan Samuel, R OBP: 0.270, SLG: 0.343 (1, 8)	0-0 L8			0-0 B2-3		2-2 BB 1B		0-0 F9		4	0	1	0	0	0	0									
Tom Herr, S OBP: 0.404, SLG: 0.414 (1, 4)	3-2 L6			3-2 2B		4-2 SAFE SAFE SAFE SAFE 1B BB		1-1 G6-4-3 1B		3	0	2	0	1	0	0									
Von Hayes, L OBP: 0.495, SLG: 0.699 (1, 9)	3-3 K			1-0 F8		2-3 K		1-3 K		4	0	0	0	0	3	4									
Mike Schmidt, R OBP: 0.315, SLG: 0.494 (1, 5)		4-0 G6-4-3 BB		1-1 5-3		2-2 F9		1-2 G6-4-3		3	0	0	0	1	0	4									
Chris James, R OBP: 0.308, SLG: 0.382 (1, 7)		1-2 G6-4-3		0-2 G3 2B		0-2 2-3		0-2 2-3		3	0	1	0	0	0	1									
Ricky Jordan, R OBP: 0.277, SLG: 0.311 (1, 3)		1-0 L9		1-3 K		1-2 1-3		1-2 1-3		3	0	0	0	0	1	1									
Darren Daulton, L OBP: 0.386, SLG: 0.592 (1, 2)				0-2 G3		0-2 G3		3-3 K		3	0	0	0	0	1	1									
Dickie Thon, R OBP: 0.294, SLG: 0.233 (1, 6)				2-2 L7		2-3 K		0-2 4-3		3	0	0	0	0	1	1									
Don Carman, L Mark Ryal, L Larry McWilliams, L Curt Ford, R Jeff Parrett, R Steve Bedrosian, R	(1, 1) (6, PH) (7, 1) (8, PH) (9, 1) (9, 1)	6.0 2.0 1.0 1.0	W 6 S 3	22 0 1 0	3 0 0 0	0 0 0 0	0 0 0 0	0 0 0 0	0 0 0 0	0 0 0 0	0 0 0 0	0 0 0 0	0 0 0 0	0 0 0 0	0 0 0 0	0 0 0 0									
Inning Stats	R: 0 E: 0 K: 1 S: 9	H: 0 LOB: 0 BB: 0 P: 15	R: 0 E: 0 K: 0 S: 5	H: 0 LOB: 0 BB: 1 P: 11	R: 0 E: 0 K: 0 S: 6	H: 0 LOB: 0 BB: 0 P: 10	R: 0 E: 0 K: 2 S: 7	H: 1 LOB: 1 BB: 0 P: 12	R: 0 E: 0 K: 1 S: 13	H: 1 LOB: 1 BB: 0 P: 16	R: 0 E: 0 K: 1 S: 17	H: 1 LOB: 2 BB: 1 P: 29	R: 0 E: 0 K: 1 S: 13	H: 0 LOB: 0 BB: 0 P: 17	R: 0 E: 0 K: 1 S: 7	H: 0 LOB: 0 BB: 0 P: 7	R: 0 E: 0 K: 1 S: 9	H: 1 LOB: 0 BB: 0 P: 12	1B: 2 2B: 2 3B: 0 HR: 0	SF: 0 SAC: 0 DP: 2 HBP: 0	WP: 0 PB: 0 SB: 0 CS: 0	PA: 31			
PITCHER	IP	WLS	BF	H	R	ER	SO	BB	IBB	HBP	BLK	WP	HR	S	P	ERA	WHIP								
Jose Rijo, R ERA: 0.87 Rob Dibble, R ERA: 3.95 John Franco, L ERA: 2.31	(1, 1) (7, 1) (9, 1)	6.0 2.0 1.0	W 6 S	22 0 3	0 0 1	0 0 0	4 2 1	0 0 0	0 0 0	0 0 0	0 0 0	0 0 0	0 0 0	9 20 9	12 24 12	0.00 0.00 0.00	1.000 0.000 1.000								

Cincinnati Reds @ Philadelphia Phillies
Veterans Stadium, Philadelphia, PA
Fri Apr 28 1989, 7:05 PM EDT
Att: 23,052 - Unknown - 65 F

AB 29
R 0
H 4
RBI 0
BB 2
SO 7
LOB 12



Batter	1	2	3	4	5	6	7	8	9	AB	R	H	RBI	BB	SO	LOB	TOP								
Kal Daniels, L (1, 7) OBP: 0.398, SLG: 0.333	1-2 G4-3	2-2 F9			4-2 1B SF8 BB		2-2 G4-3		2-3 K	4	1	0	0	1	1	4									
Chris Sabo, R (1, 5) OBP: 0.378, SLG: 0.350	0-3 K		4-2 S S BB		1-2 CS SF8 BB			0-0 F9		3	0	1	0	1	1	0									
Barry Larkin, R (1, 6) OBP: 0.323, SLG: 0.424	1-0 P3		1-2 P4		0-0 SF8			1-1 L7		3	0	0	1	0	0	1									
Eric Davis, R (1, 8) OBP: 0.317, SLG: 0.476		3-3 K	1-3 K		0-0 CS		1-0 F9	1-1 1B		2	0	0	0	0	2	1									
Herm Wittingham, L (3, 8) OBP: 0.276, SLG: 0.667			2-3 K		2-3			2B		2	1	1	0	0	0	0									
Todd Benzinger, S (1, 3) OBP: 0.280, SLG: 0.287		1-0 1B	2-2 F9		1-0 P5			0-1 1B		4	1	2	1	0	0	1									
Paul O'Neill, L (1, 9) OBP: 0.341, SLG: 0.524		2-3 K		2-2 G3		3-3 K		3-0 G4-1		4	0	0	0	0	2	2									
Bo Diaz, R (1, 2) OBP: 0.235, SLG: 0.235		1-2 BB BB 1B		0-2 F9			0-0 G6-3		0-0 G6-3	3	0	1	1	0	0	0									
Jeff Reed, L (9, PH) OBP: 0.357, SLG: 0.507		2-H								1	0	0	0	0	0	0									
Manny Trillo, R (1, 4) OBP: 0.429, SLG: 0.333		4-1 BB		2-2 G6-3			2-2 1B		0-3 K	2	0	1	0	1	0	0									
Ron Oester, S (9, PH) OBP: 0.274, SLG: 0.216		1-2 BB								1	0	0	0	0	1	0									
Jack Armstrong, R (1, 1)		4-1 BB			1-3 K		1-3 K		1-1 HR	1	0	0	0	1	1	0									
Dave Collins, S (7, PH)										1	0	0	0	0	1	1									
Kent Tekulve, R (7, 1)										0	0	0	0	0	0	0									
Ken Griffey, L (9, PH) OBP: 0.260, SLG: 0.727		1-2 2-3 BB								1	1	1	1	0	0	0									
Inning Stats	R: 0 E: 0 K: 1 S: 7	H: 0 LOB: 0 BB: 0 P: 9	R: 1 E: 0 K: 2 S: 15	H: 2 LOB: 2 BB: 2 P: 32	R: 0 E: 0 K: 1 S: 11	H: 0 LOB: 1 BB: 1 P: 19	R: 0 E: 0 K: 0 S: 10	H: 0 LOB: 0 BB: 0 P: 14	R: 1 E: 0 K: 1 S: 10	H: 1 LOB: 0 BB: 1 P: 16	R: 0 E: 0 K: 1 S: 7	H: 0 LOB: 0 BB: 0 P: 12	R: 0 E: 0 K: 1 S: 11	H: 1 LOB: 1 BB: 0 P: 16	R: 1 E: 0 K: 0 S: 8	H: 2 LOB: 1 BB: 0 P: 13	R: 1 E: 0 K: 2 S: 10	H: 1 LOB: 0 BB: 0 P: 13	1B: 5 2B: 1 3B: 0 HR: 1	SF: 1 SAC: 0 DP: 0 HBP: 0	WP: 0 PB: 1 SB: 3 CS: 1	PA: 38			
PITCHER	IP	WLS	BF	H	R	ER	SO	BB	IBB	HBP	BLK	WP	HR	S	P	ERA	WHIP								
Randy Johnson, L (1, 1) ERA: 5.61	7.0		28	4	2	2	7	4	0	0	0	0	0	71	118	2.57	1.143								
Tim Burke, R (8, 1) ERA: 4.91	2.0	W	9	3	2	2	2	0	0	0	0	0	1	18	26	9.00	1.500								

Cincinnati Reds @ Montreal Expos
Olympic Stadium, Montreal, QB
Tue May 02 1989, 7:05 PM EDT
Att: 10,102 - Unknown

AB 32
R 4
H 7
RBI 4
BB 4
SO 9
LOB 10



Batter	1	2	3	4	5	6	7	8	9	AB	R	H	RBI	BB	SO	LOB	BOTTOM								
Tim Raines, S (1, 7) OBP: 0.405, SLG: 0.440	1-0 P6	4-1 BB BB		1-0 G3		1-2 F7		1-2 1B		4	1	1	1	1	0	2									
Tom Foley, L (1, 4) OBP: 0.329, SLG: 0.382	4-2 BB BB	4-1 BB BB		0-0 G1-3		1-1 P6		1-2 1B		3	1	1	1	2	0	2									
Andres Galarraga, R (1, 3) OBP: 0.309, SLG: 0.385	4-0 1B BB	1-3 K		2-0 G1-3		1-0 F8		1-3 K		4	1	0	0	1	2	3									
Hubie Brooks, R (1, 9) OBP: 0.314, SLG: 0.419	1-2 1B		1-1 FC5-4		1-0 G4-3		1-0 P4			4	0	2	1	0	0	0									
Tim Burke, R (8, 1)	1-2 2-H 1B		1-2 FC5-4							0	0	0	0	0	0	0									
Tim Wallach, R (1, 5) OBP: 0.351, SLG: 0.453	0-2 F8		0-0 FC5-4		1-3 K		1-3 K			4	1	0	0	0	2	3									
Dave Martinez, L (1, 8) OBP: 0.288, SLG: 0.283	3-1 1B		3-1 F8		1-0 G6-3			1-0 L1-3		4	0	1	1	0	0	1									
Mike Fitzgerald, R (1, 2) OBP: 0.297, SLG: 0.387	2-1 F7		0-1 2B			3-2 G1-3		1-2 G6-3		4	0	1	1	0	0	2									
Spike Owen, S (1, 6) OBP: 0.375, SLG: 0.433		2-2 F9	4-0 FC6-4			4-2 1B BB		0-0 1B		2	1	1	0	2	0	0									
Randy Johnson, R (1, 1) OBP: 0.167, SLG: 0.167		1-0 F7	1-0 FC6-4			1-1 1B		1-2 1B		3	0	1	0	0	0	2									
Otis Nixon, S (8, 8) OBP: 0.327, SLG: 0.327			1-2 1B			1-2 1B		2-H 1B		1	1	1	1	0	0	0									
Inning Stats	R: 2 E: 0 K: 0 S: 14	H: 2 LOB: 2 BB: 2 P: 28	R: 0 E: 0 K: 1 S: 9	H: 0 LOB: 2 BB: 2 P: 21	R: 1 E: 0 K: 0 S: 8	H: 2 LOB: 1 BB: 1 P: 17	R: 0 E: 0 K: 0 S: 3	H: 0 LOB: 0 BB: 0 P: 6	R: 0 E: 0 K: 1 S: 5	H: 0 LOB: 0 BB: 0 P: 8	R: 0 E: 0 K: 0 S: 16	H: 1 LOB: 1 BB: 1 P: 26	R: 0 E: 0 K: 1 S: 7	H: 0 LOB: 0 BB: 0 P: 10	R: 3 E: 0 K: 1 S: 19	H: 4 LOB: 1 BB: 0 P: 25	R: 0 E: 0 K: 1 S: 19	H: 1 LOB: 1 BB: 0 P: 25	1B: 7 2B: 2 3B: 0 HR: 0	SF: 0 SAC: 0 DP: 0 HBP: 0	WP: 0 PB: 0 SB: 0 CS: 0	PA: 39			
PITCHER	IP	WLS	BF	H	R	ER	SO	BB	IBB	HBP	BLK	WP	HR	S	P	ERA	WHIP								
Jack Armstrong, R (1, 1) ERA: 4.5	6.0		29	5	3	3	2	5	0	0	0	0	0	55	106	4.50	1.667								
Kent Tekulve, R (7, 1) ERA: 3.94	2.0	L	10	4	3	3	2	0	0	0	0	0	0	26	35	13.50	2.000								

Cincinnati Reds @ Montreal Expos
Olympic Stadium, Montreal, QB
Tue May 02 1989, 7:05 PM EDT
Att: 10,102 - Unknown


AB 33
R 6
H 9
RBI 6
BB 6
SO 4
LOB 15



Batter	1	2	3	4	5	6	7	8	9	AB	R	H	RBI	BB	SO	LOB	TOP								
Kal Daniels, L OBP: 0.417, SLG: 0.358 John Franco, L (9, 1)	2-2 1B BLK	1-3 K			4-2 3B BB		1-1 SF8 2B		4-1 BB	3	3	2	0	2	1	0									
Chris Sabo, R OBP: 0.295, SLG: 0.337	1-2 F8		0-0 P4		2-3 K		0-0 SF8		1-0 F7	4	0	0	1	0	1	3									
Barry Larkin, R OBP: 0.327, SLG: 0.449	1-0 BLK HR 1B		2-1 L9		0-0 2H 3B		2-3 3H 2-2 SF9		0-0 F9	4	1	2	2	0	0	1									
Todd Benzinger, S OBP: 0.299, SLG: 0.326	1-1 HR		0-1 G3		4-0 BB		3-4 4-0 BB			2	1	1	2	2	0	0									
Rolando Roomes, R OBP: 0.250, SLG: 0.250 Rob Dibble, L (7, 1)	1-1 BB			1-1 G4-3	0-2 L8		2-3 K			4	0	1	0	0	1	3									
Joel Youngblood, R OBP: 0.294, SLG: 0.200	1-3 BB 1B			0-3 K					0-3 K	3	0	0	0	1	3	0									
Paul O'Neill, L OBP: 0.337, SLG: 0.506	4-2 BB BB			0-1 G6-4-3					1-2 G1-3	4	0	1	0	0	0	2									
Bo Diaz, R OBP: 0.227, SLG: 0.238	1-0 G6-4-3			3-2 F8					1-3 K	3	0	0	0	0	0	1									
Manny Trillo, R OBP: 0.353, SLG: 0.267 Ron Oester, S OBP: 0.271, SLG: 0.213		3-2 P3		0-1 1B					1-2 F9	3	0	0	0	0	0	1									
Jose Rijo, R OBP: 0.273, SLG: 0.364 Dave Collins, S OBP: 0.154, SLG: 0.083 Herm Winningham, L OBP: 0.263, SLG: 0.632		1-3 K			0-0 F7				3-2 2B SF8 1B	2	0	0	0	0	1	0									
									1-3 K	1	1	1	0	0	0	0									
										1	0	0	0	0	1	0									
										2	0	0	0	0	1	0									
Inning Stats	R: 3 E: 0 K: 0 S: 14	H: 4 LOB: 1 BB: 1 P: 25	R: 0 E: 0 K: 2 S: 9	H: 0 LOB: 0 BB: 0 P: 14	R: 0 E: 0 K: 0 S: 5	H: 0 LOB: 0 BB: 0 P: 7	R: 0 E: 0 K: 1 S: 12	H: 1 LOB: 1 BB: 0 P: 16	R: 1 E: 0 K: 1 S: 10	H: 1 LOB: 2 BB: 2 P: 20	R: 0 E: 0 K: 1 S: 8	H: 0 LOB: 0 BB: 0 P: 12	R: 2 E: 0 K: 1 S: 13	H: 2 LOB: 1 BB: 1 P: 25	R: 0 E: 0 K: 2 S: 9	H: 0 LOB: 0 BB: 0 P: 11	R: 0 E: 0 K: 1 S: 7	H: 0 LOB: 1 BB: 1 P: 13	1B: 5 2B: 1 3B: 1 HR: 1	SF: 2 2B: 1 DP: 1 HBP: 0	WP: 0 PB: 0 SB: 1 CS: 0	PA: 39			
PITCHER	IP	WLS	BF	H	R	ER	SO	BB	IBB	HBP	BLK	WP	HR	S	P	ERA	WHIP								
Sid Fernandez, L ERA: 3.52	(1, 1)	6.0	L	28	8	6	5	3	0	0	1	0	1	63	103	9.00	1.833								
Don Aase, R ERA: 1.59	(7, 1)	1.0		4	0	0	1	1	0	0	0	0	0	8	16	0.00	1.000								
Rick Aguilera, R ERA: 1.93	(8, 1)	2.0		7	0	0	3	1	0	0	0	0	0	16	24	0.00	0.500								

Cincinnati Reds @ New York Mets
Shea Stadium, Flushing, NY
Wed May 03 1989, 7:05 PM EDT
Att: 27,412 - Unknown


AB 32
R 6
H 8
RBI 5
BB 5
SO 9
LOB 10



Batter	1	2	3	4	5	6	7	8	9	AB	R	H	RBI	BB	SO	LOB	BOTTOM								
Lenny Dykstra, L OBP: 0.415, SLG: 0.515	2-1 HR	3-2 G6-3			1-0 F8		4-0 L5-3 BB		2-3 K	4	1	1	1	1	1	3									
Howard Johnson, S OBP: 0.378, SLG: 0.514	1-3 K		1-1 F8		3-2 G4-3		1-0 L5-3			4	0	0	0	0	1	1									
Keith Hernandez, L OBP: 0.323, SLG: 0.405	3-1 1B SF7 2B		2-3 K		1-0 1B 2B 1B				1-3 K	4	2	2	0	0	2	0									
Darryl Strawberry, L OBP: 0.386, SLG: 0.649	3-2 S 1B		2-0 IHR		0-1 2B 1B				1-0 G3	4	1	3	1	0	0	0									
Kevin McReynolds, R OBP: 0.370, SLG: 0.466	2-1 SF7		0-2 L7		2-2 P4				1-3 K	3	0	0	1	0	1	2									
Gregg Jefferies, S OBP: 0.215, SLG: 0.286	1-2 3H K			0-1 F7		2-2 2B			0-0 F8	4	0	1	1	0	1	1									
Barry Lyons, R OBP: 0.304, SLG: 0.250		0-1 F9		2-2 G6-3 1B		1-0 P6			1-2 G4-3	4	0	1	0	0	0	2									
Kevin Elster, R OBP: 0.293, SLG: 0.351		1-3 K		0-0 G6-3		2-3 K			3-2 1B 1B	4	0	1	0	0	2	3									
Sid Fernandez, L OBP: 0.273, SLG: 0.364 Don Aase, R (7, 1)		1-0 K			2-3 K				2-0 1B	2	0	1	0	0	1	0									
Lee Mazzilli, S OBP: 0.364, SLG: 0.556 Rick Aguilera, R (8, 1)									1-2 1B	1	0	0	0	0	0	0									
Mookie Wilson, S OBP: 0.241, SLG: 0.364									1-2 1B	1	0	1	0	0	0	0									
Inning Stats	R: 2 E: 0 K: 2 S: 16	H: 3 LOB: 1 BB: 0 P: 28	R: 0 E: 0 K: 1 S: 9	H: 1 LOB: 0 BB: 0 P: 14	R: 1 E: 0 K: 1 S: 9	H: 1 LOB: 0 BB: 0 P: 14	R: 0 E: 0 K: 0 S: 6	H: 1 LOB: 0 BB: 0 P: 8	R: 0 E: 0 K: 1 S: 8	H: 0 LOB: 0 BB: 0 P: 14	R: 1 E: 0 K: 1 S: 14	H: 3 LOB: 2 BB: 0 P: 22	R: 0 E: 0 K: 0 S: 4	H: 0 LOB: 1 BB: 1 P: 9	R: 0 E: 0 K: 2 S: 7	H: 0 LOB: 0 BB: 0 P: 10	R: 0 E: 0 K: 1 S: 14	H: 2 LOB: 2 BB: 0 P: 22	1B: 7 2B: 3 3B: 0 HR: 2	SF: 1 SAC: 0 DP: 2 HBP: 0	WP: 0 PB: 0 SB: 1 CS: 0	PA: 37			
PITCHER	IP	WLS	BF	H	R	ER	SO	BB	IBB	HBP	BLK	WP	HR	S	P	ERA	WHIP								
Jose Rijo, R ERA: 1.7	(1, 1)	6.0	W	26	9	4	4	6	0	0	0	0	0	62	100	6.00	1.500								
Rob Dibble, R ERA: 2.89	(7, 1)	2.0		6	0	0	2	1	0	0	0	0	0	11	19	0.00	0.500								
John Franco, L ERA: 1.98	(9, 1)	1.0	S	5	2	0	1	0	0	0	0	0	0	14	22	0.00	2.000								


Cincinnati Reds @ New York Mets
Shea Stadium, Flushing, NY
Wed May 03 1989, 7:05 PM EDT
Att: 27,412 - Unknown


AB 35
R 4
H 11
RBI 4
BB 1
SO 9
LOB 12



Batter	1	2	3	4	5	6	7	8	9	10	AB	R	H	RBI	BB	SO	LOB	TOP				
Rolando Roomes, R OBP: 0.250, SLG: 0.250 (1, 8)	F8		CS 1B		E5			F7			4	0	1	0	0	0	0	<p>Cincinnati Reds @ New York Mets</p> <p>Shea Stadium, Flushing, NY</p> <p>Thu May 04 1989, 7:05 PM EDT</p> <p>Att: 29,396 - Unknown - 52 F</p>				
Chris Sabo, R OBP: 0.284, SLG: 0.324 (1, 5)	K		CS	L8	F7			K			4	0	0	0	0	2	1					
Barry Larkin, R OBP: 0.324, SLG: 0.441 (1, 6)	P8			BLK 1B		G6-3			F9		4	1	1	0	0	0	0					
Paul O'Neill, L OBP: 0.364, SLG: 0.517 (1, 9)		E S G3-1 BB		CS 1B	BB			CS 1B	FC1-6 1B		2	1	2	0	2	0	0					
Todd Benzinger, S OBP: 0.297, SLG: 0.323 (1, 3)	G3-1					K			FC1-6		4	0	1	2	0	1	2					
Ken Griffey, L OBP: 0.267, SLG: 0.714 Joel Youngblood, R OBP: 0.278, SLG: 0.188 (9, PH) (9, 7)	G4-3				F9						3	0	1	0	0	0	2					
Jeff Reed, L OBP: 0.342, SLG: 0.486 Bo Diaz, R OBP: 0.217, SLG: 0.227 (10, PH) (10, 2)	L7				F8			G6-3 2B			1	0	0	0	0	0	0					
Ron Oester, S OBP: 0.258, SLG: 0.203 (1, 4)			P5					K			3	0	0	0	0	0	3					
Danny Jackson, R OBP: 0.143, SLG: 0.077 Norm Charlton, S OBP: 0.278, SLG: 0.188 (10, PH) (10, 2)			K					K			1	0	0	0	0	0	0					
Ron Darling, R ERA: 5.03 Randy Myers, L ERA: 1.29 (9, 1)								B1-3			0	0	0	0	0	0	0					
Inning Stats	R: 0 E: 0 K: 1 S: 9	H: 0 LOB: 0 BB: 0 P: 15	R: 1 E: 0 K: 0 S: 8	H: 0 LOB: 0 BB: 1 P: 19	R: 0 E: 0 K: 1 S: 9	H: 1 LOB: 0 BB: 0 P: 13	R: 1 E: 0 K: 2 S: 10	H: 2 LOB: 2 BB: 1 P: 22	R: 0 E: 1 K: 2 S: 10	H: 0 LOB: 1 BB: 0 P: 15	R: 0 E: 0 K: 1 S: 6	H: 1 LOB: 1 BB: 0 P: 8	R: 0 E: 0 K: 1 S: 7	H: 0 LOB: 0 BB: 0 P: 9	R: 0 E: 0 K: 1 S: 12	H: 1 LOB: 1 BB: 0 P: 16	R: 0 E: 0 K: 1 S: 7	H: 0 LOB: 0 BB: 0 P: 15	1B: 5 2B: 2 3B: 0 HR: 0	SF: 0 SAC: 0 DP: 1 HBP: 0	WP: 0 PB: 0 SB: 1 CS: 3	PA: 37
PITCHER	IP 8.1	WLS 31	H 6	R 2	ER 2	SO 7	BB 2	IBB 0	HBP 0	BLK 1	WP 0	HR 0	S 71	P 116	ERA 2.16	WHIP 0.960						

Batter	1	2	3	4	5	6	7	8	9	10	AB	R	H	RBI	BB	SO	LOB	BOTTOM				
Mookie Wilson, S OBP: 0.238, SLG: 0.350 (1, 8)	G5-3		G4-3			BB 1B	F8			K	5	1	1	0	0	1	0	<p>Cincinnati Reds @ New York Mets</p> <p>Shea Stadium, Flushing, NY</p> <p>Thu May 04 1989, 7:05 PM EDT</p> <p>Att: 29,396 - Unknown - 52 F</p>				
Howard Johnson, S OBP: 0.391, SLG: 0.547 (6, 6)	BB FC4 BB		G5-3			BB 1B		F7		HR	3	2	1	1	2	0	0					
Tim Teufel, R OBP: 0.378, SLG: 0.350 (9, 4)	FC4 BB		K			FC4-6 1B		BLK BB			3	0	1	1	1	1	1					
Darryl Strawberry, L OBP: 0.376, SLG: 0.617 (1, 9)	K				G4-3		P4				4	0	0	0	0	2	5					
Kevin McReynolds, R OBP: 0.385, SLG: 0.497 (1, 7)					G5-3			FC4-6 1B			2	0	1	1	2	0	0					
Gregg Jefferies, S OBP: 0.205, SLG: 0.272 Randy Myers, L (9, 1)	G5-3				G5-3			FC4-6 1B		P3	4	0	0	0	0	0	7					
Gary Carter, R OBP: 0.167, SLG: 0.191 (1, 2)			G4-3			F7	P6			G5-3	4	0	0	0	0	2						
Kevin Elster, R OBP: 0.286, SLG: 0.342 Dave Magadan, L OBP: 0.324, SLG: 0.323 (6, 5)			G6-3			K				G4-3	2	0	0	0	0	1	0					
Ron Darling, R OBP: 0.319, SLG: 0.400 (9, 3)			G4-3			G4-3				K	3	0	0	0	0	0	0					
Inning Stats	R: 0 E: 0 K: 1 S: 14	H: 0 LOB: 3 BB: 2 P: 31	R: 0 E: 0 K: 0 S: 4	H: 0 LOB: 0 BB: 0 P: 5	R: 0 E: 0 K: 1 S: 6	H: 0 LOB: 0 BB: 0 P: 11	R: 0 E: 0 K: 0 S: 4	H: 0 LOB: 0 BB: 0 P: 6	R: 0 E: 0 K: 1 S: 6	H: 3 LOB: 2 BB: 1 P: 18	R: 0 E: 0 K: 1 S: 10	H: 0 LOB: 0 BB: 0 P: 14	R: 0 E: 0 K: 1 S: 9	H: 0 LOB: 2 BB: 2 P: 18	R: 0 E: 0 K: 1 S: 6	H: 0 LOB: 0 BB: 0 P: 10	R: 1 E: 0 K: 1 S: 4		H: 1 LOB: 0 BB: 0 P: 6	1B: 3 2B: 0 3B: 0 HR: 1	SF: 0 SAC: 0 DP: 0 HBP: 0	WP: 0 PB: 0 SB: 0 CS: 0
PITCHER	IP 7.0	WLS 28	H 3	R 2	ER 2	SO 4	BB 3	IBB 0	HBP 0	BLK 0	WP 0	HR 0	S 58	P 95	ERA 2.57	WHIP 0.857						

Batter	1	2	3	4	5	6	7	8	9	AB R H RBI BB SO LOB	TOP										
Juan Samuel, R OBP: 0.258, SLG: 0.400 (1, 8)	0-0 HR	0-1 6-3		2-2 F9		2-3 K			3-3 K	5 1 1 1 0 2 3	Philadelphia Phillies @ Cincinnati Reds Riverfront Stadium, Cincinnati, OH Fri May 05 1989, 7:05 PM EDT Att: 17,901 - Unknown livebaseballscores.com AB 34 R 7 H 9 RBI 6 BB 4 SO 7 LOB 14 										
Tom Herr, S OBP: 0.387, SLG: 0.385 (1, 4)	1-3 K		2-1 1B FC6-4	0-3 K		1-0 5-3			1-1 F8	5 1 1 0 0 2 1											
Von Hayes, L OBP: 0.491, SLG: 0.693 (1, 3)	4-2 S BB		2-2 FC6-4 1B	3-2 P5		2-3 K			4-2 1B BB	3 0 1 0 2 1 1											
Mike Schmidt, R OBP: 0.319, SLG: 0.495 Steve Jeltz, S OBP: 0.387, SLG: 0.407 (7, 5)	0-0 F7		1-1 FC6-4 1B SF9		4-1 FC5-4 BB		1-1 F8		3-1 1B	3 1 0 1 1 0 2 1 0 1 0 0 0 0											
Chris James, R OBP: 0.284, SLG: 0.374 (1, 7)	2-0 P3		1-0 3B 1B		1-1 FC5-4 WP E		1-2 4-3		1-0 5-3	5 2 1 0 0 0 4											
Bob Dernier, R OBP: 0.317, SLG: 0.296 (1, 9)		0-1 SH5-3 BB 1B	1-1 SF9		2-0 E6 2B		2-2 5-3			3 1 1 1 0 0 0											
Dickie Thon, R OBP: 0.293, SLG: 0.274 (1, 6)		4-0 SH5-3 BB	3-1 1H 3B		0-0 SF7 2B			0-1 F9		3 1 2 2 1 0 0											
Steve Lake, R OBP: 0.310, SLG: 0.263 (1, 2)		1-1 F7	1-3 K		1-0 SF7		0-0 4-3			3 0 0 1 0 1 3											
Ken Howell, R OBP: 0.182, SLG: 0.100 Gordon Dillard, L (9, 1)		1-2 SH5-3		1-1 1B		0-0 P4		0-3 K		3 0 1 0 0 1 0 0 0 0 0 0 0 0											
Inning Stats	R: 1 E: 0 K: 1 S: 8	H: 1 LOB: 1 BB: 1 P: 15	R: 0 E: 0 K: 0 S: 9	H: 1 LOB: 2 BB: 1 P: 15	R: 3 E: 0 K: 1 S: 17	H: 4 LOB: 1 BB: 0 P: 28	R: 0 E: 0 K: 1 S: 11	H: 1 LOB: 1 BB: 0 P: 17	R: 3 E: 1 K: 0 S: 7	H: 1 LOB: 0 BB: 1 P: 15	R: 0 E: 0 K: 2 S: 8	H: 0 LOB: 0 BB: 0 P: 13	R: 0 E: 0 K: 0 S: 8	H: 0 LOB: 0 BB: 0 P: 12	R: 0 E: 0 K: 1 S: 6	H: 0 LOB: 0 BB: 0 P: 6	R: 0 E: 0 K: 1 S: 10	H: 1 LOB: 2 BB: 1 P: 22	1B: 6 2B: 1 3B: 1 HR: 1	SF: 2 SAC: 1 DP: 0 HBP: 0	WP: 2 PA: 41 PB: 0 CS: 2 SB: 0
PITCHER	IP WLS BF H R ER SO BB IBB HBP BLK WP HR S P ERA WHIP											IP WLS BF H R ER SO BB IBB HBP BLK WP HR S P ERA WHIP									
Tom Browning, L ERA: 3.74 (1, 1)	4.1 L 25 8 7 6 3 3 0 0 0 0 1 1 50 87 12.46 2.538																				
Tim Lirtsas, L ERA: 3.86 (5, 1)	2.2 8 0 0 0 2 0 0 0 0 0 0 0 18 28 0.00 0.000																				
Kent Tekulve, R ERA: 3.5 (8, 1)	2.0 8 1 0 0 2 1 0 0 0 0 0 0 16 28 0.00 1.000																				

Batter	1	2	3	4	5	6	7	8	9	AB R H RBI BB SO LOB	BOTTOM										
Rolando Roomes, R OBP: 0.167, SLG: 0.167 (1, 8)	1-0 6-3		3-2 FC5-4			1-3 K			3-1 G6-4-3	4 0 0 0 0 1 3	Philadelphia Phillies @ Cincinnati Reds Riverfront Stadium, Cincinnati, OH Fri May 05 1989, 7:05 PM EDT Att: 17,901 - Unknown livebaseballscores.com AB 30 R 0 H 5 RBI 0 BB 2 SO 7 LOB 13 										
Chris Sabo, R OBP: 0.275, SLG: 0.313 (1, 5)	1-3 K		3-2 L4			1-2 6-3			2-2 5-3	4 0 0 0 0 1 2											
Barry Larkin, R OBP: 0.320, SLG: 0.436 Manny Trillo, R OBP: 0.381, SLG: 0.278 (3, 6)	1-0 L3			2-1 1B		4-1 BB			1-3 K	1 0 0 0 0 0 0 2 0 1 0 1 1 0											
Paul O'Neill, L OBP: 0.359, SLG: 0.505 (1, 9)		2-2 K 1B		0-1 F7		0-0 G4-3			2-2 F7	4 0 1 0 0 0 2											
Todd Benzinger, S OBP: 0.286, SLG: 0.309 (1, 3)		1 SAFE 1 SAFE 1 SAFE K		1-1 F7			0-3 K G6-4-3		1-0 F8	4 0 0 0 0 2 2											
Ken Griffey, L OBP: 0.284, SLG: 0.667 Tim Lirtsas, L (5, 1)		4-0 FC6-4 BB		1-0 3-1			2-3 K			1 0 0 0 1 0 1 0 0 0 0 0 0 0 1 0 0 0 0 1 1 0 0 0 0 0 0 0											
Dave Collins, S OBP: 0.133, SLG: 0.071 Kent Tekulve, R (8, 1)										3 0 0 0 0 0 2											
Jeff Reed, L OBP: 0.329, SLG: 0.466 (1, 2)		1-1 FC6-4			1-0 F8		0-2 G6-4-3			3 0 0 0 0 0 2											
Ron Oester, S OBP: 0.261, SLG: 0.207 (1, 4)			2-1 4-3		0-1 F7			3-2 G6-4-3 1B		3 0 1 0 0 0 0											
Tom Browning, L OBP: 0.154, SLG: 0.154 Herm Winningham, L OBP: 0.286, SLG: 0.619 (5, 8)			3-2 FC5-4 1B		1-3 K			0-0 G6-4-3 1B		1 0 1 0 0 0 0 2 0 1 0 0 1 0											
Inning Stats	R: 0 E: 0 K: 1 S: 5	H: 0 LOB: 0 BB: 0 P: 8	R: 0 E: 0 K: 1 S: 8	H: 1 LOB: 1 BB: 1 P: 16	R: 0 E: 0 K: 0 S: 13	H: 1 LOB: 1 BB: 0 P: 24	R: 0 E: 0 K: 0 S: 7	H: 1 LOB: 1 BB: 0 P: 11	R: 0 E: 0 K: 1 S: 7	H: 0 LOB: 0 BB: 0 P: 9	R: 0 E: 0 K: 1 S: 10	H: 0 LOB: 1 BB: 1 P: 16	R: 0 E: 0 K: 2 S: 11	H: 0 LOB: 0 BB: 0 P: 13	R: 0 E: 0 K: 0 S: 10	H: 2 LOB: 1 BB: 0 P: 18	R: 0 E: 0 K: 1 S: 7	H: 0 LOB: 0 BB: 0 P: 11	1B: 5 2B: 0 3B: 0 HR: 0	SF: 0 SAC: 0 DP: 2 HBP: 0	WP: 1 PA: 32 PB: 0 CS: 0 SB: 0
PITCHER	IP WLS BF H R ER SO BB IBB HBP BLK WP HR S P ERA WHIP											IP WLS BF H R ER SO BB IBB HBP BLK WP HR S P ERA WHIP									
Ken Howell, R ERA: 4.59 (1, 1)	1.0 W 3 0 0 0 1 0 0 0 0 0 0 0 7 11 0.00 0.000																				
Gordon Dillard, L ERA: (9, 1)	1.0 3 0 0 0 1 0 0 0 0 0 0 0 7 11 0.00 0.000																				

Batter	1	2	3	4	5	6	7	8	9	AB	R	H	RBI	BB	SO	LOB	TOP										
Lenny Dykstra, L OBP: 0.411, SLG: 0.493 Terry Leach, R (8, 1)	2-1 G4-3		1-1 G3			4-1 BB		1-3 K		3	0	0	0	1	1	1											
Howard Johnson, S OBP: 0.394, SLG: 0.240 (7, 6)	2-0 2B		3-3 K			2-3 K		3-2 F7		4	0	1	0	0	2	2											
Keith Hernandez, L OBP: 0.324, SLG: 0.385 (1, 3)	4-2 BB			0-0 G6-3		1-3 K		0-0 1B		3	0	1	0	1	1	1											
Darryl Strawberry, L OBP: 0.350, SLG: 0.565 (1, 9)	3-3 K			3-2 WP 1B		3-2 F8		2-2 L7		4	0	1	0	0	1	5											
Kevin McReynolds, R OBP: 0.385, SLG: 0.430 (1, 7)	1-3 K			1-1 F9		0-1 G5-3				4	0	1	0	0	1	3											
Gregg Jefferies, S OBP: 0.202, SLG: 0.272 (1, 4)		0-3 K		2-0 G6-3		0-0 F8		1-0 F8		4	0	0	0	0	1	2											
Gary Carter, R OBP: 0.171, SLG: 0.182 (1, 2)		2-0 G6-3			0-0 F7		4-0 BB		1-3 K	3	0	0	0	1	1	1											
Kevin Elster, R OBP: 0.270, SLG: 0.321 Dave Magadan, L OBP: 0.296, SLG: 0.278 (7, 5)		2-3 K			0-1 G6-3		3-3 K		1-1 G3-1	2	0	0	0	0	1	0											
Bob Ojeda, L OBP: 0.300, SLG: 0.222 Mookie Wilson, S OBP: 0.235, SLG: 0.328 (8, 8)			0-0 G6-3		3-3 K			4-0 1B BB		2	0	0	0	0	1	0											
Inning Stats	R: 0 E: 0 K: 2 S: 12	H: 1 LOB: 2 BB: 1 P: 24	R: 0 E: 0 K: 2 S: 7	H: 0 LOB: 0 BB: 0 P: 11	R: 0 E: 0 K: 1 S: 8	H: 0 LOB: 0 BB: 0 P: 12	R: 0 E: 0 K: 0 S: 9	H: 1 LOB: 1 BB: 0 P: 15	R: 0 E: 0 K: 1 S: 6	H: 0 LOB: 0 BB: 0 P: 9	R: 0 E: 0 K: 2 S: 14	H: 0 LOB: 1 BB: 1 P: 24	R: 0 E: 0 K: 1 S: 8	H: 0 LOB: 1 BB: 1 P: 15	R: 0 E: 0 K: 1 S: 12	H: 1 LOB: 2 BB: 1 P: 22	R: 0 E: 0 K: 1 S: 8	H: 1 LOB: 1 BB: 0 P: 12	1B: 3 2B: 1 3B: 0 HR: 0	SF: 0 SAC: 0 DP: 0 HBP: 0	WP: 1 PB: 0 SB: 1 CS: 0	PA: 35					
PITCHER	IP	WLS	BF	H	R	ER	SO	BB	IBB	HBP	BLK	WP	HR	S	P	ERA	WHIP										
Jose Rijo, R ERA: 1.43	7.0	W	26	2	0	0	9	3	0	0	0	1	0	64	110	0.00	0.714										
Norm Charlton, L ERA: 1.25	0.2		4	1	0	0	1	1	0	0	0	0	0	9	17	0.00	3.000										
John Franco, L ERA: 1.69	1.1	S	5	1	0	0	1	0	0	0	0	0	0	11	17	0.00	0.750										

New York Mets @ Cincinnati Reds
Riverfront Stadium, Cincinnati, OH
Mon May 08 1989, 7:05 PM EDT
Att: 20,384 - Unknown - 63 F

AB 31
R 0
H 4
RBI 0
BB 4
SO 11
LOB 17



Batter	1	2	3	4	5	6	7	8	9	AB	R	H	RBI	BB	SO	LOB	BOTTOM										
Kal Daniels, L OBP: 0.425, SLG: 0.349 Herm Winningham, L OBP: 0.370, SLG: 0.600 (7, 8)	4-2 SH G4-3 BB	4-2 1-2 2-3 BB		0-1 G4-3			4-1 BB			1	1	0	0	3	0	1											
Chris Sabo, R OBP: 0.273, SLG: 0.303 (1, 5)	1-0 SH G4-3 SF7	0-1 F8			4-1 1B SF8 BB		0-1 F8			2	2	0	0	1	0	4											
Barry Larkin, R OBP: 0.327, SLG: 0.433 (1, 6)	0-1 G4-3		2-2 G6-3		1-1 SF8 1B		4-1 BB			3	0	1	1	1	0	1											
Todd Benzinger, S OBP: 0.288, SLG: 0.318 (1, 3)	3-2 SF7		3-2 G4-3 1B		2-2 SF8		0-1 P3			2	0	1	2	0	0	2											
Paul O'Neill, L OBP: 0.353, SLG: 0.481 John Franco, L (8, 1)	1-3 K		0-0 G4-3		1-2 P3		1-2 G3			4	0	0	0	0	1	4											
Rolando Roomes, R OBP: 0.222, SLG: 0.222 (8, 7)		3-2 G6-3	1-2 P8		0-3 K		0-1 P3			4	0	0	0	0	1	2											
Bo Diaz, R OBP: 0.167, SLG: 0.172 (1, 2)		0-0 G6-3		2-0 F8		2-1 G5-3		0-1 L8		4	0	0	0	0	0	0											
Ron Oester, S OBP: 0.250, SLG: 0.202 (1, 4)		0-0 E4 BB BB		3-2 L9		0-0 G5-3		1-1 G4-3		4	0	0	0	0	0	0											
Jose Rijo, R OBP: 0.357, SLG: 0.385 Norm Charlton, S (8, 1)		4-1 BB BB		3-2 1B		1-1 G5-3				2	0	1	0	1	0	0											
Joel Youngblood, R OBP: 0.407, SLG: 0.391 (8, 9)		1-2 BB BB								0	0	0	0	0	0	0											
Inning Stats	R: 2 E: 0 K: 1 S: 14	H: 0 LOB: 0 BB: 1 P: 23	R: 0 E: 1 K: 0 S: 11	H: 0 LOB: 3 BB: 2 P: 22	R: 0 E: 0 K: 0 S: 12	H: 1 LOB: 1 BB: 0 P: 18	R: 0 E: 0 K: 0 S: 11	H: 1 LOB: 1 BB: 0 P: 19	R: 1 E: 0 K: 1 S: 13	H: 1 LOB: 1 BB: 1 P: 21	R: 0 E: 0 K: 0 S: 5	H: 0 LOB: 0 BB: 0 P: 8	R: 0 E: 0 K: 0 S: 10	H: 0 LOB: 2 BB: 2 P: 19	R: 0 E: 0 K: 0 S: 6	H: 0 LOB: 0 BB: 0 P: 7	1B: 3 2B: 0 3B: 0 HR: 0	SF: 2 SAC: 1 DP: 0 HBP: 0	WP: 0 PB: 0 SB: 5 CS: 0	PA: 35							
PITCHER	IP	WLS	BF	H	R	ER	SO	BB	IBB	HBP	BLK	WP	HR	S	P	ERA	WHIP										
Bob Ojeda, L ERA: 4.32	7.0	L	32	3	3	3	2	6	0	0	0	0	0	76	130	3.86	1.286										
Terry Leach, R ERA: 0.65	1.0		3	0	0	0	0	0	0	0	0	0	0	6	7	0.00	0.000										

New York Mets @ Cincinnati Reds
Riverfront Stadium, Cincinnati, OH
Mon May 08 1989, 7:05 PM EDT
Att: 20,384 - Unknown - 63 F

AB 26
R 3
H 3
RBI 3
BB 6
SO 2
LOB 14



Batter	1	2	3	4	5	6	7	8	9	AB	R	H	RBI	BB	SO	LOB	TOP										
Mookie Wilson, S OBP: 0.236, SLG: 0.324										4	0	1	1	0	1	0											
Howard Johnson, S OBP: 0.379, SLG: 0.256										3	0	2	1	1	1	0											
Kevin McReynolds, R OBP: 0.353, SLG: 0.413										4	0	0	0	0	0	4											
Darryl Strawberry, L OBP: 0.336, SLG: 0.542										4	0	0	0	0	3	4											
Tim Teufel, R OBP: 0.340, SLG: 0.313 Roger McDowell, R Randy Myers, L										4	0	0	0	0	2	1											
Keith Hernandez, L OBP: 0.330, SLG: 0.394										3	1	1	0	0	1	0											
Gary Carter, R OBP: 0.186, SLG: 0.177										2	1	0	0	2	0	1											
Kevin Elster, R OBP: 0.269, SLG: 0.318										4	1	1	1	0	1	1											
Sid Fernandez, L OBP: 0.231, SLG: 0.308 Gregg Jefferies, S										2	0	0	0	0	2	0											
Inning Stats	R: 0 H: 1 E: 0 K: 2 S: 15	H: 1 LOB: 1 BB: 0 P: 22	R: 0 H: 0 E: 0 K: 0 S: 9	H: 0 LOB: 1 BB: 1 P: 19	R: 0 H: 0 E: 0 K: 2 S: 7	H: 0 LOB: 0 BB: 0 P: 8	R: 0 H: 0 E: 0 K: 0 S: 7	H: 0 LOB: 0 BB: 0 P: 10	R: 3 H: 4 E: 0 K: 1 S: 16	H: 2 LOB: 2 BB: 1 P: 30	R: 0 H: 0 E: 0 K: 2 S: 12	H: 0 LOB: 0 BB: 0 P: 17	R: 0 H: 0 E: 0 K: 2 S: 11	H: 0 LOB: 1 BB: 1 P: 17	R: 0 H: 0 E: 0 K: 0 S: 4	H: 0 LOB: 0 BB: 0 P: 6	1B: 3 2B: 2 3B: 0 HR: 0	SF: 0 SAC: 1 DP: 1 HBP: 1	WP: 0 PB: 0 SB: 1 CS: 0	PA: 35							
PITCHER	IP	WLS	BF	H	R	ER	SO	BB	IBB	HBP	BLK	WP	HR	S	P	ERA	WHIP										
Danny Jackson, L ERA: 5.94	6.0	L	25	5	3	3	7	2	0	0	0	0	0	61	100	4.50	1.167										
Rob Dibble, R ERA: 3.0	2.0		7	0	0	0	4	1	0	0	0	0	0	23	34	0.00	0.500										
Norm Charlton, L ERA: 1.17	1.0	S	3	0	0	0	0	0	0	1	0	0	0	4	6	0.00	0.000										

New York Mets @ Cincinnati Reds
Riverfront Stadium, Cincinnati, OH
Tue May 09 1989, 7:05 PM EDT
Att: 12,645 - Unknown - 50 F

AB 30
R 3
H 5
RBI 3
BB 3
SO 11
LOB 11

Batter	1	2	3	4	5	6	7	8	9	AB	R	H	RBI	BB	SO	LOB	BOTTOM										
Kal Daniels, L OBP: 0.419, SLG: 0.356										4	0	1	0	0	1	1											
Chris Sabo, R OBP: 0.285, SLG: 0.294										4	0	0	0	0	2	1											
Barry Larkin, R OBP: 0.315, SLG: 0.416										4	0	0	0	0	0	0											
Todd Benzinger, S OBP: 0.295, SLG: 0.345										3	1	1	1	1	0	1											
Joel Youngblood, R OBP: 0.355, SLG: 0.333										4	0	0	0	0	1	2											
Rolando Roomes, R OBP: 0.286, SLG: 0.381 Paul O'Neill, L OBP: 0.359, SLG: 0.486										3	0	2	0	0	0	0											
Bo Diaz, R OBP: 0.152, SLG: 0.156 Jeff Reed, L OBP: 0.321, SLG: 0.449										3	0	0	0	0	0	3											
Ron Oester, S OBP: 0.243, SLG: 0.196										3	0	0	0	0	1	2											
Danny Jackson, R Dave Collins, S OBP: 0.176, SLG: 0.125 Rob Dibble, L Manny Trillo, R OBP: 0.290, SLG: 0.214 Norm Charlton, S										1	0	0	0	0	1	0											
Inning Stats	R: 0 H: 0 E: 0 K: 1 S: 12	H: 0 LOB: 0 BB: 0 P: 17	R: 0 H: 0 E: 0 K: 0 S: 7	H: 0 LOB: 0 BB: 0 P: 11	R: 0 H: 0 E: 0 K: 1 S: 7	H: 0 LOB: 0 BB: 0 P: 12	R: 0 H: 0 E: 0 K: 1 S: 6	H: 0 LOB: 0 BB: 0 P: 9	R: 0 H: 1 E: 0 K: 1 S: 10	H: 1 LOB: 2 BB: 1 P: 20	R: 0 H: 1 E: 0 K: 1 S: 8	H: 1 LOB: 1 BB: 0 P: 13	R: 1 H: 2 E: 0 K: 1 S: 11	H: 2 LOB: 1 BB: 0 P: 16	R: 0 H: 1 E: 0 K: 0 S: 9	H: 1 LOB: 1 BB: 0 P: 12	R: 0 H: 1 E: 1 K: 1 S: 12	H: 1 LOB: 2 BB: 0 P: 16	1B: 2 2B: 3 3B: 0 HR: 1	SF: 0 SAC: 0 DP: 1 HBP: 0	WP: 0 PB: 0 SB: 0 CS: 0	PA: 34					
PITCHER	IP	WLS	BF	H	R	ER	SO	BB	IBB	HBP	BLK	WP	HR	S	P	ERA	WHIP										
Sid Fernandez, L ERA: 3.05	7.2	W	28	5	1	1	6	1	0	0	0	0	0	67	106	1.17	0.783										
Roger McDowell, R ERA: 1.89	1.0		5	1	0	0	0	0	0	0	0	0	0	12	16	0.00	1.000										
Randy Myers, L ERA: 1.26	0.1	S	1	0	0	0	1	0	0	0	0	0	0	3	4	0.00	0.000										

New York Mets @ Cincinnati Reds
Riverfront Stadium, Cincinnati, OH
Tue May 09 1989, 7:05 PM EDT
Att: 12,645 - Unknown - 50 F

AB 33
R 1
H 6
RBI 1
BB 1
SO 7
LOB 12

Batter	1	2	3	4	5	6	7	8	9	AB	R	H	RBI	BB	SO	LOB	TOP								
Barry Bonds, L (1, 7) OBP: 0.350, SLG: 0.486	2-0 G6-4-3 1B		1-2 HR		4-2 1B FC4-6 BB		2-2 P4			3	2	2	2	1	0	0									
Jose Lind, R (1, 4) OBP: 0.274, SLG: 0.276	1-2 G6-4-3		2-1 G5-3		0-2 FC4-6 1B			0-1 G6-3		4	0	1	0	0	0	1									
Andy Van Slyke, L (1, 8) OBP: 0.278, SLG: 0.333	2-1 F7		0-1 1B		0-0 FC4-6 FC6-4 1-2 3-H 0-1			0-3 K		4	0	1	1	0	1	1									
Bobby Bonilla, S (1, 5) OBP: 0.347, SLG: 0.464		2-2 HR	1-0 P4		0-1 FC6-4 1-2			1-0 G6-3		4	1	1	1	0	0	2									
Glenn Wilson, R (1, 9) OBP: 0.328, SLG: 0.424		2-1 F9		0-1 CS 1B		1-1 F8			1-1 G6-3		4	0	1	0	0	0									
Gary Redus, R (1, 3) OBP: 0.394, SLG: 0.306		2-1 P4		0-0 P6 1-2		2-2 P6			4-1 WP BB		3	0	0	0	0	1									
Benny Distefano, L (8, 3) OBP: 0.381, SLG: 0.194											0	0	0	0	1	0									
Rey Quinones, R (1, 6) OBP: 0.233, SLG: 0.289		3-2 G5-3		0-0 HR		3-3 K			0-0 F8		4	1	1	1	0	1									
Junior Ortiz, R (1, 2) OBP: 0.269, SLG: 0.230			2-2 HR 1B		2-2 F9				2-3 K		4	1	1	0	0	1									
Neal Heaton, L (1, 1) OBP: 0.375, SLG: 0.375			2-3 K			0-3 K			1-2		3	0	0	0	0	2									
Jeff Robinson, R (7, 1)											0	0	0	0	0	0									
Bill Landrum, R (9, 1)											0	0	0	0	0	0									
Inning Stats	R: 0 E: 0 K: 0 S: 6	H: 1 LOB: 0 BB: 0 P: 11	R: 1 E: 0 K: 0 S: 11	H: 1 LOB: 0 BB: 0 P: 20	R: 2 E: 0 K: 1 S: 14	H: 3 LOB: 1 BB: 0 P: 22	R: 1 E: 0 K: 0 S: 7	H: 2 LOB: 0 BB: 0 P: 9	R: 1 E: 0 K: 1 S: 14	H: 1 LOB: 1 BB: 1 P: 18	R: 0 E: 0 K: 1 S: 8	H: 0 LOB: 0 BB: 0 P: 14	R: 0 E: 0 K: 1 S: 9	H: 0 LOB: 0 BB: 0 P: 14	R: 0 E: 0 K: 1 S: 6	H: 0 LOB: 0 BB: 0 P: 7	R: 0 E: 0 K: 1 S: 7	H: 0 LOB: 1 BB: 1 P: 14	1B: 5 2B: 0 3B: 0 HR: 3	SF: 0 SAC: 0 DP: 1 HBP: 0	WP: 1 PB: 0 SB: 0 CS: 1	PA: 35			
PITCHER	IP	WLS	BF	H	R	ER	SO	BB	IBB	HBP	BLK	WP	HR	S	P	ERA	WHIP								
Tom Browning, L (1, 1) ERA: 4.26	6.0		25	8	5	5	3	1	0	0	0	0	3	60	94	7.50	1.500								
Tim Lirtsas, L (7, 1) ERA: 3.21	2.0	W	6	0	0	0	1	0	0	0	0	0	0	15	21	0.00	0.000								
Norm Charlton, L (9, 1) ERA: 1.1	1.0		4	0	0	0	1	1	0	0	0	1	0	7	14	0.00	1.000								

Pittsburgh Pirates @ Cincinnati Reds
Riverfront Stadium, Cincinnati, OH
Mon May 15 1989, 7:05 PM EDT
Att: 16,030 - Unknown

AB	33
R	5
H	8
RBI	5
BB	2
SO	5
LOB	8

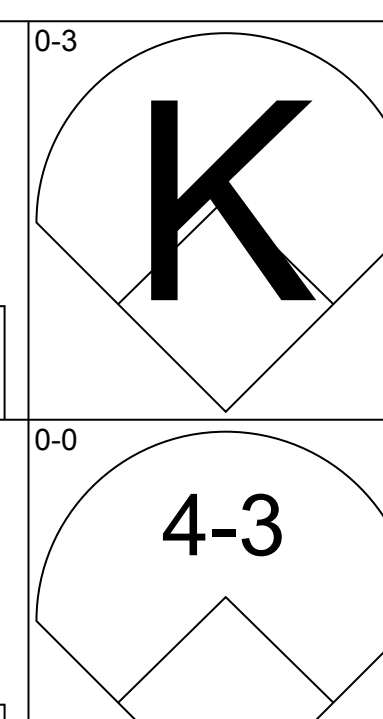
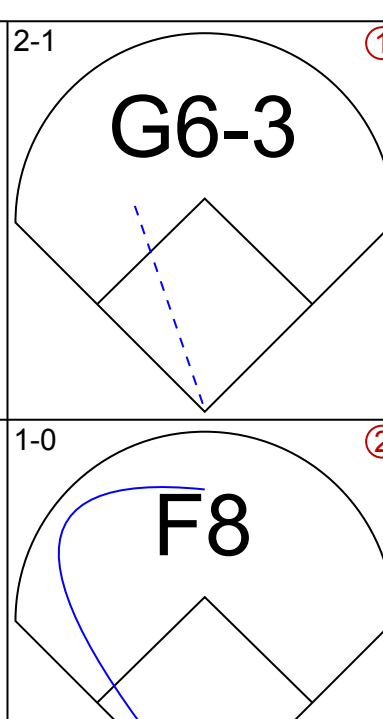
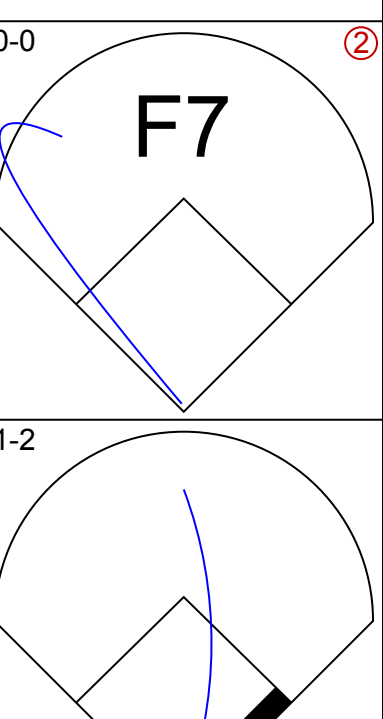
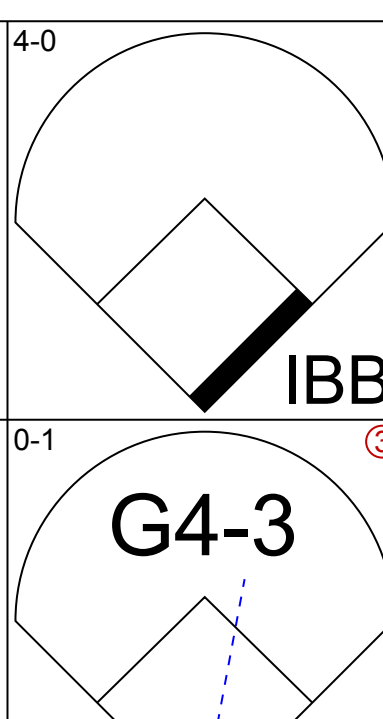
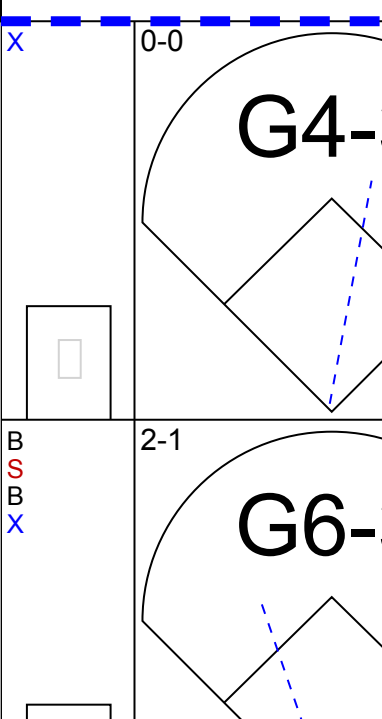
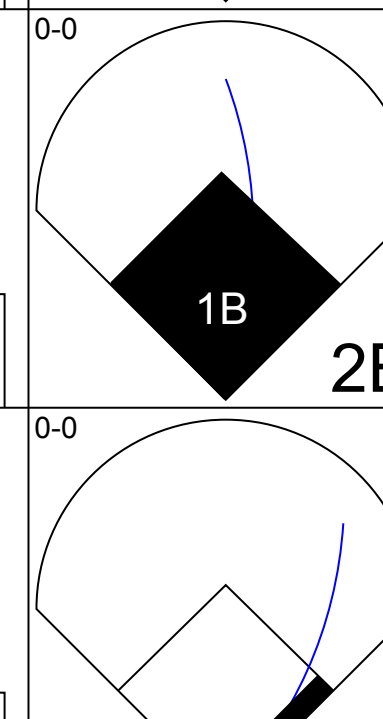
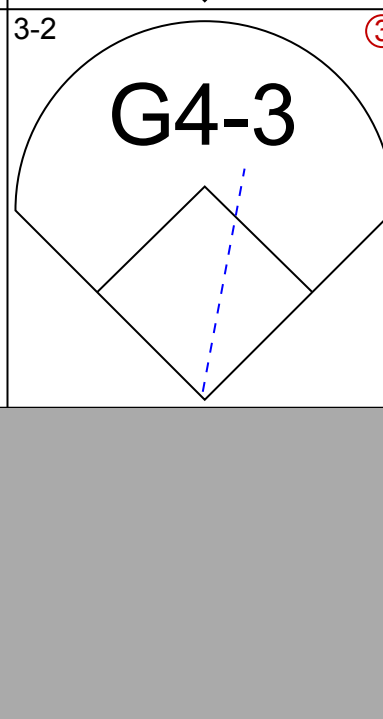
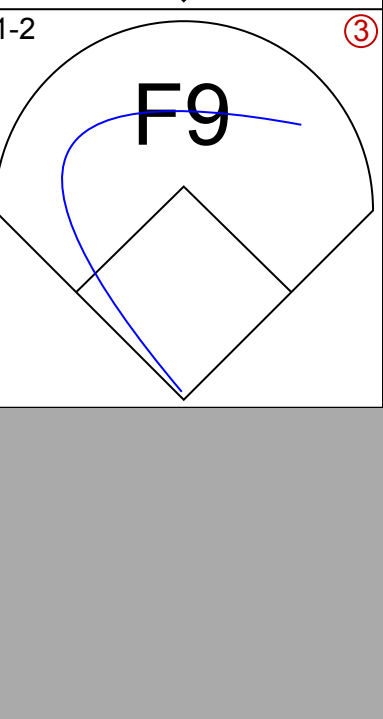
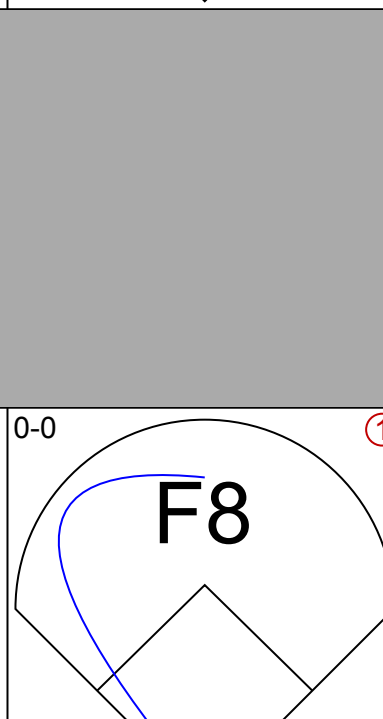
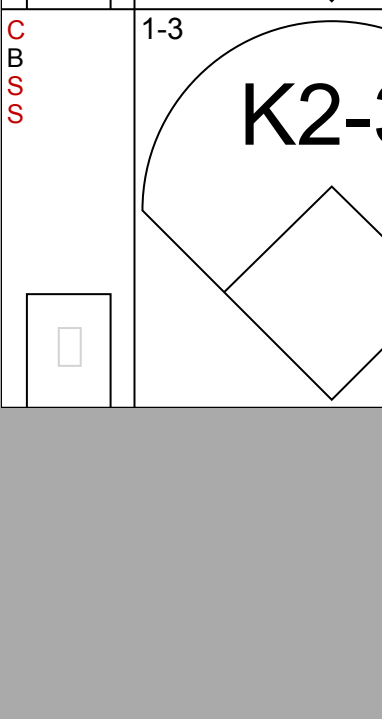
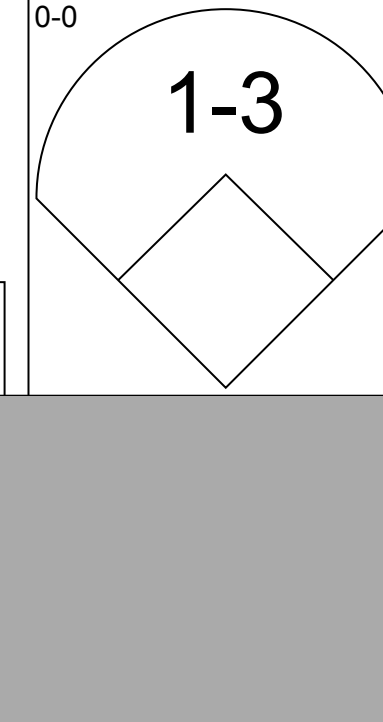





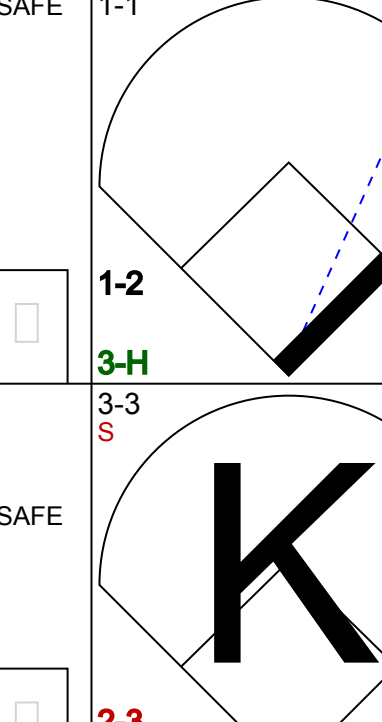
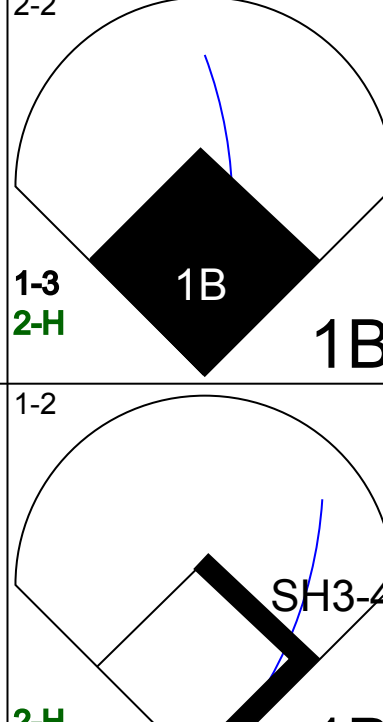

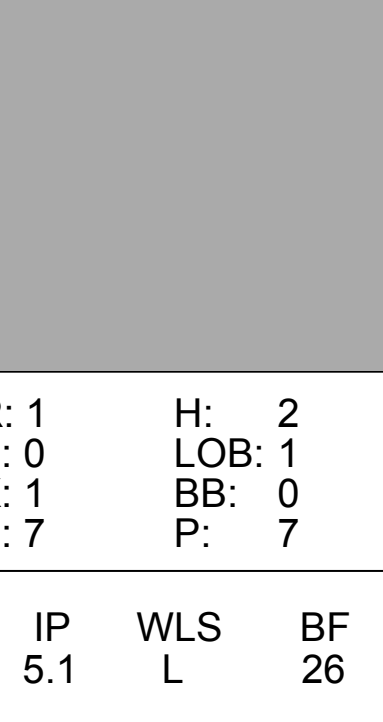
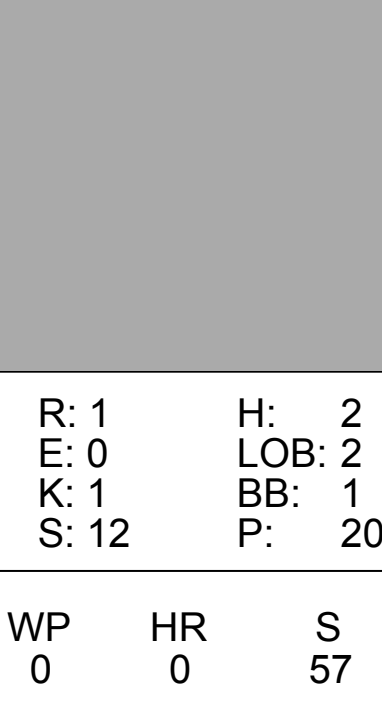
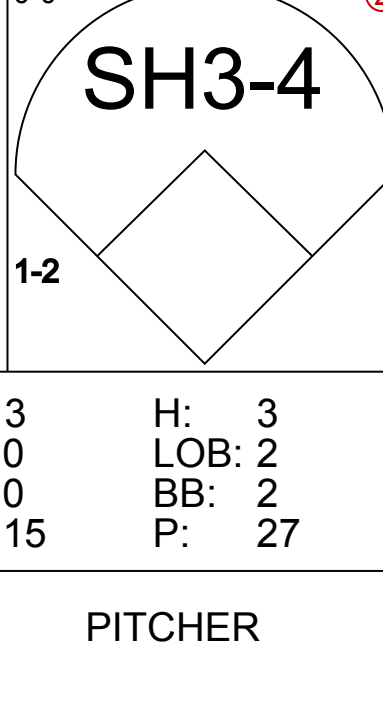

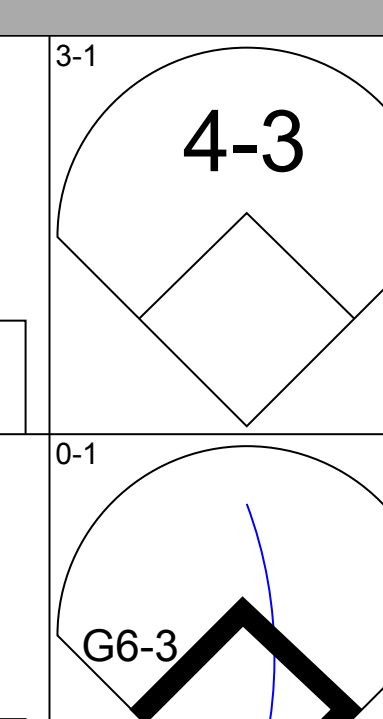
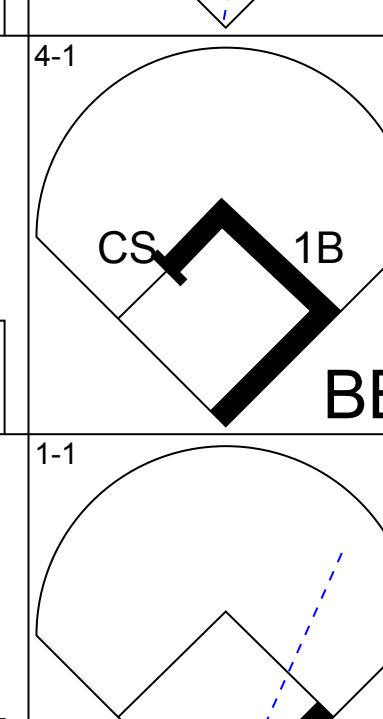
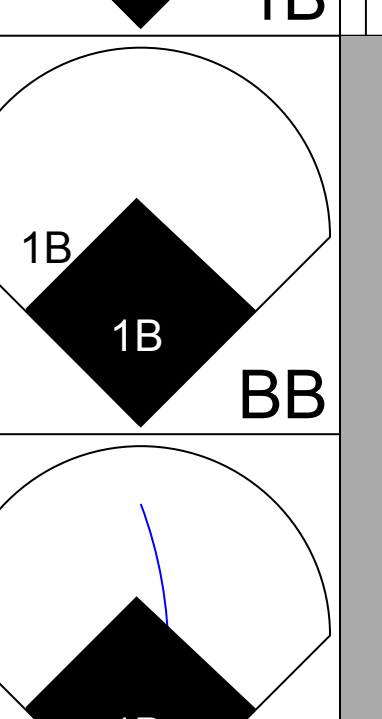
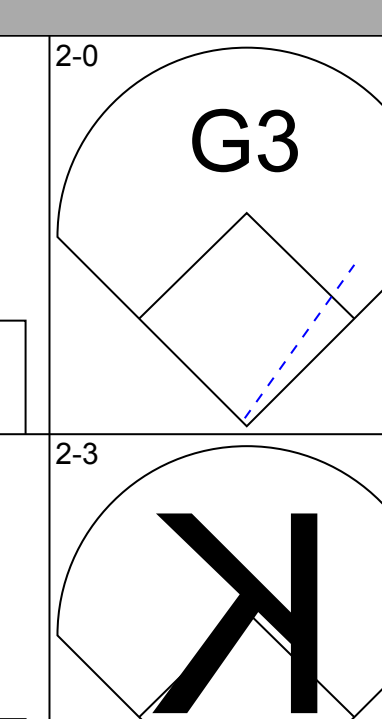
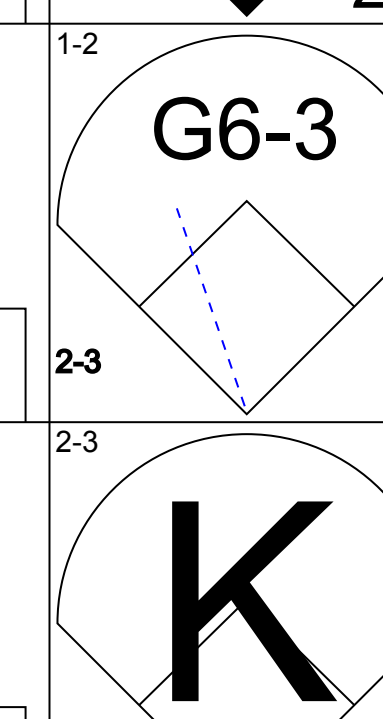

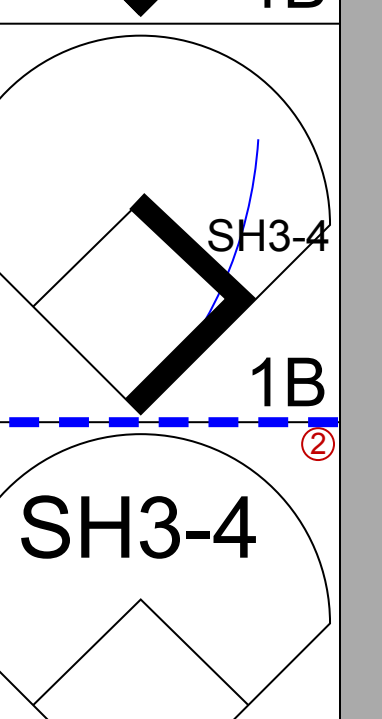
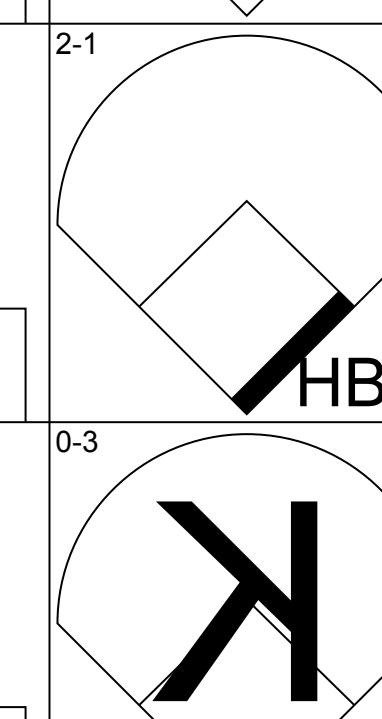
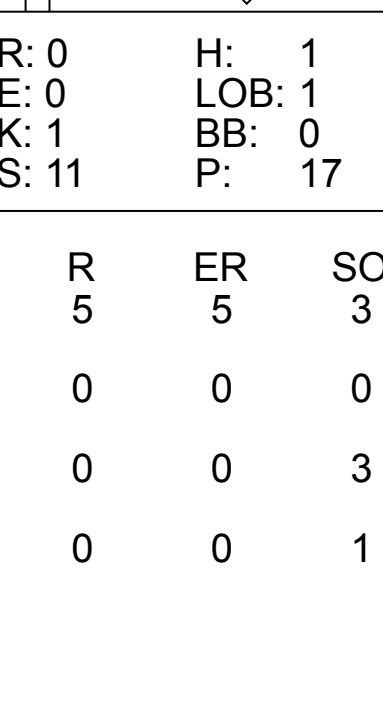
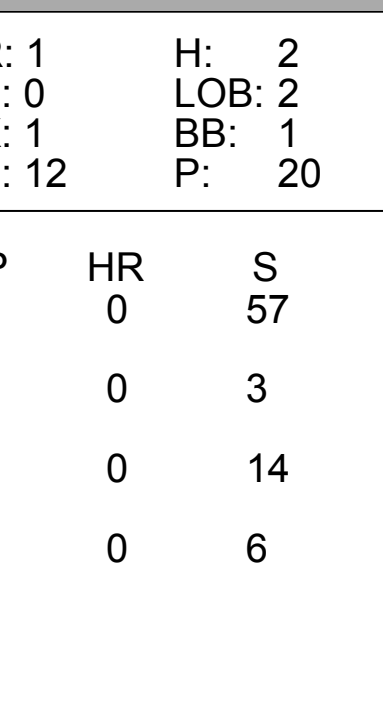
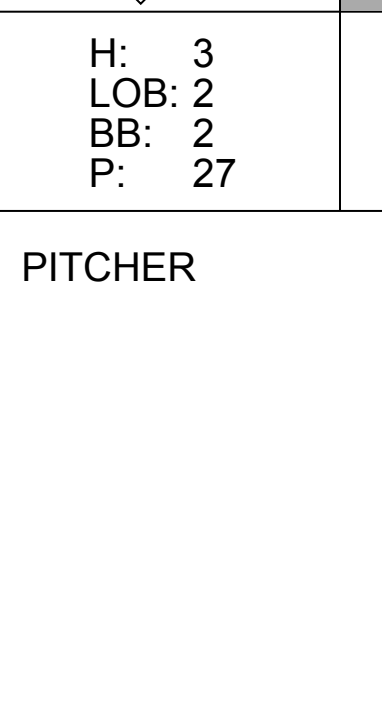
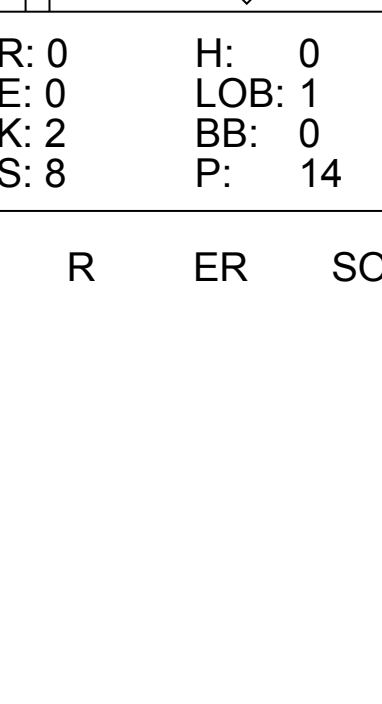


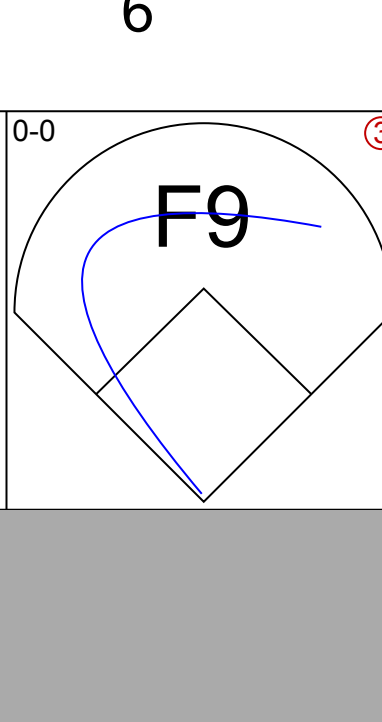



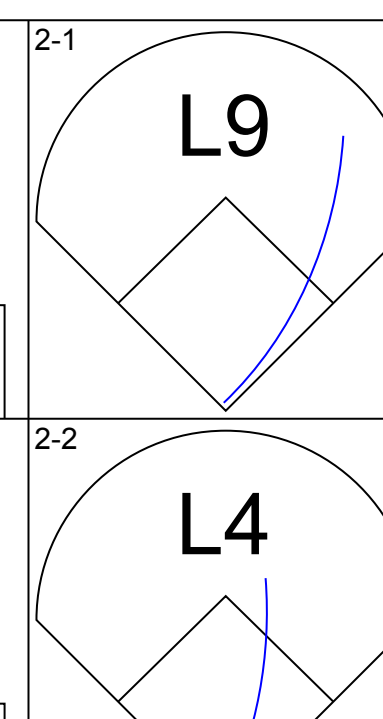
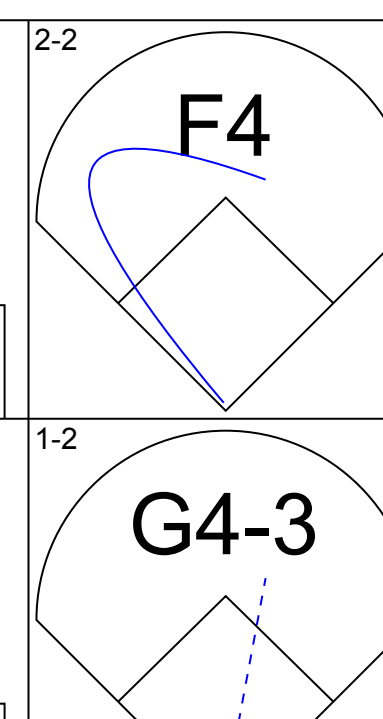
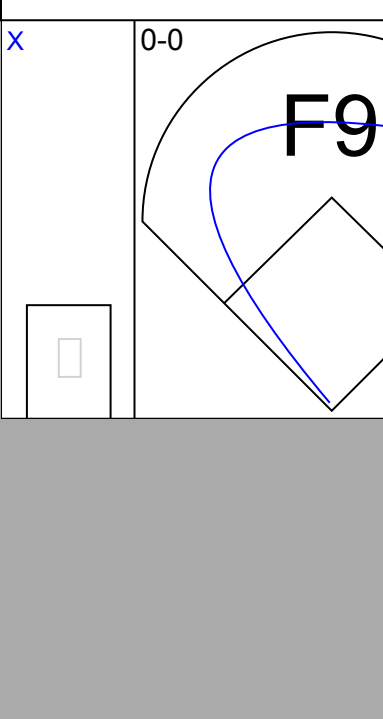
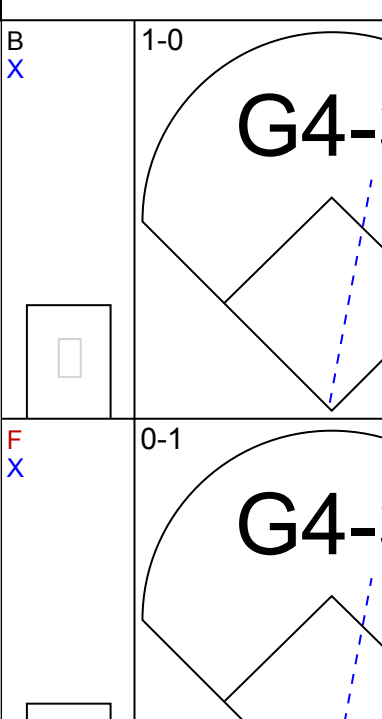
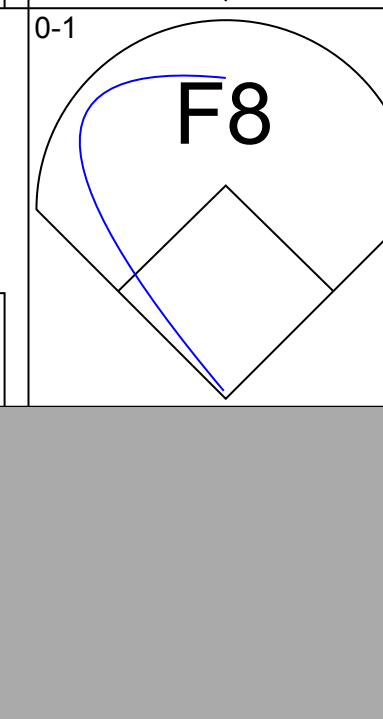
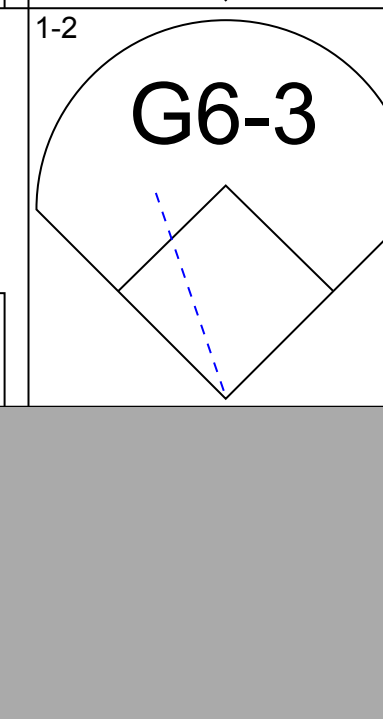
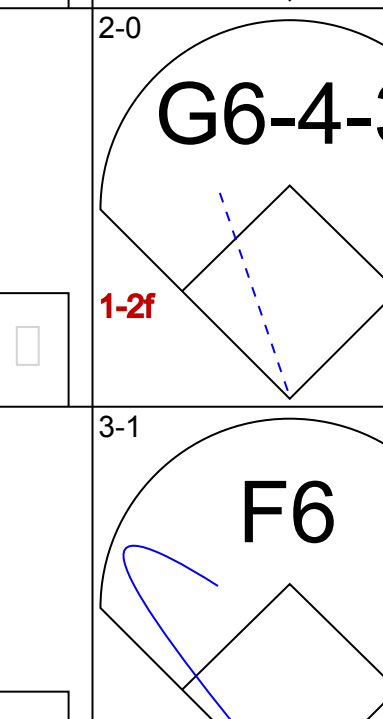
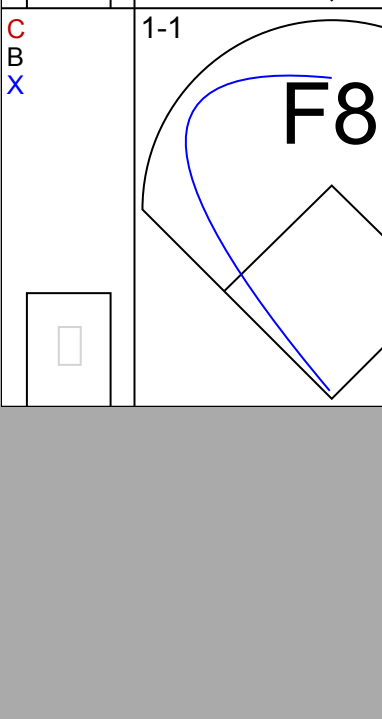




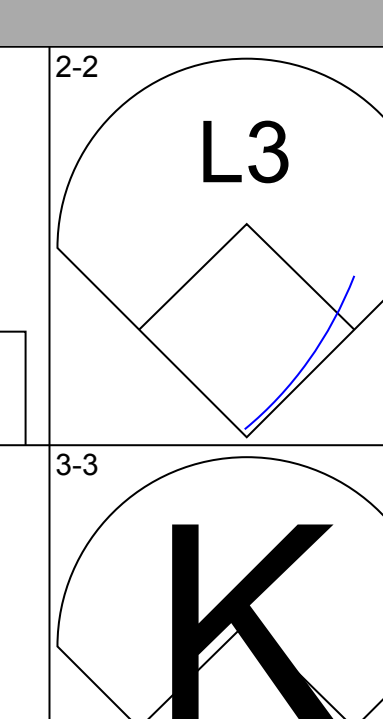
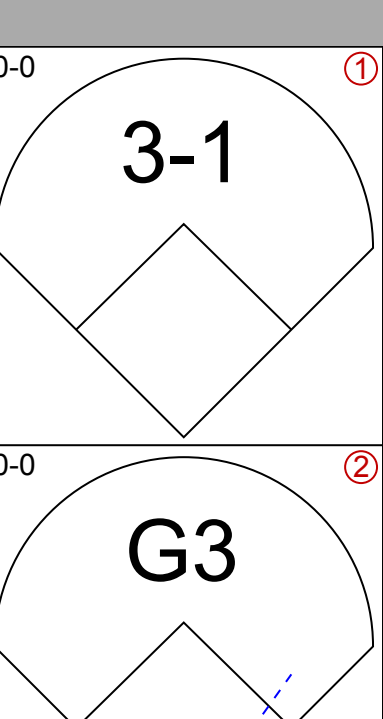
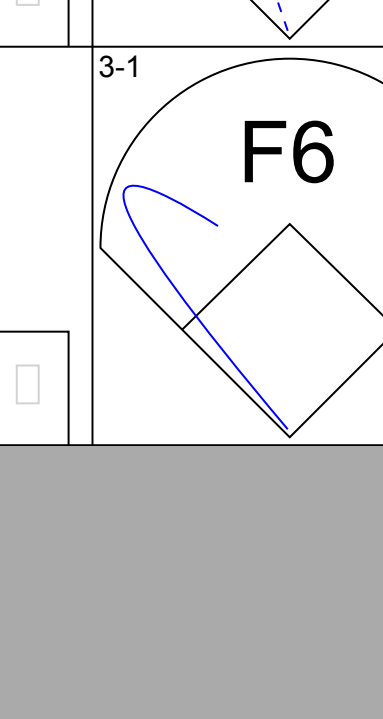
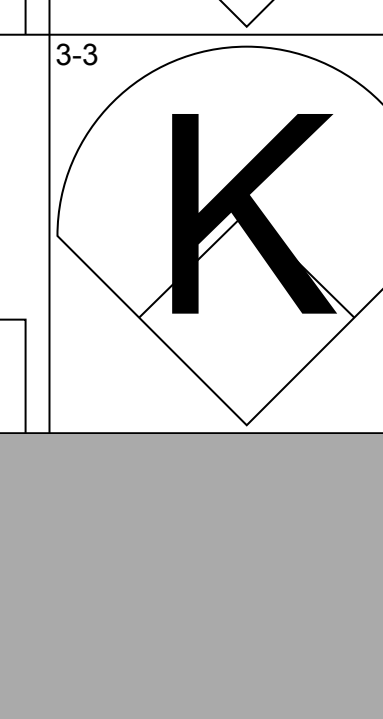
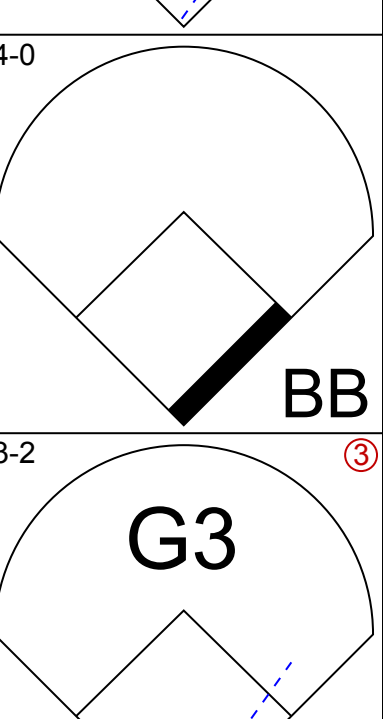
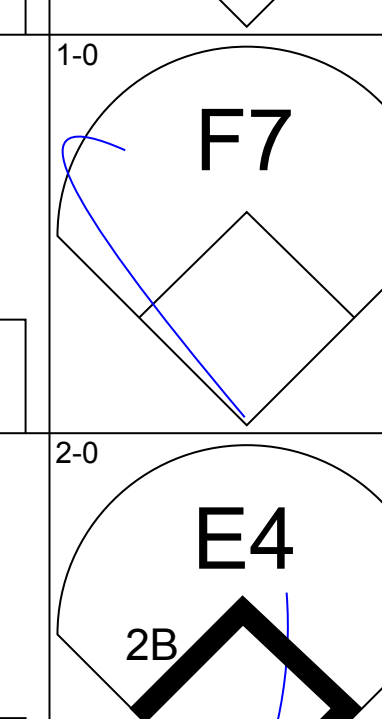


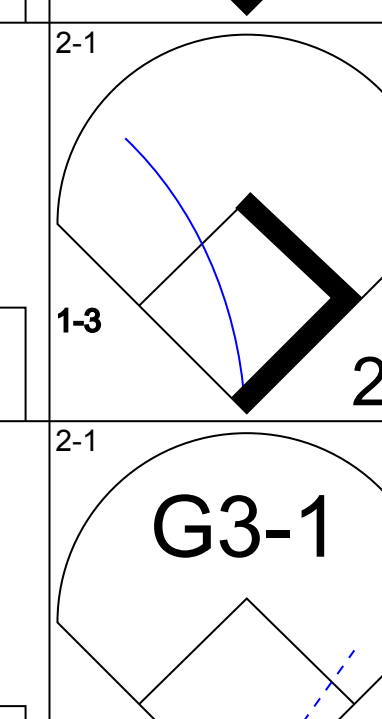
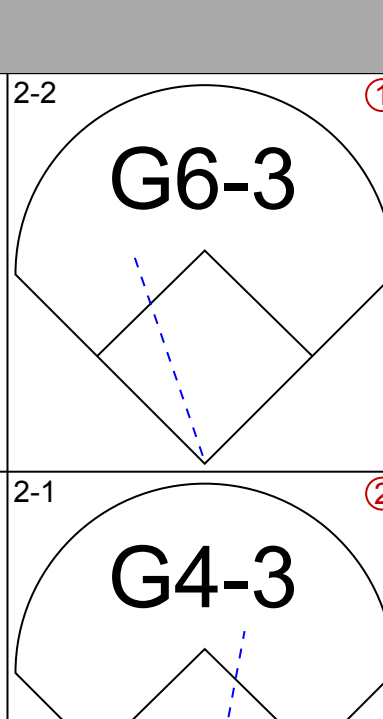
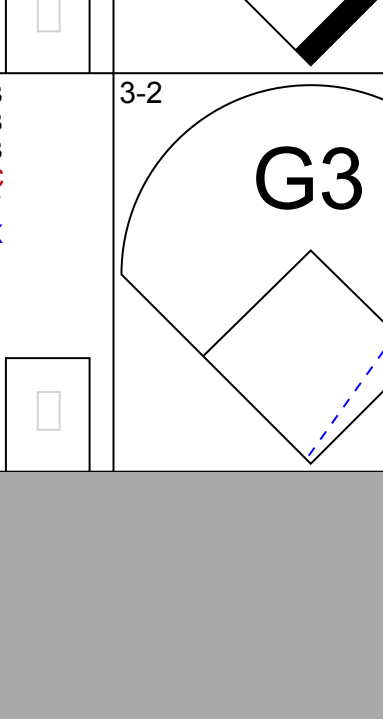
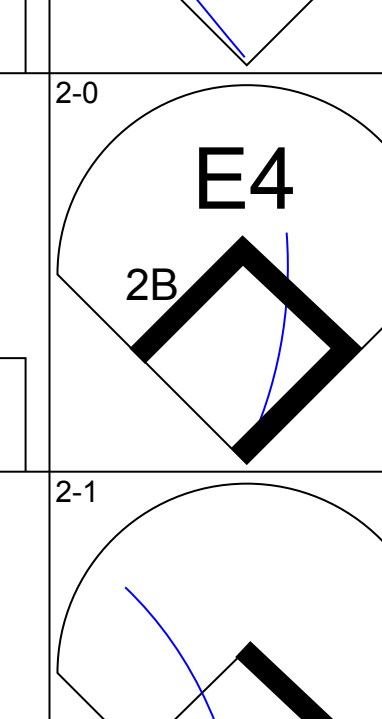
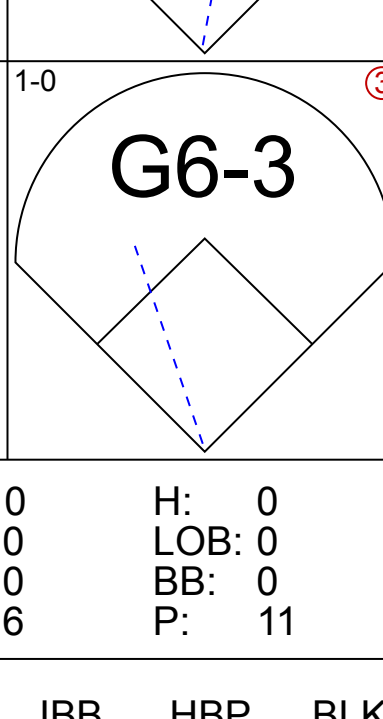
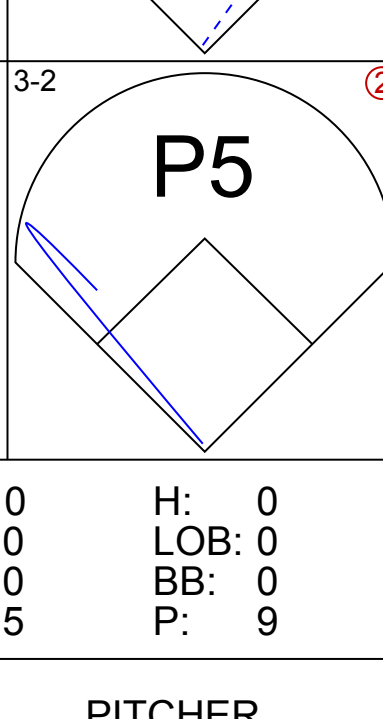
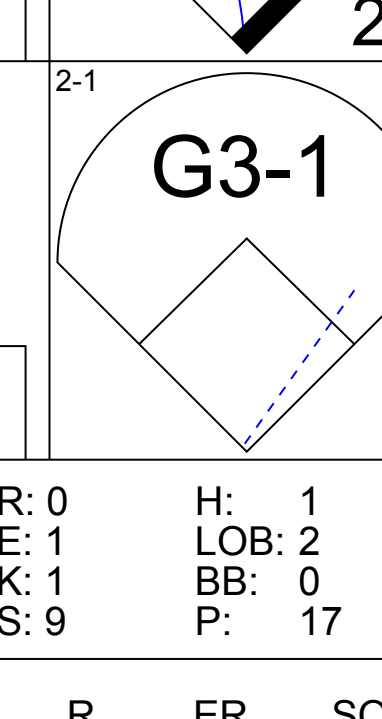



Batter	1	2	3	4	5	6	7	8	9	AB	R	H	RBI	BB	SO	LOB	BOTTOM								
Chris Sabo, R (1, 5) OBP: 0.276, SLG: 0.308	1-2 G6-3			0-0 F8		0-0 G4-3 1-H 2B		2-2 K	4-0 1B	4	0	2	2	1	0	0									
Herm Winningham, L (1, 8) OBP: 0.404, SLG: 0.500	2-1 G4-1			1-1 G4-3		0-1 G4-3		1-3 K	0-2 1B	5	0	1	2	0	1	3									
Barry Larkin, R (1, 6) OBP: 0.336, SLG: 0.410	0-1 G4-3			0-2 1B		2-1 G4-3		1-0 G6-3		4	0	1	1	0	0	2									
Paul O'Neill, L (1, 9) OBP: 0.371, SLG: 0.496		2-1 P6		2-3 K		0-0 L9		1-1 G6-3		4	0	0	0	0	1	2									
Todd Benzinger, S (1, 3) OBP: 0.290, SLG: 0.328		1-0 F9			0-1 G4-3		0-0 F8		1-0 G3-1		4	0	0	0	0	0									
Rolando Roomes, R (1, 7) OBP: 0.308, SLG: 0.385			0-2 G6-3		1-0 P4		1-0 1B		1-0 F9		3	0	1	0	0	0									
Lenny Harris, L (9, PH)											1	0	0	0	0	0									
Bo Diaz, R (1, 2) OBP: 0.162, SLG: 0.194				0-1 L6		0-0 G6-3		1-0 G5-3		4	1	1	0	0	0	1									
Manny Trillo, R (1, 4) OBP: 0.286, SLG: 0.219				1-1 F8		1-1 G6-3		0-0 1B	1-2 BB	2	0	0	0	0	0	0									
Ron Oester, S (9, PH) OBP: 0.258, SLG: 0.232									2-H 1B	2	1	2	1	0	0	0									
Skeeter Barnes, R (9, PR)									2-H 1B	0	1	0	0	0	0	0									
Tom Browning, L (1, 1) ERA: 1.15, SLG: 0.125				0-3 K		3-2 1B		0-0 2B	4-0 BB	1	0	0	0	0	1	0									
Dave Collins, S (9, PH) OBP: 0.267, SLG: 0.222										1	1	1	0	0	0	0									
Tim Lirtsas, L (7, 1) ERA: 3.21										0	0	0	0	0	0	0									
Ken Griffey, L (9, PH) OBP: 0.366, SLG: 0.548										1	1	1	0	0	0	0									
Norm Charlton, S (9, 1) ERA: 1.1										0	0	0	0	0	0	0									
Jeff Reed, L (9, PH) OBP: 0.333, SLG: 0.404										0	0	0	0	1	0	0									
Danny Jackson, R (9, PH) OBP: 0.303, SLG: 0.383										0	1	0	0	0	0	0									
Inning Stats	R: 0 E: 0 K: 0 S: 7	H: 0 LOB: 0 BB: 0 P: 10	R: 0 E: 0 K: 0 S: 7	H: 0 LOB: 0 BB: 0 P: 10	R: 0 E: 0 K: 1 S: 7	H: 0 LOB: 0 BB: 0 P: 8	R: 0 E: 0 K: 1 S: 11	H: 1 LOB: 1 BB: 0 P: 14	R: 0 E: 0 K: 0 S: 4	H: 0 LOB: 0 BB: 0 P: 5	R: 1 E: 0 K: 0 S: 11	H: 2 LOB: 1 BB: 0 P: 17	R: 0 E: 0 K: 1 S: 4	H: 1 LOB: 1 BB: 0 P: 6	R: 2 E: 0 K: 1 S: 11	H: 3 LOB: 1 BB: 0 P: 16	R: 3 E: 0 K: 0 S: 10	H: 3 LOB: 2 BB: 2 P: 21	1B: 7 2B: 3 3B: 0 HR: 0	SF: 0 SAC: 0 DP: 0 HBP: 0	WP: 0 PB: 0 SB: 0 CS: 0	PA: 38			
PITCHER	IP	WLS	BF	H	R	ER	SO	BB	IBB	HBP	BLK	WP	HR	S	P	ERA	WHIP								
Neal Heaton, L (1, 1) ERA: 3.28	6.2		24	4	1	1	2	1	0	0	0	0	0	50	68	1.35	0.600								
Jeff Robinson, R (7, 1) ERA: 6.11	2.0	L	12	5	5	5	1	1	0	0	0	0	0	19	32	22.50	3.000								
Bill Landrum, R (9, 1) ERA:	0.0		2	1	0	0	0	1	0	0	0	0	0	3	7	∞	∞								

Pittsburgh Pirates @ Cincinnati Reds
Riverfront Stadium, Cincinnati, OH
Mon May 15 1989, 7:05 PM EDT
Att: 16,030 - Unknown

AB	36
R	6
H	10
RBI	6
BB	2
SO	3
LOB	8



Batter	1	2	3	4	5	6	7	8	9	AB R H RBI BB SO LOB	TOP											
Barry Bonds, L OBP: 0.346, SLG: 0.472 (1, 7)										4 0 0 0 1 1 0	<p>Pittsburgh Pirates @ Cincinnati Reds</p> <p>Riverfront Stadium, Cincinnati, OH</p> <p>Tue May 16 1989, 7:05 PM EDT</p> <p>Att: 22,595 - Unknown - 70 F</p>											
Jose Lind, R OBP: 0.272, SLG: 0.273 (1, 4)										5 0 1 0 0 0 2												
Andy Van Slyke, L OBP: 0.268, SLG: 0.342 (1, 8)										5 1 1 0 0 1 1												
Bobby Bonilla, S OBP: 0.351, SLG: 0.472 (1, 5)										4 1 2 1 0 0 0												
Glenn Wilson, R OBP: 0.325, SLG: 0.417 (1, 9)										4 1 1 0 0 1 2												
Sid DREAM, L OBP: 0.395, SLG: 0.333 (1, 3)										2 1 0 0 2 0 0												
Rey Quinones, R OBP: 0.256, SLG: 0.325 (1, 6)										4 1 3 2 0 1 0												
Junior Ortiz, R OBP: 0.282, SLG: 0.234 (1, 2)										3 0 1 2 0 1 3												
Randy Kramer, R (1, 1)										3 0 0 0 0 2 2												
Inning Stats	R: 1 E: 0 K: 1 S: 7	H: 2 LOB: 1 BB: 0 P: 7	R: 0 E: 0 K: 1 S: 11	H: 1 LOB: 1 BB: 0 P: 17	R: 0 E: 0 K: 0 S: 6	H: 0 LOB: 0 BB: 0 P: 12	R: 1 E: 0 K: 1 S: 12	H: 2 LOB: 2 BB: 1 P: 20	R: 0 E: 0 K: 0 S: 9	H: 1 LOB: 1 BB: 0 P: 12	R: 3 E: 0 K: 0 S: 15	H: 3 LOB: 2 BB: 2 P: 27	R: 0 E: 0 K: 1 S: 6	H: 0 LOB: 0 BB: 0 P: 8	R: 0 E: 0 K: 2 S: 8	H: 0 LOB: 1 BB: 0 P: 14	R: 0 E: 0 K: 1 S: 6	H: 0 LOB: 0 BB: 0 P: 9	1B: 6 2B: 4 3B: 0 HR: 0	SF: 0 SAC: 1 DP: 1 HBP: 1	WP: 0 PB: 0 SB: 0 CS: 1	PA: 39
PITCHER	IP WLS BF H R ER SO BB IBB HBP BLK WP HR S P ERA WHIP											IP WLS BF H R ER SO BB IBB HBP BLK WP HR S P ERA WHIP										
Rick Mahler, R ERA: 2.87 (1, 1)	5.1 L 26 9 5 5 3 2 0 0 0 0 0 0 3 7 8.44 2.062																					
Kent Tekulve, R ERA: 3.48 (6, 1)	0.2 3 0 0 0 0 0 1 0 0 0 0 0 3 7 0.00 0.000																					
Tim Birtsas, L ERA: 2.81 (7, 1)	2.0 7 0 0 0 3 0 0 1 0 0 0 0 14 22 0.00 0.000																					
Norm Charlton, L ERA: 1.04 (9, 1)	1.0 3 0 0 0 1 0 0 0 0 0 0 0 6 9 0.00 0.000																					

Batter	1	2	3	4	5	6	7	8	9	AB R H RBI BB SO LOB	BOTTOM									
Chris Sabo, R OBP: 0.268, SLG: 0.299 (1, 5)										4 0 0 0 0 0 0	<p>Pittsburgh Pirates @ Cincinnati Reds</p> <p>Riverfront Stadium, Cincinnati, OH</p> <p>Tue May 16 1989, 7:05 PM EDT</p> <p>Att: 22,595 - Unknown - 70 F</p>									
Herm Winningham, L OBP: 0.375, SLG: 0.462 (1, 8)										4 0 0 0 0 0 0										
Barry Larkin, R OBP: 0.326, SLG: 0.397 (1, 6)										4 0 0 0 0 0 1										
Paul O'Neill, L OBP: 0.364, SLG: 0.484 (1, 9)										3 0 0 0 0 0 0										
Todd Benzinger, S OBP: 0.284, SLG: 0.321 (1, 3)										3 0 0 0 0 2 0										
Ken Griffey, L OBP: 0.385, SLG: 0.515 (1, 7)										2 0 0 0 1 1 0										
Jeff Reed, L OBP: 0.304, SLG: 0.392 (1, 2)										3 0 0 0 0 0 1										
Ron Oester, S OBP: 0.260, SLG: 0.243 (1, 4)										3 0 1 0 0 0 0										
Rick Mahler, R BP: 0.227, SLG: 0.150 (6, 1)										1 0 0 0 0 0 0										
Kent Tekulve, R Skeeter Barnes, R Tim Birtsas, L Dave Collins, S Norm Charlton, S (1, 1)										0 0 0 0 0 0 0										
Inning Stats	R: 0 E: 0 K: 0 S: 7	H: 0 LOB: 0 BB: 0 P: 11	R: 0 E: 0 K: 2 S: 12	H: 0 LOB: 0 BB: 0 P: 20	R: 0 E: 0 K: 0 S: 6	H: 0 LOB: 0 BB: 0 P: 11	R: 0 E: 0 K: 0 S: 9	H: 0 LOB: 0 BB: 0 P: 13	R: 0 E: 0 K: 0 S: 5	H: 0 LOB: 1 BB: 1 P: 12	R: 0 E: 0 K: 0 S: 4	H: 0 LOB: 0 BB: 0 P: 11	R: 0 E: 1 K: 1 S: 9	H: 1 LOB: 2 BB: 0 P: 17	R: 0 E: 0 K: 0 S: 5	H: 0 LOB: 0 BB: 0 P: 7	1B: 0 2B: 1 3B: 0 HR: 0	SF: 0 SAC: 0 DP: 1 HBP: 0	WP: 0 PB: 0 SB: 0 CS: 0	PA: 30
PITCHER	IP WLS BF H R ER SO BB IBB HBP BLK WP HR S P ERA WHIP											IP WLS BF H R ER SO BB IBB HBP BLK WP HR S P ERA WHIP								
Randy Kramer, R ERA: 2.45 (1, 1)	9.0 W 30 1 0 0 3 1 0 0 0 0 0 0 62 111 0.00 0.222																			

AB	34
R	5
H	9
RBI	5
BB	3
SO	7
LOB	10



AB	29
R	0
H	1
RBI	0
BB	1
SO	3
LOB	4



Batter	1	2	3	4	5	6	7	8	9	10	AB	R	H	RBI	BB	SO	LOB	TOP									
Barry Bonds, L OBP: 0.353, SLG: 0.469 (1, 7)											3	1	1	0	2	2	0	Pittsburgh Pirates @ Cincinnati Reds Riverfront Stadium, Cincinnati, OH Wed May 17 1989, 3:33 AM EDT Att. 23,553 - Sunny - 75 F									
Jose Lind, R OBP: 0.263, SLG: 0.264 (1, 4)											5	0	0	0	0	4	6										
Andy Van Slyke, L OBP: 0.261, SLG: 0.326 (1, 8)												5	1	1	0	0	1		1								
Bobby Bonilla, S OBP: 0.346, SLG: 0.459 (1, 5)												4	1	0	0	1	1		1								
R.J. Reynolds, S OBP: 0.316, SLG: 0.409 (1, 9)												4	0	1	0	1	0		1								
Sid Bream, L OBP: 0.415, SLG: 0.344 (7, PR)												2	0	1	1	1	1		0								
Gary Redus, R OBP: 0.370, SLG: 0.342 (7, 3)												2	1	1	0	0	0		1								
Rey Quinones, R OBP: 0.245, SLG: 0.313 (1, 6)												3	0	0	1	0	1		2								
Junior Ortiz, R OBP: 0.270, SLG: 0.224 (9, PH)												3	0	0	0	0	1		4								
John Cangelosi, S OBP: 0.353, SLG: 0.182 Tom Prince, R OBP: 0.176, SLG: 0.226 (9, 2)												0	0	0	0	1	0		0								
John Smiley, L OBP: 0.048, SLG: 0.048 Benny Castellano, L OBP: 0.002, SLG: 0.229 Logan Easley, R OBP: 0.144, SLG: 0.144 Bob Kipper, R OBP: 0.002, SLG: 0.413 Glenn Wilson, R OBP: 0.002, SLG: 0.413 Bill Landrum, R OBP: 0.002, SLG: 0.413 (9, 1)												2	0	0	0	0	0	0									
Inning Stats	R: 0 E: 0 K: 3 S: 9	H: 0 LOB: 0 BB: 0 P: 14	R: 0 E: 0 K: 1 S: 7	H: 0 LOB: 0 BB: 0 P: 12	R: 0 E: 0 K: 0 S: 5	H: 0 LOB: 0 BB: 0 P: 8	R: 3 E: 1 K: 2 S: 18	H: 2 LOB: 2 BB: 2 P: 32	R: 0 E: 0 K: 2 S: 7	H: 0 LOB: 0 BB: 0 P: 10	R: 0 E: 0 K: 0 S: 4	H: 0 LOB: 0 BB: 0 P: 4	R: 1 E: 0 K: 3 S: 14	H: 1 LOB: 2 BB: 2 P: 27	R: 0 E: 0 K: 0 S: 7	H: 1 LOB: 0 BB: 0 P: 10	R: 0 E: 0 K: 1 S: 13	H: 1 LOB: 3 BB: 2 P: 27	R: 0 E: 0 K: 1 S: 9	H: 1 LOB: 1 BB: 0 P: 14	1B: 5 2B: 1 3B: 0 HR: 0	SF: 1 SAC: 0 DP: 1 HBP: 0	WP: 1 PB: 0 SB: 4 CS: 0	PA: 42			
PITCHER	IP WLS BF H R ER SO BB IBB HBP BLK WP HR S P ERA WHIP	IP WLS BF H R ER SO BB IBB HBP BLK WP HR S P ERA WHIP	IP WLS BF H R ER SO BB IBB HBP BLK WP HR S P ERA WHIP	IP WLS BF H R ER SO BB IBB HBP BLK WP HR S P ERA WHIP	IP WLS BF H R ER SO BB IBB HBP BLK WP HR S P ERA WHIP	IP WLS BF H R ER SO BB IBB HBP BLK WP HR S P ERA WHIP	IP WLS BF H R ER SO BB IBB HBP BLK WP HR S P ERA WHIP	IP WLS BF H R ER SO BB IBB HBP BLK WP HR S P ERA WHIP	IP WLS BF H R ER SO BB IBB HBP BLK WP HR S P ERA WHIP	IP WLS BF H R ER SO BB IBB HBP BLK WP HR S P ERA WHIP	IP WLS BF H R ER SO BB IBB HBP BLK WP HR S P ERA WHIP	IP WLS BF H R ER SO BB IBB HBP BLK WP HR S P ERA WHIP	IP WLS BF H R ER SO BB IBB HBP BLK WP HR S P ERA WHIP	IP WLS BF H R ER SO BB IBB HBP BLK WP HR S P ERA WHIP	IP WLS BF H R ER SO BB IBB HBP BLK WP HR S P ERA WHIP	IP WLS BF H R ER SO BB IBB HBP BLK WP HR S P ERA WHIP	IP WLS BF H R ER SO BB IBB HBP BLK WP HR S P ERA WHIP	IP WLS BF H R ER SO BB IBB HBP BLK WP HR S P ERA WHIP	IP WLS BF H R ER SO BB IBB HBP BLK WP HR S P ERA WHIP	IP WLS BF H R ER SO BB IBB HBP BLK WP HR S P ERA WHIP	IP WLS BF H R ER SO BB IBB HBP BLK WP HR S P ERA WHIP	IP WLS BF H R ER SO BB IBB HBP BLK WP HR S P ERA WHIP	IP WLS BF H R ER SO BB IBB HBP BLK WP HR S P ERA WHIP	IP WLS BF H R ER SO BB IBB HBP BLK WP HR S P ERA WHIP	IP WLS BF H R ER SO BB IBB HBP BLK WP HR S P ERA WHIP	IP WLS BF H R ER SO BB IBB HBP BLK WP HR S P ERA WHIP	IP WLS BF H R ER SO BB IBB HBP BLK WP HR S P ERA WHIP

AB	35
R	4
H	6
RBI	3
BB	6
SO	12
LOB	18



Batter	1	2	3	4	5	6	7	8	9	10	AB	R	H	RBI	BB	SO	LOB	BOTTOM								
Chris Sabo, R OBP: 0.273, SLG: 0.298 (1, 5)											4	0	1	1	0	0	1	Pittsburgh Pirates @ Cincinnati Reds Riverfront Stadium, Cincinnati, OH Wed May 17 1989, 3:33 AM EDT Att. 23,553 - Sunny - 75 F								
Herm Wingham, L OBP: 0.350, SLG: 0.429 (1, 8)											4	0	0	0	0	1	1									
Barry Larkin, R OBP: 0.330, SLG: 0.395 (1, 6)												3	0	1	0	2	0		0							
Paul O'Neill, L OBP: 0.358, SLG: 0.474 (1, 9)												5	1	1	0	0	0		4							
Todd Benzinger, S OBP: 0.288, SLG: 0.319 (1, 3)												4	1	1	0	1	0		1							
Rolando Roomes, R OBP: 0.355, SLG: 0.500 (1, 7)												4	2	2	2	1	2		0							
Bo Diaz, R OBP: 0.190, SLG: 0.225 (1, 2)												4	1	1	1	1	0		1							
Manny Trillo, R OBP: 0.289, SLG: 0.229 Ron Oester, S OBP: 0.258, SLG: 0.241 (7, 4)												3	0	1	0	0	1		2							
Jose Rijo, R OBP: 0.300, SLG: 0.316 Norm Charlton, S OBP: 0.144, SLG: 0.144 Rob Dibble, L OBP: 0.002, SLG: 0.500 Ken Griffey, L OBP: 0.375, SLG: 0.500 John Franco, L OBP: 0.002, SLG: 0.413 (9, 1)												3	0	1	1	0	1		2							
Inning Stats	R: 0 E: 0 K: 0 S: 6	H: 0 LOB: 1 BB: 1 P: 12	R: 3 E: 0 K: 2 S: 13	H: 4 LOB: 1 BB: 0 P: 17	R: 0 E: 0 K: 0 S: 6	H: 0 LOB: 0 BB: 0 P: 9	R: 1 E: 0 K: 0 S: 10	H: 2 LOB: 1 BB: 0 P: 17	R: 0 E: 0 K: 0 S: 7	H: 1 LOB: 1 BB: 0 P: 10	R: 0 E: 0 K: 0 S: 13	H: 1 LOB: 1 BB: 0 P: 17	R: 0 E: 0 K: 1 S: 6	H: 0 LOB: 0 BB: 0 P: 9	R: 0 E: 0 K: 2 S: 8	H: 0 LOB: 0 BB: 0 P: 13	R: 0 E: 0 K: 0 S: 8		H: 0 LOB: 0 BB: 0 P: 13	R: 1 E: 0 K: 0 S: 14	H: 1 LOB: 3 BB: 3 P: 30	1B: 7 2B: 2 3B: 0 HR: 1	SF: 0 SAC: 1 DP: 1 HBP: 1	WP: 0 PB: 0 SB: 6 CS: 0	PA: 43	
PITCHER	IP WLS BF H R ER SO BB IBB HBP BLK WP HR S P ERA WHIP	IP WLS BF H R ER SO BB IBB HBP BLK WP HR S P ERA WHIP	IP WLS BF H R ER SO BB IBB HBP BLK WP HR S P ERA WHIP	IP WLS BF H R ER SO BB IBB HBP BLK WP HR S P ERA WHIP	IP WLS BF H R ER SO BB IBB HBP BLK WP HR S P ERA WHIP	IP WLS BF H R ER SO BB IBB HBP BLK WP HR S P ERA WHIP	IP WLS BF H R ER SO BB IBB HBP BLK WP HR S P ERA WHIP	IP WLS BF H R ER SO BB IBB HBP BLK WP HR S P ERA WHIP	IP WLS BF H R ER SO BB IBB HBP BLK WP HR S P ERA WHIP	IP WLS BF H R ER SO BB IBB HBP BLK WP HR S P ERA WHIP	IP WLS BF H R ER SO BB IBB HBP BLK WP HR S P ERA WHIP	IP WLS BF H R ER SO BB IBB HBP BLK WP HR S P ERA WHIP	IP WLS BF H R ER SO BB IBB HBP BLK WP HR S P ERA WHIP	IP WLS BF H R ER SO BB IBB HBP BLK WP HR S P ERA WHIP	IP WLS BF H R ER SO BB IBB HBP BLK WP HR S P ERA WHIP	IP WLS BF H R ER SO BB IBB HBP BLK WP HR S P ERA WHIP	IP WLS BF H R ER SO BB IBB HBP BLK WP HR S P ERA WHIP	IP WLS BF H R ER SO BB IBB HBP BLK WP HR S P ERA WHIP	IP WLS BF H R ER SO BB IBB HBP BLK WP HR S P ERA WHIP	IP WLS BF H R ER SO BB IBB HBP BLK WP HR S P ERA WHIP	IP WLS BF H R ER SO BB IBB HBP BLK WP HR S P ERA WHIP	IP WLS BF H R ER SO BB IBB HBP BLK WP HR S P ERA WHIP	IP WLS BF H R ER SO BB IBB HBP BLK WP HR S P ERA WHIP	IP WLS BF H R ER SO BB IBB HBP BLK WP HR S P ERA WHIP	IP WLS BF H R ER SO BB IBB HBP BLK WP HR S P ERA WHIP	IP WLS BF H R ER SO BB IBB HBP BLK WP HR S P ERA WHIP

AB	36
R	5
H	9
RBI	5
BB	5
SO	7
LOB	12



Batter	1	2	3	4	5	6	7	8	9	AB	R	H	RBI	BB	SO	LOB	TOP							
Doug Dascenzo, S OBP: 0.172, SLG: 0.111	F7		G4-3	G6-3		F7		P4		5	0	0	0	0	0	1								
Darin Jackson, R OBP: 0.270, SLG: 0.257	FC6-4 1B		K			FC6-4 1B		K	F8	5	0	2	0	0	2	0								
23 Ryne Sandberg, R OBP: 0.325, SLG: 0.387	K			E8 1B 2B	FC6-4 1B		1B	F8	F8	5	3	2	0	0	1	2								
Lloyd McClendon, R OBP: 0.417, SLG: 0.600	FC6-4									1	2	0	0	2	0	1								
Mark Grace, L OBP: 0.397, SLG: 0.393	FC6-4									2	0	1	0	0	0	0								
Damon Berryhill, S OBP: 0.370, SLG: 0.490		G4-3 2B								4	2	4	2	0	0	0								
Vance Law, R OBP: 0.248, SLG: 0.284	G4-3									4	1	2	3	0	1	3								
Curtis Wilkerson, S OBP: 0.190, SLG: 0.323	L4									4	0	0	1	0	0	5								
Shawon Dunston, R OBP: 0.240, SLG: 0.217	G6-3									4	0	0	0	0	0	2								
Greg Maddux, R OBP: 0.211, SLG: 0.263										4	0	1	1	0	1	0								
Inning Stats	R: 0 E: 0 K: 1 S: 8	H: 1 LOB: 1 BB: 0 P: 10	R: 0 E: 0 K: 0 S: 8	H: 1 LOB: 1 BB: 0 P: 14	R: 0 E: 0 K: 1 S: 9	H: 0 LOB: 0 BB: 0 P: 12	R: 4 E: 1 K: 0 S: 13	H: 4 LOB: 1 BB: 1 P: 22	R: 3 E: 0 K: 0 S: 12	H: 3 LOB: 0 BB: 0 P: 21	R: 0 E: 0 K: 0 S: 6	H: 0 LOB: 0 BB: 0 P: 10	R: 1 E: 0 K: 2 S: 12	H: 3 LOB: 2 BB: 0 P: 16	R: 0 E: 0 K: 1 S: 7	H: 0 LOB: 0 BB: 0 P: 9	R: 0 E: 0 K: 0 S: 5	H: 0 LOB: 0 BB: 0 P: 6	1B: 9 2B: 3 3B: 0 HR: 0	SF: 0 SAC: 0 DP: 1 HBP: 0	WP: 0 PB: 0 SB: 2 CS: 0	PA: 40		
PITCHER	IP	WLS	BF	H	R	ER	SO	BB	IBB	HBP	BLK	WP	HR	S	P	ERA	WHIP							
Danny Jackson, L ERA: 6.02	4.1	L	23	8	7	7	2	2	0	0	0	0	0	44	72	14.54	2.308							
Tim Lirtsas, L ERA: 2.7	0.2		2	1	0	0	0	0	0	0	0	0	0	6	7	0.00	1.500							
Kent Tekulve, R ERA: 3.57	2.0		9	3	1	1	2	0	0	0	0	0	0	18	26	4.50	1.500							
Rob Dibble, R ERA: 3.0	1.0		3	0	0	0	1	0	0	0	0	0	0	7	9	0.00	0.000							
Norm Charlton, L ERA: 0.92	1.0		3	0	0	0	0	0	0	0	0	0	0	5	6	0.00	0.000							

Chicago Cubs @ Cincinnati Reds
Riverfront Stadium, Cincinnati, OH
Fri May 19 1989, 7:05 PM EDT
Att: 29,202 - Unknown

AB 38
R 8
H 12
RBI 7
BB 2
SO 5
LOB 14



Batter	1	2	3	4	5	6	7	8	9	AB	R	H	RBI	BB	SO	LOB	BOTTOM							
Chris Sabo, R OBP: 0.272, SLG: 0.297	G4-3 2B 1B		5-3					G6-3		4	1	1	0	0	0	0								
Herm Winningham, L OBP: 0.344, SLG: 0.407	K							G6-3		3	1	0	0	1	1	1								
Barry Larkin, R OBP: 0.347, SLG: 0.414	G4-3 1B							G6-3		4	0	3	1	0	0	0								
Eric Davis, R OBP: 0.305, SLG: 0.455	G4-3							K		4	0	0	1	0	1	3								
Paul O'Neill, L OBP: 0.349, SLG: 0.460	G3									4	0	0	0	0	1	2								
Todd Benzinger, S OBP: 0.293, SLG: 0.319										3	0	1	0	1	1	0								
Jeff Reed, L OBP: 0.292, SLG: 0.376	G4-3							F8		4	0	0	0	0	1	2								
Ron Oester, S OBP: 0.264, SLG: 0.256										1	0	1	0	0	0	0								
Lenny Harris, L OBP: 0.235, SLG: 0.188										3	0	0	0	0	0	2								
Danny Jackson, R OBP: 0.289, SLG: 0.559										1	0	0	0	0	1	1								
Tim Lirtsas, L OBP: 0.286, SLG: 0.200										0	0	0	0	0	0	0								
Dave Collins, S OBP: 0.286, SLG: 0.200										1	0	0	0	0	0	0								
Kent Tekulve, R OBP: 0.347, SLG: 0.414										0	0	0	0	0	0	0								
Ken Griffey, L OBP: 0.347, SLG: 0.414										1	0	0	0	0	0	1								
Rob Dibble, L OBP: 0.347, SLG: 0.414										0	0	0	0	0	0	0								
Norm Charlton, S OBP: 0.347, SLG: 0.414										0	0	0	0	0	0	0								
Inning Stats	R: 1 E: 0 K: 1 S: 10	H: 2 LOB: 1 BB: 0 P: 17	R: 0 E: 0 K: 2 S: 9	H: 1 LOB: 1 BB: 0 P: 13	R: 1 E: 1 K: 0 S: 10	H: 1 LOB: 1 BB: 1 P: 19	R: 0 E: 0 K: 1 S: 8	H: 0 LOB: 0 BB: 0 P: 10	R: 0 E: 0 K: 0 S: 10	H: 0 LOB: 0 BB: 0 P: 16	R: 0 E: 0 K: 1 S: 9	H: 0 LOB: 0 BB: 0 P: 13	R: 0 E: 1 K: 0 S: 11	H: 1 LOB: 1 BB: 0 P: 14	R: 0 E: 0 K: 1 S: 10	H: 1 LOB: 1 BB: 0 P: 13	R: 0 E: 0 K: 0 S: 4	H: 0 LOB: 1 BB: 1 P: 11	1B: 4 2B: 2 3B: 0 HR: 0	SF: 0 SAC: 0 DP: 0 HBP: 0	WP: 0 PB: 0 SB: 0 CS: 0	PA: 35		
PITCHER	IP	WLS	BF	H	R	ER	SO	BB	IBB	HBP	BLK	WP	HR	S	P	ERA	WHIP							
Greg Maddux, R ERA: 3.43	9.0	W	35	6	2	2	6	2	0	0	0	0	0	81	126	2.00	0.889							

Chicago Cubs @ Cincinnati Reds
Riverfront Stadium, Cincinnati, OH
Fri May 19 1989, 7:05 PM EDT
Att: 29,202 - Unknown


AB 33
R 2
H 6
RBI 2
BB 2
SO 6
LOB 12



Batter	1	2	3	4	5	6	7	8	9	AB	R	H	RBI	BB	SO	LOB	TOP				
Doug Dasenczo, S OBP: 0.205, SLG: 0.189	2-1 CS 1B		0-0 FC6-4		0-2 G6-3		1-2 G4-3		1-2 G3	5	0	1	0	0	0	1					
Gary Varsho, L OBP: 0.235, SLG: 0.303	3-2 F8		1-0 P6		1-1 G4-3		0-0 G4-3			4	0	0	0	0	0	2					
23 Ryne Sandberg, R OBP: 0.337, SLG: 0.393	1-0 FC4-6 1B		1-1 F8		0-0 1B		4-2 BB			3	0	2	0	1	0	1					
Mark Grace, L OBP: 0.384, SLG: 0.389	0-1 FC4-6			2-0 F8	2-1 G1-3		0-0 G3			4	0	0	0	0	0	3					
Damon Berryhill, S OBP: 0.349, SLG: 0.450		0-1 P6		0-0 2B 1B		0-0 F8		1-0 G6-3		4	0	1	0	0	0	0					
Vance Law, R OBP: 0.283, SLG: 0.309		2-2 1B		3-2 2B		1-2 3B 1B		0-0 F8		4	1	3	0	0	0	0					
Dwight Smith, L OBP: 0.308, SLG: 0.324		2-0 F7 1B		2-3 K		1-0 SH1-3 3B		2-0 G4-3		4	1	1	1	0	1	3					
Shawon Dunston, R OBP: 0.243, SLG: 0.214		1-3 K		4-0 IBB		0-0 SH1-3			1-3 K	2	0	0	1	1	2	1					
Mike Bielecki, R Steve Wilson, L Phil Stephenson, L Jeff Pico, R Mitch Williams, L Lloyd McClendon, R			4-1 FC6-4 BB	1-3 K		1-3 K			3-3 K	1	0	0	0	1	1	3					
Inning Stats	R: 0 E: 0 K: 0 S: 9	H: 2 LOB: 1 BB: 0 P: 14	R: 0 E: 0 K: 1 S: 10	H: 1 LOB: 1 BB: 0 P: 15	R: 0 E: 0 K: 0 S: 5	H: 0 LOB: 1 BB: 1 P: 11	R: 0 E: 0 K: 2 S: 12	H: 2 LOB: 3 BB: 1 P: 24	R: 0 E: 0 K: 0 S: 8	H: 1 LOB: 1 BB: 0 P: 11	R: 2 E: 0 K: 1 S: 9	H: 2 LOB: 0 BB: 0 P: 12	R: 0 E: 0 K: 0 S: 8	H: 0 LOB: 1 BB: 1 P: 13	R: 0 E: 0 K: 0 S: 3	H: 0 LOB: 0 BB: 0 P: 6	R: 0 E: 0 K: 2 S: 10	H: 0 LOB: 0 BB: 0 P: 15	1B: 6 2B: 1 3B: 1 HR: 0	SF: 0 SAC: 1 DP: 0 HBP: 0	WP: 0 PA: 37 PB: 0 SB: 0 CS: 1
PITCHER Rick Mahler, R ERA: 2.76	IP: 9.0 WLS: W BF: 37 H: 8 R: 2 ER: 2 SO: 6 BB: 2 IBB: 1 HBP: 0 BLK: 0 WP: 0 HR: 0 S: 74 P: 121 ERA: 2.00 WHIP: 1.111															PITCHER					

Chicago Cubs @ Cincinnati Reds
Riverfront Stadium, Cincinnati, OH
Sun May 21 1989, 3:33 AM EDT
Att: 34,128 - Cloudy - 82 F


AB	33
R	2
H	8
RBI	2
BB	3
SO	6
LOB	14

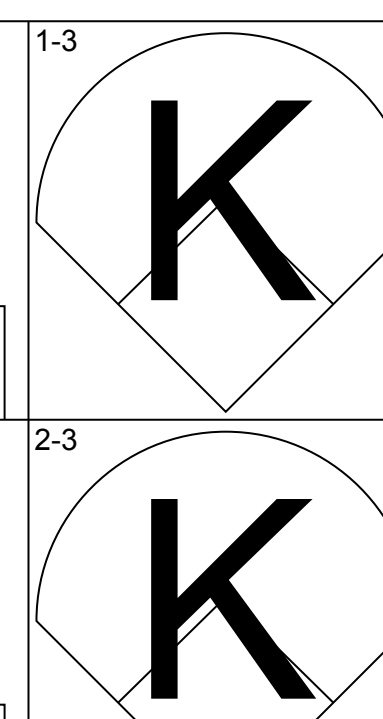
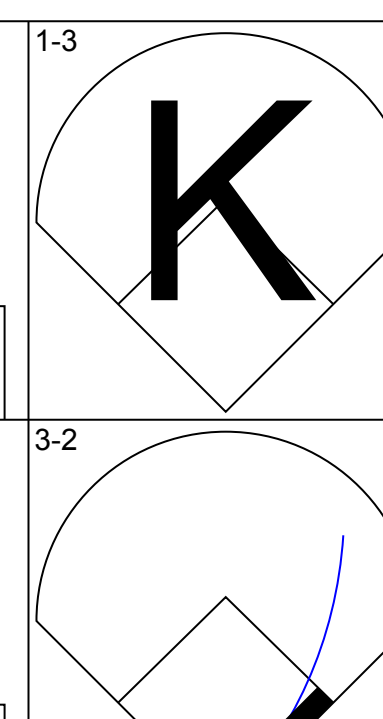
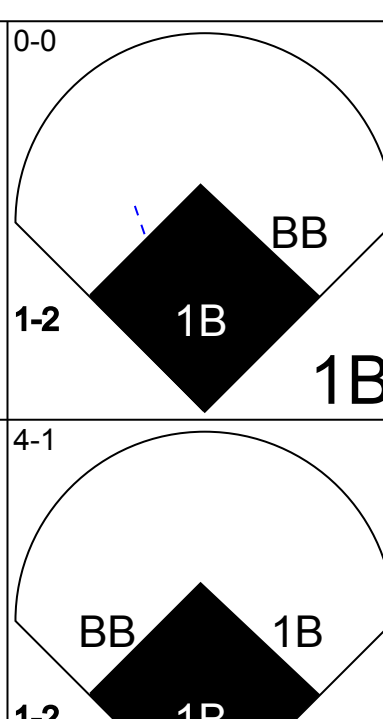
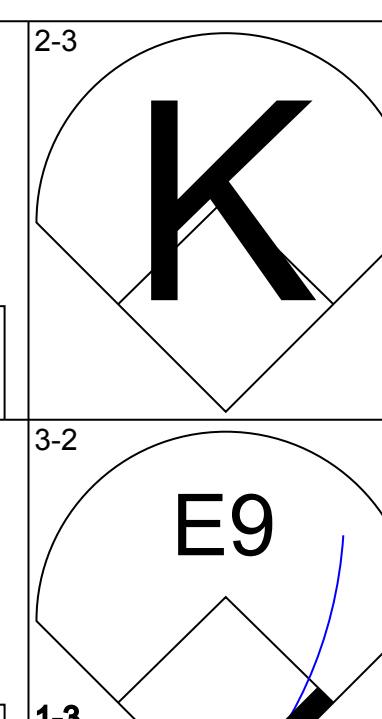
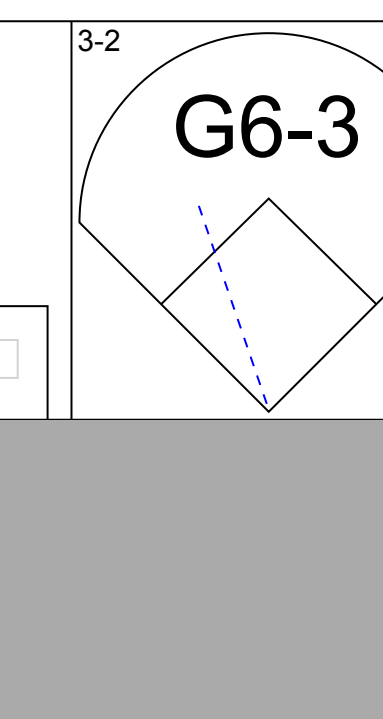
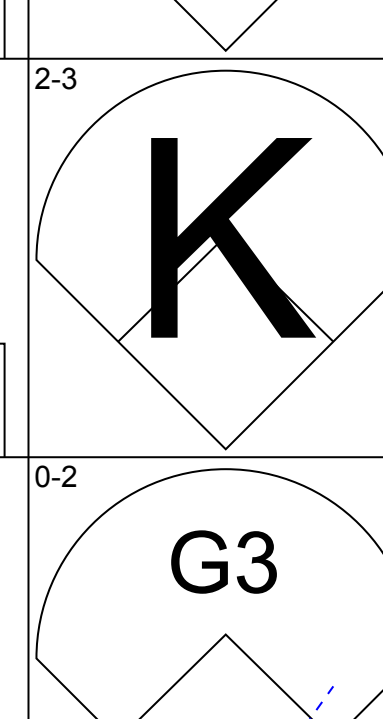
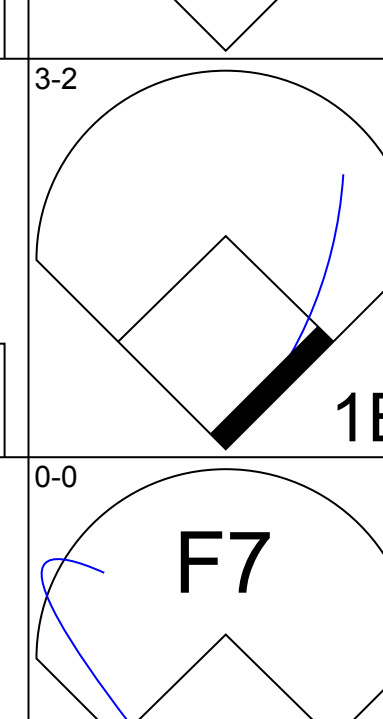
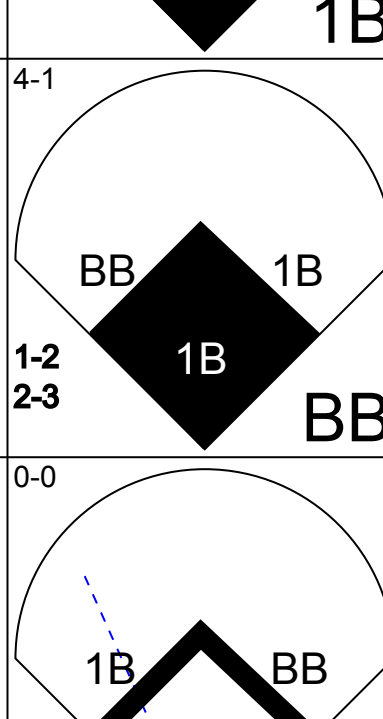
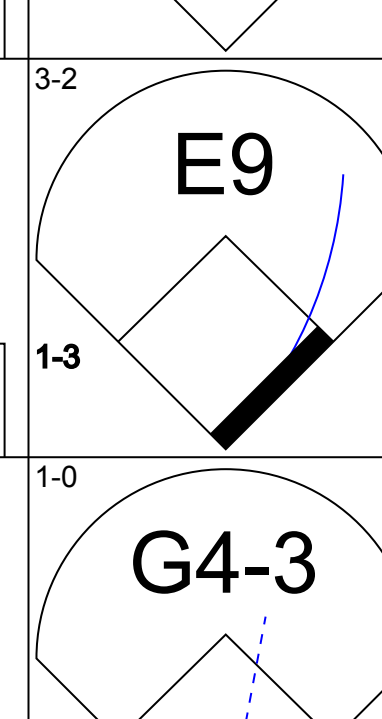
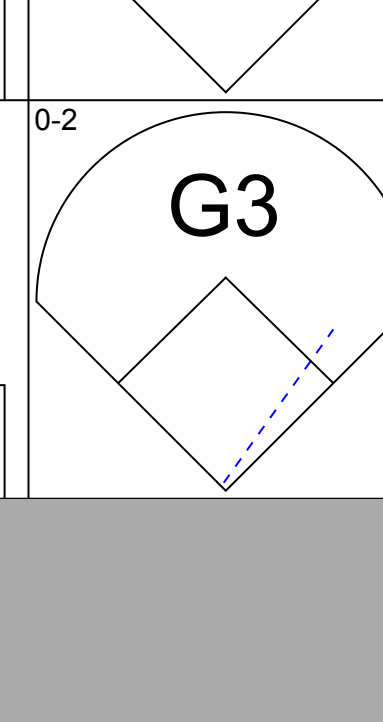
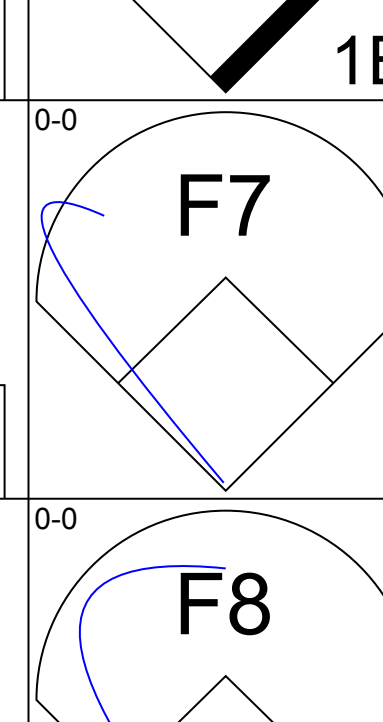
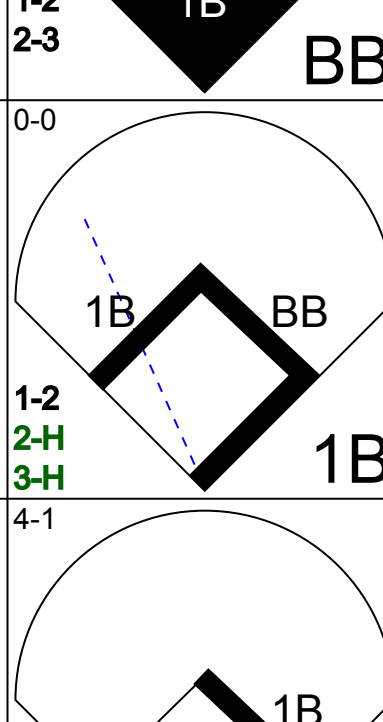
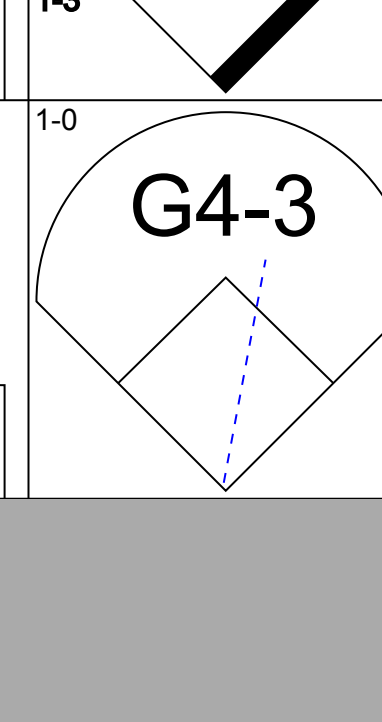
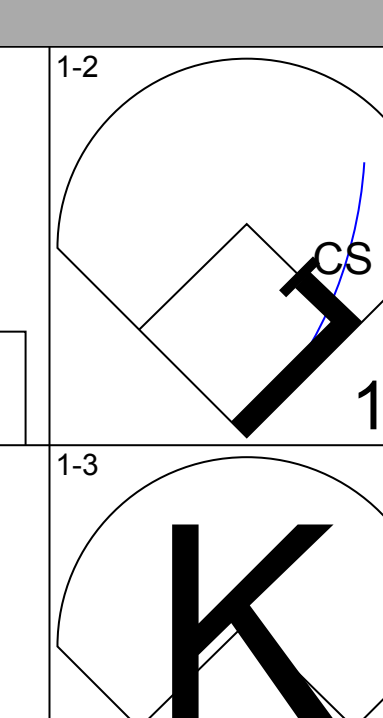
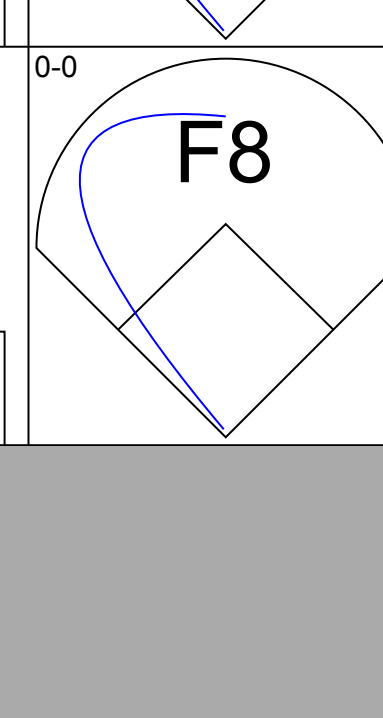
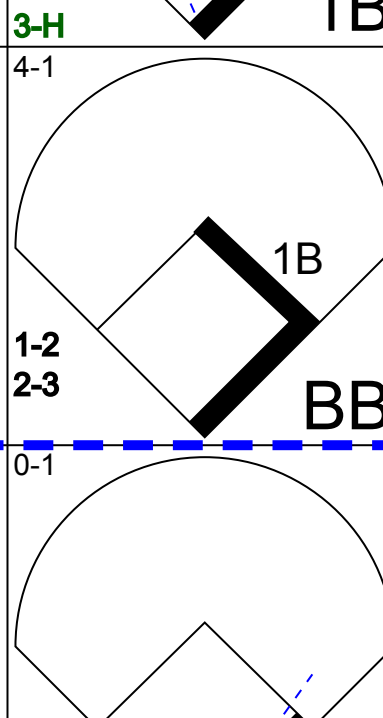
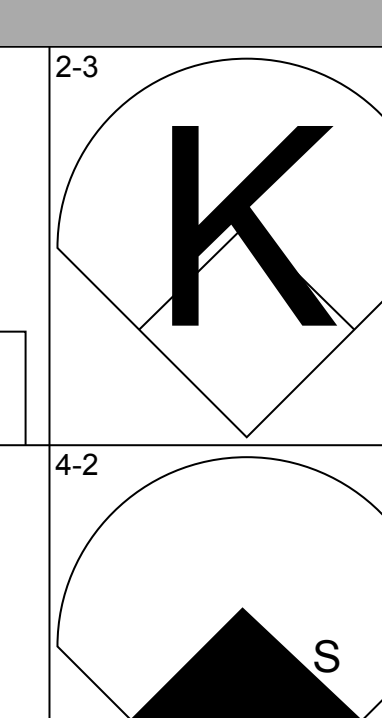
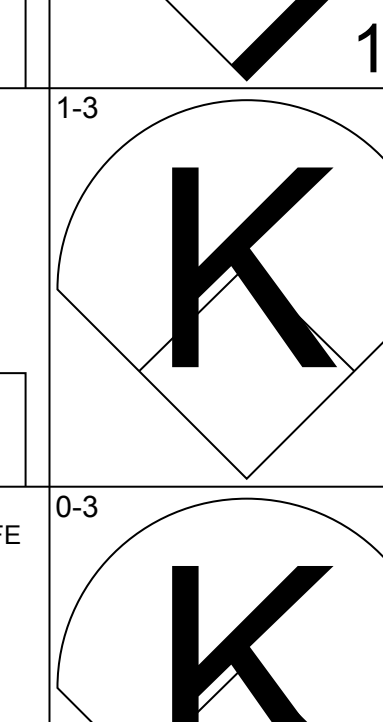
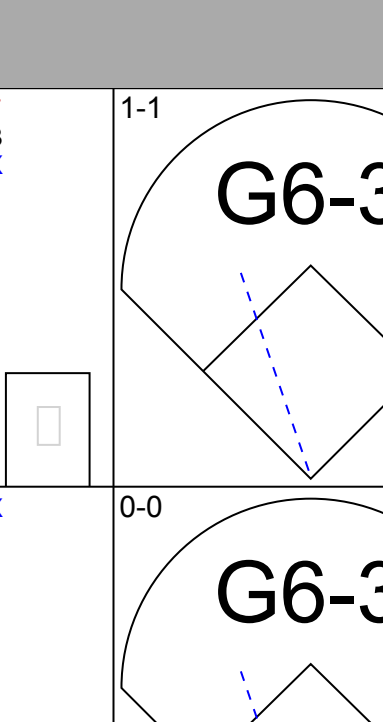
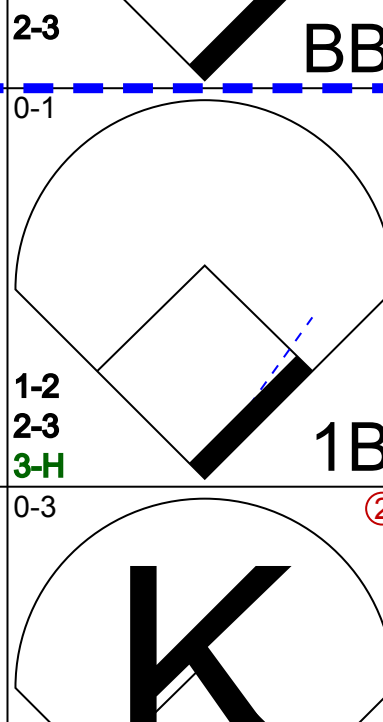
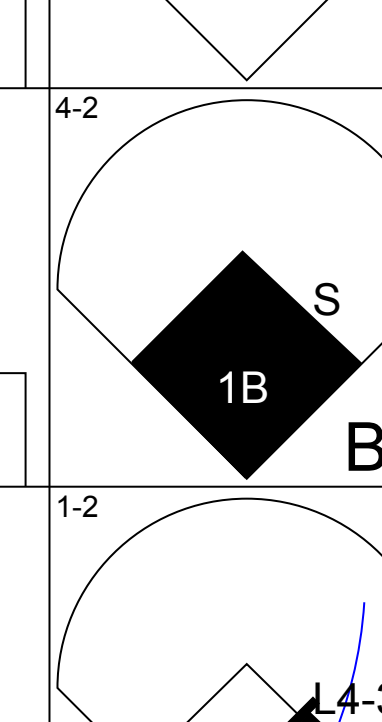
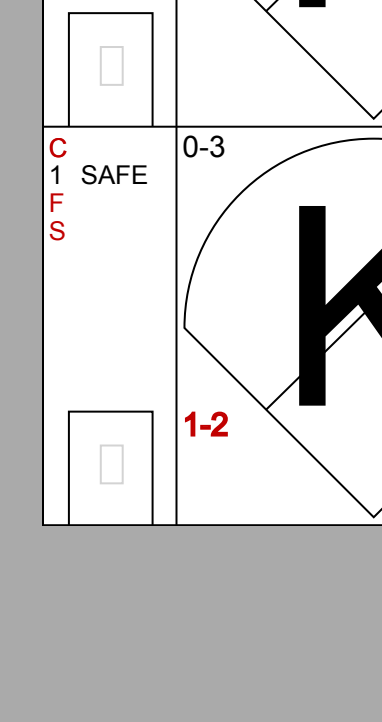
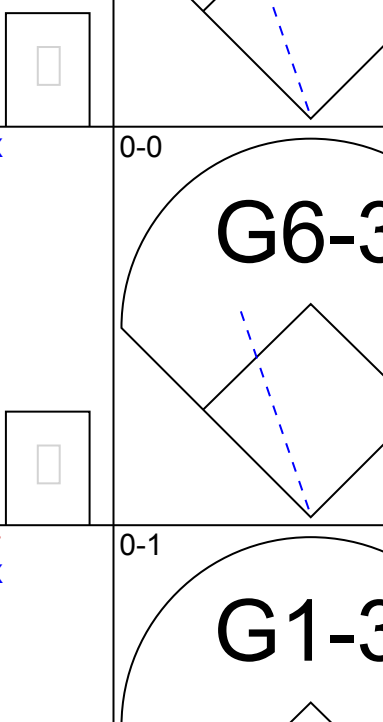
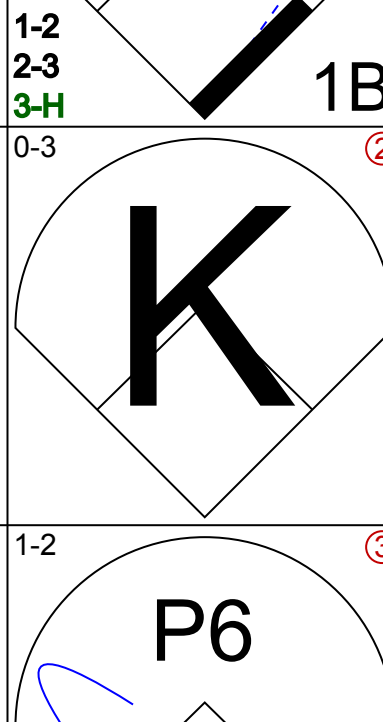
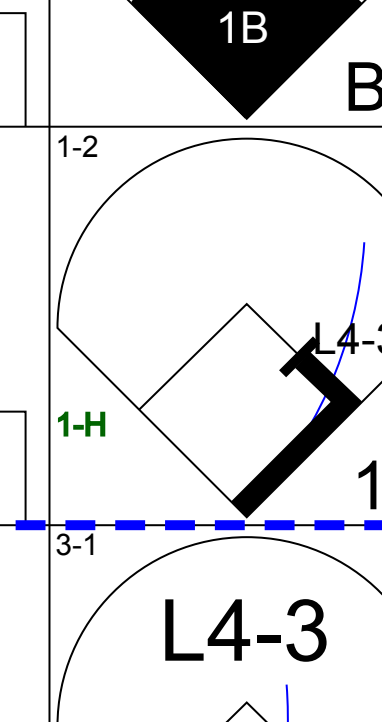
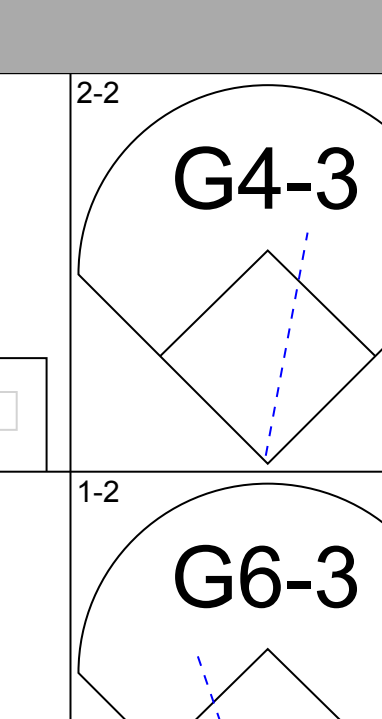
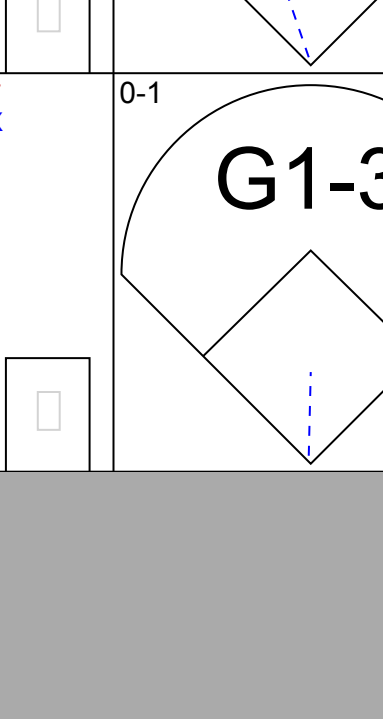
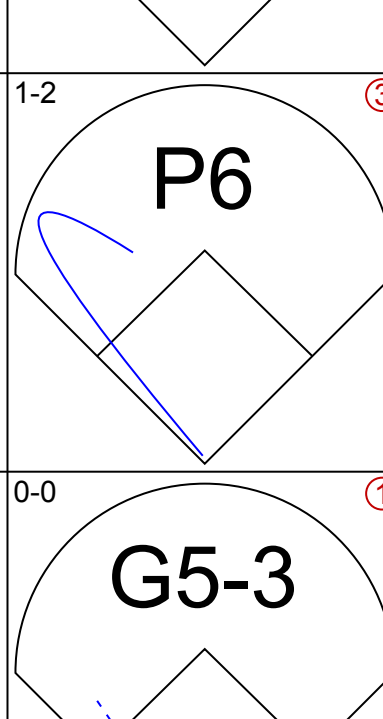
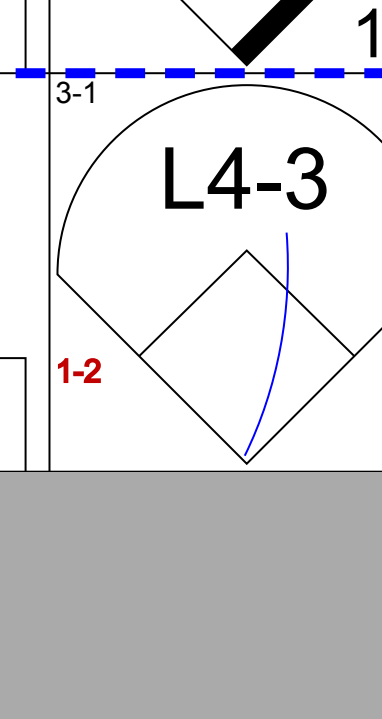
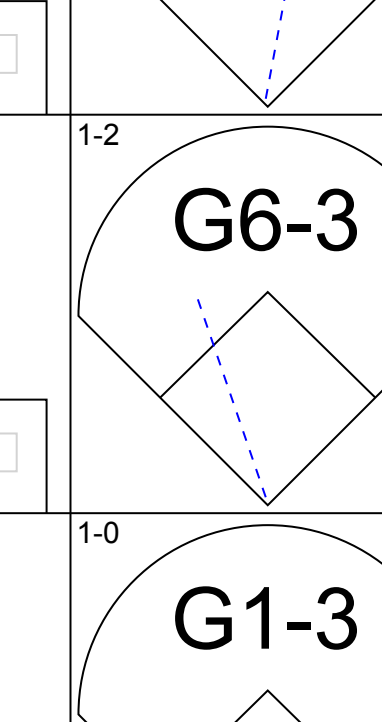
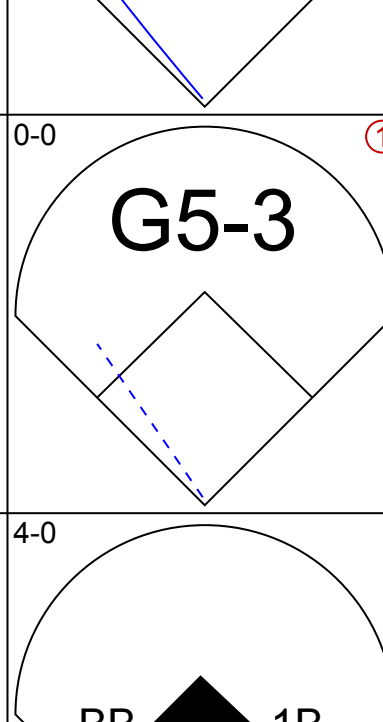
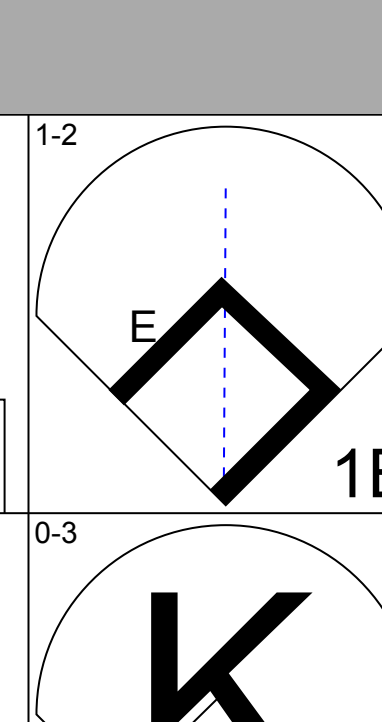
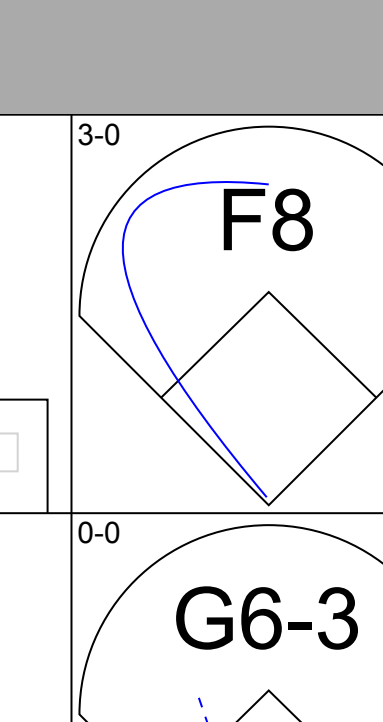
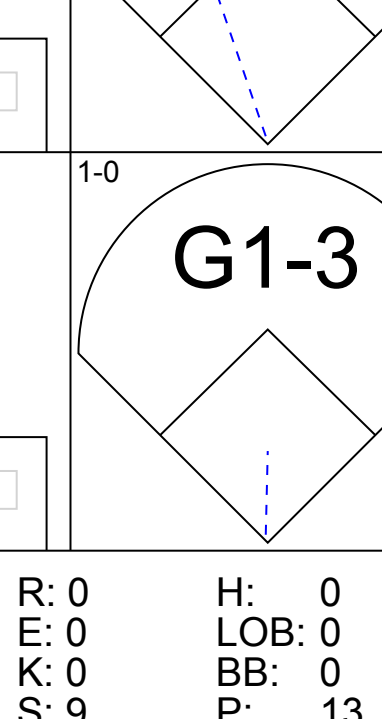
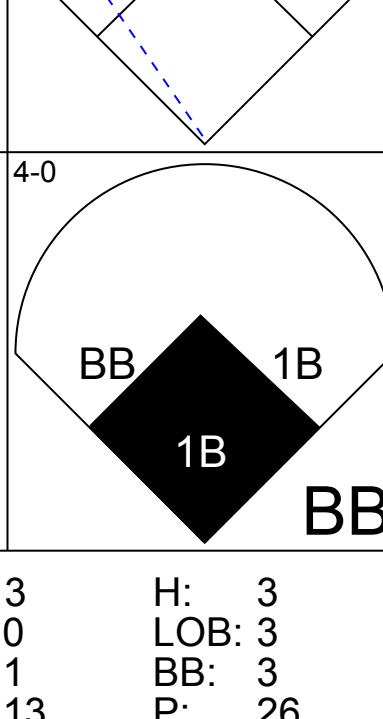
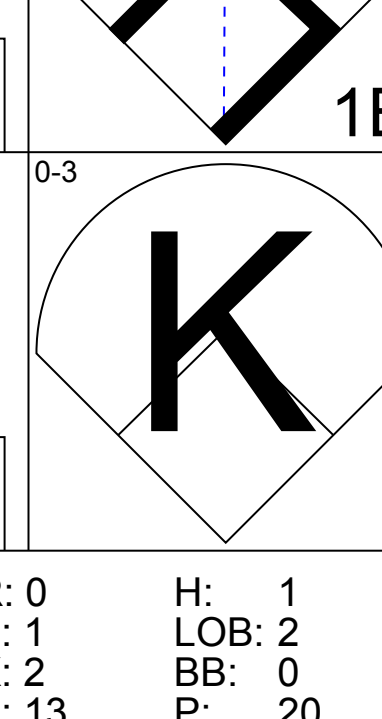
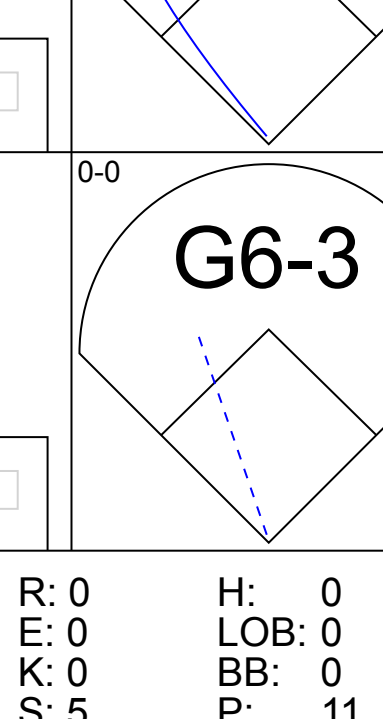


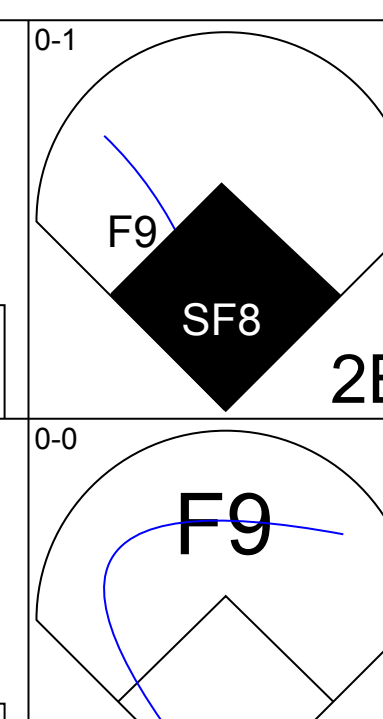
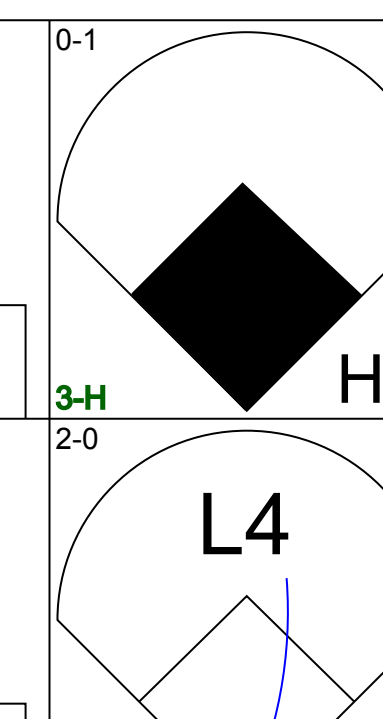
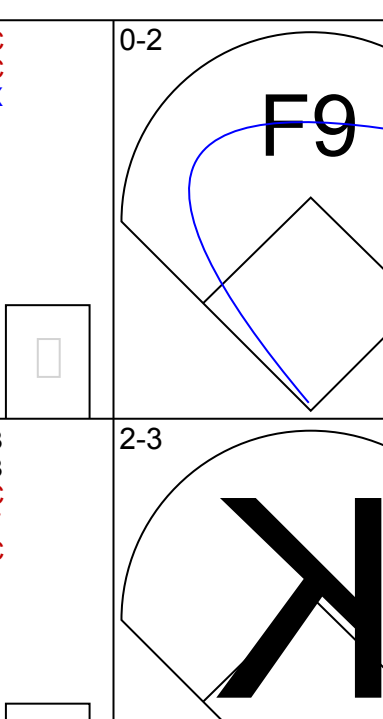
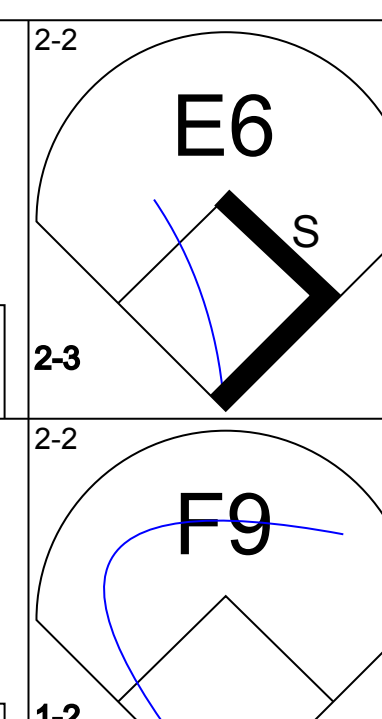
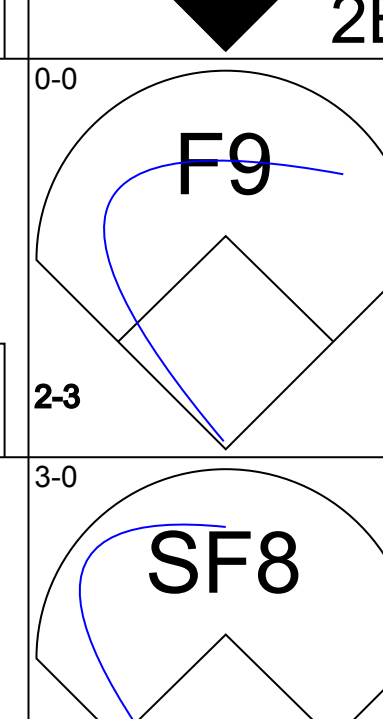
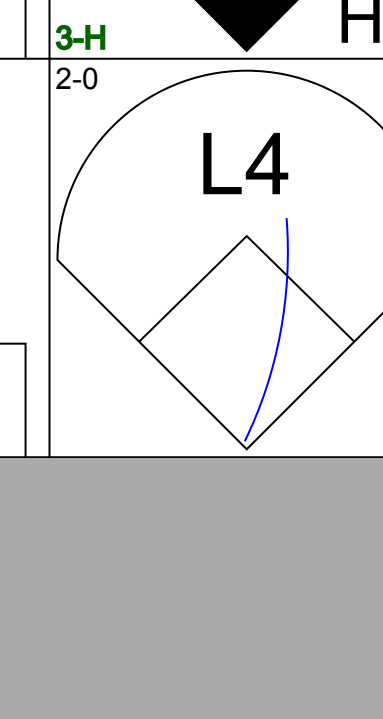
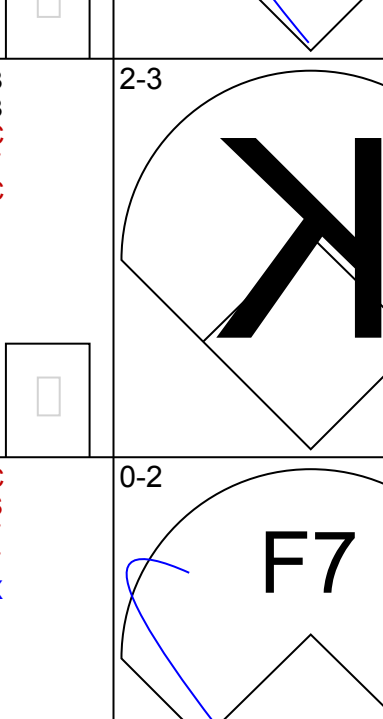
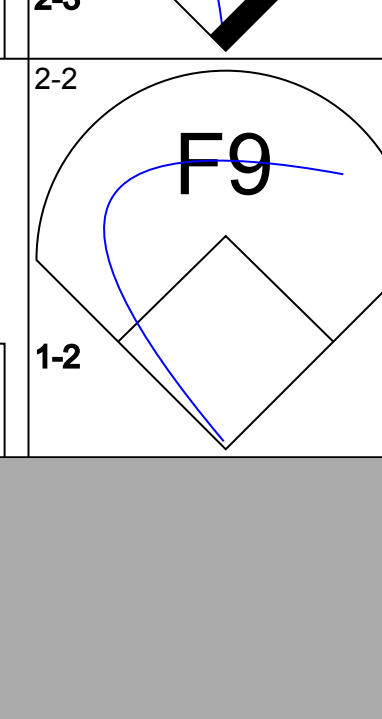
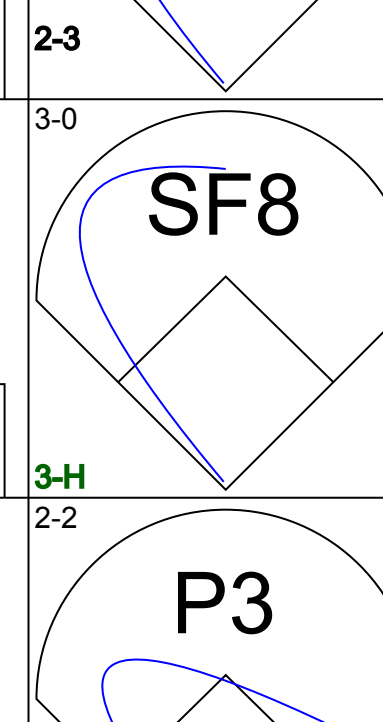
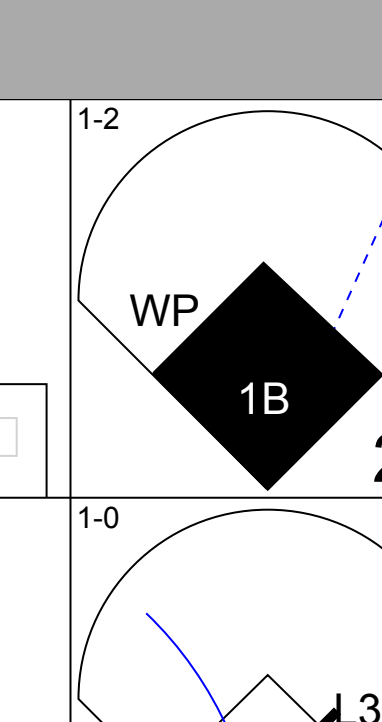
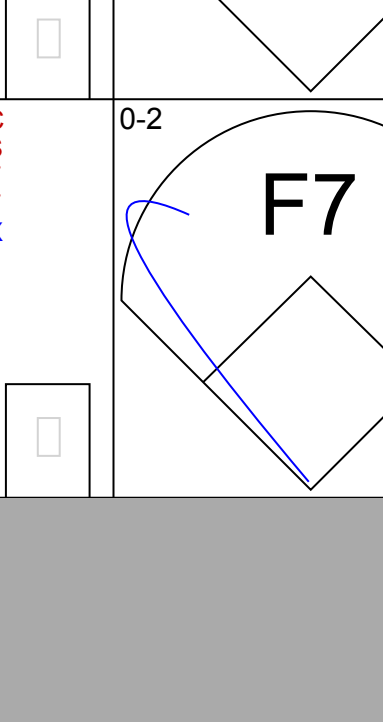
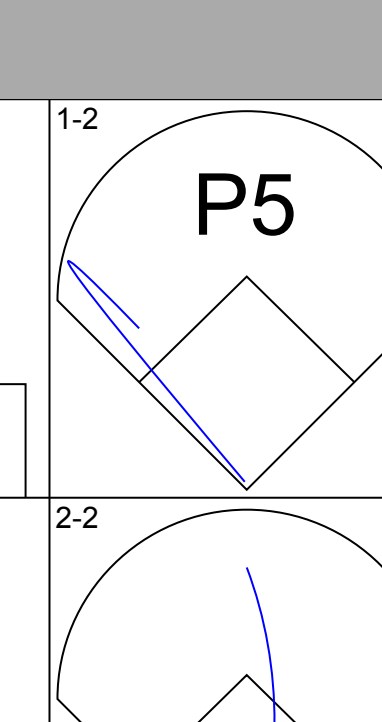
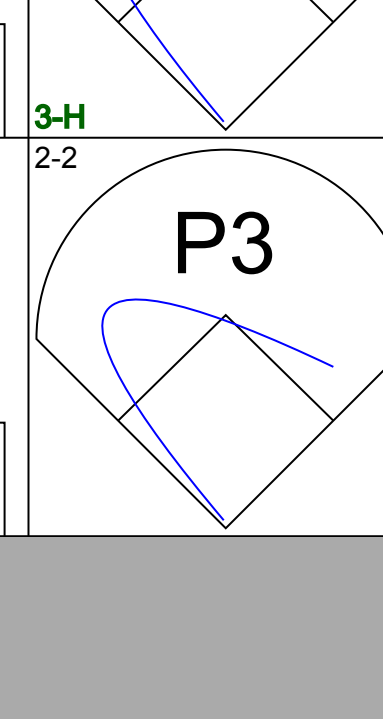
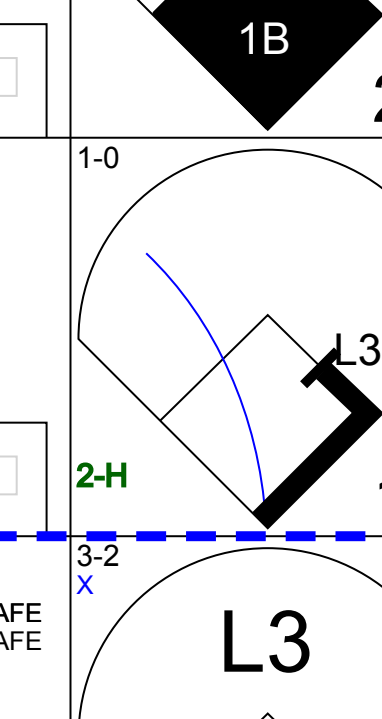
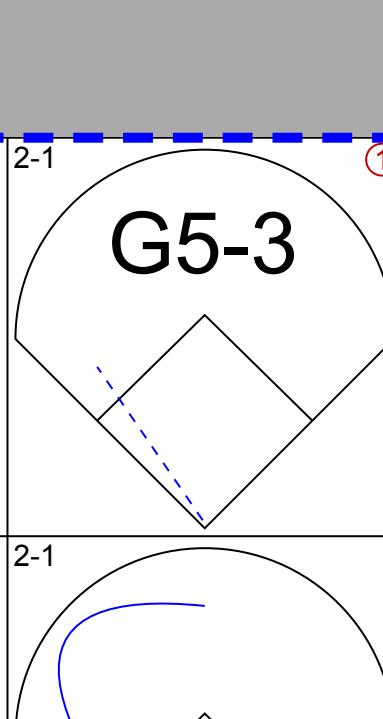
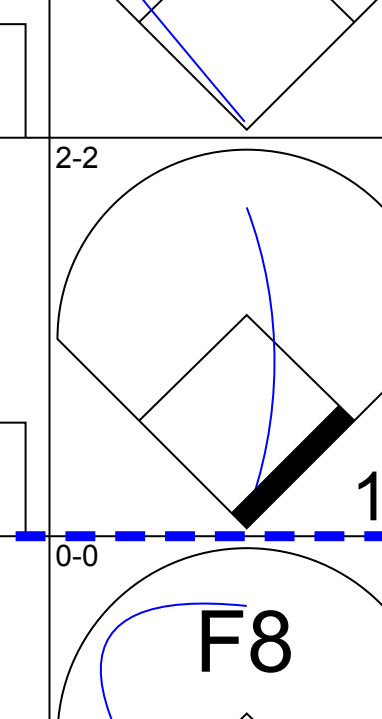
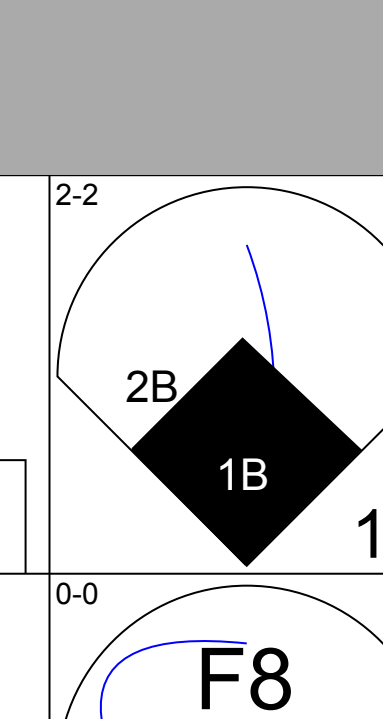
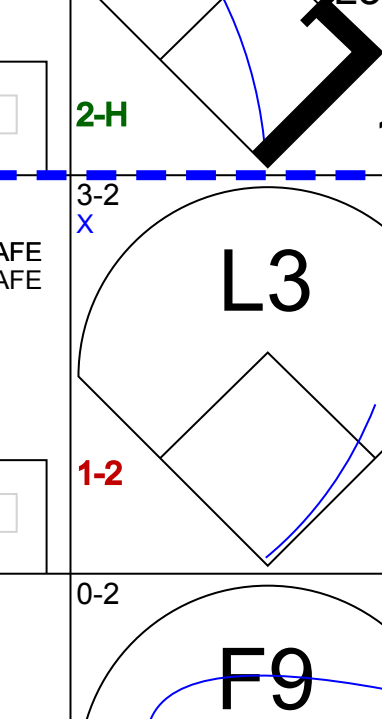
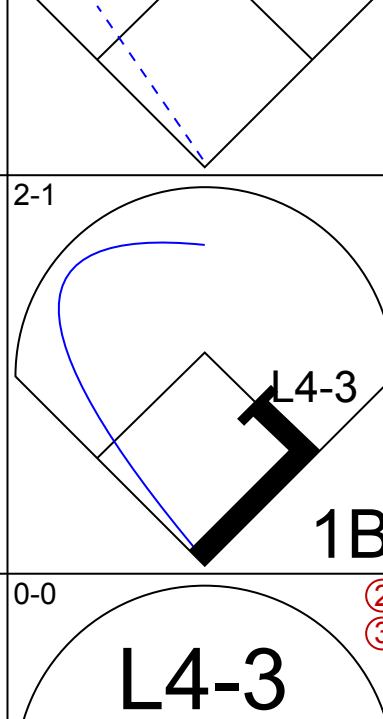
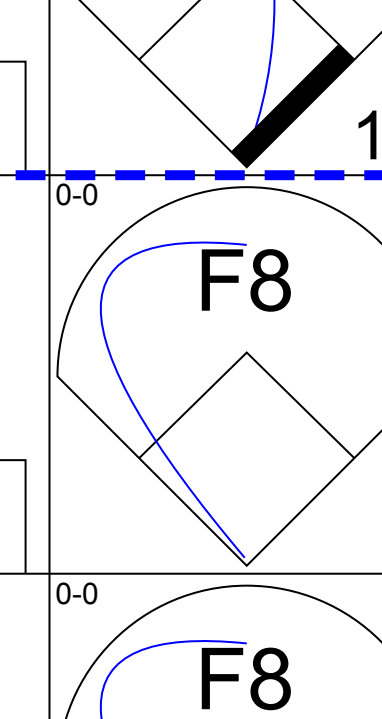
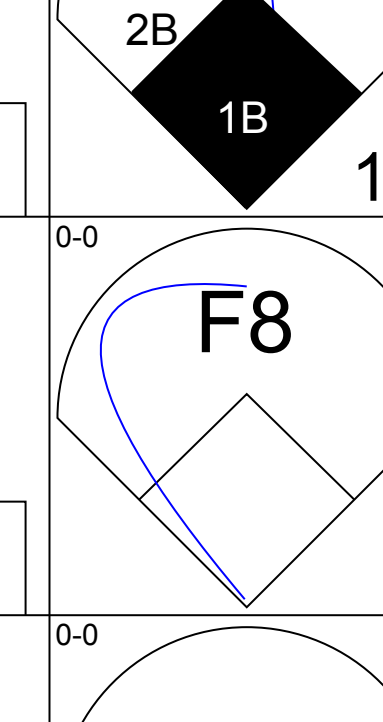
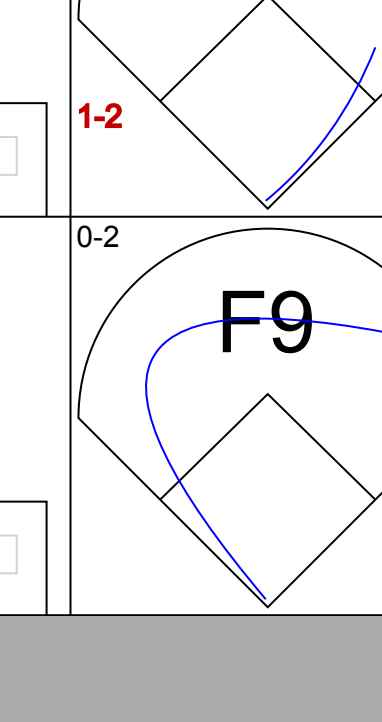
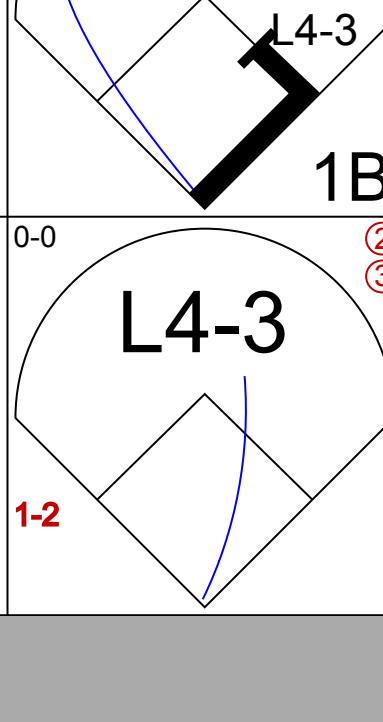
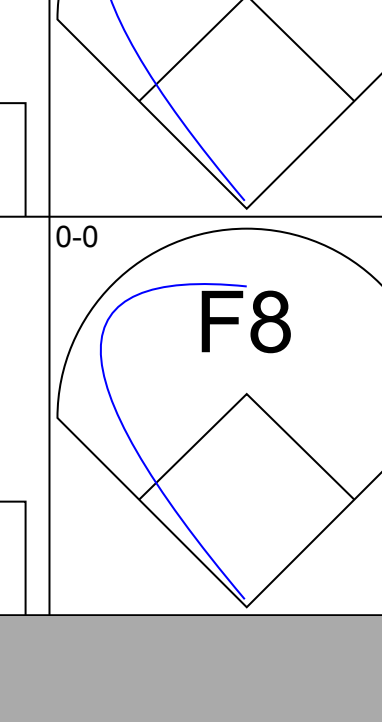
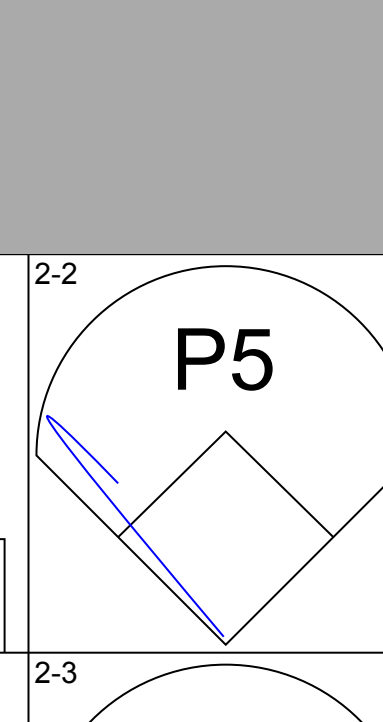
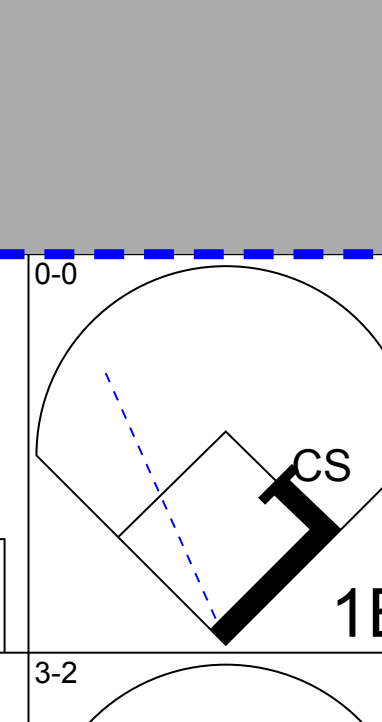
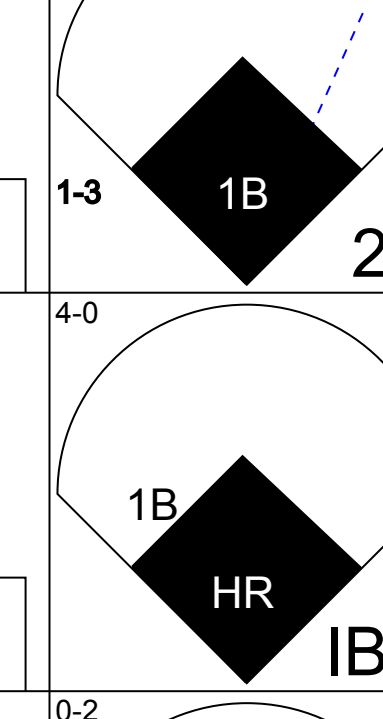
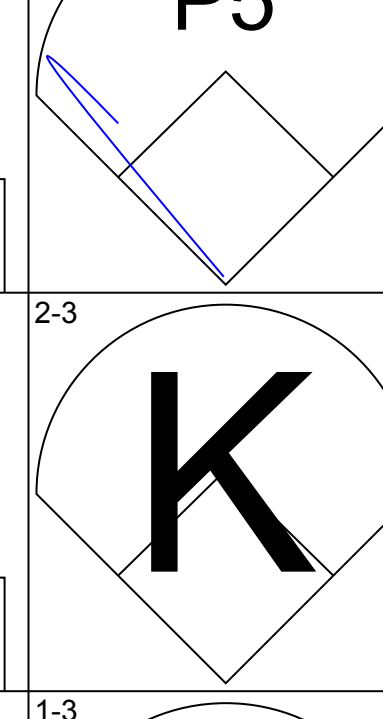
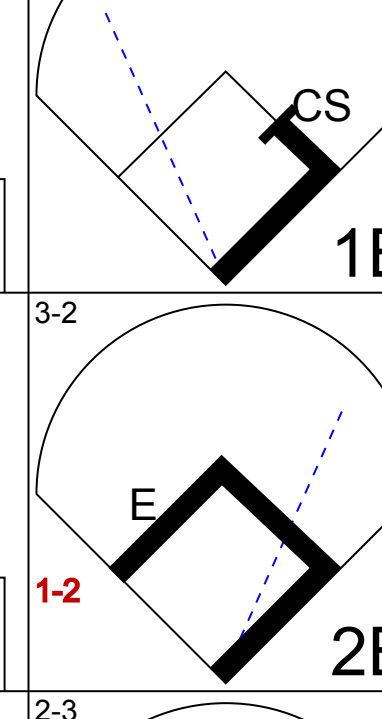
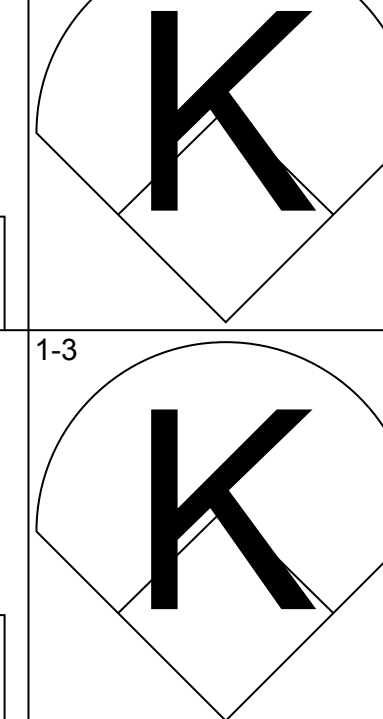
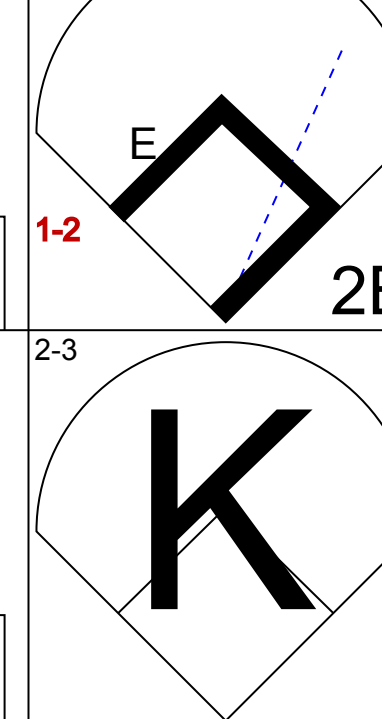
Batter	1	2	3	4	5	6	7	8	9	AB	R	H	RBI	BB	SO	LOB	BOTTOM		
Chris Sabo, R OBP: 0.275, SLG: 0.294	0-1 F9	0-1 P2		0-0 1B 1B		2-2 G1-3	4-2 BB			4	1	1	1	1	0	1			
Ken Griffey, L OBP: 0.400, SLG: 0.513	0-1 1B S		1-0 F9	3-1 1B		1-0 2B 1B	1-2 F9			4	1	3	1	0	0	0			
Joel Youngblood, R OBP: 0.333, SLG: 0.310	1B S		1-0 F9	1-3 1B		1-2 2B 1B	1-2 F9			1	0	0	0	0	0	3			
Barry Larkin, R OBP: 0.359, SLG: 0.418	4-2 1B BB		0-0 F8	0-3 K		1-2 2B 1B		1-0 BB 1B SF8		4	2	2	0	1	1	2			
Eric Davis, R OBP: 0.319, SLG: 0.469	1-2 1B		0-0 F8	2-1 K		1-0 2B 1B		0-0 BB 1B SF8		4	0	4	3	0	0	0			
Rolando Roomes, R OBP: 0.333, SLG: 0.457	1-2 2-3 1B		1-0 F8	1-2 1B		1-2 2B		1-2 BB 1B		1	0	1	0	0	0	0			
Paul O'Neill, L OBP: 0.348, SLG: 0.469	2-3 K		0-2 G1-3	0-0 L4		3-1 F8		2-3 K		5	0	0	0	0	2	9			
Todd Benzinger, S OBP: 0.301, SLG: 0.318	2-1 F8			4-1 1B BB E BB	2-3 K		0-0 L7	4-2 BB		3	1	0	0	2	1	3			
Jeff Reed, L OBP: 0.288, SLG: 0.365		3-2 P3		2-1 F9	1-0 F7		2-0 HBP	2-2 SF8		3	0	0	1	0	0	1			
Lenny Harris, L OBP: 0.282, SLG: 0.200		1-0 SH1-3 1B		4-2 E 1B BB	1-1 P2		2-0 BLK WP HBP	2-0 F7		3	1	1	0	1	0	2			
Rick Mahler, R OBP: 0.280, SLG: 0.182		0-0 SH1-3		2-2 E1 1B 1B		0-2 G6-3		4-2 BLK BB		2	1	1	0	1	0	0			
Inning Stats	R: 0 E: 0 K: 1 S: 17	H: 2 LOB: 3 BB: 1 P: 26	R: 0 E: 0 K: 0 S: 7	H: 1 LOB: 1 BB: 0 P: 11	R: 0 E: 0 K: 0 S: 6	H: 1 LOB: 1 BB: 0 P: 7	R: 4 E: 1 K: 1 S: 19	H: 4 LOB: 2 BB: 2 P: 34	R: 0 E: 0 K: 1 S: 6	H: 0 LOB: 0 BB: 0 P: 10	R: 2 E: 0 K: 0 S: 15	H: 3 LOB: 1 BB: 0 P: 23	R: 0 E: 0 K: 0 S: 10	H: 0 LOB: 2 BB: 2 P: 23	R: 1 E: 0 K: 1 S: 12	H: 2 LOB: 2 BB: 1 P: 23	1B: 12 2B: 1 3B: 0 HR: 0	SF: 1 SAC: 1 DP: 0 HBP: 2	WP: 1 PA: 44 PB: 0 SB: 1 CS: 0
PITCHER Mike Bielecki, R Steve Wilson, L Jeff Pico, R Mitch Williams, L	IP: 3.2 WLS: L BF: 22 H: 8 R: 4 ER: 4 SO: 2 BB: 3 IBB: 0 HBP: 0 BLK: 0 WP: 0 HR: 0 S: 48 P: 77 ERA: 9.82 WHIP: 3.000															PITCHER			

Chicago Cubs @ Cincinnati Reds
Riverfront Stadium, Cincinnati, OH
Sun May 21 1989, 3:33 AM EDT
Att: 34,128 - Cloudy - 82 F

AB	34
R	7
H	13
RBI	6
BB	6
SO	4
LOB	21



Batter	1	2	3	4	5	6	7	8	9	AB	R	H	RBI	BB	SO	LOB	TOP					
Vince Coleman, S (1.7) OBP: 0.361, SLG: 0.397										5	1	1	0	0	3	1	St. Louis Cardinals @ Cincinnati Reds Riverfront Stadium, Cincinnati, OH Tue May 23 1989, 7:05 PM EDT Att: 21,872 - Unknown AB 33 R 4 H 7 RBI 4 BB 4 SO 9 LOB 16					
Ozzie Smith, S (1.6) OBP: 0.340, SLG: 0.343										3	1	1	0	1	1	1						
Pedro Guerrero, R (1.3) OBP: 0.364, SLG: 0.487										4	0	1	2	0	0	3						
Tom Brunansky, R (1.9) OBP: 0.307, SLG: 0.379										3	0	1	0	1	1	1						
Willie McGee, S (1.8) OBP: 0.282, SLG: 0.333										3	1	1	1	1	1	1						
Terry Pendleton, S (1.5) OBP: 0.301, SLG: 0.304										4	0	1	1	0	2	4						
Tony Peña, R (1.2) Ken Dayley, L (8.1)										4	0	0	0	0	0	4						
José Oquendo, S (1.4) OBP: 0.319, SLG: 0.279										4	0	1	0	0	0	0						
Matt Kinzer, R (1.1) John Costello, R (3.1) Jim Lindeman, R (6. PR) Frank DiPino, L (8.1) Denny Walling, L (7. PR) Cris Carpenter, R (7.1) Tom Pagnozzi, R (8.2)										1	0	0	0	0	0	0						
Inning Stats	R: 0 E: 0 K: 2 S: 10	H: 0 LOB: 0 BB: 0 P: 13	R: 0 E: 0 K: 2 S: 9	H: 1 LOB: 0 BB: 0 P: 11	R: 0 E: 0 K: 0 S: 9	H: 0 LOB: 0 BB: 0 P: 13	R: 0 E: 0 K: 1 S: 10	H: 1 LOB: 1 BB: 0 P: 14	R: 0 E: 0 K: 0 S: 5	H: 0 LOB: 0 BB: 0 P: 6	R: 3 E: 0 K: 1 S: 13	H: 3 LOB: 3 BB: 3 P: 26	R: 0 E: 1 K: 2 S: 13	H: 1 LOB: 2 BB: 0 P: 20	R: 1 E: 0 K: 1 S: 12	H: 1 LOB: 0 BB: 1 P: 22		R: 0 E: 0 K: 0 S: 5	H: 0 LOB: 0 BB: 0 P: 11	1B: 7 2B: 1 3B: 0 HR: 0	SF: 0 SAC: 0 DP: 1 HBP: 0	WP: 0 PB: 0 SB: 1 CS: 1
PITCHER	IP WLS BF H R ER SO BB IBB HBP BLK WP HR S P ERA WHIP																					
Danny Jackson, L (1.1) ERA: 5.94	5.1 W 22 4 3 3 5 3 0 0 0 0 0 0 48 74 5.06 1.312																					
Rob Dibble, R (6.1) ERA: 2.93	2.0 11 3 1 1 4 1 0 0 0 0 0 0 31 46 4.50 2.000																					
John Franco, L (8.1) ERA: 1.64	1.2 S 4 0 0 0 0 0 0 0 0 0 0 0 7 16 0.00 0.000																					

Batter	1	2	3	4	5	6	7	8	9	AB	R	H	RBI	BB	SO	LOB	BOTTOM			
Chris Sabo, R (1.5) OBP: 0.281, SLG: 0.325										4	2	2	2	0	0	1	St. Louis Cardinals @ Cincinnati Reds Riverfront Stadium, Cincinnati, OH Tue May 23 1989, 7:05 PM EDT Att: 21,872 - Unknown AB 31 R 6 H 11 RBI 6 BB 1 SO 4 LOB 10			
Ken Griffey, L (1.7) OBP: 0.367, SLG: 0.465										4	0	0	0	0	1	3				
Barry Larkin, R (1.6) OBP: 0.356, SLG: 0.424										3	1	1	1	0	0	0				
Eric Davis, R (1.9) OBP: 0.325, SLG: 0.470										4	0	2	1	0	0	0				
Rolando Roomes, R (8. PR) OBP: 0.333, SLG: 0.457										0	0	0	0	0	0	0				
Paul O'Neill, L (1.8) OBP: 0.352, SLG: 0.470										4	1	2	0	0	0	2				
Todd Benzinger, S (1.3) OBP: 0.294, SLG: 0.309										4	0	0	0	0	0	3				
Lenny Harris, L (1.4) OBP: 0.310, SLG: 0.263										3	1	2	0	0	0	0				
Jeff Reed, L (1.2) OBP: 0.298, SLG: 0.377										2	1	1	0	1	1	0				
Danny Jackson, R (1.1) OBP: 0.105, SLG: 0.105										2	0	1	2	0	1	0				
Rob Dibble, L (6.1)										1	0	0	0	0	1	1				
John Franco, L (8.1)										0	0	0	0	0	0	0				
Inning Stats	R: 1 E: 0 K: 0 S: 7	H: 1 LOB: 0 BB: 0 P: 12	R: 4 E: 0 K: 0 S: 11	H: 4 LOB: 1 BB: 1 P: 19	R: 1 E: 0 K: 0 S: 13	H: 2 LOB: 0 BB: 0 P: 18	R: 0 E: 0 K: 2 S: 10	H: 0 LOB: 0 BB: 0 P: 15	R: 0 E: 0 K: 0 S: 11	H: 0 LOB: 0 BB: 0 P: 13	R: 0 E: 0 K: 0 S: 5	H: 1 LOB: 0 BB: 0 P: 9	R: 0 E: 1 K: 1 S: 17	H: 2 LOB: 2 BB: 0 P: 26	R: 0 E: 0 K: 0 S: 8	H: 1 LOB: 1 BB: 0 P: 11	1B: 6 2B: 6 3B: 0 HR: 1	SF: 1 SAC: 0 DP: 2 HBP: 0	WP: 1 PB: 0 SB: 1 CS: 1	PA: 33
PITCHER	IP WLS BF H R ER SO BB IBB HBP BLK WP HR S P ERA WHIP																			
Matt Kinzer, R (1.1) ERA: 8.53	2.0 L 13 7 6 6 0 0 0 0 0 0 0 0 29 39 0.00 0.000																			
John Costello, R (3.1) ERA: 2.0	3.0 8 0 0 0 3 0 0 0 0 0 0 0 23 39 0.00 0.000																			
Frank DiPino, L (6.1) ERA: 2.16	1.0 3 1 0 0 0 0 0 0 0 0 0 0 5 9 0.00 1.000																			
Cris Carpenter, R (7.1) ERA: 2.56	1.1 7 3 0 0 1 0 0 0 0 0 0 0 23 35 0.00 2.250																			
Ken Dayley, L (8.1) ERA: 2.14	0.2 2 0 0 0 0 0 0 0 0 0 0 0 2 2 0.00 0.000																			

Batter	1	2	3	4	5	6	7	8	9	AB	R	H	RBI	BB	SO	LOB	TOP					
Willie McGee, S OBP: 0.276, SLG: 0.314										4	0	0	0	1	1	2						
José Oquendo, S OBP: 0.324, SLG: 0.298										4	1	2	0	0	0	1						
Pedro Guerrero, R OBP: 0.367, SLG: 0.490										3	0	1	0	1	0	2						
Tom Brunansky, R OBP: 0.305, SLG: 0.376										4	0	1	0	0	1	3						
Tony Peña, R OBP: 0.290, SLG: 0.350										4	0	1	0	0	0	3						
Terry Pendleton, S OBP: 0.305, SLG: 0.308										4	0	2	0	0	0	2						
Jim Lindeman, R Ken Dayley, L										4	0	0	0	0	0	2						
Ozzie Smith, S										4	0	1	0	0	0	1						
Ken Hill, R Frank DiPino, L Cris Carpenter, R Vince Coleman, S										1	0	0	0	1	0	1						
										1	0	0	0	0	1	0						
										1	0	0	0	0	1	0						
										0	0	0	0	0	0	0						
										1	0	0	0	0	0	0						
Inning Stats	R: 0 E: 0 K: 2 S: 9	H: 1 LOB: 2 BB: 1 P: 17	R: 0 E: 0 K: 0 S: 13	H: 1 LOB: 2 BB: 1 P: 23	R: 0 E: 0 K: 0 S: 8	H: 1 LOB: 1 BB: 0 P: 12	R: 0 E: 0 K: 0 S: 11	H: 1 LOB: 1 BB: 0 P: 14	R: 1 E: 1 K: 0 S: 8	H: 3 LOB: 2 BB: 0 P: 11	R: 0 E: 0 K: 1 S: 7	H: 0 LOB: 0 BB: 0 P: 9	R: 0 E: 0 K: 0 S: 5	H: 0 LOB: 0 BB: 1 P: 11	R: 0 E: 0 K: 0 S: 9	H: 1 LOB: 1 BB: 0 P: 11	R: 0 E: 0 K: 0 S: 7	H: 0 LOB: 0 BB: 0 P: 13	1B: 3 2B: 5 3B: 0 HR: 0	SF: 0 SAC: 0 DP: 0 HBP: 0	WP: 0 PA: 38 PB: 0 SB: 0 CS: 1	
PITCHER Tom Browning, L ERA: 4.02	IP: 9.0 WLS: W BF: 37 H: 8 R: 1 ER: 1 SO: 3 BB: 3 IBB: 0 HBP: 0 BLK: 0 WP: 0 HR: 0 S: 77 P: 121 ERA: 1.00 WHIP: 1.222																					

St. Louis Cardinals @ Cincinnati Reds
Riverfront Stadium, Cincinnati, OH
Wed May 24 1989, 7:05 PM EDT
Att: 21,055 - Unknown - 78 F

AB 34
R 1
H 8
RBI 0
BB 3
SO 3
LOB 17



Batter	1	2	3	4	5	6	7	8	9	AB	R	H	RBI	BB	SO	LOB	BOTTOM				
Chris Sabo, R OBP: 0.291, SLG: 0.356										3	2	2	1	1	0	1					
Ken Griffey, L Rolando Roomes, R										2	1	2	0	1	0	0					
Barry Larkin, R										3	0	2	2	1	0	1					
Eric Davis, R Herm Winningham, L										3	0	0	1	1	1	2					
Paul O'Neill, L										4	0	0	0	0	1	4					
Todd Benzinger, S										4	1	2	0	0	1	1					
Lenny Harris, L										4	0	1	1	0	1	1					
Jeff Reed, L										3	1	0	0	1	0	1					
Tom Browning, L										3	0	0	0	0	2	1					
Inning Stats	R: 2 E: 0 K: 2 S: 16	H: 3 LOB: 1 BB: 0 P: 23	R: 0 E: 0 K: 1 S: 6	H: 0 LOB: 0 BB: 0 P: 8	R: 0 E: 0 K: 0 S: 7	H: 1 LOB: 0 BB: 1 P: 14	R: 0 E: 0 K: 2 S: 13	H: 1 LOB: 1 BB: 0 P: 17	R: 1 E: 0 K: 0 S: 14	H: 0 LOB: 3 BB: 4 P: 33	R: 0 E: 0 K: 0 S: 4	H: 0 LOB: 0 BB: 0 P: 6	R: 1 E: 0 K: 0 S: 19	H: 2 LOB: 1 BB: 0 P: 26	R: 1 E: 0 K: 1 S: 11	H: 2 LOB: 1 BB: 0 P: 20	1B: 4 2B: 2 3B: 2 HR: 1	SF: 0 SAC: 1 DP: 1 HBP: 0	WP: 0 PA: 36 PB: 0 SB: 0 CS: 1		
PITCHER Ken Hill, R Frank DiPino, L Cris Carpenter, R Ken Dayley, L	IP: 4.2 WLS: L BF: 22 H: 5 R: 3 ER: 3 SO: 5 BB: 5 IBB: 0 HBP: 0 BLK: 0 WP: 0 HR: 1 S: 54 P: 92 ERA: 5.79 WHIP: 2.143																				

St. Louis Cardinals @ Cincinnati Reds
Riverfront Stadium, Cincinnati, OH
Wed May 24 1989, 7:05 PM EDT
Att: 21,055 - Unknown - 78 F

AB 30
R 5
H 9
RBI 5
BB 5
SO 6
LOB 13



Batter	1	2	3	4	5	6	7	8	9	AB	R	H	RBI	BB	SO	LOB	TOP			
Chris Sabo, R OBP: 0.299, SLG: 0.375 (1, 5)	F7		HR		F8			F7		4	1	1	1	0	0	1	Cincinnati Reds @ Chicago Cubs Wrigley Field, Chicago, IL Sat May 27 1989, 3:33 AM CDT Att: 34,546 - Unknown			
Ken Griffey, L OBP: 0.386, SLG: 0.449 (1, 7)	L3		BB			K		K		3	0	0	0	1	2	0				
Barry Larkin, R OBP: 0.360, SLG: 0.445 (1, 6)										2	0	1	0	0	0	1				
Ron Oester, S OBP: 0.263, SLG: 0.256 (3, 4)	1B		4-3			G3				2	1	0	0	0	0	0				
Eric Davis, R OBP: 0.323, SLG: 0.482 (1, 8)	L8									4	1	1	2	0	2	1				
Paul O'Neill, L OBP: 0.330, SLG: 0.436 (1, 9)										4	0	0	0	0	0	0				
Todd Benzinger, S OBP: 0.299, SLG: 0.335 (1, 3)										4	0	0	0	0	1	0				
Lenny Harris, L OBP: 0.286, SLG: 0.240 (1, 4) (3, 6)										3	0	0	0	1	1	0				
Jeff Reed, L OBP: 0.298, SLG: 0.366 (1, 2)										3	0	1	0	0	1	1				
Jose Rijo, R OBP: 0.286, SLG: 0.300 (1, 1)										1	0	0	0	0	0	0				
Dave Collins, S OBP: 0.250, SLG: 0.217 (5, PH)										1	0	0	0	0	1	1				
Tim Birtsas, L OBP: 0.328, SLG: 0.387 (8, PH)										0	0	0	0	0	0	0				
Herm Winningham, L OBP: 0.328, SLG: 0.387 (8, PH)										1	0	0	0	0	0	0				
Kent Tekulve, R OBP: 0.286, SLG: 0.375 (8, 1)										0	0	0	0	0	0	0				
Inning Stats	R: 0 E: 0 K: 0 S: 5	H: 1 LOB: 1 BB: 0 P: 7	R: 0 E: 0 K: 1 S: 8	H: 0 LOB: 0 BB: 1 P: 13	R: 1 E: 0 K: 0 S: 11	H: 1 LOB: 1 BB: 1 P: 20	R: 0 E: 0 K: 1 S: 7	H: 0 LOB: 0 BB: 0 P: 9	R: 0 E: 0 K: 2 S: 8	H: 1 LOB: 1 BB: 0 P: 10	R: 0 E: 0 K: 1 S: 9	H: 0 LOB: 1 BB: 1 P: 17	R: 0 E: 0 K: 1 S: 7	H: 0 LOB: 0 BB: 0 P: 10	R: 2 E: 1 K: 0 S: 9	H: 1 LOB: 0 BB: 0 P: 14	1B: 2 2B: 0 3B: 0 HR: 2	SF: 0 SAC: 0 DP: 0 HBP: 0	WP: 0 PB: 0 SB: 0 CS: 0	PA: 34
PITCHER Rick Sutcliffe, R ERA: 3.43 (1, 1)	IP: 9.0 WLS: W BF: 34 H: 4 R: 3 ER: 2 SO: 8 BB: 2 IBB: 0 HBP: 0 BLK: 0 WP: 0 HR: 2 S: 71 P: 110 ERA: 2.00 WHIP: 0.667															PITCHER Rick Sutcliffe, R ERA: 3.43 (1, 1)	IP: 9.0 WLS: W BF: 34 H: 4 R: 3 ER: 2 SO: 8 BB: 2 IBB: 0 HBP: 0 BLK: 0 WP: 0 HR: 2 S: 71 P: 110 ERA: 2.00 WHIP: 0.667			

AB	32
R	3
H	4
RBI	3
BB	2
SO	8
LOB	5



Batter	1	2	3	4	5	6	7	8	9	AB	R	H	RBI	BB	SO	LOB	BOTTOM				
Doug Dascenzo, S OBP: 0.188, SLG: 0.167 (1, 8)	K				E6			1-3		5	0	0	0	0	2	1	Cincinnati Reds @ Chicago Cubs Wrigley Field, Chicago, IL Sat May 27 1989, 3:33 AM CDT Att: 34,546 - Unknown				
Gary Varsho, L OBP: 0.286, SLG: 0.383 (1, 7)	BB				F8			F8		3	2	1	0	1	0	1					
23 Ryne Sandberg, R OBP: 0.332, SLG: 0.571 (1, 4)	SF9				1B					0	1	0	0	0	0	0					
Curtis Wilkerson, S OBP: 0.200, SLG: 0.319 (3, 4)	SF9				6-4-3			4-3		3	0	1	0	0	0	1					
Mark Grace, L OBP: 0.390, SLG: 0.404 (1, 3)	1B				6-3					3	1	1	0	1	1	1					
Damon Berryhill, S OBP: 0.337, SLG: 0.432 (1, 2)	SF9				1B			4-3		3	1	2	2	0	0	0					
Dwight Smith, L OBP: 0.380, SLG: 0.468 (1, 9)	1B				1B			SH5-3		2	0	2	2	1	0	0					
Vance Law, R OBP: 0.264, SLG: 0.311 (1, 5)	CS				G3			F7		4	0	1	1	0	1	3					
Shawon Dunston, R OBP: 0.262, SLG: 0.254 (1, 6)					1B			P2		3	0	0	0	1	2	1					
Rick Sutcliffe, L OBP: 0.231, SLG: 0.200 (1, 1)	S				K			FC6-4		3	0	0	0	1	2	4					
Inning Stats	R: 2 E: 0 K: 1 S: 11	H: 1 LOB: 1 BB: 2 P: 26	R: 0 E: 0 K: 3 S: 13	H: 0 LOB: 1 BB: 1 P: 22	R: 2 E: 0 K: 1 S: 20	H: 4 LOB: 3 BB: 1 P: 31	R: 0 E: 1 K: 0 S: 14	H: 1 LOB: 1 BB: 0 P: 24	R: 1 E: 0 K: 0 S: 10	H: 2 LOB: 1 BB: 0 P: 13	R: 0 E: 0 K: 0 S: 9	H: 0 LOB: 0 BB: 1 P: 14	R: 0 E: 0 K: 1 S: 10	H: 0 LOB: 0 BB: 1 P: 17	R: 0 E: 0 K: 2 S: 7	H: 0 LOB: 0 BB: 0 P: 10		1B: 7 2B: 1 3B: 0 HR: 0	SF: 1 SAC: 1 DP: 0 HBP: 1	WP: 0 PB: 0 SB: 1 CS: 1	PA: 38
PITCHER Jose Rijo, R ERA: 2.05 (1, 1)	IP: 4.0 WLS: L BF: 22 H: 6 R: 4 ER: 4 SO: 5 BB: 3 IBB: 1 HBP: 1 BLK: 0 WP: 0 HR: 0 S: 29 P: 103 ERA: 9.00 WHIP: 2.250															PITCHER Jose Rijo, R ERA: 2.05 (1, 1)		IP: 4.0 WLS: L BF: 22 H: 6 R: 4 ER: 4 SO: 5 BB: 3 IBB: 1 HBP: 1 BLK: 0 WP: 0 HR: 0 S: 29 P: 103 ERA: 9.00 WHIP: 2.250			
Tim Birtsas, L ERA: 2.42 (5, 1)	3.0 12 2 1 1 1 1 0 0 0 0 0 0 29 44 3.00 1.000															Tim Birtsas, L ERA: 2.42 (5, 1)	3.0 12 2 1 1 1 1 0 0 0 0 0 0 29 44 3.00 1.000				
Kent Tekulve, R ERA: 3.46 (8, 1)	1.0 3 0 0 0 0 2 0 0 0 0 0 7 10 0.00 0.000															Kent Tekulve, R ERA: 3.46 (8, 1)	1.0 3 0 0 0 0 2 0 0 0 0 0 7 10 0.00 0.000				

AB	29
R	5
H	8
RBI	5
BB	5
SO	8
LOB	12



Batter	1	2	3	4	5	6	7	8	9	AB	R	H	RBI	BB	SO	LOB	TOP					
Chris Sabo, R OBP: 0.298, SLG: 0.390 (1, 5)										4	1	1	1	0	1	3	Cincinnati Reds @ Chicago Cubs Wrigley Field, Chicago, IL Sun May 28 1989, 3:33 AM CDT Att: 37,231 - Unknown					
Ken Griffey, L OBP: 0.393, SLG: 0.442 (1, 7)										3	0	1	0	1	0	1						
Barry Larkin, R OBP: 0.358, SLG: 0.440 (1, 6)										4	0	1	0	0	1	1						
Eric Davis, R OBP: 0.313, SLG: 0.466 (1, 8)										4	0	0	0	0	2	3						
Paul O'Neill, L OBP: 0.333, SLG: 0.440 (1, 9)										3	0	1	0	1	0	2						
Todd Benzinger, S OBP: 0.293, SLG: 0.327 (1, 3)										4	0	0	0	0	0	4						
Jeff Reed, L OBP: 0.296, SLG: 0.362 (1, 2)										4	0	1	0	0	1	0						
Ron Oester, S OBP: 0.265, SLG: 0.258 (1, 4)										3	0	1	0	0	0	1						
Danny Jackson, R OBP: 0.150, SLG: 0.150 Rob Dibble, L (6, 1)										1	0	1	0	0	0	0						
Dave Collins, S OBP: 0.240, SLG: 0.208 Kent Tekulve, R (7, 1)										0	0	0	0	0	0	0						
Inning Stats	R: 0 E: 0 K: 1 S: 8	H: 0 LOB: 1 BB: 1 P: 17	R: 0 E: 0 K: 0 S: 5	H: 0 LOB: 0 BB: 1 P: 11	R: 0 E: 0 K: 0 S: 7	H: 1 LOB: 1 BB: 0 P: 12	R: 0 E: 0 K: 2 S: 10	H: 1 LOB: 1 BB: 0 P: 16	R: 0 E: 0 K: 0 S: 10	H: 2 LOB: 2 BB: 0 P: 13	R: 0 E: 0 K: 0 S: 10	H: 2 LOB: 2 BB: 0 P: 16	R: 0 E: 0 K: 0 S: 5	H: 0 LOB: 0 BB: 0 P: 7	R: 1 E: 0 K: 1 S: 7	H: 1 LOB: 0 BB: 0 P: 12	R: 0 E: 0 K: 1 S: 5	H: 0 LOB: 0 BB: 0 P: 7	1B: 5 2B: 2 3B: 0 HR: 1	SF: 0 SAC: 1 DP: 2 HBP: 0	WP: 0 PB: 0 SB: 0 CS: 0	PA: 34
PITCHER Mike Bielecki, R ERA: 1.63 (1, 1)	IP: 9.0 WLS: W BF: 34 H: 7 R: 1 ER: 1 SO: 5 BB: 2 IBB: 0 HBP: 0 BLK: 0 WP: 0 HR: 1 S: 67 P: 111 ERA: 1.00 WHIP: 1.000															PITCHER						

Batter	1	2	3	4	5	6	7	8	9	AB	R	H	RBI	BB	SO	LOB	BOTTOM			
Doug Dascenzo, S OBP: 0.188, SLG: 0.169 (1, 8)										5	0	1	1	0	1	3	Cincinnati Reds @ Chicago Cubs Wrigley Field, Chicago, IL Sun May 28 1989, 3:33 AM CDT Att: 37,231 - Unknown			
Curtis Wilkerson, S OBP: 0.213, SLG: 0.324 (1, 4)										5	0	2	0	0	0	2				
Vance Law, R OBP: 0.269, SLG: 0.314 (1, 5)										5	1	2	0	0	1	4				
Mark Grace, L OBP: 0.396, SLG: 0.399 (1, 3)										2	2	0	0	3	1	1				
Damon Berryhill, S OBP: 0.333, SLG: 0.424 (1, 2)										4	1	1	0	0	0	5				
Lloyd McClendon, R OBP: 0.426, SLG: 0.591 Dwight Smith, L OBP: 0.392, SLG: 0.500 (7, PH) (8, 7)										2	1	1	1	0	0	0				
Darrin Jackson, R OBP: 0.286, SLG: 0.314 (1, 9)										3	1	1	1	1	1	1				
Shawon Dunston, R OBP: 0.276, SLG: 0.259 (1, 6)										2	0	1	2	2	0	0				
Mike Bielecki, R OBP: 0.105, SLG: 0.056 (1, 1)										4	0	1	0	0	2	4				
Inning Stats	R: 0 E: 0 K: 0 S: 6	H: 1 LOB: 2 BB: 1 P: 15	R: 0 E: 0 K: 0 S: 5	H: 0 LOB: 0 BB: 0 P: 9	R: 0 E: 0 K: 1 S: 6	H: 0 LOB: 0 BB: 0 P: 8	R: 2 E: 0 K: 1 S: 9	H: 2 LOB: 2 BB: 2 P: 19	R: 0 E: 0 K: 3 S: 12	H: 1 LOB: 1 BB: 0 P: 18	R: 3 E: 2 K: 0 S: 16	H: 4 LOB: 2 BB: 1 P: 30	R: 1 E: 0 K: 1 S: 13	H: 2 LOB: 3 BB: 2 P: 26	R: 0 E: 0 K: 0 S: 8	H: 1 LOB: 0 BB: 0 P: 12		1B: 9 2B: 2 3B: 0 HR: 0	SF: 1 SAC: 0 DP: 1 HBP: 0	WP: 1 PB: 0 SB: 0 CS: 0
PITCHER Danny Jackson, L ERA: 6.16 Rob Dibble, R ERA: 2.61 Kent Tekulve, R ERA: 3.54	IP: 5.0 WLS: L BF: 26 H: 7 R: 5 ER: 5 SO: 5 BB: 2 IBB: 2 HBP: 0 BLK: 0 WP: 1 HR: 0 S: 44 P: 85 ERA: 9.00 WHIP: 1.800															PITCHER				

AB	31
R	1
H	7
RBI	1
BB	2
SO	5
LOB	15



AB	33
R	6
H	11
RBI	6
BB	6
SO	6
LOB	20



Batter	1	2	3	4	5	6	7	8	9	AB	R	H	RBI	BB	SO	LOB	TOP											
Bip Roberts, S OBP: 0.412, SLG: 0.512 Dave Leiper, L (7, 1)	1-1 SH5-3 SF8 2B		1-1 G4-6-3				0-3 K		1-2 G6-3								4 1 1 0 0 1 3 0 0 0 0 0 0 0											
Roberto Alomar, S OBP: 0.316, SLG: 0.309	0-0 SH5-3 2-3		0-1 F9				2-1 F7		1-3 K								3 0 0 0 0 1 1											
Tony Gwynn, L OBP: 0.370, SLG: 0.435	2-0 SF8			1-1 F7				1-0 CS 1B	2-3 K								3 0 1 1 0 1 0											
Jack Clark, R OBP: 0.398, SLG: 0.363	1-0 3-H 1B			1-2 P2				0-0 F8	0-2 BB 1B								4 0 2 0 0 0 1											
Carmelo Martinez, R OBP: 0.297, SLG: 0.348	2-1 F9			1-2 G4-3			1-2 P3		4-1 BB								3 0 0 0 1 0 2											
Benito Santiago, R OBP: 0.287, SLG: 0.349		1-0 F9			0-0 HR 1B			0-0 2B SF8 1B	1-3 K								4 2 2 0 0 1 2											
Luis Salazar, R OBP: 0.290, SLG: 0.388		0-1 G4-6-3 1B			1-1 HR			2-0 1-3 2B	1-3 K								4 1 3 2 0 1 0											
Garry Templeton, S OBP: 0.250, SLG: 0.311		1-2 G4-6-3			0-2 F9			0-2 SF8	0-1 G4-3								3 0 0 1 0 0 1											
Walt Terrell, L OBP: 0.148, SLG: 0.120 John Kuck, L OBP: 0.333, SLG: 0.300 Greg Booker, R OBP: 0.297, SLG: 0.444 Marvell Wynne, L OBP: 0.297, SLG: 0.444 Randy Ready, R OBP: 0.294, SLG: 0.313			4-2 G4-6-3 BB		4-1 BB			0-3 K	2-1 G5-3								0 0 0 0 0 1 0 0 0 0 0 0 0 1 0 0 0 0 0 0 0 0 0 0 1 0 0 0 0 0 1 1 1 0 0 0 0 0 0 0											
Inning Stats	R: 1 E: 0 K: 0 S: 7	H: 2 LOB: 1 BB: 0 P: 13	R: 0 E: 0 K: 0 S: 8	H: 1 LOB: 0 BB: 0 P: 10	R: 0 E: 0 K: 0 S: 7	H: 0 LOB: 0 BB: 1 P: 12	R: 0 E: 0 K: 0 S: 8	H: 0 LOB: 0 BB: 0 P: 11	R: 2 E: 0 K: 1 S: 12	H: 2 LOB: 1 BB: 1 P: 19	R: 0 E: 0 K: 0 S: 5	H: 1 LOB: 0 BB: 0 P: 7	R: 1 E: 0 K: 1 S: 15	H: 2 LOB: 1 BB: 0 P: 18	R: 0 E: 0 K: 3 S: 13	H: 1 LOB: 2 BB: 0 P: 21	R: 0 E: 0 K: 1 S: 7	H: 0 LOB: 0 BB: 0 P: 10	1B: 6 2B: 2 3B: 0 HR: 1	SF: 2 SAC: 1 DP: 2 HBP: 0	WP: 0 PB: 0 SB: 0 CS: 1	PA: 36						
PITCHER	IP	WLS	BF	H	R	ER	SO	BB	IBB	HBP	BLK	WP	HR	S	P	ERA	WHIP											
Tom Browning, L ERA: 4.2	(1, 1)	6.0	W	25	8	4	4	1	2	0	0	0	0	1	49	76	6.00	1.667										
Rob Dibble, R ERA: 2.34	(7, 1)	2.0		8	1	0	0	4	1	0	0	0	0	0	26	35	0.00	1.000										
Norm Charlton, L ERA: 2.28	(9, 1)	1.0		3	0	0	0	1	0	0	0	0	0	7	10	0.00	0.000											

San Diego Padres @ Cincinnati Reds
Riverfront Stadium, Cincinnati, OH
Fri Jun 02 1989, 7:05 PM EDT
Att: 29,277 - Unknown

livebaseballscorecards.com

AB	30
R	4
H	9
RBI	4
BB	3
SO	6
LOB	11



Batter	1	2	3	4	5	6	7	8	9	AB	R	H	RBI	BB	SO	LOB	BOTTOM										
Chris Sabo, R OBP: 0.289, SLG: 0.366	1-0 G6-3	0-2 FC5-2		2-0 1B HR 1B		1-2 F7		0-1 G5-3		5	1	1	1	0	0	2											
Todd Benzinger, S OBP: 0.288, SLG: 0.322	0-0 F7	3-3 K		1-3 2-H SF8		0-0 F7		0-0 2-6 1B		4	0	1	1	0	1	2											
Barry Larkin, R OBP: 0.373, SLG: 0.457	4-2 2B BB		0-1 1B 2B	1-2 HR 1B			2-1 E2 3B	1-0 F8		4	4	2	0	1	0	1											
Eric Davis, R OBP: 0.347, SLG: 0.550 Herm Winstingham, L OBP: 0.310, SLG: 0.364	0-1 2B		0-0 G4-6-3 1B	0-2 1-H 2-H HR			1-1 SAFE SAFE 1-H FC5-2 3B	1-1 2-6		4	1	4	6	0	0	0											
Paul O'Neill, L OBP: 0.333, SLG: 0.423	1-1 F8		0-1 G4-6-3	1-2 F7			4-1 FC5-2 BB			3	0	0	0	1	0	2											
Rolando Roomes, R OBP: 0.365, SLG: 0.588		1-2 1B WP 1B	3-3 K		2-1 G6-3		1-3 K2-3			4	1	1	0	0	2	2											
Jeff Reed, L OBP: 0.314, SLG: 0.355		1-2 SH1-4 FC5-2 1B		2-1 F7		2-2 G4-3		4-2 FC5-2 BB		3	0	1	0	1	0	0											
Ron Oester, S OBP: 0.262, SLG: 0.256		2-0 FC5-2 SH1-4 1B		1-0 1B 1B		1-0 G3-1		0-1 FC5-2		4	1	2	1	0	0	3											
Tom Browning, L OBP: 0.130, SLG: 0.130 Rob Dibble, L Norm Charlton, S		0-0 SH1-4		2-2 1B SF8 1B			0-1 G4-3			2	1	1	0	0	0	0											
Inning Stats	R: 1 E: 0 K: 0 S: 9	H: 1 LOB: 1 BB: 1 P: 15	R: 1 E: 0 K: 1 S: 18	H: 3 LOB: 0 BB: 0 P: 25	R: 1 E: 0 K: 1 S: 8	H: 2 LOB: 0 BB: 0 P: 11	R: 5 E: 0 K: 0 S: 18	H: 5 LOB: 0 BB: 0 P: 26	R: 0 E: 0 K: 0 S: 6	H: 0 LOB: 0 BB: 0 P: 11	R: 0 E: 0 K: 0 S: 10	H: 0 LOB: 0 BB: 0 P: 12	R: 1 E: 1 K: 2 S: 16	H: 1 LOB: 3 BB: 2 P: 29	R: 0 E: 0 K: 0 S: 5	H: 1 LOB: 1 BB: 0 P: 7	1B: 9 2B: 2 3B: 1 HR: 1	SF: 1 SAC: 1 DP: 1 HBP: 0	WP: 1 PB: 0 SB: 1 CS: 0	PA: 39							
PITCHER	IP	WLS	BF	H	R	ER	SO	BB	IBB	HBP	BLK	WP	HR	S	P	ERA	WHIP										
Walt Terrell, R ERA: 3.48	(1, 1)	4.0	L	23	11	8	8	2	1	0	0	0	1	53	77	18.00	3.000										
Greg Booker, R ERA: 2.12	(5, 1)	2.0		6	0	0	0	0	0	0	0	0	0	16	23	0.00	0.000										
Dave Leiper, L ERA: 5.57	(7, 1)	2.0		11	2	1	0	2	2	0	0	0	0	21	36	0.00	2.000										

San Diego Padres @ Cincinnati Reds
Riverfront Stadium, Cincinnati, OH
Fri Jun 02 1989, 7:05 PM EDT
Att: 29,277 - Unknown

livebaseballscorecards.com

AB	34
R	9
H	13
RBI	9
BB	3
SO	4
LOB	15





Batter	1	2	3	4	5	6	7	8	9	AB	R	H	RBI	BB	SO	LOB	TOP										
Brett Butler, L OBP: 0.395, SLG: 0.376 (1, 8)	4-0 BB HR BB		0-2 F8 S 1B		1-1 F7		1-1 FC6-4 CS		0-2 G5-3	4	1	1	0	1	0	2	San Francisco Giants @ Cincinnati Reds Riverfront Stadium, Cincinnati, OH Tue Jun 06 1989, 3:33 AM EDT Sunny - 78 F livebaseballscorecards.com										
Robby Thompson, R OBP: 0.370, SLG: 0.474 (1, 4)	4-1 HR BB		4-1 F8 BB		4-2 1B BB		4-1 BB			0	1	0	0	4	0	0											
Will Clark, L OBP: 0.450, SLG: 0.606 (1, 3)	2-3 K		0-2 L6		0-1 1-3 1B		1-0 P6			4	0	1	0	0	1	5											
Kevin Mitchell, R OBP: 0.375, SLG: 0.701 (1, 7)	1-0 HR		0-1 F8		0-3 K			1-3 K		4	1	1	3	0	2	4											
Ernest Riles, L OBP: 0.369, SLG: 0.466 (1, 5)	1-1 G6-3		1-1 G5-3		2-1 P5			0-1 G3-1		4	0	0	0	0	0	4											
Candy Maldonado, R OBP: 0.277, SLG: 0.303 (1, 9)	3-2 F8			1-0 G6-3			3-1 G4-3		0-0 G3	3	0	0	0	0	0	0											
Terry Kennedy, L OBP: 0.310, SLG: 0.366 (1, 2)		1-2 G3-1		2-2 P5			2-3 K		0-0 L8	4	0	0	0	0	1	0											
Jose Uribe, S OBP: 0.281, SLG: 0.302 (1, 6)		0-1 P5		4-2 BB			0-0 F7		1-3 K	3	0	0	0	1	1	0											
Terry Mulholland, R Michael LaCoss, R Tracy Jones, R OBP: 0.183, SLG: 0.164 (1, 1) (6, 1) (6, 9)		1-3 K		1-3 K			1-2 FC6-4 1B		2-1 1B	2	0	0	0	0	2	1											
Inning Stats	R: 3 E: 0 K: 1 S: 11	H: 1 LOB: 0 BB: 2 P: 26	R: 0 E: 0 K: 1 S: 9	H: 0 LOB: 0 BB: 0 P: 11	R: 0 E: 0 K: 0 S: 10	H: 1 LOB: 2 BB: 1 P: 15	R: 0 E: 0 K: 1 S: 12	H: 0 LOB: 1 BB: 1 P: 20	R: 0 E: 0 K: 1 S: 13	H: 0 LOB: 0 BB: 0 P: 13	R: 0 E: 0 K: 0 S: 7	H: 1 LOB: 1 BB: 1 P: 14	R: 0 E: 0 K: 1 S: 6	H: 0 LOB: 0 BB: 0 P: 7	R: 0 E: 0 K: 1 S: 9	H: 1 LOB: 1 BB: 0 P: 12		1B: 4 2B: 0 3B: 0 HR: 1	SF: 0 SAC: 0 DP: 0 HBP: 0	WP: 0 PB: 0 SB: 1 CS: 1	PA: 37						
PITCHER	IP	WLS	BF	H	R	ER	SO	BB	IBB	HBP	BLK	WP	HR	S	P	ERA	WHIP										
Scott Scudder, R ERA: 4.5 Rob Dibble, R ERA: 2.11 John Franco, L ERA: 1.26 (1, 1) (7, 1) (9, 1)	6.0		26	3	3	3	5	5	0	0	0	0	1	63	105	4.50	1.333										

Batter	1	2	3	4	5	6	7	8	9	AB	R	H	RBI	BB	SO	LOB	BOTTOM										
Chris Sabo, R OBP: 0.302, SLG: 0.396 (1, 5)	1-2 G4-3		0-0 S 1B		2-1 E7 G6-3 2B		4-2 HBP BB		0-1 G6-3	4	2	2	0	1	0	1	San Francisco Giants @ Cincinnati Reds Riverfront Stadium, Cincinnati, OH Tue Jun 06 1989, 3:33 AM EDT Sunny - 78 F livebaseballscorecards.com										
Todd Benzinger, S OBP: 0.283, SLG: 0.320 (1, 3)	1-3 K		0-0 F7		2-2 G6-3		3-2 HBP		0-2 G4-3	4	0	0	1	0	1	1											
Barry Larkin, R OBP: 0.381, SLG: 0.461 (1, 6)	1-2 BB 1B		2-2 2B 1H 1B		0-1 S 1B		1-2 G1-3		0-1 E BB 1B	5	1	4	1	0	0	3											
Joel Youngblood, R OBP: 0.386, SLG: 0.514 (1, 7)	4-1 BB		2-2 2B		4-1 BB		2-1 G1-3		3-1 E6 BB G1-3 1B	3	0	1	0	2	0	1											
Rolando Roomes, R OBP: 0.329, SLG: 0.544 (1, 8)	1-2 G5-3		3-2 F9		1-3 K		2-1 G1-3		0-0 G1-3	5	0	0	0	0	1	8											
Paul O'Neill, L OBP: 0.347, SLG: 0.458 (1, 9)		1-0 F8		3-2 G5-4-3 1B		0-0 BB 2B		2-1 F8		4-0 BB IBB	4	1	2	0	1	0											
Bo Diaz, R OBP: 0.308, SLG: 0.217 Eric Davis, R OBP: 0.346, SLG: 0.549 (1, 1) (9, PH) (7, 4)		0-0 F4		1-2 F8		1-2 G5-3		2-2 G4-3		4-2 BB	4	0	0	0	0	2											
Luis Quinones, S OBP: 0.308, SLG: 0.750 Lenny Harris, L OBP: 0.306, SLG: 0.255 (1, 4) (6, PH) (7, 4)		3-2 F8		0-0 G5-4-3		3-2 E S 2H 1B		0-1 G6-3		1-2 2-3 3H BB	2	0	0	0	0	1											
Scott Scudder, R Ken Griffey, L Rob Dibble, L Ron Oester, S John Franco, L (1, 1) (6, PH) (7, 1) (8, PH) (9, 1)			1-3 K		0-3 K		1-0 F7		2-2 1B	2	0	0	0	0	2	0											
Inning Stats	R: 0 E: 0 K: 1 S: 14	H: 1 LOB: 2 BB: 1 P: 22	R: 0 E: 0 K: 0 S: 7	H: 0 LOB: 0 BB: 0 P: 11	R: 1 E: 0 K: 1 S: 15	H: 3 LOB: 0 BB: 0 P: 22	R: 0 E: 0 K: 0 S: 9	H: 1 LOB: 0 BB: 0 P: 13	R: 1 E: 1 K: 2 S: 21	H: 2 LOB: 2 BB: 1 P: 28	R: 1 E: 0 K: 0 S: 17	H: 2 LOB: 3 BB: 1 P: 29	R: 0 E: 0 K: 0 S: 6	H: 0 LOB: 0 BB: 0 P: 12	R: 0 E: 0 K: 0 S: 12	H: 1 LOB: 1 BB: 0 P: 16		R: 1 E: 1 K: 0 S: 12	H: 1 LOB: 3 BB: 2 P: 21	1B: 8 2B: 3 3B: 0 HR: 0	SF: 0 SAC: 0 DP: 1 HBP: 1	WP: 0 PB: 0 SB: 3 CS: 0	PA: 43				
PITCHER	IP	WLS	BF	H	R	ER	SO	BB	IBB	HBP	BLK	WP	HR	S	P	ERA	WHIP										
Terry Mulholland, L ERA: 4.0 Michael LaCoss, R ERA: 1.77 (1, 1) (6, 1)	5.0		19	3	1	0	0	2	1	1	0	0	0	46	77	0.00	1.364										

Batter	1	2	3	4	5	6	7	8	9	AB	R	H	RBI	BB	SO	LOB	TOP										
Donell Nixon, R (1, 8) OBP: 0.246, SLG: 0.238 Candy Maldonado, R (8, PH) OBP: 0.275, SLG: 0.301 (8, 9)										3	0	0	0	0	1	1	San Francisco Giants @ Cincinnati Reds Riverfront Stadium, Cincinnati, OH Tue Jun 06 1989, 7:05 PM EDT Att: 28,380 - Unknown - 70 F										
Robby Thompson, R (1, 4) OBP: 0.368, SLG: 0.467										3	0	0	0	1	2	0											
Will Clark, L (1, 3) OBP: 0.447, SLG: 0.599										4	0	1	0	0	0	1											
Kevin Mitchell, R (1, 7) OBP: 0.377, SLG: 0.725										4	2	2	2	0	0	1											
Tracy Jones, R (1, 9) OBP: 0.203, SLG: 0.172 (8, 8)										3	1	1	0	0	0	0											
Greg Litton, R (1, 5) OBP: 0.375, SLG: 0.167										2	0	0	0	1	0	0											
Kirt Manwaring, R (1, 2) OBP: 0.279, SLG: 0.275										3	0	0	0	1	0	2											
Jose Uribe, S (1, 6) OBP: 0.286, SLG: 0.299										2	0	0	0	2	0	1											
Rick Reuschel, R (1, 1) OBP: 0.161, SLG: 0.103 Craig Lefferts, L (9, 1)										4	0	1	0	0	1	4											
Inning Stats	R: 0 E: 0 K: 2 S: 7	H: 0 LOB: 0 BB: 0 P: 12	R: 1 E: 0 K: 0 S: 9	H: 1 LOB: 1 BB: 1 P: 15	R: 0 E: 0 K: 1 S: 8	H: 0 LOB: 0 BB: 0 P: 11	R: 0 E: 0 K: 0 S: 6	H: 1 LOB: 0 BB: 0 P: 10	R: 0 E: 0 K: 0 S: 7	H: 0 LOB: 0 BB: 0 P: 8	R: 1 E: 1 K: 0 S: 13	H: 0 LOB: 2 BB: 2 P: 24	R: 0 E: 0 K: 2 S: 10	H: 0 LOB: 0 BB: 0 P: 12	R: 1 E: 0 K: 0 S: 7	H: 2 LOB: 2 BB: 1 P: 13		1B: 3 2B: 0 3B: 0 HR: 2	SF: 0 SAC: 1 DP: 1 HBP: 1	WP: 0 PB: 0 SB: 2 CS: 0	PA: 36						
PITCHER	IP	WLS	BF	H	R	ER	SO	BB	IBB	HBP	BLK	WP	HR	S	P	ERA	WHIP										
Tom Browning, L (1, 1) ERA: 3.92 Rob Dibble, R (9, 1) ERA: 2.29	8.0		30	3	2	1	5	3	1	1	0	0	1	69	106	1.12	0.750										

Batter	1	2	3	4	5	6	7	8	9	AB	R	H	RBI	BB	SO	LOB	BOTTOM										
Chris Sabo, R (1, 5) OBP: 0.296, SLG: 0.388										4	0	0	0	0	1	1	San Francisco Giants @ Cincinnati Reds Riverfront Stadium, Cincinnati, OH Tue Jun 06 1989, 7:05 PM EDT Att: 28,380 - Unknown - 70 F										
Ken Griffey, L (1, 3) OBP: 0.347, SLG: 0.381										4	0	0	0	0	0	0											
Barry Larkin, R (1, 6) OBP: 0.383, SLG: 0.467										4	1	2	0	0	1	0											
Eric Davis, R (1, 8) OBP: 0.337, SLG: 0.534										4	0	0	0	0	2	2											
Paul O'Neill, L (1, 9) OBP: 0.359, SLG: 0.467										3	0	3	0	1	0	0											
Joel Youngblood, R (1, 7) OBP: 0.375, SLG: 0.475										3	0	0	1	1	1	3											
Jeff Reed, L (1, 2) OBP: 0.293, SLG: 0.328 Todd Benzinger, S (9, PH) OBP: 0.281, SLG: 0.318										3	0	0	0	0	0	2											
Ron Oester, S (1, 4) OBP: 0.253, SLG: 0.246 Lenny Harris, L (4, 4) OBP: 0.313, SLG: 0.263										1	0	0	0	0	0	0											
Tom Browning, L (1, 1) OBP: 0.120, SLG: 0.120 Dave Collins, S (8, PH) OBP: 0.259, SLG: 0.231 Rob Dibble, L (9, 1)										2	0	0	0	0	1	0											
Inning Stats	R: 0 E: 0 K: 1 S: 11	H: 1 LOB: 1 BB: 0 P: 12	R: 0 E: 0 K: 1 S: 7	H: 1 LOB: 0 BB: 0 P: 10	R: 0 E: 0 K: 1 S: 7	H: 0 LOB: 0 BB: 0 P: 10	R: 0 E: 0 K: 2 S: 9	H: 0 LOB: 0 BB: 0 P: 15	R: 0 E: 0 K: 0 S: 9	H: 0 LOB: 0 BB: 0 P: 16	R: 1 E: 0 K: 0 S: 7	H: 2 LOB: 1 BB: 0 P: 9	R: 1 E: 1 K: 0 S: 8	H: 1 LOB: 0 BB: 0 P: 8	R: 0 E: 0 K: 0 S: 12	H: 1 LOB: 2 BB: 1 P: 17		1B: 5 2B: 2 3B: 0 HR: 0	SF: 0 SAC: 1 DP: 1 HBP: 0	WP: 0 PB: 0 SB: 0 CS: 2	PA: 35						
PITCHER	IP	WLS	BF	H	R	ER	SO	BB	IBB	HBP	BLK	WP	HR	S	P	ERA	WHIP										
Rick Reuschel, R (1, 1) ERA: 2.28 Craig Lefferts, L (9, 1) ERA: 1.82	8.2		33	6	2	1	6	2	0	0	0	0	0	75	105	1.04	0.923										

Batter	1	2	3	4	5	6	7	8	9	AB	R	H	RBI	BB	SO	LOB	TOP			
Tracy Jones, R OBP: 0.189, SLG: 0.159 (1, 8)	G6-3	G4-1			G5-3		G1-3		FC5-4	5	0	0	0	0	0	4	San Francisco Giants @ Cincinnati Reds Riverfront Stadium, Cincinnati, OH Wed Jun 07 1989, 7:05 PM EDT Att: 25,896 - Unknown - 78 F AB 35 R 5 H 10 RBI 5 BB 1 SO 4 LOB 8 			
Robby Thompson, R OBP: 0.397, SLG: 0.470 Ken Oberkfell, L OBP: 0.149, SLG: 0.145 (1, 4) (7, 4)	2B	F8			F8			G6-3		3	1	1	0	0	0	1				
Will Clark, L OBP: 0.440, SLG: 0.588 (1, 3)	F7			G3	F7			G3		4	0	0	0	0	0	1				
Kevin Mitchell, R OBP: 0.375, SLG: 0.715 Ed Jurak, R OBP: 0.296, SLG: 0.231 (1, 7) (8, 7)	2B	IBB		G6-3		P3		G4-3		3	1	0	0	1	0	0				
Ernest Riles, L OBP: 0.366, SLG: 0.467 (1, 5)	1-H 2-H 2B			K		K		G1-3		4	0	1	2	0	2	0				
Candy Maldonado, R OBP: 0.276, SLG: 0.321 Rich Gossage, R Kirt Manwaring, R OBP: 0.276, SLG: 0.272 (1, 9) (6, 1) (9, PH)	K			HR		G5-3		G6-3		3	1	1	1	0	1	1				
Terry Kennedy, L OBP: 0.322, SLG: 0.407 (1, 2)				HR				1B 2B		4	2	3	1	0	1	0				
Jose Uribe, S OBP: 0.288, SLG: 0.301 Greg Litton, R OBP: 0.400, SLG: 0.250 (1, 6) (7, PH) (7, 6)	G4-1 SH3 1B			G4-3		G6-3		1B		2	0	1	0	0	0	1				
Atlee Hammaker, S OBP: 0.364, SLG: 0.455 Jeff Brantley, R Donell Nixon, R OBP: 0.269, SLG: 0.262 (1, 1) (2, 1) (6, 8)	SH3			G4-3		G4-3		1B		0	0	0	0	0	0	0				
Inning Stats	R: 2 E: 0 K: 1 S: 11	H: 2 LOB: 1 BB: 1 P: 22	R: 1 E: 0 K: 0 S: 6	H: 2 LOB: 1 BB: 0 P: 11	R: 0 E: 0 K: 1 S: 11	H: 0 LOB: 0 BB: 0 P: 16	R: 1 E: 0 K: 0 S: 7	H: 2 LOB: 0 BB: 0 P: 11	R: 0 E: 0 K: 1 S: 8	H: 0 LOB: 0 BB: 0 P: 13	R: 0 E: 0 K: 1 S: 7	H: 1 LOB: 1 BB: 0 P: 10	R: 0 E: 0 K: 0 S: 5	H: 0 LOB: 0 BB: 0 P: 7	R: 1 E: 0 K: 0 S: 8	H: 3 LOB: 2 BB: 0 P: 9		1B: 5 2B: 3 3B: 0 HR: 2	SF: 0 SAC: 1 DP: 1 HBP: 0	WP: 0 PB: 0 SB: 0 CS: 0
PITCHER Rick Mahler, R ERA: 3.07 (1, 1)	IP: 9.0 WLS: W BF: 37 H: 10 R: 5 ER: 5 SO: 4 BB: 0 IBB: 1 HBP: 0 BLK: 0 WP: 0 HR: 2 S: 71 P: 110 ERA: 5.00 WHIP: 1.111															PITCHER				

Batter	1	2	3	4	5	6	7	8	9	AB	R	H	RBI	BB	SO	LOB	BOTTOM			
Chris Sabo, R OBP: 0.299, SLG: 0.389 Luis Quinones, S OBP: 0.308, SLG: 0.750 (1, 5) (8, 5)	1B FC5	1B	K		G5-3		F8			5	2	2	0	0	1	1	San Francisco Giants @ Cincinnati Reds Riverfront Stadium, Cincinnati, OH Wed Jun 07 1989, 7:05 PM EDT Att: 25,896 - Unknown - 78 F AB 37 R 12 H 13 RBI 11 BB 5 SO 4 LOB 19 			
Todd Benzinger, S OBP: 0.288, SLG: 0.325 (1, 3)	F8	2B HR			F7 S 1B		K			5	2	3	0	0	1	1				
Barry Larkin, R OBP: 0.384, SLG: 0.470 (1, 6)	FC5 BB 1B	HR 2B		P2		P3	F9			5	1	2	2	0	2	2				
Eric Davis, R OBP: 0.353, SLG: 0.534 Joel Youngblood, R OBP: 0.397, SLG: 0.463 (1, 8) (7, 7)	FC5 E BB	HR IBB				E E 1B BB		G6-3		0	3	0	0	4	0	0				
Rolando Roomes, R OBP: 0.307, SLG: 0.507 (1, 7) (7, 8)	FC5 E	L7		F7		K		K		5	0	0	1	0	2	9				
Paul O'Neill, L OBP: 0.369, SLG: 0.503 (1, 9)	E7 1B	HR			HR		E 1B IBB		F7	4	3	3	6	1	0	0				
Bo Diaz, R OBP: 0.194, SLG: 0.203 (1, 2)	G5-3	G3			G6-3		E6 1B			4	0	0	0	0	0	4				
Lenny Harris, L OBP: 0.309, SLG: 0.262 (1, 4)		G1-3		F7		G1-3				4	0	1	2	0	0	0				
Rick Mahler, R OBP: 0.286, SLG: 0.219 (1, 1)		1B 2B 1B		G5-3			P3			4	1	2	0	0	2	2				
Inning Stats	R: 2 E: 1 K: 0 S: 16	H: 3 LOB: 2 BB: 1 P: 25	R: 6 E: 0 K: 0 S: 18	H: 5 LOB: 0 BB: 1 P: 31	R: 0 E: 0 K: 1 S: 6	H: 0 LOB: 0 BB: 0 P: 8	R: 0 E: 0 K: 0 S: 6	H: 1 LOB: 1 BB: 1 P: 12	R: 1 E: 0 K: 0 S: 12	H: 2 LOB: 1 BB: 0 P: 18	R: 3 E: 2 K: 1 S: 12	H: 2 LOB: 2 BB: 2 P: 23	R: 0 E: 0 K: 1 S: 8	H: 0 LOB: 0 BB: 0 P: 10	R: 0 E: 0 K: 1 S: 12	H: 0 LOB: 0 BB: 0 P: 16		1B: 10 2B: 1 3B: 0 HR: 2	SF: 0 SAC: 0 DP: 0 HBP: 0	WP: 0 PB: 0 SB: 1 CS: 0
PITCHER Atlee Hammaker, L ERA: 3.74 Jeff Brantley, R ERA: 4.21 Rich Gossage, R ERA: 0.9 (1, 1) (2, 1) (6, 1)	IP: 11.1 WLS: L BF: 12 H: 7 R: 6 ER: 6 SO: 0 BB: 1 IBB: 0 HBP: 0 BLK: 0 WP: 0 HR: 0 S: 30 P: 47 ERA: 40.50 WHIP: 6.000															PITCHER				

Batter	1	2	3	4	5	6	7	8	9	AB R H RBI BB SO LOB	TOP																				
Tracy Jones, R (1, 8) OBP: 0.195, SLG: 0.155	4-1 1B		1-0 G5-3		3-1 G5-3		2-3 K		1-3 K	2 1 0 0 1 0 0	San Francisco Giants @ Cincinnati Reds Riverfront Stadium, Cincinnati, OH Thu Jun 08 1989, 3:33 AM EDT Att: 29,217 - Overcast - 80 F																				
Ernest Riles, L (7, PH) OBP: 0.364, SLG: 0.463										1 0 0 0 0 1 2																					
Michael LaCoss, R (7, 1)										0 0 0 0 0 0 0																					
Craig Lefferts, L (8, 1)										0 0 0 0 0 0 0																					
Don Robinson, R (9, PH) OBP: 0.290, SLG: 0.419	BB									1 0 0 0 0 1 0																					
Robby Thompson, R (1, 4) OBP: 0.377, SLG: 0.473	0-1 L7 1B FC1		1-1 F6		2-2 G4-6-3 1B		4-0 BB		4-2 G4-3 BB	3 0 2 0 2 0 0																					
Will Clark, L (1, 3) OBP: 0.435, SLG: 0.579	0-1 L7 1B		1-1 G6-3		1-2 G4-6-3 1-2		2-3 K		3-1 G4-3	5 0 1 1 0 1 5																					
Kevin Mitchell, R (1, 7) OBP: 0.375, SLG: 0.705	0-0 L7			4-1 2B BB		3-2 F8		0-3 K	4-0 IBB	3 1 0 0 2 1 2																					
Candy Maldonado, R (1, 9) OBP: 0.274, SLG: 0.313	1-0 FC1 FC5-4		1-2 P4		0-0 G6-3		4-2 2B FC4-2 BB		1-3 K	4 0 0 0 1 1 5																					
Greg Litton, R (1, 5) OBP: 0.429, SLG: 0.500	2-2 FC5-4		2-2 G6-3 2B		1-1 F9		1 SAFE FC4-2 2B			4 0 2 1 0 0 2																					
Kirt Manwaring, R (1, 2) Terry Kennedy, L (8, PH) OBP: 0.327, SLG: 0.407		0-1 G3		0-2 G6-3			2-2 F9	4-0 FC4-2 IBB		3 0 0 0 0 0 1																					
Jose Uribe, S (1, 6) Ken Oberkell, L (8, PH) OBP: 0.147, SLG: 0.143		0-1 G5-3		4-0 IBB			1-2 BB S 1B	2-2 FC4-2		2 0 1 0 1 0 0																					
Dennis Cook, L (1, 1) Ed Jurak, R (7, PH) Donell Nixon, R (7, PR) OBP: 0.265, SLG: 0.258		1-1 F7		1-3 K			4-0 BB	1-2 2-3 3-H K		1 0 0 0 0 1 3																					
Inning Stats	R: 1 E: 0 K: 0 S: 10	H: 2 LOB: 2 BB: 1 P: 17	R: 0 E: 0 K: 0 S: 6	H: 0 LOB: 0 BB: 0 P: 7	R: 0 E: 0 K: 0 S: 5	H: 0 LOB: 0 BB: 0 P: 8	R: 1 E: 0 K: 1 S: 13	H: 1 LOB: 2 BB: 2 P: 25	R: 0 E: 0 K: 0 S: 8	H: 0 LOB: 0 BB: 0 P: 10	R: 0 E: 0 K: 2 S: 14	H: 1 LOB: 2 BB: 2 P: 28	R: 0 E: 0 K: 2 S: 15	H: 1 LOB: 3 BB: 2 P: 29	R: 0 E: 0 K: 2 S: 10	H: 0 LOB: 2 BB: 2 P: 23	1B: 4 2B: 2 3B: 0 HR: 0	SF: 0 SAC: 0 DP: 1 HBP: 0	WP: 0 PB: 0 SB: 2 CS: 0	PA: 41											
PITCHER	IP WLS BF H R ER SO BB IBB HBP BLK WP HR S P ERA WHIP															IP WLS BF H R ER SO BB IBB HBP BLK WP HR S P ERA WHIP															
Danny Jackson, L (1, 1) ERA: 5.64	6.1	27	5	2	2	1	3	1	0	0	0	0	0	56	95	2.84	1.263														
Rob Dibble, R (7, 1) ERA: 2.2	1.2	W 9	1	0	0	4	2	1	0	0	0	0	0	21	43	0.00	1.800														
John Franco, L (9, 1) ERA: 1.21	1.0	S 5	0	0	0	2	1	1	0	0	0	0	0	10	23	0.00	1.000														

Batter	1	2	3	4	5	6	7	8	9	AB R H RBI BB SO LOB	BOTTOM																			
Chris Sabo, R (1, 5) OBP: 0.306, SLG: 0.402	2-1 CS 1B		2-2 2B 3B		2-2 F9		4-1 BB			3 1 2 0 1 0 0	San Francisco Giants @ Cincinnati Reds Riverfront Stadium, Cincinnati, OH Thu Jun 08 1989, 3:33 AM EDT Att: 29,217 - Overcast - 80 F																			
Todd Benzinger, S (1, 3) OBP: 0.292, SLG: 0.333	1 SAFE F7		2-2 WP 1B 2B		0-0 FC5-4 1B					4 1 2 1 0 0 3																				
Barry Larkin, R (1, 6) OBP: 0.390, SLG: 0.475	1 SAFE 1-2 1B		3-2 FC5-4 1B		2-2 FC5-4 1-2					4 1 3 1 0 0 1																				
Eric Davis, R (1, 8) OBP: 0.356, SLG: 0.530	1 SAFE 4-0 1-2 BB		1-1 FC5-4 1-2		1-3 K		0-0 WP BB FC4-2 1B			3 0 1 0 1 1 1																				
Rolando Roomes, R (1, 7) OBP: 0.308, SLG: 0.500			0-0 F8		2-0 G4-3 1B		4-2 FC4-2 WP BB			3 0 1 0 0 1 3																				
Rob Dibble, L (7, 1) Dave Collins, S (8, PH) John Franco, L (9, 1)										0 0 0 0 0 0 0																				
Paul O'Neill, L (1, 9) OBP: 0.367, SLG: 0.495		4-2 FC5-4 BB		3-2 G6-3		0-0 G4-3		0-0 P4		3 0 0 0 1 0 4																				
Bo Diaz, R (1, 2) OBP: 0.197, SLG: 0.194		0-0 FC5-4 CS 1-2		0-0 F8		0-2 G5-3		4-1 FC4-2 IBB		3 0 0 0 1 0 1																				
Luis Quinones, S (1, 4) OBP: 0.267, SLG: 0.643		3-3 SAFE K		3-2 F7		3-1 P6		1-2 2-3 3-H FC4-2		2 0 0 0 0 1 1																				
Lenny Harris, L (7, PH) OBP: 0.300, SLG: 0.254										2 0 0 0 0 0 3																				
Danny Jackson, R (1, 1) OBP: 0.200, SLG: 0.200			0-3 K		1-3 K		1-1 2B		2-2 F9	2 0 0 0 0 2 0																				
Ken Griffey, L (7, 7) OBP: 0.356, SLG: 0.496										1 0 1 0 0 0 0																				
Joel Youngblood, R (8, PH) OBP: 0.360, SLG: 0.452										1 0 0 0 0 0 3																				
Inning Stats	R: 0 E: 0 K: 1 S: 11	H: 2 LOB: 1 BB: 1 P: 19	R: 0 E: 0 K: 1 S: 12	H: 0 LOB: 1 BB: 1 P: 19	R: 2 E: 0 K: 1 S: 18	H: 3 LOB: 1 BB: 0 P: 25	R: 0 E: 0 K: 0 S: 7	H: 0 LOB: 0 BB: 0 P: 13	R: 0 E: 0 K: 1 S: 14	H: 1 LOB: 1 BB: 0 P: 19	R: 0 E: 0 K: 1 S: 5	H: 1 LOB: 0 BB: 0 P: 8	R: 0 E: 0 K: 0 S: 13	H: 1 LOB: 2 BB: 1 P: 23	R: 1 E: 0 K: 0 S: 13	H: 2 LOB: 3 BB: 2 P: 23	1B: 7 2B: 3 3B: 1 HR: 0	SF: 0 SAC: 0 DP: 2 HBP: 0	WP: 2 PB: 0 SB: 0 CS: 2	PA: 36										
PITCHER	IP WLS BF H R ER SO BB IBB HBP BLK WP HR S P ERA WHIP															IP WLS BF H R ER SO BB IBB HBP BLK WP HR S P ERA WHIP														
Dennis Cook, L (1, 1) ERA: 3.0	6.0	24	7	2	2	5	2	0	0	0	0	0	67	103	3.00	1.500														
Michael LaCoss, R (7, 1) ERA: 1.94	1.0	L 7	3	1	1	0	1	0	0	0	0	0	18	28	9.00	4.000														
Craig Lefferts, L (8, 1) ERA: 1.77	1.0	5	0	0	0	0	1	1	0	0	1	0	8	18	0.00	1.000														



Batter	1	2	3	4	5	6	7	8	9	AB	R	H	RBI	BB	SO	LOB	TOP			
Chris Sabo, R OBP: 0.316, SLG: 0.403 (1, 5)										2	1	0	0	2	0	1				
Todd Benzinger, S OBP: 0.292, SLG: 0.333 (1, 3)										4	1	1	1	1	1	3				
Barry Larkin, R OBP: 0.390, SLG: 0.471 (1, 6)										3	1	2	1	0	0	0				
Paul O'Neill, L OBP: 0.359, SLG: 0.478 (1, 9)										3	0	0	0	0	1	2				
Ken Griffey, L OBP: 0.370, SLG: 0.451 (1, 7)										3	0	1	2	0	0	1				
Rolando Roomes, R OBP: 0.305, SLG: 0.488 (1, 8)										4	0	1	0	0	2	4				
Bo Diaz, R OBP: 0.213, SLG: 0.225 (1, 2)										4	1	2	0	0	0	1				
Lenny Harris, L OBP: 0.282, SLG: 0.282 (1, 4)										4	0	0	0	0	1	2				
Tom Browning, L OBP: 0.207, SLG: 0.148 (1, 1)										2	1	1	1	2	1	1				
Inning Stats	R: 2 E: 0 K: 1 S: 10	H: 2 LOB: 1 BB: 1 P: 19	R: 0 E: 1 K: 1 S: 7	H: 1 LOB: 2 BB: 1 P: 12	R: 0 E: 0 K: 1 S: 7	H: 1 LOB: 0 BB: 0 P: 11	R: 0 E: 0 K: 0 S: 6	H: 0 LOB: 0 BB: 0 P: 9	R: 2 E: 1 K: 1 S: 11	H: 1 LOB: 2 BB: 2 P: 23	R: 0 E: 0 K: 1 S: 12	H: 0 LOB: 0 BB: 0 P: 15	R: 0 E: 0 K: 0 S: 4	H: 1 LOB: 1 BB: 0 P: 4	R: 0 E: 0 K: 0 S: 9	H: 0 LOB: 1 BB: 1 P: 15	1B: 7 2B: 2 3B: 0 HR: 0	SF: 1 SAC: 1 DP: 3 HBP: 2	WP: 0 PB: 0 SB: 0 CS: 1	PA: 38
PITCHER	IP WLS BF H R ER SO BB IBB HBP BLK WP HR S P ERA WHIP																			
Tim Belcher, R ERA: 3.35 (1, 1)	4.1 L 21 5 4 3 3 4 0 1 0 0 0 35 65 6.23 2.077																			
Ricky Horton, L ERA: 4.05 (5, 1)	0.2 3 0 0 0 1 0 0 1 0 0 0 6 9 0.00 0.000																			
John Wetteland, R ERA: 3.09 (6, 1)	2.0 7 2 1 1 2 0 0 0 1 0 0 22 28 4.50 1.000																			
Alejandro Pena, R ERA: 3.16 (8, 1)	2.0 7 1 0 0 0 1 0 0 0 0 0 13 19 0.00 1.000																			

Cincinnati Reds @ Los Angeles Dodgers
 Dodger Stadium, Los Angeles, CA
 Sat Jun 10 1989, 3:33 AM PDT
 Att. 42,207 - Overcast

AB	29
R	5
H	8
RBI	5
BB	5
SO	6
LOB	15



Batter	1	2	3	4	5	6	7	8	9	AB	R	H	RBI	BB	SO	LOB	BOTTOM					
Jose Gonzalez, R OBP: 0.353, SLG: 0.400 (1, 9)										3	0	0	0	1	1	0						
Willie Randolph, R OBP: 0.383, SLG: 0.302 (1, 4)										4	0	1	0	0	0	1						
Kirk Gibson, L OBP: 0.357, SLG: 0.446 (1, 7)										4	0	0	0	0	1	1						
Eddie Murray, S OBP: 0.350, SLG: 0.400 (1, 3)										4	0	0	0	0	1	1						
Jeff Hamilton, R OBP: 0.294, SLG: 0.410 (1, 5)										4	0	1	0	0	1	0						
Rick Dempsey, R OBP: 0.306, SLG: 0.235 (1, 2)										4	0	1	0	0	0	1						
John Shelby, S OBP: 0.243, SLG: 0.202 (1, 8)										3	0	1	0	0	1	2						
Dave Anderson, R OBP: 0.269, SLG: 0.154 (1, 6)										3	0	1	0	0	0	1						
Tim Belcher, R ERA: 3.35 (1, 1)	9.0 W 33 5 0 0 6 1 0 0 0 0 0 67 98 0.00 0.667																					
Ricky Horton, L ERA: 4.05 (5, 1)																						
Chris Gwynn, L OBP: 0.295, SLG: 0.330 (5, 1)																						
John Wetteland, R ERA: 3.09 (6, 1)																						
Tracy Woodson, R ERA: 3.16 (8, 1)																						
Alejandro Pena, R ERA: 3.16 (8, 1)																						
Inning Stats	R: 0 E: 0 K: 0 S: 5	H: 0 LOB: 0 BB: 0 P: 9	R: 0 E: 0 K: 2 S: 9	H: 1 LOB: 0 BB: 0 P: 11	R: 0 E: 0 K: 1 S: 7	H: 0 LOB: 1 BB: 1 P: 11	R: 0 E: 0 K: 1 S: 6	H: 0 LOB: 0 BB: 0 P: 9	R: 0 E: 0 K: 0 S: 9	H: 1 LOB: 1 BB: 0 P: 14	R: 0 E: 0 K: 0 S: 10	H: 1 LOB: 1 BB: 0 P: 15	R: 0 E: 0 K: 0 S: 7	H: 2 LOB: 2 BB: 0 P: 9	R: 0 E: 0 K: 2 S: 8	H: 0 LOB: 0 BB: 0 P: 12	R: 0 E: 0 K: 0 S: 6	H: 0 LOB: 0 BB: 0 P: 8	1B: 5 2B: 0 3B: 0 HR: 0	SF: 0 SAC: 0 DP: 0 HBP: 0	WP: 0 PB: 0 SB: 0 CS: 0	PA: 33
PITCHER	IP WLS BF H R ER SO BB IBB HBP BLK WP HR S P ERA WHIP																					

Cincinnati Reds @ Los Angeles Dodgers
 Dodger Stadium, Los Angeles, CA
 Sat Jun 10 1989, 3:33 AM PDT
 Att. 42,207 - Overcast

AB	32
R	0
H	5
RBI	0
BB	1
SO	6
LOB	10



Batter	1	2	3	4	5	6	7	8	9	AB	R	H	RBI	BB	SO	LOB	TOP					
Chris Sabo, R (1, 5) OBP: 0.313, SLG: 0.399 Luis Quinones, S (4, 5) OBP: 0.235, SLG: 0.563	P5		P2			F9		G3		2	0	0	0	0	0	0	Cincinnati Reds @ Los Angeles Dodgers Dodger Stadium, Los Angeles, CA Sun Jun 11 1989, 3:33 AM PDT Att: 41,032 - Sunny					
Todd Benzinger, S (1, 3) OBP: 0.296, SLG: 0.350	HR			G3			G4-3 1B		K	4	1	2	1	0	1	0						
Barry Larkin, R (1, 6) OBP: 0.391, SLG: 0.472	L6 S			G3			1B		3-4-1	4	0	2	0	0	0	0						
Eric Davis, R (1, 8) OBP: 0.357, SLG: 0.522	L6			K			G4-3			4	0	1	0	0	1	3						
Paul O'Neill, L (1, 9) OBP: 0.361, SLG: 0.476		3-1				G5-4-3 1B			K	3	0	1	0	1	1	1						
Ken Griffey, L (1, 7) OBP: 0.357, SLG: 0.432		4-3				K				3	0	0	0	0	1	3						
Bo Diaz, R (1, 2) OBP: 0.205, SLG: 0.216		F8				G5-4-3				3	0	0	0	0	0	1						
Lenny Harris, L (1, 4) OBP: 0.284, SLG: 0.274			G3			F7				2	0	0	0	1	0	0						
Scott Scudder, R (1, 1) Tim Birtsas, L (5, 1) Skeeter Barnes, R (6, PH) Norm Charlton, S (6, 1) Joel Youngblood, R (8, PH) Rob Dibble, L (8, 1)			B5-3			F7			K	1	0	0	0	0	0	0						
Inning Stats	R: 1 E: 0 K: 0 S: 4	H: 2 LOB: 0 BB: 0 P: 8	R: 0 E: 0 K: 0 S: 6	H: 0 LOB: 0 BB: 0 P: 8	R: 0 E: 0 K: 0 S: 8	H: 0 LOB: 0 BB: 0 P: 11	R: 0 E: 0 K: 1 S: 8	H: 0 LOB: 0 BB: 0 P: 11	R: 0 E: 0 K: 1 S: 5	H: 1 LOB: 0 BB: 0 P: 9	R: 0 E: 0 K: 0 S: 6	H: 0 LOB: 0 BB: 0 P: 13	R: 0 E: 0 K: 0 S: 11	H: 2 LOB: 1 BB: 1 P: 19	R: 0 E: 0 K: 1 S: 10	H: 0 LOB: 1 BB: 1 P: 19	R: 0 E: 0 K: 2 S: 10	H: 1 LOB: 1 BB: 0 P: 15	1B: 5 2B: 1 3B: 0 HR: 1	SF: 0 SAC: 0 DP: 3 HBP: 0	WP: 0 PB: 0 SB: 2 CS: 0	PA: 32
PITCHER	IP WLS BF H R ER SO BB IBB HBP BLK WP HR S P ERA WHIP																					
Tim Leary, R (1, 1) ERA: 2.96	8.0 W 28 5 1 1 3 2 0 0 0 0 0 1 58 98 1.12 0.875																					
Jay Howell, R (9, 1) ERA: 1.03	1.0 S 4 1 0 0 2 0 0 0 0 0 0 0 10 15 0.00 1.000																					

Batter	1	2	3	4	5	6	7	8	9	AB	R	H	RBI	BB	SO	LOB	BOTTOM			
Kirk Gibson, L (1, 8) OBP: 0.354, SLG: 0.435	K		1B BB	L8		4-3				3	1	0	0	1	1	1	Cincinnati Reds @ Los Angeles Dodgers Dodger Stadium, Los Angeles, CA Sun Jun 11 1989, 3:33 AM PDT Att: 41,032 - Sunny			
Willie Randolph, R (1, 4) OBP: 0.394, SLG: 0.306	F9		1B	1B			F9			4	1	2	1	0	0	0				
Eddie Murray, S (1, 3) OBP: 0.352, SLG: 0.396			S 1B	4-3				K		2	0	0	0	2	1	1				
Mike Davis, L (1, 9) OBP: 0.318, SLG: 0.345 Jose Gonzalez, R (7, PH) OBP: 0.399, SLG: 0.400	P6		S 1B				S BB			2	0	1	2	1	0	1				
Mike Scioscia, L (1, 2) OBP: 0.345, SLG: 0.363		F9	G3			F9				4	0	0	0	0	0	4				
Jeff Hamilton, R (1, 5) OBP: 0.296, SLG: 0.405						F9			6-3	2	0	0	0	2	0	1				
Chris Gwynn, L (1, 7) OBP: 0.333, SLG: 0.323 John Shelby, S (8, 8) OBP: 0.241, SLG: 0.201		F8	P6			6-3			K	3	0	0	0	0	0	5				
Alfredo Griffin, S (1, 6) OBP: 0.236, SLG: 0.261		L4		L8 SH3 1B		F8				3	1	1	0	1	0	1				
Tim Leary, R (1, 1) Franklin Stubbs, L (8, PH) Jay Howell, R (9, 1)			F9	SH3		K			K	2	0	0	0	0	0	0				
Inning Stats	R: 0 E: 0 K: 1 S: 11	H: 0 LOB: 1 BB: 1 P: 23	R: 0 E: 0 K: 0 S: 13	H: 0 LOB: 1 BB: 1 P: 21	R: 2 E: 0 K: 0 S: 16	H: 2 LOB: 3 BB: 3 P: 33	R: 1 E: 0 K: 0 S: 6	H: 2 LOB: 1 BB: 0 P: 7	R: 0 E: 0 K: 0 S: 9	H: 0 LOB: 1 BB: 1 P: 20	R: 0 E: 0 K: 1 S: 7	H: 0 LOB: 0 BB: 0 P: 12	R: 0 E: 0 K: 1 S: 9	H: 0 LOB: 1 BB: 1 P: 17	R: 0 E: 0 K: 2 S: 9	H: 0 LOB: 1 BB: 1 P: 14	1B: 4 2B: 0 3B: 0 HR: 0	SF: 0 SAC: 1 DP: 0 HBP: 0	WP: 0 PB: 0 SB: 4 CS: 0	PA: 36
PITCHER	IP WLS BF H R ER SO BB IBB HBP BLK WP HR S P ERA WHIP																			
Scott Scudder, R (1, 1) ERA: 5.4	4.0 L 22 4 3 0 0 0 0 0 0 0 0 0 9 16 0.00 0.000																			
Tim Birtsas, L (5, 1) ERA: 1.95	1.0 3 0 0 0 0 0 0 0 0 0 0 0 9 16 0.00 0.500																			
Norm Charlton, L (6, 1) ERA: 3.04	2.0 7 0 0 0 2 1 0 0 0 0 0 0 16 29 0.00 1.000																			
Rob Dibble, R (8, 1) ERA: 2.14	1.0 4 0 0 0 2 1 0 0 0 0 0 0 9 14 0.00 1.000																			

AB	30
R	1
H	6
RBI	1
BB	2
SO	5
LOB	10



AB	27
R	3
H	4
RBI	3
BB	8
SO	5
LOB	15



Batter	1	2	3	4	5	6	7	8	9	AB	R	H	RBI	BB	SO	LOB	TOP					
Lenny Harris, L (1,4) OBP: 0.271, SLG: 0.260										4	0	0	0	0	1	0						
Todd Benzinger, S (1,3) OBP: 0.295, SLG: 0.361										4	1	1	1	0	1	0						
Barry Larkin, R (1,6) OBP: 0.389, SLG: 0.472										4	0	1	0	0	0	0						
Eric Davis, R (1,8) OBP: 0.355, SLG: 0.516										4	1	1	0	0	1	1						
Paul O'Neill, L (1,9) OBP: 0.360, SLG: 0.472										4	0	1	0	0	0	1						
Ken Griffey, L (1,7) OBP: 0.384, SLG: 0.429										3	0	1	0	1	1	0						
Bo Diaz, R (1,2) OBP: 0.213, SLG: 0.213 (5, PH)										1	0	0	0	0	0	0						
Jeff Reed, L (5, PH) OBP: 0.288, SLG: 0.321 (5, 2)										2	0	0	1	0	0	3						
Luis Quinones, S (1,5) OBP: 0.250, SLG: 0.579										3	0	1	0	0	0	2						
Rick Mahler, R (1,1) OBP: 0.270, SLG: 0.206 (7, PH)										2	0	0	0	0	1	1						
Joel Youngblood, R (7, PH) OBP: 0.348, SLG: 0.432										1	0	0	0	0	1	2						
Norm Charlton, S (7, 1)										0	0	0	0	0	0	0						
Kent Tekulve, R (8, 1)										0	0	0	0	0	0	0						
Inning Stats	R: 1 E: 0 K: 1 S: 10	H: 1 LOB: 0 BB: 0 P: 15	R: 0 E: 0 K: 0 S: 9	H: 0 LOB: 0 BB: 0 P: 11	R: 0 E: 0 K: 1 S: 9	H: 0 LOB: 0 BB: 0 P: 11	R: 0 E: 0 K: 1 S: 7	H: 1 LOB: 1 BB: 0 P: 13	R: 0 E: 0 K: 0 S: 9	H: 1 LOB: 1 BB: 0 P: 15	R: 0 E: 0 K: 0 S: 5	H: 0 LOB: 0 BB: 0 P: 9	R: 1 E: 0 K: 1 S: 13	H: 3 LOB: 2 BB: 0 P: 17	R: 0 E: 0 K: 1 S: 6	H: 0 LOB: 0 BB: 0 P: 8	R: 0 E: 0 K: 1 S: 8	H: 0 LOB: 0 BB: 0 P: 10	1B: 3 2B: 2 3B: 0 HR: 1	SF: 0 SAC: 0 DP: 1 HBP: 0	WP: 0 PB: 0 SB: 0 CS: 0	PA: 33
PITCHER	IP	WLS	BF	H	R	ER	SO	BB	IBB	HBP	BLK	WP	HR	S	P	ERA	WHIP					
Mike Morgan, R (1, 1) ERA: 1.59	6.0	W	24	6	2	2	3	1	0	0	0	0	1	55	83	3.00	1.167					
Ricky Horton, L (7, 1) ERA: 3.92	0.2		2	0	0	0	0	0	0	0	0	0	0	4	4	0.00	0.000					
John Wetteland, R (7, 1) ERA: 2.57	2.1	S	7	0	0	0	3	0	0	0	0	0	0	17	22	0.00	0.000					

Cincinnati Reds @ Los Angeles Dodgers
 Dodger Stadium, Los Angeles, CA
 Mon Jun 12 1989, 7:05 PM PDT
 Att: 28,161 - Unknown - 65 F

AB	32
R	2
H	6
RBI	2
BB	1
SO	6
LOB	10



Batter	1	2	3	4	5	6	7	8	9	AB	R	H	RBI	BB	SO	LOB	BOTTOM				
Kirk Gibson, L (1,7) OBP: 0.376, SLG: 0.465										3	3	3	0	2	0	0					
Willie Randolph, R (1,4) OBP: 0.385, SLG: 0.316										5	1	2	4	0	0	2					
Mariano Duncan, R (9,4) OBP: 0.238, SLG: 0.290										0	0	0	0	0	0	0					
Eddie Murray, S (1,3) OBP: 0.349, SLG: 0.389										4	0	0	1	1	1	4					
Mike Davis, L (1,9) OBP: 0.316, SLG: 0.344										3	0	1	1	0	0	2					
Jose Gonzalez, R (9,9) OBP: 0.389, SLG: 0.400										0	0	0	0	0	0	0					
Mike Scioscia, L (1,2) OBP: 0.343, SLG: 0.360										4	0	1	0	0	0	2					
Tracy Woodson, R (1,5)										3	0	0	0	0	1	1					
John Wetteland, R (7, 1)										1	0	0	0	0	0	0					
John Shelby, S (1,8) OBP: 0.246, SLG: 0.209										3	1	1	0	1	0	0					
Alfredo Griffin, S (1,6) OBP: 0.243, SLG: 0.268										4	2	2	0	0	0	2					
Mike Morgan, R (1,1) OBP: 0.087, SLG: 0.087										2	0	0	0	0	1	2					
Ricky Horton, L (7, 1)										0	0	0	0	0	0	0					
Dave Anderson, R (7, 5) OBP: 0.288, SLG: 0.224										2	2	2	3	0	0	0					
Inning Stats	R: 2 E: 0 K: 0 S: 10	H: 2 LOB: 0 BB: 0 P: 17	R: 0 E: 0 K: 1 S: 7	H: 0 LOB: 1 BB: 1 P: 12	R: 1 E: 0 K: 0 S: 6	H: 2 LOB: 0 BB: 0 P: 13	R: 0 E: 0 K: 0 S: 11	H: 1 LOB: 0 BB: 0 P: 19	R: 1 E: 0 K: 2 S: 9	H: 2 LOB: 1 BB: 0 P: 11	R: 0 E: 0 K: 0 S: 7	H: 0 LOB: 0 BB: 0 P: 11	R: 3 E: 1 K: 0 S: 8	H: 3 LOB: 2 BB: 2 P: 18	R: 2 E: 1 K: 0 S: 14	H: 2 LOB: 2 BB: 1 P: 24	1B: 7 2B: 3 3B: 1 HR: 1	SF: 1 SAC: 0 DP: 1 HBP: 0	WP: 0 PB: 0 SB: 0 CS: 1	PA: 40	
PITCHER	IP	WLS	BF	H	R	ER	SO	BB	IBB	HBP	BLK	WP	HR	S	P	ERA	WHIP				
Rick Mahler, R (1, 1) ERA: 3.24	6.0	L	24	7	4	4	3	1	0	0	1	0	0	50	83	6.00	1.333				
Norm Charlton, L (7, 1) ERA: 3.5	1.0		8	3	3	3	0	1	1	0	0	0	0	8	18	27.00	4.000				
Kent Tekulve, R (8, 1) ERA: 4.5	1.0		7	2	2	2	0	1	0	0	0	0	1	14	24	18.00	3.000				

Cincinnati Reds @ Los Angeles Dodgers
 Dodger Stadium, Los Angeles, CA
 Mon Jun 12 1989, 7:05 PM PDT
 Att: 28,161 - Unknown - 65 F

AB	34
R	9
H	12
RBI	9
BB	4
SO	3
LOB	15



Batter	1	2	3	4	5	6	7	8	9	AB	R	H	RBI	BB	SO	LOB	TOP				
Chris Sabo, R OBP: 0.320, SLG: 0.408 (1, 5)										5	1	3	1	0	0	2	Cincinnati Reds @ San Diego Padres Jack Murphy Stadium, San Diego, CA Wed Jun 14 1989, 10:05 PM EDT Att: 22,805 - Unknown - 70 F				
Todd Benzinger, S OBP: 0.297, SLG: 0.363 (1, 3)										5	0	0	0	0	1	5					
Barry Larkin, R OBP: 0.391, SLG: 0.473 (1, 6)										4	0	1	0	0	1	1					
Eric Davis, R OBP: 0.366, SLG: 0.551 (1, 8)										2	0	1	0	2	0	0					
Paul O'Neill, L OBP: 0.348, SLG: 0.457 (1, 9)										3	0	0	1	0	0	3					
Ken Griffey, L OBP: 0.385, SLG: 0.452 (1, 7)										3	0	1	0	1	0	1					
Jeff Reed, L OBP: 0.288, SLG: 0.320 (1, 2)										4	0	1	0	0	1	3					
Lenny Harris, L OBP: 0.280, SLG: 0.271 (1, 4)										4	1	2	0	0	0	1					
Jose Rijo, R OBP: 0.233, SLG: 0.241 Van Snider, L (6, PH)										2	0	0	0	0	1	2					
Norm Charlton, S Dave Collins, S (9, PH)										1	0	0	0	0	1	0					
Inning Stats	R: 0 E: 0 K: 0 S: 14	H: 1 LOB: 2 BB: 1 P: 21	R: 0 E: 0 K: 0 S: 14	H: 1 LOB: 1 BB: 0 P: 19	R: 1 E: 0 K: 2 S: 27	H: 2 LOB: 3 BB: 2 P: 42	R: 1 E: 0 K: 1 S: 11	H: 2 LOB: 0 BB: 0 P: 16	R: 0 E: 0 K: 1 S: 9	H: 0 LOB: 1 BB: 0 P: 14	R: 0 E: 0 K: 0 S: 7	H: 0 LOB: 0 BB: 0 P: 10	R: 0 E: 0 K: 0 S: 9	H: 1 LOB: 0 BB: 0 P: 12	R: 0 E: 0 K: 0 S: 8	H: 2 LOB: 2 BB: 0 P: 11	1B: 10 2B: 0 3B: 0 HR: 0	SF: 1 SAC: 0 DP: 0 HBP: 0	WP: 0 PB: 0 SB: 2 CS: 0	PA: 39	
PITCHER	IP WLS BF H R ER SO BB IBB HBP BLK WP HR S P ERA WHIP	8.1 W 36 10 2 2 5 3 0 0 0 0 0 100 148 2.16 1.560	0.2 S 2 0 0 0 0 0 0 0 0 0 0 5 7 0.00 0.000																		



Batter	1	2	3	4	5	6	7	8	9	AB	R	H	RBI	BB	SO	LOB	BOTTOM				
Chris James, R OBP: 0.231, SLG: 0.259 Bip Roberts, S OBP: 0.361, SLG: 0.438 (1, 7)										1	0	0	0	0	0	0	Cincinnati Reds @ San Diego Padres Jack Murphy Stadium, San Diego, CA Wed Jun 14 1989, 10:05 PM EDT Att: 22,805 - Unknown - 70 F				
Roberto Alomar, S OBP: 0.312, SLG: 0.308 (1, 4)										2	1	1	0	2	0	0					
Tony Gwynn, L OBP: 0.394, SLG: 0.469 (1, 9)										3	0	0	0	1	0	2					
Marvell Wynne, L OBP: 0.321, SLG: 0.433 (1, 8)										3	0	1	0	1	0	1					
Benito Santiago, R OBP: 0.271, SLG: 0.373 (1, 2)										4	1	1	1	0	1	3					
Rob Nelson, L OBP: 0.350, SLG: 0.392 (1, 3)										3	1	3	1	1	0	0					
Luis Salazar, R OBP: 0.286, SLG: 0.357 (1, 5)										2	1	1	0	2	0	1					
Garry Templeton, S OBP: 0.269, SLG: 0.323 (1, 6)										3	0	0	0	0	1	4					
Eric Show, R OBP: 0.219, SLG: 0.226 Mark Davis, L (9, 1)										3	0	1	1	0	2	2					
Inning Stats	R: 0 E: 0 K: 1 S: 12	H: 0 LOB: 2 BB: 2 P: 22	R: 2 E: 1 K: 1 S: 13	H: 3 LOB: 0 BB: 0 P: 21	R: 0 E: 0 K: 0 S: 6	H: 0 LOB: 2 BB: 2 P: 16	R: 1 E: 0 K: 1 S: 9	H: 1 LOB: 1 BB: 2 P: 20	R: 1 E: 0 K: 0 S: 12	H: 2 LOB: 1 BB: 0 P: 21	R: 0 E: 0 K: 1 S: 9	H: 1 LOB: 1 BB: 1 P: 17	R: 0 E: 0 K: 1 S: 9	H: 0 LOB: 0 BB: 0 P: 12	R: 0 E: 0 K: 0 S: 7	H: 1 LOB: 1 BB: 0 P: 13		1B: 5 2B: 0 3B: 1 HR: 2	SF: 0 SAC: 0 DP: 1 HBP: 0	WP: 2 PB: 0 SB: 1 CS: 4	PA: 35
PITCHER	IP WLS BF H R ER SO BB IBB HBP BLK WP HR S P ERA WHIP	5.0 L 23 6 4 4 3 6 0 0 0 0 0 25 42 0.00 1.000	3.0 11 2 0 0 2 1 0 0 0 0 0 0 25 42 0.00 1.000																		



Batter	1	2	3	4	5	6	7	8	9	10	11	12	AB	R	H	RBI	BB	SO	LOB	TOP	
Chris Sabo, R OBP: 0.314, SLG: 0.399 (1, 5)	K		P3			K		FC5-4			G5-3		5	0	0	0	0	2	2		
Todd Benzinger, S OBP: 0.282, SLG: 0.355 (1, 3)	K			K		F8			G1-3		K		5	0	0	0	0	3	0		
Barry Larkin, R OBP: 0.391, SLG: 0.472 (1, 6)	G5-3					G5-3				G6-3	F8		5	0	2	0	0	0	0		
Eric Davis, R OBP: 0.394, SLG: 0.544 Van Snider, L (9, 9) (9, 7)		K		G6-4-3					G6-3		K		4	0	1	0	0	1	2		
Joel Youngblood, R OBP: 0.321, SLG: 0.396 Tim Birtsas, L Kent Tekulve, R (12, 1) (12, 1)													4	0	0	0	0	2	2		
Rolando Roomes, R OBP: 0.310, SLG: 0.452 (9, 8)													5	0	2	0	0	2	1		
Bo Diaz, R OBP: 0.202, SLG: 0.213 Skeeter Barnes, R Jeff Reed, L OBP: 0.286, SLG: 0.318 (8, PR) (8, 2)			F8			F7				SH3-4			3	0	1	0	0	0	1		
Lenny Harris, L OBP: 0.289, SLG: 0.281 (1, 4)													4	0	2	0	0	1	2		
Tom Browning, L Drew Collins, S Rob DiStasio, L John Franco, L Paul O'Neill, L Ken Griffey, L OBP: 0.247, SLG: 0.345 OBP: 0.250, SLG: 0.459 (8, PH) (8, 1) (8, 1) (9, 9) (12, PH)													2	0	0	0	0	1	3		
Inning Stats	R: 0 E: 0 K: 2 S: 8	H: 0 LOB: 0 BB: 0 P: 13	R: 0 E: 0 K: 3 S: 9	H: 0 LOB: 0 BB: 0 P: 16	R: 0 E: 0 K: 1 S: 11	H: 1 LOB: 1 BB: 0 P: 14	R: 0 E: 0 K: 1 S: 10	H: 1 LOB: 2 BB: 0 P: 15	R: 0 E: 0 K: 1 S: 7	H: 0 LOB: 0 BB: 0 P: 10	R: 0 E: 0 K: 6 S: 6	H: 1 LOB: 1 BB: 1 P: 14	R: 0 E: 0 K: 1 S: 11	H: 0 LOB: 1 BB: 0 P: 15	R: 0 E: 0 K: 0 S: 6	H: 0 LOB: 0 BB: 0 P: 8	R: 0 E: 0 K: 3 S: 10	H: 1 LOB: 1 BB: 0 P: 15	1B: 9 2B: 1 3B: 0 HR: 0	SF: 0 SAC: 1 DP: 2 HBP: 0	WP: 0 PA: 43
PITCHER	IP WLS BF H R ER SO BB IBB HBP BLK WP HR S P ERA WHIP	IP WLS BF H R ER SO BB IBB HBP BLK WP HR S P ERA WHIP	IP WLS BF H R ER SO BB IBB HBP BLK WP HR S P ERA WHIP	IP WLS BF H R ER SO BB IBB HBP BLK WP HR S P ERA WHIP	IP WLS BF H R ER SO BB IBB HBP BLK WP HR S P ERA WHIP	IP WLS BF H R ER SO BB IBB HBP BLK WP HR S P ERA WHIP	IP WLS BF H R ER SO BB IBB HBP BLK WP HR S P ERA WHIP	IP WLS BF H R ER SO BB IBB HBP BLK WP HR S P ERA WHIP	IP WLS BF H R ER SO BB IBB HBP BLK WP HR S P ERA WHIP	IP WLS BF H R ER SO BB IBB HBP BLK WP HR S P ERA WHIP	IP WLS BF H R ER SO BB IBB HBP BLK WP HR S P ERA WHIP	IP WLS BF H R ER SO BB IBB HBP BLK WP HR S P ERA WHIP	IP WLS BF H R ER SO BB IBB HBP BLK WP HR S P ERA WHIP	IP WLS BF H R ER SO BB IBB HBP BLK WP HR S P ERA WHIP	IP WLS BF H R ER SO BB IBB HBP BLK WP HR S P ERA WHIP	IP WLS BF H R ER SO BB IBB HBP BLK WP HR S P ERA WHIP	IP WLS BF H R ER SO BB IBB HBP BLK WP HR S P ERA WHIP	IP WLS BF H R ER SO BB IBB HBP BLK WP HR S P ERA WHIP	IP WLS BF H R ER SO BB IBB HBP BLK WP HR S P ERA WHIP	IP WLS BF H R ER SO BB IBB HBP BLK WP HR S P ERA WHIP	
Bruce Hurst, L ERA: 3.3 Greg Harris, R ERA: 1.49 (1, 1) (11, 1)	7.0 2.0	24 W	36 7	8 1	0 0	10 4	0 0	0 0	0 0	0 0	0 0	0 0	122 28	0.00 0.00	0.900 0.500						

Cincinnati Reds @ San Diego Padres
Jack Murphy Stadium, San Diego, CA
Thu Jun 15 1989, 6:33 AM EDT
Att. 20,942 - Unknown

AB 41
R 0
H 9
RBI 0
BB 1
SO 14
LOB 15



Batter	1	2	3	4	5	6	7	8	9	10	11	12	AB	R	H	RBI	BB	SO	LOB	BOTTOM	
Shawn Abner, R OBP: 0.200, SLG: 0.200 (1, 8)	F7		F9			G6-3					K		5	0	1	0	0	1	0		
Roberto Alomar, S OBP: 0.311, SLG: 0.304 (1, 4)	F7-4 BB			G5-3		F9			SH1-4		G5-3		3	0	0	0	1	0	0		
Tony Gwynn, L OBP: 0.391, SLG: 0.464 (1, 9)	F7-4			F7		G3-1			FC1-6		BB 1B		5	0	1	0	0	0	2		
Carmelo Martinez, R OBP: 0.311, SLG: 0.348 (11, 3)		G6-3						P5					4	0	1	0	1	0	1		
Rob Nelson, L OBP: 0.344, SLG: 0.370 Bip Roberts, S OBP: 0.357, SLG: 0.432 (10, PR) (11, 7)		K		F9				F9		G4-3 SH1-4 BB	K		3	0	0	0	1	1	1		
Luis Salazar, R OBP: 0.285, SLG: 0.354 (1, 5)						G5-3		F8		SH1-4			4	0	1	0	0	0	0		
Mark Parent, R OBP: 0.217, SLG: 0.359 (1, 2)						K				G4-3			5	1	1	0	0	2	3		
Garry Templeton, S OBP: 0.277, SLG: 0.332 (1, 6)			G4-3							K			4	0	2	0	1	1	0		
Bruce Hurst, L OBP: 0.095, SLG: 0.033 Benito Santiago, R OBP: 0.269, SLG: 0.371 Greg Harris, R Jack Clark, R OBP: 0.385, SLG: 0.352 (1, 1) (10, PH) (11, 1) (12, PH)				G3									3	0	0	0	0	2	1		
Inning Stats	R: 0 E: 0 K: 0 S: 8	H: 0 LOB: 1 BB: 1 P: 14	R: 0 E: 0 K: 2 S: 8	H: 1 LOB: 1 BB: 0 P: 14	R: 0 E: 0 K: 0 S: 11	H: 0 LOB: 0 BB: 0 P: 11	R: 0 E: 0 K: 0 S: 10	H: 1 LOB: 0 BB: 0 P: 17	R: 0 E: 0 K: 2 S: 9	H: 0 LOB: 1 BB: 0 P: 13	R: 0 E: 0 K: 0 S: 8	H: 0 LOB: 2 BB: 2 P: 12	R: 0 E: 0 K: 1 S: 10	H: 1 LOB: 1 BB: 0 P: 13	R: 0 E: 0 K: 0 S: 7	H: 0 LOB: 2 BB: 2 P: 16	R: 0 E: 0 K: 0 S: 10	H: 3 LOB: 2 BB: 0 P: 19	1B: 7 2B: 2 3B: 0 HR: 0	SF: 0 SAC: 2 DP: 1 HBP: 0	WP: 0 PA: 45
PITCHER	IP WLS BF H R ER SO BB IBB HBP BLK WP HR S P ERA WHIP	IP WLS BF H R ER SO BB IBB HBP BLK WP HR S P ERA WHIP	IP WLS BF H R ER SO BB IBB HBP BLK WP HR S P ERA WHIP	IP WLS BF H R ER SO BB IBB HBP BLK WP HR S P ERA WHIP	IP WLS BF H R ER SO BB IBB HBP BLK WP HR S P ERA WHIP	IP WLS BF H R ER SO BB IBB HBP BLK WP HR S P ERA WHIP	IP WLS BF H R ER SO BB IBB HBP BLK WP HR S P ERA WHIP	IP WLS BF H R ER SO BB IBB HBP BLK WP HR S P ERA WHIP	IP WLS BF H R ER SO BB IBB HBP BLK WP HR S P ERA WHIP	IP WLS BF H R ER SO BB IBB HBP BLK WP HR S P ERA WHIP	IP WLS BF H R ER SO BB IBB HBP BLK WP HR S P ERA WHIP	IP WLS BF H R ER SO BB IBB HBP BLK WP HR S P ERA WHIP	IP WLS BF H R ER SO BB IBB HBP BLK WP HR S P ERA WHIP	IP WLS BF H R ER SO BB IBB HBP BLK WP HR S P ERA WHIP	IP WLS BF H R ER SO BB IBB HBP BLK WP HR S P ERA WHIP	IP WLS BF H R ER SO BB IBB HBP BLK WP HR S P ERA WHIP	IP WLS BF H R ER SO BB IBB HBP BLK WP HR S P ERA WHIP	IP WLS BF H R ER SO BB IBB HBP BLK WP HR S P ERA WHIP	IP WLS BF H R ER SO BB IBB HBP BLK WP HR S P ERA WHIP	IP WLS BF H R ER SO BB IBB HBP BLK WP HR S P ERA WHIP	
Tom Browning, L ERA: 3.31 Rob Dibble, R ERA: 1.99 John Franco, L ERA: 1.07 Tim Birtsas, L ERA: 2.25 Kent Tekulve, R ERA: 4.5 (1, 1) (8, 1) (9, 1) (12, 1) (12, 1)	7.0 1.0 3.0 0.1 0.0	24 4 13 L 3	36 1 13 3 2	8 0 0 1 1	0 0 0 0 0	10 2 2 0 0	4 1 26 8 10	0 9 13 8 10	0 9 13 10 6	0.00 0.00 0.00 27.00 ∞	0.571 1.000 1.000 6.000 ∞										

Cincinnati Reds @ San Diego Padres
Jack Murphy Stadium, San Diego, CA
Thu Jun 15 1989, 6:33 AM EDT
Att. 20,942 - Unknown

AB 39
R 1
H 8
RBI 1
BB 4
SO 8
LOB 12



Batter	1	2	3	4	5	6	7	8	9	AB	R	H	RBI	BB	SO	LOB	TOP									
Chris Sabo, R OBP: 0.309, SLG: 0.393										4	0	0	0	0	1	1	Cincinnati Reds @ San Francisco Giants Candlestick Park, San Francisco, CA Fri Jun 16 1989, 10:05 PM EDT Att: 23,986 - Unknown									
Todd Benzinger, S OBP: 0.291, SLG: 0.358										4	1	1	0	0	1	1										
Barry Larkin, R OBP: 0.389, SLG: 0.472										4	1	1	0	0	0	1										
Paul O'Neill, L OBP: 0.349, SLG: 0.469										4	2	2	2	0	0	1										
Ken Griffey, L OBP: 0.360, SLG: 0.443										3	0	0	0	0	0	1										
Eric Davis, R OBP: 0.367, SLG: 0.564										1	1	1	2	0	0	0										
Van Snider, L OBP: 0.367, SLG: 0.564										0	0	0	0	0	0	0										
Rolando Roomes, R OBP: 0.308, SLG: 0.483										4	0	1	1	0	1	0										
Jeff Reed, L OBP: 0.285, SLG: 0.316										4	0	1	0	0	1	1										
Lenny Harris, L OBP: 0.280, SLG: 0.272										3	0	0	0	0	0	1										
Rick Mahler, R OBP: 0.282, SLG: 0.250										2	0	1	0	0	0	0										
Dave Collins, S OBP: 0.323, SLG: 0.250										1	0	0	0	0	0	0										
Norm Charlton, S OBP: 0.323, SLG: 0.250										0	0	0	0	0	0	0										
John Franco, L OBP: 0.323, SLG: 0.250										0	0	0	0	0	0	0										
Inning Stats	R: 0 E: 0 K: 1 S: 5	H: 0 LOB: 0 BB: 0 P: 7	R: 0 E: 0 K: 0 S: 5	H: 0 LOB: 0 BB: 0 P: 8	R: 0 E: 0 K: 0 S: 7	H: 1 LOB: 0 BB: 0 P: 11	R: 0 E: 0 K: 1 S: 6	H: 0 LOB: 0 BB: 0 P: 11	R: 1 E: 0 K: 0 S: 9	H: 1 LOB: 0 BB: 0 P: 12	R: 0 E: 0 K: 0 S: 4	H: 1 LOB: 1 BB: 0 P: 6	R: 1 E: 0 K: 0 S: 7	H: 2 LOB: 1 BB: 0 P: 11	R: 0 E: 0 K: 0 S: 5	H: 0 LOB: 0 BB: 0 P: 10	R: 3 E: 0 K: 2 S: 17	H: 3 LOB: 0 BB: 0 P: 23	1B: 2 2B: 4 3B: 0 HR: 2	SF: 0 SAC: 0 DP: 1 HBP: 0	WP: 0 PB: 0 SB: 0 CS: 0	PA: 34				
PITCHER	IP	WLS	BF	H	R	ER	SO	BB	IBB	HBP	BLK	WP	HR	S	P	ERA	WHIP									
Rick Reuschel, R ERA: 2.18	(1, 1)	8.0		28	5	2	2	2	0	0	0	0	0	1	48	76	2.25	0.625								
Craig Lefferts, L ERA: 1.93	(9, 1)	0.1		3	2	2	2	0	0	0	0	0	0	7	11	54.00	6.000									
Rich Gossage, R ERA: 1.19	(9, 1)	0.2	L	3	1	1	1	2	0	0	0	0	1	10	12	13.50	1.500									



Batter	1	2	3	4	5	6	7	8	9	AB	R	H	RBI	BB	SO	LOB	BOTTOM									
Brett Butler, L OBP: 0.381, SLG: 0.366										5	1	2	0	0	0	2	Cincinnati Reds @ San Francisco Giants Candlestick Park, San Francisco, CA Fri Jun 16 1989, 10:05 PM EDT Att: 23,986 - Unknown									
Robby Thompson, R OBP: 0.397, SLG: 0.494										4	2	2	2	0	0	2										
Will Clark, L OBP: 0.421, SLG: 0.564										4	0	1	1	0	2	0										
Kevin Mitchell, R OBP: 0.388, SLG: 0.697										2	0	0	1	1	1	0										
Ernest Riles, L OBP: 0.355, SLG: 0.449										3	0	0	0	1	0	1										
Candy Maldonado, R OBP: 0.288, SLG: 0.318										2	0	0	0	2	0	1										
Rich Gossage, R ERA: 1.19										0	0	0	0	0	0	0										
Terry Kennedy, L OBP: 0.317, SLG: 0.379										3	0	0	0	0	1	4										
Greg Litton, R OBP: 0.400, SLG: 0.519										1	0	1	0	0	0	0										
Jose Uribe, S OBP: 0.296, SLG: 0.308										3	1	1	0	0	0	1										
Rick Reuschel, R OBP: 0.139, SLG: 0.088										3	0	0	0	0	2	1										
Craig Lefferts, L ERA: 1.93										0	0	0	0	0	0	0										
Donell Nixon, R OBP: 0.263, SLG: 0.257										1	0	0	0	0	0	1										
Inning Stats	R: 1 E: 0 K: 0 S: 8	H: 1 LOB: 0 BB: 0 P: 9	R: 0 E: 0 K: 0 S: 4	H: 0 LOB: 1 BB: 1 P: 9	R: 0 E: 0 K: 0 S: 5	H: 1 LOB: 0 BB: 0 P: 6	R: 0 E: 0 K: 1 S: 9	H: 0 LOB: 1 BB: 1 P: 16	R: 0 E: 0 K: 2 S: 11	H: 0 LOB: 0 BB: 0 P: 17	R: 1 E: 0 K: 0 S: 11	H: 2 LOB: 3 BB: 2 P: 25	R: 2 E: 0 K: 2 S: 13	H: 2 LOB: 0 BB: 0 P: 16	R: 0 E: 0 K: 1 S: 6	H: 0 LOB: 0 BB: 0 P: 8	R: 0 E: 0 K: 0 S: 7	H: 1 LOB: 1 BB: 0 P: 10	1B: 4 2B: 2 3B: 0 HR: 1	SF: 1 SAC: 1 DP: 0 HBP: 0	WP: 1 PB: 0 SB: 0 CS: 1	PA: 37				
PITCHER	IP	WLS	BF	H	R	ER	SO	BB	IBB	HBP	BLK	WP	HR	S	P	ERA	WHIP									
Rick Mahler, R ERA: 3.36	(1, 1)	7.0		30	6	4	4	5	3	1	0	0	0	1	61	98	5.14	1.286								
Norm Charlton, L ERA: 3.41	(8, 1)	1.0	W	3	0	0	0	1	0	0	0	0	0	6	8	0.00	0.000									
John Franco, L ERA: 1.04	(9, 1)	1.0	S	4	1	0	0	0	0	0	0	0	0	7	10	0.00	1.000									



Batter	1	2	3	4	5	6	7	8	9	AB	R	H	RBI	BB	SO	LOB	TOP	
Chris Sabo, R OBP: 0.312, SLG: 0.396 (1, 5)	4-0 BB BB		0-1 F7			3-1 G6-3		3-2 2B		3	0	1	0	1	0	0	Cincinnati Reds @ San Francisco Giants Candlestick Park, San Francisco, CA Sat Jun 17 1989, 6:33 AM EDT Att: 34,476 - Unknown	
Todd Benzinger, S OBP: 0.295, SLG: 0.357 (1, 3)	4-0 FC6-4 BB		0-0 G4-3			0-1 G4-3 1B		1-1 G1-3		3	0	1	0	1	0	1		
Barry Larkin, R OBP: 0.389, SLG: 0.471 Luis Quinones, S OBP: 0.238, SLG: 0.550 (6, 4)	2-2 F7		2-2 1B			1-0 G4-3 1-2		2-0 G5-3		3	0	1	0	0	0	3		
Eric Davis, R OBP: 0.365, SLG: 0.554 (1, 8)	1-3 K		3-2 G5-3			4-1 1B BB		0-0 G6-3		3	0	0	0	1	1	4		
Rolando Roomes, R OBP: 0.305, SLG: 0.473 (1, 7)	0-0 FC6-4 1-2			2-1 G6-3		0-0 1B BB		2-1 G6-3		4	0	1	0	0	0	2		
Paul O'Neill, L OBP: 0.347, SLG: 0.478 (1, 9)		3-2 HR		2-2 G6-3		2-3 K		0-0 G4-3		4	1	1	1	0	1	2		
Bo Diaz, R OBP: 0.193, SLG: 0.202 (1, 2)		1-3 K		0-0 G4-3			1-2 P3		2-2 F8		4	0	0	0	0	1		
Lenny Harris, L OBP: 0.282, SLG: 0.274 (6, 6)		0-1 F7			0-0 CS 1B		1-0 G1-3			3	0	1	0	0	0	0		
Danny Jackson, R OBP: 0.214, SLG: 0.214 Skeeter Barnes, R (5, PH)		1-3 K		3-2 P5		0-0 P5				1	0	0	0	0	1	0		
Kent Tekulve, R Dave Collins, S OBP: 0.313, SLG: 0.241 Tim Birtsas, L (7, 1)										1	0	0	0	0	0	0		
Inning Stats	R: 0 E: 0 K: 1 S: 7	H: 0 LOB: 2 BB: 2 P: 18	R: 1 E: 0 K: 2 S: 11	H: 1 LOB: 1 BB: 0 P: 16	R: 0 E: 0 K: 0 S: 6	H: 0 LOB: 2 BB: 0 P: 10	R: 0 E: 0 K: 1 S: 9	H: 2 LOB: 2 BB: 1 P: 16	R: 0 E: 0 K: 0 S: 6	H: 0 LOB: 0 BB: 0 P: 8	R: 0 E: 0 K: 0 S: 8	H: 1 LOB: 1 BB: 0 P: 14	R: 0 E: 0 K: 0 S: 6	H: 0 LOB: 0 BB: 0 P: 10	1B: 4 2B: 1 3B: 0 HR: 1	SF: 0 SAC: 0 DP: 1 HBP: 0	WP: 0 PB: 0 SB: 0 CS: 1	PA: 34
PITCHER Dennis Cook, L ERA: 1.8 (1, 1)	IP: 9.0 WLS: W BF: 34 H: 6 R: 1 ER: 1 SO: 4 BB: 3 IBB: 0 HBP: 0 BLK: 0 WP: 0 HR: 1 S: 72 P: 122 ERA: 1.00 WHIP: 1.000																	

AB	31
R	1
H	6
RBI	1
BB	3
SO	4
LOB	14



Batter	1	2	3	4	5	6	7	8	9	AB	R	H	RBI	BB	SO	LOB	BOTTOM	
Brett Butler, L OBP: 0.382, SLG: 0.380 (1, 8)	2-3 K	0-2 1B		0-0 G1-3		1-1 HR		0-2 G1-3		5	1	2	2	0	1	0	Cincinnati Reds @ San Francisco Giants Candlestick Park, San Francisco, CA Sat Jun 17 1989, 6:33 AM EDT Att: 34,476 - Unknown	
Robby Thompson, R OBP: 0.398, SLG: 0.500 (1, 4)	3-1 SF8 3B	1-3 F6		2-0 BB 1B		1-3 K		3-H K		5	1	2	0	0	2	2		
Will Clark, L OBP: 0.422, SLG: 0.563 (1, 3)	0-0 SF8 3-H		2-2 HR 1B	4-0 FC6-4 BB			0-2 G3			2	1	1	1	1	0	0		
Kevin Mitchell, R OBP: 0.389, SLG: 0.707 (1, 7)	1-1 G5-3		1-1 HR	0-1 FC6-4			2-2 1B			4	1	2	2	0	0	2		
Candy Maldonado, R OBP: 0.292, SLG: 0.324 (1, 9)		1-1 1B 2B	4-0 FC6-4 BB		1-2 F9		2-0 P4			3	1	1	0	1	0	1		
Greg Litton, R OBP: 0.382, SLG: 0.484 (1, 5)		1-0 FC1-6 1B	0-0 FC6-4 CS		3-1 G1-3		2-2 P4			4	0	1	1	0	0	2		
Kirt Manwaring, R OBP: 0.274, SLG: 0.263 (1, 2)		0-0 FC1-6 1B 1B	2-2 1B 1B		1-1 G4-3			4-1 G1-3 3B BB		3	2	1	0	1	0	1		
Jose Uribe, S OBP: 0.300, SLG: 0.312 (1, 6)		1-1 1B 1B	0-0 1B			0-0 G4-3		1-2 G1-3		4	0	2	0	0	0	1		
Dennis Cook, L OBP: 0.167, SLG: 0.500 (1, 1)		3-3 K		2-1 G6-3		1-2 G6-3		1-2 BLK 3B		4	1	1	1	0	1	2		
Inning Stats	R: 1 E: 0 K: 1 S: 8	H: 1 LOB: 0 BB: 0 P: 14	R: 2 E: 0 K: 1 S: 15	H: 4 LOB: 2 BB: 0 P: 21	R: 2 E: 0 K: 0 S: 11	H: 4 LOB: 2 BB: 1 P: 20	R: 0 E: 0 K: 0 S: 6	H: 1 LOB: 2 BB: 1 P: 14	R: 0 E: 0 K: 1 S: 9	H: 1 LOB: 0 BB: 0 P: 12	R: 0 E: 0 K: 0 S: 12	H: 1 LOB: 1 BB: 0 P: 17	R: 2 E: 0 K: 1 S: 18	H: 1 LOB: 1 BB: 1 P: 25	1B: 8 2B: 1 3B: 2 HR: 2	SF: 1 SAC: 0 DP: 0 HBP: 0		WP: 0 PB: 0 SB: 0 CS: 1
PITCHER Danny Jackson, L ERA: 6.03 Kent Tekulve, R ERA: 4.5 Tim Birtsas, L ERA: 2.7	IP: 4.0 WLS: L BF: 22 H: 10 R: 5 ER: 5 SO: 2 BB: 2 IBB: 0 HBP: 0 BLK: 0 WP: 0 HR: 1 S: 40 P: 69 ERA: 11.25 WHIP: 3.000																	

AB	34
R	8
H	13
RBI	7
BB	3
SO	4
LOB	11



Batter	1	2	3	4	5	6	7	8	9	AB	R	H	RBI	BB	SO	LOB	TOP					
Luis Quinones, S OBP: 0.200, SLG: 0.458 (1, 5)	G5-3		G5-4-3		G5-3		K			4	0	0	0	0	1	1	Cincinnati Reds @ San Francisco Giants Candlestick Park, San Francisco, CA Sun Jun 18 1989, 6:33 AM EDT Att: 44,542 - Unknown					
Todd Benzinger, S OBP: 0.291, SLG: 0.363 (1, 3)	G6-3			BB 1B BB	2B			FC3-6 BB		2	1	1	0	2	0	0						
Barry Larkin, R OBP: 0.383, SLG: 0.463 (1, 6)	G4-3			F8	L8			F8		4	0	0	0	0	0	3						
Eric Davis, R OBP: 0.357, SLG: 0.542 Rob Dibble, L (8, 1)			F8	F7		K		FC3-6		4	0	0	0	0	1	2						
Rolando Roomes, R OBP: 0.313, SLG: 0.485 (8, 8)			G3-1 2B	1B BB 1B		G3-1		F8		4	0	2	0	0	0	1						
Paul O'Neill, L OBP: 0.350, SLG: 0.474 (1, 9)			G3-1	1B BB					P5	2	0	0	0	2	0	1						
Bo Diaz, R OBP: 0.196, SLG: 0.205 (1, 2)			F8	1B				F7		4	0	1	1	0	0	2						
Lenny Harris, L OBP: 0.271, SLG: 0.263 (1, 4)			G6-3	G6-3				G4-3		4	0	0	0	0	0	3						
Jose Rijo, R OBP: 0.242, SLG: 0.250 Norm Charlton, S (7, 1)						K		P4		3	0	1	0	0	1	0						
Joel Youngblood, R OBP: 0.321, SLG: 0.396 (8, 7)			G5-4-3 1B							0	0	0	0	0	0	0						
Inning Stats	R: 0 E: 0 K: 0 S: 9	H: 0 LOB: 0 BB: 0 P: 14	R: 0 E: 0 K: 0 S: 8	H: 1 LOB: 1 BB: 0 P: 10	R: 0 E: 0 K: 0 S: 8	H: 1 LOB: 0 BB: 0 P: 11	R: 1 E: 0 K: 0 S: 13	H: 2 LOB: 3 BB: 2 P: 24	R: 0 E: 0 K: 1 S: 10	H: 1 LOB: 1 BB: 0 P: 14	R: 0 E: 0 K: 1 S: 9	H: 0 LOB: 1 BB: 1 P: 13	R: 0 E: 0 K: 1 S: 6	H: 0 LOB: 0 BB: 0 P: 10	R: 0 E: 0 K: 0 S: 4	H: 0 LOB: 1 BB: 0 P: 11	R: 0 E: 0 K: 0 S: 6	H: 0 LOB: 0 BB: 0 P: 8	1B: 3 2B: 2 3B: 0 HR: 0	SF: 0 SAC: 0 DP: 1 HBP: 0	WP: 0 PB: 0 SB: 0 CS: 0	PA: 35
PITCHER	IP WLS BF H R ER SO BB IBB HBP BLK WP HR S P ERA WHIP																					
Atlee Hammaker, L ERA: 3.41 (1, 1)	5.0	W 21	5	1	1	1	1	2	0	0	0	0	0	0	48	73	1.80	1.400				
Michael LaCoss, R ERA: 1.81 (6, 1)	2.0	W 7	0	0	0	2	1	0	0	0	0	0	0	15	23	0.00	0.500					
Ernie Camacho, R ERA: (8, 1)	0.0	1	0	0	0	0	1	0	0	0	0	0	0	4	∞	∞	∞					
Craig Lefferts, L ERA: 1.85 (8, 1)	2.0	S 6	0	0	0	0	0	0	0	0	0	0	0	10	15	0.00	0.000					



Batter	1	2	3	4	5	6	7	8	9	AB	R	H	RBI	BB	SO	LOB	BOTTOM			
Brett Butler, L OBP: 0.387, SLG: 0.386 (1, 8)	F9		2B 1B		1B					4	1	3	1	0	0	0	Cincinnati Reds @ San Francisco Giants Candlestick Park, San Francisco, CA Sun Jun 18 1989, 6:33 AM EDT Att: 44,542 - Unknown			
Robby Thompson, R OBP: 0.396, SLG: 0.500 (1, 4)	K		WP 2B 1H		F9			F9		4	0	1	1	0	1	3				
Will Clark, L OBP: 0.427, SLG: 0.563 (1, 3)			WP BB		WP BB			G1-3		2	0	1	0	2	0	2				
Kevin Mitchell, R OBP: 0.384, SLG: 0.695 (1, 7)	G3		F9		F9			K		4	0	0	0	0	1	4				
Ernest Riles, L OBP: 0.347, SLG: 0.437 (1, 5)			F8		G4-3			G6-3		4	0	0	0	0	0	1				
Pat Sheridan, L OBP: 0.324, SLG: 0.331 (1, 9)			G4-3		K			G4-3		4	0	0	0	0	1	1				
Terry Kennedy, L OBP: 0.317, SLG: 0.378 Donell Nixon, R OBP: 0.263, SLG: 0.257 Kirt Manwaring, R OBP: 0.274, SLG: 0.263 (1, 2)			G3-1		G4-3					3	0	1	0	0	0	0				
Jose Uribe, S OBP: 0.300, SLG: 0.312 (1, 6)					P3			G5-3		3	0	1	0	0	0	0				
Atlee Hammaker, S OBP: 0.357, SLG: 0.429 Michael LaCoss, R (6, 1)			P3					G6-3		2	0	0	0	0	0	0				
Ken Oberkfell, L OBP: 0.173, SLG: 0.214 Ernie Camacho, R (8, 1)										1	0	0	0	0	0	2				
Inning Stats	R: 0 E: 0 K: 1 S: 11	H: 0 LOB: 1 BB: 1 P: 20	R: 0 E: 0 K: 0 S: 7	H: 0 LOB: 0 BB: 0 P: 11	R: 1 E: 0 K: 0 S: 16	H: 2 LOB: 2 BB: 1 P: 25	R: 0 E: 0 K: 1 S: 7	H: 0 LOB: 0 BB: 0 P: 11	R: 0 E: 0 K: 0 S: 12	H: 1 LOB: 1 BB: 0 P: 15	R: 0 E: 0 K: 0 S: 8	H: 1 LOB: 1 BB: 0 P: 15	R: 1 E: 0 K: 0 S: 15	H: 3 LOB: 2 BB: 0 P: 22	R: 0 E: 0 K: 1 S: 9	H: 0 LOB: 0 BB: 0 P: 15	1B: 6 2B: 1 3B: 0 HR: 0	SF: 0 SAC: 0 DP: 0 HBP: 0	WP: 1 PB: 0 SB: 0 CS: 0	PA: 33
PITCHER	IP WLS BF H R ER SO BB IBB HBP BLK WP HR S P ERA WHIP																			
Jose Rijo, R ERA: 2.81 (1, 1)	6.2	L 29	7	2	2	2	2	2	0	0	0	0	0	0	73	114	2.70	1.350		
Norm Charlton, L ERA: 3.39 (7, 1)	0.1	1	0	0	0	0	0	0	0	0	0	3	5	0.00	0.000					
Rob Dibble, R ERA: 1.94 (8, 1)	1.0	3	0	0	0	1	0	0	0	0	0	9	15	0.00	0.000					



Batter	1	2	3	4	5	6	7	8	9	AB	R	H	RBI	BB	SO	LOB	TOP				
Chris Sabo, R OBP: 0.312, SLG: 0.392 (1, 5)										5	0	2	0	0	2	1	Cincinnati Reds @ Atlanta Braves Atlanta-Fulton County Stadium, Atlanta, GA Wed Jun 21 1989, 7:05 PM EDT Att: 10,247 - Unknown				
Kal Daniels, L OBP: 0.417, SLG: 0.356 Ken Griffey, L OBP: 0.356, SLG: 0.438 (5, FR)										3	0	1	0	0	1	0					
Joel Youngblood, R OBP: 0.317, SLG: 0.385 (7, PH)										0	0	0	0	0	0	0					
Todd Benzinger, S OBP: 0.300, SLG: 0.373 (1, 3)										4	0	1	0	0	3	3					
Paul O'Neill, L OBP: 0.357, SLG: 0.473 (1, 9)										3	0	3	0	1	0	0					
Herm Winningham, L OBP: 0.312, SLG: 0.343 Rolando Roomes, R OBP: 0.314, SLG: 0.471 (8, PH)										2	0	0	0	1	1	3					
Luis Quiñones, S OBP: 0.267, SLG: 0.481 (1, 4)										2	0	1	0	2	1	3					
Jeff Reed, L OBP: 0.281, SLG: 0.312 Bo Diaz, R OBP: 0.204, SLG: 0.213 (6, PH)										2	0	0	0	0	0	1					
Lenny Harris, L OBP: 0.270, SLG: 0.271 (1, 6)										4	0	1	0	0	0	3					
Rick Mahler, R OBP: 0.268, SLG: 0.237 Dave Collins, S OBP: 0.303, SLG: 0.233 Norm Charlton, S OBP: 0.356, SLG: 0.539 (9, PH)										2	0	0	0	0	0	1					
Inning Stats	R: 0 H: 2 E: 0 K: 2 S: 16	H: 2 R: 0 ER: 0 LOB: 3 BB: 2 P: 32	R: 0 H: 1 E: 0 K: 1 S: 9	H: 1 R: 0 ER: 0 LOB: 1 BB: 0 P: 15	R: 0 H: 2 E: 0 K: 1 S: 11	H: 2 R: 0 ER: 0 LOB: 0 BB: 0 P: 17	R: 0 H: 0 E: 0 K: 0 S: 8	H: 0 R: 0 ER: 0 LOB: 0 BB: 1 P: 16	R: 0 H: 1 E: 1 K: 1 S: 9	H: 1 R: 0 ER: 0 LOB: 2 BB: 0 P: 12	R: 0 H: 1 E: 0 K: 1 S: 12	H: 1 R: 0 ER: 0 LOB: 0 BB: 0 P: 20	R: 0 H: 2 E: 0 K: 3 S: 12	H: 2 R: 0 ER: 0 LOB: 2 BB: 0 P: 18	R: 0 H: 0 E: 0 K: 2 S: 8	H: 0 R: 0 ER: 0 LOB: 0 BB: 0 P: 11	1B: 7 2B: 3 3B: 0 HR: 0	SF: 0 SAC: 0 DP: 3 HBP: 0	WP: 1 PB: 0 CS: 3	PA: 38	
PITCHER	IP WLS BF H R ER SO BB IBB HBP BLK WP HR S P ERA WHIP	29 John Smoltz, R ERA: 2.22 Paul Assenmacher, L ERA: 3.16 Mark Eichhorn, R ERA: 7.0 Joe Boever, R ERA: 2.21	5.1 W 24 6 0 0 6 4 0 0 0 0 1 0 62 108 0.00 1.875	2.0 7 2 0 0 3 0 0 0 0 0 0 0 24 37 0.00 1.000	0.2 3 1 0 0 2 0 0 0 0 0 0 0 7 11 0.00 1.500	1.0 S 3 0 0 0 2 0 0 0 0 0 0 0 8 11 0.00 0.000															

AB 33
R 0
H 9
RBI 0
BB 4
SO 13
LOB 21



Batter	1	2	3	4	5	6	7	8	9	AB	R	H	RBI	BB	SO	LOB	BOTTOM			
Jeff Treadway, L OBP: 0.333, SLG: 0.414 (1, 4)										4	1	2	0	0	0	1	Cincinnati Reds @ Atlanta Braves Atlanta-Fulton County Stadium, Atlanta, GA Wed Jun 21 1989, 7:05 PM EDT Att: 10,247 - Unknown			
Tommy Gregg, L OBP: 0.367, SLG: 0.410 Joe Boever, R (9, 1)										4	0	1	0	0	1	2				
Gerald Perry, L OBP: 0.352, SLG: 0.332 (1, 3)										3	0	0	0	0	2	2				
Dale Murphy, R OBP: 0.298, SLG: 0.343 (1, 8)										3	0	0	0	0	0	2				
Darrell Evans, L OBP: 0.293, SLG: 0.327 Mark Eichhorn, R (8, 1)										3	0	1	0	0	0	0				
Jeff Wetherby, L OBP: 0.800, SLG: 1.000 (9, 7)										0	0	0	0	0	0	0				
Andres Thomas, R OBP: 0.249, SLG: 0.370 (1, 6)										3	0	0	0	0	0	1				
Dion James, L OBP: 0.365, SLG: 0.327 (9, 9)										3	0	0	0	0	1	1				
Bruce Benedict, R OBP: 0.295, SLG: 0.250 (1, 2)										2	0	1	0	1	0	0				
29 John Smoltz, R OBP: 0.270, SLG: 0.344 Paul Assenmacher, L OBP: 0.282, SLG: 0.379 (8, 5)										2	0	0	0	0	1	2				
Inning Stats	R: 1 H: 2 E: 1 K: 0 S: 11	H: 2 R: 0 ER: 0 LOB: 0 BB: 0 P: 19	R: 0 H: 2 E: 0 K: 1 S: 7	H: 2 R: 0 ER: 0 LOB: 2 BB: 0 P: 14	R: 0 H: 1 E: 0 K: 1 S: 8	H: 1 R: 0 ER: 0 LOB: 1 BB: 0 P: 11	R: 0 H: 0 E: 0 K: 1 S: 8	H: 0 R: 0 ER: 0 LOB: 0 BB: 0 P: 13	R: 0 H: 0 E: 0 K: 0 S: 5	H: 0 R: 0 ER: 0 LOB: 0 BB: 0 P: 9	R: 0 H: 0 E: 0 K: 1 S: 6	H: 0 R: 0 ER: 0 LOB: 0 BB: 0 P: 10	R: 0 H: 0 E: 0 K: 0 S: 6	H: 0 R: 0 ER: 0 LOB: 1 BB: 1 P: 9	R: 0 H: 0 E: 0 K: 1 S: 12	H: 0 R: 0 ER: 0 LOB: 1 BB: 1 P: 19	1B: 3 2B: 3 3B: 0 HR: 0	SF: 0 SAC: 1 DP: 1 HBP: 0	WP: 0 PB: 0 CS: 1	PA: 29
PITCHER	IP WLS BF H R ER SO BB IBB HBP BLK WP HR S P ERA WHIP	Rick Mahler, R ERA: 3.19 Norm Charlton, L ERA: 3.16	6.0 L 22 6 0 0 4 1 0 0 0 0 0 0 0 45 76 0.00 0.833	2.0 7 0 0 0 1 1 0 0 0 0 0 0 0 18 28 0.00 0.500																



Batter	1	2	3	4	5	6	7	8	9	AB	R	H	RBI	BB	SO	LOB	TOP			
Jose Gonzalez, R (1, 8) OBP: 0.373, SLG: 0.378	G5-3		G6-4-3 1B		K		K			4	0	1	0	0	2	1	Los Angeles Dodgers @ Cincinnati Reds Riverfront Stadium, Cincinnati, OH Mon Jun 26 1989, 7:05 PM EDT Att: 23,727 - Sunny - 90 F			
Willie Randolph, R (1, 4) OBP: 0.398, SLG: 0.326	HR 1B		G6-4-3 1-2		G4-3		G6-3 2-3			4	1	1	0	0	0	2				
Kirk Gibson, L (1, 7) OBP: 0.356, SLG: 0.446	1-H HR		G4-3		F9			P6		4	1	1	2	0	0	0				
Eddie Murray, S (1, 3) OBP: 0.350, SLG: 0.382	P6				G3 1B		G3		K	4	1	1	0	0	1	0				
Mike Davis, L (1, 9) OBP: 0.317, SLG: 0.400	CS 1B				L7-4 2B		L7-4 2B		F7	3	0	2	0	1	0	0				
Mike Scioscia, L (1, 2) OBP: 0.345, SLG: 0.340 John Shelby, S (9, PR) OBP: 0.227, SLG: 0.191	CS 1-2	G4-3		L9					1B 1B	3	0	1	0	1	0	2				
Jeff Hamilton, R (1, 5) OBP: 0.278, SLG: 0.386		G3-1		L7-4 1B		L7-4 2-3		L4		4	0	1	1	0	0	3				
Alfredo Griffin, S (1, 6) OBP: 0.306, SLG: 0.359				1-2 2-H 1B					G4-6-3 1B	4	0	4	0	0	0	0				
Tim Leary, R (1, 1) OBP: 0.033, SLG: 0.033 Mariano Duncan, R (7, PH) OBP: 0.289, SLG: 0.373 Tim Belcher, R (7, 1) OBP: 0.118, SLG: 0.147 Mickey Hatcher, R (9, PH) OBP: 0.321, SLG: 0.385				1-2 2-3 1B					G4-6-3 1-2	2	0	0	0	0	2	3				
Inning Stats	R: 2 E: 0 K: 0 S: 14	H: 3 LOB: 0 BB: 0 P: 21	R: 0 E: 0 K: 1 S: 7	H: 1 LOB: 1 BB: 0 P: 11	R: 0 E: 0 K: 0 S: 5	H: 1 LOB: 0 BB: 0 P: 5	R: 1 E: 0 K: 1 S: 10	H: 3 LOB: 2 BB: 1 P: 20	R: 0 E: 0 K: 0 S: 5	H: 1 LOB: 1 BB: 0 P: 13	R: 0 E: 0 K: 1 S: 9	H: 1 LOB: 0 BB: 0 P: 14	R: 0 E: 0 K: 1 S: 8	H: 0 LOB: 0 BB: 0 P: 14	R: 0 E: 0 K: 0 S: 11	H: 2 LOB: 2 BB: 0 P: 15		1B: 8 2B: 4 3B: 0 HR: 1	SF: 0 SAC: 1 DP: 3 HBP: 0	WP: 0 PB: 0 SB: 1 CS: 1
PITCHER	IP WLS BF H R ER SO BB IBB HBP BLK WP HR S P ERA WHIP	IP WLS BF H R ER SO BB IBB HBP BLK WP HR S P ERA WHIP	IP WLS BF H R ER SO BB IBB HBP BLK WP HR S P ERA WHIP	IP WLS BF H R ER SO BB IBB HBP BLK WP HR S P ERA WHIP	IP WLS BF H R ER SO BB IBB HBP BLK WP HR S P ERA WHIP	IP WLS BF H R ER SO BB IBB HBP BLK WP HR S P ERA WHIP	IP WLS BF H R ER SO BB IBB HBP BLK WP HR S P ERA WHIP	IP WLS BF H R ER SO BB IBB HBP BLK WP HR S P ERA WHIP	IP WLS BF H R ER SO BB IBB HBP BLK WP HR S P ERA WHIP	IP WLS BF H R ER SO BB IBB HBP BLK WP HR S P ERA WHIP	IP WLS BF H R ER SO BB IBB HBP BLK WP HR S P ERA WHIP	IP WLS BF H R ER SO BB IBB HBP BLK WP HR S P ERA WHIP	IP WLS BF H R ER SO BB IBB HBP BLK WP HR S P ERA WHIP	IP WLS BF H R ER SO BB IBB HBP BLK WP HR S P ERA WHIP	IP WLS BF H R ER SO BB IBB HBP BLK WP HR S P ERA WHIP	IP WLS BF H R ER SO BB IBB HBP BLK WP HR S P ERA WHIP	IP WLS BF H R ER SO BB IBB HBP BLK WP HR S P ERA WHIP			

AB	33
R	3
H	12
RBI	3
BB	2
SO	5
LOB	13



Batter	1	2	3	4	5	6	7	8	9	AB	R	H	RBI	BB	SO	LOB	BOTTOM	
Lenny Harris, L (1, 4) OBP: 0.291, SLG: 0.302	G4-3		S 1B			F8				4	0	2	0	0	0	0	Los Angeles Dodgers @ Cincinnati Reds Riverfront Stadium, Cincinnati, OH Mon Jun 26 1989, 7:05 PM EDT Att: 23,727 - Sunny - 90 F	
Herm Winningham, L (1, 8) OBP: 0.300, SLG: 0.325	F8		G5-3 1-2			HR 1B		K		4	1	1	0	0	1	2		
Barry Larkin, R (1, 6) OBP: 0.386, SLG: 0.472	P3				G4-6-3 1B		HR 1B		K	4	1	2	0	0	1	1		
Paul O'Neill, L (1, 9) OBP: 0.347, SLG: 0.468		L4		G4-6-3 1-2		HR		K		4	1	1	3	0	1	1		
Chris Sabo, R (1, 5) OBP: 0.315, SLG: 0.392 John Franco, L (9, 1)		G6-3		P3		F8		G4-3		4	0	0	0	0	0	0		
Ken Griffey, L (1, 7) OBP: 0.357, SLG: 0.430 Rob Dibble, L (7, 1)					G2-3 1B		K			3	0	2	0	0	1	0		
Kal Daniels, L (8, PH) OBP: 0.418, SLG: 0.352 Luis Quinones, S (8, PR) OBP: 0.294, SLG: 0.516		FC6 1B				K			1B	0	0	0	0	0	0	0		
Todd Benzinger, S (1, 3) OBP: 0.307, SLG: 0.375		FC6 1-2			F7		HR BB		1B	3	1	1	0	1	0	2		
Bo Diaz, R (1, 2) OBP: 0.218, SLG: 0.264			P3		G2-3		HR		L8	4	1	1	2	0	0	3		
Rick Mahler, R (1, 1) OBP: 0.256, SLG: 0.225 Rolando Roomes, R (7, 7) OBP: 0.310, SLG: 0.441			F9		G1-3		K			2	0	0	0	0	0	1		
Inning Stats	R: 0 E: 0 K: 0 S: 5	H: 0 LOB: 0 BB: 0 P: 6	R: 0 E: 0 K: 0 S: 7	H: 1 LOB: 1 BB: 0 P: 13	R: 0 E: 0 K: 0 S: 8	H: 1 LOB: 0 BB: 0 P: 10	R: 0 E: 0 K: 0 S: 7	H: 1 LOB: 1 BB: 0 P: 11	R: 3 E: 0 K: 1 S: 13	H: 3 LOB: 0 BB: 0 P: 17	R: 2 E: 0 K: 3 S: 18	H: 2 LOB: 1 BB: 1 P: 30	R: 0 E: 0 K: 1 S: 14	H: 1 LOB: 2 BB: 0 P: 19	1B: 8 2B: 0 3B: 0 HR: 2	SF: 0 SAC: 0 DP: 1 HBP: 1	WP: 0 PB: 0 SB: 2 CS: 0	PA: 35
PITCHER	IP WLS BF H R ER SO BB IBB HBP BLK WP HR S P ERA WHIP	IP WLS BF H R ER SO BB IBB HBP BLK WP HR S P ERA WHIP	IP WLS BF H R ER SO BB IBB HBP BLK WP HR S P ERA WHIP	IP WLS BF H R ER SO BB IBB HBP BLK WP HR S P ERA WHIP	IP WLS BF H R ER SO BB IBB HBP BLK WP HR S P ERA WHIP	IP WLS BF H R ER SO BB IBB HBP BLK WP HR S P ERA WHIP	IP WLS BF H R ER SO BB IBB HBP BLK WP HR S P ERA WHIP	IP WLS BF H R ER SO BB IBB HBP BLK WP HR S P ERA WHIP	IP WLS BF H R ER SO BB IBB HBP BLK WP HR S P ERA WHIP	IP WLS BF H R ER SO BB IBB HBP BLK WP HR S P ERA WHIP	IP WLS BF H R ER SO BB IBB HBP BLK WP HR S P ERA WHIP	IP WLS BF H R ER SO BB IBB HBP BLK WP HR S P ERA WHIP	IP WLS BF H R ER SO BB IBB HBP BLK WP HR S P ERA WHIP	IP WLS BF H R ER SO BB IBB HBP BLK WP HR S P ERA WHIP	IP WLS BF H R ER SO BB IBB HBP BLK WP HR S P ERA WHIP	IP WLS BF H R ER SO BB IBB HBP BLK WP HR S P ERA WHIP		



Batter	1	2	3	4	5	6	7	8	9	AB	R	H	RBI	BB	SO	LOB	TOP										
Gerald Perry, L OBP: 0.345, SLG: 0.327 Paul Assenmacher, L Marty Clary, R Joe Boever, R Darrell Evans, L OBP: 0.362, SLG: 0.308	G6-3		F9			FC6-4 BB	G3		G4-3	3	0	0	0	1	0	4	Atlanta Braves @ Cincinnati Reds Riverfront Stadium, Cincinnati, OH Tue Jun 27 1989, 7:05 PM EDT Att: 20,227 - Unknown - 85 F										
Tommy Gregg, L OBP: 0.352, SLG: 0.383	K		P2			FC6-4 1-2		1B 1B	G1-3	5	1	1	0	0	1	2											
Lonnie Smith, R OBP: 0.448, SLG: 0.598	G5-3				BB	F8		1B E 1B	G5-3	4	1	1	0	1	0	1											
Andres Thomas, R OBP: 0.252, SLG: 0.367		G4-3 2B			BB	F4		BB E G3 1B		4	1	2	1	0	1	2											
Dale Murphy, R OBP: 0.304, SLG: 0.354	G4-3				L9			1B G3 BB	E5	4	0	0	1	0	0	3											
Jeff Treadway, L OBP: 0.318, SLG: 0.385	P6				L8			1-2 2-3 BB	G3	3	0	0	0	1	0	3											
Jeff Blauser, R OBP: 0.277, SLG: 0.385	P3				F9			1-2 2-3 3-H	G3	4	0	1	1	0	0	3											
Bruce Benedict, R OBP: 0.310, SLG: 0.256 Jeff Wetherby, L OBP: 0.444, SLG: 0.556 Jody Davis, R OBP: 0.242, SLG: 0.229			L7		G6-3			1-2 BB	G1-3	2	0	0	0	0	0	0											
29 John Smoltz, R OBP: 0.282, SLG: 0.333 Geronimo Berroa, R OBP: 0.329, SLG: 0.402 Dion James, L OBP: 0.359, SLG: 0.321					K			0-3 K	K	1	0	0	0	1	1	0											
					BB					2	0	0	0	0	2	5											
Inning Stats	R: 0 E: 0 K: 1 S: 7	H: 0 LOB: 0 BB: 0 P: 12	R: 0 E: 0 K: 0 S: 11	H: 1 LOB: 1 BB: 0 P: 19	R: 0 E: 0 K: 0 S: 7	H: 0 LOB: 1 BB: 1 P: 13	R: 0 E: 0 K: 1 S: 8	H: 0 LOB: 1 BB: 1 P: 13	R: 0 E: 0 K: 0 S: 3	H: 0 LOB: 0 BB: 0 P: 12	R: 0 E: 0 K: 0 S: 3	H: 1 LOB: 3 BB: 1 P: 17	R: 3 E: 1 K: 1 S: 17	H: 3 LOB: 2 BB: 1 P: 32	R: 0 E: 0 K: 0 S: 8	H: 0 LOB: 0 BB: 0 P: 11	1B: 4 2B: 1 3B: 0 HR: 0	SF: 0 SAC: 0 DP: 0 HBP: 0	WP: 0 PB: 0 SB: 0 CS: 0	PA: 39							
PITCHER	IP	WLS	BF	H	R	ER	SO	BB	IBB	HBP	BLK	WP	HR	S	P	ERA	WHIP										
Scott Scudder, R ERA: 2.7	6.1	W	25	2	0	0	3	3	0	0	0	0	0	46	82	0.00	0.789										
Norm Charlton, L ERA: 2.92	0.0		1	0	0	0	0	1	0	0	0	0	0	2	6	∞	∞										
Rob Dibble, R ERA: 2.01	0.2		2	0	0	0	1	0	0	0	0	0	0	6	7	0.00	0.000										
Tim Birtsas, L ERA: 3.82	0.0		3	3	3	3	0	0	0	0	0	0	0	5	12	∞	∞										
Kent Tekulve, R ERA: 4.65	2.0		8	0	0	0	1	1	0	0	0	0	0	20	31	0.00	0.500										

Batter	1	2	3	4	5	6	7	8	9	AB	R	H	RBI	BB	SO	LOB	BOTTOM										
Lenny Harris, L OBP: 0.288, SLG: 0.298	L8		K	G4-3		PO		L8		5	1	1	0	0	1	3	Atlanta Braves @ Cincinnati Reds Riverfront Stadium, Cincinnati, OH Tue Jun 27 1989, 7:05 PM EDT Att: 20,227 - Unknown - 85 F										
Herm Winningham, L OBP: 0.309, SLG: 0.345	B4-3		1B 2B		P6		SH5-3 1B	2B 1B		4	2	2	0	0	0	0											
Barry Larkin, R OBP: 0.393, SLG: 0.476	1B		1B		F9 1B		BB PB HR IBB	L3		4	2	3	1	1	0	2											
Paul O'Neill, L OBP: 0.351, SLG: 0.472	1B		L8		F9		BB HR IBB	2B		4	1	2	2	1	0	2											
Ken Griffey, L OBP: 0.357, SLG: 0.427 Eric Davis, R OBP: 0.359, SLG: 0.539 Rolando Roomes, R OBP: 0.308, SLG: 0.438	L9		L9		1B		HR BB	K		3	0	1	1	0	0	3											
					1B		HR BB			0	0	0	1	1	0	0											
					1B		HR BB			1	1	0	0	0	1	1											
Todd Benzinger, S OBP: 0.307, SLG: 0.384	F7			F8	G4-3		HR			4	1	1	4	0	0	1											
Luis Quinones, S OBP: 0.283, SLG: 0.457	K			F8		P2	G3			4	0	0	0	0	1	1											
Bo Diaz, R OBP: 0.228, SLG: 0.273	1B			1B		F7	F7			4	0	2	0	0	0	1											
Scott Scudder, R OBP: 0.333, SLG: 0.143 Norm Charlton, S Rob Dibble, L Tim Birtsas, L Kent Tekulve, R OBP: 1.000, SLG: 1.000	K			1B		PO BB	1B			2	0	1	0	1	1	1											
Inning Stats	R: 0 E: 0 K: 0 S: 10	H: 2 LOB: 2 BB: 0 P: 14	R: 0 E: 0 K: 2 S: 11	H: 1 LOB: 0 BB: 0 P: 19	R: 1 E: 0 K: 1 S: 9	H: 2 LOB: 1 BB: 0 P: 14	R: 0 E: 0 K: 0 S: 14	H: 2 LOB: 2 BB: 0 P: 22	R: 1 E: 0 K: 0 S: 7	H: 2 LOB: 1 BB: 0 P: 9	R: 0 E: 0 K: 0 S: 8	H: 0 LOB: 0 BB: 1 P: 15	R: 5 E: 0 K: 0 S: 10	H: 2 LOB: 1 BB: 3 P: 28	R: 2 E: 0 K: 1 S: 15	H: 3 LOB: 1 BB: 0 P: 19	1B: 11 2B: 2 3B: 0 HR: 1	SF: 0 SAC: 1 DP: 0 HBP: 0	WP: 0 PB: 1 SB: 0 CS: 0	PA: 42							
PITCHER	IP	WLS	BF	H	R	ER	SO	BB	IBB	HBP	BLK	WP	HR	S	P	ERA	WHIP										
29 John Smoltz, R ERA: 2.28	6.0	L	27	9	2	2	3	1	0	0	0	0	0	59	93	3.00	1.667										
Paul Assenmacher, L ERA: 5.01	0.1		4	1	3	3	0	0	2	0	0	0	0	2	10	81.00	3.000										
Marty Clary, R ERA: 0.75	0.2		4	1	2	2	0	1	0	0	0	0	1	8	18	27.00	3.000										
Joe Boever, R ERA: 3.76	1.0		6	3	2	2	1	0	0	0	0	0	0	15	19	18.00	3.000										

AB	34
R	3
H	5
RBI	3
BB	5
SO	5
LOB	25

AB	36
R	9
H	14
RBI	9
BB	4
SO	4
LOB	15



Batter	1	2	3	4	5	6	7	8	9	AB	R	H	RBI	BB	SO	LOB	TOP			
Gerald Perry, L (1, 3) OBP: 0.347, SLG: 0.330	L5		1B G6-4-3		1B SF8		K			4	2	2	0	0	1	0				
Tommy Gregg, L (1, 9) OBP: 0.364, SLG: 0.403	1B 2B		1B G6-4-3		1B		K			4	1	3	0	0	1	0				
Lonnie Smith, R (1, 7) OBP: 0.440, SLG: 0.589	F7		G6-4-3		SF8			K		3	0	0	1	0	1	2				
Andres Thomas, R (1, 6) OBP: 0.252, SLG: 0.365	1B		F7		G4-3			G6-3		4	0	1	1	0	0	1				
Dale Murphy, R (1, 8) OBP: 0.304, SLG: 0.353	K			G6-3				K		4	1	1	0	0	2	1				
Jeff Treadway, L (1, 4) OBP: 0.321, SLG: 0.387		G3							G6-3	4	0	2	0	0	0	0				
Jeff Blausler, R (1, 5) OBP: 0.282, SLG: 0.388																				
Jeff Blausler, R (1, 5) OBP: 0.282, SLG: 0.388																				
Bruce Benedict, R (1, 2) OBP: 0.298, SLG: 0.244																				
Joe Boever, R (9, 1)																				
Tom Glavine, L (1, 1) OBP: 0.220, SLG: 0.231																				
Mark Eichhorn, R (9, 1) OBP: 0.287, SLG: 0.241																				
Derek Lilliquist, L (9, 1) OBP: 0.242, SLG: 0.229																				
Jody Davis, R (9, 2) OBP: 0.242, SLG: 0.229																				
Inning Stats	R: 1 E: 0 K: 1 S: 9	H: 2 LOB: 1 BB: 0 P: 16	R: 0 E: 0 K: 1 S: 11	H: 1 LOB: 1 BB: 0 P: 17	R: 1 E: 0 K: 0 S: 9	H: 2 LOB: 0 BB: 0 P: 11	R: 0 E: 0 K: 0 S: 9	H: 1 LOB: 1 BB: 0 P: 14	R: 1 E: 0 K: 0 S: 7	H: 2 LOB: 1 BB: 0 P: 16	R: 0 E: 0 K: 2 S: 9	H: 0 LOB: 0 BB: 0 P: 13	R: 0 E: 0 K: 2 S: 8	H: 0 LOB: 0 BB: 0 P: 14	R: 0 E: 0 K: 1 S: 6	H: 0 LOB: 0 BB: 0 P: 8	1B: 10 2B: 1 3B: 1 HR: 0	SF: 1 SAC: 0 DP: 1 HBP: 0	WP: 0 PB: 0 SB: 1 CS: 0	PA: 35
PITCHER	IP WLS BF H R ER SO BB IBB HBP BLK WP HR S P ERA WHIP																			
Jose Rijo, R (1, 1) ERA: 2.94	6.0 L 26 11 4 4 2 0 0 0 0 0 0 56 84 6.00 1.833																			
Norm Charlton, L (7, 1) ERA: 2.77	2.0 6 0 0 0 4 0 0 0 0 0 0 17 27 0.00 0.000																			
Kent Tekulve, R (9, 1) ERA: 4.73	1.0 3 0 0 0 1 0 0 0 0 0 0 6 8 0.00 0.000																			

Atlanta Braves @ Cincinnati Reds
Riverfront Stadium, Cincinnati, OH
Wed Jun 28 1989, 7:05 PM EDT
Att: 32,855 - Unknown - 80 F

AB 34
R 4
H 11
RBI 3
BB 0
SO 7
LOB 10



Batter	1	2	3	4	5	6	7	8	9	AB	R	H	RBI	BB	SO	LOB	BOTTOM					
Lenny Harris, L (1, 4) OBP: 0.280, SLG: 0.289	K			F8		L9		K		4	0	0	0	0	2	1						
Todd Benzinger, S (1, 3) OBP: 0.306, SLG: 0.382	G1-3			G6-3					F7	4	0	1	0	0	0	0						
Barry Larkin, R (1, 6) OBP: 0.395, SLG: 0.476	G6-3				1B	G1-3			HR 1B	4	1	2	0	0	0	2						
Eric Davis, R (1, 8) OBP: 0.366, SLG: 0.576				F7			HR		HR 1B	4	2	3	3	0	0	1						
Paul O'Neill, L (1, 9) OBP: 0.347, SLG: 0.465	G4-3			G6-3		K			G3	4	0	0	0	0	1	1						
Rolando Roomes, R (1, 7) OBP: 0.306, SLG: 0.440	F9					K			G4-3	4	0	1	0	0	1	0						
Luis Quiñones, S (1, 5) ERA: 3.44				P3		L7			F8	3	0	0	0	0	0	0						
Ken Griffey, L (9, PH) OBP: 0.353, SLG: 0.423									G4-3	1	0	0	0	0	0	1						
Bo Diaz, R (1, 2) OBP: 0.231, SLG: 0.274				G5-3					G5-3	3	0	1	0	0	0	0						
Jose Rijo, R (1, 1) OBP: 0.222, SLG: 0.229				G6-3					F9	1	0	0	0	0	0	0						
Marty Brown, R (6, PH)										1	0	0	0	0	1	1						
Norm Charlton, S (7, 1)										0	0	0	0	0	0	0						
Joel Youngblood, R (8, PH)										1	0	0	0	0	0	0						
Kent Tekulve, R (9, 1) OBP: 1.000, SLG: 1.000										0	0	0	0	0	0	0						
Inning Stats	R: 0 E: 0 K: 1 S: 6	H: 0 LOB: 0 BB: 0 P: 10	R: 0 E: 0 K: 0 S: 6	H: 1 LOB: 0 BB: 0 P: 9	R: 0 E: 0 K: 0 S: 5	H: 0 LOB: 0 BB: 0 P: 7	R: 0 E: 0 K: 0 S: 12	H: 1 LOB: 1 BB: 0 P: 20	R: 0 E: 0 K: 1 S: 6	H: 0 LOB: 0 BB: 0 P: 10	R: 0 E: 0 K: 1 S: 9	H: 2 LOB: 2 BB: 0 P: 11	R: 1 E: 0 K: 1 S: 10	H: 1 LOB: 0 BB: 0 P: 12	R: 0 E: 0 K: 1 S: 5	H: 0 LOB: 0 BB: 0 P: 7	R: 2 E: 0 K: 0 S: 12	H: 3 LOB: 1 BB: 0 P: 21	1B: 5 2B: 1 3B: 0 HR: 2	SF: 0 SAC: 0 DP: 0 HBP: 0	WP: 0 PB: 0 SB: 0 CS: 1	PA: 34
PITCHER	IP WLS BF H R ER SO BB IBB HBP BLK WP HR S P ERA WHIP																					
Tom Glavine, L (1, 1) ERA: 3.44	8.1 W 30 6 2 2 5 0 0 0 0 0 0 1 63 94 2.16 0.720																					
Mark Eichhorn, R (9, 1) ERA: 4.91	0.0 1 1 1 1 0 0 0 0 0 0 0 1 3 6 " " " "																					
Derek Lilliquist, L (9, 1) ERA: 3.38	0.1 2 1 0 0 0 0 0 0 0 0 0 0 3 4 0.00 3.000																					
Joe Boever, R (9, 1) ERA: 3.72	0.1 S 1 0 0 0 0 0 0 0 0 0 0 0 2 3 0.00 0.000																					

Atlanta Braves @ Cincinnati Reds
Riverfront Stadium, Cincinnati, OH
Wed Jun 28 1989, 7:05 PM EDT
Att: 32,855 - Unknown - 80 F

AB 34
R 3
H 8
RBI 3
BB 0
SO 5
LOB 7



Batter	1	2	3	4	5	6	7	8	9	AB	R	H	RBI	BB	SO	LOB	TOP										
Gerald Perry, L OBP: 0.350, SLG: 0.338 (1, 3)										4	0	2	1	0	0	0	Atlanta Braves @ Cincinnati Reds Riverfront Stadium, Cincinnati, OH Thu Jun 29 1989, 7:05 PM EDT Att: 25,614 - Unknown - 75 F										
Jeff Blausler, R OBP: 0.282, SLG: 0.350 (1, 5)										4	1	1	0	0	0	2											
Lonnie Smith, R OBP: 0.433, SLG: 0.577 (1, 7)										4	0	0	0	0	0	1											
Andres Thomas, R OBP: 0.255, SLG: 0.371 (1, 6)										4	0	2	0	0	0	1											
Dale Murphy, R OBP: 0.305, SLG: 0.358 (1, 8)										4	0	3	1	0	0	1											
Gerónimo Berroa, R OBP: 0.330, SLG: 0.400 (9, PH)										3	0	1	0	0	0	3											
Tommy Gregg, L OBP: 0.362, SLG: 0.400 (9, 9)										1	0	0	0	0	0	2											
Jeff Treadway, L OBP: 0.320, SLG: 0.384 (1, 4)										4	1	1	0	0	1	4											
Bruce Benedict, R OBP: 0.290, SLG: 0.237 (1, 2)										3	0	0	0	0	0	1											
Marty Clary, R (1, 1)										2	0	0	0	0	0	0											
Inning Stats	R: 0 E: 0 K: 0 S: 7	H: 0 LOB: 0 BB: 0 P: 10	R: 0 E: 0 K: 0 S: 8	H: 1 LOB: 0 BB: 0 P: 9	R: 1 E: 1 K: 0 S: 11	H: 2 LOB: 1 BB: 0 P: 17	R: 0 E: 0 K: 0 S: 4	H: 2 LOB: 1 BB: 0 P: 4	R: 0 E: 0 K: 0 S: 5	H: 0 LOB: 0 BB: 0 P: 9	R: 0 E: 0 K: 0 S: 6	H: 2 LOB: 1 BB: 0 P: 9	R: 0 E: 0 K: 0 S: 7	H: 0 LOB: 0 BB: 0 P: 8	R: 1 E: 0 K: 1 S: 12	H: 2 LOB: 2 BB: 0 P: 15	1B: 7 2B: 3 3B: 0 HR: 0	SF: 0 SAC: 1 DP: 4 HBP: 0	WP: 0 PB: 0 SB: 0 CS: 0	PA: 34							
PITCHER	IP	WLS	BF	H	R	ER	SO	BB	IBB	HBP	BLK	WP	HR	S	P	ERA	WHIP										
Tom Browning, L ERA: 3.25	(1, 1)	8.0	28	8	1	1	0	0	0	0	0	0	0	55	75	1.12	1.000										
Rob Dibble, R ERA: 2.14	(9, 1)	1.0	L 6	2	1	1	1	0	0	0	0	0	0	12	15	9.00	2.000										



Batter	1	2	3	4	5	6	7	8	9	AB	R	H	RBI	BB	SO	LOB	BOTTOM										
Lenny Harris, L OBP: 0.279, SLG: 0.283 (1, 4)										3	0	0	0	1	0	0	Atlanta Braves @ Cincinnati Reds Riverfront Stadium, Cincinnati, OH Thu Jun 29 1989, 7:05 PM EDT Att: 25,614 - Unknown - 75 F										
Todd Benzinger, S OBP: 0.302, SLG: 0.377 (1, 3)										4	0	0	0	0	1	1											
Barry Larkin, R OBP: 0.389, SLG: 0.470 (1, 6)										4	0	0	0	0	0	1											
Eric Davis, R OBP: 0.366, SLG: 0.572 (1, 8)											3	0	1	0	0	1											
Paul O'Neill, L OBP: 0.346, SLG: 0.467 (1, 9)											3	0	1	0	0	1											
Ken Griffey, L OBP: 0.345, SLG: 0.411 (1, 7)											3	0	0	0	0	2											
Luis Quinones, S OBP: 0.250, SLG: 0.488 (1, 5)										3	1	1	1	0	0	0											
Bo Diaz, R OBP: 0.233, SLG: 0.276 (1, 2)										3	0	1	0	0	0	0											
Tom Browning, L OBP: 0.184, SLG: 0.139	(1, 1)									2	0	0	0	0	0	1											
Kal Daniels, L OBP: 0.415, SLG: 0.348	(8, PH)									1	0	0	0	0	0	0											
Rob Dibble, L (9, 1)										0	0	0	0	0	0	0											
Inning Stats	R: 0 E: 0 K: 0 S: 7	H: 0 LOB: 1 BB: 1 P: 14	R: 1 E: 0 K: 0 S: 6	H: 1 LOB: 0 BB: 0 P: 13	R: 0 E: 0 K: 0 S: 6	H: 0 LOB: 0 BB: 0 P: 7	R: 0 E: 0 K: 0 S: 7	H: 1 LOB: 1 BB: 0 P: 15	R: 0 E: 0 K: 0 S: 5	H: 1 LOB: 0 BB: 0 P: 7	R: 0 E: 0 K: 1 S: 5	H: 0 LOB: 0 BB: 0 P: 6	R: 0 E: 0 K: 0 S: 5	H: 1 LOB: 0 BB: 0 P: 7	R: 0 E: 0 K: 0 S: 5	H: 0 LOB: 0 BB: 0 P: 8	R: 0 E: 0 K: 0 S: 5	H: 0 LOB: 0 BB: 0 P: 10	1B: 2 2B: 1 3B: 0 HR: 1	SF: 0 SAC: 0 DP: 1 HBP: 0	WP: 0 PB: 0 SB: 0 CS: 1	PA: 30					
PITCHER	IP	WLS	BF	H	R	ER	SO	BB	IBB	HBP	BLK	WP	HR	S	P	ERA	WHIP										
Marty Clary, R ERA: 2.79	(1, 1)	9.0	W 30	4	1	1	1	1	0	0	0	0	1	51	87	1.00	0.556										



Batter	1	2	3	4	5	6	7	8	9	AB	R	H	RBI	BB	SO	LOB	TOP										
Juan Samuel, R OBP: 0.316, SLG: 0.382 Don Aase, R (9, 1)	1-0 1B		1-1 2B HR	3-2 G5-3		1-0 F7			2-0 1B HR	5	2	3	0	0	0	1											
Dave Magadan, L OBP: 0.379, SLG: 0.448	1-0 1B		2-3 K		0-0 G6-3		4-1 G4-3 PB BB		3-2 1B HR	4	1	2	1	1	1	2											
Howard Johnson, S OBP: 0.364, SLG: 0.607	1-3 K		3-2 1B HR		0-3 K		3-1 P6		0-1 1B HR	5	2	2	4	0	2	3											
Darryl Strawberry, L OBP: 0.312, SLG: 0.493 Mark Carreon, R OBP: 0.250, SLG: 0.412	2-3 K		0-0 2B HR		2-2 G4-3		2-1 G4-3		2-1 G5-3	3	1	1	3	0	1	2											
Kevin McReynolds, R OBP: 0.349, SLG: 0.409	0-0 G4-3		2-2 G6-3		0-0 G5-3		1-0 G6-3		0-1 P4	5	0	0	0	0	0	3											
Gregg Jefferies, S OBP: 0.277, SLG: 0.316		0-2 G4-3	0-0 L9		1-2 G6-3		0-0 G5-6-3		1-2 F8	5	0	0	0	0	0	0											
Mackey Sasser, L OBP: 0.329, SLG: 0.405		2-3 K		0-0 G6-3 2B		4-0 BLK 1B HR BB		1-2 G5-3		3	1	1	0	1	1	0											
Kevin Elster, R OBP: 0.271, SLG: 0.297		0-0 F8		3-3 K		0-0 BLK HR 1B		1-1 G6-3		4	1	1	0	0	1	1											
Ron Darling, R OBP: 0.176, SLG: 0.382 Lee Mazzilli, S OBP: 0.385, SLG: 0.347			0-0 1B 2B 1B	0-2 G6-3		1-1 1B HR		4-2 1B BB	3	2	2	3	0	0	1												
		R: 0 E: 0 K: 2 S: 9	H: 2 LOB: 2 BB: 0 P: 14	R: 0 E: 0 K: 1 S: 8	H: 0 LOB: 0 BB: 0 P: 10	R: 4 E: 0 K: 1 S: 14	H: 4 LOB: 0 BB: 0 P: 22	R: 0 E: 0 K: 1 S: 12	H: 1 LOB: 1 BB: 0 P: 18	R: 0 E: 0 K: 1 S: 7	H: 0 LOB: 0 BB: 0 P: 9	R: 3 E: 0 K: 0 S: 10	H: 2 LOB: 0 BB: 1 P: 17	R: 0 E: 0 K: 0 S: 6	H: 0 LOB: 1 BB: 1 P: 16	R: 0 E: 0 K: 0 S: 6	H: 0 LOB: 0 BB: 0 P: 8	R: 4 E: 0 K: 0 S: 17	H: 3 LOB: 0 BB: 1 P: 29	1B: 7 2B: 2 3B: 0 HR: 3	SF: 0 SAC: 0 DP: 0 HBP: 0	WP: 0 PB: 1 SB: 0 CS: 0	PA: 42				
PITCHER	IP	WLS	BF	H	R	ER	SO	BB	IBB	HBP	BLK	WP	HR	S	P	ERA	WHIP										
Rick Mahler, R ERA: 3.39	5.0	L	22	7	4	4	6	0	0	0	0	0	1	50	73	7.20	1.400										
Norm Charlton, L ERA: 3.29	2.0	10	2	3	3	0	2	0	0	0	1	0	1	16	33	13.50	2.000										
Tim Birtsas, L ERA: 3.72	1.0	3	0	0	0	0	0	0	0	0	0	0	0	6	8	0.00	0.000										
Mike Griffin, R ERA: 12.46	0.0	3	2	3	3	0	1	0	0	0	0	0	0	8	17	∞	∞										
Kent Tekulve, R ERA: 4.63	1.0	4	1	1	1	0	0	0	0	0	0	0	1	9	12	9.00	1.000										
Batter	1	2	3	4	5	6	7	8	9	AB	R	H	RBI	BB	SO	LOB	BOTTOM										
Lenny Harris, L OBP: 0.285, SLG: 0.289	1-2 G3			2-1 1B		2-1 G1-3		0-2 F7 1B		4	0	2	0	0	0	0											
Kal Daniels, L OBP: 0.409, SLG: 0.354	2-2 G4-3			1-1 P6		2-1 G6-3 2B		1-1 F7		4	0	1	0	0	0	2											
Barry Larkin, R OBP: 0.384, SLG: 0.463	0-2 P4			1-2 F9		0-0 G6-3		2-0 G4-3		4	0	0	0	0	0	3											
Eric Davis, R OBP: 0.359, SLG: 0.560		3-2 F7		0-3 K		0-1 P3		0-0 G6-3		4	0	0	0	0	1	2											
Paul O'Neill, L OBP: 0.345, SLG: 0.464		1-0 G6-3			0-1 1B G2-3 1B		0-0 P2		0-2 G3-1	4	1	1	0	0	0	0											
Todd Benzinger, S OBP: 0.302, SLG: 0.379		1-2 F8			2-3 K		1-0 2B		0-0 E4	4	0	1	0	0	1	1											
Luis Quinones, S OBP: 0.250, SLG: 0.467			3-2 P4		3-2 G2-3 1B		1-0 L9		1-1 F8	4	0	1	0	0	0	2											
Bo Diaz, R OBP: 0.228, SLG: 0.269			0-1 G1-3		0-0 G2-3		2-3 K2-3			3	0	0	1	0	1	2											
Rick Mahler, R OBP: 0.256, SLG: 0.297 Herm Wiersingham, L OBP: 0.306, SLG: 0.347 Norm Charlton, S OBP: 0.306, SLG: 0.347 Tim Birtsas, L OBP: 0.306, SLG: 0.347 Ken Griffey, L OBP: 0.340, SLG: 0.407 Mike Griffin, R OBP: 0.302, SLG: 0.379 Kent Tekulve, R OBP: 1.000, SLG: 1.000			0-0 G5-3		1-1 G3-1		3-2 G3-1			1	0	0	0	0	0	0											
		R: 0 E: 0 K: 0 S: 12	H: 0 LOB: 0 BB: 0 P: 15	R: 0 E: 0 K: 0 S: 7	H: 0 LOB: 0 BB: 0 P: 12	R: 0 E: 0 K: 1 S: 11	H: 1 LOB: 1 BB: 0 P: 15	R: 1 E: 0 K: 1 S: 13	H: 2 LOB: 1 BB: 0 P: 19	R: 0 E: 0 K: 0 S: 7	H: 1 LOB: 1 BB: 0 P: 11	R: 0 E: 0 K: 1 S: 6	H: 1 LOB: 1 BB: 0 P: 10	R: 0 E: 0 K: 0 S: 9	H: 1 LOB: 0 BB: 0 P: 15	R: 0 E: 1 K: 0 S: 9	H: 0 LOB: 1 BB: 0 P: 10	1B: 4 2B: 2 3B: 0 HR: 0	SF: 0 SAC: 0 DP: 0 HBP: 0	WP: 0 PB: 0 SB: 0 CS: 0	PA: 34						
PITCHER	IP	WLS	BF	H	R	ER	SO	BB	IBB	HBP	BLK	WP	HR	S	P	ERA	WHIP										
Ron Darling, R ERA: 4.13	8.0	W	30	6	1	1	3	0	0	0	0	0	0	9	10	0.00	0.000										
Don Aase, R ERA: 2.45	1.0	4	0	0	0	0	0	0	0	0	0	0	0	9	10	0.00	0.000										

New York Mets @ Cincinnati Reds
Riverfront Stadium, Cincinnati, OH
Fri Jun 30 1989, 7:05 PM EDT
Att: 33,855 - Unknown

AB 39
R 11
H 12
RBI 11
BB 3
SO 6
LOB 14



New York Mets @ Cincinnati Reds
Riverfront Stadium, Cincinnati, OH
Fri Jun 30 1989, 7:05 PM EDT
Att: 33,855 - Unknown

AB 34
R 1
H 6
RBI 1
BB 0
SO 3
LOB 13



Batter	1	2	3	4	5	6	7	8	9	AB	R	H	RBI	BB	SO	LOB	TOP								
Juan Samuel, R OBP: 0.310, SLG: 0.374 (1, 8)	G5-3		F8		G6-3		E5		K	5	0	0	0	0	1	2									
Dave Magadan, L OBP: 0.380, SLG: 0.452 (1, 3)	1B		G3			2B	L8		G1-3	5	1	2	0	0	0	3									
Howard Johnson, S OBP: 0.365, SLG: 0.609 (1, 5)	F9			G4-6-3		2B	F9			4	1	2	1	0	0	2									
Darryl Strawberry, L OBP: 0.317, SLG: 0.390 Mark Carreon, R OBP: 0.250, SLG: 0.412 (1, 9) (8, 9)	K		G4-6-3			2B	P4			4	0	1	1	0	1	2									
Kevin McReynolds, R OBP: 0.351, SLG: 0.411 (1, 7)		P4		1B		L4				4	0	2	0	0	0	1									
Gregg Jefferies, S OBP: 0.277, SLG: 0.315 (1, 4)	G6-3			1B		F7		F8		4	0	1	0	0	0	2									
Mackey Sasser, L OBP: 0.390, SLG: 1.000 Phil Lombardi, R OBP: 0.500, SLG: 1.000 (8, PH) (8, 2)	G6-3			P2		K		F9		3	0	0	0	0	1	3									
Kevin Elster, R OBP: 0.267, SLG: 0.291 (1, 6)			K		K	FC6-4			G1-3	4	0	0	0	0	2	2									
Dwight Gooden, R OBP: 0.205, SLG: 0.289 David West, L (3, 1)					K				K	1	0	1	0	0	0	0									
Lee Mazzilli, S OBP: 0.379, SLG: 0.340 Rick Aguilera, R (7, 1)									K	1	0	0	0	0	1	0									
Mookie Wilson, S OBP: 0.237, SLG: 0.298 (9, PH)									WP	1	0	0	0	0	0	0									
Inning Stats	R: 0 E: 0 K: 1 S: 8	H: 1 LOB: 1 BB: 0 P: 12	R: 0 E: 0 K: 0 S: 6	H: 0 LOB: 0 BB: 0 P: 9	R: 0 E: 0 K: 1 S: 12	H: 1 LOB: 1 BB: 0 P: 17	R: 0 E: 0 K: 0 S: 13	H: 3 LOB: 2 BB: 0 P: 18	R: 0 E: 0 K: 2 S: 10	H: 0 LOB: 0 BB: 0 P: 12	R: 2 E: 0 K: 1 S: 16	H: 3 LOB: 2 BB: 0 P: 19	R: 0 E: 1 K: 1 S: 11	H: 0 LOB: 1 BB: 0 P: 16	R: 0 E: 0 K: 0 S: 9	H: 1 LOB: 1 BB: 0 P: 14	R: 0 E: 0 K: 2 S: 15	H: 0 LOB: 1 BB: 0 P: 22	1B: 5 2B: 4 3B: 0 HR: 0	SF: 0 SAC: 0 DP: 1 HBP: 0	WP: 3 PB: 0 SB: 2 CS: 0	PA: 38			
PITCHER	IP	WLS	BF	H	R	ER	SO	BB	IBB	HBP	BLK	WP	HR	S	P	ERA	WHIP								
Jack Armstrong, R ERA: 4.74 (1, 1)	5.0	W	22	8	2	2	4	0	0	0	0	0	0	57	77	3.60	1.600								
Rob Dibble, R ERA: 2.06 (6, 1)	2.0		8	0	0	0	2	0	0	0	0	1	0	19	26	0.00	0.000								
John Franco, L ERA: 1.38 (8, 1)	2.0	S	8	1	0	0	2	0	0	0	1	2	0	24	36	0.00	0.500								

New York Mets @ Cincinnati Reds
Riverfront Stadium, Cincinnati, OH

AB 38
R 2
H 9
RBI 2
BB 0
SO 8
LOB 18



Sat Jul 01 1989, 3:33 AM EDT
Att: 32,561 - Unknown

Batter	1	2	3	4	5	6	7	8	9	AB	R	H	RBI	BB	SO	LOB	BOTTOM								
Lenny Harris, L OBP: 0.277, SLG: 0.281 (1, 4) (4, 6)	G6-3	G5-3			P3			G4-3		4	0	0	0	0	0	2									
Kal Daniels, L OBP: 0.412, SLG: 0.400 Rolando Roomes, R OBP: 0.306, SLG: 0.440 (8, FR) (9, 7)	K		HR		F7			CS	2B	4	1	2	1	0	1	0									
Barry Larkin, R OBP: 0.386, SLG: 0.475 Marty Brown, R OBP: 0.250, SLG: 0.250 (3, PH) (4, 5)	HR		K		G6-3			BB	2B	1	1	1	1	0	0	0									
Eric Davis, R OBP: 0.362, SLG: 0.554 (1, 8)	G6-3		K			CS	BB	2B	BB	2	1	0	0	2	1	0									
Paul O'Neill, L OBP: 0.344, SLG: 0.465 (1, 9)		G5-3	F7			CS	BB	2B	2B	4	0	1	2	0	1	1									
Todd Benzinger, S OBP: 0.304, SLG: 0.384 (1, 3)					1B	2B		P6	P5	4	2	2	0	0	0	1									
Luis Quinones, S OBP: 0.255, SLG: 0.458 (4, 4)		E4			G4-6-3			F7		3	0	1	1	0	0	1									
Jeff Reed, L OBP: 0.277, SLG: 0.301 (1, 2)		E6			G4-6-3				K	3	0	0	0	0	1	2									
Jack Armstrong, R Rob Dibble, L Ken Griffey, L John Franco, L (1, 1) (6, 1) (7, PH) (8, 1)		SH1-4			K				K	1	0	0	0	0	1	0									
Inning Stats	R: 1 E: 0 K: 1 S: 10	H: 1 LOB: 0 BB: 0 P: 13	R: 1 E: 2 K: 0 S: 13	H: 1 LOB: 2 BB: 0 P: 20	R: 1 E: 0 K: 2 S: 10	H: 1 LOB: 0 BB: 0 P: 16	R: 1 E: 0 K: 1 S: 10	H: 2 LOB: 0 BB: 0 P: 16	R: 0 E: 0 K: 2 S: 15	H: 0 LOB: 0 BB: 1 P: 25	R: 0 E: 0 K: 2 S: 8	H: 0 LOB: 0 BB: 0 P: 13	R: 2 E: 0 K: 0 S: 16	H: 3 LOB: 1 BB: 1 P: 27	1B: 3 2B: 4 3B: 0 HR: 2	SF: 0 SAC: 1 DP: 2 HBP: 0	WP: 0 PB: 0 SB: 0 CS: 2	PA: 33							
PITCHER	IP	WLS	BF	H	R	ER	SO	BB	IBB	HBP	BLK	WP	HR	S	P	ERA	WHIP								
Dwight Gooden, R ERA: 2.99 (1, 1)	2.0	L	11	3	3	2	1	0	0	0	0	0	0	24	34	9.00	1.500								
David West, L ERA: 0.63 (3, 1)	4.0		13	2	1	1	4	1	0	0	0	0	0	44	72	2.25	0.750								
Rick Aguilera, R ERA: 1.78 (7, 1)	2.0		9	3	2	2	2	1	0	0	0	0	0	24	40	9.00	2.000								

New York Mets @ Cincinnati Reds
Riverfront Stadium, Cincinnati, OH

AB 30
R 6
H 8
RBI 5
BB 2
SO 7
LOB 7



Sat Jul 01 1989, 3:33 AM EDT
Att: 32,561 - Unknown

Batter	1	2	3	4	5	6	7	8	9	AB	R	H	RBI	BB	SO	LOB	TOP								
Juan Samuel, R OBP: 0.312, SLG: 0.372 (1, 8)										4	1	1	0	0	1	6									
Dave Magadan, L OBP: 0.390, SLG: 0.455 (1, 3)										3	2	2	0	2	0	1									
Howard Johnson, S OBP: 0.369, SLG: 0.630 (1, 6) (8, 5)										4	2	3	2	0	0	1									
Darryl Strawberry, L OBP: 0.313, SLG: 0.491 Mookie Wilson, S OBP: 0.234, SLG: 0.293 (1, 9) (3, PR) (3, 9)										1	0	0	0	1	0	1									
Kevin McReynolds, R OBP: 0.352, SLG: 0.414 (1, 7)										3	0	1	2	1	2	1									
Gregg Jefferies, S OBP: 0.275, SLG: 0.313 Don Aase, R (1, 5) (8, 1)										5	0	1	1	0	1	4									
Tim Teufel, R OBP: 0.358, SLG: 0.284 (1, 4)										4	1	1	0	1	2	3									
Phil Lombardi, R OBP: 0.364, SLG: 0.727 (1, 2)										5	0	1	0	0	0	3									
Sid Fernandez, L OBP: 0.273, SLG: 0.290 Kevin Elster, R OBP: 0.265, SLG: 0.290 (1, 1) (8, 6)										3	0	1	1	1	0	2									
Inning Stats	R: 1 E: 0 K: 1 S: 21	H: 2 LOB: 1 BB: 0 P: 29	R: 1 E: 0 K: 0 S: 7	H: 3 LOB: 1 BB: 0 P: 14	R: 3 E: 1 K: 1 S: 21	H: 2 LOB: 3 BB: 3 P: 41	R: 0 E: 0 K: 2 S: 19	H: 2 LOB: 3 BB: 1 P: 31	R: 0 E: 0 K: 0 S: 9	H: 0 LOB: 1 BB: 0 P: 14	R: 1 E: 0 K: 1 S: 7	H: 1 LOB: 0 BB: 0 P: 8	R: 0 E: 0 K: 0 S: 5	H: 0 LOB: 1 BB: 1 P: 11	R: 1 E: 0 K: 0 S: 4	H: 1 LOB: 1 BB: 1 P: 8	R: 0 E: 0 K: 1 S: 5	H: 0 LOB: 0 BB: 0 P: 5	1B: 6 2B: 4 3B: 0 HR: 1	SF: 2 SAC: 0 DP: 1 HBP: 1	WP: 0 PB: 0 SB: 2 CS: 0	PA: 45			
PITCHER	IP	WLS	BF	H	R	ER	SO	BB	IBB	HBP	BLK	WP	HR	S	P	ERA	WHIP								
Scott Scudder, R ERA: 3.86 (1, 1)	2.1	L	15	7	5	4	1	1	1	0	1	0	0	38	64	15.43	3.429								
Tim Birtsas, L ERA: 3.46 (3, 1)	2.2		14	2	0	0	3	1	1	1	0	0	0	39	65	0.00	1.125								
Kent Tekulve, R ERA: 4.91 (6, 1)	3.0		13	2	2	2	1	2	0	0	0	0	1	16	27	6.00	1.333								
Norm Charlton, L ERA: 3.21 (9, 1)	1.0		3	0	0	0	1	0	0	0	0	0	0	5	5	0.00	0.000								

New York Mets @ Cincinnati Reds
Riverfront Stadium, Cincinnati, OH
Sun Jul 02 1989, 3:33 AM EDT
Att: 33,910 - Overcast - 80 F

AB 36
R 7
H 11
RBI 6
BB 6
SO 6
LOB 25



Batter	1	2	3	4	5	6	7	8	9	AB	R	H	RBI	BB	SO	LOB	BOTTOM								
Lenny Harris, L OBP: 0.277, SLG: 0.280 (1, 4)										4	0	1	0	0	0	1									
Kal Daniels, L OBP: 0.407, SLG: 0.388 (1, 7)										3	0	0	0	1	2	1									
Barry Larkin, R OBP: 0.385, SLG: 0.472 (1, 6)										4	0	1	0	0	0	3									
Eric Davis, R OBP: 0.360, SLG: 0.563 (1, 8)										4	1	1	1	0	1	2									
Paul O'Neill, L OBP: 0.340, SLG: 0.458 (1, 9)										4	0	0	0	0	1	0									
Todd Benzinger, S OBP: 0.303, SLG: 0.385 (1, 3)										4	0	1	0	0	1	0									
Luis Quinones, S OBP: 0.236, SLG: 0.423 (1, 5)										4	0	0	0	0	1	1									
Bo Diaz, R OBP: 0.228, SLG: 0.268 (1, 2)										4	0	1	0	0	1	1									
Scott Scudder, R OBP: 0.333, SLG: 0.143 Tim Birtsas, L OBP: 0.200, SLG: 2.000 Mary Bower, R OBP: 0.200, SLG: 0.200 Kent Tekulve, R OBP: 0.200, SLG: 0.200 Rolando Roomer, R OBP: 0.311, SLG: 0.444 Norm Charlton, S (1, 1) (3, 1) (5, PR) (8, 1) (8, PR) (9, 1)										0	0	0	0	0	0	0									
Inning Stats	R: 0 E: 0 K: 2 S: 12	H: 1 LOB: 1 BB: 0 P: 17	R: 0 E: 0 K: 0 S: 11	H: 0 LOB: 0 BB: 0 P: 16	R: 1 E: 0 K: 1 S: 11	H: 1 LOB: 0 BB: 0 P: 15	R: 0 E: 0 K: 0 S: 3	H: 0 LOB: 0 BB: 0 P: 5	R: 0 E: 0 K: 1 S: 7	H: 1 LOB: 1 BB: 0 P: 14	R: 0 E: 0 K: 0 S: 11	H: 1 LOB: 1 BB: 0 P: 21	R: 0 E: 0 K: 2 S: 8	H: 0 LOB: 0 BB: 0 P: 12	R: 0 E: 0 K: 0 S: 4	H: 1 LOB: 2 BB: 1 P: 8	R: 1 E: 0 K: 1 S: 7	H: 2 LOB: 1 BB: 0 P: 7	1B: 4 2B: 1 3B: 0 HR: 2	SF: 0 SAC: 0 DP: 0 HBP: 0	WP: 0 PB: 0 SB: 0 CS: 0	PA: 35			
PITCHER	IP	WLS	BF	H	R	ER	SO	BB	IBB	HBP	BLK	WP	HR	S	P	ERA	WHIP								
Sid Fernandez, L ERA: 3.0 (1, 1)	7.2	W	29	5	1	1	6	1	0	0	0	0	1	66	107	1.17	0.783								
Don Aase, R ERA: 2.65 (8, 1)	1.1		6	2	1	1	1	0	0	0	0	0	1	8	8	6.75	1.500								

New York Mets @ Cincinnati Reds
Riverfront Stadium, Cincinnati, OH
Sun Jul 02 1989, 3:33 AM EDT
Att: 33,910 - Overcast - 80 F

AB 34
R 2
H 7
RBI 2
BB 1
SO 7
LOB 10



Batter	1	2	3	4	5	6	7	8	9	AB	R	H	RBI	BB	SO	LOB	TOP		
Lenny Harris, L (1,5) OBP: 0.276, SLG: 0.279	L9		G6-4-3			K			FC5-4 1B	4	1	1	0	0	1	1	Cincinnati Reds @ Philadelphia Phillies Veterans Stadium, Philadelphia, PA Mon Jul 03 1989, 7:05 PM EDT Att: 56,498 - Unknown		
Kal Daniels, L (1,7) OBP: 0.410, SLG: 0.381	BB		CS BB			1-3			F7	2	0	0	0	2	0	1			
Barry Larkin, R (1,6) OBP: 0.383, SLG: 0.467	K		CS	F8			PB BB		E5 FC5-4	3	0	0	0	1	1	2			
Eric Davis, R (1,8) OBP: 0.353, SLG: 0.552	K			4-3			6-3		FC5-4 1B	4	0	0	0	0	1	4			
Paul O'Neill, L (1,9) OBP: 0.339, SLG: 0.455		F8		4-3			G3			4	0	1	1	0	0	1			
Todd Benzinger, S (1,3) OBP: 0.301, SLG: 0.382		4-3			K					3	0	0	0	0	1	1			
Rob Dibble, L (7,1)										0	0	0	0	0	0	0			
Herm Winningham, L (9, PH) OBP: 0.302, SLG: 0.337										1	0	0	0	0	0	2			
Luis Quinones, S (1,4) OBP: 0.241, SLG: 0.407					L3					2	0	0	0	1	0	0			
Bo Diaz, R (1,2) OBP: 0.223, SLG: 0.262		BB			F8				P4	3	0	0	0	0	0	1			
Jose Rijo, R (1,1) OBP: 0.237, SLG: 0.243										2	0	1	0	0	0	0			
Norm Charlton, S (6,1)										0	0	0	0	0	0	0			
Ken Griffey, L (7,3) OBP: 0.336, SLG: 0.400			G6-4-3 1B						4-3	1	0	0	0	0	0	0			
Inning Stats	R: 0 H: 0 E: 0 K: 2 S: 11	H: 0 LOB: 1 BB: 1 P: 20	R: 0 H: 0 E: 0 K: 0 S: 5	H: 0 LOB: 1 BB: 1 P: 12	R: 0 H: 1 E: 0 K: 0 S: 6	H: 0 LOB: 0 BB: 1 P: 12	R: 0 H: 0 E: 0 K: 1 S: 5	H: 0 LOB: 0 BB: 0 P: 7	R: 0 H: 0 E: 0 K: 1 S: 9	H: 0 LOB: 0 BB: 0 P: 12	R: 0 H: 0 E: 0 K: 0 S: 5	H: 0 LOB: 1 BB: 1 P: 15	R: 0 H: 0 E: 0 K: 0 S: 4	H: 0 LOB: 0 BB: 0 P: 8	R: 1 H: 2 E: 1 K: 0 S: 12	H: 2 LOB: 2 BB: 0 P: 18	1B: 3 2B: 0 3B: 0 HR: 0	SF: 0 SAC: 0 DP: 1 HBP: 0	WP: 0 PA: 34 PB: 2 SB: 0 CS: 1
PITCHER	IP WLS BF H R ER SO BB IBB HBP BLK WP HR S P ERA WHIP	8.0 W 28 2 1 0 4 4 0 0 0 0 0 55 103 0.00 0.750	1.0 S 5 1 0 0 0 0 0 0 0 0 0 9 12 0.00 1.000																

Batter	1	2	3	4	5	6	7	8	9	AB	R	H	RBI	BB	SO	LOB	BOTTOM		
Lenny Dykstra, L (1,8) OBP: 0.361, SLG: 0.428	5-3					4-3			K	4	0	0	0	1	2	1	Cincinnati Reds @ Philadelphia Phillies Veterans Stadium, Philadelphia, PA Mon Jul 03 1989, 7:05 PM EDT Att: 56,498 - Unknown		
Tom Herr, S (1,4) OBP: 0.346, SLG: 0.358	4-3		BB			G3			1B 2B	3	1	0	0	1	1	2			
Von Hayes, L (1,9) OBP: 0.399, SLG: 0.485	G3		F6			F9			2B 1B	4	0	1	0	0	0	2			
Ricky Jordan, R (1,3) OBP: 0.304, SLG: 0.355		F7				1B			BB SH1-4 BB	3	1	2	1	1	0	0			
Dwayne Murphy, L (1,7) OBP: 0.303, SLG: 0.364						6-3			1-3 3-H	1	0	0	0	1	0	1			
Bob Demier, R (6, PH) OBP: 0.237, SLG: 0.220						1-2			1-3	1	0	0	0	0	1	2			
Charlie Hayes, R (1,5) OBP: 0.333, SLG: 0.316						BB				3	0	0	0	0	1	3			
Curt Ford, L (7, PH) OBP: 0.298, SLG: 0.333						K			F9	1	0	0	0	0	0	2			
Dickie Thon, R (8,6) OBP: 0.296, SLG: 0.350									F8	0	0	0	0	0	0	0			
Steve Jeltz, S (1,6) OBP: 0.422, SLG: 0.408										3	0	1	1	1	1	1			
Darren Daulton, L (1,2) OBP: 0.305, SLG: 0.327										2	0	1	0	2	0	0			
Ken Howell, R (1,1) OBP: 0.212, SLG: 0.167										2	0	0	0	1	1	5			
Roger McDowell, R (9,1) OBP: 0.500, SLG: 0.500										0	0	0	0	0	0	0			
Inning Stats	R: 0 H: 0 E: 0 K: 0 S: 9	H: 0 LOB: 0 BB: 0 P: 14	R: 0 H: 0 E: 0 K: 1 S: 9	H: 0 LOB: 1 BB: 1 P: 14	R: 0 H: 1 E: 0 K: 1 S: 10	H: 2 LOB: 2 BB: 1 P: 17	R: 1 H: 2 E: 0 K: 1 S: 11	H: 2 LOB: 1 BB: 1 P: 23	R: 0 H: 0 E: 0 K: 0 S: 4	H: 0 LOB: 0 BB: 0 P: 6	R: 0 H: 0 E: 0 K: 1 S: 8	H: 0 LOB: 3 BB: 3 P: 21	R: 1 H: 2 E: 0 K: 2 S: 14	H: 2 LOB: 2 BB: 1 P: 24	R: 0 H: 0 E: 0 K: 1 S: 10	H: 0 LOB: 1 BB: 1 P: 16	1B: 4 2B: 1 3B: 0 HR: 0	SF: 0 SAC: 2 DP: 0 HBP: 0	WP: 0 PA: 37 PB: 0 SB: 1 CS: 0
PITCHER	IP WLS BF H R ER SO BB IBB HBP BLK WP HR S P ERA WHIP	5.0 L 21 3 1 1 3 3 1 0 0 0 0 15 34 6.75 3.000	1.1 9 1 1 1 2 3 1 0 0 0 0 0 17 27 0.00 1.200																

Batter	1	2	3	4	5	6	7	8	9	AB R H RBI BB SO LOB	TOP											
Lenny Harris, L (1.5) OBP: 0.274, SLG: 0.272	4-1 2B BB		0-3 K	0-0 G3			0-1 F9		1-1 4-3	4 1 0 0 1 1 6	Cincinnati Reds @ Philadelphia Phillies Veterans Stadium, Philadelphia, PA Tue Jul 04 1989, 7:05 PM EDT Att: 14,636 - Unknown livebaseballscorecards.com											
Kal Daniels, L (1.7) OBP: 0.413, SLG: 0.394 Herm Winningham, L (9.7) OBP: 0.302, SLG: 0.337	0-1 1-H FC3-6 2B		2-1 4-3		0-1 FC6-4 1B		0-3 K			4 1 2 1 0 1 1 0 0 0 0 0 0 0												
Barry Larkin, R (1.6) OBP: 0.381, SLG: 0.464	2-2 1-3		0-2 1B		1-0 FC6-4 G5-4-3 1-2			1-2 F8		4 0 1 0 0 0 2												
Eric Davis, R (1.8) OBP: 0.352, SLG: 0.544	4-1 FC3-6 BB		0-1 F8		3-0 G5-4-3 1-2			0-0 L8		3 0 0 0 1 0 2												
Paul O'Neill, L (1.9) OBP: 0.334, SLG: 0.449	2-0 FC3-6 1-2			1-3 K		1-1 L4		2-2 P6		4 0 0 1 0 1 1												
Todd Benzinger, S (1.3) SAFE SAFE SAFE	0-1 F9		0-1 E6 2B		0-2 5-3			0-1 F9		4 0 0 0 0 0 1												
Luis Quinones, S (1.4) OBP: 0.274, SLG: 0.439		2-2 CS HBP		1-1 2B		0-1 F8		2-0 SH5-4 BB 1B		3 0 2 0 0 0 0												
Bo Diaz, R (1.2) OBP: 0.239, SLG: 0.266		1-1 F8 1-2		4-0 IBB		1-0 1B		4-0 SH5-4 BB 1-2		2 0 1 0 2 0 1												
Tom Browning, L (1.1) OBP: 0.171, SLG: 0.128 John Franco, L (9.1)		0-2 6-3		0-3 K		0-3 K SAFE SAFE		1-0 SH5-4 1-2 2-3		3 0 0 0 0 2 4 0 0 0 0 0 0 0												
Inning Stats	R: 2 E: 0 K: 0 S: 10	H: 1 LOB: 1 BB: 2 P: 22	R: 0 E: 0 K: 0 S: 7	H: 0 LOB: 0 BB: 0 P: 10	R: 0 E: 0 K: 1 S: 11	H: 1 LOB: 1 BB: 0 P: 13	R: 0 E: 1 K: 2 S: 12	H: 1 LOB: 3 BB: 1 P: 18	R: 0 E: 0 K: 0 S: 4	H: 0 LOB: 0 BB: 0 P: 8	R: 0 E: 0 K: 0 S: 8	H: 0 LOB: 0 BB: 0 P: 9	R: 0 E: 0 K: 2 S: 11	H: 1 LOB: 1 BB: 0 P: 12	R: 0 E: 0 K: 0 S: 9	H: 0 LOB: 0 BB: 0 P: 12	R: 0 E: 0 K: 0 S: 6	H: 1 LOB: 2 BB: 1 P: 14	1B: 4 2B: 2 3B: 0 HR: 0	SF: 0 SAC: 1 DP: 1 HBP: 1	WP: 0 PB: 0 SB: 0 CS: 1	PA: 37
PITCHER Terry Mulholland, L (1.1) ERA: 4.78	IP: 9.0 WLS: L BF: 37	H: 6 R: 2 ER: 2 SO: 5	BB: 3 IBB: 1 HBP: 1 BLK: 0	WP: 0 HR: 0 S: 78 P: 118	ERA: 2.00 WHIP: 1.000	PITCHER					IP: WLS: BF: H: R: ER: SO: BB: IBB: HBP: BLK: WP: HR: S: P: ERA: WHIP											


Batter	1	2	3	4	5	6	7	8	9	AB R H RBI BB SO LOB	BOTTOM											
Lenny Dykstra, L (1.8) OBP: 0.355, SLG: 0.420	2-1 P6			3-2 L3			0-0 L1		0-1 G4-3 1-2	4 0 0 0 0 0 1	Cincinnati Reds @ Philadelphia Phillies Veterans Stadium, Philadelphia, PA Tue Jul 04 1989, 7:05 PM EDT Att: 14,636 - Unknown livebaseballscorecards.com											
Tom Herr, S (1.4) OBP: 0.343, SLG: 0.354	2-1 5-3			0-0 P6			0-1 P6			3 0 0 0 0 0 0												
Von Hayes, L (1.9) OBP: 0.396, SLG: 0.480	2-2 4-3			0-1 F7			1-0 4-3			3 0 0 0 0 0 0												
Ricky Jordan, R (1.3) OBP: 0.300, SLG: 0.350		0-0 F8			0-1 5-3			0-0 F8		3 0 0 0 0 0 0												
Randy Ready, R (1.7) OBP: 0.363, SLG: 0.366		0-1 P6			1-1 F8			1-2 L8		3 0 0 0 0 0 0												
Charlie Hayes, R (1.5) OBP: 0.292, SLG: 0.273		0-3 K			0-2 F8			0-0 F8		3 0 0 0 0 1 0												
Dickie Thon, R (1.6) OBP: 0.286, SLG: 0.355			1-2 F9			0-0 6-3		0-1 1B 2B		3 1 1 0 0 0 0												
Steve Lake, R (1.2) OBP: 0.307, SLG: 0.336			1-2 L7			1-1 P6		0-3 K		3 0 0 0 0 1 1												
Terry Mulholland, R (1.1) OBP: 0.111, SLG: 0.111 Steve Jeltz, S (9.7) OBP: 0.426, SLG: 0.413			0-3 K			1-3 K		3-2 G4-3 2-H 1B		2 0 0 0 0 2 0 1 0 1 1 0 0 0												
Inning Stats	R: 0 E: 0 K: 0 S: 9	H: 0 LOB: 0 BB: 0 P: 15	R: 0 E: 0 K: 1 S: 6	H: 0 LOB: 0 BB: 0 P: 6	R: 0 E: 0 K: 1 S: 9	H: 0 LOB: 0 BB: 0 P: 11	R: 0 E: 0 K: 0 S: 6	H: 0 LOB: 0 BB: 0 P: 9	R: 0 E: 0 K: 0 S: 6	H: 0 LOB: 0 BB: 0 P: 8	R: 0 E: 0 K: 1 S: 6	H: 0 LOB: 0 BB: 0 P: 8	R: 0 E: 0 K: 0 S: 4	H: 0 LOB: 0 BB: 0 P: 5	R: 0 E: 0 K: 0 S: 5	H: 0 LOB: 0 BB: 0 P: 6	R: 1 E: 0 K: 1 S: 10	H: 2 LOB: 0 BB: 0 P: 13	1B: 1 2B: 1 3B: 0 HR: 0	SF: 0 SAC: 0 DP: 1 HBP: 0	WP: 0 PB: 0 SB: 0 CS: 0	PA: 28
PITCHER Tom Browning, L (1.1) ERA: 3.12 John Franco, L (9.1) ERA: 1.35	IP: 8.1 WLS: W BF: 27	H: 2 R: 1 ER: 1 SO: 4	BB: 0 IBB: 0 HBP: 0 BLK: 0	WP: 0 HR: 0 S: 60 P: 79	ERA: 1.08 WHIP: 0.240	PITCHER					IP: WLS: BF: H: R: ER: SO: BB: IBB: HBP: BLK: WP: HR: S: P: ERA: WHIP											

Batter	1	2	3	4	5	6	7	8	9	AB	R	H	RBI	BB	SO	LOB	TOP					
Luis Quinones, S (1.4) OBP: 0.282, SLG: 0.515	G6-3		HR	HR		F9		G3		5	2	2	3	0	0	1	Cincinnati Reds @ New York Mets Shea Stadium, Flushing, NY Thu Jul 06 1989, 7:05 PM EDT Att: 47,267 - Unknown - 78 F					
Todd Benzinger, S (1.3) OBP: 0.295, SLG: 0.372	L8		K	L8		L8		1B		5	0	2	1	0	1	0						
Barry Larkin, R (1.6) OBP: 0.378, SLG: 0.459 Lenny Harris, L (6.6) OBP: 0.267, SLG: 0.265	G5-3		HR	P2		G1-3		FC5-4		4	1	1	0	0	0	1						
Eric Davis, R (1.8) OBP: 0.348, SLG: 0.531 Kent Tekulve, R (7.1) OBP: 0.299, SLG: 0.500		WP 2B HBP BB	K			G3-1		K		3	1	0	0	1	2	1						
Rolando Roomes, R (1.9) OBP: 0.315, SLG: 0.467	P4		HR			F8		G5-3		5	2	2	2	0	0	1						
Joel Youngblood, R (1.7) OBP: 0.338, SLG: 0.400 Paul O'Neill, L (7.7) OBP: 0.337, SLG: 0.448	WP 2B HBP		1B			K		BB 1B		2	1	1	0	0	1	0						
Marty Brown, R (1.5) OBP: 0.364, SLG: 0.444	1-H 2-H 2B		L6			G1-3		BB 1B		3	0	1	3	1	0	1						
Jeff Reed, L (1.2) OBP: 0.279, SLG: 0.308	L9					G3-1		G3-1		5	1	1	0	0	1	4						
Danny Jackson, R (1.1) OBP: 0.258, SLG: 0.290 Herm Winningham, L (7.8) OBP: 0.299, SLG: 0.333	K					F9 1B 2B		F8		3	2	2	1	0	1	1						
										1	0	0	0	0	0	0						
Inning Stats	R: 0 E: 0 K: 0 S: 7	H: 0 LOB: 0 BB: 0 P: 12	R: 2 E: 0 K: 1 S: 12	H: 1 LOB: 1 BB: 1 P: 23	R: 3 E: 0 K: 2 S: 25	H: 4 LOB: 1 BB: 0 P: 31	R: 2 E: 0 K: 1 S: 11	H: 2 LOB: 0 BB: 0 P: 15	R: 0 E: 0 K: 0 S: 10	H: 3 LOB: 1 BB: 0 P: 11	R: 0 E: 0 K: 1 S: 9	H: 1 LOB: 2 BB: 1 P: 18	R: 0 E: 0 K: 0 S: 6	H: 1 LOB: 1 BB: 0 P: 12	R: 1 E: 0 K: 1 S: 12	H: 2 LOB: 1 BB: 0 P: 16	1B: 8 2B: 3 3B: 0 HR: 3	SF: 1 SAC: 0 DP: 0 HBP: 1	WP: 1 PB: 0 SB: 0 CS: 0	PA: 44		
PITCHER	IP WLS BF H R ER SO BB IBB HBP BLK WP HR S P ERA WHIP	IP WLS BF H R ER SO BB IBB HBP BLK WP HR S P ERA WHIP	IP WLS BF H R ER SO BB IBB HBP BLK WP HR S P ERA WHIP	IP WLS BF H R ER SO BB IBB HBP BLK WP HR S P ERA WHIP	IP WLS BF H R ER SO BB IBB HBP BLK WP HR S P ERA WHIP	IP WLS BF H R ER SO BB IBB HBP BLK WP HR S P ERA WHIP	IP WLS BF H R ER SO BB IBB HBP BLK WP HR S P ERA WHIP	IP WLS BF H R ER SO BB IBB HBP BLK WP HR S P ERA WHIP	IP WLS BF H R ER SO BB IBB HBP BLK WP HR S P ERA WHIP	IP WLS BF H R ER SO BB IBB HBP BLK WP HR S P ERA WHIP	IP WLS BF H R ER SO BB IBB HBP BLK WP HR S P ERA WHIP	IP WLS BF H R ER SO BB IBB HBP BLK WP HR S P ERA WHIP	IP WLS BF H R ER SO BB IBB HBP BLK WP HR S P ERA WHIP	IP WLS BF H R ER SO BB IBB HBP BLK WP HR S P ERA WHIP	IP WLS BF H R ER SO BB IBB HBP BLK WP HR S P ERA WHIP	IP WLS BF H R ER SO BB IBB HBP BLK WP HR S P ERA WHIP	IP WLS BF H R ER SO BB IBB HBP BLK WP HR S P ERA WHIP	IP WLS BF H R ER SO BB IBB HBP BLK WP HR S P ERA WHIP	IP WLS BF H R ER SO BB IBB HBP BLK WP HR S P ERA WHIP	IP WLS BF H R ER SO BB IBB HBP BLK WP HR S P ERA WHIP	IP WLS BF H R ER SO BB IBB HBP BLK WP HR S P ERA WHIP	IP WLS BF H R ER SO BB IBB HBP BLK WP HR S P ERA WHIP
David West, L (1.1) ERA: 3.93	4.0	L	21	7	7	7	4	1	0	0	0	0	0	0	0	0	15.75	2.000				
Jeff Innis, R (5.1) ERA: 2.51	4.0		18	5	2	2	2	1	0	0	0	0	0	0	33	53	4.50	1.500				
Kevin Tapani, R (9.1) ERA: 3.38	1.0		5	2	1	1	1	0	0	0	0	0	0	0	12	16	9.00	2.000				
Batter	1	2	3	4	5	6	7	8	9	AB	R	H	RBI	BB	SO	LOB	BOTTOM					
Juan Samuel, R (1.8) OBP: 0.305, SLG: 0.361	G4-3		BB 1B			WP 1B		L8		4	0	2	0	0	0	0	Cincinnati Reds @ New York Mets Shea Stadium, Flushing, NY Thu Jul 06 1989, 7:05 PM EDT Att: 47,267 - Unknown - 78 F					
Mark Carreon, R (1.9) OBP: 0.333, SLG: 0.522	G4-6-3 BB		BB			F9		BB 2B		2	1	1	0	2	0	1						
Howard Johnson, S (1.5) OBP: 0.360, SLG: 0.601	G4-6-3		P3			G6-3		P6		4	0	0	0	0	0	6						
Kevin McReynolds, R (1.7) OBP: 0.345, SLG: 0.409 Lee Mazzilli, S (9.7) OBP: 0.377, SLG: 0.327	K		G6-3			F9		1B BB FC5-4 BB		3	0	0	0	0	1	1						
Tim Teufel, R (1.3) OBP: 0.360, SLG: 0.319	L7		K			G6-3		FC5-4 1B BB		3	0	0	0	1	1	0						
Gregg Jefferies, S (1.4) OBP: 0.280, SLG: 0.313	K		L8			K		FC5-4		4	0	1	1	0	2	0						
Phil Lombardi, R (1.2) OBP: 0.227, SLG: 0.381			K			G5-3		FC5-4		4	0	0	1	0	1	2						
Kevin Elster, R (1.6) OBP: 0.258, SLG: 0.286			P2			G6-3		G5-3		4	0	0	0	0	1	2						
David West, L (1.1) OBP: 0.250, SLG: 0.250 Jeff Innis, R (5.1) OBP: 0.337, SLG: 0.448			BB 1B			P1		G6-3		1	0	1	0	0	0	0						
Mookie Wilson, S (9.7) OBP: 0.228, SLG: 0.286			BB 1B							1	0	0	0	0	0	0						
Inning Stats	R: 0 E: 0 K: 0 S: 4	H: 0 LOB: 0 BB: 1 P: 9	R: 0 E: 0 K: 2 S: 8	H: 0 LOB: 0 BB: 0 P: 11	R: 0 E: 0 K: 1 S: 15	H: 2 LOB: 3 BB: 1 P: 22	R: 0 E: 0 K: 1 S: 8	H: 0 LOB: 0 BB: 0 P: 13	R: 0 E: 0 K: 0 S: 6	H: 1 LOB: 1 BB: 0 P: 19	R: 0 E: 0 K: 1 S: 7	H: 0 LOB: 0 BB: 0 P: 8	R: 0 E: 0 K: 0 S: 6	H: 0 LOB: 0 BB: 0 P: 8	R: 2 E: 0 K: 1 S: 14	H: 2 LOB: 2 BB: 2 P: 26	1B: 4 2B: 1 3B: 0 HR: 0	SF: 0 SAC: 0 DP: 1 HBP: 0	WP: 1 PB: 0 SB: 0 CS: 0	PA: 35		
PITCHER	IP WLS BF H R ER SO BB IBB HBP BLK WP HR S P ERA WHIP	IP WLS BF H R ER SO BB IBB HBP BLK WP HR S P ERA WHIP	IP WLS BF H R ER SO BB IBB HBP BLK WP HR S P ERA WHIP	IP WLS BF H R ER SO BB IBB HBP BLK WP HR S P ERA WHIP	IP WLS BF H R ER SO BB IBB HBP BLK WP HR S P ERA WHIP	IP WLS BF H R ER SO BB IBB HBP BLK WP HR S P ERA WHIP	IP WLS BF H R ER SO BB IBB HBP BLK WP HR S P ERA WHIP	IP WLS BF H R ER SO BB IBB HBP BLK WP HR S P ERA WHIP	IP WLS BF H R ER SO BB IBB HBP BLK WP HR S P ERA WHIP	IP WLS BF H R ER SO BB IBB HBP BLK WP HR S P ERA WHIP	IP WLS BF H R ER SO BB IBB HBP BLK WP HR S P ERA WHIP	IP WLS BF H R ER SO BB IBB HBP BLK WP HR S P ERA WHIP	IP WLS BF H R ER SO BB IBB HBP BLK WP HR S P ERA WHIP	IP WLS BF H R ER SO BB IBB HBP BLK WP HR S P ERA WHIP	IP WLS BF H R ER SO BB IBB HBP BLK WP HR S P ERA WHIP	IP WLS BF H R ER SO BB IBB HBP BLK WP HR S P ERA WHIP	IP WLS BF H R ER SO BB IBB HBP BLK WP HR S P ERA WHIP	IP WLS BF H R ER SO BB IBB HBP BLK WP HR S P ERA WHIP	IP WLS BF H R ER SO BB IBB HBP BLK WP HR S P ERA WHIP	IP WLS BF H R ER SO BB IBB HBP BLK WP HR S P ERA WHIP	IP WLS BF H R ER SO BB IBB HBP BLK WP HR S P ERA WHIP	IP WLS BF H R ER SO BB IBB HBP BLK WP HR S P ERA WHIP
Danny Jackson, L (1.1) ERA: 5.66	6.0	W	22	3	0	0	0	2	0	0	0	0	0	0	0	0	0.00	0.833				
Kent Tekulve, R (7.1) ERA: 4.99	3.0	S	13	2	2	2	2	2	0	0	0	0	0	27	42	6.00	1.333					

Batter	1	2	3	4	5	6	7	8	9	AB	R	H	RBI	BB	SO	LOB	TOP					
Luis Quinones, S (1,4) OBP: 0.293, SLG: 0.551	F7		BB			HR		F8		3	1	1	1	1	0	1						
Todd Benzinger, S (1,3) OBP: 0.292, SLG: 0.368	F8		P6			G5-3		FC6-4		4	0	0	0	0	0	2						
Barry Larkin, R (1,6) OBP: 0.373, SLG: 0.453	F9					G5-3			P4	4	0	0	0	0	0	0						
Eric Davis, R (1,8)			F8			F8		F8	F8	4	0	0	0	0	0	0						
Rolando Roomes, R (1,9) OBP: 0.313, SLG: 0.460		K				K			F8	4	0	1	0	0	2	0						
Joel Youngblood, R (1,7) OBP: 0.333, SLG: 0.382									P6	3	0	0	0	1	0	1						
Marty Brown, R (1,5) OBP: 0.286, SLG: 0.333									G4-3	3	0	0	0	0	0	1						
Jeff Reed, L (1,2) OBP: 0.280, SLG: 0.304										2	0	0	0	0	1	0						
Scott Scudder, R (1,1) OBP: 0.273, SLG: 0.111										2	0	0	0	0	0	1						
Tim Birtsas, L (5,1) OBP: 0.300, SLG: 2.000										0	0	0	0	0	0	0						
Herm Winningham, L (6,PH) OBP: 0.306, SLG: 0.341										1	0	1	0	0	0	0						
Kent Tekulve, R (8,1) OBP: 0.500, SLG: 0.500										0	0	0	0	0	0	0						
Inning Stats	R: 0 E: 0 K: 0 S: 7	H: 0 LOB: 0 BB: 0 P: 12	R: 0 E: 0 K: 1 S: 7	H: 0 LOB: 1 BB: 1 P: 13	R: 0 E: 0 K: 1 S: 9	H: 0 LOB: 1 BB: 1 P: 15	R: 0 E: 0 K: 1 S: 10	H: 0 LOB: 0 BB: 0 P: 15	R: 0 E: 0 K: 0 S: 6	H: 0 LOB: 1 BB: 0 P: 9	R: 1 E: 0 K: 0 S: 7	H: 1 LOB: 0 BB: 0 P: 11	R: 0 E: 0 K: 0 S: 5	H: 0 LOB: 0 BB: 0 P: 9	R: 0 E: 0 K: 1 S: 8	H: 1 LOB: 1 BB: 0 P: 11	R: 0 E: 0 K: 0 S: 8	H: 1 LOB: 1 BB: 0 P: 13	1B: 2 2B: 0 3B: 0 HR: 1	SF: 0 SAC: 0 DP: 0 HBP: 1	WP: 0 PB: 0 SB: 0 CS: 0	PA: 33
PITCHER Sid Fernandez, L (1,1) ERA: 2.82	IP: 9.0 WLS: W BF: 33 H: 3 R: 1 ER: 1 SO: 3 BB: 2 IBB: 0 HBP: 1 BLK: 0 WP: 0 HR: 1 S: 67 P: 108 ERA: 1.00 WHIP: 0.556											PITCHER	IP: 9.0 WLS: W BF: 33 H: 3 R: 1 ER: 1 SO: 3 BB: 2 IBB: 0 HBP: 1 BLK: 0 WP: 0 HR: 1 S: 67 P: 108 ERA: 1.00 WHIP: 0.556									

Cincinnati Reds @ New York Mets
Shea Stadium, Flushing, NY
Fri Jul 07 1989, 7:05 PM EDT
Att: 40,242 - Unknown - 88 F


AB 30
R 1
H 3
RBI 1
BB 2
SO 3
LOB 6

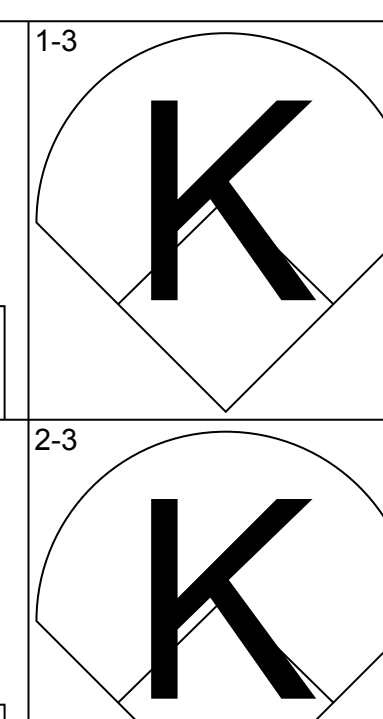
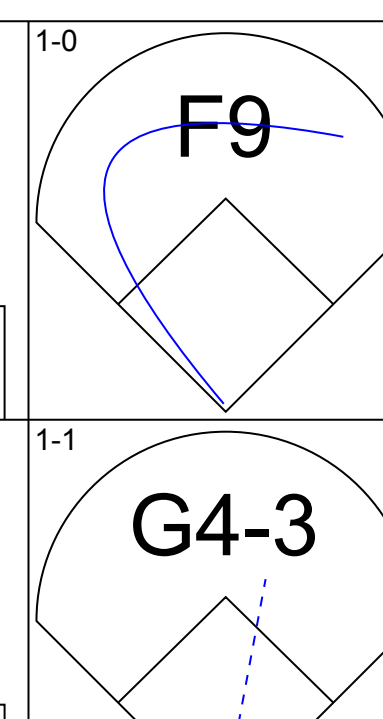
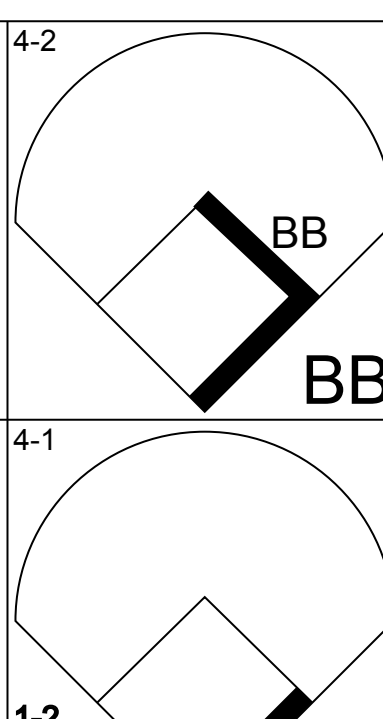
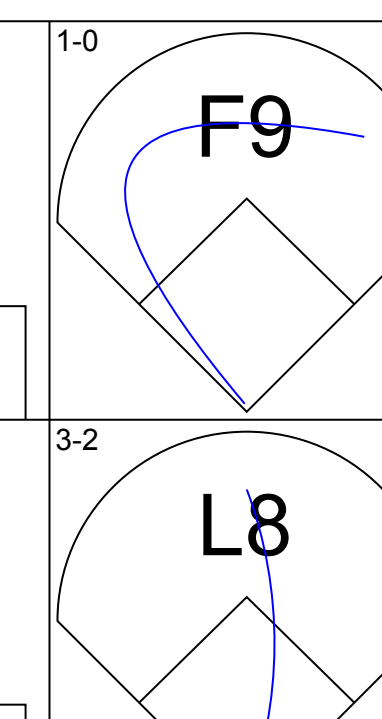
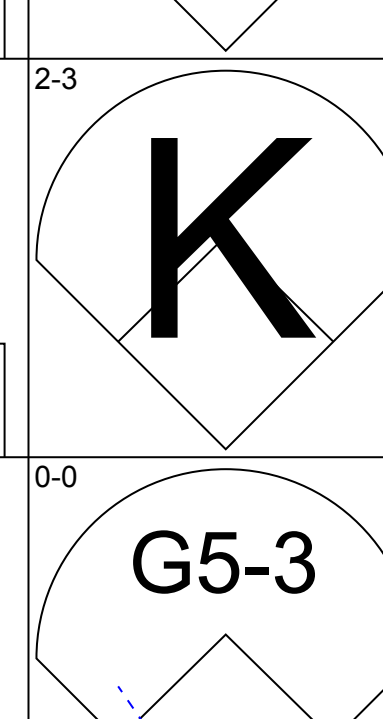
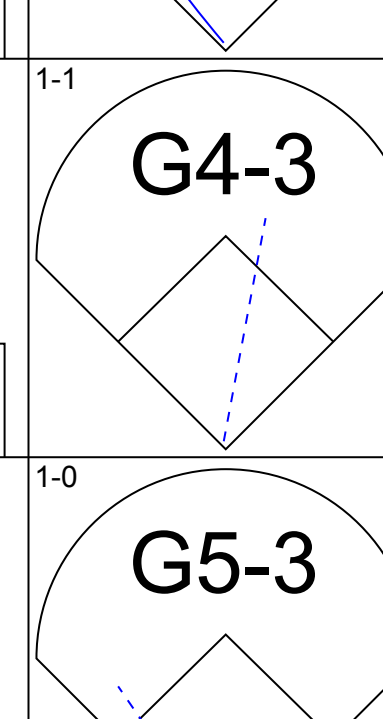
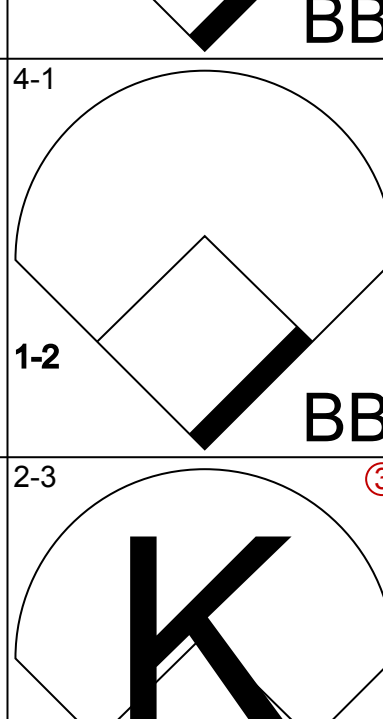
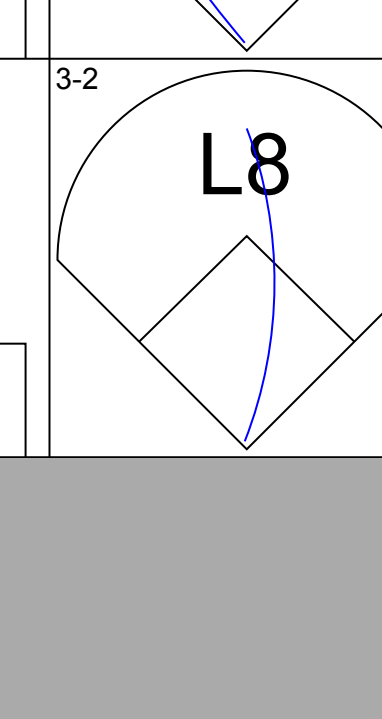
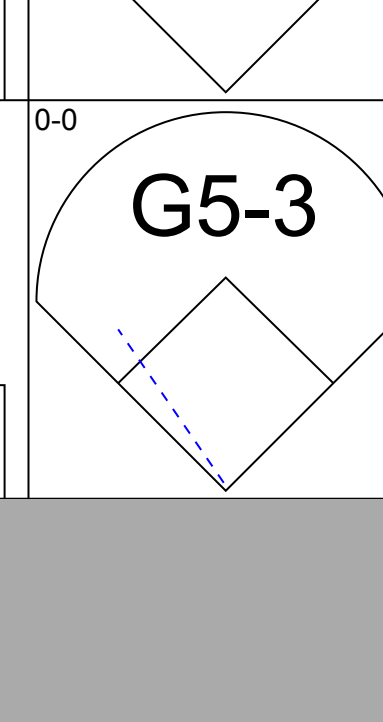
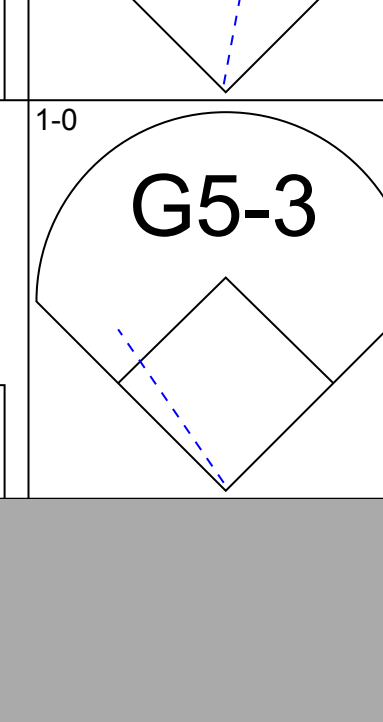
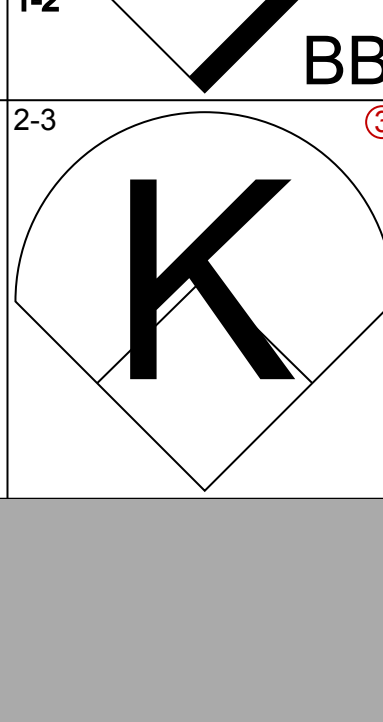
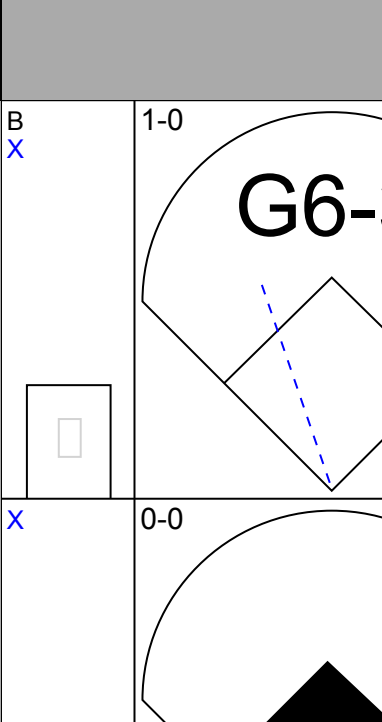
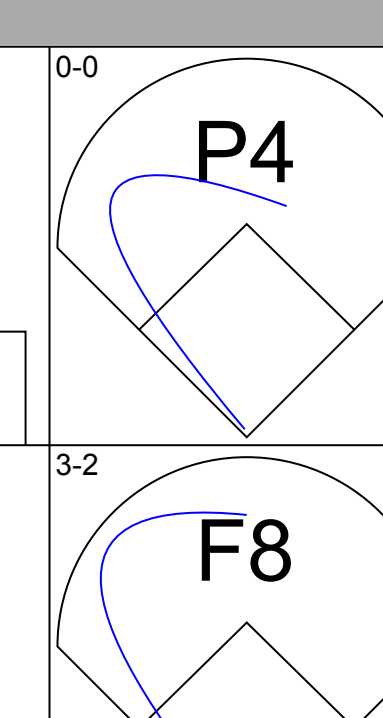
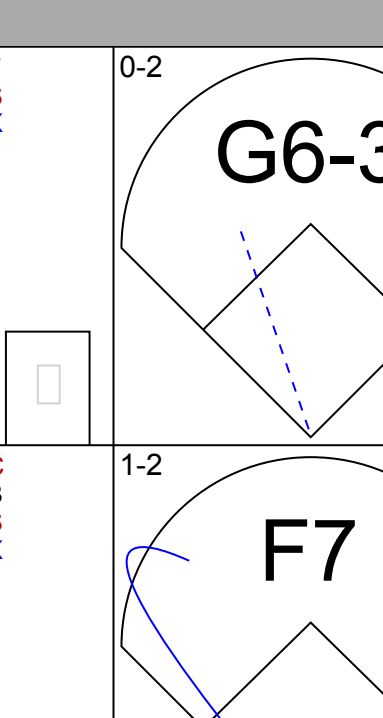
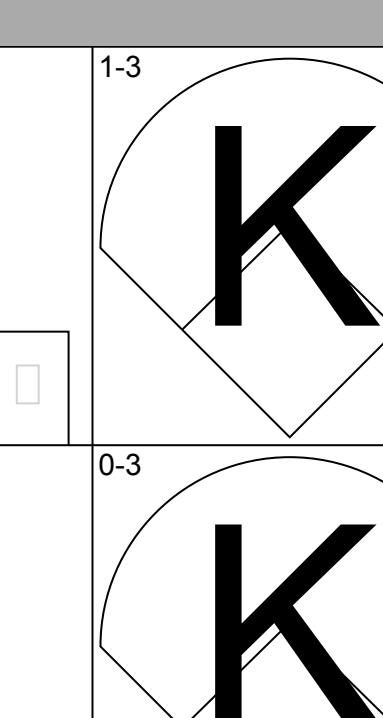
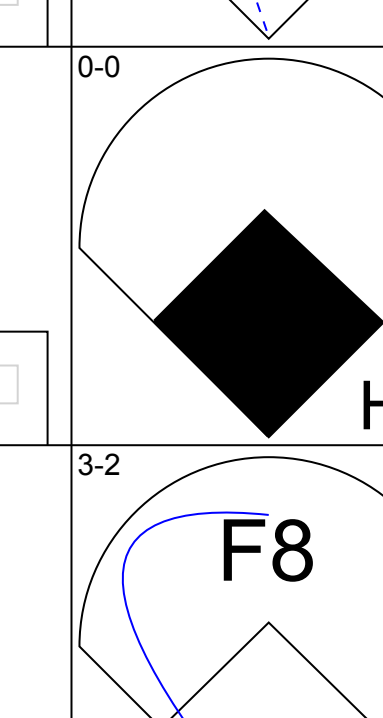
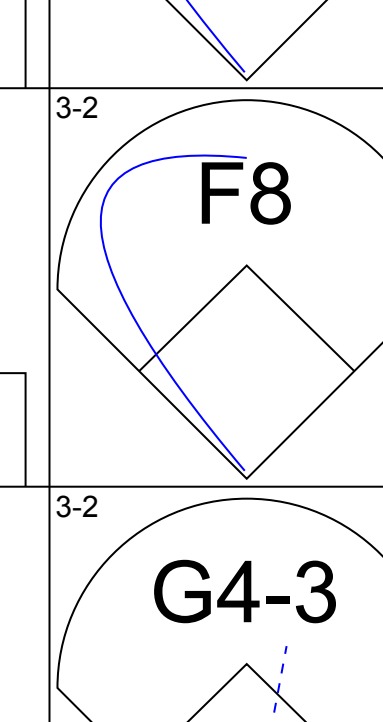
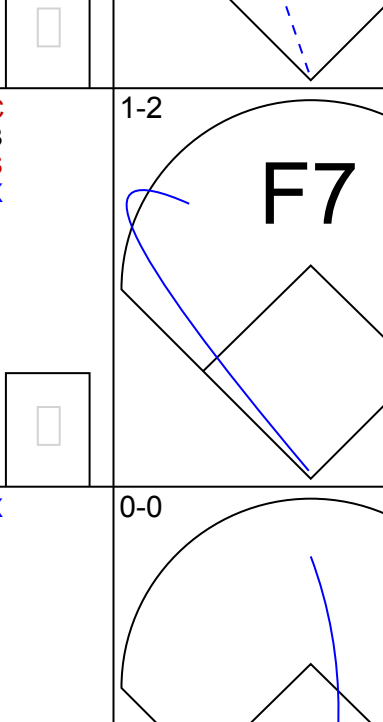
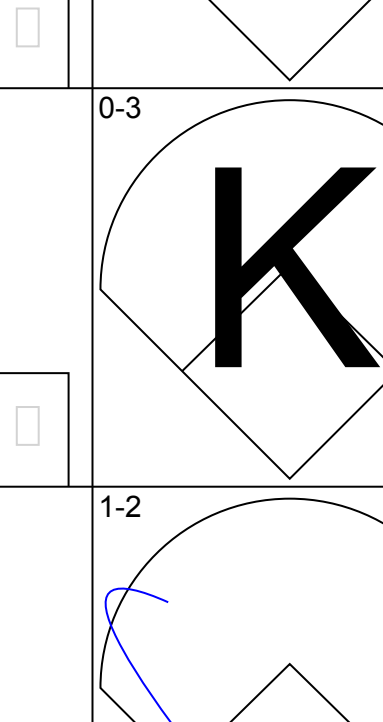
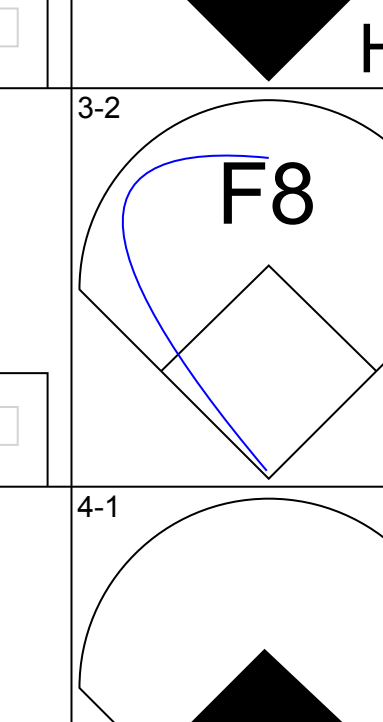
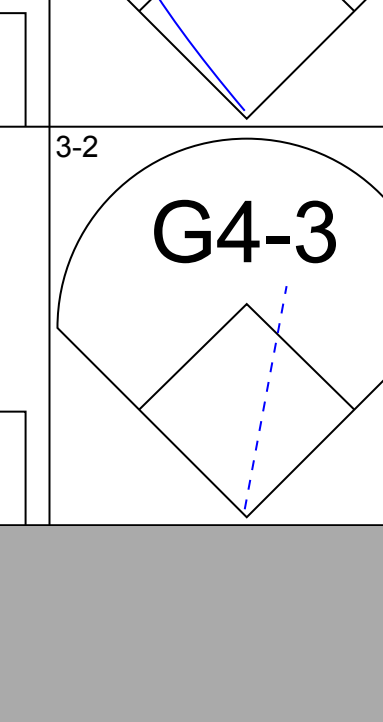
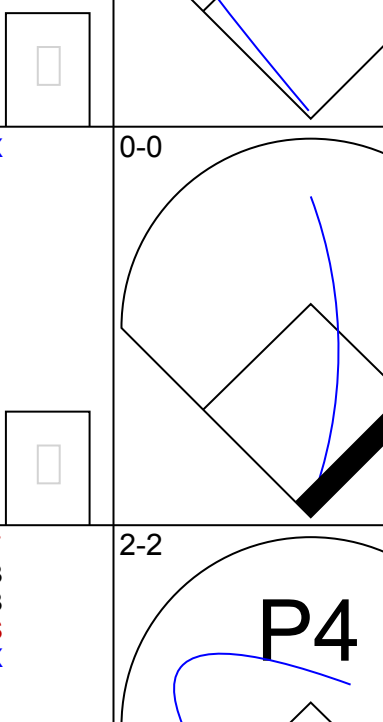
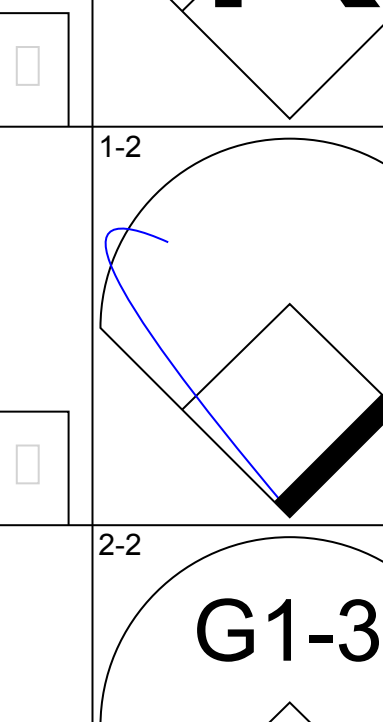
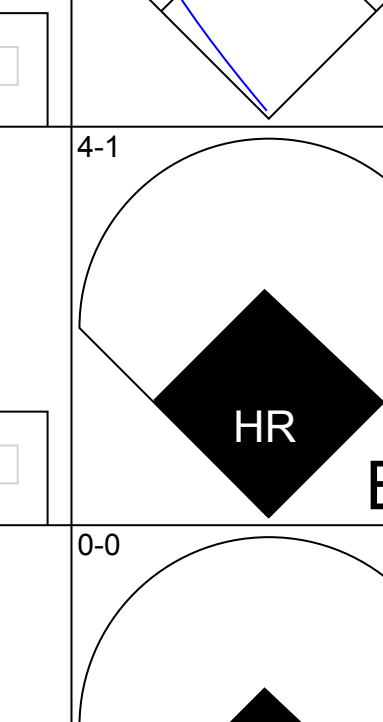
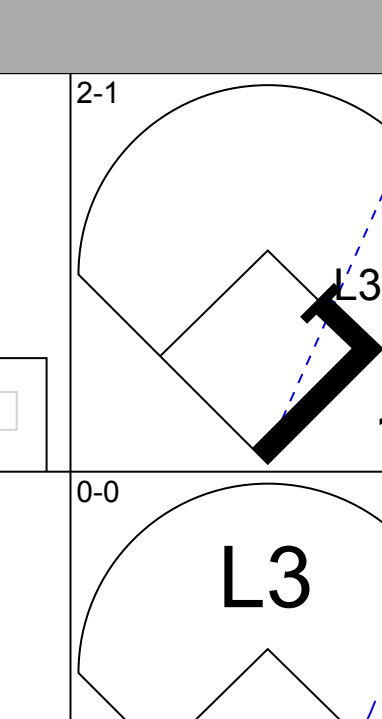
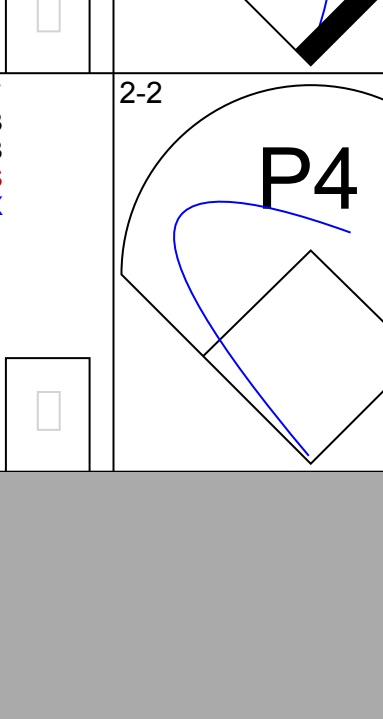
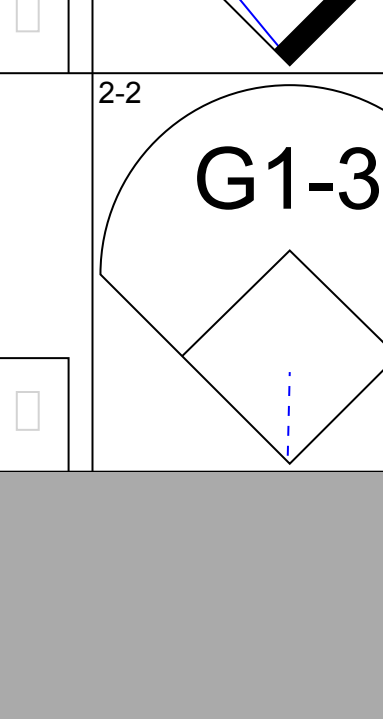
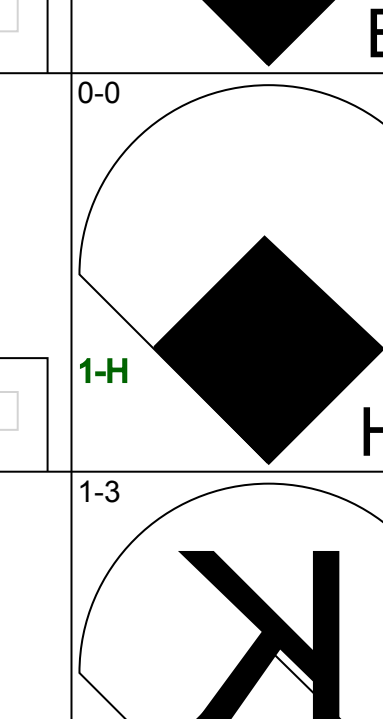
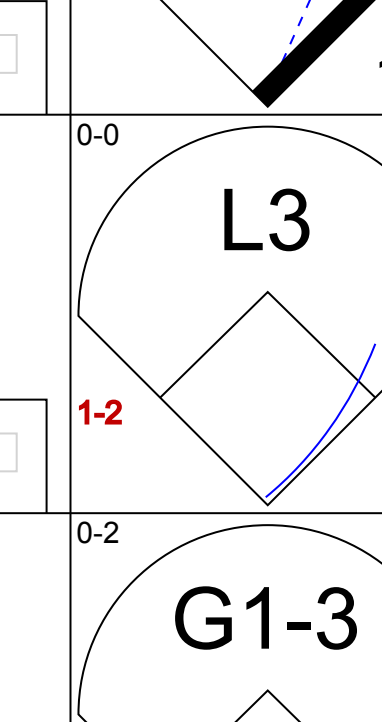

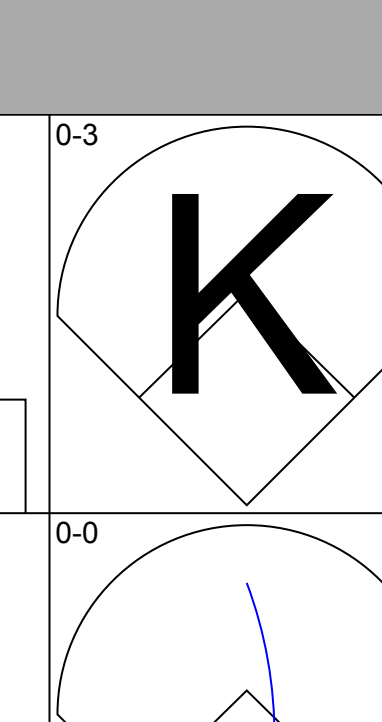
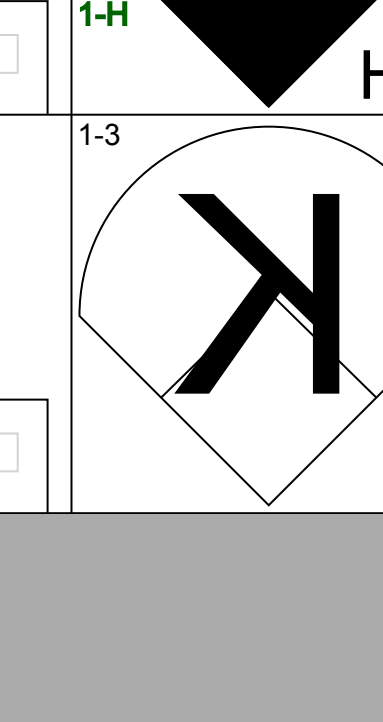
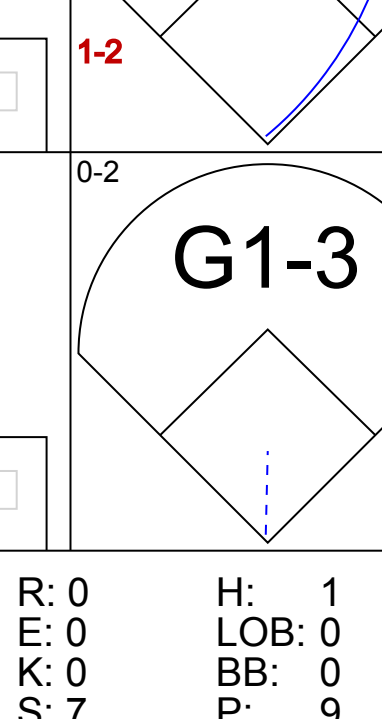
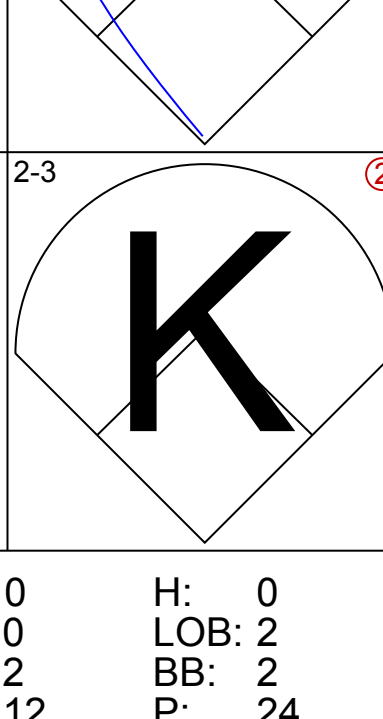
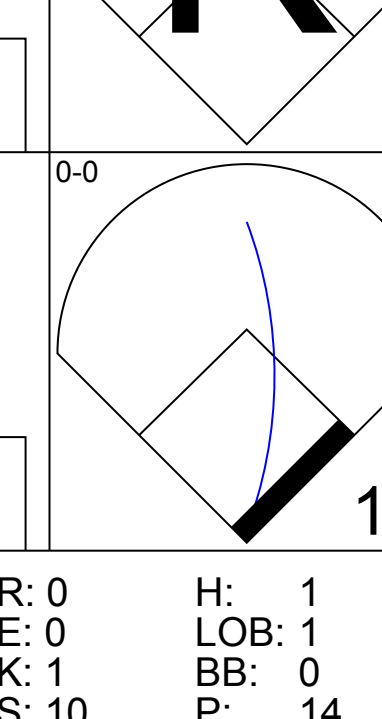


Batter	1	2	3	4	5	6	7	8	9	AB	R	H	RBI	BB	SO	LOB	BOTTOM			
Juan Samuel, R (1,8) OBP: 0.307, SLG: 0.362	G6-3		SH2-3 2B			CS 1B		F9		5	2	2	0	0	0	1				
Keith Miller, R (1,6) OBP: 0.250, SLG: 0.276	P4		SH2-3			S 2B		G6-3		4	1	1	0	0	0	1				
Howard Johnson, S (1,5) OBP: 0.367, SLG: 0.608			2B			2B SF9		G3		3	3	2	1	2	0	0				
Darryl Strawberry, L (1,9) OBP: 0.316, SLG: 0.494			2B			2B SF9		F7		2	1	1	1	1	1	1				
Mookie Wilson, S (6,9) OBP: 0.230, SLG: 0.285	K		BB 1B			BLK 2B				1	0	0	0	1	0	0				
Kevin McReynolds, R (1,7) OBP: 0.350, SLG: 0.412			1B			1B				3	0	2	3	1	0	0				
Gregg Jefferies, S (1,4) OBP: 0.284, SLG: 0.315			1B			1B				2	0	1	1	1	0	2				
Tim Teufel, R (1,3) OBP: 0.357, SLG: 0.311			BB			1B				3	0	0	0	1	2	5				
Mackey Sasser, L (1,2) OBP: 0.297, SLG: 0.384			BB			1B				4	0	0	0	0	0	3				
Sid Fernandez, L (1,1) OBP: 0.250, SLG: 0.265			K			K				3	0	0	0	0	3	0				
Inning Stats	R: 0 E: 0 K: 1 S: 9	H: 1 LOB: 1 BB: 0 P: 14	R: 0 E: 0 K: 0 S: 13	H: 1 LOB: 0 BB: 0 P: 17	R: 2 E: 0 K: 2 S: 20	H: 3 LOB: 3 BB: 2 P: 35	R: 0 E: 0 K: 1 S: 7	H: 0 LOB: 0 BB: 0 P: 12	R: 3 E: 0 K: 1 S: 13	H: 2 LOB: 1 BB: 2 P: 28	R: 2 E: 0 K: 1 S: 12	H: 2 LOB: 2 BB: 2 P: 25	R: 0 E: 0 K: 0 S: 6	H: 0 LOB: 1 BB: 1 P: 13	R: 0 E: 0 K: 0 S: 4	H: 0 LOB: 0 BB: 0 P: 5	1B: 6 2B: 3 3B: 0 HR: 0	SF: 1 SAC: 2 DP: 0 HBP: 0	WP: 0 PB: 0 SB: 0 CS: 1	PA: 40
PITCHER Scott Scudder, R (1,1) ERA: 4.55	IP: 4.0 WLS: L BF: 21 H: 6 R: 4 ER: 4 SO: 4 BB: 2 IBB: 1 HBP: 0 BLK: 0 WP: 0 HR: 0 S: 54 P: 87 ERA: 9.00 WHIP: 2.000											PITCHER Tim Birtsas, L (5,1) ERA: 3.43	IP: 3.0 WLS: L BF: 16 H: 3 R: 3 ER: 1 SO: 2 BB: 2 IBB: 0 HBP: 0 BLK: 1 WP: 0 HR: 0 S: 26 P: 57 ERA: 3.00 WHIP: 1.667							
PITCHER Kent Tekulve, R (8,1) ERA: 4.88	IP: 1.0 WLS: L BF: 3 H: 0 R: 0 ER: 0 SO: 0 BB: 0 IBB: 0 HBP: 0 BLK: 0 WP: 0 HR: 0 S: 4 P: 5 ERA: 0.00 WHIP: 0.000											PITCHER	IP: 1.0 WLS: L BF: 3 H: 0 R: 0 ER: 0 SO: 0 BB: 0 IBB: 0 HBP: 0 BLK: 0 WP: 0 HR: 0 S: 4 P: 5 ERA: 0.00 WHIP: 0.000							

Cincinnati Reds @ New York Mets
Shea Stadium, Flushing, NY
Fri Jul 07 1989, 7:05 PM EDT
Att: 40,242 - Unknown - 88 F

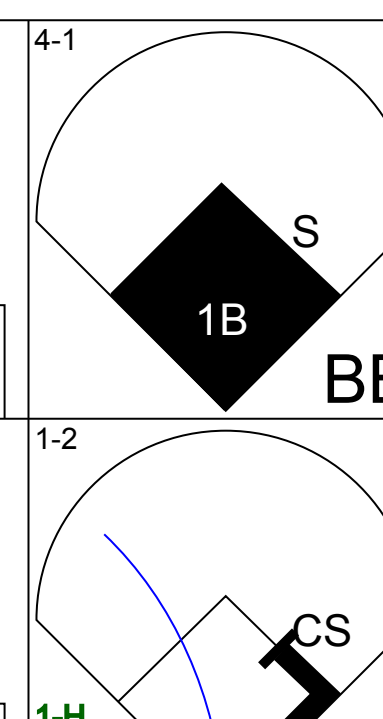
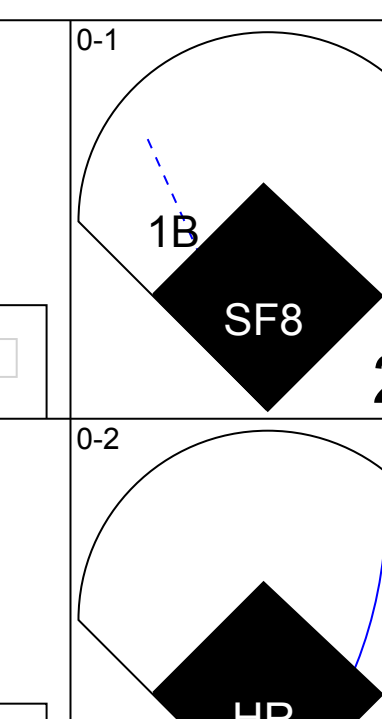
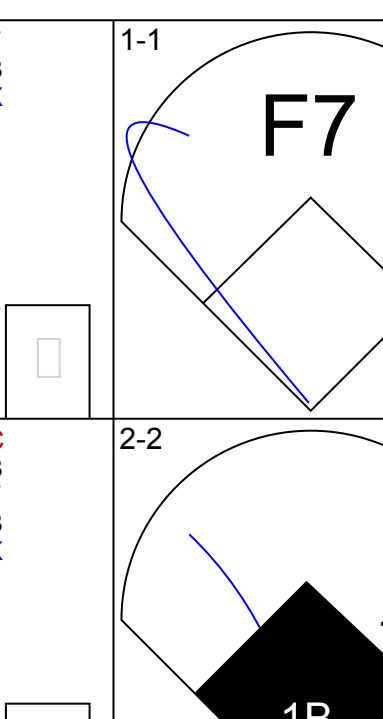
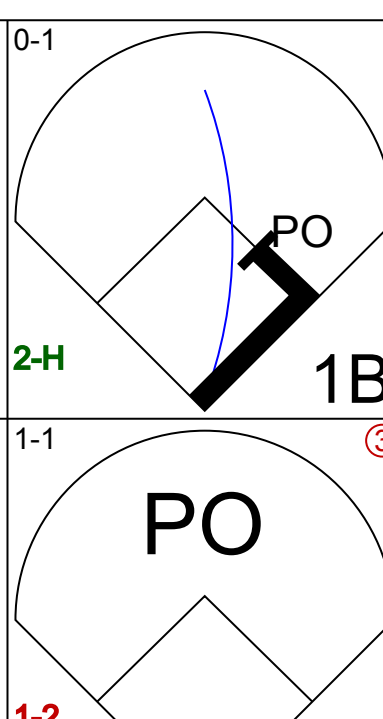
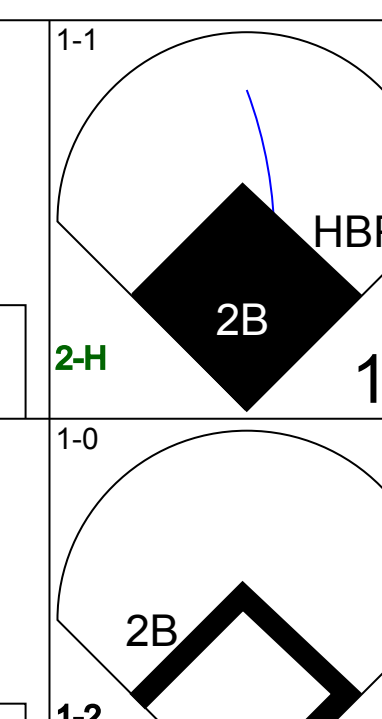
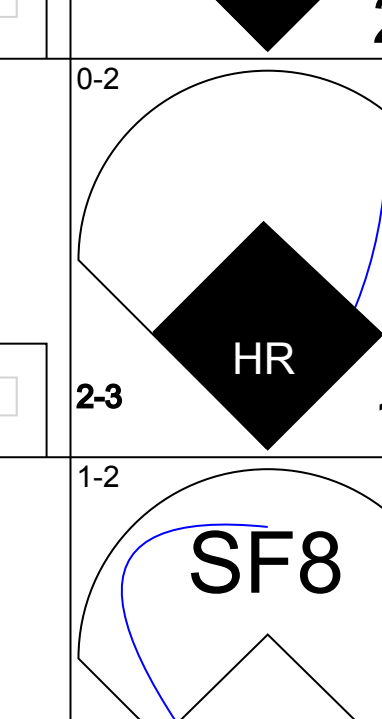
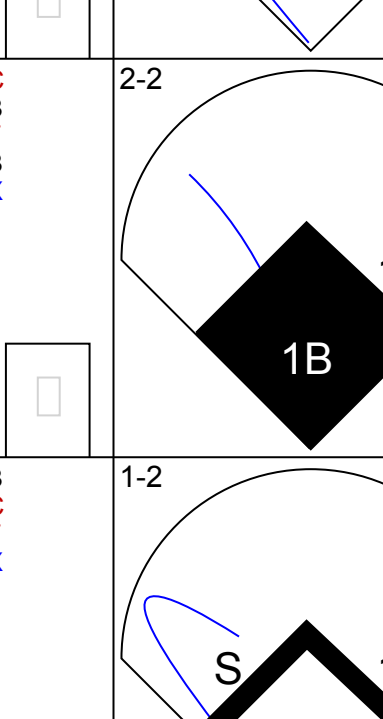
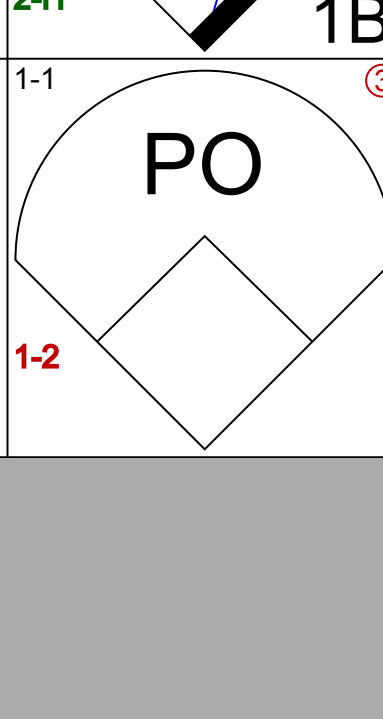
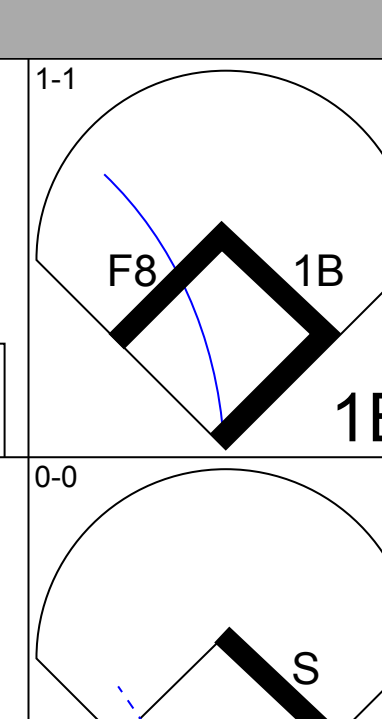
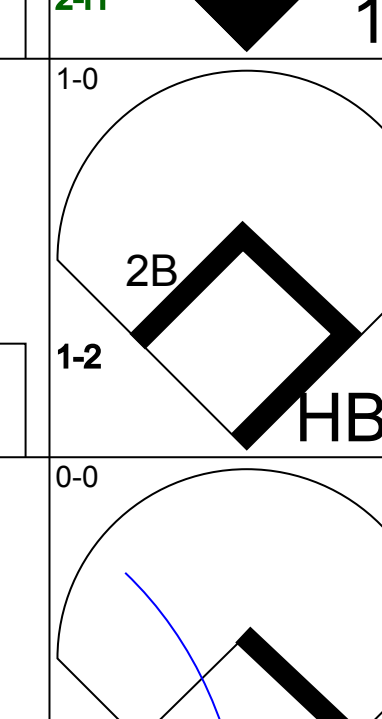
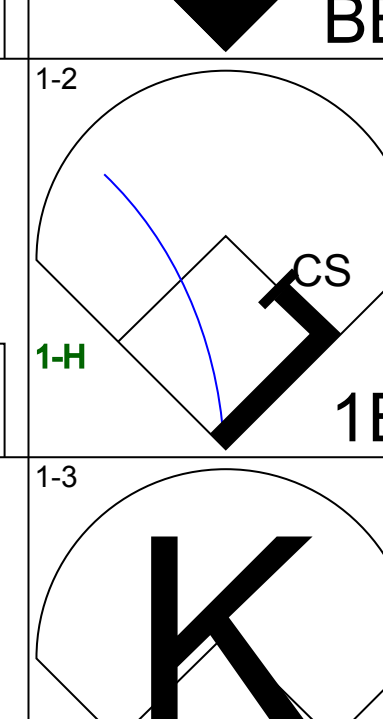
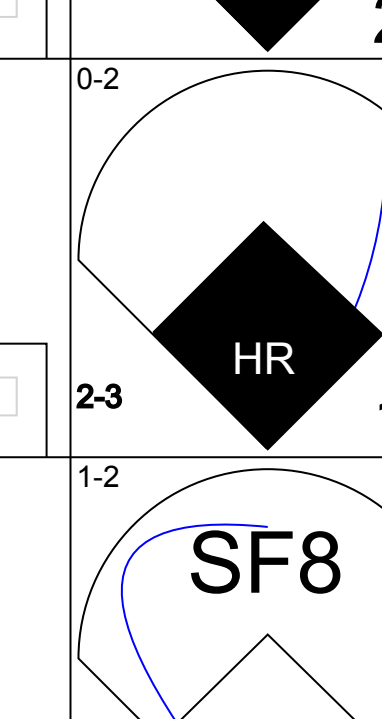
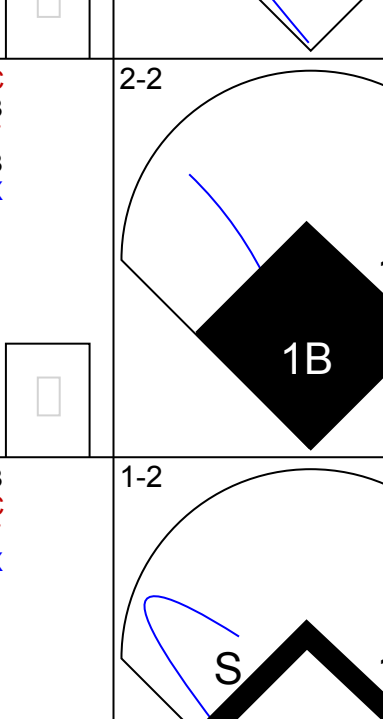
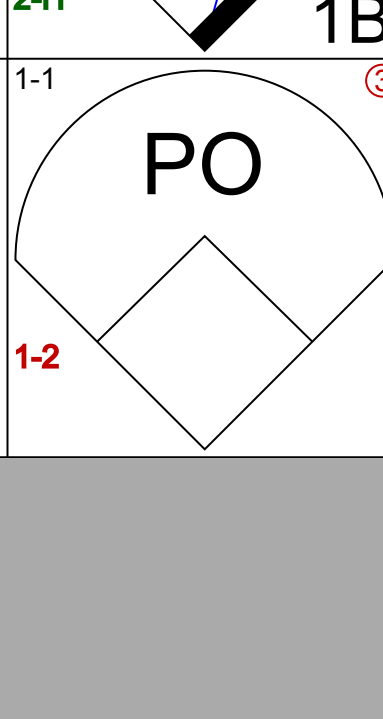
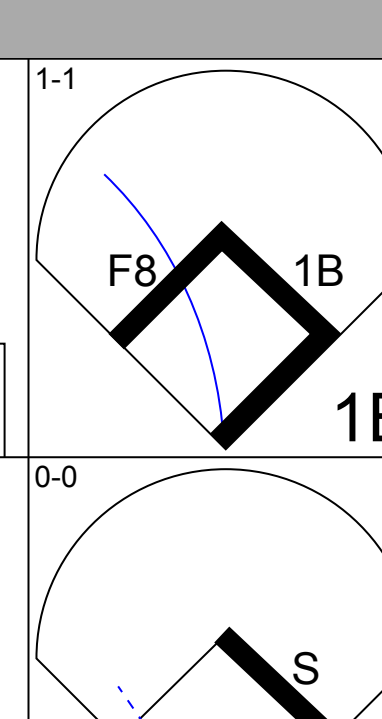
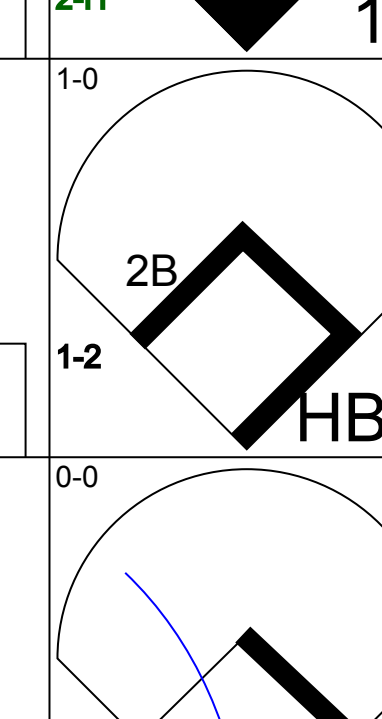
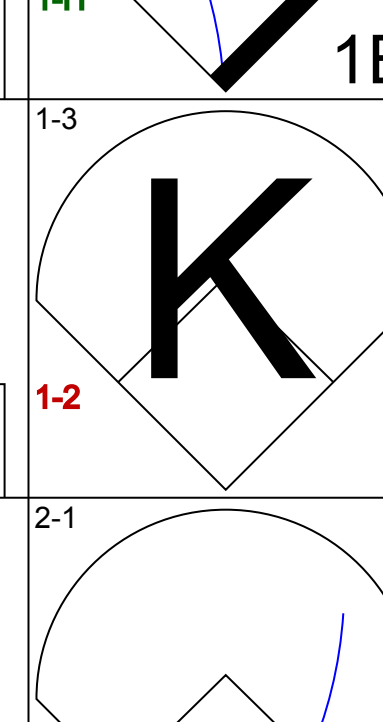
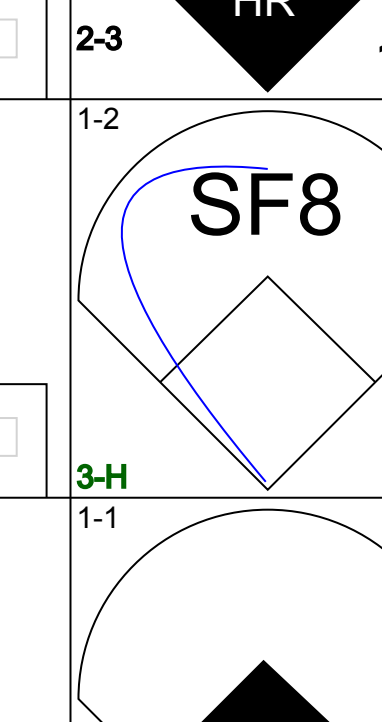
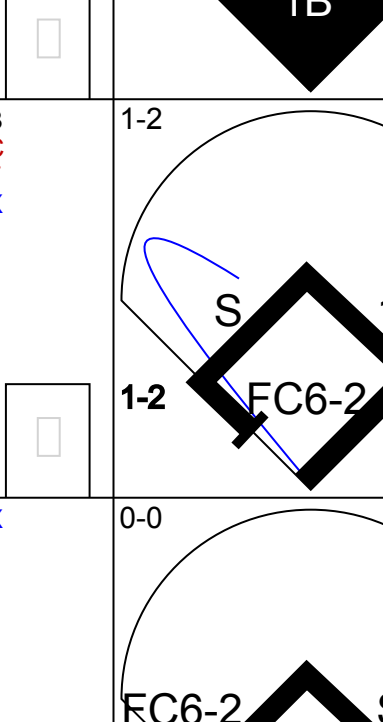

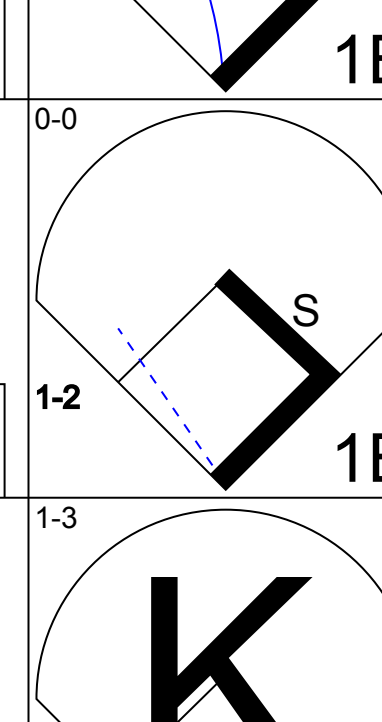
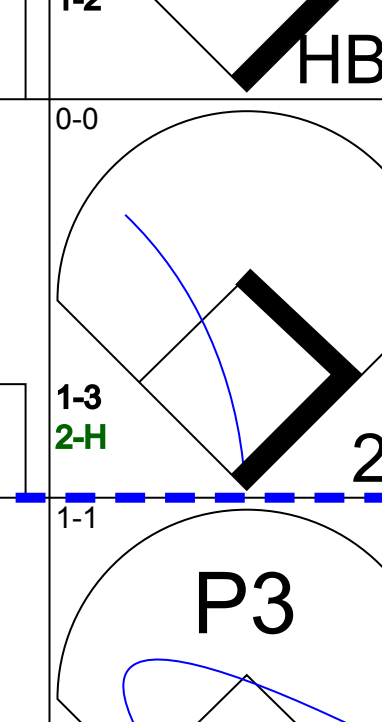
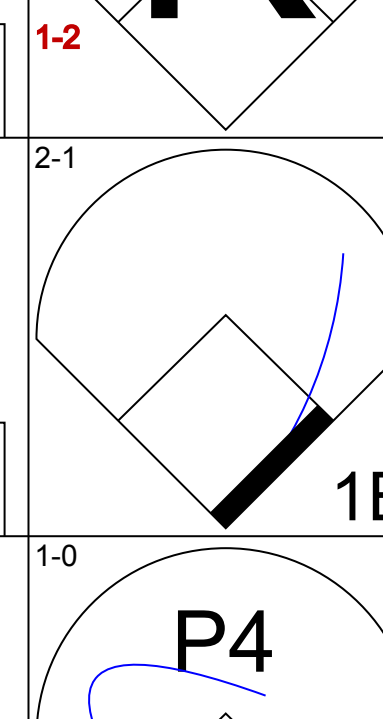
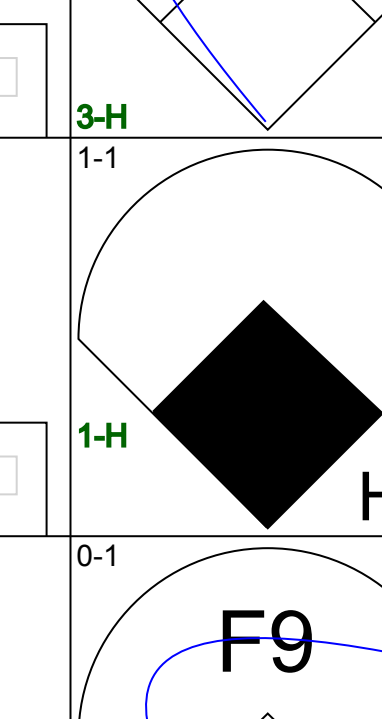
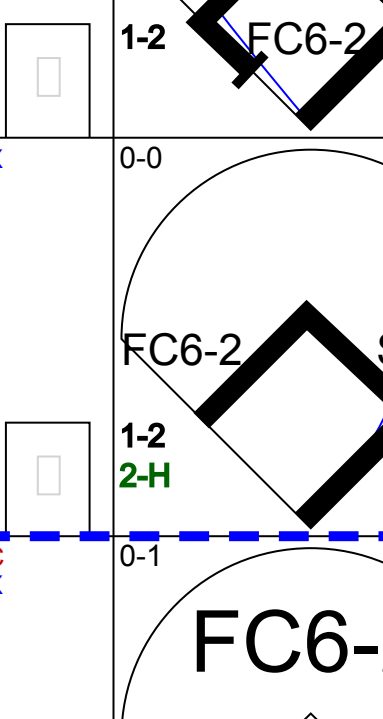

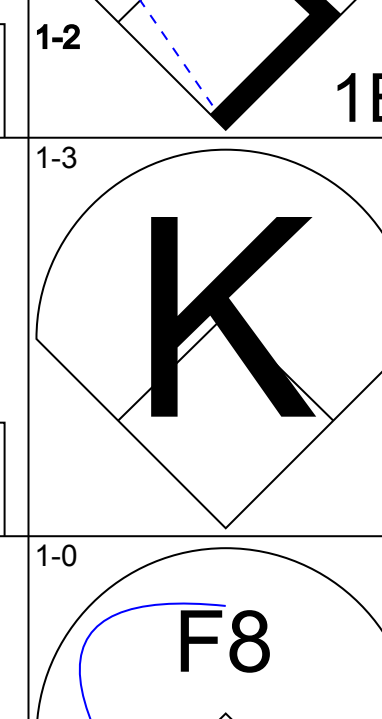
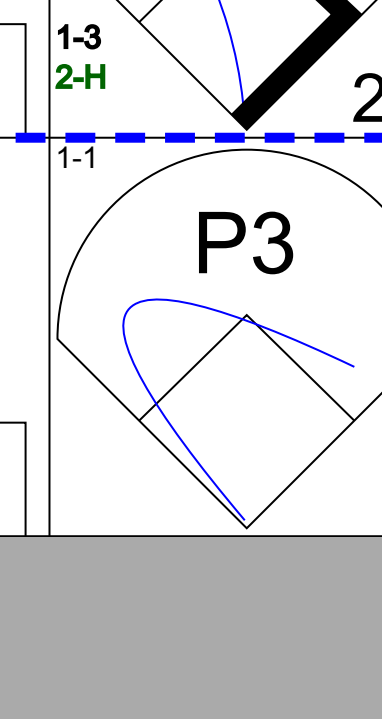
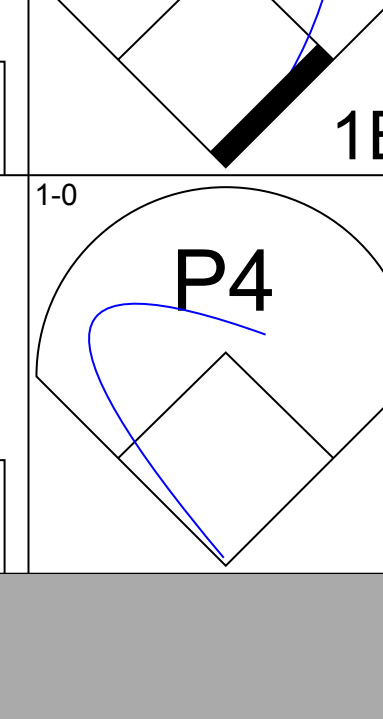
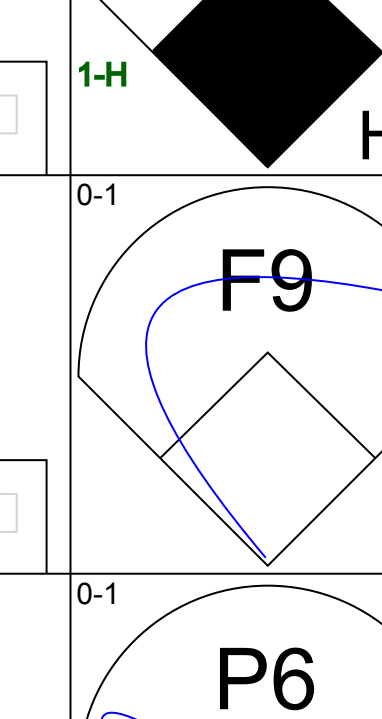
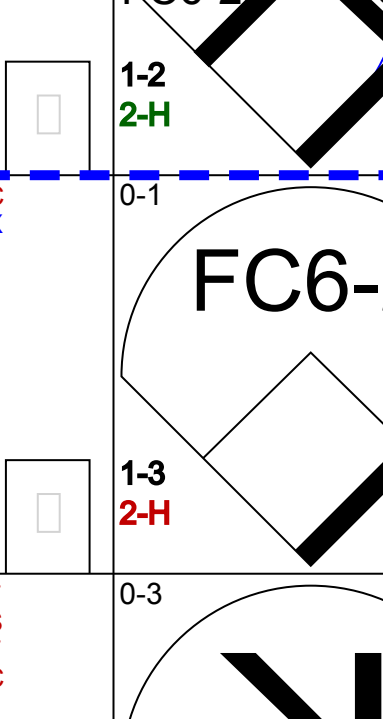

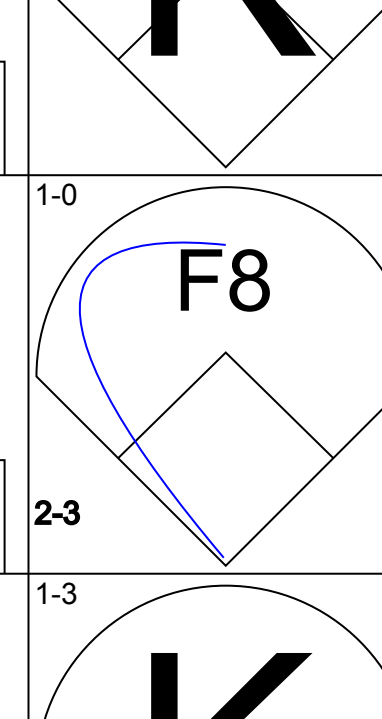

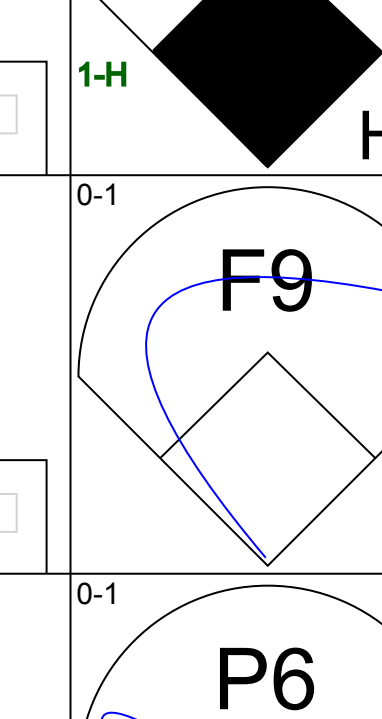
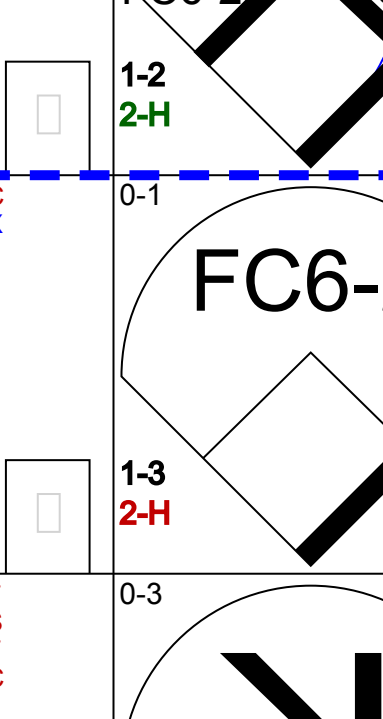

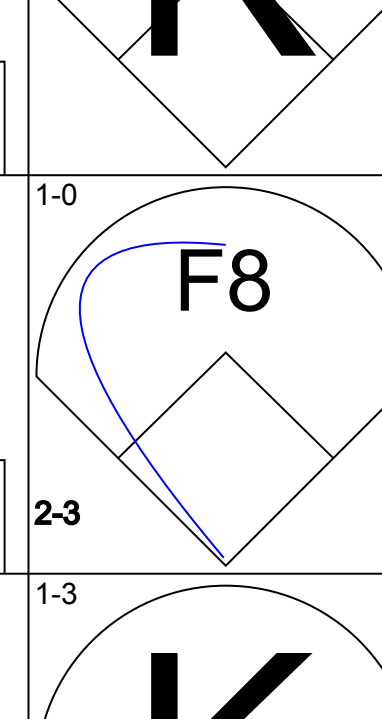

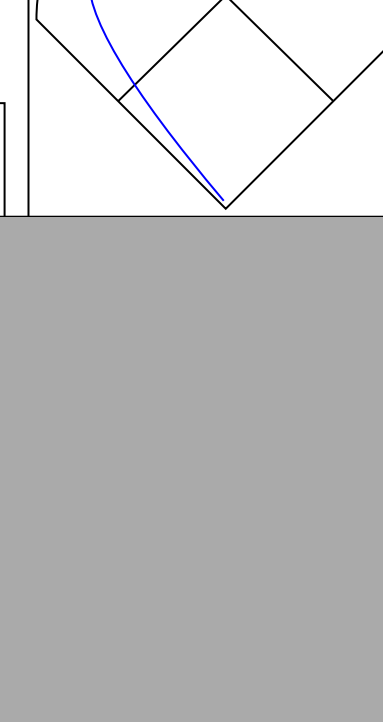
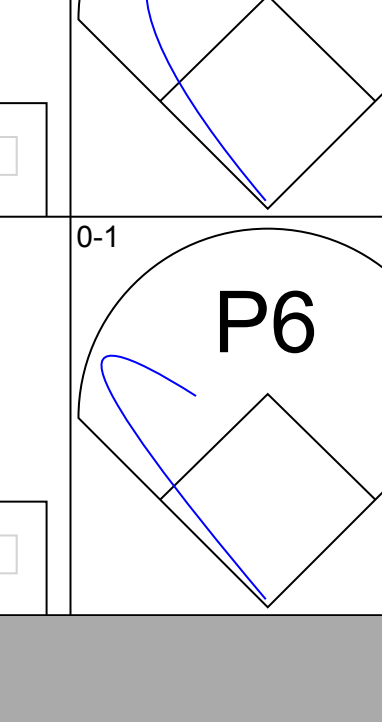


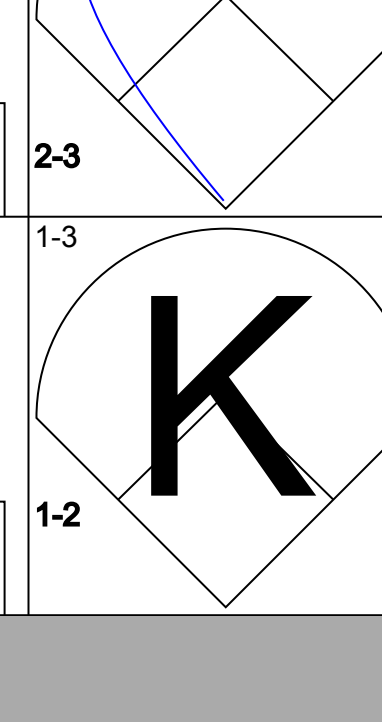
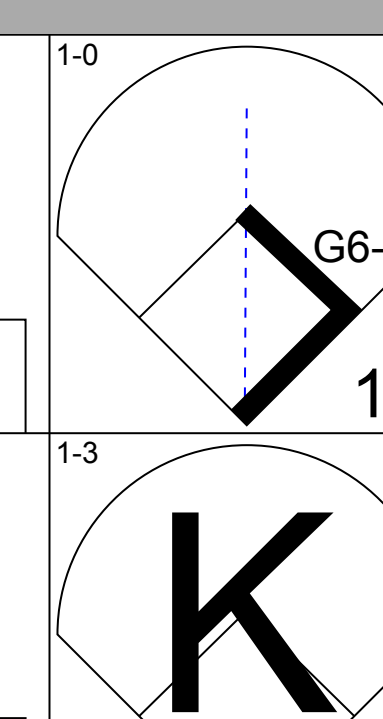
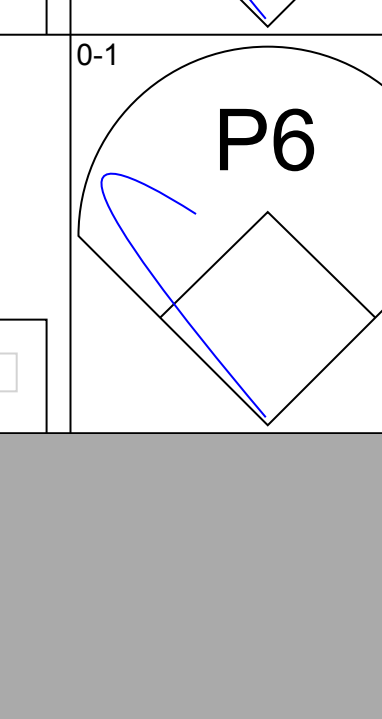
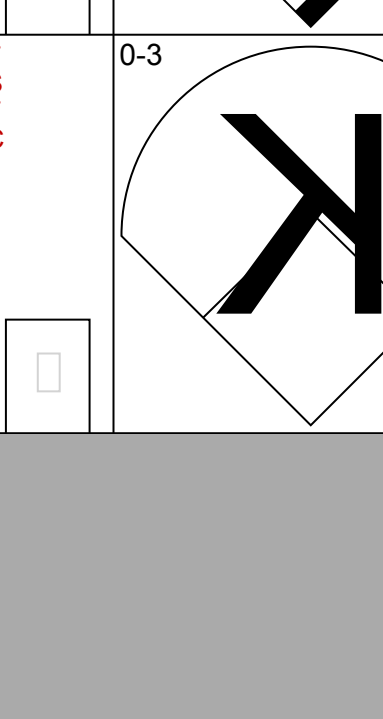
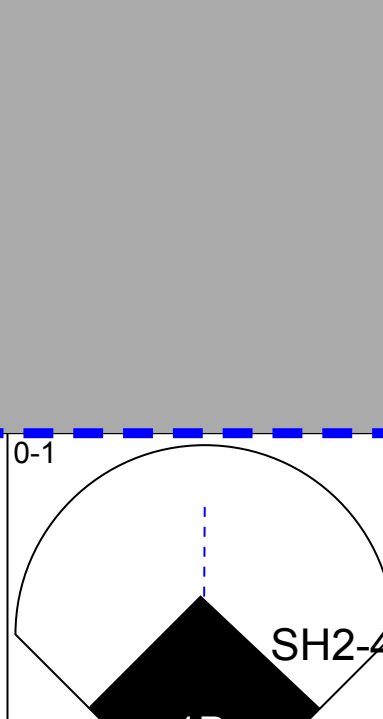
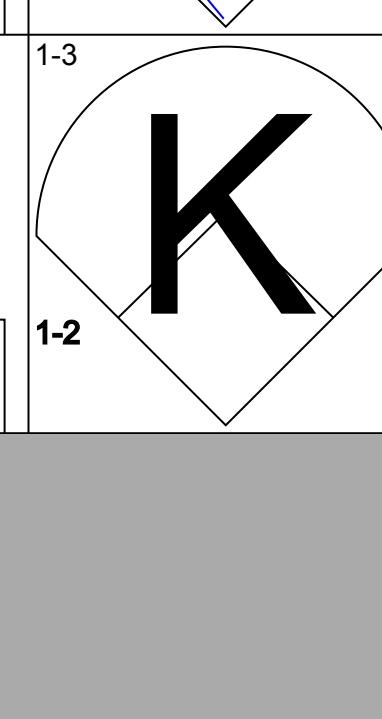
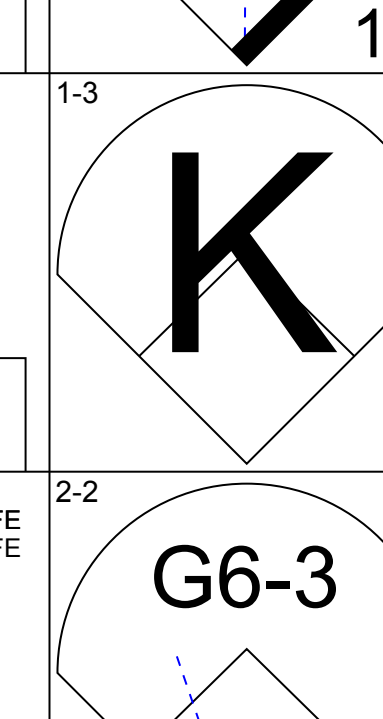
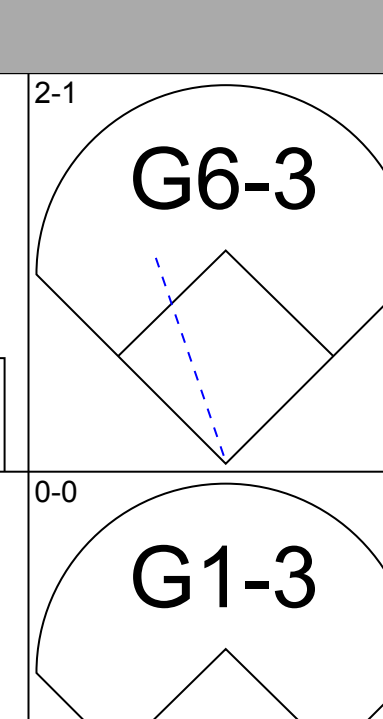
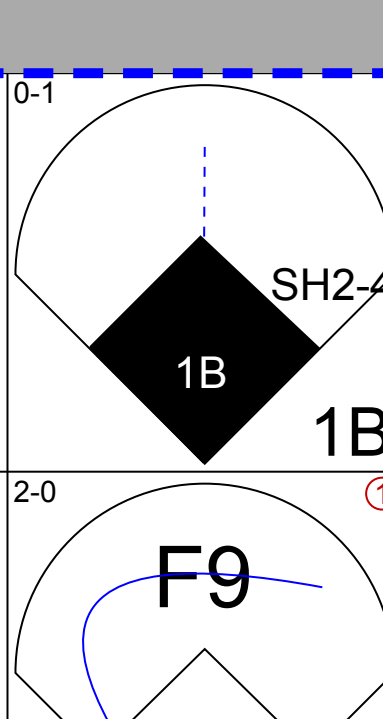
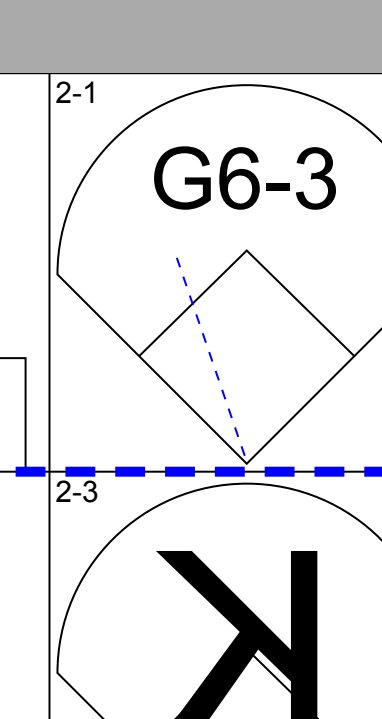
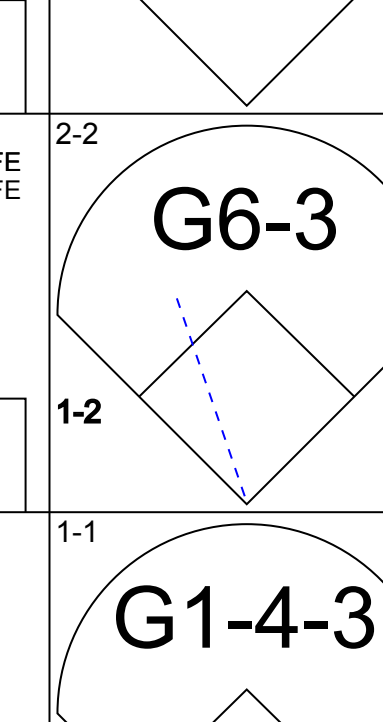
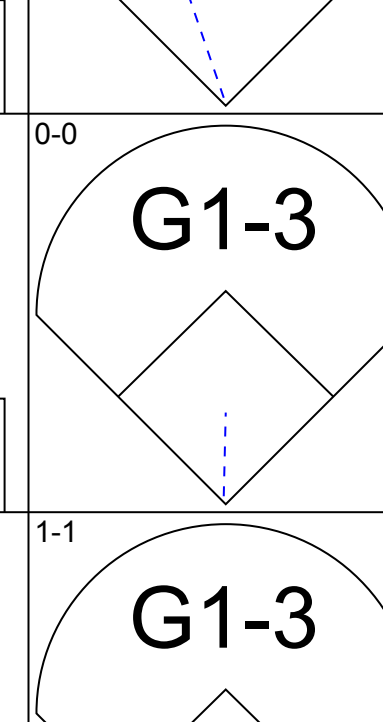
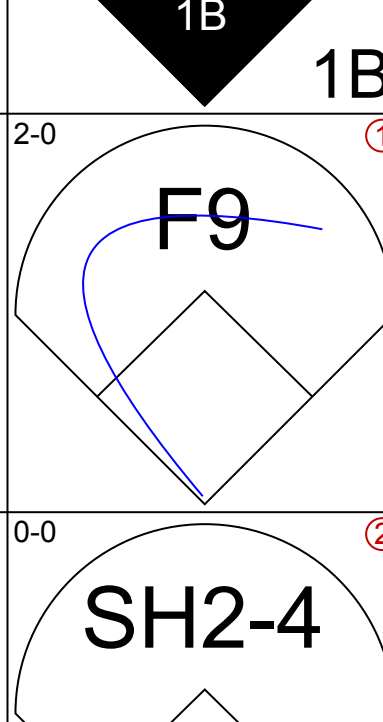
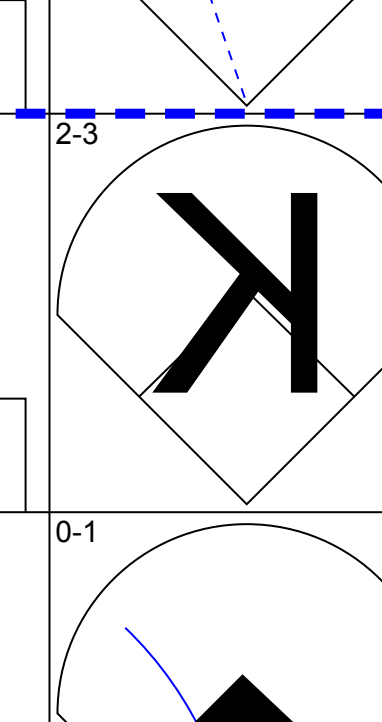
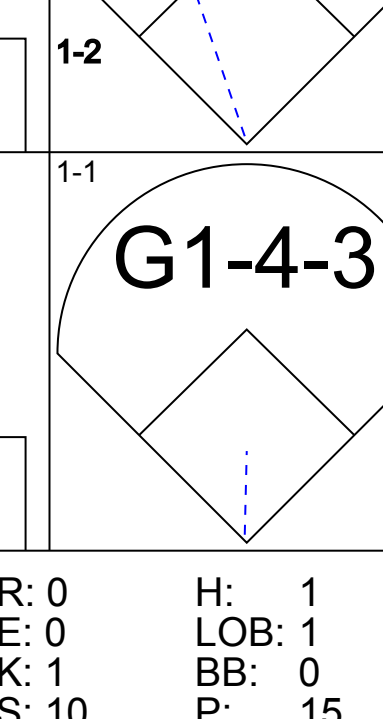
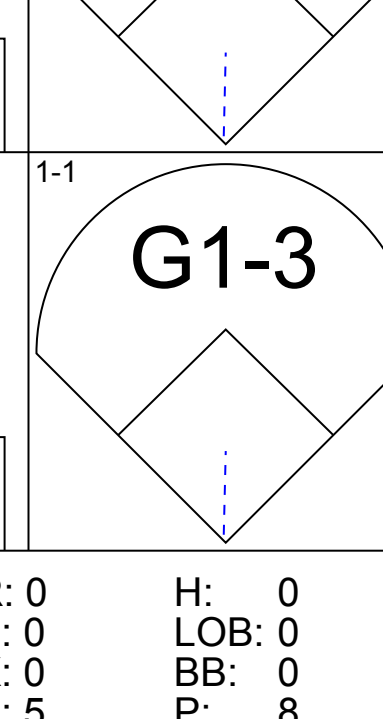
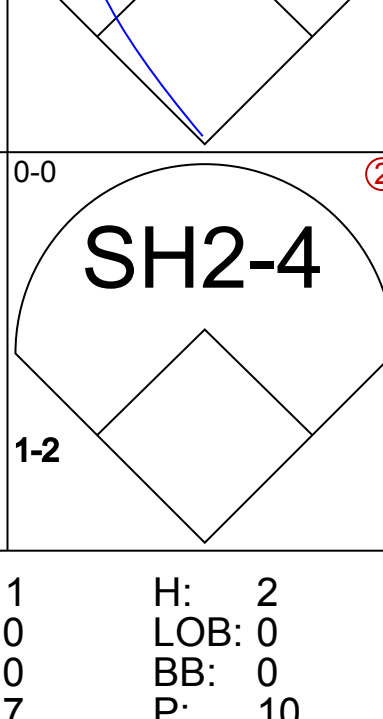
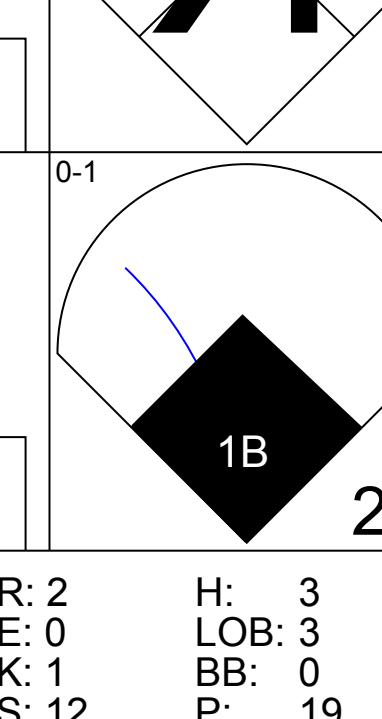
AB 30
R 7
H 9
RBI 6
BB 7
SO 6
LOB 13



Batter	1	2	3	4	5	6	7	8	9	AB	R	H	RBI	BB	SO	LOB	TOP			
Luis Quinones, S OBP: 0.291, SLG: 0.528 (1, 4)										3	0	0	0	1	1	1	Cincinnati Reds @ New York Mets Shea Stadium, Flushing, NY Sat Jul 08 1989, 3:33 AM EDT Att: 46,789 - Sunny - 82 F			
Kal Daniels, L OBP: 0.395, SLG: 0.368 (1, 7)										3	0	0	0	1	1					
Barry Larkin, R OBP: 0.369, SLG: 0.447 (1, 6)										4	0	0	0	0	1	2				
Eric Davis, R OBP: 0.341, SLG: 0.530 (1, 8)										4	1	1	1	0	1	0				
Paul O'Neill, L OBP: 0.333, SLG: 0.442 (1, 9)									4	0	0	0	0	1	0					
Ken Griffey, L OBP: 0.346, SLG: 0.404 (1, 3)									3	1	2	0	1	0	0					
Lenny Harris, L OBP: 0.273, SLG: 0.289 (1, 5)										4	1	2	2	0	0	2				
Jeff Reed, L OBP: 0.274, SLG: 0.297 (1, 2)										4	0	0	0	0	2	1				
Tom Browning, L OBP: 0.163, SLG: 0.122 (5, 1)										1	0	0	0	0	0	0				
Kent Tekulve, R OBP: 0.200, SLG: 0.200 (5, 1)										0	0	0	0	0	0	0				
Herm Wilton, S OBP: 0.331, SLG: 0.337 (6, 1)										0	0	0	0	0	0	0				
Norm Charlton, S OBP: 0.331, SLG: 0.337 (6, 1)										0	0	0	0	0	0	0				
Todd Benzinger, S OBP: 0.294, SLG: 0.290 (8, 1)										1	0	1	0	0	0	0				
Rob Dibble, L OBP: 0.225, SLG: 0.225 (8, 1)										0	0	0	0	0	0	0				
Tim Birtsas, L OBP: 0.200, SLG: 0.200 (8, 1)										0	0	0	0	0	0	0				
Inning Stats	R: 0 E: 0 K: 2 S: 7	H: 0 LOB: 0 BB: 0 P: 10	R: 0 E: 0 K: 0 S: 11	H: 0 LOB: 0 BB: 0 P: 17	R: 0 E: 0 K: 0 S: 7	H: 1 LOB: 0 BB: 0 P: 9	R: 0 E: 0 K: 0 S: 4	H: 0 LOB: 0 BB: 0 P: 7	R: 0 E: 0 K: 2 S: 10	H: 1 LOB: 2 BB: 2 P: 13	R: 0 E: 0 K: 2 S: 13	H: 1 LOB: 1 BB: 0 P: 17	R: 0 E: 0 K: 1 S: 10	H: 1 LOB: 1 BB: 0 P: 14	R: 3 E: 0 K: 1 S: 13	H: 2 LOB: 0 BB: 1 P: 22	1B: 4 2B: 1 3B: 0 HR: 2	SF: 0 SAC: 0 DP: 1 HBP: 0	WP: 0 PB: 0 SB: 0 CS: 0	PA: 35
PITCHER David Cone, R ERA: 4.0 (1, 1)	IP: 9.0 WLS: W BF: 35 H: 6 R: 3 ER: 3 SO: 8 BB: 3 IBB: 0 HBP: 0 BLK: 0 WP: 0 HR: 2 S: 87 P: 133 ERA: 3.00 WHIP: 1.000																			

AB	32
R	3
H	6
RBI	3
BB	3
SO	8
LOB	7



Batter	1	2	3	4	5	6	7	8	9	AB	R	H	RBI	BB	SO	LOB	BOTTOM	
Juan Samuel, R OBP: 0.316, SLG: 0.372 (1, 8)										4	2	3	2	1	0	0	Cincinnati Reds @ New York Mets Shea Stadium, Flushing, NY Sat Jul 08 1989, 3:33 AM EDT Att: 46,789 - Sunny - 82 F	
Mark Carreon, R OBP: 0.333, SLG: 0.522 (8, FR)										4	2	4	1	0	0	0		
Tim Lincecum, R OBP: 0.379, SLG: 0.333 (1, 3)										0	0	0	0	0	0	0		
Lee Mazzilli, S OBP: 0.377, SLG: 0.327 (9, 3)										4	0	3	2	0	1	1		
Howard Johnson, S OBP: 0.370, SLG: 0.614 (1, 5)										4	0	3	2	0	1	1		
Darryl Strawberry, L OBP: 0.323, SLG: 0.513 (1, 9)										3	1	3	3	0	0	0		
Mookie Wilson, S OBP: 0.228, SLG: 0.282 (6, 9)										2	0	0	0	0	1	5		
Kevin McReynolds, R OBP: 0.346, SLG: 0.406 (1, 7)										4	0	0	0	0	0	5		
Gregg Jefferies, S OBP: 0.283, SLG: 0.314 (1, 4)										4	0	1	0	0	2	4		
Phil Lombardi, R OBP: 0.231, SLG: 0.360 (1, 2)										4	1	1	0	0	1	1		
Kevin Elster, R OBP: 0.254, SLG: 0.281 (1, 6)										4	0	0	0	0	1	2		
David Cone, L OBP: 0.243, SLG: 0.257 (1, 1)										3	1	1	0	0	0	1		
Inning Stats	R: 1 E: 0 K: 1 S: 11	H: 2 LOB: 1 BB: 1 P: 20	R: 0 E: 0 K: 1 S: 10	H: 1 LOB: 1 BB: 0 P: 15	R: 3 E: 0 K: 0 S: 16	H: 3 LOB: 0 BB: 0 P: 18	R: 0 E: 0 K: 0 S: 5	H: 0 LOB: 0 BB: 0 P: 8	R: 1 E: 0 K: 1 S: 15	H: 2 LOB: 2 BB: 0 P: 19	R: 1 E: 0 K: 2 S: 10	H: 2 LOB: 2 BB: 0 P: 14	R: 2 E: 0 K: 1 S: 12	H: 3 LOB: 3 BB: 0 P: 19	1B: 12 2B: 3 3B: 0 HR: 1	SF: 1 SAC: 1 DP: 0 HBP: 1	WP: 0 PB: 0 SB: 4 CS: 1	PA: 41
PITCHER Tom Browning, L ERA: 3.35 (1, 1)	IP: 4.1 WLS: L BF: 22 H: 9 R: 5 ER: 5 SO: 2 BB: 1 IBB: 0 HBP: 0 BLK: 0 WP: 0 HR: 1 S: 51 P: 74 ERA: 10.38 WHIP: 2.308																	
Kent Tekulve, R ERA: 4.51 (5, 1)	0.2	2	0	0	0	1	0	0	0	0	0	6	6	0.00	0.000			
Norm Charlton, L ERA: 3.3 (6, 1)	2.0	9	4	1	1	2	0	0	0	0	0	17	24	4.50	2.000			
Rob Dibble, R ERA: 2.25 (8, 1)	0.2	5	2	2	2	1	0	0	1	0	0	9	15	27.00	3.000			
Tim Birtsas, L ERA: 3.4 (8, 1)	0.1	2	1	0	0	0	0	0	0	0	0	3	4	0.00	3.000			



Batter	1	2	3	4	5	6	7	8	9	AB	R	H	RBI	BB	SO	LOB	TOP																	
Luis Quinones, S OBP: 0.293, SLG: 0.514										2	0	0	0	1	1	0	Cincinnati Reds @ New York Mets Shea Stadium, Flushing, NY Sun Jul 09 1989, 3:33 AM EDT Att: 46,357 - Sunny																	
Todd Benzinger, S OBP: 0.293, SLG: 0.368										4	1	1	0	0	2	4																		
Barry Larkin, R OBP: 0.368, SLG: 0.444										4	0	1	0	0	0	5																		
Eric Davis, R OBP: 0.340, SLG: 0.525										4	0	1	1	0	1	1																		
Paul O'Neill, L OBP: 0.332, SLG: 0.440										4	0	1	0	0	1	2																		
Rolando Roomes, R OBP: 0.311, SLG: 0.454										4	1	1	0	0	1	3																		
Lenny Harris, L OBP: 0.272, SLG: 0.288										4	0	1	1	0	0	1																		
Jeff Reed, L OBP: 0.269, SLG: 0.292										3	0	0	0	0	0	1																		
Herm Winstanley, L OBP: 0.303, SLG: 0.337										0	1	0	0	0	0	0																		
Bo Diaz, R OBP: 0.239, SLG: 0.265										1	0	0	0	0	0	0																		
Rick Mahler, R OBP: 0.265, SLG: 0.281										3	0	1	1	0	1	0																		
Mark Brown, R OBP: 0.298, SLG: 0.333										0	0	0	0	0	0	0																		
Norm Charlton, L OBP: 0.298, SLG: 0.333										0	0	0	0	0	0	0																		
Rob Dibble, L OBP: 0.298, SLG: 0.333										0	0	0	0	0	0	0																		
Kent Tekulve, R OBP: 0.298, SLG: 0.333										0	0	0	0	0	0	0																		
Kal Daniels, L OBP: 0.298, SLG: 0.333										1	0	0	0	0	0	0																		
Inning Stats	R: 1 E: 0 K: 3 S: 17	H: 3 LOB: 2 BB: 0 P: 26	R: 0 E: 0 K: 0 S: 5	H: 0 LOB: 0 BB: 0 P: 7	R: 0 E: 0 K: 1 S: 10	H: 0 LOB: 1 BB: 1 P: 18	R: 1 E: 1 K: 0 S: 7	H: 2 LOB: 0 BB: 0 P: 12	R: 0 E: 0 K: 1 S: 11	H: 0 LOB: 1 BB: 0 P: 16	R: 0 E: 0 K: 0 S: 6	H: 1 LOB: 1 BB: 0 P: 9	R: 1 E: 1 K: 1 S: 12	H: 1 LOB: 3 BB: 0 P: 20	R: 0 E: 0 K: 1 S: 11	H: 0 LOB: 0 BB: 0 P: 15	R: 0 E: 0 K: 0 S: 5	H: 0 LOB: 0 BB: 0 P: 6	1B: 6 2B: 2 3B: 0 HR: 0	SF: 0 SAC: 1 DP: 1 HBP: 0	WP: 0 PB: 0 SB: 2 CS: 0	PA: 36												
PITCHER	IP WLS BF H R ER SO BB IBB HBP BLK WP HR S P ERA WHIP	IP WLS BF H R ER SO BB IBB HBP BLK WP HR S P ERA WHIP																																
Bob Ojeda, L ERA: 3.96	6.0	27	7	3	2	5	1	0	0	0	0	0	0	0	61	97	3.00	1.333																
Rick Aguilera, R ERA: 1.62	3.0	9	0	0	0	2	0	0	0	0	0	0	0	23	32	0.00	0.000																	

Batter	1	2	3	4	5	6	7	8	9	AB	R	H	RBI	BB	SO	LOB	BOTTOM																	
Juan Samuel, R OBP: 0.315, SLG: 0.382										4	1	1	2	0	1	0	Cincinnati Reds @ New York Mets Shea Stadium, Flushing, NY Sun Jul 09 1989, 3:33 AM EDT Att: 46,357 - Sunny																	
Lee Mazzilli, S OBP: 0.370, SLG: 0.321										4	0	1	0	0	0	1																		
Howard Johnson, S OBP: 0.366, SLG: 0.605										4	1	0	0	0	0	1																		
Darryl Strawberry, L OBP: 0.323, SLG: 0.515										3	0	1	1	0	0	0																		
Mookie Wilson, S OBP: 0.231, SLG: 0.286										1	0	1	0	0	0	0																		
Kevin McReynolds, R OBP: 0.342, SLG: 0.400										4	0	0	0	0	0	2																		
Gregg Jefferies, S OBP: 0.284, SLG: 0.318										3	1	1	0	0	0	0																		
Mackey Sasser, L OBP: 0.290, SLG: 0.375										2	1	0	0	0	0	0																		
Phil Lombardi, R OBP: 0.222, SLG: 0.346										1	0	0	0	0	0	1																		
Kevin Elster, R OBP: 0.255, SLG: 0.283										2	1	1	1	0	0	0																		
Bob Ojeda, L OBP: 0.167, SLG: 0.143										1	0	0	0	0	0	0																		
Rick Aguilera, R ERA: 1.62										0	1	0	0	1	0	0																		
Inning Stats	R: 1 E: 0 K: 1 S: 11	H: 2 LOB: 1 BB: 0 P: 17	R: 2 E: 2 K: 0 S: 18	H: 1 LOB: 1 BB: 0 P: 26	R: 0 E: 0 K: 0 S: 11	H: 0 LOB: 0 BB: 0 P: 14	R: 0 E: 0 K: 0 S: 9	H: 0 LOB: 0 BB: 0 P: 13	R: 0 E: 0 K: 0 S: 5	H: 0 LOB: 0 BB: 0 P: 8	R: 0 E: 0 K: 0 S: 4	H: 0 LOB: 0 BB: 0 P: 8	R: 3 E: 0 K: 0 S: 12	H: 2 LOB: 0 BB: 1 P: 17	R: 0 E: 0 K: 0 S: 6	H: 1 LOB: 0 BB: 0 P: 7	1B: 3 2B: 2 3B: 0 HR: 1	SF: 1 SAC: 1 DP: 0 HBP: 0	WP: 0 PB: 0 SB: 0 CS: 1	PA: 32														
PITCHER	IP WLS BF H R ER SO BB IBB HBP BLK WP HR S P ERA WHIP	IP WLS BF H R ER SO BB IBB HBP BLK WP HR S P ERA WHIP																																
Rick Mahler, R ERA: 3.27	6.0	23	3	3	1	1	0	0	0	0	0	0	0	0	1	1	1.50	0.500																
Norm Charlton, L ERA: 3.5	0.0	1	1	1	1	0	0	0	0	0	0	0	0	1	1	∞	∞																	
Rob Dibble, R ERA: 2.52	0.2	4	1	2	2	0	1	0	0	0	0	1	8	13	27.00	3.000																		
Kent Tekulve, R ERA: 4.68	1.1	4	1	0	0	0	0	0	0	0	0	0	9	10	0.00	0.750																		




Batter	1	2	3	4	5	6	7	8	9	AB	R	H	RBI	BB	SO	LOB	TOP			
Otis Nixon, S <small>OBP: 0.321, SLG: 0.273</small>	G6-3		F9			F9		E3		5	0	1	0	0	0	3	Montreal Expos @ Cincinnati Reds Riverfront Stadium, Cincinnati, OH Thu Jul 13 1989, 7:05 PM EDT Att: 25,483 - Unknown - 82 F			
Damaso Garcia, R <small>OBP: 0.299, SLG: 0.319</small> Tom Foley, L <small>OBP: 0.321, SLG: 0.377</small>	FC5-4 BB		P3			K		K		2	1	0	0	2	1	3				
Andres Calarraga, R <small>OBP: 0.345, SLG: 0.454</small>	FC5-4 FC6-4		1B			F7		F7		5	1	2	1	0	0	3				
Tim Raines, S <small>OBP: 0.421, SLG: 0.463</small>	FC6-4		1B			FC4-6		CS E 1B		4	0	1	0	1	0	3				
Hubie Brooks, R <small>OBP: 0.310, SLG: 0.382</small> Dave Martinez, L <small>OBP: 0.340, SLG: 0.419</small>		E6 G5-3	G1-3			1B BB 1B		E6 1B CS 1B		3	1	0	1	1	0	4				
Tim Wallach, R <small>OBP: 0.337, SLG: 0.411</small>	G5-3			G5-3		L5-4 1B BB		1B 1B 3-H 2-3		4	1	2	2	1	0	1				
Mike Fitzgerald, R <small>OBP: 0.356, SLG: 0.403</small>	K			G4-3		1B 1B 2-3		K		5	0	2	0	0	2	3				
Spike Owen, S <small>OBP: 0.379, SLG: 0.366</small>	G5-3			K		L5-4 2-3		1B 1B 3-H		5	0	1	1	0	1	5				
Dennis Martinez, R <small>OBP: 0.213, SLG: 0.159</small> Wallace Johnson, S <small>OBP: 0.262, SLG: 0.305</small> Zane Smith, L <small>OBP: 0.179, SLG: 0.179</small> Rex Hudler, R <small>OBP: 0.296, SLG: 0.468</small> Tim Burke, R <small>OBP: 0.296, SLG: 0.468</small>			BB 1B BB			1B BB 1B 3-H		G4-3		1	0	1	1	2	0	0				
Inning Stats	R: 0 E: 0 K: 0 S: 8	H: 0 LOB: 1 BB: 1 P: 17	R: 0 E: 1 K: 1 S: 8	H: 0 LOB: 1 BB: 0 P: 13	R: 0 E: 0 K: 0 S: 8	H: 1 LOB: 3 BB: 2 P: 18	R: 0 E: 0 K: 1 S: 7	H: 0 LOB: 0 BB: 0 P: 10	R: 0 E: 0 K: 1 S: 12	H: 1 LOB: 2 BB: 1 P: 21	R: 3 E: 1 K: 1 S: 16	H: 4 LOB: 2 BB: 1 P: 27	R: 0 E: 1 K: 1 S: 14	H: 0 LOB: 0 BB: 0 P: 16	R: 2 E: 0 K: 0 S: 13	H: 3 LOB: 1 BB: 0 P: 23		1B: 9 2B: 2 3B: 0 HR: 1	SF: 0 SAC: 0 DP: 1 HBP: 0	WP: 0 PB: 0 SB: 0 CS: 3
PITCHER	IP WLS BF H R ER SO BB IBB HBP BLK WP HR S P ERA WHIP																			
Danny Jackson, L <small>ERA: 5.44</small> Norm Charlton, L <small>ERA: 3.95</small> Kent Tekulve, R <small>ERA: 4.59</small> John Franco, L <small>ERA: 1.71</small>	5.2 0.1 1.0 2.0	WLS 4 L 8	BF 27 6 8	H 4 2 3	R 1 2 2	ER 1 0 2	SO 3 0 1 1	BB 6 0 0 0	IBB 0 0 0 0	HBP 0 0 0 0	BLK 0 0 0 0	WP 0 0 0 0	HR 0 3 16 25	S 52 3 10	P 100 10 22 36	ERA 1.59 54.00 0.00 9.00	WHIP 1.765 9.000 2.000 1.500			

AB 38
R 6
H 11
RBI 6
BB 7
SO 5
LOB 29



Batter	1	2	3	4	5	6	7	8	9	AB	R	H	RBI	BB	SO	LOB	BOTTOM			
Luis Quinones, S <small>OBP: 0.287, SLG: 0.506</small>	P4 2B			P4				F8		5	0	1	0	0	0	3	Montreal Expos @ Cincinnati Reds Riverfront Stadium, Cincinnati, OH Thu Jul 13 1989, 7:05 PM EDT Att: 25,483 - Unknown - 82 F			
Lenny Harris, L <small>OBP: 0.270, SLG: 0.286</small>	P6		G4-3 2B 1B		G5-3		G3		F9	5	1	1	0	0	0	1				
Eric Davis, R <small>OBP: 0.345, SLG: 0.522</small>	HR BB		G4-3		G3		1B IBB		K	3	1	1	0	2	1	1				
Paul O'Neill, L <small>OBP: 0.337, SLG: 0.455</small>	HR		G3		G3		1B BB			3	1	2	3	1	0	1				
Kal Daniels, L <small>OBP: 0.389, SLG: 0.355</small>	S BB		P6		G1		K			3	0	0	0	1	1	5				
Todd Benzinger, S <small>OBP: 0.291, SLG: 0.365</small> Joel Youngblood, R <small>OBP: 0.342, SLG: 0.382</small>	K		G4-3			G6-3		SH3-4 BB		3	0	0	0	0	1	2				
Jeff Reed, L <small>OBP: 0.276, SLG: 0.294</small>			FC3-6 BB		FC1-6 1B		G6-3		SH3-4	2	0	1	0	1	0	0				
Marty Brown, R <small>OBP: 0.278, SLG: 0.267</small>	FC3-6 SH1-4		FC1-6 SH3-4		FC1-6 SH3-4		F7		G4-6-3 BB	3	0	0	0	1	0	2				
Danny Jackson, R <small>OBP: 0.258, SLG: 0.290</small> Norm Charlton, S <small>ERA: 2.9</small> Kent Tekulve, R <small>OBP: 0.500, SLG: 0.500</small> Ken Griffey, L <small>OBP: 0.349, SLG: 0.400</small> John Franco, L <small>ERA: 2.77</small>		SH1-4		SH3-4			BB G3		G4-6-3	0	0	0	0	0	0	0				
Inning Stats	R: 2 E: 0 K: 1 S: 16	H: 2 LOB: 1 BB: 2 P: 30	R: 0 E: 0 K: 0 S: 8	H: 0 LOB: 1 BB: 1 P: 13	R: 1 E: 0 K: 0 S: 13	H: 2 LOB: 1 BB: 0 P: 19	R: 0 E: 0 K: 0 S: 8	H: 1 LOB: 1 BB: 0 P: 13	R: 0 E: 0 K: 0 S: 5	H: 0 LOB: 0 BB: 0 P: 6	R: 0 E: 0 K: 1 S: 12	H: 0 LOB: 3 BB: 3 P: 32	R: 0 E: 0 K: 0 S: 7	H: 0 LOB: 1 BB: 2 P: 16	R: 0 E: 0 K: 1 S: 8	H: 0 LOB: 0 BB: 0 P: 11		1B: 3 2B: 2 3B: 0 HR: 1	SF: 0 SAC: 3 DP: 1 HBP: 0	WP: 0 PB: 0 SB: 3 CS: 0
PITCHER	IP WLS BF H R ER SO BB IBB HBP BLK WP HR S P ERA WHIP																			
Dennis Martinez, R <small>ERA: 2.9</small> Zane Smith, L <small>ERA: 4.24</small> Tim Burke, R <small>ERA: 2.77</small>	6.0 2.0 1.0	WLS W S	BF 26 10 3	H 6 0 0	R 3 0 0	ER 3 0 0	SO 3 1 1	BB 3 1 0	IBB 0 0 0	HBP 0 0 0	BLK 0 0 0	WP 0 0 0	HR 1 19 8	S 58 19 11	P 97 48 11	ERA 4.50 0.00 0.000	WHIP 1.500 2.000 0.000			

AB 28
R 3
H 6
RBI 3
BB 8
SO 3
LOB 17



Batter	1	2	3	4	5	6	7	8	9	AB	R	H	RBI	BB	SO	LOB	TOP
Otis Nixon, S <small>OBP: 0.315, SLG: 0.267</small> 										4	0	0	0	0	1	1	
Rex Hudler, R <small>OBP: 0.318, SLG: 0.482</small> 										4	0	3	0	0	0	0	
Andres Calarraga, R <small>OBP: 0.344, SLG: 0.452</small> 										4	0	1	0	0	0	3	
Hubie Brooks, R <small>OBP: 0.309, SLG: 0.381</small> Tom Foley, L <small>OBP: 0.321, SLG: 0.377</small> 										4	0	1	0	0	1	3	
Tim Wallach, R <small>OBP: 0.339, SLG: 0.408</small> 										2	1	0	0	2	0	1	
Damaso Garcia, R <small>OBP: 0.300, SLG: 0.319</small> Dave Martinez, L <small>OBP: 0.338, SLG: 0.417</small> 										3	0	1	0	0	0	3	
Mike Fitzgerald, R <small>OBP: 0.348, SLG: 0.392</small> 										4	0	0	0	0	1	2	
Spike Owen, S <small>OBP: 0.380, SLG: 0.365</small> 										3	0	1	1	1	0	1	
Bryn Smith, R <small>OBP: 0.199, SLG: 0.122</small> Joe Hesketh, R <small>OBP: 1.000, SLG: 1.000</small> 										4	0	0	0	0	3	3	
Inning Stats <small>R: 0 H: 1 E: 0 LOB: 1 K: 3 S: 14</small>	<small>R: 1 H: 1 E: 0 LOB: 1 K: 1 S: 10</small>	<small>R: 0 H: 2 E: 0 LOB: 3 K: 1 S: 13</small>	<small>R: 0 H: 1 E: 0 LOB: 1 K: 1 S: 9</small>	<small>R: 0 H: 1 E: 0 LOB: 0 K: 1 S: 7</small>	<small>R: 0 H: 0 E: 0 LOB: 0 K: 1 S: 7</small>	<small>R: 0 H: 0 E: 0 LOB: 0 K: 0 S: 6</small>	<small>R: 0 H: 1 E: 0 LOB: 1 K: 1 S: 10</small>	<small>R: 0 H: 0 E: 0 LOB: 1 K: 1 S: 9</small>	<small>1B: 7 SF: 0 2B: 0 SAC: 0 3B: 0 DP: 1 HR: 0 HBP: 0</small>	<small>WP: 0 PA: 36</small>							
PITCHER Tom Browning, L <small>ERA: 3.22</small> Scott Scudder, R <small>ERA: 4.4</small>	<small>IP: 8.0 WLS: L BF: 32 H: 7 R: 1 ER: 1 SO: 8 BB: 2 IBB: 0 HBP: 0 BLK: 0 WP: 0 HR: 0 S: 76 P: 104 ERA: 1.12 WHIP: 1.125</small>																

Montreal Expos @ Cincinnati Reds
Riverfront Stadium, Cincinnati, OH
Fri Jul 14, 1989, 7:05 PM EDT
Att: 29,494 - Unknown

AB 33
R 1
H 7
RBI 1
BB 3
SO 9
LOB 17

Batter	1	2	3	4	5	6	7	8	9	AB	R	H	RBI	BB	SO	LOB	BOTTOM
Luis Quinones, S <small>OBP: 0.289, SLG: 0.500</small> 										3	0	1	0	0	1	0	
Lenny Harris, L <small>OBP: 0.285, SLG: 0.279</small> 										4	0	0	0	0	0	2	
Eric Davis, R <small>OBP: 0.343, SLG: 0.515</small> 										3	0	0	0	1	1	1	
Paul O'Neill, L <small>OBP: 0.339, SLG: 0.455</small> 										4	0	2	0	0	0	0	
Kal Daniels, L <small>OBP: 0.385, SLG: 0.352</small> 										4	0	1	0	0	2	3	
Ken Griffey, L <small>OBP: 0.348, SLG: 0.398</small> Joel Youngblood, R <small>OBP: 0.338, SLG: 0.377</small> 										3	0	1	0	0	1	1	
Jeff Reed, L <small>OBP: 0.276, SLG: 0.291</small> 										2	0	0	0	1	0	1	
Jeff Richardson, R <small>OBP: 0.290, SLG: 0.364</small> Marty Brown, R <small>OBP: 0.278, SLG: 0.267</small> 										2	0	0	0	0	2	1	
Tom Browning, L <small>OBP: 0.156, SLG: 0.116</small> Herm Winningham, L <small>OBP: 0.310, SLG: 0.344</small> Scott Scudder, R <small>OBP: 0.273, SLG: 0.111</small> 										2	0	0	0	0	1	1	
Inning Stats <small>R: 0 H: 2 E: 0 LOB: 2 K: 1 S: 12</small>	<small>R: 0 H: 1 E: 0 LOB: 1 K: 1 S: 9</small>	<small>R: 0 H: 0 E: 0 LOB: 0 K: 1 S: 7</small>	<small>R: 0 H: 0 E: 0 LOB: 0 K: 2 S: 7</small>	<small>R: 0 H: 0 E: 0 LOB: 0 K: 2 S: 11</small>	<small>R: 0 H: 0 E: 0 LOB: 0 K: 1 S: 10</small>	<small>R: 0 H: 1 E: 0 LOB: 2 K: 1 S: 8</small>	<small>R: 0 H: 1 E: 0 LOB: 1 K: 0 S: 7</small>	<small>R: 0 H: 1 E: 0 LOB: 0 K: 0 S: 7</small>	<small>1B: 6 SF: 0 2B: 0 SAC: 1 3B: 0 DP: 1 HR: 0 HBP: 0</small>	<small>WP: 0 PA: 33</small>							
PITCHER Bryn Smith, R <small>ERA: 2.04</small> Joe Hesketh, L <small>ERA: 7.52</small>	<small>IP: 8.1 WLS: S BF: 32 H: 6 R: 0 ER: 0 SO: 9 BB: 2 IBB: 0 HBP: 0 BLK: 0 WP: 0 HR: 0 S: 75 P: 110 ERA: 0.00 WHIP: 0.960</small>																

Montreal Expos @ Cincinnati Reds
Riverfront Stadium, Cincinnati, OH
Fri Jul 14, 1989, 7:05 PM EDT
Att: 29,494 - Unknown

AB 30
R 0
H 6
RBI 0
BB 2
SO 9
LOB 13


Batter	1	2	3	4	5	6	7	8	9	AB	R	H	RBI	BB	SO	LOB	TOP				
Dave Martinez, L (1, 8) OBP: 0.332, SLG: 0.408	3-2 4-3		1-1 F7		0-0 4-3		2-3 K			4	0	0	0	0	1	0	Montreal Expos @ Cincinnati Reds Riverfront Stadium, Cincinnati, OH Sat Jul 15 1989, 7:05 PM EDT Att: 34,997 - Unknown - 80 F				
Tom Foley, L (1, 4) OBP: 0.320, SLG: 0.375	2-2 3-1 1B		1-0 F9		0-0 F7		1-2 4-3			4	0	1	0	0	0	0					
Andres Galarraga, R (1, 3) OBP: 0.343, SLG: 0.452	0-1 3-1		1-3 K		1-1 1B			2-1 6-3		4	0	1	0	0	1	1					
Hubie Brooks, R (1, 9) OBP: 0.312, SLG: 0.380	2-0 5-3			4-2 CS 1B BB		0-1 1B		1-2 P3		3	1	1	0	1	0	1					
Mike Aldrete, L (1, 7) OBP: 0.310, SLG: 0.292		1-0 L9		4-0 1B CS BB		2-1 5-3		1-1 4-3		3	1	0	0	1	0	2					
Tim Lincecum, R (1, 5) OBP: 0.338, SLG: 0.406		1-2 F7		0-1 G5-4-3 1B		3-2 F9			1-6 B1	4	0	1	2	0	0	0					
Nelson Santovenia, R (1, 2) OBP: 0.339, SLG: 0.366		0-1 E 3B		0-0 G5-4-3 1-2		1-1 F9		1-2 2-3		4	1	1	0	0	0	1					
Spike Owen, S (1, 6) OBP: 0.378, SLG: 0.364		0-1 E6		2-2 1B		3-1 4-3		2-1 5-3		4	0	1	0	0	0	0					
Mark Langston, R (1, 1) OBP: 0.258, SLG: 0.333 Wallace Johnson, S (7, PH) OBP: 0.258, SLG: 0.330 Andy McGaffigan, R (7, 1) OBP: 1.000, SLG: 1.000		2-1 F7		0-0 F7			1-3 K			2	0	0	0	0	0	2					
Inning Stats	R: 0 E: 0 K: 0 S: 10	H: 1 LOB: 1 BB: 0 P: 17	R: 1 E: 1 K: 0 S: 10	H: 1 LOB: 1 BB: 0 P: 14	R: 0 E: 0 K: 1 S: 6	H: 0 LOB: 0 BB: 0 P: 9	R: 2 E: 0 K: 0 S: 10	H: 2 LOB: 1 BB: 2 P: 20	R: 0 E: 0 K: 0 S: 7	H: 0 LOB: 2 BB: 0 P: 14	R: 0 E: 0 K: 2 S: 9	H: 0 LOB: 0 BB: 0 P: 13	R: 0 E: 0 K: 0 S: 7	H: 0 LOB: 0 BB: 0 P: 11	R: 0 E: 0 K: 0 S: 6	H: 0 LOB: 0 BB: 0 P: 10		1B: 4 2B: 1 3B: 1 HR: 0	SF: 0 SAC: 0 DP: 1 HBP: 0	WP: 0 PB: 0 SB: 0 CS: 2	PA: 35
PITCHER	IP WLS BF H R ER SO BB IBB HBP BLK WP HR S P ERA WHIP	8.0 W 32 6 3 1 3 2 0 0 0 0 0 0 67 109 1.12 1.000	1.0 S 3 0 0 0 0 0 0 0 0 0 0 0 6 10 0.00 0.000																		

AB	33
R	3
H	6
RBI	2
BB	2
SO	3
LOB	7



Batter	1	2	3	4	5	6	7	8	9	AB	R	H	RBI	BB	SO	LOB	BOTTOM				
Luis Quiñones, S (1, 4) OBP: 0.295, SLG: 0.488	2-2 4-3			2-2 F9		2-2 CS 1B		4-1 1B BB		4	1	1	0	1	1	1	Montreal Expos @ Cincinnati Reds Riverfront Stadium, Cincinnati, OH Sat Jul 15 1989, 7:05 PM EDT Att: 34,997 - Unknown - 80 F				
Todd Benzinger, S (1, 3) OBP: 0.297, SLG: 0.370	2-1 HR 1B		2-2 1B SF9 1B		3-3 K		3-2 1-2 1B		1-2 1B	5	2	4	0	0	1	1					
Eric Davis, R (1, 8) OBP: 0.348, SLG: 0.530	1-0 1H HR		2-1 SF9 1B		1-3 K		1-3 K		0-0 1-3 2H 1B	5	1	3	3	0	2	1					
Rolando Roomes, R (1, 7) OBP: 0.312, SLG: 0.447 Herm Winningham, L (7, PH) OBP: 0.317, SLG: 0.344	0-3 K		1-3 K		4-2 S 1B BB		4-2 CS BB			2	1	0	0	1	2	2					
Paul O'Neill, L (1, 9) OBP: 0.347, SLG: 0.459	4-0 1B BB		1-0 S 1B		2-1 1H FC5-4 1B		4-0 SAFE E S BB		1-2 BB	2	0	2	1	2	0	0					
Joe Oliver, R (1, 2) OBP: 0.250, SLG: 0.333	0-0 1B		1-0 SF9		1-2 FC5-4 BB		0-0 F8			3	0	1	1	0	0	2					
Marty Brown, R (1, 5) OBP: 0.273, SLG: 0.222 Lenny Harris, L (9, 5) OBP: 0.265, SLG: 0.279	3-1 P4		2-3 3H K		4-2 1-2 BB		2-3 K			3	0	0	0	1	2	5					
Jeff Richardson, R (1, 6) OBP: 0.333, SLG: 0.200		1-1 1-3		4-2 WP 2-3 BB		1-1 F8		0-0 FC1-8 1B		3	0	1	0	1	0	2					
Rick Mahler, R (1, 1) OBP: 0.250, SLG: 0.245 Kal Daniels, L (8, PH) OBP: 0.383, SLG: 0.349 John Franco, L (9, 1) OBP: 1.000, SLG: 1.000		3-2 P4		3-2 2-3		1-3 K		1-2 FC1-6 CS		3	0	0	0	0	1	1					
Inning Stats	R: 2 E: 0 K: 1 S: 12	H: 3 LOB: 2 BB: 1 P: 24	R: 0 E: 0 K: 1 S: 9	H: 0 LOB: 0 BB: 0 P: 16	R: 1 E: 0 K: 2 S: 15	H: 3 LOB: 2 BB: 0 P: 25	R: 0 E: 0 K: 1 S: 11	H: 0 LOB: 1 BB: 1 P: 23	R: 1 E: 0 K: 0 S: 15	H: 1 LOB: 2 BB: 2 P: 28	R: 0 E: 0 K: 2 S: 13	H: 2 LOB: 1 BB: 0 P: 20	R: 0 E: 0 K: 1 S: 10	H: 0 LOB: 1 BB: 2 P: 19	R: 1 E: 0 K: 0 S: 10	H: 3 LOB: 2 BB: 1 P: 16		1B: 11 2B: 0 3B: 0 HR: 1	SF: 1 SAC: 0 DP: 0 HBP: 0	WP: 1 PB: 0 SB: 3 CS: 3	PA: 39
PITCHER	IP WLS BF H R ER SO BB IBB HBP BLK WP HR S P ERA WHIP	6.0 L 30 4 4 4 8 4 0 0 0 0 0 0 75 136 6.00 2.167	2.0 9 3 1 1 1 3 0 0 0 0 0 0 0 20 35 4.50 3.000																		


AB	31
R	5
H	12
RBI	5
BB	7
SO	9
LOB	16



Batter	1	2	3	4	5	6	7	8	9	AB	R	H	RBI	BB	SO	LOB	TOP					
Lenny Dykstra, L OBP: 0.366, SLG: 0.434 (1, 8)	G3-1		G3 BB 1B		P6		SH1-3 S 1B		F7	5	1	2	0	0	0	1						
Tom Herr, S OBP: 0.350, SLG: 0.352 (1, 4)	1B		G3 1B BB		FC1-6 3-H 1B		SH1-3		F8	3	0	2	1	1	0	0						
Von Hayes, L OBP: 0.397, SLG: 0.463 (1, 9)	1B		G3		FC1-6 1-2 1B		P4		G4-3	5	0	1	0	0	0	4						
Dwayne Murphy, L OBP: 0.324, SLG: 0.358 (1, 7)	G3									3	0	1	1	1	1	2						
Jim Adduci, L OBP: 0.333, SLG: 0.417 Ricky Jordan, R OBP: 0.298, SLG: 0.348 (6, PH) (6, 3)										2	0	0	0	0	0	0						
Darren Daulton, L OBP: 0.298, SLG: 0.313 (1, 2)										2	1	1	0	0	0	2						
Charlie Hayes, R OBP: 0.313, SLG: 0.373 (1, 5)										4	1	2	0	0	0	0						
Dickie Thon, R OBP: 0.298, SLG: 0.366 (1, 6)										3	0	2	2	1	0	0						
Ken Howell, R OBP: 0.184, SLG: 0.143 Roger McDowell, R OBP: 0.500, SLG: 0.500 (8, 1)										4	1	1	0	0	1	4						
Inning Stats	R: 0 E: 0 K: 0 S: 9	H: 2 LOB: 1 BB: 0 P: 17	R: 0 E: 0 K: 1 S: 10	H: 1 LOB: 1 BB: 0 P: 12	R: 1 E: 0 K: 0 S: 7	H: 2 LOB: 2 BB: 1 P: 12	R: 0 E: 0 K: 0 S: 8	H: 0 LOB: 0 BB: 0 P: 12	R: 1 E: 0 K: 0 S: 11	H: 2 LOB: 1 BB: 0 P: 16	R: 2 E: 0 K: 1 S: 21	H: 3 LOB: 1 BB: 0 P: 31	R: 0 E: 0 K: 0 S: 8	H: 1 LOB: 2 BB: 1 P: 15	R: 0 E: 0 K: 0 S: 9	H: 1 LOB: 1 BB: 1 P: 13	R: 0 E: 0 K: 0 S: 7	H: 0 LOB: 0 BB: 0 P: 12	1B: 10 2B: 2 3B: 0 HR: 0	SF: 0 SAC: 2 DP: 1 HBP: 0	WP: 1 PB: 0 SB: 1 CS: 1	PA: 39
PITCHER	IP	WLS	BF	H	R	ER	SO	BB	IBB	HBP	BLK	WP	HR	S	P	ERA	WHIP					
Ron Robinson, R ERA: 3.6 (1, 1)	5.0	L	21	7	2	2	1	1	0	0	0	0	0	45	69	3.60	1.600					
Tim Birtsas, L ERA: 3.5 (6, 1)	0.1		4	3	2	2	1	0	0	0	0	1	0	17	26	54.00	9.000					
Scott Scudder, R ERA: 4.18 (6, 1)	1.2		7	1	0	0	0	0	1	0	0	0	0	12	20	0.00	0.600					
Rick Mahler, R ERA: 3.12 (8, 1)	2.0		7	1	0	0	0	1	0	0	0	0	0	16	25	0.00	1.000					

Philadelphia Phillies @ Cincinnati Reds
Riverfront Stadium, Cincinnati, OH
Mon Jul 17 1989, 7:05 PM EDT
Att: 24,167 - Unknown - 82 F


AB 34
R 4
H 12
RBI 4
BB 3
SO 2
LOB 16



Batter	1	2	3	4	5	6	7	8	9	AB	R	H	RBI	BB	SO	LOB	BOTTOM					
Kal Daniels, L OBP: 0.390, SLG: 0.346 (1, 7)	CS 1B									4	0	2	0	0	2	1						
Lenny Harris, L OBP: 0.283, SLG: 0.277 (1, 5)	F7									4	0	0	0	0	1	2						
Eric Davis, R OBP: 0.350, SLG: 0.521 (1, 8)	K									4	1	1	0	0	2	1						
Paul O'Neill, L OBP: 0.351, SLG: 0.465 (1, 9)										4	0	2	0	0	0	1						
Todd Benzinger, S OBP: 0.292, SLG: 0.362 (1, 3)										4	0	1	0	0	1	4						
Jeff Reed, L OBP: 0.277, SLG: 0.283 (1, 2)										3	0	0	0	1	0	2						
Ron Oester, S OBP: 0.253, SLG: 0.241 (1, 4)										3	0	0	0	1	1	3						
Jeff Richardson, R OBP: 0.143, SLG: 0.077 Herm Winstingham, L OBP: 0.324, SLG: 0.351 (9, PH)										3	0	0	0	0	0	1						
Ron Robinson, R Ken Griffey, L Tim Birtsas, L Scott Scudder, R Luis Guinonez, S Rick Mahler, R Joel Youngblood, R (5, PH) (8, 1) (8, 1) (7, PH) (8, 1) (8, 1) (9, PH)										1	0	0	0	0	1	0						
Inning Stats	R: 0 E: 0 K: 1 S: 6	H: 1 LOB: 0 BB: 0 P: 7	R: 0 E: 1 K: 1 S: 10	H: 1 LOB: 1 BB: 0 P: 16	R: 0 E: 0 K: 2 S: 9	H: 1 LOB: 1 BB: 0 P: 13	R: 0 E: 0 K: 1 S: 8	H: 1 LOB: 1 BB: 0 P: 14	R: 0 E: 0 K: 1 S: 12	H: 0 LOB: 1 BB: 1 P: 23	R: 1 E: 0 K: 1 S: 13	H: 1 LOB: 2 BB: 1 P: 22	R: 0 E: 0 K: 1 S: 9	H: 0 LOB: 0 BB: 0 P: 13	R: 0 E: 0 K: 0 S: 10	H: 1 LOB: 1 BB: 0 P: 13	R: 0 E: 0 K: 0 S: 9	H: 1 LOB: 1 BB: 0 P: 12	1B: 6 2B: 1 3B: 0 HR: 0	SF: 0 SAC: 0 DP: 0 HBP: 0	WP: 1 PB: 0 SB: 0 CS: 1	PA: 36
PITCHER	IP	WLS	BF	H	R	ER	SO	BB	IBB	HBP	BLK	WP	HR	S	P	ERA	WHIP					
Ken Howell, R ERA: 3.63 (1, 1)	7.2	W	31	6	1	0	8	2	0	0	0	1	0	74	118	0.00	1.043					
Roger McDowell, R ERA: 2.25 (8, 1)	1.1	S	5	1	0	0	0	0	0	0	0	0	0	12	15	0.00	0.750					

Philadelphia Phillies @ Cincinnati Reds
Riverfront Stadium, Cincinnati, OH
Mon Jul 17 1989, 7:05 PM EDT
Att: 24,167 - Unknown - 82 F

AB 34
R 1
H 7
RBI 0
BB 2
SO 8
LOB 17



Batter	1	2	3	4	5	6	7	8	9	AB	R	H	RBI	BB	SO	LOB	TOP				
Lenny Dykstra, L (1, 8) OBP: 0.370, SLG: 0.432	4-2 E S 1B BB	0-2 G6-4-3 1B		4-1 1-2 BB			2-2 G6-3		2-3 K	3	1	1	1	2	1	0					
Tom Herr, S (1, 4) OBP: 0.349, SLG: 0.351	2-0 2B FC3-2 1B	G6-4-3		1-2 F9			0-0 G4-3			4	0	1	1	0	0	3					
Von Hayes, L (1, 9) OBP: 0.395, SLG: 0.463	3-1 FC3-2 SF8 2B		1-1 P4	2-1 G4-3			1-1 P6			4	1	1	0	0	0	2					
Ricky Jordan, R (1, 3) OBP: 0.297, SLG: 0.346	0-0 FC3-2		0-0 PB SF9 1B				0-0 F9		3-3 K	4	1	1	0	0	1	2					
Randy Ready, R (1, 7) OBP: 0.373, SLG: 0.403	SF8		3-2 SF9 PB 1B				2-2 L8		1-1 HR	3	1	2	2	0	0	0					
Curt Ford, L (9, 7) OBP: 0.279, SLG: 0.311			1-2 SF9							0	0	0	0	0	0	0					
Charlie Hayes, R (1, 5) OBP: 0.294, SLG: 0.355	1-2 G6-3		1-2 SF9				0-2 G5-3		2-0 F8	3	0	0	1	0	0	1					
Steve Jeltz, S (1, 6) OBP: 0.407, SLG: 0.376		4-0 2B G6-3 BB	0-0 G4-3				2-1 F9		0-0 G6-3	3	1	0	0	1	0	1					
Steve Lake, R (1, 2) OBP: 0.325, SLG: 0.368		0-1 G6-3 1B 2B		1-0 FC1-6 1B			0-1 G5-3		2-2 F9	4	1	2	0	0	0	0					
Bruce Ruffin, S (1, 1) OBP: 0.287, SLG: 0.154			0-0 G6-3				0-3 K		1-0 G1-3	0	0	0	0	0	0	0					
Greg Harris, S (1, 1) OBP: 0.286, SLG: 0.385										2	0	0	1	0	0	2					
Jim Adduci, L (6, PH) OBP: 0.296, SLG: 0.385										1	0	0	0	0	1	0					
Todd Frohwirth, R (6, PH) OBP: 0.296, SLG: 0.385										0	0	0	0	0	0	0					
Bob Demier, R (9, PH) OBP: 0.296, SLG: 0.385										1	0	0	0	0	0	0					
Roger McDowell, R (9, PH) OBP: 0.296, SLG: 0.385										0	0	0	0	0	0	0					
Inning Stats	R: 2 E: 0 K: 0 S: 16	H: 2 LOB: 1 BB: 1 P: 29	R: 2 E: 0 K: 0 S: 9	H: 2 LOB: 0 BB: 1 P: 15	R: 1 E: 0 K: 0 S: 11	H: 2 LOB: 1 BB: 0 P: 14	R: 0 E: 0 K: 0 S: 8	H: 1 LOB: 2 BB: 0 P: 16	R: 0 E: 0 K: 1 S: 7	H: 0 LOB: 0 BB: 0 P: 9	R: 0 E: 0 K: 1 S: 7	H: 0 LOB: 0 BB: 0 P: 9	R: 0 E: 0 K: 0 S: 6	H: 0 LOB: 0 BB: 0 P: 9	R: 1 E: 0 K: 1 S: 7	H: 1 LOB: 0 BB: 0 P: 13	R: 0 E: 0 K: 1 S: 9	H: 0 LOB: 0 BB: 0 P: 14	1B: 5 2B: 2 3B: 0 HR: 1	SF: 2 SAC: 0 DP: 1 HBP: 0	WP: 0 PA: 37 PB: 1 SB: 1 CS: 0
PITCHER Danny Jackson, L (1, 1) ERA: 5.4	IP: 9.0 WLS: L BF: 37 H: 8 R: 6 ER: 5 SO: 3 BB: 3 IBB: 0 HBP: 0 BLK: 0 WP: 0 HR: 1 S: 80 P: 128 ERA: 5.00 WHIP: 1.222															PITCHER	IP: 9.0 WLS: L BF: 37 H: 8 R: 6 ER: 5 SO: 3 BB: 3 IBB: 0 HBP: 0 BLK: 0 WP: 0 HR: 1 S: 80 P: 128 ERA: 5.00 WHIP: 1.222				

Philadelphia Phillies @ Cincinnati Reds
Riverfront Stadium, Cincinnati, OH
Tue Jul 18 1989, 7:05 PM EDT
Att: 19,970 - Unknown

AB	32
R	6
H	8
RBI	6
BB	3
SO	3
LOB	11



Batter	1	2	3	4	5	6	7	8	9	AB	R	H	RBI	BB	SO	LOB	BOTTOM				
Luis Quinones, S (1, 4) OBP: 0.283, SLG: 0.448	4-0 WP BB 3B	1-0 1B		2-2 G4-3			1-0 P6		1-1 FC4-6 1B	3	1	1	0	1	0	1					
Ken Griffey, L (9, PH) OBP: 0.348, SLG: 0.392									1-2 1B	1	0	0	0	0	0	1					
Todd Benzinger, S (1, 3) OBP: 0.298, SLG: 0.367	4-0 WP BB 3B	0-0 1B		2-2 G4-3			1-2 CS 1B		0-2 1B	4	1	3	0	1	0	0					
Eric Davis, R (1, 8) OBP: 0.347, SLG: 0.512	4-2 1-2 2-3 3B BB	2-2 G6-4-3		1-3 K			1-0 P3		3-2 G6-3	4	1	0	0	1	1	5					
Rolando Roomes, R (1, 7) OBP: 0.322, SLG: 0.496	1-1 G5-3 3B		2-3 K				1-2 HR		2-1 CS	4	2	2	4	0	2	0					
Paul O'Neill, L (1, 9) OBP: 0.352, SLG: 0.463	4-2 S BB		3-1 P3				1-2 G5-3		3-1 1B	3	0	1	0	1	0	0					
Joe Oliver, R (1, 2) OBP: 0.200, SLG: 0.222	2-3 K		3-2 G5-3				0-3 K		0-1 L9	4	0	0	0	0	2	3					
Marty Brown, R (1, 5) OBP: 0.269, SLG: 0.227	0-2 G5-3			0-0 P3			3-2 G5-3 1B		1-0 F9	4	0	1	1	0	0	2					
Jeff Richardson, R (1, 6) OBP: 0.176, SLG: 0.125	1-1 P4			0-1 1B			0-0 G5-3		4-1 FC1-6 BB	3	0	1	0	0	0	2					
Herm Winningham, L (9, PH) OBP: 0.330, SLG: 0.351							1-2 1B			0	0	0	0	1	0	0					
Danny Jackson, R (1, 1) OBP: 0.235, SLG: 0.265			0-0 L4				2-3 K		0-2 FC1-6	3	0	0	0	0	2	2					
Ron Oester, S (9, PH) OBP: 0.252, SLG: 0.240									1-2 FC4-6	1	0	0	0	0	0	1					
Inning Stats	R: 4 E: 0 K: 1 S: 18	H: 1 LOB: 4 BB: 4 P: 38	R: 0 E: 0 K: 0 S: 6	H: 2 LOB: 0 BB: 0 P: 9	R: 0 E: 0 K: 1 S: 9	H: 0 LOB: 0 BB: 0 P: 17	R: 0 E: 0 K: 1 S: 10	H: 1 LOB: 0 BB: 0 P: 14	R: 1 E: 0 K: 1 S: 12	H: 1 LOB: 0 BB: 0 P: 17	R: 0 E: 0 K: 2 S: 11	H: 1 LOB: 1 BB: 0 P: 14	R: 0 E: 0 K: 0 S: 7	H: 1 LOB: 0 BB: 0 P: 11	R: 0 E: 0 K: 1 S: 8	H: 1 LOB: 1 BB: 0 P: 14	R: 0 E: 0 K: 0 S: 12	H: 1 LOB: 2 BB: 1 P: 20	1B: 7 2B: 0 3B: 1 HR: 1	SF: 0 SAC: 0 DP: 1 HBP: 0	WP: 1 PA: 40 PB: 0 SB: 1 CS: 1
PITCHER Bruce Ruffin, L (1, 1) ERA: 6.56	IP: 0.0 WLS: 18 BF: 4 H: 4 R: 1 ER: 1 SO: 4 BB: 0 IBB: 0 HBP: 0 BLK: 0 WP: 0 HR: 1 S: 45 P: 27 ERA: ∞ WHIP: 0.800															PITCHER	IP: 0.0 WLS: 18 BF: 4 H: 4 R: 1 ER: 1 SO: 4 BB: 0 IBB: 0 HBP: 0 BLK: 0 WP: 0 HR: 1 S: 45 P: 27 ERA: ∞ WHIP: 0.800				
Greg Harris, R (1, 1) ERA: 3.14	5.0 W: 11 S: 3																5.0 W: 11 S: 3				
Todd Frohwirth, R (6, 1) ERA: 3.48	3.0 S: 11																3.0 S: 11				
Roger McDowell, R (9, 1) ERA: 2.22	1.0 S: 5																1.0 S: 5				

Philadelphia Phillies @ Cincinnati Reds
Riverfront Stadium, Cincinnati, OH
Tue Jul 18 1989, 7:05 PM EDT
Att: 19,970 - Unknown

AB	34
R	5
H	9
RBI	5
BB	5
SO	7
LOB	17



Batter	1	2	3	4	5	6	7	8	9	AB	R	H	RBI	BB	SO	LOB	TOP			
Herm Winningham, L (1, 9) OBP: 0.324, SLG: 0.343										4	0	1	0	0	1	0	Cincinnati Reds @ Montreal Expos Olympic Stadium, Montreal, QB Fri Jul 21, 1989, 7:05 PM EDT Att: 23,587 - Unknown			
Mariano Duncan, R (1, 6) OBP: 0.253, SLG: 0.309										4	0	2	0	0	0	0				
Eric Davis, R (1, 8) OBP: 0.354, SLG: 0.518										3	1	1	1	1	1	1				
Ken Griffey, L (1, 7) OBP: 0.343, SLG: 0.400										4	0	1	0	0	0	4				
Todd Benzinger, S (1, 3) OBP: 0.296, SLG: 0.377											4	0	0	0	0	1				
Jeff Reed, L (1, 2) OBP: 0.276, SLG: 0.283										4	0	1	0	0	0	0				
Ron Oester, S (1, 4) OBP: 0.252, SLG: 0.240										4	0	1	0	0	1	1				
Jeff Richardson, R (1, 5) OBP: 0.190, SLG: 0.150										3	0	0	0	0	1	1				
Tim Leary, R (1, 1) OBP: 0.057, SLG: 0.057										2	0	0	0	0	2	0				
Scotti Madison, S (7, PH)										1	0	0	0	0	1	1				
Norm Charlton, S (7, 1)										0	0	0	0	0	0	0				
Inning Stats	R: 1 E: 0 K: 1 S: 9	H: 1 LOB: 0 BB: 0 P: 13	R: 0 E: 0 K: 0 S: 6	H: 1 LOB: 0 BB: 0 P: 10	R: 0 E: 0 K: 1 S: 16	H: 2 LOB: 3 BB: 1 P: 25	R: 0 E: 0 K: 1 S: 10	H: 0 LOB: 0 BB: 0 P: 13	R: 0 E: 0 K: 1 S: 10	H: 1 LOB: 1 BB: 0 P: 17	R: 0 E: 0 K: 2 S: 16	H: 1 LOB: 1 BB: 0 P: 26	R: 0 E: 0 K: 0 S: 6	H: 1 LOB: 1 BB: 0 P: 9	R: 0 E: 0 K: 0 S: 7	H: 0 LOB: 0 BB: 0 P: 9	1B: 5 2B: 0 3B: 1 HR: 1	SF: 0 SAC: 0 DP: 1 HBP: 0	WP: 0 PB: 0 SB: 0 CS: 0	PA: 34
PITCHER	IP WLS BF H R ER SO BB IBB HBP BLK WP HR S P ERA WHIP																			
Kevin Gross, R (1, 1) ERA: 4.56	7.0 W 27 6 1 1 7 1 0 0 0 0 1 73 115 1.29 1.000																			
Tim Burke, R (8, 1) ERA: 2.45	2.0 S 7 1 0 0 0 0 0 0 0 0 0 0 13 18 0.00 0.500																			

AB	33
R	1
H	7
RBI	1
BB	1
SO	7
LOB	9



Batter	1	2	3	4	5	6	7	8	9	AB	R	H	RBI	BB	SO	LOB	BOTTOM	
Dave Martinez, L (1, 8) OBP: 0.332, SLG: 0.416										4	2	2	0	0	0	1	Cincinnati Reds @ Montreal Expos Olympic Stadium, Montreal, QB Fri Jul 21, 1989, 7:05 PM EDT Att: 23,587 - Unknown	
Tom Foley, L (1, 4) OBP: 0.312, SLG: 0.362										4	0	1	0	0	2	1		
Andres Galarraga, R (1, 3) OBP: 0.339, SLG: 0.439										3	0	1	1	1	1	1		
Tim Raines, S (1, 7) OBP: 0.424, SLG: 0.459										3	1	1	0	1	0	3		
Hubie Brooks, R (1, 9) OBP: 0.310, SLG: 0.377										3	0	1	0	1	1	3		
Otis Nixon, S (8, PR) OBP: 0.314, SLG: 0.269										0	0	0	0	0	0	0		
Tim Wallach, R (1, 5) OBP: 0.333, SLG: 0.398										4	0	0	0	0	0	4		
Nelson Santovenia, R (1, 2) OBP: 0.337, SLG: 0.399										3	0	1	1	0	1	2		
Jeff Huson, L (1, 6) OBP: 0.278, SLG: 0.313										2	0	0	0	1	0	1		
Kevin Gross, R (1, 1) ERA: 3.36	6.0 L 25 6 2 2 2 5 2 1 0 0 0 2 51 83 3.00 1.333																	
Damaso Garcia, R (7, PH) OBP: 0.297, SLG: 0.323	2.0 8 2 1 0 1 1 0 0 0 0 0 0 19 29 0.00 1.500																	
Tim Burke, R (8, 1) ERA: 3.45										0	0	0	0	0	0	0		
Inning Stats	R: 1 E: 0 K: 0 S: 8	H: 3 LOB: 1 BB: 0 P: 12	R: 0 E: 0 K: 0 S: 10	H: 1 LOB: 0 BB: 0 P: 14	R: 0 E: 0 K: 2 S: 10	H: 1 LOB: 1 BB: 0 P: 16	R: 1 E: 0 K: 1 S: 10	H: 1 LOB: 2 BB: 2 P: 22	R: 0 E: 0 K: 2 S: 10	H: 0 LOB: 1 BB: 1 P: 15	R: 1 E: 0 K: 1 S: 12	H: 1 LOB: 0 BB: 0 P: 17	R: 0 E: 0 K: 0 S: 7	H: 1 LOB: 1 BB: 1 P: 12	1B: 7 2B: 2 3B: 0 HR: 0	SF: 0 SAC: 0 DP: 3 HBP: 0	WP: 2 PB: 0 SB: 3 CS: 0	PA: 33
PITCHER	IP WLS BF H R ER SO BB IBB HBP BLK WP HR S P ERA WHIP																	
Tim Leary, R (1, 1) ERA: 3.36	6.0 L 25 6 2 2 2 5 2 1 0 0 0 2 51 83 3.00 1.333																	
Norm Charlton, L (7, 1) ERA: 3.45	2.0 8 2 1 0 1 1 0 0 0 0 0 0 19 29 0.00 1.500																	

AB	29
R	3
H	8
RBI	2
BB	4
SO	6
LOB	18



Batter	1	2	3	4	5	6	7	8	9	AB	R	H	RBI	BB	SO	LOB	TOP																
Herm Winningham, L (1,9) OBP: 0.310, SLG: 0.327	G6-3		L8		G3-1		K		L9	5	0	0	0	0	1	5	<p>Cincinnati Reds @ Montreal Expos</p> <p>Olympic Stadium, Montreal, QB</p> <p>Sat Jul 22 1989, 3:33 AM EDT</p> <p>Att: 28,278 - Unknown</p>																
Mariano Duncan, R (1,6) OBP: 0.282, SLG: 0.327	F8		E			FC3-2		F9		4	1	2	1	0	0	0																	
Eric Davis, R (1,8) OBP: 0.349, SLG: 0.510	K		E6			F8		K		4	0	0	0	0	2	1																	
Ken Griffey, L (1,7) OBP: 0.336, SLG: 0.391			G3-4-3			FC3-2				3	0	0	0	0	0	2																	
Rolando Roomes, R (8,PH) OBP: 0.309, SLG: 0.476										1	0	1	0	0	0	0																	
Todd Benzinger, S (1,3) OBP: 0.296, SLG: 0.375						G1-3		CS		4	1	1	0	0	1	1																	
Scotti Madison, S (1,5) OBP: 0.227, SLG: 0.190										3	0	0	0	0	0	0																	
Jeff Richardson, R (9,PH) OBP: 0.227, SLG: 0.190	F8				F8		G4-3		E1	1	1	1	0	0	0	0																	
Jeff Reed, L (1,2) OBP: 0.280, SLG: 0.297					G5-3		K			4	1	2	2	0	1	0																	
Ron Oester, S (1,4) OBP: 0.251, SLG: 0.235										3	0	0	0	1	2	2																	
Ron Robinson, R (1,1) OBP: 0.500, SLG: 0.333										2	1	1	0	1	1	0																	
John Franco, L (7,1)										1	0	0	0	0	1	1																	
Inning Stats	R: 0 E: 0 K: 1 S: 8	H: 0 LOB: 0 BB: 0 P: 12	R: 0 E: 0 K: 1 S: 6	H: 0 LOB: 0 BB: 0 P: 7	R: 3 E: 1 K: 1 S: 16	H: 2 LOB: 1 BB: 1 P: 30	R: 0 E: 0 K: 0 S: 6	H: 0 LOB: 0 BB: 0 P: 8	R: 0 E: 0 K: 1 S: 9	H: 1 LOB: 1 BB: 0 P: 12	R: 0 E: 0 K: 2 S: 11	H: 1 LOB: 2 BB: 1 P: 17	R: 0 E: 0 K: 1 S: 8	H: 1 LOB: 0 BB: 0 P: 14	R: 2 E: 1 K: 2 S: 15	H: 3 LOB: 1 BB: 0 P: 23	1B: 5 2B: 3 3B: 0 HR: 0	SF: 0 SAC: 0 DP: 0 HBP: 0	WP: 1 PB: 0 SB: 1 CS: 1	PA: 38													
PITCHER	IP WLS BF H R ER SO BB IBB HBP BLK WP HR S P ERA WHIP																																
Pascual Perez, R (1,1) ERA: 4.01	7.0	28	4	3	1	6	2	0	0	0	0	1	0	64	96	1.29	0.857																
Joe Hesketh, L (8,1) ERA: 7.12	1.0	6	4	2	1	1	0	0	0	0	0	0	0	13	22	9.00	4.000																
Andy McGaffigan, R (9,1) ERA: 3.29	1.0	W	3	0	0	0	2	0	0	0	0	0	0	10	15	0.00	0.000																

AB	35
R	5
H	8
RBI	3
BB	2
SO	9
LOB	12



Batter	1	2	3	4	5	6	7	8	9	AB	R	H	RBI	BB	SO	LOB	BOTTOM																
Dave Martinez, L (1,8) OBP: 0.328, SLG: 0.410	G4-3		K		G1-3		G6-3		SH2-4	3	0	0	0	0	1	0	<p>Cincinnati Reds @ Montreal Expos</p> <p>Olympic Stadium, Montreal, QB</p> <p>Sat Jul 22 1989, 3:33 AM EDT</p> <p>Att: 28,278 - Unknown</p>																
Otis Nixon, S (7,PH) OBP: 0.313, SLG: 0.268										1	0	0	0	0	0	0																	
Tom Foley, L (1,4) OBP: 0.312, SLG: 0.361	F9									3	0	1	0	0	0	0																	
Damaso Garcia, R (8,PH) OBP: 0.300, SLG: 0.349										2	1	1	2	0	1	0																	
Andres Galarraga, R (1,3) OBP: 0.339, SLG: 0.440	K		K			G6-3				4	0	1	0	0	2	1																	
Tim Raines, S (1,7) OBP: 0.422, SLG: 0.454										3	0	0	0	1	0	2																	
Hubie Brooks, R (1,9) OBP: 0.312, SLG: 0.376										3	0	1	0	1	1	2																	
Tim Lincecum, R (1,5) OBP: 0.335, SLG: 0.399										4	1	2	0	0	1	2																	
Nelson Santovenia, R (1,2) OBP: 0.340, SLG: 0.419										4	2	2	1	0	0	3																	
Jeff Huson, L (1,6) OBP: 0.333, SLG: 0.333										2	0	1	0	1	0	1																	
Rex Hudler, R (9,PH) OBP: 0.309, SLG: 0.484										1	1	1	3	0	0	0																	
Pascual Perez, R (1,1) OBP: 0.235, SLG: 0.281										2	0	0	0	0	1	3																	
Wallace Johnson, S (7,PH) OBP: 0.260, SLG: 0.288										1	0	0	0	0	0	1																	
Joe Hesketh, R (8,1) OBP: 1.000, SLG: 1.000										0	0	0	0	0	0	0																	
Andy McGaffigan, R (9,1) OBP: 1.000, SLG: 1.000										0	0	0	0	0	0	0																	
Mike Fitzgerald, R (9,PH) OBP: 0.349, SLG: 0.389										0	1	0	0	0	0	0																	
Inning Stats	R: 0 E: 0 K: 1 S: 7	H: 0 LOB: 0 BB: 0 P: 12	R: 0 E: 0 K: 1 S: 13	H: 1 LOB: 3 BB: 2 P: 24	R: 0 E: 0 K: 2 S: 10	H: 1 LOB: 1 BB: 0 P: 13	R: 0 E: 0 K: 1 S: 13	H: 0 LOB: 1 BB: 1 P: 22	R: 0 E: 0 K: 1 S: 9	H: 0 LOB: 0 BB: 0 P: 13	R: 0 E: 0 K: 0 S: 11	H: 1 LOB: 1 BB: 0 P: 16	R: 1 E: 0 K: 0 S: 6	H: 2 LOB: 0 BB: 0 P: 9	R: 0 E: 0 K: 1 S: 11	H: 1 LOB: 1 BB: 0 P: 18	R: 5 E: 0 K: 0 S: 9	H: 4 LOB: 0 BB: 1 P: 15	1B: 6 2B: 1 3B: 0 HR: 3	SF: 0 SAC: 1 DP: 1 HBP: 0	WP: 1 PB: 0 SB: 0 CS: 0	PA: 38											
PITCHER	IP WLS BF H R ER SO BB IBB HBP BLK WP HR S P ERA WHIP																																
Ron Robinson, R (1,1) ERA: 2.45	6.0	26	5	1	1	6	3	0	0	0	0	0	1	67	105	1.50	1.333																
John Franco, L (7,1) ERA: 2.47	2.1	L	12	5	5	5	1	1	0	0	0	2	22	37	19.29	2.571																	

AB	33
R	6
H	10
RBI	6
BB	4
SO	7
LOB	15



Batter	1	2	3	4	5	6	7	8	9	AB	R	H	RBI	BB	SO	LOB	TOP	
Herm Winningham, L (1, 8) OBP: 0.302, SLG: 0.318 Joel Youngblood, R (6, FH) OBP: 0.314, SLG: 0.347 (6, 9)										3	0	0	0	0	2	4		
Mariano Duncan, R (1, 6) OBP: 0.269, SLG: 0.324										4	0	1	0	1	1	0		
Rolando Roomes, R (1, 9) OBP: 0.318, SLG: 0.480 (6, 8)										5	2	3	0	0	1	1		
Ken Griffey, L (1, 7) OBP: 0.345, SLG: 0.439										4	2	2	3	1	1	4		
Todd Benzinger, S (1, 3) OBP: 0.295, SLG: 0.374										4	0	1	1	0	0	0		
Scotti Madison, S (1, 5) OBP: 0.333, SLG: 0.250										4	0	2	0	1	0	1		
Jeff Reed, L (1, 2) Scott Scudder, R (5, 1) Jeff Richardson, R (7, FH) Tim Birtsas, L (7, 1)										2	0	1	0	1	0	3		
Ron Oester, S (1, 4) Luis Quinones, S (6, FH) (6, 4)										2	0	0	0	0	0	4		
Danny Jackson, R (1, 1) Bob Sebra, R (5, 1) Joe Oliver, R (5, 2) Joe Oliver, R (5, 2)										2	0	0	0	0	1	4		
Inning Stats	R: 2 E: 1 K: 1 S: 12	H: 2 LOB: 0 BB: 0 P: 18	R: 0 E: 0 K: 0 S: 10	H: 1 LOB: 2 BB: 1 P: 18	R: 1 E: 0 K: 2 S: 13	H: 1 LOB: 0 BB: 0 P: 16	R: 0 E: 0 K: 1 S: 13	H: 2 LOB: 3 BB: 1 P: 22	R: 0 E: 0 K: 1 S: 14	H: 2 LOB: 0 BB: 0 P: 9	R: 0 E: 0 K: 0 S: 4	H: 0 LOB: 0 BB: 0 P: 6	R: 1 E: 1 K: 0 S: 6	H: 1 LOB: 1 BB: 1 P: 11	1B: 9 2B: 0 3B: 0 HR: 2	SF: 1 SAC: 0 DP: 0 HBP: 0	WP: 2 PA: 42	
PITCHER	IP WLS BF H R ER SO BB IBB HBP BLK WP HR S P ERA WHIP	IP WLS BF H R ER SO BB IBB HBP BLK WP HR S P ERA WHIP																
Dennis Martinez, R (1, 1) ERA: 3.23	5.0 W 25 8 3 3 6 2 0 0 0 0 1 2 60 92 5.40 2.000																	
Zane Smith, L (6, 1) ERA: 4.0	2.0 9 2 0 0 1 1 0 0 0 0 0 0 19 36 0.00 1.500																	
Andy McGaffigan, R (8, 1) ERA: 3.23	1.0 3 0 0 0 0 0 0 0 0 0 0 0 4 6 0.00 0.000																	
Steve Frey, L (9, 1) ERA: 2.5	1.0 5 1 1 0 0 1 0 0 0 0 1 0 6 11 0.00 2.000																	

Cincinnati Reds @ Montreal Expos
Olympic Stadium, Montreal, QB
Sun Jul 23 1989, 3:33 AM EDT
Att: 33,217 - Unknown

AB 37
R 4
H 11
RBI 4
BB 4
SO 7
LOB 22



Batter	1	2	3	4	5	6	7	8	9	AB	R	H	RBI	BB	SO	LOB	BOTTOM	
Otis Nixon, S (1, 8) OBP: 0.314, SLG: 0.271										5	1	2	0	0	1	2		
Rex Hudler, R (1, 7) OBP: 0.313, SLG: 0.478 Tim Raines, S (5, FH) OBP: 0.427, SLG: 0.458 (6, 7)										1	1	0	0	1	0	0		
Andres Galarraga, R (1, 3) OBP: 0.344, SLG: 0.649 Andy McGaffigan, R (8, 1) Steve Frey, R (9, 1)										2	1	1	2	2	1	1		
Hubie Brooks, R (1, 9) OBP: 0.311, SLG: 0.383 Dave Martinez, L (7, 9) OBP: 0.326, SLG: 0.408										4	1	1	2	0	0	3		
Tim Wallach, R (1, 5) OBP: 0.338, SLG: 0.409										4	2	2	2	1	1	0		
Damaso Garcia, R (1, 4) OBP: 0.324, SLG: 0.376										4	2	4	0	1	0	0		
Mike Fitzgerald, R (1, 2) OBP: 0.356, SLG: 0.431										5	2	3	5	0	1	3		
Jeff Huson, L (1, 6) OBP: 0.346, SLG: 0.391										5	0	2	0	0	0	2		
Dennis Martinez, R (1, 1) OBP: 0.216, SLG: 0.149 Wallace Johnson, S (5, FH) Zane Smith, L (6, 1) Mike Aldrete, L (8, 3)										1	0	0	0	0	0	0		
Inning Stats	R: 3 E: 0 K: 1 S: 13	H: 3 LOB: 1 BB: 1 P: 26	R: 0 E: 0 K: 0 S: 5	H: 0 LOB: 0 BB: 0 P: 7	R: 0 E: 0 K: 0 S: 4	H: 0 LOB: 0 BB: 1 P: 9	R: 2 E: 0 K: 0 S: 12	H: 3 LOB: 1 BB: 0 P: 17	R: 5 E: 0 K: 1 S: 20	H: 4 LOB: 1 BB: 2 P: 37	R: 2 E: 0 K: 1 S: 23	H: 3 LOB: 3 BB: 1 P: 21	R: 0 E: 0 K: 2 S: 14	H: 2 LOB: 2 BB: 0 P: 22	1B: 10 2B: 2 3B: 0 HR: 5	SF: 0 SAC: 1 DP: 3 HBP: 1	WP: 0 PA: 45	
PITCHER	IP WLS BF H R ER SO BB IBB HBP BLK WP HR S P ERA WHIP	IP WLS BF H R ER SO BB IBB HBP BLK WP HR S P ERA WHIP																
Danny Jackson, L (1, 1) ERA: 5.6	4.0 L 19 6 5 5 1 0 0 0 0 0 1 9 20 108.00 12.000																	
Bob Sebra, R (5, 1) ERA: 5.54	0.1 5 2 4 4 0 2 0 0 0 0 0 1 9 20 108.00 12.000																	
Scott Scudder, R (5, 1) ERA: 4.5	1.2 10 5 3 3 2 1 0 0 0 0 2 34 54 16.20 3.600																	
Tim Birtsas, L (7, 1) ERA: 3.86	2.0 11 4 0 0 3 1 0 0 0 0 0 0 27 43 0.00 2.500																	

Cincinnati Reds @ Montreal Expos
Olympic Stadium, Montreal, QB
Sun Jul 23 1989, 3:33 AM EDT
Att: 33,217 - Unknown

AB 37
R 12
H 17
RBI 11
BB 6
SO 6
LOB 17



Batter	1	2	3	4	5	6	7	8	9	AB	R	H	RBI	BB	SO	LOB	TOP								
Tony Gwynn, L OBP: 0.393, SLG: 0.445 (1, 9)										5	0	2	1	0	0	0	San Diego Padres @ Cincinnati Reds Riverfront Stadium, Cincinnati, OH Wed Jul 26 1989, 7:05 PM EDT Att: 18,755 - Unknown								
Roberto Alomar, S OBP: 0.323, SLG: 0.326 (1, 4)										5	1	1	0	0	1	2									
Jack Clark, R OBP: 0.386, SLG: 0.386 Carmelo Martinez, R OBP: 0.282, SLG: 0.323 (1, 3) (8, 3)										4	0	1	1	0	3	1									
Chris James, R OBP: 0.258, SLG: 0.320 Shawn Abner, R OBP: 0.200, SLG: 0.262 (1, 7) (9, 8)										3	1	1	0	1	1	2									
Marvell Wynne, L OBP: 0.289, SLG: 0.365 (1, 8) (9, 7)										4	2	1	0	0	0	1									
Mike Pagliarulo, L OBP: 0.274, SLG: 0.298 (1, 5)										4	0	2	1	0	0	0									
Garry Templeton, S OBP: 0.287, SLG: 0.348 Luis Salazar, R OBP: 0.297, SLG: 0.379 (1, 6) (4, PR) (4, 6)										2	0	1	1	0	0	0									
Benito Santiago, R OBP: 0.278, SLG: 0.353 Mark Parent, R OBP: 0.191, SLG: 0.320 (1, 2) (4, PR) (4, 2)										1	0	0	0	0	0	0									
Dennis Rasmussen, L OBP: 0.146, SLG: 0.171 Mark Grant, R OBP: 0.250, SLG: 0.100 Bip Roberts, S OBP: 0.388, SLG: 0.438 Mark Davis, L (1, 1) (7, 1) (9, PH) (9, 1)										3	0	0	0	0	1	3									
Inning Stats	R: 0 E: 0 K: 2 S: 11	H: 1 LOB: 1 BB: 0 P: 16	R: 0 E: 0 K: 0 S: 7	H: 0 LOB: 0 BB: 0 P: 10	R: 0 E: 0 K: 0 S: 6	H: 0 LOB: 0 BB: 0 P: 9	R: 2 E: 0 K: 2 S: 20	H: 3 LOB: 3 BB: 1 P: 32	R: 1 E: 0 K: 0 S: 8	H: 2 LOB: 0 BB: 0 P: 12	R: 0 E: 0 K: 0 S: 11	H: 1 LOB: 1 BB: 0 P: 14	R: 0 E: 0 K: 1 S: 6	H: 0 LOB: 0 BB: 0 P: 7	R: 1 E: 0 K: 1 S: 20	H: 3 LOB: 2 BB: 0 P: 34		R: 1 E: 0 K: 0 S: 10	H: 2 LOB: 0 BB: 0 P: 14	1B: 10 2B: 1 3B: 1 HR: 0	SF: 0 SAC: 0 DP: 2 HBP: 1	WP: 0 PB: 0 SB: 1 CS: 0	PA: 39		
PITCHER	IP WLS BF H R ER SO BB IBB HBP BLK WP HR S P ERA WHIP	7.0 L 29 7 3 3 5 1 0 1 0 0 0 0 69 100 3.86 1.143	2.0 L 10 5 2 2 1 0 0 0 0 0 0 0 30 48 9.00 2.500																						

AB	37
R	5
H	12
RBI	5
BB	1
SO	6
LOB	13



Batter	1	2	3	4	5	6	7	8	9	AB	R	H	RBI	BB	SO	LOB	BOTTOM							
Mariano Duncan, R OBP: 0.282, SLG: 0.345 (1, 6)										4	1	1	1	0	1	3	San Diego Padres @ Cincinnati Reds Riverfront Stadium, Cincinnati, OH Wed Jul 26 1989, 7:05 PM EDT Att: 18,755 - Unknown							
Hern Wainwright, L OBP: 0.303, SLG: 0.313 (1, 8)										4	0	1	0	1	2	4								
Todd Benzinger, S OBP: 0.292, SLG: 0.372 (1, 3)										3	1	0	0	0	0	2								
Rolando Roomes, R OBP: 0.315, SLG: 0.471 (1, 9)										3	0	0	0	0	2	2								
Joel Youngblood, R OBP: 0.311, SLG: 0.342 Ken Griffey, L OBP: 0.346, SLG: 0.445 (1, 7) (8, PH) (9, 7)										3	0	0	1	0	1	3								
Scotti Madison, S OBP: 0.353, SLG: 0.400 (1, 5)										1	0	1	0	0	0	0								
Joe Oliver, R OBP: 0.250, SLG: 0.227 (1, 2)										4	0	0	0	0	0	3								
Luis Quinones, S OBP: 0.267, SLG: 0.404 (1, 4)										3	0	0	0	0	0	0								
Rick Mahler, R OBP: 0.232, SLG: 0.226 Jeff Richardson, R OBP: 0.240, SLG: 0.174 John Franco, L Eric Davis, R OBP: 0.351, SLG: 0.510 (1, 1) (7, PH) (8, 1) (9, PH)										2	0	0	0	0	0	0								
Inning Stats	R: 0 E: 0 K: 2 S: 7	H: 0 LOB: 0 BB: 0 P: 12	R: 0 E: 0 K: 0 S: 3	H: 0 LOB: 0 BB: 0 P: 6	R: 0 E: 0 K: 0 S: 9	H: 0 LOB: 0 BB: 0 P: 12	R: 2 E: 1 K: 0 S: 4	H: 1 LOB: 1 BB: 0 P: 10	R: 0 E: 0 K: 0 S: 3	H: 0 LOB: 0 BB: 0 P: 5	R: 0 E: 0 K: 2 S: 12	H: 1 LOB: 2 BB: 1 P: 22	R: 1 E: 0 K: 0 S: 5	H: 1 LOB: 2 BB: 1 P: 10	R: 0 E: 0 K: 1 S: 8	H: 1 LOB: 1 BB: 1 P: 13		R: 0 E: 0 K: 1 S: 9	H: 0 LOB: 1 BB: 1 P: 16	1B: 1 2B: 3 3B: 0 HR: 0	SF: 0 SAC: 2 DP: 1 HBP: 2	WP: 0 PB: 0 SB: 0 CS: 1	PA: 38	
PITCHER	IP WLS BF H R ER SO BB IBB HBP BLK WP HR S P ERA WHIP	6.1 W 7 1 0 0 1 1 0 0 0 0 0 10 15 0.00 1.200	1.2 W 7 1 0 0 1 1 0 0 0 0 0 9 16 0.00 1.000																					



Batter	1	2	3	4	5	6	7	8	9	AB	R	H	RBI	BB	SO	LOB	TOP						
Tony Gwynn, L (1, 9) OBP: 0.394, SLG: 0.446	0-0 1B		0-2 1B		2-2 G1-3		1-1 F7			4	0	2	0	0	0	1							
Roberto Alomar, S (1, 4) OBP: 0.323, SLG: 0.325	2-3 K		0-1 1B			3-3 K		1-0 F7		4	0	1	0	0	2	1							
Jack Clark, R (1, 3) OBP: 0.396, SLG: 0.384	1-3 K		3-3 1B			0-0 FC6-4 1B		1-3 K		4	0	1	0	0	3	3							
Bip Roberts, S (6, 6) OBP: 0.398, SLG: 0.436			1-2 K							0	0	0	0	0	0	0							
Chris James, R (1, 7) OBP: 0.258, SLG: 0.319	1-0 G4-3				0-0 G6-3		0-0 FC6-4 1B		1-2 F8	4	0	1	0	0	0	1							
Marvell Wynne, L (1, 8) OBP: 0.289, SLG: 0.364		0-1 G4-3		1-1 G4-6-3 1B		1-0 FC6-4		0-3 K		3	0	1	0	0	0	2							
Carmelo Martinez, R (9, PH) OBP: 0.281, SLG: 0.321						1-2 2-3				1	0	0	0	0	1	0							
Mike Pagliarulo, L (1, 5) OBP: 0.270, SLG: 0.293	0-0 G6-3		1-0 G4-6-3		1-0 G4-6-3		1-0 F7		0-0 F9	4	0	0	0	0	0	3							
Luis Salazar, R (1, 6) OBP: 0.301, SLG: 0.395	1-2 F9				2-2 HR		3-2 1B		1-2 F8	4	1	2	1	0	0	0							
Mark Parent, R (1, 2) OBP: 0.186, SLG: 0.311			2-0 F8		1-0 G6-3		2-3 K			3	0	0	0	0	1	1							
Greg Harris, R (1, 1)			3-2 G4-3		0-1 G6-3		1-2 P5			2	0	0	0	0	0	0							
Pat Clements, R (6, 1)										0	0	0	0	0	0	0							
Tim Flannery, L (7, PH) OBP: 0.314, SLG: 0.292										1	0	0	0	0	0	1							
Freddie Toliver, R (7, 1)										0	0	0	0	0	0	0							
Inning Stats	R: 0 E: 0 K: 2 S: 9	H: 1 LOB: 1 BB: 0 P: 12	R: 0 E: 0 K: 0 S: 6	H: 0 LOB: 0 BB: 0 P: 7	R: 0 E: 0 K: 1 S: 13	H: 2 LOB: 2 BB: 0 P: 21	R: 0 E: 0 K: 0 S: 4	H: 1 LOB: 0 BB: 0 P: 6	R: 1 E: 0 K: 0 S: 9	H: 1 LOB: 0 BB: 0 P: 14	R: 0 E: 0 K: 1 S: 8	H: 2 LOB: 2 BB: 0 P: 13	R: 0 E: 0 K: 1 S: 12	H: 1 LOB: 1 BB: 0 P: 19	R: 0 E: 0 K: 1 S: 10	H: 0 LOB: 0 BB: 0 P: 13	R: 0 E: 0 K: 1 S: 8	H: 0 LOB: 0 BB: 0 P: 9	1B: 7 2B: 0 3B: 0 HR: 1	SF: 0 SAC: 0 DP: 1 HBP: 0	WP: 0 PB: 0 SB: 1 CS: 0	PA: 34	
PITCHER	IP WLS BF H R ER SO BB IBB HBP BLK WP HR S P ERA WHIP	8.0 W 31 8 1 1 6 0 0 0 0 0 1 71 105 1.12 1.000	1.0 3 0 0 0 1 0 0 0 0 0 0 8 9 0.00 0.000																				

San Diego Padres @ Cincinnati Reds
Riverfront Stadium, Cincinnati, OH
Thu Jul 27 1989, 7:05 PM EDT
Att: 18,072 - Unknown

livebaseballscorecards.com

AB 34
R 1
H 8
RBI 1
BB 0
SO 7
LOB 13



Batter	1	2	3	4	5	6	7	8	9	AB	R	H	RBI	BB	SO	LOB	BOTTOM					
Mariano Duncan, R (1, 6) OBP: 0.279, SLG: 0.339	1-3 K		0-0 CS 1B		2-3 K		0-2 L5		0-1 G5-4-3	5	0	1	0	0	2	4						
Herm Winningham, L (1, 8) OBP: 0.302, SLG: 0.304	1-3 K		2-2 F8		2-0 G4-3		4-2 FC5 BB			3	0	0	0	1	1	1						
Ken Griffey, L (1, 7) OBP: 0.350, SLG: 0.443	1-3 K		3-2 G3-1		2-0 1B		4-2 FC5 BB			3	1	1	0	1	1	1						
Van Snider, L (7, PR) OBP: 0.167, SLG: 0.167			1-2				1-2 2B			0	1	0	0	0	0	0						
Todd Benzinger, S (1, 3) OBP: 0.289, SLG: 0.368		1-1 G4-3		2-2 G4-3		3-3 K		3-3 K		4	0	0	0	0	2	3						
Rolando Roomes, R (1, 9) OBP: 0.325, SLG: 0.497		0-0 HR		0-1 1B		1-0 1B		2-2 FC5 2B		4	2	3	2	0	0	2						
Scotti Madison, S (1, 5) OBP: 0.381, SLG: 0.444		2-2 F8		2-0 F7		4-0 1B		1-2 2B		3	1	1	1	1	0	1						
Jeff Richardson, R (7, PR) OBP: 0.240, SLG: 0.174								1-3 2-H		0	0	0	0	0	0	0						
Jeff Reed, L (1, 2) OBP: 0.307, SLG: 0.307		2-2 1B		3-2 G4-3		0-0 BB		1-1 F8		2	1	1	0	0	0	1						
Joe Oliver, R (6, PH) OBP: 0.269, SLG: 0.250						1-2 2-H		1-3 2-H		2	0	1	1	0	0	3						
Ron Oester, S (1, 4) OBP: 0.267, SLG: 0.244		1-2 1B		0-1 G3		4-0 BB		4-2 G5-4-3 BB		2	0	1	0	2	0	0						
Tim Leary, R (1, 1) OBP: 0.105, SLG: 0.081		1-2 1B		1-3 K		4-0 BB		0-3 K		2	0	1	2	1	1	0						
Joel Youngblood, R (8, PH) OBP: 0.308, SLG: 0.338										1	0	0	0	0	1	1						
Norm Charlton, S (9, 1) OBP: 0.269, SLG: 0.250										0	0	0	0	0	0	0						
Inning Stats	R: 0 E: 0 K: 3 S: 9	H: 0 LOB: 0 BB: 0 P: 12	R: 2 E: 0 K: 0 S: 15	H: 4 LOB: 2 BB: 0 P: 22	R: 0 E: 0 K: 0 S: 8	H: 1 LOB: 0 BB: 0 P: 12	R: 0 E: 0 K: 0 S: 9	H: 1 LOB: 1 BB: 0 P: 16	R: 0 E: 0 K: 2 S: 9	H: 0 LOB: 0 BB: 0 P: 12	R: 3 E: 0 K: 1 S: 13	H: 3 LOB: 3 BB: 3 P: 33	R: 1 E: 0 K: 1 S: 18	H: 1 LOB: 3 BB: 2 P: 33	R: 0 E: 0 K: 1 S: 12	H: 0 LOB: 0 BB: 1 P: 16	1B: 8 2B: 1 3B: 0 HR: 1	SF: 0 SAC: 0 DP: 1 HBP: 0	WP: 0 PB: 0 SB: 2 CS: 1	PA: 37		
PITCHER	IP WLS BF H R ER SO BB IBB HBP BLK WP HR S P ERA WHIP	5.2 L 24 4 0 0 0 2 0 0 0 0 0 4 12 0.00 9.000	0.1 4 1 0 0 0 2 0 0 0 0 0 4 12 0.00 9.000	2.0 9 1 1 1 2 3 0 0 0 0 0 0 30 49 4.50 2.000																		

San Diego Padres @ Cincinnati Reds
Riverfront Stadium, Cincinnati, OH
Thu Jul 27 1989, 7:05 PM EDT
Att: 18,072 - Unknown

livebaseballscorecards.com

AB 31
R 6
H 10
RBI 6
BB 6
SO 8
LOB 17



Batter	1	2	3	4	5	6	7	8	9	10	11	12	13	14	15	16	17	AB	R	H	RBI	BB	SO	LOB	TOP	
Mariano Duncan, R OBP: 0.277, SLG: 0.333																		8	1	2	0	0	1	2		
Todd Benzinger, S OBP: 0.286, SLG: 0.363																		8	1	1	0	0	3	6		
Eric Davis, R OBP: 0.352, SLG: 0.508																		7	0	2	0	1	2	2		
Ken Griffey, L OBP: 0.345, SLG: 0.432																		8	0	2	2	0	2	3		
Rolando Roomes, R OBP: 0.322, SLG: 0.485																		8	0	2	0	0	4	3		
Scotti Madison, S OBP: 0.321, SLG: 0.360																		7	1	1	0	0	0	2		
Jeff Reed, L OBP: 0.288, SLG: 0.309																		2	0	1	0	1	1	0		
Jeff Richardson, R OBP: 0.240, SLG: 0.174																		0	1	0	0	0	0	0		
Joe Oliver, R OBP: 0.270, SLG: 0.231																		2	0	0	0	1	1	0		
Ron Oester, S ERA: 4.25																		4	0	1	0	0	0	1		
John Francis, L ERA: 4.15																		0	0	0	0	0	0	0		
Scott Scudder, L ERA: 2.83																		0	0	0	0	0	0	0		
John Youngblood, R ERA: 3.58																		1	0	1	1	0	0	0		
Norm Charlton, L ERA: 3.49																		0	0	0	0	0	0	0		
Tom Browning, L ERA: 3.18																		1	0	0	0	0	1	0		
Bob Sebra, R ERA: 5.14																		0	0	0	0	0	0	1		
Ron Robinson, R OBP: 0.500, SLG: 0.400																		2	0	1	0	0	1	1		
Herm Winstanley, L OBP: 0.307, SLG: 0.310																		1	0	1	1	0	0	0		
Rob Dibble, L ERA: 3.71																		0	0	0	0	0	0	0		
Luis Quiñones, S OBP: 0.258, SLG: 0.389																		4	0	0	0	0	1	1		
Inning Stats	R: 0 E: 0 K: 2 S: 12	H: 1 LOB: 1 BB: 0 P: 19	R: 0 E: 0 K: 1 S: 8	H: 0 LOB: 0 BB: 0 P: 12	R: 0 E: 0 K: 1 S: 8	H: 1 LOB: 0 BB: 0 P: 12	R: 0 E: 0 K: 1 S: 10	H: 1 LOB: 0 BB: 0 P: 13	R: 0 E: 0 K: 1 S: 10	H: 1 LOB: 1 BB: 0 P: 14	R: 0 E: 0 K: 0 S: 7	H: 0 LOB: 0 BB: 0 P: 9	R: 0 E: 0 K: 2 S: 10	H: 1 LOB: 0 BB: 0 P: 13	R: 0 E: 0 K: 1 S: 6	H: 1 LOB: 0 BB: 0 P: 10	R: 0 E: 0 K: 1 S: 7	H: 0 LOB: 0 BB: 0 P: 13	R: 2 E: 2 K: 2 S: 16	H: 1 LOB: 2 BB: 1 P: 27	1B: 13 2B: 2 3B: 0 HR: 0	SF: 0 SAC: 1 DP: 2 HBP: 0	WP: 0 PB: 0 CS: 0	PA: 69		
PITCHER	IP: 6.2 WLS: 2 BF: 28 H: 7 R: 1 ER: 1 SO: 7 BB: 0 IBB: 0 HBP: 0 BLK: 0 WP: 0 HR: 0 S: 61 P: 94 ERA: 1.35 WHIP: 1.200	IP: 1.0 WLS: 1 BF: 7 H: 1 R: 2 ER: 0 SO: 2 BB: 0 IBB: 1 HBP: 0 BLK: 0 WP: 0 HR: 0 S: 16 P: 27 ERA: 0.00 WHIP: 1.000																								
Pete Smith, R ERA: 4.25																										
Jim Acker, R ERA: 2.54																										
Joe Boever, R ERA: 2.32																										
Mark Eichhorn, R ERA: 3.38																										
Paul Assemacher, L ERA: 3.95																										
Batter	1	2	3	4	5	6	7	8	9	10	11	12	13	14	15	16	17	AB	R	H	RBI <td>BB</td> <td>SO</td> <td>LOB</td> <td>BOTTOM</td>	BB	SO	LOB	BOTTOM	
Jeff Blauser, R OBP: 0.299, SLG: 0.401																		7	0	0	0	0	0	1		
Jeff Trachway, L OBP: 0.116, SLG: 0.366																		6	1	2	0	0	0	0		
29 John Smoltz, R OBP: 0.252, SLG: 0.250																		1	0	0	0	0	1	0		
Sergio Valdez, R ERA: 5.14																		0	0	0	0	0	0	0		
Lonnie Smith, R OBP: 0.445, SLG: 0.577																		6	1	3	1	1	2	0		
Dale Murphy, R OBP: 0.506, SLG: 0.358																		5	0	0	1	1	2	3		
Andres Thomas, R OBP: 0.250, SLG: 0.354																		7	0	1	0	0	0	2		
Darrell Evans, L OBP: 0.276, SLG: 0.305																		3	0	1	0	1	0	2		
Ed Whitted, R OBP: 0.257, SLG: 0.344																		3	0	1	0	0	0	0		
Jody Davis, R OBP: 0.239, SLG: 0.228																		6	0	0	0	1	1	4		
Jeff Weimer, L OBP: 0.281, SLG: 0.238																		6	0	0	0	1	1	4		
Gerónimo Berroa, R OBP: 0.298, SLG: 0.353																		6	0	0	0	1	1	4		
Pete Smith, R ERA: 2.12																		2	0	0	0	0	0	1		
Jim Acker, R ERA: 2.54																		0	0	0	0	0	0	0		
Tommy Gregg, L ERA: 3.08																		0	0	0	0	0	0	0		
Joe Boever, R ERA: 2.32																		1	0	0	0	0	1	0		
John Russell, R ERA: 4.15																		0	0	0	0	0	0	0		
Mark Eichhorn, R ERA: 3.38																		1	0	0	0	0	0	0		
Derek Lilliquist, L OBP: 0.250, SLG: 0.286																		0	0	0	0	0	0	0		
Blondie Brubaker, L ERA: 3.95																		1	0	0	0	0	1	0		
Inning Stats	R: 1 E: 0 K: 0 S: 16	H: 2 LOB: 2 BB: 1 P: 26	R: 0 E: 0 K: 1 S: 7	H: 0 LOB: 0 BB: 0 P: 10	R: 0 E: 0 K: 0 S: 4	H: 0 LOB: 0 BB: 0 P: 8	R: 0 E: 0 K: 0 S: 5	H: 0 LOB: 0 BB: 0 P: 7	R: 0 E: 0 K: 1 S: 6	H: 2 LOB: 1 BB: 1 P: 11	R: 0 E: 0 K: 0 S: 9	H: 1 LOB: 1 BB: 0 P: 17	R: 0 E: 0 K: 1 S: 10	H: 0 LOB: 0 BB: 0 P: 17	R: 0 E: 0 K: 1 S: 11	H: 0 LOB: 0 BB: 0 P: 16	R: 0 E: 0 K: 1 S: 8	H: 1 LOB: 0 BB: 0 P: 7	R: 0 E: 0 K: 3 S: 10	H: 0 LOB: 0 BB: 0 P: 15	R: 0 E: 0 K: 1 S: 7	H: 1 LOB: 1 BB: 0 P: 14	1B: 4 2B: 3 3B: 1 HR: 0	SF: 1 SAC: 0 DP: 1 HBP: 0	WP: 0 PB: 0 CS: 0	PA: 62
PITCHER	IP: 6.0 WLS: 2 BF: 22 H: 1 R: 1 ER: 1 SO: 2 BB: 0 IBB: 0 HBP: 0 BLK: 0 WP: 0 HR: 0 S: 44 P: 69 ERA: 1.50 WHIP: 0.667	IP: 1.0 WLS: 1 BF: 4 H: 1 R: 0 ER: 0 SO: 1 BB: 0 IBB: 0 HBP: 0 BLK: 0 WP: 0 HR: 0 S: 7 P: 14 ERA: 0.00 WHIP: 1.000																								
Ron Robinson, R ERA: 2.12																										
Rob Dibble, R ERA: 2.44																										
John Francis, L ERA: 2.83																										
Scott Scudder, R ERA: 4.15																										
Norm Charlton, L ERA: 3.49																										
Batter	1	2	3	4	5	6	7	8	9	10	11	12	13	14	15	16	17	AB	R	H	RBI <td>BB</td> <td>SO</td> <td>LOB</td> <td>BOTTOM</td>	BB	SO	LOB	BOTTOM	
Jeff Blauser, R OBP: 0.299, SLG: 0.401																		7	0	0	0	0	0	1		
Jeff Trachway, L OBP: 0.116, SLG: 0.366																		6	1	2	0	0	0	0		
29 John Smoltz, R OBP: 0.252, SLG: 0.250																		1	0	0	0	0	1	0		
Sergio Valdez, R ERA: 5.14																		0	0	0	0	0	0	0		
Lonnie Smith, R OBP: 0.445, SLG: 0.577																		6	1	3	1	1	2	0		
Dale Murphy, R OBP: 0.506, SLG: 0.358																		5	0	0	1	1	2	3		
Andres Thomas, R OBP: 0.250, SLG: 0.354																										

Batter	1	2	3	4	5	6	7	8	9	AB	R	H	RBI	BB	SO	LOB	TOP					
Mariano Duncan, R (1,6) OBP: 0.269, SLG: 0.323	P3		G1-3		K		F7			4	0	0	0	0	1	3	Cincinnati Reds @ Atlanta Braves Atlanta-Fulton County Stadium, Atlanta, GA Sat Jul 29 1989, 7:05 PM EDT Att: 31,470 - Unknown - 93 F					
Scotti Madison, S (1,5) OBP: 0.313, SLG: 0.345 Jeff Richardson, R (8,5) OBP: 0.240, SLG: 0.174	P2			G4-3		BB 3B 1B		G4-3		4	1	1	0	0	0	0						
Eric Davis, R (1,8) OBP: 0.354, SLG: 0.517	K			HR		BB 3B BB		G6-3		3	2	1	1	1	1	0						
Ken Griffey, L (1,7) OBP: 0.343, SLG: 0.441 Van Snider, L (8,7) OBP: 0.143, SLG: 0.143		G4-3		F9		3B 1H 2H		G3		4	0	1	2	0	0	0						
Rolando Roomes, R (1,9) OBP: 0.315, SLG: 0.474		G4-3		G6-3		K			K	4	0	0	0	0	2	1						
Todd Benzinger, S (1,3) OBP: 0.288, SLG: 0.371		F8			SH5-4 BB	FC4-2-5-2-6			HR	3	1	1	1	1	0	1						
Jeff Reed, L (1,2) OBP: 0.297, SLG: 0.304			P6		P3	P6			FC6-4 BB	3	0	0	0	1	0	2						
Ron Oester, S (1,4) OBP: 0.272, SLG: 0.250			1B		SH5-4 1B		G6-3		FC6-4	4	0	2	0	0	0	1						
Tom Browning, L (1,1) OBP: 0.140, SLG: 0.104 Rob Dibble, L (8,1)			SH5-6-3		SH5-4		K		G4-3	1	0	0	0	0	1	0						
Herm Winningham, L (9, PH) OBP: 0.305, SLG: 0.308 John Franco, L (9,1)					SH5-4 1-2 2-3					0	0	0	0	0	0	1						
										0	0	0	0	0	0	0						
Inning Stats	R: 0 E: 0 K: 1 S: 7	H: 0 LOB: 0 BB: 0 P: 8	R: 0 E: 0 K: 0 S: 9	H: 0 LOB: 0 BB: 0 P: 12	R: 0 E: 0 K: 0 S: 7	H: 1 LOB: 1 BB: 0 P: 9	R: 1 E: 0 K: 0 S: 9	H: 1 LOB: 0 BB: 0 P: 11	R: 0 E: 0 K: 1 S: 11	H: 1 LOB: 2 BB: 1 P: 17	R: 2 E: 0 K: 1 S: 16	H: 2 LOB: 1 BB: 1 P: 30	R: 0 E: 0 K: 1 S: 9	H: 0 LOB: 0 BB: 0 P: 12	R: 0 E: 0 K: 0 S: 4	H: 0 LOB: 0 BB: 0 P: 8	R: 1 E: 0 K: 1 S: 8	H: 1 LOB: 1 BB: 1 P: 16	1B: 3 2B: 0 3B: 1 HR: 2	SF: 0 SAC: 2 DP: 0 HBP: 0	WP: 0 PB: 0 CS: 0	PA: 36
PITCHER	IP WLS BF H R ER SO BB IBB HBP BLK WP HR S P ERA WHIP																					
29 John Smoltz, R (1,1) ERA: 2.2	7.0 L 28 5 3 3 4 2 0 0 0 0 1 68 99 3.86 1.000																					
Jim Acker, R (8,1) ERA: 2.99	2.0 8 1 1 1 1 1 0 0 0 0 1 12 24 4.50 1.000																					

Batter	1	2	3	4	5	6	7	8	9	AB	R	H	RBI	BB	SO	LOB	BOTTOM					
Jeff Blauser, R (1,4) OBP: 0.298, SLG: 0.396	B3		G5-3					L6		3	0	0	0	1	0	1	Cincinnati Reds @ Atlanta Braves Atlanta-Fulton County Stadium, Atlanta, GA Sat Jul 29 1989, 7:05 PM EDT Att: 31,470 - Unknown - 93 F					
Tommy Gregg, L (1,3) OBP: 0.311, SLG: 0.335			F8		IBB			G6-4-3 BB		3	0	1	0	1	1	3						
Lonnie Smith, R (1,7) OBP: 0.443, SLG: 0.583	F8			HR			F8	G6-4-3		4	1	1	1	0	0	2						
Dale Murphy, R (1,8) OBP: 0.303, SLG: 0.355	G4-3			P3			P3		G4-3	4	0	0	0	0	0	1						
Andres Thomas, R (1,6) OBP: 0.250, SLG: 0.355		F8		P5				G6-3		4	0	1	0	0	0	0						
Geronimo Berroa, R (1,9) OBP: 0.297, SLG: 0.350		G4-3		F9			L6			4	0	1	0	0	0	1						
Jody Davis, R (1,2) OBP: 0.235, SLG: 0.223		P4			K			P4		4	0	0	0	0	2	1						
Ed Whited, R (1,5) OBP: 0.263, SLG: 0.343			29 SH1-4 1B		E6			F8		3	0	1	0	0	0	0						
29 John Smoltz, R (1,1) ERA: 3.49 Oddibe McDowell, L (7, PH) ERA: 2.42 Jim Acker, R (8,1) OBP: 0.250, SLG: 0.250			SH1-4		F8			K		1	0	0	0	0	0	1						
										1	0	0	0	0	1	0						
										0	0	0	0	0	0	0						
Inning Stats	R: 0 E: 0 K: 0 S: 9	H: 1 LOB: 1 BB: 0 P: 12	R: 0 E: 0 K: 0 S: 6	H: 0 LOB: 0 BB: 0 P: 9	R: 0 E: 0 K: 0 S: 8	H: 1 LOB: 1 BB: 0 P: 12	R: 1 E: 0 K: 0 S: 9	H: 1 LOB: 0 BB: 0 P: 14	R: 0 E: 1 K: 2 S: 9	H: 0 LOB: 2 BB: 1 P: 17	R: 0 E: 0 K: 0 S: 8	H: 1 LOB: 1 BB: 0 P: 12	R: 0 E: 0 K: 1 S: 9	H: 0 LOB: 0 BB: 0 P: 13	R: 0 E: 0 K: 0 S: 6	H: 0 LOB: 0 BB: 1 P: 14	R: 0 E: 0 K: 1 S: 10	H: 1 LOB: 1 BB: 0 P: 15	1B: 3 2B: 1 3B: 0 HR: 1	SF: 0 SAC: 1 DP: 1 HBP: 0	WP: 0 PB: 0 CS: 0	PA: 34
PITCHER	IP WLS BF H R ER SO BB IBB HBP BLK WP HR S P ERA WHIP																					
Tom Browning, L (1,1) ERA: 3.49	7.1 W 29 4 1 1 3 1 0 0 0 0 0 63 100 1.23 0.682																					
Rob Dibble, R (8,1) ERA: 2.42	0.2 1 0 0 0 0 0 0 0 0 0 0 1 3 0.00 0.000																					
John Franco, L (9,1) ERA: 2.58	1.0 S 4 1 0 0 1 0 0 0 0 0 0 0 10 15 0.00 1.000																					

Batter	1	2	3	4	5	6	7	8	9	AB	R	H	RBI	BB	SO	LOB	TOP					
Mariano Duncan, R OBP: 0.266, SLG: 0.319	2-3 K		0-2 P6			0-0 1B	2-3 K		2-1 P4	5	1	1	0	0	2	1	Cincinnati Reds @ Atlanta Braves Atlanta-Fulton County Stadium, Atlanta, GA Sun Jul 30 1989, 3:33 AM EDT Att. 14,177 - Cloudy					
Scotti Madison, S OBP: 0.306, SLG: 0.333	2-0 1B SF8		0-0 P3			1-0 F9	0-0 G3			4	1	1	0	0	0	2						
Eric Davis, R OBP: 0.355, SLG: 0.516	1-0 CS			2-1 P3		0-0 G3		1-2 G6-3		4	0	2	0	0	0	0						
Rolando Roomes, R OBP: 0.319, SLG: 0.477	0-1 SF8			0-0 1B		2-0 G3		1-3 K		3	0	2	2	0	1	0						
Joel Youngblood, R OBP: 0.309, SLG: 0.349	2-1 CS	2-3 K		0-1 F8		0-1 G3		2-0 2B		2	0	0	0	0	1	1						
Ken Griffey, L OBP: 0.345, SLG: 0.448	1-2 1-2					1-2 G3				2	0	1	0	0	0	2						
Todd Benzinger, S OBP: 0.292, SLG: 0.372				1-0 F9		4-0 IBB		4-2 BB		2	0	1	0	2	0	1						
Joe Oliver, R OBP: 0.237, SLG: 0.214	1-2 F8			0-0 F9		0-3 K		0-2 P3		2	0	0	0	0	0	1						
Jeff Reed, L OBP: 0.294, SLG: 0.301	1-3 K									2	0	0	0	0	1	5						
Ron Oester, S OBP: 0.266, SLG: 0.244				0-0 G5-3		1-0 G4-3		0-1 F7		4	0	0	0	0	1	1						
Rick Mahler, R OBP: 0.237, SLG: 0.232			3-2 G6-3		0-0 F8			1-1 P6		3	0	1	0	0	0	0	REDS WP: 0 PA: 38 RB: 0 H: 9 RBI: 2 BB: 2 SO: 6 LOB: 14					
Norm Charlton, S OBP: 0.292, SLG: 0.301										0	0	0	0	0	0	0						
Herm Winningham, L OBP: 0.302, SLG: 0.305										1	0	0	0	0	0	0						
Inning Stats	R: 1 E: 0 K: 1 S: 9	H: 2 LOB: 0 BB: 0 P: 16	R: 0 E: 0 K: 2 S: 14	H: 1 LOB: 1 BB: 0 P: 18	R: 0 E: 0 K: 0 S: 7	H: 0 LOB: 0 BB: 0 P: 10	R: 0 E: 0 K: 0 S: 6	H: 1 LOB: 1 BB: 0 P: 9	R: 0 E: 0 K: 1 S: 3	H: 0 LOB: 0 BB: 0 P: 3	R: 1 E: 0 K: 1 S: 10	H: 3 LOB: 3 BB: 1 P: 18	R: 0 E: 0 K: 1 S: 6	H: 1 LOB: 1 BB: 0 P: 9	R: 0 E: 0 K: 1 S: 12	H: 1 LOB: 2 BB: 1 P: 20		R: 0 E: 0 K: 0 S: 6	H: 0 LOB: 0 BB: 0 P: 9	1B: 8 2B: 1 3B: 0 HR: 0	SF: 1 SAC: 0 DP: 0 HBP: 0	
PITCHER	IP	WLS	BF	H	R	ER	SO	BB	IBB	HBP	BLK	WP	HR	S	P	ERA		WHIP				
Derek Liliquist, L ERA: 3.88	(1, 1)	5.1	W	22	7	2	2	3	0	0	0	0	0	43	63	3.38		1.312				
Mark Eichhorn, R ERA: 3.23	(6, 1)	1.2		7	1	0	0	2	0	1	0	0	0	12	20	0.00		0.600				
Joe Boever, R ERA: 2.62	(8, 1)	2.0	S	8	1	0	0	1	1	0	0	0	0	18	29	0.00		1.000				

Batter	1	2	3	4	5	6	7	8	9	AB	R	H	RBI	BB	SO	LOB	BOTTOM				
Oddibe McDowell, L OBP: 0.315, SLG: 0.315	0-1 1B G6-4-3		0-0 G3			0-0 F8		0-0 G5-3		4	2	3	1	0	0	1	Cincinnati Reds @ Atlanta Braves Atlanta-Fulton County Stadium, Atlanta, GA Sun Jul 30 1989, 3:33 AM EDT Att. 14,177 - Cloudy				
Jeff Treadway, L OBP: 0.315, SLG: 0.365	3-1 G6-4-3		1-0 G3		0-3 K		2-1 G5-3			4	0	1	0	0	1	3					
Lonnie Smith, R OBP: 0.441, SLG: 0.579	0-0 G6-4-3		0-1 S		0-0 G5-3		2-1 G6-3			4	0	1	1	0	0	2					
Dale Murphy, R OBP: 0.303, SLG: 0.352	0-0 F8		1-2 P4		4-2 BB			0-0 G6-3		3	0	0	0	1	0	1					
Darrell Evans, L OBP: 0.279, SLG: 0.322		2-0 HR		2-1 P6		2-2 F9		0-0 F9		4	1	1	1	0	0	1					
Andres Thomas, R OBP: 0.247, SLG: 0.352		2-2 G4-3		0-0 F7		2-3 K		0-1 P3		4	0	0	0	0	1	1					
Jeff Blauser, R OBP: 0.302, SLG: 0.399	1-1 CS		1-2 L6				1-2 SH3-4			3	1	2	0	0	0	0					
Bruce Benedict, R OBP: 0.299, SLG: 0.225	2-3 K				3-2 SH3-4		1-0 SH3-4			2	0	1	0	0	1	1					
Derek Liliquist, L OBP: 0.220, SLG: 0.244			2-2 G4-3		1-2 SH3-4		1-0 SH3-4			1	0	0	0	0	0	0					
Jeff Wetherby, L OBP: 0.292, SLG: 0.318					1-2 SH3-4		2-1 1B			0	0	0	0	0	0	0					
Joe Boever, R ERA: 2.62					1-2 1B		2-1 2B			0	0	0	0	0	0	0					
Inning Stats	R: 1 E: 0 K: 0 S: 6	H: 2 LOB: 0 BB: 0 P: 9	R: 1 E: 0 K: 1 S: 10	H: 2 LOB: 0 BB: 0 P: 17	R: 1 E: 0 K: 0 S: 10	H: 2 LOB: 1 BB: 0 P: 14	R: 0 E: 0 K: 0 S: 6	H: 0 LOB: 0 BB: 0 P: 9	R: 0 E: 0 K: 1 S: 13	H: 1 LOB: 1 BB: 0 P: 17	R: 0 E: 0 K: 1 S: 11	H: 0 LOB: 1 BB: 1 P: 18	R: 2 E: 0 K: 0 S: 9	H: 3 LOB: 1 BB: 0 P: 14	R: 0 E: 0 K: 0 S: 4	H: 0 LOB: 0 BB: 0 P: 4	1B: 8 2B: 1 3B: 0 HR: 1	SF: 0 SAC: 2 DP: 1 HBP: 0	WP: 0 PA: 33 RB: 0 H: 10 RBI: 4 BB: 1 SO: 3 LOB: 10		
PITCHER	IP	WLS	BF	H	R	ER	SO	BB	IBB	HBP	BLK	WP	HR	S	P	ERA	WHIP				
Rick Mahler, R ERA: 3.39	(1, 1)	6.1	L	27	9	5	5	3	1	0	0	0	0	61	92	7.11	1.579				
Norm Charlton, L ERA: 3.39	(7, 1)	1.2		6	1	0	0	0	0	0	0	0	0	8	10	0.00	0.600				

Batter	1	2	3	4	5	6	7	8	9	AB R H RBI BB SO LOB	TOP											
Craig Biggio, R OBP: 0.348, SLG: 0.415	4-0 2B 1B BB	1-0 F7				2-2 P5	2-3 K	0-1 CS 1B		4 1 1 0 1 1 3	Houston Astros @ Cincinnati Reds Riverfront Stadium, Cincinnati, OH Tue Aug 01 1989, 7:05 PM EDT Att: 20,999 - Unknown - 80 F											
Rafael Ramirez, R OBP: 0.284, SLG: 0.328	0-1 1B 2B	1-0 F8			0-0 5-3		1-0 F9	1-1 P6		5 1 1 0 0 0 2												
Bill Doran, S OBP: 0.316, SLG: 0.361	1-0 F8		0-1 4-3			1-1 F7	3-2 F9		2-0 F9	5 0 0 0 0 0 2												
Glenn Davis, R OBP: 0.343, SLG: 0.494 Dave Smith, R (9, 1)	4-0 1B IBB		0-1 F7			1-2 2B 1B	4-2 BB HBP BB		0-0 HR	3 2 2 1 2 0 0 0 0 0 0 0 0 0												
Ken Caminiti, S OBP: 0.318, SLG: 0.376	0-0 1-2 2-H 3-H 2-2 1B			3-1 FC3-6 1B		2-2 1B 2B	1-2 BB HBP		4-0 BB	3 1 3 2 1 0 0												
Eric Anthony, L OBP: 0.250, SLG: 0.429	2-2 F7			2-3 K		4-0 1B 1B IBB	4-0 BB		2-2 P2	3 0 0 0 2 1 4												
Billy Hatcher, R OBP: 0.292, SLG: 0.317	1-0 3-1			2-0 FC3-6 1-2 1B		0-0 1-2 2-H 3-H 1B	0-0 P4		1-0 4-3	5 0 1 2 0 0 7												
Gerald Young, S OBP: 0.332, SLG: 0.272		2-3 K		1-1 F7		1-1 1-2 2-3 1B		4-1 1B SH2-4 BB		3 0 1 0 1 1 1												
Rick Rhoden, R OBP: 0.118, SLG: 0.176 Larry Andersen, R OBP: 0.333, SLG: 0.333 Craig Reynolds, L OBP: 0.264, SLG: 0.250		1-2 5-3			1-2 6-3		0-0 P6		0-1 SH2-4	3 0 0 0 0 0 3 0 0 0 0 0 0 0 0 0 0 0 0 0 0												
Inning Stats	R: 2 E: 0 K: 0 S: 8	H: 2 LOB: 2 BB: 2 P: 20	R: 0 E: 0 K: 1 S: 7	H: 0 LOB: 0 BB: 0 P: 11	R: 0 E: 0 K: 0 S: 5	H: 0 LOB: 0 BB: 0 P: 6	R: 0 E: 0 K: 1 S: 9	H: 1 LOB: 1 BB: 0 P: 16	R: 0 E: 0 K: 0 S: 7	H: 0 LOB: 0 BB: 0 P: 10		R: 2 E: 0 K: 1 S: 22	H: 4 LOB: 3 BB: 1 P: 33	R: 0 E: 0 K: 0 S: 11	H: 0 LOB: 0 BB: 2 P: 24	R: 0 E: 0 K: 0 S: 7	H: 1 LOB: 1 BB: 1 P: 12	R: 1 E: 0 K: 0 S: 7	H: 1 LOB: 1 BB: 1 P: 16	1B: 6 2B: 2 3B: 0 HR: 1	SF: 0 SAC: 1 DP: 0 HBP: 1	WP: 0 PB: 0 SB: 0 CS: 1
PITCHER	IP WLS BF H R ER SO BB IBB HBP BLK WP HR S P ERA WHIP											PITCHER	IP WLS BF H R ER SO BB IBB HBP BLK WP HR S P ERA WHIP									
Tim Leary, R ERA: 3.36	5.1 L 26 7 4 4 2 1 2 0 0 0 0 0 54 90 6.75 1.500																					
Rob Dibble, R ERA: 2.39	0.2 2 0 0 0 1 0 0 0 0 0 0 0 4 6 0.00 0.000																					
Bob Sebra, R ERA: 4.91	2.0 10 1 0 0 0 3 0 0 1 0 0 0 18 36 0.00 2.000																					
Scott Scudder, R ERA: 4.28	1.0 5 1 1 1 0 1 0 0 0 0 0 1 7 16 9.00 2.000																					

AB	34
R	5
H	9
RBI	5
BB	7
SO	3
LOB	22



Batter	1	2	3	4	5	6	7	8	9	AB R H RBI BB SO LOB	BOTTOM											
Jeff Richardson, R OBP: 0.267, SLG: 0.185	1-2 1B S 1B		3-2 P3	3-1 P2		1-3 K			4-2 G3 BB	4 0 1 0 1 1 4	Houston Astros @ Cincinnati Reds Riverfront Stadium, Cincinnati, OH Tue Aug 01 1989, 7:05 PM EDT Att: 20,999 - Unknown - 80 F											
Scotti Madison, S OBP: 0.288, SLG: 0.289	1-0 F8		3-2 F8		2-0 G3		2-1 L3		1-0 G3	5 0 0 0 0 0 3												
Eric Davis, R OBP: 0.356, SLG: 0.513	1-2 F9		1-0 1B		4-0 G3 S BB		1-3 K		0-0 F8	4 0 1 0 1 1 3												
Ken Griffey, L OBP: 0.349, SLG: 0.446	4-1 1B BB		1-1 1B		2-0 G3		1-2 F9			3 0 1 0 1 0 1												
Rolando Roomes, R OBP: 0.317, SLG: 0.472	1-0 1-2 2-3 1B		1-0 5-3		3-1 F9			2-2 F8		4 0 1 0 0 0 3												
Todd Benzinger, S OBP: 0.292, SLG: 0.370	1-3 K			0-0 4-3		2-1 1-3 FC1-2 1B		1-0 3-1		4 0 1 0 0 1 3												
Jeff Reed, L OBP: 0.298, SLG: 0.305		1-2 F8		0-0 SH1-4 WP 1B		0-1 1-2 1B		2-1 F7		4 0 2 0 0 0 0												
Ron Oester, S OBP: 0.271, SLG: 0.241		2-1 6-3		4-2 SH1-4 BB		1-2 1-3		4-2 G3 WP BB		2 0 0 0 2 0 2												
Tim Leary, R ERA: 3.52 Rob Dibble, L ERA: 0.98 Dave Collins, S ERA: 0.98 Bob Sebra, R ERA: 4.91 Scott Scudder, R ERA: 4.28 Herm Winstingham, L ERA: 6.30, SLG: 0.303		2-3 K		0-0 SH1-4		3-2 FC1-2		0-0 P5		1 0 0 0 0 1 0 0 0 0 0 0 0 0 1 0 0 0 0 0 2 0 0 0 0 0 0 0 0 0 0 0 0 0 0 1 0 0 0 0 0 1												
Inning Stats	R: 0 E: 0 K: 1 S: 13	H: 2 LOB: 3 BB: 1 P: 22	R: 0 E: 0 K: 1 S: 8	H: 0 LOB: 0 BB: 0 P: 13	R: 0 E: 0 K: 0 S: 12	H: 2 LOB: 2 BB: 0 P: 21	R: 0 E: 0 K: 0 S: 8	H: 1 LOB: 2 BB: 1 P: 15	R: 0 E: 0 K: 0 S: 4	H: 0 LOB: 1 BB: 1 P: 15		R: 0 E: 0 K: 1 S: 15	H: 2 LOB: 2 BB: 0 P: 22	R: 0 E: 0 K: 0 S: 8	H: 0 LOB: 0 BB: 0 P: 12	R: 0 E: 0 K: 0 S: 6	H: 0 LOB: 0 BB: 0 P: 11	R: 0 E: 0 K: 0 S: 10	H: 0 LOB: 2 BB: 2 P: 19	1B: 7 2B: 0 3B: 0 HR: 0	SF: 0 SAC: 1 DP: 0 HBP: 0	WP: 2 PB: 0 SB: 2 CS: 0
PITCHER	IP WLS BF H R ER SO BB IBB HBP BLK WP HR S P ERA WHIP											PITCHER	IP WLS BF H R ER SO BB IBB HBP BLK WP HR S P ERA WHIP									
Rick Rhoden, R	5.0 W 25 7 0 0 2 3 0 0 0 0 0 0 49 92 0.00 2.000																					
Larry Andersen, R	3.0 9 0 0 0 2 0 0 0 0 0 0 0 25 39 0.00 0.000																					
Dave Smith, R	1.0 5 0 0 0 0 2 0 0 0 0 1 0 10 19 0.00 2.000																					

AB	33
R	0
H	7
RBI	0
BB	5
SO	4
LOB	22



Batter	1	2	3	4	5	6	7	8	9	AB R H RBI BB SO LOB	TOP											
Craig Biggio, R OBP: 0.352, SLG: 0.428	G4-3		B1-3			BB BB		HR	1B	4 1 2 1 1 0 0	Houston Astros @ Cincinnati Reds Riverfront Stadium, Cincinnati, OH Wed Aug 02 1989, 7:05 PM EDT Att: 23,490 - Unknown - 84 F AB 33 R 2 H 7 RBI 2 BB 5 SO 8 LOB 15											
Rafael Ramirez, R OBP: 0.282, SLG: 0.326	L8			1B		F7		K	F9	5 0 1 0 0 1 4												
Bill Doran, S OBP: 0.317, SLG: 0.359	G1-3			F9				S BB		2 0 0 0 2 0 1												
Glenn Davis, R OBP: 0.340, SLG: 0.488		P5		K		K		K		4 0 0 0 0 3 4												
Ken Caminiti, S OBP: 0.318, SLG: 0.377	G4-3			K			2B	K		4 1 1 0 0 2 2												
Eric Anthony, L OBP: 0.316, SLG: 0.500 Eric Yelding, R (9, PH) OBP: 0.289, SLG: 0.268					F9		FC1-5 2H		B1-3	2 0 1 1 1 0 0 1 0 0 0 0 0 0												
Billy Hatcher, R OBP: 0.289, SLG: 0.313					F9		FC1-5 E S 2-3		G4-3	4 0 0 0 0 1 2												
Gerald Young, S OBP: 0.333, SLG: 0.280					P2		FC1-5-2 1-H		1B BB	4 0 2 0 0 0 1												
Jim Deshaies, L OBP: 0.176, SLG: 0.160 Craig Reynolds, S (5, PH) OBP: 0.267, SLG: 0.248 Bob Forsch, R (6, PH) OBP: 0.187, SLG: 0.167 Harry Spillane, L (7, PH) OBP: 0.200, SLG: 0.200 Juan Agosto, L (7, PH) OBP: 0.300, SLG: 0.200 Alex Trevino, R (9, PH) OBP: 0.350, SLG: 0.467						G4-1			1B BB	1 0 0 0 0 0 0 1 0 0 0 0 0 0 0 0 0 0 0 0 0 1 0 0 0 0 0 1 0 0 0 0 0 0 0 0 0 0 0 0 1 0 0												
Inning Stats	R: 0 E: 0 K: 0 S: 11	H: 0 LOB: 0 BB: 0 P: 17	R: 0 E: 0 K: 1 S: 15	H: 0 LOB: 1 BB: 1 P: 25	R: 0 E: 0 K: 0 S: 5	H: 1 LOB: 0 BB: 0 P: 7	R: 0 E: 0 K: 2 S: 11	H: 1 LOB: 1 BB: 0 P: 18	R: 0 E: 0 K: 0 S: 5	H: 0 LOB: 0 BB: 0 P: 10		R: 0 E: 0 K: 1 S: 9	H: 0 LOB: 2 BB: 2 P: 22	R: 1 E: 0 K: 3 S: 11	H: 2 LOB: 1 BB: 0 P: 16	R: 1 E: 0 K: 3 S: 14	H: 1 LOB: 1 BB: 1 P: 22	R: 0 E: 0 K: 0 S: 14	H: 2 LOB: 3 BB: 1 P: 30	1B: 3 2B: 2 3B: 1 HR: 1	SF: 0 SAC: 0 DP: 0 HBP: 0	WP: 0 PB: 0 SB: 2 CS: 0
PITCHER	IP WLS BF H R ER SO BB IBB HBP BLK WP HR S P ERA WHIP											IP WLS BF H R ER SO BB IBB HBP BLK WP HR S P ERA WHIP										
Ron Robinson, R ERA: 1.59	(1, 1) 5.2 W 21 2 0 0 3 3 0 0 0 0 0 0 0 53 94 0.00 0.882																					
Rob Dibble, R ERA: 2.49	(6, 1) 1.1 6 2 1 1 2 0 0 0 0 0 0 0 14 21 6.75 1.500																					
Norm Charlton, L ERA: 3.49	(8, 1) 1.0 5 1 1 1 3 1 0 0 0 0 0 1 14 22 9.00 2.000																					
John Franco, L ERA: 2.53	(9, 1) 1.0 S 6 2 0 0 0 1 0 0 0 0 0 0 14 30 0.00 3.000																					

Batter	1	2	3	4	5	6	7	8	9	AB R H RBI BB SO LOB	BOTTOM									
Mariano Duncan, R OBP: 0.280, SLG: 0.316	G6-4-3 HBP		F6							1 1 0 1 2 0 1	Houston Astros @ Cincinnati Reds Riverfront Stadium, Cincinnati, OH Wed Aug 02 1989, 7:05 PM EDT Att: 23,490 - Unknown - 84 F AB 30 R 5 H 8 RBI 4 BB 5 SO 4 LOB 17									
Luis Quiñones, S OBP: 0.258, SLG: 0.385 Jeff Richardson, R OBP: 0.267, SLG: 0.185	P6		B2							4 0 1 0 0 0 5 0 0 0 0 0 0 0										
Eric Davis, R OBP: 0.355, SLG: 0.509	G6-4-3									4 0 1 1 0 0 1										
Rolando Roomes, R OBP: 0.316, SLG: 0.473		P4								4 1 1 0 0 1 2										
Joel Youngblood, R OBP: 0.309, SLG: 0.341 Rob Dibble, L (6, 1)	G1-4-3									2 1 0 0 1 0 0 0 0 0 0 0 0 0 1 0 0 0 0 0 2 0 0 0 0 0 0 0 0 0 0 0 0 0 0										
Dave Collins, S OBP: 0.286, SLG: 0.219 Norm Charlton, S (8, 1) John Franco, L (9, 1)										2 1 0 0 2 0 0										
Todd Benzinger, S OBP: 0.294, SLG: 0.368										2 1 0 0 2 0 0										
Joe Oliver, R OBP: 0.286, SLG: 0.250										4 0 2 2 0 1 1										
Ron Oester, S OBP: 0.270, SLG: 0.242										4 0 1 0 0 1 1										
Ron Robinson, R OBP: 0.500, SLG: 0.429 Herm Winningham, L OBP: 0.303, SLG: 0.314										2 0 1 0 0 1 3 2 1 1 0 0 0 1										
Inning Stats	R: 0 E: 0 K: 0 S: 5	H: 0 LOB: 0 BB: 0 P: 10	R: 0 E: 0 K: 1 S: 10	H: 0 LOB: 1 BB: 1 P: 15	R: 0 E: 0 K: 0 S: 8	H: 1 LOB: 0 BB: 0 P: 11	R: 3 E: 0 K: 1 S: 15	H: 3 LOB: 3 BB: 3 P: 31	R: 0 E: 0 K: 1 S: 7	H: 0 LOB: 0 BB: 0 P: 14	R: 0 E: 0 K: 0 S: 8	H: 0 LOB: 0 BB: 0 P: 13	R: 2 E: 1 K: 0 S: 6	H: 3 LOB: 1 BB: 1 P: 12	R: 0 E: 0 K: 1 S: 12	H: 1 LOB: 1 BB: 0 P: 16	1B: 6 2B: 2 3B: 0 HR: 0	SF: 0 SAC: 0 DP: 2 HBP: 1	WP: 0 PB: 0 SB: 1 CS: 0	PA: 36
PITCHER	IP WLS BF H R ER SO BB IBB HBP BLK WP HR S P ERA WHIP											IP WLS BF H R ER SO BB IBB HBP BLK WP HR S P ERA WHIP								
Jim Deshaies, L ERA: 3.01	(1, 1) 5.0 L 23 4 3 3 3 4 0 0 0 0 0 0 0 45 81 0.00 1.600																			
Bob Forsch, R ERA: 4.12	(6, 1) 1.0 3 0 0 0 0 0 0 0 0 0 0 0 8 13 0.00 0.000																			
Juan Agosto, L ERA: 3.5	(7, 1) 2.0 10 4 2 2 1 1 0 0 0 0 0 0 18 28 9.00 2.500																			

Batter	1	2	3	4	5	6	7	8	9	AB	R	H	RBI	BB	SO	LOB	TOP			
Billy Hatcher, R OBP: 0.286, SLG: 0.310 (1, 7)										4	0	0	0	0	0	2	Houston Astros @ Cincinnati Reds Riverfront Stadium, Cincinnati, OH Thu Aug 03 1989, 3:33 AM EDT Att: 20,179 - Sunny			
Gerald Young, S OBP: 0.332, SLG: 0.278 Eric Anthony, L OBP: 0.286, SLG: 0.444 (1, 8) (3, 9)										2	0	0	0	0	1	0				
Bill Doran, S OBP: 0.317, SLG: 0.359 Terry Puhl, L OBP: 0.336, SLG: 0.364 (1, 4) (7, 3)										3	0	1	0	0	0	0				
Glenn Davis, R OBP: 0.341, SLG: 0.496 Harry Spilman, L (4, 3) (7, 2)										2	1	1	1	0	0	0				
Ken Caminiti, S OBP: 0.319, SLG: 0.378 Craig Reynolds, L OBP: 0.266, SLG: 0.252 (1, 5) (4, 5) (7, 4)										2	1	1	0	0	0	0				
Rafael Ramirez, R OBP: 0.284, SLG: 0.332 Eric Yelding, R OBP: 0.277, SLG: 0.256 (1, 6) (4, 6)										2	0	1	1	0	0	0				
Mark Davidson, R OBP: 0.294, SLG: 0.300 (1, 9) (3, 8)										4	0	1	0	0	0	2				
Alex Trevino, R OBP: 0.360, SLG: 0.456 (1, 2) (7, 5)										4	0	1	0	0	0	2				
Jim Clancy, R OBP: 0.167, SLG: 0.172 Bob Forsch, R OBP: 0.199, SLG: 0.190 Juan Agosto, L OBP: 0.200, SLG: 0.200 (1, 1) (1, 1) (6, 1)										0	0	0	0	0	0	0				
Inning Stats	R: 0 E: 0 K: 1 S: 5	H: 0 LOB: 0 BB: 0 P: 7	R: 1 E: 0 K: 0 S: 7	H: 2 LOB: 1 BB: 0 P: 9	R: 0 E: 0 K: 0 S: 9	H: 0 LOB: 0 BB: 0 P: 12	R: 1 E: 0 K: 0 S: 9	H: 2 LOB: 1 BB: 0 P: 12	R: 0 E: 0 K: 0 S: 8	H: 1 LOB: 1 BB: 0 P: 12	R: 0 E: 0 K: 0 S: 13	H: 2 LOB: 2 BB: 0 P: 15	R: 0 E: 0 K: 0 S: 5	H: 0 LOB: 0 BB: 0 P: 7	R: 0 E: 0 K: 0 S: 5	H: 1 LOB: 1 BB: 0 P: 5		1B: 6 2B: 0 3B: 1 HR: 1	SF: 0 SAC: 0 DP: 0 HBP: 0	WP: 0 PB: 0 SB: 0 CS: 0
PITCHER Tom Browning, L ERA: 3.41 (1, 1)	IP: 9.0 WLS: W BF: 35 H: 8 R: 2 ER: 2 SO: 1 BB: 0 IBB: 0 HBP: 0 BLK: 0 WP: 0 HR: 1 S: 66 P: 87 ERA: 2.00 WHIP: 0.889															PITCHER				

AB	35
R	2
H	8
RBI	2
BB	0
SO	1
LOB	9



Batter	1	2	3	4	5	6	7	8	9	AB	R	H	RBI	BB	SO	LOB	BOTTOM			
Mariano Duncan, R OBP: 0.284, SLG: 0.321 Jeff Richardson, R OBP: 0.258, SLG: 0.179 (1, 6) (6, 6)										4	2	1	1	1	0	7	Houston Astros @ Cincinnati Reds Riverfront Stadium, Cincinnati, OH Thu Aug 03 1989, 3:33 AM EDT Att: 20,179 - Sunny			
Luis Quiñones, S OBP: 0.293, SLG: 0.390 (1, 5)										6	3	3	0	0	3					
Eric Davis, R OBP: 0.369, SLG: 0.516 Herm Winningham, L OBP: 0.299, SLG: 0.309 (1, 8) (6, 8)										4	2	3	2	0	1	0				
Ken Griffey, L OBP: 0.356, SLG: 0.469 Dave Collins, S OBP: 0.276, SLG: 0.212 (1, 7) (7, 7)										5	2	3	4	0	1	1				
Rolando Roomes, R OBP: 0.327, SLG: 0.495 (1, 9)										6	3	4	1	0	0	2				
Todd Benzinger, S OBP: 0.299, SLG: 0.375 (1, 3)										6	3	4	3	0	0	2				
Jeff Reed, L OBP: 0.369, SLG: 0.330 Joe Oliver, R OBP: 0.286, SLG: 0.250 (1, 2) (6, 2)										5	2	4	3	0	0	0				
Ron Oester, S OBP: 0.279, SLG: 0.262 (1, 4)										5	1	3	2	0	1	2				
Tom Browning, L OBP: 0.145, SLG: 0.113 (1, 1)										5	0	1	0	0	0	4				
Inning Stats	R: 14 E: 0 K: 0 S: 41	H: 16 LOB: 3 BB: 1 P: 67	R: 0 E: 0 K: 1 S: 8	H: 1 LOB: 1 BB: 0 P: 10	R: 0 E: 0 K: 0 S: 7	H: 1 LOB: 1 BB: 0 P: 13	R: 0 E: 0 K: 1 S: 11	H: 1 LOB: 1 BB: 0 P: 16	R: 0 E: 0 K: 0 S: 9	H: 2 LOB: 2 BB: 0 P: 10	R: 0 E: 0 K: 0 S: 6	H: 0 LOB: 0 BB: 0 P: 10	R: 3 E: 0 K: 0 S: 11	H: 3 LOB: 0 BB: 0 P: 14	R: 1 E: 0 K: 0 S: 12	H: 2 LOB: 1 BB: 0 P: 18		1B: 18 2B: 5 3B: 0 HR: 3	SF: 0 SAC: 0 DP: 1 HBP: 0	WP: 3 PB: 0 SB: 1 CS: 0
PITCHER Jim Clancy, R ERA: 5.04 (1, 1)	IP: 7.0 WLS: L BF: 39 H: 18 R: 10 ER: 10 SO: 3 BB: 0 IBB: 0 HBP: 0 BLK: 0 WP: 1 HR: 2 S: 76 P: 114 ERA: 12.86 WHIP: 2.571															PITCHER				
Bob Forsch, R ERA: 4.8 (1, 1)	IP: 1.0 WLS: L BF: 5 H: 2 R: 1 ER: 1 SO: 0 BB: 0 IBB: 0 HBP: 0 BLK: 0 WP: 0 HR: 0 S: 12 P: 18 ERA: 9.00 WHIP: 2.000															PITCHER				

AB	50
R	18
H	26
RBI	16
BB	1
SO	3
LOB	23



Batter	1	2	3	4	5	6	7	8	9	10	AB	R	H	RBI	BB	SO	LOB	TOP									
Oddie McDowell, L OBP: 0.320, SLG: 0.325 (1, 8)											5	1	1	0	0	1	3	Atlanta Braves @ Cincinnati Reds Riverfront Stadium, Cincinnati, OH Fri Aug 04 1989, 7:05 PM EDT Att: 32,531 - Unknown - 85 F									
Jeff Treadway, L OBP: 0.317, SLG: 0.363 (1, 4)											4	0	1	0	1	0	0										
Lonnie Smith, R OBP: 0.437, SLG: 0.580 (1, 7)											5	1	2	0	0	1	4										
Dale Murphy, R OBP: 0.309, SLG: 0.355 (1, 9)											4	1	2	2	1	0	0										
Darrell Evans, L OBP: 0.278, SLG: 0.326 (1, 3)											4	1	1	0	1	0	3										
Joe Boever, R (9, 1)											0	0	0	0	0	0	0										
Andres Thomas, R OBP: 0.242, SLG: 0.343 (1, 6)																	5										
Jeff Blausler, R OBP: 0.304, SLG: 0.393 (1, 5)																	5										
John Russell, R OBP: 0.190, SLG: 0.183 (1, 2)											5	0	2	1	0	1	2										
Pete Smith, R OBP: 0.182, SLG: 0.167 (7, 1)											3	0	0	0	0	0	5										
Mark Eichhorn, R ERA: 3.43 (7, 1)											0	0	0	0	0	0	0										
Tim Birtsas, L ERA: 3.8 (7, 1)											0	0	0	0	0	0	0										
Bob Sebra, R ERA: 4.84 (7, 1)											0	0	0	0	0	0	0										
Norm Charlton, L ERA: 3.47 (8, 1)											0	0	0	1	0	0	0										
Rob Dibble, R ERA: 2.43 (8, 1)											1	0	0	0	0	1	0										
Inning Stats	R: 1 E: 0 K: 0 S: 12	H: 3 LOB: 1 BB: 0 P: 16	R: 0 E: 0 K: 0 S: 10	H: 2 LOB: 1 BB: 0 P: 16	R: 0 E: 0 K: 0 S: 5	H: 0 LOB: 0 BB: 0 P: 6	R: 1 E: 1 K: 0 S: 7	H: 1 LOB: 2 BB: 1 P: 16	R: 2 E: 0 K: 0 S: 9	H: 3 LOB: 1 BB: 0 P: 15	R: 0 E: 1 K: 0 S: 8	H: 1 LOB: 1 BB: 0 P: 10	R: 0 E: 0 K: 0 S: 13	H: 1 LOB: 2 BB: 1 P: 23	R: 0 E: 2 K: 2 S: 10	H: 0 LOB: 3 BB: 2 P: 20	R: 0 E: 0 K: 0 S: 6	H: 0 LOB: 0 BB: 0 P: 7	R: 0 E: 0 K: 2 S: 7	H: 0 LOB: 0 BB: 0 P: 12	P	ERA	WHIP	1B: 8 2B: 2 3B: 0 HR: 1	SF: 0 SAC: 0 DP: 2 HBP: 0	WP: 0 PB: 0 SB: 1 CS: 0	PA: 45
PITCHER	IP	WLS	BF	H	R	ER	SO	BB	IBB	HBP	BLK	WP	HR	S	P	ERA	WHIP										
Rick Mahler, R ERA: 3.43 (1, 1)	6.0		28	10	4	3	0	1	0	0	0	0	0	10	19	4.50	1.833										
John Franco, L ERA: 2.48 (10, 1)	1.0	W	3	0	0	0	2	0	0	0	0	0	0	0	7	0.00	0.000										

AB	41
R	4
H	11
RBI	3
BB	4
SO	4
LOB	22



Batter	1	2	3	4	5	6	7	8	9	10	AB	R	H	RBI	BB	SO	LOB	BOTTOM									
Mariano Duncan, R OBP: 0.288, SLG: 0.345 (1, 6)											5	2	2	1	0	1	0	Atlanta Braves @ Cincinnati Reds Riverfront Stadium, Cincinnati, OH Fri Aug 04 1989, 7:05 PM EDT Att: 32,531 - Unknown - 85 F									
Luis Quinones, S OBP: 0.261, SLG: 0.378 (1, 5)											4	0	0	0	0	1	1										
Eric Davis, R OBP: 0.361, SLG: 0.524 (1, 8)											3	2	1	2	1	0	0										
Ken Griffey, L OBP: 0.364, SLG: 0.470 (1, 7)											2	1	1	0	2	1	0										
Rolando Roomes, R OBP: 0.320, SLG: 0.455 (1, 9)											4	0	0	0	0	3	4										
Todd Benzinger, S OBP: 0.301, SLG: 0.377 (1, 3)											4	0	2	2	0	0	0										
Jeff Reed, L OBP: 0.311, SLG: 0.333 (1, 2)												4	0	2	0	0	1		2								
Jeff Richardson, R OBP: 0.258, SLG: 0.179 (10, 5)												0	0	0	0	0	0										
Ron Oester, S OBP: 0.275, SLG: 0.258 (1, 4)												3	0	0	0	0	0		3								
Norm Charlton, S (8, 1)											0	0	0	0	0	0	0										
Rob Dibble, L (8, 1)											0	0	0	0	0	0	0										
Herm Winningham, L OBP: 0.304, SLG: 0.309 (9, PH)												0	0	0	1	0	0										
John Franco, L (10, 1)											0	0	0	0	0	0	0										
Rick Mahler, R OBP: 0.283, SLG: 0.228 (8, PH)												1	0	0	0	0	0										
Dave Collins, S ERA: 3.96 (7, 1)											1	0	0	0	0	0	0										
Tim Birtsas, L ERA: 3.96 (7, 1)											0	0	0	0	0	0	0										
Bob Sebra, R ERA: 2.00 (7, 1)											0	0	0	0	0	0	0										
Scott Madison, S OBP: 0.295, SLG: 0.275 (8, 5)											2	0	0	0	0	0	3										
Joe Oliver, R OBP: 0.260, SLG: 0.250 (10, 2)											0	0	0	0	0	0	0										
Inning Stats	R: 0 E: 0 K: 0 S: 9	H: 0 LOB: 0 BB: 0 P: 14	R: 0 E: 0 K: 2 S: 8	H: 0 LOB: 0 BB: 0 P: 12	R: 0 E: 0 K: 0 S: 7	H: 1 LOB: 0 BB: 0 P: 9	R: 0 E: 0 K: 0 S: 7	H: 0 LOB: 0 BB: 0 P: 7	R: 0 E: 0 K: 2 S: 15	H: 2 LOB: 2 BB: 0 P: 22	R: 2 E: 0 K: 0 S: 7	H: 2 LOB: 1 BB: 1 P: 13	R: 0 E: 0 K: 0 S: 7	H: 0 LOB: 0 BB: 0 P: 8	R: 0 E: 0 K: 2 S: 8	H: 0 LOB: 0 BB: 0 P: 11	R: 2 E: 0 K: 1 S: 12	H: 2 LOB: 2 BB: 3 P: 28	R: 1 E: 0 K: 0 S: 4	H: 1 LOB: 0 BB: 0 P: 4	P	ERA	WHIP	1B: 6 2B: 0 3B: 0 HR: 2	SF: 0 SAC: 0 DP: 1 HBP: 0	WP: 0 PB: 0 SB: 3 CS: 1	PA: 37
PITCHER	IP	WLS	BF	H	R	ER	SO	BB	IBB	HBP	BLK	WP	HR	S	P	ERA	WHIP										
Pete Smith, R ERA: 4.78 (1, 1)	6.0		23	5	2	2	4	1	0	0	0	0	0	7	8	0.00	0.000										
Mark Eichhorn, R ERA: 3.96 (7, 1)	1.0		3	0	0	0	0	0	0	0	0	0	0	8	11	0.00	0.000										
Jim Acker, R ERA: 2.79 (8, 1)	1.0	L	8	3	3	3	1	2	1	0	0	0	1	16	32	27.00	5.000										
Joe Boever, R ERA: 3.03 (9, 1)	1.0		8	3	3	3	1	2	1	0	0	0	1	16	32	27.00	5.000										

AB	33
R	5
H	8
RBI	5
BB	4
SO	7
LOB	13



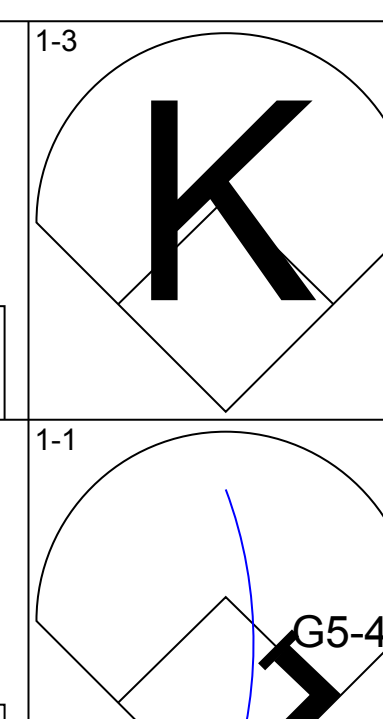
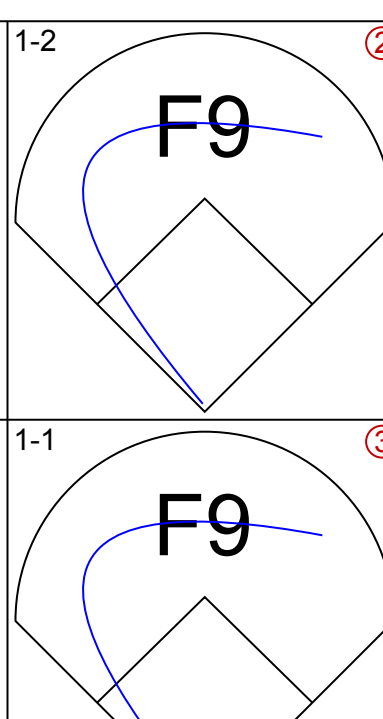
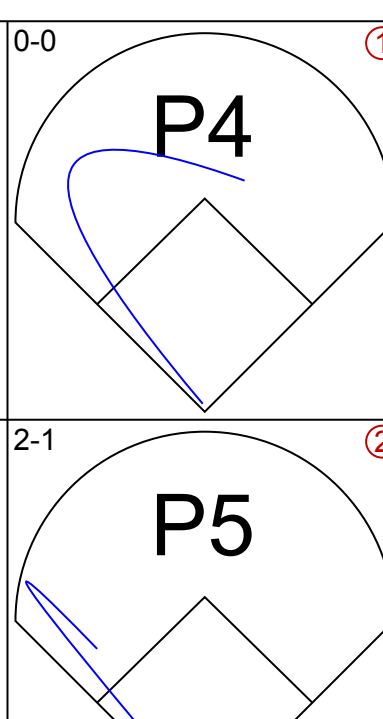
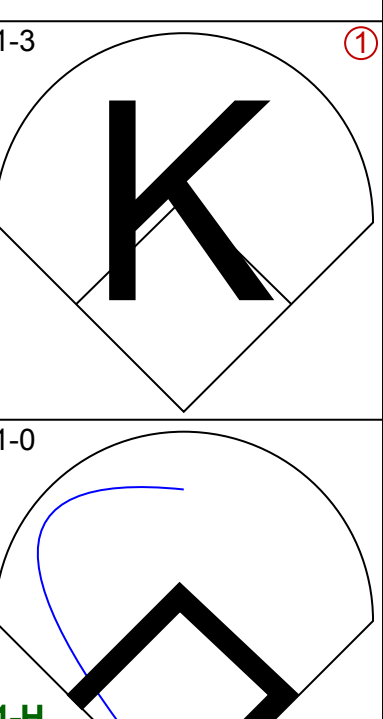
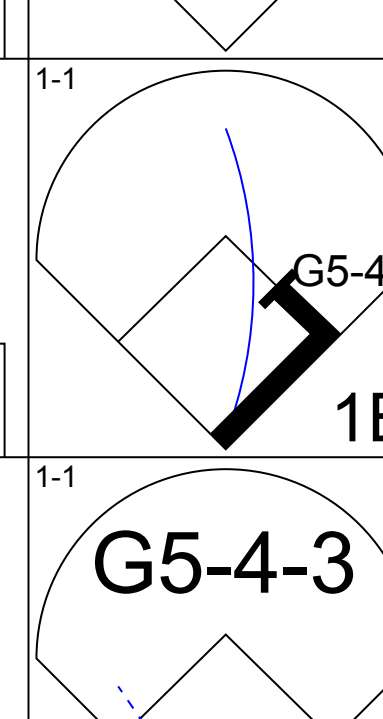
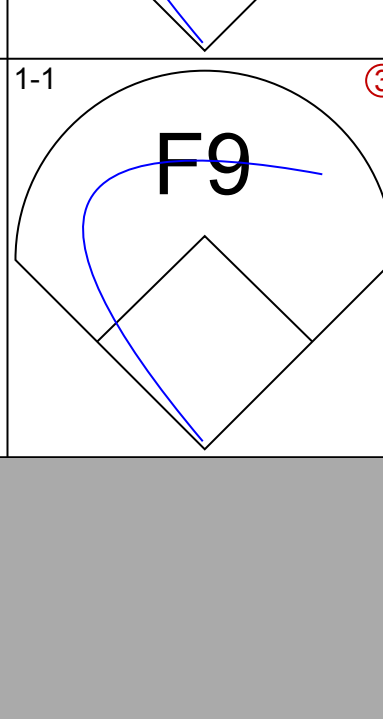
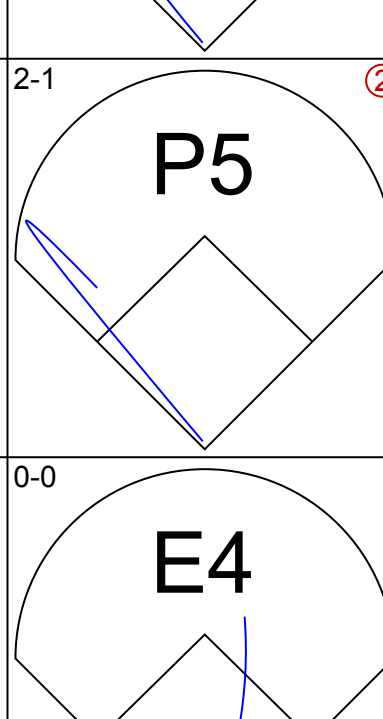
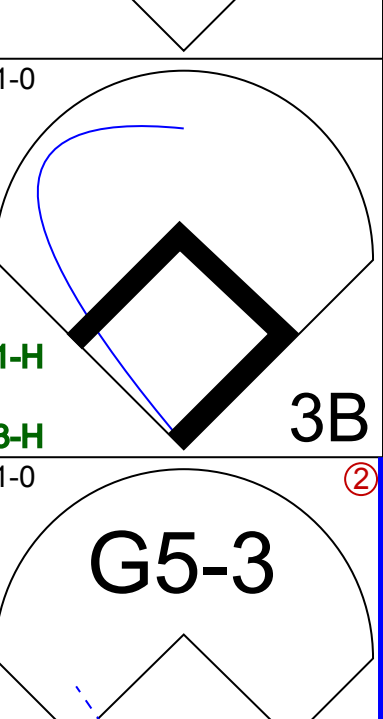
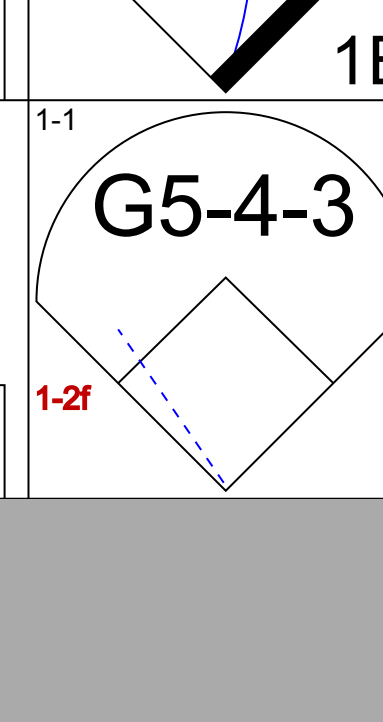
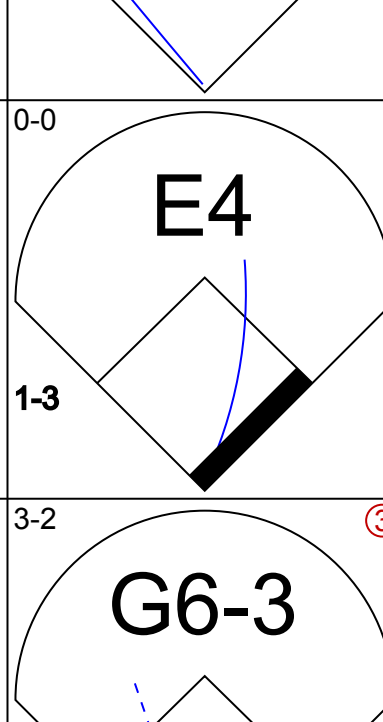
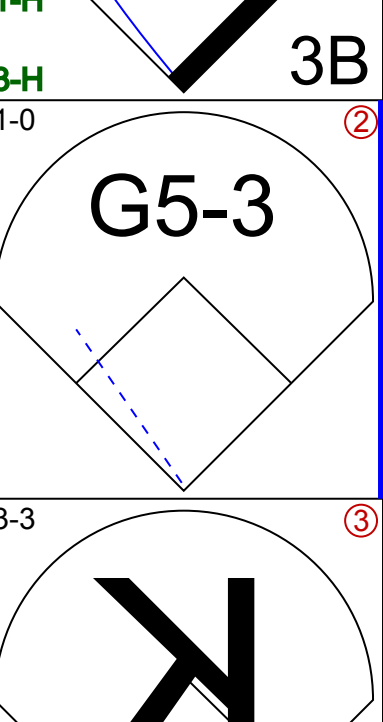
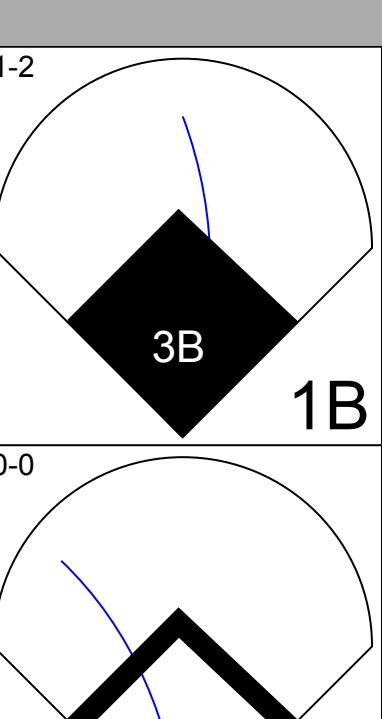
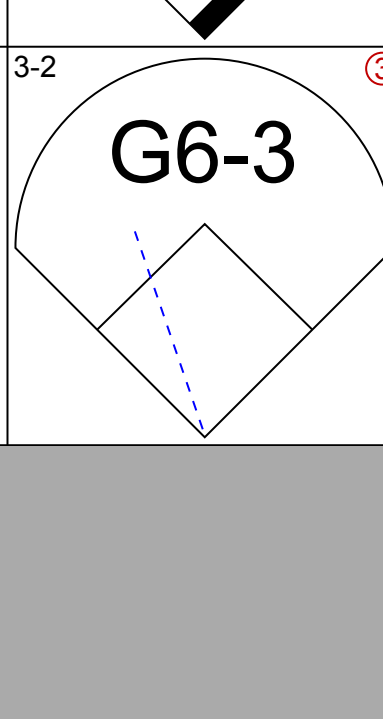
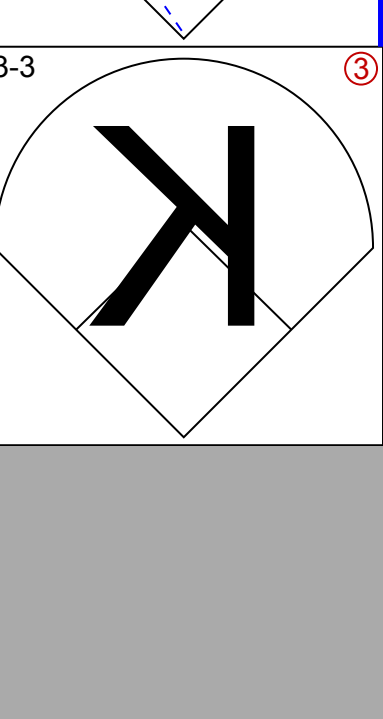
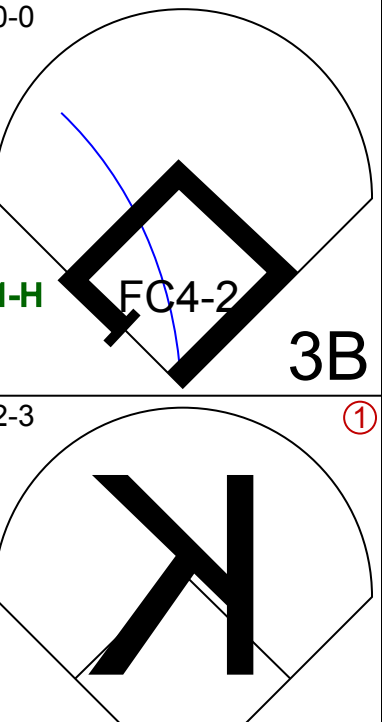
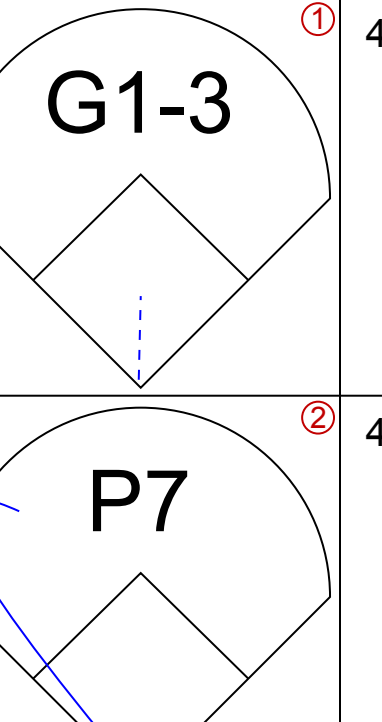
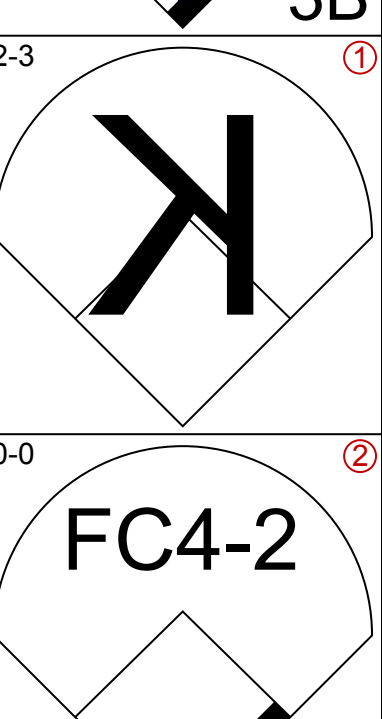
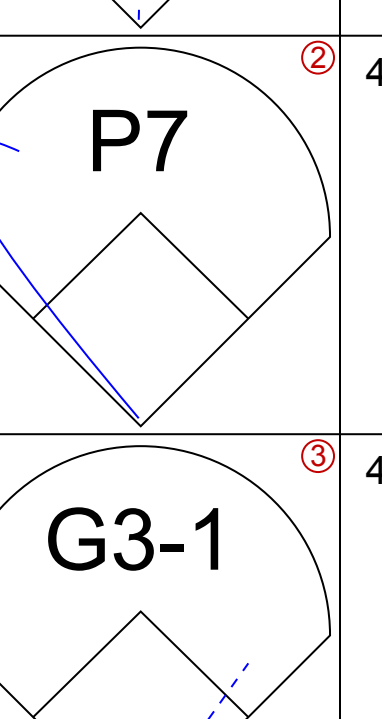
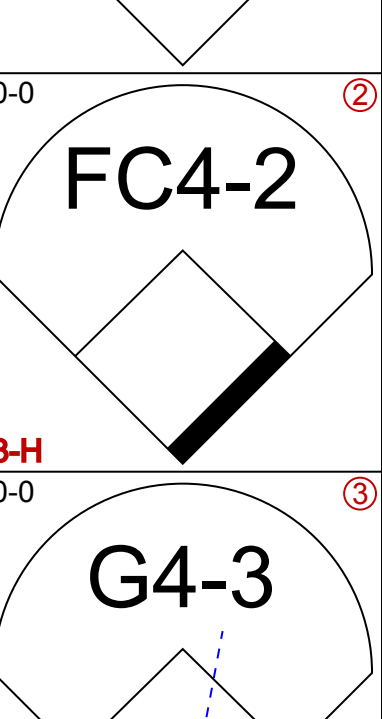
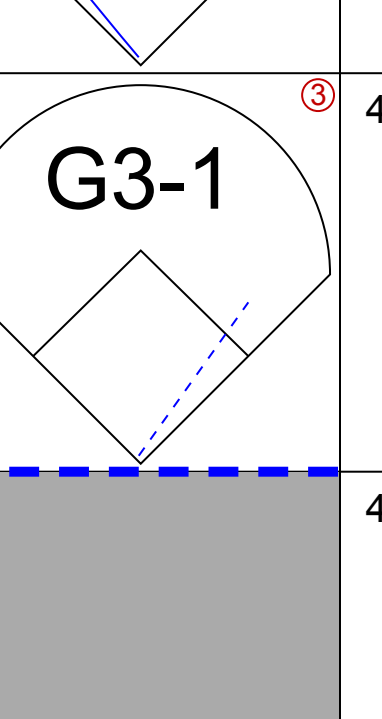
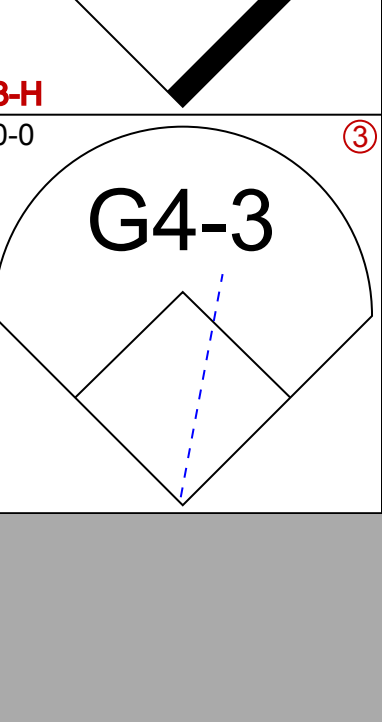
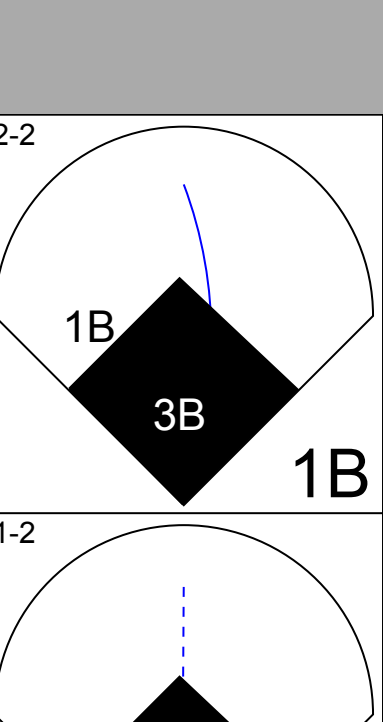
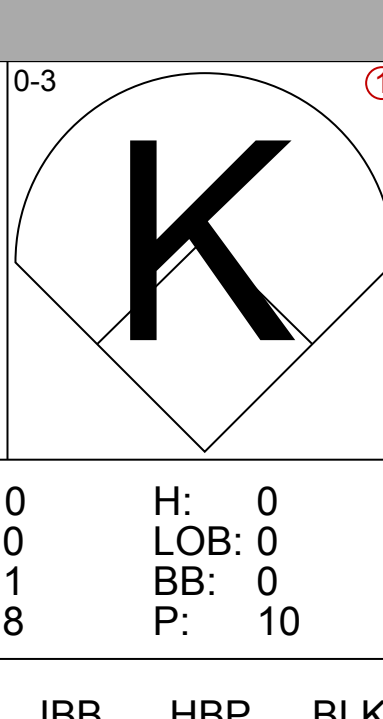
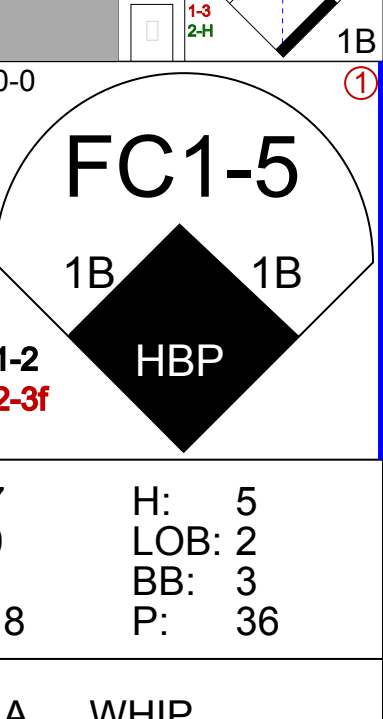
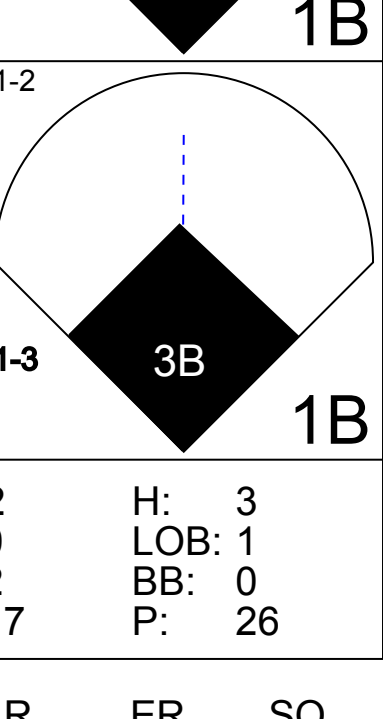
Batter	1	2	3	4	5	6	7	8	9	AB	R	H	RBI	BB	SO	LOB	TOP										
Oddibe McDowell, L (1, 8) OBP: 0.319, SLG: 0.318	G3		BB				FC4-6 IHR		G4-3	3	1	0	0	2	0	1	Atlanta Braves @ Cincinnati Reds Riverfront Stadium, Cincinnati, OH Sun Aug 06 1989, 3:33 AM EDT Att: 38,077 - Unknown										
Jeff Treadway, L (1, 4) OBP: 0.317, SLG: 0.380	G6-3		F8				G3		G6-3	5	1	1	2	0	0	5											
Lonnie Smith, R (1, 7) OBP: 0.432, SLG: 0.577	K									4	0	1	0	0	1	0											
Dale Murphy, R (1, 9) OBP: 0.309, SLG: 0.358		G4-3								3	0	0	0	1	0	1											
Darrell Evans, L (1, 3) OBP: 0.286, SLG: 0.351										4	0	2	0	0	0	0											
Andres Thomas, R (1, 6) OBP: 0.239, SLG: 0.338										4	0	0	0	0	1	3											
Jeff Blauser, R (1, 5) OBP: 0.311, SLG: 0.401										4	0	1	0	0	2	3											
John Russell, R (1, 2) OBP: 0.226, SLG: 0.193										4	0	2	0	0	1	1											
Marty Clary, R (1, 1) OBP: 0.284, SLG: 0.250										2	0	1	0	0	0	2											
Paul Assenmacher, L (8, 1) OBP: 0.311, SLG: 0.352										0	0	0	0	0	0	0											
Mark Eichhorn, R (8, 1) OBP: 0.311, SLG: 0.352										0	0	0	0	0	0	0											
Gerónimo Berroa, R (9, PH) OBP: 0.311, SLG: 0.352										1	0	0	0	0	0	0											
Joe Boever, R (9, 1) OBP: 0.311, SLG: 0.352										0	0	0	0	0	0	0											
Inning Stats	R: 0 E: 0 K: 1 S: 8	H: 0 LOB: 0 BB: 0 P: 9	R: 0 E: 0 K: 0 S: 3	H: 1 LOB: 0 BB: 0 P: 5	R: 0 E: 0 K: 1 S: 7	H: 1 LOB: 2 BB: 1 P: 14	R: 0 E: 0 K: 0 S: 4	H: 0 LOB: 0 BB: 0 P: 11	R: 0 E: 0 K: 0 S: 10	H: 2 LOB: 3 BB: 1 P: 17	R: 0 E: 0 K: 1 S: 9	H: 1 LOB: 2 BB: 1 P: 17	R: 2 E: 0 K: 1 S: 11	H: 3 LOB: 1 BB: 0 P: 17	R: 0 E: 1 K: 1 S: 8	H: 0 LOB: 1 BB: 0 P: 11	R: 0 E: 0 K: 0 S: 6	H: 0 LOB: 0 BB: 0 P: 8	1B: 6 2B: 1 3B: 0 HR: 1	SF: 0 SAC: 1 DP: 1 HBP: 0	WP: 1 PB: 0 SB: 0 CS: 0	PA: 38					
PITCHER	IP	WLS	BF	H	R	ER	SO	BB	IBB	HBP	BLK	WP	HR	S	P	ERA	WHIP										
Tim Leary, R (1, 1) ERA: 3.33	6.2		30	8	2	2	4	3	0	0	0	1	0	50	85	2.70	1.650										
Rob Dibble, R (7, 1) ERA: 2.39	1.1		5	0	0	0	1	0	0	0	0	0	0	10	16	0.00	0.000										
Norm Charlton, L (9, 1) ERA: 3.41	1.0	W	3	0	0	0	0	0	0	0	0	0	0	6	8	0.00	0.000										

AB	34
R	2
H	8
RBI	2
BB	3
SO	5
LOB	16



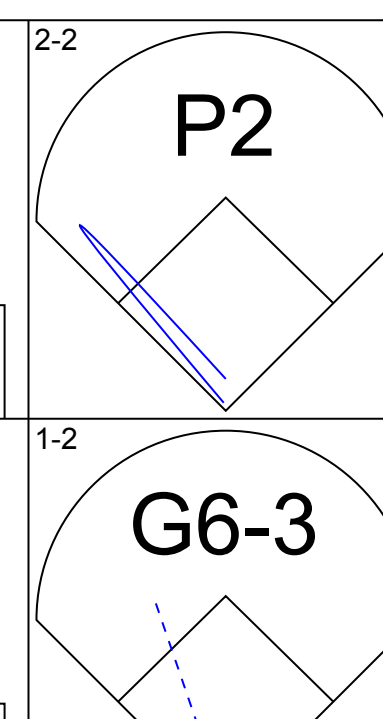
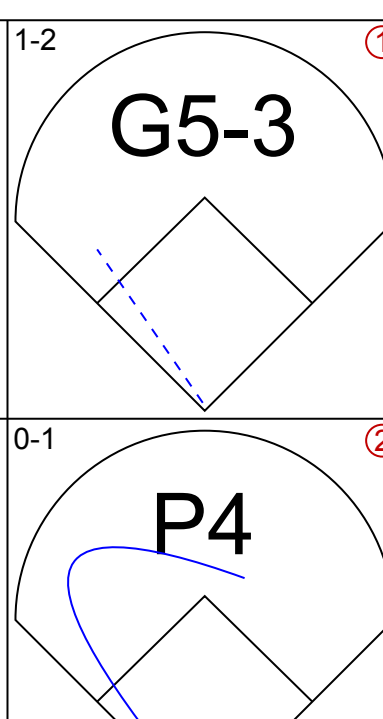
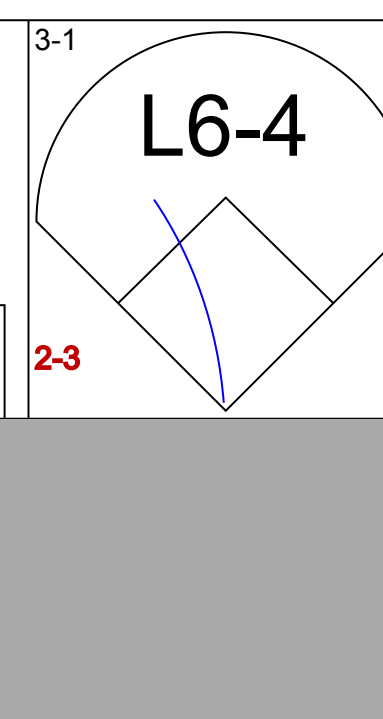
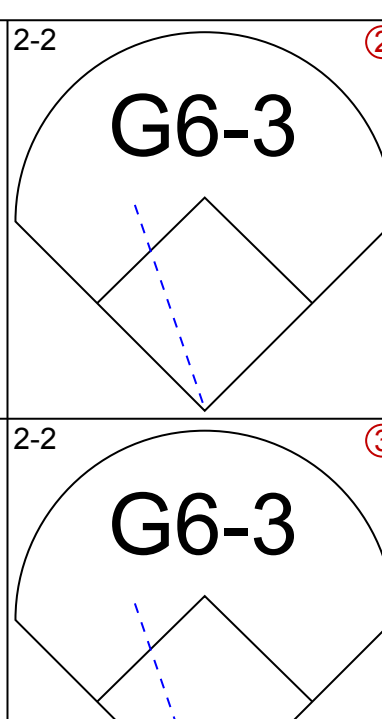
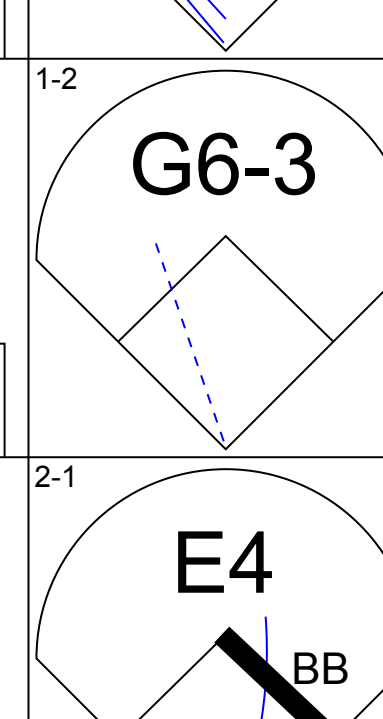
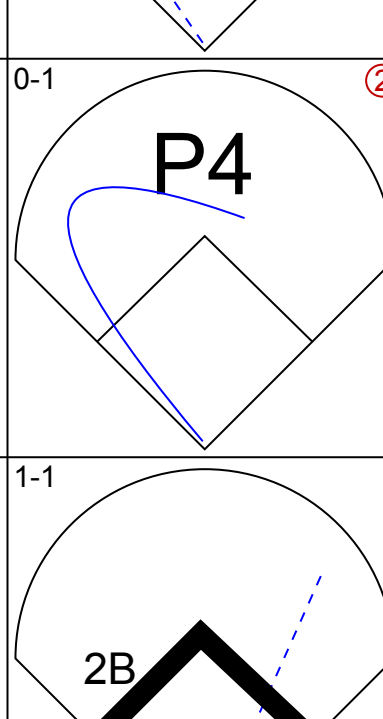
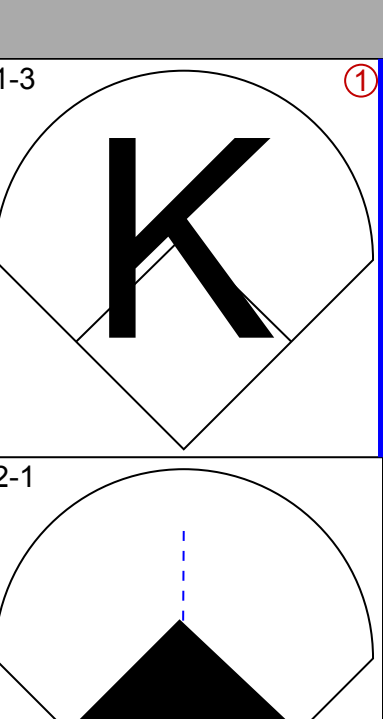

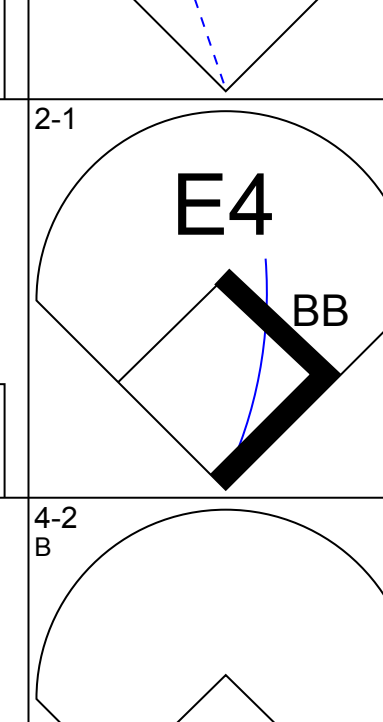
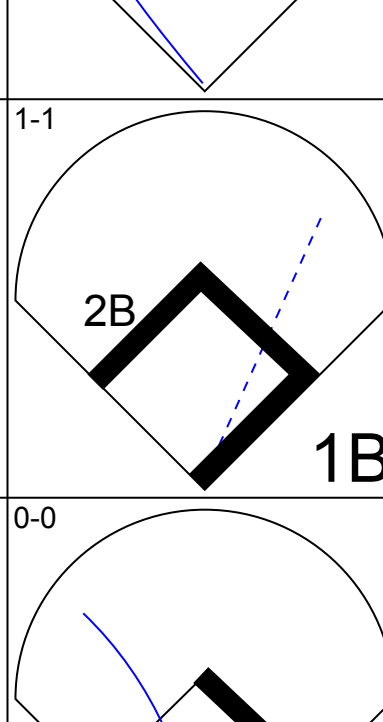
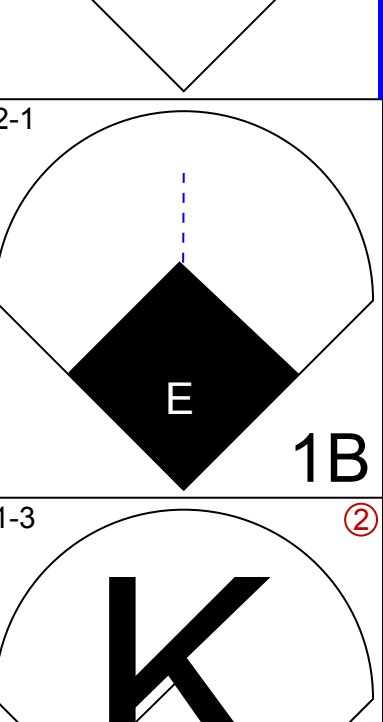
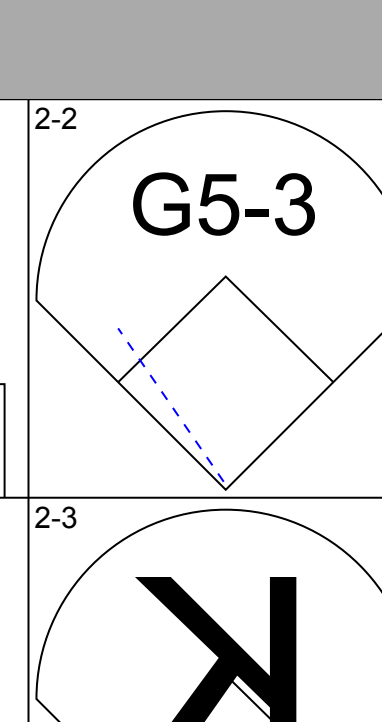
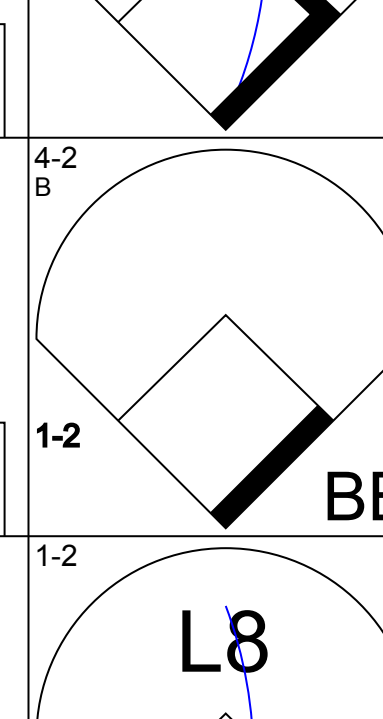
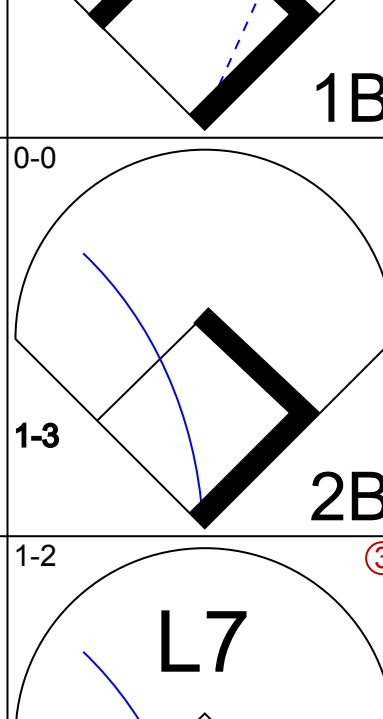
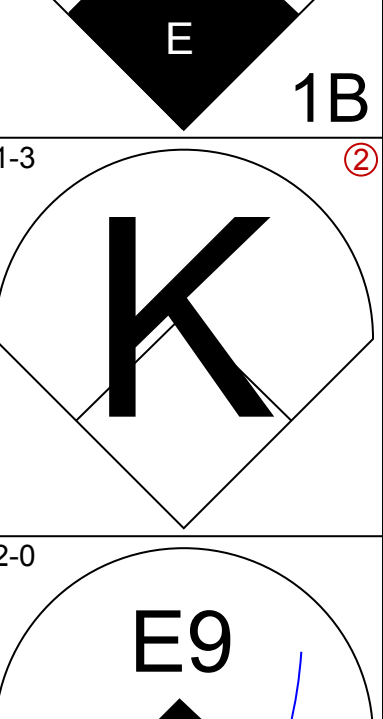

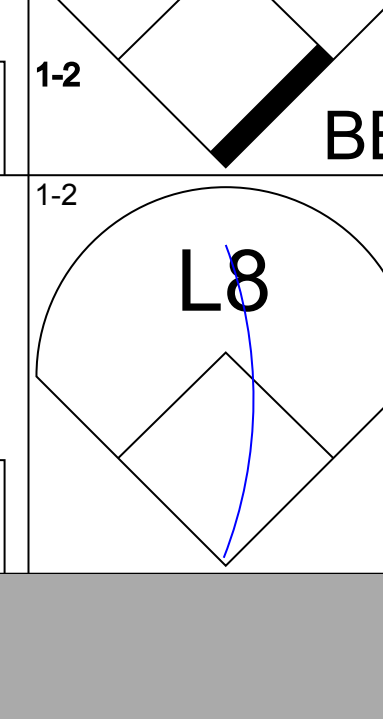
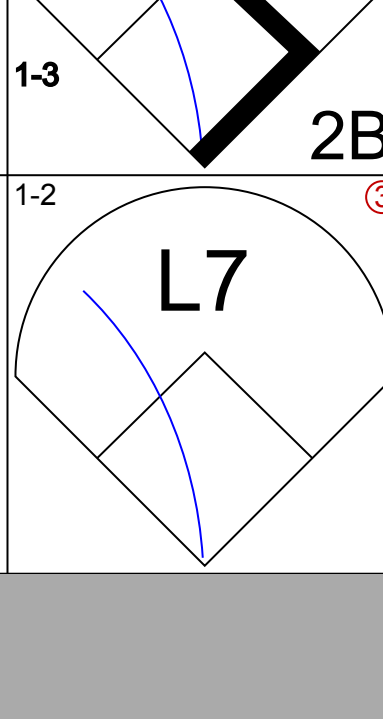
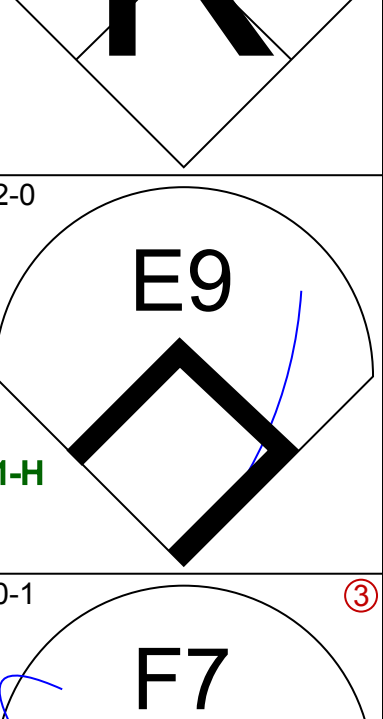
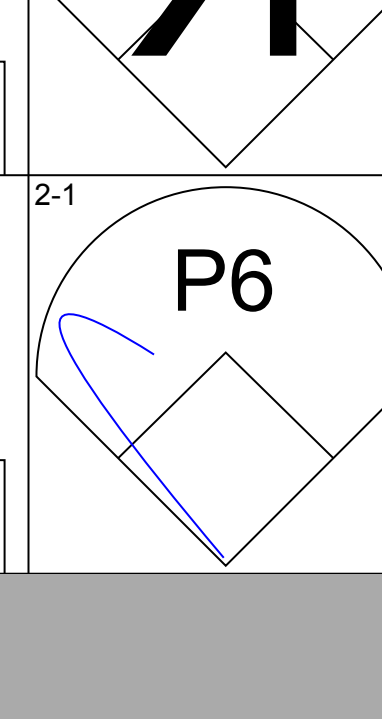
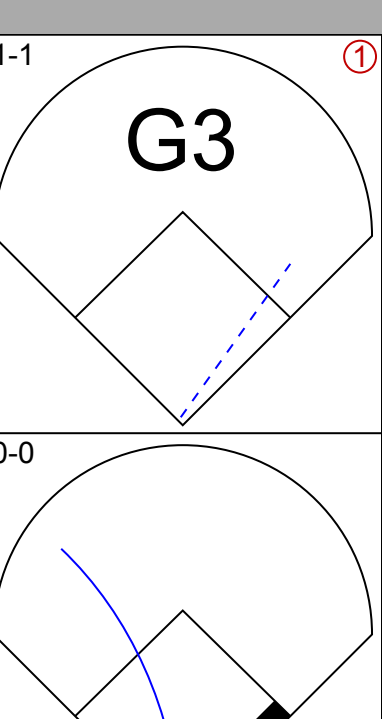
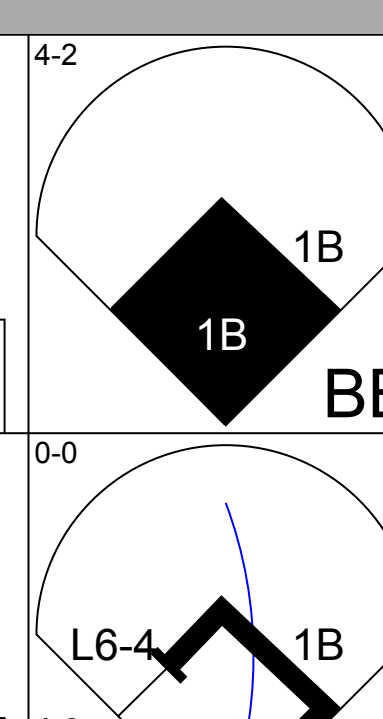
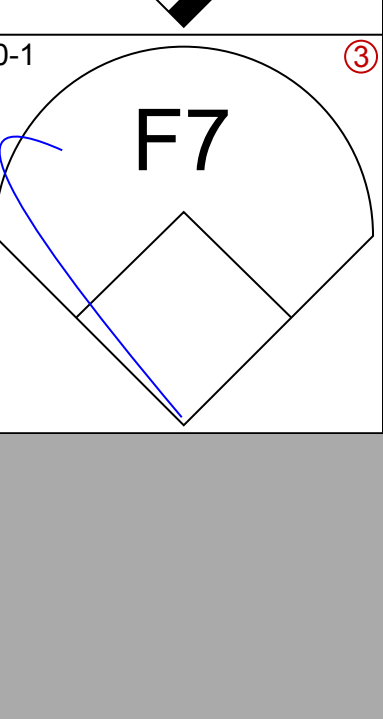
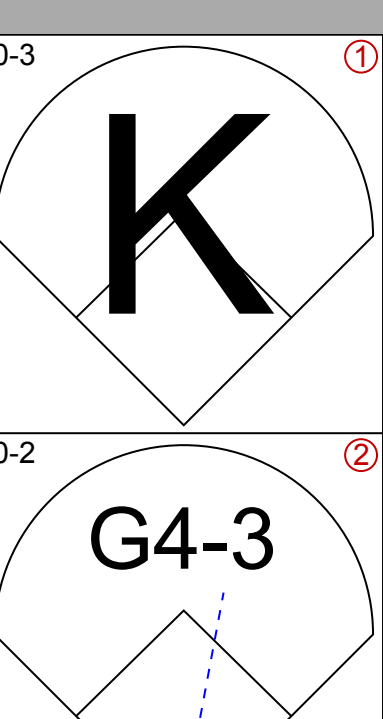
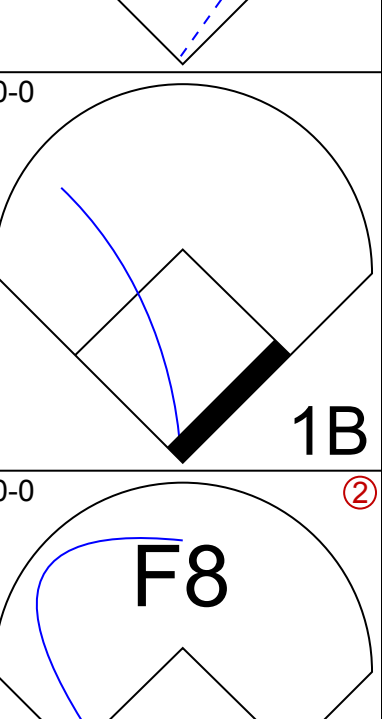
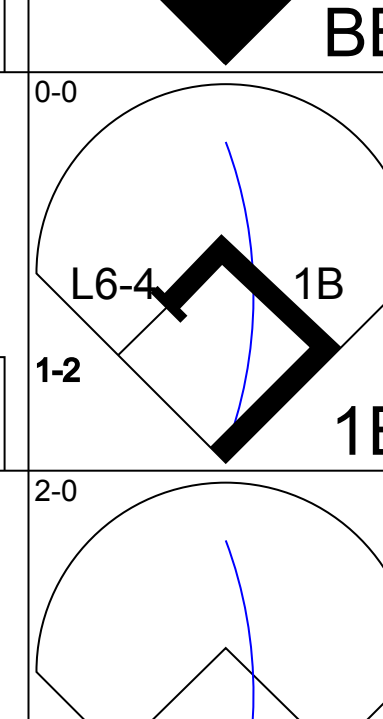
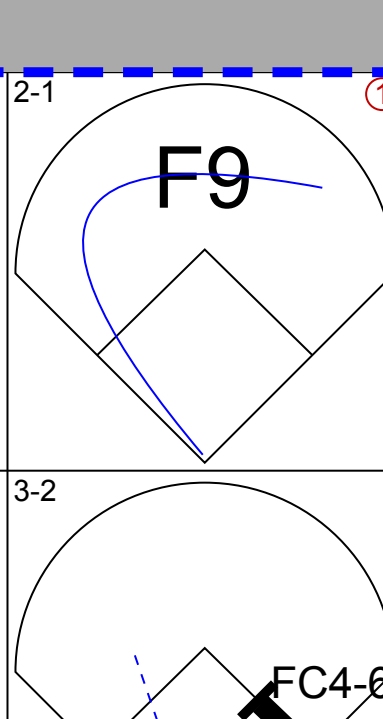
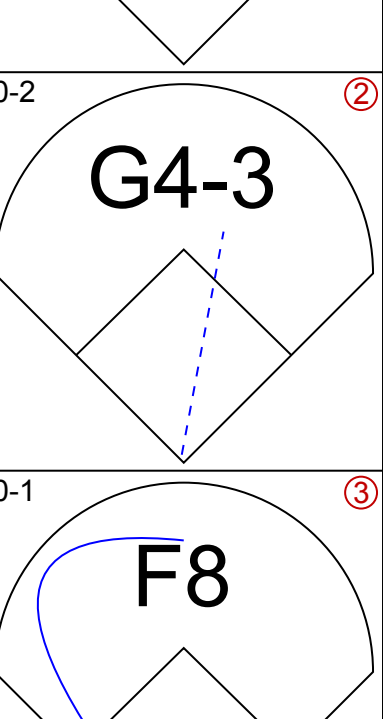
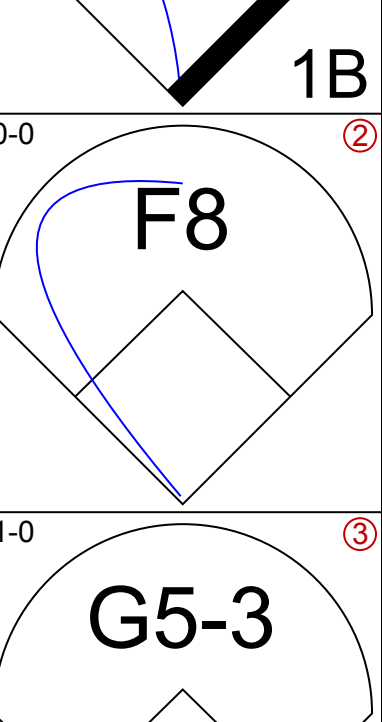
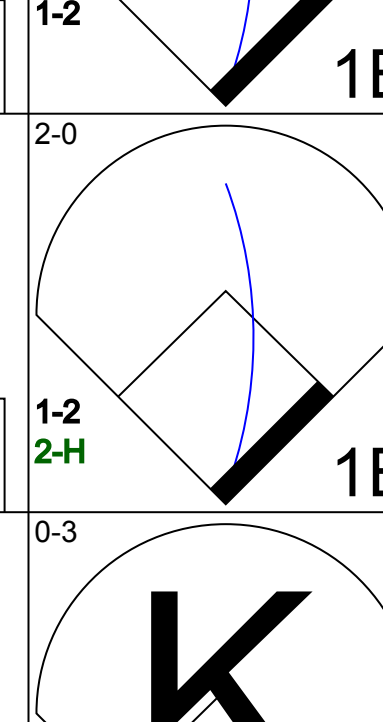
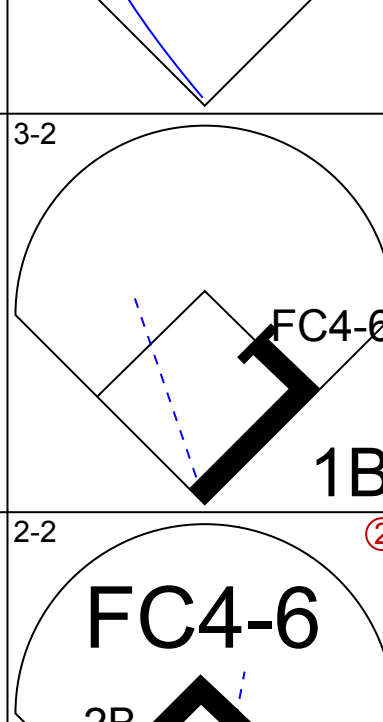
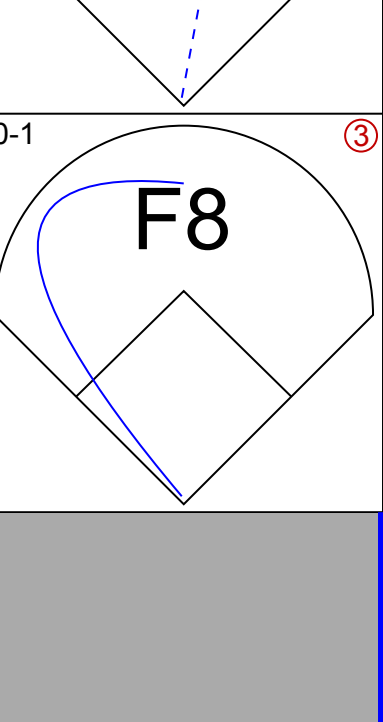
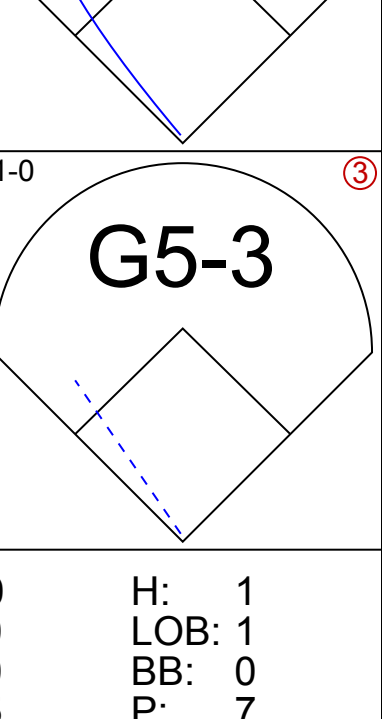
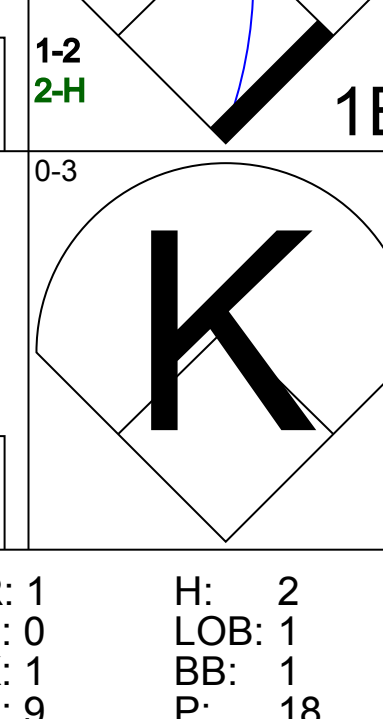
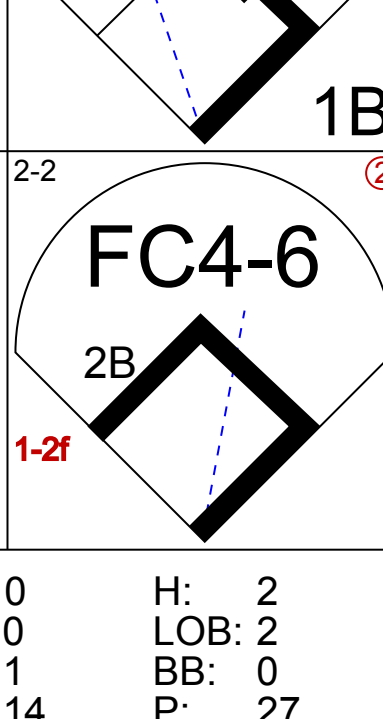
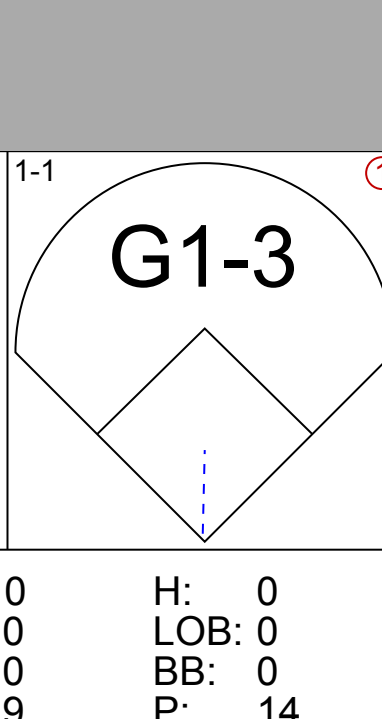
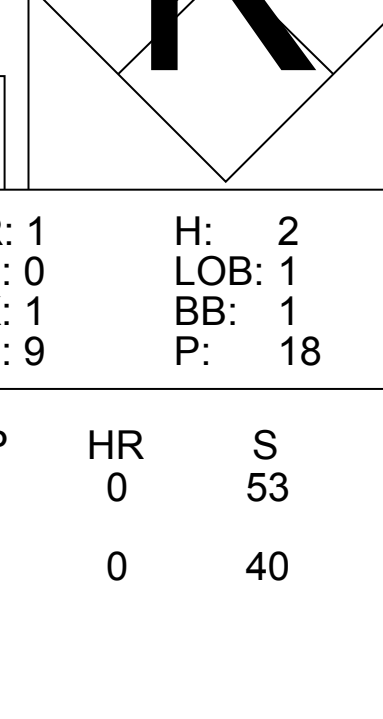
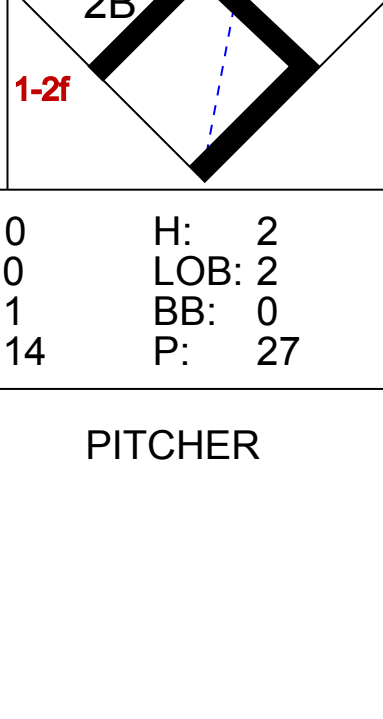
Batter	1	2	3	4	5	6	7	8	9	AB	R	H	RBI	BB	SO	LOB	BOTTOM										
Mariano Duncan, R (1, 6) OBP: 0.288, SLG: 0.362	F9									3	0	0	0	0	1	0	Atlanta Braves @ Cincinnati Reds Riverfront Stadium, Cincinnati, OH Sun Aug 06 1989, 3:33 AM EDT Att: 38,077 - Unknown										
Luis Quinones, S (1, 5) OBP: 0.297, SLG: 0.381	P6									4	1	1	0	0	0	1											
Eric Davis, R (1, 8) OBP: 0.359, SLG: 0.527	G1-3									4	1	1	2	0	0	1											
Ken Griffey, L (1, 7) OBP: 0.369, SLG: 0.476										2	0	1	0	1	0	0											
Todd Benzinger, S (1, 3) OBP: 0.298, SLG: 0.373										3	0	0	0	0	1	2											
Herm Winningham, L (1, 9) OBP: 0.295, SLG: 0.299										3	0	0	0	0	0	1											
Jeff Reed, L (1, 2) OBP: 0.309, SLG: 0.330										2	0	0	0	0	1	2											
Dave Collins, S (8, PH) OBP: 0.282, SLG: 0.250										1	1	1	0	0	0	0											
Joe Oliver, R (9, 2) OBP: 0.308, SLG: 0.278										0	0	0	0	0	0	0											
Ron Oester, S (1, 4) OBP: 0.275, SLG: 0.259										2	0	0	0	0	0	2											
Joel Youngblood, R (8, PH) OBP: 0.314, SLG: 0.344										1	0	0	0	0	0	1											
Norm Charlton, S (9, 1) OBP: 0.314, SLG: 0.344										0	0	0	0	0	0	0											
Tim Leary, R (1, 1) OBP: 0.122, SLG: 0.077										1	0	0	0	1	0	0											
Rob Dibble, L (7, 1) ERA: 3.71										0	0	0	0	0	0	0											
Scotti Madison, S (8, PH) OBP: 0.244, SLG: 0.268										0	0	0	1	0	0	0											
Inning Stats	R: 0 E: 0 K: 0 S: 7	H: 0 LOB: 0 BB: 0 P: 11	R: 0 E: 0 K: 0 S: 7	H: 0 LOB: 0 BB: 0 P: 11	R: 0 E: 0 K: 0 S: 5	H: 0 LOB: 0 BB: 0 P: 11	R: 0 E: 0 K: 0 S: 6	H: 0 LOB: 0 BB: 0 P: 12	R: 0 E: 0 K: 2 S: 15	H: 1 LOB: 2 BB: 0 P: 22	R: 0 E: 0 K: 0 S: 9	H: 0 LOB: 1 BB: 1 P: 17	R: 0 E: 0 K: 0 S: 10	H: 0 LOB: 0 BB: 1 P: 17	R: 1 E: 0 K: 1 S: 8	H: 1 LOB: 0 BB: 0 P: 16	R: 2 E: 0 K: 0 S: 2	H: 2 LOB: 0 BB: 0 P: 5	1B: 1 2B: 2 3B: 0 HR: 1	SF: 1 SAC: 1 DP: 1 HBP: 0	WP: 0 PB: 0 SB: 0 CS: 0	PA: 30					
PITCHER	IP	WLS	BF	H	R	ER	SO	BB	IBB	HBP	BLK	WP	HR	S	P	ERA	WHIP										
Marty Clary, R (1, 1) ERA: 3.29	7.0		24	1	0	0	2	2	0	0	0	0	0	59	101	0.00	0.429										
Paul Assenmacher, L (8, 1) ERA: 3.91	0.0		1	1	1	1	0	0	0	0	0	0	0	1	1	"	"										
Mark Eichhorn, R (8, 1) ERA: 3.71	1.0		3	0	0	0	1	0	0	0	0	0	0	7	15	0.00	0.000										
Joe Boever, R (9, 1) ERA: 3.32	0.0	L	2	2	2	2	0	0	0	0	0	0	1	2	5	"	"										



Batter	1	2	3	4	5	6	7	8	9	AB	R	H	RBI	BB	SO	LOB	TOP									
Mariano Duncan, R OBP: 0.285, SLG: 0.357										5	1	1	0	0	2	3	<p>Cincinnati Reds @ San Francisco Giants Candlestick Park, San Francisco, CA</p> <p>Mon Aug 07 1989, 10:05 PM EDT Att: 23,905 - Unknown - 55 F</p>									
Luis Quiñones, S OBP: 0.276, SLG: 0.403										5	1	3	3	0	0	1										
Eric Davis, R OBP: 0.359, SLG: 0.522 Joel Youngblood, R OBP: 0.314, SLG: 0.344										3	1	0	1	1	0	3										
Ken Griffey, L OBP: 0.372, SLG: 0.473 Tim Lincecum, L OBP: 0.333, SLG: 1.333										3	2	1	0	1	0	3										
Rolando Roomes, R OBP: 0.316, SLG: 0.480										4	1	1	2	1	2	1										
Todd Benzinger, S OBP: 0.297, SLG: 0.369										4	0	0	0	1	2	5										
Jeff Reed, L OBP: 0.311, SLG: 0.329										4	0	1	2	1	0	2										
Ron Oester, S OBP: 0.284, SLG: 0.269										4	2	3	1	0	0	1										
Ron Robinson, R OBP: 0.400, SLG: 0.333 Dave Collins, S OBP: 0.300, SLG: 0.250 Herm Winningham, L OBP: 0.300, SLG: 0.305										2	1	0	0	0	1	2										
Inning Stats	R: 0 E: 0 K: 1 S: 7	H: 1 LOB: 0 BB: 0 P: 10	R: 1 E: 0 K: 1 S: 9	H: 2 LOB: 1 BB: 0 P: 12	R: 0 E: 0 K: 1 S: 8	H: 0 LOB: 0 BB: 0 P: 10	R: 0 E: 0 K: 1 S: 7	H: 0 LOB: 1 BB: 1 P: 15	R: 7 E: 0 K: 1 S: 18	H: 5 LOB: 2 BB: 3 P: 36	R: 0 E: 1 K: 0 S: 8	H: 0 LOB: 0 BB: 1 P: 17	R: 0 E: 0 K: 1 S: 5	H: 0 LOB: 0 BB: 1 P: 12	R: 2 E: 0 K: 2 S: 17	H: 3 LOB: 1 BB: 0 P: 26		R: 0 E: 0 K: 0 S: 9	H: 0 LOB: 0 BB: 0 P: 17	1B: 9 2B: 0 3B: 2 HR: 0	SF: 0 SAC: 0 DP: 2 HBP: 1	WP: 1 PB: 0 SB: 0 CS: 0	PA: 43			
PITCHER	IP	WLS	BF	H	R	ER	SO	BB	IBB	HBP	BLK	WP	HR	S	P	ERA	WHIP									
Jeff Brantley, R ERA: 4.35	(1, 1)	4.1	L	20	6	5	5	4	2	0	0	0	0	41	65	10.38	1.846									
Randy McCament, R ERA: 3.8	(5, 1)	0.1		5	1	2	2	1	1	1	1	0	1	0	7	17	54.00	6.000								
Ernie Camacho, R ERA: 4.5	(5, 1)	4.1		18	4	3	3	3	2	0	0	0	0	40	73	6.23	1.385									

AB	36
R	10
H	11
RBI	9
BB	6
SO	8
LOB	22



Batter	1	2	3	4	5	6	7	8	9	AB	R	H	RBI	BB	SO	LOB	BOTTOM								
Brett Butler, L OBP: 0.341, SLG: 0.368 Kirt Manwaring, R OBP: 0.276, SLG: 0.270										4	0	1	0	0	0	2	<p>Cincinnati Reds @ San Francisco Giants Candlestick Park, San Francisco, CA</p> <p>Mon Aug 07 1989, 10:05 PM EDT Att: 23,905 - Unknown - 55 F</p>								
Robby Thompson, R OBP: 0.330, SLG: 0.430 Ernest Riles, L OBP: 0.331, SLG: 0.398										3	0	0	0	0	1	0									
Will Clark, L OBP: 0.416, SLG: 0.552										4	1	2	0	0	0	0									
Kevin Mitchell, R OBP: 0.387, SLG: 0.653										3	0	1	0	1	2	1									
Matt Williams, R OBP: 0.243, SLG: 0.362										4	0	0	0	0	0	4									
Pat Sheridan, L OBP: 0.309, SLG: 0.325 Candy Maldonado, R OBP: 0.302, SLG: 0.372										2	1	0	0	1	0	1									
Terry Kennedy, L OBP: 0.310, SLG: 0.329 Greg Litton, R OBP: 0.337, SLG: 0.478										3	0	2	0	0	0	0									
Jose Uribe, S OBP: 0.292, SLG: 0.311										4	0	2	1	0	0	1									
Jeff Brantley, R OBP: 0.100, SLG: 0.100 Randy McCament, R OBP: 0.300, SLG: 0.500 Ernie Camacho, R										2	0	0	0	0	1	3									
Donell Nixon, R OBP: 0.298, SLG: 0.262										1	0	0	0	0	0	0									
Inning Stats	R: 0 E: 1 K: 0 S: 17	H: 0 LOB: 2 BB: 1 P: 27	R: 0 E: 0 K: 0 S: 5	H: 1 LOB: 1 BB: 0 P: 7	R: 0 E: 0 K: 0 S: 11	H: 2 LOB: 2 BB: 0 P: 14	R: 1 E: 0 K: 1 S: 9	H: 2 LOB: 1 BB: 1 P: 18	R: 1 E: 0 K: 2 S: 11	H: 1 LOB: 1 BB: 0 P: 17	R: 0 E: 0 K: 1 S: 14	H: 2 LOB: 2 BB: 0 P: 27	R: 0 E: 0 K: 1 S: 8	H: 0 LOB: 0 BB: 0 P: 14	R: 0 E: 0 K: 1 S: 9	H: 0 LOB: 0 BB: 0 P: 9	R: 0 E: 0 K: 0 S: 9	H: 0 LOB: 0 BB: 0 P: 14	1B: 6 2B: 3 3B: 0 HR: 0	SF: 0 SAC: 0 DP: 1 HBP: 0	WP: 0 PB: 0 SB: 0 CS: 0	PA: 38			
PITCHER	IP	WLS	BF	H	R	ER	SO	BB	IBB	HBP	BLK	WP	HR	S	P	ERA	WHIP								
Ron Robinson, R ERA: 1.63	(1, 1)	5.0	W	24	2	0	1	3	0	0	0	0	0	40	64	0.00	0.500								
Tim Lincecum, L ERA: 3.61	(6, 1)	4.0	S	14	2	0	0	3	0	0	0	0	0	40	64	0.00	0.500								

AB	36
R	2
H	8
RBI	1
BB	2
SO	6
LOB	15



Batter	1	2	3	4	5	6	7	8	9	AB	R	H	RBI	BB	SO	LOB	TOP								
Luis Quinones, S (1, 4) OBP: 0.284, SLG: 0.436	F8		L5			K		HR		4	1	1	3	0	1	0	Cincinnati Reds @ San Francisco Giants Candlestick Park, San Francisco, CA Thu Aug 10 1989, 6:33 AM EDT Att: 34,810 - Unknown - 65 F								
Jeff Richardson, R (1, 6) OBP: 0.216, SLG: 0.147	G5-3			K		F7		G6-3		4	0	0	0	0	1	0									
Eric Davis, R (1, 8) OBP: 0.358, SLG: 0.532	G5-3			G6-3			F9		G6-3	4	0	0	0	0	0	0									
Rolando Roomes, R (1, 9) OBP: 0.309, SLG: 0.465 Herm Winningham, L (9, PH) OBP: 0.296, SLG: 0.390		G4-3		G6-3			F8		K	3	0	0	0	0	0	0									
Joel Youngblood, R (1, 7) OBP: 0.306, SLG: 0.337 Ken Griffey, L (9, PH) OBP: 0.367, SLG: 0.466		2B			P3		K		K	3	0	1	0	0	1	0									
Todd Benzinger, S (1, 3) OBP: 0.292, SLG: 0.362	F8				F6			HR		3	1	1	0	0	0	1									
Joe Oliver, R (1, 2) OBP: 0.319, SLG: 0.302	F4				BB			F7		2	0	0	0	1	0	2									
Scotti Madison, S (1, 5) OBP: 0.241, SLG: 0.340			G6-3		G1-3			HR		3	1	1	0	0	0	1									
Scott Scudder, R (1, 1) OBP: 0.231, SLG: 0.091 Dave Collins, S (6, PH) OBP: 0.286, SLG: 0.237 Rob Dibble, L (6, PH) OBP: 0.284, SLG: 0.274 Ron Oester, S (8, PH) OBP: 0.284, SLG: 0.274 Norm Charlton, S (8, 1)			K		G3			K		1	0	0	0	0	1	0									
										1	0	0	0	0	0	0									
										1	0	0	0	0	0	0									
										1	0	0	0	0	1	2									
										0	0	0	0	0	0	0									
										0	0	0	0	0	0	0									
Inning Stats	R: 0 E: 0 K: 0 S: 5	H: 0 LOB: 0 BB: 0 P: 10	R: 0 E: 0 K: 0 S: 5	H: 1 LOB: 1 BB: 0 P: 8	R: 0 E: 0 K: 1 S: 8	H: 0 LOB: 0 BB: 0 P: 12	R: 0 E: 0 K: 1 S: 10	H: 0 LOB: 0 BB: 0 P: 15	R: 0 E: 0 K: 0 S: 5	H: 0 LOB: 1 BB: 1 P: 10	R: 0 E: 0 K: 1 S: 9	H: 0 LOB: 0 BB: 0 P: 12	R: 0 E: 0 K: 1 S: 5	H: 0 LOB: 0 BB: 0 P: 9	R: 3 E: 0 K: 1 S: 11	H: 3 LOB: 0 BB: 0 P: 16	R: 0 E: 0 K: 2 S: 8	H: 0 LOB: 0 BB: 0 P: 12	1B: 1 2B: 2 3B: 0 HR: 1	SF: 0 SAC: 0 DP: 0 HBP: 0	WP: 0 PB: 0 SB: 0 CS: 0	PA: 32			
PITCHER	IP	WLS	BF	H	R	ER	SO	BB	IBB	HBP	BLK	WP	HR	S	P	ERA	WHIP								
Dave Dravecky, L (1, 1) ERA: 3.38	8.0	W	29	4	3	3	5	1	0	0	0	0	1	58	92	3.38	0.625								
Steve Bedrosian, R (9, 1) ERA: 3.66	1.0	S	3	0	0	0	2	0	0	0	0	0	0	8	12	0.00	0.000								

AB	31
R	3
H	4
RBI	3
BB	1
SO	7
LOB	6



Batter	1	2	3	4	5	6	7	8	9	AB	R	H	RBI	BB	SO	LOB	BOTTOM								
Brett Butler, L (1, 8) OBP: 0.343, SLG: 0.368	P5	B5-3		P6-3		S		1B		4	0	1	0	0	0	2	Cincinnati Reds @ San Francisco Giants Candlestick Park, San Francisco, CA Thu Aug 10 1989, 6:33 AM EDT Att: 34,810 - Unknown - 65 F								
Robby Thompson, R (1, 4) OBP: 0.327, SLG: 0.424	G5-3		P3	F9		K				4	0	0	0	0	1	1									
Will Clark, L (1, 3) OBP: 0.416, SLG: 0.555	BB		2B		F8		F8			3	1	1	0	1	0	0									
Kevin Mitchell, R (1, 7) OBP: 0.394, SLG: 0.669	BB		2B	IBB	HR	BB		K		1	1	0	0	3	1	0									
Matt Williams, R (1, 5) OBP: 0.244, SLG: 0.410	P3		2B		HR		K			4	1	2	3	0	1	2									
Pat Sheridan, L (1, 9) OBP: 0.311, SLG: 0.343	G4-3	3B	G5-3		F7		K			4	1	1	0	0	1	2									
Terry Kennedy, L (1, 2) OBP: 0.312, SLG: 0.328 Steve Bedrosian, R (9, 1) OBP: 0.333, SLG: 0.333	G4-3		FC4-6	IBB	G4-3		K			3	0	0	1	1	1	0									
										0	0	0	0	0	0	0									
Jose Uribe, S (1, 6) OBP: 0.287, SLG: 0.303	G6-3	FC4-6				P5		G5-3		4	0	0	0	0	0	3									
Dave Dravecky, R (1, 1) Kirt Manwaring, R (9, 2) OBP: 0.270, SLG: 0.264	BB			P6-3	BB	K				1	0	0	0	2	1	0									
										0	0	0	0	0	0	0									
										1	0	0	0	0	0	0									
										0	0	0	0	0	0	0									
Inning Stats	R: 0 E: 0 K: 0 S: 12	H: 0 LOB: 2 BB: 2 P: 26	R: 1 E: 0 K: 0 S: 9	H: 1 LOB: 1 BB: 1 P: 17	R: 1 E: 0 K: 0 S: 12	H: 2 LOB: 3 BB: 2 P: 23	R: 0 E: 0 K: 0 S: 7	H: 0 LOB: 0 BB: 1 P: 13	R: 2 E: 0 K: 2 S: 14	H: 1 LOB: 0 BB: 0 P: 21	R: 0 E: 0 K: 2 S: 10	H: 0 LOB: 0 BB: 0 P: 13	R: 0 E: 0 K: 2 S: 12	H: 0 LOB: 0 BB: 0 P: 17	R: 0 E: 0 K: 2 S: 12	H: 0 LOB: 0 BB: 0 P: 17	1B: 1 2B: 3 3B: 1 HR: 1	SF: 0 SAC: 0 DP: 1 HBP: 0	WP: 0 PB: 0 SB: 1 CS: 0	PA: 35					
PITCHER	IP	WLS	BF	H	R	ER	SO	BB	IBB	HBP	BLK	WP	HR	S	P	ERA	WHIP								
Scott Scudder, R (1, 1) ERA: 4.59	5.0	L	25	4	4	4	0	5	2	0	0	0	0	49	99	7.20	1.800								
Rob Dibble, R (6, 1) ERA: 2.31	2.0		7	1	0	0	4	0	0	0	0	0	0	24	34	0.00	0.500								
Norm Charlton, L (8, 1) ERA: 3.68	1.0		3	0	0	0	2	0	0	0	0	0	0	12	17	0.00	0.000								

AB	28
R	4
H	5
RBI	4
BB	7
SO	6
LOB	10



Batter	1	2	3	4	5	6	7	8	9	AB	R	H	RBI	BB	SO	LOB	TOP					
Mariano Duncan, R (1, 6) OBP: 0.302, SLG: 0.388	1-2 F8		2-1 L9	2-3 K			1-2 HR 1B		1-1 S 1B	5	2	2	0	0	1	3						
Luis Quiñones, S (1, 5) OBP: 0.275, SLG: 0.422	0-3 K		0-1 4-3	2-0 F7			1-1 F7		1-3 K	5	0	0	0	0	2	5						
Eric Davis, R (1, 8) OBP: 0.364, SLG: 0.554	1-1 1B		0-0 HR		2-1 5-3		3-2 HR		4-0 S 1B	4	3	3	3	1	0	0						
Ken Griffey, L (1, 7) Herm Winstanley, L (8, 7) OBP: 0.360, SLG: 0.455 OBP: 0.294, SLG: 0.298	0-3 K		1-0 F7		3-1 F8		1-3 K		2-3 K	4	0	0	0	0	2	1						
Rolando Roomes, R (1, 9) OBP: 0.307, SLG: 0.459		1-2 G3		1-3 K	1-3 K				0-3 K2-3	5	0	1	2	0	3	0						
Todd Benzinger, S (1, 3) OBP: 0.291, SLG: 0.360		1-3 K2-3		0-1 2B 1B		1-2 1-3			1-0 F9	5	1	1	0	0	1	1						
Jeff Reed, L (1, 2) OBP: 0.314, SLG: 0.336		3-1 1B		1-1 1B		0-0 4-3			1-0 1B	4	0	3	0	0	0	0						
Ron Oester, S (1, 4) OBP: 0.292, SLG: 0.280		1-0 1B		4-0 1B		3-1 1-3			0-0 1B	3	0	2	0	1	0	0						
Tim Leary, R (1, 1) Rob Dibble, L (8, 1) OBP: 0.133, SLG: 0.093	1-1 5-3		1-0 1B		1-0 1B		2-2 5-3		1-1 F7	4	0	1	1	0	0	4						
										0	0	0	0	0	0	0						
Inning Stats	R: 0 E: 0 K: 2 S: 13	H: 1 LOB: 1 BB: 0 P: 15	R: 0 E: 0 K: 1 S: 11	H: 2 LOB: 2 BB: 0 P: 18	R: 1 E: 0 K: 0 S: 6	H: 1 LOB: 0 BB: 0 P: 9	R: 1 E: 0 K: 2 S: 14	H: 3 LOB: 3 BB: 1 P: 25	R: 0 E: 0 K: 1 S: 7	H: 0 LOB: 0 BB: 0 P: 13	R: 0 E: 0 K: 0 S: 6	H: 0 LOB: 0 BB: 0 P: 10	R: 2 E: 0 K: 1 S: 16	H: 2 LOB: 0 BB: 0 P: 24	R: 0 E: 0 K: 1 S: 8	H: 2 LOB: 2 BB: 1 P: 11	R: 2 E: 1 K: 2 S: 13	H: 2 LOB: 1 BB: 1 P: 23	1B: 10 2B: 1 3B: 0 HR: 2	SF: 0 SAC: 0 DP: 0 HBP: 0	WP: 0 PB: 0 SB: 4 CS: 0	PA: 42
PITCHER	IP WLS BF H R ER SO BB IBB HBP BLK WP HR S P ERA WHIP																					
Rick Rhoden, R (1, 1) ERA: 3.66	7.0 L 31 9 4 4 7 0 1 0 0 0 2 73 114 5.14 1.286																					
Juan Agosto, L (8, 1) ERA: 3.63	2.0 11 4 2 2 3 0 1 0 0 0 0 21 34 9.00 2.000																					

Cincinnati Reds @ Houston Astros
Astrodome, Houston, TX
Fri Aug 11 1989, 8:05 PM EDT
Att: 36,044 - Dome


AB	40
R	6
H	13
RBI	6
BB	2
SO	10
LOB	16



Batter	1	2	3	4	5	6	7	8	9	AB	R	H	RBI	BB	SO	LOB	BOTTOM					
Craig Biggio, R (1, 2) OBP: 0.348, SLG: 0.414	4-0 G6-4-3 BB		1-3 K		1-0 B5-3			4-0 WP 1B BB		2	1	0	0	2	1	3						
Rafael Ramirez, R (1, 6) OBP: 0.280, SLG: 0.334	0-1 G6-4-3		0-3 K			1-2 FC4-6 1B		1-3 K		4	0	1	0	0	2	4						
Kevin Bass, S (1, 9) OBP: 0.362, SLG: 0.416	0-0 5-3			0-1 1B		0-0 FC4-6		2-2 WP 1B		4	0	2	1	0	0	1						
Glenn Davis, R (1, 3) OBP: 0.334, SLG: 0.495		2-2 5-3		1-1 P6		1-3 K		1-0 5-3		4	0	0	0	0	1	3						
Ken Caminiti, S (1, 5) OBP: 0.318, SLG: 0.381		1-3 K2-3		0-0 F9		1-2 4-3		0-1 F4		4	0	0	0	0	1	3						
Bill Doran, S (1, 4) OBP: 0.313, SLG: 0.345		1-3 K		1-1 L6			1-0 P5		3-3 K	4	0	0	0	0	2	1						
Billy Hatcher, R (1, 7) OBP: 0.280, SLG: 0.301			0-2 3-1		1-0 5-3		4-1 1-3 BB		1-1 F9	3	0	0	0	1	0	0						
Gerald Young, S (1, 8) OBP: 0.326, SLG: 0.270			1-0 1B		1-1 F8		1-1 1-3		2-1 F8	4	0	1	0	0	0	1						
Rick Rhoden, R (1, 1) Harry Spilman, L (7, PH) OBP: 0.182, SLG: 0.227			1-0 1B		1-2 1B		0-0 3-1			2	0	2	0	0	0	0						
Juan Agosto, L (8, 1) OBP: 0.200, SLG: 0.200			1-3 1B							1	0	0	0	0	0	1						
										0	0	0	0	0	0	0						
Inning Stats	R: 0 E: 0 K: 0 S: 3	H: 0 LOB: 0 BB: 1 P: 7	R: 0 E: 0 K: 2 S: 9	H: 0 LOB: 0 BB: 0 P: 13	R: 0 E: 0 K: 2 S: 15	H: 2 LOB: 2 BB: 0 P: 18	R: 0 E: 0 K: 0 S: 7	H: 1 LOB: 1 BB: 0 P: 9	R: 0 E: 0 K: 0 S: 8	H: 1 LOB: 1 BB: 0 P: 12	R: 0 E: 0 K: 1 S: 9	H: 1 LOB: 1 BB: 0 P: 11	R: 0 E: 0 K: 0 S: 5	H: 0 LOB: 1 BB: 1 P: 11	R: 1 E: 0 K: 1 S: 9	H: 1 LOB: 1 BB: 1 P: 17	R: 0 E: 0 K: 1 S: 7	H: 0 LOB: 0 BB: 0 P: 13	1B: 6 2B: 0 3B: 0 HR: 0	SF: 0 SAC: 0 DP: 1 HBP: 0	WP: 2 PB: 0 SB: 1 CS: 0	PA: 35
PITCHER	IP WLS BF H R ER SO BB IBB HBP BLK WP HR S P ERA WHIP																					
Tim Leary, R (1, 1) ERA: 3.23	7.1 W 30 6 1 1 6 3 0 0 0 0 1 0 10 17 0.00 0.000																					
Rob Dibble, R (8, 1) ERA: 2.26	1.2 S 5 0 0 0 1 0 0 0 0 0 1 0 10 17 0.00 0.000																					

Cincinnati Reds @ Houston Astros
Astrodome, Houston, TX
Fri Aug 11 1989, 8:05 PM EDT
Att: 36,044 - Dome

AB	32
R	1
H	6
RBI	1
BB	3
SO	7
LOB	17



Batter	1	2	3	4	5	6	7	8	9	AB	R	H	RBI	BB	SO	LOB	TOP							
Mariano Duncan, R OBP: 0.299, SLG: 0.383			G6-3			6-3	FC6-4			5	1	1	0	0	1	3								
Luis Quiñones, S OBP: 0.279, SLG: 0.421			G5-3			P4		FC3-6 BB		5	2	2	0	0	1	0								
Eric Davis, R OBP: 0.365, SLG: 0.550						G6-3		FC3-6 BB		4	0	1	0	1	2	3								
Rolando Roomes, R OBP: 0.309, SLG: 0.466	FC6-4									5	1	2	3	0	2	3								
Todd Benzinger, S OBP: 0.290, SLG: 0.358 John Franco, L				L7				FC3-6		5	0	1	0	0	1	4								
Joel Youngblood, R OBP: 0.316, SLG: 0.340 Ken Griffey, L OBP: 0.363, SLG: 0.458				F9						2	0	1	0	1	0	0								
Joe Oliver, R OBP: 0.313, SLG: 0.304 Jeff Reed, L OBP: 0.313, SLG: 0.335									F8	3	0	1	1	0	2	2								
Ron Oester, S OBP: 0.296, SLG: 0.277 Dave Collins, S OBP: 0.279, SLG: 0.223 Norm Charlton, S OBP: 0.279, SLG: 0.223 Mike Roesler, R OBP: 0.279, SLG: 0.223 Herm Winstanley, L OBP: 0.279, SLG: 0.223				F7						2	0	0	0	0	1	2								
Ron Robinson, R OBP: 0.333, SLG: 0.273 Scotti Madison, S OBP: 0.232, SLG: 0.327									F8	2	0	0	0	0	2	2								
Inning Stats	R: 0 E: 0 K: 2 S: 9	H: 1 LOB: 1 BB: 0 P: 17	R: 0 E: 0 K: 3 S: 15	H: 2 LOB: 2 BB: 0 P: 19	R: 0 E: 0 K: 1 S: 6	H: 0 LOB: 0 BB: 0 P: 11	R: 0 E: 0 K: 1 S: 9	H: 0 LOB: 0 BB: 0 P: 13	R: 0 E: 0 K: 2 S: 9	H: 0 LOB: 0 BB: 0 P: 12	R: 0 E: 0 K: 0 S: 6	H: 0 LOB: 0 BB: 0 P: 11	R: 1 E: 0 K: 1 S: 17	H: 2 LOB: 3 BB: 1 P: 29	R: 1 E: 0 K: 1 S: 18	H: 2 LOB: 2 BB: 1 P: 24	R: 3 E: 0 K: 2 S: 18	H: 4 LOB: 1 BB: 0 P: 23	1B: 10 2B: 0 3B: 1 HR: 0	SF: 0 SAC: 0 DP: 0 HBP: 0	WP: 0 PB: 0 SB: 2 CS: 0	PA: 41		
PITCHER	IP	WLS	BF	H	R	ER	SO	BB	IBB	HBP	BLK	WP	HR	S	P	ERA	WHIP							
Jim Deshaies, L ERA: 2.99	7.0		28	5	1	1	10	1	0	0	0	0	0	71	112	1.29	0.857							
Danny Darwin, R ERA: 2.39	1.0		6	2	1	1	1	1	0	0	0	0	0	18	24	9.00	3.000							
Dave Smith, R ERA: 3.07	1.0	W	7	4	3	3	2	0	0	0	0	0	0	18	23	27.00	4.000							

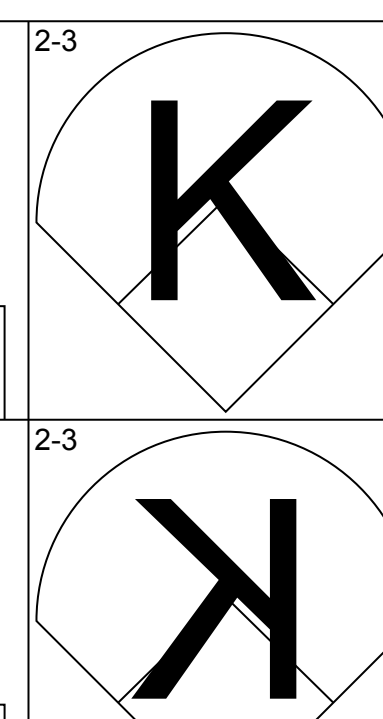
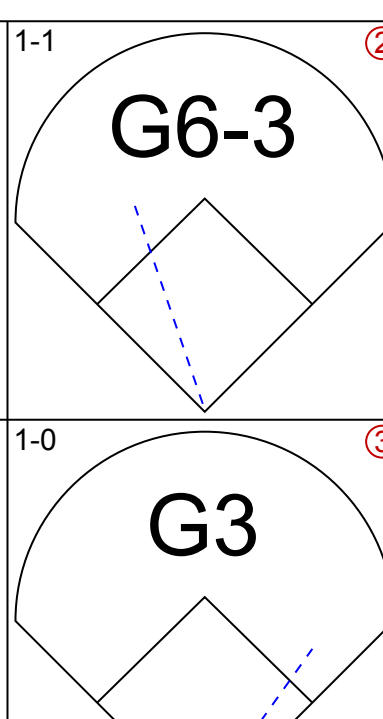
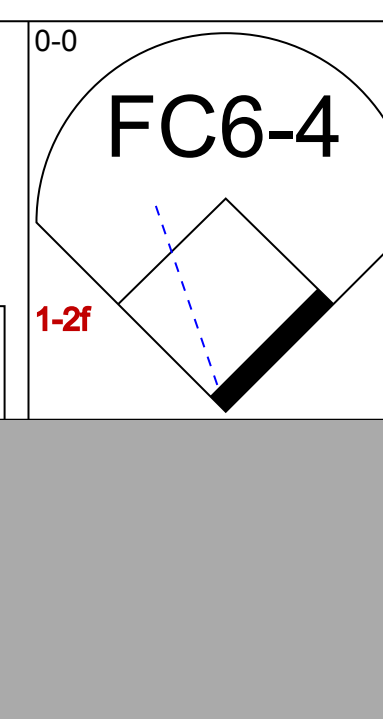
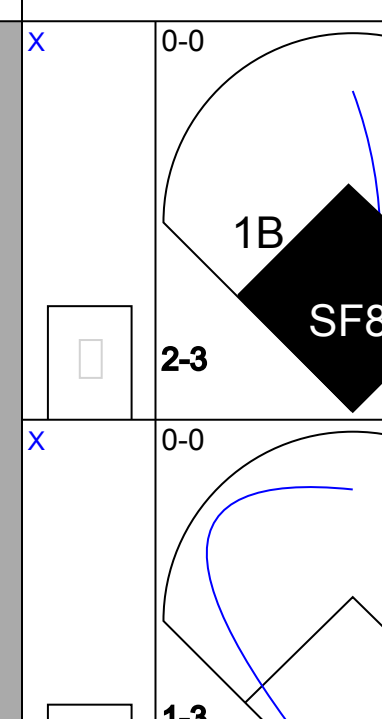
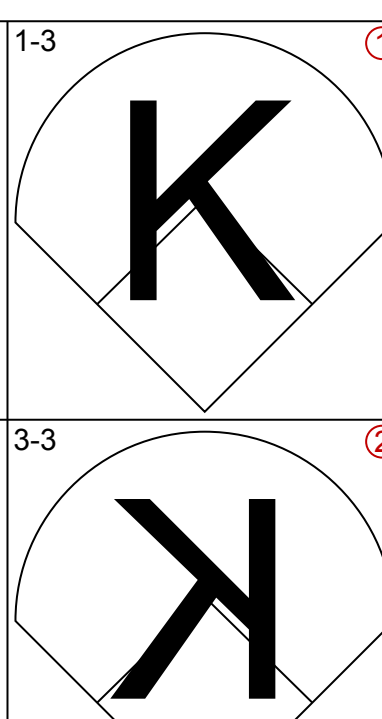
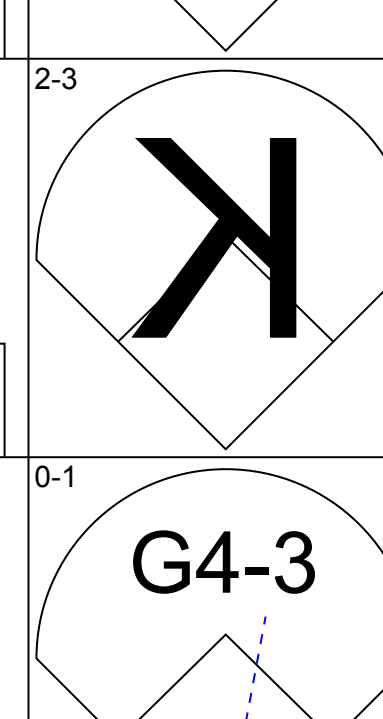
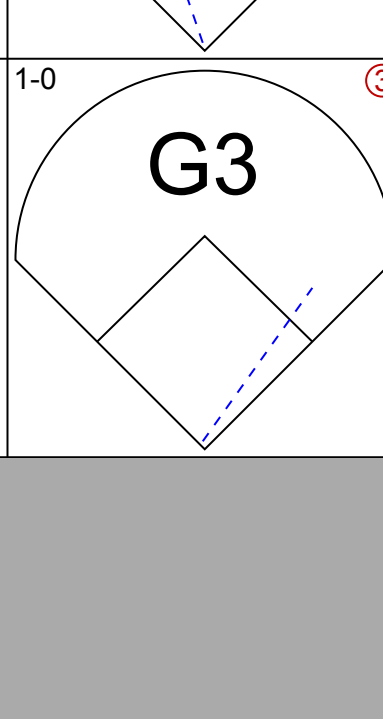
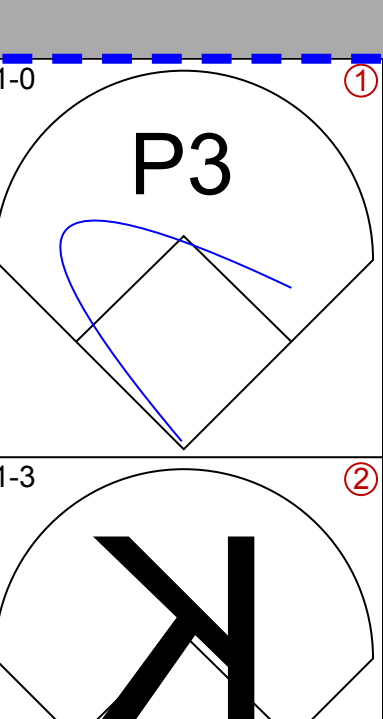
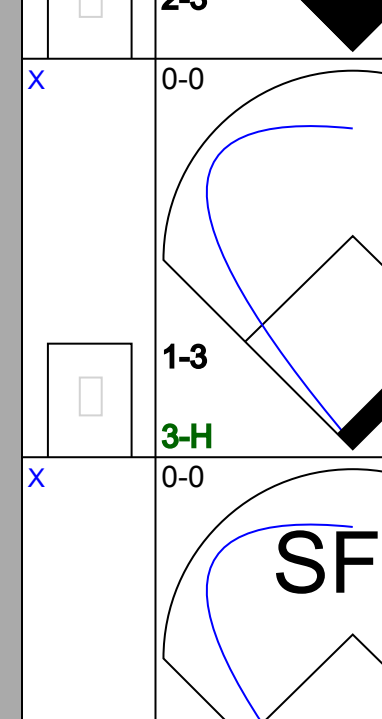
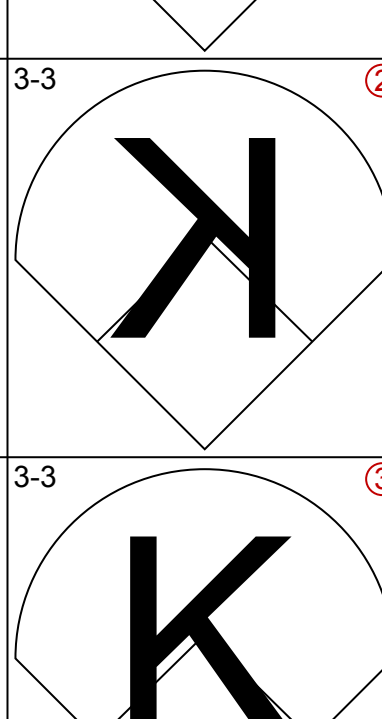
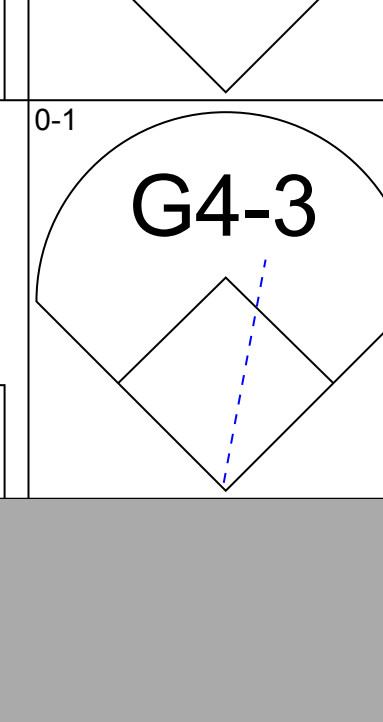
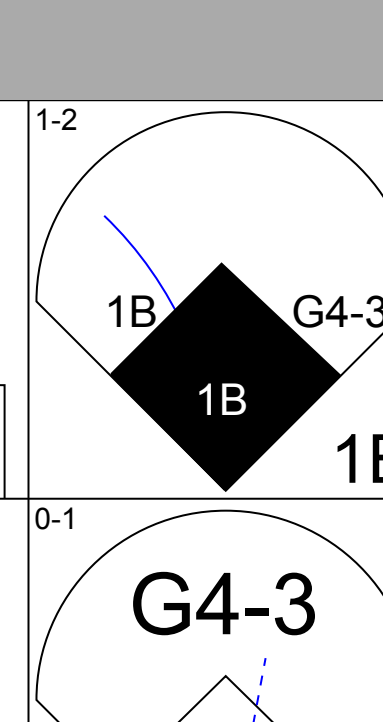
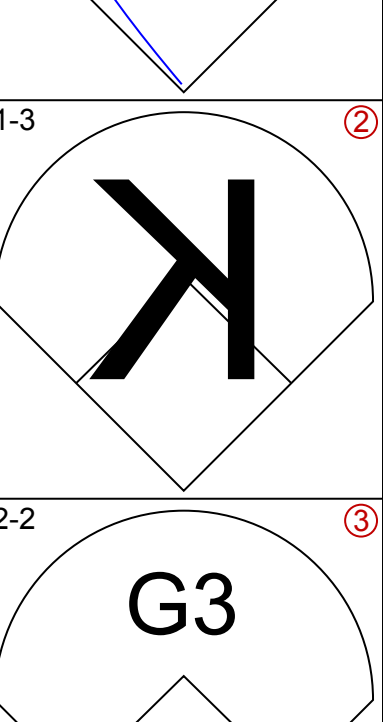
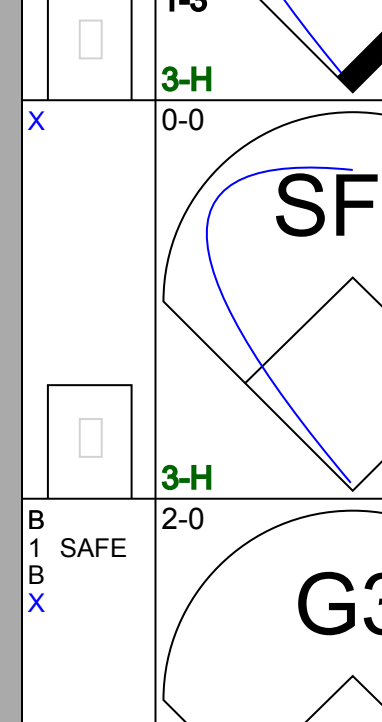
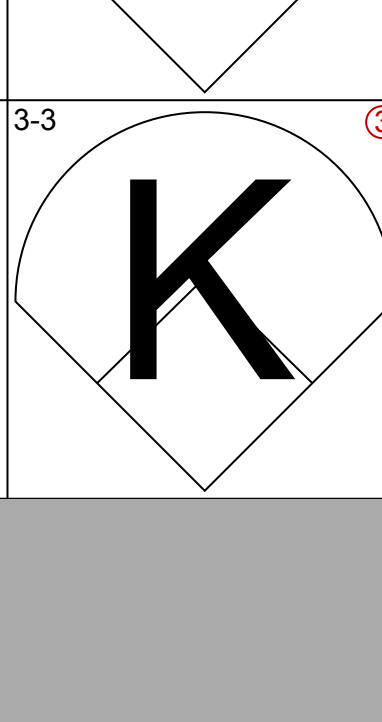
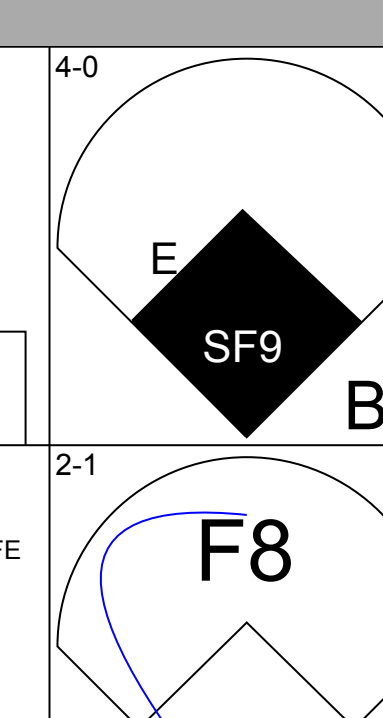
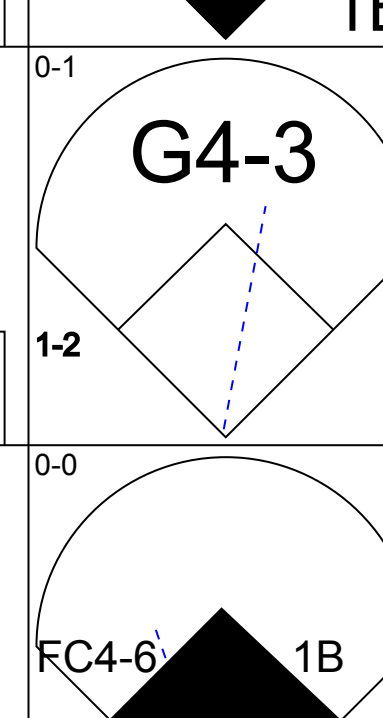
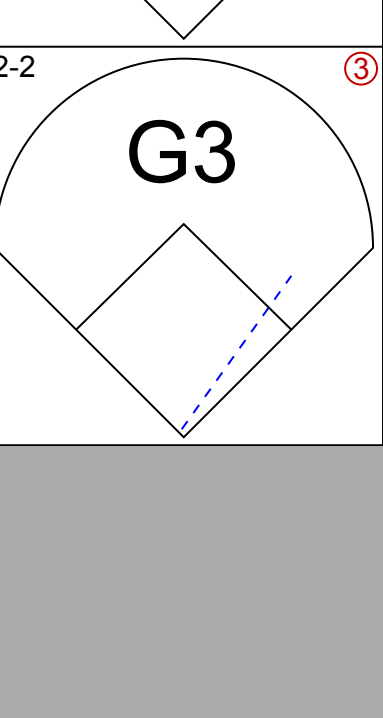
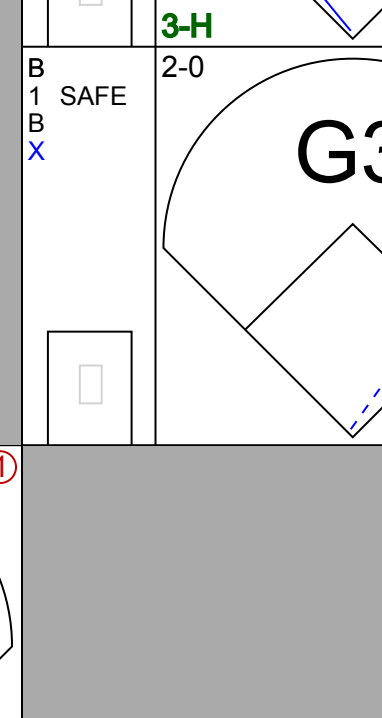
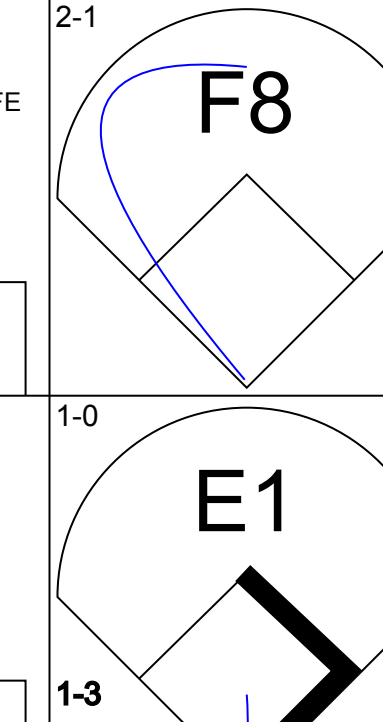
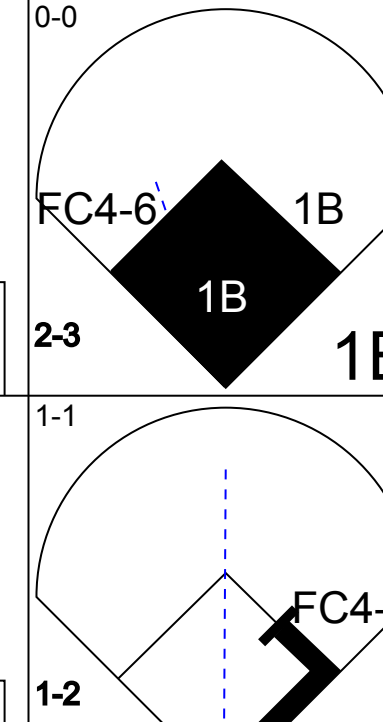
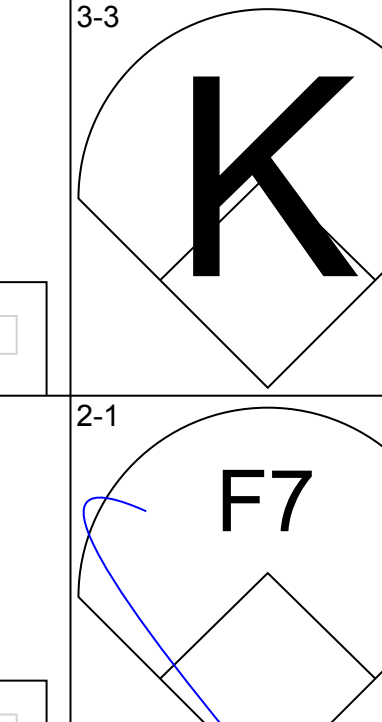
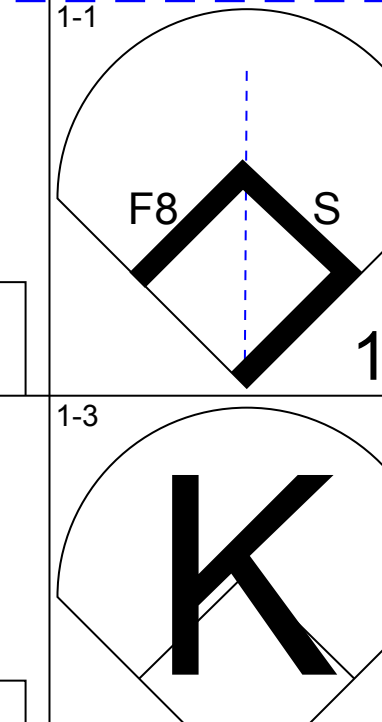
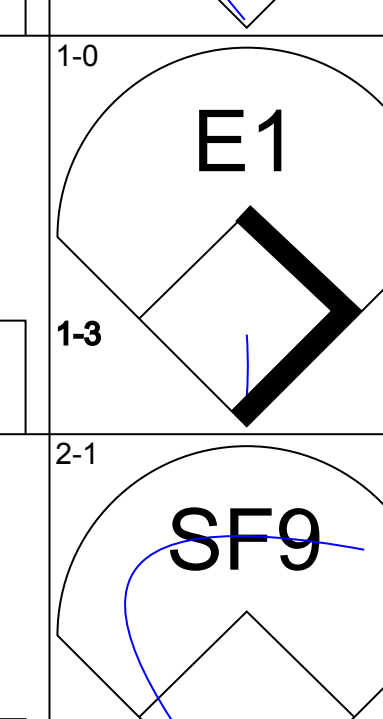
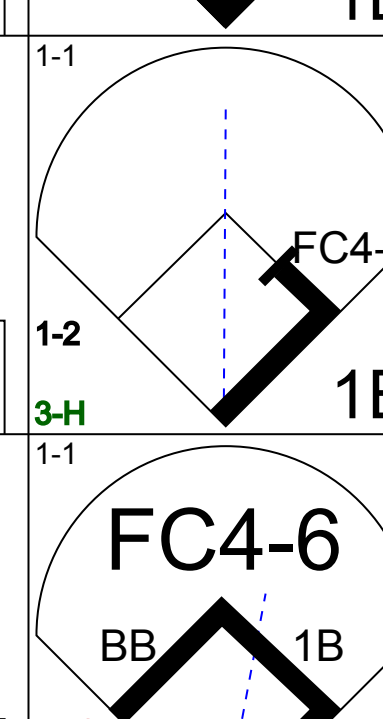
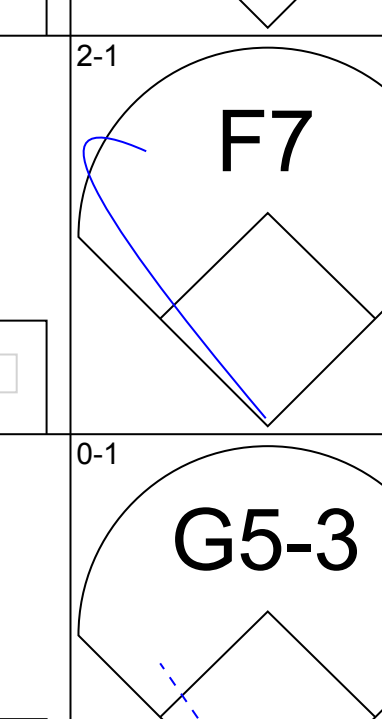
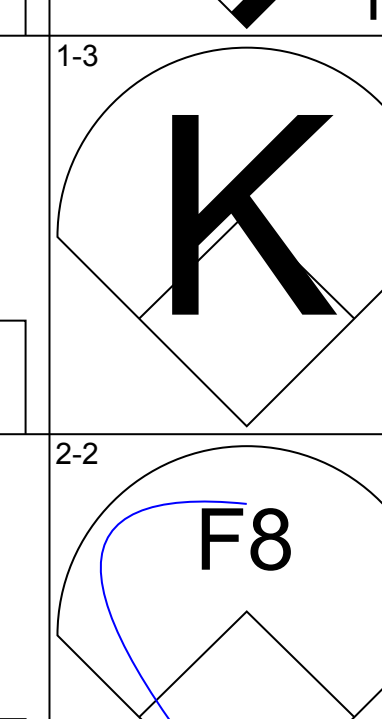
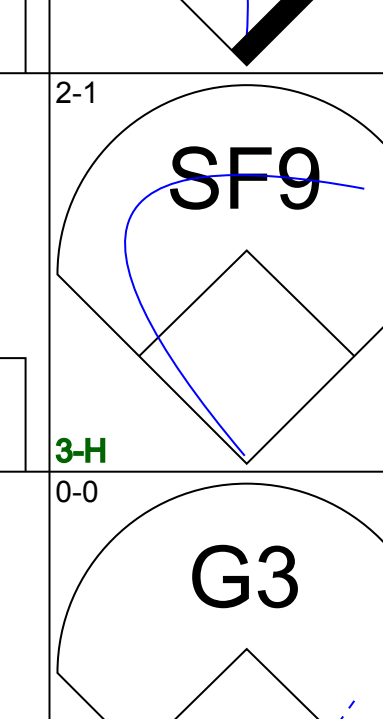
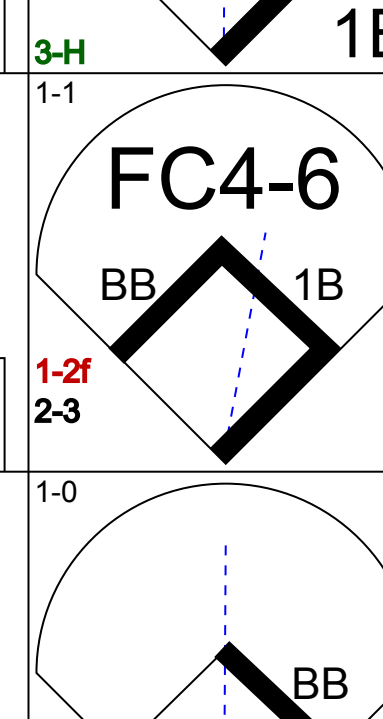
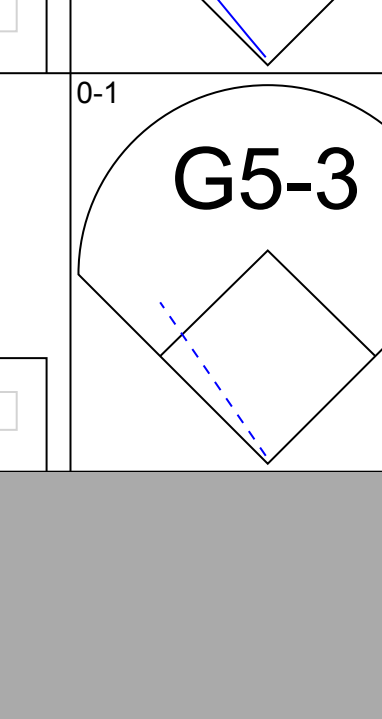
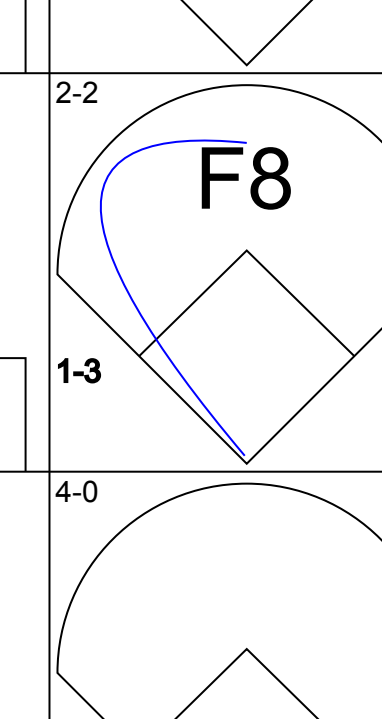
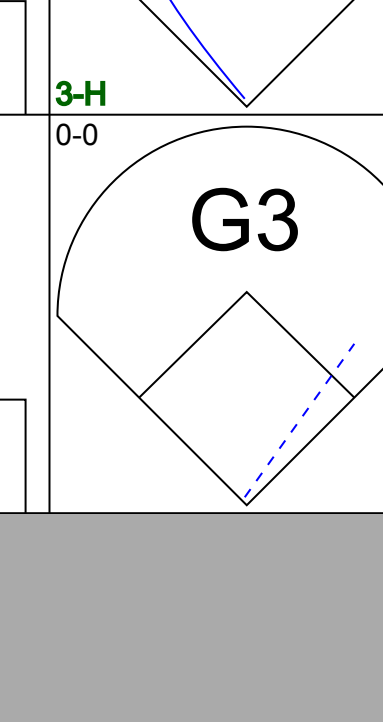
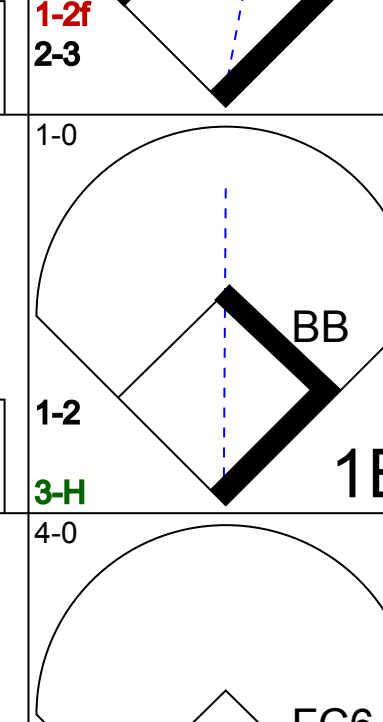
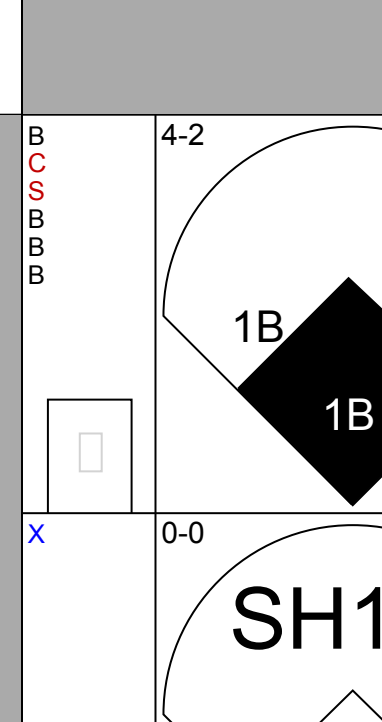
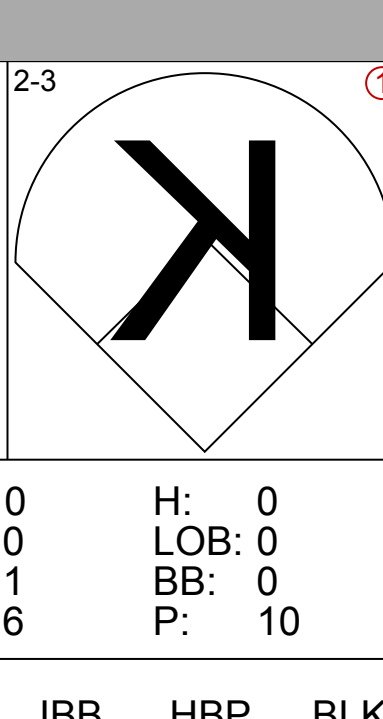
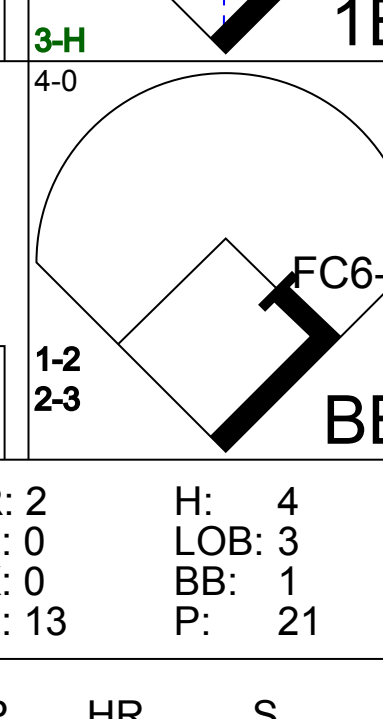
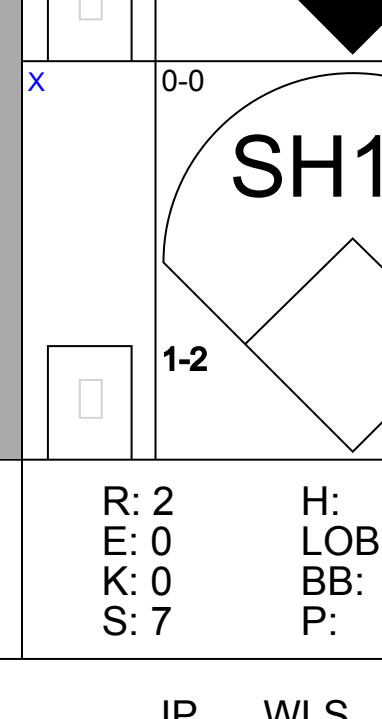
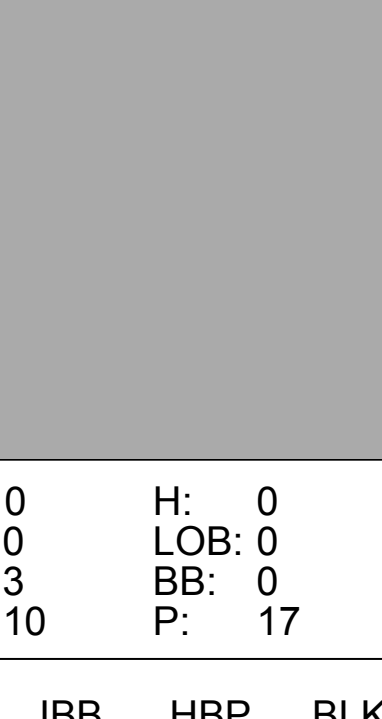
Cincinnati Reds @ Houston Astros
Astrodome, Houston, TX
Sat Aug 12 1989, 4:33 AM EDT
Att: 33,792 - Dome

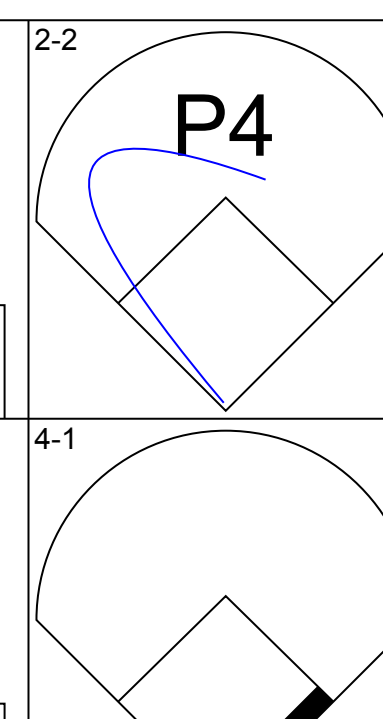
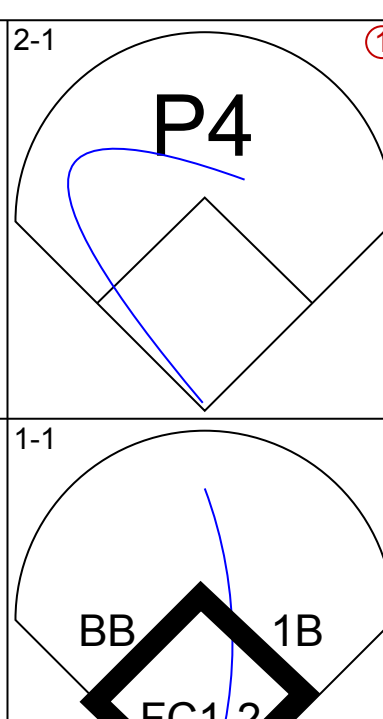
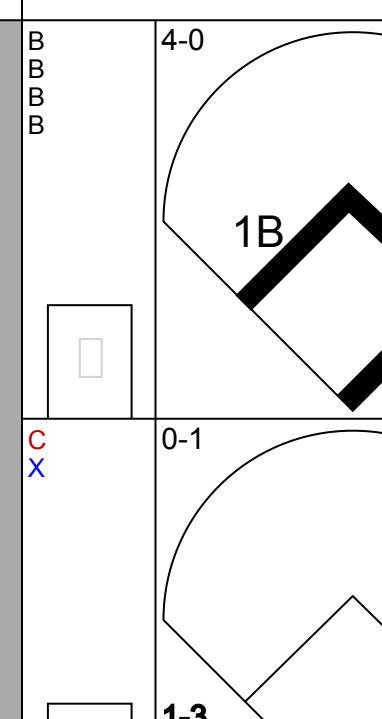
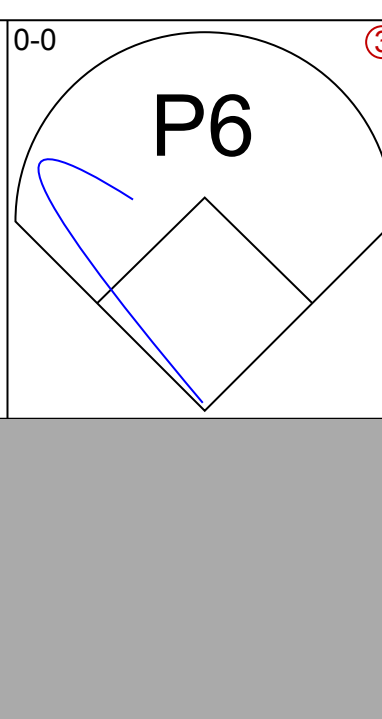
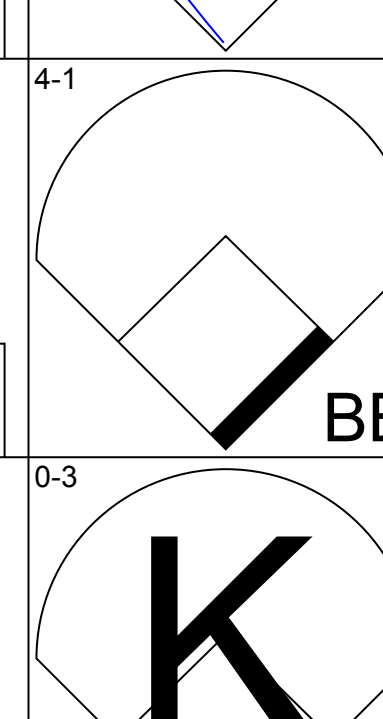
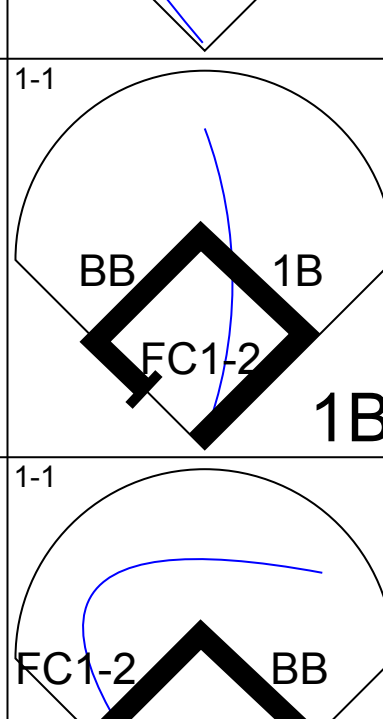
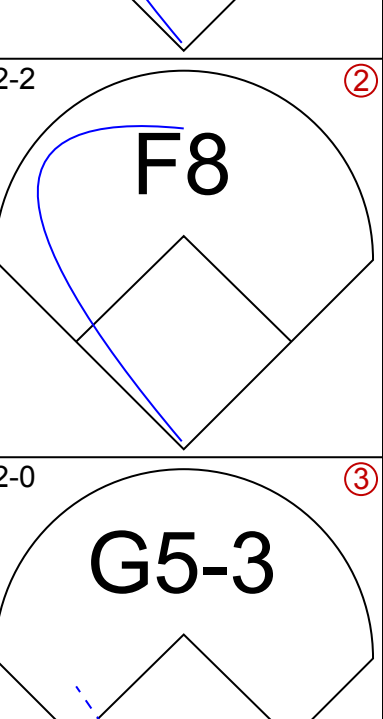
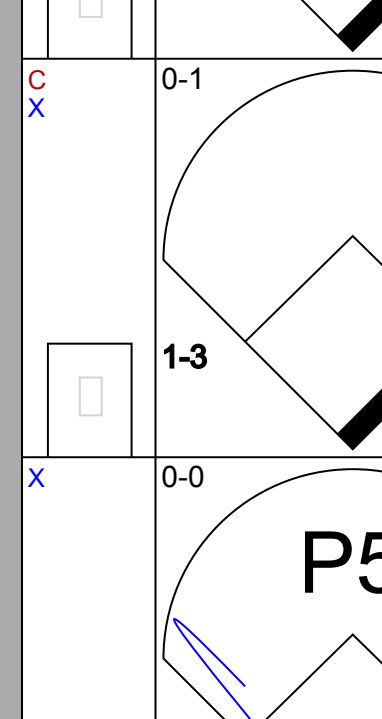
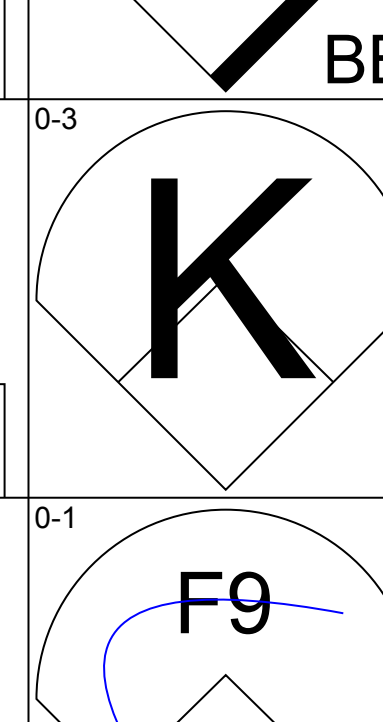
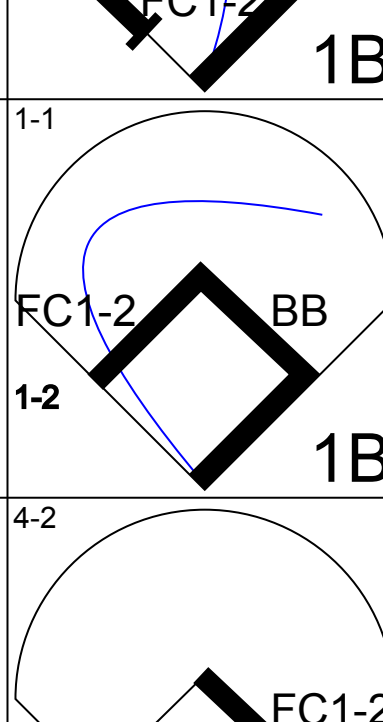
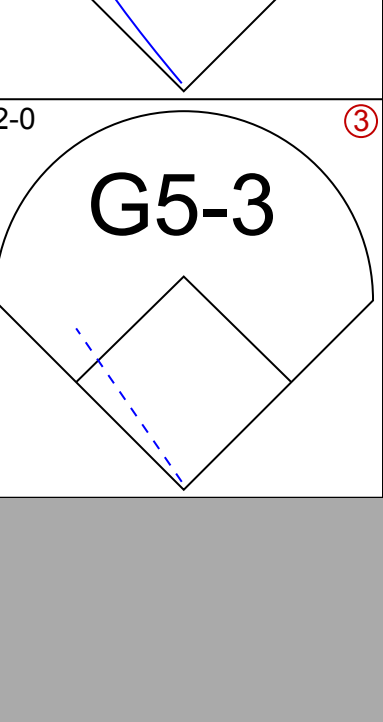
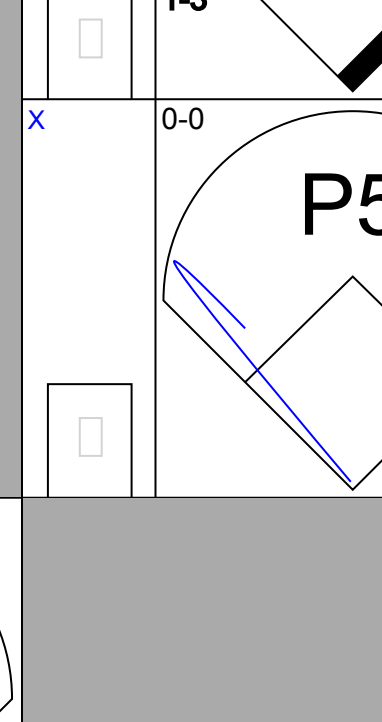
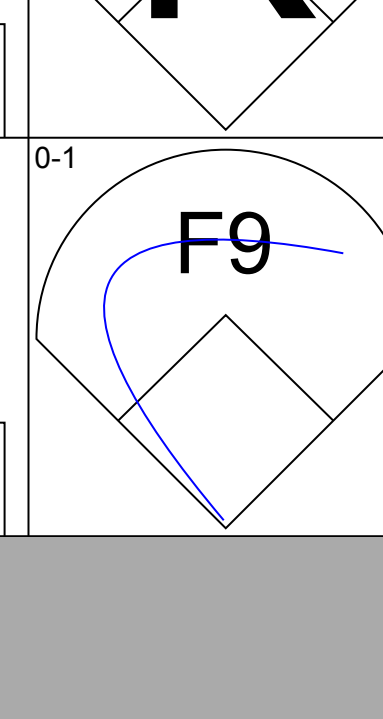
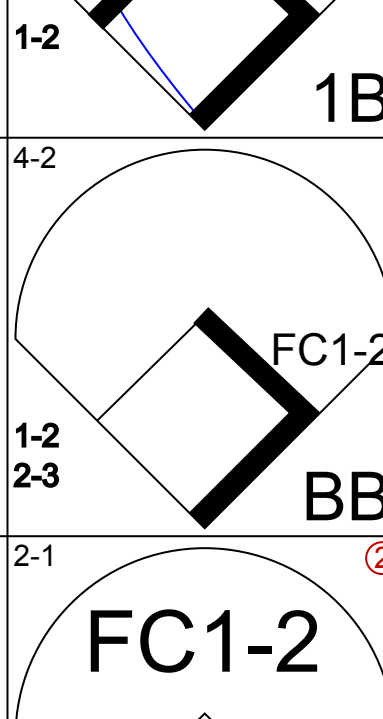
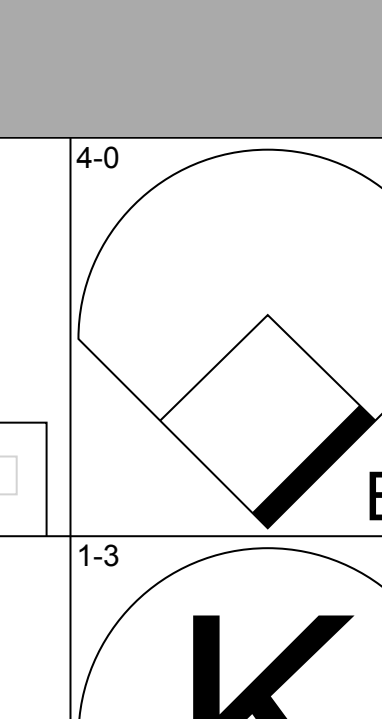
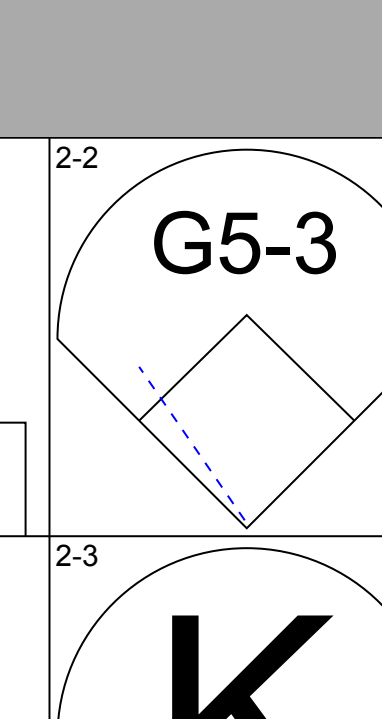
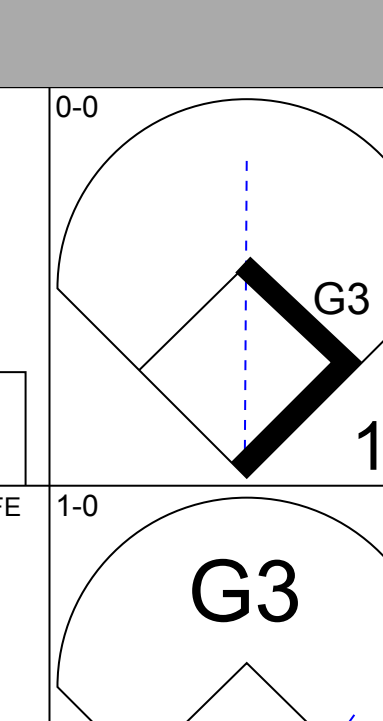
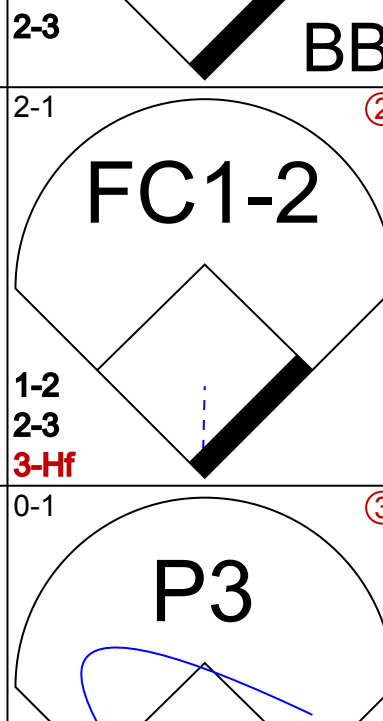
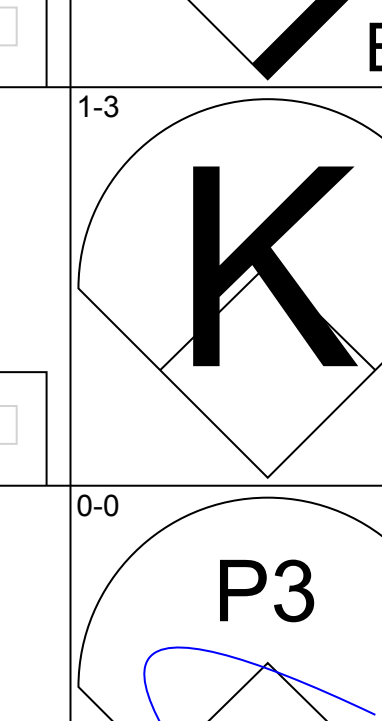
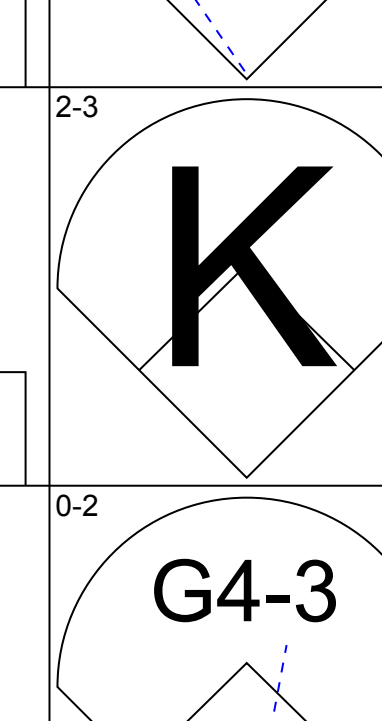
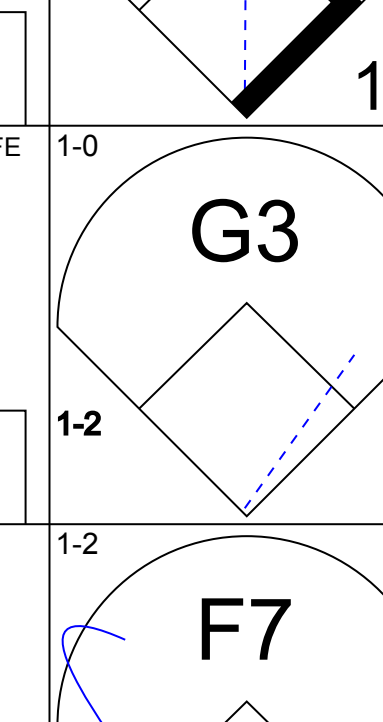
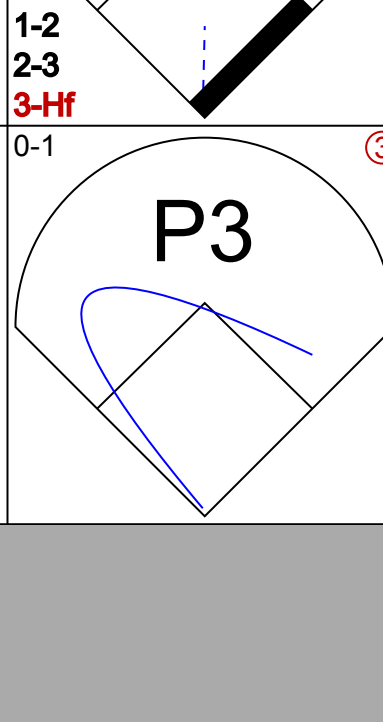
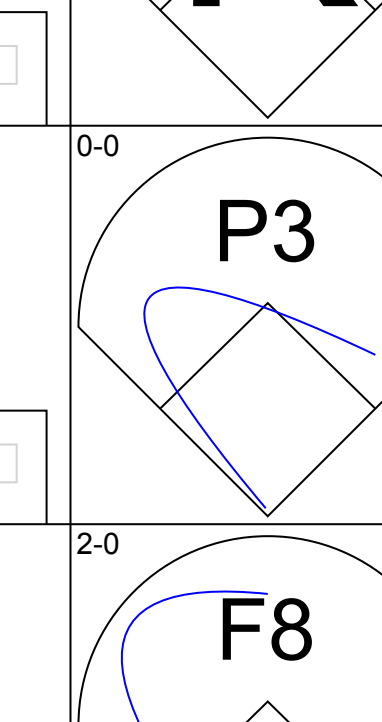
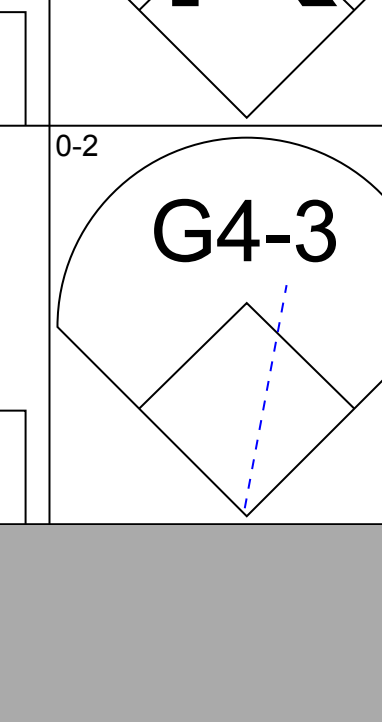
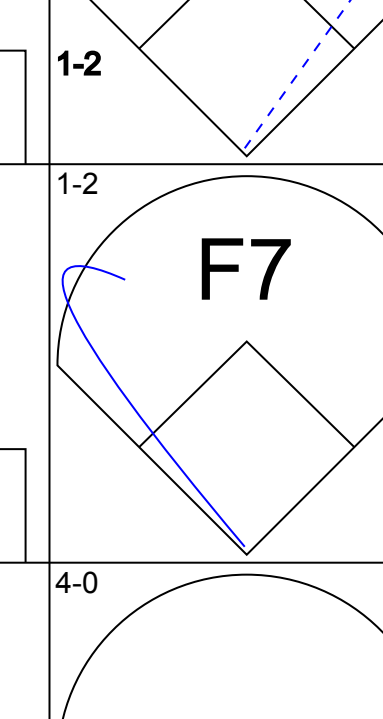
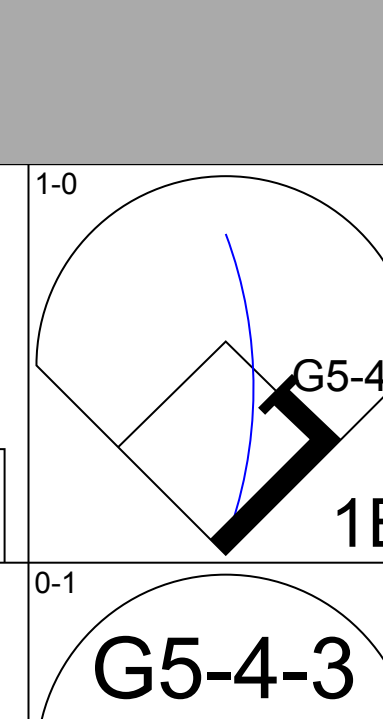
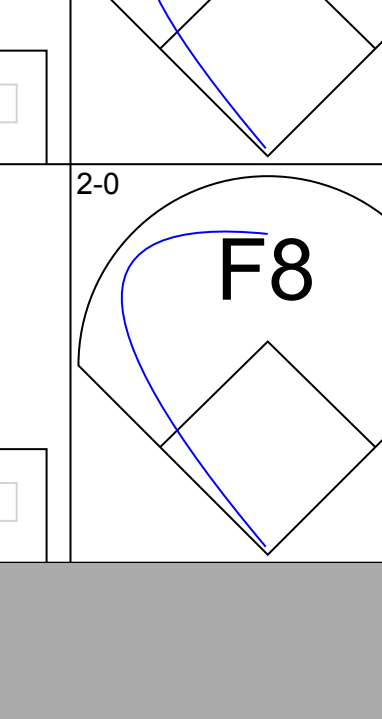
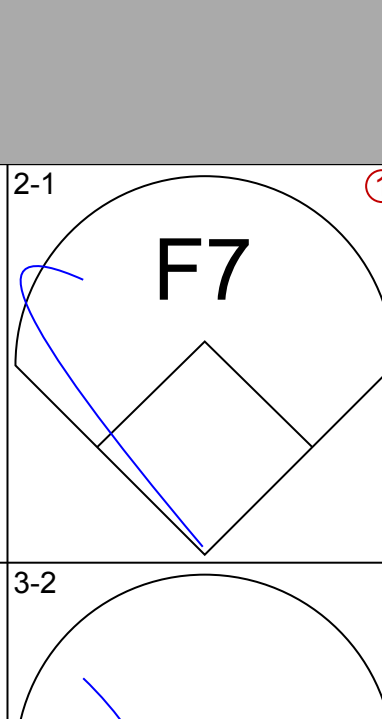
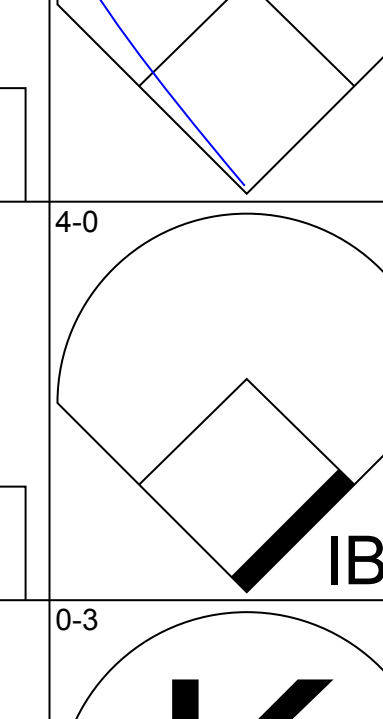
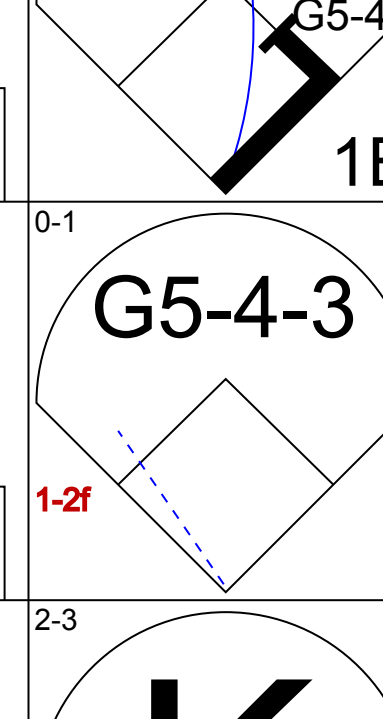
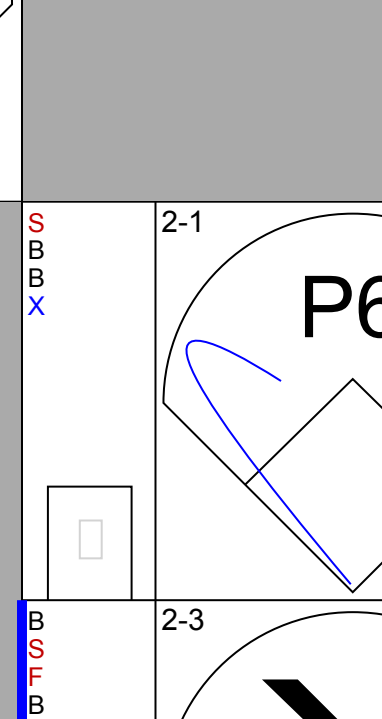
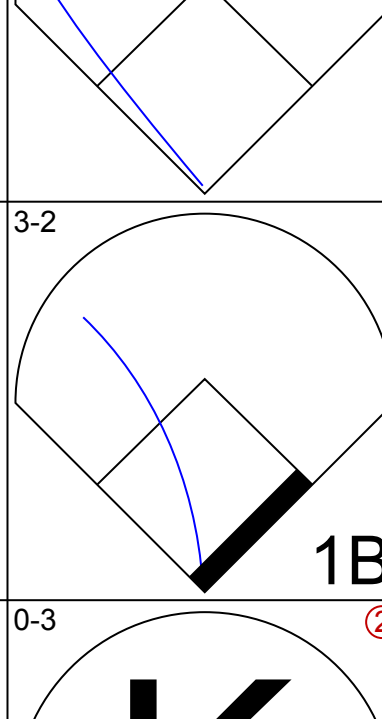




AB 39
R 5
H 11
RBI 5
BB 2
SO 13
LOB 27

Batter	1	2	3	4	5	6	7	8	9	AB	R	H	RBI	BB	SO	LOB	BOTTOM							
Craig Biggio, R OBP: 0.349, SLG: 0.420	G5-3				G4-3				P6	5	1	2	1	0	0	0								
Rafael Ramirez, R OBP: 0.282, SLG: 0.333 Eric Yelding, R OBP: 0.293, SLG: 0.264	G5-3		G4-3		P4		FC5-4			4	0	1	1	1	0	2								
Kevin Bass, S OBP: 0.358, SLG: 0.409	G3		F7				FC5-4			5	1	1	0	0	1	4								
Glenn Davis, R OBP: 0.339, SLG: 0.498			G6-3						E2	4	2	3	1	1	0	2								
Terry Puhl, L OBP: 0.342, SLG: 0.366 Billy Hatcher, R OBP: 0.280, SLG: 0.300	SH2-3				F9		F7		WP	2	0	1	1	0	0	0								
Ken Caminiti, S OBP: 0.315, SLG: 0.377			G3		G3		F8		WP	2	0	0	0	0	0	3								
Bill Doran, S OBP: 0.314, SLG: 0.345	P5								F9	3	0	1	0	1	0	1								
Gerald Young, S OBP: 0.328, SLG: 0.272							G3-6-3		G3	4	1	2	0	0	0	1								
Jim Deshaies, L OBP: 0.182, SLG: 0.167 Danny Darwin, R OBP: 0.071, SLG: 0.077 Harry Spilman, L OBP: 0.071, SLG: 0.077 Dave Smith, R					G6-3				P6	3	0	1	0	0	0	2								
Inning Stats	R: 0 E: 0 K: 0 S: 8	H: 0 LOB: 0 BB: 0 P: 15	R: 0 E: 0 K: 1 S: 9	H: 1 LOB: 1 BB: 0 P: 16	R: 1 E: 0 K: 0 S: 18	H: 3 LOB: 2 BB: 0 P: 23	R: 0 E: 0 K: 0 S: 10	H: 2 LOB: 2 BB: 0 P: 14	R: 2 E: 1 K: 0 S: 16	H: 3 LOB: 1 BB: 0 P: 24	R: 0 E: 0 K: 0 S: 6	H: 0 LOB: 0 BB: 1 P: 11	R: 1 E: 0 K: 0 S: 10	H: 2 LOB: 2 BB: 1 P: 21	R: 0 E: 0 K: 0 S: 8	H: 0 LOB: 0 BB: 0 P: 13	R: 2 E: 1 K: 1 S: 9	H: 1 LOB: 1 BB: 1 P: 19	1B: 10 2B: 2 3B: 0 HR: 0	SF: 0 SAC: 1 DP: 1 HBP: 0	WP: 2 PB: 0 SB: 1 CS: 0	PA: 41		
PITCHER	IP	WLS	BF	H	R	ER	SO	BB	IBB	HBP	BLK	WP	HR	S	P	ERA	WHIP							
Ron Robinson, R ERA: 1.87	6.0		27	9	3	2	1	0	1	0	0	1	0	67	103	3.00	1.667							
Norm Charlton, L ERA: 3.8	0.1		4	2	1	1	0	0	1	0	0	1	0	6	14	27.00	6.000							
Mike Roesler, R ERA: 3.86	1.2		5	0	0	0	0	0	0	0	0	0	0	12	20	0.00	0.000							
John Franco, L ERA: 2.57	0.2	L	5	1	2	1	1	1	0	0	0	1	0	9	19	13.50	3.000							

Cincinnati Reds @ Houston Astros
Astrodome, Houston, TX
Sat Aug 12 1989, 4:33 AM EDT
Att: 33,792 - Dome

AB 37
R 6
H 12
RBI 4
BB 3
SO 2
LOB 19

Batter	1	2	3	4	5	6	7	8	9	AB	R	H	RBI	BB	SO	LOB	TOP			
Mariano Duncan, R OBP: 0.296, SLG: 0.378 (1, 6)										5	1	1	0	0	2	3	Cincinnati Reds @ Houston Astros Astrodome, Houston, TX Sun Aug 13 1989, 4:33 AM EDT Att. 26,825 - Dome			
Luis Quiñones, S OBP: 0.277, SLG: 0.415 (1, 5)										5	0	1	1	0	2	0				
Eric Davis, R OBP: 0.363, SLG: 0.547 (1, 8)										4	1	1	1	0	2	0				
Ken Griffey, L OBP: 0.361, SLG: 0.451 Herm Wittingham, L OBP: 0.299, SLG: 0.393 (1, 7) (7, 7)										3	1	0	0	1	0	2				
Rolando Roomes, R OBP: 0.312, SLG: 0.467 (1, 9)										4	1	2	0	0	1	1				
Todd Benzinger, S OBP: 0.290, SLG: 0.357 (1, 3)										4	0	1	1	0	1	2				
Jeff Reed, L OBP: 0.308, SLG: 0.331 (1, 2)										3	0	0	1	0	0	3				
Ron Oester, S OBP: 0.298, SLG: 0.279 (1, 4)										2	1	1	1	2	0	1				
Tom Browning, L OBP: 0.145, SLG: 0.102 (1, 1)										2	0	0	0	1	2	2				
Inning Stats	R: 0 E: 0 K: 2 S: 8	H: 0 LOB: 0 BB: 0 P: 12	R: 1 E: 1 K: 0 S: 6	H: 0 LOB: 1 BB: 1 P: 15	R: 0 E: 0 K: 1 S: 6	H: 0 LOB: 0 BB: 0 P: 10	R: 2 E: 0 K: 0 S: 13	H: 4 LOB: 3 BB: 1 P: 21	R: 0 E: 0 K: 1 S: 8	H: 0 LOB: 0 BB: 0 P: 13	R: 2 E: 0 K: 0 S: 7	H: 2 LOB: 1 BB: 1 P: 13	R: 0 E: 0 K: 2 S: 11	H: 1 LOB: 2 BB: 1 P: 20	R: 0 E: 0 K: 3 S: 10	H: 0 LOB: 0 BB: 0 P: 17		1B: 7 2B: 0 3B: 0 HR: 0	SF: 2 SAC: 1 DP: 0 HBP: 0	WP: 0 PB: 0 SB: 1 CS: 0
PITCHER	IP WLS BF H R ER SO BB IBB HBP BLK WP HR S P ERA WHIP																			
Jim Clancy, R ERA: 4.82 (1, 1)	4.0 L 19 4 3 2 3 2 0 0 0 0 0 0 33 58 4.50 1.500																			
Mark Portugal, R ERA: 2.93 (5, 1)	3.0 12 2 2 2 2 1 0 0 0 0 0 23 38 6.00 1.000																			
Larry Andersen, R ERA: 1.63 (8, 1)	2.0 8 1 0 0 5 0 1 0 0 0 0 21 37 0.00 0.500																			

Batter	1	2	3	4	5	6	7	8	9	AB	R	H	RBI	BB	SO	LOB	BOTTOM					
Craig Biggio, R OBP: 0.347, SLG: 0.414 (1, 2)										4	0	0	0	1	0	1	Cincinnati Reds @ Houston Astros Astrodome, Houston, TX Sun Aug 13 1989, 4:33 AM EDT Att. 26,825 - Dome					
Rafael Ramirez, R OBP: 0.286, SLG: 0.336 (1, 6)										3	0	2	0	1	0	0						
Kevin Bass, S OBP: 0.355, SLG: 0.406 Larry Andersen, R OBP: 0.333, SLG: 0.333 (1, 9) (8, 1)										4	0	1	0	0	1	3						
Glenn Davis, R OBP: 0.340, SLG: 0.495 (1, 3)										2	0	0	0	2	0	1						
Ken Caminiti, S OBP: 0.315, SLG: 0.376 (1, 5)										4	0	1	0	0	2	4						
Bill Doran, S OBP: 0.311, SLG: 0.341 (1, 4)										4	0	0	0	0	0	5						
Billy Hatcher, R OBP: 0.279, SLG: 0.299 (1, 7)										4	0	1	0	0	0	2						
Gerald Young, S OBP: 0.329, SLG: 0.273 (1, 8)										3	0	1	0	1	0	1						
Jim Clancy, R OBP: 0.176, SLG: 0.182 Mark Davidson, R OBP: 0.262, SLG: 0.263 Mark Portugal, R OBP: 0.167, SLG: 0.182 Alex Trevino, R OBP: 0.370, SLG: 0.459 Eric Yelding, R OBP: 0.288, SLG: 0.259 (1, 1) (4, PH) (5, 1) (7, PH) (8, 9)										1	0	0	0	0	1	2						
Inning Stats	R: 0 E: 0 K: 1 S: 9	H: 0 LOB: 1 BB: 1 P: 15	R: 0 E: 0 K: 1 S: 8	H: 1 LOB: 2 BB: 1 P: 14	R: 0 E: 0 K: 0 S: 12	H: 2 LOB: 3 BB: 1 P: 22	R: 0 E: 0 K: 1 S: 6	H: 1 LOB: 0 BB: 0 P: 9	R: 0 E: 0 K: 0 S: 9	H: 0 LOB: 0 BB: 0 P: 13	R: 0 E: 0 K: 1 S: 5	H: 0 LOB: 1 BB: 1 P: 12	R: 0 E: 0 K: 1 S: 8	H: 1 LOB: 2 BB: 1 P: 16	R: 0 E: 0 K: 1 S: 11	H: 0 LOB: 0 BB: 0 P: 15		R: 0 E: 0 K: 1 S: 11	H: 1 LOB: 1 BB: 0 P: 16	1B: 6 2B: 0 3B: 0 HR: 0	SF: 0 SAC: 0 DP: 1 HBP: 0	WP: 0 PB: 0 SB: 0 CS: 0
PITCHER	IP WLS BF H R ER SO BB IBB HBP BLK WP HR S P ERA WHIP																					
Tom Browning, L ERA: 3.28 (1, 1)	9.0 W 37 6 0 0 7 4 1 0 0 0 0 79 132 0.00 1.111																					

AB	32
R	5
H	7
RBI	5
BB	4
SO	10
LOB	14



Batter	1	2	3	4	5	6	7	8	9	10	11	12	AB	R	H	RBI	BB	SO	LOB									
Jerome Walton, R OBP: 0.349, SLG: 0.430	G1-3		G4-3		B5-3		F9		F9			FC6-4	6	0	1	0	0	0	1									
23 Ryne Sandberg, R OBP: 0.341, SLG: 0.477	G4-3		K							G4-3		FC6-4	4	0	0	0	2	1	1									
Dwight Smith, L OBP: 0.374, SLG: 0.506			G4-3							G4-3			3	1	1	1	0	0	1									
Darrin Jackson, R OBP: 0.289, SLG: 0.325					G4-3								2	0	0	0	0	1	1									
Mitch Webster, S OBP: 0.327, SLG: 0.359	HR											HR	0	1	0	0	1	0	0									
Mark Grace, L OBP: 0.399, SLG: 0.463	F7												3	1	1	0	3	0	0									
Andre Dawson, R OBP: 0.289, SLG: 0.449		G4-3		P4						FC5-4			5	1	1	3	1	0	3									
Damon Berryhill, S OBP: 0.288, SLG: 0.344				L8									6	0	2	0	0	0	3									
Vance Law, R OBP: 0.286, SLG: 0.342													5	0	3	0	0	0	2									
Curtis Wilkerson, S OBP: 0.271, SLG: 0.316													1	0	0	0	0	0	1									
Shawon Dunston, R OBP: 0.322, SLG: 0.411													5	1	1	0	0	1	5									
Greg Maddux, R OBP: 0.230, SLG: 0.250													2	0	0	0	0	0	2									
Lloyd McClendon, R OBP: 0.386, SLG: 0.508													1	0	0	0	0	0	0									
Les Lancaster, R OBP: 0.250, SLG: 0.500													0	0	0	0	0	0	0									
Domingo Ramos, R OBP: 0.347, SLG: 0.353													1	0	0	0	0	0	1									
Mitch Williams, L OBP: 0.271, SLG: 0.316													0	0	0	0	0	0	0									
Inning Stats	R: 1 E: 0 K: 7	H: 1 LOB: 0 BB: 9	R: 0 E: 0 K: 13	H: 2 LOB: 2 BB: 22	R: 0 E: 0 K: 7	H: 0 LOB: 0 BB: 12	R: 0 E: 0 K: 9	H: 2 LOB: 0 BB: 15	R: 0 E: 0 K: 9	H: 0 LOB: 1 BB: 16	R: 1 E: 0 K: 10	H: 1 LOB: 1 BB: 19	R: 0 E: 0 K: 8	H: 0 LOB: 0 BB: 15	R: 0 E: 0 K: 9	H: 0 LOB: 1 BB: 18	R: 0 E: 0 K: 13	H: 1 LOB: 1 BB: 20	R: 3 E: 0 K: 21	H: 3 LOB: 1 BB: 35	1B: 8 2B: 0 3B: 0 HR: 2	SF: 0 SAC: 1 DP: 0 HBP: 0	WP: 1 PB: 0 SB: 0 CS: 1	PA: 52				
PITCHER	IP WLS BF	H R ER SO	BB IBB HBP BLK	WP HR S P	ERA WHIP	PITCHER																						
Rick Mahler, R ERA: 3.61	1.1 0.0	28 0	6 0	2 0	1 0	101 4	2.70 ∞	1.200 ∞																				
Rob Dibble, R ERA: 2.28	7.1 2.1	8 0	0 0	0 0	1 1	0 0	0 0	0 0	19 31	0.00 0.429																		
Norm Charlton, L ERA: 3.65	10.1 2.0	8 1	0 0	0 1	1 1	0 0	0 0	0 0	22 38	0.00 1.000																		
John Franco, L ERA: 2.48	12.1 1.0	L 7	3 3	3 3	0 0	2 0	0 0	0 0	1 21	35 27.00	5.000																	
Mike Roesler, R ERA: 7.94																												

Chicago Cubs @ Cincinnati Reds
Riverfront Stadium, Cincinnati, OH
Tue Aug 15 1989, 7:05 PM EDT
Alt. 31,694 - Unknown


AB 44
R 5
H 10
RBI 4
BB 7
SO 3
LOB 21



Batter	1	2	3	4	5	6	7	8	9	10	11	12	AB	R	H	RBI	BB	SO	LOB								
Mariano Duncan, R OBP: 0.295, SLG: 0.376	G3-1		G3-1										1	0	0	0	0	0	0								
Jeff Richardson, R OBP: 0.220, SLG: 0.158													4	0	1	1	0	2	3								
Luis Quinones, S OBP: 0.275, SLG: 0.405	G4-3												4	0	0	0	1	0	2								
Eric Davis, R OBP: 0.358, SLG: 0.538	K												5	0	0	0	0	4	2								
Ken Griffey, L OBP: 0.362, SLG: 0.446													4	0	1	0	1	1	0								
Rolando Roomes, R OBP: 0.306, SLG: 0.457													5	0	0	0	0	3	1								
Mike Roesler, R ERA: 7.94													0	0	0	0	0	0	0								
Todd Benzinger, S OBP: 0.288, SLG: 0.355													3	0	0	0	0	0	1								
John Franco, L ERA: 2.48													0	0	0	0	0	0	0								
Joel Youngblood, R OBP: 0.313, SLG: 0.337													1	0	0	0	0	0	0								
Jeff Reed, L OBP: 0.307, SLG: 0.329													4	1	1	0	0	0	1								
Dave Collins, S OBP: 0.273, SLG: 0.225													1	0	0	0	0	0	0								
Ron Oester, S OBP: 0.296, SLG: 0.278													5	1	1	0	0	1	0								
Rick Mahler, R ERA: 3.61																											
Norm Charlton, S ERA: 3.65																											
Herm Winstingham, L ERA: 3.65																											
Scott Madison, S ERA: 3.65																											
Tom Browning, L ERA: 3.65																											
Inning Stats	R: 0 E: 0 K: 8	H: 0 LOB: 0 BB: 14	R: 0 E: 0 K: 8	H: 0 LOB: 0 BB: 13	R: 2 E: 0 K: 1	H: 2 LOB: 2 BB: 26	R: 0 E: 0 K: 11	H: 0 LOB: 0 BB: 16	R: 0 E: 0 K: 9	H: 1 LOB: 1 BB: 12	R: 0 E: 0 K: 10	H: 0 LOB: 0 BB: 14	R: 0 E: 0 K: 8	H: 0 LOB: 0 BB: 15	R: 0 E: 0 K: 9	H: 1 LOB: 1 BB: 16	R: 0 E: 0 K: 12	H: 0 LOB: 0 BB: 17	R: 0 E: 0 K: 8	H: 0 LOB: 0 BB: 12	1B: 5 2B: 1 3B: 0 HR: 0	SF: 0 SAC: 0 DP: 0 HBP: 1	WP: 1 PB: 0 SB: 0 CS: 0	PA: 44			
PITCHER	IP WLS BF	H R ER SO	BB IBB HBP BLK	WP HR S P	ERA WHIP	PITCHER																					
Greg Maddux, R ERA: 2.75	8.0 30	4 2	2 2	8 8	2 0	1 0	0 0	1 0	71 112	2.25 0.750																	
Les Lancaster, R ERA: 0.27	9.1 2.0	0 0	0 0	0 0	1 0	0 0	0 0	0 0	26 33	0.00 1.000																	
Mitch Williams, L ERA: 1.35	11.1 2.0	W 6	0 0	0 0	2 0	0 0	0 0	0 0	18 29	0.00 0.000																	

Chicago Cubs @ Cincinnati Reds
Riverfront Stadium, Cincinnati, OH
Tue Aug 15 1989, 7:05 PM EDT
Alt. 31,694 - Unknown

AB 41
R 2
H 6
RBI 1
BB 2
SO 11
LOB 10




Batter	1	2	3	4	5	6	7	8	9	AB	R	H	RBI	BB	SO	LOB	TOP				
Jerome Walton, R (1.8) OBP: 0.353, SLG: 0.435	E3 G4-3 1B		G4-3		L4		B1-3		1-3 2-H 3-H 1B	5	1	2	2	0	0	3					
23 Ryne Sandberg, R (1.4) OBP: 0.343, SLG: 0.477	G4-3 2-3			G5-3		FC1-6 2B		K		4	0	1	0	0	1	1					
Dwight Smith, L (1.7) OBP: 0.365, SLG: 0.490	G4-3 3-H 2-3			G6-3		FC1-6 F8 2-3		K		4	0	0	1	0	1	1					
Mark Grace, L (1.3) OBP: 0.398, SLG: 0.457	K			BB		F8 2-3		K		3	0	0	0	1	2	1					
Andre Dawson, R (1.9) OBP: 0.293, SLG: 0.457		G4-3 1-2		G5-3		BB			G6-3 0-0	3	0	0	0	1	0	1					
Damon Berryhill, S (1.2) OBP: 0.292, SLG: 0.342			G6-4-3 BB		G4-3 1-1	P4 1-2			F8 2-2	3	0	0	0	1	0	2					
Vance Law, R (1.5) OBP: 0.281, SLG: 0.346			G6-4-3 1-2							3	0	1	0	1	0	1	AB 31				
Curtis Wilkerson, S (9. PR) OBP: 0.271, SLG: 0.316										0	1	0	0	0	0	0	R 3				
Domingo Ramos, R (9.5) OBP: 0.347, SLG: 0.353										0	0	0	0	0	0	0	H 6				
Shawon Dunston, R (1.6) OBP: 0.323, SLG: 0.409			P3 1-2		G5-3 2-0		G5-3 1-1		BB 1B 1-2	4	1	1	0	0	0	1	RBI 3				
Rick Sutcliffe, L (1.1) OBP: 0.281, SLG: 0.214										2	0	1	0	1	1	0	BB 6				
Lloyd McClendon, R (9. PH) OBP: 0.369, SLG: 0.508			K							0	0	0	0	1	0	0	SO 5				
Mitch Williams, L (9.1) OBP: 0.347, SLG: 0.353									1B BB 1-2 2-3	0	0	0	0	0	0	0	LOB 11				
Inning Stats	R: 1 E: 1 K: 1 S: 12	H: 1 LOB: 0 BB: 0 P: 18	R: 0 E: 0 K: 0 S: 6	H: 0 LOB: 0 BB: 1 P: 12	R: 0 E: 0 K: 1 S: 10	H: 0 LOB: 0 BB: 0 P: 16	R: 0 E: 0 K: 0 S: 14	H: 0 LOB: 1 BB: 1 P: 23	R: 0 E: 0 K: 0 S: 11	H: 1 LOB: 2 BB: 1 P: 21	R: 0 E: 0 K: 0 S: 9	H: 1 LOB: 1 BB: 0 P: 15	R: 0 E: 0 K: 3 S: 9	H: 0 LOB: 0 BB: 0 P: 12	R: 2 E: 0 K: 0 S: 11	H: 2 LOB: 2 BB: 2 P: 23	1B: 4 2B: 2 3B: 0 HR: 0	SF: 0 SAC: 0 DP: 1 HBP: 0	WP: 0 PA: 37 PB: 0 SB: 0 CS: 0		
PITCHER	IP WLS BF H R ER SO BB IBB HBP BLK WP HR S P ERA WHIP	7.0 1.55	1.0 3 0 0 0 3 0 0 0 0 0 0 9 12 0.00 0.000	1.0 L 6 2 2 2 0 2 0 0 0 0 0 11 23 18.00 4.000																	

Chicago Cubs @ Cincinnati Reds
Riverfront Stadium, Cincinnati, OH
Thu Aug 17 1989, 7:05 PM EDT
Att: 29,278 - Unknown - 70 F

livebaseballscorecards.com

AB 31
R 3
H 6
RBI 3
BB 6
SO 5
LOB 11




Batter	1	2	3	4	5	6	7	8	9	AB	R	H	RBI	BB	SO	LOB	BOTTOM				
Herm Winningham, L (1.9) OBP: 0.300, SLG: 0.312	SH5-3 S 1B		K			B6 0-0		SH5-3 3-1 SAFE		3	0	1	0	0	1	0					
Jeff Richardson, R (1.6) OBP: 0.217, SLG: 0.186	SH5-3 SAFE									2	0	0	0	0	1	0					
Scotti Madison, S (8. PH) OBP: 0.241, SLG: 0.333	SH5-3 1-3		G5-3 1-1			K		F8 2-0		1	0	0	0	0	0	1					
Eric Davis, R (1.8) OBP: 0.361, SLG: 0.545	K					K 4-2		HR 3-H 2-1		3	1	1	2	1	2	1					
Ken Griffey, L (1.7) OBP: 0.358, SLG: 0.435	G3-1 0-1					L3-6 1B		G4-3 2-1		3	0	1	0	1	0	1					
John Franco, L (9.1) OBP: 0.358, SLG: 0.435						FC6-4 BB				0	0	0	0	0	0	0					
Todd Benzinger, S (1.3) OBP: 0.288, SLG: 0.353		F8 1-0				FC6-4 1-2 1B			SH3-4 1B 3-2	4	0	2	0	0	0	2					
Luis Quiñones, S (1.5) OBP: 0.275, SLG: 0.402						L3-6 2-2		B1-3 0-0		2	0	0	0	1	0	2					
Jeff Reed, L (1.2) OBP: 0.304, SLG: 0.323																					
Joel Youngblood, R (9. PH) OBP: 0.310, SLG: 0.333																					
Ron Oester, S (1.4) OBP: 0.288, SLG: 0.270																					
Joe Oliver, R (9. PH) OBP: 0.314, SLG: 0.298																					
Ron Robinson, R (1.1) OBP: 0.286, SLG: 0.231																					
Rob Dibble, L (8.1) OBP: 0.289, SLG: 0.244																					
Rolando Roomes, R (9.7) OBP: 0.302, SLG: 0.451																					
Inning Stats	R: 0 E: 0 K: 1 S: 9	H: 1 LOB: 1 BB: 0 P: 13	R: 0 E: 0 K: 1 S: 8	H: 0 LOB: 1 BB: 1 P: 14	R: 0 E: 0 K: 1 S: 7	H: 0 LOB: 0 BB: 0 P: 11	R: 0 E: 0 K: 1 S: 13	H: 2 LOB: 1 BB: 0 P: 21	R: 0 E: 0 K: 1 S: 5	H: 0 LOB: 0 BB: 0 P: 8	R: 0 E: 0 K: 1 S: 10	H: 0 LOB: 2 BB: 2 P: 20	R: 0 E: 0 K: 1 S: 5	H: 0 LOB: 0 BB: 0 P: 6	R: 2 E: 0 K: 0 S: 8	H: 2 LOB: 0 BB: 0 P: 16	R: 0 E: 0 K: 2 S: 11	H: 1 LOB: 1 BB: 0 P: 17	1B: 5 2B: 1 3B: 0 HR: 1	SF: 0 SAC: 3 DP: 1 HBP: 0	WP: 0 PA: 35 PB: 1 SB: 2 CS: 0
PITCHER	IP WLS BF H R ER SO BB IBB HBP BLK WP HR S P ERA WHIP	8.0 3.24	1.0 S 4 1 0 0 2 0 0 0 0 0 0 11 17 0.00 1.000																		

Chicago Cubs @ Cincinnati Reds
Riverfront Stadium, Cincinnati, OH
Thu Aug 17 1989, 7:05 PM EDT
Att: 29,278 - Unknown - 70 F

livebaseballscorecards.com

AB 29
R 2
H 6
RBI 2
BB 3
SO 9
LOB 11



Batter	1	2	3	4	5	6	7	8	9	AB	R	H	RBI	BB	SO	LOB	TOP		
Vince Coleman, S (1, 7) OBP: 0.335, SLG: 0.355										4	0	1	0	0	0	0	St. Louis Cardinals @ Cincinnati Reds Riverfront Stadium, Cincinnati, OH Fri Aug 18 1989, 3:33 AM EDT Overcast - 70 F		
José Oquendo, S (1, 4) OBP: 0.398, SLG: 0.371										3	0	0	0	1	0	1			
Pedro Guerrero, R (1, 3) OBP: 0.385, SLG: 0.460										4	0	1	0	0	0	1			
Tom Brunansky, R (1, 9) OBP: 0.322, SLG: 0.429										4	2	2	2	0	1	1			
Terry Pendleton, S (1, 5) OBP: 0.298, SLG: 0.369										4	0	0	0	0	0	0			
Willie McGee, S (1, 8) OBP: 0.273, SLG: 0.333										3	0	0	0	0	1	0			
Ozzie Smith, S (1, 6) OBP: 0.349, SLG: 0.365										3	0	1	0	0	0	0			
Tony Peña, R (1, 2) OBP: 0.307, SLG: 0.319										3	0	0	0	0	0	1			
Ken Hill, R (1, 1) Frank DiPino, L (4, 1) Mit Thornton, L (6, PH) Dan Quisenberry, R (6, PH) Todd Zeile, R (8, PH) Ken Dayley, L (8, 1)										1	0	0	0	0	0	0			
Inning Stats	R: 0 E: 0 K: 0 S: 10	H: 1 LOB: 0 BB: 0 P: 17	R: 0 E: 0 K: 2 S: 9	H: 0 LOB: 0 BB: 0 P: 12	R: 0 E: 0 K: 0 S: 7	H: 0 LOB: 0 BB: 0 P: 11	R: 0 E: 0 K: 0 S: 7	H: 1 LOB: 1 BB: 0 P: 9	R: 0 E: 0 K: 1 S: 5	H: 0 LOB: 1 BB: 1 P: 9	R: 1 E: 0 K: 0 S: 9	H: 1 LOB: 0 BB: 0 P: 12	R: 0 E: 0 K: 0 S: 10	H: 0 LOB: 0 BB: 0 P: 14	R: 1 E: 0 K: 0 S: 10	H: 1 LOB: 0 BB: 0 P: 15	1B: 2 2B: 1 3B: 0 HR: 2	SF: 0 SAC: 0 DP: 0 HBP: 0	WP: 0 PA: 32 PB: 0 SB: 0 CS: 0
PITCHER Tom Browning, L (1, 1) ERA: 3.22	IP: 9.0 WLS: W BF: 32 H: 5 R: 2 ER: 2 SO: 3 BB: 1 IBB: 0 HBP: 0 BLK: 0 WP: 0 HR: 2 S: 75 P: 110 ERA: 2.00 WHIP: 0.667																		

Batter	1	2	3	4	5	6	7	8	9	AB	R	H	RBI	BB	SO	LOB	BOTTOM		
Herm Winningham, L (1, 9) OBP: 0.310, SLG: 0.312										3	1	1	1	2	0	0	St. Louis Cardinals @ Cincinnati Reds Riverfront Stadium, Cincinnati, OH Fri Aug 18 1989, 3:33 AM EDT Overcast - 70 F		
Luis Quiñones, S (1, 5) OBP: 0.284, SLG: 0.416										4	0	2	0	1	0	4			
Eric Davis, R (1, 8) OBP: 0.361, SLG: 0.540										3	1	0	0	2	1	6			
Ken Griffey, L (1, 7) OBP: 0.351, SLG: 0.426										4	0	0	0	0	1	3			
Rolando Roomes, R (6, PH) OBP: 0.301, SLG: 0.449										1	0	0	0	0	1	2			
Todd Benzinger, S (1, 3) OBP: 0.291, SLG: 0.365										4	2	3	3	0	0	0			
Jeff Reed, L (1, 2) OBP: 0.303, SLG: 0.321										4	1	1	0	0	1	1			
Ron Oester, S (1, 4) OBP: 0.292, SLG: 0.275										3	1	1	0	1	2	2			
Jeff Richardson, R (1, 6) OBP: 0.220, SLG: 0.191										4	0	1	1	0	0	3			
Tom Browning, L (1, 1) OBP: 0.152, SLG: 0.097										3	0	0	0	1	1	1			
Inning Stats	R: 3 E: 0 K: 2 S: 13	H: 1 LOB: 2 BB: 2 P: 27	R: 0 E: 0 K: 1 S: 7	H: 0 LOB: 0 BB: 0 P: 8	R: 0 E: 0 K: 0 S: 6	H: 0 LOB: 1 BB: 1 P: 14	R: 2 E: 1 K: 2 S: 14	H: 3 LOB: 3 BB: 2 P: 29	R: 0 E: 0 K: 0 S: 9	H: 0 LOB: 0 BB: 0 P: 11	R: 1 E: 0 K: 0 S: 17	H: 3 LOB: 2 BB: 0 P: 20	R: 0 E: 0 K: 0 S: 7	H: 1 LOB: 2 BB: 1 P: 13	R: 0 E: 0 K: 2 S: 12	H: 1 LOB: 2 BB: 1 P: 20	1B: 5 2B: 2 3B: 1 HR: 1	SF: 0 SAC: 0 DP: 0 HBP: 0	WP: 0 PA: 40 PB: 0 SB: 0 CS: 0
PITCHER Ken Hill, R (1, 1) ERA: 3.64 Frank DiPino, L (4, 1) ERA: 2.69 Dan Quisenberry, R (6, 1) ERA: 2.57 Ken Dayley, L (8, 1) ERA: 2.28	IP: 3.1 WLS: L BF: 18 H: 4 R: 5 ER: 5 SO: 4 BB: 4 IBB: 0 HBP: 0 BLK: 0 WP: 0 HR: 1 S: 35 P: 67 ERA: 13.50 WHIP: 2.400																		

AB 31
R 2
H 5
RBI 2
BB 1
SO 3
LOB 4



AB 33
R 6
H 9
RBI 5
BB 7
SO 7
LOB 22



Batter	1	2	3	4	5	6	7	8	9	AB R H RBI BB SO LOB	TOP											
Vince Coleman, S (1, 7) OBP: 0.336, SLG: 0.357	2-1 G4-3 SH1-3 1B		1-0 G5-3		1-2 CS 1B		0-2 2B 1B	1-3 K		5 1 3 0 0 1 2	St. Louis Cardinals @ Cincinnati Reds Riverfront Stadium, Cincinnati, OH Sat Aug 19 1989, 7:05 PM EDT Att: 33,959 - Unknown											
Ozzie Smith, S (1, 6) OBP: 0.347, SLG: 0.366	1-1 SH1-3		0-1 F7		1-0 P6 1-2		0-0 1B 2B	1-2 P7		4 1 1 1 1 0 0 3												
Milt Thompson, L (1, 8) OBP: 0.340, SLG: 0.387	1-1 G4-3		0-0		0-0 L6		2-1 G5-4-3 2-H 1B		2-3 K	5 0 2 1 0 1 1												
Pedro Guerrero, R (1, 3) OBP: 0.384, SLG: 0.460	2-2 G4-3		1-1 G3		0-1 E 2B 1B		0-0 G5-4-3 1-2		2-3 K	5 1 1 0 0 1 3 0 0 0 0 0 0 0												
Denny Walling, L (9, 3) OBP: 0.426, SLG: 0.511																						
Terry Pendleton, S (1, 5) OBP: 0.303, SLG: 0.382		2-0 FC1-5 2B		1-2 F8		0-0 E4 2B	1-2		2-2 HR	5 2 3 1 0 0 1												
Tom Brunansky, R (1, 9) OBP: 0.323, SLG: 0.426		1-1 FC1-5 HBP		4-2 1B BB		2-0 S 2B	3-2 P4		1-3 K	3 0 1 2 1 1 1												
José Oquendo, S (1, 4) OBP: 0.369, SLG: 0.369		0-0 FC1-5		3-2 L9		3-2 P9		3-2 1B 1B		4 0 1 0 0 0 4												
Tony Peña, R (1, 2) OBP: 0.309, SLG: 0.321		1-1 P4		2-1 1B		1-1 L5		2-2 1B 1B		4 0 2 0 0 0 3												
Joe Magrane, R (1, 1) OBP: 0.227, SLG: 0.274		0-0 P5		2-2 G4-3		2-2 P9		1-1 B2		4 0 0 0 0 0 7												
Inning Stats	R: 0 E: 0 K: 0 S: 9	H: 1 LOB: 1 BB: 0 P: 15	R: 0 E: 0 K: 0 S: 6	H: 1 LOB: 2 BB: 0 P: 10	R: 0 E: 0 K: 0 S: 6	H: 1 LOB: 1 BB: 1 P: 8	R: 0 E: 0 K: 0 S: 15	H: 1 LOB: 2 BB: 1 P: 27	R: 0 E: 0 K: 0 S: 6	H: 1 LOB: 0 BB: 0 P: 7	R: 2 E: 1 K: 0 S: 12	H: 2 LOB: 1 BB: 0 P: 20	R: 2 E: 0 K: 0 S: 13	H: 4 LOB: 1 BB: 0 P: 19	R: 0 E: 0 K: 1 S: 15	H: 2 LOB: 2 BB: 0 P: 23	R: 1 E: 0 K: 3 S: 14	H: 1 LOB: 0 BB: 0 P: 21	1B: 10 2B: 3 3B: 0 HR: 1	SF: 0 SAC: 1 DP: 1 HBP: 1	WP: 0 PB: 0 SB: 1 CS: 1	PA: 42
PITCHER	IP WLS BF H R ER SO BB IBB HBP BLK WP HR S P ERA WHIP											PITCHER	IP WLS BF H R ER SO BB IBB HBP BLK WP HR S P ERA WHIP									
Rick Mahler, R (1, 1) ERA: 3.64	6.0 L 30 10 4 3 0 1 0 0 1 0 0 0 60 95 4.50 1.833																					
Tim Birtsas, L (7, 1) ERA: 3.34	2.0 8 3 0 0 1 0 0 0 0 0 0 0 22 34 0.00 1.500																					
Mike Roesler, R (9, 1) ERA: 7.04	1.0 4 1 1 1 3 0 0 0 0 0 0 1 14 21 9.00 1.000																					

AB	39
R	5
H	14
RBI	5
BB	1
SO	4
LOB	25



Batter	1	2	3	4	5	6	7	8	9	AB R H RBI BB SO LOB	BOTTOM											
Dave Collins, S (1, 7) OBP: 0.269, SLG: 0.229	2-2 P6		1-1 F9		3-2 G3			0-0 G6-3		4 0 0 0 0 0 3 0 0 0 0 0 0 0	St. Louis Cardinals @ Cincinnati Reds Riverfront Stadium, Cincinnati, OH Sat Aug 19 1989, 7:05 PM EDT Att: 33,959 - Unknown											
Mike Roesler, R (9, 1) OBP: 0.282, SLG: 0.414																						
Luis Quiñones, S (1, 4) OBP: 0.282, SLG: 0.414	2-2 G6-3		1-1 P9		1-0 G5-3		0-2 2B 2-1 1B			4 0 1 0 0 0 0												
Eric Davis, R (1, 8) OBP: 0.362, SLG: 0.547	2-0 F8		1-3 K		0-3 K		1-0 K 1-3 3-H 2B			4 0 1 1 1 0 2 0												
Rolando Roomes, R (1, 9) OBP: 0.296, SLG: 0.444		2-1 G4-3		2-2 2B		0-0 F7		2-1 2B	0-0 G6-3	4 0 1 0 0 0 0												
Todd Benzinger, S (1, 3) OBP: 0.295, SLG: 0.377		2-0 G1-3		4-0 IBB			0-1 G4-6-3 1B		3-1 F9	3 0 1 0 1 0 0												
Scotti Madison, S (1, 5) OBP: 0.227, SLG: 0.295		2-3 K		0-0 G5-3			0-0 G4-6-3 1-2		0-0 F9	4 0 0 0 0 1 3												
Joe Oliver, R (1, 2) OBP: 0.310, SLG: 0.358			1-1 F9		1-3 K2-3		1-0 F9			3 0 0 0 0 1 0												
Jeff Richardson, R (1, 6) OBP: 0.211, SLG: 0.170			2-1 F9		4-2 SH1-4 BB			2-2 F9		2 0 0 0 1 0 0												
Rick Mahler, R (1, 1) OBP: 0.254, SLG: 0.224			4-2 BB		0-1 SH1-4		1-0 E8 1B 2B 1B			0 0 0 0 1 0 0 0 0 0 0 0 0 0 1 1 1 0 0 0 0												
Tim Birtsas, L (7, 1) OBP: 0.333, SLG: 1.333																						
Joe Youngblood, R (6, PH) OBP: 0.316, SLG: 0.340																						
Inning Stats	R: 0 E: 0 K: 0 S: 7	H: 0 LOB: 0 BB: 0 P: 13	R: 0 E: 0 K: 1 S: 6	H: 0 LOB: 0 BB: 0 P: 12	R: 0 E: 0 K: 0 S: 8	H: 0 LOB: 1 BB: 1 P: 16	R: 0 E: 0 K: 1 S: 11	H: 1 LOB: 2 BB: 1 P: 19	R: 0 E: 0 K: 1 S: 13	H: 0 LOB: 1 BB: 1 P: 21	R: 0 E: 0 K: 1 S: 5	H: 0 LOB: 0 BB: 0 P: 6	R: 0 E: 0 K: 0 S: 4	H: 1 LOB: 0 BB: 0 P: 5	R: 1 E: 1 K: 0 S: 11	H: 3 LOB: 2 BB: 0 P: 16	R: 0 E: 0 K: 0 S: 4	H: 0 LOB: 0 BB: 0 P: 7	1B: 3 2B: 2 3B: 0 HR: 0	SF: 0 SAC: 1 DP: 1 HBP: 0	WP: 0 PB: 0 SB: 0 CS: 0	PA: 33
PITCHER	IP WLS BF H R ER SO BB IBB HBP BLK WP HR S P ERA WHIP											PITCHER	IP WLS BF H R ER SO BB IBB HBP BLK WP HR S P ERA WHIP									
Joe Magrane, L (1, 1) ERA: 2.93	9.0 W 34 5 1 1 4 2 1 0 0 0 0 0 69 115 1.00 0.778																					



Batter	1	2	3	4	5	6	7	8	9	AB	R	H	RBI	BB	SO	LOB	TOP														
Vince Coleman, S OBP: 0.338, SLG: 0.361 (1, 7)										5	2	2	0	1	1	5	St. Louis Cardinals @ Cincinnati Reds Riverfront Stadium, Cincinnati, OH Sun Aug 20 1989, 3:33 AM EDT Att: 21,512 - Overcast AB 43 R 8 H 16 RBI 8 BB 3 SO 7 LOB 26														
Ozzie Smith, S OBP: 0.347, SLG: 0.365 (1, 6)									6	0	2	1	0	0	4																
Milt Thompson, L OBP: 0.340, SLG: 0.386 (1, 8)										4	1	1	0	1	1	3															
Pedro Guerrero, R OBP: 0.386, SLG: 0.464 Denny Wailing, L OBP: 0.426, SLG: 0.511 (8, PR) (8, 3)										5	1	3	1	0	0	2															
Terry Pendleton, S OBP: 0.303, SLG: 0.382 Tim Jones, L OBP: 0.329, SLG: 0.344 (4, PR) (4, 5)										3	0	1	2	0	1	3															
Tom Brunansky, R OBP: 0.324, SLG: 0.433 (1, 9)										5	1	2	2	0	0	4															
José Oquendo, S OBP: 0.367, SLG: 0.369 (1, 4)										5	0	1	0	0	0	3															
Todd Zeile, R OBP: 0.500, SLG: 0.778 (1, 2)										4	1	2	1	1	2	0															
Jose DeLeon, R OBP: 0.143, SLG: 0.115 Willie McGee, S OBP: 0.271, SLG: 0.331 Todd Worrell, R (9, 1) (9, 1)										3	0	1	0	0	1	0															
Inning Stats	R: 1 E: 0 K: 1 S: 18	H: 3 LOB: 2 BB: 0 P: 24	R: 0 E: 1 K: 1 S: 12	H: 1 LOB: 3 BB: 1 P: 24	R: 0 E: 0 K: 0 S: 10	H: 1 LOB: 1 BB: 0 P: 17	R: 6 E: 0 K: 1 S: 18	H: 5 LOB: 1 BB: 1 P: 36	R: 0 E: 0 K: 1 S: 9	H: 0 LOB: 0 BB: 0 P: 11	R: 0 E: 0 K: 0 S: 10	H: 2 LOB: 2 BB: 0 P: 16	R: 1 E: 1 K: 0 S: 13	H: 2 LOB: 1 BB: 1 P: 23	R: 0 E: 0 K: 2 S: 14	H: 1 LOB: 2 BB: 1 P: 23		1B: 11 2B: 2 3B: 1 HR: 2	SF: 0 SAC: 1 DP: 0 HBP: 0	WP: 0 PB: 1 SB: 0 CS: 0	PA: 47										
PITCHER	IP WLS BF H R ER SO BB IBB HBP BLK WP HR S P ERA WHIP																														
Tim Leary, R ERA: 3.66 Tim Birtsas, L ERA: 3.41 Mike Roesler, R ERA: 5.91 John Franco, L ERA: 2.7	3.2 1.1 3.0 1.0	23 6 13 5	9 2 4 1	6 1 1 0	6 1 1 0	3 1 1 2	2 0 0 1	0 0 0 0	0 0 0 0	0 0 0 0	0 1 15 14	52 25 50 23	90 25 50 23	14.73 6.75 3.00 0.00	3.000 1.500 1.333 2.000																

Batter	1	2	3	4	5	6	7	8	9	AB	R	H	RBI	BB	SO	LOB	BOTTOM														
Herm Winningham, L OBP: 0.319, SLG: 0.336 (1, 8)										4	0	2	0	0	0	1	St. Louis Cardinals @ Cincinnati Reds Riverfront Stadium, Cincinnati, OH Sun Aug 20 1989, 3:33 AM EDT Att: 21,512 - Overcast AB 32 R 1 H 6 RBI 1 BB 0 SO 4 LOB 9														
Luis Quiñones, S OBP: 0.277, SLG: 0.405 (1, 5)										4	0	0	0	0	1	2															
Ken Griffey, L OBP: 0.352, SLG: 0.423 (1, 7)										4	1	1	0	0	0	1															
Todd Benzinger, S OBP: 0.292, SLG: 0.374 (1, 3)										4	0	0	0	0	1	1															
Rolando Roomes, R OBP: 0.296, SLG: 0.441 (1, 9)										4	0	1	1	0	0	0															
Jeff Reed, L OBP: 0.304, SLG: 0.322 (1, 2)										3	0	1	0	0	1	1															
Ron Oester, S OBP: 0.292, SLG: 0.281 (1, 4)										3	0	1	0	0	1	1															
Jeff Richardson, R OBP: 0.200, SLG: 0.161 (1, 6)										3	0	0	0	0	0	1															
Tim Leary, R OBP: 0.125, SLG: 0.087 Tim Birtsas, L OBP: 0.333, SLG: 0.333 Scott Masterson, S OBP: 0.224, SLG: 0.296 Mike Roesler, R OBP: 0.224, SLG: 0.296 Dave Collins, S OBP: 0.224, SLG: 0.296 John Franco, L (9, 1)										1	0	0	0	0	0	1															
Inning Stats	R: 0 E: 0 K: 1 S: 7	H: 1 LOB: 0 BB: 0 P: 10	R: 0 E: 0 K: 0 S: 7	H: 0 LOB: 0 BB: 0 P: 10	R: 0 E: 0 K: 0 S: 9	H: 1 LOB: 1 BB: 0 P: 15	R: 1 E: 0 K: 1 S: 8	H: 2 LOB: 1 BB: 0 P: 11	R: 0 E: 0 K: 0 S: 4	H: 0 LOB: 0 BB: 0 P: 6	R: 0 E: 0 K: 0 S: 7	H: 0 LOB: 0 BB: 0 P: 11	R: 0 E: 0 K: 1 S: 7	H: 1 LOB: 1 BB: 0 P: 10	R: 0 E: 0 K: 0 S: 12	H: 1 LOB: 1 BB: 0 P: 18		R: 0 E: 0 K: 1 S: 8	H: 0 LOB: 0 BB: 0 P: 11	1B: 4 2B: 2 3B: 1 HR: 0	SF: 0 SAC: 0 DP: 1 HBP: 0	WP: 0 PB: 1 SB: 0 CS: 0	PA: 32								
PITCHER	IP WLS BF H R ER SO BB IBB HBP BLK WP HR S P ERA WHIP																														
Jose DeLeon, R ERA: 3.27 Todd Worrell, R ERA: 3.15	8.0 1.0	29 3	6 0	1 0	1 0	3 1	0 0	0 0	0 0	0 0	0 8	61 11	91 11	1.12 0.00	0.750 0.000																

Batter	1	2	3	4	5	6	7	8	9	AB	R	H	RBI	BB	SO	LOB	TOP								
Dave Collins, S (1.7) OBP: 0.322, SLG: 0.264 Herm Winningham, L (9.7) OBP: 0.214, SLG: 0.336	L5	1B		1B		G5-4-3			1B	4	1	3	3	1	0	0									
Jeff Richardson, R (1.6) OBP: 0.214, SLG: 0.197	F9	K		F8		G5-4-3			1B	5	0	1	0	0	1	4									
Eric Davis, R (1.8) OBP: 0.360, SLG: 0.540	4-3		K	E7					K	5	0	1	0	0	2	2									
Rolando Roomes, R (1.9) OBP: 0.292, SLG: 0.435		6-3	K	F8					K	5	0	0	0	0	2	4									
Todd Benzinger, S (1.3) OBP: 0.294, SLG: 0.383		K	1B						K	5	1	1	0	0	3	3									
Luis Quiñones, S (1.4) OBP: 0.274, SLG: 0.397		1B	1B	1B					FC6-4	4	2	2	0	0	1	1									
Joe Oliver, R (1.2) OBP: 0.328, SLG: 0.390		1B	1B	2B					6-3	4	1	2	2	0	1	0									
Scotti Madison, S (1.5) OBP: 0.236, SLG: 0.303		1B	IBB	P2					F8	3	2	1	0	1	0	1									
Tom Browning, L (1.1) OBP: 0.145, SLG: 0.092		E5							4-3	3	0	0	0	0	1	2									
Inning Stats	R: 0 E: 0 K: 0 S: 6	H: 0 LOB: 0 BB: 0 P: 9	R: 3 E: 1 K: 2 S: 18	H: 3 LOB: 2 BB: 1 P: 30	R: 2 E: 0 K: 2 S: 17	H: 3 LOB: 1 BB: 0 P: 28	R: 1 E: 1 K: 1 S: 8	H: 1 LOB: 1 BB: 1 P: 14	R: 0 E: 0 K: 2 S: 10	H: 0 LOB: 0 BB: 0 P: 15	R: 1 E: 0 K: 0 S: 7	H: 2 LOB: 0 BB: 0 P: 9	R: 0 E: 1 K: 2 S: 10	H: 0 LOB: 1 BB: 0 P: 18	R: 0 E: 0 K: 0 S: 6	H: 0 LOB: 0 BB: 0 P: 8	R: 0 E: 0 K: 2 S: 12	H: 2 LOB: 2 BB: 0 P: 18	1B: 9 2B: 2 3B: 0 HR: 0	SF: 0 SAC: 1 DP: 1 HBP: 0	WP: 0 PB: 0 SB: 0 CS: 0	PA: 41			
PITCHER	IP	WLS	BF	H	R	ER	SO	BB	IBB	HBP	BLK	WP	HR	S	P	ERA	WHIP								
Joe Kraemer, L (1.1) ERA: 4.91	3.2	L	21	7	6	2	5	1	1	0	0	0	0	48	79	4.91	2.182								
Scott Sanderson, R (4.1) ERA: 4.3	1.1		4	0	0	0	2	0	0	0	0	0	0	11	17	0.00	0.000								
Dean Wilkins, R (6.1) ERA: 3.0	3.0		11	2	1	1	2	0	0	0	0	0	0	23	35	3.00	0.667								
Calvin Schiraldi, R (9.1) ERA: 3.87	1.0		5	2	0	0	2	0	0	0	0	0	0	12	18	0.00	2.000								

Cincinnati Reds @ Chicago Cubs
Wrigley Field, Chicago, IL
Tue Aug 22 1989, 3:33 AM CDT
Att: 35,179 - Sunny

AB	38
R	7
H	11
RBI	5
BB	2
SO	11
LOB	17



Batter	1	2	3	4	5	6	7	8	9	AB	R	H	RBI	BB	SO	LOB	BOTTOM								
Jerome Walton, R (1.8) OBP: 0.344, SLG: 0.420	K			2B		6-3			F8	4	1	1	0	0	1	0									
23 Ryne Sandberg, R (1.4) OBP: 0.347, SLG: 0.496	F7			P5					1B	3	0	1	0	1	0	1									
Mark Grace, L (1.3) OBP: 0.399, SLG: 0.476	F7			1B		F7			1B	4	0	2	1	0	0	1									
Andre Dawson, R (1.9) OBP: 0.300, SLG: 0.461		F6		G6-4-3		P3			4-3	4	0	1	0	0	0	3									
Lloyd McClendon, R (1.7) OBP: 0.378, SLG: 0.492		F7		G6-4-3					P3	4	0	0	0	0	1	2									
Vance Law, R (1.5) OBP: 0.290, SLG: 0.358		F7							F9	4	1	2	1	0	0	0									
Shawon Dunston, R (1.6) OBP: 0.327, SLG: 0.412			6-3						P4	4	0	2	0	0	0	0									
Joe Girardi, R (1.2) OBP: 0.245, SLG: 0.272			F9			L4			P4	3	0	0	0	0	0	3									
Joe Kraemer, L (1.1) Scott Sanderson, R (4.1) Mitch Webster, S (5.9) Dean Wilkins, R (6.1) Darrin Jackson, R (8.9) Calvin Schiraldi, R (9.1)			K			L4-3			F8	1	0	0	0	0	1	0									
Inning Stats	R: 0 E: 0 K: 1 S: 7	H: 0 LOB: 0 BB: 0 P: 12	R: 0 E: 0 K: 0 S: 11	H: 0 LOB: 0 BB: 0 P: 16	R: 0 E: 0 K: 1 S: 6	H: 0 LOB: 0 BB: 0 P: 7	R: 1 E: 0 K: 0 S: 9	H: 3 LOB: 1 BB: 0 P: 16	R: 1 E: 0 K: 0 S: 12	H: 2 LOB: 0 BB: 0 P: 16	R: 0 E: 0 K: 0 S: 6	H: 1 LOB: 1 BB: 0 P: 12	R: 0 E: 0 K: 1 S: 11	H: 2 LOB: 1 BB: 0 P: 15	R: 0 E: 0 K: 0 S: 6	H: 1 LOB: 2 BB: 1 P: 13	R: 0 E: 0 K: 0 S: 4	H: 0 LOB: 0 BB: 0 P: 5	1B: 6 2B: 3 3B: 0 HR: 1	SF: 0 SAC: 0 DP: 3 HBP: 0	WP: 0 PB: 0 SB: 0 CS: 0	PA: 34			
PITCHER	IP	WLS	BF	H	R	ER	SO	BB	IBB	HBP	BLK	WP	HR	S	P	ERA	WHIP								
Tom Browning, L (1.1) ERA: 3.17	9.0	W	34	9	2	2	3	1	0	0	0	0	1	72	112	2.00	1.111								


Cincinnati Reds @ Chicago Cubs
Wrigley Field, Chicago, IL
Tue Aug 22 1989, 3:33 AM CDT
Att: 35,179 - Sunny

AB	33
R	2
H	9
RBI	2
BB	1
SO	3
LOB	11



Batter	1	2	3	4	5	6	7	8	9	AB	R	H	RBI	BB	SO	LOB	TOP								
Herm Winningham, L (1, 7) OBP: 0.331, SLG: 0.344	2-1 FC3-6 1B	4-1 BB		3-2 1B 2H		0-0 P6		2-0 1B	1-1 F8	5	0	3	1	1	0	3	Cincinnati Reds @ Chicago Cubs Wrigley Field, Chicago, IL Wed Aug 23 1989, 3:33 AM CDT Att: 33,054 - Overcast - 68 F								
Luis Quiñones, S (1, 5) OBP: 0.295, SLG: 0.402	2-0 FC3-6 1B	0-3 K		0-1 FC6-4 1B		0-1 P5		1-1 1B	4-2 WP BB	5	0	3	0	1	1	4									
Eric Davis, R (1, 8) OBP: 0.360, SLG: 0.540	0-0 FC3-6 1-2 2-3		1-1 G4-3	1-0 FC6-4 1-2		0-0 1H 3B		1-3 1B	4-1 BB	5	0	1	1	1	1	6									
Todd Benzinger, S (1, 3) OBP: 0.295, SLG: 0.381	2-3 K		0-0 1B		0-3 K	1-1 CS HBP		3-1 F8	0-3 K	5	0	1	0	0	3	7									
Rolando Roomes, R (1, 9) OBP: 0.294, SLG: 0.442	1-3 K		1-3 K		0-0 HR 1B	3-2 CS	0-0 1B 3B		2-3 K	5	2	2	0	0	3	3									
Joe Oliver, R (1, 2) OBP: 0.362, SLG: 0.484		2-2 G5-3 1B	1-3 K		1-1 HR	1-2 G4-6-3 1B		0-0 1B WP	2B	5	2	4	3	0	1	1									
Ron Oester, S (1, 4) OBP: 0.296, SLG: 0.283		1-1 E3 G5-3 1-2		1-3 K	0-1 G6-3 1B	2-2 G4-6-3 1-2		2-2 E 1B	2-3 1B	5	1	2	0	0	1	2									
Jeff Richardson, R (1, 6) OBP: 0.227, SLG: 0.200		2-2 G5-3 1-2 2-3		4-2 SH3 1B BB	1-2 G6-3 1-2		1-3 K	1-1 BB HBP WP 1B		4	2	1	1	1	1	3									
Scott Scudder, R (1, 1) OBP: 0.294, SLG: 0.077		1-3 K2-3		0-0 SH3		4-2 3B BB		3-2 L7	1-0 WP BB HBP	1	1	0	0	0	1	2									
Rob Dibble, L (7, 1)				1-2						1	0	0	0	0	0	0									
Joel Youngblood, R (9, PH) John Franco, L (9, 1)										0	0	0	0	0	0	0									
Inning Stats	R: 0 E: 0 K: 2 S: 12	H: 2 LOB: 2 BB: 0 P: 19	R: 0 E: 1 K: 2 S: 16	H: 1 LOB: 3 BB: 1 P: 26	R: 0 E: 0 K: 2 S: 12	H: 1 LOB: 1 BB: 0 P: 15	R: 1 E: 0 K: 1 S: 16	H: 2 LOB: 2 BB: 1 P: 25	R: 2 E: 0 K: 1 S: 12	H: 3 LOB: 0 BB: 0 P: 14	R: 1 E: 0 K: 0 S: 10	H: 1 LOB: 1 BB: 1 P: 18	R: 1 E: 0 K: 1 S: 10	H: 2 LOB: 0 BB: 0 P: 14	R: 0 E: 0 K: 1 S: 14	H: 2 LOB: 2 BB: 0 P: 24	R: 3 E: 0 K: 2 S: 22	H: 3 LOB: 3 BB: 2 P: 37	1B: 13 2B: 1 3B: 2 HR: 1	SF: 0 SAC: 1 DP: 2 HBP: 2	WP: 2 PB: 0 SB: 0 CS: 1	PA: 50			
PITCHER	IP	WLS	BF	H	R	ER	SO	BB	IBB	HBP	BLK	WP	HR	S	P	ERA	WHIP								
Greg Maddux, R (1, 1) ERA: 2.95	6.0	L	31	10	4	4	8	3	0	1	0	0	1	78	117	6.00	2.167								
Les Lancaster, R (7, 1) ERA: 1.13	2.0		9	4	1	1	2	0	0	0	0	0	0	24	38	4.50	2.000								
Mitch Williams, L (9, 1) ERA: 2.08	1.0		9	3	3	3	2	2	0	1	0	2	0	22	37	27.00	5.000								

AB	41
R	8
H	17
RBI	6
BB	5
SO	12
LOB	31



Batter	1	2	3	4	5	6	7	8	9	AB	R	H	RBI	BB	SO	LOB	BOTTOM								
Jerome Walton, R (1, 8) OBP: 0.350, SLG: 0.420	4-2 23 1B G6-3 BB	1-0 F9		4-2 BB			0-1 1B		4-1 23 FC4-6 BB	2	1	1	0	3	0	0	Cincinnati Reds @ Chicago Cubs Wrigley Field, Chicago, IL Wed Aug 23 1989, 3:33 AM CDT Att: 33,054 - Overcast - 68 F								
23 Ryne Sandberg, R (1, 4) OBP: 0.347, SLG: 0.484	2-1 G6-3 1B	4-1 BB		0-0 F8			0-3 K		2-2 FC4-6 1B	4	2	1	0	1	1	4									
Dwight Smith, L (1, 7) Darrin Jackson, R (9, PH) OBP: 0.282, SLG: 0.316	1-3 K	0-0 L7		0-0 F8			3-3 K		2-3 K	4	0	0	0	0	2	5									
Mark Grace, L (1, 3) OBP: 0.397, SLG: 0.472	2-2 G6-3 1-2 3H		2-1 F8		1-0 F7		1-2 1B		0-0 E6 1B 2B	5	1	1	1	0	0	2									
Andre Dawson, R (1, 9) OBP: 0.307, SLG: 0.463	4-0 1B 1B BB		4-2 S BB		3-2 P9			1-0 G6-4-3 1B BB	1-0 2B 1B	3	0	2	1	2	0	0									
Vance Law, R (1, 5) OBP: 0.294, SLG: 0.362	0-1 1B		2-3 K		2-2 F8			4-1 G6-4-3 1B BB	2-1 1B 2B	4	0	2	2	1	1	1									
Shawon Dunston, R (1, 6) Mitch Williams, L (9, 1)	0-1 FC5-4 1B		4-0 FC6-4 IBB		2-2 L9			0-0 G6-4-3 1B BB	2-3 K	3	0	1	0	1	0	2									
Domingo Ramos, R (9, PH) OBP: 0.338, SLG: 0.343	1-2 FC5-4 1B		0-0 FC6-4		0-1 G1			2-3 K	1-2 FC4-6 1B	1	0	0	0	0	1	2									
Joe Girardi, R (1, 2) Lloyd McClendon, R (9, PH) OBP: 0.239, SLG: 0.264 OBP: 0.316, SLG: 0.489	1-2 FC5-4		0-0 FC6-4		2-2 G3			1-0 P3	23 FC4-6 BB E	3	0	0	0	0	1	5									
Greg Maddux, R (1, 1) OBP: 0.215, SLG: 0.234		1-3 K		0-1 G1				1-0 23 FC4-6 BB		2	0	0	0	0	1	0									
Mitch Webster, S (6, PH) Les Lancaster, R (7, 1) Curtis Wilkerson, S (9, 6) OBP: 0.327, SLG: 0.359 OBP: 0.274, SLG: 0.319										1	0	0	0	0	0	0									
Inning Stats	R: 2 E: 1 K: 1 S: 20	H: 3 LOB: 3 BB: 2 P: 33	R: 0 E: 0 K: 1 S: 6	H: 0 LOB: 1 BB: 1 P: 12	R: 0 E: 0 K: 1 S: 9	H: 0 LOB: 2 BB: 2 P: 21	R: 0 E: 0 K: 0 S: 6	H: 0 LOB: 1 BB: 1 P: 10	R: 0 E: 0 K: 1 S: 11	H: 0 LOB: 0 BB: 0 P: 17	R: 0 E: 0 K: 2 S: 13	H: 2 LOB: 2 BB: 0 P: 17	R: 0 E: 0 K: 0 S: 4	H: 1 LOB: 1 BB: 1 P: 10	R: 3 E: 1 K: 2 S: 15	H: 3 LOB: 2 BB: 1 P: 29	1B: 8 2B: 1 3B: 0 HR: 0	SF: 0 SAC: 0 DP: 1 HBP: 0	WP: 0 PB: 0 SB: 2 CS: 0	PA: 43					
PITCHER	IP	WLS	BF	H	R	ER	SO	BB	IBB	HBP	BLK	WP	HR	S	P	ERA	WHIP								
Scott Scudder, R (1, 1) ERA: 4.41	6.0	W	27	3	2	2	4	5	1	0	0	0	0	60	107	3.00	1.333								
Rob Dibble, R (7, 1) ERA: 2.07	2.0		8	3	0	0	2	1	0	0	0	0	0	17	27	0.00	2.000								
John Franco, L (9, 1) ERA: 2.61	1.0		8	3	3	0	2	1	0	0	0	0	0	15	29	0.00	4.000								


AB	35
R	5
H	9
RBI	4
BB	8
SO	8
LOB	24



Batter	1	2	3	4	5	6	7	8	9	AB	R	H	RBI	BB	SO	LOB	TOP					
Billy Hatcher, R OBP: 0.276, SLG: 0.304 (1, 8)	0-0 4-3		2-2 F7			0-2 F7		1-2 G3		4	0	0	0	0	0	1						
Jay Bell, R OBP: 0.259, SLG: 0.314 (1, 6)	2-2 F9			3-2 F9		3-2 FC1-4 1B		1-3 K		4	0	1	0	0	1	1						
Gary Redus, R OBP: 0.378, SLG: 0.455 (1, 3)	1-3 K			0-2 S 1B		1-0 FC1-4 FC5-4 1-2			4-1 FC6-4 BB	3	0	1	0	1	1	1						
Bobby Bonilla, S OBP: 0.343, SLG: 0.458 (1, 5)		1-1 F9		0-1 P3		1-1 FC5-4 1-2			2-0 FC6-4 FC4-6 1-2	4	0	0	0	0	0	3						
Barry Bonds, L OBP: 0.364, SLG: 0.441 (1, 7)		4-2 BB		4-2 BB			1-3 K		0-0 FC4-6 1-2	2	0	0	0	2	1	1						
R.J. Reynolds, S OBP: 0.334, SLG: 0.383 (1, 9)	1-0 P4			0-0 F9			0-0 F9		2-3 K	3	0	0	0	0	0	3						
Bill Landrum, R (7, 1)										0	0	0	0	0	0	0						
Jeff King, R OBP: 0.277, SLG: 0.364 (9, PH)										1	0	0	0	0	1	1						
Junior Ortiz, R OBP: 0.278, SLG: 0.272 (1, 2)	0-3 K				1-2 P4		0-0 4-3			3	0	0	0	0	1	1						
Jose Lind, R OBP: 0.273, SLG: 0.279 (1, 4)			2-2 F9		0-0 F8			1-1 G3 S 1B		3	0	1	0	0	0	0						
Randy Kramer, R OBP: 0.148, SLG: 0.185 (1, 1)			0-3 K		0-3 K			0-2 L5		1	0	0	0	0	1	0						
Doug Bair, R OBP: 0.333, SLG: 0.667 (4, 1)										1	0	0	0	0	1	0						
John Cangelosi, S OBP: 0.374, SLG: 0.280 (7, 9)										1	0	0	0	0	0	1						
Inning Stats	R: 0 E: 0 K: 1 S: 7	H: 0 LOB: 0 BB: 0 P: 10	R: 0 E: 0 K: 1 S: 8	H: 0 LOB: 1 BB: 1 P: 14	R: 0 E: 0 K: 1 S: 9	H: 0 LOB: 0 BB: 0 P: 13	R: 0 E: 0 K: 0 S: 13	H: 1 LOB: 2 BB: 1 P: 20	R: 0 E: 0 K: 1 S: 8	H: 0 LOB: 0 BB: 0 P: 9	R: 0 E: 0 K: 0 S: 10	H: 1 LOB: 1 BB: 0 P: 14	R: 0 E: 0 K: 1 S: 6	H: 0 LOB: 0 BB: 0 P: 7	R: 0 E: 0 K: 1 S: 12	H: 1 LOB: 1 BB: 0 P: 15	R: 0 E: 0 K: 1 S: 6	H: 0 LOB: 1 BB: 1 P: 14	1B: 3 2B: 0 3B: 0 HR: 0	SF: 0 SAC: 0 DP: 0 HBP: 0	WP: 0 PB: 0 SB: 2 CS: 0	PA: 33
PITCHER	IP	WLS	BF	H	R	ER	SO	BB	IBB	HBP	BLK	WP	HR	S	P	ERA	WHIP					
Tom Browning, L ERA: 3.05 (1, 1)	8.0	W	30	3	0	0	6	3	0	0	0	0	0	74	107	0.00	0.750					
John Franco, L ERA: 2.49 (9, 1)	1.0	S	3	0	0	0	1	0	0	0	0	0	0	5	9	0.00	0.000					

Pittsburgh Pirates @ Cincinnati Reds
Riverfront Stadium, Cincinnati, OH
Sun Aug 27 1989, 3:33 AM EDT
Att: 22,413 - Overcast - 87 F


AB 30
R 0
H 3
RBI 0
BB 3
SO 7
LOB 13



Batter	1	2	3	4	5	6	7	8	9	AB	R	H	RBI	BB	SO	LOB	BOTTOM					
Herm Winningham, L OBP: 0.328, SLG: 0.335 (1, 9)	0-1 F7		0-0 S SH1-4 FC3-6 1B		1-1 1-3		1-0 G3			4	1	1	0	0	0	0						
Luis Quinones, S OBP: 0.305, SLG: 0.428 (1, 5)	1-3 K		0-0 SH1-4		1-2 S 1B		0-0 S 1B			3	0	2	0	0	1	0						
Eric Davis, R OBP: 0.356, SLG: 0.538 (1, 8)	1-1 P4		4-2 FC3-6 BB 2-3		2-3 K		0-3 K			3	0	0	0	1	2	2						
Ken Griffey, L OBP: 0.350, SLG: 0.408 (1, 7)		2-2 F7		4-0 FC3-6 BB		4-1 K		0-2 4-3		2	0	0	0	2	0	1						
Rolando Roomes, R OBP: 0.299, SLG: 0.435 (8, 7)			1-2 FC3-6 BB		1-2 BB					0	0	0	0	0	0	0						
Todd Benzinger, S OBP: 0.297, SLG: 0.390 (1, 3)		4-2 HBP BB BB		1-0 FC3-6		1-2 3-1				3	0	0	1	1	0	4						
Joe Oliver, R OBP: 0.351, SLG: 0.458 (1, 2)	1-3 K		0-0 L7			0-1 B1-3		3-2 G4-6-3 1B		4	0	1	0	0	1	3						
Ron Oester, S OBP: 0.309, SLG: 0.299 (1, 4)		4-0 HBP BB		0-1 G4-1		0-0 1-3		1-0 G4-6-3 1-2		3	0	0	0	1	0	1						
Jeff Richardson, R OBP: 0.247, SLG: 0.192 (1, 6)		1-0 HBP		0-3 K		4-1 BB				1	0	0	0	1	1	0						
Tom Browning, L OBP: 0.139, SLG: 0.088 (1, 1)		1-3 HBP		3-2 1-3		2-3 K				3	0	0	0	0	2	4						
John Franco, L (9, 1)										0	0	0	0	0	0	0						
Inning Stats	R: 0 E: 0 K: 1 S: 7	H: 0 LOB: 0 BB: 0 P: 9	R: 0 E: 0 K: 2 S: 13	H: 0 LOB: 2 BB: 2 P: 26	R: 1 E: 0 K: 0 S: 7	H: 1 LOB: 2 BB: 2 P: 16	R: 0 E: 0 K: 1 S: 9	H: 0 LOB: 0 BB: 0 P: 12	R: 0 E: 0 K: 1 S: 15	H: 1 LOB: 2 BB: 1 P: 24	R: 0 E: 0 K: 1 S: 7	H: 0 LOB: 1 BB: 1 P: 13	R: 0 E: 0 K: 1 S: 8	H: 1 LOB: 0 BB: 0 P: 9	R: 0 E: 0 K: 0 S: 9	H: 1 LOB: 0 BB: 0 P: 13	R: 0 E: 0 K: 0 S: 9	H: 1 LOB: 0 BB: 0 P: 13	1B: 4 2B: 0 3B: 0 HR: 0	SF: 0 SAC: 1 DP: 1 HBP: 1	WP: 0 PB: 0 SB: 2 CS: 0	PA: 34
PITCHER	IP	WLS	BF	H	R	ER	SO	BB	IBB	HBP	BLK	WP	HR	S	P	ERA	WHIP					
Randy Kramer, R ERA: 3.64 (1, 1)	3.0	L	15	1	1	1	3	2	0	0	0	0	0	31	49	0.00	1.000					
Doug Bair, R ERA: 2.45 (4, 1)	3.0		12	1	0	0	3	2	0	0	0	0	0	31	49	0.00	1.000					
Bill Landrum, R ERA: 1.08 (7, 1)	2.0		7	2	0	0	1	0	0	0	0	0	0	17	22	0.00	1.000					

Pittsburgh Pirates @ Cincinnati Reds
Riverfront Stadium, Cincinnati, OH
Sun Aug 27 1989, 3:33 AM EDT
Att: 22,413 - Overcast - 87 F

AB 26
R 1
H 4
RBI 1
BB 6
SO 7
LOB 15



Batter	1	2	3	4	5	6	7	8	9	AB	R	H	RBI	BB	SO	LOB	TOP					
Dave Collins, S (1, 7) OBP: 0.323, SLG: 0.305 Herm Winningham, L (8, 7) OBP: 0.328, SLG: 0.335	G4-3		2B				F8										4 1 2 1 0 0 0 0 0 0 0 0 0 0					
Luis Quiñones, S (1, 5) OBP: 0.304, SLG: 0.429	G4-3		2B					P6									4 0 1 1 0 0 1					
Eric Davis, R (1, 8) OBP: 0.359, SLG: 0.538	G2-3		FC4					G4-3									2 0 1 0 2 0 0					
Todd Benzinger, S (1, 3) OBP: 0.295, SLG: 0.386			FC4					G4-3									4 0 0 0 0 1 4					
Rolando Roomes, R (1, 9) OBP: 0.285, SLG: 0.429	G5-3							P4									4 0 0 0 0 0 2					
Joe Oliver, R (1, 2) OBP: 0.346, SLG: 0.440	F8																3 0 0 0 1 0 0					
Jeff Richardson, R (1, 6) OBP: 0.250, SLG: 0.187 Ken Griffey, L (9, PH) OBP: 0.349, SLG: 0.406			2B					G6-3									2 1 0 0 1 0 2 1 0 0 0 0 0 0					
Ron Oester, S (1, 4) OBP: 0.305, SLG: 0.294			L9					F7									4 0 0 0 0 0 1					
Scott Scudder, R (1, 1) OBP: 0.250, SLG: 0.063 Rob Dibble, L (8, 1)			K														3 0 0 0 0 3 1 0 0 0 0 0 0 0					
Inning Stats	R: 0 E: 0 K: 0 S: 7	H: 0 LOB: 0 BB: 0 P: 12	R: 0 E: 0 K: 1 S: 6	H: 0 LOB: 0 BB: 0 P: 10	R: 2 E: 0 K: 1 S: 13	H: 2 LOB: 2 BB: 2 P: 27	R: 0 E: 0 K: 0 S: 6	H: 0 LOB: 0 BB: 0 P: 11	R: 0 E: 0 K: 1 S: 7	H: 1 LOB: 1 BB: 0 P: 9	R: 0 E: 0 K: 0 S: 6	H: 1 LOB: 0 BB: 1 P: 13	R: 0 E: 0 K: 1 S: 6	H: 0 LOB: 0 BB: 0 P: 9	R: 0 E: 0 K: 0 S: 11	H: 0 LOB: 1 BB: 1 P: 20	R: 0 E: 0 K: 0 S: 9	H: 0 LOB: 0 BB: 0 P: 10	1B: 1 2B: 3 3B: 0 HR: 0	SF: 0 SAC: 0 DP: 0 HBP: 0	WP: 0 PB: 0 SB: 1 CS: 0	PA: 35
PITCHER	IP	WLS	BF	H	R	ER	SO	BB	IBB	HBP	BLK	WP	HR	S	P	ERA	WHIP					
Ricky Horton, L (1, 1) ERA: 4.63	7.0		28	4	2	2	4	1	2	0	0	0	0	51	91	2.57	0.714					
John Costello, R (8, 1) ERA: 3.29	1.0	W	4	0	0	0	0	1	0	0	0	0	0	11	20	0.00	1.000					
Todd Worrell, R (9, 1) ERA: 3.0	1.0	S	3	0	0	0	0	0	0	0	0	0	0	9	10	0.00	0.000					

Cincinnati Reds @ St. Louis Cardinals
 Busch Stadium, St. Louis, MO
 Mon Aug 28 1989, 7:05 PM CDT
 Att: 26,604 - Unknown

AB	31
R	2
H	4
RBI	2
BB	4
SO	4
LOB	11



Batter	1	2	3	4	5	6	7	8	9	AB	R	H	RBI	BB	SO	LOB	BOTTOM					
Willie McGee, S (1, 8) OBP: 0.271, SLG: 0.355	G6-3		L3					1B									4 1 2 0 0 0 1					
Ozzie Smith, S (1, 6) OBP: 0.340, SLG: 0.358	G1-3							1B									4 1 1 1 0 0 1					
Milt Thompson, L (1, 7) OBP: 0.346, SLG: 0.383	G4-1							K									3 0 0 0 1 1 2					
Pedro Guerrero, R (1, 3) OBP: 0.390, SLG: 0.475 John Morris, L (8, PR) OBP: 0.291, SLG: 0.337 Todd Worrell, R (9, 1)	G5-3							1B									4 0 1 2 0 0 1 0 0 0 0 0 0 0 0 0 0 0 0 0 0					
Terry Pendleton, S (1, 5) OBP: 0.302, SLG: 0.379	K							F7									4 0 0 0 0 3 2					
Tom Brunansky, R (1, 9) OBP: 0.323, SLG: 0.437	K																3 0 1 0 0 1 0					
José Oquendo, S (1, 4) OBP: 0.368, SLG: 0.371			G4-3					G3									3 0 1 0 0 0 1					
Todd Zeile, R (1, 2) OBP: 0.400, SLG: 0.611			SH3-4					G6-3									3 0 1 0 0 0 1					
Ricky Horton, L (1, 1) OBP: 0.250, SLG: 0.250 John Costello, R (8, 1) Denny Walling, L (8, PH) OBP: 0.443, SLG: 0.529	SH3-4							1B									1 0 0 0 0 0 1 0 0 0 0 0 0 0 1 1 1 0 0 0 0					
Inning Stats	R: 0 E: 0 K: 0 S: 9	H: 0 LOB: 0 BB: 0 P: 13	R: 0 E: 0 K: 2 S: 11	H: 0 LOB: 0 BB: 0 P: 16	R: 0 E: 0 K: 0 S: 7	H: 1 LOB: 1 BB: 0 P: 11	R: 0 E: 0 K: 1 S: 13	H: 0 LOB: 1 BB: 1 P: 23	R: 0 E: 0 K: 0 S: 8	H: 1 LOB: 1 BB: 0 P: 13	R: 0 E: 0 K: 0 S: 6	H: 1 LOB: 0 BB: 0 P: 9	R: 0 E: 0 K: 1 S: 11	H: 1 LOB: 1 BB: 0 P: 14	R: 3 E: 0 K: 1 S: 14	H: 4 LOB: 1 BB: 0 P: 19	1B: 6 2B: 3 3B: 0 HR: 0	SF: 0 SAC: 1 DP: 1 HBP: 0	WP: 0 PB: 0 SB: 2 CS: 0	PA: 32		
PITCHER	IP	WLS	BF	H	R	ER	SO	BB	IBB	HBP	BLK	WP	HR	S	P	ERA	WHIP					
Scott Scudder, R (1, 1) ERA: 4.08	7.1		27	5	1	1	4	1	0	0	0	0	0	68	104	1.23	0.818					
Rob Dibble, R (8, 1) ERA: 2.22	0.2	L	5	3	2	2	1	0	0	0	0	0	0	11	14	27.00	4.500					

Cincinnati Reds @ St. Louis Cardinals
 Busch Stadium, St. Louis, MO
 Mon Aug 28 1989, 7:05 PM CDT
 Att: 26,604 - Unknown

AB	30
R	3
H	8
RBI	3
BB	1
SO	5
LOB	10



Batter	1	2	3	4	5	6	7	8	9	AB	R	H	RBI	BB	SO	LOB	TOP					
Dave Collins, S OBP: 0.314, SLG: 0.286 (1, 7)	L9	G4-3		P3		G5-3			BB	4	0	0	0	1	0	5	Cincinnati Reds @ St. Louis Cardinals Busch Stadium, St. Louis, MO Tue Aug 29 1989, 7:05 PM CDT Att: 27,405 - Unknown - 85 F livebaseballscorecards.com					
Luis Quiñones, S OBP: 0.296, SLG: 0.426 (1, 5)	F9 1B HBP		1B		K		L7		F8	4	0	1	0	0	1	1						
Eric Davis, R OBP: 0.358, SLG: 0.535 (1, 8)	S		P4		G6-3		G6-3			4	0	1	0	0	0	1						
Todd Benzinger, S OBP: 0.293, SLG: 0.383 (1, 3)	F9		P2		F8		F7			4	0	0	0	0	0	3						
Joe Oliver, R OBP: 0.341, SLG: 0.430 (1, 2)	G6-3		F7			HR		G6-3		4	1	1	0	0	0	3						
Rolando Roomes, R OBP: 0.285, SLG: 0.426 (1, 9)		L6		1B G5-3		K		P3		4	0	1	0	0	1	1						
Jeff Richardson, R OBP: 0.261, SLG: 0.253 (1, 6)		SH1-4		G5-3				P8		4	1	2	2	0	0	1						
Ron Oester, S OBP: 0.309, SLG: 0.296 (9, PH)									G1-3	2	0	1	0	1	1	0						
Mariano Duncan, R OBP: 0.306, SLG: 0.382 (9, PH)		SH1-4		SH2-4		K				1	0	0	0	0	0	0						
Tim Leary, R OBP: 0.143, SLG: 0.128 (1, 1)									G5-3	1	0	1	0	0	0	0						
Norm Charlton, S OBP: 0.317, SLG: 0.361 (9, PH)		SH1-4		SH2-4						0	0	0	0	0	0	0						
Joe Youngblood, R OBP: 0.317, SLG: 0.361 (9, PH)										1	0	0	0	0	0	0						
Inning Stats	R: 0 E: 0 K: 0 S: 10	H: 1 LOB: 2 BB: 0 P: 14	R: 0 E: 0 K: 0 S: 8	H: 1 LOB: 2 BB: 1 P: 14	R: 0 E: 0 K: 0 S: 4	H: 1 LOB: 1 BB: 0 P: 6	R: 0 E: 0 K: 0 S: 13	H: 2 LOB: 2 BB: 0 P: 18	R: 0 E: 0 K: 1 S: 6	H: 0 LOB: 0 BB: 0 P: 10	R: 2 E: 0 K: 2 S: 13	H: 3 LOB: 1 BB: 0 P: 18	R: 0 E: 0 K: 0 S: 9	H: 0 LOB: 0 BB: 0 P: 13	R: 0 E: 0 K: 0 S: 4	H: 0 LOB: 0 BB: 1 P: 6	R: 0 E: 0 K: 0 S: 6	H: 0 LOB: 1 BB: 1 P: 11	1B: 5 2B: 2 3B: 0 HR: 1	SF: 0 SAC: 2 DP: 0 HBP: 1	WP: 0 PB: 0 SB: 1 CS: 0	PA: 38
PITCHER Joe Magrane, L ERA: 2.8 (1, 1)	IP: 9.0 WLS: W BF: 38 H: 8 R: 2 ER: 2 SO: 3 BB: 2 IBB: 0 HBP: 1 BLK: 0 WP: 0 HR: 1 S: 73 P: 110 ERA: 2.00 WHIP: 1.111															PITCHER IP: WLS: BF: H: R: ER: SO: BB: IBB: HBP: BLK: WP: HR: S: P: ERA: WHIP:						

Batter	1	2	3	4	5	6	7	8	9	AB	R	H	RBI	BB	SO	LOB	BOTTOM			
Willie McGee, S OBP: 0.276, SLG: 0.354 (1, 8)	K		CS			1B			K	3	1	1	0	0	2	0	Cincinnati Reds @ St. Louis Cardinals Busch Stadium, St. Louis, MO Tue Aug 29 1989, 7:05 PM CDT Att: 27,405 - Unknown - 85 F livebaseballscorecards.com			
Ozzie Smith, S OBP: 0.338, SLG: 0.355 (1, 6)	F7		CS		L8		F8		K	4	0	0	0	0	1	1				
Milt Thompson, L OBP: 0.347, SLG: 0.389 (1, 7)					L6				K	4	1	2	0	0	1	0				
Pedro Guerrero, R OBP: 0.389, SLG: 0.473 (1, 3)	G6-3				F9				K	4	1	1	1	0	1	1				
Terry Pendleton, S OBP: 0.301, SLG: 0.380 (1, 5)		G5-3			G3				G6-3	4	1	1	2	0	0	0				
Tom Brunansky, R OBP: 0.324, SLG: 0.440 (1, 9)									P4	3	0	1	1	1	1	0				
José Oquendo, S OBP: 0.367, SLG: 0.370 (1, 4)					L4					2	0	0	0	1	0	1				
Tony Peña, R OBP: 0.315, SLG: 0.328 (1, 2)					G5-3					2	0	0	0	1	0	1				
Joe Magrane, R OBP: 0.208, SLG: 0.250 (1, 1)					F8					3	0	0	0	0	1	3				
Inning Stats	R: 0 E: 0 K: 1 S: 11	H: 1 LOB: 1 BB: 0 P: 15	R: 0 E: 0 K: 1 S: 6	H: 0 LOB: 0 BB: 0 P: 7	R: 0 E: 0 K: 0 S: 5	H: 1 LOB: 0 BB: 0 P: 6	R: 0 E: 0 K: 0 S: 4	H: 0 LOB: 0 BB: 0 P: 5	R: 0 E: 0 K: 0 S: 8	H: 0 LOB: 1 BB: 1 P: 17	R: 4 E: 0 K: 1 S: 20	H: 4 LOB: 2 BB: 2 P: 38	R: 0 E: 0 K: 3 S: 9	H: 0 LOB: 0 BB: 0 P: 12	R: 0 E: 0 K: 1 S: 7	H: 0 LOB: 0 BB: 0 P: 8		1B: 3 2B: 1 3B: 2 HR: 0	SF: 0 SAC: 0 DP: 0 HBP: 1	WP: 0 PB: 0 SB: 0 CS: 1
PITCHER Tim Leary, R ERA: 3.74 (1, 1)	IP: 6.0 WLS: L BF: 27 H: 6 R: 4 ER: 4 SO: 3 BB: 2 IBB: 1 HBP: 1 BLK: 0 WP: 0 HR: 0 S: 54 P: 88 ERA: 6.00 WHIP: 1.333															PITCHER IP: WLS: BF: H: R: ER: SO: BB: IBB: HBP: BLK: WP: HR: S: P: ERA: WHIP:				
Norm Charlton, L ERA: 3.36 (7, 1)	IP: 2.0 WLS: 6 BF: 0 H: 0 R: 0 ER: 0 SO: 4 BB: 0 IBB: 0 HBP: 0 BLK: 0 WP: 0 HR: 0 S: 16 P: 20 ERA: 0.00 WHIP: 0.000															PITCHER IP: WLS: BF: H: R: ER: SO: BB: IBB: HBP: BLK: WP: HR: S: P: ERA: WHIP:				

Batter	1	2	3	4	5	6	7	8	9	10	11	12	13	AB	R	H	RBI	BB	SO	LOB	TOP	
Herm Winningham, L (1, 9) OBP: 0.319, SLG: 0.326	G3			P7			B1-3			L9			K	5	0	0	0	0	1	0		
Luis Quiñones, S (1, 5) OBP: 0.306, SLG: 0.430	P4			G6-4-3 1B			L6			P8			1B 2B	5	1	2	0	0	0	0		
Eric Davis, R (1, 8) OBP: 0.357, SLG: 0.529	K			G6-4-3 1-2			K			G5-3			1B E IBB	4	1	0	0	1	2	1		
Ken Griffey, L (1, 7) OBP: 0.343, SLG: 0.398		F8												4	0	0	0	0	0	0		
Rob Dibble, L (11, 1)														0	0	0	0	0	0	0		
Dave Collins, S (13, PH) OBP: 0.294, SLG: 0.297														1	0	1	1	0	0	0		
John Franco, L (13, 1)														0	0	0	0	0	0	0		
Todd Benzing, S (1, 3) OBP: 0.290, SLG: 0.380		K												5	0	0	0	0	4	2		
Joe Oliver, R (1, 2) OBP: 0.322, SLG: 0.405		G3												5	0	0	0	0	2	1		
Mariano Duncan, R (1, 6) OBP: 0.300, SLG: 0.374				G4-3										4	0	0	0	0	0	0		
Ron Oester, S (1, 4) OBP: 0.304, SLG: 0.291				P6										4	0	0	0	0	1	0		
Rick Mahler, R (1, 1) OBP: 0.239, SLG: 0.210				G6-3										3	0	0	0	0	1	0		
Rolando Roomes, R (11, 7) OBP: 0.294, SLG: 0.424														1	0	0	0	0	0	0		
Inning Stats	R: 0 E: 0 K: 1 S: 8	H: 0 LOB: 0 BB: 0 P: 15	R: 0 E: 0 K: 1 S: 8	H: 0 LOB: 0 BB: 11	R: 0 E: 0 K: 0 S: 4	H: 1 LOB: 0 BB: 0 P: 6	R: 0 E: 0 K: 0 S: 4	H: 0 LOB: 0 BB: 0 P: 6	R: 0 E: 0 K: 1 S: 7	H: 0 LOB: 0 BB: 0 P: 10	R: 0 E: 0 K: 2 S: 9	H: 0 LOB: 0 BB: 0 P: 14	R: 0 E: 0 K: 3 S: 6	H: 0 LOB: 0 BB: 1 P: 26	1B: 2 2B: 1 3B: 0 HR: 0	SF: 0 SAC: 0 DP: 1 HBP: 0	W/P: 0 P/B: 0 SB: 3 CS: 0	PA: 42				
PITCHER	IP 11.0	WLS 33	BF 1	H 0	R 0	ER 0	SO 8	BB 0	IBB 0	HBP 0	BLK 0	WP 0	HR 0	S 74	P 109	ERA 0.00	WHIP 0.091					
Jose DeLeon, R (1, 1) ERA: 3.13																						
Todd Wornell, R (12, 1) ERA: 3.06																						

Cincinnati Reds @ St. Louis Cardinals
 Busch Stadium, St. Louis, MO
 Wed Aug 30 1989, 7:05 PM CDT
 Att: 34,976 - Unknown - 80 F

AB 41
 R 2
 H 3
 RBI 1
 BB 1
 SO 11
 LOB 4



Batter	1	2	3	4	5	6	7	8	9	10	11	12	13	AB	R	H	RBI	BB	SO	LOB	BOTTOM
Willie McCee, S (1, 8) OBP: 0.271, SLG: 0.352	G5-3						F7						K	7	0	2	0	0	3	1	
Ozzie Smith, S (1, 6) OBP: 0.342, SLG: 0.360	1B			B2-3 1B										5	0	4	0	0	0	1	
Milt Thompson, L (1, 7) OBP: 0.345, SLG: 0.390	F9													6	0	1	0	0	2	6	
Pedro Guerrero, R (1, 3) OBP: 0.392, SLG: 0.472	1B													3	0	1	0	3	0	0	
Denny Walling, L (1, 5) OBP: 0.439, SLG: 0.500	G4-3													3	0	0	0	2	0	4	
Terry Pendleton, S (12, PH) OBP: 0.301, SLG: 0.379														1	0	0	0	0	1	3	
Tom Brunansky, R (1, 9) OBP: 0.322, SLG: 0.437		G5-3												6	0	1	0	0	0	6	
José Quiñones, S (1, 4) OBP: 0.367, SLG: 0.369														6	0	2	0	0	1	2	
Todd Zelle, R (1, 2) OBP: 0.346, SLG: 0.500		F8												6	0	1	0	0	1	3	
Jose DeLeon, R (1, 1) OBP: 0.127, SLG: 0.101														4	0	0	0	0	3	1	
John Morris, L (11, PH) OBP: 0.275, SLG: 0.333														1	0	0	0	0	1	0	
Todd Worrell, R (12, 1)														0	0	0	0	0	0	0	
Vince Coleman, S (13, PH) OBP: 0.331, SLG: 0.353														1	0	0	0	0	0	2	
Inning Stats	R: 0 E: 0 K: 0 S: 13	H: 2 LOB: 2 BB: 0 P: 21	R: 0 E: 0 K: 1 S: 10	H: 1 LOB: 1 BB: 0 P: 14	R: 0 E: 0 K: 1 S: 9	H: 1 LOB: 2 BB: 1 P: 16	R: 0 E: 0 K: 0 S: 7	H: 0 LOB: 0 BB: 0 P: 13	R: 0 E: 0 K: 0 S: 10	H: 1 LOB: 1 BB: 0 P: 14	R: 0 E: 0 K: 1 S: 11	H: 0 LOB: 0 BB: 0 P: 12	R: 0 E: 0 K: 2 S: 9	H: 1 LOB: 3 BB: 1 P: 22	1B: 11 2B: 0 3B: 1 HR: 0	SF: 0 SAC: 1 DP: 1 HBP: 0	W/P: 0 P/B: 0 SB: 0 CS: 1	PA: 55			
PITCHER	IP 10.0	WLS 42	BF 9	H 0	R 0	ER 0	SO 6	BB 1	IBB 3	HBP 0	BLK 0	WP 0	HR 0	S 89	P 156	ERA 0.00	WHIP 1.000				
Rick Mahler, R (1, 1) ERA: 3.75																					
Rob Dibble, R (11, 1) ERA: 2.17																					
John Franco, L (13, 1) ERA: 2.45																					

Cincinnati Reds @ St. Louis Cardinals
 Busch Stadium, St. Louis, MO
 Wed Aug 30 1989, 7:05 PM CDT
 Att: 34,976 - Unknown - 80 F

AB 49
 R 0
 H 12
 RBI 0
 BB 5
 SO 12
 LOB 29



Batter	1	2	3	4	5	6	7	8	9	AB	R	H	RBI	BB	SO	LOB	TOP										
Dave Collins, S (1, 7) OBP: 0.329, SLG: 0.304 Herm Winningham, L (9, 7) OBP: 0.319, SLG: 0.326	0-1 1B G5-3	0-0 P5		0-0 1B 2H	3-1 G4-3		1-2 5-3			5	2	2	1	0	0	3											
Luis Quiñones, S (1, 4) OBP: 0.317, SLG: 0.448	2-3 K		0-1 S HR	2-1 2B 2H	4-0 1B BB		0-0 HR			4	3	3	2	1	1	1											
Eric Davis, R (1, 8) OBP: 0.359, SLG: 0.529	2-1 G5-3		3-3 K	4-2 2B BB	0-1 BB		1-2 F4			4	0	2	2	1	1	1											
Todd Benzinger, S (1, 3) OBP: 0.291, SLG: 0.388	0-0 G5-3		0-2 HR	0-1 BB	1-3 F6					5	1	2	4	0	1	3											
Paul O'Neill, L (1, 9) OBP: 0.352, SLG: 0.464	3-2 G6-3		1-1 F9	4-0 IBB			0-0 E5 1B			4	1	0	0	1	0	1											
Joe Oliver, R (1, 2) OBP: 0.305, SLG: 0.382		1-3 K	0-1 G6-3	0-1 P3			1-1 F8			5	0	0	0	0	2	4											
Chris Sabo, R (1, 5) OBP: 0.317, SLG: 0.392		1-2 F8		1-2 F4	2-1 SH1-4 1B		1-1 1B			5	1	2	1	0	0	0											
Mariano Duncan, R (1, 6) OBP: 0.302, SLG: 0.385		1-0 1B 3B		2-3 K	0-0 SH1-4 1B		2-2 G4-3			5	2	2	0	0	1	0											
Ron Robinson, R (1, 1) OBP: 0.286, SLG: 0.300 Norm Charlton, S (6, 1) Mike Roesler, R (8, 1) Scotti Madison, S (9, PH) Rosario Rodriguez, R (9, 1)		1-2 1B		0-0 1B	0-0 SH1-4		1-3 K			2	1	2	1	0	0	0											
Inning Stats	R: 1 E: 0 K: 1 S: 12	H: 2 LOB: 1 BB: 0 P: 19	R: 1 E: 0 K: 1 S: 12	H: 2 LOB: 1 BB: 0 P: 16	R: 2 E: 0 K: 1 S: 13	H: 2 LOB: 0 BB: 0 P: 17	R: 3 E: 0 K: 1 S: 16	H: 4 LOB: 3 BB: 2 P: 29	R: 2 E: 0 K: 0 S: 10	H: 3 LOB: 0 BB: 1 P: 21	R: 1 E: 1 K: 0 S: 8	H: 1 LOB: 0 BB: 0 P: 12	R: 1 E: 0 K: 1 S: 10	H: 1 LOB: 0 BB: 0 P: 13	R: 0 E: 0 K: 2 S: 8	H: 0 LOB: 0 BB: 0 P: 12	R: 0 E: 0 K: 0 S: 4	H: 0 LOB: 0 BB: 4 P: 4	1B: 10 2B: 2 3B: 1 HR: 2	SF: 0 SAC: 1 DP: 0 HBP: 0	WP: 0 PB: 0 SB: 2 CS: 0	PA: 45					
PITCHER	IP	WLS	BF	H	R	ER	SO	BB	IBB	HBP	BLK	WP	HR	S	P	ERA	WHIP										
Bob Patterson, L (1, 1) ERA: 12.0	3.0	L	15	6	4	4	3	0	0	0	0	0	1	37	52	12.00	2.000										
Rick Reed, R (4, 1) ERA: 5.48	1.0		9	4	3	3	1	1	1	0	0	0	0	16	29	27.00	5.000										
Mike Smith, R (5, 1) ERA: 4.58	2.0		11	4	3	2	0	1	0	0	0	0	0	18	33	9.00	2.500										
Bob Kipper, L (7, 1) ERA: 3.2	2.0		7	1	1	1	3	0	0	0	0	0	1	18	25	4.50	0.500										
Doug Bair, R (9, 1) ERA: 2.4	1.0		3	0	0	0	0	0	0	0	0	0	0	4	4	0.00	0.000										

Cincinnati Reds @ Pittsburgh Pirates
Three Rivers Stadium, Pittsburgh, PA
Fri Sep 01 1989, 7:05 PM EDT
Att: 15,623 - Unknown

AB	41
R	11
H	15
RBI	11
BB	3
SO	7
LOB	13



Batter	1	2	3	4	5	6	7	8	9	AB	R	H	RBI	BB	SO	LOB	BOTTOM										
R.J. Reynolds, S (1, 9) OBP: 0.343, SLG: 0.391	0-2 G6-3		0-2 F7		0-0 G3		0-2 1B			5	1	2	1	0	0	3											
Jay Bell, R (1, 6) OBP: 0.255, SLG: 0.299	3-2 G6-3		3-2 1B		2-2 G3		3-2 G4-3			5	0	1	2	0	0	2											
Andy Van Slyke, L (1, 8) OBP: 0.300, SLG: 0.365	2-1 L9		3-2 G3		2-1 G4-3		1-3 K			5	0	1	0	0	1	2											
Bobby Bonilla, S (1, 5) OBP: 0.342, SLG: 0.459		1-0 F8		0-1 HR		0-0 G4-3		0-0 1B		5	1	2	1	0	0	1											
Barry Bonds, L (1, 7) OBP: 0.360, SLG: 0.432		2-1 G4-3		0-0 F8		3-2 P4		0-3 K		4	0	0	0	0	1	2											
Jeff King, R (1, 3) OBP: 0.281, SLG: 0.386		3-3 K		3-2 HR		0-1 G5-3		2-2 L7		4	1	1	1	0	1	1											
Michael LaValliere, L (1, 2) Junior Ortiz, R (6, PH) OBP: 0.282, SLG: 0.268			1-2 FC1-6 1B		0-1 G4-3		4-1 1B FC5-2 BB			2	0	1	0	0	0	0											
Jose Lind, R (1, 4) OBP: 0.273, SLG: 0.281			2-2 FC1-6 1B		0-0 1B		2-2 FC5-2 1B			4	2	2	0	0	1	1											
Bob Patterson, R (1, 1) Albert Hall, S (6, 1) Ron Reed, R (8, 1) Norm Charlton, S (9, 1) Mike Roesler, R (9, PH) Scotti Madison, S (9, 1) Rosario Rodriguez, L (9, 1)			1-1 FC1 1B		2-1 P8		1-0 FC5-2 1B			0	0	0	0	0	0	0											
Inning Stats	R: 0 E: 0 K: 0 S: 9	H: 0 LOB: 0 BB: 0 P: 14	R: 0 E: 0 K: 1 S: 7	H: 0 LOB: 0 BB: 0 P: 13	R: 1 E: 1 K: 0 S: 28	H: 2 LOB: 2 BB: 0 P: 38	R: 2 E: 0 K: 0 S: 11	H: 3 LOB: 1 BB: 0 P: 16	R: 1 E: 0 K: 0 S: 11	H: 2 LOB: 1 BB: 0 P: 18	R: 1 E: 0 K: 0 S: 13	H: 2 LOB: 2 BB: 1 P: 23	R: 0 E: 0 K: 2 S: 11	H: 1 LOB: 1 BB: 0 P: 14	R: 0 E: 0 K: 1 S: 7	H: 0 LOB: 1 BB: 1 P: 11	R: 0 E: 0 K: 0 S: 5	H: 0 LOB: 0 BB: 0 P: 7	1B: 7 2B: 0 3B: 1 HR: 2	SF: 0 SAC: 0 DP: 0 HBP: 0	WP: 0 PB: 0 SB: 0 CS: 0	PA: 40					
PITCHER	IP	WLS	BF	H	R	ER	SO	BB	IBB	HBP	BLK	WP	HR	S	P	ERA	WHIP										
Ron Robinson, R (1, 1) ERA: 3.02	5.0	W	23	7	4	3	1	0	0	0	0	0	0	66	99	5.40	1.400										
Norm Charlton, L (6, 1) ERA: 3.39	2.0		10	3	1	1	2	1	0	0	0	0	0	24	37	4.50	2.000										
Mike Roesler, R (8, 1) ERA: 5.25	1.0		4	0	0	0	1	1	0	0	0	0	0	7	11	0.00	1.000										
Rosario Rodriguez, L (9, 1) ERA:	1.0		3	0	0	0	0	0	0	0	0	0	0	5	7	0.00	0.000										

Cincinnati Reds @ Pittsburgh Pirates
Three Rivers Stadium, Pittsburgh, PA
Fri Sep 01 1989, 7:05 PM EDT
Att: 15,623 - Unknown

AB	38
R	5
H	10
RBI	5
BB	2
SO	4
LOB	16



Batter	1	2	3	4	5	6	7	8	9	AB	R	H	RBI	BB	SO	LOB	TOP								
Herm Winingham, L (1.8) OBP: 0.321, SLG: 0.345										5	3	2	0	0	1	0	Cincinnati Reds @ Pittsburgh Pirates Three Rivers Stadium, Pittsburgh, PA Sat Sep 02 1989, 7:05 PM EDT Att: 25,682 - Unknown								
Luis Quiñones, S (1.4) OBP: 0.323, SLG: 0.449										4	0	2	0	1	1	2									
Eric Davis, R (1.7) OBP: 0.358, SLG: 0.527										3	1	1	2	0	1	2									
Rolando Roomes, R (8.7) OBP: 0.283, SLG: 0.423										1	0	0	0	0	1	0									
Paul O'Neill, L (1.9) OBP: 0.353, SLG: 0.463										3	0	1	0	1	0	1									
Todd Benzinger, S (1.3) OBP: 0.291, SLG: 0.387										4	0	1	1	0	2	2									
Joe Oliver, R (1.2) OBP: 0.303, SLG: 0.370										3	1	0	0	1	1	2									
Chris Sabo, R (1.5) OBP: 0.316, SLG: 0.394										4	1	1	1	0	0	2									
Mariano Duncan, R (1.6) OBP: 0.301, SLG: 0.387										4	0	1	1	0	1	0									
Tom Browning, L (1.1) OBP: 0.133, SLG: 0.085										3	0	0	0	0	2	1									
Rob Dibble, L (8.1)										0	0	0	0	0	0	0									
Dave Collins, S (9. PH) OBP: 0.325, SLG: 0.300										1	0	0	0	0	0	0									
John Franco, L (9.1)										0	0	0	0	0	0	0									
Inning Stats	R: 2 E: 0 K: 1 S: 15	H: 4 LOB: 2 BB: 0 P: 26	R: 0 E: 0 K: 2 S: 10	H: 0 LOB: 0 BB: 0 P: 15	R: 0 E: 0 K: 1 S: 10	H: 0 LOB: 1 BB: 2 P: 22	R: 0 E: 0 K: 0 S: 6	H: 0 LOB: 0 BB: 0 P: 6	R: 0 E: 0 K: 3 S: 10	H: 1 LOB: 1 BB: 0 P: 16	R: 2 E: 1 K: 0 S: 11	H: 2 LOB: 1 BB: 1 P: 20	R: 1 E: 1 K: 1 S: 10	H: 1 LOB: 1 BB: 0 P: 18	R: 0 E: 0 K: 1 S: 9	H: 0 LOB: 0 BB: 0 P: 11	R: 1 E: 0 K: 1 S: 9	H: 1 LOB: 0 BB: 0 P: 17	1B: 5 2B: 3 3B: 1 HR: 0	SF: 1 SAC: 0 DP: 1 HBP: 0	WP: 1 PB: 0 SB: 1 CS: 0	PA: 39			
PITCHER	IP	WLS	BF	H	R	ER	SO	BB	IBB	HBP	BLK	WP	HR	S	P	ERA	WHIP								
Bob Walk, R (1.1) ERA: 4.55	6.0	L	29	8	5	4	7	3	0	0	0	0	0	65	111	6.00	1.833								
Randy Kramer, R (7.1) ERA: 3.79	0.1	1	0	0	0	0	0	0	0	0	0	0	0	1	4	0.00	0.000								
Neal Heaton, L (7.1) ERA: 3.49	1.2	5	0	0	0	2	2	0	0	0	0	0	0	15	19	0.00	0.000								
Doug Bair, R (9.1) ERA: 2.54	1.0	4	1	1	1	1	1	0	0	0	0	1	0	9	17	9.00	1.000								

AB	35
R	6
H	9
RBI	5
BB	3
SO	10
LOB	12



Batter	1	2	3	4	5	6	7	8	9	AB	R	H	RBI	BB	SO	LOB	BOTTOM								
Billy Hatcher, R (1.8) OBP: 0.278, SLG: 0.309										5	1	1	0	0	0	4	Cincinnati Reds @ Pittsburgh Pirates Three Rivers Stadium, Pittsburgh, PA Sat Sep 02 1989, 7:05 PM EDT Att: 25,682 - Unknown								
Jay Bell, R (1.6) OBP: 0.280, SLG: 0.306										3	1	1	1	1	0	0									
Gary Redus, R (1.3) OBP: 0.373, SLG: 0.447										3	0	0	0	0	0	1									
Benny DiStefano, L (8. PH) OBP: 0.325, SLG: 0.304										1	0	0	0	0	0	1									
Bobby Bonilla, S (1.5) OBP: 0.343, SLG: 0.461										4	0	2	1	0	0	1									
Barry Bonds, L (1.7) OBP: 0.358, SLG: 0.429										3	0	0	0	0	2	2									
Albert Hall, S (8.7)										1	0	0	0	0	0	0									
R.J. Reynolds, S (1.9) OBP: 0.345, SLG: 0.392										4	0	2	0	0	1	2									
Jeff King, R (1.4) OBP: 0.274, SLG: 0.375										4	0	0	0	0	1	3									
Dann Bilardello, R (1.2) OBP: 0.200, SLG: 0.235										3	0	0	0	0	0	1									
Jose Lind, R (9. PH) OBP: 0.273, SLG: 0.281										1	0	0	0	0	0	1									
Bob Walk, R (1.1) OBP: 0.222, SLG: 0.306										2	0	1	0	0	1	0									
Randy Kramer, R (7.1) OBP: 0.148, SLG: 0.185										0	0	0	0	0	0	0									
Neal Heaton, L (7.1) OBP: 0.247, SLG: 0.274										0	0	0	0	0	0	0									
John Cangas, S (8. PH) OBP: 0.343, SLG: 0.462										1	0	0	0	0	0	0									
Doug Bair, R (9.1) OBP: 0.303, SLG: 0.370										0	0	0	0	0	0	0									
Andy Van Slyke, L (9. PH) OBP: 0.302, SLG: 0.365										0	0	0	0	1	0	0									
Inning Stats	R: 0 E: 0 K: 0 S: 11	H: 0 LOB: 0 BB: 0 P: 18	R: 0 E: 0 K: 3 S: 10	H: 1 LOB: 1 BB: 0 P: 13	R: 0 E: 0 K: 1 S: 7	H: 0 LOB: 0 BB: 0 P: 8	R: 1 E: 0 K: 0 S: 8	H: 1 LOB: 1 BB: 1 P: 14	R: 0 E: 0 K: 0 S: 8	H: 1 LOB: 1 BB: 0 P: 9	R: 0 E: 0 K: 0 S: 7	H: 0 LOB: 0 BB: 0 P: 13	R: 0 E: 0 K: 1 S: 10	H: 2 LOB: 1 BB: 0 P: 16	R: 1 E: 1 K: 0 S: 9	H: 1 LOB: 3 BB: 1 P: 18	1B: 4 2B: 3 3B: 0 HR: 0	SF: 0 SAC: 0 DP: 0 HBP: 0	WP: 1 PB: 0 SB: 0 CS: 0	PA: 37					
PITCHER	IP	WLS	BF	H	R	ER	SO	BB	IBB	HBP	BLK	WP	HR	S	P	ERA	WHIP								
Tom Browning, L (1.1) ERA: 3.03	7.1	W	29	6	2	2	5	1	0	0	0	0	0	69	100	2.46	0.955								
Rob Dibble, R (8.1) ERA: 2.15	0.2	2	0	0	0	0	0	0	0	0	0	1	0	2	4	0.00	0.000								
John Franco, L (9.1) ERA: 2.42	1.0	6	1	0	0	0	0	1	0	0	0	0	0	9	18	0.00	2.000								

AB	35
R	2
H	7
RBI	2
BB	2
SO	5
LOB	16



Batter	1	2	3	4	5	6	7	8	9	AB	R	H	RBI	BB	SO	LOB	TOP								
Dave Collins, S OBP: 0.333, SLG: 0.301 (1, 7)	1-2 1B 1B		3-1 G2			4-2 FC1-5 BB		0-0 B1-3		3	0	1	0	1	0	0	Cincinnati Reds @ Pittsburgh Pirates Three Rivers Stadium, Pittsburgh, PA Sun Sep 03 1989, 3:33 AM EDT Att: 24,175 - Sunny								
Luis Quinones, S OBP: 0.326, SLG: 0.458 (1, 4)	0-2 P4		3-1 3B			2-0 F8		1-2 1B		4	0	2	0	0	0	2									
Paul O'Neill, L OBP: 0.352, SLG: 0.461 (1, 9)	2-0 1B		0-2 L9			0-1 FC1-5		1-0 F7		4	0	1	0	0	0	3									
Todd Benzinger, S OBP: 0.289, SLG: 0.384 (1, 3)	0-0 F7				0-0 L3					4	0	0	0	0	0	3									
Chris Sabo, R OBP: 0.315, SLG: 0.402 (1, 5)	0-2 F7				0-0 F7		1-2 HR		2-1 F8	4	1	1	1	0	0	2									
Herm Winningham, L OBP: 0.315, SLG: 0.337 (1, 8)		3-1 G3		2-1 L7		1-2 G4-3		2-2 4-3		4	0	0	0	0	0	0									
Mariano Duncan, R OBP: 0.297, SLG: 0.381 (1, 6)		1-1 G4-3			1-2 P1		0-0 F3			3	0	0	0	0	0	0									
Jeff Reed, L OBP: 0.300, SLG: 0.313 (1, 2)		0-0 F8			0-0 G4-3		2-2 G4-3			3	0	0	0	0	0	0									
Scott Scudder, R OBP: 0.227, SLG: 0.056 Norm Charlton, S (7, 1)			1-3 K		0-3 K			2-0 F8		2	0	0	0	0	2	0									
Barry Larkin, R OBP: 0.367, SLG: 0.443 Rob Dibble, L (8, 1)										0	0	0	0	0	0	0									
										1	0	0	0	0	0	0									
										0	0	0	0	0	0	0									
Inning Stats	R: 0 E: 0 K: 0 S: 13	H: 2 LOB: 2 BB: 0 P: 16	R: 0 E: 0 K: 0 S: 5	H: 0 LOB: 0 BB: 0 P: 9	R: 0 E: 0 K: 1 S: 10	H: 1 LOB: 1 BB: 0 P: 17	R: 0 E: 0 K: 0 S: 4	H: 0 LOB: 0 BB: 0 P: 6	R: 0 E: 0 K: 1 S: 8	H: 0 LOB: 0 BB: 0 P: 9	R: 0 E: 0 K: 0 S: 10	H: 0 LOB: 1 BB: 1 P: 18	R: 1 E: 0 K: 0 S: 10	H: 1 LOB: 0 BB: 0 P: 14	R: 0 E: 0 K: 0 S: 6	H: 1 LOB: 1 BB: 0 P: 10	R: 0 E: 0 K: 0 S: 6	H: 0 LOB: 0 BB: 0 P: 11	1B: 3 2B: 0 3B: 1 HR: 1	SF: 0 SAC: 0 DP: 0 HBP: 0	WP: 0 PB: 0 SB: 1 CS: 0	PA: 33			
PITCHER	IP	WLS	BF	H	R	ER	SO	BB	IBB	HBP	BLK	WP	HR	S	P	ERA	WHIP								
Doug Drabek, R ERA: 2.82 (1, 1)	7.2	W	29	5	1	1	2	1	0	0	0	0	1	65	97	1.17	0.783								
Bob Kipper, L ERA: 3.18 (8, 1)	0.1		1	0	0	0	0	0	0	0	0	0	0	1	2	0.00	0.000								
Bill Landrum, R ERA: 1.02 (9, 1)	1.0	S	3	0	0	0	0	0	0	0	0	0	0	6	11	0.00	0.000								

AB	32
R	1
H	5
RBI	1
BB	1
SO	2
LOB	10



Batter	1	2	3	4	5	6	7	8	9	AB	R	H	RBI	BB	SO	LOB	BOTTOM								
R.J. Reynolds, S OBP: 0.343, SLG: 0.389 (1, 9)	2-0 P6		2-1 1B		0-1 F7		1-0 P6	1-3 K		5	1	1	0	0	1	3	Cincinnati Reds @ Pittsburgh Pirates Three Rivers Stadium, Pittsburgh, PA Sun Sep 03 1989, 3:33 AM EDT Att: 24,175 - Sunny								
Jay Bell, R OBP: 0.270, SLG: 0.311 (1, 6)	4-2 BB		3-2 1B		2-0 1B		3-2 F8	1-3 K		4	0	2	1	1	1	2									
Andy Van Slyke, L OBP: 0.301, SLG: 0.372 (1, 8)	2-3 K		0-0 F8		2-2 F8		0-1 HR			4	1	1	1	0	1	3									
Bobby Bonilla, S OBP: 0.342, SLG: 0.458 (1, 5)	1-2 F6		2-0 G1-3		1-3 K		4-1 BB			3	0	0	0	1	1	3									
Barry Bonds, L OBP: 0.359, SLG: 0.428 (1, 7)		2-1 F9		4-1 G4-3 BB		2-0 S 1B	3-1 F8			3	0	1	0	1	0	1									
Jeff King, R OBP: 0.274, SLG: 0.372 (1, 3)		2-1 F8		2-1 P2		3-0 F9		1-0 SH1-4 1B WP		4	1	1	0	0	0	2									
Michael LaValliere, L OBP: 0.422, SLG: 0.379 (1, 2)		3-1 1B		3-2 G4-3		4-0 IBB		1-2 WP SH1-4 1B		3	0	2	0	1	0	1									
Jose Lind, R OBP: 0.273, SLG: 0.280 (1, 4)		3-1 F8		4-0 IBB		0-2 F8		0-0 SH1-4		2	0	0	0	1	0	3									
Doug Drabek, R OBP: 0.143, SLG: 0.091 Bob Kipper, R OBP: 0.222, SLG: 0.125 Benny Distefano, L OBP: 0.328, SLG: 0.304 Bill Landrum, R (9, 1)			1-3 K		2-0 G5-3		0-3 K	4-0 WP IBB		3	0	0	0	0	2	4									
										0	0	0	0	0	0	0									
										0	0	0	0	1	0	0									
										0	0	0	0	0	0	0									
Inning Stats	R: 0 E: 0 K: 1 S: 11	H: 0 LOB: 1 BB: 1 P: 20	R: 0 E: 0 K: 0 S: 8	H: 1 LOB: 0 BB: 0 P: 18	R: 1 E: 0 K: 1 S: 10	H: 2 LOB: 1 BB: 0 P: 18	R: 0 E: 0 K: 0 S: 12	H: 0 LOB: 2 BB: 2 P: 26	R: 0 E: 0 K: 1 S: 9	H: 1 LOB: 1 BB: 1 P: 14	R: 0 E: 0 K: 1 S: 9	H: 1 LOB: 2 BB: 1 P: 18	R: 1 E: 0 K: 0 S: 11	H: 1 LOB: 1 BB: 1 P: 22	R: 1 E: 0 K: 2 S: 12	H: 2 LOB: 2 BB: 1 P: 19	1B: 7 2B: 0 3B: 0 HR: 1	SF: 0 SAC: 1 DP: 0 HBP: 0	WP: 1 PB: 0 SB: 4 CS: 0	PA: 38					
PITCHER	IP	WLS	BF	H	R	ER	SO	BB	IBB	HBP	BLK	WP	HR	S	P	ERA	WHIP								
Scott Scudder, R ERA: 3.96 (1, 1)	6.2	L	31	6	2	2	4	3	2	0	0	0	1	68	131	2.70	1.350								
Norm Charlton, L ERA: 3.39 (7, 1)	0.1		1	0	0	0	0	0	0	0	0	0	0	2	5	0.00	0.000								
Rob Dibble, R ERA: 2.23 (8, 1)	1.0		6	2	1	1	2	0	1	0	0	1	0	12	19	9.00	2.000								

AB	31
R	3
H	8
RBI	2
BB	6
SO	6
LOB	22



Batter	1	2	3	4	5	6	7	8	9	AB	R	H	RBI	BB	SO	LOB	TOP								
Brett Butler, L OBP: 0.343, SLG: 0.352 (1, 8)	G1-3		F7					G4-3	G4-3	5	0	1	0	0	0	0	San Francisco Giants @ Cincinnati Reds Riverfront Stadium, Cincinnati, OH Tue Sep 05 1989, 7:05 PM EDT Att: 16,389 - Unknown								
Robby Thompson, R OBP: 0.330, SLG: 0.407 (1, 4)	K		K					1B FC4-6 HBP		3	1	0	0	0	3	0									
Will Clark, L OBP: 0.411, SLG: 0.551 (1, 3)										3	1	2	0	1	0	0									
Matt Williams, R OBP: 0.248, SLG: 0.510 (1, 6)	F7									4	2	1	3	0	0	2									
Ernest Riles, L OBP: 0.335, SLG: 0.405 (1, 5)										3	1	1	0	1	1	0									
Jim Weaver, L OBP: 0.375, SLG: 0.625 (1, 9)										4	0	2	2	0	1	1									
Donell Nixon, R OBP: 0.308, SLG: 0.272 (1, 7)										4	0	0	0	0	1	3									
Terry Kennedy, L OBP: 0.316, SLG: 0.339 (1, 2)										3	0	1	0	0	0	1									
Chris Speier, R OBP: 0.250, SLG: 0.179 (9, PH)										1	0	0	0	0	1	0									
Michael LaCoss, R OBP: 0.162, SLG: 0.121 (5, PH)										1	0	0	0	0	0	0									
Ken Oberkfell, L OBP: 0.306, SLG: 0.359 (5, 1)										0	0	0	0	0	0	0									
Bob Knepper, L OBP: 0.341, SLG: 0.419 (7, PH)										0	0	0	0	0	0	0									
Mike Leary, L OBP: 0.273, SLG: 0.269 (7, PH)										0	0	0	0	0	0	0									
Bill Bathe, R OBP: 0.273, SLG: 0.333 (7, 1)										0	0	0	0	0	2	0									
Craig Lefferts, L OBP: 0.266, SLG: 0.437 (9, PH)										1	0	0	0	0	0	0									
Inning Stats	R: 0 E: 0 K: 1 S: 8	H: 1 LOB: 1 BB: 0 P: 11	R: 0 E: 0 K: 0 S: 13	H: 1 LOB: 1 BB: 0 P: 21	R: 0 E: 0 K: 1 S: 5	H: 0 LOB: 0 BB: 0 P: 6	R: 2 E: 0 K: 2 S: 15	H: 1 LOB: 0 BB: 1 P: 26	R: 0 E: 0 K: 0 S: 5	H: 1 LOB: 0 BB: 0 P: 10	R: 0 E: 0 K: 1 S: 6	H: 0 LOB: 0 BB: 0 P: 7	R: 0 E: 0 K: 0 S: 7	H: 2 LOB: 2 BB: 0 P: 9	R: 3 E: 0 K: 1 S: 15	H: 2 LOB: 1 BB: 1 P: 28	R: 0 E: 0 K: 1 S: 8	H: 0 LOB: 0 BB: 0 P: 11	1B: 6 2B: 1 3B: 0 HR: 1	SF: 0 SAC: 0 DP: 0 HBP: 1	WP: 0 PB: 0 SB: 1 CS: 1	PA: 38			
PITCHER	IP	WLS	BF	H	R	ER	SO	BB	IBB	HBP	BLK	WP	HR	S	P	ERA	WHIP								
Jack Armstrong, R ERA: 4.21 (1, 1)	6.2	W	26	6	2	2	5	1	0	0	0	0	1	58	88	2.70	1.050								
Rosario Rodriguez, L ERA: (7, 1)	0.1		1	0	0	0	0	0	0	0	0	0	0	1	2	0.00	0.000								
Rick Mahler, R ERA: 3.86 (8, 1)	1.0		7	2	3	3	1	1	0	1	0	0	0	15	28	27.00	3.000								
John Franco, L ERA: 2.65 (9, 1)	1.0	S	3	0	0	0	1	0	0	0	0	0	0	8	11	0.00	0.000								


Batter	1	2	3	4	5	6	7	8	9	AB	R	H	RBI	BB	SO	LOB	BOTTOM								
Herm Winningham, L OBP: 0.311, SLG: 0.347 (1, 8)	G3									4	2	2	2	0	0	0	San Francisco Giants @ Cincinnati Reds Riverfront Stadium, Cincinnati, OH Tue Sep 05 1989, 7:05 PM EDT Att: 16,389 - Unknown								
Luis Quinones, S OBP: 0.330, SLG: 0.474 (1, 4)	K									4	1	1	0	0	2	0									
Paul O'Neill, L OBP: 0.359, SLG: 0.470 (1, 9)										2	1	1	1	2	0	0									
Ken Griffey, L OBP: 0.343, SLG: 0.419 (1, 7)										3	1	2	3	0	0	1									
Rolando Roomes, R OBP: 0.291, SLG: 0.420 (8, 7)										1	0	0	0	0	0	1									
Todd Benzinger, S OBP: 0.291, SLG: 0.391 (1, 3)										4	0	0	0	0	1	2									
Joe Oliver, R OBP: 0.299, SLG: 0.360 (1, 2)										4	0	0	0	0	1	2									
Chris Sabo, R OBP: 0.310, SLG: 0.398 (1, 5)										3	0	0	0	0	1	1									
Mariano Duncan, R OBP: 0.292, SLG: 0.378 (1, 6)										3	1	1	0	0	0	0									
Jack Armstrong, R (1, 1)										1	0	0	0	0	0	0									
Rosario Rodriguez, R (7, 1)										0	0	0	0	0	0	0									
Scotti Madison, S OBP: 0.230, SLG: 0.294 (7, PH)										1	0	0	0	0	0	0									
Rick Mahler, R OBP: 0.239, SLG: 0.210 (8, 1)										0	0	0	0	0	0	0									
John Franco, L (9, 1)										0	0	0	0	0	0	0									
Inning Stats	R: 0 E: 0 K: 1 S: 11	H: 0 LOB: 1 BB: 1 P: 16	R: 0 E: 0 K: 2 S: 7	H: 0 LOB: 0 BB: 0 P: 11	R: 5 E: 0 K: 0 S: 16	H: 5 LOB: 0 BB: 0 P: 23	R: 0 E: 0 K: 0 S: 3	H: 0 LOB: 0 BB: 0 P: 3	R: 0 E: 0 K: 1 S: 5	H: 1 LOB: 1 BB: 0 P: 6	R: 1 E: 0 K: 0 S: 9	H: 1 LOB: 0 BB: 0 P: 15	R: 0 E: 0 K: 0 S: 9	H: 0 LOB: 1 BB: 1 P: 14	1B: 3 2B: 1 3B: 1 HR: 2	SF: 0 SAC: 1 DP: 0 HBP: 0	WP: 0 PB: 0 SB: 1 CS: 0	PA: 33							
PITCHER	IP	WLS	BF	H	R	ER	SO	BB	IBB	HBP	BLK	WP	HR	S	P	ERA	WHIP								
Michael LaCoss, R ERA: 3.45 (1, 1)	4.0	L	18	5	5	5	3	1	0	0	1	0	1	37	53	11.25	1.500								
Bob Knepper, L ERA: 4.99 (5, 1)	2.0		7	1	0	0	2	0	0	0	0	0	0	16	22	0.00	0.500								
Craig Lefferts, L ERA: 2.63 (7, 1)	2.0		8	1	1	1	0	1	0	0	0	0	1	18	29	4.50	1.000								


AB	34
R	5
H	8
RBI	5
BB	2
SO	7
LOB	9



AB	30
R	6
H	7
RBI	6
BB	2
SO	5
LOB	7



Batter	1	2	3	4	5	6	7	8	9	AB	R	H	RBI	BB	SO	LOB	TOP											
Alfredo Griffin, S OBP: 0.303, SLG: 0.323	4-3	4-3		G3		L6		F8		5	0	0	0	0	0	5	Los Angeles Dodgers @ Cincinnati Reds Riverfront Stadium, Cincinnati, OH Wed Sep 06 1989, 7:05 PM EDT Att: 14,448 - Unknown AB 35 R 5 H 9 RBI 4 BB 2 SO 6 LOB 15 											
Willie Randolph, R OBP: 0.365, SLG: 0.320	F9		FC6-4 1B	1B		F9			K	5	0	2	1	0	1	0												
Lenny Harris, L OBP: 0.273, SLG: 0.276 Dave Anderson, R OBP: 0.310, SLG: 0.258	G3		FC6-4 1B 1-2	1B		F6			K	4	1	1	0	0	0	1												
Eddie Murray, S OBP: 0.344, SLG: 0.384		F4	6-4-3 1B 1-3	F9		5-3			5-3	5	0	1	0	0	0	2												
Jeff Hamilton, R OBP: 0.274, SLG: 0.388		1B BB E 1B	6-4-3 1B 1-2		G3				5-3	4	1	2	1	0	0	0												
Mike Scioscia, L OBP: 0.333, SLG: 0.352		4-1 1B E BB	6-4-3 1B 1-2		2-0 HR				1-3	3	2	1	1	1	0	2												
John Shelby, S OBP: 0.221, SLG: 0.199		0-1 E 1-2 2-3 1B	4-3 1B		1-3 K				4-2 1B BB	3	0	1	0	1	1	2												
Bill Bean, L OBP: 0.231, SLG: 0.203 Jose Gonzalez, R OBP: 0.320, SLG: 0.336		2-1 E6 SH1-4 2-H 3-H		G3 SH2-4 1B HBP		K			1-0 1B	1	1	0	1	0	0	1												
Tim Belcher, R OBP: 0.161, SLG: 0.136 Ray Searage, L		0-1 SH1-4		0-0 SH2-4		K2-3			0-3 K	0	0	0	0	0	0	0												
Mike Morgan, R OBP: 0.108, SLG: 0.083 Mickey Hatcher, R OBP: 0.318, SLG: 0.376 Mike Munoz, L		1-2		1-2						0	0	0	0	0	0	0												
Inning Stats	R: 0 E: 0 K: 0 S: 10	H: 0 LOB: 0 BB: 0 P: 13	R: 2 E: 1 K: 0 S: 14	H: 2 LOB: 2 BB: 1 P: 22	R: 1 E: 0 K: 0 S: 9	H: 3 LOB: 2 BB: 0 P: 14	R: 1 E: 0 K: 1 S: 12	H: 2 LOB: 2 BB: 0 P: 19	R: 1 E: 0 K: 2 S: 11	H: 1 LOB: 0 BB: 0 P: 17	R: 0 E: 0 K: 1 S: 10	H: 0 LOB: 0 BB: 0 P: 14	R: 0 E: 0 K: 0 S: 6	H: 0 LOB: 0 BB: 0 P: 8	R: 0 E: 0 K: 1 S: 9	H: 1 LOB: 2 BB: 0 P: 16		R: 0 E: 0 K: 2 S: 9	H: 0 LOB: 0 BB: 0 P: 13	1B: 8 2B: 0 3B: 0 HR: 1	SF: 0 SAC: 2 DP: 0 HBP: 1	WP: 0 PB: 0 SB: 0 CS: 0	PA: 40					
PITCHER	IP	WLS	BF	H	R	ER	SO	BB	IBB	HBP	BLK	WP	HR	S	P	ERA		WHIP										
Ron Robinson, R ERA: 3.28	4.0	2	22	7	4	3	0	1	0	1	0	0	0	45	68	6.75		2.000										
Tim Birtsas, L ERA: 3.86	2.0	7	1	1	1	3	0	0	0	0	0	0	1	21	31	4.50		0.500										
Rosario Rodriguez, L ERA:	1.1	W	6	1	0	0	0	1	0	0	0	0	0	11	19	0.00		1.500										
Rob Dibble, R ERA: 2.2	0.2		2	0	0	0	1	0	0	0	0	0	0	4	5	0.00		0.000										
Norm Charlton, L ERA: 3.55	1.0		3	0	0	0	2	0	0	0	0	0	0	9	13	0.00	0.000											


Batter	1	2	3	4	5	6	7	8	9	AB	R	H	RBI	BB	SO	LOB	BOTTOM											
Herm Winningham, L OBP: 0.316, SLG: 0.346 Barry Larkin, R OBP: 0.370, SLG: 0.452 Rosario Rodriguez, R Rob Dibble, L Jeff Richardson, R Norm Charlton, S	CS BB		2B BB	K		1-3 2-H 3-H 1B		HR		1	1	0	0	2	1	1	Los Angeles Dodgers @ Cincinnati Reds Riverfront Stadium, Cincinnati, OH Wed Sep 06 1989, 7:05 PM EDT Att: 14,448 - Unknown AB 35 R 9 H 13 RBI 9 BB 5 SO 7 LOB 18 											
Luis Quiñones, S OBP: 0.327, SLG: 0.480	F7 HR		F7		F9	F4		F7		5	1	1	1	0	0	3												
Paul O'Neill, L OBP: 0.360, SLG: 0.472	S 1B		2-2 1-H 1B 2B		F7		4-3	K		5	1	2	1	0	1	0												
Ken Griffey, L OBP: 0.344, SLG: 0.423	K		F8		K		2B	1B		5	1	2	0	0	2	2												
Todd Benzinger, S OBP: 0.294, SLG: 0.391	F7		F7			1B BB	2B	IBB		2	2	1	1	2	0	1												
Joe Oliver, R OBP: 0.297, SLG: 0.365		6-3	F8			F9	1B BB	2B		4	1	1	2	0	0	2												
Chris Sabo, R OBP: 0.273, SLG: 0.402 Ron Oester, S OBP: 0.302, SLG: 0.289		1-0 1B		1-0 WP 1B		1B BB	K			2	1	2	0	1	0	0												
Mariano Duncan, R OBP: 0.296, SLG: 0.380		K		5-3		1B 1B	2B	1B		4	0	2	1	0	1	2												
Ron Robinson, R OBP: 0.273, SLG: 0.286 Scotti Madison, S OBP: 0.227, SLG: 0.290 Tim Birtsas, L OBP: 0.333, SLG: 1.333 Dave Collins, S OBP: 0.325, SLG: 0.293 Rolando Roomes, R OBP: 0.280, SLG: 0.418		1-3 K		P2		F9	F9			1	0	0	0	0	1	1												
Inning Stats	R: 1 E: 0 K: 1 S: 18	H: 2 LOB: 1 BB: 1 P: 31	R: 0 E: 0 K: 2 S: 9	H: 1 LOB: 0 BB: 0 P: 14	R: 2 E: 0 K: 0 S: 16	H: 2 LOB: 1 BB: 1 P: 27	R: 0 E: 0 K: 1 S: 11	H: 1 LOB: 0 BB: 0 P: 20	R: 0 E: 0 K: 0 S: 5	H: 0 LOB: 0 BB: 0 P: 9	R: 2 E: 0 K: 0 S: 12	H: 2 LOB: 2 BB: 2 P: 26	R: 3 E: 0 K: 1 S: 14	H: 3 LOB: 1 BB: 1 P: 25	R: 1 E: 0 K: 1 S: 11	H: 2 LOB: 1 BB: 0 P: 16		R: 0 E: 0 K: 1 S: 9	H: 0 LOB: 0 BB: 0 P: 13	1B: 8 2B: 3 3B: 0 HR: 2	SF: 0 SAC: 0 DP: 0 HBP: 0	WP: 1 PB: 1 SB: 1 CS: 1	PA: 40					
PITCHER	IP	WLS	BF	H	R	ER	SO	BB	IBB	HBP	BLK	WP	HR	S	P	ERA		WHIP										
Tim Belcher, R ERA: 3.16	5.1		26	7	5	5	5	4	0	0	0	0	0	11	22	18.00		2.000										
Ray Searage, L ERA: 3.5	1.0	L	6	2	2	2	0	0	1	0	0	0	0	11	22	18.00		2.000										
Mike Morgan, R ERA: 2.6	0.2		4	2	1	1	1	0	0	0	0	0	0	9	13	13.50		3.000										
Mike Munoz, L ERA: 9.0	1.0		4	2	1	1	1	0	0	0	0	0	1	11	16	9.00		2.000										

Batter	1	2	3	4	5	6	7	8	9	AB	R	H	RBI	BB	SO	LOB	TOP			
Alfredo Griffin, S OBP: 0.304, SLG: 0.326	1-2 P3	0-0 1B 2B		1-1 HR 1B	1-0 F8		1-2 FC4-6 BB HBP SF7		1-1 F7	6	3	2	1	0	0	1				
Willie Randolph, R OBP: 0.369, SLG: 0.329	2-1 HR	1-2 FC6-4 1B		1-0 HR 1B	0-1 L4		1-0 BB HBP		0-1 L9	5	2	3	2	0	0	0				
Eddie Murray, S OBP: 0.347, SLG: 0.392	3-2 1B	0-0 F8		1-0 HR	1-2 1B		4-1 BB		1-1 P5	5	1	3	3	1	0	1				
Mike Marshall, R OBP: 0.330, SLG: 0.418	1-2 F7	0-1 FC6-4		0-1 G6-3	1-3 K		0-2 SF7			4	0	0	1	0	1	3				
Mickey Hatcher, R OBP: 0.323, SLG: 0.377	0-1 1B			1-0 G5-3			3-2 S 1B		L4	2	0	1	0	0	0	0				
Lenny Harris, L OBP: 0.275, SLG: 0.278	1-2 1B			5-3 HBP			0-1 S 1B			2	0	1	0	0	0	2				
Jeff Hamilton, R OBP: 0.273, SLG: 0.386	1-1 F4			1-0 5-3	1-1 BB 1B		F7		F9	5	0	1	0	0	0	4				
Jose Gonzalez, R OBP: 0.325, SLG: 0.347		2-2 S 1B		0-3 K	1-1 BB 1B		F5			5	1	3	0	0	1	2				
Rick Dempsey, R OBP: 0.321, SLG: 0.267		1-2 SH2-3 1B 2B		4-0 1B	4-2 IBB		2-3 K		F7	3	1	1	1	2	1	2				
Fernando Valenzuela, L OBP: 0.197, SLG: 0.230		0-1 SH2-3		1-2 1B	0-0 4-3		0-0 FC4-6 1B		F5	4	0	2	0	0	0	4				
Inning Stats	R: 1 E: 0 K: 0 S: 16	H: 3 LOB: 2 BB: 0 P: 24	R: 3 E: 0 K: 0 S: 15	H: 4 LOB: 1 BB: 0 P: 19	R: 0 E: 0 K: 1 S: 8	H: 1 LOB: 2 BB: 1 P: 15	R: 3 E: 0 K: 0 S: 14	H: 5 LOB: 3 BB: 1 P: 24	R: 0 E: 0 K: 1 S: 11	H: 1 LOB: 1 BB: 0 P: 17	R: 1 E: 0 K: 0 S: 11	H: 1 LOB: 2 BB: 1 P: 19	R: 0 E: 0 K: 0 S: 6	H: 1 LOB: 1 BB: 0 P: 9	R: 0 E: 0 K: 0 S: 6	H: 0 LOB: 0 BB: 0 P: 8	1B: 13 2B: 2 3B: 0 HR: 2	SF: 1 SAC: 1 DP: 0 HBP: 2	WP: 0 PB: 0 SB: 2 CS: 0	PA: 48
PITCHER	IP WLS BF H R ER SO BB IBB HBP BLK WP HR S P ERA WHIP																			
Tom Browning, L ERA: 3.27	(1, 1)	3.0 L 21 11 7 7 1 0 0 1 1 0 0 0 2 43 65 21.00 3.667																		
Rick Mahler, R ERA: 3.84	(4, 1)	1.0 6 2 0 0 0 1 0 0 0 0 0 0 10 17 0.00 3.000																		
Bob Sebra, R ERA: 5.11	(5, 1)	2.2 13 3 1 1 2 1 0 0 1 0 0 0 30 45 3.38 1.500																		
Rosario Rodriguez, L ERA:	(7, 1)	0.1 1 0 0 0 0 0 0 0 0 0 0 0 3 5 0.00 0.000																		
Mike Roesler, R ERA: 4.5	(8, 1)	2.0 7 1 0 0 0 0 0 0 0 0 0 0 12 17 0.00 0.500																		

Los Angeles Dodgers @ Cincinnati Reds
Riverfront Stadium, Cincinnati, OH
Thu Sep 07 1989, 7:05 PM EDT
Att: 15,044 - Unknown

livebaseballscores.com

AB 41
R 8
H 17
RBI 8
BB 3
SO 3
LOB 19



Batter	1	2	3	4	5	6	7	8	9	AB	R	H	RBI	BB	SO	LOB	BOTTOM					
Mariano Duncan, R OBP: 0.291, SLG: 0.373	1-3 K			1-1 6-3	0-0 P6		0-1 F7			4	0	0	0	0	1	0						
Luis Quinones, S OBP: 0.330, SLG: 0.479	1-0 1B			1-2 L5	1-1 P2		4-2 L3 BB			3	0	1	0	1	0	0						
Eric Davis, R OBP: 0.360, SLG: 0.535	1-2 L9			2-2 HR	0-0 1B		1-0 L3		1-2 L3	4	1	2	1	0	0	1						
Todd Benzinger, S OBP: 0.294, SLG: 0.390		2-1 E 1B		3-3 K	2-0 F8		0-0 L1			4	1	1	0	0	1	1						
Paul O'Neill, L OBP: 0.356, SLG: 0.467		1-1 F9		2-3 K			0-0 L8		2-2 F8	4	0	0	0	0	1	1						
Joe Oliver, R OBP: 0.296, SLG: 0.370		1-0 E7 2B		0-2 6-3			2-1 F9		1-2 5-3	4	0	1	1	0	0	0						
Rolando Roomes, R OBP: 0.283, SLG: 0.417		1-3 K		4-2 BB BB			0-3 K		0-0 1B	3	0	1	0	1	2	1						
Ron Oester, S OBP: 0.305, SLG: 0.286		4-0 BB		4-2 BB BB			0-1 6-3		1-1 1-3	2	0	0	0	2	0	1						
Tom Browning, L OBP: 0.132, SLG: 0.083	(1, 1)	9.0 W 35 2 2 2 6 4 0 0 0 0 0 1 71 117 2.00 1.111																				
Rick Mahler, R OBP: 0.239, SLG: 0.210	(4, 1)	1.0 6 2 0 0 0 1 0 0 0 0 0 0 10 17 0.00 3.000																				
Scott Masterson, S OBP: 0.224, SLG: 0.286	(4, PH)	0.1 1 0 0 0 0 0 0 0 0 0 0 0 3 5 0.00 0.000																				
Bob Sebra, R ERA: 5.11	(5, 1)	2.2 13 3 1 1 2 1 0 0 1 0 0 0 30 45 3.38 1.500																				
Rosario Rodriguez, R ERA:	(7, 1)	0.1 1 0 0 0 0 0 0 0 0 0 0 0 3 5 0.00 0.000																				
Dave Collins, S OBP: 0.303, SLG: 0.289	(7, PH)	0.1 1 0 0 0 0 0 0 0 0 0 0 0 3 5 0.00 0.000																				
Mike Roesler, R ERA: 4.5	(8, 1)	2.0 7 1 0 0 0 0 0 0 0 0 0 0 12 17 0.00 0.500																				
Inning Stats	R: 0 E: 0 K: 1 S: 7	H: 1 LOB: 0 BB: 0 P: 10	R: 1 E: 1 K: 1 S: 10	H: 2 LOB: 2 BB: 1 P: 21	R: 1 E: 0 K: 1 S: 12	H: 1 LOB: 0 BB: 0 P: 19	R: 0 E: 0 K: 2 S: 13	H: 0 LOB: 2 BB: 2 P: 24	R: 0 E: 0 K: 0 S: 5	H: 1 LOB: 1 BB: 0 P: 8	R: 0 E: 0 K: 1 S: 6	H: 0 LOB: 0 BB: 0 P: 8	R: 0 E: 0 K: 0 S: 5	H: 0 LOB: 0 BB: 0 P: 5	R: 0 E: 0 K: 0 S: 4	H: 0 LOB: 0 BB: 1 P: 9	R: 0 E: 0 K: 0 S: 9	H: 1 LOB: 1 BB: 0 P: 13	1B: 4 2B: 2 3B: 0 HR: 1	SF: 0 SAC: 0 DP: 1 HBP: 0	WP: 0 PB: 0 SB: 0 CS: 0	PA: 35
PITCHER	IP WLS BF H R ER SO BB IBB HBP BLK WP HR S P ERA WHIP																					
Fernando Valenzuela, L ERA: 3.39	(1, 1)	9.0 W 35 2 2 2 6 4 0 0 0 0 0 1 71 117 2.00 1.111																				

Los Angeles Dodgers @ Cincinnati Reds
Riverfront Stadium, Cincinnati, OH
Thu Sep 07 1989, 7:05 PM EDT
Att: 15,044 - Unknown

livebaseballscores.com

AB 31
R 2
H 6
RBI 2
BB 4
SO 6
LOB 9



Batter	1	2	3	4	5	6	7	8	9	AB	R	H	RBI	BB	SO	LOB	TOP					
Oddibe McDowell, L (1,8) OBP: 0.325, SLG: 0.375	F7		G3-1			1B		K		4	1	1	0	0	1	0	Atlanta Braves @ Cincinnati Reds Riverfront Stadium, Cincinnati, OH Fri Sep 08 1989, 7:05 PM EDT Att: 18,044 - Unknown - 84 F					
Jeff Treadway, L (1,4) OBP: 0.322, SLG: 0.389	1B			G3		P7		F7		4	0	1	0	0	0	1						
Lonnie Smith, R (1,7) OBP: 0.422, SLG: 0.540	K			K		1B		G5-3		3	0	0	0	1	2	1						
Dale Murphy, R (1,9) OBP: 0.301, SLG: 0.361	G5-3			1B		1B		1B		4	0	3	1	0	0	1						
Tommy Gregg, L (1,3)		L7		K				K		3	0	0	0	1	2	2						
Jeff Blausler, R (1,5) OBP: 0.312, SLG: 0.397		G5-3			P2			P3		4	0	0	0	0	1	4						
Andres Thomas, R (1,6) OBP: 0.229, SLG: 0.321		G6-3			F8			F9		4	0	0	0	0	1	1						
Kelly Mann, R (1,2) OBP: 0.100, SLG: 0.200			L8		K			G6-3		3	0	0	0	0	1	0						
Pete Smith, R (1,1) Mark Eichhorn, R (3,1) Jeff Wetherby, L (6,PH) Tony Castillo, L (6,1) Jay Aldrich, R (6,1) Ed Whited, R (7,PH) Sergio Valdez, R (7,1)			K			P8		K		1	0	0	0	0	1	0						
Inning Stats	R: 0 E: 0 K: 1 S: 9	H: 1 LOB: 1 BB: 0 P: 17	R: 0 E: 0 K: 0 S: 8	H: 0 LOB: 0 BB: 0 P: 12	R: 0 E: 0 K: 1 S: 7	H: 0 LOB: 0 BB: 0 P: 11	R: 0 E: 0 K: 2 S: 12	H: 1 LOB: 1 BB: 0 P: 17	R: 0 E: 0 K: 1 S: 6	H: 0 LOB: 0 BB: 0 P: 10	R: 1 E: 0 K: 1 S: 16	H: 2 LOB: 3 BB: 2 P: 29	R: 0 E: 0 K: 2 S: 8	H: 0 LOB: 0 BB: 0 P: 10	R: 0 E: 0 K: 1 S: 9	H: 0 LOB: 1 BB: 0 P: 14		R: 0 E: 0 K: 1 S: 14	H: 1 LOB: 1 BB: 0 P: 19	1B: 5 2B: 0 3B: 0 HR: 0	SF: 0 SAC: 0 DP: 0 HBP: 0	WP: 0 PB: 0 SB: 1 CS: 0
PITCHER	IP WLS BF H R ER SO BB IBB HBP BLK WP HR S P ERA WHIP																					
Scott Scudder, R (1,1) ERA: 3.8	5.2 W 23 4 1 1 5 2 0 0 0 0 0 0 53 89 1.59 1.059																					
Rob Dibble, R (6,1) ERA: 2.16	1.1 4 0 0 0 3 0 0 0 0 0 0 0 13 17 0.00 0.000																					
Norm Charlton, L (8,1) ERA: 3.46	2.0 7 1 0 0 2 0 0 0 0 0 0 0 23 33 0.00 0.500																					

Batter	1	2	3	4	5	6	7	8	9	AB	R	H	RBI	BB	SO	LOB	BOTTOM			
Herm Winningham, L (1,7) OBP: 0.327, SLG: 0.374	1B	G4-3		1B		1B		FC6-4		4	2	3	0	1	0	1	Atlanta Braves @ Cincinnati Reds Riverfront Stadium, Cincinnati, OH Fri Sep 08 1989, 7:05 PM EDT Att: 18,044 - Unknown - 84 F			
Luis Quiñones, S (1,4) (8,5)	FC6		G6-4-3	1B		G6-4-3		L8		4	1	3	2	1	0	1				
Eric Davis, R (1,8) OBP: 0.360, SLG: 0.533	FC6		1B	BB		1B		FC6-4		5	1	2	0	0	1	4				
Paul O'Neill, L (1,9) OBP: 0.357, SLG: 0.464	FC6		G6-4-3			G6-3		FC6-4		4	0	1	0	1	0	5				
Todd Benzinger, S (1,3) OBP: 0.293, SLG: 0.387	K2-3		1B			F7		F8		4	0	0	0	1	2	5				
Joe Oliver, R (1,2) OBP: 0.303, SLG: 0.384	P4		IBB			L7		1B		4	1	2	2	0	0	3				
Chris Sabo, R (1,5) OBP: 0.319, SLG: 0.401			1B			L7		1B		3	0	1	1	1	2	2				
Ron Oester, S (7,PR) (8,4)			K			IBB		1B		0	0	0	0	0	0	0				
Mariano Duncan, R (1,6) OBP: 0.287, SLG: 0.368		G6-3		K		IBB		F7		3	0	0	0	0	2	4				
Rob Dibble, L (6,1)				K		K				0	0	0	0	0	0	0				
Scotti Madison, S (7,PH) Norm Charlton, S (8,1)										1	0	0	0	0	0	1				
Scott Scudder, R (1,1) Jeff Richardson, R (6,6)		1B		G5-3		G4-3		G6-3		2	0	1	0	0	0	0				
Inning Stats	R: 1 E: 0 K: 1 S: 12	H: 3 LOB: 2 BB: 0 P: 19	R: 0 E: 0 K: 1 S: 12	H: 1 LOB: 1 BB: 0 P: 19	R: 2 E: 0 K: 2 S: 17	H: 2 LOB: 2 BB: 2 P: 33	R: 0 E: 0 K: 0 S: 6	H: 2 LOB: 1 BB: 0 P: 9	R: 0 E: 0 K: 1 S: 6	H: 1 LOB: 2 BB: 1 P: 12	R: 1 E: 0 K: 1 S: 15	H: 2 LOB: 1 BB: 0 P: 21	R: 1 E: 0 K: 0 S: 6	H: 2 LOB: 1 BB: 0 P: 7	R: 0 E: 0 K: 1 S: 8	H: 0 LOB: 2 BB: 2 P: 19	1B: 9 2B: 3 3B: 1 HR: 0	SF: 0 SAC: 0 DP: 1 HBP: 0	WP: 0 PB: 0 SB: 3 CS: 0	PA: 41
PITCHER	IP WLS BF H R ER SO BB IBB HBP BLK WP HR S P ERA WHIP																			
Pete Smith, R (1,1) ERA: 4.93	2.1 L 15 6 3 3 2 1 1 0 0 0 0 0 20 32 0.00 1.125																			
Mark Eichhorn, R (3,1) ERA: 4.49	2.2 11 3 0 0 3 0 1 0 0 0 0 0 20 32 0.00 1.125																			
Tony Castillo, L (6,1) ERA: 6.1	0.1 3 2 1 1 0 0 0 0 0 0 0 0 10 14 27.00 6.000																			
Jay Aldrich, R (6,1) ERA: 3.38	0.2 2 0 0 0 1 0 0 0 0 0 0 0 5 7 0.00 0.000																			
Sergio Valdez, R (7,1) ERA: 5.88	2.0 10 2 1 1 1 2 0 0 0 0 0 0 14 26 4.50 2.000																			



Batter	1	2	3	4	5	6	7	8	9	AB	R	H	RBI	BB	SO	LOB	TOP				
Oddibe McDowell, L (1, 8) OBP: 0.323, SLG: 0.372	G3		K		B1-3			F8		4	0	0	0	0	1	2					
Jeff Treadway, L (1, 4) OBP: 0.324, SLG: 0.392	K					F7				4	1	2	0	0	1	0					
Lonnie Smith, R (1, 7) OBP: 0.422, SLG: 0.541	K					2B SF8 1B				3	0	1	0	0	2	0					
Dale Murphy, R (1, 9) OBP: 0.301, SLG: 0.358		K								3	0	0	0	1	2	3					
Darrell Evans, L (1, 3) OBP: 0.314, SLG: 0.378		P7				SF8				3	0	0	1	0	1	0					
Jeff Blausler, R (1, 5) OBP: 0.312, SLG: 0.395	K					FC6-4				4	1	1	0	0	2	2					
Andres Thomas, R (1, 6) OBP: 0.229, SLG: 0.320										4	0	1	0	0	1	2					
Jody Davis, R (1, 2) OBP: 0.241, SLG: 0.226						F8				2	0	0	1	1	0	0					
Tom Glavine, L (1, 1) OBP: 0.217, SLG: 0.188										4	0	1	0	0	2	2					
Dwayne Henry, R (9, 1)										0	0	0	0	0	0	0					
Inning Stats	R: 0 H: 0 E: 0 K: 2 S: 7	H: 0 LOB: 0 BB: 0 P: 8	R: 0 H: 0 E: 0 K: 2 S: 7	H: 0 LOB: 0 BB: 0 P: 9	R: 0 H: 1 E: 0 K: 1 S: 13	H: 1 LOB: 1 BB: 0 P: 19	R: 1 H: 2 E: 0 K: 0 S: 13	H: 2 LOB: 2 BB: 1 P: 21	R: 0 H: 0 E: 0 K: 1 S: 9	H: 0 LOB: 0 BB: 0 P: 13	R: 0 H: 0 E: 0 K: 3 S: 9	H: 0 LOB: 0 BB: 0 P: 10	R: 0 H: 1 E: 0 K: 1 S: 11	H: 1 LOB: 3 BB: 1 P: 19	R: 1 H: 2 E: 0 K: 1 S: 9	H: 2 LOB: 0 BB: 0 P: 14	1B: 4 2B: 2 3B: 0 HR: 0	SF: 2 SAC: 0 DP: 0 HBP: 1	WP: 0 PB: 0 SB: 1 CS: 0	PA: 36	
PITCHER	IP	WLS	BF	H	R	ER	SO	BB	IBB	HBP	BLK	WP	HR	S	P	ERA	WHIP				
Tim Leary, R (1, 1) ERA: 3.66	8.0	L	31	4	1	1	11	2	0	1	0	0	0	77	112	1.12	0.750				
John Franco, L (9, 1) ERA: 2.74	1.0	S	5	2	1	1	1	0	0	0	0	0	0	9	14	9.00	2.000				

Atlanta Braves @ Cincinnati Reds
Riverfront Stadium, Cincinnati, OH
Sat Sep 09 1989, 3:33 AM EDT
Att: 18,082 - Unknown

AB 31
R 2
H 6
RBI 2
BB 2
SO 12
LOB 11



Batter	1	2	3	4	5	6	7	8	9	AB	R	H	RBI	BB	SO	LOB	BOTTOM				
Dave Collins, S (1, 7) OBP: 0.310, SLG: 0.278	5-3									3	0	0	0	0	0	1					
Barry Larkin, R (9, PH) OBP: 0.372, SLG: 0.450										0	1	0	0	1	0	0					
Luis Quinones, S (1, 5) OBP: 0.337, SLG: 0.479	5-3									4	0	1	1	0	0	1					
Eric Davis, R (1, 8) OBP: 0.357, SLG: 0.528	F9									4	0	0	0	0	0	1					
Todd Benzinger, S (1, 3) OBP: 0.295, SLG: 0.390										4	0	2	0	0	1	1					
Joe Oliver, R (1, 2) OBP: 0.301, SLG: 0.379										4	0	1	0	0	1	3					
Joel Youngblood, R (1, 9) OBP: 0.310, SLG: 0.351										3	0	0	0	0	1	2					
Mariano Duncan, R (1, 6) OBP: 0.283, SLG: 0.363										3	0	0	0	0	1	1					
Ron Oester, S (1, 4) OBP: 0.303, SLG: 0.284										2	0	0	0	0	0	0					
Chris Sabo, R (8, PH) OBP: 0.318, SLG: 0.400										1	0	0	0	0	0	0					
Jeff Richardson, R (9, 5) OBP: 0.264, SLG: 0.293										0	0	0	0	0	0	0					
Tim Leary, R (1, 1) OBP: 0.185, SLG: 0.140										1	0	0	0	1	0	0					
Rolando Roomes, R (8, PH) OBP: 0.282, SLG: 0.416										1	0	0	0	0	0	0					
John Franco, L (9, 1)										0	0	0	0	0	0	0					
Inning Stats	R: 0 H: 0 E: 0 K: 0 S: 6	H: 1 LOB: 0 BB: 0 P: 12	R: 0 H: 1 E: 0 K: 0 S: 10	H: 1 LOB: 0 BB: 0 P: 16	R: 0 H: 0 E: 0 K: 0 S: 7	H: 0 LOB: 0 BB: 0 P: 11	R: 0 H: 0 E: 0 K: 0 S: 5	H: 0 LOB: 0 BB: 0 P: 9	R: 0 H: 1 E: 0 K: 2 S: 10	H: 1 LOB: 1 BB: 1 P: 18	R: 0 H: 1 E: 0 K: 0 S: 6	H: 1 LOB: 1 BB: 1 P: 10	R: 0 H: 0 E: 0 K: 0 S: 5	H: 0 LOB: 0 BB: 0 P: 8	R: 1 H: 1 E: 0 K: 2 S: 14	H: 1 LOB: 1 BB: 1 P: 23	1B: 3 2B: 1 3B: 0 HR: 0	SF: 0 SAC: 0 DP: 0 HBP: 0	WP: 1 PB: 0 SB: 1 CS: 1	PA: 32	
PITCHER	IP	WLS	BF	H	R	ER	SO	BB	IBB	HBP	BLK	WP	HR	S	P	ERA	WHIP				
Tom Glavine, L (1, 1) ERA: 3.75	8.0	W	28	3	1	1	2	2	0	0	0	0	0	60	108	0.00	1.000				
Dwayne Henry, R (9, 1) ERA: 4.5	1.0	S	4	1	0	0	2	0	0	0	0	1	0	13	18	0.00	1.000				

Atlanta Braves @ Cincinnati Reds
Riverfront Stadium, Cincinnati, OH
Sat Sep 09 1989, 3:33 AM EDT
Att: 18,082 - Unknown

AB 30
R 1
H 4
RBI 1
BB 2
SO 4
LOB 10



Batter	1	2	3	4	5	6	7	8	9	AB R H RBI BB SO LOB	TOP																
Oddibe McDowell, L (1, 8) OBP: 0.324, SLG: 0.372	4-0 S 2B BB		3-1 P4			3-2 S 1B		2-3 K		3 1 1 0 1 1 0	Atlanta Braves @ Cincinnati Reds Riverfront Stadium, Cincinnati, OH Sun Sep 10 1989, 3:33 AM EDT Att: 12,779 - Unknown																
Jeff Treadway, L (1, 4) OBP: 0.323, SLG: 0.393	0-0 1-H 1B 2B		0-0 G3			0-1 F8		1-3 K		4 1 1 1 0 1 1																	
Lonnie Smith, R (1, 7) OBP: 0.421, SLG: 0.538	0-3 K		1-0 B1-3			2-3 K			4-2 1B SF7 BB	3 1 0 0 1 2 2																	
Dale Murphy, R (1, 9) OBP: 0.302, SLG: 0.360	0-0 2-H 1B			1-2 F8		0-2 6-3			2-2 1-3 1B BB	4 1 2 1 0 0 1																	
Darrell Evans, L (1, 3) OBP: 0.310, SLG: 0.372	0-0 P5			1-2 F9			1-0 G3-1		0-3 K	4 0 0 0 0 1 3																	
Jeff Blauser, R (1, 5) OBP: 0.311, SLG: 0.393	1-0 F8			1-3 K			4-2 FC5-4 BB		2-2 SF7	2 0 0 1 1 1 1																	
Andres Thomas, R (1, 6) OBP: 0.231, SLG: 0.320		2-0 P6			0-0 G5-4-3 1B		0-1 F5		3-H 1-2 1B BB	3 0 1 0 1 0 1																	
Jody Davis, R (1, 2) OBP: 0.241, SLG: 0.226		1-0 F4			2-1 G5-4-3 1-2		1-2 FC5-4 1-2		3-1 1-2 2-H 1B	4 0 1 1 0 0 2																	
Tommy Greene, R (1, 1) Tony Castillo, L (6, 1) Geronimo Berroa, R (6, PH) Mike Stanton, L (8, 1) John Russell, R (9, PH) Dwayne Henry, R (9, 1)		1-0 G1-3			1-1 5-3			0-3 K	1-0 F7	2 0 0 0 0 0 0 0 0 0 0 0 0 0 1 0 0 0 0 0 1 0 0 0 0 0 0 0 0 0 1 0 0 0 0 0 0 2 0 0 0 0 0 0 0 0																	
Inning Stats	R: 2 E: 0 K: 1 S: 7	H: 2 LOB: 1 BB: 1 P: 12	R: 0 E: 0 K: 0 S: 3	H: 0 LOB: 0 BB: 0 P: 7	R: 0 E: 0 K: 0 S: 4	H: 0 LOB: 0 BB: 0 P: 8	R: 0 E: 0 K: 1 S: 9	H: 0 LOB: 0 BB: 0 P: 12	R: 0 E: 0 K: 0 S: 5	H: 1 LOB: 0 BB: 0 P: 8	R: 0 E: 0 K: 1 S: 11	H: 1 LOB: 1 BB: 0 P: 16	R: 0 E: 0 K: 0 S: 8	H: 0 LOB: 1 BB: 1 P: 14	R: 0 E: 0 K: 3 S: 11	H: 0 LOB: 0 BB: 0 P: 14	R: 2 E: 0 K: 1 S: 22	H: 2 LOB: 2 BB: 2 P: 38	1B: 5 2B: 1 3B: 0 HR: 0	SF: 1 SAC: 0 DP: 1 HBP: 0	WP: 0 PB: 0 SB: 2 CS: 0	PA: 36					
PITCHER	IP WLS BF H R ER SO BB IBB HBP BLK WP HR S P ERA WHIP											PITCHER	IP WLS BF H R ER SO BB IBB HBP BLK WP HR S P ERA WHIP														
Jack Armstrong, R (1, 1) ERA: 4.06	5.1	20	4	2	2	2	1	0	0	0	0	0	0	33	55	3.38	0.938										
Rob Dibble, R (6, 1) ERA: 2.12	1.2	6	0	0	0	1	1	0	0	0	0	0	0	14	22	0.00	0.600										
Norm Charlton, L (8, 1) ERA: 3.42	1.0	3	0	0	0	3	0	0	0	0	0	0	0	11	14	0.00	0.000										
John Franco, L (9, 1) ERA: 2.96	1.0	W 7	2	2	2	1	2	0	0	0	0	0	0	22	38	18.00	4.000										

AB	31
R	4
H	6
RBI	4
BB	4
SO	7
LOB	13



Batter	1	2	3	4	5	6	7	8	9	AB R H RBI BB SO LOB	BOTTOM																
Herm Winningham, L (1, 7) OBP: 0.326, SLG: 0.372	3-3 K		1-1 F4			2-2 CS 1B		1-3 K		4 0 1 0 0 2 0	Atlanta Braves @ Cincinnati Reds Riverfront Stadium, Cincinnati, OH Sun Sep 10 1989, 3:33 AM EDT Att: 12,779 - Unknown																
Luis Quiñones, S (1, 5) OBP: 0.336, SLG: 0.481	2-2 WP SF9 2B		3-2 G3-1			1-1 SF9		3-2 F8		3 1 1 1 0 0 0																	
Eric Davis, R (1, 8) OBP: 0.356, SLG: 0.533	2-2 SF9 2-H		2-2 L8			3-H 1-0 CS		2-3 K		3 1 1 2 0 1 0																	
Paul O'Neill, L (1, 9) OBP: 0.358, SLG: 0.473	3-2 F8			1-0 HR		2-3 K			3-1 1B SH3-4 1B	4 2 2 1 0 1 0																	
Todd Benzinger, S (1, 3) OBP: 0.295, SLG: 0.390				0-0 4-3		1-2 F5			1-0 SH3-4	3 0 1 0 0 0 0																	
Jeff Reed, L (1, 2) OBP: 0.298, SLG: 0.311				2-2 F7		2-3 K			0-0 1B	2 0 0 0 0 1 1																	
Joe Oliver, R (6, PH) OBP: 0.304, SLG: 0.381									2-3 1B	2 0 1 0 0 0 0																	
Mariano Duncan, R (1, 6) OBP: 0.280, SLG: 0.358									0-0 1B	3 0 0 0 0 2 1																	
Ken Griffey, L (9, PH) OBP: 0.346, SLG: 0.425									1-2 3-H 1B	1 0 1 1 0 0 0																	
Ron Oester, S (1, 4) OBP: 0.307, SLG: 0.283										1 1 0 0 2 1 0																	
Jack Armstrong, R (1, 1) Rob Dibble, L (6, 1) Chris Sabo, R (7, PH) Norm Charlton, S (8, 1) John Franco, L (9, 1)										1 0 0 0 0 1 2 0 0 0 0 0 0 0 1 0																	
Inning Stats	R: 1 E: 0 K: 1 S: 13	H: 1 LOB: 0 BB: 0 P: 23	R: 0 E: 1 K: 2 S: 13	H: 1 LOB: 2 BB: 1 P: 22	R: 0 E: 0 K: 0 S: 9	H: 0 LOB: 0 BB: 0 P: 15	R: 1 E: 0 K: 2 S: 9	H: 1 LOB: 0 BB: 0 P: 13	R: 1 E: 0 K: 0 S: 7	H: 1 LOB: 0 BB: 1 P: 15	R: 1 E: 0 K: 1 S: 12	H: 1 LOB: 0 BB: 0 P: 16	R: 0 E: 0 K: 1 S: 9	H: 0 LOB: 0 BB: 0 P: 11	R: 0 E: 0 K: 2 S: 10	H: 0 LOB: 0 BB: 0 P: 16	R: 1 E: 0 K: 0 S: 5	H: 3 LOB: 2 BB: 0 P: 9	1B: 5 2B: 1 3B: 0 HR: 2	SF: 2 SAC: 2 DP: 0 HBP: 0	WP: 1 PB: 0 SB: 0 CS: 1	PA: 35					
PITCHER	IP WLS BF H R ER SO BB IBB HBP BLK WP HR S P ERA WHIP											PITCHER	IP WLS BF H R ER SO BB IBB HBP BLK WP HR S P ERA WHIP														
Tommy Greene, R (1, 1) ERA: 7.2	5.0	21	5	4	4	5	1	1	0	0	0	0	0	2	56	7.20	1.200										
Tony Castillo, L (6, 1) ERA: 5.56	2.0	6	0	0	0	2	0	0	0	0	0	0	0	16	21	0.00	0.000										
Mike Stanton, L (8, 1) ERA: 1.54	1.0	3	0	0	0	2	0	0	0	0	0	0	0	10	16	0.00	0.000										
Dwayne Henry, R (9, 1) ERA: 7.71	0.1	L 4	3	1	1	0	0	0	0	0	0	0	0	5	9	27.00	9.000										



Batter	1	2	3	4	5	6	7	8	9	AB	R	H	RBI	BB	SO	LOB	TOP					
Mariano Duncan, R OBP: 0.286, SLG: 0.368 (1, 4)	G5-3		K					G3 3B BB	G5-3	4	1	2	1	1	1	1	<p>Cincinnati Reds @ Los Angeles Dodgers Dodger Stadium, Los Angeles, CA Tue Sep 12 1989, 7:05 PM PDT Att: 22,606 - Unknown</p> <p>livebaseballscorecards.com</p>					
Luis Quiñones, S OBP: 0.327, SLG: 0.467 (1, 5)	K			G5-3		K		G3		4	0	0	0	0	2	1						
Eric Davis, R OBP: 0.354, SLG: 0.534 (1, 8)				F8		F8		K		3	0	0	0	1	1	1						
Todd Benzinger, S OBP: 0.296, SLG: 0.387 (1, 3)	CS	E6		F7		K		3B BB		3	1	0	0	1	1	0						
Paul O'Neill, L OBP: 0.354, SLG: 0.471 (1, 9)		K			K					4	0	1	2	0	3	1						
Joe Oliver, R OBP: 0.311, SLG: 0.411 Ken Griffey, L OBP: 0.351, SLG: 0.428 Jeff Reed, L OBP: 0.298, SLG: 0.311 (1, 2)	G6-4-3				BB 1B 2B BB			1B 2B	IBB	2	1	1	0	1	0	1						
Rolando Roomes, R OBP: 0.281, SLG: 0.413 Herm Winningham, L OBP: 0.324, SLG: 0.366 (1, 7)			K		F8			1B	K	3	0	1	0	0	1	1						
Jeff Richardson, R OBP: 0.280, SLG: 0.301 Bary Larkin, R OBP: 0.374, SLG: 0.451 Ron Oester, S OBP: 0.305, SLG: 0.279 (1, 6)								1B		1	1	1	0	1	0	0						
Tom Browning, L OBP: 0.132, SLG: 0.083 Chris Sabo, R OBP: 0.319, SLG: 0.399 Jack Armstrong, R OBP: 0.305, SLG: 0.345 Mike Roesler, R OBP: 0.305, SLG: 0.279 Joel Youngblood, R OBP: 0.305, SLG: 0.345 Rob Dibble, L OBP: 0.305, SLG: 0.279 (1, 1)									F9	0	0	0	0	0	0	0						
Inning Stats	R: 0 E: 0 K: 1 S: 6	H: 0 LOB: 0 BB: 1 P: 14	R: 0 E: 1 K: 1 S: 8	H: 0 LOB: 0 BB: 0 P: 11	R: 0 E: 0 K: 2 S: 10	H: 0 LOB: 1 BB: 1 P: 17	R: 0 E: 0 K: 0 S: 8	H: 0 LOB: 0 BB: 0 P: 15	R: 2 E: 0 K: 1 S: 13	H: 2 LOB: 3 BB: 2 P: 26	R: 0 E: 0 K: 2 S: 8	H: 0 LOB: 0 BB: 0 P: 16	R: 0 E: 0 K: 1 S: 13	H: 3 LOB: 2 BB: 0 P: 24	R: 2 E: 0 K: 2 S: 14	H: 1 LOB: 2 BB: 3 P: 32		R: 0 E: 0 K: 0 S: 8	H: 0 LOB: 0 BB: 0 P: 11	1B: 3 2B: 2 3B: 1 HR: 0	SF: 0 SAC: 1 DP: 1 HBP: 0	WP: 0 PB: 0 SB: 0 CS: 1
PITCHER	IP	WLS	BF	H	R	ER	SO	BB	IBB	HBP	BLK	WP	HR	S	P	ERA	WHIP					
Fernando Valenzuela, L ERA: 3.38 Jay Howell, R ERA: 0.97 (1, 1)	7.0		27	5	2	2	8	4	0	0	0	0	0	66	123	2.57	1.286					
(8, 1)	2.0	W	10	1	2	2	2	2	1	0	0	0	0	22	43	9.00	1.500					

Batter	1	2	3	4	5	6	7	8	9	AB	R	H	RBI	BB	SO	LOB	BOTTOM					
Alfredo Griffin, S OBP: 0.298, SLG: 0.319 (1, 6)	G4-3			1B E	P5		F8			4	1	1	0	0	0	0	<p>Cincinnati Reds @ Los Angeles Dodgers Dodger Stadium, Los Angeles, CA Tue Sep 12 1989, 7:05 PM PDT Att: 22,606 - Unknown</p> <p>livebaseballscorecards.com</p>					
Willie Randolph, R OBP: 0.395, SLG: 0.329 (1, 4)	G5-4-3 1B			E7 1B	1B			F9		4	1	3	0	0	0	0						
Jose Gonzalez, R OBP: 0.324, SLG: 0.346 Lenny Harris, L OBP: 0.286, SLG: 0.288 (1, 9)	G5-4-3			K	G5-3			P4		3	0	0	0	0	1	3						
Eddie Murray, S OBP: 0.347, SLG: 0.403 Bill Bean, L OBP: 0.233, SLG: 0.209 (1, 3)		F7		1B S 1B IBB			F6			3	1	1	0	1	0	0						
Mickey Hatcher, R OBP: 0.326, SLG: 0.386 (1, 7)		L6		1B 1B IBB				F9		3	0	1	0	1	0	1						
Jeff Hamilton, R OBP: 0.276, SLG: 0.387 Jose Vizcaino, S OBP: 0.328, SLG: 0.418 (1, 5)	G4-3			1B			P2			4	0	2	1	0	0	1						
John Shelby, S OBP: 0.238, SLG: 0.223 (1, 8)				F9	G6-4-3 1B		K		E2 2B 1B	4	1	2	1	0	1	1						
Rick Dempsey, R OBP: 0.317, SLG: 0.295 Mike Scioscia, L OBP: 0.332, SLG: 0.346 (1, 2)				F8	G6-4-3		K		2B IBB	3	0	0	0	0	1	3						
Fernando Valenzuela, L OBP: 0.190, SLG: 0.222 Mike Davis, L OBP: 0.307, SLG: 0.400 Mike Marshall, R OBP: 0.328, SLG: 0.418 (1, 1)				K			L4		1-3 2-H 3-H	2	0	0	0	0	1	0						
Inning Stats	R: 0 E: 0 K: 0 S: 8	H: 1 LOB: 0 BB: 0 P: 12	R: 0 E: 0 K: 0 S: 9	H: 0 LOB: 0 BB: 0 P: 12	R: 0 E: 0 K: 1 S: 6	H: 0 LOB: 0 BB: 0 P: 11	R: 3 E: 1 K: 1 S: 14	H: 4 LOB: 2 BB: 2 P: 25	R: 0 E: 0 K: 0 S: 5	H: 1 LOB: 1 BB: 0 P: 6	R: 0 E: 0 K: 1 S: 10	H: 1 LOB: 1 BB: 0 P: 15	R: 0 E: 0 K: 1 S: 10	H: 0 LOB: 0 BB: 0 P: 13	R: 0 E: 0 K: 0 S: 7	H: 1 LOB: 1 BB: 0 P: 10		R: 2 E: 1 K: 0 S: 7	H: 3 LOB: 3 BB: 1 P: 14	1B: 10 2B: 1 3B: 0 HR: 0	SF: 0 SAC: 0 DP: 2 HBP: 0	WP: 0 PB: 0 SB: 1 CS: 0
PITCHER	IP	WLS	BF	H	R	ER	SO	BB	IBB	HBP	BLK	WP	HR	S	P	ERA	WHIP					
Tom Browning, L ERA: 3.33 Mike Roesler, R ERA: 3.5 Rob Dibble, R ERA: 2.27 (1, 1)	4.0		17	5	3	3	2	0	0	0	0	0	0	37	60	6.75	1.250					
(5, 1)	2.0		8	2	0	0	1	0	0	0	0	0	0	15	21	0.00	1.000					
(7, 1)	2.0	L	11	4	2	2	1	0	1	0	0	0	0	24	37	9.00	2.000					

Batter	1	2	3	4	5	6	7	8	9	10	11	12	13	AB	R	H	RBI	BB	SO	LOB	TOP	
Herm Wittingham, L OBP: 0.323, SLG: 0.369	5-3		1B 2B		G4-6-3			HR 1B		4-3		F8	K	7	2	2	1	0	1	5		
Luis Quiñones, S OBP: 0.327, SLG: 0.463	P5		1B					HR BB		K		5-3		5	1	1	0	1	1	2		
Eric Davis, R OBP: 0.380, SLG: 0.545	1B		1B		G4-6-3			HR		P6			SH2-4 1B	5	2	4	4	1	0	0		
Paul O'Neill, L OBP: 0.351, SLG: 0.465	K		G4-6-3		G4-6-3			HR				F8	1B SH2-4 WP BB	5	1	0	0	1	1	4		
Todd Benzinger, S OBP: 0.293, SLG: 0.384		4-3						F7	5-3			6-3	SH2-4	5	0	0	0	0	1	0		
Joe Oliver, R OBP: 0.306, SLG: 0.406		5-3			5-3			6-3				FC6-4 BB	WP FC1 IBB	1	0	0	0	0	0	0		
Jeff Reed, L OBP: 0.300, SLG: 0.307													1B IBB	3	0	0	0	2	1	0		
Mariano Duncan, R OBP: 0.287, SLG: 0.364		K			4-3					F9		FC6-4	FC1 WP 1B	5	0	1	1	0	1	1		
Ron Ciesler, S OBP: 0.110, SLG: 0.099			SH3-4 2B					P3				F8 BLK 1B	FC1 IBB	5	1	3	0	0	0	1		
Barry Larkin, R OBP: 0.343, SLG: 0.451			1B					1-3					FC1 IBB	0	0	0	0	0	0	0		
Rosario Rodriguez, R OBP: 0.287, SLG: 0.364			SH3-4		E5			G4-6-3		F9		K	FC1	0	0	0	0	0	0	0		
Don Robinson, R ERA: 3.34	IP: 1.0	WLS: 4	H: 1	R: 0	ER: 0	SO: 1	BB: 0	IBB: 0	HBP: 0	BLK: 0	WP: 0	HR: 0	S: 9	P: 13	ERA: 0.00	WHIP: 1.000						
Jeff Brantley, R ERA: 4.13	IP: 1.1	WLS: 8	H: 4	R: 2	ER: 2	SO: 1	BB: 0	IBB: 0	HBP: 0	BLK: 0	WP: 0	HR: 0	S: 22	P: 30	ERA: 13.50	WHIP: 3.000						
Trevor Wilson, L ERA: 4.71	IP: 5.0	WLS: 17	H: 1	R: 2	ER: 2	SO: 1	BB: 2	IBB: 0	HBP: 0	BLK: 0	WP: 0	HR: 0	S: 31	P: 58	ERA: 3.60	WHIP: 0.600						
Craig Lefferts, L ERA: 2.77	IP: 1.0	WLS: 4	H: 1	R: 1	ER: 1	SO: 1	BB: 0	IBB: 0	HBP: 0	BLK: 0	WP: 0	HR: 1	S: 11	P: 14	ERA: 9.00	WHIP: 1.000						
Steve Bedrosian, R ERA: 3.05	IP: 2.2	WLS: 10	H: 1	R: 0	ER: 0	SO: 1	BB: 1	IBB: 0	HBP: 0	BLK: 0	WP: 0	HR: 0	S: 17	P: 25	ERA: 0.00	WHIP: 0.750						
Randy McCament, R ERA: 3.34	IP: 1.0	WLS: 6	H: 2	R: 2	ER: 2	SO: 1	BB: 1	IBB: 0	HBP: 1	BLK: 1	WP: 0	HR: 0	S: 10	P: 22	ERA: 18.00	WHIP: 3.000						
Ernie Camacho, R ERA: 3.27	IP: 1.0	WLS: 6	H: 1	R: 0	ER: 0	SO: 1	BB: 0	IBB: 2	HBP: 0	BLK: 0	WP: 1	HR: 0	S: 9	P: 21	ERA: 0.00	WHIP: 1.000						

Cincinnati Reds @ San Francisco Giants
Candlestick Park, San Francisco, CA
Wed Sep 13 1989, 10:05 PM EDT
Att. 13,827 - Unknown

AB 46
R 7
H 11
RBI 6
BB 6
SO 7
LOB 18



WP: 1 PA: 55
PB: 0
SB: 1
CS: 0

Batter	1	2	3	4	5	6	7	8	9	10	11	12	13	AB	R	H	RBI	BB	SO	LOB	BOTTOM	
Brett Butler, L OBP: 0.346, SLG: 0.354	G6-3 2B	P4		HR 1B		CS 1B			4-3		5-3		1B	6	2	3	1	1	0	2		
Robby Thompson, R OBP: 0.351, SLG: 0.413	G6-3	K		HR		CS	6-3		F9			K		6	1	1	3	0	2	3		
Will Clark, L OBP: 0.415, SLG: 0.557	F8		F8	CS 1B			K			P6		K		6	0	1	0	0	2	1		
Kevin Mitchell, R OBP: 0.388, SLG: 0.641	2B		E5	CS	6-3		F8			FC6-4 1B		F7		5	1	1	0	1	0	0		
Matt Williams, R OBP: 0.244, SLG: 0.464	2B		F8		F8			SH2-4 BB		FC6-4 1B			P3	5	0	1	2	1	0	2		
Terry Kennedy, L OBP: 0.323, SLG: 0.345	K		G3					SH2-4					WP BB 2B HBP	3	0	1	0	0	1	2		
Chris Speer, R OBP: 0.294, SLG: 0.267								SH2-4					WP BB 2B	1	0	1	0	0	0	0		
Ken Oberkfell, L OBP: 0.301, SLG: 0.353								SH2-4					WP BB 2B	0	1	0	0	0	0	0		
Pat Sheridan, L OBP: 0.292, SLG: 0.329		SH3-4 1B		L4	4-3			K					WP BB 2B	3	0	1	0	0	0	1		
Candy Maldonado, R OBP: 0.294, SLG: 0.366								K					WP BB 2B	2	0	0	0	0	2	3		
Ernest Riles, L OBP: 0.334, SLG: 0.403								K					WP BB 2B	0	1	0	0	1	0	0		
John Lutz, S OBP: 0.110, SLG: 0.099								F7					WP BB 2B	2	1	0	0	0	0	1		
Steve Bedrosian, R OBP: 0.287, SLG: 0.364								F7					1B 2B	0	0	0	0	0	0	0		
Don Robinson, R OBP: 0.200, SLG: 0.316								F7					1B 2B	0	0	0	0	0	0	0		
Jeff Brantley, R OBP: 0.351, SLG: 0.413		SH3-4		P5				F8					1B IBB	2	0	0	0	0	0	1		
Trevor Wilson, L OBP: 0.400, SLG: 0.250								F8					1B IBB	2	0	0	0	0	0	0		
Craig Lefferts, L ERA: 2.84								F8					1B IBB	2	0	0	0	0	0	0		
Bob Brenly, R ERA: 3.32								F8					1B IBB	2	0	0	0	1	2	0		
Scott Soudter, R ERA: 3.83	IP: 4.0	WLS: 21	H: 5	R: 5	ER: 2	SO: 2	BB: 3	IBB: 0	HBP: 0	BLK: 0	WP: 0	HR: 1	S: 49	P: 79	ERA: 4.50	WHIP: 2.000						
Rick Mahler, R ERA: 3.76	IP: 3.0	WLS: 10	H: 2	R: 0	ER: 0	SO: 1	BB: 0	IBB: 0	HBP: 0	BLK: 0	WP: 0	HR: 0	S: 18	P: 28	ERA: 0.00	WHIP: 0.667						
Norm Charlton, L ERA: 3.38	IP: 1.0	WLS: 4	H: 0	R: 0	ER: 0	SO: 1	BB: 1	IBB: 0	HBP: 0	BLK: 0	WP: 0	HR: 0	S: 8	P: 14	ERA: 0.00	WHIP: 1.000						
John Franco, L ERA: 2.84	IP: 3.0	WLS: 11	H: 2	R: 0	ER: 0	SO: 3	BB: 0	IBB: 0	HBP: 0	BLK: 0	WP: 0	HR: 0	S: 30	P: 44	ERA: 0.00	WHIP: 0.667						
Mike Roesler, R ERA: 3.32	IP: 1.0	WLS: 3	H: 0	R: 0	ER: 0	SO: 2	BB: 0	IBB: 0	HBP: 0	BLK: 0	WP: 0	HR: 0	S: 10	P: 12	ERA: 0.00	WHIP: 0.000						
Bob Sebra, R ERA: 5.69	IP: 0.1	WLS: 2	H: 0	R: 1	ER: 1	SO: 0	BB: 0	IBB: 0	HBP: 1	BLK: 0	WP: 0	HR: 0	S: 4	P: 8	ERA: 27.00	WHIP: 0.000						
Rosario Rodriguez, L ERA: 6.0	IP: 0.0	WLS: 4	H: 2	R: 2	ER: 2	SO: 0	BB: 1	IBB: 1	HBP: 0	BLK: 0	WP: 1	HR: 0	S: 8	P: 18	ERA: *	WHIP: *						

Cincinnati Reds @ San Francisco Giants
Candlestick Park, San Francisco, CA
Wed Sep 13 1989, 10:05 PM EDT
Att. 13,827 - Unknown

AB 46
R 8
H 11
RBI 8
BB 6
SO 9
LOB 16



WP: 1 PA: 57
PB: 0
SB: 0
CS: 2

Batter	1	2	3	4	5	6	7	8	9	10	11	12	AB	R	H	RBI	BB	SO	LOB	TOP						
Herm Winningham, L OBP: 0.323, SLG: 0.369	G6-3		G4-3 BB		G6-3		G3-1 1B 2B		G4-3			G1-3	5	1	1	0	1	0	0							
Luis Quinones, S OBP: 0.321, SLG: 0.453	K		G4-3			P6	G3-1		G4-3			G1-3	6	0	0	0	0	1	2							
Eric Davis, R OBP: 0.364, SLG: 0.551	1B		G6-3			2B	1B BB		F7			2B	6	1	4	1	0	0	1							
Paul O'Neill, L OBP: 0.356, SLG: 0.465	1B				G3 1B	2B BB	1B BB			G6-3		K2-3	4	1	2	0	2	1	1							
Todd Benzinger, S OBP: 0.294, SLG: 0.386	G1-3				G3		G5-3 1-H 2-H		FC6-4 1B		F8		5	0	2	2	0	0	3							
Mariano Duncan, R OBP: 0.281, SLG: 0.357		G5-3		G6-3		G5-3	FC6-4			G6-3			5	0	0	0	0	0	5							
Jeff Reed, L OBP: 0.301, SLG: 0.306		G6-4-3 1B		F8				F8				G4-3	4	0	1	0	1	0	1							
Ron Oester, S OBP: 0.305, SLG: 0.279		G6-4-3		G4-3		K		F9				G6-3	5	0	0	0	0	1	3							
Tim Leary, R OBP: 0.132													3	0	0	0	0	3	0							
Ken Griffey, L OBP: 0.349, SLG: 0.424													1	0	0	0	0	1	0							
Norm Charlton, S ERA: 3.2													1	0	0	0	0	1	0							
Inning Stats	R: 0 E: 0 K: 1 S: 8	H: 2 LOB: 2 BB: 0 P: 13	R: 0 E: 0 K: 0 S: 8	H: 1 LOB: 0 BB: 0 P: 14	R: 0 E: 0 K: 1 S: 12	H: 0 LOB: 1 BB: 1 P: 22	R: 0 E: 0 K: 0 S: 10	H: 1 LOB: 1 BB: 0 P: 13	R: 0 E: 0 K: 1 S: 6	H: 0 LOB: 0 BB: 0 P: 6	R: 2 E: 0 K: 1 S: 13	H: 2 LOB: 2 BB: 2 P: 24	R: 1 E: 0 K: 1 S: 16	H: 3 LOB: 3 BB: 1 P: 24	R: 0 E: 0 K: 1 S: 7	H: 0 LOB: 0 BB: 0 P: 10	R: 0 E: 0 K: 0 S: 4	H: 0 LOB: 0 BB: 0 P: 6	R: 0 E: 0 K: 1 S: 7	H: 0 LOB: 0 BB: 0 P: 12	R: 0 E: 0 K: 1 S: 8	H: 1 LOB: 1 BB: 0 P: 14	1B: 6 2B: 4 3B: 0 HR: 0	SF: 0 SAC: 0 DP: 1 HBP: 0	WP: 0 PB: 0 SB: 0 CS: 0	PA: 49
PITCHER	IP WLS BF H R ER SO BB IBB HBP BLK WP HR S P ERA WHIP	Michael LaCoss, R ERA: 3.38	Craig Lefferts, L ERA: 2.76	Jeff Brantley, R ERA: 4.14	Kelly Downs, R ERA: 5.37	Ernie Camacho, R ERA: 3.0	PITCHER	IP WLS BF H R ER SO BB IBB HBP BLK WP HR S P ERA WHIP	Michael LaCoss, R ERA: 3.38	Craig Lefferts, L ERA: 2.76	Jeff Brantley, R ERA: 4.14	Kelly Downs, R ERA: 5.37	Ernie Camacho, R ERA: 3.0													

Cincinnati Reds @ San Francisco Giants
Candlestick Park, San Francisco, CA

Thu Sep 14 1989, 6:33 AM EDT
Att. 15,969 - Unknown

AB 45
R 3
H 10
RBI 3
BB 4
SO 8
LOB 16



Batter	1	2	3	4	5	6	7	8	9	10	11	12	AB	R	H	RBI	BB	SO	LOB	BOTTOM
Brett Butler, L OBP: 0.348, SLG: 0.357	P4		1B 2B		WP 1B		FC6-4 1B	E5			G4-3		6	1	3	0	0	0	1	
Robby Thompson, R OBP: 0.327, SLG: 0.408	K		K		P2		FC6-4 3B	K			K		6	1	0	0	0	4	5	
Will Clark, L OBP: 0.416, SLG: 0.562	2B		1B		P6		SF7 3B		G4-3			E5 1B	6	2	3	2	0	0	1	
Kevin Mitchell, R OBP: 0.386, SLG: 0.635	F9		F7		F9		SF7		K		K	K	4	0	0	1	1	2	3	
Matt Williams, R OBP: 0.246, SLG: 0.459		F7		F9	F9		1B		K		K	K	5	0	1	0	1	1	2	
Terry Kennedy, L OBP: 0.322, SLG: 0.344		F7		1B			K			K		1B	4	0	1	0	0	2	1	
Bob Brenly, R OBP: 0.256, SLG: 0.274				1B			K			K		1B	2	0	1	1	0	1	0	
Pat Sheridan, L OBP: 0.296, SLG: 0.331		E4		1B			K			K		1B	2	0	1	0	1	0	0	
Donell Nixon, R OBP: 0.306, SLG: 0.293				1B			K			K		1B	2	0	0	0	0	1	0	
Jose Uribe, S OBP: 0.266, SLG: 0.273		P4		K			F7		K		K		2	0	0	0	0	1	3	
Ernest Riles, L OBP: 0.333, SLG: 0.402				K			K		K		K		1	0	0	0	0	0	1	
Greg Litton, R OBP: 0.298, SLG: 0.429				K			K		K		K		2	0	0	0	0	2	0	
Michael LaCoss, R ERA: 3.67			F7		G1-3		K		E BLK 1B		K		2	0	0	0	0	0	0	
Inning Stats	R: 0 E: 0 K: 1 S: 9	H: 1 LOB: 1 BB: 0 P: 12	R: 0 E: 0 K: 0 S: 8	H: 0 LOB: 0 BB: 0 P: 11	R: 1 E: 0 K: 1 S: 10	H: 2 LOB: 1 BB: 0 P: 11	R: 0 E: 0 K: 0 S: 10	H: 2 LOB: 2 BB: 0 P: 14	R: 0 E: 0 K: 1 S: 6	H: 1 LOB: 2 BB: 0 P: 21	R: 0 E: 0 K: 2 S: 9	H: 0 LOB: 0 BB: 0 P: 11	R: 0 E: 0 K: 1 S: 9	H: 0 LOB: 0 BB: 0 P: 13	R: 1 E: 1 K: 1 S: 7	H: 1 LOB: 2 BB: 1 P: 12	1B: 8 2B: 2 3B: 1 HR: 0	SF: 1 SAC: 0 DP: 0 HBP: 0	WP: 2 PB: 0 SB: 1 CS: 0	PA: 51
PITCHER	IP WLS BF H R ER SO BB IBB HBP BLK WP HR S P ERA WHIP	Tim Leary, R ERA: 3.2	Norm Charlton, L ERA: 3.2	PITCHER	IP WLS BF H R ER SO BB IBB HBP BLK WP HR S P ERA WHIP	Tim Leary, R ERA: 3.2	Norm Charlton, L ERA: 3.2													

Cincinnati Reds @ San Francisco Giants
Candlestick Park, San Francisco, CA

Thu Sep 14 1989, 6:33 AM EDT
Att. 15,969 - Unknown

AB 47
R 4
H 11
RBI 4
BB 3
SO 16
LOB 20



Batter	1	2	3	4	5	6	7	8	9	AB	R	H	RBI	BB	SO	LOB	TOP				
Herm Winningham, L (1, 7) OBP: 0.326, SLG: 0.372	F8		1B			L7		FC4-6 1B		4	0	2	0	0	0	0					
Luis Quiñones, S (1, 5) OBP: 0.316, SLG: 0.447	K		F4			P6		FC4-6 1B		4	0	0	0	0	1	3					
Eric Davis, R (1, 8) OBP: 0.367, SLG: 0.553								F4		2	1	1	0	2	0	2					
Paul O'Neill, L (1, 9) OBP: 0.352, SLG: 0.460	K					L5				4	0	0	0	0	1	3					
Todd Benzinger, S (1, 3)		G3								3	0	0	1	0	0	0					
Mariano Duncan, R (1, 6) OBP: 0.282, SLG: 0.354	K									2	0	0	0	1	1	0					
Barry Larkin, R (9, PH) OBP: 0.375, SLG: 0.450										1	0	0	0	0	0	0					
Jeff Reed, L (1, 2)	F8									3	0	0	0	0	0	1					
Ron Oester, S (1, 4) OBP: 0.306, SLG: 0.281			G3-1							2	0	1	0	1	0	0					
Jack Armstrong, R (1, 1)										2	0	0	0	0	1	1					
Mike Roesler, R (7, 1)										0	0	0	0	0	0	0					
Dave Collins, S (8, PH) OBP: 0.303, SLG: 0.272										1	0	0	0	0	1	1					
Tim Birtsas, L (8, 1) OBP: 0.333, SLG: 1.333										0	0	0	0	0	0	0					
Inning Stats	R: 0 E: 0 K: 2 S: 11	H: 0 LOB: 1 BB: 1 P: 18	R: 0 E: 0 K: 1 S: 7	H: 0 LOB: 0 BB: 0 P: 8	R: 0 E: 0 K: 1 S: 10	H: 1 LOB: 1 BB: 0 P: 12	R: 1 E: 0 K: 0 S: 9	H: 0 LOB: 0 BB: 1 P: 18	R: 0 E: 0 K: 0 S: 6	H: 1 LOB: 1 BB: 0 P: 8	R: 0 E: 0 K: 0 S: 5	H: 0 LOB: 1 BB: 1 P: 12	R: 0 E: 0 K: 1 S: 18	H: 2 LOB: 2 BB: 0 P: 25	R: 0 E: 0 K: 0 S: 7	H: 0 LOB: 0 BB: 0 P: 9	1B: 3 2B: 1 3B: 0 HR: 0	SF: 1 SAC: 0 DP: 1 HBP: 0	WP: 0 PB: 0 SB: 1 CS: 1	PA: 33	
PITCHER	IP	WLS	BF	H	R	ER	SO	BB	IBB	HBP	BLK	WP	HR	S	P	ERA	WHIP				
Rick Rhoden, R (1, 1) ERA: 3.93	7.0	W	25	2	1	1	4	4	0	0	0	0	0	54	87	1.29	0.857				
Larry Andersen, R (8, 1) ERA: 1.57	1.0	S	5	2	0	0	1	0	0	0	0	0	0	18	25	0.00	2.000				
Dave Smith, R (9, 1) ERA: 2.78	1.0	S	3	0	0	0	0	0	0	0	0	0	0	7	9	0.00	0.000				

Cincinnati Reds @ Houston Astros
Astrodome, Houston, TX
Fri Sep 15 1989, 8:05 PM EDT
Att: 13,581 - Unknown

AB	28
R	1
H	4
RBI	1
BB	4
SO	5
LOB	11



Batter	1	2	3	4	5	6	7	8	9	AB	R	H	RBI	BB	SO	LOB	BOTTOM				
Gerald Young, S (1, 8) OBP: 0.330, SLG: 0.285	G4-3		G5-3 1B							4	1	3	0	0	0	0					
Craig Biggio, R (1, 2) OBP: 0.341, SLG: 0.400	G6-3		G5-3							5	0	0	0	0	1	6					
Kevin Bass, S (1, 7) OBP: 0.361, SLG: 0.438	P3									4	1	1	1	0	0	2					
Glenn Davis, R (1, 3) OBP: 0.343, SLG: 0.494										2	1	1	2	2	1	0					
Terry Puhl, L (1, 9) OBP: 0.342, SLG: 0.361										4	0	2	0	0	0	5					
Ken Caminiti, S (1, 5) OBP: 0.314, SLG: 0.367										4	0	0	0	0	0	2					
Craig Reynolds, L (1, 4) OBP: 0.240, SLG: 0.264										3	0	1	0	0	1	0					
Steve Lombardozzi, R (8, PH) OBP: 0.278, SLG: 0.500										0	0	0	0	1	0	0					
Rafael Ramirez, R (1, 6) OBP: 0.285, SLG: 0.332										4	0	0	0	0	1	3					
Rick Rhoden, R (1, 1) OBP: 0.192, SLG: 0.231										2	0	1	0	0	0	0					
Eric Anthony, L (7, PH) OBP: 0.244, SLG: 0.366										0	1	0	0	1	0	0					
Larry Andersen, R (8, 1) OBP: 0.333, SLG: 0.333										0	0	0	0	0	0	0					
Mark Davidson, R (8, PH) OBP: 0.309, SLG: 0.333										1	0	0	0	0	1	1					
Dave Smith, R (9, 1) ERA: 3.76										0	0	0	0	0	0	0					
Inning Stats	R: 0 E: 0 K: 0 S: 5	H: 0 LOB: 0 BB: 0 P: 9	R: 0 E: 0 K: 2 S: 13	H: 2 LOB: 2 BB: 0 P: 17	R: 1 E: 0 K: 0 S: 12	H: 2 LOB: 2 BB: 1 P: 18	R: 0 E: 0 K: 1 S: 9	H: 0 LOB: 0 BB: 0 P: 13	R: 0 E: 0 K: 1 S: 14	H: 2 LOB: 3 BB: 1 P: 24	R: 0 E: 0 K: 0 S: 6	H: 0 LOB: 0 BB: 0 P: 10	R: 3 E: 1 K: 0 S: 11	H: 2 LOB: 1 BB: 1 P: 24	R: 0 E: 0 K: 1 S: 12	H: 1 LOB: 2 BB: 1 P: 20	1B: 7 2B: 1 3B: 0 HR: 1	SF: 0 SAC: 1 DP: 0 HBP: 0	WP: 0 PB: 0 SB: 0 CS: 0	PA: 38	
PITCHER	IP	WLS	BF	H	R	ER	SO	BB	IBB	HBP	BLK	WP	HR	S	P	ERA	WHIP				
Jack Armstrong, R (1, 1) ERA: 3.58	6.2	L	30	6	3	2	4	1	2	0	0	0	0	67	110	2.70	1.050				
Mike Roesler, R (7, 1) ERA: 3.72	0.1	S	3	2	1	0	0	0	0	0	0	0	1	3	5	0.00	6.000				
Tim Birtsas, L (8, 1) ERA: 3.76	1.0	S	5	1	0	0	1	1	0	0	0	0	0	12	20	0.00	2.000				

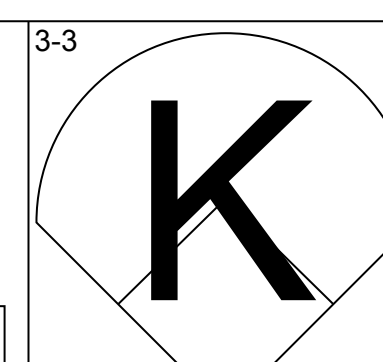
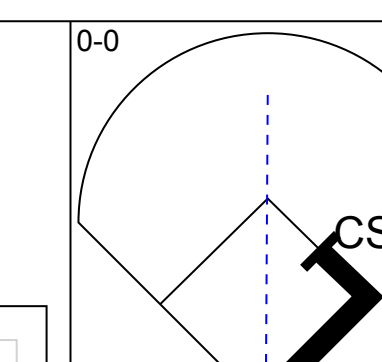
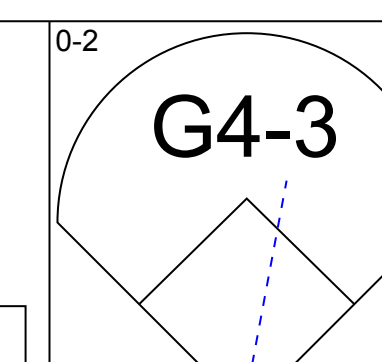
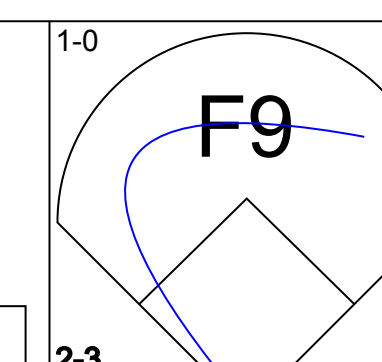
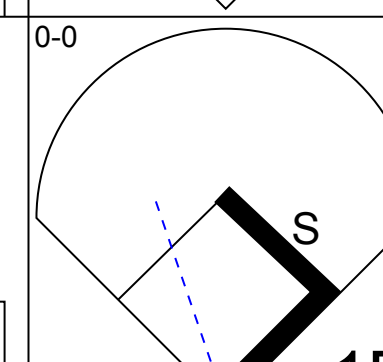
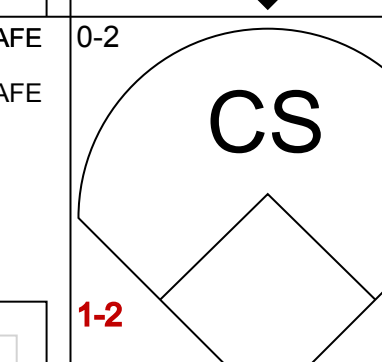
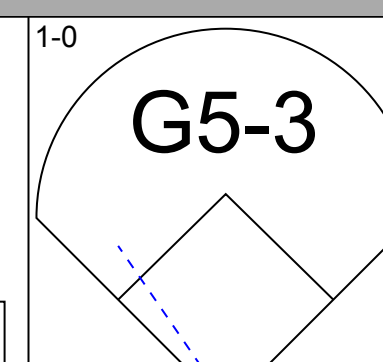
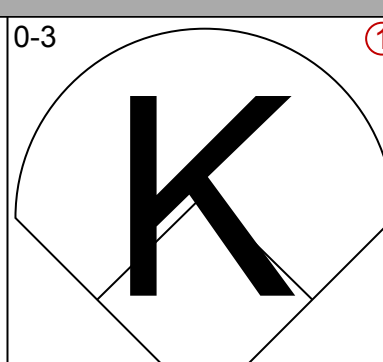
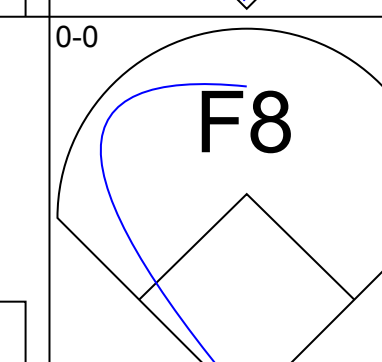
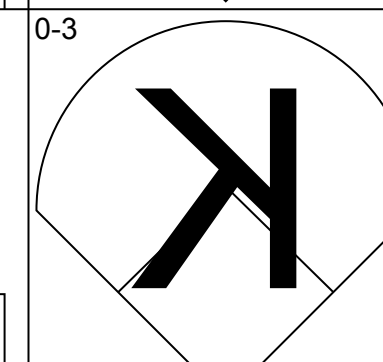
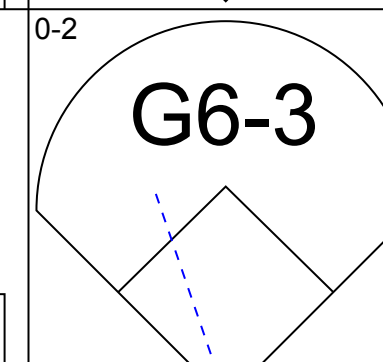
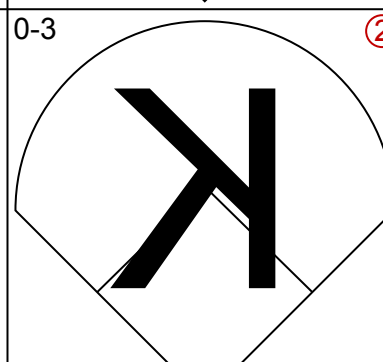
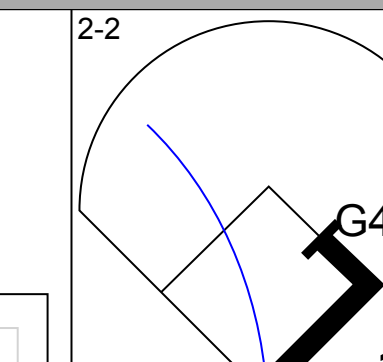
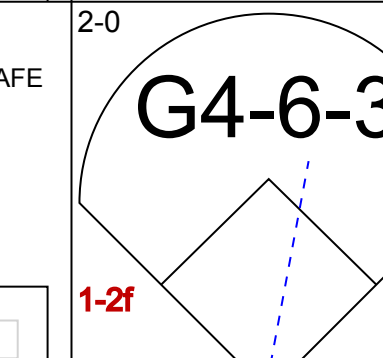
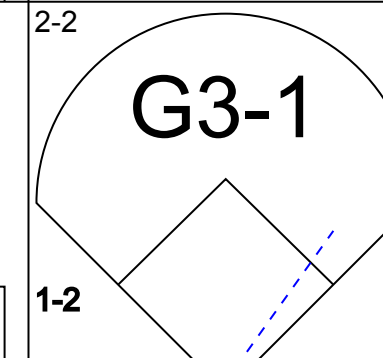
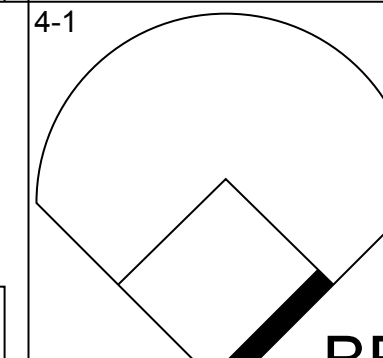
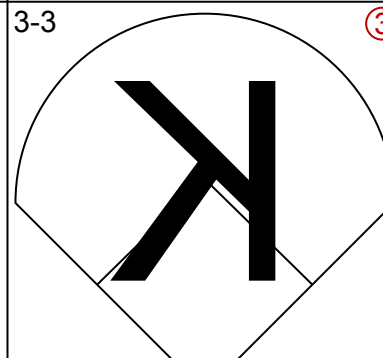
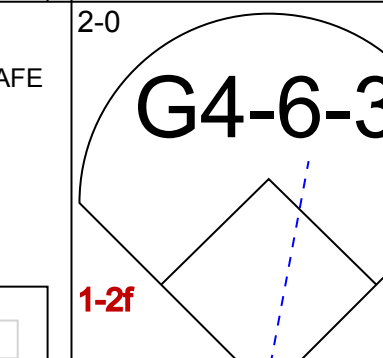
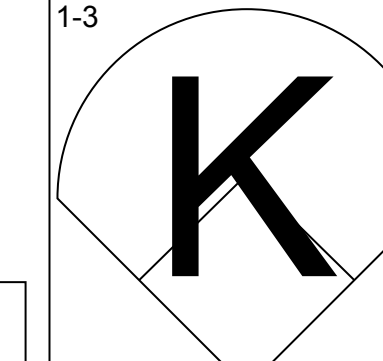
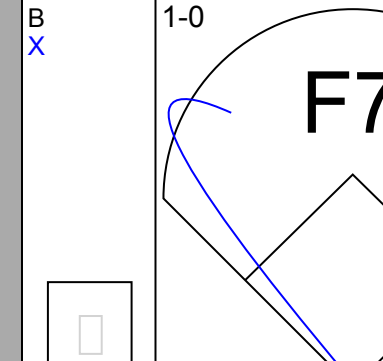
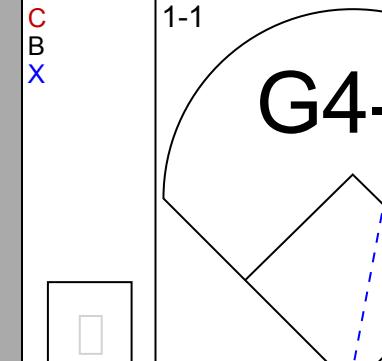
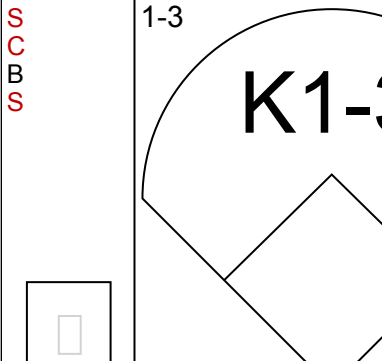
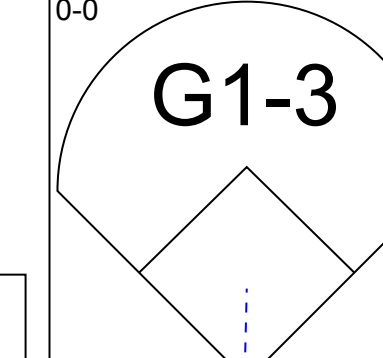
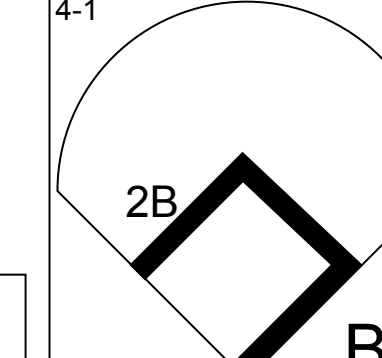
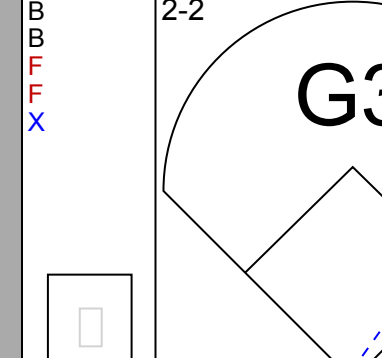
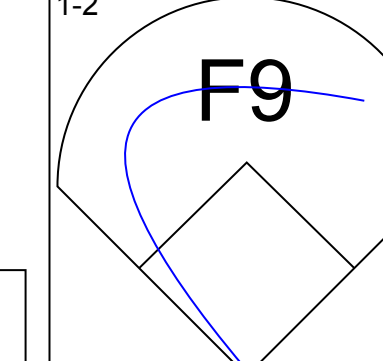
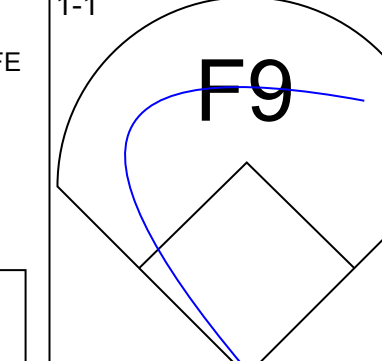
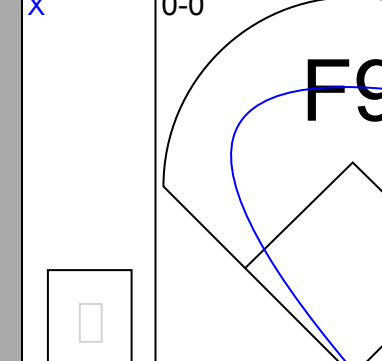
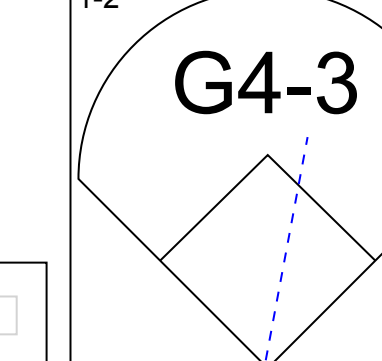
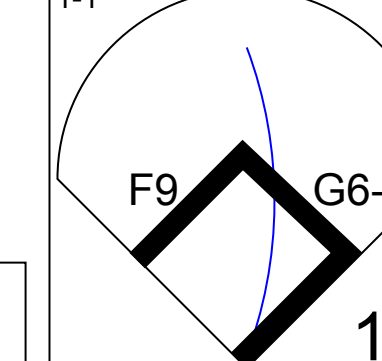
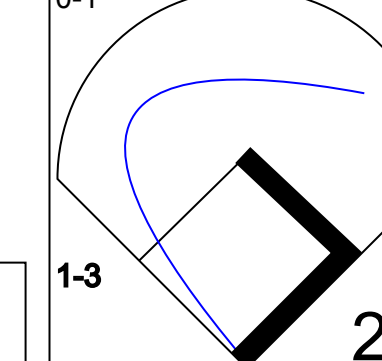
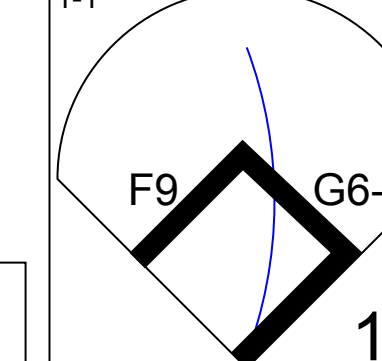
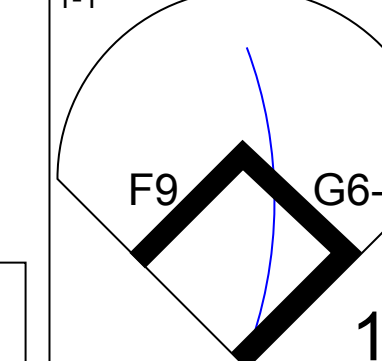
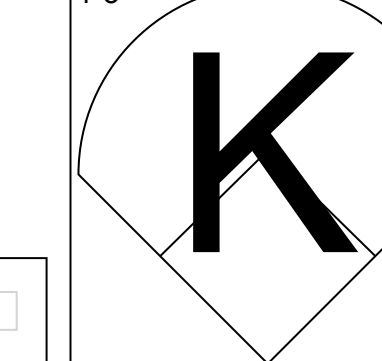
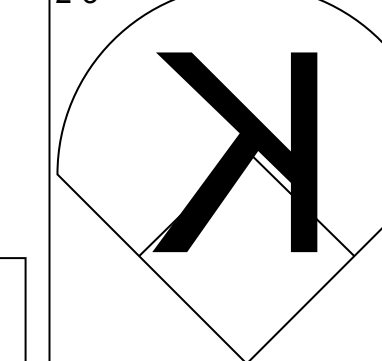
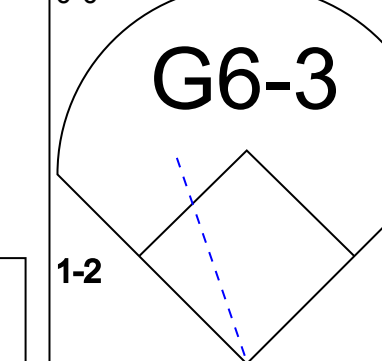
Cincinnati Reds @ Houston Astros
Astrodome, Houston, TX
Fri Sep 15 1989, 8:05 PM EDT
Att: 13,581 - Unknown

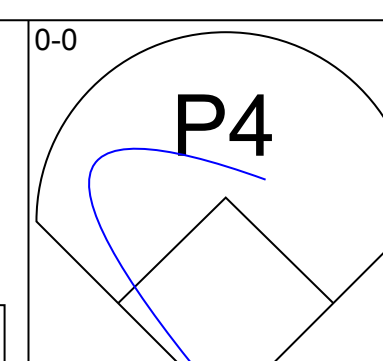
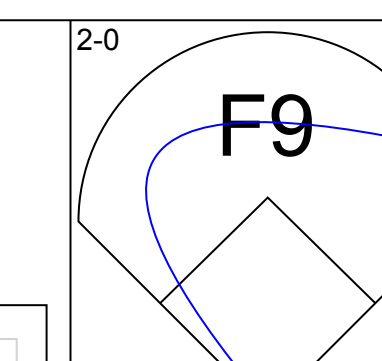
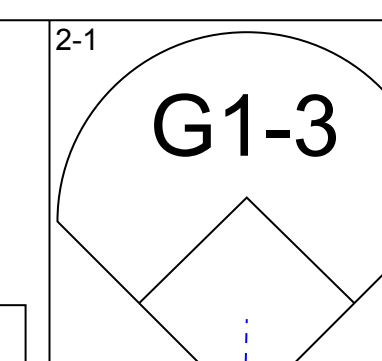
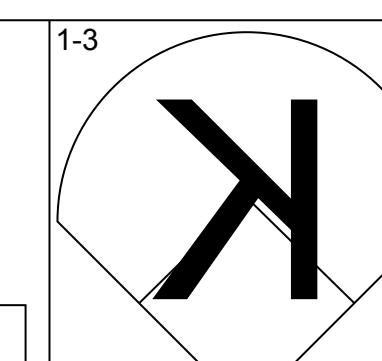
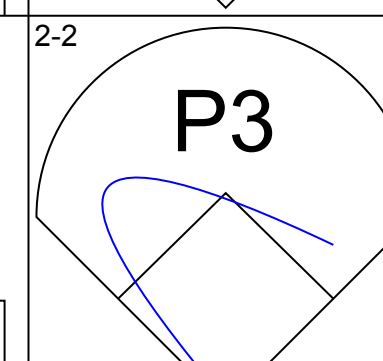
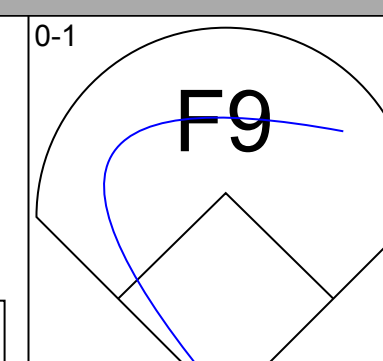
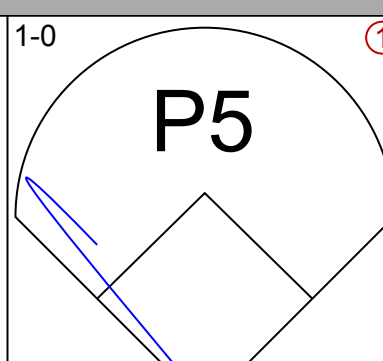
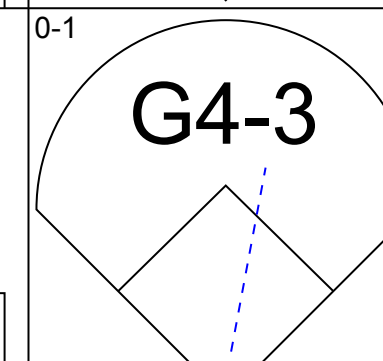
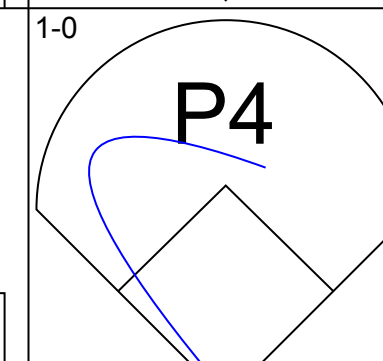
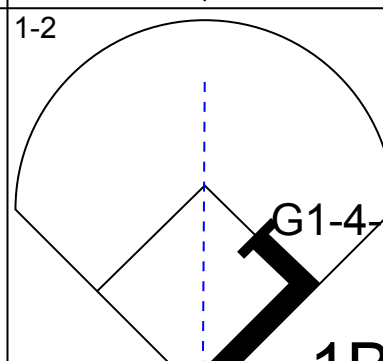
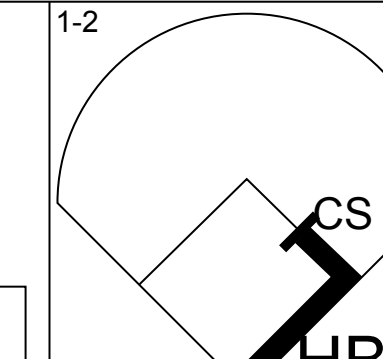
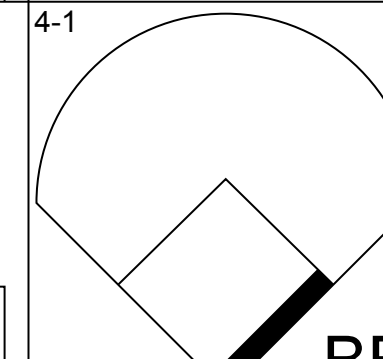
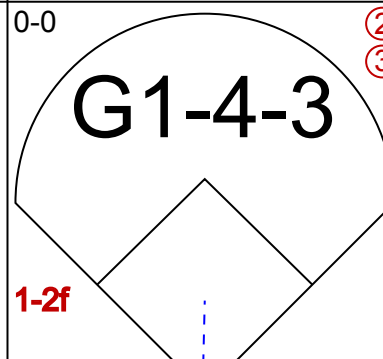
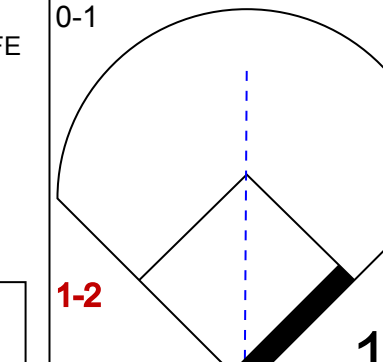
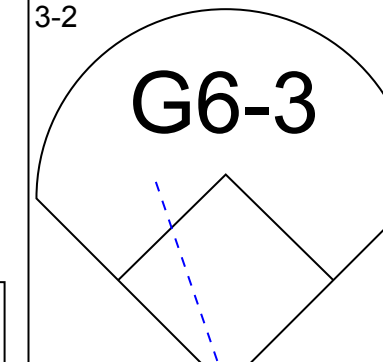
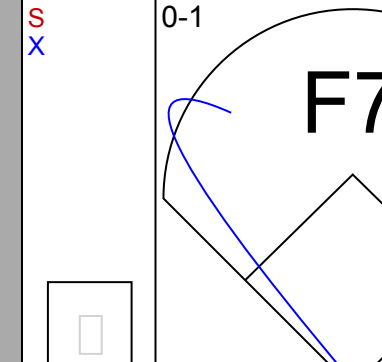
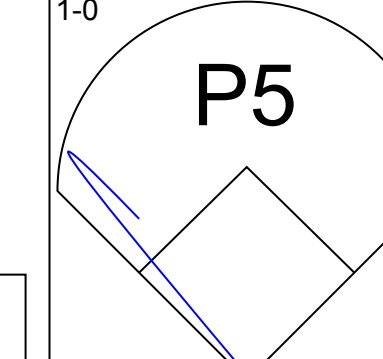
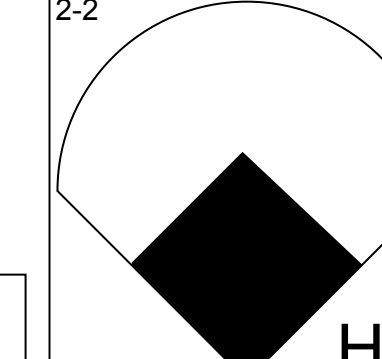
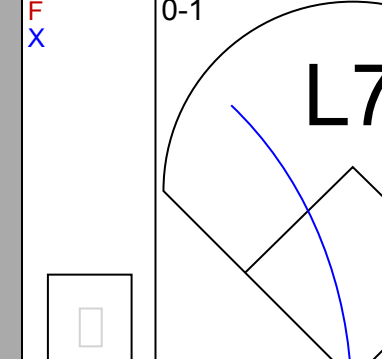
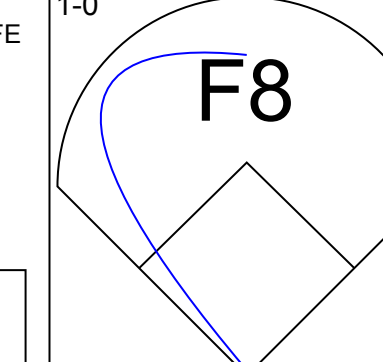
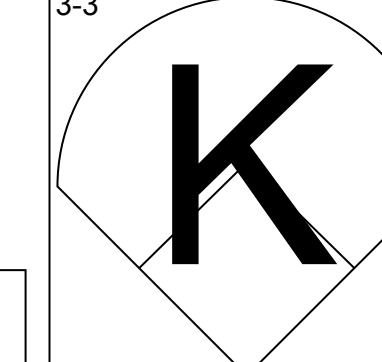
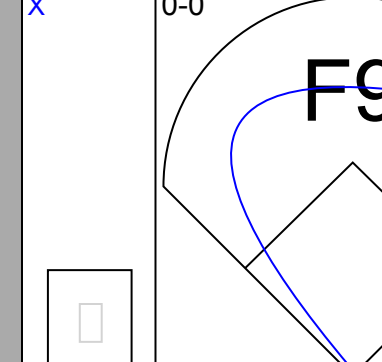
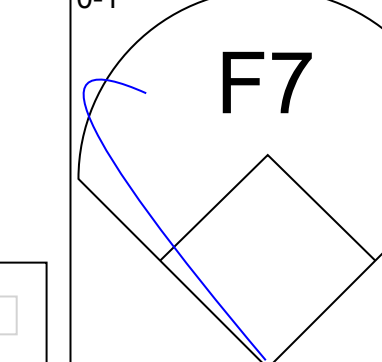
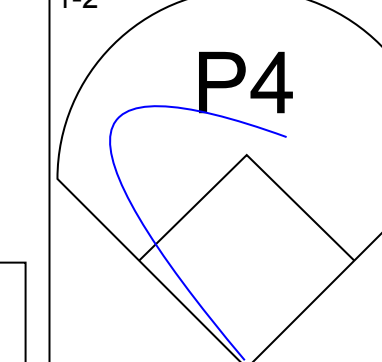
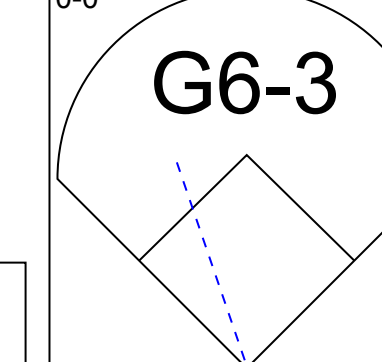
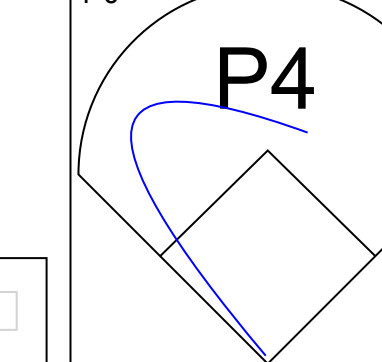
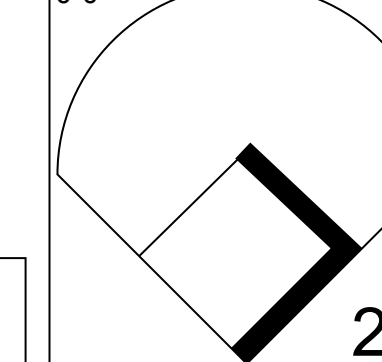
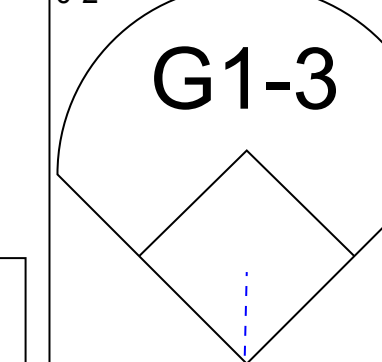
AB	33
R	4
H	9
RBI	3
BB	4
SO	5
LOB	19



Batter	1	2	3	4	5	6	7	8	9	AB R H RBI BB SO LOB	TOP									
Mariano Duncan, R (1,4) OBP: 0.281, SLG: 0.356			B2-3			G6-3			F9	4 0 1 0 0 0 0	Cincinnati Reds @ Houston Astros Astrodome, Houston, TX Sat Sep 16 1989, 8:05 PM EDT Att: 22,902 - Dome livebaseballscorecards.com									
Luis Quinones, S (1,5) OBP: 0.313, SLG: 0.442 Barry Larkin, R (9,PH) OBP: 0.374, SLG: 0.449	F7			P6		G3-1			P4	3 0 0 0 0 0 1 1 0 0 0 0 0 0										
Eric Davis, R (1,8) OBP: 0.368, SLG: 0.552	5-3			E		K			BB	3 1 1 0 1 1 1										
Todd Benzinger, S (1,3) OBP: 0.291, SLG: 0.381	K			6-3		4-3			4-3	4 0 0 0 0 1 3										
Paul O'Neill, L (1,9) OBP: 0.352, SLG: 0.459				E4		3-1				3 0 1 0 0 1 0										
Rolando Roomes, R (1,7) OBP: 0.279, SLG: 0.409	P9			K		P2				3 0 0 0 0 1 1										
Jeff Reed, L (1,2) Dave Collins, S (8,PH) OBP: 0.300, SLG: 0.268 Ron Oester, S (8,4) OBP: 0.308, SLG: 0.281	F8			4-3		4-3			P4	2 0 0 0 0 0 0 1 0 0 0 0 0 0 0 0 0 0 0 0 0										
Jeff Richardson, R (1,6) Chris Sabo, R (8,PH) Terry McGriff, R (8,2) OBP: 0.333, SLG: 0.200				1-3		K			P2	2 0 0 0 0 1 0 1 0 0 0 0 0 0 0 0 0 0 0 0 0										
Ron Robinson, R (1,1) Joel Youngblood, R (8,PH) Norm Charlton, S (8,1) OBP: 0.302, SLG: 0.342				B1-3		K			G5-3	2 0 0 0 0 1 0 1 0 0 0 0 0 0 0 0 0 0 0 0 0										
Inning Stats	R: 0 E: 0 K: 1 S: 12	H: 1 LOB: 1 BB: 0 P: 21	R: 0 E: 0 K: 1 S: 13	H: 0 LOB: 0 BB: 0 P: 20	R: 0 E: 0 K: 0 S: 6	H: 0 LOB: 0 BB: 0 P: 6	R: 1 E: 1 K: 1 S: 9	H: 2 LOB: 1 BB: 0 P: 16	R: 0 E: 0 K: 2 S: 11	H: 0 LOB: 0 BB: 0 P: 17		R: 0 E: 0 K: 1 S: 7	H: 0 LOB: 0 BB: 0 P: 11	R: 0 E: 0 K: 0 S: 4	H: 0 LOB: 0 BB: 0 P: 6	R: 0 E: 0 K: 0 S: 10	H: 0 LOB: 1 BB: 1 P: 18	1B: 2 2B: 1 3B: 0 HR: 0	SF: 0 SAC: 0 DP: 0 HBP: 0	WP: 0 PB: 0 SB: 3 CS: 0
PITCHER Jim Deshaies, L (1,1) ERA: 3.08	IP: 9.0 WLS: W BF: 31	H: 3 R: 1 ER: 0 SO: 6	BB: 1 IBB: 0 HBP: 0 BLK: 0	WP: 0 HR: 0 S: 78 P: 126	ERA: 0.00 WHIP: 0.444	PITCHER	IP: 9.0 WLS: W BF: 31	H: 3 R: 1 ER: 0 SO: 6	BB: 1 IBB: 0 HBP: 0 BLK: 0	WP: 0 HR: 0 S: 78 P: 126	ERA: 0.00 WHIP: 0.444	PITCHER	IP: 9.0 WLS: W BF: 31	H: 3 R: 1 ER: 0 SO: 6	BB: 1 IBB: 0 HBP: 0 BLK: 0	WP: 0 HR: 0 S: 78 P: 126	ERA: 0.00 WHIP: 0.444			

Batter	1	2	3	4	5	6	7	8	9	AB R H RBI BB SO LOB	BOTTOM									
Gerald Young, S (1,8) OBP: 0.329, SLG: 0.285	E6			K	F7				1B	4 0 1 0 0 1 0	Cincinnati Reds @ Houston Astros Astrodome, Houston, TX Sat Sep 16 1989, 8:05 PM EDT Att: 22,902 - Dome livebaseballscorecards.com									
Craig Biggio, R (1,2) OBP: 0.340, SLG: 0.398	F8			2B	L7				P3	4 1 1 0 0 0 2										
Kevin Bass, S (1,7) OBP: 0.359, SLG: 0.438	K			BB	2B				K	4 1 1 1 0 2 2										
Glenn Davis, R (1,3) OBP: 0.344, SLG: 0.493	5-3			BB	FC4-6				K	3 1 1 0 1 1 0										
Terry Puhl, L (1,9) Mark Davidson, R (8,PH) OBP: 0.304, SLG: 0.327	B5-3			FC4-6	BB				K	2 0 0 0 1 0 0 1 0 0 0 0 1 2										
Ken Caminiti, S (1,5) OBP: 0.316, SLG: 0.367	4-3			FC4-6	BB				K	2 0 1 1 1 0 0										
Craig Reynolds, L (1,4) Steve Lombardozzi, R (8,4) OBP: 0.278, SLG: 0.500				P6	FC4-6				F8	3 0 0 1 0 0 3 0 0 0 0 0 0 0										
Rafael Ramirez, R (1,6) OBP: 0.284, SLG: 0.330				P9	K				K	3 0 0 0 0 2 3										
Jim Deshaies, L (1,1) OBP: 0.145, SLG: 0.132				L7					L8	3 0 0 0 0 1 1										
Inning Stats	R: 0 E: 1 K: 1 S: 9	H: 0 LOB: 0 BB: 0 P: 14	R: 0 E: 0 K: 0 S: 5	H: 0 LOB: 0 BB: 0 P: 5	R: 0 E: 0 K: 0 S: 7	H: 0 LOB: 0 BB: 0 P: 10	R: 3 E: 0 K: 2 S: 19	H: 2 LOB: 3 BB: 0 P: 38	R: 0 E: 0 K: 1 S: 8	H: 0 LOB: 0 BB: 0 P: 12		R: 0 E: 0 K: 1 S: 6	H: 1 LOB: 1 BB: 0 P: 9	R: 0 E: 0 K: 1 S: 8	H: 2 LOB: 2 BB: 0 P: 10	R: 0 E: 0 K: 2 S: 12	H: 2 LOB: 0 BB: 0 P: 14	1B: 4 2B: 1 3B: 0 HR: 0	SF: 0 SAC: 0 DP: 0 HBP: 0	WP: 0 PB: 0 SB: 0 CS: 1
PITCHER Ron Robinson, R (1,1) Norm Charlton, L (8,1) ERA: 3.16	IP: 7.0 WLS: L BF: 27	H: 3 R: 3 ER: 3 SO: 6	BB: 2 IBB: 1 HBP: 0 BLK: 0	WP: 0 HR: 0 S: 62 P: 98	ERA: 3.86 WHIP: 0.714	PITCHER	IP: 1.0 WLS: L BF: 5	H: 2 R: 0 ER: 0 SO: 2	BB: 0 IBB: 0 HBP: 0 BLK: 0	WP: 0 HR: 0 S: 12 P: 14	ERA: 0.00 WHIP: 2.000									

Batter	1	2	3	4	5	6	7	8	9	AB	R	H	RBI	BB	SO	LOB	TOP			
Herm Winningham, L (1,7) OBP: 0.325, SLG: 0.369			 1B					 2-3		4	0	1	0	0	1	4	<p>Cincinnati Reds @ Houston Astros Astrodome, Houston, TX Sun Sep 17, 1989, 4:33 AM EDT Att. 17,820 - Dome</p>			
Mariano Duncan, R (1,6) OBP: 0.281, SLG: 0.354	 1B		 1-2							4	0	1	0	0	1	2				
Eric Davis, R (1,8) OBP: 0.367, SLG: 0.549								 1B		4	0	1	0	0	2	1				
Paul O'Neill, L (1,9) OBP: 0.351, SLG: 0.456								 1-2		3	0	0	0	1	1	2				
Todd Benzinger, S (1,3)										4	0	0	0	0	2	1				
Jeff Reed, L (1,2) OBP: 0.297, SLG: 0.299					 BB					2	0	0	0	1	0	0				
Scotti Madison, S (1,5) OBP: 0.213, SLG: 0.270										3	0	0	0	0	0	1				
Ron Oester, S (1,4) OBP: 0.312, SLG: 0.289								 G6-3		3	0	2	0	0	0	0				
Rolando Roomes, R (8, PR) OBP: 0.270, SLG: 0.409					 1-3			 G6-3		0	0	0	0	0	0	0				
Jeff Richardson, R (8, 6) OBP: 0.268, SLG: 0.287								 G6-3		0	0	0	0	0	0	0				
Tom Browning, L (1,1) OBP: 0.127, SLG: 0.080								 1-2		3	0	0	0	0	2	3				
Inning Stats	R: 0 E: 0 K: 2 S: 10	H: 1 LOB: 1 BB: 0 P: 15	R: 0 E: 0 K: 1 S: 8	H: 0 LOB: 0 BB: 0 P: 10	R: 0 E: 0 K: 1 S: 9	H: 1 LOB: 0 BB: 0 P: 11	R: 0 E: 0 K: 0 S: 7	H: 0 LOB: 1 BB: 1 P: 13	R: 0 E: 0 K: 1 S: 11	H: 1 LOB: 2 BB: 1 P: 18	R: 0 E: 0 K: 0 S: 6	H: 0 LOB: 0 BB: 0 P: 9	R: 0 E: 0 K: 0 S: 5	H: 1 LOB: 2 BB: 0 P: 7	R: 0 E: 0 K: 1 S: 7	H: 1 LOB: 0 BB: 0 P: 12	1B: 4 2B: 1 3B: 0 HR: 0	SF: 0 SAC: 0 DP: 1 HBP: 0	WP: 0 PB: 0 SB: 1 CS: 1	PA: 33
PITCHER Mark Portugal, R (1,1) ERA: 2.67	IP: 9.0 WLS: W BF: 32	H: 5 R: 0 ER: 0 SO: 9	BB: 2 IBB: 0 HBP: 0 BLK: 0	WP: 0 HR: 0 S: 74 P: 109	ERA: 0.00 WHIP: 0.778											ERA: 0.00 WHIP: 0.778				

Batter	1	2	3	4	5	6	7	8	9	AB	R	H	RBI	BB	SO	LOB	BOTTOM			
Gerald Young, S (1,8) OBP: 0.327, SLG: 0.283										4	0	0	0	0	1	1	<p>Cincinnati Reds @ Houston Astros Astrodome, Houston, TX Sun Sep 17, 1989, 4:33 AM EDT Att. 17,820 - Dome</p>			
Craig Biggio, R (1,2) OBP: 0.338, SLG: 0.396										3	0	0	0	0	0	0				
Kevin Bass, S (1,7) OBP: 0.359, SLG: 0.437						 1B				3	0	1	0	0	0	0				
Glenn Davis, R (1,3) OBP: 0.346, SLG: 0.493		 HBP				 1-2				1	0	0	0	1	0	1				
Rafael Ramirez, R (1,6) OBP: 0.284, SLG: 0.330		 1-2								3	0	1	0	0	0	1				
Ken Caminiti, S (1,5) OBP: 0.316, SLG: 0.372										3	1	1	1	0	0	1				
Mark Davidson, R (1,9) OBP: 0.288, SLG: 0.308										3	0	0	0	0	1	1				
Steve Lombardozzi, R (1,4) OBP: 0.238, SLG: 0.421										3	0	0	0	0	0	0				
Mark Portugal, R (1,1) OBP: 0.233, SLG: 0.379										3	0	1	0	0	0	0				
Inning Stats	R: 0 E: 0 K: 0 S: 6	H: 0 LOB: 0 BB: 0 P: 8	R: 0 E: 0 K: 0 S: 8	H: 1 LOB: 1 BB: 0 P: 11	R: 0 E: 0 K: 0 S: 4	H: 0 LOB: 0 BB: 0 P: 7	R: 0 E: 0 K: 0 S: 9	H: 0 LOB: 1 BB: 1 P: 17	R: 1 E: 0 K: 1 S: 13	H: 2 LOB: 1 BB: 0 P: 21	R: 0 E: 0 K: 0 S: 5	H: 1 LOB: 0 BB: 0 P: 5	R: 0 E: 0 K: 1 S: 7	H: 0 LOB: 0 BB: 0 P: 8	R: 0 E: 0 K: 1 S: 7	H: 0 LOB: 0 BB: 0 P: 8		1B: 2 2B: 1 3B: 0 HR: 1	SF: 0 SAC: 0 DP: 1 HBP: 1	WP: 0 PB: 0 SB: 0 CS: 1
PITCHER Tom Browning, L (1,1) ERA: 3.26	IP: 8.0 WLS: L BF: 28	H: 4 R: 1 ER: 1 SO: 2	BB: 1 IBB: 0 HBP: 1 BLK: 0	WP: 0 HR: 1 S: 57 P: 84	ERA: 1.12 WHIP: 0.625											ERA: 1.12 WHIP: 0.625				

Batter	1	2	3	4	5	6	7	8	9	10	AB	R	H	RBI	BB	SO	LOB	TOP				
Roberto Alomar, S OBP: 0.345, SLG: 0.374	4-0 F8 BB	0-2 F6			0-0 PB SF9 1B		0-0 CS 1B		1-3 K		4	1	2	0	1	1	3					
Gary Templeton, S OBP: 0.287, SLG: 0.363	2-1 F8		1-0 L5-3 1B		1-1 SF9 1-H		2-1 CS 1B		1-1 G6-3		4	0	2	1	0	0	1					
Tony Gwynn, L OBP: 0.390, SLG: 0.424	0-0 G3		1-1 L7		2-2 F7		4-0 FC6-4 IBB			1-1 CS 1B	4	0	1	0	1	0	2					
Jack Clark, R OBP: 0.407, SLG: 0.454	0-0 G4-3		3-2 L5-3		1-0 P5		2-3 K			4-2 CS 1B	4	1	0	0	1	1	4					
Chris James, R OBP: 0.294, SLG: 0.381		1-3 K		1-0 F5		3-2 F8 1B		1-0 FC6-4		3-2 E BB	5	1	2	0	0	1	2					
Shawn Abner, R OBP: 0.202, SLG: 0.277										1-3 FC5-4 1B	0	0	0	0	0	0	0					
Benito Santiago, R OBP: 0.276, SLG: 0.380	0-0 1B S		0-0 1B S		1-1 G5-3 1B		0-0 P6		1-1 F8		1-1 FC5 FC5-4	5	0	2	0	0	0	2				
Mike Pagliarulo, L OBP: 0.275, SLG: 0.289	4-2 1B S		4-2 1B S		2-2 G5-3 1B		0-0 F8		1-2 F7		0-1 FC5-4 BB	3	0	1	0	1	0	1				
Carmelo Martinez, R OBP: 0.297, SLG: 0.353	1-2 BB		1-2 BB		1-2 1B		1-2 1B				1-2 1B	1	0	0	1	0	0	1				
Joey Cora, S OBP: 0.333, SLG: 0.333											0	0	0	0	0	0	0					
Darrin Jackson, R OBP: 0.275, SLG: 0.329	1-3 K		1-3 K		2-1 G5-3		4-0 IBB		0-1 G5-3		3	0	0	0	2	1	4					
Ed Whitson, R OBP: 0.184, SLG: 0.194	0-1 K		0-1 K		2-0 G6-3		3-2 G6-3				0-3 K	3	0	1	0	0	0	4				
Bip Roberts, S OBP: 0.399, SLG: 0.439											1	0	0	0	0	1	0					
Greg Harris, R OBP: 0.167, SLG: 0.063											0	0	0	0	0	0	0					
Mark Parent, R OBP: 0.256, SLG: 0.380	1-2 2-3 1B										1	0	0	0	1	2						
Mark Davis, L OBP: 0.256, SLG: 0.380											0	0	0	0	0	0						
Inning Stats	R: 0 E: 0 K: 0 S: 4	H: 0 LOB: 1 BB: 1 P: 10	R: 0 E: 0 K: 2 S: 17	H: 2 LOB: 3 BB: 1 P: 23	R: 0 E: 0 K: 0 S: 6	H: 1 LOB: 0 BB: 0 P: 11	R: 0 E: 0 K: 0 S: 9	H: 2 LOB: 2 BB: 0 P: 17	R: 1 E: 0 K: 0 S: 7	H: 1 LOB: 0 BB: 0 P: 11	R: 0 E: 0 K: 1 S: 8	H: 2 LOB: 2 BB: 1 P: 16	R: 0 E: 0 K: 0 S: 9	H: 0 LOB: 0 BB: 0 P: 11	R: 0 E: 0 K: 2 S: 9	H: 0 LOB: 0 BB: 0 P: 11	R: 2 E: 1 K: 1 S: 17	H: 2 LOB: 2 BB: 2 P: 30	1B: 11 2B: 1 3B: 0 HR: 0	SF: 1 SAC: 0 DP: 1 HBP: 0	WP: 0 PB: 1 SB: 3 CS: 3	PA: 45
PITCHER	IP 6.0	WLS 7	BF 27	H 7	R 1	ER 0	SO 2	BB 2	IBB 1	HBP 0	BLK 0	WP 0	HR 0	S 54	P 93	ERA 0.00	WHIP 1.500					
Tim Leary, R ERA: 3.55																						
Rob Dibble, R ERA: 2.23	2.0	8	2	0	0	1	0	1	0	0	0	0	0	17	27	0.00	1.000					
Norm Charlton, L ERA: 3.16	2.0	L	10	2	2	0	3	2	0	0	0	0	0	26	41	0.00	2.000					

San Diego Padres @ Cincinnati Reds
Riverfront Stadium, Cincinnati, OH
Wed Sep 20 1989, 7:05 PM EDT
Att. 11,852 - Unknown

AB 38
R 3
H 11
RBI 2
BB 6
SO 6
LOB 26



Batter	1	2	3	4	5	6	7	8	9	10	AB	R	H	RBI	BB	SO	LOB	BOTTOM				
Herm Winningham, L OBP: 0.320, SLG: 0.367	0-1 G6-3		0-1 F7		0-1 F7			1-3 K			4	0	0	0	0	1	0					
Ron Oester, S OBP: 0.309, SLG: 0.286	1-3 K		0-1 1B		1-2 G6-3			1-3 K			4	0	1	0	0	2	0					
Eric Davis, R OBP: 0.367, SLG: 0.545	4-2 WP BB		2-3 K			0-2 G1-3			1-2 G6-4-3 1B		3	0	1	0	1	1	1					
Paul O'Neill, L OBP: 0.347, SLG: 0.449	3-3 K			2-2 F9		2-2 F7			0-1 G6-4-3		4	0	0	0	0	1	2					
Todd Benzinger, S OBP: 0.290, SLG: 0.382		1-1 G4-3 2B		0-1 F9 WP 2B		1-1 F9			1-2 F7		4	1	2	0	0	0	0					
Luis Quinones, S OBP: 0.309, SLG: 0.434		0-2 G4-3		0-0 F9				0-0 F9		1-1 E5 G5-4-3	4	0	0	0	0	0	2					
Jeff Reed, L OBP: 0.297, SLG: 0.295		4-1 G6-4-3 BB		4-1 WP BB						0-1 G5-4-3	1	0	0	0	2	0	0					
Barry Larkin, R OBP: 0.371, SLG: 0.446										1-2 1B	1	0	0	0	0	0	1					
Jeff Richardson, R OBP: 0.257, SLG: 0.275		0-0 G6-4-3		1-0 G6-3				0-3 K		1-3 K	4	0	0	0	0	2	3					
Tim Leary, R OBP: 0.169, SLG: 0.127			2-1 G6-3		0-1 G5-3						2	0	0	0	0	0	0					
Rob Dibble, L ERA: 2.62											0	0	0	0	0	0	0					
Dave Collins, S OBP: 0.293, SLG: 0.262											1	0	0	0	0	1	0					
Norm Charlton, S ERA: 2.02											0	0	0	0	0	0	0					
Inning Stats	R: 0 E: 0 K: 2 S: 13	H: 0 LOB: 1 BB: 1 P: 21	R: 0 E: 0 K: 0 S: 7	H: 1 LOB: 1 BB: 1 P: 12	R: 0 E: 0 K: 1 S: 9	H: 1 LOB: 1 BB: 0 P: 13	R: 1 E: 0 K: 0 S: 8	H: 1 LOB: 1 BB: 1 P: 15	R: 0 E: 0 K: 0 S: 7	H: 0 LOB: 0 BB: 0 P: 8	R: 0 E: 0 K: 1 S: 6	H: 0 LOB: 0 BB: 0 P: 6	R: 0 E: 0 K: 3 S: 9	H: 0 LOB: 0 BB: 0 P: 12	R: 0 E: 0 K: 0 S: 9	H: 1 LOB: 0 BB: 0 P: 11	R: 0 E: 1 K: 1 S: 7	H: 0 LOB: 0 BB: 0 P: 9	1B: 2 2B: 2 3B: 0 HR: 0	SF: 0 SAC: 0 DP: 3 HBP: 0	WP: 2 PB: 0 SB: 0 CS: 0	PA: 35
PITCHER	IP 8.0	WLS 3	BF 29	H 3	R 1	ER 1	SO 7	BB 3	IBB 1	HBP 0	BLK 0	WP 2	HR 0	S 67	P 98	ERA 1.12	WHIP 0.750					
Ed Whitson, R ERA: 2.62																						
Greg Harris, R ERA: 2.83	1.0	W	3	1	0	0	0	0	0	0	0	0	0	9	11	0.00	1.000					
Mark Davis, L ERA: 2.02	1.0	S	3	0	0	0	1	0	0	0	0	0	0	7	9	0.00	0.000					

San Diego Padres @ Cincinnati Reds
Riverfront Stadium, Cincinnati, OH
Wed Sep 20 1989, 7:05 PM EDT
Att. 11,852 - Unknown

AB 32
R 1
H 4
RBI 0
BB 3
SO 8
LOB 9



Batter	1	2	3	4	5	6	7	8	9	AB	R	H	RBI	BB	SO	LOB	TOP							
Dave Collins, S OBP: 0.297, SLG: 0.261 (1, 7)	P6	L7				F7		K		5	0	1	0	0	1	6	Cincinnati Reds @ Atlanta Braves Atlanta-Fulton County Stadium, Atlanta, GA Fri Sep 22 1989, 7:05 PM EDT Att. 4,273 - Unknown - 77 F							
Luis Quiñones, S OBP: 0.306, SLG: 0.429 (1, 4)	G1-3		G4-3		FC4-6 HR		G4-3			5	1	1	3	0	0	1								
Eric Davis, R Mike Roesler, R (8, 1)	K			1B 2B BB		HR		P2		3	2	1	2	2	1	1								
Todd Benzinger, S OBP: 0.293, SLG: 0.384 (1, 3)		2B G4-3 1B	2B 1B		1B		P7		F9	5	1	3	0	0	0	1								
Rolando Roomes, R OBP: 0.286, SLG: 0.424 (1, 9)		G4-3 1B 2B	L4 2B		K		P5		G6-3	5	1	2	1	0	1	2								
Scotti Madison, S OBP: 0.213, SLG: 0.268 (1, 5)		G4-3	L4		F8			1B 2B BB	1B 2B	4	1	1	1	1	0	4								
Terry McGriff, R OBP: 0.385, SLG: 0.273 (1, 2)		1B		G4-3		G6-3		1B 2B BB	1B	4	1	2	1	1	0	0								
Jeff Richardson, R OBP: 0.257, SLG: 0.273 (1, 6)		P3		P4		E5 SH3-4		2B 1B	1B	4	1	1	0	0	0	1								
Ron Robinson, R Rob Dibble, L Herm Winingham, L OBP: 0.259, SLG: 0.269 (7, 1) OBP: 0.321, SLG: 0.368 (8, 8)				K		SH3-4		F7		2	0	1	0	0	1	0								
		1B								1	0	0	0	0	0	3								
										0	0	0	0	0	0	0								
Inning Stats	R: 0 E: 0 K: 1 S: 6	H: 0 LOB: 0 BB: 0 P: 9	R: 2 E: 0 K: 0 S: 15	H: 4 LOB: 2 BB: 0 P: 23	R: 1 E: 0 K: 0 S: 6	H: 2 LOB: 1 BB: 1 P: 14	R: 0 E: 0 K: 1 S: 6	H: 0 LOB: 0 BB: 0 P: 7	R: 2 E: 0 K: 0 S: 9	H: 3 LOB: 1 BB: 0 P: 11	R: 0 E: 1 K: 0 S: 9	H: 0 LOB: 1 BB: 0 P: 13	R: 0 E: 0 K: 0 S: 16	H: 0 LOB: 1 BB: 1 P: 27	R: 3 E: 0 K: 1 S: 12	H: 2 LOB: 1 BB: 2 P: 28	R: 0 E: 0 K: 0 S: 7	H: 2 LOB: 2 BB: 0 P: 12	1B: 8 2B: 5 3B: 0 HR: 1	SF: 0 SAC: 1 DP: 1 HBP: 0	WP: 0 PB: 0 SB: 0 CS: 0	PA: 43		
PITCHER	IP WLS BF H R ER SO BB IBB HBP BLK WP HR S P ERA WHIP	IP WLS BF H R ER SO BB IBB HBP BLK WP HR S P ERA WHIP	IP WLS BF H R ER SO BB IBB HBP BLK WP HR S P ERA WHIP	IP WLS BF H R ER SO BB IBB HBP BLK WP HR S P ERA WHIP	IP WLS BF H R ER SO BB IBB HBP BLK WP HR S P ERA WHIP	IP WLS BF H R ER SO BB IBB HBP BLK WP HR S P ERA WHIP	IP WLS BF H R ER SO BB IBB HBP BLK WP HR S P ERA WHIP	IP WLS BF H R ER SO BB IBB HBP BLK WP HR S P ERA WHIP	IP WLS BF H R ER SO BB IBB HBP BLK WP HR S P ERA WHIP	IP WLS BF H R ER SO BB IBB HBP BLK WP HR S P ERA WHIP	IP WLS BF H R ER SO BB IBB HBP BLK WP HR S P ERA WHIP	IP WLS BF H R ER SO BB IBB HBP BLK WP HR S P ERA WHIP	IP WLS BF H R ER SO BB IBB HBP BLK WP HR S P ERA WHIP	IP WLS BF H R ER SO BB IBB HBP BLK WP HR S P ERA WHIP	IP WLS BF H R ER SO BB IBB HBP BLK WP HR S P ERA WHIP	IP WLS BF H R ER SO BB IBB HBP BLK WP HR S P ERA WHIP	IP WLS BF H R ER SO BB IBB HBP BLK WP HR S P ERA WHIP	IP WLS BF H R ER SO BB IBB HBP BLK WP HR S P ERA WHIP	IP WLS BF H R ER SO BB IBB HBP BLK WP HR S P ERA WHIP	IP WLS BF H R ER SO BB IBB HBP BLK WP HR S P ERA WHIP	IP WLS BF H R ER SO BB IBB HBP BLK WP HR S P ERA WHIP	IP WLS BF H R ER SO BB IBB HBP BLK WP HR S P ERA WHIP	IP WLS BF H R ER SO BB IBB HBP BLK WP HR S P ERA WHIP	IP WLS BF H R ER SO BB IBB HBP BLK WP HR S P ERA WHIP

AB	38
R	8
H	13
RBI	8
BB	4
SO	4
LOB	19



Batter	1	2	3	4	5	6	7	8	9	AB	R	H	RBI	BB	SO	LOB	BOTTOM							
Ron Gant, R OBP: 0.223, SLG: 0.309 (1, 8)	P6		FC1		FC6-4			K		4	0	0	0	0	1	2	Cincinnati Reds @ Atlanta Braves Atlanta-Fulton County Stadium, Atlanta, GA Fri Sep 22 1989, 7:05 PM EDT Att. 4,273 - Unknown - 77 F							
Jeff Blausler, R OBP: 0.313, SLG: 0.396 (1, 6)	K		L3 BB		G1-3		K			3	0	0	0	1	2	0								
Mark Lemke, S OBP: 0.219, SLG: 0.379 (1, 4)	G3		L3		G3		P6			4	0	0	0	0	0	3								
Lonnie Smith, R OBP: 0.415, SLG: 0.535 (1, 7)		F8		F7		L8		2B 1B		4	1	1	0	0	0	0								
David Justice, L OBP: 0.250, SLG: 0.324 (1, 9)		L4 1B		L4		1B SF7 2B		1B 2B		4	2	3	0	0	0	0								
Drew Denson, S OBP: 0.318, SLG: 0.333 (1, 3)		K		L1		1B		G6-4-3 1B		4	0	2	2	0	1	1								
Ed Whited, R OBP: 0.241, SLG: 0.315 (1, 5)		G5-3		F7		SF7		G6-4-3 1B		3	0	0	1	0	0	2								
John Mizerock, L OBP: 0.200, SLG: 0.200 (1, 2)			F9		P5		P4		G4-3	4	0	0	0	0	0	1								
Derek Lilliquist, L OBP: 0.190, SLG: 0.206 Oddie McDowell, L Charlie Puleo, R Tommy Gregg, L Kent Mercker, L (1, 1) (6, PH) (6, 1) (7, PH) (8, 1)			E FC1 1B		FC6-4 BB		P7			1	0	1	0	0	0	0								
										0	0	0	0	0	0	0								
										0	0	0	0	0	0	0								
Inning Stats	R: 0 E: 0 K: 1 S: 10	H: 0 LOB: 0 BB: 0 P: 17	R: 0 E: 0 K: 1 S: 9	H: 1 LOB: 1 BB: 0 P: 12	R: 0 E: 1 K: 0 S: 7	H: 1 LOB: 2 BB: 1 P: 14	R: 0 E: 0 K: 0 S: 6	H: 0 LOB: 0 BB: 0 P: 9	R: 0 E: 0 K: 0 S: 5	H: 0 LOB: 1 BB: 1 P: 13	R: 0 E: 0 K: 0 S: 9	H: 0 LOB: 0 BB: 0 P: 14	R: 1 E: 0 K: 0 S: 14	H: 2 LOB: 1 BB: 0 P: 19	R: 0 E: 0 K: 2 S: 7	H: 0 LOB: 0 BB: 0 P: 11	R: 2 E: 0 K: 0 S: 8	H: 3 LOB: 0 BB: 0 P: 12	1B: 5 2B: 3 3B: 0 HR: 0	SF: 1 SAC: 0 DP: 2 HBP: 0	WP: 0 PB: 0 SB: 1 CS: 0	PA: 35		
PITCHER	IP WLS BF H R ER SO BB IBB HBP BLK WP HR S P ERA WHIP	IP WLS BF H R ER SO BB IBB HBP BLK WP HR S P ERA WHIP	IP WLS BF H R ER SO BB IBB HBP BLK WP HR S P ERA WHIP	IP WLS BF H R ER SO BB IBB HBP BLK WP HR S P ERA WHIP	IP WLS BF H R ER SO BB IBB HBP BLK WP HR S P ERA WHIP	IP WLS BF H R ER SO BB IBB HBP BLK WP HR S P ERA WHIP	IP WLS BF H R ER SO BB IBB HBP BLK WP HR S P ERA WHIP	IP WLS BF H R ER SO BB IBB HBP BLK WP HR S P ERA WHIP	IP WLS BF H R ER SO BB IBB HBP BLK WP HR S P ERA WHIP	IP WLS BF H R ER SO BB IBB HBP BLK WP HR S P ERA WHIP	IP WLS BF H R ER SO BB IBB HBP BLK WP HR S P ERA WHIP	IP WLS BF H R ER SO BB IBB HBP BLK WP HR S P ERA WHIP	IP WLS BF H R ER SO BB IBB HBP BLK WP HR S P ERA WHIP	IP WLS BF H R ER SO BB IBB HBP BLK WP HR S P ERA WHIP	IP WLS BF H R ER SO BB IBB HBP BLK WP HR S P ERA WHIP	IP WLS BF H R ER SO BB IBB HBP BLK WP HR S P ERA WHIP	IP WLS BF H R ER SO BB IBB HBP BLK WP HR S P ERA WHIP	IP WLS BF H R ER SO BB IBB HBP BLK WP HR S P ERA WHIP	IP WLS BF H R ER SO BB IBB HBP BLK WP HR S P ERA WHIP	IP WLS BF H R ER SO BB IBB HBP BLK WP HR S P ERA WHIP	IP WLS BF H R ER SO BB IBB HBP BLK WP HR S P ERA WHIP	IP WLS BF H R ER SO BB IBB HBP BLK WP HR S P ERA WHIP	IP WLS BF H R ER SO BB IBB HBP BLK WP HR S P ERA WHIP	IP WLS BF H R ER SO BB IBB HBP BLK WP HR S P ERA WHIP



Batter	1	2	3	4	5	6	7	8	9	AB	R	H	RBI	BB	SO	LOB	TOP
Herm Winningham, L (1, 7) OBP: 0.324, SLG: 0.365 Rolando Roomes, R (8, PH) OBP: 0.287, SLG: 0.428	4-2 1B BB 2B BB	2-0 FC4-6 S 1-2		3-2 3-1			4-1 WP SH SF8 BB	1-3 K 2B	0-0 WP 2B	2	2	0	0	2	0	1	
Luis Quiñones, S (1, 5) OBP: 0.310, SLG: 0.435	4-0 1B 2B BB	3-2 F7			2-2 3-1		0-0 SH SF8 WP	3-1 1B 3B	4-2 BB	3	2	1	1	2	0	1	
Eric Davis, R (1, 8) OBP: 0.370, SLG: 0.551	1-0 2B FC3-6 1B	0-0 F8			1-0 4-3		1-1 SF8	4-0 S IBB	0-0 F7	4	2	1	1	1	0	3	
Paul O'Neill, L (1, 9) OBP: 0.349, SLG: 0.452	1-0 FC3-6 1-3 2-H 3-H			1-1 4-3		2-0 5-3	0-3 K	3-1 1-H 3-H		5	0	2	4	0	1	1	
Todd Benzinger, S (1, 3)	3-1 P5		2-3 K		1-0 F7		4-0 IBB	2-1 6-3		4	0	0	0	1	1	4	
Jeff Reed, L (1, 2) OBP: 0.301, SLG: 0.295 Joe Oliver, R (7, PH) OBP: 0.301, SLG: 0.398	4-0 FC3-6 IBB		4-0 BB		1-1 F7		2-0 F7		1-3 K2-3	1	0	0	0	2	0	0	
Ron Oester, S (1, 4) OBP: 0.292, SLG: 0.292 Marty Brown, R (8, PR) OBP: 0.235, SLG: 0.200	2-2 FC3-6 1-2 2-3 3-H		0-0 4-3		1-1 1B 2B 1B		1-1 1B 2B	1-1 1B 2B	1-3 K2-3	4	1	2	1	0	0	3	AB 37 R 11 H 12 RBI 10 BB 9 SO 6 LOB 19
Jeff Richardson, R (1, 6) OBP: 0.263, SLG: 0.272	1-0 F8		1-1 F7		1-0 2B 1B		0-3 K	4-2 1B 2B BB		4	1	1	0	1	1	3	
Tom Browning, L (1, 1) Ken Griffey, Jr. (6, PH) Bob Sebra, R (8, 1) Norm Charlton, S (7, 1) Barry Larkin, R (8, PH) John Franco, L (8, 1)		0-0 FC4-6 1B	2-2 B1-3		0-0 1-H 3-H		0-1 2B 3B 1B	0-0 2B 1B		2	0	1	0	0	0	0	WP: 2 PA: 48 RBI: 0 BB: 2 SO: 0
Inning Stats	R: 3 H: 2 E: 0 K: 0 S: 10	H: 2 R: 0 ER: 0 LOB: 3 P: 30	H: 1 R: 0 ER: 0 LOB: 1 P: 13	H: 0 R: 0 ER: 0 LOB: 0 P: 13	H: 0 R: 0 ER: 0 LOB: 0 P: 14	H: 0 R: 0 ER: 0 LOB: 0 P: 10	H: 3 R: 1 ER: 1 LOB: 2 P: 11	H: 0 R: 1 ER: 0 LOB: 2 P: 21	H: 4 R: 2 ER: 0 LOB: 2 P: 25	1B: 7 2B: 4 3B: 1 HR: 0	SF: 1 2B: 4 3B: 1 HBP: 0	WP: 2 PA: 48 RBI: 0 BB: 2 SO: 0					
PITCHER	IP WLS BF H R ER SO BB IBB HBP BLK WP HR S P ERA WHIP	6.1 3.15 30 6 5 5 1 4 1 0 0 1 0 48 100 7.11 1.579	0.1 2 0 0 0 1 0 1 0 0 0 0 5 9 0.00 0.000	0.1 L 2 1 1 0 0 0 0 0 0 0 0 3 6 27.00 3.000	0.1 2 1 0 0 1 0 0 0 0 0 0 7 7 0.00 3.000	0.2 5 2 3 3 1 0 1 0 0 0 0 9 22 40.50 3.000	Sergio Valdez, R (9, 1) ERA: 6.06	1.0 7 2 2 2 2 2 0 0 0 0 0 15 25 18.00 4.000									

Cincinnati Reds @ Atlanta Braves
Atlanta-Fulton County Stadium, Atlanta, GA
Sat Sep 23 1989, 7:05 PM EDT
Att. 7,674 - Unknown - 66 F

AB	37
R	11
H	12
RBI	10
BB	9
SO	6
LOB	19



Batter	1	2	3	4	5	6	7	8	9	AB	R	H	RBI	BB	SO	LOB	BOTTOM
Ron Gant, R (1, 8) OBP: 0.230, SLG: 0.322	4-0 1B SF8 BB		2-2 HR	1-1 F8		4-2 1B BB		0-1 1-3		3	2	1	1	2	0	1	
Jeff Blauser, R (1, 6) OBP: 0.316, SLG: 0.398	2-1 SF8 DI 4-3 1B		3-1 2B 1B		1-3 K	0-0 1B 1B		2-1 5-3		5	1	3	0	0	1	0	
Lonnie Smith, R (1, 7) OBP: 0.417, SLG: 0.538	1-2 SF8		0-0 1B 2B		4-1 2B 1B BB	0-0 1B 1B		2-0 5-3		3	1	2	1	1	0	0	
Dale Murphy, R (1, 9) OBP: 0.307, SLG: 0.368	1-3 3-H 4-3		4-0 IBB		0-0 1B 2B	2-1 F8		3-1 F8		4	0	1	1	1	0	2	
Drew Denson, S (1, 3) OBP: 0.308, SLG: 0.292	2-1 P5		1-3 K		4-2 1B BB		3-3 K			3	0	0	0	1	2	2	
Mark Lemke, S (1, 4) OBP: 0.250, SLG: 0.485		1-0 HR	1-2 5-3		1-1 1B FC5-4 1B		2-2 4-3			4	1	2	2	0	0	2	
Francisco Cabrera, R (1, 2) OBP: 0.167, SLG: 0.176 Mike Stanton, L (8, 1) John Russell, R (9, 2) OBP: 0.218, SLG: 0.206		1-0 P3		1-0 F7		1-0 F9		1-3 K		4	0	0	0	0	1	3	AB 33 R 5 H 9 RBI 5 BB 6 SO 6 LOB 13
Ed Whited, R (1, 5) OBP: 0.226, SLG: 0.293	1-0 1-3		3-3 K		2-1 FC5-4		1-0 F7			4	0	0	0	0	1	3	
Marty Clary, R (1, 1) Tony Castillo, L (7, 1) Jay Aldrich, R (7, 1) John Mizerock, L (8, 2) Dwayne Henry, R (8, 1) Gerónimo Berroa, R (8, PH) Sergio Valdez, R (9, 1)		0-3 K		4-2 BB		1-0 F7		3-1 4-3		2	0	0	0	1	1	0	WP: 0 PA: 40 RBI: 0 BB: 0 SO: 0
Inning Stats	R: 2 H: 1 E: 0 K: 0 S: 13	H: 1 R: 1 ER: 0 LOB: 0 P: 25	H: 1 R: 1 ER: 0 LOB: 0 P: 9	H: 3 R: 1 ER: 0 LOB: 1 P: 25	H: 0 R: 0 ER: 0 LOB: 1 P: 19	H: 2 R: 1 ER: 0 LOB: 2 P: 24	H: 2 R: 0 ER: 0 LOB: 2 P: 14	H: 0 R: 0 ER: 0 LOB: 0 P: 15	H: 0 R: 0 ER: 0 LOB: 0 P: 9	H: 0 R: 0 ER: 0 LOB: 0 P: 12	1B: 5 2B: 2 3B: 0 HR: 2	SF: 1 2B: 2 3B: 0 HBP: 0	WP: 0 PA: 40 RBI: 0 BB: 0 SO: 0				
PITCHER	IP WLS BF H R ER SO BB IBB HBP BLK WP HR S P ERA WHIP	5.0 3.38 26 7 5 5 4 4 1 0 0 0 0 7 14 0.00 3.000	1.0 W 3 0 0 0 2 0 0 0 0 0 0 9 15 0.00 0.000	1.0 3.12 3 0 0 0 0 0 0 0 0 0 10 21 0.00 0.000													

Cincinnati Reds @ Atlanta Braves
Atlanta-Fulton County Stadium, Atlanta, GA
Sat Sep 23 1989, 7:05 PM EDT
Att. 7,674 - Unknown - 66 F

AB	33
R	5
H	9
RBI	5
BB	6
SO	6
LOB	13



Batter	1	2	3	4	5	6	7	8	9	AB	R	H	RBI	BB	SO	LOB	TOP								
Herm Winningham, L (1, 7) OBP: 0.322, SLG: 0.363	L8	K			G4-3		L9	FC4-6		5	0	0	0	0	1	4	<p>Cincinnati Reds @ San Diego Padres Jack Murphy Stadium, San Diego, CA Mon Sep 25 1989, 10:05 PM EDT Att: 34,076 - Unknown</p>								
Ron Oester, S (1, 4) OBP: 0.314, SLG: 0.297	1B		F7		1B SF7		K		G6-3	5	1	2	0	0	1	0									
Eric Davis, R (1, 8) OBP: 0.368, SLG: 0.547	K		K		SF7		G6-3		G5-3	5	0	1	0	0	2	1									
Paul O'Neill, L (1, 9) OBP: 0.349, SLG: 0.450	1-2		G4-3		SF7			G4-3	S	4	1	2	1	0	0	0									
Todd Benzinger, S (1, 3) OBP: 0.293, SLG: 0.386	K			HR	G6-3			G4-3	BB	5	1	2	2	0	1	3									
Scotti Madison, S (1, 5) OBP: 0.253, SLG: 0.302		G4-3		G5-3	BB		SH5-3	1B	BB	3	2	3	0	2	0	0									
Jeff Reed, L (1, 2) OBP: 0.304, SLG: 0.293	G4-3		F9		BB		SH5-3	1B	BB	2	0	0	0	2	0	2									
Jeff Richardson, R (1, 6) OBP: 0.256, SLG: 0.273		F7		G5-3			K		G4-3	3	0	0	0	0	1	3									
Barry Larkin, R (8, PH) OBP: 0.375, SLG: 0.448										0	0	0	0	1	0	0									
Norm Charlton, S (8, PH)										0	0	0	0	0	0	0									
Dave Collins, S (9, PH)										1	0	0	0	0	0	3									
John Franco, L (9, 1) OBP: 0.333, SLG: 0.333										0	0	0	0	0	0	0									
Tim Leary, R (1, 1) OBP: 0.180, SLG: 0.158										2	0	1	1	0	0	1									
Ken Griffey, L (6, PH) OBP: 0.350, SLG: 0.429										1	0	0	0	0	0	1									
Rob Dibble, L (6, 1)										0	0	0	0	0	0	0									
Luis Quinones, S (8, PH) OBP: 0.305, SLG: 0.428		2H								1	0	0	0	0	0	2									
Inning Stats	R: 0 E: 0 K: 2 S: 10	H: 2 LOB: 0 BB: 0 P: 11	R: 1 E: 0 K: 1 S: 17	H: 2 LOB: 1 BB: 0 P: 22	R: 0 E: 0 K: 1 S: 8	H: 0 LOB: 0 BB: 0 P: 11	R: 1 E: 0 K: 0 S: 15	H: 1 LOB: 1 BB: 1 P: 22	R: 1 E: 0 K: 0 S: 12	H: 2 LOB: 1 BB: 0 P: 18	R: 0 E: 0 K: 1 S: 7	H: 1 LOB: 1 BB: 0 P: 11	R: 0 E: 0 K: 1 S: 5	H: 0 LOB: 0 BB: 2 P: 6	R: 1 E: 1 K: 0 S: 12	H: 1 LOB: 3 BB: 2 P: 26	R: 1 E: 0 K: 0 S: 20	H: 2 LOB: 3 BB: 2 P: 35	1B: 7 2B: 3 3B: 0 HR: 1	SF: 1 SAC: 1 DP: 0 HBP: 0	WP: 0 PB: 0 SB: 1 CS: 0	PA: 44			
PITCHER	IP	WLS	BF	H	R	ER	SO	BB	IBB	HBP	BLK	WP	HR	S	P	ERA	WHIP								
Ed Whitson, R (1, 1) ERA: 2.66	7.0		30	8	3	3	6	1	0	0	0	0	1	74	101	3.86	1.286								
Greg Harris, R (8, 1) ERA: 2.77	2.0	L	14	3	2	1	0	3	1	0	0	0	0	32	61	4.50	3.000								

AB	37
R	5
H	11
RBI	4
BB	5
SO	6
LOB	20



Batter	1	2	3	4	5	6	7	8	9	AB	R	H	RBI	BB	SO	LOB	BOTTOM								
Bip Roberts, S (1, 7) OBP: 0.395, SLG: 0.434	K		F		F8		F8			4	1	1	1	0	1	2	<p>Cincinnati Reds @ San Diego Padres Jack Murphy Stadium, San Diego, CA Mon Sep 25 1989, 10:05 PM EDT Att: 34,076 - Unknown</p>								
Roberto Alomar, S (1, 4) OBP: 0.348, SLG: 0.377	CS		SF8		G6-3			SH1	1B	2	0	2	1	1	0	0									
Tony Gwynn, L (1, 9) OBP: 0.387, SLG: 0.420	G4-3		F8		G6-3			SH1		3	0	0	0	0	0	3									
Carmelo Martinez, R (1, 3) OBP: 0.303, SLG: 0.350	G5-3			1B			F8	K		3	0	0	0	1	1	1									
Garry Templeton, S (1, 6) OBP: 0.285, SLG: 0.356	G5-3			BB			K	K		4	0	1	0	0	2	1									
Benito Santiago, R (1, 2) OBP: 0.275, SLG: 0.380	F8			1B			K		G1-3	4	0	0	0	0	1	2									
Mike Pagliarulo, L (1, 5) OBP: 0.303, SLG: 0.299					P6				G5-3	3	1	1	1	0	1	2									
Chris James, R (9, PH) OBP: 0.284, SLG: 0.373			HR				K			1	0	0	0	0	0	0									
Darrin Jackson, R (1, 8) OBP: 0.289, SLG: 0.354			SH3-4		F9		G3-1	WP		3	1	1	0	1	1	2									
Ed Whitson, R (1, 1) ERA: 3.56			2B				G3-1	BB		0	0	0	0	1	0	0									
Tim Flannery, L (7, PH) ERA: 2.16			1B							1	0	0	0	0	0	1									
Greg Harris, R (8, 1) OBP: 0.158, SLG: 0.059										0	0	0	0	0	0	0									
Inning Stats	R: 0 E: 0 K: 1 S: 7	H: 1 LOB: 0 BB: 0 P: 11	R: 0 E: 0 K: 0 S: 4	H: 0 LOB: 0 BB: 0 P: 6	R: 3 E: 1 K: 0 S: 15	H: 3 LOB: 0 BB: 0 P: 27	R: 0 E: 0 K: 0 S: 8	H: 1 LOB: 2 BB: 1 P: 13	R: 0 E: 0 K: 0 S: 6	H: 0 LOB: 1 BB: 2 P: 15	R: 0 E: 0 K: 2 S: 10	H: 0 LOB: 0 BB: 0 P: 15	R: 0 E: 0 K: 1 S: 11	H: 0 LOB: 1 BB: 1 P: 18	R: 0 E: 0 K: 2 S: 12	H: 1 LOB: 1 BB: 0 P: 16	R: 0 E: 0 K: 1 S: 10	H: 0 LOB: 0 BB: 0 P: 14	1B: 4 2B: 1 3B: 0 HR: 1	SF: 1 SAC: 2 DP: 1 HBP: 0	WP: 1 PB: 0 SB: 0 CS: 1	PA: 35			
PITCHER	IP	WLS	BF	H	R	ER	SO	BB	IBB	HBP	BLK	WP	HR	S	P	ERA	WHIP								
Tim Leary, R (1, 1) ERA: 3.56	5.0		21	5	3	2	1	3	0	0	0	1	0	21	33	0.00	0.500								
Rob Dibble, R (6, 1) ERA: 2.16	2.0	W	7	0	0	0	3	1	0	0	0	0	0	12	16	0.00	1.000								
Norm Charlton, L (8, 1) ERA: 3.09	1.0		4	1	0	0	2	0	0	0	0	0	0	10	14	0.00	0.000								
John Franco, L (9, 1) ERA: 3.13	1.0	S	3	0	0	0	1	0	0	0	0	0	0	10	14	0.00	0.000								

AB	28
R	3
H	6
RBI	3
BB	4
SO	7
LOB	14



Batter	1	2	3	4	5	6	7	8	9	AB	R	H	RBI	BB	SO	LOB	TOP			
Dave Collins, S OBP: 0.308, SLG: 0.268 (1, 7)	2-2 G4-3 BB 1B		3-3 K			1-2 FC6-4 1B		2-2 G6-3		4	0	2	0	0	1	0	Cincinnati Reds @ San Diego Padres Jack Murphy Stadium, San Diego, CA Tue Sep 26 1989, 10:05 PM EDT Att: 12,535 - Unknown			
Luis Quiñones, S OBP: 0.305, SLG: 0.424 (1, 4)	4-0 G4-3 BB			2-2 F8		0-0 F9		2-1 G4-3		3	0	0	0	1	0	2				
Eric Davis, R OBP: 0.365, SLG: 0.543 (1, 8)	1-2 G4-3			2-1 E5		2-1 FC6-4		0-3 K		4	0	0	0	0	1	4				
Todd Benzinger, S OBP: 0.291, SLG: 0.383 (1, 3)	3-3 K			2-2 F8		0-0 F7			0-0 G5-3	4	0	0	0	0	1	4				
Joe Oliver, R OBP: 0.285, SLG: 0.375 (1, 2)		1-2 L5		3-2 F8			1-1 G5-3		1-0 F8	4	0	0	0	0	0	1				
Rolando Roomes, R OBP: 0.289, SLG: 0.421 (1, 9)		3-3 K			1-2 E5 G6-4-3		4-2 E 1B BB		1-3 K	3	1	0	0	1	2	0				
Scotti Madison, S OBP: 0.245, SLG: 0.292 (1, 5)		3-1 F9			1-0 G6-4-3		2-3 K			3	0	0	0	0	1	2				
Jeff Richardson, R OBP: 0.256, SLG: 0.274 (1, 6)			2-2 F8		0-0 F7		1-0 K			3	0	1	1	0	0	0				
Jack Armstrong, R (1, 1)			0-1 F8			4-0 FC6-4 1B BB		2-3 K		1	0	0	0	0	0	0				
Marty Brown, R OBP: 0.297, SLG: 0.200 (6, PH)										0	0	0	0	0	0	0				
Rick Mahler, R OBP: 0.226, SLG: 0.210 (6, PH)										0	0	0	0	0	0	0				
Joel Youngblood, R OBP: 0.305, SLG: 0.333 (7, PH)										0	0	0	0	0	0	1				
Mike Roessler, R (7, 1)										0	0	0	0	0	0	0				
Rosario Rodriguez, R (8, 1)										0	0	0	0	0	0	0				
Inning Stats	R: 0 E: 0 K: 1 S: 9	H: 1 LOB: 1 BB: 1 P: 19	R: 0 E: 0 K: 1 S: 9	H: 0 LOB: 0 BB: 0 P: 16	R: 0 E: 0 K: 1 S: 11	H: 0 LOB: 0 BB: 0 P: 16	R: 0 E: 1 K: 0 S: 11	H: 0 LOB: 1 BB: 0 P: 20	R: 0 E: 0 K: 0 S: 8	H: 1 LOB: 2 BB: 1 P: 15	R: 1 E: 1 K: 2 S: 12	H: 1 LOB: 1 BB: 1 P: 22	R: 0 E: 0 K: 1 S: 8	H: 0 LOB: 0 BB: 0 P: 12	R: 0 E: 0 K: 1 S: 5	H: 0 LOB: 0 BB: 0 P: 7	1B: 3 2B: 0 3B: 0 HR: 0	SF: 0 SAC: 0 DP: 2 HBP: 0	WP: 0 PB: 0 SB: 0 CS: 0	PA: 33
PITCHER	IP WLS BF H R ER SO	IP WLS BF H R ER SO	IP WLS BF H R ER SO	IP WLS BF H R ER SO	IP WLS BF H R ER SO	IP WLS BF H R ER SO	IP WLS BF H R ER SO	IP WLS BF H R ER SO	IP WLS BF H R ER SO	IP WLS BF H R ER SO	IP WLS BF H R ER SO	IP WLS BF H R ER SO	IP WLS BF H R ER SO	IP WLS BF H R ER SO	IP WLS BF H R ER SO	IP WLS BF H R ER SO	ERA WHIP	ERA WHIP		
Dennis Rasmussen, L ERA: 4.28 (1, 1)	6.2 W 26 3 1 0 4																0.00	0.900		
Mark Davis, L ERA: 1.91 (7, 1)	2.1 S 7 0 0 0 3																0.00	0.000		

AB	30
R	1
H	3
RBI	1
BB	3
SO	7
LOB	14



Batter	1	2	3	4	5	6	7	8	9	AB	R	H	RBI	BB	SO	LOB	BOTTOM			
Bip Roberts, S OBP: 0.390, SLG: 0.428 (1, 5) (5, 7)	2-2 F9		2-2 F7		3-1 F7			2-2 G1-3		4	0	0	0	0	0	0	Cincinnati Reds @ San Diego Padres Jack Murphy Stadium, San Diego, CA Tue Sep 26 1989, 10:05 PM EDT Att: 12,535 - Unknown			
Roberto Alomar, S OBP: 0.349, SLG: 0.378 (1, 4)	1-1 G4-3		1-1 K		0-3 K		1-1 2B 1B		4	1	2	0	0	1	0					
Tony Gwynn, L OBP: 0.386, SLG: 0.421 (1, 9)	0-1 G6-3		1-0 F9		3-2 L3		0-0 1B 2B		4	0	1	1	0	0	1					
Jack Clark, R OBP: 0.469, SLG: 0.461 (1, 3) (6, PR)		3-1 G6-3		1-0 HR		1-3 K		4-0 1B IBB		3	1	1	1	1	1	0				
Chris James, R OBP: 0.283, SLG: 0.371 (1, 7)		0-3 K		2-2 G4-3		1-0 F9		1-2 G3-1		2	0	0	0	0	1	0				
Mike Pagliarulo, L OBP: 0.273, SLG: 0.298 (5, 5)									2	0	0	0	0	0	2					
Garry Templeton, S OBP: 0.286, SLG: 0.356 (1, 6)		0-1 1B 1B		0-3 K		0-2 L7			3	0	1	0	0	1	0					
Benito Santiago, R OBP: 0.277, SLG: 0.389 (1, 2)		0-0 1B		1-0 HR		0-0 F7			3	1	2	1	0	0	0					
Darrin Jackson, R OBP: 0.284, SLG: 0.348 (1, 8)		1-0 F7		0-0 F9			1-0 F8		3	0	0	0	0	0	2					
Dennis Rasmussen, L ERA: 4.64 (1, 1)			2-1 L7		3-2 G4-3			1-3 K		2	0	0	0	0	0	0				
Mark Davis, L (7, 1)									1	0	0	0	0	1	0					
Inning Stats	R: 0 E: 0 K: 0 S: 10	H: 0 LOB: 0 BB: 0 P: 13	R: 0 E: 0 K: 1 S: 10	H: 2 LOB: 2 BB: 0 P: 14	R: 0 E: 0 K: 0 S: 8	H: 1 LOB: 1 BB: 0 P: 14	R: 2 E: 0 K: 1 S: 9	H: 2 LOB: 0 BB: 0 P: 13	R: 0 E: 0 K: 1 S: 8	H: 0 LOB: 0 BB: 0 P: 14	R: 0 E: 0 K: 0 S: 5	H: 0 LOB: 0 BB: 0 P: 6	R: 0 E: 0 K: 1 S: 14	H: 2 LOB: 2 BB: 1 P: 23	R: 1 E: 0 K: 1 S: 14	H: 2 LOB: 2 BB: 1 P: 23	1B: 4 2B: 1 3B: 0 HR: 2	SF: 0 SAC: 0 DP: 0 HBP: 0	WP: 0 PB: 0 SB: 0 CS: 0	PA: 32
PITCHER	IP WLS BF H R ER SO	IP WLS BF H R ER SO	IP WLS BF H R ER SO	IP WLS BF H R ER SO	IP WLS BF H R ER SO	IP WLS BF H R ER SO	IP WLS BF H R ER SO	IP WLS BF H R ER SO	IP WLS BF H R ER SO	IP WLS BF H R ER SO	IP WLS BF H R ER SO	IP WLS BF H R ER SO	IP WLS BF H R ER SO	IP WLS BF H R ER SO	IP WLS BF H R ER SO	IP WLS BF H R ER SO	ERA WHIP	ERA WHIP		
Jack Armstrong, R ERA: 4.64 (1, 1)	5.0 L 20 5 2 2 3																3.60	1.000		
Rick Mahler, R ERA: 3.74 (6, 1)	1.0 3 0 0 0 1																0.00	0.000		
Mike Roessler, R ERA: 4.13 (7, 1)	1.2 8 2 1 1 1																5.40	1.200		
Rosario Rodriguez, L ERA: 5.4 (8, 1)	0.1 1 0 0 0 0																0.00	0.000		



Batter	1	2	3	4	5	6	7	8	9	10	11	12	13	AB	R	H	RBI	BB	SO	LOB	TOP	
Dave Collins, S OBP: 0.277, SLG: 0.277 Paul O'Neill, L John Franco, R Joe Youngblood, R Norm Charlton, S	F7		P2			SF7 2B	P6		BB		P6		B1	4	1	1	0	0	0	0	3	
Luis Quiñones, S OBP: 0.307, SLG: 0.424	K		F9			SF7 2H		1B WP 1B		BB		BB	K	5	0	2	1	1	2	1		
Eric Davis, R OBP: 0.385, SLG: 0.542	1B BB			K		G4-3 BB		K		G4-3		BB	K	4	0	1	1	3	2	1		
Todd Benzinger, S OBP: 0.290, SLG: 0.380	1B		F9			G4-3 1-2		K		G1-3		G3	F8	7	0	1	0	0	1	5		
Joe Oliver, R OBP: 0.302, SLG: 0.390 Mary Brown, R OBP: 0.257, SLG: 0.200 Jeff Reed, L OBP: 0.305, SLG: 0.293	K			1B				BB 1B		BB 1B		BB	BB	5	0	4	0	0	1	2		
Rolando Roomes, R OBP: 0.293, SLG: 0.420		E8 CS 1B		P3				1B		1B		BB	K	5	0	2	0	1	2	3		
Scotti Madison, S OBP: 0.250, SLG: 0.287	L5-3							BB		1B		K	K	5	0	1	0	1	2	5		
Jeff Richardson, R OBP: 0.250, SLG: 0.265 Ken Griffey, L OBP: 0.343, SLG: 0.427 Ron Oester, S OBP: 0.313, SLG: 0.296	F8		F8		L7			1B		G1-3		F7	F8	4	0	0	0	0	1	3		
Ron Robinson, R OBP: 0.241, SLG: 0.250 Barry Larkin, R OBP: 0.377, SLG: 0.445 Herm Winningham, L OBP: 0.322, SLG: 0.362			G6-3		G4-3			BB		G3		G3	S 2B	2	0	0	0	0	0	0		
Inning Stats	R: 0 E: 0 K: 2 S: 10	H: 1 LOB: 2 BB: 1 P: 15	R: 0 E: 1 K: 2 S: 11	H: 1 LOB: 0 BB: 0 P: 15	R: 0 E: 0 K: 1 S: 5	H: 0 LOB: 0 BB: 0 P: 9	R: 0 E: 0 K: 1 S: 12	H: 1 LOB: 1 BB: 0 P: 16	R: 0 E: 0 K: 0 S: 6	H: 2 LOB: 3 BB: 1 P: 19	R: 0 E: 0 K: 0 S: 6	H: 1 LOB: 2 BB: 1 P: 10	R: 0 E: 0 K: 0 S: 7	H: 0 LOB: 2 BB: 2 P: 16	R: 0 E: 0 K: 2 S: 10	H: 0 LOB: 1 BB: 1 P: 19	R: 1 E: 0 K: 1 S: 12	H: 2 LOB: 1 BB: 0 P: 16	1B: 11 2B: 2 3B: 0 HR: 0	SF: 1 SAC: 0 DP: 1 HBP: 0	WP: 1 PB: 0 SB: 1 CS: 1	PA: 58
PITCHER	IP	WLS	BF	H	R	ER	SO	BB	IBB	HBP	BLK	WP	HR	S	P	ERA	WHIP					
Bruce Hurst, L ERA: 2.89	6.2	27	6	1	0	5	3	0	0	0	0	0	0	66	101	0.00	1.350					
Mark Davis, L ERA: 1.89	7.1	27	2	0	0	3	1	0	0	0	0	1	0	15	27	0.00	2.250					
Mark Grant, R ERA: 3.14	9.1	3	0	0	0	2	0	0	0	0	0	0	0	17	30	0.00	3.000					
Greg Harris, R ERA: 2.74	10.1	6	0	0	0	2	0	0	0	0	0	0	0	9	20	0.00	1.500					
Calvin Schiraldi, R ERA: 3.51	12.1	9	2	1	1	3	1	0	0	0	0	0	0	22	35	4.50	1.500					

Cincinnati Reds @ San Diego Padres
Jack Murphy Stadium, San Diego, CA
Wed Sep 27 1989, 10:05 PM EDT
Att. 17,136 - Unknown

AB 48
R 2
H 13
RBI 2
BB 9
SO 11
LOB 28



Batter	1	2	3	4	5	6	7	8	9	10	11	12	13	AB	R	H	RBI	BB	SO	LOB	BOTTOM	
Blip Roberts, S OBP: 0.302, SLG: 0.428	FC3-6 BB		G5-3			G3			SH1-4 G6-3 1B	G1-3		1B		5	1	2	0	1	0	0		
Roberto Alomar, S OBP: 0.340, SLG: 0.378	FC3-6 CS			F7			F7		G6-3 SH1-4 1B		SH5-4 FC6-2 SH	G6-3		6	0	2	0	0	0	2		
Tony Gwynn, L OBP: 0.385, SLG: 0.420	F9			L9			G6-3		SH1-4		SH			4	0	1	0	0	0	1		
Jack Clark, R OBP: 0.410, SLG: 0.459 Phil Stephenson, L OBP: 0.233, SLG: 0.148				F8					G6-3 IBB		SH5-4		SH3-4	2	0	0	0	2	1	0		
Chris James, R OBP: 0.281, SLG: 0.367					F7				G6-3		FC6-2 IBB		G6-3	5	0	0	1	1	1	4		
Garry Templeton, S OBP: 0.286, SLG: 0.354					G3				IBB		FC6-2 FC6-4		K	5	0	1	0	1	2	4		
Benito Santiago, R OBP: 0.277, SLG: 0.367 Greg Harris, R OBP: 0.156, SLG: 0.059 Carmelo Martinez, R OBP: 0.302, SLG: 0.348 Calvin Schiraldi, R OBP: 0.311, SLG: 0.260	FC5-4 1B			F7					G4-3 1B		FC6-4			4	0	1	0	0	1	4		
Darrin Jackson, R OBP: 0.276, SLG: 0.337			G5-3			F8		G4-3		G6-3		F7		5	0	0	0	0	1			
Bruce Hurst, L OBP: 0.177, SLG: 0.071 Mark Davis, L Mike Pagliarulo, L OBP: 0.273, SLG: 0.297 Mark Grant, R OBP: 0.182, SLG: 0.053 Mark Parent, R OBP: 0.230, SLG: 0.371				F7					K		K		K	2	0	0	0	0	1	0		
Inning Stats	R: 0 E: 0 K: 0 S: 11	H: 0 LOB: 0 BB: 0 P: 19	R: 0 E: 0 K: 2 S: 9	H: 1 LOB: 1 BB: 0 P: 14	R: 0 E: 0 K: 1 S: 5	H: 0 LOB: 0 BB: 0 P: 13	R: 0 E: 0 K: 0 S: 6	H: 0 LOB: 1 BB: 1 P: 12	R: 0 E: 0 K: 2 S: 9	H: 1 LOB: 1 BB: 0 P: 12	R: 1 E: 0 K: 1 S: 14	H: 2 LOB: 3 BB: 2 P: 29	R: 0 E: 1 K: 0 S: 7	H: 1 LOB: 3 BB: 1 P: 17	R: 0 E: 0 K: 1 S: 11	H: 1 LOB: 1 BB: 1 P: 18	R: 0 E: 0 K: 1 S: 8	H: 1 LOB: 1 BB: 0 P: 10	1B: 7 2B: 0 3B: 0 HR: 0	SF: 0 SAC: 4 DP: 0 HBP: 0	WP: 0 PB: 0 SB: 0 CS: 1	PA: 51
PITCHER	IP	WLS	BF	H	R	ER	SO	BB	IBB	HBP	BLK	WP	HR	S	P	ERA	WHIP					
Ron Robinson, R ERA: 3.35	6.0	19	1	0	0	3	1	0	0	0	0	0	0	16	24	0.00	1.000					
Rob Dibble, R ERA: 2.11	2.0	8	1	0	0	2	1	0	0	0	0	0	0	22	42	4.50	1.000					
John Franco, L ERA: 3.16	2.0	10	2	1	1	2	0	2	0	0	0	0	0	26	45	0.00	1.000					
Norm Charlton, L ERA: 2.99	3.0	W	14	3	0	0	2	0	1	0	0	0	0	26	45	0.00	1.000					

Cincinnati Reds @ San Diego Padres
Jack Murphy Stadium, San Diego, CA
Wed Sep 27 1989, 10:05 PM EDT
Att. 17,136 - Unknown

AB 42
R 1
H 7
RBI 1
BB 5
SO 9
LOB 20



Batter	1	2	3	4	5	6	7	8	9	AB	R	H	RBI	BB	SO	LOB	TOP			
Gerald Young, S (1.8) OBP: 0.326, SLG: 0.276	G4-3		G4-3		1B		P3		G4-3	5	1	1	0	0	0	0	Houston Astros @ Cincinnati Reds Riverfront Stadium, Cincinnati, OH Fri Sep 29 1989, 7:05 PM EDT Att: 17,342 - Unknown livebaseballscorecards.com			
Craig Biggio, R (1.7) OBP: 0.332, SLG: 0.394	L6		F7		1B		B5-3			4	0	1	0	0	0	0				
Ken Caminiti, S (1.5) OBP: 0.314, SLG: 0.366	1B		F9		1B		1B			4	1	3	1	0	0	0				
Glenn Davis, R (1.3) OBP: 0.347, SLG: 0.488	1B				1B		F9		G6-3	3	0	1	0	1	0	3				
Glenn Wilson, R (1.9) OBP: 0.325, SLG: 0.429	1B				2B		F9		G4-3	4	0	1	1	0	0	3				
Rafael Ramirez, R (1.6) OBP: 0.283, SLG: 0.324	F9				1B		G4-3		K	4	1	2	0	0	1	2				
Bill Doran, S (1.4) OBP: 0.301, SLG: 0.323					1B		G6-3		G5-3	4	0	1	0	0	0	1				
Carl Nichols, R (1.2) OBP: 0.077, SLG: 0.077					2B		G4-3		G1-3	4	0	1	1	0	0	1				
Rick Rhoden, R (1.1) OBP: 0.207, SLG: 0.241							G4-3		K	2	0	0	0	0	1	0				
Steve Lombardozzi, R (6. PH) OBP: 0.273, SLG: 0.379							L9		K	1	0	0	0	0	0	1				
Brian Meyer, R (6. PH) OBP: 0.111, SLG: 0.118										1	0	0	0	0	0	0				
Danny Darwin, R (8. PH) OBP: 0.350, SLG: 0.398										1	0	0	0	0	1	0				
Inning Stats	R: 1 E: 0 K: 0 S: 12	H: 2 LOB: 2 BB: 1 P: 19	R: 0 E: 0 K: 1 S: 5	H: 0 LOB: 0 BB: 0 P: 6	R: 0 E: 0 K: 0 S: 6	H: 0 LOB: 0 BB: 0 P: 7	R: 1 E: 0 K: 0 S: 11	H: 4 LOB: 2 BB: 0 P: 15	R: 1 E: 0 K: 0 S: 7	H: 3 LOB: 1 BB: 0 P: 11	R: 0 E: 0 K: 0 S: 6	H: 1 LOB: 1 BB: 0 P: 9	R: 0 E: 0 K: 1 S: 8	H: 0 LOB: 0 BB: 0 P: 12	R: 0 E: 0 K: 1 S: 9	H: 0 LOB: 0 BB: 0 P: 15	1B: 8 2B: 3 3B: 0 HR: 0	SF: 0 SAC: 0 DP: 0 HBP: 0	WP: 0 PB: 0 SB: 0 CS: 0	PA: 37
PITCHER	IP WLS BF H R ER SO BB IBB HBP BLK WP HR S P ERA WHIP	IP WLS BF H R ER SO BB IBB HBP BLK WP HR S P ERA WHIP	IP WLS BF H R ER SO BB IBB HBP BLK WP HR S P ERA WHIP	IP WLS BF H R ER SO BB IBB HBP BLK WP HR S P ERA WHIP	IP WLS BF H R ER SO BB IBB HBP BLK WP HR S P ERA WHIP	IP WLS BF H R ER SO BB IBB HBP BLK WP HR S P ERA WHIP	IP WLS BF H R ER SO BB IBB HBP BLK WP HR S P ERA WHIP	IP WLS BF H R ER SO BB IBB HBP BLK WP HR S P ERA WHIP	IP WLS BF H R ER SO BB IBB HBP BLK WP HR S P ERA WHIP	IP WLS BF H R ER SO BB IBB HBP BLK WP HR S P ERA WHIP	IP WLS BF H R ER SO BB IBB HBP BLK WP HR S P ERA WHIP	IP WLS BF H R ER SO BB IBB HBP BLK WP HR S P ERA WHIP	IP WLS BF H R ER SO BB IBB HBP BLK WP HR S P ERA WHIP	IP WLS BF H R ER SO BB IBB HBP BLK WP HR S P ERA WHIP	IP WLS BF H R ER SO BB IBB HBP BLK WP HR S P ERA WHIP	IP WLS BF H R ER SO BB IBB HBP BLK WP HR S P ERA WHIP	IP WLS BF H R ER SO BB IBB HBP BLK WP HR S P ERA WHIP			
Tom Browning, L (1.1) ERA: 3.39	7.0	31	11	3	3	1	0	0	0	0	0	0	0	0	0	0	3.86	1.571		
Rob Dibble, R (8. PH) ERA: 2.09	1.0	W 3	0	0	0	1	0	0	0	0	0	0	0	0	0	0	0.00	0.000		
John Franco, L (9. PH) ERA: 3.12	1.0	S 3	0	0	0	1	0	0	0	0	0	0	0	0	0	0	0.00	0.000		

Batter	1	2	3	4	5	6	7	8	9	AB	R	H	RBI	BB	SO	LOB	BOTTOM			
Herm Winningham, L (1.8) OBP: 0.317, SLG: 0.356	B1-3				F7		L8			4	0	0	0	0	1	1	Houston Astros @ Cincinnati Reds Riverfront Stadium, Cincinnati, OH Fri Sep 29 1989, 7:05 PM EDT Att: 17,342 - Unknown livebaseballscorecards.com			
Luis Quiñones, S (1.5) OBP: 0.307, SLG: 0.422	1B				F9		F9			4	1	1	0	0	0	0				
Paul O'Neill, L (1.9) OBP: 0.350, SLG: 0.450	L7				P5		P3		1B	4	1	1	0	0	0	2				
Todd Benzinger, S (1.3) OBP: 0.292, SLG: 0.382	1B				F7		G5-4-3		FC	3	1	2	0	1	0	0				
Joe Oliver, R (1.2) OBP: 0.307, SLG: 0.396	1B				K		G5-4-3		FC	3	0	1	2	0	1	2				
Rolando Roomes, R (1.7) OBP: 0.297, SLG: 0.424	1B				1B		K		FC	2	1	1	0	1	1	0				
Barry Larkin, R (8. PH) OBP: 0.376, SLG: 0.448									FC	1	0	0	1	0	0	2				
Scotti Madison, S (9.5) OBP: 0.250, SLG: 0.287	BB				SF9		K		FC	0	0	0	0	0	0	0				
Ron Oester, S (1.4) OBP: 0.315, SLG: 0.299	1B				SH5-4		G4-3		G3	4	0	2	0	0	0	2				
Jeff Richardson, R (1.6) OBP: 0.244, SLG: 0.261					SF9		G4-3		K	2	0	0	1	0	1	3				
Ken Griffey, L (8. PH) OBP: 0.347, SLG: 0.426										1	0	0	0	0	1	2				
John Franco, L (9. PH) OBP: 0.333, SLG: 0.333										0	0	0	0	0	0	0				
Tom Browning, L (1.1) OBP: 0.134, SLG: 0.090										1	0	0	0	0	1	0				
Dave Collins, S (7. PH) OBP: 0.304, SLG: 0.275										1	0	0	0	0	0	0				
Rob Dibble, L (8. PH) OBP: 0.368, SLG: 0.542										0	0	0	0	0	0	0				
Inning Stats	R: 2 E: 0 K: 1 S: 15	H: 4 LOB: 3 BB: 1 P: 28	R: 0 E: 0 K: 2 S: 9	H: 0 LOB: 0 BB: 0 P: 13	R: 0 E: 0 K: 1 S: 10	H: 0 LOB: 0 BB: 0 P: 14	R: 1 E: 0 K: 0 S: 11	H: 2 LOB: 1 BB: 0 P: 19	R: 0 E: 0 K: 0 S: 4	H: 0 LOB: 0 BB: 1 P: 9	R: 0 E: 0 K: 1 S: 6	H: 0 LOB: 0 BB: 0 P: 9	R: 0 E: 0 K: 0 S: 6	H: 0 LOB: 0 BB: 0 P: 13	R: 1 E: 1 K: 1 S: 14	H: 2 LOB: 2 BB: 0 P: 20	1B: 5 2B: 3 3B: 0 HR: 0	SF: 2 SAC: 1 DP: 1 HBP: 1	WP: 0 PB: 0 SB: 0 CS: 0	PA: 35
PITCHER	IP WLS BF H R ER SO BB IBB HBP BLK WP HR S P ERA WHIP	IP WLS BF H R ER SO BB IBB HBP BLK WP HR S P ERA WHIP	IP WLS BF H R ER SO BB IBB HBP BLK WP HR S P ERA WHIP	IP WLS BF H R ER SO BB IBB HBP BLK WP HR S P ERA WHIP	IP WLS BF H R ER SO BB IBB HBP BLK WP HR S P ERA WHIP	IP WLS BF H R ER SO BB IBB HBP BLK WP HR S P ERA WHIP	IP WLS BF H R ER SO BB IBB HBP BLK WP HR S P ERA WHIP	IP WLS BF H R ER SO BB IBB HBP BLK WP HR S P ERA WHIP	IP WLS BF H R ER SO BB IBB HBP BLK WP HR S P ERA WHIP	IP WLS BF H R ER SO BB IBB HBP BLK WP HR S P ERA WHIP	IP WLS BF H R ER SO BB IBB HBP BLK WP HR S P ERA WHIP	IP WLS BF H R ER SO BB IBB HBP BLK WP HR S P ERA WHIP	IP WLS BF H R ER SO BB IBB HBP BLK WP HR S P ERA WHIP	IP WLS BF H R ER SO BB IBB HBP BLK WP HR S P ERA WHIP	IP WLS BF H R ER SO BB IBB HBP BLK WP HR S P ERA WHIP	IP WLS BF H R ER SO BB IBB HBP BLK WP HR S P ERA WHIP				
Rick Rhoden, R (1.1) ERA: 4.28	5.0	23	6	3	3	4	0	0	0	0	0	0	0	0	0	0	5.40	1.400		
Brian Meyer, R (6. PH) ERA: 4.5	2.0	L 9	2	1	1	1	0	0	0	0	0	0	0	0	0	0	4.50	1.000		
Danny Darwin, R (8. PH) ERA: 2.36	1.0	3	0	0	0	1	0	0	0	0	0	0	0	0	0	0	0.00	0.000		

Batter	1	2	3	4	5	6	7	8	9	AB	R	H	RBI	BB	SO	LOB	TOP										
Eric Yelding, R OBP: 0.292, SLG: 0.256 (1, 6)										4	2	2	1	1	1	0	Houston Astros @ Cincinnati Reds Riverfront Stadium, Cincinnati, OH Sat Sep 30 1989, 3:33 AM EDT Att: 16,167 - Unknown - 69 F										
Craig Biggio, R OBP: 0.335, SLG: 0.399 (1, 8)										5	2	3	1	0	0	1											
Ken Caminiti, S OBP: 0.316, SLG: 0.368 (1, 5)										4	2	2	2	1	1	1											
Glenn Davis, R OBP: 0.351, SLG: 0.495 Harry Spillman, L OBP: 0.395, SLG: 0.361 (7, 3)										2	1	2	2	2	0	0											
Glenn Wilson, R OBP: 0.324, SLG: 0.425 (1, 9)										4	0	0	1	1	0	2											
Mark Davidson, R OBP: 0.294, SLG: 0.328 (1, 7)										4	0	0	1	0	1	4											
Alex Trevino, R OBP: 0.294, SLG: 0.394 (1, 2)										4	1	1	0	0	0	2											
Steve Lombardozzi, R OBP: 0.270, SLG: 0.424 (1, 4)										4	1	1	1	0	1	0											
Jose Cano, R (1, 1)										4	0	0	0	0	3	1											
Inning Stats	R: 0 E: 0 K: 1 S: 12	H: 1 LOB: 1 BB: 1 P: 22	R: 0 E: 0 K: 0 S: 8	H: 0 LOB: 0 BB: 0 P: 10	R: 0 E: 0 K: 2 S: 7	H: 0 LOB: 0 BB: 0 P: 10	R: 2 E: 0 K: 0 S: 14	H: 1 LOB: 0 BB: 1 P: 27	R: 4 E: 0 K: 2 S: 13	H: 6 LOB: 2 BB: 0 P: 17	R: 0 E: 0 K: 2 S: 11	H: 0 LOB: 0 BB: 0 P: 16	R: 3 E: 0 K: 0 S: 7	H: 3 LOB: 1 BB: 2 P: 15	R: 0 E: 0 K: 0 S: 10	H: 0 LOB: 1 BB: 1 P: 16		R: 0 E: 0 K: 0 S: 7	H: 0 LOB: 0 BB: 0 P: 10	1B: 6 2B: 3 3B: 1 HR: 1	SF: 0 SAC: 0 DP: 1 HBP: 0	WP: 0 PB: 0 SB: 1 CS: 0	PA: 42				
PITCHER	IP	WLS	BF	H	R	ER	SO	BB	IBB	HBP	BLK	WP	HR	S	P	ERA	WHIP										
Scott Scudder, R ERA: 4.49 (1, 1)	4.1	L	20	6	6	6	4	1	1	0	0	0	1	48	77	12.46	1.615										
Rick Mahler, R ERA: 3.83 (5, 1)	1.2		12	5	3	3	3	1	1	0	0	0	0	20	36	16.20	3.600										
Mike Roessler, R ERA: 3.95 (7, 1)	1.0		2	0	0	0	0	0	0	0	0	0	0	4	4	0.00	0.000										
Bob Sebra, R ERA: 5.2 (8, 1)	1.0		4	0	0	0	0	1	0	0	0	0	0	10	16	0.00	1.000										
Rosario Rodriguez, L ERA: 4.15 (9, 1)	1.0		3	0	0	0	0	0	0	0	0	0	0	7	10	0.00	0.000										

Batter	1	2	3	4	5	6	7	8	9	AB	R	H	RBI	BB	SO	LOB	BOTTOM										
Herm Winningham, L OBP: 0.316, SLG: 0.355 (1, 8)										4	0	1	0	0	0	1	Houston Astros @ Cincinnati Reds Riverfront Stadium, Cincinnati, OH Sat Sep 30 1989, 3:33 AM EDT Att: 16,167 - Unknown - 69 F										
Luis Quinones, S OBP: 0.303, SLG: 0.417 (1, 5)										4	0	0	0	0	0	0											
Paul O'Neill, L OBP: 0.349, SLG: 0.450 (1, 9)										4	0	1	0	0	0	0											
Todd Benzinger, S OBP: 0.292, SLG: 0.380 (1, 3)										3	0	0	0	1	1	0											
Joe Oliver, R OBP: 0.306, SLG: 0.392 (1, 2)										4	0	1	0	0	0	3											
Rolando Roomes, R OBP: 0.296, SLG: 0.420 (1, 7)										3	1	0	0	1	1	1											
Ron Oester, S OBP: 0.318, SLG: 0.305 (1, 4)										4	1	2	0	0	0	1											
Jeff Richardson, R OBP: 0.237, SLG: 0.252 (1, 6)										4	0	0	0	0	0	3											
Scott Scudder, R OBP: 0.286, SLG: 0.167 (5, 1)										2	0	2	2	0	0	0											
Rick Mahler, R OBP: 0.236, SLG: 0.210 (7, 1)										0	0	0	0	0	0	0											
Ken Griffey, L OBP: 0.346, SLG: 0.424 (7, PH)										1	0	0	0	0	0	0											
Bob Sebra, R (8, 1)										0	0	0	0	0	0	0											
Rosario Rodriguez, R (9, 1)										0	0	0	0	0	0	0											
Scott Madison, S OBP: 0.248, SLG: 0.284 (9, PH)										1	0	0	0	0	0	0											
Inning Stats	R: 0 E: 0 K: 0 S: 10	H: 1 LOB: 2 BB: 1 P: 22	R: 1 E: 0 K: 0 S: 11	H: 1 LOB: 1 BB: 1 P: 20	R: 0 E: 1 K: 0 S: 6	H: 0 LOB: 1 BB: 0 P: 12	R: 1 E: 0 K: 0 S: 10	H: 3 LOB: 1 BB: 0 P: 18	R: 0 E: 0 K: 0 S: 7	H: 0 LOB: 0 BB: 0 P: 10	R: 0 E: 0 K: 1 S: 10	H: 1 LOB: 1 BB: 0 P: 14	R: 0 E: 0 K: 0 S: 6	H: 0 LOB: 0 BB: 0 P: 9	R: 0 E: 0 K: 1 S: 11	H: 1 LOB: 1 BB: 0 P: 17	R: 0 E: 0 K: 0 S: 5	H: 0 LOB: 0 BB: 0 P: 7	1B: 5 2B: 2 3B: 0 HR: 0	SF: 0 SAC: 0 DP: 0 HBP: 0	WP: 0 PB: 0 SB: 1 CS: 0	PA: 36					
PITCHER	IP	WLS	BF	H	R	ER	SO	BB	IBB	HBP	BLK	WP	HR	S	P	ERA	WHIP										
Jose Cano, R ERA: 5.09 (1, 1)	9.0	W	36	7	2	2	2	1	1	0	0	0	0	76	129	2.00	0.889										



