

# Cincinnati Reds - 1990






Batter	1	2	3	4	5	6	7	8	9	AB	R	H	RBI	BB	SO	LOB	TOP
Chris Sabo, R OBP: 0.364, SLG: 0.222	6-3		BB				F7	K		4	0	1	0	1	1	3	
Billy Hatcher, R OBP: 0.273, SLG: 0.273	P4		F9		G6-4-3		K		1B	5	1	1	0	0	1	4	
Barry Larkin, R OBP: 0.455, SLG: 0.600	F8		G5-3						1B	4	0	2	0	0	0	2	
Eric Davis, R OBP: 0.273, SLG: 0.300		K			6-3		F7			4	1	1	0	1	1	3	
Todd Benzinger, S OBP: 0.300, SLG: 0.125	4-3			4-3						4	1	1	0	1	1	3	
Paul O'Neill, L OBP: 0.500, SLG: 0.286										2	0	1	1	2	1	1	
Joe Oliver, R Ken Griffey, L Jeff Reed, L										3	0	0	0	1	1	3	AB 32
Mariano Duncan, R Tim Layana, R Luis Quinones, S Rob Dibble, L Randy Myers, L										2	0	1	0	1	0	1	R 3
Jose Rijo, R Ron Oester, S										1	0	0	0	0	0	2	H 10
										2	0	2	1	0	0	0	RBI 2
										2	0	0	0	0	0	0	BB 8
										1	0	0	0	0	0	0	SO 6
										2	0	2	1	0	0	0	LOB 25
										1	0	0	0	0	0	0	
										2	0	2	1	0	0	0	
										1	0	0	0	0	0	0	
										2	0	2	1	0	0	0	
										1	0	0	0	0	0	0	
										2	0	2	1	0	0	0	
										1	0	0	0	0	0	0	
										2	0	2	1	0	0	0	
										1	0	0	0	0	0	0	
										2	0	2	1	0	0	0	
										1	0	0	0	0	0	0	
										2	0	2	1	0	0	0	
										1	0	0	0	0	0	0	
										2	0	2	1	0	0	0	
										1	0	0	0	0	0	0	
										2	0	2	1	0	0	0	
										1	0	0	0	0	0	0	
										2	0	2	1	0	0	0	
										1	0	0	0	0	0	0	
										2	0	2	1	0	0	0	
										1	0	0	0	0	0	0	
										2	0	2	1	0	0	0	
										1	0	0	0	0	0	0	
										2	0	2	1	0	0	0	
										1	0	0	0	0	0	0	
										2	0	2	1	0	0	0	
										1	0	0	0	0	0	0	
										2	0	2	1	0	0	0	
										1	0	0	0	0	0	0	
										2	0	2	1	0	0	0	
										1	0	0	0	0	0	0	
										2	0	2	1	0	0	0	
										1	0	0	0	0	0	0	
										2	0	2	1	0	0	0	
										1	0	0	0	0	0	0	
										2	0	2	1	0	0	0	
										1	0	0	0	0	0	0	
										2	0	2	1	0	0	0	
										1	0	0	0	0	0	0	
										2	0	2	1	0	0	0	
										1	0	0	0	0	0	0	
										2	0	2	1	0	0	0	
										1	0	0	0	0	0	0	
										2	0	2	1	0	0	0	
										1	0	0	0	0	0	0	
										2	0	2	1	0	0	0	
										1	0	0	0	0	0	0	
										2	0	2	1	0	0	0	
										1	0	0	0	0	0	0	
										2	0	2	1	0	0	0	
										1	0	0	0	0	0	0	
										2	0	2	1	0	0	0	
										1	0	0	0	0	0	0	
										2	0	2	1	0	0	0	
										1	0	0	0	0	0	0	
										2	0	2	1	0	0	0	
										1	0	0	0	0	0	0	
										2	0	2	1	0	0	0	
										1	0	0	0	0	0	0	
										2	0	2	1	0	0	0	
										1	0	0	0	0	0	0	
										2	0	2	1	0	0	0	
										1	0	0	0	0	0	0	
										2	0	2	1	0	0	0	
										1	0	0	0	0	0	0	
										2	0	2	1	0	0	0	
										1	0	0	0	0	0	0	
										2	0	2	1	0	0	0	
										1	0	0	0	0	0	0	
										2	0	2	1	0	0	0	
										1	0	0	0	0	0	0	
										2	0	2	1	0	0	0	
										1	0	0	0	0	0	0	
										2	0	2	1	0	0	0	
										1	0	0	0	0	0	0	
										2	0	2	1	0	0	0	
										1	0	0	0	0	0	0	
										2	0	2	1	0	0	0	
										1	0	0	0	0	0	0	
										2	0	2	1	0	0	0	
										1	0	0	0	0	0	0	
										2	0	2	1	0	0	0	
										1	0	0	0	0	0	0	
										2	0	2	1	0	0	0	
										1	0	0	0	0	0	0	
										2	0	2	1	0	0	0	
										1	0	0	0	0	0	0	
										2	0	2	1	0	0	0	
										1	0	0	0	0	0	0	
										2	0	2	1	0	0	0	
										1	0	0	0	0	0	0	
										2	0	2	1	0	0	0	
										1	0	0	0	0	0	0	
										2	0	2	1	0	0	0	




Batter	1	2	3	4	5	6	7	8	9	AB R H RBI BB SO LOB	TOP									
<b>Chris Sabo, R</b> OBP: 0.375, SLG: 0.231 (1, 5)	4-1 BB 5-3	0-2 G5		2-1 L1-4 1B		1-3 K			0-0 6-3	4 0 1 1 1 1 2	<b>Cincinnati Reds @ Houston Astros</b> Astrodome, Houston, TX Wed Apr 11, 1990, 8:05 PM EDT Att: 11,551 - Dome									
<b>Billy Hatcher, R</b> OBP: 0.250, SLG: 0.250 (1, 7)	2-2 SAFE 5-3		1-1 E 2B 1B	2-2 L1-4		1-3 K		2-0 E5 FC5-4 1B	5 1 1 0 0 1 2											
<b>Barry Larkin, R</b> OBP: 0.500, SLG: 0.571 (1, 6)	1-3 SAFE K		0-0 E5 2B 2B		0-1 WP 1B	4-1 F9 BB		1-1 FC5-4 1B	4 1 2 0 1 1 2											
<b>Eric Davis, R</b> OBP: 0.250, SLG: 0.333 (1, 8)	0-0 4-3		2-1 2B 2B		1-3 K	0-0 F9		2-2 FC5-4 1B	5 1 1 1 0 1 5											
<b>Paul O'Neill, L</b> OBP: 0.467, SLG: 0.364 (1, 9)		4-0 S 2B BB	1-0 CS 2B		1-0 F8	2-1 F8		3-3 K	4 1 1 2 1 1 4											
<b>Todd Benzinger, S</b> OBP: 0.357, SLG: 0.273 (1, 3)		3-2 SAFE 1B FC3-2 2B	0-2 F7		4-0 BB	1-2 BB		0-3 K	3 0 1 1 1 1 1											
<b>Joe Oliver, R</b> OBP: 0.385, SLG: 0.364 (1, 2)		1-2 FC3-2 1B	2-2 6-3		2-1 L8			3-2 F3	4 0 1 0 0 0 3											
<b>Mariano Duncan, R</b> OBP: 0.545, SLG: 0.900 (1, 4)		1-1 P4		1-0 SH1-4 1B 2B		0-2 1-3		0-1 1B	4 1 2 0 0 0 2											
<b>Jack Armstrong, R</b> (1, 1)		1-1 FC3-2		1-0 SH1-4		2-3 K		2-2 P3	2 0 0 0 0 1 2											
<b>Rick Mahler, R</b> (7, 1)		1-2 3-H		2-3					1 0 0 0 0 0 1											
<b>Inning Stats</b>	R: 0 E: 0 K: 1 S: 10	H: 0 LOB: 1 BB: 1 P: 16	R: 1 E: 0 K: 0 S: 14	H: 2 LOB: 2 BB: 1 P: 24	R: 3 E: 0 K: 0 S: 14	H: 3 LOB: 0 BB: 0 P: 20	R: 1 E: 0 K: 0 S: 7	H: 2 LOB: 0 BB: 0 P: 13	R: 0 E: 0 K: 1 S: 8	H: 1 LOB: 2 BB: 1 P: 16	R: 0 E: 0 K: 1 S: 11	H: 0 LOB: 0 BB: 0 P: 14	R: 0 E: 0 K: 1 S: 13	H: 1 LOB: 1 BB: 0 P: 18	R: 0 E: 1 K: 1 S: 12	H: 1 LOB: 2 BB: 0 P: 20	1B: 6 2B: 5 3B: 0 HR: 0	SF: 0 SAC: 1 DP: 1 HBP: 0	WP: 1 PB: 0 SB: 2 CS: 1	PA: 41
<b>PITCHER</b>	IP WLS BF H R ER SO BB IBB HBP BLK WP HR S P ERA WHIP											IP WLS BF H R ER SO BB IBB HBP BLK WP HR S P ERA WHIP								
<b>Mark Portugal, R</b> ERA: 10.8 (1, 1)	3.1 L 19 7 5 4 1 2 0 0 0 0 0 0 42 68 10.80 2.700																			
<b>Jim Clancy, R</b> ERA: (4, 1)	2.2 9 1 0 0 3 1 0 0 0 1 0 22 35 0.00 0.750																			
<b>Larry Andersen, R</b> ERA: (7, 1)	2.0 8 1 0 0 2 1 0 0 0 0 0 20 32 0.00 1.000																			
<b>Xavier Hernandez, R</b> ERA: (9, 1)	0.2 4 1 0 0 0 0 0 0 0 0 0 8 13 0.00 1.500																			
<b>Juan Agosto, L</b> ERA: 6.75 (9, 1)	0.1 1 0 0 0 1 0 0 0 0 0 0 4 7 0.00 0.000																			

Batter	1	2	3	4	5	6	7	8	9	AB R H RBI BB SO LOB	BOTTOM											
<b>Gerald Young, S</b> OBP: 0.200, SLG: 0.333 (1, 8)	1-3 K	1-1 FC6-4			3-2 1B			1-3 K		4 0 1 0 0 2 2	<b>Cincinnati Reds @ Houston Astros</b> Astrodome, Houston, TX Wed Apr 11, 1990, 8:05 PM EDT Att: 11,551 - Dome											
<b>Craig Biggio, R</b> OBP: 0.267, SLG: 0.154 (1, 2)	4-2 1B BB		3-2 6-3		2-1 6-3			1-2 HBP 1B	3 0 1 0 1 0 1													
<b>Bill Doran, S</b> OBP: 0.333, SLG: 0.200 (1, 4)	1-0 SAFE SAFE		0-1 P4		2-3 K			1-0 1B	2 0 1 0 0 0 0													
<b>Jim Clancy, R</b> (4, 1)								1-2 HBP	0 0 0 0 0 0 0													
<b>Steve Lombardozzi, R</b> (6, PH)								1-2 HBP	0 0 0 0 0 0 0													
<b>Larry Andersen, R</b> ERA: (7, 1)								0-0 F3	0 0 0 0 0 0 0													
<b>Dave Rich, S</b> OBP: 0.087, SLG: 1.000 (8, PH)								0-0 F3	0 0 0 0 0 0 0													
<b>Xavier Hernandez, L</b> (8, 1)								0-0 F3	0 0 0 0 0 0 0													
<b>Juan Agosto, L</b> ERA: 6.75 (8, 1)								0-0 F3	0 0 0 0 0 0 0													
<b>Glenn Davis, R</b> OBP: 0.500, SLG: 0.333 (1, 3)	3-0 F3		2-3 K		2-0 F8			0-0 F3	4 0 0 0 0 1 4													
<b>Franklin Stubbs, L</b> OBP: 0.333, SLG: 0.417 (1, 9)	1-0 4-1			0-2 F6		0-0 F7		3-3 K	4 0 0 0 0 1 2													
<b>Terry Puhl, L</b> (1, 7)		1-1 1B HBP		3-2 6-3		1-2 6-3		3-2 4-3	3 0 0 0 0 0 0													
<b>Ken Caminiti, S</b> OBP: 0.250, SLG: 0.182 (1, 5)	0-0 SAFE SAFE		0-0 F8		2-3 K			1-3 K	4 0 0 0 0 2 1													
<b>Rafael Ramirez, R</b> OBP: 0.417, SLG: 0.417 (1, 6)	1-1 SAFE SAFE		1-1 FC6-4 1B		2-3 K			2-2 4-3	3 0 1 0 0 1 0													
<b>Mark Portugal, R</b> (1, 1)					1-2 1-3			0-0 F8	1 0 0 0 0 0 2													
<b>Ken Oberkfell, L</b> (4, 4)									2 0 0 0 0 0 0													
<b>Inning Stats</b>	R: 0 E: 0 K: 1 S: 8	H: 1 LOB: 2 BB: 1 P: 18	R: 0 E: 0 K: 0 S: 7	H: 1 LOB: 0 BB: 0 P: 10	R: 0 E: 0 K: 1 S: 8	H: 0 LOB: 0 BB: 0 P: 13	R: 0 E: 0 K: 1 S: 11	H: 0 LOB: 0 BB: 0 P: 16	R: 0 E: 0 K: 1 S: 15	H: 1 LOB: 1 BB: 0 P: 23	R: 0 E: 0 K: 1 S: 6	H: 0 LOB: 0 BB: 0 P: 10	R: 0 E: 0 K: 0 S: 8	H: 0 LOB: 0 BB: 0 P: 11	R: 0 E: 0 K: 1 S: 8	H: 1 LOB: 2 BB: 0 P: 11	R: 0 E: 0 K: 2 S: 17	H: 0 LOB: 0 BB: 0 P: 24	1B: 4 2B: 0 3B: 0 HR: 0	SF: 0 SAC: 0 DP: 0 HBP: 2	WP: 0 PB: 0 SB: 0 CS: 0	PA: 34
<b>PITCHER</b>	IP WLS BF H R ER SO BB IBB HBP BLK WP HR S P ERA WHIP											IP WLS BF H R ER SO BB IBB HBP BLK WP HR S P ERA WHIP										
<b>Jack Armstrong, R</b> ERA: (1, 1)	6.0 W 23 3 0 0 3 1 0 1 0 0 0 33 46 0.00 0.667																					
<b>Rick Mahler, R</b> ERA: (7, 1)	3.0 S 11 1 0 0 3 0 0 1 0 0 0 33 46 0.00 0.333																					



Batter	1	2	3	4	5	6	7	8	9	AB	R	H	RBI	BB	SO	LOB	TOP																		
Chris Sabo, R OBP: 0.429, SLG: 0.647	1-0 HR	0-1 P4		0-0 P3			4-2 BB		0-1 HR	4	2	2	2	1	0	1	<p>Cincinnati Reds @ Atlanta Braves Atlanta-Fulton County Stadium, Atlanta, GA</p> <p>Fri Apr 13 1990, 7:05 PM EDT Att: 12,364 - Unknown</p> <p>livebaseballscores.com</p> <p>AB 33 R 5 H 11 RBI 5 BB 4 SO 5 LOB 17</p> 																		
Billy Hatcher, R OBP: 0.286, SLG: 0.300	2-2 F7	3-1 G6-3			1-1 F9		4-2 BB		0-0 1B SF8 2B	4	1	1	0	1	0	1																			
Barry Larkin, R OBP: 0.524, SLG: 0.667	0-1 1B			1-1 FC5-4 2B		0-2 P5	2-1 SF9		0-0 2B 1B	4	0	3	1	0	0	0																			
Eric Davis, R OBP: 0.190, SLG: 0.263	1-3 K			1-3 K		1-0 F8	3-H F9		0-0 SF8	4	0	0	1	0	2	4																			
Todd Benzinger, S OBP: 0.421, SLG: 0.375	1-1 1B			1-0 FC5-4 1B		1-1 G6-4-3 1B		2-2 G6-3	1-0 G3	5	0	3	0	0	0	1																			
Paul O'Neill, L OBP: 0.421, SLG: 0.286	2-3 K			0-0 FC5-4		2-2 P4		4-1 BB		3	0	0	0	1	1	5																			
Joe Oliver, R OBP: 0.353, SLG: 0.400		2-1 2B		1-3 K		0-0 G6-4-3		0-3 K		4	1	1	0	0	2	4																			
Mariano Duncan, R OBP: 0.533, SLG: 0.846		1-0 SH5-4 2B		0-1 G6-3			4-0 S SH1 BB	1-0 F8		3	1	1	1	1	0	1																			
Tom Browning, L		0-1 SH5-4		0-0 G4-3			1-1 SH1		2-2 F7	1	0	0	0	0	0	0																			
Rob Dibble, L										0	0	0	0	0	0	0																			
Ken Griffey, L										1	0	0	0	0	0	0																			
Randy Myers, L										0	0	0	0	0	0	0																			
<b>Inning Stats</b>	R: 1 E: 0 K: 2 S: 15	H: 3 LOB: 2 BB: 0 P: 22	R: 1 E: 0 K: 0 S: 9	H: 2 LOB: 1 BB: 0 P: 15	R: 0 E: 0 K: 2 S: 11	H: 2 LOB: 2 BB: 0 P: 15	R: 0 E: 0 K: 0 S: 4	H: 0 LOB: 0 BB: 0 P: 4	R: 0 E: 0 K: 0 S: 7	H: 1 LOB: 0 BB: 0 P: 9	R: 1 E: 0 K: 0 S: 11	H: 0 LOB: 2 BB: 3 P: 26	R: 0 E: 0 K: 1 S: 9	H: 0 LOB: 1 BB: 1 P: 15	R: 2 E: 0 K: 0 S: 9	H: 3 LOB: 1 BB: 0 P: 12	1B: 5 2B: 4 3B: 0 HR: 2	SF: 2 SAC: 2 DP: 1 HBP: 0	WP: 0 PB: 0 SB: 2 CS: 0	PA: 41															
<b>PITCHER</b>	IP WLS BF H R ER SO BB IBB HBP BLK WP HR S P ERA WHIP																																		
Derek Liliquist, L ERA: 4.26	(1, 1)	6.1	L	28	8	3	3	4	2	0	0	0	0	0	1	57	87	4.26	1.579																
Joe Boever, R ERA: 3.86	(7, 1)	2.2		13	3	2	2	1	2	0	0	0	0	0	1	24	40	6.75	1.875																

Batter	1	2	3	4	5	6	7	8	9	AB	R	H	RBI	BB	SO	LOB	BOTTOM																		
Oddibe McDowell, L OBP: 0.286, SLG: 0.286	1-0 G4-3	1-3 K		2-2 F7			0-0 E4 G6-3 1B		0-0 G4-6-3	5	0	1	0	0	1	5	<p>Cincinnati Reds @ Atlanta Braves Atlanta-Fulton County Stadium, Atlanta, GA</p> <p>Fri Apr 13 1990, 7:05 PM EDT Att: 12,364 - Unknown</p> <p>livebaseballscores.com</p> <p>AB 36 R 2 H 10 RBI 2 BB 1 SO 7 LOB 18</p> 																		
Jeff Blauser, R OBP: 0.167, SLG: 0.091	0-2 G5-3	2-3 K		1-3 K			0-0 G6-3			4	0	0	0	0	2	5																			
Lonnie Smith, R OBP: 0.143, SLG: 0.077	2-1 F7			1-1 G5-3		0-0 F3	2-3 K			4	0	0	0	0	1	1																			
Nick Esasky, R OBP: 0.412, SLG: 0.286		0-0 HR 1B		0-0 F8		0-0 F6	1-3 K			4	1	1	0	0	1	1																			
Dale Murphy, R OBP: 0.188, SLG: 0.333		0-1 HR 1B		1-2 P4 1B					1-3 K	4	1	2	2	0	1	0																			
Jim Prestley, R OBP: 0.313, SLG: 0.333		1-1 G5-3		0-0 FC5-4 1B		1-1 2B			1-0 G4-3	4	0	2	0	0	0	0																			
Jody Davis, R OBP: 0.111, SLG: 0.111		0-1 1B BB 1B		1-1 FC5-4		0-0 F3			0-3 K	4	0	1	0	0	1	3																			
Mark Lemke, S OBP: 0.300, SLG: 0.222		4-1 1B BB		2-1 G6-3		1-0 F7			1-1 G4-6-3 1B	3	0	1	0	1	0	1																			
Derek Liliquist, L OBP: 0.667, SLG: 0.667	(1, 1)			1-1 1B		1-2 F8			2-2 P4	3	0	2	0	0	0	1																			
Joe Boever, R ERA: 3.86	(7, 1)									0	0	0	0	0	0	0																			
Ron Gant, R OBP: 0.375, SLG: 0.333	(9, PH)			1-2 2-3 1B						1	0	0	0	0	0	1																			
<b>Inning Stats</b>	R: 0 E: 0 K: 0 S: 6	H: 0 LOB: 0 BB: 0 P: 9	R: 2 E: 0 K: 2 S: 18	H: 4 LOB: 3 BB: 1 P: 27	R: 0 E: 0 K: 0 S: 9	H: 2 LOB: 2 BB: 0 P: 12	R: 0 E: 0 K: 1 S: 10	H: 1 LOB: 1 BB: 0 P: 15	R: 0 E: 0 K: 0 S: 4	H: 0 LOB: 0 BB: 0 P: 4	R: 0 E: 0 K: 0 S: 7	H: 1 LOB: 1 BB: 0 P: 10	R: 0 E: 0 K: 2 S: 8	H: 1 LOB: 1 BB: 0 P: 11	R: 0 E: 0 K: 2 S: 7	H: 0 LOB: 0 BB: 0 P: 9	R: 0 E: 0 K: 0 S: 6	H: 1 LOB: 0 BB: 0 P: 9	1B: 8 2B: 1 3B: 0 HR: 1	SF: 0 SAC: 0 DP: 1 HBP: 0	WP: 0 PB: 0 SB: 0 CS: 0	PA: 37													
<b>PITCHER</b>	IP WLS BF H R ER SO BB IBB HBP BLK WP HR S P ERA WHIP																																		
Tom Browning, L ERA: 5.23	(1, 1)	1	W	29	9	2	2	3	0	0	0	0	0	0	0	56	79	2.84	1.579																
Rob Dibble, R ERA: 5.23	(7, 1)	1.2		5	0	0	0	4	0	0	0	0	0	0	13	18	0.00	0.000																	
Randy Myers, L ERA: 5.23	(9, 1)	1.0	S	3	1	0	0	0	0	0	0	0	0	0	6	9	0.00	1.000																	







Batter	1	2	3	4	5	6	7	8	9	AB	R	H	RBI	BB	SO	LOB	TOP								
Chris Sabo, R OBP: 0.469, SLG: 0.692	1-1 1B 1B	0-0 G5-3			1-1 FC1-6 1B		4-2 S BB		2-0 1B 1B	4	2	2	1	1	0	1	<p>Cincinnati Reds @ Atlanta Braves Atlanta-Fulton County Stadium, Atlanta, GA</p> <p>Mon Apr 16 1990, 7:05 PM EDT Att: 6,484 - Unknown - 76 F</p>								
Billy Hatcher, R OBP: 0.375, SLG: 0.484	0-0 1B 1B		1-3 K		0-0 FC5-4 1B		1-2 F7		0-0 PB 1B	5	1	3	0	0	1	1									
Barry Larkin, R OBP: 0.581, SLG: 0.714	1-2 1B 1B		0-1 CS 1B		1-1 FC5-4 1B			0-2 WP E 1B	2-2 PB 1B	5	1	4	2	0	0	2									
Eric Davis, R OBP: 0.194, SLG: 0.321	2-1 L5		2-3 K		0-1 G6-3			3-3 K	3-3 K	5	0	0	0	0	3	6									
Paul O'Neill, L OBP: 0.440, SLG: 0.316	2-2 G4-3 S 1B			0-3 K		0-1 G4-3		3-3 K		4	0	1	2	0	2	1									
Todd Benzinger, S OBP: 0.370, SLG: 0.375 Norm Charlton, S Rob Dibble, L	2-0 G4-3		1-2 G4-3		3-1 1B		1-1 G5-3			4	0	1	0	0	0	2									
Jeff Reed, L Joe Oliver, R OBP: 0.364, SLG: 0.400	0-3 K		1-0 G4-3		2-3 K			0-1 SH1-4 1B		3	0	0	0	0	2	2									
Ron Oester, S OBP: 0.500, SLG: 0.500		1-0 F7		1-1 FC1-6 SH1-4 1B		0-3 K		0-0 SH1-4		3	0	1	0	0	1	0									
Jack Armstrong, R Hal Morris, L OBP: 0.500, SLG: 0.333		1-1 G6-3		0-1 SH1-4		0-3 K		1-3 K		2	0	0	0	0	1	0									
<b>Inning Stats</b>	R: 3 E: 0 K: 1 S: 19	H: 4 LOB: 1 BB: 0 P: 27	R: 0 E: 0 K: 0 S: 4	H: 0 LOB: 0 BB: 0 P: 6	R: 0 E: 0 K: 2 S: 9	H: 1 LOB: 0 BB: 0 P: 11	R: 0 E: 0 K: 1 S: 7	H: 0 LOB: 0 BB: 0 P: 9	R: 0 E: 0 K: 0 S: 9	H: 2 LOB: 2 BB: 0 P: 12	R: 0 E: 0 K: 1 S: 11	H: 1 LOB: 1 BB: 0 P: 16	R: 0 E: 0 K: 2 S: 13	H: 0 LOB: 1 BB: 1 P: 18	R: 0 E: 1 K: 2 S: 11	H: 1 LOB: 1 BB: 0 P: 18		R: 2 E: 0 K: 2 S: 17	H: 4 LOB: 2 BB: 0 P: 25	1B: 13 2B: 0 3B: 0 HR: 0	SF: 0 SAC: 2 DP: 0 HBP: 0	WP: 1 PB: 1 CS: 3	PA: 40		
<b>PITCHER</b>	IP WLS BF H R ER SO BB IBB HBP BLK WP HR S P ERA WHIP	7.1 L 31 9 3 3 8 1 0 0 0 1 0 78 108 3.68 1.364	1.2 9 4 2 2 3 0 0 0 0 0 0 0 22 34 10.80 2.400																						

AB	37
R	5
H	13
RBI	5
BB	1
SO	11
LOB	16



Batter	1	2	3	4	5	6	7	8	9	AB	R	H	RBI	BB	SO	LOB	BOTTOM								
Oddibe McDowell, L OBP: 0.348, SLG: 0.476	0-1 B1-3		3-2 G4-3 1-2			1-1 G3 SF9 2B		3-3 K		4	1	1	0	0	1	1	<p>Cincinnati Reds @ Atlanta Braves Atlanta-Fulton County Stadium, Atlanta, GA</p> <p>Mon Apr 16 1990, 7:05 PM EDT Att: 6,484 - Unknown - 76 F</p>								
Jeff Treadway, L OBP: 0.287, SLG: 0.287 Ron Gant, R OBP: 0.300, SLG: 0.250 Alexis Infante, R	1-0 L1			0-1 1B		1-2 G3		2-1 F8		3	0	1	0	0	0	1									
Lonnie Smith, R OBP: 0.217, SLG: 0.200	0-1 F8			0-0 F8 1B		0-2 SF9		0-0 1B 2B		3	1	1	1	0	0	1									
Nick Esasky, R OBP: 0.308, SLG: 0.217		3-3 K		0-0 F8 1B		3-H 1-2 F7		3-1 2B 1B		4	1	1	0	0	1	1									
Dale Murphy, R OBP: 0.250, SLG: 0.318		2-1 F9		1-2 1B		2-1 G5-3		0-3 K		4	0	1	0	0	1	2									
Ernie Whitt, L OBP: 0.400, SLG: 0.200		3-2 G4-3		0-0 L7		2-0 G3		0-0 G3 1H 3H 2B		4	0	1	2	0	0	2									
Jim Presley, R OBP: 0.348, SLG: 0.364 Mike Stanton, L Tommy Gregg, L			0-2 L7		1-3 K		0-1 1B		1-2 G3	3	0	1	0	0	1	0									
Jeff Blauser, R OBP: 0.250, SLG: 0.167			1-0 G4-3 1B		1-2 L5		0-1 F8		3-3 K	4	0	1	0	0	1	2									
Pete Smith, R OBP: 0.250, SLG: 0.250 Mark Lemke, S OBP: 0.308, SLG: 0.333			1-3 K		1-0 P3		1-1 F9			2	0	0	0	0	1	1									
<b>Inning Stats</b>	R: 0 E: 0 K: 0 S: 5	H: 0 LOB: 0 BB: 0 P: 6	R: 0 E: 0 K: 1 S: 10	H: 0 LOB: 0 BB: 0 P: 18	R: 0 E: 0 K: 1 S: 11	H: 1 LOB: 1 BB: 0 P: 16	R: 0 E: 0 K: 0 S: 8	H: 2 LOB: 2 BB: 0 P: 9	R: 0 E: 0 K: 1 S: 7	H: 0 LOB: 0 BB: 0 P: 10	R: 1 E: 0 K: 0 S: 12	H: 1 LOB: 0 BB: 0 P: 15	R: 0 E: 0 K: 0 S: 7	H: 1 LOB: 1 BB: 0 P: 11	R: 0 E: 0 K: 1 S: 7	H: 0 LOB: 0 BB: 0 P: 13		R: 2 E: 0 K: 2 S: 15	H: 3 LOB: 1 BB: 0 P: 22	1B: 5 2B: 3 3B: 0 HR: 0	SF: 1 SAC: 0 DP: 0 HBP: 0	WP: 0 PB: 0 SB: 0 CS: 0	PA: 35		
<b>PITCHER</b>	IP WLS BF H R ER SO BB IBB HBP BLK WP HR S P ERA WHIP	7.0 W 26 5 1 1 3 5 1 1 3 0 0 10 19 18.00 2.000	1.0 S 4 1 0 0 2 0 0 0 0 0 0 12 16 0.00 1.000																						

AB	34
R	3
H	8
RBI	3
BB	0
SO	6
LOB	12





Batter	1	2	3	4	5	6	7	8	9	AB	R	H	RBI	BB	SO	LOB	TOP										
<b>Bip Roberts, S</b> OBP: 0.194, SLG: 0.214 <b>Calvin Schiraldi, R</b> OBP: 0.500, SLG: 0.250 <b>Joey Cora, S</b> OBP: 0.500, SLG: 0.250	3-2 4-3		2-1 F6			0-0 L8	3-3 K		2-2 G6-3	4	0	0	0	0	1	2	<b>San Diego Padres @ Cincinnati Reds</b> Riverfront Stadium, Cincinnati, OH Tue Apr 17 1990, 3:33 AM EDT Att: 45,000 - Overcast - 50 F										
<b>Roberto Alomar, S</b> OBP: 0.417, SLG: 0.469	3-2 CS 1B			3-2 CS 1B		2-2 BB 1B		4-1 BB		3	0	3	0	1	0	0											
<b>Tony Gwynn, L</b> OBP: 0.324, SLG: 0.515	1 SAFE 1-2 F7		2-1 G3-1	1 SAFE 1-2		1-2 F7		2-3 K		4	0	0	0	0	1	5											
<b>Jack Clark, R</b> OBP: 0.333, SLG: 0.296		1-2 F6		0-1 1B		4-0 1-2 BB		1-3 K		3	0	1	0	1	1	1											
<b>Joe Carter, R</b> OBP: 0.182, SLG: 0.188	0-0 F7		1-0 F9			0-0 F9		0-1 F9		4	0	0	0	0	0	5											
<b>Benito Santiago, R</b> OBP: 0.483, SLG: 0.667		1-1 1B			0-3 K			0-0 HR	1-2 BB 1B	4	1	3	1	0	1	0											
<b>Darrin Jackson, R</b> OBP: 0.125, SLG: 0.125		2-3 K			2-2 F9		1-3 K		0-0 F9	4	0	0	0	0	2	2											
<b>Garry Templeton, S</b> OBP: 0.259, SLG: 0.308			2-2 F7		0-0 F9		0-1 L9		4-1 1-2 BB	3	0	0	0	1	0	0											
<b>Andy Benes, R</b> Shawn Abner, R Mark Grant, R Jerald Clark, R Mike Pagliarulo, L Mike Parent, R	2-1 F3				1-2 F7 1B		1-1 1B		3-3 K	1	0	0	0	0	0	0											
<b>Inning Stats</b>	R: 0 E: 0 K: 0 S: 9	H: 1 LOB: 0 BB: 0 P: 18	R: 0 E: 0 K: 1 S: 10	H: 1 LOB: 1 BB: 0 P: 14	R: 0 E: 0 K: 0 S: 9	H: 0 LOB: 0 BB: 0 P: 15	R: 0 E: 0 K: 1 S: 10	H: 2 LOB: 1 BB: 0 P: 16	R: 0 E: 0 K: 1 S: 10	H: 0 LOB: 0 BB: 0 P: 12	R: 0 E: 0 K: 0 S: 14	H: 2 LOB: 3 BB: 1 P: 22	R: 1 E: 0 K: 2 S: 14	H: 2 LOB: 1 BB: 0 P: 19	R: 0 E: 0 K: 2 S: 9	H: 0 LOB: 1 BB: 1 P: 16		R: 0 E: 0 K: 1 S: 13	H: 1 LOB: 2 BB: 1 P: 23	1B: 8 2B: 0 3B: 0 HR: 1	SF: 0 SAC: 0 DP: 0 HBP: 0	WP: 0 PB: 0 SB: 0 CS: 2	PA: 37				
<b>PITCHER</b>	IP	WLS	BF	H	R	ER	SO	BB	IBB	HBP	BLK	WP	HR	S	P	ERA	WHIP										
<b>Tom Browning, L</b> ERA: 3.86	6.0	W	24	7	1	1	2	1	0	0	0	0	1	63	98	1.50	1.333										
<b>Norm Charlton, L</b> ERA: 3.0	2.0		8	1	0	0	4	1	0	0	0	0	0	22	34	0.00	1.000										
<b>Randy Myers, L</b> ERA: 3.18	1.0	S	5	1	0	0	1	1	0	0	0	0	0	13	23	0.00	2.000										

AB	34
R	1
H	9
RBI	1
BB	3
SO	7
LOB	19



Batter	1	2	3	4	5	6	7	8	9	AB	R	H	RBI	BB	SO	LOB	BOTTOM										
<b>Chris Sabo, R</b> OBP: 0.405, SLG: 0.581	0-2 L6			1-3 K		1-1 5-3		3-3 K		5	0	0	0	0	3	3	<b>San Diego Padres @ Cincinnati Reds</b> Riverfront Stadium, Cincinnati, OH Tue Apr 17 1990, 3:33 AM EDT Att: 45,000 - Overcast - 50 F										
<b>Billy Hatcher, R</b> OBP: 0.417, SLG: 0.514	2-2 S 1B	2-1 1B			1-1 BLK 1B	3-2 G1-3				4	0	3	1	0	0	1											
<b>Barry Larkin, R</b> OBP: 0.600, SLG: 0.719	1-0 S 1B	2-1 FC5 1B			1-1 BLK 1B		2-2 BLK 1B			4	0	3	0	0	0	2											
<b>Eric Davis, R</b> OBP: 0.200, SLG: 0.290	4-2 G4-6-3 BB		0-1 F8		0-3 K		3-2 L3		1-2	3	0	0	0	1	1	3											
<b>Paul O'Neill, L</b> OBP: 0.379, SLG: 0.261	1-2 G4-6-3		2-2 F8		0-0 F6		2-3 K			4	0	0	0	0	1	6											
<b>Todd Benzinger, S</b> OBP: 0.452, SLG: 0.400		4-1 BB BB	2-2 1B		4-0 1-2 2-3 IBB		4-0 IBB			1	1	1	0	3	0	0											
<b>Joe Oliver, R</b> OBP: 0.346, SLG: 0.348		4-0 BB 1B	2-0 F4		0-3 K		0-0 F7			3	1	0	0	1	1	6											
<b>Mariano Duncan, R</b> OBP: 0.458, SLG: 0.636		2-2 FC5 1B		1-0 F8		1-1 5-3 1B		0-1 P4		4	0	2	1	0	0	0											
<b>Tom Browning, L</b> Norm Charlton, S Herm Winningham, L Randy Myers, L	1-3 K			2-3 K		1-3 K		2-0 F7		3	0	0	0	0	3	3											
<b>Inning Stats</b>	R: 0 E: 0 K: 0 S: 15	H: 2 LOB: 2 BB: 1 P: 23	R: 2 E: 0 K: 2 S: 15	H: 2 LOB: 2 BB: 2 P: 31	R: 0 E: 0 K: 0 S: 9	H: 1 LOB: 1 BB: 0 P: 15	R: 0 E: 0 K: 2 S: 7	H: 0 LOB: 0 BB: 0 P: 11	R: 0 E: 0 K: 2 S: 11	H: 2 LOB: 3 BB: 1 P: 17	R: 0 E: 0 K: 1 S: 10	H: 1 LOB: 1 BB: 0 P: 16	R: 0 E: 0 K: 1 S: 11	H: 1 LOB: 2 BB: 1 P: 22	R: 0 E: 0 K: 1 S: 6	H: 0 LOB: 0 BB: 0 P: 11		1B: 9 2B: 0 3B: 0 HR: 0	SF: 0 SAC: 0 DP: 1 HBP: 0	WP: 0 PB: 0 SB: 2 CS: 0	PA: 37						
<b>PITCHER</b>	IP	WLS	BF	H	R	ER	SO	BB	IBB	HBP	BLK	WP	HR	S	P	ERA	WHIP										
<b>Andy Benes, R</b> ERA: 2.45	5.0	L	25	7	2	2	6	3	1	0	1	0	0	57	97	3.60	2.000										
<b>Mark Grant, R</b> ERA: 8.31	1.0		4	1	0	0	1	0	0	0	0	0	0	10	16	0.00	1.000										
<b>Calvin Schiraldi, R</b> ERA: 2.97	2.0		8	1	0	0	2	0	1	0	1	0	0	17	33	0.00	0.500										





Batter	1	2	3	4	5	6	7	8	9	AB	R	H	RBI	BB	SO	LOB	TOP				
<b>Bip Roberts, S</b> OBP: 0.250, SLG: 0.250	G1-3	G1-3		BLK BB		1B		1-2 1B		4	0	2	0	1	0	0	<b>San Diego Padres @ Cincinnati Reds</b> Riverfront Stadium, Cincinnati, OH Wed Apr 18, 1990, 3:33 AM EDT Att: 18,487 - Overcast - 55 F				
<b>Roberto Alomar, S</b> OBP: 0.390, SLG: 0.432	FC1-4 1B		G5-3	F8		K		F7		5	0	1	0	0	1	4					
<b>Tony Gwynn, L</b> OBP: 0.308, SLG: 0.474	FC1-4 1-2		HR			K		G4-3		5	1	1	0	0	1	4					
<b>Jack Clark, R</b> OBP: 0.342, SLG: 0.267	K		K			BLK 2B BB		F8 G4-3 BB		3	1	0	0	2	3	2					
<b>Joe Carter, R</b> OBP: 0.237, SLG: 0.306		BB E 1B	HR			2B BB		G4-3		4	3	2	2	1	1	1					
<b>Benito Santiago, R</b> OBP: 0.500, SLG: 0.677	E 1B BB		1B			F9 1-H 2B		F8		4	1	2	2	1	0	1					
<b>Jerald Clark, R</b> OBP: 0.400, SLG: 0.250	E5		F9			F9		K		3	1	0	0	0	0	3					
<b>Mark Grant, R</b> OBP: 0.125, SLG: 0.125	1B G4-3									0	0	0	0	0	0	0					
<b>Darrin Jackson, R</b> OBP: 0.600, SLG: 0.500	1-2 2-H									1	0	0	0	0	1	1					
<b>Phil Stephenson, L</b> OBP: 0.600, SLG: 0.500										0	0	0	0	0	0	0					
<b>Greg Harris, R</b> OBP: 0.258, SLG: 0.300										4	0	1	1	0	0	1					
<b>Dennis Rasmussen, L</b> OBP: 0.407, SLG: 0.545	G4-3									1	0	0	0	0	0	1					
<b>Rafael Valdez, R</b> OBP: 0.407, SLG: 0.545										1	0	0	0	0	0	0					
<b>Fred Lynn, L</b> OBP: 0.407, SLG: 0.545										1	0	0	0	1	1	0					
<b>Inning Stats</b>	R: 0 E: 0 K: 1 S: 11	H: 1 LOB: 1 BB: 0 P: 17	R: 3 E: 1 K: 0 S: 13	H: 2 LOB: 0 BB: 1 P: 22	R: 2 E: 0 K: 1 S: 12	H: 3 LOB: 1 BB: 0 P: 20	R: 0 E: 0 K: 0 S: 5	H: 0 LOB: 1 BB: 1 P: 9	R: 2 E: 0 K: 1 S: 12	H: 1 LOB: 1 BB: 2 P: 27	R: 0 E: 0 K: 1 S: 9	H: 0 LOB: 1 BB: 1 P: 14	R: 0 E: 0 K: 0 S: 12	H: 1 LOB: 2 BB: 1 P: 19	R: 0 E: 0 K: 2 S: 10	H: 0 LOB: 0 BB: 0 P: 16	1B: 7 2B: 1 3B: 0 HR: 1	SF: 0 SAC: 0 DP: 1 HBP: 0	WP: 0 PB: 0 SB: 0 CS: 0	PA: 42	
<b>PITCHER</b>	IP	WLS	BF	H	R	ER	SO	BB	IBB	HBP	BLK	WP	HR	S	P	ERA	WHIP				
<b>Danny Jackson, L</b> ERA: 12.0	3.0		16	6	5	4	2	1	0	0	0	0	1	36	59	12.00	2.333				
<b>Tim Layana, R</b> ERA: 3.8	2.0	W	10	1	2	2	1	3	0	0	2	0	0	17	36	9.00	2.000				
<b>Tim Birtsas, L</b> ERA:	1.2		7	1	0	0	2	1	0	0	0	0	0	17	25	0.00	1.200				
<b>Rob Dibble, R</b> ERA:	2.1	S	9	1	0	0	3	1	0	0	0	0	0	25	39	0.00	0.857				

AB 36  
R 7  
H 9  
RBI 5  
BB 6  
SO 8  
LOB 18



Batter	1	2	3	4	5	6	7	8	9	AB	R	H	RBI	BB	SO	LOB	BOTTOM				
<b>Chris Sabo, R</b> OBP: 0.419, SLG: 0.667	BB 1B BB	P5	2B		G6-3	G5-3		HR		5	2	2	1	1	0	3	<b>San Diego Padres @ Cincinnati Reds</b> Riverfront Stadium, Cincinnati, OH Wed Apr 18, 1990, 3:33 AM EDT Att: 18,487 - Overcast - 55 F				
<b>Billy Hatcher, R</b> OBP: 0.429, SLG: 0.500	BB BB G3 1B	S 1B	P3		FC6-4 BB		G5-3	G6-3		5	1	2	0	1	0	1					
<b>Barry Larkin, R</b> OBP: 0.625, SLG: 0.714	G3 E BB	BB		HR 1B	FC6-4 S 1B		BB E 1B			3	4	2	0	2	0	1					
<b>Eric Davis, R</b> OBP: 0.250, SLG: 0.294	E G3 BB	P3		F9 1B	S 1B		FC4-6 BB			3	0	1	2	2	0	4					
<b>Todd Benzinger, S</b> OBP: 0.417, SLG: 0.345	G3	F8		HR BB	K		FC4-6 1B			4	1	0	1	1	1	7					
<b>Rolando Roomes, R</b> OBP: 0.500, SLG: 0.500	E3		HR				SH1-4 1B			1	0	0	1	0	0	1					
<b>Paul O'Neill, L</b> OBP: 0.455, SLG: 0.481			HR				1B			4	2	4	3	0	0	0					
<b>Joe Oliver, R</b> OBP: 0.290, SLG: 0.286	F8		P2		P5		K			5	0	0	0	0	1	6					
<b>Mariano Duncan, R</b> OBP: 0.483, SLG: 0.778	K		HR				SH1-4 1B			5	1	3	2	0	2	2					
<b>Danny Jackson, R</b> OBP: 1.000, SLG: 1.000										1	0	1	0	0	0	0					
<b>Hal Morris, L</b> OBP: 0.400, SLG: 0.250										1	0	0	0	0	1	0					
<b>Tim Layana, R</b> ERA: 7.11										1	0	0	0	0	1	1					
<b>Tim Birtsas, L</b> ERA: 1.64										0	0	0	0	0	0	0					
<b>Rob Dibble, L</b> ERA: 1.64										1	0	0	0	0	0	0					
<b>Inning Stats</b>	R: 3 E: 1 K: 1 S: 13	H: 1 LOB: 3 BB: 1 P: 29	R: 0 E: 0 K: 0 S: 11	H: 2 LOB: 1 BB: 1 P: 22	R: 2 E: 0 K: 1 S: 16	H: 3 LOB: 1 BB: 0 P: 24	R: 3 E: 0 K: 1 S: 11	H: 3 LOB: 1 BB: 1 P: 19	R: 1 E: 0 K: 1 S: 12	H: 1 LOB: 1 BB: 1 P: 22	R: 0 E: 0 K: 1 S: 12	H: 2 LOB: 2 BB: 0 P: 18	R: 1 E: 1 K: 0 S: 15	H: 2 LOB: 2 BB: 1 P: 25	R: 1 E: 0 K: 1 S: 8	H: 1 LOB: 0 BB: 0 P: 11	1B: 10 2B: 2 3B: 0 HR: 3	SF: 0 SAC: 1 DP: 0 HBP: 0	WP: 1 PB: 0 SB: 3 CS: 0	PA: 47	
<b>PITCHER</b>	IP	WLS	BF	H	R	ER	SO	BB	IBB	HBP	BLK	WP	HR	S	P	ERA	WHIP				
<b>Dennis Rasmussen, L</b> ERA: 5.88	1.1		12	3	3	3	1	4	0	0	0	0	2	22	44	20.25	5.250				
<b>Rafael Valdez, R</b> ERA: 16.88	2.2	L	15	6	5	5	2	1	0	0	0	0	2	29	50	16.88	2.625				
<b>Mark Grant, R</b> ERA: 7.11	2.0		10	3	1	1	2	1	0	0	0	0	0	24	40	4.50	2.000				
<b>Greg Harris, R</b> ERA: 1.64	2.0		10	3	2	2	1	1	0	0	0	0	1	23	36	9.00	2.000				

AB 39  
R 11  
H 15  
RBI 10  
BB 7  
SO 6  
LOB 26





Batter	1	2	3	4	5	6	7	8	9	AB	R	H	RBI	BB	SO	LOB	TOP								
<b>Oddibe McDowell, L</b> (1, 8) OBP: 0.278, SLG: 0.382	1-2 G4-3			1-1 P6	2-3 K		2-3 K			4	0	0	0	0	2	4	<b>Atlanta Braves @ Cincinnati Reds</b> Riverfront Stadium, Cincinnati, OH Sat Apr 21 1990, 3:33 AM EDT Att: 24,091 - Cloudy - 63 F								
<b>Jeff Treadway, L</b> (1, 4) OBP: 0.269, SLG: 0.269	2-2 F8			2-0 1B	2-2 F8		3-3 K			3	1	1	0	0	0	2									
<b>Ron Gant, R</b> (7, PH) OBP: 0.273, SLG: 0.222										1	0	0	0	0	1	2									
<b>Tony Castillo, L</b> (7, 1)										0	0	0	0	0	0	0									
<b>Sergio Valdez, R</b> (7, 1)										0	0	0	0	0	0	0									
<b>Lonnie Smith, R</b> (1, 7) OBP: 0.278, SLG: 0.344	3-3 K			1-3 K		4-2 FC6-4 BB		0-0 P4		3	0	0	0	1	2	1									
<b>Nick Esasky, R</b> (1, 3) OBP: 0.256, SLG: 0.171		3-3 K		1-2 1B	1-3 1B	1-1 FC6-4 FC5-4		1-1 F7		4	0	1	0	0	1	1									
<b>Jim Prestley, R</b> (1, 5) OBP: 0.314, SLG: 0.353		0-0 G6-3		1-2 1B	1-2 1B	2-0 FC5-4		2-2 G6-3		4	0	1	1	0	0	1									
<b>Dale Murphy, R</b> (1, 9) OBP: 0.250, SLG: 0.324		3-2 G6-3		1-2 3-H F8	0-0 F8	0-3 K			3-1 G6-3	4	0	0	0	0	1	3									
<b>Ernie Whitt, L</b> (1, 2) OBP: 0.370, SLG: 0.250			2-1 G5-3		1-1 1B 2B		4-0 1B BB		1-2 F9	3	0	1	0	1	0	0									
<b>Jeff Blauser, R</b> (1, 6) OBP: 0.290, SLG: 0.241			2-2 F7		2-1 1B		1-2 1B		2-0 P4	4	0	2	0	0	0	0									
<b>Marty Clary, R</b> (1, 1)			0-3 K		0-3 K		1-3 K			2	0	0	0	0	2	2									
<b>Dwayne Henry, R</b> (6, 1)										0	0	0	0	0	0	0									
<b>Andres Thomas, R</b> (7, PH)										1	0	0	0	0	1	2									
<b>Alexis Infante, R</b> (7, 4)										0	0	0	0	0	0	0									
<b>Inning Stats</b>	R: 0 E: 0 K: 1 S: 12	H: 0 LOB: 0 BB: 0 P: 18	R: 0 E: 0 K: 1 S: 9	H: 0 LOB: 0 BB: 0 P: 15	R: 0 E: 0 K: 1 S: 9	H: 0 LOB: 0 BB: 0 P: 13	R: 1 E: 0 K: 1 S: 15	H: 3 LOB: 2 BB: 0 P: 21	R: 0 E: 0 K: 2 S: 15	H: 2 LOB: 2 BB: 0 P: 21	R: 0 E: 0 K: 3 S: 8	H: 0 LOB: 1 BB: 1 P: 15	R: 0 E: 0 K: 3 S: 12	H: 1 LOB: 2 BB: 1 P: 23	R: 0 E: 0 K: 0 S: 7	H: 0 LOB: 0 BB: 0 P: 10	R: 0 E: 0 K: 0 S: 6	H: 0 LOB: 0 BB: 0 P: 12	1B: 5 2B: 1 3B: 0 HR: 0	SF: 0 SAC: 0 DP: 0 HBP: 0	WP: 0 PB: 0 SB: 0 CS: 0	PA: 35			
<b>PITCHER</b>	IP	WLS	BF	H	R	ER	SO	BB	IBB	HBP	BLK	WP	HR	S	P	ERA	WHIP								
<b>Jack Armstrong, R</b> (1, 1) ERA: 0.95	6.0	W	24	5	1	1	7	1	0	0	0	0	0	68	103	1.50	1.000								
<b>Norm Charlton, L</b> (7, 1) ERA: 2.57	1.0		5	1	0	0	3	1	0	0	0	0	0	12	23	0.00	2.000								
<b>Tim Layana, R</b> (8, 1) ERA: 3.0	1.0		3	0	0	0	0	0	0	0	0	0	0	7	10	0.00	0.000								
<b>Kip Gross, R</b> (9, 1) ERA:	1.0		3	0	0	0	0	0	0	0	0	0	0	6	12	0.00	0.000								

Batter	1	2	3	4	5	6	7	8	9	AB	R	H	RBI	BB	SO	LOB	BOTTOM								
<b>Chris Sabo, R</b> (1, 5) OBP: 0.458, SLG: 0.725	1-2 FC5-4 1B	1-2 G6-3 2-H		0-0 G1-3		0-1 E 2B	4-1 BB			4	1	3	1	1	0	0	<b>Atlanta Braves @ Cincinnati Reds</b> Riverfront Stadium, Cincinnati, OH Sat Apr 21 1990, 3:33 AM EDT Att: 24,091 - Cloudy - 63 F								
<b>Billy Hatcher, R</b> (1, 7) OBP: 0.383, SLG: 0.444	0-0 FC5-4 E	0-0 G6-3		0-2 F7		2-1 G5-3	1-2 P4			5	1	0	0	0	0	6									
<b>Barry Larkin, R</b> (1, 6) OBP: 0.600, SLG: 0.667	3-2 F8	1-2 F9		4-2 CS BB		1-1 E7 1B		1-1 E3 1B		4	0	1	2	1	0	2									
<b>Eric Davis, R</b> (1, 8) OBP: 0.267, SLG: 0.342	4-1 BB E BB		1-0 CS 3B	0-1 CS	0-0 G6-3	0-0 G3		1-3 K		4	1	1	0	1	1	2									
<b>Kip Gross, R</b> (9, 1)				1-2 3B						0	0	0	0	0	0	0									
<b>Paul O'Neill, L</b> (1, 9) OBP: 0.447, SLG: 0.452	4-0 FC5 E BB		0-0 G6-3		2-3 K		2-2 FC5 1B	0-0 P5		4	0	1	0	1	1	2									
<b>Todd Benzinger, S</b> (1, 3) OBP: 0.415, SLG: 0.333	1-1 E5		4-0 BB BB	1-1 F7			2-2 F8	2-1 FC6-4 1B		4	0	1	0	1	0	2									
<b>Joe Oliver, R</b> (1, 2) OBP: 0.278, SLG: 0.273	2-2 FC5		2-2 P4			0-0 F9	0-0 FC5 1B	0-1 FC6-4 1B		5	1	1	0	0	0	6									
<b>Mariano Duncan, R</b> (1, 4) OBP: 0.515, SLG: 0.759		4-1 SH3-4 2B BB	4-1 BB			3-2 E 1B	0-1 FC5 1B WP			2	3	1	0	2	0	2									
<b>Jack Armstrong, R</b> (1, 1) ERA: 0.95		0-1 SH3-4		0-3 K		0-1 E9 2B E 1B	2-2 WP 1B			1	0	0	0	0	1	3									
<b>Ken Griffey, L</b> (6, PH) OBP: 0.290, SLG: 0.333										1	1	1	0	0	0	0									
<b>Norm Charlton, S</b> (7, 1) ERA: 2.57										0	0	0	0	0	0	0									
<b>Luis Quinones, S</b> (7, PH) OBP: 0.267, SLG: 0.342										1	0	1	1	0	0	0									
<b>Tim Layana, R</b> (8, 1) ERA: 3.0										0	0	0	0	0	0	0									
<b>Herm Winningham, L</b> (9, 8)										0	0	0	0	0	0	0									
<b>Inning Stats</b>	R: 2 E: 1 K: 0 S: 13	H: 1 LOB: 2 BB: 2 P: 28	R: 1 E: 0 K: 0 S: 10	H: 1 LOB: 1 BB: 1 P: 16	R: 0 E: 0 K: 1 S: 10	H: 1 LOB: 3 BB: 2 P: 21	R: 0 E: 0 K: 0 S: 9	H: 0 LOB: 0 BB: 1 P: 13	R: 0 E: 0 K: 1 S: 7	H: 0 LOB: 0 BB: 0 P: 10	R: 3 E: 2 K: 0 S: 14	H: 4 LOB: 1 BB: 0 P: 20	R: 2 E: 0 K: 0 S: 17	H: 3 LOB: 2 BB: 1 P: 28	R: 0 E: 1 K: 1 S: 10	H: 1 LOB: 2 BB: 0 P: 14	1B: 8 2B: 2 3B: 1 HR: 0	SF: 0 SAC: 1 DP: 0 HBP: 0	WP: 1 PB: 0 SB: 1 CS: 1	PA: 44					
<b>PITCHER</b>	IP	WLS	BF	H	R	ER	SO	BB	IBB	HBP	BLK	WP	HR	S	P	ERA	WHIP								
<b>Marty Clary, R</b> (1, 1) ERA: 6.75	5.1	L	28	6	6	4	2	6	0	0	0	0	0	5	8	0.00	1.500								
<b>Dwayne Henry, R</b> (6, 1) ERA: 7.2	0.2		3	1	0	0	0	0	0	0	0	0	0	12	18	27.00	4.500								
<b>Tony Castillo, L</b> (7, 1) ERA: 9.0	0.2		5	3	2	2	0	0	0	0	0	0	0	15	24	0.00	1.500								
<b>Sergio Valdez, R</b> (7, 1) ERA: 6.75	1.1		7	1	0	0	1	1	0	0	0	1	0	15	24	0.00	1.500								

AB 33  
R 1  
H 6  
RBI 1  
BB 2  
SO 10  
LOB 18

AB 35  
R 8  
H 11  
RBI 4  
BB 7  
SO 3  
LOB 25





Batter	1	2	3	4	5	6	7	8	9	AB	R	H	RBI	BB	SO	LOB	TOP				
Ron Gant, R OBP: 0.200, SLG: 0.154	G6-3	FC6-4			E6		G6-3			4	0	0	0	0	0	2					
Jeff Blausler, R OBP: 0.286, SLG: 0.242	1B HR	K			F8		B5-3			4	1	1	0	0	1	3					
Lonnie Smith, R OBP: 0.300, SLG: 0.343	F9				WP BB		G6-3			3	0	1	0	1	0	1					
Jim Presley, R OBP: 0.308, SLG: 0.342	HR				G6-3			G5-3		4	1	1	0	0	0	2					
Dale Murphy, R OBP: 0.275, SLG: 0.405	HR						F8	L8		3	1	1	3	1	0	0					
Jody Davis, R OBP: 0.071, SLG: 0.071 Mike Stanton, L	F9				P4		F9	L7		4	0	0	0	0	0	1					
Jeff Treadway, L OBP: 0.267, SLG: 0.267							E8			4	0	1	0	0	0	0					
Greg Olson, R OBP: 0.500, SLG: 0.333		FC6-4 SH 1B			K		FC6-4 IBB			3	0	1	0	1	2	1					
Tom Glavine, L OBP: 0.400, SLG: 0.600 Tommy Gregg, L OBP: 0.286, SLG: 0.167		SH FC6-4			K		FC6-4			2	0	0	0	0	1	2					
<b>Inning Stats</b>	R: 3 E: 0 K: 0 S: 10	H: 3 LOB: 0 BB: 0 P: 14	R: 0 E: 0 K: 1 S: 13	H: 1 LOB: 2 BB: 0 P: 17	R: 0 E: 0 K: 0 S: 8	H: 1 LOB: 1 BB: 1 P: 13	R: 0 E: 0 K: 2 S: 7	H: 1 LOB: 0 BB: 0 P: 9	R: 0 E: 1 K: 0 S: 10	H: 0 LOB: 1 BB: 1 P: 18	R: 0 E: 0 K: 0 S: 5	H: 0 LOB: 0 BB: 0 P: 7	R: 0 E: 0 K: 0 S: 5	H: 0 LOB: 0 BB: 0 P: 8	R: 0 E: 0 K: 2 S: 9	H: 0 LOB: 0 BB: 0 P: 15	1B: 5 2B: 0 3B: 0 HR: 1	SF: 0 SAC: 1 DP: 0 HBP: 0	WP: 1 PB: 0 SB: 1 CS: 3	PA: 36	
<b>PITCHER</b>	IP	WLS	BF	H	R	ER	SO	BB	IBB	HBP	BLK	WP	HR	S	P	ERA	WHIP				
Tom Browning, L ERA: 4.03	6.0	L	27	6	3	3	3	2	1	0	0	1	1	57	89	4.50	1.333				
Tim Layana, R ERA: 2.25	2.0		6	0	0	0	0	0	0	0	0	0	0	10	15	0.00	0.000				
Randy Myers, L ERA: 2.7	1.0		3	0	0	0	2	0	0	0	0	0	0	9	15	0.00	0.000				

Atlanta Braves @ Cincinnati Reds  
Riverfront Stadium, Cincinnati, OH  
Sun Apr 22 1990, 3:33 AM EDT  
Att: 29,299 - Sunny - 70 F

AB 32  
R 3  
H 6  
RBI 3  
BB 3  
SO 5  
LOB 12



Batter	1	2	3	4	5	6	7	8	9	AB	R	H	RBI	BB	SO	LOB	BOTTOM					
Chris Sabo, R OBP: 0.462, SLG: 0.705	G1-6-3 1B			G6-3		P3		BB 1B		4	0	2	0	0	0	1						
Billy Hatcher, R OBP: 0.373, SLG: 0.417	G1-6-3			G4-3		B3		FC6-4 BB		3	0	0	0	1	0	2						
Barry Larkin, R OBP: 0.551, SLG: 0.605	G3			G3-1		G6-3		FC6-4		4	0	0	0	0	0	3						
Eric Davis, R OBP: 0.265, SLG: 0.333				G4-3		G6-3		K		4	0	1	0	0	1	0						
Todd Benzinger, S OBP: 0.422, SLG: 0.432				G6-3		G6-4-3 1B		L6		4	1	2	1	0	0	0						
Paul O'Neill, L OBP: 0.405, SLG: 0.400				F8		K		K		4	0	0	0	0	3	2						
Joe Oliver, R OBP: 0.282, SLG: 0.278				K		G6-4-3		BB 1B 1B		3	0	1	0	0	1	2						
Mariano Duncan, R OBP: 0.500, SLG: 0.781				F9				F8		3	0	1	0	0	0	1						
Tom Browning, L				K				P6		1	0	0	0	0	1	0						
Rolando Roomes, R OBP: 0.400, SLG: 0.400 Tim Layana, R				K						1	0	0	0	0	1	1						
Luis Quinones, S OBP: 0.500, SLG: 0.333 Randy Myers, L										0	0	0	0	0	0	0						
<b>Inning Stats</b>	R: 0 E: 0 K: 0 S: 7	H: 1 LOB: 0 BB: 0 P: 9	R: 0 E: 0 K: 0 S: 6	H: 0 LOB: 0 BB: 0 P: 10	R: 0 E: 0 K: 2 S: 12	H: 0 LOB: 0 BB: 0 P: 16	R: 0 E: 0 K: 0 S: 11	H: 0 LOB: 0 BB: 0 P: 16	R: 0 E: 0 K: 1 S: 8	H: 2 LOB: 1 BB: 0 P: 15	R: 0 E: 0 K: 1 S: 13	H: 1 LOB: 1 BB: 0 P: 16	R: 1 E: 0 K: 0 S: 7	H: 1 LOB: 0 BB: 0 P: 11	R: 0 E: 0 K: 0 S: 9	H: 2 LOB: 3 BB: 1 P: 16	R: 0 E: 0 K: 2 S: 11	H: 0 LOB: 0 BB: 0 P: 17	1B: 5 2B: 0 3B: 1 HR: 1	SF: 0 SAC: 0 DP: 2 HBP: 0	WP: 0 PB: 0 SB: 0 CS: 0	PA: 33
<b>PITCHER</b>	IP	WLS	BF	H	R	ER	SO	BB	IBB	HBP	BLK	WP	HR	S	P	ERA	WHIP					
Tom Glavine, L ERA: 4.66	7.2		28	7	1	1	5	0	0	0	0	0	0	71	103	1.17	0.913					
Mike Stanton, L ERA: 11.12	1.1	S	5	0	0	0	2	1	0	0	0	0	0	13	23	0.00	0.750					

Atlanta Braves @ Cincinnati Reds  
Riverfront Stadium, Cincinnati, OH  
Sun Apr 22 1990, 3:33 AM EDT  
Att: 29,299 - Sunny - 70 F

AB 32  
R 1  
H 7  
RBI 1  
BB 1  
SO 7  
LOB 13















Batter	1	2	3	4	5	6	7	8	9	AB	R	H	RBI	BB	SO	LOB	TOP										
<b>Delino DeShields, L</b> OBP: 0.400, SLG: 0.403 (1.4)	G4-3		FC4-6			G3		1B		3	0	0	0	1	0	1	<b>Montreal Expos @ Cincinnati Reds</b> Riverfront Stadium, Cincinnati, OH Fri Apr 27 1990, 7:05 PM EDT Att: 25,564 - Unknown										
<b>Marquis Grissom, R</b> OBP: 0.254, SLG: 0.317 (1.8)	G6-3			F8		F8		1B		4	0	2	2	0	0	0											
<b>Tim Raines, S</b> OBP: 0.343, SLG: 0.293 (1.7)	K			F8		P4				3	0	0	0	1	1	1											
<b>Tim Wallach, R</b> OBP: 0.323, SLG: 0.426 (1.5)		L4-3		K			F9	P4		4	0	1	0	0	1	4											
<b>Andres Galarraga, R</b> OBP: 0.354, SLG: 0.352 (1.3)	L4-3			K			F8	K		4	0	0	0	0	2	5											
<b>Larry Walker, L</b> OBP: 0.333, SLG: 0.408 (1.9)	K				K		F7		CS	4	0	1	0	0	2	0											
<b>Nelson Santovenia, R</b> OBP: 0.122, SLG: 0.196 (1.2)			F8		F8			F8	K	4	0	0	0	0	1	1											
<b>Spike Owen, S</b> OBP: 0.379, SLG: 0.585 (1.6)			FC4-6					WP	F7	4	1	3	0	0	0	0											
<b>Zane Smith, L</b> OBP: 0.250, SLG: 0.500 (1.1)			K							2	0	0	0	0	2	2											
<b>Junior Noboa, R</b> OBP: 0.300, SLG: 0.300 (8, PH)										1	0	1	0	0	0	0											
<b>Otis Nixon, S</b> OBP: 0.200, SLG: 0.200 (8, PR)										0	1	0	0	0	0	0											
<b>Drew Hall, L</b> (8, 1)										0	0	0	0	0	0	0											
<b>Tim Burke, R</b> (9, 1)										0	0	0	0	0	0	0											
<b>Inning Stats</b>	R: 0 E: 0 K: 1 S: 8	H: 0 LOB: 0 BB: 0 P: 10	R: 0 E: 0 K: 1 S: 9	H: 1 LOB: 0 BB: 0 P: 13	R: 0 E: 0 K: 1 S: 10	H: 1 LOB: 1 BB: 0 P: 12	R: 0 E: 0 K: 2 S: 12	H: 1 LOB: 1 BB: 0 P: 18	R: 0 E: 0 K: 2 S: 9	H: 0 LOB: 0 BB: 0 P: 10	R: 0 E: 0 K: 0 S: 9	H: 0 LOB: 0 BB: 0 P: 12	R: 2 E: 0 K: 1 S: 15	H: 3 LOB: 3 BB: 2 P: 27	R: 0 E: 0 K: 1 S: 5	H: 1 LOB: 0 BB: 0 P: 6	1B: 6 2B: 3 3B: 0 HR: 0	SF: 0 SAC: 0 DP: 1 HBP: 0	WP: 1 PB: 0 SB: 1 CS: 1	PA: 35							
<b>PITCHER</b>	IP	WLS	BF	H	R	ER	SO	BB	IBB	HBP	BLK	WP	HR	S	P	ERA	WHIP										
<b>Tom Browning, L</b> ERA: 3.34 (1, 1)	7.1		26	5	1	1	7	0	0	0	0	0	0	65	85	1.23	0.682										
<b>Norm Charlton, L</b> ERA: 2.7 (8, 1)	0.0		2	1	0	0	0	1	0	0	0	1	0	3	7	∞	∞										
<b>Rob Dibble, R</b> ERA: (8, 1)	1.2	W	7	2	1	1	2	0	1	0	0	0	0	12	20	5.40	1.200										

AB 33  
R 2  
H 8  
RBI 2  
BB 2  
SO 9  
LOB 14



Batter	1	2	3	4	5	6	7	8	9	AB	R	H	RBI	BB	SO	LOB	BOTTOM										
<b>Chris Sabo, R</b> OBP: 0.485, SLG: 0.707 (1.5)	E		G4-3		F9		K		1B	5	1	2	1	0	1	2	<b>Montreal Expos @ Cincinnati Reds</b> Riverfront Stadium, Cincinnati, OH Fri Apr 27 1990, 7:05 PM EDT Att: 25,564 - Unknown										
<b>Billy Hatcher, R</b> OBP: 0.377, SLG: 0.456 (1.8)	F9		3B			F8		K		4	0	1	0	0	1	1											
<b>Barry Larkin, R</b> OBP: 0.484, SLG: 0.500 (1.6)	E		G1-3			G6-3		F9		4	0	1	1	0	0	1											
<b>Todd Benzinger, S</b> OBP: 0.458, SLG: 0.500 (1.3)	E4					E		G4-3		4	0	2	0	0	0	1											
<b>Mariano Duncan, R</b> OBP: 0.478, SLG: 0.780 (1.4)	L4-3		FC6-4		FC6-4	G6-3			BB	3	1	0	0	1	0	4											
<b>Paul O'Neill, L</b> OBP: 0.336, SLG: 0.347 (1.9)	G4-3		FC3-6			G3			B2	4	0	0	0	0	2												
<b>Rolando Roomes, R</b> OBP: 0.364, SLG: 0.636 (1.7)	F8		F9						K	4	0	1	1	0	1	2											
<b>Joe Oliver, R</b> OBP: 0.346, SLG: 0.304 (1.2)	G6-3								1B	3	0	1	0	1	1	0											
<b>Tom Browning, L</b> (1, 1)										2	0	0	0	1	0	1											
<b>Norm Charlton, S</b> (8, 1)										0	0	0	0	0	0	0											
<b>Rob Dibble, L</b> (8, 1)										0	0	0	0	0	0	0											
<b>Luis Quinones, S</b> OBP: 0.667, SLG: 0.500 (8, PH)										0	0	0	0	1	0	0											
<b>Inning Stats</b>	R: 1 E: 2 K: 0 S: 10	H: 2 LOB: 1 BB: 0 P: 15	R: 0 E: 0 K: 0 S: 4	H: 0 LOB: 0 BB: 0 P: 5	R: 0 E: 0 K: 0 S: 10	H: 1 LOB: 1 BB: 1 P: 18	R: 0 E: 0 K: 0 S: 7	H: 1 LOB: 1 BB: 0 P: 11	R: 0 E: 1 K: 0 S: 11	H: 0 LOB: 0 BB: 0 P: 16	R: 1 E: 0 K: 1 S: 13	H: 2 LOB: 1 BB: 0 P: 19	R: 0 E: 0 K: 1 S: 10	H: 0 LOB: 0 BB: 0 P: 13	R: 1 E: 0 K: 1 S: 11	H: 1 LOB: 3 BB: 3 P: 25	1B: 6 2B: 1 3B: 1 HR: 1	SF: 0 SAC: 0 DP: 2 HBP: 0	WP: 0 PB: 0 SB: 1 CS: 0	PA: 37							
<b>PITCHER</b>	IP	WLS	BF	H	R	ER	SO	BB	IBB	HBP	BLK	WP	HR	S	P	ERA	WHIP										
<b>Zane Smith, L</b> ERA: 1.61 (1, 1)	7.0		28	7	2	1	2	1	0	0	0	0	0	63	96	1.29	1.143										
<b>Drew Hall, L</b> ERA: 3.97 (8, 1)	1.2	L	8	0	1	1	2	2	1	0	0	0	0	19	36	5.40	1.200										
<b>Tim Burke, R</b> ERA: 5.0 (9, 1)	0.0		1	1	0	0	0	0	0	0	0	0	0	2	2	∞	∞										

AB 33  
R 2  
H 8  
RBI 3  
BB 4  
SO 4  
LOB 14





Batter	1	2	3	4	5	6	7	8	9	AB	R	H	RBI	BB	SO	LOB	TOP										
<b>Delino DeShields, L</b> OBP: 0.413, SLG: 0.424	G4-3	IBB						F7									4 1 2 0 1 0 2										
<b>Marquis Grissom, R</b> OBP: 0.250, SLG: 0.324	2B	F8							G4-3								5 2 1 0 0 0 5										
<b>Tim Raines, S</b> OBP: 0.319, SLG: 0.270	K	F7							K								5 0 0 0 0 3 7										
<b>Tim Wallach, R</b> OBP: 0.357, SLG: 0.470	2H	2B							1B								5 0 4 2 0 0 1										
<b>Andres Galarraga, R</b> OBP: 0.333, SLG: 0.328 <b>Drew Hall, L</b> OBP: 0.120, SLG: 0.191	K								F7								4 0 0 0 0 2 3 0 0 0 0 0 0 0 1 0 0 0 0 0 1										
<b>Larry Walker, L</b> OBP: 0.328, SLG: 0.415		2B							K								4 1 1 0 0 2 1										
<b>Mike Fitzgerald, R</b> OBP: 0.309, SLG: 0.133 <b>Otis Nixon, S</b> OBP: 0.200, SLG: 0.200 <b>Steve Frey, R</b>	2B	BB							CS								2 0 1 0 2 0 0 0 0 0 0 0 0 0 0 0 0 0 0 0 0										
<b>Spike Owen, S</b> OBP: 0.387, SLG: 0.596									1B								4 0 2 1 0 0 1										
<b>Oil Can Boyd, R</b> <b>Bill Sampen, R</b> <b>Mike Aldrete, L</b> <b>Junior Noboa, R</b> <b>Tom Foley, L</b>	G6-3								1B								2 0 0 0 0 0 2 0 0 0 0 0 0 0 1 0 0 0 0 0 0 1 0 1 0 0 0 0 0 0 0 0 0 0 0										
<b>Inning Stats</b>	R: 1 E: 0 K: 2 S: 16	H: 2 LOB: 1 BB: 0 P: 23	R: 1 E: 0 K: 0 S: 9	H: 2 LOB: 3 BB: 2 P: 18	R: 0 E: 0 K: 0 S: 7	H: 1 LOB: 0 BB: 0 P: 11	R: 0 E: 0 K: 0 S: 5	H: 0 LOB: 0 BB: 0 P: 5	R: 0 E: 0 K: 1 S: 12	H: 1 LOB: 1 BB: 1 P: 20	R: 0 E: 0 K: 1 S: 9	H: 0 LOB: 1 BB: 1 P: 18	R: 2 E: 1 K: 1 S: 10	H: 2 LOB: 1 BB: 0 P: 14	R: 0 E: 0 K: 1 S: 14	H: 3 LOB: 2 BB: 0 P: 19	R: 0 E: 0 K: 1 S: 13	H: 1 LOB: 1 BB: 0 P: 20	1B: 7 2B: 8 3B: 0 HR: 0	SF: 0 SAC: 0 DP: 1 HBP: 0	WP: 2 PA: 41 PB: 0 SB: 1 CS: 2						
<b>PITCHER</b>	IP	WLS	BF	H	R	ER	SO	BB	IBB	HBP	BLK	WP	HR	S	P	ERA	WHIP										
<b>Jack Armstrong, R</b> ERA: 1.4	6.2	W	31	8	4	2	5	2	1	0	0	1	0	65	105	2.70	1.500										
<b>Rob Dibble, R</b> ERA:	0.1		1	0	0	0	1	0	0	0	0	1	0	3	4	0.00	0.000										
<b>Randy Myers, L</b> ERA: 4.66	2.0	S	9	4	0	0	2	0	0	0	0	0	0	27	39	0.00	2.000										

**Montreal Expos @ Cincinnati Reds**  
Riverfront Stadium, Cincinnati, OH  
Sat Apr 28 1990, 3:33 AM EDT  
Att: 21,775 - Overcast - 74 F

AB 38  
R 4  
H 12  
RBI 3  
BB 3  
SO 7  
LOB 23



Batter	1	2	3	4	5	6	7	8	9	AB	R	H	RBI	BB	SO	LOB	BOTTOM										
<b>Chris Sabo, R</b> OBP: 0.486, SLG: 0.738	P6	FC6-4															3 1 1 2 1 0 3										
<b>Herm Winningham, L</b> OBP: 0.273, SLG: 0.300	K																3 1 2 0 0 1 0										
<b>Barry Larkin, R</b> OBP: 0.485, SLG: 0.492	CS	1B															3 0 1 0 1 1 2										
<b>Todd Benzinger, S</b> OBP: 0.444, SLG: 0.490	CS	1B															3 1 1 1 0 0 2										
<b>Paul O'Neill, L</b> OBP: 0.350, SLG: 0.415		1B															4 1 2 1 0 0 0										
<b>Hal Morris, L</b> OBP: 0.250, SLG: 0.182 <b>Billy Hatcher, R</b> OBP: 0.371, SLG: 0.448	K																3 0 0 0 0 1 2 1 0 0 0 0 0 0										
<b>Mariano Duncan, R</b> OBP: 0.480, SLG: 0.818		E4															3 1 1 2 1 0 1										
<b>Joe Oliver, R</b> OBP: 0.357, SLG: 0.327		IBB															3 1 1 0 1 2 1										
<b>Jack Armstrong, R</b> <b>Rob Dibble, L</b> <b>Randy Myers, L</b>	F4																3 0 0 0 0 2 4 0 0 0 0 0 0 0 0 0 0 0 0 0 0										
<b>Inning Stats</b>	R: 0 E: 0 K: 1 S: 12	H: 1 LOB: 0 BB: 0 P: 15	R: 1 E: 1 K: 1 S: 10	H: 2 LOB: 3 BB: 1 P: 17	R: 1 E: 0 K: 0 S: 8	H: 1 LOB: 0 BB: 0 P: 16	R: 3 E: 0 K: 2 S: 16	H: 4 LOB: 1 BB: 0 P: 22	R: 0 E: 0 K: 0 S: 3	H: 0 LOB: 0 BB: 0 P: 5	R: 0 E: 0 K: 2 S: 7	H: 0 LOB: 0 BB: 0 P: 10	R: 0 E: 0 K: 0 S: 3	H: 0 LOB: 1 BB: 2 P: 12	R: 1 E: 0 K: 1 S: 12	H: 1 LOB: 0 BB: 1 P: 21	1B: 5 2B: 1 3B: 0 HR: 3	SF: 1 SAC: 1 DP: 1 HBP: 0	WP: 0 PA: 36 PB: 0 SB: 2 CS: 2								
<b>PITCHER</b>	IP	WLS	BF	H	R	ER	SO	BB	IBB	HBP	BLK	WP	HR	S	P	ERA	WHIP										
<b>Oil Can Boyd, R</b> ERA: 7.06	3.2	L	20	8	5	3	3	0	0	0	0	0	0	14	20	0.00	0.000										
<b>Bill Sampen, R</b> ERA:	2.1		7	0	0	0	3	0	0	0	0	0	0	3	12	0.00	1.000										
<b>Drew Hall, L</b> ERA: 3.65 <b>Steve Frey, L</b> ERA: 3.18	1.0		4	0	0	0	0	1	1	0	0	0	0	3	12	0.00	1.000										

**Montreal Expos @ Cincinnati Reds**  
Riverfront Stadium, Cincinnati, OH  
Sat Apr 28 1990, 3:33 AM EDT  
Att: 21,775 - Overcast - 74 F

AB 29  
R 6  
H 9  
RBI 6  
BB 4  
SO 7  
LOB 15





Batter	1	2	3	4	5	6	7	8	9	AB	R	H	RBI	BB	SO	LOB	TOP																	
<b>Otis Nixon, S</b> (1, 8) <small>OBP: 0.143, SLG: 0.143</small> <b>Mike Aldrete, L</b> (5, PH) <small>OBP: 0.571, SLG: 0.500</small> <b>Dave Martinez, L</b> (7, 9) <small>OBP: 0.143, SLG: 0.143</small>										2	0	0	0	0	0	0																		
<b>Junior Noboa, R</b> (1, 4) <small>OBP: 0.375, SLG: 0.375</small>										5	1	2	1	0	0	1																		
<b>Tim Raines, S</b> (1, 7) <small>OBP: 0.312, SLG: 0.265</small>										5	0	1	0	0	0	2																		
<b>Tim Wallach, R</b> (1, 5) <small>OBP: 0.373, SLG: 0.507</small>										3	2	1	1	2	0	1																		
<b>Andres Galarraga, R</b> (1, 3) <small>OBP: 0.351, SLG: 0.344</small>										3	0	1	0	2	2	1																		
<b>Marquis Grissom, R</b> (1, 9) <small>OBP: 0.276, SLG: 0.338</small>										3	0	2	2	1	0	0																		
<b>Mike Fitzgerald, R</b> (1, 2) <small>OBP: 0.362, SLG: 0.353</small>										2	2	1	1	2	0	0																		
<b>Spike Owen, S</b> (1, 6) <small>OBP: 0.394, SLG: 0.583</small>										3	1	1	0	1	0	1																		
<b>Kevin Gross, R</b> (1, 1) <small>OBP: 0.182, SLG: 0.273</small> <b>Tim Burke, R</b> (8, 1)										4	0	1	0	0	0	3																		
<b>Inning Stats</b>	R: 0 E: 0 K: 0 S: 6	H: 1 LOB: 1 BB: 0 P: 11	R: 0 E: 0 K: 1 S: 9	H: 0 LOB: 1 BB: 1 P: 16	R: 0 E: 0 K: 0 S: 6	H: 0 LOB: 0 BB: 0 P: 8	R: 0 E: 0 K: 0 S: 11	H: 1 LOB: 2 BB: 1 P: 20	R: 2 E: 0 K: 0 S: 12	H: 2 LOB: 1 BB: 1 P: 20	R: 2 E: 0 K: 0 S: 7	H: 3 LOB: 2 BB: 2 P: 17	R: 2 E: 0 K: 0 S: 13	H: 3 LOB: 2 BB: 2 P: 26	R: 0 E: 0 K: 0 S: 6	H: 1 LOB: 1 BB: 0 P: 10	R: 0 E: 0 K: 1 S: 12	H: 0 LOB: 1 BB: 1 P: 18	1B: 8 2B: 1 3B: 0 HR: 2	SF: 0 SAC: 0 DP: 0 HBP: 0	WP: 0 PB: 1 CS: 2	PA: 41												
<b>PITCHER</b>	IP WLS BF H R ER SO BB IBB HBP BLK WP HR S P ERA WHIP																																	
<b>Danny Jackson, L</b> (1, 1) <small>ERA: 10.8</small>	0.1		2	1	0	0	0	0	0	0	0	0	0	0	0	0	0.00	3.000																
<b>Ron Robinson, R</b> (1, 1) <small>ERA: 3.89</small>	4.2	L	19	3	2	2	1	3	0	0	0	0	0	0	42	71	3.86	1.286																
<b>Tim Layana, R</b> (6, 1) <small>ERA: 4.5</small>	1.0		6	3	2	2	0	2	0	0	0	0	0	2	7	17	18.00	5.000																
<b>Kip Gross, R</b> (7, 1) <small>ERA: 6.0</small>	2.0		10	4	2	2	0	2	0	0	0	0	0	19	36	9.00	3.000																	
<b>Tim Birtsas, L</b> (9, 1) <small>ERA:</small>	1.0		4	0	0	0	1	1	0	0	0	0	0	0	12	18	0.00	1.000																

**Montreal Expos @ Cincinnati Reds**  
Riverfront Stadium, Cincinnati, OH  
Sun Apr 29 1990, 3:33 AM EDT  
Att: 27,344 - Cloudy - 62 F

AB	33
R	6
H	11
RBI	6
BB	8
SO	2
LOB	10



Batter	1	2	3	4	5	6	7	8	9	AB	R	H	RBI	BB	SO	LOB	BOTTOM																	
<b>Chris Sabo, R</b> (1, 5) <small>OBP: 0.487, SLG: 0.719</small>										3	0	1	0	1	0	0																		
<b>Herm Winningham, L</b> (1, 8) <small>OBP: 0.333, SLG: 0.357</small>										4	0	2	2	0	0	1																		
<b>Barry Larkin, R</b> (1, 6) <small>OBP: 0.458, SLG: 0.460</small>										4	0	0	0	0	1	4																		
<b>Todd Benzinger, S</b> (1, 3) <small>OBP: 0.433, SLG: 0.473</small>										4	0	1	0	0	1	3																		
<b>Paul O'Neill, L</b> (1, 9) <small>OBP: 0.344, SLG: 0.421</small>										4	1	1	0	0	1	1																		
<b>Billy Hatcher, R</b> (1, 7) <small>OBP: 0.364, SLG: 0.435</small>										4	0	1	0	0	0	0																		
<b>Mariano Duncan, R</b> (1, 4) <small>OBP: 0.481, SLG: 0.804</small>										2	1	1	1	1	0	0																		
<b>Joe Oliver, R</b> (1, 2) <small>OBP: 0.339, SLG: 0.308</small> <b>Ron Oester, S</b> (9, PH) <small>OBP: 0.273, SLG: 0.273</small>										3	0	0	0	0	1	2																		
<b>Danny Jackson, R</b> (1, 1) <small>ERA: 10.8</small> <b>Ron Robinson, R</b> (1, 1) <small>ERA: 3.89</small> <b>Tim Layana, R</b> (6, 1) <small>ERA: 4.5</small> <b>Hal Morris, L</b> (6, PH) <small>OBP: 0.293, SLG: 0.167</small> <b>Kip Gross, R</b> (7, 1) <small>ERA: 6.0</small> <b>Ken Griffey, L</b> (8, PH) <small>OBP: 0.320, SLG: 0.400</small> <b>Tim Birtsas, L</b> (9, 1) <small>ERA:</small> <b>Luis Quinones, S</b> (9, PH) <small>OBP: 0.273, SLG: 0.400</small>										0	0	0	0	0	0	0																		
<b>Inning Stats</b>	R: 0 E: 0 K: 1 S: 10	H: 1 LOB: 1 BB: 0 P: 18	R: 0 E: 0 K: 1 S: 11	H: 0 LOB: 1 BB: 1 P: 17	R: 0 E: 0 K: 0 S: 6	H: 0 LOB: 0 BB: 0 P: 12	R: 0 E: 0 K: 0 S: 6	H: 0 LOB: 0 BB: 0 P: 9	R: 0 E: 0 K: 1 S: 11	H: 1 LOB: 1 BB: 0 P: 13	R: 0 E: 0 K: 0 S: 10	H: 1 LOB: 0 BB: 0 P: 16	R: 2 E: 0 K: 1 S: 14	H: 3 LOB: 2 BB: 1 P: 26	R: 1 E: 0 K: 1 S: 13	H: 2 LOB: 1 BB: 0 P: 16	1B: 7 2B: 1 3B: 0 HR: 0	SF: 1 SAC: 0 DP: 1 HBP: 0	WP: 0 PB: 0 CS: 0	PA: 36														
<b>PITCHER</b>	IP WLS BF H R ER SO BB IBB HBP BLK WP HR S P ERA WHIP																																	
<b>Kevin Gross, R</b> (1, 1) <small>ERA: 2.84</small>	7.1	W	29	6	2	2	4	2	0	0	0	0	0	0	14	24	2.46	1.091																
<b>Tim Burke, R</b> (8, 1) <small>ERA: 5.09</small>	1.2	S	7	2	1	1	1	0	0	0	0	0	0	16	21	5.40	1.200																	

**Montreal Expos @ Cincinnati Reds**  
Riverfront Stadium, Cincinnati, OH  
Sun Apr 29 1990, 3:33 AM EDT  
Att: 27,344 - Cloudy - 62 F

AB	33
R	3
H	8
RBI	3
BB	2
SO	5
LOB	13





Batter	1	2	3	4	5	6	7	8	9	AB	R	H	RBI	BB	SO	LOB	TOP										
Lenny Dykstra, L OBP: 0.381, SLG: 0.466	2-1 1B 1B		4-0 BB		0-0 G3			1-1 G6-3		3	1	1	0	1	0	1	<b>Philadelphia Phillies @ Cincinnati Reds</b> Riverfront Stadium, Cincinnati, OH Mon Apr 30 1990, 7:05 PM EDT Att: 17,294 - Unknown - 65 F										
Tom Herr, S OBP: 0.360, SLG: 0.464	0-1 1B		2-1 G1-3			2-2 F7		0-1 G5-3		4	0	1	0	0	0	1											
Von Hayes, L OBP: 0.446, SLG: 0.406	2-2 1B			1-0 G4-3		4-1 FC6 BB		1-0 BB HBP		2	1	1	1	1	0	0											
Ricky Jordan, R OBP: 0.324, SLG: 0.333	0-3 K			2-2 G4-3		0-2 P6		4-0 1B BB		3	0	0	0	1	1	3											
John Kruk, L OBP: 0.302, SLG: 0.362 Randy Ready, R OBP: 0.417, SLG: 0.500	2-0 CS	0-1 L6		4-2 BB		0-0 FC6		1-2 BB		2	0	0	0	1	0	1											
Dickie Thon, R OBP: 0.265, SLG: 0.242		2-1 F7		1-1 G5-3			2-1 G5-3	0-1 P6		4	0	0	0	0	0	3											
Darren Daulton, L OBP: 0.357, SLG: 0.319		2-3 K			4-0 FC6-4 BB		0-0 1B		0-3 K	3	0	1	0	1	2	0											
Charlie Hayes, R OBP: 0.275, SLG: 0.262			0-1 G1-3		0-0 FC6-4		1-3 K	1-3 K		4	0	0	0	0	2	2											
Ken Howell, R Curt Ford, L Don Carman, L Darrel Akerfelds, R Chuck McElroy, L Jeff Parrett, R Dave Hollins, S	0-3 K		0-3 K		0-3 K		1-3 K	1-3 K		2	0	0	0	0	2	1											
<b>Inning Stats</b>	R: 1 E: 0 K: 1 S: 10	H: 3 LOB: 0 BB: 0 P: 16	R: 0 E: 0 K: 1 S: 7	H: 0 LOB: 0 BB: 0 P: 11	R: 0 E: 0 K: 1 S: 7	H: 0 LOB: 1 BB: 1 P: 13	R: 0 E: 0 K: 0 S: 8	H: 0 LOB: 1 BB: 1 P: 16	R: 0 E: 1 K: 1 S: 5	H: 0 LOB: 1 BB: 1 P: 9	R: 0 E: 0 K: 0 S: 8	H: 0 LOB: 1 BB: 1 P: 14	R: 0 E: 0 K: 2 S: 10	H: 1 LOB: 1 BB: 0 P: 14	R: 1 E: 0 K: 0 S: 9	H: 1 LOB: 2 BB: 1 P: 16		R: 0 E: 0 K: 3 S: 10	H: 0 LOB: 0 BB: 0 P: 12	1B: 5 2B: 0 3B: 0 HR: 0	SF: 0 SAC: 0 DP: 0 HBP: 1	WP: 0 PB: 0 SB: 0 CS: 1	PA: 37				
<b>PITCHER</b>	IP	WLS	BF	H	R	ER	SO	BB	IBB	HBP	BLK	WP	HR	S	P	ERA	WHIP										
Jose Rijo, R ERA: 3.94	(1, 1)	7.0	W	27	4	1	1	6	4	0	0	0	0	55	93	1.29	1.143										
Norm Charlton, L ERA: 3.39	(8, 1)	0.2		4	0	1	1	0	1	0	1	0	0	4	10	13.50	1.500										
Rob Dibble, R ERA:	(8, 1)	1.1	S	5	1	0	0	3	0	0	0	0	0	15	18	0.00	0.750										

Batter	1	2	3	4	5	6	7	8	9	AB	R	H	RBI	BB	SO	LOB	BOTTOM										
Herm Winningham, L OBP: 0.263, SLG: 0.276	1-3 K	3-3 K			1-0 G1-3			0-0 E1		4	0	0	0	0	2	1	<b>Philadelphia Phillies @ Cincinnati Reds</b> Riverfront Stadium, Cincinnati, OH Mon Apr 30 1990, 7:05 PM EDT Att: 17,294 - Unknown - 65 F										
Mariano Duncan, R OBP: 0.483, SLG: 0.776	3-2 E BB 1B		4-2 F8 HBP BB		0-3 K		0-0 P4			3	1	1	0	1	1	2											
Barry Larkin, R OBP: 0.461, SLG: 0.446	4-1 1B		1-2 F8 HBP		0-2 G5-3		2-1 F8			2	1	0	0	1	0	2											
Todd Benzinger, S OBP: 0.408, SLG: 0.441	2-0 E3 1B FC4-6		1-0 F8			1-2 L7		0-1 G4-3		4	1	0	0	0	0	4											
Paul O'Neill, L OBP: 0.368, SLG: 0.433	0-1 FC4-6 1B		4-0 L3 IBB		2-0 G4-3		3-1 3B 1B			3	1	2	2	1	0	0											
Ken Griffey, L OBP: 0.222, SLG: 0.250 Billy Hatcher, R OBP: 0.373, SLG: 0.476	1-0 FC4-6		2-2 L3		1-1 F8		1-1 1B 3B			3	0	0	1	0	0	4											
Luis Quinones, S OBP: 0.455, SLG: 0.333	1-2 P6			1-0 G3			3-3 K	1-0 G4-6-3 1B		4	0	1	1	0	1	1											
Jeff Reed, L OBP: 0.143, SLG: 0.571		1-0 G3		2-0 G6-3			3-2 HR	0-0 G4-6-3		4	1	1	1	0	0	1											
Jose Rijo, R Rolando Roomes, R Norm Charlton, S Rob Dibble, L	(1, 1)	(7, PH)	(8, 1)	(8, 1)			3-2 E 1B			2	0	0	0	0	1	0											
<b>Inning Stats</b>	R: 3 E: 1 K: 1 S: 14	H: 2 LOB: 1 BB: 1 P: 26	R: 0 E: 0 K: 1 S: 6	H: 0 LOB: 0 BB: 0 P: 10	R: 0 E: 0 K: 0 S: 10	H: 0 LOB: 2 BB: 2 P: 22	R: 0 E: 0 K: 1 S: 5	H: 0 LOB: 0 BB: 0 P: 9	R: 0 E: 0 K: 0 S: 7	H: 0 LOB: 0 BB: 0 P: 8	R: 0 E: 0 K: 0 S: 6	H: 0 LOB: 0 BB: 0 P: 10	R: 1 E: 1 K: 1 S: 20	H: 2 LOB: 2 BB: 0 P: 31	R: 2 E: 0 K: 0 S: 9	H: 3 LOB: 0 BB: 0 P: 13		1B: 5 2B: 1 3B: 1 HR: 1	SF: 0 SAC: 0 DP: 2 HBP: 1	WP: 0 PB: 0 SB: 0 CS: 0	PA: 35						
<b>PITCHER</b>	IP	WLS	BF	H	R	ER	SO	BB	IBB	HBP	BLK	WP	HR	S	P	ERA	WHIP										
Ken Howell, R ERA: 3.28	(1, 1)	6.0	L	24	2	3	1	4	2	1	1	0	0	48	85	1.50	0.667										
Don Carman, L ERA: 1.08	(7, 1)	0.1		4	2	1	1	1	0	0	0	0	1	17	26	27.00	6.000										
Darrel Akerfelds, R ERA:	(7, 1)	1.0		3	0	0	0	0	0	0	0	0	0	5	7	0.00	0.000										
Chuck McElroy, L ERA: 7.5	(8, 1)	0.0		1	1	0	0	0	0	0	0	0	0	2	5	=	=										
Jeff Parrett, R ERA: 4.5	(8, 1)	0.2		3	2	2	2	0	0	0	0	0	0	5	6	27.00	3.000										





Batter	1	2	3	4	5	6	7	8	9	AB	R	H	RBI	BB	SO	LOB	TOP										
Lenny Dykstra, L OBP: 0.353, SLG: 0.429 (1, 8)	G6-3		G1-3		G4-3	G4-3		F9		5	0	0	0	0	0	4	<b>Philadelphia Phillies @ Cincinnati Reds</b> Riverfront Stadium, Cincinnati, OH Tue May 01 1990, 3:33 AM EDT Att: 16,926 - Overcast - 49 F										
Tom Herr, S OBP: 0.363, SLG: 0.473 (1, 4)	F8				1B	1B	F8	K		5	1	2	0	0	1	2											
Von Hayes, L OBP: 0.455, SLG: 0.478 (1, 9)	1B		F9		1B				K	5	2	3	1	0	1	1											
Carmelo Martinez, R OBP: 0.368, SLG: 0.438 (1, 3)	S		K		1B		G6-3		F7	5	0	2	2	0	1	1											
John Kruk, L OBP: 0.294, SLG: 0.397 Roger McDowell, R (9, 1)	G4-3			G3-1		K			F7	5	1	1	1	0	1	3											
Dickie Thon, R OBP: 0.284, SLG: 0.242 Jeff Parrett, R (7, 1)		F8		G5-3		FC1-5	1B		L9	4	0	1	0	0	0	0											
Sil Campusano, R OBP: 0.222, SLG: 0.176 (9, 7)										0	0	0	0	0	0	0											
Darren Daulton, L OBP: 0.383, SLG: 0.360 (1, 2)		K			BB			1B	2B	3	0	2	0	1	1	0											
Dave Hollins, S OBP: 0.400, SLG: 0.250 (1, 5)				G3		K		1B		3	0	1	0	1	1	3											
Bruce Ruffin, S OBP: 0.200, SLG: 0.200 Rod Booker, L OBP: 0.357, SLG: 0.250 (7, 6)	G4-3					K	FC1-5		K	3	0	0	0	0	1	3											
<b>Inning Stats</b>	R: 1 E: 0 K: 0 S: 13	H: 2 LOB: 1 BB: 0 P: 21	R: 0 E: 0 K: 1 S: 11	H: 0 LOB: 1 BB: 1 P: 17	R: 0 E: 0 K: 1 S: 10	H: 1 LOB: 1 BB: 0 P: 12	R: 0 E: 0 K: 0 S: 8	H: 0 LOB: 2 BB: 1 P: 14	R: 1 E: 0 K: 2 S: 16	H: 3 LOB: 2 BB: 0 P: 25	R: 0 E: 0 K: 1 S: 14	H: 2 LOB: 2 BB: 0 P: 19	R: 2 E: 0 K: 0 S: 15	H: 2 LOB: 0 BB: 0 P: 22	R: 0 E: 0 K: 2 S: 10	H: 2 LOB: 2 BB: 0 P: 14	R: 0 E: 0 K: 1 S: 8	H: 0 LOB: 0 BB: 0 P: 12	1B: 7 2B: 3 3B: 0 HR: 2	SF: 0 SAC: 0 DP: 0 HBP: 0	WP: 0 PB: 0 SB: 1 CS: 0	PA: 41					
<b>PITCHER</b>	IP	WLS	BF	H	R	ER	SO	BB	IBB	HBP	BLK	WP	HR	S	P	ERA	WHIP										
Rick Mahler, R ERA: 5.17 (1, 1)	3.0		13	3	1	1	2	1	0	0	0	0	0	34	50	3.00	1.333										
Tim Birtsas, L ERA: 2.7 (4, 1)	4.0	L	20	7	3	3	3	1	0	0	0	0	2	53	80	6.75	2.000										
Norm Charlton, L ERA: 3.09 (8, 1)	1.0		5	2	0	0	2	0	0	0	0	0	0	10	14	0.00	2.000										
Randy Myers, L ERA: 4.22 (9, 1)	1.0		3	0	0	0	1	0	0	0	0	0	0	8	12	0.00	0.000										

Batter	1	2	3	4	5	6	7	8	9	AB	R	H	RBI	BB	SO	LOB	BOTTOM										
Chris Sabo, R OBP: 0.475, SLG: 0.691 (1, 5)	F9		F8					K		4	0	1	1	0	1	2	<b>Philadelphia Phillies @ Cincinnati Reds</b> Riverfront Stadium, Cincinnati, OH Tue May 01 1990, 3:33 AM EDT Att: 16,926 - Overcast - 49 F										
Billy Hatcher, R OBP: 0.352, SLG: 0.448 (1, 8)	G6-3			L8	L9		F7			4	0	0	0	0	0	2											
Barry Larkin, R OBP: 0.438, SLG: 0.420 (1, 6)	G5-3			G6-3				F8		4	0	0	0	0	0	0											
Todd Benzinger, S OBP: 0.427, SLG: 0.476 (1, 3)				G1-6-3	1B			L9		4	0	3	0	0	0	0											
Mariano Duncan, R OBP: 0.484, SLG: 0.769 (1, 4)		G1-6-3			BB		2B	2B		3	1	1	0	1	1	2											
Paul O'Neill, L OBP: 0.361, SLG: 0.438 Randy Myers, L (9, 1)		F8						K		4	0	1	1	0	2	3											
Rolando Roomes, R OBP: 0.333, SLG: 0.533 Herm Winningham, L OBP: 0.250, SLG: 0.263 (9, PH)			G5-3					G6-3		3	0	0	0	0	0	1											
Joe Oliver, R OBP: 0.355, SLG: 0.315 Hal Morris, L OBP: 0.214, SLG: 0.154 (9, PH)				G4-3	BB			L9		2	1	1	0	1	0	0											
Rick Mahler, R OBP: 0.286, SLG: 0.286 Tim Birtsas, L (4, 1)				G4-3				L9		1	0	0	0	0	0	0											
Luis Quinones, S OBP: 0.500, SLG: 0.400 Norm Charlton, S (8, 1)										1	0	1	0	0	0	0											
Ken Griffey, L OBP: 0.200, SLG: 0.222 (9, 9)								1B		1	0	0	0	0	0	0											
<b>Inning Stats</b>	R: 0 E: 0 K: 0 S: 5	H: 0 LOB: 0 BB: 0 P: 7	R: 0 E: 0 K: 0 S: 8	H: 1 LOB: 0 BB: 0 P: 11	R: 0 E: 0 K: 0 S: 5	H: 0 LOB: 1 BB: 1 P: 10	R: 0 E: 0 K: 1 S: 8	H: 1 LOB: 2 BB: 1 P: 17	R: 1 E: 0 K: 0 S: 10	H: 2 LOB: 1 BB: 0 P: 15	R: 1 E: 0 K: 0 S: 12	H: 2 LOB: 1 BB: 0 P: 20	R: 0 E: 0 K: 1 S: 9	H: 1 LOB: 1 BB: 0 P: 16	R: 0 E: 0 K: 2 S: 8	H: 1 LOB: 1 BB: 0 P: 11	R: 0 E: 0 K: 0 S: 9	H: 0 LOB: 0 BB: 0 P: 12	1B: 5 2B: 3 3B: 0 HR: 0	SF: 0 SAC: 1 DP: 1 HBP: 0	WP: 0 PB: 0 SB: 0 CS: 0	PA: 36					
<b>PITCHER</b>	IP	WLS	BF	H	R	ER	SO	BB	IBB	HBP	BLK	WP	HR	S	P	ERA	WHIP										
Bruce Ruffin, L ERA: 3.6 (1, 1)	6.1		27	7	2	2	1	2	0	0	0	0	0	52	87	2.84	1.421										
Jeff Parrett, R ERA: 4.12 (7, 1)	1.2		6	1	0	0	3	0	0	0	0	0	0	13	20	0.00	0.600										
Roger McDowell, R ERA: 6.75 (9, 1)	1.0	S	3	0	0	0	0	0	0	0	0	0	0	9	12	0.00	0.000										

AB	39
R	4
H	12
RBI	4
BB	2
SO	8
LOB	19



AB	33
R	2
H	8
RBI	2
BB	2
SO	4
LOB	11





Batter	1	2	3	4	5	6	7	8	9	AB	R	H	RBI	BB	SO	LOB	TOP					
Chris Sabo, R OBP: 0.464, SLG: 0.667 (1, 5)										4	0	1	0	0	1	0	<p>Cincinnati Reds @ New York Mets Shea Stadium, Flushing, NY Wed May 02 1990, 7:05 PM EDT Att: 22,668 - Unknown - 60 F</p> <p>livebaseballscorecards.com</p> <p>AB 34 R 0 H 6 RBI 0 BB 1 SO 11 LOB 13</p>					
Mariano Duncan, R OBP: 0.455, SLG: 0.714 (1, 4)										4	0	0	0	0	1	1						
Barry Larkin, R OBP: 0.429, SLG: 0.411 (1, 6)										4	0	1	0	0	1	2						
Todd Benzinger, S OBP: 0.405, SLG: 0.448 (1, 3)										4	0	0	0	0	1	1						
Billy Hatcher, R OBP: 0.360, SLG: 0.451 (1, 8)										4	0	2	0	0	0	1						
Paul O'Neill, L OBP: 0.366, SLG: 0.456 (1, 9)										4	0	2	0	0	1	1						
Rolando Roomes, R OBP: 0.263, SLG: 0.421 (1, 7)										4	0	0	0	0	2	4						
Joe Oliver, R OBP: 0.348, SLG: 0.298 (1, 2)										3	0	0	0	1	2	2						
Tom Browning, L (1, 1)										2	0	0	0	0	1	0						
Ron Oester, S OBP: 0.250, SLG: 0.250 (7, PH)										1	0	0	0	0	1	1						
Kip Gross, R (7, 1)										0	0	0	0	0	0	0						
<b>Inning Stats</b>	R: 0 E: 0 K: 2 S: 10	H: 0 LOB: 0 BB: 0 P: 11	R: 0 E: 0 K: 2 S: 11	H: 1 LOB: 1 BB: 0 P: 19	R: 0 E: 1 K: 2 S: 14	H: 1 LOB: 2 BB: 0 P: 19	R: 0 E: 1 K: 1 S: 7	H: 1 LOB: 1 BB: 0 P: 13	R: 0 E: 0 K: 1 S: 8	H: 0 LOB: 0 BB: 0 P: 11	R: 0 E: 0 K: 0 S: 7	H: 1 LOB: 1 BB: 0 P: 12	R: 0 E: 0 K: 2 S: 10	H: 0 LOB: 1 BB: 1 P: 16	R: 0 E: 0 K: 1 S: 6	H: 0 LOB: 0 BB: 0 P: 10	R: 0 E: 0 K: 0 S: 13	H: 2 LOB: 2 BB: 0 P: 19	1B: 5 2B: 1 3B: 0 HR: 0	SF: 0 SAC: 0 DP: 0 HBP: 0	WP: 0 PB: 0 SB: 0 CS: 0	PA: 35
<b>PITCHER</b> Frank Viola, L ERA: 0.99 (1, 1)	IP: 9.0 WLS: W BF: 35 H: 6 R: 0 ER: 0 SO: 11 BB: 1 IBB: 0 HBP: 0 BLK: 0 WP: 0 HR: 0 S: 86 P: 130 ERA: 0.00 WHIP: 0.778																					

Batter	1	2	3	4	5	6	7	8	9	AB	R	H	RBI	BB	SO	LOB	BOTTOM					
Mark Carreon, R OBP: 0.286, SLG: 0.481 (1, 8)										4	0	1	1	0	0	1	<p>Cincinnati Reds @ New York Mets Shea Stadium, Flushing, NY Wed May 02 1990, 7:05 PM EDT Att: 22,668 - Unknown - 60 F</p> <p>livebaseballscorecards.com</p> <p>AB 33 R 5 H 10 RBI 5 BB 1 SO 5 LOB 10</p>					
Tim Lincecum, R OBP: 0.227, SLG: 0.150 (1, 4)										4	0	1	0	0	1	3						
Howard Johnson, S OBP: 0.326, SLG: 0.563 (1, 5)										4	1	1	1	0	1	1						
Darryl Strawberry, L OBP: 0.382, SLG: 0.384 (1, 9)										3	0	0	0	1	1	0						
Kevin McReynolds, R OBP: 0.338, SLG: 0.333 (1, 7)										4	1	1	0	0	0	2						
Mike Marshall, R OBP: 0.273, SLG: 0.469 (1, 3)										4	2	3	2	0	1	0						
Barry Lyons, R OBP: 0.241, SLG: 0.309 (1, 2)										4	1	2	0	0	0	1						
Kevin Elster, R OBP: 0.171, SLG: 0.235 (1, 6)										3	0	0	1	0	1	1						
Frank Viola, L OBP: 0.083, SLG: 0.083 (1, 1)										3	0	1	0	0	0	1						
<b>Inning Stats</b>	R: 0 E: 0 K: 0 S: 12	H: 1 LOB: 2 BB: 1 P: 20	R: 1 E: 1 K: 0 S: 13	H: 2 LOB: 2 BB: 0 P: 16	R: 1 E: 0 K: 1 S: 10	H: 2 LOB: 1 BB: 0 P: 15	R: 1 E: 0 K: 2 S: 11	H: 2 LOB: 1 BB: 0 P: 16	R: 1 E: 0 K: 1 S: 8	H: 2 LOB: 1 BB: 0 P: 13	R: 0 E: 0 K: 0 S: 5	H: 0 LOB: 0 BB: 0 P: 6	R: 0 E: 0 K: 1 S: 6	H: 0 LOB: 0 BB: 0 P: 10	R: 1 E: 0 K: 0 S: 12	H: 2 LOB: 1 BB: 0 P: 23	R: 1 E: 0 K: 0 S: 12	H: 2 LOB: 1 BB: 0 P: 23	1B: 6 2B: 2 3B: 0 HR: 2	SF: 1 SAC: 1 DP: 0 HBP: 0	WP: 0 PB: 0 SB: 0 CS: 0	PA: 36
<b>PITCHER</b> Tom Browning, L ERA: 3.79 Kip Gross, R ERA: 5.4 (7, 1)	IP: 6.0 WLS: L BF: 28 H: 8 R: 4 ER: 4 SO: 28 BB: 4 IBB: 4 HBP: 4 BLK: 4 WP: 0 HR: 2 S: 59 P: 86 ERA: 6.00 WHIP: 1.500																					



Batter	1	2	3	4	5	6	7	8	9	AB	R	H	RBI	BB	SO	LOB	TOP
Chris Sabo, R OBP: 0.449, SLG: 0.632	(1, 5) F7		(3-1) F7		(0-0) F8			(4-0) S S E BB	(1-3) K	4	1	0	0	1	1	0	
Mariano Duncan, R OBP: 0.451, SLG: 0.689	(1, 7) (7, 4) 3-2 6-3 1B			(2-1) F9		(0-0) L9-3 1B		(0-3) K	(3-2) F9	5	0	2	0	0	0	1	
Barry Larkin, R OBP: 0.409, SLG: 0.390	(1, 6) (1, 6) C 1 SAFE 1 SAFE 6-3 1-2			(1-0) F8		(1-0) F8		(2-1) S E 1B		4	1	0	0	0	0	2	
Todd Benzinger, S OBP: 0.398, SLG: 0.429	(1, 3) F7			(4-2) BB		(1-2) L9-3		(2-3) K		3	0	0	0	1	1	3	
Billy Hatcher, R OBP: 0.380, SLG: 0.467	(1, 8) (7, 7) C X 0-1 1B			(3-3) K				(0-0) FC6 1B	(0-0) S 1B	4	0	3	1	0	1	1	
Luis Quiñones, S OBP: 0.400, SLG: 0.308	(1, 4) 3-2 6-3					(0-1) 5-3		(0-1) FC6 1B	(4-1) 3-H 1B	3	0	0	0	0	0	1	
Herm Winningham, L OBP: 0.286, SLG: 0.263	(7, PR) (7, 8) C 1 SAFE 1 SAFE 6-3							(1-2) BB		0	0	0	0	1	0	0	
Rolando Roomes, R Randy Myers, L	(1, 9) (8, 1) C 1 SAFE 1 SAFE 0-3 K					(3-2) E6 HR		(1-0) F8	(2-2) F7	4	1	0	0	0	1	3	AB 34
Joe Oliver, R OBP: 0.371, SLG: 0.417	(1, 2) X 0-0 5-3				(1-0) 1-H HR			(4-0) IBB	(0-1) HR	3	2	2	3	1	0	0	R 5
Jack Armstrong, R Paul O'Neill, L OBP: 0.364, SLG: 0.449	(1, 1) (8, 9) F 1-H 1-3 K				(0-0) P4			(0-1) 6-3	(2-3) K	3	0	0	0	0	1	2	H 7
										1	0	0	0	0	1	0	RBI 4
																	BB 4
																	SO 7
																	LOB 13
<b>Inning Stats</b>	R: 0 H: 1 E: 0 LOB: 1 K: 0 BB: 0 S: 11	R: 0 H: 1 E: 0 LOB: 0 K: 1 BB: 0 P: 13	R: 0 H: 0 E: 0 LOB: 0 K: 1 BB: 0 P: 11	R: 0 H: 0 E: 0 LOB: 1 K: 1 BB: 1 P: 21	R: 2 H: 1 E: 1 LOB: 0 K: 0 BB: 0 S: 11	R: 0 H: 1 E: 0 LOB: 0 K: 0 BB: 0 S: 5	R: 0 H: 1 E: 0 LOB: 2 K: 0 BB: 1 P: 11	R: 2 H: 1 E: 1 LOB: 2 K: 2 BB: 2 S: 16	R: 1 H: 1 E: 0 LOB: 0 K: 2 BB: 0 S: 12	1B: 5 SF: 0 2B: 1 SAC: 0 3B: 0 DP: 1 HR: 2 HBP: 0	WP: 0 PA: 38						
<b>PITCHER</b>	IP WLS BF H R ER SO BB IBB HBP BLK WP HR S P ERA WHIP																
Sid Fernandez, L ERA: 3.73	(1, 1) 7.0 L 27 5 2 1 3 1 1 0 0 0 0 1 61 96 1.29 0.857																
Alejandro Pena, R ERA: 4.55	(8, 1) 0.2 5 1 2 0 2 1 0 0 0 0 0 0 11 19 0.00 3.000																
Jeff Musselman, L ERA: 2.08	(8, 1) 0.1 2 0 0 0 0 1 0 0 0 0 0 0 5 10 0.00 3.000																
Julio Machado, R ERA: 2.53	(9, 1) 1.0 4 1 1 1 2 0 0 0 0 0 0 1 12 18 9.00 1.000																

Cincinnati Reds @ New York Mets  
Shea Stadium, Flushing, NY  
Thu May 03 1990, 7:05 PM EDT  
Att: 26,899 - Unknown - 65 F

AB	34
R	5
H	7
RBI	4
BB	4
SO	7
LOB	13



Batter	1	2	3	4	5	6	7	8	9	AB	R	H	RBI	BB	SO	LOB	BOTTOM
Gregg Jefferies, S OBP: 0.322, SLG: 0.367	(1, 4) (1, 4) B X 2-1 6-3		(2-2) F7			(2-0) F7		(1-0) 2B		4	0	1	0	0	0	1	
Dave Magadan, L OBP: 0.361, SLG: 0.300	(1, 5) X 0-0 4-3 1B			(2-2) 4-3		(2-3) K		(4-1) BB		3	0	1	0	1	1	1	
Howard Johnson, S OBP: 0.311, SLG: 0.536	(1, 6) (1, 6) B 1 SAFE 1 SAFE 2-0 P6			(3-1) F9		(2-3) K		(3-3) K		4	0	0	0	0	2	4	
Darryl Strawberry, L OBP: 0.366, SLG: 0.364	(1, 9) (1, 9) B 1 SAFE 1 SAFE 2-0 F7			(0-2) 4-3						4	0	0	0	0	1	1	
Kevin McReynolds, R OBP: 0.333, SLG: 0.328	(1, 7) X 0-2 F9				(1-1) F6		(0-0) FC5-4 1B		(1-0) F8	4	0	1	0	0	0	0	
Mike Marshall, R OBP: 0.271, SLG: 0.456	(1, 3) X 0-1 5-3				(0-0) 5-3		(0-2) FC5-4 1B		(0-0) 1B	4	0	1	0	0	0	1	
Daryl Boston, L Mark Carreon, R OBP: 0.281, SLG: 0.472	(1, 8) (8, PH) X 0-1 F7				(4-2) BB		(2-0) 1-3		(1-3) K	2	0	0	0	1	0	1	AB 32
Mackey Sasser, L OBP: 0.087, SLG: 0.045	(1, 2) X 1-0 F9				(1-1) F8			(1-0) F8		3	0	0	0	0	0	1	R 0
Sid Fernandez, L OBP: 0.273, SLG: 0.364	(1, 1) 7.2 W 29 4 0 0 3 2 0 0 0 0 0 0 58 98 0.00 0.783																
Alejandro Pena, R ERA: 1.08	(8, 1) 1.1 S 5 1 0 0 3 0 0 0 0 0 0 0 14 21 0.00 0.750																
Jeff Musselman, L ERA: 3.75	(8, 1) 1.1 S 5 1 0 0 3 0 0 0 0 0 0 0 14 21 0.00 0.750																
Tom O'Malley, L OBP: 0.091, SLG: 0.091	(8, PH) X 1-0 F9				(1-1) F8			(1-1) P5		2	0	1	0	0	1	0	H 5
Julio Machado, R ERA: 2.53	(9, 1) X 2-3 K									0	0	0	0	0	0	0	RBI 0
																	BB 2
																	SO 6
																	LOB 11
<b>Inning Stats</b>	R: 0 H: 1 E: 0 LOB: 1 K: 0 BB: 0 S: 5	R: 0 H: 0 E: 0 LOB: 0 K: 0 BB: 0 P: 7	R: 0 H: 0 E: 0 LOB: 0 K: 1 BB: 0 P: 12	R: 0 H: 0 E: 0 LOB: 0 K: 0 BB: 0 P: 15	R: 0 H: 0 E: 0 LOB: 1 K: 0 BB: 1 P: 15	R: 0 H: 1 E: 0 LOB: 1 K: 2 BB: 0 P: 16	R: 0 H: 1 E: 0 LOB: 1 K: 0 BB: 0 P: 6	R: 0 H: 1 E: 0 LOB: 2 K: 1 BB: 1 P: 10	R: 0 H: 1 E: 0 LOB: 2 K: 1 BB: 1 P: 10	R: 0 H: 1 E: 0 LOB: 1 K: 2 BB: 0 P: 13	1B: 4 SF: 0 2B: 1 SAC: 0 3B: 0 DP: 0 HR: 0 HBP: 0	WP: 0 PA: 34					
<b>PITCHER</b>	IP WLS BF H R ER SO BB IBB HBP BLK WP HR S P ERA WHIP																
Jack Armstrong, R ERA: 1.08	(1, 1) 7.2 W 29 4 0 0 3 2 0 0 0 0 0 0 58 98 0.00 0.783																
Randy Myers, L ERA: 3.75	(8, 1) 1.1 S 5 1 0 0 3 0 0 0 0 0 0 0 14 21 0.00 0.750																

Cincinnati Reds @ New York Mets  
Shea Stadium, Flushing, NY  
Thu May 03 1990, 7:05 PM EDT  
Att: 26,899 - Unknown - 65 F

AB	32
R	0
H	5
RBI	0
BB	2
SO	6
LOB	11





Batter	1	2	3	4	5	6	7	8	9	AB	R	H	RBI	BB	SO	LOB	TOP					
<b>Chris Sabo, R</b> OBP: 0.447, SLG: 0.625	4-1 SH2-3 3B BB	0-0 L7				1-1 E 2B	0-1 FC5-4	3-2 G5-3		4	2	1	0	1	0	4						
<b>Mariano Duncan, R</b> OBP: 0.453, SLG: 0.677	0-0 SH2-3		0-0 G5-3			1-0 E1 1B	1-1 G4-3		3-2 G3 1B	4	2	2	0	0	0	0						
<b>Barry Larkin, R</b> OBP: 0.409, SLG: 0.415	3-1 1B 3B		2-2 G6-3 1B			1-1 G6-3 1B	2-1 G1-3		2-0 G3 1B	5	1	2	1	0	0	2						
<b>Todd Benzinger, S</b> OBP: 0.409, SLG: 0.440	0-0 1B		2-1 G6-3 1B			0-1 G6-3 1B	1-2 G3		1-0 1B 1B	5	1	3	3	0	0	1						
<b>Billy Hatcher, R</b> OBP: 0.381, SLG: 0.463	0-1 L9		2-2 G4-3			1-1 G6-3 1B			0-1 SH1-3 HBP SF8 1B	5	1	2	0	0	0	3						
<b>Paul O'Neill, L</b> OBP: 0.376, SLG: 0.466	1-2 P5			0-0 L8			2-2 G6-3 1B 2B		3-2 SH1-3 HBP 1B	4	1	2	1	0	0	1						
<b>Rolando Roomes, R</b> OBP: 0.231, SLG: 0.346		2-1 G2-3		3-2 FC6-4 1B			1-2 G6-3		0-0 SH1-3 1B	3	0	1	0	0	0	1	AB 37					
<b>Herm Winningham, L</b> OBP: 0.273, SLG: 0.250							2-3 G6-3		2-1 F8	1	0	0	0	0	0	2	R 8					
<b>Joe Oliver, R</b> OBP: 0.387, SLG: 0.422		3-1 SH3 1B		0-1 FC6-4 1B			2-2 FC3-6 1B		4-0 F9	4	0	2	1	1	0	3	H 15					
<b>Ron Robinson, R</b> OBP: 0.231, SLG: 0.231		0-0 SH3		1-3 K			3-1 FC3-6 FC5-4 1B		0-0 SF8	1	0	0	0	0	1	1	RBI 7					
<b>Ron Oester, S</b> OBP: 0.375, SLG: 0.308		1-2 K								1	0	0	0	0	1	1	BB 2					
<b>Luis Quinones, S</b> OBP: 0.375, SLG: 0.308										1	0	0	0	0	0	0	SO 1					
<b>Rob Dibble, L</b>										0	0	0	0	0	0	0	LOB 19					
<b>Inning Stats</b>	R: 2 E: 0 K: 0 S: 11	H: 2 LOB: 1 BB: 1 P: 19	R: 0 E: 0 K: 0 S: 6	H: 1 LOB: 1 BB: 0 P: 11	R: 0 E: 0 K: 0 S: 10	H: 1 LOB: 1 BB: 0 P: 16	R: 0 E: 0 K: 1 S: 9	H: 1 LOB: 1 BB: 0 P: 13	R: 2 E: 0 K: 0 S: 12	H: 3 LOB: 0 BB: 0 P: 13	R: 1 E: 0 K: 0 S: 12	H: 2 LOB: 1 BB: 0 P: 17	R: 0 E: 0 K: 0 S: 7	H: 0 LOB: 0 BB: 0 P: 11	R: 1 E: 0 K: 0 S: 10	H: 1 LOB: 2 BB: 1 P: 20	R: 2 E: 0 K: 0 S: 16	H: 4 LOB: 2 BB: 0 P: 26	1B: 12 2B: 2 3B: 1 HR: 0	SF: 1 SAC: 3 DP: 0 HBP: 1	WP: 0 PB: 0 SB: 2 CS: 1	PA: 44
<b>PITCHER</b>	IP	WLS	BF	H	R	ER	SO	BB	IBB	HBP	BLK	WP	HR	S	P	ERA	WHIP					
<b>John Tudor, L</b> ERA: 1.89	5.1	L	25	9	5	4	1	1	0	0	0	0	0	51	81	6.75	1.875					
<b>Tom Niedenfuer, R</b> ERA: 2.25	0.2		3	1	0	0	0	0	0	0	0	0	0	6	8	0.00	1.500					
<b>Bob Tewksbury, R</b> ERA: 6.57	1.0		4	1	1	1	0	0	0	0	0	0	0	9	13	9.00	1.000					
<b>Ricky Horton, L</b> ERA: 3.86	0.2		4	0	0	0	0	0	1	1	0	0	0	4	11	0.00	0.000					
<b>Scott Terry, R</b> ERA: 10.13	0.2		5	3	2	2	0	0	0	0	0	0	0	14	23	27.00	4.500					
<b>PITCHER</b>	IP	WLS	BF	H	R	ER	SO	BB	IBB	HBP	BLK	WP	HR	S	P	ERA	WHIP					
<b>Frank DiPino, L</b> ERA: 1.64	0.2		3	1	0	0	0	0	0	0	0	0	0	6	10	0.00	1.500					

Cincinnati Reds @ St. Louis Cardinals  
 Busch Stadium, St. Louis, MO  
 Fri May 04 1990, 7:05 PM CDT  
 Att: 41,655 - Unknown - 56 F

AB	37
R	8
H	15
RBI	7
BB	2
SO	1
LOB	19



Batter	1	2	3	4	5	6	7	8	9	AB	R	H	RBI	BB	SO	LOB	BOTTOM					
<b>Vince Coleman, S</b> OBP: 0.333, SLG: 0.304	4-2 CS BB									4	0	0	0	1	2	1						
<b>Willie McGee, S</b> OBP: 0.412, SLG: 0.468	1-2 1B BB		4-2 G5-3 2B BB							3	2	3	0	1	0	0						
<b>Milt Thompson, L</b> OBP: 0.267, SLG: 0.333	4-2 G3 1B		0-1 F8							3	1	1	1	1	0	2						
<b>Pedro Guerrero, R</b> OBP: 0.357, SLG: 0.523	2-2 G3 1B		3-2 G5-3							4	0	1	0	0	0	1						
<b>Denny Walling, L</b> OBP: 0.182, SLG: 0.219	1-0 G3		0-0 2B							4	0	1	2	0	1	2						
<b>Todd Zeile, R</b> OBP: 0.341, SLG: 0.455	1-2 K		3-0 G6-3							3	0	0	0	1	1	3						
<b>José Oquendo, S</b> OBP: 0.386, SLG: 0.329		2-3 K		3-2 P7						3	0	0	0	1	2	1	AB 32					
<b>Frank DiPino, L</b>										0	0	0	0	0	0	0	R 3					
<b>Ozzie Smith, S</b> OBP: 0.286, SLG: 0.242		1-0 2B		2-0 F9						4	0	2	0	0	0	0	H 8					
<b>John Tudor, L</b> ERA: 3.86		3-3 K		1-3 K						2	0	0	0	0	2	1	RBI 3					
<b>Rex Hudler, R</b> ERA: 6.57										0	0	0	0	0	0	0	BB 5					
<b>Bob Tewksbury, R</b>										0	0	0	0	0	0	0	SO 10					
<b>Ricky Horton, L</b>										0	0	0	0	0	0	0	LOB 13					
<b>Scott Terry, R</b>										1	0	0	0	0	1	0						
<b>Tim Lincecum, L</b> OBP: 0.333, SLG: 0.182																						
<b>Inning Stats</b>	R: 1 E: 0 K: 1 S: 14	H: 2 LOB: 2 BB: 2 P: 27	R: 0 E: 0 K: 2 S: 8	H: 1 LOB: 1 BB: 0 P: 14	R: 1 E: 0 K: 0 S: 10	H: 1 LOB: 1 BB: 1 P: 19	R: 0 E: 0 K: 1 S: 13	H: 0 LOB: 0 BB: 0 P: 19	R: 1 E: 0 K: 0 S: 11	H: 2 LOB: 0 BB: 0 P: 17	R: 0 E: 0 K: 1 S: 11	H: 1 LOB: 2 BB: 1 P: 20	R: 0 E: 0 K: 1 S: 6	H: 1 LOB: 0 BB: 0 P: 7	R: 0 E: 0 K: 2 S: 11	H: 0 LOB: 1 BB: 1 P: 18	R: 0 E: 0 K: 2 S: 9	H: 0 LOB: 0 BB: 0 P: 14	1B: 5 2B: 2 3B: 0 HR: 1	SF: 0 SAC: 0 DP: 1 HBP: 0	WP: 0 PB: 0 SB: 0 CS: 2	PA: 37
<b>PITCHER</b>	IP	WLS	BF	H	R	ER	SO	BB	IBB	HBP	BLK	WP	HR	S	P	ERA	WHIP					
<b>Ron Robinson, R</b> ERA: 4.66	5.0	W	22	6	3	3	4	3	0	0	0	0	0	17	27	0.00	1.500					
<b>Norm Charlton, L</b> ERA: 2.53	2.0		8	2	0	0	2	1	0	0	0	0	0	17	27	0.00	1.500					
<b>Rob Dibble, R</b>	2.0	S	7	0	0	0	4	1	0	0	0	0	0	20	32	0.00	0.500					
<b>PITCHER</b>	IP	WLS	BF	H	R	ER	SO	BB	IBB	HBP	BLK	WP	HR	S	P	ERA	WHIP					

Cincinnati Reds @ St. Louis Cardinals  
 Busch Stadium, St. Louis, MO  
 Fri May 04 1990, 7:05 PM CDT  
 Att: 41,655 - Unknown - 56 F

AB	32
R	3
H	8
RBI	3
BB	5
SO	10
LOB	13





Batter	1	2	3	4	5	6	7	8	9	AB	R	H	RBI	BB	SO	LOB	TOP											
<b>Chris Sabo, R</b> OBP: 0.455, SLG: 0.635	1-1 E 1B	3-2 1B		1-0 SH5-3 2B		0-1 G6-3			1-1 P6	5	2	3	0	0	0	0	<b>Cincinnati Reds @ St. Louis Cardinals</b> Busch Stadium, St. Louis, MO Sat May 05 1990, 7:05 PM CDT Att: 44,552 - Unknown - 68 F											
<b>Mariano Duncan, R</b> OBP: 0.466, SLG: 0.696	2-2 E8 1B WP	0-2 G1-3		0-0 SH5-3 2-3			3-2 G4-3 G5-3 1B		0-2 2B	4	1	3	0	0	0	2												
<b>Barry Larkin, R</b> OBP: 0.418, SLG: 0.419	2-0 WP 1B 3-H	1-2 S 1B		2-1 G4-3			2-0 G5-3 1-2		4-1 BB	4	0	2	3	1	0	2												
<b>Todd Benzinger, S</b> OBP: 0.409, SLG: 0.438	0-0 WP 1B 2-3	1-2 1B		1-1 F9			1-2 G4-3 2-3		2-3 K	5	0	2	0	0	1	4												
<b>Billy Hatcher, R</b> OBP: 0.364, SLG: 0.440	2-3 K 1-2	1-2 F8 2-3			2-1 L9					4	0	0	0	0	2	5												
<b>Paul O'Neill, L</b> OBP: 0.372, SLG: 0.447	1-0 FC3-2-5 2-3			1-0 G3 L5-3 BB				1-3 K		3	0	0	0	1	1	2												
<b>Rolando Roomes, R</b> OBP: 0.233, SLG: 0.333	1-0 G6-3			0-0 L5-3 1-2				0-0 F9		4	0	1	0	0	0	3												
<b>Randy Myers, L</b> (8, 1)										0	0	0	0	0	0	0												
<b>Joe Oliver, R</b> OBP: 0.367, SLG: 0.397		2-2 P4	0-0 FC5-4 1-2			2-2 F8		1-2 G5-3		4	0	0	0	0	0	1												
<b>Jose Rijo, R</b> OBP: 0.143, SLG: 0.143		0-1 1B	0-0 F8			1-0 F8			0-3 K	3	1	1	0	0	0	1												
<b>Rob Dibble, L</b> (7, 1)										0	0	0	0	0	0	0												
<b>Herm Winningham, L</b> OBP: 0.261, SLG: 0.238		1B 1B								1	0	0	0	0	1	0												
<b>Inning Stats</b>	R: 2 E: 1 K: 1 S: 12	H: 4 LOB: 2 BB: 0 P: 21	R: 2 E: 0 K: 0 S: 18	H: 4 LOB: 2 BB: 0 P: 27	R: 0 E: 0 K: 0 S: 6	H: 1 LOB: 1 BB: 0 P: 7	R: 0 E: 0 K: 0 S: 6	H: 1 LOB: 1 BB: 0 P: 10	R: 0 E: 0 K: 0 S: 3	H: 0 LOB: 0 BB: 1 P: 9	R: 0 E: 0 K: 0 S: 6	H: 0 LOB: 0 BB: 0 P: 9	R: 0 E: 0 K: 1 S: 14	H: 1 LOB: 1 BB: 0 P: 20	R: 0 E: 0 K: 1 S: 7	H: 0 LOB: 0 BB: 0 P: 9	R: 0 E: 0 K: 2 S: 12	H: 1 LOB: 2 BB: 1 P: 19	1B: 10 2B: 3 3B: 0 HR: 0	SF: 0 SAC: 1 DP: 1 HBP: 0	WP: 1 PB: 0 SB: 1 CS: 0	PA: 40						
<b>PITCHER</b>	IP	WLS	BF	H	R	ER	SO	BB	IBB	HBP	BLK	WP	HR	S	P	ERA	WHIP											
<b>Joe Magrane, L</b> ERA: 5.81	(1, 1)	5.0	L	25	10	4	4	1	1	0	0	0	1	0	45	74	7.20	2.200										
<b>Tom Niedenfuer, R</b> ERA: 1.5	(6, 1)	1.0		3	0	0	0	0	0	0	0	0	0	0	6	9	0.00	0.000										
<b>Bob Tewksbury, R</b> ERA: 5.65	(7, 1)	2.0		7	1	0	2	0	0	0	0	0	0	21	29	0.00	0.500											
<b>Frank DiPino, L</b> ERA: 1.59	(9, 1)	0.1		1	0	0	1	0	0	0	0	0	0	3	3	0.00	0.000											
<b>Scott Terry, R</b> ERA: 9.0	(9, 1)	0.2		4	1	0	1	1	0	0	0	0	0	9	16	0.00	3.000											

AB	37
R	4
H	12
RBI	3
BB	2
SO	5
LOB	20



Batter	1	2	3	4	5	6	7	8	9	AB	R	H	RBI	BB	SO	LOB	BOTTOM										
<b>Vince Coleman, S</b> OBP: 0.337, SLG: 0.330	1-3 K		1-1 1B		2-3 K		0-0 2B 3B		2-3 K	5	1	2	0	0	3	1	<b>Cincinnati Reds @ St. Louis Cardinals</b> Busch Stadium, St. Louis, MO Sat May 05 1990, 7:05 PM CDT Att: 44,552 - Unknown - 68 F										
<b>Willie McGee, S</b> OBP: 0.411, SLG: 0.475	3-2 G3		0-1 G4-3		2-0 BB 1B		0-0 2B 2B		3-2 G6-3	5	1	2	1	0	1												
<b>Milt Thompson, L</b> OBP: 0.280, SLG: 0.349	0-0 F8			1-2 L8	4-1 BB		2-1 F8 2B		1-2 P5	4	0	1	1	1	0	0											
<b>Pedro Guerrero, R</b> OBP: 0.363, SLG: 0.533		0-0 G6-3 2B		0-0 BB 1B	2-2 P4		3-2 F8		2-3 K	4	0	2	0	0	0	4											
<b>Denny Walling, L</b> OBP: 0.189, SLG: 0.200		3-3 K		4-2 BB 1B	1-1 G4-3		2-3 K		2-3 K	3	0	0	0	1	2	5											
<b>Todd Zeile, R</b> OBP: 0.337, SLG: 0.438		3-2 G6-3		4-1 FC4-6 BB	1-2 BB		3-2 G3-1		1-3 K	3	0	0	0	1	1	2											
<b>José Oquendo, S</b> OBP: 0.380, SLG: 0.325		0-1 P6		1-3 K	1-3 K		0-0 FC6-4 1B		1-2 L7	4	0	1	0	0	1	4											
<b>Ozzie Smith, S</b> OBP: 0.272, SLG: 0.229			1-3 K	2-1 FC4-6	1-2 BB		1-3 K		2-2 G4-3	4	0	0	0	0	2	4											
<b>Joe Magrane, R</b> ERA: 5.81	(1, 1)		1-1 F8		4-2 BB 1B		2-1 FC6-4		0-0 F9	1	0	0	0	0	0	0											
<b>John Morris, L</b> ERA: 3.68	(5, PH)									0	0	0	0	0	0	0											
<b>Tom Niedenfuer, R</b> ERA: 1.5	(6, 1)									0	0	0	0	0	0	0											
<b>Tim Lincecum, L</b> ERA: 3.21	(6, PH)									0	0	0	0	0	0	0											
<b>Bob Tewksbury, R</b> ERA: 5.65	(7, 1)									0	0	0	0	0	0	0											
<b>Dave Collins, S</b> ERA: 9.0	(8, PH)									0	0	0	0	0	0	0											
<b>Frank DiPino, L</b> ERA: 1.59	(9, 1)									0	0	0	0	0	0	0											
<b>Scott Terry, R</b> ERA: 9.0	(9, 1)									0	0	0	0	0	0	0											
<b>Inning Stats</b>	R: 0 E: 0 K: 1 S: 7	H: 0 LOB: 0 BB: 0 P: 11	R: 0 E: 0 K: 1 S: 9	H: 1 LOB: 1 BB: 0 P: 15	R: 0 E: 0 K: 1 S: 9	H: 1 LOB: 1 BB: 0 P: 12	R: 0 E: 0 K: 1 S: 13	H: 1 LOB: 3 BB: 2 P: 25	R: 0 E: 0 K: 1 S: 14	H: 1 LOB: 3 BB: 2 P: 29	R: 0 E: 0 K: 1 S: 10	H: 1 LOB: 1 BB: 0 P: 16	R: 2 E: 0 K: 2 S: 13	H: 3 LOB: 1 BB: 0 P: 21	R: 0 E: 0 K: 0 S: 8	H: 0 LOB: 0 BB: 0 P: 11	R: 0 E: 0 K: 1 S: 12	H: 0 LOB: 0 BB: 0 P: 18	1B: 4 2B: 3 3B: 1 HR: 0	SF: 0 SAC: 0 DP: 0 HBP: 0	WP: 0 PB: 0 SB: 0 CS: 0	PA: 39					
<b>PITCHER</b>	IP	WLS	BF	H	R	ER	SO	BB	IBB	HBP	BLK	WP	HR	S	P	ERA	WHIP										
<b>Jose Rijo, R</b> ERA: 3.68	(1, 1)	6.0	W	29	7	2	6	4	0	0	0	0	0	64	110	3.00	1.833										
<b>Rob Dibble, R</b> ERA: 3.21	(7, 1)	1.0		4	1	0	2	0	0	0	0	0	0	11	19	0.00	1.000										
<b>Randy Myers, L</b> ERA: 3.21	(8, 1)	2.0	S	6	0	0	1	0	0	0	0	0	0	20	29	0.00	0.000										

AB	35
R	2
H	8
RBI	2
BB	4
SO	9
LOB	22





Batter	1	2	3	4	5	6	7	8	9	AB	R	H	RBI	BB	SO	LOB	TOP				
<b>Chris Sabo, R</b> OBP: 0.442, SLG: 0.611 (1, 5)	F5		6-3		K		B3		S 1B	5	1	1	1	0	1	2					
<b>Herm Winningham, L</b> OBP: 0.214, SLG: 0.162 (1, 8)	G3		F9			4-3	P9		F6	5	0	0	0	0	0	2					
<b>Barry Larkin, R</b> OBP: 0.417, SLG: 0.418 (1, 6)	6-3		F6			1B S 1B	L8		1B	5	1	2	1	0	0	1					
<b>Todd Benzinger, S</b> OBP: 0.402, SLG: 0.429 (1, 3)		3-1		2-3		S 1B 4-3 1B		F9		4	1	1	0	0	0	0					
<b>Paul O'Neill, L</b> OBP: 0.367, SLG: 0.438 (1, 9)	F8		F2			4-3 S 1B		K		4	1	1	1	0	1	0					
<b>Ken Griffey, L</b> OBP: 0.308, SLG: 0.333 (1, 7)		2B		2-2		4-3 S 1B				3	0	2	1	0	0	1					
<b>Billy Hatcher, R</b> OBP: 0.371, SLG: 0.459 (8, 7)		1B		CS		1-3 2-H		2B		1	0	1	0	0	0	0					
<b>Ron Oester, S</b> OBP: 0.333, SLG: 0.471 (1, 4)			CS		SH3			F8		4	0	3	1	0	0	1	AB 37				
<b>Norm Charlton, S</b> OBP: 0.371, SLG: 0.459 (8, 1)										0	0	0	0	0	0	0	R 5				
<b>Jeff Reed, L</b> OBP: 0.200, SLG: 0.444 (1, 2)					SH3					2	0	0	0	1	0	1	H 13				
<b>Scott Scudder, R</b> OBP: 0.333, SLG: 0.333 (1, 1)										3	0	1	0	0	1	4	RBI 5				
<b>Mariano Duncan, R</b> OBP: 0.475, SLG: 0.729 (8, 4)										1	1	1	0	0	0	0	BB 1				
<b>Inning Stats</b>	R: 0 E: 0 K: 0 S: 6	H: 0 LOB: 0 BB: 8	R: 0 E: 0 K: 0 S: 13	H: 2 LOB: 3 BB: 20	R: 0 E: 0 K: 0 S: 6	H: 0 LOB: 0 BB: 8	R: 0 E: 0 K: 0 S: 8	H: 1 LOB: 0 BB: 11	R: 0 E: 0 K: 2 S: 9	H: 1 LOB: 1 BB: 0	R: 3 E: 0 K: 0 S: 13	H: 4 LOB: 1 BB: 0	R: 0 E: 0 K: 1 S: 7	H: 1 LOB: 1 BB: 0	R: 0 E: 0 K: 1 S: 7	H: 1 LOB: 1 BB: 10	R: 2 E: 0 K: 0 S: 12	H: 3 LOB: 1 BB: 19	1B: 9 2B: 3 3B: 1 HR: 0	SF: 0 SAC: 1 DP: 0 HBP: 0	WP: 0 PA: 40
<b>PITCHER</b>	IP WLS BF H R ER SO BB IBB HBP BLK WP HR S P ERA WHIP																				
<b>Bryn Smith, R</b> ERA: 2.59 (1, 1)	7.0 L 30 9 3 3 2 0 0 1 0 0 0 0 0 0 62 84 3.86 1.286																				
<b>Ken Dayley, L</b> ERA: (8, 1)	1.0 4 1 0 0 1 0 0 0 0 0 0 0 7 10 0.00 1.000																				
<b>Lee Smith, R</b> ERA: 2.93 (9, 1)	1.0 5 3 2 2 0 0 0 0 0 0 0 0 0 12 19 18.00 3.000																				

Cincinnati Reds @ St. Louis Cardinals  
 Busch Stadium, St. Louis, MO  
 Sun May 06 1990, 3:33 AM CDT  
 Att: 38,772 - Cloudy - 68 F


livebaseballscorecards.com



Batter	1	2	3	4	5	6	7	8	9	AB	R	H	RBI	BB	SO	LOB	BOTTOM				
<b>Vince Coleman, S</b> OBP: 0.321, SLG: 0.314 (1, 7)	F8	F8			F7		FC6-4		FC5-4	5	0	0	1	0	0	3					
<b>Willie McGee, S</b> OBP: 0.405, SLG: 0.461 (1, 8)	L8 1B BB		4-3		6-3		G3-1			3	0	0	0	1	0	1					
<b>Milt Thompson, L</b> OBP: 0.315, SLG: 0.383 (1, 9)							F8		FC4-6 1B	4	0	3	0	0	0	0					
<b>Pedro Guerrero, R</b> OBP: 0.358, SLG: 0.516 (1, 3)	L8		G4-3 1B						F8 1B	3	0	0	0	1	0	4					
<b>Denny Walling, L</b> OBP: 0.200, SLG: 0.189 (1, 5)										2	0	0	0	1	0	2					
<b>Rex Hudler, R</b> OBP: 0.385, SLG: 0.615 (8, 5)									FC4-6	1	0	0	0	0	0	1					
<b>José Oquendo, S</b> OBP: 0.385, SLG: 0.309 (1, 4)					P7				P9	4	0	0	0	0	0	5					
<b>Ozzie Smith, S</b> OBP: 0.271, SLG: 0.243 (1, 6)		4-3			4-3		WP FC6-4 2B		6-3	4	1	1	0	0	0	0					
<b>Tom Pagnozzi, R</b> OBP: 0.250, SLG: 0.250 (1, 2)					F4				K	4	0	1	0	0	1	1					
<b>Bryn Smith, R</b> OBP: 0.300, SLG: 0.300 (1, 1)										1	0	0	0	0	0	0					
<b>John Morris, L</b> OBP: 0.444, SLG: 0.167 (7, 7)										0	0	0	0	1	0	0					
<b>Ken Dayley, L</b> OBP: 0.385, SLG: 0.615 (8, 1)										0	0	0	0	0	0	0					
<b>Lee Smith, R</b> OBP: 0.385, SLG: 0.615 (8, 1)										0	0	0	0	0	0	0					
<b>Todd Zeile, R</b> OBP: 0.344, SLG: 0.438 (9, 7)										0	0	0	0	1	0	0					
<b>Inning Stats</b>	R: 0 E: 0 K: 0 S: 8	H: 1 LOB: 3 BB: 2 P: 18	R: 0 E: 0 K: 0 S: 11	H: 1 LOB: 1 BB: 0 P: 16	R: 0 E: 0 K: 0 S: 11	H: 1 LOB: 1 BB: 0 P: 14	R: 0 E: 0 K: 0 S: 7	H: 0 LOB: 0 BB: 0 P: 11	R: 0 E: 0 K: 0 S: 4	H: 0 LOB: 0 BB: 0 P: 5	R: 0 E: 0 K: 0 S: 7	H: 0 LOB: 1 BB: 1 P: 13	R: 1 E: 1 K: 0 S: 9	H: 1 LOB: 1 BB: 1 P: 16	R: 0 E: 0 K: 0 S: 6	H: 1 LOB: 1 BB: 0 P: 7	R: 0 E: 0 K: 1 S: 12	H: 0 LOB: 1 BB: 1 P: 21	1B: 4 2B: 1 3B: 0 HR: 0	SF: 0 SAC: 1 DP: 0 HBP: 0	WP: 1 PA: 37
<b>PITCHER</b>	IP WLS BF H R ER SO BB IBB HBP BLK WP HR S P ERA WHIP																				
<b>Scott Scudder, R</b> ERA: 1.23 (1, 1)	7.1 W 31 5 1 1 0 4 0 0 0 0 0 0 0 16 25 0.00 0.600																				
<b>Norm Charlton, L</b> ERA: 2.35 (8, 1)	1.2 S 6 0 0 0 1 1 0 0 0 0 0 0 0 16 25 0.00 0.600																				

Cincinnati Reds @ St. Louis Cardinals  
 Busch Stadium, St. Louis, MO  
 Sun May 06 1990, 3:33 AM CDT  
 Att: 38,772 - Cloudy - 68 F

livebaseballscorecards.com





Batter	1	2	3	4	5	6	7	8	9	AB R H RBI BB SO LOB	TOP											
<b>Billy Hatcher, R</b> OBP: 0.383, SLG: 0.467 (1, 7)	F6		1B		K		1B		CS 1B	5 0 3 0 0 1 2	<b>Cincinnati Reds @ St. Louis Cardinals</b> Busch Stadium, St. Louis, MO Mon May 07 1990, 7:05 PM CDT Att: 28,018 - Unknown - 81 F  <b>AB 34</b> <b>R 3</b> <b>H 9</b> <b>RBI 3</b> <b>BB 3</b> <b>SO 4</b> <b>LOB 17</b>											
<b>Herm Winningham, L</b> OBP: 0.250, SLG: 0.300 (1, 8)	3B		K			1B	FC3-6 6-3		CS 1B	4 1 2 0 0 1 2												
<b>Barry Larkin, R</b> OBP: 0.421, SLG: 0.415 (1, 6)	F5					1B	6-3			3 1 1 0 1 0 2												
<b>Todd Benzinger, S</b> OBP: 0.386, SLG: 0.409 (1, 3)	F2				FC3-6 BB		F7			4 0 0 0 0 1 5												
<b>Paul O'Neill, L</b> OBP: 0.362, SLG: 0.429 (1, 9)			K		G4-6-3		2B			4 1 1 1 0 1 1												
<b>Luis Quiñones, S</b> OBP: 0.350, SLG: 0.353 (1, 5)	F2				G3		F8 2B			4 0 1 2 0 0 0												
<b>Mariano Duncan, R</b> OBP: 0.404, SLG: 0.699 (1, 4)	F8				FC1-5 BB		F8			3 0 0 0 1 0 1												
<b>Joe Oliver, R</b> OBP: 0.373, SLG: 0.394 (1, 2)			F8		FC1-5 1B		IBB			3 0 1 0 1 0 0												
<b>Tom Browning, L</b> (1, 1)			F7		FC1-5		1-3			4 0 0 0 0 0 4												
<b>Inning Stats</b>	R: 0 E: 0 K: 0 S: 7	H: 1 LOB: 1 BB: 0 P: 11	R: 0 E: 0 K: 1 S: 10	H: 0 LOB: 0 BB: 0 P: 13	R: 0 E: 0 K: 1 S: 11	H: 1 LOB: 1 BB: 0 P: 15	R: 0 E: 0 K: 0 S: 3	H: 0 LOB: 0 BB: 1 P: 9	R: 0 E: 0 K: 1 S: 12	H: 1 LOB: 2 BB: 1 P: 18		R: 3 E: 0 K: 0 S: 16	H: 4 LOB: 2 BB: 1 P: 27	R: 0 E: 0 K: 1 S: 9	H: 1 LOB: 1 BB: 0 P: 13	R: 0 E: 0 K: 0 S: 10	H: 0 LOB: 0 BB: 0 P: 15	R: 0 E: 0 K: 0 S: 8	H: 1 LOB: 0 BB: 0 P: 10	1B: 7 2B: 1 3B: 1 HR: 0	SF: 0 SAC: 0 DP: 1 HBP: 0	WP: 0 PB: 0 SB: 1 CS: 1
<b>PITCHER</b>	IP WLS BF H R ER SO BB IBB HBP BLK WP HR S P ERA WHIP											<b>PITCHER</b>	IP WLS BF H R ER SO BB IBB HBP BLK WP HR S P ERA WHIP									
<b>Jose DeLeon, R</b> ERA: 3.56 (1, 1)	6.0 L 27 7 3 3 3 2 1 0 0 0 0 0 59 93 4.50 1.500																					
<b>Scott Terry, R</b> ERA: 6.75 (7, 1)	2.0 7 1 0 0 1 0 0 0 0 0 0 0 19 28 0.00 0.500																					
<b>Lee Smith, R</b> ERA: 2.76 (9, 1)	1.0 3 1 0 0 0 0 0 0 0 0 0 0 8 10 0.00 1.000																					


Batter	1	2	3	4	5	6	7	8	9	AB R H RBI BB SO LOB	BOTTOM											
<b>Dave Collins, S</b> OBP: 0.176, SLG: 0.125 (1, 7)	F9			5-3		5-3			FC5-4 E S	4 0 0 0 0 0 1	<b>Cincinnati Reds @ St. Louis Cardinals</b> Busch Stadium, St. Louis, MO Mon May 07 1990, 7:05 PM CDT Att: 28,018 - Unknown - 81 F  <b>AB 29</b> <b>R 0</b> <b>H 3</b> <b>RBI 0</b> <b>BB 1</b> <b>SO 3</b> <b>LOB 7</b>											
<b>Rex Hudler, R</b> OBP: 0.353, SLG: 0.529 (1, 5)	6-3			B5-3 1B		6-3			F1	4 0 1 0 0 0 1												
<b>Willie McGee, S</b> OBP: 0.391, SLG: 0.443 (1, 8)	5-3			B5-3			F8		4-3	4 0 0 0 0 0 2												
<b>Pedro Guerrero, R</b> OBP: 0.358, SLG: 0.505 (1, 3)			F3				F8			2 0 0 0 1 0 0												
<b>Todd Zeile, R</b> OBP: 0.333, SLG: 0.422 (1, 2)			F4		L9		K			3 0 0 0 0 1 2												
<b>Milt Thompson, L</b> OBP: 0.298, SLG: 0.360 (1, 9)			K		F5				G3	3 0 0 0 0 1 0												
<b>José Oquendo, S</b> OBP: 0.304, SLG: 0.310 (1, 4)				4-3		L8				3 0 1 0 0 0 0												
<b>Ozzie Smith, S</b> OBP: 0.261, SLG: 0.234 (1, 6)				6-3		L7			L6-3	3 0 0 0 0 0 1												
<b>Jose DeLeon, R</b> OBP: 0.125, SLG: 0.125 (1, 1)				1-4-3						1 0 0 0 0 0 0												
<b>Vince Coleman, S</b> OBP: 0.318, SLG: 0.311 (6, PH)						K			FC5-4 1B	1 0 0 0 0 1 0												
<b>Scott Terry, R</b> (7, 1)										0 0 0 0 0 0 0												
<b>Lee Smith, R</b> (9, 1)										0 0 0 0 0 0 0												
<b>Tom Pagnozzi, R</b> OBP: 0.298, SLG: 0.308 (9, PH)										1 0 1 0 0 0 0												
<b>Inning Stats</b>	R: 0 E: 0 K: 0 S: 6	H: 0 LOB: 0 BB: 0 P: 8	R: 0 E: 0 K: 1 S: 8	H: 0 LOB: 0 BB: 0 P: 13	R: 0 E: 0 K: 0 S: 4	H: 0 LOB: 0 BB: 0 P: 7	R: 0 E: 0 K: 0 S: 6	H: 1 LOB: 2 BB: 1 P: 12	R: 0 E: 0 K: 0 S: 5	H: 0 LOB: 0 BB: 0 P: 7	R: 0 E: 0 K: 1 S: 8	H: 0 LOB: 0 BB: 0 P: 11	R: 0 E: 0 K: 1 S: 9	H: 0 LOB: 0 BB: 0 P: 14	R: 0 E: 0 K: 0 S: 4	H: 1 LOB: 0 BB: 0 P: 5	R: 0 E: 0 K: 0 S: 12	H: 1 LOB: 1 BB: 0 P: 15	1B: 3 2B: 1 3B: 0 HR: 0	SF: 0 SAC: 0 DP: 1 HBP: 0	WP: 0 PB: 0 SB: 1 CS: 0	PA: 30
<b>PITCHER</b>	IP WLS BF H R ER SO BB IBB HBP BLK WP HR S P ERA WHIP											<b>PITCHER</b>	IP WLS BF H R ER SO BB IBB HBP BLK WP HR S P ERA WHIP									
<b>Tom Browning, L</b> ERA: 3.02 (1, 1)	9.0 W 30 3 0 0 3 0 1 0 0 0 0 0 62 92 0.00 0.333																					



Batter	1	2	3	4	5	6	7	8	9	AB	R	H	RBI	BB	SO	LOB	TOP										
Chris Sabo, R OBP: 0.434, SLG: 0.598 Luis Quinones, S OBP: 0.318, SLG: 0.316	F7	G1-3			G1			F8		2	0	0	0	0	0	2											
Mariano Duncan, R OBP: 0.465, SLG: 0.693 Ron Oester, S OBP: 0.316, SLG: 0.421	F8					F9		G3-1		2	0	1	0	0	0	0											
Barry Larkin, R OBP: 0.414, SLG: 0.408	S WP 1B				P4			G4-3		4	0	1	0	0	1	1											
Todd Benzinger, S OBP: 0.371, SLG: 0.391	F9				K			G5-3		4	0	0	0	0	2	2											
Billy Hatcher, R OBP: 0.378, SLG: 0.468		G3			P4			1B FC4-6 2B		4	1	1	0	0	0	0											
Paul O'Neill, L OBP: 0.367, SLG: 0.432		PB 1B			K			FC4-6 1B		4	1	2	0	0	1	0											
Rolando Roomes, R OBP: 0.219, SLG: 0.313 Ken Griffey, L OBP: 0.286, SLG: 0.308		K			K			FC4-6 1-2 3-H		2	0	0	0	0	2	1											
Joe Oliver, R OBP: 0.372, SLG: 0.392					L7			K		3	0	1	1	0	1	1											
Jack Armstrong, R OBP: 0.077, SLG: 0.077 Tim Birtsas, L OBP: 0.200, SLG: 0.143 Hal Morris, L OBP: 0.200, SLG: 0.143 Rick Mahler, R OBP: 0.286, SLG: 0.286					K			G3-1		2	0	1	0	0	1	0											
<b>Inning Stats</b>	R: 0 E: 0 K: 0 S: 12	H: 1 LOB: 1 BB: 0 P: 15	R: 1 E: 0 K: 1 S: 15	H: 3 LOB: 2 BB: 0 P: 19	R: 0 E: 0 K: 1 S: 12	H: 1 LOB: 0 BB: 0 P: 15	R: 0 E: 0 K: 2 S: 8	H: 0 LOB: 0 BB: 0 P: 12	R: 0 E: 0 K: 1 S: 6	H: 0 LOB: 0 BB: 0 P: 8	R: 0 E: 0 K: 0 S: 6	H: 0 LOB: 0 BB: 0 P: 11	R: 1 E: 0 K: 1 S: 12	H: 2 LOB: 1 BB: 0 P: 16	R: 0 E: 0 K: 1 S: 14	H: 0 LOB: 0 BB: 0 P: 17	R: 0 E: 0 K: 1 S: 6	H: 0 LOB: 0 BB: 0 P: 6	1B: 6 2B: 2 3B: 0 HR: 0	SF: 0 SAC: 0 DP: 1 HBP: 0	WP: 1 PB: 1 SB: 2 CS: 1	PA: 33					
<b>PITCHER</b>	IP	WLS	BF	H	R	ER	SO	BB	IBB	HBP	BLK	WP	HR	S	P	ERA	WHIP										
John Smiley, L ERA: 3.18 Bill Landrum, R ERA: 0.57	(1, 1) (7, 1)	6.0 S	W 9	24 0	7 0	2 0	2 3	5 0	0 0	0 0	0 0	1 0	0 0	65 26	90 29	3.00 0.00	1.167 0.000										

Cincinnati Reds @ Pittsburgh Pirates  
Three Rivers Stadium, Pittsburgh, PA  
Wed May 09 1990, 7:05 PM EDT  
Att: 17,149 - Unknown


AB 33  
R 2  
H 7  
RBI 2  
BB 0  
SO 8  
LOB 9



Batter	1	2	3	4	5	6	7	8	9	AB	R	H	RBI	BB	SO	LOB	BOTTOM										
Wally Backman, S OBP: 0.415, SLG: 0.450	F8	G6-4-3			G4-3					4	0	1	1	0	0	2											
Jay Bell, R OBP: 0.321, SLG: 0.358	1B				K			G6-3		4	2	2	0	0	1	2											
Andy Van Slyke, L OBP: 0.376, SLG: 0.538	1B				G4-3			BLK 2B		4	1	3	1	0	0	0											
Bobby Bonilla, S OBP: 0.291, SLG: 0.526	F7				G4-3			FC4-6 WP		4	0	1	1	0	0	3											
Barry Bonds, L OBP: 0.406, SLG: 0.598	S 1B				K			L6		4	1	2	1	0	1	1											
Sid Bream, L OBP: 0.286, SLG: 0.345	G3				L9			F7		4	1	0	0	0	0	5											
Michael LaValliere, L OBP: 0.375, SLG: 0.367					G4-3			F7		4	1	2	0	0	0	0											
Jose Lind, R OBP: 0.353, SLG: 0.355					F7			G5-3		4	0	2	1	0	0	0											
John Smiley, L OBP: 0.067, SLG: 0.067 Bill Landrum, R ERA: 4.88					G6-3			F9		3	0	1	1	0	0	2											
<b>Inning Stats</b>	R: 1 E: 0 K: 0 S: 9	H: 3 LOB: 2 BB: 0 P: 14	R: 0 E: 0 K: 0 S: 8	H: 3 LOB: 1 BB: 0 P: 13	R: 1 E: 0 K: 1 S: 14	H: 1 LOB: 0 BB: 0 P: 20	R: 0 E: 0 K: 0 S: 8	H: 0 LOB: 0 BB: 0 P: 12	R: 0 E: 0 K: 1 S: 8	H: 0 LOB: 0 BB: 0 P: 11	R: 4 E: 0 K: 0 S: 17	H: 6 LOB: 2 BB: 0 P: 30	R: 0 E: 0 K: 0 S: 6	H: 1 LOB: 1 BB: 0 P: 11	R: 0 E: 0 K: 0 S: 3	H: 0 LOB: 0 BB: 0 P: 6	1B: 12 2B: 1 3B: 1 HR: 0	SF: 0 SAC: 0 DP: 1 HBP: 0	WP: 1 PB: 0 SB: 1 CS: 0	PA: 36							
<b>PITCHER</b>	IP	WLS	BF	H	R	ER	SO	BB	IBB	HBP	BLK	WP	HR	S	P	ERA	WHIP										
Jack Armstrong, R ERA: 1.88 Tim Birtsas, L ERA: 4.35 Tim Layana, R ERA: 4.22 Rick Mahler, R ERA: 4.88	(1, 1) (6, 1) (6, 1) (7, 1)	5.0 L	22 3	9 2	4 0	4 0	2 0	0 0	0 0	0 0	0 0	0 0	0 0	9 5	12 10	0.00 27.00	6.000 3.000										

Cincinnati Reds @ Pittsburgh Pirates  
Three Rivers Stadium, Pittsburgh, PA  
Wed May 09 1990, 7:05 PM EDT  
Att: 17,149 - Unknown

AB 36  
R 6  
H 14  
RBI 6  
BB 0  
SO 2  
LOB 15





Batter	1	2	3	4	5	6	7	8	9	AB	R	H	RBI	BB	SO	LOB	TOP																	
Chris Sabo, R OBP: 0.441, SLG: 0.625 (1, 5)	F9		CS 1B		HR		IBB	G1		4	1	2	1	1	0	1	<b>Cincinnati Reds @ Pittsburgh Pirates</b> Three Rivers Stadium, Pittsburgh, PA Thu May 10 1990, 7:05 PM EDT Att: 15,071 - Unknown																	
Herm Winningham, L OBP: 0.297, SLG: 0.324 (1, 8)	S 1B		G4-3 BB		F8		F9	F BB 1B		4	1	2	0	1	0	2																		
Barry Larkin, R OBP: 0.414, SLG: 0.412 (1, 6)	6-3		G4-3		6-3			2B		4	2	1	0	1	0	2																		
Todd Benzinger, S OBP: 0.364, SLG: 0.402 (1, 3)	K		L4		G4-3			3B	E6	5	1	1	1	0	1	4																		
Paul O'Neill, L OBP: 0.369, SLG: 0.446 (1, 9)		F9 2B		3-1				SF8		4	0	2	3	0	1	0																		
Mariano Duncan, R OBP: 0.462, SLG: 0.675 (1, 4)	F9			3-1			SH5-4 SF8	1B	P3	5	2	2	0	0	0	3																		
Billy Hatcher, R OBP: 0.388, SLG: 0.469 (1, 7)			L6				SF8 SH5-4	1B	F9	4	1	2	0	0	0	0																		
Joe Oliver, R OBP: 0.367, SLG: 0.423 (1, 2)	K				P2		SH5-4	HR	K	4	1	1	3	0	2	2																		
Jose Rijo, R OBP: 0.111, SLG: 0.111 (7, PH)	5-3				1-3		SF8	1B	G1	2	0	0	0	0	0	2																		
Luis Quinones, S OBP: 0.304, SLG: 0.316 (7, PH)										0	0	0	1	0	0	0																		
Norm Charlton, S OBP: 0.333, SLG: 0.333 (7, 1)										1	1	1	0	0	0	0																		
Rolando Roomes, R OBP: 0.212, SLG: 0.303 (9, PH)										1	0	0	0	0	1	0																		
Randy Myers, L OBP: 0.212, SLG: 0.303 (9, 1)										0	0	0	0	0	0	0																		
<b>Inning Stats</b>	R: 0 E: 0 K: 1 S: 12	H: 1 LOB: 1 BB: 0 P: 18	R: 0 E: 0 K: 1 S: 10	H: 1 LOB: 2 BB: 0 P: 14	R: 0 E: 0 K: 0 S: 7	H: 1 LOB: 1 BB: 1 P: 10	R: 0 E: 0 K: 0 S: 5	H: 0 LOB: 0 BB: 0 P: 8	R: 1 E: 0 K: 0 S: 8	H: 1 LOB: 0 BB: 0 P: 13	R: 0 E: 0 K: 1 S: 8	H: 0 LOB: 0 BB: 0 P: 10	R: 1 E: 0 K: 0 S: 11	H: 2 LOB: 2 BB: 1 P: 18	R: 3 E: 1 K: 0 S: 31	H: 8 LOB: 2 BB: 1 P: 42	R: 0 E: 0 K: 2 S: 8	H: 0 LOB: 0 BB: 0 P: 12	1B: 9 2B: 2 3B: 1 HR: 2	SF: 2 SAC: 1 DP: 0 HBP: 1	WP: 0 PB: 0 SB: 1 CS: 1	PA: 45												
<b>PITCHER</b>	IP WLS BF H R ER SO BB IBB HBP BLK WP HR S P ERA WHIP																																	
Randy Kramer, R ERA: 2.38 (1, 1)	5.0	20	4	1	1	2	1	0	1	0	0	0	0	1	42	63	1.80	1.000																
Scott Ruskin, L ERA: 2.13 (6, 1)	2.0	9	2	1	1	1	0	1	0	0	0	0	0	1	19	28	4.50	1.000																
Ted Power, R ERA: 3.38 (8, 1)	0.1	L	7	6	6	5	0	0	0	0	0	0	1	20	25	135.00	18.000																	
Bob Kipper, L ERA: (8, 1)	1.2	9	2	2	0	2	1	0	0	0	0	0	0	19	29	0.00	1.800																	

AB 38  
R 10  
H 14  
RBI 9  
BB 3  
SO 5  
LOB 16



Batter	1	2	3	4	5	6	7	8	9	AB	R	H	RBI	BB	SO	LOB	BOTTOM																	
Wally Backman, S OBP: 0.391, SLG: 0.422 (1, 5)	4-3		4-3		K			F8	F9	4	0	0	0	0	1	2	<b>Cincinnati Reds @ Pittsburgh Pirates</b> Three Rivers Stadium, Pittsburgh, PA Thu May 10 1990, 7:05 PM EDT Att: 15,071 - Unknown																	
John Cangelosi, S OBP: 0.300, SLG: 0.176 (9, PH)									F9	1	0	0	0	0	0	1																		
Jay Bell, R OBP: 0.333, SLG: 0.370 (1, 6)	PB 1B		CS 1B					BB 1B	F8	5	2	3	0	0	1	1																		
Andy Van Slyke, L OBP: 0.381, SLG: 0.526 (1, 8)	1B BB		CS 1B	G3			F7	1B BB		2	1	0	0	2	0	0																		
Bobby Bonilla, S OBP: 0.298, SLG: 0.551 (1, 9)	1B			6-3			HR	P6		4	1	2	1	0	0	2																		
Barry Bonds, L OBP: 0.400, SLG: 0.581 (1, 7)	L8				K			E 1B		4	0	1	1	0	2	1																		
Sid Bream, L OBP: 0.284, SLG: 0.339 (1, 3)			K		1-3			E4 1B		4	0	1	1	0	2	0																		
Don Slaught, R OBP: 0.458, SLG: 0.595 (1, 2)			G6-4-3 BB		6-3			K		2	0	0	0	2	1	2																		
Jose Lind, R OBP: 0.349, SLG: 0.351 (1, 4)			G6-4-3						F9	4	0	1	0	0	1	2																		
Randy Kramer, R ERA: 2.38 (1, 1)					4-3					1	0	0	0	0	0	0																		
Gary Redus, R ERA: 3.54 (5, PH)										0	0	0	0	0	0	0																		
Scott Ruskin, L ERA: 2.13 (6, 1)										0	0	0	0	0	0	0																		
Jeff King, R ERA: 3.12 (7, PH)										1	0	0	0	0	1	1																		
Ted Power, R ERA: 3.38 (8, 1)										0	0	0	0	0	0	0																		
Bob Kipper, R ERA: (8, 1)										0	0	0	0	0	0	0																		
R.J. Reynolds, S ERA: 3.0 (9, PH)										0	0	0	0	1	0	0																		
<b>Inning Stats</b>	R: 1 E: 0 K: 0 S: 11	H: 2 LOB: 1 BB: 1 P: 22	R: 0 E: 0 K: 1 S: 6	H: 0 LOB: 0 BB: 1 P: 12	R: 0 E: 0 K: 0 S: 7	H: 1 LOB: 0 BB: 0 P: 12	R: 0 E: 0 K: 1 S: 7	H: 0 LOB: 0 BB: 0 P: 9	R: 0 E: 0 K: 1 S: 10	H: 1 LOB: 2 BB: 1 P: 16	R: 1 E: 0 K: 2 S: 11	H: 1 LOB: 0 BB: 0 P: 16	R: 0 E: 0 K: 3 S: 12	H: 0 LOB: 1 BB: 1 P: 17	R: 2 E: 1 K: 1 S: 11	H: 3 LOB: 2 BB: 1 P: 19	R: 0 E: 0 K: 0 S: 9	H: 0 LOB: 1 BB: 1 P: 16	1B: 7 2B: 0 3B: 0 HR: 1	SF: 0 SAC: 0 DP: 1 HBP: 0	WP: 0 PB: 1 SB: 0 CS: 1	PA: 39												
<b>PITCHER</b>	IP WLS BF H R ER SO BB IBB HBP BLK WP HR S P ERA WHIP																																	
Jose Rijo, R ERA: 3.54 (1, 1)	6.0	23	5	2	2	5	3	0	0	0	0	0	0	1	52	87	3.00	1.333																
Norm Charlton, L ERA: 3.12 (7, 1)	2.0	W	11	3	2	2	2	0	0	0	0	0	0	23	36	9.00	2.500																	
Randy Myers, L ERA: 3.0 (9, 1)	1.0	4	0	0	0	0	1	0	0	0	0	0	0	9	16	0.00	1.000																	

AB 32  
R 4  
H 8  
RBI 3  
BB 6  
SO 9  
LOB 12





Batter	1	2	3	4	5	6	7	8	9	AB	R	H	RBI	BB	SO	LOB	TOP				
Jerome Walton, R OBP: 0.392, SLG: 0.341	2-2 23 HR 1B	3-1 F9		1-3 K		3-1 F9		4-1 23 CS BB		4	1	1	0	1	1	3	<b>Chicago Cubs @ Cincinnati Reds</b> Riverfront Stadium, Cincinnati, OH Fri May 11 1990, 7:05 PM EDT Att: 38,900 - Unknown - 62 F				
23 Ryne Sandberg, R OBP: 0.342, SLG: 0.513	1-0 HR	2-2 F7		4-0 IBB		2-1 S 1B		4-0 FC6-4 BB		3	1	2	2	2	0	0					
Mark Grace, L OBP: 0.355, SLG: 0.317	2-2 F7		0-0 2B	1-3 K		2-0 1B		0-0 FC6-4		4	0	1	0	0	1	5					
Andre Dawson, R OBP: 0.360, SLG: 0.652	1-0 HR		0-0 F8		2-0 G5-3 S 1B	1-0 P3		1-2 G4-6-3 1B		5	1	3	1	0	0	4					
Dwight Smith, L OBP: 0.375, SLG: 0.438	4-0 E S G4-3 BB		2-3 K		2-3 K		3-2 G4-3		0-0 G4-6-3 1B	4	1	1	0	1	2	2					
Curtis Wilkerson, S OBP: 0.333, SLG: 0.406	2-2 G4-3		2-1 G4-3		0-0 G5-3		1-0 G3		0-1 G4-6-3	5	0	0	1	0	0	4					
Shawon Dunston, R OBP: 0.302, SLG: 0.515	2-1 HR			0-2 G4-3 1B		2-1 F9		0-0 P6		5	1	2	1	0	0	2					
Joe Girardi, R OBP: 0.329, SLG: 0.338	1-1 G5-3			2-2 G4-3 1B		0-0 F9 2B		0-0 G6-3		4	0	2	0	0	0	0					
Greg Maddux, R Mitch Williams, L		1-3 K		0-0 G4-3		0-0 B1-4		1-3 K		4	0	0	0	0	2	3					
<b>Inning Stats</b>	R: 5 E: 0 K: 0 S: 19	H: 4 LOB: 0 BB: 1 P: 33	R: 0 E: 0 K: 1 S: 8	H: 0 LOB: 0 BB: 0 P: 14	R: 0 E: 0 K: 1 S: 7	H: 1 LOB: 1 BB: 0 P: 11	R: 0 E: 0 K: 2 S: 15	H: 2 LOB: 3 BB: 1 P: 22	R: 0 E: 0 K: 1 S: 7	H: 1 LOB: 1 BB: 0 P: 13	R: 0 E: 0 K: 0 S: 5	H: 0 LOB: 0 BB: 0 P: 9	R: 0 E: 0 K: 1 S: 6	H: 0 LOB: 2 BB: 2 P: 15	R: 0 E: 0 K: 0 S: 8	H: 2 LOB: 1 BB: 0 P: 9	1B: 7 2B: 2 3B: 0 HR: 3	SF: 0 SAC: 0 DP: 1 HBP: 1	WP: 0 PA: 43		
<b>PITCHER</b>	IP WLS BF H R ER SO BB IBB HBP BLK WP HR S P ERA WHIP	IP WLS BF H R ER SO BB IBB HBP BLK WP HR S P ERA WHIP																			
Scott Scudder, R ERA: 6.75	(1, 1) 0.2	(1, 1) 5.0	(6, 1) 2.0	(8, 1) 0.1	(9, 1) 1.0																
Tim Birtsas, L ERA: 2.53	(1, 1) 5.0	(6, 1) 2.0	(8, 1) 0.1	(9, 1) 1.0																	
Rick Mahler, R ERA: 4.12	(1, 1) 0.2	(1, 1) 5.0	(6, 1) 2.0	(8, 1) 0.1	(9, 1) 1.0																
Norm Charlton, L ERA: 3.06	(1, 1) 0.2	(1, 1) 5.0	(6, 1) 2.0	(8, 1) 0.1	(9, 1) 1.0																
Rob Dibble, R ERA:	(1, 1) 0.2	(1, 1) 5.0	(6, 1) 2.0	(8, 1) 0.1	(9, 1) 1.0																

AB	38
R	5
H	12
RBI	5
BB	4
SO	6
LOB	23



Batter	1	2	3	4	5	6	7	8	9	AB	R	H	RBI	BB	SO	LOB	BOTTOM		
Chris Sabo, R OBP: 0.440, SLG: 0.634	1-2 G5-3		0-0 G6-3	1-0 2H 1B 2B		2-2 F8		2-2 1H 2H 3H 2B		5	1	2	4	0	0	0	<b>Chicago Cubs @ Cincinnati Reds</b> Riverfront Stadium, Cincinnati, OH Fri May 11 1990, 7:05 PM EDT Att: 38,900 - Unknown - 62 F		
Herm Winningham, L OBP: 0.310, SLG: 0.333	3-1 G3-1		0-1 G3-1 1B	2-0 2H 1B		1-1 G5-3		0-0 G4-3		5	0	2	1	0	0	1			
Barry Larkin, R OBP: 0.408, SLG: 0.406	0-1 G5-3		1-0 G3-1 1B	0-1 F8		0-2 G4-3				4	0	1	0	0	0	1			
Todd Benzinger, S OBP: 0.368, SLG: 0.406		0-0 1B FC5-4 1B	1-0 G3-1		0-0 S 1B		2-2 G6-3			4	1	2	0	0	0	2			
Paul O'Neill, L OBP: 0.374, SLG: 0.448		1-0 FC5-4 1B	3-2 F8		2-0 F7			0-0 BB 1B 2B		4	1	2	0	0	0	3			
Billy Hatcher, R OBP: 0.383, SLG: 0.471		1-3 K		1-0 WP FC3 2B		2-3 K		0-0 L4		4	1	1	0	0	2	4			
Ron Oester, S OBP: 0.318, SLG: 0.409		1-1 FC5-4		2-1 FC3		2-3 K		1-0 BB 2B 1B		3	0	1	1	0	1	1			
Rick Mahler, R OBP: 0.286, SLG: 0.286				FC3				BB 2B 1B		0	0	0	0	0	0	0			
Norm Charlton, S OBP: 0.333, SLG: 0.333				FC6-4				BB 2B 1B		0	0	0	0	0	0	0			
Ken Griffey, L OBP: 0.333, SLG: 0.357				FC6-4				BB 2B 1B		1	1	1	0	0	0	0			
Rob Dibble, L				SH1-4				BB 2B 1B		0	0	0	0	0	0	0			
Joe Oliver, R OBP: 0.367, SLG: 0.423				FC6-4				BB 2B 1B		3	2	0	1	1	0	3			
Jeff Reed, L OBP: 0.214, SLG: 0.333				SH1-4				BB 2B 1B		0	0	0	0	0	0	0			
Scott Scudder, R OBP: 0.333, SLG: 0.333				SH1-4				BB 2B 1B		1	0	0	0	0	0	2			
Tim Birtsas, L								BB 2B 1B		2	0	0	0	0	0	3			
Luis Quinones, S OBP: 0.280, SLG: 0.286								BB 2B 1B		0	0	0	0	0	0	0			
<b>Inning Stats</b>	R: 0 E: 0 K: 0 S: 7	H: 0 LOB: 0 BB: 0 P: 11	R: 1 E: 0 K: 1 S: 10	H: 3 LOB: 2 BB: 0 P: 13	R: 0 E: 0 K: 0 S: 9	H: 2 LOB: 2 BB: 0 P: 14	R: 3 E: 0 K: 0 S: 12	H: 3 LOB: 1 BB: 0 P: 20	R: 0 E: 0 K: 2 S: 10	H: 1 LOB: 1 BB: 0 P: 15	R: 0 E: 0 K: 0 S: 8	H: 0 LOB: 0 BB: 0 P: 10	R: 0 E: 0 K: 0 S: 8	H: 0 LOB: 0 BB: 0 P: 11	R: 3 E: 0 K: 0 S: 15	H: 3 LOB: 1 BB: 1 P: 25	1B: 9 2B: 3 3B: 0 HR: 0	SF: 0 SAC: 1 DP: 0 HBP: 0	WP: 1 PA: 38
<b>PITCHER</b>	IP WLS BF H R ER SO BB IBB HBP BLK WP HR S P ERA WHIP	IP WLS BF H R ER SO BB IBB HBP BLK WP HR S P ERA WHIP																	
Greg Maddux, R ERA: 2.66	(1, 1) 7.1	(8, 1) 0.2																	
Mitch Williams, L ERA: 2.16	(1, 1) 7.1	(8, 1) 0.2																	

AB	36
R	7
H	12
RBI	7
BB	1
SO	3
LOB	20





Batter	1	2	3	4	5	6	7	8	9	AB	R	H	RBI	BB	SO	LOB	TOP										
Jerome Walton, R (1, 8) OBP: 0.376, SLG: 0.326	E9			G5-3		L7	G5-3			4	0	0	0	0	0	2											
23 Ryne Sandberg, R (1, 4) OBP: 0.331, SLG: 0.496	G4-3			F9		FC4-6		K		4	0	0	0	0	1	1											
Shawon Dunston, R (1, 6) OBP: 0.309, SLG: 0.514	G4-3			F8			2B	G1-3		4	1	2	0	0	0	0											
Andre Dawson, R (1, 9) OBP: 0.356, SLG: 0.646		F7			P6			G1-3		4	1	1	0	0	0	1											
Lloyd McClendon, R (1, 3) OBP: 0.274, SLG: 0.304		F9					L5	L6		3	0	0	0	1	0	3											
Curtis Wilkerson, S (1, 5) OBP: 0.324, SLG: 0.371			G6-3		F4				K	3	1	0	0	1	1	1											
Doug Dascenzo, S (1, 7) OBP: 0.240, SLG: 0.375			G6-3		F8				K	4	1	1	3	0	1	1											
Joe Girardi, R (1, 2) OBP: 0.313, SLG: 0.320			F9			P4	P6	F9		4	0	0	0	0	0	1											
Mike Bielecki, R (1, 1) OBP: 0.455, SLG: 0.400										2	0	1	1	1	0	0											
Mitch Williams, L (9, 1)										0	0	0	0	0	0	0											
Domingo Ramos, R (9, 5) OBP: 0.212, SLG: 0.281										0	0	0	0	0	0	0											
<b>Inning Stats</b>	R: 0 E: 1 K: 0 S: 8	H: 0 LOB: 0 BB: 0 P: 11	R: 0 E: 0 K: 0 S: 6	H: 0 LOB: 0 BB: 0 P: 9	R: 0 E: 0 K: 0 S: 5	H: 0 LOB: 0 BB: 0 P: 7	R: 0 E: 0 K: 0 S: 6	H: 0 LOB: 0 BB: 0 P: 11	R: 0 E: 0 K: 0 S: 7	H: 0 LOB: 1 BB: 1 P: 15	R: 4 E: 0 K: 0 S: 14	H: 4 LOB: 1 BB: 1 P: 23	R: 0 E: 0 K: 1 S: 9	H: 1 LOB: 1 BB: 0 P: 15	R: 0 E: 0 K: 2 S: 7	H: 0 LOB: 0 BB: 0 P: 10	1B: 3 2B: 2 3B: 0 HR: 0	SF: 0 SAC: 0 DP: 0 HBP: 0	WP: 0 PA: 35 PB: 0 SB: 1 CS: 0								
<b>PITCHER</b>	IP	WLS	BF	H	R	ER	SO	BB	IBB	HBP	BLK	WP	HR	S	P	ERA	WHIP										
Tom Browning, L (1, 1) ERA: 3.33	6.2	L	27	4	4	4	0	2	1	0	0	0	0	50	84	5.40	0.900										
Tim Layana, R (7, 1) ERA: 3.75	1.1		5	1	0	0	1	0	0	0	0	0	0	11	18	0.00	0.750										
Norm Charlton, L (9, 1) ERA: 2.89	1.0		3	0	0	0	2	0	0	0	0	0	0	7	10	0.00	0.000										

Chicago Cubs @ Cincinnati Reds  
Riverfront Stadium, Cincinnati, OH  
Sat May 12 1990, 7:05 PM EDT  
Att: 33,646 - Unknown

AB	32
R	4
H	5
RBI	4
BB	3
SO	3
LOB	10



Batter	1	2	3	4	5	6	7	8	9	AB	R	H	RBI	BB	SO	LOB	BOTTOM										
Chris Sabo, R (1, 5) OBP: 0.425, SLG: 0.610	P5		P4			G5-3		FC6-4		4	0	0	0	0	0	1											
Mariano Duncan, R (1, 4) OBP: 0.453, SLG: 0.655	G6-3		F8			P3		G6-4-3	1B	4	1	1	0	0	0	0											
Barry Larkin, R (1, 6) OBP: 0.411, SLG: 0.409	G6-3			F7	1B	G1-3		G6-4-3	1B	4	0	2	0	0	0	0											
Todd Benzinger, S (1, 3) OBP: 0.356, SLG: 0.390		G4-3		F7		F7		G6-4-3		4	0	0	0	0	0	3											
Paul O'Neill, L (1, 9) OBP: 0.369, SLG: 0.470		G3-1		F9		F7		HR		4	1	1	2	0	0	1											
Billy Hatcher, R (1, 8) OBP: 0.378, SLG: 0.462			WP	G6-3		P3		HR	K	4	0	1	0	0	1	1											
Ken Griffey, L (1, 7) OBP: 0.333, SLG: 0.313					F9			P9		2	0	0	0	1	0	0											
Jeff Reed, L (1, 2) OBP: 0.176, SLG: 0.267					F7			P5		3	0	0	0	0	1	2											
Tom Browning, L (1, 1) ERA: 4.08										2	0	0	0	0	2	0											
Tim Layana, R (7, 1) ERA: 2.55										0	0	0	0	0	0	0											
Hal Morris, L (6, PH) OBP: 0.250, SLG: 0.200										1	0	1	0	0	0	0											
Norm Charlton, S (9, 1) ERA: 2.89										0	0	0	0	0	0	0											
<b>Inning Stats</b>	R: 0 E: 0 K: 0 S: 8	H: 1 LOB: 2 BB: 1 P: 12	R: 0 E: 0 K: 1 S: 11	H: 1 LOB: 1 BB: 1 P: 19	R: 0 E: 0 K: 1 S: 10	H: 0 LOB: 0 BB: 0 P: 17	R: 0 E: 0 K: 0 S: 4	H: 1 LOB: 1 BB: 0 P: 5	R: 0 E: 0 K: 1 S: 9	H: 0 LOB: 0 BB: 0 P: 17	R: 0 E: 0 K: 0 S: 6	H: 0 LOB: 0 BB: 0 P: 9	R: 0 E: 0 K: 0 S: 9	H: 0 LOB: 0 BB: 0 P: 14	R: 0 E: 0 K: 0 S: 7	H: 1 LOB: 1 BB: 0 P: 11	R: 2 E: 0 K: 1 S: 11	H: 3 LOB: 0 BB: 0 P: 19	1B: 5 2B: 0 3B: 0 HR: 1	SF: 0 SAC: 0 DP: 1 HBP: 0	WP: 1 PA: 33 PB: 0 SB: 0 CS: 0						
<b>PITCHER</b>	IP	WLS	BF	H	R	ER	SO	BB	IBB	HBP	BLK	WP	HR	S	P	ERA	WHIP										
Mike Bielecki, R (1, 1) ERA: 4.08	8.0	W	30	5	2	2	3	1	0	0	0	0	0	69	114	2.25	0.750										
Mitch Williams, L (9, 1) ERA: 2.55	1.0	S	3	1	0	0	1	0	0	0	0	0	1	6	9	0.00	1.000										

Chicago Cubs @ Cincinnati Reds  
Riverfront Stadium, Cincinnati, OH  
Sat May 12 1990, 7:05 PM EDT  
Att: 33,646 - Unknown


AB	32
R	2
H	6
RBI	2
BB	1
SO	4
LOB	8










Batter	1	2	3	4	5	6	7	8	9	AB R H RBI BB SO LOB	TOP														
Wally Backman, S (1, 5) OBP: 0.363, SLG: 0.378 Don Slaught, R (8, PH) OBP: 0.453, SLG: 0.596 (8, 2)	0-1 BB 1B SF8	2-2 4-3	0-3 4-3	1-0 4-3		4-1 1-2 BB		0-3 K		3 1 1 0 1 0 0 1 0 0 0 0 1 2	<p>Pittsburgh Pirates @ Cincinnati Reds</p> <p>Riverfront Stadium, Cincinnati, OH</p> <p>Mon May 14 1990, 7:05 PM EDT</p> <p>Att: 24,211 - Unknown - 70 F</p> <p>livebaseballscorecards.com</p> <table border="0"> <tr><td>AB</td><td>36</td></tr> <tr><td>R</td><td>3</td></tr> <tr><td>H</td><td>11</td></tr> <tr><td>RBI</td><td>3</td></tr> <tr><td>BB</td><td>4</td></tr> <tr><td>SO</td><td>6</td></tr> <tr><td>LOB</td><td>23</td></tr> </table> 	AB	36	R	3	H	11	RBI	3	BB	4	SO	6	LOB	23
AB	36																								
R	3																								
H	11																								
RBI	3																								
BB	4																								
SO	6																								
LOB	23																								
Jay Bell, R (1, 6) OBP: 0.347, SLG: 0.387	1-0 SF8 1B	4-2 1B	1-1 F9	1-1 F9		0-2 F8		2-2 1B	4 1 2 0 1 0 2																
Andy Van Slyke, L (1, 8) OBP: 0.415, SLG: 0.524	4-2 SF8 1B	0-1 G3			2-2 G3		0-0 S 1B	1-2 F9	4 1 1 0 1 0 2																
Bobby Bonilla, S (1, 9) OBP: 0.289, SLG: 0.534 (8, 5)	0-0 SF8		2-1 1B 1B		0-0 1B		0-1 F8	2-3 K	4 0 2 1 0 1 2																
Barry Bonds, L (1, 7) OBP: 0.410, SLG: 0.580	4-0 1B		2-0 P2		2-1 F7		3-1 F8	2-3 K	4 0 0 0 1 1 4																
Sid Bream, L (1, 3) OBP: 0.304, SLG: 0.314 Gary Redus, R (7, PH) OBP: 0.286, SLG: 0.383 (7, 3)	2-2 IBB		2-0 F7		1-3 K		3-3 K	1-2 K	3 0 1 2 0 1 2 1 0 0 0 0 1 1																
Michael LaValliere, L (1, 2) OBP: 0.439, SLG: 0.386 Neal Heaton, L (8, PH) OBP: 0.200, SLG: 0.077 Ted Power, R (8, 1) OBP: 0.333, SLG: 0.667	1-2 F7		1-0 1B		3-2 4-3		3-2 G4-6-3 1B	1-2 1B	4 0 2 0 0 0 2 0 0 0 0 0 0 0 0 0 0 0 0 0 0																
Jose Lind, R (1, 4) OBP: 0.331, SLG: 0.336	0-1 6-3		1-0 1-3		0-0 F9		1-2 G4-6-3 1B	1-2 1B	4 0 1 0 0 0 4																
Walt Terrell, L (1, 1) OBP: 0.285, SLG: 0.083 Randy Kramer, R (2, 1) OBP: 0.342, SLG: 0.345 Jeff King, R (8, PH) OBP: 0.310, SLG: 0.302 Bob Kipper, L (8, 1) OBP: 0.310, SLG: 0.302 (8, 9)	1-2 L5		0-3 K		0-0 BB 1B		2-2 G4-6-3	1-2 2-3	1 0 0 0 0 0 0 1 0 0 0 0 0 1 1 0 1 0 0 0 0 0 0 0 0 0 0 0 1 0 0 0 0 0 2																
<b>Inning Stats</b>	R: 3 H: 3 E: 0 LOB: 2 K: 0 BB: 2 S: 16 P: 28	R: 0 H: 0 E: 0 LOB: 1 K: 0 BB: 1 S: 11 P: 18	R: 0 H: 2 E: 0 LOB: 2 K: 0 BB: 0 S: 6 P: 14	R: 0 H: 0 E: 0 LOB: 0 K: 1 BB: 0 S: 6 P: 8	R: 0 H: 1 E: 0 LOB: 1 K: 1 BB: 0 S: 9 P: 14	R: 0 H: 1 E: 0 LOB: 2 K: 0 BB: 1 S: 9 P: 16	R: 0 H: 1 E: 0 LOB: 1 K: 1 BB: 0 S: 8 P: 14	R: 0 H: 2 E: 0 LOB: 2 K: 2 BB: 0 S: 16 P: 22	R: 0 H: 1 E: 0 LOB: 1 K: 2 BB: 0 S: 14 P: 21	1B: 11 SF: 1 2B: 0 SAC: 0 3B: 0 DP: 1 HR: 0 HBP: 0	WP: 0 PA: 41 PB: 0 SB: 1 CS: 0														
<b>PITCHER</b>	IP WLS BF H R ER SO BB IBB HBP BLK WP HR S P ERA WHIP	IP WLS BF H R ER SO BB IBB HBP BLK WP HR S P ERA WHIP																							
Jack Armstrong, R (1, 1) ERA: 2.23	6.0 W 29 7 3 3 2 3 1 0 0 0 0 0 57 98 4.50 1.667																								
Tim Birtsas, L (7, 1) ERA: 2.81	0.2 3 1 0 0 0 0 0 0 0 0 0 0 5 8 0.00 1.500																								
Rob Dibble, R (7, 1) ERA: 2.81	0.1 3 2 0 0 1 0 0 0 0 0 0 0 13 20 0.00 6.000																								
Randy Myers, L (8, 1) ERA: 2.5	2.0 S 6 1 0 0 3 0 0 0 0 0 0 0 20 29 0.00 0.500																								

Batter	1	2	3	4	5	6	7	8	9	AB R H RBI BB SO LOB	BOTTOM														
Chris Sabo, R (1, 5) OBP: 0.434, SLG: 0.611	0-2 2B 1B	0-0 1B 2B		1-2 6-3		0-1 F7				4 2 2 1 0 0 1	<p>Pittsburgh Pirates @ Cincinnati Reds</p> <p>Riverfront Stadium, Cincinnati, OH</p> <p>Mon May 14 1990, 7:05 PM EDT</p> <p>Att: 24,211 - Unknown - 70 F</p> <p>livebaseballscorecards.com</p> <table border="0"> <tr><td>AB</td><td>32</td></tr> <tr><td>R</td><td>5</td></tr> <tr><td>H</td><td>9</td></tr> <tr><td>RBI</td><td>5</td></tr> <tr><td>BB</td><td>2</td></tr> <tr><td>SO</td><td>3</td></tr> <tr><td>LOB</td><td>19</td></tr> </table> 	AB	32	R	5	H	9	RBI	5	BB	2	SO	3	LOB	19
AB	32																								
R	5																								
H	9																								
RBI	5																								
BB	2																								
SO	3																								
LOB	19																								
Herm Winningham, L (1, 8) OBP: 0.333, SLG: 0.362	0-1 1B 2B	4-2 1B 2B		3-2 4-3		3-1 1-3		1-2		3 1 1 1 1 0 1															
Barry Larkin, R (1, 6) OBP: 0.429, SLG: 0.424	2-0 1B	0-0 2B 1B		0-2 4-3		3-2 P4				3 0 1 2 0 0 0															
Todd Benzinger, S (1, 3) OBP: 0.370, SLG: 0.421	1-3 K	1-2 2B			0-0 1B 1B		2-1 F8			4 0 2 1 0 1 2															
Paul O'Neill, L (1, 9) OBP: 0.367, SLG: 0.449	2-2 G3-6-1	4-0 FC6-4 IBB		1-0 P4		1-3 K				3 0 0 0 1 1 3															
Billy Hatcher, R (1, 7) OBP: 0.381, SLG: 0.460		FC5 1B		0-2 1B		0-2 1B		1-2 G3		4 1 2 0 0 0 3															
Joe Oliver, R (1, 2) OBP: 0.364, SLG: 0.453		1-0 FC5 FC3-6		0-2 F8		0-0 F7		0-0 P4		4 0 0 0 0 0 3															
Ron Oester, S (1, 4) OBP: 0.259, SLG: 0.333		0-1 FC3-6 1B		3-2 G3		1-1 F7		0-3 K		4 1 0 0 0 1 4															
Jack Armstrong, R (1, 1) OBP: 0.285, SLG: 0.083 Rolando Ramirez, R (8, PH) OBP: 0.239, SLG: 0.324 Tim Birtsas, L (7, 1) OBP: 0.342, SLG: 0.345 Rob Dibble, L (8, 1) OBP: 0.310, SLG: 0.302 Randy Myers, L (8, 9) OBP: 0.310, SLG: 0.302		0-1 L3		1-2 4-3		0-1 1-3 1B				2 0 0 0 0 0 2 1 0 1 0															
<b>Inning Stats</b>	R: 1 H: 2 E: 0 LOB: 1 K: 1 BB: 0 S: 11 P: 16	R: 4 H: 4 E: 0 LOB: 3 K: 0 BB: 2 S: 17 P: 32	R: 0 H: 0 E: 0 LOB: 0 K: 0 BB: 0 S: 11 P: 15	R: 0 H: 0 E: 0 LOB: 0 K: 0 BB: 0 S: 11 P: 15	R: 0 H: 2 E: 0 LOB: 2 K: 0 BB: 0 S: 8 P: 10	R: 0 H: 1 E: 0 LOB: 0 K: 0 BB: 0 S: 6 P: 9	R: 0 H: 0 E: 0 LOB: 0 K: 1 BB: 0 S: 9 P: 15	R: 0 H: 0 E: 0 LOB: 0 K: 1 BB: 0 S: 8 P: 9	R: 0 H: 0 E: 0 LOB: 0 K: 1 BB: 0 S: 8 P: 9	1B: 6 SF: 0 2B: 3 SAC: 0 3B: 0 DP: 1 HR: 0 HBP: 1	WP: 0 PA: 35 PB: 0 SB: 0 CS: 0														
<b>PITCHER</b>	IP WLS BF H R ER SO BB IBB HBP BLK WP HR S P ERA WHIP	IP WLS BF H R ER SO BB IBB HBP BLK WP HR S P ERA WHIP																							
Walt Terrell, R (1, 1) ERA: 5.46	1.2 L 13 2 0 0 0 1 0 0 0 0 0 0 32 48 0.00 0.600																								
Randy Kramer, R (2, 1) ERA: 1.84	3.1 13 2 0 0 0 0 1 0 0 0 0 0 32 48 0.00 0.600																								
Bob Kipper, L (8, 1) ERA: 2.93	2.0 6 1 0 0 1 0 0 0 0 0 0 0 15 24 0.00 0.500																								
Ted Power, R (8, 1) ERA: 2.93	1.0 3 0 0 0 1 0 0 0 0 0 0 0 8 9 0.00 0.000																								







Batter	1	2	3	4	5	6	7	8	9	AB	R	H	RBI	BB	SO	LOB	TOP							
Ozzie Smith, S (1, 6) OBP: 0.328, SLG: 0.302	F8		FC6-4 1B		L5-3			G6-3 1B	G5-3	5	1	2	1	0	0	3								
Willie McGee, S (1, 8) OBP: 0.398, SLG: 0.457	F3		FC6-4 1-2f			F9		G6-3 1B		4	1	1	0	0	0	1								
Terry Pendleton, S (1, 5) OBP: 0.283, SLG: 0.369	L9		P3			L9		G6-3		4	0	0	1	0	0	2								
Pedro Guerrero, R (1, 3) Ken Dayley, L (8, 1) Denny Walling, L (9, 3) OBP: 0.346, SLG: 0.487 OBP: 0.239, SLG: 0.256		K		K		F9		WP 2B		4	0	1	1	0	2	0								
Todd Zeile, R (1, 2) OBP: 0.317, SLG: 0.406	F6			F7				G6-3		4	0	0	0	0	0	1								
Jose Oquendo, S (1, 4) OBP: 0.359, SLG: 0.300		2B		FC6-4 BB		F8			G5-3 SH1-4 BB	2	0	1	0	2	0	0								
Rex Hudler, R (1, 9) OBP: 0.346, SLG: 0.417		G6-3		FC6-4 1-2f				FC5-4 1B	SH1-4	3	0	1	0	0	0	2								
Vince Coleman, S (1, 7) OBP: 0.319, SLG: 0.321			G6-3		G6-3			FC5-4 1-2f	G5-3 BB	3	0	0	0	1	0	1								
Jose DeLeon, R (1, 1) Dave Collins, S (8, 3) Lee Smith, R (9, 1) OBP: 0.154, SLG: 0.308 OBP: 0.190, SLG: 0.105					E3 L5-3				G5-3	3	1	1	0	0	1	0								
			1B							1	0	0	0	0	0	2								
										0	0	0	0	0	0	0								
<b>Inning Stats</b>	R: 0 E: 0 K: 0 S: 3	H: 0 LOB: 0 BB: 0 P: 3	R: 0 E: 0 K: 1 S: 10	H: 1 LOB: 1 BB: 0 P: 13	R: 1 E: 0 K: 0 S: 8	H: 2 LOB: 1 BB: 0 P: 12	R: 0 E: 0 K: 1 S: 11	H: 0 LOB: 1 BB: 1 P: 17	R: 0 E: 0 K: 0 S: 8	H: 0 LOB: 0 BB: 0 P: 10	R: 0 E: 0 K: 0 S: 9	H: 0 LOB: 0 BB: 0 P: 12	R: 0 E: 0 K: 0 S: 6	H: 1 LOB: 1 BB: 0 P: 8	R: 2 E: 0 K: 1 S: 15	H: 3 LOB: 1 BB: 2 P: 20	R: 0 E: 0 K: 0 S: 8	H: 0 LOB: 2 BB: 2 P: 19	1B: 4 2B: 3 3B: 1 HR: 0	SF: 0 SAC: 1 DP: 1 HBP: 0	WP: 1 PB: 0 SB: 0 CS: 0	PA: 37		
<b>PITCHER</b>	IP	WLS	BF	H	R	ER	SO	BB	IBB	HBP	BLK	WP	HR	S	P	ERA	WHIP							
Tom Browning, L (1, 1) ERA: 3.09	7.0	L	26	4	1	1	2	1	0	0	0	0	0	55	75	1.29	0.714							
Tim Birtsas, L (8, 1) ERA: 3.5	1.0		7	3	2	2	1	1	0	0	0	1	0	16	25	18.00	4.000							
Tim Layana, R (9, 1) ERA: 3.14	1.0	S	4	0	0	0	0	1	0	0	0	0	0	7	14	0.00	1.000							

St. Louis Cardinals @ Cincinnati Reds  
Riverfront Stadium, Cincinnati, OH  
Thu May 17 1990, 7:05 PM EDT  
Att: 22,741 - Unknown

AB	33
R	3
H	7
RBI	3
BB	3
SO	3
LOB	12



Batter	1	2	3	4	5	6	7	8	9	AB	R	H	RBI	BB	SO	LOB	BOTTOM							
Chris Sabo, R (1, 5) OBP: 0.432, SLG: 0.615	L7		FC4-6 BB		K		P6			4	0	1	0	1	1	0								
Hern Wainwright, L (1, 8) OBP: 0.293, SLG: 0.315	6-3		FC4-6 1B		G3-1			K	K	5	0	0	0	0	2	4								
Barry Larkin, R (1, 6) OBP: 0.437, SLG: 0.424										3	0	3	0	0	0	0								
Paul O'Neill, L (1, 9) OBP: 0.352, SLG: 0.426										4	0	0	0	0	1	5								
Todd Benzinger, S (1, 3) OBP: 0.353, SLG: 0.402			K		G4-3					4	0	0	0	0	1	3								
Billy Hatcher, R (1, 7) OBP: 0.386, SLG: 0.467		E3 FC3-6 S			K			G5-3		3	0	0	0	1	1	0								
Ron Oester, S (1, 4) Paul Noce, R (9, PH) OBP: 0.258, SLG: 0.300 OBP: 1.000, SLG: 1.000					F8					2	0	0	0	1	1	0								
Jeff Reed, L (1, 2) Joe Oliver, R (9, PH) OBP: 0.200, SLG: 0.278 OBP: 0.356, SLG: 0.440			FC3-6							1	0	1	0	0	0	0								
Tom Browning, L (1, 1) Hal Morris, L (7, PH) Tim Birtsas, L (8, 1) Tim Layana, R (9, 1) Ken Griffey, L (9, PH) OBP: 0.316, SLG: 0.294										3	0	1	0	0	0	2								
										1	0	0	0	0	0	0								
										0	0	0	0	0	0	0								
										0	0	0	0	0	0	0								
										1	0	0	0	0	2									
<b>Inning Stats</b>	R: 0 E: 0 K: 1 S: 6	H: 1 LOB: 1 BB: 0 P: 6	R: 0 E: 1 K: 2 S: 17	H: 0 LOB: 2 BB: 1 P: 29	R: 0 E: 0 K: 0 S: 12	H: 1 LOB: 2 BB: 1 P: 18	R: 0 E: 0 K: 1 S: 8	H: 1 LOB: 1 BB: 0 P: 10	R: 0 E: 0 K: 0 S: 9	H: 0 LOB: 0 BB: 0 P: 12	R: 0 E: 0 K: 1 S: 7	H: 0 LOB: 0 BB: 0 P: 12	R: 0 E: 0 K: 0 S: 9	H: 0 LOB: 1 BB: 0 P: 16	R: 0 E: 0 K: 1 S: 18	H: 2 LOB: 3 BB: 1 P: 26	1B: 6 2B: 0 3B: 0 HR: 0	SF: 0 SAC: 0 DP: 0 HBP: 1	WP: 0 PB: 0 SB: 2 CS: 0	PA: 38				
<b>PITCHER</b>	IP	WLS	BF	H	R	ER	SO	BB	IBB	HBP	BLK	WP	HR	S	P	ERA	WHIP							
Jose DeLeon, R (1, 1) ERA: 2.96	7.1	W	30	4	0	0	7	2	0	1	0	0	0	8	17	0.00	3.000							
Ken Dayley, L (8, 1) ERA: 3.5	0.2		4	1	0	0	0	1	0	0	0	0	0	8	17	0.00	3.000							
Lee Smith, R (9, 1) ERA: 2.05	1.0	S	4	1	0	0	1	0	0	0	0	0	0	15	18	0.00	1.000							

St. Louis Cardinals @ Cincinnati Reds  
Riverfront Stadium, Cincinnati, OH  
Thu May 17 1990, 7:05 PM EDT  
Att: 22,741 - Unknown

AB	34
R	0
H	6
RBI	0
BB	3
SO	8
LOB	21





Batter	1	2	3	4	5	6	7	8	9	AB	R	H	RBI	BB	SO	LOB	TOP					
<b>Ozzie Smith, S</b> OBP: 0.333, SLG: 0.303 (1, 6)	G1-3		G4-6-3 1B			G4-6-3 BB		F7									3 0 1 0 1 0 0					
<b>Willie McGee, S</b> OBP: 0.386, SLG: 0.447 (1, 8)			G4-6-3 1-2f			G4-6-3 1-2f			K								3 0 0 0 1 1 2					
<b>Terry Pendleton, S</b> OBP: 0.271, SLG: 0.352 (1, 5)	F9				G4-3			F8									4 0 0 0 0 1 1					
<b>Pedro Guerrero, R</b> OBP: 0.343, SLG: 0.480 (1, 3)	F8				G6-4-3 1B			G5-3									4 0 1 0 0 1 1					
<b>Milt Thompson, L</b> OBP: 0.315, SLG: 0.338 (1, 9)		G6-3			G6-4-3 1-2f			P5									3 0 0 0 0 0 1					
<b>Todd Zeile, R</b> OBP: 0.325, SLG: 0.407 (1, 2)						G6-3 FC5-4 1B											2 0 1 0 1 0 0					
<b>Vince Coleman, S</b> OBP: 0.319, SLG: 0.321 (1, 7)									FC5-4 1-2f								3 0 1 0 0 0 2					
<b>José Oquendo, S</b> OBP: 0.358, SLG: 0.295 (1, 4)									F7								2 0 0 0 1 0 2					
<b>Greg Mathews, R</b> OBP: 0.222, SLG: 0.250 <b>Ken Dayley, L</b> (9, 1)									F7								3 0 0 0 0 2 2					
<b>Inning Stats</b>	R: 0 E: 0 K: 0 S: 11	H: 0 LOB: 1 BB: 1 P: 20	R: 0 E: 0 K: 0 S: 8	H: 1 LOB: 1 BB: 0 P: 10	R: 0 E: 0 K: 1 S: 8	H: 1 LOB: 0 BB: 0 P: 12	R: 0 E: 0 K: 0 S: 7	H: 1 LOB: 0 BB: 0 P: 11	R: 0 E: 0 K: 1 S: 7	H: 1 LOB: 1 BB: 0 P: 9	R: 0 E: 0 K: 0 S: 5	H: 0 LOB: 0 BB: 1 P: 12	R: 0 E: 0 K: 0 S: 10	H: 0 LOB: 1 BB: 1 P: 20	R: 0 E: 0 K: 0 S: 4	H: 0 LOB: 0 BB: 1 P: 9	R: 0 E: 0 K: 3 S: 9	H: 0 LOB: 0 BB: 0 P: 10	1B: 4 2B: 0 3B: 0 HR: 0	SF: 0 SAC: 0 DP: 4 HBP: 0	WP: 0 PB: 0 SB: 1 CS: 0	PA: 31
<b>PITCHER</b>	IP	WLS	BF	H	R	ER	SO	BB	IBB	HBP	BLK	WP	HR	S	P	ERA	WHIP					
<b>Ron Robinson, R</b> ERA: 3.74 <b>Norm Charlton, L</b> ERA: 3.09	(1, 1)	7.0	26	4	0	0	2	4	0	0	0	0	0	57	99	0.00	1.143					
<b>PITCHER</b>	IP	WLS	BF	H	R	ER	SO	BB	IBB	HBP	BLK	WP	HR	S	P	ERA	WHIP					

St. Louis Cardinals @ Cincinnati Reds  
Riverfront Stadium, Cincinnati, OH  
Fri May 18 1990, 7:05 PM EDT  
Att: 34,968 - Unknown - 75 F

AB 27  
R 0  
H 4  
RBI 0  
BB 4  
SO 5  
LOB 11



Batter	1	2	3	4	5	6	7	8	9	AB	R	H	RBI	BB	SO	LOB	BOTTOM				
<b>Chris Sabo, R</b> OBP: 0.427, SLG: 0.603 (1, 5)	F7		G6-3														4 0 1 0 0 0 0				
<b>Billy Hatcher, R</b> OBP: 0.374, SLG: 0.452 (1, 8)	B1-3		P5														4 0 0 0 0 0 1				
<b>Barry Larkin, R</b> OBP: 0.438, SLG: 0.417 (1, 6)	F8																2 0 0 0 2 0 1				
<b>Todd Benzinger, S</b> OBP: 0.350, SLG: 0.397 (1, 3)																	4 0 1 0 0 1 1				
<b>Luis Quinones, S</b> OBP: 0.242, SLG: 0.276 (1, 4)																	4 0 0 0 0 2 3				
<b>Paul O'Neill, L</b> OBP: 0.364, SLG: 0.466 (1, 9)																	3 1 2 1 1 0 2				
<b>Rolando Roomes, R</b> OBP: 0.225, SLG: 0.300 (1, 7)																	3 0 1 0 0 0 3				
<b>Joe Oliver, R</b> OBP: 0.346, SLG: 0.426 (1, 2)																	3 0 0 0 0 0 2				
<b>Ron Robinson, R</b> OBP: 0.143, SLG: 0.143 <b>Norm Charlton, S</b> OBP: 0.333, SLG: 0.333 <b>Hern Wainwright, L</b> OBP: 0.288, SLG: 0.309 (1, 1)																	2 0 0 0 0 2 0				
<b>Inning Stats</b>	R: 0 E: 0 K: 0 S: 7	H: 2 LOB: 2 BB: 0 P: 13	R: 0 E: 0 K: 1 S: 7	H: 0 LOB: 0 BB: 0 P: 9	R: 0 E: 0 K: 1 S: 8	H: 1 LOB: 2 BB: 1 P: 18	R: 0 E: 0 K: 1 S: 7	H: 0 LOB: 0 BB: 0 P: 8	R: 0 E: 0 K: 0 S: 9	H: 0 LOB: 1 BB: 1 P: 17	R: 0 E: 0 K: 0 S: 5	H: 0 LOB: 0 BB: 1 P: 9	R: 0 E: 0 K: 0 S: 8	H: 1 LOB: 1 BB: 0 P: 11	R: 1 E: 0 K: 2 S: 8	H: 1 LOB: 0 BB: 0 P: 11	1B: 3 2B: 1 3B: 0 HR: 1	SF: 0 SAC: 0 DP: 1 HBP: 0	WP: 0 PB: 0 SB: 2 CS: 0	PA: 33	
<b>PITCHER</b>	IP	WLS	BF	H	R	ER	SO	BB	IBB	HBP	BLK	WP	HR	S	P	ERA	WHIP				
<b>Greg Mathews, L</b> ERA: 3.81 <b>Ken Dayley, L</b> ERA: 0.75	(1, 1)	8.0	30	4	0	0	3	3	0	0	0	0	1	8	11	13.50	1.500				
<b>PITCHER</b>	IP	WLS	BF	H	R	ER	SO	BB	IBB	HBP	BLK	WP	HR	S	P	ERA	WHIP				

St. Louis Cardinals @ Cincinnati Reds  
Riverfront Stadium, Cincinnati, OH  
Fri May 18 1990, 7:05 PM EDT  
Att: 34,968 - Unknown - 75 F

AB 30  
R 1  
H 5  
RBI 1  
BB 3  
SO 5  
LOB 13





Batter	1	2	3	4	5	6	7	8	9	AB	R	H	RBI	BB	SO	LOB	TOP			
Vince Coleman, S OBP: 0.318, SLG: 0.319	F7		K					B1-3		4	0	1	0	0	1	0	<b>St. Louis Cardinals @ Cincinnati Reds</b> Riverfront Stadium, Cincinnati, OH Sat May 19 1990, 7:05 PM EDT Att: 36,005 - Unknown			
Ozzie Smith, S OBP: 0.323, SLG: 0.292	G5-3			G1-3		L4		F8		4	0	0	0	0	2					
Willie McGee, S OBP: 0.382, SLG: 0.441				F7		E3			G1-3	4	0	1	0	0	2					
Pedro Guerrero, R OBP: 0.333, SLG: 0.465	L8			K		F8			G6-3	4	0	0	0	1	4					
Terry Pendleton, S OBP: 0.270, SLG: 0.348		G5-3			K		F8			4	0	1	0	0	1					
Milt Thompson, L OBP: 0.312, SLG: 0.333		G4-3			G4-3		F9			4	0	1	0	0	0					
Todd Zeile, R OBP: 0.323, SLG: 0.396					G6-3					3	0	0	0	1	2					
José Oquendo, S OBP: 0.350, SLG: 0.287				L6		G3-1		F9		3	0	0	0	0	1					
Tom Niedenfuer, R (7, 1)										0	0	0	0	0	0					
John Tudor, L OBP: 0.143, SLG: 0.077				G4-1						1	0	0	0	1	0					
Frank DiPino, L (7, 1)										0	0	0	0	0	0					
Tim Jones, L OBP: 0.310, SLG: 0.167						E 1B BB				1	0	0	0	0	0					
<b>Inning Stats</b>	R: 0 E: 0 K: 0 S: 10	H: 1 LOB: 1 BB: 0 P: 16	R: 0 E: 0 K: 0 S: 8	H: 0 LOB: 0 BB: 0 P: 13	R: 0 E: 0 K: 1 S: 7	H: 0 LOB: 0 BB: 0 P: 9	R: 0 E: 0 K: 1 S: 5	H: 0 LOB: 0 BB: 0 P: 9	R: 0 E: 0 K: 1 S: 8	H: 0 LOB: 0 BB: 0 P: 11	R: 0 E: 1 K: 0 S: 10	H: 1 LOB: 3 BB: 1 P: 17	R: 0 E: 0 K: 0 S: 12	H: 0 LOB: 1 BB: 1 P: 13	R: 0 E: 0 K: 0 S: 9	H: 2 LOB: 2 BB: 0 P: 12	1B: 4 2B: 0 3B: 0 HR: 0	SF: 0 SAC: 0 DP: 0 HBP: 0	WP: 0 PB: 0 SB: 0 CS: 0	PA: 34
<b>PITCHER</b> Jack Armstrong, R ERA: 1.86	IP: 9.0 WLS: W BF: 34 H: 4 R: 0 ER: 0 SO: 3 BB: 2 IBB: 0 HBP: 0 BLK: 0 WP: 0 HR: 0 S: 76 P: 119 ERA: 0.00 WHIP: 0.667																			

AB 32  
R 0  
H 4  
RBI 0  
BB 2  
SO 3  
LOB 11



Batter	1	2	3	4	5	6	7	8	9	AB	R	H	RBI	BB	SO	LOB	BOTTOM	
Chris Sabo, R OBP: 0.429, SLG: 0.597	G4-3 1B		G4-3				F7			3	0	1	0	1	0	1	<b>St. Louis Cardinals @ Cincinnati Reds</b> Riverfront Stadium, Cincinnati, OH Sat May 19 1990, 7:05 PM EDT Att: 36,005 - Unknown	
Billy Hatcher, R OBP: 0.370, SLG: 0.445	F9			G5-3	K			G3 SF8 1B		4	1	1	0	0	1	2		
Barry Larkin, R OBP: 0.427, SLG: 0.405	G4-3			K		G1-3		G3		4	0	0	0	0	1	2		
Todd Benzinger, S OBP: 0.340, SLG: 0.388	G6-3			L9		F8		SF8		3	0	0	1	0	0	1		
Joe Oliver, R OBP: 0.342, SLG: 0.429		G4-3			E6 1B HR			K		4	1	1	0	0	1	0		
Paul O'Neill, L OBP: 0.370, SLG: 0.471				L4-3 1B			K			3	1	2	0	0	1	1		
Rolando Roomes, R OBP: 0.233, SLG: 0.372										3	1	1	3	0	1	1		
Herm Winningham, L OBP: 0.288, SLG: 0.309		L4-3			HR		K			0	0	0	0	0	0	0		
Ron Oester, S OBP: 0.294, SLG: 0.333					F8					3	0	2	0	0	0	0		
Jack Armstrong, R OBP: 0.063, SLG: 0.063				G4-3		SH1-4		SH1-4		1	0	0	0	0	0	0		
<b>Inning Stats</b>	R: 0 E: 0 K: 0 S: 9	H: 1 LOB: 1 BB: 0 P: 13	R: 0 E: 0 K: 0 S: 9	H: 1 LOB: 0 BB: 0 P: 12	R: 0 E: 0 K: 0 S: 10	H: 0 LOB: 0 BB: 0 P: 14	R: 3 E: 1 K: 1 S: 12	H: 3 LOB: 1 BB: 1 P: 24	R: 0 E: 0 K: 1 S: 7	H: 1 LOB: 1 BB: 0 P: 14	R: 0 E: 0 K: 1 S: 8	H: 1 LOB: 1 BB: 0 P: 12	R: 1 E: 0 K: 1 S: 11	H: 1 LOB: 0 BB: 0 P: 16	1B: 6 2B: 2 3B: 0 HR: 1	SF: 1 SAC: 2 DP: 1 HBP: 0	WP: 0 PB: 0 SB: 3 CS: 1	PA: 32
<b>PITCHER</b> John Tudor, L ERA: 3.1	IP: 6.0 WLS: L BF: 24 H: 6 R: 3 ER: 2 SO: 3 BB: 1 IBB: 0 HBP: 0 BLK: 0 WP: 0 HR: 1 S: 54 P: 86 ERA: 3.00 WHIP: 1.167																	
Frank DiPino, L ERA: 2.51	IP: 0.2 WLS: 3 BF: 1 H: 0 R: 0 ER: 0 SO: 1 BB: 0 IBB: 0 HBP: 0 BLK: 0 WP: 0 HR: 5 S: 6 P: 6 ERA: 0.00 WHIP: 1.500																	
Tom Niedenfuer, R ERA: 2.25	IP: 1.1 WLS: 5 BF: 1 H: 1 R: 1 ER: 1 SO: 1 BB: 0 IBB: 0 HBP: 0 BLK: 0 WP: 0 HR: 14 S: 22 P: 22 ERA: 6.75 WHIP: 0.750																	

AB 28  
R 4  
H 8  
RBI 4  
BB 1  
SO 5  
LOB 8













Batter	1	2	3	4	5	6	7	8	9	10	11	12	13	14	15	16	AB	R	H	RBI	BB	SO	LOB	TOP		
Chris Sabo, R OBP: 0.420, SLG: 0.585 (1, 6)																	6	1	1	1	1	1	0	3		
Billy Hatcher, R OBP: 0.360, SLG: 0.430 (1, 8)																	6	0	1	0	0	0	1	1		
Paul O'Neill, L OBP: 0.360, SLG: 0.449 (1, 9)																	7	0	2	0	0	2	2	2		
Eric Davis, R OBP: 0.279, SLG: 0.308 (1, 7)																	6	0	1	0	1	2	3	3		
Hal Morris, L OBP: 0.280, SLG: 0.182 (1, 3)																	4	0	0	0	0	1	3	3		
Todd Benzinger, S OBP: 0.342, SLG: 0.400 (11, PH)																	3	0	0	0	0	1	1	3		
Luis Quirones, S OBP: 0.279, SLG: 0.289 (1, 6)																	6	0	3	0	1	0	1	1		
Joe Oliver, R OBP: 0.333, SLG: 0.418 (1, 2)																	4	0	2	0	0	1	1	1		
Herm Wainwright, L (10, PR) OBP: 0.283, SLG: 0.304 (10, PR)																	0	0	0	0	0	0	0	2		
Jeff Reed, L OBP: 0.182, SLG: 0.250 (10, 2)																	2	0	0	0	0	0	2	2		
Ron Oester, S OBP: 0.289, SLG: 0.302 (1, 4)																	4	0	0	0	1	0	3	3		
Tom (Pitcher)																	4	0	0	0	1	0	1	1		
<b>Inning Stats</b>	R: 0 E: 0 K: 1 S: 12	H: 0 LOB: 1 BB: 0 P: 18	R: 0 E: 0 K: 2 S: 10	H: 0 LOB: 1 BB: 1 P: 17	R: 0 E: 0 K: 1 S: 7	H: 0 LOB: 0 BB: 1 P: 15	R: 0 E: 0 K: 0 S: 4	H: 1 LOB: 1 BB: 1 P: 13	R: 0 E: 0 K: 1 S: 6	H: 1 LOB: 1 BB: 0 P: 18	R: 0 E: 0 K: 1 S: 7	H: 0 LOB: 0 BB: 0 P: 9	R: 0 E: 0 K: 1 S: 6	H: 1 LOB: 2 BB: 0 P: 11	R: 0 E: 0 K: 1 S: 9	H: 1 LOB: 1 BB: 0 P: 12	R: 0 E: 0 K: 1 S: 11	H: 1 LOB: 1 BB: 0 P: 18	R: 0 E: 0 K: 0 S: 4	H: 0 LOB: 0 BB: 0 P: 5	R: 0 E: 0 K: 1 S: 6	H: 1 LOB: 1 BB: 0 P: 10	1B: 8 2B: 2 3B: 0 HR: 1	SF: 0 SAC: 2 DP: 1 HBP: 1	WP: 1 PB: 0 SB: 1 CS: 2	PA: 62

PITCHER	IP	WLS	BF	H	R	ER	SO	BB	IBB	HBP	BLK	WP	HR	S	P	ERA	WHIP
Mike Bielecki, R ERA: 3.75 (1, 1)	10.0	37	5	0	0	8	3	0	1	0	81	132	0.00	0.800			
Mitch Williams, L ERA: 2.7 (11, 1)	2.0	8	2	0	0	2	0	0	0	0	0	0	20	30	0.00	1.000	
Jeff Pico, R ERA: 6.0 (13, 1)	1.0	4	2	1	1	0	0	0	0	0	0	1	9	15	9.00	2.000	
Paul Aessenmacher, L ERA: 1.50 (14, 1)	2.0	8	1	0	0	0	0	1	0	0	0	0	14	23	0.00	0.500	
Bill Long, R ERA: 3.32 (16, 1)	1.0	W	4	1	0	0	1	0	0	0	0	0	6	10	0.00	1.000	

Batter	1	2	3	4	5	6	7	8	9	10	11	12	13	14	15	16	AB	R	H	RBI	BB	SO	LOB	BOTTOM		
Jerome Walton, R OBP: 0.353, SLG: 0.321 (1, 6)																	7	0	2	0	1	1	0	0		
23 Ryne Sandberg, R OBP: 0.531, SLG: 0.476 (1, 4)																	7	1	2	0	1	1	3	3		
Mark Grace, L OBP: 0.347, SLG: 0.351 (1, 3)																	7	0	1	0	1	0	4	4		
Andre Dawson, R OBP: 0.377, SLG: 0.706 (1, 9)																	3	0	1	0	5	0	1	1		
Lloyd McClendon, R OBP: 0.286, SLG: 0.279 (1, 7)																	6	0	0	0	0	1	9	9		
Dave Clark, R OBP: 0.238, SLG: 0.239 (14, PH)																	2	0	1	1	0	1	2	2		
Luis Salazar, R OBP: 0.287, SLG: 0.326 (1, 5)																	5	1	1	1	2	0	0	0		
Shawon Dunston, R OBP: 0.269, SLG: 0.464 (1, 6)																	7	0	2	0	0	1	4	4		
Rick Wright, R OBP: 0.259, SLG: 0.200 (1, 2)																	3	0	0	0	1	2	1	1		
Dwight Smith, L (11, PH) OBP: 0.387, SLG: 0.463 (11, PH)																	1	0	0	0	0	1	3	3		
Joe Girardi, R OBP: 0.287, SLG: 0.304 (12, 2)																	2	0	0	0	0	2	1	1		
Mike (Pitcher)																	4	0	0	0	0	1	1	1		
<b>Inning Stats</b>	R: 0 E: 0 K: 0 S: 5	H: 2 LOB: 2 BB: 1 P: 13	R: 0 E: 0 K: 2 S: 8	H: 1 LOB: 1 BB: 0 P: 10	R: 0 E: 0 K: 0 S: 9	H: 0 LOB: 0 BB: 0 P: 15	R: 0 E: 0 K: 0 S: 6	H: 0 LOB: 0 BB: 0 P: 6	R: 0 E: 0 K: 1 S: 6	H: 1 LOB: 2 BB: 1 P: 14	R: 0 E: 0 K: 0 S: 10	H: 0 LOB: 0 BB: 0 P: 13	R: 0 E: 0 K: 3 S: 10	H: 0 LOB: 3 BB: 3 P: 23	R: 1 E: 0 K: 2 S: 12	H: 1 LOB: 1 BB: 0 P: 18	R: 0 E: 0 K: 1 S: 8	H: 0 LOB: 2 BB: 2 P: 19	R: 0 E: 0 K: 1 S: 15	H: 0 LOB: 1 BB: 1 P: 26	R: 1 E: 1 K: 1 S: 7	H: 2 LOB: 3 BB: 1 P: 16	1B: 6 2B: 3 3B: 0 HR: 1	SF: 0 SAC: 0 DP: 0 HBP: 0	WP: 1 PB: 0 SB: 4 CS: 0	PA: 68

PITCHER	IP	WLS	BF	H	R	ER	SO	BB	IBB	HBP	BLK	WP	HR	S	P	ERA	WHIP
Tom Browning, L ERA: 2.07 (1, 1)	9.0	35	6	0	0	4	0	3	0	0	0	0	0	85	107	0.00	0.667
Norm Charlton, L ERA: 2.98 (10, 1)	1.1	7	1	0	0	2	0	1	0	0	0	0	11	20	0.00	0.750	
Rob Dibble, R ERA: 1.16 (11, 1)	0.2	2	0	0	0	2	0	0	0	0	0	0	6	8	0.00	0.000	
Tim Lavyana, R ERA: 3.0 (12, 1)	0.2	3	0	0	0	2	1	0	0	0	0	0	8	12	0.00	1.500	
Tim Birtsas, L ERA: 3.44 (12, 1)	0.1	3	0	0	0	0	1	1	0	0	0	0	2	11	0.00	3.000	
<b>PITCHER</b>	IP	WLS	BF	H	R	ER	SO	BB	IBB	HBP	BLK	WP	HR	S	P	ERA	WHIP
Randy Myers, L ERA: 2.57 (13, 1)	13.1	4	54	1	1	2	1	1	1	2	0	0	1	12	18	0.00	1.000
Scott Scudder, R ERA: 5.23 (14, 1)	2.1	L	14	2	1	0	3	2	2	0	0	1	0	30	61	0.00	1.714

Cincinnati Reds @ Chicago Cubs  
Wrigley Field, Chicago, IL  
Tue May 22 1990, 3:33 AM CDT  
Att: 29,860 - Sunny - 54 F

AB 54  
R 11  
H 1  
RBI 1  
BB 4  
SO 11  
LOB 26



Cincinnati Reds @ Chicago Cubs  
Wrigley Field, Chicago, IL  
Tue May 22 1990, 3:33 AM CDT  
Att: 29,860 - Sunny - 54 F

AB 57  
R 10  
H 2  
RBI 2  
BB 11  
SO 15  
LOB 32





Batter	1	2	3	4	5	6	7	8	9	AB	R	H	RBI	BB	SO	LOB	TOP										
<b>Chris Sabo, R</b> OBP: 0.413, SLG: 0.571 (1, 5)										5	1	1	0	0	1	4	<b>Cincinnati Reds @ Montreal Expos</b> Olympic Stadium, Montreal, QB Thu May 24 1990, 7:05 PM EDT Att: 14,562 - Dome										
<b>Billy Hatcher, R</b> OBP: 0.374, SLG: 0.449 (1, 8) (8, 7)										5	2	4	0	0	0	0											
<b>Barry Larkin, R</b> OBP: 0.415, SLG: 0.385 <b>Luis Quinones, S</b> OBP: 0.279, SLG: 0.289 (1, 6) (8, 6)										4	2	2	1	1	0	2											
<b>Eric Davis, R</b> OBP: 0.288, SLG: 0.333 <b>Herm Winstanley, L</b> OBP: 0.293, SLG: 0.394 (1, 7) (8, 8)										5	1	2	2	0	0	5											
<b>Paul O'Neill, L</b> OBP: 0.361, SLG: 0.439 (1, 9)										3	1	0	0	2	1	2											
<b>Todd Benzinger, S</b> OBP: 0.344, SLG: 0.410 (1, 3)										4	0	2	2	0	0	0											
<b>Ron Oester, S</b> OBP: 0.300, SLG: 0.333 (1, 4)										5	0	2	2	0	0	3											
<b>Joe Oliver, R</b> OBP: 0.344, SLG: 0.411 (1, 2)										2	0	0	0	2	0	1											
<b>Ron Robinson, R</b> OBP: 0.100, SLG: 0.100 (7, PH) <b>Rolando Roomes, R</b> OBP: 0.208, SLG: 0.333 <b>Tim Birtsas, L</b> <b>Tim Layana, R</b> (1, 1) (7, 1) (8, 1)										3	0	0	0	0	2	3											
<b>Inning Stats</b>	R: 0 E: 0 K: 1 S: 12	H: 1 LOB: 0 BB: 0 P: 20	R: 0 E: 0 K: 1 S: 7	H: 0 LOB: 0 BB: 0 P: 10	R: 0 E: 0 K: 0 S: 6	H: 1 LOB: 0 BB: 0 P: 9	R: 4 E: 0 K: 1 S: 16	H: 4 LOB: 2 BB: 2 P: 35	R: 3 E: 0 K: 0 S: 14	H: 3 LOB: 1 BB: 1 P: 24	R: 0 E: 0 K: 1 S: 10	H: 2 LOB: 3 BB: 0 P: 14	R: 0 E: 0 K: 1 S: 8	H: 1 LOB: 3 BB: 2 P: 18	R: 0 E: 0 K: 0 S: 4	H: 1 LOB: 1 BB: 0 P: 8		R: 0 E: 0 K: 0 S: 7	H: 0 LOB: 0 BB: 0 P: 12	1B: 9 2B: 5 3B: 0 HR: 0	SF: 1 SAC: 0 DP: 2 HBP: 1	WP: 0 PB: 0 SB: 0 CS: 1	PA: 44				
<b>PITCHER</b>	IP	WLS	BF	H	R	ER	SO	BB	IBB	HBP	BLK	WP	HR	S	P	ERA	WHIP										
<b>Kevin Gross, R</b> ERA: 4.24 <b>Bill Sampen, R</b> ERA: 1.33 <b>Steve Frey, L</b> ERA: 5.06 <b>Dave Schmidt, R</b> ERA: 2.13 <b>Tim Burke, R</b> ERA: 4.19	(1, 1) (5, 1) (7, 1) (8, 1) (9, 1)	4.1 1.2 1.0 1.0 1.0	L 10 6 4 3	21 4 1 1 0	7 1 0 0 0	6 1 0 0 0	3 1 1 0 0	0 0 1 0 0	2 0 1 0 0	0 0 0 0 0	0 0 0 0 0	0 0 0 0 0	0 0 0 0 0	0 0 8 4 7	17 24 18 8 12	88 5.40 0.00 0.00 0.00	1.846 2.400 2.000 1.000 0.000										

Batter	1	2	3	4	5	6	7	8	9	AB	R	H	RBI	BB	SO	LOB	BOTTOM										
<b>Delino DeShields, L</b> OBP: 0.406, SLG: 0.430 (1, 4)										5	0	3	1	0	0	1	<b>Cincinnati Reds @ Montreal Expos</b> Olympic Stadium, Montreal, QB Thu May 24 1990, 7:05 PM EDT Att: 14,562 - Dome										
<b>Dave Martinez, L</b> OBP: 0.292, SLG: 0.319 <b>Marquis Grissom, R</b> OBP: 0.313, SLG: 0.319 (1, 8) (8, PH) (9, 8)										2	0	0	0	1	0	1											
<b>Tim Raines, S</b> OBP: 0.395, SLG: 0.350 (1, 7)										4	0	1	0	0	1	1											
<b>Mike Aldrete, L</b> OBP: 0.441, SLG: 0.296 <b>Andres Castaneda, R</b> OBP: 0.325, SLG: 0.357 (1, 3) (8, PH) (9, 3)										3	0	0	0	0	1	2											
<b>Tim Wallach, R</b> OBP: 0.358, SLG: 0.596 <b>Tim Burke, R</b> OBP: 0.333, SLG: 0.333 (1, 5) (9, 1)										3	0	2	0	1	1	2											
<b>Larry Walker, L</b> OBP: 0.361, SLG: 0.476 (1, 9)										4	0	0	0	0	1	3											
<b>Mike Fitzgerald, R</b> OBP: 0.375, SLG: 0.409 (1, 2)										4	0	2	0	0	0	1											
<b>Spike Owen, S</b> OBP: 0.347, SLG: 0.422 <b>Steve Frey, R</b> (1, 6) (7, 1)										2	0	0	0	0	0	1											
<b>Wallace Johnson, S</b> OBP: 0.278, SLG: 0.471 <b>Dave Schmidt, R</b> <b>Jerry Goff, L</b> OBP: 0.333, SLG: 0.200 (7, PH) (8, 1) (9, 5)										1	0	0	0	0	0	2											
<b>Kevin Gross, R</b> OBP: 0.413, SLG: 0.571 <b>Bill Sampen, R</b> <b>Tom Foley, L</b> OBP: 0.250, SLG: 0.250 <b>Junior Noboa, R</b> OBP: 0.228, SLG: 0.182 (1, 1) (5, 1) (6, PH) (7, PH) (8, 6)										2	0	0	0	0	0	4											
<b>Inning Stats</b>	R: 0 E: 0 K: 1 S: 7	H: 1 LOB: 0 BB: 0 P: 13	R: 0 E: 0 K: 1 S: 10	H: 0 LOB: 0 BB: 1 P: 19	R: 0 E: 0 K: 0 S: 14	H: 1 LOB: 1 BB: 0 P: 19	R: 0 E: 0 K: 0 S: 7	H: 0 LOB: 0 BB: 0 P: 8	R: 0 E: 0 K: 0 S: 7	H: 1 LOB: 1 BB: 0 P: 11	R: 0 E: 0 K: 0 S: 8	H: 1 LOB: 2 BB: 1 P: 16	R: 0 E: 0 K: 0 S: 16	H: 2 LOB: 2 BB: 0 P: 23	R: 0 E: 1 K: 1 S: 14	H: 1 LOB: 2 BB: 0 P: 20	R: 1 E: 0 K: 1 S: 16	H: 3 LOB: 2 BB: 0 P: 25	1B: 8 2B: 2 3B: 0 HR: 0	SF: 0 SAC: 0 DP: 1 HBP: 0	WP: 1 PB: 0 SB: 0 CS: 1	PA: 38					
<b>PITCHER</b>	IP	WLS	BF	H	R	ER	SO	BB	IBB	HBP	BLK	WP	HR	S	P	ERA	WHIP										
<b>Ron Robinson, R</b> ERA: 2.93 <b>Tim Birtsas, L</b> ERA: 3.15 <b>Tim Layana, R</b> ERA: 3.31	(1, 1) (7, 1) (8, 1)	6.0 1.2 1.1	W 9 7	22 3 3	4 0 1	0 0 1	2 0 2	2 0 0	0 0 0	0 0 0	0 0 0	0 1 0	0 0 19	53 27 19	86 40 28	0.00 0.00 6.75	1.000 1.800 2.250										

AB	36
R	7
H	13
RBI	7
BB	5
SO	4
LOB	20





Batter	1	2	3	4	5	6	7	8	9	AB	R	H	RBI	BB	SO	LOB	TOP										
<b>Chris Sabo, R</b> OBP: 0.401, SLG: 0.553 (1, 5)	2-1 P6		0-0 P3			3-2 G5-3	1-0 P6		1-1 P6	5	0	0	0	0	0	3	<b>Cincinnati Reds @ Montreal Expos</b> Olympic Stadium, Montreal, QB Fri May 25 1990, 7:05 PM EDT Att: 17,058 - Unknown										
<b>Herm Winstingham, L</b> OBP: 0.292, SLG: 0.361 (1, 8)	0-3 K		0-1 G5-3			3-2 1B 2B		1-1 L7	0-1 1B 3B	5	2	2	2	0	1	0											
<b>Barry Larkin, R</b> OBP: 0.426, SLG: 0.401 (1, 6)	2-2 1B			2-2 F8		4-0 1B BB		0-2 S 2B	1-0 BB 1B	4	1	3	1	1	0	0											
<b>Eric Davis, R</b> OBP: 0.310, SLG: 0.333 (1, 7)	1-3 K			0-3 K		0-0 1B 2B		4-2 BB 2B	1-2 1B BB	3	0	1	1	2	2	1											
<b>Paul O'Neill, L</b> OBP: 0.356, SLG: 0.431 (1, 9)		2-3 K		2-3 K		2-0 P4		2-3 K	3-2 1B BB	5	0	1	1	0	3	4											
<b>Todd Benzinger, S</b> OBP: 0.333, SLG: 0.396 (1, 3)		0-3 K			2-2 G5-3	1-2 G6-3		1-3 K	1-2 F9	5	0	0	0	0	2	6											
<b>Ron Oester, S</b> OBP: 0.296, SLG: 0.327 (1, 4)		1-1 1B			1-0 G6-3		1-1 G3		0-0 G4-3	4	0	1	0	0	0	0											
<b>Joe Oliver, R</b> OBP: 0.348, SLG: 0.404 (1, 2)		0-0 F4			4-2 BB		0-0 F7		4-2 1B 3B BB	2	1	0	0	2	0	1											
<b>Jack Armstrong, R</b> OBP: 0.105, SLG: 0.056 <b>Ken Griffey, L</b> OBP: 0.333, SLG: 0.316 <b>Randy Myers, L</b> (9, 1)			1-3 K		0-3 K		1-0 HBP		1-2 3B 1B	2	0	0	0	0	2	1											
<b>Inning Stats</b>	R: 0 H: 1 E: 0 K: 2 S: 14	H: 1 LOB: 1 BB: 0 P: 18	R: 0 H: 1 E: 0 K: 2 S: 9	H: 1 LOB: 1 BB: 0 P: 12	R: 0 H: 0 E: 0 K: 1 S: 6	H: 0 LOB: 0 BB: 0 P: 7	R: 0 H: 0 E: 0 K: 2 S: 9	H: 0 LOB: 1 BB: 0 P: 13	R: 0 H: 0 E: 0 K: 1 S: 11	H: 0 LOB: 1 BB: 1 P: 18	R: 0 H: 0 E: 0 K: 0 S: 4	H: 0 LOB: 1 BB: 0 P: 7	R: 0 H: 1 E: 0 K: 2 S: 15	H: 1 LOB: 2 BB: 1 P: 23	R: 4 H: 4 E: 0 K: 0 S: 19	H: 4 LOB: 2 BB: 2 P: 34		1B: 6 2B: 2 3B: 1 HR: 0	SF: 0 SAC: 0 DP: 0 HBP: 1	WP: 0 PB: 0 SB: 1 CS: 0	PA: 42						
<b>PITCHER</b>	IP	WLS	BF	H	R	ER	SO	BB	IBB	HBP	BLK	WP	HR	S	P	ERA	WHIP										
<b>Dennis Martinez, R</b> ERA: 2.59 <b>Dave Schmidt, R</b> ERA: 4.73 <b>Drew Hall, L</b> ERA: 3.33	(1, 1) 8.0	L 33	5	1	1	10	3	0	0	1	0	0	0	83	126	1.12	1.000										
	(9, 1) 0.2	7	3	4	4	0	2	0	0	0	0	0	0	13	24	54.00	7.500										
	(9, 1) 0.1	2	1	0	0	0	0	0	0	0	0	0	0	6	10	0.00	3.000										

AB	36
R	5
H	9
RBI	5
BB	5
SO	10
LOB	16



Batter	1	2	3	4	5	6	7	8	9	AB	R	H	RBI	BB	SO	LOB	BOTTOM										
<b>Delino DeShields, L</b> OBP: 0.402, SLG: 0.425 (1, 4)	1-0 B1-3		0-1 P6			2-1 G4-3			3-2 WP 1B	4	0	1	0	0	0	1	<b>Cincinnati Reds @ Montreal Expos</b> Olympic Stadium, Montreal, QB Fri May 25 1990, 7:05 PM EDT Att: 17,058 - Unknown										
<b>Dave Martinez, L</b> OBP: 0.275, SLG: 0.300 <b>Marquis Grissom, R</b> OBP: 0.311, SLG: 0.317 (8, PH)	1-3 K		0-1 F7			2-1 F9			0-0 P3	3	0	0	0	0	1	1											
<b>Tim Raines, S</b> OBP: 0.386, SLG: 0.340 (1, 7)	0-0 G6-3			1-0 F7		1-1 F7			2-2 G6-3	4	0	0	0	0	0	1											
<b>Andres Galarraga, R</b> OBP: 0.323, SLG: 0.361 (1, 3)		0-0 G3 2B		1-0 F8		3-3 K			2-3 K	4	0	1	0	0	2	1											
<b>Tim Wallach, R</b> OBP: 0.352, SLG: 0.585 (1, 5)		2-3 K		1-1 P3		0-0 G1-3				3	0	0	0	0	1	1											
<b>Larry Walker, L</b> OBP: 0.361, SLG: 0.472 (1, 9)		0-0 G3			1-0 P6			1-0 SH3-4 1B		3	0	1	0	0	0	1											
<b>Jerry Goff, L</b> OBP: 0.130, SLG: 0.130 <b>Mike Fitzgerald, R</b> OBP: 0.375, SLG: 0.409 (8, PH)		3-3 K			0-3 K			0-1 SH3-4		2	0	0	0	0	2	1											
<b>Tom Foley, L</b> OBP: 0.267, SLG: 0.267 (1, 6)			1-2 SH1-4 1B		2-3 K			1-2 F9		3	0	1	0	0	1	1											
<b>Dennis Martinez, R</b> OBP: 0.130, SLG: 0.130 <b>Wallace Johnson, S</b> OBP: 0.263, SLG: 0.444 <b>Dave Schmidt, R</b> <b>Drew Hall, L</b> (9, 1)			0-0 SH1-4		0-0 K			1-0 G3		1	0	0	0	0	1	0											
<b>Inning Stats</b>	R: 0 H: 0 E: 0 K: 1 S: 5	H: 1 LOB: 0 BB: 0 P: 7	R: 0 H: 1 E: 0 K: 2 S: 8	H: 1 LOB: 1 BB: 0 P: 13	R: 0 H: 1 E: 0 K: 0 S: 8	H: 1 LOB: 1 BB: 0 P: 9	R: 0 H: 0 E: 0 K: 0 S: 4	H: 0 LOB: 0 BB: 0 P: 7	R: 0 H: 0 E: 0 K: 2 S: 7	H: 0 LOB: 0 BB: 0 P: 10	R: 0 H: 0 E: 0 K: 1 S: 7	H: 0 LOB: 0 BB: 0 P: 13	R: 0 H: 0 E: 0 K: 1 S: 7	H: 0 LOB: 0 BB: 0 P: 11	R: 0 H: 1 E: 0 K: 0 S: 6	H: 1 LOB: 1 BB: 0 P: 10		R: 0 H: 1 E: 0 K: 1 S: 10	H: 1 LOB: 1 BB: 0 P: 17	1B: 3 2B: 1 3B: 0 HR: 0	SF: 0 SAC: 2 DP: 0 HBP: 0	WP: 1 PB: 0 SB: 0 CS: 0	PA: 31				
<b>PITCHER</b>	IP	WLS	BF	H	R	ER	SO	BB	IBB	HBP	BLK	WP	HR	S	P	ERA	WHIP										
<b>Jack Armstrong, R</b> ERA: 1.61 <b>Randy Myers, L</b> ERA: 2.45	(1, 1) 8.0	W 27	3	0	0	7	3	0	0	0	0	1	0	10	17	0.00	1.000										
	(9, 1) 1.0	4	1	0	0	1	0	0	0	0	0	1	0	10	17	0.00	1.000										

AB	29
R	0
H	4
RBI	0
BB	0
SO	8
LOB	10









Batter	1	2	3	4	5	6	7	8	9	AB	R	H	RBI	BB	SO	LOB	TOP										
<b>Gregg Jefferies, S</b> OBP: 0.341, SLG: 0.500 (1, 4)	G5-3		F9		F9			P4		4	0	1	0	0	0	0	<b>New York Mets @ Cincinnati Reds</b> Riverfront Stadium, Cincinnati, OH Tue May 29 1990, 7:05 PM EDT Att: 29,156 - Unknown - 75 F										
<b>Keith Miller, R</b> OBP: 0.329, SLG: 0.364 (1, 8)	K		F9					G4-3		4	0	1	0	0	1	0											
<b>Tim Teufel, R</b> OBP: 0.256, SLG: 0.375 (1, 5)	HR				P2			F9		4	1	1	1	0	0	1											
<b>Kevin McReynolds, R</b> OBP: 0.357, SLG: 0.430 (1, 7)	F9				2B			G5-3		4	0	1	0	0	1	1											
<b>Darryl Strawberry, L</b> OBP: 0.347, SLG: 0.413 (1, 9)					F7					3	0	0	0	1	1	1											
<b>Mike Marshall, R</b> OBP: 0.280, SLG: 0.387 (1, 3)					F8					4	0	1	0	0	2	2											
<b>Kevin Elster, R</b> OBP: 0.268, SLG: 0.331 (1, 6)					FC5-4					3	0	1	0	0	0	2											
<b>Todd Hundley, S</b> OBP: 0.091, SLG: 0.095 (1, 2)					FC5-4					3	0	0	0	0	0	1											
<b>Bob Ojeda, L</b> OBP: 0.111, SLG: 0.111 (8, 1)					K					3	0	0	0	0	1	0											
<b>David Cone, L</b> OBP: 0.357, SLG: 0.357 (8, 1)					G1-3			G6-3		0	0	0	0	0	0	0											
<b>Inning Stats</b>	R: 1 E: 0 K: 1 S: 11	H: 1 LOB: 0 BB: 0 P: 16	R: 0 E: 0 K: 0 S: 14	H: 1 LOB: 1 BB: 0 P: 20	R: 0 E: 0 K: 1 S: 10	H: 1 LOB: 0 BB: 0 P: 15	R: 0 E: 0 K: 0 S: 10	H: 2 LOB: 2 BB: 0 P: 12	R: 0 E: 0 K: 1 S: 9	H: 0 LOB: 0 BB: 1 P: 13	R: 0 E: 0 K: 0 S: 10	H: 0 LOB: 0 BB: 0 P: 11	R: 0 E: 0 K: 0 S: 6	H: 0 LOB: 0 BB: 0 P: 9	R: 0 E: 0 K: 3 S: 9	H: 0 LOB: 0 BB: 0 P: 13	1B: 4 2B: 1 3B: 0 HR: 1	SF: 0 SAC: 0 DP: 0 HBP: 0	WP: 0 PB: 0 SB: 0 CS: 0	PA: 33							
<b>PITCHER</b>	IP	WLS	BF	H	R	ER	SO	BB	IBB	HBP	BLK	WP	HR	S	P	ERA	WHIP										
<b>Tom Browning, L</b> ERA: 2.51 (1, 1)	8.0	W	30	6	1	1	3	1	0	0	0	0	1	77	112	1.12	0.875										
<b>Rob Dibble, R</b> ERA: 1.39 (9, 1)	0.1		1	0	0	0	1	0	0	0	0	0	0	3	4	0.00	0.000										
<b>Randy Myers, L</b> ERA: 2.28 (9, 1)	0.2	S	2	0	0	0	2	0	0	0	0	0	0	6	9	0.00	0.000										

Batter	1	2	3	4	5	6	7	8	9	AB	R	H	RBI	BB	SO	LOB	BOTTOM										
<b>Chris Sabo, R</b> OBP: 0.412, SLG: 0.594 (1, 5)	L8		E6		HR					3	1	2	1	1	0	0	<b>New York Mets @ Cincinnati Reds</b> Riverfront Stadium, Cincinnati, OH Tue May 29 1990, 7:05 PM EDT Att: 29,156 - Unknown - 75 F										
<b>Billy Hatcher, R</b> OBP: 0.367, SLG: 0.427 (1, 8)	FC1-6		G5-3		K					3	0	0	0	1	2	2											
<b>Barry Larkin, R</b> OBP: 0.420, SLG: 0.399 (1, 6)	FC1-6				F8					3	0	0	0	0	0	1											
<b>Eric Davis, R</b> OBP: 0.300, SLG: 0.353 (1, 7)	FC6-4				G1-3					3	1	1	1	0	0	1											
<b>Todd Benzinger, S</b> OBP: 0.328, SLG: 0.385 (1, 3)			G6-3		F8					3	0	1	0	0	0	0											
<b>Paul O'Neill, L</b> OBP: 0.345, SLG: 0.421 (1, 9)			G3		F8					3	0	0	0	0	0	1											
<b>Joe Oliver, R</b> OBP: 0.350, SLG: 0.424 (1, 2)			K		G5-3					3	0	0	0	0	1	1											
<b>Luis Quinones, S</b> OBP: 0.259, SLG: 0.250 (1, 4)			G5-3		G5-3					3	0	0	0	0	1	0											
<b>Tom Browning, L</b> OBP: 0.083, SLG: 0.043 (8, PH)										2	0	0	0	0	1	0											
<b>Hal Morris, L</b> OBP: 0.276, SLG: 0.259 (8, PH)										1	0	0	0	0	0	0											
<b>Rob Dibble, L</b> (9, 1)										0	0	0	0	0	0	0											
<b>Randy Myers, L</b> (9, 1)										0	0	0	0	0	0	0											
<b>Inning Stats</b>	R: 0 E: 0 K: 0 S: 16	H: 0 LOB: 1 BB: 1 P: 25	R: 0 E: 0 K: 1 S: 6	H: 0 LOB: 0 BB: 0 P: 10	R: 0 E: 1 K: 1 S: 8	H: 1 LOB: 1 BB: 0 P: 13	R: 1 E: 0 K: 0 S: 9	H: 2 LOB: 1 BB: 0 P: 19	R: 1 E: 0 K: 1 S: 7	H: 1 LOB: 0 BB: 0 P: 9	R: 0 E: 0 K: 0 S: 4	H: 0 LOB: 0 BB: 0 P: 8	R: 0 E: 0 K: 1 S: 5	H: 0 LOB: 0 BB: 0 P: 8	R: 0 E: 0 K: 1 S: 11	H: 0 LOB: 0 BB: 1 P: 19	1B: 2 2B: 0 3B: 0 HR: 2	SF: 0 SAC: 0 DP: 0 HBP: 0	WP: 1 PB: 0 SB: 0 CS: 0	PA: 29							
<b>PITCHER</b>	IP	WLS	BF	H	R	ER	SO	BB	IBB	HBP	BLK	WP	HR	S	P	ERA	WHIP										
<b>Bob Ojeda, L</b> ERA: 2.33 (8, 1)	7.0	L	26	4	2	2	4	1	0	0	0	0	0	55	92	2.57	0.714										
<b>David Cone, R</b> ERA: 6.15 (8, 1)	1.0		3	0	0	0	1	1	0	0	0	0	0	11	19	0.00	1.000										






Batter	1	2	3	4	5	6	7	8	9	10	AB	R	H	RBI	BB	SO	LOB	TOP			
<b>Chris Sabo, R</b> OBP: 0.401, SLG: 0.576 (1.5)	6-3		6-3		6-3			K		P6	5	0	0	1	0	1	2				
<b>Billy Hatcher, R</b> OBP: 0.362, SLG: 0.420 (1.8)	4-3		L3				G6-3	CS BB 1B		P2	5	0	1	0	0	0	2				
<b>Barry Larkin, R</b> OBP: 0.422, SLG: 0.398 (1.6)	F9				K			1B			3	0	1	0	1	1	0				
<b>Eric Davis, R</b> OBP: 0.298, SLG: 0.338 (1.7)		F9			F9 1B BB		F9	1B		K	3	0	0	0	1	1	3				
<b>Paul O'Neill, L</b> OBP: 0.343, SLG: 0.417 (1.9)			K		1B		4-3			F8	4	0	1	0	0	1	1				
<b>Todd Benzinger, S</b> OBP: 0.326, SLG: 0.382 (1.3)	4-3				F9			CS 1B		L9	4	0	1	0	0	0	2				
<b>Mariano Duncan, R</b> OBP: 0.442, SLG: 0.620 <b>Norm Charlton, S</b> OBP: 0.333, SLG: 0.333 (9.1)			E6 SH1-4 1B 6-3		K			G1-5-3 BB 1B		CS BB	3	1	1	0	1	1	2				
<b>Joe Oliver, R</b> OBP: 0.354, SLG: 0.422 (1.2)							4-3			CS	3	0	1	0	1	0	0				
<b>Jack Armstrong, R</b> OBP: 0.095, SLG: 0.050 <b>Ron Oester, S</b> OBP: 0.322, SLG: 0.368 (9.4)			SH1-4				1-3				2	0	0	0	0	0	2				
<b>Inning Stats</b>	R: 0 E: 0 K: 0 S: 6	H: 0 LOB: 0 BB: 0 P: 9	R: 0 E: 0 K: 1 S: 8	H: 0 LOB: 0 BB: 0 P: 12	R: 1 E: 1 K: 0 S: 7	H: 1 LOB: 1 BB: 0 P: 9	R: 0 E: 0 K: 2 S: 11	H: 1 LOB: 2 BB: 1 P: 20	R: 0 E: 0 K: 0 S: 5	H: 0 LOB: 0 BB: 0 P: 11	R: 0 E: 0 K: 0 S: 9	H: 2 LOB: 1 BB: 1 P: 16	R: 0 E: 0 K: 2 S: 7	H: 1 LOB: 2 BB: 1 P: 16	R: 0 E: 0 K: 0 S: 5	H: 0 LOB: 0 BB: 1 P: 11	R: 0 E: 0 K: 0 S: 7	H: 1 LOB: 1 BB: 0 P: 16	1B: 7 2B: 1 3B: 0 HR: 0	SF: 0 SAC: 1 DP: 2 HBP: 0	WP: 0 PA: 39
<b>PITCHER</b>	IP	WLS	BF	H	R	ER	SO	BB	IBB	HBP	BLK	WP	HR	S	P	ERA	WHIP				
<b>Mike Morgan, R</b> ERA: 3.09 <b>Don Aase, R</b> ERA: 3.43	8.0	W	31	6	1	0	5	3	0	0	0	0	0	61	101	0.00	1.125				
	2.0	L	7	1	0	0	0	1	0	0	0	0	0	12	27	0.00	1.000				

**Cincinnati Reds @ Los Angeles Dodgers**  
Dodger Stadium, Los Angeles, CA  
Thu May 31 1990, 7:05 PM PDT  
Att: 39,421 - Unknown

livebaseballscorecards.com

AB 33  
R 1  
H 7  
RBI 1  
BB 4  
SO 5  
LOB 14




Batter	1	2	3	4	5	6	7	8	9	10	AB	R	H	RBI	BB	SO	LOB	BOTTOM	
<b>Lenny Harris, L</b> OBP: 0.350, SLG: 0.405 (1.5)	SH1-3 SF7 2B		1-3		K		F7		F9		5	1	1	0	0	1	2		
<b>Stan Javier, S</b> OBP: 0.341, SLG: 0.364 <b>Rick Dempsey, R</b> OBP: 0.379, SLG: 0.520 <b>Jose Gonzalez, R</b> OBP: 0.317, SLG: 0.526 (10.8)	SH1-3						F7		K2-3		1	0	0	0	2	0	0		
<b>Kal Daniels, L</b> OBP: 0.402, SLG: 0.563 (1.7)	SF7		F7		P6						4	1	2	2	0	0	2		
<b>Hubie Brooks, R</b> OBP: 0.270, SLG: 0.404 (1.9)	6-3				6-3		1-3		K		4	0	0	0	0	1	1		
<b>Mike Scioscia, L</b> OBP: 0.335, SLG: 0.451 (1.2)		F8			FC5-4 BB			E5 G4-6-3			3	0	1	0	1	0	1		
<b>Mike Sharperson, R</b> OBP: 0.356, SLG: 0.352 <b>Eddie Murray, S</b> OBP: 0.384, SLG: 0.456 <b>Don Aase, R</b> (9.1)		F8			FC5-4 1B		F9	G4-6-3			3	0	0	0	0	0	2		
<b>Juan Samuel, R</b> OBP: 0.287, SLG: 0.326 (1.4)										F9 SH1-4 HBP	2	0	2	0	0	0	0		
<b>Alfredo Griffin, S</b> OBP: 0.348, SLG: 0.350 (1.6)										SH1-4	2	0	0	0	1	0	4		
<b>Mike Morgan, R</b> OBP: 0.120, SLG: 0.083 <b>Mickey Hatcher, R</b> OBP: 0.273, SLG: 0.256 (9.3)											3	0	0	0	0	3	2		
<b>Inning Stats</b>	R: 1 E: 0 K: 0 S: 11	H: 1 LOB: 2 BB: 1 P: 14	R: 0 E: 0 K: 1 S: 7	H: 0 LOB: 0 BB: 1 P: 12	R: 0 E: 0 K: 0 S: 6	H: 0 LOB: 0 BB: 1 P: 12	R: 0 E: 0 K: 0 S: 13	H: 1 LOB: 2 BB: 1 P: 22	R: 0 E: 0 K: 1 S: 10	H: 0 LOB: 0 BB: 0 P: 9	R: 0 E: 1 K: 1 S: 6	H: 1 LOB: 1 BB: 0 P: 8	R: 0 E: 0 K: 1 S: 10	H: 0 LOB: 2 BB: 1 P: 18	R: 1 E: 0 K: 0 S: 2	H: 1 LOB: 0 BB: 0 P: 3	1B: 3 2B: 2 3B: 0 HR: 1	SF: 1 SAC: 2 DP: 1 HBP: 2	WP: 0 PA: 39
<b>PITCHER</b>	IP	WLS	BF	H	R	ER	SO	BB	IBB	HBP	BLK	WP	HR	S	P	ERA	WHIP		
<b>Jack Armstrong, R</b> ERA: 1.55 <b>Norm Charlton, L</b> ERA: 3.29	8.1	L	35	5	1	1	5	3	1	2	0	0	0	73	118	1.08	0.960		
	0.2	L	4	1	1	1	1	0	1	0	0	0	1	7	14	13.50	1.500		

**Cincinnati Reds @ Los Angeles Dodgers**  
Dodger Stadium, Los Angeles, CA  
Thu May 31 1990, 7:05 PM PDT  
Att: 39,421 - Unknown

livebaseballscorecards.com

AB 29  
R 2  
H 6  
RBI 2  
BB 5  
SO 6  
LOB 18









Batter	1	2	3	4	5	6	7	8	9	AB	R	H	RBI	BB	SO	LOB	TOP										
<b>Billy Hatcher, R</b> OBP: 0.366, SLG: 0.424 (1, 8)	G6-3 ①		6-3 E 2B		F9 ①		G5-3 ③	FC6-4 ③		5	1	1	0	0	0	3	<b>Cincinnati Reds @ Los Angeles Dodgers</b> Dodger Stadium, Los Angeles, CA Sat Jun 02 1990, 7:05 PM PDT Att: 47,918 - Unknown <a href="http://livebaseballscorecards.com">livebaseballscorecards.com</a>										
<b>Mariano Duncan, R</b> OBP: 0.425, SLG: 0.690 (1, 4)	K ②		6-3 ①		K ②			K ①	HR 3B	5	1	1	0	0	3	1											
<b>Barry Larkin, R</b> OBP: 0.428, SLG: 0.498 (1, 6)			E9 ②					2B 1B		4	1	2	0	1	1	1											
<b>Eric Davis, R</b> OBP: 0.312, SLG: 0.430 (1, 7)	F9 ③		6-3 ③		F8 ③			2B 1B	HR	5	2	2	3	0	0	2											
<b>Paul O'Neill, L</b> OBP: 0.399, SLG: 0.460 (1, 9)								E 1B	HR 1B	4	3	4	2	1	0	0											
<b>Ken Griffey, L</b> OBP: 0.320, SLG: 0.304 <b>Todd Benzinger, S</b> OBP: 0.326, SLG: 0.376 (8, 3)	F7 ①				G3 ①		L8 ①	E1 IBB	4-3 ③	3	0	0	0	0	0	1											
<b>Luis Quiñones, S</b> OBP: 0.276, SLG: 0.255 (1, 5)							G3-6-3 ③	FC1-2 IBB		2	0	0	0	0	0	0											
<b>Jeff Reed, L</b> OBP: 0.200, SLG: 0.304 <b>Joe Oliver, R</b> OBP: 0.342, SLG: 0.406 (8, 3)					FC4-6 1B			G4-3 ①	FC1-2 1B	3	0	1	0	0	0	1											
<b>Jose Rijo, R</b> OBP: 0.063, SLG: 0.063 <b>Rob Dibble, L</b> (7, 1)					FC4-6 1B			K ②	FC6-4 1B	1	0	0	0	0	0	2											
<b>Norm Charlton, S</b> OBP: 0.500, SLG: 0.500 <b>Randy Myers, L</b> (9, 1)	F8 ③				FC6 ③			K ②	FC6-4 1B	3	0	0	0	0	1	2											
<b>Inning Stats</b>	R: 0 E: 0 K: 1 S: 10	H: 1 LOB: 1 BB: 0 P: 17	R: 1 E: 0 K: 1 S: 14	H: 2 LOB: 1 BB: 0 P: 24	R: 1 E: 1 K: 0 S: 9	H: 1 LOB: 0 BB: 0 P: 14	R: 0 E: 0 K: 0 S: 10	H: 0 LOB: 1 BB: 1 P: 12	R: 0 E: 0 K: 1 S: 6	H: 0 LOB: 0 BB: 0 P: 9	R: 0 E: 0 K: 1 S: 6	H: 0 LOB: 0 BB: 0 P: 9	R: 3 E: 1 K: 1 S: 18	H: 3 LOB: 2 BB: 2 P: 34	R: 2 E: 0 K: 1 S: 13	H: 3 LOB: 0 BB: 0 P: 20	1B: 6 2B: 3 3B: 1 HR: 3	SF: 0 SAC: 0 DP: 1 HBP: 0	WP: 0 PB: 0 SB: 0 CS: 0	PA: 42							
<b>PITCHER</b>	IP	WLS	BF	H	R	ER	SO	BB	IBB	HBP	BLK	WP	HR	S	P	ERA	WHIP										
<b>Tim Belcher, R</b> ERA: 3.28 <b>Tim Crews, R</b> ERA: 4.11 <b>Pat Perry, L</b> ERA: 9.53 <b>Jim Gott, R</b> ERA: 9.64	(1, 1)	7.0	28	7	3	2	4	1	0	0	0	0	2	61	99	2.57	1.143										
	(8, 1)	0.1	L	4	2	3	1	1	0	1	0	0	0	7	15	27.00	6.000										
	(8, 1)	0.2		6	2	1	1	0	0	1	0	0	0	12	20	13.50	3.000										
	(9, 1)	1.0		4	2	1	1	0	0	0	0	0	1	12	19	9.00	2.000										

Batter	1	2	3	4	5	6	7	8	9	AB	R	H	RBI	BB	SO	LOB	BOTTOM										
<b>Lenny Harris, L</b> OBP: 0.346, SLG: 0.395 <b>Mickey Hatcher, R</b> OBP: 0.245, SLG: 0.227 (8, 3)	F9 1B BB		F9 ①			5-3 ①	K ③			2	1	0	0	1	0	0	<b>Cincinnati Reds @ Los Angeles Dodgers</b> Dodger Stadium, Los Angeles, CA Sat Jun 02 1990, 7:05 PM PDT Att: 47,918 - Unknown <a href="http://livebaseballscorecards.com">livebaseballscorecards.com</a>										
<b>Kirk Gibson, L</b> (1, 8)	F9 ①		P6 ②			K ②		P6 ①		4	0	0	0	0	1	1											
<b>Kal Daniels, L</b> OBP: 0.407, SLG: 0.574 (1, 7)	F9 1B BB		F7 ③			4-3 ③			BB	2	0	0	0	2	0	0											
<b>Hubie Brooks, R</b> OBP: 0.275, SLG: 0.407 (1, 9)	F9 FC6-4 1B				5-3 ①		SH5-4 2B 1B	F9 ②		4	1	2	1	0	0	1											
<b>Mike Scioscia, L</b> OBP: 0.331, SLG: 0.443 (1, 2)	P4 ②				P5 ②		SH5-4 2B 1B	P1 ③		4	1	1	0	0	0	3											
<b>Mike Sharperson, R</b> OBP: 0.385, SLG: 0.371 (8, 5)	FC6-4 ③				F8 ③		SH5-4 ①		3B ③	3	0	1	0	0	0	2											
<b>Juan Samuel, R</b> OBP: 0.295, SLG: 0.349 (1, 4)			K ①			K ①		K ①		4	0	1	2	0	3	1											
<b>Alfredo Griffin, S</b> OBP: 0.339, SLG: 0.341 (1, 6)			K ②			G3 ②		K ②		4	0	0	0	0	2	2											
<b>Tim Belcher, R</b> Eddie Murray, S Tim Crews, R Pat Perry, L Jim Gott, R Jose Gonzalez, R OBP: 0.311, SLG: 0.350 (8, 3)			K ③			K ③		K ③		2	0	0	0	0	2	0											
<b>Inning Stats</b>	R: 1 E: 0 K: 0 S: 13	H: 1 LOB: 2 BB: 2 P: 22	R: 0 E: 0 K: 3 S: 12	H: 0 LOB: 0 BB: 0 P: 16	R: 0 E: 0 K: 0 S: 5	H: 0 LOB: 0 BB: 0 P: 6	R: 0 E: 0 K: 2 S: 9	H: 0 LOB: 0 BB: 0 P: 12	R: 0 E: 0 K: 1 S: 8	H: 0 LOB: 0 BB: 1 P: 10	R: 2 E: 0 K: 1 S: 10	H: 3 LOB: 2 BB: 1 P: 18	R: 0 E: 0 K: 0 S: 6	H: 0 LOB: 1 BB: 1 P: 13	R: 0 E: 0 K: 3 S: 14	H: 1 LOB: 0 BB: 0 P: 18		1B: 3 2B: 1 3B: 1 HR: 0	SF: 0 SAC: 1 DP: 0 HBP: 0	WP: 0 PB: 0 SB: 0 CS: 0	PA: 36						
<b>PITCHER</b>	IP	WLS	BF	H	R	ER	SO	BB	IBB	HBP	BLK	WP	HR	S	P	ERA	WHIP										
<b>Jose Rijo, R</b> ERA: 3.53 <b>Rob Dibble, R</b> ERA: 1.29 <b>Norm Charlton, L</b> ERA: 3.1 <b>Randy Myers, L</b> ERA: 2.19	(1, 1)	6.0	23	3	3	3	6	2	0	0	0	0	0	55	77	4.50	0.833										
	(7, 1)	0.1		2	1	0	0	0	0	0	0	0	0	3	5	0.00	3.000										
	(7, 1)	1.2	W	7	0	0	1	2	0	0	0	0	0	11	24	0.00	1.200										
	(9, 1)	1.0		4	1	0	3	0	0	0	0	0	0	14	18	0.00	1.000										



Batter	1	2	3	4	5	6	7	8	9	AB R H RBI BB SO LOB	TOP											
<b>Chris Sabo, R</b> OBP: 0.391, SLG: 0.552 (1,5)	0-2 FC6-4 1B		4-2 BB BB		2-1 G6-3 1-2		3-1 F7		0-0 F7	4 0 1 0 1 0 2	<b>Cincinnati Reds @ Los Angeles Dodgers</b> Dodger Stadium, Los Angeles, CA Sun Jun 03 1990, 3:33 AM PDT Att: 46,307 - Sunny - 90 F <a href="http://livebaseballscorecards.com">livebaseballscorecards.com</a>											
<b>Billy Hatcher, R</b> OBP: 0.378, SLG: 0.434 (1,8)	2-2 FC6-4 1B		4-2 BB			2-1 FC6-4 2B	2-0 1B		4-2 S BB	3 0 2 0 2 0 1												
<b>Barry Larkin, R</b> OBP: 0.427, SLG: 0.408 (1,6)	1-0 G4-6-3 1B		2-1 5-3			1-2 FC1-6-5 1B	1-0 1B		1-3 K	5 1 2 1 0 1 4												
<b>Eric Davis, R</b> OBP: 0.299, SLG: 0.410 (1,7)	1-2 G4-6-3			3-2 6-3		0-1 6-3	1-1 F8			4 0 0 0 0 0 5												
<b>Todd Benzinger, S</b> OBP: 0.335, SLG: 0.382 (1,3)		0-0 G6-3		2-2 1B		4-2 1B BB		2-2 FC4-6 1B		3 0 2 0 1 0 0												
<b>Joe Oliver, R</b> OBP: 0.340, SLG: 0.401 (1,2)		3-2 F8		2-2 F9		1-1 1B		0-0 F2		4 0 1 1 0 0 2												
<b>Rolando Roomes, R</b> OBP: 0.222, SLG: 0.333 (8, PH)		2-0 L4		3-3 K		1-2 3-H 1B		1-2 FC4-6		3 0 0 0 0 2 3												
<b>Paul O'Neill, L</b> OBP: 0.357, SLG: 0.457 (8,9)								1-2 1-2		1 0 0 0 0 0 1												
<b>Mariano Duncan, R</b> OBP: 0.419, SLG: 0.587 (1,4)			1-3 K		2-2 CS 1B		3-2 6-3	3-2 F8		4 0 1 0 0 1 1												
<b>Tom Browning, L</b> OBP: 0.111, SLG: 0.077 (8,1)			2-3 K		0-1 F7		0-0 1B 1B		1-3 K	3 1 1 0 0 1 1												
<b>Randy Myers, L</b> OBP: 0.317, SLG: 0.362 (8,4)										0 0 0 0 0 0 0												
<b>Ron Oester, S</b> OBP: 0.317, SLG: 0.362 (8,4)										1 0 0 0 0 1 0												
<b>Inning Stats</b>	R: 0 E: 0 K: 0 S: 13	H: 2 LOB: 1 BB: 0 P: 17	R: 0 E: 0 K: 0 S: 6	H: 0 LOB: 0 BB: 0 P: 11	R: 0 E: 0 K: 2 S: 17	H: 0 LOB: 2 BB: 2 P: 30	R: 0 E: 0 K: 1 S: 12	H: 1 LOB: 1 BB: 0 P: 22	R: 0 E: 0 K: 0 S: 7	H: 1 LOB: 0 BB: 0 P: 11	R: 1 E: 0 K: 0 S: 15	H: 2 LOB: 2 BB: 1 P: 24	R: 1 E: 0 K: 0 S: 10	H: 3 LOB: 2 BB: 0 P: 20	R: 0 E: 0 K: 0 S: 12	H: 1 LOB: 1 BB: 1 P: 18	R: 0 E: 0 K: 2 S: 11	H: 0 LOB: 1 BB: 1 P: 16	1B: 9 2B: 1 3B: 0 HR: 0	SF: 0 SAC: 0 DP: 1 HBP: 0	WP: 0 PB: 0 SB: 2 CS: 1	PA: 39
<b>PITCHER</b>	IP WLS BF H R ER SO BB IBB HBP BLK WP HR S P ERA WHIP											IP WLS BF H R ER SO BB IBB HBP BLK WP HR S P ERA WHIP										
<b>Fernando Valenzuela, L</b> ERA: 3.93 (1,1)	7.0 L 31 9 2 2 4 3 0 0 0 0 0 0 80 135 2.57 1.714																					
<b>Jay Howell, R</b> ERA: 3.07 (8,1)	2.0 8 1 0 0 2 1 0 0 0 0 0 0 23 34 0.00 1.000																					

Batter	1	2	3	4	5	6	7	8	9	AB R H RBI BB SO LOB	BOTTOM									
<b>Mike Sharperson, R</b> OBP: 0.345, SLG: 0.360 (1,5)	2-1 F9		2-1 1-3			0-0 SH5-4		2-0 F9		3 0 0 0 0 0 3	<b>Cincinnati Reds @ Los Angeles Dodgers</b> Dodger Stadium, Los Angeles, CA Sun Jun 03 1990, 3:33 AM PDT Att: 46,307 - Sunny - 90 F <a href="http://livebaseballscorecards.com">livebaseballscorecards.com</a>									
<b>Kirk Gibson, L</b> OBP: 0.409, SLG: 0.567 (1,7)	0-1 F7			1-0 F9		0-0 F8		0-3 K		4 0 0 0 0 1 3										
<b>Kal Daniels, L</b> OBP: 0.409, SLG: 0.567 (1,7)	0-0 F7			4-1 FC6-4 BB		3-3 K		4-2 BB		2 0 0 0 2 1 1										
<b>Hubie Brooks, R</b> OBP: 0.269, SLG: 0.398 (1,9)		1-0 L7		0-1 FC6-4		2-2 G6-3		0-0 1-3		4 0 0 0 0 0 4										
<b>Mickey Hatcher, R</b> OBP: 0.245, SLG: 0.229 (1,3)		1-1 G6-3		0-0 F8		2-2 1B		0-3 K		4 0 1 0 0 1 1										
<b>Rick Dempsey, R</b> OBP: 0.314, SLG: 0.419 (1,2)		2-1 L7			2-1 5-3		2-3 K		2-2 F8	3 0 0 0 0 1 1										
<b>Jay Howell, R</b> OBP: 0.304, SLG: 0.488 (8, PH)										0 0 0 0 0 0 0										
<b>Jose Gonzalez, R</b> OBP: 0.304, SLG: 0.488 (8, PH)										1 0 0 0 0 0 0										
<b>Juan Samuel, R</b> OBP: 0.294, SLG: 0.344 (1,4)			1-1 G3 S HBP		0-0 6-3		1-3 K		2-1 F9	3 0 0 0 0 1 1										
<b>Alfredo Griffin, S</b> OBP: 0.339, SLG: 0.341 (1,6)			1-0 P3		1-2 5-3			0-2 2B 1B		3 0 1 0 0 0 1										
<b>Fernando Valenzuela, L</b> OBP: 0.429, SLG: 0.600 (1,1)			1-2 G3			0-0 SH5-4		0-2 2B		2 0 1 0 0 0 1										
<b>Mike Scioscia, L</b> OBP: 0.335, SLG: 0.453 (8,2)								1-3 2B		1 0 1 0 0 0 0										
<b>Inning Stats</b>	R: 0 E: 0 K: 0 S: 5	H: 0 LOB: 0 BB: 0 P: 7	R: 0 E: 0 K: 0 S: 5	H: 0 LOB: 0 BB: 0 P: 9	R: 0 E: 0 K: 0 S: 7	H: 0 LOB: 1 BB: 0 P: 12	R: 0 E: 0 K: 0 S: 5	H: 0 LOB: 1 BB: 1 P: 10	R: 0 E: 0 K: 1 S: 6	H: 1 LOB: 0 BB: 0 P: 9	R: 0 E: 0 K: 2 S: 14	H: 1 LOB: 1 BB: 0 P: 21	R: 0 E: 0 K: 1 S: 13	H: 2 LOB: 3 BB: 1 P: 19	R: 0 E: 0 K: 1 S: 9	H: 0 LOB: 0 BB: 0 P: 13	1B: 2 2B: 2 3B: 0 HR: 0	SF: 0 SAC: 1 DP: 0 HBP: 1	WP: 0 PB: 0 SB: 1 CS: 0	PA: 34
<b>PITCHER</b>	IP WLS BF H R ER SO BB IBB HBP BLK WP HR S P ERA WHIP											IP WLS BF H R ER SO BB IBB HBP BLK WP HR S P ERA WHIP								
<b>Tom Browning, L</b> ERA: 2.3 (1,1)	7.0 W 27 4 0 0 3 1 0 0 0 0 0 0 16 26 0.00 0.714																			
<b>Randy Myers, L</b> ERA: 2.03 (8,1)	2.0 S 7 0 0 0 2 1 0 0 0 0 0 0 16 26 0.00 0.500																			



Batter	1	2	3	4	5	6	7	8	9	AB	R	H	RBI	BB	SO	LOB	TOP								
<b>Chris Sabo, R</b> OBP: 0.393, SLG: 0.548 (1, 5)										3	0	1	0	1	0	0	<b>Cincinnati Reds @ San Francisco Giants</b> Candlestick Park, San Francisco, CA Mon Jun 04 1990, 10:05 PM EDT Att: 16,233 - Unknown								
<b>Billy Hatcher, R</b> OBP: 0.385, SLG: 0.438 (1, 8)										3	1	2	0	1	0	0									
<b>Barry Larkin, R</b> OBP: 0.424, SLG: 0.404 <b>Luis Quinones, S</b> OBP: 0.276, SLG: 0.255 (1, 6) (8, 4)										4	0	1	0	0	0	4									
<b>Eric Davis, R</b> OBP: 0.297, SLG: 0.402 <b>Herm Winningham, L</b> OBP: 0.292, SLG: 0.361 (1, 7) (8, 7)										4	0	1	0	0	1	5									
<b>Paul O'Neill, L</b> OBP: 0.355, SLG: 0.452 (1, 9)										4	0	1	1	0	0	3									
<b>Todd Benzinger, S</b> OBP: 0.333, SLG: 0.379 (1, 3)										4	0	1	0	0	1	2									
<b>Mariano Duncan, R</b> OBP: 0.405, SLG: 0.565 (1, 4) (8, 6)										4	0	0	0	0	0	1									
<b>Joe Oliver, R</b> OBP: 0.333, SLG: 0.393 <b>Tim Birtsas, L</b> OBP: 0.308, SLG: 0.292 (1, 2) (7, 1) (9, PH)										3	0	0	0	0	0	1									
<b>Ron Robinson, R</b> OBP: 0.091, SLG: 0.091 <b>Tim Lincecum, R</b> OBP: 0.216, SLG: 0.227 <b>Rick Mahler, R</b> OBP: 0.225, SLG: 0.298 <b>Jeff Reed, L</b> OBP: 0.192, SLG: 0.292 (1, 1) (4, 1) (5, PH) (5, 1) (7, PH) (7, 2)										1	0	0	0	0	0	0									
<b>Inning Stats</b>	R: 0 E: 0 K: 0 S: 8	H: 1 LOB: 1 BB: 1 P: 16	R: 0 E: 1 K: 0 S: 7	H: 0 LOB: 0 BB: 0 P: 11	R: 0 E: 0 K: 0 S: 7	H: 0 LOB: 0 BB: 0 P: 13	R: 0 E: 0 K: 1 S: 9	H: 1 LOB: 1 BB: 0 P: 15	R: 0 E: 0 K: 1 S: 9	H: 1 LOB: 1 BB: 0 P: 13	R: 1 E: 0 K: 1 S: 14	H: 3 LOB: 2 BB: 0 P: 22	R: 0 E: 0 K: 1 S: 7	H: 0 LOB: 0 BB: 0 P: 10	R: 0 E: 0 K: 1 S: 9	H: 1 LOB: 2 BB: 0 P: 16		R: 0 E: 0 K: 0 S: 8	H: 0 LOB: 0 BB: 0 P: 14	1B: 7 2B: 0 3B: 0 HR: 0	SF: 0 SAC: 0 DP: 1 HBP: 0	WP: 0 PB: 0 SB: 0 CS: 0	PA: 35		
<b>PITCHER</b> <b>John Burkett, R</b> ERA: 3.83 (1, 1)	IP: 9.0 WLS: W BF: 35 H: 7 R: 1 ER: 1 SO: 3 BB: 2 IBB: 0 HBP: 0 BLK: 0 WP: 0 HR: 0 S: 78 P: 130 ERA: 1.00 WHIP: 1.000																								

Batter	1	2	3	4	5	6	7	8	9	AB	R	H	RBI	BB	SO	LOB	BOTTOM							
<b>Brett Butler, L</b> OBP: 0.361, SLG: 0.308 <b>Rick Parker, R</b> OBP: 0.364, SLG: 0.450 (1, 8) (7, PH) (8, 7)										3	1	1	0	1	0	2	<b>Cincinnati Reds @ San Francisco Giants</b> Candlestick Park, San Francisco, CA Mon Jun 04 1990, 10:05 PM EDT Att: 16,233 - Unknown							
<b>Rick Leach, L</b> OBP: 0.438, SLG: 0.412 <b>Greg Litton, R</b> OBP: 0.231, SLG: 0.289 (1, 9) (7, PH) (8, 9)										3	2	2	0	1	0	1								
<b>Will Clark, L</b> OBP: 0.317, SLG: 0.446 (1, 3)										5	2	2	1	0	2	3								
<b>Kevin Mitchell, R</b> OBP: 0.376, SLG: 0.587 <b>Mike Kingery, L</b> OBP: 0.425, SLG: 0.429 (1, 7) (7, 7) (8, 8)										4	2	2	1	0	0	3								
<b>Matt Williams, R</b> OBP: 0.311, SLG: 0.450 (1, 5)										4	1	2	1	1	1	2								
<b>Terry Kennedy, L</b> OBP: 0.415, SLG: 0.444 <b>Gary Carter, R</b> OBP: 0.340, SLG: 0.354 (1, 2) (6, FR) (7, 2)										4	0	1	2	0	0	3								
<b>Robby Thompson, R</b> OBP: 0.285, SLG: 0.351 <b>Dave Anderson, R</b> OBP: 0.276, SLG: 0.259 (1, 4) (8, 4)										3	1	1	2	1	0	1								
<b>Jose Uribe, S</b> OBP: 0.343, SLG: 0.377 (1, 6)										5	0	2	0	0	0	4								
<b>John Burkett, R</b> OBP: 0.111, SLG: 0.111 (1, 1)										5	0	1	1	0	3	2								
<b>Inning Stats</b>	R: 5 E: 0 K: 0 S: 19	H: 7 LOB: 2 BB: 0 P: 30	R: 0 E: 1 K: 0 S: 9	H: 1 LOB: 1 BB: 0 P: 15	R: 0 E: 0 K: 0 S: 9	H: 0 LOB: 0 BB: 0 P: 12	R: 3 E: 0 K: 1 S: 27	H: 4 LOB: 3 BB: 2 P: 48	R: 0 E: 0 K: 1 S: 8	H: 0 LOB: 1 BB: 1 P: 16	R: 1 E: 0 K: 1 S: 11	H: 2 LOB: 2 BB: 1 P: 19	R: 1 E: 0 K: 4 S: 15	H: 2 LOB: 2 BB: 0 P: 22	R: 0 E: 0 K: 1 S: 7	H: 0 LOB: 1 BB: 1 P: 14		1B: 15 2B: 1 3B: 0 HR: 0	SF: 0 SAC: 0 DP: 1 HBP: 0	WP: 2 PB: 0 SB: 1 CS: 0	PA: 45			
<b>PITCHER</b> <b>Ron Robinson, R</b> ERA: 4.88 (1, 1) <b>Tim Layana, R</b> ERA: 3.24 (4, 1) <b>Rick Mahler, R</b> ERA: 5.4 (5, 1) <b>Tim Birtsas, L</b> ERA: 3.33 (7, 1)	IP: 3.2 WLS: L BF: 22 H: 10 R: 8 ER: 8 SO: 1 BB: 1 IBB: 0 HBP: 0 BLK: 0 WP: 1 HR: 0 S: 53 P: 84 ERA: 0.00 WHIP: 9.000																							





Batter	1	2	3	4	5	6	7	8	9	AB	R	H	RBI	BB	SO	LOB	TOP					
Chris Sabo, R OBP: 0.395, SLG: 0.552 (1, 5)	F7		P5					FC5-4 1B		4	0	2	0	0	0	0						
Billy Hatcher, R OBP: 0.378, SLG: 0.428 (1, 8)	L3			5-3			F9	FC5-4 1B		4	1	0	0	0	0	2						
Barry Larkin, R OBP: 0.427, SLG: 0.409 Ron Oester, S OBP: 0.328, SLG: 0.373 (6, 4)				FC4-6 1B			F9	1B		3	0	2	0	0	0	0						
Eric Davis, R OBP: 0.295, SLG: 0.396 (1, 7)	K			FC4-6 1B			K	1B		4	0	1	1	0	2	2						
Paul O'Neill, L OBP: 0.353, SLG: 0.448 (1, 9)							G6-3	F8		4	0	1	0	0	0	2						
Todd Benzinger, S OBP: 0.333, SLG: 0.374 Norm Charlton, S OBP: 0.500, SLG: 0.500 Herm Winningham, L OBP: 0.303, SLG: 0.387 (8, PH)										2	0	0	0	1	1	0						
Mariano Duncan, R OBP: 0.392, SLG: 0.545 (6, 6)										0	0	0	0	0	0	0						
Joe Oliver, R OBP: 0.325, SLG: 0.382 (1, 2)										1	0	1	0	0	0	0						
Jack Armstrong, R OBP: 0.087, SLG: 0.045 Ken Griffey, L OBP: 0.286, SLG: 0.269 (7, 3)										1	0	1	0	0	0	1						
<b>Inning Stats</b>	R: 0 E: 0 K: 1 S: 13	H: 1 LOB: 1 BB: 0 P: 18	R: 0 E: 0 K: 1 S: 8	H: 0 LOB: 0 BB: 0 P: 13	R: 0 E: 0 K: 1 S: 6	H: 0 LOB: 0 BB: 0 P: 9	R: 0 E: 0 K: 0 S: 21	H: 2 LOB: 3 BB: 1 P: 33	R: 0 E: 0 K: 1 S: 7	H: 1 LOB: 1 BB: 0 P: 8	R: 0 E: 0 K: 1 S: 7	H: 0 LOB: 0 BB: 0 P: 15	R: 0 E: 0 K: 1 S: 6	H: 0 LOB: 0 BB: 0 P: 11	R: 1 E: 0 K: 0 S: 15	H: 3 LOB: 2 BB: 0 P: 23	R: 0 E: 0 K: 2 S: 11	H: 1 LOB: 1 BB: 0 P: 14	1B: 6 2B: 2 3B: 0 HR: 0	SF: 0 SAC: 0 DP: 0 HBP: 0	WP: 0 PB: 0 SB: 0 CS: 0	PA: 36
<b>PITCHER</b>	IP	WLS	BF	H	R	ER	SO	BB	IBB	HBP	BLK	WP	HR	S	P	ERA	WHIP					
Scott Garretts, R ERA: 6.08 Jeff Brantley, R ERA: 1.51	(1, 1) (8, 1)	7.0 S	26 10	4 4	0 1	0 1	6 2	1 0	0 0	0 0	0 0	0 0	0 0	68 26	107 37	0.00 4.50	0.714 2.000					

Cincinnati Reds @ San Francisco Giants  
Candlestick Park, San Francisco, CA  
Tue Jun 05 1990, 10:05 PM EDT  
Att: 18,002 - Unknown - 68 F

AB	35
R	1
H	8
RBI	1
BB	1
SO	8
LOB	12



Batter	1	2	3	4	5	6	7	8	9	AB	R	H	RBI	BB	SO	LOB	BOTTOM					
Brett Butler, L OBP: 0.359, SLG: 0.307 (1, 8)	G4-3		6-3			G6-3				4	0	1	1	0	0	0						
Mike Kingsley, L OBP: 0.364, SLG: 0.300 (1, 7)	F8		F8							3	1	0	0	1	0	1						
Will Clark, L OBP: 0.325, SLG: 0.449 (1, 3)	4-3									3	1	2	0	1	0	0						
Matt Williams, R OBP: 0.310, SLG: 0.453 (1, 5)										3	1	1	2	0	2	1						
Rick Leach, L OBP: 0.440, SLG: 0.408 (1, 9)										3	0	1	0	1	0	2						
Terry Kennedy, L OBP: 0.402, SLG: 0.429 (1, 2)										4	0	0	0	0	0	3						
Robby Thompson, R OBP: 0.289, SLG: 0.354 (1, 4)										4	2	2	1	0	1	2						
Jose Uribe, S OBP: 0.341, SLG: 0.373 (1, 6)										4	0	1	0	0	0	3						
Scott Garretts, R OBP: 0.050, SLG: 0.050 Ernest Riles, L OBP: 0.275, SLG: 0.432 Jeff Brantley, R OBP: 0.200, SLG: 0.400 (7, PH) (8, 1)										2	0	0	0	0	2	0						
<b>Inning Stats</b>	R: 0 E: 0 K: 0 S: 6	H: 0 LOB: 0 BB: 0 P: 9	R: 0 E: 1 K: 2 S: 14	H: 1 LOB: 2 BB: 0 P: 20	R: 0 E: 0 K: 1 S: 10	H: 0 LOB: 0 BB: 0 P: 14	R: 0 E: 0 K: 1 S: 7	H: 0 LOB: 1 BB: 2 P: 16	R: 0 E: 0 K: 1 S: 7	H: 0 LOB: 0 BB: 0 P: 12	R: 1 E: 0 K: 0 S: 9	H: 1 LOB: 1 BB: 1 P: 16	R: 2 E: 1 K: 0 S: 22	H: 3 LOB: 1 BB: 0 P: 28	R: 3 E: 1 K: 1 S: 17	H: 4 LOB: 1 BB: 0 P: 26	1B: 7 2B: 1 3B: 1 HR: 0	SF: 1 SAC: 0 DP: 0 HBP: 0	WP: 0 PB: 0 SB: 1 CS: 1	PA: 36		
<b>PITCHER</b>	IP	WLS	BF	H	R	ER	SO	BB	IBB	HBP	BLK	WP	HR	S	P	ERA	WHIP					
Jack Armstrong, R ERA: 1.77 Norm Charlton, L ERA: 3.56	(1, 1) (7, 1)	6.2 L	27 9	4 5	3 3	3 2	5 1	3 0	0 0	0 0	0 0	0 0	0 0	24 24	105 36	4.05 13.50	1.050 3.750					

Cincinnati Reds @ San Francisco Giants  
Candlestick Park, San Francisco, CA  
Tue Jun 05 1990, 10:05 PM EDT  
Att: 18,002 - Unknown - 68 F

AB	32
R	6
H	9
RBI	5
BB	3
SO	6
LOB	13





Batter	1	2	3	4	5	6	7	8	9	10	11	AB	R	H	RBI	BB	SO	LOB	TOP
Chris Sabo, R OBP: 0.390, SLG: 0.548 (1, 5)	P8		G5-3		G5-3		G5-3			G4-3		5	0	1	0	0	0	0	
Billy Hatcher, R OBP: 0.378, SLG: 0.427 (1, 7)	G4-3						G6-3			L8		5	0	2	0	0	0	1	
Barry Larkin, R OBP: 0.422, SLG: 0.403 (1, 6)	HR											5	1	1	0	0	1	2	
Paul O'Neill, L OBP: 0.349, SLG: 0.458 (1, 9)	HR											5	1	1	2	0	1	1	
Ken Griffey, L OBP: 0.313, SLG: 0.333 Randy Myers, L (8, 1)	F7											4	0	2	0	0	0	0	
Luis Quiñones, S OBP: 0.238, SLG: 0.289 Rolando Roomes, R OBP: 0.218, SLG: 0.327 Rob Dibble, L (11, PH)												0	0	0	0	0	0	0	
Herm Winningham, L OBP: 0.256, SLG: 0.364 (1, 8)												4	0	0	0	1	2	2	
Ron Oester, S OBP: 0.323, SLG: 0.365 Mariano Duncan, R OBP: 0.389, SLG: 0.540 (11, PH)												4	0	1	0	0	1	2	
Jeff Reed, L OBP: 0.167, SLG: 0.250 (1, 2)												4	0	0	0	0	0	2	
Danny Jackson, R OBP: 0.091, SLG: 0.091 Todd Benzinger, S OBP: 0.332, SLG: 0.372 (8, 3)												3	0	0	0	0	1	1	
<b>Inning Stats</b>	R: 2 E: 0 K: 0 S: 14	H: 2 LOB: 0 BB: 0 P: 18	R: 0 E: 1 K: 1 S: 8	H: 1 LOB: 1 BB: 0 P: 11	R: 0 E: 0 K: 2 S: 11	H: 1 LOB: 1 BB: 0 P: 17	R: 0 E: 0 K: 2 S: 8	H: 1 LOB: 1 BB: 0 P: 12	R: 0 E: 0 K: 1 S: 10	H: 0 LOB: 0 BB: 0 P: 15	R: 0 E: 0 K: 1 S: 7	H: 1 LOB: 0 BB: 1 P: 17	1B: 6 2B: 2 3B: 0 HR: 1	SF: 0 SAC: 0 DP: 0 HBP: 0	WP: 0 PB: 0 SB: 3 CS: 0	PA: 43			
<b>PITCHER</b>	IP WLS BF H R ER SO BB IBB HBP BLK WP HR S P ERA WHIP	Don Robinson, R ERA: 2.61 Steve Bedrosian, R ERA: 4.5 Jeff Brantley, R ERA: 1.46	IP WLS BF H R ER SO BB IBB HBP BLK WP HR S P ERA WHIP	PITCHER	IP WLS BF H R ER SO BB IBB HBP BLK WP HR S P ERA WHIP	Don Robinson, R ERA: 2.61 Steve Bedrosian, R ERA: 4.5 Jeff Brantley, R ERA: 1.46													

Cincinnati Reds @ San Francisco Giants  
Candlestick Park, San Francisco, CA  
Wed Jun 06 1990, 6:33 AM EDT  
Alt. 30,136 - Overcast - 70 F

AB	42
R	2
H	9
RBI	2
BB	1
SO	7
LOB	13



Batter	1	2	3	4	5	6	7	8	9	10	11	AB	R	H	RBI	BB	SO	LOB	BOTTOM	
Brett Butler, L OBP: 0.360, SLG: 0.302 (1, 8)	K											3	0	0	0	2	1	0		
Rick Parker, R OBP: 0.453, SLG: 0.500 Rick Leach, L OBP: 0.435, SLG: 0.403 (11, PH)												4	1	3	0	0	0	1		
Will Clark, L OBP: 0.322, SLG: 0.457 (1, 3)												5	1	1	1	0	1	3		
Kevin Mitchell, R OBP: 0.381, SLG: 0.599 (1, 7)												3	1	1	1	2	1	0		
Matt Williams, R OBP: 0.311, SLG: 0.451 (1, 5)												3	0	1	0	0	2	0		
Gary Carter, R OBP: 0.337, SLG: 0.345 (1, 2)												2	0	0	1	1	0	1		
Robby Thompson, R OBP: 0.284, SLG: 0.347 (1, 4)												4	0	0	0	0	0	4		
Jose Uribe, S OBP: 0.333, SLG: 0.365 (1, 6)												4	0	0	0	0	1	0		
Don Robinson, R OBP: 0.343, SLG: 0.143 Greg Litton, R OBP: 0.225, SLG: 0.282 Steve Bedrosian, R (9, 1)												2	0	0	0	0	0	0		
Dave Anderson, R OBP: 0.267, SLG: 0.250 Jeff Brantley, R OBP: 0.260, SLG: 0.400 (11, 1)												1	0	0	0	0	1	0		
<b>Inning Stats</b>	R: 0 E: 0 K: 1 S: 6	H: 1 LOB: 0 BB: 0 P: 10	R: 0 E: 0 K: 1 S: 6	H: 0 LOB: 1 BB: 1 P: 14	R: 0 E: 0 K: 0 S: 8	H: 0 LOB: 0 BB: 1 P: 13	R: 1 E: 0 K: 0 S: 15	H: 2 LOB: 2 BB: 1 P: 22	R: 0 E: 0 K: 0 S: 10	H: 0 LOB: 0 BB: 0 P: 15	R: 0 E: 0 K: 1 S: 7	H: 1 LOB: 1 BB: 1 P: 16	R: 0 E: 0 K: 2 S: 10	H: 0 LOB: 0 BB: 0 P: 15	R: 1 E: 0 K: 1 S: 7	H: 1 LOB: 0 BB: 0 P: 11	1B: 4 2B: 0 3B: 0 HR: 2	SF: 1 SAC: 1 DP: 2 HBP: 0	WP: 0 PB: 0 SB: 0 CS: 1	PA: 41
<b>PITCHER</b>	IP WLS BF H R ER SO BB IBB HBP BLK WP HR S P ERA WHIP	Danny Jackson, L ERA: 2.97 Randy Myers, L ERA: 2.17 Rob Dibble, R ERA: 1.53	IP WLS BF H R ER SO BB IBB HBP BLK WP HR S P ERA WHIP	PITCHER	IP WLS BF H R ER SO BB IBB HBP BLK WP HR S P ERA WHIP	Danny Jackson, L ERA: 2.97 Randy Myers, L ERA: 2.17 Rob Dibble, R ERA: 1.53														

Cincinnati Reds @ San Francisco Giants  
Candlestick Park, San Francisco, CA  
Wed Jun 06 1990, 6:33 AM EDT  
Alt. 30,136 - Overcast - 70 F

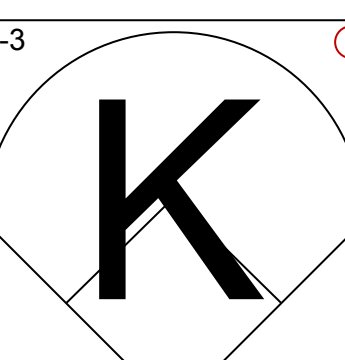
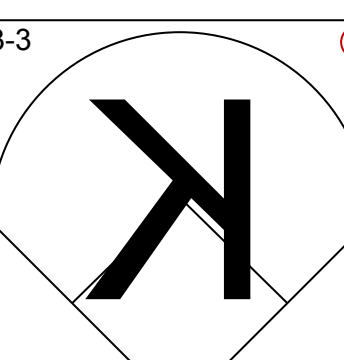
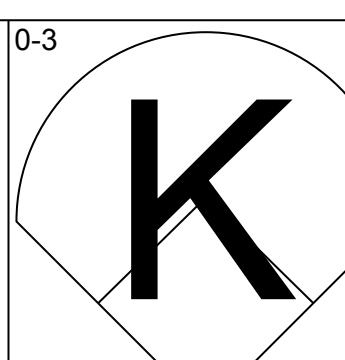
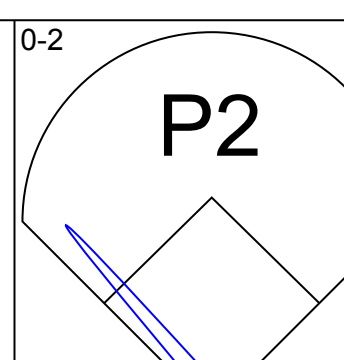
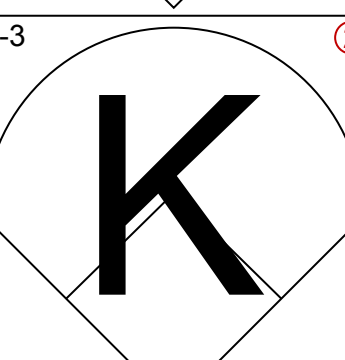
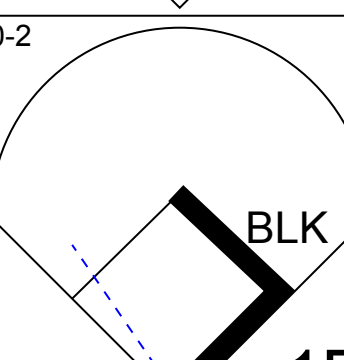
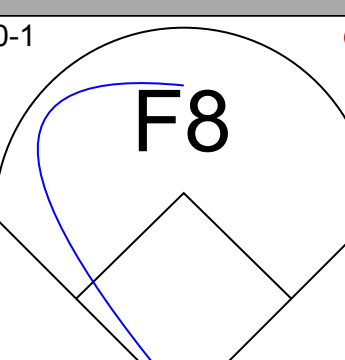
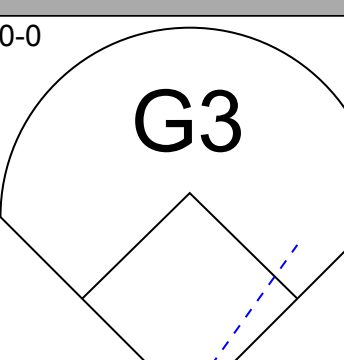
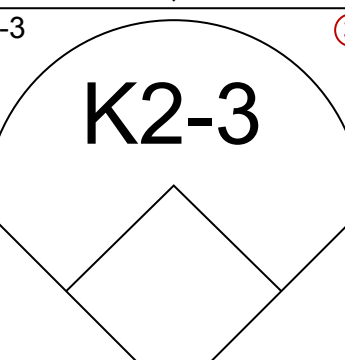
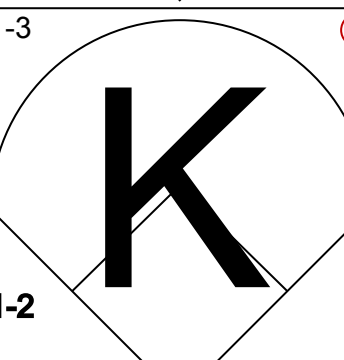
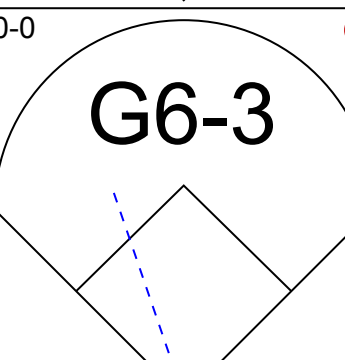
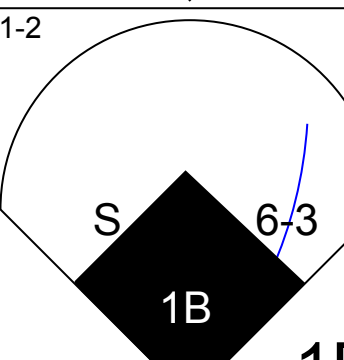
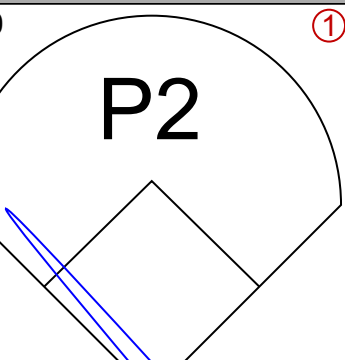
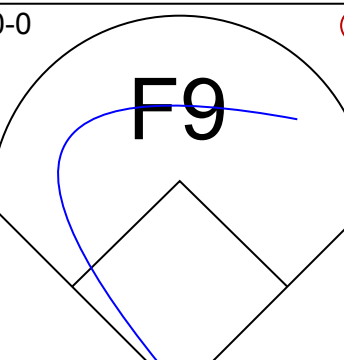
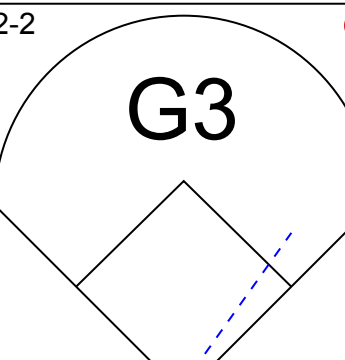
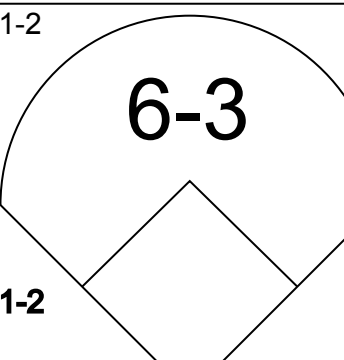
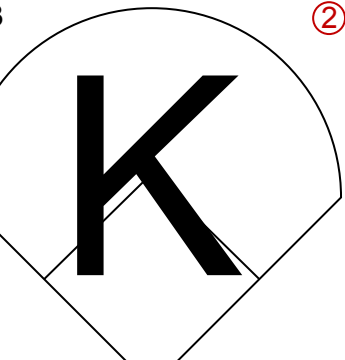
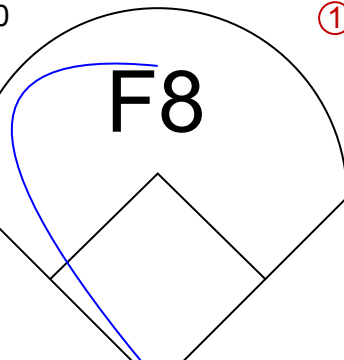
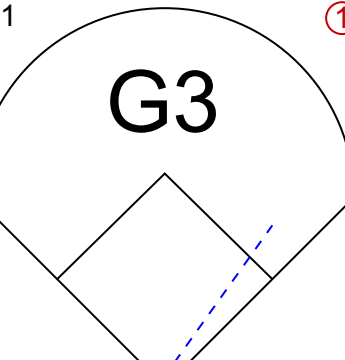
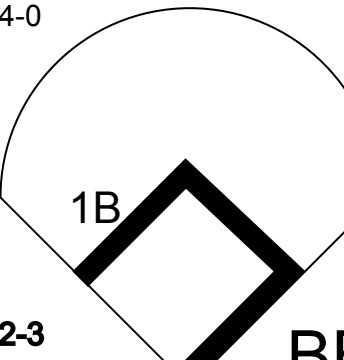
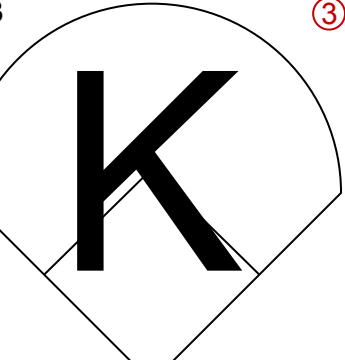
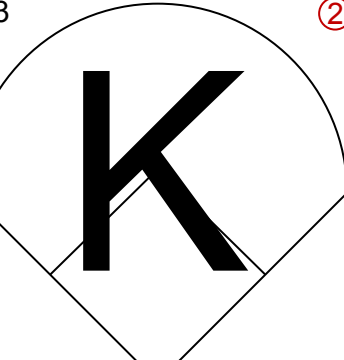
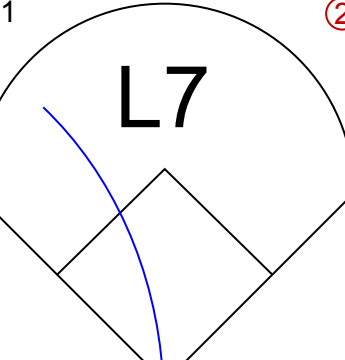
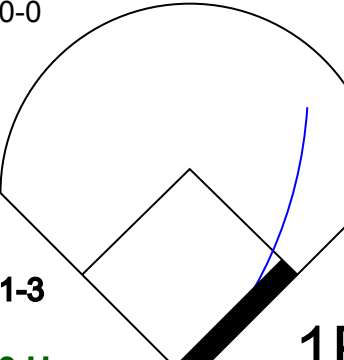
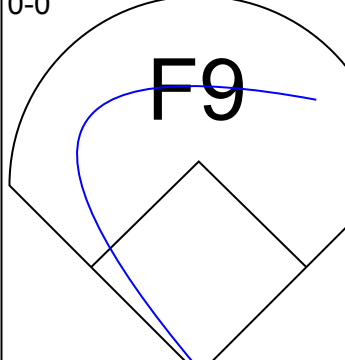
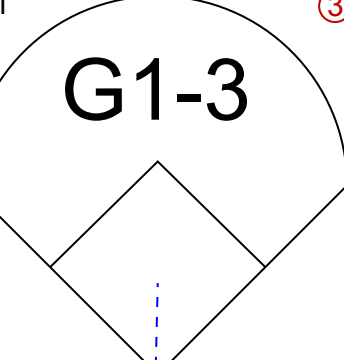
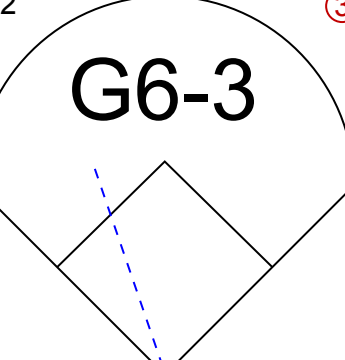
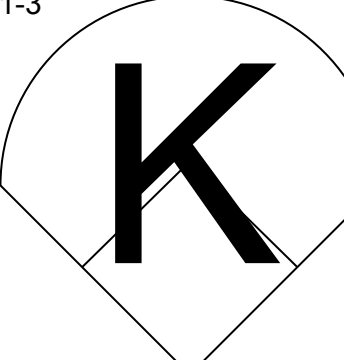
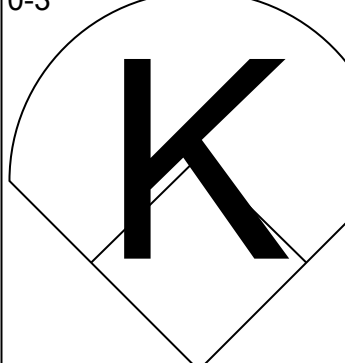
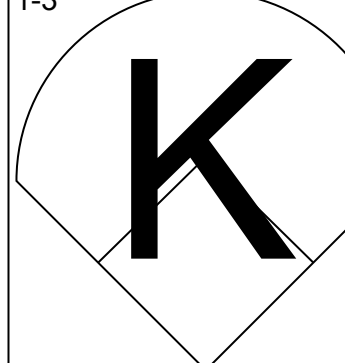
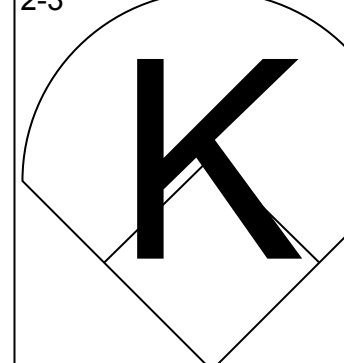

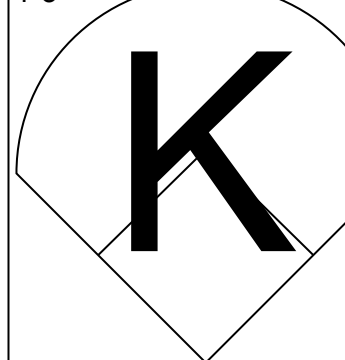
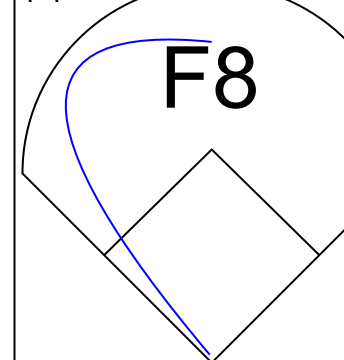
AB	33
R	3
H	6
RBI	3
BB	5
SO	7
LOB	9







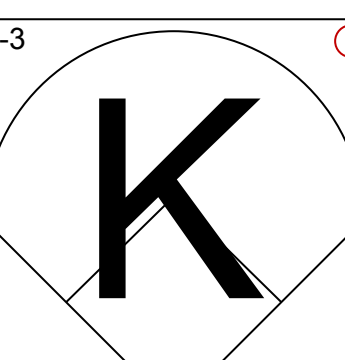
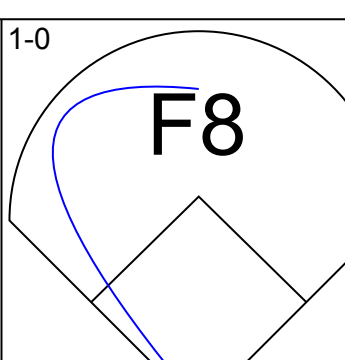
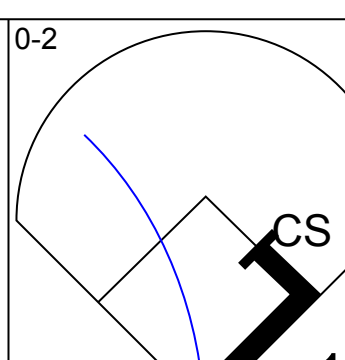
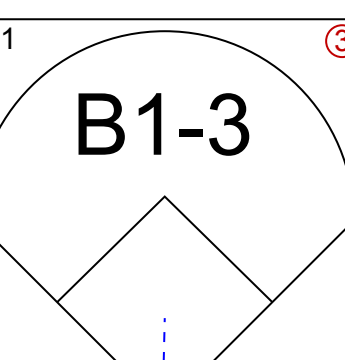
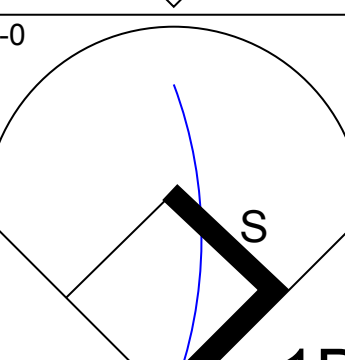
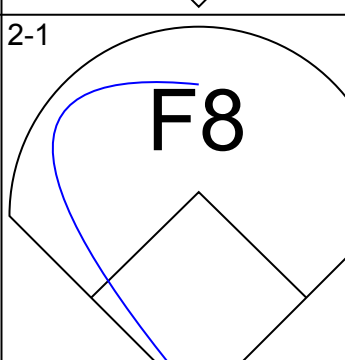
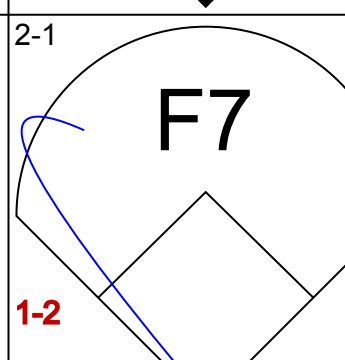
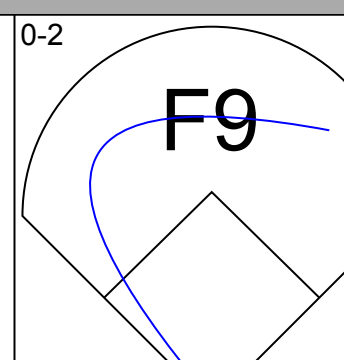
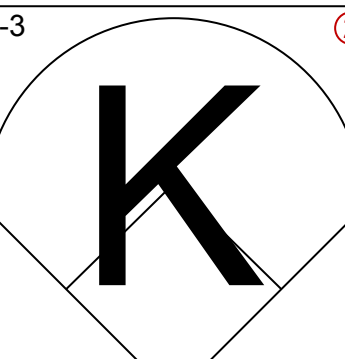
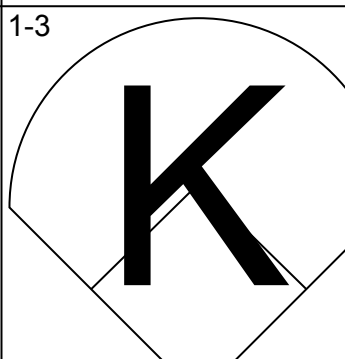
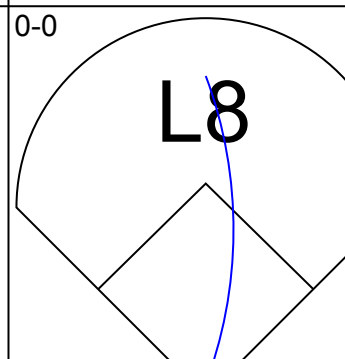
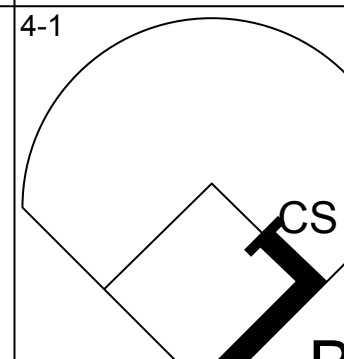
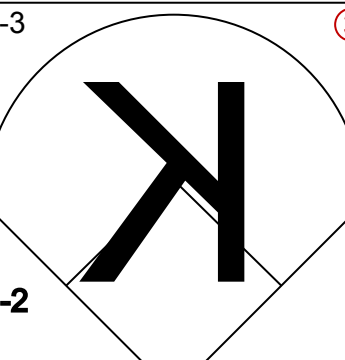
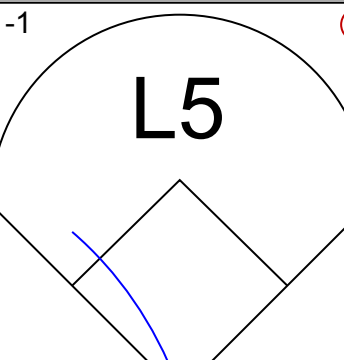
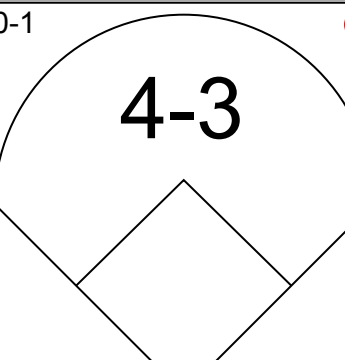
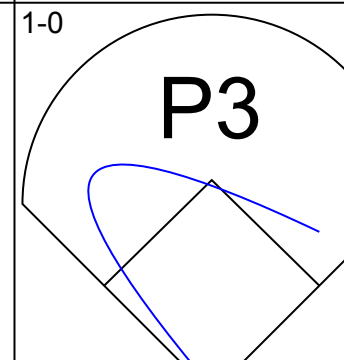
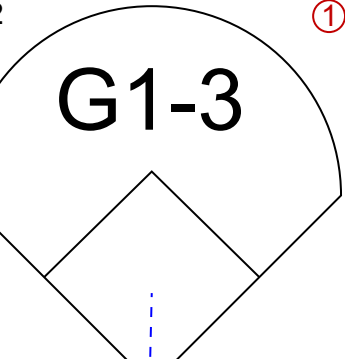
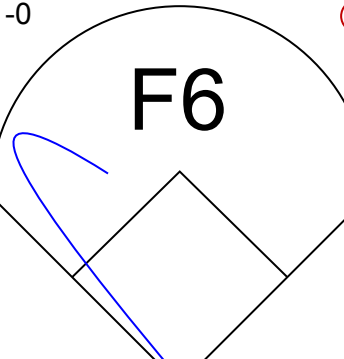
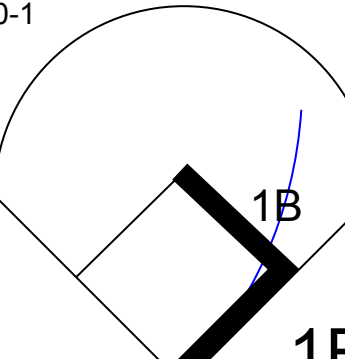
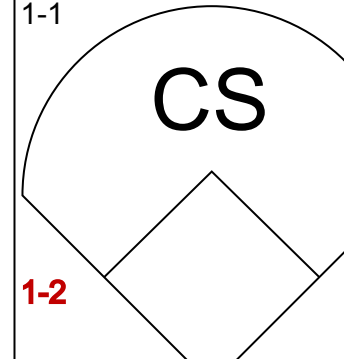
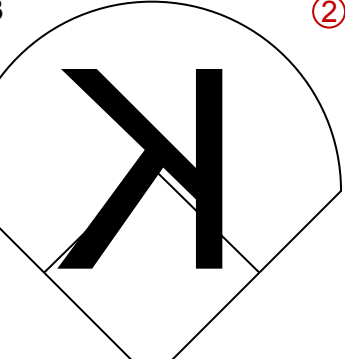
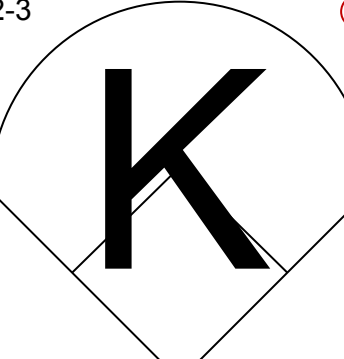
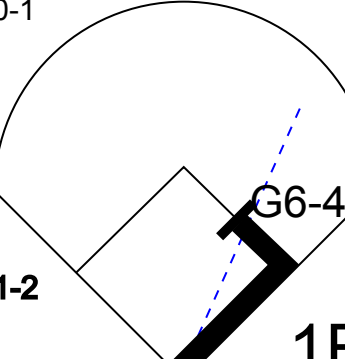
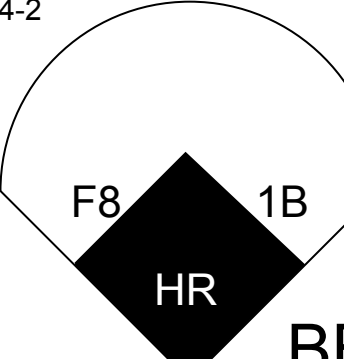
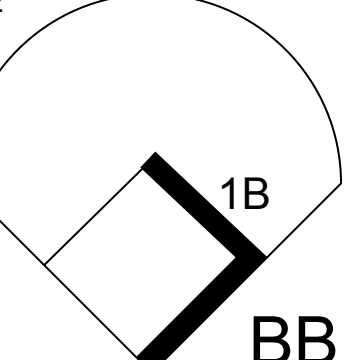
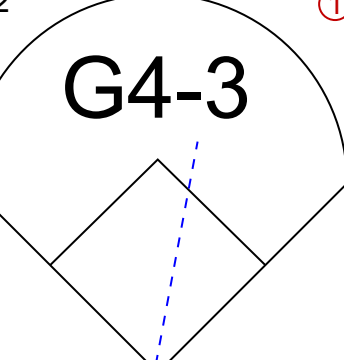
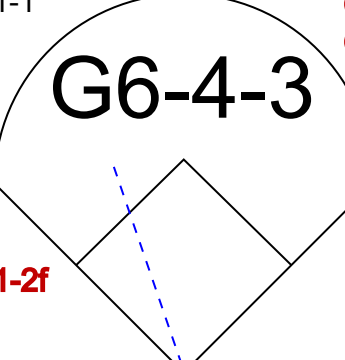
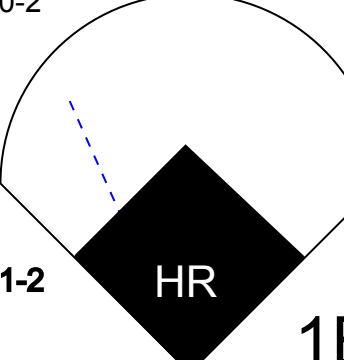
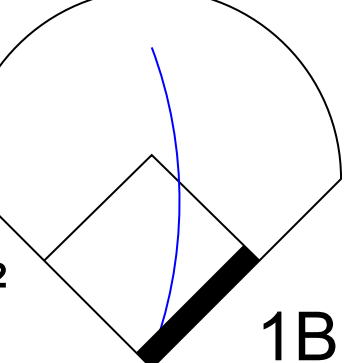
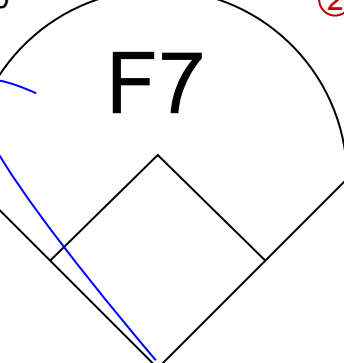
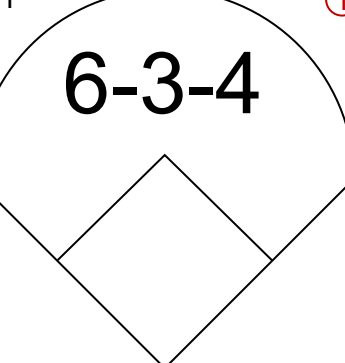
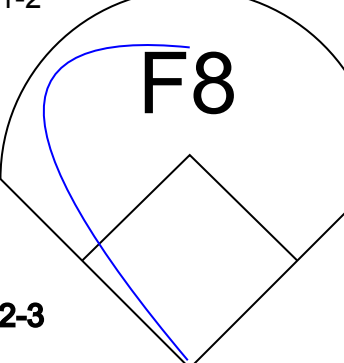

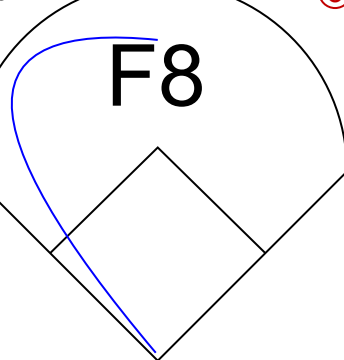
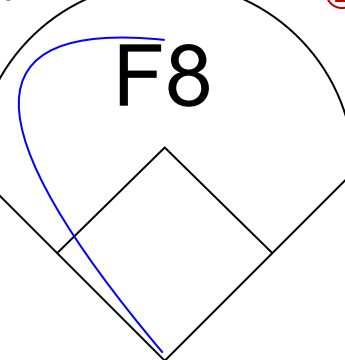
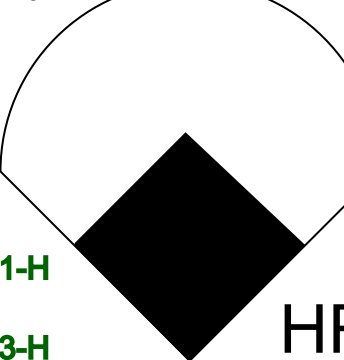


Batter	1	2	3	4	5	6	7	8	9	10	AB	R	H	RBI	BB	SO	LOB	TOP					
Chris Sabo, R OBP: 0.384, SLG: 0.541 (1,5)											4	0	0	0	0	3	0						
Billy Hatcher, R OBP: 0.376, SLG: 0.428 (1,8)											4	0	1	0	0	1	0						
Barry Larkin, R OBP: 0.420, SLG: 0.404 (1,6)											4	1	1	0	0	2	1						
Eric Davis, R OBP: 0.292, SLG: 0.398 (1,7)											4	0	0	0	0	0	2						
Paul O'Neill, L OBP: 0.340, SLG: 0.440 (1,9)											3	0	0	0	1	1	0						
Todd Benzinger, S OBP: 0.329, SLG: 0.367 Randy Myers, L (10,1)											4	0	1	1	0	2	0						
Mariano Duncan, R OBP: 0.381, SLG: 0.545 (1,4)											4	0	0	0	0	1	2						
Joe Oliver, R OBP: 0.314, SLG: 0.367 (1,2)											3	0	0	0	0	3	0						
Tom Browning, L OBP: 0.100, SLG: 0.069 Ken Griffey, L OBP: 0.315, SLG: 0.333 (10,3)											3	0	0	0	0	2	0						
											0	0	0	0	0	0	0						
<b>Inning Stats</b>	R: 0 E: 0 K: 3 S: 9	H: 0 LOB: 0 BB: 0 P: 12	R: 0 E: 0 K: 2 S: 7	H: 0 LOB: 0 BB: 0 P: 7	R: 0 E: 0 K: 2 S: 8	H: 0 LOB: 0 BB: 0 P: 8	R: 0 E: 0 K: 2 S: 14	H: 1 LOB: 1 BB: 0 P: 18	R: 0 E: 0 K: 1 S: 6	H: 0 LOB: 0 BB: 0 P: 7	R: 0 E: 0 K: 3 S: 9	H: 0 LOB: 0 BB: 0 P: 11	R: 0 E: 0 K: 0 S: 7	H: 0 LOB: 0 BB: 0 P: 9	R: 0 E: 0 K: 0 S: 8	H: 0 LOB: 0 BB: 0 P: 12	R: 0 E: 0 K: 1 S: 10	H: 0 LOB: 0 BB: 0 P: 13	R: 1 E: 0 K: 1 S: 13	H: 2 LOB: 2 BB: 1 P: 19	1B: 3 2B: 0 3B: 0 HR: 0	SF: 0 SAC: 0 DP: 0 HBP: 0	WP: 0 PA: 34
<b>PITCHER</b> Mike Scott, R ERA: 4.94 (1,1)	IP: 10.0 W: 10 L: 3 S: 15	WLS: 34 H: 3 R: 1 ER: 1 SO: 15	BB: 1 IBB: 0 HBP: 0 BLK: 1	WP: 0 HR: 0 S: 91 P: 116	ERA: 0.90 WHIP: 0.400	<b>PITCHER</b>										IP: 10.0 W: 10 L: 3 S: 15	WLS: 34 H: 3 R: 1 ER: 1 SO: 15	BB: 1 IBB: 0 HBP: 0 BLK: 1	WP: 0 HR: 0 S: 91 P: 116	ERA: 0.90 WHIP: 0.400	WP: 0 PA: 34		

Cincinnati Reds @ Houston Astros  
Astrodome, Houston, TX  
Fri Jun 08 1990, 8:05 PM EDT  
Att: 23,453 - Dome

AB 33  
R 1  
H 3  
RBI 1  
BB 1  
SO 15  
LOB 5



Batter	1	2	3	4	5	6	7	8	9	10	AB	R	H	RBI	BB	SO	LOB	BOTTOM					
Eric Yelding, R OBP: 0.305, SLG: 0.286 (1,8)											4	0	1	0	0	1	0						
Bill Doran, S OBP: 0.347, SLG: 0.325 (1,4)											4	0	1	0	0	0	1						
Craig Biggio, R OBP: 0.339, SLG: 0.340 (1,7)											3	0	0	0	1	2	1						
Glenn Davis, R OBP: 0.346, SLG: 0.574 (1,3)											4	0	0	0	0	1	2						
Ken Caminiti, S OBP: 0.319, SLG: 0.321 (1,5)											4	0	1	0	0	1	0						
Eric Anthony, L OBP: 0.330, SLG: 0.423 Louie Meadows, L OBP: 0.250, SLG: 0.143 (10, PR)											3	0	1	0	1	2	0						
Rafael Ramirez, R OBP: 0.271, SLG: 0.287 (1,6)											3	1	1	0	1	0	2						
Alex Trevino, R OBP: 0.232, SLG: 0.327 (1,2)											4	0	1	0	0	0	2						
Mike Scott, R OBP: 0.150, SLG: 0.105 Glenn Wilson, R OBP: 0.272, SLG: 0.333 (10, PH)											3	0	0	0	0	1	2						
											1	1	1	3	0	0	0						
<b>Inning Stats</b>	R: 0 E: 0 K: 3 S: 11	H: 1 LOB: 1 BB: 0 P: 15	R: 0 E: 0 K: 2 S: 15	H: 1 LOB: 2 BB: 1 P: 21	R: 0 E: 0 K: 1 S: 6	H: 0 LOB: 0 BB: 0 P: 10	R: 0 E: 0 K: 1 S: 6	H: 0 LOB: 0 BB: 0 P: 10	R: 0 E: 0 K: 0 S: 5	H: 0 LOB: 0 BB: 0 P: 6	R: 0 E: 0 K: 0 S: 6	H: 1 LOB: 0 BB: 0 P: 8	R: 0 E: 0 K: 0 S: 8	H: 2 LOB: 1 BB: 0 P: 9	R: 0 E: 0 K: 0 S: 5	H: 0 LOB: 0 BB: 0 P: 7	R: 0 E: 0 K: 0 S: 6	H: 0 LOB: 0 BB: 1 P: 12	R: 3 E: 0 K: 1 S: 14	H: 2 LOB: 1 BB: 1 P: 23	1B: 6 2B: 0 3B: 0 HR: 1	SF: 0 SAC: 0 DP: 1 HBP: 0	WP: 0 PA: 37
<b>PITCHER</b> Tom Browning, L ERA: 2.07 Randy Myers, L ERA: 3.03 (10,1)	IP: 9.0 W: 5 L: 2 S: 3	WLS: 31 H: 5 R: 0 ER: 0 SO: 7	BB: 2 IBB: 0 HBP: 0 BLK: 0	WP: 0 HR: 0 S: 68 P: 98	ERA: 0.00 WHIP: 0.778	<b>PITCHER</b>										IP: 9.0 W: 5 L: 2 S: 3	WLS: 31 H: 5 R: 0 ER: 0 SO: 7	BB: 2 IBB: 0 HBP: 0 BLK: 0	WP: 0 HR: 0 S: 68 P: 98	ERA: 0.00 WHIP: 0.778	WP: 0 PA: 37		

Cincinnati Reds @ Houston Astros  
Astrodome, Houston, TX  
Fri Jun 08 1990, 8:05 PM EDT  
Att: 23,453 - Dome

AB 33  
R 3  
H 7  
RBI 3  
BB 3  
SO 8  
LOB 10









Batter	1	2	3	4	5	6	7	8	9	AB	R	H	RBI	BB	SO	LOB	TOP									
<b>Billy Hatcher, R</b> OBP: 0.370, SLG: 0.419 (1, 8)	0-0 BB 1B	3-1 FC6-4			2-3 K		1-3 K		0-2 L8	5	0	1	0	0	2	2										
<b>Barry Larkin, R</b> OBP: 0.410, SLG: 0.393 (1, 6)	0-0 L8		3-2 G6-3		2-0 F9		1-1 F9			4	0	0	0	0	0	1										
<b>Eric Davis, R</b> OBP: 0.281, SLG: 0.377 (1, 7)	1-0 F8		1-1 1-3		1-0 6-3		0-0 L4			4	0	0	0	0	0	1										
<b>Chris Sabo, R</b> OBP: 0.388, SLG: 0.552 (1, 5)	4-1 BB		0-2 HR		3-2 F8 WP 1B		0-0 F7			3	2	2	1	1	0	0										
<b>Todd Benzinger, S</b> OBP: 0.325, SLG: 0.363 (1, 3)	1-0 4-3		1-2 6-3		0-0 F9		2-2 1B			4	0	1	0	0	0	3										
<b>Mariano Duncan, R</b> OBP: 0.370, SLG: 0.528 (8, PH)		1-2 E5 1B		1-1 4-3		2-2 F8		1-3 K		3	0	0	0	0	0	1										
<b>Paul O'Neill, L</b> OBP: 0.337, SLG: 0.431 (8, 9)										1	0	0	0	0	1	1										
<b>Rolando Roomes, R</b> OBP: 0.290, SLG: 0.273 (8, PH)		3-1 F9		1-1 L8		2-2 1B		1-3 K		3	0	1	1	0	0	1										
<b>Luis Quinones, S</b> OBP: 0.290, SLG: 0.273 (8, 4)										1	0	0	0	0	1	1										
<b>Joe Oliver, R</b> OBP: 0.324, SLG: 0.373 (1, 2)		1-1 FC6-4 1B		4-2 BB		0-0 1B		0-2 G5-3		3	0	2	0	1	0	0										
<b>Jack Armstrong, R</b> OBP: 0.077, SLG: 0.040 (7, 1)		0-0 P4		2-1 L5		2-2 G1-3		1-3 K		3	0	0	0	0	0	5										
<b>Ken Griffey, L</b> OBP: 0.278, SLG: 0.294 (9, PH)										0	0	0	0	0	0	0										
<b>Inning Stats</b>	R: 0 E: 0 K: 0 S: 5	H: 1 LOB: 2 BB: 1 P: 11	R: 0 E: 1 K: 0 S: 10	H: 1 LOB: 2 BB: 0 P: 18	R: 1 E: 0 K: 0 S: 13	H: 1 LOB: 1 BB: 1 P: 18	R: 0 E: 0 K: 0 S: 8	H: 0 LOB: 1 BB: 1 P: 16	R: 0 E: 0 K: 1 S: 5	H: 0 LOB: 0 BB: 0 P: 10	R: 1 E: 0 K: 0 S: 15	H: 3 LOB: 2 BB: 0 P: 24	R: 0 E: 0 K: 1 S: 6	H: 0 LOB: 1 BB: 0 P: 8	R: 0 E: 0 K: 2 S: 10	H: 1 LOB: 1 BB: 0 P: 14	R: 0 E: 0 K: 1 S: 10	H: 0 LOB: 0 BB: 0 P: 11	1B: 6 2B: 0 3B: 0 HR: 1	SF: 0 SAC: 0 DP: 0 HBP: 0	WP: 1 PB: 0 CS: 0	PA: 37				
<b>PITCHER</b>	IP	WLS	BF	H	R	ER	SO	BB	IBB	HBP	BLK	WP	HR	S	P	ERA	WHIP									
<b>Jim Deshaies, L</b> ERA: 3.99	(1, 1)	6.0	L	27	6	2	2	1	2	0	0	0	1	1	56	97	3.00	1.333								
<b>Danny Darwin, R</b> ERA: 2.83	(7, 1)	3.0	W	10	1	0	0	4	0	0	0	0	0	0	26	33	0.00	0.333								

Cincinnati Reds @ Houston Astros  
Astrodome, Houston, TX  
Sun Jun 10 1990, 4:33 AM EDT  
Att: 19,076 - Dome

AB 35  
R 2  
H 7  
RBI 2  
BB 2  
SO 5  
LOB 16



Batter	1	2	3	4	5	6	7	8	9	AB	R	H	RBI	BB	SO	LOB	BOTTOM								
<b>Bill Doran, S</b> OBP: 0.348, SLG: 0.324 (1, 4)	3-2 G3 HR 1B		3-3 K		0-0 G4-3		2-2 E3			4	1	1	1	0	1	1									
<b>Ken Oberkfell, L</b> OBP: 0.308, SLG: 0.339 (8, 5)	2-2 G3		0-1 WP		2-1 P5		3-3 K			4	0	1	0	0	1	2									
<b>Ken Caminiti, S</b> OBP: 0.317, SLG: 0.319 (8, 5)	1-3		2B				2-3 K			0	0	0	0	0	0	0									
<b>Franklin Stubbs, L</b> OBP: 0.333, SLG: 0.500 (1, 7)	0-0		2-3 K				1-1 P6			4	1	1	2	0	2	3									
<b>Alex Trevino, R</b> OBP: 0.232, SLG: 0.327 (8, 2)	3-H HR		2-3							0	0	0	0	0	0	0									
<b>Glenn Davis, R</b> OBP: 0.347, SLG: 0.583 (1, 3)	3-3 K		4-0 IBB				0-0 G4-3 2B		0-3 K	3	0	1	0	1	2	0									
<b>Craig Biggio, R</b> OBP: 0.332, SLG: 0.332 (8, 7)	1-2 L6		3-2 F8				2-2 G4-3		2-3 K	4	0	0	0	0	1	3									
<b>Eric Anthony, L</b> OBP: 0.328, SLG: 0.408 (7, 1)			0-3 K				2-3 K		0-1 G5-3	3	0	0	0	0	3	1									
<b>Danny Darwin, R</b> ERA: 2.83	(7, 1)									1	0	0	0	0	0	0									
<b>Rafael Ramirez, R</b> OBP: 0.273, SLG: 0.296 (1, 6)		0-1 B1 3B		0-1 5-3			0-3 K			3	0	1	0	0	1	0									
<b>Rich Gedman, L</b> OBP: 0.385, SLG: 0.158 (7, PR)		4-2 BB		2-2 4-3			1-0 E4 3B			2	0	0	0	1	0	0									
<b>Eric Yelding, R</b> OBP: 0.305, SLG: 0.286 (8, 8)										0	1	0	0	0	0	0									
<b>Jim Deshaies, L</b> ERA: 3.99	(1, 1)									2	0	0	0	0	1	2									
<b>Casey Candaele, S</b> OBP: 0.338, SLG: 0.333 (7, 9)		0-0 B1		1-3 K			1-0 E 3B			1	1	1	1	0	0	0									
<b>Inning Stats</b>	R: 2 E: 0 K: 1 S: 16	H: 2 LOB: 0 BB: 0 P: 25	R: 0 E: 0 K: 1 S: 9	H: 1 LOB: 1 BB: 1 P: 13	R: 0 E: 0 K: 2 S: 14	H: 1 LOB: 2 BB: 1 P: 26	R: 0 E: 0 K: 1 S: 9	H: 0 LOB: 0 BB: 0 P: 14	R: 0 E: 0 K: 1 S: 6	H: 0 LOB: 0 BB: 0 P: 9	R: 0 E: 0 K: 2 S: 14	H: 1 LOB: 1 BB: 0 P: 19	R: 2 E: 2 K: 2 S: 18	H: 1 LOB: 2 BB: 0 P: 25	R: 0 E: 0 K: 2 S: 8	H: 0 LOB: 0 BB: 0 P: 10	R: 0 E: 0 K: 2 S: 8	H: 0 LOB: 0 BB: 0 P: 10	1B: 1 2B: 3 3B: 2 HR: 1	SF: 0 SAC: 0 DP: 1 HBP: 0	WP: 1 PB: 0 CS: 0	PA: 33			
<b>PITCHER</b>	IP	WLS	BF	H	R	ER	SO	BB	IBB	HBP	BLK	WP	HR	S	P	ERA	WHIP								
<b>Jack Armstrong, R</b> ERA: 1.85	(1, 1)	6.1	L	27	6	4	2	3	0	0	0	0	0	73	113	2.84	1.105								
<b>Rob Dibble, R</b> ERA: 1.41	(7, 1)	1.2	W	6	0	0	0	3	0	0	0	0	0	21	28	0.00	0.000								

Cincinnati Reds @ Houston Astros  
Astrodome, Houston, TX  
Sun Jun 10 1990, 4:33 AM EDT  
Att: 19,076 - Dome

AB 31  
R 4  
H 6  
RBI 4  
BB 2  
SO 12  
LOB 12





Batter	1	2	3	4	5	6	7	8	9	AB	R	H	RBI	BB	SO	LOB	TOP							
Lonnie Smith, R OBP: 0.319, SLG: 0.396	G6-3	1-H 3B		F7		2B 2B	F7			5	1	2	1	0	0	3	Atlanta Braves @ Cincinnati Reds Riverfront Stadium, Cincinnati, OH Tue Jun 12 1990, 7:05 PM EDT Sunny							
Jeff Treadway, L OBP: 0.326, SLG: 0.444	G4-3	F8		G3		G6-3		L9-3 BB		4	0	0	0	1	0	2								
Ron Gant, R OBP: 0.373, SLG: 0.565				K				L9-3 1-2		5	0	2	1	0	2	2								
Jim Presley, R OBP: 0.315, SLG: 0.441	F8	F8			HR	K		F8		5	1	1	1	0	1	3								
Dale Murphy, R OBP: 0.345, SLG: 0.462		1B HR 1B	K		K		F9		G6-3	5	1	1	0	0	2	0								
David Justice, L OBP: 0.340, SLG: 0.424		1B HR BB	S 2B BB		G4-3		G4-3		1B	3	2	1	0	2	0	0								
Jeff Blauer, R OBP: 0.350, SLG: 0.413		HR 1B	1-H 2B				1B		L7	5	1	4	1	0	0	1								
Greg Olson, R OBP: 0.359, SLG: 0.467		HR	F9		F9		BB		1B	5	1	3	4	0	0	2								
Tom Glavine, L OBP: 0.185, SLG: 0.160		3B 1B	G6-3			G5-3			G1-3	4	1	1	0	1	0	3								
<b>Inning Stats</b>	R: 0 E: 0 K: 0 S: 4	H: 1 LOB: 1 BB: 0 P: 5	R: 5 E: 0 K: 1 S: 19	H: 5 LOB: 1 BB: 1 P: 27	R: 1 E: 0 K: 1 S: 15	H: 1 LOB: 1 BB: 1 P: 25	R: 0 E: 0 K: 1 S: 5	H: 0 LOB: 0 BB: 0 P: 9	R: 1 E: 0 K: 1 S: 12	H: 2 LOB: 1 BB: 0 P: 16	R: 1 E: 0 K: 1 S: 16	H: 2 LOB: 1 BB: 0 P: 23	R: 0 E: 0 K: 0 S: 11	H: 2 LOB: 0 BB: 1 P: 19	R: 0 E: 0 K: 0 S: 11	H: 0 LOB: 0 BB: 1 P: 19	R: 0 E: 0 K: 0 S: 8	H: 2 LOB: 2 BB: 0 P: 12	1B: 8 2B: 5 3B: 1 HR: 2	SF: 0 SAC: 0 DP: 1 HBP: 0	WP: 0 PB: 0 SB: 1 CS: 0	PA: 45		
<b>PITCHER</b>	IP WLS BF H R ER SO BB IBB HBP BLK WP HR S P ERA WHIP	IP WLS BF H R ER SO BB IBB HBP BLK WP HR S P ERA WHIP	IP WLS BF H R ER SO BB IBB HBP BLK WP HR S P ERA WHIP	IP WLS BF H R ER SO BB IBB HBP BLK WP HR S P ERA WHIP	IP WLS BF H R ER SO BB IBB HBP BLK WP HR S P ERA WHIP	IP WLS BF H R ER SO BB IBB HBP BLK WP HR S P ERA WHIP	IP WLS BF H R ER SO BB IBB HBP BLK WP HR S P ERA WHIP	IP WLS BF H R ER SO BB IBB HBP BLK WP HR S P ERA WHIP	IP WLS BF H R ER SO BB IBB HBP BLK WP HR S P ERA WHIP	IP WLS BF H R ER SO BB IBB HBP BLK WP HR S P ERA WHIP	IP WLS BF H R ER SO BB IBB HBP BLK WP HR S P ERA WHIP	IP WLS BF H R ER SO BB IBB HBP BLK WP HR S P ERA WHIP	IP WLS BF H R ER SO BB IBB HBP BLK WP HR S P ERA WHIP	IP WLS BF H R ER SO BB IBB HBP BLK WP HR S P ERA WHIP	IP WLS BF H R ER SO BB IBB HBP BLK WP HR S P ERA WHIP	IP WLS BF H R ER SO BB IBB HBP BLK WP HR S P ERA WHIP	IP WLS BF H R ER SO BB IBB HBP BLK WP HR S P ERA WHIP	IP WLS BF H R ER SO BB IBB HBP BLK WP HR S P ERA WHIP	IP WLS BF H R ER SO BB IBB HBP BLK WP HR S P ERA WHIP	IP WLS BF H R ER SO BB IBB HBP BLK WP HR S P ERA WHIP	IP WLS BF H R ER SO BB IBB HBP BLK WP HR S P ERA WHIP	IP WLS BF H R ER SO BB IBB HBP BLK WP HR S P ERA WHIP	IP WLS BF H R ER SO BB IBB HBP BLK WP HR S P ERA WHIP	IP WLS BF H R ER SO BB IBB HBP BLK WP HR S P ERA WHIP

AB	41
R	8
H	15
RBI	8
BB	4
SO	5
LOB	16



Batter	1	2	3	4	5	6	7	8	9	AB	R	H	RBI	BB	SO	LOB	BOTTOM							
Chris Sabo, R OBP: 0.385, SLG: 0.546	G4-3 WP 1B	P6		P4			G6-3			4	1	1	0	0	0	2	Atlanta Braves @ Cincinnati Reds Riverfront Stadium, Cincinnati, OH Tue Jun 12 1990, 7:05 PM EDT Sunny							
Billy Hatcher, R OBP: 0.368, SLG: 0.413	G4-3	G6-3			FC6-4 BB		F9			3	0	0	0	1	0	1								
Barry Larkin, R OBP: 0.411, SLG: 0.392	WP 1B BB			G6-4-3 1B			F9		G4-3	3	1	1	0	1	0	1								
Eric Davis, R OBP: 0.280, SLG: 0.367	1B BB			L7		FC6-4 1-2		P8		3	1	0	0	1	0	2								
Todd Benzinger, S OBP: 0.324, SLG: 0.360				G6-4-3			F8		F7	4	0	1	1	0	0	2								
Norm Charlton, S OBP: 0.500, SLG: 0.500	1B			G6-4-3 1-2			F8		F7	0	0	0	0	0	0	0								
Glenn Braggs, R OBP: 0.326, SLG: 0.368	K			G5-3			G5-3 1B		F9	4	0	1	0	0	1	2								
Mariano Duncan, R OBP: 0.373, SLG: 0.527				2B 1B			P6		G5-3	4	0	2	1	0	0	1								
Joe Oliver, R OBP: 0.322, SLG: 0.376	K2-3						FC5-4 1-2		K	4	0	1	0	0	2	3								
Danny Jackson, R OBP: 0.091, SLG: 0.091									P9	0	0	0	0	0	0	0								
Tim Lincecum, R OBP: 0.220, SLG: 0.522										1	0	0	0	0	1	0								
Rolando Roomes, R OBP: 0.220, SLG: 0.522										1	0	0	0	0	1	2								
Tim Birtsas, L OBP: 0.220, SLG: 0.522										0	0	0	0	0	0	0								
Herm Winningham, L OBP: 0.220, SLG: 0.522										1	0	0	0	0	1	1								
Randy Myers, L OBP: 0.220, SLG: 0.522										0	0	0	0	0	0	0								
Luis Quiñones, S OBP: 0.220, SLG: 0.268										1	0	0	0	0	0	0								
<b>Inning Stats</b>	R: 3 E: 0 K: 2 S: 22	H: 3 LOB: 2 BB: 2 P: 36	R: 0 E: 0 K: 1 S: 7	H: 0 LOB: 0 BB: 0 P: 12	R: 0 E: 0 K: 0 S: 3	H: 1 LOB: 0 BB: 0 P: 5	R: 0 E: 0 K: 1 S: 10	H: 2 LOB: 2 BB: 0 P: 17	R: 0 E: 0 K: 0 S: 5	H: 0 LOB: 1 BB: 1 P: 11	R: 0 E: 0 K: 1 S: 7	H: 1 LOB: 1 BB: 0 P: 11	R: 0 E: 0 K: 0 S: 6	H: 0 LOB: 0 BB: 0 P: 10	R: 0 E: 0 K: 0 S: 9	H: 0 LOB: 0 BB: 0 P: 15	R: 0 E: 0 K: 1 S: 9	H: 0 LOB: 0 BB: 0 P: 11	1B: 6 2B: 1 3B: 0 HR: 0	SF: 0 SAC: 0 DP: 1 HBP: 0	WP: 2 PB: 0 SB: 1 CS: 0	PA: 36		
<b>PITCHER</b>	IP WLS BF H R ER SO BB IBB HBP BLK WP HR S P ERA WHIP	IP WLS BF H R ER SO BB IBB HBP BLK WP HR S P ERA WHIP	IP WLS BF H R ER SO BB IBB HBP BLK WP HR S P ERA WHIP	IP WLS BF H R ER SO BB IBB HBP BLK WP HR S P ERA WHIP	IP WLS BF H R ER SO BB IBB HBP BLK WP HR S P ERA WHIP	IP WLS BF H R ER SO BB IBB HBP BLK WP HR S P ERA WHIP	IP WLS BF H R ER SO BB IBB HBP BLK WP HR S P ERA WHIP	IP WLS BF H R ER SO BB IBB HBP BLK WP HR S P ERA WHIP	IP WLS BF H R ER SO BB IBB HBP BLK WP HR S P ERA WHIP	IP WLS BF H R ER SO BB IBB HBP BLK WP HR S P ERA WHIP	IP WLS BF H R ER SO BB IBB HBP BLK WP HR S P ERA WHIP	IP WLS BF H R ER SO BB IBB HBP BLK WP HR S P ERA WHIP	IP WLS BF H R ER SO BB IBB HBP BLK WP HR S P ERA WHIP	IP WLS BF H R ER SO BB IBB HBP BLK WP HR S P ERA WHIP	IP WLS BF H R ER SO BB IBB HBP BLK WP HR S P ERA WHIP	IP WLS BF H R ER SO BB IBB HBP BLK WP HR S P ERA WHIP	IP WLS BF H R ER SO BB IBB HBP BLK WP HR S P ERA WHIP	IP WLS BF H R ER SO BB IBB HBP BLK WP HR S P ERA WHIP	IP WLS BF H R ER SO BB IBB HBP BLK WP HR S P ERA WHIP	IP WLS BF H R ER SO BB IBB HBP BLK WP HR S P ERA WHIP	IP WLS BF H R ER SO BB IBB HBP BLK WP HR S P ERA WHIP	IP WLS BF H R ER SO BB IBB HBP BLK WP HR S P ERA WHIP	IP WLS BF H R ER SO BB IBB HBP BLK WP HR S P ERA WHIP	IP WLS BF H R ER SO BB IBB HBP BLK WP HR S P ERA WHIP









Batter	1	2	3	4	5	6	7	8	9	AB	R	H	RBI	BB	SO	LOB	TOP					
<b>Lonnie Smith, R</b> OBP: 0.324, SLG: 0.430										5	2	2	1	0	0	1	<b>Atlanta Braves @ Cincinnati Reds</b> Riverfront Stadium, Cincinnati, OH Wed Jun 13 1990, 7:05 PM EDT Att: 23,567 - Unknown - 85 F					
<b>Jeff Treadway, L</b> OBP: 0.328, SLG: 0.463										4	2	2	2	0	0							
<b>Ron Gant, R</b> OBP: 0.368, SLG: 0.580										4	0	0	0	0	0	1						
<b>Jim Presley, R</b> OBP: 0.317, SLG: 0.440										3	0	2	0	1	0	0						
<b>Dale Murphy, R</b> OBP: 0.342, SLG: 0.451 <b>Joe Boever, R</b> (8, 1)										3	0	1	1	1	0	2						
<b>David Justice, L</b> OBP: 0.324, SLG: 0.394										4	0	0	0	0	1	5						
<b>Jeff Blauer, R</b> OBP: 0.351, SLG: 0.419										4	0	1	0	0	0	3						
<b>Greg Olson, R</b> OBP: 0.350, SLG: 0.454 <b>Rick Luecken, R</b> (6, 1)										3	0	0	0	0	1	1						
<b>Tommy Gregg, L</b> OBP: 0.215, SLG: 0.175										0	0	0	0	0	0	0						
<b>Steve Avery, L</b> (1, 1) <b>Marty Clary, R</b> (3, 1) <b>Tony Castillo, L</b> (3, 1) <b>Francisco Cabrera, R</b> OBP: 0.353, SLG: 0.529										1	0	0	0	0	0	0						
<b>Inning Stats</b>	R: 2 E: 1 K: 1 S: 13	H: 2 LOB: 2 BB: 1 P: 21	R: 0 E: 0 K: 0 S: 6	H: 0 LOB: 0 BB: 0 P: 6	R: 0 E: 0 K: 2 S: 6	H: 1 LOB: 2 BB: 1 P: 13	R: 0 E: 0 K: 2 S: 9	H: 0 LOB: 0 BB: 0 P: 12	R: 1 E: 0 K: 0 S: 11	H: 1 LOB: 1 BB: 0 P: 16	R: 0 E: 0 K: 0 S: 7	H: 1 LOB: 1 BB: 0 P: 10	R: 1 E: 0 K: 1 S: 9	H: 1 LOB: 0 BB: 0 P: 10	R: 0 E: 0 K: 0 S: 5	H: 1 LOB: 0 BB: 0 P: 9	R: 0 E: 0 K: 0 S: 8	H: 1 LOB: 1 BB: 0 P: 12	1B: 4 2B: 2 3B: 0 HR: 2	SF: 0 SAC: 0 DP: 1 HBP: 0	WP: 1 PB: 0 SB: 0 CS: 0	PA: 37
<b>PITCHER</b> <b>Tom Browning, L</b> ERA: 2.24	IP: 9.0 WLS: W BF: 37 H: 8 R: 4 ER: 4 SO: 4 BB: 1 IBB: 1 HBP: 0 BLK: 0 WP: 1 HR: 2 S: 74 P: 109 ERA: 4.00 WHIP: 1.000															<b>PITCHER</b>	IP: WLS: BF: H: R: ER: SO: BB: IBB: HBP: BLK: WP: HR: S: P: ERA: WHIP:					

AB 35  
R 4  
H 8  
RBI 4  
BB 2  
SO 4  
LOB 15



Batter	1	2	3	4	5	6	7	8	9	AB	R	H	RBI	BB	SO	LOB	BOTTOM			
<b>Billy Hatcher, R</b> OBP: 0.371, SLG: 0.420 <b>Herm Winningham, L</b> (8, FH) OBP: 0.295, SLG: 0.347										5	1	3	2	0	0	0	<b>Atlanta Braves @ Cincinnati Reds</b> Riverfront Stadium, Cincinnati, OH Wed Jun 13 1990, 7:05 PM EDT Att: 23,567 - Unknown - 85 F			
<b>Barry Larkin, R</b> OBP: 0.408, SLG: 0.404										5	1	2	1	0	0	3				
<b>Chris Sabo, R</b> OBP: 0.400, SLG: 0.571										4	3	4	2	1	0	0				
<b>Eric Davis, R</b> OBP: 0.292, SLG: 0.375 <b>Rolando Roomes, R</b> OBP: 0.217, SLG: 0.317										2	2	1	1	2	1	1				
<b>Glenn Braggs, R</b> OBP: 0.347, SLG: 0.400										5	1	4	1	0	1	3				
<b>Todd Benzinger, S</b> OBP: 0.318, SLG: 0.355										4	2	1	2	0	0	6				
<b>Mariano Duncan, R</b> OBP: 0.384, SLG: 0.514										5	1	2	1	0	0	2				
<b>Joe Oliver, R</b> OBP: 0.319, SLG: 0.366										4	1	0	0	1	2	2				
<b>Tom Browning, L</b> OBP: 0.114, SLG: 0.088										5	1	1	2	0	2	2				
<b>Inning Stats</b>	R: 0 E: 0 K: 1 S: 8	H: 0 LOB: 1 BB: 1 P: 17	R: 2 E: 0 K: 2 S: 15	H: 4 LOB: 2 BB: 0 P: 20	R: 7 E: 0 K: 1 S: 21	H: 7 LOB: 3 BB: 3 P: 48	R: 0 E: 0 K: 1 S: 10	H: 0 LOB: 0 BB: 0 P: 11	R: 3 E: 0 K: 0 S: 20	H: 4 LOB: 1 BB: 0 P: 27	R: 0 E: 0 K: 1 S: 9	H: 1 LOB: 1 BB: 0 P: 12	R: 1 E: 0 K: 0 S: 7	H: 2 LOB: 1 BB: 0 P: 11	R: 0 E: 0 K: 1 S: 6	H: 0 LOB: 0 BB: 0 P: 6		1B: 11 2B: 4 3B: 1 HR: 2	SF: 1 SAC: 0 DP: 0 HBP: 0	WP: 1 PB: 0 SB: 2 CS: 0
<b>PITCHER</b> <b>Steve Avery, L</b> ERA: 30.86 <b>Marty Clary, R</b> ERA: 5.57 <b>Tony Castillo, L</b> ERA: 4.22 <b>Rick Luecken, R</b> ERA: 5.4 <b>Joe Boever, R</b> ERA: 3.29	IP: 2.1 WLS: L BF: 18 H: 8 R: 8 ER: 8 SO: 3 BB: 2 IBB: 1 HBP: 0 BLK: 0 WP: 0 HR: 0 S: 34 P: 60 ERA: 30.86 WHIP: 4.286															<b>PITCHER</b>	IP: WLS: BF: H: R: ER: SO: BB: IBB: HBP: BLK: WP: HR: S: P: ERA: WHIP:			





Batter	1	2	3	4	5	6	7	8	9	AB	R	H	RBI	BB	SO	LOB	TOP					
<b>Lonnie Smith, R</b> OBP: 0.331, SLG: 0.429 (1, 7)	F9		G1-6-3 1B	FC4-6 BB		1B IBB		K		3	0	1	0	2	1	1						
<b>Jeff Treadway, L</b> OBP: 0.325, SLG: 0.456 (1, 4)	K2-3		G1-6-3 1-2f	FC4-6 1-2f		FC5-4 1B		K	0-3 1	5	0	1	1	0	2	4						
<b>Ron Gant, R</b> OBP: 0.368, SLG: 0.580 (1, 8)	5-3		3-1 2B		5-3	FC5-4 1-2f		5-3 1B	0-2	5	1	2	0	0	0	3						
<b>Jim Presley, R</b> OBP: 0.314, SLG: 0.432 (1, 5)		F8		BB		K		6-3	1-0 1-2	4	0	0	0	1	1	1						
<b>Dale Murphy, R</b> OBP: 0.343, SLG: 0.447 (1, 9)	1B BB		K			K		K	0-0 2H	4	1	1	1	1	3	2						
<b>David Justice, L</b> OBP: 0.319, SLG: 0.385 (1, 3)	F8				F9	SH5-4 1B		4-3	2-3 1-2	5	1	1	0	0	1	2						
<b>Jeff Blauser, R</b> OBP: 0.356, SLG: 0.430 (1, 6)	1B				5-3	L5		2B	0-1 2-2	4	0	2	0	0	0	1						
<b>Greg Olson, R</b> OBP: 0.363, SLG: 0.464 (1, 2)	1B				1-2 BB	1B		1-3	1-1	4	0	3	1	0	0	1						
<b>Charlie Leibrandt, R</b> OBP: 0.571, SLG: 0.571 <b>Francisco Cabrera, R</b> OBP: 0.333, SLG: 0.500 <b>Joe Boever, R</b> (8, 1)	1-3				1-2 BB	1B		SH5-4 1B	2-2 L9	2	0	1	0	0	0	2						
<b>Inning Stats</b>	R: 0 E: 0 K: 1 S: 5	H: 0 LOB: 0 BB: 0 P: 6	R: 1 E: 0 K: 0 S: 14	H: 2 LOB: 2 BB: 1 P: 28	R: 0 E: 0 K: 1 S: 11	H: 2 LOB: 2 BB: 1 P: 24	R: 0 E: 0 K: 0 S: 15	H: 2 LOB: 3 BB: 1 P: 26	R: 0 E: 0 K: 2 S: 11	H: 0 LOB: 0 BB: 0 P: 17	R: 1 E: 0 K: 0 S: 10	H: 3 LOB: 3 BB: 1 P: 19	R: 0 E: 0 K: 1 S: 5	H: 0 LOB: 0 BB: 0 P: 8	R: 0 E: 0 K: 1 S: 11	H: 1 LOB: 1 BB: 0 P: 18	R: 1 E: 0 K: 2 S: 11	H: 2 LOB: 1 BB: 0 P: 14	1B: 10 2B: 2 HR: 0	SF: 0 SAC: 1 HBP: 0	WP: 0 PB: 0 CS: 1	PA: 42
<b>PITCHER</b>	IP	WLS	BF	H	R	ER	SO	BB	IBB	HBP	BLK	WP	HR	S	P	ERA	WHIP					
<b>Rick Mahler, R</b> ERA: 5.23 <b>Norm Charlton, L</b> ERA: 3.22 <b>Rob Dibble, R</b> ERA: 1.53	5.2		28	8	2	2	4	3	1	0	0	0	0	62	115	3.18	1.941					

**Atlanta Braves @ Cincinnati Reds**  
Riverfront Stadium, Cincinnati, OH  
Thu Jun 14, 1990, 7:05 PM EDT  
Att: 19,847 - Unknown - 74 F

AB	37
R	3
H	12
RBI	3
BB	4
SO	8
LOB	18



Batter	1	2	3	4	5	6	7	8	9	AB	R	H	RBI	BB	SO	LOB	BOTTOM					
<b>Billy Hatcher, R</b> OBP: 0.380, SLG: 0.433 (1, 8)	FC1-6 1B	S 2B		1-1 1B			0-0 P3		1-0 1B	5	0	4	0	0	0	0						
<b>Barry Larkin, R</b> OBP: 0.408, SLG: 0.401 (1, 6)	FC1-6 1-2f 2B	2-3 BB		F7			0-0 F9		2-2 1B	4	1	1	1	1	0	2						
<b>Chris Sabo, R</b> OBP: 0.398, SLG: 0.569 (1, 5)	S 1B					2-2 P3	0-0 F7			4	1	1	1	0	1	2						
<b>Eric Davis, R</b> OBP: 0.291, SLG: 0.365 (1, 7)	1B 5-3 BB			5-3		2-3 K		0-1 6-3		3	1	0	0	1	1	0						
<b>Glenn Braggs, R</b> OBP: 0.347, SLG: 0.398 <b>Norm Charlton, S</b> OBP: 0.500, SLG: 0.500 <b>Rob Dibble, L</b> (8, 1)	5-3 1B			K		1-2 G3		0-1 4-3		3	0	1	1	0	1	0						
<b>Todd Benzinger, S</b> OBP: 0.317, SLG: 0.357 (1, 3)	5-3						1-2 4-3		2-3 K	4	0	1	1	0	1	1						
<b>Mariano Duncan, R</b> OBP: 0.355, SLG: 0.500 (1, 4)	F7					1-2 1-3			2-2 5-3	4	0	0	0	0	0	2						
<b>Joe Oliver, R</b> OBP: 0.317, SLG: 0.364 (1, 2)		5-3				0-0 6-3		1-1 1B	3-2 F9	4	0	1	0	0	0	0						
<b>Rick Mahler, R</b> OBP: 0.200, SLG: 0.200 <b>Paul O'Neill, L</b> OBP: 0.336, SLG: 0.425 (6, 9)	L5					1-1 5-3		2-3 K	4-0 1B	2	0	0	0	0	0	0						
<b>Inning Stats</b>	R: 3 E: 0 K: 0 S: 15	H: 3 LOB: 1 BB: 1 P: 29	R: 0 E: 0 K: 1 S: 15	H: 1 LOB: 2 BB: 1 P: 26	R: 0 E: 0 K: 1 S: 9	H: 1 LOB: 1 BB: 0 P: 12	R: 0 E: 0 K: 0 S: 7	H: 1 LOB: 1 BB: 0 P: 9	R: 0 E: 0 K: 1 S: 11	H: 0 LOB: 0 BB: 0 P: 16	R: 0 E: 0 K: 0 S: 3	H: 0 LOB: 0 BB: 0 P: 3	R: 0 E: 0 K: 1 S: 7	H: 0 LOB: 0 BB: 0 P: 9	R: 1 E: 0 K: 0 S: 14	H: 2 LOB: 2 BB: 1 P: 26	1B: 6 2B: 3 HR: 0	SF: 0 SAC: 0 HBP: 0	WP: 0 PB: 0 CS: 0	PA: 38		
<b>PITCHER</b>	IP	WLS	BF	H	R	ER	SO	BB	IBB	HBP	BLK	WP	HR	S	P	ERA	WHIP					
<b>Charlie Leibrandt, L</b> ERA: 1.96 <b>Joe Boever, R</b> ERA: 3.41	7.0		30	7	3	3	4	2	0	0	0	0	0	21	35	5.40	1.800					

**Atlanta Braves @ Cincinnati Reds**  
Riverfront Stadium, Cincinnati, OH  
Thu Jun 14, 1990, 7:05 PM EDT  
Att: 19,847 - Unknown - 74 F

AB	35
R	4
H	9
RBI	4
BB	3
SO	5
LOB	8






Batter	1	2	3	4	5	6	7	8	9	AB	R	H	RBI	BB	SO	LOB	TOP		
<b>Bill Doran, S</b> OBP: 0.374, SLG: 0.342 (1, 4)	0-1 4-3		4-2 BLK 1B BB	0-0 1B		2-0 G3			1-3 K	4	1	1	0	1	1	0			
<b>Craig Biggio, R</b> OBP: 0.336, SLG: 0.338 (1, 8)	2-1 F8		1-1 1B 1B	2-2 FC3-6 1B			0-3 K		3-2 F9	5	1	2	2	0	1	0			
<b>Ken Oberkfell, L</b> OBP: 0.314, SLG: 0.344 (1, 3)	0-0 1B		1-2 FC3-6 1B	1-3 FC3-6 1B			1-0 G3			4	0	2	0	0	0	2			
<b>Franklin Stubbs, L</b> OBP: 0.336, SLG: 0.525 (1, 7)	2-1 P4		1-1 FC3-6 1B	2-3 K			2-2 1B			4	0	2	1	0	1	3			
<b>Ken Caminiti, S</b> OBP: 0.314, SLG: 0.317 (1, 5)		1-2 F7	1-2 FC3-6		2-1 F9				1-1 F7	4	0	0	0	0	0	3			
<b>Glenn Wilson, R</b> OBP: 0.283, SLG: 0.338 (1, 9)		0-1 F9	2-3 K		2-3 K			3-1 P3		4	0	0	0	0	2	2			
<b>Rafael Ramirez, R</b> OBP: 0.305, SLG: 0.305 (8, 1)		0-1 2B	1-0 F9		0-0 F8			2-2 L8		4	0	1	0	0	0	2			
<b>Rich Gedman, L</b> OBP: 0.359, SLG: 0.172 (8, PH)		4-0 IBB		0-0 1B 2B		2-2 F7		2-1 G4-3		2	1	1	0	1	0	0			
<b>Jim Clancy, R</b> OBP: 0.300, SLG: 0.300 (4, PH)		1-3 K		0-3 K		1-3 K		3-2 F9		1	0	0	0	0	1	2			
<b>Inning Stats</b>	R: 0 E: 0 K: 0 S: 7	H: 1 LOB: 1 BB: 0 P: 11	R: 0 E: 0 K: 1 S: 11	H: 1 LOB: 2 BB: 1 P: 17	R: 2 E: 0 K: 1 S: 18	H: 3 LOB: 2 BB: 1 P: 29	R: 1 E: 0 K: 2 S: 22	H: 3 LOB: 0 BB: 0 P: 25	R: 0 E: 0 K: 1 S: 8	H: 0 LOB: 0 BB: 0 P: 12	R: 0 E: 0 K: 1 S: 10	H: 1 LOB: 1 BB: 0 P: 14	R: 0 E: 0 K: 0 S: 7	H: 0 LOB: 0 BB: 0 P: 14	R: 0 E: 0 K: 1 S: 11	H: 0 LOB: 0 BB: 0 P: 18	1B: 7 2B: 2 3B: 0 HR: 0	SF: 0 SAC: 0 DP: 0 HBP: 0	WP: 0 PA: 38 PB: 0 SB: 0 CS: 0
<b>PITCHER</b>	IP	WLS	BF	H	R	ER	SO	BB	IBB	HBP	BLK	WP	HR	S	P	ERA	WHIP		
<b>Jack Armstrong, R</b> ERA: 1.99 (1, 1)	7.2	W	34	9	3	3	7	1	1	0	1	0	0	88	130	3.52	1.304		
<b>Randy Myers, L</b> ERA: 2.73 (8, 1)	1.1	S	4	0	0	0	1	0	0	0	0	0	0	13	22	0.00	0.000		

**Houston Astros @ Cincinnati Reds**  
Riverfront Stadium, Cincinnati, OH  
Fri Jun 15 1990, 7:05 PM EDT  
Att: 30,597 - Unknown - 85 F


AB 36  
R 3  
H 9  
RBI 3  
BB 2  
SO 8  
LOB 15



Batter	1	2	3	4	5	6	7	8	9	AB	R	H	RBI	BB	SO	LOB	BOTTOM		
<b>Billy Hatcher, R</b> OBP: 0.378, SLG: 0.430 (1, 8)	1-1 5-3	1-2 CS 1B		0-1 6-3		3-2 4-3				4	0	1	0	0	0	0			
<b>Barry Larkin, R</b> OBP: 0.410, SLG: 0.403 (1, 6)	1-0 1B	1-1 CS	0-3 K	2-1 FC6-4 1B			0-0 P6			4	1	2	0	0	1	0			
<b>Chris Sabo, R</b> OBP: 0.399, SLG: 0.568 (1, 5)	2-2 1B 1B		1-2 2B 1B	1-1 F7			0-3 K			4	2	2	0	0	1	1			
<b>Eric Davis, R</b> OBP: 0.290, SLG: 0.356 (1, 7)	0-1 P3		4-0 2B BB	0-1 FC6-4			2-3 K2-3			3	1	0	0	1	1	3			
<b>Paul O'Neill, L</b> OBP: 0.349, SLG: 0.442 (1, 9)	0-1 1B		0-0 FC6-4 1B 2B	2-2 G6-4-3 1B			3-1 CS 1B			4	1	4	3	0	0	0			
<b>Todd Benzinger, S</b> OBP: 0.320, SLG: 0.357 (1, 3)	0-0 1B		4-0 FC6-4 IBB	1-2 F8			1-1 L9			3	0	1	1	1	0	2			
<b>Mariano Duncan, R</b> OBP: 0.352, SLG: 0.500 (1, 4)	1-0 1-3		0-2 FC6-4 IBB	2-1 G6-4-3			2-0 2B			4	1	1	0	0	0	5			
<b>Joe Oliver, R</b> OBP: 0.326, SLG: 0.361 (1, 2)		3-2 1-3	4-0 IBB	1-2 IBB		4-2 B5-6-4 BB		4-0 IBB		1	0	0	0	3	0	0			
<b>Jack Armstrong, R</b> OBP: 0.103, SLG: 0.071 (8, 1)		0-3 K	2-1 IBB	0-1 B5-6-4			0-3 K			3	0	1	2	0	1	1			
<b>Inning Stats</b>	R: 2 E: 0 K: 0 S: 13	H: 4 LOB: 2 BB: 0 P: 18	R: 0 E: 0 K: 1 S: 11	H: 1 LOB: 0 BB: 0 P: 16	R: 4 E: 0 K: 1 S: 15	H: 3 LOB: 1 BB: 3 P: 30	R: 0 E: 0 K: 0 S: 8	H: 1 LOB: 1 BB: 0 P: 11	R: 0 E: 0 K: 0 S: 9	H: 0 LOB: 0 BB: 1 P: 16	R: 0 E: 0 K: 2 S: 10	H: 0 LOB: 0 BB: 0 P: 12	R: 0 E: 0 K: 1 S: 8	H: 2 LOB: 2 BB: 1 P: 18	1B: 10 2B: 2 3B: 0 HR: 0	SF: 0 SAC: 0 DP: 2 HBP: 0	WP: 0 PA: 37 PB: 0 SB: 0 CS: 2		
<b>PITCHER</b>	IP	WLS	BF	H	R	ER	SO	BB	IBB	HBP	BLK	WP	HR	S	P	ERA	WHIP		
<b>Jim Clancy, R</b> ERA: 5.01 (1, 1)	3.0	L	18	8	6	6	2	1	2	0	0	0	0	16	24	0.00	1.000		
<b>Dan Schatzeder, L</b> ERA: 2.62 (4, 1)	2.0		7	2	0	0	0	0	0	0	0	0	0	19	28	0.00	0.500		
<b>Danny Darwin, R</b> ERA: 2.54 (6, 1)	2.0		6	0	0	0	2	1	0	0	0	0	0	8	18	0.00	2.000		
<b>Juan Agosto, L</b> ERA: 3.08 (8, 1)	1.0		5	2	0	0	1	0	1	0	0	0	0	8	18	0.00	2.000		

**Houston Astros @ Cincinnati Reds**  
Riverfront Stadium, Cincinnati, OH  
Fri Jun 15 1990, 7:05 PM EDT  
Att: 30,597 - Unknown - 85 F

AB 31  
R 6  
H 12  
RBI 6  
BB 5  
SO 5  
LOB 14





Batter	1	2	3	4	5	6	7	8	9	AB	R	H	RBI	BB	SO	LOB	TOP				
<b>Bill Doran, S</b> OBP: 0.374, SLG: 0.337 (1, 4)	G6-3		1B BB		P3	G6-3 BB		FC3-6 FC6-4		3	0	0	0	2	0	2	<b>Houston Astros @ Cincinnati Reds</b> Riverfront Stadium, Cincinnati, OH Sat Jun 16 1990, 7:05 PM EDT Att: 36,495 - Sunny - 88 F				
<b>Craig Biggio, R</b> OBP: 0.341, SLG: 0.341 (1, 8)	G4-6-3 1B		1B		S G5-3 BB	G6-3		FC6-4		4	1	2	0	1	0	5					
<b>Ken Caminiti, S</b> OBP: 0.311, SLG: 0.314 (1, 5)	G4-6-3				G5-3		K		K	5	1	1	0	0	2	2					
<b>Glenn Davis, R</b> OBP: 0.346, SLG: 0.578 (1, 3)		G6-4-3 BB			F7		F9		G3-1	3	0	0	0	2	0	1					
<b>Glenn Wilson, R</b> OBP: 0.273, SLG: 0.345 (1, 9)	G6-4-3				2B 1B		FC6-4 1B		K	5	0	3	2	0	1	1					
<b>Rafael Ramirez, R</b> OBP: 0.273, SLG: 0.300 <b>Larry Andersen, R</b> (7, 1)	G4-3				F7		FC6-4			3	0	0	0	0	0	3					
<b>Javier Ortiz, R</b> OBP: 0.750, SLG: 1.333 <b>Casey Candaele, S</b> OBP: 0.338, SLG: 0.381 (8, 6)			1B 2B		1-3 2B			K		2	0	2	0	1	0	0					
<b>Alex Trevino, R</b> OBP: 0.237, SLG: 0.315 <b>Rich Gedman, L</b> OBP: 0.300, SLG: 0.233 (6, 2)			K		4-0 IBB		1-3 2B	FC3-6 BB		1	0	0	0	1	1	1					
<b>Jim Deshaies, L</b> OBP: 0.296, SLG: 0.273 <b>Juan Agosto, L</b> OBP: 0.293, SLG: 0.236 <b>Eric Yelding, R</b> OBP: 0.341, SLG: 0.525 <b>Ken Oberkump, L</b> OBP: 0.341, SLG: 0.525 <b>Franklin Stubbs, L</b> OBP: 0.341, SLG: 0.525 (8, 7)			K		K		F8	FC3-6 BB		2	0	0	0	0	2	4					
<b>Inning Stats</b>	R: 0 E: 0 K: 0 S: 7	H: 1 LOB: 0 BB: 0 P: 10	R: 0 E: 0 K: 0 S: 4	H: 0 LOB: 0 BB: 1 P: 10	R: 0 E: 0 K: 2 S: 10	H: 2 LOB: 2 BB: 1 P: 18	R: 1 E: 0 K: 1 S: 15	H: 3 LOB: 3 BB: 1 P: 27	R: 1 E: 0 K: 0 S: 14	H: 1 LOB: 2 BB: 2 P: 26	R: 0 E: 0 K: 1 S: 8	H: 1 LOB: 1 BB: 0 P: 13	R: 0 E: 0 K: 1 S: 7	H: 0 LOB: 2 BB: 2 P: 16	R: 0 E: 0 K: 2 S: 8	H: 0 LOB: 0 BB: 0 P: 14		1B: 6 2B: 3 3B: 0 HR: 0	SF: 0 SAC: 0 DP: 3 HBP: 0	WP: 0 PB: 0 SB: 2 CS: 0	PA: 41
<b>PITCHER</b>	IP WLS BF H R ER SO	IP WLS BF H R ER SO	IP WLS BF H R ER SO	IP WLS BF H R ER SO	IP WLS BF H R ER SO	IP WLS BF H R ER SO	IP WLS BF H R ER SO	IP WLS BF H R ER SO	IP WLS BF H R ER SO	IP WLS BF H R ER SO	IP WLS BF H R ER SO	IP WLS BF H R ER SO	IP WLS BF H R ER SO	IP WLS BF H R ER SO	IP WLS BF H R ER SO	IP WLS BF H R ER SO	ERA WHIP	ERA WHIP			
<b>Danny Jackson, L</b> ERA: 4.17 (1, 1)	5.0 W 25	7 2 2 3	4 2 0 0	0 0 0 0	1 0 0 0	0 0 0 0	0 0 0 0	0 0 0 0	0 0 0 0	0 0 0 0	0 0 0 0	0 0 0 0	0 0 0 0	0 0 0 0	0 0 0 0	0 0 0 0	3.60 2.200				
<b>Tim Layana, R</b> ERA: 2.92 (6, 1)	1.0 S	4 1 0 0	0 0 0 0	0 0 0 0	0 0 0 0	0 0 0 0	0 0 0 0	0 0 0 0	0 0 0 0	0 0 0 0	0 0 0 0	0 0 0 0	0 0 0 0	0 0 0 0	0 0 0 0	0 0 0 0	0.00 2.000				
<b>Rob Dibble, R</b> ERA: 1.41 (7, 1)	3.0 S	12 1 0 0	0 0 0 4	2 0 0 0	0 0 0 0	0 0 0 0	0 0 0 0	0 0 0 0	0 0 0 0	0 0 0 0	0 0 0 0	0 0 0 0	0 0 0 0	0 0 0 0	0 0 0 0	0 0 0 0	0.00 1.000				

AB	32
R	2
H	9
RBI	2
BB	9
SO	7
LOB	22



Batter	1	2	3	4	5	6	7	8	9	AB	R	H	RBI	BB	SO	LOB	BOTTOM				
<b>Chris Sabo, R</b> OBP: 0.401, SLG: 0.578 (1, 5)	P8		HBP		HR		G4-3			3	1	1	1	0	0	0	<b>Houston Astros @ Cincinnati Reds</b> Riverfront Stadium, Cincinnati, OH Sat Jun 16 1990, 7:05 PM EDT Att: 36,495 - Sunny - 88 F				
<b>Barry Larkin, R</b> OBP: 0.407, SLG: 0.413 (1, 6)	G6-3		L9		HR		G6-3			4	1	1	1	0	0	2					
<b>Eric Davis, R</b> OBP: 0.296, SLG: 0.385 (1, 8)	F8				HR 1B		K			4	2	2	1	0	1	0					
<b>Glenn Braggs, R</b> OBP: 0.351, SLG: 0.420 (1, 7)		K			HR 1B		G4-6-3 BB		K	3	1	1	2	1	2	0					
<b>Todd Benzinger, S</b> OBP: 0.319, SLG: 0.369 (1, 3)	G6-3		G6-3		L7			HR		4	1	1	1	0	0	1					
<b>Paul O'Neill, L</b> OBP: 0.351, SLG: 0.440 (1, 9)	G5-3				1B BB		G4-6-3		G1-3 1B	3	0	1	0	1	0	1					
<b>Mariano Duncan, R</b> OBP: 0.344, SLG: 0.487 (1, 4)			F7		F7		G4-3		G1-3	4	0	0	0	0	0	2					
<b>Joe Oliver, R</b> OBP: 0.335, SLG: 0.363 (1, 2)			SH1-4 BB		1B		G6-3		FC6-4 IBB	2	0	1	0	2	0	0					
<b>Danny Jackson, R</b> OBP: 0.083, SLG: 0.083 <b>Tim Layana, R</b> (6, 1)			SH1-4		K		G6-3		FC6-4	1	0	0	0	0	1	2					
<b>Rolando Roomes, R</b> OBP: 0.213, SLG: 0.311 <b>Rob Dibble, L</b> (7, 1)			1-2					1-2		1	0	0	0	0	0	2					
<b>Inning Stats</b>	R: 0 E: 0 K: 0 S: 5	H: 0 LOB: 0 BB: 0 P: 12	R: 0 E: 0 K: 1 S: 7	H: 0 LOB: 0 BB: 0 P: 12	R: 0 E: 0 K: 0 S: 6	H: 0 LOB: 1 BB: 1 P: 14	R: 2 E: 0 K: 1 S: 15	H: 3 LOB: 2 BB: 1 P: 24	R: 3 E: 0 K: 0 S: 14	H: 3 LOB: 0 BB: 1 P: 24	R: 0 E: 0 K: 0 S: 5	H: 0 LOB: 0 BB: 0 P: 8	R: 0 E: 0 K: 1 S: 6	H: 0 LOB: 0 BB: 0 P: 9	R: 1 E: 0 K: 1 S: 11	H: 2 LOB: 2 BB: 1 P: 19	1B: 3 2B: 0 3B: 0 HR: 5	SF: 0 SAC: 1 DP: 1 HBP: 1	WP: 0 PB: 0 SB: 0 CS: 0	PA: 36	
<b>PITCHER</b>	IP WLS BF H R ER SO	IP WLS BF H R ER SO	IP WLS BF H R ER SO	IP WLS BF H R ER SO	IP WLS BF H R ER SO	IP WLS BF H R ER SO	IP WLS BF H R ER SO	IP WLS BF H R ER SO	IP WLS BF H R ER SO	IP WLS BF H R ER SO	IP WLS BF H R ER SO	IP WLS BF H R ER SO	IP WLS BF H R ER SO	IP WLS BF H R ER SO	IP WLS BF H R ER SO	IP WLS BF H R ER SO	ERA WHIP	ERA WHIP			
<b>Jim Deshaies, L</b> ERA: 4.35 (5, 1)	4.0 L	21 6 5 5	0 0 0 0	0 0 0 0	1 0 0 0	0 0 0 0	0 0 0 0	0 0 0 0	0 0 0 0	0 0 0 0	0 0 0 0	0 0 0 0	0 0 0 0	0 0 0 0	0 0 0 0	0 0 0 0	11.25 2.000				
<b>Juan Agosto, L</b> ERA: 2.93 (7, 1)	2.0 9	6 2 1 1	0 0 0 2	0 1 0 0	0 0 0 0	0 0 0 0	0 0 0 0	0 0 0 0	0 0 0 0	0 0 0 0	0 0 0 0	0 0 0 0	0 0 0 0	0 0 0 0	0 0 0 0	0 0 0 0	4.50 1.000				





Batter	1	2	3	4	5	6	7	8	9	AB	R	H	RBI	BB	SO	LOB	TOP			
<b>Bill Doran, S</b> OBP: 0.372, SLG: 0.332 (1, 4)			6-3					G3		3	1	0	0	1	1	0	<b>Houston Astros @ Cincinnati Reds</b> Riverfront Stadium, Cincinnati, OH Sun Jun 17 1990, 3:33 AM EDT Att: 37,650 - Sunny - 89 F			
<b>Craig Biggio, R</b> OBP: 0.340, SLG: 0.343 (1, 8)			5-3							4	0	1	0	0	1	1				
<b>Franklin Stubbs, L</b> OBP: 0.345, SLG: 0.524 (1, 7)								G3		4	0	2	0	0	1	1				
<b>Glenn Davis, R</b> OBP: 0.341, SLG: 0.568 (1, 3)										4	0	0	0	0	2	3				
<b>Ken Caminiti, S</b> OBP: 0.315, SLG: 0.315 (1, 5)										3	0	1	1	1	0	1				
<b>Glenn Wilson, R</b> OBP: 0.297, SLG: 0.337 (1, 9)										4	0	0	0	0	2	3				
<b>Rich Gedman, L</b> OBP: 0.386, SLG: 0.219 (1, 2)										2	0	0	0	1	1	1				
<b>Rafael Ramirez, R</b> OBP: 0.269, SLG: 0.295 (1, 6)										3	0	0	0	0	0	2				
<b>Mark Portugal, R</b> Casey Candaele, S Xavier Hernandez, L Dan Schatzeder, L Ken Oberkell, L Juan Agosto, L										1	0	0	0	0	0	0				
<b>Inning Stats</b>	R: 1 E: 0 K: 3 S: 21	H: 2 LOB: 2 BB: 1 P: 31	R: 0 E: 0 K: 0 S: 10	H: 0 LOB: 0 BB: 1 P: 15	R: 0 E: 0 K: 1 S: 8	H: 1 LOB: 1 BB: 0 P: 12	R: 0 E: 0 K: 2 S: 10	H: 0 LOB: 1 BB: 1 P: 20	R: 0 E: 0 K: 1 S: 9	H: 0 LOB: 0 BB: 0 P: 15	R: 0 E: 0 K: 0 S: 6	H: 0 LOB: 0 BB: 0 P: 11	R: 0 E: 0 K: 1 S: 8	H: 1 LOB: 1 BB: 0 P: 11	R: 0 E: 1 K: 0 S: 7	H: 0 LOB: 0 BB: 0 P: 10		1B: 3 2B: 1 3B: 0 HR: 0	SF: 0 SAC: 0 DP: 2 HBP: 0	WP: 0 PB: 0 SB: 3 CS: 0
<b>PITCHER</b>	IP WLS BF H R ER SO BB IBB HBP BLK WP HR S P ERA WHIP	IP WLS BF H R ER SO BB IBB HBP BLK WP HR S P ERA WHIP																		
<b>Jose Rijo, R</b> ERA: 2.96 (1, 1)	8.0 W 30 4 1 1 10 3 0 0 0 0 0 0 80 125 1.12 0.875																			
<b>Norm Charlton, L</b> ERA: 3.13 (9, 1)	1.0 3 0 0 0 0 0 0 0 0 0 0 0 7 10 0.00 0.000																			

AB	30
R	1
H	4
RBI	1
BB	3
SO	10
LOB	12

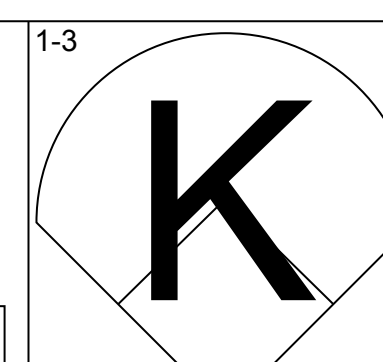
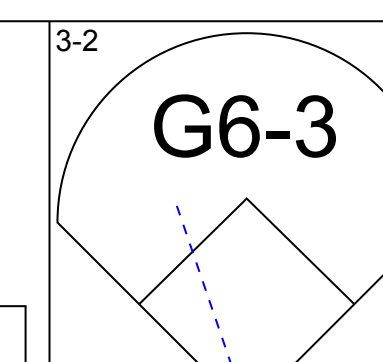
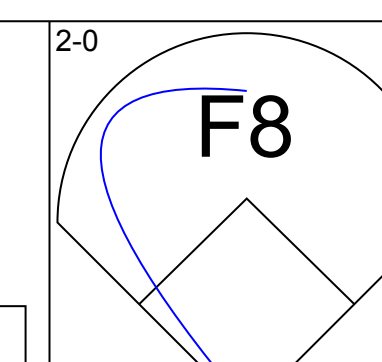
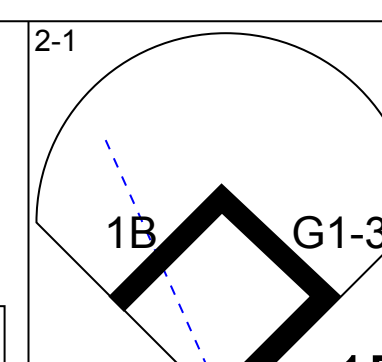
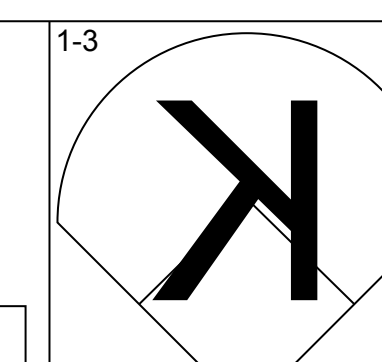
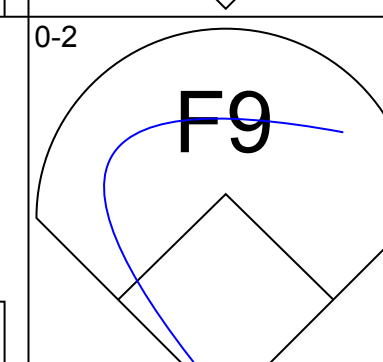
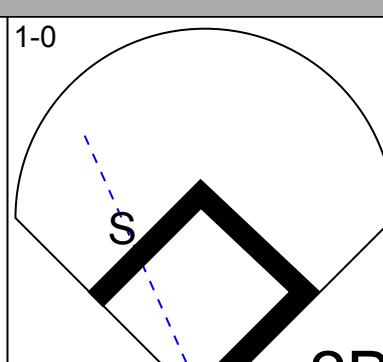
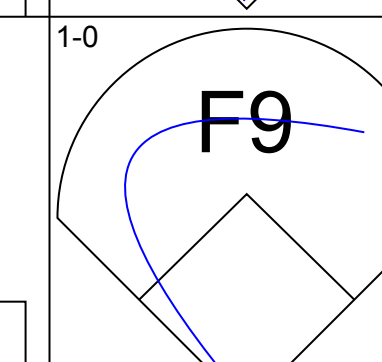
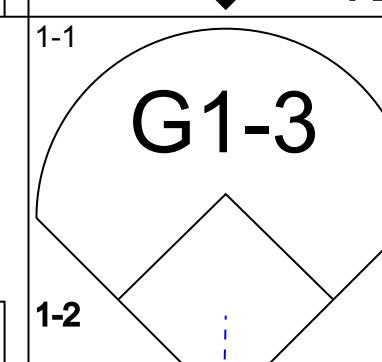
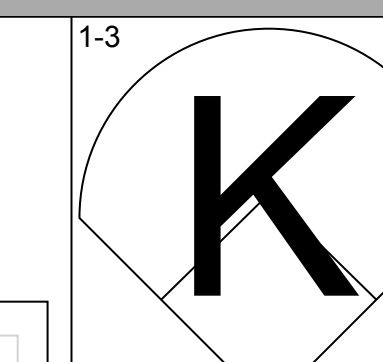
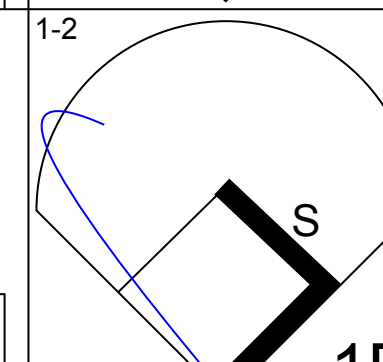
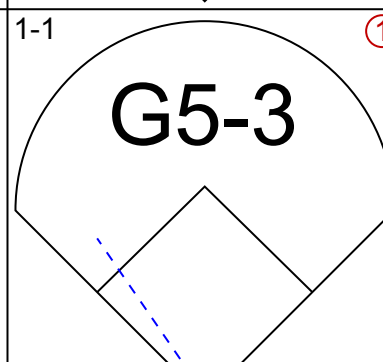
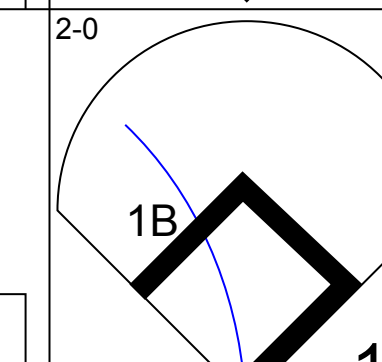
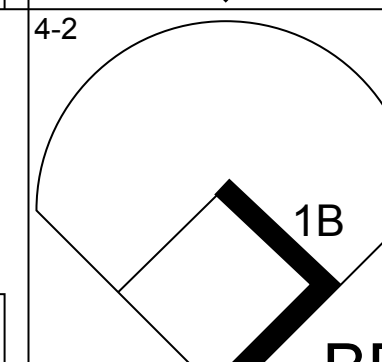

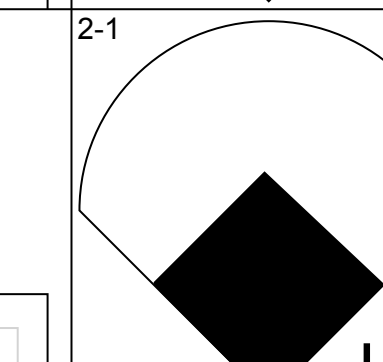
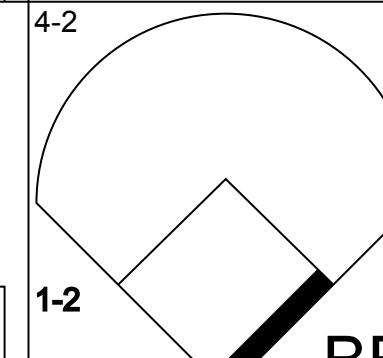
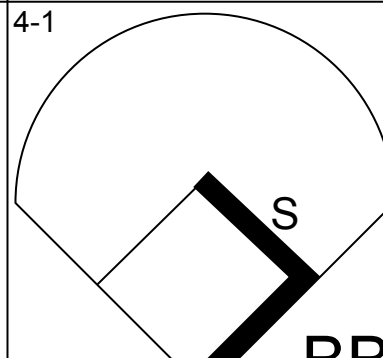
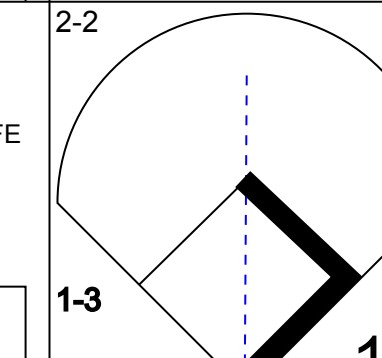
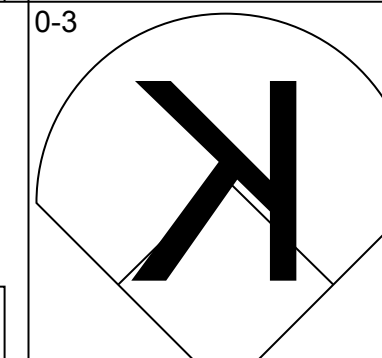

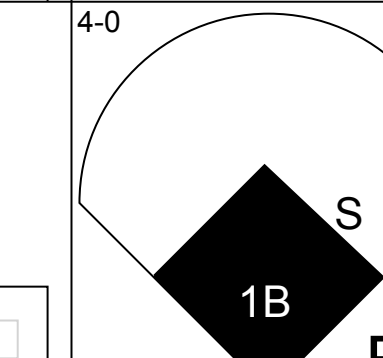
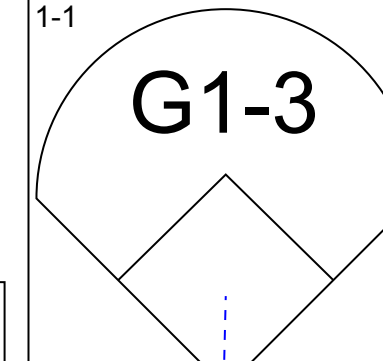
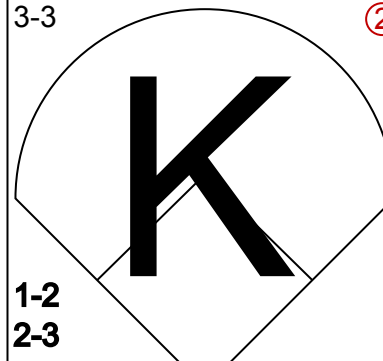
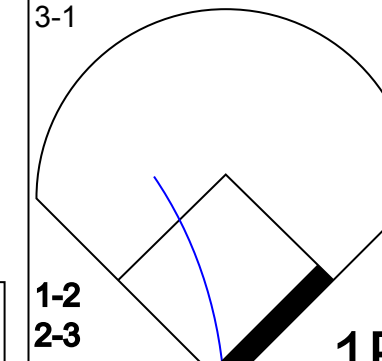
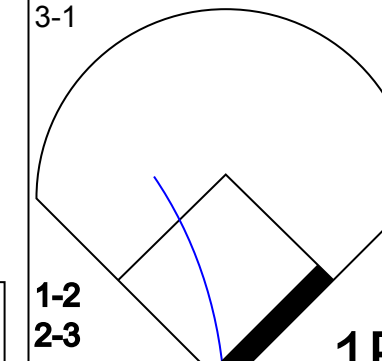

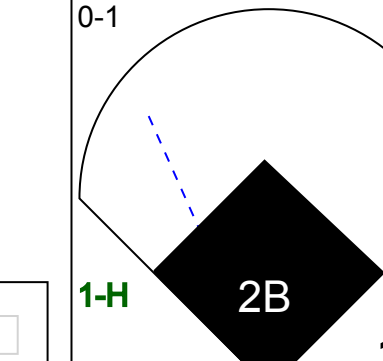
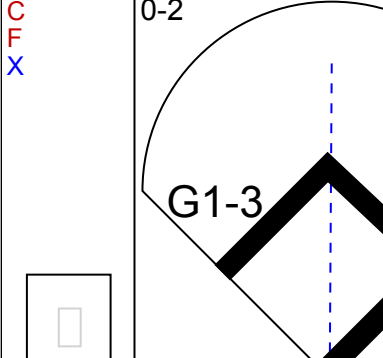
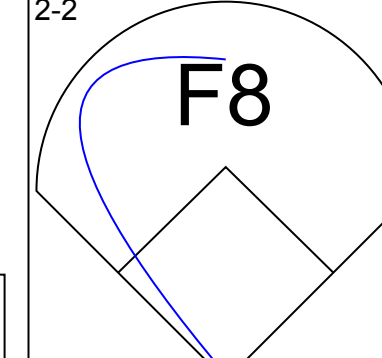
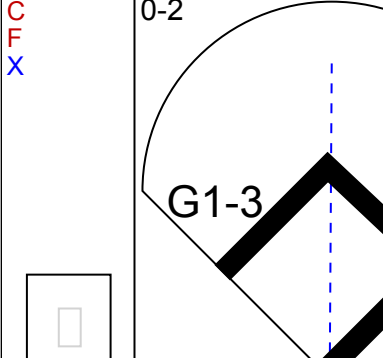
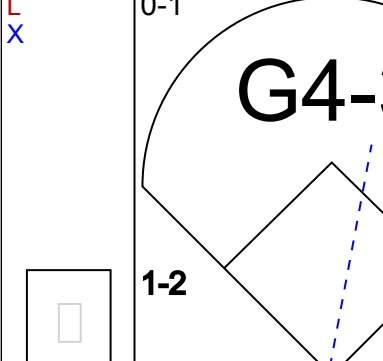
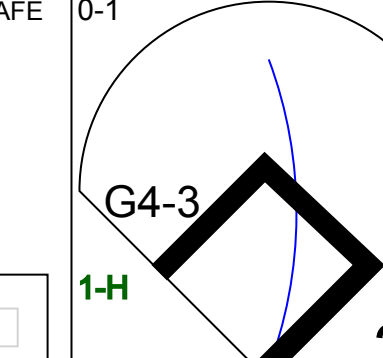
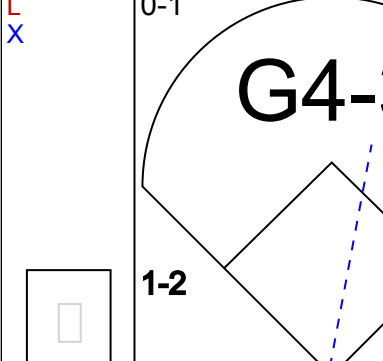
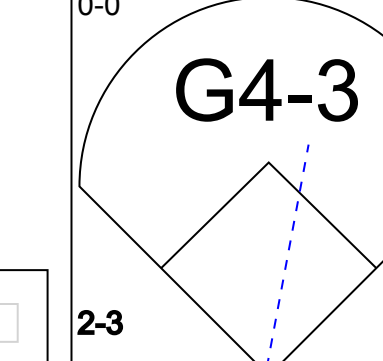
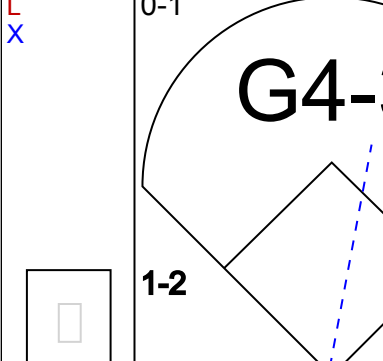
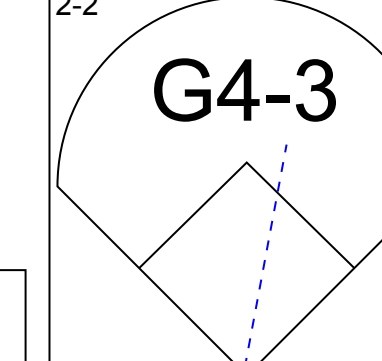
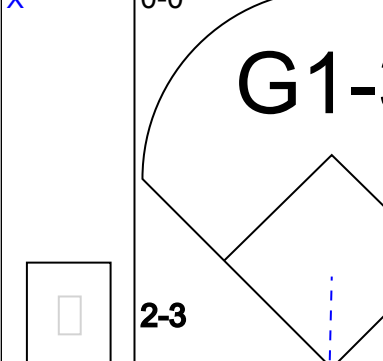
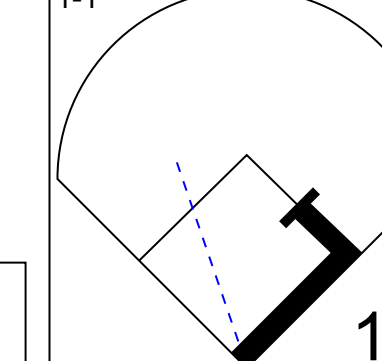
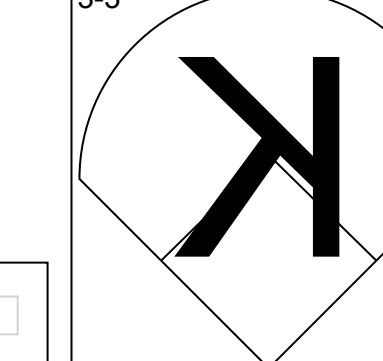
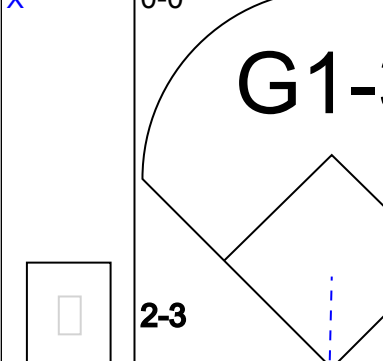
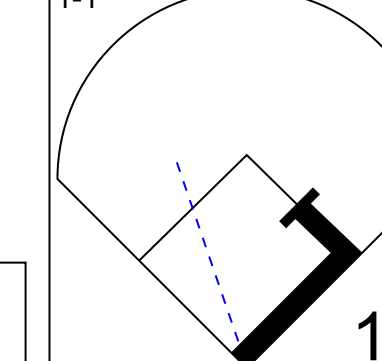
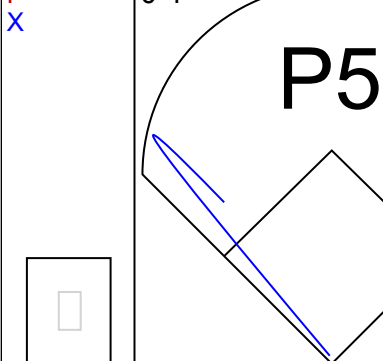
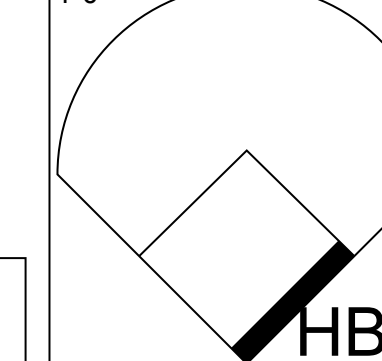

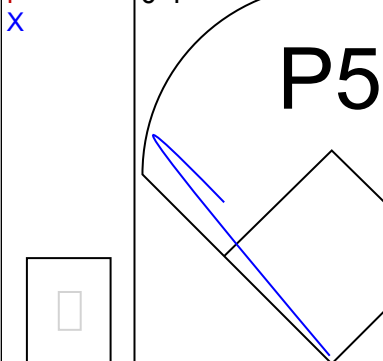
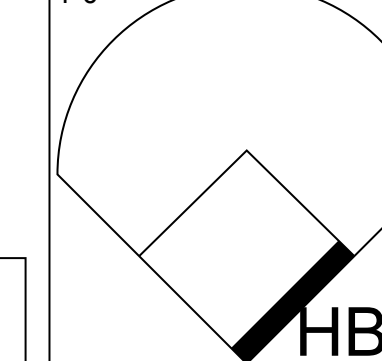


Batter	1	2	3	4	5	6	7	8	9	AB	R	H	RBI	BB	SO	LOB	BOTTOM			
<b>Chris Sabo, R</b> OBP: 0.401, SLG: 0.577 (1, 5)										4	1	1	0	1	0	1	<b>Houston Astros @ Cincinnati Reds</b> Riverfront Stadium, Cincinnati, OH Sun Jun 17 1990, 3:33 AM EDT Att: 37,650 - Sunny - 89 F			
<b>Barry Larkin, R</b> OBP: 0.409, SLG: 0.412 (1, 6)			6-3							3	1	1	0	0	1	2				
<b>Paul O'Neill, L</b> OBP: 0.354, SLG: 0.453 (1, 9)										3	2	1	2	1	0	2				
<b>Eric Davis, R</b> OBP: 0.301, SLG: 0.437 (1, 8)										4	2	2	4	0	0	1				
<b>Herm Winningham, L</b> OBP: 0.277, SLG: 0.347 (8, 8)										0	0	0	0	0	0	0				
<b>Todd Benzinger, S</b> OBP: 0.318, SLG: 0.364 (1, 3)										3	0	0	0	0	3	0				
<b>Glenn Braggs, R</b> OBP: 0.395, SLG: 0.440 (1, 7)										3	1	1	1	0	0	1				
<b>Ron Oester, S</b> OBP: 0.356, SLG: 0.386 (1, 4)										4	0	1	0	0	0	1				
<b>Jeff Reed, L</b> OBP: 0.244, SLG: 0.270 (1, 2)										2	0	1	0	2	0	1				
<b>Jose Rijo, R</b> ERA: 4.68 (1, 1)	4.0 L 18 5 5 5 3 3 0 0 0 0 0 0 1 20 36 6.75 0.750																			
<b>Xavier Hernandez, R</b> ERA: 7.11 (5, 1)	2.2 14 2 2 2 1 0 1 3 0 0 0 1 20 36 6.75 0.750																			
<b>Dan Schatzeder, L</b> ERA: 2.6 (7, 1)	0.1 1 0 0 0 0 0 0 0 0 0 0 0 3 4 0.00 0.000																			
<b>Juan Agosto, L</b> ERA: 2.85 (8, 1)	1.0 4 1 0 0 0 0 0 0 0 0 0 0 5 9 0.00 1.000																			
<b>Inning Stats</b>	R: 2 E: 0 K: 2 S: 9	H: 1 LOB: 2 BB: 2 P: 18	R: 0 E: 0 K: 0 S: 8	H: 0 LOB: 1 BB: 1 P: 15	R: 2 E: 0 K: 1 S: 10	H: 2 LOB: 0 BB: 0 P: 14	R: 1 E: 0 K: 0 S: 8	H: 2 LOB: 0 BB: 0 P: 14	R: 0 E: 0 K: 1 S: 5	H: 1 LOB: 1 BB: 0 P: 7	R: 0 E: 0 K: 1 S: 5	H: 0 LOB: 2 BB: 1 P: 11	R: 2 E: 0 K: 0 S: 13	H: 1 LOB: 1 BB: 0 P: 22	R: 0 E: 0 K: 0 S: 5	H: 1 LOB: 1 BB: 0 P: 9	1B: 3 2B: 1 3B: 0 HR: 4	SF: 0 SAC: 0 DP: 0 HBP: 3	WP: 0 PB: 0 SB: 1 CS: 1	PA: 37
<b>PITCHER</b>	IP WLS BF H R ER SO BB IBB HBP BLK WP HR S P ERA WHIP	IP WLS BF H R ER SO BB IBB HBP BLK WP HR S P ERA WHIP																		
<b>Mark Portugal, R</b> ERA: 4.68 (1, 1)	4.0 L 18 5 5 5 3 3 0 0 0 0 0 0 1 20 36 6.75 0.750																			
<b>Xavier Hernandez, R</b> ERA: 7.11 (5, 1)	2.2 14 2 2 2 1 0 1 3 0 0 0 1 20 36 6.75 0.750																			
<b>Dan Schatzeder, L</b> ERA: 2.6 (7, 1)	0.1 1 0 0 0 0 0 0 0 0 0 0 0 3 4 0.00 0.000																			
<b>Juan Agosto, L</b> ERA: 2.85 (8, 1)	1.0 4 1 0 0 0 0 0 0 0 0 0 0 5 9 0.00 1.000																			

AB	30
R	7
H	8
RBI	7
BB	4
SO	4
LOB	13

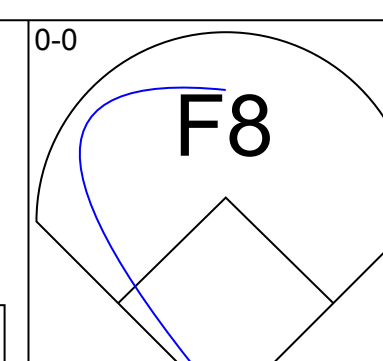
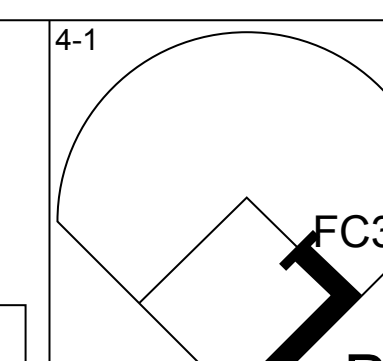
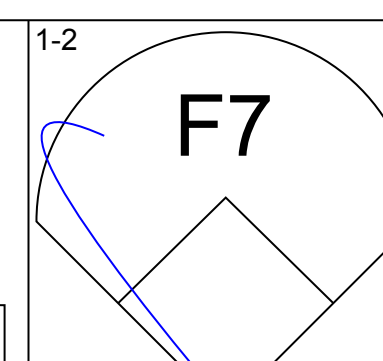
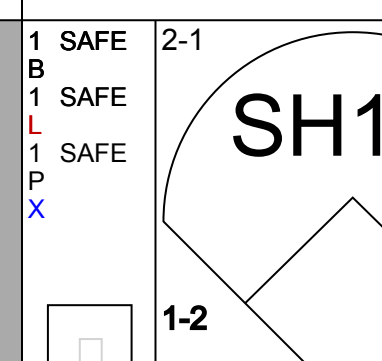
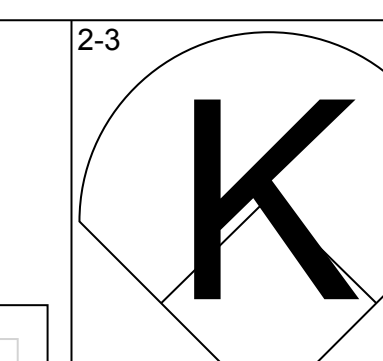
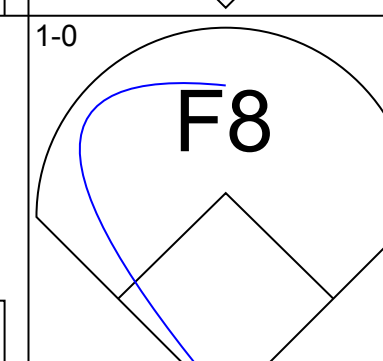
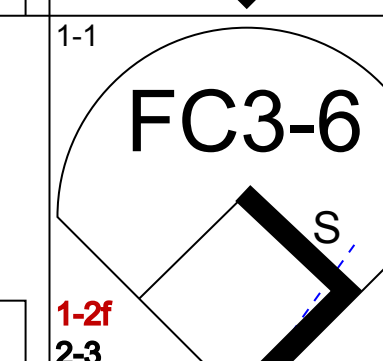
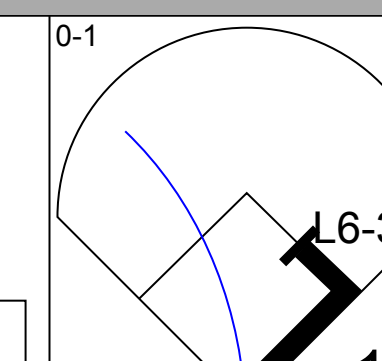
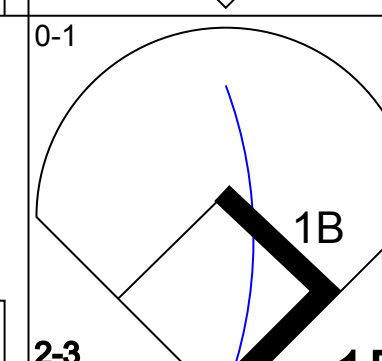
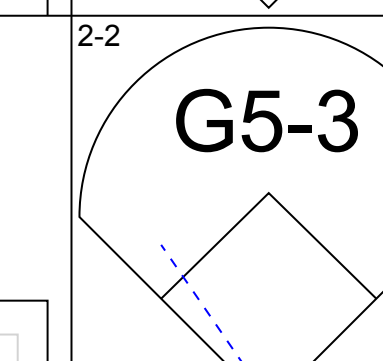
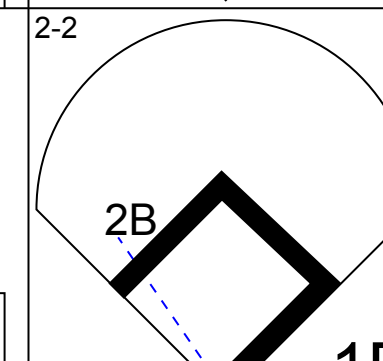
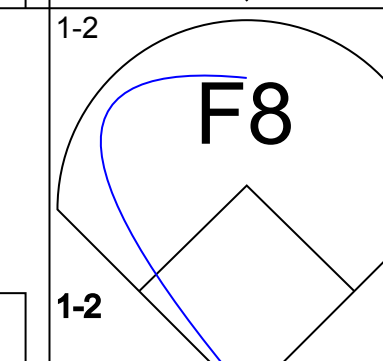
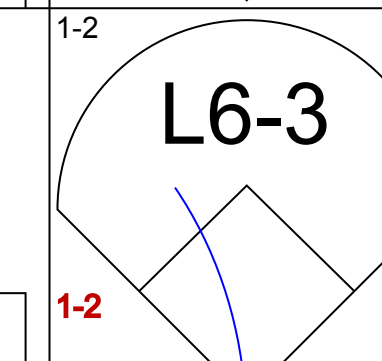
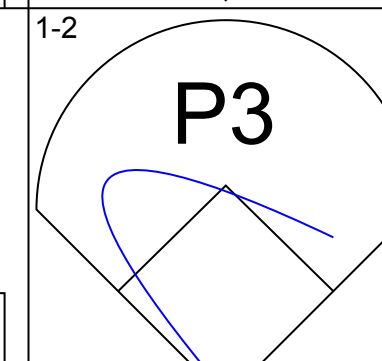
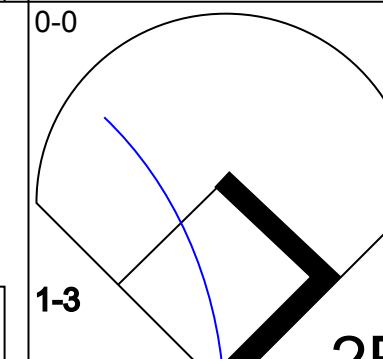
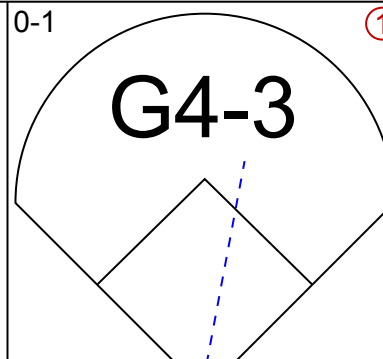
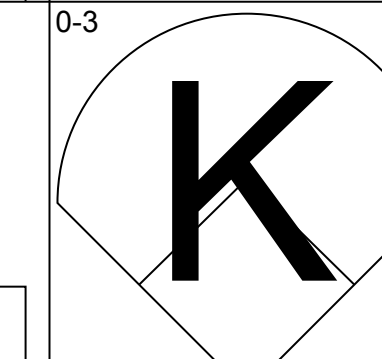
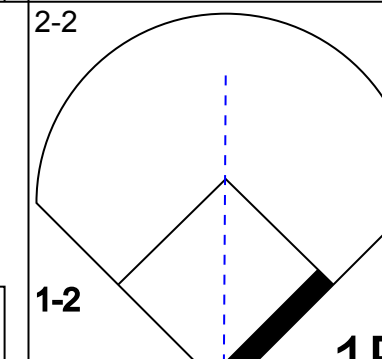
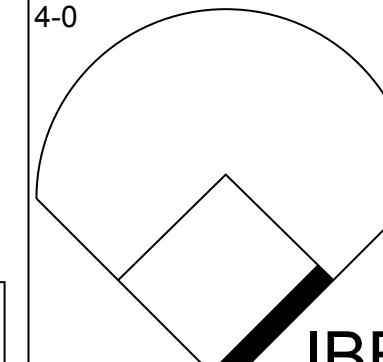
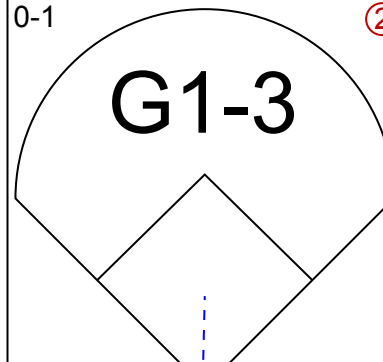
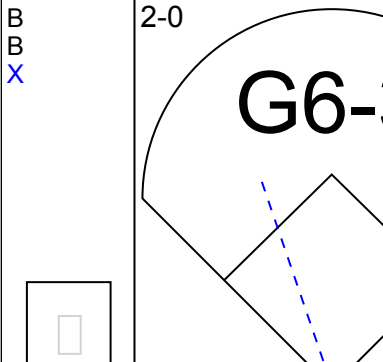
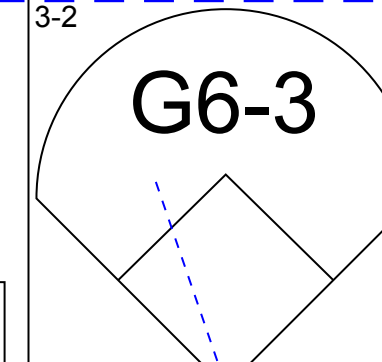
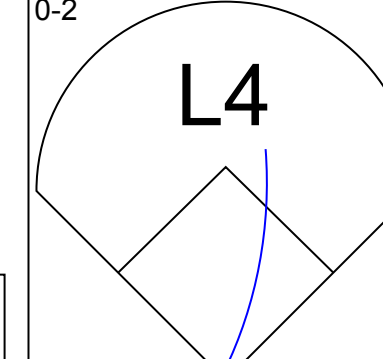
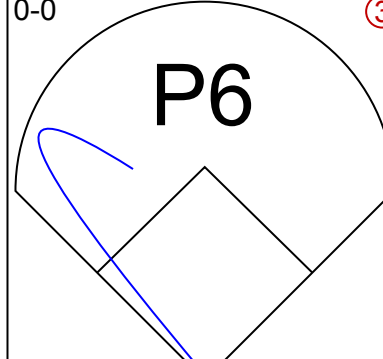
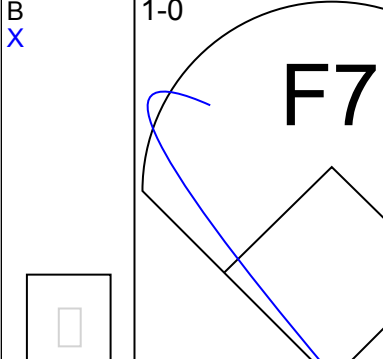
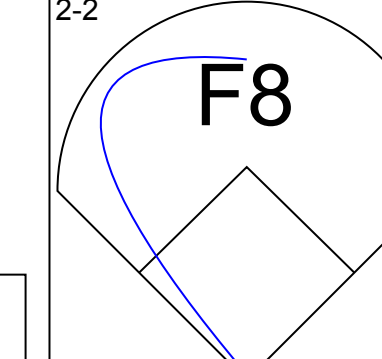
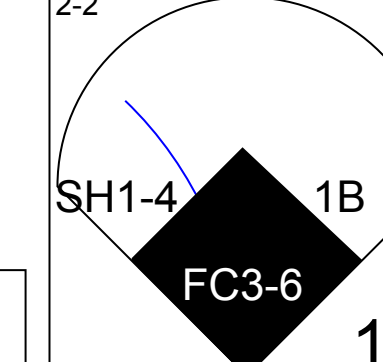
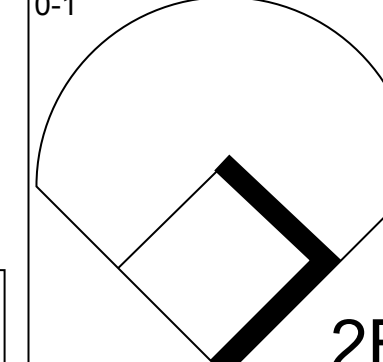
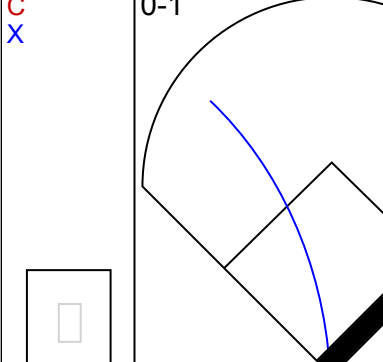
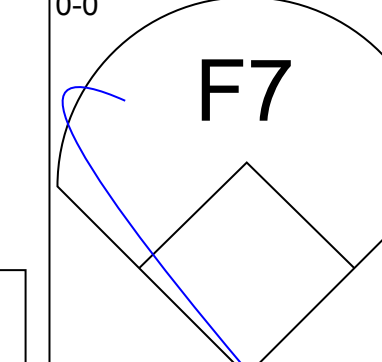
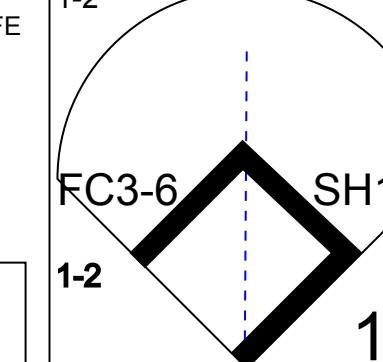
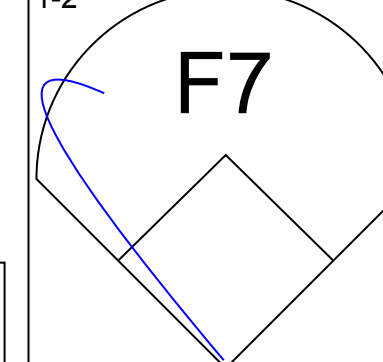
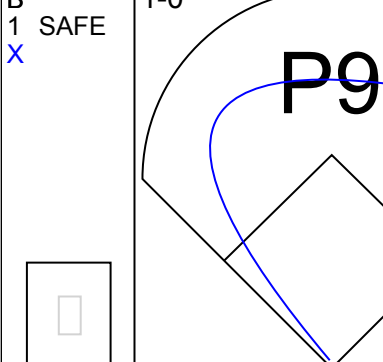
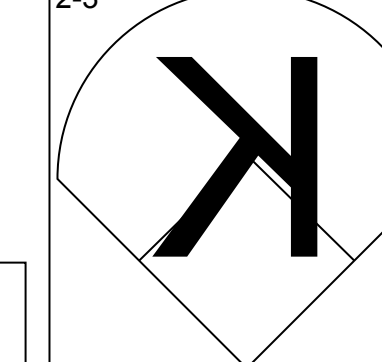
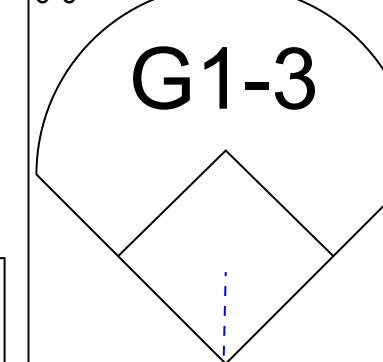
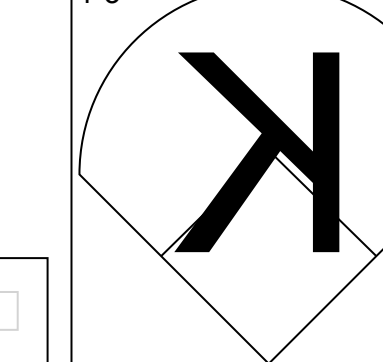




Batter	1	2	3	4	5	6	7	8	9	AB	R	H	RBI	BB	SO	LOB	TOP					
<b>Billy Hatcher, R</b> OBP: 0.374, SLG: 0.425 (1, 7)										5	0	1	0	0	2	2	<b>Cincinnati Reds @ Atlanta Braves</b> Atlanta-Fulton County Stadium, Atlanta, GA Tue Jun 19 1990, 7:05 PM EDT Sunny - 90 F					
<b>Barry Larkin, R</b> OBP: 0.445, SLG: 0.412 (1, 6)										5	0	1	0	0	1	1						
<b>Chris Sabo, R</b> OBP: 0.408, SLG: 0.593 (1, 5)										4	1	3	1	1	0	1						
<b>Eric Davis, R</b> OBP: 0.318, SLG: 0.438 <b>Herm Winningham, L</b> OBP: 0.295, SLG: 0.347 (1, 8)										2	1	1	0	3	1	2						
<b>Glenn Braggs, R</b> OBP: 0.355, SLG: 0.439 (1, 9)										5	1	2	1	0	2	6						
<b>Todd Benzinger, S</b> OBP: 0.317, SLG: 0.362 <b>Rob Dibble, L</b> (7, 1)										4	0	1	0	0	0	5						
<b>Norm Charlton, S</b> OBP: 0.500, SLG: 0.500 <b>Luis Quinones, S</b> OBP: 0.288, SLG: 0.288 <b>Randy Myers, L</b> (9, 1)										0	0	0	0	0	0	0						
<b>Mariano Duncan, R</b> OBP: 0.343, SLG: 0.490 <b>Ken Griffey, L</b> OBP: 0.282, SLG: 0.378 <b>Ron Oester, S</b> OBP: 0.351, SLG: 0.380 (1, 4)										3	1	1	0	0	1	1						
<b>Joe Oliver, R</b> OBP: 0.335, SLG: 0.363 <b>Paul O'Neill, L</b> OBP: 0.357, SLG: 0.456 <b>Jeff Reed, L</b> OBP: 0.238, SLG: 0.263 (1, 2)										3	0	1	1	0	0	1						
<b>Tom Browning, L</b> OBP: 0.108, SLG: 0.083 <b>Hal Morris, L</b> OBP: 0.300, SLG: 0.259 (1, 1)										2	0	0	0	0	1	1						
<b>Inning Stats</b>	R: 0 E: 0 K: 1 S: 13	H: 1 LOB: 2 BB: 1 P: 20	R: 1 E: 0 K: 0 S: 16	H: 2 LOB: 1 BB: 0 P: 23	R: 0 E: 0 K: 1 S: 11	H: 1 LOB: 2 BB: 1 P: 22	R: 0 E: 0 K: 2 S: 7	H: 0 LOB: 0 BB: 0 P: 10	R: 0 E: 0 K: 1 S: 9	H: 2 LOB: 2 BB: 0 P: 17	R: 0 E: 0 K: 0 S: 8	H: 1 LOB: 1 BB: 0 P: 8	R: 0 E: 0 K: 1 S: 16	H: 2 LOB: 3 BB: 1 P: 27	R: 0 E: 0 K: 1 S: 8	H: 1 LOB: 1 BB: 0 P: 13	R: 3 E: 0 K: 2 S: 14	H: 3 LOB: 1 BB: 1 P: 24	1B: 9 2B: 3 3B: 0 HR: 1	SF: 0 SAC: 1 DP: 0 HBP: 1	WP: 0 PB: 0 SB: 4 CS: 0	PA: 44
<b>PITCHER</b>	IP	WLS	BF	H	R	ER	SO	BB	IBB	HBP	BLK	WP	HR	S	P	ERA	WHIP					
<b>Steve Avery, L</b> ERA: 11.57 (1, 1)	4.2		22	6	1	1	4	2	0	0	0	0	0	53	88	1.93	1.714					
<b>Marty Clary, R</b> ERA: 5.29 (5, 1)	2.1		11	3	0	0	2	1	0	0	0	0	0	27	39	0.00	1.714					
<b>Rick Luecken, R</b> ERA: 6.23 (8, 1)	1.1	L	8	3	3	3	2	1	0	1	0	0	1	15	27	20.25	3.000					
<b>Joe Hesketh, L</b> ERA: 6.0 (9, 1)	0.2		3	1	0	0	1	0	0	0	0	0	0	7	10	0.00	1.500					

AB	38
R	4
H	13
RBI	4
BB	4
SO	9
LOB	22



Batter	1	2	3	4	5	6	7	8	9	AB	R	H	RBI	BB	SO	LOB	BOTTOM				
<b>Lonnie Smith, R</b> OBP: 0.326, SLG: 0.412 (1, 7)										3	0	0	0	1	1	1	<b>Cincinnati Reds @ Atlanta Braves</b> Atlanta-Fulton County Stadium, Atlanta, GA Tue Jun 19 1990, 7:05 PM EDT Sunny - 90 F				
<b>Jeff Treadway, L</b> OBP: 0.321, SLG: 0.438 (1, 4)										5	0	2	1	0	0	2					
<b>Ron Gant, R</b> OBP: 0.367, SLG: 0.595 (1, 8)										4	0	1	0	0	0	5					
<b>Jim Presley, R</b> OBP: 0.309, SLG: 0.448 (1, 5)										4	0	2	1	0	1	0					
<b>Dale Murphy, R</b> OBP: 0.337, SLG: 0.435 (1, 9)										3	0	0	0	1	0	2					
<b>Francisco Cabrera, R</b> OBP: 0.273, SLG: 0.409 (1, 3)										4	0	0	0	0	0	3					
<b>Jeff Blauser, R</b> OBP: 0.353, SLG: 0.426 (1, 6)										4	1	3	0	0	0	0					
<b>Greg Olson, R</b> OBP: 0.370, SLG: 0.464 (1, 2)										4	0	1	0	0	1	2					
<b>Steve Avery, L</b> ERA: 11.57 (1, 1)										1	0	0	0	0	0	1					
<b>Marty Clary, R</b> ERA: 5.29 (5, 1)										0	0	0	0	0	0	0					
<b>Andres Thomas, R</b> OBP: 0.276, SLG: 0.289 (7, PH)										0	0	0	0	0	0	0					
<b>Rick Luecken, R</b> ERA: 6.23 (8, 1)										0	0	0	0	0	0	0					
<b>Joe Hesketh, R</b> ERA: 6.0 (9, 1)										0	0	0	0	0	0	0					
<b>Oddibe McDowell, L</b> OBP: 0.287, SLG: 0.338 (9, PH)										1	0	0	0	0	1	0					
<b>Inning Stats</b>	R: 0 E: 0 K: 0 S: 9	H: 2 LOB: 3 BB: 1 P: 16	R: 1 E: 0 K: 0 S: 16	H: 2 LOB: 2 BB: 1 P: 25	R: 0 E: 0 K: 0 S: 5	H: 0 LOB: 0 BB: 0 P: 5	R: 0 E: 0 K: 0 S: 9	H: 1 LOB: 1 BB: 0 P: 11	R: 0 E: 0 K: 0 S: 5	H: 1 LOB: 1 BB: 0 P: 9	R: 1 E: 0 K: 0 S: 17	H: 3 LOB: 2 BB: 0 P: 24	R: 0 E: 0 K: 1 S: 9	H: 0 LOB: 0 BB: 0 P: 13	R: 0 E: 0 K: 2 S: 11	H: 0 LOB: 0 BB: 0 P: 16	1B: 8 2B: 3 3B: 0 HR: 0	SF: 0 SAC: 2 DP: 1 HBP: 0	WP: 0 PB: 0 SB: 1 CS: 0	PA: 38	
<b>PITCHER</b>	IP	WLS	BF	H	R	ER	SO	BB	IBB	HBP	BLK	WP	HR	S	P	ERA	WHIP				
<b>Tom Browning, L</b> ERA: 2.27 (1, 1)	6.2		31	10	2	2	1	1	0	0	0	0	0	3	6	0.00	0.000				
<b>Rob Dibble, R</b> ERA: 1.4 (7, 1)	0.1		1	0	0	0	0	0	0	0	0	0	0	3	6	0.00	0.000				
<b>Norm Charlton, L</b> ERA: 3.05 (8, 1)	1.0	W	3	0	0	0	1	0	0	0	0	0	0	9	13	0.00	0.000				
<b>Randy Myers, L</b> ERA: 2.85 (9, 1)	1.0	S	3	0	0	0	2	0	0	0	0	0	0	11	16	0.00	0.000				

AB	34
R	2
H	10
RBI	2
BB	2
SO	4
LOB	16





Batter	1	2	3	4	5	6	7	8	9	AB	R	H	RBI	BB	SO	LOB	TOP			
<b>Billy Hatcher, R</b> OBP: 0.368, SLG: 0.417	F9		F9			P3		FC6-4		4	0	0	0	0	0	1	<b>Cincinnati Reds @ Atlanta Braves</b> Atlanta-Fulton County Stadium, Atlanta, GA Tue Jun 19 1990, 7:05 PM EDT Att: 16,205 - Unknown			
<b>Barry Larkin, R</b> OBP: 0.398, SLG: 0.405	F7		P2			F9		L6		4	0	0	0	0	0	1				
<b>Chris Sabo, R</b> OBP: 0.406, SLG: 0.587	P4					G6-3				4	0	1	0	0	0	0				
<b>Glenn Braggs, R</b> OBP: 0.354, SLG: 0.434		K				F8				4	0	1	0	0	1	1				
<b>Todd Benzinger, S</b> OBP: 0.320, SLG: 0.364		1B				P7				4	0	2	0	0	0	1				
<b>Paul O'Neill, L</b> OBP: 0.352, SLG: 0.449		F8				G4-3				3	0	0	0	0	0	3				
<b>Ron Oester, S</b> OBP: 0.351, SLG: 0.378						G1-3				3	0	1	0	0	0	1				
<b>Joe Oliver, R</b> OBP: 0.330, SLG: 0.356		G3				G6-3				3	0	0	0	0	0	2				
<b>Rick Mahler, R</b> OBP: 0.167, SLG: 0.167						G1-3				2	0	0	0	0	0	0				
<b>Eric Davis, R</b> OBP: 0.322, SLG: 0.442 (8, PH)						G6-3				1	0	1	0	0	0	0				
<b>Tim Layana, R</b> (8, 1)								FC6-4		0	0	0	0	0	0	0				
<b>Inning Stats</b>	R: 0 E: 0 K: 0 S: 7	H: 0 LOB: 0 BB: 0 P: 12	R: 0 E: 0 K: 1 S: 14	H: 2 LOB: 2 BB: 0 P: 22	R: 0 E: 0 K: 0 S: 6	H: 0 LOB: 0 BB: 0 P: 8	R: 0 E: 0 K: 0 S: 8	H: 2 LOB: 1 BB: 0 P: 14	R: 0 E: 0 K: 0 S: 5	H: 0 LOB: 0 BB: 0 P: 6	R: 0 E: 0 K: 0 S: 5	H: 1 LOB: 1 BB: 0 P: 11	R: 0 E: 0 K: 0 S: 7	H: 1 LOB: 1 BB: 0 P: 11	R: 0 E: 0 K: 0 S: 5	H: 0 LOB: 0 BB: 0 P: 7	1B: 6 2B: 0 3B: 0 HR: 0	SF: 0 SAC: 0 DP: 0 HBP: 0	WP: 0 PB: 0 SB: 0 CS: 0	PA: 32
<b>PITCHER</b> <b>Charlie Leibrandt, L</b> ERA: 1.41	IP: 9.0 WLS: W BF: 32 H: 6 R: 0 ER: 0 SO: 1 BB: 0 IBB: 0 HBP: 0 BLK: 0 WP: 0 HR: 0 S: 64 P: 97 ERA: 0.00 WHIP: 0.667																			

Batter	1	2	3	4	5	6	7	8	9	AB	R	H	RBI	BB	SO	LOB	BOTTOM			
<b>Oddibe McDowell, L</b> OBP: 0.287, SLG: 0.377	E3	L9		1B			G3			4	1	1	0	0	0	0	<b>Cincinnati Reds @ Atlanta Braves</b> Atlanta-Fulton County Stadium, Atlanta, GA Tue Jun 19 1990, 7:05 PM EDT Att: 16,205 - Unknown			
<b>Jeff Treadway, L</b> OBP: 0.324, SLG: 0.439	FC6-4	F8		FC6-4		F8				4	1	2	0	0	0	0				
<b>Ron Gant, R</b> OBP: 0.370, SLG: 0.593	FC6-4			FC6-4		F7				4	0	2	1	0	0	2				
<b>Jim Presley, R</b> OBP: 0.312, SLG: 0.462	FC6-4			FC6-4		F7		HR		4	1	2	1	0	0	2				
<b>Dale Murphy, R</b> OBP: 0.332, SLG: 0.427	K			L9		P8		K		4	0	0	0	0	2	4				
<b>David Justice, L</b> OBP: 0.326, SLG: 0.371	HBP			L7		K		2B		3	0	1	0	1	1	2				
<b>Jeff Blauser, R</b> OBP: 0.351, SLG: 0.417	HBP			K		F8		K		3	0	0	1	0	2	3				
<b>Jimmy Kremers, L</b> (1, 2)	F9			G1-3		K		IBB		3	0	0	0	1	1	3				
<b>Charlie Leibrandt, R</b> OBP: 0.364, SLG: 0.364		G4-3		K		G6-3		K		4	0	0	0	0	2	2				
<b>Inning Stats</b>	R: 2 E: 1 K: 1 S: 13	H: 2 LOB: 3 BB: 1 P: 26	R: 0 E: 0 K: 0 S: 6	H: 0 LOB: 0 BB: 0 P: 10	R: 0 E: 0 K: 1 S: 10	H: 2 LOB: 2 BB: 0 P: 16	R: 0 E: 0 K: 1 S: 8	H: 2 LOB: 2 BB: 0 P: 11	R: 0 E: 0 K: 1 S: 9	H: 0 LOB: 0 BB: 0 P: 12	R: 0 E: 0 K: 1 S: 7	H: 0 LOB: 0 BB: 0 P: 7	R: 0 E: 0 K: 0 S: 7	H: 0 LOB: 0 BB: 0 P: 10	R: 1 E: 0 K: 3 S: 15	H: 2 LOB: 2 BB: 1 P: 24		1B: 6 2B: 1 3B: 0 HR: 1	SF: 0 SAC: 0 DP: 0 HBP: 1	WP: 0 PB: 0 SB: 0 CS: 0
<b>PITCHER</b> <b>Rick Mahler, R</b> ERA: 4.26	IP: 7.0 WLS: L BF: 30 H: 6 R: 2 ER: 0 SO: 5 BB: 1 IBB: 0 HBP: 1 BLK: 0 WP: 0 HR: 0 S: 60 P: 92 ERA: 0.00 WHIP: 1.000																			
<b>Tim Layana, R</b> ERA: 3.09	IP: 1.0 WLS: 6 BF: 2 H: 1 R: 1 ER: 1 SO: 3 BB: 0 IBB: 1 HBP: 0 BLK: 0 WP: 0 HR: 1 S: 15 P: 24 ERA: 9.00 WHIP: 2.000																			





Batter	1	2	3	4	5	6	7	8	9	10	AB	R	H	RBI	BB	SO	LOB	TOP						
<b>Billy Hatcher, R</b> OBP: 0.375, SLG: 0.427	(1, 8) BB 4-0 E S BB	0-0 2H 3B		0-3 K		0-0 F8		4-0 BB		0-0 G5-4-3 1B	4	0	2	2	2	1	0							
<b>Barry Larkin, R</b> OBP: 0.397, SLG: 0.407	(1, 6) X 0-0 P3	0-0 G1-3		0-0 WP 2B		0-0 G4-3 1B		0-0 G4-3		0-0 G5-4-3 1B	6	1	2	0	0	0	5							
<b>Chris Sabo, R</b> OBP: 0.406, SLG: 0.586	(1, 5) X 0-0 F7			4-0 E 1B BB		0-0 2H 2B		0-0 G4-3		0-0 G5-3	4	2	1	1	1	0	2							
<b>Eric Davis, R</b> OBP: 0.325, SLG: 0.448	(1, 7) X 0-0 F8			0-0 F9		0-0 2H 1B		0-0 G6-3		0-0 1B 2B	5	1	2	1	0	0	2							
<b>Paul O'Neill, L</b> OBP: 0.353, SLG: 0.445	(1, 9)		0-3 K	4-0 1B 1B BB		0-3 K		0-0 G4-3		0-0 CS 1B	4	0	1	1	1	2	1							
<b>Hal Morris, L</b> OBP: 0.333, SLG: 0.300	(1, 3)		0-0 HBP 1B	0-0 1-2 1B		0-3 K		0-0 G3		0-0 2H 1B	3	1	2	1	0	1	1							
<b>Tim Birtsas, L</b> OBP: 0.279, SLG: 0.388	(4, 1)										0	0	0	0	0	0	0							
<b>Ken Griffey, L</b> OBP: 0.279, SLG: 0.388	(7, 1)										0	0	0	0	0	0	0							
<b>Tim Lincecum, R</b> OBP: 0.302, SLG: 0.380	(8, 1)										0	0	0	0	0	0	0							
<b>Norm Charlton, S</b> OBP: 0.282, SLG: 0.421	(8, 1)										0	0	0	0	0	0	0							
<b>Glenn Braggs, R</b> OBP: 0.282, SLG: 0.421	(8, 1)										0	0	0	0	0	0	0							
<b>Randy Myers, L</b> OBP: 0.282, SLG: 0.421	(8, 1)										0	0	0	0	0	0	0							
<b>Mariano Duncan, R</b> OBP: 0.357, SLG: 0.494	(1, 4)		1-0 1B SH4-3 HBP	0-0 1-2 2-3 1B		0-0 G5-3		0-0 E G6-3 1B		4-0 1B SH1-4 BB	3	3	2	0	1	0	0							
<b>Jeff Reed, L</b> OBP: 0.239, SLG: 0.262	(1, 2)		0-0 SH4-3 3B 1B	0-0 P7		0-0 G4-3		0-3 G4-3 K		0-0 SH1-4	4	1	1	1	0	1	4							
<b>Jack Armstrong, R</b> OBP: 0.100, SLG: 0.069	(1, 1)		0-0 SH4-3	0-3 K		0-0 G4-3		0-0 G6-3		0-0 1B	1	0	0	1	0	1	3							
<b>Todd Benzinger, S</b> OBP: 0.320, SLG: 0.364	(4, 3)		1-2 3H							2-3 1B	3	0	1	1	0	0	0							
<b>Inning Stats</b>	R: 0 E: 0 K: 0 S: 3	H: 0 LOB: 1 BB: 1 P: 7	R: 3 E: 0 K: 1 S: 8	H: 3 LOB: 1 BB: 0 P: 9	R: 1 E: 1 K: 1 S: 7	H: 2 LOB: 3 BB: 2 P: 15	R: 2 E: 0 K: 3 S: 12	H: 3 LOB: 1 BB: 0 P: 12	R: 0 E: 0 K: 0 S: 3	H: 0 LOB: 0 BB: 0 P: 3	R: 0 E: 0 K: 0 S: 3	H: 1 LOB: 0 BB: 0 P: 3	R: 0 E: 0 K: 0 S: 3	H: 0 LOB: 0 BB: 0 P: 3	R: 1 E: 0 K: 1 S: 6	H: 2 LOB: 0 BB: 0 P: 6	R: 1 E: 0 K: 0 S: 4	H: 2 LOB: 1 BB: 1 P: 8	1B: 10 2B: 3 3B: 1 HR: 0	SF: 0 SAC: 2 DP: 2 HBP: 1	WP: 1 PB: 0 SB: 1 CS: 1	PA: 47		
<b>PITCHER</b>	IP	WLS	BF	H	R	ER	SO	BB	IBB	HBP	BLK	WP	HR	S	P	ERA	WHIP							
<b>Tommy Greene, R</b> ERA: 8.03	(1, 1)	2.1	13	3	4	4	1	2	0	0	0	0	0	12	21	15.43	2.143							
<b>Tony Castillo, L</b> ERA: 4.54	(3, 1)	1.2	11	5	2	2	4	1	0	0	0	1	0	18	22	10.80	3.600							
<b>Marty Clary, R</b> ERA: 4.84	(5, 1)	3.0	10	2	1	0	0	0	0	0	0	0	0	10	10	0.00	0.667							
<b>Joe Boever, R</b> ERA: 3.62	(8, 1)	2.0	8	2	1	1	2	1	0	0	0	0	0	11	15	4.50	1.500							
<b>Rick Luecken, R</b> ERA: 6.35	(10, 1)	1.0	L	5	2	1	1	0	1	0	0	0	0	4	8	9.00	3.000							

Cincinnati Reds @ Atlanta Braves  
Atlanta-Fulton County Stadium, Atlanta, GA  
Wed Jun 20 1990, 7:05 PM EDT  
Att. 12,200 - Sunny - 94 F

AB 39  
R 9  
H 14  
RBI 9  
BB 5  
SO 7  
LOB 19



Batter	1	2	3	4	5	6	7	8	9	10	AB	R	H	RBI	BB	SO	LOB	BOTTOM						
<b>Oddie McDowell, L</b> OBP: 0.290, SLG: 0.384	(1, 8) X 0-0 G4-3		0-0 1B HR	0-0 1-2 1B		0-3 K		0-0 G3			5	1	2	1	0	1	1							
<b>Jeff Treadway, L</b> OBP: 0.322, SLG: 0.434	(1, 4) X 0-0 G3		0-0 HR	0-0 1-3 2H 1B		0-3 K		0-0 K		0-3 K	5	1	1	1	0	2	2							
<b>Ron Gant, R</b> OBP: 0.370, SLG: 0.601	(1, 7) X 0-0 G3		0-0 HR	0-0 1H HR		0-0 G6-3		0-0 G5-3		4-0 E BB	4	1	1	3	1	0	0							
<b>Jim Presley, R</b> OBP: 0.314, SLG: 0.460	(1, 5) (8, 3)		0-3 K	0-0 G4-3		0-0 BB 1B		0-0 G6-4-3 1B		0-0 G6-4-3 1-2	5	0	2	0	0	1	1							
<b>Dale Murphy, R</b> OBP: 0.333, SLG: 0.422	(1, 9)		0-3 K	0-0 G4-3		4-0 1-2 HR BB		0-0 G6-4-3 1-2		4-0 IBB	3	1	0	0	2	1	1							
<b>David Justice, L</b> OBP: 0.331, SLG: 0.395	(1, 3)		0-0 G1	0-0 1B BB		4-0 1B BB		0-0 K		0-0 P3	3	2	1	2	1	1	0							
<b>Rick Luecken, R</b> OBP: 0.324, SLG: 0.410	(10, 1)			0-0 1B BB		1-1 HR					0	0	0	0	0	0	0							
<b>Jeff Blausler, R</b> OBP: 0.352, SLG: 0.424	(1, 6)		0-0 F8	0-0 1B 2B		0-0 2B 1B		0-0 P3		0-0 L8	5	1	2	0	0	0	0							
<b>Greg Olson, R</b> OBP: 0.371, SLG: 0.457	(1, 2)		0-0 F7	0-0 2B 1B		4-0 1-3 2H 1B		0-0 G5-3		0-0 P9	4	0	1	1	1	0	0							
<b>Tommy Greene, R</b> ERA: 2.11	(1, 1)	3.2	19	6	6	2	3	2	0	0	0	0	0	0	0	0	0							
<b>Tim Birtsas, L</b> ERA: 4.03	(4, 1)	2.1	11	3	2	2	2	1	1	0	0	0	1	13	21	7.71	1.714							
<b>Tim Lincecum, R</b> ERA: 2.88	(7, 1)	1.2	6	2	0	0	1	0	0	0	0	0	0	8	8	0.00	1.200							
<b>Norm Charlton, L</b> ERA: 3.03	(8, 1)	0.1	1	0	0	0	0	0	0	0	0	0	1	1	0.00	0.000								
<b>Randy Myers, L</b> ERA: 2.5	(9, 1)	2.0	W	8	0	0	1	1	1	0	0	0	0	8	16	0.00	0.500							
<b>Inning Stats</b>	R: 0 E: 0 K: 0 S: 3	H: 0 LOB: 0 BB: 0 P: 3	R: 0 E: 0 K: 2 S: 7	H: 0 LOB: 0 BB: 0 P: 7	R: 4 E: 0 K: 0 S: 6	H: 3 LOB: 0 BB: 1 P: 10	R: 2 E: 0 K: 1 S: 8	H: 3 LOB: 2 BB: 1 P: 12	R: 2 E: 0 K: 0 S: 5	H: 3 LOB: 2 BB: 2 P: 13	R: 0 E: 0 K: 2 S: 7	H: 0 LOB: 0 BB: 0 P: 7	R: 0 E: 0 K: 1 S: 5	H: 1 LOB: 0 BB: 0 P: 5	R: 0 E: 0 K: 0 S: 4	H: 1 LOB: 1 BB: 0 P: 4	R: 0 E: 1 K: 1 S: 5	H: 0 LOB: 2 BB: 0 P: 13	R: 0 E: 0 K: 0 S: 3	H: 0 LOB: 0 BB: 0 P: 3	1B: 7 2B: 2 3B: 0 HR: 2	SF: 0 SAC: 0 DP: 1 HBP: 0	WP: 0 PB: 0 SB: 0 CS: 0	PA: 45
<b>PITCHER</b>	IP	WLS	BF	H	R	ER	SO	BB	IBB	HBP	BLK	WP	HR	S	P	ERA	WHIP							
<b>Jack Armstrong, R</b> ERA: 2.11	(1, 1)	3.2	19	6	6	2	3	2	0	0	0	0	0	0	0	0	0							

Cincinnati Reds @ Atlanta Braves  
Atlanta-Fulton County Stadium, Atlanta, GA  
Wed Jun 20 1990, 7:05 PM EDT  
Att. 12,200 - Sunny - 94 F

AB 39  
R 8  
H 11  
RBI 8  
BB 6  
SO 7  
LOB 11





Batter	1	2	3	4	5	6	7	8	9	AB	R	H	RBI	BB	SO	LOB	TOP			
<b>Billy Hatcher, R</b> OBP: 0.370, SLG: 0.420 (1, 8)	G5-3	L7		K			P4		CS	4	0	0	0	0	1	1	<b>Cincinnati Reds @ Atlanta Braves</b> Atlanta-Fulton County Stadium, Atlanta, GA Thu Jun 21 1990, 7:05 PM EDT Att: 11,204 - Unknown			
<b>Barry Larkin, R</b> OBP: 0.395, SLG: 0.405 (1, 6)	P3		FC6-4 1B		F5		G3-1			4	0	1	0	0	0	0				
<b>Chris Sabo, R</b> OBP: 0.404, SLG: 0.579 (1, 5)	WP BB BB		FC6-4 1B 1-2 WP		G6-3			F7		3	1	0	0	1	0	1				
<b>Eric Davis, R</b> OBP: 0.335, SLG: 0.453 (1, 7)			SAFE SAFE SAFE 1B					P4		3	0	2	0	1	0	0				
<b>Paul O'Neill, L</b> OBP: 0.347, SLG: 0.437 <b>Rob Dibble, L</b> (8, 1)	K		K		K			G4-3		4	0	0	0	0	3	5				
<b>Hal Morris, L</b> OBP: 0.405, SLG: 0.364 (1, 3)										0	0	0	0	0	0	0				
<b>Mariano Duncan, R</b> OBP: 0.354, SLG: 0.488 (1, 4)										3	1	3	0	1	0	0				
<b>Joe Oliver, R</b> OBP: 0.330, SLG: 0.352 (9, PH) <b>Ken Griffey, L</b> OBP: 0.288, SLG: 0.368 <b>Jeff Reed, L</b> OBP: 0.239, SLG: 0.262 (9, 2)										4	1	1	0	0	0	4				
<b>Danny Jackson, R</b> OBP: 0.067, SLG: 0.067 <b>Glenn Braggs, R</b> OBP: 0.335, SLG: 0.431 (8, 9)										2	0	0	0	1	1	0				
<b>Inning Stats</b>	R: 0 E: 0 K: 1 S: 9	H: 0 LOB: 2 BB: 2 P: 21	R: 1 E: 0 K: 0 S: 7	H: 2 LOB: 1 BB: 1 P: 16	R: 1 E: 0 K: 1 S: 15	H: 2 LOB: 2 BB: 1 P: 24	R: 0 E: 0 K: 2 S: 9	H: 0 LOB: 0 BB: 0 P: 10	R: 0 E: 0 K: 1 S: 6	H: 1 LOB: 1 BB: 0 P: 10	R: 0 E: 0 K: 1 S: 7	H: 0 LOB: 0 BB: 0 P: 10	R: 0 E: 0 K: 0 S: 6	H: 0 LOB: 0 BB: 0 P: 6	R: 1 E: 0 K: 0 S: 12	H: 1 LOB: 0 BB: 1 P: 19		1B: 7 2B: 0 3B: 0 HR: 0	SF: 1 SAC: 0 DP: 2 HBP: 0	WP: 3 PB: 1 CS: 3
<b>PITCHER</b> 29 John Smoltz, R ERA: 5.44 (1, 1)	IP: 9.0 WLS: W BF: 36 H: 7 R: 3 ER: 2 SO: 7 BB: 5 IBB: 0 HBP: 0 BLK: 1 WP: 3 HR: 0 S: 80 P: 130 ERA: 2.00 WHIP: 1.333															<b>PITCHER</b> IP: 9.0 WLS: W BF: 36 H: 7 R: 3 ER: 2 SO: 7 BB: 5 IBB: 0 HBP: 0 BLK: 1 WP: 3 HR: 0 S: 80 P: 130 ERA: 2.00 WHIP: 1.333				

Batter	1	2	3	4	5	6	7	8	9	AB	R	H	RBI	BB	SO	LOB	BOTTOM					
<b>Lonnie Smith, R</b> OBP: 0.328, SLG: 0.418 (1, 7)	G5-3		1B 2B				G4-3			4	0	2	1	0	0	1	<b>Cincinnati Reds @ Atlanta Braves</b> Atlanta-Fulton County Stadium, Atlanta, GA Thu Jun 21 1990, 7:05 PM EDT Att: 11,204 - Unknown					
<b>Jeff Treadway, L</b> OBP: 0.325, SLG: 0.439 (1, 4)							F7			4	0	2	0	0	0	1						
<b>Ron Gant, R</b> OBP: 0.373, SLG: 0.595 (1, 8)										2	0	0	0	2	1	0						
<b>Jim Presley, R</b> OBP: 0.313, SLG: 0.457 (1, 5)										4	0	1	0	0	0	4						
<b>Dale Murphy, R</b> OBP: 0.328, SLG: 0.415 (1, 9)										4	0	0	0	0	1	0						
<b>David Justice, L</b> OBP: 0.336, SLG: 0.393 (1, 3)										3	2	1	0	1	1	0						
<b>Jeff Blauser, R</b> OBP: 0.348, SLG: 0.418 <b>Oddibe McDowell, L</b> OBP: 0.288, SLG: 0.382 (9, PH)										2	0	0	0	0	0	0						
<b>Greg Olson, R</b> OBP: 0.374, SLG: 0.454 <b>Alexis Infante, R</b> OBP: 0.050, SLG: 0.100 (9, PR)										1	0	0	1	2	0	0						
<b>29 John Smoltz, R</b> OBP: 0.321, SLG: 0.174 <b>Tommy Gregg, L</b> OBP: 0.217, SLG: 0.197 (9, PH)										1	0	1	2	0	0	0						
<b>Inning Stats</b>	R: 0 E: 0 K: 0 S: 6	H: 1 LOB: 1 BB: 1 P: 13	R: 0 E: 0 K: 1 S: 8	H: 0 LOB: 0 BB: 0 P: 12	R: 1 E: 0 K: 1 S: 13	H: 2 LOB: 2 BB: 2 P: 26	R: 0 E: 0 K: 0 S: 5	H: 0 LOB: 0 BB: 0 P: 8	R: 0 E: 0 K: 0 S: 10	H: 1 LOB: 1 BB: 0 P: 17	R: 0 E: 0 K: 0 S: 6	H: 1 LOB: 0 BB: 0 P: 7	R: 1 E: 0 K: 0 S: 7	H: 2 LOB: 1 BB: 0 P: 14	R: 0 E: 0 K: 1 S: 7	H: 0 LOB: 0 BB: 0 P: 11		R: 2 E: 0 K: 2 S: 12	H: 1 LOB: 2 BB: 2 P: 23	1B: 5 2B: 3 3B: 0 HR: 0	SF: 1 SAC: 1 DP: 1 HBP: 0	WP: 1 PB: 0 CS: 0
<b>PITCHER</b> Danny Jackson, L ERA: 3.89 <b>Rob Dibble, R</b> ERA: 1.6 (8, 1)	IP: 7.1 WLS: L BF: 29 H: 7 R: 2 ER: 2 SO: 3 BB: 2 IBB: 0 HBP: 0 BLK: 0 WP: 0 HR: 0 S: 57 P: 100 ERA: 2.46 WHIP: 1.364															<b>PITCHER</b> IP: 7.1 WLS: L BF: 29 H: 7 R: 2 ER: 2 SO: 3 BB: 2 IBB: 0 HBP: 0 BLK: 0 WP: 0 HR: 0 S: 57 P: 100 ERA: 2.46 WHIP: 1.364						



Batter	1	2	3	4	5	6	7	8	9	10	AB	R	H	RBI	BB	SO	LOB	TOP						
Lenny Harris, L (1.5) OBP: 0.344, SLG: 0.399 (8, 4)	0-1 FC5-4 PB 1B		0-0 B3		0-0 4-3		2-1 F9		2-3 K	2-3 K	6	1	1	0	0	2	3							
Stan Javier, S (1, 8) OBP: 0.375, SLG: 0.407	3-2 4-3 1-3		2-3 K		0-1 F9		4-1 G4-6-3 BB 1B		1-0 1B		4	1	1	0	1	1	1							
Kal Daniels, L (1, 7) OBP: 0.391, SLG: 0.525	4-0 FC5-4 BB		3-2 1-3 2B		2-2 1B		4-2 G4-6-3 BB 1B		0-3 K		2	1	2	0	2	0	0							
Jose Gonzalez, R (8, 7) OBP: 0.288, SLG: 0.446											1	0	0	0	0	1	1							
Eddie Murray, S (1, 3) OBP: 0.388, SLG: 0.485	1-1 FC5-4 1-2		1-2 1-3		0-1 3-1		0-1 G4-6-3		1-1 BB 1B		5	1	1	1	0	0	5							
Hubie Brooks, R (1, 9) OBP: 0.251, SLG: 0.406	3-4 P4		2-3 3B		0-1 F9		0-1 F9		0-1 P6		5	2	2	2	0	0	2							
Mike Scjocia, L (1, 2) OBP: 0.309, SLG: 0.412		3-2 F7		3-2 FC3		2-1 4-3		3-4 1B		4-1 1B	3	1	0	0	1	0	1							
Mickey Hatcher, R (10, PH) OBP: 0.274, SLG: 0.268											0	0	0	0	1	0	0							
Jim Gott, R (10, 1)											0	0	0	0	0	0	0							
Jim Poole, L (10, 1)											0	0	0	0	0	0	0							
Tim Crews, R (10, 1)											0	0	0	0	0	0	0							
Juan Samuel, R (1, 4) OBP: 0.277, SLG: 0.314		1-0 P3		2-3 K		1-0 6-3		2-1 1B		2-0 F9	4	0	1	1	0	1	2							
Jay Howell, R (8, 1)											0	0	0	0	0	0	0							
Rick Dempsey, R (10, PH) OBP: 0.311, SLG: 0.385											1	0	0	0	0	0	2							
Alfredo Griffin, S (1, 6) OBP: 0.302, SLG: 0.300											5	0	2	3	0	0	2							
Mike Morgan, R (1, 1) OBP: 0.114, SLG: 0.088											3	0	0	0	0	0	1							
Mike Sharperson, R (8, 5) OBP: 0.368, SLG: 0.546											1	0	0	0	1	0	0							
<b>Inning Stats</b>	R: 1 E: 0 K: 0 S: 12	H: 1 LOB: 2 BB: 1 P: 21	R: 0 E: 0 K: 0 S: 6	H: 0 LOB: 0 BB: 0 P: 11	R: 0 E: 0 K: 1 S: 6	H: 0 LOB: 0 BB: 0 P: 8	R: 3 E: 0 K: 1 S: 18	H: 3 LOB: 1 BB: 0 P: 26	R: 0 E: 0 K: 0 S: 8	H: 1 LOB: 1 BB: 0 P: 10	R: 0 E: 0 K: 0 S: 4	H: 0 LOB: 0 BB: 0 P: 7	R: 0 E: 0 K: 0 S: 4	H: 0 LOB: 0 BB: 0 P: 7	R: 2 E: 0 K: 0 S: 14	H: 2 LOB: 2 BB: 3 P: 28	R: 0 E: 0 K: 2 S: 10	H: 1 LOB: 1 BB: 0 P: 15	R: 1 E: 0 K: 1 S: 15	H: 2 LOB: 3 BB: 2 P: 29	1B: 8 2B: 1 3B: 1 HR: 0	SF: 0 SAC: 0 DP: 1 HBP: 0	WP: 0 PB: 1 SB: 0 CS: 0	PA: 46
<b>PITCHER</b>	IP WLS BF H R ER SO	IP WLS BF H R ER SO	IP WLS BF H R ER SO	IP WLS BF H R ER SO	IP WLS BF H R ER SO	IP WLS BF H R ER SO	IP WLS BF H R ER SO	IP WLS BF H R ER SO	IP WLS BF H R ER SO	IP WLS BF H R ER SO	IP WLS BF H R ER SO	IP WLS BF H R ER SO	IP WLS BF H R ER SO	IP WLS BF H R ER SO	IP WLS BF H R ER SO	IP WLS BF H R ER SO	IP WLS BF H R ER SO	IP WLS BF H R ER SO	IP WLS BF H R ER SO	IP WLS BF H R ER SO	ERA WHIP	ERA WHIP	ERA WHIP	
Jose Rijo, R ERA: 3.24	7.2	0.1	2.0	0.1	0.1	0.1	0.1	0.1	0.1	0.1	0.1	0.1	0.1	0.1	0.1	0.1	0.1	0.1	0.1	0.1	0.1	5.87	1.435	
Norm Charlton, L ERA: 3.0	0.1	0.1	0.1	0.1	0.1	0.1	0.1	0.1	0.1	0.1	0.1	0.1	0.1	0.1	0.1	0.1	0.1	0.1	0.1	0.1	0.1	0.00	0.000	
Randy Myers, L ERA: 2.61	2.0	1.1	2.0	1.1	1.1	1.1	1.1	1.1	1.1	1.1	1.1	1.1	1.1	1.1	1.1	1.1	1.1	1.1	1.1	1.1	1.1	4.50	2.000	

Los Angeles Dodgers @ Cincinnati Reds  
Riverfront Stadium, Cincinnati, OH  
Fri Jun 22 1990, 7:05 PM EDT  
Att: 34,697 - Unknown - 72 F

AB	40
R	7
H	10
RBI	7
BB	6
SO	5
LOB	20



Batter	1	2	3	4	5	6	7	8	9	10	AB	R	H	RBI	BB	SO	LOB	BOTTOM						
Chris Sabo, R (1, 5) OBP: 0.400, SLG: 0.569	4-1 2B FC4-6 BB		1-1 F6	0-0 FC6-4			1-2 F7		0-1 L7		4	1	0	1	1	0	1							
Barry Larkin, R (1, 6) OBP: 0.391, SLG: 0.405	0-1 FC4-6 2B		1-0 G4-3	1-2 5-3			0-1 F8		0-3 K		5	0	1	0	0	1	1							
Paul O'Neill, L (1, 9) OBP: 0.352, SLG: 0.455	3-1 P6		2-2 1B		1-0 HR		1-1 3-1		0-0 BB 2B 1B		5	3	3	1	0	0	2							
Eric Davis, R (1, 8) OBP: 0.343, SLG: 0.450	4-1 FC4-6 BB		2-1 1B	1-2 5-3			0-3 K		4-1 BB 2B BB		3	0	1	0	2	1	0							
Todd Benzinger, S (1, 3) OBP: 0.325, SLG: 0.386	1-0 FC4-6 FC5-4		1-0 FC6-4	2-1 6-3			0-0 HR		0-1 BB 2B		5	1	3	4	0	0	2							
Glenn Braggs, R (1, 7) OBP: 0.357, SLG: 0.423	3-1 FC5-4		1-1 FC6-4	0-2 6-3			1-1 1B		1-2 1B		5	0	1	0	0	0	4							
Mariano Duncan, R (1, 4) OBP: 0.350, SLG: 0.479		1-3		1-2 E6 1B FC6-4			0-0 P3		1-0 1B		5	1	1	0	0	0	1							
Joe Oliver, R (1, 2) OBP: 0.330, SLG: 0.352		3-3 K		1-1 FC6-4			0-0 5-3		1-2 FC4-6		3	0	1	0	0	1	0							
Hal Morris, L (8, PH) OBP: 0.421, SLG: 0.382				1-3 1B			1-2 1B		1-2 K		1	0	1	0	0	0	0							
Jeff Reed, L (9, 2) OBP: 0.239, SLG: 0.262											0	0	0	0	0	0	0							
Luis Quinones, S (10, PH) OBP: 0.294, SLG: 0.283											1	0	0	0	0	1	1							
Jose Rijo, R (1, 1) OBP: 0.038, SLG: 0.038		0-1 B1-3		2-3 K			2-1 6-3		2-2 FC4-6		3	0	0	0	0	1	2							
Norm Charlton, S (8, PH) OBP: 0.500, SLG: 0.500											0	0	0	0	0	0	0							
Ken Griffey, L (8, PH) OBP: 0.262, SLG: 0.359											1	0	0	0	0	0	2							
Randy Myers, L (9, 1)											0	0	0	0	0	0	0							
Billy Hatcher, R (10, PH) OBP: 0.368, SLG: 0.418											1	0	0	0	0	1	1							
<b>Inning Stats</b>	R: 1 E: 0 K: 0 S: 9	H: 1 LOB: 2 BB: 2 P: 24	R: 0 E: 0 K: 1 S: 6	H: 0 LOB: 0 BB: 0 P: 9	R: 1 E: 0 K: 0 S: 13	H: 3 LOB: 2 BB: 0 P: 21	R: 1 E: 1 K: 1 S: 12	H: 1 LOB: 1 BB: 0 P: 17	R: 1 E: 0 K: 0 S: 9	H: 1 LOB: 0 BB: 0 P: 13	R: 0 E: 0 K: 0 S: 4	H: 0 LOB: 0 BB: 0 P: 6	R: 0 E: 0 K: 0 S: 7	H: 0 LOB: 0 BB: 0 P: 9	R: 1 E: 0 K: 1 S: 15	H: 3 LOB: 2 BB: 0 P: 21	R: 1 E: 0 K: 1 S: 9	H: 2 LOB: 2 BB: 1 P: 13	R: 0 E: 0 K: 1 S: 9	H: 1 LOB: 1 BB: 0 P: 14	1B: 8 2B: 2 3B: 0 HR: 2	SF: 0 SAC: 0 DP: 0 HBP: 0	WP: 0 PB: 0 SB: 1 CS: 0	PA: 45
<b>PITCHER</b>	IP WLS BF H R ER SO	IP WLS BF H R ER SO	IP WLS BF H R ER SO	IP WLS BF H R ER SO	IP WLS BF H R ER SO	IP WLS BF H R ER SO	IP WLS BF H R ER SO	IP WLS BF H R ER SO	IP WLS BF H R ER SO	IP WLS BF H R ER SO	IP WLS BF H R ER SO	IP WLS BF H R ER SO	IP WLS BF H R ER SO	IP WLS BF H R ER SO	IP WLS BF H R ER SO	IP WLS BF H R ER SO	IP WLS BF H R ER SO	IP WLS BF H R ER SO	IP WLS BF H R ER SO	IP WLS BF H R ER SO	ERA WHIP	ERA WHIP	ERA WHIP	
Mike Morgan, R ERA: 3.16	7.0	2.0	0.1	0.1	0.1	0.1	0.1	0.1	0.1	0.1	0.1	0.1	0.1	0.1	0.1	0.1	0.1	0.1	0.1	0.1	3.86	1.143		
Jay Howell, R ERA: 3.38	0.1	0.1	0.1	0.1	0.1	0.1	0.1	0.1	0.1	0.1	0.1	0.1	0.1	0.1	0.1	0.1	0.1	0.1	0.1	0.1	9.00	3.000		
Jim Gott, R ERA: 6.55	0.1	0.1	0.1	0.1	0.1	0.1	0.1	0.1	0.1	0.1	0.1	0.1	0.1	0.1	0.1	0.1	0.1	0.1	0.1	0.1	0.00	3.000		
Jim Poole, L ERA:	0.1	0.1	0.1	0.1	0.1	0.1	0.1	0.1	0.1	0.1	0.1	0.1	0.1	0.1	0.1	0.1	0.1	0.1	0.1	0.1	0.00	0.000		
Tim Crews, R ERA: 3.10	0.1	0.1	0.1	0.1	0.1	0.1	0.1	0.1	0.1	0.1	0.1	0.1	0.1	0.1	0.1	0.1	0.1	0.1	0.1	0.1	0.00	0.000		

Los Angeles Dodgers @ Cincinnati Reds  
Riverfront Stadium, Cincinnati, OH  
Fri Jun 22 1990, 7:05 PM EDT  
Att: 34,697 - Unknown - 72 F

AB	42
R	6
H	12
RBI	6
BB	3
SO	5
LOB	17





Batter	1	2	3	4	5	6	7	8	9	AB	R	H	RBI	BB	SO	LOB	TOP					
<b>Stan Javier, S</b> OBP: 0.391, SLG: 0.458 (1, 8)	1-1 CS 1B		2-2 1-H 1B 3B	0-0 F9		1-0 1B 2B			0-1 2B	5	2	4	1	0	0	1						
<b>Mike Sharperson, R</b> OBP: 0.376, SLG: 0.356 (1, 5)	3-3 SAFE K		1-0 S 1B		2-2 1B SF9	2-1 FC6-4 1B			2-1 G5-3	5	1	3	2	0	1	1						
<b>Mickey Hatcher, R</b> OBP: 0.284, SLG: 0.279 (1, 7)	0-1 1B		1-2 F8		1-2 1B SF9	0-0 FC6-4 1B			1-2 G5-3	5	1	2	0	0	0	2						
<b>Eddie Murray, S</b> OBP: 0.381, SLG: 0.478 (1, 3)	0-0 G4-3		2-1 F7		0-2 SF9				0-0 G3	3	0	0	1	0	0	2						
<b>Hubie Brooks, R</b> OBP: 0.281, SLG: 0.403 (1, 9)		0-1 G6-3	1-0 S 1B		2-1 F9				2-2 G4-3	4	0	1	0	0	0	1						
<b>Rick Dempsey, R</b> OBP: 0.306, SLG: 0.372 (1, 2)		0-1 F7	2-2 L8		1-2 1B				2-3 K	4	0	1	1	0	1	2						
<b>Juan Samuel, R</b> OBP: 0.273, SLG: 0.308 (1, 4)		0-2 G5-3		0-0 G5-3	1-0 G1-3				0-1 L7	4	0	0	0	0	0	1						
<b>Alfredo Griffin, S</b> OBP: 0.305, SLG: 0.316 (1, 6)			0-0 HR	0-2 SH3-4 1B		1-3 K2-3			0-0 G1-3	4	1	2	1	0	1	0						
<b>Tim Belcher, R</b> OBP: 0.241, SLG: 0.167 (4, 1)			2-2 HR	1-2 SH3-4 1B		2-1 G6-3			2-3 K	1	1	1	0	0	0	0						
<b>Mike Hartley, R</b> OBP: 0.352, SLG: 0.476 (5, PH)			2-2 3B	1-2 1B						0	0	0	0	0	0	0						
<b>Jose Vizcaino, S</b> OBP: 0.291, SLG: 0.342 (6, PH)										0	0	0	0	0	0	0						
<b>Don Aase, R</b> OBP: 0.354, SLG: 0.382 (6, PH)										0	0	0	0	0	0	0						
<b>Chris Gwynn, L</b> OBP: 0.329, SLG: 0.350 (8, PH)										0	0	0	0	0	0	0						
<b>Jim Poole, L</b> OBP: 0.332, SLG: 0.387 (8, PH)										0	0	0	0	0	0	0						
<b>Inning Stats</b>	R: 0 E: 0 K: 1 S: 9	H: 2 LOB: 1 BB: 0 P: 12	R: 0 E: 0 K: 0 S: 7	H: 0 LOB: 0 BB: 0 P: 7	R: 3 E: 0 K: 0 S: 17	H: 5 LOB: 2 BB: 0 P: 28	R: 0 E: 0 K: 0 S: 9	H: 1 LOB: 1 BB: 0 P: 9	R: 2 E: 0 K: 0 S: 15	H: 3 LOB: 1 BB: 0 P: 22	R: 1 E: 0 K: 1 S: 9	H: 2 LOB: 1 BB: 0 P: 15	R: 0 E: 0 K: 1 S: 8	H: 0 LOB: 0 BB: 0 P: 12	R: 0 E: 0 K: 1 S: 6	H: 0 LOB: 0 BB: 0 P: 8	R: 0 E: 0 K: 0 S: 7	H: 1 LOB: 0 BB: 0 P: 10	1B: 10 2B: 2 3B: 1 HR: 1	SF: 1 SAC: 1 DP: 0 HBP: 0	WP: 0 PB: 0 SB: 2 CS: 1	PA: 39
<b>PITCHER</b>	IP	WLS	BF	H	R	ER	SO	BB	IBB	HBP	BLK	WP	HR	S	P	ERA	WHIP					
<b>Tom Browning, L</b> ERA: 2.57 (1, 1)	5.0	W	25	11	5	5	1	0	0	0	0	0	1	57	78	9.00	2.200					
<b>Tim Layana, R</b> ERA: 2.79 (6, 1)	4.0	S	14	3	1	1	3	0	0	0	0	0	0	30	45	2.25	0.750					

**Los Angeles Dodgers @ Cincinnati Reds**  
Riverfront Stadium, Cincinnati, OH  
Sat Jun 23 1990, 7:05 PM EDT  
Att: 46,201 - Unknown - 70 F

AB 37  
R 6  
H 14  
RBI 6  
BB 0  
SO 4  
LOB 10



Batter	1	2	3	4	5	6	7	8	9	AB	R	H	RBI	BB	SO	LOB	BOTTOM					
<b>Billy Hatcher, R</b> OBP: 0.369, SLG: 0.416 (1, 7)	1-1 L6		1-2 P4	0-0 2B 1B		4-0 G6-3 HR BB	0-1 G5-3			4	2	1	0	1	0	2						
<b>Barry Larkin, R</b> OBP: 0.385, SLG: 0.398 (1, 6)	1-1 F9		2-1 G4-3	2-1 SF9		1-2 G6-3		3-2 F8		4	0	0	1	0	0	1						
<b>Chris Sabo, R</b> OBP: 0.400, SLG: 0.576 (1, 5)	2-0 F8			1-2 K		1-0 HR		2-3 K		4	2	1	2	1	2	2						
<b>Eric Davis, R</b> OBP: 0.353, SLG: 0.486 (1, 8)		0-0 HR		1-2 1B		3-1 G6-3		3-3 K		4	2	3	3	0	0	0						
<b>Herm Winningham, L</b> OBP: 0.291, SLG: 0.342 (8, 8)				1-2 2B						1	0	0	0	0	1	0						
<b>Paul O'Neill, L</b> OBP: 0.355, SLG: 0.450 (1, 9)		4-1 S BB		1-2 L9		2-2 F8				2	1	0	0	2	0	1						
<b>Todd Benzinger, S</b> OBP: 0.332, SLG: 0.387 (1, 3)		0-3 K		3-2 HBP 1B	4-2 G3 BB			4-0 FC2-5 1B BB		2	1	1	1	2	1	1						
<b>Mariano Duncan, R</b> OBP: 0.352, SLG: 0.476 (1, 4)		2-3 K		1-2 1B HBP	3-1 G3			1-1 FC2-5 1B		1	1	0	1	0	1	1						
<b>Ron Oester, S</b> OBP: 0.354, SLG: 0.382 (5, 4)		1-2 K		1-2 1B HBP	1-2 G3			1-2 FC2-5 1B		2	0	1	0	0	0	1						
<b>Joe Oliver, R</b> OBP: 0.329, SLG: 0.350 (1, 2)		1-0 G4-3		0-1 1B SF9	2-3 K			1-1 P2		4	1	1	2	0	1	4						
<b>Tom Browning, L</b> OBP: 0.128, SLG: 0.105 (1, 1)			3-3 K	1-2 2B 1B		0-2 G4-3		2-1 FC2-5		2	1	1	1	0	1	0						
<b>Hal Morris, L</b> OBP: 0.410, SLG: 0.371 (5, PH)				1-2 2B 1B				1-2 FC2-5		1	0	0	0	0	0	1						
<b>Tim Layana, R</b> ERA: (6, 1)								1-2 2-3		1	0	0	0	0	0	2						
<b>Inning Stats</b>	R: 0 E: 0 K: 0 S: 5	H: 0 LOB: 0 BB: 0 P: 9	R: 1 E: 0 K: 2 S: 9	H: 1 LOB: 1 BB: 1 P: 16	R: 0 E: 0 K: 1 S: 8	H: 0 LOB: 0 BB: 0 P: 14	R: 8 E: 0 K: 1 S: 29	H: 6 LOB: 1 BB: 2 P: 55	R: 0 E: 0 K: 1 S: 12	H: 0 LOB: 1 BB: 1 P: 21	R: 2 E: 0 K: 0 S: 10	H: 1 LOB: 0 BB: 1 P: 21	R: 0 E: 0 K: 0 S: 8	H: 1 LOB: 2 BB: 1 P: 16	R: 0 E: 0 K: 2 S: 13	H: 0 LOB: 0 BB: 0 P: 21	R: 0 E: 0 K: 0 S: 7	H: 1 LOB: 0 BB: 0 P: 10	1B: 6 2B: 1 3B: 0 HR: 2	SF: 1 SAC: 0 DP: 0 HBP: 1	WP: 0 PB: 0 SB: 2 CS: 0	PA: 40
<b>PITCHER</b>	IP	WLS	BF	H	R	ER	SO	BB	IBB	HBP	BLK	WP	HR	S	P	ERA	WHIP					
<b>Tim Belcher, R</b> ERA: 4.32 (1, 1)	3.0	L	17	4	7	7	3	3	0	0	0	0	0	34	66	21.00	2.333					
<b>Mike Hartley, R</b> ERA: 4.13 (4, 1)	2.0		10	3	2	2	2	1	0	0	0	0	0	29	49	9.00	2.000					
<b>Don Aase, R</b> ERA: 3.76 (6, 1)	2.0		10	2	2	2	0	2	0	0	0	0	1	18	37	9.00	2.000					
<b>Jim Poole, L</b> ERA: (8, 1)	1.0		3	0	0	0	2	0	0	0	0	0	0	13	21	0.00	0.000					

**Los Angeles Dodgers @ Cincinnati Reds**  
Riverfront Stadium, Cincinnati, OH  
Sat Jun 23 1990, 7:05 PM EDT  
Att: 46,201 - Unknown - 70 F

AB 32  
R 11  
H 9  
RBI 11  
BB 6  
SO 7  
LOB 16






Batter	1	2	3	4	5	6	7	8	9	AB	R	H	RBI	BB	SO	LOB	TOP				
Lenny Harris, L (1.5) OBP: 0.339, SLG: 0.392 Mike Sharperson, R (8, PH) OBP: 0.377, SLG: 0.358	1-1 G4-3		2-1 F7			1-3 K		1-0 1B	0-0 FC5-4	3	0	0	0	0	1	0					
Stan Javier, S (1.8) OBP: 0.401, SLG: 0.475	2-3 K			1-0 1B		0-0 HR		0-0 1B	1-3 SF7	4	3	3	0	0	1	0					
Chris Gwynn, L (1.7) OBP: 0.348, SLG: 0.397	3-2 F9		3-2 SAFE 1-H 1B	1-1 G4-6-3		0-1 HR		1-3 K	1-2 K	4	1	2	3	0	1	2					
Eddie Murray, S (1.3) OBP: 0.379, SLG: 0.474		0-0 F7		1-1 G4-6-3		2-3 K		0-1 1B	2-3 3-H 1B	4	0	1	1	0	1	1					
Hubie Brooks, R (1.9) OBP: 0.276, SLG: 0.398	1-2 G4-3			0-1 G5-3				0-1 F9	0-2 SF7	3	0	0	1	0	0	0					
Mike Scioscia, L (1.2) OBP: 0.308, SLG: 0.406	2-1 G3-1				1-1 G3			4-2 1B	0-3 K	3	0	0	0	1	1	1					
Juan Samuel, R (1.4) OBP: 0.276, SLG: 0.316			0-0 G3		1-0 L5			1-0 FC1-6	1-3 1B	4	1	2	0	0	1	0					
Alfredo Griffin, S (1.6) OBP: 0.300, SLG: 0.311			0-0 G3		2-1 B1-3			0-1 FC1-6	0-1 FC6-4	4	0	0	0	0	0	3					
Fernando Valenzuela, L (1.1) OBP: 0.355, SLG: 0.517 Tim Crews, R (6, 1) Mickey Hatcher, R (7, PH) OBP: 0.279, SLG: 0.274 Mike Hartley, R (7, 1) Rick Dempsey, R (9, PH) OBP: 0.350, SLG: 0.372	2-1 SF7		2-1 SF7			0-1 G3		0-2 FC6-4	4-2 FC5-4	1	0	0	1	0	0	0					
<b>Inning Stats</b>	R: 0 E: 0 K: 1 S: 8	H: 0 LOB: 0 BB: 0 P: 14	R: 0 E: 0 K: 0 S: 6	H: 0 LOB: 0 BB: 0 P: 9	R: 1 E: 0 K: 0 S: 6	H: 1 LOB: 0 BB: 0 P: 10	R: 1 E: 0 K: 0 S: 10	H: 2 LOB: 0 BB: 0 P: 15	R: 0 E: 0 K: 0 S: 5	H: 1 LOB: 0 BB: 0 P: 9	R: 2 E: 0 K: 2 S: 11	H: 2 LOB: 0 BB: 0 P: 14	R: 0 E: 0 K: 0 S: 18	H: 1 LOB: 2 BB: 1 P: 23	R: 2 E: 0 K: 2 S: 13	H: 3 LOB: 1 BB: 0 P: 15	R: 0 E: 0 K: 1 S: 8	H: 0 LOB: 1 BB: 1 P: 13	1B: 6 2B: 2 3B: 0 HR: 1	SF: 2 SAC: 0 DP: 1 HBP: 0	WP: 0 PA: 37 PB: 0 SB: 2 CS: 0
<b>PITCHER</b>	IP WLS BF H R ER SO BB IBB HBP BLK WP HR S P ERA WHIP	IP WLS BF H R ER SO BB IBB HBP BLK WP HR S P ERA WHIP																			
Rick Mahler, R (1, 1) ERA: 4.5	6.0 W 22 5 4 4 3 0 0 0 0 0 1 46 71 6.00 0.833	3.0 S 15 4 2 2 3 2 0 0 0 0 0 0 39 51 6.00 2.000																			
Norm Charlton, L (7, 1) ERA: 3.21																					

Los Angeles Dodgers @ Cincinnati Reds  
Riverfront Stadium, Cincinnati, OH  
Sun Jun 24 1990, 7:05 PM EDT  
Att: 33,760 - Unknown - 72 F


AB 33  
R 6  
H 9  
RBI 6  
BB 2  
SO 6  
LOB 10



Batter	1	2	3	4	5	6	7	8	9	AB	R	H	RBI	BB	SO	LOB	BOTTOM		
Chris Sabo, R (1.5) OBP: 0.397, SLG: 0.580	2-1 F8	2-0 G6-3			2-1 G5-3	1-1 HR		0-0 P2		5	1	1	3	0	0	1			
Billy Hatcher, R (1.7) OBP: 0.366, SLG: 0.411	3-2 S		3-2 F7		0-0 G6-3	0-1 G3-1		1-3 K		5	1	1	0	0	1	0			
Eric Davis, R (1.8) OBP: 0.354, SLG: 0.476	4-2 SAFE 1-H 1B		0-0 G6-3		3-3 K	2-1 G5-3		4-1 BB		3	0	0	0	2	1	0			
Glenn Braggs, R (1.9) OBP: 0.347, SLG: 0.416	1-3 K		1-1 G6-3			3-2 FC4-6	2-3 K	2-0 F8		5	0	1	0	0	2	2			
Todd Benzinger, S (1.3) OBP: 0.335, SLG: 0.387	0-0 1-2 1B			2-1 G5-3		1-1 FC4-6	4-2 HBP			3	2	1	0	1	0	1			
Mariano Duncan, R (1.6) OBP: 0.355, SLG: 0.494	2-2 G5-3			2-0 HR		1-0 2B	1-0 F9			4	2	2	1	0	0	3			
Luis Quiñones, S (1.4) ERA: 4.05 Norm Charlton, S (7, 1) OBP: 0.600, SLG: 0.500		1-1 2B			4-0 BB	1-2 1B	1-2 HBP			2	1	2	1	1	0	0			
Joe Oliver, R (1.2) OBP: 0.332, SLG: 0.358		0-0 F7			1-0 B2	3-2 1B	0-1 HBP			4	1	2	3	0	0	2			
Rick Mahler, R (1, 1) ERA: 4.05 Barry Larkin, R (6, PH) OBP: 0.385, SLG: 0.399		0-2 P8			1-1 G4-3	1-2 1B	1-2 HBP			2	0	0	0	0	0	2			
<b>Inning Stats</b>	R: 1 E: 0 K: 1 S: 20	H: 2 LOB: 2 BB: 1 P: 33	R: 0 E: 0 K: 0 S: 7	H: 1 LOB: 1 BB: 0 P: 10	R: 0 E: 0 K: 0 S: 6	H: 0 LOB: 0 BB: 0 P: 10	R: 1 E: 0 K: 0 S: 6	H: 1 LOB: 1 BB: 1 P: 16	R: 0 E: 0 K: 1 S: 6	H: 0 LOB: 0 BB: 0 P: 11	R: 6 E: 0 K: 0 S: 28	H: 6 LOB: 0 BB: 0 P: 41	R: 2 E: 0 K: 1 S: 12	H: 1 LOB: 1 BB: 1 P: 20	R: 0 E: 0 K: 1 S: 6	H: 0 LOB: 1 BB: 1 P: 13	1B: 6 2B: 3 3B: 0 HR: 2	SF: 0 SAC: 0 DP: 0 HBP: 1	WP: 0 PA: 40 PB: 0 SB: 2 CS: 0
<b>PITCHER</b>	IP WLS BF H R ER SO BB IBB HBP BLK WP HR S P ERA WHIP	IP WLS BF H R ER SO BB IBB HBP BLK WP HR S P ERA WHIP																	
Fernando Valenzuela, L (1, 1) ERA: 4.05 Tim Crews, R (6, 1) ERA: 3.14 Mike Hartley, R (7, 1) ERA: 4.5	5.1 L 28 0 0 0 0 2 0 0 0 0 0 4 6 9.00 1.500	0.2 2 0 0 0 0 0 0 0 0 0 0 0 4 6 0.00 0.000																	
Mike Hartley, R (7, 1) ERA: 4.5																			

Los Angeles Dodgers @ Cincinnati Reds  
Riverfront Stadium, Cincinnati, OH  
Sun Jun 24 1990, 7:05 PM EDT  
Att: 33,760 - Unknown - 72 F

AB 35  
R 10  
H 11  
RBI 9  
BB 4  
SO 4  
LOB 12





Batter	1	2	3	4	5	6	7	8	9	AB	R	H	RBI	BB	SO	LOB	TOP				
<b>Brett Butler, L</b> OBP: 0.373, SLG: 0.313	1-3 <b>K</b>		0-0 <b>F8</b>			0-0 <b>B1</b>		0-0 <b>2H</b> <b>1B</b>		4	0	1	1	0	1	0	<b>San Francisco Giants @ Cincinnati Reds</b> Riverfront Stadium, Cincinnati, OH Mon Jun 25 1990, 7:05 PM EDT Att: 31,263 - Unknown				
<b>Mike Kingsley, L</b> OBP: 0.357, SLG: 0.297 <b>Steve Bedrosian, R</b> (6, PH)	1-1 <b>G3</b>		2-1 <b>F8</b>			2-2 <b>G3</b>		1-1 <b>L9</b>		3	0	0	0	0	0	0					
<b>Greg Litton, R</b> OBP: 0.249, SLG: 0.273 <b>Ed Vosberg, L</b> (8, PH)	0-3 <b>K</b>		0-0 <b>G4-3</b>			1-1 <b>F4</b>		4-0 <b>1B</b> <b>BB</b>		3	0	0	0	1	1	0					
<b>Kevin Mitchell, R</b> OBP: 0.375, SLG: 0.576 <b>Rick Parker, R</b> OBP: 0.409, SLG: 0.533	3-2 <b>P3</b>		3-1 <b>HR</b>			1-1 <b>G5-3</b>		0-1 <b>1-2</b> <b>1B</b>		3	1	1	1	0	0	0					
<b>Matt Williams, R</b> OBP: 0.336, SLG: 0.505	0-0 <b>F7</b>		2-3 <b>K</b>			1-0 <b>1B</b>		1-3 <b>K</b>		4	0	1	0	0	2	2					
<b>Terry Kennedy, L</b> OBP: 0.358, SLG: 0.370 <b>Gary Carter, R</b> OBP: 0.361, SLG: 0.412	4-1 <b>BB</b>		1-2 <b>G4-3</b>			2-2 <b>F8</b>		3-2 <b>F3</b>		2	0	0	0	1	0	1					
<b>Robby Thompson, R</b> OBP: 0.295, SLG: 0.371	2-3 <b>K</b>		2-2 <b>G6-3</b>			0-1 <b>1B</b> <b>BLK</b> <b>1B</b>		2-3 <b>K</b>		4	1	1	0	0	2	3					
<b>Jose Uribe, S</b> OBP: 0.333, SLG: 0.362	1-1 <b>G5-3</b>		1-2 <b>F7</b>			0-0 <b>F8</b>				3	0	0	0	0	0	1					
<b>John Burkett, R</b> OBP: 0.111, SLG: 0.077 <b>Rick Leach, L</b> OBP: 0.389, SLG: 0.362	0-3 <b>K</b>		2-2 <b>P5</b>			2-3 <b>K</b>				1	0	0	0	0	1	0					
<b>Inning Stats</b>	R: 0 E: 0 K: 2 S: 8	H: 0 LOB: 0 BB: 0 P: 10	R: 0 E: 0 K: 1 S: 10	H: 0 LOB: 1 BB: 1 P: 19	R: 0 E: 0 K: 1 S: 6	H: 0 LOB: 0 BB: 0 P: 7	R: 1 E: 0 K: 1 S: 8	H: 1 LOB: 0 BB: 0 P: 15	R: 0 E: 0 K: 0 S: 11	H: 0 LOB: 0 BB: 0 P: 15	R: 0 E: 0 K: 0 S: 8	H: 1 LOB: 1 BB: 0 P: 13	R: 1 E: 0 K: 1 S: 10	H: 2 LOB: 1 BB: 0 P: 13	R: 0 E: 0 K: 2 S: 13	H: 1 LOB: 2 BB: 1 P: 23		1B: 4 2B: 0 3B: 0 HR: 1	SF: 0 SAC: 0 DP: 0 HBP: 0	WP: 0 PB: 0 SB: 0 CS: 0	PA: 34
<b>PITCHER</b>	IP	WLS	BF	H	R	ER	SO	BB	IBB	HBP	BLK	WP	HR	S	P	ERA	WHIP				
<b>Jack Armstrong, R</b> ERA: 2.12	(1, 1)	8.0	W	29	4	2	2	6	1	0	0	1	0	69	104	2.25	0.625				
<b>Randy Myers, L</b> ERA: 2.54	(9, 1)	1.0	S	5	1	0	0	2	1	0	0	0	0	13	23	0.00	2.000				

Batter	1	2	3	4	5	6	7	8	9	AB	R	H	RBI	BB	SO	LOB	BOTTOM				
<b>Chris Sabo, R</b> OBP: 0.401, SLG: 0.587	0-1 <b>F8</b> <b>HR</b>	0-1 <b>F9</b>		0-0 <b>2B</b>		1-0 <b>FC6-4</b> <b>1B</b>				4	1	3	2	0	0	1	<b>San Francisco Giants @ Cincinnati Reds</b> Riverfront Stadium, Cincinnati, OH Mon Jun 25 1990, 7:05 PM EDT Att: 31,263 - Unknown				
<b>Billy Hatcher, R</b> OBP: 0.360, SLG: 0.405	2-0 <b>G5-3</b>	0-0 <b>F7</b>		3-1 <b>G5-3</b>		0-0 <b>FC6-4</b> <b>1-2</b>				4	0	0	0	0	0	5					
<b>Paul O'Neill, L</b> OBP: 0.349, SLG: 0.442	1-0 <b>F8</b>		3-2 <b>F8</b>		2-2 <b>G4-3</b>		1-3 <b>K</b>			4	0	0	0	0	1	1					
<b>Eric Davis, R</b> OBP: 0.358, SLG: 0.470	4-1 <b>HR</b> <b>BB</b>		4-1 <b>FC6-4</b> <b>BB</b>		2-0 <b>G6-3</b>		3-3 <b>K</b>			2	1	0	0	2	1	0					
<b>Todd Benzinger, S</b> OBP: 0.333, SLG: 0.397	3-2 <b>1-1</b> <b>HR</b>		2-3 <b>K</b>		1-3 <b>K</b>		0-1 <b>F9</b>			4	1	1	3	0	2	1					
<b>Mariano Duncan, R</b> OBP: 0.353, SLG: 0.489	1-0 <b>1B</b>		1-0 <b>FC6-4</b> <b>1-2</b>			3-2 <b>L4</b>		2-2 <b>G5-3</b>		4	0	1	0	0	0	1					
<b>Ron Oester, S</b> OBP: 0.349, SLG: 0.388 <b>Randy Myers, L</b> (9, 1)	1-3 <b>K2-3</b>		2-2 <b>G6-3</b> <b>2B</b>			0-0 <b>L6</b>		0-0 <b>F9</b>		4	1	1	0	0	1	1					
<b>Joe Oliver, R</b> OBP: 0.330, SLG: 0.356		1-3 <b>K</b>		1-2 <b>F7</b>		3-2 <b>1B</b> <b>1B</b>		1-0 <b>G5-3</b>		4	1	1	0	0	1	1					
<b>Jack Armstrong, R</b> OBP: 0.152, SLG: 0.125 <b>Barry Larkin, R</b> OBP: 0.385, SLG: 0.399		1-1 <b>1B</b>		0-0 <b>G6-3</b>		0-1 <b>1B</b> <b>1B</b>				3	0	2	0	0	0	1					
<b>Inning Stats</b>	R: 3 E: 0 K: 1 S: 13	H: 3 LOB: 1 BB: 1 P: 24	R: 0 E: 0 K: 1 S: 8	H: 1 LOB: 1 BB: 0 P: 10	R: 0 E: 0 K: 1 S: 11	H: 0 LOB: 1 BB: 1 P: 20	R: 1 E: 0 K: 0 S: 11	H: 2 LOB: 1 BB: 0 P: 15	R: 0 E: 0 K: 1 S: 7	H: 0 LOB: 0 BB: 0 P: 12	R: 1 E: 0 K: 0 S: 13	H: 3 LOB: 2 BB: 0 P: 20	R: 0 E: 0 K: 2 S: 11	H: 0 LOB: 0 BB: 0 P: 15	R: 0 E: 0 K: 0 S: 7	H: 0 LOB: 0 BB: 0 P: 10		1B: 6 2B: 2 3B: 0 HR: 1	SF: 0 SAC: 0 DP: 0 HBP: 0	WP: 0 PB: 0 SB: 0 CS: 0	PA: 35
<b>PITCHER</b>	IP	WLS	BF	H	R	ER	SO	BB	IBB	HBP	BLK	WP	HR	S	P	ERA	WHIP				
<b>John Burkett, R</b> ERA: 3.62	(1, 1)	5.0	L	23	6	4	4	4	0	0	0	0	0	24	35	4.50	1.600				
<b>Steve Bedrosian, R</b> ERA: 4.62	(6, 1)	2.0		9	3	1	1	2	0	0	0	0	0	7	10	0.00	0.000				
<b>Ed Vosberg, L</b> ERA: 3.18	(8, 1)	1.0		3	0	0	0	0	0	0	0	0	0	7	10	0.00	0.000				









Batter	1	2	3	4	5	6	7	8	9	AB	R	H	RBI	BB	SO	LOB	TOP				
<b>Brett Butler, L</b> OBP: 0.377, SLG: 0.317 (1, 8)	4-2 L6-3 BB		2-2 F8		1-1 BB 1B	2-0 1B			1-1 G6-3	4	1	2	0	1	0	0					
<b>Rick Parker, R</b> OBP: 0.366, SLG: 0.471 (1, 9) (7, 7)	0-1 L6-3		2-3 K		1-0 BB 1B	0-0 F9			2-1 F4	5	1	1	0	0	1	3					
<b>Will Clark, L</b> OBP: 0.339, SLG: 0.466 (1, 3)	1-1 F9			1-0 2B 3B 1B	4-1 BB 2B	1-1 F9			3-2 E6 HR	4	3	1	0	1	0	2					
<b>Matt Williams, R</b> OBP: 0.334, SLG: 0.507 (1, 5)		1-1 1B 1B G6-4-3 HBP		1-0 F8	1-2 2B 1B		1-2 L7		1-1 HR	4	2	2	4	0	0	1					
<b>Greg Litton, R</b> OBP: 0.262, SLG: 0.305 <b>Mike Kingery, L</b> OBP: 0.319, SLG: 0.262 (7, PH) (7, 9)	1-1 G6-4-3 1B		1-0 F9		0-0 1-3 2-H 3-H 2B		0-2 G5-3		3-2 G6-3	3	0	2	1	0	0	1					
<b>Gary Carter, R</b> OBP: 0.362, SLG: 0.413 (1, 2)	2-2 G6-4-3 1B		1-0 F9		1-3 3B 2B		1-1 G5-3			4	1	2	0	0	1	2					
<b>Robby Thompson, R</b> OBP: 0.290, SLG: 0.371 (1, 4)	0-0 G6-4-3		0-0 K		0-2 5-3			3-3 K		4	0	1	2	0	1	4					
<b>Jose Uribe, S</b> OBP: 0.327, SLG: 0.354 (1, 6)	1-2 2-3 3-H 2-2 G4-3		0-3 K2-3		1-0 1B			1-3 K2-3		4	0	1	0	0	2	2					
<b>Don Robinson, R</b> OBP: 0.200, SLG: 0.350 <b>Steve Bedrosian, R</b> (9, 1)			1-0 F7		1-1 L8			2-2 F9		4	0	0	0	0	1	1					
										0	0	0	0	0	0	0					
<b>Inning Stats</b>	R: 0 E: 0 K: 0 S: 9	H: 0 LOB: 0 BB: 1 P: 14	R: 1 E: 0 K: 0 S: 10	H: 2 LOB: 1 BB: 0 P: 16	R: 0 E: 0 K: 1 S: 12	H: 0 LOB: 0 BB: 0 P: 17	R: 2 E: 0 K: 1 S: 8	H: 3 LOB: 1 BB: 0 P: 12	R: 3 E: 0 K: 1 S: 17	H: 4 LOB: 2 BB: 1 P: 26	R: 0 E: 0 K: 0 S: 10	H: 0 LOB: 0 BB: 0 P: 12	R: 0 E: 0 K: 2 S: 11	H: 0 LOB: 0 BB: 0 P: 17	R: 2 E: 1 K: 0 S: 14	H: 1 LOB: 0 BB: 0 P: 24	1B: 8 2B: 3 3B: 1 HR: 1	SF: 0 SAC: 0 DP: 2 HBP: 1	WP: 0 PB: 0 SB: 0 CS: 0	PA: 41	
<b>PITCHER</b>	IP	WLS	BF	H	R	ER	SO	BB	IBB	HBP	BLK	WP	HR	S	P	ERA	WHIP				
<b>Tom Browning, L</b> ERA: 2.94 (1, 1)	4.1	L	23	9	6	6	2	2	0	1	0	0	0	50	77	12.46	2.538				
<b>Tim Layana, R</b> ERA: 2.56 (5, 1)	2.2		10	2	0	0	2	0	0	0	0	0	0	24	33	0.00	0.750				
<b>Tim Birtsas, L</b> ERA: 3.77 (8, 1)	2.0		8	1	2	0	2	0	0	0	0	0	1	25	41	0.00	0.500				

**San Francisco Giants @ Cincinnati Reds**  
Riverfront Stadium, Cincinnati, OH  
Wed Jun 27 1990, 3:33 AM EDT  
Att: 42,543 - Sunny - 85 F

**AB 38**  
**R 8**  
**H 12**  
**RBI 7**  
**BB 2**  
**SO 6**  
**LOB 16**

**GIANTS**

Batter	1	2	3	4	5	6	7	8	9	AB	R	H	RBI	BB	SO	LOB	BOTTOM					
<b>Billy Hatcher, R</b> OBP: 0.359, SLG: 0.400 (1, 8)	0-0 L9		1-1 G6-3			4-0 S BB		0-0 F8		3	0	0	0	1	0	1						
<b>Barry Larkin, R</b> OBP: 0.380, SLG: 0.393 (1, 6)	1-2 F9			1-2 G6-3		2-3 K		0-0 HR		4	1	1	0	0	1	1						
<b>Paul O'Neill, L</b> OBP: 0.349, SLG: 0.446 (1, 9)	4-2 S BB			1-1 F7		0-1 F7		3-2 HR		3	1	1	3	1	0	1						
<b>Todd Benzinger, S</b> OBP: 0.330, SLG: 0.390 (1, 3)	2-1 G4-3			0-0 FC4-6 1B		1-0 G3		0-0 G3-1		4	0	1	0	0	0	1						
<b>Hal Morris, L</b> OBP: 0.405, SLG: 0.395 <b>Tim Layana, R</b> (5, 1)		1-2 L6		0-0 FC4-6		2-2 E5			1-2 F7	2	0	0	0	0	0	1						
<b>Ken Griffey, L</b> OBP: 0.250, SLG: 0.341 <b>Tim Birtsas, L</b> (8, 1)				1-2 FC4-6						1	0	0	0	0	0	0						
<b>Ron Oester, S</b> OBP: 0.345, SLG: 0.383 (9, PH)										0	0	0	0	0	0	0						
<b>Luis Quinones, S</b> OBP: 0.307, SLG: 0.343 (1, 5)		2-1 F5			0-0 F5		1-1 P3		1-1 G3	4	0	0	0	0	0	1						
<b>Mariano Duncan, R</b> OBP: 0.352, SLG: 0.486 (1, 4)					1-1 G5-3		1-3 K		1-3 K	4	0	0	0	0	2	1						
<b>Jeff Reed, L</b> OBP: 0.245, SLG: 0.267 (1, 2)				3-2 F5		1-0 G3		0-0 FC6-4 1B		3	0	1	0	0	0	0						
<b>Tom Browning, L</b> OBP: 0.125, SLG: 0.103 <b>Herm Winningham, L</b> OBP: 0.293, SLG: 0.342 (5, 7)				1-2 G4-3			1-2 G6-3		1-2 FC6-4 1B	1	0	0	0	0	0	0						
										2	1	0	0	0	0	1						
<b>Inning Stats</b>	R: 0 E: 0 K: 0 S: 9	H: 0 LOB: 1 BB: 1 P: 16	R: 0 E: 0 K: 0 S: 8	H: 0 LOB: 0 BB: 0 P: 13	R: 0 E: 0 K: 0 S: 11	H: 0 LOB: 0 BB: 0 P: 16	R: 0 E: 0 K: 0 S: 7	H: 1 LOB: 1 BB: 0 P: 9	R: 0 E: 0 K: 0 S: 4	H: 0 LOB: 0 BB: 0 P: 6	R: 0 E: 0 K: 1 S: 10	H: 0 LOB: 1 BB: 1 P: 17	R: 0 E: 1 K: 1 S: 9	H: 0 LOB: 1 BB: 0 P: 14	R: 3 E: 0 K: 0 S: 11	H: 3 LOB: 0 BB: 0 P: 15	R: 0 E: 0 K: 1 S: 8	H: 0 LOB: 0 BB: 0 P: 11	1B: 3 2B: 0 3B: 0 HR: 1	SF: 0 SAC: 0 DP: 0 HBP: 0	WP: 0 PB: 0 SB: 2 CS: 0	PA: 34
<b>PITCHER</b>	IP	WLS	BF	H	R	ER	SO	BB	IBB	HBP	BLK	WP	HR	S	P	ERA	WHIP					
<b>Don Robinson, R</b> ERA: 3.95 (1, 1)	8.0	W	31	4	3	3	2	2	0	0	0	0	0	69	106	3.38	0.750					
<b>Steve Bedrosian, R</b> ERA: 4.5 (9, 1)	1.0		3	0	0	0	1	0	0	0	0	0	0	8	11	0.00	0.000					

**San Francisco Giants @ Cincinnati Reds**  
Riverfront Stadium, Cincinnati, OH  
Wed Jun 27 1990, 3:33 AM EDT  
Att: 42,543 - Sunny - 85 F

**AB 32**  
**R 3**  
**H 4**  
**RBI 3**  
**BB 2**  
**SO 3**  
**LOB 8**

**REDS**



Batter	1	2	3	4	5	6	7	8	9	AB	R	H	RBI	BB	SO	LOB	TOP					
<b>Billy Hatcher, R</b> OBP: 0.359, SLG: 0.408 (1, 7)	L7		P4		F8		1B 3B		1B	5	1	2	0	0	0	1	<b>Cincinnati Reds @ New York Mets</b> Shea Stadium, Flushing, NY Thu Jun 28 1990, 7:05 PM EDT Att: 43,647 - Unknown - 83 F					
<b>Barry Larkin, R</b> OBP: 0.377, SLG: 0.390 (1, 6)	F8		E6		K		1B		B1	5	0	1	1	0	1	2						
<b>Chris Sabo, R</b> OBP: 0.398, SLG: 0.580 (1, 5)	2B		K		K		HR 1B		K	5	1	2	0	0	2	4						
<b>Eric Davis, R</b> OBP: 0.360, SLG: 0.500 (1, 8)	G5-3		F7		HR		G6-3		1B	5	1	2	2	0	0	4						
<b>Paul O'Neill, L</b> OBP: 0.350, SLG: 0.450 (1, 9)		F4-3 2B		G1-3		K		G4-3 1B	P6	5	1	2	0	0	1	2						
<b>Todd Benzinger, S</b> OBP: 0.325, SLG: 0.384 (1, 3)	K		G3-1		F8		G4-3			4	0	0	0	0	1	2						
<b>Ron Oester, S</b> OBP: 0.345, SLG: 0.381 (1, 4)	F4-3		1B		F8		FC6-4 1B			3	0	1	0	0	0	1						
<b>Tim Birtsas, L</b> OBP: 0.405, SLG: 0.395 (6, 1)			1B		K		FC6-4			0	0	0	0	0	0	0						
<b>Hal Morris, L</b> OBP: 0.346, SLG: 0.415 (8, PH)			1B		K		FC6-4			0	0	0	0	0	0	0						
<b>Glenn Griggs, R</b> OBP: 0.346, SLG: 0.415 (8, PH)			1B		K		FC6-4			0	0	0	0	0	0	0						
<b>Norm Charlton, S</b> OBP: 0.600, SLG: 0.500 (8, 1)	P6		1B		K		FC6-4			4	0	1	0	0	1	2						
<b>Joe Oliver, R</b> OBP: 0.329, SLG: 0.350 (1, 2)			1B		K		FC6-4			4	0	1	0	0	1	2						
<b>Jose Rijo, R</b> OBP: 0.071, SLG: 0.071 (1, 1)			E		L9		F9		G5-3	2	0	1	0	0	0	2						
<b>Luis Quinones, S</b> OBP: 0.299, SLG: 0.333 (6, 4)			1B							2	0	0	0	0	0	1						
<b>Inning Stats</b>	R: 0 E: 0 K: 0 S: 8	H: 1 LOB: 1 BB: 0 P: 14	R: 0 E: 0 K: 1 S: 9	H: 1 LOB: 1 BB: 0 P: 15	R: 0 E: 1 K: 1 S: 10	H: 1 LOB: 2 BB: 0 P: 15	R: 0 E: 0 K: 0 S: 13	H: 2 LOB: 2 BB: 0 P: 20	R: 2 E: 0 K: 1 S: 11	H: 2 LOB: 0 BB: 0 P: 14	R: 0 E: 0 K: 1 S: 10	H: 0 LOB: 0 BB: 0 P: 15	R: 1 E: 0 K: 0 S: 5	H: 2 LOB: 1 BB: 0 P: 9	R: 1 E: 1 K: 0 S: 12	H: 2 LOB: 1 BB: 0 P: 18	R: 0 E: 0 K: 1 S: 10	H: 2 LOB: 2 BB: 0 P: 13	1B: 9 2B: 2 3B: 1 HR: 1	SF: 0 SAC: 0 DP: 0 HBP: 0	WP: 0 PB: 0 SB: 1 CS: 0	PA: 41
<b>PITCHER</b>	IP WLS BF H R ER SO BB IBB HBP BLK WP HR S P ERA WHIP																					
<b>Dwight Gooden, R</b> ERA: 4.19 (1, 1)	7.1 W 33 10 4 3 5 0 0 0 0 0 1 69 107 3.68 1.364																					
<b>John Franco, L</b> ERA: 1.71 (8, 1)	1.2 S 8 3 0 0 1 0 0 0 0 0 0 19 26 0.00 1.800																					

AB	41
R	4
H	13
RBI	3
BB	0
SO	6
LOB	21



Batter	1	2	3	4	5	6	7	8	9	AB	R	H	RBI	BB	SO	LOB	BOTTOM			
<b>Howard Johnson, S</b> OBP: 0.289, SLG: 0.432 (1, 5)	P4				F9		L6			4	0	1	1	0	0	2	<b>Cincinnati Reds @ New York Mets</b> Shea Stadium, Flushing, NY Thu Jun 28 1990, 7:05 PM EDT Att: 43,647 - Unknown - 83 F			
<b>Dave Magadan, L</b> OBP: 0.446, SLG: 0.489 (1, 3)	K	2B			F7		K			4	0	0	0	0	2	1				
<b>Gregg Jefferies, S</b> OBP: 0.361, SLG: 0.502 (1, 4)					F7		P3			4	0	1	0	0	0	0				
<b>John Franco, L</b> OBP: 0.333, SLG: 0.574 (8, 1)	1B				G4-3		P3			0	0	0	0	0	0	0				
<b>Darryl Strawberry, L</b> OBP: 0.401, SLG: 0.534 (1, 9)	G4-3				F8		G6-3			4	1	1	1	0	0	1				
<b>Kevin McReynolds, R</b> OBP: 0.358, SLG: 0.460 (1, 7)		1B 2B 1B			G5-3		HR			4	1	1	0	0	1	0				
<b>Daryl Boston, L</b> OBP: 0.351, SLG: 0.489 (1, 8)					F7		G4-3 1B BB			2	1	0	0	1	1	1				
<b>Mark Carreon, R</b> OBP: 0.333, SLG: 0.574 (7, 8)		K			F7		G4-3 1B BB			1	0	1	0	0	0	0				
<b>Mackey Sasser, L</b> OBP: 0.362, SLG: 0.370 (1, 2)					G5-3		G4-3			4	1	1	0	0	0	2				
<b>Kevin Elster, R</b> OBP: 0.286, SLG: 0.371 (1, 6)					G5-3		G4-3			4	1	1	1	0	0	2				
<b>Dwight Gooden, R</b> OBP: 0.216, SLG: 0.324 (1, 1)					G6-3		E6			3	0	1	1	0	1	2				
<b>Keith Miller, R</b> OBP: 0.328, SLG: 0.354 (8, 4)					G6-3		E6			0	0	0	0	0	0	0				
<b>Inning Stats</b>	R: 0 E: 0 K: 1 S: 10	H: 1 LOB: 1 BB: 0 P: 13	R: 3 E: 0 K: 1 S: 10	H: 4 LOB: 1 BB: 0 P: 15	R: 0 E: 0 K: 0 S: 6	H: 0 LOB: 0 BB: 0 P: 9	R: 0 E: 0 K: 1 S: 8	H: 0 LOB: 1 BB: 1 P: 14	R: 0 E: 0 K: 0 S: 5	H: 0 LOB: 0 BB: 0 P: 9	R: 2 E: 1 K: 0 S: 15	H: 2 LOB: 2 BB: 2 P: 33	R: 0 E: 0 K: 1 S: 9	H: 0 LOB: 0 BB: 0 P: 17	R: 0 E: 0 K: 1 S: 7	H: 1 LOB: 0 BB: 0 P: 7	1B: 5 2B: 2 3B: 0 HR: 1	SF: 0 SAC: 0 DP: 1 HBP: 0	WP: 0 PB: 0 SB: 0 CS: 0	PA: 34
<b>PITCHER</b>	IP WLS BF H R ER SO BB IBB HBP BLK WP HR S P ERA WHIP																			
<b>Jose Rijo, R</b> ERA: 3.56 (1, 1)	5.1 L 24 6 5 5 3 2 0 0 0 0 0 1 47 76 8.44 1.500																			
<b>Tim Birtsas, L</b> ERA: 3.56 (6, 1)	1.2 7 1 0 0 1 0 1 0 0 0 0 16 34 0.00 0.600																			
<b>Norm Charlton, L</b> ERA: 3.14 (8, 1)	1.0 3 1 0 0 1 0 0 0 0 0 0 7 7 0.00 1.000																			

AB	31
R	5
H	8
RBI	5
BB	3
SO	5
LOB	9





Batter	1	2	3	4	5	6	7	8	9	AB	R	H	RBI	BB	SO	LOB	TOP				
<b>Billy Hatcher, R</b> OBP: 0.360, SLG: 0.405 (1, 7)	G5-3			FC6-4 1B		G3-1		G1-6-3 BB	G1-3	4	0	1	0	1	0	1	<b>Cincinnati Reds @ New York Mets</b> Shea Stadium, Flushing, NY Fri Jun 29 1990, 7:05 PM EDT Att: 43,555 - Unknown - 78 F				
<b>Barry Larkin, R</b> OBP: 0.376, SLG: 0.388 (1, 6)	K			FC6-4 E S 1-2		1B		G1-6-3 1-2 2-3		4	0	1	0	0	1	3					
<b>Eric Davis, R</b> OBP: 0.358, SLG: 0.494 (1, 8)	K			K		K		1B		4	0	1	1	0	3	2					
<b>Chris Sabo, R</b> OBP: 0.396, SLG: 0.575 (1, 5)			F7	G6-3			G5-3	FC6-4 1B		4	0	1	0	0	0	1					
<b>Glenn Braggs, R</b> OBP: 0.346, SLG: 0.411 <b>Rob Dibble, L</b> (8, 1)	K				P3		1B	FC6-4 1-2		4	0	1	0	0	1	2					
<b>Hal Morris, L</b> OBP: 0.370, SLG: 0.357 (1, 3)	K				G4-3		F8		G4-3	4	0	0	0	0	1	1					
<b>Mariano Duncan, R</b> OBP: 0.360, SLG: 0.497 (1, 4)			G6-3		2B		1B		2B WP 1B	4	1	3	0	0	0	0					
<b>Joe Oliver, R</b> OBP: 0.329, SLG: 0.350 <b>Ken Griffey, L</b> OBP: 0.244, SLG: 0.333 (9, PH)			G5-4-3 1B		K		K		F9	3	0	1	0	0	2	3					
<b>Rick Mahler, R</b> OBP: 0.133, SLG: 0.133 <b>Herm Winningham, L</b> OBP: 0.289, SLG: 0.338 <b>Tim Layana, R</b> (6, 1)			G5-4-3		G3			G1-6-3 BB 1B	WP 1-3 2B	1	0	0	0	0	0	1					
<b>Luis Quinones, S</b> OBP: 0.308, SLG: 0.343 <b>Paul O'Neill, L</b> OBP: 0.352, SLG: 0.456 (8, 9)										1	0	0	0	0	0	0					
<b>Inning Stats</b>	R: 0 E: 0 K: 2 S: 8	H: 0 LOB: 0 BB: 0 P: 12	R: 0 E: 0 K: 2 S: 9	H: 0 LOB: 0 BB: 0 P: 15	R: 0 E: 0 K: 0 S: 5	H: 1 LOB: 0 BB: 0 P: 7	R: 0 E: 1 K: 1 S: 9	H: 1 LOB: 1 BB: 0 P: 16	R: 0 E: 0 K: 1 S: 10	H: 1 LOB: 1 BB: 0 P: 17	R: 0 E: 0 K: 1 S: 12	H: 2 LOB: 2 BB: 0 P: 18	R: 1 E: 0 K: 0 S: 11	H: 3 LOB: 2 BB: 1 P: 19	R: 1 E: 0 K: 0 S: 12	H: 2 LOB: 1 BB: 0 P: 16	1B: 9 2B: 2 3B: 0 HR: 0	SF: 0 SAC: 0 DP: 2 HBP: 0	WP: 1 PB: 0 SB: 1 CS: 0	PA: 37	
<b>PITCHER</b>	IP WLS BF H R ER SO BB IBB HBP BLK WP HR S P ERA WHIP	8.1 W 34 10 2 2 8 1 0 0 0 0 0 81 126 2.16 1.320	0.2 S 3 1 0 0 0 0 0 0 0 1 0 7 10 0.00 1.500																		

AB	36
R	2
H	11
RBI	1
BB	1
SO	8
LOB	15

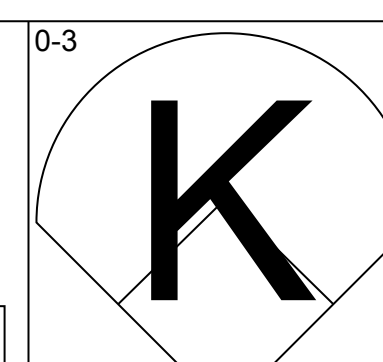
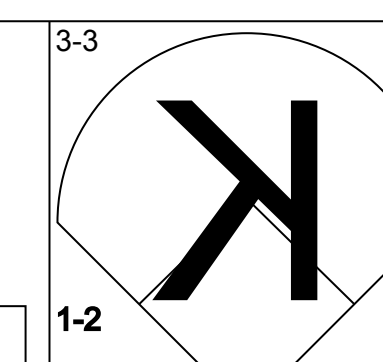
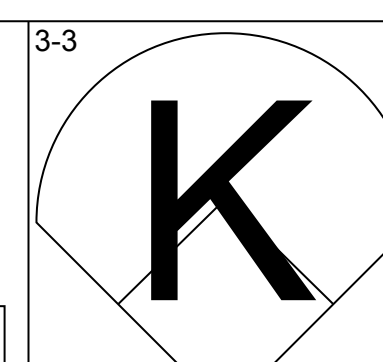
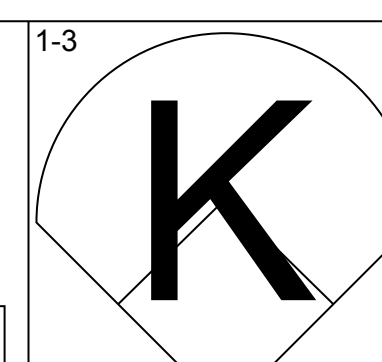
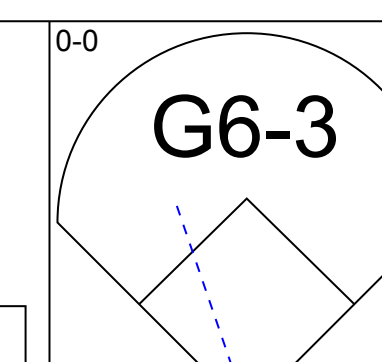
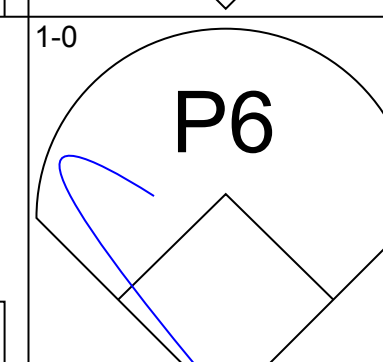
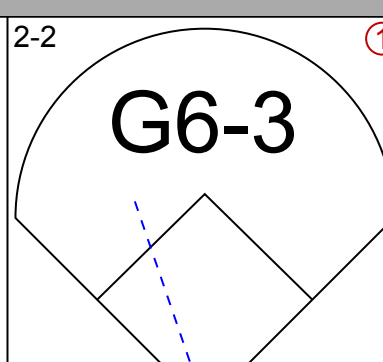
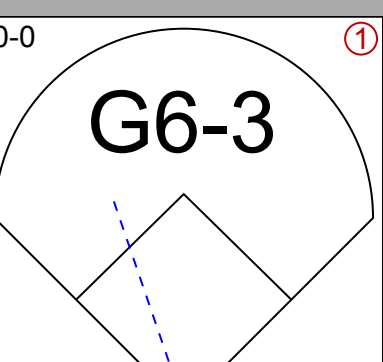
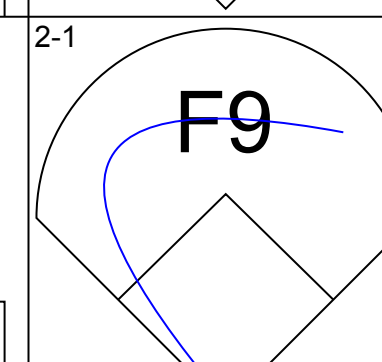
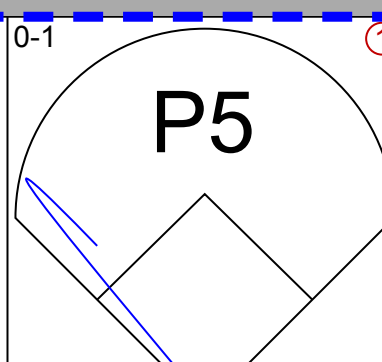
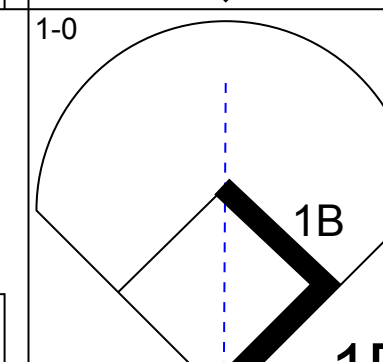
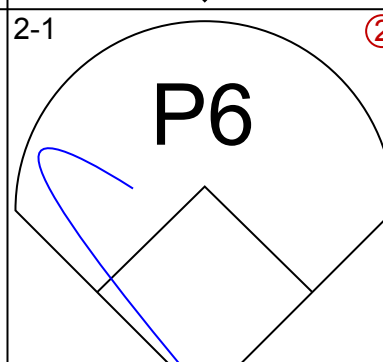
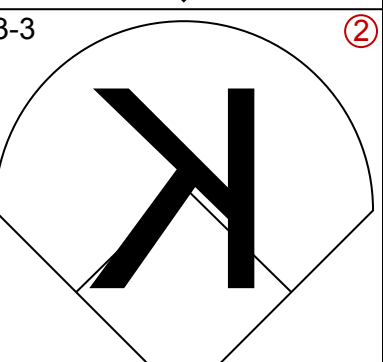
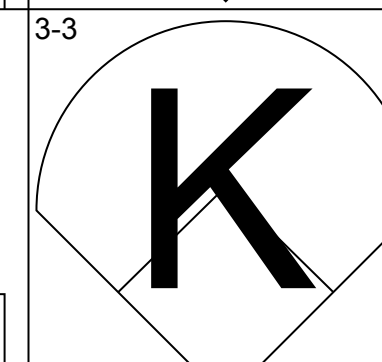
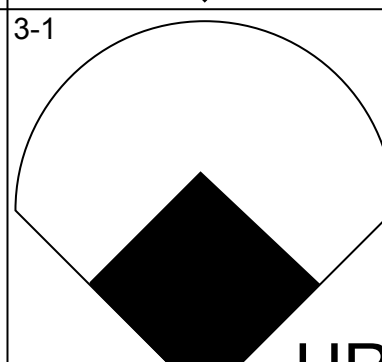
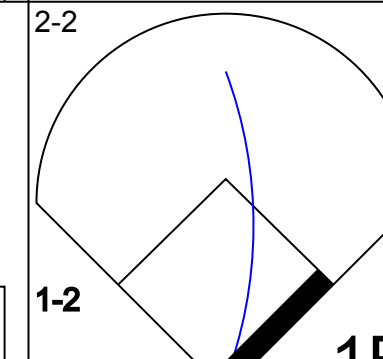
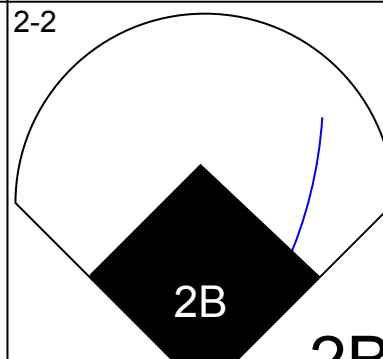
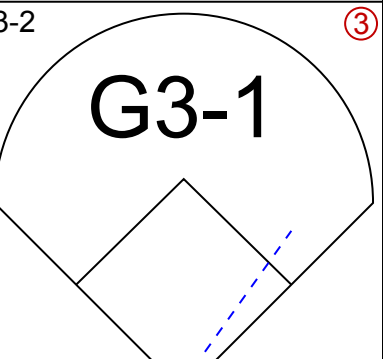
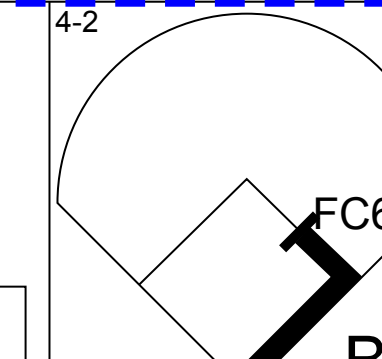
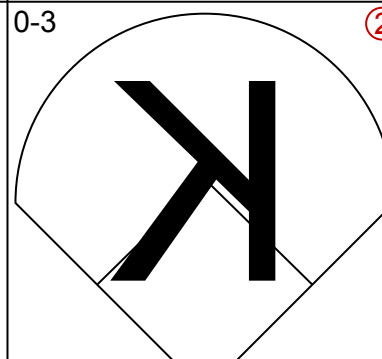
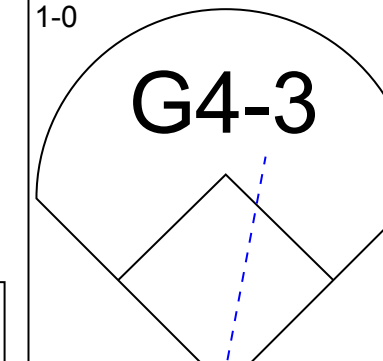
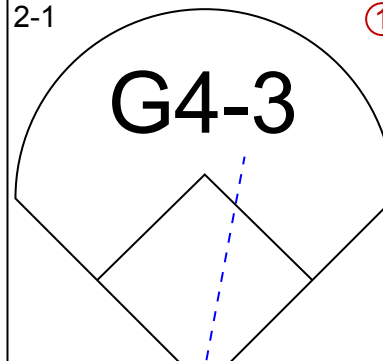
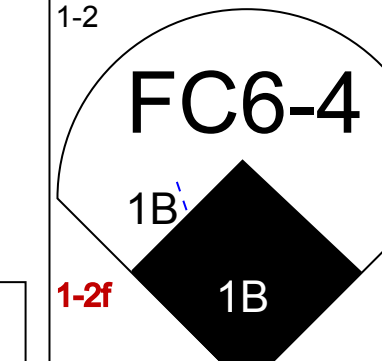
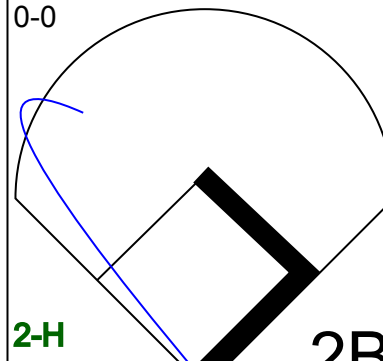
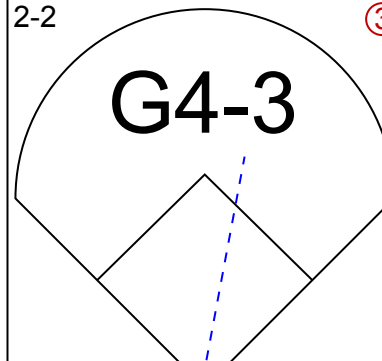


Batter	1	2	3	4	5	6	7	8	9	AB	R	H	RBI	BB	SO	LOB	BOTTOM			
<b>Keith Miller, R</b> OBP: 0.326, SLG: 0.345 (1, 8)	G6-3		FC5-4 BB BB		F9		FC4-6 1-2			3	0	0	0	1	0	1	<b>Cincinnati Reds @ New York Mets</b> Shea Stadium, Flushing, NY Fri Jun 29 1990, 7:05 PM EDT Att: 43,555 - Unknown - 78 F			
<b>Dave Magadan, L</b> OBP: 0.444, SLG: 0.479 (1, 3)	F7		FC5-4 BB		G3-1			L7		3	0	0	0	1	0	0				
<b>Gregg Jefferies, S</b> OBP: 0.360, SLG: 0.498 (1, 4)	1B		FC5-4 1-2 2-3		F9			G4-3		4	0	1	0	0	0	2				
<b>Darryl Strawberry, L</b> OBP: 0.399, SLG: 0.542 (1, 9)		HR	P5		G6-3			K		4	1	1	1	0	1	2				
<b>Howard Johnson, S</b> OBP: 0.293, SLG: 0.438 (1, 5)		1B SF7 1B		G3 HR 2B		G3-1				3	2	2	0	0	0	0				
<b>Mark Carreon, R</b> OBP: 0.333, SLG: 0.568 (1, 7)		G4-6-3 1B		G3 2-3		G3				3	0	1	0	0	0	1				
<b>Mackey Sasser, L</b> OBP: 0.361, SLG: 0.397 (1, 2)		SF7		HR		G4-3				2	1	1	3	0	0	0				
<b>Kevin Elster, R</b> OBP: 0.283, SLG: 0.366 (1, 6)	G4-6-3 1-2			L1		G6-3				3	0	0	0	0	0	1				
<b>Bob Ojeda, L</b> OBP: 0.130, SLG: 0.130 <b>Jeff Innis, R</b> (9, 1)			F7	K				FC4-6 1B		3	0	1	0	0	1	0				
<b>Inning Stats</b>	R: 0 E: 0 K: 0 S: 5	H: 1 LOB: 1 BB: 0 P: 8	R: 2 E: 0 K: 0 S: 12	H: 3 LOB: 0 BB: 0 P: 21	R: 0 E: 0 K: 0 S: 9	H: 0 LOB: 2 BB: 2 P: 21	R: 2 E: 0 K: 1 S: 9	H: 2 LOB: 0 BB: 0 P: 12	R: 0 E: 0 K: 0 S: 7	H: 0 LOB: 0 BB: 0 P: 10	R: 0 E: 0 K: 0 S: 7	H: 1 LOB: 1 BB: 0 P: 12	R: 0 E: 0 K: 1 S: 6	H: 0 LOB: 0 BB: 0 P: 10	1B: 4 2B: 1 3B: 0 HR: 2	SF: 1 SAC: 0 DP: 1 HBP: 0		WP: 0 PB: 0 SB: 1 CS: 0	PA: 31	
<b>PITCHER</b>	IP WLS BF H R ER SO BB IBB HBP BLK WP HR S P ERA WHIP	5.0 L 21 6 4 4 1 2 0 0 0 0 2 40 7.20 1.600	2.0 7 1 0 0 0 0 0 0 0 0 0 0 14 22 0.00 0.500	1.0 3 0 0 0 1 0 0 0 0 0 0 0 6 10 0.00 0.000																

AB	28
R	4
H	7
RBI	4
BB	2
SO	2
LOB	7



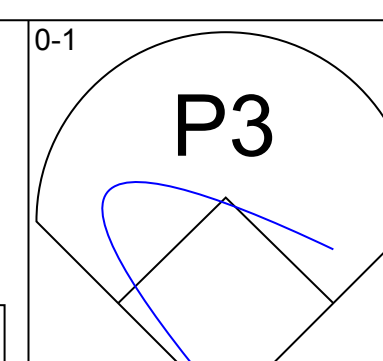
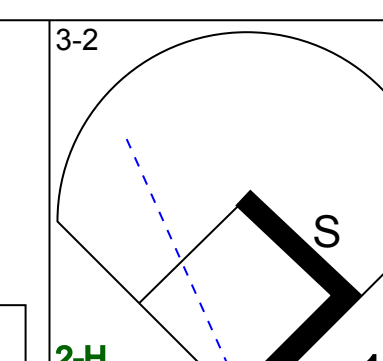
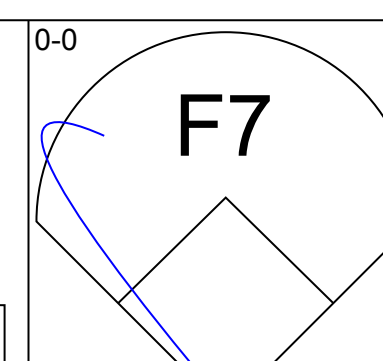
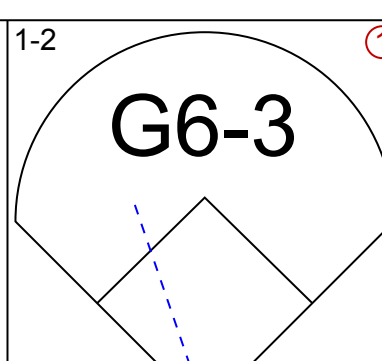
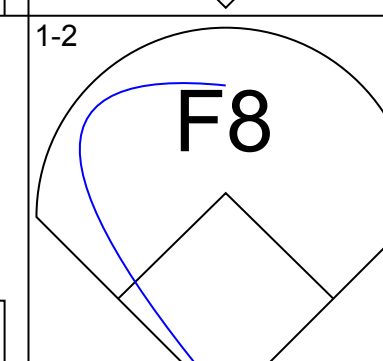
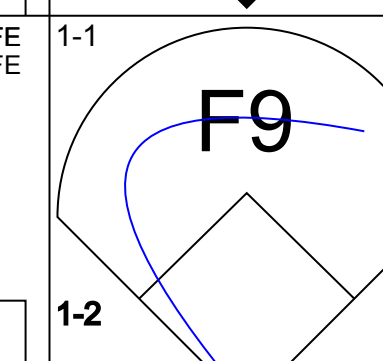
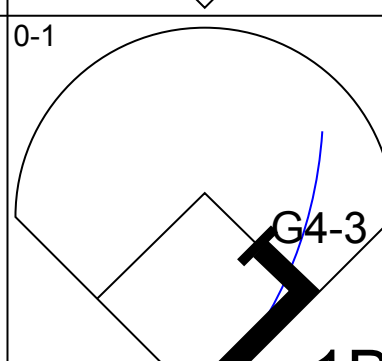
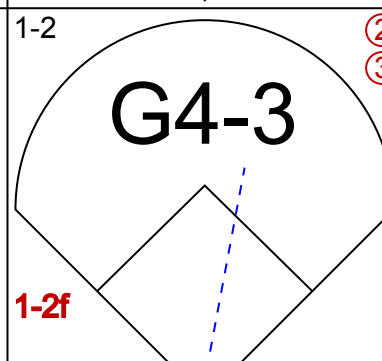
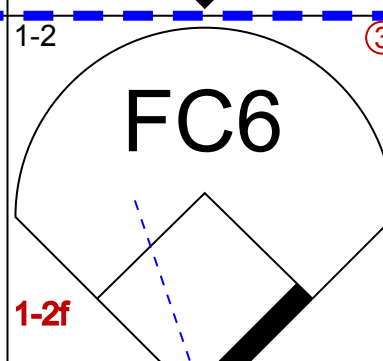
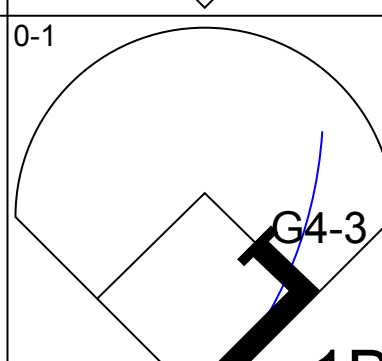
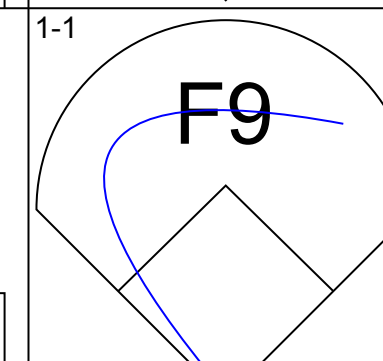
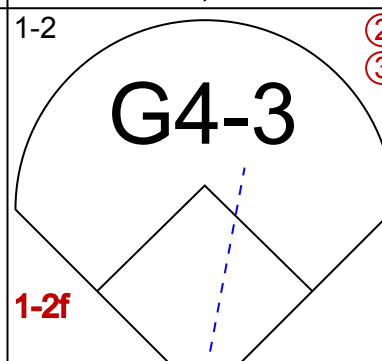
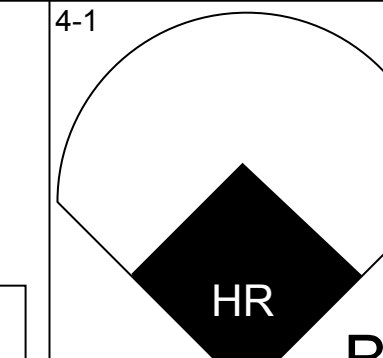
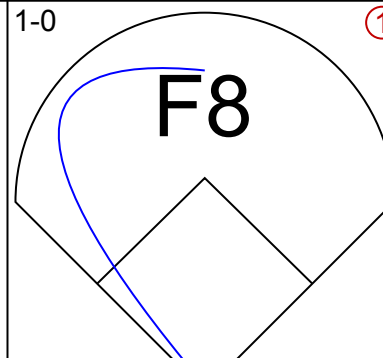
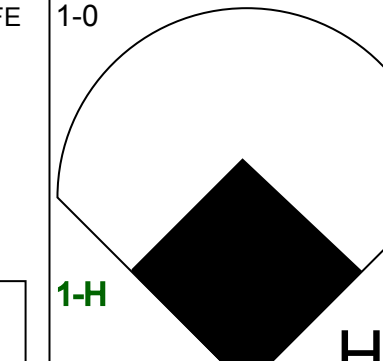


Batter	1	2	3	4	5	6	7	8	9	AB	R	H	RBI	BB	SO	LOB	TOP			
<b>Chris Sabo, R</b> OBP: 0.390, SLG: 0.565 (1, 5)										5	0	0	0	0	4	3				
<b>Barry Larkin, R</b> OBP: 0.370, SLG: 0.381 (1, 6)										5	0	0	0	0	0	0				
<b>Eric Davis, R</b> OBP: 0.359, SLG: 0.509 (1, 8)										5	1	2	1	0	2	0				
<b>Paul O'Neill, L</b> OBP: 0.357, SLG: 0.461 (1, 9)										4	1	2	0	1	1	0				
<b>Hal Morris, L</b> OBP: 0.367, SLG: 0.378 (1, 3)										3	0	1	1	0	0	2				
<b>Billy Hatcher, R</b> OBP: 0.359, SLG: 0.404 (8, PH)										1	1	0	0	0	0	1				
<b>Todd Benzinger, S</b> OBP: 0.324, SLG: 0.383 (8, 3)										1	0	0	0	0	0	0				
<b>Ken Griffey, L</b> OBP: 0.271, SLG: 0.356 (6, 1)										3	1	2	0	0	1	1				
<b>Norm Charlton, S</b> OBP: 0.600, SLG: 0.500 (8, PH)										0	0	0	0	0	0	0				
<b>Luis Quiñones, S</b> OBP: 0.316, SLG: 0.352 (8, 1)										1	1	1	0	0	0	0				
<b>Randy Myers, L</b> (8, 1)										0	0	0	0	0	0	0				
<b>Mariano Duncan, R</b> OBP: 0.354, SLG: 0.489 (8, 4)										3	0	0	0	0	2	2				
<b>Ron Oester, S</b> OBP: 0.352, SLG: 0.388 (8, 2)										1	1	1	1	0	0	0				
<b>Jeff Reed, L</b> OBP: 0.269, SLG: 0.261 (8, PH)										1	0	0	0	2	0	1				
<b>Joe Oliver, R</b> OBP: 0.332, SLG: 0.358 (8, 2)										1	0	1	2	0	0	0				
<b>Jack Armstrong, R</b> OBP: 0.147, SLG: 0.121 (6, 7)										1	0	0	0	0	1	2				
<b>Herm Winningham, L</b> OBP: 0.294, SLG: 0.380 (6, 7)										2	1	1	1	0	1	1				
<b>Inning Stats</b>	R: 0 E: 0 K: 1 S: 9	H: 2 LOB: 2 BB: 0 P: 14	R: 1 E: 0 K: 3 S: 12	H: 1 LOB: 1 BB: 1 P: 23	R: 1 E: 0 K: 1 S: 12	H: 2 LOB: 1 BB: 0 P: 20	R: 0 E: 0 K: 1 S: 8	H: 0 LOB: 1 BB: 1 P: 16	R: 0 E: 0 K: 1 S: 15	H: 1 LOB: 1 BB: 0 P: 23	R: 1 E: 0 K: 2 S: 10	H: 1 LOB: 0 BB: 0 P: 16	R: 3 E: 0 K: 1 S: 13	H: 3 LOB: 1 BB: 1 P: 19	R: 1 E: 0 K: 1 S: 10	H: 1 LOB: 0 BB: 0 P: 15	1B: 6 2B: 3 3B: 0 HR: 2	SF: 0 SAC: 1 DP: 0 HBP: 0	WP: 1 PB: 2 SB: 1 CS: 0	PA: 41
<b>PITCHER</b>	IP	WLS	BF	H	R	ER	SO	BB	IBB	HBP	BLK	WP	HR	S	P	ERA	WHIP			
<b>David Cone, R</b> ERA: 4.46	7.0		30	7	3	2	10	2	0	0	0	1	1	75	127	2.57	1.286			
<b>Jeff Musselman, L</b> ERA: 5.4	0.1	L	4	2	3	3	0	1	0	0	0	0	0	8	13	81.00	9.000			
<b>Wally Whitehurst, R</b> ERA: 1.9	0.2		3	1	0	0	1	0	0	0	0	0	0	5	6	0.00	1.500			
<b>Alejandro Pena, R</b> ERA: 4.81	1.0		4	1	1	1	1	0	0	0	0	0	1	10	15	9.00	1.000			

Cincinnati Reds @ New York Mets  
Shea Stadium, Flushing, NY  
Sat Jun 30 1990, 3:33 AM EDT  
Att: 49,128 - Sunny - 85 F

AB 37  
R 7  
H 11  
RBI 6  
BB 3  
SO 12  
LOB 13



Batter	1	2	3	4	5	6	7	8	9	AB	R	H	RBI	BB	SO	LOB	BOTTOM			
<b>Keith Miller, R</b> OBP: 0.328, SLG: 0.347 (1, 8)										5	0	2	1	0	0	0				
<b>Dave Magadan, L</b> OBP: 0.343, SLG: 0.483 (1, 3)										5	0	2	0	0	0	3				
<b>Daryl Boston, L</b> OBP: 0.351, SLG: 0.489 (8, FR)										0	0	0	0	0	0	0				
<b>Gregg Jefferies, S</b> OBP: 0.360, SLG: 0.495 (1, 4)										4	0	1	0	1	0	1				
<b>Daryl Strawberry, L</b> OBP: 0.397, SLG: 0.535 (1, 9)										3	1	0	0	1	0	3				
<b>Howard Johnson, S</b> OBP: 0.292, SLG: 0.446 (1, 5)										4	1	1	2	0	1	3				
<b>Mark Carreon, R</b> OBP: 0.331, SLG: 0.553 (1, 7)										3	0	0	0	1	0	2				
<b>Mackey Sasser, L</b> OBP: 0.339, SLG: 0.411 (1, 2)										3	1	2	0	0	0	2				
<b>Kevin McReynolds, R</b> OBP: 0.361, SLG: 0.460 (8, PH)										0	0	0	0	1	0	0				
<b>Orlando Mercado, R</b> OBP: 0.286, SLG: 0.395 (9, 2)										0	0	0	0	0	0	0				
<b>Kevin Elster, R</b> OBP: 0.282, SLG: 0.368 (1, 6)										4	1	1	1	0	0	2				
<b>David Cone, L</b> OBP: 0.241, SLG: 0.276 (8, 1)										2	0	0	0	0	1	1				
<b>Jeff Musselman, L</b> (8, 1)										0	0	0	0	0	0	0				
<b>Wally Whitehurst, R</b> OBP: 0.333, SLG: 0.333 (8, 1)										0	0	0	0	0	0	0				
<b>Mike Marshall, R</b> OBP: 0.290, SLG: 0.427 (8, PH)										1	0	0	0	0	0	1				
<b>Alejandro Pena, R</b> (9, 1)										0	0	0	0	0	0	0				
<b>Inning Stats</b>	R: 0 E: 0 K: 0 S: 7	H: 0 LOB: 0 BB: 0 P: 9	R: 4 E: 0 K: 0 S: 22	H: 4 LOB: 1 BB: 1 P: 35	R: 0 E: 0 K: 0 S: 6	H: 0 LOB: 2 BB: 2 P: 15	R: 0 E: 0 K: 1 S: 7	H: 0 LOB: 0 BB: 0 P: 10	R: 0 E: 0 K: 0 S: 11	H: 2 LOB: 2 BB: 0 P: 26	R: 0 E: 0 K: 1 S: 6	H: 0 LOB: 0 BB: 0 P: 9	R: 0 E: 0 K: 0 S: 9	H: 0 LOB: 1 BB: 1 P: 18	R: 0 E: 0 K: 0 S: 8	H: 1 LOB: 0 BB: 0 P: 10	1B: 5 2B: 3 3B: 0 HR: 1	SF: 0 SAC: 1 DP: 1 HBP: 0	WP: 0 PB: 0 SB: 2 CS: 0	PA: 39
<b>PITCHER</b>	IP	WLS	BF	H	R	ER	SO	BB	IBB	HBP	BLK	WP	HR	S	P	ERA	WHIP			
<b>Jack Armstrong, R</b> ERA: 2.34	5.2		28	8	4	4	1	0	0	0	0	0	0	9	13	0.00	0.000			
<b>Norm Charlton, L</b> ERA: 3.05	1.1	W	4	0	0	0	1	0	0	0	0	0	0	9	13	0.00	0.000			
<b>Randy Myers, L</b> ERA: 2.3	2.0	S	7	1	0	0	0	1	0	0	0	0	0	17	28	0.00	1.000			

Cincinnati Reds @ New York Mets  
Shea Stadium, Flushing, NY  
Sat Jun 30 1990, 3:33 AM EDT  
Att: 49,128 - Sunny - 85 F

AB 34  
R 4  
H 9  
RBI 4  
BB 4  
SO 2  
LOB 18






Batter	1	2	3	4	5	6	7	8	9	AB	R	H	RBI	BB	SO	LOB	TOP			
<b>Billy Hatcher, R</b> OBP: 0.356, SLG: 0.400 (1, 7)	F8		S 1B		P4		G4-3		L4	5	0	1	0	0	0	3				
<b>Barry Larkin, R</b> OBP: 0.371, SLG: 0.384 (1, 6)	L6		P4			BB 2B HBP		G6-3 2B		3	1	1	0	0	0	1				
<b>Eric Davis, R</b> OBP: 0.351, SLG: 0.497 (1, 8)	K			K		F7		K		4	0	0	0	0	3	2				
<b>Paul O'Neill, L</b> OBP: 0.355, SLG: 0.455 (1, 9)		F9		K		2B BB		G6-3		3	0	0	0	1	1	1				
<b>Ken Griffey, L</b> OBP: 0.288, SLG: 0.375 (1, 3)		G1-3 HBP		G4-3		2B		K		3	0	1	1	0	1	1				
<b>Luis Quiñones, S</b> OBP: 0.305, SLG: 0.338 (6, 1)		G1-3				F9		F9		3	0	0	0	0	0	3				
<b>Rob Dibble, L</b> (9, PH)						P4				0	0	0	0	0	0	0				
<b>Glenn Braggs, R</b> OBP: 0.344, SLG: 0.409 (9, PH)										1	0	0	0	0	0	0				
<b>Norm Charlton, S</b> OBP: 0.600, SLG: 0.500 (9, 1)										0	0	0	0	0	0	0				
<b>Mariano Duncan, R</b> OBP: 0.357, SLG: 0.490 (1, 4)		G6-3				SH1-4 1B		P6		4	1	2	0	0	0	3				
<b>Jeff Reed, L</b> OBP: 0.273, SLG: 0.250 (9, PH)				G4-3				G6-3		2	0	0	0	1	0	0				
<b>Joe Oliver, R</b> OBP: 0.335, SLG: 0.366 (9, 2)						SH1-4 BB				1	0	1	1	0	0	0				
<b>Danny Jackson, R</b> OBP: 0.056, SLG: 0.056 (1, 1)				F9						1	0	0	0	0	0	0				
<b>Chris Sabo, R</b> OBP: 0.387, SLG: 0.561 (6, 5)						SH1-4		F7		2	0	0	0	0	0	1				
<b>Inning Stats</b>	R: 0 E: 0 K: 1 S: 5	H: 0 LOB: 0 BB: 0 P: 7	R: 0 E: 0 K: 0 S: 5	H: 0 LOB: 1 BB: 0 P: 8	R: 0 E: 0 K: 0 S: 9	H: 1 LOB: 1 BB: 0 P: 15	R: 0 E: 0 K: 2 S: 7	H: 0 LOB: 0 BB: 0 P: 9	R: 0 E: 0 K: 0 S: 12	H: 1 LOB: 2 BB: 1 P: 19	R: 0 E: 0 K: 0 S: 7	H: 0 LOB: 0 BB: 0 P: 11	R: 0 E: 0 K: 2 S: 11	H: 1 LOB: 1 BB: 0 P: 15	R: 1 E: 0 K: 0 S: 9	H: 2 LOB: 1 BB: 0 P: 14	1B: 3 2B: 3 3B: 0 HR: 0	SF: 0 SAC: 1 DP: 0 HBP: 2	WP: 0 PB: 0 SB: 2 CS: 0	PA: 37
<b>PITCHER</b>	IP	WLS	BF	H	R	ER	SO	BB	IBB	HBP	BLK	WP	HR	S	P	ERA	WHIP			
<b>Ron Darling, R</b> ERA: 4.53 (1, 1)	6.0		25	3	1	1	3	2	0	2	0	0	0	47	73	1.50	0.833			
<b>Jeff Innis, R</b> ERA: 3.0 (7, 1)	1.0		3	0	0	0	0	0	0	0	0	0	0	7	11	0.00	0.000			
<b>John Franco, L</b> ERA: 1.87 (8, 1)	2.0	W	9	3	1	1	2	0	0	0	0	0	0	20	29	4.50	1.500			

Cincinnati Reds @ New York Mets  
Shea Stadium, Flushing, NY  
Sun Jul 01 1990, 3:33 AM EDT  
Att: 42,907 - Cloudy - 85 F


AB 32  
R 2  
H 6  
RBI 2  
BB 2  
SO 5  
LOB 15



Batter	1	2	3	4	5	6	7	8	9	AB	R	H	RBI	BB	SO	LOB	BOTTOM					
<b>Howard Johnson, S</b> OBP: 0.292, SLG: 0.444 (1, 5)	G5-3		CS S 1B			P3		K		4	0	1	0	0	1	0						
<b>Mark Carreon, R</b> OBP: 0.336, SLG: 0.547 (1, 8)	L9		F7			E BB SF8 BB		BB 1B		3	1	1	0	1	0	1						
<b>Gregg Jefferies, S</b> OBP: 0.359, SLG: 0.489 (1, 4)	F8		K			SF8 BB		F7		3	0	0	0	1	1	2						
<b>Darryl Strawberry, L</b> OBP: 0.395, SLG: 0.528 (1, 9)		F8		P5		E4				3	0	0	0	1	0	2						
<b>Kevin McReynolds, R</b> OBP: 0.355, SLG: 0.454 (1, 7)		E5 PB 1B		F9		SF8		K		3	1	0	1	0	1	2						
<b>Mike Marshall, R</b> OBP: 0.285, SLG: 0.419 (1, 3)										3	0	0	0	0	1	3						
<b>Jeff Innis, R</b> (7, 1)										0	0	0	0	0	0	0						
<b>Mackey Sasser, L</b> OBP: 0.372, SLG: 0.424 (8, 2)										1	1	1	0	0	0	0						
<b>Kevin Elster, R</b> OBP: 0.282, SLG: 0.366 (1, 6)		1B 2H 1B				K		K		4	0	1	1	0	2	0						
<b>Orlando Mercado, R</b> OBP: 0.289, SLG: 0.390 (8, 1)						G5-3		P5		3	0	1	0	0	0	0						
<b>John Franco, L</b> (8, 1)										0	0	0	0	0	0	0						
<b>Ron Darling, R</b> OBP: 0.235, SLG: 0.133 (1, 1)						G6-3				2	0	0	0	0	1	2						
<b>Dave Magadan, L</b> OBP: 0.440, SLG: 0.480 (7, 3)								F7		1	0	0	0	0	0	0						
<b>Inning Stats</b>	R: 0 E: 0 K: 0 S: 6	H: 0 LOB: 0 BB: 0 P: 10	R: 1 E: 1 K: 1 S: 19	H: 2 LOB: 2 BB: 0 P: 29	R: 0 E: 0 K: 1 S: 9	H: 1 LOB: 0 BB: 0 P: 14	R: 0 E: 0 K: 0 S: 5	H: 0 LOB: 0 BB: 0 P: 7	R: 0 E: 0 K: 1 S: 7	H: 0 LOB: 0 BB: 0 P: 8	R: 1 E: 1 K: 1 S: 16	H: 0 LOB: 2 BB: 2 P: 30	R: 0 E: 0 K: 1 S: 8	H: 0 LOB: 0 BB: 0 P: 13	R: 0 E: 0 K: 2 S: 11	H: 1 LOB: 2 BB: 1 P: 21	R: 1 E: 1 K: 0 S: 2	H: 1 LOB: 1 BB: 0 P: 4	1B: 4 2B: 1 3B: 0 HR: 0	SF: 1 SAC: 0 DP: 0 HBP: 0	WP: 0 PB: 1 SB: 1 CS: 1	PA: 34
<b>PITCHER</b>	IP	WLS	BF	H	R	ER	SO	BB	IBB	HBP	BLK	WP	HR	S	P	ERA	WHIP					
<b>Danny Jackson, L</b> ERA: 3.36 (1, 1)	5.1		22	3	2	0	0	2	0	0	0	0	0	25	42	0.00	0.750					
<b>Rob Dibble, R</b> ERA: 1.54 (6, 1)	2.2		10	1	0	0	4	1	0	0	0	0	0	2	4	0.00	0.750					
<b>Norm Charlton, L</b> ERA: 3.05 (9, 1)	0.0	L	2	1	1	0	0	0	0	0	0	0	0	2	4	∞	∞					

Cincinnati Reds @ New York Mets  
Shea Stadium, Flushing, NY  
Sun Jul 01 1990, 3:33 AM EDT  
Att: 42,907 - Cloudy - 85 F

AB 30  
R 3  
H 5  
RBI 2  
BB 3  
SO 7  
LOB 12







Batter	1	2	3	4	5	6	7	8	9	AB	R	H	RBI	BB	SO	LOB	TOP			
<b>Billy Hatcher, R</b> OBP: 0.355, SLG: 0.398 (1, 7)	F8		FC1-6 S BB 1-2 FC5-2		5-3			5-3 1B		4	0	1	0	0	0	1	<b>Cincinnati Reds @ Montreal Expos</b> Olympic Stadium, Montreal, QB Tue Jul 03 1990, 7:05 PM EDT Att: 14,944 - Dome			
<b>Barry Larkin, R</b> OBP: 0.373, SLG: 0.387 (1, 6)	E7 2B		FC5-2 S BB 1-2		6-3			5-3 1-2		3	1	1	0	1	0	1				
<b>Chris Sabo, R</b> OBP: 0.382, SLG: 0.553 (1, 5)	F8		FC5-2 1-3 2-H		1-3			L7		4	0	0	0	0	0	3				
<b>Eric Davis, R</b> OBP: 0.354, SLG: 0.494 (1, 8)	1B		F9		4-3			4-0 IBB		3	0	1	0	1	0	2				
<b>Todd Benzinger, S</b> OBP: 0.319, SLG: 0.377 (1, 3)	F8			F9		5-3		1-3 IBB		4	0	0	0	0	1	3				
<b>Glenn Braggs, R</b> OBP: 0.355, SLG: 0.435 (1, 9)		FC4-6 1B		HR				1-1 1B		4	1	3	1	0	0	0				
<b>Mariano Duncan, R</b> OBP: 0.355, SLG: 0.485 (1, 4)		FC4-6 1B G5-4-3		5-3				L4 1-2 1B		4	0	1	0	0	0	2				
<b>Joe Oliver, R</b> OBP: 0.333, SLG: 0.364 (1, 2)		G5-4-3 1-2		K				1-0 1B		4	0	1	0	0	1	2				
<b>Tom Browning, L</b> OBP: 0.136, SLG: 0.116 <b>Randy Myers, L</b> (9, 1)			FC1-6 1B		G3			0-3 K		4	0	1	0	0	2	2				
<b>Inning Stats</b>	R: 1 E: 1 K: 0 S: 9	H: 2 LOB: 1 BB: 0 P: 16	R: 0 E: 0 K: 0 S: 6	H: 1 LOB: 0 BB: 0 P: 7	R: 0 E: 0 K: 0 S: 14	H: 1 LOB: 2 BB: 1 P: 26	R: 1 E: 0 K: 1 S: 9	H: 1 LOB: 0 BB: 0 P: 15	R: 0 E: 0 K: 0 S: 6	H: 0 LOB: 0 BB: 0 P: 9	R: 0 E: 0 K: 1 S: 7	H: 2 LOB: 1 BB: 0 P: 9	R: 0 E: 0 K: 1 S: 8	H: 1 LOB: 2 BB: 1 P: 15	R: 0 E: 0 K: 1 S: 10	H: 1 LOB: 1 BB: 0 P: 15	1B: 7 2B: 2 3B: 0 HR: 1	SF: 0 SAC: 0 DP: 2 HBP: 0	WP: 0 PB: 0 SB: 2 CS: 0	PA: 36
<b>PITCHER</b> <b>Zane Smith, L</b> ERA: 3.14 (1, 1)	IP: 9.0 WLS: L BF: 36 H: 9 R: 2 ER: 2 SO: 4 BB: 1 IBB: 1 HBP: 0 BLK: 0 WP: 0 HR: 1 S: 73 P: 118 ERA: 2.00 WHIP: 1.111															<b>PITCHER</b>				

Batter	1	2	3	4	5	6	7	8	9	AB	R	H	RBI	BB	SO	LOB	BOTTOM			
<b>Otis Nixon, S</b> OBP: 0.330, SLG: 0.280 (1, 8)	P2			6-3		6-3			HBP S BB	3	0	0	0	1	0	1	<b>Cincinnati Reds @ Montreal Expos</b> Olympic Stadium, Montreal, QB Tue Jul 03 1990, 7:05 PM EDT Att: 14,944 - Dome			
<b>Marquis Grissom, R</b> OBP: 0.314, SLG: 0.319 (1, 7)	F8			K				F8	HBP BB	3	0	0	0	1	1	0				
<b>Larry Walker, L</b> OBP: 0.335, SLG: 0.453 (1, 9)	K			F7				G3	F7	4	0	0	0	0	1	2				
<b>Tim Wallach, R</b> OBP: 0.360, SLG: 0.524 <b>Eric Bullock, L</b> OBP: 0.500, SLG: 0.500 (9, PR)		F9			F8			F9		3	0	0	0	0	0	0				
<b>Mike Fitzgerald, R</b> OBP: 0.370, SLG: 0.429 (1, 2)		F9			6-3				HBP	0	0	0	0	0	0	0				
<b>Andres Galarraga, R</b> OBP: 0.315, SLG: 0.376 (1, 3)		K			K			G5-4-3 1B	4-3	4	0	1	0	0	0	3				
<b>Junior Noboa, R</b> OBP: 0.255, SLG: 0.286 (1, 4)			5-3			F9				3	0	1	0	0	0	0				
<b>Spike Owen, S</b> OBP: 0.343, SLG: 0.355 (1, 6)			F8			SH1-3 1B		5-3		3	0	1	0	0	0	1				
<b>Zane Smith, L</b> OBP: 0.231, SLG: 0.346 <b>Nelson Santovenia, R</b> OBP: 0.259, SLG: 0.359 (9, PH)			1-3			SH1-3 1B			P3	1	0	0	0	0	0	0				
<b>Inning Stats</b>	R: 0 E: 0 K: 1 S: 7	H: 0 LOB: 0 BB: 0 P: 11	R: 0 E: 0 K: 1 S: 5	H: 0 LOB: 0 BB: 0 P: 8	R: 0 E: 0 K: 0 S: 7	H: 0 LOB: 0 BB: 0 P: 12	R: 0 E: 0 K: 1 S: 9	H: 0 LOB: 0 BB: 0 P: 13	R: 0 E: 0 K: 0 S: 5	H: 1 LOB: 1 BB: 0 P: 8	R: 0 E: 0 K: 0 S: 7	H: 0 LOB: 0 BB: 0 P: 10	R: 0 E: 0 K: 0 S: 9	H: 2 LOB: 1 BB: 0 P: 12	R: 0 E: 0 K: 0 S: 11	H: 0 LOB: 3 BB: 2 P: 27	1B: 3 2B: 0 3B: 0 HR: 0	SF: 0 SAC: 1 DP: 1 HBP: 1	WP: 0 PB: 0 SB: 1 CS: 0	PA: 32
<b>PITCHER</b> <b>Tom Browning, L</b> ERA: 2.74 <b>Randy Myers, L</b> ERA: 2.27 (9, 1)	IP: 8.1 WLS: S BF: 29 H: 3 R: 0 ER: 0 SO: 4 BB: 2 IBB: 0 HBP: 0 BLK: 0 WP: 0 HR: 0 S: 61 P: 98 ERA: 0.00 WHIP: 0.600															<b>PITCHER</b>				

AB 34  
R 2  
H 9  
RBI 1  
BB 2  
SO 4  
LOB 16



AB 28  
R 0  
H 3  
RBI 0  
BB 2  
SO 4  
LOB 8



livebaseballscores.com

livebaseballscores.com

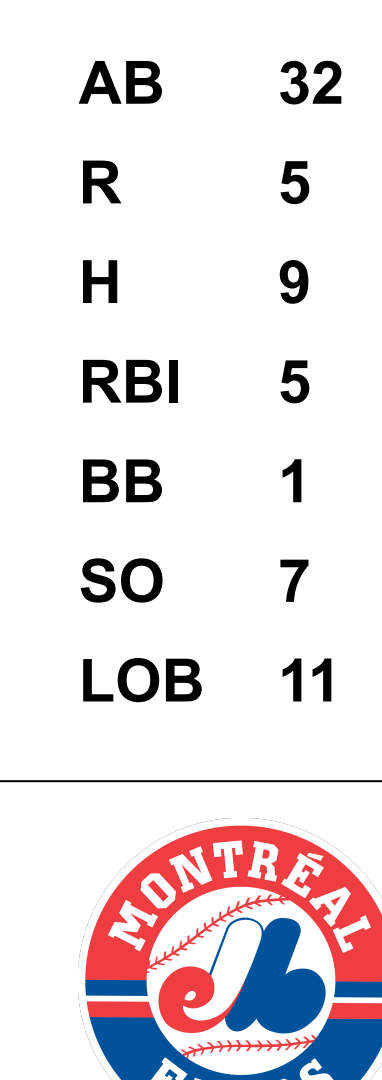


Batter	1	2	3	4	5	6	7	8	9	AB	R	H	RBI	BB	SO	LOB	TOP					
Chris Sabo, R OBP: 0.381, SLG: 0.549 (1, 5)										4	0	1	0	0	2	1	<b>Cincinnati Reds @ Montreal Expos</b> Olympic Stadium, Montreal, QB Wed Jul 04 1990, 7:05 PM EDT Att: 15,827 - Dome					
Barry Larkin, R OBP: 0.388, SLG: 0.381 (1, 6)										4	1	0	0	0	1							
Paul O'Neill, L OBP: 0.357, SLG: 0.466 (1, 9)										3	1	1	2	1	0							
Eric Davis, R OBP: 0.352, SLG: 0.486 (1, 8)										3	0	0	0	1	0							
Ken Griffey, L OBP: 0.288, SLG: 0.346 (1, 3)										4	0	0	0	0	0	1						
Glenn Braggs, R OBP: 0.356, SLG: 0.436 (1, 7)										4	1	2	0	0	0	0						
Ron Oester, S OBP: 0.337, SLG: 0.371 (1, 4)										4	0	0	0	0	1	2						
Joe Oliver, R OBP: 0.329, SLG: 0.359 (1, 2)										3	0	0	0	0	0	2						
Scott Scudder, R OBP: 0.333, SLG: 0.333 (1, 1)										0	0	0	0	0	0	0						
Hal Morris, L OBP: 0.351, SLG: 0.391 (5, PH)										1	0	1	0	0	0	0						
Luis Quiñones, S OBP: 0.301, SLG: 0.333 (8, PH)										0	0	0	0	0	0	0						
Rick Mahler, R OBP: 0.133, SLG: 0.133 (8, 1)										0	0	0	0	0	0	0						
<b>Inning Stats</b>	R: 0 E: 0 K: 1 S: 11	H: 0 LOB: 1 BB: 1 P: 16	R: 0 E: 0 K: 1 S: 10	H: 1 LOB: 1 BB: 0 P: 15	R: 0 E: 0 K: 2 S: 7	H: 0 LOB: 0 BB: 0 P: 9	R: 0 E: 0 K: 0 S: 4	H: 0 LOB: 1 BB: 0 P: 6	R: 1 E: 0 K: 0 S: 10	H: 2 LOB: 1 BB: 0 P: 15	R: 0 E: 0 K: 0 S: 9	H: 0 LOB: 1 BB: 1 P: 17	R: 0 E: 0 K: 0 S: 6	H: 0 LOB: 0 BB: 0 P: 8	R: 2 E: 0 K: 0 S: 8	H: 2 LOB: 0 BB: 0 P: 14	R: 0 E: 0 K: 0 S: 5	H: 0 LOB: 0 BB: 0 P: 5	1B: 4 2B: 0 3B: 0 HR: 1	SF: 0 SAC: 0 DP: 0 HBP: 0	WP: 0 PB: 0 SB: 0 CS: 0	PA: 34
<b>PITCHER</b>	IP WLS BF H R ER SO BB IBB HBP BLK WP HR S P ERA WHIP																					
Dennis Martinez, R ERA: 2.71 (1, 1)	8.0 W 31 5 3 3 4 2 0 0 0 0 1 65 100 3.38 0.875																					
Dave Schmidt, R ERA: 3.08 (9, 1)	1.0 S 3 0 0 0 0 0 0 0 0 0 0 5 5 0.00 0.000																					

AB 32  
R 3  
H 5  
RBI 3  
BB 2  
SO 4  
LOB 8



Batter	1	2	3	4	5	6	7	8	9	AB	R	H	RBI	BB	SO	LOB	BOTTOM			
Dave Martinez, L OBP: 0.326, SLG: 0.434 (1, 8)										4	0	0	0	0	1	3	<b>Cincinnati Reds @ Montreal Expos</b> Olympic Stadium, Montreal, QB Wed Jul 04 1990, 7:05 PM EDT Att: 15,827 - Dome			
Mike Fitzgerald, R OBP: 0.372, SLG: 0.427 (1, 2)										3	1	1	0	1	0	1				
Larry Walker, L OBP: 0.338, SLG: 0.451 (1, 9)										3	1	1	0	0	1	1				
Tim Wallach, R OBP: 0.359, SLG: 0.520 (1, 5)										4	1	1	0	0	0	2				
Mike Aldrete, L OBP: 0.404, SLG: 0.326 (1, 7)										3	1	2	2	0	1	0				
Otis Nixon, S OBP: 0.326, SLG: 0.276 (5, PR)										1	0	0	0	0	0	0				
Andres Galarraga, R OBP: 0.314, SLG: 0.378 (1, 3)										4	1	1	2	0	2	1				
Tom Foley, L OBP: 0.351, SLG: 0.333 (1, 4)										4	0	2	1	0	1	0				
Spike Owen, S OBP: 0.341, SLG: 0.358 (1, 6)										4	0	1	0	0	0	2				
Dennis Martinez, R OBP: 0.150, SLG: 0.154 (1, 1)										2	0	0	0	0	1	1				
<b>Inning Stats</b>	R: 5 E: 0 K: 0 S: 19	H: 4 LOB: 2 BB: 1 P: 38	R: 0 E: 0 K: 0 S: 7	H: 1 LOB: 0 BB: 0 P: 14	R: 0 E: 0 K: 3 S: 10	H: 0 LOB: 0 BB: 0 P: 15	R: 0 E: 0 K: 2 S: 10	H: 1 LOB: 1 BB: 0 P: 14	R: 0 E: 0 K: 2 S: 11	H: 1 LOB: 1 BB: 0 P: 16	R: 0 E: 0 K: 0 S: 8	H: 0 LOB: 0 BB: 0 P: 12	R: 0 E: 0 K: 0 S: 12	H: 1 LOB: 1 BB: 0 P: 20	R: 0 E: 0 K: 0 S: 6	H: 1 LOB: 1 BB: 0 P: 8	1B: 6 2B: 3 3B: 0 HR: 0	SF: 0 SAC: 0 DP: 0 HBP: 2	WP: 0 PB: 0 SB: 0 CS: 1	PA: 35
<b>PITCHER</b>	IP WLS BF H R ER SO BB IBB HBP BLK WP HR S P ERA WHIP																			
Scott Scudder, R ERA: 9.28 (1, 1)	0.1 L 7 4 5 0 5 0 0 0 1 0 0 0 0 32 53 0.00 0.545																			
Tim Birtsas, L ERA: 3.22 (5, 1)	3.2 13 2 0 0 5 0 0 0 0 0 0 0 31 48 0.00 0.667																			
Tim Layana, R ERA: 2.21 (8, 1)	1.0 4 1 0 0 0 0 0 0 0 0 0 0 6 8 0.00 1.000																			





Batter	1	2	3	4	5	6	7	8	9	AB	R	H	RBI	BB	SO	LOB	TOP			
Chris Sabo, R OBP: 0.375, SLG: 0.539 Rob Dibble, L (8, 1)	0-0 P6	1-2 G5-3	0-1 L5		0-1 P5			0-1 P4		5	0	0	0	0	0	2	<b>Cincinnati Reds @ Philadelphia Phillies</b> Veterans Stadium, Philadelphia, PA Thu Jul 05 1990, 7:05 PM EDT Att: 19,961 - Unknown - 70 F			
Norm Charlton, S OBP: 0.600, SLG: 0.500										0	0	0	0	0	0					
Barry Larkin, R OBP: 0.369, SLG: 0.392	1-0 HR	1-1 BB 1B	3-1 G3		0-2 G6-3			0-0 G6-3		5	1	2	1	0	0	2				
Paul O'Neill, L OBP: 0.365, SLG: 0.474	2-2 HR	4-1 2B	3-2 BB 1B		0-0 P5			1-1 1B		4	1	3	2	1	0	0				
Eric Davis, R OBP: 0.346, SLG: 0.475 Herm Winningham, L OBP: 0.291, SLG: 0.375	0-2 HR	1-1 P4	3-3 K		0-2 G1-3			0-0 P3		4	1	0	0	0	1	4				
Hal Morris, L OBP: 0.400, SLG: 0.471	0-0 HR		0-0 BB 2B 1B		1-3 K			0-0 G3-1		5	2	3	3	0	1	0				
Glenn Braggs, R OBP: 0.392, SLG: 0.434	2-2 FC4-6 1B		4-2 2B 1B BB		1-2 G6-4-3			4-2 G5-3 BB		3	1	1	0	2	0	1				
Ron Oester, S OBP: 0.340, SLG: 0.394	2-0 FC4-6 1B		0-0 1B E 2B		2-2 E6			0-0 G5-3		5	1	2	1	0	0	2				
Joe Oliver, R OBP: 0.326, SLG: 0.355	2-2 F9		0-0 G3 E 1B 1B		2-2 F7			2-3 K		5	1	1	1	0	1	4				
Jack Armstrong, R OBP: 0.132, SLG: 0.108 Luis Quinones, S OBP: 0.301, SLG: 0.333		0-0 F9	1-2 E5 1B		0-3 K			1-2 P4		4	1	0	0	0	1	2				
										0	0	0	0	0	0	0				
<b>Inning Stats</b>	R: 4 E: 1 K: 0 S: 18	H: 4 LOB: 1 BB: 0 P: 27	R: 0 E: 0 K: 0 S: 9	H: 1 LOB: 2 BB: 1 P: 16	R: 5 E: 1 K: 1 S: 19	H: 4 LOB: 1 BB: 1 P: 33	R: 0 E: 1 K: 0 S: 17	H: 1 LOB: 1 BB: 0 P: 23	R: 0 E: 0 K: 1 S: 9	H: 0 LOB: 0 BB: 0 P: 9	R: 0 E: 0 K: 0 S: 10	H: 1 LOB: 1 BB: 0 P: 15	R: 0 E: 0 K: 0 S: 6	H: 1 LOB: 1 BB: 1 P: 7	R: 0 E: 0 K: 1 S: 7	H: 0 LOB: 1 BB: 1 P: 13	1B: 7 2B: 3 3B: 0 HR: 2	SF: 0 SAC: 0 DP: 1 HBP: 0	WP: 1 PB: 0 SB: 0 CS: 0	PA: 44
<b>PITCHER</b>	IP WLS BF H R ER SO BB IBB HBP BLK WP HR S P ERA WHIP	IP WLS BF H R ER SO BB IBB HBP BLK WP HR S P ERA WHIP	IP WLS BF H R ER SO BB IBB HBP BLK WP HR S P ERA WHIP	IP WLS BF H R ER SO BB IBB HBP BLK WP HR S P ERA WHIP	IP WLS BF H R ER SO BB IBB HBP BLK WP HR S P ERA WHIP	IP WLS BF H R ER SO BB IBB HBP BLK WP HR S P ERA WHIP	IP WLS BF H R ER SO BB IBB HBP BLK WP HR S P ERA WHIP	IP WLS BF H R ER SO BB IBB HBP BLK WP HR S P ERA WHIP	IP WLS BF H R ER SO BB IBB HBP BLK WP HR S P ERA WHIP	IP WLS BF H R ER SO BB IBB HBP BLK WP HR S P ERA WHIP	IP WLS BF H R ER SO BB IBB HBP BLK WP HR S P ERA WHIP	IP WLS BF H R ER SO BB IBB HBP BLK WP HR S P ERA WHIP	IP WLS BF H R ER SO BB IBB HBP BLK WP HR S P ERA WHIP	IP WLS BF H R ER SO BB IBB HBP BLK WP HR S P ERA WHIP	IP WLS BF H R ER SO BB IBB HBP BLK WP HR S P ERA WHIP	IP WLS BF H R ER SO BB IBB HBP BLK WP HR S P ERA WHIP	IP WLS BF H R ER SO BB IBB HBP BLK WP HR S P ERA WHIP			
Ken Howell, R ERA: 4.29	(1, 1)	2.0	L	15	6	6	5	0	2	0	0	0	0	1	2	30	50	22.50	4.000	
Terry Mulholland, L ERA: 4.35	(3, 1)	5.0		21	5	3	0	3	0	0	0	0	0	0	0	59	81	0.00	1.000	
Marvin Freeman, R ERA: 4.94	(8, 1)	2.0		8	1	0	0	1	1	0	0	0	0	0	0	13	20	0.00	1.000	

AB	41
R	9
H	12
RBI	8
BB	3
SO	4
LOB	18



Batter	1	2	3	4	5	6	7	8	9	AB	R	H	RBI	BB	SO	LOB	BOTTOM					
Lenny Dykstra, L OBP: 0.456, SLG: 0.479 Sil Campusano, R OBP: 0.319, SLG: 0.366	2-1 G4-3		1-0 F8		1-2 1B			3-1 HR		2	0	0	0	0	0	0	<b>Cincinnati Reds @ Philadelphia Phillies</b> Veterans Stadium, Philadelphia, PA Thu Jul 05 1990, 7:05 PM EDT Att: 19,961 - Unknown - 70 F					
Tom Herr, S OBP: 0.311, SLG: 0.361 Rod Booker, L OBP: 0.333, SLG: 0.357	3-2 G6-3		0-0 G4-3		0-0 G3			0-1 G3		3	0	0	0	0	1							
Randy Ready, R OBP: 0.364, SLG: 0.375	2-3 K				1-1 P4			3-1 F9		4	0	0	0	0	1	0						
Carmelo Martinez, R OBP: 0.327, SLG: 0.475		0-0 HR			4-2 1B BB			3-3 K		3	1	1	1	1	2	0						
John Kruk, L OBP: 0.370, SLG: 0.380 Jim Vatcher, R OBP: 0.366, SLG: 0.421		3-2 FC1-6 1B		0-0 FC5-4 1B				1-0 G6-3		3	0	2	0	0	0	0						
Darren Daulton, L OBP: 0.328, SLG: 0.309 Charlie Hayes, R OBP: 0.322, SLG: 0.378		1-1 F7		0-0 F9				2-3 K		3	0	0	0	0	1	3						
Dickie Thon, R OBP: 0.301, SLG: 0.318		0-0 FC1-6 1B		1-0 FC5-4 1B				0-0 WP 1B		4	0	1	0	0	0	4						
Dave Hollins, S OBP: 0.242, SLG: 0.327		1-1 F9			2-3 K			1-3 K		4	0	0	0	0	2	3						
Ken Howell, R OBP: 0.103, SLG: 0.107 Terry Mulholland, R OBP: 0.200, SLG: 0.250 Ricky Jordan, R OBP: 0.280, SLG: 0.372 Marvin Freeman, R			2-1 G1-3		2-3 K			2-2 G6-3		0	0	0	0	0	0	0						
										2	0	0	0	0	1	0						
										1	0	0	0	0	0	1						
										0	0	0	0	0	0	0						
<b>Inning Stats</b>	R: 0 E: 0 K: 1 S: 9	H: 0 LOB: 0 BB: 0 P: 16	R: 1 E: 0 K: 0 S: 9	H: 2 LOB: 1 BB: 0 P: 14	R: 0 E: 0 K: 0 S: 4	H: 0 LOB: 0 BB: 0 P: 7	R: 0 E: 0 K: 0 S: 8	H: 1 LOB: 2 BB: 1 P: 14	R: 0 E: 0 K: 2 S: 10	H: 1 LOB: 1 BB: 0 P: 15	R: 0 E: 0 K: 1 S: 6	H: 0 LOB: 0 BB: 0 P: 12	R: 0 E: 0 K: 1 S: 12	H: 1 LOB: 1 BB: 0 P: 16	R: 1 E: 0 K: 1 S: 9	H: 1 LOB: 0 BB: 0 P: 16	R: 0 E: 0 K: 1 S: 8	H: 1 LOB: 1 BB: 0 P: 10	1B: 5 2B: 0 3B: 0 HR: 2	SF: 0 SAC: 0 DP: 0 HBP: 0	WP: 1 PB: 0 SB: 0 CS: 0	PA: 35
<b>PITCHER</b>	IP WLS BF H R ER SO BB IBB HBP BLK WP HR S P ERA WHIP	IP WLS BF H R ER SO BB IBB HBP BLK WP HR S P ERA WHIP	IP WLS BF H R ER SO BB IBB HBP BLK WP HR S P ERA WHIP	IP WLS BF H R ER SO BB IBB HBP BLK WP HR S P ERA WHIP	IP WLS BF H R ER SO BB IBB HBP BLK WP HR S P ERA WHIP	IP WLS BF H R ER SO BB IBB HBP BLK WP HR S P ERA WHIP	IP WLS BF H R ER SO BB IBB HBP BLK WP HR S P ERA WHIP	IP WLS BF H R ER SO BB IBB HBP BLK WP HR S P ERA WHIP	IP WLS BF H R ER SO BB IBB HBP BLK WP HR S P ERA WHIP	IP WLS BF H R ER SO BB IBB HBP BLK WP HR S P ERA WHIP	IP WLS BF H R ER SO BB IBB HBP BLK WP HR S P ERA WHIP	IP WLS BF H R ER SO BB IBB HBP BLK WP HR S P ERA WHIP	IP WLS BF H R ER SO BB IBB HBP BLK WP HR S P ERA WHIP	IP WLS BF H R ER SO BB IBB HBP BLK WP HR S P ERA WHIP	IP WLS BF H R ER SO BB IBB HBP BLK WP HR S P ERA WHIP	IP WLS BF H R ER SO BB IBB HBP BLK WP HR S P ERA WHIP	IP WLS BF H R ER SO BB IBB HBP BLK WP HR S P ERA WHIP					
Jack Armstrong, R ERA: 2.28	(1, 1)	1.0		4	1	1	1	1	0	0	0	0	0	0	0	0						
Rob Dibble, R ERA: 1.7	(8, 1)	1.0		4	1	1	1	1	0	0	0	0	0	0	0	0						
Norm Charlton, L ERA: 2.98	(9, 1)	1.0		4	1	0	0	1	0	0	0	0	0	0	0	0						





Batter	1	2	3	4	5	6	7	8	9	AB	R	H	RBI	BB	SO	LOB	TOP										
<b>Billy Hatcher, R</b> OBP: 0.355, SLG: 0.409 (1, 7)	P2		L8-3 1B			HR		G5-3	G6-3	5	1	2	1	0	0	2	<b>Cincinnati Reds @ Philadelphia Phillies</b> Veterans Stadium, Philadelphia, PA Fri Jul 06 1990, 7:05 PM EDT Att: 28,501 - Unknown - 82 F <a href="http://livebaseballscorecards.com">livebaseballscorecards.com</a>										
<b>Barry Larkin, R</b> OBP: 0.370, SLG: 0.407 (1, 6)	HR		L8-3 1-2			G1-3		G3	2B	4	1	2	1	0	0	1											
<b>Paul O'Neill, L</b> OBP: 0.363, SLG: 0.471 (1, 9)	K					K		G3	1B	4	0	1	0	0	2	1											
<b>Eric Davis, R</b> OBP: 0.344, SLG: 0.470 (1, 8)	1B					K		F7	G6-3	4	0	1	0	0	1	2											
<b>Hal Morris, L</b> OBP: 0.424, SLG: 0.545 (1, 3)	F7					CS		HR	SH1-4 G6-3 1B	4	2	3	1	0	0	1											
<b>Luis Quinones, S</b> OBP: 0.302, SLG: 0.333 (1, 5)	K					P6			SH G5-3 SH1-4 1-2	3	0	1	0	0	1	1											
<b>Ron Oester, S</b> OBP: 0.340, SLG: 0.392 (1, 4)	G6-4-3 1B					G6-3		F9	SH1-4 1-2 2-3	3	0	1	0	0	0	1											
<b>Jeff Reed, L</b> OBP: 0.271, SLG: 0.235 (1, 2)	G6-4-3 1-2					K		K	G5-3 IBB	3	0	0	0	1	2	2											
<b>Danny Jackson, R</b> OBP: 0.048, SLG: 0.048 (8, 1)						G3-1		L8	G5-3	3	0	0	0	0	0	1											
<b>Ken Griffey, L</b> OBP: 0.263, SLG: 0.340 (9, PH)									1-2 2-3 SH	0	0	0	1	0	0	0											
<b>Randy Myers, L</b> (9, 1)										0	0	0	0	0	0	2											
<b>Inning Stats</b>	R: 1 E: 0 K: 1 S: 12	H: 2 LOB: 1 BB: 0 P: 23	R: 0 E: 0 K: 1 S: 9	H: 1 LOB: 0 BB: 0 P: 12	R: 0 E: 0 K: 1 S: 6	H: 1 LOB: 0 BB: 0 P: 8	R: 0 E: 0 K: 2 S: 13	H: 1 LOB: 1 BB: 0 P: 22	R: 0 E: 0 K: 1 S: 6	H: 0 LOB: 0 BB: 0 P: 9	R: 1 E: 0 K: 1 S: 8	H: 2 LOB: 0 BB: 0 P: 13	R: 1 E: 0 K: 1 S: 9	H: 2 LOB: 1 BB: 0 P: 14	R: 0 E: 0 K: 0 S: 9	H: 1 LOB: 1 BB: 0 P: 13	R: 1 E: 1 K: 0 S: 7	H: 1 LOB: 2 BB: 1 P: 15	1B: 7 2B: 2 3B: 0 HR: 3	SF: 0 SAC: 2 DP: 2 HBP: 0	WP: 0 PB: 0 SB: 0 CS: 1	PA: 38					
<b>PITCHER</b>	IP	WLS	BF	H	R	ER	SO	BB	IBB	HBP	BLK	WP	HR	S	P	ERA	WHIP										
<b>Jose De Jesus, R</b> ERA: 3.41 (1, 1)	6.0	L	24	9	3	3	6	0	0	0	0	0	3	57	91	4.50	1.500										
<b>Don Carman, L</b> ERA: 3.12 (7, 1)	1.0		3	0	0	0	1	0	0	0	0	0	0	6	10	0.00	0.000										
<b>Roger McDowell, R</b> ERA: 5.57 (8, 1)	2.0		10	2	1	0	0	0	1	0	0	0	0	16	28	0.00	1.000										

Batter	1	2	3	4	5	6	7	8	9	AB	R	H	RBI	BB	SO	LOB	BOTTOM										
<b>Lenny Dykstra, L</b> OBP: 0.462, SLG: 0.477 (1, 8)	E S BB		FC6-4 BB			BB		G6-3	BB	1	0	0	0	4	0	0	<b>Cincinnati Reds @ Philadelphia Phillies</b> Veterans Stadium, Philadelphia, PA Fri Jul 06 1990, 7:05 PM EDT Att: 28,501 - Unknown - 82 F <a href="http://livebaseballscorecards.com">livebaseballscorecards.com</a>										
<b>Tom Herr, S</b> OBP: 0.306, SLG: 0.355 (1, 4)	K		FC6-4 FC6-4 1-2 2-3			F7		K	F8	5	0	0	0	0	2	5											
<b>Randy Ready, R</b> OBP: 0.361, SLG: 0.364 (1, 7)	K		FC6-4 1-2			BB			K	3	0	0	0	1	2	3											
<b>Carmelo Martinez, R</b> OBP: 0.333, SLG: 0.505 (1, 3)	F8					L8		HR	K	4	1	2	1	0	0	3											
<b>John Kruk, L</b> OBP: 0.372, SLG: 0.382 (1, 9)	L7					F7		1B	HR	4	0	2	0	0	0	2											
<b>Charlie Hayes, R</b> OBP: 0.316, SLG: 0.373 (1, 5)	P5					G5-3		K	F9	4	0	0	0	0	1	3											
<b>Dickie Thon, R</b> OBP: 0.300, SLG: 0.315 (1, 6)	L9					IBB		G4-3	K	3	0	0	0	1	1	1											
<b>Steve Lake, R</b> OBP: 0.261, SLG: 0.246 (1, 2)						K		G1-3	K	4	0	1	0	0	2	3											
<b>Jose De Jesus, R</b> (1, 1)						SH1-4		G4-3	K	1	0	0	0	0	0	3											
<b>Don Carman, L</b> OBP: 0.375, SLG: 0.375 (7, 1)						SH1-4		G4-3	K	0	0	0	0	0	0	0											
<b>Si Camposano, R</b> OBP: 0.313, SLG: 0.357 (7, PH)								P4	K	1	0	0	0	0	0	0											
<b>Roger McDowell, R</b> (8, 1)									K	0	0	0	0	0	0	0											
<b>Jim Vatcher, R</b> OBP: 0.357, SLG: 0.410 (9, PH)									K	1	0	0	0	0	1	0											
<b>Inning Stats</b>	R: 0 E: 0 K: 2 S: 8	H: 0 LOB: 0 BB: 1 P: 15	R: 0 E: 0 K: 0 S: 5	H: 0 LOB: 0 BB: 0 P: 9	R: 0 E: 0 K: 0 S: 11	H: 1 LOB: 2 BB: 1 P: 18	R: 0 E: 0 K: 1 S: 14	H: 2 LOB: 3 BB: 1 P: 25	R: 0 E: 0 K: 0 S: 6	H: 0 LOB: 2 BB: 2 P: 18	R: 0 E: 0 K: 1 S: 10	H: 0 LOB: 0 BB: 0 P: 13	R: 0 E: 0 K: 1 S: 7	H: 0 LOB: 0 BB: 0 P: 11	R: 1 E: 0 K: 2 S: 17	H: 2 LOB: 1 BB: 0 P: 28	R: 0 E: 0 K: 2 S: 13	H: 0 LOB: 1 BB: 1 P: 21	1B: 4 2B: 0 3B: 0 HR: 1	SF: 0 SAC: 1 DP: 0 HBP: 0	WP: 1 PB: 0 SB: 1 CS: 0	PA: 38					
<b>PITCHER</b>	IP	WLS	BF	H	R	ER	SO	BB	IBB	HBP	BLK	WP	HR	S	P	ERA	WHIP										
<b>Danny Jackson, L</b> ERA: 3.11 (1, 1)	7.1	W	32	5	1	1	6	4	1	0	0	0	1	71	128	1.23	1.227										
<b>Rob Dibble, R</b> ERA: 1.68 (8, 1)	0.2		2	0	0	0	1	0	0	0	0	0	0	7	9	0.00	0.000										
<b>Randy Myers, L</b> ERA: 2.22 (9, 1)	1.0	S	4	0	0	0	2	1	0	0	0	0	0	13	21	0.00	1.000										

AB	34
R	4
H	11
RBI	4
BB	1
SO	7
LOB	14



AB	31
R	1
H	5
RBI	1
BB	6
SO	9
LOB	23





Batter	1	2	3	4	5	6	7	8	9	AB	R	H	RBI	BB	SO	LOB	TOP										
<b>Billy Hatcher, R</b> OBP: 0.353, SLG: 0.405 (1, 7)	0-3 <b>K</b>		2-2 4-3 2B 1B	2-0 6-3		0-0 F8			0-1 P2	5	1	1	0	0	1	3	<b>Cincinnati Reds @ Philadelphia Phillies</b> Veterans Stadium, Philadelphia, PA Sat Jul 07 1990, 7:05 PM EDT Att: 29,515 - Unknown - 75 F  <b>AB 34</b> <b>R 5</b> <b>H 9</b> <b>RBI 5</b> <b>BB 3</b> <b>SO 4</b> <b>LOB 16</b>										
<b>Bary Larkin, R</b> OBP: 0.365, SLG: 0.400 (1, 6)	3-2 F9		2-2 4-3	1-1 4-3			2-1 F8		2-2 P3	5	0	0	0	0	0	3											
<b>Chris Sabo, R</b> OBP: 0.372, SLG: 0.534 (1, 5)	2-2 6-3		0-1 G3		1-2 P6		1-1 FC6-4 1B		0-1 G3	5	0	1	0	0	0	2											
<b>Eric Davis, R</b> OBP: 0.347, SLG: 0.473 (1, 8)		4-2 SH1 1B BB	2-1 1B 2B		0-3 K		2-2 L5			3	2	1	1	1	1	1											
<b>Glenn Braggs, R</b> OBP: 0.365, SLG: 0.433 (1, 9)		0-2 SH1 1B	3-H 4-0 1B IBB		2-3 K		1 SAFE 0-1 FC6-4			3	1	1	0	1	1	1											
<b>Hal Morris, L</b> OBP: 0.435, SLG: 0.544 (1, 3)		1-1 SH1	3-2 1-3 2-H 1B			4-1 1B FC6-4 BB		3-1 L4		2	1	1	1	1	0	0											
<b>Mariano Duncan, R</b> OBP: 0.353, SLG: 0.480 (1, 4)		2-2 1B	2-2 6-3			3-1 F7		1-1 L3		4	0	1	2	0	0	3											
<b>Joe Oliver, R</b> OBP: 0.329, SLG: 0.358 (1, 2)		0-3 K		1-0 SH1-4 1B		0-0 FC6-4 1B		0-1 L8		4	0	2	0	0	1	1											
<b>Rick Mahler, R</b> OBP: 0.167, SLG: 0.222 (1, 1)			1-0 1-3	2-2 SH1-4		0-1 FC6-4		0-0 2B		3	0	1	1	0	0	2											
<b>Inning Stats</b>	R: 0 E: 0 K: 1 S: 16	H: 0 LOB: 0 BB: 0 P: 21	R: 2 E: 0 K: 1 S: 14	H: 2 LOB: 1 BB: 1 P: 22	R: 2 E: 0 K: 0 S: 19	H: 3 LOB: 2 BB: 1 P: 34	R: 0 E: 0 K: 0 S: 7	H: 1 LOB: 1 BB: 0 P: 13	R: 0 E: 0 K: 2 S: 10	H: 0 LOB: 0 BB: 0 P: 13	R: 0 E: 0 K: 0 S: 7	H: 1 LOB: 1 BB: 1 P: 14	R: 0 E: 0 K: 0 S: 9	H: 1 LOB: 1 BB: 0 P: 14	R: 0 E: 0 K: 0 S: 6	H: 0 LOB: 0 BB: 0 P: 10	R: 0 E: 0 K: 0 S: 8	H: 1 LOB: 1 BB: 0 P: 10	1B: 7 2B: 2 3B: 0 HR: 0	SF: 0 SAC: 2 DP: 0 HBP: 0	WP: 0 PA: 39 PB: 0 CS: 0						
<b>PITCHER</b>	IP	WLS	BF	H	R	ER	SO	BB	IBB	HBP	BLK	WP	HR	S	P	ERA	WHIP										
<b>Bruce Ruffin, L</b> ERA: 4.19 (1, 1)	2.2	L	15	5	4	4	2	1	1	0	0	0	0	45	71	13.50	2.250										
<b>Marvin Freeman, R</b> ERA: 4.55 (3, 1)	2.1		8	1	0	0	2	0	0	0	0	0	0	21	32	0.00	0.429										
<b>Dennis Cook, L</b> ERA: 3.29 (6, 1)	3.0		12	2	1	1	0	1	0	0	0	0	0	22	38	3.00	1.000										
<b>Darrel Akerfelds, R</b> ERA: 2.4 (9, 1)	1.0		4	1	0	0	0	0	0	0	0	0	0	8	10	0.00	1.000										

Batter	1	2	3	4	5	6	7	8	9	AB	R	H	RBI	BB	SO	LOB	BOTTOM										
<b>Lenny Dykstra, L</b> OBP: 0.459, SLG: 0.474 (1, 8)	2-1 F8		3-2 F9			2-2 1B L7-2 1B		1-3 K		4	0	1	0	0	1	0	<b>Cincinnati Reds @ Philadelphia Phillies</b> Veterans Stadium, Philadelphia, PA Sat Jul 07 1990, 7:05 PM EDT Att: 29,515 - Unknown - 75 F  <b>AB 32</b> <b>R 0</b> <b>H 6</b> <b>RBI 0</b> <b>BB 1</b> <b>SO 5</b> <b>LOB 15</b>										
<b>Darren Daulton, L</b> OBP: 0.331, SLG: 0.313 (1, 2)	1-2 P6			2-2 4-3		2-0 L7-2 1B		0-0 FC6-4 1B		4	0	2	0	0	0	0											
<b>Tom Herr, S</b> OBP: 0.308, SLG: 0.355 (1, 4)	4-0 WP BB			0-0 1B		0-0 L7-2		0-0 FC6-4		3	0	1	0	1	0	3											
<b>Carmelo Martinez, R</b> OBP: 0.322, SLG: 0.486 (1, 7)	2-3 K			0-1 P6		0-0 6-3			1-2 P6	4	0	0	0	0	1	3											
<b>John Kruk, L</b> OBP: 0.370, SLG: 0.380 (1, 9)		2-0 G3-1		1 SAFE 2-2 G3		0-0 1B		2-2 F7		4	0	1	0	0	0	1											
<b>Ricky Jordan, R</b> OBP: 0.288, SLG: 0.369 (1, 3)		0-0 F8		0-1 FC4-6 1B		1-0 E4		1-3 K		4	0	1	0	0	1	1											
<b>Charlie Hayes, R</b> OBP: 0.314, SLG: 0.369 (1, 5)		1-1 F8			0-1 F9		0-0 F8			3	0	0	0	0	0	3											
<b>Rod Booker, L</b> OBP: 0.319, SLG: 0.339 (1, 6)			0-0 4-3		2-0 FC4-6		0-0 G1-6-4-3			3	0	0	0	0	0	3											
<b>Bruce Ruffin, S</b> OBP: 0.176, SLG: 0.207 (3, 1)			1-3 K		0-1 F7			2-3 K		0	0	0	0	0	0	0											
<b>Marvin Freeman, R</b> OBP: 0.346, SLG: 0.387 (5, PH)										1	0	0	0	0	1	0											
<b>Jim Vatcher, R</b> OBP: 0.346, SLG: 0.400 (5, PH)										1	0	0	0	0	1	0											
<b>Dennis Cook, L</b> OBP: 0.329, SLG: 0.357 (6, PH)										0	0	0	0	0	0	0											
<b>Dave Hollins, S</b> OBP: 0.239, SLG: 0.323 (8, PH)										1	0	0	0	0	1	0											
<b>Darrel Akerfelds, R</b> (9, 1)										0	0	0	0	0	0	0											
<b>Inning Stats</b>	R: 0 E: 0 K: 1 S: 8	H: 0 LOB: 1 BB: 1 P: 17	R: 0 E: 0 K: 0 S: 4	H: 0 LOB: 0 BB: 0 P: 7	R: 0 E: 0 K: 1 S: 8	H: 0 LOB: 0 BB: 0 P: 12	R: 0 E: 0 K: 0 S: 10	H: 1 LOB: 1 BB: 0 P: 14	R: 0 E: 0 K: 0 S: 7	H: 1 LOB: 1 BB: 0 P: 9	R: 0 E: 0 K: 0 S: 6	H: 2 LOB: 1 BB: 0 P: 10	R: 0 E: 1 K: 0 S: 4	H: 1 LOB: 1 BB: 0 P: 5	R: 0 E: 0 K: 2 S: 8	H: 1 LOB: 1 BB: 0 P: 11	R: 0 E: 0 K: 1 S: 11	H: 0 LOB: 0 BB: 0 P: 15	1B: 6 2B: 1 3B: 0 HR: 0	SF: 0 SAC: 0 DP: 2 HBP: 0	WP: 1 PA: 33 PB: 0 CS: 0						
<b>PITCHER</b>	IP	WLS	BF	H	R	ER	SO	BB	IBB	HBP	BLK	WP	HR	S	P	ERA	WHIP										
<b>Rick Mahler, R</b> ERA: 3.97 (1, 1)	9.0	W	33	6	0	0	5	1	0	0	0	1	0	66	100	0.00	0.778										



Batter	1	2	3	4	5	6	7	8	9	AB	R	H	RBI	BB	SO	LOB	TOP																
<b>Billy Hatcher, R</b> OBP: 0.355, SLG: 0.408 (1, 8)	B2		1-3		FC6-2 2B		CS BB			3	0	1	0	1	0	1	<b>Cincinnati Reds @ Philadelphia Phillies</b> Veterans Stadium, Philadelphia, PA Sun Jul 08 1990, 3:33 AM EDT Att: 31,602 - Sunny																
<b>Barry Larkin, R</b> OBP: 0.381, SLG: 0.395 (1, 6)	1-3		L1-5-3		F8		F9			4	0	0	0	0	0	3																	
<b>Hal Morris, L</b> OBP: 0.439, SLG: 0.590 (1, 3)	HR			2B G6-3 1B	FC6-2 2B			F7		4	3	2	1	0	0	1																	
<b>Glenn Braggs, R</b> OBP: 0.367, SLG: 0.445 (1, 7)	4-3			G6-3 2B	1-H 2B			K		4	0	2	1	0	1	0																	
<b>Paul O'Neill, L</b> OBP: 0.362, SLG: 0.467 (1, 9)		L6		K	4-3					4	0	1	0	0	1	3																	
<b>Luis Quinones, S</b> OBP: 0.300, SLG: 0.321 (1, 5)	F6			G6-3 IBB		5-3		L5		3	0	0	0	1	0	1																	
<b>Mariano Duncan, R</b> OBP: 0.347, SLG: 0.471 (1, 4)	4-3			G6-3	G6-3					4	0	0	1	0	0	2																	
<b>Jeff Reed, L</b> OBP: 0.290, SLG: 0.283 (1, 2)																																	
<b>Norm Charlton, S</b> OBP: 0.600, SLG: 0.500 (6, PH)																																	
<b>Ken Griffey, L</b> OBP: 0.259, SLG: 0.333 (9, PH)																																	
<b>Tom Browning, L</b> OBP: 0.130, SLG: 0.111 (1, 1)																																	
<b>Joe Oliver, R</b> OBP: 0.328, SLG: 0.356 (6, 2)																																	
<b>Eric Davis, R</b> OBP: 0.345, SLG: 0.471 (9, PH)																																	
<b>Inning Stats</b>	R: 1 E: 0 K: 0 S: 11	H: 1 LOB: 0 BB: 0 P: 15	R: 0 E: 0 K: 0 S: 6	H: 0 LOB: 0 BB: 0 P: 11	R: 0 E: 0 K: 1 S: 7	H: 1 LOB: 1 BB: 0 P: 10	R: 1 E: 0 K: 1 S: 13	H: 2 LOB: 3 BB: 2 P: 27	R: 1 E: 0 K: 0 S: 14	H: 2 LOB: 1 BB: 0 P: 22	R: 0 E: 0 K: 0 S: 5	H: 0 LOB: 0 BB: 1 P: 7	R: 0 E: 0 K: 8 S: 8	H: 0 LOB: 0 BB: 1 P: 13	R: 0 E: 0 K: 1 S: 8	H: 1 LOB: 1 BB: 0 P: 13	R: 0 E: 0 K: 0 S: 6	H: 0 LOB: 0 BB: 0 P: 9	1B: 2 2B: 3 3B: 1 HR: 1	SF: 0 SAC: 0 DP: 0 HBP: 0	WP: 0 PB: 0 SB: 0 CS: 1	PA: 36											
<b>PITCHER</b>	IP WLS BF H R ER SO BB IBB HBP BLK WP HR S P ERA WHIP																																
<b>Jeff Parrett, R</b> ERA: 4.98 (1, 1)	5.0	23	6	3	3	1	0	2	0	0	0	0	1	51	85	5.40	1.200																
<b>Terry Mulholland, L</b> ERA: 4.28 (6, 1)	1.0	3	0	0	0	0	0	0	0	0	0	0	0	5	7	0.00	0.000																
<b>Darrel Akerfelds, R</b> ERA: 2.25 (7, 1)	3.0	W 10	1	0	0	1	1	0	0	0	0	0	0	22	35	0.00	0.667																

Batter	1	2	3	4	5	6	7	8	9	AB	R	H	RBI	BB	SO	LOB	BOTTOM																
<b>Lenny Dykstra, L</b> OBP: 0.462, SLG: 0.474 (1, 8)	1B					6-3				2	1	1	0	2	0	0	<b>Cincinnati Reds @ Philadelphia Phillies</b> Veterans Stadium, Philadelphia, PA Sun Jul 08 1990, 3:33 AM EDT Att: 31,602 - Sunny																
<b>Randy Ready, R</b> OBP: 0.373, SLG: 0.391 (1, 7)	F9									3	2	2	1	1	0	1																	
<b>Tom Herr, S</b> OBP: 0.307, SLG: 0.353 (1, 4)	G1-6-3 1B									4	0	1	1	0	1	5																	
<b>Carmelo Martinez, R</b> OBP: 0.311, SLG: 0.468 (1, 3)	G1-6-3									4	0	0	0	0	1	7																	
<b>John Kruk, L</b> OBP: 0.372, SLG: 0.386 (1, 9)	F7									4	0	2	2	0	0	0																	
<b>Charlie Hayes, R</b> OBP: 0.314, SLG: 0.367 (1, 5)	F9									4	0	1	0	0	0	1																	
<b>Dickie Thon, R</b> OBP: 0.299, SLG: 0.317 (1, 6)	P4									4	0	1	0	0	1	2																	
<b>Steve Lake, R</b> OBP: 0.260, SLG: 0.246 (1, 2)										4	0	1	0	0	1	1																	
<b>Jeff Parrett, R</b> OBP: 0.364, SLG: 0.400 (5, PH)										0	0	0	0	0	0	0																	
<b>Jim Vatcher, R</b> OBP: 0.230, SLG: 0.250 (6, 1)										0	1	0	0	1	0	0																	
<b>Terry Mulholland, R</b> OBP: 0.234, SLG: 0.316 (6, PH)										0	0	0	0	0	0	0																	
<b>Dave Hollins, S</b> OBP: 0.234, SLG: 0.316 (7, 1)										1	0	0	0	0	1	0																	
<b>Darrel Akerfelds, R</b> ERA: 2.25 (7, 1)										1	0	0	0	0	1	0																	
<b>Inning Stats</b>	R: 0 E: 0 K: 0 S: 7	H: 2 LOB: 1 BB: 0 P: 8	R: 0 E: 0 K: 0 S: 7	H: 0 LOB: 0 BB: 0 P: 10	R: 0 E: 0 K: 1 S: 11	H: 1 LOB: 2 BB: 2 P: 23	R: 0 E: 0 K: 1 S: 10	H: 1 LOB: 1 BB: 0 P: 15	R: 3 E: 0 K: 0 S: 17	H: 3 LOB: 2 BB: 2 P: 30	R: 0 E: 0 K: 1 S: 6	H: 0 LOB: 0 BB: 0 P: 6	R: 1 E: 0 K: 1 S: 19	H: 2 LOB: 1 BB: 0 P: 27	R: 0 E: 0 K: 2 S: 7	H: 0 LOB: 0 BB: 0 P: 10	1B: 5 2B: 4 3B: 0 HR: 0	SF: 0 SAC: 1 DP: 1 HBP: 0	WP: 1 PB: 0 SB: 0 CS: 0	PA: 36													
<b>PITCHER</b>	IP WLS BF H R ER SO BB IBB HBP BLK WP HR S P ERA WHIP																																
<b>Tom Browning, L</b> ERA: 2.85 (1, 1)	5.0	25	7	3	3	2	4	0	0	0	0	1	0	32	43	3.00	0.667																
<b>Norm Charlton, L</b> ERA: 2.99 (6, 1)	3.0	L 11	2	1	1	4	0	0	0	0	0	0	0	32	43	3.00	0.667																



Batter	1	2	3	4	5	6	7	8	9	AB	R	H	RBI	BB	SO	LOB	TOP								
Howard Johnson, S OBP: 0.302, SLG: 0.451										4	1	2	3	1	2	1									
Dave Magadan, L OBP: 0.336, SLG: 0.480										3	0	1	1	1	0	0									
Gregg Jefferies, S OBP: 0.361, SLG: 0.477										5	0	2	0	0	1	2									
Darryl Strawberry, L OBP: 0.401, SLG: 0.578										4	2	1	1	1	1	4									
Kevin McReynolds, R OBP: 0.357, SLG: 0.447										3	1	2	0	2	0	1									
Daryl Boston, L OBP: 0.353, SLG: 0.510										5	2	1	1	0	0	7									
Kevin Elster, R OBP: 0.292, SLG: 0.391										4	2	2	2	1	0	0									
Todd Hundley, S OBP: 0.111, SLG: 0.154										5	1	1	1	0	0	1									
Dwight Gooden, R OBP: 0.220, SLG: 0.316										2	0	0	0	0	1	0									
Tom O'Malley, L OBP: 0.333, SLG: 0.553										0	1	0	0	1	0	0									
Bob Ojeda, L OBP: 0.130, SLG: 0.130										0	0	0	0	0	0	0									
<b>Inning Stats</b>	R: 2 E: 0 K: 0 S: 15	H: 3 LOB: 1 BB: 0 P: 25	R: 0 E: 0 K: 0 S: 7	H: 0 LOB: 0 BB: 0 P: 11	R: 0 E: 0 K: 2 S: 12	H: 0 LOB: 3 BB: 3 P: 28	R: 0 E: 0 K: 1 S: 10	H: 1 LOB: 1 BB: 0 P: 16	R: 0 E: 0 K: 0 S: 8	H: 2 LOB: 1 BB: 0 P: 12	R: 1 E: 0 K: 1 S: 10	H: 1 LOB: 0 BB: 0 P: 18	R: 0 E: 0 K: 1 S: 7	H: 1 LOB: 1 BB: 0 P: 13	R: 4 E: 0 K: 0 S: 11	H: 2 LOB: 0 BB: 3 P: 27	R: 3 E: 0 K: 0 S: 16	H: 2 LOB: 0 BB: 1 P: 31	1B: 7 2B: 3 3B: 0 HR: 4	SF: 1 SAC: 1 DP: 0 HBP: 0	WP: 0 PB: 1 SB: 3 CS: 1	PA: 45			
<b>PITCHER</b>	IP WLS BF H R ER SO BB IBB HBP BLK WP HR S P ERA WHIP	IP WLS BF H R ER SO BB IBB HBP BLK WP HR S P ERA WHIP	IP WLS BF H R ER SO BB IBB HBP BLK WP HR S P ERA WHIP	IP WLS BF H R ER SO BB IBB HBP BLK WP HR S P ERA WHIP	IP WLS BF H R ER SO BB IBB HBP BLK WP HR S P ERA WHIP	IP WLS BF H R ER SO BB IBB HBP BLK WP HR S P ERA WHIP	IP WLS BF H R ER SO BB IBB HBP BLK WP HR S P ERA WHIP	IP WLS BF H R ER SO BB IBB HBP BLK WP HR S P ERA WHIP	IP WLS BF H R ER SO BB IBB HBP BLK WP HR S P ERA WHIP	IP WLS BF H R ER SO BB IBB HBP BLK WP HR S P ERA WHIP	IP WLS BF H R ER SO BB IBB HBP BLK WP HR S P ERA WHIP	IP WLS BF H R ER SO BB IBB HBP BLK WP HR S P ERA WHIP	IP WLS BF H R ER SO BB IBB HBP BLK WP HR S P ERA WHIP	IP WLS BF H R ER SO BB IBB HBP BLK WP HR S P ERA WHIP	IP WLS BF H R ER SO BB IBB HBP BLK WP HR S P ERA WHIP	IP WLS BF H R ER SO BB IBB HBP BLK WP HR S P ERA WHIP	IP WLS BF H R ER SO BB IBB HBP BLK WP HR S P ERA WHIP	IP WLS BF H R ER SO BB IBB HBP BLK WP HR S P ERA WHIP	IP WLS BF H R ER SO BB IBB HBP BLK WP HR S P ERA WHIP	IP WLS BF H R ER SO BB IBB HBP BLK WP HR S P ERA WHIP	IP WLS BF H R ER SO BB IBB HBP BLK WP HR S P ERA WHIP	IP WLS BF H R ER SO BB IBB HBP BLK WP HR S P ERA WHIP	IP WLS BF H R ER SO BB IBB HBP BLK WP HR S P ERA WHIP	IP WLS BF H R ER SO BB IBB HBP BLK WP HR S P ERA WHIP	IP WLS BF H R ER SO BB IBB HBP BLK WP HR S P ERA WHIP

**New York Mets @ Cincinnati Reds**  
Riverfront Stadium, Cincinnati, OH  
Thu Jul 12 1990, 7:05 PM EDT  
Unknown - 67 F

AB 35  
R 10  
H 12  
RBI 9  
BB 7  
SO 5  
LOB 16

Batter	1	2	3	4	5	6	7	8	9	AB	R	H	RBI	BB	SO	LOB	BOTTOM								
Chris Sabo, R OBP: 0.376, SLG: 0.535										3	1	1	0	2	0	0									
Barry Larkin, R OBP: 0.381, SLG: 0.398										5	0	2	0	0	0	2									
Hal Morris, L OBP: 0.414, SLG: 0.563										3	0	0	1	0	2	3									
Rob Dibble, L OBP: 0.350, SLG: 0.500										0	0	0	0	0	0	0									
Tim Layana, R OBP: 0.385, SLG: 0.443										0	0	0	0	0	0	0									
Glenn Braggs, R OBP: 0.385, SLG: 0.443										1	0	0	0	0	1	0									
Eric Davis, R OBP: 0.344, SLG: 0.466										4	1	1	0	0	1	3									
Paul O'Neill, L OBP: 0.360, SLG: 0.468										4	1	1	0	0	2	1									
Billy Hatcher, R OBP: 0.360, SLG: 0.412										4	0	3	1	0	0	1									
Ron Oester, S OBP: 0.350, SLG: 0.490										3	0	2	1	0	0	1									
Norm Charlton, S OBP: 0.600, SLG: 0.500										0	0	0	0	0	0	0									
Todd Benzinger, S OBP: 0.318, SLG: 0.375										1	0	0	0	0	0	1									
Joe Oliver, R OBP: 0.327, SLG: 0.351										3	0	0	0	1	2	4									
Rick Mahler, R OBP: 0.150, SLG: 0.200										2	0	0	0	0	0	3									
Mariano Duncan, R OBP: 0.344, SLG: 0.466										2	0	0	0	0	1	2									
<b>Inning Stats</b>	R: 0 E: 0 K: 2 S: 8	H: 1 LOB: 1 BB: 0 P: 12	R: 0 E: 0 K: 0 S: 12	H: 2 LOB: 2 BB: 0 P: 16	R: 1 E: 0 K: 0 S: 12	H: 1 LOB: 0 BB: 0 P: 18	R: 1 E: 0 K: 1 S: 12	H: 2 LOB: 1 BB: 0 P: 17	R: 0 E: 0 K: 0 S: 9	H: 0 LOB: 0 BB: 1 P: 14	R: 1 E: 0 K: 2 S: 14	H: 2 LOB: 1 BB: 0 P: 21	R: 0 E: 0 K: 1 S: 10	H: 1 LOB: 2 BB: 1 P: 14	R: 0 E: 0 K: 2 S: 11	H: 1 LOB: 2 BB: 1 P: 20	R: 0 E: 0 K: 1 S: 7	H: 0 LOB: 0 BB: 0 P: 11	1B: 7 2B: 3 3B: 0 HR: 0	SF: 1 SAC: 0 DP: 0 HBP: 0	WP: 0 PB: 1 SB: 2 CS: 0	PA: 39			
<b>PITCHER</b>	IP WLS BF H R ER SO BB IBB HBP BLK WP HR S P ERA WHIP	IP WLS BF H R ER SO BB IBB HBP BLK WP HR S P ERA WHIP	IP WLS BF H R ER SO BB IBB HBP BLK WP HR S P ERA WHIP	IP WLS BF H R ER SO BB IBB HBP BLK WP HR S P ERA WHIP	IP WLS BF H R ER SO BB IBB HBP BLK WP HR S P ERA WHIP	IP WLS BF H R ER SO BB IBB HBP BLK WP HR S P ERA WHIP	IP WLS BF H R ER SO BB IBB HBP BLK WP HR S P ERA WHIP	IP WLS BF H R ER SO BB IBB HBP BLK WP HR S P ERA WHIP	IP WLS BF H R ER SO BB IBB HBP BLK WP HR S P ERA WHIP	IP WLS BF H R ER SO BB IBB HBP BLK WP HR S P ERA WHIP	IP WLS BF H R ER SO BB IBB HBP BLK WP HR S P ERA WHIP	IP WLS BF H R ER SO BB IBB HBP BLK WP HR S P ERA WHIP	IP WLS BF H R ER SO BB IBB HBP BLK WP HR S P ERA WHIP	IP WLS BF H R ER SO BB IBB HBP BLK WP HR S P ERA WHIP	IP WLS BF H R ER SO BB IBB HBP BLK WP HR S P ERA WHIP	IP WLS BF H R ER SO BB IBB HBP BLK WP HR S P ERA WHIP	IP WLS BF H R ER SO BB IBB HBP BLK WP HR S P ERA WHIP	IP WLS BF H R ER SO BB IBB HBP BLK WP HR S P ERA WHIP	IP WLS BF H R ER SO BB IBB HBP BLK WP HR S P ERA WHIP	IP WLS BF H R ER SO BB IBB HBP BLK WP HR S P ERA WHIP	IP WLS BF H R ER SO BB IBB HBP BLK WP HR S P ERA WHIP	IP WLS BF H R ER SO BB IBB HBP BLK WP HR S P ERA WHIP	IP WLS BF H R ER SO BB IBB HBP BLK WP HR S P ERA WHIP	IP WLS BF H R ER SO BB IBB HBP BLK WP HR S P ERA WHIP	IP WLS BF H R ER SO BB IBB HBP BLK WP HR S P ERA WHIP

**New York Mets @ Cincinnati Reds**  
Riverfront Stadium, Cincinnati, OH  
Thu Jul 12 1990, 7:05 PM EDT  
Unknown - 67 F

AB 35  
R 3  
H 10  
RBI 3  
BB 3  
SO 9  
LOB 21



Batter	1	2	3	4	5	6	7	8	9	AB	R	H	RBI	BB	SO	LOB	TOP									
Keith Miller, R OBP: 0.327, SLG: 0.343										4	0	2	0	0	1	2	<b>New York Mets @ Cincinnati Reds</b> Riverfront Stadium, Cincinnati, OH Thu Jul 12 1990, 7:05 PM EDT Att: 37,540 - Unknown - 72 F									
Dave Magadan, L OBP: 0.429, SLG: 0.469 Jeff Innis, R (7, 1)										4	0	0	0	0	0	2										
Howard Johnson, S OBP: 0.304, SLG: 0.448										2	0	0	0	2	0											
Kevin McReynolds, R OBP: 0.356, SLG: 0.444										4	1	1	0	0	2	2										
Mark Carreon, R OBP: 0.338, SLG: 0.577										4	1	1	2	0	1	1										
Tim Tauler, R OBP: 0.284, SLG: 0.365										4	0	2	0	0	0	0										
Kevin Elster, R OBP: 0.288, SLG: 0.385										4	0	0	0	0	0	2										
Orlando Mercado, R OBP: 0.321, SLG: 0.440 Darryl Strawberry, L OBP: 0.399, SLG: 0.576										2	0	0	0	0	1	0										
Ron Darling, R OBP: 0.271, SLG: 0.118 Mike Marshall, R OBP: 0.279, SLG: 0.411 Wally Whitehurst, R OBP: 0.250, SLG: 0.250 Gregg Jefferies, S OBP: 0.360, SLG: 0.475										1	0	0	0	0	1	0										
<b>Inning Stats</b>	R: 0 E: 0 K: 1 S: 7	H: 1 LOB: 1 BB: 1 P: 14	R: 0 E: 0 K: 0 S: 9	H: 0 LOB: 0 BB: 0 P: 16	R: 0 E: 0 K: 2 S: 7	H: 0 LOB: 0 BB: 0 P: 10	R: 0 E: 0 K: 1 S: 8	H: 0 LOB: 1 BB: 0 P: 16	R: 0 E: 0 K: 1 S: 8	H: 1 LOB: 2 BB: 0 P: 15	R: 2 E: 0 K: 0 S: 14	H: 3 LOB: 1 BB: 0 P: 21	R: 0 E: 0 K: 1 S: 10	H: 1 LOB: 1 BB: 0 P: 15	R: 0 E: 0 K: 1 S: 6	H: 0 LOB: 0 BB: 0 P: 9		R: 0 E: 0 K: 1 S: 8	H: 0 LOB: 0 BB: 0 P: 10	1B: 4 2B: 1 3B: 0 HR: 1	SF: 0 SAC: 0 DP: 1 HBP: 1	WP: 0 PB: 1 SB: 3 CS: 0	PA: 35			
<b>PITCHER</b>	IP WLS BF H R ER SO BB IBB HBP BLK WP HR S P ERA WHIP	7.2 W 31 6 2 2 6 2 0 1 0 0 1 66 112 2.35 1.043	1.1 S 4 0 0 0 2 0 0 0 0 0 0 0 11 14 0.00 0.000																							

AB	32
R	2
H	6
RBI	2
BB	2
SO	8
LOB	11

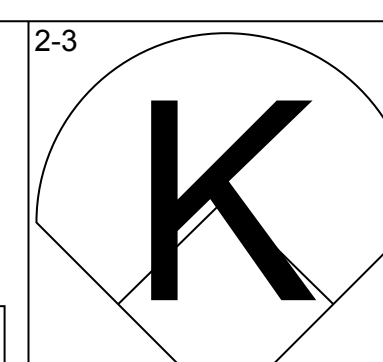
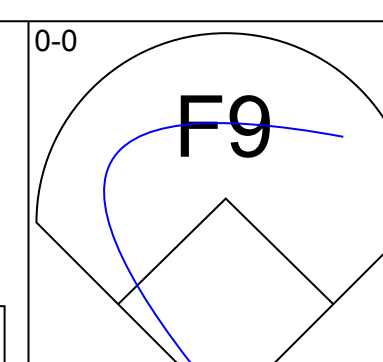
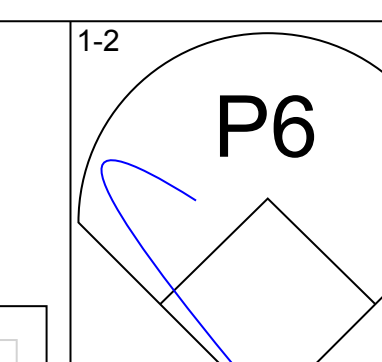
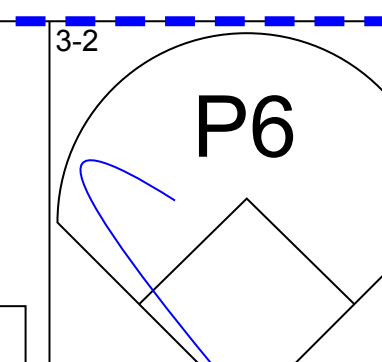

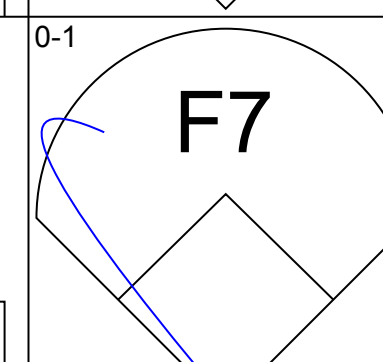
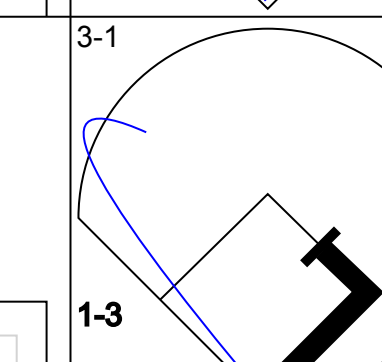
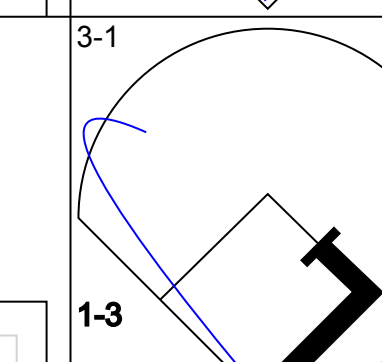
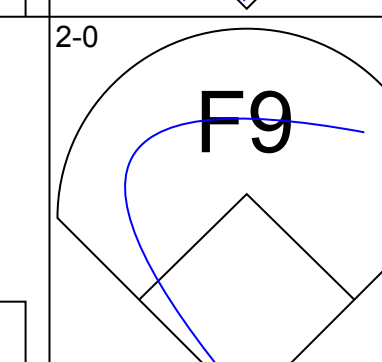
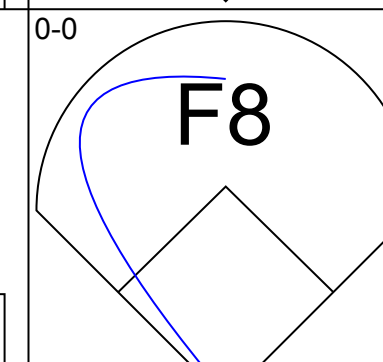
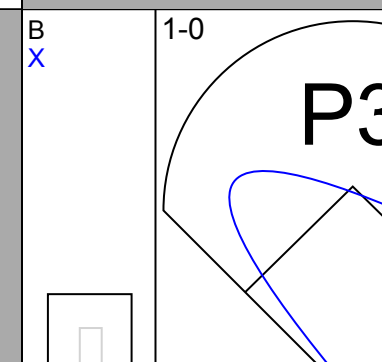
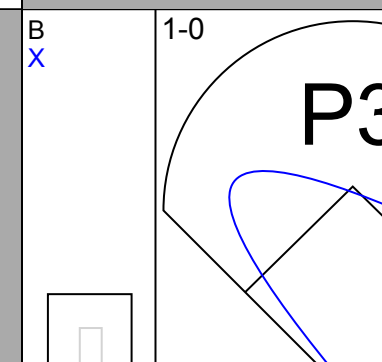
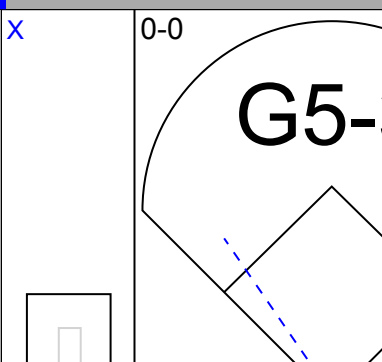
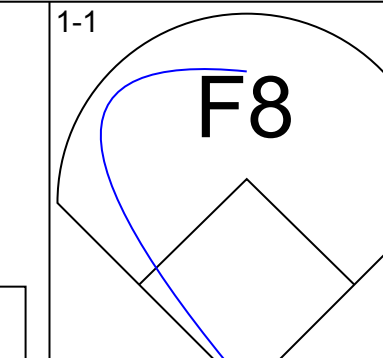
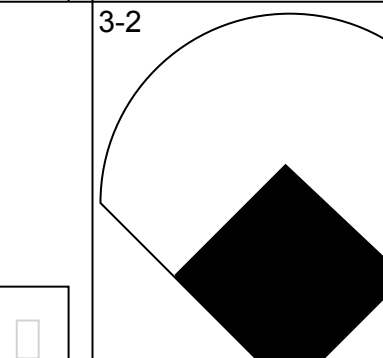
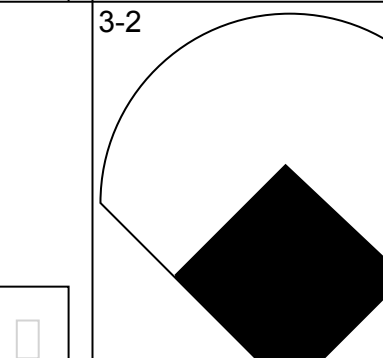
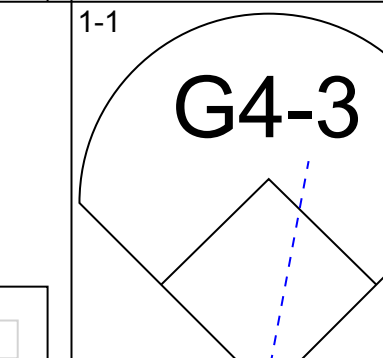
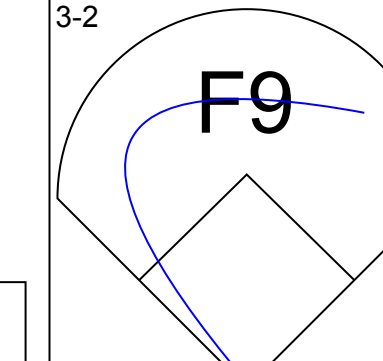
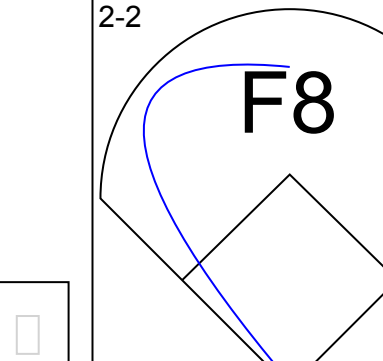
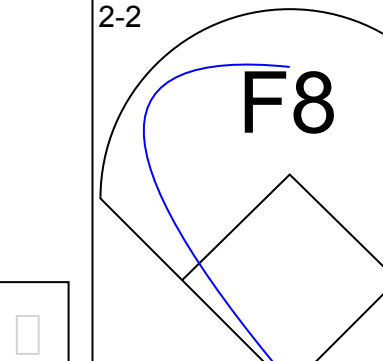
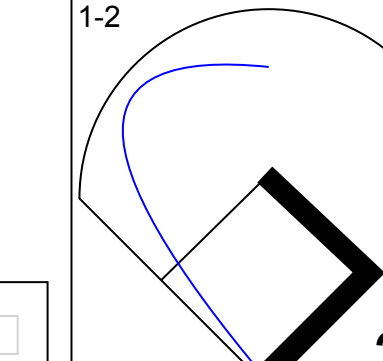
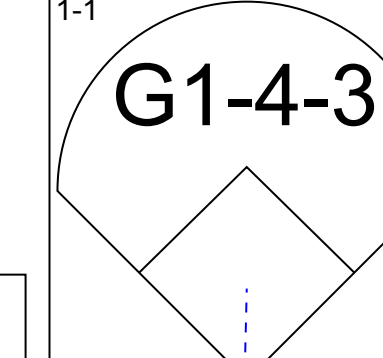
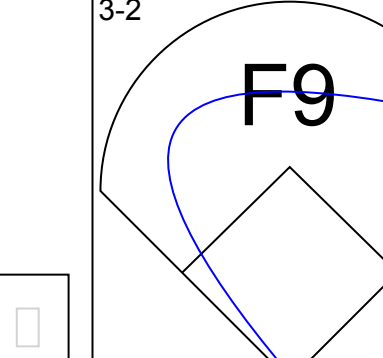
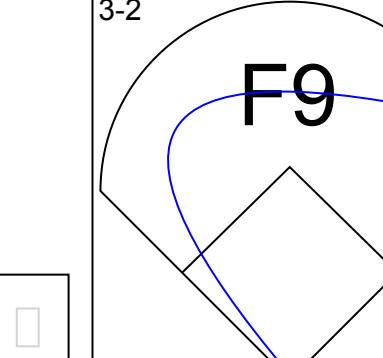
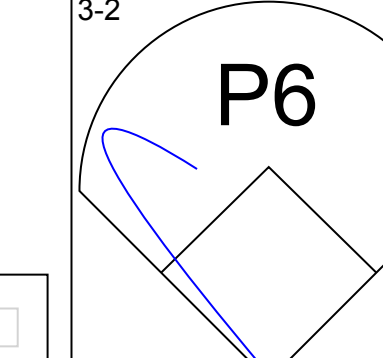
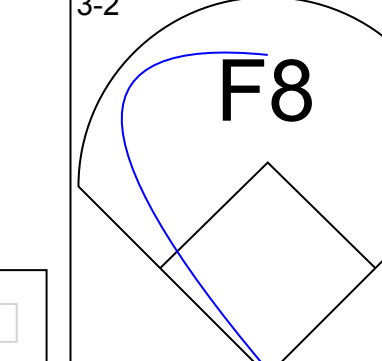
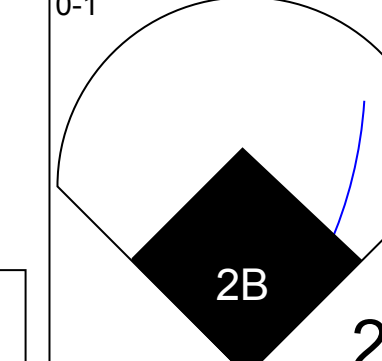
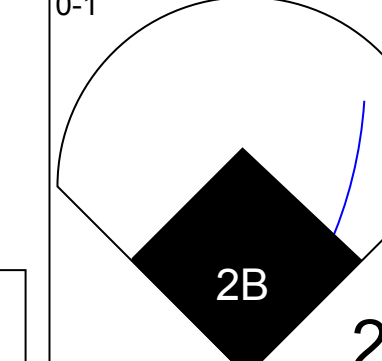
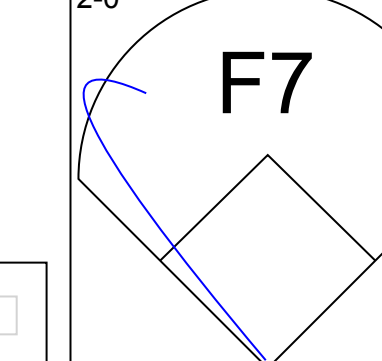
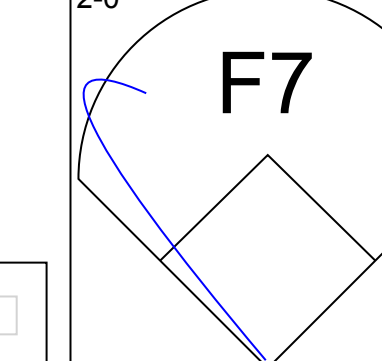
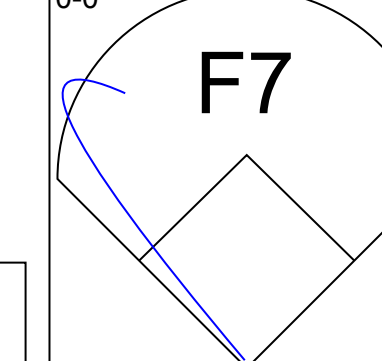
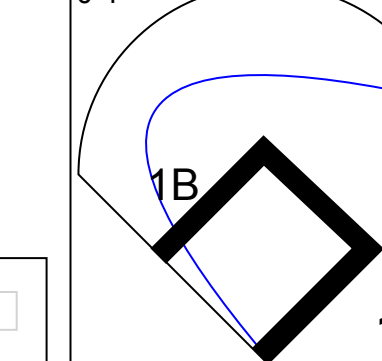
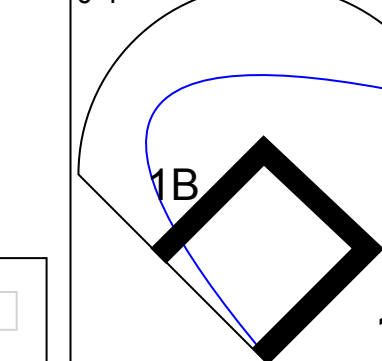
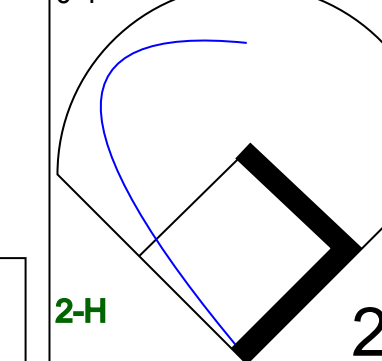


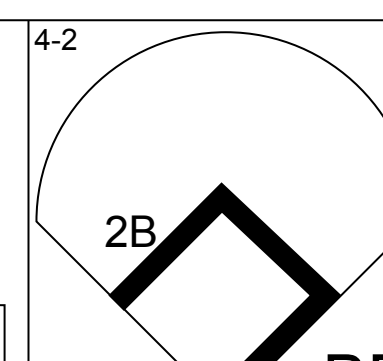
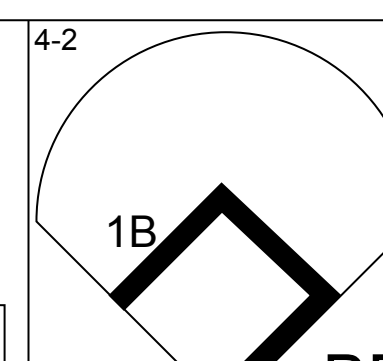
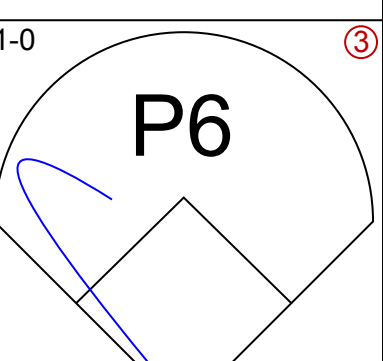
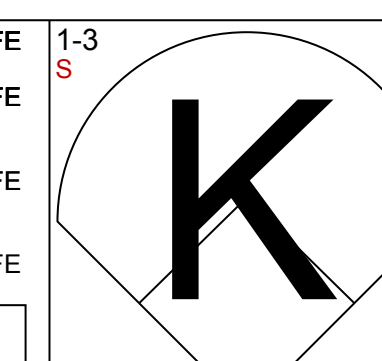

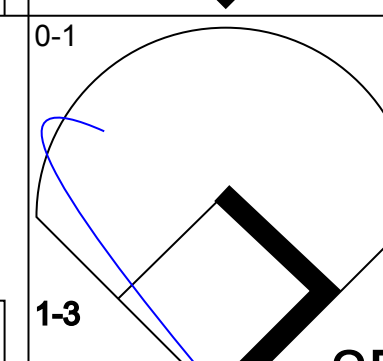
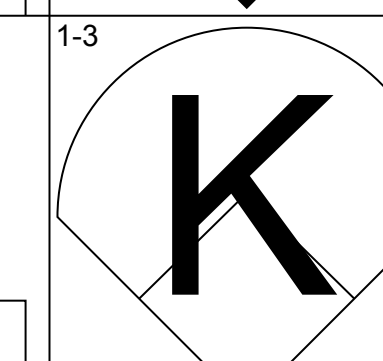
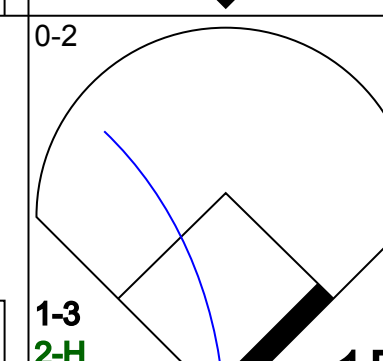
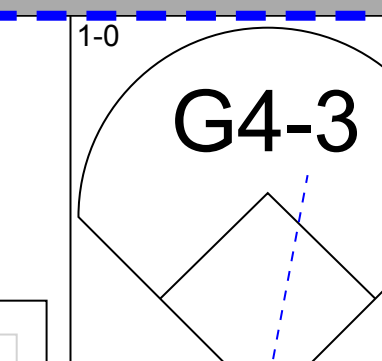
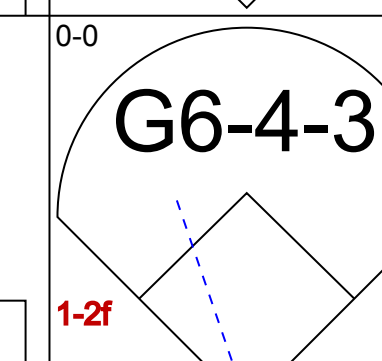
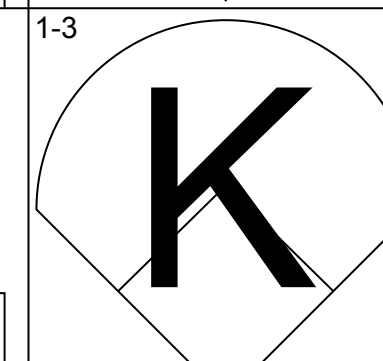
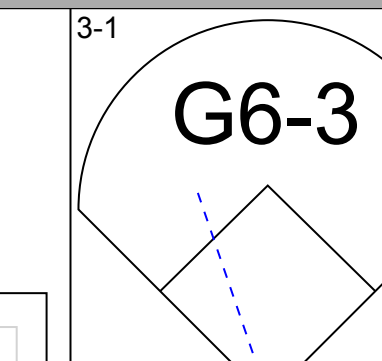
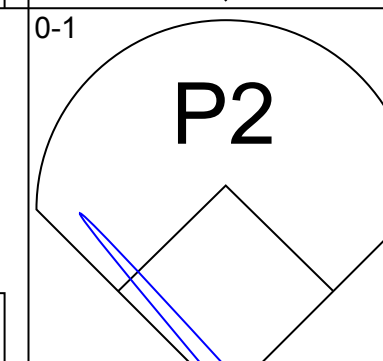
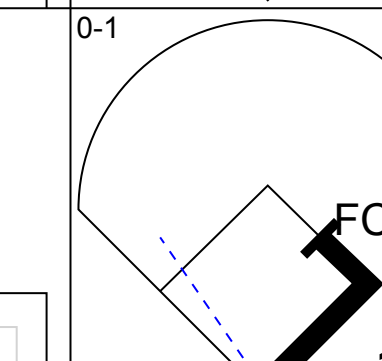

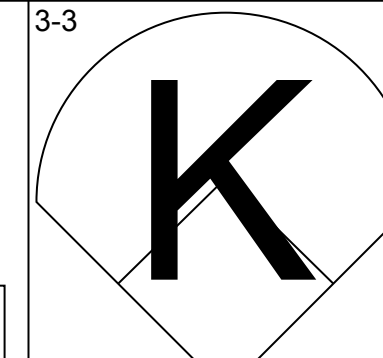
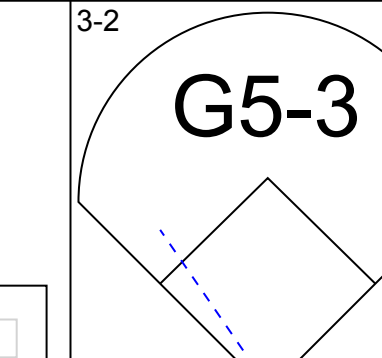
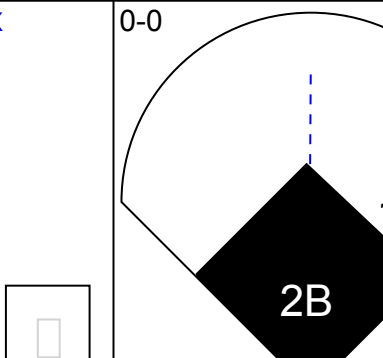
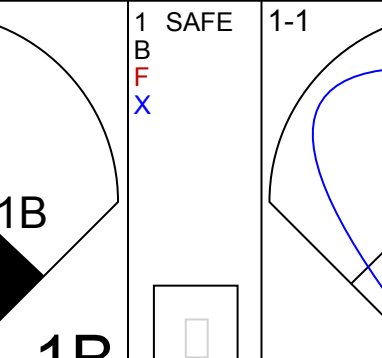

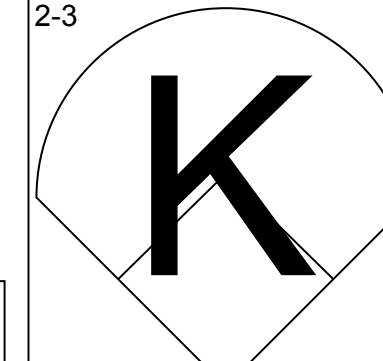
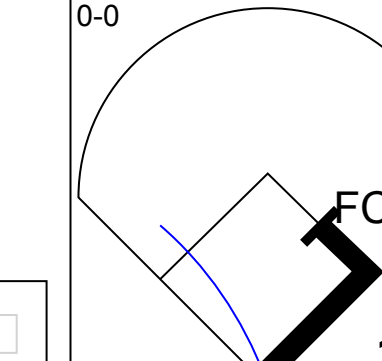
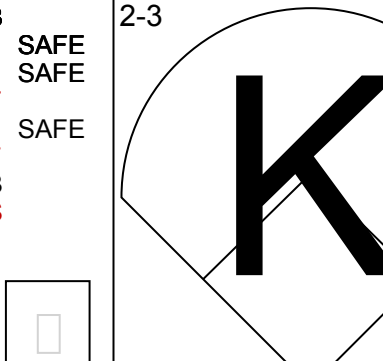
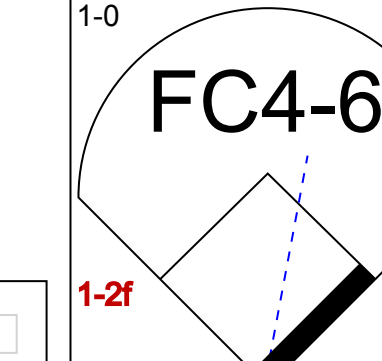

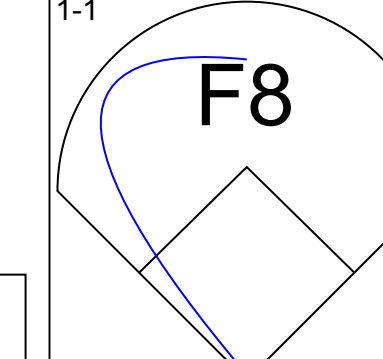
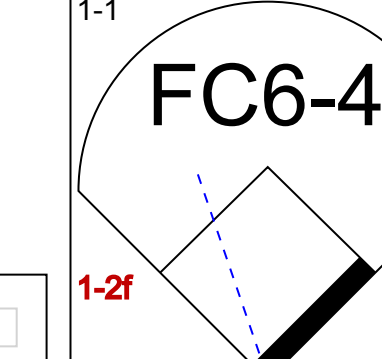
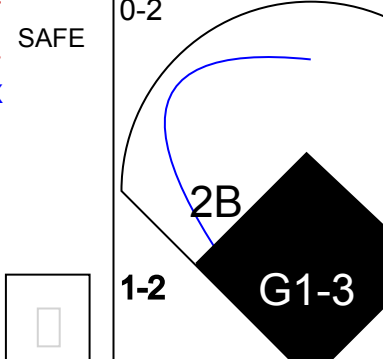
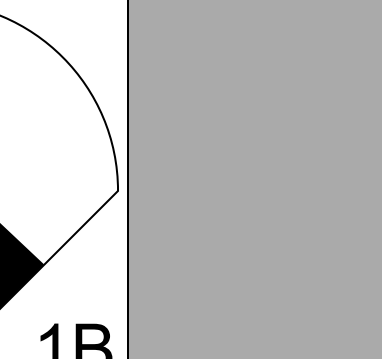
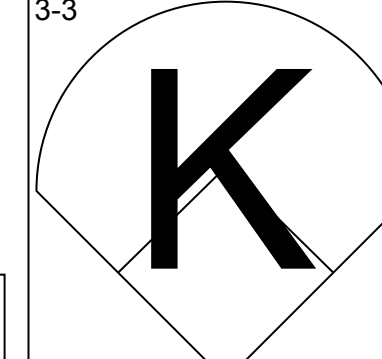
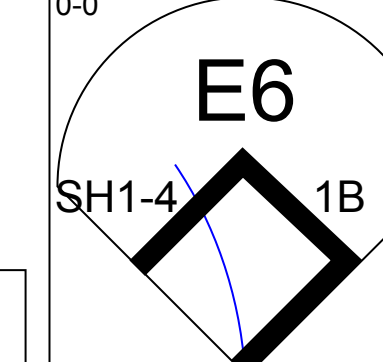
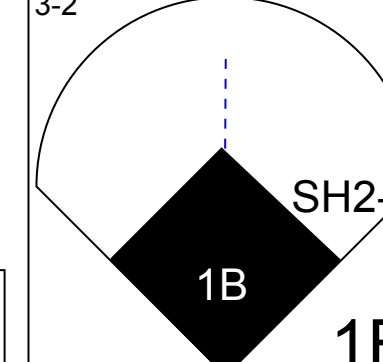
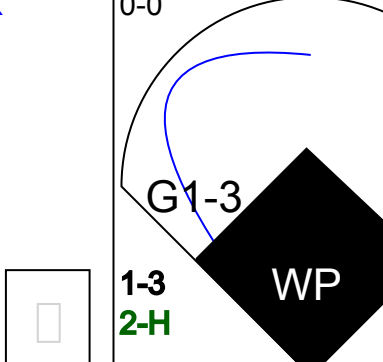
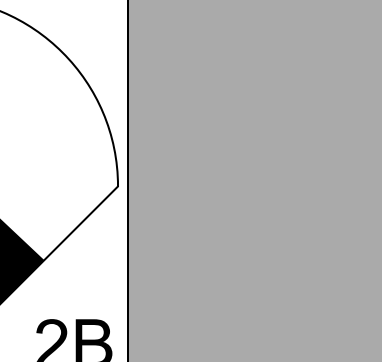
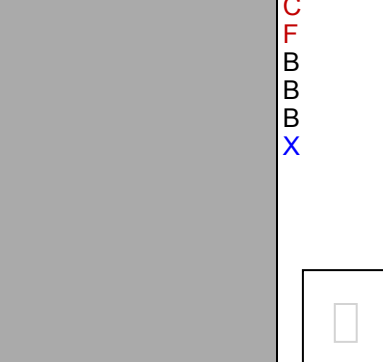
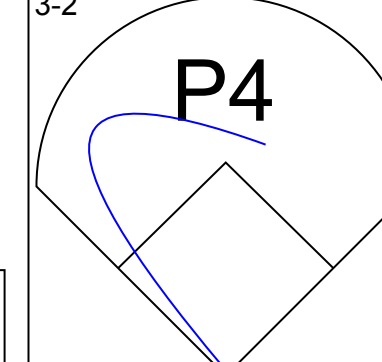
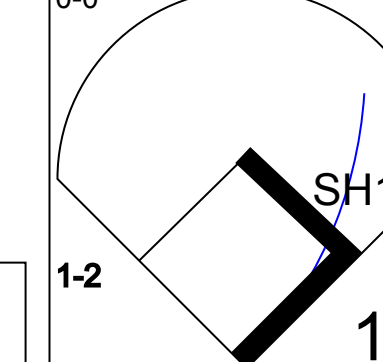
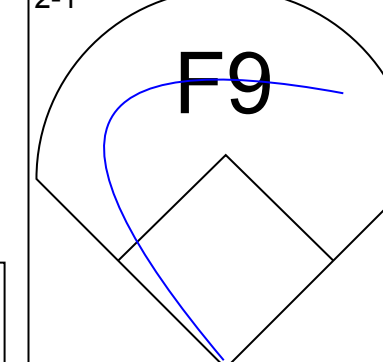
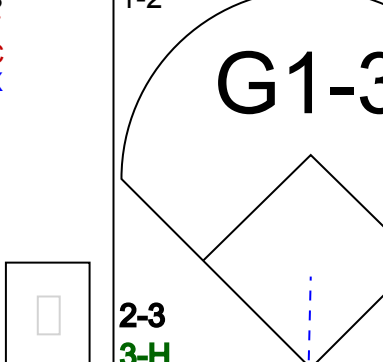
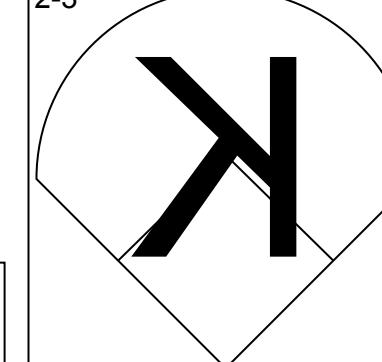
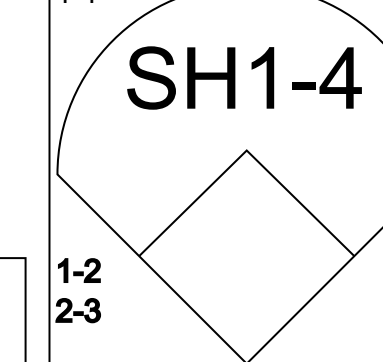
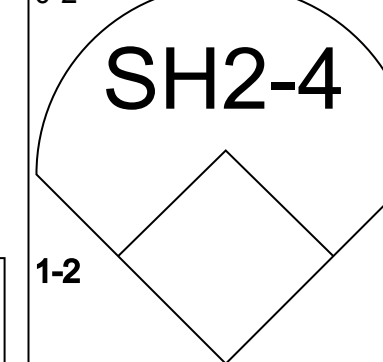
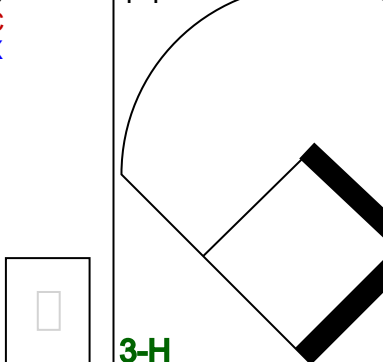
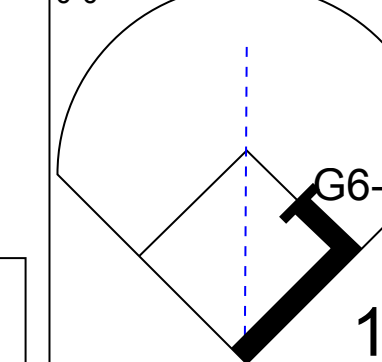
Batter	1	2	3	4	5	6	7	8	9	AB	R	H	RBI	BB	SO	LOB	BOTTOM								
Chris Sabo, R OBP: 0.374, SLG: 0.530										3	1	0	0	1	0	0	<b>New York Mets @ Cincinnati Reds</b> Riverfront Stadium, Cincinnati, OH Thu Jul 12 1990, 7:05 PM EDT Att: 37,540 - Unknown - 72 F								
Barry Larkin, R OBP: 0.363, SLG: 0.403										4	1	2	0	0	0	0									
Paul O'Neill, L OBP: 0.362, SLG: 0.466										3	0	1	0	0	1	3									
Eric Davis, R OBP: 0.342, SLG: 0.459										3	1	0	1	1	0	2									
Hal Morris, L OBP: 0.405, SLG: 0.544										4	0	1	1	0	0	3									
Glenn Braggs, R OBP: 0.356, SLG: 0.433										4	0	0	0	0	1	3									
Mariano Duncan, R OBP: 0.344, SLG: 0.464										3	0	1	0	0	1	1									
Jeff Reed, L OBP: 0.292, SLG: 0.304										3	0	1	0	0	1	1									
Danny Jackson, R OBP: 0.042, SLG: 0.042 Randy Myers, L (8, 1)										3	0	0	0	0	2	2									
<b>Inning Stats</b>	R: 3 E: 1 K: 2 S: 20	H: 2 LOB: 1 BB: 1 P: 33	R: 0 E: 0 K: 1 S: 9	H: 1 LOB: 0 BB: 0 P: 10	R: 0 E: 0 K: 2 S: 11	H: 1 LOB: 1 BB: 0 P: 17	R: 0 E: 0 K: 0 S: 8	H: 0 LOB: 0 BB: 0 P: 10	R: 0 E: 0 K: 1 S: 10	H: 0 LOB: 0 BB: 0 P: 14	R: 0 E: 0 K: 0 S: 5	H: 0 LOB: 0 BB: 0 P: 10	R: 0 E: 0 K: 0 S: 8	H: 0 LOB: 2 BB: 1 P: 17	1B: 4 2B: 2 3B: 0 HR: 0	SF: 0 SAC: 0 DP: 0 HBP: 1		WP: 0 PB: 0 SB: 1 CS: 0	PA: 33						
<b>PITCHER</b>	IP WLS BF H R ER SO BB IBB HBP BLK WP HR S P ERA WHIP	4.0 L 18 5 3 2 5 1 0 0 0 0 0 0 18 24 0.00 0.500	2.0 7 1 0 0 1 0 0 0 0 0 0 0 13 27 0.00 0.500																						

AB	30
R	3
H	6
RBI	2
BB	2
SO	6
LOB	15





Batter	1	2	3	4	5	6	7	8	9	AB	R	H	RBI	BB	SO	LOB	TOP				
Howard Johnson, S OBP: 0.301, SLG: 0.442 (1, 5)										4	0	0	0	0	1	2	<p><b>New York Mets @ Cincinnati Reds</b> Riverfront Stadium, Cincinnati, OH</p> <p>Fri Jul 13 1990, 7:05 PM EDT Att: 35,336 - Unknown</p> <p>livebaseballscorecards.com</p> 				
Tim Lincecum, R OBP: 0.282, SLG: 0.358 Jeff Innis, R (8, 1)										4	0	1	0	0	1	1					
Gregg Jefferies, S OBP: 0.355, SLG: 0.469 (1, 4)										4	0	0	0	0	0	0					
Darryl Strawberry, L OBP: 0.401, SLG: 0.586 (1, 9)										4	1	2	1	0	0	0					
Kevin McReynolds, R OBP: 0.355, SLG: 0.445 (1, 7)										4	0	1	0	0	0	1					
Mark Carreon, R OBP: 0.329, SLG: 0.560 (1, 8)										4	0	0	0	0	0	2					
Kevin Elster, R OBP: 0.288, SLG: 0.388 (1, 6)										3	1	1	0	0	0	1					
Orlando Mercado, R OBP: 0.305, SLG: 0.415 (1, 2)										3	0	0	0	0	0	1					
Frank Viola, L OBP: 0.152, SLG: 0.152 Keith Miller, R OBP: 0.331, SLG: 0.348 Alejandro Pena, R (6, PH) Dave Magadan, L OBP: 0.432, SLG: 0.478 (8, 3)										1	0	0	0	0	1	0					
<b>Inning Stats</b>	R: 0 E: 0 K: 1 S: 6	H: 0 LOB: 0 BB: 0 P: 8	R: 0 E: 0 K: 0 S: 7	H: 0 LOB: 0 BB: 0 P: 12	R: 0 E: 0 K: 1 S: 7	H: 0 LOB: 0 BB: 0 P: 13	R: 0 E: 0 K: 1 S: 6	H: 0 LOB: 0 BB: 0 P: 10	R: 0 E: 0 K: 0 S: 5	H: 1 LOB: 1 BB: 0 P: 7	R: 0 E: 0 K: 0 S: 8	H: 2 LOB: 2 BB: 0 P: 14	R: 1 E: 0 K: 0 S: 11	H: 1 LOB: 0 BB: 0 P: 20	R: 1 E: 0 K: 0 S: 9	H: 2 LOB: 1 BB: 0 P: 14		R: 0 E: 0 K: 0 S: 10	H: 1 LOB: 1 BB: 0 P: 15	1B: 3 2B: 3 3B: 0 HR: 1	SF: 0 SAC: 0 DP: 0 HBP: 0
<b>PITCHER</b>	IP WLS BF H R ER SO BB IBB HBP BLK WP HR S P ERA WHIP																				
Tom Browning, L ERA: 2.82 Randy Myers, L ERA: 2.08	(1, 1) 7.1 W 27 6 2 2 3 0 0 0 0 0 1 55 89 2.46 0.818																				
(8, 1) 1.2 S 6 1 0 0 0 0 0 0 0 0 0 0 14 24 0.00 0.600																					

Batter	1	2	3	4	5	6	7	8	9	AB	R	H	RBI	BB	SO	LOB	BOTTOM		
Chris Sabo, R OBP: 0.378, SLG: 0.526 (1, 5)										2	0	0	0	3	1	2	<p><b>New York Mets @ Cincinnati Reds</b> Riverfront Stadium, Cincinnati, OH</p> <p>Fri Jul 13 1990, 7:05 PM EDT Att: 35,336 - Unknown</p> <p>livebaseballscorecards.com</p> 		
Barry Larkin, R OBP: 0.363, SLG: 0.406 (1, 6)										5	0	2	1	0	1	4			
Eric Davis, R OBP: 0.340, SLG: 0.455 (1, 8)										4	0	1	0	0	1	4			
Glenn Braggs, R OBP: 0.356, SLG: 0.429 (1, 7)										4	1	1	0	0	1	3			
Paul O'Neill, L OBP: 0.361, SLG: 0.463 (1, 9)										4	0	1	0	0	2	4			
Todd Benzinger, S OBP: 0.317, SLG: 0.374 Randy Myers, L (8, 1)										4	1	1	0	0	1	1			
Mariano Duncan, R OBP: 0.346, SLG: 0.470 (1, 4)										4	2	2	1	0	0	0			
Joe Oliver, R OBP: 0.325, SLG: 0.350 (1, 2)										4	0	1	1	0	1	2			
Tom Browning, L OBP: 0.149, SLG: 0.152 Hal Morris, L OBP: 0.413, SLG: 0.551 (8, 3)										1	0	1	0	0	0	0			
<b>Inning Stats</b>	R: 0 E: 0 K: 3 S: 13	H: 1 LOB: 2 BB: 1 P: 23	R: 0 E: 1 K: 1 S: 10	H: 1 LOB: 3 BB: 1 P: 17	R: 0 E: 0 K: 0 S: 9	H: 1 LOB: 1 BB: 0 P: 16	R: 1 E: 0 K: 0 S: 15	H: 2 LOB: 2 BB: 1 P: 24	R: 3 E: 0 K: 1 S: 14	H: 4 LOB: 1 BB: 0 P: 19	R: 0 E: 0 K: 0 S: 6	H: 1 LOB: 1 BB: 0 P: 9	R: 0 E: 0 K: 2 S: 13	H: 0 LOB: 0 BB: 0 P: 21	R: 0 E: 0 K: 1 S: 7	H: 1 LOB: 0 BB: 0 P: 8		1B: 8 2B: 3 3B: 0 HR: 0	SF: 0 SAC: 2 DP: 1 HBP: 0
<b>PITCHER</b>	IP WLS BF H R ER SO BB IBB HBP BLK WP HR S P ERA WHIP																		
Frank Viola, L ERA: 2.39 Alejandro Pena, R ERA: 4.3 Jeff Innis, R ERA: 3.21	(1, 1) 5.0 L 28 9 4 4 5 3 0 0 0 0 0 0 0 19 30 0.00 0.500																		
(6, 1) 2.0 7 1 0 0 2 0 0 0 0 0 0 0 7 8 0.00 1.000																			
(8, 1) 1.0 3 1 0 0 1 0 0 0 0 0 0 0 7 8 0.00 1.000																			








Batter	1	2	3	4	5	6	7	8	9	AB	R	H	RBI	BB	SO	LOB	TOP			
<b>Keith Miller, R</b> OBP: 0.340, SLG: 0.352 (1, 4)	G4-3			G6-3		K		K		3	0	0	0	0	1	0	<b>New York Mets @ Cincinnati Reds</b> Riverfront Stadium, Cincinnati, OH Sun Jul 15 1990, 3:33 AM EDT Att: 40,533 - Sunny - 80 F			
<b>Daryl Strawberry, L</b> OBP: 0.396, SLG: 0.575 (8, PH)	G4-3			F8		2B		1B		4	0	2	0	0	0	0				
<b>Dave Magadan, L</b> OBP: 0.437, SLG: 0.487 (1, 3)	G4-3			F8		FC5-4		FC1-6		3	0	0	1	1	1	1				
<b>Mark Carreon, R</b> OBP: 0.327, SLG: 0.547 (1, 9)	K			F8		BB		FC1-6		2	0	0	0	2	1	2				
<b>Kevin McReynolds, R</b> OBP: 0.357, SLG: 0.437 (1, 7)		P3			BB	K		BB		3	0	1	0	0	2	2				
<b>Tim Teufel, R</b> OBP: 0.284, SLG: 0.357 (1, 5)	G6-3				BB	FC5-4		K		4	0	0	0	0	2	2				
<b>Howard Johnson, S</b> OBP: 0.304, SLG: 0.439 (8, PH)	G6-3				1B	1-2		K		3	0	1	0	0	0	2				
<b>Kevin Elster, R</b> OBP: 0.280, SLG: 0.375 (1, 6)	G4-3				K			G5-3		4	0	0	0	0	2	2				
<b>Daryl Boston, L</b> OBP: 0.343, SLG: 0.497 (1, 8)			G4-3		K			K		3	0	0	0	0	2	2				
<b>Wally Whitehurst, R</b> OBP: 0.250, SLG: 0.250 (7, 1)										0	0	0	0	0	0	0				
<b>Tom O'Malley, L</b> OBP: 0.326, SLG: 0.538 (9, PH)										1	0	0	0	0	1	0				
<b>Orlando Mercado, R</b> OBP: 0.311, SLG: 0.407 (1, 2)			G6-3					L8		1	0	0	0	1	0	0				
<b>Todd Hundley, S</b> OBP: 0.194 (7, PH)			G6-3							2	0	0	0	0	1	0				
<b>Sid Fernandez, L</b> OBP: 0.185, SLG: 0.222 (1, 1)			G5-3							2	0	0	0	0	0	3				
<b>Gregg Jefferies, S</b> OBP: 0.357, SLG: 0.469 (7, 4)					F8			FC1-6		0	1	0	0	1	0	0				
<b>Inning Stats</b>	R: 0 E: 0 K: 1 S: 7	H: 0 LOB: 0 BB: 0 P: 10	R: 0 E: 0 K: 0 S: 5	H: 0 LOB: 0 BB: 0 P: 10	R: 0 E: 0 K: 0 S: 5	H: 0 LOB: 0 BB: 0 P: 9	R: 0 E: 0 K: 0 S: 5	H: 0 LOB: 0 BB: 0 P: 8	R: 0 E: 0 K: 2 S: 13	H: 1 LOB: 3 BB: 2 P: 23	R: 0 E: 0 K: 1 S: 6	H: 0 LOB: 0 BB: 0 P: 7	R: 1 E: 0 K: 3 S: 15	H: 1 LOB: 2 BB: 2 P: 26	R: 0 E: 0 K: 3 S: 10	H: 0 LOB: 0 BB: 0 P: 13	1B: 2 2B: 1 3B: 0 HR: 0	SF: 0 SAC: 0 DP: 0 HBP: 0	WP: 0 PB: 0 SB: 0 CS: 0	PA: 35
<b>PITCHER</b>	IP WLS BF H R ER SO BB IBB HBP BLK WP HR S P ERA WHIP																			
<b>Norm Charlton, L</b> ERA: 2.75	6.0 W 23 2 0 0 5 3 0 0 0 0 0 0 50 86 0.00 0.833																			
<b>Rob Dibble, R</b> ERA: 2.29	1.2 8 1 1 1 2 2 0 0 0 0 0 0 18 30 5.40 1.800																			
<b>Randy Myers, L</b> ERA: 2.02	1.1 S 4 0 0 0 4 0 0 0 0 0 0 0 13 16 0.00 0.000																			


Batter	1	2	3	4	5	6	7	8	9	AB	R	H	RBI	BB	SO	LOB	BOTTOM			
<b>Billy Hatcher, R</b> OBP: 0.356, SLG: 0.407 (1, 7)	K		F8		P4		FC6-4			4	0	0	0	0	1	1	<b>New York Mets @ Cincinnati Reds</b> Riverfront Stadium, Cincinnati, OH Sun Jul 15 1990, 3:33 AM EDT Att: 40,533 - Sunny - 80 F			
<b>Mariano Duncan, R</b> OBP: 0.356, SLG: 0.502 (1, 4)				G1-3		2B	G5-3			4	2	3	0	0	0	1				
<b>Barry Larkin, R</b> OBP: 0.363, SLG: 0.407 (1, 6)	F9			G1-3		G6-3		L9		4	0	0	0	0	0	3				
<b>Eric Davis, R</b> OBP: 0.346, SLG: 0.461 (1, 8)	F8			F8		2B	G6-3			4	0	2	2	0	0	1				
<b>Glenn Braggs, R</b> OBP: 0.364, SLG: 0.435 (1, 9)								L7		1	0	0	0	2	1	1				
<b>Rob Dibble, L</b> (7, 1)										0	0	0	0	0	0	0				
<b>Herm Winningham, L</b> OBP: 0.284, SLG: 0.366 (8, 9)										1	0	0	0	0	0	0				
<b>Chris Sabo, R</b> OBP: 0.376, SLG: 0.518 (1, 5)	F8			F8						2	0	0	0	1	0	3				
<b>Todd Benzinger, S</b> OBP: 0.310, SLG: 0.364 (1, 3)	K			F8			P3			3	0	0	0	0	1	5				
<b>Joe Oliver, R</b> OBP: 0.328, SLG: 0.354 (1, 2)				K		G5-3		FC6-4		2	0	0	0	1	1	0				
<b>Norm Charlton, S</b> OBP: 0.429, SLG: 0.333 ERA: 3.48				K		B2		K		2	0	0	0	0	1	0				
<b>Paul O'Neill, L</b> OBP: 0.354, SLG: 0.453 (7, 9)										1	0	0	0	0	1	1				
<b>Randy Myers, L</b> (8, 1)										0	0	0	0	0	0	0				
<b>Inning Stats</b>	R: 0 E: 0 K: 1 S: 10	H: 1 LOB: 1 BB: 0 P: 14	R: 0 E: 0 K: 1 S: 10	H: 0 LOB: 1 BB: 1 P: 17	R: 0 E: 0 K: 2 S: 10	H: 0 LOB: 0 BB: 0 P: 15	R: 1 E: 0 K: 0 S: 13	H: 2 LOB: 2 BB: 1 P: 21	R: 0 E: 0 K: 1 S: 9	H: 0 LOB: 0 BB: 0 P: 10	R: 1 E: 0 K: 1 S: 11	H: 2 LOB: 2 BB: 1 P: 19	R: 0 E: 0 K: 1 S: 15	H: 0 LOB: 1 BB: 1 P: 23	R: 0 E: 0 K: 0 S: 4	H: 0 LOB: 0 BB: 0 P: 6	1B: 1 2B: 4 3B: 1 HR: 0	SF: 0 SAC: 0 DP: 1 HBP: 0	WP: 0 PB: 0 SB: 0 CS: 1	PA: 32
<b>PITCHER</b>	IP WLS BF H R ER SO BB IBB HBP BLK WP HR S P ERA WHIP																			
<b>Sid Fernandez, L</b> ERA: 2.25	6.1 L 27 5 2 2 6 3 1 0 0 0 0 0 9 13 0.00 0.000																			
<b>Wally Whitehurst, R</b> ERA: 2.25	1.2 5 0 0 0 0 0 0 0 0 0 0 0 9 13 0.00 0.000																			







Batter	1	2	3	4	5	6	7	8	9	AB R H RBI BB SO LOB	TOP											
<b>Delino DeShields, L</b> OBP: 0.394, SLG: 0.410	G6-3	FC4-6			1B		K			4 0 1 0 0 1 2	<b>Montreal Expos @ Cincinnati Reds</b> Riverfront Stadium, Cincinnati, OH Tue Jul 17 1990, 7:05 PM EDT Att: 30,828 - Unknown - 84 F 											
<b>Dave Martinez, L</b> OBP: 0.393, SLG: 0.457	HR		F9		P2			L9	4 1 1 1 0 0 1													
<b>Tim Raines, S</b> OBP: 0.348, SLG: 0.348			G3		F7			G6-4-3	3 0 1 0 1 0 1													
<b>Otis Nixon, S</b> OBP: 0.339, SLG: 0.309	1B							BB	0 0 0 0 0 0 0													
<b>Tim Wallach, R</b> OBP: 0.360, SLG: 0.527	F9		K					G6-4-3	4 0 0 0 0 2 2													
<b>Larry Walker, L</b> OBP: 0.323, SLG: 0.453	1-2				K				4 0 1 0 0 2 0													
<b>Andres Galarraga, R</b> OBP: 0.350, SLG: 0.399	K				HR			F9	4 1 2 1 0 1 2													
<b>Mike Fitzgerald, R</b> OBP: 0.367, SLG: 0.428			K		5-3			F7	4 0 0 0 0 1 0													
<b>Tom Foley, L</b> OBP: 0.341, SLG: 0.325			K		K2-3				3 0 1 0 0 2 0													
<b>Mark Gardner, R</b> OBP: 0.147, SLG: 0.235									2 0 1 0 0 1 0													
<b>Mike Aldrete, L</b> OBP: 0.398, SLG: 0.313									1 0 0 0 0 1 1													
<b>Bill Sampen, R</b> OBP: 0.339, SLG: 0.309									0 0 0 0 0 0 0													
<b>Inning Stats</b>	R: 1 H: 3 E: 0 K: 1 S: 18	H: 3 LOB: 2 BB: 0 P: 27	R: 0 H: 1 E: 0 K: 2 S: 8	H: 1 LOB: 1 BB: 0 P: 10	R: 0 H: 0 E: 0 K: 1 S: 8	H: 0 LOB: 0 BB: 0 P: 11	R: 1 H: 1 E: 0 K: 2 S: 12	H: 1 LOB: 1 BB: 0 P: 19	R: 0 H: 1 E: 0 K: 1 S: 12	H: 1 LOB: 1 BB: 0 P: 18	R: 0 H: 1 E: 0 K: 2 S: 9	H: 1 LOB: 1 BB: 0 P: 11	R: 0 H: 1 E: 0 K: 1 S: 11	H: 1 LOB: 1 BB: 0 P: 18	R: 0 H: 0 E: 0 K: 0 S: 5	H: 0 LOB: 0 BB: 1 P: 10	R: 0 H: 0 E: 0 K: 0 S: 8	H: 0 LOB: 0 BB: 0 P: 10	1B: 6 2B: 0 3B: 0 HR: 2	SF: 0 SAC: 0 DP: 1 HBP: 0	WP: 0 PB: 0 SB: 1 CS: 0	PA: 34
<b>PITCHER</b>	IP WLS BF H R ER SO BB IBB HBP BLK WP HR S P ERA WHIP											<b>PITCHER</b>	IP WLS BF H R ER SO BB IBB HBP BLK WP HR S P ERA WHIP									
<b>Scott Scudder, R</b> ERA: 5.95	(1, 1) 6.1 W 26 8 2 2 9 0 0 0 0 0 2 70 103 2.84 1.263																					
<b>Rob Dibble, R</b> ERA: 2.21	(7, 1) 1.2 5 0 0 0 2 1 0 0 0 0 0 13 21 0.00 0.600																					
<b>Randy Myers, L</b> ERA: 1.98	(9, 1) 1.0 3 0 0 0 0 0 0 0 0 0 0 8 10 0.00 0.000																					


Batter	1	2	3	4	5	6	7	8	9	AB R H RBI BB SO LOB	BOTTOM											
<b>Billy Hatcher, R</b> OBP: 0.356, SLG: 0.412	1B	F8		6-3			F6			4 1 1 0 0 0 0	<b>Montreal Expos @ Cincinnati Reds</b> Riverfront Stadium, Cincinnati, OH Tue Jul 17 1990, 7:05 PM EDT Att: 30,828 - Unknown - 84 F 											
<b>Barry Larkin, R</b> OBP: 0.374, SLG: 0.423	1B		6-3	BB	1-3		S			3 1 2 0 1 0 0												
<b>Paul O'Neill, L</b> OBP: 0.356, SLG: 0.452	SF8	BB		6-3	L4		F7			3 1 1 1 1 0 1												
<b>Eric Davis, R</b> OBP: 0.347, SLG: 0.467	SF8	BB		F9			G6-3			2 1 0 0 2 0 2												
<b>Hal Morris, L</b> OBP: 0.410, SLG: 0.549	SF8			6-3						2 0 1 1 0 0 2												
<b>Rob Dibble, L</b> ERA: 2.21										0 0 0 0 0 0 0												
<b>Herm Winningham, L</b> OBP: 0.292, SLG: 0.373										1 1 1 0 0 0 0												
<b>Randy Myers, L</b> ERA: 1.98										0 0 0 0 0 0 0												
<b>Chris Sabo, R</b> OBP: 0.373, SLG: 0.522	SF8			K			F7			3 0 0 1 0 1 5												
<b>Mariano Duncan, R</b> OBP: 0.352, SLG: 0.506	F8			HR			F9			4 1 1 1 0 0 4												
<b>Joe Oliver, R</b> OBP: 0.330, SLG: 0.369		F8		K			5-3			4 0 1 2 0 1 1												
<b>Scott Scudder, R</b> OBP: 0.200, SLG: 0.200										2 0 0 0 0 1 0												
<b>Todd Benzinger, S</b> OBP: 0.304, SLG: 0.356		4-3					K			2 0 0 0 0 2 1												
<b>Inning Stats</b>	R: 3 H: 2 E: 0 K: 0 S: 17	H: 2 LOB: 1 BB: 2 P: 31	R: 0 H: 0 E: 0 K: 0 S: 8	H: 0 LOB: 0 BB: 0 P: 11	R: 0 H: 1 E: 0 K: 1 S: 14	H: 1 LOB: 2 BB: 1 P: 25	R: 1 H: 1 E: 0 K: 2 S: 10	H: 1 LOB: 0 BB: 0 P: 14	R: 0 H: 1 E: 0 K: 0 S: 9	H: 1 LOB: 1 BB: 0 P: 15	R: 0 H: 1 E: 0 K: 1 S: 11	H: 1 LOB: 1 BB: 0 P: 14	R: 2 H: 2 E: 0 K: 1 S: 18	H: 2 LOB: 1 BB: 1 P: 27	R: 0 H: 0 E: 0 K: 0 S: 5	H: 0 LOB: 0 BB: 0 P: 10	R: 0 H: 0 E: 0 K: 0 S: 8	H: 0 LOB: 0 BB: 0 P: 10	1B: 5 2B: 2 3B: 0 HR: 1	SF: 2 SAC: 0 DP: 0 HBP: 0	WP: 0 PB: 0 SB: 1 CS: 0	PA: 36
<b>PITCHER</b>	IP WLS BF H R ER SO BB IBB HBP BLK WP HR S P ERA WHIP											<b>PITCHER</b>	IP WLS BF H R ER SO BB IBB HBP BLK WP HR S P ERA WHIP									
<b>Mark Gardner, R</b> ERA: 2.52	(1, 1) 6.0 L 26 5 4 4 4 3 0 0 0 0 0 1 64 105 6.00 1.333																					
<b>Bill Sampen, R</b> ERA: 2.53	(7, 1) 2.0 10 3 2 2 2 1 0 0 0 0 0 29 41 9.00 2.000																					



Batter	1	2	3	4	5	6	7	8	9	10	11	AB	R	H	RBI	BB	SO	LOB	TOP				
<b>Otis Nixon, S</b> <small>OBP: 0.330, SLG: 0.300</small> (1, 8)	F4			E S 1B		FC3 FC6-4		L9	K		F8	6	0	1	1	0	1	3					
<b>Marquis Grissom, R</b> <small>OBP: 0.317, SLG: 0.328</small> <b>Dave Schmidt, R</b> <small>OBP: 0.317, SLG: 0.328</small> (9, 1)	F7			F7		FC6-4 HR		G4-3 1B	P3			5	1	1	0	0	0	5					
<b>Andres Gattarraga, R</b> <small>OBP: 0.324, SLG: 0.421</small> (1, 3)	F9			K		HR		G4-3 1B	HR			5	2	3	6	0	1	1					
<b>Tim Wallach, R</b> <small>OBP: 0.368, SLG: 0.522</small> (1, 5)		G6-3		L7		HR		G4-3	F9			5	0	1	0	0	0	3					
<b>Mike Fitzgerald, R</b> <small>OBP: 0.372, SLG: 0.426</small> (1, 2)	F8					F9		1B				3	0	1	0	2	0	1					
<b>Larry Walker, L</b> <small>OBP: 0.320, SLG: 0.448</small> <b>Tim Raines, S</b> <small>OBP: 0.381, SLG: 0.346</small> <b>Mike Aldrete, L</b> <small>OBP: 0.395, SLG: 0.309</small> (8, 9)	F7					1B		IBB		FC6-4 BB		3	0	0	0	0	1	0					
<b>Junior Noboa, R</b> <small>OBP: 0.278, SLG: 0.316</small> (9, 9)			E1 L5-4 1B					G4-3	P4		L5	5	1	2	0	0	0	1					
<b>Spike Owen, S</b> <small>OBP: 0.357, SLG: 0.382</small> (1, 6)	F4					FC3 3B		2B	FC5 HR BB		F8	5	2	2	0	0	0	2					
<b>Dennis Martinez, R</b> <small>OBP: 0.303, SLG: 0.306</small> <b>Tim Lincecum, R</b> <small>OBP: 0.333, SLG: 0.333</small> <b>Dale Morin, R</b> <small>OBP: 0.394, SLG: 0.408</small> (7, PH)	L5-4					K		K	HR BB		G6-3	2	0	0	0	0	1	2					
<b>Inning Stats</b>	R: 0 E: 0 K: 0 S: 7	H: 0 LOB: 0 BB: 0 P: 11	R: 0 E: 0 K: 2 S: 10	H: 0 LOB: 0 BB: 0 P: 17	R: 0 E: 1 K: 0 S: 5	H: 1 LOB: 0 BB: 0 P: 9	R: 0 E: 1 K: 1 S: 8	H: 1 LOB: 1 BB: 0 P: 11	R: 0 E: 0 K: 1 S: 8	H: 1 LOB: 0 BB: 0 P: 13	R: 0 E: 0 K: 0 S: 14	H: 2 LOB: 3 BB: 1 P: 22	R: 4 E: 1 K: 1 S: 21	H: 2 LOB: 0 BB: 1 P: 30	R: 0 E: 0 K: 0 S: 6	H: 0 LOB: 0 BB: 1 P: 11	R: 0 E: 0 K: 0 S: 8	H: 0 LOB: 0 BB: 0 P: 14	1B: 7 2B: 2 3B: 1 HR: 2	SF: 0 SAC: 0 DP: 1 HBP: 0	WP: 0 PB: 0 SB: 1 CS: 1	PA: 47	
<b>PITCHER</b> <b>Tom Browning, L</b> <small>ERA: 2.87</small> <b>Randy Myers, L</b> <small>ERA: 1.93</small> <b>Rick Mahler, R</b> <small>ERA: 3.75</small> (1, 1)	IP	WLS	BF	H	R	ER	SO	BB	IBB	HBP	BLK	WP	HR	S	P	100	ERA	WHIP					
	7.1	1.1	10	3	4	0	1	1	1	0	0	0	1	30	46	0.00	3.000						
	2.1	W	7	0	0	0	0	1	0	0	0	0	0	16	27	0.00	0.429						

**Montreal Expos @ Cincinnati Reds**  
 Riverfront Stadium, Cincinnati, OH  
 Wed Jul 18 1990, 7:05 PM EDT  
 Att: 27,180 - Unknown - 84 F

AB	43
R	7
H	11
RBI	7
BB	3
SO	5
LOB	23



Batter	1	2	3	4	5	6	7	8	9	10	11	AB	R	H	RBI	BB	SO	LOB	BOTTOM							
<b>Chris Sabo, R</b> <small>OBP: 0.375, SLG: 0.522</small> (1, 5)	G4-3			FC3-6 1B 1B	F7		G6-4-3 1B	1-3 2-H 1B			L5	6	1	3	1	0	0	0								
<b>Barry Larkin, R</b> <small>OBP: 0.373, SLG: 0.427</small> (1, 6)	F9			FC3-6 1B	G6-3		G6-4-3 1-2f		G3		1B 3B	6	1	2	0	0	0	1								
<b>Paul O'Neill, L</b> <small>OBP: 0.355, SLG: 0.449</small> (1, 9)	F7			FC3-6 1B HBP 1-2f 2-3		G3-1	G4-3		G4-3 1B		1B	6	1	2	1	0	0	2								
<b>Eric Davis, R</b> <small>OBP: 0.352, SLG: 0.465</small> (1, 8)		K		BB 1B HBP		S 1B 1B	S 1B 1B		G4-3 BB		G4-3	3	2	1	0	1	1	1								
<b>Hal Morris, L</b> <small>OBP: 0.422, SLG: 0.553</small> (1, 3)	G4-3			BB 1B		HBP 1B 1B	HBP 1B 1B		G4-3 S 1B		L7	5	2	3	1	0	0	0								
<b>Glenn Braggs, R</b> <small>OBP: 0.358, SLG: 0.422</small> (1, 7)	K			BB 1B		HBP 1B HBP	HBP 1B HBP		SF9		P5	2	0	0	2	1	1	0								
<b>Ron Oester, S</b> <small>OBP: 0.336, SLG: 0.385</small> <b>Mariano Duncan, R</b> <small>OBP: 0.365, SLG: 0.509</small> (9, 4)			G5-3	K		K	K		G4-3		1B	4	0	0	0	0	2	7								
<b>Joe Oliver, R</b> <small>OBP: 0.331, SLG: 0.367</small> (1, 2)	F9				G6-3		1-3 2-H 3-H 1B		1B 1B IBB		F9	4	1	1	2	1	0	4								
<b>Tom Browning, L</b> <small>OBP: 0.190, SLG: 0.143</small> <b>Randy Myers, L</b> <small>OBP: 0.500, SLG: 0.500</small> <b>Rick Mahler, R</b> <small>OBP: 0.163, SLG: 0.190</small> <b>Herm Winningham, L</b> <small>OBP: 0.289, SLG: 0.369</small> (7, 1)	F9				G6-3	G1-3		1-2 3-H 1B			F8	3	0	0	0	0	0	2								
<b>Inning Stats</b>	R: 0 E: 0 K: 0 S: 3	H: 0 LOB: 0 BB: 0 P: 7	R: 0 E: 0 K: 2 S: 7	H: 0 LOB: 0 BB: 0 P: 10	R: 0 E: 0 K: 0 S: 5	H: 0 LOB: 0 BB: 0 P: 8	R: 2 E: 0 K: 1 S: 15	H: 3 LOB: 3 BB: 1 P: 31	R: 0 E: 0 K: 0 S: 5	H: 0 LOB: 0 BB: 0 P: 8	R: 2 E: 0 K: 1 S: 16	H: 3 LOB: 2 BB: 0 P: 24	R: 0 E: 0 K: 0 S: 9	H: 1 LOB: 0 BB: 0 P: 17	R: 3 E: 0 K: 0 S: 16	H: 3 LOB: 2 BB: 2 P: 27	R: 0 E: 0 K: 0 S: 6	H: 1 LOB: 0 BB: 0 P: 9	R: 0 E: 0 K: 0 S: 11	H: 1 LOB: 1 BB: 0 P: 18	R: 1 E: 0 K: 0 S: 7	H: 2 LOB: 1 BB: 0 P: 11	1B: 13 2B: 0 3B: 1 HR: 0	SF: 1 SAC: 0 DP: 2 HBP: 2	WP: 0 PB: 0 SB: 3 CS: 0	PA: 48
<b>PITCHER</b> <b>Dennis Martinez, R</b> <small>ERA: 2.85</small> <b>Tim Burke, R</b> <small>ERA: 4.55</small> <b>Dale Mohr, R</b> <small>ERA: 4.42</small> <b>Dave Schmidt, R</b> <small>ERA: 3.74</small> (1, 1)	IP	WLS	BF	H	R	ER	SO	BB	IBB	HBP	BLK	WP	HR	S	P	100	ERA	WHIP								
	6.0	1.2	9	3	3	3	0	1	1	0	0	0	0	23	41	6.00	1.167									
	0.1	1	1	0	0	0	0	0	0	0	0	0	0	2	3	0.00	3.000									
	2.2	L	11	4	1	1	0	0	0	0	0	0	0	24	38	3.38	1.500									

**Montreal Expos @ Cincinnati Reds**  
 Riverfront Stadium, Cincinnati, OH  
 Wed Jul 18 1990, 7:05 PM EDT  
 Att: 27,180 - Unknown - 84 F

AB	42
R	8
H	14
RBI	8
BB	3
SO	4
LOB	17









Batter	1	2	3	4	5	6	7	8	9	AB	R	H	RBI	BB	SO	LOB	TOP				
Lenny Dykstra, L (1, 8) OBP: 0.459, SLG: 0.467										4	0	0	0	0	2	1	<b>Philadelphia Phillies @ Cincinnati Reds</b> Riverfront Stadium, Cincinnati, OH Fri Jul 20 1990, 7:05 PM EDT Att: 39,394 - Unknown - 76 F				
Dickie Thon, R (1, 6) OBP: 0.305, SLG: 0.348										4	0	0	0	0	0	1					
Randy Ready, R (1, 4) OBP: 0.364, SLG: 0.390										2	0	0	0	1	0	0					
Carmelo Martinez, R (1, 7) OBP: 0.329, SLG: 0.433										3	0	0	0	0	0	1					
Ricky Jordan, R (1, 3) OBP: 0.280, SLG: 0.360										3	0	0	0	0	0	1					
Charlie Hayes, R (1, 5) OBP: 0.312, SLG: 0.373										3	0	1	0	0	1	0					
Steve Lake, R (1, 2) Darren Daulton, L (6, 2) OBP: 0.275, SLG: 0.369										2	0	0	0	0	1	1					
Jim Vatcher, R (1, 9) OBP: 0.333, SLG: 0.364										3	0	0	0	0	0	0					
Jeff Parrett, R (1, 1) Dave Hollins, S (6, PH) Dennis Cook, L (6, 1) Don Carman, L (6, 1) Rod Booker, L (9, PH) OBP: 0.258, SLG: 0.390 OBP: 0.290, SLG: 0.387 OBP: 0.375, SLG: 0.375 OBP: 0.312, SLG: 0.318										1	0	0	0	0	0	0					
<b>Inning Stats</b>	R: 0 E: 0 K: 1 S: 8	H: 0 LOB: 0 BB: 0 P: 13	R: 0 E: 0 K: 0 S: 3	H: 0 LOB: 0 BB: 0 P: 4	R: 0 E: 0 K: 0 S: 7	H: 0 LOB: 0 BB: 0 P: 8	R: 0 E: 0 K: 1 S: 7	H: 0 LOB: 0 BB: 0 P: 8	R: 0 E: 0 K: 1 S: 9	H: 1 LOB: 1 BB: 0 P: 12	R: 1 E: 0 K: 0 S: 5	H: 1 LOB: 0 BB: 0 P: 5	R: 0 E: 0 K: 0 S: 5	H: 0 LOB: 0 BB: 1 P: 11	R: 0 E: 0 K: 1 S: 10	H: 0 LOB: 0 BB: 0 P: 12		R: 0 E: 0 K: 0 S: 6	H: 0 LOB: 0 BB: 1 P: 10	1B: 1 2B: 0 3B: 0 HR: 1	SF: 0 SAC: 0 DP: 2 HBP: 0
<b>PITCHER</b>	IP WLS BF H R ER SO BB IBB HBP BLK WP HR S P ERA WHIP																				
Norm Charlton, L (1, 1) ERA: 2.63	6.0 W 20 2 1 1 3 0 0 0 0 0 1 39 50 1.50 0.333																				
Rob Dibble, R (7, 1) ERA: 2.09	3.0 S 9 0 0 0 1 2 0 0 0 0 0 21 33 0.00 0.667																				

AB	27
R	1
H	2
RBI	1
BB	2
SO	4
LOB	5



Batter	1	2	3	4	5	6	7	8	9	AB	R	H	RBI	BB	SO	LOB	BOTTOM		
Billy Hatcher, R (1, 7) OBP: 0.350, SLG: 0.404										4	0	0	0	0	0	4	<b>Philadelphia Phillies @ Cincinnati Reds</b> Riverfront Stadium, Cincinnati, OH Fri Jul 20 1990, 7:05 PM EDT Att: 39,394 - Unknown - 76 F		
Barry Larkin, R (1, 6) OBP: 0.375, SLG: 0.426										3	1	1	0	1	0	1			
Paul O'Neill, L (1, 9) OBP: 0.351, SLG: 0.443										4	0	0	0	0	3	1			
Eric Davis, R (1, 8) OBP: 0.345, SLG: 0.450										3	1	0	0	1	1	1			
Hal Morris, L (1, 3) OBP: 0.432, SLG: 0.556										4	1	3	0	0	0	0			
Chris Sabo, R (1, 5) OBP: 0.369, SLG: 0.511										4	1	1	1	0	1	2			
Mariano Duncan, R (1, 4) OBP: 0.352, SLG: 0.500										4	0	0	0	0	0	4			
Jeff Reed, L (1, 2) OBP: 0.319, SLG: 0.323										3	0	3	2	1	0	0			
Norm Charlton, S (1, 1) Tom Browning, L (6, PR) Rob Dibble, L (7, 1) OBP: 0.500, SLG: 0.286 OBP: 0.140, SLG: 0.143										1	1	0	0	1	1	1			
<b>Inning Stats</b>	R: 0 E: 0 K: 1 S: 6	H: 0 LOB: 1 BB: 1 P: 10	R: 0 E: 0 K: 0 S: 12	H: 0 LOB: 0 BB: 0 P: 15	R: 0 E: 0 K: 1 S: 8	H: 1 LOB: 1 BB: 0 P: 16	R: 2 E: 0 K: 0 S: 17	H: 3 LOB: 2 BB: 1 P: 28	R: 2 E: 1 K: 1 S: 7	H: 1 LOB: 0 BB: 1 P: 12	R: 1 E: 0 K: 1 S: 18	H: 2 LOB: 2 BB: 0 P: 27	R: 0 E: 0 K: 2 S: 7	H: 0 LOB: 0 BB: 0 P: 11	R: 0 E: 0 K: 0 S: 6	H: 1 LOB: 2 BB: 1 P: 15		1B: 8 2B: 0 3B: 0 HR: 0	SF: 0 SAC: 0 DP: 0 HBP: 1
<b>PITCHER</b>	IP WLS BF H R ER SO BB IBB HBP BLK WP HR S P ERA WHIP																		
Jeff Parrett, R (1, 1) ERA: 4.94	5.0 L 22 5 4 2 3 3 0 0 1 0 1 0 13 20 13.50 3.000																		
Dennis Cook, L (6, 1) ERA: 3.33	0.2 5 2 1 1 1 0 0 1 0 1 0 13 20 13.50 3.000																		
Don Carman, L (6, 1) ERA: 2.91	2.1 9 1 0 0 2 0 1 0 0 1 0 18 33 0.00 0.429																		





Batter	1	2	3	4	5	6	7	8	9	AB	R	H	RBI	BB	SO	LOB	TOP			
Lenny Dykstra, L OBP: 0.457, SLG: 0.465	G3		F8 BLK 1B		K			L4		4	1	1	0	0	1	0	<b>Philadelphia Phillies @ Cincinnati Reds</b> Riverfront Stadium, Cincinnati, OH Sat Jul 21 1990, 7:05 PM EDT Att: 34,506 - Unknown <a href="http://livebaseballscores.com">livebaseballscores.com</a>			
Darren Daulton, L OBP: 0.336, SLG: 0.363	P6		F8				P6	G4-3		4	0	0	0	0	0	1				
Tom Herr, S OBP: 0.325, SLG: 0.363	1B		G3-6-3 1B				G4-3		G1-3	4	0	2	1	0	0	0				
Von Hayes, L OBP: 0.399, SLG: 0.441	FC5 BB 1B		G3-6-3 1B				P5		G4-3	4	0	2	0	0	0	1				
Carmelo Martinez, R OBP: 0.333, SLG: 0.431	BB			G5-3			P5		BLK 1B	3	0	1	0	1	0	1				
Ricky Jordan, R OBP: 0.276, SLG: 0.353	FC5		L9				P4		G6-3	4	0	0	0	0	0	4				
Dickie Thon, R OBP: 0.303, SLG: 0.345		G6-3		G5-3			G6-3			3	0	0	0	0	0	0				
Charlie Hayes, R OBP: 0.309, SLG: 0.370	F9				K		K			3	0	0	0	0	2	0				
Marvin Freeman, R (8, 1)							K			0	0	0	0	0	0	0				
Terry Mulholland, R OBP: 0.154, SLG: 0.192			K		G6-3			K		2	0	0	0	0	1	0				
Darrel Akerfelds, R (7, 1)										0	0	0	0	0	0	0				
Dave Hollins, S OBP: 0.254, SLG: 0.383 (7, 5)										1	0	0	0	0	1	0				
<b>Inning Stats</b>	R: 0 E: 0 K: 1 S: 20	H: 2 LOB: 3 BB: 1 P: 29	R: 0 E: 0 K: 1 S: 6	H: 0 LOB: 0 BB: 0 P: 8	R: 1 E: 0 K: 0 S: 8	H: 2 LOB: 0 BB: 0 P: 16	R: 0 E: 0 K: 0 S: 11	H: 0 LOB: 0 BB: 0 P: 15	R: 0 E: 0 K: 2 S: 9	H: 1 LOB: 1 BB: 0 P: 12	R: 0 E: 0 K: 1 S: 7	H: 0 LOB: 0 BB: 0 P: 10	R: 0 E: 0 K: 1 S: 5	H: 0 LOB: 0 BB: 0 P: 7	R: 0 E: 0 K: 0 S: 12	H: 1 LOB: 1 BB: 0 P: 17	1B: 6 2B: 0 3B: 0 HR: 0	SF: 0 SAC: 0 DP: 1 HBP: 0	WP: 0 PB: 0 SB: 0 CS: 0	PA: 33
<b>PITCHER</b>	IP WLS BF H R ER SO BB IBB HBP BLK WP HR S P ERA WHIP	IP WLS BF H R ER SO BB IBB HBP BLK WP HR S P ERA WHIP	IP WLS BF H R ER SO BB IBB HBP BLK WP HR S P ERA WHIP	IP WLS BF H R ER SO BB IBB HBP BLK WP HR S P ERA WHIP	IP WLS BF H R ER SO BB IBB HBP BLK WP HR S P ERA WHIP	IP WLS BF H R ER SO BB IBB HBP BLK WP HR S P ERA WHIP	IP WLS BF H R ER SO BB IBB HBP BLK WP HR S P ERA WHIP	IP WLS BF H R ER SO BB IBB HBP BLK WP HR S P ERA WHIP	IP WLS BF H R ER SO BB IBB HBP BLK WP HR S P ERA WHIP	IP WLS BF H R ER SO BB IBB HBP BLK WP HR S P ERA WHIP	IP WLS BF H R ER SO BB IBB HBP BLK WP HR S P ERA WHIP	IP WLS BF H R ER SO BB IBB HBP BLK WP HR S P ERA WHIP	IP WLS BF H R ER SO BB IBB HBP BLK WP HR S P ERA WHIP	IP WLS BF H R ER SO BB IBB HBP BLK WP HR S P ERA WHIP	IP WLS BF H R ER SO BB IBB HBP BLK WP HR S P ERA WHIP	IP WLS BF H R ER SO BB IBB HBP BLK WP HR S P ERA WHIP	IP WLS BF H R ER SO BB IBB HBP BLK WP HR S P ERA WHIP			
Jose Rijo, R ERA: 3.42	6.0	W	23	5	1	1	3	1	0	0	0	0	1	0	0	0	1.50	1.000		
Rick Mahler, R ERA: 3.99	3.0	S	10	1	0	0	2	0	0	0	0	1	0	0	0	24	0.00	0.333		

Batter	1	2	3	4	5	6	7	8	9	AB	R	H	RBI	BB	SO	LOB	BOTTOM			
Billy Hatcher, R OBP: 0.351, SLG: 0.405	CS BB		2B		F7		G3	K		4	0	1	0	1	1	3	<b>Philadelphia Phillies @ Cincinnati Reds</b> Riverfront Stadium, Cincinnati, OH Sat Jul 21 1990, 7:05 PM EDT Att: 34,506 - Unknown <a href="http://livebaseballscores.com">livebaseballscores.com</a>			
Barry Larkin, R OBP: 0.373, SLG: 0.423	L7		BB		P2		SH3-4	FC6-4		3	0	0	1	1	0	3				
Eric Davis, R OBP: 0.347, SLG: 0.469	K		K		K		HR	BLK 2B		4	2	2	1	0	2	4				
Chris Sabo, R OBP: 0.367, SLG: 0.506	F8			E5 1B 1B		F7	2B	2B BB		3	2	0	0	1	0	0				
Glenn Braggs, R OBP: 0.367, SLG: 0.435	K		1B	1B		P3	2B	2B		4	0	2	2	0	1	0				
Todd Benzinger, S OBP: 0.306, SLG: 0.358	G4-3		K		K		K			3	0	1	0	0	1	2				
Rick Mahler, R OBP: 0.136, SLG: 0.182 (7, 1)							1B			1	0	0	0	0	1	1				
Mariano Duncan, R OBP: 0.354, SLG: 0.500 (1, 4)			G6-3		1B		F9	1B 1B		4	0	2	1	0	0	1				
Joe Oliver, R OBP: 0.337, SLG: 0.381 (1, 2)			1B	1B	FC3-6-5		SH	K		4	1	2	0	0	1	3				
Jose Rijo, R OBP: 0.100, SLG: 0.100			2B	1B		G6-3	SH	SH G3 SH3-4		2	0	1	0	0	0	0				
Hal Morris, L OBP: 0.438, SLG: 0.561 (7, 3)								FC6-4 1B		1	1	1	0	0	0	0				
<b>Inning Stats</b>	R: 0 E: 0 K: 1 S: 9	H: 0 LOB: 1 BB: 1 P: 17	R: 0 E: 0 K: 1 S: 5	H: 0 LOB: 0 BB: 0 P: 9	R: 0 E: 0 K: 1 S: 11	H: 3 LOB: 3 BB: 1 P: 19	R: 1 E: 1 K: 1 S: 9	H: 2 LOB: 1 BB: 0 P: 11	R: 0 E: 0 K: 0 S: 5	H: 0 LOB: 0 BB: 0 P: 8	R: 1 E: 0 K: 0 S: 10	H: 2 LOB: 1 BB: 0 P: 12	R: 4 E: 1 K: 1 S: 19	H: 3 LOB: 1 BB: 1 P: 30	R: 0 E: 0 K: 2 S: 15	H: 2 LOB: 2 BB: 0 P: 21	1B: 7 2B: 5 3B: 0 HR: 1	SF: 0 SAC: 2 DP: 2 HBP: 0	WP: 0 PB: 0 SB: 0 CS: 1	PA: 38
<b>PITCHER</b>	IP WLS BF H R ER SO BB IBB HBP BLK WP HR S P ERA WHIP	IP WLS BF H R ER SO BB IBB HBP BLK WP HR S P ERA WHIP	IP WLS BF H R ER SO BB IBB HBP BLK WP HR S P ERA WHIP	IP WLS BF H R ER SO BB IBB HBP BLK WP HR S P ERA WHIP	IP WLS BF H R ER SO BB IBB HBP BLK WP HR S P ERA WHIP	IP WLS BF H R ER SO BB IBB HBP BLK WP HR S P ERA WHIP	IP WLS BF H R ER SO BB IBB HBP BLK WP HR S P ERA WHIP	IP WLS BF H R ER SO BB IBB HBP BLK WP HR S P ERA WHIP	IP WLS BF H R ER SO BB IBB HBP BLK WP HR S P ERA WHIP	IP WLS BF H R ER SO BB IBB HBP BLK WP HR S P ERA WHIP	IP WLS BF H R ER SO BB IBB HBP BLK WP HR S P ERA WHIP	IP WLS BF H R ER SO BB IBB HBP BLK WP HR S P ERA WHIP	IP WLS BF H R ER SO BB IBB HBP BLK WP HR S P ERA WHIP	IP WLS BF H R ER SO BB IBB HBP BLK WP HR S P ERA WHIP	IP WLS BF H R ER SO BB IBB HBP BLK WP HR S P ERA WHIP	IP WLS BF H R ER SO BB IBB HBP BLK WP HR S P ERA WHIP				
Terry Mulholland, L ERA: 3.76	6.0	L	27	8	4	2	4	2	0	0	0	0	0	0	0	0	3.00	1.667		
Darrel Akerfelds, R ERA: 2.8	1.0		6	2	2	1	1	1	0	0	0	0	0	0	0	10	9.00	3.000		
Marvin Freeman, R ERA: 5.57 (8, 1)	1.0		5	2	0	0	2	0	0	0	0	0	0	0	0	15	0.00	2.000		



Batter	1	2	3	4	5	6	7	8	9	AB	R	H	RBI	BB	SO	LOB	TOP										
Lenny Dykstra, L OBP: 0.458, SLG: 0.465										4	3	2	0	1	0	1											
Darren Daulton, L OBP: 0.337, SLG: 0.371										5	0	2	2	0	0	2											
Tom Herr, S OBP: 0.323, SLG: 0.363										5	0	1	1	0	0	3											
Von Hayes, L OBP: 0.403, SLG: 0.438										2	1	0	0	3	0	0											
Randy Ready, R OBP: 0.361, SLG: 0.381										3	1	0	0	1	1	2											
Sil Campusano, R OBP: 0.288, SLG: 0.326										1	0	0	0	0	0	1											
Roger McDowell, R OBP: 0.333, SLG: 0.364										0	0	0	0	0	0	0											
Ricky Jordan, R OBP: 0.283, SLG: 0.359										2	0	1	3	1	0	0											
Dickie Thon, R OBP: 0.299, SLG: 0.341										4	0	0	0	0	1	5											
Charlie Hayes, R OBP: 0.311, SLG: 0.372										3	1	1	0	1	0	0											
Jose De Jesus, R OBP: 0.133, SLG: 0.071										3	0	0	0	0	1	2											
Darrel Akerfelds, R OBP: 0.250, SLG: 0.377										0	0	0	0	0	0	0											
Dave Hollins, S OBP: 0.290, SLG: 0.387										1	0	0	0	0	0	0											
Dennis Cook, L OBP: 0.290, SLG: 0.387										0	0	0	0	0	0	0											
Jim Vatcher, R OBP: 0.333, SLG: 0.364										0	0	0	0	0	0	0											
<b>Inning Stats</b>	R: 1 E: 0 K: 1 S: 16	H: 2 LOB: 3 BB: 1 P: 28	R: 1 E: 0 K: 1 S: 10	H: 2 LOB: 1 BB: 0 P: 16	R: 0 E: 0 K: 1 S: 7	H: 0 LOB: 0 BB: 0 P: 8	R: 0 E: 0 K: 0 S: 6	H: 0 LOB: 0 BB: 0 P: 8	R: 3 E: 0 K: 1 S: 10	H: 1 LOB: 1 BB: 3 P: 24	R: 1 E: 0 K: 1 S: 10	H: 2 LOB: 1 BB: 1 P: 14	R: 0 E: 0 K: 0 S: 6	H: 0 LOB: 0 BB: 1 P: 13	R: 0 E: 0 K: 0 S: 3	H: 0 LOB: 0 BB: 0 P: 5	R: 0 E: 0 K: 0 S: 8	H: 0 LOB: 1 BB: 1 P: 18	1B: 2 2B: 5 3B: 0 HR: 0	SF: 0 SAC: 0 DP: 0 HBP: 1	WP: 0 PB: 0 SB: 1 CS: 1	PA: 41					
<b>PITCHER</b>	IP WLS BF H R ER SO BB IBB HBP BLK WP HR S P ERA WHIP	IP WLS BF H R ER SO BB IBB HBP BLK WP HR S P ERA WHIP	IP WLS BF H R ER SO BB IBB HBP BLK WP HR S P ERA WHIP	IP WLS BF H R ER SO BB IBB HBP BLK WP HR S P ERA WHIP	IP WLS BF H R ER SO BB IBB HBP BLK WP HR S P ERA WHIP	IP WLS BF H R ER SO BB IBB HBP BLK WP HR S P ERA WHIP	IP WLS BF H R ER SO BB IBB HBP BLK WP HR S P ERA WHIP	IP WLS BF H R ER SO BB IBB HBP BLK WP HR S P ERA WHIP	IP WLS BF H R ER SO BB IBB HBP BLK WP HR S P ERA WHIP	IP WLS BF H R ER SO BB IBB HBP BLK WP HR S P ERA WHIP	IP WLS BF H R ER SO BB IBB HBP BLK WP HR S P ERA WHIP	IP WLS BF H R ER SO BB IBB HBP BLK WP HR S P ERA WHIP	IP WLS BF H R ER SO BB IBB HBP BLK WP HR S P ERA WHIP	IP WLS BF H R ER SO BB IBB HBP BLK WP HR S P ERA WHIP	IP WLS BF H R ER SO BB IBB HBP BLK WP HR S P ERA WHIP	IP WLS BF H R ER SO BB IBB HBP BLK WP HR S P ERA WHIP	IP WLS BF H R ER SO BB IBB HBP BLK WP HR S P ERA WHIP	IP WLS BF H R ER SO BB IBB HBP BLK WP HR S P ERA WHIP	IP WLS BF H R ER SO BB IBB HBP BLK WP HR S P ERA WHIP	IP WLS BF H R ER SO BB IBB HBP BLK WP HR S P ERA WHIP	IP WLS BF H R ER SO BB IBB HBP BLK WP HR S P ERA WHIP	IP WLS BF H R ER SO BB IBB HBP BLK WP HR S P ERA WHIP	IP WLS BF H R ER SO BB IBB HBP BLK WP HR S P ERA WHIP	IP WLS BF H R ER SO BB IBB HBP BLK WP HR S P ERA WHIP			
Scott Scudder, R ERA: 6.57	(1, 1) 5.0 L 25 5 5 5 2 2 2 2 1 1 0 0 0 49 84 9.00 1.400	(1, 1) 5.0 L 25 5 5 5 2 2 2 2 1 1 0 0 0 49 84 9.00 1.400	(1, 1) 5.0 L 25 5 5 5 2 2 2 2 1 1 0 0 0 49 84 9.00 1.400	(1, 1) 5.0 L 25 5 5 5 2 2 2 2 1 1 0 0 0 49 84 9.00 1.400	(1, 1) 5.0 L 25 5 5 5 2 2 2 2 1 1 0 0 0 49 84 9.00 1.400	(1, 1) 5.0 L 25 5 5 5 2 2 2 2 1 1 0 0 0 49 84 9.00 1.400	(1, 1) 5.0 L 25 5 5 5 2 2 2 2 1 1 0 0 0 49 84 9.00 1.400	(1, 1) 5.0 L 25 5 5 5 2 2 2 2 1 1 0 0 0 49 84 9.00 1.400	(1, 1) 5.0 L 25 5 5 5 2 2 2 2 1 1 0 0 0 49 84 9.00 1.400	(1, 1) 5.0 L 25 5 5 5 2 2 2 2 1 1 0 0 0 49 84 9.00 1.400	(1, 1) 5.0 L 25 5 5 5 2 2 2 2 1 1 0 0 0 49 84 9.00 1.400	(1, 1) 5.0 L 25 5 5 5 2 2 2 2 1 1 0 0 0 49 84 9.00 1.400	(1, 1) 5.0 L 25 5 5 5 2 2 2 2 1 1 0 0 0 49 84 9.00 1.400	(1, 1) 5.0 L 25 5 5 5 2 2 2 2 1 1 0 0 0 49 84 9.00 1.400	(1, 1) 5.0 L 25 5 5 5 2 2 2 2 1 1 0 0 0 49 84 9.00 1.400	(1, 1) 5.0 L 25 5 5 5 2 2 2 2 1 1 0 0 0 49 84 9.00 1.400	(1, 1) 5.0 L 25 5 5 5 2 2 2 2 1 1 0 0 0 49 84 9.00 1.400	(1, 1) 5.0 L 25 5 5 5 2 2 2 2 1 1 0 0 0 49 84 9.00 1.400	(1, 1) 5.0 L 25 5 5 5 2 2 2 2 1 1 0 0 0 49 84 9.00 1.400	(1, 1) 5.0 L 25 5 5 5 2 2 2 2 1 1 0 0 0 49 84 9.00 1.400	(1, 1) 5.0 L 25 5 5 5 2 2 2 2 1 1 0 0 0 49 84 9.00 1.400	(1, 1) 5.0 L 25 5 5 5 2 2 2 2 1 1 0 0 0 49 84 9.00 1.400	(1, 1) 5.0 L 25 5 5 5 2 2 2 2 1 1 0 0 0 49 84 9.00 1.400	(1, 1) 5.0 L 25 5 5 5 2 2 2 2 1 1 0 0 0 49 84 9.00 1.400			
Tim Layana, R ERA: 2.5	(6, 1) 2.0 9 2 1 1 1 2 0 0 0 0 0 0 16 27 4.50 2.000	(6, 1) 2.0 9 2 1 1 1 2 0 0 0 0 0 0 16 27 4.50 2.000	(6, 1) 2.0 9 2 1 1 1 2 0 0 0 0 0 0 16 27 4.50 2.000	(6, 1) 2.0 9 2 1 1 1 2 0 0 0 0 0 0 16 27 4.50 2.000	(6, 1) 2.0 9 2 1 1 1 2 0 0 0 0 0 0 16 27 4.50 2.000	(6, 1) 2.0 9 2 1 1 1 2 0 0 0 0 0 0 16 27 4.50 2.000	(6, 1) 2.0 9 2 1 1 1 2 0 0 0 0 0 0 16 27 4.50 2.000	(6, 1) 2.0 9 2 1 1 1 2 0 0 0 0 0 0 16 27 4.50 2.000	(6, 1) 2.0 9 2 1 1 1 2 0 0 0 0 0 0 16 27 4.50 2.000	(6, 1) 2.0 9 2 1 1 1 2 0 0 0 0 0 0 16 27 4.50 2.000	(6, 1) 2.0 9 2 1 1 1 2 0 0 0 0 0 0 16 27 4.50 2.000	(6, 1) 2.0 9 2 1 1 1 2 0 0 0 0 0 0 16 27 4.50 2.000	(6, 1) 2.0 9 2 1 1 1 2 0 0 0 0 0 0 16 27 4.50 2.000	(6, 1) 2.0 9 2 1 1 1 2 0 0 0 0 0 0 16 27 4.50 2.000	(6, 1) 2.0 9 2 1 1 1 2 0 0 0 0 0 0 16 27 4.50 2.000	(6, 1) 2.0 9 2 1 1 1 2 0 0 0 0 0 0 16 27 4.50 2.000	(6, 1) 2.0 9 2 1 1 1 2 0 0 0 0 0 0 16 27 4.50 2.000	(6, 1) 2.0 9 2 1 1 1 2 0 0 0 0 0 0 16 27 4.50 2.000	(6, 1) 2.0 9 2 1 1 1 2 0 0 0 0 0 0 16 27 4.50 2.000	(6, 1) 2.0 9 2 1 1 1 2 0 0 0 0 0 0 16 27 4.50 2.000	(6, 1) 2.0 9 2 1 1 1 2 0 0 0 0 0 0 16 27 4.50 2.000	(6, 1) 2.0 9 2 1 1 1 2 0 0 0 0 0 0 16 27 4.50 2.000	(6, 1) 2.0 9 2 1 1 1 2 0 0 0 0 0 0 16 27 4.50 2.000	(6, 1) 2.0 9 2 1 1 1 2 0 0 0 0 0 0 16 27 4.50 2.000	(6, 1) 2.0 9 2 1 1 1 2 0 0 0 0 0 0 16 27 4.50 2.000		
Tim Birtsas, L ERA: 3.48	(8, 1) 1.0 3 0 0 0 0 0 0 0 0 0 0 0 3 5 0.00 0.000	(8, 1) 1.0 3 0 0 0 0 0 0 0 0 0 0 0 3 5 0.00 0.000	(8, 1) 1.0 3 0 0 0 0 0 0 0 0 0 0 0 3 5 0.00 0.000	(8, 1) 1.0 3 0 0 0 0 0 0 0 0 0 0 0 3 5 0.00 0.000	(8, 1) 1.0 3 0 0 0 0 0 0 0 0 0 0 0 3 5 0.00 0.000	(8, 1) 1.0 3 0 0 0 0 0 0 0 0 0 0 0 3 5 0.00 0.000	(8, 1) 1.0 3 0 0 0 0 0 0 0 0 0 0 0 3 5 0.00 0.000	(8, 1) 1.0 3 0 0 0 0 0 0 0 0 0 0 0 3 5 0.00 0.000	(8, 1) 1.0 3 0 0 0 0 0 0 0 0 0 0 0 3 5 0.00 0.000	(8, 1) 1.0 3 0 0 0 0 0 0 0 0 0 0 0 3 5 0.00 0.000	(8, 1) 1.0 3 0 0 0 0 0 0 0 0 0 0 0 3 5 0.00 0.000	(8, 1) 1.0 3 0 0 0 0 0 0 0 0 0 0 0 3 5 0.00 0.000	(8, 1) 1.0 3 0 0 0 0 0 0 0 0 0 0 0 3 5 0.00 0.000	(8, 1) 1.0 3 0 0 0 0 0 0 0 0 0 0 0 3 5 0.00 0.000	(8, 1) 1.0 3 0 0 0 0 0 0 0 0 0 0 0 3 5 0.00 0.000	(8, 1) 1.0 3 0 0 0 0 0 0 0 0 0 0 0 3 5 0.00 0.000	(8, 1) 1.0 3 0 0 0 0 0 0 0 0 0 0 0 3 5 0.00 0.000	(8, 1) 1.0 3 0 0 0 0 0 0 0 0 0 0 0 3 5 0.00 0.000	(8, 1) 1.0 3 0 0 0 0 0 0 0 0 0 0 0 3 5 0.00 0.000	(8, 1) 1.0 3 0 0 0 0 0 0 0 0 0 0 0 3 5 0.00 0.000	(8, 1) 1.0 3 0 0 0 0 0 0 0 0 0 0 0 3 5 0.00 0.000	(8, 1) 1.0 3 0 0 0 0 0 0 0 0 0 0 0 3 5 0.00 0.000	(8, 1) 1.0 3 0 0 0 0 0 0 0 0 0 0 0 3 5 0.00 0.000	(8, 1) 1.0 3 0 0 0 0 0 0 0 0 0 0 0 3 5 0.00 0.000	(8, 1) 1.0 3 0 0 0 0 0 0 0 0 0 0 0 3 5 0.00 0.000	(8, 1) 1.0 3 0 0 0 0 0 0 0 0 0 0 0 3 5 0.00 0.000	(8, 1) 1.0 3 0 0 0 0 0 0 0 0 0 0 0 3 5 0.00 0.000
Randy Myers, L ERA: 1.89	(9, 1) 1.0 4 0 0 0 0 1 0 0 0 0 0 0 8 18 0.00 1.000	(9, 1) 1.0 4 0 0 0 0 1 0 0 0 0 0 0 8 18 0.00 1.000	(9, 1) 1.0 4 0 0 0 0 1 0 0 0 0 0 0 8 18 0.00 1.000	(9, 1) 1.0 4 0 0 0 0 1 0 0 0 0 0 0 8 18 0.00 1.000	(9, 1) 1.0 4 0 0 0 0 1 0 0 0 0 0 0 8 18 0.00 1.000	(9, 1) 1.0 4 0 0 0 0 1 0 0 0 0 0 0 8 18 0.00 1.000	(9, 1) 1.0 4 0 0 0 0 1 0 0 0 0 0 0 8 18 0.00 1.000	(9, 1) 1.0 4 0 0 0 0 1 0 0 0 0 0 0 8 18 0.00 1.000	(9, 1) 1.0 4 0 0 0 0 1 0 0 0 0 0 0 8 18 0.00 1.000	(9, 1) 1.0 4 0 0 0 0 1 0 0 0 0 0 0 8 18 0.00 1.000	(9, 1) 1.0 4 0 0 0 0 1 0 0 0 0 0 0 8 18 0.00 1.000	(9, 1) 1.0 4 0 0 0 0 1 0 0 0 0 0 0 8 18 0.00 1.000	(9, 1) 1.0 4 0 0 0 0 1 0 0 0 0 0 0 8 18 0.00 1.000	(9, 1) 1.0 4 0 0 0 0 1 0 0 0 0 0 0 8 18 0.00 1.000	(9, 1) 1.0 4 0 0 0 0 1 0 0 0 0 0 0 8 18 0.00 1.000	(9, 1) 1.0 4 0 0 0 0 1 0 0 0 0 0 0 8 18 0.00 1.000	(9, 1) 1.0 4 0 0 0 0 1 0 0 0 0 0 0 8 18 0.00 1.000	(9, 1) 1.0 4 0 0 0 0 1 0 0 0 0 0 0 8 18 0.00 1.000	(9, 1) 1.0 4 0 0 0 0 1 0 0 0 0 0 0 8 18 0.00 1.000	(9, 1) 1.0 4 0 0 0 0 1 0 0 0 0 0 0 8 18 0.00 1.000	(9, 1) 1.0 4 0 0 0 0 1 0 0 0 0 0 0 8 18 0.00 1.000	(9, 1) 1.0 4 0 0 0 0 1 0 0 0 0 0 0 8 18 0.00 1.000	(9, 1) 1.0 4 0 0 0 0 1 0 0 0 0 0 0 8 18 0.00 1.000	(9, 1) 1.0 4 0 0 0 0 1 0 0 0 0 0 0 8 18 0.00 1.000	(9, 1) 1.0 4 0 0 0 0 1 0 0 0 0 0 0 8 18 0.00 1.000	(9, 1) 1.0 4 0 0 0 0 1 0 0 0 0 0 0 8 18 0.00 1.000	

Philadelphia Phillies @ Cincinnati Reds  
Riverfront Stadium, Cincinnati, OH  
Sun Jul 22 1990, 3:33 AM EDT  
Att: 33,658 - Cloudy - 76 F

AB	33
R	6
H	7
RBI	6
BB	7
SO	3
LOB	16



Batter	1	2	3	4	5	6	7	8	9	AB	R	H	RBI	BB	SO	LOB	BOTTOM
Herm Winningham, L OBP: 0.284, SLG: 0.352										4	0	0	0	1	1	4	
Mariano Duncan, R OBP: 0.352, SLG: 0.494										3	0	0	0	1	0	3	
Hal Morris, L OBP: 0.441, SLG: 0.570										4	0	2	0	0	0	1	
Paul O'Neill, L OBP: 0.347, SLG: 0.437										4	0	0	0	0	0	2	
Todd Benzinger, S OBP: 0.306, SLG: 0.360										4	0	1	0	0	1	0	



Batter	1	2	3	4	5	6	7	8	9	AB	R	H	RBI	BB	SO	LOB	TOP								
<b>Billy Hatcher, R</b> OBP: 0.350, SLG: 0.402 (1, 7)										4	2	0	0	1	1	3	<b>Cincinnati Reds @ San Diego Padres</b> Jack Murphy Stadium, San Diego, CA Mon Jul 23 1990, 10:05 PM EDT Att: 18,238 - Unknown - 75 F								
<b>Barry Larkin, R</b> OBP: 0.375, SLG: 0.429 (1, 6)										5	2	3	2	0	0	2									
<b>Chris Sabo, R</b> OBP: 0.368, SLG: 0.507 (1, 5)										5	0	2	1	0	0	2									
<b>Eric Davis, R</b> OBP: 0.352, SLG: 0.483 <b>Tim Layana, R</b> (9, 1)										4	2	2	3	1	0	1									
<b>Glenn Braggs, R</b> OBP: 0.370, SLG: 0.439 (1, 9)										4	1	1	1	1	0	4									
<b>Hal Morris, L</b> OBP: 0.439, SLG: 0.556 (1, 3)										4	1	1	0	1	0	3									
<b>Mariano Duncan, R</b> OBP: 0.353, SLG: 0.496 (1, 4)										5	1	2	0	0	1	2									
<b>Joe Oliver, R</b> OBP: 0.338, SLG: 0.380 (1, 2)										3	0	1	2	1	0	1									
<b>Tom Browning, L</b> OBP: 0.135, SLG: 0.137 <b>Luis Quinones, S</b> OBP: 0.300, SLG: 0.311 <b>Rob Dibble, L</b> (8, PH)										2	0	0	0	0	0	2									
<b>Herm Winningham, L</b> OBP: 0.281, SLG: 0.348 (9, 8)										1	0	0	0	0	0	1									
<b>Inning Stats</b>	R: 2 E: 1 K: 0 S: 16	H: 3 LOB: 1 BB: 0 P: 23	R: 0 E: 0 K: 0 S: 6	H: 0 LOB: 0 BB: 0 P: 12	R: 2 E: 0 K: 1 S: 10	H: 2 LOB: 1 BB: 1 P: 21	R: 0 E: 0 K: 0 S: 9	H: 2 LOB: 2 BB: 0 P: 16	R: 0 E: 1 K: 0 S: 6	H: 0 LOB: 1 BB: 1 P: 13	R: 0 E: 0 K: 0 S: 11	H: 0 LOB: 1 BB: 1 P: 17	R: 0 E: 1 K: 0 S: 4	H: 1 LOB: 1 BB: 0 P: 6	R: 3 E: 0 K: 0 S: 11	H: 3 LOB: 1 BB: 2 P: 24	R: 2 E: 0 K: 1 S: 8	H: 1 LOB: 1 BB: 2 P: 18	1B: 6 2B: 5 3B: 0 HR: 1	SF: 1 SAC: 1 DP: 1 HBP: 0	WP: 0 PB: 0 SB: 0 CS: 1	PA: 45			
<b>PITCHER</b>	IP	WLS	BF	H	R	ER	SO	BB	IBB	HBP	BLK	WP	HR	S	P	ERA	WHIP								
<b>Dennis Rasmussen, L</b> ERA: 4.18 <b>Calvin Schiraldi, R</b> ERA: 3.62 <b>Rich Rodriguez, L</b> ERA: 4.38 <b>John Davis, R</b> ERA: 7.71	5.0	L	24	7	4	3	1	1	0	0	0	0	1	47	85	5.40	1.600								
	2.0		8	1	0	0	0	1	0	0	0	0	0	15	23	0.00	1.000								
	0.2		6	3	3	3	0	1	0	0	0	0	0	9	19	40.50	6.000								
	1.1		7	1	2	2	1	2	0	0	0	0	0	10	23	13.50	2.250								
<b>Batter</b>	<b>1</b>	<b>2</b>	<b>3</b>	<b>4</b>	<b>5</b>	<b>6</b>	<b>7</b>	<b>8</b>	<b>9</b>	<b>AB</b>	<b>R</b>	<b>H</b>	<b>RBI</b>	<b>BB</b>	<b>SO</b>	<b>LOB</b>	<b>BOTTOM</b>								
<b>Bip Roberts, S</b> OBP: 0.366, SLG: 0.417 (1, 7)										5	0	1	0	0	1	3	<b>Cincinnati Reds @ San Diego Padres</b> Jack Murphy Stadium, San Diego, CA Mon Jul 23 1990, 10:05 PM EDT Att: 18,238 - Unknown - 75 F								
<b>Roberto Alomar, S</b> OBP: 0.349, SLG: 0.396 (1, 4)										4	1	1	0	0	0	3									
<b>Tony Gwynn, L</b> OBP: 0.357, SLG: 0.431 (1, 9)										4	0	0	0	0	0	3									
<b>Jack Clark, R</b> OBP: 0.400, SLG: 0.495 (1, 3)										4	0	3	0	0	0	0									
<b>Joe Carter, R</b> OBP: 0.266, SLG: 0.375 (1, 8)										3	0	0	1	0	0	2									
<b>Eddie Williams, R</b> OBP: 0.258, SLG: 0.581 (1, 5)										4	1	2	1	0	1	2									
<b>Mark Parent, R</b> OBP: 0.277, SLG: 0.298 <b>Phil Stephenson, L</b> OBP: 0.364, SLG: 0.433 (9, PH)										3	0	0	0	0	0	3									
<b>Garry Templeton, S</b> OBP: 0.275, SLG: 0.380 (1, 6)										4	0	1	0	0	0	1									
<b>Dennis Rasmussen, L</b> OBP: 0.224, SLG: 0.251 <b>Thomas Howard, S</b> OBP: 0.285, SLG: 0.300 <b>Calvin Schiraldi, R</b> OBP: 0.296, SLG: 0.319 <b>Shawn Abner, R</b> OBP: 0.296, SLG: 0.330 <b>Rich Rodriguez, L</b> OBP: 0.281, SLG: 0.348 <b>John Davis, R</b> OBP: 0.281, SLG: 0.348 <b>Fred Lynn, L</b> OBP: 0.338, SLG: 0.422 (9, PH)										1	0	0	0	0	0	0									
<b>Inning Stats</b>	R: 0 E: 0 K: 0 S: 6	H: 0 LOB: 0 BB: 0 P: 13	R: 1 E: 0 K: 0 S: 7	H: 1 LOB: 0 BB: 0 P: 11	R: 0 E: 0 K: 0 S: 8	H: 0 LOB: 0 BB: 0 P: 11	R: 1 E: 0 K: 0 S: 10	H: 3 LOB: 2 BB: 0 P: 14	R: 0 E: 0 K: 0 S: 10	H: 2 LOB: 2 BB: 0 P: 13	R: 0 E: 0 K: 0 S: 11	H: 1 LOB: 1 BB: 0 P: 11	R: 0 E: 1 K: 1 S: 7	H: 1 LOB: 1 BB: 0 P: 9	R: 0 E: 1 K: 1 S: 9	H: 1 LOB: 1 BB: 0 P: 16		R: 0 E: 0 K: 2 S: 10	H: 0 LOB: 1 BB: 1 P: 17	1B: 8 2B: 0 3B: 0 HR: 1	SF: 1 SAC: 0 DP: 0 HBP: 0	WP: 0 PB: 0 SB: 0 CS: 0	PA: 37		
<b>PITCHER</b>	IP	WLS	BF	H	R	ER	SO	BB	IBB	HBP	BLK	WP	HR	S	P	ERA	WHIP								
<b>Tom Browning, L</b> ERA: 2.85 <b>Rob Dibble, R</b> ERA: 2.05 <b>Tim Layana, R</b> ERA: 2.54	7.0	W	29	8	2	2	1	0	0	0	0	0	0	59	82	2.57	1.143								
	1.0		4	1	0	0	1	0	0	0	0	0	0	9	16	0.00	1.000								
	1.0		4	0	0	0	2	1	0	0	0	0	0	10	17	0.00	1.000								



Batter	1	2	3	4	5	6	7	8	9	AB	R	H	RBI	BB	SO	LOB	TOP				
<b>Chris Sabo, R</b> OBP: 0.364, SLG: 0.501 (1, 5)	P6		F2			G5-3			G6-3	4	0	0	0	0	0	0	<b>Cincinnati Reds @ San Diego Padres</b> Jack Murphy Stadium, San Diego, CA Tue Jul 24, 1990, 10:05 PM EDT Att: 24,139 - Unknown - 70 F				
<b>Barry Larkin, R</b> OBP: 0.375, SLG: 0.429 <b>Luis Quinones, S</b> OBP: 0.307, SLG: 0.311 (1, 6) (7, 6)	1B			G1-3		G6-3			BB	3	0	1	0	0	0	0					
<b>Hal Morris, L</b> OBP: 0.431, SLG: 0.543 (1, 3)	F5			FC6-4 1B			G3		P7	4	0	1	0	0	0	2					
<b>Eric Davis, R</b> OBP: 0.348, SLG: 0.476 <b>Herm Wittingham, L</b> OBP: 0.276, SLG: 0.344 (1, 8) (7, 8)	F8			FC6-4 1-2			G6-3		K	3	0	0	0	0	0	2					
<b>Glenn Braggs, R</b> OBP: 0.366, SLG: 0.433 (1, 7)		K		G6-3						3	0	0	0	0	2	1					
<b>Paul O'Neill, L</b> OBP: 0.346, SLG: 0.434 (1, 9)	G3				G6-3				FC6-4 BB	2	0	0	0	1	0	0					
<b>Mariano Duncan, R</b> <b>Tim Birtsas, L</b> (1, 4) (5, 1)		K				K			F8	2	0	0	0	0	2	0					
<b>Joe Oliver, R</b> OBP: 0.334, SLG: 0.375 (1, 2)			K			K			F8	3	0	0	0	0	2	1					
<b>Jack Armstrong, R</b> OBP: 0.122, SLG: 0.100 <b>Ron Oester, S</b> OBP: 0.345, SLG: 0.394 (1, 1) (5, 4)			K			G4-3			FC6-4	1	0	0	0	0	1	0					
<b>Inning Stats</b>	R: 0 E: 0 K: 0 S: 6	H: 1 LOB: 1 BB: 0 P: 11	R: 0 E: 0 K: 2 S: 10	H: 0 LOB: 0 BB: 0 P: 12	R: 0 E: 0 K: 2 S: 11	H: 0 LOB: 0 BB: 0 P: 14	R: 0 E: 1 K: 0 S: 7	H: 1 LOB: 1 BB: 0 P: 8	R: 0 E: 0 K: 2 S: 10	H: 0 LOB: 3 BB: 0 P: 14	R: 0 E: 0 K: 1 S: 9	H: 0 LOB: 0 BB: 0 P: 15	R: 0 E: 0 K: 0 S: 12	H: 0 LOB: 1 BB: 1 P: 19	R: 0 E: 0 K: 1 S: 8	H: 0 LOB: 1 BB: 1 P: 13		1B: 2 2B: 0 3B: 0 HR: 0	SF: 0 SAC: 0 DP: 0 HBP: 0	WP: 0 PB: 0 SB: 0 CS: 0	PA: 31
<b>PITCHER</b> <b>Bruce Hurst, L</b> ERA: 4.18 (1, 1)	IP: 9.0 WLS: W BF: 31	H: 2 R: 0 ER: 0 SO: 8	BB: 2 IBB: 0 HBP: 0 BLK: 0	WP: 0 HR: 0 S: 78 P: 114	ERA: 0.00 WHIP: 0.444	<b>PITCHER</b>											IP: 9.0 WLS: W BF: 31	H: 2 R: 0 ER: 0 SO: 8	BB: 2 IBB: 0 HBP: 0 BLK: 0	WP: 0 HR: 0 S: 78 P: 114	ERA: 0.00 WHIP: 0.444


AB	29
R	0
H	2
RBI	0
BB	2
SO	8
LOB	9




Batter	1	2	3	4	5	6	7	8	9	AB	R	H	RBI	BB	SO	LOB	BOTTOM				
<b>Bip Roberts, S</b> OBP: 0.367, SLG: 0.421 <b>Shawn Abner, R</b> OBP: 0.302, SLG: 0.348 (1, 7) (7, 7)	G3-1		F9			1B 2B	G5-3 1B	2B		4	2	2	1	0	0	0	<b>Cincinnati Reds @ San Diego Padres</b> Jack Murphy Stadium, San Diego, CA Tue Jul 24, 1990, 10:05 PM EDT Att: 24,139 - Unknown - 70 F				
<b>Roberto Alomar, S</b> OBP: 0.350, SLG: 0.397 (1, 4)	G4-3 BLK 1B		G5-3		2H 3H 1B	G5-3	SF7		4	1	2	3	0	0	1						
<b>Tony Gwynn, L</b> OBP: 0.360, SLG: 0.436 (1, 9)	G4-3		F7		1B 1B	2H 1B	2H 2B		5	0	3	2	0	0	1						
<b>Jack Clark, R</b> OBP: 0.406, SLG: 0.495 <b>Phil Stephenson, R</b> OBP: 0.360, SLG: 0.429 (1, 3) (6, PR) (7, 3)	1B BB		K		WP 1B BB	BB 1B	G3		2	2	1	0	2	1	0						
<b>Joe Carter, R</b> OBP: 0.270, SLG: 0.376 (1, 8)	1B 1B		F9		1B 1B	BB		G5-3	4	1	2	1	1	0	0						
<b>Mike Pagliarulo, L</b> OBP: 0.347, SLG: 0.371 (1, 5)	1B		2B		1B BB	BB		G4-3	3	0	2	1	2	0	0						
<b>Tom Lampkin, L</b> OBP: 0.214, SLG: 0.214 (1, 2)		G4-3		G4-3		1B		G4-3	5	0	1	2	0	1	4						
<b>Garry Templeton, S</b> OBP: 0.281, SLG: 0.386 (1, 6)		K			2B		SF7 1B		3	2	2	0	1	1	0						
<b>Bruce Hurst, L</b> OBP: 0.154, SLG: 0.108 (1, 1)		K			SH 1B		K		3	1	0	0	0	3	4						
<b>Inning Stats</b>	R: 2 E: 0 K: 0 S: 14	H: 3 LOB: 2 BB: 1 P: 23	R: 0 E: 0 K: 2 S: 7	H: 0 LOB: 0 BB: 0 P: 9	R: 0 E: 0 K: 1 S: 11	H: 1 LOB: 1 BB: 0 P: 13	R: 5 E: 0 K: 1 S: 18	H: 6 LOB: 3 BB: 3 P: 35	R: 1 E: 0 K: 1 S: 18	H: 3 LOB: 2 BB: 2 P: 33	R: 2 E: 0 K: 1 S: 14	H: 3 LOB: 1 BB: 0 P: 20	R: 0 E: 0 K: 0 S: 4	H: 0 LOB: 0 BB: 0 P: 5	1B: 11 2B: 5 3B: 0 HR: 0	SF: 1 SAC: 1 DP: 0 HBP: 0		WP: 1 PB: 0 SB: 0 CS: 0	PA: 43		
<b>PITCHER</b> <b>Jack Armstrong, R</b> ERA: 3.08 <b>Tim Birtsas, L</b> ERA: 3.83 (1, 1) (5, 1)	IP: 4.2 WLS: L BF: 23	H: 9 R: 7 ER: 7 SO: 3	BB: 2 IBB: 0 HBP: 0 BLK: 1	WP: 0 HR: 0 S: 50 P: 73	ERA: 13.50 WHIP: 2.357	<b>PITCHER</b>											IP: 3.1 WLS: 20 BF: 7	H: 3 R: 3 ER: 3 SO: 3	BB: 1 IBB: 0 HBP: 0 BLK: 0	WP: 0 HR: 0 S: 43 P: 76	ERA: 8.10 WHIP: 3.000





Batter	1	2	3	4	5	6	7	8	9	AB	R	H	RBI	BB	SO	LOB	TOP								
<b>Billy Hatcher, R</b> OBP: 0.346, SLG: 0.397 (1, 7)	G3			E6 1B		P2		G4-3		4	0	0	0	0	0	0	<b>Cincinnati Reds @ San Diego Padres</b> Jack Murphy Stadium, San Diego, CA Wed Jul 25 1990, 10:05 PM EDT Unknown - 70 F  livebaseballscores.com  <b>AB 34</b> <b>R 1</b> <b>H 6</b> <b>RBI 1</b> <b>BB 0</b> <b>SO 6</b> <b>LOB 15</b> 								
<b>Barry Larkin, R</b> OBP: 0.376, SLG: 0.435 (1, 6)	K			K		G4-3 2B		G4-3 2B		4	0	2	0	0	2	1									
<b>Hal Morris, L</b> OBP: 0.425, SLG: 0.531 (1, 3)	G4-3			G4-3 1B		G4-3 2-3		K		4	0	1	0	0	1	2									
<b>Eric Davis, R</b> OBP: 0.343, SLG: 0.468 (1, 8)				F9		G6-3		P3		4	0	0	0	0	0	4									
<b>Chris Sabo, R</b> OBP: 0.360, SLG: 0.496 (1, 5)				F7				G5-3		4	0	0	0	0	0	2									
<b>Paul O'Neill, L</b> OBP: 0.345, SLG: 0.432 (1, 9)	G4-3							L7		4	1	1	0	0	1	1									
<b>Mariano Duncan, R</b> OBP: 0.351, SLG: 0.492 (3, PH)								G1-3		0	0	0	0	0	0	0									
<b>Ron Oester, S</b> OBP: 0.353, SLG: 0.402 (3, 4)										3	0	2	1	0	1	0									
<b>Glenn Braggs, R</b> OBP: 0.364, SLG: 0.431 (9, PH)										1	0	0	0	0	0	0									
<b>Joe Oliver, R</b> OBP: 0.331, SLG: 0.371 (1, 2)										3	0	0	0	0	0	3									
<b>Norm Charlton, S</b> OBP: 0.417, SLG: 0.222 (7, PH)										2	0	0	0	0	1	0									
<b>Ken Griffey, L</b> OBP: 0.242, SLG: 0.310 (7, 1)										1	0	0	0	0	0	2									
<b>Rob Dibble, L</b> (7, 1)										0	0	0	0	0	0	0									
<b>Inning Stats</b>	R: 0 E: 0 K: 1 S: 7	H: 0 LOB: 0 BB: 0 P: 10	R: 0 E: 0 K: 0 S: 7	H: 0 LOB: 0 BB: 0 P: 10	R: 0 E: 0 K: 2 S: 8	H: 0 LOB: 0 BB: 0 P: 11	R: 0 E: 1 K: 1 S: 11	H: 1 LOB: 2 BB: 0 P: 17	R: 1 E: 0 K: 0 S: 10	H: 2 LOB: 0 BB: 0 P: 16	R: 0 E: 0 K: 0 S: 5	H: 1 LOB: 1 BB: 0 P: 9	R: 0 E: 1 K: 0 S: 9	H: 1 LOB: 2 BB: 0 P: 11	R: 0 E: 0 K: 1 S: 6	H: 0 LOB: 0 BB: 0 P: 8	1B: 4 2B: 2 3B: 0 HR: 0	SF: 0 SAC: 0 DP: 0 HBP: 0	WP: 0 PB: 0 SB: 2 CS: 1	PA: 34					
<b>PITCHER</b>	IP	WLS	BF	H	R	ER	SO	BB	IBB	HBP	BLK	WP	HR	S	P	ERA	WHIP								
<b>Ed Whitson, R</b> ERA: 2.84 (1, 1)	7.1	W	29	6	1	1	4	0	0	0	0	0	0	61	90	1.23	0.818								
<b>Craig Lefferts, L</b> ERA: 2.95 (8, 1)	1.2	S	5	0	0	0	2	0	0	0	0	0	0	11	18	0.00	0.000								

Batter	1	2	3	4	5	6	7	8	9	AB	R	H	RBI	BB	SO	LOB	BOTTOM								
<b>Bip Roberts, S</b> OBP: 0.366, SLG: 0.419 (1, 7)	G4-6-3 1B PB									4	1	1	0	0	1	2	<b>Cincinnati Reds @ San Diego Padres</b> Jack Murphy Stadium, San Diego, CA Wed Jul 25 1990, 10:05 PM EDT Unknown - 70 F  livebaseballscores.com  <b>AB 27</b> <b>R 2</b> <b>H 7</b> <b>RBI 1</b> <b>BB 4</b> <b>SO 4</b> <b>LOB 15</b> 								
<b>Roberto Alomar, S</b> OBP: 0.351, SLG: 0.397 (1, 4)	G4-6-3 1B			G4-3		F8		S 1B BB		3	0	1	0	1	0	0									
<b>Tony Gwynn, L</b> OBP: 0.361, SLG: 0.435 (1, 9)	G4-6-3			FC6-4 BB		G6-3		L3-6 1B		3	0	1	0	1	0	2									
<b>Jack Clark, R</b> OBP: 0.403, SLG: 0.487 (1, 3)	2B BB			K		G6-3		K		3	1	0	0	1	2	3									
<b>Joe Carter, R</b> OBP: 0.273, SLG: 0.380 (1, 8)	1-H 2B			FC6-4		CS 1B		L3-6		4	0	2	1	0	0	3									
<b>Eddie Williams, R</b> OBP: 0.285, SLG: 0.545 (1, 5)	G5-3			FC6-4 BB		G4-3				2	0	0	0	1	0	2									
<b>Shawn Abner, R</b> OBP: 0.302, SLG: 0.348 (8, 7)										0	0	0	0	0	0	0									
<b>Mark Parent, R</b> OBP: 0.271, SLG: 0.291 (1, 2)										3	0	0	0	0	0	1									
<b>Garry Templeton, S</b> OBP: 0.282, SLG: 0.385 (1, 6)										3	0	1	0	0	1	1									
<b>Ed Whitson, R</b> OBP: 0.167, SLG: 0.244 (1, 1)										2	0	1	0	0	0	1									
<b>Craig Lefferts, L</b> OBP: 0.250, SLG: 0.250 (8, 1)										0	0	0	0	0	0	0									
<b>Inning Stats</b>	R: 2 E: 0 K: 0 S: 12	H: 3 LOB: 1 BB: 1 P: 20	R: 0 E: 0 K: 1 S: 9	H: 1 LOB: 0 BB: 0 P: 13	R: 0 E: 0 K: 1 S: 7	H: 0 LOB: 1 BB: 1 P: 13	R: 0 E: 0 K: 0 S: 3	H: 0 LOB: 1 BB: 1 P: 10	R: 0 E: 0 K: 0 S: 13	H: 0 LOB: 0 BB: 0 P: 18	R: 0 E: 0 K: 0 S: 12	H: 1 LOB: 0 BB: 0 P: 17	R: 0 E: 0 K: 1 S: 7	H: 1 LOB: 1 BB: 0 P: 8	R: 0 E: 0 K: 1 S: 12	H: 1 LOB: 1 BB: 1 P: 19	1B: 6 2B: 2 3B: 0 HR: 0	SF: 0 SAC: 1 DP: 2 HBP: 0	WP: 0 PB: 1 SB: 2 CS: 1	PA: 32					
<b>PITCHER</b>	IP	WLS	BF	H	R	ER	SO	BB	IBB	HBP	BLK	WP	HR	S	P	ERA	WHIP								
<b>Norm Charlton, L</b> ERA: 2.66 (1, 1)	6.0	L	24	5	2	2	2	3	0	0	0	0	0	56	91	3.00	1.333								
<b>Rob Dibble, R</b> ERA: 1.95 (7, 1)	2.0		8	2	0	0	2	1	0	0	0	0	0	19	27	0.00	1.500								



Batter	1	2	3	4	5	6	7	8	9	AB	R	H	RBI	BB	SO	LOB	TOP										
<b>Chris Sabo, R</b> OBP: 0.361, SLG: 0.500 (1, 5)	1-3 		1-1 		1-0 		2-2 		1-2 	5	1	2	0	0	1	2	<b>Cincinnati Reds @ San Diego Padres</b> Jack Murphy Stadium, San Diego, CA Wed Jul 25 1990, 10:05 PM EDT Att: 27,285 - Unknown - 70 F										
<b>Hal Morris, L</b> OBP: 0.427, SLG: 0.549 (1, 3)	2-1 		1-1 		0-0 			3-2 		4	1	2	1	0	0	1											
<b>Barry Larkin, R</b> OBP: 0.376, SLG: 0.434 <b>Luis Quinones, S</b> OBP: 0.304, SLG: 0.308 (6, 6)	1-1 		2-3 		1-0 		1-0 	1-1 		3	0	1	1	0	1	1											
<b>Eric Davis, R</b> OBP: 0.339, SLG: 0.463 <b>Herm Wittingham, L</b> OBP: 0.296, SLG: 0.385 (6, 8)	2-3 		1-0 		0-1 					3	0	0	0	0	1	2											
<b>Paul O'Neill, L</b> OBP: 0.344, SLG: 0.428 (1, 9)	2-0 			4-2 		2-1 		1-3 		3	0	0	0	1	1	2											
<b>Todd Benzinger, S</b> OBP: 0.302, SLG: 0.355 (1, 7)		3-2 		2-3 		0-0 			2-1 	4	0	0	0	0	1	2											
<b>Ron Oester, S</b> OBP: 0.350, SLG: 0.397 (1, 4)		3-2 		0-1 			0-1 		0-0 	4	0	1	0	0	0	1											
<b>Jeff Reed, L</b> OBP: 0.329, SLG: 0.377 (1, 2)		0-3 			0-0 				0-0 	4	1	2	1	0	1	0											
<b>Rick Mahler, R</b> OBP: 0.136, SLG: 0.174 <b>Ken Griffey, L</b> OBP: 0.259, SLG: 0.305 <b>Tim Lincecum, L</b> OBP: 0.429, SLG: 0.429 <b>Glenn Braggs, R</b> OBP: 0.200, SLG: 0.200 <b>Tim Lincecum, R</b> OBP: 0.200, SLG: 0.200 <b>Randy Myers, L</b> OBP: 0.200, SLG: 0.200 <b>Billy Hatcher, R</b> OBP: 0.200, SLG: 0.200 (11, 1)			0-0 		1-1 		2-2 		0-3 	1	0	0	0	0	0	0											
<b>Inning Stats</b>	R: 1 E: 0 K: 2 S: 12	H: 2 LOB: 1 BB: 0 P: 20	R: 0 E: 0 K: 1 S: 9	H: 0 LOB: 0 BB: 0 P: 15	R: 1 E: 0 K: 1 S: 9	H: 2 LOB: 1 BB: 0 P: 14	R: 0 E: 0 K: 1 S: 8	H: 0 LOB: 0 BB: 1 P: 14	R: 0 E: 0 K: 0 S: 5	H: 1 LOB: 1 BB: 0 P: 7	R: 0 E: 1 K: 0 S: 6	H: 0 LOB: 1 BB: 0 P: 9	R: 1 E: 0 K: 0 S: 11	H: 1 LOB: 0 BB: 0 P: 15	R: 1 E: 0 K: 1 S: 12	H: 1 LOB: 0 BB: 0 P: 17		R: 0 E: 0 K: 1 S: 10	H: 2 LOB: 2 BB: 0 P: 13	1B: 4 2B: 2 3B: 1 HR: 2	SF: 0 SAC: 0 DP: 1 HBP: 0	WP: 0 PA: 37					
<b>PITCHER</b>	IP	WLS	BF	H	R	ER	SO	BB	IBB	HBP	BLK	WP	HR	S	P	ERA	WHIP										
<b>Calvin Schiraldi, R</b> ERA: 3.36 (7, 1)	6.0	W	24	5	2	2	5	1	0	0	0	0	0	49	79	3.00	1.000										
<b>Derek Lilliquist, L</b> ERA: 5.94 (9, 1)	2.0		8	2	2	2	1	0	0	0	0	0	2	23	32	9.00	1.000										
<b>Greg Harris, R</b> ERA: 2.84 (9, 1)	1.0		5	2	0	0	1	0	0	0	0	0	0	10	13	0.00	2.000										

AB	36
R	4
H	9
RBI	4
BB	1
SO	7
LOB	13



Batter	1	2	3	4	5	6	7	8	9	AB	R	H	RBI	BB	SO	LOB	BOTTOM										
<b>Bip Roberts, S</b> OBP: 0.369, SLG: 0.425 (1, 6)	0-0 			1-2 	1-1 		0-2 			5	1	3	0	0	0	0	<b>Cincinnati Reds @ San Diego Padres</b> Jack Murphy Stadium, San Diego, CA Wed Jul 25 1990, 10:05 PM EDT Att: 27,285 - Unknown - 70 F										
<b>Roberto Alomar, S</b> OBP: 0.354, SLG: 0.359 (1, 4)	3-2 	1-1 		0-1 	1-1 		1-1 			5	3	3	0	0	0	2											
<b>Tony Gwynn, L</b> OBP: 0.367, SLG: 0.445 (1, 9)	0-0 	0-1 		0-1 	0-0 		2-0 			5	1	4	2	0	0	1											
<b>Joe Carter, R</b> OBP: 0.272, SLG: 0.377 <b>Derek Lilliquist, L</b> OBP: 0.346, SLG: 0.577 <b>Greg Harris, R</b> OBP: 0.143, SLG: 0.429 (7, 1)	0-1 	2-1 		4-0 			3-1 		3-2 	3	2	0	0	1	0	3											
<b>Mike Pagliarulo, L</b> OBP: 0.352, SLG: 0.391 (1, 5)	2-2 		1-2 	1-2 		0-0 		0-1 		5	0	3	5	0	0	0											
<b>Phil Stephenson, L</b> OBP: 0.371, SLG: 0.442 (1, 3)	4-0 		0-1 	1-1 		2-0 		2-2 		4	2	2	0	1	0	1											
<b>Tom Lampkin, L</b> OBP: 0.316, SLG: 0.316 (1, 2)	2-1 		3-2 	2-2 		2-2 		1-0 		5	0	3	1	0	0	3											
<b>Shawn Abner, R</b> OBP: 0.297, SLG: 0.340 (1, 8)		0-1 	3-3 		0-0 		0-1 		0-1 	5	0	1	1	0	1	2											
<b>Calvin Schiraldi, R</b> OBP: 0.300, SLG: 0.556 <b>Thomas Howard, S</b> OBP: 0.275, SLG: 0.325 (6, 7)		0-0 	0-3 		2-1 		1-3 		1-3 	3	1	1	1	0	1	1											
<b>Inning Stats</b>	R: 2 E: 0 K: 0 S: 14	H: 3 LOB: 2 BB: 1 P: 25	R: 2 E: 0 K: 0 S: 10	H: 3 LOB: 0 BB: 0 P: 13	R: 1 E: 0 K: 2 S: 19	H: 3 LOB: 1 BB: 0 P: 26	R: 3 E: 0 K: 0 S: 16	H: 3 LOB: 1 BB: 1 P: 25	R: 1 E: 0 K: 1 S: 12	H: 2 LOB: 1 BB: 0 P: 12	R: 0 E: 0 K: 0 S: 9	H: 2 LOB: 1 BB: 0 P: 15	R: 0 E: 0 K: 0 S: 9	H: 1 LOB: 1 BB: 0 P: 12	R: 0 E: 0 K: 0 S: 9	H: 1 LOB: 0 BB: 0 P: 12		1B: 13 2B: 5 3B: 1 HR: 1	SF: 0 SAC: 0 DP: 1 HBP: 0	WP: 0 PA: 44							
<b>PITCHER</b>	IP	WLS	BF	H	R	ER	SO	BB	IBB	HBP	BLK	WP	HR	S	P	ERA	WHIP										
<b>Rick Mahler, R</b> ERA: 4.34 (5, 1)	4.0	L	25	12	8	8	2	0	0	0	0	0	1	20	32	9.00	2.500										
<b>Tim Birtsas, L</b> ERA: 4.05 (7, 1)	2.0		11	5	2	2	1	0	0	0	0	0	0	9	15	0.00	2.000										
<b>Tim Layana, R</b> ERA: 2.49 (8, 1)	1.0		4	2	0	0	0	0	0	0	0	0	0	9	12	0.00	1.000										





Batter	1	2	3	4	5	6	7	8	9	AB R H RBI BB SO LOB	TOP									
<b>Chris Sabo, R</b> OBP: 0.364, SLG: 0.499 (1, 5)	1-1 1B 2B	1-0 HBP			0-1 F8		4-2 BB		0-0 F7	3 1 1 0 1 0 2	<b>Cincinnati Reds @ San Francisco Giants</b> Candlestick Park, San Francisco, CA Thu Jul 26 1990, 10:05 PM EDT Att: 34,684 - Unknown <a href="http://livebaseballscorecards.com">livebaseballscorecards.com</a>									
<b>Billy Hatcher, R</b> OBP: 0.344, SLG: 0.394 (1, 7)	0-0 2B	1-2 1B			1-0 F3		2-0 F6			4 1 1 0 0 0 3										
<b>Eric Davis, R</b> OBP: 0.341, SLG: 0.465 (1, 8)	1-1 SH1 1H 2H 2B				0-0 5-3				0-1 6-3	3 1 1 2 1 0 0										
<b>Glenn Braggs, R</b> OBP: 0.369, SLG: 0.429 (1, 9)	4-2 SF9 SH1 BB				4-2 G4-6-3 BB				0-0 CS 1B	2 0 1 0 2 1 0										
<b>Hal Morris, L</b> OBP: 0.425, SLG: 0.543 (1, 3)	0-0 SH1				0-2 G4-6-3				2-2 1-3	3 0 1 0 0 0 2										
<b>Luis Quiñones, S</b> OBP: 0.311, SLG: 0.319 <b>Herm Winingham, L</b> (9, PR) OBP: 0.286, SLG: 0.385	0-0 SF9				0-3 K				1-2 1B	3 0 2 1 0 1 1										
<b>Joe Oliver, R</b> OBP: 0.328, SLG: 0.367 <b>Paul O'Neill, L</b> (9, PH) OBP: 0.346, SLG: 0.428	2-3 3H 2-2 6-3				0-0 F8				1-2 1B	3 0 0 0 0 0 3										
<b>Ron Oester, S</b> OBP: 0.347, SLG: 0.387 (1, 4)		2-3 K			1-3 K				4-1 BB	3 0 0 0 1 2 0										
<b>Jose Rijo, R</b> OBP: 0.121, SLG: 0.121 <b>Todd Benzinger, S</b> (9, PH) OBP: 0.301, SLG: 0.354	0-1 E5 L1-4 1B				0-0 F9				2-2 F7	3 0 1 0 0 0 0										
<b>Inning Stats</b>	R: 3 E: 0 K: 0 S: 17	H: 3 LOB: 1 BB: 1 P: 25	R: 0 E: 1 K: 1 S: 14	H: 1 LOB: 1 BB: 0 P: 18	R: 0 E: 0 K: 1 S: 11	H: 0 LOB: 1 BB: 2 P: 19	R: 0 E: 0 K: 1 S: 5	H: 0 LOB: 0 BB: 0 P: 6	R: 0 E: 0 K: 0 S: 4	H: 3 LOB: 1 BB: 0 P: 10		R: 0 E: 0 K: 0 S: 8	H: 0 LOB: 0 BB: 1 P: 16	R: 0 E: 0 K: 1 S: 8	H: 0 LOB: 0 BB: 0 P: 12	R: 0 E: 0 K: 0 S: 11	H: 1 LOB: 2 BB: 2 P: 21	1B: 7 2B: 2 3B: 0 HR: 0	SF: 1 SAC: 1 DP: 3 HBP: 1	WP: 0 PB: 0 SB: 0 CS: 1
<b>PITCHER</b>	IP WLS BF H R ER SO BB IBB HBP BLK WP HR S P ERA WHIP											IP WLS BF H R ER SO BB IBB HBP BLK WP HR S P ERA WHIP								
<b>Trevor Wilson, L</b> ERA: 3.86	(1, 1) 5.1 24 7 3 3 3 3 0 1 0 0 0 58 81 5.06 1.875																			
<b>Mark Thurmond, L</b> ERA: 3.23	(6, 1) 1.2 W 5 0 0 0 0 1 0 0 0 0 0 9 18 0.00 0.600																			
<b>Jeff Brantley, R</b> ERA: 1.62	(8, 1) 2.0 S 8 1 0 0 1 2 0 0 0 0 0 19 33 0.00 1.500																			

Batter	1	2	3	4	5	6	7	8	9	AB R H RBI BB SO LOB	BOTTOM							
<b>Brett Butler, L</b> OBP: 0.385, SLG: 0.359 (1, 8)	1-0 BB 1B		2-2 HR 1B	0-1 1-2 3H 1B			2-2 1B G4-6-3 1B			4 2 4 1 0 0 0	<b>Cincinnati Reds @ San Francisco Giants</b> Candlestick Park, San Francisco, CA Thu Jul 26 1990, 10:05 PM EDT Att: 34,684 - Unknown <a href="http://livebaseballscorecards.com">livebaseballscorecards.com</a>							
<b>Rick Leach, L</b> OBP: 0.409, SLG: 0.434 <b>Jeff Brantley, R</b> OBP: 0.286, SLG: 0.429	4-2 2B 1-2 BB		2-1 1H HR	1-1 P5			1-0 G4-6-3 1B			3 1 2 2 1 0 3								
<b>Will Clark, L</b> OBP: 0.344, SLG: 0.454 (1, 3)	2-3 K		4-0 BB	2-3 K			0-0 G4-6-3		1-2 3H	3 0 0 0 1 2 5								
<b>Kevin Mitchell, R</b> OBP: 0.385, SLG: 0.601 (1, 7)	1-1 2B		0-0 F4		0-0 5-3		1-1 F8			4 0 1 0 0 0 1								
<b>Matt Williams, R</b> OBP: 0.328, SLG: 0.509 (1, 5)	0-0 F9		0-1 F8		0-0 F8				1-2 G3	4 0 0 0 0 0 3								
<b>Terry Kennedy, L</b> OBP: 0.350, SLG: 0.371 (1, 2)		0-0 1-3		2-1 1B 1B	3-2 F7				0-0 F9	4 1 1 0 0 0 0								
<b>Robby Thompson, R</b> OBP: 0.296, SLG: 0.362 (1, 4)		2-3 K		1-0 1B 1B		2-1 P4			1-1 2B	4 0 2 0 0 1 0								
<b>Jose Uribe, S</b> OBP: 0.307, SLG: 0.329 (1, 6)		1-2 F8		1-3 K		0-0 F8			4-0 IBB	3 0 0 0 1 1 2								
<b>Trevor Wilson, L</b> OBP: 0.050, SLG: 0.050 <b>Mark Thurmond, L</b> <b>Mike Kingery, L</b> OBP: 0.338, SLG: 0.302			0-2 6-3	0-1 1B		1-3 K			0-3 K	2 0 1 0 0 0 0								
<b>Inning Stats</b>	R: 0 E: 0 K: 1 S: 10	H: 2 LOB: 2 BB: 1 P: 18	R: 0 E: 0 K: 1 S: 8	H: 0 LOB: 0 BB: 0 P: 11	R: 2 E: 0 K: 0 S: 12	H: 2 LOB: 1 BB: 1 P: 20	R: 1 E: 0 K: 2 S: 18	H: 4 LOB: 3 BB: 0 P: 25	R: 0 E: 0 K: 0 S: 6	H: 0 LOB: 0 BB: 0 P: 9		R: 0 E: 0 K: 1 S: 6	H: 2 LOB: 0 BB: 0 P: 11	R: 0 E: 0 K: 1 S: 10	H: 1 LOB: 2 BB: 1 P: 16	1B: 8 2B: 2 3B: 0 HR: 1	SF: 0 SAC: 0 DP: 1 HBP: 0	WP: 0 PB: 0 SB: 0 CS: 0
<b>PITCHER</b>	IP WLS BF H R ER SO BB IBB HBP BLK WP HR S P ERA WHIP											IP WLS BF H R ER SO BB IBB HBP BLK WP HR S P ERA WHIP						
<b>Jose Rijo, R</b> ERA: 3.51	(1, 1) 8.0 L 36 11 4 4 6 2 1 0 0 0 0 1 77 119 4.50 1.625																	



Batter	1	2	3	4	5	6	7	8	9	AB	R	H	RBI	BB	SO	LOB	TOP
Chris Sabo, R OBP: 0.365, SLG: 0.504 (1, 5)										4	1	2	0	0	0	0	Cincinnati Reds @ San Francisco Giants Candlestick Park, San Francisco, CA Fri Jul 27 1990, 10:05 PM EDT Att: 32,820 - Unknown
Barry Larkin, R OBP: 0.375, SLG: 0.432 (1, 6)										4	1	1	0	0	0	1	
Paul O'Neill, L OBP: 0.348, SLG: 0.438 (1, 9)										4	1	2	3	0	0	0	
Eric Davis, R OBP: 0.340, SLG: 0.462 (1, 8)										4	0	1	0	0	2	1	
Hal Morris, L OBP: 0.419, SLG: 0.541 (1, 3)										4	0	1	0	0	0	1	
Glenn Braggs, R OBP: 0.383, SLG: 0.422 Randy Myers, L OBP: 0.500, SLG: 0.500 (1, 7) (9, 1)										4	0	0	0	0	1	2	
Ron Oester, S OBP: 0.339, SLG: 0.377 (1, 4)										3	0	0	0	0	0	1	
Joe Oliver, R OBP: 0.324, SLG: 0.363 (1, 2)										3	0	0	0	0	2	0	
Scott Scudder, R OBP: 0.111, SLG: 0.111 Billy Hatcher, R OBP: 0.344, SLG: 0.394 (1, 1) (9, 7)										3	0	0	0	0	1	0	
										0	0	0	0	0	0	0	
<b>Inning Stats</b>	R: 3 H: 3 E: 0 K: 0 S: 14	H: 3 LOB: 0 BB: 0 P: 18	R: 0 H: 0 E: 0 K: 0 S: 4	H: 0 LOB: 0 BB: 0 P: 8	R: 0 H: 0 E: 0 K: 0 S: 6	H: 1 LOB: 1 BB: 0 P: 14	R: 0 H: 1 E: 0 K: 2 S: 10	H: 1 LOB: 1 BB: 0 P: 12	R: 0 H: 2 E: 0 K: 1 S: 8	H: 0 LOB: 0 BB: 0 P: 9	R: 0 H: 0 E: 0 K: 0 S: 6	H: 0 LOB: 0 BB: 0 P: 9	R: 0 H: 0 E: 0 K: 2 S: 10	H: 0 LOB: 0 BB: 0 P: 15	1B: 3 2B: 3 3B: 0 HR: 1	SF: 0 SAC: 0 DP: 0 HBP: 0	WP: 0 PA: 33 PB: 0 SB: 1 CS: 0
<b>PITCHER</b> Don Robinson, R ERA: 3.63 (1, 1)	IP: 9.0 WLS: W BF: 33 H: 7 R: 3 ER: 3 SO: 6 BB: 0 IBB: 0 HBP: 0 BLK: 0 WP: 0 HR: 1 S: 72 P: 104 ERA: 3.00 WHIP: 0.778																

Batter	1	2	3	4	5	6	7	8	9	AB	R	H	RBI	BB	SO	LOB	BOTTOM			
Brett Butler, L OBP: 0.387, SLG: 0.357 (1, 8)										2	1	0	0	2	0	0	Cincinnati Reds @ San Francisco Giants Candlestick Park, San Francisco, CA Fri Jul 27 1990, 10:05 PM EDT Att: 32,820 - Unknown			
Rick Leach, L OBP: 0.411, SLG: 0.456 (1, 9)										4	1	2	1	0	0	1				
Will Clark, L OBP: 0.346, SLG: 0.454 (1, 3)										4	0	2	1	0	0	0				
Kevin Mitchell, R OBP: 0.381, SLG: 0.594 (1, 7)										4	0	0	0	0	3	4				
Matt Williams, R OBP: 0.325, SLG: 0.504 (1, 5)										4	0	0	0	0	1	1				
Gary Carter, R OBP: 0.375, SLG: 0.480 Scott Garrelts, R OBP: 0.100, SLG: 0.063 (1, 2) (9, FR)										4	0	1	0	0	1	0				
Robby Thompson, R OBP: 0.295, SLG: 0.370 (1, 4)										4	1	1	1	0	0	2				
Jose Uribe, S OBP: 0.305, SLG: 0.326 Ernest Riles, L OBP: 0.508, SLG: 0.346 Bill Bathe, R OBP: 0.400, SLG: 0.600 (1, 6) (9, PH) (9, PH)										3	0	0	0	0	0	1				
Don Robinson, R OBP: 0.167, SLG: 0.278 (1, 1)										3	0	0	0	0	1	1				
<b>Inning Stats</b>	R: 1 H: 2 E: 0 K: 2 S: 10	H: 2 LOB: 1 BB: 1 P: 20	R: 0 H: 0 E: 1 K: 0 S: 10	H: 0 LOB: 0 BB: 0 P: 17	R: 1 H: 1 E: 1 K: 1 S: 10	H: 1 LOB: 0 BB: 0 P: 14	R: 1 H: 1 E: 0 K: 1 S: 10	H: 1 LOB: 0 BB: 0 P: 15	R: 0 H: 1 E: 0 K: 2 S: 13	H: 1 LOB: 2 BB: 1 P: 26	R: 0 H: 0 E: 0 K: 0 S: 6	H: 0 LOB: 0 BB: 0 P: 8	R: 0 H: 0 E: 0 K: 0 S: 6	R: 0 H: 0 E: 0 K: 0 S: 4	H: 0 LOB: 0 BB: 0 P: 7	R: 1 H: 2 E: 1 K: 0 S: 6	H: 2 LOB: 2 BB: 0 P: 10	1B: 5 2B: 1 3B: 0 HR: 2	SF: 0 SAC: 0 DP: 1 HBP: 0	WP: 0 PA: 35 PB: 0 SB: 0 CS: 3
<b>PITCHER</b> Scott Scudder, R ERA: 6.0 Randy Myers, L ERA: 1.86 (1, 1) (9, 1)	IP: 8.1 WLS: L BF: 34 H: 6 R: 4 ER: 4 SO: 6 BB: 2 IBB: 0 HBP: 0 BLK: 0 WP: 0 HR: 2 S: 72 P: 122 ERA: 4.32 WHIP: 0.960																			









Batter	1	2	3	4	5	6	7	8	9	AB	R	H	RBI	BB	SO	LOB	TOP		
<b>Chris Sabo, R</b> OBP: 0.360, SLG: 0.493	1-0 F7			0-0 F7		2-1 6-3			1-0 P5	4	0	0	0	0	0	1	<b>Cincinnati Reds @ San Francisco Giants</b> Candlestick Park, San Francisco, CA Sun Jul 29 1990, 6:33 AM EDT Att: 55,792 - Unknown		
<b>Barry Larkin, R</b> OBP: 0.371, SLG: 0.424	0-1 1-3			3-3 K			4-2 G4-6-3 BB		3-2 P3	3	0	0	0	1	1				
<b>Paul O'Neill, L</b> OBP: 0.345, SLG: 0.435	2-1 F7			3-2 F8			0-0 G4-6-3 1-2		0-0 1B	4	0	1	0	0	0	1			
<b>Eric Davis, R</b> OBP: 0.348, SLG: 0.462		2-0 F8			4-2 BB				0-0 F7	2	0	0	0	2	0	2			
<b>Hal Morris, L</b> OBP: 0.403, SLG: 0.517		3-1 F8			0-0 F9				0-1 1-3	3	0	0	0	0	0	2			
<b>Glenn Braggs, R</b> OBP: 0.381, SLG: 0.419		3-3 K			2-3 K				3-2 6-3	3	0	0	0	0	2	1			
<b>Ron Oester, S</b> OBP: 0.323, SLG: 0.359			1-1 B5-3		3-1 4-3				3-1 F7	3	0	0	0	0	0	1			
<b>Jeff Reed, L</b> OBP: 0.317, SLG: 0.361			1-0 6-3			1-0 G4-3			0-0 4-3	3	0	0	0	0	0	0			
<b>Jack Armstrong, R</b> OBP: 0.116, SLG: 0.095 <b>Todd Benzinger, S</b> (9, PH) OBP: 0.302, SLG: 0.353			3-3 K			0-3 K			4-2 1B BB	2	0	0	0	0	2	0			
<b>Inning Stats</b>	R: 0 E: 0 K: 0 S: 5	H: 0 LOB: 0 BB: 0 P: 8	R: 0 E: 0 K: 1 S: 7	H: 0 LOB: 0 BB: 0 P: 15	R: 0 E: 0 K: 1 S: 6	H: 0 LOB: 0 BB: 0 P: 11	R: 0 E: 0 K: 1 S: 9	H: 0 LOB: 0 BB: 0 P: 15	R: 0 E: 0 K: 1 S: 9	H: 0 LOB: 1 BB: 1 P: 17	R: 0 E: 0 K: 0 S: 6	H: 0 LOB: 1 BB: 2 P: 14	R: 0 E: 0 K: 0 S: 6	H: 0 LOB: 0 BB: 0 P: 12	R: 0 E: 0 K: 0 S: 8	H: 1 LOB: 2 BB: 1 P: 16	1B: 1 2B: 0 3B: 0 HR: 0	SF: 0 SAC: 0 DP: 1 HBP: 0	WP: 0 PA: 31 PB: 0 SB: 0 CS: 0
<b>PITCHER</b> <b>Scott Garrelts, R</b> ERA: 3.95	IP: 9.0 WLS: W BF: 31 H: 1 R: 0 ER: 0 SO: 5 BB: 4 IBB: 0 HBP: 0 BLK: 0 WP: 0 HR: 0 S: 62 P: 117 ERA: 0.00 WHIP: 0.556															<b>PITCHER</b> IP: WLS: BF: H: R: ER: SO: BB: IBB: HBP: BLK: WP: HR: S: P: ERA: WHIP:			

Batter	1	2	3	4	5	6	7	8	9	AB	R	H	RBI	BB	SO	LOB	BOTTOM		
<b>Brett Butler, L</b> OBP: 0.385, SLG: 0.355	1-1 1B 2B	1-0 HBP			1-1 P2		4-1 CS BB		2-1 1 0 1 0 0	2	1	1	0	1	0	0	<b>Cincinnati Reds @ San Francisco Giants</b> Candlestick Park, San Francisco, CA Sun Jul 29 1990, 6:33 AM EDT Att: 55,792 - Unknown		
<b>Mike Kingsley, L</b> OBP: 0.324, SLG: 0.288	0-1 S 1B	2-0 3-1			2-2 F7		2-3 FC 1-2		3 0 0 0 0 0 3										
<b>Will Clark, L</b> OBP: 0.348, SLG: 0.454	1-0 1-2 2-H 1B		3-3 K		0-0 1B 1B		0-1 F7		4 1 2 1 0 1 1										
<b>Matt Williams, R</b> OBP: 0.321, SLG: 0.496	1-3 K		0-0 F9		0-0 1B		0-2 1-6-3		4 0 1 0 0 1 2										
<b>Rick Leach, L</b> OBP: 0.410, SLG: 0.450	2-3 1-2 2-3 K		3-2 G4-3		1-1 1-2 3-H 1B		4-1 HR BB		3 1 1 1 1 1 2										
<b>Terry Kennedy, L</b> OBP: 0.348, SLG: 0.383	1-0 4-3			1-0 4-3		0-0 B1		0-0 1-H HR	4 1 1 2 0 0 4										
<b>Robby Thompson, R</b> OBP: 0.294, SLG: 0.367		1-3 K		1-0 G6-3 1B		0-0 F8		1-0 L7	4 0 1 0 0 1 2										
<b>Jose Uribe, S</b> OBP: 0.297, SLG: 0.318		1-3 K		0-0 G6-3 1-2		0-0 F9		1-2 G3	4 0 0 0 0 1 3										
<b>Scott Garrelts, R</b> OBP: 0.113, SLG: 0.098		0-0 2B			0-3 K		3-3 K		3 0 1 0 0 2 0										
<b>Inning Stats</b>	R: 1 E: 1 K: 2 S: 12	H: 2 LOB: 2 BB: 0 P: 18	R: 0 E: 0 K: 2 S: 8	H: 1 LOB: 2 BB: 0 P: 13	R: 0 E: 0 K: 1 S: 12	H: 0 LOB: 0 BB: 0 P: 18	R: 0 E: 0 K: 0 S: 3	H: 1 LOB: 0 BB: 0 P: 5	R: 0 E: 0 K: 1 S: 9	H: 0 LOB: 0 BB: 0 P: 12	R: 1 E: 0 K: 0 S: 7	H: 3 LOB: 2 BB: 0 P: 8	R: 0 E: 0 K: 1 S: 9	H: 0 LOB: 1 BB: 1 P: 18	R: 2 E: 0 K: 0 S: 9	H: 1 LOB: 0 BB: 1 P: 15	1B: 5 2B: 2 3B: 0 HR: 1	SF: 0 SAC: 0 DP: 1 HBP: 1	WP: 1 PA: 35 PB: 0 SB: 2 CS: 1
<b>PITCHER</b> <b>Jack Armstrong, R</b> ERA: 3.16	IP: 8.0 WLS: L BF: 35 H: 8 R: 4 ER: 4 SO: 8 BB: 2 IBB: 0 HBP: 1 BLK: 0 WP: 1 HR: 1 S: 69 P: 107 ERA: 4.50 WHIP: 1.250															<b>PITCHER</b> IP: WLS: BF: H: R: ER: SO: BB: IBB: HBP: BLK: WP: HR: S: P: ERA: WHIP:			

AB	27
R	0
H	1
RBI	0
BB	4
SO	5
LOB	9



AB	31
R	4
H	8
RBI	4
BB	2
SO	7
LOB	17





Batter	1	2	3	4	5	6	7	8	9	AB	R	H	RBI	BB	SO	LOB	TOP
<b>Billy Hatcher, R</b> OBP: 0.341, SLG: 0.389 (1, 7)	G5-3			K			F8		1-3	4	0	0	0	0	1	0	<b>Cincinnati Reds @ Los Angeles Dodgers</b> Dodger Stadium, Los Angeles, CA Mon Jul 30 1990, 7:05 PM PDT Att: 43,664 - Unknown
<b>Barry Larkin, R</b> OBP: 0.370, SLG: 0.422 (1, 6)	4-3			4-3			1B FC4-6		F9	4	1	1	0	0	0	0	
<b>Paul O'Neill, L</b> OBP: 0.345, SLG: 0.434 (1, 9)	G6-3			6-3			1B FC4-6			3	0	1	0	0	0	0	
<b>Eric Davis, R</b> OBP: 0.344, SLG: 0.457 (1, 8)			K		K		1-2 FC4-6 CS			3	0	0	1	0	2	1	
<b>Todd Benzinger, S</b> OBP: 0.299, SLG: 0.349 (1, 3)	F7				K		0-2 CS		F7	3	0	0	0	0	1	0	
<b>Chris Sabo, R</b> OBP: 0.357, SLG: 0.489 (1, 5)	F9				L6				6-3	3	0	0	0	0	0	0	
<b>Luis Quinones, S</b> OBP: 0.312, SLG: 0.313 (1, 4)			F7						BB	2	0	0	0	1	1	0	
<b>Joe Oliver, R</b> OBP: 0.321, SLG: 0.356 (8, PH)			5-3						4-3	2	0	0	0	0	0	0	
<b>Hal Morris, L</b> OBP: 0.400, SLG: 0.513 (8, 2)							F8			1	0	0	0	0	0	1	
<b>Jeff Reed, L</b> OBP: 0.317, SLG: 0.361 (8, 2)										0	0	0	0	0	0	0	
<b>Norm Charlton, S</b> OBP: 0.357, SLG: 0.182 (1, 1)									G3-1	2	0	0	0	0	2	0	
<b>Tim Layana, R</b> OBP: 0.234, SLG: 0.300 (9, PH)										0	0	0	0	0	0	0	
<b>Inning Stats</b>	R: 0 E: 0 K: 0 S: 8	H: 0 LOB: 0 BB: 0 P: 13	R: 0 E: 0 K: 1 S: 6	H: 0 LOB: 0 BB: 0 P: 10	R: 0 E: 0 K: 1 S: 7	H: 0 LOB: 0 BB: 0 P: 10	R: 0 E: 0 K: 2 S: 7	H: 0 LOB: 0 BB: 0 P: 15	R: 1 E: 0 K: 0 S: 8	H: 2 LOB: 0 BB: 1 P: 13	R: 0 E: 0 K: 0 S: 11	H: 0 LOB: 1 BB: 1 P: 18	R: 0 E: 0 K: 0 S: 4	H: 0 LOB: 0 BB: 0 P: 5	1B: 2 2B: 0 3B: 0 HR: 0	SF: 0 SAC: 0 DP: 0 HBP: 0	WP: 0 PA: 30 PB: 0 CS: 1
<b>PITCHER</b> <b>Mike Morgan, R</b> ERA: 3.47 (1, 1)	IP: 9.0 WLS: W BF: 29 H: 2 R: 1 ER: 1 SO: 7 BB: 1 IBB: 0 HBP: 0 BLK: 0 WP: 0 HR: 0 S: 66 P: 106 ERA: 1.00 WHIP: 0.333																

Batter	1	2	3	4	5	6	7	8	9	AB	R	H	RBI	BB	SO	LOB	BOTTOM
<b>Mike Sharperson, R</b> OBP: 0.401, SLG: 0.382 (1, 5)	F7		G4-3 2B		F8		G5-3			4	0	1	0	0	0	0	<b>Cincinnati Reds @ Los Angeles Dodgers</b> Dodger Stadium, Los Angeles, CA Mon Jul 30 1990, 7:05 PM PDT Att: 43,664 - Unknown
<b>Kirk Gibson, L</b> OBP: 0.354, SLG: 0.453 (1, 8)	HR		K		G4-6-3 1B		G4-3			4	1	2	1	0	1	1	
<b>Kal Daniels, L</b> OBP: 0.393, SLG: 0.517 (1, 7)			G4-3		G4-6-3 1-2				E3 1B SF9	3	0	0	0	1	0	2	
<b>Jose Gonzalez, R</b> OBP: 0.273, SLG: 0.413 (8, PR) (9, 7)										0	1	0	0	0	0	0	
<b>Eddie Murray, S</b> OBP: 0.403, SLG: 0.511 (1, 3)	G4-6-3 1-2		F7				BLK 1B 1B		SF9 CS 1B	4	0	2	0	0	0	2	
<b>Hubie Brooks, R</b> OBP: 0.287, SLG: 0.395 (1, 9)			P2				G4-3		SF9	3	1	1	1	0	0	1	
<b>Rick Dempsey, R</b> OBP: 0.348, SLG: 0.368 (1, 2)			1B BB		WP 1B 2-H		1B BB		K	3	1	2	1	1	1	2	
<b>Juan Samuel, R</b> OBP: 0.299, SLG: 0.343 (1, 4)			1B BB		CS 1B 1-H		F9			2	0	1	1	1	0	2	
<b>Alfredo Griffin, S</b> OBP: 0.282, SLG: 0.284 (1, 6)			G6-4-3 1B		K2-3					3	0	2	0	0	1	1	
<b>Mike Morgan, R</b> OBP: 0.120, SLG: 0.083 (1, 1)	G6-4-3 1-2		G6-4-3 1B		K		6-3			3	0	0	0	0	1	3	
<b>Inning Stats</b>	R: 1 E: 0 K: 0 S: 6	H: 1 LOB: 1 BB: 1 P: 12	R: 0 E: 0 K: 0 S: 9	H: 2 LOB: 2 BB: 1 P: 15	R: 0 E: 0 K: 1 S: 10	H: 1 LOB: 1 BB: 0 P: 16	R: 2 E: 0 K: 2 S: 13	H: 3 LOB: 0 BB: 0 P: 23	R: 0 E: 0 K: 0 S: 5	H: 1 LOB: 0 BB: 1 P: 8	R: 0 E: 0 K: 0 S: 10	H: 2 LOB: 2 BB: 1 P: 18	R: 0 E: 1 K: 1 S: 11	H: 1 LOB: 1 BB: 0 P: 14	1B: 8 2B: 2 3B: 0 HR: 1	SF: 1 SAC: 0 DP: 3 HBP: 0	WP: 2 PA: 33 PB: 0 CS: 2
<b>PITCHER</b> <b>Norm Charlton, L</b> ERA: 2.77 (1, 1)	IP: 7.0 WLS: L BF: 31 H: 11 R: 4 ER: 3 SO: 3 BB: 3 IBB: 0 HBP: 0 BLK: 1 WP: 1 HR: 1 S: 65 P: 109 ERA: 3.86 WHIP: 2.000																
<b>Tim Layana, R</b> ERA: 2.44 (8, 1)	IP: 1.0 WLS: 2 BF: 0 H: 0 R: 0 ER: 0 SO: 1 BB: 0 IBB: 0 HBP: 0 BLK: 0 WP: 0 HR: 0 S: 7 P: 9 ERA: 0.00 WHIP: 0.000																

AB	28
R	1
H	2
RBI	1
BB	1
SO	7
LOB	2










Batter	1	2	3	4	5	6	7	8	9	AB	R	H	RBI	BB	SO	LOB	TOP				
Hal Morris, L OBP: 0.410, SLG: 0.536 (1, 3)	G4-3		BB 2B 1B	G4-6-3 1B		K			K	5	1	2	0	0	2	0					
Billy Hatcher, R OBP: 0.338, SLG: 0.383 (1, 7)	F8		BB 2B BB	G4-6-3 1-2		F9			FC5-4 1B	4	1	1	0	1	0	1					
Eric Davis, R OBP: 0.344, SLG: 0.457 (1, 8)	1B 1B		G4-3 1H 2H 2B			F9		G4-3 S 1B	FC5-4 1-2	5	2	3	2	0	0	1					
Barry Larkin, R OBP: 0.370, SLG: 0.423 (1, 6)	1B 1B		G4-3 2-3			HR 1B		K	F9	5	1	2	0	0	1	3					
Paul O'Neill, L OBP: 0.340, SLG: 0.427 (1, 9)	S 1B		K			F9		G4-3		4	0	1	1	0	1	3					
Chris Sabo, R OBP: 0.357, SLG: 0.505 (1, 5)	P5		2B			HR		K		4	1	2	3	0	1	3					
Jeff Reed, L OBP: 0.337, SLG: 0.373 (1, 2)			F9	FC6-4 BB		FC5-4 1B			G6-4-3 1B	3	0	2	0	1	0	0					
Mariano Duncan, R OBP: 0.349, SLG: 0.496 (1, 4)	CS 3B		FC6-4 1-2			FC5-4		G6-4-3 1-2		4	0	1	0	0	0	4					
Scott Scudder, R OBP: 0.077, SLG: 0.077 Rob Dibble, L (8, 1)	F7 3H		F7	P2		F9		K		4	0	0	0	0	1	1					
										0	0	0	0	0	0	0					
<b>Inning Stats</b>	R: 1 E: 0 K: 0 S: 17	H: 3 LOB: 2 BB: 0 P: 28	R: 0 E: 0 K: 0 S: 6	H: 1 LOB: 0 BB: 0 P: 13	R: 3 E: 0 K: 1 S: 14	H: 3 LOB: 2 BB: 2 P: 28	R: 0 E: 0 K: 0 S: 6	H: 1 LOB: 0 BB: 0 P: 10	R: 2 E: 0 K: 0 S: 10	H: 3 LOB: 1 BB: 0 P: 16	R: 0 E: 0 K: 2 S: 10	H: 1 LOB: 1 BB: 0 P: 16	R: 0 E: 0 K: 1 S: 6	H: 1 LOB: 1 BB: 0 P: 9	R: 0 E: 0 K: 1 S: 9	H: 1 LOB: 1 BB: 0 P: 19	1B: 10 2B: 2 3B: 1 HR: 1	SF: 0 SAC: 0 DP: 2 HBP: 0	WP: 0 PB: 0 SB: 2 CS: 1	PA: 40	
<b>PITCHER</b>	IP WLS BF H R ER SO BB IBB HBP BLK WP HR S P ERA WHIP	IP WLS BF H R ER SO BB IBB HBP BLK WP HR S P ERA WHIP	IP WLS BF H R ER SO BB IBB HBP BLK WP HR S P ERA WHIP	IP WLS BF H R ER SO BB IBB HBP BLK WP HR S P ERA WHIP	IP WLS BF H R ER SO BB IBB HBP BLK WP HR S P ERA WHIP	IP WLS BF H R ER SO BB IBB HBP BLK WP HR S P ERA WHIP	IP WLS BF H R ER SO BB IBB HBP BLK WP HR S P ERA WHIP	IP WLS BF H R ER SO BB IBB HBP BLK WP HR S P ERA WHIP	IP WLS BF H R ER SO BB IBB HBP BLK WP HR S P ERA WHIP	IP WLS BF H R ER SO BB IBB HBP BLK WP HR S P ERA WHIP	IP WLS BF H R ER SO BB IBB HBP BLK WP HR S P ERA WHIP	IP WLS BF H R ER SO BB IBB HBP BLK WP HR S P ERA WHIP	IP WLS BF H R ER SO BB IBB HBP BLK WP HR S P ERA WHIP	IP WLS BF H R ER SO BB IBB HBP BLK WP HR S P ERA WHIP	IP WLS BF H R ER SO BB IBB HBP BLK WP HR S P ERA WHIP	IP WLS BF H R ER SO BB IBB HBP BLK WP HR S P ERA WHIP	IP WLS BF H R ER SO BB IBB HBP BLK WP HR S P ERA WHIP	IP WLS BF H R ER SO BB IBB HBP BLK WP HR S P ERA WHIP	IP WLS BF H R ER SO BB IBB HBP BLK WP HR S P ERA WHIP	IP WLS BF H R ER SO BB IBB HBP BLK WP HR S P ERA WHIP	IP WLS BF H R ER SO BB IBB HBP BLK WP HR S P ERA WHIP

Cincinnati Reds @ San Diego Padres  
Jack Murphy Stadium, San Diego, CA  
Wed Aug 01 1990, 6:33 AM EDT  
Att: 11,317 - Sunny - 80 F

livebaseballscorecards.com

AB	38
R	6
H	14
RBI	6
BB	2
SO	6
LOB	16




Batter	1	2	3	4	5	6	7	8	9	AB	R	H	RBI	BB	SO	LOB	BOTTOM					
Bip Roberts, S OBP: 0.364, SLG: 0.415 (1, 6)	G4-3		L8			F9		WP 2B 1B		4	1	1	0	0	0	0						
Roberto Alomar, S OBP: 0.355, SLG: 0.391 (1, 4)	S 1B			1B 1B		L8		K		4	0	2	0	0	1	2						
Tony Gwynn, L OBP: 0.361, SLG: 0.438 (1, 9)	L8			BB 1B		F7		1H 2H 2B		4	0	2	2	0	0	1						
Jack Clark, R OBP: 0.408, SLG: 0.543 Phil Stephenson, L OBP: 0.397, SLG: 0.434 (1, 3) (8, 3)	K			G6-4-3 BB		HR		L6		2	1	1	1	1	1	1						
Joe Carter, R OBP: 0.268, SLG: 0.382 Thomas Howard, S OBP: 0.273, SLG: 0.318 (1, 7) (8, 7)	P3			G6-4-3 1-2		K		F7		3	0	0	0	0	1	2						
Mike Pagliaro, L OBP: 0.351, SLG: 0.390 (1, 5)	F9					G6-3		1B 1B		4	0	1	0	0	0	0						
Tom Lampkin, L OBP: 0.324, SLG: 0.471 (1, 2)	F9					P2		1B		4	0	1	0	0	0	0						
Shawn Abner, R OBP: 0.294, SLG: 0.320 (1, 8)			F9			F7		1B		4	0	0	0	0	1	2						
Andy Benes, R OBP: 0.071, SLG: 0.073 Derek Lilliquist, L OBP: 0.333, SLG: 0.556 John Davis, R Garry Templeton, S OBP: 0.283, SLG: 0.380 Rich Rodriguez, L (1, 1) (3, 1) (6, 1) (8, PH) (9, 1)	F8					P3		WP 1B 2B BB		0	0	0	0	0	0	0						
<b>Inning Stats</b>	R: 0 E: 0 K: 1 S: 11	H: 1 LOB: 0 BB: 0 P: 14	R: 0 E: 0 K: 0 S: 6	H: 0 LOB: 0 BB: 0 P: 10	R: 0 E: 0 K: 0 S: 5	H: 0 LOB: 0 BB: 0 P: 6	R: 0 E: 0 K: 0 S: 7	H: 2 LOB: 1 BB: 1 P: 12	R: 0 E: 0 K: 0 S: 4	H: 0 LOB: 0 BB: 0 P: 9	R: 0 E: 0 K: 0 S: 4	H: 0 LOB: 0 BB: 0 P: 4	R: 1 E: 0 K: 1 S: 18	H: 3 LOB: 2 BB: 0 P: 27	R: 2 E: 0 K: 1 S: 14	H: 2 LOB: 1 BB: 1 P: 24	R: 0 E: 0 K: 1 S: 8	H: 0 LOB: 0 BB: 0 P: 14	1B: 6 2B: 1 3B: 0 HR: 1	SF: 0 SAC: 0 DP: 1 HBP: 0	WP: 1 PB: 0 SB: 1 CS: 0	PA: 35
<b>PITCHER</b>	IP WLS BF H R ER SO BB IBB HBP BLK WP HR S P ERA WHIP	IP WLS BF H R ER SO BB IBB HBP BLK WP HR S P ERA WHIP	IP WLS BF H R ER SO BB IBB HBP BLK WP HR S P ERA WHIP	IP WLS BF H R ER SO BB IBB HBP BLK WP HR S P ERA WHIP	IP WLS BF H R ER SO BB IBB HBP BLK WP HR S P ERA WHIP	IP WLS BF H R ER SO BB IBB HBP BLK WP HR S P ERA WHIP	IP WLS BF H R ER SO BB IBB HBP BLK WP HR S P ERA WHIP	IP WLS BF H R ER SO BB IBB HBP BLK WP HR S P ERA WHIP	IP WLS BF H R ER SO BB IBB HBP BLK WP HR S P ERA WHIP	IP WLS BF H R ER SO BB IBB HBP BLK WP HR S P ERA WHIP	IP WLS BF H R ER SO BB IBB HBP BLK WP HR S P ERA WHIP	IP WLS BF H R ER SO BB IBB HBP BLK WP HR S P ERA WHIP	IP WLS BF H R ER SO BB IBB HBP BLK WP HR S P ERA WHIP	IP WLS BF H R ER SO BB IBB HBP BLK WP HR S P ERA WHIP	IP WLS BF H R ER SO BB IBB HBP BLK WP HR S P ERA WHIP	IP WLS BF H R ER SO BB IBB HBP BLK WP HR S P ERA WHIP	IP WLS BF H R ER SO BB IBB HBP BLK WP HR S P ERA WHIP	IP WLS BF H R ER SO BB IBB HBP BLK WP HR S P ERA WHIP	IP WLS BF H R ER SO BB IBB HBP BLK WP HR S P ERA WHIP	IP WLS BF H R ER SO BB IBB HBP BLK WP HR S P ERA WHIP	IP WLS BF H R ER SO BB IBB HBP BLK WP HR S P ERA WHIP	

Cincinnati Reds @ San Diego Padres  
Jack Murphy Stadium, San Diego, CA  
Wed Aug 01 1990, 6:33 AM EDT  
Att: 11,317 - Sunny - 80 F

livebaseballscorecards.com

AB	33
R	3
H	8
RBI	3
BB	2
SO	4
LOB	10









Batter	1	2	3	4	5	6	7	8	9	AB	R	H	RBI	BB	SO	LOB	TOP						
<b>Bip Roberts, S</b> (1, 7) OBP: 0.365, SLG: 0.417 <b>Darrin Jackson, R</b> (8, 8) OBP: 0.255, SLG: 0.327										4	1	2	0	0	2	0							
<b>Roberto Alomar, S</b> (1, 4) OBP: 0.355, SLG: 0.391										3	0	1	1	1	1	0							
<b>Tony Gwynn, L</b> (1, 9) OBP: 0.358, SLG: 0.433										4	1	1	0	0	0	2							
<b>Jack Clark, R</b> (1, 3) OBP: 0.416, SLG: 0.547										3	1	1	1	1	2	1							
<b>Joe Carter, R</b> (1, 8) OBP: 0.271, SLG: 0.396											4	0	1	1	0	0	1						
<b>Mike Pagliaro, L</b> (1, 5) OBP: 0.348, SLG: 0.387											4	0	1	0	0	0	2						
<b>Tom Lampkin, L</b> (1, 2) OBP: 0.342, SLG: 0.459										2	0	0	0	1	0	1							
<b>Garry Templeton, S</b> (1, 6) OBP: 0.277, SLG: 0.371										3	0	0	0	0	0	2							
<b>Bruce Hurst, L</b> (1, 1) OBP: 0.136, SLG: 0.095 <b>Greg Harris, R</b> (8, 1) OBP: 0.111, SLG: 0.333 <b>Craig Lefferts, L</b> (9, 1) OBP: 0.250, SLG: 0.250 <b>Shawn Abner, R</b> (9, 7) OBP: 0.294, SLG: 0.320										3	0	0	0	0	2	0							
<b>Inning Stats</b>	R: 0 E: 0 K: 1 S: 6	H: 0 LOB: 0 BB: 1 P: 13	R: 1 E: 0 K: 0 S: 5	H: 1 LOB: 1 BB: 2 P: 13	R: 1 E: 0 K: 2 S: 10	H: 2 LOB: 1 BB: 0 P: 16	R: 0 E: 0 K: 0 S: 6	H: 1 LOB: 0 BB: 0 P: 12	R: 0 E: 0 K: 0 S: 7	H: 0 LOB: 0 BB: 0 P: 10	R: 0 E: 0 K: 2 S: 12	H: 0 LOB: 0 BB: 0 P: 18	R: 0 E: 0 K: 0 S: 7	H: 0 LOB: 0 BB: 0 P: 11	R: 0 E: 0 K: 2 S: 10	H: 0 LOB: 0 BB: 0 P: 14	R: 1 E: 0 K: 0 S: 9	H: 2 LOB: 1 BB: 0 P: 13	1B: 3 2B: 5 3B: 0 HR: 0	SF: 0 SAC: 0 DP: 3 HBP: 0	WP: 0 PB: 0 SB: 0 CS: 1	PA: 34	
<b>PITCHER</b>	IP	WLS	BF	H	R	ER	SO	BB	IBB	HBP	BLK	WP	HR	S	P	ERA	WHIP					ERA	WHIP
<b>Jack Armstrong, R</b> (1, 1) ERA: 3.13 <b>Rob Dibble, R</b> (8, 1) ERA: 2.09	7.0	L	25	5	2	2	5	3	0	0	0	0	0	53	93	2.57	1.143					2.57	1.143

San Diego Padres @ Cincinnati Reds  
Riverfront Stadium, Cincinnati, OH  
Fri Aug 03 1990, 7:05 PM EDT  
Att: 34,733 - Unknown

AB 30  
R 3  
H 7  
RBI 3  
BB 3  
SO 7  
LOB 9



Batter	1	2	3	4	5	6	7	8	9	AB	R	H	RBI	BB	SO	LOB	BOTTOM						
<b>Chris Sabo, R</b> (1, 5) OBP: 0.357, SLG: 0.515										5	1	1	1	0	0	3							
<b>Mariano Duncan, R</b> (1, 4) OBP: 0.361, SLG: 0.511										4	0	3	1	0	0	0							
<b>Barry Larkin, R</b> (1, 6) OBP: 0.365, SLG: 0.415										3	0	0	0	1	0	3							
<b>Eric Davis, R</b> (1, 8) OBP: 0.335, SLG: 0.443										4	0	0	0	0	1	4							
<b>Glenn Braggs, R</b> (1, 9) OBP: 0.352, SLG: 0.407 <b>Paul O'Neill, L</b> (8, PH) OBP: 0.341, SLG: 0.426										3	0	0	0	0	1	1							
<b>Todd Benzinger, S</b> (1, 3) OBP: 0.295, SLG: 0.343										4	0	0	0	0	1	3							
<b>Joe Oliver, R</b> (1, 2) OBP: 0.317, SLG: 0.350 <b>Luis Quinones, S</b> (8, PH) OBP: 0.315, SLG: 0.316 <b>Jeff Reed, L</b> (9, 2) OBP: 0.337, SLG: 0.373										3	0	1	0	0	0	0							
<b>Billy Hatcher, R</b> (1, 7) OBP: 0.341, SLG: 0.390										3	1	1	0	0	0	1							
<b>Jack Armstrong, R</b> (1, 1) OBP: 0.116, SLG: 0.095 <b>Ron Oester, S</b> (7, PH) ERA: 2.69 <b>Rob Dibble, L</b> (8, 1) ERA: 2.69 <b>Hal Morris, L</b> (9, PH) OBP: 0.404, SLG: 0.528										0	0	0	0	0	0	0							
<b>Inning Stats</b>	R: 0 E: 0 K: 0 S: 7	H: 1 LOB: 0 BB: 0 P: 10	R: 0 E: 0 K: 1 S: 9	H: 0 LOB: 0 BB: 0 P: 14	R: 1 E: 1 K: 0 S: 7	H: 1 LOB: 1 BB: 0 P: 11	R: 0 E: 0 K: 1 S: 9	H: 0 LOB: 0 BB: 0 P: 12	R: 0 E: 0 K: 0 S: 7	H: 0 LOB: 1 BB: 1 P: 13	R: 0 E: 0 K: 1 S: 8	H: 1 LOB: 1 BB: 0 P: 9	R: 0 E: 0 K: 1 S: 14	H: 1 LOB: 3 BB: 1 P: 25	R: 0 E: 0 K: 0 S: 6	H: 0 LOB: 0 BB: 0 P: 12	1B: 4 2B: 1 3B: 0 HR: 1	SF: 0 SAC: 2 DP: 1 HBP: 1	WP: 0 PB: 0 SB: 1 CS: 0	PA: 37			
<b>PITCHER</b>	IP	WLS	BF	H	R	ER	SO	BB	IBB	HBP	BLK	WP	HR	S	P	ERA	WHIP					ERA	WHIP
<b>Bruce Hurst, L</b> (1, 1) ERA: 3.96 <b>Greg Harris, R</b> (8, 1) ERA: 2.69 <b>Craig Lefferts, L</b> (9, 1) ERA: 2.69	7.0	W	5	0	0	0	1	0	1	1	0	0	0	9	22	0.00	0.000					0.00	0.000

San Diego Padres @ Cincinnati Reds  
Riverfront Stadium, Cincinnati, OH  
Fri Aug 03 1990, 7:05 PM EDT  
Att: 34,733 - Unknown

AB 32  
R 2  
H 6  
RBI 2  
BB 2  
SO 4  
LOB 20





Batter	1	2	3	4	5	6	7	8	9	10	11	AB	R	H	RBI	BB	SO	LOB	TOP						
<b>Bip Roberts, S</b> OBP: 0.362, SLG: 0.414	<b>E6</b> G3 PB G6-3	<b>F7</b>			<b>P6</b>		<b>K</b>	<b>K</b>			<b>G6-3</b>	3	1	0	0	0	0	1							
<b>Mike Pagliaro, L</b> OBP: 0.345, SLG: 0.382												3	0	0	0	0	2	2							
<b>Roberto Alomar, S</b> OBP: 0.367, SLG: 0.392	<b>G6-3</b>	<b>G6-3</b>			<b>1B</b> BB		<b>2B</b> BB		<b>F8</b>		<b>BB</b> HR	4	2	1	0	2	0	2							
<b>Tony Gwynn, L</b> OBP: 0.362, SLG: 0.437	<b>G3</b>		<b>G3-1</b>		<b>BB</b> 1B		<b>2B</b>		<b>G6-4-3</b> 1B		<b>BB</b> HR	5	1	3	1	1	0	1							
<b>Jack Clark, R</b> OBP: 0.421, SLG: 0.542	<b>1B</b> BB		<b>K</b>		<b>BB</b>		<b>BB</b>		<b>G6-4-3</b> BB		<b>HR</b> BB	2	2	0	0	4	1	1							
<b>Joe Carter, R</b> OBP: 0.275, SLG: 0.404	<b>1B</b>		<b>G5-3</b>		<b>G5-3</b>		<b>G6-4-3</b> 1-2				<b>G4-3</b> SH1-4	6	1	3	4	0	0	5							
<b>Shawn Abner, R</b> OBP: 0.301, SLG: 0.327	<b>1B</b>				<b>F8</b>		<b>K</b>		<b>SH1-4</b> FC6-2		<b>SH1-4</b>	4	0	2	1	0	1	0							
<b>Greg Harris, R</b> OBP: 0.100, SLG: 0.300											<b>K</b>	1	0	0	0	0	1	0							
<b>Mark Parent, R</b> OBP: 0.289, SLG: 0.329	<b>F8</b>				<b>K</b>		<b>1B</b>		<b>SH1-4</b>		<b>G4-3</b>	3	0	1	0	0	1	2							
<b>Tom Lampkin, L</b> OBP: 0.333, SLG: 0.447							<b>1B</b>					1	0	0	0	0	0	1							
<b>Garry Templeton, S</b> OBP: 0.281, SLG: 0.372					<b>G1-3</b>		<b>G5-4-3</b> 1B		<b>FC6-2</b> 1B		<b>F7</b>	4	0	2	0	1	0	1							
<b>Ed Whiston, R</b> OBP: 0.199, SLG: 0.233							<b>F9</b>		<b>FC6-2</b>		<b>F8</b>	2	0	0	0	0	0	2							
<b>Darrin Jackson, R</b> OBP: 0.250, SLG: 0.321	<b>SH1-4</b>						<b>G5-4-3</b>					1	0	0	0	0	0	2							
<b>Craig Lefferts, L</b> OBP: 0.250, SLG: 0.250												0	0	0	0	0	0	0							
<b>Fred Lynn, L</b> OBP: 0.340, SLG: 0.414												1	0	0	0	0	0	0							
<b>Inning Stats</b>	R: 2 E: 1 K: 0 S: 14	H: 2 LOB: 2 BB: 1 P: 25	R: 0 E: 0 K: 0 S: 7	H: 0 LOB: 1 BB: 1 P: 13	R: 0 E: 1 K: 1 S: 7	H: 0 LOB: 0 BB: 0 P: 12	R: 0 E: 0 K: 1 S: 6	H: 0 LOB: 0 BB: 0 P: 7	R: 0 E: 0 K: 1 S: 8	H: 1 LOB: 3 BB: 2 P: 20	R: 1 E: 0 K: 1 S: 9	H: 1 LOB: 1 BB: 0 P: 20	R: 0 E: 0 K: 1 S: 11	H: 2 LOB: 2 BB: 0 P: 20	R: 0 E: 0 K: 0 S: 10	H: 1 LOB: 0 BB: 0 P: 14	R: 0 E: 0 K: 0 S: 9	H: 1 LOB: 1 BB: 0 P: 11	R: 0 E: 0 K: 1 S: 11	H: 2 LOB: 0 BB: 2 P: 23	1B: 9 2B: 2 3B: 0 HR: 1	SF: 0 SAC: 3 DP: 3 HBP: 0	WP: 0 PB: 1 SB: 0 CS: 0	PA: 51	
<b>PITCHER</b>	IP 7.1	WLS 5	BF 35	H 8	R 3	ER 1	SO 4	BB 6	IBB 0	HBP 0	BLK 0	WP 0	HR 0	S 65	P 118	ERA 2.63	WHIP 1.909								
<b>Norm Charlton, L</b> ERA: 2.63																									
<b>Randy Myers, L</b> ERA: 1.85																									
<b>Rick Mahler, R</b> ERA: 4.57																									

San Diego Padres @ Cincinnati Reds  
Riverfront Stadium, Cincinnati, OH  
Sat Aug 04 1990, 7:05 PM EDT  
Alt. 37,410 - Overcast - 73 F

AB 40  
R 7  
H 12  
RBI 6  
BB 8  
SO 6  
LOB 20



Batter	1	2	3	4	5	6	7	8	9	10	11	AB	R	H	RBI	BB	SO	LOB	BOTTOM						
<b>Barry Larkin, R</b> OBP: 0.367, SLG: 0.419	<b>G6-3</b>	<b>FC6-4</b>			<b>1B</b> 2B		<b>1B</b> FC7-2		<b>F9</b>		<b>1B</b>	6	1	3	0	0	0	3							
<b>Paul O'Neill, L</b> OBP: 0.345, SLG: 0.429												4	0	3	1	0	0	0							
<b>Randy Myers, L</b> OBP: 0.500, SLG: 0.500					<b>G4-3</b>		<b>L8</b> S					0	0	0	0	0	0	0							
<b>Luis Quinones, S</b> OBP: 0.351, SLG: 0.354							<b>2-H</b> 1B					1	1	1	1	0	0	0							
<b>Rick Mahler, R</b> OBP: 0.130, SLG: 0.174	<b>1B</b>											0	0	0	0	0	0	0							
<b>Herm Winningham, L</b> OBP: 0.290, SLG: 0.376												1	0	0	0	0	0	0							
<b>Chris Sabo, R</b> OBP: 0.357, SLG: 0.515	<b>K</b>				<b>L8</b>		<b>FC7-2</b>		<b>HR</b>			6	0	2	0	0	1	4							
<b>Eric Davis, R</b> OBP: 0.335, SLG: 0.437	<b>K</b>				<b>F9</b> 1B		<b>F9</b>					4	0	0	0	2	1	3							
<b>Hal Morris, L</b> OBP: 0.404, SLG: 0.523					<b>P6</b>							5	0	2	0	0	0	3							
<b>Mariano Duncan, R</b> OBP: 0.365, SLG: 0.515					<b>FC1-5</b> 1B		<b>G4-3</b>		<b>F8</b> 2B		<b>SH1-4</b> 1B	4	0	2	0	1	0	0							
<b>Joe Oliver, R</b> OBP: 0.316, SLG: 0.352							<b>L6</b>		<b>F8</b>		<b>SH1-4</b>	4	0	1	0	0	0	3							
<b>Billy Hatcher, R</b> OBP: 0.342, SLG: 0.397					<b>F9</b>		<b>G6-3</b>		<b>P4</b>		<b>1B</b> IBB	4	1	1	1	1	0	4							
<b>Norm Charlton, S</b> ERA: 2.76												2	0	0	0	1	2	1							
<b>Glenn Braggs, R</b> OBP: 0.349, SLG: 0.403							<b>K</b>				<b>L8</b> F8	2	0	0	0	0	0	2							
<b>Inning Stats</b>	R: 0 E: 0 K: 2 S: 10	H: 1 LOB: 1 BB: 0 P: 17	R: 0 E: 0 K: 0 S: 12	H: 2 LOB: 3 BB: 1 P: 19	R: 0 E: 1 K: 0 S: 11	H: 1 LOB: 1 BB: 0 P: 15	R: 0 E: 0 K: 1 S: 12	H: 1 LOB: 1 BB: 0 P: 17	R: 1 E: 0 K: 0 S: 7	H: 2 LOB: 1 BB: 1 P: 11	R: 0 E: 0 K: 0 S: 10	H: 1 LOB: 1 BB: 0 P: 14	R: 1 E: 0 K: 0 S: 11	H: 3 LOB: 2 BB: 1 P: 24	R: 0 E: 0 K: 0 S: 6	H: 1 LOB: 2 BB: 2 P: 17	R: 0 E: 0 K: 0 S: 4	H: 0 LOB: 0 BB: 0 P: 7	1B: 9 2B: 5 3B: 0 HR: 2	SF: 0 SAC: 1 DP: 1 HBP: 0	WP: 0 PB: 0 SB: 2 CS: 1	PA: 49			
<b>PITCHER</b>	IP 7.0	WLS 10	BF 31	H 10	R 4	ER 2	SO 4	BB 2	IBB 0	HBP 0	BLK 0	WP 0	HR 1	S 68	P 103	ERA 2.57	WHIP 1.714								
<b>Ed Whiston, R</b> ERA: 2.76																									
<b>Craig Lefferts, L</b> ERA: 2.74																									
<b>Greg Harris, R</b> ERA: 2.59																									

San Diego Padres @ Cincinnati Reds  
Riverfront Stadium, Cincinnati, OH  
Sat Aug 04 1990, 7:05 PM EDT  
Alt. 37,410 - Overcast - 73 F

AB 43  
R 3  
H 15  
RBI 3  
BB 5  
SO 4  
LOB 23





Batter	1	2	3	4	5	6	7	8	9	AB	R	H	RBI	BB	SO	LOB	TOP					
<b>Roberto Alomar, S</b> (1,4) OBP: 0.353, SLG: 0.388	F9			F7		G5-3		F8		4	0	0	0	0	0	0						
<b>Garry Templeton, S</b> (1,6) OBP: 0.284, SLG: 0.377	P6			1B		G6-3		1B		4	0	2	0	0	0	0						
<b>Tony Gwynn, L</b> (1,9) OBP: 0.363, SLG: 0.437	G3			1B		2B		G4-3		3	1	1	0	1	0	1						
<b>Jack Clark, R</b> (1,3) OBP: 0.426, SLG: 0.541				2B		1B				2	1	1	0	2	1	0						
<b>Joe Carter, R</b> (1,8) OBP: 0.274, SLG: 0.405	G5-4-3			1B		BB		F7		4	0	1	2	0	1	3						
<b>Mike Pagliarulo, L</b> (1,5) OBP: 0.340, SLG: 0.376	L4			2B				K		4	0	0	0	0	1	1						
<b>Fred Lynn, L</b> (1,7) OBP: 0.333, SLG: 0.404										3	0	0	0	0	2	0						
<b>Tom Lampkin, L</b> (1,2) OBP: 0.310, SLG: 0.415										3	0	0	0	0	1	0						
<b>Calvin Schiraldi, R</b> (1,1) OBP: 0.250, SLG: 0.455										2	0	0	0	0	0	0						
<b>Bip Roberts, S</b> (8, PH) OBP: 0.361, SLG: 0.413										1	0	0	0	0	0	0						
<b>Rich Rodriguez, L</b> (8, 1) OBP: 0.361, SLG: 0.413										0	0	0	0	0	0	0						
<b>John Davis, R</b> (8, 1) OBP: 0.361, SLG: 0.413										0	0	0	0	0	0	0						
<b>Inning Stats</b>	R: 0 H: 0 E: 0 K: 0 S: 7	H: 0 LOB: 0 BB: 0 P: 12	R: 0 H: 0 E: 0 K: 0 S: 4	H: 0 LOB: 0 BB: 1 P: 10	R: 0 H: 0 E: 0 K: 0 S: 6	H: 0 LOB: 0 BB: 0 P: 8	R: 2 H: 3 E: 0 K: 0 S: 12	H: 3 LOB: 1 BB: 0 P: 23	R: 0 H: 0 E: 0 K: 2 S: 12	H: 0 LOB: 0 BB: 0 P: 19	R: 0 H: 1 E: 0 K: 1 S: 11	H: 1 LOB: 2 BB: 1 P: 20	R: 0 H: 0 E: 0 K: 1 S: 6	H: 0 LOB: 0 BB: 0 P: 12	R: 0 H: 1 E: 0 K: 0 S: 7	H: 1 LOB: 1 BB: 0 P: 14	R: 0 H: 0 E: 0 K: 2 S: 13	H: 0 LOB: 0 BB: 0 P: 20	1B: 3 2B: 2 HR: 0	SF: 0 SAC: 0 HBP: 0	WP: 0 PB: 0 SB: 2 CS: 0	PA: 33
<b>PITCHER</b>	IP	WLS	BF	H	R	ER	SO	BB	IBB	HBP	BLK	WP	HR	S	P	ERA	WHIP					
<b>Jose Rijo, R</b> (1,1) ERA: 3.36	9.0	W	33	5	2	2	6	3	0	0	0	0	0	78	138	2.00	0.889					

**San Diego Padres @ Cincinnati Reds**  
Riverfront Stadium, Cincinnati, OH  
Sun Aug 05 1990, 3:33 AM EDT  
Att: 38,789 - Cloudy - 80 F

AB	30
R	2
H	5
RBI	2
BB	3
SO	6
LOB	5



Batter	1	2	3	4	5	6	7	8	9	AB	R	H	RBI	BB	SO	LOB	BOTTOM				
<b>Barry Larkin, R</b> (1,6) OBP: 0.368, SLG: 0.418	K			BB				F8		3	0	1	1	1	1	0					
<b>Paul O'Neill, L</b> (1,9) OBP: 0.347, SLG: 0.430	CS			K				FC4-6		4	0	2	0	0	2	2					
<b>Chris Sabo, R</b> (1,5) OBP: 0.353, SLG: 0.510	F8			FC5				FC4-6		4	0	0	0	0	0	4					
<b>Eric Davis, R</b> (1,8) OBP: 0.340, SLG: 0.443	CS			F8				1B		3	3	2	0	1	1	0					
<b>Hal Morris, L</b> (1,3) OBP: 0.407, SLG: 0.544				F8				1B		4	1	2	2	0	0	1					
<b>Mariano Duncan, R</b> (1,4) OBP: 0.367, SLG: 0.515				G6-3				FC4-2		4	1	2	2	0	0	0					
<b>Jeff Reed, L</b> (1,2) OBP: 0.333, SLG: 0.359				G3-1				FC4-2		3	0	0	0	1	0	1					
<b>Billy Hatcher, R</b> (1,7) OBP: 0.341, SLG: 0.403				G4-3				FC4-2		4	1	1	1	0	0	4					
<b>Jose Rijo, R</b> (1,1) OBP: 0.200, SLG: 0.225				FC5				G4-6-3		4	0	2	0	0	0	3					
<b>Inning Stats</b>	R: 0 H: 1 E: 0 K: 1 S: 9	H: 1 LOB: 0 BB: 0 P: 16	R: 1 H: 1 E: 0 K: 0 S: 11	H: 1 LOB: 0 BB: 0 P: 16	R: 0 H: 1 E: 0 K: 1 S: 9	H: 1 LOB: 2 BB: 1 P: 15	R: 3 H: 4 E: 0 K: 0 S: 10	H: 4 LOB: 2 BB: 1 P: 18	R: 0 H: 0 E: 0 K: 2 S: 7	H: 0 LOB: 0 BB: 0 P: 8	R: 0 H: 0 E: 0 K: 0 S: 11	H: 0 LOB: 0 BB: 0 P: 17	R: 1 H: 2 E: 0 K: 0 S: 8	H: 2 LOB: 1 BB: 0 P: 10	R: 1 H: 3 E: 0 K: 0 S: 9	H: 3 LOB: 2 BB: 1 P: 17	1B: 8 2B: 2 3B: 0 HR: 2	SF: 0 SAC: 0 DP: 1 HBP: 0	WP: 0 PB: 1 SB: 0 CS: 1	PA: 37	
<b>PITCHER</b>	IP	WLS	BF	H	R	ER	SO	BB	IBB	HBP	BLK	WP	HR	S	P	ERA	WHIP				
<b>Calvin Schiraldi, R</b> (1,1) ERA: 3.95	7.0	L	30	5	5	5	4	2	0	0	0	0	0	65	100	6.43	1.571				
<b>Rich Rodriguez, L</b> (8, 1) ERA: 3.5	0.0		4	3	1	1	0	1	0	0	0	0	0	5	13	-	-				
<b>John Davis, R</b> (8, 1) ERA: 2.84	1.0		2	0	0	0	0	0	0	0	0	0	0	4	4	0.00	0.000				

**San Diego Padres @ Cincinnati Reds**  
Riverfront Stadium, Cincinnati, OH  
Sun Aug 05 1990, 3:33 AM EDT  
Att: 38,789 - Cloudy - 80 F


AB	33
R	6
H	12
RBI	6
BB	3
SO	4
LOB	15









Batter	1	2	3	4	5	6	7	8	9	AB	R	H	RBI	BB	SO	LOB	TOP								
Lenny Harris, L OBP: 0.335, SLG: 0.367	1-1 F9		1-3 K					1-2 5-3		4	0	0	0	0	1	1									
Kirk Gibson, L OBP: 0.361, SLG: 0.471	2-1 F7		2-1 G4-3 1B				0-0 F8	0-1 4-3		4	0	1	0	0	0	0									
Kal Daniels, L OBP: 0.377, SLG: 0.490 Stan Javier, S OBP: 0.374, SLG: 0.392	2-3 K		2-2 G4-3 1-2				0-3 K	3-3 K		4	0	0	0	0	3	2									
Eddie Murray, S OBP: 0.406, SLG: 0.525		4-2 2B 1B BB		3-2 1B 3B			0-0 F7		0-0 5-3	3	2	1	0	1	0	0									
Hubie Brooks, R OBP: 0.296, SLG: 0.413 Jose Gonzalez, R OBP: 0.279, SLG: 0.431		1-0 1B G6-4-3 2B		1-0 5-3				2-1 2B SF9 1B	1-0 6-3	4	2	2	0	0	0	1									
Mike Scioscia, L OBP: 0.335, SLG: 0.427		1-2 G6-4-3 1B		0-1 G6-4-3 1B			1-0 SF9 1-3 2B	2-0 2B	4	0	4	2	0	0	0										
Juan Samuel, R OBP: 0.297, SLG: 0.339		2-3 3-H 2-1 G6-4-3 1-2		3-H 1-2 G6-4-3 1-2			1-0 SF9	4-0 IBB	2	0	0	1	1	0	2										
Alfredo Griffin, S OBP: 0.272, SLG: 0.271		0-2 4-3			0-1 B1-3		0-0 P6	2-2 4-3	4	0	0	0	0	0	3										
Fernando Valenzuela, L OBP: 0.300, SLG: 0.396					0-0 F8 1B		0-0 F8 L3		3	0	1	0	0	0	1										
<b>Inning Stats</b>	R: 0 E: 0 K: 1 S: 7	H: 0 LOB: 0 BB: 0 P: 12	R: 2 E: 0 K: 0 S: 11	H: 2 LOB: 0 BB: 1 P: 19	R: 0 E: 0 K: 1 S: 9	H: 2 LOB: 1 BB: 0 P: 14	R: 1 E: 0 K: 0 S: 11	H: 2 LOB: 0 BB: 0 P: 16	R: 0 E: 0 K: 0 S: 6	H: 0 LOB: 0 BB: 0 P: 9	R: 0 E: 0 K: 1 S: 5	H: 0 LOB: 0 BB: 0 P: 5	R: 1 E: 0 K: 0 S: 6	H: 2 LOB: 1 BB: 0 P: 10	R: 0 E: 0 K: 1 S: 9	H: 0 LOB: 0 BB: 0 P: 13	R: 0 E: 0 K: 0 S: 6	H: 1 LOB: 2 BB: 1 P: 15	1B: 5 2B: 3 3B: 1 HR: 0	SF: 1 SAC: 0 DP: 3 HBP: 0	WP: 0 PB: 0 CS: 0 SB: 0	PA: 35			
<b>PITCHER</b>	IP	WLS	BF	H	R	ER	SO	BB	IBB	HBP	BLK	WP	HR	S	P	ERA	WHIP								
Scott Scudder, R ERA: 5.36	(1, 1)	7.0	L	27	8	4	4	3	1	0	0	0	0	55	85	5.14	1.286								
Danny Jackson, L ERA: 2.95	(8, 1)	2.0		8	1	0	0	1	0	1	0	0	0	15	28	0.00	0.500								

Los Angeles Dodgers @ Cincinnati Reds  
Riverfront Stadium, Cincinnati, OH  
Wed Aug 08 1990, 7:05 PM EDT  
Att: 30,700 - Unknown

AB 32  
R 4  
H 9  
RBI 3  
BB 2  
SO 4  
LOB 10

Batter	1	2	3	4	5	6	7	8	9	AB	R	H	RBI	BB	SO	LOB	BOTTOM									
Barry Larkin, R OBP: 0.364, SLG: 0.411	1-0 E6 FC4-6		0-0 E6 1B					3-2 F8		4	0	0	0	0	1	1										
Hal Morris, L OBP: 0.395, SLG: 0.524	1-2 FC4-6 HR		0-0 L1-3 1B				2-3 K	2-2 G6-4-3 1-2		4	1	1	0	0	1	2										
Chris Sabo, R OBP: 0.352, SLG: 0.511	0-0 1-H HR		2-1 L1-3				1-2 5-3		1-1 L5	4	1	1	2	0	0	2										
Eric Davis, R OBP: 0.336, SLG: 0.436	0-2 CS 1B		1-0 P3				3-0 P6		3-2 G6-3	4	0	1	0	0	0	1										
Mariano Duncan, R OBP: 0.368, SLG: 0.513	2-2 5-3			2-0 L5-3 1B			1-0 FC5-4 1B		0-1 1B	4	0	3	0	0	0	1										
Paul O'Neill, L OBP: 0.350, SLG: 0.430			1-1 WP 1B		1-1 L5-3		3-3 K		2-2 F8	4	0	1	0	0	1	3										
Joe Oliver, R OBP: 0.311, SLG: 0.345			1-2 P3		0-1 6-3		2-2 FC5-4			3	0	0	0	0	0	2										
Billy Hatcher, R OBP: 0.336, SLG: 0.397 Danny Jackson, R OBP: 0.042, SLG: 0.042			2-3 K				1-0 L5		1-0 F9	3	0	0	0	0	1	2										
Scott Scudder, R OBP: 0.067, SLG: 0.067 Glenn Braggs, R OBP: 0.352, SLG: 0.403			1-2 F7				3-2 5-3		4-1 G6-4-3 BB	2	0	0	0	0	0	1										
<b>Inning Stats</b>	R: 2 E: 1 K: 0 S: 13	H: 2 LOB: 0 BB: 0 P: 16	R: 0 E: 0 K: 1 S: 11	H: 1 LOB: 1 BB: 0 P: 17	R: 0 E: 1 K: 0 S: 5	H: 1 LOB: 1 BB: 0 P: 8	R: 0 E: 0 K: 0 S: 5	H: 1 LOB: 0 BB: 0 P: 8	R: 0 E: 0 K: 1 S: 7	H: 0 LOB: 0 BB: 0 P: 12	R: 0 E: 0 K: 1 S: 8	H: 0 LOB: 0 BB: 0 P: 14	R: 0 E: 0 K: 1 S: 8	H: 1 LOB: 1 BB: 0 P: 15	R: 0 E: 0 K: 0 S: 10	H: 0 LOB: 0 BB: 1 P: 19	R: 0 E: 0 K: 0 S: 10	H: 1 LOB: 1 BB: 0 P: 16	1B: 6 2B: 2 3B: 0 HR: 1	SF: 0 SAC: 0 DP: 3 HBP: 0	WP: 2 PB: 0 CS: 1	PA: 33				
<b>PITCHER</b>	IP	WLS	BF	H	R	ER	SO	BB	IBB	HBP	BLK	WP	HR	S	P	ERA	WHIP									
Fernando Valenzuela, L ERA: 3.75	(1, 1)	9.0	W	33	7	2	1	4	1	0	0	0	2	1	77	125	1.00	0.889								

Los Angeles Dodgers @ Cincinnati Reds  
Riverfront Stadium, Cincinnati, OH  
Wed Aug 08 1990, 7:05 PM EDT  
Att: 30,700 - Unknown

AB 32  
R 2  
H 7  
RBI 2  
BB 1  
SO 4  
LOB 15











Batter	1	2	3	4	5	6	7	8	9	AB	R	H	RBI	BB	SO	LOB	TOP			
<b>Brett Butler, L</b> OBP: 0.382, SLG: 0.350 (1, 8)	G4-3		F7			F7			F7	4	0	0	0	0	0	1	<b>San Francisco Giants @ Cincinnati Reds</b> Riverfront Stadium, Cincinnati, OH Fri Aug 10 1990, 7:05 PM EDT Att: 48,685 - Unknown - 83 F  <b>AB 29</b> <b>R 0</b> <b>H 3</b> <b>RBI 0</b> <b>BB 2</b> <b>SO 4</b> <b>LOB 9</b>			
<b>Robby Thompson, R</b> OBP: 0.296, SLG: 0.388 (1, 4)	G6			K		G6-4-3			E5	4	0	0	0	0	1					
<b>Will Clark, L</b> OBP: 0.350, SLG: 0.444 (1, 3)	G3			G4-3			G6-3		P3	4	0	0	0	0	1					
<b>Kevin Mitchell, R</b> OBP: 0.375, SLG: 0.573 (1, 7)		F7		G4-3			G4-3		P6	4	0	1	0	0	0	1				
<b>Matt Williams, R</b> OBP: 0.316, SLG: 0.482 (1, 5)		S		G6			K			3	0	1	0	0	1					
<b>Gary Carter, R</b> OBP: 0.351, SLG: 0.461 (1, 2)		K			P3			G5-3		3	0	0	0	0	1					
<b>Greg Litton, R</b> OBP: 0.267, SLG: 0.310 (1, 9)		F8			G5-3			G6-3		3	0	0	0	0	1					
<b>Jose Uribe, S</b> OBP: 0.301, SLG: 0.325 (1, 6)			G6-4-3		G5-3				BB	1	0	0	0	2	0					
<b>Don Robinson, R</b> OBP: 0.163, SLG: 0.256 (3, 1)			G6-4-3							1	0	0	0	0	0	1				
<b>Francisco Oliveras, R</b> OBP: 0.343, SLG: 0.415 (6, Ph)										0	0	0	0	0	0	0				
<b>Dave Anderson, R</b> OBP: 0.343, SLG: 0.415 (6, Ph)										0	0	0	0	0	0	0				
<b>Kelly Downs, R</b> OBP: 0.307, SLG: 0.520 (8, Ph)										0	0	0	0	0	0	0				
<b>Bill Bathe, R</b> OBP: 0.307, SLG: 0.520 (8, Ph)										0	0	0	0	0	0	1				
<b>Steve Bedrosian, R</b> (8, 1)										0	0	0	0	0	0	0				
<b>Inning Stats</b>	R: 0 E: 0 K: 0 S: 6	H: 0 LOB: 0 BB: 0 P: 12	R: 0 E: 0 K: 1 S: 6	H: 1 LOB: 1 BB: 0 P: 11	R: 0 E: 0 K: 0 S: 8	H: 0 LOB: 0 BB: 1 P: 16	R: 0 E: 0 K: 1 S: 12	H: 1 LOB: 1 BB: 0 P: 18	R: 0 E: 0 K: 0 S: 6	H: 0 LOB: 0 BB: 0 P: 9	R: 0 E: 0 K: 1 S: 7	H: 0 LOB: 0 BB: 0 P: 10	R: 0 E: 0 K: 1 S: 10	H: 0 LOB: 1 BB: 1 P: 18	R: 0 E: 1 K: 0 S: 8	H: 0 LOB: 1 BB: 0 P: 9	1B: 3 2B: 0 3B: 0 HR: 0	SF: 0 SAC: 0 DP: 2 HBP: 0	WP: 0 PB: 0 SB: 1 CS: 1	PA: 31
<b>PITCHER</b> <b>Norm Charlton, L</b> ERA: 2.37 (1, 1)	IP: 9.0 WLS: W BF: 31 H: 3 R: 0 ER: 0 SO: 4 BB: 2 IBB: 0 HBP: 0 BLK: 0 WP: 0 HR: 0 S: 67 P: 109 ERA: 0.00 WHIP: 0.556															<b>PITCHER</b> <b>Norm Charlton, L</b> ERA: 2.37 (1, 1)	IP: 9.0 WLS: W BF: 31 H: 3 R: 0 ER: 0 SO: 4 BB: 2 IBB: 0 HBP: 0 BLK: 0 WP: 0 HR: 0 S: 67 P: 109 ERA: 0.00 WHIP: 0.556			

Batter	1	2	3	4	5	6	7	8	9	AB	R	H	RBI	BB	SO	LOB	BOTTOM			
<b>Barry Larkin, R</b> OBP: 0.363, SLG: 0.410 (1, 6)	HR									4	1	2	1	0	1	0	<b>San Francisco Giants @ Cincinnati Reds</b> Riverfront Stadium, Cincinnati, OH Fri Aug 10 1990, 7:05 PM EDT Att: 48,685 - Unknown - 83 F  <b>AB 35</b> <b>R 7</b> <b>H 12</b> <b>RBI 7</b> <b>BB 0</b> <b>SO 6</b> <b>LOB 7</b>			
<b>Paul O'Neill, L</b> OBP: 0.350, SLG: 0.446 (1, 9)	HR									4	2	2	3	0	0	0				
<b>Chris Sabo, R</b> OBP: 0.347, SLG: 0.504 (1, 5)	G6-3		P2							4	0	0	0	0	1	0				
<b>Eric Davis, R</b> OBP: 0.339, SLG: 0.451 (1, 8)	G4-3									4	2	3	1	0	0	0				
<b>Hal Morris, L</b> OBP: 0.400, SLG: 0.536 (1, 3)	G4-3									4	1	3	1	0	0	0				
<b>Mariano Duncan, R</b> OBP: 0.365, SLG: 0.512 (1, 4)		G4-3		G1-6-3						4	0	0	1	0	1	3				
<b>Jeff Reed, L</b> OBP: 0.326, SLG: 0.349 (1, 2)		G6								4	0	1	0	0	0	1				
<b>Billy Hatcher, R</b> OBP: 0.334, SLG: 0.396 (1, 7)										4	1	1	0	0	0	2				
<b>Norm Charlton, S</b> OBP: 0.300, SLG: 0.125 (1, 1)										3	0	0	0	0	3	1				
<b>Inning Stats</b>	R: 2 E: 0 K: 0 S: 18	H: 2 LOB: 0 BB: 0 P: 25	R: 1 E: 0 K: 1 S: 13	H: 2 LOB: 2 BB: 0 P: 22	R: 1 E: 0 K: 0 S: 11	H: 3 LOB: 1 BB: 0 P: 19	R: 0 E: 0 K: 1 S: 8	H: 0 LOB: 0 BB: 0 P: 12	R: 0 E: 0 K: 2 S: 9	H: 0 LOB: 0 BB: 0 P: 11	R: 1 E: 0 K: 0 S: 10	H: 2 LOB: 1 BB: 0 P: 17	R: 0 E: 0 K: 1 S: 6	H: 0 LOB: 0 BB: 0 P: 11	R: 2 E: 0 K: 0 S: 9	H: 3 LOB: 1 BB: 0 P: 13	1B: 6 2B: 3 3B: 0 HR: 3	SF: 0 SAC: 0 DP: 1 HBP: 0	WP: 0 PB: 1 SB: 0 CS: 0	PA: 35
<b>PITCHER</b> <b>Don Robinson, R</b> ERA: 3.7 (1, 1)	IP: 2.1 WLS: L BF: 14 H: 7 R: 4 ER: 3 SO: 1 BB: 0 IBB: 0 HBP: 0 BLK: 0 WP: 0 HR: 0 S: 41 P: 64 ERA: 11.57 WHIP: 3.000															<b>PITCHER</b> <b>Don Robinson, R</b> ERA: 3.7 (1, 1)	IP: 2.1 WLS: L BF: 14 H: 7 R: 4 ER: 3 SO: 1 BB: 0 IBB: 0 HBP: 0 BLK: 0 WP: 0 HR: 0 S: 41 P: 64 ERA: 11.57 WHIP: 3.000			
<b>Francisco Oliveras, R</b> ERA: 3.6 (3, 1)	2.2 7 0 0 0 3 0 0 0 0 0 0 0 0 18 25 0.00 0.000															<b>Francisco Oliveras, R</b> ERA: 3.6 (3, 1)	2.2 7 0 0 0 3 0 0 0 0 0 0 0 0 18 25 0.00 0.000			
<b>Kelly Downs, R</b> ERA: 4.5 (6, 1)	2.0 8 2 1 1 2 0 0 0 0 0 0 1 16 28 4.50 1.000															<b>Kelly Downs, R</b> ERA: 4.5 (6, 1)	2.0 8 2 1 1 2 0 0 0 0 0 0 1 16 28 4.50 1.000			
<b>Steve Bedrosian, R</b> ERA: 5.37 (8, 1)	1.0 6 3 2 2 0 0 0 0 0 0 0 0 9 13 18.00 3.000															<b>Steve Bedrosian, R</b> ERA: 5.37 (8, 1)	1.0 6 3 2 2 0 0 0 0 0 0 0 0 9 13 18.00 3.000			



Batter	1	2	3	4	5	6	7	8	9	AB	R	H	RBI	BB	SO	LOB	TOP			
<b>Brett Butler, L</b> OBP: 0.382, SLG: 0.348 (1, 8)	F9			G3		G6			SF8	3	1	0	0	2	0	2	<b>San Francisco Giants @ Cincinnati Reds</b> Riverfront Stadium, Cincinnati, OH Sat Aug 11 1990, 7:05 PM EDT Att: 49,780 - Unknown - 82 F  <b>AB 34</b> <b>R 4</b> <b>H 8</b> <b>RBI 4</b> <b>BB 6</b> <b>SO 6</b> <b>LOB 16</b> 			
<b>Mike Kingery, L</b> OBP: 0.324, SLG: 0.293 (1, 9)	F7	G4-3			G5-3		F8		1B	5	0	1	0	0	0	1				
<b>Will Clark, L</b> OBP: 0.350, SLG: 0.451 (1, 3)	HR		G3-1		FC4-6		G4-3		SF8	3	1	1	2	1	0	0				
<b>Kevin Mitchell, R</b> OBP: 0.373, SLG: 0.568 (1, 7)	HBP	1B	K		FC4-6		K		P6	5	1	1	0	0	2	2				
<b>Matt Williams, R</b> OBP: 0.319, SLG: 0.481 (1, 5)	1B	HBP			K				K	3	0	1	0	1	2	1				
<b>Gary Carter, R</b> OBP: 0.353, SLG: 0.457 (1, 2)	1B		P4			K			P4	4	0	1	1	1	1	3				
<b>Robby Thompson, R</b> OBP: 0.298, SLG: 0.392 (1, 4)	K		F7			1B			S	4	1	2	0	0	1	2				
<b>Jose Uribe, S</b> OBP: 0.297, SLG: 0.322 (1, 6)		P5	G4-3		P5				P6	4	0	0	0	0	0	3				
<b>John Burkett, R</b> OBP: 0.146, SLG: 0.068 (6, PH)	G1-3								G4-3	1	0	0	0	1	0	0				
<b>Ernest Riles, L</b> OBP: 0.324, SLG: 0.400 (6, PH)										1	0	1	1	0	0	0				
<b>Michael LaCoss, R</b> (6, PH)										0	0	0	0	0	0	0				
<b>Bill Bathe, R</b> OBP: 0.375, SLG: 0.500 (8, PH)										1	0	0	0	0	0	2				
<b>Jeff Brantley, R</b> OBP: 0.296, SLG: 0.429 (8, 1)										0	0	0	0	0	0	0				
<b>Inning Stats</b>	R: 2 E: 0 K: 1 S: 13	H: 3 LOB: 2 BB: 0 P: 22	R: 0 E: 0 K: 0 S: 6	H: 0 LOB: 1 BB: 1 P: 13	R: 0 E: 0 K: 1 S: 9	H: 0 LOB: 1 BB: 1 P: 20	R: 0 E: 0 K: 0 S: 7	H: 0 LOB: 1 BB: 1 P: 14	R: 0 E: 0 K: 1 S: 9	H: 2 LOB: 1 BB: 0 P: 14	R: 0 E: 0 K: 1 S: 8	H: 0 LOB: 0 BB: 0 P: 13	R: 0 E: 0 K: 1 S: 11	H: 1 LOB: 2 BB: 1 P: 21	R: 1 E: 0 K: 0 S: 16	H: 2 LOB: 2 BB: 1 P: 25	1B: 6 2B: 1 3B: 0 HR: 1	SF: 1 SAC: 0 DP: 0 HBP: 1	WP: 0 PB: 0 SB: 2 CS: 0	PA: 42
<b>PITCHER</b>	IP WLS BF H R ER SO BB IBB HBP BLK WP HR S P ERA WHIP																			
<b>Jose Rijo, R</b> ERA: 3.38	(1, 1) 7.0 L 31 5 3 3 5 4 0 1 0 0 0 1 61 111 3.86 1.286																			
<b>Rob Dibble, R</b> ERA: 2.03	(8, 1) 1.0 5 1 0 0 1 1 0 0 0 0 0 0 11 21 0.00 2.000																			
<b>Randy Myers, L</b> ERA: 1.94	(9, 1) 1.0 6 2 1 1 0 1 0 0 0 0 0 0 16 25 9.00 3.000																			

Batter	1	2	3	4	5	6	7	8	9	AB	R	H	RBI	BB	SO	LOB	BOTTOM					
<b>Barry Larkin, R</b> OBP: 0.363, SLG: 0.412 (1, 6)	G6-3		K		G3		SH3-4		G4-6-3	3	0	1	1	0	1	0	<b>San Francisco Giants @ Cincinnati Reds</b> Riverfront Stadium, Cincinnati, OH Sat Aug 11 1990, 7:05 PM EDT Att: 49,780 - Unknown - 82 F  <b>AB 31</b> <b>R 2</b> <b>H 7</b> <b>RBI 2</b> <b>BB 5</b> <b>SO 7</b> <b>LOB 18</b> 					
<b>Ron Oester, S</b> OBP: 0.317, SLG: 0.348 (6, 4)					2B				1B	1	0	1	0	0	0	0						
<b>Paul O'Neill, L</b> OBP: 0.346, SLG: 0.441 (1, 9)	K			2B	G3		L8		G4-6-3	4	0	0	0	1	1	3						
<b>Chris Sabo, R</b> OBP: 0.346, SLG: 0.504 (1, 5)	K			2B	F7		F8			4	0	1	0	0	1	2						
<b>Eric Davis, R</b> OBP: 0.335, SLG: 0.444 (1, 8)		G5-3		K		K			G1-3	4	0	0	0	0	2	2						
<b>Hal Morris, L</b> OBP: 0.409, SLG: 0.558 (1, 3)		HR				G4-3			S	3	1	2	1	1	0	0						
<b>Mariano Duncan, R</b> OBP: 0.364, SLG: 0.509 (6, 6)					P3				K	4	0	1	0	0	2	4						
<b>Jeff Reed, L</b> OBP: 0.333, SLG: 0.341 (1, 2)	F9				F8					2	0	0	0	2	0	3						
<b>Billy Hatcher, R</b> OBP: 0.333, SLG: 0.397 (1, 7)					G6-3				G4-3	4	1	1	0	0	0	4						
<b>Randy Myers, L</b> OBP: 0.500, SLG: 0.500 (9, 1)					SH1-4		L7			0	0	0	0	0	0	0						
<b>Jose Rijo, R</b> OBP: 0.195, SLG: 0.220 (1, 1)	G6-3				SH1-4				F8	1	0	0	0	0	0	0						
<b>Ken Griffey, L</b> OBP: 0.246, SLG: 0.300 (7, PH)										0	0	0	0	1	0	0						
<b>Rob Dibble, L</b> (8, 1)										0	0	0	0	0	0	0						
<b>Todd Benzinger, S</b> OBP: 0.293, SLG: 0.341 (9, 7)							SH3-4			1	0	0	0	0	0	0						
<b>Inning Stats</b>	R: 0 E: 0 K: 2 S: 8	H: 0 LOB: 0 BB: 0 P: 11	R: 1 E: 0 K: 1 S: 9	H: 1 LOB: 0 BB: 0 P: 15	R: 0 E: 0 K: 1 S: 9	H: 0 LOB: 0 BB: 0 P: 13	R: 0 E: 0 K: 1 S: 13	H: 1 LOB: 3 BB: 2 P: 28	R: 1 E: 0 K: 0 S: 12	H: 2 LOB: 1 BB: 0 P: 21	R: 0 E: 0 K: 1 S: 12	H: 1 LOB: 2 BB: 1 P: 21	R: 0 E: 0 K: 0 S: 6	H: 0 LOB: 1 BB: 1 P: 11	R: 0 E: 0 K: 1 S: 8	H: 1 LOB: 2 BB: 1 P: 16	R: 0 E: 0 K: 0 S: 6	H: 1 LOB: 0 BB: 0 P: 11	1B: 3 2B: 3 3B: 0 HR: 1	SF: 0 SAC: 2 DP: 1 HBP: 0	WP: 0 PB: 0 SB: 1 CS: 0	PA: 38
<b>PITCHER</b>	IP WLS BF H R ER SO BB IBB HBP BLK WP HR S P ERA WHIP																					
<b>John Burkett, R</b> ERA: 3.31	(1, 1) 5.0 W 21 4 2 2 2 5 1 1 0 0 0 0 51 88 3.60 1.000																					
<b>Michael LaCoss, R</b> ERA: 2.12	(6, 1) 2.0 9 1 0 0 1 2 0 0 0 0 0 0 18 32 0.00 1.500																					
<b>Jeff Brantley, R</b> ERA: 1.53	(8, 1) 2.0 S 8 2 0 0 1 1 0 0 0 0 0 0 14 27 0.00 1.500																					



Batter	1	2	3	4	5	6	7	8	9	AB	R	H	RBI	BB	SO	LOB	TOP										
<b>Brett Butler, L</b> OBP: 0.384, SLG: 0.349	2-1 P4		1-0 1B 2B	4-2 BB		2-0 L6		0-0 1B		4	1	2	0	1	0	2	<b>San Francisco Giants @ Cincinnati Reds</b> Riverfront Stadium, Cincinnati, OH Sun Aug 12 1990, 3:33 AM EDT Att: 40,134 - Cloudy - 85 F										
<b>Greg Litton, R</b> OBP: 0.258, SLG: 0.299 <b>Francisco Oliveras, R</b> (6, PH) <b>Rick Parker, R</b> OBP: 0.327, SLG: 0.382 <b>Steve Bedrosian, R</b> (8, PH)	1-1 G4-3		1-1 F8	0-0 G5-3		0-0 L9		0-0 G4-3		4	0	0	0	0	0	4											
<b>Will Clark, L</b> OBP: 0.353, SLG: 0.451	1-1 1B		0-2 2B SF9 1B		4-2 BB		0-1 F7		0-3 K	4	1	2	0	1	1	0											
<b>Kevin Mitchell, R</b> OBP: 0.371, SLG: 0.565	0-0 P3		0-1 SF9 1B		3-2 F9		1-1 F8		3-2 G1-3	5	0	1	1	0	0	2											
<b>Matt Williams, R</b> OBP: 0.318, SLG: 0.476		2-2 G1-3			0-1 F7		0-3 K		0-3 K	4	0	0	0	1	2	1											
<b>Gary Carter, R</b> OBP: 0.351, SLG: 0.452		0-0 F7		2-1 SF9		3-2 F9		4-1 FC6-4 BB		2	0	0	1	1	0	1											
<b>Robby Thompson, R</b> OBP: 0.297, SLG: 0.398		2-2 HR		1-2 F9		1-3 K		2-2 FC6-4 G4-3 1B		4	2	1	1	0	1	3											
<b>Dave Anderson, R</b> OBP: 0.324, SLG: 0.420		1-1 1B		2-2 G1-3		1-1 1B		3-2 G4-3		4	0	2	0	0	0	1											
<b>Scott Garrelts, R</b> OBP: 0.109, SLG: 0.094 <b>Bill Bathe, R</b> OBP: 0.394, SLG: 0.519 <b>Mike Kingery, L</b> OBP: 0.330, SLG: 0.301	1-0 F7		1-0 G5-3		1-2 G5-3		2-2 1B		0-1 1B	2	0	0	0	0	0	1											
<b>Inning Stats</b>	R: 0 E: 0 K: 0 S: 7	H: 1 LOB: 1 BB: 0 P: 11	R: 1 E: 0 K: 0 S: 12	H: 2 LOB: 1 BB: 0 P: 18	R: 2 E: 0 K: 0 S: 14	H: 3 LOB: 2 BB: 1 P: 23	R: 0 E: 0 K: 0 S: 10	H: 0 LOB: 1 BB: 1 P: 17	R: 0 E: 0 K: 1 S: 11	H: 2 LOB: 2 BB: 0 P: 17	R: 0 E: 0 K: 1 S: 7	H: 0 LOB: 0 BB: 0 P: 8	R: 1 E: 1 K: 0 S: 12	H: 2 LOB: 2 BB: 1 P: 21	R: 0 E: 0 K: 2 S: 9	H: 0 LOB: 0 BB: 0 P: 12	1B: 8 2B: 1 3B: 0 HR: 1	SF: 1 SAC: 0 DP: 0 HBP: 0	WP: 0 PB: 0 SB: 1 CS: 0	PA: 41							
<b>PITCHER</b>	IP	WLS	BF	H	R	ER	SO	BB	IBB	HBP	BLK	WP	HR	S	P	ERA	WHIP										
<b>Tom Browning, L</b> ERA: 3.02	6.1	W	30	8	3	3	1	2	1	0	0	0	1	68	110	4.26	1.579										
<b>Rob Dibble, R</b> ERA: 2.12	1.1		6	1	1	1	1	1	0	0	0	0	0	15	25	6.75	1.500										
<b>Randy Myers, L</b> ERA: 1.9	1.1	S	5	1	0	0	2	0	0	0	0	0	0	11	14	0.00	0.750										

Batter	1	2	3	4	5	6	7	8	9	AB	R	H	RBI	BB	SO	LOB	BOTTOM										
<b>Eric Davis, R</b> OBP: 0.333, SLG: 0.440	1-1 1B 2B		2-1 G6-3		3-1 L8		1-3 K		1-1 F9	5	1	1	0	0	1	2	<b>San Francisco Giants @ Cincinnati Reds</b> Riverfront Stadium, Cincinnati, OH Sun Aug 12 1990, 3:33 AM EDT Att: 40,134 - Cloudy - 85 F										
<b>Paul O'Neill, L</b> OBP: 0.349, SLG: 0.439	1-1 2B 1B		3-2 G4-3		0-0 F9		1-2 G4-3		4-0 IBB	4	1	1	0	1	0	0											
<b>Barry Larkin, R</b> OBP: 0.362, SLG: 0.412	2-0 1B G5-2-3		2-0 F8		2-2 G1-3		3-2 G6-3		1-2 G4-3	5	0	1	1	0	0	2											
<b>Todd Benzinger, S</b> OBP: 0.296, SLG: 0.347 <b>Herm Winstingham, L</b> OBP: 0.275, SLG: 0.368 <b>Randy Myers, L</b> OBP: 0.500, SLG: 0.500	2-1 G5-2-3 1B HBP		1-0 F7		1-0 G3		0-0 1B 3B			3	2	1	0	0	0	0											
<b>Hal Morris, L</b> OBP: 0.423, SLG: 0.583	3-2 1B G5-2-3		2-2 HR		4-0 BB		4-0 1B IBB			2	2	2	2	2	0	0											
<b>Chris Sabo, R</b> OBP: 0.345, SLG: 0.501	1-2 2-3 3-H G5-2-3		2-2 F9		0-1 P3		2-2 S		1-3 3-H 2-3 1B	4	0	1	1	0	0	4											
<b>Mariano Duncan, R</b> OBP: 0.365, SLG: 0.507	1-2 2-3 3-H 1B		4-1 BB		1-0 G5-3		1-2 K			3	0	1	1	1	1	2											
<b>Joe Oliver, R</b> OBP: 0.310, SLG: 0.341	0-2 1B		0-0 F7		4-2 SH2-3 BB		0-2 F9			3	0	1	1	1	0	1											
<b>Tom Browning, L</b> OBP: 0.119, SLG: 0.121 <b>Rob Dibble, L</b> <b>Billy Hatcher, R</b> OBP: 0.335, SLG: 0.397	0-0 L4		1-0 G3		0-0 SH2-3 BB		4-1 E BB			2	0	0	0	0	0	2											
<b>Inning Stats</b>	R: 4 E: 0 K: 0 S: 19	H: 6 LOB: 2 BB: 0 P: 31	R: 0 E: 0 K: 0 S: 7	H: 0 LOB: 0 BB: 0 P: 14	R: 1 E: 0 K: 0 S: 12	H: 1 LOB: 1 BB: 1 P: 21	R: 0 E: 0 K: 0 S: 4	H: 0 LOB: 0 BB: 0 P: 8	R: 0 E: 0 K: 1 S: 8	H: 0 LOB: 1 BB: 1 P: 14	R: 1 E: 0 K: 1 S: 16	H: 2 LOB: 2 BB: 1 P: 27	R: 0 E: 1 K: 0 S: 12	H: 0 LOB: 2 BB: 2 P: 21	1B: 6 2B: 1 3B: 1 HR: 1	SF: 0 SAC: 1 DP: 1 HBP: 1	WP: 0 PB: 0 SB: 1 CS: 0	PA: 39									
<b>PITCHER</b>	IP	WLS	BF	H	R	ER	SO	BB	IBB	HBP	BLK	WP	HR	S	P	ERA	WHIP										
<b>Scott Garrelts, R</b> ERA: 4.32	5.0	L	24	7	5	5	0	2	0	1	0	0	0	48	87	9.00	1.800										
<b>Francisco Oliveras, R</b> ERA: 3.68	2.0		10	2	1	1	2	1	1	0	0	0	0	24	41	4.50	1.500										
<b>Steve Bedrosian, R</b> ERA: 5.27	1.0		5	0	0	0	0	1	1	0	0	0	0	12	21	0.00	1.000										









Batter	1	2	3	4	5	6	7	8	9	AB	R	H	RBI	BB	SO	LOB	TOP					
<b>Eric Davis, R</b> OBP: 0.331, SLG: 0.432 (1, 8)										4	0	0	0	1	2	5	<b>Cincinnati Reds @ St. Louis Cardinals</b> Busch Stadium, St. Louis, MO Tue Aug 14 1990, 7:05 PM CDT Att: 36,552 - Unknown					
<b>Paul O'Neill, L</b> OBP: 0.352, SLG: 0.444 (1, 9)										5	2	2	1	0	1	5						
<b>Barry Larkin, R</b> OBP: 0.359, SLG: 0.407 (1, 6)										4	1	1	1	1	0	1						
<b>Todd Benzinger, S</b> OBP: 0.294, SLG: 0.347 (1, 7)										5	1	2	3	0	0	0						
<b>Hal Morris, L</b> OBP: 0.428, SLG: 0.581 (1, 3)										4	1	2	1	1	0	0						
<b>Chris Sabo, R</b> OBP: 0.345, SLG: 0.501 (1, 5)										5	1	1	1	0	0	5						
<b>Jeff Reed, L</b> OBP: 0.346, SLG: 0.348 (1, 2)										4	1	2	1	1	0	0						
<b>Mariano Duncan, R</b> OBP: 0.369, SLG: 0.507 (1, 4)									5	1	2	0	0	1	2							
<b>Jack Armstrong, R</b> OBP: 0.133, SLG: 0.093 (1, 1)										1	1	0	0	0	0	0						
<b>Rick Mahler, R</b> OBP: 0.115, SLG: 0.154 (7, 1)									1	0	0	0	0	1	0							
<b>Inning Stats</b>	R: 4 E: 0 K: 2 S: 17	H: 4 LOB: 1 BB: 1 P: 32	R: 0 E: 1 K: 1 S: 10	H: 0 LOB: 1 BB: 0 P: 17	R: 0 E: 0 K: 0 S: 7	H: 0 LOB: 0 BB: 0 P: 12	R: 4 E: 0 K: 1 S: 24	H: 5 LOB: 2 BB: 1 P: 32	R: 0 E: 0 K: 0 S: 12	H: 1 LOB: 2 BB: 1 P: 17	R: 0 E: 0 K: 0 S: 4	H: 0 LOB: 0 BB: 0 P: 5	R: 1 E: 1 K: 0 S: 9	H: 2 LOB: 2 BB: 0 P: 17	R: 0 E: 0 K: 0 S: 5	H: 0 LOB: 1 BB: 1 P: 10	R: 0 E: 0 K: 1 S: 7	H: 0 LOB: 0 BB: 0 P: 11	1B: 9 2B: 2 3B: 1 HR: 0	SF: 0 SAC: 2 DP: 1 HBP: 1	WP: 0 PB: 0 SB: 0 CS: 0	PA: 45
<b>PITCHER</b>	IP WLS BF H R ER SO BB IBB HBP BLK WP HR S P ERA WHIP	IP WLS BF H R ER SO BB IBB HBP BLK WP HR S P ERA WHIP																				
<b>Jose DeLeon, R</b> ERA: 4.15 (1, 1)	3.1 L 21 7 8 8 4 2 0 0 0 0 0 0 51 84 21.60 2.700																					
<b>Tim Sherrill, L</b> ERA: (4, 1)	0.2 3 2 0 0 0 0 0 0 0 0 0 0 0 7 9 0.00 3.000																					
<b>Tom Niedenfuer, R</b> ERA: 3.13 (5, 1)	2.0 8 1 0 0 0 0 1 0 0 0 0 0 0 16 22 0.00 1.000																					
<b>Frank DiPino, L</b> ERA: 4.47 (7, 1)	0.1 4 2 1 1 0 0 0 0 1 0 0 0 0 6 11 27.00 6.000																					
<b>Scott Terry, R</b> ERA: 5.75 (7, 1)	2.2 9 0 0 0 0 1 1 0 0 0 0 0 0 15 27 0.00 0.375																					
Batter	1	2	3	4	5	6	7	8	9	AB	R	H	RBI	BB	SO	LOB	BOTTOM					
<b>Vince Coleman, S</b> OBP: 0.342, SLG: 0.414 (1, 7)										4	2	0	0	1	1	3	<b>Cincinnati Reds @ St. Louis Cardinals</b> Busch Stadium, St. Louis, MO Tue Aug 14 1990, 7:05 PM CDT Att: 36,552 - Unknown					
<b>Ozzie Smith, S</b> OBP: 0.338, SLG: 0.292 (1, 6)										4	1	1	0	1	0	2						
<b>Willie McGee, S</b> OBP: 0.387, SLG: 0.438 (1, 8)										4	0	3	2	0	0	1						
<b>Pedro Guerrero, R</b> OBP: 0.338, SLG: 0.443 (1, 3)										3	0	1	0	1	0	2						
<b>Dave Collins, S</b> OBP: 0.355, SLG: 0.220 (8, 3)										1	0	0	0	0	1	1						
<b>Todd Zeile, R</b> OBP: 0.319, SLG: 0.399 (1, 2)										4	0	1	0	0	1	3						
<b>Terry Pendleton, S</b> OBP: 0.270, SLG: 0.326 (1, 5)										4	1	1	0	0	0	2						
<b>Rex Hudler, R</b> OBP: 0.318, SLG: 0.420 (1, 9)										3	0	0	0	0	1	1						
<b>José Oquendo, S</b> OBP: 0.355, SLG: 0.317 (1, 4)										2	0	0	1	1	0	0						
<b>Frank DiPino, L</b> OBP: 0.333, SLG: 0.667 (7, 1)										0	0	0	0	0	0	0						
<b>Scott Terry, R</b> OBP: 0.500, SLG: 0.600 (7, 1)										1	0	0	0	0	0	0						
<b>Jose DeLeon, R</b> OBP: 0.189, SLG: 0.186 (1, 1)										1	0	0	0	0	1	0						
<b>Tim Sherrill, L</b> ERA: (4, 1)										0	0	0	0	0	0	0						
<b>Denny Walling, L</b> OBP: 0.246, SLG: 0.246 (4, PH)										1	0	0	0	0	0	2						
<b>Tom Niedenfuer, R</b> ERA: (5, 1)										0	0	0	0	0	0	0						
<b>Tim Jones, L</b> OBP: 0.247, SLG: 0.198 (5, PH)										2	0	1	0	0	0	0						
<b>Inning Stats</b>	R: 1 E: 1 K: 0 S: 20	H: 2 LOB: 2 BB: 0 P: 33	R: 0 E: 0 K: 1 S: 8	H: 0 LOB: 0 BB: 0 P: 14	R: 0 E: 0 K: 1 S: 10	H: 1 LOB: 2 BB: 1 P: 17	R: 0 E: 0 K: 0 S: 6	H: 0 LOB: 2 BB: 1 P: 14	R: 0 E: 0 K: 1 S: 12	H: 0 LOB: 1 BB: 1 P: 23	R: 1 E: 0 K: 0 S: 10	H: 2 LOB: 1 BB: 0 P: 15	R: 1 E: 0 K: 0 S: 9	H: 2 LOB: 0 BB: 0 P: 17	R: 0 E: 0 K: 0 S: 7	H: 0 LOB: 0 BB: 0 P: 8	R: 1 E: 0 K: 1 S: 11	H: 1 LOB: 1 BB: 1 P: 19	1B: 7 2B: 0 3B: 1 HR: 0	SF: 1 SAC: 0 DP: 1 HBP: 1	WP: 2 PB: 0 SB: 2 CS: 0	PA: 40
<b>PITCHER</b>	IP WLS BF H R ER SO BB IBB HBP BLK WP HR S P ERA WHIP	IP WLS BF H R ER SO BB IBB HBP BLK WP HR S P ERA WHIP																				
<b>Jack Armstrong, R</b> ERA: 3.35 (1, 1)	3.0 S 12 3 2 2 1 1 0 0 0 0 0 0 27 44 6.00 1.333																					
<b>Rick Mahler, R</b> ERA: 4.6 (7, 1)																						



Batter	1	2	3	4	5	6	7	8	9	10	11	12	AB	R	H	RBI	BB	SO	LOB			
Herm Winningham, L (1.8) OBP: 0.296, SLG: 0.455	0-3 K		0-0 SF7 3B		0-0 L7			0-0 2B		3-2 3B		1-0 2B 3B	6	2	4	1	0	1	1			
Paul O'Neill, L (1.9) OBP: 0.357, SLG: 0.447	4-2 BB		0-0 SF7			1-3 K		4-0 IBB		4-0 IBB		0-0 2B 3B	2	0	1	2	3	1	0			
Barry Larkin, R (1.6) OBP: 0.357, SLG: 0.402	0-2 F9		3H 4-1 CS BB			2-3 K		2-1 4-3		3-1 6-3		1-0 F9	5	0	0	0	1	1	6			
Todd Benzinger, S (1.7) OBP: 0.290, SLG: 0.342	1-0 4-3		0-0 CS	1-1 F5		3-3 K			1-3 K		0-3 K		5	0	0	0	0	3	1			
Hal Morris, L (1.3) OBP: 0.427, SLG: 0.582		0-0 G4-6-3 1B		1-3 K			1-1 6-3		1-1 2B		2-1 G3		5	0	2	0	0	1	0			
Luis Quiñones, S (1.5) OBP: 0.319, SLG: 0.343		1-0 G4-6-3		2-2 L8			0-2 5-3		2-3 K		2-1 F7		5	0	0	0	0	1	2			
Mariano Duncan, R (1.4) OBP: 0.366, SLG: 0.508		0-1 3B			1-3 K		2-2 F8		0-1 6-3			1-1 F7	5	0	1	0	0	1	1			
Joe Oliver, R (1.2) OBP: 0.306, SLG: 0.339		3-3 K			0-2 6-3			1-0 F9		1-2 L6		2-1 P4	5	0	0	0	0	1	1			
Norm Charlton, S (1.1) Ken Griffey Jr. (0.947) Randy Myers (0.290) Billy Hamilton (0.500) Rob Dibble, L (0.399) Glenn Briggus, R (0.405) Tim Layana, R (12.1)			1-3 K		0-0 1B			0-3 K		1-0 CS 1B		3-1 3B 1B	2	0	1	0	0	1	0			
<b>Inning Stats</b>	R: 0 E: 0 K: 1 S: 14	H: 0 LOB: 1 BB: 1 P: 19	R: 0 E: 0 K: 1 S: 7	H: 2 LOB: 1 BB: 0 P: 11	R: 1 E: 0 K: 1 S: 6	H: 1 LOB: 0 BB: 1 P: 11	R: 0 E: 0 K: 1 S: 10	H: 0 LOB: 0 BB: 0 P: 14	R: 0 E: 0 K: 3 S: 10	H: 0 LOB: 0 BB: 0 P: 16	R: 0 E: 0 K: 0 S: 9	H: 1 LOB: 2 BB: 1 P: 14	R: 0 E: 0 K: 2 S: 12	H: 1 LOB: 1 BB: 0 P: 16	R: 0 E: 0 K: 1 S: 7	H: 0 LOB: 0 BB: 0 P: 11	R: 2 E: 0 K: 0 S: 9	H: 3 LOB: 1 BB: 0 P: 17	1B: 4 2B: 3 3B: 4 HR: 0	SF: 1 SAC: 0 DP: 1 HBP: 0	WP: 0 PB: 0 SB: 1 CS: 2	PA: 49
<b>PITCHER</b>	IP WLS BF H R ER SO BB IBB HBP BLK WP HR S P ERA WHIP	Ken Hill, R (1.1) ERA: 5.59	Ken Dayley, L (4.1) ERA: 3.45	Frank DiPino, L (6.1) ERA: 4.33	Lee Smith, R (8.1) ERA: 2.01	Tom Niedenfuer, R (10.1) ERA: 3.3	<b>PITCHER</b>	IP WLS BF H R ER SO BB IBB HBP BLK WP HR S P ERA WHIP	Tim Sherrill, L (12.1) ERA:													

**Cincinnati Reds @ St. Louis Cardinals**  
 Busch Stadium, St. Louis, MO  
 Wed Aug 15 1990, 3:33 AM CDT  
 Alt. 31,924 - Unknown

AB	43
R	3
H	11
RBI	3
BB	4
SO	12
LOB	12

Batter	1	2	3	4	5	6	7	8	9	10	11	12	AB	R	H	RBI	BB	SO	LOB					
Vince Coleman, S (1.7) OBP: 0.339, SLG: 0.411	2-2 2-3		1-1 6-3		2-2 L7		2-2 F4			1-3 K		1-0 1B	6	0	1	0	0	1	4					
Ozzie Smith, S (1.6) OBP: 0.334, SLG: 0.295	2-3 K		2-2 FC5-2		1-2 3B	1-1 K	1-1 F8		1-2 5-3		1-0 G3		6	0	1	0	0	1	4					
Willie McGee, S (1.8) OBP: 0.385, SLG: 0.435	0-0 6-3		0-1 5-3		1-3 K	1-1 P4	1-1 P4		3-2 5-3		1-1 G4-6-3 1B		5	0	1	0	0	1	2					
Pedro Guerrero, R (1.3) OBP: 0.335, SLG: 0.438		0-0 P4		0-0 F9		0-3 K	3-2 5-3			2-0 G4-6-3		1-2 1B	5	0	0	0	0	1	2					
Todd Zeile, R (1.2) OBP: 0.323, SLG: 0.402	1-0 1B		1-0 1B		2-3 K	1-0 F8		2-2 FC1-6 1B		1-0 1B		1-0 1B	5	0	3	0	0	1	1					
Terry Pendleton, S (1.5) OBP: 0.272, SLG: 0.327	1-0 1B		1-0 5-3		0-0 5-3		0-0 SH1-4 FC6 4-3 1B		1-1 FC1-6 CS		1-0 F7		5	1	2	0	0	0	2					
Tim Sherrill, L (12.1)													0	0	0	0	0	0	0					
Craig Wilson, R (1.9) OBP: 0.279, SLG: 0.242					0-3 G6-3		3-1 FC6		0-3 K		0-3 K		4	0	0	0	0	2	4					
Tom Niedenfuer, R (10.1) Tim Jones, L (12.5) ERA: 2.01					1-0 K		1-2 SH1-4		1-2 K		0-1 CS		1	0	0	0	0	1	0					
José Oquendo, S (1.4) OBP: 0.356, SLG: 0.322	1-2 F8		1-2 F8		3-1 2B		0-0 SH1-4		0-1 SAFE CS	2-2 SH3-4 1B		2-1 4-3	4	0	2	0	0	0	2					
Ken Hill, R (1.1) Ken Griffey Jr. (0.947) Randy Myers (0.290) Billy Hamilton (0.500) Rob Dibble, L (0.399) Glenn Briggus, R (0.405) Tim Layana, R (12.1)			0-0 E FC5-2 1B		1-3 K		1-2 4-3		1-2 3H	3-1 SH3-4		4-1 1B BB	0	0	0	0	0	0	0					
<b>Inning Stats</b>	R: 0 E: 0 K: 1 S: 8	H: 0 LOB: 0 BB: 0 P: 12	R: 0 E: 0 K: 1 S: 9	H: 2 LOB: 2 BB: 0 P: 12	R: 0 E: 1 K: 0 S: 9	H: 1 LOB: 1 BB: 0 P: 12	R: 0 E: 0 K: 1 S: 5	H: 0 LOB: 0 BB: 0 P: 8	R: 0 E: 0 K: 1 S: 9	H: 1 LOB: 1 BB: 0 P: 16	R: 0 E: 0 K: 2 S: 11	H: 0 LOB: 0 BB: 0 P: 15	R: 0 E: 0 K: 1 S: 9	H: 1 LOB: 0 BB: 0 P: 12	R: 0 E: 0 K: 1 S: 12	H: 1 LOB: 1 BB: 0 P: 19	R: 0 E: 0 K: 0 S: 5	H: 2 LOB: 1 BB: 0 P: 10	R: 0 E: 0 K: 1 S: 8	H: 1 LOB: 2 BB: 1 P: 16	1B: 9 2B: 1 3B: 1 HR: 0	SF: 0 SAC: 2 DP: 1 HBP: 0	WP: 0 PB: 0 SB: 0 CS: 1	PA: 48
<b>PITCHER</b>	IP WLS BF H R ER SO BB IBB HBP BLK WP HR S P ERA WHIP	Norm Charlton, L (1.1) ERA: 2.3	Randy Myers, L (8.1) ERA: 1.81	Rob Dibble, R (10.1) ERA: 2.01	Tim Layana, R (12.1) ERA: 2.48	<b>PITCHER</b>	IP WLS BF H R ER SO BB IBB HBP BLK WP HR S P ERA WHIP	Tim Sherrill, L (12.1) ERA:																

**Cincinnati Reds @ St. Louis Cardinals**  
 Busch Stadium, St. Louis, MO  
 Wed Aug 15 1990, 3:33 AM CDT  
 Alt. 31,924 - Unknown

AB	44
R	1
H	11
RBI	1
BB	1
SO	9
LOB	23







Batter	1	2	3	4	5	6	7	8	9	AB	R	H	RBI	BB	SO	LOB	TOP			
Gary Redus, R (1,3) OBP: 0.314, SLG: 0.382 Sid Bream, L (8,PH) OBP: 0.355, SLG: 0.458	F9		6-3			P4		F7		3	0	0	0	0	0	0				
Jay Bell, R (1,6) OBP: 0.317, SLG: 0.376	F8				1B			1B		4	1	3	2	0	0	0				
Andy Van Slyke, L (1,8) OBP: 0.373, SLG: 0.470	F7				F9			K		4	0	0	0	0	1	2				
Bobby Bonilla, S (1,9) OBP: 0.323, SLG: 0.544					P6			L8		4	1	1	1	0	0	1				
Barry Bonds, L (1,7) OBP: 0.418, SLG: 0.579	F9				F8					4	0	1	0	0	1	1				
Jeff King, R (1,5) OBP: 0.294, SLG: 0.401	K									4	1	1	1	0	1	1				
Don Slaught, R (1,2) OBP: 0.388, SLG: 0.489	P3									3	0	0	0	0	1	0				
Rafael Belliard, R (1,4) OBP: 0.311, SLG: 0.282 John Cangelosi, S (8,PH) OBP: 0.303, SLG: 0.203 Stan Belinda, R (8,1)			6-3							2	0	0	0	0	0	0				
John Smiley, L (1,1) OBP: 0.162, SLG: 0.114 Jose Lind, R (8,PH) OBP: 0.323, SLG: 0.370	F7									2	0	0	0	0	0	0				
<b>Inning Stats</b>	R: 0 E: 0 K: 0 S: 8	H: 0 LOB: 0 BB: 0 P: 11	R: 1 E: 0 K: 1 S: 7	H: 1 LOB: 0 BB: 0 P: 11	R: 0 E: 0 K: 0 S: 5	H: 0 LOB: 0 BB: 0 P: 5	R: 0 E: 0 K: 0 S: 7	H: 1 LOB: 1 BB: 0 P: 10	R: 1 E: 0 K: 1 S: 8	H: 1 LOB: 0 BB: 0 P: 11	R: 0 E: 0 K: 1 S: 6	H: 0 LOB: 0 BB: 0 P: 8	R: 1 E: 0 K: 1 S: 14	H: 1 LOB: 1 BB: 1 P: 23	R: 0 E: 0 K: 0 S: 8	H: 1 LOB: 0 BB: 0 P: 13	1B: 3 2B: 1 3B: 0 HR: 3	SF: 0 SAC: 1 DP: 1 HBP: 0	WP: 1 PB: 0 SB: 2 CS: 0	PA: 33
<b>PITCHER</b>	IP	WLS	BF	H	R	ER	SO	BB	IBB	HBP	BLK	WP	HR	S	P	ERA	WHIP			
Tom Browning, L (1,1) ERA: 3.05 Tim Layana, R (8,1) ERA: 2.96	7.0		25	4	3	3	3	0	0	0	0	0	3	49	68	3.86	0.571			
<b>PITCHER</b>	IP	WLS	BF	H	R	ER	SO	BB	IBB	HBP	BLK	WP	HR	S	P	ERA	WHIP			

Pittsburgh Pirates @ Cincinnati Reds  
Riverfront Stadium, Cincinnati, OH  
Fri Aug 17 1990, 7:05 PM EDT  
Att: 48,964 - Unknown - 78 F

AB	31
R	4
H	6
RBI	4
BB	1
SO	4
LOB	6



Batter	1	2	3	4	5	6	7	8	9	AB	R	H	RBI	BB	SO	LOB	BOTTOM					
Barry Larkin, R (1,6) OBP: 0.355, SLG: 0.399	L4-3									4	2	2	0	1	0	1						
Mariano Duncan, R (1,4) OBP: 0.368, SLG: 0.506	P4									5	0	3	0	0	0	2						
Chris Sabo, R (1,5) OBP: 0.348, SLG: 0.501	E9									3	1	1	0	0	0	2						
Eric Davis, R (1,8) OBP: 0.329, SLG: 0.430	G3									3	0	1	2	0	0	1						
Glenn Braggs, R (1,9) OBP: 0.358, SLG: 0.407	G3									4	0	2	1	0	1	1						
Todd Benzinger, S (1,3) OBP: 0.291, SLG: 0.342	G3									4	0	2	0	0	0	4						
Joe Oliver, R (1,2) OBP: 0.302, SLG: 0.334 Paul O'Neill, L (8,PH) OBP: 0.357, SLG: 0.447 Jeff Reed, L (9,2) OBP: 0.355, SLG: 0.352	5-3									3	0	0	0	0	1	3						
Billy Hatcher, R (1,7) OBP: 0.332, SLG: 0.392	P3									4	0	0	0	0	1	0						
Tom Browning, L (1,1) OBP: 0.129, SLG: 0.117 Tim Layana, R (8,1) Hal Morris, L (9,PH) OBP: 0.415, SLG: 0.565										2	0	0	0	1	1	0						
<b>Inning Stats</b>	R: 2 E: 1 K: 0 S: 11	H: 4 LOB: 2 BB: 0 P: 18	R: 0 E: 0 K: 0 S: 7	H: 0 LOB: 1 BB: 1 P: 15	R: 0 E: 0 K: 0 S: 8	H: 2 LOB: 2 BB: 0 P: 13	R: 0 E: 0 K: 1 S: 6	H: 0 LOB: 0 BB: 0 P: 7	R: 1 E: 0 K: 1 S: 9	H: 1 LOB: 1 BB: 1 P: 18	R: 0 E: 0 K: 0 S: 10	H: 1 LOB: 0 BB: 0 P: 12	R: 0 E: 0 K: 1 S: 9	H: 1 LOB: 1 BB: 0 P: 19	R: 0 E: 0 K: 1 S: 10	H: 1 LOB: 1 BB: 0 P: 13	R: 0 E: 0 K: 1 S: 11	H: 1 LOB: 1 BB: 0 P: 13	1B: 11 2B: 1 3B: 0 HR: 0	SF: 1 SAC: 1 DP: 1 HBP: 0	WP: 0 PB: 0 SB: 0 CS: 1	PA: 38
<b>PITCHER</b>	IP	WLS	BF	H	R	ER	SO	BB	IBB	HBP	BLK	WP	HR	S	P	ERA	WHIP					
John Smiley, L (1,1) ERA: 4.08 Stan Belinda, R (8,1) ERA: 2.84	7.0		30	9	3	3	3	2	0	0	0	0	0	60	102	3.86	1.571					
<b>PITCHER</b>	IP	WLS	BF	H	R	ER	SO	BB	IBB	HBP	BLK	WP	HR	S	P	ERA	WHIP					

Pittsburgh Pirates @ Cincinnati Reds  
Riverfront Stadium, Cincinnati, OH  
Fri Aug 17 1990, 7:05 PM EDT  
Att: 48,964 - Unknown - 78 F

AB	34
R	3
H	11
RBI	3
BB	2
SO	5
LOB	15





Batter	1	2	3	4	5	6	7	8	9	AB	R	H	RBI	BB	SO	LOB	TOP										
Gary Redus, R OBP: 0.317, SLG: 0.381 Sid Bream, L OBP: 0.353, SLG: 0.457	4-1 FC1-6 BB		1-1 F9		2-1 BLK S 1B	3-2 G5-3			1-1 G4-3	3	1	1	0	1	0	0											
Jay Bell, R OBP: 0.318, SLG: 0.376	0-0 FC1-6 PB BLK 2B		4-2 CS BB		3-1 WP 1B 1B			0-1 L7		3	1	1	1	1	0	1											
Andy Van Slyke, L OBP: 0.376, SLG: 0.473	2-2 L5		0-2 1B		0-0 WP 1B			0-0 G3-6-3 1B		4	0	3	0	0	0	1											
Bobby Bonilla, S OBP: 0.323, SLG: 0.541	4-1 2B BB		0-1 L7		0-2 G5-3			3-1 G3-6-3 1B		3	0	0	0	1	0	4											
Barry Bonds, L OBP: 0.420, SLG: 0.590	2-2 1-3 3-H 2B			0-0 HR	4-0 FC6-4 IBB			3-1 G4-3		3	1	2	2	1	0	0											
Jeff King, R OBP: 0.290, SLG: 0.394	0-0 G6-3		0-3 K		0-3 K			0-1 P4		4	0	0	0	0	2	5											
Don Slaught, R OBP: 0.380, SLG: 0.478		2-2 L7		2-2 G6-3	1-1 FC6-4 1-2			0-0 F8		4	0	0	0	0	0	3											
Jose Lind, R OBP: 0.323, SLG: 0.371		1-2 F9		2-2 2B	0-0 L9			0-0 G6-3		4	0	1	0	0	0	0											
Zane Smith, L OBP: 0.174, SLG: 0.239 Doug Bair, R Bob Kipper, R	0-1 G5-3		0-0 G5-3		0-1 G4-3			1-3 K		3	0	0	0	0	0	1											
<b>Inning Stats</b>	R: 1 E: 0 K: 0 S: 10	H: 1 LOB: 2 BB: 2 P: 22	R: 0 E: 0 K: 0 S: 8	H: 0 LOB: 0 BB: 0 P: 11	R: 0 E: 0 K: 0 S: 13	H: 1 LOB: 1 BB: 1 P: 18	R: 1 E: 0 K: 1 S: 11	H: 2 LOB: 1 BB: 0 P: 15	R: 1 E: 0 K: 1 S: 15	H: 3 LOB: 3 BB: 1 P: 24	R: 0 E: 0 K: 0 S: 6	H: 0 LOB: 0 BB: 0 P: 9	R: 0 E: 0 K: 0 S: 5	H: 1 LOB: 0 BB: 0 P: 8	R: 0 E: 0 K: 0 S: 5	H: 0 LOB: 0 BB: 0 P: 8	R: 0 E: 0 K: 1 S: 6	H: 0 LOB: 0 BB: 0 P: 8	1B: 5 2B: 2 3B: 0 HR: 1	SF: 0 SAC: 0 DP: 1 HBP: 0	WP: 1 PB: 1 SB: 1 CS: 1	PA: 37					
<b>PITCHER</b>	IP	WLS	BF	H	R	ER	SO	BB	IBB	HBP	BLK	WP	HR	S	P	ERA	WHIP										
Chris Hammond, L ERA: 6.43	4.1	L	23	7	3	3	1	3	1	0	2	1	1	52	84	6.23	2.308										
Rick Mahler, R ERA: 4.74	1.2		5	0	0	0	1	0	0	0	0	0	0	11	15	0.00	0.000										
Rosario Rodriguez, L ERA: 2.25	2.0		6	1	0	0	0	0	0	0	0	0	0	10	16	0.00	0.500										
Tim Layana, R ERA: 2.51	1.0		3	0	0	0	1	0	0	0	0	0	0	6	8	0.00	0.000										

Pittsburgh Pirates @ Cincinnati Reds  
Riverfront Stadium, Cincinnati, OH  
Sat Aug 18 1990, 3:33 AM EDT  
Att: 35,263 - Sunny

AB 33  
R 3  
H 8  
RBI 3  
BB 4  
SO 3  
LOB 15



Batter	1	2	3	4	5	6	7	8	9	AB	R	H	RBI	BB	SO	LOB	BOTTOM										
Barry Larkin, R OBP: 0.355, SLG: 0.397	1-0 G6-4-3 1B			1-0 F9		0-2 F9		0-2 FC4-6 1-2		4	0	1	0	0	0	1											
Mariano Duncan, R OBP: 0.387, SLG: 0.506	0-1 G6-4-3 1-2			0-0 G5-3		0-1 2B		0-1 G1-3		4	0	1	0	0	0	2											
Chris Sabo, R OBP: 0.346, SLG: 0.497	2-2 G5-3			3-2 G5-3		0-1 G5-3			0-1 F8	4	0	0	0	0	0	1											
Eric Davis, R OBP: 0.328, SLG: 0.428		1-3 K			2-3 K			0-0 F9	0-1 FC5-4 1B	4	0	1	0	0	2	0											
Glenn Braggs, R OBP: 0.380, SLG: 0.406		1-0 G6-3 1B			4-1 1B BB			3-2 L4	2-0 FC5-4 1-2	3	0	1	0	1	0	1											
Hal Morris, L OBP: 0.412, SLG: 0.557		0-1 G6-3 1-2			2-2 1B			0-0 B2-3	3-1 G5-3	4	0	1	0	0	0	2											
Billy Hatcher, R OBP: 0.329, SLG: 0.389			2-2 F9		1-1 F7			0-2 L1		3	0	0	0	0	0	2											
Joe Oliver, R OBP: 0.305, SLG: 0.347			0-1 G1-6-3 1B		2-2 L1			0-1 HR		3	1	2	1	0	0	2											
Chris Hammond, L ERA: 6.43 Rick Mahler, R ERA: 4.74 Todd Stensland, L ERA: 3.59 Rosario Rodriguez, R Luis Quiñones, S ERA: 3.25 Tim Layana, R ERA: 2.51			1-0 G1-6-3 1-2			1-1 P6		4-1 FC4-6 BB		1	0	0	0	0	0	0											
<b>Inning Stats</b>	R: 0 E: 0 K: 0 S: 6	H: 1 LOB: 0 BB: 0 P: 9	R: 0 E: 0 K: 1 S: 6	H: 1 LOB: 0 BB: 0 P: 8	R: 0 E: 0 K: 0 S: 6	H: 1 LOB: 0 BB: 0 P: 9	R: 0 E: 0 K: 1 S: 12	H: 1 LOB: 2 BB: 1 P: 23	R: 0 E: 0 K: 0 S: 9	H: 1 LOB: 1 BB: 0 P: 10	R: 0 E: 0 K: 0 S: 5	H: 0 LOB: 0 BB: 0 P: 8	R: 1 E: 0 K: 0 S: 11	H: 1 LOB: 1 BB: 1 P: 15	R: 0 E: 0 K: 0 S: 7	H: 1 LOB: 1 BB: 0 P: 12	1B: 5 2B: 1 3B: 0 HR: 1	SF: 0 SAC: 0 DP: 3 HBP: 0	WP: 0 PB: 0 SB: 0 CS: 0	PA: 33							
<b>PITCHER</b>	IP	WLS	BF	H	R	ER	SO	BB	IBB	HBP	BLK	WP	HR	S	P	ERA	WHIP										
Zane Smith, L ERA: 3.25	7.1	W	27	6	1	1	2	2	0	0	0	0	0	10	12	0.00	0.750										
Doug Bair, R ERA: 3.59	1.1		5	1	0	0	0	0	0	0	0	0	0	10	12	0.00	0.750										
Bob Kipper, L ERA: 3.16	0.1	S	1	0	0	0	0	0	0	0	0	0	0	2	5	0.00	0.000										

Pittsburgh Pirates @ Cincinnati Reds  
Riverfront Stadium, Cincinnati, OH  
Sat Aug 18 1990, 3:33 AM EDT  
Att: 35,263 - Sunny

AB 31  
R 1  
H 7  
RBI 1  
BB 2  
SO 2  
LOB 12









Batter	1	2	3	4	5	6	7	8	9	AB	R	H	RBI	BB	SO	LOB	TOP																	
Doug Dascenzo, S OBP: 0.311, SLG: 0.381 (1, 8)										3	1	3	1	1	0	0																		
23 Ryne Sandberg, R OBP: 0.355, SLG: 0.544 (1, 4)										4	0	0	0	0	1	5																		
Mark Grace, L OBP: 0.369, SLG: 0.407 (1, 3)										3	1	1	1	1	0	0																		
Andre Dawson, R OBP: 0.371, SLG: 0.548 (1, 9)										4	0	0	0	0	1	3																		
Luis Salazar, R OBP: 0.312, SLG: 0.422 (1, 7)										3	0	1	0	1	0	2																		
Shawn Dunston, R OBP: 0.308, SLG: 0.474 Curtis Wilkerson, S OBP: 0.247, SLG: 0.261 Bill Long, R (8, 1)										1	1	1	0	0	0	0																		
Domingo Ramos, R OBP: 0.311, SLG: 0.289 (2, 6)										4	0	0	0	0	0	3																		
Joe Girardi, R OBP: 0.313, SLG: 0.372 (1, 2)										4	0	0	0	0	1	1																		
Mike Bielecki, R OBP: 0.257, SLG: 0.212 Marvell Wynne, L OBP: 0.264, SLG: 0.339 (8, 8)										3	0	0	0	0	2	1																		
<b>Inning Stats</b>	R: 0 E: 0 K: 1 S: 8	H: 1 LOB: 2 BB: 1 P: 15	R: 1 E: 1 K: 0 S: 13	H: 2 LOB: 2 BB: 0 P: 19	R: 0 E: 0 K: 0 S: 9	H: 1 LOB: 1 BB: 0 P: 11	R: 0 E: 0 K: 1 S: 6	H: 0 LOB: 0 BB: 0 P: 7	R: 2 E: 0 K: 0 S: 17	H: 2 LOB: 2 BB: 2 P: 34	R: 0 E: 0 K: 1 S: 8	H: 0 LOB: 0 BB: 0 P: 12	R: 0 E: 0 K: 1 S: 7	H: 0 LOB: 0 BB: 0 P: 10	R: 0 E: 0 K: 1 S: 3	H: 0 LOB: 0 BB: 0 P: 4	1B: 4 2B: 3 3B: 0 HR: 0	SF: 0 SAC: 0 DP: 0 HBP: 0	WP: 0 PB: 0 SB: 3 CS: 0	PA: 36														
<b>PITCHER</b>	IP WLS BF H R ER SO BB IBB HBP BLK WP HR S P ERA WHIP																																	
Norm Charlton, L ERA: 2.31 Rob Dibble, R ERA: 1.97	(1, 1) (8, 1)	7.0 L	32 32	7 7	3 3	2 2	4 4	2 2	1 1	0 0	0 0	0 0	0 0	0 0	0 10	109 14	2.57 0.00	1.286 0.000																

Chicago Cubs @ Cincinnati Reds  
Riverfront Stadium, Cincinnati, OH  
Mon Aug 20 1990, 7:05 PM EDT  
Att: 26,011 - Unknown

AB	33
R	3
H	7
RBI	3
BB	3
SO	6
LOB	16



Batter	1	2	3	4	5	6	7	8	9	AB	R	H	RBI	BB	SO	LOB	BOTTOM												
Billy Hatcher, R OBP: 0.326, SLG: 0.385 (1, 8)										4	0	0	0	0	0	0													
Barry Larkin, R OBP: 0.354, SLG: 0.395 (1, 6)										4	0	0	0	0	1	0													
Hal Morris, L OBP: 0.400, SLG: 0.538 (1, 3)										4	0	1	0	0	1	1													
Paul O'Neill, L OBP: 0.354, SLG: 0.441 (1, 9)										3	0	0	0	0	0	2													
Glenn Braggs, R OBP: 0.360, SLG: 0.402 (1, 7)										2	1	0	0	1	1	0													
Chris Sabo, R OBP: 0.345, SLG: 0.493 (1, 5)										3	0	1	0	0	0	0													
Mariano Duncan, R OBP: 0.362, SLG: 0.498 (1, 4)										3	0	1	0	0	1	2													
Jeff Reed, L OBP: 0.360, SLG: 0.385 (1, 2)										2	0	0	1	0	0	1													
Norm Charlton, S OBP: 0.292, SLG: 0.150 Todd Benzinger, S OBP: 0.292, SLG: 0.345 Rob Dibble, L (7, PH) (8, 1)										2	0	0	0	0	1	1													
<b>Inning Stats</b>	R: 0 E: 0 K: 2 S: 9	H: 0 LOB: 1 BB: 0 P: 15	R: 1 E: 0 K: 1 S: 11	H: 1 LOB: 1 BB: 1 P: 22	R: 0 E: 0 K: 0 S: 9	H: 1 LOB: 1 BB: 0 P: 15	R: 0 E: 0 K: 1 S: 9	H: 1 LOB: 0 BB: 0 P: 15	R: 0 E: 0 K: 0 S: 6	H: 0 LOB: 0 BB: 0 P: 10	R: 0 E: 0 K: 0 S: 6	H: 0 LOB: 0 BB: 0 P: 10	R: 0 E: 0 K: 2 S: 10	H: 0 LOB: 1 BB: 0 P: 14	R: 0 E: 0 K: 0 S: 9	H: 0 LOB: 0 BB: 0 P: 10	1B: 3 2B: 0 3B: 0 HR: 0	SF: 1 SAC: 0 DP: 0 HBP: 0	WP: 0 PB: 1 SB: 1 CS: 0	PA: 30									
<b>PITCHER</b>	IP WLS BF H R ER SO BB IBB HBP BLK WP HR S P ERA WHIP																												
Mike Bielecki, R ERA: 5.41 Bill Long, R ERA: 3.51	(1, 1) (8, 1)	7.0 W	27 27	3 3	0 0	0 0	0 0	0 0	0 0	0 0	0 9	10 10	0.00 0.000																

Chicago Cubs @ Cincinnati Reds  
Riverfront Stadium, Cincinnati, OH  
Mon Aug 20 1990, 7:05 PM EDT  
Att: 26,011 - Unknown

AB	28
R	1
H	3
RBI	1
BB	1
SO	6
LOB	8













Batter	1	2	3	4	5	6	7	8	9	AB	R	H	RBI	BB	SO	LOB	TOP										
<b>Barry Larkin, R</b> OBP: 0.354, SLG: 0.392 (1, 6)	G4-3	L9			F6		G6-3		L1-3	5	0	2	1	0	0	0	<b>Cincinnati Reds @ Pittsburgh Pirates</b> Three Rivers Stadium, Pittsburgh, PA Thu Aug 23 1990, 7:05 PM EDT Att: 26,181 - Unknown <a href="http://livebaseballscorecards.com">livebaseballscorecards.com</a>										
<b>Mariano Duncan, R</b> OBP: 0.359, SLG: 0.494 (1, 4)	L1-3	1B			G5-3		G6-3		L1-3	5	0	1	0	0	1	4											
<b>Chris Sabo, R</b> OBP: 0.350, SLG: 0.491 (1, 5)	L1-3	1B			G6-3				K	5	0	3	0	0	1	1											
<b>Eric Davis, R</b> OBP: 0.324, SLG: 0.429 (1, 8)	L1-3				L7		F8		FC6-4	4	0	1	0	0	0	3											
<b>Glenn Braggs, R</b> OBP: 0.356, SLG: 0.394 (1, 7)					P6		L7		FC6-4	3	0	0	0	1	0	3											
<b>Paul O'Neill, L</b> OBP: 0.355, SLG: 0.441 (1, 9)	K				2B		K		K	4	0	1	0	0	3	5											
<b>Joe Oliver, R</b> OBP: 0.307, SLG: 0.361 (1, 2)		L3			G5-3		HR		G5-3	4	1	1	1	0	0	3											
<b>Todd Benzinger, S</b> OBP: 0.297, SLG: 0.359 (1, 3)		HR			F8		1B		1B	4	2	3	1	0	0	1											
<b>Chris Hammond, L</b> (1, 1)					K		F9		1B	2	0	0	0	0	1	1											
<b>Tim Layana, R</b> (5, 1)		G3-1							1B	0	0	0	0	0	0	0											
<b>Luis Quinones, S</b> OBP: 0.317, SLG: 0.333 (7, PH)									1B	1	0	0	0	0	0	1											
<b>Rosario Rodriguez, R</b> (7, 1)									1B	0	0	0	0	0	0	0											
<b>Hal Morris, L</b> OBP: 0.400, SLG: 0.547 (9, PH)									1B	1	0	1	0	0	0	0											
<b>Inning Stats</b>	R: 0 E: 0 K: 1 S: 16	H: 2 LOB: 3 BB: 1 P: 26	R: 1 E: 0 K: 0 S: 9	H: 1 LOB: 0 BB: 0 P: 12	R: 0 E: 0 K: 1 S: 9	H: 1 LOB: 1 BB: 0 P: 14	R: 0 E: 0 K: 1 S: 14	H: 1 LOB: 1 BB: 0 P: 24	R: 0 E: 0 K: 0 S: 6	H: 0 LOB: 0 BB: 0 P: 7	R: 0 E: 0 K: 1 S: 6	H: 0 LOB: 0 BB: 0 P: 9	R: 1 E: 0 K: 0 S: 9	H: 3 LOB: 1 BB: 0 P: 14	R: 0 E: 0 K: 1 S: 13	H: 2 LOB: 2 BB: 0 P: 19	R: 1 E: 0 K: 1 S: 12	H: 3 LOB: 1 BB: 0 P: 15	1B: 10 2B: 2 3B: 0 HR: 2	SF: 0 SAC: 0 DP: 2 HBP: 0	WP: 0 PB: 0 SB: 0 CS: 0	PA: 39					
<b>PITCHER</b>	IP	WLS	BF	H	R	ER	SO	BB	IBB	HBP	BLK	WP	HR	S	P	ERA	WHIP										
<b>Zane Smith, L</b> ERA: 3.24 (1, 1)	6.1	W	27	7	2	2	4	1	0	0	0	0	2	64	98	2.84	1.263										
<b>Stan Belinda, R</b> ERA: 2.92 (7, 1)	1.2		7	3	0	0	1	0	0	0	0	0	0	18	27	0.00	1.800										
<b>Doug Bair, R</b> ERA: 3.66 (9, 1)	1.0		5	3	1	1	1	0	0	0	1	0	0	12	15	9.00	3.000										

Batter	1	2	3	4	5	6	7	8	9	AB	R	H	RBI	BB	SO	LOB	BOTTOM										
<b>Gary Redus, R</b> OBP: 0.327, SLG: 0.400 (1, 3)	G6-3				HR					1	1	0	0	2	0	0	<b>Cincinnati Reds @ Pittsburgh Pirates</b> Three Rivers Stadium, Pittsburgh, PA Thu Aug 23 1990, 7:05 PM EDT Att: 26,181 - Unknown <a href="http://livebaseballscorecards.com">livebaseballscorecards.com</a>										
<b>Sid Bream, L</b> OBP: 0.358, SLG: 0.469 (6, 3)					BB					2	0	0	0	0	1	2											
<b>Jay Bell, R</b> OBP: 0.316, SLG: 0.369 (1, 6)	F8				HR					3	1	0	0	2	0	2											
<b>Andy Van Slyke, L</b> OBP: 0.379, SLG: 0.467 (1, 8)					BB					2	2	1	1	3	0	1											
<b>Bobby Bonilla, S</b> OBP: 0.330, SLG: 0.554 (1, 9)					BB					3	1	2	4	2	0	1											
<b>Doug Bair, R</b> (9, 1)					HR					0	0	0	0	0	0	0											
<b>Barry Bonds, L</b> OBP: 0.414, SLG: 0.580 (1, 7)	G4-3				K					5	1	1	2	0	1	7											
<b>Jeff King, R</b> OBP: 0.287, SLG: 0.411 (1, 5)					G6-3					4	1	1	0	0	1	1											
<b>Don Slaught, R</b> OBP: 0.380, SLG: 0.489 (1, 2)					F8					4	1	2	1	0	0	0											
<b>Jose Lind, R</b> OBP: 0.315, SLG: 0.360 (1, 4)					G6-3					4	1	1	1	0	0	1											
<b>Zane Smith, L</b> OBP: 0.188, SLG: 0.271 (1, 1)					F6					2	0	1	0	0	0	0											
<b>Stan Belinda, R</b> ERA: 6.35 (7, 1)					SH1-4					0	0	0	0	0	0	0											
<b>R.J. Reynolds, S</b> OBP: 0.355, SLG: 0.368 (9, 9)										1	0	1	0	0	0	0											
<b>Inning Stats</b>	R: 0 E: 0 K: 0 S: 11	H: 0 LOB: 2 BB: 2 P: 22	R: 0 E: 0 K: 1 S: 8	H: 0 LOB: 0 BB: 0 P: 15	R: 0 E: 0 K: 0 S: 4	H: 0 LOB: 1 BB: 1 P: 10	R: 0 E: 1 K: 0 S: 10	H: 1 LOB: 1 BB: 1 P: 18	R: 6 E: 0 K: 1 S: 13	H: 3 LOB: 0 BB: 3 P: 34	R: 0 E: 0 K: 0 S: 10	H: 1 LOB: 1 BB: 0 P: 16	R: 3 E: 0 K: 0 S: 13	H: 3 LOB: 1 BB: 1 P: 26	R: 0 E: 0 K: 1 S: 14	H: 2 LOB: 3 BB: 1 P: 23	1B: 5 2B: 3 3B: 1 HR: 2	SF: 0 SAC: 1 DP: 2 HBP: 0	WP: 0 PB: 0 SB: 0 CS: 0	PA: 41							
<b>PITCHER</b>	IP	WLS	BF	H	R	ER	SO	BB	IBB	HBP	BLK	WP	HR	S	P	ERA	WHIP										
<b>Chris Hammond, L</b> ERA: 6.35 (1, 1)	4.1	L	19	3	3	3	1	5	0	0	0	0	1	20	40	16.20	2.400										
<b>Tim Layana, R</b> ERA: 2.9 (5, 1)	1.2		9	2	3	3	1	2	0	0	0	0	1	20	40	16.20	2.400										
<b>Rosario Rodriguez, L</b> ERA: 5.14 (7, 1)	2.0		13	5	3	3	1	2	0	0	0	0	1	27	49	13.50	3.500										









Batter	1	2	3	4	5	6	7	8	9	AB	R	H	RBI	BB	SO	LOB	TOP										
<b>Billy Hatcher, R</b> OBP: 0.332, SLG: 0.404	G5-3		2-1 2B			F9		F7	2-2 1B	5	0	2	1	0	0	0	<b>Cincinnati Reds @ Pittsburgh Pirates</b> Three Rivers Stadium, Pittsburgh, PA Sat Aug 25 1990, 3:33 AM EDT Att: 43,679 - Sunny										
<b>Barry Larkin, R</b> OBP: 0.354, SLG: 0.390	FC6-4 1B		2-3 K			F7			4-2 2B 1B BB	3	1	1	0	1	1												
<b>Hal Morris, L</b> OBP: 0.394, SLG: 0.540	K			0-0 F9					0-0 1B 2B	4	1	2	0	0	1												
<b>Eric Davis, R</b> OBP: 0.332, SLG: 0.448	FC6-4 1-2			0-0 1B					0-0 2B 1B	4	1	2	1	0	0	2											
<b>Paul O'Neill, L</b> OBP: 0.353, SLG: 0.443		0-1 L7		2-0 F9					0-0 1B FC6-2 2B	4	0	1	1	0	0	1											
<b>Chris Sabo, R</b> OBP: 0.350, SLG: 0.488		3-2 P4		2-1 F7					4-0 FC6-2 1B G4-3 IBB	3	1	0	0	1	0	1											
<b>Jeff Reed, L</b> OBP: 0.341, SLG: 0.361		2-0 F9			1-1 G6-3				1-1 G4-3 FC6-2 1B	3	0	0	0	0	0	0											
<b>Luis Quinones, S</b> OBP: 0.320, SLG: 0.336									1-2 2-3 3-H 1B	0	0	0	0	0	0	0											
<b>Joe Oliver, R</b> OBP: 0.307, SLG: 0.361									0-0 FC6-2 G4-3	4	1	0	0	0	1	3											
<b>Mariano Duncan, R</b> OBP: 0.353, SLG: 0.485			0-3 K		0-0 F7				0-0 FC6-2 1B G4-3	1	0	0	0	0	1	3											
<b>Norm Charlton, S</b> OBP: 0.259, SLG: 0.130			0-0 P5		0-3 K				2-2 G4-3	3	0	0	0	0	2	0											
<b>Todd Benzinger, S</b> OBP: 0.296, SLG: 0.358									1-2 2-3 3-H	1	0	0	1	0	0	2											
<b>Tim Layana, R</b> OBP: 0.307, SLG: 0.361									1-2 2-3 3-H	0	0	0	0	0	0	0											
<b>Inning Stats</b>	R: 0 E: 0 K: 1 S: 9	H: 1 LOB: 1 BB: 0 P: 14	R: 0 E: 0 K: 0 S: 11	H: 0 LOB: 0 BB: 0 P: 16	R: 0 E: 0 K: 2 S: 9	H: 1 LOB: 1 BB: 0 P: 13	R: 0 E: 0 K: 0 S: 5	H: 1 LOB: 1 BB: 0 P: 9	R: 0 E: 0 K: 1 S: 6	H: 0 LOB: 0 BB: 0 P: 7	R: 0 E: 0 K: 0 S: 8	H: 1 LOB: 1 BB: 0 P: 13	R: 0 E: 0 K: 0 S: 7	H: 0 LOB: 0 BB: 0 P: 12	R: 0 E: 0 K: 1 S: 7	H: 0 LOB: 0 BB: 0 P: 10	R: 6 E: 0 K: 0 S: 14	H: 5 LOB: 1 BB: 2 P: 27	1B: 6 2B: 3 3B: 0 HR: 0	SF: 0 SAC: 0 DP: 0 HBP: 0	WP: 1 PA: 37 PB: 0 SB: 1 CS: 0						
<b>PITCHER</b>	IP	WLS	BF	H	R	ER	SO	BB	IBB	HBP	BLK	WP	HR	S	P	ERA	WHIP										
<b>Bob Walk, R</b> ERA: 3.63	8.0		28	4	0	0	5	0	0	0	0	0	0	62	94	0.00	0.500										
<b>Stan Belinda, R</b> ERA: 3.65	0.0	L	4	3	4	4	0	1	0	0	0	0	0	5	9	∞	∞										
<b>Bob Patterson, L</b> ERA: 3.21	0.0		1	0	0	0	0	0	1	0	0	0	0	0	4	∞	∞										
<b>Bill Landrum, R</b> ERA: 2.45	1.0		4	2	2	2	0	0	0	0	0	1	0	9	14	18.00	2.000										



AB	35
R	6
H	9
RBI	5
BB	2
SO	5
LOB	11



Batter	1	2	3	4	5	6	7	8	9	AB	R	H	RBI	BB	SO	LOB	BOTTOM										
<b>Gary Redus, R</b> OBP: 0.330, SLG: 0.396	FC1-6 BB		4-1 1B							2	0	0	0	2	2	0	<b>Cincinnati Reds @ Pittsburgh Pirates</b> Three Rivers Stadium, Pittsburgh, PA Sat Aug 25 1990, 3:33 AM EDT Att: 43,679 - Sunny										
<b>Stan Belinda, R</b> OBP: 0.330, SLG: 0.396										0	0	0	0	0	0	0											
<b>Bob Patterson, R</b> OBP: 0.056, SLG: 0.056										0	0	0	0	0	0	0											
<b>Bill Landrum, R</b> OBP: 0.333, SLG: 0.559										0	0	0	0	0	0	0											
<b>Jay Bell, R</b> OBP: 0.317, SLG: 0.368	FC1-6 BB		0-2 1B							4	0	2	0	0	0	1											
<b>R.J. Reynolds, S</b> OBP: 0.351, SLG: 0.360	4-1 G6-4-3 BB		0-0 G6-3							3	0	0	0	1	0	3											
<b>Bobby Bonilla, S</b> OBP: 0.333, SLG: 0.559	1-1 G6-4-3			0-0 WP						3	1	2	1	1	0	2											
<b>Jeff King, R</b> OBP: 0.283, SLG: 0.404		1-2 G5-3		0-1 P4						4	0	0	0	0	0	2											
<b>Don Slaught, R</b> OBP: 0.376, SLG: 0.482		2-2 P4		2-3 K						4	0	1	0	0	2	1											
<b>Andy Van Slyke, L</b> OBP: 0.375, SLG: 0.460		4-2 BB		2-2 F9						2	0	0	0	1	0	2											
<b>Jose Lind, R</b> OBP: 0.313, SLG: 0.356		0-0 G1-3			2-1 G6-3					3	0	0	0	0	0	1											
<b>Bob Walk, R</b> OBP: 0.161, SLG: 0.133			0-1 F9		1-1 L7					2	0	0	0	0	0	0											
<b>John Cangelosi, S</b> OBP: 0.305, SLG: 0.214										1	0	0	0	0	0	0											
<b>Sid Bream, L</b> OBP: 0.358, SLG: 0.467										0	0	0	0	0	0	0											
<b>Inning Stats</b>	R: 0 E: 0 K: 0 S: 6	H: 0 LOB: 1 BB: 2 P: 15	R: 0 E: 0 K: 0 S: 9	H: 0 LOB: 1 BB: 1 P: 16	R: 0 E: 0 K: 0 S: 8	H: 1 LOB: 1 BB: 1 P: 12	R: 0 E: 0 K: 1 S: 13	H: 1 LOB: 1 BB: 0 P: 17	R: 0 E: 0 K: 1 S: 7	H: 0 LOB: 0 BB: 0 P: 11	R: 0 E: 0 K: 0 S: 8	H: 1 LOB: 1 BB: 1 P: 15	R: 0 E: 0 K: 0 S: 5	H: 1 LOB: 0 BB: 0 P: 7	R: 0 E: 0 K: 1 S: 7	H: 0 LOB: 0 BB: 0 P: 10	R: 1 E: 0 K: 1 S: 6	H: 1 LOB: 0 BB: 0 P: 7	1B: 3 2B: 2 3B: 0 HR: 1	SF: 0 SAC: 0 DP: 4 HBP: 0	WP: 1 PA: 33 PB: 1 SB: 1 CS: 0						
<b>PITCHER</b>	IP	WLS	BF	H	R	ER	SO	BB	IBB	HBP	BLK	WP	HR	S	P	ERA	WHIP										
<b>Norm Charlton, L</b> ERA: 2.15	8.0	W	29	4	0	0	3	5	0	0	0	0	0	63	103	0.00	1.125										
<b>Tim Layana, R</b> ERA: 3.0	1.0		4	1	1	1	1	0	0	0	0	0	1	6	7	9.00	1.000										





Batter	1	2	3	4	5	6	7	8	9	AB	R	H	RBI	BB	SO	LOB	TOP					
<b>Billy Hatcher, R</b> OBP: 0.330, SLG: 0.404 (1, 8)	1-1 F7		1-2 4-3	2-0 G6-3		1-1 2H 2B			2-1 G3	5	0	1	1	0	0	1	<b>Cincinnati Reds @ Pittsburgh Pirates</b> Three Rivers Stadium, Pittsburgh, PA Sun Aug 26 1990, 3:33 AM EDT Att: 43,174 - Sunny					
<b>Mariano Duncan, R</b> OBP: 0.354, SLG: 0.493 (1, 4)	1-1 2B 1B		0-3 K		0-1 HR	0-0 1-3			0-1 6-3	5	2	2	1	0	1	1						
<b>Barry Larkin, R</b> OBP: 0.355, SLG: 0.391 (1, 6)	1-0 2B 1B		3-2 1B		0-2 L9				0-0 F8	4	1	2	0	0	0	0						
<b>Eric Davis, R</b> OBP: 0.334, SLG: 0.455 (1, 7)	0-0 F8 2H 2B		2-0 6-3		1-1 2B				3-3 K	4	0	2	2	0	1	1						
<b>Chris Sabo, R</b> OBP: 0.347, SLG: 0.484 (1, 5)	2-2 F8 2-3			1-1 4-3	1-1 5-3				0-0 F8	4	0	0	0	0	0	2						
<b>Todd Benzinger, S</b> OBP: 0.296, SLG: 0.357 (1, 3)	2-3 K			2-0 2B 1B	0-0 P4				0-0 F9	4	1	1	0	0	1	2						
<b>Glenn Braggs, R</b> OBP: 0.355, SLG: 0.390 (1, 9)		0-0 6-3		2-2 2B 1B		2-0 F8			2-2 6-3	4	1	1	0	0	0	0						
<b>Joe Oliver, R</b> OBP: 0.309, SLG: 0.366 (1, 2)		1-2 4-3		0-1 2B 1B		1-2 SH3-4 2B 1B			0-0 F7	4	1	2	2	0	0	0						
<b>Rick Mahler, R</b> OBP: 0.129, SLG: 0.133 (1, 1)			0-3 K		1-2 P4				1-1 3-1	2	0	0	0	0	1	1						
<b>Rob Dibble, L</b> (7, 1)						0-0 SH3-4				1	0	0	0	0	0	0						
<b>Inning Stats</b>	R: 2 E: 0 K: 1 S: 17	H: 3 LOB: 1 BB: 0 P: 24	R: 0 E: 0 K: 1 S: 7	H: 0 LOB: 0 BB: 0 P: 8	R: 0 E: 0 K: 1 S: 11	H: 1 LOB: 1 BB: 0 P: 17	R: 2 E: 0 K: 0 S: 13	H: 3 LOB: 1 BB: 0 P: 21	R: 1 E: 0 K: 0 S: 10	H: 2 LOB: 1 BB: 0 P: 12	R: 0 E: 0 K: 1 S: 9	H: 0 LOB: 0 BB: 0 P: 12	R: 0 E: 0 K: 0 S: 5	H: 0 LOB: 0 BB: 0 P: 7	R: 0 E: 0 K: 0 S: 6	H: 0 LOB: 0 BB: 0 P: 9	1B: 6 2B: 4 3B: 0 HR: 1	SF: 0 SAC: 1 DP: 0 HBP: 0	WP: 0 PB: 0 SB: 0 CS: 0	PA: 38		
<b>PITCHER</b>	IP WLS BF H R ER SO BB IBB HBP BLK WP HR S P ERA WHIP	IP WLS BF H R ER SO BB IBB HBP BLK WP HR S P ERA WHIP																				
<b>Randy Tomlin, L</b> ERA: 2.62 (1, 1)	4.0 L 19 7 4 4 3 0 0 0 0 0 0 48 70 9.00 1.750																					
<b>Ted Power, R</b> ERA: 2.55 (5, 1)	1.0 5 2 1 1 0 0 0 0 0 0 0 1 10 12 9.00 2.000																					
<b>Neal Heaton, L</b> ERA: 3.52 (6, 1)	2.0 8 2 1 1 1 0 0 0 0 0 0 0 18 25 4.50 1.000																					
<b>Bob Patterson, L</b> ERA: 3.13 (8, 1)	2.0 6 0 0 0 0 0 0 0 0 0 0 0 11 16 0.00 0.000																					
<b>Batter</b>	<b>1</b>	<b>2</b>	<b>3</b>	<b>4</b>	<b>5</b>	<b>6</b>	<b>7</b>	<b>8</b>	<b>9</b>	<b>AB</b>	<b>R</b>	<b>H</b>	<b>RBI</b>	<b>BB</b>	<b>SO</b>	<b>LOB</b>	<b>BOTTOM</b>					
<b>Wally Backman, S</b> OBP: 0.363, SLG: 0.383 (1, 4)	3-2 FC5-4 1B		1-0 B2		0-0 FC4-6 1B 1-3 1B		2-2 F7		2-3 K	5	0	2	0	0	1	0	<b>Cincinnati Reds @ Pittsburgh Pirates</b> Three Rivers Stadium, Pittsburgh, PA Sun Aug 26 1990, 3:33 AM EDT Att: 43,174 - Sunny					
<b>Jay Bell, R</b> OBP: 0.318, SLG: 0.369 (1, 6)	0-1 FC5-4 BLK 1-2		1-2 L4		2-0 FC4-6 1B 1-2 1B 3H 3-2		2-1 2B 1B			4	0	2	1	0	0	1						
<b>Andy Van Slyke, L</b> OBP: 0.374, SLG: 0.460 (1, 8)	2-3 K 1-2		2-3 K		FC4-6 BB 1-2 2-3		0-0 2B		1-3 2B	4	0	1	0	0	2	3						
<b>Bobby Bonilla, S</b> OBP: 0.334, SLG: 0.557 (1, 9)	4-2 BB			2-2 4-3	4-2 BB		2-3 K			2	0	0	0	2	1	2						
<b>Barry Bonds, L</b> OBP: 0.411, SLG: 0.571 (1, 7)	1-0 1-3			3-2 P5	2-0 G3				1-0 P6	4	0	0	0	0	0	5						
<b>Sid Bream, L</b> OBP: 0.357, SLG: 0.463 (1, 3)		2-2 F7		4-1 BB		0-1 F8		2-1 4-3		3	0	0	0	1	0	0						
<b>Michael LaValliere, L</b> OBP: 0.360, SLG: 0.340 (1, 2)		0-1 HR		3-2 F8		1-2 4-3		3-2 P6		4	1	1	1	0	0	1						
<b>Jeff King, R</b> OBP: 0.279, SLG: 0.399 (1, 5)		1-0 L8			1-3 K	3-3 K			1-3 K	4	0	0	0	0	3	0						
<b>Randy Tomlin, L</b> ERA: 2.62 (1, 1)					4-2 1B 1B BB		2-1 F7		0-3 K	1	0	0	0	0	0	0						
<b>Ted Power, R</b> ERA: 2.55 (5, 1)										0	0	0	0	0	0	0						
<b>Gary Nields, R</b> ERA: 3.33, SLG: 0.286 (5, PH)										0	1	0	0	1	0	0						
<b>Neal Heaton, L</b> ERA: 3.52 (6, PH)										0	0	0	0	0	0	0						
<b>John Cangas, S</b> ERA: 3.00, SLG: 0.000 (7, PH)										0	0	0	0	0	0	0						
<b>Bob Patterson, L</b> ERA: 3.13 (8, PH)										0	0	0	0	0	0	0						
<b>R.J. Reynolds, S</b> ERA: 3.96, SLG: 0.359 (9, PH)										1	0	0	0	0	1	0						
<b>Inning Stats</b>	R: 0 E: 0 K: 1 S: 12	H: 1 LOB: 2 BB: 1 P: 22	R: 1 E: 0 K: 0 S: 7	H: 1 LOB: 0 BB: 0 P: 10	R: 0 E: 0 K: 1 S: 7	H: 0 LOB: 0 BB: 0 P: 11	R: 0 E: 0 K: 0 S: 11	H: 0 LOB: 1 BB: 1 P: 23	R: 1 E: 0 K: 1 S: 15	H: 2 LOB: 3 BB: 2 P: 31	R: 0 E: 0 K: 1 S: 8	H: 0 LOB: 0 BB: 0 P: 12	R: 0 E: 0 K: 1 S: 12	H: 2 LOB: 2 BB: 0 P: 20	R: 0 E: 0 K: 0 S: 8	H: 0 LOB: 0 BB: 0 P: 14	R: 0 E: 0 K: 3 S: 9	H: 0 LOB: 0 BB: 0 P: 12	1B: 4 2B: 1 3B: 0 HR: 1	SF: 0 SAC: 0 DP: 0 HBP: 0	WP: 0 PB: 0 SB: 0 CS: 0	PA: 37
<b>PITCHER</b>	IP WLS BF H R ER SO BB IBB HBP BLK WP HR S P ERA WHIP	IP WLS BF H R ER SO BB IBB HBP BLK WP HR S P ERA WHIP																				
<b>Rick Mahler, R</b> ERA: 4.39 (7, 1)	2.1 S 7 0 0 0 4 0 0 0 0 0 0 20 31 0.00 0.000																					
<b>Rob Dibble, R</b> ERA: 1.97 (7, 1)																						



Batter	1	2	3	4	5	6	7	8	9	AB	R	H	RBI	BB	SO	LOB	TOP			
Vince Coleman, S (1, 7) OBP: 0.353, SLG: 0.420	G4-3 BLK BB		FC1-6 1B				G3-1		F8	4	1	1	0	1	0	2	<b>St. Louis Cardinals @ Cincinnati Reds</b> Riverfront Stadium, Cincinnati, OH Tue Aug 28 1990, 7:05 PM EDT Att: 25,846 - Unknown  <b>AB 32</b> <b>R 1</b> <b>H 8</b> <b>RBI 1</b> <b>BB 5</b> <b>SO 5</b> <b>LOB 15</b>			
Ozzie Smith, S (1, 6) OBP: 0.331, SLG: 0.294	L6		1-2 1B				F7		G3	4	0	1	1	0	0	2				
Terry Pendleton, S (1, 5) OBP: 0.273, SLG: 0.318	G4-3		3-2 1B				4-1 BB		1-0 1B	3	0	2	0	1	0	1				
Willie McGee, S (1, 9) OBP: 0.382, SLG: 0.438	G4-3		3-2 1B				4-2 BB		0-1 G4-3	3	0	0	0	1	0	3				
Todd Zeile, R (1, 3) OBP: 0.324, SLG: 0.401							G6-3		F9	3	0	0	0	1	0	3				
Ray Lankford, L (1, 8) OBP: 0.380, SLG: 0.409							2-3 K			4	0	0	0	0	3	1				
Tom Pagnozzi, R (1, 2) OBP: 0.323, SLG: 0.360							0-0 2B			4	0	2	0	0	1	0				
José Oquendo, S (1, 4) OBP: 0.353, SLG: 0.314							2-2 F8			2	0	0	0	1	0	2				
Rex Hudler, R (9, PH) OBP: 0.335, SLG: 0.449							G4-3			1	0	0	0	0	0	0				
Joe Magrane, R (1, 1) OBP: 0.189, SLG: 0.180							1-3 K			3	0	1	0	0	1	1				
Craig Wilson, R (9, PH) OBP: 0.291, SLG: 0.263							1-0 G4-3			1	0	1	0	0	0	0				
Tim Jones, L (9, PR) OBP: 0.257, SLG: 0.278							FC1-6 1B			0	0	0	0	0	0	0				
<b>Inning Stats</b>	R: 0 E: 0 K: 0 S: 7	H: 0 LOB: 1 BB: 1 P: 12	R: 0 E: 0 K: 1 S: 14	H: 1 LOB: 1 BB: 2 P: 24	R: 1 E: 0 K: 0 S: 12	H: 3 LOB: 1 BB: 0 P: 19	R: 0 E: 0 K: 1 S: 8	H: 1 LOB: 1 BB: 0 P: 14	R: 0 E: 0 K: 2 S: 9	H: 0 LOB: 1 BB: 1 P: 16	R: 0 E: 0 K: 0 S: 6	H: 1 LOB: 1 BB: 0 P: 10	R: 0 E: 0 K: 0 S: 7	H: 0 LOB: 0 BB: 0 P: 11	R: 0 E: 0 K: 0 S: 6	H: 1 LOB: 1 BB: 0 P: 10	1B: 6 2B: 3 3B: 0 HR: 0	SF: 0 SAC: 0 DP: 1 HBP: 0	WP: 0 PB: 0 SB: 4 CS: 2	PA: 38
<b>PITCHER</b>	IP WLS BF H R ER SO BB IBB HBP BLK WP HR S P ERA WHIP																			
Jose Rijo, R (1, 1) ERA: 3.28	5.0 W 23 6 1 1 3 4 0 0 0 1 0 0 60 105 1.80 2.000																			
Tim Layana, R (6, 1) ERA: 2.9	2.0 8 1 0 0 2 1 0 0 0 0 0 0 15 26 0.00 1.000																			
Randy Myers, L (8, 1) ERA: 1.66	2.0 S 6 1 0 0 0 0 0 0 0 0 0 0 13 21 0.00 0.500																			

Batter	1	2	3	4	5	6	7	8	9	AB	R	H	RBI	BB	SO	LOB	BOTTOM			
Billy Hatcher, R (1, 8) OBP: 0.327, SLG: 0.400	K	G1-3					G6-3		G1-3	4	0	0	0	0	1	1	<b>St. Louis Cardinals @ Cincinnati Reds</b> Riverfront Stadium, Cincinnati, OH Tue Aug 28 1990, 7:05 PM EDT Att: 25,846 - Unknown  <b>AB 27</b> <b>R 2</b> <b>H 5</b> <b>RBI 2</b> <b>BB 2</b> <b>SO 3</b> <b>LOB 8</b>			
Mariano Duncan, R (1, 4) OBP: 0.353, SLG: 0.490	3B 1B						F8		L4	4	1	1	0	0	0	0				
Barry Larkin, R (1, 6) OBP: 0.356, SLG: 0.395	1-H 3B						2-1 P5		F7	3	0	1	1	1	0	0				
Eric Davis, R (1, 7) OBP: 0.334, SLG: 0.452	F7						0-0 G6-3			2	0	0	0	1	0	1				
Chris Sabo, R (1, 5) OBP: 0.345, SLG: 0.481	G6-3						1-2 F8			3	0	0	0	0	0	2				
Paul O'Neill, L (1, 9) OBP: 0.395, SLG: 0.447							2-3 K		SH1-3 1B	3	1	2	0	0	1	0				
Todd Benzinger, S (1, 3) OBP: 0.294, SLG: 0.354							0-0 F7		SH1-3	2	0	0	0	0	0	1				
Terry McGriff, R (1, 2) OBP: 0.352, SLG: 0.389							2-1 G5-3		P4	3	0	0	0	0	0	2				
Jose Rijo, R (1, 1) OBP: 0.200, SLG: 0.222							2-0 P2			1	0	1	1	0	0	0				
Glenn Braggs, R (5, PH) OBP: 0.352, SLG: 0.389									K	1	0	0	0	0	0	0				
Tim Layana, R (6, 1) OBP: 0.352, SLG: 0.389										0	0	0	0	0	0	0				
Luis Quinones, S (7, PH) OBP: 0.317, SLG: 0.333										1	0	0	0	0	1	1				
Randy Myers, L (8, 1) OBP: 0.350, SLG: 0.500										0	0	0	0	0	0	0				
<b>Inning Stats</b>	R: 1 E: 0 K: 1 S: 10	H: 2 LOB: 1 BB: 0 P: 19	R: 1 E: 0 K: 0 S: 12	H: 2 LOB: 1 BB: 0 P: 17	R: 0 E: 0 K: 0 S: 6	H: 0 LOB: 1 BB: 2 P: 16	R: 0 E: 0 K: 1 S: 9	H: 0 LOB: 0 BB: 0 P: 13	R: 0 E: 0 K: 0 S: 6	H: 0 LOB: 0 BB: 0 P: 11	R: 0 E: 0 K: 0 S: 6	H: 0 LOB: 0 BB: 0 P: 9	R: 0 E: 0 K: 1 S: 11	H: 1 LOB: 1 BB: 0 P: 14	R: 0 E: 0 K: 0 S: 9	H: 0 LOB: 0 BB: 0 P: 13	1B: 3 2B: 1 3B: 1 HR: 0	SF: 0 SAC: 1 DP: 0 HBP: 0	WP: 1 PB: 0 SB: 0 CS: 1	PA: 30
<b>PITCHER</b>	IP WLS BF H R ER SO BB IBB HBP BLK WP HR S P ERA WHIP																			
Joe Magrane, L (1, 1) ERA: 3.66	8.0 L 30 5 2 2 3 2 0 0 0 0 1 0 69 112 2.25 0.875																			



Batter	1	2	3	4	5	6	7	8	9	AB	R	H	RBI	BB	SO	LOB	TOP								
<b>Rex Hudler, R</b> OBP: 0.331, SLG: 0.447 (1, 7)	F2		1-3		E5		F6			5	0	1	1	0	0	2	<b>St. Louis Cardinals @ Cincinnati Reds</b> Riverfront Stadium, Cincinnati, OH Wed Aug 29 1990, 7:05 PM EDT Att: 26,193 - Unknown								
<b>José Oquendo, S</b> OBP: 0.354, SLG: 0.313 (1, 4)	F8			1B 1-3	F2			1-3		4	0	1	1	1	0	2									
<b>Willie McGee, S</b> OBP: 0.392, SLG: 0.437 <b>Milt Thompson, L</b> OBP: 0.296, SLG: 0.323 (9, 9)	F8			F8		1B SF8	1B	FC5-4		5	2	2	0	0	0	2									
<b>Todd Zeile, R</b> OBP: 0.325, SLG: 0.401 (1, 3)		5-3		1-3					1B	5	1	2	0	0	0	1									
<b>Craig Wilson, R</b> OBP: 0.297, SLG: 0.277 (1, 5)		6-3							1B	3	1	2	2	0	0	0									
<b>Ray Lankford, L</b> OBP: 0.333, SLG: 0.370 (1, 8)				1B					1B	5	1	1	0	0	1	4									
<b>Ozzie Smith, S</b> OBP: 0.331, SLG: 0.296 (1, 6)									1B	4	0	2	2	0	0	1									
<b>Tom Pagnozzi, R</b> OBP: 0.333, SLG: 0.373 (1, 2)									1B	4	3	2	0	1	0	2									
<b>Bob Tewksbury, R</b> OBP: 0.286, SLG: 0.226 (1, 1)									1B	1	1	1	1	0	0	0									
<b>Inning Stats</b>	R: 0 E: 0 K: 0 S: 8	H: 0 LOB: 0 BB: 0 P: 11	R: 0 E: 0 K: 1 S: 10	H: 0 LOB: 0 BB: 0 P: 14	R: 0 E: 0 K: 0 S: 6	H: 1 LOB: 1 BB: 0 P: 8	R: 0 E: 0 K: 0 S: 6	H: 1 LOB: 2 BB: 1 P: 11	R: 1 E: 1 K: 0 S: 10	H: 1 LOB: 1 BB: 0 P: 12	R: 1 E: 0 K: 0 S: 9	H: 2 LOB: 1 BB: 0 P: 12	R: 1 E: 0 K: 0 S: 8	H: 2 LOB: 1 BB: 0 P: 11	R: 4 E: 0 K: 0 S: 13	H: 4 LOB: 1 BB: 1 P: 27		R: 2 E: 0 K: 0 S: 11	H: 3 LOB: 1 BB: 0 P: 18	1B: 11 2B: 3 3B: 0 HR: 0	SF: 3 SAC: 3 DP: 0 HBP: 0	WP: 4 PB: 0 SB: 0 CS: 0	PA: 44		
<b>PITCHER</b>	IP	WLS	BF	H	R	ER	SO	BB	IBB	HBP	BLK	WP	HR	S	P	ERA	WHIP								
<b>Tom Browning, L</b> ERA: 3.21 (1, 1)	7.2	L	36	10	7	6	1	1	1	0	0	2	0	67	99	7.04	1.435								
<b>Scott Scudder, R</b> ERA: 5.69 (8, 1)	0.1		2	1	0	0	0	0	0	0	0	0	0	3	7	0.00	3.000								
<b>Rosario Rodriguez, L</b> ERA: 6.75 (9, 1)	1.0		6	3	2	2	0	0	0	0	0	0	0	11	18	18.00	3.000								

AB 36  
R 9  
H 14  
RBI 7  
BB 2  
SO 1  
LOB 14



Batter	1	2	3	4	5	6	7	8	9	AB	R	H	RBI	BB	SO	LOB	BOTTOM								
<b>Billy Hatcher, R</b> OBP: 0.329, SLG: 0.400 (1, 8)	4-3		5-3							3	0	1	0	0	0	0	<b>St. Louis Cardinals @ Cincinnati Reds</b> Riverfront Stadium, Cincinnati, OH Wed Aug 29 1990, 7:05 PM EDT Att: 26,193 - Unknown								
<b>Barry Larkin, R</b> OBP: 0.355, SLG: 0.394 (1, 6)	6-3									4	0	1	0	0	0	1									
<b>Hal Morris, L</b> OBP: 0.387, SLG: 0.529 (1, 3)	6-3									4	0	0	0	0	0	2									
<b>Eric Davis, R</b> OBP: 0.333, SLG: 0.452 (1, 7)										4	0	1	0	0	0	1									
<b>Paul O'Neill, L</b> OBP: 0.354, SLG: 0.447 (1, 9)										4	0	1	0	0	0	2									
<b>Chris Sabo, R</b> OBP: 0.345, SLG: 0.486 (1, 5)										3	1	1	1	0	0	1									
<b>Joe Oliver, R</b> OBP: 0.309, SLG: 0.366 (1, 2)										3	0	1	0	0	0	1									
<b>Mariano Duncan, R</b> OBP: 0.350, SLG: 0.486 (1, 4)										3	0	0	0	0	0	1									
<b>Tom Browning, L</b> OBP: 0.125, SLG: 0.113 <b>Scott Scudder, R</b> OBP: 0.063, SLG: 0.063 (8, 1) <b>Todd Benzinger, S</b> OBP: 0.293, SLG: 0.353 <b>Rosario Rodriguez, R</b> OBP: 0.293, SLG: 0.353 (9, 1)										2	0	0	0	0	0	0									
<b>Inning Stats</b>	R: 0 E: 0 K: 0 S: 6	H: 0 LOB: 0 BB: 0 P: 8	R: 0 E: 0 K: 0 S: 7	H: 1 LOB: 1 BB: 0 P: 7	R: 0 E: 0 K: 0 S: 7	H: 0 LOB: 0 BB: 0 P: 9	R: 0 E: 0 K: 0 S: 4	H: 1 LOB: 0 BB: 0 P: 5	R: 0 E: 0 K: 0 S: 3	H: 0 LOB: 0 BB: 0 P: 5	R: 0 E: 0 K: 0 S: 5	H: 0 LOB: 0 BB: 0 P: 7	R: 0 E: 0 K: 0 S: 6	H: 0 LOB: 0 BB: 0 P: 7	R: 1 E: 0 K: 0 S: 8	H: 2 LOB: 1 BB: 0 P: 12		R: 0 E: 0 K: 0 S: 12	H: 2 LOB: 2 BB: 0 P: 15	1B: 3 2B: 2 3B: 0 HR: 1	SF: 0 SAC: 0 DP: 1 HBP: 1	WP: 0 PB: 0 SB: 0 CS: 1	PA: 33		
<b>PITCHER</b>	IP	WLS	BF	H	R	ER	SO	BB	IBB	HBP	BLK	WP	HR	S	P	ERA	WHIP								
<b>Bob Tewksbury, R</b> ERA: 2.55 (1, 1)	9.0	W	32	6	1	1	0	0	0	1	0	0	1	58	75	1.00	0.667								





Batter	1	2	3	4	5	6	7	8	9	AB	R	H	RBI	BB	SO	LOB	TOP					
Herm Winningham, L (1, 8) OBP: 0.303, SLG: 0.447 Billy Hatcher, R (8, PH) OBP: 0.328, SLG: 0.399	1-1 G5-4-3 1B			4-1 G3 BB	0-0 3B 2B	2-2 F8		0-0 F8		3	1	2	1	1	0	1						
Barry Larkin, R (1, 6) OBP: 0.395, SLG: 0.397 Mariano Duncan, R (5, 6) OBP: 0.351, SLG: 0.485	0-1 G5-4-3 1-2			0-0 G3 1-2	2-0 WP 3B	1-3 K 1-2		4-0 FC6-4 IBB		3	1	1	1	0	0	2						
Hal Morris, L (1, 3) OBP: 0.378, SLG: 0.517	2-2 G1-6-3			1-0 P6	1-2 P7	0-0 P6		2-1 FC6-4 1-2		5	0	0	0	0	0	5						
Eric Davis, R (1, 7) OBP: 0.334, SLG: 0.450		2-1 G5-3		4-2 BB	3-3 K		3-2 G4-6-3 1B		3-2 L7	4	0	1	0	1	1	0						
Paul O'Neill, L (1, 9) OBP: 0.352, SLG: 0.444	0-1 F7			3-1 L7	1-0 1B 1B 1B		1-0 G4-6-3 1-2		2-1 F7	5	0	1	0	0	0	3						
Chris Sabo, R (1, 5) OBP: 0.350, SLG: 0.494	2-2 G5-3				1B 1B 1B		2-2 2B		1-2 2B	5	1	4	0	0	0	0						
Jeff Reed, L (1, 2) OBP: 0.344, SLG: 0.363			0-0 G1-3		1B 1B 1B		0-2 L9		1-1 L3	5	1	2	0	0	0	2						
Ron Oester, S (1, 4) OBP: 0.322, SLG: 0.362			1-3 K		3B G3			4-2 SH3-4 BB		3	1	1	2	1	1	3						
Danny Jackson, R (1, 1) OBP: 0.077, SLG: 0.154 Glenn Braggs, R (6, PH) OBP: 0.354, SLG: 0.389 Rob Dibble, L (6, 1) Randy Myers, L (8, 1) OBP: 0.500, SLG: 0.500			1-3 K		2-2 2B 3B		4-0 S BB		0-0 SH3-4 1-2	2	1	1	0	0	1	0						
<b>Inning Stats</b>	R: 0 E: 0 K: 0 S: 7	H: 1 LOB: 0 BB: 0 P: 10	R: 0 E: 0 K: 0 S: 8	H: 0 LOB: 0 BB: 0 P: 12	R: 0 E: 0 K: 2 S: 7	H: 0 LOB: 0 BB: 0 P: 9	R: 0 E: 0 K: 0 S: 8	H: 0 LOB: 2 BB: 2 P: 20	R: 6 E: 0 K: 1 S: 33	H: 9 LOB: 3 BB: 0 P: 53	R: 0 E: 0 K: 1 S: 7	H: 0 LOB: 1 BB: 1 P: 14	R: 0 E: 0 K: 0 S: 10	H: 2 LOB: 1 BB: 0 P: 16	R: 0 E: 0 K: 0 S: 6	H: 0 LOB: 2 BB: 2 P: 16	R: 0 E: 0 K: 0 S: 11	H: 1 LOB: 1 BB: 0 P: 18	1B: 7 2B: 3 3B: 3 HR: 0	SF: 0 SAC: 1 DP: 2 HBP: 0	WP: 2 PA: 43 PB: 0 SB: 1 CS: 0	
<b>PITCHER</b>	IP WLS BF H R ER SO BB IBB HBP BLK WP HR S P ERA WHIP	4.0 L 18 5 4 4 2 2 0 0 0 0 0 0 45 73 9.00 1.750	0.1 3 2 1 1 0 0 0 0 0 0 0 0 5 8 27.00 6.000	0.2 5 3 1 1 1 0 0 0 0 0 0 0 13 23 13.50 4.500	1.0 5 1 0 0 1 1 0 0 0 0 0 0 10 20 0.00 2.000	3.0 12 2 0 0 0 1 1 0 0 0 0 24 44 0.00 1.000																

Cincinnati Reds @ Chicago Cubs  
Wrigley Field, Chicago, IL  
Thu Aug 30 1990, 7:05 PM CDT  
Att: 30,778 - Unknown - 75 F

AB	37
R	6
H	13
RBI	4
BB	5
SO	4
LOB	18



Batter	1	2	3	4	5	6	7	8	9	AB	R	H	RBI	BB	SO	LOB	BOTTOM				
Jerome Walton, R (1, 8) OBP: 0.367, SLG: 0.332	1-0 G6-3		3-1 G4-3 1B		2-2 23 2B G3 1B		1-2 F7		0-3 K	5	1	2	0	0	1	0					
23 Ryne Sandberg, R (1, 4) OBP: 0.351, SLG: 0.547	1-3 K		0-1 F6		0-1 G3 2B		2-3 K		0-1 HR	5	1	2	3	0	2	1					
Mark Grace, L (1, 3) OBP: 0.369, SLG: 0.413	1-1 1B		2-2 G4-3 1-2		1-0 G3		1-1 1B		2-1 F7	5	0	2	1	0	0	2					
Andre Dawson, R (1, 9) OBP: 0.359, SLG: 0.531	0-0 G4-3		2-2 F9		0-0 G5-3		1-0 F9			4	0	0	0	0	0	4					
Luis Salazar, R (1, 5) OBP: 0.303, SLG: 0.404 Kevin Coffman, R (6, 1) Mitch Williams, L (7, 1) Domingo Ramos, R (7, 5) OBP: 0.333, SLG: 0.316		1-2 F7		2-3 K	1-3 K			2-3 K		3	0	0	0	0	2	1					
Shawon Dunston, R (1, 6) OBP: 0.307, SLG: 0.470		0-1 1B 3B		0-2 G6-3		1-0 G4-3		0-1 G4-3		4	1	1	0	0	0	0					
Doug Dascenzo, S (1, 7) OBP: 0.322, SLG: 0.389		2-0 1B		0-0 G6-3		4-2 S BB		2-1 3B		3	0	2	1	1	0	0					
Joe Girardi, R (1, 2) OBP: 0.316, SLG: 0.367 Dwight Smith, L (8, PH) OBP: 0.328, SLG: 0.372 Hector Villanueva, R (8, PH) OBP: 0.316, SLG: 0.549		0-0 F6		0-0 1B 23 2B 1B		2-3 K		3-3 K		3	1	1	0	0	1	2					
Mike Bielecki, R (1, 1) OBP: 0.243, SLG: 0.200 Steve Wilson, L (5, 1) OBP: 0.278, SLG: 0.200 Jeff Pico, R (5, 1) OBP: 0.396, SLG: 0.218 Curtis Wilkerson, S (5, PH) OBP: 0.244, SLG: 0.257 Gary Varsho, L (5, PH) OBP: 0.323, SLG: 0.367		0-3 K		0-2 1B 23 2B 1B		1-3 K		0-3 K		1	0	0	0	0	1	1					
<b>Inning Stats</b>	R: 0 E: 0 K: 1 S: 7	H: 1 LOB: 1 BB: 0 P: 10	R: 1 E: 0 K: 1 S: 10	H: 2 LOB: 1 BB: 0 P: 13	R: 0 E: 0 K: 1 S: 14	H: 1 LOB: 1 BB: 0 P: 20	R: 0 E: 0 K: 1 S: 11	H: 0 LOB: 0 BB: 0 P: 13	R: 3 E: 0 K: 1 S: 14	H: 4 LOB: 1 BB: 0 P: 18	R: 0 E: 0 K: 2 S: 11	H: 0 LOB: 1 BB: 1 P: 19	R: 0 E: 0 K: 1 S: 10	H: 1 LOB: 1 BB: 0 P: 15	R: 0 E: 0 K: 2 S: 12	H: 1 LOB: 0 BB: 0 P: 19	R: 1 E: 0 K: 2 S: 10	H: 1 LOB: 0 BB: 0 P: 12	1B: 7 2B: 1 3B: 2 HR: 1	SF: 0 SAC: 0 DP: 0 HBP: 0	WP: 0 PA: 39 PB: 0 SB: 2 CS: 0
<b>PITCHER</b>	IP WLS BF H R ER SO BB IBB HBP BLK WP HR S P ERA WHIP	5.0 W 23 8 4 4 4 0 0 0 0 0 0 28 74 0.00 1.600	2.2 11 2 0 0 4 1 0 0 0 0 0 0 28 45 0.00 1.125	1.1 S 5 1 1 1 3 0 0 0 0 0 1 15 20 6.75 0.750																	

Cincinnati Reds @ Chicago Cubs  
Wrigley Field, Chicago, IL  
Thu Aug 30 1990, 7:05 PM CDT  
Att: 30,778 - Unknown - 75 F

AB	38
R	5
H	11
RBI	5
BB	1
SO	11
LOB	13





Batter	1	2	3	4	5	6	7	8	9	AB	R	H	RBI	BB	SO	LOB	TOP								
<b>Billy Hatcher, R</b> OBP: 0.328, SLG: 0.404 (1, 8)	G5-3		F8			HR		K		4	1	1	1	0	1	0	<b>Cincinnati Reds @ Chicago Cubs</b> Wrigley Field, Chicago, IL Fri Aug 31 1990, 3:33 AM CDT Att: 31,042 - Sunny								
<b>Hal Morris, L</b> OBP: 0.376, SLG: 0.516 (1, 3)	G3-1			K		SH1-3 1B 2B		F9		4	1	1	0	0	1	0									
<b>Barry Larkin, R</b> OBP: 0.355, SLG: 0.397 (1, 6)	1B			G6-3		SH1-3		F9		3	0	1	0	0	0	0									
<b>Eric Davis, R</b> OBP: 0.331, SLG: 0.445 (1, 7)		K		K		F9		F8		4	0	0	0	0	2	1									
<b>Paul O'Neill, L</b> OBP: 0.353, SLG: 0.452 (1, 9)	HR				F8	CS 1B		G4-3		4	1	2	2	0	0	0									
<b>Chris Sabo, R</b> OBP: 0.347, SLG: 0.490 (1, 5)	G5-3				F8	CS	E5 F9 SH3	L5		4	0	0	0	0	0	0									
<b>Jeff Reed, L</b> OBP: 0.346, SLG: 0.374 (1, 2)	G3-1				2B		SAFE SH3			2	0	1	0	0	0	0									
<b>Mariano Duncan, R</b> OBP: 0.351, SLG: 0.482 (1, 4)			K		IBB		F9			2	0	0	0	1	1	1									
<b>Norm Charlton, S</b> OBP: 0.241, SLG: 0.120 (7, PH)			K			F9		G4-3		2	0	0	0	0	1	2									
<b>Todd Benzinger, S</b> OBP: 0.293, SLG: 0.352 (7, 1)										1	0	0	0	0	0	1									
<b>Tim Layana, R</b> OBP: 0.347, SLG: 0.490 (7, 1)										0	0	0	0	0	0	0									
<b>Randy Myers, L</b> OBP: 0.500, SLG: 0.500 (8, 1)										0	0	0	0	0	0	0									
<b>Inning Stats</b>	R: 0 E: 0 K: 0 S: 5	H: 1 LOB: 1 BB: 0 P: 8	R: 1 E: 0 K: 1 S: 14	H: 1 LOB: 0 BB: 0 P: 23	R: 0 E: 0 K: 2 S: 10	H: 0 LOB: 0 BB: 0 P: 15	R: 0 E: 0 K: 2 S: 9	H: 0 LOB: 2 BB: 1 P: 13	R: 0 E: 0 K: 0 S: 7	H: 1 LOB: 2 BB: 1 P: 17	R: 2 E: 0 K: 0 S: 7	H: 3 LOB: 1 BB: 0 P: 14	R: 0 E: 1 K: 0 S: 6	H: 0 LOB: 1 BB: 0 P: 10	R: 0 E: 0 K: 1 S: 8	H: 0 LOB: 0 BB: 0 P: 15	R: 0 E: 0 K: 0 S: 7	H: 0 LOB: 0 BB: 0 P: 13	1B: 2 2B: 2 3B: 0 HR: 2	SF: 0 SAC: 2 DP: 0 HBP: 0	WP: 0 PB: 0 SB: 0 CS: 1	PA: 34			
<b>PITCHER</b>	IP	WLS	BF	H	R	ER	SO	BB	IBB	HBP	BLK	WP	HR	S	P	ERA	WHIP								
<b>Mike Harkey, R</b> ERA: 3.39 (1, 1)	8.0		30	6	3	3	6	0	1	0	0	0	2	66	115	3.38	0.750								
<b>Bill Long, R</b> ERA: 3.62 (9, 1)	1.0	W	3	0	0	0	0	0	0	0	0	0	0	7	13	0.00	0.000								

AB	30
R	3
H	6
RBI	3
BB	1
SO	6
LOB	5



Batter	1	2	3	4	5	6	7	8	9	AB	R	H	RBI	BB	SO	LOB	BOTTOM								
<b>Jerome Walton, R</b> OBP: 0.363, SLG: 0.328 (1, 8)	K		FC4-6			FC6-4 23 S 1B 23 WP		B5-3		4	1	0	0	0	1	2	<b>Cincinnati Reds @ Chicago Cubs</b> Wrigley Field, Chicago, IL Fri Aug 31 1990, 3:33 AM CDT Att: 31,042 - Sunny								
<b>23 Ryne Sandberg, R</b> OBP: 0.352, SLG: 0.546 (1, 4)	F7			G3-1 S SF7 BB		K		1B		3	1	1	0	1	1	1									
<b>Mark Grace, L</b> OBP: 0.368, SLG: 0.412 (1, 3)	F8			G3-1		1B		F7		4	0	1	1	0	0	2									
<b>Andre Dawson, R</b> OBP: 0.358, SLG: 0.532 (9, PR)		K			SF7	L6		1B	2B	3	0	1	1	0	1	1									
<b>Curtis Wilkerson, S</b> OBP: 0.244, SLG: 0.257 (9, PR)										0	1	0	0	0	0	0									
<b>Luis Salazar, R</b> OBP: 0.302, SLG: 0.402 (1, 5)		K			F9		G5-3	1B 1B		4	0	1	1	0	1	0									
<b>Dwight Smith, L</b> OBP: 0.326, SLG: 0.372 (9, PR)		K						1B 1B		0	1	0	0	0	0	0									
<b>Shawon Dunston, R</b> OBP: 0.307, SLG: 0.468 (1, 6)	G6-3				G5-3		G5-3	1B IBB		4	0	1	0	0	0	0									
<b>Doug Dascenzo, S</b> OBP: 0.325, SLG: 0.385 (1, 7)			G6-3		P6			1B IBB		2	0	0	0	2	0	0									
<b>Joe Girardi, R</b> OBP: 0.316, SLG: 0.366 (1, 2)			G6-3		G5-3		G6-3	1B		4	0	1	1	0	0	1									
<b>Mike Harkey, R</b> OBP: 0.286, SLG: 0.333 (8, PH)						FC4-6 BB		F9		1	0	1	0	1	0	0									
<b>Gary Varsho, L</b> OBP: 0.313, SLG: 0.355 (8, PH)										1	0	0	0	0	0	0									
<b>Bill Long, R</b> ERA: 2.0 (9, 1)										0	0	0	0	0	0	0									
<b>Inning Stats</b>	R: 0 E: 0 K: 1 S: 9	H: 0 LOB: 0 BB: 0 P: 15	R: 0 E: 0 K: 2 S: 9	H: 0 LOB: 0 BB: 0 P: 14	R: 0 E: 0 K: 0 S: 6	H: 0 LOB: 1 BB: 1 P: 13	R: 1 E: 0 K: 0 S: 9	H: 0 LOB: 0 BB: 1 P: 17	R: 0 E: 0 K: 0 S: 3	H: 0 LOB: 0 BB: 0 P: 4	R: 1 E: 0 K: 1 S: 9	H: 2 LOB: 1 BB: 0 P: 15	R: 0 E: 0 K: 0 S: 7	H: 0 LOB: 1 BB: 1 P: 12	R: 0 E: 0 K: 0 S: 8	H: 1 LOB: 1 BB: 0 P: 12	R: 2 E: 0 K: 0 S: 8	H: 4 LOB: 3 BB: 1 P: 17	1B: 6 2B: 1 3B: 0 HR: 0	SF: 1 SAC: 0 DP: 0 HBP: 0	WP: 1 PB: 0 SB: 2 CS: 0	PA: 35			
<b>PITCHER</b>	IP	WLS	BF	H	R	ER	SO	BB	IBB	HBP	BLK	WP	HR	S	P	ERA	WHIP								
<b>Norm Charlton, L</b> ERA: 2.19 (7, 1)	1.2		7	1	0	0	0	1	0	0	0	0	0	11	19	0.00	1.200								
<b>Tim Layana, R</b> ERA: 2.53 (8, 1)	0.1	L	6	4	2	2	0	0	1	0	0	0	0	12	22	54.00	12.000								





Batter	1	2	3	4	5	6	7	8	9	AB R H RBI BB SO LOB	TOP											
<b>Billy Hatcher, R</b> OBP: 0.326, SLG: 0.402 (1, 8)	F7		F9				F7		F8	5 0 1 1 0 0 0	<b>Cincinnati Reds @ Chicago Cubs</b> Wrigley Field, Chicago, IL Sat Sep 01 1990, 3:33 AM CDT Att: 34,388 - Sunny - 85 F											
<b>Hal Morris, L</b> OBP: 0.377, SLG: 0.516 (1, 3)	K			G4-3	G4-3				1B SF7 BB	4 1 1 0 1 1 2												
<b>Barry Larkin, R</b> OBP: 0.397, SLG: 0.398 <b>Bill Doran, S</b> OBP: 0.405, SLG: 0.413 (7, PH) (7, 4)	G6-3			2B	1B	1B	L3		1B	3 2 2 0 0 0 0 2 0 1 0 0 0 1												
<b>Eric Davis, R</b> OBP: 0.334, SLG: 0.460 (1, 7)				1B	2B	3B	P5		SF7	4 3 3 3 0 0 1												
<b>Paul O'Neill, L</b> OBP: 0.352, SLG: 0.449 (1, 9)	K			2B		F8		L4	G3-1	5 0 1 1 0 1 2												
<b>Chris Sabo, R</b> OBP: 0.344, SLG: 0.485 (1, 5)	F8			1B	G5-4-3	P4		G6-3		4 0 0 0 0 0 2												
<b>Jeff Reed, L</b> OBP: 0.358, SLG: 0.371 (1, 2)	K					SH2-4				1 2 0 0 3 1 0												
<b>Mariano Duncan, R</b> OBP: 0.355, SLG: 0.490 (7, 6)			G4-3		1B	SH2-4				4 0 3 2 0 0 0												
<b>Rick Mahler, R</b> OBP: 0.118, SLG: 0.121 (1, 1)			G1-3		SH2-4		K		F8	3 0 0 0 0 1 3												
<b>Inning Stats</b>	R: 0 E: 0 K: 1 S: 6	H: 0 LOB: 0 BB: 0 P: 7	R: 1 E: 0 K: 2 S: 11	H: 1 LOB: 0 BB: 0 P: 18	R: 0 E: 0 K: 0 S: 6	H: 0 LOB: 0 BB: 0 P: 11	R: 2 E: 0 K: 0 S: 10	H: 3 LOB: 0 BB: 0 P: 15	R: 1 E: 0 K: 0 S: 9	H: 2 LOB: 1 BB: 1 P: 15		R: 3 E: 0 K: 1 S: 14	H: 3 LOB: 1 BB: 1 P: 26	R: 0 E: 0 K: 0 S: 7	H: 1 LOB: 1 BB: 0 P: 11	R: 0 E: 0 K: 0 S: 11	H: 1 LOB: 2 BB: 1 P: 17	R: 1 E: 0 K: 0 S: 15	H: 1 LOB: 1 BB: 1 P: 27	1B: 8 2B: 2 3B: 1 HR: 1	SF: 1 SAC: 1 DP: 2 HBP: 0	WP: 0 PB: 1 SB: 0 CS: 0
<b>PITCHER</b>	IP WLS BF H R ER SO BB IBB HBP BLK WP HR S P ERA WHIP											<b>PITCHER</b>	IP WLS BF H R ER SO BB IBB HBP BLK WP HR S P ERA WHIP									
<b>Jose Antonio Nunez, R</b> ERA: 6.32 (1, 1)	5.0 L 22 8 6 6 3 1 0 0 0 0 0 1 46 74 10.80 1.800																					
<b>Mitch Williams, L</b> ERA: 2.81 (6, 1)	1.0 5 1 1 1 1 1 0 0 0 0 0 0 10 18 9.00 2.000																					
<b>Randy Kramer, R</b> ERA: 4.55 (7, 1)	2.0 9 2 0 0 0 1 0 0 0 0 0 0 18 28 0.00 1.500																					
<b>Les Lancaster, R</b> ERA: 5.32 (9, 1)	1.0 5 1 1 1 0 1 0 0 0 0 0 0 15 27 9.00 2.000																					

Batter	1	2	3	4	5	6	7	8	9	AB R H RBI BB SO LOB	BOTTOM									
<b>Jerome Walton, R</b> OBP: 0.362, SLG: 0.333 (1, 8)	G6-3			23 G6-3		G6-3			G5-3	4 1 1 0 0 0 0	<b>Cincinnati Reds @ Chicago Cubs</b> Wrigley Field, Chicago, IL Sat Sep 01 1990, 3:33 AM CDT Att: 34,388 - Sunny - 85 F									
<b>23 Ryne Sandberg, R</b> OBP: 0.349, SLG: 0.542 (1, 4)	P3			G6-3		P4			G6-3	4 0 0 1 0 0 0										
<b>Mark Grace, L</b> OBP: 0.367, SLG: 0.410 (1, 3)	G5-3			G4-3					F8	4 0 1 0 0 0 0										
<b>Andre Dawson, R</b> OBP: 0.355, SLG: 0.528 (1, 9)				P6		L9				3 0 0 0 0 0 1										
<b>Dwight Smith, L</b> OBP: 0.323, SLG: 0.368 (1, 7)	G5-3				G6-3		L8			3 0 0 0 0 0 1										
<b>Luis Salazar, R</b> OBP: 0.302, SLG: 0.405 (1, 5)	G6-3					P4				3 0 1 0 0 0 1										
<b>Shawon Dunston, R</b> OBP: 0.307, SLG: 0.467 (1, 6)			G6-3		K			G6-3	1B	3 0 1 0 0 1 1										
<b>Damon Berryhill, S</b> (1, 2)			K		L4			G6-3		3 0 0 0 0 1 2										
<b>Jose Antonio Nunez, R</b> (1, 1)						K			F9	1 0 0 0 0 0 0 0 0 0 0 0 0 0 1 0 0 0 0 1 0 0 0 0 0 0 0 0 1 0 0 0 0 0 0 0 0 0 0 0 0 0										
<b>Mitch Williams, L</b> (6, 1)										0 0 0 0 0 0 0										
<b>Marvell Wynne, L</b> OBP: 0.261, SLG: 0.335 (6, PH)										0 0 0 0 0 0 0										
<b>Randy Kramer, R</b> (7, 1)										0 0 0 0 0 0 0										
<b>Gary Varsho, L</b> OBP: 0.303, SLG: 0.344 (8, PH)										1 0 0 0 0 0 0										
<b>Les Lancaster, R</b> OBP: 0.158, SLG: 0.259 (9, 1)										0 0 0 0 0 0 0										
<b>Inning Stats</b>	R: 0 E: 0 K: 0 S: 5	H: 0 LOB: 0 BB: 0 P: 8	R: 0 E: 0 K: 0 S: 6	H: 0 LOB: 0 BB: 0 P: 11	R: 0 E: 0 K: 1 S: 10	H: 0 LOB: 0 BB: 0 P: 12	R: 1 E: 0 K: 0 S: 9	H: 1 LOB: 0 BB: 0 P: 13	R: 0 E: 0 K: 1 S: 7	H: 0 LOB: 0 BB: 0 P: 11	R: 0 E: 0 K: 0 S: 6	H: 1 LOB: 1 BB: 0 P: 9	R: 0 E: 0 K: 0 S: 6	H: 1 LOB: 0 BB: 0 P: 9	R: 0 E: 0 K: 0 S: 8	H: 0 LOB: 0 BB: 0 P: 14	1B: 2 2B: 1 3B: 1 HR: 0	SF: 0 SAC: 0 DP: 1 HBP: 0	WP: 0 PB: 0 SB: 0 CS: 0	PA: 30
<b>PITCHER</b>	IP WLS BF H R ER SO BB IBB HBP BLK WP HR S P ERA WHIP											<b>PITCHER</b>	IP WLS BF H R ER SO BB IBB HBP BLK WP HR S P ERA WHIP							
<b>Rick Mahler, R</b> ERA: 4.12 (1, 1)	9.0 W 30 4 1 1 3 0 0 0 0 0 0 0 64 99 1.00 0.444																			

AB	35
R	8
H	12
RBI	7
BB	4
SO	4
LOB	11



AB	30
R	1
H	4
RBI	1
BB	0
SO	3
LOB	6



livebaseballscores.com

livebaseballscores.com



Batter	1	2	3	4	5	6	7	8	9	AB	R	H	RBI	BB	SO	LOB	TOP				
Herm Winningham, L OBP: 0.313, SLG: 0.441	2-1 G6-3	4-0 BB		0-0 G6-3 SH5-3 1B	0-0 G4-3		4-0 CS BB		2-3 K	4	0	1	0	2	1	1	<b>Cincinnati Reds @ Chicago Cubs</b> Wrigley Field, Chicago, IL Sun Sep.02 1990, 3:33 AM CDT Att: 35,043 - Cloudy - 75 F				
Bary Larkin, R OBP: 0.350, SLG: 0.400	4-2 2B BB	2-2 G6-3		0-0 SH5-3		3-1 1B 2B 1B	1-1 S BB WP 1B			3	3	2	0	1	0	2					
Bill Doran, S OBP: 0.407, SLG: 0.417	0-0 1-H 2B		2-2 1B 1B	2-2 G6-3		0-0 F7	4-0 WP S BB			4	1	2	1	1	0	2					
Eric Davis, R OBP: 0.337, SLG: 0.460	2-2 G5-3		0-0 1B 1B	1-0 HBP		1-0 2B 1B	2-3 K			4	1	2	0	0	1	2					
Paul O'Neill, L OBP: 0.352, SLG: 0.449	4-1 BB		1-3 K	0-1 G1-3		0-0 1-3 2-H 2B		0-1 F8		4	0	1	1	1	1	4					
Todd Benzinger, S OBP: 0.294, SLG: 0.351	0-3 K		0-2 FC6-4 1B 1-2 3-H 1B		1-2 G3-1	4-0 IBB		1-1 P4		4	0	1	1	1	1	2					
Jeff Reed, L OBP: 0.366, SLG: 0.380		1-1 BB 1B	2-1 FC6-4 1B 1-2 2-H 1B		0-1 PB SH1-4 1B	1-3 K		2-1 G6-3		5	1	3	1	0	1	3					
Mariano Duncan, R OBP: 0.353, SLG: 0.485		2-3 K	1-1 FC6-4 1B 1-2 2-3		4-2 SH1-4 PB BB	1-3 K		1-2 G6-3		4	0	0	0	1	2	6					
Jose Rijo, R OBP: 0.184, SLG: 0.204	0-3 K		0-0 G5-3		2-0 SH1-4		1-1 F9		0-0 B2	4	0	0	1	0	1	3					
<b>Inning Stats</b>	R: 1 E: 0 K: 1 S: 13	H: 1 LOB: 2 BB: 2 P: 25	R: 0 E: 0 K: 2 S: 12	H: 1 LOB: 2 BB: 1 P: 21	R: 2 E: 0 K: 1 S: 15	H: 4 LOB: 0 BB: 0 P: 21	R: 0 E: 0 K: 0 S: 8	H: 1 LOB: 2 BB: 0 P: 11	R: 1 E: 0 K: 0 S: 10	H: 3 LOB: 3 BB: 1 P: 17	R: 1 E: 0 K: 1 S: 8	H: 1 LOB: 1 BB: 2 P: 20	R: 0 E: 0 K: 0 S: 6	H: 0 LOB: 0 BB: 0 P: 9	R: 0 E: 0 K: 1 S: 8	H: 0 LOB: 0 BB: 0 P: 11	1B: 10 2B: 2 3B: 0 HR: 0	SF: 0 SAC: 2 DP: 0 HBP: 1	WP: 1 PB: 1 SB: 2 CS: 1	PA: 46	
<b>PITCHER</b>	IP WLS BF H R ER SO BB IBB HBP BLK WP HR S P ERA WHIP	5.0 L 28 8 4 3 4 4 0 1 0 0 0 0 58 95 5.40 2.400	0.2 6 3 1 1 1 0 1 0 0 0 0 0 8 17 13.50 4.500	1.1 6 1 1 1 2 2 0 0 0 0 0 0 11 24 6.75 2.250	2.0 6 0 0 0 1 0 0 0 0 0 0 0 14 20 0.00 0.000																

AB	36
R	6
H	12
RBI	5
BB	7
SO	8
LOB	25



Batter	1	2	3	4	5	6	7	8	9	AB	R	H	RBI	BB	SO	LOB	BOTTOM			
Jerome Walton, R OBP: 0.360, SLG: 0.330	1-2 F9		4-0 1B BB		0-1 G3-6-4 1-2		1-2 G6-3			3	0	0	0	1	0	2	<b>Cincinnati Reds @ Chicago Cubs</b> Wrigley Field, Chicago, IL Sun Sep.02 1990, 3:33 AM CDT Att: 35,043 - Cloudy - 75 F			
23 Ryne Sandberg, R OBP: 0.347, SLG: 0.537	2-2 P6		0-3 K			0-3 K		1-1 P6		4	0	0	0	0	2	2				
Mark Grace, L OBP: 0.370, SLG: 0.415	1-2 1B		2-1 WP 1B 1-3 2-H			2-2 2B		0-0 F9		4	0	3	1	0	0	0				
Andre Dawson, R OBP: 0.354, SLG: 0.526	0-0 G6-3		3-3 K		1-2 K		1-2 G5-3		2-2 FC6-4 1B	4	0	1	0	0	1	4				
Luis Salazar, R OBP: 0.302, SLG: 0.403		3-2 1B		1-2 F8		2-2 G5-3		1-2 FC6-4 1B		4	0	1	0	0	0	2				
Doug Descenzo, S OBP: 0.319, SLG: 0.377		0-0 P4		1-1 F8				1-0 P5		4	0	0	0	0	0	0				
Shawon Dunston, R OBP: 0.306, SLG: 0.467		0-0 P4		1-0 P4				0-0 2B 2B		4	1	1	0	0	0	0				
Joe Girardi, R OBP: 0.320, SLG: 0.371			1-2 SH1 1B 1B		0-0 F9		2-1 G6-3 2H 2B		4-0 BB	3	1	2	1	1	0	0				
Greg Maddux, R OBP: 0.157, SLG: 0.145			1-1 SH1		0-1 G3-6-4 1B		1-0 G6-3		2-2 F9	0	0	0	0	0	0	0				
<b>Inning Stats</b>	R: 0 E: 0 K: 0 S: 11	H: 1 LOB: 1 BB: 0 P: 15	R: 0 E: 0 K: 0 S: 10	H: 1 LOB: 0 BB: 0 P: 13	R: 1 E: 0 K: 2 S: 14	H: 2 LOB: 1 BB: 1 P: 25	R: 0 E: 0 K: 0 S: 6	H: 0 LOB: 0 BB: 0 P: 9	R: 0 E: 0 K: 1 S: 15	H: 1 LOB: 1 BB: 0 P: 20	R: 1 E: 0 K: 0 S: 8	H: 2 LOB: 1 BB: 0 P: 13	R: 0 E: 0 K: 0 S: 9	H: 1 LOB: 0 BB: 0 P: 13	R: 0 E: 0 K: 0 S: 5	H: 0 LOB: 1 BB: 1 P: 11	1B: 6 2B: 3 3B: 0 HR: 0	SF: 0 SAC: 1 DP: 1 HBP: 0	WP: 1 PB: 0 SB: 0 CS: 0	PA: 36
<b>PITCHER</b>	IP WLS BF H R ER SO BB IBB HBP BLK WP HR S P ERA WHIP	9.0 W 36 9 2 2 3 2 0 0 0 1 0 83 124 2.00 1.222																		

AB	33
R	2
H	9
RBI	2
BB	2
SO	3
LOB	12













Batter	1	2	3	4	5	6	7	8	9	AB	R	H	RBI	BB	SO	LOB	TOP				
<b>Barry Larkin, R</b> OBP: 0.361, SLG: 0.398 (1, 6)	L7	5-3			F8		F9			5	0	1	1	0	0	2	<b>Cincinnati Reds @ San Francisco Giants</b> Candlestick Park, San Francisco, CA Wed Sep 05 1990, 10:05 PM EDT Att: 22,071 - Unknown				
<b>Bill Doran, S</b> OBP: 0.411, SLG: 0.424 (1, 4)	BB		G6-4-3		1B		BLK	P3		3	1	2	0	2	0	2					
<b>Paul O'Neill, L</b> OBP: 0.350, SLG: 0.443 (1, 9)	P5		G6-4-3		2B		F7		5-3	4	0	1	1	1	0	2					
<b>Eric Davis, R</b> OBP: 0.333, SLG: 0.456 (1, 7)	2-3		G6-4-3		1B		K		1B	5	0	1	0	0	1	5					
<b>Hal Morris, L</b> OBP: 0.380, SLG: 0.538 (1, 3)		1B	K		HR			2B	F7	5	3	3	1	0	1	2					
<b>Chris Sabo, R</b> OBP: 0.347, SLG: 0.487 (1, 5)	2B				P3	G6-3		1B	P5	5	1	3	1	0	0	1					
<b>Jeff Reed, L</b> OBP: 0.370, SLG: 0.392 (1, 2)	P5				2B	G6-3		1B		4	0	2	0	0	0	3					
<b>Herm Winningham, L</b> OBP: 0.316, SLG: 0.447 (1, 8)					G6-3		G3		G3	4	0	1	1	0	0	3					
<b>Norm Charlton, S</b> OBP: 0.219, SLG: 0.107 (8, PH)					6-3				P6	3	0	0	0	0	2	3					
<b>Luis Quinones, S</b> OBP: 0.313, SLG: 0.327 (8, PH)										1	0	0	0	0	0	2					
<b>Rob Dibble, L</b> (8, 1)										0	0	0	0	0	0	0					
<b>Inning Stats</b>	R: 0 E: 0 K: 0 S: 6	H: 0 LOB: 1 BB: 1 P: 10	R: 1 E: 0 K: 0 S: 17	H: 3 LOB: 2 BB: 0 P: 22	R: 0 E: 0 K: 1 S: 8	H: 1 LOB: 1 BB: 1 P: 15	R: 0 E: 0 K: 0 S: 3	H: 1 LOB: 0 BB: 0 P: 6	R: 1 E: 0 K: 1 S: 10	H: 2 LOB: 1 BB: 0 P: 15	R: 0 E: 0 K: 1 S: 6	H: 0 LOB: 1 BB: 1 P: 13	R: 2 E: 0 K: 0 S: 15	H: 4 LOB: 2 BB: 0 P: 20	R: 0 E: 0 K: 0 S: 7	H: 1 LOB: 1 BB: 0 P: 13	1B: 5 2B: 8 3B: 0 HR: 1	SF: 0 SAC: 0 DP: 1 HBP: 0	WP: 0 PB: 0 SB: 0 CS: 0	PA: 42	
<b>PITCHER</b>	IP	WLS	BF	H	R	ER	SO	BB	IBB	HBP	BLK	WP	HR	S	P	ERA	WHIP				
<b>Don Robinson, R</b> ERA: 3.72 (1, 1)	6.0	L	27	9	3	3	3	2	0	0	0	0	1	53	80	4.50	1.833				
<b>Randy O'Neal, R</b> ERA: 3.47 (7, 1)	1.0		7	3	2	2	1	1	0	0	1	0	0	9	22	18.00	4.000				
<b>Francisco Oliveras, R</b> ERA: 3.52 (8, 1)	1.0		4	1	0	0	0	0	0	0	0	0	0	12	11	0.00	1.000				
<b>Mark Dewey, R</b> ERA: 2.89 (9, 1)	1.0		4	1	0	0	0	0	0	0	0	0	0	7	13	0.00	1.000				

Batter	1	2	3	4	5	6	7	8	9	AB	R	H	RBI	BB	SO	LOB	BOTTOM					
<b>Brett Butler, L</b> OBP: 0.389, SLG: 0.364 (1, 8)	G6-3					4-3			3-1	3	0	0	0	1	0	3	<b>Cincinnati Reds @ San Francisco Giants</b> Candlestick Park, San Francisco, CA Wed Sep 05 1990, 10:05 PM EDT Att: 22,071 - Unknown					
<b>Greg Litton, R</b> OBP: 0.274, SLG: 0.301 (1, 4)	FC6-4	G5-3		5-3				SF9		4	1	2	1	0	0	3						
<b>Will Clark, L</b> OBP: 0.345, SLG: 0.431 (1, 3)	FC6-4		K		4-3		K		2B	4	0	1	0	1	2	1						
<b>Kevin Mitchell, R</b> OBP: 0.373, SLG: 0.565 (1, 7)	FC6-4		6-3		K		FC1		K	5	0	0	0	0	2	4						
<b>Matt Williams, R</b> OBP: 0.323, SLG: 0.489 (1, 5)	E				6-3		G6-4-3			3	0	1	1	1	0	2						
<b>Kevin Bass, S</b> OBP: 0.294, SLG: 0.438 (1, 9)	E4		1-3				F7		6-3	4	0	0	0	0	0	3						
<b>Gary Carter, R</b> OBP: 0.327, SLG: 0.410 (1, 2)	F8									3	1	2	1	0	0	3						
<b>Scott Garrelts, R</b> OBP: 0.098, SLG: 0.085 (6, PR)										0	0	0	0	0	0	0						
<b>Kirt Manwaring, R</b> OBP: 0.182, SLG: 0.364 (8, PH)										0	0	0	0	0	0	0						
<b>Terry Kennedy, L</b> OBP: 0.351, SLG: 0.388 (9, 2)										1	0	0	0	0	1	0						
<b>Mike Benjamin, R</b> OBP: 0.259, SLG: 0.500 (8, PH)		E5								3	0	1	0	0	0	0						
<b>Ernest Riles, L</b> OBP: 0.342, SLG: 0.426 (9, 6)		FC5-4			P6		FC4-6		F8	1	0	0	0	0	0	0						
<b>Don Robinson, R</b> OBP: 0.338, SLG: 0.207 (5, PR)										2	0	0	0	0	0	1						
<b>Bill Eathen, R</b> OBP: 0.333, SLG: 0.460 (6, PR)										1	0	0	0	0	0	2						
<b>Mike Kingery, R</b> OBP: 0.322, SLG: 0.345 (7, 1)										0	0	0	0	0	0	0						
<b>Randy O'Neal, R</b> OBP: 0.322, SLG: 0.345 (7, 1)										0	0	0	0	0	0	0						
<b>Francisco Oliveras, R</b> OBP: 0.322, SLG: 0.345 (7, 1)										0	0	0	0	0	0	0						
<b>Mark Dewey, R</b> OBP: 0.322, SLG: 0.345 (7, 1)										0	0	0	0	0	0	0						
<b>Jose Uribe, S</b> OBP: 0.324, SLG: 0.320 (9, PH)									SF9	1	1	1	0	0	0	0						
<b>Inning Stats</b>	R: 1 E: 1 K: 0 S: 9	H: 2 LOB: 3 BB: 1 P: 16	R: 0 E: 1 K: 0 S: 7	H: 0 LOB: 1 BB: 1 P: 11	R: 0 E: 0 K: 1 S: 6	H: 0 LOB: 1 BB: 1 P: 11	R: 0 E: 0 K: 0 S: 7	H: 1 LOB: 0 BB: 0 P: 13	R: 0 E: 0 K: 0 S: 9	H: 2 LOB: 0 BB: 0 P: 13	R: 0 E: 0 K: 1 S: 6	H: 1 LOB: 1 BB: 0 P: 11	R: 0 E: 0 K: 1 S: 9	H: 0 LOB: 0 BB: 0 P: 13	R: 1 E: 0 K: 1 S: 16	H: 2 LOB: 1 BB: 0 P: 25	1B: 3 2B: 4 3B: 0 HR: 1	SF: 1 SAC: 0 DP: 2 HBP: 1	WP: 0 PB: 0 SB: 0 CS: 0	PA: 40		
<b>PITCHER</b>	IP	WLS	BF	H	R	ER	SO	BB	IBB	HBP	BLK	WP	HR	S	P	ERA	WHIP					
<b>Norm Charlton, L</b> ERA: 2.21 (1, 1)	7.0		32	6	2	2	3	3	0	0	0	0	0	1	52	81	2.57	1.286				
<b>Rob Dibble, R</b> ERA: 1.92 (8, 1)	2.0	S	8	2	1	1	2	0	0	0	0	0	0	25	38	4.50	1.000					





Batter	1	2	3	4	5	6	7	8	9	AB	R	H	RBI	BB	SO	LOB	TOP											
<b>Barry Larkin, R</b> OBP: 0.360, SLG: 0.397	1-1 P6		1-0 G3		1-3 K2-3		1-2 1B			4	0	1	0	0	1	1	<b>Cincinnati Reds @ San Francisco Giants</b> Candlestick Park, San Francisco, CA Thu Sep 06 1990, 6:33 AM EDT Att: 16,271 - Sunny											
<b>Herm Winningham, L</b> OBP: 0.321, SLG: 0.452	4-0 1B		1-1 WP 2B		1-2 3-1		1-0 F7			3	0	1	1	1	0	1												
<b>Bill Doran, S</b> OBP: 0.412, SLG: 0.425	0-0 G3-6-3 1B		3-2 L3		3-3 K		2-1 1B			4	0	2	0	0	1	1												
<b>Paul O'Neill, L</b> OBP: 0.349, SLG: 0.444	1-1 G3-6-3		2-0 F9		3-2 1B FC5-2 2B		0-2 F7			4	0	1	0	0	0	4												
<b>Hal Morris, L</b> OBP: 0.378, SLG: 0.533		1-1 1-4-3		3-1 F7		0-1 WP 1B		3-2 P6		4	0	1	0	0	0	1												
<b>Glenn Braggs, R</b> OBP: 0.349, SLG: 0.393		2-1 F7		1-3 K		1-1 FC5-2		0-3 K		4	0	0	0	0	2	3												
<b>Jeff Reed, L</b> OBP: 0.367, SLG: 0.388		2-2 1B		2-0 4-3		1-2 3-H 2-2 4-3				4	0	1	0	0	1	2												
<b>Mariano Duncan, R</b> OBP: 0.353, SLG: 0.493		0-3 K		1-0 SF9 3B		1-2 5-3		2-3 K		4	1	1	0	0	2	1												
<b>Rick Mahler, R</b> OBP: 0.139, SLG: 0.147			0-1 E8 2B 1B		0-1 SF9		1-2 4-3		1-3 K	1	1	1	1	0	0	0												
<b>Todd Benzinger, S</b> OBP: 0.295, SLG: 0.349										1	0	0	0	0	0	0												
<b>Tim Layana, R</b> OBP: 0.310, SLG: 0.325										0	0	0	0	0	0	0												
<b>Tim Birtsas, L</b>										0	0	0	0	0	0	0												
<b>Luis Quinones, S</b>										1	0	0	0	0	1	0												
<b>Inning Stats</b>	R: 0 E: 0 K: 0 S: 5	H: 1 LOB: 1 BB: 1 P: 11	R: 0 E: 0 K: 1 S: 12	H: 1 LOB: 1 BB: 0 P: 17	R: 1 E: 1 K: 0 S: 11	H: 2 LOB: 1 BB: 0 P: 18	R: 0 E: 0 K: 1 S: 6	H: 0 LOB: 0 BB: 0 P: 12	R: 1 E: 0 K: 1 S: 9	H: 1 LOB: 0 BB: 0 P: 12	R: 0 E: 0 K: 1 S: 15	H: 2 LOB: 2 BB: 0 P: 24	R: 0 E: 0 K: 1 S: 10	H: 1 LOB: 1 BB: 0 P: 14	R: 0 E: 0 K: 1 S: 12	H: 0 LOB: 0 BB: 0 P: 15	1B: 6 2B: 2 3B: 1 HR: 0	SF: 1 SAC: 0 DP: 1 HBP: 0	WP: 2 PA: 36 PB: 0 SB: 1 CS: 0									
<b>PITCHER</b>	IP	WLS	BF	H	R	ER	SO	BB	IBB	HBP	BLK	WP	HR	S	P	ERA	WHIP											
<b>Scott Garretts, R</b>	(1, 1)	7.0	W	29	8	2	2	4	1	0	0	0	2	0	68	108	2.57	1.286										
<b>Trevor Wilson, L</b>	(8, 1)	0.2		3	1	0	0	0	0	0	0	0	0	0	9	14	0.00	1.500										
<b>Steve Bedrosian, R</b>	(8, 1)	1.1	S	4	0	0	0	4	0	0	0	0	0	0	12	18	0.00	0.000										



Batter	1	2	3	4	5	6	7	8	9	AB	R	H	RBI	BB	SO	LOB	BOTTOM												
<b>Brett Butler, L</b> OBP: 0.389, SLG: 0.364	1-1 G3	0-0 1B		0-2 4-3			0-1 FC1-6 E G1-3	1-0 1B		5	1	2	1	0	0	1	<b>Cincinnati Reds @ San Francisco Giants</b> Candlestick Park, San Francisco, CA Thu Sep 06 1990, 6:33 AM EDT Att: 16,271 - Sunny												
<b>Mike Kingsley, L</b> OBP: 0.329, SLG: 0.340	2-0 G3	0-0 1B		1-1 F7			0-0 G1-3	1-1 F8		5	0	1	0	0	0	3													
<b>Will Clark, L</b> OBP: 0.345, SLG: 0.431	3-2 2B	2-1 F8		2-2 F7			2-1 E7 FC6-4	2-H 1B		4	1	1	0	0	0	2													
<b>Kevin Mitchell, R</b> OBP: 0.372, SLG: 0.562	4-1 2B BB		1-1 P3		3-2 P3		0-0 FC6-4			3	1	0	0	1	0	1													
<b>Matt Williams, R</b> OBP: 0.324, SLG: 0.491	1-0 1B 2B		1-2 G3		0-1 P4			0-0 G6-3 1B		4	2	2	2	0	0	0													
<b>Terry Kennedy, L</b> OBP: 0.353, SLG: 0.389	2-1 FC5-4 1B		2-1 BB 1B		0-0 4-3			0-0 G6-3		4	0	2	1	0	0	1													
<b>Robby Thompson, R</b> OBP: 0.303, SLG: 0.389	0-2 FC5-4		4-2 BB 1B		0-1 6-3			2-0 F8		3	0	0	0	1	0	2													
<b>Jose Uribe, S</b> OBP: 0.303, SLG: 0.318		1-1 6-3	0-1 L7		0-0 F9			4-0 1B BB		3	1	0	0	1	0	2													
<b>Scott Garretts, R</b>	(1, 1)	6.0	L	26	6	3	3	1	2	0	0	0	0	0	59	90		4.50	1.333										
<b>Ernest Riles, L</b>	(7, PH)									0	0	0	0	1	0	0													
<b>Trevor Wilson, L</b>	(8, 1)									0	0	0	0	0	0	0													
<b>Steve Bedrosian, R</b>	(8, 1)									1	0	1	1	0	0	0													
<b>Inning Stats</b>	R: 3 E: 0 K: 0 S: 14	H: 3 LOB: 1 BB: 1 P: 27	R: 0 E: 0 K: 1 S: 9	H: 2 LOB: 2 BB: 0 P: 13	R: 0 E: 0 K: 0 S: 15	H: 1 LOB: 2 BB: 1 P: 23	R: 0 E: 0 K: 0 S: 8	H: 0 LOB: 0 BB: 0 P: 9	R: 0 E: 0 K: 0 S: 9	H: 0 LOB: 0 BB: 0 P: 14	R: 0 E: 0 K: 0 S: 4	H: 0 LOB: 0 BB: 0 P: 4	R: 1 E: 1 K: 0 S: 7	H: 0 LOB: 1 BB: 1 P: 13	R: 2 E: 0 K: 0 S: 7	H: 3 LOB: 2 BB: 1 P: 15	1B: 7 2B: 2 3B: 0 HR: 0	SF: 0 SAC: 0 DP: 0 HBP: 0	WP: 0 PA: 38 PB: 0 SB: 0 CS: 0										
<b>PITCHER</b>	IP	WLS	BF	H	R	ER	SO	BB	IBB	HBP	BLK	WP	HR	S	P	ERA	WHIP												
<b>Rick Mahler, R</b>	(1, 1)	6.0	L	26	6	3	3	1	2	0	0	0	0	0	59	90	4.50	1.333											
<b>Tim Layana, R</b>	(7, 1)	1.2		10	2	3	2	0	2	0	0	0	0	0	11	23	10.80	2.400											
<b>Tim Birtsas, L</b>	(8, 1)	0.1		2	1	0	0	0	0	0	0	0	0	0	3	5	0.00	3.000											





Batter	1	2	3	4	5	6	7	8	9	AB	R	H	RBI	BB	SO	LOB	TOP					
Herm Winningham, L (1, 8) OBP: 0.319, SLG: 0.446	2-1 CS 1B		2-2 G4-3			1-2 G3		1-1 G4-3		4	0	1	0	0	0	0						
Barry Larkin, R (1, 6) OBP: 0.359, SLG: 0.396	2-2 G6-3		3-2 F9			3-1 G6-3			1-1 G5-3 1B	4	1	1	0	0	0	1						
Paul O'Neill, L (1, 9) OBP: 0.346, SLG: 0.440	0-0 G3-1			1-1 G3-1		0-0 G3			3-2 E6 G5-3 1-3	4	0	0	0	0	0	1						
Eric Davis, R (1, 7) OBP: 0.330, SLG: 0.451		2-3 K		1-1 G5-3			3-3 K		0-0 G5-3	4	0	0	1	0	2	1						
Hal Morris, L (1, 3) OBP: 0.380, SLG: 0.532		0-2 E 1B		2-2 G4-3			1-1 E 1B		0-0 F7	4	0	2	0	0	0	1						
Chris Sabo, R (1, 5) OBP: 0.344, SLG: 0.483		3-2 F7			0-1 F8		2-2 E5 G4-6-3 1-2		0-1 G5-3	4	0	0	0	0	0	3						
Jeff Reed, L (1, 2) OBP: 0.359, SLG: 0.379		2-2 E3			2-2 G5-3		1-1 G4-6-3 1-2			3	0	0	0	0	0	3						
Mariano Duncan, R (1, 4) OBP: 0.350, SLG: 0.490					0-1 E6			2-2 G5		3	0	0	0	0	1	2						
Jose Rijo, R (1, 1) OBP: 0.176, SLG: 0.196						2-2 G6-3			1-0 F7	2	0	0	0	0	0	1						
Ron Oester, S (8, PH) OBP: 0.350, SLG: 0.350										1	0	0	0	0	0	0						
Tim Layana, R (8, 1)										0	0	0	0	0	0	0						
Rosario Rodriguez, R (8, 1)										0	0	0	0	0	0	0						
<b>Inning Stats</b>	R: 0 E: 0 K: 0 S: 6	H: 1 LOB: 0 BB: 0 P: 10	R: 0 E: 1 K: 2 S: 16	H: 1 LOB: 2 BB: 0 P: 26	R: 0 E: 0 K: 0 S: 10	H: 0 LOB: 0 BB: 0 P: 16	R: 0 E: 0 K: 0 S: 9	H: 0 LOB: 0 BB: 0 P: 13	R: 0 E: 1 K: 0 S: 10	H: 0 LOB: 1 BB: 0 P: 14	R: 0 E: 0 K: 0 S: 6	H: 0 LOB: 0 BB: 0 P: 10	R: 0 E: 0 K: 0 S: 12	H: 1 LOB: 1 BB: 0 P: 19	R: 0 E: 0 K: 0 S: 6	H: 0 LOB: 0 BB: 0 P: 10	R: 1 E: 1 K: 0 S: 9	H: 1 LOB: 1 BB: 0 P: 13	1B: 4 2B: 0 3B: 0 HR: 0	SF: 0 SAC: 0 DP: 1 HBP: 0	WP: 0 PB: 0 SB: 0 CS: 1	PA: 33
<b>PITCHER</b>	IP WLS BF H R ER SO BB IBB HBP BLK WP HR S P ERA WHIP																					
Jim Neidinger, R (1, 1) ERA: 2.72	8.0 W 30 4 1 0 3 0 0 0 0 0 0 80 127 0.00 0.500																					
Jay Howell, R (9, 1) ERA: 2.05	1.0 S 3 0 0 0 0 0 0 0 0 0 0 4 4 0.00 0.000																					

Cincinnati Reds @ Los Angeles Dodgers  
Dodger Stadium, Los Angeles, CA  
Fri Sep 07 1990, 7:05 PM PDT  
Att: 47,720 - Unknown - 90 F

livebaseballscores.com

AB 33  
R 1  
H 4  
RBI 1  
BB 0  
SO 3  
LOB 13




Batter	1	2	3	4	5	6	7	8	9	AB	R	H	RBI	BB	SO	LOB	BOTTOM					
Lenny Harris, L (1, 4) OBP: 0.340, SLG: 0.370	4-0 S SF7 BB BB		1-1 G5-3	2-2 1B			2-2 F9			3	1	1	0	1	0	0						
Kirk Gibson, L (1, 8) OBP: 0.349, SLG: 0.427	2-3 K		4-2 S BLK BB	0-1 P5			0-0 F8			3	0	0	0	1	1	3						
Kal Daniels, L (1, 7) OBP: 0.380, SLG: 0.514	4-1 S BB		1-1 L7		1-1 F7		3-1 F8			3	0	0	0	1	0	1						
Eddie Murray, S (1, 3) OBP: 0.403, SLG: 0.508	4-2 BB		4-0 BB		2-0 G4-3			2-1 G5-3		2	0	0	0	2	0	0						
Hubie Brooks, R (1, 9) OBP: 0.310, SLG: 0.435	0-1 SF7		1-3 K		1-2 G4-3			4-2 CS BB		2	0	0	1	1	1	2						
Juan Samuel, R (8, PR) OBP: 0.294, SLG: 0.320										0	0	0	0	0	0	0						
Jose Gonzalez, R (9, 9) OBP: 0.284, SLG: 0.458										0	0	0	0	0	0	0						
Mike Scioscia, L (1, 2) OBP: 0.349, SLG: 0.418	3-H F6				0-0 G3-1		4-1 1B E BB	1-2 G1-3		3	1	0	0	1	0	3						
Mike Sharperson, R (1, 5) OBP: 0.390, SLG: 0.585		2-2 G4-3		1-0 E6 1B		2-2 E9 1B CS				3	1	1	0	0	0	0						
Alfredo Griffin, S (1, 6) OBP: 0.263, SLG: 0.255		0-0 P5		1-0 G5-3		0-0 G3				3	0	0	0	0	0	2						
Jim Neidinger, S (1, 1) OBP: 0.211, SLG: 0.167		1-3 K		1-0 1B		3-2 F9				3	0	1	1	0	1	1						
Jay Howell, R (9, 1) OBP: 0.313, SLG: 0.300				2-H 1B						0	0	0	0	0	0	0						
<b>Inning Stats</b>	R: 1 E: 0 K: 1 S: 10	H: 0 LOB: 2 BB: 3 P: 24	R: 0 E: 0 K: 1 S: 7	H: 0 LOB: 0 BB: 0 P: 10	R: 0 E: 0 K: 1 S: 10	H: 0 LOB: 2 BB: 2 P: 21	R: 1 E: 1 K: 0 S: 9	H: 2 LOB: 0 BB: 0 P: 14	R: 0 E: 0 K: 0 S: 6	H: 0 LOB: 0 BB: 0 P: 10	R: 1 E: 1 K: 0 S: 11	H: 1 LOB: 0 BB: 1 P: 20	R: 0 E: 0 K: 0 S: 8	H: 0 LOB: 0 BB: 0 P: 13	R: 0 E: 0 K: 0 S: 10	H: 0 LOB: 1 BB: 1 P: 16	R: 0 E: 0 K: 0 S: 9	H: 0 LOB: 1 BB: 0 P: 13	1B: 3 2B: 0 3B: 0 HR: 0	SF: 1 SAC: 0 DP: 0 HBP: 0	WP: 0 PB: 0 SB: 3 CS: 2	PA: 33
<b>PITCHER</b>	IP WLS BF H R ER SO BB IBB HBP BLK WP HR S P ERA WHIP																					
Jose Rijo, R (1, 1) ERA: 3.12	7.0 L 30 3 3 1 3 6 0 0 0 1 0 5 11 1.29 1.286																					
Tim Layana, R (8, 1) ERA: 3.31	0.1 2 0 0 0 0 1 0 0 0 0 0 5 11 0.00 3.000																					
Rosario Rodriguez, L (8, 1) ERA: 6.23	0.2 1 0 0 0 0 0 0 0 0 0 0 5 5 0.00 0.000																					

Cincinnati Reds @ Los Angeles Dodgers  
Dodger Stadium, Los Angeles, CA  
Fri Sep 07 1990, 7:05 PM PDT  
Att: 47,720 - Unknown - 90 F

livebaseballscores.com


AB 25  
R 3  
H 3  
RBI 2  
BB 7  
SO 3  
LOB 12











Batter	1	2	3	4	5	6	7	8	9	AB R H RBI BB SO LOB	TOP											
<b>Bill Doran, S</b> OBP: 0.414, SLG: 0.432 <b>Luis Quinones, S</b> OBP: 0.306, SLG: 0.331	3-1 1-3 2B		2-3 K		2-2 3B 2B		0-0 4-3		2-2 2B	3 1 2 0 0 1 0 2 0 1 0 0 0 0	<b>Cincinnati Reds @ Los Angeles Dodgers</b> Dodger Stadium, Los Angeles, CA Sun Sep 09 1990, 3:33 AM PDT Att: 41,740 - Unknown  <b>AB 35</b> <b>R 4</b> <b>H 8</b> <b>RBI 4</b> <b>BB 3</b> <b>SO 8</b> <b>LOB 14</b> 											
<b>Barry Larkin, R</b> OBP: 0.398, SLG: 0.398	0-0 1-3		3-1 F9		3-2 1B 3B		1-2 P3		1-1 6-3	5 1 1 1 0 0 2												
<b>Hal Morris, L</b> OBP: 0.378, SLG: 0.525	1-2 P6		2-0 F8		0-0 FC6-4 1B		1-1 3-1			4 0 1 1 0 0 1												
<b>Eric Davis, R</b> OBP: 0.335, SLG: 0.468	2-1 F8			0-2 HR	0-0 FC6-4			0-1 F8		4 1 1 1 0 0 2												
<b>Paul O'Neill, L</b> OBP: 0.345, SLG: 0.435		4-2 BLK 1B BB		1-3 K	3-1 F8			2-2 F7		3 1 0 0 1 1 1												
<b>Herm Winningham, L</b> OBP: 0.329, SLG: 0.455		2-2 1-3 1-2		4-1 S BB	1-3 K			3-2 2B		3 0 1 0 1 1 2												
<b>Jeff Reed, L</b> OBP: 0.357, SLG: 0.375		0-0 FC6-4 2H 1B		1-0 P2		0-1 F8		2-3 K		4 0 1 1 0 1 2												
<b>Mariano Duncan, R</b> OBP: 0.348, SLG: 0.482		0-0 FC6-4 1-2		4-0 1-2 IBB		0-1 4-3		1-3 K		3 0 0 0 1 1 1												
<b>Danny Jackson, R</b> OBP: 0.069, SLG: 0.138 <b>Todd Benzinger, S</b> OBP: 0.294, SLG: 0.348 <b>Rick Mahler, R</b> OBP: 0.139, SLG: 0.147 <b>Ron Oester, S</b> OBP: 0.318, SLG: 0.357		1-3 K		2-3 K		1-3 K		1-1 F8		2 0 0 0 0 2 3 1 0 0 0 0 1 0 0 0 0 0 0 0 0 1 0 0 0 0 0 0												
<b>Inning Stats</b>	R: 0 E: 0 K: 0 S: 10	H: 1 LOB: 1 BB: 0 P: 16	R: 1 E: 0 K: 1 S: 11	H: 1 LOB: 1 BB: 1 P: 18	R: 0 E: 0 K: 1 S: 6	H: 0 LOB: 0 BB: 0 P: 13	R: 1 E: 0 K: 2 S: 12	H: 1 LOB: 2 BB: 2 P: 24	R: 2 E: 0 K: 1 S: 15	H: 3 LOB: 1 BB: 0 P: 24		R: 0 E: 0 K: 1 S: 7	H: 0 LOB: 0 BB: 0 P: 8	R: 0 E: 0 K: 0 S: 7	H: 0 LOB: 0 BB: 0 P: 9	R: 0 E: 0 K: 1 S: 11	H: 1 LOB: 1 BB: 0 P: 18	R: 0 E: 0 K: 1 S: 12	H: 1 LOB: 1 BB: 0 P: 17	1B: 2 2B: 4 3B: 1 HR: 1	SF: 0 SAC: 0 DP: 0 HBP: 0	WP: 0 PB: 0 SB: 1 CS: 0
<b>PITCHER</b> <b>Ramon Martinez, R</b> ERA: 3.22	IP: 9.0 WLS: W BF: 38 H: 8 R: 4 ER: 4 SO: 8 BB: 2 IBB: 1 HBP: 0 BLK: 1 WP: 0 HR: 1 S: 91 P: 147 ERA: 4.00 WHIP: 1.111											<b>PITCHER</b>	IP: WLS: BF: H: R: ER: SO: BB: IBB: HBP: BLK: WP: HR: S: P: ERA: WHIP:									


Batter	1	2	3	4	5	6	7	8	9	AB R H RBI BB SO LOB	BOTTOM									
<b>Juan Samuel, R</b> OBP: 0.294, SLG: 0.326	0-0 L8			2-3 K		0-2 4-3		2-2 2B		5 0 1 0 0 1 3	<b>Cincinnati Reds @ Los Angeles Dodgers</b> Dodger Stadium, Los Angeles, CA Sun Sep 09 1990, 3:33 AM PDT Att: 41,740 - Unknown  <b>AB 32</b> <b>R 6</b> <b>H 9</b> <b>RBI 5</b> <b>BB 2</b> <b>SO 7</b> <b>LOB 15</b> 									
<b>Kirk Gibson, L</b> OBP: 0.347, SLG: 0.419 <b>Stan Javier, S</b> OBP: 0.360, SLG: 0.366	2-2 G4-3		1-2 2H 4-3		3-2 HBP		1-3 K		1-3 K	2 0 0 0 0 0 2 1 0 0 0 0 1 0										
<b>Kal Daniels, L</b> OBP: 0.381, SLG: 0.515	4-1 FC6-4 BB		1-0 4-3 SF8 2B		1-1 3-1		2-3 K			3 1 1 0 1 1 3										
<b>Eddie Murray, S</b> OBP: 0.399, SLG: 0.502	0-0 FC6-4 1-2		3-2 4-3		0-0 P4		1-3 K			4 0 0 0 0 1 2										
<b>Hubie Brooks, R</b> OBP: 0.309, SLG: 0.439		0-0 3-1	0-2 SF8		2-1 1B 1B		0-0 HR			3 2 2 2 0 0 0										
<b>Mike Sharperson, R</b> OBP: 0.386, SLG: 0.381		3-1 E 1B 1B	0-2 6-3		0-0 1B SH1-3 1B		3-2 G6-3			4 2 2 0 0 0 0										
<b>Rick Dempsey, R</b> OBP: 0.331, SLG: 0.304		3-2 5-3		4-1 HBP BB		2-2 SH1-3 1B		1-0 P4		3 0 1 1 1 0 1										
<b>Alfredo Griffin, S</b> OBP: 0.265, SLG: 0.255		2-2 E5 1B E		0-0 HBP 1B		0-1 SH1-3		2-2 L6		3 1 1 1 0 0 1										
<b>Ramon Martinez, R</b> OBP: 0.139, SLG: 0.116		2-2 E 1B		2-3 K		0-3 K		1-3 K		4 0 1 1 0 3 3										
<b>Inning Stats</b>	R: 0 E: 0 K: 0 S: 6	H: 0 LOB: 1 BB: 1 P: 12	R: 2 E: 2 K: 0 S: 24	H: 2 LOB: 2 BB: 0 P: 37	R: 1 E: 0 K: 0 S: 13	H: 1 LOB: 0 BB: 0 P: 17	R: 0 E: 0 K: 2 S: 12	H: 1 LOB: 3 BB: 1 P: 24	R: 2 E: 0 K: 1 S: 13	H: 3 LOB: 1 BB: 0 P: 17		R: 0 E: 0 K: 2 S: 10	H: 0 LOB: 0 BB: 0 P: 13	R: 1 E: 0 K: 1 S: 8	H: 1 LOB: 0 BB: 0 P: 13	R: 0 E: 0 K: 1 S: 11	H: 1 LOB: 1 BB: 0 P: 16	1B: 6 2B: 2 3B: 0 HR: 1	SF: 1 SAC: 1 DP: 0 HBP: 1	WP: 0 PB: 0 SB: 0 CS: 0
<b>PITCHER</b> <b>Danny Jackson, L</b> ERA: 3.74 <b>Rick Mahler, R</b> ERA: 4.11	IP: 5.0 WLS: L BF: 27 H: 7 R: 5 ER: 3 SO: 3 BB: 2 IBB: 0 HBP: 1 BLK: 0 WP: 0 HR: 0 S: 68 P: 107 ERA: 5.40 WHIP: 1.800											<b>PITCHER</b>	IP: WLS: BF: H: R: ER: SO: BB: IBB: HBP: BLK: WP: HR: S: P: ERA: WHIP:							







Batter	1	2	3	4	5	6	7	8	9	10	11	12	13	AB R H RBI BB SO LOB	TOP								
Eric Yelding, R OBP: 0.304, SLG: 0.297 (1.6, 12.7)	P4		K			K		L3			5-3		FC1-6 1B	6 1 0 0 0 2 1	<div style="text-align: center;"> <b>Houston Astros @ Cincinnati Reds</b>            Riverfront Stadium, Cincinnati, OH            Wed Sep 12 1990, 7:05 PM EDT            Att. 17,083 - Unknown         </div> <div style="text-align: right; margin-top: 10px;"> <b>AB 44</b>  <b>R 3</b>  <b>H 7</b>  <b>RBI 2</b>  <b>BB 6</b>  <b>SO 15</b>  <b>LOB 20</b> </div> <div style="text-align: right; margin-top: 10px;">  </div>								
Casey Candaele, S OBP: 0.376, SLG: 0.422 (1.7, 12.4)	4-3			K		4-3			K		1-3		K	6 0 0 0 0 3 1									
Karl Rhodes, L OBP: 0.376, SLG: 0.429 (1.8, 12.3)	BB			2B		G3			BB		K		1B WP IBB	3 2 1 0 3 1 0									
Glenn Davis, R OBP: 0.330, SLG: 0.540 Gerald Young, S OBP: 0.248, SLG: 0.244 Mike Simms, R OBP: 0.500, SLG: 0.500 (1.3, 12.3)	F8			5-3			F8		6-3		2B		1B WP	5 0 1 0 0 0 3 0 0 0 0 0 0 0 1 0 1 1 0 0 0									
Ken Caminiti, S OBP: 0.307, SLG: 0.302 (1.5, 12.9)		F7		K			K		1B		SH		1B WP	4 0 1 1 1 2 1									
Eric Anthony, L OBP: 0.276, SLG: 0.371 Mark Davidson, R OBP: 0.311, SLG: 0.347 (1.9, 12.9)	1-3				4-3				BB		SH		BB	3 0 1 0 1 0 0 2 0 0 0 0 1 5									
Craig Biggio, R OBP: 0.346, SLG: 0.349 (1.2, 12.1)	1B						F9			K		F4		4 0 1 0 1 1 4									
Dave Rohde, S OBP: 0.287, SLG: 0.247 Juan Agosto, L OBP: 0.311, SLG: 0.347 Brian Meyer, R OBP: 0.311, SLG: 0.347 (1.4, 12.1)	PO		K			K		F7		6-3		F7		5 0 0 0 0 2 4 0 0 0 0 0 0 0 0 0 0 0 0 0 0									
Danny Darwin, R OBP: 0.290, SLG: 0.302 Luis Guimones, S OBP: 0.304, SLG: 0.320 Al Osuna, L OBP: 0.304, SLG: 0.320 Ken Oberkell, R OBP: 0.290, SLG: 0.302 Rafael Ramirez, R OBP: 0.290, SLG: 0.302 (1.1, 12.9)			K			K		K		4-3		FC1-6 1B	2 0 0 0 0 2 1 1 0 0 0 0 1 0 1 0 0 0 0 0 0 1 0 0 0 0 0 0 1 0 0 0 0 0 0										
<b>Inning Stats</b>	R: 0 E: 0 K: 0 S: 9	H: 0 LOB: 1 BB: 1 P: 16	R: 0 E: 0 K: 0 S: 10	H: 1 LOB: 0 BB: 0 P: 17	R: 0 E: 0 K: 3 S: 10	H: 1 LOB: 1 BB: 0 P: 17	R: 0 E: 0 K: 2 S: 9	H: 0 LOB: 1 BB: 1 P: 15	R: 0 E: 0 K: 1 S: 8	H: 0 LOB: 0 BB: 0 P: 10	R: 0 E: 0 K: 1 S: 8	H: 0 LOB: 0 BB: 0 P: 14	R: 0 E: 0 K: 1 S: 10	H: 0 LOB: 0 BB: 0 P: 11		R: 0 E: 0 K: 2 S: 14	H: 1 LOB: 2 BB: 0 P: 24	R: 2 E: 0 K: 2 S: 14	H: 2 LOB: 2 BB: 2 P: 27	1B: 4 2B: 3 3B: 0 HR: 0	SF: 0 SAC: 1 DP: 0 HBP: 0	WP: 1 PB: 0 SB: 5 CS: 0	PA: 52
<b>PITCHER</b>	IP WLS BF H R ER SO BB IBB HBP BLK WP HR S P ERA WHIP																						
Jose Rijo, R ERA: 3.0 Rob Dibble, R ERA: 1.86 Randy Myers, L ERA: 1.95 Tim Layana, R ERA: 3.52 (1.1, 10.1, 12.1, 13.1)	9.0 WLS 33 BF 4 1 1 11 4 0 0 0 0 0 0 86 136 1.00 0.889																						

Batter	1	2	3	4	5	6	7	8	9	10	11	12	13	AB R H RBI BB SO LOB	BOTTOM								
Bill Doran, S OBP: 0.418, SLG: 0.443 (1.4, 12.1)	HR		F6			G6-4-3 1B			BB		IBB		F9	4 1 2 1 2 0 2	<div style="text-align: center;"> <b>Houston Astros @ Cincinnati Reds</b>            Riverfront Stadium, Cincinnati, OH            Wed Sep 12 1990, 7:05 PM EDT            Att. 17,083 - Unknown         </div> <div style="text-align: right; margin-top: 10px;"> <b>AB 41</b>  <b>R 1</b>  <b>H 9</b>  <b>RBI 1</b>  <b>BB 4</b>  <b>SO 4</b>  <b>LOB 14</b> </div> <div style="text-align: right; margin-top: 10px;">  </div>								
Barry Larkin, R OBP: 0.357, SLG: 0.394 (1.6, 12.1)	F9		P3			G6-4-3 1B			BB		G5-3			4 0 0 0 1 0 3									
Hal Morris, L OBP: 0.382, SLG: 0.518 Mariano Duncan, R OBP: 0.344, SLG: 0.477 Todd Benzinger, S OBP: 0.294, SLG: 0.348 (1.3, 13.3)	F8		1B			P5			BB		G4-6-3		K	4 0 1 0 0 0 1 1 0 0 0 0 1 0 0 0 0 0 0 0 0									
Eric Davis, R OBP: 0.337, SLG: 0.474 (1.7, 12.1)	L8			F8		G4-6-3 1B					F8		F6 1B	5 0 2 0 0 0 1									
Paul O'Neill, L OBP: 0.345, SLG: 0.434 Tim Layana, R ERA: 3.52 (1.9, 13.1)		F8				G4-6-3 1B			G4-6-3		CS 1B		F6	5 0 2 0 0 0 2 0 0 0 0 0 0 0									
Chris Sabo, R OBP: 0.346, SLG: 0.481 (1.5, 12.1)		F7		L7			F8				1B		BB	4 0 1 0 1 0 2									
Jeff Reed, L OBP: 0.348, SLG: 0.364 Billy Hatcher, R OBP: 0.324, SLG: 0.391 (1.2, 13.1)		K			G3			6-3		P2			FC6-4 1B	4 0 0 0 0 1 1 1 0 0 0 0 0 1									
Herm Winningham, L OBP: 0.320, SLG: 0.442 Luis Guimones, S OBP: 0.304, SLG: 0.320 (1.8, 13.1)			K		4-3			F7			E3 G5-3 SH3		F9	4 0 0 0 0 1 0 1 0 0 0 0 0 1									
Jose Rijo, R OBP: 0.167, SLG: 0.185 Rob Dibble, L Randy Myers, L Glenn Braggs, R (1.1, 10.1, 12.1, 13.1)			G6-3		F9			K			SH3		1B	3 0 0 0 0 1 0 0 0 0 0 0 0 0 0 0 0 0 0 0 0 1 0 1 0 0 0 0									
<b>Inning Stats</b>	R: 1 E: 0 K: 0 S: 8	H: 1 LOB: 0 BB: 0 P: 11	R: 0 E: 0 K: 1 S: 7	H: 0 LOB: 0 BB: 0 P: 13	R: 0 E: 0 K: 1 S: 10	H: 2 LOB: 2 BB: 0 P: 12	R: 0 E: 0 K: 0 S: 6	H: 0 LOB: 0 BB: 0 P: 7	R: 0 E: 0 K: 0 S: 6	H: 1 LOB: 0 BB: 0 P: 4	R: 0 E: 0 K: 0 S: 4	H: 1 LOB: 0 BB: 1 P: 11	R: 0 E: 0 K: 0 S: 9	H: 1 LOB: 1 BB: 1 P: 13		R: 0 E: 0 K: 1 S: 9	H: 1 LOB: 0 BB: 0 P: 12	R: 0 E: 0 K: 0 S: 8	H: 2 LOB: 2 BB: 0 P: 14	1B: 8 2B: 1 3B: 0 HR: 1	SF: 0 SAC: 1 DP: 5 HBP: 0	WP: 0 PB: 0 SB: 0 CS: 1	PA: 46
<b>PITCHER</b>	IP WLS BF H R ER SO BB IBB HBP BLK WP HR S P ERA WHIP																						
Danny Darwin, R ERA: 2.04 Al Osuna, L ERA: 3.38 Dave Smith, R ERA: 2.17 Juan Agosto, L ERA: 4.23 Brian Meyer, R ERA: 3.0 (1.1, 8.1, 10.1, 12.1, 13.1)	7.0 WLS 24 BF 5 1 1 2 0 0 0 0 0 0 1 47 64 1.29 0.714																						







Batter	1	2	3	4	5	6	7	8	9	AB	R	H	RBI	BB	SO	LOB	TOP								
<b>Stan Javier, S</b> (1, 8) OBP: 0.363, SLG: 0.362	5-3		P4		FC1-6	1B HR BB		BB		4	1	1	0	1	0	2	<b>Los Angeles Dodgers @ Cincinnati Reds</b> Riverfront Stadium, Cincinnati, OH Fri Sep 14 1990, 7:05 PM EDT Att: 31,944 - Unknown								
<b>Mike Sharperson, R</b> (1, 5) OBP: 0.385, SLG: 0.379	4-3				K			9-2		4	1	2	0	0	1	1									
<b>Luis Lopez, R</b> (8, PH)										1	0	0	0	0	0	2									
<b>Lenny Harris, L</b> (8, 5) OBP: 0.344, SLG: 0.372			1B			HR				0	0	0	0	0	0	0									
<b>Kal Daniels, L</b> (1, 7) OBP: 0.363, SLG: 0.523						L9				4	1	1	4	1	1	2									
<b>Chris Gwynn, L</b> (8, 7) OBP: 0.316, SLG: 0.423	K		P2							0	0	0	0	0	0	0									
<b>Eddie Murray, S</b> (1, 3) OBP: 0.402, SLG: 0.515										3	1	1	1	1	0	0									
<b>Mickey Hatcher, R</b> (8, PH) OBP: 0.262, SLG: 0.264			FC4-6 BB		L6					1	0	0	0	0	1	2									
<b>Hubie Brooks, R</b> (1, 9) OBP: 0.307, SLG: 0.435										4	1	1	0	0	0	1									
<b>Jose Gonzalez, R</b> (7, 9) OBP: 0.287, SLG: 0.443			FC4-6		4-3					1	0	0	0	0	0	0									
<b>Mike Scioscia, L</b> (1, 2) OBP: 0.345, SLG: 0.410										5	1	1	0	0	2	2									
<b>Juan Samuel, R</b> (1, 4) OBP: 0.303, SLG: 0.357										4	2	3	2	0	0	1									
<b>Alfredo Griffin, S</b> (1, 6) OBP: 0.265, SLG: 0.255										5	1	2	1	0	0	2									
<b>Fernando Valenzuela, L</b> (1, 1) OBP: 0.308, SLG: 0.413										4	1	2	1	0	0	1									
<b>Inning Stats</b>	R: 0 E: 0 K: 1 S: 13	H: 0 LOB: 0 BB: 0 P: 18	R: 0 E: 0 K: 1 S: 10	H: 0 LOB: 1 BB: 1 P: 16	R: 0 E: 0 K: 0 S: 9	H: 2 LOB: 2 BB: 0 P: 11	R: 0 E: 0 K: 1 S: 8	H: 0 LOB: 0 BB: 0 P: 13	R: 1 E: 1 K: 1 S: 15	H: 1 LOB: 1 BB: 0 P: 18	R: 8 E: 1 K: 0 S: 19	H: 7 LOB: 0 BB: 1 P: 34	R: 1 E: 0 K: 0 S: 8	H: 1 LOB: 0 BB: 0 P: 15	R: 0 E: 0 K: 1 S: 14	H: 2 LOB: 2 BB: 1 P: 24	R: 0 E: 0 K: 0 S: 12	H: 1 LOB: 1 BB: 0 P: 16	1B: 8 2B: 5 3B: 0 HR: 2	SF: 1 SAC: 0 DP: 1 HBP: 0	WP: 0 PB: 0 SB: 0 CS: 0	PA: 44			
<b>PITCHER</b>	IP	WLS	BF	H	R	ER	SO	BB	IBB	HBP	BLK	WP	HR	S	P	ERA	WHIP								
<b>Tom Browning, L</b> (1, 1) ERA: 3.73	5.2	L	28	8	7	7	4	2	0	0	0	0	1	68	103	11.12	1.765								
<b>Tim Layana, R</b> (6, 1) ERA: 3.94	1.1		7	3	3	3	0	0	0	0	0	0	1	14	22	20.25	2.250								
<b>Tim Birtsas, L</b> (8, 1) ERA: 3.75	2.0		9	3	0	0	1	1	0	0	0	0	0	26	40	0.00	2.000								

Batter	1	2	3	4	5	6	7	8	9	AB	R	H	RBI	BB	SO	LOB	BOTTOM								
<b>Billy Hatcher, R</b> (1, 8) OBP: 0.326, SLG: 0.392	5-3		SH1-3 1B		4-3 S SF9	1B		FC6-4 1B		F8	5	1	3	1	0	1	<b>Los Angeles Dodgers @ Cincinnati Reds</b> Riverfront Stadium, Cincinnati, OH Fri Sep 14 1990, 7:05 PM EDT Att: 31,944 - Unknown								
<b>Barry Larkin, R</b> (1, 6) OBP: 0.396, SLG: 0.396	F9		SH1-3		4-3			FC6-4			3	0	0	0	0	2									
<b>Tim Birtsas, L</b> (8, 1)											0	0	0	0	0	0									
<b>Alex Trevino, R</b> (9, PH) OBP: 0.293, SLG: 0.300											1	0	1	0	0	0									
<b>Chris Sabo, R</b> (1, 5) OBP: 0.344, SLG: 0.480	F9		P5		SF9			K			4	0	1	2	0	1									
<b>Eric Davis, R</b> (1, 7) OBP: 0.333, SLG: 0.474											4	0	0	0	0	1									
<b>Herm Winningham, L</b> (9, 8) OBP: 0.327, SLG: 0.447											0	0	0	0	0	0									
<b>Todd Benzinger, S</b> (9, PH) OBP: 0.293, SLG: 0.346											1	0	0	0	0	2									
<b>Glenn Braggs, R</b> (1, 9) OBP: 0.359, SLG: 0.411											2	1	1	1	2	0									
<b>Mariano Duncan, R</b> (1, 4) OBP: 0.344, SLG: 0.475											3	0	1	0	1	2									
<b>Hal Morris, L</b> (1, 3) OBP: 0.383, SLG: 0.524											3	0	0	0	0	4									
<b>Luis Quinones, S</b> (8, 6) OBP: 0.301, SLG: 0.325											1	0	0	0	0	0									
<b>Joe Oliver, R</b> (1, 2) OBP: 0.312, SLG: 0.376											3	0	0	1	0	3									
<b>Tom Browning, L</b> (1, 1) OBP: 0.129, SLG: 0.132											2	1	1	0	0	2									
<b>Tim Layana, R</b> (6, 1)											0	0	0	0	0	0									
<b>Terry Lee, R</b> (7, PH) OBP: 0.500, SLG: 0.333											2	1	1	0	0	0									
<b>Inning Stats</b>	R: 0 E: 0 K: 0 S: 9	H: 0 LOB: 0 BB: 0 P: 17	R: 0 E: 0 K: 0 S: 8	H: 1 LOB: 2 BB: 1 P: 17	R: 1 E: 0 K: 1 S: 13	H: 2 LOB: 1 BB: 0 P: 17	R: 0 E: 0 K: 0 S: 5	H: 0 LOB: 2 BB: 2 P: 16	R: 1 E: 0 K: 0 S: 9	H: 1 LOB: 0 BB: 0 P: 16	R: 0 E: 0 K: 1 S: 11	H: 0 LOB: 1 BB: 1 P: 20	R: 0 E: 0 K: 1 S: 8	H: 1 LOB: 1 BB: 0 P: 12	R: 1 E: 0 K: 0 S: 10	H: 1 LOB: 2 BB: 0 P: 16	R: 1 E: 0 K: 0 S: 17	H: 3 LOB: 2 BB: 0 P: 24	1B: 6 2B: 2 3B: 0 HR: 1	SF: 1 SAC: 1 DP: 0 HBP: 0	WP: 0 PB: 0 SB: 2 CS: 0	PA: 40			
<b>PITCHER</b>	IP	WLS	BF	H	R	ER	SO	BB	IBB	HBP	BLK	WP	HR	S	P	ERA	WHIP								
<b>Fernando Valenzuela, L</b> (1, 1) ERA: 4.33	9.0	W	40	9	4	4	4	3	1	0	0	0	1	90	155	4.00	1.333								



Batter	1	2	3	4	5	6	7	8	9	AB	R	H	RBI	BB	SO	LOB	TOP										
<b>Stan Javier, S</b> OBP: 0.365, SLG: 0.364 (1, 8)	0-1 S 1B		0-0 1B 6-3 1B		1-2 5-3		2-2 6-3			4	1	2	0	0	0	0											
<b>Mike Sharperson, R</b> OBP: 0.385, SLG: 0.378 <b>Lenny Harris, L</b> OBP: 0.345, SLG: 0.374 (8, PH) (8, 5)	2-2 5-3		0-1 6-3 1B			2-1 5-3		1-1 1B		3	0	1	0	0	0	1											
<b>Kal Daniels, L</b> OBP: 0.382, SLG: 0.521 (1, 7)	1-3 K		3-2 6-3 1B			1-3 K		0-2 1B		4	0	1	1	0	2	2											
<b>Eddie Murray, S</b> OBP: 0.401, SLG: 0.513 (1, 3)	2-3 K		3-H 1-2 F8			1-2 1B		1-3 K		4	0	1	0	0	2	3											
<b>Hubie Brooks, R</b> OBP: 0.304, SLG: 0.432 (1, 9)		2-1 F7		0-0 F8				0-2 3-1		4	0	0	0	0	1	2											
<b>Mike Scioscia, L</b> OBP: 0.345, SLG: 0.410 (1, 2)		2-0 FC3-6 1B		1-0 F9					2-3 K	3	1	1	0	1	1	0											
<b>Juan Samuel, R</b> OBP: 0.305, SLG: 0.366 (1, 4)		0-0 FC3-6 1B		2-0 P4			2-1 HR BB		0-0 CS 1B	4	1	2	2	0	0	1											
<b>Alfredo Griffin, S</b> OBP: 0.262, SLG: 0.253 (1, 6)		0-2 4-3		0-0 P4			0-1 6-3		1-3 SAFE K	4	0	0	0	0	1	2											
<b>Ramon Martinez, R</b> OBP: 0.133, SLG: 0.111 (1, 1)			1-2 6-3		0-0 6-3		2-3 K			3	0	0	0	0	1	0											
<b>Inning Stats</b>	R: 0 E: 0 K: 2 S: 11	H: 1 LOB: 1 BB: 0 P: 16	R: 0 E: 0 K: 0 S: 8	H: 1 LOB: 1 BB: 0 P: 12	R: 1 E: 0 K: 0 S: 13	H: 2 LOB: 1 BB: 0 P: 18	R: 0 E: 0 K: 0 S: 3	H: 0 LOB: 0 BB: 0 P: 6	R: 0 E: 0 K: 2 S: 13	H: 1 LOB: 1 BB: 0 P: 19	R: 2 E: 0 K: 1 S: 10	H: 1 LOB: 0 BB: 1 P: 20	R: 0 E: 0 K: 1 S: 12	H: 2 LOB: 1 BB: 0 P: 14	R: 0 E: 0 K: 2 S: 7	H: 1 LOB: 0 BB: 0 P: 10	1B: 8 2B: 0 3B: 0 HR: 1	SF: 0 SAC: 0 DP: 0 HBP: 0	WP: 0 PA: 35 PB: 0 SB: 1 CS: 1								
<b>PITCHER</b>	IP	WLS	BF	H	R	ER	SO	BB	IBB	HBP	BLK	WP	HR	S	P	ERA	WHIP										
<b>Danny Jackson, L</b> ERA: 3.75	7.0	L	28	6	3	3	5	1	0	0	0	0	1	63	97	3.86	1.000										
<b>Scott Scudder, R</b> ERA: 5.12	1.0		4	2	0	0	1	0	0	0	0	0	0	12	14	0.00	2.000										
<b>Rosario Rodriguez, L</b> ERA: 5.0	0.1		1	0	0	0	1	0	0	0	0	0	0	3	5	0.00	0.000										
<b>Keith Brown, R</b> ERA: 3.18	0.2		2	1	0	0	1	0	0	0	0	0	0	4	5	0.00	1.500										

Los Angeles Dodgers @ Cincinnati Reds  
Riverfront Stadium, Cincinnati, OH  
Sat Sep 15 1990, 7:05 PM EDT  
Att: 45,751 - Unknown

livebaseballscorecards.com

AB 34  
R 3  
H 9  
RBI 3  
BB 1  
SO 8  
LOB 11



Batter	1	2	3	4	5	6	7	8	9	AB	R	H	RBI	BB	SO	LOB	BOTTOM										
<b>Bill Doran, S</b> OBP: 0.421, SLG: 0.444 (1, 4)	4-0 1B BB		1-0 F4			2-3 K		0-0 3-1		3	0	0	0	1	1	2											
<b>Barry Larkin, R</b> OBP: 0.353, SLG: 0.394 (1, 6)	2-1 F8		2-2 F8			0-0 F8		0-2 L8		4	0	0	0	0	0	3											
<b>Hal Morris, L</b> OBP: 0.377, SLG: 0.516 (1, 3)	2-3 K			1-0 P5		1-1 4-3		1-0 L4		4	0	0	0	0	1	3											
<b>Eric Davis, R</b> OBP: 0.335, SLG: 0.474 (1, 7)	1-2 1B			2-0 S 1B			0-1 6-3		3-2 6-3	4	0	2	0	0	0	0											
<b>Paul O'Neill, L</b> OBP: 0.341, SLG: 0.428 (1, 9)	1-3 K			1-1 F8			0-0 FC6-4 1B		1-3 K	4	0	1	0	0	2	3											
<b>Chris Sabo, R</b> OBP: 0.344, SLG: 0.480 (1, 5)		1-1 F9		3-0 P4			1-2 FC6-4 WP 1B		0-0 2B	4	0	1	0	0	0	2											
<b>Jeff Reed, L</b> OBP: 0.339, SLG: 0.354 (1, 2)		0-1 L5			2-1 3-1		3-2 4-3		2-3 K	4	0	0	0	0	1	2											
<b>Billy Hatcher, R</b> OBP: 0.326, SLG: 0.392 (1, 8)		2-3 K			1-1 L6			2-2 3-1 1B		3	0	1	0	0	1	0											
<b>Danny Jackson, R</b> OBP: 0.065, SLG: 0.129 <b>Scott Scudder, R</b> OBP: 0.118, SLG: 0.063 <b>Luis Quinones, S</b> OBP: 0.307, SLG: 0.331 <b>Rosario Rodriguez, R</b> <b>Keith Brown, S</b>			1-1 G4-3			1-3 K		3-1 1B		2	0	0	0	0	1	0											
<b>Inning Stats</b>	R: 0 E: 0 K: 2 S: 13	H: 1 LOB: 2 BB: 1 P: 23	R: 0 E: 0 K: 1 S: 7	H: 0 LOB: 0 BB: 0 P: 10	R: 0 E: 0 K: 0 S: 6	H: 0 LOB: 0 BB: 0 P: 10	R: 0 E: 0 K: 0 S: 5	H: 1 LOB: 1 BB: 0 P: 12	R: 0 E: 0 K: 1 S: 7	H: 0 LOB: 0 BB: 0 P: 11	R: 0 E: 0 K: 1 S: 6	H: 0 LOB: 0 BB: 0 P: 9	R: 0 E: 0 K: 0 S: 10	H: 1 LOB: 1 BB: 0 P: 14	R: 0 E: 0 K: 0 S: 11	H: 2 LOB: 2 BB: 0 P: 17	R: 0 E: 0 K: 2 S: 10	H: 1 LOB: 1 BB: 0 P: 16	1B: 5 2B: 1 3B: 0 HR: 0	SF: 0 SAC: 0 DP: 0 HBP: 0	WP: 1 PA: 34 PB: 0 SB: 1 CS: 0						
<b>PITCHER</b>	IP	WLS	BF	H	R	ER	SO	BB	IBB	HBP	BLK	WP	HR	S	P	ERA	WHIP										
<b>Ramon Martinez, R</b> ERA: 3.08	9.0	W	34	6	0	0	7	1	0	0	0	1	0	75	122	0.00	0.778										

Los Angeles Dodgers @ Cincinnati Reds  
Riverfront Stadium, Cincinnati, OH  
Sat Sep 15 1990, 7:05 PM EDT  
Att: 45,751 - Unknown

livebaseballscorecards.com

AB 33  
R 0  
H 6  
RBI 0  
BB 1  
SO 7  
LOB 15









Batter	1	2	3	4	5	6	7	8	9	AB	R	H	RBI	BB	SO	LOB	TOP	
<b>Brett Butler, L</b> OBP: 0.388, SLG: 0.367 (1, 8)	1-3 K		0-0 1-3			1-3 K			0-3 K	4	0	0	0	0	3	0	<b>San Francisco Giants @ Cincinnati Reds</b> Riverfront Stadium, Cincinnati, OH Mon Sep 17 1990, 7:05 PM EDT Att: 24,872 - Unknown <a href="http://livebaseballscorecards.com">livebaseballscorecards.com</a>	
<b>Kevin Bass, S</b> OBP: 0.295, SLG: 0.423 (1, 9)	1-1 4-3 2B		1-2 F8			3-1 F8			1-1 1B	4	0	2	0	0	0	0		
<b>Will Clark, L</b> OBP: 0.351, SLG: 0.432 (1, 3)	2-1 4-3			0-0 L9		1-3 K			0-0 F9	4	0	0	0	0	1	2		
<b>Kevin Mitchell, R</b> OBP: 0.367, SLG: 0.557 (1, 7)	4-2 BB			2-3 K		1-2 6-3			1-3 K	3	0	0	0	1	2	1		
<b>Matt Williams, R</b> OBP: 0.319, SLG: 0.488 (1, 5)	0-3 K			2-3 K		1-3 K				3	0	0	0	0	3	2		
<b>Terry Kennedy, L</b> OBP: 0.344, SLG: 0.371 <b>Mark Dewey, R</b> (7, 1)		1-0 F9			0-0 4-3				0-1 4-3	3	0	0	0	0	0	0		
<b>Robby Thompson, R</b> OBP: 0.300, SLG: 0.384 (1, 4)		2-1 F8			1-0 5-3				2-2 4-3	3	0	0	0	0	0	0		
<b>Jose Uribe, S</b> OBP: 0.298, SLG: 0.306 <b>Ernest Riles, L</b> OBP: 0.323, SLG: 0.390 (8, PH) (8, 6)		3-3 K			4-1 BB				1-3 K	1	0	0	0	1	1	0		
<b>Scott Garrelts, R</b> OBP: 0.088, SLG: 0.076 <b>Randy O'Neal, R</b> OBP: 0.167, SLG: 0.167 <b>Mark Leonard, L</b> (5, PH) <b>Rick Reuschel, R</b> OBP: 0.174, SLG: 0.217 <b>Gary Carter, R</b> OBP: 0.321, SLG: 0.403 (7, 2)			1-1 L1		2-3 K				1-1 F9	1	0	0	0	0	0	0		
<b>Inning Stats</b>	R: 0 E: 0 K: 2 S: 14	H: 1 LOB: 2 BB: 1 P: 22	R: 0 E: 0 K: 1 S: 6	H: 0 LOB: 0 BB: 0 P: 12	R: 0 E: 0 K: 0 S: 7	H: 0 LOB: 0 BB: 0 P: 9	R: 0 E: 0 K: 2 S: 8	H: 0 LOB: 1 BB: 1 P: 13	R: 0 E: 0 K: 1 S: 8	H: 0 LOB: 0 BB: 0 P: 10	R: 0 E: 0 K: 1 S: 9	H: 0 LOB: 0 BB: 0 P: 13	R: 0 E: 0 K: 2 S: 10	H: 1 LOB: 1 BB: 0 P: 12	1B: 1 2B: 1 3B: 0 HR: 0	SF: 0 SAC: 0 DP: 0 HBP: 0		WP: 0 PB: 0 SB: 0 CS: 0
<b>PITCHER</b> <b>Jose Rijo, R</b> ERA: 2.84 (1, 1)	IP: 9.0 WLS: W BF: 31 H: 2 R: 0 ER: 0 SO: 12 BB: 2 IBB: 0 HBP: 0 BLK: 0 WP: 0 HR: 0 S: 76 P: 116 ERA: 0.00 WHIP: 0.444											<b>PITCHER</b>	IP: 9.0 WLS: W BF: 31 H: 2 R: 0 ER: 0 SO: 12 BB: 2 IBB: 0 HBP: 0 BLK: 0 WP: 0 HR: 0 S: 76 P: 116 ERA: 0.00 WHIP: 0.444					

Batter	1	2	3	4	5	6	7	8	9	AB	R	H	RBI	BB	SO	LOB	BOTTOM
<b>Barry Larkin, R</b> OBP: 0.354, SLG: 0.393 (1, 6)	2-2 F9	2-0 G3-2	3-3 K			2-1 1B	3-2 F8			5	0	1	0	0	1	8	<b>San Francisco Giants @ Cincinnati Reds</b> Riverfront Stadium, Cincinnati, OH Mon Sep 17 1990, 7:05 PM EDT Att: 24,872 - Unknown <a href="http://livebaseballscorecards.com">livebaseballscorecards.com</a>
<b>Hal Morris, L</b> OBP: 0.392, SLG: 0.530 (1, 3)	1-2 BB 1B	0-1 1B		4-0 BB		0-3 K		1-2 FC3-6 1B		4	0	3	2	1	1	1	
<b>Bill Doran, S</b> OBP: 0.423, SLG: 0.452 (1, 4)	0-0 BB 1B	0-0 G3		0-1 BB	0-1 G6-4-3	1-0 F8		0-1 FC3-6 S		5	0	1	0	0	0	4	
<b>Eric Davis, R</b> OBP: 0.334, SLG: 0.468 (1, 7)	4-0 BB		4-0 HR BB	0-0 5-3		0-1 F8		2-3 K		3	1	0	0	2	1	2	
<b>Paul O'Neill, L</b> OBP: 0.340, SLG: 0.431 (1, 9)	0-0 P5		1-1 HR		1-1 F7		0-3 K	4-0 IBB		4	1	1	2	1	1	3	
<b>Luis Quinones, S</b> OBP: 0.308, SLG: 0.331 (1, 5)	0-0 F9		2-2 SH1-3 1B		1-0 F9		2-2 1B 4-3 1B	0-0 4-3		5	0	2	0	0	0	5	
<b>Jeff Reed, L</b> OBP: 0.341, SLG: 0.374 (1, 2)		3-1 SH G3-2 2B	2-1 L7		0-1 2B		0-0 4-3			4	0	2	0	0	0	2	
<b>Billy Hatcher, R</b> OBP: 0.331, SLG: 0.395 (1, 8)		4-2 G3-2 SH 1B BB	1-0 SH1-3 1B		4-0 IBB		0-0 BB 1B			2	1	2	0	2	0	0	
<b>Jose Rijo, R</b> OBP: 0.179, SLG: 0.182 (1, 1)		0-0 SH G3-2 1B	0-0 SH1-3		0-3 K		4-0 BB			1	1	0	0	1	1	2	
<b>Inning Stats</b>	R: 2 E: 0 K: 0 S: 9	H: 2 LOB: 1 BB: 1 P: 16	R: 2 E: 0 K: 0 S: 9	H: 3 LOB: 2 BB: 1 P: 28	R: 0 E: 0 K: 0 S: 3	H: 0 LOB: 0 BB: 1 P: 7	R: 0 E: 0 K: 1 S: 8	H: 1 LOB: 1 BB: 0 P: 11	R: 0 E: 0 K: 1 S: 11	H: 2 LOB: 3 BB: 1 P: 20	R: 0 E: 0 K: 1 S: 10	H: 1 LOB: 2 BB: 1 P: 17	1B: 9 2B: 2 3B: 0 HR: 1	SF: 0 SAC: 2 DP: 2 HBP: 0	WP: 0 PB: 0 SB: 1 CS: 0	PA: 42	
<b>PITCHER</b> <b>Scott Garrelts, R</b> ERA: 4.15 <b>Randy O'Neal, R</b> ERA: 3.32 <b>Rick Reuschel, R</b> ERA: 4.38 <b>Mark Dewey, R</b> ERA: 1.88 (7, 1)	IP: 2.0 WLS: L BF: 14 H: 5 R: 4 ER: 4 SO: 4 BB: 3 IBB: 0 HBP: 0 BLK: 0 WP: 0 HR: 1 S: 20 P: 41 ERA: 18.00 WHIP: 4.000											<b>PITCHER</b>	IP: 2.0 WLS: L BF: 14 H: 5 R: 4 ER: 4 SO: 4 BB: 3 IBB: 0 HBP: 0 BLK: 0 WP: 0 HR: 1 S: 20 P: 41 ERA: 18.00 WHIP: 4.000				



Batter	1	2	3	4	5	6	7	8	9	AB	R	H	RBI	BB	SO	LOB	TOP																			
<b>Brett Butler, L</b> OBP: 0.390, SLG: 0.367 (1, 8)	F7	BB					K		WP FC8-5 HBP BB	3	2	1	0	2	1	0	<b>San Francisco Giants @ Cincinnati Reds</b> Riverfront Stadium, Cincinnati, OH Tue Sep 18, 1990, 3:33 AM EDT Att: 26,142 - Overcast - 65 F																			
<b>Kevin Bass, S</b> OBP: 0.288, SLG: 0.416 <b>Andres Santana, S</b> (9, FR)	P5	4-3			P6		1B HBP		FC8-5 WP HBP	3	0	0	0	0	0	2																				
<b>Mike Kingery, L</b> OBP: 0.326, SLG: 0.331 (9, 9)							1B HBP		FC8-5 HBP	0	0	0	0	0	0	0																				
<b>Will Clark, L</b> OBP: 0.355, SLG: 0.446 (1, 3)	HR				3-1		1B G5-4-3		FC8-5 BB	4	2	3	3	1	0	0																				
<b>Kevin Mitchell, R</b> OBP: 0.367, SLG: 0.564 (1, 7)	1B 2B				HR		G5-4-3		FC8-5 G5-4-3	5	1	2	2	0	0	4																				
<b>Matt Williams, R</b> OBP: 0.318, SLG: 0.485 (1, 5)	1B IBB				6-3				G5-4-3	4	0	0	0	1	0	2																				
<b>Steve Decker, R</b> OBP: 0.250, SLG: 0.250 (1, 2)	1B				F8		F7			4	0	1	0	0	1	1																				
<b>Robby Thompson, R</b> OBP: 0.300, SLG: 0.385 (1, 4)	K				F9		2B			4	0	1	0	0	1	4																				
<b>Mike Benjamin, R</b> OBP: 0.257, SLG: 0.406 (1, 6)		L7			P4		5-3			3	0	0	0	1	0	1																				
<b>John Burkett, R</b> OBP: 0.127, SLG: 0.052 <b>Steve Bedrosian, R</b> OBP: 0.500, SLG: 0.500 (9, 1)		K			5-3		K			4	0	0	0	0	3	3																				
<b>Inning Stats</b>	R: 1 E: 0 K: 1 S: 13	H: 3 LOB: 3 BB: 1 P: 21	R: 0 E: 0 K: 1 S: 5	H: 0 LOB: 1 BB: 1 P: 11	R: 1 E: 0 K: 0 S: 9	H: 1 LOB: 0 BB: 0 P: 12	R: 0 E: 0 K: 0 S: 8	H: 0 LOB: 0 BB: 0 P: 9	R: 2 E: 0 K: 0 S: 12	H: 2 LOB: 0 BB: 0 P: 18	R: 0 E: 0 K: 1 S: 11	H: 1 LOB: 1 BB: 0 P: 18	R: 0 E: 0 K: 1 S: 8	H: 1 LOB: 1 BB: 0 P: 15	R: 0 E: 1 K: 2 S: 8	H: 0 LOB: 2 BB: 1 P: 17	R: 1 E: 0 K: 0 S: 6	H: 0 LOB: 2 BB: 2 P: 20	1B: 3 2B: 2 3B: 0 HR: 3	SF: 0 SAC: 0 DP: 2 HBP: 2	WP: 1 PB: 0 SB: 0 CS: 0	PA: 41														
<b>PITCHER</b>	IP	WLS	BF	H	R	ER	SO	BB	IBB	HBP	BLK	WP	HR	S	P	ERA	WHIP	<b>PITCHER</b>		IP	WLS	BF	H	R	ER	SO	BB	IBB	HBP	BLK	WP	HR	S	P	ERA	WHIP
<b>Tom Browning, L</b> ERA: 3.8	5.1	L	25	7	4	4	2	1	1	0	0	0	3	53	82	6.75	1.500	<b>Keith Brown, R</b> ERA: 4.91		1.0		2	0	0	0	0	0	0	0	0	0	3	6	0.00	0.000	
<b>Tim Laryna, R</b> ERA: 3.8	0.2		2	0	0	0	1	0	0	0	0	0	0	0	5	7	0.00	0.000																		
<b>Rosario Rodriguez, L</b> ERA: 5.75	0.1		3	1	0	0	1	0	0	1	0	0	0	6	11	0.00	3.000																			
<b>Jack Armstrong, R</b> ERA: 3.48	1.2		6	0	0	0	2	0	1	0	0	0	0	10	21	0.00	0.000																			
<b>Gino Minutelli, L</b> ERA:	0.0		3	0	1	1	0	2	0	1	0	1	0	3	14	=	=																			

AB	34
R	5
H	8
RBI	5
BB	5
SO	6
LOB	17



Batter	1	2	3	4	5	6	7	8	9	AB	R	H	RBI	BB	SO	LOB	BOTTOM																			
<b>Billy Hatcher, R</b> OBP: 0.329, SLG: 0.391 (1, 7)	5-3					F8		F8		4	0	0	0	0	0	0	<b>San Francisco Giants @ Cincinnati Reds</b> Riverfront Stadium, Cincinnati, OH Tue Sep 18, 1990, 3:33 AM EDT Att: 26,142 - Overcast - 65 F																			
<b>Hal Morris, L</b> OBP: 0.394, SLG: 0.534 (1, 3)	4-3				1B FC6-4 1B	4-3		1B 2B		4	2	2	0	0	0	0																				
<b>Bill Doran, S</b> OBP: 0.421, SLG: 0.450 (1, 4)	FC4-6 1B				F8	G3		F7		4	0	1	0	0	0	2																				
<b>Paul O'Neill, L</b> OBP: 0.340, SLG: 0.430 (1, 9)	FC4-6				FC6-4 1B	4-3		F9		4	0	1	0	0	0	2																				
<b>Chris Sabo, R</b> OBP: 0.347, SLG: 0.488 (1, 5)	F8				FC6-4	F9 2B		1B 1B		4	1	2	2	0	0	1																				
<b>Herm Winningham, L</b> OBP: 0.314, SLG: 0.429 <b>Glenn Braggs, R</b> OBP: 0.360, SLG: 0.411 (5, 7)	P2				K	F9		1B		2	0	0	0	0	1	1																				
<b>Mariano Duncan, R</b> OBP: 0.343, SLG: 0.473 (1, 6)	K					F7		1B		4	0	1	1	0	1	1																				
<b>Joe Oliver, R</b> OBP: 0.310, SLG: 0.374 <b>Ron Oester, S</b> OBP: 0.315, SLG: 0.355 <b>Alex Trevino, R</b> OBP: 0.290, SLG: 0.321 <b>Eric Davis, R</b> OBP: 0.333, SLG: 0.467 (9, PH)					6-3	L3		L6		2	0	0	0	0	0	0																				
<b>Tom Browning, L</b> OBP: 0.125, SLG: 0.129 <b>Tim Laryna, R</b> (9, PH)					6-3	5-3		4-3		2	0	0	0	0	0	0																				
<b>Rosario Rodriguez, R</b> (7, 1)										0	0	0	0	0	0	0																				
<b>Jack Armstrong, R</b> OBP: 0.142, SLG: 0.106 <b>Luis Guirones, S</b> OBP: 0.306, SLG: 0.328 <b>Gino Minutelli, L</b> (9, 1)										1	0	0	0	0	0	0																				
<b>Keith Brown, S</b> (9, 1)										0	0	0	0	0	0	0																				
<b>Inning Stats</b>	R: 0 E: 0 K: 0 S: 7	H: 1 LOB: 1 BB: 0 P: 11	R: 0 E: 0 K: 1 S: 9	H: 0 LOB: 0 BB: 0 P: 13	R: 0 E: 0 K: 0 S: 11	H: 0 LOB: 0 BB: 0 P: 17	R: 1 E: 0 K: 1 S: 14	H: 2 LOB: 1 BB: 0 P: 21	R: 0 E: 0 K: 0 S: 7	H: 0 LOB: 0 BB: 0 P: 11	R: 0 E: 0 K: 0 S: 6	H: 0 LOB: 0 BB: 0 P: 7	R: 0 E: 0 K: 0 S: 9	H: 1 LOB: 1 BB: 0 P: 16	R: 0 E: 0 K: 0 S: 7	H: 0 LOB: 0 BB: 0 P: 11	R: 2 E: 0 K: 0 S: 18	H: 4 LOB: 2 BB: 0 P: 30	1B: 6 2B: 2 3B: 0 HR: 0	SF: 0 SAC: 0 DP: 0 HBP: 0	WP: 0 PB: 0 SB: 0 CS: 0	PA: 35														
<b>PITCHER</b>	IP	WLS	BF	H	R	ER	SO	BB	IBB	HBP	BLK	WP	HR	S	P	ERA	WHIP	<b>PITCHER</b>		IP	WLS	BF	H	R	ER	SO	BB	IBB	HBP	BLK	WP	HR	S	P	ERA	WHIP
<b>John Burkett, R</b> ERA: 3.55	8.2	W	33	7	3	3	2	0	0	0	0	0	0	85	132	3.12	0.808	<b>Keith Brown, R</b> ERA: 4.91		1.0		2	0	0	0	0	0	0	0	3	6	0.00	3.000			
<b>Steve Bedrosian, R</b> ERA: 4.49	0.1	S	2	1	0	0	0	0	0	0	0	0	0	3	5	0.00	3.000																			





Batter	1	2	3	4	5	6	7	8	9	AB	R	H	RBI	BB	SO	LOB	TOP				
Barry Larkin, R OBP: 0.354, SLG: 0.392	E5 FC1-5		E 1B			F8		6-3		4	0	1	0	0	0	0	<b>Cincinnati Reds @ Houston Astros</b> Astrodome, Houston, TX Wed Sep 19 1990, 8:05 PM EDT Att: 8,570 - Dome				
Hal Morris, L OBP: 0.386, SLG: 0.526	FC1-5 CS		F7			F7		5-3		4	0	0	0	0	0	2					
Bill Doran, S OBP: 0.418, SLG: 0.445	K			P6		P5		3-1		4	0	0	0	0	1	1					
Eric Davis, R OBP: 0.333, SLG: 0.463		F3		4-3			S 4-3 1B BB		K	3	1	0	0	1	1	0					
Paul O'Neill, L OBP: 0.337, SLG: 0.426	G3			K			4-3		4-3	4	0	0	0	0	1	1					
Chris Sabo, R OBP: 0.348, SLG: 0.487	E5						K			3	0	1	0	1	1	1					
Jeff Reed, L OBP: 0.341, SLG: 0.373																					
Mariano Duncan, R OBP: 0.343, SLG: 0.471	4-3					F7			K	3	0	1	1	0	0	2					
Billy Hatcher, R OBP: 0.327, SLG: 0.389										1	0	0	0	0	1	1					
Rob Dibble, L OBP: 0.348, SLG: 0.487										3	0	0	0	0	1	2					
Danny Jackson, R OBP: 0.363, SLG: 0.125										0	0	0	0	0	1	0					
Tim Lincecum, R OBP: 0.343, SLG: 0.352										0	0	0	0	0	0	1					
Ron Oester, S OBP: 0.343, SLG: 0.352										0	0	0	0	0	0	0					
Keith Brown, S OBP: 0.343, SLG: 0.352										0	0	0	0	0	0	0					
Kip Gross, R OBP: 0.343, SLG: 0.352										0	0	0	0	0	0	0					
Herm Winningham, L OBP: 0.343, SLG: 0.352										1	1	1	1	0	0	0					
<b>Inning Stats</b>	R: 0 E: 1 K: 1 S: 5	H: 0 LOB: 0 BB: 0 P: 5	R: 0 E: 1 K: 0 S: 4	H: 0 LOB: 1 BB: 0 P: 4	R: 0 E: 1 K: 2 S: 8	H: 1 LOB: 1 BB: 0 P: 8	R: 0 E: 0 K: 1 S: 5	H: 0 LOB: 0 BB: 0 P: 5	R: 0 E: 0 K: 0 S: 4	H: 1 LOB: 1 BB: 0 P: 4	R: 0 E: 0 K: 0 S: 3	H: 0 LOB: 0 BB: 0 P: 3	R: 1 E: 0 K: 1 S: 6	H: 1 LOB: 1 BB: 1 P: 10	R: 1 E: 0 K: 0 S: 4	H: 1 LOB: 0 BB: 0 P: 4	R: 0 E: 0 K: 2 S: 7	H: 0 LOB: 1 BB: 1 P: 11	1B: 3 2B: 0 3B: 0 HR: 1	SF: 0 SAC: 0 DP: 0 HBP: 0	WP: 0 PA: 34 PB: 0 SB: 1 CS: 1
<b>PITCHER</b>	IP WLS BF H R ER SO BB IBB HBP BLK WP HR S P ERA WHIP																				
Mark Portugal, R ERA: 3.85	(1, 1) 7.1 W 28 4 2 2 5 1 0 0 0 0 1 37 41 2.46 0.682																				
Juan Agosto, L ERA: 3.99	(8, 1) 1.2 S 6 0 0 0 2 1 0 0 0 0 0 0 9 13 0.00 0.600																				

Batter	1	2	3	4	5	6	7	8	9	AB	R	H	RBI	BB	SO	LOB	BOTTOM		
Eric Yelding, R OBP: 0.302, SLG: 0.300	6-3	F8		K		4-3				5	0	1	0	0	1	3	<b>Cincinnati Reds @ Houston Astros</b> Astrodome, Houston, TX Wed Sep 19 1990, 8:05 PM EDT Att: 8,570 - Dome		
Casey Candaele, S OBP: 0.382, SLG: 0.417	K		G3 1B		HBP			K		4	1	2	1	0	2	2			
Ken Caminiti, S OBP: 0.307, SLG: 0.313			G3 1B		4-3			K		5	1	1	1	0	1	6			
Glenn Davis, R OBP: 0.347, SLG: 0.548										3	1	2	1	1	0	0			
Franklin Stubbs, L OBP: 0.332, SLG: 0.453	4-3									3	0	2	0	1	0	1			
Juan Agosto, L ERA: 3.99										0	0	0	0	0	0	0			
Craig Biggio, R OBP: 0.346, SLG: 0.352										3	1	1	0	1	0	2			
Rafael Ramirez, R OBP: 0.296, SLG: 0.330										4	0	0	0	0	1	4			
Mark Davidson, R OBP: 0.327, SLG: 0.356										3	1	2	1	1	0	0			
Mark Portugal, R ERA: 3.92										2	0	0	0	0	1	2			
Gerald Young, S OBP: 0.265, SLG: 0.252										1	0	0	0	0	0	0			
<b>Inning Stats</b>	R: 1 E: 0 K: 1 S: 7	H: 2 LOB: 1 BB: 0 P: 7	R: 1 E: 0 K: 0 S: 5	H: 2 LOB: 1 BB: 0 P: 5	R: 1 E: 0 K: 1 S: 7	H: 3 LOB: 2 BB: 1 P: 11	R: 0 E: 0 K: 1 S: 5	H: 0 LOB: 2 BB: 1 P: 10	R: 1 E: 0 K: 0 S: 3	H: 1 LOB: 0 BB: 1 P: 7	R: 1 E: 0 K: 1 S: 7	H: 2 LOB: 1 BB: 0 P: 7	R: 0 E: 0 K: 0 S: 3	H: 0 LOB: 1 BB: 1 P: 7	R: 0 E: 1 K: 2 S: 9	H: 1 LOB: 2 BB: 0 P: 9	1B: 8 2B: 1 3B: 1 HR: 1	SF: 0 SAC: 1 DP: 1 HBP: 1	WP: 0 PA: 39 PB: 0 SB: 1 CS: 0
<b>PITCHER</b>	IP WLS BF H R ER SO BB IBB HBP BLK WP HR S P ERA WHIP																		
Danny Jackson, L ERA: 3.92	(1, 1) 2.2 L 14 7 3 3 1 0 0 0 0 0 0 0 8 17 0.00 1.500																		
Tim Layana, R ERA: 3.73	(3, 1) 1.1 7 0 0 0 2 2 0 1 0 0 0 0 8 17 0.00 1.500																		
Keith Brown, R ERA: 5.59	(5, 1) 2.1 11 3 2 2 1 2 0 0 0 0 0 0 11 19 7.71 2.143																		
Kip Gross, R ERA: 5.06	(7, 1) 0.1 1 0 0 0 0 0 0 0 0 0 0 0 1 1 0.00 0.000																		
Rob Dibble, R ERA: 1.87	(7, 1) 1.1 6 1 0 0 2 0 0 0 0 0 0 0 10 10 0.00 0.750																		



Batter	1	2	3	4	5	6	7	8	9	AB	R	H	RBI	BB	SO	LOB	TOP								
<b>Barry Larkin, R</b> OBP: 0.395, SLG: 0.393 (1, 6)										3	0	2	0	0	0	0	<b>Cincinnati Reds @ Houston Astros</b> Astrodome, Houston, TX Thu Sep 20 1990, 8:05 PM EDT Att: 7,895 - Dome								
<b>Hal Morris, L</b> OBP: 0.386, SLG: 0.522 (1, 3)										4	0	1	0	0	1	3									
<b>Bill Doran, S</b> OBP: 0.414, SLG: 0.441 (1, 4)										4	0	0	0	0	1	3									
<b>Eric Davis, R</b> OBP: 0.334, SLG: 0.471 (1, 7)										4	2	2	1	0	1	0									
<b>Paul O'Neill, L</b> OBP: 0.335, SLG: 0.423 (1, 9)										4	0	0	0	0	0	1									
<b>Chris Sabo, R</b> OBP: 0.348, SLG: 0.484 (1, 5)										3	0	0	0	1	1	0									
<b>Jeff Reed, L</b> OBP: 0.341, SLG: 0.369 (1, 2)										2	0	0	0	1	0	1									
<b>Billy Hatcher, R</b> OBP: 0.325, SLG: 0.386 (1, 8)										3	0	0	0	0	0	2									
<b>Norm Charlton, S</b> OBP: 0.231, SLG: 0.143 <b>Randy Myers, L</b> OBP: 0.250, SLG: 0.250 (8, 1)										3	0	1	0	0	1	0									
										0	0	0	0	0	0	0									
<b>Inning Stats</b>	R: 0 E: 0 K: 0 S: 7	H: 1 LOB: 0 BB: 0 P: 12	R: 1 E: 0 K: 1 S: 9	H: 1 LOB: 1 BB: 1 P: 19	R: 0 E: 0 K: 2 S: 10	H: 1 LOB: 1 BB: 0 P: 17	R: 1 E: 0 K: 0 S: 11	H: 1 LOB: 1 BB: 1 P: 17	R: 0 E: 0 K: 1 S: 14	H: 1 LOB: 1 BB: 0 P: 19	R: 0 E: 0 K: 0 S: 3	H: 0 LOB: 0 BB: 0 P: 3	R: 0 E: 0 K: 0 S: 6	H: 0 LOB: 0 BB: 0 P: 7	R: 0 E: 0 K: 0 S: 5	H: 1 LOB: 0 BB: 0 P: 6	R: 0 E: 0 K: 1 S: 9	H: 0 LOB: 0 BB: 0 P: 13	1B: 5 2B: 0 3B: 0 HR: 1	SF: 0 SAC: 1 DP: 1 HBP: 0	WP: 0 PB: 1 SB: 2 CS: 1	PA: 33			
<b>PITCHER</b>	IP	WLS	BF	H	R	ER	SO	BB	IBB	HBP	BLK	WP	HR	S	P	ERA	WHIP								
<b>Mike Scott, R</b> ERA: 3.9 <b>Xavier Hernandez, R</b> ERA: 4.58	(1, 1)	8.0	30	6	2	1	4	2	0	0	0	0	1	65	100	1.12	1.000								
(8, 1)	1.0	W	3	0	0	0	1	0	0	0	0	0	0	9	13	0.00	0.000								

AB	30
R	2
H	6
RBI	1
BB	2
SO	5
LOB	10



Batter	1	2	3	4	5	6	7	8	9	AB	R	H	RBI	BB	SO	LOB	BOTTOM								
<b>Eric Yelding, R</b> OBP: 0.305, SLG: 0.301 (1, 8)										2	1	1	0	2	1	0	<b>Cincinnati Reds @ Houston Astros</b> Astrodome, Houston, TX Thu Sep 20 1990, 8:05 PM EDT Att: 7,895 - Dome								
<b>Casey Candaele, S</b> OBP: 0.380, SLG: 0.414 (1, 4)										4	0	1	1	0	1	2									
<b>Ken Caminiti, S</b> OBP: 0.305, SLG: 0.311 (1, 5)										4	0	0	0	0	0	2									
<b>Glenn Davis, R</b> OBP: 0.355, SLG: 0.551 <b>Gerald Young, S</b> OBP: 0.200, SLG: 0.252 (9, PR)										2	0	2	0	2	0	0									
<b>Franklin Stubbs, L</b> OBP: 0.330, SLG: 0.450 <b>Dave Rohde, S</b> OBP: 0.286, SLG: 0.239 (9, PH)										0	1	0	0	0	0	0									
<b>Franklin Stubbs, L</b> OBP: 0.330, SLG: 0.450 <b>Dave Rohde, S</b> OBP: 0.286, SLG: 0.239 (9, PH)										3	0	0	0	0	2	4									
<b>Franklin Stubbs, L</b> OBP: 0.330, SLG: 0.450 <b>Dave Rohde, S</b> OBP: 0.286, SLG: 0.239 (9, PH)										0	1	0	0	0	0	0									
<b>Craig Biggio, R</b> OBP: 0.344, SLG: 0.350 (1, 2)										3	0	0	0	0	1	1									
<b>Rafael Ramirez, R</b> OBP: 0.296, SLG: 0.328 (1, 6)											3	0	0	0	1	0									
<b>Mark Davidson, R</b> OBP: 0.316, SLG: 0.343 (1, 9)											4	0	0	0	3	3									
<b>Mike Scott, R</b> OBP: 0.196, SLG: 0.135 <b>Mike Simms, R</b> OBP: 0.200, SLG: 0.200 <b>Xavier Hernandez, L</b> OBP: 0.500, SLG: 0.500 <b>Carl Nichols, R</b> OBP: 0.298, SLG: 0.275 (9, PH)											2	0	0	0	0	1	0								
										1	0	0	0	0	0	0									
										0	0	0	0	0	0	0									
										1	0	1	2	0	0	0									
<b>Inning Stats</b>	R: 0 E: 0 K: 0 S: 9	H: 1 LOB: 2 BB: 1 P: 15	R: 0 E: 0 K: 1 S: 6	H: 0 LOB: 0 BB: 0 P: 9	R: 0 E: 0 K: 1 S: 6	H: 0 LOB: 0 BB: 0 P: 8	R: 0 E: 0 K: 1 S: 7	H: 0 LOB: 1 BB: 1 P: 14	R: 0 E: 0 K: 2 S: 8	H: 0 LOB: 0 BB: 0 P: 14	R: 1 E: 0 K: 1 S: 15	H: 2 LOB: 1 BB: 1 P: 23	R: 0 E: 0 K: 1 S: 7	H: 0 LOB: 0 BB: 0 P: 12	R: 0 E: 0 K: 1 S: 10	H: 0 LOB: 1 BB: 1 P: 20	R: 2 E: 0 K: 1 S: 7	H: 2 LOB: 2 BB: 2 P: 14	1B: 5 2B: 0 3B: 0 HR: 0	SF: 0 SAC: 1 DP: 0 HBP: 1	WP: 0 PB: 0 SB: 1 CS: 0	PA: 36			
<b>PITCHER</b>	IP	WLS	BF	H	R	ER	SO	BB	IBB	HBP	BLK	WP	HR	S	P	ERA	WHIP								
<b>Norm Charlton, L</b> ERA: 2.34 <b>Randy Myers, L</b> ERA: 2.11	(1, 1)	7.1	28	3	1	1	7	4	0	0	0	0	0	61	103	1.23	0.955								
(8, 1)	1.1	L	8	2	2	2	2	0	1	1	0	0	0	14	26	13.50	1.500								

AB	29
R	3
H	5
RBI	3
BB	5
SO	9
LOB	12





Batter	1	2	3	4	5	6	7	8	9	AB	R	H	RBI	BB	SO	LOB	TOP			
<b>Billy Hatcher, R</b> OBP: 0.325, SLG: 0.386 (1, 8)	1-1 S SH5-3 2B 1B	0-0 F7	2-2 F9			0-0 G4-3		2-1 1B 1B		5	2	2	1	0	0	2	<b>Cincinnati Reds @ San Diego Padres</b> Jack Murphy Stadium, San Diego, CA Fri Sep 21 1990, 10:05 PM EDT Att: 44,717 - Unknown - 70 F			
<b>Mariano Duncan, R</b> OBP: 0.346, SLG: 0.474 (1, 4)	0-0 SH5-3	3-2 P4		0-1 G6-3 1B			0-0 2B G6-3 1B	1-0 2H 1B		4	1	3	1	0	0	0				
<b>Barry Larkin, R</b> OBP: 0.356, SLG: 0.401 <b>Ron Oester, S</b> OBP: 0.311, SLG: 0.350 (8, PH) (8, 4)	3-3 SAFE K 2-3	1-2 HR		0-0 G6-3 1-2			2-1 1-3 2B	2-3 K		4	1	2	1	0	1	2				
<b>Eric Davis, R</b> OBP: 0.335, SLG: 0.480 <b>Herm Winningham, L</b> OBP: 0.317, SLG: 0.450 (1, 7) (8, 8)	2-2 E 1B 2B	2-1 HR		1-2 G4-3			0-0 G6-3		1-2 F8	4	2	2	3	0	0	1				
<b>Chris Sabo, R</b> OBP: 0.347, SLG: 0.482 <b>Luis Quinones, S</b> OBP: 0.303, SLG: 0.326 (1, 5) (7, 5)	3-1 3-H E6 1B	1-0 1B			0-1 G5-3		3-1 G5-3		0-0 G3	4	1	1	0	0	0	2				
<b>Glenn Braggs, R</b> OBP: 0.356, SLG: 0.406 (1, 9)	4-1 SAFE 1B 2B BB		1-0 L5-3		3-2 G4-3		2-2 G3		1-0 F8	4	1	0	0	1	0	1				
<b>Hal Morris, L</b> OBP: 0.391, SLG: 0.523 (1, 3)	2-2 1-2 2-H 3-H 2B 1B		4-0 BB BB		0-0 F8			2-1 G5-3 1B		3	2	2	2	1	0	0				
<b>Joe Oliver, R</b> OBP: 0.310, SLG: 0.375 (1, 2)	1-2 1-2 1-H 2-H 2B		1-0 F8			1-3 K		3-2 G5-3	1-2 1B	4	0	1	2	0	1	2				
<b>Jose Rijo, R</b> OBP: 0.183, SLG: 0.172 (1, 1)	1-3 K		4-0 BB		0-0 G6-3			1-0 P6		3	0	0	0	1	1	2				
<b>Inning Stats</b>	R: 5 E: 1 K: 2 S: 26	H: 4 LOB: 1 BB: 1 P: 43	R: 2 E: 0 K: 0 S: 10	H: 3 LOB: 1 BB: 0 P: 17	R: 0 E: 0 K: 0 S: 5	H: 0 LOB: 2 BB: 2 P: 17	R: 0 E: 0 K: 0 S: 6	H: 1 LOB: 0 BB: 0 P: 7	R: 0 E: 0 K: 1 S: 5	H: 0 LOB: 0 BB: 0 P: 6	R: 1 E: 0 K: 0 S: 11	H: 2 LOB: 1 BB: 0 P: 17	R: 2 E: 0 K: 1 S: 13	H: 3 LOB: 1 BB: 0 P: 24	R: 0 E: 0 K: 0 S: 5	H: 0 LOB: 0 BB: 0 P: 7		1B: 8 2B: 3 3B: 0 HR: 2	SF: 0 SAC: 1 DP: 1 HBP: 0	WP: 0 PB: 0 SB: 1 CS: 0
<b>PITCHER</b>	IP WLS BF H R ER SO BB IBB HBP BLK WP HR S P ERA WHIP	IP WLS BF H R ER SO BB IBB HBP BLK WP HR S P ERA WHIP																		
<b>Dennis Rasmussen, L</b> ERA: 4.27 (1, 1)	2.0 L 14 7 7 3 2																			
<b>Calvin Schiraldi, R</b> ERA: 4.41 (3, 1)	5.2 23 5 3 3 1																			
<b>Eric Show, R</b> ERA: 5.46 (8, 1)	1.1 5 1 0 0 1																			

AB	38
R	10
H	13
RBI	10
BB	3
SO	4
LOB	13



Batter	1	2	3	4	5	6	7	8	9	AB	R	H	RBI	BB	SO	LOB	BOTTOM					
<b>Bip Roberts, S</b> OBP: 0.377, SLG: 0.442 (1, 7)	3-1 G6-3		3-2 G6-4-3 1B			1-2 G4-6-3 1B			0-2 BB 1B	4	1	3	0	0	0	0	<b>Cincinnati Reds @ San Diego Padres</b> Jack Murphy Stadium, San Diego, CA Fri Sep 21 1990, 10:05 PM EDT Att: 44,717 - Unknown - 70 F					
<b>Roberto Alomar, S</b> OBP: 0.342, SLG: 0.383 (1, 4)	0-1 E BB 1B		1-1 G6-4-3 1-2			1-2 F7			0-1 L6	4	0	1	0	0	0	3						
<b>Jack Clark, R</b> OBP: 0.431, SLG: 0.522 <b>Jerald Clark, R</b> OBP: 0.289, SLG: 0.347 (1, 3) (5, 3)	4-1 SAFE E BB		1-2 G6-3			0-1 G4-6-3 1-2			4-2 1B BB	1	0	0	0	1	0	0						
<b>Joe Carter, R</b> OBP: 0.290, SLG: 0.405 (1, 8)	2-3 K			0-3 K			1-0 F7		1-2 BB 1B	4	0	1	1	0	2	2						
<b>Fred Lynn, L</b> OBP: 0.318, SLG: 0.346 <b>Eric Show, R</b> OBP: 0.208, SLG: 0.250 <b>Phil Stephenson, L</b> OBP: 0.319, SLG: 0.325 (1, 9) (8, 1) (9, PH)	1-1 E6			2-1 P5			3-2 F8		4-1 BB	3	0	0	0	0	0	2						
<b>Benito Santiago, R</b> OBP: 0.331, SLG: 0.431 <b>Mark Parent, R</b> OBP: 0.277, SLG: 0.311 (1, 2) (7, 2)	1-2 FC6-4 1-2			3-1 F8			0-0 G5-3		0-3 K	2	0	0	0	0	0	3						
<b>Mike Pagliarulo, L</b> OBP: 0.323, SLG: 0.350 (1, 5)		2-0 G3			0-0 G4-3			3-2 G3-1	0-0 F7	4	0	0	0	0	0	3						
<b>Garry Templeton, S</b> OBP: 0.284, SLG: 0.359 <b>Joey Cora, S</b> OBP: 0.290, SLG: 0.263 (1, 6) (6, 6)		3-2 G1-3			1-1 F7			2-2 F7		2	0	0	0	0	0	0						
<b>Dennis Rasmussen, L</b> OBP: 0.322, SLG: 0.339 <b>Paul Faries, R</b> OBP: 0.300, SLG: 0.304 <b>Calvin Schiraldi, R</b> OBP: 0.227, SLG: 0.429 <b>Darin Jackson, R</b> OBP: 0.265, SLG: 0.295 (1, 1) (2, PH) (3, 1) (8, 9)		1-3 K		0-3 K			1-3 K			0	0	0	0	0	0	0						
<b>Inning Stats</b>	R: 0 E: 1 K: 1 S: 13	H: 1 LOB: 3 BB: 1 P: 24	R: 0 E: 0 K: 1 S: 10	H: 0 LOB: 0 BB: 0 P: 16	R: 0 E: 0 K: 0 S: 8	H: 1 LOB: 0 BB: 0 P: 13	R: 0 E: 0 K: 1 S: 8	H: 0 LOB: 0 BB: 0 P: 13	R: 0 E: 0 K: 1 S: 6	H: 0 LOB: 0 BB: 0 P: 7	R: 0 E: 0 K: 0 S: 8	H: 1 LOB: 0 BB: 0 P: 10	R: 0 E: 0 K: 0 S: 5	H: 0 LOB: 0 BB: 0 P: 9	R: 0 E: 0 K: 1 S: 16	H: 0 LOB: 0 BB: 0 P: 22		R: 1 E: 0 K: 1 S: 16	H: 2 LOB: 3 BB: 2 P: 25	1B: 5 2B: 0 3B: 0 HR: 0	SF: 0 SAC: 0 DP: 2 HBP: 0	WP: 0 PB: 0 SB: 0 CS: 0
<b>PITCHER</b>	IP WLS BF H R ER SO BB IBB HBP BLK WP HR S P ERA WHIP	IP WLS BF H R ER SO BB IBB HBP BLK WP HR S P ERA WHIP																				
<b>Jose Rijo, R</b> ERA: 2.75 (1, 1)	9.0 W 34 5 1 1 6																					



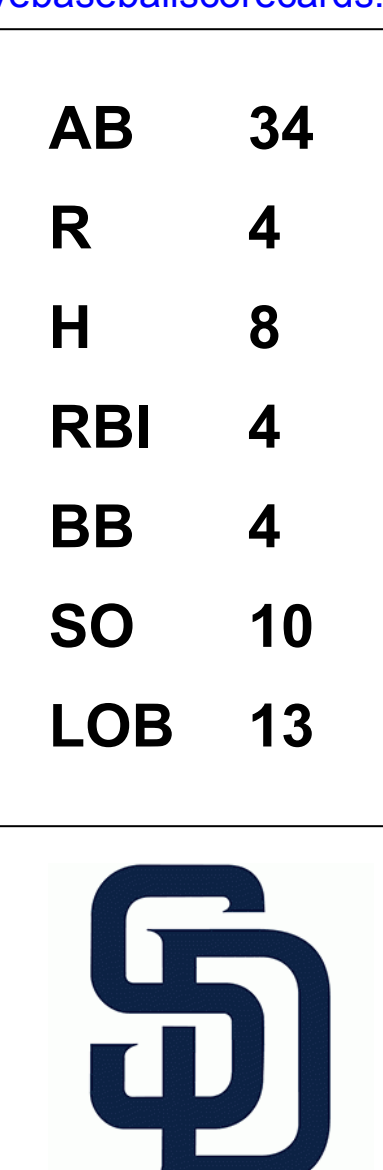


Batter	1	2	3	4	5	6	7	8	9	AB	R	H	RBI	BB	SO	LOB	TOP
<b>Billy Hatcher, R</b> OBP: 0.330, SLG: 0.389 (1, 8)										4	3	3	0	1	0	0	<b>Cincinnati Reds @ San Diego Padres</b> Jack Murphy Stadium, San Diego, CA Sat Sep 22 1990, 10:05 PM EDT Sunny - 70 F
<b>Mariano Duncan, R</b> OBP: 0.350, SLG: 0.482 (1, 4)										4	1	3	1	0	0	0	
<b>Barry Larkin, R</b> OBP: 0.356, SLG: 0.401 (1, 6)										5	0	2	3	0	0	3	
<b>Eric Davis, R</b> OBP: 0.338, SLG: 0.479 (1, 7)										3	1	1	0	2	0	2	
<b>Chris Sabo, R</b> OBP: 0.346, SLG: 0.480 (1, 5)										5	1	1	0	0	1	7	
<b>Glenn Braggs, R</b> OBP: 0.380, SLG: 0.412 <b>Paul O'Neill, L</b> OBP: 0.334, SLG: 0.422 (8, 9)										3	0	2	1	0	1	0	
<b>Hal Morris, L</b> OBP: 0.387, SLG: 0.518 <b>Rob Dibble, L</b> (6, 1)										3	0	0	0	0	0	2	
<b>Ron Oester, S</b> OBP: 0.316, SLG: 0.354 <b>Billy Bates, L</b> OBP: 0.206, SLG: 0.138 <b>Randy Myers, L</b> OBP: 0.250, SLG: 0.250 (8, PR)										0	0	0	0	0	0	0	
<b>Joe Oliver, R</b> OBP: 0.306, SLG: 0.371 (1, 2)										4	0	0	0	0	2	2	
<b>Scott Scudder, R</b> OBP: 0.105, SLG: 0.056 <b>Alex Trevino, R</b> OBP: 0.287, SLG: 0.317 <b>Tim Layana, R</b> (4, PH)										1	0	0	0	0	1	0	
<b>Todd Benzinger, S</b> OBP: 0.291, SLG: 0.344 (6, 3)										2	0	0	0	0	1	1	
<b>Inning Stats</b>	R: 1 E: 0 K: 0 S: 12	H: 1 R: 0 ER: 0 SO: 7	H: 0 R: 0 ER: 0 SO: 7	H: 2 R: 0 ER: 0 SO: 11	H: 1 R: 0 ER: 0 SO: 11	H: 0 R: 0 ER: 0 SO: 4	H: 3 R: 2 ER: 0 SO: 8	H: 3 R: 2 ER: 1 SO: 13	H: 1 R: 0 ER: 0 SO: 8	H: 2 R: 1 ER: 1 SO: 15	1B: 10 2B: 3 3B: 0 HR: 0	SF: 0 SAC: 1 DP: 2 HBP: 0	WP: 0 PB: 0 SB: 2 CS: 0	PA: 41			
<b>PITCHER</b>	IP WLS BF H R ER SO BB IBB HBP BLK WP HR S P ERA WHIP	6.1 28 8 4 4 5 1 1 0 0 0 0 56 82 5.68 1.421	1.2 L 8 3 1 0 1 0 0 0 0 1 0 0 18 30 0.00 1.800	1.0 5 2 1 1 0 0 0 1 0 0 0 8 15 9.00 2.000													

AB	37
R	6
H	13
RBI	5
BB	3
SO	6
LOB	18



Batter	1	2	3	4	5	6	7	8	9	AB	R	H	RBI	BB	SO	LOB	BOTTOM
<b>Bip Roberts, S</b> OBP: 0.374, SLG: 0.438 (1, 7)										5	0	0	0	0	1	3	<b>Cincinnati Reds @ San Diego Padres</b> Jack Murphy Stadium, San Diego, CA Sat Sep 22 1990, 10:05 PM EDT Sunny - 70 F
<b>Roberto Alomar, S</b> OBP: 0.341, SLG: 0.382 (1, 4)										5	1	1	0	0	2	1	
<b>Joe Carter, R</b> OBP: 0.289, SLG: 0.403 (1, 8)										5	1	1	0	0	4	1	
<b>Fred Lynn, L</b> OBP: 0.317, SLG: 0.359 (1, 9)										4	1	1	2	0	0	1	
<b>Mike Pagliarulo, L</b> OBP: 0.326, SLG: 0.354 <b>Benito Santiago, R</b> OBP: 0.330, SLG: 0.429 (8, PH)										2	1	1	0	1	0	0	
<b>Gary Templeton, S</b> OBP: 0.286, SLG: 0.363 (1, 6)										3	0	1	2	1	0	0	
<b>Mark Parent, R</b> OBP: 0.282, SLG: 0.317 <b>Paul Faries, R</b> OBP: 0.320, SLG: 0.304 <b>Eric Show, R</b> OBP: 0.208, SLG: 0.250 (8, PR)										3	0	1	0	1	0	3	
<b>Phil Stephenson, L</b> OBP: 0.325, SLG: 0.337 <b>Jack Clark, R</b> OBP: 0.432, SLG: 0.522 (8, PH)										3	0	2	0	0	1	0	
<b>Bruce Hurst, L</b> OBP: 0.147, SLG: 0.094 <b>Greg Harris, R</b> OBP: 0.091, SLG: 0.273 <b>Darrin Jackson, R</b> OBP: 0.262, SLG: 0.291 (8, PH)										2	0	0	0	0	1	2	
<b>Inning Stats</b>	R: 2 E: 0 K: 1 S: 12	H: 2 R: 0 ER: 0 SO: 14	H: 1 R: 0 ER: 0 SO: 14	H: 2 R: 2 ER: 0 SO: 11	H: 1 R: 0 ER: 0 SO: 11	H: 0 R: 0 ER: 0 SO: 10	H: 0 R: 0 ER: 0 SO: 9	H: 0 R: 0 ER: 0 SO: 6	H: 1 R: 0 ER: 0 SO: 8	H: 0 R: 0 ER: 0 SO: 9	1B: 3 2B: 3 3B: 1 HR: 1	SF: 0 SAC: 1 DP: 0 HBP: 0	WP: 0 PB: 0 SB: 1 CS: 0	PA: 39			
<b>PITCHER</b>	IP WLS BF H R ER SO BB IBB HBP BLK WP HR S P ERA WHIP	3.0 16 5 4 4 3 2 0 0 0 0 0 21 30 0.00 1.000	2.0 9 2 0 0 2 0 1 0 0 0 0 15 26 0.00 0.000	2.0 W 6 0 0 0 3 0 0 0 0 0 0 17 28 0.00 0.500													









Batter	1	2	3	4	5	6	7	8	9	AB	R	H	RBI	BB	SO	LOB	TOP					
<b>Barry Larkin, R</b> OBP: 0.357, SLG: 0.401	L6	1B				F9		G4-3		5	0	3	3	0	0	0	<b>Cincinnati Reds @ San Diego Padres</b> Jack Murphy Stadium, San Diego, CA Sun Sep 23 1990, 6:33 AM EDT Att: 15,410 - Sunny - 80 F					
<b>Paul O'Neill, L</b> OBP: 0.335, SLG: 0.421	G3	1B				G6-3		G4-3		5	0	2	1	0	0	2						
<b>Bill Doran, S</b> OBP: 0.412, SLG: 0.436	F9	F9			PO	G5-3		P3		4	1	0	0	1	0	3						
<b>Eric Davis, R</b> OBP: 0.345, SLG: 0.483		1B	K			1B		1B		5	3	4	0	0	1	0						
<b>Hal Morris, L</b> OBP: 0.385, SLG: 0.509	1B	1B	G3			E3		K		5	1	2	0	0	1	2						
<b>Luis Quiñones, S</b> OBP: 0.307, SLG: 0.351	1B	1B	K			FC5-4		F9		5	2	2	2	0	1	3						
<b>Jeff Reed, L</b> OBP: 0.335, SLG: 0.361	K					FC4-6		K		5	0	1	1	0	2	4						
<b>Herm Winningham, L</b> OBP: 0.321, SLG: 0.447	1B	1B				FC4-6		G4-3		3	2	1	1	1	0	2						
<b>Danny Jackson, R</b> OBP: 0.059, SLG: 0.118	K					F9		G4-3		2	0	0	0	0	1	5						
<b>Terry Lee, R</b> OBP: 0.571, SLG: 0.667										1	0	1	0	0	0	0						
<b>Tim Layana, R</b> OBP: 0.307, SLG: 0.351										0	0	0	0	0	0	0						
<b>Inning Stats</b>	R: 0 E: 0 K: 0 S: 6	H: 0 LOB: 0 BB: 0 P: 8	R: 4 E: 0 K: 2 S: 22	H: 6 LOB: 2 BB: 0 P: 30	R: 0 E: 0 K: 2 S: 9	H: 0 LOB: 0 BB: 0 P: 11	R: 1 E: 0 K: 0 S: 10	H: 2 LOB: 1 BB: 1 P: 17	R: 2 E: 1 K: 0 S: 9	H: 3 LOB: 2 BB: 1 P: 14	R: 0 E: 0 K: 0 S: 10	H: 0 LOB: 0 BB: 0 P: 14	R: 2 E: 0 K: 2 S: 12	H: 2 LOB: 0 BB: 0 P: 18	R: 0 E: 0 K: 0 S: 8	H: 2 LOB: 1 BB: 0 P: 15	R: 0 E: 0 K: 0 S: 7	H: 1 LOB: 1 BB: 0 P: 14	1B: 15 2B: 0 3B: 0 HR: 1	SF: 0 SAC: 1 DP: 1 HBP: 0	WP: 0 PB: 0 SB: 0 CS: 0	PA: 44
<b>PITCHER</b>	IP	WLS	BF	H	R	ER	SO	BB	IBB	HBP	BLK	WP	HR	S	P	ERA	WHIP					
<b>Ed Whitson, R</b> ERA: 2.63	4.0	L	23	10	7	7	4	2	0	0	0	0	0	52	75	15.75	3.000					
<b>Rich Rodriguez, L</b> ERA: 3.09	5.0		20	6	2	2	2	0	0	0	0	0	1	41	66	3.60	1.200					

AB	40
R	9
H	16
RBI	8
BB	2
SO	6
LOB	21



Batter	1	2	3	4	5	6	7	8	9	AB	R	H	RBI	BB	SO	LOB	BOTTOM					
<b>Bip Roberts, S</b> OBP: 0.371, SLG: 0.434	K		FC5-4							4	0	1	0	0	2	1	<b>Cincinnati Reds @ San Diego Padres</b> Jack Murphy Stadium, San Diego, CA Sun Sep 23 1990, 6:33 AM EDT Att: 15,410 - Sunny - 80 F					
<b>Roberto Alomar, S</b> OBP: 0.340, SLG: 0.381			1 SAFE							2	0	1	0	0	1	1						
<b>Paul Faries, R</b> OBP: 0.296, SLG: 0.292	FC6-5		K					G6-3		1	0	0	1	0	0	0						
<b>Jack Clark, R</b> OBP: 0.436, SLG: 0.533	1B									2	0	1	1	1	0	1						
<b>Darrin Jackson, R</b> OBP: 0.258, SLG: 0.286	FC6-5		P5					K		1	0	0	0	0	1	0						
<b>Joe Carter, R</b> OBP: 0.288, SLG: 0.400	FC6-5							G6-3		4	0	0	0	0	1	4						
<b>Benito Santiago, R</b> OBP: 0.329, SLG: 0.429	F9									3	0	0	0	0	1	2						
<b>Mark Parent, R</b> OBP: 0.281, SLG: 0.315										1	0	0	0	0	0	0						
<b>Jerald Clark, R</b> OBP: 0.274, SLG: 0.363	F9									4	0	0	0	0	2	0						
<b>Mike Pagliarulo, L</b> OBP: 0.322, SLG: 0.349	P6									4	0	0	0	0	1	0						
<b>Joey Cora, S</b> OBP: 0.308, SLG: 0.283	G4-3									3	1	2	0	0	0	0						
<b>Ed Whitson, R</b> OBP: 0.182, SLG: 0.219										1	0	1	0	0	0	0						
<b>Rich Rodriguez, L</b> ERA: 3.54										1	1	0	0	1	0	1						
<b>Inning Stats</b>	R: 0 E: 0 K: 1 S: 10	H: 1 LOB: 2 BB: 1 P: 16	R: 0 E: 0 K: 0 S: 4	H: 0 LOB: 0 BB: 0 P: 8	R: 0 E: 0 K: 1 S: 11	H: 1 LOB: 1 BB: 0 P: 16	R: 0 E: 0 K: 1 S: 5	H: 0 LOB: 0 BB: 0 P: 9	R: 2 E: 0 K: 0 S: 14	H: 3 LOB: 2 BB: 1 P: 24	R: 0 E: 0 K: 2 S: 11	H: 0 LOB: 0 BB: 0 P: 14	R: 0 E: 0 K: 1 S: 8	H: 1 LOB: 0 BB: 0 P: 13	R: 0 E: 0 K: 1 S: 7	H: 0 LOB: 0 BB: 0 P: 14	R: 0 E: 0 K: 2 S: 8	H: 0 LOB: 0 BB: 0 P: 8	1B: 6 2B: 0 3B: 0 HR: 0	SF: 1 SAC: 0 DP: 1 HBP: 0	WP: 0 PB: 0 SB: 2 CS: 0	PA: 34
<b>PITCHER</b>	IP	WLS	BF	H	R	ER	SO	BB	IBB	HBP	BLK	WP	HR	S	P	ERA	WHIP					
<b>Danny Jackson, L</b> ERA: 3.83	7.0	W	28	6	2	2	6	2	0	0	0	0	0	63	100	2.57	1.143					
<b>Tim Layana, R</b> ERA: 3.54	2.0		6	0	0	0	3	0	0	0	0	0	0	15	22	0.00	0.000					

AB	31
R	2
H	6
RBI	2
BB	2
SO	9
LOB	10





Batter	1	2	3	4	5	6	7	8	9	AB	R	H	RBI	BB	SO	LOB	TOP					
Lonnie Smith, R OBP: 0.386, SLG: 0.465 Geronimo Berroa, R (9.7)	F8		HR		BB	HR			E7	4	3	2	1	1	0	0						
Jeff Treadway, L OBP: 0.324, SLG: 0.412	L5		K		HR				SF9	4	1	1	1	0	1	0						
Ron Gant, R OBP: 0.346, SLG: 0.526	F8		P5		HR				K	4	2	1	2	1	1	0						
David Justice, L OBP: 0.369, SLG: 0.552		1B		4-3		HR			1B	4	1	3	4	1	0	0						
Francisco Cabrera, R OBP: 0.287, SLG: 0.458 Tommy Gregg, L OBP: 0.352, SLG: 0.389	F8			5-3		HR			FC6	2	0	0	0	0	0	1						
Jim Vatcher, R OBP: 0.312, SLG: 0.361 Mike Bell, L OBP: 0.252, SLG: 0.381					G1-6-3				1B	1	0	0	0	0	1	1						
Jeff Blauser, R OBP: 0.333, SLG: 0.400	1B			P4	G1-6-3				K	4	0	1	0	0	1	2						
Mark Lemke, S OBP: 0.291, SLG: 0.282						5-3			F8	4	1	2	0	0	0	0						
Kelly Mann, R OBP: 0.100, SLG: 0.400	G3-6-1								F8	4	1	1	1	0	0	4						
Tom Glavine, L OBP: 0.211, SLG: 0.145 Jimmy Krimers, L OBP: 0.200, SLG: 0.219 Mark Grant, R OBP: 0.333, SLG: 0.200			5-3						K	1	1	0	1	1	0	0						
					1B					1	0	0	0	0	1	0						
										0	0	0	0	0	0	0						
<b>Inning Stats</b>	R: 0 E: 0 K: 0 S: 7	H: 0 LOB: 0 BB: 0 P: 8	R: 0 E: 0 K: 0 S: 7	H: 2 LOB: 2 BB: 1 P: 13	R: 1 E: 0 K: 1 S: 11	H: 1 LOB: 0 BB: 0 P: 14	R: 0 E: 0 K: 0 S: 7	H: 0 LOB: 0 BB: 0 P: 11	R: 6 E: 0 K: 0 S: 13	H: 3 LOB: 0 BB: 4 P: 31	R: 1 E: 0 K: 2 S: 9	H: 1 LOB: 1 BB: 0 P: 13	R: 1 E: 0 K: 2 S: 17	H: 2 LOB: 1 BB: 0 P: 27	R: 0 E: 0 K: 1 S: 9	H: 0 LOB: 0 BB: 0 P: 16	R: 1 E: 1 K: 1 S: 14	H: 2 LOB: 1 BB: 0 P: 20	1B: 6 2B: 1 3B: 0 HR: 4	SF: 2 SAC: 0 DP: 2 HBP: 0	WP: 0 PB: 0 SB: 0 CS: 0	PA: 41
<b>PITCHER</b>	IP	WLS	BF	H	R	ER	SO	BB	IBB	HBP	BLK	WP	HR	S	P	ERA	WHIP					
Norm Charlton, L ERA: 2.7	4.1	L	22	6	7	7	1	4	0	0	0	0	3	41	69	14.54	2.308					
Tim Layana, R ERA: 3.58	1.2		6	1	1	1	0	1	0	0	0	0	0	13	21	5.40	1.200					
Rosario Rodriguez, L ERA: 5.1	1.0		5	2	1	1	2	0	0	0	0	0	1	17	27	9.00	2.000					
Keith Brown, R ERA: 5.23	0.2		2	0	0	0	0	0	0	0	0	0	0	6	10	0.00	0.000					
Rob Dibble, R ERA: 1.82	0.2		3	1	1	0	1	0	0	0	0	0	0	10	14	0.00	1.500					
<b>PITCHER</b>	IP	WLS	BF	H	R	ER	SO	BB	IBB	HBP	BLK	WP	HR	S	P	ERA	WHIP					
Randy Myers, L ERA: 2.04	0.2		3	1	0	0	1	0	0	0	0	0	0	7	12	0.00	1.500					

Atlanta Braves @ Cincinnati Reds  
Riverfront Stadium, Cincinnati, OH  
Tue Sep 25 1990, 7:05 PM EDT  
Att: 25,095 - Unknown

AB	34
R	10
H	11
RBI	10
BB	5
SO	5
LOB	9



Batter	1	2	3	4	5	6	7	8	9	AB	R	H	RBI	BB	SO	LOB	BOTTOM					
Billy Hatcher, R OBP: 0.328, SLG: 0.385	G4-6-3		F7		1-3				B2-3	4	0	1	0	0	0	2						
Mariano Duncan, R OBP: 0.350, SLG: 0.480	G4-6-3		G6-3			K			K	4	0	0	0	0	2	1						
Barry Larkin, R OBP: 0.358, SLG: 0.400					F7				F4	3	0	1	0	1	0	0						
Eric Davis, R OBP: 0.346, SLG: 0.482 Herm Winningham, L OBP: 0.321, SLG: 0.447			K		2B				G5-4-3	3	0	1	0	1	1	2						
Chris Sabo, R OBP: 0.347, SLG: 0.480			P3						K	4	0	1	0	0	1	1						
Glenn Briggs, R OBP: 0.385, SLG: 0.414			K						F8	3	0	1	0	1	1	0						
Hal Morris, L OBP: 0.365, SLG: 0.507 Tim Layana, R OBP: 0.292, SLG: 0.345 Rosario Rodriguez, R OBP: 0.444, SLG: 0.500					G4-6-3				F8	1	0	0	0	1	0	3						
Terry Lee, R OBP: 0.444, SLG: 0.500									F4	0	0	0	0	0	0	0						
Joe Oliver, R OBP: 0.304, SLG: 0.367			K						F8	2	0	0	0	0	0	1						
Joe Oliver, R OBP: 0.304, SLG: 0.367			K						F8	3	0	0	0	0	1	2						
Norm Charlton, S OBP: 0.225, SLG: 0.139 Todd Benzinger, S OBP: 0.292, SLG: 0.345 Keith Brown, S OBP: 0.292, SLG: 0.345 Rob Dibble, L OBP: 0.250, SLG: 0.250			K						F9	1	0	0	0	0	1	0						
									F9	2	0	1	0	0	0	0						
										0	0	0	0	0	0	0						
										0	0	0	0	0	0	0						
										0	0	0	0	0	0	0						
<b>Inning Stats</b>	R: 0 E: 0 K: 1 S: 11	H: 1 LOB: 1 BB: 1 P: 18	R: 0 E: 0 K: 2 S: 12	H: 0 LOB: 1 BB: 1 P: 21	R: 0 E: 0 K: 1 S: 11	H: 0 LOB: 0 BB: 0 P: 16	R: 0 E: 0 K: 0 S: 9	H: 1 LOB: 2 BB: 2 P: 19	R: 0 E: 0 K: 0 S: 5	H: 0 LOB: 0 BB: 0 P: 6	R: 0 E: 0 K: 2 S: 13	H: 1 LOB: 1 BB: 0 P: 18	R: 0 E: 0 K: 0 S: 8	H: 2 LOB: 2 BB: 0 P: 14	R: 0 E: 0 K: 1 S: 6	H: 1 LOB: 0 BB: 0 P: 9	R: 0 E: 0 K: 0 S: 7	H: 0 LOB: 0 BB: 0 P: 12	1B: 5 2B: 1 3B: 0 HR: 0	SF: 0 SAC: 0 DP: 3 HBP: 0	WP: 0 PB: 0 SB: 0 CS: 0	PA: 34
<b>PITCHER</b>	IP	WLS	BF	H	R	ER	SO	BB	IBB	HBP	BLK	WP	HR	S	P	ERA	WHIP					
Tom Glavine, L ERA: 4.23	7.0	W	28	5	0	0	6	4	0	0	0	0	0	69	112	0.00	1.286					
Mark Grant, R ERA: 5.03	2.0		6	1	0	0	1	0	0	0	0	0	0	13	21	0.00	0.500					

Atlanta Braves @ Cincinnati Reds  
Riverfront Stadium, Cincinnati, OH  
Tue Sep 25 1990, 7:05 PM EDT  
Att: 25,095 - Unknown

AB	30
R	0
H	6
RBI	0
BB	4
SO	7
LOB	12









Batter	1	2	3	4	5	6	7	8	9	AB	R	H	RBI	BB	SO	LOB	TOP								
<b>Lonnie Smith, R</b> OBP: 0.382, SLG: 0.459 (1, 7)	1-1 G3		1-0 P4		0-0 G6-3			0-0 G6-3		4	0	0	0	0	0	0	<b>Atlanta Braves @ Cincinnati Reds</b> Riverfront Stadium, Cincinnati, OH Thu Sep 27 1990, 7:05 PM EDT Att: 20,757 - Unknown								
<b>Ron Gant, R</b> OBP: 0.346, SLG: 0.533 (1, 8)	2-2 2B		3-2 G6-3		1-1 G6-3			0-1 L7		4	1	1	0	0	0	0									
<b>David Justice, L</b> OBP: 0.370, SLG: 0.550 (1, 9)	1-2 2H 1B 2B		2-1 1B		4-1 CS BB			0-0 G6-3		3	1	2	1	1	0	0									
<b>Jim Presley, R</b> OBP: 0.282, SLG: 0.414 (1, 5)	3-3 K		1-2 1B		1-0 CS		0-2 L7		1-3 K	4	0	1	1	0	2	1									
<b>Francisco Cabrera, R</b> OBP: 0.295, SLG: 0.463 (1, 3)	0-1 2H 1B		2-1 1B		0-1 L7				1-3 K	3	0	2	0	0	0	0									
<b>Jeff Blauser, R</b> OBP: 0.334, SLG: 0.402 (1, 6)		0-1 SH3-1 2B	2-2 P4		1-0 K				0-3 K	4	0	1	0	0	2	2									
<b>Mark Lemke, S</b> OBP: 0.292, SLG: 0.288 (1, 4)		0-0 SH3-1		0-0 F7				2-2 F9		2	0	0	0	0	0	0									
<b>Kelly Mann, R</b> OBP: 0.063, SLG: 0.250 (1, 2)		3-2 P1		1-2 G6-3				0-1 F8		3	0	0	0	0	0	1									
<b>Steve Avery, L</b> OBP: 0.133, SLG: 0.133 (1, 1)			0-0 G4-3		0-0 L9			2-2 P7		2	0	0	0	0	0	1									
<b>Mark Grant, R</b> OBP: 0.333, SLG: 0.200 (6, 1)										0	0	0	0	0	0	0									
<b>Mike Bell, L</b> OBP: 0.269, SLG: 0.348 (6, 3)										1	0	0	0	0	0	0									
<b>Tommy Gregg, L</b> OBP: 0.322, SLG: 0.380 (9, FH)										1	0	0	0	0	1	0									
<b>Inning Stats</b>	R: 1 E: 0 K: 1 S: 15	H: 3 LOB: 2 BB: 0 P: 22	R: 0 E: 0 K: 0 S: 7	H: 1 LOB: 1 BB: 0 P: 10	R: 1 E: 0 K: 0 S: 15	H: 3 LOB: 2 BB: 0 P: 26	R: 0 E: 0 K: 0 S: 5	H: 0 LOB: 0 BB: 0 P: 6	R: 0 E: 0 K: 0 S: 4	H: 0 LOB: 0 BB: 1 P: 10	R: 0 E: 0 K: 1 S: 8	H: 0 LOB: 0 BB: 0 P: 8	R: 0 E: 0 K: 0 S: 10	H: 0 LOB: 0 BB: 0 P: 14	R: 0 E: 0 K: 0 S: 4	H: 0 LOB: 0 BB: 0 P: 4	R: 0 E: 0 K: 3 S: 11	H: 0 LOB: 0 BB: 0 P: 13	1B: 4 2B: 3 3B: 0 HR: 0	SF: 0 SAC: 1 DP: 0 HBP: 0	WP: 0 PB: 0 SB: 1 CS: 1	PA: 34			
<b>PITCHER</b>	IP	WLS	BF	H	R	ER	SO	BB	IBB	HBP	BLK	WP	HR	S	P	ERA	WHIP								
<b>Tom Browning, L</b> ERA: 3.76	(1, 1)	7.0	W	27	7	2	2	2	1	0	0	0	0	64	96	2.57	1.143								
<b>Rob Dibble, R</b> ERA: 1.78	(8, 1)	2.0	S	6	0	0	0	3	0	0	0	0	0	15	17	0.00	0.000								

Batter	1	2	3	4	5	6	7	8	9	AB	R	H	RBI	BB	SO	LOB	BOTTOM								
<b>Barry Larkin, R</b> OBP: 0.397, SLG: 0.398 (1, 6)	2-2 G6-3		1-2 F7		1-0 1B	2-3 K				4	0	1	0	0	1	1	<b>Atlanta Braves @ Cincinnati Reds</b> Riverfront Stadium, Cincinnati, OH Thu Sep 27 1990, 7:05 PM EDT Att: 20,757 - Unknown								
<b>Mariano Duncan, R</b> OBP: 0.347, SLG: 0.475 (1, 4)	0-1 G5-3		1-2 G4-3		1-3 K	1-1 G3				4	0	0	0	0	1	3									
<b>Chris Sabo, R</b> OBP: 0.346, SLG: 0.478 (1, 5)	1-2 F7		0-0 2B		0-3 K		0-1 P1			4	0	1	0	0	1	1									
<b>Eric Davis, R</b> OBP: 0.348, SLG: 0.487 (1, 7)		1-0 F8	1-3 K		4-2 HR BB	2-3 K				2	1	0	0	1	1	1									
<b>Herm Winningham, L</b> OBP: 0.321, SLG: 0.442 (7, 8)										1	0	0	0	0	1	0									
<b>Glenn Braggs, R</b> OBP: 0.367, SLG: 0.423 (1, 9)		4-2 1B BB		1-2 G4-3		0-0 HR	0-0 P3			3	2	1	2	1	0	0									
<b>Terry Lee, R</b> OBP: 0.485, SLG: 0.500 (1, 3)		1-2 1B		0-0 G1-3		1-1 SH3-1 1B	2-1 F8			2	0	1	0	0	0	0									
<b>Hal Morris, L</b> OBP: 0.388, SLG: 0.508 (6, FH)		1-2 1B								2	1	1	0	0	0	0									
<b>Joe Oliver, R</b> OBP: 0.307, SLG: 0.368 (1, 2)		0-1 1B		1-1 FC4-6 HBP		0-1 SH3-1	0-0 G4-3			2	0	1	1	0	0	0									
<b>Billy Hatcher, R</b> OBP: 0.326, SLG: 0.382 (7, 7)		2-0 F9		0-1 FC4-6		2-0 PB 1B	0-1 F8			4	0	1	1	0	0	3									
<b>Tom Browning, L</b> OBP: 0.118, SLG: 0.122 (1, 1)		1-3 K			2-3 K					3	0	0	0	0	2	3									
<b>Rob Dibble, L</b> (8, 1)										0	0	0	0	0	0	0									
<b>Inning Stats</b>	R: 0 E: 0 K: 0 S: 9	H: 0 LOB: 0 BB: 0 P: 12	R: 1 E: 0 K: 1 S: 13	H: 2 LOB: 1 BB: 1 P: 21	R: 0 E: 0 K: 0 S: 10	H: 1 LOB: 1 BB: 0 P: 13	R: 0 E: 0 K: 0 S: 8	H: 0 LOB: 1 BB: 0 P: 10	R: 0 E: 0 K: 3 S: 12	H: 1 LOB: 1 BB: 0 P: 16	R: 3 E: 0 K: 1 S: 15	H: 3 LOB: 2 BB: 1 P: 25	R: 0 E: 0 K: 1 S: 6	H: 0 LOB: 0 BB: 0 P: 8	R: 0 E: 0 K: 0 S: 5	H: 0 LOB: 0 BB: 0 P: 7	1B: 4 2B: 2 3B: 0 HR: 1	SF: 0 SAC: 1 DP: 0 HBP: 1	WP: 0 PB: 1 SB: 0 CS: 0	PA: 35					
<b>PITCHER</b>	IP	WLS	BF	H	R	ER	SO	BB	IBB	HBP	BLK	WP	HR	S	P	ERA	WHIP								
<b>Steve Avery, L</b> ERA: 5.47	(1, 1)	5.0	L	23	5	3	3	5	2	0	0	0	0	55	79	5.40	1.400								
<b>Mark Grant, R</b> ERA: 4.96	(6, 1)	3.0		12	2	1	1	2	0	0	0	0	0	23	33	3.00	0.667								





Batter	1	2	3	4	5	6	7	8	9	AB	R	H	RBI	BB	SO	LOB	TOP			
<b>Bip Roberts, S</b> (1, 7) OBP: 0.374, SLG: 0.435	0-3 <b>K</b>			2-1 <b>G5-4-3</b> 1B		4-2 <b>E</b> 1B BB			0-2 <b>BLK</b> 1B	3	1	2	0	1	1	0				
<b>Joey Cora, S</b> (1, 4) OBP: 0.329, SLG: 0.325	1-1 <b>G6-3</b>			1-0 <b>G5-4-3</b>		2-0 <b>1-H</b> 1B			0-2 <b>F9</b>	4	0	1	0	0	0	2				
<b>Jack Clark, R</b> (1, 3) OBP: 0.434, SLG: 0.532	1-3 <b>K</b>			2-1 <b>P3</b>				1-2 <b>HR</b>	4-0 <b>2B</b> IBB	3	1	1	1	1	1	1				
<b>Phil Stephenson, L</b> (9, PR) OBP: 0.320, SLG: 0.331										0	0	0	0	0	0	0				
<b>Joe Carter, R</b> (1, 8) OBP: 0.287, SLG: 0.394		1-0 <b>L4</b>						0-0 <b>P3</b>	1-3 <b>K</b>	4	0	0	0	0	2	3				
<b>Benito Santiago, R</b> (1, 2) OBP: 0.326, SLG: 0.426		2-1 <b>F7</b>							1-1 <b>2B</b>	4	0	1	1	0	1	0				
<b>Darin Jackson, R</b> (1, 9) OBP: 0.250, SLG: 0.266		0-0 <b>G6-3</b>							4-0 <b>IBB</b>	3	0	0	0	1	1	0				
<b>Mike Pagliarulo, L</b> (1, 5) OBP: 0.316, SLG: 0.344			1-1 <b>G4-3</b>						2-3 <b>K</b>	4	0	0	0	0	1	3				
<b>Garry Templeton, S</b> (1, 6) OBP: 0.281, SLG: 0.365			1-0 <b>G1-3</b>						0-1 <b>F9</b>	3	0	0	0	0	1	0				
<b>Bruce Hurst, L</b> (1, 1) OBP: 0.141, SLG: 0.090			0-3 <b>K</b>						1-3 <b>K</b>	3	0	0	0	0	3	0				
<b>Inning Stats</b>	R: 0 H: 0 E: 0 K: 2 S: 11	H: 0 LOB: 0 BB: 0 P: 13	R: 0 H: 0 E: 0 K: 0 S: 4	H: 0 LOB: 0 BB: 0 P: 7	R: 0 H: 0 E: 0 K: 1 S: 6	H: 1 LOB: 1 BB: 0 P: 13	R: 0 H: 0 E: 0 K: 0 S: 6	H: 0 LOB: 0 BB: 0 P: 9	R: 0 H: 1 E: 1 K: 2 S: 14	H: 1 LOB: 2 BB: 1 P: 24	R: 1 H: 1 E: 0 K: 2 S: 15	H: 1 LOB: 0 BB: 0 P: 21	R: 0 H: 0 E: 0 K: 1 S: 8	H: 0 LOB: 2 BB: 2 P: 10	R: 1 H: 2 E: 0 K: 2 S: 18	H: 2 LOB: 3 BB: 2 P: 30	1B: 3 2B: 1 3B: 0 HR: 1	SF: 0 SAC: 0 DP: 0 HBP: 0	WP: 0 PB: 0 SB: 0 CS: 0	PA: 34
<b>PITCHER</b>	IP	WLS	BF	H	R	ER	SO	BB	IBB	HBP	BLK	WP	HR	S	P	ERA	WHIP			
<b>Danny Jackson, L</b> (1, 1) ERA: 3.64	8.0		27	3	1	1	9	1	0	0	0	0	1	72	105	1.12	0.500			
<b>Randy Myers, L</b> (9, 1) ERA: 2.13	1.0	L	7	2	1	1	2	0	2	0	1	0	0	18	30	9.00	2.000			

San Diego Padres @ Cincinnati Reds  
Riverfront Stadium, Cincinnati, OH  
Fri Sep 28 1990, 7:05 PM EDT  
Att: 35,399 - Unknown

AB 31  
R 2  
H 5  
RBI 2  
BB 3  
SO 11  
LOB 9



Batter	1	2	3	4	5	6	7	8	9	AB	R	H	RBI	BB	SO	LOB	BOTTOM			
<b>Billy Hatcher, R</b> (1, 8) OBP: 0.326, SLG: 0.382	1-0 <b>F8</b>		0-0 <b>P6</b>			2-1 <b>1B</b>		0-0 <b>SH1-3</b>		3	0	1	0	0	0	0				
<b>Mariano Duncan, R</b> (1, 4) OBP: 0.344, SLG: 0.471	0-0 <b>P4</b>		1-0 <b>P6</b>			0-2 <b>F9</b>		1-2 <b>G3-1</b>		4	0	0	0	0	0	3				
<b>Barry Larkin, R</b> (1, 6) OBP: 0.355, SLG: 0.396	0-1 <b>G5-3</b>		1-3 <b>K</b>			0-0 <b>B2</b>			3-2 <b>P2</b>	4	0	0	0	0	1	1				
<b>Terry Lee, R</b> (1, 3) OBP: 0.357, SLG: 0.385			0-1 <b>G5-3</b>			1-0 <b>F8</b>			0-0 <b>G6-3</b>	3	0	0	0	0	0	1				
<b>Hal Morris, L</b> (7, 3) OBP: 0.386, SLG: 0.507										1	0	0	0	0	0	0				
<b>Glenn Braggs, R</b> (1, 7) OBP: 0.383, SLG: 0.418		1-1 <b>G5-3</b>				3-3 <b>K</b>			0-1 <b>F7</b>	4	0	0	0	0	1	0				
<b>Chris Sabo, R</b> (1, 5) OBP: 0.346, SLG: 0.482		2-2 <b>HR</b>				1-0 <b>G5-3</b>			1-2 <b>G6-3</b>	3	1	1	1	0	0	0				
<b>Paul O'Neill, L</b> (1, 9) OBP: 0.336, SLG: 0.422		2-2 <b>E9</b> 2B				3-3 <b>K</b>			1-2 <b>F8</b>	3	0	1	0	0	1	0				
<b>Joe Oliver, R</b> (1, 2) OBP: 0.307, SLG: 0.366		4-0 <b>IBB</b>				2-1 <b>F8</b>			0-1 <b>F8</b>	2	0	0	0	1	0	0				
<b>Danny Jackson, R</b> (1, 1) OBP: 0.056, SLG: 0.111		0-3 <b>K</b>				0-0 <b>F9</b>			3-1 <b>SH1-3</b> 1B	2	0	0	0	0	1	2				
<b>Alex Trevino, R</b> (8, PH)										1	0	1	0	0	0	0				
<b>Billy Bates, L</b> (6, PR)										0	0	0	0	0	0	0				
<b>Randy Myers, L</b> (9, 1) OBP: 0.250, SLG: 0.250										0	0	0	0	0	0	0				
<b>Inning Stats</b>	R: 0 H: 0 E: 0 K: 0 S: 4	H: 2 LOB: 2 BB: 1 P: 5	R: 1 H: 1 E: 1 K: 1 S: 15	H: 2 LOB: 1 BB: 1 P: 24	R: 0 H: 0 E: 0 K: 1 S: 6	H: 0 LOB: 0 BB: 0 P: 8	R: 0 H: 0 E: 0 K: 1 S: 6	H: 0 LOB: 0 BB: 0 P: 11	R: 0 H: 1 E: 0 K: 0 S: 8	H: 1 LOB: 1 BB: 0 P: 10	R: 0 H: 0 E: 0 K: 0 S: 8	H: 0 LOB: 0 BB: 0 P: 10	R: 0 H: 1 E: 0 K: 0 S: 8	H: 1 LOB: 2 BB: 0 P: 12	R: 0 H: 0 E: 0 K: 0 S: 6	H: 0 LOB: 0 BB: 0 P: 9	1B: 2 2B: 1 3B: 0 HR: 1	SF: 0 SAC: 1 DP: 0 HBP: 0	WP: 0 PB: 0 SB: 0 CS: 0	PA: 32
<b>PITCHER</b>	IP	WLS	BF	H	R	ER	SO	BB	IBB	HBP	BLK	WP	HR	S	P	ERA	WHIP			
<b>Bruce Hurst, L</b> (1, 1) ERA: 3.14	9.0	W	32	4	1	1	4	0	1	0	0	0	1	67	100	1.00	0.444			

San Diego Padres @ Cincinnati Reds  
Riverfront Stadium, Cincinnati, OH  
Fri Sep 28 1990, 7:05 PM EDT  
Att: 35,399 - Unknown

AB 30  
R 1  
H 4  
RBI 1  
BB 1  
SO 4  
LOB 7





Batter	1	2	3	4	5	6	7	8	9	AB	R	H	RBI	BB	SO	LOB	TOP		
<b>Bip Roberts, S</b> (1,7) OBP: 0.377, SLG: 0.437										3	1	2	0	0	1	0	<b>San Diego Padres @ Cincinnati Reds</b> Riverfront Stadium, Cincinnati, OH Sat Sep 29 1990, 3:33 AM EDT Att: 37,133 - Cloudy		
<b>Jerald Clark, R</b> (7,7) OBP: 0.280, SLG: 0.382										0	0	0	0	0	0	0			
<b>Joey Cora, S</b> (1,4) OBP: 0.337, SLG: 0.333										4	1	2	0	0	0	0			
<b>Jack Clark, R</b> (1,3) OBP: 0.439, SLG: 0.533										1	0	1	0	3	0	0			
<b>Joe Carter, R</b> (1,8) OBP: 0.285, SLG: 0.392										4	0	0	0	0	2	8			
<b>Benito Santiago, R</b> (1,2) OBP: 0.326, SLG: 0.424										2	0	0	1	1	1	1			
<b>Darin Jackson, R</b> (1,9) OBP: 0.282, SLG: 0.278										3	0	2	1	0	0	0			
<b>Mike Pagliarulo, L</b> (1,5) OBP: 0.316, SLG: 0.352										3	1	1	1	0	1	1			
<b>Garry Templeton, S</b> (1,6) OBP: 0.280, SLG: 0.363										3	0	0	0	0	0	0			
<b>Ed Whitson, R</b> (1,1) OBP: 0.174, SLG: 0.209										3	0	0	0	0	0	0			
<b>Inning Stats</b>	R: 0 E: 0 K: 1 S: 13	H: 1 LOB: 1 BB: 0 P: 19	R: 0 E: 0 K: 0 S: 6	H: 1 LOB: 0 BB: 0 P: 8	R: 0 E: 0 K: 0 S: 9	H: 0 LOB: 1 BB: 1 P: 15	R: 0 E: 0 K: 2 S: 10	H: 0 LOB: 1 BB: 1 P: 19	R: 0 E: 0 K: 1 S: 7	H: 0 LOB: 0 BB: 0 P: 11	R: 2 E: 0 K: 1 S: 10	H: 2 LOB: 2 BB: 2 P: 19	R: 1 E: 0 K: 0 S: 19	H: 3 LOB: 3 BB: 1 P: 32					
<b>PITCHER</b>	IP	WLS	BF	H	R	ER	SO	BB	IBB	HBP	BLK	WP	HR	S	P	ERA	WHIP		
<b>Norm Charlton, L</b> (1,1) ERA: 2.76	6.2	L	29	8	3	3	5	2	1	1	0	0	1	65	107	4.05	1.500		
<b>Scott Scudder, R</b> (7,1) ERA: 5.17	0.1		2	0	0	0	0	1	0	0	0	0	0	9	16	0.00	3.000		

AB	26
R	3
H	8
RBI	3
BB	4
SO	5
LOB	10



Batter	1	2	3	4	5	6	7	8	9	AB	R	H	RBI	BB	SO	LOB	BOTTOM		
<b>Herm Winningham, L</b> (1,8) OBP: 0.316, SLG: 0.433										3	0	0	0	0	2	1	<b>San Diego Padres @ Cincinnati Reds</b> Riverfront Stadium, Cincinnati, OH Sat Sep 29 1990, 3:33 AM EDT Att: 37,133 - Cloudy		
<b>Paul O'Neill, L</b> (1,9) OBP: 0.338, SLG: 0.424										3	0	2	0	0	0	0			
<b>Barry Larkin, R</b> (1,6) OBP: 0.357, SLG: 0.396										2	1	1	0	1	0	1			
<b>Hal Morris, L</b> (1,3) OBP: 0.386, SLG: 0.508										3	0	1	1	0	0	2			
<b>Chris Sabo, R</b> (1,5) OBP: 0.344, SLG: 0.480										3	0	0	0	0	0	3			
<b>Glenn Braggs, R</b> (1,7) OBP: 0.383, SLG: 0.420										3	0	1	0	0	1	0			
<b>Jeff Reed, L</b> (1,2) OBP: 0.344, SLG: 0.368										3	0	0	0	0	1	1			
<b>Mariano Duncan, R</b> (1,4) OBP: 0.344, SLG: 0.471										3	0	1	0	0	1	0			
<b>Norm Charlton, S</b> (1,1) OBP: 0.238, SLG: 0.135										1	0	0	0	1	0	1			
<b>Scott Scudder, R</b> (7,1) OBP: 0.105, SLG: 0.056										0	0	0	0	0	0	0			
<b>Inning Stats</b>	R: 0 E: 0 K: 1 S: 9	H: 2 LOB: 2 BB: 0 P: 13	R: 0 E: 0 K: 1 S: 8	H: 1 LOB: 1 BB: 0 P: 12	R: 1 E: 0 K: 0 S: 18	H: 1 LOB: 1 BB: 1 P: 27	R: 0 E: 0 K: 2 S: 8	H: 0 LOB: 0 BB: 0 P: 13	R: 0 E: 0 K: 1 S: 11	H: 1 LOB: 1 BB: 1 P: 19	R: 0 E: 0 K: 0 S: 10	H: 1 LOB: 1 BB: 0 P: 15	R: 0 E: 0 K: 0 S: 0	H: 0 LOB: 0 BB: 0 P: 0					
<b>PITCHER</b>	IP	WLS	BF	H	R	ER	SO	BB	IBB	HBP	BLK	WP	HR	S	P	ERA	WHIP		
<b>Ed Whitson, R</b> (1,1) ERA: 2.6	6.0	W	26	6	1	1	5	2	0	0	0	0	0	64	99	1.50	1.333		

AB	24
R	1
H	6
RBI	1
BB	2
SO	5
LOB	9





Batter	1	2	3	4	5	6	7	8	9	AB	R	H	RBI	BB	SO	LOB	TOP
<b>Joey Cora, S</b> <small>OBP: 0.319, SLG: 0.314</small> 										5	0	0	0	0	1	3	
<b>Phil Stephenson, L</b> <small>OBP: 0.314, SLG: 0.324</small> 										4	0	0	0	0	1	0	
<b>Darrin Jackson, R</b> <small>OBP: 0.262, SLG: 0.287</small> 										4	1	1	0	0	1	0	
<b>Joe Carter, R</b> <small>OBP: 0.287, SLG: 0.392</small> 										3	2	1	1	1	0	0	
<b>Mike Pagliarulo, L</b> <small>OBP: 0.318, SLG: 0.353</small> 										4	0	2	0	0	0	1	
<b>Jerald Clark, R</b> <small>OBP: 0.276, SLG: 0.376</small> 										4	0	1	1	0	1	1	
<b>Tom Lampkin, L</b> <small>OBP: 0.258, SLG: 0.317</small> 										4	0	1	0	0	0	4	
<b>Paul Faries, R</b> <small>OBP: 0.286, SLG: 0.233</small> 										3	0	0	0	1	1	1	
<b>Derek Lilliquist, L</b> <small>OBP: 0.273, SLG: 0.395</small> <b>Greg Harris, R</b> <small>OBP: 0.250, SLG: 0.250</small> 										3	0	0	0	0	2	4	
<b>Inning Stats</b> <small>R: 1, H: 2, E: 0, K: 1, S: 10</small>	<small>R: 0, H: 1, E: 0, K: 2, S: 12</small>	<small>R: 0, H: 0, E: 0, K: 1, S: 10</small>	<small>R: 1, H: 1, E: 1, K: 0, S: 12</small>	<small>R: 0, H: 0, E: 0, K: 1, S: 9</small>	<small>R: 0, H: 0, E: 0, K: 0, S: 5</small>	<small>R: 0, H: 0, E: 0, K: 1, S: 9</small>	<small>R: 1, H: 2, E: 1, K: 0, S: 15</small>	<small>R: 0, H: 0, E: 0, K: 2, S: 8</small>	<small>R: 0, H: 0, E: 0, K: 2, S: 11</small>	<small>1B: 5, 2B: 1, 3B: 0, HR: 0</small>	<small>SF: 0, 2B: 1, 3B: 0, HR: 0</small>	<small>WP: 0, PB: 0, SB: 0, CS: 0</small>	<small>PA: 37</small>				
<b>PITCHER</b> <small>IP WLS BF H R ER SO BB IBB HBP BLK WP HR S P ERA WHIP</small>																	
<b>Jose Rijo, R</b> <small>ERA: 2.7</small>	<small>5.0 L 22 4 2 1 5 2 0 0 0 0 0 0 0 53 80 1.80 1.200</small>																
<b>Rick Mahler, R</b> <small>ERA: 4.21</small>	<small>2.0 6 0 0 0 1 0 0 0 0 0 0 0 0 14 17 0.00 0.000</small>																
<b>Tim Layana, R</b> <small>ERA: 3.53</small>	<small>1.0 6 2 1 0 0 0 0 0 0 0 0 0 0 15 21 0.00 2.000</small>																
<b>Jack Armstrong, R</b> <small>ERA: 3.46</small>	<small>1.0 3 0 0 0 2 0 0 0 0 0 0 0 0 8 9 0.00 0.000</small>																

San Diego Padres @ Cincinnati Reds  
Riverfront Stadium, Cincinnati, OH  
Sun Sep 30 1990, 3:33 AM EDT  
Att: 32,407 - Unknown

AB 35  
R 3  
H 6  
RBI 2  
BB 2  
SO 8  
LOB 14



Batter	1	2	3	4	5	6	7	8	9	AB	R	H	RBI	BB	SO	LOB	BOTTOM
<b>Billy Hatcher, R</b> <small>OBP: 0.330, SLG: 0.383</small> 										2	0	1	0	2	0	0	
<b>Luis Quinones, S</b> <small>OBP: 0.305, SLG: 0.348</small> 										4	0	1	0	0	1	3	
<b>Todd Benzinger, S</b> <small>OBP: 0.292, SLG: 0.342</small> 										3	0	0	0	1	2	3	
<b>Terry Lee, R</b> <small>OBP: 0.278, SLG: 0.294</small> 										4	0	0	0	0	0	5	
<b>Glenn Braggs, R</b> <small>OBP: 0.361, SLG: 0.418</small> 										4	0	1	0	0	1	0	
<b>Alex Trevino, R</b> <small>OBP: 0.293, SLG: 0.314</small> <b>Jeff Reed, L</b> <small>OBP: 0.342, SLG: 0.366</small> 										2	0	0	0	0	0	1	
<b>Ron Oester, S</b> <small>OBP: 0.321, SLG: 0.358</small> 										4	0	2	0	0	1	2	
<b>Billy Bates, L</b> <small>OBP: 0.184, SLG: 0.121</small> 										4	0	0	0	0	2	5	
<b>Jose Rijo, R</b> <small>OBP: 0.188, SLG: 0.177</small> <b>Joe Oliver, R</b> <small>OBP: 0.307, SLG: 0.305</small> <b>Rick Mahler, R</b> <small>OBP: 0.295, SLG: 0.343</small> <b>Hal Morris, R</b> <small>OBP: 0.305, SLG: 0.507</small> <b>Tim Layana, R</b> <small>OBP: 0.143, SLG: 0.105</small> <b>Jack Armstrong, R</b> <small>OBP: 0.143, SLG: 0.105</small> 										1	0	0	0	0	2		
<b>Inning Stats</b> <small>R: 0, H: 1, E: 0, K: 0, S: 11</small>	<small>R: 0, H: 1, E: 0, K: 0, S: 8</small>	<small>R: 0, H: 0, E: 0, K: 2, S: 10</small>	<small>R: 0, H: 0, E: 0, K: 1, S: 8</small>	<small>R: 0, H: 0, E: 0, K: 2, S: 17</small>	<small>R: 0, H: 0, E: 0, K: 2, S: 17</small>	<small>R: 0, H: 1, E: 0, K: 0, S: 6</small>	<small>R: 0, H: 1, E: 1, K: 1, S: 11</small>	<small>R: 0, H: 0, E: 0, K: 1, S: 8</small>	<small>R: 0, H: 1, E: 0, K: 2, S: 11</small>	<small>1B: 5, 2B: 1, 3B: 0, HR: 0</small>	<small>SF: 0, 2B: 1, 3B: 0, HR: 0</small>	<small>WP: 0, PB: 0, SB: 1, CS: 0</small>	<small>PA: 35</small>				
<b>PITCHER</b> <small>IP WLS BF H R ER SO BB IBB HBP BLK WP HR S P ERA WHIP</small>																	
<b>Derek Lilliquist, L</b> <small>ERA: 5.91</small>	<small>6.0 W 24 4 0 0 5 2 0 0 1 1 1 0 0 65 96 0.00 1.000</small>																
<b>Greg Harris, R</b> <small>ERA: 2.3</small>	<small>3.0 S 11 1 0 0 4 1 0 0 0 0 0 0 0 25 44 0.00 0.667</small>																

San Diego Padres @ Cincinnati Reds  
Riverfront Stadium, Cincinnati, OH  
Sun Sep 30 1990, 3:33 AM EDT  
Att: 32,407 - Unknown

AB 31  
R 0  
H 5  
RBI 0  
BB 3  
SO 9  
LOB 23







Batter	1	2	3	4	5	6	7	8	9	AB	R	H	RBI	BB	SO	LOB	TOP			
<b>Eric Yelding, R</b> OBP: 0.307, SLG: 0.300 (1, 8)										5	0	2	1	0	0	3	<b>Houston Astros @ Cincinnati Reds</b> Riverfront Stadium, Cincinnati, OH Mon Oct 01 1990, 7:05 PM EDT Att: 12,064 - Unknown  <a href="http://livebaseballscorecards.com">livebaseballscorecards.com</a>			
<b>Casey Candaele, S</b> OBP: 0.369, SLG: 0.404 (1, 4)										5	0	1	0	0	0	4				
<b>Ken Caminiti, S</b> OBP: 0.301, SLG: 0.304 (1, 5)										4	0	1	0	0	0	2				
<b>Glenn Davis, R</b> OBP: 0.354, SLG: 0.528 (1, 3)										3	1	0	0	1	1	3				
<b>Franklin Stubbs, L</b> OBP: 0.337, SLG: 0.482 (1, 7)										4	1	2	2	0	0	2				
<b>Rafael Ramirez, R</b> OBP: 0.299, SLG: 0.330 (1, 6)										4	1	2	0	0	0	1				
<b>Mark Davidson, R</b> OBP: 0.317, SLG: 0.381 (8, PH)										3	0	2	0	0	0	1				
<b>Karl Rhodes, L</b> OBP: 0.333, SLG: 0.372 (8, 9)										1	0	0	0	0	1	0				
<b>Carl Nichols, R</b> OBP: 0.317, SLG: 0.265 (8, PH)										1	0	0	0	2	1	0				
<b>Rich Gedman, L</b> OBP: 0.319, SLG: 0.286 (8, 2)										1	0	0	0	0	1	0				
<b>Jim Deshaies, L</b> OBP: 0.092, SLG: 0.063 (9, PH)										3	0	0	0	0	1	6				
<b>Mike Simms, R</b> OBP: 0.308, SLG: 0.615 (9, PH)										1	0	0	0	0	1	0				
<b>Brian Meyer, R</b> (9, 1)										0	0	0	0	0	0	0				
<b>Inning Stats</b>	R: 0 E: 1 K: 1 S: 6	H: 0 LOB: 1 BB: 0 P: 6	R: 0 E: 0 K: 0 S: 5	H: 2 LOB: 3 BB: 1 P: 9	R: 0 E: 0 K: 0 S: 4	H: 1 LOB: 1 BB: 0 P: 4	R: 1 E: 0 K: 1 S: 7	H: 3 LOB: 2 BB: 1 P: 11	R: 2 E: 0 K: 0 S: 4	H: 2 LOB: 0 BB: 1 P: 8	R: 0 E: 0 K: 1 S: 5	H: 1 LOB: 1 BB: 0 P: 5	R: 0 E: 0 K: 2 S: 7	H: 0 LOB: 0 BB: 0 P: 7	R: 0 E: 0 K: 1 S: 5	H: 0 LOB: 0 BB: 0 P: 5	1B: 8 2B: 1 3B: 0 HR: 1	SF: 0 SAC: 0 DP: 1 HBP: 0	WP: 0 PB: 0 SB: 1 CS: 2	PA: 40
<b>PITCHER</b>	IP	WLS	BF	H	R	ER	SO	BB	IBB	HBP	BLK	WP	HR	S	P	ERA	WHIP			
<b>Tom Browning, L</b> ERA: 3.8	(1, 1)	5.0	25	8	3	3	2	2	1	0	0	0	1	26	38	5.40	2.000			
<b>Keith Brown, R</b> ERA: 4.75	(6, 1)	1.0	3	1	0	0	1	0	0	0	0	0	0	5	5	0.00	1.000			
<b>Rob Dibble, R</b> ERA: 1.76	(7, 1)	1.0	4	1	0	0	0	0	0	0	0	0	0	4	4	0.00	1.000			
<b>Tim Layana, R</b> ERA: 3.49	(8, 1)	1.0	3	0	0	0	2	0	0	0	0	0	0	7	7	0.00	0.000			
<b>Randy Myers, L</b> ERA: 2.1	(9, 1)	1.0	W	3	0	0	1	0	0	0	0	0	0	5	5	0.00	0.000			

Batter	1	2	3	4	5	6	7	8	9	AB	R	H	RBI	BB	SO	LOB	BOTTOM			
<b>Billy Hatcher, R</b> OBP: 0.327, SLG: 0.379 (1, 8)										5	0	0	0	0	0	1	<b>Houston Astros @ Cincinnati Reds</b> Riverfront Stadium, Cincinnati, OH Mon Oct 01 1990, 7:05 PM EDT Att: 12,064 - Unknown  <a href="http://livebaseballscorecards.com">livebaseballscorecards.com</a>			
<b>Mariano Duncan, R</b> OBP: 0.348, SLG: 0.480 (1, 6)										4	2	3	1	0	0	0				
<b>Glenn Braggs, R</b> OBP: 0.365, SLG: 0.417 (1, 7)										3	0	1	0	1	0	0				
<b>Luis Quinones, S</b> OBP: 0.310, SLG: 0.343 (1, 5)										2	0	0	0	1	1	2				
<b>Terry Lee, R</b> OBP: 0.273, SLG: 0.263 (8, PR)										2	0	0	1	1	1	3				
<b>Billy Bates, L</b> OBP: 0.184, SLG: 0.121 (9, PR)										0	0	0	0	0	0	0				
<b>Randy Myers, L</b> OBP: 0.250, SLG: 0.250 (9, 1)										0	0	0	0	0	0	0				
<b>Paul O'Neill, L</b> OBP: 0.339, SLG: 0.423 (1, 9)										3	1	1	0	1	2	2				
<b>Joe Oliver, R</b> OBP: 0.306, SLG: 0.362 (1, 2)										3	0	0	0	1	2	4				
<b>Ron Oester, S</b> OBP: 0.325, SLG: 0.358 (1, 4)										3	1	1	0	1	1	1				
<b>Tom Browning, L</b> OBP: 0.117, SLG: 0.120 (6, 1)										1	0	0	1	0	1	0				
<b>Chris Sabo, R</b> OBP: 0.345, SLG: 0.480 (7, 1)										0	0	0	0	0	0	0				
<b>Rob Dibble, L</b> OBP: 0.345, SLG: 0.480 (7, 1)										0	0	0	0	0	0	0				
<b>Tim Layana, R</b> OBP: 0.250, SLG: 0.250 (9, 1)										0	0	0	0	0	0	0				
<b>Todd Benzinger, S</b> OBP: 0.292, SLG: 0.342 (9, 3)										0	0	0	0	0	0	0				
<b>Inning Stats</b>	R: 0 E: 0 K: 2 S: 9	H: 2 LOB: 2 BB: 0 P: 9	R: 1 E: 1 K: 0 S: 5	H: 2 LOB: 1 BB: 0 P: 5	R: 1 E: 0 K: 1 S: 6	H: 1 LOB: 2 BB: 2 P: 14	R: 0 E: 0 K: 1 S: 5	H: 0 LOB: 0 BB: 0 P: 5	R: 1 E: 0 K: 1 S: 5	H: 1 LOB: 1 BB: 1 P: 10	R: 0 E: 0 K: 1 S: 3	H: 0 LOB: 0 BB: 2 P: 11	R: 0 E: 0 K: 2 S: 7	H: 0 LOB: 2 BB: 1 P: 11	R: 1 E: 1 K: 0 S: 2	H: 0 LOB: 1 BB: 1 P: 6	1B: 5 2B: 1 3B: 0 HR: 1	SF: 1 SAC: 2 DP: 1 HBP: 1	WP: 0 PB: 0 SB: 1 CS: 2	PA: 38
<b>PITCHER</b>	IP	WLS	BF	H	R	ER	SO	BB	IBB	HBP	BLK	WP	HR	S	P	ERA	WHIP			
<b>Jim Deshaies, L</b> ERA: 3.78	(1, 1)	8.0	34	6	3	2	8	6	0	1	0	0	0	43	68	2.25	1.500			
<b>Brian Meyer, R</b> ERA: 2.33	(9, 1)	0.1	L	3	0	1	0	1	0	0	0	0	0	2	6	0.00	3.000			



Batter	1	2	3	4	5	6	7	8	9	AB	R	H	RBI	BB	SO	LOB	TOP			
Eric Yelding, R (1, 6) OBP: 0.305, SLG: 0.298										4	0	0	0	0	1	2	<b>Houston Astros @ Cincinnati Reds</b> Riverfront Stadium, Cincinnati, OH Tue Oct 02 1990, 7:05 PM EDT Att: 11,202 - Unknown  <b>AB 29</b> <b>R 2</b> <b>H 4</b> <b>RBI 2</b> <b>BB 3</b> <b>SO 8</b> <b>LOB 5</b> 			
Gerald Young, S (1, 8) OBP: 0.289, SLG: 0.234										3	1	0	0	1	0	0				
Craig Biggio, R (1, 2) OBP: 0.340, SLG: 0.346										4	1	1	0	0	2	0				
Glenn Davis, R (1, 3) OBP: 0.355, SLG: 0.526										3	0	1	2	1	0	0				
Franklin Stubbs, L (1, 7) OBP: 0.335, SLG: 0.477										4	0	0	0	0	1	2				
Eric Anthony, L (1, 9) OBP: 0.280, SLG: 0.353										3	0	1	0	0	1	0				
Casey Candaele, S (1, 4) OBP: 0.366, SLG: 0.399										3	0	0	0	0	1	1				
Luis Gonzalez, L (1, 5) OBP: 0.261, SLG: 0.286										3	0	1	0	0	0	0				
Xavier Hernandez, L (1, 1) OBP: 0.333, SLG: 0.333										1	0	0	0	0	1	0				
Karl Rhodes, L (6, PH) OBP: 0.340, SLG: 0.372										0	0	0	0	1	0	0				
Jim Clancy, R (6, 1) OBP: 0.214, SLG: 0.214										0	0	0	0	0	0	0				
Ken Caminiti, S (8, PH) OBP: 0.301, SLG: 0.304										1	0	0	0	0	1	0				
Brian Meyer, R (8, 1) OBP: 0.301, SLG: 0.304										0	0	0	0	0	0	0				
<b>Inning Stats</b>	R: 0 E: 0 K: 0 S: 7	H: 0 LOB: 0 BB: 0 P: 13	R: 0 E: 0 K: 2 S: 7	H: 0 LOB: 0 BB: 0 P: 16	R: 0 E: 0 K: 1 S: 9	H: 0 LOB: 0 BB: 0 P: 15	R: 0 E: 0 K: 1 S: 6	H: 0 LOB: 0 BB: 0 P: 9	R: 0 E: 0 K: 0 S: 6	H: 1 LOB: 1 BB: 1 P: 18	R: 2 E: 0 K: 0 S: 13	H: 3 LOB: 1 BB: 1 P: 23	R: 0 E: 0 K: 2 S: 10	H: 0 LOB: 0 BB: 0 P: 14	R: 0 E: 0 K: 1 S: 6	H: 0 LOB: 1 BB: 1 P: 12	1B: 2 2B: 2 3B: 0 HR: 0	SF: 0 SAC: 0 DP: 1 HBP: 0	WP: 0 PB: 0 SB: 0 CS: 1	PA: 32
<b>PITCHER</b>	IP WLS BF H R ER SO BB IBB HBP BLK WP HR S P ERA WHIP																			
Jack Armstrong, R (1, 1) ERA: 3.42	2.0	6	0	0	0	2	0	0	0	0	0	0	0	0	0	0	0.00	0.000		
Scott Scudder, R (3, 1) ERA: 5.02	2.0	W 6	0	0	0	2	0	0	0	0	0	0	0	0	15	24	0.00	0.000		
Norm Charlton, L (5, 1) ERA: 2.74	1.0	3	0	0	0	0	0	0	0	0	0	0	0	6	9	0.00	0.000			
Rick Mahler, R (6, 1) ERA: 4.28	2.0	10	4	2	2	1	2	0	0	0	0	0	0	22	41	9.00	3.000			
Rob Dibble, R (8, 1) ERA: 1.74	1.0	3	0	0	0	2	0	0	0	0	0	0	0	10	14	0.00	0.000			

Batter	1	2	3	4	5	6	7	8	9	AB	R	H	RBI	BB	SO	LOB	BOTTOM		
Billy Hatcher, R (1, 8) OBP: 0.328, SLG: 0.382										4	2	2	0	0	1	2	<b>Houston Astros @ Cincinnati Reds</b> Riverfront Stadium, Cincinnati, OH Tue Oct 02 1990, 7:05 PM EDT Att: 11,202 - Unknown  <b>AB 26</b> <b>R 3</b> <b>H 6</b> <b>RBI 3</b> <b>BB 6</b> <b>SO 1</b> <b>LOB 15</b> 		
Barry Larkin, R (1, 6) OBP: 0.397, SLG: 0.396										2	0	1	0	0	0	0			
Hal Morris, L (1, 3) OBP: 0.386, SLG: 0.505										3	0	1	1	1	0	1			
Paul O'Neill, L (1, 9) OBP: 0.340, SLG: 0.423										3	0	1	2	1	0	1			
Chris Sabo, R (1, 5) OBP: 0.344, SLG: 0.477										3	0	0	0	0	0	4			
Rick Mahler, R (6, 1) ERA: 4.62										0	0	0	0	0	0	0			
Rob Dibble, L (8, 1) ERA: 6.51										0	0	0	0	0	0	0			
Billy Bates, L (8, PH) OBP: 0.179, SLG: 0.118										1	0	0	0	0	0	0			
Randy Myers, L (9, 1) ERA: 2.50										0	0	0	0	0	0	0			
Todd Benzinger, S (1, 7) OBP: 0.291, SLG: 0.341										4	0	1	0	0	0	2			
Jeff Reed, L (1, 2) OBP: 0.340, SLG: 0.360										3	0	0	0	1	0	1			
Ron Oester, S (1, 4) OBP: 0.331, SLG: 0.355										1	0	0	0	2	0	1			
Jack Armstrong, R (1, 1) OBP: 0.143, SLG: 0.106										0	0	0	0	0	0	0			
Scott Scudder, R (3, 1) ERA: 5.02										0	1	0	0	1	0	0			
Herm Winningham, L (4, PH) OBP: 0.314, SLG: 0.430										1	0	0	0	0	0	2			
Norm Charlton, S (5, 1) OBP: 0.238, SLG: 0.135										0	0	0	0	0	0	0			
Luis Quiñones, S (6, 5) OBP: 0.308, SLG: 0.340										1	0	0	0	0	0	1			
<b>Inning Stats</b>	R: 1 E: 0 K: 0 S: 10	H: 1 LOB: 0 BB: 0 P: 13	R: 0 E: 0 K: 0 S: 10	H: 0 LOB: 1 BB: 1 P: 19	R: 2 E: 0 K: 0 S: 10	H: 2 LOB: 1 BB: 2 P: 21	R: 0 E: 0 K: 0 S: 11	H: 1 LOB: 2 BB: 1 P: 19	R: 0 E: 0 K: 0 S: 12	H: 0 LOB: 0 BB: 1 P: 14	R: 0 E: 0 K: 1 S: 9	H: 1 LOB: 1 BB: 0 P: 11	R: 0 E: 0 K: 0 S: 6	H: 0 LOB: 0 BB: 0 P: 8	1B: 5 2B: 1 3B: 0 HR: 0	SF: 0 SAC: 2 DP: 2 HBP: 0	WP: 0 PB: 0 SB: 1 CS: 0	PA: 34	
<b>PITCHER</b>	IP WLS BF H R ER SO BB IBB HBP BLK WP HR S P ERA WHIP																		
Xavier Hernandez, R (1, 1) ERA: 4.62	5.0	L 24	5	3	3	0	4	1	0	0	0	0	0	16	25	0.00	1.000		
Jim Clancy, R (6, 1) ERA: 6.51	2.0	7	1	0	0	1	1	0	0	0	0	0	0	6	8	0.00	0.000		
Brian Meyer, R (8, 1) ERA: 2.21	1.0	3	0	0	0	0	0	0	0	0	0	0	0	6	8	0.00	0.000		



Batter	1	2	3	4	5	6	7	8	9	AB	R	H	RBI	BB	SO	LOB	TOP										
<b>Eric Yelding, R</b> OBP: 0.305, SLG: 0.297 (1, 8)	<b>K</b>		<b>1B</b>		<b>F8</b>			<b>L7</b>		4	1	1	0	0	1	0	<b>Houston Astros @ Cincinnati Reds</b> Riverfront Stadium, Cincinnati, OH Wed Oct 03 1990, 3:33 AM EDT Att: 10,150 - Unknown										
<b>Casey Candaele, S</b> OBP: 0.384, SLG: 0.397 <b>Dave Rohde, S</b> OBP: 0.283, SLG: 0.224 (1, 4)	<b>G6-3</b>		<b>BB</b>		<b>6-3</b>			<b>F7</b>		4	1	1	0	0	0	0											
<b>Craig Biggio, R</b> OBP: 0.342, SLG: 0.348 <b>Terry McGriff, R</b> (7, 2)	<b>1B</b>		<b>BB</b>		<b>6-3</b>			<b>F8</b>		3	0	2	1	0	0	0											
<b>Glenn Davis, R</b> OBP: 0.357, SLG: 0.523 <b>Gerald Young, S</b> OBP: 0.209, SLG: 0.234 (9, PR)	<b>L8</b>		<b>BB</b>		<b>L9</b>			<b>3B</b>		2	0	0	0	2	0	1											
<b>Franklin Stubbs, L</b> OBP: 0.334, SLG: 0.475 <b>Rafael Ramirez, R</b> OBP: 0.299, SLG: 0.330 (9, 6)		<b>4-3</b>	<b>F7</b>		<b>F8</b>			<b>P6</b>		4	0	1	0	0	0	4											
<b>Ken Caminiti, S</b> OBP: 0.302, SLG: 0.309 (1, 5)	<b>4-3</b>		<b>1B</b>		<b>F3</b>			<b>3B</b>		4	0	2	2	0	0	1											
<b>Mark Davidson, R</b> OBP: 0.340, SLG: 0.369 (1, 9)	<b>K</b>				<b>F9</b>			<b>K</b>		4	0	0	0	0	2	3											
<b>Andujar Cedeno, R</b> (1, 6)	<b>K</b>				<b>L5</b>			<b>5-3</b>		4	0	0	0	0	2	3											
<b>Mike Simms, R</b> OBP: 0.308, SLG: 0.615 (9, 3)	<b>K</b>				<b>L5</b>			<b>K</b>		0	0	0	0	0	0	0											
<b>Randy Hennis, R</b> (1, 1)			<b>K</b>		<b>L5</b>			<b>K</b>		2	0	0	0	0	1	0											
<b>Eric Anthony, L</b> OBP: 0.279, SLG: 0.351 <b>Juan Agosto, L</b> (7, 1)			<b>K</b>		<b>L5</b>			<b>K</b>		1	0	0	0	0	1	0											
<b>Dave Smith, R</b> (8, 1)										0	0	0	0	0	0	0											
<b>Inning Stats</b>	R: 0 E: 0 K: 1 S: 14	H: 1 LOB: 1 BB: 0 P: 16	R: 0 E: 0 K: 2 S: 9	H: 1 LOB: 1 BB: 0 P: 13	R: 2 E: 0 K: 1 S: 19	H: 4 LOB: 2 BB: 1 P: 28	R: 0 E: 0 K: 0 S: 10	H: 0 LOB: 0 BB: 0 P: 10	R: 0 E: 0 K: 0 S: 5	H: 0 LOB: 0 BB: 0 P: 7	R: 0 E: 0 K: 2 S: 10	H: 0 LOB: 0 BB: 0 P: 16	R: 0 E: 0 K: 0 S: 7	H: 0 LOB: 0 BB: 0 P: 11	R: 1 E: 0 K: 1 S: 13	H: 1 LOB: 2 BB: 1 P: 22	1B: 6 2B: 0 3B: 1 HR: 0	SF: 0 SAC: 0 DP: 0 HBP: 0	WP: 0 PB: 0 SB: 1 CS: 0	PA: 35							
<b>PITCHER</b>	IP	WLS	BF	H	R	ER	SO	BB	IBB	HBP	BLK	WP	HR	S	P	ERA	WHIP										
<b>Danny Jackson, L</b> ERA: 3.61 (1, 1)	6.0		24	6	2	2	4	1	0	0	0	0	0	66	88	3.00	1.167										
<b>Kip Gross, R</b> ERA: 4.29 (7, 1)	1.0		3	0	0	0	2	0	0	0	0	0	0	10	16	0.00	0.000										
<b>Gino Minutelli, L</b> ERA: 9.0 (8, 1)	1.0		3	0	0	0	0	0	0	0	0	0	0	7	11	0.00	0.000										
<b>Tim Birtsas, L</b> ERA: 3.86 (9, 1)	1.0	L	5	1	1	1	1	1	0	0	0	0	0	13	22	9.00	2.000										

Batter	1	2	3	4	5	6	7	8	9	AB	R	H	RBI	BB	SO	LOB	BOTTOM										
<b>Barry Larkin, R</b> OBP: 0.358, SLG: 0.396 <b>Ron Oester, S</b> OBP: 0.339, SLG: 0.377 (1, 6)	<b>F3</b>		<b>HBP</b>			<b>2B</b>		<b>1B</b>		1	0	0	0	0	0	0	<b>Houston Astros @ Cincinnati Reds</b> Riverfront Stadium, Cincinnati, OH Wed Oct 03 1990, 3:33 AM EDT Att: 10,150 - Unknown										
<b>Herm Winningham, L</b> OBP: 0.314, SLG: 0.425 <b>Glenn Braggs, R</b> OBP: 0.365, SLG: 0.417 (1, 8)	<b>FC4-6</b>		<b>5-3</b>			<b>F7</b>		<b>1B</b>		2	0	0	0	1	0	2											
<b>Paul O'Neill, L</b> OBP: 0.339, SLG: 0.421 (1, 9)	<b>FC4-6</b>				<b>G4-3</b>			<b>HBP</b>		4	0	1	1	0	0	2											
<b>Eric Davis, R</b> OBP: 0.347, SLG: 0.486 <b>Todd Benzinger, S</b> OBP: 0.291, SLG: 0.340 (1, 7)	<b>F9</b>				<b>3-1</b>			<b>L7</b>		3	1	1	0	0	0	1											
<b>Hal Morris, L</b> OBP: 0.381, SLG: 0.498 (1, 3)	<b>L8</b>				<b>G6-3</b>			<b>1B</b>		4	0	0	0	0	1	1											
<b>Luis Quinones, S</b> OBP: 0.301, SLG: 0.331 (1, 5)	<b>G3</b>				<b>F9</b>			<b>K</b>		4	0	0	0	0	2	0											
<b>Mariano Duncan, R</b> OBP: 0.345, SLG: 0.476 (1, 4)	<b>F9</b>				<b>F9</b>			<b>1-3</b>		4	0	0	0	0	1	0											
<b>Joe Oliver, R</b> OBP: 0.304, SLG: 0.360 <b>Glenn Sutko, R</b> (1, 2)					<b>F9</b>			<b>K</b>		2	0	0	0	0	0	0											
<b>Danny Jackson, R</b> OBP: 0.354, SLG: 0.106 <b>Billy Hamilton, R</b> OBP: 0.327, SLG: 0.381 <b>Kip Gross, R</b> (7, 1)					<b>F9</b>			<b>L7</b>		1	0	0	0	0	0	0											
<b>Gino Minutelli, L</b> OBP: 0.334, SLG: 0.478 <b>Chris Sabo, R</b> OBP: 0.291, SLG: 0.478 <b>Tim Birtsas, L</b> (9, 1)					<b>F9</b>			<b>F8</b>		1	0	0	0	0	0	0											
<b>Inning Stats</b>	R: 0 E: 1 K: 0 S: 5	H: 0 LOB: 1 BB: 1 P: 11	R: 0 E: 0 K: 0 S: 6	H: 0 LOB: 0 BB: 0 P: 12	R: 0 E: 0 K: 0 S: 10	H: 0 LOB: 1 BB: 0 P: 14	R: 0 E: 0 K: 0 S: 10	H: 0 LOB: 0 BB: 0 P: 16	R: 0 E: 0 K: 0 S: 6	H: 1 LOB: 1 BB: 0 P: 10	R: 1 E: 0 K: 2 S: 12	H: 1 LOB: 0 BB: 0 P: 15	R: 1 E: 0 K: 1 S: 13	H: 2 LOB: 2 BB: 0 P: 23	R: 0 E: 0 K: 2 S: 10	H: 0 LOB: 0 BB: 0 P: 11	1B: 2 2B: 2 3B: 0 HR: 0	SF: 0 SAC: 0 DP: 0 HBP: 2	WP: 0 PB: 0 SB: 2 CS: 0	PA: 34							
<b>PITCHER</b>	IP	WLS	BF	H	R	ER	SO	BB	IBB	HBP	BLK	WP	HR	S	P	ERA	WHIP										
<b>Randy Hennis, R</b> ERA: (1, 1)	6.0		21	1	0	0	0	1	0	0	0	0	0	43	76	0.00	0.333										
<b>Juan Agosto, L</b> ERA: 4.29 (7, 1)	1.2		9	3	2	1	3	0	0	1	0	0	0	22	34	5.40	1.800										
<b>Dave Smith, R</b> ERA: 2.39 (8, 1)	1.1	W	4	0	0	0	2	0	0	0	0	0	0	13	15	0.00	0.000										



Batter	1	2	3	4	5	6	7	8	9	AB	R	H	RBI	BB	SO	LOB	TOP				
Wally Backman, S Jeff King, R (1, 5) (7, PH) (7, 5)	F7		K				F9		K	2	0	0	0	1	1	1					
Jay Bell, R (1, 6)	G6-3		P4				2B			3	0	0	0	1	1	2					
Andy Van Slyke, L OBP: 0.250, SLG: 0.500 (1, 8)	G4-3									4	0	1	1	0	2	0					
Bobby Bonilla, S OBP: 0.250, SLG: 0.250 (1, 9)		G5-3								4	0	1	0	0	1	2					
Barry Bonds, L OBP: 0.500, SLG: 0.333 (1, 7)		P5								3	1	1	0	1	0	0					
Sid Bream, L OBP: 0.750, SLG: 1.667 (1, 3)										3	1	2	2	1	1	0					
Michael LaValliere, L (1, 2)										3	1	0	0	1	1	3					
Jose Lind, R OBP: 0.250, SLG: 0.750 (1, 4)										4	0	1	1	0	1	0					
Bob Walk, R Gary Redus, R Stan Belinda, R R.J. Reynolds, S Bob Patterson, R Ted Power, R (1, 1) (7, PH) (7, 1) (9, PH) (9, 1) (9, 1)										2	0	0	0	0	2	1					
<b>Inning Stats</b>	R: 0 E: 0 K: 0 S: 6	H: 0 LOB: 0 BB: 0 P: 9	R: 0 E: 0 K: 1 S: 13	H: 0 LOB: 0 BB: 0 P: 20	R: 1 E: 0 K: 2 S: 11	H: 1 LOB: 1 BB: 1 P: 19	R: 2 E: 0 K: 2 S: 13	H: 1 LOB: 0 BB: 1 P: 23	R: 0 E: 0 K: 1 S: 15	H: 2 LOB: 2 BB: 1 P: 15	R: 1 E: 0 K: 1 S: 9	H: 2 LOB: 2 BB: 1 P: 17	R: 0 E: 0 K: 0 S: 5	H: 1 LOB: 0 BB: 0 P: 12	R: 0 E: 0 K: 3 S: 10	H: 0 LOB: 0 BB: 0 P: 15	1B: 4 2B: 1 3B: 1 HR: 1	SF: 0 SAC: 0 DP: 1 HBP: 0	WP: 0 PB: 0 SB: 1 CS: 0	PA: 37	
<b>PITCHER</b>	IP	WLS	BF	H	R	ER	SO	BB	IBB	HBP	BLK	WP	HR	S	P	ERA	WHIP				
Jose Rijo, R ERA: 5.06 (1, 1)	5.1		23	4	3	3	8	3	0	0	0	0	1	63	105	5.06	1.312				
Norm Charlton, L ERA: 3.39 (6, 1)	2.2	L	11	3	1	1	1	2	0	0	0	0	0	16	36	3.38	1.875				
Rob Dibble, R ERA: (9, 1)	1.0		3	0	0	0	3	0	0	0	0	0	0	10	15	0.00	0.000				

Pittsburgh Pirates @ Cincinnati Reds  
Riverfront Stadium, Cincinnati, OH  
Thu Oct 04 1990, 7:05 PM EDT  
Att: 52,911 - Unknown

AB	32
R	4
H	7
RBI	4
BB	5
SO	12
LOB	10



Batter	1	2	3	4	5	6	7	8	9	AB	R	H	RBI	BB	SO	LOB	BOTTOM					
Barry Larkin, R (1, 6)	SH1-3 1B BB	G5-3						F9		2	1	0	0	2	0	0						
Billy Hatcher, R (1, 8)	SH1-3 1-2						G3-1 1-2		K	3	0	0	0	0	2	1						
Hal Morris, L Todd Benzinger, S OBP: 0.333, SLG: 0.333 OBP: 1.000, SLG: 1.000 (1, 3) (9, PH) (9, PH)	2H E 1B									3	1	1	1	0	0	0						
Eric Davis, R OBP: 0.500, SLG: 0.667 (1, 7)	E9 1H 2B									3	1	1	1	1	1	0						
Paul O'Neill, L Ron Oester, S Billy Bates, L OBP: 0.333, SLG: 0.667 (9, PH) (9, PR) (9, PR)	G6-3 2B									3	0	1	1	0	0	0						
Chris Sabo, R OBP: 0.250, SLG: 0.250 (1, 5)	G6-3 2-3									4	0	1	0	0	2	3						
Jeff Reed, L (1, 2)	K									3	0	0	0	0	1	1						
Mariano Duncan, R (1, 4)		G4-3								3	0	0	0	0	2	0						
Jose Rijo, R Norm Charlton, S Herm Winningham, L Rob Dibble, L (1, 1) (6, 1) (9, PH) (9, 1)										2	0	0	0	0	1	0						
<b>Inning Stats</b>	R: 3 E: 1 K: 1 S: 14	H: 3 LOB: 1 BB: 1 P: 26	R: 0 E: 0 K: 1 S: 8	H: 0 LOB: 0 BB: 0 P: 8	R: 0 E: 0 K: 2 S: 8	H: 0 LOB: 0 BB: 0 P: 14	R: 0 E: 0 K: 0 S: 5	H: 1 LOB: 0 BB: 0 P: 7	R: 0 E: 0 K: 1 S: 7	H: 0 LOB: 0 BB: 1 P: 15	R: 0 E: 0 K: 0 S: 7	H: 0 LOB: 0 BB: 0 P: 13	R: 0 E: 0 K: 2 S: 8	H: 0 LOB: 0 BB: 0 P: 11	R: 0 E: 0 K: 1 S: 7	H: 0 LOB: 0 BB: 0 P: 10	R: 0 E: 0 K: 1 S: 9	H: 1 LOB: 2 BB: 1 P: 14	1B: 3 2B: 2 3B: 0 HR: 0	SF: 0 SAC: 1 DP: 0 HBP: 0	WP: 0 PB: 0 SB: 1 CS: 2	PA: 33
<b>PITCHER</b>	IP	WLS	BF	H	R	ER	SO	BB	IBB	HBP	BLK	WP	HR	S	P	ERA	WHIP					
Bob Walk, R ERA: 4.5 (1, 1)	6.0	W	23	4	3	3	5	2	0	0	0	0	0	49	83	4.50	1.000					
Stan Belinda, R ERA: (7, 1)	2.0		6	0	0	0	3	0	0	0	0	0	0	15	21	0.00	0.000					
Bob Patterson, L ERA: (9, 1)	0.1		3	1	0	0	0	1	0	0	0	0	0	6	11	0.00	6.000					
Ted Power, R ERA: (9, 1)	0.2	S	1	0	0	0	1	0	0	0	0	0	0	3	3	0.00	0.000					

Pittsburgh Pirates @ Cincinnati Reds  
Riverfront Stadium, Cincinnati, OH  
Thu Oct 04 1990, 7:05 PM EDT  
Att: 52,911 - Unknown

AB	29
R	3
H	5
RBI	3
BB	3
SO	9
LOB	7









Batter	1	2	3	4	5	6	7	8	9	AB	R	H	RBI	BB	SO	LOB	TOP								
Barry Larkin, R OBP: 0.385, SLG: 0.200 (1, 6)	G6-3		L7				P4		F7	5	1	1	0	0	0	3	<b>Cincinnati Reds @ Pittsburgh Pirates</b> Three Rivers Stadium, Pittsburgh, PA Mon Oct 08 1990, 3:33 AM EDT Att: 45,611 - Overcast - 71 F								
Mariano Duncan, R OBP: 0.273, SLG: 0.545 (1, 4)	K		F8							5	1	3	4	0	1	0									
Chris Sabo, R OBP: 0.167, SLG: 0.167 (1, 5)										5	0	1	0	0	2	4									
Eric Davis, R OBP: 0.167, SLG: 0.182 (1, 7)										4	0	0	0	0	2	1									
Glenn Braggs, R OBP: 0.250, SLG: 0.250 (1, 9)										4	0	1	0	0	1	0									
Todd Benzinger, S OBP: 0.400, SLG: 0.400 (1, 3)										4	0	1	0	0	0	0									
Joe Oliver, R OBP: 0.286, SLG: 0.286 (9, PR)										4	1	2	0	0	0	2									
Billy Bates, L (9, 2)										0	1	0	0	0	0	0									
Jeff Reed, L (9, 2)										0	0	0	0	0	0	0									
Billy Hatcher, R OBP: 0.429, SLG: 1.000 (1, 8)										4	2	3	2	0	0	1									
Danny Jackson, R (1, 1)										1	0	0	0	0	1	0									
Rob Dibble, L (6, 1)										1	0	0	0	0	0	1									
Norm Charlton, S (8, 1)										0	0	0	0	0	0	0									
Hal Morris, L OBP: 0.571, SLG: 0.400 (9, PH)										1	0	1	0	0	0	0									
Randy Myers, L (9, 1)										0	0	0	0	0	0	0									
<b>Inning Stats</b>	R: 0 E: 0 K: 2 S: 11	H: 1 LOB: 1 BB: 0 P: 15	R: 2 E: 0 K: 1 S: 10	H: 2 LOB: 0 BB: 0 P: 17	R: 0 E: 0 K: 1 S: 9	H: 0 LOB: 0 BB: 0 P: 13	R: 0 E: 0 K: 0 S: 8	H: 2 LOB: 1 BB: 0 P: 14	R: 3 E: 0 K: 1 S: 15	H: 3 LOB: 0 BB: 0 P: 24	R: 0 E: 0 K: 1 S: 6	H: 0 LOB: 0 BB: 0 P: 7	R: 0 E: 0 K: 0 S: 9	H: 2 LOB: 2 BB: 0 P: 10	R: 0 E: 0 K: 0 S: 5	H: 0 LOB: 0 BB: 0 P: 8	R: 1 E: 0 K: 1 S: 10	H: 3 LOB: 2 BB: 0 P: 16	1B: 10 2B: 1 3B: 0 HR: 2	SF: 0 SAC: 1 DP: 1 HBP: 0	WP: 0 PB: 0 SB: 0 CS: 0	PA: 39			
<b>PITCHER</b>	IP	WLS	BF	H	R	ER	SO	BB	IBB	HBP	BLK	WP	HR	S	P	ERA	WHIP								
Zane Smith, L ERA: 9.0 (1, 1)	5.0	L	22	8	5	5	5	0	0	0	0	0	2	53	83	9.00	1.600								
Bill Landrum, R ERA: (6, 1)	1.0		3	0	0	0	1	0	0	0	0	0	0	6	7	0.00	0.000								
John Smiley, L ERA: (7, 1)	2.0		8	2	0	0	0	0	0	0	0	0	0	14	18	0.00	1.000								
Stan Belinda, R ERA: 3.0 (9, 1)	1.0		6	3	1	1	1	0	0	0	0	0	0	10	16	9.00	3.000								

AB 38  
R 6  
H 13  
RBI 6  
BB 0  
SO 7  
LOB 12



Batter	1	2	3	4	5	6	7	8	9	AB	R	H	RBI	BB	SO	LOB	BOTTOM								
Jeff King, R OBP: 0.250, SLG: 0.143 (1, 5)	K		G5-3						K	5	0	1	0	0	3	2	<b>Cincinnati Reds @ Pittsburgh Pirates</b> Three Rivers Stadium, Pittsburgh, PA Mon Oct 08 1990, 3:33 AM EDT Att: 45,611 - Overcast - 71 F								
Jay Bell, R OBP: 0.482, SLG: 0.455 (1, 6)	G4-3									5	1	2	0	0	1	0									
Andy Van Slyke, L OBP: 0.231, SLG: 0.250 (1, 8)	F7									4	1	0	0	1	2	2									
Bobby Bonilla, S OBP: 0.250, SLG: 0.250 (1, 9)										4	0	1	1	0	0	2									
Barry Bonds, L OBP: 0.333, SLG: 0.200 (1, 7)										3	1	1	0	1	1	2									
Carmelo Martinez, R OBP: 0.250, SLG: 0.500 (1, 3)										4	0	1	1	0	1	4									
Don Slaught, R OBP: 0.500, SLG: 0.500 (1, 2)										2	0	1	0	2	0	0									
Jose Lind, R OBP: 0.333, SLG: 0.818 (1, 4)										4	0	1	0	0	1	5									
Zane Smith, L ERA: 3.38 (6, PH)										2	0	0	0	0	1	4									
Bill Landrum, R OBP: 0.500, SLG: 0.500 (6, PH)										0	0	0	0	0	0	0									
Gary Redus, R ERA: (7, 1)										1	0	0	0	0	1	1									
John Smiley, L ERA: (7, 1)										0	0	0	0	0	0	0									
R.J. Reynolds, S (8, PH)										1	0	0	0	0	0	1									
Stan Belinda, R (9, 1)										0	0	0	0	0	0	0									
<b>Inning Stats</b>	R: 0 E: 0 K: 1 S: 6	H: 0 LOB: 0 BB: 0 P: 10	R: 0 E: 0 K: 1 S: 7	H: 0 LOB: 0 BB: 0 P: 10	R: 0 E: 0 K: 1 S: 13	H: 1 LOB: 1 BB: 0 P: 18	R: 2 E: 0 K: 1 S: 14	H: 3 LOB: 3 BB: 2 P: 26	R: 0 E: 0 K: 0 S: 11	H: 2 LOB: 1 BB: 1 P: 21	R: 0 E: 0 K: 2 S: 11	H: 1 LOB: 1 BB: 0 P: 14	R: 0 E: 0 K: 1 S: 6	H: 0 LOB: 0 BB: 0 P: 7	R: 1 E: 1 K: 1 S: 12	H: 1 LOB: 1 BB: 1 P: 21	R: 0 E: 0 K: 3 S: 9	H: 0 LOB: 0 BB: 0 P: 11	1B: 4 2B: 4 3B: 0 HR: 0	SF: 0 SAC: 0 DP: 0 HBP: 0	WP: 0 PB: 0 SB: 0 CS: 0	PA: 39			
<b>PITCHER</b>	IP	WLS	BF	H	R	ER	SO	BB	IBB	HBP	BLK	WP	HR	S	P	ERA	WHIP								
Danny Jackson, L ERA: 3.38 (1, 1)	5.1	W	26	7	2	2	4	0	0	0	0	0	0	12	16	0.00	0.000								
Rob Dibble, R ERA: (6, 1)	1.2		5	0	0	0	3	0	0	0	0	0	0	12	16	0.00	0.000								
Norm Charlton, L ERA: 2.45 (8, 1)	1.0		5	1	1	0	1	1	0	0	0	0	0	12	21	0.00	2.000								
Randy Myers, L ERA: (9, 1)	1.0	S	3	0	0	0	3	0	0	0	0	0	0	9	11	0.00	0.000								

AB 35  
R 3  
H 8  
RBI 2  
BB 4  
SO 11  
LOB 23





Batter	1	2	3	4	5	6	7	8	9	AB	R	H	RBI	BB	SO	LOB	TOP			
Barry Larkin, R OBP: 0.278, SLG: 0.133	1-1 G6-3		2-2 F9		0-1 G6-3			2-3 K	0-0 G1-3	5	0	0	0	0	1	2				
Billy Hatcher, R OBP: 0.273, SLG: 0.636	2-2 L4			1-2 G6-3		0-0 F7		2-2 F7		4	0	0	0	0	0	0				
Paul O'Neill, L OBP: 0.545, SLG: 1.091	1-0 1B			3-1 HR		1-0 L3		2-1 2B		4	1	3	1	0	0	0				
Eric Davis, R OBP: 0.188, SLG: 0.200	1-0 P3			1-2 1B SF9		1-0 G6-3		2-3 K		4	1	1	0	0	1	2				
Hal Morris, L OBP: 0.636, SLG: 0.667		0-0 G5-3		0-0 1B		2-1 HR 1B		0-2 1B SF8		4	2	3	0	0	0	0				
Chris Sabo, R OBP: 0.250, SLG: 0.467	1-2 G5-3			0-0 SF9		1-0 HR		2-2 G3		3	1	2	3	0	0	0				
Jeff Reed, L Joe Oliver, R OBP: 0.250, SLG: 0.250	0-3 K			3-H G4-3		1-0 G4-3		0-0 G3		3	0	0	0	0	1	1				
Mariano Duncan, R Todd Benzinger, S Ron Oester, S			1-3 K		0-0 G4-3 1B		1-3 K		4-0 IBB	3	0	1	0	0	2	0				
Jose Rijo, R Randy Myers, L Luis Quinones, S Rob Dibble, L			2-2 G6-3		1-0 G4-3		0-1 G6-3		1-0 SF8	3	0	0	0	0	0	1				
<b>Inning Stats</b>	R: 0 E: 0 K: 0 S: 8	H: 1 LOB: 1 BB: 0 P: 13	R: 0 E: 0 K: 1 S: 7	H: 0 LOB: 0 BB: 0 P: 8	R: 0 E: 0 K: 1 S: 10	H: 0 LOB: 0 BB: 0 P: 15	R: 2 E: 0 K: 0 S: 12	H: 3 LOB: 1 BB: 0 P: 17	R: 0 E: 0 K: 0 S: 4	H: 1 LOB: 0 BB: 0 P: 5	R: 0 E: 0 K: 1 S: 9	H: 2 LOB: 0 BB: 0 P: 14	R: 0 E: 0 K: 2 S: 11	H: 1 LOB: 1 BB: 0 P: 19	R: 0 E: 0 K: 0 S: 11	H: 2 LOB: 2 BB: 1 P: 18	1B: 6 2B: 2 3B: 0 HR: 2	SF: 2 SAC: 0 DP: 1 HBP: 0	WP: 0 PB: 0 SB: 0 CS: 0	PA: 37
<b>PITCHER</b>	IP WLS BF	H R ER SO	BB IBB HBP BLK	WP HR S P	ERA WHIP	<b>PITCHER</b>					IP WLS BF	H R ER SO	BB IBB HBP BLK	WP HR S P	ERA WHIP					
Bob Walk, R ERA: 4.85	7.0	7	4	4	3	0	0	0	0	0	2	53	77	5.14	1.000					
Ted Power, R ERA: 3.38	2.0	3	1	1	2	0	1	0	0	0	0	22	37	4.50	1.500					

Cincinnati Reds @ Pittsburgh Pirates  
Three Rivers Stadium, Pittsburgh, PA  
Tue Oct 09 1990, 7:05 PM EDT  
Att: 50,461 - Unknown - 72 F

AB	34
R	5
H	10
RBI	5
BB	1
SO	5
LOB	8



Batter	1	2	3	4	5	6	7	8	9	AB	R	H	RBI	BB	SO	LOB	BOTTOM					
Wally Backman, S OBP: 0.250, SLG: 0.286	1-0 G4-3 G3 2B		1-0 FC4-6 1-2F		1-3 K		1-0 P5			4	1	1	0	0	1	2						
Jay Bell, R OBP: 0.412, SLG: 0.600	1-2 G4-3		2-3 K		0-0 F9			1-1 HR		4	1	1	1	0	1	2						
Andy Van Slyke, L OBP: 0.235, SLG: 0.250	1-2 G3			2-2 S 2B 1B		0-3 K		2-1 F7		4	1	1	1	0	1	0						
Bobby Bonilla, S	4-0 CS BB			2-1 L6		2-1 E6		3-2 2B		3	0	1	0	1	0	1						
Barry Bonds, L OBP: 0.313, SLG: 0.214	2-2 CS		3-3 K		0-3 K		0-0 P6		2-1 1B	4	0	1	0	0	2	2						
Sid Bream, L OBP: 0.556, SLG: 1.000		4-2 G6-3 BB		2-1 1B 2B		3-2 F8		3-3 K		3	0	1	1	1	1	2						
Michael LaValliere, L	1-0 G6-3			4-0 1B IBB			1-2 F8		0-1 F7	3	0	0	0	1	0	1						
Jose Lind, R OBP: 0.375, SLG: 0.733			0-2 FC4-6 1B		3-1 1-2H 1B		0-0 P9		1-3 K	4	0	2	0	0	1	0						
Bob Walk, R R.J. Reynolds, S Ted Power, R Jeff King, R			2-3 K		0-3 K		4-1 BB		0-3 K	2	0	0	0	0	2	1						
<b>Inning Stats</b>	R: 1 E: 0 K: 0 S: 10	H: 1 LOB: 1 BB: 1 P: 19	R: 0 E: 0 K: 1 S: 7	H: 0 LOB: 1 BB: 1 P: 15	R: 0 E: 0 K: 2 S: 10	H: 1 LOB: 0 BB: 0 P: 15	R: 1 E: 0 K: 1 S: 13	H: 3 LOB: 2 BB: 1 P: 26	R: 0 E: 0 K: 2 S: 9	H: 0 LOB: 0 BB: 0 P: 10	R: 0 E: 1 K: 1 S: 11	H: 0 LOB: 1 BB: 0 P: 16	R: 0 E: 0 K: 0 S: 6	H: 0 LOB: 1 BB: 1 P: 12	R: 1 E: 0 K: 1 S: 17	H: 3 LOB: 1 BB: 0 P: 28	R: 0 E: 0 K: 2 S: 8	H: 0 LOB: 0 BB: 0 P: 9	1B: 4 2B: 3 3B: 0 HR: 1	SF: 0 SAC: 0 DP: 1 HBP: 0	WP: 0 PB: 0 SB: 3 CS: 1	PA: 37
<b>PITCHER</b>	IP WLS BF	H R ER SO	BB IBB HBP BLK	WP HR S P	ERA WHIP	<b>PITCHER</b>					IP WLS BF	H R ER SO	BB IBB HBP BLK	WP HR S P	ERA WHIP							
Jose Rijo, R ERA: 4.38	7.0	6	3	3	7	3	0	0	0	0	1	68	116	3.86	1.286							
Randy Myers, L ERA:	1.0	2	0	0	1	0	0	0	0	0	0	15	25	0.00	2.000							
Rob Dibble, R ERA:	1.0	3	0	0	2	0	0	0	0	0	0	8	9	0.00	0.000							

Cincinnati Reds @ Pittsburgh Pirates  
Three Rivers Stadium, Pittsburgh, PA  
Tue Oct 09 1990, 7:05 PM EDT  
Att: 50,461 - Unknown - 72 F

AB	32
R	3
H	8
RBI	3
BB	4
SO	10
LOB	11





Batter	1	2	3	4	5	6	7	8	9	AB	R	H	RBI	BB	SO	LOB	TOP		
Barry Larkin, R OBP: 0.318, SLG: 0.316										4	1	2	1	0	0	1	Cincinnati Reds @ Pittsburgh Pirates Three Rivers Stadium, Pittsburgh, PA Wed Oct 10 1990, 7:05 PM EDT Att: 48,221 - Unknown - 74 F		
Herm Winningham, L OBP: 0.333, SLG: 0.429										2	0	0	1	1	0	1			
Paul O'Neill, L OBP: 0.467, SLG: 0.867										4	0	1	0	0	0	1			
Eric Davis, R OBP: 0.200, SLG: 0.211										4	0	1	0	0	3	0			
Hal Morris, L OBP: 0.500, SLG: 0.500										3	0	0	0	0	0	0			
Chris Sabo, R OBP: 0.300, SLG: 0.444										3	0	1	0	1	0	0			
Joe Oliver, R Ron Oester, S Jeff Reed, L										2	0	0	0	0	0	1			
Mariano Duncan, R OBP: 0.294, SLG: 0.471										3	0	1	0	0	1	1			
Tom Browning, L Todd Benzinger, S Rick Mahler, R Norm Charlton, S Luis Quinones, S Scott Scudder, R										1	0	0	0	0	0	0			
<b>Inning Stats</b>	R: 1 E: 1 K: 1 S: 12	H: 1 LOB: 0 BB: 0 P: 18	R: 0 E: 0 K: 0 S: 7	H: 0 LOB: 0 BB: 0 P: 9	R: 0 E: 0 K: 1 S: 7	H: 0 LOB: 0 BB: 0 P: 13	R: 0 E: 0 K: 1 S: 6	H: 1 LOB: 1 BB: 0 P: 7	R: 0 E: 0 K: 0 S: 11	H: 1 LOB: 1 BB: 1 P: 17	R: 0 E: 0 K: 1 S: 5	H: 0 LOB: 0 BB: 0 P: 6	R: 1 E: 0 K: 1 S: 12	H: 2 LOB: 1 BB: 0 P: 23	R: 0 E: 0 K: 0 S: 9	H: 2 LOB: 2 BB: 1 P: 18		1B: 5 2B: 2 3B: 0 HR: 0	SF: 1 SAC: 1 DP: 2 HBP: 0
<b>PITCHER</b>	IP WLS BF H R ER SO BB IBB HBP BLK WP HR S P ERA WHIP																		
Doug Drabek, R ERA: 1.65	8.1 W 32 7 2 1 5 1 0 0 0 0 0 0 73 113 1.08 0.960																		
Bob Patterson, L ERA:	0.2 S 2 0 0 0 0 0 1 0 0 0 0 0 2 7 0.00 0.000																		

AB 30  
R 2  
H 7  
RBI 2  
BB 2  
SO 5  
LOB 9



Batter	1	2	3	4	5	6	7	8	9	AB	R	H	RBI	BB	SO	LOB	BOTTOM		
Gary Redus, R OBP: 0.375, SLG: 0.286										3	0	0	0	0	1	0	Cincinnati Reds @ Pittsburgh Pirates Three Rivers Stadium, Pittsburgh, PA Wed Oct 10 1990, 7:05 PM EDT Att: 48,221 - Unknown - 74 F		
Sid Bream, L OBP: 0.600, SLG: 1.000										1	0	1	0	0	0	0			
Jay Bell, R OBP: 0.429, SLG: 0.529										2	1	0	0	1	0	2			
Andy Van Slyke, L OBP: 0.286, SLG: 0.400										4	1	2	1	0	1	3			
Bobby Bonilla, S OBP: 0.300, SLG: 0.278										3	0	0	0	1	0	2			
Barry Bonds, L OBP: 0.300, SLG: 0.176										3	1	0	1	1	0	1			
R.J. Reynolds, S OBP: 0.300, SLG: 0.222										4	0	2	0	0	0	1			
Don Slaught, R OBP: 0.300, SLG: 0.286										3	0	0	1	0	1	1			
Jose Lind, R OBP: 0.316, SLG: 0.611										3	0	0	0	0	0	1			
Doug Drabek, R OBP: 0.167, SLG: 0.167										3	0	1	0	0	1	1			
Bob Patterson, R ERA:										0	0	0	0	0	0	0			
<b>Inning Stats</b>	R: 2 E: 0 K: 0 S: 15	H: 1 LOB: 1 BB: 1 P: 27	R: 0 E: 0 K: 0 S: 7	H: 0 LOB: 0 BB: 0 P: 11	R: 0 E: 0 K: 0 S: 12	H: 1 LOB: 1 BB: 0 P: 18	R: 1 E: 0 K: 1 S: 9	H: 1 LOB: 1 BB: 1 P: 15	R: 0 E: 0 K: 0 S: 6	H: 0 LOB: 0 BB: 1 P: 13	R: 0 E: 0 K: 0 S: 5	H: 0 LOB: 0 BB: 0 P: 5	R: 0 E: 0 K: 1 S: 11	H: 1 LOB: 1 BB: 0 P: 15	R: 0 E: 0 K: 1 S: 9	H: 1 LOB: 1 BB: 0 P: 13	1B: 5 2B: 0 3B: 1 HR: 0	SF: 1 SAC: 0 DP: 0 HBP: 1	WP: 0 PA: 34 PB: 0 SB: 0 CS: 0
<b>PITCHER</b>	IP WLS BF H R ER SO BB IBB HBP BLK WP HR S P ERA WHIP																		
Tom Browning, L ERA: 3.27	5.0 L 22 3 3 3 3 0 0 0 0 0 0 0 49 84 5.40 1.200																		
Rick Mahler, R ERA:	1.2 7 2 0 0 0 0 0 0 0 0 0 0 12 15 0.00 1.200																		
Norm Charlton, L ERA: 2.25	0.1 1 0 0 0 0 1 0 0 0 0 0 0 4 5 0.00 0.000																		
Scott Scudder, R ERA:	1.0 4 1 0 0 0 1 0 0 0 0 0 0 9 13 0.00 1.000																		

AB 29  
R 3  
H 6  
RBI 3  
BB 3  
SO 4  
LOB 12









Batter	1	2	3	4	5	6	7	8	9	AB	R	H	RBI	BB	SO	LOB	TOP											
Rickey Henderson, R OBP: 0.375, SLG: 0.455	1-3 K		3-2 G4-3 2B		1-0 FC6-4 1B		1-0 G4-6-3 1B		1-1 2B	5	0	3	0	0	1	1												
Willie McGee, S OBP: 0.297, SLG: 0.286	1-2 G6-3		0-0 G4-3		1-1 S 1B		0-0 G4-6-3		1-1 L9	5	0	1	0	0	0	3												
Jose Canseco, R OBP: 0.429, SLG: 0.154	3-3 K		4-1 FC6-4 BB		4-2 BB			1-1 F8		2	0	0	0	2	1	0												
Mark McGwire, R OBP: 0.333, SLG: 0.125		3-1 F8	0-1 FC6-4		2-1 P4			4-2 WP 1B BB		3	0	0	0	1	0	5												
Carney Lansford, R OBP: 0.450, SLG: 0.500		0-2 1B 1B		0-0 G5-3		0-0 G4-3 S 1B		2-2 L8		4	0	2	0	0	0	1												
Terry Steinbach, R OBP: 0.438, SLG: 0.400		0-1 L9		2-3 K		2-1 G4-3		0-0 WP 1B		4	0	1	0	0	1	2												
Willie Randolph, R OBP: 0.385, SLG: 0.333		0-0 1B		0-1 G1-3		2-2 P9		1-1 G6-3		4	0	1	0	0	0	3												
Mike Gallego, R OBP: 0.375, SLG: 0.357		2-3 K			2-2 F9		0-0 L9		0-3 K	4	0	0	0	0	2	3												
Dave Stewart, R Doug Jennings, L Todd Burns, R Gene Nelson, R Ron Hassey, L Scott Sanderson, R Dennis Eckersley, R Dave Henderson, R			1-3 K		2-2 FC6-4 1B		1-1 F9		2-3 K	1	0	0	0	0	0	1	0											
<b>Inning Stats</b>	R: 0 E: 0 K: 2 S: 13	H: 0 LOB: 0 BB: 0 P: 18	R: 0 E: 0 K: 1 S: 12	H: 2 LOB: 2 BB: 0 P: 16	R: 0 E: 0 K: 1 S: 11	H: 1 LOB: 2 BB: 1 P: 19	R: 0 E: 0 K: 1 S: 7	H: 0 LOB: 0 BB: 0 P: 9	R: 0 E: 0 K: 0 S: 13	H: 2 LOB: 3 BB: 1 P: 25	R: 0 E: 0 K: 0 S: 8	H: 1 LOB: 1 BB: 0 P: 12	R: 0 E: 0 K: 0 S: 4	H: 1 LOB: 0 BB: 0 P: 6	R: 0 E: 0 K: 0 S: 10	H: 1 LOB: 2 BB: 1 P: 18	R: 0 E: 0 K: 2 S: 11	H: 1 LOB: 1 BB: 0 P: 15	1B: 7 2B: 2 3B: 0 HR: 0	SF: 0 SAC: 0 DP: 1 HBP: 0	WP: 1 PB: 0 SB: 2 CS: 0	PA: 38						
<b>PITCHER</b>	IP	WLS	BF	H	R	ER	SO	BB	IBB	HBP	BLK	WP	HR	S	P	ERA	WHIP											
Jose Rijo, R	(1, 1)	7.0	W	29	7	0	0	5	2	0	0	0	0	68	105	0.00	1.286											
Rob Dibble, R	(8, 1)	1.0		5	1	0	0	0	1	0	0	0	1	0	10	18	0.00	2.000										
Randy Myers, L	(9, 1)	1.0		4	1	0	0	2	0	0	0	0	0	0	11	15	0.00	1.000										

Oakland Athletics @ Cincinnati Reds  
Riverfront Stadium, Cincinnati, OH  
Tue Oct 16 1990, 7:05 PM EDT  
Att: 55,830 - Unknown

AB 35  
R 0  
H 9  
RBI 0  
BB 3  
SO 7  
LOB 18



Batter	1	2	3	4	5	6	7	8	9	AB	R	H	RBI	BB	SO	LOB	BOTTOM											
Barry Larkin, R OBP: 0.323, SLG: 0.296	2-1 F8		4-0 E BB		1-0 P4	2-1 G4-3		1-0 F9		4	1	0	0	1	0	1												
Billy Hatcher, R OBP: 0.474, SLG: 0.778	4-2 HR BB		2-1 E6 G1 2B		1-0 1B 2B	1-2 BB 1B				3	3	3	1	1	0	0												
Paul O'Neill, L OBP: 0.500, SLG: 0.737	1-3 K		1-1 G1		4-1 G4-3 1B BB	4-0 FC6 BB		1-2 BB		2	1	0	1	2	1	1												
Eric Davis, R OBP: 0.250, SLG: 0.370	0-0 HR		3-1 F9		1-0 G4-3 1B	2-0 FC6		1-2 1B		4	2	2	3	0	0	2												
Hal Morris, L OBP: 0.444, SLG: 0.438	3-3 K		0-1 G3-1		3-2 G4-3		0-0 G6-4-3 1B			4	0	1	0	0	1	2												
Chris Sabo, R OBP: 0.286, SLG: 0.360		4-1 CS BB		1-3 K	1-0 1B 1B	3-2 L8				3	0	1	2	1	1	1												
Joe Oliver, R OBP: 0.167, SLG: 0.167		0-1 P2		1-0 P5	0-0 1B	2-2 G6-4-3				4	0	1	0	0	0	2												
Mariano Duncan, R OBP: 0.333, SLG: 0.435		4-2 FC6-4 BB		0-1 1B	2-0 F7		0-3 K			3	0	1	0	1	1	2												
Jose Rijo, R OBP: 0.125, SLG: 0.125 Rob Dibble, L Todd Benzing, S Randy Myers, L		1-0 FC6-4		1-1 G5-3		0-0 G4-3 1B		0-0 F8		3	0	1	0	0	0	2												
<b>Inning Stats</b>	R: 2 E: 0 K: 2 S: 12	H: 1 LOB: 1 BB: 1 P: 22	R: 0 E: 0 K: 0 S: 7	H: 0 LOB: 2 BB: 2 P: 15	R: 2 E: 1 K: 0 S: 8	H: 1 LOB: 0 BB: 1 P: 16	R: 0 E: 0 K: 1 S: 8	H: 1 LOB: 1 BB: 0 P: 11	R: 3 E: 0 K: 0 S: 10	H: 4 LOB: 2 BB: 1 P: 23	R: 0 E: 0 K: 0 S: 9	H: 2 LOB: 2 BB: 1 P: 18	R: 0 E: 0 K: 0 S: 7	H: 1 LOB: 0 BB: 0 P: 12	R: 0 E: 0 K: 1 S: 5	H: 0 LOB: 0 BB: 0 P: 6	1B: 7 2B: 2 3B: 0 HR: 1	SF: 0 SAC: 0 DP: 2 HBP: 0	WP: 0 PB: 0 SB: 0 CS: 1	PA: 37								
<b>PITCHER</b>	IP	WLS	BF	H	R	ER	SO	BB	IBB	HBP	BLK	WP	HR	S	P	ERA	WHIP											
Dave Stewart, R	(1, 1)	4.0	L	18	3	4	3	3	4	0	0	0	0	9	20	40.50	7.500											
Todd Burns, R	(5, 1)	0.2		7	4	3	3	0	1	0	0	0	0	0	10	21	0.00	2.250										
Gene Nelson, R	(5, 1)	1.1		6	2	0	0	0	1	0	0	0	0	0	7	12	0.00	1.000										
Scott Sanderson, R	(7, 1)	1.0		3	1	0	0	0	0	0	0	0	0	0	5	6	0.00	0.000										
Dennis Eckersley, R	(8, 1)	1.0		3	0	0	0	1	0	0	0	0	0	0	5	6	0.00	0.000										

Oakland Athletics @ Cincinnati Reds  
Riverfront Stadium, Cincinnati, OH  
Tue Oct 16 1990, 7:05 PM EDT  
Att: 55,830 - Unknown

AB 31  
R 7  
H 10  
RBI 7  
BB 6  
SO 4  
LOB 13





Batter	1	2	3	4	5	6	7	8	9	10	AB	R	H	RBI	BB	SO	LOB										
Rickey Henderson, R OBP: 0.379, SLG: 0.423	0-1 SH1-3 G3 1B	2-2 G5-3		4-1 G4-3 BB		2-2 G4-3		1-2 L7			4	1	1	0	1	0	2										
Carney Lansford, R OBP: 0.417, SLG: 0.458	1-0 SH1-3 1-3		1-1 F8	0-0 G4-3		0-1 G5-3			3-1 G6-4-3 1B		4	0	1	0	0	0	1										
Jose Canseco, R OBP: 0.385, SLG: 0.333	2-0 G3		2-0 HR	1-3 K			3-3 K		2-2 G6-4-3 1-2		5	1	1	2	0	2	2										
Mark McGwire, R OBP: 0.385, SLG: 0.200	0-0 1B		0-0 BB SF7	4-1 1B			3-3 K		2-3 K		4	1	2	0	1	2	0										
Dave Henderson, R OBP: 0.357, SLG: 0.273	2-1 FC6-4 1B		4-2 E BB	0-0 BB			2-1 1B		2-2 P9		4	1	2	0	1	0	2										
Terry Steinbach, R OBP: 0.438, SLG: 0.400	1-2 1B		1-2 1B BB	F8			1-1 1B				0	0	0	0	0	0	0										
Willie Randolph, R OBP: 0.333, SLG: 0.250	3-2 FC6-4 1-2		4-2 1B BB	1-2 2-3 BB		1-0 G6-3		F8			4	0	0	0	1	0	3										
Ron Hassey, L OBP: 0.500, SLG: 0.375		2-0 E1 G6-3	2-0 SF7	3-1 G4-3			1-2 FC5-4 1B			1-1 1B	4	0	2	1	0	0	0										
Mike Bordick, R OBP: 0.475, SLG: 0.400		0-2 G6-3	1-1 SAFE 1B	1-1 P3			0-2 FC5-4 SH3-4 1-2			1-3 K	4	0	1	1	0	0	2										
Mike Gallego, R OBP: 0.350, SLG: 0.333		2-3 1B	2-3 1B								1	0	0	0	0	1	1										
Harold Baines, L OBP: 0.415, SLG: 0.400											0	0	0	0	0	0	0										
Dennis Eckersley, R OBP: 0.267, SLG: 0.286		3-1 L3	3-3 K			1-3 K		1-0 SH3-4			3	0	0	0	0	2	3										
Bob Welch, R OBP: 0.361, SLG: 0.375											0	0	0	0	0	0	0										
Rick Honeycutt, L OBP: 0.361, SLG: 0.375											0	0	0	0	0	0	0										
Willie McGee, S OBP: 0.267, SLG: 0.286											0	0	0	0	0	0	0										
<b>Inning Stats</b>	R: 1 E: 0 K: 0 S: 11	H: 3 LOB: 2 BB: 0 P: 19	R: 0 E: 1 K: 10 S: 10	H: 0 LOB: 1 BB: 0 P: 17	R: 3 E: 1 K: 1 S: 16	H: 3 LOB: 2 BB: 2 P: 33	R: 0 E: 0 K: 1 S: 7	H: 0 LOB: 2 BB: 2 P: 16	R: 0 E: 0 K: 0 S: 4	H: 0 LOB: 0 BB: 0 P: 9	R: 0 E: 0 K: 1 S: 8	H: 0 LOB: 0 BB: 0 P: 11	R: 0 E: 0 K: 2 S: 13	H: 1 LOB: 1 BB: 0 P: 22	R: 0 E: 0 K: 0 S: 10	H: 1 LOB: 1 BB: 0 P: 13	R: 0 E: 0 K: 1 S: 9	H: 1 LOB: 0 BB: 0 P: 16	R: 0 E: 0 K: 1 S: 10	H: 1 LOB: 1 BB: 0 P: 14	1B: 9 2B: 0 3B: 0 HR: 1	SF: 1 SAC: 2 DP: 1 HBP: 0	WP: 0 PB: 0 SB: 1 CS: 0	PA: 44			
<b>PITCHER</b>	IP WLS BF H R ER SO BB IBB HBP BLK WP HR S P ERA WHIP	2.2 17 6 4 3 0 2 0 0 0 0 0 1 34 63 10.12 3.000	3.1 6 0 0 0 2 2 0 0 0 0 0 0 10 22 0.00 1.500	5.1 10 1 0 0 3 0 0 0 0 0 0 0 25 42 0.00 0.333	8.1 4 1 0 0 0 0 0 0 0 0 0 0 10 13 0.00 1.000	9.1 7 2 0 0 2 0 0 0 0 0 0 0 19 30 0.00 1.000																					

**TOP**

**Oakland Athletics @ Cincinnati Reds**  
Riverfront Stadium, Cincinnati, OH  
Wed Oct 17 1990, 7:05 PM EDT  
Att.: 55,832 - Unknown

AB	37
R	4
H	10
RBI	4
BB	4
SO	7
LOB	16



Batter	1	2	3	4	5	6	7	8	9	10	AB	R	H	RBI	BB	SO	LOB								
Barry Larkin, R OBP: 0.361, SLG: 0.375	0-2 2B		1-0 2B 1B	2-2 G3			0-1 G6-3		2-2 E 1B		5	1	3	0	0	1									
Billy Hatcher, R OBP: 0.583, SLG: 1.000	2-2 F8 G6-3 2B		0-1 2B	0-1 P4 1B			0-1 FC6 3B		4-0 IBB		4	2	4	1	1	0	0								
Paul O'Neill, L OBP: 0.444, SLG: 0.609	3-1 F8		0-0 F7	1-0 P4			4-0 FC6 BB		1-2 F8		4	0	0	0	1	0	6								
Eric Davis, R OBP: 0.212, SLG: 0.313	2-0 G6-3		0-2 G1-3	1-0 P4			3-2 F9		0-2 G6-3		5	0	0	1	0	0	5								
Hal Morris, L OBP: 0.381, SLG: 0.368	1-1 G5-3		2-2 G5-3			2-1 L4		1-0 FC6 1B		0-2 1B	3	0	0	0	0	2									
Glenn Braggs, R OBP: 0.167, SLG: 0.167								1-2 3H 1B		0-2 1B	1	0	0	1	0	1									
Rob Dibble, L OBP: 1.000, SLG: 1.000								1-2 3H 1B		0-1 1B	0	0	0	0	0	0									
Billy Bates, L OBP: 1.000, SLG: 1.000								1-2 3H 1B		0-1 1B	1	1	1	0	0	0									
Chris Sabo, R OBP: 0.333, SLG: 0.400		2-3 K		0-0 F9		0-0 1B		0-0 FC5-4 1B		0-1 1B	5	0	3	0	0	1	0								
Joe Oliver, R OBP: 0.217, SLG: 0.261		2-0 G5-3		2-1 E 2B		0-0 F7		1-2 FC5-4		0-1 1B	5	1	2	1	0	0	2								
Mariano Duncan, R OBP: 0.321, SLG: 0.385		4-2 BB		1-1 G6-3		0-0 F7		1-2 FC5-4		0-1 1B	3	0	0	0	1	0	1								
Danny Jackson, R OBP: 0.333, SLG: 0.400		1-3 K		1-2 E2 1B		0-2 L6		0-2 L7		3-1 L7	1	0	0	0	0	1	1								
Ron Oester, S OBP: 0.500, SLG: 0.500											0	0	0	0	0	0	0								
Jack Armstrong, R OBP: 0.300, SLG: 0.300											0	0	0	0	0	0	0								
Herm Winstingham, L OBP: 0.200, SLG: 0.200											0	0	0	0	0	0	0								
Norm Charlton, S OBP: 0.300, SLG: 0.300											0	0	0	0	0	0	0								
Todd Starnes, S OBP: 0.300, SLG: 0.300											0	0	0	0	0	0	0								
<b>Inning Stats</b>	R: 2 E: 0 K: 0 S: 11	H: 2 LOB: 0 BB: 0 P: 19	R: 0 E: 0 K: 2 S: 10	H: 0 LOB: 1 BB: 1 P: 19	R: 0 E: 0 K: 0 S: 11	H: 2 LOB: 1 BB: 0 P: 17	R: 0 E: 0 K: 0 S: 4	H: 1 LOB: 0 BB: 0 P: 7	R: 0 E: 0 K: 0 S: 4	H: 1 LOB: 0 BB: 0 P: 6	R: 0 E: 0 K: 0 S: 8	H: 0 LOB: 0 BB: 0 P: 11	R: 1 E: 0 K: 0 S: 11	H: 2 LOB: 2 BB: 1 P: 20	R: 0 E: 0 K: 0 S: 11	H: 1 LOB: 2 BB: 0 P: 23	R: 1 E: 0 K: 0 S: 11	H: 3 LOB: 2 BB: 0 P: 11	1B: 9 2B: 4 3B: 1 HR: 0	SF: 0 SAC: 0 DP: 0 HBP: 0	WP: 0 PB: 0 SB: 0 CS: 0	PA: 43			
<b>PITCHER</b>	IP WLS BF H R ER SO BB IBB HBP BLK WP HR S P ERA WHIP	1.1 9 4 2 0 0 2 2 0 0 0 0 0 64 105 4.91 1.500	8.1 8 2 0 0 0 0 1 0 0 0 0 0 17 31 0.00 1.200	10.1 4 3 1 1 0 0 0 0 0 0 0 0 11 11 27.00 9.000																					

**BOTTOM**

**Oakland Athletics @ Cincinnati Reds**  
Riverfront Stadium, Cincinnati, OH  
Wed Oct 17 1990, 7:05 PM EDT  
Att.: 55,832 - Unknown

AB	40
R	5
H	14
RBI	5
BB	3
SO	2
LOB	19





Batter	1	2	3	4	5	6	7	8	9	AB	R	H	RBI	BB	SO	LOB	TOP										
<b>Barry Larkin, R</b> OBP: 0.366, SLG: 0.432										5	0	2	1	0	0	1	<b>Cincinnati Reds @ Oakland Athletics</b> Oakland-Alameda County Coliseum, Oakland, CA Fri Oct 19 1990, 7:05 PM PDT Att: 48,269 - Sunny										
<b>Billy Hatcher, R</b> OBP: 0.552, SLG: 0.889										5	1	2	0	0	0	3											
<b>Paul O'Neill, L</b> OBP: 0.469, SLG: 0.577										3	1	1	0	2	0	1											
<b>Eric Davis, R</b> OBP: 0.237, SLG: 0.324										5	1	2	1	0	0	3											
<b>Hal Morris, L</b> OBP: 0.346, SLG: 0.304										4	0	0	0	1	0	3											
<b>Chris Sabo, R</b> OBP: 0.368, SLG: 0.588										4	2	2	3	1	0	2											
<b>Todd Benzinger, S</b> OBP: 0.389, SLG: 0.313										5	1	2	0	0	0	3											
<b>Joe Oliver, R</b> OBP: 0.250, SLG: 0.321										5	1	2	1	0	1	1											
<b>Mariano Duncan, R</b> OBP: 0.313, SLG: 0.367										4	1	1	1	0	0	1											
<b>Inning Stats</b>	R: 0 E: 0 K: 0 S: 11	H: 3 LOB: 2 BB: 0 P: 19	R: 1 E: 0 K: 1 S: 9	H: 1 LOB: 0 BB: 0 P: 17	R: 7 E: 1 K: 0 S: 21	H: 7 LOB: 1 BB: 0 P: 41	R: 0 E: 0 K: 0 S: 12	H: 0 LOB: 2 BB: 2 P: 25	R: 0 E: 0 K: 0 S: 7	H: 1 LOB: 1 BB: 0 P: 8	R: 0 E: 0 K: 0 S: 3	H: 0 LOB: 0 BB: 0 P: 5	R: 0 E: 0 K: 0 S: 12	H: 0 LOB: 0 BB: 1 P: 18	R: 0 E: 0 K: 0 S: 8	H: 1 LOB: 2 BB: 1 P: 17	R: 0 E: 0 K: 0 S: 6	H: 1 LOB: 1 BB: 0 P: 9	1B: 10 2B: 1 3B: 1 HR: 2	SF: 0 SAC: 0 DP: 2 HBP: 0	WP: 2 PB: 0 SB: 2 CS: 0	PA: 44					
<b>PITCHER</b>	IP	WLS	BF	H	R	ER	SO	BB	IBB	HBP	BLK	WP	HR	S	P	ERA	WHIP										
<b>Mike Moore, R</b> ERA: 3.12	2.2	L	16	8	6	3	1	0	0	0	0	0	2	33	60	10.12	3.000										
<b>Scott Sanderson, R</b> ERA: 10.8	0.2		6	3	2	1	0	1	0	0	0	1	0	15	31	13.50	6.000										
<b>Joe Klink, L</b> ERA:	0.0		1	0	0	0	0	1	0	0	0	0	0	3	7	∞	∞										
<b>Gene Nelson, R</b> ERA:	3.2		12	1	0	0	0	1	0	0	0	0	0	24	35	0.00	0.545										
<b>Todd Burns, R</b> ERA: 16.2	1.0		5	1	0	0	0	1	0	0	0	1	0	8	17	0.00	2.000										

AB	40
R	8
H	14
RBI	7
BB	4
SO	1
LOB	18



Batter	1	2	3	4	5	6	7	8	9	AB	R	H	RBI	BB	SO	LOB	BOTTOM										
<b>Rickey Henderson, R</b> OBP: 0.394, SLG: 0.517										3	1	1	1	1	1	1	<b>Cincinnati Reds @ Oakland Athletics</b> Oakland-Alameda County Coliseum, Oakland, CA Fri Oct 19 1990, 7:05 PM PDT Att: 48,269 - Sunny										
<b>Carney Lansford, R</b> OBP: 0.393, SLG: 0.407										3	0	0	0	1	0	1											
<b>Jose Canseco, R</b> OBP: 0.333, SLG: 0.273										4	0	0	0	0	0	2											
<b>Dave Henderson, R</b> OBP: 0.333, SLG: 0.333										4	1	1	0	0	0	0											
<b>Harold Baines, L</b> OBP: 0.381, SLG: 0.526										4	1	1	2	0	1	0											
<b>Mark McGwire, R</b> OBP: 0.367, SLG: 0.208										4	0	1	0	0	1	0											
<b>Terry Steinbach, R</b> OBP: 0.350, SLG: 0.316										4	0	0	0	0	0	1											
<b>Willie Randolph, R</b> OBP: 0.409, SLG: 0.350										4	0	3	0	0	0	0											
<b>Mike Gallego, R</b> OBP: 0.318, SLG: 0.300										2	0	0	0	0	0	1											
<b>Willie McGee, S</b> ERA: 0.267										1	0	0	0	0	1	1											
<b>Mike Bordick, R</b> ERA:										0	0	0	0	0	0	0											
<b>Lance Blankenship, R</b> ERA:										1	0	0	0	0	1	1											
<b>Inning Stats</b>	R: 0 E: 0 K: 0 S: 6	H: 0 LOB: 0 BB: 0 P: 11	R: 2 E: 0 K: 1 S: 12	H: 3 LOB: 1 BB: 0 P: 18	R: 1 E: 0 K: 0 S: 9	H: 1 LOB: 0 BB: 0 P: 14	R: 0 E: 0 K: 1 S: 7	H: 0 LOB: 0 BB: 0 P: 10	R: 0 E: 0 K: 0 S: 13	H: 0 LOB: 2 BB: 2 P: 22	R: 0 E: 0 K: 0 S: 9	H: 1 LOB: 1 BB: 0 P: 15	R: 0 E: 0 K: 2 S: 9	H: 1 LOB: 1 BB: 0 P: 13	R: 0 E: 0 K: 0 S: 5	H: 0 LOB: 0 BB: 0 P: 8	R: 0 E: 0 K: 1 S: 13	H: 1 LOB: 1 BB: 0 P: 20	1B: 4 2B: 1 3B: 0 HR: 2	SF: 0 SAC: 0 DP: 0 HBP: 0	WP: 0 PB: 0 SB: 2 CS: 0	PA: 36					
<b>PITCHER</b>	IP	WLS	BF	H	R	ER	SO	BB	IBB	HBP	BLK	WP	HR	S	P	ERA	WHIP										
<b>Tom Browning, L</b> ERA: 3.71	6.0	W	26	6	3	3	2	0	0	0	0	0	0	10	15	0.00	0.000										
<b>Rob Dibble, R</b> ERA:	1.2		5	0	0	0	2	0	0	0	0	0	0	15	15	0.00	0.000										
<b>Randy Myers, L</b> ERA:	1.1		5	1	0	0	1	0	0	0	0	0	0	15	24	0.00	0.750										

AB	34
R	3
H	7
RBI	3
BB	2
SO	5
LOB	8





Batter	1	2	3	4	5	6	7	8	9	AB	R	H	RBI	BB	SO	LOB	TOP			
Barry Larkin, R OBP: 0.378, SLG: 0.425	P8		G5-3			1B		SH		3	1	1	0	1	0	1	<b>Cincinnati Reds @ Oakland Athletics</b> Oakland-Alameda County Coliseum, Oakland, CA Sat Oct 20 1990, 7:05 PM PDT Att: 48,613 - Sunny			
Billy Hatcher, R OBP: 0.567, SLG: 0.889 Herm Winningham, L OBP: 0.385, SLG: 0.455			G3			BB		FC6-4		0	0	0	0	0	0	0				
Paul O'Neill, L OBP: 0.429, SLG: 0.517	G4-3							SH		3	0	0	0	0	1	3				
Eric Davis, R OBP: 0.237, SLG: 0.324 Glenn Braggs, R OBP: 0.200, SLG: 0.111								FC6-4		0	0	0	0	0	0	0				
Hal Morris, L OBP: 0.300, SLG: 0.269								SF9		3	0	0	1	0	0	3				
Chris Sabo, R OBP: 0.405, SLG: 0.632								P3		4	0	3	0	0	0	1				
Todd Benzinger, S OBP: 0.318, SLG: 0.250	L9							G4-3		4	0	0	0	0	0	3				
Joe Oliver, R OBP: 0.250, SLG: 0.344								F7		4	0	1	0	0	0	2				
Mariano Duncan, R OBP: 0.278, SLG: 0.324			G1-3					F8		4	0	0	0	0	1	3				
<b>Inning Stats</b>	R: 0 E: 0 K: 0 S: 8	H: 0 LOB: 0 BB: 0 P: 14	R: 0 E: 0 K: 0 S: 12	H: 1 LOB: 1 BB: 0 P: 17	R: 0 E: 0 K: 0 S: 7	H: 1 LOB: 1 BB: 0 P: 13	R: 0 E: 0 K: 1 S: 8	H: 0 LOB: 0 BB: 0 P: 10	R: 0 E: 0 K: 1 S: 8	H: 1 LOB: 1 BB: 0 P: 12	R: 0 E: 0 K: 0 S: 4	H: 1 LOB: 2 BB: 2 P: 14	R: 0 E: 1 K: 0 S: 14	H: 2 LOB: 1 BB: 0 P: 17	R: 0 E: 0 K: 0 S: 5	H: 0 LOB: 0 BB: 0 P: 5	1B: 5 2B: 2 3B: 0 HR: 0	SF: 1 SAC: 1 DP: 1 HBP: 1	WP: 0 PB: 0 SB: 0 CS: 1	PA: 36
<b>PITCHER</b> Dave Stewart, R ERA: 1.86	IP: 9.0 WLS: L BF: 36 H: 7 R: 2 ER: 1 SO: 2 BB: 2 IBB: 0 HBP: 1 BLK: 0 WP: 0 HR: 0 S: 75 P: 113 ERA: 1.00 WHIP: 1.000																			

AB	31
R	2
H	7
RBI	2
BB	2
SO	2
LOB	19



Batter	1	2	3	4	5	6	7	8	9	AB	R	H	RBI	BB	SO	LOB	BOTTOM			
Rickey Henderson, R OBP: 0.378, SLG: 0.469	F7							K2-3		3	0	0	0	1	2	0	<b>Cincinnati Reds @ Oakland Athletics</b> Oakland-Alameda County Coliseum, Oakland, CA Sat Oct 20 1990, 7:05 PM PDT Att: 48,613 - Sunny			
Willie McGee, S OBP: 0.250, SLG: 0.316								F8		4	1	1	0	0	1	2				
Dave Henderson, R OBP: 0.273, SLG: 0.263	P4							K		4	0	0	0	0	2	1				
Harold Baines, L OBP: 0.375, SLG: 0.476 Jose Canseco, R OBP: 0.323, SLG: 0.261								G5-3		2	0	0	0	1	0	0				
Carney Lansford, R OBP: 0.375, SLG: 0.387								P3		4	0	1	1	0	0	0				
Jamie Quirk, L OBP: 0.250, SLG: 0.250								K		3	0	0	0	0	2	2				
Mark McGwire, R OBP: 0.333, SLG: 0.185								F9		3	0	0	0	0	1	0				
Willie Randolph, R OBP: 0.360, SLG: 0.304								F8		3	0	0	0	0	0	0				
Mike Gallego, R OBP: 0.333, SLG: 0.286 Ron Hassey, L OBP: 0.462, SLG: 0.333 Mike Bordick, R								G4-3		1	0	0	0	1	1	0				
<b>Inning Stats</b>	R: 1 E: 0 K: 1 S: 11	H: 2 LOB: 2 BB: 1 P: 20	R: 0 E: 0 K: 1 S: 14	H: 0 LOB: 2 BB: 2 P: 26	R: 0 E: 0 K: 1 S: 6	H: 0 LOB: 0 BB: 0 P: 9	R: 0 E: 0 K: 2 S: 9	H: 0 LOB: 0 BB: 0 P: 13	R: 0 E: 0 K: 0 S: 12	H: 0 LOB: 0 BB: 0 P: 17	R: 0 E: 0 K: 0 S: 6	H: 0 LOB: 0 BB: 0 P: 7	R: 0 E: 0 K: 1 S: 7	H: 0 LOB: 0 BB: 0 P: 10	R: 0 E: 0 K: 1 S: 9	H: 0 LOB: 0 BB: 0 P: 15	1B: 1 2B: 1 3B: 0 HR: 0	SF: 0 SAC: 0 DP: 0 HBP: 0	WP: 0 PB: 0 SB: 2 CS: 0	PA: 32
<b>PITCHER</b> Jose Rijo, R ERA: 2.28 Randy Myers, L ERA:	IP: 8.1 WLS: W BF: 30 H: 2 R: 1 ER: 1 SO: 9 BB: 2 IBB: 1 HBP: 0 BLK: 0 WP: 0 HR: 0 S: 74 P: 114 ERA: 1.08 WHIP: 0.480																			

