

Cincinnati Reds - 1991

Batter	1	2	3	4	5	6	7	8	9	AB R H RBI BB SO LOB	TOP											
Eric Yelding, R (1, 6) OBP: 0.250, SLG: 0.750	1-2 G6-3		0-1 P3			3-2 G5-3			0-1 SF8	4 1 1 0 0 0 0												
Steve Finley, L (1, 8)	1-2 P6			1-3 K		1-2 L8			1-1 SF8	3 0 0 1 0 1 0												
Craig Biggio, R (1, 2) OBP: 0.500, SLG: 1.250	0-0 F8			3-2 HR		1-0 G5-3			3-H BB BB	4 1 2 1 0 0 0												
Luis Gonzalez, L (1, 7)		3-1 P6		1-3 K		0-3 K			4-2 L6 BB	3 0 0 0 1 2 0												
Ken Caminiti, S (1, 5) OBP: 0.500, SLG: 0.333		0-1 G4-3		0-0 FC5-4		0-0 G6-3			4-1 BB	3 0 1 0 1 0 0												
5 Jeff Bagwell, R (1, 3)		4-2 BB		0-1 FC5-4		1-0 F9			3-2 L6	3 0 0 0 1 0 4												
Karl Rhodes, L (1, 9) OBP: 0.333, SLG: 0.333		1-2 P5			2-1 G4-3				G5-4-3 1B	3 0 1 0 0 0 1												
Mark McLemore, S (1, 4)			0-0 G1-3		0-1 F8				2-1 G5-4-3	3 0 0 0 0 0 1												
Mike Scott, R (1, 1)			1-1 F7		0-3 K				1-2 P9	1 0 0 0 0 0 0												
Dave Rohde, S (5, PH)										1 0 0 0 0 1 0												
Jim Clancy, R (5, 1)										0 0 0 0 0 0 0												
Rafael Ramirez, R (8, PH)										1 0 0 0 0 0 0												
Darryl Kile, R (8, 1)										0 0 0 0 0 0 0												
Inning Stats	R: 0 E: 0 K: 0 S: 7	H: 0 LOB: 0 BB: 0 P: 9	R: 0 E: 0 K: 0 S: 9	H: 0 LOB: 1 BB: 1 P: 17	R: 0 E: 0 K: 0 S: 5	H: 0 LOB: 0 BB: 0 P: 6	R: 1 E: 0 K: 2 S: 15	H: 2 LOB: 1 BB: 0 P: 20	R: 0 E: 0 K: 1 S: 7	H: 0 LOB: 0 BB: 0 P: 9	R: 0 E: 0 K: 0 S: 7	H: 0 LOB: 0 BB: 0 P: 12	R: 0 E: 0 K: 1 S: 5	H: 0 LOB: 0 BB: 0 P: 6	R: 0 E: 0 K: 0 S: 8	H: 1 LOB: 0 BB: 0 P: 14	R: 1 E: 0 K: 0 S: 13	H: 2 LOB: 2 BB: 2 P: 26	1B: 3 2B: 1 3B: 1 HR: 1	SF: 1 SAC: 0 DP: 2 HBP: 0	WP: 0 PB: 0 SB: 0 CS: 0	PA: 33
PITCHER	IP WLS BF H R ER SO BB IBB HBP BLK WP HR S P ERA WHIP																					
Tom Browning, L (1, 1) ERA: 2.16	8.1 W 30 5 2 2 4 1 0 0 0 0 1 69 101 2.16 0.720																					
Randy Myers, L (9, 1) ERA:	0.0 2 0 0 0 0 2 0 0 0 0 0 3 11 ∞ ∞																					
Rob Dibble, R (9, 1) ERA:	0.2 S 1 0 0 0 0 0 0 0 0 0 0 4 7 0.00 0.000																					

Houston Astros @ Cincinnati Reds
Riverfront Stadium, Cincinnati, OH
Mon Apr 08 1991, 3:33 AM EDT
Att. 55,205 - Cloudy - 71 F

livebaseballscorecards.com

AB	29
R	2
H	5
RBI	2
BB	3
SO	4
LOB	6



Batter	1	2	3	4	5	6	7	8	9
Billy Hatcher, R (1, 7) M F B X	1-2 E4 L4-6 S		2-1 P2	2-1 G4-3		1-0 G5-3			
Barry Larkin, R (1, 6) OBP: 0.500, SLG: 1.250 1 SAFE F B X	2-2 L4-6 1-3			1-0 HR	1-0 1B 1B 1B		1-0 P2		
Paul O'Neill, L (1, 9) OBP: 0.250, SLG: 0.500 C B B F F B B B F B X	2-2 G4-3			2-1 G4-3 2B	1 SAFE F SAFE F C	0-3 K	1-0 F7		
Eric Davis, R (1, 8) OBP: 0.500, SLG: 0.500		0-0 FC4-6 1B		1-3 K	1-1 1B		0-0 F7		
Hal Morris, L (1, 3) OBP: 0.250, SLG: 0.250 1 SAFE 1 B F X		1-0 FC4-6 1-2f		2-0 G4-3	0-0 1B		0-3 K		
Chris Sabo, R (1, 5) OBP: 0.250, SLG: 0.500 1 SAFE 1 B F X		2-2 P7		1-1 HBP 2B	3-1 G6-3		3-2 L5		
Jeff Reed, L (1, 2) OBP: 0.750, SLG: 0.500 X		0-0 F8		4-0 HBP 2B IBB		4-0 G5-3 BB	2-0 1B 1B		
Mariano Duncan, R (1, 4) Bill Doran, S (5, 4) OBP: 0.500, SLG: 0.500 B S S F X			1-2 L8	3-1 2B HBP		1-2 L9	0-2 1B		
Tom Browning, L (1, 1) OBP: 0.333, SLG: 0.667 Randy Myers, L (9, 1) Rob Dibble, L (9, 1)			0-0 G2-3	1-0 2B		2-0 G5-3			

AB	R	H	RBI	BB	SO	LOB
4	0	0	0	0	0	2
4	2	2	1	0	0	1
4	1	1	0	0	1	1
4	0	2	0	0	1	1
4	0	1	1	0	1	2
4	1	1	1	0	0	2
2	1	1	0	2	0	1
1	1	0	0	0	0	0
2	0	1	0	0	0	1
3	0	1	3	0	0	1
0	0	0	0	0	0	0
0	0	0	0	0	0	0

BOTTOM

Houston Astros @ Cincinnati Reds
Riverfront Stadium, Cincinnati, OH

Mon Apr 08 1991, 3:33 AM EDT
Att: 55,205 - Cloudy - 71 F

livebaseballscorecards.com


AB	32
R	6
H	10
RBI	6
BB	2
SO	3
LOB	12



Inning Stats		R: 0	H: 0	R: 0	H: 1	R: 0	H: 0	R: 5	H: 4	R: 1	H: 3	R: 0	H: 0	R: 0	H: 2
		E: 1	LOB: 0	E: 0	LOB: 1	E: 0	LOB: 0	E: 0	LOB: 1	E: 0	LOB: 1	E: 0	LOB: 0	E: 0	LOB: 2
		K: 0	BB: 0	K: 0	BB: 0	K: 0	BB: 0	K: 1	BB: 1	K: 1	BB: 0	K: 0	BB: 0	K: 1	BB: 0
		S: 13	P: 18	S: 6	P: 9	S: 6	P: 9	S: 13	P: 30	S: 9	P: 14	S: 5	P: 13	S: 3	P: 18

PITCHER		IP	WLS	BF	H	R	ER	SO	BB	IBB	HBP	BLK	WP	HR	S	P	ERA	WHIP
Mike Scott, R (1, 1) ERA: 11.25	(1, 1)	4.0	L	19	5	5	5	1	0	1	0	0	0	1	38	66	11.25	1.250
Jim Clancy, R (5, 1) ERA: 3.0	(5, 1)	3.0		12	3	1	1	1	1	0	0	0	0	0	17	32	3.00	1.333
Darryl Kile, R (8, 1) ERA:	(8, 1)	1.0		4	2	0	0	1	0	0	0	0	0	0	13	18	0.00	2.000

WP	PA	ERA	WHIP
0	35	0	0
0	0	0	0
0	0	0	0

Batter	1	2	3	4	5	6	7	8	9	AB R H RBI BB SO LOB	TOP																										
Eric Yelding, R (1, 6) OBP: 0.250, SLG: 0.500	2-1 F9		0-1 CS	1-2 1B	2-3 K		1-1 G1-3			4 1 1 0 0 1 1																											
Steve Finley, L (1, 8) OBP: 0.143, SLG: 0.167 Mark Davidson, R (8, PH) (8, 8)	2-2 G3		1 SAFE 1 SAFE 1 SAFE 1 SAFE	0-1 1B	2-2 F7		3-2 F8			3 1 1 0 0 0 0 1 0 0 0 0 0 0																											
Craig Biggio, R (1, 2) OBP: 0.375, SLG: 0.750	3-3 K			0-0 WP BB	1-0 P3		3-2 P6			4 1 1 1 0 1 0																											
Luis Gonzalez, L (1, 7) OBP: 0.375, SLG: 0.333		1-2 G4-3		4-1 G3 WP	1-3 K		2-2 2B			3 1 1 0 1 1 0																											
Ken Caminiti, S (1, 5) OBP: 0.250, SLG: 0.143		2-2 P2		1-2 G3 BB	1-1 G4-3		0-1 F9			4 0 0 1 0 0 2																											
5 Jeff Bagwell, R (1, 3) OBP: 0.250, SLG: 0.143		1-3 K		1-0 FC4-6			3-2 G6-3			4 0 1 0 0 2 0																											
Karl Rhodes, L (1, 9) OBP: 0.333, SLG: 0.333 Rafael Ramirez, R (9, PH)			0-3 K	2-1 FC4-6			2-1 BB			3 1 1 1 0 1 1 1 0 0 0 0 1 0	AB 33 R 5 H 8 RBI 4 BB 3 SO 8 LOB 7																										
Mark McLemore, S (1, 4) OBP: 0.429, SLG: 0.200			4-2 CS BB	1-0 F9			4-1 1B BB			2 0 1 0 2 0 1																											
Jim Deshaies, L (1, 1) Xavier Hernandez, L (6, 1) Casey Candaele, S (7, PH) Darryl Kile, R (7, 1) Al Osuna, R (7, 1) Dave Rohde, S (8, PH)			0-0 P5		0-0 G5-3		0-0 1B			3-3 K	2 0 0 0 0 0 0 1 0 0 0 0 0 0 0 0 1 0 0 1 1 0 1 0 0 0 0 0 1 1																										
Inning Stats	R: 0 E: 0 K: 1 S: 8	H: 0 LOB: 0 BB: 0 P: 15	R: 0 E: 0 K: 1 S: 10	H: 0 LOB: 0 BB: 1 P: 14	R: 0 E: 0 K: 1 S: 7	H: 0 LOB: 0 BB: 1 P: 11	R: 4 E: 0 K: 0 S: 14	H: 4 LOB: 1 BB: 1 P: 24	R: 0 E: 0 K: 1 S: 8	H: 0 LOB: 0 BB: 0 P: 12	R: 0 E: 0 K: 1 S: 8	H: 0 LOB: 0 BB: 0 P: 11	R: 1 E: 0 K: 0 S: 9	H: 2 LOB: 1 BB: 1 P: 19	R: 0 E: 0 K: 0 S: 12	H: 1 LOB: 1 BB: 0 P: 20	R: 0 E: 0 K: 3 S: 15	H: 1 LOB: 1 BB: 0 P: 23	1B: 7 2B: 1 3B: 0 HR: 0	SF: 0 SAC: 0 DP: 0 HBP: 0	WP: 1 PB: 0 SB: 0 CS: 1	PA: 37															
PITCHER	IP WLS BF H R ER SO BB IBB HBP BLK WP HR S P ERA WHIP																					PITCHER	IP WLS BF H R ER SO BB IBB HBP BLK WP HR S P ERA WHIP														
Jose Rijo, R (1, 1) ERA: 6.0	6.0	23	4	4	4	5	2	0	0	0	1	0	55	87	6.00	1.000																					
Ted Power, R (7, 1) ERA: 9.0	1.0	5	2	1	1	0	1	0	0	0	0	0	9	19	9.00	3.000																					
Randy Myers, L (8, 1) ERA:	2.0	8	2	0	0	3	0	0	0	0	0	0	27	43	0.00	1.000																					

Houston Astros @ Cincinnati Reds
Riverfront Stadium, Cincinnati, OH
Wed Apr 10 1991, 7:05 PM EDT
Att. 17,785 - Cloudy - 48 F

livebaseballscorecards.com

BOTTOM

Houston Astros @ Cincinnati Reds
Riverfront Stadium, Cincinnati, OH

Wed Apr 10 1991, 7:05 PM EDT
Att. 17,785 - Cloudy - 48 F

livebaseballscorecards.com

AB	33
R	6
H	9
RBI	6
BB	4
SO	5
LOB	8



WP:	0	PA:	37
PB:	0		
SB:	0		
CS:	0		

Batter	1	2	3	4	5	6	7	8	9	AB	R	H	RBI	BB	SO	LOB											
Bill Doran, S OBP: 0.571, SLG: 0.400 (1, 4)	G3		1B		2B		3B	P3		3	2	1	0	2	0	0											
Todd Benzinger, S OBP: 0.750, SLG: 1.500 (1, 3)	P3		1B		2B		HR			4	1	3	4	0	0	0											
Chris Sabo, R OBP: 0.250, SLG: 0.750 (1, 5)	G3		P3		K		HR			4	1	1	2	0	1	3											
Eric Davis, R OBP: 0.250, SLG: 0.250 (1, 8)		F8		P4		P2	K			4	0	0	0	0	1	0											
Glenn Braggs, R (1, 7)		G6-3		G6-3		G5-3	BB			3	0	0	0	1	0	0											
Paul O'Neill, L OBP: 0.250, SLG: 0.375 (1, 9)		G1-5-3		G4-3		E 1B	P2			4	0	1	0	0	0	1											
Luis Quinones, S OBP: 0.250, SLG: 0.250 (1, 6)			P9		L8	E6	F7			4	0	1	0	0	0	1											
Joe Oliver, R (1, 2)			K		K			P9		3	0	0	0	1	2	0											
Jose Rijo, R OBP: 1.000, SLG: 1.000 (1, 1)						G6-3		K		2	2	2	0	0	0	0											
Billy Hatcher, R (6, PH)										1	0	0	0	0	0	3											
Ted Power, R (7, 1)										0	0	0	0	0	0	0											
Randy Myers, L (8, 1)										1	0	0	0	0	1	0											
Inning Stats	R: 0 E: 0 K: 0 S: 8	H: 0 LOB: 0 BB: 0 P: 15	R: 0 E: 0 K: 0 S: 6	H: 0 LOB: 0 BB: 0 P: 10	R: 1 E: 0 K: 1 S: 17	H: 3 LOB: 2 BB: 0 P: 27	R: 0 E: 0 K: 0 S: 5	H: 0 LOB: 0 BB: 0 P: 8	R: 2 E: 0 K: 2 S: 13	H: 2 LOB: 1 BB: 1 P: 25	R: 0 E: 1 K: 0 S: 9	H: 2 LOB: 3 BB: 1 P: 18	R: 3 E: 0 K: 1 S: 16	H: 2 LOB: 1 BB: 2 P: 31	R: 0 E: 0 K: 1 S: 7	H: 0 LOB: 0 BB: 0 P: 11	1B: 6 2B: 1 3B: 1 HR: 1	SF: 0 SAC: 0 DP: 0 HBP: 0	WP: 0 PB: 0 SB: 0 CS: 0	PA: 37							
PITCHER	IP	WLS	BF	H	R	ER	SO	BB	IBB	HBP	BLK	WP	HR	S	P	ERA	WHIP										
Jim Deshaies, L (1, 1)	5.2		26	7	3	3	3	2	0	0	0	0	0	55	98	4.76	1.588										
Xavier Hernandez, R (6, 1)	0.1		1	0	0	0	0	0	0	0	0	0	0	3	5	0.00	0.000										
Darryl Kile, R (7, 1)	0.1	L	5	2	3	3	1	2	0	0	0	0	1	14	26	81.00	12.000										
Al Osuna, L (7, 1)	1.2		5	0	0	0	1	0	0	0	0	0	0	9	16	0.00	0.000										

Batter	1	2	3	4	5	6	7	8	9	AB R H RBI BB SO LOB	TOP		
Eric Yelding, R (1, 6) OBP: 0.250, SLG: 0.500 Rafael Ramirez, R (9, PH) (9, 6)	3-2 P4		1-0 G6-3		3-2 L5			0-0 1B 2B	3-0 P5	4 1 1 0 0 0 1 1 0 0 0 0 0 1			
Steve Finley, L (1, 8) OBP: 0.364, SLG: 0.400	1-1 F9			2-2 WP 1B 2B	0-2 S 1B			1-0 SH1-3 2-H 1B		4 1 3 1 0 0 0			
Craig Biggio, R (1, 2) OBP: 0.364, SLG: 0.636	1-1 G5-3			0-1 WP 2B 1B	2-3 K2-3			1-1 SH1-3		3 1 1 0 0 1 1			
Luis Gonzalez, L (1, 7) OBP: 0.333, SLG: 0.222				2-3 K 1-2 2-3		0-3 K		3-3 K		3 0 0 0 1 3 3			
Ken Caminiti, S (1, 5) OBP: 0.167, SLG: 0.091			1-1 G6-3 1-2f	2-2 P3		2-3 K		3-0 F8		4 0 0 0 0 1 4			
5 Jeff Bagwell, R (1, 3) OBP: 0.250, SLG: 0.100			1-1 G6-3	4-1 2B IBB		1-1 F9			1-3 K	3 0 0 0 1 1 0			
Karl Rhodes, L (1, 9) OBP: 0.500, SLG: 0.600				2-2 FC5-4 1B	3-2 1-3 2-H 3-H 2B		0-1 F7		0-0 S 1B	4 1 3 2 0 0 0			
Mark McLemore, S (1, 4) OBP: 0.273, SLG: 0.111				2-2 FC5-4 SH5-4 1-2f	1-3 K		0-1 G4-3		3-3 K 1-2	4 0 0 0 0 2 4			
Pete Harnisch, S (1, 1) Xavier Hernandez, L (6, 1) Curt Schilling, R (7, 1) OBP: 1.000, SLG: 1.000				1-0 SH5-4		1-2 G5-3		2-3 K	2-1 WP 2-H 1B	1 0 0 0 0 0 0 1 0 0 0 0 1 0 1 0 1 1 0 0 0			
Inning Stats	R: 0 E: 0 K: 0 S: 8 H: 0 LOB: 0 BB: 0 P: 13	R: 0 E: 0 K: 0 S: 7 H: 0 LOB: 0 BB: 1 P: 13	R: 0 E: 0 K: 0 S: 8 H: 1 LOB: 1 BB: 0 P: 14	R: 2 E: 0 K: 2 S: 18 H: 3 LOB: 2 BB: 1 P: 32	R: 0 E: 0 K: 1 S: 12 H: 1 LOB: 1 BB: 0 P: 18	R: 0 E: 0 K: 2 S: 8 H: 0 LOB: 0 BB: 0 P: 11	R: 0 E: 0 K: 1 S: 7 H: 0 LOB: 0 BB: 0 P: 9	R: 1 E: 0 K: 1 S: 9 H: 2 LOB: 1 BB: 0 P: 17	R: 1 E: 0 K: 2 S: 10 H: 2 LOB: 1 BB: 0 P: 19	1B: 7 2B: 2 3B: 0 HR: 0 SF: 0 SAC: 2 DP: 1 HBP: 0	WP: 2 PB: 0 SB: 2 CS: 0 PA: 37		
PITCHER	IP WLS BF H R ER SO BB IBB HBP BLK WP HR S P ERA WHIP											PITCHER	IP WLS BF H R ER SO BB IBB HBP BLK WP HR S P ERA WHIP
Norm Charlton, L (1, 1) ERA: 3.38	8.0 L 32 7 3 3 7 1 1 0 0 1 0 77 127 3.38 1.000												
Rob Dibble, R (9, 1) ERA: 6.75	0.2 4 2 1 1 2 0 0 0 0 0 0 9 15 13.50 3.000												
Don Carman, L (9, 1) ERA:	0.1 1 0 0 0 0 0 0 0 0 1 0 1 4 0.00 0.000												

Houston Astros @ Cincinnati Reds
Riverfront Stadium, Cincinnati, OH

Thu Apr 11 1991, 7:05 PM EDT
Att. 18,012 - Cloudy - 54 F

livebaseballscorecards.com

AB	33
R	4
H	9
RBI	4
BB	2
SO	9
LOB	14



BOTTOM

Houston Astros @ Cincinnati Reds
Riverfront Stadium, Cincinnati, OH

Thu Apr 11 1991, 7:05 PM EDT
Att. 18,012 - Cloudy - 54 F

livebaseballscorecards.com

AB	31
R	1
H	3
RBI	1
BB	8
SO	11
LOB	24



WP:	2	PA:	39
PB:	0		
SB:	2		
CS:	0		

1B:	3	SF:	0
2B:	0	SAC:	0
3B:	0	DP:	0
HR:	0	HBP:	0

WP	HR	S	P	ERA	WHIP
----	----	---	---	-----	------

AB	R	H	RBI	BB	SO	LOB
3	0	1	0	2	0	0
5	0	0	0	0	2	4
4	0	0	0	1	2	3
2	1	0	0	2	0	3
4	0	1	0	0	1	5
3	0	1	0	1	0	1
3	0	0	0	1	3	2
3	0	0	1	1	0	2
0	0	0	0	0	0	0
0	0	0	0	0	0	0
3	0	0	0	0	2	4
1	0	0	0	0	1	0

2-1	E3	WP
3-3	K	
2-3	K	
3-1	WP	1B
1-2	P2	
1-3	K	
1-2	F8	
0-3	K	

0-0	FC4-6	1B
0-0	P7	
1-0	FC4-6	1-2f
0-0	L6	
1-2	P6	1B
1-2	P2	
1-3	K	
1-2	F8	

4-0	G6-3	BB		
3-1	G6-3	1-2		
2-3	K			
4-2	BB	S	BB	BB
0-0	P5			
0-1	G5-3	1B		
1-3	K			
0-1	G5-3	1-2		
0-1	B5-3			

0-1	L4				
0-2	G4-3				
0-0	G6-3				
4-1	BB	S	BB	BB	
1-3	K				
4-1	BB	BB	BB		
1-3	F7				
4-0	K	BB	BB		
1-1	G5-3	1-2	2-3	3-H	BB
1-3	K				
1-3	K				

4-0	S	BB
1-3	K	
4-2	BB	
0-2	F8	
1-0	P6	
2-0	F7	
1-3	K	
1-1	G5-3	
1-3	K	

1-4	BB	BB	BB						
1-6	B	C	F	S					
1-9	1	SAFE	F	S	B	B	F	F	B
1-8	C	F	X						
1-3	B	X							
1-5	B	B	B	B					
1-2	C	B	C	S	S	C			
1-7	B	F	X						
9-1									
9-1									
1-1	B	C	S	S					
9-7	B	C	S	S					

1-4	BB	BB	BB						
1-6	B	C	F	S					
1-9	1	SAFE	F	S	B	B	F	F	B
1-8	C	F	X						
1-3	B	X							
1-5	B	B	B	B					
1-2	C	B	C	S	S	C			
1-7	B	F	X						
9-1									
9-1									
1-1	B	C	S	S					
9-7	B	C	S	S					

1-4	BB	BB	BB						
1-6	B	C	F	S					
1-9	1	SAFE	F	S	B	B	F	F	B
1-8	C	F	X						
1-3	B	X							
1-5	B	B	B	B					
1-2	C	B	C	S	S	C			
1-7	B	F	X						
9-1									
9-1									
1-1	B	C	S	S					
9-7	B	C	S	S					

1-4	BB	BB	BB						
1-6	B	C	F	S					
1-9	1	SAFE	F	S	B	B	F	F	B
1-8	C	F	X						
1-3	B	X							
1-5	B	B	B	B					
1-2	C	B	C	S	S	C			
1-7	B	F	X						
9-1									
9-1									
1-1	B	C	S	S					
9-7	B	C	S	S					

1-4	BB	BB	BB						
1-6	B	C	F	S					
1-9	1	SAFE	F	S	B	B	F	F	B
1-8	C	F	X						
1-3	B	X							
1-5	B	B	B	B					
1-2	C	B	C	S	S	C			
1-7	B	F	X						
9-1									
9-1									
1-1	B	C	S	S					
9-7	B	C	S	S					

Inning Stats	
R: 0	H: 0
E: 0	LOB: 2
K: 1	BB: 2
S: 11	P: 21

R: 0	H: 0
E: 0	LOB: 0
K: 1	BB: 0
S: 6	P: 10

R: 0	H: 0
E: 0	LOB: 0
K: 1	BB: 0
S: 8	P: 9

R: 1	H: 0
E: 0	LOB: 3
K: 2	BB: 4
S: 10	P: 28

R: 0	H: 0
E: 0	LOB: 2
K: 1	BB: 2
S: 11	P: 24

R: 0	H: 1
E: 0	LOB: 1
K: 1	BB: 0
S: 9	P: 10

R: 0	H: 1
E: 0	LOB: 1
K: 0	BB: 0
S: 4	P: 5

PITCHER	IP	WLS	BF	H	R	ER	SO	BB	IBB	HBP	BLK	WP	HR	S	P	ERA	WHIP	
Pete Hamisch, R	(1, 1)	5.0	W	23	0	1	1	6	8	0	0	0	0	0	46	92	1.80	1.600
Xavier Hernandez, R	(6, 1)	1.2		7	2	0	0	1	0	0	0	0	0	12	14	0.00	1.200	
Curt Schilling, R	(7, 1)	2.1	S	9	1	0	0	4	0	0	0	2	0	27	40	0.00	0.429	

Batter	1	2	3	4	5	6	7	8	9	AB R H RBI BB SO LOB	TOP
Deion Sanders, L (1, 7) OBP: 0.250, SLG: 0.182	0-0 P6	3-3 K		4-1 S BB		3-2 G6-3		1-2 G1-3		4 0 0 0 1 1 1	
Jeff Treadway, L (1, 4) OBP: 0.308, SLG: 0.250	4-0 BB 2B BB	1-0		0-2 P2		0-1 FC5-4 1B		1-1 G1-3		4 1 2 1 1 0 1	
Ron Gant, R (1, 8) OBP: 0.308, SLG: 0.273	4-1 2B BB	3-2 F7		4-2 BB		0-0 FC5-4 S			1-1 F9	3 1 0 0 2 0 2	
David Justice, L (1, 9) OBP: 0.308, SLG: 0.692	3-2 HR 2B		1-1 G1-3 E 1B	1-2 F8		1-1 F8		0-0 F9	1-1 F9	5 2 2 2 0 0 3	
Sid Bream, L (1, 3) OBP: 0.182, SLG: 0.545	0-0 HR		2-2 G1-3		2-2 WP 2B		1-1 L3		1-2 F9	5 1 2 2 0 0 1	
Terry Pendleton, S (1, 5) OBP: 0.182, SLG: 0.800	0-3 K		0-0 P6		2-0 L8		1-0 HR			4 1 1 1 0 1 2	
Mike Heath, R (1, 2) Juan Berenguer, R (7, 1)	0-1 F8		1-1 WP 1B		1-0 G5-3		1-0 F8			4 0 1 1 0 0 1	
Rafael Belliard, R (1, 6)		1-1 L8	2-1 G3		4-1 BB		0-0 G6-3			0 0 0 0 0 0 0	
Steve Avery, L (1, 1) Mike Stanton, L (6, 1) Doug Sisk, R (6, 1) Greg Olson, R (7, 2)		1-2 S 1B		1-3 K	1-3 K		0-0 G6-3			3 0 0 0 0 0 0	
										1 0 0 0 0 0 0	
Inning Stats	R: 4 H: 2 E: 0 LOB: 0 K: 1 BB: 2 S: 14 P: 25	R: 1 H: 2 E: 0 LOB: 1 K: 1 BB: 0 P: 21	R: 1 H: 2 E: 1 LOB: 1 K: 0 BB: 0 S: 10 P: 16	R: 0 H: 0 E: 0 LOB: 2 K: 1 BB: 2 S: 12 P: 22	R: 0 H: 1 E: 0 LOB: 2 K: 1 BB: 1 S: 9 P: 19	R: 0 H: 1 E: 0 LOB: 1 K: 0 BB: 0 S: 9 P: 13	R: 1 H: 1 E: 0 LOB: 0 K: 0 BB: 0 S: 5 P: 8	R: 0 H: 0 E: 0 LOB: 0 K: 0 BB: 0 S: 6 P: 8	R: 0 H: 0 E: 0 LOB: 0 K: 0 BB: 0 S: 6 P: 8	1B: 5 SF: 0 2B: 2 SAC: 0 3B: 0 DP: 0 HR: 2 HBP: 0	WP: 2 PA: 41 PB: 0 SB: 3 CS: 0
PITCHER	IP WLS BF H R ER SO BB IBB HBP BLK WP HR S P ERA WHIP										
Jack Armstrong, R (1, 1) ERA: 22.5	2.0 L 12 4 5 5 2 2 0 0 0 0 1 26 46 22.50 3.000										
Chris Hammond, L (3, 1) ERA: 4.5	2.0 10 2 1 1 1 2 0 0 0 1 0 22 38 4.50 2.000										
Scott Scudder, R (5, 1) ERA:	2.0 9 2 0 0 1 1 0 0 0 1 0 18 32 0.00 1.500										
Don Carman, L (7, 1) ERA: 3.86	2.0 7 1 1 1 0 0 0 0 0 0 1 11 16 4.50 0.500										
Ted Power, R (9, 1) ERA: 4.5	1.0 3 0 0 0 0 0 0 0 0 0 0 6 8 0.00 0.000										

Atlanta Braves @ Cincinnati Reds
Riverfront Stadium, Cincinnati, OH
Sat Apr 13 1991, 3:33 AM EDT
Att. 18,566 - Cloudy - 66 F

livebaseballscorecards.com

AB	36
R	7
H	9
RBI	7
BB	5
SO	4
LOB	14



Batter	1	2	3	4	5	6	7	8	9	AB R H RBI BB SO LOB
Bill Doran, S OBP: 0.647, SLG: 0.667 (1, 4)	2-1 F8 2B		3-1 BB 1B		3-2 L7	4-1 FC5-4 BB		3-2 2B		4 0 3 0 1 0 0
Barry Larkin, R OBP: 0.214, SLG: 0.643 (1, 6)	1-1 F8 2-3		1-1 P2		3-1 HR	0-1 FC5-4 1-2f		3-3 K		5 1 1 1 0 1 5
Chris Sabo, R OBP: 0.353, SLG: 0.533 (1, 5)	1-3 K		4-0 BB		3-2 F7		0-0 HR 1B		1-0 P7	4 1 1 0 1 1 1
Eric Davis, R OBP: 0.353, SLG: 0.286 (1, 8)	2-2 G6-3		1-3 K		0-0 E 2B		2-3 K		4-0 S BB	4 1 1 0 1 2 4
Glenn Braggs, R OBP: 0.333, SLG: 0.625 (1, 7)		1-0 F8	1-2 F7		2-1 E7 1B		2-1 HR		2-3 K 1-2	5 2 2 3 0 1 3
Todd Benzinger, S OBP: 0.400, SLG: 0.700 (1, 3)		0-3 K		1-1 F8	2-1 1B		3-2 F7		0-2 F7	5 0 1 1 0 1 1
Paul O'Neill, L OBP: 0.235, SLG: 0.313 (1, 9)		1-1 2B		2-2 F7		0-0 F8	1-0 G4-3			4 0 1 0 0 0 0
Joe Oliver, R OBP: 0.375, SLG: 0.333 (1, 2)		4-2 BB		0-0 2B		1-0 F9		2-1 P6		3 0 1 0 1 0 0
Jack Armstrong, R Mariano Duncan, R Chris Hammond, L Billy Hatcher, R Scott Scudler, R Herm Winningham, L Don Carman, L Hal Morris, L Ted Power, R		1-1 P3		1-3 K		1-0 BB 1B		2-1 P5		0 0 0 0 0 0 0 1 0 0 0 0 0 2 0 0 0 0 0 0 0 1 0 0 0 0 1 1 0 0 0 0 0 0 0 1 0 0 0 0 0 0 1 0 0 1 0 0 0 0 0 0 0 0 0 0 0 0 1 0 0 0 0 0 0 0 0 0 0 0 0 0 0 0

BOTTOM

Atlanta Braves @ Cincinnati Reds
Riverfront Stadium, Cincinnati, OH
Sat Apr 13 1991, 3:33 AM EDT
Att. 18,566 - Cloudy - 66 F

livebaseballscorecards.com

AB	38
R	5
H	12
RBI	5
BB	4
SO	7
LOB	17



Inning Stats	R: 0	H: 1	E: 0	LOB: 1	K: 1	BB: 0	S: 12	R: 0	H: 1	E: 0	LOB: 2	K: 1	BB: 1	S: 11	R: 0	H: 1	E: 0	LOB: 2	K: 1	BB: 1	S: 12	R: 3	H: 4	E: 1	LOB: 1	K: 0	BB: 0	S: 15	R: 0	H: 1	E: 0	LOB: 2	K: 0	BB: 1	S: 6	R: 2	H: 2	E: 0	LOB: 0	K: 1	BB: 0	S: 11	R: 0	H: 1	E: 0	LOB: 1	K: 1	BB: 0	S: 12	R: 0	H: 0	E: 0	LOB: 1	K: 1	BB: 1	S: 7	1B: 5	SF: 0	2B: 5	SAC: 0	3B: 0	DP: 0	HR: 2	HBP: 0	WP: 0	PA: 42
Steve Avery, L ERA: 3.6 (1, 1)	IP	WLS	BF	H	R	ER	SO	BB	IBB	HBP	BLK	WP	HR	S	P	ERA	WHIP																																																	
Mike Stanton, L ERA: (6, 1)	0.2		4	1	0	0	0	1	0	0	0	0	0	4	10	0.00	3.000																																																	
Doug Sisk, R ERA: 6.75 (6, 1)	0.1		1	0	0	0	0	0	0	0	0	0	0	2	2	0.00	0.000																																																	
Juan Berenguer, R ERA: 4.5 (7, 1)	3.0	S	13	3	2	2	3	1	0	0	0	0	1	30	55	6.00	1.333																																																	

Batter	1	2	3	4	5	6	7	8	9	AB R H RBI BB SO LOB	TOP		
Otis Nixon, S OBP: 0.429, SLG: 0.333 (1, 7)	4-1 CS S BB		0-0 F8		0-0 FC6-4		1-2 CS 2-H 1B		0-0 PB 1B 1B F8	5 1 2 2 1 0 4			
Mark Lemke, S OBP: 0.286, SLG: 0.500 (1, 4) (8, 5)	0-3 K		2-0 G5-3		2-2 SF7		2-0 CS 1-2	1-0 E 1B 2B	0-0 PB 1B 1B	4 2 2 1 0 1 1			
Ron Gant, R OBP: 0.278, SLG: 0.200 (1, 8)	3-2 G5-3 2-3		0-0 F9		2-3 K			4-1 1B E G1-2-3 BB	0-2 F8	4 0 0 0 1 1 4			
David Justice, L OBP: 0.278, SLG: 0.556 (1, 9)		1-2 F7		1-1 P5		1-1 P3		1-1 E3 G1-2-3 1B 1-2 2-3	2-2 BB 1B 1-2 2-3 1B	5 2 1 2 0 0 2			
Francisco Cabrera, R Sid Bream, L OBP: 0.308, SLG: 0.583 (1, 3) (6, 3)		1-0 P6		0-0 F7		2-2 L5		2-1 1B E G1-2-3 1B 1-2 2-3 3-H	4-0 WP 1B 1B BB	3 0 0 0 0 0 0 1 2 1 1 1 0 0			
Jeff Blauser, R Jeff Treadway, L OBP: 0.200, SLG: 0.200 OBP: 0.333, SLG: 0.286 (1, 5) (8, PH) (8, 4)		3-2 1B 1B		0-0 P6		0-1 G4-3		1-1 G1-2-3 1-2 2-3 3-H	2-2 1B WP 1B 1B	3 1 1 0 0 0 0 2 1 1 1 0 0 3			
Greg Olson, R Tommy Gregg, L Marvin Freeman, R OBP: 0.750, SLG: 0.750 OBP: 1.000, SLG: 1.500 (1, 2) (8, PH) (8, 1)		0-1 1B 1B		0-0 1B E FC6-4 1B		0-0 1B E SH1 1B 1B		2-2 SH1 1B IBB	3-2 G4-3 1-2 2-3 1B	3 2 3 0 0 0 0 0 0 0 0 1 0 0 1 0 0 0 0 0 2			
Rafael Belliard, R OBP: 0.308, SLG: 0.250 (1, 6)		3-2 1B 1B		0-1 E1 FC6-4 1B SF7		0-0 SH1		0-0 SH1 E2 1B 1-2 2-H 3-H	1-0 1B 1B	4 1 3 3 0 0 1			
Tom Glavine, L Terry Pendleton, S Doug Sisk, R Mike Stanton, L Mike Heath, R OBP: 0.500, SLG: 0.500 OBP: 0.167, SLG: 0.727 (1, 1) (7, PH) (7, 1) (7, 1) (8, PH) (8, 2)		2-2 L7		0-0 FC6-4 1B		0-0 F8		2-2 F8 2-2 CS G5-3	1-3 K 3-H 1B	2 0 1 0 0 0 2 1 0 0 0 0 0 1 0 0 0 0 0 0 0 0 0 0 0 0 0 0 2 0 1 1 0 1 2			
Inning Stats	R: 0 E: 0 K: 1 S: 7 H: 0 LOB: 0 BB: 1 P: 14	R: 1 E: 0 K: 0 S: 15 H: 3 LOB: 2 BB: 0 P: 25	R: 0 E: 0 K: 0 S: 3 H: 0 LOB: 0 BB: 0 P: 5	R: 0 E: 0 K: 0 S: 4 H: 0 LOB: 0 BB: 0 P: 5	R: 2 E: 1 K: 1 S: 11 H: 2 LOB: 1 BB: 0 P: 15	R: 0 E: 0 K: 0 S: 7 H: 0 LOB: 0 BB: 0 P: 10	R: 1 E: 0 K: 0 S: 12 H: 2 LOB: 0 BB: 0 P: 18	R: 3 E: 2 K: 1 S: 12 H: 3 LOB: 2 BB: 2 P: 26	R: 5 E: 0 K: 0 S: 27 H: 6 LOB: 2 BB: 1 P: 45	1B: 15 2B: 1 3B: 0 HR: 0 SF: 1 SAC: 1 DP: 1 HBP: 0	WP: 1 PB: 1 SB: 2 CS: 2 PA: 47		
PITCHER	IP WLS BF H R ER SO BB IBB HBP BLK WP HR S P ERA WHIP											PITCHER	IP WLS BF H R ER SO BB IBB HBP BLK WP HR S P ERA WHIP
Tom Browning, L ERA: 2.35 (1, 1)	7.0 L 28 7 4 2 2 1 0 0 0 0 0 0 59 92 2.57 1.143												
Don Carman, L ERA: 7.71 (8, 1)	0.0 4 2 3 1 0 1 0 0 0 0 0 0 6 14 ∞ ∞												
Ted Power, R ERA: 3.0 (8, 1)	1.0 4 1 0 0 1 0 1 0 0 0 0 0 6 12 0.00 1.000												
Tim Layana, R ERA: 45.0 (9, 1)	1.0 10 6 5 5 0 1 0 0 0 0 1 0 27 45 45.00 7.000												

Atlanta Braves @ Cincinnati Reds
Riverfront Stadium, Cincinnati, OH
Sun Apr 14 1991, 3:33 AM EDT
Att. 25,837 - Cloudy - 68 F

livebaseballscorecards.com

AB 40
R 12
H 16
RBI 11
BB 4
SO 3
LOB 22



Batter	1	2	3	4	5	6	7	8	9	AB	R	H	RBI	BB	SO	LOB
Bill Doran, S OBP: 0.524, SLG: 0.500 (1, 4)	1-3 K	1-1 F7			1-0 L6		1-0 F9			4	0	0	0	0	1	1
Billy Hatcher, R OBP: 0.214, SLG: 0.083 (1, 7)	3-2 E9 G4-3 1B		2-2 P3		3-1 P3			1-1 HBP		3	1	1	0	0	0	0
Barry Larkin, R OBP: 0.167, SLG: 0.500 (1, 6)	1-2 G4-3		1-1 G4-3		1-0 G5-3			3-2 F8		4	0	0	0	0	0	2
Eric Davis, R OBP: 0.429, SLG: 0.353 (1, 8)	4-1 BB 1B BB		0-0 1B		2-2 S 1B 1B			2-2 P4		3	0	2	0	1	0	1
Chris Sabo, R OBP: 0.381, SLG: 0.526 (1, 5)	2-2 BB 1B		3-3 K		2-1 F8-6-4 1B			2-2 F8		4	0	2	1	0	1	2
Glenn Braggs, R OBP: 0.385, SLG: 0.500 (1, 9)	4-1 BB		3-2 G5-3		2-1 F8-6-4			4-1 G4-6-3 BB		2	0	0	0	2	0	2
Todd Benzinger, S OBP: 0.286, SLG: 0.500 (1, 3)	2-0 P2		2-1 P5		2-2 L3			2-1 G4-6-3		4	0	0	0	0	0	4
Joe Oliver, R OBP: 0.333, SLG: 0.300 (1, 2)			1-3 K		1-3 K		2-2 1B	3-3 K		4	0	1	0	0	3	0
Tom Browning, L OBP: 0.200, SLG: 0.400 (7, PH)			2-3 K		1-3 K					2	0	0	0	0	2	0
Herm Winningham, L OBP: 1.000, SLG: 1.000 (7, PH)										0	0	0	0	0	0	0
Mariano Duncan, R OBP: 0.000, SLG: 0.000 (8, 1)										1	0	0	0	0	1	1
Don Carman, L OBP: 0.000, SLG: 0.000 (8, 1)										0	0	0	0	0	0	0
Ted Power, R OBP: 0.000, SLG: 0.000 (8, 1)										0	0	0	0	0	0	0
Tim Layana, R OBP: 0.000, SLG: 0.000 (9, 1)										0	0	0	0	0	0	0

BOTTOM

Atlanta Braves @ Cincinnati Reds
Riverfront Stadium, Cincinnati, OH
Sun Apr 14 1991, 3:33 AM EDT
Att: 25,837 - Cloudy - 68 F

livebaseballscorecards.com

AB	31
R	1
H	6
RBI	1
BB	3
SO	8
LOB	13



Inning Stats	R: 1	H: 2	E: 1	LOB: 3	K: 1	S: 18	P: 35	R: 0	H: 0	E: 0	LOB: 0	K: 2	S: 10	R: 0	H: 1	E: 0	LOB: 1	K: 1	S: 9	R: 0	H: 0	E: 0	LOB: 0	K: 1	S: 9	R: 0	H: 0	E: 0	LOB: 0	K: 1	S: 6	R: 0	H: 2	E: 0	LOB: 1	K: 0	S: 8	R: 0	H: 1	E: 0	LOB: 1	K: 1	S: 10	R: 0	H: 0	E: 0	LOB: 1	K: 0	S: 13	R: 0	H: 0	E: 0	LOB: 0	K: 1	S: 7	1B: 6	2B: 1	3B: 0	HR: 0	SF: 0	SAC: 0	DP: 2	HBP: 1	WP: 0	PB: 0	SB: 1	CS: 0	PA: 35	ERA	WHIP
PITCHER	IP	WLS	BF	H	R	ER	SO	BB	IBB	HBP	BLK	WP	HR	S	P	ERA	WHIP																																																					
Tom Glavine, L ERA: 1.5 (1, 1)	6.0		24	5	1	1	6	2	0	0	0	0	0	60	105	1.50	1.167																																																					
Doug Sisk, R ERA: 6.0 (7, 1)	0.1		2	1	0	0	0	0	0	0	0	0	0	6	10	0.00	3.000																																																					
Mike Stanton, L ERA: (7, 1)	0.2		2	0	0	0	1	0	0	0	0	0	0	4	6	0.00	0.000																																																					
Marvin Freeman, R ERA: (8, 1)	2.0		7	0	0	0	1	1	0	1	0	0	0	20	37	0.00	0.500																																																					

Batter	1	2	3	4	5	6	7	8	9	10	11	AB R H RBI BB SO LOB	TOP					
Bill Doran, S OBP: 0.462, SLG: 0.429 (1, 4)	1-2 F7		0-0 FC6-4 1B		2-1 G6-3			3-2 F9		1-0 G6-3		5 0 1 0 0 0 0						
Mariano Duncan, R OBP: 0.222, SLG: 0.250 (1, 6)	1-1 2B		1-1 FC6-4 1-2f			3-1 G1-3		3-3 K			1-2 G1-3	5 0 1 0 0 1 1						
Chris Sabo, R OBP: 0.385, SLG: 0.609 (1, 5)	4-2 G5-4-3 BB			0-1 HR		0-3 K			0-0 G4-3		0-0 G5-3	4 1 1 1 1 1 0						
Eric Davis, R OBP: 0.423, SLG: 0.333 (1, 8)	0-1 G5-4-3 1-2f			1-1 G5-3		1-0 1B			4-0 G4-3 E BB		2-3 K	4 1 1 0 1 1 2						
Glenn Braggs, R OBP: 0.294, SLG: 0.357 (1, 7) (7, 9)				3-2 G6-3		1-0 P4			2-1 G4-3		1-2 G4-3	4 0 0 0 0 1 2						
Todd Benzinger, S OBP: 0.333, SLG: 0.500 (1, 3)			2-2 G3-6-1 1B		0-2 1B		2-3 K		2-1 E5 2-H			4 0 2 0 0 1 0						
Paul O'Neill, L OBP: 0.200, SLG: 0.263 (1, 9) Randy Myers, L (7, 1) Luis Quinones, S (9, PH) Rob Dibble, L (9, 1) Ted Power, R (11, 1)			2-2 G3-6-1 1-2f		0-3 K		1-0 P4		0-0 P2			3 0 0 0 0 1 2 0 0 0 0 0 0 0 1 0 0 0 0 0 1 0 0 0 0 0 0 0 0 0 0 0 0 0 0						
Joe Oliver, R OBP: 0.267, SLG: 0.231 (1, 2) Jeff Reed, L (10, PH) OBP: 0.444, SLG: 0.167 (10, 2)			0-1 P3		0-0 G5-3		2-1 G6-3			0-0 G4-3		3 0 0 0 0 0 0 1 0 0 0 0 0 0						
Jose Rijo, R OBP: 0.500, SLG: 0.500 (1, 1) Billy Hatcher, R (7, 7) OBP: 0.188, SLG: 0.071			1-3 K		0-3 K			0-0 P2		2-2 G1-3		2 0 0 0 0 2 0 2 0 0 0 0 0 0						
Inning Stats	R: 0 H: 1 E: 0 LOB: 1 K: 0 BB: 1 S: 10 P: 16	R: 0 H: 1 E: 0 LOB: 0 K: 1 BB: 0 S: 9 P: 15	R: 0 H: 1 E: 0 LOB: 1 K: 1 BB: 0 S: 8 P: 10	R: 1 H: 2 E: 0 LOB: 1 K: 1 BB: 0 S: 13 P: 17	R: 0 H: 0 E: 0 LOB: 0 K: 1 BB: 0 S: 6 P: 8	R: 0 H: 1 E: 0 LOB: 1 K: 1 BB: 0 S: 7 P: 12	R: 0 H: 0 E: 0 LOB: 0 K: 1 BB: 0 S: 6 P: 11	R: 0 H: 0 E: 0 LOB: 0 K: 1 BB: 0 S: 8 P: 14	R: 1 H: 0 E: 1 LOB: 1 K: 0 BB: 1 S: 6 P: 14	R: 0 H: 0 E: 0 LOB: 0 K: 0 BB: 0 S: 5 P: 8	R: 0 H: 0 E: 0 LOB: 0 K: 1 BB: 0 S: 7 P: 10	1B: 4 SF: 0 2B: 1 SAC: 0 3B: 0 DP: 2 HR: 1 HBP: 0	WP: 0 PA: 40 PB: 0 SB: 0 CS: 0					
PITCHER	IP WLS BF H R ER SO BB IBB HBP BLK WP HR S P ERA WHIP																	
Bruce Hurst, L (1, 1) ERA: 2.25	9.0	34	6	2	1	7	2	0	0	0	0	0	0	1	73	117	1.00	0.889
Mike Maddux, R (10, 1) ERA:	2.0	6	0	0	0	1	0	0	0	0	0	0	0	12	18	0.00	0.000	

Cincinnati Reds @ San Diego Padres
 Jack Murphy Stadium, San Diego, CA
 Mon Apr 15 1991, 10:05 PM EDT
 Att: 18,815 - Sunny - 62 F

AB	38
R	2
H	6
RBI	1
BB	2
SO	8
LOB	8



Batter	1	2	3	4	5	6	7	8	9	10	11	AB R H RBI BB SO LOB
Bip Roberts, S OBP: 0.394, SLG: 0.387 (1, 4)	1-2 E S SF7 HBP		1-3 K		1-0 1B 1B		1-1 SH3		1-3 K2-3		3-2 WP 2-H	4 1 1 0 0 2 1
Tony Fernandez, S OBP: 0.333, SLG: 0.344 (1, 6)	2-3 K		1-0 1B		0-0 1B 1B		1-1 S 1B		0-3 K			5 0 3 0 0 2 1
Tony Gwynn, L OBP: 0.438, SLG: 0.500 (1, 9)	1-0 SF7		1-3 K		0-0 1B		4-1 1B 1-2 IBB			0-0 1B 1B		3 0 2 2 1 1 2
Fred McGriff, L OBP: 0.355, SLG: 0.423 (1, 3)	4-2 BB		0-3 K		1-2 2-3 3-H K		2-3 K			1-1 1B 1-2 1B		4 0 1 0 1 3 8
Benito Santiago, R OBP: 0.419, SLG: 0.581 (1, 2)	2-2 P3			1-0 F9	0-0 L9		1-2 F8			0-2 F9		5 0 0 0 0 0 9
Jerald Clark, R OBP: 0.500, SLG: 0.615 (1, 7)		1-3 K		2-2 L9		3-1 F9		0-3 K		0-2 L9		5 0 0 0 0 2 2
Garry Templeton, S OBP: 0.091, SLG: 0.091 (1, 5)		3-2 E4 G6-3		1-3 K		0-0 G4-3		1-2 F9		0-1 F7		5 0 0 0 0 1 2
Shawn Abner, R OBP: 0.360, SLG: 0.364 (1, 8)		0-0 G6-3			0-0 FC1-6 1B		3-2 P5		1-2 F8		0-0 SH2-4 WP 1B	5 1 2 0 0 0 1
Bruce Hurst, L (1, 1)			0-0 E3 1B		0-0 FC1-6 1B 1B		4-0 1B SH3 BB		2-3 K		0-2 SH2-4	2 1 0 0 1 0 1
Mike Aldrete, L (9, PH)											1-2 SH2-4	1 0 0 0 0 1 0
Mike Maddux, L (10, 1)												0 0 0 0 0 0 0

Inning Stats	R: 1	H: 0	R: 0	H: 0	R: 0	H: 1	R: 0	H: 0	R: 1	H: 4	R: 0	H: 0	R: 0	H: 1	R: 0	H: 0	R: 0	H: 0	R: 0	H: 2	R: 1	H: 1	1B: 9	SF: 1	
E: 1	LOB: 1	E: 1	LOB: 0	E: 1	LOB: 2	E: 0	LOB: 0	E: 0	LOB: 3	E: 0	LOB: 0	E: 0	LOB: 0	E: 0	LOB: 2	E: 0	LOB: 0	E: 0	LOB: 0	E: 0	LOB: 0	E: 0	LOB: 0	2B: 0	SAC: 2
K: 1	BB: 1	K: 1	BB: 0	K: 3	BB: 0	K: 1	BB: 0	K: 1	BB: 2	K: 1	BB: 0	K: 1	BB: 0	K: 3	BB: 0	K: 3	BB: 0	K: 3	BB: 0	K: 0	BB: 0	K: 0	BB: 0	3B: 0	DP: 1
S: 15	P: 25	S: 7	P: 11	S: 11	P: 14	S: 7	P: 11	S: 13	P: 17	S: 6	P: 12	S: 11	P: 24	S: 10	P: 12	S: 9	P: 12	S: 11	P: 12	S: 7	P: 10	HR: 0	HBP: 1	WP: 2	PA: 46

PITCHER	IP	WLS	BF	H	R	ER	SO	BB	IBB	HBP	BLK	WP	HR	S	P	ERA	WHIP
Jose Rijo, R ERA: 3.65 (1, 1)	6.1		30	6	2	1	7	2	1	1	0	0	0	64	105	1.42	1.263
Randy Myers, L ERA: (7, 1)	1.2		5	0	0	0	2	0	0	0	0	0	0	16	21	0.00	0.000
Rob Dibble, R ERA: 2.7 (9, 1)	2.0		8	2	0	0	3	0	0	0	0	0	0	20	24	0.00	1.000
Ted Power, R ERA: 5.4 (11, 1)	0.1	L	3	1	1	1	0	0	0	0	0	1	0	7	10	27.00	3.000

BOTTOM

Cincinnati Reds @ San Diego Padres
Jack Murphy Stadium, San Diego, CA
 Mon Apr 15 1991, 10:05 PM EDT
 Att. 18,815 - Sunny - 62 F

AB	39
R	3
H	9
RBI	2
BB	3
SO	12
LOB	27



PITCHER	IP	WLS	BF	H	R	ER	SO	BB	IBB	HBP	BLK	WP	HR	S	P	ERA	WHIP
Jose Rijo, R ERA: 3.65 (1, 1)	6.1		30	6	2	1	7	2	1	1	0	0	0	64	105	1.42	1.263
Randy Myers, L ERA: (7, 1)	1.2		5	0	0	0	2	0	0	0	0	0	0	16	21	0.00	0.000
Rob Dibble, R ERA: 2.7 (9, 1)	2.0		8	2	0	0	3	0	0	0	0	0	0	20	24	0.00	1.000
Ted Power, R ERA: 5.4 (11, 1)	0.1	L	3	1	1	1	0	0	0	0	0	1	0	7	10	27.00	3.000

Batter	1	2	3	4	5	6	7	8	9	AB R H RBI BB SO LOB	TOP
Billy Hatcher, R (1, 7) OBP: 0.200, SLG: 0.111	2-3 		1-1 			3-2 			1-3 	4 0 1 0 0 2 1	
Barry Larkin, R (1, 6) OBP: 0.182, SLG: 0.455	1-2 		1-2 	3-3 		1-3 			2-2 	4 1 1 0 0 2 1	
Paul O'Neill, L (1, 9) OBP: 0.250, SLG: 0.238	1-3 			3-3 			4-2 		4-1 	2 0 0 0 2 2 0	
Eric Davis, R (1, 8) OBP: 0.433, SLG: 0.375		2-2 		3-2 			1-3 		4-2 	3 0 1 0 1 1 1	
Chris Sabo, R (1, 5) OBP: 0.333, SLG: 0.519		1-0 			3-2 		2-3 		0-0 	4 0 0 0 0 1 5	
Hal Morris, L (1, 3) OBP: 0.231, SLG: 0.231		2-1 			0-2 		2-3 		0-0 	4 0 1 1 0 1 2	
Mariano Duncan, R (1, 4) OBP: 0.167, SLG: 0.182			3-3 			1-3 			1-2 	3 0 0 0 0 3 1	
Jeff Reed, L (1, 2) OBP: 0.417, SLG: 0.222			1-1 			2-2 			3-1 	3 0 1 0 0 0 0	
Norm Charlton, S (1, 1) Randy Myers, L (9, 1)			0-0 			0-0 			0-3 	2 0 0 0 0 1 0 0 0 0 0 0 0 0	
Inning Stats	R: 0 E: 0 K: 2 S: 10 H: 0 LOB: 0 BB: 0 P: 14	R: 0 E: 0 K: 1 S: 9 H: 1 LOB: 1 BB: 0 P: 17	R: 0 E: 0 K: 0 S: 7 H: 1 LOB: 0 BB: 0 P: 10	R: 0 E: 0 K: 2 S: 12 H: 0 LOB: 0 BB: 0 P: 21	R: 0 E: 0 K: 1 S: 11 H: 0 LOB: 0 BB: 0 P: 15	R: 0 E: 0 K: 1 S: 15 H: 1 LOB: 1 BB: 0 P: 21	R: 0 E: 0 K: 3 S: 13 H: 0 LOB: 1 BB: 1 P: 22	R: 0 E: 0 K: 2 S: 8 H: 0 LOB: 0 BB: 0 P: 12	R: 1 E: 0 K: 1 S: 13 H: 2 LOB: 2 BB: 2 P: 24	1B: 4 2B: 1 3B: 0 HR: 0 SF: 0 SAC: 1 DP: 0 HBP: 0	WP: 0 PB: 0 SB: 0 CS: 1 PA: 34
PITCHER	IP WLS BF H R ER SO BB IBB HBP BLK WP HR S P ERA WHIP										
Andy Benes, R (1, 1) ERA: 5.11	8.1 L 31 4 1 1 13 3 0 0 0 0 0 0 96 154 1.08 0.840										
Larry Andersen, R (9, 1) ERA:	0.2 2 1 0 0 0 0 0 0 0 0 0 0 2 2 0.00 1.500										

Cincinnati Reds @ San Diego Padres
Jack Murphy Stadium, San Diego, CA
 Tue Apr 16 1991, 10:05 PM EDT
 Att. 19,752 - Cloudy - 54 F

livebaseballscorecards.com

AB	29
R	1
H	5
RBI	1
BB	3
SO	13
LOB	11



Batter	1	2	3	4	5	6	7	8	9	AB	R	H	RBI	BB	SO	LOB										
Bip Roberts, S OBP: 0.368, SLG: 0.361 (1, 4)	1-1 BB 1B		2-1 G6-3		1-2 G6-3		2-2 G6-3		0-3 K	5	0	1	0	0	1	2										
Tony Fernandez, S OBP: 0.351, SLG: 0.343 (1, 6)	4-1 BB 1-2 BB		0-0 BB 1B		1-1 G1-3			0-1 P3		3	0	1	0	1	0	0										
Tony Gwynn, L OBP: 0.417, SLG: 0.469 (1, 9)	1-3 K		0-2 BB 1B		1-0 G4-1			0-1 G4-3		4	0	1	0	0	1	2										
Fred McGriff, L OBP: 0.400, SLG: 0.407 (1, 3)	0-3 K		4-1 BB 1-2 BB		4-2 FC5-4 BB			4-2 WP BB		1	0	0	0	3	1	2										
Benito Santiago, R OBP: 0.371, SLG: 0.514 (1, 2)	0-0 F9		0-1 F9		2-1 F9			2-3 K		4	0	0	0	0	1	6										
Jerald Clark, R OBP: 0.471, SLG: 0.552 (1, 7)		1-1 F9		1-1 F9		1-1 FC5-4			4-0 BB SH1-4 FC5-2 BB	3	0	0	0	1	0	1										
Jim Presley, R OBP: 0.217, SLG: 0.100 (1, 5)		0-0 G5-3		0-3 K		2-3 K			1-1 SH1-4	3	0	0	0	0	2	1										
Shawn Abner, R OBP: 0.379, SLG: 0.360 (1, 8)		2-0 E5		2-2 HBP			0-0 F9		1-2 FC5-2 1B	3	0	1	0	0	0	0										
Andy Benes, R (1, 1)		0-3 K		1-0 P3			2-2 G3		2-2 FC5-2	3	0	0	0	0	1	2										
Larry Andersen, R (9, 1)									1-2 FC5-2	0	0	0	0	0	0	0										
Darrin Jackson, R (9, PH)									3-H	1	0	0	0	0	0	2										
Inning Stats	R: 0 E: 0 K: 2 S: 10	H: 1 LOB: 2 BB: 1 P: 16	R: 0 E: 1 K: 1 S: 7	H: 0 LOB: 1 BB: 0 P: 10	R: 0 E: 0 K: 0 S: 9	H: 2 LOB: 2 BB: 1 P: 15	R: 0 E: 0 K: 1 S: 8	H: 0 LOB: 1 BB: 0 P: 12	R: 0 E: 0 K: 1 S: 9	H: 0 LOB: 1 BB: 1 P: 18	R: 0 E: 0 K: 0 S: 9	H: 0 LOB: 0 BB: 0 P: 13	R: 0 E: 0 K: 1 S: 10	H: 0 LOB: 1 BB: 1 P: 16	R: 0 E: 0 K: 1 S: 14	H: 1 LOB: 2 BB: 1 P: 22	1B: 4 2B: 0 3B: 0 HR: 0	SF: 0 SAC: 1 DP: 0 HBP: 1	WP: 1 PB: 0 SB: 0 CS: 0	PA: 37						
PITCHER Norm Charlton, L ERA: 1.65	(1, 1)	8.1 WLS W	35 BF	4 H	0 R	0 ER	6 SO	5 BB	0 IBB	1 HBP	0 BLK	1 WP	0 HR	73 S	120 P	0.00 ERA	1.080 WHIP									
Randy Myers, L ERA:	(9, 1)	0.2 S	2 BF	0 H	0 R	0 ER	1 SO	0 BB	0 IBB	0 HBP	0 BLK	0 WP	0 HR	9 S	11 P	0.00 ERA	0.000 WHIP									

BOTTOM

Cincinnati Reds @ San Diego Padres
Jack Murphy Stadium, San Diego, CA

Tue Apr 16 1991, 10:05 PM EDT
 Att: 19,752 - Cloudy - 54 F

livebaseballscorecards.com

AB	30
R	0
H	4
RBI	0
BB	5
SO	7
LOB	18



Batter	1	2	3	4	5	6	7	8	9	AB R H RBI BB SO LOB	TOP											
Chris Sabo, R (1, 5) OBP: 0.371, SLG: 0.516	4-2 FFB 1B BB		1-1 P2		2-1 FC6-4 1-2f			2-1 2B 1B	1-0 BB 1B	4 1 2 0 1 0 1	<p>Cincinnati Reds @ San Diego Padres Jack Murphy Stadium, San Diego, CA Wed Apr 17 1991, 10:05 PM EDT Att. 18,014 - Cloudy - 56 F</p>											
Paul O'Neill, L (1, 9) OBP: 0.310, SLG: 0.440	3-1 P6		1-2 G6-3			2-1 HR		0-0 1B SF8 2B	4-2 BB 1B	4 2 2 1 1 0 1												
Barry Larkin, R (1, 6) OBP: 0.185, SLG: 0.407	2-1 P3		1-0 F8			2-2 G6-3		0-2 SF8 SF9 1B	1-2 G1-3	5 1 1 1 0 0 3												
Eric Davis, R (1, 8) OBP: 0.441, SLG: 0.370	1 SAFE 1-2 1B			3-2 G6-3		2-1 F8		4-0 IBB		3 0 1 0 1 0 0												
Bill Doran, S (1, 4) OBP: 0.433, SLG: 0.417	1-3 K			1-2 G1-3		3-2 1B		3-2 SF8		3 0 1 1 0 1 2												
Hal Morris, L (1, 3) OBP: 0.250, SLG: 0.438		1-0 HR		0-2 G6-3		2-3 K		1-2 SF9		3 1 1 1 0 1 1												
Todd Benzinger, S (8, PH) OBP: 0.316, SLG: 0.500								3-H		0 0 0 1 0 0 0												
Jeff Reed, L (1, 2) OBP: 0.313, SLG: 0.154		3-2 L9			0-0 G4-3		0-3 K	1-0 G4-3		4 0 0 0 0 1 1												
Billy Hatcher, R (1, 7) OBP: 0.167, SLG: 0.091		0-0 F7			2-3 K		0-2 G6-3		1-1 L9	4 0 0 0 0 1 0												
Chris Hammond, L (1, 1) OBP: 0.500, SLG: 0.500			0-3 K		0-0 FC6-4 1B		2-2 G5-3		0-3 K	2 0 1 0 0 1 0												
Glenn Braggs, R (7, PH) OBP: 0.278, SLG: 0.333										1 0 0 0 0 0 0												
Scott Scudder, R (7, 1)										1 0 0 0 0 1 0												
Inning Stats	R: 0 E: 0 K: 1 S: 17	H: 1 LOB: 2 BB: 1 P: 26	R: 1 E: 0 K: 1 S: 9	H: 1 LOB: 0 BB: 0 P: 13	R: 0 E: 0 K: 0 S: 6	H: 0 LOB: 0 BB: 0 P: 9	R: 0 E: 0 K: 0 S: 9	H: 0 LOB: 0 BB: 0 P: 13	R: 0 E: 0 K: 1 S: 10	H: 1 LOB: 1 BB: 0 P: 14	R: 1 E: 0 K: 1 S: 18	H: 2 LOB: 1 BB: 0 P: 29	R: 0 E: 0 K: 1 S: 9	H: 0 LOB: 0 BB: 0 P: 11	R: 3 E: 0 K: 0 S: 15	H: 3 LOB: 1 BB: 1 P: 26	R: 0 E: 0 K: 1 S: 11	H: 1 LOB: 2 BB: 1 P: 18	1B: 6 2B: 1 3B: 0 HR: 2	SF: 2 SAC: 0 DP: 0 HBP: 0	WP: 0 PB: 0 SB: 1 CS: 0	PA: 39
PITCHER	IP WLS BF H R ER SO BB IBB HBP BLK WP HR S P ERA WHIP																					
Greg Harris, R (1, 1) ERA: 2.3	7.0 L 27 5 2 2 5 1 0 0 0 0 0 2 78 115 2.57 0.857																					
Wes Gardner, R (8, 1) ERA: 15.43	0.0 4 3 3 3 0 0 0 1 0 0 0 0 6 12 ∞ ∞																					
Pat Clements, L (8, 1) ERA:	2.0 8 1 0 0 1 1 0 0 0 0 0 0 20 32 0.00 1.000																					

AB	34
R	5
H	9
RBI	5
BB	3
SO	6
LOB	9



Batter	1	2	3	4	5	6	7	8	9	AB	R	H	RBI	BB	SO	LOB
Bip Roberts, S (1, 4) OBP: 0.381, SLG: 0.400	1-2 CS 1B		2-2 2-H 2B		0-0 G4-3			1-2 L7		4	0	2	1	0	0	2
Tony Fernandez, S (1, 6) OBP: 0.341, SLG: 0.333	3-2 SAFE SAFE G4-3 1-2		0-3 K			1-2 G6-3		0-1 SAFE 1-2 1B		4	0	1	0	0	1	2
Tony Gwynn, L (1, 9) OBP: 0.400, SLG: 0.429	1-1 G4-3			1-1 G3		4-0 BB		1-1 L9		3	0	0	0	1	0	2
Benito Santiago, R (1, 2) OBP: 0.359, SLG: 0.487		1-0 P6		0-0 FC6-4 1B		0-0 L7		1-1 F8		4	0	1	0	0	0	3
Fred McGriff, L (1, 3) OBP: 0.359, SLG: 0.355		1-1 G3-1		1-3 K		1-0 F8			1-3 K	4	0	0	0	0	2	2
Jerald Clark, R (1, 7) OBP: 0.421, SLG: 0.485		1-0 G5-3		0-2 FC6-4 1-2f			1-0 P3		0-2 G5-3	4	0	0	0	0	0	1
Jim Presley, R (1, 5) OBP: 0.200, SLG: 0.091			2-0 G5-3		1-0 G6-3		3-3 K		1-3 K2-3	2	0	0	0	0	0	0
Garry Templeton, S (7, PH) OBP: 0.077, SLG: 0.077										2	0	0	0	0	2	0
Darrin Jackson, R (1, 8) OBP: 0.222, SLG: 0.250			1-0 SH1-4 2B 1B		2-2 F9		0-1 G5-3			3	1	1	0	0	0	0
Wes Gardner, R (8, 1)										0	0	0	0	0	0	0
Pat Clements, R (8, 1)										0	0	0	0	0	0	0
Greg Harris, R (1, 1) OBP: 0.250, SLG: 0.250			1-0 SH1-4		0-0 1B			0-2 1B		1	0	1	0	0	0	0
Shawn Abner, R (8, 8) OBP: 0.400, SLG: 0.385										1	0	1	0	0	0	0

BOTTOM	
Cincinnati Reds @ San Diego Padres	Jack Murphy Stadium, San Diego, CA
AB 32	
R 1	
H 7	
RBI 1	
BB 1	
SO 5	
LOB 12	
	

Inning Stats	
R: 0 E: 0 K: 0 S: 8	H: 1 LOB: 0 BB: 0 P: 13
R: 0 E: 0 K: 0 S: 4	H: 0 LOB: 0 BB: 0 P: 7
R: 1 E: 0 K: 1 S: 9	H: 2 LOB: 1 BB: 0 P: 15
R: 0 E: 0 K: 1 S: 10	H: 1 LOB: 1 BB: 0 P: 12
R: 0 E: 0 K: 0 S: 6	H: 1 LOB: 1 BB: 0 P: 9
R: 0 E: 0 K: 0 S: 5	H: 0 LOB: 1 BB: 1 P: 11
R: 0 E: 0 K: 1 S: 6	H: 0 LOB: 0 BB: 0 P: 10
R: 0 E: 0 K: 0 S: 13	H: 2 LOB: 2 BB: 0 P: 16
R: 0 E: 0 K: 2 S: 10	H: 0 LOB: 0 BB: 0 P: 12
1B: 6 2B: 1 3B: 0 HR: 0	SF: 0 SAC: 1 DP: 0 HBP: 0
WP: 0 PB: 0 SB: 0 CS: 1	PA: 34

PITCHER	IP	WLS	BF	H	R	ER	SO	BB	IBB	HBP	BLK	WP	HR	S	P	ERA	WHIP
Chris Hammond, L (1, 1) ERA: 2.25	6.0	W	23	5	1	1	2	1	0	0	0	0	0	42	67	1.50	1.000
Scott Scudder, R (7, 1) ERA:	3.0	S	11	2	0	0	3	0	0	0	0	0	0	29	38	0.00	0.667

PITCHER	IP	WLS	BF	H	R	ER	SO	BB	IBB	HBP	BLK	WP	HR	S	P	ERA	WHIP

Wed Apr 17 1991, 10:05 PM EDT
Att: 18,014 - Cloudy - 56 F

livebaseballscores.com

Batter	1	2	3	4	5	6	7	8	9	AB	R	H	RBI	BB	SO	LOB	TOP					
Chris Sabo, R (1, 5) OBP: 0.375, SLG: 0.486	3-2 F9		1-1 S 1B	2-2 BB HBP		0-1 G5-3		1-1 E6 1B		4	1	1	1	0	0	1						
Bill Doran, S (1, 4) OBP: 0.457, SLG: 0.407	2-2 G5-3		1-1 F7	4-1 FC6-4 BB			0-0 G3 1B BB	4-1 1B E BB		3	2	1	1	2	0	1						
Barry Larkin, R (1, 6) OBP: 0.281, SLG: 0.452	1-1 1B						1 SAFE 1 B 1 B 1 B X	0-0 BB G3 1B	0-0 FC6-4 1B	4	1	3	1	1	0	3						
Eric Davis, R (1, 8) OBP: 0.410, SLG: 0.375	2-2 F8		1-0 PB BB 2B	1-1 F9			3-2 G3	1-1 FC6-4 G4-6-3		5	1	1	0	0	0	4						
Billy Hatcher, R (8, PR) OBP: 0.167, SLG: 0.091			1-3 BB 2B				1-2 2-3	1-2 2-H		0	0	0	0	0	0	0						
Glenn Braggs, R (1, 9) OBP: 0.261, SLG: 0.263		3-2 F8	1-1 G1-3	3-3 K			4-0 BB IBB	1-1 G4-6-3		4	0	0	0	1	1	3						
Mariano Duncan, R (1, 7) OBP: 0.200, SLG: 0.154		0-0 G4-3	2-2 BB PB HBP	0-3 K			0-3 K		4-1 L6-4-3 BB	2	1	0	0	0	1	0						
Luis Quinones, S (7, PH) OBP: 0.167, SLG: 0.167										1	0	0	0	0	1	3						
Herm Winningham, L (7, 7) OBP: 1.000, SLG: 1.000										0	0	0	0	1	0	0						
Todd Benzinger, S (1, 3) OBP: 0.375, SLG: 0.476		1-0 F9	4-1 HBP BB BB				2-2 G4-3 1B		0-0 L6-4-3	3	1	1	1	2	0	1						
Joe Oliver, R (1, 2) OBP: 0.250, SLG: 0.176			1-3 K	4-2 BB HBP BB			1-0 G4-3		1-3 K2-3	4	0	0	1	1	3	4						
Jack Armstrong, R (1, 1) OBP: 0.294, SLG: 0.529																						
Hal Morris, L (8, PH) OBP: 0.294, SLG: 0.529			2-3 K	1-2 F8			2-2 F9		0-0 E 2B	3	0	0	0	0	1	4						
Don Carman, L (8, 1)										1	1	1	0	0	0	0						
Rob Dibble, L (9, 1)										0	0	0	0	0	0	0						
Inning Stats	R: 0 E: 0 K: 0 S: 11	H: 1 LOB: 1 BB: 0 P: 19	R: 0 E: 0 K: 0 S: 8	H: 0 LOB: 0 BB: 0 P: 12	R: 0 E: 0 K: 2 S: 14	H: 1 LOB: 1 BB: 0 P: 19	R: 4 E: 0 K: 0 S: 17	H: 1 LOB: 3 BB: 4 P: 40	R: 0 E: 0 K: 2 S: 11	H: 0 LOB: 0 BB: 0 P: 15	R: 0 E: 0 K: 0 S: 9	H: 1 LOB: 1 BB: 0 P: 14	R: 1 E: 0 K: 2 S: 11	H: 2 LOB: 3 BB: 2 P: 24	R: 3 E: 2 K: 0 S: 9	H: 2 LOB: 1 BB: 1 P: 16	R: 0 E: 0 K: 1 S: 7	H: 0 LOB: 0 BB: 1 P: 12	1B: 6 2B: 3 3B: 0 HR: 0	SF: 0 SAC: 0 DP: 2 HBP: 2	WP: 0 PB: 1 SB: 1 CS: 0	PA: 44
PITCHER	IP	WLS	BF	H	R	ER	SO	BB	IBB	HBP	BLK	WP	HR	S	P	ERA	WHIP					
Tom Glavine, L (1, 1) ERA: 4.82	3.1	L	17	3	4	4	2	3	0	1	0	0	0	42	75	10.80	1.800					
Marvin Freeman, R (4, 1) ERA:	1.2		7	0	0	0	2	1	0	1	0	0	0	19	30	0.00	0.600					
Jeff Parrett, R (6, 1) ERA: 3.38	1.0		6	3	1	1	0	0	0	0	0	0	0	11	18	9.00	3.000					
Doug Sisk, R (7, 1) ERA: 4.26	2.0		11	2	3	1	2	2	1	0	0	0	0	18	36	4.50	2.000					
Kent Mercker, L (9, 1) ERA: 4.5	1.0		3	0	0	0	1	1	0	0	0	0	0	7	12	0.00	1.000					

Cincinnati Reds @ Atlanta Braves
Atlanta-Fulton County Stadium, Atlanta, GA

Fri Apr 19 1991, 7:05 PM EDT
Att. 13,498 - Cloudy - 66 F

livebaseballscorecards.com

AB 34
R 8
H 8
RBI 5
BB 8
SO 7
LOB 24



Batter	1	2	3	4	5	6	7	8	9	AB R H RBI BB SO LOB
Deion Sanders, L (1, 7) OBP: 0.379, SLG: 0.375	0-1 HR		1-3 K		2-1 F9			2-3 K		4 1 1 1 0 2 1
Jeff Treadway, L (1, 4) OBP: 0.360, SLG: 0.409	1-0 FC6 1B		4-1 BB			0-1 P5		1-1 F8		3 0 1 0 1 0 0
Ron Gant, R (1, 8) OBP: 0.286, SLG: 0.310	0-0 FC6 PO		3-0 F7			0-0 HR		0-1 G4-3		4 1 1 1 0 0 2
David Justice, L (1, 9) OBP: 0.257, SLG: 0.406	0-0 F8			1-0 G3		1-0 G4-3		1-1 G4-3		4 0 0 0 0 0 1
Sid Bream, L (1, 3) OBP: 0.259, SLG: 0.538	0-0 PO 1-2	0-2 HR		2-2 F7		1-1 P5		3-1 P3		4 1 1 1 0 0 0
Terry Pendleton, S (1, 5) OBP: 0.222, SLG: 0.647		1-0 G5-3		2-0 F8		1-1 F8				3 0 0 0 0 0 0
Greg Olson, R (1, 2) OBP: 0.556, SLG: 0.556		1-2 G3-1			1-1 1B		3-3 K			3 0 1 0 0 1 0
Rafael Belliard, R (1, 6) OBP: 0.292, SLG: 0.273		1-3 K2-3			1-0 F9		1-3 K			3 0 0 0 0 2 1
Tom Glavine, L (1, 1) OBP: 0.333, SLG: 0.333			2-2 G5-3		1-0 P5			0-2 G2-3		1 0 0 0 0 0 0
Marvin Freeman, R (4, 1)										0 0 0 0 0 0 0
Tommy Gregg, L (5, PH) OBP: 0.429, SLG: 0.500										1 0 0 0 0 0 1
Jeff Parrett, R (6, 1)										0 0 0 0 0 0 0
Doug Sisk, R (7, 1)										0 0 0 0 0 0 0
Francisco Cabrera, R (8, PH)										1 0 0 0 0 0 0
Kent Mercker, L (9, 1)										0 0 0 0 0 0 0

Inning Stats	R: 1 E: 0 K: 5 S: 5	H: 2 LOB: 0 BB: 0 P: 6	R: 1 E: 0 K: 1 S: 10	H: 1 LOB: 0 BB: 0 P: 13	R: 0 E: 0 K: 1 S: 8	H: 0 LOB: 1 BB: 1 P: 18	R: 0 E: 0 K: 0 S: 5	H: 0 LOB: 0 BB: 0 P: 10	R: 0 E: 0 K: 0 S: 6	H: 1 LOB: 1 BB: 0 P: 11	R: 1 E: 0 K: 0 S: 6	H: 1 LOB: 0 BB: 0 P: 8	R: 0 E: 0 K: 2 S: 8	H: 0 LOB: 0 BB: 0 P: 13	R: 0 E: 0 K: 1 S: 8	H: 0 LOB: 0 BB: 0 P: 11	R: 0 E: 0 K: 0 S: 6	H: 0 LOB: 0 BB: 0 P: 10	1B: 2 2B: 0 3B: 0 HR: 3	SF: 0 SAC: 0 DP: 0 HBP: 0	WP: 0 PB: 0 SB: 0 CS: 0	PA: 33
--------------	------------------------------	---------------------------------	-------------------------------	----------------------------------	------------------------------	----------------------------------	------------------------------	----------------------------------	------------------------------	----------------------------------	------------------------------	---------------------------------	------------------------------	----------------------------------	------------------------------	----------------------------------	------------------------------	----------------------------------	----------------------------------	------------------------------------	----------------------------------	--------

PITCHER	IP	WLS	BF	H	R	ER	SO	BB	IBB	HBP	BLK	WP	HR	S	P	ERA	WHIP
Jack Armstrong, R (1, 1) ERA: 8.0	7.0	W	26	5	3	3	4	1	0	0	0	0	3	48	79	3.86	0.857
Don Carman, L (8, 1) ERA: 4.5	1.2		5	0	0	0	1	0	0	0	0	0	0	12	16	0.00	0.000
Rob Dibble, R (9, 1) ERA: 2.45	0.1		1	0	0	0	0	0	0	0	0	0	0	2	5	0.00	0.000

BOTTOM

Cincinnati Reds @ Atlanta Braves
Atlanta-Fulton County Stadium, Atlanta, GA

Fri Apr 19 1991, 7:05 PM EDT
Att: 13,498 - Cloudy - 66 F

livebaseballscorecards.com

AB	31
R	3
H	5
RBI	3
BB	1
SO	5
LOB	6



Batter	1	2	3	4	5	6	7	8	9	AB R H RBI BB SO LOB	TOP											
Chris Sabo, R (1, 5) OBP: 0.364, SLG: 0.487	1-0 F7		2-1 F8		0-3 K			2-1 2B		4 0 1 0 0 1 1												
Paul O'Neill, L (1, 9) OBP: 0.333, SLG: 0.407	4-2 1B BB		1-1 FC3-6			0-0 G4-3		4-0 IBB		2 1 0 0 2 0 1												
Barry Larkin, R (1, 6) OBP: 0.278, SLG: 0.514	0-3 K		0-1 CS	1-0 HR		2-1 F8		1-0 G6-4-3		4 1 1 1 0 1 4												
Hal Morris, L (1, 3) OBP: 0.381, SLG: 0.619	1-0 1B			2-1 CS 1B 1B		2-0 G3-1			0-1 G3 1B 2B	4 1 3 1 0 0 0												
Bill Doran, S (1, 4) OBP: 0.436, SLG: 0.387		3-2 F7		2-1 CS 1B		0-0 G3			1-1 G3	4 0 1 0 0 0 1												
Herm Winningham, L (1, 8) OBP: 0.500, SLG: 0.400		3-3 K		1-3 K		1-2 CS 1B			2-1 G4-3	4 0 1 0 0 2 3												
Jeff Reed, L (1, 2) OBP: 0.350, SLG: 0.235			0-0 FC6 1B		2-1 G4-3		3-2 G3-1		0-1 HBP 1B	4 0 2 1 0 0 3												
Billy Hatcher, R (1, 7) OBP: 0.179, SLG: 0.080		1-1 FC6			2-2 G5-3			1-3 K2-3	2-2 HBP	3 0 0 0 0 1 1												
Tom Browning, L (1, 1) Rob Dibble, L (9, 1)			0-0 FC3-6 1B		1-1 G6-3			1-0 2B 1B	3-3 K	4 0 2 0 0 1 2 0 0 0 0 0 0 0												
Inning Stats	R: 1 E: 0 K: 1 S: 7	H: 1 LOB: 1 BB: 1 P: 13	R: 0 E: 0 K: 1 S: 10	H: 1 LOB: 1 BB: 0 P: 17	R: 0 E: 0 K: 0 S: 6	H: 1 LOB: 0 BB: 0 P: 9	R: 1 E: 0 K: 1 S: 10	H: 3 LOB: 1 BB: 0 P: 18	R: 0 E: 0 K: 1 S: 8	H: 0 LOB: 0 BB: 0 P: 11	R: 0 E: 0 K: 0 S: 4	H: 0 LOB: 0 BB: 0 P: 8	R: 0 E: 0 K: 0 S: 7	H: 1 LOB: 0 BB: 0 P: 11	R: 0 E: 0 K: 1 S: 7	H: 2 LOB: 2 BB: 1 P: 16	R: 1 E: 0 K: 1 S: 14	H: 2 LOB: 2 BB: 0 P: 22	1B: 8 2B: 2 3B: 0 HR: 1	SF: 0 SAC: 0 DP: 1 HBP: 1	WP: 0 PB: 0 SB: 1 CS: 4	PA: 37
PITCHER	IP WLS BF H R ER SO BB IBB HBP BLK WP HR S P ERA WHIP																					
29 John Smoltz, R (1, 1) ERA: 3.26	8.0 L 30 9 2 2 5 1 1 0 0 0 1 59 103 2.25 1.250																					
Juan Berenguer, R (9, 1) ERA: 4.5	1.0 6 2 1 1 1 0 0 1 0 0 0 14 22 9.00 2.000																					

Cincinnati Reds @ Atlanta Braves
Atlanta-Fulton County Stadium, Atlanta, GA

Sat Apr 20 1991, 7:05 PM EDT
Att. 27,464 - Cloudy - 60 F

livebaseballscorecards.com

AB	33
R	3
H	11
RBI	3
BB	2
SO	6
LOB	16



Batter	1	2	3	4	5	6	7	8	9	AB	R	H	RBI	BB	SO	LOB
Deion Sanders, L (1, 7) OBP: 0.344, SLG: 0.333 Otis Nixon, S (9, PH) OBP: 0.444, SLG: 0.286	3-3 K		1-3 K			1-3 K			3-2 F7	3	0	0	0	0	3	1
Jeff Blauser, R (1, 4) OBP: 0.222, SLG: 0.389 Jeff Treadway, L (9, PH) OBP: 0.385, SLG: 0.435	0-1 P4			1-2 F9		2-1 F7			1-1 1B	3	0	0	0	0	0	0
Ron Gant, R (1, 8) OBP: 0.256, SLG: 0.273	1-2 P2			1-1 P6			0-0 F7		0-0 F8	4	0	0	0	0	0	1
David Justice, L (1, 9) OBP: 0.256, SLG: 0.417		0-1 F7		2-0 2B			3-3 K		0-3 K	4	0	1	0	0	2	1
Terry Pendleton, S (1, 5) OBP: 0.238, SLG: 0.600		0-0 L5		1-2 F8			2-2 1B			3	0	1	0	0	0	1
Sid Bream, L (1, 3) OBP: 0.233, SLG: 0.483		1-0 F7			2-2 G4-3		0-1 P6			3	0	0	0	0	0	1
Mike Heath, R (1, 2) OBP: 0.357, SLG: 0.481			1-1 SH5-4 2B		0-3 K		2-2 G6-3			3	0	1	0	0	1	0
Rafael Belliard, R (1, 6) OBP: 0.280, SLG: 0.261 Greg Olson, R (8, PH) OBP: 0.500, SLG: 0.500 Mark Lemke, S (9, 4) OBP: 0.294, SLG: 0.400		0-1 SH5-4		2-1 F8			1-1 F8		1-1 F8	1	0	0	0	0	0	0
29 John Smoltz, R (1, 1) OBP: 0.200, SLG: 0.200 Francisco Cabrera, R (8, PH) Juan Berenguer, R (9, 1)			0-3 K			3-3 K		3-3 K		2	0	0	0	0	2	1

Inning Stats	R: 0	H: 0	E: 0	K: 1	S: 9	R: 0	H: 0	E: 0	K: 0	S: 4	R: 0	H: 1	E: 0	K: 2	S: 10	R: 0	H: 1	E: 0	K: 0	S: 9	R: 0	H: 0	E: 0	K: 1	S: 9	R: 0	H: 1	E: 0	K: 1	S: 11	R: 0	H: 0	E: 0	K: 1	S: 9	R: 0	H: 1	E: 0	K: 1	S: 10	1B: 2	2B: 2	3B: 0	SF: 0	SAC: 1	DP: 0	HBP: 0	WP: 0	PB: 0	SB: 0	CS: 0	PA: 31
--------------	------	------	------	------	------	------	------	------	------	------	------	------	------	------	-------	------	------	------	------	------	------	------	------	------	------	------	------	------	------	-------	------	------	------	------	------	------	------	------	------	-------	-------	-------	-------	-------	--------	-------	--------	-------	-------	-------	-------	--------

PITCHER	IP	WLS	BF	H	R	ER	SO	BB	IBB	HBP	BLK	WP	HR	S	P	ERA	WHIP
Tom Browning, L (1, 1) ERA: 1.52	8.1	W	28	3	0	0	8	0	0	0	0	0	0	74	110	0.00	0.360
Rob Dibble, R (9, 1) ERA: 2.08	0.2		3	1	0	0	1	0	0	0	0	0	0	6	7	0.00	1.500

BOTTOM

Cincinnati Reds @ Atlanta Braves
Atlanta-Fulton County Stadium, Atlanta, GA

Sat Apr 20 1991, 7:05 PM EDT
Att: 27,464 - Cloudy - 60 F

livebaseballscorecards.com

AB	30
R	0
H	4
RBI	0
BB	0
SO	9
LOB	6



Batter	1	2	3	4	5	6	7	8	9	AB R H RBI BB SO LOB	TOP											
Chris Sabo, R (1, 5) OBP: 0.367, SLG: 0.452	4-2 FC5-4 BB		4-2 FC6-5 SH5-4 BB		1-2 P3		0-1 G5-3		3-2 F9	3 0 0 0 2 0 2												
Billy Hatcher, R (1, 8) OBP: 0.161, SLG: 0.071	3-1 F9		0-0 SH5-4		0-0 G5-3			1-3 K		3 0 0 0 0 1 1												
Barry Larkin, R (1, 6) OBP: 0.275, SLG: 0.474	1-2 FC5-4 BB		0-0 FC6-5-4			4-2 1B BB		2-2 G6-3		3 0 0 1 1 0 2												
Glenn Braggs, R (1, 7) OBP: 0.296, SLG: 0.273	4-2 BB		2-1 G4-3		0-1 P3		2-2 WP 1B			3 1 1 0 1 0 2												
Mariano Duncan, R (1, 4) OBP: 0.263, SLG: 0.235	1-1 F8			1-1 G6-3		0-0 G6-3 1B		2-2 1B		4 0 2 1 0 0 2												
Todd Benzinger, S (1, 3) OBP: 0.321, SLG: 0.400		1-1 G6-3		0-0 G6-3		1-2 G6-3		0-0 L6		4 0 0 0 0 0 3												
Paul O'Neill, L (1, 9) OBP: 0.324, SLG: 0.419		3-2 F8		1-0 2B			0-0 F7		0-1 G5-3	4 0 1 0 0 0 0												
Joe Oliver, R (1, 2) OBP: 0.261, SLG: 0.200		1-1 P3		1-1 G6-3			3-2 1B		4-2 BB	3 0 1 0 0 0 1												
Chris Jones, R (7, PR)										0 0 0 0 0 0 0												
Jeff Reed, L (7, 2) OBP: 0.381, SLG: 0.235										0 0 0 0 1 0 0												
Jose Rijo, R (1, 1) OBP: 0.500, SLG: 0.500			0-1 SH5-4 BB		1-1 G6-3		1-0 P6		0-3 K	2 1 1 0 0 0 0												
Bill Doran, S (7, PH) OBP: 0.425, SLG: 0.375										1 0 0 0 0 0 1												
Scott Scudder, R (7, 1)										0 0 0 0 0 0 0												
Luis Quinones, S (9, PH) OBP: 0.143, SLG: 0.143										1 0 0 0 0 1 1												
Inning Stats	R: 0 E: 0 K: 0 S: 11	H: 0 LOB: 2 BB: 2 P: 24	R: 0 E: 0 K: 0 S: 7	H: 0 LOB: 0 BB: 0 P: 12	R: 1 E: 0 K: 0 S: 9	H: 1 LOB: 1 BB: 1 P: 15	R: 0 E: 0 K: 0 S: 6	H: 1 LOB: 1 BB: 0 P: 9	R: 0 E: 0 K: 0 S: 7	H: 0 LOB: 0 BB: 0 P: 9	R: 0 E: 0 K: 0 S: 9	H: 1 LOB: 1 BB: 1 P: 14	R: 0 E: 0 K: 0 S: 7	H: 1 LOB: 1 BB: 0 P: 11	R: 1 E: 0 K: 1 S: 13	H: 2 LOB: 1 BB: 0 P: 20	R: 0 E: 0 K: 1 S: 15	H: 0 LOB: 1 BB: 1 P: 22	1B: 5 2B: 1 3B: 0 HR: 0	SF: 0 SAC: 1 DP: 1 HBP: 0	WP: 1 PB: 0 SB: 0 CS: 0	PA: 37
PITCHER	IP WLS BF H R ER SO BB IBB HBP BLK WP HR S P ERA WHIP																					
Charlie Leibrandt, L (1, 1) ERA: 3.15	8.0 W 33 6 2 2 1 4 0 0 0 1 0 69 114 2.25 1.250																					
Kent Mercker, L (9, 1) ERA: 3.6	1.0 S 4 0 0 0 1 1 0 0 0 0 0 15 22 0.00 1.000																					

Cincinnati Reds @ Atlanta Braves
Atlanta-Fulton County Stadium, Atlanta, GA

Sun Apr 21 1991, 3:33 AM EDT
Att. 23,473 - Cloudy - 55 F

livebaseballscorecards.com

AB	31
R	2
H	6
RBI	2
BB	5
SO	2
LOB	15



Batter	1	2	3	4	5	6	7	8	9	AB	R	H	RBI	BB	SO	LOB
Deion Sanders, L (1, 7) OBP: 0.333, SLG: 0.387	2-0 SF8 3B		0-0 G4-3		1-0 F9			2-1 P6		4	1	1	0	0	0	0
Jeff Treadway, L (1, 4) OBP: 0.333, SLG: 0.385	2-2 SF8		2-1 F8		0-0 G3			1-2 F7		3	0	0	1	0	0	0
Ron Gant, R (1, 8) OBP: 0.233, SLG: 0.243	1-3 K		1-1 F8				1-1 G6-3	1-0 G6-3		4	0	0	0	0	1	0
David Justice, L (1, 9) OBP: 0.262, SLG: 0.395	4-2 BB			1-3 K			3-3 K			2	0	0	0	1	2	0
Sid Bream, L (1, 3) OBP: 0.212, SLG: 0.438	1-1 SAFE G4-3			0-1 SAFE G3-1			1-1 SAFE G3-1			3	0	0	0	0	0	1
Terry Pendleton, S (1, 5) OBP: 0.250, SLG: 0.545		0-1 G4-3		4-2 S 1B BB			3-2 F7			2	1	0	0	1	0	0
Greg Olson, R (1, 2) OBP: 0.615, SLG: 0.692		2-1		1-2 SAFE SAFE SAFE 1B			1-0 1B 2B			3	0	3	1	0	0	0
Otis Nixon, S (7, PR) OBP: 0.444, SLG: 0.286				1-H 1B						0	1	0	0	0	0	0
Mike Heath, R (8, 2) OBP: 0.357, SLG: 0.481										0	0	0	0	0	0	0
Rafael Belliard, R (1, 6) OBP: 0.286, SLG: 0.269		1-3 K		0-0 G5-3			1-2 SAFE 2B 1B			3	0	1	1	0	1	2
Charlie Leibrandt, R (1, 1) Kent Mercker, L (9, 1)		0-3 K				0-1 P6		0-0 P2-4		3	0	0	0	0	1	3
								1-2f P2-4		0	0	0	0	0	0	0

Inning Stats	R: 1	H: 1	E: 0	LOB: 1	K: 1	P: 24	R: 0	H: 1	E: 0	LOB: 1	K: 2	P: 13	R: 0	H: 0	E: 0	LOB: 0	K: 0	P: 8	R: 1	H: 1	E: 0	LOB: 1	K: 1	P: 17	R: 0	H: 0	E: 0	LOB: 0	K: 0	P: 5	R: 0	H: 0	E: 0	LOB: 0	K: 1	P: 12	R: 1	H: 2	E: 0	LOB: 1	K: 0	P: 14	R: 0	H: 0	E: 0	LOB: 0	K: 0	P: 10
1B: 3	SF: 1	2B: 2	SAC: 0	3B: 1	DP: 1	HR: 0	HBP: 0	WP: 0	PA: 30	CS: 0																																						
PITCHER	IP	WLS	BF	H	R	ER	SO	BB	IBB	HBP	BLK	WP	HR	S	P	ERA	WHIP																															
Jose Rijo, R (1, 1) ERA: 3.44	6.0	L	23	3	2	2	5	2	0	0	0	0	0	54	82	3.00	0.833																															
Scott Scudder, R (7, 1) ERA: 1.29	2.0		7	2	1	1	0	0	0	0	0	0	0	15	24	4.50	1.000																															

BOTTOM


Cincinnati Reds @ Atlanta Braves
Atlanta-Fulton County Stadium, Atlanta, GA

Sun Apr 21 1991, 3:33 AM EDT
Att: 23,473 - Cloudy - 55 F

livebaseballscorecards.com

AB	27
R	3
H	5
RBI	3
BB	2
SO	5
LOB	6



Batter	1	2	3	4	5	6	7	8	9	AB R H RBI BB SO LOB	TOP																									
Chris Sabo, R OBP: 0.340, SLG: 0.413 (1, 5)	2-2 F9		0-0 G6-3			3-2 G4-3		1-2 P5		4 0 0 0 0 0 0	<p>Cincinnati Reds @ Houston Astros Astrodome, Houston, TX Mon Apr 22 1991, 8:05 PM EDT Att. 8,692 - Dome - 70 F</p> <p>livebaseballscorecards.com</p> <table border="1"> <tr><td>AB</td><td>29</td></tr> <tr><td>R</td><td>1</td></tr> <tr><td>H</td><td>4</td></tr> <tr><td>RBI</td><td>1</td></tr> <tr><td>BB</td><td>3</td></tr> <tr><td>SO</td><td>3</td></tr> <tr><td>LOB</td><td>12</td></tr> </table> 	AB	29	R	1	H	4	RBI	1	BB	3	SO	3	LOB	12											
AB	29																																			
R	1																																			
H	4																																			
RBI	1																																			
BB	3																																			
SO	3																																			
LOB	12																																			
Paul O'Neill, L OBP: 0.317, SLG: 0.382 (1, 9)	4-2 F8 E BB		1-0 P6			0-0 G3-1		3-2 G3		3 0 0 0 1 0 0																										
Barry Larkin, R OBP: 0.250, SLG: 0.429 (1, 6)	0-0 E5 1-2		3-1 F8			3-2 F7		3-2 G6-3		4 0 0 0 0 0 1																										
Hal Morris, L OBP: 0.400, SLG: 0.600 (1, 3)	0-0 F8 2-3			1-0 G1-3			0-0 2B SF7 1B		2-2 CS 1B	4 1 2 0 0 0 2																										
Bill Doran, S OBP: 0.432, SLG: 0.400 (1, 4)	4-0 1-2 BB		3-2 P6			1-2 1-3 2B		1-1 F7 1-2		3 0 1 0 1 0 1																										
Herm Winningham, L OBP: 0.375, SLG: 0.286 (1, 8)	0-0 P6		1-1 G3-1			4-0 IBB		2-2 P2		2 0 0 0 0 0 3 1 0 0 0 1 0 0																										
Glenn Braggs, R OBP: 0.310, SLG: 0.261 (7, PH) (7, 7)																																				
Jeff Reed, L OBP: 0.375, SLG: 0.263 (1, 2)		1-1 G3-6-3 1B		3-3 K		2-2 SF7				2 0 1 1 0 1 0																										
Billy Hatcher, R OBP: 0.147, SLG: 0.065 (1, 7) (7, 8)		0-1 G3-6-3 1-2		2-1 P4		3-H 1-0 L8				3 0 0 0 0 0 3																										
Norm Charlton, S (1, 1)		0-3 K		0-3 K		1-2 G6-3				3 0 0 0 0 2 2 0 0 0 0 0 0 0																										
Randy Myers, L (8, 1)																																				
Inning Stats	R: 0 E: 1 K: 0 S: 8	H: 0 LOB: 3 BB: 2 P: 18	R: 0 E: 0 K: 1 S: 7	H: 1 LOB: 0 BB: 0 P: 8	R: 0 E: 0 K: 0 S: 4	H: 0 LOB: 0 BB: 0 P: 8	R: 0 E: 0 K: 0 S: 8	H: 0 LOB: 0 BB: 0 P: 13	R: 0 E: 0 K: 2 S: 8	H: 0 LOB: 0 BB: 0 P: 13	R: 0 E: 0 K: 0 S: 9	H: 0 LOB: 0 BB: 0 P: 15	R: 1 E: 0 K: 0 S: 12	H: 2 LOB: 2 BB: 1 P: 21	R: 0 E: 0 K: 0 S: 9	H: 0 LOB: 0 BB: 0 P: 16	R: 0 E: 0 K: 0 S: 11	H: 1 LOB: 0 BB: 0 P: 15	1B: 3 2B: 1 3B: 0 HR: 0	SF: 1 SAC: 0 DP: 1 HBP: 0	WP: 0 PB: 0 SB: 1 CS: 1	PA: 33														
PITCHER	IP WLS BF H R ER SO BB IBB HBP BLK WP HR S P ERA WHIP																																			
Xavier Hernandez, R ERA: 4.66 (1, 1)	6.0		22	2	1	1	3	2	0	0	0	0	0	45	76	1.50	0.667																			
Al Osuna, L ERA: 1.69 (7, 1)	0.1		3	1	0	0	0	0	1	0	0	0	0	7	14	0.00	3.000																			
Dwayne Henry, R ERA: 1.23 (7, 1)	2.2	W	8	1	0	0	0	0	0	0	0	0	0	24	37	0.00	0.375																			

Batter	1	2	3	4	5	6	7	8	9	AB	R	H	RBI	BB	SO	LOB
Eric Yelding, R OBP: 0.196, SLG: 0.267 (1, 6) C F B X (9, 8)	1-2 CS 1B		0-3 K		1-0 F8			1-2 CS 1B		4	0	2	0	0	1	3
Steve Finley, L OBP: 0.294, SLG: 0.267 Rafael Ramirez, R OBP: 0.235, SLG: 0.200 (1, 8) B 1 SAFE F B S X (8, PH) (9, 6)	3-2 G3-1		2-2 P4		0-0 G3			4-0 BB		3	0	0	0	0	0	4
Craig Biggio, R OBP: 0.444, SLG: 0.591 (1, 2) B L B F X	2-2 F9				0-0 G6-3			0-0 P3		4	0	0	0	0	1	1
Ken Caminiti, S OBP: 0.392, SLG: 0.457 Mark McLemore, S OBP: 0.154, SLG: 0.043 (1, 5) (9, PR)		2-3 K		2-0 G6-3		1-1 G6-3			0-0 BB 1B	4	0	1	0	0	1	0
5 Jeff Bagwell, R OBP: 0.349, SLG: 0.417 Dwayne Henry, R (7, 1)		0-2		1-2		2-1 G1-6-3			4-1 BB 1B BB	3	0	2	0	0	0	0
Mark Davidson, R OBP: 0.333, SLG: 0.167 (9, PH)									1-2 BB 1B BB	0	1	0	0	1	0	0
Luis Gonzalez, L OBP: 0.216, SLG: 0.196 (1, 7)		0-3 K		0-3 K					1-2 BB 1B	3	0	1	1	0	2	2
Casey Candaele, S OBP: 0.267, SLG: 0.357 (1, 4)		2-1 F8			2-3 K				4-0 BB 1B BB	3	0	0	0	1	2	2
Karl Rhodes, L OBP: 0.341, SLG: 0.333 (1, 9)			1-1 SH1-4 1B		2-0 F8 BB 1B				2-2 BB 1B	4	0	3	1	0	0	0
Xavier Hernandez, L Al Osuna, R Dave Rohde, S (1, 1) (7, 1) (7, 3)			2-2 SH1-4		4-1 BB 1B				1-2 BB 1B 3-H	0	0	0	0	1	0	0
			1-2 BB							0	0	0	0	0	0	0
										1	0	0	0	0	0	0

Inning Stats	R: 0 E: 0 K: 0 S: 9	H: 1 LOB: 0 BB: 0 P: 15	R: 0 E: 0 K: 2 S: 12	H: 1 LOB: 1 BB: 0 P: 16	R: 0 E: 0 K: 1 S: 11	H: 1 LOB: 1 BB: 0 P: 16	R: 0 E: 0 K: 2 S: 11	H: 1 LOB: 1 BB: 0 P: 14	R: 0 E: 0 K: 1 S: 7	H: 1 LOB: 2 BB: 1 P: 16	R: 0 E: 0 K: 0 S: 5	H: 0 LOB: 0 BB: 0 P: 8	R: 0 E: 0 K: 1 S: 7	H: 0 LOB: 0 BB: 0 P: 15	R: 0 E: 0 K: 0 S: 7	H: 1 LOB: 1 BB: 1 P: 13	R: 2 E: 0 K: 0 S: 9	H: 3 LOB: 3 BB: 2 P: 20	1B: 9 2B: 1 3B: 0 HR: 0	SF: 0 SAC: 1 DP: 1 HBP: 1	WP: 0 PB: 0 SB: 0 CS: 3	PA: 35	
PITCHER	IP WLS BF H R ER SO BB IBB HBP BLK WP HR S P ERA WHIP	IP WLS BF H R ER SO BB IBB HBP BLK WP HR S P ERA WHIP	IP WLS BF H R ER SO BB IBB HBP BLK WP HR S P ERA WHIP	IP WLS BF H R ER SO BB IBB HBP BLK WP HR S P ERA WHIP	IP WLS BF H R ER SO BB IBB HBP BLK WP HR S P ERA WHIP	IP WLS BF H R ER SO BB IBB HBP BLK WP HR S P ERA WHIP	IP WLS BF H R ER SO BB IBB HBP BLK WP HR S P ERA WHIP	IP WLS BF H R ER SO BB IBB HBP BLK WP HR S P ERA WHIP	IP WLS BF H R ER SO BB IBB HBP BLK WP HR S P ERA WHIP	IP WLS BF H R ER SO BB IBB HBP BLK WP HR S P ERA WHIP	IP WLS BF H R ER SO BB IBB HBP BLK WP HR S P ERA WHIP	IP WLS BF H R ER SO BB IBB HBP BLK WP HR S P ERA WHIP	IP WLS BF H R ER SO BB IBB HBP BLK WP HR S P ERA WHIP	IP WLS BF H R ER SO BB IBB HBP BLK WP HR S P ERA WHIP	IP WLS BF H R ER SO BB IBB HBP BLK WP HR S P ERA WHIP	IP WLS BF H R ER SO BB IBB HBP BLK WP HR S P ERA WHIP	IP WLS BF H R ER SO BB IBB HBP BLK WP HR S P ERA WHIP	IP WLS BF H R ER SO BB IBB HBP BLK WP HR S P ERA WHIP	IP WLS BF H R ER SO BB IBB HBP BLK WP HR S P ERA WHIP	IP WLS BF H R ER SO BB IBB HBP BLK WP HR S P ERA WHIP	IP WLS BF H R ER SO BB IBB HBP BLK WP HR S P ERA WHIP	IP WLS BF H R ER SO BB IBB HBP BLK WP HR S P ERA WHIP	IP WLS BF H R ER SO BB IBB HBP BLK WP HR S P ERA WHIP


BOTTOM

Cincinnati Reds @ Houston Astros
Astrodome, Houston, TX

Mon Apr 22 1991, 8:05 PM EDT
Att. 8,692 - Dome - 70 F

livebaseballscores.com

AB	29
R	2
H	9
RBI	2
BB	4
SO	7
LOB	12



Batter	1	2	3	4	5	6	7	8	9	AB R H RBI BB SO LOB	TOP																	
Bill Doran, S (1, 4) OBP: 0.408, SLG: 0.375	2-2 F9		0-0 1B		0-0 G4-3		1-2 G4-3		0-1 F7	5 0 1 0 0 0 0																		
Hal Morris, L (1, 3) OBP: 0.400, SLG: 0.567	1-1 1B		0-1 1B		2-1 P5		0-1 G4-3		0-1 F7	5 0 2 0 0 0 0																		
Barry Larkin, R (1, 6) OBP: 0.229, SLG: 0.391	2-1 F9		1-0 G4-3		1-2 G4-3			0-1 G4-3		4 0 0 0 0 0 3																		
Paul O'Neill, L (1, 9) OBP: 0.311, SLG: 0.368	2-3 K			2-1 F8		3-2 G3		0-1 G4-3 E 3B 1B		4 1 1 0 0 1 1																		
Chris Sabo, R (1, 5) OBP: 0.316, SLG: 0.380		3-3 K		1-0 G6-3		3-1 F8		0-1 G4-3		4 0 0 0 0 1 1																		
Herm Winningham, L (1, 8) OBP: 0.500, SLG: 0.727		3-2 F9		3-2 E 1B 1B		1-0 1B 2B		0-0 1B 3B		4 2 3 1 0 0 0																		
Billy Hatcher, R (1, 7) OBP: 0.211, SLG: 0.143			1-0 G5-3		2-2 E1 1B		3-1 1B	1-1 WP 1B		4 0 3 2 0 0 0																		
Rob Dibble, L (8, 1)										0 0 0 0 0 0 0																		
Jeff Reed, L (1, 2) OBP: 0.357, SLG: 0.227			1-1 G4-3		4-0 IBB		2-1 F9	3-2 G6-3		3 0 0 0 1 0 2																		
Chris Hammond, L (1, 1) OBP: 0.200, SLG: 0.200			0-3 K		0-1 F7				2-2 F7	3 0 0 0 0 1 3																		
Glenn Braggs, R (8, 7) OBP: 0.300, SLG: 0.250							1-1 G4-3			1 0 0 0 0 0 0																		
Inning Stats	R: 0 E: 0 K: 1 S: 12	H: 1 LOB: 1 BB: 0 P: 18	R: 0 E: 0 K: 1 S: 9	H: 0 LOB: 0 BB: 0 P: 16	R: 0 E: 0 K: 1 S: 9	H: 2 LOB: 2 BB: 0 P: 11	R: 0 E: 1 K: 0 S: 14	H: 2 LOB: 3 BB: 1 P: 26	R: 0 E: 0 K: 0 S: 6	H: 0 LOB: 0 BB: 0 P: 9	R: 1 E: 0 K: 0 S: 11	H: 2 LOB: 1 BB: 0 P: 22	R: 0 E: 0 K: 0 S: 8	H: 0 LOB: 0 BB: 0 P: 10	R: 2 E: 1 K: 0 S: 12	H: 3 LOB: 1 BB: 0 P: 16	R: 0 E: 0 K: 0 S: 7	H: 0 LOB: 0 BB: 0 P: 9	1B: 8 2B: 1 3B: 1 HR: 0	SF: 0 SAC: 0 DP: 0 HBP: 0	WP: 1 PB: 0 SB: 0 CS: 0	PA: 38						
PITCHER	IP WLS BF H R ER SO BB IBB HBP BLK WP HR S P ERA WHIP																											
Jimmy Jones, R (1, 1) ERA: 3.63	6.0		26	7	1	1	3	0	1	0	0	0	0	0	61	102	1.50	1.167										
Jim Corsi, R (7, 1) ERA: 3.6	3.0	L	12	3	2	2	0	0	0	0	0	1	0	27	35	6.00	1.000											

Cincinnati Reds @ Houston Astros
Astrodome, Houston, TX
Tue Apr 23 1991, 8:05 PM EDT
Att. 9,232 - Dome - 70 F

AB	37
R	3
H	10
RBI	3
BB	1
SO	3
LOB	10



Batter	1	2	3	4	5	6	7	8	9	AB R H RBI BB SO LOB
Eric Yelding, R (1, 6) OBP: 0.200, SLG: 0.265	2-1 G5-3		0-0 F8 1B G6-3 1B		0-0 F9		1-0 F8			4 1 1 0 0 0 1
Casey Candaele, S (1, 8) OBP: 0.324, SLG: 0.387	2-2 E E 1B		0-1 S 1-2 1B		2-1 G6-3			4-1 5 BB		3 0 2 0 1 0 0
Craig Biggio, R (1, 2) OBP: 0.408, SLG: 0.542	0-0 E 1-2		1-0 F8		2-1 G5-3			0-3 K		4 0 0 0 0 1 4
Ken Caminiti, S (1, 5) OBP: 0.382, SLG: 0.440	3-1 E 1-2 2-3		3-2 G6-3		1-0 5 FC6-4 1B			1-3 K		4 0 1 1 0 1 4
5 Jeff Bagwell, R (1, 3) OBP: 0.340, SLG: 0.385	1-3 K		4-1 BB		2-1 FC6-4 G4-6-3			2-3 K		3 0 0 0 1 2 5
Luis Gonzalez, L (1, 7) OBP: 0.204, SLG: 0.184 Jim Corsi, R (7, 1) Steve Finley, L (9, PH) OBP: 0.288, SLG: 0.261	2-0 G4-3		1-1 F9		1-2 G4-6-3			1-3 K2-3		3 0 0 0 0 0 6 0 0 0 0 0 0 0 1 0 0 0 0 1 0
Mark McLemore, S (1, 4) OBP: 0.200, SLG: 0.077		3-2 G5-3		1-2 G4-6-3 1B		4-1 BB		0-3 K		3 0 1 0 1 1 0
Karl Rhodes, L (1, 9) OBP: 0.311, SLG: 0.300		2-2 G3		0-0 G4-6-3 1-2f		0-2 P6		3-3 K		4 0 0 0 0 1 2
Jimmy Jones, R (1, 1) OBP: 0.167, SLG: 0.167 Mark Davidson, R (7, 7) OBP: 0.313, SLG: 0.154		2-2 P2		1-3 K		0-0 F9				2 0 0 0 0 1 0 1 0 0 0 0 0 1

Inning Stats	R: 0	H: 1	E: 2	K: 1	S: 13	LOB: 3	BB: 0	P: 23	R: 0	H: 0	E: 0	K: 0	S: 10	LOB: 0	BB: 0	P: 17	R: 1	H: 2	E: 0	K: 0	S: 10	LOB: 2	BB: 1	P: 19	R: 0	H: 1	E: 0	K: 1	S: 7	LOB: 0	BB: 0	P: 9	R: 0	H: 0	E: 0	K: 0	S: 5	LOB: 0	BB: 0	P: 9	R: 0	H: 1	E: 0	K: 0	S: 6	LOB: 0	BB: 0	P: 10	R: 0	H: 0	E: 0	K: 0	S: 6	LOB: 1	BB: 1	P: 11	R: 0	H: 0	E: 0	K: 3	S: 10	LOB: 1	BB: 1	P: 17	R: 0	H: 0	E: 0	K: 3	S: 9	LOB: 0	BB: 0	P: 13	1B: 5	2B: 0	3B: 0	HR: 0	SF: 0	SAC: 0	DP: 2	HBP: 0	WP: 0	PB: 0	SB: 2	CS: 0	PA: 35
--------------	------	------	------	------	-------	--------	-------	-------	------	------	------	------	-------	--------	-------	-------	------	------	------	------	-------	--------	-------	-------	------	------	------	------	------	--------	-------	------	------	------	------	------	------	--------	-------	------	------	------	------	------	------	--------	-------	-------	------	------	------	------	------	--------	-------	-------	------	------	------	------	-------	--------	-------	-------	------	------	------	------	------	--------	-------	-------	-------	-------	-------	-------	-------	--------	-------	--------	-------	-------	-------	-------	--------

PITCHER	IP	WLS	BF	H	R	ER	SO	BB	IBB	HBP	BLK	WP	HR	S	P	ERA	WHIP
Chris Hammond, L (1, 1) ERA: 1.8	7.0	W	28	5	1	1	2	2	0	0	0	0	0	57	98	1.29	1.000
Rob Dibble, R (8, 1) ERA: 1.42	2.0	S	7	0	0	0	6	1	0	0	0	0	0	19	30	0.00	0.500

BOTTOM

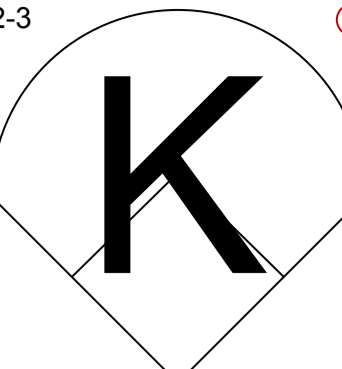
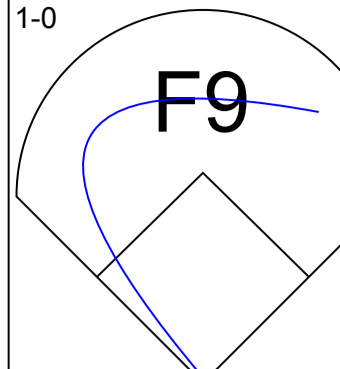
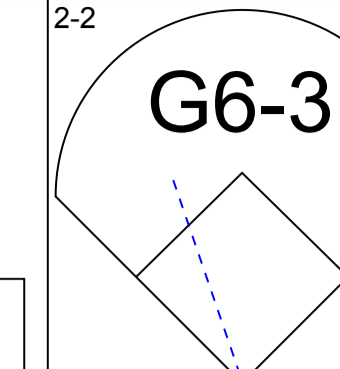
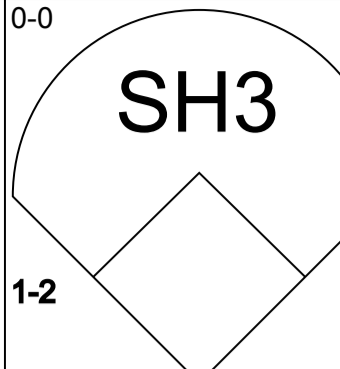
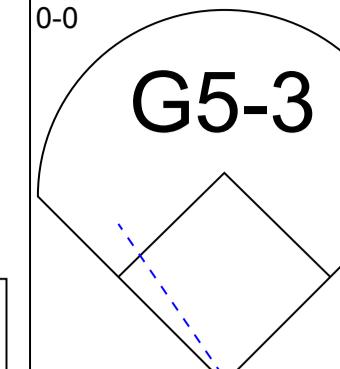
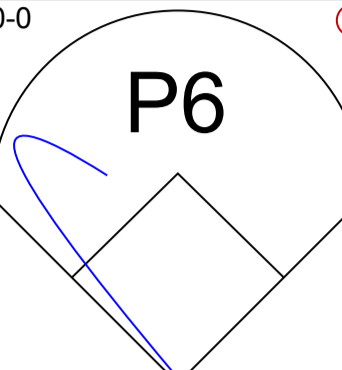
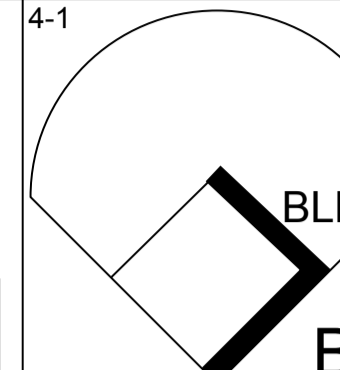
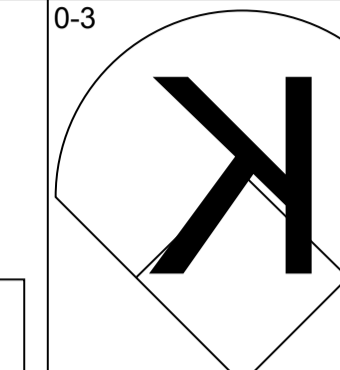
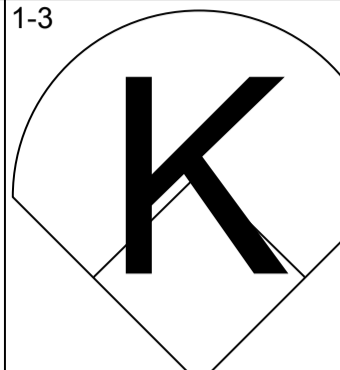
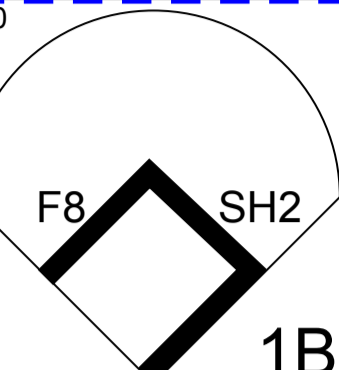
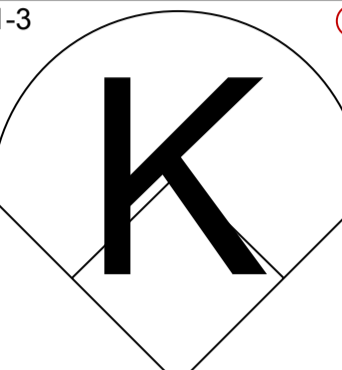
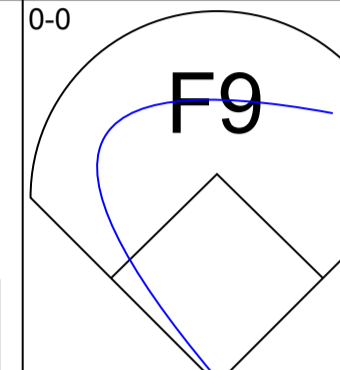
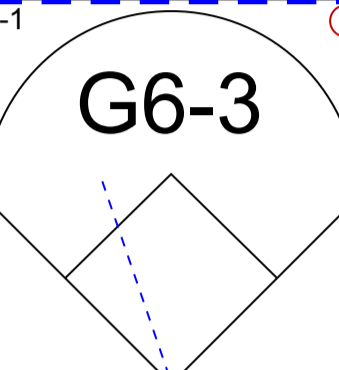
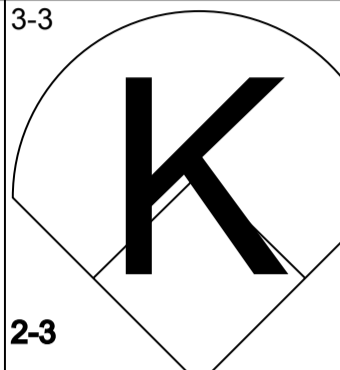
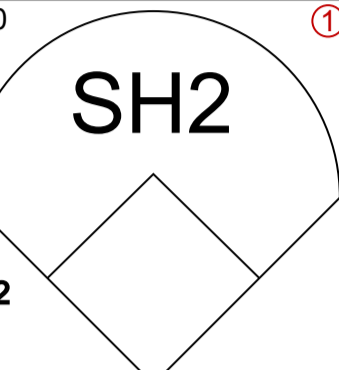
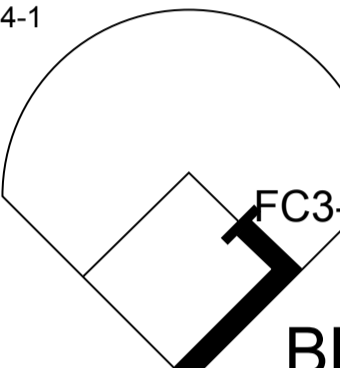
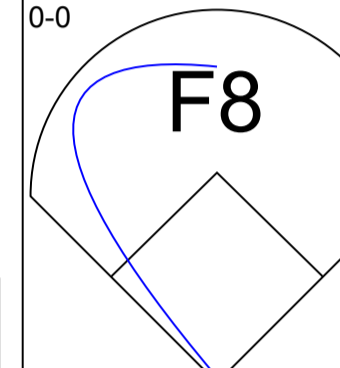
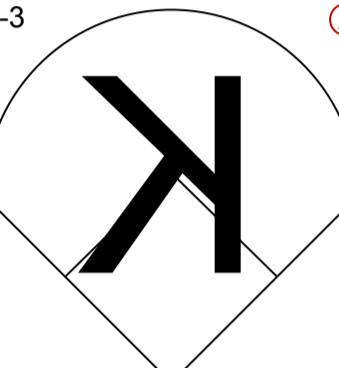
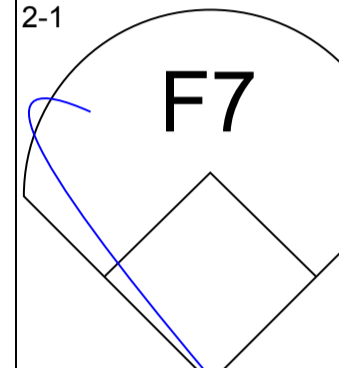
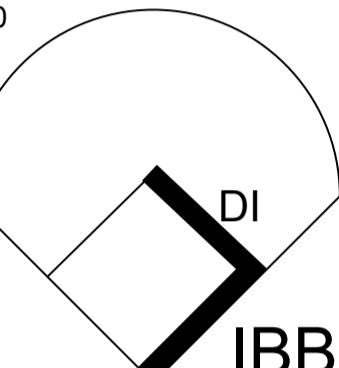
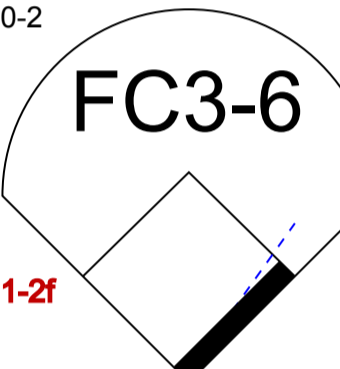
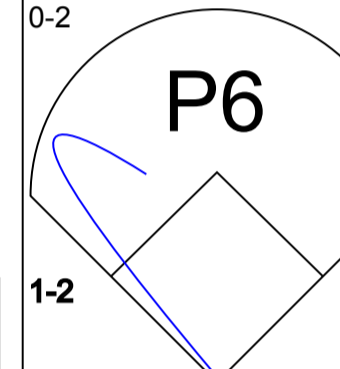
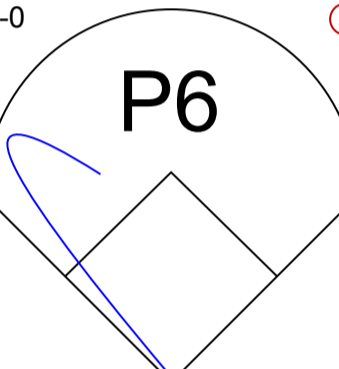
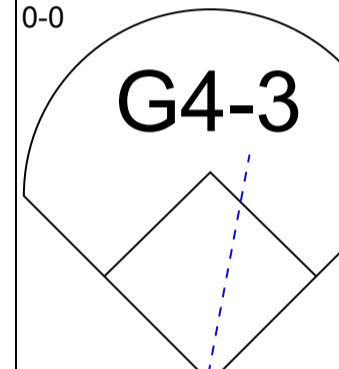
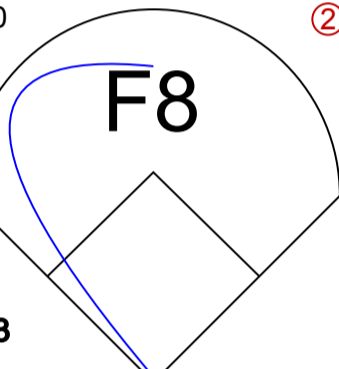
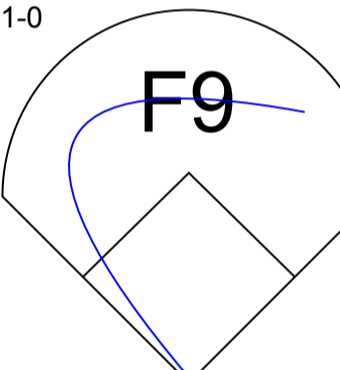
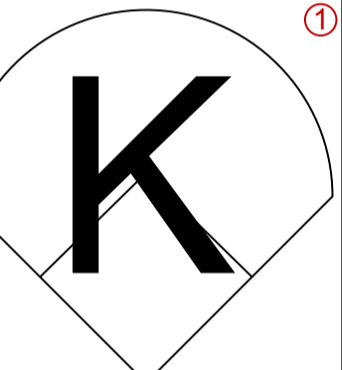
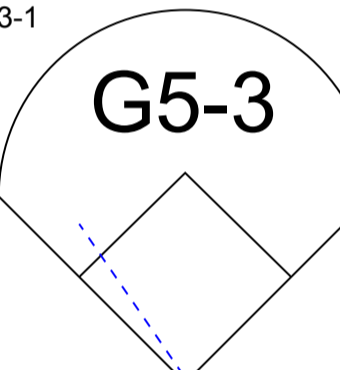
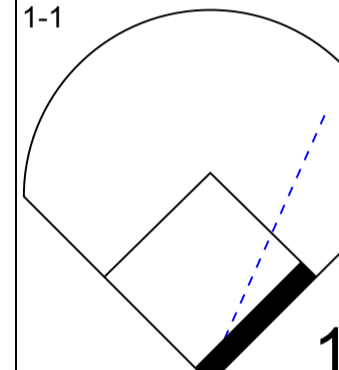
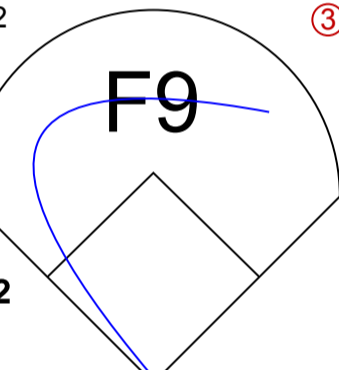
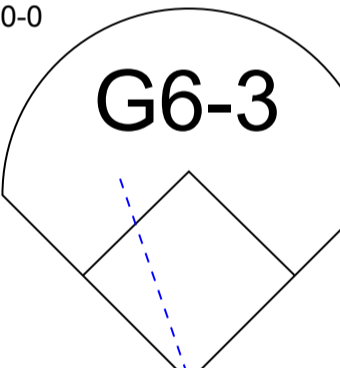
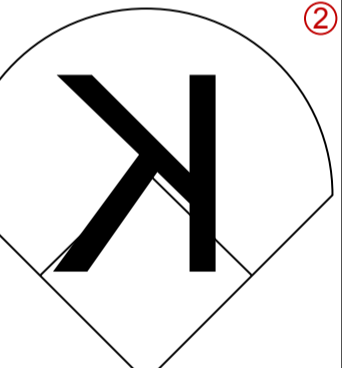
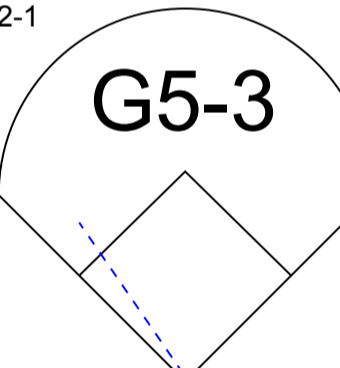
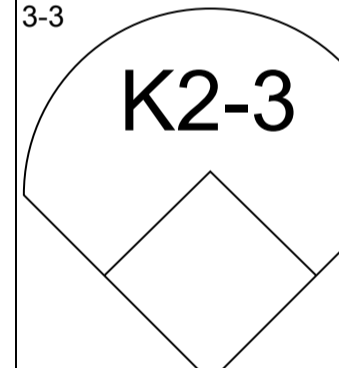
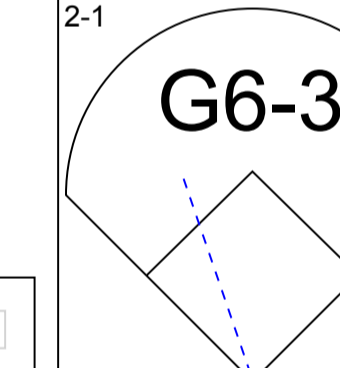
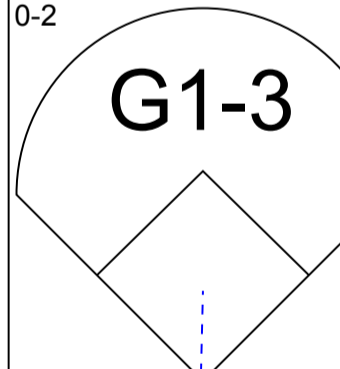
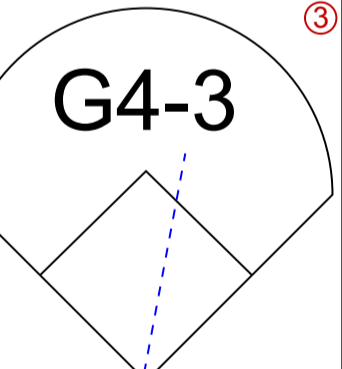
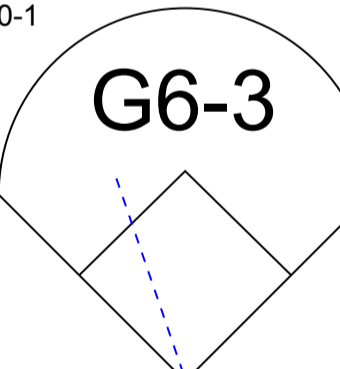
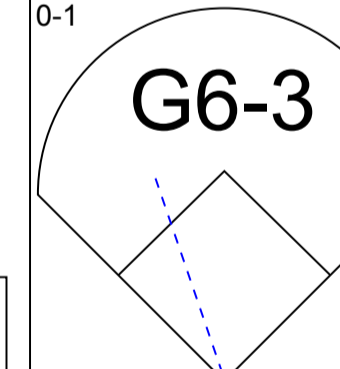
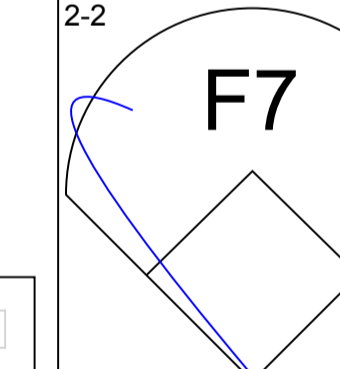
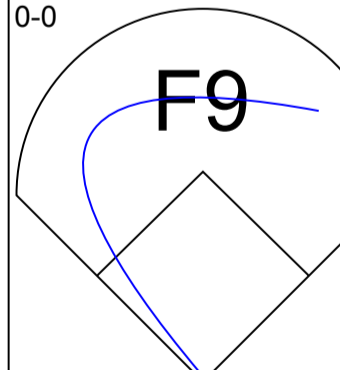
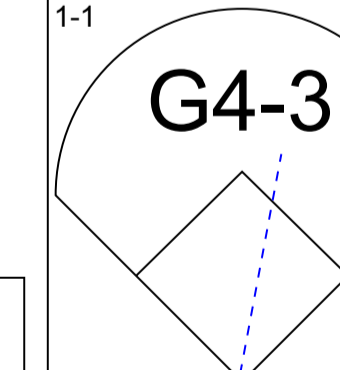
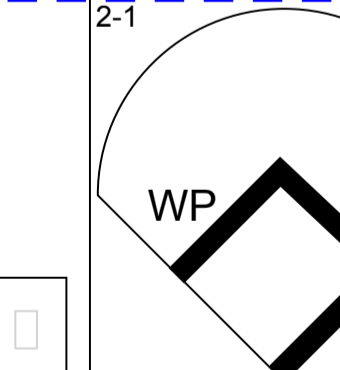
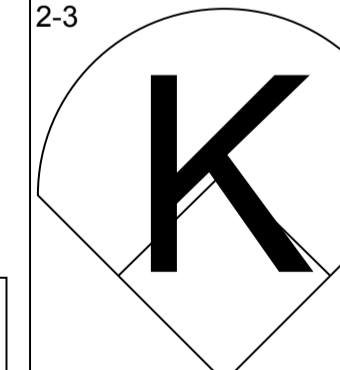
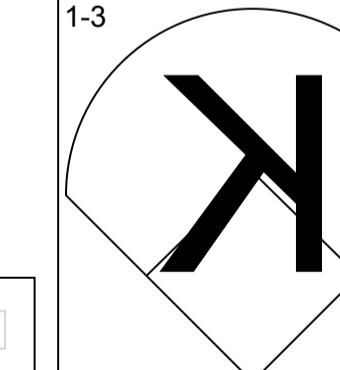
Cincinnati Reds @ Houston Astros
Astrodome, Houston, TX

Tue Apr 23 1991, 8:05 PM EDT
Att. 9,232 - Dome - 70 F

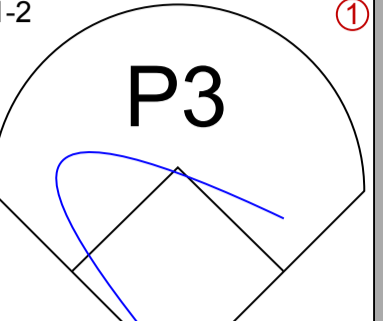
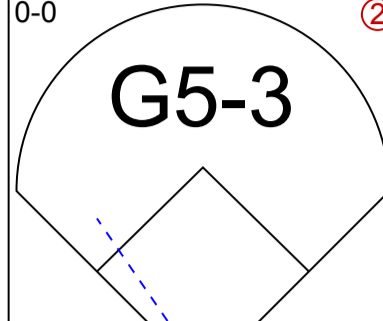
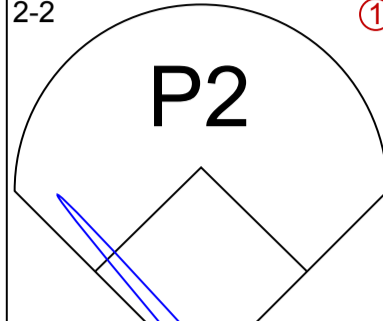
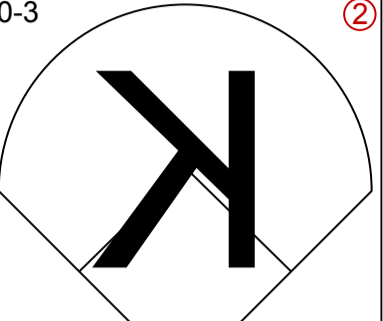
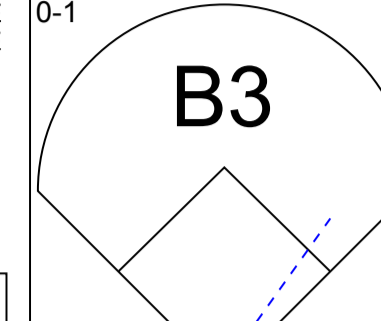
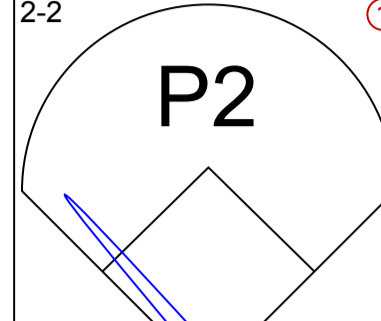
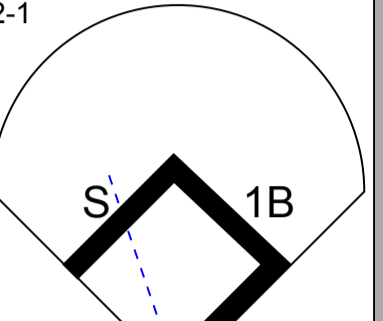
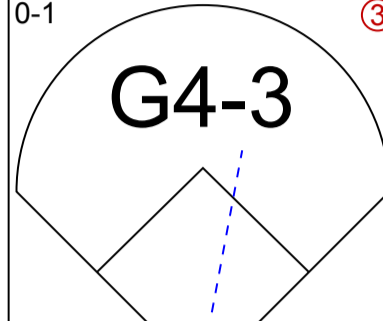
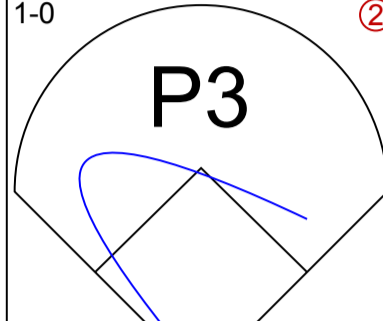
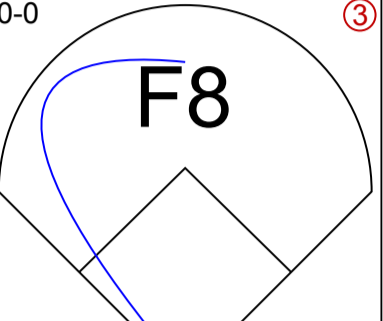
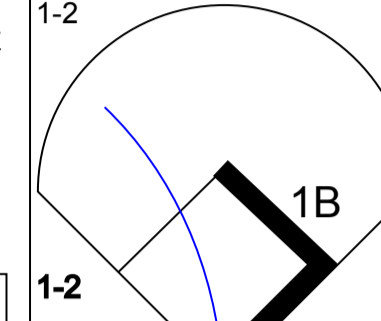
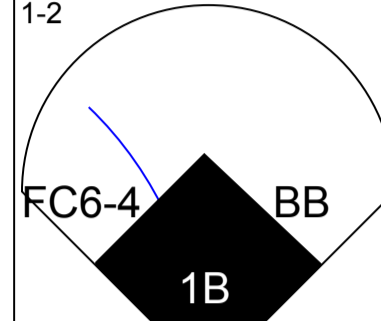
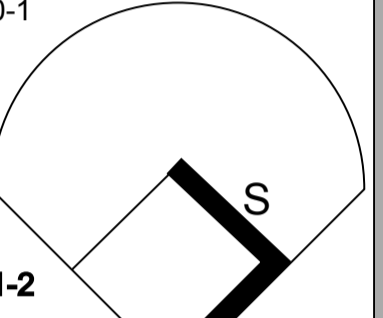
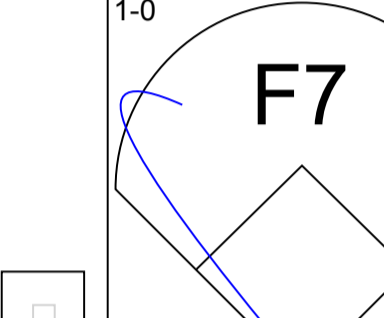
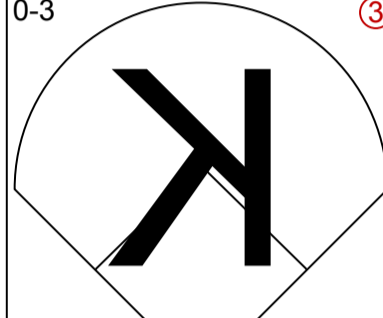
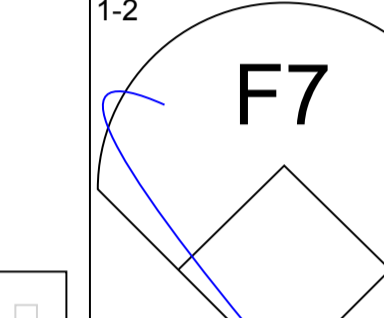
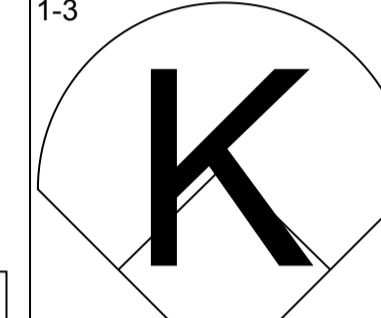
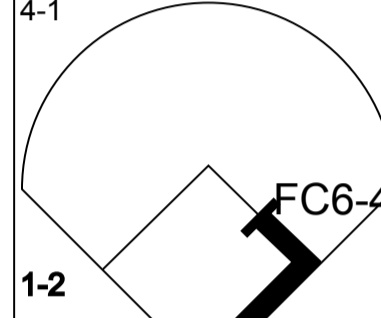
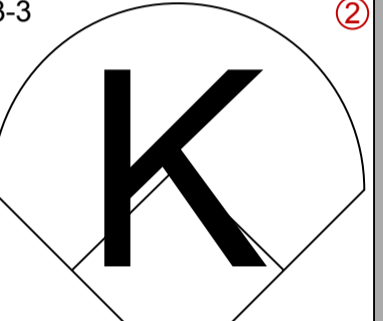
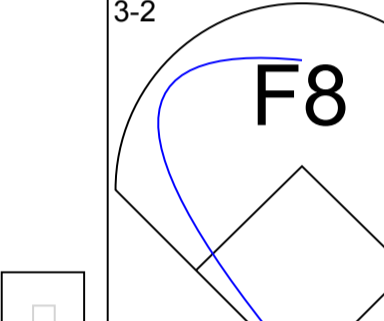
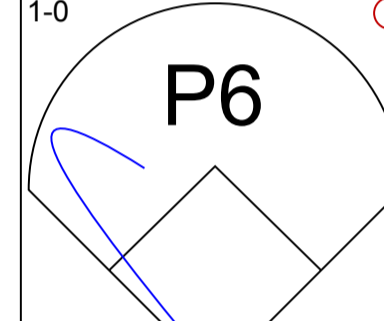
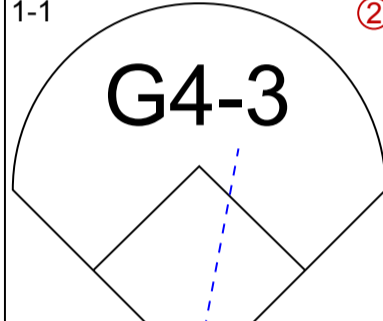
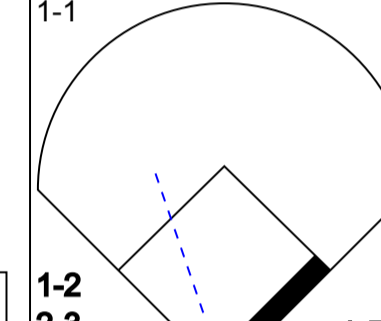
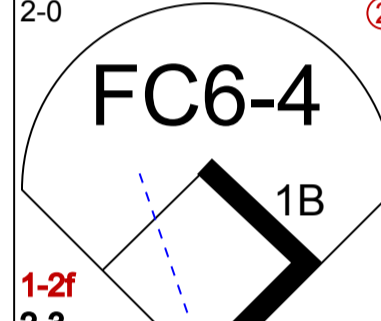
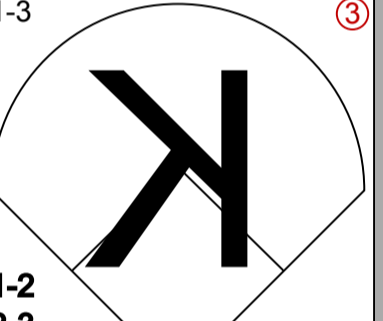
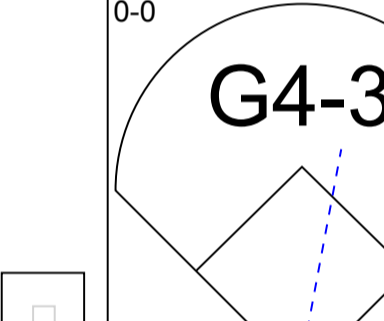
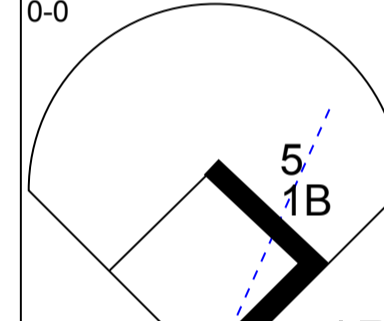
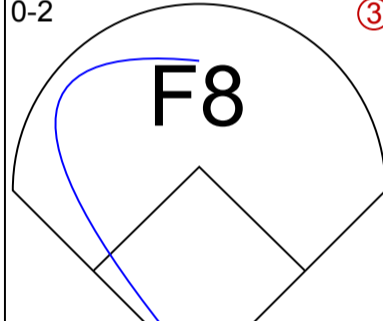
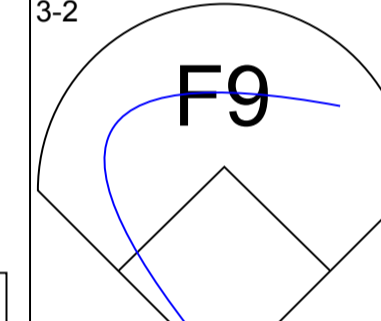
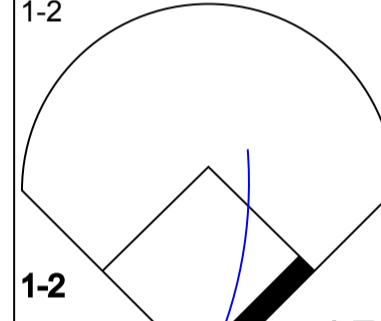
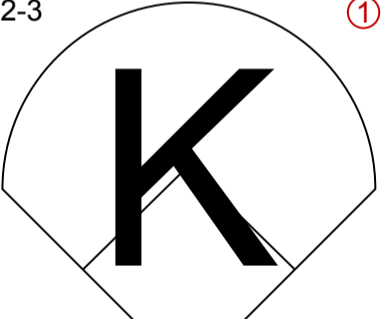
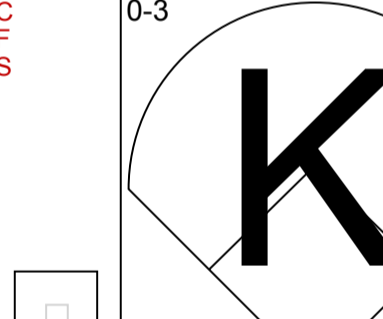
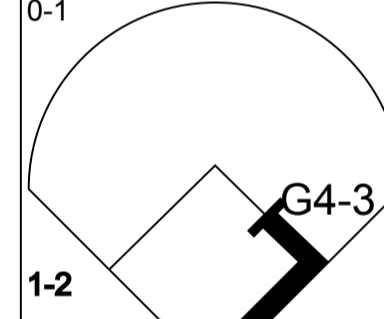
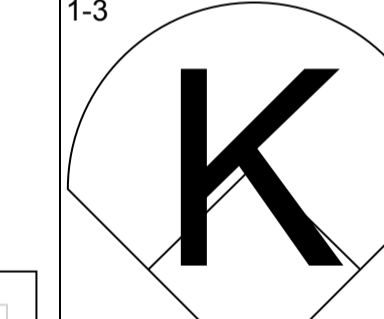
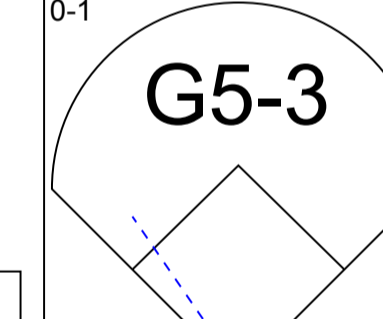
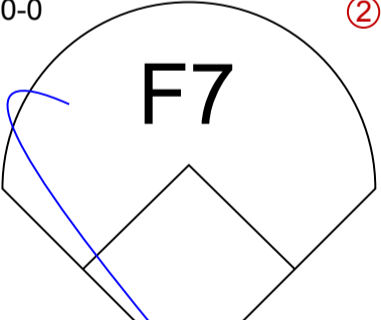
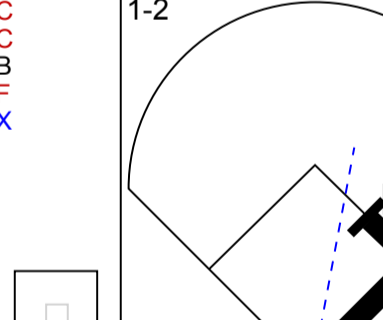
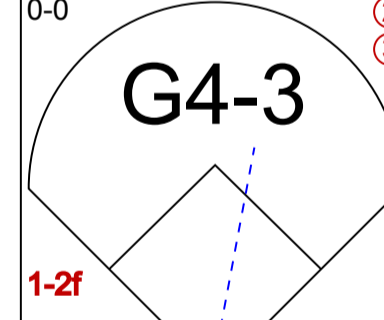
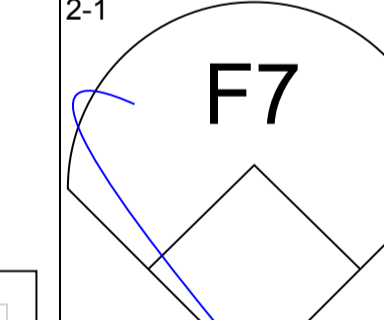
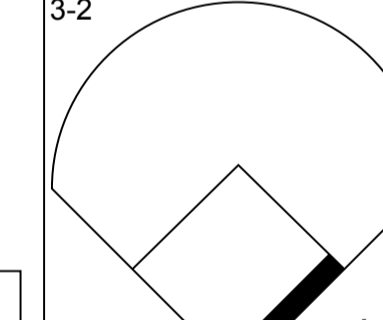
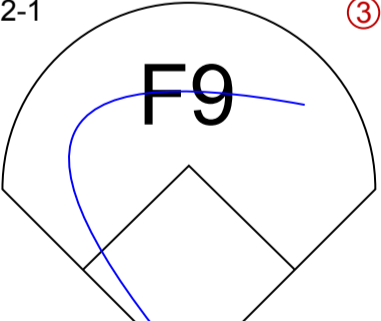
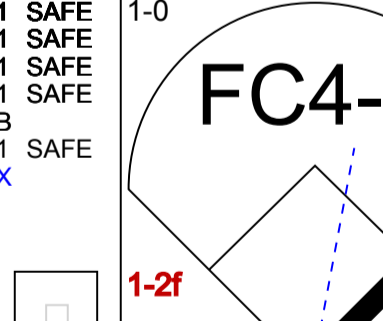
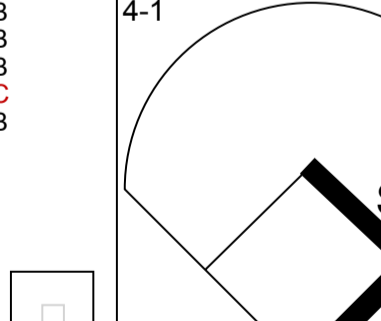
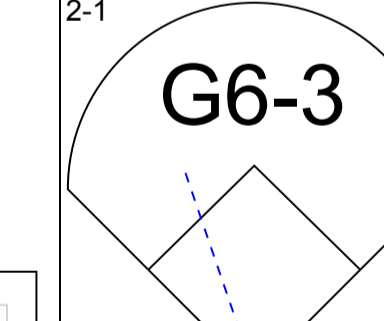
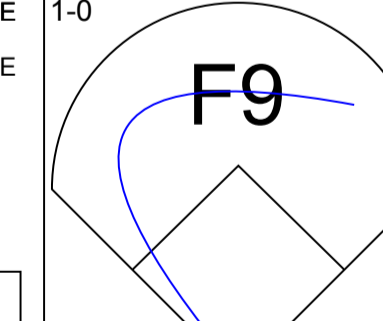
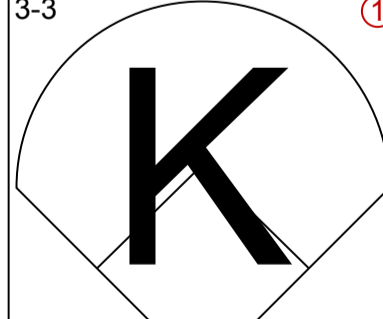
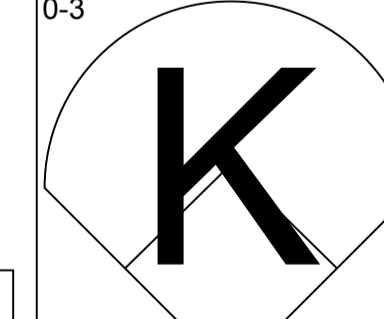
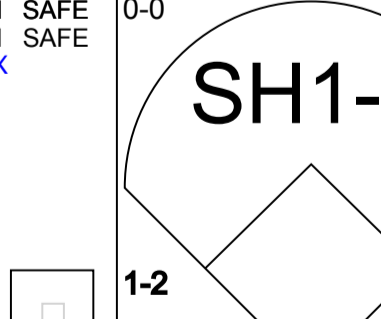
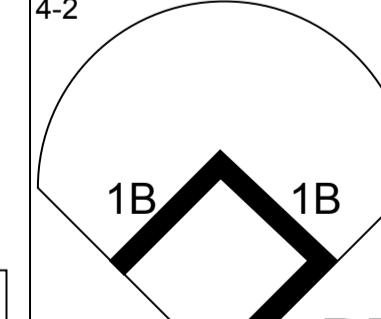
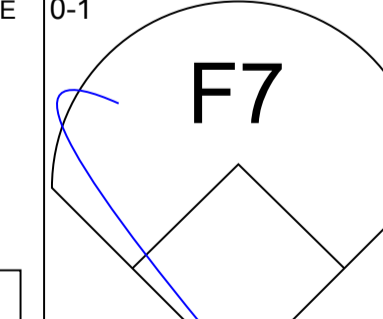
AB	32
R	1
H	5
RBI	1
BB	3
SO	8
LOB	23

livebaseballscorecards.com



Batter	1	2	3	4	5	6	7	8	9	10	11	12	13	AB R H RBI BB SO LOB	TOP															
Billy Hatcher, R OBP: 0.190, SLG: 0.128 (1, 7)														4 0 0 0 0 1 0	Cincinnati Reds @ Houston Astros Astrodome, Houston, TX Wed Apr 24 1991, 8:05 PM EDT Att. 10,869 - Dome - 70 F livebaseballscorecards.com															
Herm Winingham, L OBP: 0.471, SLG: 0.600 (1, 8)														4 0 1 0 1 2 1																
Barry Larkin, R OBP: 0.212, SLG: 0.360 (1, 6)														4 0 0 0 0 2 2																
Paul O'Neill, L OBP: 0.320, SLG: 0.341 (1, 9)														3 0 0 0 2 1 1																
Hal Morris, L OBP: 0.343, SLG: 0.486 (1, 3)														5 0 0 0 0 0 4																
Luis Quinones, S OBP: 0.167, SLG: 0.167 Scott Scudder, R (12, 1)														5 0 1 0 0 1 3 0 0 0 0 0 0 0																
Mariano Duncan, R OBP: 0.208, SLG: 0.182 (1, 4)														5 0 0 0 0 2 2																
Jeff Reed, L OBP: 0.303, SLG: 0.185 (1, 2)														5 0 0 0 0 0 0																
Jack Armstrong, R Bill Doran, S Ted Power, R Glenn Braggs, R Don Carmichael, L Rob Dibble, L Chris Sabo, R (1, 1) (9, PH) (9, 1) (11, PH) (11, 1) (11, 1) (12, 5)														2 0 0 0 0 0 0 1 0 1 0 0 0 0 0 0 0 0 0 0 0 1 0 0 0 0 1 0 0 0 0 0 0 0 0 0 0 0 0 0 0 0 1 0 0 0 0 1 0																
Inning Stats	R: 0 E: 0 K: 2 S: 7	H: 0 LOB: 0 BB: 0 P: 10	R: 0 E: 0 K: 0 S: 6	H: 0 LOB: 1 BB: 1 P: 11	R: 0 E: 0 K: 0 S: 6	H: 0 LOB: 0 BB: 0 P: 7	R: 0 E: 0 K: 0 S: 6	H: 0 LOB: 1 BB: 1 P: 10	R: 0 E: 0 K: 2 S: 10	H: 0 LOB: 0 BB: 0 P: 15	R: 0 E: 0 K: 1 S: 9	H: 0 LOB: 0 BB: 0 P: 13	R: 0 E: 0 K: 1 S: 7	H: 0 LOB: 0 BB: 0 P: 11		R: 0 E: 0 K: 2 S: 9	H: 1 LOB: 1 BB: 0 P: 15	R: 0 E: 0 K: 1 S: 8	H: 1 LOB: 1 BB: 0 P: 14	R: 0 E: 0 K: 1 S: 6	H: 0 LOB: 0 BB: 0 P: 8	R: 0 E: 0 K: 0 S: 7	H: 1 LOB: 2 BB: 1 P: 14	R: 0 E: 0 K: 1 S: 10	H: 0 LOB: 0 BB: 0 P: 15	1B: 3 2B: 0 3B: 0 HR: 0	SF: 0 SAC: 2 DP: 0 HBP: 0	WP: 1 PB: 0 SB: 0 CS: 0	PA: 45	
PITCHER	IP WLS BF H R ER SO BB IBB HBP BLK WP HR S P ERA WHIP															IP WLS BF H R ER SO BB IBB HBP BLK WP HR S P ERA WHIP														
Darryl Kile, R ERA: 7.3 (1, 1)	6.0																													
Al Osuna, L ERA: 1.23 (7, 1)	2.0	6	0	0	0	1	0	0	0	0	0	0	0	0		13	24	0.00	0.000											
Curt Schilling, R ERA: 3.72 (9, 1)	3.0	11	2	0	0	4	0	0	0	1	0	23	37	0.00	0.667															
Dwayne Henry, R ERA: 0.96 (12, 1)	2.0	W 8	1	0	0	1	0	1	0	0	0	17	29	0.00	0.500															



Batter	1	2	3	4	5	6	7	8	9	10	11	12	13	AB R H RBI BB SO LOB	BOTTOM							
Eric Yelding, R OBP: 0.179, SLG: 0.236 (1, 6) (12, 8)	1-2 		0-0 			2-2 		0-3 			0-1 		2-2 	6 0 0 0 0 1 2	Cincinnati Reds @ Houston Astros Astrodome, Houston, TX Wed Apr 24 1991, 8:05 PM EDT Att: 10,869 - Dome - 70 F							
Steve Finley, L OBP: 0.286, SLG: 0.260 Rafael Ramirez, R OBP: 0.316, SLG: 0.294 (11, PH) (12, 6)	2-1 		0-1 			1-0 		0-0 			1-2 		1-2 	4 0 1 0 0 0 1 2 1 2 0 0 0 0								
Craig Biggio, R OBP: 0.400, SLG: 0.509 (1, 2)	0-1 			1-0 		0-3 			1-2 		1-3 		4-1 	5 0 1 0 1 2 2								
Ken Caminiti, S OBP: 0.361, SLG: 0.411 (1, 5)	3-3 			3-2 			1-0 		1-1 		1-1 		2-0 	6 0 1 0 0 1 4								
Luis Gonzalez, L OBP: 0.203, SLG: 0.185 Dwayne Henry, R OBP: 0.400, SLG: 0.375 (13, PH) (12, 1) Ken Oberkfell, L OBP: 0.400, SLG: 0.375	1-3 			0-0 			0-0 		0-2 		3-2 		1-2 	5 0 1 0 0 1 5 0 0 0 0 0 0 0 1 0 1 1 0 0 0								
5 Jeff Bagwell, R OBP: 0.327, SLG: 0.364 (1, 3)		2-3 					0-3 		0-1 		1-3 		0-1 	5 0 1 0 0 3 0								
Karl Rhodes, L OBP: 0.320, SLG: 0.311 (1, 9)		0-0 					1-2 		0-0 		2-1 		3-2 	5 0 2 0 0 0 2								
Mark McLemore, S OBP: 0.200, SLG: 0.067 (1, 4)		2-1 					1-0 		4-1 		2-1 		1-0 	4 0 0 0 1 0 2								
Darryl Kile, R AI Osuna, R Dave Rohde, S Curt Schilling, R Casey Candaele, S (1, 1) (7, 1) (8, PH) (9, 1) (11, PH) (12, 7)			3-3 				0-3 		0-0 		4-2 		0-1 	2 0 0 0 0 0 2 1 0 0 0 0 0 0 0 0 0 0 0 0 0 0 0 0 1 0 0 0 0 1 0 1								
Inning Stats	R: 0 E: 0 K: 2 S: 14	H: 2 LOB: 2 BB: 0 P: 21	R: 0 E: 0 K: 1 S: 6	H: 0 LOB: 0 BB: 0 P: 10	R: 0 E: 0 K: 1 S: 6	H: 0 LOB: 0 BB: 0 P: 9	R: 0 E: 0 K: 1 S: 11	H: 1 LOB: 1 BB: 0 P: 13	R: 0 E: 0 K: 1 S: 8	H: 2 LOB: 1 BB: 0 P: 6	R: 0 E: 0 K: 1 S: 6	H: 0 LOB: 1 BB: 1 P: 10	R: 0 E: 0 K: 1 S: 17	H: 2 LOB: 3 BB: 1 P: 27		R: 0 E: 0 K: 0 S: 9	H: 1 LOB: 1 BB: 0 P: 13	R: 1 E: 0 K: 12 S: 22	H: 2 LOB: 2 BB: 1 P: 22	1B: 10 2B: 0 3B: 0 HR: 0	SF: 0 SAC: 1 DP: 1 HBP: 0	WP: 0 PA: 50
PITCHER	IP WLS BF H R ER SO BB IBB HBP BLK WP HR S P ERA WHIP																					
Jack Armstrong, R ERA: 4.24 (1, 1)	8.0	29	5	0	0	8	1	0	0	0	0	0	0	0		0	0	0	0	0	0.00	0.750
Ted Power, R ERA: 3.38 (9, 1)	2.0	6	0	0	0	1	0	0	0	0	0	0	0	0		0	0	0	0	0	0.00	0.000
Don Carman, L ERA: 4.15 (11, 1)	0.1	3	1	0	0	0	1	0	0	0	0	0	0	0	0	0	0	0	0	0.00	6.000	
Rob Dibble, R ERA: 1.29 (11, 1)	0.2	3	1	0	0	1	0	0	0	0	0	0	0	0	0	0	0	0	0	0.00	1.500	
Scott Scudder, R ERA: 2.08 (12, 1)	1.2	L 9	3	1	1	0	1	0	0	0	0	0	0	0	0	0	0	0	0	5.40	2.400	

livebaseballscorecards.com

AB 46
R 1
H 10
RBI 1
BB 3
SO 10
LOB 20



Batter	1	2	3	4	5	6	7	8	9	AB R H RBI BB SO LOB	TOP																								
Jerome Walton, R OBP: 0.303, SLG: 0.433 (1, 8)	F8		G1-3		G1-3			SH5-3 23 FC 1B	G6-3	5 0 1 0 0 0 2	Chicago Cubs @ Cincinnati Reds Riverfront Stadium, Cincinnati, OH Thu Apr 25 1991, 7:05 PM EDT Att. 22,914 - Cloudy - 62 F																								
23 Ryne Sandberg, R OBP: 0.240, SLG: 0.250 (1, 4)	G1-3 1B		G6-3		L7			FC SH5-3		4 0 1 0 0 0 2																									
Mark Grace, L OBP: 0.343, SLG: 0.375 (1, 3)	G1-3			F7		F7		SH5-3		3 0 0 0 0 0 1																									
George Bell, R OBP: 0.304, SLG: 0.508 (1, 7)	K			L8		HR		IBB		3 1 1 1 1 1 1																									
Andre Dawson, R OBP: 0.357, SLG: 0.576 (1, 9)		P3		F9		F8		P4		4 0 0 0 0 0 3																									
Luis Salazar, R OBP: 0.188, SLG: 0.333 (1, 5) Chico Walker, S OBP: 0.222, SLG: 0.125 (8, PH) Gary Scott, R OBP: 0.283, SLG: 0.182 (8, 5)		G6-3			1B 1B	G4-3		P6		3 1 1 0 0 0 0 1 0 0 0 0 0 3 0 0 0 0 0 0 0																									
Shawon Dunston, R OBP: 0.274, SLG: 0.370 (1, 6)		HR		SH3-4 1B			P4		L7	4 2 2 1 0 0 0																									
Erik Pappas, R OBP: 0.231, SLG: 0.167 (1, 2)		G3-1		G1-3 SH3-4 1B			G5-3		K	4 0 1 1 0 1 0																									
Greg Maddux, R OBP: 0.200, SLG: 0.300 (1, 1) Chuck McElroy, L (7, 1) Heathcliff Stocumb, R (7, 1) Hector Villanueva, R OBP: 1.000, SLG: 1.000 (9, PH)			P2		SH3-4		G5-3		1B	2 0 0 1 0 0 0 0 0 0 0 0 0 0 0 0 0 0 0 0 0 1 0 1 0 0 0 0																									
Inning Stats	R: 0 H: 1 E: 0 LOB: 1 K: 1 BB: 0 S: 9 P: 12	R: 1 H: 1 E: 0 LOB: 0 K: 0 BB: 0 S: 12 P: 18	R: 0 H: 0 E: 0 LOB: 0 K: 0 BB: 0 S: 9 P: 10	R: 0 H: 0 E: 0 LOB: 0 K: 0 BB: 0 S: 7 P: 9	R: 2 H: 3 E: 0 LOB: 1 K: 0 BB: 0 S: 13 P: 16	R: 1 H: 1 E: 0 LOB: 0 K: 0 BB: 0 S: 9 P: 13	R: 0 H: 0 E: 0 LOB: 0 K: 0 BB: 0 S: 7 P: 7	R: 0 H: 1 E: 0 LOB: 3 K: 0 BB: 1 S: 9 P: 18	R: 0 H: 1 E: 0 LOB: 1 K: 1 BB: 0 S: 18 P: 27	1B: 6 SF: 0 2B: 0 SAC: 2 3B: 0 DP: 0 HR: 2 HBP: 0		WP: 0 PA: 37 PB: 0 SB: 0 CS: 0																							
PITCHER	IP WLS BF H R ER SO BB IBB HBP BLK WP HR S P ERA WHIP												PITCHER	IP WLS BF H R ER SO BB IBB HBP BLK WP HR S P ERA WHIP																					
Tom Browning, L ERA: 2.32 (1, 1)	7.1																																		
Ted Power, R ERA: 3.0 (8, 1)	0.2	W	3	0	0	0	0	0	1	0	0	0	0	3	9	0.00	0.000																		
Randy Myers, L ERA: 2.84 (9, 1)	1.0	S	4	1	0	0	1	0	0	0	0	0	0	18	27	0.00	1.000																		

AB 34
R 4
H 8
RBI 4
BB 1
SO 2
LOB 12



Batter	1	2	3	4	5	6	7	8	9
Chris Sabo, R OBP: 0.302, SLG: 0.357 (1, 5)	0-1 1B FC4-9-6 1B		3-1 P9		2-1 G5-3	0-3 K		2-0 G6-3	
Bill Doran, S OBP: 0.444, SLG: 0.409 Mariano Duncan, R OBP: 0.240, SLG: 0.217 (7, PR) (8, 4)	1-0 1B FC4-9-6 1B		3-2 F7		4-0 1B 1B BB		0-0 G4-3 2B 1B	0-1 S 1B	
Barry Larkin, R OBP: 0.211, SLG: 0.345 (1, 6)	2-3 K		1-1 G4-3		1-1 1B 2B 1B		1-1 G4-3	3-2 G1-6-3	
Paul O'Neill, L OBP: 0.315, SLG: 0.333 (1, 9)	1-1 FC4-9-6 1-2f 3-H			0-0 G4-3	3-1 2B 1B		1-3 K		
Hal Morris, L OBP: 0.368, SLG: 0.553 Eric Davis, R OBP: 0.425, SLG: 0.424 (7, PH) (8, 7)	2-0 F7			0-1 2B	1-0 2B		3-2 2B		
Todd Benzinger, S OBP: 0.281, SLG: 0.345 (1, 7) (8, 3)		1-0 G4-3		0-3 K	2-3 K		1-2 G3		
Herm Winningham, L OBP: 0.476, SLG: 0.611 (1, 8)		1-3 K		4-0 FC6-4 IBB		0-0 G4-3		1-0 SH3-4 HR 2B	
Joe Oliver, R OBP: 0.231, SLG: 0.174 (1, 2)		2-1 G5-3		3-1 FC6-4 1-2f		0-0 F8		0-1 SH3-4	
Tom Browning, L OBP: 0.417, SLG: 0.583 Ted Power, R Luis Quinones, S OBP: 0.231, SLG: 0.462 Randy Myers, L (9, 1)			1-2 2B		2-1 L9	1-2 1B		0-0 HR	

Inning Stats	R: 1 E: 0 K: 1 S: 9	H: 2 LOB: 1 BB: 0 P: 15	R: 0 E: 0 K: 1 S: 6	H: 0 LOB: 0 BB: 0 P: 10	R: 0 E: 0 K: 0 S: 14	H: 1 LOB: 1 BB: 0 P: 22	R: 0 E: 0 K: 1 S: 8	H: 1 LOB: 2 BB: 1 P: 15	R: 2 E: 0 K: 1 S: 12	H: 3 LOB: 2 BB: 1 P: 27	R: 0 E: 0 K: 1 S: 10	H: 1 LOB: 1 BB: 0 P: 11	R: 1 E: 0 K: 1 S: 12	H: 2 LOB: 2 BB: 0 P: 18	R: 2 E: 0 K: 0 S: 10	H: 3 LOB: 1 BB: 0 P: 16
--------------	------------------------------	----------------------------------	------------------------------	----------------------------------	-------------------------------	----------------------------------	------------------------------	----------------------------------	-------------------------------	----------------------------------	-------------------------------	----------------------------------	-------------------------------	----------------------------------	-------------------------------	----------------------------------

PITCHER	IP	WLS	BF	H	R	ER	SO	BB	IBB	HBP	BLK	WP	HR	S	P	ERA	WHIP
Greg Maddux, R ERA: 3.76 (1, 1)	6.1		30	9	4	4	5	1	1	0	0	0	0	62	104	5.68	1.579
Chuck McElroy, L ERA: 1.59 (7, 1)	0.1		1	0	0	0	1	0	0	0	0	0	0	3	4	0.00	0.000
Heathcliff Slocumb, R ERA: 4.09 (7, 1)	1.1	L	8	4	2	2	0	0	0	0	0	0	1	16	26	13.50	3.000

AB	R	H	RBI	BB	SO	LOB
5	1	1	0	0	1	2
3	1	2	0	1	0	1
1	1	1	0	0	0	0
5	1	1	0	0	1	5
4	0	1	2	0	1	3
3	0	2	1	0	0	1
1	0	1	1	0	0	0
4	0	0	0	0	2	5
3	1	1	0	1	1	0
3	0	0	0	0	0	2
3	0	2	0	0	0	0
0	0	0	0	0	0	0
1	1	1	2	0	0	0
0	0	0	0	0	0	0

WP	PA
0	39

Chicago Cubs @ Cincinnati Reds
Riverfront Stadium, Cincinnati, OH
Thu Apr 25 1991, 7:05 PM EDT
Att: 22,914 - Cloudy - 62 F

AB	36
R	6
H	13
RBI	6
BB	2
SO	6
LOB	19



Batter	1	2	3	4	5	6	7	8	9	AB R H RBI BB SO LOB	TOP											
Jerome Walton, R (1, 8) OBP: 0.297, SLG: 0.441	1-0 L5			1-0 G6-3 2B		1-1 G5-3			1-2 FC1-6 1B	4 1 1 0 0 0 1												
23 Ryne Sandberg, R (1, 4) OBP: 0.241, SLG: 0.250	0-1 F9			0-1 G6-3 2-3			0-1 F8		2-1 1B 1-2 1B	4 0 1 0 0 0 1												
Mark Grace, L (1, 3) OBP: 0.352, SLG: 0.383 Doug Dascenzo, S (9, PR)	2-1 G3			0-0 G6-3 3-H			2-0 G4-6-3 1B		2-2 1B 1-2 2-3 1B	4 0 2 1 0 0 0 0 0 0 0 0 0 0												
George Bell, R (1, 7) OBP: 0.288, SLG: 0.478		3-1 F7		0-1 F8			1-2 G4-6-3 1-2f		0-1 F9	4 0 0 0 0 0 4												
Dwight Smith, L (1, 9) OBP: 0.250, SLG: 0.200		2-2 P4			2-2 G3-1					3 0 0 0 0 0 1 0												
Damon Berryhill, S (1, 2) OBP: 0.204, SLG: 0.244		0-0 G3-1			0-0 P7					3 0 0 0 0 0 1 0												
Shawon Dunston, R (1, 6) OBP: 0.262, SLG: 0.351			3-2 F8		1-2 G6-3				1-1 F8	3 0 0 0 0 0 0 0												
Gary Scott, R (1, 5) OBP: 0.273, SLG: 0.174 Andre Dawson, R (9, PH)			1-3 K			1-0 G5-3			1-3 K	2 0 0 0 0 0 1 0 1 0 0 0 0 0 1 0												
Mike Harkey, R (1, 1) OBP: 0.500, SLG: 0.400 Les Lancaster, R (4, 1) Chuck McElroy, L (8, 1) Chico Walker, S (9, PH)			0-1 G6-3			1-0 P3			0-0 FC1-6 1B	1 0 0 0 0 0 0 0 1 0 0 0 0 0 0 0 0 0 0 0 0 0 0 0 1 0 1 0 0 0 0 0												
Inning Stats	R: 0 E: 0 K: 0 S: 5	H: 0 LOB: 0 BB: 0 P: 8	R: 0 E: 0 K: 0 S: 7	H: 0 LOB: 0 BB: 0 P: 12	R: 0 E: 0 K: 1 S: 10	H: 0 LOB: 0 BB: 0 P: 14	R: 1 E: 0 K: 0 S: 6	H: 1 LOB: 0 BB: 0 P: 7	R: 0 E: 0 K: 0 S: 7	H: 0 LOB: 0 BB: 0 P: 10	R: 0 E: 0 K: 0 S: 4	H: 0 LOB: 0 BB: 0 P: 7	R: 0 E: 0 K: 0 S: 6	H: 1 LOB: 0 BB: 0 P: 9	R: 0 E: 0 K: 2 S: 9	H: 0 LOB: 0 BB: 0 P: 14	R: 0 E: 0 K: 1 S: 14	H: 3 LOB: 3 BB: 0 P: 20	1B: 4 2B: 1 3B: 0 HR: 0	SF: 0 SAC: 0 DP: 1 HBP: 0	WP: 0 PB: 0 SB: 0 CS: 0	PA: 31
PITCHER	IP WLS BF H R ER SO BB IBB HBP BLK WP HR S P ERA WHIP																					
Jose Rijo, R (1, 1) ERA: 2.67	8.2 W 29 4 1 1 4 0 0 0 0 0 0 0 63 94 1.04 0.462																					
Randy Myers, L (9, 1) ERA: 2.84	0.0 1 1 0 0 0 0 0 0 0 0 0 0 3 5 ∞ ∞																					
Rob Dibble, R (9, 1) ERA: 1.23	0.1 S 1 0 0 0 0 0 0 0 0 0 0 0 2 2 0.00 0.000																					

Chicago Cubs @ Cincinnati Reds
Riverfront Stadium, Cincinnati, OH

Fri Apr 26 1991, 7:05 PM EDT
Att. 37,681 - Cloudy - 78 F

livebaseballscorecards.com

AB	31
R	1
H	5
RBI	1
BB	0
SO	4
LOB	6



Batter	1	2	3	4	5	6	7	8	9
Barry Larkin, R OBP: 0.230, SLG: 0.345 (1, 6)	3-1 HR 1B	4-0 BB			1-2 G5-3		1-2 F9		
Herm Winningham, L OBP: 0.400, SLG: 0.500 (1, 8)	0-0 F9	2-3 K			3-1 G4-3			1-3 K	
Eric Davis, R OBP: 0.409, SLG: 0.389 (1, 7)	1-1 P6		2-3 K			4-2 2B BB		2-3 K FC4-6	
Paul O'Neill, L OBP: 0.310, SLG: 0.388 (1, 9)	2-0 HR		1-0 P6			3-2 F6		1-2 FC4-6 1-2f	
Hal Morris, L OBP: 0.381, SLG: 0.595 (1, 3)	3-2 2B		1-1 P3			2-2 2B 1-H		0-3 K	
Chris Sabo, R OBP: 0.288, SLG: 0.339 (1, 5)	2-1 P2			2-1 P9		1-0 G5-3			
Mariano Duncan, R OBP: 0.214, SLG: 0.192 (1, 4)		2-1 G6-3		1-1 G3		2-2 L7			
Joe Oliver, R OBP: 0.241, SLG: 0.231 (1, 2)		0-2 WP 2B		0-3 K2-3			1-0 P2		
Jose Rijo, R OBP: 0.333, SLG: 0.333 (1, 1)		1-0 G5-3			0-2 G4-3		1-2 G4-3		
Randy Myers, L (9, 1)									
Rob Dibble, L (9, 1)									
Billy Hatcher, R OBP: 0.190, SLG: 0.128 (9, 7)									

Inning Stats	R: 2 E: 0 K: 0 S: 11	H: 3 LOB: 1 BB: 0 P: 22	R: 0 E: 0 K: 1 S: 12	H: 1 LOB: 2 BB: 1 P: 20	R: 0 E: 0 K: 1 S: 7	H: 0 LOB: 0 BB: 0 P: 11	R: 0 E: 0 K: 1 S: 7	H: 0 LOB: 0 BB: 0 P: 10	R: 0 E: 0 K: 0 S: 9	H: 0 LOB: 0 BB: 0 P: 13	R: 1 E: 0 K: 0 S: 15	H: 1 LOB: 1 BB: 1 P: 27	R: 0 E: 0 K: 0 S: 8	H: 0 LOB: 0 BB: 0 P: 11	R: 0 E: 0 K: 3 S: 13	H: 0 LOB: 1 BB: 0 P: 17
--------------	-------------------------------	----------------------------------	-------------------------------	----------------------------------	------------------------------	----------------------------------	------------------------------	----------------------------------	------------------------------	----------------------------------	-------------------------------	----------------------------------	------------------------------	----------------------------------	-------------------------------	----------------------------------

PITCHER	IP	WLS	BF	H	R	ER	SO	BB	IBB	HBP	BLK	WP	HR	S	P	ERA	WHIP
Mike Harkey, R ERA: 5.3 (1, 1)	3.0	L	14	4	2	2	2	1	0	0	0	1	1	30	53	6.00	1.667
Les Lancaster, R ERA: 4.5 (4, 1)	4.0		14	1	1	1	1	1	0	0	0	0	0	39	61	2.25	0.500
Chuck McElroy, L ERA: 1.35 (8, 1)	1.0		4	0	0	0	3	0	0	0	0	0	0	13	17	0.00	0.000

BOTTOM

AB	R	H	RBI	BB	SO	LOB
3	1	1	0	1	0	0
4	0	0	0	0	2	3
3	1	0	0	1	2	1
4	1	1	2	0	0	2
4	0	2	1	0	1	1
3	0	0	0	0	0	2
3	0	0	0	0	0	1
3	0	1	0	0	1	0
3	0	0	0	0	0	1
0	0	0	0	0	0	0
0	0	0	0	0	0	0
0	0	0	0	0	0	0

AB	30
R	3
H	5
RBI	3
BB	2
SO	6
LOB	11



WP	PA
1	32
1	
0	
0	

Chicago Cubs @ Cincinnati Reds
Riverfront Stadium, Cincinnati, OH
 Fri Apr 26 1991, 7:05 PM EDT
 Att: 37,681 - Cloudy - 78 F

livebaseballscorecards.com

Chicago Cubs @ Cincinnati Reds
Riverfront Stadium, Cincinnati, OH

Sat Apr 27 1991, 3:33 AM EDT
Att. 35,265 - Cloudy - 72 F

AB	36
R	8
H	11
RBI	8
BB	4
SO	4
LOB	15



WP	4	PA	43
PB	0		
SB	0		
CS	1		

Batter	1	2	3	4	5	6	7	8	9	AB R H RBI BB SO LOB	TOP											
Jerome Walton, R (1, 8) OBP: 0.286, SLG: 0.410	1-0 WP G4-3 1B	0-0 B5-3			2-1 FC4-6 23 1B SF7		1-0 P3		1-2 G5-3	5 2 1 1 0 0 2												
23 Ryne Sandberg, R (1, 4) OBP: 0.262, SLG: 0.263	4-1 G4-3 1-2 WP BB		2-2 F8		1 SAFE 2-2 1-3 1B		1-1 FC6-4 1-2f		2-1 1B 1B	4 1 2 0 1 0 1												
Mark Grace, L (1, 3) OBP: 0.342, SLG: 0.375	1-2 G4-3 1-3 2-H		3-3 K		0-0 SF7		1-1 F7		2-1 1B 1-2 1B	4 0 1 2 0 1 2												
George Bell, R (1, 7) OBP: 0.282, SLG: 0.459	2-3 K		3-2 G5-3		0-2 F8			1-0 HR 1B	2-1 P4	5 1 1 0 0 1 4												
Andre Dawson, R (1, 9) OBP: 0.355, SLG: 0.597	0-0 F9			1-0 P9		3-1 F7		2-2 HR 1-H	3-1 1-3 2-H 1B	5 1 2 3 0 0 1												
Hector Villanueva, R (1, 2) OBP: 0.167, SLG: 0.167			1-0 F8		1-1 F8		2-1 P6		3-1 F8 1-2 P4	5 0 0 0 0 0 2												
Shawon Dunston, R (1, 6) OBP: 0.290, SLG: 0.367			3-3 K		0-1 CS 1B		1-1 1B		4-0 WP BB	3 0 2 0 1 1 0												
Gary Scott, R (1, 5) OBP: 0.288, SLG: 0.184			4-2 HR BB		1 SAFE 0-0 CS 1-2		2-0 WP SH FC4-6 1B		1-1 F9	3 2 1 0 1 0 2												
Shawn Boskie, R (1, 1) OBP: 0.364, SLG: 0.778 Paul Assenmacher, L (8, 1) OBP: 0.500, SLG: 0.500		0-1 HR			0-0 SH FC4-6 1-2		4-2 23 FC6-4 BB		2-3 K	2 1 1 2 1 1 1 0 0 0 0 0 0 0												
Inning Stats	R: 1 E: 0 K: 1 S: 10	H: 1 LOB: 1 BB: 1 P: 18	R: 2 E: 0 K: 1 S: 11	H: 1 LOB: 0 BB: 1 P: 19	R: 0 E: 0 K: 1 S: 10	H: 0 LOB: 0 BB: 0 P: 18	R: 0 E: 0 K: 0 S: 5	H: 1 LOB: 0 BB: 0 P: 7	R: 2 E: 0 K: 0 S: 11	H: 2 LOB: 1 BB: 0 P: 17	R: 0 E: 0 K: 0 S: 8	H: 1 LOB: 1 BB: 0 P: 16	R: 0 E: 0 K: 0 S: 7	H: 0 LOB: 1 BB: 1 P: 14	R: 2 E: 0 K: 1 S: 12	H: 2 LOB: 1 BB: 1 P: 25	R: 1 E: 0 K: 0 S: 14	H: 3 LOB: 2 BB: 0 P: 25	1B: 9 2B: 0 3B: 0 HR: 2	SF: 1 SAC: 1 DP: 0 HBP: 0	WP: 4 PB: 0 SB: 0 CS: 1	PA: 43
PITCHER	IP WLS BF H R ER SO BB IBB HBP BLK WP HR S P ERA WHIP																					
Norm Charlton, L (1, 1) ERA: 2.45	6.0 L 27 6 5 5 3 3 0 0 0 0 3 1 57 101 7.50 1.500																					
Scott Scudder, R (7, 1) ERA: 3.38	2.0 9 2 2 2 1 1 0 0 0 0 1 1 17 33 9.00 1.500																					
Don Carman, L (9, 1) ERA: 5.06	1.0 6 3 1 1 0 0 0 0 0 0 0 0 14 25 9.00 3.000																					

livebaseballscorecards.com

BOTTOM

Chicago Cubs @ Cincinnati Reds
Riverfront Stadium, Cincinnati, OH

Sat Apr 27 1991, 3:33 AM EDT
Att: 35,265 - Cloudy - 72 F

livebaseballscorecards.com

AB	37
R	3
H	11
RBI	3
BB	2
SO	5
LOB	18



WP:	0	PA:	40
PB:	0	SB:	0
CS:	0		

AB	R	H	RBI	BB	SO	LOB
5	0	1	0	0	1	2
4	0	1	0	1	0	2
4	1	2	0	0	0	2
5	1	2	1	0	1	4
4	1	0	1	0	0	1
4	0	1	0	0	1	1
3	0	1	1	0	0	0
0	0	0	0	0	0	0
2	0	2	0	1	0	0
1	0	0	0	0	1	2
0	0	0	0	0	0	0
1	0	0	0	0	0	1
1	0	1	0	0	0	0
1	0	0	0	0	1	0

Batter	1	2	3	4	5	6	7	8	9
Chris Sabo, R OBP: 0.282, SLG: 0.328	F9		F7		K		P5		BB 1B
Bill Doran, S OBP: 0.441, SLG: 0.396	SH1-3 1B		G1-3		G4-3		F9		BB 1-2
Barry Larkin, R OBP: 0.246, SLG: 0.371	SH1-3			1B FC 2B				G6-3	P3
Paul O'Neill, L OBP: 0.317, SLG: 0.444	F8			FC 1B		F8		HR	K
Hal Morris, L OBP: 0.348, SLG: 0.556		G3		FC 1B		G4-3		G4-3	
Todd Benzinger, S OBP: 0.278, SLG: 0.333		K		G4-3		P8		1B 1B	
Billy Hatcher, R OBP: 0.200, SLG: 0.143 Don Carman, L		G5-3		1B		G4-3		1-2 1B	
Jeff Reed, L OBP: 0.361, SLG: 0.241 Eric Davis, R OBP: 0.400, SLG: 0.378 Joe Oliver, R OBP: 0.241, SLG: 0.231			BLK BB	1-2 1B		1B		K	
Norm Charlton, S Scott Scudder, R Herm Winningham, L OBP: 0.385, SLG: 0.478 Chris Jones, R OBP: 1.000, SLG: 1.000 Glenn Braggs, R OBP: 0.281, SLG: 0.231		B3-4		B3		F7			K

Inning Stats	R	H	E	K	S	H	LOB	BB	P	R	H	E	K	S	H	LOB	BB	P	ERA	WHIP
	0	1	0	0	12	0	1	0	1	0	0	0	0	8	0	0	0	8	3.52	1.435
	0	0	0	1	13	2	4	0	19	0	1	0	0	17	0	1	0	0.00	1.500	

PITCHER	IP	WLS	BF	H	R	ER	SO	BB	IBB	HBP	BLK	WP	HR	S	P	ERA	WHIP
Shawn Boskie, R ERA: 2.25	7.2	W	34	10	3	3	2	1	0	0	1	0	0	71	111	3.52	1.435
Paul Assenmacher, L ERA: 2.63	1.1	S	6	1	0	0	3	1	0	0	0	0	0	17	26	0.00	1.500

PITCHER	IP	WLS	BF	H	R	ER	SO	BB	IBB	HBP	BLK	WP	HR	S	P	ERA	WHIP
Shawn Boskie, R ERA: 2.25	7.2	W	34	10	3	3	2	1	0	0	1	0	0	71	111	3.52	1.435
Paul Assenmacher, L ERA: 2.63	1.1	S	6	1	0	0	3	1	0	0	0	0	0	17	26	0.00	1.500

Batter	1	2	3	4	5	6	7	8	9	AB R H RBI BB SO LOB	TOP
Jerome Walton, R (1, 8) OBP: 0.298, SLG: 0.409	0-2 P4		1-1 23 1B		2-3 K			0-3 K	2-0 1B	5 1 2 1 0 2 0	
23 Ryne Sandberg, R (1, 4) OBP: 0.270, SLG: 0.272	2-1 CS 1B		3-2 1B		3-3 K			2-1 F9	3-3 K	5 0 2 0 0 2 1	
Mark Grace, L (1, 3) OBP: 0.350, SLG: 0.382	2-2 F7		0-0 FC5-4 1B		2-3 K			0-0 1B		4 1 2 1 0 1 1	
George Bell, R (1, 7) OBP: 0.280, SLG: 0.449		2-2 P4	2-2 FC5-4			1-0 G5-3		0-0 1B		4 0 1 0 0 0 2	
Andre Dawson, R (1, 9) OBP: 0.375, SLG: 0.600		0-2 WP 1B		4-0 2B BB		1-1 F9		1-0 S 1B		3 0 2 1 1 0 0	
Doug Dascenzo, S (8, PR) OBP: 0.333, SLG: 0.282								1-3 2-H		0 0 0 0 0 0 0	
Hector Villanueva, R (1, 2) OBP: 0.200, SLG: 0.111		4-0 G6-4-3 BB		0-0 F9		2-2 P2		1-3 K		3 0 0 0 1 1 3	
Chuck McElroy, L (8, 1)		1-3						1-2		0 0 0 0 0 0 0	
Shawon Dunston, R (1, 6) OBP: 0.288, SLG: 0.359		0-2 G6-4-3		0-1 F8			0-0 P3		1-0 S 1B	4 1 1 0 0 0 3	AB 36
Gary Scott, R (1, 5) OBP: 0.290, SLG: 0.212			3-2 F9		2-1		0-1 G5-3		3-2 F8	3 0 1 0 0 0 0	R 3
Dwight Smith, L (9, PH) OBP: 0.231, SLG: 0.182			1-3 2B		1-3				1-2	1 0 0 0 0 0 1	H 11
Rick Sutcliffe, L (1, 1)			0-0 G5-3		0-3 K		1-0 L5		0-3 K	2 0 0 0 0 1 2	RBI 3
Chico Walker, S (7, PH) OBP: 0.273, SLG: 0.200										1 0 0 0 0 0 0	BB 2
Les Lancaster, R (7, 1)										0 0 0 0 0 0 0	SO 8
Damon Berryhill, S (8, 2) OBP: 0.200, SLG: 0.239										1 0 0 0 0 1 1	LOB 14
Inning Stats	R: 0 H: 1 E: 0 LOB: 0 K: 0 BB: 0 S: 8 P: 12	R: 0 H: 1 E: 0 LOB: 1 K: 0 BB: 1 S: 12 P: 18	R: 1 H: 3 E: 0 LOB: 2 K: 0 BB: 0 S: 15 P: 24	R: 0 H: 1 E: 0 LOB: 2 K: 1 BB: 1 S: 8 P: 14	R: 0 H: 0 E: 0 LOB: 0 K: 3 BB: 0 S: 10 P: 17	R: 0 H: 0 E: 0 LOB: 0 K: 0 BB: 0 S: 6 P: 10	R: 0 H: 0 E: 0 LOB: 0 K: 0 BB: 0 S: 4 P: 5	R: 1 H: 3 E: 0 LOB: 3 K: 2 BB: 0 S: 11 P: 15	R: 1 H: 2 E: 0 LOB: 1 K: 2 BB: 0 S: 14 P: 22	1B: 10 SF: 0 2B: 1 SAC: 0 3B: 0 DP: 1 HR: 0 HBP: 0	WP: 1 PA: 38 PB: 0 SB: 2 CS: 1
PITCHER	IP WLS BF H R ER SO BB IBB HBP BLK WP HR S P ERA WHIP										
Chris Hammond, L (1, 1) ERA: 1.64	7.0 W 27 6 1 1 4 2 0 0 0 1 0 63 100 1.29 1.143										
Rob Dibble, R (8, 1) ERA: 2.89	2.0 S 11 5 2 2 4 0 0 0 0 0 0 25 37 9.00 2.500										

Chicago Cubs @ Cincinnati Reds
Riverfront Stadium, Cincinnati, OH

Sun Apr 28 1991, 3:33 AM EDT
Att. 33,518 - Cloudy - 72 F

livebaseballscorecards.com



Batter	1	2	3	4	5	6	7	8	9	AB	R	H	RBI	BB	SO	LOB
Chris Sabo, R OBP: 0.280, SLG: 0.324 (1, 5)	2-1 P2		1-0 G5-4-3		2-1 G6-4-3 1B		2-0 F8			4	0	1	0	0	0	2
Billy Hatcher, R OBP: 0.184, SLG: 0.130 (1, 8) (7, 7)	1-0 L6		1-1 P6		2-2 G6-4-3		0-0 FC5-4			4	0	0	0	0	0	3
Barry Larkin, R OBP: 0.246, SLG: 0.364 (1, 6)	2-3 K			2-2 F7 SF9 1B		0-1 F7		1-3 K		4	1	1	0	0	2	0
Paul O'Neill, L OBP: 0.328, SLG: 0.491 (1, 9)		3-2 HR		0-0 E4 1-2		4-0 2B BB		3-3 K		3	2	1	1	1	1	1
Hal Morris, L OBP: 0.340, SLG: 0.551 (1, 3)		2-1 G1-3		1-0 F7		0-1 2B		1-2 G6-3		4	0	1	1	0	0	2
Todd Benzinger, S OBP: 0.256, SLG: 0.314 Herm Winningham, L OBP: 0.385, SLG: 0.478 (1, 7) (7, 8)		0-1 F8		0-0 SF9		1-1 P6				2	0	0	1	0	0	1
Mariano Duncan, R OBP: 0.194, SLG: 0.172 (1, 4)		2-1 G5-3		0-0 F9		2-1 G3-1				0	0	0	0	0	0	2
Joe Oliver, R OBP: 0.250, SLG: 0.241 (1, 2)			1-1 E9 1B G5-4-3 1B		0-0 F7		2-2 F9			3	1	1	0	0	0	0
Chris Hammond, L OBP: 0.375, SLG: 0.375 Norm Charlton, S (7, PR) Rob Dibble, L (8, 1)			1-0 G5-4-3 1B		0-0 1B		1-3 K FC5-4			3	0	2	0	0	1	0

Inning Stats	R: 0	H: 0	E: 0	K: 1	S: 6	R: 1	H: 1	E: 0	K: 0	S: 10	R: 1	H: 2	E: 1	K: 0	S: 6	R: 0	H: 2	E: 0	K: 0	S: 8	R: 1	H: 1	E: 0	K: 1	S: 9	R: 0	H: 0	E: 0	K: 1	S: 9	R: 0	H: 0	E: 0	K: 2	S: 11
	LOB: 0	BB: 0	P: 11	LOB: 0	BB: 0	P: 17	LOB: 0	BB: 0	P: 10	LOB: 1	BB: 1	LOB: 1	BB: 1	P: 12	LOB: 1	BB: 0	P: 12	LOB: 1	BB: 1	P: 15	LOB: 1	BB: 0	LOB: 1	BB: 0	P: 14	LOB: 0	BB: 0	P: 16	LOB: 0	BB: 0	LOB: 0	BB: 0	P: 16		

PITCHER	IP	WLS	BF	H	R	ER	SO	BB	IBB	HBP	BLK	WP	HR	S	P	ERA	WHIP
Rick Sutcliffe, R ERA: 4.32 (1, 1)	6.0	L	25	7	4	2	1	1	0	0	0	0	1	47	77	3.00	1.333
Les Lancaster, R ERA: 4.11 (7, 1)	1.1		5	0	0	0	2	0	0	0	0	0	0	12	18	0.00	0.000
Chuck McElroy, L ERA: 1.23 (8, 1)	0.2		2	0	0	0	1	0	0	0	0	0	0	8	12	0.00	0.000

BOTTOM

Chicago Cubs @ Cincinnati Reds
Riverfront Stadium, Cincinnati, OH

Sun Apr 28 1991, 3:33 AM EDT
Att: 33,518 - Cloudy - 72 F

AB	30
R	4
H	7
RBI	3
BB	1
SO	4
LOB	11



1B:	5	SF:	1	WP:	0	PA:	32
2B:	1	SAC:	0	PB:	1	SB:	0
3B:	0	DP:	2	CS:	0		
HR:	1	HBP:	0				

PITCHER	IP	WLS	BF	H	R	ER	SO	BB	IBB	HBP	BLK	WP	HR	S	P	ERA	WHIP
---------	----	-----	----	---	---	----	----	----	-----	-----	-----	----	----	---	---	-----	------

Batter	1	2	3	4	5	6	7	8	9	AB R H RBI BB SO LOB	TOP		
Gary Redus, R (1, 3) OBP: 0.318, SLG: 0.282 Orlando Merced, S (9, PH) OBP: 0.464, SLG: 0.409	1-2 G6-3		2-2 G6-3			1-2 F8			1-3 K	3 0 0 0 0 0 0 1 0 0 0 0 1 0	Pittsburgh Pirates @ Cincinnati Reds Riverfront Stadium, Cincinnati, OH Tue Apr 30 1991, 7:05 PM EDT Att. 20,627 - Cloudy - 76 F		
Jay Bell, R (1, 6) OBP: 0.234, SLG: 0.254 Curtis Wilkerson, S (9, PH) OBP: 0.500, SLG: 0.467	0-1 P4		2-1 G5-3			1-0 L1			1-3 K	3 0 0 0 0 0 0 1 0 0 0 0 1 0			
Andy Van Slyke, L (1, 8) OBP: 0.321, SLG: 0.493	3-2 HR				1-1 P7	3-1 P7			2-3 K	4 1 1 1 0 1 0			
Bobby Bonilla, S (1, 9) OBP: 0.407, SLG: 0.521	1-0 P2				0-1 L7		0-2 L8			3 0 0 0 0 0 0			
Barry Bonds, L (1, 7) OBP: 0.212, SLG: 0.290		0-0 P8			2-0 P4		2-0 G4-3			3 0 0 0 0 0 0			
Jeff King, R (1, 5) OBP: 0.383, SLG: 0.357		1-1 P9			3-1 E G4-6-3 1B		1-1 G5-3			3 1 1 0 0 0 0			
Don Slaught, R (1, 2) OBP: 0.370, SLG: 0.440		0-2 G5-3			1-0 E1 G4-6-3 1B			3-3 K		3 0 1 0 0 1 0			
Jose Lind, R (1, 4) OBP: 0.294, SLG: 0.344			1-0 HR		2-1 G4-6-3			0-2 G6-3		3 1 1 1 0 0 1			
Doug Drabek, R (1, 1) OBP: 0.222, SLG: 0.222 Bob Patterson, R (7, 1) Carmelo Martinez, R (8, PH) OBP: 0.294, SLG: 0.250 Gary Varsho, L (8, PH) OBP: 0.400, SLG: 0.462 Bob Kipper, R (8, 1)		0-2 L5			0-1 G4-3			0-3 K		2 0 1 0 0 0 0 1 0 0 0 0 0 0 0 0			
Inning Stats	R: 1 H: 1 E: 0 LOB: 0 K: 0 BB: 0 S: 10 P: 15	R: 0 H: 0 E: 0 LOB: 0 K: 0 BB: 0 S: 6 P: 7	R: 1 H: 1 E: 0 LOB: 0 K: 0 BB: 0 S: 11 P: 16	R: 0 H: 0 E: 0 LOB: 0 K: 0 BB: 0 S: 5 P: 8	R: 1 H: 2 E: 1 LOB: 0 K: 0 BB: 0 S: 7 P: 13	R: 0 H: 0 E: 0 LOB: 0 K: 0 BB: 0 S: 6 P: 11	R: 0 H: 0 E: 0 LOB: 0 K: 0 BB: 0 S: 6 P: 9	R: 0 H: 0 E: 0 LOB: 0 K: 2 BB: 0 S: 10 P: 13	R: 0 H: 0 E: 0 LOB: 0 K: 3 BB: 0 S: 10 P: 14	1B: 2 SF: 0 2B: 0 SAC: 0 3B: 0 DP: 1 HR: 2 HBP: 0		WP: 0 PA: 30 PB: 0 SB: 0 CS: 0	
PITCHER	IP WLS BF H R ER SO BB IBB HBP BLK WP HR S P ERA WHIP											PITCHER	IP WLS BF H R ER SO BB IBB HBP BLK WP HR S P ERA WHIP
Tom Browning, L (1, 1) ERA: 2.33 Rob Dibble, R (8, 1) ERA: 2.53	7.2 W 26 4 3 2 1 0 0 0 0 0 0 2 57 88 2.35 0.522												

livebaseballscorecards.com

AB	30
R	3
H	4
RBI	2
BB	0
SO	5
LOB	1



Batter	1	2	3	4	5	6	7	8	9	AB	R	H	RBI	BB	SO	LOB
Chris Sabo, R OBP: 0.291, SLG: 0.333 (1, 5)	0-1 S G4-3 1B	2-2 P6			2-1 G1-3		1-1 FC4-6 1B			4	1	2	0	0	0	0
Herm Winningham, L OBP: 0.367, SLG: 0.423 (1, 8)	1-1 G4-3 1-2		3-1 L7		4-2 F8 S BB		0-0 FC4-6 E S 1-2f			3	0	0	0	1	0	2
Barry Larkin, R OBP: 0.260, SLG: 0.362 (1, 6)	1-0 1B G3-1 1B 2-H		3-2 G5-3		3-2 F8 1-3		4-1 1-3 BB			3	1	1	1	1	0	1
Paul O'Neill, L OBP: 0.324, SLG: 0.475 (1, 9)	1-0 G3-1 1B 1-2 1B		2-0 F8		3-2 G4-3		3-2 P5			4	0	1	0	0	0	3
Hal Morris, L OBP: 0.352, SLG: 0.604 (1, 3)	1-1 G3-1 1-2 2-3 1B			2-1 HR		2-0 F8		1-2 G4-3		4	1	2	1	0	0	0
Todd Benzinger, S OBP: 0.256, SLG: 0.333 (1, 7)	1-1 G3-1 1-2 2-3 3-H		0-0 2B		1-2 F9		0-2 G5-3			4	0	1	1	0	0	2
Mariano Duncan, R OBP: 0.200, SLG: 0.273 (1, 4)	1-1 G6-3		0-1 G5-3		2-0 HR		0-3 K			4	1	1	1	0	1	3
Joe Oliver, R OBP: 0.229, SLG: 0.219 (1, 2)		0-0 P3		0-0 F8		0-0 G6-3				3	0	0	0	0	0	1
Tom Browning, L OBP: 0.333, SLG: 0.467 (1, 1)		2-2 G5-3		0-2 G4-3			0-2 G3-1			3	0	0	0	0	0	1
Rob Dibble, L (8, 1)										0	0	0	0	0	0	0

Inning Stats	R: 2	H: 4	E: 0	LOB: 2	K: 0	S: 12	P: 18	R: 0	H: 0	E: 0	LOB: 0	K: 0	S: 8	P: 12	R: 0	H: 0	E: 0	LOB: 1	K: 0	S: 9	P: 11	R: 0	H: 0	E: 0	LOB: 1	K: 0	S: 16	P: 28	R: 1	H: 1	E: 0	LOB: 0	K: 0	S: 6	P: 11	R: 0	H: 1	E: 0	LOB: 2	K: 0	S: 12	P: 19	R: 0	H: 0	E: 0	LOB: 0	K: 1	S: 11	P: 12
--------------	------	------	------	--------	------	-------	-------	------	------	------	--------	------	------	-------	------	------	------	--------	------	------	-------	------	------	------	--------	------	-------	-------	------	------	------	--------	------	------	-------	------	------	------	--------	------	-------	-------	------	------	------	--------	------	-------	-------

PITCHER	IP	WLS	BF	H	R	ER	SO	BB	IBB	HBP	BLK	WP	HR	S	P	ERA	WHIP
Doug Drabek, R ERA: 4.15 (1, 1)	6.2	L	30	8	4	4	0	2	0	0	0	0	0	67	108	5.40	1.500
Bob Patterson, L ERA: 6.48 (7, 1)	0.1		1	0	0	0	0	0	0	0	0	0	0	4	7	0.00	0.000
Bob Kipper, L ERA: 10.29 (8, 1)	1.0		3	0	0	0	1	0	0	0	0	0	0	11	12	0.00	0.000


BOTTOM

Pittsburgh Pirates @ Cincinnati Reds
Riverfront Stadium, Cincinnati, OH

Tue Apr 30 1991, 7:05 PM EDT
Att: 20,627 - Cloudy - 76 F

AB	32
R	4
H	8
RBI	4
BB	2
SO	1
LOB	13

WP: 0 PA: 34
PB: 0
SB: 3
CS: 0



PITCHER	IP	WLS	BF	H	R	ER	SO	BB	IBB	HBP	BLK	WP	HR	S	P	ERA	WHIP
---------	----	-----	----	---	---	----	----	----	-----	-----	-----	----	----	---	---	-----	------

Batter	1	2	3	4	5	6	7	8	9	AB R H RBI BB SO LOB	TOP			
Orlando Merced, S (1, 3) OBP: 0.394, SLG: 0.333	0-1 G5-3		0-0 G4-3				1-3 K		0-0 G5-3	5 0 0 0 0 2 0				
Jay Bell, R (1, 6) OBP: 0.232, SLG: 0.289	1-1 F8		2-3 K			0-2 G1-3		1-1 G1-3	1-1 HR	5 1 1 1 0 1 0				
Andy Van Slyke, L (1, 8) OBP: 0.337, SLG: 0.493	0-1 F7			4-2 E BB		0-0 2B G4-3 1B		0-0 1B BB	3-3 K	4 2 2 0 1 1 0				
Bobby Bonilla, S (1, 9) OBP: 0.433, SLG: 0.592		1-0 HR		1-0 E9 1B		1-0 G4-3 SF9 2B		4-1 1B S BB		3 3 3 1 1 0 0				
Barry Bonds, L (1, 7) OBP: 0.229, SLG: 0.292		1-0 L3		4-2 BB		2-0 G4-3		1-0 S 1B		3 0 1 2 1 0 1				
Jeff King, R (1, 5) OBP: 0.365, SLG: 0.342		2-1 F7		1-3 K		0-1 SF9		0-1 F8		3 0 0 1 0 1 5				
Michael LaValliere, L (1, 2) OBP: 0.241, SLG: 0.288 Don Slaught, R (8, PH) OBP: 0.393, SLG: 0.440 (8, 2)		0-0 1B		1-3 K		3-2 F7		4-1 S BB		3 0 1 0 0 1 3 0 0 0 0 1 0 0				
Curtis Wilkerson, S (1, 4) OBP: 0.409, SLG: 0.368 Bob Kipper, R (8, 1) Bill Landrum, R (8, 1)		1-0 G3		1-3 K		2-2 P7		2-3 K		4 0 0 0 0 2 6 0 0 0 0 0 0 0 0 0 0 0 0 0 0				
Vicente Palacios, R (1, 1) Gary Varsho, L (5, PH) OBP: 0.387, SLG: 0.444 Neal Heaton, L (5, 1) OBP: 1.000, SLG: 2.000 Gary Redus, R (7, PH) OBP: 0.311, SLG: 0.275 Stan Belinda, R (7, 1) Jose Lind, R (8, 4) OBP: 0.290, SLG: 0.338			0-1 G3-1		1-3 K				2-1 G4-3	1 0 0 0 0 0 0 1 0 0 0 0 1 0 0 0 0 0 0 0 0 1 0 0 0 0 1 0 0 0 0 0 0 0 0 1 0 0 0 0 0 0				
Inning Stats	R: 0 H: 0 E: 0 LOB: 0 K: 0 BB: 0 S: 6 P: 7	R: 1 H: 2 E: 0 LOB: 1 K: 0 BB: 0 S: 6 P: 11	R: 0 H: 0 E: 0 LOB: 0 K: 1 BB: 0 S: 6 P: 8	R: 0 H: 1 E: 1 LOB: 3 K: 3 BB: 2 S: 15 P: 27	R: 0 H: 0 E: 0 LOB: 0 K: 2 BB: 0 S: 12 P: 15	R: 2 H: 2 E: 0 LOB: 0 K: 0 BB: 0 S: 8 P: 14	R: 0 H: 0 E: 0 LOB: 0 K: 2 BB: 0 S: 9 P: 13	R: 2 H: 2 E: 0 LOB: 2 K: 1 BB: 2 S: 12 P: 24	R: 1 H: 1 E: 0 LOB: 0 K: 1 BB: 0 S: 8 P: 14	1B: 5 SF: 1 2B: 1 SAC: 0 3B: 0 DP: 0 HR: 2 HBP: 0	WP: 0 PA: 39 PB: 0 SB: 2 CS: 0			
PITCHER	IP WLS BF H R ER SO BB IBB HBP BLK WP HR S P ERA WHIP													
Jose Rijo, R (1, 1) ERA: 3.0	6.0		5 3 3 6 2 0 0 0 0 0 0 1 53 82 4.50 1.167											
Ted Power, R (7, 1) ERA: 2.57	1.0		3 0 0 2 0 0 0 0 0 0 0 0 9 13 0.00 0.000											
Randy Myers, L (8, 1) ERA: 5.4	2.0	L	11 3 3 3 2 2 0 0 0 0 0 1 20 38 13.50 2.500											

Pittsburgh Pirates @ Cincinnati Reds
Riverfront Stadium, Cincinnati, OH
Wed May 01 1991, 7:05 PM EDT
Att. 25,231 - Cloudy - 65 F

livebaseballscorecards.com

AB	34
R	6
H	8
RBI	5
BB	4
SO	10
LOB	15



Batter	1	2	3	4	5	6	7	8	9	AB	R	H	RBI	BB	SO	LOB
Chris Sabo, R OBP: 0.298, SLG: 0.342 (1, 5)	1-0 SH4-3 1B 2B		3-3 K		2-1 F8		4-2 G4-3 3B BB		1-3 K	4	2	1	0	1	2	0
Herm Winningham, L OBP: 0.324, SLG: 0.367 (1, 8)	0-0 SH4-3 2-3		0-0 P5		0-0 G6-3		1-2 G4-3 1-3		0-0 F8	4	0	0	0	0	0	1
Barry Larkin, R OBP: 0.299, SLG: 0.466 (1, 6)	1-2 CS 1B 3-H		1-1 HR		2-1 S 1B 1B		3-2 S 3B 3-H			4	1	4	3	0	0	0
Paul O'Neill, L OBP: 0.333, SLG: 0.469 Randy Myers, L (8, 1)	4-2 1B BB 1-2		2-2 P4		1-0 S 1B 1-2		1-0 P2			3	0	1	0	1	0	1
Hal Morris, L OBP: 0.368, SLG: 0.625 Billy Hatcher, R OBP: 0.200, SLG: 0.149 (8, PH) (9, 7)	2-1 1B 1-3			2-0 P9 SF9 2B	0-1 G6-3 1-2 2-3			0-1 1B		3	1	2	0	0	0	2
Todd Benzinger, S OBP: 0.234, SLG: 0.302 (1, 7) (9, 3)	2-3 K			0-0 P9 2-3		0-2 L7		0-0 F7		4	0	0	0	0	1	4
Jeff Reed, L OBP: 0.333, SLG: 0.226 Luis Quinones, S OBP: 0.214, SLG: 0.429 Joe Oliver, R OBP: 0.229, SLG: 0.219 (1, 2) (8, PH) (9, 2)		2-3 K		3-0 SF9 3-H		2-3 K		2-2 P6 1 SAFE 1 SAFE 1 SAFE 1 SAFE B		2	0	0	1	0	2	0
Mariano Duncan, R OBP: 0.205, SLG: 0.270 (1, 4)		1-1 G5-3		0-0 K 1B		1-3 K		0-0 F9		4	0	1	0	0	1	1
Jose Rijo, R OBP: 0.273, SLG: 0.273 Ted Power, R Chris Jones, R OBP: 0.500, SLG: 0.500 Glenn Braggs, R OBP: 0.273, SLG: 0.222 (1, 1) (7, 1) (7, PH) (8, 9)		0-0 L3		1-0 G6-3			0-3 K		2-2 G6-3	2	0	0	0	0	0	1

Inning Stats	R: 1	H: 3	E: 0	K: 1	S: 13	LOB: 2	BB: 1	P: 23	R: 0	H: 0	E: 0	K: 1	S: 8	LOB: 0	BB: 0	P: 11	R: 1	H: 1	E: 0	K: 1	S: 9	LOB: 0	BB: 0	P: 15	R: 1	H: 2	E: 0	K: 0	S: 6	LOB: 1	BB: 0	P: 11	R: 0	H: 2	E: 0	K: 0	S: 8	LOB: 2	BB: 0	P: 13	R: 0	H: 0	E: 0	K: 2	S: 9	LOB: 0	BB: 0	P: 12	R: 1	H: 1	E: 0	K: 1	S: 15	LOB: 1	BB: 1	P: 23	R: 0	H: 1	E: 0	K: 0	S: 7	LOB: 1	BB: 0	P: 9	R: 0	H: 0	E: 0	K: 1	S: 8	LOB: 0	BB: 0	P: 11	1B: 6	SF: 1	2B: 2	SAC: 1	3B: 1	DP: 0	HR: 1	HBP: 0	WP: 0	PA: 38
--------------	------	------	------	------	-------	--------	-------	-------	------	------	------	------	------	--------	-------	-------	------	------	------	------	------	--------	-------	-------	------	------	------	------	------	--------	-------	-------	------	------	------	------	------	--------	-------	-------	------	------	------	------	------	--------	-------	-------	------	------	------	------	-------	--------	-------	-------	------	------	------	------	------	--------	-------	------	------	------	------	------	------	--------	-------	-------	-------	-------	-------	--------	-------	-------	-------	--------	-------	--------

PITCHER	IP	WLS	BF	H	R	ER	SO	BB	IBB	HBP	BLK	WP	HR	S	P	ERA	WHIP	
Vicente Palacios, R ERA: 1.59	(1, 1)		4.0	18	6	3	3	3	1	0	0	0	0	1	36	60	6.75	1.750
Neal Heaton, L ERA: 2.08	(5, 1)		2.0	8	2	0	2	0	0	0	0	0	0	17	25	0.00	1.000	
Stan Belinda, R ERA: 6.52	(7, 1)	W	1.0	5	1	1	1	1	0	0	0	0	0	15	23	9.00	2.000	
Bob Kipper, L ERA: 9.39	(8, 1)		0.2	3	1	0	0	0	0	0	0	0	0	6	8	0.00	1.500	
Bill Landrum, R ERA:	(8, 1)	S	1.1	4	0	0	1	0	0	0	0	0	0	9	12	0.00	0.000	

BOTTOM

Pittsburgh Pirates @ Cincinnati Reds
Riverfront Stadium, Cincinnati, OH
Wed May 01 1991, 7:05 PM EDT
Att. 25,231 - Cloudy - 65 F

livebaseballscorecards.com

AB	34
R	4
H	10
RBI	4
BB	2
SO	7
LOB	11



Batter	1	2	3	4	5	6	7	8	9	AB R H RBI BB SO LOB	TOP																	
Ray Lankford, L (1, 8) OBP: 0.313, SLG: 0.350	0-3 K		2-2 P5			1-0 2B 1B	2-2 F7		1-1 1B 1-2 2-H	5 1 2 1 0 1 2																		
Ozzie Smith, S (1, 6) OBP: 0.398, SLG: 0.338	2-1 CS 1B		0-1 P3			0-0 G5-3 1-H 2B	4-2 FC6-4 BB		2-0 1B 1-2 2-H	4 0 3 2 1 0 0																		
Bernard Gilkey, R (1, 7) OBP: 0.354, SLG: 0.337	2-0 L7 1-2				3-2 G5-3	1-3 K	2-2 FC6-4 1-2f		0-0 G6-4-3 1-2f	5 0 0 0 0 1 7																		
Pedro Guerrero, R (1, 3) OBP: 0.344, SLG: 0.373					0-0 G6-3	0-1 G5-3 2-3		0-0 F8		4 0 0 0 0 0 1																		
Felix Jose, S (1, 9) OBP: 0.404, SLG: 0.557					0-1 L9	1-1 G6-3		3-2 CS 1B		4 0 2 0 0 0 1																		
Todd Zeile, R (1, 5) OBP: 0.377, SLG: 0.443					1-2 L8	1-2 G5-3		2-3 K 1-2		4 1 1 0 0 1 2																		
Tom Pagnozzi, R (1, 2) OBP: 0.276, SLG: 0.300					4-2 BB	1-1 F9		0-0 E4 BB 1B		3 0 0 0 1 0 1																		
José Oquendo, S (1, 4) OBP: 0.346, SLG: 0.313					0-0 F7	1-0 1B		0-0 P3		4 0 2 0 0 0 4																		
Geronimo Pena, S (9, PR) OBP: 0.391, SLG: 0.389								0-0 S 1B		0 1 0 0 0 0 0																		
Ken Hill, R (1, 1)					1-1 G4-3	0-3 K		0-1 BB 1B 1-2 2-H		2 0 0 0 0 0 1 1																		
Milt Thompson, L (7, PH) OBP: 0.515, SLG: 0.423								1 SAFE 1 SAFE 1 SAFE 1 SAFE		0 0 0 0 0 0 0 0																		
Craig Wilson, R (7, PH) OBP: 0.390, SLG: 0.278										1 0 1 1 0 0 0 0																		
Juan Agosto, L (7, 1)										0 0 0 0 0 0 0 0																		
Cris Carpenter, R (8, 1)										0 0 0 0 0 0 0 0																		
Gerald Perry, L (8, PH) OBP: 0.348, SLG: 0.471										0 1 0 0 1 0 0 0																		
Lee Smith, R (9, 1)										0 0 0 0 0 0 0 0																		
Inning Stats	R: 0 E: 0 K: 1 S: 6	H: 1 LOB: 0 BB: 0 P: 10	R: 0 E: 0 K: 0 S: 11	H: 1 LOB: 2 BB: 1 P: 18	R: 0 E: 0 K: 0 S: 8	H: 0 LOB: 0 BB: 0 P: 11	R: 0 E: 0 K: 0 S: 6	H: 0 LOB: 0 BB: 0 P: 9	R: 0 E: 0 K: 1 S: 9	H: 1 LOB: 1 BB: 0 P: 12	R: 1 E: 0 K: 1 S: 9	H: 2 LOB: 1 BB: 0 P: 12	R: 1 E: 1 K: 0 S: 15	H: 2 LOB: 3 BB: 1 P: 25	R: 0 E: 0 K: 1 S: 7	H: 1 LOB: 0 BB: 0 P: 12	R: 2 E: 0 K: 0 S: 7	H: 3 LOB: 2 BB: 1 P: 14	1B: 10 2B: 1 3B: 0 HR: 0	SF: 0 SAC: 0 DP: 1 HBP: 0	WP: 0 PB: 0 SB: 1 CS: 2	PA: 39						
PITCHER	IP WLS BF H R ER SO BB IBB HBP BLK WP HR S P ERA WHIP																											
Norm Charlton, L (1, 1) ERA: 2.29	6.0		24	6	2	1	3	1	0	0	0	0	0	50	74	1.50	1.167											
Ted Power, R (7, 1) ERA: 2.45	0.1		2	0	0	0	0	0	0	0	0	0	0	2	3	0.00	0.000											
Randy Myers, L (7, 1) ERA: 4.5	1.2		7	2	0	0	1	1	0	0	0	0	0	19	32	0.00	1.800											
Scott Scudder, R (9, 1) ERA: 4.63	1.0	L	6	3	2	2	0	1	0	0	0	0	0	7	14	18.00	4.000											

St. Louis Cardinals @ Cincinnati Reds
Riverfront Stadium, Cincinnati, OH
Fri May 03 1991, 7:05 PM EDT
Att. 33,643 - Cloudy - 69 F

livebaseballscorecards.com

AB	36
R	4
H	11
RBI	4
BB	3
SO	4
LOB	19



Batter	1	2	3	4	5	6	7	8	9	AB	R	H	RBI	BB	SO	LOB
Chris Sabo, R OBP: 0.299, SLG: 0.380 (1, 5)	2-2 HR		3-2 F7		1-0 F8			0-0 SH1-4		3	1	1	1	0	0	0
Herm Winningham, L OBP: 0.297, SLG: 0.333 (1, 8) Luis Quinones, S OBP: 0.267, SLG: 0.467 (8, PH) Scott Scudder, R (9, 1)	0-0 P6		0-0 F9			3-1 P7		1-0 1B		3	0	0	0	0	0	0
Barry Larkin, R OBP: 0.296, SLG: 0.468 (1, 6)	2-2 E 2B		0-2 G5-3			2-2 P3		3-2 F9		4	1	1	0	0	0	2
Paul O'Neill, L OBP: 0.321, SLG: 0.448 (1, 9) Randy Myers, L (7, 1) Todd Benzinger, S OBP: 0.229, SLG: 0.295 (8, PH) (9, 7)	1-1 G5-3			1-3 K		1-2 G3-1		0-1 G5-3		3	0	0	0	0	1	1
Hal Morris, L OBP: 0.377, SLG: 0.617 (1, 3)	1-1 E8 1B			2-2 G4-3 1B			1-2 G6-3		1-0 L6	4	0	2	1	0	0	0
Bill Doran, S OBP: 0.413, SLG: 0.365 (1, 4)	0-0 F8			2-2 G4-3 1-2			0-0 G6-3		1-2 F6	4	0	0	0	0	0	2
Billy Hatcher, R OBP: 0.204, SLG: 0.157 (1, 7) (9, 8)			1-3 K		0-1 F8			0-0 FC6-4 1B		4	0	1	0	0	1	1
Jeff Reed, L OBP: 0.317, SLG: 0.212 (1, 2) Eric Davis, R OBP: 0.391, SLG: 0.368 (7, PH) Joe Oliver, R OBP: 0.229, SLG: 0.219 (8, 2)			1-2 G6-3			1-2 G5-3		1-0 FC6-4		2	0	0	0	0	0	0
Norm Charlton, S (1, 1) Ted Power, R (7, 1) Glenn Braggs, R OBP: 0.294, SLG: 0.222 (7, 9)			0-3 K			0-0 B1-3			4-0 1B SH1-4 BB	2	0	0	0	0	1	0

Inning Stats	R: 2	H: 3	E: 1	LOB: 1	K: 0	P: 18	R: 0	H: 0	E: 0	LOB: 0	K: 2	P: 9	R: 0	H: 0	E: 0	LOB: 0	K: 0	P: 10	R: 0	H: 1	E: 0	LOB: 1	K: 1	P: 19	R: 0	H: 0	E: 0	LOB: 0	K: 0	P: 9	R: 0	H: 0	E: 0	LOB: 0	K: 0	P: 14	R: 0	H: 1	E: 0	LOB: 1	K: 0	P: 8	R: 0	H: 1	E: 0	LOB: 2	K: 0	P: 15	R: 0	H: 0	E: 0	LOB: 0	K: 0	P: 10	1B: 4	SF: 0	2B: 1	SAC: 1	3B: 0	DP: 0	HR: 1	HBP: 0	WP: 0	PA: 34
--------------	------	------	------	--------	------	-------	------	------	------	--------	------	------	------	------	------	--------	------	-------	------	------	------	--------	------	-------	------	------	------	--------	------	------	------	------	------	--------	------	-------	------	------	------	--------	------	------	------	------	------	--------	------	-------	------	------	------	--------	------	-------	-------	-------	-------	--------	-------	-------	-------	--------	-------	--------


PITCHER	IP	WLS	BF	H	R	ER	SO	BB	IBB	HBP	BLK	WP	HR	S	P	ERA	WHIP
Ken Hill, R ERA: 3.42 (1, 1)	6.0		22	4	2	2	3	0	0	0	0	0	1	57	81	3.00	0.667
Juan Agosto, L ERA: 3.45 (7, 1)	1.1		7	2	0	0	0	1	0	0	0	0	0	8	15	0.00	2.250
Cris Carpenter, R ERA: 1.38 (8, 1)	0.2	W	2	0	0	0	0	0	0	0	0	0	0	5	8	0.00	0.000
Lee Smith, R ERA: 1.29 (9, 1)	1.0	S	3	0	0	0	0	0	0	0	0	0	0	7	10	0.00	0.000

BOTTOM

St. Louis Cardinals @ Cincinnati Reds
Riverfront Stadium, Cincinnati, OH

Fri May 03 1991, 7:05 PM EDT
Att: 33,643 - Cloudy - 69 F

AB	32
R	2
H	6
RBI	2
BB	1
SO	3
LOB	9



Batter	1	2	3	4	5	6	7	8	9	AB R H RBI BB SO LOB	TOP
--------	---	---	---	---	---	---	---	---	---	----------------------	-----

Milt Thompson, L (1, 7) OBP: 0.541, SLG: 0.448	4-2 CS BB		2-2 F9			0-0 G4-3 BB G4-3 1B		0-1 E 1B		3 1 2 0 1 0 0	
Ozzie Smith, S (1, 6) OBP: 0.412, SLG: 0.342	1-1 1B 1-2 1B		4-1 PO BB			4-0 G4-3 G4-3 1-2 BB		3-2 E6 1-3 S		2 0 1 0 2 0 1	
Ray Lankford, L (1, 8) OBP: 0.309, SLG: 0.344	0-0 1B 1-2 1B		1-1 PO 1-2	1-3 K		0-1 G4-3 1-2 2-3		2-3 K 1-2		4 0 1 0 0 2 4	
Pedro Guerrero, R (1, 3) OBP: 0.330, SLG: 0.356	3-2 F9			0-0 F9		2-2 G4-3 2-3 3-H		0-0 G5-3		4 0 0 1 0 0 5	
Felix Jose, S (1, 9) OBP: 0.388, SLG: 0.533	1-3 K			1-2 G3-1		0-0 G4-1		3-2 G4-1		4 0 0 0 0 1 3	
Todd Zeile, R (1, 5) OBP: 0.370, SLG: 0.425		4-2 L6-3 BB			1-3 K			0-3 K		3 0 0 0 1 3 0	
Rich Gedman, L (1, 2) OBP: 0.059, SLG: 0.063			1-3 K		1-1 F9		1-1 G4-3	2-3 K		4 0 0 0 0 2 1	
José Oquendo, S (1, 4) OBP: 0.358, SLG: 0.318 Geronimo Pena, S (7, PR) OBP: 0.391, SLG: 0.389 Mike Perez, R (7, 1)		3-2 L6-3 1-2			1-0 1B		4-2 CS BB			2 0 1 0 1 0 1 0 0 0 0 0 0 0 0 0 0 0 0 0 0	
Jamie Moyer, L (1, 1) Scott Terry, R (6, 1) Rex Hudler, R (7, PH) OBP: 0.333, SLG: 0.382 (7, 4)			0-3 K		1-3 K		2-1 CS 1-2	1-2 P4		2 0 0 0 0 2 1 0 0 0 0 0 0 0 1 0 0 0 0 0 0	

St. Louis Cardinals @ Cincinnati Reds
Riverfront Stadium, Cincinnati, OH
Sat May 04 1991, 7:05 PM EDT
Att. 39,008 - Cloudy - 70 F

livebaseballscorecards.com

AB	29
R	1
H	5
RBI	1
BB	5
SO	10
LOB	16



Inning Stats	R: 0 E: 0 K: 1 S: 13	H: 2 LOB: 2 BB: 1 P: 22	R: 0 E: 0 K: 1 S: 8	H: 0 LOB: 0 BB: 1 P: 16	R: 0 E: 0 K: 1 S: 17	H: 0 LOB: 0 BB: 1 P: 23	R: 0 E: 0 K: 1 S: 7	H: 0 LOB: 0 BB: 0 P: 9	R: 0 E: 0 K: 2 S: 9	H: 1 LOB: 1 BB: 0 P: 13	R: 1 E: 0 K: 0 S: 8	H: 1 LOB: 1 BB: 1 P: 14	R: 0 E: 0 K: 1 S: 11	H: 0 LOB: 1 BB: 1 P: 17	R: 0 E: 1 K: 1 S: 15	H: 1 LOB: 2 BB: 0 P: 20	R: 0 E: 0 K: 2 S: 16	H: 0 LOB: 0 BB: 0 P: 21	1B: 5 2B: 1 3B: 0 HR: 0	SF: 0 SAC: 0 DP: 1 HBP: 0	WP: 0 PB: 0 SB: 1 CS: 2	PA: 36
--------------	-------------------------------	----------------------------------	------------------------------	----------------------------------	-------------------------------	----------------------------------	------------------------------	---------------------------------	------------------------------	----------------------------------	------------------------------	----------------------------------	-------------------------------	----------------------------------	-------------------------------	----------------------------------	-------------------------------	----------------------------------	----------------------------------	------------------------------------	----------------------------------	--------

PITCHER	IP	WLS	BF	H	R	ER	SO	BB	IBB	HBP	BLK	WP	HR	S	P	ERA	WHIP
Jack Armstrong, R (1, 1) ERA: 3.52	6.0	W	23	4	1	1	6	4	0	0	0	0	0	62	97	1.50	1.333
Ted Power, R (7, 1) ERA: 2.08	1.1		6	1	0	0	1	1	0	0	0	0	0	22	31	0.00	1.500
Rob Dibble, R (8, 1) ERA: 2.19	1.2	S	5	0	0	0	3	0	0	0	0	0	0	20	27	0.00	0.000

Batter	1	2	3	4	5	6	7	8	9	AB R H RBI BB SO LOB	TOP									
Bernard Gilkey, R (1, 7) OBP: 0.359, SLG: 0.337	4-2 FC6-4 BB	1-0 1-2 3-H 1B			2-2 G4-3		2-1 L8			3 0 1 1 1 0 1										
Ozzie Smith, S (1, 6) OBP: 0.396, SLG: 0.325	1-0 FC6-4 1B 1-2f	0-0 P5			1-1 P6			2-2 L7		4 0 0 0 0 0 3										
Felix Jose, S (1, 9) OBP: 0.374, SLG: 0.510	0-1 F8				0-0 F8			1-3 K		4 0 0 0 0 2 1										
Pedro Guerrero, R (1, 3) OBP: 0.327, SLG: 0.352	0-1				2-2 G5-3			1-3 K		4 0 1 0 0 1 0										
Lee Smith, R (8, 1)										0 0 0 0 0 0 0										
Cris Carpenter, R (8, 1)	1-2 1B									0 0 0 0 0 0 0										
Todd Zeile, R (1, 5) OBP: 0.365, SLG: 0.408	2-2 F8				2-2 F8					3 0 0 0 1 0 2										
Ray Lankford, L (1, 8) OBP: 0.306, SLG: 0.328		1-1 F7			4-2 CS BB			2-2 F7		3 0 0 0 1 0 1										
Tom Pagnozzi, R (1, 2) OBP: 0.275, SLG: 0.311		1-0 1B 1B 2B			1-1 SAFE F8 1-2			0-1 F8		4 1 1 0 0 0 1										
José Oquendo, S (1, 4) OBP: 0.369, SLG: 0.377		1-0 1B 1B			2-1 G4-3			3-2 HR		3 1 2 1 0 0 0										
Jose DeLeon, R (1, 1) OBP: 0.100, SLG: 0.100		0-0 P1			1-1 F9					3 0 1 0 0 0 2										
Gerald Perry, L (8, 3) OBP: 0.348, SLG: 0.471										0 0 0 0 0 0 0										
Inning Stats	R: 0 E: 0 K: 0 S: 10	H: 1 LOB: 2 BB: 1 P: 17	R: 1 E: 0 K: 0 S: 7	H: 3 LOB: 2 BB: 0 P: 11	R: 0 E: 0 K: 1 S: 10	H: 0 LOB: 0 BB: 0 P: 14	R: 0 E: 0 K: 0 S: 7	H: 0 LOB: 0 BB: 1 P: 14	R: 0 E: 0 K: 0 S: 9	H: 0 LOB: 0 BB: 0 P: 14	R: 1 E: 0 K: 0 S: 12	H: 2 LOB: 1 BB: 0 P: 20	R: 0 E: 0 K: 2 S: 10	H: 0 LOB: 0 BB: 0 P: 14	R: 0 E: 0 K: 0 S: 4	H: 0 LOB: 0 BB: 1 P: 12	1B: 4 2B: 1 3B: 0 HR: 1	SF: 0 SAC: 0 DP: 1 HBP: 0	WP: 0 PB: 0 SB: 0 CS: 1	PA: 34
PITCHER	IP WLS BF H R ER SO BB IBB HBP BLK WP HR S P ERA WHIP																			
Tom Browning, L (1, 1) ERA: 2.31	8.0 W 31 6 2 2 3 2 0 0 0 0 0 1 72 115 2.25 1.000																			
Rob Dibble, R (9, 1) ERA: 2.03	1.0 S 3 0 0 0 0 1 0 0 0 0 0 0 4 12 0.00 1.000																			

St. Louis Cardinals @ Cincinnati Reds
Riverfront Stadium, Cincinnati, OH
Sun May 05 1991, 3:33 AM EDT
Att. 24,758 - Cloudy - 68 F

livebaseballscorecards.com

AB 31
R 2
H 6
RBI 2
BB 3
SO 3
LOB 11



Batter	1	2	3	4	5	6	7	8	9	AB R H RBI BB SO LOB	TOP											
Billy Hatcher, R (1, 7) OBP: 0.215, SLG: 0.213	1-1 G5-3	1-0 FC6-4		2-1 G5-3			0-0 G4-3		2-2 G4-3	5 0 0 0 0 0 1												
Barry Larkin, R (1, 6) OBP: 0.312, SLG: 0.488	4-2 2B BB		1-3 K		0-2 G1-3		0-3 K			3 0 0 0 1 2 0												
Eric Davis, R (1, 8) OBP: 0.397, SLG: 0.510	1-0 1-3 2B		4-2 BB WP BB		1-3 K			1-2 HR		3 1 2 1 1 1 0												
Hal Morris, L (1, 3) OBP: 0.403, SLG: 0.603	4-0 IBB		4-0 BB BB		4-2 WP BB			2-1 FC6-4 1B		1 0 1 0 3 0 0												
Paul O'Neill, L (1, 9) OBP: 0.322, SLG: 0.411	1-0 P5		4-1 BB BB		1-1 P6			2-2 FC6-4		2 0 0 0 1 0 4												
Glenn Braggs, R (8, PH) OBP: 0.333, SLG: 0.207			1-2 2-3 BB		1-2 BB			1-2f		1 0 0 0 0 0 1												
Luis Quinones, S (1, 5) OBP: 0.190, SLG: 0.333	1-1 F9		1-1 P5			1-0 P4		0-0 P4		4 0 0 0 0 0 7												
Mariano Duncan, R (1, 4) OBP: 0.235, SLG: 0.313		1-1 F7	0-0 G5-3			4-1 L4-3 BB		0-2 G4-3		3 0 0 0 1 0 4												
Jeff Reed, L (1, 2) OBP: 0.289, SLG: 0.189		1-2 L9		1-0 G4-3		0-0 L4-3		1-1 P6		4 0 0 0 0 0 1												
Jose Rijo, R (1, 1) OBP: 0.231, SLG: 0.231		0-0 E4		0-1 G6-3			0-1 P6		1-0 P4	2 0 0 0 0 0 0												
Herm Winningham, L (7, PH) OBP: 0.289, SLG: 0.324										1 0 0 0 0 0 0												
Don Carman, L (7, 1)										0 0 0 0 0 0 0												
Randy Myers, L (7, 1)										0 0 0 0 0 0 0												
Bill Doran, S (9, PH) OBP: 0.400, SLG: 0.352										1 0 0 0 0 0 0												
Inning Stats	R: 0 E: 0 K: 0 S: 8	H: 1 LOB: 3 BB: 2 P: 20	R: 0 E: 1 K: 0 S: 7	H: 0 LOB: 1 BB: 0 P: 10	R: 0 E: 0 K: 1 S: 9	H: 0 LOB: 3 BB: 3 P: 23	R: 0 E: 0 K: 0 S: 5	H: 0 LOB: 0 BB: 0 P: 8	R: 0 E: 0 K: 1 S: 14	H: 0 LOB: 1 BB: 1 P: 20	R: 0 E: 0 K: 1 S: 3	H: 0 LOB: 0 BB: 1 P: 8	R: 0 E: 0 K: 1 S: 6	H: 0 LOB: 0 BB: 0 P: 6	R: 1 E: 0 K: 0 S: 13	H: 2 LOB: 1 BB: 0 P: 18	R: 0 E: 0 K: 0 S: 6	H: 0 LOB: 0 BB: 0 P: 10	1B: 1 2B: 2 3B: 0 HR: 1	SF: 0 SAC: 0 DP: 1 HBP: 0	WP: 2 PB: 0 SB: 0 CS: 0	PA: 37
PITCHER	IP WLS BF H R ER SO BB IBB HBP BLK WP HR S P ERA WHIP																					
Vicente Palacios, R (1, 1) ERA: 1.52	7.0 W 31 3 1 1 3 6 1 0 0 2 1 57 103 1.29 1.286																					
Bob Patterson, L (8, 1) ERA: 5.4	0.2 2 0 0 0 0 0 0 0 0 0 0 5 7 0.00 0.000																					
Bill Landrum, R (8, 1) ERA:	1.1 S 4 0 0 0 0 0 0 0 0 0 0 9 13 0.00 0.000																					

Cincinnati Reds @ Pittsburgh Pirates
 Three Rivers Stadium, Pittsburgh, PA
 Mon May 06 1991, 7:05 PM EDT
 Att: 9,518 - Cloudy - 54 F

livebaseballscorecards.com

AB	30
R	1
H	3
RBI	1
BB	7
SO	3
LOB	18



Batter	1	2	3	4	5	6	7	8	9	AB R H RBI BB SO LOB
Orlando Merced, S OBP: 0.458, SLG: 0.625 (1, 3)	2-2 SH1-4 1B 2B		0-1 FC4-6 1B		0-0 G5-3		0-1 SAFE BB FC6-5 1B			4 2 3 0 0 0 1
Jay Bell, R OBP: 0.232, SLG: 0.326 (1, 6)	0-0 SH1-4 2-3		2-2 FC4-6 1-2f K			0-1 HR	0-0 FC6-5 1B BB			3 1 1 1 0 0 3
Andy Van Slyke, L OBP: 0.327, SLG: 0.434 (1, 8)	4-1 1B BB		3-3 K 1-2			0-1 L9	4-0 1B BB			2 0 0 0 2 1 1
Bobby Bonilla, S OBP: 0.400, SLG: 0.522 (1, 9)	1-2 1B			1-0 P6		4-2 1B BB	0-2 BB 1B			3 0 2 2 1 0 0
Barry Bonds, L OBP: 0.224, SLG: 0.247 (1, 7)	0-3 K			0-0 G6-3		2-2 F8	4-1 BB			3 0 0 0 1 1 3
Curtis Wilkerson, S OBP: 0.345, SLG: 0.308 (1, 5)	0-0 F7			2-3 K		2-1 1B	2-2 P6			4 0 1 0 0 1 5
Michael LaValliere, L OBP: 0.292, SLG: 0.328 (1, 2)		1-0 F9			2-1 F9 2B	4-0 IBB		4-2 G5-4-3 BB		2 0 1 0 2 0 0
Jose Lind, R OBP: 0.286, SLG: 0.316 (1, 4)		0-2 G6-3			0-0 F9 2-3	1-1 F9		0-0 G5-4-3 1-2f		4 0 0 0 0 0 5
Vicente Palacios, R OBP: 0.125, SLG: 0.125 (8, 1) Bob Patterson, R (8, 1) Bill Landrum, R (8, 1)		1-3 K			2-3 K		2-1 FC6-5 1B 1B	0-3 K		3 0 1 0 0 2 1 0 0 0 0 0 0 0 1 0 0 0 0 1 0

Inning Stats	R: 1	H: 2	E: 0	K: 1	S: 13	LOB: 2	BB: 1	P: 20	R: 0	H: 0	E: 0	K: 1	S: 7	LOB: 0	BB: 0	P: 9	R: 0	H: 1	E: 0	K: 1	S: 9	LOB: 0	BB: 0	P: 14	R: 0	H: 0	E: 0	K: 1	S: 7	LOB: 0	BB: 0	P: 10	R: 0	H: 1	E: 0	K: 1	S: 7	LOB: 1	BB: 0	P: 11	R: 1	H: 2	E: 0	K: 0	S: 14	LOB: 3	BB: 2	P: 27	R: 1	H: 3	E: 0	K: 0	S: 12	LOB: 3	BB: 2	P: 24	R: 0	H: 0	E: 0	K: 1	S: 7	LOB: 0	BB: 1	P: 11
Jose Rijo, R ERA: 3.0 (1, 1)	IP	WLS	BF	H	R	ER	SO	BB	IBB	HBP	BLK	WP	HR	S	P	ERA	WHIP																																															
Don Carman, L ERA: 6.35 (7, 1)	6.0	L	26	6	2	2	5	2	1	0	0	0	0	5	11	27.00	9.000																																															
Randy Myers, L ERA: 3.86 (7, 1)	1.2		6	1	0	0	1	2	0	0	0	0	0	14	24	0.00	1.800																																															

BOTTOM

Cincinnati Reds @ Pittsburgh Pirates
Three Rivers Stadium, Pittsburgh, PA
Mon May 06 1991, 7:05 PM EDT
Att. 9,518 - Cloudy - 54 F

livebaseballscores.com

AB	29
R	3
H	9
RBI	3
BB	6
SO	6
LOB	19



WP: 0	PA: 36
PB: 0	
SB: 0	
CS: 0	

Batter	1	2	3	4	5	6	7	8	9	AB	R	H	RBI	BB	SO	LOB
Gary Redus, R OBP: 0.300, SLG: 0.267 (1, 3)	1-0 P9		1-0 P4	0-2 E6 2B 1B		1-2 F8		2-1 F8		5	1	1	1	0	0	1
Jay Bell, R OBP: 0.250, SLG: 0.344 (1, 6)	1-2 F9		4-1 BB	1-1 2B			0-2 F9 BB G3 1B	3-2 F9		4	1	2	2	1	0	1
Andy Van Slyke, L OBP: 0.324, SLG: 0.419 (1, 8)	2-1 F7		0-0 L9	2-0 G3-1			4-2 1B BB			3	1	0	0	1	0	2
Bobby Bonilla, S OBP: 0.385, SLG: 0.500 (1, 9)		3-3 K		0-1 G6-3	0-3 K		0-0 F9			4	0	0	0	0	2	2
Barry Bonds, L OBP: 0.225, SLG: 0.247 (1, 7)		3-2 G3-1		3-2 F9	3-2 S 1B		2-2 G3			4	0	1	1	0	0	1
Don Slaught, R OBP: 0.444, SLG: 0.452 (1, 2)		3-2 BB 1B		4-2 BB 1B BB	0-1 G1-3		0-0 1B			3	1	2	1	1	0	1
Curtis Wilkerson, S OBP: 0.364, SLG: 0.310 (1, 5)		4-2 FC5 BB		2-1 BB 1B	1-1 P6		1-3 K			3	1	1	0	1	1	2
Jose Lind, R OBP: 0.295, SLG: 0.329 (1, 4)		0-0 FC5		4-0 E 1B BB		0-0 F8		2-2 2B		3	1	1	0	1	0	2
Randy Tomlin, L OBP: 0.125, SLG: 0.125 Stan Belinda, R (7, 1)			1-3 K	0-0 E8 2B 1B		2-3 K		1-3 K		3	1	1	2	0	2	0
										1	0	0	0	0	1	1

Inning Stats	R: 0	H: 0	E: 0	K: 0	S: 7	R: 0	H: 1	E: 0	K: 1	S: 16	R: 0	H: 0	E: 0	K: 1	S: 6	R: 5	H: 4	E: 2	K: 0	S: 17	R: 0	H: 1	E: 0	K: 1	S: 10	R: 2	H: 2	E: 1	K: 1	S: 18	R: 0	H: 1	E: 0	K: 1	S: 11	1B: 7	2B: 2	3B: 0	HR: 0	SF: 0	SAC: 0	DP: 0	HBP: 0	WP: 0	PB: 0	SB: 1	CS: 0	PA: 38			

PITCHER	IP	WLS	BF	H	R	ER	SO	BB	IBB	HBP	BLK	WP	HR	S	P	ERA	WHIP
Chris Hammond, L ERA: 3.12 (1, 1)	4.0	L	21	5	5	5	2	4	0	0	0	0	0	46	85	11.25	2.250
Scott Scudder, R ERA: 3.95 (5, 1)	2.0		7	1	0	0	2	0	0	0	0	0	0	17	24	0.00	0.500
Ted Power, R ERA: 2.79 (7, 1)	1.0		6	2	2	1	1	1	0	0	0	0	0	18	24	9.00	3.000
Don Carman, L ERA: 5.4 (8, 1)	1.0		4	1	0	0	1	0	0	0	0	0	0	11	19	0.00	1.000

BOTTOM

Cincinnati Reds @ Pittsburgh Pirates
Three Rivers Stadium, Pittsburgh, PA

Tue May 07 1991, 7:05 PM EDT
Att. 14,258 - Sunny - 62 F

livebaseballscorecards.com

AB	33
R	7
H	9
RBI	7
BB	5
SO	6
LOB	13



Batter	1	2	3	4	5	6	7	8	9	AB R H RBI BB SO LOB	TOP		
Chris Sabo, R (1, 5) OBP: 0.293, SLG: 0.400	1-2 G3 SF7 2B		3-3 K			0-1 G1-6-3		3-2 G5-3		4 1 1 0 0 1 0	<p>Cincinnati Reds @ Pittsburgh Pirates</p> <p>Three Rivers Stadium, Pittsburgh, PA</p> <p>Wed May 08 1991, 7:05 PM EDT</p> <p>Att. 14,594 - Cloudy - 71 F</p>		
Hal Morris, L (1, 3) OBP: 0.390, SLG: 0.575	0-2 G3 2-3			2-3 K		2-2 F7		1-0 G4-3		4 0 0 0 0 1 1			
Barry Larkin, R (1, 6) OBP: 0.307, SLG: 0.495	1-0 SF7 3-H			1-2 G1-6-3 1B		2-1 G6-3		1-1 G4-3		3 1 1 1 0 0 0			
Eric Davis, R (1, 8) OBP: 0.379, SLG: 0.464	2-2 P2			1-0 G1-6-3 1-2		2-1 F8		2-3 K		4 0 0 0 0 1 1			
Glenn Braggs, R (1, 7) OBP: 0.340, SLG: 0.222			1-3 K		1-2 1B 2-H		0-1 E 1B		1-3 K	4 0 2 1 0 2 0			
Mariano Duncan, R (1, 4) OBP: 0.224, SLG: 0.309			0-1 G5-3		1-3 K1-3 SAFE		2-1 E9 1-3			3 0 0 0 0 1 2			
Paul O'Neill, L (1, 9) OBP: 0.311, SLG: 0.395			0-1 G6-3		3-3 K		2-0 G1-3			3 0 0 0 0 1 2			
Joe Oliver, R (1, 2) OBP: 0.244, SLG: 0.244			1-0 G6-3		2-1 G1-3		0-3 K			0 0 0 0 0 0 0			
Jeff Reed, L (2, 2) OBP: 0.271, SLG: 0.175										3 0 0 0 0 1 2			
Norm Charlton, S (1, 1) Billy Hatcher, R (5, PH) Scott Scudder, R (5, 1) Randy Myers, L (7, 1) Bill Doran, S (8, PH) Rob Libbie, L (8, 1)			1-0 G6-3		0-3 K			0-2 G5-3		1 0 0 0 0 0 0 1 0 0 0 0 1 0 0 0 0 0 0 0 0 0 0 0 0 0 0 0 1 0 0 0 0 0 0 0 0 0 0 0 0 0			
Inning Stats	R: 1 H: 1 E: 0 LOB: 0 K: 0 BB: 0 S: 12 P: 16	R: 0 H: 0 E: 0 LOB: 0 K: 1 BB: 0 S: 7 P: 8	R: 0 H: 0 E: 0 LOB: 0 K: 1 BB: 0 S: 5 P: 10	R: 1 H: 2 E: 0 LOB: 1 K: 2 BB: 0 S: 15 P: 21	R: 0 H: 0 E: 0 LOB: 0 K: 2 BB: 0 S: 10 P: 15	R: 0 H: 0 E: 0 LOB: 0 K: 0 BB: 0 S: 10 P: 14	R: 0 H: 1 E: 1 LOB: 2 K: 1 BB: 0 S: 12 P: 18	R: 0 H: 0 E: 0 LOB: 0 K: 0 BB: 0 S: 8 P: 12	R: 0 H: 0 E: 0 LOB: 0 K: 2 BB: 0 S: 8 P: 12	1B: 3 SF: 1 2B: 1 SAC: 0 3B: 0 DP: 0 HR: 0 HBP: 0	WP: 0 PA: 32 PB: 0 SB: 0 CS: 0		
PITCHER	IP WLS BF H R ER SO BB IBB HBP BLK WP HR S P ERA WHIP											PITCHER	IP WLS BF H R ER SO BB IBB HBP BLK WP HR S P ERA WHIP
Zane Smith, L (1, 1) ERA: 2.06	8.0 W 29 4 2 2 7 0 0 0 0 0 0 0 79 114 2.25 0.500												
Bill Landrum, R (9, 1) ERA:	1.0 3 0 0 0 2 0 0 0 0 0 0 0 8 12 0.00 0.000												

livebaseballscorecards.com

AB	31
R	2
H	4
RBI	2
BB	0
SO	9
LOB	8



Batter	1	2	3	4	5	6	7	8	9	AB	R	H	RBI	BB	SO	LOB	BOTTOM
--------	---	---	---	---	---	---	---	---	---	----	---	---	-----	----	----	-----	--------

Gary Redus, R <small>(1, 3) OBP: 0.296, SLG: 0.265</small>	1-1 G6-3	1-0 IHR 1B		2-0 F7			2-2 G6-3			4	1	1	0	0	0	0	
--	-----------------	----------------------	--	---------------	--	--	-----------------	--	--	---	---	---	---	---	---	---	--

Jay Bell, R <small>(1, 6) OBP: 0.269, SLG: 0.385</small>	1-1 HBP 1B	2-1 IHR 1-H		3-2 F9			4-1 CS BB			3	2	2	2	1	0	0	
--	----------------------	-----------------------	--	---------------	--	--	---------------------	--	--	---	---	---	---	---	---	---	--

Andy Van Slyke, L <small>(1, 8) OBP: 0.330, SLG: 0.409</small>	1-0 HBP 1B 2B	1-1 P2			4-0 BB L6-4-3		3-3 K 1-2			2	1	0	0	1	1	1	
--	----------------------------	---------------	--	--	-------------------------	--	---------------------	--	--	---	---	---	---	---	---	---	--

Bobby Bonilla, S <small>(1, 5) OBP: 0.372, SLG: 0.480</small>	0-0 L9		0-0 F7		0-0 L6-4-3 1-2		2-3 K			4	0	0	0	0	1	3	
---	---------------	--	---------------	--	--------------------------	--	--------------	--	--	---	---	---	---	---	---	---	--

Barry Bonds, L <small>(1, 7) OBP: 0.237, SLG: 0.250</small>	2-0 HBP 2B 1B 1-3 2-H		1-1 G3		4-2 BB S		2-2 P6			3	1	1	1	1	0	0	
---	--	--	---------------	--	--------------------	--	---------------	--	--	---	---	---	---	---	---	---	--

Don Slaught, R <small>(1, 2) OBP: 0.425, SLG: 0.457</small>	1-0 WP 2B 2-H 3-H		0-0 F9		1-0 F9 1-2 1 SAFE 1 SAFE		1-3 K			4	0	1	2	0	1	1	
---	-----------------------------------	--	---------------	--	--	--	--------------	--	--	---	---	---	---	---	---	---	--

Lloyd McClendon, R <small>(1, 9) OBP: 0.438, SLG: 0.846</small>	3-2 G4-3 2-3			1-2 HR			3-1 F9			3	1	1	1	0	0	1	
---	------------------------	--	--	---------------	--	--	---------------	--	--	---	---	---	---	---	---	---	--

Jose Lind, R <small>(1, 4) OBP: 0.297, SLG: 0.365</small>		0-0 F8		2-2 HR			1-0 F9			3	1	1	1	0	0	0	
---	--	---------------	--	---------------	--	--	---------------	--	--	---	---	---	---	---	---	---	--

Zane Smith, L <small>(1, 1) OBP: 0.267, SLG: 0.231</small>		0-0 P3		1-0 F8			0-2 F8			3	0	0	0	0	0	0	
Bill Landrum, R <small>(9, 1)</small>										0	0	0	0	0	0	0	

Inning Stats	R: 3 E: 0 K: 0 S: 11	H: 3 LOB: 1 BB: 0 P: 20	R: 2 E: 0 K: 0 S: 7	H: 2 LOB: 0 BB: 0 P: 11	R: 0 E: 0 K: 0 S: 4	H: 0 LOB: 0 BB: 0 P: 5	R: 2 E: 0 K: 0 S: 13	H: 2 LOB: 0 BB: 0 P: 22	R: 0 E: 0 K: 0 S: 5	H: 0 LOB: 1 BB: 2 P: 14	R: 0 E: 0 K: 0 S: 6	H: 0 LOB: 0 BB: 0 P: 10	R: 0 E: 0 K: 1 S: 11	H: 0 LOB: 1 BB: 1 P: 20	R: 0 E: 0 K: 2 S: 9	H: 0 LOB: 0 BB: 0 P: 14	1B: 3 2B: 3 3B: 0 HR: 3	SF: 0 SAC: 0 DP: 2 HBP: 1	WP: 1 PB: 0 SB: 2 CS: 1	PA: 33
--------------	-------------------------------	----------------------------------	------------------------------	----------------------------------	------------------------------	---------------------------------	-------------------------------	----------------------------------	------------------------------	----------------------------------	------------------------------	----------------------------------	-------------------------------	----------------------------------	------------------------------	----------------------------------	----------------------------------	------------------------------------	----------------------------------	--------

PITCHER	IP	WLS	BF	H	R	ER	SO	BB	IBB	HBP	BLK	WP	HR	S	P	ERA	WHIP
Norm Charlton, L <small>ERA: 3.66</small>	(1, 1)	4.0	L	7	7	7	0	0	0	1	0	1	2	35	58	15.75	1.750
Scott Scudder, R <small>ERA: 3.45</small>	(5, 1)	2.0		7	0	0	0	2	0	0	0	0	0	11	24	0.00	1.000
Randy Myers, L <small>ERA: 3.55</small>	(7, 1)	1.0		3	0	0	1	1	0	0	0	0	0	11	20	0.00	1.000
Rob Dibble, R <small>ERA: 1.88</small>	(8, 1)	1.0		3	0	0	2	0	0	0	0	0	0	9	14	0.00	0.000

Cincinnati Reds @ Pittsburgh Pirates
 Three Rivers Stadium, Pittsburgh, PA
 Wed May 08 1991, 7:05 PM EDT
 Att. 14,594 - Cloudy - 71 F

AB	29
R	7
H	7
RBI	7
BB	3
SO	3
LOB	6



PITCHER	IP	WLS	BF	H	R	ER	SO	BB	IBB	HBP	BLK	WP	HR	S	P	ERA	WHIP
---------	----	-----	----	---	---	----	----	----	-----	-----	-----	----	----	---	---	-----	------

Batter	1	2	3	4	5	6	7	8	9	AB R H RBI BB SO LOB	TOP		
Chris Sabo, R (1, 5) OBP: 0.288, SLG: 0.383	4-2 1B S HR BB		2-3 K		1-0 L8			1-1 G1-3	1-3 K	4 1 0 0 1 2 1	Cincinnati Reds @ Chicago Cubs Wrigley Field, Chicago, IL Fri May 10 1991, 3:33 AM CDT Att. 35,484 - Sunny - 66 F		
Bill Doran, S (1, 4) OBP: 0.366, SLG: 0.317	3-1 F8		2-2 G4-3		0-0 G3			2-3 K		4 0 0 0 0 1 1			
Barry Larkin, R (1, 6) OBP: 0.308, SLG: 0.500 Mariano Duncan, R (6, 6) OBP: 0.237, SLG: 0.321	1-2 G6-3		1-1 2B			0-1 P3		3-2 1B HBP		3 0 1 0 0 0 1 1 1 1 0 0 0 0			
Eric Davis, R (1, 8) OBP: 0.400, SLG: 0.466	2-2 S HR 1B		3-3 K			4-1 E S SF9 BB		4-0 1B HBP		2 2 1 0 1 1 1			
Hal Morris, L (1, 3) OBP: 0.407, SLG: 0.632	2-2 HR			1-1 G6-3 S 1B		1 SAFE 1 SAFE SF9		1-2 FC6 1B		3 1 3 5 0 0 0			
Paul O'Neill, L (1, 9) OBP: 0.301, SLG: 0.380 Luis Quinones, S (8, PH) OBP: 0.192, SLG: 0.280 Ted Power, R (8, 1)	2-1 G4-3		2-2 L7		1-1 G4-3			2-2 FC6		3 0 0 0 0 0 1 1 0 0 0 0 0 2 0 0 0 0 0 0 0			
Todd Benzinger, S (1, 7) OBP: 0.208, SLG: 0.265		0-0 G4-3		0-2 G6-3			0-3 K		1-0 G3	4 0 0 0 0 1 1			
Jeff Reed, L (1, 2) OBP: 0.260, SLG: 0.167 Joe Oliver, R (7, PH) OBP: 0.255, SLG: 0.256		1-0 L8		1-2 G4-1			0-0 F8		0-1 FC6-4 1B	2 0 0 0 0 0 1 2 0 1 0 0 0 0			
Tom Browning, L (1, 1) OBP: 0.316, SLG: 0.421 Billy Hatcher, R (7, PH) OBP: 0.211, SLG: 0.209 Scott Scudder, R (7, 1) Glenn Braggs, R (8, 9) OBP: 0.333, SLG: 0.216		3-2 F8			0-3 K		0-2 L9		2-2 FC6-4	2 0 0 0 0 1 0 1 0 0 0 0 0 0 0 0 0 0 0 0 0 1 0 0 0 0 0 1			
Inning Stats	R: 3 H: 2 E: 0 LOB: 0 K: 0 BB: 1 S: 18 P: 32	R: 0 H: 0 E: 0 LOB: 0 K: 0 BB: 0 S: 7 P: 11	R: 0 H: 1 E: 0 LOB: 1 K: 2 BB: 0 S: 17 P: 25	R: 0 H: 1 E: 0 LOB: 1 K: 0 BB: 0 S: 11 P: 15	R: 0 H: 0 E: 0 LOB: 0 K: 1 BB: 0 S: 5 P: 6	R: 1 H: 0 E: 0 LOB: 0 K: 0 BB: 1 S: 6 P: 13	R: 0 H: 0 E: 0 LOB: 0 K: 1 BB: 0 S: 11 P: 11	R: 1 H: 2 E: 0 LOB: 2 K: 1 BB: 0 S: 17 P: 30	R: 0 H: 1 E: 0 LOB: 1 K: 1 BB: 0 S: 12 P: 16	1B: 5 SF: 1 2B: 1 SAC: 0 3B: 0 DP: 0 HR: 1 HBP: 1	WP: 0 PA: 37 PB: 0 SB: 4 CS: 0		
PITCHER	IP WLS BF H R ER SO BB IBB HBP BLK WP HR S P ERA WHIP											PITCHER	IP WLS BF H R ER SO BB IBB HBP BLK WP HR S P ERA WHIP
Rick Sutcliffe, R (1, 1) ERA: 4.94	6.0 W 24 4 4 3 3 2 0 0 0 0 0 1 64 102 4.50 1.000												
Paul Assenmacher, L (7, 1) ERA: 2.95	2.0 9 2 1 1 2 0 0 1 0 0 0 0 28 41 4.50 1.000												
Dave Smith, R (9, 1) ERA: 6.0	1.0 S 4 1 0 0 1 0 0 0 0 0 0 0 12 16 0.00 1.000												

livebaseballscorecards.com



Batter	1	2	3	4	5	6	7	8	9
Jerome Walton, R OBP: 0.250, SLG: 0.316 (1, 8)	4-0 23 HR BB		0-0 G6-3	1-2 L9		2-2 L7		1-1 PO	
23 Ryne Sandberg, R OBP: 0.326, SLG: 0.405 (1, 4)	0-1 1-H HR		3-2 2B		1-1 G4-3 1B	2-2 F7			
Mark Grace, L OBP: 0.361, SLG: 0.386 (1, 3)	0-3 K		0-0 F8		3-1 G4-3		2-1 G3-1		
George Bell, R OBP: 0.305, SLG: 0.536 (1, 7)	4-2 BB		2-1 F7		0-0 FC6-4 1B		2-1 P3		
Andre Dawson, R OBP: 0.333, SLG: 0.536 (1, 9)	2-1 P4			0-2 2B 1B	1-2 FC6-4		0-1 2B		
Hector Villanueva, R OBP: 0.314, SLG: 0.594 (1, 2)	1-3 K		1-3 K	2-0 P6	1-3 K		1-0 G5-3		
Shawon Dunston, R OBP: 0.284, SLG: 0.367 (1, 6)		0-0 P4		1-0 P4		0-0 HR		2-1 L8	
Gary Scott, R OBP: 0.315, SLG: 0.257 (1, 5)		2-1 F9		4-0 2B IBB		1-0 F7		2-3 K	
Rick Sutcliffe, L OBP: 0.125, SLG: 0.250 (1, 1)		3-2 L9		2-0 2B		0-1 E5		2-2 PO 1B	
Luis Salazar, R OBP: 0.176, SLG: 0.313 (6, PH)				1-H 2-H 2B					
Paul Assenmacher, L OBP: 0.667, SLG: 0.500 (7, 1)									
Chico Walker, S OBP: 0.353, SLG: 0.313 (8, PH)									
Dave Smith, R (9, 1)									

Inning Stats	R: 2 E: 0 K: 2 S: 13	H: 1 LOB: 1 BB: 2 P: 24	R: 0 E: 0 K: 0 S: 6	H: 0 LOB: 0 BB: 0 P: 11	R: 0 E: 0 K: 0 S: 7	H: 1 LOB: 1 BB: 0 P: 12	R: 2 E: 0 K: 0 S: 9	H: 2 LOB: 1 BB: 1 P: 19	R: 1 E: 0 K: 1 S: 11	H: 2 LOB: 1 BB: 0 P: 17	R: 1 E: 1 K: 0 S: 11	H: 1 LOB: 1 BB: 0 P: 16	R: 0 E: 0 K: 0 S: 7	H: 1 LOB: 1 BB: 0 P: 12	R: 0 E: 0 K: 1 S: 11	H: 1 LOB: 0 BB: 0 P: 18
--------------	-------------------------------	----------------------------------	------------------------------	----------------------------------	------------------------------	----------------------------------	------------------------------	----------------------------------	-------------------------------	----------------------------------	-------------------------------	----------------------------------	------------------------------	----------------------------------	-------------------------------	----------------------------------

PITCHER	IP	WLS	BF	H	R	ER	SO	BB	IBB	HBP	BLK	WP	HR	S	P	ERA	WHIP
Tom Browning, L ERA: 3.08 (1, 1)	6.0	L	29	7	6	6	3	2	1	0	0	0	2	57	99	9.00	1.500
Scott Scudder, R ERA: 3.24 (7, 1)	1.0		4	1	0	0	0	0	0	0	0	0	0	7	12	0.00	1.000
Ted Power, R ERA: 2.53 (8, 1)	1.0		3	1	0	0	1	0	0	0	0	0	0	11	18	0.00	1.000

AB R H RBI BB SO LOB

3	1	0	0	1	0	2
4	2	3	2	0	0	1
4	0	0	0	0	1	2
3	0	1	1	1	0	1
4	1	2	0	0	0	2
4	0	0	0	0	2	4
4	1	1	1	0	0	1
3	1	0	0	1	1	0
2	0	1	2	0	0	0
1	0	0	0	0	0	0
0	0	0	0	0	0	0
1	0	1	0	0	0	0
0	0	0	0	0	0	0

AB	33
R	6
H	9
RBI	6
BB	3
SO	4
LOB	13



WP	PA	ERA	WHIP
0	37		
0			
2			
0			

Cincinnati Reds @ Chicago Cubs
 Wrigley Field, Chicago, IL
 Fri May 10 1991, 3:33 AM CDT
 Att. 35,484 - Sunny - 66 F

livebaseballscores.com

Batter	1	2	3	4	5	6	7	8	9	AB R H RBI BB SO LOB	TOP														
Chris Sabo, R OBP: 0.275, SLG: 0.364 (1, 5)	1-0 G6-3		3-3 K	2-3 K	1-0 P6			3-3 K		5 0 0 0 0 3 3															
Billy Hatcher, R OBP: 0.237, SLG: 0.268 (1, 7)	2-0 HR		0-1 G6-3		1-0 G6-3	1-2 CS 1B		4-0 F9-3 BB		4 1 2 1 1 0 0															
Barry Larkin, R OBP: 0.314, SLG: 0.505 Luis Quinones, S OBP: 0.200, SLG: 0.276 (1, 6) (1, 4)	1-1 WP 1B		0-3 K		0-1 BB 2B 1B		0-0 L4	1-0 F9-3 1-2		1 0 1 0 0 0 0 4 1 1 0 0 1 2															
Eric Davis, R OBP: 0.419, SLG: 0.574 Herm Winningham, L OBP: 0.275, SLG: 0.306 (1, 8) (7, 8)	1-0 P3			1-1 HR	1 SAFE 1 SAFE 4-1 BB 2B BB	3-1 HR		0-0 F9		3 3 2 2 1 0 1 1 0 0 0 0 0 0															
Hal Morris, L OBP: 0.430, SLG: 0.623 (1, 3)	1 SAFE 1 SAFE 1 SAFE 1 SAFE 1 SAFE 1 SAFE 1 SAFE 1 SAFE 1-2 BB	4-2 B F B		4-2 2B G6-3 BB	4-0 2B BB	0-1 G4-3		3-2 HR HBP		1 3 0 0 3 0 0															
Paul O'Neill, L OBP: 0.327, SLG: 0.500 (1, 9)	1-0 L9			0-0 G6-3 2B	2-0 G4-3 1B 2B		3-2 HR	1-0 HR		5 3 4 6 0 0 2															
Mariano Duncan, R OBP: 0.234, SLG: 0.311 (1, 4) (1, 6)			1-1 F7	1-0 G4-3	1-1 G4-3 1B 1B		2-1 F9	1-1 F8		5 1 1 0 0 0 2															
Jeff Reed, L OBP: 0.255, SLG: 0.152 (1, 2)			3-2 F8	4-0 G6-3 IBB	0-0 G4-3		2-1 G3-1	1-2 G3-1		4 0 0 0 1 0 2															
Jose Rijo, R OBP: 0.222, SLG: 0.222 Randy Myers, L (9, 1)			2-2 G4-3	2-2 G6-3	1-1 1B		0-0 F9			4 0 1 3 0 0 2 0 0 0 0 0 0 0															
Inning Stats	R: 1 E: 0 K: 0 S: 8	H: 2 LOB: 2 BB: 1 P: 18	R: 0 E: 0 K: 0 S: 9	H: 0 LOB: 0 BB: 0 P: 15	R: 0 E: 0 K: 2 S: 10	H: 0 LOB: 0 BB: 2 P: 13	R: 2 E: 0 K: 1 S: 16	H: 2 LOB: 2 BB: 2 P: 30	R: 5 E: 0 K: 0 S: 11	H: 4 LOB: 1 BB: 2 P: 25	R: 1 E: 0 K: 0 S: 9	H: 2 LOB: 0 BB: 0 P: 13	R: 1 E: 0 K: 0 S: 8	H: 1 LOB: 0 BB: 0 P: 15	R: 0 E: 0 K: 1 S: 4	H: 0 LOB: 0 BB: 1 P: 12	R: 2 E: 0 K: 0 S: 13	H: 1 LOB: 0 BB: 0 P: 19	1B: 5 2B: 3 3B: 0 HR: 5	SF: 0 SAC: 0 DP: 1 HBP: 1	WP: 1 PB: 0 SB: 0 CS: 1	PA: 44			
PITCHER	IP WLS BF H R ER SO BB IBB HBP BLK WP HR S P ERA WHIP	IP WLS BF H R ER SO BB IBB HBP BLK WP HR S P ERA WHIP																							
Mike Bielecki, R ERA: 4.37 (1, 1)	4.1 L 22 5 5 5 3 3 1 0 0 1 2 47 85 10.38 1.846	Steve Wilson, L ERA: 81.0 (5, 1)	0.1 5 3 3 3 0 1 0 0 0 0 0 6 14 81.00 12.000	Les Lancaster, R ERA: 3.86 (5, 1)	2.1 9 3 2 2 0 0 0 0 0 0 2 18 30 7.71 1.286	Heathcliff Slocumb, R ERA: 3.86 (8, 1)	2.0 8 1 2 2 1 1 0 1 0 0 1 17 31 9.00 1.000																		

Cincinnati Reds @ Chicago Cubs
 Wrigley Field, Chicago, IL
 Sat May 11 1991, 3:33 AM CDT
 Att. 35,998 - Cloudy - 71 F

AB	37
R	12
H	12
RBI	12
BB	6
SO	4
LOB	14



Batter	1	2	3	4	5	6	7	8	9	AB	R	H	RBI	BB	SO	LOB						
Jerome Walton, R OBP: 0.250, SLG: 0.313 (1, 8)	F8		CS 23 1B		L4			G5-3		4	0	1	0	0	0	1						
23 Ryne Sandberg, R OBP: 0.326, SLG: 0.403 Jose Vizcaino, S OBP: 0.350, SLG: 0.333 (1, 4) (8, 4)	G6-3		1 SAFE 1 SAFE			G1-3		F7		3	0	1	0	0	0	0						
Mark Grace, L OBP: 0.374, SLG: 0.410 (1, 3)	E		1 SAFE 1 SAFE 1 SAFE 1 SAFE			FC5-4 1B		1B		4	1	3	0	0	1	2						
George Bell, R OBP: 0.298, SLG: 0.522 Dwight Smith, L OBP: 0.222, SLG: 0.188 (1, 7) (7, 9)	E5		2-3		G6-3		F8	1B		3	0	0	0	0	0	1						
Andre Dawson, R OBP: 0.325, SLG: 0.522 Doug Dascenzo, S OBP: 0.358, SLG: 0.383 (1, 9) (7, 7)	P6		2-3		F9		FC5-4 1-2f	K		3	0	0	0	0	0	2						
Damon Berryhill, S OBP: 0.221, SLG: 0.313 (1, 2)			1-1		F7		F8			4	0	0	0	0	1	0						
Shawon Dunston, R OBP: 0.283, SLG: 0.392 (1, 6)			1-2		F8		HR			4	1	1	1	0	0	0						
Gary Scott, R OBP: 0.312, SLG: 0.247 (1, 5)			0-0		P4		P5			3	0	0	0	1	0	0						
Mike Bielecki, R OBP: 0.200, SLG: 0.200 Steve Wilson, L (5, 1) Les Lancaster, R OBP: 0.500, SLG: 0.500 Chico Walker, S OBP: 0.333, SLG: 0.294 Heathcliff Slocumb, R (8, 1) Luis Salazar, R OBP: 0.167, SLG: 0.294 (9, PH)			0-3		1B		K			1	0	0	0	0	1	0						
Inning Stats	R: 1 E: 1 K: 0 S: 13	H: 1 LOB: 1 BB: 0 P: 18	R: 0 E: 0 K: 1 S: 10	H: 0 LOB: 0 BB: 0 P: 13	R: 0 E: 0 K: 2 S: 11	H: 2 LOB: 2 BB: 0 P: 16	R: 0 E: 0 K: 0 S: 7	H: 0 LOB: 0 BB: 0 P: 11	R: 0 E: 0 K: 0 S: 9	H: 1 LOB: 1 BB: 0 P: 13	R: 0 E: 0 K: 0 S: 11	H: 1 LOB: 1 BB: 0 P: 13	R: 1 E: 0 K: 1 S: 9	H: 1 LOB: 0 BB: 0 P: 14	R: 0 E: 0 K: 1 S: 12	H: 2 LOB: 2 BB: 0 P: 18	R: 0 E: 0 K: 0 S: 10	H: 0 LOB: 1 BB: 1 P: 18	1B: 6 2B: 2 3B: 0 HR: 1	SF: 0 SAC: 0 DP: 1 HBP: 0	WP: 0 PB: 0 SB: 0 CS: 1	PA: 36
PITCHER	IP WLS BF H R ER SO BB IBB HBP BLK WP HR S P ERA WHIP	IP WLS BF H R ER SO BB IBB HBP BLK WP HR S P ERA WHIP	IP WLS BF H R ER SO BB IBB HBP BLK WP HR S P ERA WHIP	IP WLS BF H R ER SO BB IBB HBP BLK WP HR S P ERA WHIP	IP WLS BF H R ER SO BB IBB HBP BLK WP HR S P ERA WHIP	IP WLS BF H R ER SO BB IBB HBP BLK WP HR S P ERA WHIP	IP WLS BF H R ER SO BB IBB HBP BLK WP HR S P ERA WHIP	IP WLS BF H R ER SO BB IBB HBP BLK WP HR S P ERA WHIP	IP WLS BF H R ER SO BB IBB HBP BLK WP HR S P ERA WHIP	IP WLS BF H R ER SO BB IBB HBP BLK WP HR S P ERA WHIP	IP WLS BF H R ER SO BB IBB HBP BLK WP HR S P ERA WHIP	IP WLS BF H R ER SO BB IBB HBP BLK WP HR S P ERA WHIP	IP WLS BF H R ER SO BB IBB HBP BLK WP HR S P ERA WHIP	IP WLS BF H R ER SO BB IBB HBP BLK WP HR S P ERA WHIP	IP WLS BF H R ER SO BB IBB HBP BLK WP HR S P ERA WHIP	IP WLS BF H R ER SO BB IBB HBP BLK WP HR S P ERA WHIP						
Jose Rijo, R ERA: 2.68 (1, 1)	8.0	0	0	0	0	0	0	0	0	0	0	0	0	0	0	0						
Randy Myers, L ERA: 3.29 (9, 1)	1.0	4	0	0	0	0	0	0	0	0	0	0	0	0	0	0						

BOTTOM

Cincinnati Reds @ Chicago Cubs
 Wrigley Field, Chicago, IL
 Sat May 11 1991, 3:33 AM CDT
 Att. 35,998 - Cloudy - 71 F

livebaseballscorecards.com

AB	35
R	2
H	8
RBI	1
BB	1
SO	5
LOB	9



Cincinnati Reds @ Chicago Cubs
 Wrigley Field, Chicago, IL
 Sun May 12 1991, 3:33 AM CDT
 Att. 32,353 - Cloudy - 71 F

AB	38
R	5
H	10
RBI	5
BB	1
SO	8
LOB	16



AB	R	H	RBI	BB	SO	LOB	
5	0	2	0	0	0	0	
5	0	0	0	0	0	3	
5	1	3	0	0	1	1	
4	1	0	0	0	3	3	
3	2	0	0	1	1	1	
2	0	1	1	0	0	0	
2	0	0	0	0	2	2	
4	0	2	3	0	0	0	
4	1	2	1	0	1	3	
3	0	0	0	0	0	3	
1	0	0	0	0	0	0	
1B: 8	SF: 0	2B: 0	SAC: 0	3B: 1	DP: 0	HR: 1	HBP: 0
WP: 0	PA: 39	PB: 0	SB: 1	CS: 0			

Batter	1	2	3	4	5	6	7	8	9										
Chris Sabo, R (1, 5) OBP: 0.281, SLG: 0.365	1-0 P3		0-0 P2		0-1 G4-3		2-2 FC6-4 1B		2-2 FC4-6 1B										
Billy Hatcher, R (1, 7) OBP: 0.222, SLG: 0.250	2-2 G6-3		0-0 G6-3		0-0 F8		1-0 FC6-4 1-2f		0-2 FC4-6 1-2f										
Hal Morris, L (1, 3) OBP: 0.440, SLG: 0.622	3-2 1B			2-2 FC5-4 1B	3-1 G3-1			2-2 S 3B 1B	2-3 K2-3										
Eric Davis, R (1, 8) OBP: 0.397, SLG: 0.538	2-3 K			2-1 FC5-4 1B 1-2f		2-3 K		3-3 S K 1-2											
Paul O'Neill, L (1, 9) OBP: 0.324, SLG: 0.483		2-2 L9		1-2 E6 1B 1-3		3-3 K		4-0 3B IBB											
Bill Doran, S (1, 4) Luis Quinones, S (5, 4) OBP: 0.188, SLG: 0.258		2-2 G1-3		2-2 1B 1-3 3-H		2-3 K		1-3 K											
Mariano Duncan, R (1, 6) OBP: 0.250, SLG: 0.354		0-2 F9		1-0 1-2 3-H 1B			0-0 F8	1-2 1-H 2-H 3B											
Jeff Reed, L (1, 2) OBP: 0.271, SLG: 0.240			3-1 HR	1-2 L7			1-0 FC3-6 1B	2-3 K											
Jack Armstrong, R (1, 1) Rob Dibble, L (8, 1)			0-0 L4	0-0 F9			0-0 FC3-6 1-2f		2-2 G6-3										
Inning Stats	R: 0 H: 1 E: 0 LOB: 1 K: 1 BB: 0 S: 12 P: 20	R: 0 H: 0 E: 0 LOB: 0 K: 0 BB: 0 S: 10 P: 14	R: 1 H: 1 E: 0 LOB: 0 K: 0 BB: 0 S: 5 P: 8	R: 2 H: 3 E: 1 LOB: 2 K: 0 BB: 0 S: 17 P: 26	R: 0 H: 0 E: 0 LOB: 0 K: 0 BB: 0 S: 5 P: 8	R: 0 H: 0 E: 0 LOB: 0 K: 3 BB: 0 S: 9 P: 16	R: 0 H: 2 E: 0 LOB: 2 K: 0 BB: 0 S: 7 P: 11	R: 2 H: 2 E: 0 LOB: 1 K: 3 BB: 1 S: 19 P: 32	R: 0 H: 1 E: 0 LOB: 1 K: 1 BB: 0 S: 13 P: 19										
PITCHER	IP WLS BF H R ER SO BB IBB HBP BLK WP HR S P ERA WHIP																		
Greg Maddux, R (1, 1) ERA: 4.04	7.2 L 34 9 5 4 6 0 1 0 0 0 1 81 130 4.70 1.174																		
Paul Assenmacher, L (8, 1) ERA: 2.78	1.1 5 1 0 0 2 0 0 0 0 0 0 16 24 0.00 0.750																		

livebaseballscorecards.com

Batter	1	2	3	4	5	6	7	8	9	AB	R	H	RBI	BB	SO	LOB						
Jerome Walton, R OBP: 0.250, SLG: 0.322 (1, 8) 										4	1	1	0	0	0	1						
23 Ryne Sandberg, R OBP: 0.331, SLG: 0.426 (1, 4) 										3	1	1	2	1	1	1						
Mark Grace, L OBP: 0.370, SLG: 0.404 (1, 3) 										4	0	1	0	0	1	2						
George Bell, R OBP: 0.288, SLG: 0.504 (1, 7) 										4	0	0	0	0	0	2						
Andre Dawson, R OBP: 0.331, SLG: 0.521 (1, 9) 										4	1	2	0	0	1	1						
Damon Berryhill, S OBP: 0.222, SLG: 0.324 (1, 2) 										4	0	1	0	0	2	2						
Shawon Dunston, R OBP: 0.274, SLG: 0.377 (1, 6) 										4	0	0	0	0	3	2						
Jose Vizcaino, S OBP: 0.333, SLG: 0.318 (1, 5) 										4	0	1	1	0	0	0						
Greg Maddux, R OBP: 0.250, SLG: 0.263 Paul Assenmacher, L OBP: 0.667, SLG: 0.500 (8, 1) 										3	0	1	0	0	0	1						
										0	0	0	0	0	0	0						
Inning Stats	R: 2 H: 2 E: 1 K: 0 S: 9	H: 2 LOB: 1 BB: 0 P: 16	R: 0 H: 0 E: 0 K: 0 S: 5	H: 0 LOB: 0 BB: 0 P: 9	R: 0 H: 1 E: 0 K: 1 S: 12	H: 1 LOB: 1 BB: 0 P: 16	R: 1 H: 2 E: 0 K: 2 S: 11	H: 2 LOB: 1 BB: 0 P: 14	R: 0 H: 0 E: 0 K: 1 S: 6	H: 0 LOB: 0 BB: 1 P: 12	R: 0 H: 1 E: 0 K: 1 S: 7	H: 1 LOB: 1 BB: 0 P: 12	R: 0 H: 1 E: 0 K: 0 S: 5	H: 1 LOB: 1 BB: 0 P: 6	R: 0 H: 0 E: 0 K: 1 S: 10	H: 0 LOB: 1 BB: 0 P: 11	R: 0 H: 0 E: 0 K: 2 S: 8	H: 0 LOB: 0 BB: 0 P: 11	1B: 5 2B: 2 3B: 0 HR: 1	SF: 0 SAC: 0 DP: 1 HBP: 0	WP: 1 PB: 0 SB: 0 CS: 0	PA: 35

BOTTOM

Cincinnati Reds @ Chicago Cubs

Wrigley Field, Chicago, IL


Sun May 12 1991, 3:33 AM CDT

Att: 32,353 - Cloudy - 71 F

AB	34
R	3
H	8
RBI	3
BB	1
SO	8
LOB	12



PITCHER	IP	WLS	BF	H	R	ER	SO	BB	IBB	HBP	BLK	WP	HR	S	P	ERA	WHIP
Jack Armstrong, R ERA: 3.3 (1, 1)	7.0	W	28	7	3	2	5	1	0	0	0	1	1	55	85	2.57	1.143
Rob Dibble, R ERA: 1.65 (8, 1)	2.0	S	7	1	0	0	3	0	0	0	0	0	0	18	22	0.00	0.500

Batter	1	2	3	4	5	6	7	8	9	AB R H RBI BB SO LOB	TOP														
Chris Sabo, R (1, 5) OBP: 0.271, SLG: 0.352	2-2 G6-3		0-1 E5			0-0 F8		2-3 K		4 0 0 0 0 1 3	<p>Cincinnati Reds @ St. Louis Cardinals Busch Stadium, St. Louis, MO Mon May 13 1991, 7:05 PM CDT Att. 29,271 - Cloudy - 82 F</p> <p>livebaseballscorecards.com</p> <table border="1"> <tr><td>AB</td><td>30</td></tr> <tr><td>R</td><td>0</td></tr> <tr><td>H</td><td>2</td></tr> <tr><td>RBI</td><td>0</td></tr> <tr><td>BB</td><td>3</td></tr> <tr><td>SO</td><td>7</td></tr> <tr><td>LOB</td><td>14</td></tr> </table> 	AB	30	R	0	H	2	RBI	0	BB	3	SO	7	LOB	14
AB	30																								
R	0																								
H	2																								
RBI	0																								
BB	3																								
SO	7																								
LOB	14																								
Herm Winningham, L (1, 7) OBP: 0.250, SLG: 0.275	2-3 K		1-0 F7			0-0 P4		2-3 K		4 0 0 0 0 2 4															
Hal Morris, L (1, 3) OBP: 0.421, SLG: 0.593	2-3 K				1-0 F7		0-0 F9		1-3 K	4 0 0 0 0 2 1															
Eric Davis, R (1, 8) OBP: 0.390, SLG: 0.515		2-1 P3			2-3 K		4-1 S BB		0-0 G5-3	3 0 0 0 1 1 0															
Paul O'Neill, L (1, 9) OBP: 0.330, SLG: 0.472		0-0 F8			4-1 CS BB		0-0 F8		4-2 BB	2 0 0 0 2 0 1															
Luis Quinones, S (1, 4) OBP: 0.167, SLG: 0.229		1-2 G1-3		2-2 CS	0-1 G3		1 SAFE 1-0 F7		0-0 P4	4 0 0 0 0 0 2															
Mariano Duncan, R (1, 6) OBP: 0.239, SLG: 0.338			1-3 K			0-1 G4-3		2-0 G6-3		3 0 0 0 0 1 1															
Jeff Reed, L (1, 2) OBP: 0.290, SLG: 0.264			2-0 FC1-6 1B			1-0 G4-3		2-1 1B		3 0 2 0 0 0 0															
Chris Hammond, L (1, 1) Randy Myers, L (8, 1) OBP: 0.250, SLG: 0.250			0-0 FC1-6 E			1-0 E1		0-1 F8		3 0 0 0 0 0 2 0 0 0 0 0 0 0															
Inning Stats	R: 0 H: 0 E: 0 LOB: 0 K: 2 BB: 0 S: 10 P: 16	R: 0 H: 0 E: 0 LOB: 0 K: 0 BB: 0 S: 6 P: 9	R: 0 H: 1 E: 1 LOB: 2 K: 1 BB: 0 S: 9 P: 13	R: 0 H: 0 E: 0 LOB: 0 K: 1 BB: 1 S: 9 P: 18	R: 0 H: 0 E: 0 LOB: 0 K: 0 BB: 0 S: 5 P: 6	R: 0 H: 0 E: 1 LOB: 1 K: 0 BB: 0 S: 4 P: 5	R: 0 H: 0 E: 0 LOB: 1 K: 0 BB: 1 S: 6 P: 11	R: 0 H: 1 E: 0 LOB: 1 K: 2 BB: 0 S: 13 P: 18	R: 0 H: 0 E: 0 LOB: 1 K: 1 BB: 1 S: 7 P: 12	1B: 2 SF: 0 2B: 0 SAC: 0 3B: 0 DP: 0 HR: 0 HBP: 0	WP: 0 PA: 34 PB: 0 SB: 1 CS: 1														
PITCHER	IP WLS BF H R ER SO BB IBB HBP BLK WP HR S P ERA WHIP											PITCHER	IP WLS BF H R ER SO BB IBB HBP BLK WP HR S P ERA WHIP												
Ken Hill, R (1, 1) ERA: 3.58	8.0 W 29 2 0 0 6 2 0 0 0 0 0 0 62 96 0.00 0.500																								
Lee Smith, R (9, 1) ERA: 2.81	1.0 S 4 0 0 0 1 1 0 0 0 0 0 0 7 12 0.00 1.000																								

Batter	1	2	3	4	5	6	7	8	9	AB	R	H	RBI	BB	SO	LOB	BOTTOM	
Rex Hudler, R (1, 7) Lee Smith, R (9, 1)	G5-3		K		K			WP 1B 1B		4	0	1	0	0	2	0	Cincinnati Reds @ St. Louis Cardinals Busch Stadium, St. Louis, MO Mon May 13 1991, 7:05 PM CDT Att. 29,271 - Cloudy - 82 F	
Ozzie Smith, S (1, 6)	B1-3		1B 1B			G6-4-3 BB		WP 1B		3	0	2	1	1	0	0		
Felix Jose, S (1, 9)	G5-3		1B			G6-4-3		K		4	0	1	0	0	1	3		
Pedro Guerrero, R (1, 3)		1-0 FC6-4 1B	G5-3			1-0 PB 1B		F7		4	0	2	0	0	0	4		
Todd Zeile, R (1, 5)		0-1 FC6-4 BB 1-2f		1-1 P6		2-2 G6-3		4-0 1-2 2-3 IBB		3	0	0	0	1	0	2		
Ray Lankford, L (1, 8)		2-0 SAFE F8		1-0 G4-1		1-3 K		3-1 L6		4	0	0	0	0	1	4		
Tom Pagnozzi, R (1, 2)		4-1 SAFE SAFE 1-2 BB		3-2 L8		0-2 F9				2	0	0	0	1	0	0		
José Oquendo, S (1, 4)		2-0 G6-3			0-0 G4-3		2-1 F9			3	0	0	0	0	0	2		
Ken Hill, R (1, 1) Bernard Gilkey, R (8, PH) (9, 7)			3-2 G6-3		0-0 G4-3			3-2 1B 1B 2B		2	0	0	0	0	0	0		
										1	1	1	0	0	0	0		
Inning Stats	R: 0 E: 0 K: 0 S: 7	H: 0 LOB: 0 BB: 0 P: 10	R: 0 E: 0 K: 0 S: 6	H: 1 LOB: 2 BB: 1 P: 15	R: 0 E: 0 K: 1 S: 11	H: 2 LOB: 2 BB: 0 P: 15	R: 0 E: 0 K: 0 S: 6	H: 0 LOB: 0 BB: 0 P: 11	R: 0 E: 0 K: 1 S: 5	H: 0 LOB: 0 BB: 0 P: 5	R: 0 E: 0 K: 0 S: 9	H: 1 LOB: 1 BB: 1 P: 16	R: 0 E: 0 K: 1 S: 9	H: 0 LOB: 0 BB: 0 P: 12	R: 1 E: 0 K: 1 S: 16	H: 3 LOB: 3 BB: 1 P: 28	1B: 6 SF: 0 2B: 1 SAC: 0 3B: 0 DP: 1 HR: 0 HBP: 0	WP: 1 PA: 33 PB: 1 SB: 0 CS: 0
PITCHER	IP WLS BF H R ER SO BB IBB HBP BLK WP HR S P ERA WHIP	IP WLS BF H R ER SO BB IBB HBP BLK WP HR S P ERA WHIP																
Chris Hammond, L (1, 1) Randy Myers, L (8, 1)	7.0 ERA: 2.45	1.0 ERA: 3.68	L	7	3	1	1	1	0	1	0	16	28	9.00	3.000			

livebaseballscores.com

AB 30
R 1
H 7
RBI 1
BB 3
SO 4
LOB 15



Batter	1	2	3	4	5	6	7	8	9	AB R H RBI BB SO LOB	TOP											
Chris Sabo, R (1, 5) OBP: 0.270, SLG: 0.348	1-3 K		1-3 K		1-0 1B 1B		0-0 P6			4 1 1 0 0 2 0												
Mariano Duncan, R (1, 4) OBP: 0.240, SLG: 0.333 (6, 6)	1-3 K		0-2 P3		1-0 1B 1B		2-2 G1-3			4 0 1 1 0 1 0												
Hal Morris, L (1, 3) OBP: 0.424, SLG: 0.600	1-2 G4-3			2-2 2B 2B	0-0 1B 1B		3-2 G4-3			4 1 2 1 0 0 0												
Eric Davis, R (1, 8) OBP: 0.372, SLG: 0.486		2-1 F8		2-0 F7	1-0 G6-3		0-1 G5-3			4 0 0 0 0 0 3												
Glenn Braggs, R (1, 9) OBP: 0.308, SLG: 0.195 Rob Dibble, L (8, 1)		0-0 G4-3		3-2 L4		3-3 K		2-2 G5-3		4 0 0 0 0 1 1 0 0 0 0 0 0 0												
Billy Hatcher, R (1, 7) OBP: 0.247, SLG: 0.300		0-0 S 1B		0-2 2B 2B		1-1 G4-3 2B		1-0 F9		4 0 3 1 0 0 0												
Glenn Sutko, R (1, 2)		4-2 SAFE SAFE 1-2 BB		1-1 P4		4-2 G4-3 BB			2-0 P8	2 0 0 0 2 0 1	AB 32 R 3 H 7 RBI 3 BB 2 SO 5 LOB 11											
Freddie Benavides, R (1, 6) Todd Benzinger, S (6, PH) Luis Quinones, S (6, 4) OBP: 0.162, SLG: 0.222		1-0 F9			1-1 1B SH1-4 1B HBP		0-0 G4-3		2-2 G3	1 1 0 0 0 0 2 1 0 0 0 0 0 2 1 0 0 0 0 0 0												
Norm Charlton, S (1, 1) Paul O'Neill, L (8, 9) OBP: 0.327, SLG: 0.467			2-3 K		0-0 SH1-4		3-2 P4		2-0 G4-3	2 0 0 0 0 1 2 1 0 0 0 0 0 0												
Inning Stats	R: 0 E: 0 K: 2 S: 11	H: 0 LOB: 0 BB: 0 P: 14	R: 0 E: 0 K: 0 S: 7	H: 1 LOB: 2 BB: 1 P: 14	R: 0 E: 0 K: 2 S: 9	H: 0 LOB: 0 BB: 0 P: 12	R: 1 E: 0 K: 0 S: 15	H: 2 LOB: 1 BB: 0 P: 23	R: 2 E: 0 K: 0 S: 7	H: 3 LOB: 1 BB: 0 P: 10	R: 0 E: 0 K: 1 S: 16	H: 1 LOB: 2 BB: 1 P: 27	R: 0 E: 0 K: 0 S: 10	H: 0 LOB: 0 BB: 0 P: 15	R: 0 E: 0 K: 0 S: 7	H: 0 LOB: 0 BB: 0 P: 10	R: 0 E: 0 K: 0 S: 5	H: 0 LOB: 0 BB: 0 P: 11	1B: 4 2B: 3 3B: 0 HR: 0	SF: 0 SAC: 1 DP: 1 HBP: 1	WP: 0 PB: 0 SB: 1 CS: 0	PA: 36
PITCHER	IP WLS BF H R ER SO BB IBB HBP BLK WP HR S P ERA WHIP																					
Jamie Moyer, L (1, 1) ERA: 5.02	5.0 L 22 6 3 3 4 1 0 1 0 0 0 49 73 5.40 1.400																					
Scott Terry, R (6, 1) ERA: 1.31	1.0 5 1 0 0 1 1 0 0 0 0 0 16 27 0.00 2.000																					
Tim Sherrill, L (7, 1) ERA:	1.0 3 0 0 0 0 0 0 0 0 0 0 10 15 0.00 0.000																					
Cris Carpenter, R (8, 1) ERA: 2.89	2.0 6 0 0 0 0 0 0 0 0 0 0 12 21 0.00 0.000																					

Cincinnati Reds @ St. Louis Cardinals
 Busch Stadium, St. Louis, MO
 Tue May 14 1991, 7:05 PM CDT
 Att. 24,672 - Cloudy - 79 F

livebaseballscorecards.com



Batter	1	2	3	4	5	6	7	8	9	AB	R	H	RBI	BB	SO	LOB
Rex Hudler, R OBP: 0.340, SLG: 0.391 (1, 8) BB SS (9, 3)	2-3 K2-3 ①		4-1 S G4-3 BB		2-2 F7 ③			0-1 P3 ①		3	0	0	0	1	1	0
Ozzie Smith, S OBP: 0.405, SLG: 0.318 (1, 6) BB X (9, 3)	2-0 G5-3 ②		2-0 G4-3 ② 1-2			2-2 G6-3 ①		1-0 1B 1B 1B		4	1	1	0	0	0	1
Felix Jose, S OBP: 0.394, SLG: 0.479 (1, 9) BB C B (9, 3)	4-1 BB BB (9, 8)		1-3 K ③ 2-3			3-2 G6-3 ②		1-2 1B 1B 1B		3	0	1	0	1	1	1
Pedro Guerrero, R OBP: 0.344, SLG: 0.361 Ray Lankford, L OBP: 0.273, SLG: 0.298 (1, 3) (8, PR) (9, 8)	2-1 G5-3 ③			2-1 G4-3 WP 1B		4-2 1B BB		0-0 S 1B 1B		3	0	2	1	1	0	1
Todd Zeile, R OBP: 0.365, SLG: 0.388 (1, 5)		2-0 F8 G6-3 1B		3-1 SAFE P3 ①		1-1 1B BB		1-3 K2-3 ② 1-2		4	0	2	0	0	1	3
Bernard Gilkey, R OBP: 0.349, SLG: 0.349 (1, 7)		1-0 G6-3 ① 1-2		2-0 G4-3 ② 1-3		2-0 P5 ③		0-1 F9 ③		4	0	0	0	0	0	7
Tom Pagnozzi, R OBP: 0.282, SLG: 0.305 (1, 2)		0-2 F8 ② 2-3		0-0 F4 ③			1-0 G6-3 ①		2-1 G4-3 ①	4	0	0	0	0	0	2
José Oquendo, S OBP: 0.306, SLG: 0.293 Milt Thompson, L OBP: 0.512, SLG: 0.500 (1, 4) (9, PH)		3-2 P3 ③		1-1 G5-3 ①			0-0 F9 ②		0-1 G4-3 ②	3	0	0	0	0	0	1
Jamie Moyer, L Geronimo Pena, S Scott Terry, R Tim Sherrill, L Craig Wilson, R Cris Carpenter, R Gerald Perry, L OBP: 0.321, SLG: 0.381 (1, 1) (5, PH) (6, 1) (7, 1) (7, PH) (8, 1) (9, PH)			2-2 G4-3 ①		1-3 K ②		2-0 F7 ③		2-1 F8 ③	1	0	0	0	0	0	0

Inning Stats	R: 0	H: 0	E: 0	K: 1	S: 7	LOB: 1	BB: 1	P: 17	R: 0	H: 1	E: 0	K: 0	S: 8	LOB: 1	BB: 0	P: 14	R: 0	H: 0	E: 0	K: 1	S: 8	LOB: 1	BB: 1	P: 17	R: 0	H: 1	E: 0	K: 0	S: 6	LOB: 1	BB: 0	P: 13	R: 0	H: 0	E: 0	K: 1	S: 8	LOB: 0	BB: 0	P: 12	R: 0	H: 1	E: 0	K: 0	S: 12	LOB: 2	BB: 1	P: 24	R: 0	H: 0	E: 0	K: 0	S: 3	LOB: 0	BB: 0	P: 6	R: 1	H: 3	E: 0	K: 1	S: 12	LOB: 3	BB: 0	P: 15	R: 0	H: 0	E: 0	K: 0	S: 6	LOB: 0	BB: 0	P: 10	1B: 6	2B: 0	3B: 0	HR: 0	SF: 0	SAC: 0	DP: 0	HBP: 0	WP: 1	PA: 36
PITCHER	IP	WLS	BF	H	R	ER	SO	BB	IBB	HBP	BLK	WP	HR	S	P	ERA	WHIP																																																																	
Norm Charlton, L ERA: 3.28 (1, 1)	7.1	W	30	5	1	1	3	3	0	0	0	1	0	58	111	1.23	1.091																																																																	
Rob Dibble, R ERA: 1.5 (8, 1)	1.2	S	6	1	0	0	1	0	0	0	0	0	0	12	17	0.00	0.600																																																																	

BOTTOM

Cincinnati Reds @ St. Louis Cardinals
Busch Stadium, St. Louis, MO
 Tue May 14 1991, 7:05 PM CDT
 Att. 24,672 - Cloudy - 79 F

livebaseballscorecards.com

AB	33
R	1
H	6
RBI	1
BB	3
SO	4
LOB	16



Batter	1	2	3	4	5	6	7	8	9	AB R H RBI BB SO LOB	TOP											
Herm Winningham, L (1, 8) OBP: 0.250, SLG: 0.295	1-1 F7		2-1 P6		1-0 P4			0-0 F8 G4-3 2B		4 1 1 0 0 0 2	<p>Cincinnati Reds @ St. Louis Cardinals</p> <p>Busch Stadium, St. Louis, MO</p> <p>Wed May 15 1991, 3:33 AM CDT</p> <p>Att. 34,953 - Cloudy - 80 F</p>											
Billy Hatcher, R (1, 7) OBP: 0.258, SLG: 0.301	0-0 CS 1B			2-2 G4-6-3 HBP	0-0 F8			0-0 F8 2-3		3 0 1 0 0 0 3												
Hal Morris, L (1, 3) OBP: 0.408, SLG: 0.574	2-1 G6-3 1-2			1-2 G4-6-3		1-2 F7		2-2 G4-3 3-H		4 0 0 1 0 0 2												
Paul O'Neill, L (1, 9) OBP: 0.342, SLG: 0.500		0-1 G6-3 1B		3-2 F8		0-1 2B		1-0 2B		4 0 3 0 0 0 1												
Chris Sabo, R (1, 5) OBP: 0.262, SLG: 0.336		1-2 P6		1-2 F8		1-2 P3		0-0 F8		4 0 0 0 0 0 4												
Mariano Duncan, R (1, 6) OBP: 0.241, SLG: 0.320		1-2 G6-3			1-1 1B 1B HBP	0-2 F8		1-2 G4-3		3 1 0 0 0 0 2												
Luis Quinones, S (1, 4) OBP: 0.220, SLG: 0.275		0-1 G3			0-1 G3-1 1B 1B		1-0 G6-4-3 1B	0-0 FC6-4 1B		4 0 3 0 0 0 1												
Jeff Reed, L (1, 2) OBP: 0.288, SLG: 0.263			0-1 G3-1		0-0 G3-1 1B		1-1 G6-4-3 1-2f	0-0 F8		4 0 1 1 0 0 2												
Tom Browning, L (1, 1) OBP: 0.286, SLG: 0.381 Ted Power, R (6, 1) Todd Benzinger, S (7, PH) Scott Scudder, R (7, 1) Don Carman, L (7, 1) Barry Larkin, R (8, PH) OBP: 0.311, SLG: 0.500			0-3 K		1-1 G3-1		0-1 F9	0-1 FC6-4 1-2f		2 0 0 0 0 0 1 2 0 0 0 0 0 0 0 0 1 0 1 0 0 0 0 0 0 1												
Inning Stats	R: 0 E: 0 K: 0 S: 5	H: 1 LOB: 0 BB: 0 P: 8	R: 0 E: 0 K: 0 S: 11	H: 1 LOB: 1 BB: 0 P: 12	R: 0 E: 0 K: 1 S: 8	H: 0 LOB: 0 BB: 0 P: 10	R: 0 E: 0 K: 0 S: 14	H: 0 LOB: 1 BB: 0 P: 21	R: 1 E: 0 K: 0 S: 8	H: 2 LOB: 2 BB: 0 P: 11	R: 0 E: 0 K: 0 S: 11	H: 1 LOB: 1 BB: 0 P: 13	R: 0 E: 0 K: 0 S: 5	H: 1 LOB: 0 BB: 0 P: 7	R: 1 E: 0 K: 0 S: 8	H: 2 LOB: 1 BB: 0 P: 11	R: 0 E: 0 K: 0 S: 7	H: 1 LOB: 1 BB: 0 P: 8	1B: 6 2B: 3 3B: 0 HR: 0	SF: 0 SAC: 0 DP: 1 HBP: 2	WP: 0 PB: 0 SB: 0 CS: 1	PA: 36
PITCHER Bob Tewksbury, R (1, 1) ERA: 2.93	IP 9.0 WLS W BF 36 H 9 R 2 ER 2 SO 1 BB 0 IBB 0 HBP 2 BLK 0 WP 0 HR 0 S 77 P 101 ERA 2.00 WHIP 1.000											PITCHER	IP WLS BF H R ER SO BB IBB HBP BLK WP HR S P ERA WHIP									

livebaseballscorecards.com

AB	34
R	2
H	9
RBI	2
BB	0
SO	1
LOB	20



Batter	1	2	3	4	5	6	7	8	9	AB	R	H	RBI	BB	SO	LOB
Geronimo Pena, S (1, 4) OBP: 0.353, SLG: 0.414	2-2 G6-3		2-3 K		1-1 F7	1-1 G4-3		0-2 2B		5	0	1	0	0	1	1
Ozzie Smith, S (1, 6) OBP: 0.404, SLG: 0.321	0-0 F7		0-2 1B		1-0 G4-3		2-0 FC6 1B 1B	1-1 F8		5	1	2	0	0	0	1
Bernard Gilkey, R (1, 7) OBP: 0.354, SLG: 0.381	0-0 G3-1		1 SAFE 1 SAFE P4			1-0 HR	1-0 1 SAFE 1 SAFE FC6 1B			4	1	2	1	0	0	1
Pedro Guerrero, R (1, 3) OBP: 0.348, SLG: 0.366		2-2 2B SF7 1B	2-2 F8			0-2 G4-3 2B 1B	2-2 FC6 2B 1B			4	3	2	0	0	0	3
Gerald Perry, L (8, 3) OBP: 0.321, SLG: 0.381			1-2				1-2f 2-3			0	0	0	0	0	0	0
Felix Jose, S (1, 9) OBP: 0.411, SLG: 0.512		0-2 2B		0-0 FC6-4 1B		0-0 G4-3 2B 1B	0-0 1B 2B			4	2	4	1	0	0	0
Todd Zeile, R (1, 5) OBP: 0.361, SLG: 0.387		0-0 SF7		0-2 FC6-4 S		1-2 G4-3	1-1 L1-6 1B			3	0	1	3	0	0	3
Rex Hudler, R (1, 8) OBP: 0.340, SLG: 0.408		3-H G5-3		1-2 F7		1-2 2B 2B	0-0 L1-6			3	1	1	2	0	0	2
Ray Lankford, L (7, PH) OBP: 0.270, SLG: 0.295			3-1 G5-3		1-2 F7		2-1 2B 2B			1	0	0	0	0	0	1
Tom Pagnozzi, R (1, 2) OBP: 0.290, SLG: 0.316		4-0 IBB		3-3 K		2-2 G4-3 2B		3-2 F8		3	0	1	1	1	1	1
Bob Tewksbury, R (1, 1) OBP: 0.143, SLG: 0.143		1-3 K		1-2		0-0 G6-3	0-2 G4-3		3-2 P3							

Inning Stats	R: 0	H: 0	E: 0	K: 0	S: 7	R: 1	H: 2	E: 0	K: 1	S: 12	R: 0	H: 1	E: 0	K: 1	S: 10	R: 0	H: 1	E: 0	K: 0	S: 12	R: 0	H: 0	E: 0	K: 0	S: 4	R: 3	H: 4	E: 0	K: 0	S: 9	R: 0	H: 1	E: 0	K: 0	S: 12
Tom Browning, L (1, 1) ERA: 3.57	5.1	WLS: L	BF: 25	H: 8	R: 5	ER: 5	SO: 3	BB: 0	IBB: 1	HBP: 0	BLK: 0	WP: 0	HR: 1	S: 55	P: 81	ERA: 8.44	WHIP: 1.500																		
Ted Power, R (6, 1) ERA: 2.38	0.2		3	1	0	0	0	0	0	0	0	0	0	9	12	0.00	1.500																		
Scott Scudder, R (7, 1) ERA: 4.76	0.1		5	4	3	3	0	0	0	0	0	0	0	8	14	81.00	12.000																		
Don Carman, L (7, 1) ERA: 4.32	1.2		5	1	0	0	0	0	0	0	0	0	0	13	20	0.00	0.600																		


BOTTOM

Cincinnati Reds @ St. Louis Cardinals
 Busch Stadium, St. Louis, MO
 Wed May 15 1991, 3:33 AM CDT
 Att. 34,953 - Cloudy - 80 F

AB	36
R	8
H	14
RBI	8
BB	1
SO	3
LOB	16

livebaseballscorecards.com

1B: 8	SF: 1	WP: 0	PA: 38
2B: 6	SAC: 0	PB: 0	
3B: 0	DP: 1	SB: 2	
HR: 1	HBP: 0	CS: 0	



Batter	1	2	3	4	5	6	7	8	9	AB R H RBI BB SO LOB	TOP																
Bip Roberts, S (1, 8) OBP: 0.342, SLG: 0.303	4-1 S 1B BB		1-3 K		1-3 K		2-1 F9		1-3 K	4 1 0 0 1 3 2																	
Tony Fernandez, S (1, 6) OBP: 0.284, SLG: 0.306	1-0 F7		3-2 P6		0-3 K		2-2 F7		0-0 F7	5 0 0 0 0 1 3																	
Tony Gwynn, L (1, 9) OBP: 0.371, SLG: 0.453	2-1 G6-3 1B			1-1 1B SF7 1B		0-0 1B SF8 1B		3-1 G4-3	2-3 K	5 2 3 1 0 1 2																	
Fred McGriff, L (1, 3) OBP: 0.447, SLG: 0.613	3-2 G6-3 1-2			3-1 1B 1B		0-0 BB 1B		4-2 WP 1B BB		3 0 2 0 1 0 1																	
Benito Santiago, R (1, 2) OBP: 0.270, SLG: 0.368	0-1 F9			1-3 K		0-0 SF8		1-2 WP 1B		3 0 1 1 0 1 3																	
Thomas Howard, S (1, 7) OBP: 0.136, SLG: 0.143		1-0 G4-3		0-2 SF7		1-3 K		1-3 K		3 0 0 1 0 2 3																	
Scott Coolbaugh, R (1, 5) OBP: 0.450, SLG: 0.474		0-1 G4-3		0-2 1B		4-1 BB		0-3 K		2 0 1 0 1 0 0																	
Garry Templeton, S (8, PH) (8, 5)				1-2 1B		1-2 BB		1-2 2-3		1 0 0 0 0 1 2																	
Paul Faries, R (1, 4) OBP: 0.310, SLG: 0.206		0-0 F7		2-3 K		3-3 K			4-2 BB BB	3 0 0 0 1 2 4																	
Bruce Hurst, L (1, 1) OBP: 0.263, SLG: 0.125			1-3 K		0-0 G5-3		2-2 G6-3		4-2 BB	3 0 0 0 0 1 0																	
Mike Maddux, L (7, 1)									1-2 BB	0 0 0 0 0 0 0																	
Tom Lampkin, L (9, PH) OBP: 0.333, SLG: 0.286										0 0 0 0 1 0 0																	
Inning Stats	R: 1 E: 0 K: 0 S: 9	H: 1 LOB: 1 BB: 1 P: 19	R: 0 E: 0 K: 0 S: 4	H: 0 LOB: 0 BB: 0 P: 5	R: 0 E: 0 K: 2 S: 9	H: 0 LOB: 0 BB: 0 P: 14	R: 1 E: 0 K: 2 S: 17	H: 3 LOB: 2 BB: 0 P: 24	R: 0 E: 0 K: 2 S: 7	H: 0 LOB: 0 BB: 0 P: 8	R: 1 E: 0 K: 2 S: 10	H: 2 LOB: 2 BB: 1 P: 18	R: 0 E: 0 K: 0 S: 9	H: 0 LOB: 0 BB: 0 P: 15	R: 0 E: 0 K: 2 S: 13	H: 1 LOB: 2 BB: 1 P: 22	R: 0 E: 0 K: 2 S: 12	H: 0 LOB: 2 BB: 2 P: 23	1B: 7 2B: 0 3B: 0 HR: 0	SF: 2 SAC: 0 DP: 0 HBP: 0	WP: 1 PB: 0 SB: 1 CS: 0	PA: 39					
PITCHER	IP WLS BF H R ER SO BB IBB HBP BLK WP HR S P ERA WHIP																										
Jose Rijo, R (1, 1) ERA: 2.89	6.0		26	6	3	3	8	2	0	0	0	0	0	56	88	4.50	1.333										
Randy Myers, L (7, 1) ERA: 3.38	1.1	W	6	1	0	0	0	1	0	0	0	0	0	16	30	0.00	1.500										
Rob Dibble, R (8, 1) ERA: 1.37	1.2	S	7	0	0	0	4	2	0	0	0	1	0	18	30	0.00	1.200										

San Diego Padres @ Cincinnati Reds
Riverfront Stadium, Cincinnati, OH
Fri May 17 1991, 7:05 PM EDT
Att. 30,119 - Cloudy - 87 F

livebaseballscorecards.com

AB	32
R	3
H	7
RBI	3
BB	5
SO	12
LOB	20



Batter	1	2	3	4	5	6	7	8	9	AB	R	H	RBI	BB	SO	LOB
Billy Hatcher, R (1, 7) OBP: 0.258, SLG: 0.299	2-2 G6-3			2-0 P4		2-1 1B 2B	0-0 FC 1B			4	1	1	1	0	0	1
Mariano Duncan, R (1, 6) OBP: 0.277, SLG: 0.354	0-1 CS 1B			2-0 1B		0-0 1-2 2B 1B	0-0 G4-6-3 1B			4	1	4	1	0	0	0
Hal Morris, L (1, 3) OBP: 0.402, SLG: 0.571 Rob Dibble, L (8, 1)	2-3 K			3-1 L9		1-0 1B 2B	3-2 G4-6-3			4	0	1	2	0	1	5
Eric Davis, R (1, 8) OBP: 0.389, SLG: 0.479	3-2 CS 1-2	4-0 CS BB		1-3 K		4-0 1B IBB		4-2 SH3-4 1B E BB		1	1	0	0	3	1	1
Chris Sabo, R (1, 5) OBP: 0.269, SLG: 0.342			1-1 F7		0-0 F7	1-1 1B		0-1 SH3-4 E 1B		4	1	2	0	0	0	1
Paul O'Neill, L (1, 9) OBP: 0.333, SLG: 0.485 Randy Myers, L (7, 1) Todd Benzinger, S (8, 3) OBP: 0.200, SLG: 0.255			1-3 K		0-0 G4-3	0-1 F7		0-0 SH3-4		3	0	0	0	0	1	3
Luis Quinones, S (1, 4) OBP: 0.200, SLG: 0.250			2-2 L5		2-2 G5-3			1-2 G6-3	2-2 G6-3	4	0	0	0	0	0	2
Joe Oliver, R (1, 2) OBP: 0.260, SLG: 0.261 Barry Larkin, R (7, PR) OBP: 0.311, SLG: 0.500 Jeff Reed, L (8, 2) OBP: 0.284, SLG: 0.259			1-0 F8			0-1 G5-3	0-0 FC 1B	0-0 E1 FC6-4		3	0	1	0	0	0	0
Jose Rijo, R (1, 1) OBP: 0.211, SLG: 0.211 Glenn Braggs, R (6, PH) OBP: 0.327, SLG: 0.318			1-2 G5-3			0-0 HR	2-2 FC 1B 2B	1-2 FC6-4		1	0	0	0	0	0	0

Inning Stats	R: 0	H: 1	E: 0	K: 1	S: 12	LOB: 0	BB: 0	P: 19	R: 0	H: 0	E: 0	K: 1	S: 5	LOB: 0	BB: 1	P: 11	R: 0	H: 0	E: 0	K: 0	S: 7	LOB: 0	BB: 0	P: 11	R: 0	H: 1	E: 0	K: 1	S: 7	LOB: 1	BB: 0	P: 15	R: 0	H: 0	E: 0	K: 0	S: 5	LOB: 0	BB: 0	P: 7	R: 3	H: 5	E: 0	K: 0	S: 11	LOB: 2	BB: 1	P: 19	R: 2	H: 3	E: 0	K: 0	S: 13	LOB: 2	BB: 0	P: 19	R: 2	H: 1	E: 1	K: 0	S: 16	LOB: 1	BB: 1	P: 23
--------------	------	------	------	------	-------	--------	-------	-------	------	------	------	------	------	--------	-------	-------	------	------	------	------	------	--------	-------	-------	------	------	------	------	------	--------	-------	-------	------	------	------	------	------	--------	-------	------	------	------	------	------	-------	--------	-------	-------	------	------	------	------	-------	--------	-------	-------	------	------	------	------	-------	--------	-------	-------

PITCHER	IP	WLS	BF	H	R	ER	SO	BB	IBB	HBP	BLK	WP	HR	S	P	ERA	WHIP
Bruce Hurst, L (1, 1) ERA: 3.67	6.1	L	27	9	5	5	3	1	1	0	0	0	1	54	92	7.11	1.579
Mike Maddux, R (7, 1) ERA: 3.24	1.2		9	2	2	0	0	1	0	0	0	0	0	22	32	0.00	1.800

BOTTOM

San Diego Padres @ Cincinnati Reds
Riverfront Stadium, Cincinnati, OH

Fri May 17 1991, 7:05 PM EDT
Att: 30,119 - Cloudy - 87 F

AB	32
R	7
H	11
RBI	5
BB	3
SO	3
LOB	14

livebaseballscorecards.com



WP	PA	ERA	WHIP
0	37	0	0

San Diego Padres @ Cincinnati Reds

Riverfront Stadium, Cincinnati, OH

Sat May 18 1991, 7:05 PM EDT
Att. 38,495 - Cloudy - 69 F

livebaseballscorecards.com

AB	32
R	5
H	12
RBI	5
BB	4
SO	11
LOB	18



Batter	1	2	3	4	5	6	7	8	9	AB	R	H	RBI	BB	SO	LOB						
Bip Roberts, S (1, 8) OBP: 0.338, SLG: 0.301										4	1	1	1	0	1	1						
Tony Fernandez, S (1, 6) OBP: 0.300, SLG: 0.322										5	1	4	0	0	0	0						
Tony Gwynn, L (1, 9) OBP: 0.372, SLG: 0.451										5	0	2	1	0	0	4						
Fred McGriff, L (1, 3) OBP: 0.445, SLG: 0.602										4	0	1	1	1	2	2						
Benito Santiago, R (1, 2) OBP: 0.270, SLG: 0.363										2	0	0	1	0	2	2						
Thomas Howard, S (1, 7) OBP: 0.192, SLG: 0.167										3	1	1	0	1	1	2						
Scott Coolbaugh, R (1, 5) OBP: 0.500, SLG: 0.476										2	1	1	0	2	1	1						
Paul Faries, R (1, 4) OBP: 0.333, SLG: 0.243										3	1	2	1	0	1	1						
Adam Peterson, R (1, 1) John Costello, R (7, 1) Darrin Jackson, R (8, PH) Mike Maddux, L (8, 1) Craig Lefferts, L (8, 1)										3	0	0	0	0	3	4						
Inning Stats	R: 0 E: 0 K: 1 S: 9	H: 1 LOB: 1 BB: 0 P: 15	R: 1 E: 0 K: 3 S: 13	H: 2 LOB: 1 BB: 0 P: 21	R: 0 E: 0 K: 1 S: 15	H: 1 LOB: 2 BB: 1 P: 25	R: 0 E: 1 K: 2 S: 12	H: 0 LOB: 1 BB: 2 P: 23	R: 2 E: 0 K: 1 S: 9	H: 3 LOB: 1 BB: 0 P: 12	R: 2 E: 0 K: 1 S: 14	H: 3 LOB: 2 BB: 1 P: 23	R: 0 E: 0 K: 1 S: 10	H: 0 LOB: 0 BB: 0 P: 17	R: 0 E: 0 K: 0 S: 10	H: 1 LOB: 1 BB: 0 P: 13	R: 0 E: 0 K: 1 S: 11	H: 1 LOB: 0 BB: 0 P: 15	1B: 12 2B: 0 3B: 0 HR: 0	SF: 2 SAC: 1 DP: 0 HBP: 1	WP: 0 PB: 0 SB: 1 CS: 3	PA: 41
PITCHER	IP	WLS	BF	H	R	ER	SO	BB	IBB	HBP	BLK	WP	HR	S	P	ERA	WHIP					
Jack Armstrong, R (1, 1) ERA: 4.04	5.2	L	29	9	5	5	9	4	0	0	0	0	0	69	114	7.94	2.294					
Don Carman, L (6, 1) ERA: 4.15	0.1		1	1	0	0	0	0	0	0	0	0	0	3	5	0.00	3.000					
Scott Scudder, R (7, 1) ERA: 4.5	1.0		3	0	0	0	1	0	0	1	0	0	0	10	17	0.00	0.000					
Ted Power, R (8, 1) ERA: 2.03	2.0		7	2	0	0	1	0	0	0	0	0	0	21	28	0.00	1.000					

Batter	1	2	3	4	5	6	7	8	9	AB	R	H	RBI	BB	SO	LOB	BOTTOM
Chris Sabo, R OBP: 0.267, SLG: 0.336 (1, 5)	0-0 G4-6-3 1B		3-2 L9			0-2 F7		0-1 G5-3	0-0 F7	5	0	1	0	0	0	3	San Diego Padres @ Cincinnati Reds Riverfront Stadium, Cincinnati, OH Sat May 18 1991, 7:05 PM EDT Att: 38,495 - Cloudy - 69 F
Billy Hatcher, R OBP: 0.258, SLG: 0.297 (1, 7)	1-1 G4-6-3 1-2f			2-2 F8		0-0 FC6-4 1-2f		3-2 BLK 1B		4	0	1	0	0	0	2	
Hal Morris, L OBP: 0.396, SLG: 0.559 (1, 3)	1-1 F9			1-0 F7		1-1 G3		1-2 BLK 1B		4	0	1	0	0	0	1	
Eric Davis, R OBP: 0.383, SLG: 0.461 (1, 8)		3-3 K		0-1 P6			4-0 BB WP BB	0-2 F9		3	0	0	0	1	1	2	
Paul O'Neill, L OBP: 0.339, SLG: 0.510 (1, 9)		2-1 G3			3-1 HR		SAFE 1-2 BB BB	1-3 K		3	1	1	1	1	1	2	
Mariano Duncan, R OBP: 0.276, SLG: 0.349 (1, 6)		0-3 K		1-2 G5-3			0-3 K		2-2 WP 1B 1B	4	1	1	0	0	2	2	
Luis Quinones, S OBP: 0.204, SLG: 0.292 (1, 4)			0-0 3B		2-2 P6				3-3 K 1-3	4	0	1	0	0	1	3	
Joe Oliver, R OBP: 0.250, SLG: 0.250 Reggie Jefferson, S (7, PH) Ted Power, R (8, 1) Glenn Braggs, R OBP: 0.321, SLG: 0.311 (9, PH)			1-3 K		0-0 F7		4-1 1-2 2-3 BB		1-3 K	2	0	0	0	0	1	1	
Jack Armstrong, R Don Carman, L Herm Winningham, L OBP: 0.265, SLG: 0.311 Scott Scudder, R (7, 1) Todd Benzinger, S OBP: 0.196, SLG: 0.250 Glenn Sutko, R OBP: 0.600, SLG: 0.333 (8, 2)			0-3 K		0-0 FC6-4 1B		0-1 L8		1-2 3-H 1B	1	0	0	0	0	1	1	

Inning Stats	R: 0	H: 1	E: 0	K: 5	LOB: 0	BB: 0	P: 7	R: 0	H: 0	E: 0	K: 2	S: 9	LOB: 0	BB: 0	P: 14	R: 0	H: 1	E: 0	K: 2	S: 10	LOB: 1	BB: 0	P: 14	R: 0	H: 0	E: 0	K: 0	S: 6	R: 1	H: 1	E: 0	K: 0	S: 9	LOB: 0	BB: 0	P: 15	R: 0	H: 1	E: 0	K: 0	S: 7	LOB: 1	BB: 0	P: 8	R: 0	H: 0	E: 0	K: 1	S: 9	LOB: 3	BB: 3	P: 23	R: 0	H: 2	E: 0	K: 1	S: 15	LOB: 2	BB: 0	P: 20	R: 1	H: 2	E: 0	K: 2	S: 16	LOB: 1	BB: 0	P: 23	1B: 6	2B: 0	3B: 1	HR: 1	SF: 0	SAC: 0	DP: 1	HBP: 0	WP: 2	PA: 37
--------------	------	------	------	------	--------	-------	------	------	------	------	------	------	--------	-------	-------	------	------	------	------	-------	--------	-------	-------	------	------	------	------	------	------	------	------	------	------	--------	-------	-------	------	------	------	------	------	--------	-------	------	------	------	------	------	------	--------	-------	-------	------	------	------	------	-------	--------	-------	-------	------	------	------	------	-------	--------	-------	-------	-------	-------	-------	-------	-------	--------	-------	--------	-------	--------

PITCHER	IP	WLS	BF	H	R	ER	SO	BB	IBB	HBP	BLK	WP	HR	S	P	ERA	WHIP
Adam Peterson, R ERA: 1.59 (1, 1)	6.0	W	23	4	1	1	4	2	0	0	0	1	1	47	76	1.50	1.000
John Costello, R ERA: 3.38 (7, 1)	1.0		4	0	0	0	1	1	0	0	0	0	0	8	14	0.00	1.000
Mike Maddux, R ERA: 3.2 (8, 1)	0.1		2	1	0	0	0	0	0	0	0	0	0	5	8	0.00	3.000
Craig Lefferts, L ERA: 3.6 (8, 1)	1.2		8	3	1	1	3	0	0	0	1	1	0	26	35	5.40	1.800

AB	34
R	2
H	8
RBI	2
BB	3
SO	8
LOB	21



WP	PA
2	37

Batter	1	2	3	4	5	6	7	8	9	AB R H RBI BB SO LOB	TOP											
Bip Roberts, S OBP: 0.352, SLG: 0.309 (1, 8)	4-2 1B 2B BB	0-1 L6			1-1 G4-6-3 1B		0-2 BB 1B		4-2 BB	3 1 2 0 2 0 0												
Tony Fernandez, S OBP: 0.303, SLG: 0.320 (1, 6)	0-0 2B 1B	0-1 G6-3			0-2 G4-6-3 1-2f		4-1 FC6-4 BB		2-3 K	4 1 1 0 1 1 3												
Tony Gwynn, L OBP: 0.369, SLG: 0.453 (1, 9)	2-2 2B 2B				0-0 G6-3		2-2 FC6-4 1-2f			4 1 1 2 0 0 2												
Fred McGriff, L OBP: 0.447, SLG: 0.592 (1, 3)	4-1 2B BB				4-2 G5-4-3 BB		2-2 E1 G4-6-3 BB		3-2 E6 CS	2 0 0 0 2 0 0												
Benito Santiago, R OBP: 0.269, SLG: 0.355 (1, 2)	1-0 P3				0-2 G5-4-3 1-2f		4-2 G4-6-3 BB		2-1 F9	3 0 0 0 1 0 4												
Scott Coolbaugh, R OBP: 0.464, SLG: 0.440 (1, 5)	0-2 F8				3-2 B1-5-3 1B		2-2 G4-6-3 1-2f 2-3		0-3 K	4 0 1 0 0 1 5												
Darrin Jackson, R OBP: 0.328, SLG: 0.347 (1, 7)	3-1 2B				2-2 B1-5-3 1B		0-0 B1-3		2-2 G5-3	4 0 2 1 0 0 1												
Paul Faries, R OBP: 0.306, SLG: 0.220 (1, 4)	2-2 G5-3				2-1 F8		0-1 G5-3		1-3 K	4 0 0 0 0 1 4												
Andy Benes, R OBP: 0.188, SLG: 0.333 (7, PH)					0-0 B1-5-3		2-1 G4-3		2-2 2B	2 0 0 0 0 0 2												
Thomas Howard, S OBP: 0.185, SLG: 0.160 (7, 1)					1-2 2-3f					1 0 0 0 0 0 0												
John Costello, R (7, 1)										0 0 0 0 0 0 0												
Steve Rosenberg, L (8, 1)										0 0 0 0 0 0 0												
Kevin Ward, R OBP: 0.250, SLG: 0.417 (9, PH)										1 0 1 0 0 0 0												
Craig Lefferts, L (9, 1)										0 0 0 0 0 0 0												
Inning Stats	R: 3 E: 0 K: 0 S: 18	H: 3 LOB: 2 BB: 2 P: 34	R: 0 E: 0 K: 0 S: 7	H: 0 LOB: 0 BB: 0 P: 8	R: 0 E: 0 K: 0 S: 8	H: 0 LOB: 0 BB: 1 P: 13	R: 0 E: 0 K: 0 S: 9	H: 2 LOB: 1 BB: 0 P: 16	R: 0 E: 0 K: 0 S: 6	H: 1 LOB: 0 BB: 0 P: 7	R: 0 E: 1 K: 0 S: 13	H: 0 LOB: 1 BB: 1 P: 21	R: 0 E: 0 K: 0 S: 11	H: 1 LOB: 2 BB: 1 P: 19	R: 0 E: 1 K: 1 S: 8	H: 0 LOB: 0 BB: 0 P: 13	R: 0 E: 0 K: 2 S: 18	H: 1 LOB: 2 BB: 1 P: 29	1B: 5 2B: 3 3B: 0 HR: 0	SF: 0 SAC: 0 DP: 4 HBP: 0	WP: 0 PB: 0 SB: 1 CS: 1	PA: 38
PITCHER	IP WLS BF H R ER SO BB IBB HBP BLK WP HR S P ERA WHIP																					
Norm Charlton, L ERA: 3.42 (1, 1)	6.0 L 25 6 3 3 0 4 0 0 0 0 0 0 61 99 4.50 1.667																					
Ted Power, R ERA: 1.93 (7, 1)	0.2 4 1 0 0 0 1 0 0 0 0 0 0 8 14 0.00 3.000																					
Randy Myers, L ERA: 2.95 (7, 1)	2.1 9 1 0 0 3 1 0 0 0 0 0 0 29 47 0.00 0.857																					

San Diego Padres @ Cincinnati Reds
 Riverfront Stadium, Cincinnati, OH
 Sun May 19 1991, 3:33 AM EDT
 Att. 29,847 - Cloudy - 77 F

livebaseballscorecards.com

AB	32
R	3
H	8
RBI	3
BB	6
SO	3
LOB	21



Batter	1	2	3	4	5	6	7	8	9	AB	R	H	RBI	BB	SO	LOB
Chris Sabo, R (1, 5) OBP: 0.286, SLG: 0.339	F7		G3 BB				FC6 BB		FC6 1B	2	0	1	0	3	0	0
Mariano Duncan, R (1, 6) OBP: 0.261, SLG: 0.330	K		G3			P4	FC6		FC6	5	0	0	0	0	1	5
Hal Morris, L (1, 7) OBP: 0.379, SLG: 0.533	G4-3		G3			L7	L9		K	5	0	0	0	0	1	5
Eric Davis, R (1, 8) OBP: 0.378, SLG: 0.450					G5-3		F9		K	4	0	1	0	0	1	1
Paul O'Neill, L (1, 9) OBP: 0.336, SLG: 0.500		K			1B		K		K	4	0	1	0	0	3	1
Reggie Jefferson, S (1, 3) OBP: 0.400, SLG: 1.000		K			K		HR		G5-3	4	1	1	1	0	2	2
Luis Quinones, S (1, 4) OBP: 0.226, SLG: 0.308		K			1B		1B		F7	4	0	2	0	0	1	1
Jeff Reed, L (1, 2) OBP: 0.300, SLG: 0.279			G3 SH3-4		G3		1B		B1-3	3	0	2	0	0	0	2
Billy Hatcher, R (9, PH) OBP: 0.255, SLG: 0.293			1B		1B		1B		HR	1	0	0	0	0	0	0
Norm Charlton, S (1, 1)			SH3-4		G5-3		G3-1		HR	1	0	0	0	0	0	0
Todd Benzinger, S (6, PH) OBP: 0.193, SLG: 0.245			1B							1	0	0	0	0	0	2
Ted Power, R (7, 1)										0	0	0	0	0	0	0
Randy Myers, L (7, 1)										0	0	0	0	0	0	0
Glenn Braggs, R (9, PH) OBP: 0.333, SLG: 0.391										1	1	1	1	0	0	0

Inning Stats	R: 0	H: 0	R: 0	H: 1	R: 0	H: 1	R: 0	H: 2	R: 0	H: 0	R: 1	H: 3	R: 0	H: 0	R: 0	H: 0	R: 1	H: 2	1B: 7	SF: 0	WP: 0	PA: 39
E: 0	LOB: 0	E: 0	LOB: 1	E: 0	LOB: 2	E: 0	LOB: 2	E: 0	LOB: 1	E: 0	LOB: 2	E: 0	LOB: 2	E: 0	LOB: 1	E: 0	LOB: 0	E: 0	LOB: 1	2B: 0	SAC: 1	PB: 0
K: 1	BB: 0	K: 3	BB: 0	K: 1	BB: 1	K: 1	BB: 0	K: 0	BB: 1	K: 1	BB: 0	K: 1	BB: 1	K: 1	BB: 0	K: 1	BB: 0	K: 1	BB: 0	3B: 0	DP: 0	SB: 1
S: 10	P: 16	S: 15	P: 21	S: 9	P: 17	S: 13	P: 22	S: 7	P: 12	S: 13	P: 21	S: 8	P: 14	S: 8	P: 13	S: 10	P: 13	S: 10	P: 13	HR: 2	HBP: 0	CS: 0

PITCHER	IP	WLS	BF	H	R	ER	SO	BB	IBB	HBP	BLK	WP	HR	S	P	ERA	WHIP
Andy Benes, R (1, 1) ERA: 3.86	6.0		27	7	1	1	6	2	0	0	0	0	1	67	109	1.50	1.500
John Costello, R (7, 1) ERA: 2.84	1.0		4	0	0	0	1	1	0	0	0	0	0	8	14	0.00	1.000
Steve Rosenberg, L (8, 1) ERA: 1.35	1.0		3	0	0	0	1	0	0	0	0	0	0	8	13	0.00	0.000
Craig Lefferts, L (9, 1) ERA: 3.86	1.0	S	5	2	1	1	1	0	0	0	0	0	1	10	13	9.00	2.000

BOTTOM

San Diego Padres @ Cincinnati Reds
Riverfront Stadium, Cincinnati, OH

Sun May 19 1991, 3:33 AM EDT
Att: 29,847 - Cloudy - 77 F

AB	35
R	2
H	9
RBI	2
BB	3
SO	9
LOB	19

WP: 0 PA: 39
PB: 0
SB: 1
CS: 0



PITCHER	IP	WLS	BF	H	R	ER	SO	BB	IBB	HBP	BLK	WP	HR	S	P	ERA	WHIP
Andy Benes, R (1, 1) ERA: 3.86	6.0		27	7	1	1	6	2	0	0	0	0	1	67	109	1.50	1.500
John Costello, R (7, 1) ERA: 2.84	1.0		4	0	0	0	1	1	0	0	0	0	0	8	14	0.00	1.000
Steve Rosenberg, L (8, 1) ERA: 1.35	1.0		3	0	0	0	1	0	0	0	0	0	0	8	13	0.00	0.000
Craig Lefferts, L (9, 1) ERA: 3.86	1.0	S	5	2	1	1	1	0	0	0	0	0	1	10	13	9.00	2.000

Batter	1	2	3	4	5	6	7	8	9	AB R H RBI BB SO LOB	TOP											
Robby Thompson, R (1, 4) OBP: 0.331, SLG: 0.480	2-2 F8			0-0 F7		0-1 HR		0-1 P4		4 1 1 1 0 0 0												
Willie McGee, S (1, 8) OBP: 0.348, SLG: 0.445	0-3 K			0-0 1B		3-2 F8		2-1 G4-3		4 0 1 0 0 1 0												
Jeff Brantley, R (8, 1)				1B						0 0 0 0 0 0 0												
Will Clark, L (1, 3) OBP: 0.369, SLG: 0.550	3-3 K			3-2 F7		1-3 K		0-2 FC3-6		4 0 1 0 0 2 1												
Kevin Mitchell, R (1, 7) OBP: 0.382, SLG: 0.563		4-2 BB		3-0 1B		0-2 1B		0-0 FC3-6		3 1 2 0 1 0 1												
Kevin Bass, S (1, 9) OBP: 0.289, SLG: 0.308		0-1 G5-4-3		1-2 1B		2-0 G6-3		0-0 BB		4 0 1 0 0 1 4												
Matt Williams, R (1, 5) OBP: 0.236, SLG: 0.315		1-1 F9		1-3 K		0-0 F8		1-2 1B		4 0 1 1 0 1 2												
Steve Decker, R (1, 2) OBP: 0.278, SLG: 0.390			1-0 P3		0-0 F8		2-2 1B		4-1 FC4-6	3 0 2 0 0 0 0												
Jose Uribe, S (7, PR) OBP: 0.227, SLG: 0.081					1-0 1B			1-2 BB		0 0 0 0 0 0 0												
Mike Kingery, L (9, PH) OBP: 0.320, SLG: 0.211								2-3 K		0 0 0 0 1 0 0												
Dave Anderson, R (1, 6) OBP: 0.346, SLG: 0.361			0-2 P3		1-0 P2		2-1 F7		1-2 FC4-6	2 0 0 0 0 0 0												
Terry Kennedy, L (7, PH) OBP: 0.256, SLG: 0.372								1-2 K		2 0 0 0 0 0 4												
Bud Black, L (1, 1) OBP: 0.273, SLG: 0.273			2-3 K		2-1 G6-3			1-1 P3		2 0 0 0 0 1 0												
Mike Felder, S (8, PH) OBP: 0.333, SLG: 0.378										1 0 0 0 0 0 0												
Inning Stats	R: 0 E: 0 K: 2 S: 11	H: 0 LOB: 0 BB: 0 P: 16	R: 0 E: 0 K: 0 S: 7	H: 0 LOB: 0 BB: 1 P: 12	R: 0 E: 0 K: 1 S: 9	H: 0 LOB: 0 BB: 0 P: 12	R: 0 E: 0 K: 1 S: 11	H: 2 LOB: 2 BB: 0 P: 17	R: 0 E: 0 K: 0 S: 3	H: 1 LOB: 0 BB: 0 P: 5	R: 1 E: 0 K: 1 S: 10	H: 1 LOB: 0 BB: 0 P: 16	R: 1 E: 0 K: 0 S: 11	H: 3 LOB: 1 BB: 0 P: 17	R: 0 E: 0 K: 0 S: 6	H: 0 LOB: 0 BB: 0 P: 9	R: 0 E: 0 K: 1 S: 14	H: 2 LOB: 3 BB: 1 P: 21	1B: 8 2B: 0 3B: 0 HR: 1	SF: 0 SAC: 0 DP: 1 HBP: 0	WP: 0 PB: 0 SB: 0 CS: 0	PA: 35
PITCHER	IP WLS BF H R ER SO BB IBB HBP BLK WP HR S P ERA WHIP																					
Tom Browning, L (1, 1) ERA: 3.48	6.2 W 25 7 2 2 5 1 0 0 0 0 1 60 91 2.70 1.200																					
Ted Power, R (7, 1) ERA: 1.76	1.1 4 0 0 0 0 0 0 0 0 0 0 8 13 0.00 0.000																					
Rob Dibble, R (9, 1) ERA: 1.31	1.0 S 6 2 0 0 1 1 0 0 0 0 0 0 14 21 0.00 3.000																					

San Francisco Giants @ Cincinnati Reds
Riverfront Stadium, Cincinnati, OH
Tue May 21 1991, 7:05 PM EDT
Att. 27,358 - Cloudy - 78 F

AB	33
R	2
H	9
RBI	2
BB	2
SO	6
LOB	12



BOTTOM

San Francisco Giants @ Cincinnati Reds

Riverfront Stadium, Cincinnati, OH

Tue May 21 1991, 7:05 PM EDT

Att. 27,358 - Cloudy - 78 F

livebaseballscorecards.com

AB 28
R 3
H 6
RBI 3
BB 2
SO 4
LOB 8



WP: 0 PA: 32
PB: 0
SB: 0
CS: 0

AB R H RBI BB SO LOB

4 0 1 1 0 0 2

4 0 0 0 0 1 2

2 1 2 0 2 0 0

4 1 1 2 0 1 2

3 0 0 0 0 2 1

3 0 0 0 0 0 1

0 0 0 0 0 0 0

0 0 0 0 0 0 0

3 0 0 0 0 0 0
3 1 1 0 0 0 0
1 0 1 0 0 0 0
1 0 0 0 0 0 0

1B: 4 SF: 0
2B: 1 SAC: 1
3B: 0 DP: 1
HR: 1 HBP: 0

Main table with columns for Batter (1-9) and Inning Stats. Batter names include Billy Hatcher, Mariano Duncan, Chris Sabo, Eric Davis, Glenn Braggs, Todd Benzing, Ted Power, Rob Dibble, Luis Quinones, Joe Oliver, Tom Browning, and Reggie Jefferson. Each cell contains a scorecard diagram with pitch counts and play results.

Inning Stats table with columns for R, H, E, K, S, LOB, BB, P, and Inning (1-9). Rows show totals for each inning and overall game totals.

Pitcher table with columns for PITCHER, IP, WLS, BF, H, R, ER, SO, BB, IBB, HBP, BLK, WP, HR, S, P, ERA, WHIP. Rows list Bud Black and Jeff Brantley.

BOTTOM

San Francisco Giants @ Cincinnati Reds
Riverfront Stadium, Cincinnati, OH

livebaseballscores.com

AB	37
R	9
H	15
RBI	9
BB	4
SO	3
LOB	19



WP:	0	PA:	43
PB:	0	SB:	2
CS:	0		

Wed May 22 1991, 7:05 PM EDT
Att: 23,053 - Cloudy - 73 F

Batter	1	2	3	4	5	6	7	8	9	AB	R	H	RBI	BB	SO	LOB
Chris Sabo, R (1, 5) OBP: 0.309, SLG: 0.376	G6-3	SF7		HR	G6-3			P4		4	1	2	2	0	0	0
Billy Hatcher, R (1, 7) OBP: 0.262, SLG: 0.307	S BB 1B	F8		F7	G6-3			S 1B		5	2	2	0	0	0	3
Hal Morris, L (1, 3) OBP: 0.380, SLG: 0.523	SAFE 1B BB	P6		G3	G3-1			HBP 1B		4	1	1	0	1	0	2
Eric Davis, R (1, 8) OBP: 0.393, SLG: 0.517	1B BB		HR	HR				HBP 1B		3	2	2	2	2	0	0
Paul O'Neill, L (1, 9) OBP: 0.331, SLG: 0.514	P5		K	HR				K		5	1	1	2	0	2	5
Jeff Reed, L (1, 2) OBP: 0.333, SLG: 0.323	1B		1B 2B	BB 1B				FC5-4 HBP		4	1	3	2	0	1	0
Luis Quinones, S (1, 4) OBP: 0.213, SLG: 0.271	F7		P3	FC5-4 BB				FC5-4		4	0	0	0	1	0	6
Mariano Duncan, R (1, 6) OBP: 0.260, SLG: 0.323		SF7 1B		FC5-4				F8		4	1	2	1	0	0	2
Jose Rijo, R (1, 1) OBP: 0.238, SLG: 0.238			G6-3		G6-3 1B			F7		2	0	1	0	0	0	1
Herm Winningham, L (5, PH) OBP: 0.280, SLG: 0.326										1	0	1	0	0	0	0
Scott Scudder, R (6, 1)										1	0	0	0	0	0	0
Randy Myers, L (9, 1)										0	0	0	0	0	0	0

Batter	1	2	3	4	5	6	7	8	9	
Inning Stats	R: 2 H: 2 E: 0 K: 16 S: 16	R: 1 H: 2 E: 0 K: 13 S: 13	R: 2 H: 3 E: 0 K: 16 S: 16	R: 3 H: 3 E: 0 K: 14 S: 14	R: 0 H: 2 E: 0 K: 7 S: 7	R: 0 H: 0 E: 0 K: 6 S: 6	R: 0 H: 0 E: 0 K: 6 S: 6	R: 1 H: 3 E: 0 K: 17 S: 17		

PITCHER	IP	WLS	BF	H	R	ER	SO	BB	IBB	HBP	BLK	WP	HR	S	P	ERA	WHIP
Don Robinson, R (1, 1) ERA: 6.0	2.2	L	17	7	5	5	1	2	0	0	0	0	1	43	70	16.88	3.375
Scott Garrelts, R (3, 1) ERA: 6.17	1.1		9	3	3	3	0	2	0	0	0	0	2	16	29	20.25	3.750
Jose Segura, R (5, 1) ERA:	2.0		7	2	0	0	1	0	0	0	0	0	0	13	16	0.00	1.000
Francisco Oliveras, R (7, 1) ERA: 2.65	1.1		7	3	1	1	0	0	0	0	0	0	0	18	29	6.75	2.250
Dave Righetti, L (8, 1) ERA: 4.43	0.2		3	0	0	0	1	0	0	1	0	0	0	5	9	0.00	0.000

Batter	1	2	3	4	5	6	7	8	9	AB R H RBI BB SO LOB	TOP									
Mike Felder, S (1, 7) OBP: 0.324, SLG: 0.357	2-3 K		1-1 P7			1-3 K			0-1 G3-1	4 0 0 0 0 2 1	San Francisco Giants @ Cincinnati Reds Riverfront Stadium, Cincinnati, OH Thu May 23 1991, 7:05 PM EDT Att. 25,173 - Cloudy - 70 F livebaseballscorecards.com									
Robby Thompson, R (1, 4) OBP: 0.338, SLG: 0.473	0-0 1B		0-1 E5			0-0 P2			4-2 1B SF8 BB	3 1 1 0 1 0 1										
Willie McGee, S (1, 8) OBP: 0.338, SLG: 0.430	0-0 L9		0-0 G4-6-3			1-0 G3			0-1 1-3 1B	4 0 1 0 0 0 3										
Will Clark, L (1, 3) OBP: 0.356, SLG: 0.528	0-1 L9				0-0 F8		1-0 F7		3-2 SF8	3 0 0 1 0 0 1										
Kevin Bass, S (1, 9) OBP: 0.287, SLG: 0.304		1-1 P5			0-2 G6-3		1-1 F7		1-1 F7	4 0 0 0 0 0 1										
Matt Williams, R (1, 5) OBP: 0.232, SLG: 0.327		2-0 P2			1-3 K2-3		1-0 G6-3			3 0 0 0 0 1 0										
Steve Decker, R (1, 2) OBP: 0.271, SLG: 0.380		1-3 K			0-2 G6-3			1-1 L4		3 0 0 0 0 1 0										
Jose Uribe, S (1, 6) OBP: 0.275, SLG: 0.209			1-0 HR		1-3 K			1-1 G3		3 1 1 1 0 1 0										
Trevor Wilson, L (1, 1) OBP: 0.200, SLG: 0.200 Francisco Oliveras, R (2, 1) OBP: 0.333, SLG: 0.333 Rick Parker, R (5, PH) OBP: 0.250, SLG: 0.143 Jose Segura, R (5, 1) Mike Kingery, L (8, PH) OBP: 0.285, SLG: 0.182 Scott Garretts, R (8, 1)			1-1 E 1B		0-0 G4-3			2-1 G6-3		0 0 0 0 0 0 0 1 0 1 0 0 0 0 1 0 0 0 0 0 0 0 0 0 0 0 0 0 1 0 0 0 0 0 0 0 0 0 0 0 0 0										
Inning Stats	R: 0 E: 0 K: 1 S: 8	H: 1 LOB: 1 BB: 0 P: 10	R: 0 E: 0 K: 1 S: 6	H: 0 LOB: 0 BB: 0 P: 10	R: 1 E: 1 K: 0 S: 8	H: 2 LOB: 1 BB: 0 P: 11	R: 0 E: 0 K: 1 S: 7	H: 0 LOB: 0 BB: 0 P: 8	R: 0 E: 0 K: 1 S: 6	H: 0 LOB: 0 BB: 0 P: 8	R: 0 E: 0 K: 0 S: 4	H: 0 LOB: 0 BB: 0 P: 7	R: 0 E: 0 K: 0 S: 6	H: 0 LOB: 0 BB: 0 P: 10	R: 1 E: 0 K: 0 S: 15	H: 1 LOB: 1 BB: 1 P: 23	1B: 3 2B: 0 3B: 0 HR: 1	SF: 1 SAC: 0 DP: 1 HBP: 0	WP: 0 PB: 0 SB: 0 CS: 0	PA: 32
PITCHER Jack Armstrong, R (1, 1) ERA: 3.63	IP: 9.0 WLS: W BF: 32 H: 4 R: 2 ER: 2 SO: 5 BB: 1 IBB: 0 HBP: 0 BLK: 0 WP: 0 HR: 1 S: 67 P: 95 ERA: 2.00 WHIP: 0.556																			



Batter	1	2	3	4	5	6	7	8	9	AB R H RBI BB SO LOB
Chris Sabo, R OBP: 0.320, SLG: 0.385 (1, 5)	4-1 1B BB	1-1 F8 3B 2B		3-2 G5-3			4-0 BB			2 2 1 0 2 0 0
Mariano Duncan, R OBP: 0.260, SLG: 0.320 (1, 4)	1-1 1B 2B 1B	1-2 F8 2-3		1-1 G4-3			1-2 P7			4 1 1 0 0 0 2
Hal Morris, L OBP: 0.384, SLG: 0.539 (1, 3)	1-0 2B 1-3 HR 1B	2-2 3B			1-0 G4-3		0-0 L8			4 1 2 2 0 0 1
Eric Davis, R OBP: 0.387, SLG: 0.505 (1, 8)	2-3 K	0-0 G6-3			1-3 K			3-1 G3-6-3 1B		4 0 1 0 0 2 3
Herm Winningham, L OBP: 0.280, SLG: 0.326 (9, 8)										0 0 0 0 0 0 0
Glenn Braggs, R OBP: 0.313, SLG: 0.377 (1, 7)	1-2 1-3 HR 2B	2-2 G1-3			1-0 G4-3			0-0 F7		4 1 1 1 0 0 2
Paul O'Neill, L OBP: 0.336, SLG: 0.540 (1, 9)	2-1 HR		2-2 F7			1-1 G6-4-3 1B		3-1 G3-6-3 1-2f		4 1 2 3 0 0 1
Joe Oliver, R OBP: 0.259, SLG: 0.259 (1, 2)	3-1 E 1B		1-1 G6-3			1-1 G6-4-3 1-2f				3 0 1 0 0 0 1
Freddie Benavides, R (1, 6)	0-1 E6 B1-6-4		0-1 G5-3			2-3 K				3 0 0 0 0 1 1
Jack Armstrong, R (1, 1)	0-1 B1-6-4 1-2f			1-1 P3			3-3 K			3 0 0 0 0 1 2

Inning Stats	R: 5	H: 5	LOB: 1	K: 1	S: 18	P: 32	R: 1	H: 2	LOB: 1	K: 0	S: 13	P: 19	R: 0	H: 0	LOB: 0	K: 0	S: 7	P: 10	R: 0	H: 0	LOB: 0	K: 1	S: 7	P: 10	R: 0	H: 1	LOB: 0	K: 1	S: 9	P: 13	R: 0	H: 0	LOB: 1	K: 1	S: 8	P: 16	R: 0	H: 1	LOB: 0	K: 0	S: 5	P: 11
--------------	------	------	--------	------	-------	-------	------	------	--------	------	-------	-------	------	------	--------	------	------	-------	------	------	--------	------	------	-------	------	------	--------	------	------	-------	------	------	--------	------	------	-------	------	------	--------	------	------	-------

PITCHER	IP	WLS	BF	H	R	ER	SO	BB	IBB	HBP	BLK	WP	HR	S	P	ERA	WHIP
Trevor Wilson, L ERA: 4.63 (1, 1)	1.1	L	12	7	6	6	1	1	0	0	0	0	1	27	45	40.50	6.000
Francisco Oliveras, R ERA: 2.29 (2, 1)	2.2		8	0	0	0	0	0	0	0	0	0	0	18	28	0.00	0.000
Jose Segura, R ERA: (5, 1)	3.0		10	1	0	0	3	1	0	0	0	0	0	24	39	0.00	0.667
Scott Garrelts, R ERA: 5.68 (8, 1)	1.0		3	1	0	0	0	0	0	0	0	0	0	5	11	0.00	1.000


BOTTOM

San Francisco Giants @ Cincinnati Reds
Riverfront Stadium, Cincinnati, OH


Thu May 23 1991, 7:05 PM EDT
Att. 25,173 - Cloudy - 70 F

AB	31
R	6
H	9
RBI	6
BB	2
SO	4
LOB	13

WP: 0 PA: 33
PB: 0
SB: 0
CS: 0



PITCHER	IP	WLS	BF	H	R	ER	SO	BB	IBB	HBP	BLK	WP	HR	S	P	ERA	WHIP
---------	----	-----	----	---	---	----	----	----	-----	-----	-----	----	----	---	---	-----	------

Batter	1	2	3	4	5	6	7	8	9	AB R H RBI BB SO LOB	TOP											
Brett Butler, L (1, 8) OBP: 0.373, SLG: 0.338 Chris Gwynn, L (9, PH) OBP: 0.364, SLG: 0.393 (9, 8)	1-3 K	0-1 G4-3						4-2 1B BLK SF6 BB	1-3 K	3 2 1 0 2 1 0 1 0 0 0 0 1 1												
Juan Samuel, R (1, 4) OBP: 0.383, SLG: 0.494 Greg Smith, S (9, PH) (9, 4)	0-1 1B	3-3 K						3-3 K	0-3 K	5 2 2 0 0 2 4 1 0 0 0 0 1 1												
Darryl Strawberry, L (1, 9) OBP: 0.352, SLG: 0.406 Tim Crews, R (8, 1)	1-1 F8	2-2 G4-3						2-2 BB 1B		5 2 2 1 0 1 1 0 0 0 0 0 0 0												
Eddie Murray, S (1, 3)	1-1 HBP 1B 1B		1-1 P6					2-2 SF6		4 2 2 4 0 0 0												
Kal Daniels, L (1, 7) OBP: 0.262, SLG: 0.358 Jose Gonzalez, R (8, PR) (8, 9)	0-2 HBP 1B		2-2 F8					4-1 1B BB		4 2 2 1 1 1 0 0 0 0 0 0 0 0												
Gary Carter, R (1, 2) OBP: 0.333, SLG: 0.417	1-2 BB 1B HBP		1-1 G6-3					0-1 1B		4 0 1 1 0 0 1												
Jeff Hamilton, R (1, 5) OBP: 0.271, SLG: 0.273 John Candelaria, L (7, 1) Stan Javier, S (8, PH) OBP: 0.233, SLG: 0.268 (8, 7)	0-0 BB 1B		2-2 F8					1-0 P3	0-1 G3-1	3 0 1 2 1 0 0 0 0 0 0 0 0 0 1 0 0 0 0 0 3	AB 39 R 11 H 13 RBI 10 BB 6 SO 10 LOB 16											
Jose Offerman, S (1, 6) OBP: 0.333, SLG: 0.225	4-2 BB		1-1 G6-3					1-3 K	3-3 K	4 0 1 1 1 2 0												
Ramon Martinez, R (1, 1) OBP: 0.200, SLG: 0.167 Lenny Harris, L (7, 5) OBP: 0.376, SLG: 0.329	2-2 P8		1-0 G4-3					0-1 PB BLK 1B	4-2 BB	3 0 0 0 0 1 5 1 1 1 0 1 0 0												
Inning Stats	R: 3 E: 0 K: 1 S: 20	H: 4 LOB: 3 BB: 1 P: 30	R: 0 E: 0 K: 1 S: 8	H: 0 LOB: 0 BB: 0 P: 13	R: 0 E: 0 K: 0 S: 7	H: 0 LOB: 0 BB: 0 P: 11	R: 0 E: 0 K: 0 S: 6	H: 0 LOB: 0 BB: 0 P: 10	R: 5 E: 0 K: 1 S: 25	H: 6 LOB: 3 BB: 2 P: 44	R: 0 E: 0 K: 2 S: 10	H: 0 LOB: 0 BB: 0 P: 15	R: 0 E: 0 K: 1 S: 6	H: 0 LOB: 0 BB: 0 P: 8	R: 3 E: 0 K: 1 S: 21	H: 3 LOB: 3 BB: 2 P: 34	R: 0 E: 0 K: 3 S: 12	H: 0 LOB: 1 BB: 1 P: 20	1B: 10 2B: 3 3B: 0 HR: 0	SF: 1 SAC: 0 DP: 0 HBP: 1	WP: 0 PB: 1 SB: 1 CS: 0	PA: 47
PITCHER	IP WLS BF H R ER SO BB IBB HBP BLK WP HR S P ERA WHIP												PITCHER	IP WLS BF H R ER SO BB IBB HBP BLK WP HR S P ERA WHIP								
Chris Hammond, L (1, 1) ERA: 3.89	4.0 L 22 7 7 7 2 2 0 1 0 0 0 0 49 78 15.75 2.250																					
Don Carman, L (5, 1) ERA: 3.86	3.0 13 3 1 1 4 1 0 0 0 0 0 0 33 53 3.00 1.333																					
Ted Power, R (8, 1) ERA: 3.24	1.1 10 3 3 3 2 3 0 0 1 0 0 0 27 47 20.25 4.500																					
Rob Dibble, R (9, 1) ERA: 1.27	0.2 2 0 0 0 2 0 0 0 0 0 0 0 6 7 0.00 0.000																					

Los Angeles Dodgers @ Cincinnati Reds
Riverfront Stadium, Cincinnati, OH
Fri May 24 1991, 7:05 PM EDT
Att. 44,509 - Cloudy - 84 F

livebaseballscorecards.com

Batter	1	2	3	4	5	6	7	8	9	AB R H RBI BB SO LOB
Chris Sabo, R (1, 5) OBP: 0.310, SLG: 0.371	0-3 K		0-0 F8		2-1 L6		1-0 P3		2-2 F7	5 0 0 0 0 1 4
Billy Hatcher, R (1, 7) OBP: 0.279, SLG: 0.324	1-2 G6-3		0-0 S 1B			2-1 2B G5-3 1B	0-2 1-2 1B			4 1 3 2 0 0 0
Hal Morris, L (1, 3) OBP: 0.388, SLG: 0.546	2-2 1B		0-1 F8			2-1 G3-1 1-3 2B	3-2 G5-3			4 0 2 0 0 0 3
Eric Davis, R (1, 8) OBP: 0.374, SLG: 0.484	1-1 F7		1-3 K			3-1 G5-3	1-3 K			4 0 0 1 0 2 3
Paul O'Neill, L (1, 9) OBP: 0.326, SLG: 0.521		3-2 P6		0-0 F7		2-1 G3-1	1-0 G6-3			4 0 0 0 0 0 1
Luis Quinones, S (1, 4) OBP: 0.200, SLG: 0.254		1-1 F8		2-2 F9		2-1 G3	3-2 P3			4 0 0 0 0 0 1
Jeff Reed, L (1, 2) OBP: 0.342, SLG: 0.333		1-0 1B		1-3 K			0-1 F8		0-0 1B	4 0 2 0 0 1 0
Mariano Duncan, R (1, 6) OBP: 0.259, SLG: 0.317		1-0 G6-3			1-0 G5-3		1-1 P3 BB 1B		1-3 K	4 1 1 0 0 1 2
Chris Hammond, L (1, 1) OBP: 0.308, SLG: 0.385 Don Carman, L (5, 1) Herm Winningham, L (7, PH) OBP: 0.294, SLG: 0.326 Ted Power, R (8, 1) Rob Dibble, L (9, 1) Reggie Jefferson, S (9, PH) OBP: 0.286, SLG: 0.667			2-1 F8 1B 2B		3-2 G3		4-0 1B BB		0-2 P6	1 1 1 0 0 0 0 1 0 0 0 0 0 0 0 0 0 0 1 0 0 0 0 0 0 0 0 0 0 0 0 0 0 0 0 1 0 0 0 0 0 1

Inning Stats	R: 0	H: 1	E: 0	K: 1	S: 15	R: 0	H: 1	E: 0	K: 0	S: 7	R: 1	H: 2	E: 0	K: 1	S: 10	R: 0	H: 0	E: 0	K: 1	S: 9	R: 0	H: 0	E: 0	K: 0	S: 6	R: 1	H: 2	E: 0	K: 0	S: 10	R: 1	H: 2	E: 0	K: 0	S: 13	R: 0	H: 0	E: 0	K: 1	S: 7	R: 0	H: 1	E: 0	K: 1	S: 10	1B: 7	2B: 2	3B: 0	HR: 0	SF: 0	SAC: 0	DP: 0	HBP: 0	WP: 0	PB: 0	SB: 1	CS: 0	PA: 37
--------------	------	------	------	------	-------	------	------	------	------	------	------	------	------	------	-------	------	------	------	------	------	------	------	------	------	------	------	------	------	------	-------	------	------	------	------	-------	------	------	------	------	------	------	------	------	------	-------	-------	-------	-------	-------	-------	--------	-------	--------	-------	-------	-------	-------	--------

PITCHER	IP	WLS	BF	H	R	ER	SO	BB	IBB	HBP	BLK	WP	HR	S	P	ERA	WHIP
Ramon Martinez, R (1, 1) ERA: 2.08	6.2	W	29	8	3	3	3	1	0	0	0	0	0	67	106	4.05	1.350
John Candelaria, L (7, 1) ERA: 2.0	0.1		1	0	0	0	0	0	0	0	0	0	0	3	6	0.00	0.000
Tim Crews, R (8, 1) ERA: 3.86	2.0		7	1	0	0	2	0	0	0	0	0	0	17	25	0.00	0.500

Los Angeles Dodgers @ Cincinnati Reds
Riverfront Stadium, Cincinnati, OH
Fri May 24 1991, 7:05 PM EDT
Att. 44,509 - Cloudy - 84 F

livebaseballscorecards.com

AB	36
R	3
H	9
RBI	3
BB	1
SO	5
LOB	15



Batter	1	2	3	4	5	6	7	8	9	AB R H RBI BB SO LOB	TOP														
Brett Butler, L (1, 8) OBP: 0.374, SLG: 0.335	0-2 F7	3-1 BB 1B	1-1 F7			4-2 BB 1B BB		3-3 K		4 1 1 0 1 1 0															
Juan Samuel, R (1, 4) OBP: 0.386, SLG: 0.497	2-1 BB 1B	4-0 F8 1B BB		1-1 G4-3		2-1 BB 1B		2-2 G6-4-3 1B	1 1 1 0 0 0 0 3 1 2 1 1 0 0																
Lenny Harris, L (1, 4) OBP: 0.392, SLG: 0.341		1-2 2-3 BB				1-2 2-H 1B																			
Darryl Strawberry, L (1, 9) OBP: 0.354, SLG: 0.403	4-2 SAFE 1B BB	0-0 P4		0-1 G4-3		4-1 G5-4-3 BB		0-0 G6-4-3 1-2f	1 1 0 0 1 0 3 2 0 0 0 1 0 1																
Stan Javier, S (2, 9) OBP: 0.239, SLG: 0.256	1-2 1B BB	1-2 BB				1-2 2-3 BB																			
Eddie Murray, S (1, 3) OBP: 0.372, SLG: 0.511	1-1 1B 1B	0-1 1B		0-0 G5-3		1-0 G5-4-3 1-2f		4-2 BB	4 0 2 3 0 0 3 0 0 0 0 1 0 0																
Gary Carter, R (6, 3) OBP: 0.349, SLG: 0.417	1-3 2-H 1B	1-2 2-H 3-H 1B																							
Kal Daniels, L (1, 7) OBP: 0.265, SLG: 0.361	0-0 G5-3 1B	1-2 F8					3-3 K	0-1 P4	2 0 1 1 0 0 2 1 0 0 0 0 1 0 2 0 0 0 0 0 1																
Chris Gwynn, L (4, 7) OBP: 0.353, SLG: 0.379	1-2 3-H 1B	2-3 1B																							
Jose Gonzalez, R (7, 9)																									
Jeff Hamilton, R (1, 5) OBP: 0.270, SLG: 0.271	0-0 G5-3 1-2f	1-0 3-H 1B					3-2 F8	2-2 F8	4 0 1 1 0 0 2																
Mike Scioscia, L (1, 2) OBP: 0.349, SLG: 0.345							2-1 L4	0-2 P4	4 1 1 0 0 0 2																
Alfredo Griffin, S (1, 6) OBP: 0.256, SLG: 0.268		0-2 1B 3B																							
Kevin Gross, R (1, 1) OBP: 0.167, SLG: 0.091		1-H 1B 3B																							
Barry Lyons, R (8, PH)		1-0 BB 1B																							
Jim Gott, R (8, 1)		3-H 1B																							
Norm Charlton, L (1, 1) ERA: 4.19	IP: 1.0 WLS: L BF: 9 H: 6 R: 5 ER: 5 SO: 0 BB: 1 IBB: 0 HBP: 0 BLK: 0 WP: 0 HR: 0 S: 17 P: 26 ERA: 45.00 WHIP: 7.000																								
Scott Scudder, R (2, 1) ERA: 4.32	IP: 4.0 WLS: L BF: 16 H: 3 R: 2 ER: 2 SO: 1 BB: 1 IBB: 0 HBP: 0 BLK: 0 WP: 0 HR: 0 S: 34 P: 59 ERA: 4.50 WHIP: 1.000																								
Don Carman, L (6, 1) ERA: 3.68	IP: 3.0 WLS: L BF: 12 H: 1 R: 1 ER: 1 SO: 2 BB: 3 IBB: 0 HBP: 0 BLK: 0 WP: 1 HR: 0 S: 30 P: 55 ERA: 3.00 WHIP: 1.333																								
Randy Myers, L (9, 1) ERA: 2.66	IP: 1.0 WLS: L BF: 4 H: 1 R: 0 ER: 0 SO: 0 BB: 1 IBB: 0 HBP: 0 BLK: 0 WP: 0 HR: 0 S: 7 P: 13 ERA: 0.00 WHIP: 2.000																								
Inning Stats	R: 2 E: 0 K: 0 S: 11	H: 3 LOB: 1 BB: 1 P: 18	R: 5 E: 0 K: 0 S: 16	H: 6 LOB: 2 BB: 1 P: 29	R: 0 E: 0 K: 0 S: 8	H: 0 LOB: 0 BB: 0 P: 13	R: 0 E: 0 K: 0 S: 5	H: 0 LOB: 0 BB: 0 P: 6	R: 0 E: 0 K: 1 S: 11	H: 0 LOB: 0 BB: 0 P: 19	R: 1 E: 0 K: 1 S: 11	H: 1 LOB: 2 BB: 3 P: 26	R: 0 E: 0 K: 0 S: 10	H: 0 LOB: 0 BB: 0 P: 12	R: 0 E: 0 K: 1 S: 9	H: 0 LOB: 0 BB: 0 P: 17	R: 0 E: 0 K: 0 S: 7	H: 1 LOB: 1 BB: 1 P: 13	1B: 10 2B: 0 3B: 1 HR: 0	SF: 0 SAC: 0 DP: 3 HBP: 0	WP: 1 PB: 0 SB: 0 CS: 0	PA: 41			
PITCHER	IP	WLS	BF	H	R	ER	SO	BB	IBB	HBP	BLK	WP	HR	S	P	ERA	WHIP								

Los Angeles Dodgers @ Cincinnati Reds
Riverfront Stadium, Cincinnati, OH
Sat May 25 1991, 3:33 AM EDT
Att. 38,260 - Cloudy - 86 F

livebaseballscorecards.com

AB	35
R	8
H	11
RBI	8
BB	6
SO	3
LOB	15



Batter	1	2	3	4	5	6	7	8	9	AB R H RBI BB SO LOB	TOP											
Brett Butler, L (1, 8) OBP: 0.371, SLG: 0.333	2-2 G4-3			1-2 G6-3		1-1 1B		3-3 K		4 0 1 0 0 1 0	Los Angeles Dodgers @ Cincinnati Reds Riverfront Stadium, Cincinnati, OH Sun May 26 1991, 3:33 AM EDT Att. 38,939 - Cloudy - 80 F livebaseballscorecards.com											
Stan Javier, S (1, 7) OBP: 0.220, SLG: 0.234	0-0 F9			0-1 G6-3		0-1 F8		1-3 K	4 0 0 0 0 1 1													
Lenny Harris, L (1, 4) OBP: 0.386, SLG: 0.337	2-2 F7			2-1 F7		2-2 BB 1B		2-2 F8	4 0 1 0 0 0 0													
Eddie Murray, S (1, 3) OBP: 0.362, SLG: 0.496		3-2 P4		0-2 P3		2-2 F8		1-0 P4	4 0 0 0 0 0 1													
Jeff Hamilton, R (1, 5) OBP: 0.260, SLG: 0.260		2-3 K		1-2 F9		1-3 K			3 0 0 0 0 2 1													
Mike Scioscia, L (1, 2) OBP: 0.356, SLG: 0.357		2-1 G3-1		1-1 2B		4-2 FC6-4 BB			2 0 1 0 1 0 0													
Jose Gonzalez, R (1, 9)			3-2 F8	0-1 G6-3		2-2 FC6-4			3 0 0 0 0 0 3													
Alfredo Griffin, S (1, 6) OBP: 0.258, SLG: 0.271			1-0 L6		0-2 F8		2-2 G6-4-3 1B		3 0 1 0 0 0 0													
Bob Ojeda, L (1, 1) OBP: 0.200, SLG: 0.200			3-2 L8		1-1 F9		0-1 G6-4-3		2 0 0 0 0 0 0													
Gary Carter, R (8, PH) OBP: 0.341, SLG: 0.405									1 0 0 0 0 0 1													
Mike Hartley, R (8, 1)									0 0 0 0 0 0 0													
Inning Stats	R: 0 E: 0 K: 0 S: 8	H: 0 LOB: 0 BB: 0 P: 12	R: 0 E: 0 K: 1 S: 10	H: 0 LOB: 0 BB: 0 P: 17	R: 0 E: 0 K: 0 S: 8	H: 0 LOB: 0 BB: 0 P: 15	R: 0 E: 0 K: 0 S: 7	H: 0 LOB: 0 BB: 0 P: 10	R: 0 E: 0 K: 0 S: 10	H: 1 LOB: 1 BB: 0 P: 12	R: 0 E: 0 K: 1 S: 9	H: 1 LOB: 1 BB: 0 P: 11	R: 0 E: 0 K: 1 S: 17	H: 1 LOB: 2 BB: 1 P: 28	R: 0 E: 0 K: 1 S: 13	H: 1 LOB: 0 BB: 0 P: 18	R: 0 E: 0 K: 1 S: 9	H: 0 LOB: 0 BB: 0 P: 13	1B: 3 2B: 1 3B: 0 HR: 0	SF: 0 SAC: 0 DP: 1 HBP: 0	WP: 0 PB: 0 SB: 0 CS: 0	PA: 31
PITCHER	IP WLS BF H R ER SO BB IBB HBP BLK WP HR S P ERA WHIP												PITCHER	IP WLS BF H R ER SO BB IBB HBP BLK WP HR S P ERA WHIP								
Tom Browning, L (1, 1) ERA: 3.14	7.0 W 25 3 0 0 2 1 0 0 0 0 0 0 69 105 0.00 0.571																					
Randy Myers, L (8, 1) ERA: 2.42	2.0 S 6 1 0 0 2 0 0 0 0 0 0 0 22 31 0.00 0.500																					



Batter	1	2	3	4	5	6	7	8	9	AB	R	H	RBI	BB	SO	LOB
Chris Sabo, R OBP: 0.311, SLG: 0.369 (1, 5)	1-0 G4-3	2-1 G6-3			1-1 SH5-3 1B		3-2 F8			4	0	1	0	0	0	0
Mariano Duncan, R OBP: 0.261, SLG: 0.324 (1, 4)	1-0 2B 1B		1-1 SH1-3 SF9 2B		0-0 SH5-3 1-2		2-1 G5-3			3	2	2	0	0	0	0
Hal Morris, L OBP: 0.380, SLG: 0.535 (1, 3)	3-2 1B 2B		0-0 SH1-3 2-3		0-3 K			0-0 G6-3		3	0	1	0	0	1	1
Eric Davis, R OBP: 0.385, SLG: 0.469 (1, 8)	4-0 1B IBB		4-0 IBB		4-0 FC6-4 IBB			0-1 G6-3		1	0	0	0	3	0	0
Glenn Braggs, R OBP: 0.309, SLG: 0.429 (1, 7)	0-0 F7		1-0 SF9		0-0 FC6-4 1-2f			0-1 HR		3	1	1	2	0	0	5
Paul O'Neill, L OBP: 0.329, SLG: 0.508 (1, 9)	2-2 1-2 2-3 3-H 1B		2-1 F7		1-3 K			1-2 G5-3		4	0	1	1	0	1	1
Joe Oliver, R OBP: 0.246, SLG: 0.246 (1, 2)	1-2 F8			0-0 G4-3			3-2 G3			3	0	0	0	0	0	3
Freddie Benavides, R OBP: 0.333, SLG: 0.273 (1, 6)		0-0 G5-3		1-0 F8			0-2 G6-3			3	0	0	0	0	0	0
Tom Browning, L OBP: 0.292, SLG: 0.375 (1, 1)		2-3 K		0-0 F7			2-3 K			2	0	0	0	0	1	0
Billy Hatcher, R OBP: 0.274, SLG: 0.312 (7, PH)										1	0	0	0	0	1	0
Randy Myers, L (8, 1)										0	0	0	0	0	0	0

Inning Stats	R: 1	H: 3	E: 0	LOB: 3	K: 0	S: 13	R: 0	H: 0	E: 0	LOB: 0	K: 1	S: 6	R: 1	H: 1	E: 0	LOB: 1	K: 0	S: 6	R: 0	H: 0	E: 0	LOB: 0	K: 0	S: 3	R: 0	H: 1	E: 0	LOB: 2	K: 1	S: 8	R: 0	H: 0	E: 0	LOB: 0	K: 1	S: 8	R: 1	H: 1	E: 0	LOB: 0	K: 0	S: 8
	1B: 3	SF: 1	2B: 2	SAC: 2	3B: 0	DP: 0	HR: 1	HBP: 0	WP: 0	PA: 33																																
PITCHER	IP	WLS	BF	H	R	ER	SO	BB	IBB	HBP	BLK	WP	HR	S	P	ERA	WHIP																									
Bob Ojeda, L (1, 1) ERA: 3.93	7.0	L	29	5	2	2	4	0	3	0	0	0	0	55	96	2.57	0.714																									
Mike Hartley, R (8, 1) ERA: 3.2	1.0		4	1	1	1	0	0	0	0	0	0	1	8	9	9.00	1.000																									

BOTTOM

Los Angeles Dodgers @ Cincinnati Reds
Riverfront Stadium, Cincinnati, OH

Sun May 26 1991, 3:33 AM EDT
Att: 38,939 - Cloudy - 80 F

livebaseballscorecards.com

AB	27
R	3
H	6
RBI	3
BB	3
SO	4
LOB	10



Batter	1	2	3	4	5	6	7	8	9	AB R H RBI BB SO LOB	TOP		
Chris Sabo, R (1, 5) OBP: 0.308, SLG: 0.364	1-3 		1-2 P6 		0-0 G1-6-3 1B 		0-1 F8 		1-2 G5-4-3 1-2f 	5 0 1 0 0 1 3			
Mariano Duncan, R (1, 4) OBP: 0.261, SLG: 0.316	4-0 G6-3 1B BB 		0-1 L4 		2-0 G1-6-3 1-2 3-H 		1-2 G1-3 			3 1 0 1 1 0 2			
Hal Morris, L (1, 3) OBP: 0.369, SLG: 0.519	3-1 G6-3 1-2 		1-0 G3 		1-3 K 			1-0 F8 		4 0 0 0 0 1 2			
Eric Davis, R (1, 8) Rob Dibble, L (8, 1)	4-0 1B BB 			0-0 HR 		2-3 K 		2-3 K 		3 1 1 1 1 2 0 0 0 0 0 0 0 0			
Paul O'Neill, L (1, 9) OBP: 0.333, SLG: 0.504	2-1 1B 1-2 2-H 			0-0 G3-1 		1-0 L8 		4-0 BB 		3 0 1 1 1 0 0			
Jeff Reed, L (1, 2) OBP: 0.345, SLG: 0.329	2-1 F8 			1-1 G4-6-3 1B 		1-0 1B 		0-0 F9 		4 0 2 0 0 0 3			
Glenn Braggs, R (1, 7) OBP: 0.306, SLG: 0.407				1-1 G4-6-3 1-2f 		1-2 F8 		4-1 FC5-6 SH BB 		3 0 0 0 1 0 2			
Freddie Benavides, R (1, 6) OBP: 0.400, SLG: 0.357					1-1 1B G4-3 G1-6-3 1B 		1-1 SH3-4 1B 		0-1 SH FC5-6 1-2 	3 1 2 0 0 1 0			
Jose Rijo, R (1, 1) Herm Winningham, L (8, 8) OBP: 0.217, SLG: 0.217 OBP: 0.291, SLG: 0.320					1-0 G4-3 1-2 		1-1 SH3-4 1-2 		0-0 FC5-6 G5-4-3 1-2 2-3f 	2 0 0 0 0 0 1 1 0 0 0 0 0 2			
Inning Stats	R: 1 E: 0 K: 1 S: 9 H: 1 LOB: 2 BB: 2 P: 25	R: 0 E: 0 K: 1 S: 8 H: 0 LOB: 0 BB: 0 P: 11	R: 0 E: 0 K: 0 S: 6 H: 0 LOB: 0 BB: 0 P: 8	R: 1 E: 0 K: 0 S: 6 H: 2 LOB: 0 BB: 0 P: 8	R: 1 E: 0 K: 1 S: 8 H: 2 LOB: 1 BB: 0 P: 13	R: 0 E: 0 K: 1 S: 10 H: 1 LOB: 1 BB: 0 P: 15	R: 0 E: 0 K: 0 S: 10 H: 1 LOB: 1 BB: 0 P: 13	R: 0 E: 0 K: 1 S: 5 H: 0 LOB: 1 BB: 1 P: 12	R: 0 E: 0 K: 0 S: 7 H: 0 LOB: 1 BB: 1 P: 12	1B: 6 2B: 0 3B: 0 HR: 1 SF: 0 SAC: 2 DP: 2 HBP: 0	WP: 0 PB: 0 SB: 0 CS: 0 PA: 37		
PITCHER Don Robinson, R (1, 1) ERA: 5.45 Jeff Brantley, R (9, 1) ERA: 2.63	IP WLS BF H R ER SO BB IBB HBP BLK WP HR S P ERA WHIP	8.0 L 33 7 3 3 5 3 0 0 0 0 1 62 105 3.38 1.250	1.0 4 0 0 0 0 1 0 0 0 0 0 7 12 0.00 1.000	PITCHER IP WLS BF H R ER SO BB IBB HBP BLK WP HR S P ERA WHIP									

Cincinnati Reds @ San Francisco Giants
 Candlestick Park, San Francisco, CA
 Mon May 27 1991, 10:05 PM EDT
 Att. 20,037 - Sunny - 60 F

AB	31
R	3
H	7
RBI	3
BB	4
SO	5
LOB	15



livebaseballscorecards.com

Batter	1	2	3	4	5	6	7	8	9	AB	R	H	RBI	BB	SO	LOB
Mike Felder, S OBP: 0.347, SLG: 0.421 (1, 7)	1-0 L8 BLK 2B	1-3 K		1-2 1B		2-2 1B			2-1 F8	5	1	3	1	0	1	2
Willie McGee, S OBP: 0.329, SLG: 0.412 (1, 8)	0-0 L8 2-3	1-0 FC6-4 1-2f		0-0 1B		0-0 G3-1			2-2 G3-1	5	0	1	0	0	0	5
Will Clark, L OBP: 0.346, SLG: 0.506 (1, 3)	2-1 L9 3-H		1-2 F8	1-3 K					2-3 K	5	0	0	0	0	2	2
Kevin Bass, S OBP: 0.320, SLG: 0.404 (1, 9)	1-0 1B		1-2 G4-3 2B		1-2 G4-3				2-3 K	4	0	2	0	0	1	0
Matt Williams, R OBP: 0.238, SLG: 0.324 (1, 5)	2-1 1B		0-1 G4-3		0-0 G5-3				2-1 L9	4	0	1	0	0	0	1
Terry Kennedy, L OBP: 0.255, SLG: 0.352 (1, 2)	1-2 F8		2-3 K		3-2 F9				2-3 K	4	0	0	0	0	2	3
Robby Thompson, R OBP: 0.345, SLG: 0.497 (1, 4)		0-1 FC4-6 1B		4-2 F8 1B S BB		1-3 K			2-2 G1-3	3	1	1	0	1	1	0
Dave Anderson, R OBP: 0.352, SLG: 0.390 (1, 6)		0-1 FC4-6 1B 1-2f		3-2 F8 1-3		0-0 G6-3			0-0 3B	4	0	1	0	0	0	2
Don Robinson, R OBP: 0.182, SLG: 0.182 (1, 1)		0-0 FC6-4 1B		0-0 P2		1-2 1B			0-3 K	3	0	2	0	0	0	1
Mike Kingery, L OBP: 0.300, SLG: 0.208 (8, PH)										1	0	0	0	0	1	1
Jeff Brantley, R (9, 1)										0	0	0	0	0	0	0

Inning Stats	R: 1	H: 3	E: 0	K: 0	S: 10	H: 3	LOB: 2	BB: 0	P: 17	R: 0	H: 2	E: 0	K: 1	S: 9	H: 2	LOB: 2	BB: 0	P: 11	R: 0	H: 1	E: 0	K: 1	S: 12	H: 2	LOB: 2	BB: 1	P: 28	R: 0	H: 0	E: 0	K: 0	S: 9	H: 2	LOB: 2	BB: 0	P: 16	R: 0	H: 2	E: 0	K: 1	S: 12	H: 2	LOB: 2	BB: 0	P: 16	R: 0	H: 0	E: 0	K: 1	S: 7	H: 0	LOB: 0	BB: 0	P: 11	R: 0	H: 1	E: 0	K: 2	S: 13	H: 1	LOB: 1	BB: 0	P: 17	R: 0	H: 0	E: 0	K: 1	S: 9	H: 0	LOB: 0	BB: 0	P: 15	1B: 8	SF: 0	2B: 2	SAC: 0	3B: 1	DP: 0	HR: 0	HBP: 0	WP: 0	PA: 39
--------------	------	------	------	------	-------	------	--------	-------	-------	------	------	------	------	------	------	--------	-------	-------	------	------	------	------	-------	------	--------	-------	-------	------	------	------	------	------	------	--------	-------	-------	------	------	------	------	-------	------	--------	-------	-------	------	------	------	------	------	------	--------	-------	-------	------	------	------	------	-------	------	--------	-------	-------	------	------	------	------	------	------	--------	-------	-------	-------	-------	-------	--------	-------	-------	-------	--------	-------	--------

PITCHER	IP	WLS	BF	H	R	ER	SO	BB	IBB	HBP	BLK	WP	HR	S	P	ERA	WHIP
Jose Rijo, R ERA: 2.91 (1, 1)	7.0	W	32	10	2	1	5	1	0	0	1	0	0	78	112	1.29	1.571
Rob Dibble, R ERA: 1.16 (8, 1)	2.0	S	7	1	0	0	3	0	0	0	0	0	0	22	32	0.00	0.500

BOTTOM

Cincinnati Reds @ San Francisco Giants
Candlestick Park, San Francisco, CA

Mon May 27 1991, 10:05 PM EDT
Att. 20,037 - Sunny - 60 F

livebaseballscorecards.com

AB	38
R	2
H	11
RBI	1
BB	1
SO	8
LOB	17



Batter	1	2	3	4	5	6	7	8	9	AB R H RBI BB SO LOB	TOP											
Chris Sabo, R (1, 5) OBP: 0.307, SLG: 0.361	1-2 F9		0-2 3B 1B			1-2 G6-3		3-2 P3		4 1 1 1 0 0 1												
Mariano Duncan, R (1, 4) OBP: 0.260, SLG: 0.331	1-2 G6-3		2-2 SAFE SAFE 1-H 3B			1-1 G3			0-1 F9	4 0 1 1 0 0 0												
Hal Morris, L (1, 3) OBP: 0.359, SLG: 0.504	3-2 F8		1-0 L1			2-3 K			1-2 G4-3	4 0 0 0 0 1 1												
Eric Davis, R (1, 8) OBP: 0.385, SLG: 0.486		1-3 K		2-1 G6-3			3-2 G5-3		2-2 1B	4 0 1 0 0 1 0												
Glenn Braggs, R (1, 7) OBP: 0.303, SLG: 0.387		0-0 G5-3		4-2 CS BB			1-0 G6-3		1-3 K	3 0 0 0 1 1 1												
Paul O'Neill, L (1, 9) OBP: 0.327, SLG: 0.492		0-1 G5-3		1-2 SAFE L6			1-0 G3			3 0 0 0 0 0 1												
Joe Oliver, R (1, 2) OBP: 0.234, SLG: 0.233			1-3 K		0-3 K			1-3 K2-3		3 0 0 0 0 3 0												
Freddie Benavides, R (1, 6) OBP: 0.389, SLG: 0.353			0-0 SH5-4 1B 1B		2-2 G6-3			0-1 G4-3		3 1 1 0 0 0 0												
Jack Armstrong, R (1, 1) Ted Power, R (6, 1) Billy Hatcher, R (8, PH) Kip Gross, R (8, 1) Don Carman, L (8, 1)			0-0 SH5-4		1-2 G1-3			0-0 1B		1 0 0 0 0 0 0 0 0 0 0 0 0 0 1 0 1 0 0 0 0 0 0 0 0 0 0 0 0 0 0 0 0 0 0												
Inning Stats	R: 0 E: 0 K: 0 S: 10	H: 0 LOB: 0 BB: 0 P: 15	R: 0 E: 0 K: 1 S: 7	H: 0 LOB: 0 BB: 0 P: 8	R: 2 E: 0 K: 1 S: 18	H: 3 LOB: 1 BB: 0 P: 21	R: 0 E: 0 K: 0 S: 7	H: 0 LOB: 0 BB: 1 P: 14	R: 0 E: 0 K: 1 S: 10	H: 0 LOB: 0 BB: 0 P: 13	R: 0 E: 0 K: 1 S: 11	H: 0 LOB: 0 BB: 0 P: 15	R: 0 E: 0 K: 0 S: 5	H: 0 LOB: 0 BB: 0 P: 10	R: 0 E: 0 K: 1 S: 11	H: 1 LOB: 1 BB: 0 P: 15	R: 0 E: 0 K: 1 S: 13	H: 1 LOB: 1 BB: 0 P: 17	1B: 4 2B: 0 3B: 1 HR: 0	SF: 0 SAC: 1 DP: 0 HBP: 0	WP: 0 PB: 0 SB: 1 CS: 1	PA: 32
PITCHER	IP WLS BF H R ER SO BB IBB HBP BLK WP HR S P ERA WHIP																					
Trevor Wilson, L (1, 1) ERA: 4.06	8.0 W 28 4 2 2 5 1 0 0 0 0 0 0 79 111 2.25 0.625																					
Dave Righetti, L (9, 1) ERA: 4.3	1.0 4 1 0 0 1 0 0 0 0 0 0 0 13 17 0.00 1.000																					

Cincinnati Reds @ San Francisco Giants
Candlestick Park, San Francisco, CA
Tue May 28 1991, 10:05 PM EDT
Att. 12,103 - Sunny - 51 F

AB	30
R	2
H	5
RBI	2
BB	1
SO	6
LOB	4



WP: 0	PA: 32
PB: 0	
SB: 1	
CS: 1	

ERA	WHIP

1B: 4	SF: 0
2B: 0	SAC: 1
3B: 1	DP: 0
HR: 0	HBP: 0

Batter	1	2	3	4	5	6	7	8	9
Mike Felder, S OBP: 0.360, SLG: 0.449 (1, 7)	1-0 SH4-3 G3-1 1B		2-0 L8-2 3B		1-0 2-H 1B		0-0 F8		
Willie McGee, S OBP: 0.335, SLG: 0.442 (1, 8)	1-1 SH4-3 1-3		1-1 L8-2 3-H			0-0 HR	0-1 2B		
Will Clark, L OBP: 0.339, SLG: 0.494 (1, 3)	2-0 G3-1 3-H			2-2 G1-3		0-2 G4-3	0-2 L3		
Kevin Bass, S OBP: 0.318, SLG: 0.400 (1, 9)	3-1 G3-1			2-1 G4-3		2-2 1B 1B	3-2 G6-3		
Matt Williams, R OBP: 0.238, SLG: 0.322 (1, 5)		0-0 G5-3		0-2 1B		2-2 SAFE G5-3 1-2	2-1 F9		
Terry Kennedy, L OBP: 0.271, SLG: 0.351 (1, 2)		2-3 K		1-0 F8		4-0 1B IBB	2-2 1B 1B		
Robby Thompson, R OBP: 0.349, SLG: 0.493 (1, 4)		0-0 P6			1-2 F8	1-1 1B 1-3 2-H	4-2 1B BB		
Dave Anderson, R OBP: 0.352, SLG: 0.388 (1, 6)			1-1 G6-3		2-1 1B SH1-3 1B	1-1 P4	0-2 1B		
Jose Uribe, S OBP: 0.246, SLG: 0.189 (8, 6)							1-3 2-H		
Trevor Wilson, L OBP: 0.286, SLG: 0.286 (1, 1)			0-1 3B 1B		0-0 SAFE SAFE SH1-3		1-1 G6-3		
Mike Kingery, L OBP: 0.300, SLG: 0.208 (8, PH)									
Greg Litton, R OBP: 0.255, SLG: 0.238 (8, PH)									
Dave Righetti, L OBP: 0.255, SLG: 0.238 (9, 1)									

Inning Stats	R: 1	H: 1	R: 0	H: 0	R: 1	H: 2	R: 1	H: 2	R: 2	H: 3	R: 0	H: 1	R: 1	H: 2
	E: 0	LOB: 0	E: 0	LOB: 0	E: 0	LOB: 0	E: 0	LOB: 1	E: 0	LOB: 2	E: 0	LOB: 2	E: 0	LOB: 2
	K: 0	BB: 0	K: 1	BB: 0	K: 0	BB: 0	K: 0	BB: 1	K: 1	BB: 1	K: 1	BB: 0	K: 0	BB: 1
	S: 6	P: 13	S: 5	P: 7	S: 7	P: 11	S: 9	P: 14	S: 17	P: 27	S: 9	P: 11	S: 17	P: 29

PITCHER	IP	WLS	BF	H	R	ER	SO	BB	IBB	HBP	BLK	WP	HR	S	P	ERA	WHIP
Jack Armstrong, R ERA: 4.14 (1, 1)	5.1	L	22	8	5	5	1	0	0	0	0	0	1	43	67	8.44	1.500
Ted Power, R ERA: 2.95 (6, 1)	1.2		8	2	0	0	1	0	1	0	0	0	0	17	27	0.00	1.200
Kip Gross, R ERA: 13.5 (8, 1)	0.2		5	2	1	1	0	1	0	0	0	0	0	15	26	13.50	4.500
Don Carman, L ERA: 3.6 (8, 1)	0.1		1	0	0	0	0	0	0	0	0	0	0	2	3	0.00	0.000

BOTTOM

Cincinnati Reds @ San Francisco Giants
Candlestick Park, San Francisco, CA

Tue May 28 1991, 10:05 PM EDT
Att. 12,103 - Sunny - 51 F

AB	32
R	6
H	12
RBI	6
BB	2
SO	2
LOB	8

livebaseballscorecards.com



1B:	9	SF:	0	WP:	0	PA:	36
2B:	2	SAC:	2	PB:	0		
3B:	1	DP:	1	SB:	2		
HR:	1	HBP:	0	CS:	0		

Batter	1	2	3	4	5	6	7	8	9	AB R H RBI BB SO LOB	TOP																	
Chris Sabo, R (1, 5) OBP: 0.309, SLG: 0.358	4-2 L8-3 BB		0-2 L7		1-0 FC1-5 1B		3-3 K		2-3 K	4 0 1 0 1 2 0																		
Hal Morris, L (1, 3) OBP: 0.356, SLG: 0.518	1-2 L8-3		3-2 HR		2-2 FC1-5			1-1 L4		4 1 1 1 0 0 3																		
Eric Davis, R (1, 8) OBP: 0.388, SLG: 0.477	1-0 1B HBP		1-1 F7		3-1 P5			4-1 BB BB		2 0 0 0 1 0 2																		
Paul O'Neill, L (1, 9) OBP: 0.338, SLG: 0.496	2-0 1B			1-1 G6-3 1B		2-1 L8		4-2 BB BB		3 0 2 0 1 0 0																		
Jeff Reed, L (1, 2) OBP: 0.341, SLG: 0.325	0-1 G3			0-0 G6-3		2-2 1B		2-3 K		4 0 1 0 0 1 5																		
Glenn Braggs, R (1, 7) OBP: 0.300, SLG: 0.369 Kip Gross, R (8, 1)		1-1 G5-3		0-2 G6-3		2-2 P3		4-2 BB		3 0 0 0 1 0 2 0 0 0 0 0 0 0																		
Mariano Duncan, R (1, 4) OBP: 0.254, SLG: 0.322 Luis Quinones, S (8, PH) (8, 4)		0-0 F9		0-3 K		0-0 P7		3-2 G4-3		3 0 0 0 0 1 2 1 0 0 0 0 0 3																		
Freddie Benavides, R (1, 6) OBP: 0.333, SLG: 0.300 Todd Benzinger, S (9, PH) (8, 7)		0-0 P3			1-2 G5-3		2-2 P3		1-1 G4-3	3 0 0 0 0 0 0 1 0 0 0 0 0 0																		
Chris Hammond, L (1, 1) OBP: 0.313, SLG: 0.375 Ted Power, R (7, 1) Randy Myers, L (7, 1) Herm Winningham, L (8, 7) OBP: 0.286, SLG: 0.314			0-0 P4		2-1 FC1-5 1B		1-3 K		3-3 K	3 0 1 0 0 1 0 0 0 0 0 0 0 0 0 0 0 0 0 0 0 1 0 0 0 0 1 0																		
Inning Stats	R: 0 E: 0 K: 0 S: 11	H: 1 LOB: 2 BB: 1 P: 19	R: 0 E: 0 K: 0 S: 4	H: 0 LOB: 0 BB: 0 P: 5	R: 1 E: 0 K: 0 S: 9	H: 1 LOB: 0 BB: 0 P: 13	R: 0 E: 0 K: 1 S: 9	H: 1 LOB: 1 BB: 0 P: 10	R: 0 E: 0 K: 0 S: 14	H: 2 LOB: 2 BB: 0 P: 23	R: 0 E: 0 K: 0 S: 9	H: 1 LOB: 1 BB: 0 P: 15	R: 0 E: 0 K: 2 S: 10	H: 0 LOB: 0 BB: 0 P: 16	R: 0 E: 0 K: 1 S: 13	H: 0 LOB: 3 BB: 3 P: 31	R: 0 E: 0 K: 2 S: 8	H: 0 LOB: 0 BB: 0 P: 14	1B: 5 2B: 1 3B: 0 HR: 1	SF: 0 SAC: 0 DP: 1 HBP: 1	WP: 0 PB: 0 SB: 0 CS: 0	PA: 37						
PITCHER	IP WLS BF H R ER SO BB IBB HBP BLK WP HR S P ERA WHIP																											
John Burkett, R (1, 1) ERA: 3.57	5.0		21	5	1	1	1	1	1	0	1	0	0	1	47	70	1.80	1.200										
Francisco Oliveras, R (6, 1) ERA: 2.38	2.0	W	7	1	0	0	2	0	0	0	0	0	0	0	19	31	0.00	0.500										
Jeff Brantley, R (8, 1) ERA: 2.42	2.0		9	0	0	0	3	3	0	0	0	0	0	0	21	45	0.00	1.500										

Cincinnati Reds @ San Francisco Giants
 Candlestick Park, San Francisco, CA
 Wed May 29 1991, 6:33 AM EDT
 Att. 19,704 - Cloudy - 65 F

AB	32
R	1
H	6
RBI	1
BB	4
SO	6
LOB	17



Batter	1	2	3	4	5	6	7	8	9
Mike Felder, S OBP: 0.359, SLG: 0.446 (1, 7)	0-3 K		2-2 G5-3			0-0 SH1-3	1-0 1B		
Willie McGee, S OBP: 0.339, SLG: 0.450 (1, 8)	1-3 K			1-2 G5-3		0-0 2B	0-1 1B		
Will Clark, L OBP: 0.337, SLG: 0.489 (1, 3)	3-1 L8			2-1 1B		2-3 K	1-3 K		
Kevin Bass, S OBP: 0.311, SLG: 0.389 (1, 9)		0-1 G6-3		2-0 F9		2-2 P3	1-0 FC6-4		
Matt Williams, R OBP: 0.238, SLG: 0.337 (1, 5)		0-3 K		2-1 F7			0-0 HR	1-2 L7	
Robby Thompson, R OBP: 0.358, SLG: 0.493 (1, 4)		4-0 BB			3-1 G6-3		1-0 1B	4-2 SH1-3	
Dave Anderson, R OBP: 0.344, SLG: 0.379 (1, 6)		2-1 G6-3			0-0 G6-3		1-2 K	0-0 SH1-3	
Francisco Oliveras, R OBP: 0.333, SLG: 0.333 (6, 1)									
Rick Parker, R OBP: 0.200, SLG: 0.111 (7, PH)									
Jeff Brantley, R OBP: 0.200, SLG: 0.111 (8, 1)									
Kirt Manwaring, R OBP: 0.400, SLG: 0.400 (1, 2)			0-0 G6-3		2-0 G5-3		1-1 1B	2-0 E8	
John Burkett, R OBP: 0.222, SLG: 0.235 (1, 1)			1-1 G1-3			4-0 SH1-3	1-2 1B	0-3 K	
Jose Uribe, S OBP: 0.266, SLG: 0.200 (6, 6)									

Inning Stats	R: 0	H: 0	R: 0	H: 0	R: 0	H: 1	R: 0	H: 0	R: 1	H: 1	R: 4	H: 6	R: 1	H: 0
E: 0	LOB: 0	E: 0	LOB: 1	E: 0	LOB: 1	E: 0	LOB: 0	E: 0	LOB: 1	E: 0	LOB: 2	E: 1	LOB: 1	
K: 2	BB: 0	K: 1	BB: 1	K: 0	BB: 0	K: 0	BB: 0	K: 1	BB: 1	K: 2	BB: 0	K: 1	BB: 1	
S: 9	P: 13	S: 7	P: 13	S: 6	P: 9	S: 8	P: 15	S: 4	P: 9	S: 19	P: 27	S: 15	P: 22	

PITCHER	IP	WLS	BF	H	R	ER	SO	BB	IBB	HBP	BLK	WP	HR	S	P	ERA	WHIP
Chris Hammond, L ERA: 3.98 (1, 1)	6.0	L	24	4	3	3	4	2	0	0	0	0	1	44	78	4.50	1.000
Ted Power, R ERA: 3.86 (7, 1)	0.1		3	2	0	0	1	0	0	0	0	0	0	8	12	0.00	6.000
Randy Myers, L ERA: 2.35 (7, 1)	0.2		4	2	2	2	1	0	0	0	0	0	0	9	12	27.00	3.000
Kip Gross, R ERA: 5.4 (8, 1)	1.0		5	0	1	0	1	1	0	0	0	0	0	15	22	0.00	1.000

AB R H RBI BB SO LOB

3 0 1 0 0 1 0

4 0 2 3 0 1 0

4 0 1 0 0 2 3

4 0 0 0 0 0 4

4 1 1 1 0 1 1

2 2 1 0 2 0 0

2 0 0 0 0 0 1

0 0 0 0 0 0 0

1 0 0 0 0 1 1

0 0 0 0 0 0 0

4 1 1 1 0 0 0

1 0 0 0 0 0 0

2 2 1 0 1 1 1

AB 31

R 6

H 8

RBI 5

BB 3

SO 7

LOB 11

WP: 0 PA: 36

PB: 0

SB: 2

CS: 0

WP: 0

PA: 36

ERA

WHIP

Cincinnati Reds @ San Francisco Giants

Candlestick Park, San Francisco, CA

Wed May 29 1991, 6:33 AM EDT

Att. 19,704 - Cloudy - 65 F

GIANTS

Batter	1	2	3	4	5	6	7	8	9	AB R H RBI BB SO LOB	TOP														
Chris Sabo, R (1, 5) OBP: 0.317, SLG: 0.380	1-0 HR	3-2 1B 1-2 3-H 1B		3-2 G6-3		4-0 BLK BB		0-0 F9		4 1 2 2 1 0 0															
Mariano Duncan, R (1, 4) OBP: 0.252, SLG: 0.317	1-1 F9	0-0 P2		2-2 L8		0-3 K		0-1 1B 1B		5 0 1 0 0 1 3															
Hal Morris, L (1, 3) OBP: 0.357, SLG: 0.514	3-2 S 1B	1-1 1-3 2-H 1B		1-1 L4		1-1 F5		1-1 F8		5 0 2 1 0 0 2															
Eric Davis, R (1, 8) OBP: 0.388, SLG: 0.473 Herm Winningham, L (8, 8) OBP: 0.286, SLG: 0.314	3-2 P2 1-2	1-0 P2			1-0 HR 1B		1-2 F8	0-0 1-2 1B		5 1 2 0 0 0 3 0 0 0 0 0 0 0															
Paul O'Neill, L (1, 9) OBP: 0.340, SLG: 0.514	3-2 F7			0-0 F9		2-0 HR 1-H		2-1 F7		5 2 2 2 0 0 3															
Jeff Reed, L (1, 2) OBP: 0.354, SLG: 0.353		3-1 1B 2B		2-2 FC1-6-4 1B		1-3 K		0-2 FC6-5 BB 1-3 1B	2-0 G4-3	5 1 3 0 0 1 0															
Glenn Braggs, R (1, 7) OBP: 0.316, SLG: 0.368		2-1 1B S 1B 2-H 1B		0-1 FC1-6-4 1B 1-2f		3-2 G5-3		4-2 E FC6-5 E6 BB 1-2	4-1 BB	3 1 1 1 2 0 1															
Freddie Benavides, R (1, 6) OBP: 0.308, SLG: 0.280		3-3 K		1-2 FC5-4 1B 1-3		1-3 K		0-1 FC6-5 E6 1-2 2-3f 3-H	0-0 F9	5 0 1 1 0 2 4															
Scott Scudder, R (1, 1) OBP: 0.143, SLG: 0.143 Don Carman, L (7, 1)		3-2 1B 1B 2-3		0-1 FC5-4 1-2f		1-2 G1-3		0-0 E6 1-2 2-H	1-3 K	4 1 1 0 0 0 4 1 0 0 0 0 1 1															
Inning Stats	R: 1 E: 0 K: 0 S: 14	H: 2 LOB: 1 P: 25	R: 3 E: 0 K: 1 S: 18	H: 5 LOB: 2 BB: 0 P: 34	R: 0 E: 0 K: 0 S: 13	H: 2 LOB: 2 BB: 0 P: 16	R: 0 E: 0 K: 0 S: 8	H: 0 LOB: 0 BB: 0 P: 14	R: 2 E: 0 K: 2 S: 11	H: 2 LOB: 0 BB: 0 P: 19	R: 0 E: 0 K: 1 S: 8	H: 0 LOB: 1 BB: 1 P: 14	R: 1 E: 1 K: 0 S: 13	H: 2 LOB: 2 BB: 1 P: 21	R: 0 E: 0 K: 0 S: 8	H: 2 LOB: 2 BB: 0 P: 11	R: 0 E: 0 K: 1 S: 6	H: 0 LOB: 1 BB: 1 P: 13	1B: 12 2B: 1 3B: 0 HR: 2	SF: 0 SAC: 0 DP: 0 HBP: 0	WP: 0 PB: 0 SB: 2 CS: 0	PA: 45			
PITCHER Ramon Martinez, R (1, 1) ERA: 2.7 Mike Hartley, R (6, 1) ERA: 2.97	IP 5.0 4.0	WLS L	BF 26 19	H 11 4	R 6 1	ER 6 1	SO 3 2	BB 0 3	IBB 0 0	HBP 0 0	BLK 0 1	WP 0 0	HR 2 0	S 64 35	P 108 59	ERA 10.80 2.25	WHIP 2.200 1.750								

Cincinnati Reds @ Los Angeles Dodgers
Dodger Stadium, Los Angeles, CA
 Thu May 30 1991, 7:05 PM PDT
 Att. 29,796 - Overcast - 64 F

AB	42
R	7
H	15
RBI	7
BB	3
SO	5
LOB	21



Batter	1	2	3	4	5	6	7	8	9	AB	R	H	RBI	BB	SO	LOB
Brett Butler, L OBP: 0.376, SLG: 0.330 (1, 8)	0-0 G6-3		4-1 1B BB		3-2 P6		3-2 F7		1-3 K	4	0	0	0	1	1	1
Juan Samuel, R OBP: 0.381, SLG: 0.486 (1, 4)	4-1 FC4-6 BB		0-0 FC6-4 1B		1-1 G4-3		2-2 1B		1-1 F8	3	0	2	0	1	0	0
Darryl Strawberry, L OBP: 0.354, SLG: 0.401 (1, 9)	1-2 FC4-6 1-2f		2-3 K		4-1 BB		2-2 F9			3	0	0	0	1	1	4
Chris Gwynn, L OBP: 0.333, SLG: 0.355 (9, 7)	1-2 FC4-6 1-2f		2-3 K		4-1 BB		2-2 F9			0	0	0	0	0	0	0
Eddie Murray, S OBP: 0.386, SLG: 0.483 (1, 3)	3-0 G1-3		1-0 FC6-4		0-0 P4			1-1 F7		1	0	0	0	0	0	1
Gary Carter, R OBP: 0.296, SLG: 0.333 (2, 3)	3-0 G1-3		1-0 FC6-4		0-0 P4			1-1 F7		3	0	0	0	0	0	3
Kal Daniels, L OBP: 0.276, SLG: 0.366 (1, 7)		3-3 K		0-0 BB S G6-4-3 1B		2-1 FC4-6 HBP		2-2 G6-3		3	1	1	0	0	1	0
Jose Gonzalez, R (9, 9)		3-3 K		0-0 BB S G6-4-3 1B		2-1 FC4-6 HBP		2-2 G6-3		0	0	0	0	0	0	0
Lenny Harris, L OBP: 0.398, SLG: 0.347 (1, 5)	1-1 G4-1		4-2 G6-4-3 BB 1-2 BB		1-2 FC4-6 1-2f		0-0 G4-3			3	0	0	0	1	0	1
Mike Scioscia, L OBP: 0.371, SLG: 0.392 (1, 2)	4-1 BB		4-0 G6-4-3 BB 1-2 2-3 BB		1-2 FC4-6 1-2f		1-2 F8		1-2 HR	2	1	1	1	2	0	1
Alfredo Griffin, S OBP: 0.279, SLG: 0.263 (1, 6)	0-2 G3		2-2 G6-4-3 1-2f 2-3 3-H		2-2 G4-3		2-2 G4-3		4-2 FC6-4 BB	3	0	0	0	0	0	4
Mike Sharperson, R OBP: 0.237, SLG: 0.176 (9, 4)	0-2 G3		2-2 G6-4-3 1-2f 2-3 3-H		2-2 G4-3		2-2 G4-3		4-2 FC6-4 BB	0	0	0	0	1	0	0
Ramon Martinez, R OBP: 0.185, SLG: 0.154 (1, 1)			0-3 K		0-0 P5		1-1 G3-1		0-0 FC6-4 DI	2	0	0	0	0	1	1
Mike Hartley, R (6, 1)			0-3 K		0-0 P5		1-1 G3-1		0-0 FC6-4 DI	1	0	0	0	0	0	0
Stan Javier, S OBP: 0.232, SLG: 0.216 (9, PH)			0-3 K		0-0 P5		1-1 G3-1		0-0 FC6-4 DI	1	0	0	0	0	0	1

Inning Stats	R: 0	H: 0	E: 0	K: 0	S: 6	R: 0	H: 0	E: 0	K: 1	S: 9	R: 0	H: 1	E: 0	K: 2	S: 10	R: 1	H: 1	E: 0	K: 0	S: 7	R: 0	H: 0	E: 0	K: 0	S: 7	R: 0	H: 0	E: 0	K: 0	S: 10	R: 0	H: 0	E: 0	K: 0	S: 15	R: 0	H: 0	E: 0	K: 0	S: 6	R: 1	H: 1	E: 0	K: 1	S: 12	1B: 3	2B: 0	3B: 0	HR: 1	SF: 0	SAC: 0	DP: 1	HBP: 1	WP: 0	PB: 0	SB: 2	CS: 0	PA: 38
--------------	------	------	------	------	------	------	------	------	------	------	------	------	------	------	-------	------	------	------	------	------	------	------	------	------	------	------	------	------	------	-------	------	------	------	------	-------	------	------	------	------	------	------	------	------	------	-------	-------	-------	-------	-------	-------	--------	-------	--------	-------	-------	-------	-------	--------

PITCHER	IP	WLS	BF	H	R	ER	SO	BB	IBB	HBP	BLK	WP	HR	S	P	ERA	WHIP
Scott Scudder, R ERA: 3.69 (1, 1)	6.2	W	29	3	1	1	3	6	0	1	0	0	0	61	113	1.35	1.350
Don Carman, L ERA: 3.63 (7, 1)	2.1		9	1	1	1	1	1	0	0	0	0	1	21	33	3.86	0.857

BOTTOM

Cincinnati Reds @ Los Angeles Dodgers
Dodger Stadium, Los Angeles, CA

Thu May 30 1991, 7:05 PM PDT
Att. 29,796 - Overcast - 64 F

AB	30
R	2
H	4
RBI	1
BB	7
SO	4
LOB	18



PITCHER	IP	WLS	BF	H	R	ER	SO	BB	IBB	HBP	BLK	WP	HR	S	P	ERA	WHIP
---------	----	-----	----	---	---	----	----	----	-----	-----	-----	----	----	---	---	-----	------

Batter	1	2	3	4	5	6	7	8	9	AB R H RBI BB SO LOB	TOP									
Chris Sabo, R OBP: 0.319, SLG: 0.380 (1, 5) B X	1-0 F9		0-0 G6-3		1-1 CS 1B		0-1 FC6-4 1B		2-1 F8	5 0 2 0 0 0 0										
Mariano Duncan, R OBP: 0.250, SLG: 0.310 (1, 4) (8, 6) B C B X	2-2 G5-3		4-2 CS BB		2-0 SF7		0-1 FC6-4 1-2f		0-0 F7	3 0 0 1 1 0 1										
Hal Morris, L OBP: 0.361, SLG: 0.514 (1, 3) B X	1-0 1B		1-1 CS 1-2	1-0 G3-1 1-2	2-2 CS 1-2	2-3 K		1-0 1B 2B 1B		4 1 2 0 0 1 0										
Eric Davis, R OBP: 0.385, SLG: 0.461 (1, 8) C X	0-1 G4-3			3-2 G6-3		4-1 S 1B BB		3-3 K		3 1 0 0 1 1 2										
Glenn Braggs, R OBP: 0.326, SLG: 0.417 (1, 7) C B B X		2-2 G6-3		2-2 HR		1 SAFE B 1 SAFE S 1 SAFE S	3-3 K 1-2	2-2 2B 1B		4 1 2 1 0 1 1										
Paul O'Neill, L OBP: 0.356, SLG: 0.532 (1, 9) C B B X		2-2 1B		4-0 BB		2-1 1B 2-H		2-2 1B 2B		3 0 3 2 1 0 0										
Joe Oliver, R OBP: 0.224, SLG: 0.222 (1, 2) Jeff Reed, L OBP: 0.351, SLG: 0.349 (8, PH) (8, 2) X		0-0 P4		1-2 P6		0-1 F7		2-3 K		3 0 0 0 0 0 3 1 0 0 0 0 1 2										
Freddie Benavides, R OBP: 0.310, SLG: 0.286 (1, 6) Todd Benzinger, S OBP: 0.175, SLG: 0.220 (8, PH) Rob Dibble, L (8, 1) C 1 SAFE S		1-3 K			0-1 1B SH2-4 SF7 1B		1-1 L4	1-0 F8		3 1 1 0 0 1 1 1 0 0 0 0 0 2 0 0 0 0 0 0 0										
Tom Browning, L OBP: 0.280, SLG: 0.360 (1, 1) Herm Winningham, L OBP: 0.281, SLG: 0.308 (7, PH) Randy Myers, L (7, 1) Luis Quinones, S OBP: 0.194, SLG: 0.246 (8, 4) B B C X			3-2 G4-3		0-1 SH2-4 1-2		1-0 P5		2-2 G3	1 0 0 0 0 0 0 1 0 0 0 0 0 0 0 0 0 0 0 0 0 1 0 0 0 0 0 0										
Inning Stats	R: 0 E: 0 K: 0 S: 7	H: 1 LOB: 1 BB: 0 P: 11	R: 0 E: 0 K: 1 S: 12	H: 1 LOB: 1 BB: 0 P: 16	R: 0 E: 0 K: 0 S: 7	H: 0 LOB: 0 BB: 1 P: 15	R: 1 E: 0 K: 0 S: 11	H: 1 LOB: 1 BB: 1 P: 22	R: 1 E: 0 K: 2 S: 11	H: 1 LOB: 1 BB: 1 P: 22	R: 0 E: 0 K: 0 S: 7	H: 1 LOB: 1 BB: 0 P: 9	R: 1 E: 0 K: 2 S: 17	H: 3 LOB: 2 BB: 0 P: 28	R: 0 E: 0 K: 0 S: 6	H: 0 LOB: 0 BB: 0 P: 10	1B: 8 2B: 1 3B: 0 HR: 1	SF: 1 SAC: 1 DP: 0 HBP: 0	WP: 0 PB: 0 SB: 1 CS: 2	PA: 40
PITCHER	IP WLS BF H R ER SO BB IBB HBP BLK WP HR S P ERA WHIP																			
Bob Ojeda, L ERA: 3.98 (1, 1)	6.0 W 25 6 3 3 3 3 0 0 0 0 0 1 58 100 4.50 1.500																			
Tim Crews, R ERA: 3.23 (7, 1)	1.0 4 1 0 0 0 0 0 0 0 0 0 0 7 9 0.00 1.000																			
Jay Howell, R ERA: 2.28 (8, 1)	2.0 9 3 1 1 2 0 0 0 0 0 0 0 23 38 4.50 1.500																			

Cincinnati Reds @ Los Angeles Dodgers
 Dodger Stadium, Los Angeles, CA
 Fri May 31 1991, 7:05 PM PDT
 Att. 44,005 - Cloudy - 68 F

livebaseballscorecards.com

AB	33
R	4
H	10
RBI	4
BB	3
SO	5
LOB	12



Batter	1	2	3	4	5	6	7	8	9	AB	R	H	RBI	BB	SO	LOB
Brett Butler, L (1, 8) OBP: 0.376, SLG: 0.324	2-3 K	4-2 BB			0-0 G6-3		4-2 2B BB	3-3 K		3	1	0	1	2	2	0
Juan Samuel, R (1, 4) OBP: 0.378, SLG: 0.480	1-3 K	1-2 F9			2-2 HR		0-0 G4-3			4	1	1	0	0	1	4
Mike Scioscia, L (8, 2) OBP: 0.371, SLG: 0.392							1-2			0	0	0	0	0	0	0
Darryl Strawberry, L (1, 9) OBP: 0.357, SLG: 0.430	1-1 P4		3-2 F4		2-1 HR		2-2 1B			4	2	2	3	0	0	0
Eddie Murray, S (1, 3) OBP: 0.363, SLG: 0.473		1-0 F9	1-3 K		4-0 BB		0-0 L6			3	0	0	0	1	1	1
Kal Daniels, L (1, 7) OBP: 0.282, SLG: 0.370		2-2 1B	1-2 G5-3		1-0 G3		1-2 2B			4	1	2	1	0	0	1
Jose Gonzalez, R (7, PR) (8, 7)							2-H 1B			0	1	0	0	0	0	0
Gary Carter, R (1, 2) OBP: 0.293, SLG: 0.347		0-1 L8		0-0 P3		0-1 F7	SAFE SAFE 1-H 2B			4	0	1	1	0	0	1
Jay Howell, R (8, 1)										0	0	0	0	0	0	0
Jeff Hamilton, R (1, 5) OBP: 0.264, SLG: 0.310		0-0 BB 1B	1-3 BB 1B	1-0 G5-3		0-0 E6		0-3 K		4	1	1	0	0	1	2
Alfredo Griffin, S (1, 6) OBP: 0.278, SLG: 0.263		0-1 BB BB 1B	1-2 3-H 1B	1-0 L4		1-2 P6		3-3 K		4	0	1	1	0	1	1
Bob Ojeda, L (1, 1) OBP: 0.235, SLG: 0.188		4-0 BB BB			0-0 G4-3		0-0 B1-3		3-1 F9		1	0	0	0	1	0
Stan Javier, S (6, PH) OBP: 0.228, SLG: 0.212										1	0	0	0	0	0	1
Tim Crews, R (7, 1)										0	0	0	0	0	0	0
Lenny Harris, L (8, 4) OBP: 0.395, SLG: 0.343		1-2 2-3 BB								1	0	0	0	0	0	0

Inning Stats	R: 0	H: 0	E: 0	K: 2	S: 8	P: 12	R: 2	H: 3	E: 0	K: 0	S: 15	R: 0	H: 0	E: 0	K: 1	S: 10	R: 0	H: 0	E: 0	K: 0	S: 3	R: 2	H: 2	E: 0	K: 0	S: 8	R: 0	H: 0	E: 1	K: 0	S: 7	R: 3	H: 3	E: 0	K: 1	S: 16	R: 0	H: 0	E: 0	K: 2	S: 9	1B: 5	SF: 0	2B: 2	SAC: 0	3B: 0	DP: 0	HR: 1	HBP: 0	WP: 0	PA: 37
--------------	------	------	------	------	------	-------	------	------	------	------	-------	------	------	------	------	-------	------	------	------	------	------	------	------	------	------	------	------	------	------	------	------	------	------	------	------	-------	------	------	------	------	------	-------	-------	-------	--------	-------	-------	-------	--------	-------	--------

PITCHER	IP	WLS	BF	H	R	ER	SO	BB	IBB	HBP	BLK	WP	HR	S	P	ERA	WHIP
Tom Browning, L (1, 1) ERA: 3.36	6.0	L	27	5	4	4	3	3	0	0	0	0	1	51	84	6.00	1.333
Randy Myers, L (7, 1) ERA: 3.38	1.0		7	3	3	3	1	1	0	0	0	0	0	16	26	27.00	4.000
Rob Dibble, R (8, 1) ERA: 1.11	1.0		3	0	0	0	2	0	0	0	0	0	0	9	18	0.00	0.000

BOTTOM

Cincinnati Reds @ Los Angeles Dodgers
Dodger Stadium, Los Angeles, CA
 Fri May 31 1991, 7:05 PM PDT
 Att: 44,005 - Cloudy - 68 F

livebaseballscorecards.com

AB	33
R	7
H	8
RBI	7
BB	4
SO	6
LOB	11



TOP

Cincinnati Reds @ Los Angeles Dodgers
 Dodger Stadium, Los Angeles, CA

Sat Jun 01 1991, 7:05 PM PDT
 Att. 45,974 - Sunny - 70 F

AB	35
R	6
H	9
RBI	6
BB	4
SO	12
LOB	11



WP:	0	PA:	42
PB:	0		
SB:	2		
CS:	0		

AB R H RBI BB SO LOB

4	1	3	3	0	0	1
4	0	0	0	0	1	4
3	1	0	1	1	1	0
4	0	0	0	1	3	0
4	0	2	2	1	1	0
3	1	0	0	0	0	2
1	0	0	0	0	1	0
1	0	0	0	0	1	2
4	0	0	0	0	2	1
4	2	2	0	0	1	0
2	0	1	0	0	1	1
0	0	0	0	0	1	0
0	0	0	0	0	0	0
1	1	1	1	0	0	0
0	0	0	0	0	0	0

1 2 3 4 5 6 7 8 9 10

Chris Sabo, R (1,5) OBP: 0.328, SLG: 0.389	1-2 SH2-3 SF7 1B		1-2 2-H 1B	1-0 P4		1-0 FC6-4 1B		0-0 SH2-3		0-0 SH2-3	
Mariano Duncan, R (1,4) OBP: 0.243, SLG: 0.301	2-1 SH2-3 1-3		1-3 SAFE SAFE SAFE 1-2		0-0 G2-3	1-1 FC6-4 1-2f		0-1 G5-3		0-1 G5-3	
Hal Morris, L (1,3) OBP: 0.356, SLG: 0.503	1-2 SF7 3-H			0-0 L6		2-1 G1-3		0-3 K		4-0 BB 1B IBB	
Eric Davis, R (1,8) OBP: 0.378, SLG: 0.445	2-3 K			3-2 F9		1-3 K		2-3 K		4-1 1B 1-2 2-3 BB	
Paul O'Neill, L (1,9) OBP: 0.363, SLG: 0.531		2-2 G6-3		0-0 FC4-6 1B		4-2 FC5-4 BB		0-3 K		1-1 1-3 2-H 3-H 1B	
Jeff Reed, L (1,2) OBP: 0.340, SLG: 0.337		2-2 G3-1		0-0 FC4-6 1-2f		1-2 FC5-4 BB 1B		1-3 K		1-3 K	
Billy Hatcher, R (9, PH) OBP: 0.277, SLG: 0.315											
Glenn Sutko, R (9, 2) OBP: 0.500, SLG: 0.250											
Glenn Braggs, R (1,7) OBP: 0.312, SLG: 0.395		2-1 G5-3				2-3 K		2-3 K		0-1 F9	
Freddie Benavides, R (1,6) OBP: 0.333, SLG: 0.344				1-1 G4-3		2-2 BB 1-2 1B 1B		2-3 K		2-3 K	
Jose Rijo, R (1,1) OBP: 0.240, SLG: 0.240				2-1 1B 2B		1-1 G4-3		2-2 BB 1B 1B		0-0 BB SH2-3 1B 1B	
Todd Benzinger, S (7, PH) OBP: 0.188, SLG: 0.220				1-3 K		3-2 1B					
Randy Myers, L (7, 1) OBP: 0.293, SLG: 0.321											
Herm Winningham, L (10, PH) OBP: 0.293, SLG: 0.321											
Rob Dibble, L (10, 1) OBP: 0.293, SLG: 0.321											

Inning Stats	R: 1	H: 1	E: 0	LOB: 0	K: 1	S: 14	R: 0	H: 0	E: 0	LOB: 0	K: 0	S: 9	R: 0	H: 2	E: 0	LOB: 0	K: 2	S: 11	R: 0	H: 1	E: 0	LOB: 1	K: 0	S: 6	R: 0	H: 1	E: 0	LOB: 1	K: 1	S: 9	R: 0	H: 0	E: 0	LOB: 0	K: 1	S: 6	R: 2	H: 2	E: 0	LOB: 2	K: 1	S: 14	R: 0	H: 0	E: 0	LOB: 0	K: 3	S: 10	R: 0	H: 0	E: 0	LOB: 0	K: 2	S: 8	R: 0	H: 2	E: 0	LOB: 2	K: 1	S: 10	R: 2	H: 2	E: 0	LOB: 2	K: 1	S: 10
--------------	------	------	------	--------	------	-------	------	------	------	--------	------	------	------	------	------	--------	------	-------	------	------	------	--------	------	------	------	------	------	--------	------	------	------	------	------	--------	------	------	------	------	------	--------	------	-------	------	------	------	--------	------	-------	------	------	------	--------	------	------	------	------	------	--------	------	-------	------	------	------	--------	------	-------

PITCHER	IP	WLS	BF	H	R	ER	SO	BB	IBB	HBP	BLK	WP	HR	S	P	ERA	WHIP
Mike Morgan, R (1,1) ERA: 2.31	6.2		27	6	4	4	6	2	0	0	0	0	0	66	108	5.40	1.200
Jim Gott, R (7,1) ERA: 2.35	0.1		2	1	0	0	0	0	0	0	0	0	0	3	5	0.00	3.000
John Candelaria, L (8,1) ERA: 1.8	1.0		3	0	0	0	3	0	0	0	0	0	0	10	12	0.00	0.000
Jay Howell, R (9,1) ERA: 2.81	2.0	L	10	2	2	2	3	1	1	0	0	0	0	18	31	9.00	1.500

PITCHER	IP	WLS	BF	H	R	ER	SO	BB	IBB	HBP	BLK	WP	HR	S	P	ERA	WHIP
---------	----	-----	----	---	---	----	----	----	-----	-----	-----	----	----	---	---	-----	------

Batter	1	2	3	4	5	6	7	8	9	10	AB	R	H	RBI	BB	SO	LOB
Brett Butler, L (1, 8) OBP: 0.372, SLG: 0.317	1-0 G1-3		3-2 G6-3		3-2 FC5-2 2B			2-2 F7		4-1 1-2 2-3 BB	4	1	0	0	1	0	2
Juan Samuel, R (1, 4) OBP: 0.374, SLG: 0.481	1-2 G4-3		1-3 K		0-1 2-H 3-H 2B			1-3 K		0-0 3-H SF8	4	0	1	3	0	2	0
Darryl Strawberry, L (1, 9) OBP: 0.347, SLG: 0.417	3-1 G4-3		1-2 P3		2-3 K			3-3 K		1-3 K	5	0	0	0	0	3	3
Eddie Murray, S (1, 3) OBP: 0.355, SLG: 0.461		0-3 K		0-1 G6-3				3-2 G4-3		1-0 F7	4	0	0	0	0	1	0
Kal Daniels, L (1, 7) OBP: 0.261, SLG: 0.362		4-0 1B 2B BB		1-3 K				2-3 K		1-2 G3-1	3	1	0	0	1	2	0
Lenny Harris, L (1, 5) OBP: 0.390, SLG: 0.340		0-0 1 SAFE 2B SF7 1B		0-0 G3				1-3 K		2-0 G4-3	4	1	1	0	0	1	0
Mike Scioscia, L (1, 2) OBP: 0.381, SLG: 0.415		1-2 SF7 2B		1-1 1B 2B 2B				1-3 K		4-2 BB SF8 BB	3	1	2	1	1	1	0
Mike Sharperson, R (10, PR) OBP: 0.237, SLG: 0.176		1-3 2-H 2B		1-1 1B 2B 2B				1-3 K		4-2 BB SF8 BB	0	1	0	0	0	0	0
Alfredo Griffin, S (1, 6) OBP: 0.279, SLG: 0.267		0-0 SF7		1-0 FC5-2 SH1-4 1B				0-2 P3		3-3 K	2	0	1	1	0	0	0
Stan Javier, S (10, PH) OBP: 0.224, SLG: 0.208		0-0 2-3 3-H SF7		1-0 FC5-2 SH1-4 1B				0-2 P3		3-3 K	1	0	0	0	0	1	1
Mike Morgan, R (1, 1) OBP: 0.083, SLG: 0.083		1-2 G6-3		0-0 SH1-4				2-3 K		4-1 BB BB	1	0	0	0	0	0	1
Jim Gott, R (7, 1)				0-0 SH1-4				2-3 K		4-1 BB BB	0	0	0	0	0	0	0
Jeff Hamilton, R (7, PH)				0-0 SH1-4				2-3 K		4-1 BB BB	0	0	0	0	0	0	0
John Cantelaria, L (8, 1)				0-0 SH1-4				2-3 K		4-1 BB BB	0	0	0	0	0	0	0
Jay Howell, R (9, 1)				0-0 SH1-4				2-3 K		4-1 BB BB	0	0	0	0	0	0	0
Chris Gwynn, L (10, PH) OBP: 0.351, SLG: 0.355				0-0 SH1-4				2-3 K		4-1 BB BB	0	0	0	0	1	0	0

BOTTOM	
Cincinnati Reds @ Los Angeles Dodgers Dodger Stadium, Los Angeles, CA	
Sat Jun 01 1991, 7:05 PM PDT Att: 45,974 - Sunny - 70 F	
AB 32	
R 5	
H 5	
RBI 5	
BB 4	
SO 12	
LOB 7	
WP: 0 PA: 39	
PB: 0	
SB: 0	
CS: 0	

Inning Stats	
R: 0 H: 0 E: 0 K: 0 S: 6	H: 0 LOB: 0 BB: 0 P: 11
R: 2 H: 2 E: 0 K: 1 S: 12	H: 2 LOB: 1 BB: 1 P: 18
R: 0 H: 0 E: 0 K: 1 S: 10	H: 0 LOB: 0 BB: 0 P: 15
R: 0 H: 0 E: 0 K: 1 S: 6	H: 0 LOB: 0 BB: 0 P: 7
R: 2 H: 3 E: 0 K: 1 S: 16	H: 3 LOB: 1 BB: 0 P: 23
R: 0 H: 0 E: 0 K: 2 S: 11	H: 0 LOB: 0 BB: 0 P: 17
R: 0 H: 0 E: 0 K: 2 S: 11	H: 0 LOB: 0 BB: 0 P: 14
R: 0 H: 0 E: 0 K: 2 S: 11	H: 0 LOB: 0 BB: 0 P: 17
R: 0 H: 0 E: 0 K: 0 S: 5	H: 0 LOB: 0 BB: 0 P: 9
R: 1 H: 0 E: 0 K: 2 S: 14	H: 0 LOB: 2 BB: 3 P: 30
1B: 2 2B: 3 3B: 0 HR: 0	SF: 2 SAC: 1 DP: 0 HBP: 0

PITCHER		IP		WLS		BF		H		R		ER		SO		BB		IBB		HBP		BLK		WP		HR		S		P		ERA		WHIP	
Jose Rijo, R (1, 1) ERA: 3.17	6.0	W	24	5	4	4	6	1	0	0	0	0	0	0	61	91	6.00	1.000																	
Randy Myers, L (7, 1) ERA: 3.0	3.0	W	9	0	0	0	4	0	0	0	0	0	0	0	27	40	0.00	0.000																	
Rob Dibble, R (10, 1) ERA: 1.07	1.0	S	6	0	1	0	2	3	0	0	0	0	0	0	14	30	0.00	3.000																	



Batter	1	2	3	4	5	6	7	8	9	AB R H RBI BB SO LOB	TOP											
Chris Sabo, R (1, 5) OBP: 0.322, SLG: 0.380	0-3 K		1-1 G1-4-3			0-3 K		1-2 G4-3		4 0 0 0 0 2 1	Cincinnati Reds @ Los Angeles Dodgers Dodger Stadium, Los Angeles, CA Sun Jun 02 1991, 3:33 AM PDT Att. 43,683 - Sunny - 74 F											
Billy Hatcher, R (1, 7) OBP: 0.268, SLG: 0.304 Ted Power, R (8, 1)	1-1 F9			2-2 G4-3		2-2 P2		0-3 K		4 0 0 0 0 1 1 0 0 0 0 0 0 0												
Hal Morris, L (1, 3) OBP: 0.347, SLG: 0.490	3-2 L5			1-1 G6-3			0-0 L9		0-1 L6	4 0 0 0 0 0 0												
Eric Davis, R (1, 8) OBP: 0.382, SLG: 0.447			0-0 G5-3		1-3 K		0-1 1B		0-1 E4 1B	4 1 2 0 0 1 0												
Paul O'Neill, L (1, 9) OBP: 0.355, SLG: 0.517			2-3 K		2-2 G4-3		2-2 L7		1-0 F9	4 0 0 0 0 1 2												
Jeff Reed, L (1, 2) OBP: 0.365, SLG: 0.359			2-0 1B		4-0 FC4-6 BB		2-2 1B		1-0 1B	3 0 3 1 1 0 0												
Luis Quinones, S (1, 4) OBP: 0.211, SLG: 0.261			2-1 1B		0-0 FC4-6		3-1 F6		0-1 1B	4 0 2 0 0 0 3												
Freddie Benavides, R (1, 6) OBP: 0.314, SLG: 0.324 Todd Benzinger, S (8, PH) OBP: 0.197, SLG: 0.230 (8, 7)			2-3 K		1-3 K		2-0 FC4-6 1B		1-2 G4-3	2 0 0 0 0 2 1 2 0 1 0 0 0 2												
Jack Armstrong, R (1, 1) Herm Wainwright, L (6, PH) OBP: 0.288, SLG: 0.315 Don Carman, L (6, 1) Reggie Jefferson, S (8, PH) OBP: 0.250, SLG: 0.571 Mariano Duncan, R (8, 6) OBP: 0.243, SLG: 0.301			0-1 G5-3		2-3 K		2-3 K		0-1 FC4-6 G4-3 WP	1 0 0 0 0 0 0 1 0 0 0 0 1 0 0 0 0 0 0 0 0 1 0 0 0 0 0 1 0 0 0 0 0 0 0												
Inning Stats	R: 0 E: 0 K: 1 S: 8	H: 0 LOB: 0 BB: 0 P: 12	R: 0 E: 0 K: 1 S: 8	H: 2 LOB: 1 BB: 0 P: 14	R: 0 E: 0 K: 1 S: 7	H: 0 LOB: 0 BB: 0 P: 10	R: 0 E: 0 K: 1 S: 8	H: 0 LOB: 0 BB: 0 P: 12	R: 0 E: 0 K: 1 S: 7	H: 0 LOB: 1 BB: 1 P: 14	R: 0 E: 0 K: 2 S: 10	H: 0 LOB: 0 BB: 0 P: 14	R: 0 E: 0 K: 0 S: 11	H: 2 LOB: 2 BB: 0 P: 18	R: 0 E: 0 K: 1 S: 11	H: 1 LOB: 1 BB: 0 P: 14	R: 1 E: 1 K: 0 S: 11	H: 3 LOB: 2 BB: 0 P: 14	1B: 8 2B: 0 3B: 0 HR: 0	SF: 0 SAC: 0 DP: 0 HBP: 0	WP: 1 PB: 0 SB: 0 CS: 0	PA: 35
PITCHER	IP WLS BF H R ER SO BB IBB HBP BLK WP HR S P ERA WHIP																					
Tim Belcher, R (1, 1) ERA: 2.57	8.2 W 34 8 1 1 8 1 0 0 0 1 0 78 118 1.04 1.038																					
Tim Crews, R (9, 1) ERA: 3.19	0.1 S 1 0 0 0 0 0 0 0 0 0 0 0 3 4 0.00 0.000																					

livebaseballscorecards.com

AB	34
R	1
H	8
RBI	1
BB	1
SO	8
LOB	11



New York Mets @ Cincinnati Reds
Riverfront Stadium, Cincinnati, OH

Tue Jun 04 1991, 7:05 PM EDT
Att. 24,670 - Cloudy - 74 F

livebaseballscorecards.com



Batter	1	2	3	4	5	6	7	8	9	AB	R	H	RBI	BB	SO	LOB	TOP								
Vince Coleman, S OBP: 0.371, SLG: 0.328 (1, 8)	G5-3	3-2 1B		K		F7		G4-3		5	0	1	1	0	1	2									
Dave Magadan, L OBP: 0.398, SLG: 0.371 (1, 3)	G5-3	4-2 BB		BB		BB		BB	4-1 BB	1	0	0	0	4	0	0									
Gregg Jefferies, S OBP: 0.351, SLG: 0.333 Tom Herr, S OBP: 0.375, SLG: 0.308 (1, 4) (9, 4)	4-0 BB	3-2 F8		G4-3		2-2 1B		2-2 1B	1-0 F6	4	0	1	1	1	0	6									
Kevin McReynolds, R OBP: 0.331, SLG: 0.397 (1, 7)	2-2 F7		G5-3		2-3 K	2-2 F7			3-2 BB	5	0	1	0	0	1	3									
Howard Johnson, S OBP: 0.304, SLG: 0.497 (1, 5)		4-1 1B BB BB		P8		1-1 F7		1-2 G4-3	4-2 BB	3	1	0	0	2	0	0									
Hubie Brooks, R OBP: 0.327, SLG: 0.470 Daryl Boston, L OBP: 0.236, SLG: 0.250 Mark Carreon, R OBP: 0.355, SLG: 0.500 John Franco, L (1, 9) (7, 9) (9, PH) (9, 1)		4-2 BB 1B BB		L9		1-1 1B		1-2 P2	1-3 K	3	0	1	0	1	0	0									
Kevin Elster, R OBP: 0.359, SLG: 0.414 (1, 6)		1-2 G3-2 1B		4-0 E 1B SF8 BB		3-1 F9		1-2 G6-3	2-3 K	4	2	1	0	1	1	4									
Charlie O'Brien, R OBP: 0.250, SLG: 0.200 (1, 2)		4-1 1B G3-2 BB		0-0 SF8 E 1B		2-2 SH1-4 1B			2-2 P6	3	1	2	1	1	0	0									
David Cone, L OBP: 0.160, SLG: 0.091 Garry Templeton, S OBP: 0.190, SLG: 0.279 (1, 1) (9, 9)		0-1 G3-2		0-0 SF8		0-2 SH1-4			1-0 L5	2	0	0	1	0	0	3									
Inning Stats	R: 0 E: 0 K: 0 S: 9	H: 0 LOB: 1 BB: 1 P: 18	R: 2 E: 0 K: 0 S: 19	H: 2 LOB: 3 BB: 4 P: 42	R: 0 E: 0 K: 0 S: 6	H: 0 LOB: 0 BB: 0 P: 12	R: 1 E: 1 K: 1 S: 13	H: 1 LOB: 2 BB: 2 P: 25	R: 0 E: 0 K: 1 S: 10	H: 1 LOB: 1 BB: 0 P: 17	R: 1 E: 0 K: 0 S: 15	H: 2 LOB: 2 BB: 1 P: 26	R: 0 E: 0 K: 0 S: 10	H: 0 LOB: 0 BB: 0 P: 13	R: 0 E: 0 K: 0 S: 8	H: 0 LOB: 0 BB: 0 P: 13	R: 0 E: 0 K: 2 S: 18	H: 1 LOB: 3 BB: 2 P: 33	1B: 7 2B: 0 3B: 0 HR: 0	SF: 1 SAC: 1 DP: 1 HBP: 0	WP: 0 PB: 0 SB: 1 CS: 0	PA: 43			
PITCHER	IP	WLS	BF	H	R	ER	SO	BB	IBB	HBP	BLK	WP	HR	S	P	ERA	WHIP								
Chris Hammond, L ERA: 4.23 (1, 1)	1.2	L	11	2	2	2	0	5	0	0	0	0	0	24	53	10.80	4.200								
Kip Gross, R ERA: 3.0 (2, 1)	4.1		20	4	2	1	2	3	0	0	0	0	0	48	87	2.08	1.615								
Ted Power, R ERA: 3.27 (7, 1)	2.1		10	1	0	0	0	2	0	0	0	0	0	29	49	0.00	1.286								
Randy Myers, L ERA: 2.93 (9, 1)	0.2		2	0	0	0	2	0	0	0	0	0	0	7	10	0.00	0.000								

BOTTOM

New York Mets @ Cincinnati Reds
 Riverfront Stadium, Cincinnati, OH

Tue Jun 04 1991, 7:05 PM EDT
 Att. 24,670 - Cloudy - 74 F

AB	33
R	2
H	4
RBI	2
BB	5
SO	15
LOB	16



AB R H RBI BB SO LOB

4	0	0	0	1	0	2
5	1	0	0	0	3	1
2	1	0	0	2	1	0
3	0	1	1	1	2	4
3	0	1	1	1	2	2
3	0	0	0	0	2	5
1	0	0	0	0	0	0
4	0	0	0	0	2	2
4	0	1	0	0	0	0
0	0	0	0	0	0	0
0	0	0	0	0	0	0
1	0	0	0	0	1	0
2	0	1	0	0	1	0
1	0	0	0	0	1	0
0	0	0	0	0	0	0
1	0	0	0	0	1	0

WP:	1	PA:	38
PB:	0		
SB:	3		
CS:	0		

PITCHER	IP	WLS	BF	H	R	ER	SO	BB	IBB	HBP	BLK	WP	HR	S	P	ERA	WHIP
David Cone, R	(1, 1)	8.0	W	35	4	2	ER	13	5	0	0	1	0	87	147	0.00	1.125
John Franco, L	(9, 1)	1.0	S	3	0	0	2	0	0	0	0	0	0	9	13	0.00	0.000

Batter	1	2	3	4	5	6	7	8	9											
Bill Doran, S OBP: 0.359, SLG: 0.303 (1, 4)	4-1 BB BB BB BB		0-0 P5	3-2 G3 1-2 2-3		1-0 G4-3			2-1 G6-3											
Hal Morris, L OBP: 0.337, SLG: 0.475 (1, 3)	2-3 SAFE SAFE SAFE SAFE SAFE SAFE		0-0 F7		0-1 E7 1B				1-3 K											
Barry Larkin, R OBP: 0.318, SLG: 0.490 (1, 6)	4-0 SAFE SAFE SAFE SAFE SAFE SAFE		1-1 E3 S 1B		4-2 G6-3 1B BB				1-3 K											
Eric Davis, R OBP: 0.385, SLG: 0.444 (1, 8)	1-3 SAFE SAFE SAFE SAFE SAFE SAFE		2-1 1B 1-H		1-3 K				4-2 S BB											
Paul O'Neill, L OBP: 0.358, SLG: 0.513 (1, 9)	4-2 SAFE SAFE SAFE SAFE SAFE SAFE		2-3 K		1-2 G6-3 1B				3-3 SAFE SAFE SAFE SAFE SAFE SAFE											
Chris Sabo, R OBP: 0.317, SLG: 0.374 (1, 5)	0-3 SAFE SAFE SAFE SAFE SAFE SAFE			2-3 K		3-1 G6-3 1-2 2-3			1-0 F8											
Luis Quinones, S OBP: 0.208, SLG: 0.257 (6, 5)																				
Jeff Reed, L OBP: 0.352, SLG: 0.344 (1, 2)		2-3 K		2-2 P5		0-3 K			3-1 P6											
Billy Hatcher, R OBP: 0.268, SLG: 0.303 (1, 7)			1-1 F9		1-2 WP 1B 1B				0-2 G3-1											
Randy Myers, L (9, 1)																				
Chris Hammond, L OBP: 0.313, SLG: 0.375 (1, 1)			1-3 K		0-0 WP 1B				1-3 K											
Kip Gross, R OBP: 0.500, SLG: 0.500 (2, 1)																				
Herm Winningham, L OBP: 0.283, SLG: 0.309 (6, PH)																				
Ted Power, R (7, 1)																				
Glenn Braggs, R OBP: 0.309, SLG: 0.390 (9, 7)																				
Inning Stats	R: 0 E: 0 K: 3 S: 12	H: 0 LOB: 3 BB: 3 P: 27	R: 0 E: 0 K: 2 S: 8	H: 0 LOB: 0 BB: 0 P: 12	R: 1 E: 1 K: 1 S: 10	H: 1 LOB: 1 BB: 0 P: 14	R: 0 E: 0 K: 1 S: 16	H: 2 LOB: 2 BB: 0 P: 24	R: 1 E: 1 K: 2 S: 18	H: 1 LOB: 2 BB: 1 P: 27	R: 0 E: 0 K: 1 S: 6	H: 0 LOB: 0 BB: 0 P: 13	R: 0 E: 0 K: 3 S: 11	H: 0 LOB: 1 BB: 1 P: 20	R: 0 E: 0 K: 0 S: 6	H: 0 LOB: 0 BB: 0 P: 10	R: 0 E: 0 K: 2 S: 9	H: 0 LOB: 0 BB: 0 P: 13	1B: 4 2B: 0 3B: 0 HR: 0	SF: 0 SAC: 0 DP: 0 HBP: 0

WP:	1	PA:	38
PB:	0		
SB:	3		
CS:	0		

PITCHER	IP	WLS	BF	H	R	ER	SO	BB	IBB	HBP	BLK	WP	HR	S	P	ERA	WHIP
David Cone, R	(1, 1)	8.0	W	35	4	2	ER	13	5	0	0	1	0	87	147	0.00	1.125
John Franco, L	(9, 1)	1.0	S	3	0	0	2	0	0	0	0	0	0	9	13	0.00	0.000

New York Mets @ Cincinnati Reds

Riverfront Stadium, Cincinnati, OH

Wed Jun 05 1991, 7:05 PM EDT
Att. 22,859 - Cloudy - 72 F

livebaseballscorecards.com

AB	37
R	10
H	11
RBI	10
BB	6
SO	4
LOB	15



WP:	0	PA:	43
PB:	0		
SB:	2		
CS:	0		

AB R H RBI BB SO LOB

5	1	2	1	0	0	1
3	2	1	0	2	0	1
4	1	1	1	0	0	2
0	0	0	0	0	0	0
1	0	0	0	0	0	1
5	3	4	2	0	1	1
4	1	0	0	1	2	4
4	2	2	4	1	0	0
0	0	0	0	0	0	0
4	0	1	2	1	0	1
2	0	0	0	0	0	1
0	0	0	0	1	0	0
0	0	0	0	0	0	0
0	0	0	0	0	0	0
1	0	0	0	0	0	1
2	0	0	0	0	1	0
0	0	0	0	0	0	0
2	0	0	0	0	0	2

Batter	1	2	3	4	5	6	7	8	9
Vince Coleman, S OBP: 0.372, SLG: 0.346 (1, 8)	1-1 1B		2-2 HR		3-2 P2		1-1 F9	0-0 G4-3	
Dave Magadan, L OBP: 0.403, SLG: 0.377 (1, 3)	0-2 L4		3-2 F7		1-0 2B		4-2 F8-3 BB	4-1 2B E BB	
Gregg Jefferies, S OBP: 0.348, SLG: 0.339 Wally Whitehurst, R OBP: 0.250, SLG: 0.286 Daryl Boston, L OBP: 0.232, SLG: 0.245 (1, 4) (7, 1) (9, PH)	2-2 L9			3-2 F9	0-1 1B		1-2 F8-3	1-2 P3	
Kevin McReynolds, R OBP: 0.345, SLG: 0.437 (1, 7)	2-3 K			1-2 2B 1B	3-2 2B 1B			2-2 HR 2B E	
Howard Johnson, S OBP: 0.301, SLG: 0.485 (1, 5)		0-0 P5		2-3 K	0-1 P4			4-1 HR BB	0-3 K
Hubie Brooks, R OBP: 0.335, SLG: 0.490 Garry Templeton, S OBP: 0.190, SLG: 0.279 (1, 9) (9, PR)		1-1 F8		4-1 2B BB		1-2 G1-3		0-1 HR 1B	0-1 E8 1B
Kevin Elster, R OBP: 0.361, SLG: 0.418 (1, 6)			3-2 F9	2-1 2B		1-0 F8		4-2 G3 G6-3 BB	1-1 F9
Charlie O'Brien, R OBP: 0.243, SLG: 0.194 Chris Donnels, L OBP: 0.429, SLG: 0.313 Jeff Innis, R Doug Simons, L Tom Herr, S OBP: 0.372, SLG: 0.306 (1, 2) (6, PH) (6, 1) (7, 1) (7, 4)			1-2 G5-3	2-2 F7		4-1 BB		3-2 G6-3	
Dwight Gooden, R OBP: 0.148, SLG: 0.148 Rich Sauveur, L Mackey Sasser, L OBP: 0.293, SLG: 0.564 (1, 1) (5, 1) (6, PH) (6, 2)		1-2 F8			1-3 K	2-2 F9		0-1 G3	

Inning Stats	R: 0	H: 1	R: 0	H: 0	R: 1	H: 1	R: 2	H: 2	R: 2	H: 3	R: 0	H: 0	R: 3	H: 2	R: 2	H: 2
	E: 0	LOB: 1	E: 0	LOB: 0	E: 0	LOB: 0	E: 0	LOB: 1	E: 0	LOB: 1	E: 0	LOB: 0	E: 0	LOB: 1	E: 1	LOB: 1
	K: 1	BB: 0	K: 0	BB: 0	K: 1	BB: 0	K: 1	BB: 1	K: 0	BB: 1	K: 0	BB: 1	K: 0	BB: 2	K: 1	BB: 1
	S: 12	P: 17	S: 6	P: 10	S: 14	P: 21	S: 18	P: 32	S: 15	P: 23	S: 8	P: 16	S: 15	P: 28	S: 15	P: 23

PITCHER	IP	WLS	BF	H	R	ER	SO	BB	IBB	HBP	BLK	WP	HR	S	P	ERA	WHIP
Tom Browning, L ERA: 3.7 (1, 1)	5.0	W	23	7	5	5	3	1	0	0	0	0	1	65	103	9.00	1.600
Ted Power, R ERA: 3.13 (6, 1)	1.0		4	0	0	0	0	1	0	0	0	0	0	8	16	0.00	1.000
Randy Myers, L ERA: 2.83 (7, 1)	1.0		3	0	0	0	0	1	0	0	0	0	0	8	14	0.00	1.000
Don Carman, L ERA: 5.12 (8, 1)	0.0		3	2	3	3	0	1	0	0	0	0	2	7	13	∞	∞
Rob Dibble, R ERA: 1.65 (8, 1)	2.0	S	10	2	2	2	1	2	0	0	0	0	0	23	38	9.00	2.000

1B:	4	SF:	0
2B:	5	SAC:	0
3B:	0	DP:	1
HR:	3	HBP:	0

Batter	1	2	3	4	5	6	7	8	9
Bill Doran, S <small>OBP: 0.373, SLG: 0.304</small> (1, 4)	4-1 	0-1 F7 		4-2 	1-0 P6 		3-2 		
Barry Larkin, R <small>OBP: 0.348, SLG: 0.515</small> (1, 6)	1-0 	0-1 		4-1 	4-2 		1-0 		
Paul O'Neill, L <small>OBP: 0.365, SLG: 0.526</small> (1, 9)	4-2 	3-2 		1-0 	2-1 L8 		1-0 F8 		
Eric Davis, R <small>OBP: 0.385, SLG: 0.443</small> (1, 8)	1-3 	2-3 		0-0 E3 		2-0 G5-3 	2-1 		
Chris Sabo, R <small>OBP: 0.319, SLG: 0.385</small> (1, 5)	0-1 		2-1 	0-1 L6-5 		0-2 F8 	3-3 		
Todd Benzinger, S <small>OBP: 0.197, SLG: 0.227</small> (1, 3)	0-3 		1-2 G1-3 		1-0 	1-0 G4-3 		0-0 	
Jeff Reed, L <small>OBP: 0.354, SLG: 0.356</small> (1, 2)	2-2 		1-3 		0-0 		0-2 	2-1 	
Billy Hatcher, R <small>OBP: 0.280, SLG: 0.339</small> (1, 7)		0-2 	1-2 G6-3 		0-0 		0-2 FC1-6 	2-0 	
Tom Browning, L <small>OBP: 0.299, SLG: 0.333</small> (5, PH) Luis Quiñones, S <small>OBP: 0.206, SLG: 0.254</small> (6, 1) Ted Power, R <small>OBP: 0.500, SLG: 0.500</small> (7, 1) Don Carman, L <small>OBP: 0.279, SLG: 0.304</small> (8, 1) Rob Dibble, L (8, 1) Herm Winningham, L (8, 8)	1-3 	1-3 		0-0 P5 	0-3 		1-2 	0-3 	

AB	R	H	RBI	BB	SO	LOB
3	3	1	1	2	0	3
3	2	3	2	2	0	0
4	1	2	3	1	0	5
5	0	2	2	0	2	4
5	0	2	1	0	1	3
5	1	1	0	0	1	4
5	0	2	1	0	1	4
5	3	3	1	0	0	2
2	0	0	0	0	1	1
1	0	0	0	0	1	2
0	0	0	0	0	0	0
1	1	1	0	0	0	0
0	0	0	0	0	0	0
0	0	0	0	0	0	0
1	0	0	0	0	1	0

AB	R	H	RBI	BB	SO	LOB
11	11	17	11	5	8	28

AB	40
R	11
H	17
RBI	11
BB	5
SO	8
LOB	28

1B: 11	SF: 0	WP: 0	PA: 45
2B: 5	SAC: 0	PB: 0	
3B: 1	DP: 1	SB: 3	
HR: 1	HBP: 0	CS: 0	

PITCHER	IP	WLS	BF	H	R	ER	SO	BB	IBB	HBP	BLK	WP	HR	S	P	ERA	WHIP
Dwight Gooden, R <small>ERA: 4.25</small>	(1, 1)	4.0	L	26	11	7	7	5	4	0	0	0	0	53	86	15.75	3.750
Rich Sauveur, L <small>ERA:</small>	(5, 1)	1.0		4	0	0	0	1	1	0	0	0	0	8	15	0.00	1.000
Jeff Innis, R <small>ERA: 4.5</small>	(6, 1)	1.1		8	4	3	3	0	0	0	0	0	0	21	29	20.25	3.000
Doug Simons, L <small>ERA: 4.84</small>	(7, 1)	0.1		1	0	0	0	0	0	0	0	0	0	1	2	0.00	0.000
Wally Whitehurst, R <small>ERA: 3.52</small>	(7, 1)	1.1		6	2	1	1	2	0	0	0	0	1	12	21	6.75	1.500

New York Mets @ Cincinnati Reds
 Riverfront Stadium, Cincinnati, OH
 Wed Jun 05 1991, 7:05 PM EDT
 Att. 22,859 - Cloudy - 72 F



New York Mets @ Cincinnati Reds

Riverfront Stadium, Cincinnati, OH

Thu Jun 06 1991, 7:05 PM EDT
Att. 27,667 - Cloudy - 78 F

AB	31
R	3
H	7
RBI	3
BB	4
SO	5
LOB	9



Batter	1	2	3	4	5	6	7	8	9	AB R H RBI BB SO LOB	TOP																								
Vince Coleman, S OBP: 0.379, SLG: 0.362 (1, 8)	4-1 G1-3 1B BB		1-3 K		1-1 CS BB 1B		0-0 K			3 1 2 0 1 1 0																									
Dave Magadan, L OBP: 0.400, SLG: 0.370 (1, 3)	1-1 G1-3 1-3		4-1 HR BB		0-0 L6		2-2 G4-3			3 1 0 0 1 0 3																									
Gregg Jefferies, S OBP: 0.359, SLG: 0.370 (1, 4)	1-0 1B		1-1 HR		4-1 BB			2-2 F9		3 1 2 3 1 0 0																									
Kevin McReynolds, R OBP: 0.337, SLG: 0.426 (1, 7)	1-2 P4		3-1 F8		1-1 CS	0-0 P4		3-1 F7		4 0 0 0 0 0 1																									
Howard Johnson, S OBP: 0.300, SLG: 0.480 (1, 5)	1-2 P5			0-1 P6		0-0 G4-3		2-2 CS 1B		4 0 1 0 0 0 1																									
Hubie Brooks, R OBP: 0.339, SLG: 0.487 (1, 9)		3-2 P3		4-2 G4-3 BB		0-2 WP 1B		2-2 CS	0-2 G6-3	3 0 1 0 1 0 0																									
Garry Templeton, S OBP: 0.194, SLG: 0.277 (1, 6)		1-2 G6-4-3 1B		0-2 G4-3		3-3 K			1-3 K	4 0 1 0 0 2 2																									
Charlie O'Brien, R OBP: 0.234, SLG: 0.186 (1, 2)		1-2 G6-4-3		3-2 F7			1-1 P4		1-3 K	3 0 0 0 0 0 2																									
Kevin Elster, R OBP: 0.358, SLG: 0.413 (9, PH)										1 0 0 0 0 1 0																									
Frank Viola, L OBP: 0.129, SLG: 0.133 (1, 1)					0-0 G4-3		1-2 G3-1			3 0 0 0 0 1 0																									
Inning Stats	R: 1 E: 0 K: 0 S: 10	H: 1 LOB: 1 BB: 1 P: 18	R: 0 E: 0 K: 0 S: 11	H: 1 LOB: 0 BB: 0 P: 16	R: 2 E: 0 K: 1 S: 9	H: 1 LOB: 0 BB: 1 P: 18	R: 0 E: 0 K: 0 S: 11	H: 0 LOB: 1 BB: 1 P: 18	R: 0 E: 0 K: 1 S: 9	H: 1 LOB: 1 BB: 0 P: 12	R: 0 E: 0 K: 1 S: 9	H: 1 LOB: 1 BB: 0 P: 13	R: 0 E: 0 K: 0 S: 13	H: 1 LOB: 0 BB: 0 P: 22	R: 0 E: 0 K: 2 S: 11	H: 0 LOB: 0 BB: 0 P: 13	1B: 5 2B: 0 3B: 1 HR: 1	SF: 0 SAC: 0 DP: 1 HBP: 0	WP: 1 PB: 0 SB: 1 CS: 2	PA: 37															
PITCHER	IP WLS BF H R ER SO BB IBB HBP BLK WP HR S P ERA WHIP																																		
Jose Rijo, R ERA: 3.23 (1, 1)	7.0	29	6	3	3	3	4	0	0	0	1	1	68	111	3.86	1.429																			
Ted Power, R ERA: 3.0 (8, 1)	1.0	W	3	1	0	0	0	0	0	0	0	0	13	22	0.00	1.000																			
Randy Myers, L ERA: 2.73 (9, 1)	1.0	S	3	0	0	0	2	0	0	0	0	0	11	13	0.00	0.000																			

Batter	1	2	3	4	5	6	7	8	9	AB R H RBI BB SO LOB	TOP
Wally Backman, S (1, 5) OBP: 0.337, SLG: 0.310 Charlie Hayes, R (7, 5) OBP: 0.224, SLG: 0.323	2-1 BB 1B 1B	1-0 FC6-4 2-H 1B		3-1 G4-3		3-1 F7		1-2 G3-1		4 1 2 0 0 0 2 1 0 0 0 0 0 1	
Mickey Morandini, L (1, 4) OBP: 0.373, SLG: 0.324	0-1 1B BB SF7 1B	1-0 FC6-4 1-2f		1-0 G4-3			2-2 L6		4-2 E S BB	4 1 1 0 1 0 1	
John Kruk, L (1, 7) OBP: 0.344, SLG: 0.455	3-2 F7		1-0 F9		3-1 G3		1-0 1B 3B		1-2 G6-3 1-3	5 1 1 0 0 0 3	
Dale Murphy, R (1, 9) OBP: 0.302, SLG: 0.422 Mitch Williams, L (9, 1)	4-1 1B BB 1-2 2-3		1-1 HR		0-1 G6-3		1-1 1B 3-H		0-3 K	4 1 2 2 1 1 1 0 0 0 0 0 0 0	
Von Hayes, L (1, 8) OBP: 0.309, SLG: 0.284	0-0 1B 1-2 2-3 3-H		4-1 S BB		1-1 G3		1-1 F8 3-H		1-0 F9	4 0 1 1 1 0 2	
Ricky Jordan, R (1, 3) OBP: 0.338, SLG: 0.510	1-0 SF7 3-H		2-3 K 1-2			0-1 1B 1B		1-0 G5-3		3 0 1 1 0 1 2	
Darrin Fletcher, L (1, 2) OBP: 0.246, SLG: 0.359	2-3 K		2-1 G3			0-0 F7		1-2 FC1-8 1B		4 0 1 0 0 1 4	
Dickie Thon, R (1, 6) OBP: 0.296, SLG: 0.358		1-0 SH1-4 1B 1B		0-0 HR		3-1 F8		0-0 FC1-6 1-2f		4 1 2 1 0 0 2	
Tommy Greene, R (1, 1) OBP: 0.273, SLG: 0.273 Jim Lindeman, R (8, PH) OBP: 0.424, SLG: 0.467 Roger McDowell, R (8, 1) John Morris, L (9, 9) OBP: 0.347, SLG: 0.356		0-0 SH1-4 1-2		1-2 G6-3		2-1 1B		2-2 F8 1-2		2 0 1 0 0 0 0 1 0 0 0 0 0 1 0 0 0 0 0 0 0 0 0 0 0 0 0 0	
Inning Stats	R: 2 H: 3 E: 0 LOB: 2 K: 1 BB: 1 S: 13 P: 25	R: 0 H: 2 E: 0 LOB: 1 K: 0 BB: 0 S: 4 P: 7	R: 1 H: 1 E: 0 LOB: 1 K: 1 BB: 1 S: 9 P: 19	R: 1 H: 1 E: 0 LOB: 0 K: 0 BB: 0 S: 8 P: 13	R: 0 H: 0 E: 0 LOB: 0 K: 0 BB: 0 S: 6 P: 10	R: 0 H: 2 E: 0 LOB: 2 K: 0 BB: 0 S: 9 P: 17	R: 1 H: 2 E: 0 LOB: 1 K: 0 BB: 0 S: 9 P: 15	R: 0 H: 1 E: 0 LOB: 1 K: 0 BB: 0 S: 14 P: 18	R: 0 H: 0 E: 0 LOB: 1 K: 1 BB: 1 S: 10 P: 16	1B: 9 SF: 1 2B: 0 SAC: 1 3B: 1 DP: 0 HR: 2 HBP: 0	WP: 0 PA: 41 PB: 0 SB: 3 CS: 0
PITCHER Jack Armstrong, R (1, 1) ERA: 4.26 Don Carman, L (7, 1) ERA: 5.03 Keith Brown, R (7, 1) ERA: Rob Dibble, R (9, 1) ERA: 1.59	IP WLS BF H R ER SO BB IBB HBP BLK WP HR S P ERA WHIP 6.1 L 31 11 5 5 2 2 0 0 0 0 2 55 101 7.11 2.053 0.1 1 0 0 0 0 0 0 0 0 0 0 2 3 0.00 0.000 1.1 5 1 0 0 0 0 0 0 0 0 0 15 20 0.00 0.750 1.0 4 0 0 0 0 1 1 0 0 0 0 10 16 0.00 1.000					PITCHER IP WLS BF H R ER SO BB IBB HBP BLK WP HR S P ERA WHIP					

Philadelphia Phillies @ Cincinnati Reds
 Riverfront Stadium, Cincinnati, OH
 Fri Jun 07 1991, 7:05 PM EDT
 Att. 35,827 - Cloudy - 78 F

livebaseballscorecards.com

AB 36
 R 5
 H 12
 RBI 5
 BB 3
 SO 3
 LOB 19



Batter	1	2	3	4	5	6	7	8	9	AB	R	H	RBI	BB	SO	LOB
Bill Doran, S OBP: 0.386, SLG: 0.324 (1, 4)	1-1 1B 2B 1B	2-0 BB 1B		2-2 E HR 1B		3-1 F9		2-2 G1-3		5	2	3	0	0	0	1
Barry Larkin, R OBP: 0.347, SLG: 0.491 (1, 6)	0-1 2B 1B	4-1 BB 1B		1-1 E3 HR 1B		2-3 K		3-2 F9		4	1	1	0	1	1	2
Paul O'Neill, L OBP: 0.363, SLG: 0.549 (1, 9)	1-1 F7	0-0 G4-1		1-0 1-H 2-H HR		3-2 F9			4-1 BB BB	4	1	1	3	1	0	5
Eric Davis, R OBP: 0.382, SLG: 0.439 (1, 8)	3-1 2B		0-3 K	2-1 F8			1-0 G6-3		4-0 BB BB BB BB	4	0	1	1	1	1	0
Chris Sabo, R OBP: 0.329, SLG: 0.415 (1, 5)	1-0 P6		1-1 2B		0-3 K		1-2 1B		1-2 BB BB BB BB	5	0	2	0	0	1	4
Todd Benzinger, S OBP: 0.200, SLG: 0.267 (1, 3)	1-2 G4-3		0-1 F8		3-3 K		0-0 F8		1-1 P4	5	0	0	0	0	1	5
Jeff Reed, L OBP: 0.350, SLG: 0.362 (1, 2)		1-0 G4-3	1-0 G3-1		0-0 2B		2-2 P4			4	0	1	0	0	0	2
Billy Hatcher, R OBP: 0.279, SLG: 0.328 (1, 7)		0-1 G4-3		0-0 F8	4-0 IBB			0-1 G6-3		3	0	0	0	1	0	0
Jack Armstrong, R OBP: 0.056, SLG: 0.056 (1, 1)		1-2 BB 1B		0-0 G5-3	1-3 K			1-2 G1-3 1B		3	0	1	0	0	1	2
Don Carman, L (7, 1)										0	0	0	0	0	0	0
Keith Brown, S (7, 1)										0	0	0	0	0	0	0
Herm Winningham, L (8, PH)										1	0	1	0	0	0	0
Rob Dibble, L (9, 1)										0	0	0	0	0	0	0

Inning Stats	R: 1	H: 3	E: 0	K: 0	S: 12	H: 3	LOB: 2	BB: 0	P: 19	R: 0	H: 2	E: 0	K: 0	S: 9	H: 2	LOB: 3	BB: 1	P: 17	R: 0	H: 1	E: 0	K: 1	S: 8	H: 1	LOB: 1	BB: 0	P: 10	R: 3	H: 2	E: 1	K: 0	S: 11	H: 2	LOB: 0	BB: 0	P: 17	R: 0	H: 1	E: 0	K: 3	S: 10	H: 0	LOB: 0	BB: 0	P: 17	R: 0	H: 1	E: 0	K: 0	S: 9	H: 1	LOB: 1	BB: 0	P: 12	R: 0	H: 1	E: 0	K: 0	S: 11	H: 1	LOB: 1	BB: 0	P: 17	R: 0	H: 0	E: 0	K: 0	S: 6	H: 0	LOB: 1	BB: 2	P: 16	1B: 7	2B: 3	3B: 0	HR: 1	SF: 0	SAC: 0	DP: 1	HBP: 0	WP: 0	PA: 42
--------------	------	------	------	------	-------	------	--------	-------	-------	------	------	------	------	------	------	--------	-------	-------	------	------	------	------	------	------	--------	-------	-------	------	------	------	------	-------	------	--------	-------	-------	------	------	------	------	-------	------	--------	-------	-------	------	------	------	------	------	------	--------	-------	-------	------	------	------	------	-------	------	--------	-------	-------	------	------	------	------	------	------	--------	-------	-------	-------	-------	-------	-------	-------	--------	-------	--------	-------	--------

PITCHER	IP	WLS	BF	H	R	ER	SO	BB	IBB	HBP	BLK	WP	HR	S	P	ERA	WHIP
Tommy Greene, R ERA: 2.09 (1, 1)	7.0	W	34	10	4	1	5	1	1	0	0	0	1	68	110	1.29	1.571
Roger McDowell, R ERA: 1.83 (8, 1)	1.0		4	1	0	0	0	0	0	0	0	0	0	11	17	0.00	1.000
Mitch Williams, L ERA: 3.12 (9, 1)	1.0	S	4	0	0	0	0	2	0	0	0	0	0	6	16	0.00	2.000

BOTTOM

Philadelphia Phillies @ Cincinnati Reds
Riverfront Stadium, Cincinnati, OH

AB	38
R	4
H	11
RBI	4
BB	4
SO	5
LOB	21



WP	PA	ERA	WHIP
0	42		

Fri Jun 07 1991, 7:05 PM EDT
Att: 35,827 - Cloudy - 78 F

livebaseballscorecards.com

Batter	1	2	3	4	5	6	7	8	9	AB R H RBI BB SO LOB	TOP											
Dickie Thon, R OBP: 0.294, SLG: 0.354 (1, 6)	1-0 G5-3		2-0 L5	3-2 L6		1-1 F9			0-0 SH1-3 1B	5 0 1 0 0 0 1												
Mickey Morandini, L OBP: 0.379, SLG: 0.325 (1, 4)	4-1 1B BB		1-1 2B 1B	1-2 G4-3		1-2 G3			0-0 SH1-3	3 1 1 0 1 0 1												
Ricky Jordan, R OBP: 0.339, SLG: 0.510 (1, 3)	1-3 K		1-1 1B 2B		3-1 G6-3		0-1 G5-3		4-1 G5-4-3 BB	4 1 1 0 1 1 1												
Dale Murphy, R OBP: 0.309, SLG: 0.423 (1, 9)	1-1 WP 1B		4-0 1B 3B IBB		0-0 P6		2-1 L4-6 BB 1B		1-1 G5-4-3	4 1 2 0 1 0 2												
Jim Lindeman, R OBP: 0.459, SLG: 0.515 (1, 7)	2-3 K		1-2 3B 1B		1-2 2B		4-0 1B BB		1-2 BB	3 1 2 2 1 1 2												
Von Hayes, L OBP: 0.313, SLG: 0.294 (1, 8)		1-2 F8	0-0 FC1-2 3B		4-1 BB		2-1 L4-6		2-1 L4-6	3 0 1 2 1 0 2												
Charlie Hayes, R OBP: 0.225, SLG: 0.326 (1, 5)		0-0 2B	3-2 FC1-2		1-2 G5-3			2-2 F9		4 0 1 0 0 0 3												
Steve Lake, R OBP: 0.172, SLG: 0.159 (1, 2)		0-1 G6-3	1-2 G1-3			1-1 SH1-4 1B		0-0 G5-3		4 0 1 0 0 0 2												
Jose De Jesus, R OBP: 0.222, SLG: 0.176 (1, 1)		0-3 K		0-3 K		0-1 SH1-4		0-0 G3		2 0 0 0 0 2 1												
John Morris, L OBP: 0.340, SLG: 0.348 (8, PH)						1-2				1 0 0 0 0 0 0												
Roger McDowell, R (8, 1)										0 0 0 0 0 0 0												
Inning Stats	R: 0 E: 0 K: 2 S: 10	H: 1 LOB: 2 BB: 1 P: 19	R: 0 E: 0 K: 1 S: 9	H: 1 LOB: 1 BB: 0 P: 10	R: 4 E: 0 K: 0 S: 19	H: 4 LOB: 1 BB: 1 P: 32	R: 0 E: 0 K: 1 S: 12	H: 0 LOB: 0 BB: 0 P: 16	R: 0 E: 0 K: 0 S: 10	H: 1 LOB: 2 BB: 1 P: 19	R: 0 E: 0 K: 0 S: 6	H: 1 LOB: 1 BB: 1 P: 14	R: 0 E: 0 K: 0 S: 5	H: 0 LOB: 0 BB: 0 P: 7	R: 0 E: 0 K: 0 S: 5	H: 1 LOB: 1 BB: 1 P: 10	1B: 6 2B: 4 3B: 1 HR: 0	SF: 0 SAC: 2 DP: 2 HBP: 0	WP: 1 PB: 0 SB: 0 CS: 0	PA: 40		
PITCHER Chris Hammond, L ERA: 4.44 Kip Gross, R ERA: 2.0	IP 6.0 3.0	WLS L	BF 29 11	H 8 2	R 4 0	ER 4 0	SO 4 0	BB 2 2	IBB 1 0	HBP 0 0	BLK 0 0	WP 1 0	HR 0 0	S 69 16	P 108 31	ERA 6.00 0.00	WHIP 1.667 1.333					

Philadelphia Phillies @ Cincinnati Reds
Riverfront Stadium, Cincinnati, OH
Sat Jun 08 1991, 7:05 PM EDT
Att. 37,457 - Cloudy - 84 F

livebaseballscorecards.com

AB	33
R	4
H	10
RBI	4
BB	5
SO	4
LOB	15



Batter	1	2	3	4	5	6	7	8	9	AB R H RBI BB SO LOB	TOP											
Dickie Thon, R OBP: 0.291, SLG: 0.349 (1, 6)	2-2 G1-3	2-3 K			2-2 FC3-6 1B		2-1 E4 1B		1-3 K	5 0 1 0 0 2 0	Philadelphia Phillies @ Cincinnati Reds Riverfront Stadium, Cincinnati, OH Sun Jun 09 1991, 3:33 AM EDT Att. 29,748 - Cloudy - 83 F livebaseballscorecards.com											
Mickey Morandini, L OBP: 0.370, SLG: 0.317 (1, 4)	2-2 3B 1B		2-2 F7		0-2 FC3-6 BB		1-3 K	2-3 K	5 1 1 0 0 2 2													
John Kruk, L OBP: 0.355, SLG: 0.482 (1, 7)	2-2 1-H G6-3 3B		2-2 F7		4-0 1-2 BB		1-1 SAFE SAFE 1B	0-1 3B	4 1 3 1 1 0 0													
Ricky Jordan, R OBP: 0.335, SLG: 0.500 (1, 3)	1-1 G6-3		0-1 1B		0-0 F7		2-2 G3	0-1 G1-3	5 0 1 1 0 0 5													
Jim Lindeman, R OBP: 0.463, SLG: 0.500 (1, 9)	0-1 2B 1B		2-1 F8		4-1 BB		0-1 G3		3 0 1 0 1 0 1													
Von Hayes, L OBP: 0.316, SLG: 0.308 (1, 8)	2-2 1-3 2B		2-3 K		1-2 F7		0-0 S E 2B		4 1 2 0 0 1 1													
Charlie Hayes, R OBP: 0.221, SLG: 0.320 (1, 5)	0-3 K		0-0 G5-3		2-2 F9		3-3 K	2-H	4 0 0 0 0 2 3													
Darrin Fletcher, L OBP: 0.246, SLG: 0.353 (1, 2)		3-1 F7		2-3 K		3-2 P6		0-0 E4 1B	4 0 1 0 0 1 1													
Terry Mulholland, R OBP: 0.129, SLG: 0.099 Darrel Akerfelds, R Rick Schu, R Joe Boever, R Wally Backman, S Bruce Ruffin, S		0-3 K		1-3 K		0-1 F9		2-3 K	2 0 0 0 0 0 2 0 0 0 0 0 0 0 0 0 1 0 0 0 0 0 0 0 0 0 0 0 0 0 0 0 1 0 0 0 0 0 1 1 0 0 0 0 0 0 0 0													
Inning Stats	R: 2 E: 0 K: 1 S: 20	H: 4 LOB: 2 BB: 0 P: 29	R: 0 E: 0 K: 2 S: 9	H: 0 LOB: 0 BB: 0 P: 14	R: 0 E: 0 K: 0 S: 10	H: 1 LOB: 1 BB: 0 P: 16	R: 0 E: 0 K: 2 S: 8	H: 0 LOB: 0 BB: 0 P: 12	R: 0 E: 0 K: 1 S: 10	H: 1 LOB: 2 BB: 1 P: 17	R: 0 E: 0 K: 0 S: 11	H: 0 LOB: 1 BB: 1 P: 21	R: 0 E: 1 K: 1 S: 12	H: 1 LOB: 2 BB: 0 P: 18	R: 1 E: 1 K: 2 S: 10	H: 2 LOB: 1 BB: 0 P: 15	R: 0 E: 0 K: 2 S: 11	H: 1 LOB: 1 BB: 0 P: 14	1B: 6 2B: 2 3B: 2 HR: 0	SF: 0 SAC: 0 DP: 0 HBP: 0	WP: 0 PB: 0 SB: 1 CS: 0	PA: 40
PITCHER	IP WLS BF H R ER SO BB IBB HBP BLK WP HR S P ERA WHIP																					
Tom Browning, L ERA: 3.65 (1, 1)	6.0 W 26 6 2 2 6 2 0 0 0 0 0 0 68 109 3.00 1.333																					
Randy Myers, L ERA: 2.64 (7, 1)	1.0 5 1 0 0 1 0 0 0 0 0 0 0 12 18 0.00 1.000																					
Ted Power, R ERA: 3.24 (8, 1)	1.0 5 2 1 1 2 0 0 0 0 0 0 0 10 15 9.00 2.000																					
Rob Dibble, R ERA: 1.53 (9, 1)	1.0 S 4 1 0 0 2 0 0 0 0 0 0 0 11 14 0.00 1.000																					



Batter	1	2	3	4	5	6	7	8	9	AB R H RBI BB SO LOB	TOP	
Wally Backman, S (1, 5) OBP: 0.330, SLG: 0.303	1-2 G3-1 1B		2-2 G4-3		1-0 F7			0-2 F7		4 0 1 0 0 0 1		
Mickey Morandini, L (1, 4) OBP: 0.354, SLG: 0.302	0-1 G3-1		0-3 K			1-1 P6		1-1 L7		4 0 0 0 0 1 2		
John Kruk, L (1, 3) OBP: 0.357, SLG: 0.497	2-1 F8			2-0 E G3-1 1B		0-0 HR		3-1 G4-3		4 2 2 1 0 0 1		
Dale Murphy, R (1, 9) OBP: 0.303, SLG: 0.415		0-0 F8		0-0 E7 G3-1 G4-3		0-2 F8			0-2 L6	4 1 0 0 0 0 1		
Von Hayes, L (1, 8) OBP: 0.315, SLG: 0.304		4-2 BB BB		1-0 G3-1		1-0 F7			1-0 G4-3	3 0 0 1 1 0 1		
John Morris, L (1, 7) OBP: 0.315, SLG: 0.320		2-1 P6		1-1 G4-3			0-1 G4-3		2-3 K	4 0 0 1 0 1 1		
Darrin Fletcher, L (1, 2) OBP: 0.250, SLG: 0.343		4-0 BB		1-1 G6-3			1-2 G1-3			2 0 0 0 1 0 0		
Dickie Thon, R (1, 6) OBP: 0.287, SLG: 0.344		1-3 K			0-0 F9		1-0 F8			3 0 0 0 0 1 2		
Andy Ashby, R (1, 1)			1-3 K			0-3 K		1-0 1B		1 0 0 0 0 1 0		
Rick Schu, R (5, PH) OBP: 0.200, SLG: 0.222										1 0 0 0 0 1 0		
Bruce Ruffin, S (5, 1)										0 0 0 0 0 0 0		
Jim Lindeman, R (8, PH) OBP: 0.476, SLG: 0.514										1 0 1 0 0 0 0		
Darrel Akerfelds, R (8, 1)										0 0 0 0 0 0 0		
Inning Stats	R: 0 H: 1 E: 0 LOB: 0 K: 0 BB: 0 S: 7 P: 10	R: 0 H: 0 E: 0 LOB: 2 K: 1 BB: 2 S: 11 P: 21	R: 0 H: 0 E: 0 LOB: 0 K: 2 BB: 0 S: 10 P: 13	R: 2 H: 1 E: 1 LOB: 0 K: 0 BB: 0 S: 7 P: 12	R: 0 H: 0 E: 0 LOB: 0 K: 1 BB: 0 S: 5 P: 6	R: 1 H: 1 E: 0 LOB: 0 K: 0 BB: 0 S: 7 P: 9	R: 0 H: 0 E: 0 LOB: 0 K: 0 BB: 0 S: 7 P: 9	R: 0 H: 1 E: 0 LOB: 1 K: 0 BB: 0 S: 8 P: 13	R: 0 H: 0 E: 0 LOB: 0 K: 1 BB: 0 S: 8 P: 11	1B: 3 SF: 0 2B: 0 SAC: 0 3B: 0 DP: 0 HR: 1 HBP: 0	WP: 0 PA: 33 PB: 0 SB: 0 CS: 0	
PITCHER Jose Rijo, R (1, 1) ERA: 3.0	IP WLS BF H R ER SO BB IBB HBP BLK WP HR S P ERA WHIP	9.0 W 33 4 3 1 5 2 0 0 0 0 0 1 70 104 1.00 0.667										

Philadelphia Phillies @ Cincinnati Reds
Riverfront Stadium, Cincinnati, OH
Mon Jun 10 1991, 3:33 AM EDT
Att. 27,567 - Cloudy - 82 F

livebaseballscorecards.com

AB 31
R 3
H 4
RBI 3
BB 2
SO 5
LOB 9



Batter	1	2	3	4	5	6	7	8	9	AB	R	H	RBI	BB	SO	LOB
Bill Doran, S OBP: 0.412, SLG: 0.366 (1, 4)	P6		HR 1B	G4-3		G3-1 1B		WP 2B		5	1	3	2	0	0	2
Barry Larkin, R OBP: 0.377, SLG: 0.525 (1, 6)	G4-3		HR BB		S PB 1B	G3-1 1B		WP BB		3	2	2	0	2	0	0
Paul O'Neill, L OBP: 0.363, SLG: 0.556 (1, 9)	G5-3		HR		2B 1B	G3-1		F7		5	2	2	4	0	0	4
Hal Morris, L OBP: 0.326, SLG: 0.458 (1, 3)		K	F8		K	G4-3		F7		5	0	0	0	0	2	5
Chris Sabo, R OBP: 0.332, SLG: 0.433 (1, 5)		P5		K	1B 2B			F7		4	1	1	0	0	1	0
Glenn Braggs, R OBP: 0.317, SLG: 0.386 (1, 7)				2B	1B			G6-3		2	1	0	0	2	1	0
Herm Winningham, L OBP: 0.281, SLG: 0.305 (8, 8)		K		BB	IBB					0	0	0	0	0	0	0
Jeff Reed, L OBP: 0.344, SLG: 0.363 (1, 2)			G3	SH1-4 2B	G3-6-3 1B			P4		4	0	2	3	0	0	0
Billy Hatcher, R OBP: 0.291, SLG: 0.343 (1, 8) (8, 7)			1B 2B	SH1-4 BB	G3-6-3			SH1-4 2B BB		2	2	1	0	2	0	2
Jose Rijo, R OBP: 0.241, SLG: 0.241 (1, 1)			K	SH1-4		G6-3		SH1-4		2	0	0	0	0	1	1

Inning Stats	R: 0	H: 0	E: 0	LOB: 0	K: 0	BB: 0	S: 13	P: 15	R: 0	H: 0	E: 0	LOB: 0	K: 2	BB: 0	S: 9	P: 14	R: 4	H: 3	E: 0	LOB: 0	K: 1	BB: 1	S: 11	P: 16	R: 1	H: 1	E: 0	LOB: 2	K: 1	BB: 2	S: 9	P: 17	R: 3	H: 4	E: 0	LOB: 1	K: 1	BB: 1	S: 14	P: 25	R: 0	H: 2	E: 0	LOB: 2	K: 0	BB: 0	S: 9	P: 11	R: 0	H: 0	E: 0	LOB: 0	K: 0	BB: 0	S: 5	P: 8	R: 1	H: 1	E: 0	LOB: 2	K: 0	BB: 2	S: 12	P: 24	1B: 6	SF: 0	2B: 4	SAC: 2	3B: 0	DP: 1	HR: 1	HBP: 0
--------------	------	------	------	--------	------	-------	-------	-------	------	------	------	--------	------	-------	------	-------	------	------	------	--------	------	-------	-------	-------	------	------	------	--------	------	-------	------	-------	------	------	------	--------	------	-------	-------	-------	------	------	------	--------	------	-------	------	-------	------	------	------	--------	------	-------	------	------	------	------	------	--------	------	-------	-------	-------	-------	-------	-------	--------	-------	-------	-------	--------


PITCHER	IP	WLS	BF	H	R	ER	SO	BB	IBB	HBP	BLK	WP	HR	S	P	ERA	WHIP
Andy Ashby, R ERA: 11.25 (1, 1)	4.0	L	19	4	5	5	4	3	0	0	0	0	1	42	62	11.25	1.750
Bruce Ruffin, L ERA: 6.75 (5, 1)	3.0		15	6	3	3	1	0	1	0	0	0	0	28	44	9.00	2.000
Darrel Akerfelds, R ERA: 4.31 (8, 1)	1.0		6	1	1	1	0	2	0	0	0	1	0	12	24	9.00	3.000

BOTTOM

Philadelphia Phillies @ Cincinnati Reds
Riverfront Stadium, Cincinnati, OH

Mon Jun 10 1991, 3:33 AM EDT
Att. 27,567 - Cloudy - 82 F

AB	32
R	9
H	11
RBI	9
BB	6
SO	5
LOB	14



WP	HR	S	P	ERA	WHIP
1	1	24	40		

Batter	1	2	3	4	5	6	7	8	9	AB R H RBI BB SO LOB	TOP		
Barry Larkin, R OBP: 0.378, SLG: 0.516 (1, 6)	4-2 BB S		1-2 G6-3		0-0 G3-1	3-2 G1-3			3-2 FC5-4 1B	4 0 1 0 1 0 1			
Mariano Duncan, R OBP: 0.234, SLG: 0.281 (1, 4)	2-2 G6-3		1-1 G4-3		1-1 1B 2B 1B		0-1 G6-3		0-0 FC5-4 FC4 1-2f	5 1 1 1 0 0 2			
Eric Davis, R OBP: 0.389, SLG: 0.435 Billy Hatcher, R OBP: 0.296, SLG: 0.343 (1, 8)	3-2 G5-3			4-0 2B 1B BB	1-1 2B 1B		0-0 L9		0-2 FC4 1-2f	1 0 0 0 0 0 1 3 2 1 0 1 0 1			
Chris Sabo, R OBP: 0.339, SLG: 0.448 (1, 5)	3-2 F7			0-0 1-3 E 2B	0-0 1-H 2B 2B		0-1 1B			4 2 3 2 0 0 1			
Glenn Braggs, R OBP: 0.315, SLG: 0.379 (1, 7)		1-3 K		0-0 E4 G5-3 1B 2-H 3-H	0-3 K			1-3 K		4 0 1 1 0 3 1			
Paul O'Neill, L OBP: 0.365, SLG: 0.566 (1, 9)		1-3 K		1-1 P6	1-2 2B			2-1 2B		4 0 2 1 0 1 1			
Todd Benzinger, S OBP: 0.226, SLG: 0.259 (1, 3)		2-2 1B		0-0 G5-3 1-2	1-3 K			0-1 G5-3		4 0 1 0 0 1 3			
Joe Oliver, R OBP: 0.234, SLG: 0.211 (1, 2)		1-3 K		0-1 P4		1-3 K		0-2 G6-3		4 0 0 0 0 2 3			
Norm Charlton, S OBP: 0.053, SLG: 0.105 Ted Power, R (7, 1) Luis Quinones, S OBP: 0.221, SLG: 0.257 Kip Gross, R OBP: 0.500, SLG: 0.500 (9, 1)			0-1 G5-3		0-0 G3-1 1B 2B	2-3 K			3-2 G4-3	3 1 1 0 0 1 0 0 0 0 0 0 0 0 1 0 0 0 0 0 0 0 0 0 0 0 0 0			
Inning Stats	R: 0 E: 0 K: 0 S: 12 H: 0 LOB: 1 P: 24	R: 0 E: 0 K: 3 S: 14 H: 1 LOB: 1 P: 19	R: 0 E: 0 K: 0 S: 8 H: 0 LOB: 0 P: 10	R: 2 E: 1 K: 0 S: 7 H: 2 LOB: 1 P: 12	R: 4 E: 0 K: 2 S: 16 H: 5 LOB: 1 P: 20	R: 0 E: 0 K: 2 S: 10 H: 0 LOB: 0 P: 16	R: 0 E: 0 K: 0 S: 5 H: 1 LOB: 1 P: 5	R: 0 E: 0 K: 1 S: 11 H: 1 LOB: 1 P: 14	R: 0 E: 0 K: 0 S: 13 H: 1 LOB: 1 P: 19	1B: 6 2B: 5 3B: 0 HR: 0 SF: 0 SAC: 0 DP: 0 HBP: 0	WP: 0 PB: 0 SB: 1 CS: 0 PA: 39		
PITCHER	IP WLS BF H R ER SO BB IBB HBP BLK WP HR S P ERA WHIP											PITCHER	IP WLS BF H R ER SO BB IBB HBP BLK WP HR S P ERA WHIP
Chris Nabholz, L ERA: 4.01 (1, 1)	4.1 L 22 7 6 5 3 2 0 0 0 0 0 0 48 74 10.38 2.077												
Bill Sampen, R ERA: 3.76 (5, 1)	0.2 3 1 0 0 2 0 0 0 0 0 0 0 9 11 0.00 1.500												
Doug Piatt, R ERA: (6, 1)	2.0 6 1 0 0 2 0 0 0 0 0 0 0 15 21 0.00 0.500												
Jeff Fassero, L ERA: 4.05 (8, 1)	1.0 4 1 0 0 1 0 0 0 0 0 0 0 11 14 0.00 1.000												
Barry Jones, R ERA: 3.62 (9, 1)	1.0 4 1 0 0 0 0 0 0 0 0 0 0 13 19 0.00 1.000												

Cincinnati Reds @ Montreal Expos
Olympic Stadium, Montreal, QB

Tue Jun 11 1991, 7:05 PM EDT
Att. 14,117 - Dome - 70 F

livebaseballscorecards.com

AB	37
R	6
H	11
RBI	5
BB	2
SO	8
LOB	14



Batter	1	2	3	4	5	6	7	8	9	AB	R	H	RBI	BB	SO	LOB
Marquis Grissom, R OBP: 0.332, SLG: 0.415 (1, 8)	2-1 G1-3		1-3 K		1-2 P6			3-2 F9		4	0	0	0	0	1	0
Junior Noboa, R OBP: 0.292, SLG: 0.404 (1, 4)	0-0 1B		1-2 F7			0-0 L6			2-2 F7	4	0	1	0	0	0	0
Ivan Calderon, R OBP: 0.354, SLG: 0.457 (1, 7)	1-3 K		1-3 K			1-1 FC4-6 2B			1-2 G6-3	4	0	1	0	0	2	1
Tim Wallach, R OBP: 0.318, SLG: 0.344 (1, 5)	2-2 G5-3			1-1 F8		2-0 FC4-6 2-3			1-0 G5-3	4	0	0	0	0	0	2
Mike Fitzgerald, R OBP: 0.273, SLG: 0.256 (1, 2)		0-1 F8		3-2 F9			3-3 K			3	0	0	0	0	1	0
Kenny Williams, R OBP: 0.388, SLG: 0.605 Jeff Fassero, L Barry Jones, R		2-2 2B 2B		1-1 3B			2-1 F8			3	1	2	0	0	0	0
Larry Walker, L OBP: 0.328, SLG: 0.384 (1, 3)		1-1 2-H 2B		1-0 G4-3			0-3 K			3	0	1	1	0	1	1
Spike Owen, S OBP: 0.301, SLG: 0.290 (1, 6)		2-2 G5-3			2-2 G4-3			1-1 P6		3	0	0	0	0	0	1
Chris Nabholz, L OBP: 0.091, SLG: 0.048 Bill Sampen, R OBP: 0.750, SLG: 0.750 Delino DeShields, L OBP: 0.374, SLG: 0.394 Doug Piatt, L Dave Martinez, L OBP: 0.278, SLG: 0.333		0-1 G3-1			3-3 K			1-0 P2		1	0	0	0	0	0	1

Inning Stats	R: 0	H: 1	E: 0	K: 1	S: 9	R: 1	H: 2	E: 0	K: 0	S: 13	R: 0	H: 0	E: 0	K: 2	S: 9	R: 0	H: 1	E: 0	K: 0	S: 8	R: 0	H: 0	E: 0	K: 1	S: 9	R: 0	H: 1	E: 0	K: 2	S: 8	R: 0	H: 0	E: 0	K: 0	S: 8	R: 0	H: 0	E: 0	K: 0	S: 7	1B: 1	SF: 0	2B: 4	SAC: 0	3B: 1	DP: 1	HR: 0	HBP: 0	WP: 0	PA: 31
--------------	------	------	------	------	------	------	------	------	------	-------	------	------	------	------	------	------	------	------	------	------	------	------	------	------	------	------	------	------	------	------	------	------	------	------	------	------	------	------	------	------	-------	-------	-------	--------	-------	-------	-------	--------	-------	--------

PITCHER	IP	WLS	BF	H	R	ER	SO	BB	IBB	HBP	BLK	WP	HR	S	P	ERA	WHIP
Norm Charlton, L ERA: 3.92 (1, 1)	6.0		22	5	1	1	4	0	0	0	0	0	0	52	80	1.50	0.833
Ted Power, R ERA: 3.0 (7, 1)	2.0		6	0	0	0	2	0	0	0	0	0	0	16	26	0.00	0.000
Kip Gross, R ERA: 1.8 (9, 1)	1.0		3	0	0	0	0	0	0	0	0	0	0	7	11	0.00	0.000

BOTTOM

Cincinnati Reds @ Montreal Expos
Olympic Stadium, Montreal, QB
Tue Jun 11 1991, 7:05 PM EDT
Att. 14,117 - Dome - 70 F

livebaseballscorecards.com

AB	31
R	1
H	5
RBI	1
BB	0
SO	6
LOB	6



Batter	1	2	3	4	5	6	7	8	9	AB R H RBI BB SO LOB	TOP																									
Bill Doran, S OBP: 0.408, SLG: 0.360 (1, 4)	4-2 E S BB	1-0 3B 1B		0-1 F7	0-0 FC4-6		0-1 SF8		0-0 G3-6-3	4 1 1 1 1 0 5																										
Billy Hatcher, R OBP: 0.304, SLG: 0.363 (1, 8)	0-0 P3	1-2 3B		0-2 FC6-4		0-0 P4	1-2 1B		1-0 1B	6 0 3 3 0 0 2																										
Barry Larkin, R OBP: 0.383, SLG: 0.519 (1, 6)	4-0 1-3 BB	2-2 P4			2-1 HR 2B	1-3 K	2-0 G1-3		2-1 1B	5 1 2 0 0 1 1 3																										
Paul O'Neill, L OBP: 0.364, SLG: 0.564 (1, 9)	1-3 K		0-0 F8 2B		1-3 K	0-2 1B		1-2 G4-3	1-1 F7	6 0 2 0 0 2 5																										
Hal Morris, L OBP: 0.322, SLG: 0.447 (1, 3)	0-0 G4-3		0-2 F8 2-3		4-1 HR BB	0-1 G4-3		3-1 F7		4 1 0 0 0 1 0 4																										
Chris Sabo, R OBP: 0.345, SLG: 0.463 (1, 5)		4-1 F8 1B BB BB	1-3 K		0-0 HR		1-2 1B E 1B	2-1 E5		4 3 2 3 1 1 1																										
Todd Benzinger, S OBP: 0.235, SLG: 0.250 Rob Dibble, L (8, 1)		4-0 1B 1B BB	2-3 K		4-2 1B BB		0-0 F7	3-2 G6-3		3 0 0 0 0 2 1 3 0 0 0 0 0 0 0 0																										
Jeff Reed, L OBP: 0.354, SLG: 0.368 (1, 2)		1-1 F8 2-3		1-2 FC6-4 1B	0-0 F8		1-2 E7 1B SF8 1B		4-1 G3-6-3 1B BB	4 2 2 0 1 0 3																										
Jack Armstrong, R OBP: 0.105, SLG: 0.105 Don Carman, L Chris Jones, R Kip Gross, R Luis Quiñones, S Randy Myers, L Herm Winningham, L (1, 1) (3, 1) (5, PH) (5, 1) (7, PH) (7, 1) (8, 7)		1-1 1B 3B 1B		0-3 K	0-0 FC4-6 1B		0-1 1B		0-0 1B	1 1 1 1 1 0 0 0 1 0 0 0 0 0 1 1 1 0 1 0 0 0 0 0 0 0 0 0 0 0 0 0 1 0 1 0 0 0 0 0 0 0 0 0 0 0 0 0 1 0 1 0 0 0 0 0																										
Inning Stats	R: 0 E: 0 K: 1 S: 7	H: 0 LOB: 2 BB: 2 P: 16	R: 3 E: 0 K: 0 S: 13	H: 3 LOB: 1 BB: 2 P: 27	R: 0 E: 0 K: 2 S: 10	H: 1 LOB: 1 BB: 0 P: 13	R: 0 E: 0 K: 1 S: 11	H: 1 LOB: 1 BB: 0 P: 12	R: 3 E: 0 K: 1 S: 12	H: 3 LOB: 2 BB: 2 P: 23	R: 0 E: 0 K: 1 S: 9	H: 1 LOB: 1 BB: 0 P: 10	R: 2 E: 1 K: 0 S: 19	H: 4 LOB: 2 BB: 0 P: 24	R: 0 E: 1 K: 0 S: 12	H: 0 LOB: 1 BB: 0 P: 21	R: 1 E: 0 K: 0 S: 8	H: 3 LOB: 2 BB: 1 P: 16	1B: 12 2B: 2 3B: 1 HR: 1	SF: 1 SAC: 0 DP: 1 HBP: 0	WP: 0 PA: 49 PB: 0 SB: 2 CS: 0															
PITCHER	IP WLS BF H R ER SO BB IBB HBP BLK WP HR S P ERA WHIP																																			
Oil Can Boyd, R ERA: 4.26 (1, 1)	4.2		27	8	6	6	5	6	0	0	0	0	1	52	90	11.57	3.000																			
Bill Sampen, R ERA: 3.98 (5, 1)	2.1		12	5	2	2	1	0	0	0	0	0	0	29	35	7.71	2.143																			
Scott Ruskin, L ERA: 2.08 (8, 1)	1.0	W	4	0	0	0	0	0	0	0	0	0	0	12	21	0.00	0.000																			
Barry Jones, R ERA: 3.79 (9, 1)	0.2		5	3	1	1	0	1	0	0	0	0	0	6	13	13.50	6.000																			
Jeff Fassero, L ERA: 3.86 (9, 1)	0.1	S	1	0	0	0	0	0	0	0	0	0	0	2	3	0.00	0.000																			

Cincinnati Reds @ Montreal Expos
Olympic Stadium, Montreal, QB
Wed Jun 12 1991, 7:05 PM EDT
Att: 11,684 - Dome - 70 F

livebaseballscorecards.com

AB	41
R	9
H	16
RBI	8
BB	7
SO	6
LOB	27



Batter	1	2	3	4	5	6	7	8	9
Delino DeShields, L (1, 4) OBP: 0.371, SLG: 0.389	2-1 CS 1B	1-0 F8	3-3 K		1-0 G4-6-3 1-2f			2-3 K	
Marquis Grissom, R (1, 8) OBP: 0.338, SLG: 0.414	1 SAFE 1 SAFE 1 SAFE 1 P 1 X	2-0 S BLK 2B 1-2 1B	1-0 F8		4-2 S G6-3 E BB		2-2 G6-3	4-0 BB 1B BB	
Ivan Calderon, R (1, 7) OBP: 0.355, SLG: 0.458	1 SAFE 1 SAFE 1 F 1 C 1 F 1 X	0-2 1-H 3B 2B	3-3 K		1-0 G6-3 1-2		0-0 B1-3	1 SAFE 1 SAFE 1 SAFE 1 SAFE 1 B 1 C 1 B 1 SAFE	4-1 1 SAFE 1 SAFE 1 B
Tim Wallach, R (1, 5) OBP: 0.328, SLG: 0.364	4-1 3B BB		1-1 2B 1B 1B		1-1 HR		1-0 P2	1-0 SF7 1B	
Dave Martinez, L (1, 6) OBP: 0.315, SLG: 0.328 Kenny Williams, R (1, 6) OBP: 0.305, SLG: 0.335 Bill Sampen, R (1, 6) OBP: 0.315, SLG: 0.328 Junior Noboa, R (1, 6) OBP: 0.315, SLG: 0.328 Scott Ruskin, R (1, 6) OBP: 0.315, SLG: 0.328 Mike Fitzgerald, R (1, 6) OBP: 0.315, SLG: 0.328 Eric Bullock, L (1, 6) OBP: 0.315, SLG: 0.328 Barry Jones, R (1, 6) OBP: 0.315, SLG: 0.328 Jeff Fassero, L (1, 6) OBP: 0.315, SLG: 0.328	1-2 1-H 2-H G3 3B		1-0 1B SF6 2B		0-0 F9 2B		3-2 2B CS 1B	2-1 SF7	
Larry Walker, L (1, 3) OBP: 0.330, SLG: 0.387	1-1 G3		4-0 SF6 1B IBB		0-0 F9		0-0 1-3 2B	2-3 K	
Gilberto Reyes, R (1, 2) OBP: 0.345, SLG: 0.321	2-2 BB 1B		1-1 SH1-4 1B		0-0 F8		0-3 K		
Tom Foley, L (1, 6) OBP: 0.282, SLG: 0.319	4-0 1-2 BB		2-2 SF6		1-0 G6-3		4-2 BB		
Oil Can Boyd, R (1, 1) OBP: 0.167, SLG: 0.091 Spike Owen, S (5, 6) OBP: 0.303, SLG: 0.293	1-0 P3		1-0 SH1-4		1-0 G4-6-3 1B		1-3 K		

Inning Stats	R: 4	H: 5	E: 0	LOB: 2	K: 0	BB: 2	S: 19	R: 0	H: 0	E: 0	LOB: 0	K: 1	BB: 0	S: 5	R: 2	H: 3	E: 0	LOB: 2	K: 1	BB: 1	S: 13	R: 2	H: 2	E: 0	LOB: 2	K: 0	BB: 0	S: 8	R: 0	H: 1	E: 0	LOB: 0	K: 0	BB: 0	S: 3	R: 0	H: 0	E: 0	LOB: 0	K: 0	BB: 0	S: 5	R: 0	H: 2	E: 0	LOB: 2	K: 2	BB: 1	S: 17	R: 2	H: 1	E: 0	LOB: 1	K: 2	BB: 2	S: 11	P: 26
--------------	------	------	------	--------	------	-------	-------	------	------	------	--------	------	-------	------	------	------	------	--------	------	-------	-------	------	------	------	--------	------	-------	------	------	------	------	--------	------	-------	------	------	------	------	--------	------	-------	------	------	------	------	--------	------	-------	-------	------	------	------	--------	------	-------	-------	-------

PITCHER	IP	WLS	BF	H	R	ER	SO	BB	IBB	HBP	BLK	WP	HR	S	P	ERA	WHIP
Jack Armstrong, R (1, 1) ERA: 4.97	2.0		16	8	6	6	1	2	1	0	1	0	0	29	57	27.00	5.000
Don Carman, L (3, 1) ERA: 5.4	2.0		9	2	2	2	1	1	0	0	0	0	1	16	28	9.00	1.500
Kip Gross, R (5, 1) ERA: 1.5	2.0		6	1	0	0	0	0	0	0	0	0	0	8	14	0.00	0.500
Randy Myers, L (7, 1) ERA: 3.09	1.1	L	9	3	2	2	3	3	0	0	0	0	0	22	41	13.50	4.500
Rob Dibble, R (8, 1) ERA: 1.5	0.2		2	0	0	0	1	0	0	0	0	0	0	6	10	0.00	0.000

BOTTOM

AB	R	H	RBI	BB	SO	LOB
5	0	1	0	0	2	3
3	3	1	0	2	0	0
4	2	1	1	1	1	1
4	3	3	2	1	0	0
3	2	3	2	0	0	0
0	0	0	0	0	0	0
0	0	0	0	0	0	0
1	0	1	0	0	0	0
0	0	0	0	0	0	0
0	0	0	0	1	0	0
0	0	0	0	0	0	0
0	0	0	0	0	0	0
4	0	1	1	1	1	2
4	0	2	1	0	1	4
1	0	0	1	2	0	0
1	0	0	0	0	0	2
2	0	1	0	0	1	2

AB 32
R 10
H 14
RBI 9
BB 7
SO 6
LOB 14

WP: 0 **PA: 42**
PB: 0
SB: 2
CS: 2

MONTRÉAL EXPOS

Cincinnati Reds @ Montreal Expos
Olympic Stadium, Montreal, QB
Wed Jun 12 1991, 7:05 PM EDT
Att. 11,684 - Dome - 70 F

livebaseballscorecards.com

Batter	1	2	3	4	5	6	7	8	9	AB R H RBI BB SO LOB	TOP		
Billy Hatcher, R OBP: 0.294, SLG: 0.351 (1, 8) (9, 7)	1-0 F8		3-1 L7	2-0 L6-3		0-1 G4-3		2-3 K		5 0 0 0 0 1 2			
Mariano Duncan, R OBP: 0.239, SLG: 0.285 (1, 4)	3-1 S BB WP 1B		2-2 E BB FC3-2 1B		2-0 F8		2-3 K		1-3 K	5 1 2 0 0 2 0			
Barry Larkin, R OBP: 0.403, SLG: 0.527 (1, 6)	1 SAFE 1 SAFE 1 B 1 SAFE 1 B 1 B 1 B		4-0 WP S 1-2 BB		3-2 1B		2-1 S 1B		4-0 G3-1 S BB	2 1 2 0 3 0 0			
Chris Sabo, R OBP: 0.346, SLG: 0.457 (1, 5)	1-2 2-3 WP HBP		0-2 FC3-2 BB 1-2 2-H		0-0 F7		1-0 F7		4-2 G3-1 BB	3 0 0 0 1 0 4			
Glenn Braggs, R OBP: 0.327, SLG: 0.385 Herm Winningham, L OBP: 0.292, SLG: 0.317 (1, 7) (9, 8)	1-3 K		4-2 BB 1-2 2-3		1-2 1-3 1B		2-2 BB 1-3 1B		1-0 G3-1 1-2 2-3	4 0 2 1 1 1 5 0 0 0 0 0 0 0			
Paul O'Neill, L OBP: 0.361, SLG: 0.552 (1, 9)	2-3 K 1-2 2-3 3-H		1-3 K		1-0 P6		4-2 BB 1-2 BB		0-0 G4-3	4 0 0 0 1 2 9			
Hal Morris, L OBP: 0.321, SLG: 0.443 (1, 3)			2-3 K		1-2 1B 1B		0-1 G6-3		2-3 K	4 1 1 0 0 2 2			
Joe Oliver, R OBP: 0.247, SLG: 0.216 (1, 2)			0-1 F8		1-1 1B 1-2 1B		4-2 BB		3-2 P4	3 0 1 0 1 0 0			
Chris Hammond, L OBP: 0.333, SLG: 0.350 Randy Myers, L OBP: 0.333, SLG: 0.333 Rob Dibble, L (8, 1)			0-3 K		0-0 L6-3 1-3 2-H 1B		1-3 K		0-3 K	3 0 1 1 0 2 1 1 0 0 0 0 1 0 0 0 0 0 0 0 0			
Inning Stats	R: 1 E: 0 K: 2 S: 11 H: 1 LOB: 2 BB: 1 P: 23	R: 0 E: 0 K: 2 S: 8 H: 0 LOB: 0 BB: 0 P: 10	R: 0 E: 1 K: 1 S: 14 H: 1 LOB: 3 BB: 2 P: 27	R: 1 E: 0 K: 0 S: 7 H: 3 LOB: 0 BB: 0 P: 11	R: 0 E: 0 K: 0 S: 10 H: 2 LOB: 2 BB: 0 P: 17	R: 0 E: 0 K: 1 S: 11 H: 0 LOB: 1 BB: 1 P: 16	R: 1 E: 0 K: 2 S: 14 H: 2 LOB: 2 BB: 1 P: 27	R: 0 E: 0 K: 2 S: 12 H: 0 LOB: 0 BB: 0 P: 17	R: 0 E: 0 K: 1 S: 9 H: 0 LOB: 2 BB: 2 P: 19	1B: 9 2B: 1 3B: 0 HR: 0 SF: 0 SAC: 0 DP: 1 HBP: 1	WP: 1 PB: 0 SB: 4 CS: 0 PA: 42		
PITCHER	IP WLS BF H R ER SO BB IBB HBP BLK WP HR S P ERA WHIP											PITCHER	IP WLS BF H R ER SO BB IBB HBP BLK WP HR S P ERA WHIP
Brian Barnes, L ERA: 6.57 (1, 1)	6.2 L 33 9 3 3 7 5 0 1 0 1 0 72 126 4.05 2.100												
Jeff Fassero, L ERA: 3.24 (7, 1)	1.1 4 0 0 0 3 0 0 0 0 0 0 0 15 22 0.00 0.000												
Doug Piatt, R ERA: (9, 1)	0.2 4 0 0 0 1 2 0 0 0 0 0 0 8 18 0.00 3.000												
Scott Ruskin, L ERA: 2.05 (9, 1)	0.1 1 0 0 0 0 0 0 0 0 0 0 0 1 1 0.00 0.000												

Cincinnati Reds @ Montreal Expos
Olympic Stadium, Montreal, QB
Thu Jun 13 1991, 7:05 PM EDT
Att. 12,279 - Dome - 70 F

livebaseballscorecards.com

AB	34
R	3
H	9
RBI	2
BB	7
SO	11
LOB	23



Batter	1	2	3	4	5	6	7	8	9	AB	R	H	RBI	BB	SO	LOB
Delino DeShields, L (1, 4) OBP: 0.373, SLG: 0.386	4-2 G6-3 BB		4-2 G4-6-3 BB			3-1 G4-3		3-3 SAFE K		2	0	0	0	2	1	1
Marquis Grissom, R (1, 8) OBP: 0.336, SLG: 0.410	3-2 G6-3 1-2		2-0 G4-6-3 1-2f			2-2 G6-3		0-2 SAFE 1-2 1B		4	0	1	0	0	0	2
Ivan Calderon, R (1, 7) OBP: 0.362, SLG: 0.456	4-1 G1-4-3 BB			4-2 HR BB		4-0 G5-3-5 BB		3-3 K		1	1	0	0	3	1	2
Tim Wallach, R (1, 5) OBP: 0.323, SLG: 0.358	2-1 G1-4-3 1-2f			0-0 L9		2-2 G5-3-5 1-3f		3-2 L3		4	0	0	0	0	0	6
Mike Fitzgerald, R (1, 2) OBP: 0.271, SLG: 0.326		2-3 K		3-2 SAFE SAFE 1-2 SAFE HR		2-0 G6-3			1-3 K	4	1	1	2	0	2	0
Larry Walker, L (1, 9) OBP: 0.333, SLG: 0.386		1-1 L6		1-0 FC3-6 HBP			2-1 G6-3		0-0 CS 1B	3	0	1	0	0	0	0
Tom Foley, L (1, 3) OBP: 0.280, SLG: 0.329		0-1 2B		0-0 FC3-6 1-2f			3-2 L6		3-2 G4-3 1-2	4	0	1	0	0	0	2
Spike Owen, S (1, 6) OBP: 0.298, SLG: 0.287		2-3 K		0-0 F8			2-1 G3-1			3	0	0	0	0	1	2
Brian Barnes, L (1, 1) Jeff Fassero, L (7, 1) Junior Noboa, R (8, PH) Doug Platt, L (9, 1) Scott Ruskin, R (9, 1)			0-1 G2-3		3-2 G6-3			3-2 1B 1B		2	0	0	0	0	0	0

Inning Stats	R: 0 E: 0 K: 0 S: 9	H: 0 LOB: 1 BB: 2 P: 21	R: 0 E: 0 K: 2 S: 12	H: 1 LOB: 1 BB: 0 P: 17	R: 0 E: 0 K: 0 S: 5	H: 0 LOB: 0 BB: 1 P: 11	R: 2 E: 0 K: 0 S: 9	H: 1 LOB: 1 BB: 1 P: 17	R: 0 E: 0 K: 0 S: 9	H: 0 LOB: 0 BB: 0 P: 17	R: 0 E: 0 K: 0 S: 4	H: 0 LOB: 0 BB: 1 P: 12	R: 0 E: 0 K: 0 S: 7	H: 0 LOB: 0 BB: 0 P: 14	R: 0 E: 0 K: 2 S: 16	H: 2 LOB: 2 BB: 0 P: 28	R: 0 E: 0 K: 1 S: 7	H: 1 LOB: 0 BB: 0 P: 11	1B: 3 2B: 2 3B: 0 HR: 1	SF: 0 SAC: 0 DP: 3 HBP: 1	WP: 0 PB: 0 SB: 0 CS: 1	PA: 34
--------------	------------------------------	----------------------------------	-------------------------------	----------------------------------	------------------------------	----------------------------------	------------------------------	----------------------------------	------------------------------	----------------------------------	------------------------------	----------------------------------	------------------------------	----------------------------------	-------------------------------	----------------------------------	------------------------------	----------------------------------	----------------------------------	------------------------------------	----------------------------------	--------

PITCHER	IP	WLS	BF	H	R	ER	SO	BB	IBB	HBP	BLK	WP	HR	S	P	ERA	WHIP
Chris Hammond, L (1, 1) ERA: 4.29	6.0	W	23	2	2	2	2	5	0	1	0	0	1	48	95	3.00	1.167
Randy Myers, L (7, 1) ERA: 2.97	1.1		6	2	0	0	1	0	0	0	0	0	0	16	29	0.00	1.500
Rob Dibble, R (8, 1) ERA: 1.42	1.2	S	5	1	0	0	2	0	0	0	0	0	0	14	24	0.00	0.600

BOTTOM

Cincinnati Reds @ Montreal Expos
Olympic Stadium, Montreal, QB
Thu Jun 13 1991, 7:05 PM EDT
Att. 12,279 - Dome - 70 F

livebaseballscorecards.com

AB	28
R	2
H	5
RBI	2
BB	5
SO	5
LOB	15



Batter 1 2 3 4 5 6 7 8 9 AB R H RBI BB SO LOB TOP

Bill Doran, S (1, 4) OBP: 0.407, SLG: 0.367
P5
BB

Hal Morris, L (1, 3) OBP: 0.323, SLG: 0.444
F7-6-3 1B

Barry Larkin, R (1, 6) OBP: 0.405, SLG: 0.522
F7-6-3 1-2

Chris Sabo, R (1, 5) OBP: 0.346, SLG: 0.452
G5-3

Chris Jones, R (1, 7) OBP: 0.667, SLG: 0.667
Herm Winningham, L (8, PH) OBP: 0.303, SLG: 0.328 (8, 8)
G3

Paul O'Neill, L (1, 9) OBP: 0.354, SLG: 0.541
F7

Billy Hatcher, R (1, 8) OBP: 0.299, SLG: 0.351 (8, 7)
F7

Joe Oliver, R (1, 2) OBP: 0.259, SLG: 0.244
Norm Charlton, S (9, PR) OBP: 0.053, SLG: 0.105
Jeff Reed, L (9, 2) OBP: 0.354, SLG: 0.368
G4-3

Tom Browning, L (1, 1) OBP: 0.226, SLG: 0.290
Rob Dibble, L (9, 1)
K

Inning Stats R: 0 H: 1 E: 0 LOB: 0 K: 0 BB: 0 S: 8 P: 12

F8

F8

F7-6-3 1B

G5-3

G3

F7

F7

G4-3

K

R: 0 H: 0 E: 0 LOB: 0 K: 1 BB: 0 S: 7 P: 9

K

F8

BB 1B BB

1B BB

1B

G4-3

F7

G4-3

K

R: 1 H: 1 E: 0 LOB: 2 K: 1 BB: 2 S: 16 P: 27

BB

SF8

L8

K

G4-6-3 1B

G4-6-3

1B SF8 1B

SF8 SH1-4 1B

SH1-4

R: 1 H: 2 E: 0 LOB: 2 K: 0 BB: 1 S: 8 P: 15

BB 1B 2B

SH3-4 1B

1B SH3-4 1B

SH3-4

S 1B

P6

G1-3

G1-3

P4

R: 0 H: 0 E: 0 LOB: 0 K: 0 BB: 0 S: 5 P: 7

K

G4-3

1B SH3-4 1B

SH3-4

S 1B

P6

G1-3

SH2-4 2B

SH2-4

R: 2 H: 4 E: 0 LOB: 2 K: 1 BB: 0 S: 15 P: 17

4 1 1 0 1 2 2

4 1 2 1 0 0 2

3 1 1 1 1 0 3

2 0 0 0 1 1 0

3 0 2 1 0 0 0
1 0 1 1 0 0 0

4 0 0 0 0 0 5

3 1 1 0 0 0 2

4 0 2 0 0 0 1
0 0 0 0 0 0 0
0 0 0 0 0 0 0

2 0 0 0 0 1 0
0 0 0 0 0 0 0

1B: 8 SF: 1
2B: 3 SAC: 3
3B: 0 DP: 2
HR: 0 HBP: 1

WP: 0 PA: 38
PB: 0
SB: 1
CS: 1

Cincinnati Reds @ Philadelphia Phillies
Veterans Stadium, Philadelphia, PA
Fri Jun 14 1991, 7:05 PM EDT
Att. 26,067 - Sunny - 84 F

AB 30
R 4
H 10
RBI 4
BB 3
SO 4
LOB 15



PITCHER Terry Mulholland, L (1, 1) ERA: 3.83
Roger McDowell, R (8, 1) ERA: 1.81
IP WLS BF H R ER SO BB IBB HBP BLK WP HR S P ERA WHIP

PITCHER IP WLS BF H R ER SO BB IBB HBP BLK WP HR S P ERA WHIP

Batter	1	2	3	4	5	6	7	8	9	AB	R	H	RBI	BB	SO	LOB
Dickie Thon, R OBP: 0.300, SLG: 0.345 (1, 6)	0-0 WP 1B SF9 1B		0-1 F8 1B		2-1 F7		4-1 FC6-4 BB			3	1	2	0	1	0	0
Mickey Morandini, L OBP: 0.339, SLG: 0.286 (1, 4)	0-0 SF9 WP 1-2 1B		1-1 F8		1-2 G3		0-0 FC6-4 1-2f			4	0	1	0	0	0	2
John Kruk, L OBP: 0.349, SLG: 0.474 (1, 7)	0-0 F7		0-3 K			0-0 F7		2-0 G4-3		4	0	0	0	0	1	3
Dale Murphy, R OBP: 0.300, SLG: 0.422 (1, 9)	3-2 SF9 1-3 2-H		0-0 G6-3			2-2 HR		0-0 F8		3	1	1	2	0	0	1
Ricky Jordan, R OBP: 0.317, SLG: 0.467 (1, 3)	0-1 F8			0-2 L8		0-0 HBP 1B		0-1 F8		4	0	1	0	0	0	1
Von Hayes, L OBP: 0.308, SLG: 0.290 (1, 8)		0-2 F7		4-0 BB		3-1 G5-4-3 HBP		1-2 F7		1	0	0	0	1	0	0
John Morris, L OBP: 0.322, SLG: 0.315 (7, 8)									0-0 0 0 0 0 0 0 0	0	0	0	0	0	0	0
Rick Schu, R OBP: 0.200, SLG: 0.154 (9, PH)									1-2 1 0 0 0 0 0 0	1	0	0	0	0	0	0
Charlie Hayes, R OBP: 0.221, SLG: 0.316 (1, 5)		0-0 1B		1-0 F8		1-1 G5-4-3 1-2f		1-2 1B		4	0	2	0	0	0	3
Steve Lake, R OBP: 0.159, SLG: 0.147 (1, 2)		0-3 K		0-1 G4-3			1-2 F7		0-3 K	3	0	0	0	0	1	2
Jim Lindeman, R OBP: 0.458, SLG: 0.476 (9, PH)										0	0	0	0	0	0	0
Ron Jones, L OBP: 0.333, SLG: 0.333 (9, PH)										1	0	0	0	0	1	1
Terry Mulholland, R OBP: 0.118, SLG: 0.063 (1, 1)		0-0 G4-3			0-3 K		1-3 K		1-3 K	3	0	0	0	0	2	1
Roger McDowell, R (8, 1)										0	0	0	0	0	0	0
Wally Backman, S OBP: 0.327, SLG: 0.281 (9, PH)										1	0	0	0	0	1	1

BOTTOM	
Cincinnati Reds @ Philadelphia Phillies	
Veterans Stadium, Philadelphia, PA	
Fri Jun 14 1991, 7:05 PM EDT	
Att: 26,067 - Sunny - 84 F	
AB	32
R	2
H	7
RBI	2
BB	2
SO	6
LOB	15
WP: 1	PA: 36
PB: 0	
SB: 0	
CS: 0	

Inning Stats	R: 1	H: 2	E: 0	K: 0	S: 10	H: 2	LOB: 1	BB: 0	P: 13	R: 0	H: 1	E: 0	K: 1	S: 8	H: 1	LOB: 1	BB: 0	P: 8	R: 0	H: 1	E: 0	K: 1	S: 9	H: 0	LOB: 1	BB: 1	P: 10	R: 0	H: 0	E: 0	K: 0	S: 7	R: 0	H: 0	E: 0	K: 1	S: 8	R: 1	H: 2	E: 0	K: 0	S: 8	H: 2	LOB: 1	BB: 0	P: 14	R: 0	H: 0	E: 0	K: 1	S: 8	R: 0	H: 0	E: 0	K: 1	S: 14	R: 0	H: 0	E: 0	K: 1	S: 8	R: 0	H: 0	E: 0	K: 2	S: 15	R: 0	H: 1	E: 0	K: 2	S: 18	1B: 6	SF: 1	2B: 0	SAC: 0	3B: 0	DP: 1	HR: 1	HBP: 1	WP: 1	PA: 36	ERA	WHIP
PITCHER	IP	WLS	BF	H	R	ER	SO	BB	IBB	HBP	BLK	WP	HR	S	P	ERA	WHIP	PITCHER		IP	WLS	BF	H	R	ER	SO	BB	IBB	HBP	BLK	WP	HR	S	P	ERA	WHIP																																															
Tom Browning, L ERA: 3.43 (1, 1)	8.1	W	34	7	2	1	4	2	0	1	0	1	1	69	97	1.08	1.080	PITCHER		IP	WLS	BF	H	R	ER	SO	BB	IBB	HBP	BLK	WP	HR	S	P	ERA	WHIP																																															
Rob Dibble, R ERA: 1.39 (9, 1)	0.2	S	2	0	0	0	2	0	0	0	0	0	0	8	9	0.00	0.000	PITCHER		IP	WLS	BF	H	R	ER	SO	BB	IBB	HBP	BLK	WP	HR	S	P	ERA	WHIP																																															



livebaseballscorecards.com

Batter	1	2	3	4	5	6	7	8	9	AB R H RBI BB SO LOB	TOP
Bill Doran, S (1, 4) <small>OBP: 0.411, SLG: 0.366</small>	1-2 		1-2 		1-1 			4-2 		3 0 1 0 1 0 1	Cincinnati Reds @ Philadelphia Phillies Veterans Stadium, Philadelphia, PA Sat Jun 15 1991, 7:05 PM EDT Att. 32,075 - Sunny - 95 F
Billy Hatcher, R (1, 8) <small>OBP: 0.298, SLG: 0.344</small>	2-1 		0-1 		1-1 			0-0 		3 1 0 0 0 0 3	
Barry Larkin, R (1, 6) <small>OBP: 0.407, SLG: 0.543</small>	2-1 		0-1 			0-3 		0-1 		4 1 2 2 0 1 1	
Paul O'Neill, L (1, 9) <small>OBP: 0.348, SLG: 0.530</small>	1-2 		0-3 		2-2 			2-2 		4 0 0 1 0 1 1	
Hal Morris, L (1, 3) <small>OBP: 0.316, SLG: 0.434</small>	3-2 			0-3 	0-0 			1-2 		4 0 0 0 0 1 1	
Todd Benzinger, S (1, 7) Herm Winningham, L (8, 8) <small>OBP: 0.228, SLG: 0.242</small> <small>OBP: 0.299, SLG: 0.323</small>		0-1 		0-3 		0-3 		0-2 		3 0 0 0 0 2 0 1 0 0 0 0 0 0	
Jeff Reed, L (1, 2) <small>OBP: 0.346, SLG: 0.358</small>		3-2 		0-3 		2-2 				3 0 0 0 0 1 0	
Luis Quinones, S (1, 5) <small>OBP: 0.235, SLG: 0.260</small>		3-1 			1-3 		4-1 			2 0 0 0 1 1 0	
Jose Rijo, R (1, 1) <small>OBP: 0.250, SLG: 0.250</small> Rob Dibble, L (9, 1)			0-0 		0-1 		2-2 			3 1 1 0 0 0 1 0 0 0 0 0 0 0	
Inning Stats	R: 1 H: 1 E: 0 LOB: 1 K: 0 BB: 0 S: 14 P: 22	R: 0 H: 0 E: 0 LOB: 0 K: 0 BB: 0 S: 10 P: 16	R: 2 H: 2 E: 0 LOB: 0 K: 1 BB: 0 S: 11 P: 12	R: 0 H: 0 E: 0 LOB: 0 K: 3 BB: 0 S: 9 P: 9	R: 0 H: 1 E: 0 LOB: 1 K: 1 BB: 0 S: 9 P: 12	R: 0 H: 0 E: 0 LOB: 0 K: 1 BB: 0 S: 8 P: 10	R: 0 H: 0 E: 0 LOB: 1 K: 1 BB: 1 S: 11 P: 19	R: 0 H: 0 E: 0 LOB: 0 K: 0 BB: 1 S: 5 P: 9	R: 0 H: 0 E: 0 LOB: 0 K: 0 BB: 0 S: 10 P: 13	1B: 3 SF: 0 2B: 0 SAC: 0 3B: 0 DP: 1 HR: 1 HBP: 1	WP: 1 PA: 33 PB: 0 SB: 0 CS: 0
PITCHER Andy Ashby, R (1, 1) <small>ERA: 8.0</small> Bruce Ruffin, L (6, 1) <small>ERA: 3.86</small> Joe Boever, R (9, 1) <small>ERA: 4.01</small>	IP WLS BF H R ER SO BB IBB HBP BLK WP HR S P ERA WHIP 5.0 L 20 4 3 3 5 0 0 1 0 1 1 53 71 5.40 0.800							PITCHER IP WLS BF H R ER SO BB IBB HBP BLK WP HR S P ERA WHIP			

livebaseballscorecards.com

AB	30
R	3
H	4
RBI	3
BB	2
SO	7
LOB	8



Batter	1	2	3	4	5	6	7	8	9	AB	R	H	RBI	BB	SO	LOB
Dickie Thon, R OBP: 0.295, SLG: 0.338 (1, 6)	3-3 K		1-2 F8		0-0 G6-3			1-1 F9		4	0	0	0	0	1	0
Mickey Morandini, L OBP: 0.327, SLG: 0.275 (1, 4) Joe Boever, R (9, 1)	2-2 F8		0-3 K			0-0 G6-3		1-0 G4-3		4	0	0	0	0	1	0
John Kruk, L OBP: 0.347, SLG: 0.470 (1, 3)	2-2 1B			2-2 G4-3		3-1 L8			1-3 K	4	0	1	0	0	1	0
Dale Murphy, R OBP: 0.300, SLG: 0.418 (1, 9)	1-0 G6-3			1-3 K		0-2 1B			0-1 L8	4	0	1	0	0	1	1
Wes Chamberlain, R OBP: 0.333, SLG: 0.444 (1, 7)		0-2 BLK 1B		0-0 E6		0-1 G6-3			0-2 2B	4	0	2	0	0	0	1
Charlie Hayes, R OBP: 0.218, SLG: 0.311 (1, 5) Ron Jones, L OBP: 0.500, SLG: 0.333 (9, PH) Rod Booker, L OBP: 0.216, SLG: 0.250 (9, PR)		2-3 K	1-2 K	1-3 K			0-0 G4-3		4-2 FC6-4 BB	3	0	0	0	0	2	2
Darrin Fletcher, L OBP: 0.253, SLG: 0.338 (1, 2) Ricky Jordan, R OBP: 0.315, SLG: 0.464 (9, PH)		2-3 K			1-2 G4-3 G3 2B		2-2 P3		0-2 FC6-4 1-2f	3	1	1	0	0	1	1
Sil Campusano, R (1, 8)		0-3 K			0-0 G4-3		0-1 L8			3	0	0	0	0	1	2
Andy Ashby, R (1, 1) John Morris, L OBP: 0.317, SLG: 0.309 (5, PH) Bruce Ruffin, S (6, 1) Wally Backman, S OBP: 0.324, SLG: 0.278 (8, PH) (9, 4)			3-3 K		2-1 G3 3-H			1-3 K		1	0	0	0	0	1	0

Inning Stats	R: 0	H: 1	E: 0	LOB: 1	K: 1	S: 12	R: 0	H: 1	E: 0	LOB: 1	K: 3	S: 13	R: 0	H: 0	E: 0	LOB: 0	K: 2	S: 11	R: 0	H: 0	E: 1	LOB: 1	K: 2	S: 11	R: 1	H: 1	E: 0	LOB: 0	K: 0	S: 7	R: 0	H: 1	E: 0	LOB: 1	K: 0	S: 8	R: 0	H: 0	E: 0	LOB: 0	K: 0	S: 9	R: 0	H: 0	E: 0	LOB: 0	K: 1	S: 6	R: 0	H: 1	E: 0	LOB: 2	K: 1	S: 15	1B: 3	SF: 0	2B: 2	SAC: 0	3B: 0	DP: 0	HR: 0	HBP: 0	WP: 0	PA: 34
--------------	------	------	------	--------	------	-------	------	------	------	--------	------	-------	------	------	------	--------	------	-------	------	------	------	--------	------	-------	------	------	------	--------	------	------	------	------	------	--------	------	------	------	------	------	--------	------	------	------	------	------	--------	------	------	------	------	------	--------	------	-------	-------	-------	-------	--------	-------	-------	-------	--------	-------	--------

PITCHER	IP	WLS	BF	H	R	ER	SO	BB	IBB	HBP	BLK	WP	HR	S	P	ERA	WHIP
Jose Rijo, R ERA: 2.82 (1, 1)	8.2	W	32	5	1	1	10	0	0	0	1	0	0	85	117	1.04	0.577
Rob Dibble, R ERA: 1.38 (9, 1)	0.1	S	2	0	0	0	0	1	0	0	0	0	0	7	11	0.00	3.000

BOTTOM

Cincinnati Reds @ Philadelphia Phillies
Veterans Stadium, Philadelphia, PA

Sat Jun 15 1991, 7:05 PM EDT
Att. 32,075 - Sunny - 95 F

livebaseballscorecards.com

AB	33
R	1
H	5
RBI	1
BB	1
SO	10
LOB	9



Batter	1	2	3	4	5	6	7	8	9	AB R H RBI BB SO LOB	TOP																								
Billy Hatcher, R (1, 8) OBP: 0.291, SLG: 0.335 Randy Myers, L (8, 1) OBP: 0.500, SLG: 0.500 Don Carman, L (9, 1)	1-3 K		2-3 K	1-0 L8		1-0 F9		0-1 SH3-4	1-0 1B	4 0 0 0 0 2 2 1 0 1 1 0 0 0 0 0 0 0 0 0 0	Cincinnati Reds @ Philadelphia Phillies Veterans Stadium, Philadelphia, PA Sun Jun 16 1991, 3:33 AM EDT Att. 41,905 - Cloudy - 97 F																								
Mariano Duncan, R (1, 4) OBP: 0.245, SLG: 0.281 Bill Doran, S (8, PH) OBP: 0.412, SLG: 0.362 (8, 4)	0-2 G6-3		4-2 BB BB		4-1 1B S HR BB	0-1 G6-3		4-0 BB BB	0-1 G4-3	2 1 0 0 2 0 0 1 0 0 0 1 0 3																									
Barry Larkin, R (1, 6) OBP: 0.413, SLG: 0.563 (8, 6)	3-3 K		4-2 BB	1-2 BB	3-2 1B HR	2-1 HR		1-1 G1-6-3 1-2f		4 2 2 1 1 1 2																									
Chris Sabo, R (1, 5) OBP: 0.343, SLG: 0.444 (8, 7)		4-2 WP BB BB	2-2 P3		2-3 K	1-3 K			2-1 P6	4 0 0 0 1 2 4																									
Glenn Braggs, R (1, 9) OBP: 0.339, SLG: 0.415 (8, 7)		4-1 WP BB		4-2 FC5 1B BB	0-0 HR		2-1 F7		2-2 E6 1B SF7	3 2 1 3 2 0 0																									
Chris Jones, R (1, 7) OBP: 0.636, SLG: 0.636 (8, 8)	1-3 K		1-0 FC5 2B 1B	1-2 2B 1B	2-2 G3 1B		2-2 G4-3		0-0 SF7 BB 1B	5 2 3 0 0 1 2																									
Todd Benzinger, S (1, 3) OBP: 0.229, SLG: 0.234 Ted Power, R (7, 1) Paul O'Neill, L (8, 9) OBP: 0.351, SLG: 0.530		4-2 G5-4-3 BB	1-1 FC5 2B 1B	1-2 2-3f	0-0 G3		1-2 F9		4-2 1B IBB BB	3 0 0 0 1 0 3 0 0 0 0 0 0 0 0 0 0 0 1 0 0																									
Joe Oliver, R (1, 2) OBP: 0.273, SLG: 0.263 Herm Winningham, L (8, PH) OBP: 0.309, SLG: 0.333 Jeff Reed, L (8, 2) OBP: 0.343, SLG: 0.358	2-2 G5-4-3		2-2 2B	1-3 2H 2B	4-0 IBB			1-0 SH3-4 1B WP 1B	2-2 SF7	2 0 1 1 1 0 3 1 1 1 0 0 0 0 0 0 0 1 0 0 0																									
Norm Charlton, S (1, 1) OBP: 0.045, SLG: 0.091 Hal Morris, L (7, 3) OBP: 0.323, SLG: 0.437			0-3 K2-3	1-3 K	0-0 B5-3			1-1 WP SH3-4 1B	4-0 1B IBB	3 0 0 0 0 2 4 1 0 1 0 1 0 0																									
Inning Stats	R: 0 E: 0 K: 2 S: 9	H: 0 LOB: 0 BB: 0 P: 13	R: 0 E: 0 K: 1 S: 12	H: 0 LOB: 2 BB: 3 P: 27	R: 0 E: 0 K: 2 S: 17	H: 0 LOB: 2 BB: 2 P: 29	R: 1 E: 0 K: 1 S: 15	H: 2 LOB: 2 BB: 1 P: 25	R: 3 E: 0 K: 1 S: 22	H: 3 LOB: 2 BB: 2 P: 37		R: 1 E: 0 K: 1 S: 8	H: 1 LOB: 0 BB: 0 P: 12	R: 0 E: 0 K: 0 S: 10	H: 0 LOB: 0 BB: 0 P: 15	R: 1 E: 0 K: 0 S: 7	H: 2 LOB: 1 BB: 1 P: 14	R: 2 E: 1 K: 0 S: 15	H: 2 LOB: 3 BB: 2 P: 30	1B: 7 2B: 1 3B: 0 HR: 2	SF: 1 SAC: 1 DP: 2 HBP: 0	WP: 2 PB: 0 SB: 1 CS: 0	PA: 47												
PITCHER	IP WLS BF H R ER SO BB IBB HBP BLK WP HR S P ERA WHIP																																		
Pat Combs, L (1, 1) ERA: 4.22 Joe Boever, R (5, 1) ERA: 3.98 Roger McDowell, R (8, 1) ERA: 1.93	4.1 11 2.0	L	23 11 13	4 2 4	4 1 3	4 1 1	7 1 0	7 0 2	0 1 1	0 0 0	0 0 1	1 1 0	70 23 22	120 38 44	8.31 3.38 4.50	2.538 0.750 3.000																			

livebaseballscorecards.com

AB	34
R	8
H	10
RBI	7
BB	11
SO	8
LOB	23



Batter	1	2	3	4	5	6	7	8	9	AB	R	H	RBI	BB	SO	LOB
Sil Campusano, R (1, 8) B X	1-0 G4-3		1-0 G4-3		0-0 F9		1-0 SH3		1-2 P5	4	0	0	0	0	0	2
Wally Backman, S (1, 4) OBP: 0.330, SLG: 0.290 Roger McDowell, R (8, 1) B B B B	1-0 F7		2-2 1B 2B		4-0 L3 BB		1-0 G4-3		2-2 G6-3	3	1	1	1	1	0	1
John Kruk, L (9, PH) OBP: 0.346, SLG: 0.468 S X	0-1 1B		0-1 HR 1B		0-1 L3		0-0 1B		0-2 G6-3	5	1	3	2	0	0	2
Ricky Jordan, R (1, 3) OBP: 0.323, SLG: 0.468 C X	0-1 F7		1-2 HR		0-0 L9		1-3 K			4	1	1	2	0	1	2
Wes Chamberlain, R (1, 7) OBP: 0.308, SLG: 0.615 C X	0-1 F7		1-2 HR		1-3 K		2-1 1B 1B			4	0	2	0	0	2	0
Jim Lindeman, R (1, 9) OBP: 0.462, SLG: 0.478 C X		0-1 CS 1B	2-3 K		3-2 G4-3		4-0 1B BB		1-3 K	3	1	0	0	1	2	2
Dickie Thon, R (1, 6) OBP: 0.294, SLG: 0.333 S B B B		2-3 K			0-2 G4-3		0-1 1B 1B		2-3 K	3	0	1	0	0	1	1
Charlie Hayes, R (1, 5) OBP: 0.219, SLG: 0.311 Ron Jones, L (8, PH) OBP: 0.400, SLG: 0.250 Rod Booker, L (9, 5) OBP: 0.216, SLG: 0.250 C B B B		3-3 K			0-0 P4		0-0 L6		1-3 1B	1	0	1	0	0	0	0
Steve Lake, R (1, 2) OBP: 0.167, SLG: 0.155 Dale Murphy, R (8, PH) OBP: 0.303, SLG: 0.421 Darrin Fletcher, L (9, 2) OBP: 0.253, SLG: 0.338 C X			0-0 P4		0-0 L6		0-0 1B		3-2 1B	3	0	1	1	0	0	0
Pat Combs, L (1, 1) OBP: 0.278, SLG: 0.133 Joe Boever, R (5, 1) OBP: 1.000, SLG: 1.000 John Morris, L (7, PH) OBP: 0.328, SLG: 0.321 Mickey Morandini, L (8, 4) OBP: 0.325, SLG: 0.272 C H			1-1 G4-3 2B HBP		0-1 BB 1B		2-2 G4-3 SH3 1B 1B		1-1 P6	0	1	0	0	0	0	0

Inning Stats	R: 0	H: 1	E: 0	LOB: 1	K: 0	BB: 0	S: 6	P: 8
	R: 0	H: 1	E: 0	LOB: 1	K: 2	BB: 0	S: 11	P: 16
	R: 4	H: 3	E: 0	LOB: 0	K: 1	BB: 0	S: 16	P: 23
	R: 0	H: 0	E: 0	LOB: 0	K: 0	BB: 0	S: 9	P: 12
	R: 0	H: 1	E: 0	LOB: 1	K: 0	BB: 1	S: 5	P: 9
	R: 1	H: 2	E: 0	LOB: 2	K: 1	BB: 1	S: 7	P: 12
	R: 1	H: 2	E: 0	LOB: 1	K: 1	BB: 0	S: 9	P: 14
	R: 0	H: 2	E: 0	LOB: 2	K: 2	BB: 0	S: 15	P: 24
	R: 0	H: 0	E: 0	LOB: 0	K: 0	BB: 0	S: 10	P: 13
	1B: 10	SF: 0	2B: 3	SAC: 1	3B: 0	DP: 2	HR: 1	HBP: 1

PITCHER	IP	WLS	BF	H	R	ER	SO	BB	IBB	HBP	BLK	WP	HR	S	P	ERA	WHIP
Norm Charlton, L (1, 1) ERA: 4.25	6.0		26	8	5	5	4	2	0	1	0	0	1	54	80	7.50	1.667
Ted Power, R (7, 1) ERA: 3.14	1.2		9	4	1	1	3	0	0	0	0	0	0	22	35	5.40	2.400
Randy Myers, L (8, 1) ERA: 2.91	0.2	W	2	0	0	0	0	0	0	0	0	0	0	6	8	0.00	0.000
Don Carman, L (9, 1) ERA: 5.24	0.2	S	2	0	0	0	0	0	0	0	0	0	0	6	8	0.00	0.000

BOTTOM

Cincinnati Reds @ Philadelphia Phillies
Veterans Stadium, Philadelphia, PA

Sun Jun 16 1991, 3:33 AM EDT
Att: 41,905 - Cloudy - 97 F

AB	35
R	6
H	12
RBI	6
BB	2
SO	7
LOB	13



Batter	1	2	3	4	5	6	7	8	9	AB R H RBI BB SO LOB	TOP											
Bill Doran, S OBP: 0.412, SLG: 0.394 (1, 4) (8, 3)	2-1 G3		1-0 P2		1-3 K		3-2 HR	1-1 1B		5 1 2 1 0 1 1												
Herm Winningham, L OBP: 0.310, SLG: 0.323 Chris Jones, R OBP: 0.615, SLG: 0.615 (1, 8) (7, PH) (7, 7) (7, 8)	2-2 F7		4-2 FC6-4 BB		3-2 G4-3		1-2 2B 1B	1-3 K		2 0 0 0 1 0 0 2 1 1 0 0 1 2												
Barry Larkin, R OBP: 0.406, SLG: 0.552 Luis Quinones, S OBP: 0.241, SLG: 0.278 (1, 6) (5, 6) (8, 4)	2-1 F8		1-0 FC6-4 1-2f		2-2 G6-3		1-0 F9 FC4-6 1-H 2B	3-3 K		3 0 0 0 0 0 2 2 1 1 1 0 1 2												
Paul O'Neill, L OBP: 0.352, SLG: 0.525 (1, 9)		1-3 K		2-1 F8		1-0 2B 1B	2-2 F9	4-1 BB		4 1 1 0 1 1 1												
Hal Morris, L OBP: 0.332, SLG: 0.452 Mariano Duncan, R OBP: 0.244, SLG: 0.279 (1, 3) (8, PH) (8, 6)		4-2 S BB		2-1 1B 1B 2B		0-0 1B FC1-5-2 1-H 2B	2-2 E5 FC4-6	0-3 K		3 1 2 1 1 0 1 1 0 0 0 0 1 3												
Chris Sabo, R OBP: 0.348, SLG: 0.445 (1, 5)		2-3 SAFE SAFE K 1-2		0-2 1B FC5-2 1B		1-0 FC1-5-2 SF8 2-3 1B	0-0 FC4-6 PB S 1-2f 3-H BB		4-1 FC6-4 BB	4 1 2 1 1 1 2												
Jeff Reed, L OBP: 0.345, SLG: 0.355 (1, 2)		2-2 G5-3		1-0 FC5-2 1B		3-1 FC1-5-2 SF8 1-3 3-H BB	4-2 BB		2-2 FC6-4 G5-3 1-2f	4 0 1 1 1 0 4												
Billy Hatcher, R OBP: 0.291, SLG: 0.341 (1, 7) (7, 8)			2-0 SH5-4 2B		0-0 FC5-2		2-0 SF8		1-2 G5-3	3 0 1 1 0 1 4 0 0 0 0 0 0 0 1 0 0 0 0 0 1												
Ted Power, R (7, 1)					1-2 3-H																	
Joe Oliver, R OBP: 0.270, SLG: 0.259 (9, PH)					3-3 K				2-3 K													
Scott Scudder, R OBP: 0.143, SLG: 0.143 Kip Gross, R OBP: 0.500, SLG: 0.500 Todd Benzinger, S OBP: 0.226, SLG: 0.232 Jack Armstrong, R OBP: 0.100, SLG: 0.100 Don Carman, L (1, 1) (3, 1) (4, PH) (4, 1) (7, 1) (7, 7)			0-0 SH5-4 2-3		3-3 SAFE K		1-3 K	4-2 BB 1B BB	2-3 K	0 0 0 0 0 0 0 0 0 0 0 0 0 0 1 0 0 0 0 1 2 1 0 0 0 0 0 1 1 0 0 0 0 0 0 0 0 1 0 0 0 0 1 1 1												
Inning Stats	R: 0 E: 0 K: 0 S: 7	H: 0 LOB: 0 BB: 0 P: 13	R: 0 E: 0 K: 2 S: 12	H: 0 LOB: 1 BB: 1 P: 21	R: 0 E: 0 K: 0 S: 7	H: 1 LOB: 2 BB: 1 P: 15	R: 1 E: 0 K: 1 S: 12	H: 3 LOB: 2 BB: 0 P: 20	R: 0 E: 0 K: 1 S: 9	H: 0 LOB: 0 BB: 0 P: 15	R: 2 E: 0 K: 1 S: 11	H: 3 LOB: 1 BB: 0 P: 19	R: 3 E: 1 K: 1 S: 22	H: 3 LOB: 2 BB: 1 P: 38	R: 0 E: 0 K: 3 S: 14	H: 1 LOB: 3 BB: 2 P: 27	R: 0 E: 0 K: 1 S: 11	H: 0 LOB: 1 BB: 1 P: 20	1B: 6 2B: 4 3B: 0 HR: 1	SF: 1 SAC: 1 DP: 0 HBP: 0	WP: 0 PB: 1 SB: 2 CS: 0	PA: 45
PITCHER	IP WLS BF H R ER SO BB IBB HBP BLK WP HR S P ERA WHIP																				PITCHER	IP WLS BF H R ER SO BB IBB HBP BLK WP HR S P ERA WHIP
Ron Darling, R ERA: 4.09 (1, 1)	6.0 W 27 7 3 3 5 2 0 0 0 0 0 58 103 4.50 1.500																					
Doug Simons, L ERA: 4.55 (7, 1)	0.1 5 3 3 2 0 0 0 0 0 0 0 1 15 24 54.00 9.000																					
Julio Valera, R ERA: (7, 1)	1.1 8 1 0 0 3 3 0 0 0 0 0 0 18 38 0.00 3.000																					
Rich Sauveteur, L ERA: 6.75 (8, 1)	0.1 1 0 0 0 1 0 0 0 0 0 0 0 3 3 0.00 0.000																					
Jeff Innis, R ERA: 3.57 (9, 1)	1.0 4 0 0 0 1 1 0 0 0 0 0 0 11 20 0.00 1.000																					

Cincinnati Reds @ New York Mets
Shea Stadium, Flushing, NY
Mon Jun 17 1991, 7:05 PM EDT
Att. 29,892 - Cloudy - 76 F

livebaseballscorecards.com

AB	37
R	6
H	11
RBI	6
BB	6
SO	10
LOB	27



Batter	1	2	3	4	5	6	7	8	9	AB	R	H	RBI	BB	SO	LOB
Daryl Boston, L OBP: 0.282, SLG: 0.303 (1, 8)	0-0 E8 1B	1-1 F8	1-0 E3 FC6-4			4-1 BB BB	2-1 1B			4	1	2	0	1	0	1
Dave Magadan, L OBP: 0.378, SLG: 0.340 (1, 3)	0-0 1B SF9		2-2 HR HBP			0-0 F8	1-1 1B			1	2	1	1	0	0	0
Kevin Elster, R OBP: 0.326, SLG: 0.383 (3, PH)							1-2 1B			3	0	1	0	0	0	2
Gregg Jefferies, S OBP: 0.340, SLG: 0.341 (1, 4)	1-0 SF9 S 1B		2-2 F9	1-2 G3-1		1-3 K	1-2 F8			5	0	1	0	0	1	4
Howard Johnson, S OBP: 0.322, SLG: 0.517 (1, 5)	4-0 1-2 IBB		0-0 1-H HR	4-2 HR BB		1-2 F7	1-0 P4			3	2	1	2	2	0	2
Hubie Brooks, R OBP: 0.360, SLG: 0.500 (1, 9)	0-1 SF9		4-2 1B WP 1B BB	0-1 1-H HR		2-0 BB 1B	1-0 F9			3	2	2	3	1	0	2
Mark Carreon, R OBP: 0.302, SLG: 0.395 (1, 7)	1-1 G3-2-5-2		4-1 1B 1B BB	2-0 F8		1-1 BB 1B	1-0 P4			4	1	1	0	1	0	2
Rick Cerone, R OBP: 0.373, SLG: 0.379 (1, 2)		2-1 G6-3	2-2 1B E 1B	2-0 1B		4-2 BB 1B	0-2 F9-4-3 1B			4	1	3	0	1	0	0
Garry Templeton, S OBP: 0.225, SLG: 0.326 (1, 6)		1-3 K SH1-4	1-1 E7 E 1B	0-0 P6		1-2 P3	2-0 F9-4-3			5	1	1	2	0	1	5
Ron Darling, R OBP: 0.115, SLG: 0.192 (1, 1)		0-0 SH1-4	1-1 G5-3			1-3 K				3	0	0	0	0	2	4
Doug Simons, L (7, 1)										0	0	0	0	0	0	0
Julio Valera, R (7, 1)										0	0	0	0	0	0	0
Rich Sauveur, L (8, 1)										0	0	0	0	0	0	0
Jeff Innis, R (9, 1)										0	0	0	0	0	0	0


Inning Stats	R: 2	H: 3	E: 1	LOB: 1	K: 0	BB: 1	S: 8	R: 0	H: 0	E: 0	LOB: 1	K: 1	BB: 0	S: 8	R: 6	H: 3	E: 2	LOB: 1	K: 0	BB: 2	S: 21	R: 2	H: 2	E: 0	LOB: 1	K: 0	BB: 1	S: 11	R: 0	H: 0	E: 0	LOB: 1	K: 2	BB: 1	S: 8	R: 0	H: 2	E: 0	LOB: 3	K: 1	BB: 1	S: 15	R: 0	H: 2	E: 0	LOB: 2	K: 0	BB: 0	S: 10	R: 0	H: 1	E: 0	LOB: 0	K: 0	BB: 0	S: 5
--------------	------	------	------	--------	------	-------	------	------	------	------	--------	------	-------	------	------	------	------	--------	------	-------	-------	------	------	------	--------	------	-------	-------	------	------	------	--------	------	-------	------	------	------	------	--------	------	-------	-------	------	------	------	--------	------	-------	-------	------	------	------	--------	------	-------	------

PITCHER	IP	WLS	BF	H	R	ER	SO	BB	IBB	HBP	BLK	WP	HR	S	P	ERA	WHIP
Scott Scudder, R ERA: 4.76 (1, 1)	2.1	L	14	4	5	5	1	1	1	1	0	1	0	25	42	19.29	2.143
Kip Gross, R ERA: 2.13 (3, 1)	0.2		6	2	3	1	0	1	0	0	0	1	0	12	23	13.50	4.500
Jack Armstrong, R ERA: 5.02 (4, 1)	3.0		18	6	2	2	3	3	0	0	0	0	1	38	67	6.00	3.000
Don Carman, L ERA: 5.09 (7, 1)	0.2		2	0	0	0	0	0	0	0	0	0	0	5	7	0.00	0.000
Ted Power, R ERA: 3.0 (7, 1)	1.1		4	1	0	0	0	0	0	0	0	0	0	6	10	0.00	0.750

BOTTOM

Cincinnati Reds @ New York Mets
 Shea Stadium, Flushing, NY
 Mon Jun 17 1991, 7:05 PM EDT
 Att. 29,892 - Cloudy - 76 F

AB	35
R	10
H	13
RBI	8
BB	6
SO	4
LOB	22



WP	PA	ERA	WHIP
2	44		
0			
1			
0			

Batter	1	2	3	4	5	6	7	8	9	AB R H RBI BB SO LOB	TOP																									
Bill Doran, S (1, 4) OBP: 0.419, SLG: 0.404	1-1 1B 1B	3-1 FC6-4 1B			0-0 G3-1		0-0 WP G6-3 2-H 1B		0-0 L4	5 1 3 1 0 0 1																										
Billy Hatcher, R (1, 8) OBP: 0.299, SLG: 0.355	0-1 1B 1B	0-0 FC6-4 1-2f			2-1 S 1B 2B		0-0 G6-3 1-2		1-2 1B	5 2 3 0 0 0 2																										
Barry Larkin, R (1, 6) OBP: 0.406, SLG: 0.547	1-0 1B 1-3 2-H 1B				3-1 G6-3 2-H 1B		3-3 K 2-3		2-3 K	5 0 2 2 0 2 3																										
Paul O'Neill, L (1, 9) OBP: 0.354, SLG: 0.529 Chris Jones, R (8, PR) OBP: 0.615, SLG: 0.615	3-2 S 1B 1-3 3-H 1B				3-1 G3-1 1-2 L8				3-1 SH1-4 SF9 2B	4 0 2 1 0 0 1 0 1 0 0 0 0 0																										
Hal Morris, L (1, 3) OBP: 0.332, SLG: 0.450	1-3 K				0-0 G6-3		1-0 G6-4-3 1B		0-0 SH1-4 2-3	3 0 1 0 0 1 2																										
Chris Sabo, R (1, 5) OBP: 0.342, SLG: 0.440	2-3 K 1-2				0-0 F9		1-1 G6-4-3 1-2f		0-2 SF9 3-H	3 0 0 1 0 1 3																										
Glenn Braggs, R (1, 7) OBP: 0.331, SLG: 0.394 Randy Myers, L (8, 1) OBP: 0.500, SLG: 0.500 Rob Dibble, L (8, 1)	1-1 G6-3				2-3 K		2-1 F9		1-1 G1-3	4 0 0 0 0 1 3 0 0 0 0 0 0 0 0 0 0 0 0 0 0	AB 37 R 5 H 13 RBI 5 BB 0 SO 7 LOB 16																									
Jeff Reed, L (1, 2) OBP: 0.343, SLG: 0.352		2-1 G6-3			2-2 G3-1		1-1 G1-3 1B 1B		0-2 F7	4 1 1 0 0 0 0																										
Tom Browning, L (1, 1) OBP: 0.212, SLG: 0.273 Herm Winningham, L (7, PH) OBP: 0.306, SLG: 0.318 Ted Power, R (7, 1) Todd Benzinger, S (8, 7) OBP: 0.234, SLG: 0.240		1-3 K			1-3 K		1-1 G1-3 1-2		2-2 1B 1B	2 0 0 0 0 2 0 1 0 0 0 0 0 1 0 0 0 0 0 0 0 1 0 1 0 0 0 0																										
Inning Stats	R: 2 E: 0 K: 2 S: 18	H: 4 LOB: 2 BB: 0 P: 27	R: 0 E: 0 K: 1 S: 8	H: 1 LOB: 1 BB: 0 P: 14	R: 0 E: 0 K: 0 S: 6	H: 0 LOB: 0 BB: 0 P: 10	R: 0 E: 0 K: 1 S: 9	H: 0 LOB: 0 BB: 0 P: 13	R: 1 E: 0 K: 1 S: 11	H: 2 LOB: 1 BB: 0 P: 18	R: 0 E: 0 K: 0 S: 5	H: 1 LOB: 0 BB: 0 P: 9	R: 1 E: 0 K: 1 S: 12	H: 2 LOB: 1 BB: 0 P: 17	R: 1 E: 0 K: 0 S: 8	H: 1 LOB: 1 BB: 0 P: 12	R: 0 E: 0 K: 1 S: 22	H: 2 LOB: 2 BB: 0 P: 27	1B: 11 2B: 2 3B: 0 HR: 0	SF: 1 SAC: 1 DP: 1 HBP: 0	WP: 1 PB: 0 SB: 2 CS: 0	PA: 39														
PITCHER	IP WLS BF H R ER SO BB IBB HBP BLK WP HR S P ERA WHIP																																			
Wally Whitehurst, R (1, 1) ERA: 3.65	6.1		28	10	4	4	5	0	0	0	0	0	0	62	98	5.68	1.579																			
Jeff Innis, R (7, 1) ERA: 3.47	0.2		2	0	0	0	1	0	0	0	0	1	0	7	10	0.00	0.000																			
Rich Sauveur, L (8, 1) ERA: 9.0	0.1		2	1	1	1	0	0	0	0	0	0	0	3	6	27.00	3.000																			
Alejandro Pena, R (8, 1) ERA: 2.96	1.2	W	7	2	0	0	1	0	0	0	0	0	0	27	33	0.00	1.200																			

Cincinnati Reds @ New York Mets
Shea Stadium, Flushing, NY
Tue Jun 18 1991, 7:05 PM EDT
Att. 21,058 - Cloudy - 65 F

livebaseballscorecards.com



Batter	1	2	3	4	5	6	7	8	9
Keith Miller, R OBP: 0.408, SLG: 0.522 (1, 7) (9, 9)	0-0 G6-3		0-2 HR 1B	0-0 1-2 1B			2-3 K	2-2 F9	
Tom Herr, S OBP: 0.356, SLG: 0.284 (1, 4) (9, 9)	2-3 K		1-2 F9	0-0 P2			0-3 K	0-2 G3	
Mark Carreon, R OBP: 0.300, SLG: 0.388 Chuck Carr, S (7, PR) (8, 8)	1-0 G5-3		1-0 E5 HR BB		1-1 G6-3		1-0 E8 1B		
Hubie Brooks, R OBP: 0.358, SLG: 0.492 Rich Sauveur, L Alejandro Pena, R (8, 1) (8, 1)		2-2 L8	4-1 HR BB		1-1 F9		0-2 G6-3		
Howard Johnson, S OBP: 0.325, SLG: 0.529 (1, 5)		0-0 P2	0-0 HR		1-2 G1-3			4-1 2B 1B BB	
Garry Templeton, S OBP: 0.226, SLG: 0.333 (1, 3)		3-1 1B 2B	0-1 G6-3			1-2 G6-3		1-0 P2	
Rick Cerone, R OBP: 0.377, SLG: 0.394 (1, 2)		1-0 FC6-4 1B		2-1 F8		0-3 K	1-1 1B E 2B		
Kevin Elster, R OBP: 0.331, SLG: 0.390 (1, 6)		1-0 FC6-4		2-1 F9		0-0 2B	4-0 E 1B IBB		
Wally Whitehurst, R OBP: 0.267, SLG: 0.231 Jeff Innis, R Daryl Boston, L OBP: 0.282, SLG: 0.303 Kevin McReynolds, R OBP: 0.327, SLG: 0.422 (8, PH) (9, 7)			2-0 F7	4-0 1B BB		0-0 F8	1-1 E 1B		

Inning Stats	R: 0 E: 0 K: 5	H: 0 LOB: 0 BB: 0 P: 8	R: 1 E: 0 K: 9	H: 2 LOB: 1 BB: 0 P: 16	R: 4 E: 1 K: 12	H: 2 LOB: 0 BB: 1 P: 20	R: 0 E: 0 K: 6	H: 1 LOB: 2 BB: 0 P: 14	R: 0 E: 0 K: 7	H: 0 LOB: 0 BB: 0 P: 10	R: 0 E: 0 K: 10	H: 1 LOB: 1 BB: 0 P: 11	R: 0 E: 1 K: 12	H: 1 LOB: 1 BB: 0 P: 15	R: 2 E: 1 K: 12	H: 2 LOB: 2 BB: 2 P: 25
--------------	----------------------	---------------------------------	----------------------	----------------------------------	-----------------------	----------------------------------	----------------------	----------------------------------	----------------------	----------------------------------	-----------------------	----------------------------------	-----------------------	----------------------------------	-----------------------	----------------------------------

PITCHER	IP	WLS	BF	H	R	ER	SO	BB	IBB	HBP	BLK	WP	HR	S	P	ERA	WHIP
Tom Browning, L ERA: 3.32	(1, 1)	6.0	27	6	5	1	2	2	0	0	0	0	0	49	79	1.50	1.333
Ted Power, R ERA: 2.9	(7, 1)	1.0	4	1	0	0	2	0	0	0	0	0	0	12	15	0.00	1.000
Randy Myers, L ERA: 3.15	(8, 1)	0.1	L 4	1	2	1	0	1	1	0	0	0	0	4	14	27.00	6.000
Rob Dibble, R ERA: 1.35	(8, 1)	0.2	3	1	0	0	0	0	0	0	0	0	0	8	11	0.00	1.500

BOTTOM


Cincinnati Reds @ New York Mets
Shea Stadium, Flushing, NY

Tue Jun 18 1991, 7:05 PM EDT
Att: 21,058 - Cloudy - 65 F

AB	R	H	RBI	BB	SO	LOB
5	1	2	0	0	1	2
5	0	0	0	0	2	5
4	1	1	0	0	0	1
0	0	0	0	0	0	0
3	1	0	0	1	0	1
0	0	0	0	0	0	0
0	0	0	0	0	0	0
3	2	1	4	1	0	0
4	1	1	0	0	0	1
4	1	2	1	0	1	0
3	0	1	0	1	0	1
2	0	0	0	1	0	1
0	0	0	0	0	0	0
0	0	0	0	0	0	0
1	0	1	1	0	0	0

AB	34
R	7
H	9
RBI	6
BB	4
SO	4
LOB	12

WP: 0 PA: 38
PB: 0
SB: 0
CS: 0



PITCHER	IP	WLS	BF	H	R	ER	SO	BB	IBB	HBP	BLK	WP	HR	S	P	ERA	WHIP
---------	----	-----	----	---	---	----	----	----	-----	-----	-----	----	----	---	---	-----	------

Batter	1	2	3	4	5	6	7	8	9	AB	R	H	RBI	BB	SO	LOB	TOP
Bill Doran, S (1, 4) OBP: 0.426, SLG: 0.407	0-0 1B		4-1 F9 G6-3 HR BB		0-0 P5	2-1 1B		3-2 G1-3		4	1	2	0	1	0	0	
Herm Winningham, L (1, 8) OBP: 0.293, SLG: 0.304 Billy Hatcher, R (6, PH) OBP: 0.296, SLG: 0.351	1-3 K		0-1 G6-3		0-0 B1-3	1-3 K			2-3 K	3	0	0	0	0	1	2	
Barry Larkin, R (1, 6) OBP: 0.400, SLG: 0.542	1-3 K		1-0 F9		0-0 F8		2-1 L6		2-1 G1-3 2B	5	0	1	0	0	1	2	
Paul O'Neill, L (1, 9) OBP: 0.355, SLG: 0.538	1-3 K		3-2 HR		2-1 F7	1-3 K		4-0 G1-3 IBB	4	1	1	2	1	2	1		
Hal Morris, L (1, 3) OBP: 0.333, SLG: 0.448		1-2 F9	0-0 L7		0-1 1B 3B 1B	1-2 2B 1B		2-2 G1-3	5	2	2	0	0	0	2		
Todd Benzinger, S (1, 7) OBP: 0.259, SLG: 0.290		2-2 G6-3 3B		1-1 WP S 1B	3-1 F8	2-2 2B		4-0 IBB	4	1	3	1	1	0	1		
Luis Quinones, S (1, 5) OBP: 0.250, SLG: 0.277		4-0 G6-3 S BB		1-3 K	0-2 3B 1B	0-2 F8		0-3 K	4	1	1	0	1	2	5		
Jeff Reed, L (1, 2) OBP: 0.338, SLG: 0.346 Chris Jones, R (6, PH) OBP: 0.643, SLG: 0.786 Joe Oliver, R (6, 2) OBP: 0.267, SLG: 0.256	1-3 G6-3		2-0 F7		2-0 1B 3B		0-1 F7		2 0 0 1 0 0 2 1 1 1 2 0 0 0 1 0 0 0 0 0 0								
Chris Hammond, L (1, 1) OBP: 0.304, SLG: 0.318 Kip Gross, R (4, 1) OBP: 0.500, SLG: 0.500 Glenn Braggs, R (6, PH) OBP: 0.336, SLG: 0.400 Ted Power, R (6, 1) Rob Dibble, L (8, 1)	0-3 K		1-0 P5		3-0 1B 1B		0-3 K		2 0 0 0 0 1 2 0 0 0 0 0 0 0 1 0 1 1 0 0 0 1 0 0 0 0 1 0 0 0 0 0 0 0 0								
Inning Stats	R: 0 H: 1 E: 0 LOB: 1 K: 3 BB: 0 S: 12 P: 15	R: 1 H: 1 E: 0 LOB: 1 K: 1 BB: 1 S: 12 P: 22	R: 2 H: 1 E: 0 LOB: 0 K: 0 BB: 1 S: 9 P: 17	R: 0 H: 1 E: 0 LOB: 1 K: 1 BB: 0 S: 7 P: 12	R: 0 H: 0 E: 0 LOB: 0 K: 0 BB: 0 S: 3 P: 3	R: 3 H: 5 E: 0 LOB: 2 K: 1 BB: 0 S: 18 P: 31	R: 1 H: 2 E: 0 LOB: 1 K: 1 BB: 0 S: 17 P: 23	R: 0 H: 0 E: 0 LOB: 0 K: 1 BB: 0 S: 8 P: 11	R: 0 H: 1 E: 0 LOB: 3 K: 2 BB: 2 S: 11 P: 25	1B: 7 SF: 0 2B: 2 SAC: 0 3B: 2 DP: 0 HR: 1 HBP: 0	WP: 1 PA: 43 PB: 0 SB: 2 CS: 0						
PITCHER	IP WLS BF H R ER SO BB IBB HBP BLK WP HR S P ERA WHIP																
David Cone, R (1, 1) ERA: 2.95	5.2 L 25 6 5 5 5 2 0 0 0 1 1 52 83 7.94 1.412																
Rich Sauveur, L (6, 1) ERA: 10.8	0.1 4 3 1 1 1 0 0 0 0 0 0 9 17 27.00 9.000																
Doug Simons, L (7, 1) ERA: 4.55	2.0 8 2 1 1 2 0 0 0 0 0 0 25 34 4.50 1.000																
Jeff Innis, R (9, 1) ERA: 3.33	1.0 6 1 0 0 2 0 2 0 0 0 0 11 25 0.00 1.000																

Cincinnati Reds @ New York Mets
Shea Stadium, Flushing, NY
Wed Jun 19 1991, 7:05 PM EDT
Att. 22,206 - Cloudy - 66 F

livebaseballscorecards.com

AB	39
R	7
H	12
RBI	7
BB	4
SO	10
LOB	19



BOTTOM

Cincinnati Reds @ New York Mets
Shea Stadium, Flushing, NY
Wed Jun 19 1991, 7:05 PM EDT
Att. 22,206 - Cloudy - 66 F

livebaseballscores.com

AB	36
R	6
H	12
RBI	5
BB	5
SO	6
LOB	17



WP:	1	PA:	41
PB:	1		
SB:	3		
CS:	0		

AB R H RBI BB SO LOB

5	0	1	0	0	2	1
5	1	3	0	0	2	1
5	1	1	2	0	0	2
4	1	3	0	1	0	0
3	1	0	0	2	1	3
3	1	2	1	1	0	0
2	0	0	0	1	0	5
1	0	0	0	0	0	0
0	0	0	0	0	0	0
4	1	1	2	0	0	2
2	0	0	0	0	0	3
0	0	0	0	0	0	0
1	0	1	0	0	0	0
0	0	0	0	0	0	0
0	0	0	0	0	0	0

Batter	1	2	3	4	5	6	7	8	9
Mark Carreon, R OBP: 0.295, SLG: 0.378 (1, 8) B C C F F B B F X	3-2 G4-3 ①		3-3 K ① C B F F B S	2-2 S 1B ② F C C B F B S		1-2 G6-3 ③ C B C X		3-3 K ③ C B B F F C	
Garry Templeton, S OBP: 0.245, SLG: 0.347 (1, 3) C X	0-1 FC5-4 1B		0-1 G5-4-3 1B ② S F F B B S	2-3 K ③ S F F B B S			1-2 HR 1B ② B F C X	0-3 K ① F F S	
Gregg Jefferies, S OBP: 0.337, SLG: 0.354 (1, 4) C B F F X	1-2 FC5-4 1B ② 1-2f		3-1 G5-4-3 ② ③ B B C C X		1-2 F8 ① B F C X		2-1 HR ① B F F B B X	2-2 P6 ② B F F B B X	
Kevin McReynolds, R OBP: 0.338, SLG: 0.429 (1, 7) B C B F 1 X SAFE	2-2 FC6-4 1B ③ 1-2			1-2 BB 1B ① B B B C B	4-1 WP BB ② B B B C B		2-0 L7 ① B B B X	0-2 1B ③ S S X	
Howard Johnson, S OBP: 0.327, SLG: 0.521 (1, 5) C S B B F X	2-2 FC6-4 ③ 1-2f			4-2 BB 1B ① S 1 SAFE S B B 1 SAFE B	4-0 WP BB ② B B B B		1-1 F8 ② C B B X	2-3 K ③ S S B B C	
Hubie Brooks, R OBP: 0.365, SLG: 0.495 (1, 9) C B F F X		0-2 FC6-5 BB 1B ① C B F F X		3-1 G3 1B ① B B B B X	4-0 G6-4-3 IBB ② B B B B X		0-1 F9 ③ C X		
Rick Cerone, R OBP: 0.376, SLG: 0.386 (1, 2)				1-1 G3 ① F F X	0-1 G6-4-3 ③ 1-2f			2-2 G6-3 ① C B B X	
Tom Herr, S OBP: 0.354, SLG: 0.282 (8, PH)				1-2 2-3 ② F F X					
Jeff Innis, R (9, 1)									
Kevin Elster, R OBP: 0.329, SLG: 0.386 (1, 6) X		0-0 FC6-5 ① G4-6-3 1-2 2-3f		0-1 1B PB S 1B ② 2-H 3-H		1-2 F8 ① C B F C X		1-2 F8 ② B F F B X	
David Cone, L OBP: 0.188, SLG: 0.107 (6, 1)				1-2 F7 ② M B C X				2-1 S 1B ② B C B X	
Rich Sauveur, L (6, PH)									
Daryl Boston, L OBP: 0.278, SLG: 0.299 (7, 1)									
Doug Simmons, L (7, 1)									
Mackey Sasser, L OBP: 0.346, SLG: 0.600 (8, PH)									
Chuck Carr, S (8, PR)									
Charlie O'Brien, R OBP: 0.241, SLG: 0.176 (9, 2)									

Inning Stats	R: 0	H: 2	E: 0	K: 0	S: 17	R: 0	H: 1	E: 0	K: 0	S: 6	R: 0	H: 1	E: 0	K: 1	S: 8	R: 4	H: 4	E: 0	K: 1	S: 23	R: 0	H: 0	E: 0	K: 0	S: 6	R: 0	H: 0	E: 0	K: 1	S: 10	R: 2	H: 2	E: 0	K: 0	S: 10	R: 0	H: 1	E: 0	K: 1	S: 12	R: 0	H: 1	E: 0	K: 2	S: 15	
	LOB: 2	BB: 0				LOB: 1	BB: 1				LOB: 0	BB: 0				LOB: 4	BB: 1				LOB: 0	BB: 2				LOB: 0	BB: 0					LOB: 2	BB: 3				LOB: 2	BB: 0				LOB: 1	BB: 0			

PITCHER	IP	WLS	BF	H	R	ER	SO	BB	IBB	HBP	BLK	WP	HR	S	P	ERA	WHIP
Chris Hammond, L ERA: 4.53 (1, 1)	3.0		15	6	3	3	1	2	0	0	0	0	0	38	65	9.00	2.667
Kip Gross, R ERA: 1.84 (4, 1)	2.0	W	10	2	1	0	1	2	1	0	0	1	0	22	41	0.00	2.000
Ted Power, R ERA: 3.21 (6, 1)	2.2		11	3	2	2	1	0	0	0	0	0	1	29	42	6.75	1.125
Rob Dibble, R ERA: 1.3 (8, 1)	1.1	S	5	1	0	0	3	0	0	0	0	0	0	18	25	0.00	0.750

Batter	1	2	3	4	5	6	7	8	9	10	11	AB R H RBI BB SO LOB	TOP																		
Marquis Grissom, R (1, 8) OBP: 0.327, SLG: 0.390	0-1 G6-3			1-3 K			0-3 K		1-0 G6-3		0-0 WP S 2-H 1B	5 0 1 1 0 2 0																			
Delino DeShields, L (1, 4) OBP: 0.362, SLG: 0.383	2-3 K			4-2 K BB			0-1 1B		3-3 K		1-0 P4	4 0 1 0 1 2 1																			
Eric Bullock, L (1, 7) OBP: 0.289, SLG: 0.300 Ivan Calderon, R (9, PH) OBP: 0.362, SLG: 0.458 (9, 7)	1-2 G4-3			1-3 K 1-2			0-0 F7		0-1 G5-3		4-2 BB 1-3 BB	3 0 0 0 0 1 2 1 0 0 0 1 0 0																			
Tim Wallach, R (1, 5) OBP: 0.318, SLG: 0.342					2-2 L8		0-0 G5-3			0-0 SH1-4 1B	4-2 BB 1-2 BB	4 0 1 0 1 1 1																			
Dave Martinez, L (1, 9) OBP: 0.276, SLG: 0.357					0-1 G4-6-3 1B				2-2 SH3-4 1B	1-1 SH1-4 1-2	0-1 P5	4 0 3 0 0 0 3																			
Ron Hassey, L (1, 2) OBP: 0.357, SLG: 0.375 Junior Noboa, R (10, PH) OBP: 0.304, SLG: 0.400 Gilberto Reyes, R (10, 2) OBP: 0.330, SLG: 0.307					0-0 G6-4-3 1-2f				0-0 SH3-4 1-2	1-0 F9		2 0 0 0 0 0 2 1 0 0 0 0 0 1 0 0 0 0 0 0 0																			
Larry Walker, L (1, 3) OBP: 0.319, SLG: 0.362					1-2 G4-3				3-3 K2-3	1-1 P2		4 0 0 0 0 2 2																			
Spike Owen, S (1, 6) OBP: 0.307, SLG: 0.294					1-1 G4-3				4-0 IBB		2-1 SH1-4 1B 1B	3 1 1 0 1 1 0																			
Dennis Martinez, R (1, 1) OBP: 0.135, SLG: 0.189 Barry Jones, R (9, 1) Bret Barberie, S (11, PH) Scott Ruskin, R (11, 1)					2-3 K				3-2 G4-3		0-0 SH1-4 1-2	3 0 0 0 0 2 2 0																			
Inning Stats	R: 0 E: 0 K: 1 S: 9	H: 0 LOB: 0 BB: 0 P: 12	R: 0 E: 0 K: 1 S: 9	H: 1 LOB: 0 BB: 0 P: 10	R: 0 E: 0 K: 3 S: 10	H: 0 LOB: 0 BB: 0 P: 15	R: 0 E: 0 K: 2 S: 9	H: 0 LOB: 0 BB: 1 P: 15	R: 0 E: 0 K: 0 S: 6	H: 1 LOB: 0 BB: 0 P: 8	R: 0 E: 0 K: 1 S: 9	H: 0 LOB: 0 BB: 0 P: 13	R: 0 E: 0 K: 1 S: 7	H: 1 LOB: 1 BB: 0 P: 7	R: 0 E: 0 K: 1 S: 12	H: 1 LOB: 2 BB: 1 P: 24	R: 0 E: 0 K: 1 S: 6	H: 0 LOB: 0 BB: 0 P: 10	R: 0 E: 0 K: 0 S: 6	H: 1 LOB: 1 BB: 0 P: 9	R: 1 E: 0 K: 0 S: 12	H: 2 LOB: 3 BB: 2 P: 23	1B: 7 2B: 0 3B: 0 HR: 0	SF: 0 SAC: 3 DP: 2 HBP: 0	WP: 1 PB: 0 SB: 1 CS: 0	PA: 41					
PITCHER	IP WLS BF H R ER SO BB IBB HBP BLK WP HR S P ERA WHIP																														
Jose Rijo, R (1, 1) ERA: 2.66	6.0	18	2	0	0	8	1	0	0	0	0	0	0	52	73	0.00	0.500														
Keith Brown, R (7, 1) ERA:	1.1	6	2	0	0	1	0	0	0	0	0	0	0	11	13	0.00	1.500														
Randy Myers, L (8, 1) ERA: 3.0	1.2	6	0	0	0	2	0	1	0	0	0	0	0	14	28	0.00	0.000														
Don Carman, L (10, 1) ERA: 5.04	2.0	L 11	3	1	1	0	2	0	0	0	1	0	18	32	4.50	2.500															

Montreal Expos @ Cincinnati Reds
Riverfront Stadium, Cincinnati, OH
 Thu Jun 20 1991, 7:05 PM EDT
 Att: 26,429 - Cloudy - 90 F

livebaseballscorecards.com

AB	34
R	1
H	7
RBI	1
BB	4
SO	11
LOB	14



Batter	1	2	3	4	5	6	7	8	9	10	11	AB R H RBI BB SO LOB	BOTTOM	
Bill Doran, S OBP: 0.414, SLG: 0.393 (1, 4)	G5-3			G1-4-3		CS	G3		K			4 0 0 0 0 1 0	Montreal Expos @ Cincinnati Reds Riverfront Stadium, Cincinnati, OH Thu Jun 20 1991, 7:05 PM EDT Att: 26,429 - Cloudy - 90 F	
Herm Winningham, L OBP: 0.282, SLG: 0.292 (1, 8)	P6			G1-3			F7		K			3 0 0 0 0 0 0		
Randy Myers, L OBP: 0.500, SLG: 0.500 (8, 1)												0 0 0 0 0 0 0		
Glenn Braggs, R OBP: 0.333, SLG: 0.396 (9, PH)												1 0 0 0 0 1 0		
Don Carman, L (10, 1)												0 0 0 0 0 0 0		
Barry Larkin, R OBP: 0.397, SLG: 0.532 (1, 6)	G5-3			K			HBP		F9			3 0 0 0 0 1 0		
Paul O'Neill, L OBP: 0.350, SLG: 0.528 (1, 9)		F7					F8					4 0 0 0 0 0 1		
Hal Morris, L OBP: 0.332, SLG: 0.444 (1, 3)		K					L6					4 0 1 0 0 2 0		
Chris Sabo, R OBP: 0.337, SLG: 0.432 (1, 5)			F9				G4-3					4 0 0 0 0 0 1		
Todd Benzinger, S OBP: 0.259, SLG: 0.288 (1, 7)				F7			K					4 0 1 0 0 1 0		
Jeff Reed, L OBP: 0.338, SLG: 0.341 (1, 2)				F7			F7					2 0 0 0 1 0 0		
Chris Jones, R OBP: 0.600, SLG: 0.733 (11, PH)												1 0 0 0 0 1 0		
Jose Rijo, R OBP: 0.265, SLG: 0.265 (1, 1)												2 0 1 0 0 0 0		
Keith Brown, S (7, 1)												0 0 0 0 0 0 0		
Billy Hatcher, R OBP: 0.293, SLG: 0.347 (8, 8)				B5-3			CS		FC5-4			2 0 0 0 0 0 2		
Inning Stats	R: 0 H: 0 E: 0 LOB: 0 K: 0 BB: 0 S: 7 P: 11	R: 0 H: 0 E: 0 LOB: 0 K: 1 BB: 0 S: 8 P: 10	R: 0 H: 0 E: 0 LOB: 0 K: 0 BB: 0 S: 11 P: 14	R: 0 H: 0 E: 0 LOB: 0 K: 1 BB: 0 S: 9 P: 14	R: 0 H: 0 E: 0 LOB: 0 K: 0 BB: 0 S: 10 P: 15	R: 0 H: 1 E: 0 LOB: 0 K: 1 BB: 0 S: 10 P: 17	R: 0 H: 0 E: 0 LOB: 1 K: 0 BB: 0 S: 7 P: 13	R: 0 H: 1 E: 0 LOB: 2 K: 1 BB: 1 S: 19 P: 28	R: 0 H: 0 E: 0 LOB: 0 K: 2 BB: 0 S: 9 P: 15	R: 0 H: 1 E: 0 LOB: 0 K: 0 BB: 0 S: 5 P: 9	R: 0 H: 0 E: 0 LOB: 0 K: 1 BB: 0 S: 9 P: 14	1B: 3 SF: 0 2B: 0 SAC: 0 3B: 0 DP: 1 HR: 0 HBP: 1	WP: 0 PA: 37 PB: 0 SB: 2 CS: 1	
PITCHER	IP WLS BF H R ER SO BB IBB HBP BLK WP HR S P ERA WHIP													
Dennis Martinez, R ERA: 1.87 (1, 1)	8.0	WLS: 27	H: 2 R: 0 ER: 0 SO: 4 BB: 1 IBB: 0 HBP: 1 BLK: 0 WP: 0 HR: 0 S: 81 P: 122 ERA: 0.00 WHIP: 0.375											
Barry Jones, R ERA: 3.27 (9, 1)	2.0	W: 6	H: 1 R: 0 ER: 0 SO: 2 BB: 0 IBB: 0 HBP: 0 BLK: 0 WP: 0 HR: 0 S: 14 P: 24 ERA: 0.00 WHIP: 0.500											
Scott Ruskin, L ERA: 1.76 (11, 1)	1.0	S: 3	H: 0 R: 0 ER: 0 SO: 1 BB: 0 IBB: 0 HBP: 0 BLK: 0 WP: 0 HR: 0 S: 9 P: 14 ERA: 0.00 WHIP: 0.000											

livebaseballscores.com

AB	34
R	0
H	3
RBI	0
BB	1
SO	7
LOB	4



Batter	1	2	3	4	5	6	7	8	9	AB R H RBI BB SO LOB	TOP											
Marquis Grissom, R (1, 8) OBP: 0.329, SLG: 0.401	1-0 F9		2-1 CS 1B		0-3 K			1-0 1B 3B		4 1 2 0 0 1 1												
Delino DeShields, L (1, 4) OBP: 0.384, SLG: 0.385	1-1 G4-3		1-0 CS 1-2	2-2 HR 1B		1-3 K		1-2 WP 1B		4 1 2 1 0 1 0												
Ivan Calderon, R (1, 7) OBP: 0.364, SLG: 0.471	1-2 FC4-6 1B			3-2 1 SAFE 1 SAFE 1 SAFE 1 SAFE 1-H HR		3-2 F9		3-3 K 1-2		4 1 2 2 0 1 1												
Tim Wallach, R (1, 5) OBP: 0.314, SLG: 0.337	1-0 FC4-6 1-2f			2-1 F8		2-1 G5-3		0-1 F8		4 0 0 0 0 0 2												
Dave Martinez, L (1, 9) OBP: 0.269, SLG: 0.348		2-0 G4-3		0-0 G6-3		1-1 G6-3		2-1 P6		4 0 0 0 0 0 0												
Mike Fitzgerald, R (1, 2) OBP: 0.250, SLG: 0.250		1-2 F7		2-3 K		0-0 G6-3		1-1 G6-3		4 0 0 0 0 1 0												
Larry Walker, L (1, 3) OBP: 0.318, SLG: 0.357		3-2 F7			0-3 K		4-2 BB		2-3 K	3 0 0 0 1 2 0												
Spike Owen, S (1, 6) OBP: 0.303, SLG: 0.290			0-1 G3-1		0-0 G4-3		0-0 G4-3			3 0 0 0 0 0 1												
Chris Haney, L (1, 1) Bret Barberie, S (5, PH) Tim Burke, R (5, 1) Eric Bullock, L (8, PH) Bill Sampen, R (8, 1)			0-1 G6-3		3-2 HBP		0-3 K			1 0 1 0 0 0 0 1 0 0 0 0 0 0 0 0												
Inning Stats	R: 0 E: 0 K: 0 S: 7	H: 1 LOB: 1 BB: 0 P: 11	R: 0 E: 0 K: 0 S: 7	H: 0 LOB: 0 BB: 0 P: 13	R: 0 E: 0 K: 0 S: 6	H: 1 LOB: 0 BB: 0 P: 9	R: 2 E: 0 K: 1 S: 13	H: 2 LOB: 0 BB: 0 P: 22	R: 0 E: 0 K: 2 S: 11	H: 0 LOB: 1 BB: 0 P: 14	R: 0 E: 0 K: 1 S: 8	H: 0 LOB: 0 BB: 0 P: 14	R: 0 E: 0 K: 0 S: 6	H: 0 LOB: 1 BB: 1 P: 11	R: 1 E: 0 K: 2 S: 12	H: 2 LOB: 1 BB: 0 P: 17	R: 0 E: 0 K: 1 S: 7	H: 0 LOB: 0 BB: 0 P: 12	1B: 4 2B: 0 3B: 1 HR: 1	SF: 0 SAC: 0 DP: 0 HBP: 1	WP: 1 PB: 0 SB: 0 CS: 1	PA: 35
PITCHER	IP WLS BF H R ER SO BB IBB HBP BLK WP HR S P ERA WHIP												PITCHER	IP WLS BF H R ER SO BB IBB HBP BLK WP HR S P ERA WHIP								
Scott Scudder, R (1, 1) ERA: 4.39	7.0 W 26 4 2 2 4 1 0 1 0 0 1 58 94 2.57 0.714																					
Ted Power, R (8, 1) ERA: 3.38	1.0 5 2 1 1 2 0 0 0 0 1 0 12 17 9.00 2.000																					
Randy Myers, L (9, 1) ERA: 2.92	1.0 3 0 0 0 1 0 0 0 0 0 0 7 12 0.00 0.000																					

Montreal Expos @ Cincinnati Reds
Riverfront Stadium, Cincinnati, OH

Fri Jun 21 1991, 7:05 PM EDT
Att. 32,110 - Cloudy - 85 F

livebaseballscorecards.com

AB	32
R	3
H	6
RBI	3
BB	1
SO	7
LOB	5



Batter	1	2	3	4	5	6	7	8	9
Billy Hatcher, R OBP: 0.297, SLG: 0.356 (1, 8)	2-2 SH1-3 SF9 2B		1-2 E5 CS		1-1 HR 1B	0-1 P3			
Hal Morris, L OBP: 0.332, SLG: 0.443 (1, 3)	0-0 SH1-3 2-3		1-3 K		0-0 F7		0-0 G5-4-3 1B		
Barry Larkin, R OBP: 0.394, SLG: 0.525 (1, 6)	1-1 SF9		4-0 FC6-4 BB		1-2 F9		0-1 G5-4-3 1-2f		
Chris Sabo, R OBP: 0.343, SLG: 0.463 (1, 5)	3-2 HR		2-1 FC6-4 1-2f		0-1 HR		2-0 1B		
Glenn Braggs, R OBP: 0.331, SLG: 0.385 (1, 7)	1-1 G6-3			1-1 F8	1-0 1B HBP		0-1 P4		
Paul O'Neill, L OBP: 0.360, SLG: 0.537 (1, 9)		1-1 FC3-6 HBP		4-2 HR BB	2-1 1B 1-H		3-2 2B		
Mariano Duncan, R OBP: 0.240, SLG: 0.274 (1, 4)		1-2 FC3-6 1-2f		1-1 F9	2-1 G5-3		3-1 P5		
Luis Quinones, S OBP: 0.247, SLG: 0.274 (7, 4)									
Joe Oliver, R OBP: 0.266, SLG: 0.291 (1, 2)		0-0 F9		0-1 HR		2-3 K	1-3 K		
Scott Scudder, R OBP: 0.100, SLG: 0.100 (1, 1)		0-3 K		2-1 P3		2-3 K	1-0 G3		
Ted Power, R (8, 1)									
Todd Benzinger, S OBP: 0.256, SLG: 0.286 (8, PH)									
Randy Myers, L OBP: 0.500, SLG: 0.500 (9, 1)									

Inning Stats	R: 2 E: 0 K: 0 S: 12	H: 2 LOB: 0 BB: 0 P: 19	R: 0 E: 0 K: 1 S: 10	H: 0 LOB: 1 BB: 0 P: 12	R: 0 E: 1 K: 1 S: 8	H: 0 LOB: 1 BB: 1 P: 16	R: 2 E: 0 K: 0 S: 10	H: 1 LOB: 0 BB: 1 P: 18	R: 3 E: 0 K: 0 S: 12	H: 3 LOB: 1 BB: 0 P: 19	R: 0 E: 0 K: 2 S: 8	H: 0 LOB: 0 BB: 0 P: 12	R: 0 E: 0 K: 0 S: 6	H: 2 LOB: 1 BB: 0 P: 8	R: 0 E: 0 K: 1 S: 9	H: 1 LOB: 1 BB: 0 P: 17
--------------	-------------------------------	----------------------------------	-------------------------------	----------------------------------	------------------------------	----------------------------------	-------------------------------	----------------------------------	-------------------------------	----------------------------------	------------------------------	----------------------------------	------------------------------	---------------------------------	------------------------------	----------------------------------

PITCHER	IP	WLS	BF	H	R	ER	SO	BB	IBB	HBP	BLK	WP	HR	S	P	ERA	WHIP
Chris Haney, L ERA: 9.0 (1, 1)	4.0	L	18	3	4	4	2	2	0	1	0	0	2	40	65	9.00	1.250
Tim Burke, R ERA: 4.7 (5, 1)	3.0		14	5	3	3	2	0	0	1	0	0	1	26	39	9.00	1.667
Bill Sampen, R ERA: 3.74 (8, 1)	1.0		4	1	0	0	1	0	0	0	0	0	0	9	17	0.00	1.000

BOTTOM

4 2 2 0 0 0 0

3 0 1 0 0 1 2

2 0 0 1 1 0 2

4 2 3 3 0 0 1

3 1 0 0 0 0 1

2 1 2 1 1 0 0

3 0 0 0 0 0 3

1 0 0 0 0 0 1

4 1 1 2 0 2 2

3 0 0 0 0 2 1

0 0 0 0 0 0 0

1 0 0 0 0 0 1

0 0 0 0 0 0 0

1B: 4 SF: 1
2B: 2 SAC: 1
3B: 0 DP: 1
HR: 3 HBP: 2

WP: 0 PA: 36
PB: 0
SB: 3
CS: 1

Montreal Expos @ Cincinnati Reds
Riverfront Stadium, Cincinnati, OH

Fri Jun 21 1991, 7:05 PM EDT
Att: 32,110 - Cloudy - 85 F

livebaseballscorecards.com

AB 30
R 7
H 9
RBI 7
BB 2
SO 5
LOB 14



Batter	1	2	3	4	5	6	7	8	9	AB R H RBI BB SO LOB	TOP											
Marquis Grissom, R (1, 8) OBP: 0.323, SLG: 0.392	2-3 ①		1-0 ③		1-0 ③		0-0 ①	1-1 ③		5 0 0 0 0 1 2												
Delino DeShields, L (1, 4) OBP: 0.387, SLG: 0.384	4-1 S BB			1-2 ①		1-1 ①	3-2 S 1B		4-1 S BB	3 1 1 0 2 0 0												
Ivan Calderon, R (1, 7) OBP: 0.368, SLG: 0.474	3-2 ② SAFE SAFE SAFE SAFE SAFE			2-2 1B		0-0 1B	3-2 ② 1-3		3-2 1B	5 1 3 0 0 0 2												
Tim Wallach, R (1, 5) OBP: 0.312, SLG: 0.346	1-0 ③			1-0 ② SAFE SAFE SAFE		0-0 1B	0-3 ③		3-0 ① ② SAFE BB BB BB	5 1 1 2 0 1 5												
Dave Martinez, L (1, 9) OBP: 0.279, SLG: 0.368				2-2 ③ SAFE SAFE		0-0 2B		1-0 1B	0-1 S X SAFE	5 2 3 1 0 0 1												
Gilberto Reyes, R (1, 2) OBP: 0.333, SLG: 0.315			2-3 ②			0-2 2B	4-1 BB	1-2 ① S X	0-1 ③ SAFE	4 1 1 0 1 1 2												
Larry Walker, L (1, 3) OBP: 0.321, SLG: 0.370			0-0 ③			2-1 2B SAFE	3-2 1B SAFE	4-2 1B BB		3 1 1 2 1 0 2												
Tom Foley, L (1, 6) OBP: 0.299, SLG: 0.349				2-1 ①		3-3 ①	1-2 1B	1-0 1B		4 0 2 2 0 1 0												
Oil Can Boyd, R (1, 1) OBP: 0.143, SLG: 0.077			1-1 ②			1-3 ②	0-1 ③	1-2 ② SAFE		2 0 0 0 0 1 0												
Junior Noboa, R (6, PH) OBP: 0.298, SLG: 0.393										1 0 0 0 0 0 2												
Doug Piatt, L (6, 1)										0 0 0 0 0 0 0												
Barry Jones, R (7, 1)										0 0 0 0 0 0 0												
Inning Stats	R: 0 H: 0 E: 0 K: 1 S: 8	H: 0 LOB: 1 BB: 1 P: 18	R: 0 H: 0 E: 0 K: 1 S: 6	H: 0 LOB: 0 BB: 0 P: 8	R: 0 H: 0 E: 0 K: 0 S: 5	H: 0 LOB: 0 BB: 0 P: 9	R: 0 H: 1 E: 1 K: 0 S: 11	H: 1 LOB: 1 BB: 0 P: 17	R: 2 H: 2 E: 0 K: 2 S: 15	H: 2 LOB: 0 BB: 1 P: 22	R: 3 H: 4 E: 0 K: 0 S: 15	H: 4 LOB: 2 BB: 1 P: 24	R: 0 H: 1 E: 0 K: 1 S: 14	H: 1 LOB: 1 BB: 0 P: 20	R: 1 H: 2 E: 0 K: 0 S: 12	H: 2 LOB: 2 BB: 1 P: 20	R: 1 H: 2 E: 0 K: 0 S: 9	H: 2 LOB: 1 BB: 1 P: 19	1B: 7 2B: 4 3B: 0 HR: 2	SF: 0 SAC: 1 DP: 1 HBP: 0	WP: 0 PA: 42	PB: 0 SB: 3 CS: 0
PITCHER	IP WLS BF H R ER SO BB IBB HBP BLK WP HR S P ERA WHIP																					
Jack Armstrong, R (1, 1) ERA: 5.27	5.1 L 24 6 5 5 4 2 0 0 0 0 0 2 51 85 8.44 1.500																					
Don Carman, L (6, 1) ERA: 4.97	0.1 2 1 0 0 0 0 0 0 0 0 0 0 7 11 0.00 3.000																					
Keith Brown, R (6, 1) ERA:	0.1 1 0 0 0 0 0 0 0 0 0 0 0 2 2 0.00 0.000																					
Tim Layana, R (7, 1) ERA: 18.0	2.0 10 3 1 1 1 1 0 0 0 0 0 0 26 40 4.50 2.000																					
Kip Gross, R (9, 1) ERA: 2.3	1.0 5 2 1 1 0 1 0 0 0 0 0 0 9 19 9.00 3.000																					

Montreal Expos @ Cincinnati Reds
Riverfront Stadium, Cincinnati, OH

livebaseballscorecards.com

AB	37
R	7
H	12
RBI	7
BB	4
SO	5
LOB	16



Sat Jun 22 1991, 7:05 PM EDT
Att. 32,994 - Cloudy - 69 F

BOTTOM

Montreal Expos @ Cincinnati Reds
Riverfront Stadium, Cincinnati, OH

Sat Jun 22 1991, 7:05 PM EDT
Att. 32,994 - Cloudy - 69 F

livebaseballscorecards.com

AB	34
R	4
H	10
RBI	4
BB	7
SO	4
LOB	24



WP:	0	PA:	42
PB:	0	SB:	0
CS:	0		

AB R H RBI BB SO LOB

4	0	1	0	1	0	2
2	2	1	1	2	0	0
4	0	0	0	1	0	3
5	1	3	1	0	0	4
2	1	1	2	3	0	1
5	0	1	0	0	1	8
4	0	2	0	0	1	1
4	0	1	0	0	0	2
2	0	0	0	0	0	2
0	0	0	0	0	0	0
0	0	0	0	0	0	0
1	0	0	0	0	0	1
0	0	0	0	0	0	0
1	0	0	0	0	0	1
0	0	0	0	0	0	0

1B:	5	SF:	0
2B:	3	SAC:	1
3B:	0	DP:	2
HR:	2	HBP:	0

1B:	5	SF:	0
2B:	3	SAC:	1
3B:	0	DP:	2
HR:	2	HBP:	0

2	0	0	0	0	2	1
0	0	0	0	0	0	0
0	0	0	0	0	0	0
0	0	0	0	0	0	0
1	0	0	0	0	0	1
0	0	0	0	0	0	0
1	0	0	0	0	0	1
0	0	0	0	0	0	0

1B:	5	SF:	0
2B:	3	SAC:	1
3B:	0	DP:	2
HR:	2	HBP:	0

Batter	1	2	3	4	5	6	7	8	9
Bill Doran, S OBP: 0.413, SLG: 0.388 (1, 4)	1-0 BLK SH1-3 1B		4-2 F8 BB BB	1-1 G3			3-1 G6-3	1-0 F7	
Barry Larkin, R OBP: 0.401, SLG: 0.543 (1, 6)	0-0 SH1-3 1-2		4-1 F8 BB 1-2		2-1 HR		4-1 2B BB	1-2 F9	
Paul O'Neill, L OBP: 0.357, SLG: 0.527 (1, 9)	4-0 BLK BB		1-1 F8 1-2 2-3		1-0 G3		3-1 F7	1-0 F8	
Hal Morris, L OBP: 0.338, SLG: 0.451 (1, 3)	3-1 P3		3-2 G3		0-0 G5-4-3 1B		0-0 1-H 2B	0-0 HR 1B	
Chris Sabo, R OBP: 0.352, SLG: 0.475 (1, 5)	4-2 1-2 2-3 BB		4-1 BB		2-0 G5-4-3 1-2f		4-2 BB	3-2 1-H HR	
Todd Benzinger, S OBP: 0.254, SLG: 0.282 (1, 7)	1-1 F9		1-2 F7			0-0 G6-3 1B	1-2 P5	1-3 K	
Billy Hatcher, R OBP: 0.301, SLG: 0.370 (1, 8)		0-3 K		0-1 2B		0-1 G6-3 1-2f		0-1 2B	
Joe Oliver, R OBP: 0.265, SLG: 0.289 (1, 2)		2-1 F9		1-0 G6-3		0-0 1B		0-0 G5-3	
Jack Armstrong, R OBP: 0.091, SLG: 0.091 (6, 1) Don Carman, L (6, 1) Keith Brown, S (6, PH) Herm Winningham, L OBP: 0.278, SLG: 0.288 (7, 1) Tim Layana, R (8, PH) Luis Quinones, S OBP: 0.244, SLG: 0.271 (8, PH) Kip Gross, R OBP: 0.500, SLG: 0.500 (9, 1)		0-3 K		3-3 K		2-1 G3		1-1 P6	

Inning Stats	R: 0	H: 1	E: 0	K: 0	S: 9	LOB: 3	BB: 2	P: 22	R: 0	H: 0	E: 0	K: 2	S: 8	LOB: 0	BB: 0	P: 10	R: 0	H: 0	E: 0	K: 0	S: 13	LOB: 3	BB: 3	P: 30	R: 0	H: 1	E: 0	K: 1	S: 8	LOB: 1	BB: 0	P: 13	R: 1	H: 2	E: 0	K: 0	S: 5	LOB: 0	BB: 0	P: 10	R: 0	H: 2	E: 0	K: 0	S: 6	LOB: 1	BB: 0	P: 8	R: 1	H: 1	E: 0	K: 0	S: 12	LOB: 2	BB: 2	P: 27	R: 0	H: 1	E: 0	K: 0	S: 6	LOB: 1	BB: 0	P: 8	R: 2	H: 2	E: 0	K: 1	S: 13	LOB: 0	BB: 0	P: 19	1B: 5	SF: 0	2B: 3	SAC: 1	3B: 0	DP: 2	HR: 2	HBP: 0	WP: 0	PA: 42
--------------	------	------	------	------	------	--------	-------	-------	------	------	------	------	------	--------	-------	-------	------	------	------	------	-------	--------	-------	-------	------	------	------	------	------	--------	-------	-------	------	------	------	------	------	--------	-------	-------	------	------	------	------	------	--------	-------	------	------	------	------	------	-------	--------	-------	-------	------	------	------	------	------	--------	-------	------	------	------	------	------	-------	--------	-------	-------	-------	-------	-------	--------	-------	-------	-------	--------	-------	--------

PITCHER	IP	WLS	BF	H	R	ER	SO	BB	IBB	HBP	BLK	WP	HR	S	P	ERA	WHIP
Oil Can Boyd, R ERA: 3.83 (1, 1)	5.0		23	4	1	1	3	5	0	0	1	0	1	43	85	1.80	1.800
Doug Platt, R ERA: 2.25 (6, 1)	1.2		9	3	1	1	0	2	0	0	0	0	0	14	30	5.40	3.000
Barry Jones, R ERA: 3.5 (7, 1)	2.1	S	10	3	2	2	1	0	0	0	0	0	1	23	32	7.71	1.286

PITCHER	IP	WLS	BF	H	R	ER	SO	BB	IBB	HBP	BLK	WP	HR	S	P	ERA	WHIP
Oil Can Boyd, R ERA: 3.83 (1, 1)	5.0		23	4	1	1	3	5	0	0	1	0	1	43	85	1.80	1.800
Doug Platt, R ERA: 2.25 (6, 1)	1.2		9	3	1	1	0	2	0	0	0	0	0	14	30	5.40	3.000
Barry Jones, R ERA: 3.5 (7, 1)	2.1	S	10	3	2	2	1	0	0	0	0	0	1	23	32	7.71	1.286

Batter	1	2	3	4	5	6	7	8	9	AB R H RBI BB SO LOB	TOP																
Marquis Grissom, R (1, 8) OBP: 0.324, SLG: 0.390	3-3 K		3-3 K		4-0 CS BB	2-2 FC		1-1 1B		4 0 1 0 1 2 3																	
Delino DeShields, L (1, 4) OBP: 0.384, SLG: 0.378	3-3 K		4-1 BB		3-3 K	0-3 K		3-3 K		4 0 0 0 1 4 6																	
Ivan Calderon, R (1, 7) OBP: 0.366, SLG: 0.466	2-2 F8		0-1 F8		4-2 S 1B BB	2-2 L9			0-0 P6	4 1 0 0 1 0 5																	
Tim Wallach, R (1, 5) OBP: 0.317, SLG: 0.362		0-0 F9		0-2 BB SF8 1B	1-1 1B		1-2 P3		3-2 HR	5 2 3 2 0 0 0																	
Dave Martinez, L (1, 9) OBP: 0.277, SLG: 0.359		4-2 BB		1-3 K	0-1 F8		1-3 K		3-3 K	4 0 0 0 1 3 2																	
Mike Fitzgerald, R (1, 3) OBP: 0.264, SLG: 0.242		2-2 F9		4-2 BB BB		4-1 FC1-6 BB		1-2 F7		2 0 0 0 2 0 1																	
Jeff Fassero, L (7, 1)										0 0 0 0 0 0 0																	
Ron Hassey, L (9, PH) OBP: 0.353, SLG: 0.370										1 0 0 0 0 0 0																	
Gilberto Reyes, R (1, 2) OBP: 0.330, SLG: 0.305		0-1 G3		4-2 BB	0-1 FC1-6 2B			1-1 G6-3		3 1 0 0 1 0 2																	
Bret Barberie, S (1, 6) OBP: 0.250, SLG: 0.333			3-2 L8	0-1 SF8	3-2 FC 2B			2-2 F7		3 0 1 2 0 0 0																	
Brian Barnes, L (1, 1)			4-2 WP BB	0-3 K	4-2 FC BB			4-1 1B BB		1 0 0 0 1 1 2																	
Eric Bullock, L (6, PH) OBP: 0.298, SLG: 0.293										0 0 0 0 1 0 0																	
Bill Sampen, R (6, 1) OBP: 0.750, SLG: 0.750										0 0 0 0 0 0 0																	
Tom Foley, L (7, 3) OBP: 0.306, SLG: 0.349										0 0 0 0 1 0 0																	
Inning Stats	R: 0 E: 0 K: 2 S: 10	H: 0 LOB: 0 BB: 0 P: 18	R: 0 E: 0 K: 0 S: 9	H: 0 LOB: 1 BB: 1 P: 15	R: 0 E: 0 K: 1 S: 12	H: 0 LOB: 2 BB: 2 P: 26	R: 1 E: 1 K: 2 S: 19	H: 1 LOB: 2 BB: 2 P: 28	R: 1 E: 0 K: 1 S: 13	H: 1 LOB: 1 BB: 2 P: 25	R: 0 E: 0 K: 1 S: 9	H: 0 LOB: 0 BB: 0 P: 12	R: 0 E: 0 K: 1 S: 11	H: 1 LOB: 2 BB: 1 P: 22	R: 1 E: 0 K: 1 S: 15	H: 1 LOB: 0 BB: 0 P: 22	1B: 3 2B: 1 3B: 0 HR: 1	SF: 1 SAC: 0 DP: 0 HBP: 0	WP: 1 PB: 0 SB: 1 CS: 1	PA: 42							
PITCHER	IP	WLS	BF	H	R	ER	SO	BB	IBB	HBP	BLK	WP	HR	S	P	ERA	WHIP										
Tom Browning, L (1, 1) ERA: 3.25	5.0		23	2	2	1	6	7	0	0	0	1	0	63	112	1.80	1.800										
Ted Power, R (6, 1) ERA: 3.6	0.1		3	1	1	1	0	1	0	0	0	0	0	7	14	27.00	6.000										
Randy Myers, L (6, 1) ERA: 2.79	1.2	W	7	0	0	0	2	1	0	0	0	0	0	22	33	0.00	0.600										
Keith Brown, R (8, 1) ERA:	1.0		5	1	0	0	1	1	0	0	0	0	0	11	22	0.00	2.000										
Rob Dibble, R (9, 1) ERA: 1.51	1.0		4	1	1	1	1	0	0	0	0	0	1	15	22	9.00	1.000										

Montreal Expos @ Cincinnati Reds
Riverfront Stadium, Cincinnati, OH
Sun Jun 23 1991, 3:33 AM EDT
Att. 37,771 - Cloudy - 76 F

livebaseballscorecards.com

AB 31
R 4
H 5
RBI 4
BB 10
SO 10
LOB 21



Batter	1	2	3	4	5	6	7	8	9	AB R H RBI BB SO LOB	TOP											
Bip Roberts, S OBP: 0.336, SLG: 0.312 (1, 8) X	0-0 G4-3		1-0 FC6-4 1B		1-3 K		1-2 1B		2-2 G5-3	5 0 2 1 0 1 1												
Tony Fernandez, S OBP: 0.370, SLG: 0.398 (1, 6) C B F F F F B B X	2-2 P6		0-0 FC6-4 1-2f			2-2 G4-3 1B			2-2 F7	5 0 1 0 0 0 3												
Tony Gwynn, L OBP: 0.394, SLG: 0.505 (1, 9) B C F F B B X	2-2 FC4-6 1B			2-1 F8		1-2 G4-3		1-0 L8		4 0 1 0 0 0 1												
Fred McGriff, L OBP: 0.397, SLG: 0.486 (1, 3) C B B C 1 SAFE 1 SAFE X	2-2 FC4-6 1-2f			0-0 F7		1-1 L6		2-2 G4-3		4 0 0 0 0 0 2												
Jerald Clark, R OBP: 0.337, SLG: 0.429 (1, 7) C B B B B B B B X		4-2 CS BB		4-2 BB		0-2 F9		0-0 E6 1B 2B		2 1 0 0 2 0 1												
Benito Santiago, R OBP: 0.281, SLG: 0.381 (1, 2) C X		0-1 F7		3-1 F8			2-2 F8	1-0 1B 2B		4 0 1 0 0 0 2												
Tim Teufel, R OBP: 0.350, SLG: 0.352 (1, 4) B B F B B B X		3-1 G6-3 1-2			3-2 G5-3 1B		4-2 FC5-4 1B BB	1-1 2B		3 1 2 1 1 0 1												
Paul Faries, R OBP: 0.300, SLG: 0.203 (1, 5) C C C C X			0-3 K		1-1 G5-3		4-2 FC5-4 BB	1-2 G6-3		3 0 0 0 1 1 3												
Andy Benes, R OBP: 0.156, SLG: 0.172 (1, 1) C C C C X			1-3 K		0-1 F7		2-2 FC5-4 1B 1-2f 2-3		0-2 G6-3	1 0 0 0 0 0 1 0 0 0 0 0 0 0 0 0 1 0 0 0 0 0 0 1 0 0 0 0 0 0 0 0 1 0 0 0 0 0 0 2 0 0 0 0 0 0 0 0 1 0 0 0 0 0 0 0												
Tim Scott, R OBP: 0.216, SLG: 0.243 (5, PH)																						
Shawn Abner, R OBP: 0.375, SLG: 0.167 (5, 1)																						
Mike Maddux, L OBP: 0.125, SLG: 0.125 (7, PH)																						
Brian Dorsett, R OBP: 0.125, SLG: 0.125 (7, 1)																						
Rich Rodriguez, L OBP: 0.299, SLG: 0.383 (9, PH)																						
Darrin Jackson, R																						
Inning Stats	R: 0 E: 0 K: 0 S: 13	H: 1 LOB: 1 BB: 0 P: 19	R: 0 E: 0 K: 0 S: 8	H: 0 LOB: 0 BB: 1 P: 15	R: 0 E: 0 K: 2 S: 8	H: 1 LOB: 1 BB: 0 P: 10	R: 0 E: 0 K: 0 S: 7	H: 0 LOB: 1 BB: 1 P: 16	R: 0 E: 0 K: 1 S: 10	H: 1 LOB: 1 BB: 0 P: 15	R: 0 E: 0 K: 0 S: 14	H: 1 LOB: 1 BB: 0 P: 18	R: 1 E: 0 K: 0 S: 16	H: 1 LOB: 2 BB: 2 P: 29	R: 1 E: 1 K: 0 S: 11	H: 2 LOB: 2 BB: 0 P: 17	R: 0 E: 0 K: 0 S: 11	H: 0 LOB: 0 BB: 0 P: 15	1B: 6 2B: 1 3B: 0 HR: 0	SF: 0 SAC: 0 DP: 0 HBP: 0	WP: 0 PB: 0 SB: 0 CS: 1	PA: 38
PITCHER	IP WLS BF H R ER SO BB IBB HBP BLK WP HR S P ERA WHIP																					
Chris Hammond, L ERA: 4.23 (1, 1)	6.1 W 26 4 1 1 3 4 0 0 0 0 0 0 68 111 1.42 1.263																					
Keith Brown, R ERA: (7, 1)	1.2 9 3 1 0 0 0 0 0 0 0 0 0 19 28 0.00 1.800																					
Randy Myers, L ERA: (9, 1)	0.2 2 0 0 0 0 0 0 0 0 0 0 0 7 9 0.00 0.000																					
Rob Dibble, R ERA: (9, 1)	0.1 1 0 0 0 0 0 0 0 0 0 0 0 4 6 0.00 0.000																					

San Diego Padres @ Cincinnati Reds
Riverfront Stadium, Cincinnati, OH

Tue Jun 25 1991, 7:05 PM EDT
Att. 26,583 - Cloudy - 83 F

livebaseballscorecards.com

AB	34
R	2
H	7
RBI	2
BB	4
SO	3
LOB	17



BOTTOM

San Diego Padres @ Cincinnati Reds
Riverfront Stadium, Cincinnati, OH
Tue Jun 25 1991, 7:05 PM EDT
Att. 26,583 - Cloudy - 83 F

livebaseballscorecards.com

AB 35
R 8
H 10
RBI 8
BB 5
SO 3
LOB 24



WP: 0 PA: 40
PB: 0
SB: 0
CS: 0

AB R H RBI BB SO LOB

4 1 3 0 1 0 1

5 1 2 0 0 0 4

5 0 1 2 0 0 6

4 1 0 0 1 2 5

4 0 1 0 0 0 5

3 1 0 1 1 1 1

4 1 1 4 0 0 1

4 1 1 1 0 0 1

2 1 1 0 1 0 0
0 0 0 0 0 0 0
0 1 0 0 1 0 0
0 0 0 0 0 0 0
0 0 0 0 0 0 0

1B: 7 SF: 0
2B: 1 SAC: 0
3B: 0 DP: 0
HR: 2 HBP: 0

WP: 0 PA: 40
PB: 0
SB: 0
CS: 0

ERA WHIP

Batter	1	2	3	4	5	6	7	8	9
Bill Doran, S (1, 4) OBP: 0.431, SLG: 0.421	1-0 BB 1B BB 1B	4-1		1-0 FC5-4 1B 1-2 1B		1-0 F7 1B		1-0 1B 1-2 1B	
Billy Hatcher, R (1, 7) OBP: 0.298, SLG: 0.363	0-0 BB BB 1-2 HR 1B	0-0 L5		3-1 FC5-4 1-2 2-3 1B		0-0 FC5-4 1-2f 1B		2-1 F8 2-3	
Barry Larkin, R (1, 6) OBP: 0.393, SLG: 0.524	2-2 L4	1-0 F7		3-1 FC5-4 1-2f 2-3 3-H 0-3		0-1 G4-3		2-2 1B 1-2 3-H	
Paul O'Neill, L (1, 9) OBP: 0.354, SLG: 0.518	4-1 BB BB 1-2 HR BB 2-3	1-3 K		0-3 K		0-0 G6-3		1-1 P5	
Hal Morris, L (1, 3) OBP: 0.343, SLG: 0.474	3-2 P6		0-2 G3	0-0 L9		0-1 2B			
Chris Sabo, R (1, 5) OBP: 0.352, SLG: 0.468	4-2 HR BB 1-2 2-3 3-H		3-3 K		0-2 G6-3		1-1 F8		
Jeff Reed, L (1, 2) OBP: 0.333, SLG: 0.353	0-1 HR		0-2 E6		2-1 P5		2-1 G6-3		
Herm Winningham, L (1, 8) OBP: 0.282, SLG: 0.329	3-2 HR		0-0 F8		1-1 G4-3			1-2 G5-3	
Chris Hammond, L (1, 1) OBP: 0.346, SLG: 0.333	2-2 F9			4-2 1B 1B FC5-4 BB		2-2 FC5-4 1B		4-2 F8 1B 1B BB	
Keith Brown, S (7, 1)									
Chris Jones, R (8, PH) OBP: 0.650, SLG: 0.737									
Randy Myers, L (9, 1) OBP: 0.500, SLG: 0.500									
Rob Dibble, L (9, 1)									

Inning Stats	R: 6	H: 4	E: 0	LOB: 0	K: 0	P: 28	R: 0	H: 0	E: 0	LOB: 1	K: 1	P: 12	R: 0	H: 0	E: 1	LOB: 1	K: 1	P: 15	R: 1	H: 2	E: 0	LOB: 2	K: 1	P: 22	R: 0	H: 0	E: 0	LOB: 0	K: 0	P: 11	R: 0	H: 1	E: 0	LOB: 1	K: 0	P: 11	R: 0	H: 1	E: 0	LOB: 1	K: 0	P: 10	R: 1	H: 2	E: 0	LOB: 2	K: 0	P: 26
--------------	------	------	------	--------	------	-------	------	------	------	--------	------	-------	------	------	------	--------	------	-------	------	------	------	--------	------	-------	------	------	------	--------	------	-------	------	------	------	--------	------	-------	------	------	------	--------	------	-------	------	------	------	--------	------	-------

PITCHER	IP	WLS	BF	H	R	ER	SO	BB	IBB	HBP	BLK	WP	HR	S	P	ERA	WHIP
Andy Benes, R (1, 1) ERA: 4.2	3.1	L	21	6	7	7	2	4	0	0	0	0	2	53	92	18.90	3.000
Tim Scott, R (4, 1) ERA:	0.2		2	0	0	0	1	0	0	0	0	0	0	4	4	0.00	0.000
Mike Maddux, R (5, 1) ERA: 2.79	2.0		7	1	0	0	0	0	0	0	0	0	0	16	22	0.00	0.500
Rich Rodriguez, L (7, 1) ERA: 3.24	2.0		10	3	1	1	0	1	0	0	0	0	0	22	36	4.50	2.000

Batter	1	2	3	4	5	6	7	8	9	AB R H RBI BB SO LOB	TOP	
Bip Roberts, S (1, 4) <small>OBP: 0.331, SLG: 0.307</small> Tim Scott, R (7, 1) Rich Rodriguez, L (7, 1) John Costello, R (8, 1) Brian Dorsett, R (9, PH) <small>OBP: 0.111, SLG: 0.111</small>	2-2 		3-3 		2-3 		0-3 		1-1 	4 0 0 0 0 3 4 0 1 0 0 0 0 0 0	San Diego Padres @ Cincinnati Reds Riverfront Stadium, Cincinnati, OH Wed Jun 26 1991, 7:05 PM EDT Att. 30,119 - Sunny - 87 F	
Tony Fernandez, S (1, 6) <small>OBP: 0.367, SLG: 0.394</small>	1-0 		0-2 		0-0 		1-1 	2-3 	5 0 1 0 0 1 2			
Tony Gwynn, L (1, 9) <small>OBP: 0.392, SLG: 0.502</small>	2-2 			0-1 		0-0 	3-2 		4 1 1 0 0 0 3			
Fred McGriff, L (1, 3) <small>OBP: 0.395, SLG: 0.494</small>		2-1 		3-2 		0-0 		0-0 	4 1 1 2 0 0 0			
Jerald Clark, R (1, 7) <small>OBP: 0.347, SLG: 0.426</small>		1-1 		4-2 		4-2 		4-2 	1 0 0 0 3 0 0			
Benito Santiago, R (1, 2) <small>OBP: 0.277, SLG: 0.375</small>		3-2 		2-3 		1-3 		0-2 	4 0 0 0 0 2 3			
Tim Teufel, R (1, 5) <small>OBP: 0.354, SLG: 0.361</small>			4-2 	2-2 		0-3 	1-1 	1-3 	3 0 1 0 1 1 1			
Thomas Howard, S (1, 8) <small>OBP: 0.330, SLG: 0.365</small>		1-2 	1-2 	2-0 		1-2 	3-2 	3-2 	4 0 2 0 0 0 3			
Dennis Rasmussen, L (1, 1) <small>OBP: 0.235, SLG: 0.200</small> Tom Lampkin, L (7, PH) <small>OBP: 0.225, SLG: 0.231</small> Darin Jackson, R (7, PH) <small>OBP: 0.306, SLG: 0.389</small> Paul Faries, R (7, 4) <small>OBP: 0.296, SLG: 0.200</small>			0-0 		1-1 		2-1 	0-0 	1 0 0 0 0 0 0 0 0 0 0 0 0 0 1 0 1 0 0 0 0 1 0 0 0 0 0 0			
Inning Stats	R: 0 H: 0 E: 0 LOB: 0 K: 0 BB: 0 S: 8 P: 13	R: 0 H: 0 E: 0 LOB: 0 K: 0 BB: 0 S: 9 P: 15	R: 0 H: 1 E: 0 LOB: 2 K: 1 BB: 1 S: 15 P: 23	R: 2 H: 2 E: 0 LOB: 1 K: 1 BB: 1 S: 17 P: 30	R: 0 H: 0 E: 0 LOB: 0 K: 1 BB: 0 S: 6 P: 9	R: 0 H: 0 E: 0 LOB: 1 K: 1 BB: 1 S: 7 P: 12	R: 0 H: 3 E: 0 LOB: 3 K: 2 BB: 0 S: 20 P: 27	R: 0 H: 1 E: 0 LOB: 2 K: 0 BB: 1 S: 13 P: 21	R: 0 H: 0 E: 0 LOB: 0 K: 1 BB: 0 S: 7 P: 10	1B: 5 SF: 0 2B: 1 SAC: 1 3B: 0 DP: 0 HR: 1 HBP: 0	WP: 0 PA: 38 PB: 0 SB: 0 CS: 0	
PITCHER Scott Scudder, R (1, 1) <small>ERA: 4.18</small> Randy Myers, L (7, 1) <small>ERA: 2.57</small>	IP WLS BF H R ER SO BB IBB HBP BLK WP HR S P ERA WHIP 6.1 W 26 4 2 2 5 3 0 0 0 0 1 69 110 2.84 1.105											PITCHER IP WLS BF H R ER SO BB IBB HBP BLK WP HR S P ERA WHIP 2.2 S 12 3 0 0 2 1 0 0 0 0 0 33 50 0.00 1.500

livebaseballscorecards.com

AB	33
R	2
H	7
RBI	2
BB	4
SO	7
LOB	16



Batter	1	2	3	4	5	6	7	8	9
Billy Hatcher, R OBP: 0.300, SLG: 0.364 (1, 8) C B L X (8, 7)	1-2 F9		0-0 F9	3-2 1-2 2-3 1B		0-1 FC5-4 1B		1-2 G6-4-3 1-2f	
Mariano Duncan, R OBP: 0.246, SLG: 0.293 (1, 4) B X	1-0 B1-3 1B		1-0 HR	2-1 F8-3-5 3-H		1-0 FC5-4 1-2f			
Barry Larkin, R OBP: 0.400, SLG: 0.526 (1, 6) X	0-0 B1-3 1-2		2-1 S BB E 1B		4-0 1B BB		1-1 CS 2B 1B		
Chris Sabo, R OBP: 0.358, SLG: 0.472 (1, 5) B B B B	4-0 BB		4-0 S 1-2 G5-3 BB		0-0 F7		2-2 G4-3 1-H 2B 2B		
Glenn Braggs, R OBP: 0.321, SLG: 0.396 (1, 9) C F B B X	3-2 G4-3		2-2 G5-3 1-H 2-H		2-0 F8		1-0 G4-3 2-3		
Chris Jones, R OBP: 0.652, SLG: 0.727 (1, 7) Bill Doran, S OBP: 0.434, SLG: 0.434 (7, PH) Herm Winningham, L OBP: 0.282, SLG: 0.329 (7, PR) (8, 8)		X 0-0 CS 1B	2-3 K		1-1 SAFE 1-3 1B		2-1 CS 3-H 2B		
Todd Benzinger, S OBP: 0.254, SLG: 0.281 (1, 3) C B B X SAFE		2-1 F9		0-1 FC5-6 1B		1-2 F7		1-1 G6-3 2-3	
Joe Oliver, R OBP: 0.275, SLG: 0.298 (1, 2) SAFE SAFE SAFE		3-3 K 1-2		0-1 1B FC5-6 1-2 F8-3-5 1B		2-2 G4-3		1-2 FC5-6 1B	
Scott Scudder, R OBP: 0.154, SLG: 0.385 (1, 1) Randy Myers, L OBP: 0.400, SLG: 0.400 (7, 1)			1-1 HR	0-0 FC5-6 1B 1-2 2-3f		2-0 G6-3		1-1 FC5-6 G6-4-3 1-2f	

Inning Stats	R: 0 E: 0 K: 0 S: 8	H: 1 LOB: 2 BB: 1 P: 17	R: 0 E: 0 K: 1 S: 7	H: 1 LOB: 1 BB: 0 P: 12	R: 4 E: 0 K: 1 S: 14	H: 3 LOB: 0 BB: 1 P: 26	R: 0 E: 0 K: 0 S: 14	H: 3 LOB: 2 BB: 0 P: 19	R: 0 E: 0 K: 0 S: 7	H: 1 LOB: 2 BB: 1 P: 15	R: 0 E: 0 K: 0 S: 7	H: 1 LOB: 1 BB: 0 P: 12	R: 2 E: 0 K: 0 S: 11	H: 3 LOB: 1 BB: 0 P: 17	R: 0 E: 0 K: 0 S: 9	H: 1 LOB: 0 BB: 0 P: 12
1B: 10 2B: 4 3B: 0 HR: 2	SF: 0 SAC: 0 DP: 3 HBP: 0	WP: 0 PA: 37	ERA WHIP	ERA WHIP	ERA WHIP	ERA WHIP	ERA WHIP	ERA WHIP	ERA WHIP	ERA WHIP	ERA WHIP	ERA WHIP	ERA WHIP	ERA WHIP	ERA WHIP	

PITCHER	IP	WLS	BF	H	R	ER	SO	BB	IBB	HBP	BLK	WP	HR	S	P	ERA	WHIP
Dennis Rasmussen, L ERA: 1.62 (1, 1)	6.0	L	29	10	4	3	2	3	0	0	0	0	2	57	101	4.50	2.167
Tim Scott, R ERA: 9.0 (7, 1)	0.1		3	2	2	1	0	0	0	0	0	0	0	6	10	27.00	6.000
Rich Rodriguez, L ERA: 3.19 (7, 1)	0.2		2	1	0	0	0	0	0	0	0	0	0	5	7	0.00	1.500
John Costello, R ERA: 2.93 (8, 1)	1.0		3	1	0	0	0	0	0	0	0	0	0	9	12	0.00	1.000


BOTTOM

San Diego Padres @ Cincinnati Reds
Riverfront Stadium, Cincinnati, OH

Wed Jun 26 1991, 7:05 PM EDT
Att: 30,119 - Sunny - 87 F

AB	R	H	RBI	BB	SO	LOB
5	0	2	0	0	0	1
4	1	2	1	0	0	4
3	2	2	0	1	0	1
2	2	1	1	2	0	1
4	0	0	1	0	0	4
3	0	2	0	0	1	0
1	0	1	1	0	0	0
0	0	0	0	0	0	0
4	0	1	0	0	0	4
4	0	2	0	0	1	1
3	1	1	1	0	0	2
1	0	0	0	0	0	1

AB 34
R 6
H 14
RBI 5
BB 3
SO 2
LOB 19



WP	HR	S	P	ERA	WHIP
0	2	57	101	4.50	2.167
0	0	6	10	27.00	6.000
0	0	5	7	0.00	1.500
0	0	9	12	0.00	1.000

Batter	1	2	3	4	5	6	7	8	9	AB R H RBI BB SO LOB	TOP
Bip Roberts, S (1, 4) <small>OBP: 0.328, SLG: 0.305</small> Tim Teufel, R (4, 4) <small>OBP: 0.357, SLG: 0.364</small> (6, 5)	3-2 		3-3 			1-3 	1-1 			2 0 0 0 0 1 0 2 0 1 0 0 1 0	
Thomas Howard, S (1, 8) <small>OBP: 0.328, SLG: 0.370</small>	1-1 			1-0 		1-0 	3-1 			4 0 1 0 0 0 2	
Tony Gwynn, L (1, 9) <small>OBP: 0.390, SLG: 0.498</small>	0-1 			0-2 		0-0 		2-2 		4 0 1 0 0 0 1	
Fred McGriff, L (1, 3) <small>OBP: 0.397, SLG: 0.490</small>		1-1 		4-2 		4-2 		1-0 		2 0 0 0 2 0 1	
Jerald Clark, R (1, 7) <small>OBP: 0.356, SLG: 0.433</small>		4-2 		0-0 		4-2 		0-0 		2 0 1 0 2 0 0	
Scott Coolbaugh, R (1, 5) <small>OBP: 0.294, SLG: 0.324</small> Tony Fernandez, S (6, PH) <small>OBP: 0.365, SLG: 0.392</small> (6, 6)	1 SAFE 1 SAFE 1 SAFE 1 B 1 C 1 B 1 B	3-2 		1-0 		2-2 				2 0 0 0 0 0 3 2 0 0 0 0 1 3	
Tom Lampkin, L (1, 2) <small>OBP: 0.227, SLG: 0.256</small>		0-0 			2-0 		0-0 		0-0 	4 0 1 0 0 0 1	
Paul Faries, R (1, 6) <small>OBP: 0.280, SLG: 0.188</small> (6, 4)			1-0 		0-2 		0-1 		2-3 	4 0 0 0 0 1 1	
Jose Melendez, R (1, 1) <small>OBP: 0.143, SLG: 0.077</small> Brian Dorsett, R (7, PH) <small>OBP: 0.100, SLG: 0.100</small> Mike Maddux, L (7, 1) <small>OBP: 0.375, SLG: 0.167</small>			1-3 		2-3 		0-1 			2 0 0 0 0 2 0 1 0 0 0 0 0 1 0 0 0 0 0 0 0	
Inning Stats	R: 0 H: 0 E: 0 LOB: 0 K: 0 BB: 0 S: 7 P: 11	R: 0 H: 0 E: 0 LOB: 1 K: 0 BB: 1 S: 10 P: 18	R: 0 H: 0 E: 0 LOB: 0 K: 2 BB: 0 S: 7 P: 12	R: 0 H: 1 E: 0 LOB: 2 K: 0 BB: 1 S: 10 P: 16	R: 0 H: 0 E: 0 LOB: 0 K: 1 BB: 0 S: 9 P: 13	R: 0 H: 1 E: 0 LOB: 3 K: 1 BB: 2 S: 21 P: 33	R: 0 H: 2 E: 0 LOB: 2 K: 0 BB: 0 S: 9 P: 13	R: 0 H: 1 E: 0 LOB: 0 K: 0 BB: 0 S: 5 P: 8	R: 0 H: 0 E: 0 LOB: 0 K: 2 BB: 0 S: 7 P: 11	1B: 2 SF: 0 2B: 3 SAC: 0 3B: 0 DP: 1 HR: 0 HBP: 0	WP: 0 PA: 35 PB: 0 SB: 0 CS: 0
PITCHER Jack Armstrong, R (1, 1) <small>ERA: 4.89</small> Ted Power, R (6, 1) <small>ERA: 3.38</small> Rob Dibble, R (9, 1) <small>ERA: 1.46</small>	IP WLS BF H R ER SO BB IBB HBP BLK WP HR S P ERA WHIP 5.2 W 23 2 0 0 4 4 0 0 0 0 0 0 53 90 0.00 1.059 2.1 9 3 0 0 0 0 0 0 0 0 0 0 25 34 0.00 1.286 1.0 S 3 0 0 0 2 0 0 0 0 0 0 0 7 11 0.00 0.000	PITCHER IP WLS BF H R ER SO BB IBB HBP BLK WP HR S P ERA WHIP									

San Diego Padres @ Cincinnati Reds
 Riverfront Stadium, Cincinnati, OH
 Thu Jun 27 1991, 3:33 AM EDT
 Att. 31,014 - Cloudy - 81 F

livebaseballscorecards.com

AB	31
R	0
H	5
RBI	0
BB	4
SO	6
LOB	13



BOTTOM

San Diego Padres @ Cincinnati Reds
Riverfront Stadium, Cincinnati, OH

Thu Jun 27 1991, 3:33 AM EDT
Att: 31,014 - Cloudy - 81 F

livebaseballscorecards.com

AB	29
R	3
H	5
RBI	3
BB	3
SO	4
LOB	9



WP:	0	PA:	33
PB:	0	SB:	0
CS:	0		

AB	R	H	RBI	BB	SO	LOB
4	0	0	0	0	0	1
4	2	2	3	0	1	0
3	0	0	0	0	0	0
0	0	0	0	0	0	0
4	0	1	0	0	0	1
4	0	0	0	0	1	2
0	0	0	0	0	0	0
4	0	1	0	0	0	0
2	0	1	0	1	1	0
2	0	0	0	1	0	3
1	1	0	0	1	0	0
1	0	0	0	0	1	2
0	0	0	0	0	0	0

Batter	1	2	3	4	5	6	7	8	9
Bill Doran, S OBP: 0.423, SLG: 0.421 (1, 4)	3-2 F8 ①		0-2 L3 ②		0-0 F9 ①		2-2 G1-3 ①		
Barry Larkin, R OBP: 0.402, SLG: 0.559 (1, 6)	2-0 HR		2-2 F8 ③		3-2 HR 1-H		0-3 K ②		
Eric Davis, R OBP: 0.386, SLG: 0.427 Herm Winningham, L OBP: 0.282, SLG: 0.329 (1, 8) (8, 8)	3-2 G5-3 ②			2-2 FC6-4 HBP	0-2 F9 ②		1-0 F8 ③		
Paul O'Neill, L OBP: 0.352, SLG: 0.513 (1, 9)	0-1 1B			2-2 FC6-4 BB 1B 1-2f	1-2 F8 ③		0-0 F9 ①		
Hal Morris, L OBP: 0.338, SLG: 0.465 Rob Dibble, L (9, 1)	3-3 K ③			0-0 F9 ②		1-1 F8 ①	0-1 G4-3 ②		
Chris Sabo, R OBP: 0.356, SLG: 0.469 (1, 5)		3-1 P6 ①		0-0 BB 1-2 1B		0-1 P4 ②	2-1 F8 ③		
Jeff Reed, L OBP: 0.340, SLG: 0.362 (1, 2)		3-3 K ②		4-2 BB 1-2 2-3 BB		2-1 2B			
Billy Hatcher, R OBP: 0.300, SLG: 0.360 (1, 7)		0-0 P4 ③		2-2 F9 ③		4-0 IBB			
Jack Armstrong, R OBP: 0.125, SLG: 0.087 Ted Power, R OBP: 0.254, SLG: 0.281 (1, 1) (6, 1) (9, 3)			0-0 G1-3 ①		4-2 HR BB	2-3 K ③			

Inning	1	2	3	4	5	6	7	8	9
R:	1	0	0	0	2	0	0	0	1
E:	0	0	0	0	0	0	0	0	0
K:	1	1	0	0	0	1	1	1	0
S:	15	8	7	13	16	10	7	5	7
H:	2	0	0	1	1	1	0	0	0
LOB:	1	0	0	3	0	2	0	0	0
BB:	0	0	0	1	0	1	0	0	0
P:	26	14	9	23	24	19	10	7	7

PITCHER	IP	WLS	BF	H	R	ER	SO	BB	IBB	HBP	BLK	WP	HR	S	P	ERA	WHIP
Jose Melendez, R ERA: 4.12 (1, 1)	6.0	L	27	5	3	3	3	2	1	1	0	0	2	69	115	4.50	1.167
Mike Maddux, R ERA: 2.68 (7, 1)	2.0		6	0	0	0	1	0	0	0	0	0	0	12	17	0.00	0.000

Batter	1	2	3	4	5	6	7	8	9	AB R H RBI BB SO LOB	TOP											
Craig Biggio, R (1, 2) OBP: 0.385, SLG: 0.392	0-0 G6-3		1-2 FC1-6 SF7 1B	0-2 G5-3		2-1 G6-4-3 1B		0-1 FC6-4 S		5 1 2 1 0 0 2												
Steve Finley, L (1, 8) OBP: 0.336, SLG: 0.417	1-1 P6		0-1 FC1-6 1B		4-2 G1-3 BB	1-1 G6-4-3 1B		1-3 K		4 0 1 0 1 1 4												
5 Jeff Bagwell, R (1, 3) OBP: 0.363, SLG: 0.402	1-1 F9		1-1 FC1-6 SF7 BB		1-1 G1-3		0-0		1-3 K	5 0 1 0 0 1 3												
Luis Gonzalez, L (1, 7) OBP: 0.292, SLG: 0.421		2-1 F9	4-2 SF7 BB		0-1 F8		1-3 K		3-2 G3	4 0 0 0 1 1 2												
Ken Caminiti, S (1, 5) OBP: 0.296, SLG: 0.345		1-0 1B 2B 1B	2-0 SF7		4-0 IBB		1-0 G6-3		1-3 K	3 1 1 1 1 1 1												
Eric Anthony, L (1, 9) OBP: 0.216, SLG: 0.227 Al Osuna, R (7, 1)		1-1 2B G4-3 1B	1-3 K		0-2 G4-3		3-0 L8			4 1 1 0 0 1 5 0 0 0 0 0 0 0												
Rafael Ramirez, R (1, 6) OBP: 0.258, SLG: 0.283		0-2 2B		0-0 HR		0-1 F9		0-3 K		4 1 2 2 0 1 0												
Casey Candaele, S (1, 4) OBP: 0.302, SLG: 0.336		1-0 G4-3		2-1 F9		4-0 1B BB		2-2 E4 FC6-4 BB		3 1 0 1 1 0 1												
Jim Deshaies, L (1, 1) OBP: 0.185, SLG: 0.083 Javier Ortiz, R (6, PH) OBP: 0.400, SLG: 0.353 Dwayne Henry, R (6, 1) Mike Capel, R (6, 1) Mark Davidson, R (7, 9) OBP: 0.301, SLG: 0.236		0-3 K		1-3 K		3-2 1B 1B		4-2 FC6-4 BB		2 0 0 0 0 2 1 1 0 1 0 1 0 0												
Inning Stats	R: 0 E: 0 K: 0 S: 5	H: 0 LOB: 0 BB: 0 P: 7	R: 2 E: 0 K: 1 S: 13	H: 3 LOB: 1 BB: 0 P: 18	R: 1 E: 0 K: 1 S: 16	H: 2 LOB: 2 BB: 1 P: 25	R: 1 E: 0 K: 1 S: 10	H: 1 LOB: 0 BB: 0 P: 13	R: 0 E: 0 K: 0 S: 9	H: 0 LOB: 2 BB: 2 P: 18	R: 1 E: 0 K: 0 S: 9	H: 2 LOB: 1 BB: 1 P: 19	R: 0 E: 0 K: 1 S: 6	H: 1 LOB: 1 BB: 0 P: 11	R: 0 E: 1 K: 2 S: 20	H: 0 LOB: 2 BB: 1 P: 27	R: 0 E: 0 K: 2 S: 9	H: 0 LOB: 0 BB: 0 P: 14	1B: 6 2B: 2 3B: 0 HR: 1	SF: 1 SAC: 0 DP: 1 HBP: 0	WP: 0 PB: 0 SB: 1 CS: 0	PA: 41
PITCHER	IP WLS BF H R ER SO BB IBB HBP BLK WP HR S P ERA WHIP																					
Tom Browning, L (1, 1) ERA: 3.49	5.1 W 26 6 5 5 3 3 1 0 0 0 0 1 55 87 8.44 1.688																					
Ted Power, R (6, 1) ERA: 3.38	0.0 2 2 0 0 0 0 0 0 0 0 0 0 5 10 ∞ ∞																					
Randy Myers, L (6, 1) ERA: 2.45	2.0 8 1 0 0 2 1 0 0 0 0 0 0 23 35 0.00 1.000																					
Rob Dibble, R (8, 1) ERA: 1.4	1.2 S 5 0 0 0 3 0 0 0 0 0 0 0 14 20 0.00 0.000																					

Houston Astros @ Cincinnati Reds
Riverfront Stadium, Cincinnati, OH
Fri Jun 28 1991, 7:05 PM EDT
Att. 33,157 - Cloudy - 86 F

livebaseballscorecards.com

AB	35
R	5
H	9
RBI	5
BB	5
SO	8
LOB	19



Batter	1	2	3	4	5	6	7	8	9
Chris Jones, R (1, 7) OBP: 0.654, SLG: 0.708 Paul O'Neill, L (6, PH) OBP: 0.353, SLG: 0.513 Rob Dibble, L (8, 1)	4-0 HR BB		3-2 HR 1B	1-3 K		0-0 FC6-4 1B	2-3 K		
Barry Larkin, R (1, 6) OBP: 0.411, SLG: 0.613	2-1 HR		3-2 1 SAFE 1-H HR		0-1 HR	1-0 FC6-4 1-2f 3-H BB		4-0 G6-4-3 BB	
Eric Davis, R (1, 8) OBP: 0.397, SLG: 0.451 Herm Winningham, L (9, 8) OBP: 0.282, SLG: 0.329	2-2 G6-4-3 1B		4-2 FC5-4 BB		1-1 HR	1 SAFE 4-1 1-2 BB		0-0 G6-4-3 1-2f	
Chris Sabo, R (1, 5) OBP: 0.350, SLG: 0.459	3-1 G6-4-3 1-2f		0-1 L7		1-0 F8	1-1 P6		3-2 F7	
Glenn Braggs, R (1, 9) OBP: 0.326, SLG: 0.409 (7, 7) (8, 9)	2-2 1B		2-2 FC5-4 1B 1-2f		0-0 G5-3		3-2 SH1-3 SH6-3 2B		
Mariano Duncan, R (1, 4) OBP: 0.253, SLG: 0.305	0-1 F9		1-2 1B		2-1 2B		0-0 SH1-3 2-3		
Todd Benzinger, S (1, 3) OBP: 0.248, SLG: 0.274 Ted Power, R (6, 1) Randy Myers, L (6, 1) OBP: 0.400, SLG: 0.400 Billy Hatcher, R (8, 7) OBP: 0.300, SLG: 0.360		1-1 G6-3	0-0 F8		1-2 F9		1-2 SH6-3 3-H		
Joe Oliver, R (1, 2) OBP: 0.274, SLG: 0.306		2-1 P6		2-2 F7		2-3 K	2-1 1B 2B		
Tom Browning, L (1, 1) OBP: 0.194, SLG: 0.250 Hal Morris, L (6, 3) OBP: 0.343, SLG: 0.470		1-0 F8		1-0 L8		3-2 1B FC6-4 1B	1-1 1B		

Inning Stats	R: 2 E: 0 K: 0 S: 13	H: 3 LOB: 1 BB: 1 P: 26	R: 0 E: 0 K: 0 S: 5	H: 0 LOB: 0 BB: 0 P: 9	R: 2 E: 0 K: 0 S: 23	H: 3 LOB: 2 BB: 1 P: 36	R: 0 E: 0 K: 1 S: 8	H: 0 LOB: 0 BB: 0 P: 12	R: 2 E: 0 K: 0 S: 12	H: 3 LOB: 1 BB: 0 P: 17	R: 1 E: 0 K: 1 S: 13	H: 2 LOB: 2 BB: 1 P: 24	R: 1 E: 0 K: 1 S: 15	H: 3 LOB: 2 BB: 0 P: 24	R: 0 E: 0 K: 0 S: 8	H: 0 LOB: 0 BB: 1 P: 15
--------------	-------------------------------	----------------------------------	------------------------------	---------------------------------	-------------------------------	----------------------------------	------------------------------	----------------------------------	-------------------------------	----------------------------------	-------------------------------	----------------------------------	-------------------------------	----------------------------------	------------------------------	----------------------------------

PITCHER	IP	WLS	BF	H	R	ER	SO	BB	IBB	HBP	BLK	WP	HR	S	P	ERA	WHIP
Jim Deshaies, L (1, 1) ERA: 5.5	5.0	L	25	9	6	6	1	2	0	0	0	0	4	61	100	10.80	2.200
Dwayne Henry, R (6, 1) ERA: 3.52	0.2		5	2	1	1	1	1	0	0	0	0	0	11	21	13.50	4.500
Mike Capel, R (6, 1) ERA: 1.64	1.0		6	3	1	1	0	0	0	0	0	0	0	14	22	9.00	3.000
Al Osuna, L (7, 1) ERA: 2.55	1.1		4	0	0	0	1	1	0	0	0	0	0	11	20	0.00	0.750

BOTTOM

Houston Astros @ Cincinnati Reds
Riverfront Stadium, Cincinnati, OH

Fri Jun 28 1991, 7:05 PM EDT
Att: 33,157 - Cloudy - 86 F

AB	34
R	8
H	14
RBI	8
BB	4
SO	3
LOB	13

livebaseballscorecards.com



PITCHER	IP	WLS	BF	H	R	ER	SO	BB	IBB	HBP	BLK	WP	HR	S	P	ERA	WHIP
Jim Deshaies, L (1, 1) ERA: 5.5	5.0	L	25	9	6	6	1	2	0	0	0	0	4	61	100	10.80	2.200
Dwayne Henry, R (6, 1) ERA: 3.52	0.2		5	2	1	1	1	1	0	0	0	0	0	11	21	13.50	4.500
Mike Capel, R (6, 1) ERA: 1.64	1.0		6	3	1	1	0	0	0	0	0	0	0	14	22	9.00	3.000
Al Osuna, L (7, 1) ERA: 2.55	1.1		4	0	0	0	1	1	0	0	0	0	0	11	20	0.00	0.750

Batter	1	2	3	4	5	6	7	8	9	AB	R	H	RBI	BB	SO	LOB
Bill Doran, S OBP: 0.418, SLG: 0.411 (1, 4)	1-2 G4-3	2-0 F8			4-1 G5-3 BB		0-0 L4-6			3	0	0	0	1	0	1
Barry Larkin, R OBP: 0.413, SLG: 0.616 (1, 6)	3-2 PB 1B		1-3 K		0-0 G5-3		1-0 2B			4	0	2	0	0	1	1
Eric Davis, R OBP: 0.394, SLG: 0.446 (1, 8)	1-3 K 1-2		3-2 1B		2-3 K		3-2 P6			4	0	1	0	0	2	3
Paul O'Neill, L OBP: 0.353, SLG: 0.509 (1, 9)	4-1 BB		1-0 P5		1-0 P5		1-2 F7			2	0	0	0	1	0	2
Keith Brown, S (6, 1)										0	0	0	0	0	0	0
Todd Benzinger, S OBP: 0.246, SLG: 0.271 (8, PH)	BB									1	0	0	0	0	0	0
Ted Power, R (9, 1)										0	0	0	0	0	0	0
Hal Morris, L OBP: 0.338, SLG: 0.462 (1, 3)	0-1 F7		0-0 F8			0-0 G3		0-0 F7		4	0	0	0	0	0	3
Luis Quinones, S OBP: 0.245, SLG: 0.270 (1, 5)		0-1 F6		1-3 K		3-2 WP 1B		3-2 F8		4	0	1	0	0	1	0
Jeff Reed, L OBP: 0.344, SLG: 0.372 (1, 2)		1-1 2B E 1B		1-2 1B 2B		3-1 F7			0-3 K	4	1	2	0	0	1	1
Billy Hatcher, R OBP: 0.304, SLG: 0.368 (1, 7)		1-2 E7 G4-3 2B		0-0 1B		2-3 K			1-1 F7	4	1	2	0	0	1	1
Gino Minutelli, L (1, 1)		1-1 G4-3		1-3 K			0-0 L4-6 2B		1-2 P2	0	0	0	0	0	0	0
Don Carman, L (2, 1)										2	0	0	1	0	1	1
Herm Winningham, L OBP: 0.287, SLG: 0.346 (6, 9)										2	0	1	0	0	0	0

Inning Stats	R: 0	H: 1	E: 0	LOB: 2	K: 1	S: 12	P: 21	R: 2	H: 2	E: 1	LOB: 0	K: 0	S: 12	P: 16	R: 0	H: 1	E: 0	LOB: 1	K: 1	S: 9	P: 13	R: 0	H: 2	E: 0	LOB: 1	K: 2	S: 10	P: 13	R: 0	H: 0	E: 0	LOB: 1	K: 1	S: 6	P: 13	R: 0	H: 1	E: 0	LOB: 1	K: 1	S: 10	P: 18	R: 0	H: 2	E: 0	LOB: 1	K: 0	S: 6	P: 10	R: 0	H: 0	E: 0	LOB: 0	K: 0	S: 10	P: 14	R: 0	H: 0	E: 0	LOB: 0	K: 1	S: 8	P: 10	1B: 5	SF: 0	2B: 5	SAC: 0	3B: 0	DP: 1	HR: 0	HBP: 0	WP: 1	PA: 36	PB: 1	SB: 0	CS: 0
PITCHER	IP	WLS	BF	H	R	ER	SO	BB	IBB	HBP	BLK	WP	HR	S	P	ERA	WHIP																																																											
Darryl Kile, R ERA: 3.54 (1, 1)	7.0	W	30	9	2	1	6	2	0	0	0	1	0	65	104	1.29	1.571																																																											
Jim Clancy, R ERA: 1.96 (8, 1)	2.0	S	6	0	0	0	1	0	0	0	0	0	0	18	24	0.00	0.000																																																											

BOTTOM

Houston Astros @ Cincinnati Reds
Riverfront Stadium, Cincinnati, OH

Sat Jun 29 1991, 7:05 PM EDT
Att: 42,608 - Sunny - 92 F

livebaseballscorecards.com

AB	34
R	2
H	9
RBI	1
BB	2
SO	7
LOB	13



Batter	1	2	3	4	5	6	7	8	9	AB R H RBI BB SO LOB	TOP														
Eric Yelding, R (1, 6) OBP: 0.280, SLG: 0.308	1-1 G3			1-1 G6-3		0-2 5 HR 1B		4-2 SH1-4 1B BB		3 1 1 0 1 0 0															
Steve Finley, L (1, 8) OBP: 0.342, SLG: 0.413	1-1 5 G6-4-3 1B			2-2 G6-3		1-1 F8		0-0 SH1-4		3 0 1 0 0 0 1															
5 Jeff Bagwell, R (1, 3) OBP: 0.369, SLG: 0.433	0-0 G6-4-3 1-2f			2-1 G5-3		1-0 HR		2-1 1B		4 1 2 3 0 0 1															
Luis Gonzalez, L (1, 7) OBP: 0.294, SLG: 0.433		3-2 G4-3			0-0 HR	2-1 F7		2-2 F8		3 1 1 1 0 0 0															
Mike Capel, R (6, 1)										0 0 0 0 0 0 0															
Ken Oberkfell, L (8, PH) OBP: 0.362, SLG: 0.281										1 0 0 0 0 0 1															
Jim Clancy, R (8, 1)										0 0 0 0 0 0 0															
Ken Caminiti, S (1, 5) OBP: 0.290, SLG: 0.341		0-0 F8			0-1 F7	2-2 L7			1-3 K	4 0 0 0 0 1 0															
Eric Anthony, L (1, 9) OBP: 0.232, SLG: 0.211		1-3 K			4-2 1B BB		3-3 K		0-3 K	3 0 0 0 1 3 0															
Rafael Ramirez, R (1, 4) OBP: 0.266, SLG: 0.289				0-1 F8	1-1 FC6 1B		1-1 G3		1-0 1B	4 0 2 0 0 0 0															
Carl Nichols, R (1, 2) OBP: 0.283, SLG: 0.271				2-3 K	0-3 K		3-2 F9		0-0 P6	3 0 0 0 0 2 2															
Craig Biggio, R (9, PH) OBP: 0.384, SLG: 0.402										1 0 0 0 0 0 1															
Pete Harnisch, S (1, 1) OBP: 0.118, SLG: 0.118				1-3 K	1-0 FC6			1-0 SH1-4 5 1B BB 1B		2 0 0 0 0 1 2															
Javier Ortiz, R (6, 7) OBP: 0.429, SLG: 0.389										1 0 1 0 0 0 0															
Gerald Young, S (8, PR) OBP: 0.241, SLG: 0.286										0 1 0 0 0 0 0															
Inning Stats	R: 0 E: 0 K: 0 S: 5	H: 1 LOB: 0 BB: 0 P: 7	R: 0 E: 0 K: 1 S: 7	H: 0 LOB: 0 BB: 0 P: 11	R: 0 E: 0 K: 2 S: 8	H: 0 LOB: 0 BB: 0 P: 11	R: 0 E: 0 K: 0 S: 10	H: 0 LOB: 0 BB: 0 P: 15	R: 1 E: 0 K: 1 S: 11	H: 2 LOB: 2 BB: 1 P: 16	R: 2 E: 0 K: 0 S: 11	H: 2 LOB: 0 BB: 0 P: 17	R: 0 E: 0 K: 1 S: 9	H: 0 LOB: 0 BB: 0 P: 16	R: 1 E: 0 K: 0 S: 10	H: 2 LOB: 1 BB: 1 P: 19	R: 0 E: 0 K: 2 S: 8	H: 1 LOB: 1 BB: 0 P: 10	1B: 6 2B: 0 3B: 0 HR: 2	SF: 0 SAC: 1 DP: 1 HBP: 0	WP: 0 PB: 0 SB: 0 CS: 0	PA: 35			
PITCHER	IP	WLS	BF	H	R	ER	SO	BB	IBB	HBP	BLK	WP	HR	S	P	ERA	WHIP								
Chris Hammond, L (1, 1) ERA: 4.25	6.0	W	23	5	3	3	4	1	0	0	0	0	2	52	77	4.50	1.000								
Randy Myers, L (7, 1) ERA: 2.58	1.1		6	1	1	1	1	1	0	0	0	0	0	14	26	6.75	1.500								
Rob Dibble, R (8, 1) ERA: 1.34	1.2	S	6	2	0	0	2	0	0	0	0	0	0	13	19	0.00	1.200								

Houston Astros @ Cincinnati Reds
Riverfront Stadium, Cincinnati, OH

Sun Jun 30 1991, 3:33 AM EDT
Att. 31,775 - Cloudy - 92 F

livebaseballscorecards.com

AB	32
R	4
H	8
RBI	4
BB	2
SO	7
LOB	8



Batter	1	2	3	4	5	6	7	8	9
Bill Doran, S <small>OBP: 0.418, SLG: 0.433 (1, 4)</small> 									
Billy Hatcher, R <small>OBP: 0.311, SLG: 0.390 (1, 7)</small> 									
Barry Larkin, R <small>OBP: 0.408, SLG: 0.605 (1, 6)</small> 									
Eric Davis, R <small>OBP: 0.386, SLG: 0.435 (1, 8)</small> 									
Paul O'Neill, L <small>OBP: 0.359, SLG: 0.525 (1, 9)</small> 									
Hal Morris, L <small>OBP: 0.340, SLG: 0.463 (1, 3)</small> 									
Jeff Reed, L <small>OBP: 0.353, SLG: 0.370 (1, 2)</small> 									
Luis Quinones, S <small>OBP: 0.258, SLG: 0.275 (1, 5)</small> Rob Dibble, L <small>(8, 1)</small> 									
Chris Hammond, L <small>OBP: 0.333, SLG: 0.320 (1, 1)</small> Todd Benzinger, S <small>OBP: 0.244, SLG: 0.269 (6, PH)</small> Randy Myers, L <small>OBP: 0.400, SLG: 0.400 (7, 1)</small> Chris Sabo, R <small>OBP: 0.349, SLG: 0.458 (8, 5)</small> 									

Inning Stats	R: 0 E: 0 K: 1 S: 13	H: 1 LOB: 1 BB: 0 P: 19	R: 1 E: 0 K: 0 S: 6	H: 2 LOB: 1 BB: 1 P: 12	R: 0 E: 1 K: 0 S: 7	H: 0 LOB: 1 BB: 0 P: 12	R: 0 E: 0 K: 1 S: 10	H: 1 LOB: 2 BB: 1 P: 16	R: 3 E: 0 K: 1 S: 13	H: 4 LOB: 0 BB: 0 P: 21	R: 1 E: 0 K: 0 S: 9	H: 1 LOB: 2 BB: 2 P: 22	R: 0 E: 0 K: 2 S: 15	H: 1 LOB: 2 BB: 1 P: 28	R: 0 E: 0 K: 1 S: 9	H: 1 LOB: 1 BB: 0 P: 10
--------------	-------------------------------	----------------------------------	------------------------------	----------------------------------	------------------------------	----------------------------------	-------------------------------	----------------------------------	-------------------------------	----------------------------------	------------------------------	----------------------------------	-------------------------------	----------------------------------	------------------------------	----------------------------------

PITCHER	IP	WLS	BF	H	R	ER	SO	BB	IBB	HBP	BLK	WP	HR	S	P	ERA	WHIP
Pete Harnisch, R <small>ERA: 2.32 (1, 1)</small>	5.2	L	29	9	5	5	3	3	1	0	1	0	3	55	97	7.94	2.118
Mike Capel, R <small>ERA: 1.46 (6, 1)</small>	1.1		6	1	0	0	2	1	0	0	0	0	0	18	33	0.00	1.500
Jim Clancy, R <small>ERA: 1.91 (8, 1)</small>	1.0		4	1	0	0	1	0	0	0	0	0	0	9	10	0.00	1.000

BOTTOM

AB	R	H	RBI	BB	SO	LOB
5	1	2	2	0	2	0
4	1	2	1	1	0	0
5	0	1	0	0	0	3
4	0	0	0	0	2	2
4	2	3	1	0	0	0
4	0	2	0	0	0	2
1	1	0	0	3	1	1
2	0	1	1	1	1	2
0	0	0	0	0	0	0
1	0	0	0	0	0	2
1	0	0	0	0	0	1
0	0	0	0	0	0	0
1	0	0	0	0	0	0

AB	32
R	5
H	11
RBI	5
BB	5
SO	6
LOB	13

WP	PA
0	41
0	
2	
1	

Houston Astros @ Cincinnati Reds
Riverfront Stadium, Cincinnati, OH
 Sun Jun 30 1991, 3:33 AM EDT
 Att: 31,775 - Cloudy - 92 F

livebaseballscorecards.com

Batter	1	2	3	4	5	6	7	8	9	AB R H RBI BB SO LOB	TOP									
Barry Larkin, R (1, 6) OBP: 0.404, SLG: 0.595	1-2 G5-3	0-0 G6-3			1-1 G4-3		2-2 2B 1B		1-3 K	5 0 1 1 0 1 1										
Hal Morris, L (1, 3) OBP: 0.345, SLG: 0.465	2-2 G3	4-0 FC5-4 BB			2-1 F8		1-2 SAFE 1-H 3-H 2B		4-2 FC5-4 BB	3 1 1 1 2 0 0										
Eric Davis, R (1, 8) OBP: 0.386, SLG: 0.427	1-1 1B HBP	0-0 FC5-4			1-0 G6-3		4-1 HR BB		1-0 FC5-4	3 1 0 0 1 0 3										
Chris Sabo, R (1, 5) OBP: 0.355, SLG: 0.471	1 SAFE 1B 1 SAFE	3-2 1B			4-2 G4-6-3 BB		0-1 F7		2-0 1-H 3-H HR	3 1 2 3 1 0 0										
Glenn Braggs, R (1, 7) OBP: 0.324, SLG: 0.403 Ted Power, R (8, 1)	3-2 P4				0-0 G4-6-3		0-1 1B		2-2 G6-3	4 0 1 0 0 0 3 0 0 0 0 0 0 0										
Mariano Duncan, R (1, 4) OBP: 0.253, SLG: 0.322		2-0 HR			1-2 F8		1-0 F9		0-0 G5-3	4 1 1 1 0 0 1										
Paul O'Neill, L (1, 9) OBP: 0.357, SLG: 0.521		1-1 1B G6-3 1B			1-3 K		3-3 K		1-2 G4-3	4 1 1 0 0 2 1										
Joe Oliver, R (1, 2) OBP: 0.282, SLG: 0.314		1-1 SH2-4 1B			3-2 P3		1-2 1B 2B 1B		2-1 G6-3	4 1 2 0 0 0 0										
Jack Armstrong, R (1, 1) OBP: 0.120, SLG: 0.083 Billy Hatcher, R (8, 7) OBP: 0.309, SLG: 0.388		0-2 SH2-4			2-3 K		0-0 SH3-4		0-0 G5-3	1 0 0 0 0 1 0 1 0 0 0 0 0 0										
Inning Stats	R: 0 E: 0 K: 0 S: 15	H: 1 LOB: 2 BB: 0 P: 25	R: 2 E: 0 K: 0 S: 10	H: 3 LOB: 2 BB: 1 P: 18	R: 0 E: 0 K: 0 S: 8	H: 0 LOB: 0 BB: 1 P: 13	R: 0 E: 0 K: 2 S: 10	H: 0 LOB: 0 BB: 0 P: 16	R: 0 E: 0 K: 1 S: 8	H: 1 LOB: 1 BB: 0 P: 12	R: 4 E: 0 K: 0 S: 17	H: 4 LOB: 0 BB: 1 P: 29	R: 0 E: 0 K: 0 S: 7	H: 0 LOB: 0 BB: 0 P: 10	R: 0 E: 0 K: 1 S: 9	H: 0 LOB: 1 BB: 1 P: 15	1B: 6 2B: 1 3B: 0 HR: 2	SF: 0 SAC: 2 DP: 1 HBP: 1	WP: 0 PB: 0 SB: 0 CS: 0	PA: 39
PITCHER	IP WLS BF H R ER SO BB IBB HBP BLK WP HR S P ERA WHIP																			
Charlie Leibrandt, L (1, 1) ERA: 3.07	6.2 L 31 9 6 6 3 3 0 1 0 0 2 69 116 8.10 1.800																			
Marvin Freeman, R (7, 1) ERA: 2.88	1.1 4 0 0 0 0 0 0 0 0 0 0 11 16 0.00 0.000																			
Mike Stanton, L (9, 1) ERA: 3.19	1.0 4 0 0 0 1 1 0 0 0 0 0 9 15 0.00 1.000																			

Cincinnati Reds @ Atlanta Braves
Atlanta-Fulton County Stadium, Atlanta, GA

Tue Jul 02 1991, 7:05 PM EDT
Att. 22,056 - Cloudy - 92 F

livebaseballscorecards.com

AB	32
R	6
H	9
RBI	6
BB	4
SO	4
LOB	9



Batter	1	2	3	4	5	6	7	8	9	AB	R	H	RBI	BB	SO	LOB
Otis Nixon, S <small>OBP: 0.394, SLG: 0.358</small> (1, 9)	0-1 			0-2 		1-0 		0-0 		4	0	2	0	0	0	0
Jeff Treadway, L <small>OBP: 0.374, SLG: 0.437</small> (1, 4)	1-0 			0-1 		0-0 		3-2 		4	0	0	0	0	0	2
Terry Pendleton, S <small>OBP: 0.380, SLG: 0.526</small> (1, 5)	2-1 			0-1 		1-2 			0-1 	4	1	1	1	0	0	0
Lonnie Smith, R <small>OBP: 0.355, SLG: 0.368</small> (1, 7)			2-3 		1-0 		2-1 		2-3 	4	0	0	0	0	2	0
Ron Gant, R <small>OBP: 0.295, SLG: 0.466</small> (1, 8)			1-3 		2-2 		1-3 		1-1 	4	1	2	1	0	2	0
Mike Bell, L <small>OBP: 0.273, SLG: 0.545</small> (1, 3)			2-1 		2-2 		2-0 		0-2 	4	1	1	1	0	0	1
Mike Heath, R <small>OBP: 0.250, SLG: 0.266</small> Greg Olson, R <small>OBP: 0.321, SLG: 0.367</small> (1, 2) (7, 2)			1-3 		2-2 		0-0 			2	0	1	0	0	1	0
Rafael Belliard, R <small>OBP: 0.271, SLG: 0.265</small> Jeff Blauser, R <small>OBP: 0.365, SLG: 0.443</small> (8, PH) (9, 6)			0-0 		4-0 			1-1 		1	0	0	0	1	0	0
Charlie Leibrandt, R <small>OBP: 0.057, SLG: 0.088</small> Marvin Freeman, R (7, 1) Tommy Gregg, L <small>OBP: 0.264, SLG: 0.196</small> Mike Stanton, L (9, 1)			0-0 		2-2 			1-2 		2	0	0	0	0	0	2

Inning Stats	R: 0	H: 0	E: 0	LOB: 0	K: 0	BB: 0	S: 5	P: 8	R: 0	H: 0	E: 0	LOB: 0	K: 2	BB: 0	S: 9	P: 14	R: 0	H: 0	E: 0	LOB: 0	K: 1	BB: 0	S: 5	P: 6	R: 0	H: 0	E: 0	LOB: 0	K: 0	BB: 0	S: 7	P: 7	R: 1	H: 2	E: 0	LOB: 2	K: 0	BB: 1	S: 14	P: 27	R: 0	H: 1	E: 0	LOB: 0	K: 0	BB: 0	S: 6	P: 8	R: 1	H: 1	E: 0	LOB: 0	K: 1	BB: 0	S: 7	P: 12	R: 0	H: 1	E: 0	LOB: 1	K: 0	BB: 0	S: 10	P: 15	R: 1	H: 2	E: 0	LOB: 0	K: 1	BB: 0	S: 11	P: 14	1B: 4	SF: 0	2B: 0	SAC: 0	3B: 0	DP: 1	HR: 3	HBP: 0	WP: 0	PA: 33
--------------	------	------	------	--------	------	-------	------	------	------	------	------	--------	------	-------	------	-------	------	------	------	--------	------	-------	------	------	------	------	------	--------	------	-------	------	------	------	------	------	--------	------	-------	-------	-------	------	------	------	--------	------	-------	------	------	------	------	------	--------	------	-------	------	-------	------	------	------	--------	------	-------	-------	-------	------	------	------	--------	------	-------	-------	-------	-------	-------	-------	--------	-------	-------	-------	--------	-------	--------

PITCHER	IP	WLS	BF	H	R	ER	SO	BB	IBB	HBP	BLK	WP	HR	S	P	ERA	WHIP
Jack Armstrong, R <small>ERA: 4.7</small> (1, 1)	7.0		25	4	2	2	4	1	0	0	0	0	2	53	82	2.57	0.714
Ted Power, R <small>ERA: 3.57</small> (8, 1)	2.0		8	3	1	1	1	0	0	0	0	0	1	21	29	4.50	1.500


BOTTOM

Cincinnati Reds @ Atlanta Braves
 Atlanta-Fulton County Stadium, Atlanta, GA

Tue Jul 02 1991, 7:05 PM EDT
 Att. 22,056 - Cloudy - 92 F

AB	32
R	3
H	7
RBI	3
BB	1
SO	5
LOB	5

livebaseballscorecards.com

Batter	1	2	3	4	5	6	7	8	9	AB R H RBI BB SO LOB	TOP														
Bill Doran, S (1, 3) OBP: 0.417, SLG: 0.428	0-1 G1-3		2-2 G6-3		2-0 L6		1-2 WP 1B		4-1 BB	4 0 1 0 1 0 1	<p>Cincinnati Reds @ Atlanta Braves Atlanta-Fulton County Stadium, Atlanta, GA</p> <p>Wed Jul 03 1991, 7:05 PM EDT Att. 20,279 - Cloudy - 90 F</p> <p>livebaseballscorecards.com</p> <table border="0"> <tr><td>AB</td><td>36</td></tr> <tr><td>R</td><td>6</td></tr> <tr><td>H</td><td>11</td></tr> <tr><td>RBI</td><td>6</td></tr> <tr><td>BB</td><td>2</td></tr> <tr><td>SO</td><td>8</td></tr> <tr><td>LOB</td><td>16</td></tr> </table> 	AB	36	R	6	H	11	RBI	6	BB	2	SO	8	LOB	16
AB	36																								
R	6																								
H	11																								
RBI	6																								
BB	2																								
SO	8																								
LOB	16																								
Eric Davis, R (1, 8) OBP: 0.382, SLG: 0.420	3-2 L6		0-0 2-H 1B		2-1 F9		1-3 K		2-3 K	5 0 1 1 0 2 2															
Barry Larkin, R (1, 6) OBP: 0.399, SLG: 0.583	4-0 BB		0-0 B1-3				2-2 L8		0-0 F9	4 0 0 0 1 0 3															
Chris Sabo, R (1, 5) OBP: 0.352, SLG: 0.470	3-2 G6-3				3-1 2B G4-3 2B		0-1 G6-3		2-2 F7	5 1 1 0 0 0 3															
Glenn Braggs, R (1, 9) OBP: 0.336, SLG: 0.423					2-0 G4-3 2B		2-0 1B HR 1B		1-0 F8 SF7 1B	4 2 3 0 0 0 0															
Mariano Duncan, R (1, 4) OBP: 0.258, SLG: 0.326					0-0 G4-3		2-0 1B HR 1B		0-0 F8 1B	4 1 2 1 0 1 1															
Joe Oliver, R (1, 2) OBP: 0.283, SLG: 0.343					2-3 3-H		0-0 HR		0-0 F8	3 1 1 3 0 1 1															
Paul O'Neill, L (8, PH) OBP: 0.356, SLG: 0.519					0-3 K		1-H 2-H		1-2 2-3	1 0 0 0 0 0 2															
Randy Myers, L (8, 1) OBP: 0.400, SLG: 0.400									0-0 SF7	0 0 0 0 0 0 0															
Billy Hatcher, R (1, 7) OBP: 0.313, SLG: 0.392					0-3 K		0-2 1B		0-1 SF7	3 1 2 1 0 1 1															
Tom Browning, L (1, 1) OBP: 0.194, SLG: 0.250					1 SAFE SH1-4		0-3 K		0-3 K	0 0 0 0 0 0 0															
Todd Benzinger, S (5, PH) OBP: 0.242, SLG: 0.267							1-3 K			1 0 0 0 0 1 0															
Tim Lincecum, R (5, 1)										1 0 0 0 0 1 1															
Don Carman, L (6, 1)										0 0 0 0 0 0 0															
Keith Brown, S (7, 1)										0 0 0 0 0 0 0															
Hal Morris, L (8, PH) OBP: 0.344, SLG: 0.463										1 0 0 0 0 1 1															
Glenn Sisk, R (8, 2) OBP: 0.429, SLG: 0.200										0 0 0 0 0 0 0															
Inning Stats	R: 0 E: 0 K: 0 S: 9	H: 0 LOB: 1 BB: 1 P: 19	R: 0 E: 0 K: 1 S: 10	H: 0 LOB: 0 BB: 0 P: 14	R: 1 E: 0 K: 0 S: 10	H: 2 LOB: 1 BB: 0 P: 13	R: 1 E: 0 K: 2 S: 11	H: 2 LOB: 1 BB: 0 P: 16	R: 0 E: 0 K: 1 S: 6	H: 0 LOB: 0 BB: 0 P: 10	R: 3 E: 0 K: 1 S: 17	H: 4 LOB: 1 BB: 0 P: 24	R: 0 E: 0 K: 1 S: 13	H: 1 LOB: 1 BB: 0 P: 17	R: 1 E: 0 K: 1 S: 9	H: 2 LOB: 1 BB: 0 P: 10	R: 0 E: 0 K: 1 S: 9	H: 0 LOB: 1 BB: 1 P: 17	1B: 8 2B: 2 3B: 0 HR: 1	SF: 1 SAC: 1 DP: 0 HBP: 0	WP: 1 PB: 0 SB: 0 CS: 0	PA: 40			
PITCHER	IP WLS BF H R ER SO BB IBB HBP BLK WP HR S P ERA WHIP												IP WLS BF H R ER SO BB IBB HBP BLK WP HR S P ERA WHIP												
Steve Avery, L (1, 1) ERA: 3.96	6.0 W 27 8 5 5 5 1 0 0 0 0 0 1 63 96 7.50 1.500																								
Marvin Freeman, R (7, 1) ERA: 2.77	1.0 4 1 0 0 1 0 0 0 0 0 1 0 13 17 0.00 1.000																								
Juan Berenguer, R (8, 1) ERA: 2.47	2.0 S 9 2 1 1 2 1 0 0 0 0 0 0 18 27 4.50 1.500																								

Batter	1	2	3	4	5	6	7	8	9
Otis Nixon, S <small>OBP: 0.390, SLG: 0.354</small> (1, 9)	1-0 	2-1 		1-0 		0-0 		0-0 	
Terry Pendleton, S <small>OBP: 0.381, SLG: 0.523</small> (1, 5)	1-1 	1-2 		0-3 		2-1 		0-1 	
Lonnie Smith, R <small>OBP: 0.353, SLG: 0.372</small> Mike Bell, L <small>OBP: 0.250, SLG: 0.500</small> (1, 7) (8, 3)	1-0 	2-0 			1-0 		3-1 	2-1 	
Ron Gant, R <small>OBP: 0.298, SLG: 0.482</small> (1, 8)	2-2 		1-0 		2-3 		0-3 		
Jeff Blausler, R <small>OBP: 0.373, SLG: 0.468</small> (1, 4) (7, 6)	3-1 		0-0 		3-2 		1-1 		
Brian Hunter, R <small>OBP: 0.388, SLG: 0.689</small> Juan Berenguer, R (8, 1)	1-1 		1-1 			0-0 	1-2 		
Greg Olson, R <small>OBP: 0.325, SLG: 0.370</small> (1, 2)	1-0 		0-0 			1-1 	1-1 		
Rafael Belliard, R <small>OBP: 0.269, SLG: 0.262</small> Jeff Treadway, L <small>OBP: 0.378, SLG: 0.441</small> (6, PH) Marvin Freeman, R (7, 1) Deion Sanders, L <small>OBP: 0.286, SLG: 0.324</small> (7, PH) (8, 7)		1-0 	0-0 			2-2 	1-1 		
Steve Avery, L <small>OBP: 0.324, SLG: 0.303</small> Mark Lemke, S <small>OBP: 0.341, SLG: 0.347</small> (6, PH) (7, 4)		0-1 		0-2 		2-0 		0-0 	

Inning Stats	R: 3	H: 5	E: 1	LOB: 1	K: 0	P: 22	R: 0	H: 2	E: 0	LOB: 2	K: 0	P: 16	R: 2	H: 2	E: 0	LOB: 0	K: 0	P: 8	R: 0	H: 1	E: 0	LOB: 0	K: 1	P: 8	R: 0	H: 0	E: 0	LOB: 0	K: 1	P: 14	R: 1	H: 3	E: 0	LOB: 2	K: 0	P: 17	R: 2	H: 3	E: 0	LOB: 1	K: 1	P: 23	R: 0	H: 1	E: 0	LOB: 1	K: 0	P: 8
	S: 12		S: 10		S: 6		S: 7		S: 10		S: 10		S: 16		S: 8		S: 10		S: 16		S: 6		S: 8		S: 10		S: 16		S: 6		S: 10		S: 16		S: 10		S: 16		S: 6		S: 8		S: 6		S: 8		S: 6	

PITCHER	IP	WLS	BF	H	R	ER	SO	BB	IBB	HBP	BLK	WP	HR	S	P	ERA	WHIP
Tom Browning, L <small>ERA: 3.76</small>	(1, 1)	4.0	20	10	5	5	1	0	0	0	0	0	2	35	54	11.25	2.500
Tim Layana, R <small>ERA: 14.54</small>	(5, 1)	1.1	5	1	1	1	1	0	0	0	0	0	0	11	18	6.75	0.750
Don Carman, L <small>ERA: 5.34</small>	(6, 1)	0.2	4	2	0	0	0	0	0	0	0	0	0	7	13	0.00	3.000
Keith Brown, R <small>ERA: 1.93</small>	(7, 1)	1.0	6	3	2	2	1	0	0	0	0	0	0	16	23	18.00	3.000
Randy Myers, L <small>ERA: 2.53</small>	(8, 1)	1.0	4	1	0	0	0	0	0	0	1	0	0	6	8	0.00	1.000

BOTTOM

Cincinnati Reds @ Atlanta Braves
 Atlanta-Fulton County Stadium, Atlanta, GA

Wed Jul 03 1991, 7:05 PM EDT
 Att. 20,279 - Cloudy - 90 F

AB	R	H	RBI	BB	SO	LOB
5	0	1	0	0	0	4
5	1	2	0	0	1	3
4	1	1	0	0	0	2
1	0	0	0	0	0	1
4	2	2	2	0	2	0
4	2	3	2	0	0	0
4	1	2	1	0	0	0
0	0	0	0	0	0	0
4	1	2	1	0	0	2
2	0	0	0	0	0	0
1	0	1	0	0	0	0
0	0	0	0	0	0	0
1	0	0	0	0	0	1
2	0	2	0	0	0	0
2	0	1	1	0	0	0

AB	39
R	8
H	17
RBI	7
BB	0
SO	3
LOB	13

livebaseballscorecards.com

WP: 0	PA: 39
PB: 0	
SB: 1	
CS: 0	

Batter	1	2	3	4	5	6	7	8	9	AB R H RBI BB SO LOB	TOP																		
Bill Doran, S OBP: 0.423, SLG: 0.458 (1, 4)	1-0 HR	2-1 P5		2-2 F8		4-0 FC5-4 BB	0-0 1B 2B			4 2 2 2 1 0 1	<p style="text-align: center;"> Cincinnati Reds @ Atlanta Braves Atlanta-Fulton County Stadium, Atlanta, GA Thu Jul 04 1991, 7:05 PM EDT Att. 42,153 - Cloudy - 82 F </p>																		
Billy Hatcher, R OBP: 0.315, SLG: 0.393 (1, 7)	1-3 K		0-0 G1-5-3	0-1 FC6-4 1B		1-1 P8	1-0 2-H 1B			5 0 2 1 0 1 1																			
Barry Larkin, R OBP: 0.397, SLG: 0.574 Mariano Duncan, R OBP: 0.257, SLG: 0.324 (1, 6) (6, 6)	4-0 BLK 1B BB		1-2 P4	1-2 FC6-4 1-2f		1-0 FC5-4 WP E	1-3 K			3 1 0 0 1 0 3 1 0 0 0 0 1 1																			
Paul O'Neill, L OBP: 0.365, SLG: 0.522 (1, 9)	3-2 1-H 1B		0-1 S 2B 1B		4-1 1B 2B BB	4-1 E BB				2 2 2 0 2 0 0																			
Hal Morris, L OBP: 0.346, SLG: 0.468 (1, 3)	2-1 G4-3		3-1 1-H 3B 2B		1-1 2B 1B	1-0 E4				4 1 2 1 0 0 2																			
Chris Sabo, R OBP: 0.354, SLG: 0.478 (1, 5)		2-1 BLK S HR 1B	1-1 2-H E 3B		1-1 P5	1-1 G3				4 2 2 1 0 0 4																			
Herm Winningham, L OBP: 0.286, SLG: 0.341 (1, 8)		1 SAFE 1 SAFE 3-3 K	0-0 E1 CS		1-3 K		1-1 SH2-4 2B 1B			4 1 1 0 0 2 3																			
Joe Oliver, R OBP: 0.299, SLG: 0.404 (1, 2)		1-1 2-H HR	2-0 CS 1-2		1-0 FC1-5 2B	1-0 1-3 2-H 2B	2-3 K			4 1 3 3 0 1 1																			
Kip Gross, R OBP: 0.200, SLG: 0.200 Tim Layana, R (7, 1)		1-2 G6-3		0-0 FC1-5 1B 2-3		0-1 P3	0-1 SH2-4			3 0 0 0 0 0 3 0 0 0 0 0 0 0																			
Inning Stats	R: 1 E: 0 K: 1 S: 10	H: 2 LOB: 1 BB: 1 P: 21	R: 2 E: 0 K: 1 S: 13	H: 2 LOB: 0 BB: 0 P: 22	R: 3 E: 1 K: 0 S: 13	H: 3 LOB: 0 BB: 0 P: 20	R: 0 E: 0 K: 0 S: 10	H: 2 LOB: 2 BB: 0 P: 14	R: 1 E: 0 K: 1 S: 12	H: 2 LOB: 2 BB: 1 P: 19	R: 1 E: 1 K: 0 S: 7	H: 0 LOB: 2 BB: 2 P: 19	R: 2 E: 0 K: 2 S: 14	H: 3 LOB: 1 BB: 0 P: 19	1B: 7 2B: 4 3B: 1 HR: 2	SF: 0 SAC: 1 DP: 0 HBP: 0	WP: 1 PB: 0 SB: 2 CS: 1	PA: 40											
PITCHER	IP WLS BF H R ER SO BB IBB HBP BLK WP HR S P ERA WHIP																												
Pete Smith, R ERA: 4.93 (1, 1)	2.2 L	15 7	6 6	5 5	2 2	1 0	0 0	0 0	2 2	0 0	2 35	60	16.88	3.000															
Rick Mahler, R ERA: 4.09 (3, 1)	2.1	12 4	1 1	1 1	1 1	1 0	0 0	0 0	0 0	0 0	23 36	36	3.86	2.143															
Dan Petry, R ERA: 5.64 (6, 1)	2.0	12 3	3 3	2 2	2 2	2 0	0 0	0 0	0 0	1 0	21 38	38	9.00	2.500															



Batter	1	2	3	4	5	6	7	8	9
Otis Nixon, S <small>OBP: 0.392, SLG: 0.354</small> (1, 9)	1-0 		2-0 			4-2 	0-1 		
Deion Sanders, L <small>OBP: 0.284, SLG: 0.321</small> (1, 7) (7, 8)	3-3 			1-3 		2-1 	2-1 		
Terry Pendleton, S <small>OBP: 0.376, SLG: 0.517</small> (1, 5)	1-3 			2-1 		1-0 			
Ron Gant, R <small>OBP: 0.295, SLG: 0.477</small> Brian Hunter, R <small>OBP: 0.368, SLG: 0.689</small> (1, 8) (7, 7)	0-0 			2-2 		0-3 			
Jeff Treadway, L <small>OBP: 0.371, SLG: 0.432</small> (1, 4)	2-0 	3-1 			1-3 	0-0 			
Mike Bell, L <small>OBP: 0.267, SLG: 0.467</small> (1, 3)			1-0 		0-0 		0-0 		
Greg Olson, R <small>OBP: 0.326, SLG: 0.369</small> (1, 2)			1-2 		1-0 		0-1 		
Rafael Belliard, R <small>OBP: 0.268, SLG: 0.261</small> Jeff Blauser, R <small>OBP: 0.379, SLG: 0.480</small> (1, 6) (5, PH) (6, 6)			2-2 		0-0 		0-0 		
Pete Smith, R <small>OBP: 0.231, SLG: 0.167</small> Rick Mahler, R <small>OBP: 0.091, SLG: 0.091</small> Tommy Gregg, L <small>OBP: 0.259, SLG: 0.191</small> Dan Petry, R Mark Lemke, S <small>OBP: 0.337, SLG: 0.342</small> (1, 1) (3, 1) (5, PH) (6, 1) (7, PH)			0-1 		2-1 		1-0 		

AB	R	H	RBI	BB	SO	LOB
3	1	1	1	1	0	0
4	0	1	0	0	2	1
3	0	0	0	0	1	3
3	0	0	0	0	1	2
0	0	0	0	0	0	0
3	0	0	0	0	1	2
3	1	1	0	0	0	0
3	1	1	0	0	0	1
1	0	0	0	0	0	0
2	1	2	1	0	0	0
0	0	0	0	0	0	0
1	0	0	0	0	0	0
0	0	0	0	0	0	0
1	0	0	1	0	0	1

BOTTOM	
AB 28 R 4 H 6 RBI 3 BB 1 SO 5 LOB 12	
WP: 0 PA: 30 PB: 1 SB: 0 CS: 1	

Cincinnati Reds @ Atlanta Braves
 Atlanta-Fulton County Stadium, Atlanta, GA
 Thu Jul 04 1991, 7:05 PM EDT
 Att: 42,153 - Cloudy - 82 F

Inning Stats		R: 1	H: 1	R: 0	H: 0	R: 0	H: 0	R: 0	H: 1	R: 0	H: 3
		E: 1	LOB: 0	E: 0	LOB: 0	E: 0	LOB: 0	E: 1	LOB: 2	E: 0	LOB: 0
		K: 2	BB: 0	K: 0	BB: 0	K: 1	BB: 0	K: 1	BB: 0	K: 0	BB: 0
		S: 12	P: 17	S: 6	P: 11	S: 6	P: 10	S: 9	P: 13	S: 9	P: 12

PITCHER		IP	WLS	BF	H	R	ER	SO	BB	IBB	HBP	BLK	WP	HR	S	P	ERA	WHIP
Kip Gross, R	(1, 1)	6.0	W	26	6	4	3	5	1	0	0	1	0	0	54	84	4.50	1.167
Tim Layana, R	(7, 1)	1.0		3	0	0	0	0	0	0	0	0	0	0	5	8	0.00	0.000

Batter	1	2	3	4	5	6	7	8	9	AB R H RBI BB SO LOB	TOP									
Bill Doran, S (1, 4) OBP: 0.419, SLG: 0.448	1-3 K		0-1 P6		1-2 F9		4-2 FC6-4 BB			3 0 0 0 1 1 2										
Billy Hatcher, R (1, 7) OBP: 0.314, SLG: 0.390	0-1 G5-3		1-2 E6 2-H 1B		1-0 F9		1-1 FC6-4 1-2f			4 0 1 1 0 0 2										
Barry Larkin, R (1, 6) OBP: 0.402, SLG: 0.576	2-2 1B		4-1 BB		3-1 1B			2-2 G1-3		3 0 2 0 1 0 0										
Paul O'Neill, L (1, 9) OBP: 0.360, SLG: 0.514	1-2 F8		0-0 G3-1		2-0 P6			1-1 F9		4 0 0 0 0 0 5										
Hal Morris, L (1, 3) OBP: 0.345, SLG: 0.462		3-1 G3		4-0 BB		0-1 L9		2-2 F8		3 0 0 0 1 0 0										
Chris Sabo, R (1, 5) OBP: 0.349, SLG: 0.471		2-1 P2		0-1 F7		0-3 K		2-2 F7		4 0 0 0 0 1 1										
Herm Winningham, L (1, 8) OBP: 0.274, SLG: 0.326		2-2 F7		0-1 F7		3-3 K		0-1 E5		4 0 0 0 0 1 1										
Joe Oliver, R (1, 2) OBP: 0.289, SLG: 0.389			2-2 P6	1-2 G6-3			0-0 G6-3		1-1 G6-3	4 0 0 0 0 0 2										
Chris Hammond, L (1, 1) OBP: 0.379, SLG: 0.407			2-1 E		1-1 1B		2-2 G4-3		0-0 G4-3	2 1 2 0 0 0 0										
Todd Benzinger, S (7, PH) OBP: 0.241, SLG: 0.264										1 0 0 0 0 0 0										
Randy Myers, L (7, 1) OBP: 0.400, SLG: 0.400										0 0 0 0 0 0 0										
Luis Quinones, S (9, PH) OBP: 0.255, SLG: 0.272										1 0 0 0 0 0 1										
Rob Dibble, L (9, 1)										0 0 0 0 0 0 0										
Inning Stats	R: 0 E: 0 K: 1 S: 13	H: 1 LOB: 1 BB: 0 P: 17	R: 0 E: 0 K: 0 S: 7	H: 0 LOB: 0 BB: 0 P: 14	R: 1 E: 1 K: 0 S: 12	H: 2 LOB: 2 BB: 1 P: 21	R: 0 E: 0 K: 0 S: 8	H: 0 LOB: 1 BB: 1 P: 12	R: 0 E: 0 K: 2 S: 9	H: 0 LOB: 0 BB: 0 P: 12	R: 0 E: 0 K: 0 S: 8	H: 0 LOB: 1 BB: 1 P: 15	R: 0 E: 0 K: 0 S: 12	H: 0 LOB: 0 BB: 0 P: 17	R: 0 E: 1 K: 0 S: 9	H: 0 LOB: 1 BB: 0 P: 12	1B: 4 2B: 1 3B: 0 HR: 0	SF: 0 SAC: 0 DP: 0 HBP: 0	WP: 0 PB: 0 SB: 0 CS: 0	PA: 36
PITCHER Pete Harnisch, R (1, 1) ERA: 2.22	IP: 9.0 WLS: L BF: 36 H: 5 R: 1 ER: 1 SO: 3 BB: 3 IBB: 0 HBP: 0 BLK: 0 WP: 0 HR: 0 S: 89 P: 139 ERA: 1.00 WHIP: 0.889																			

Cincinnati Reds @ Houston Astros
Astrodome, Houston, TX
Fri Jul 05 1991, 8:05 PM EDT
Att: 24,117 - Dome - 70 F

livebaseballscorecards.com

AB	33
R	1
H	5
RBI	1
BB	3
SO	3
LOB	14



BOTTOM

Cincinnati Reds @ Houston Astros
Astrodome, Houston, TX
Fri Jul 05 1991, 8:05 PM EDT
Att. 24,117 - Dome - 70 F

livebaseballscorecards.com

AB	29
R	0
H	5
RBI	0
BB	1
SO	7
LOB	10



WP:	0	PA:	31
PB:	0		
SB:	0		
CS:	1		

AB R H RBI BB SO LOB

4	0	0	0	0	1	3
4	0	2	0	0	1	1
4	0	1	0	0	0	1
4	0	0	0	0	1	3
3	0	0	0	0	0	1
3	0	0	0	0	2	0
0	0	0	0	0	0	0
3	0	1	0	0	0	0
3	0	0	0	0	2	1
0	0	0	0	1	0	0
1	0	1	0	0	0	0
0	0	0	0	0	0	0

Batter	1	2	3	4	5	6	7	8	9
Eric Yelding, R OBP: 0.278, SLG: 0.301 (1, 6)	0-0 G6-3		0-1 G6-3			1 SAFE 2-1 F9			1-3 K
Steve Finley, L OBP: 0.349, SLG: 0.413 (1, 8)	1-3 K			1-1 FC6-4 1B		1-1 G6-4-3			0-0 5 1B
5 Jeff Bagwell, R OBP: 0.361, SLG: 0.451 (1, 3)	2-1 G6-3			2-1 L7			1-0 F9		0-0 1B
Luis Gonzalez, L OBP: 0.295, SLG: 0.432 (1, 7)		1-1 F7		1-3 K			3-2 P5		1-2 F8
Ken Caminiti, S OBP: 0.298, SLG: 0.364 (1, 5)		1-0 G5-3		2-1 FC6-4			0-0 F9		
Javier Ortiz, R OBP: 0.375, SLG: 0.333 (1, 9)								1-0 F9	
Mark Davidson, R OBP: 0.301, SLG: 0.236 (9, 9)		1-3 K							
Casey Candaele, S OBP: 0.311, SLG: 0.381 (1, 4)			1-2 SH1-4 1B			2-2 L3		2-2 G5-3	
Carl Nichols, R OBP: 0.268, SLG: 0.255 (1, 2)			1-3 K			0-3 K		3-2 F9	
Pete Harnisch, S OBP: 0.143, SLG: 0.118 (1, 1)			0-0 SH1-4			4-0 G6-4-3 BB			0-2 CS 1B
Rafael Ramirez, R OBP: 0.274, SLG: 0.297 (9, PH)									
Gerald Young, S OBP: 0.274, SLG: 0.309 (9, PR)									

Inning Stats	R: 0	H: 0	E: 0	K: 1	S: 6	R: 0	H: 0	E: 0	K: 1	S: 6	R: 0	H: 1	E: 0	K: 1	S: 9	R: 0	H: 1	E: 0	K: 2	S: 12	R: 0	H: 0	E: 0	K: 0	S: 4	R: 0	H: 0	E: 0	K: 0	S: 6	R: 0	H: 0	E: 0	K: 0	S: 9	R: 0	H: 3	E: 0	K: 1	S: 11	1B: 5	2B: 0	3B: 0	HR: 0	SF: 0	SAC: 1	DP: 1	HBP: 0	WP: 0	PB: 0	SB: 0	CS: 1	PA: 31
--------------	------	------	------	------	------	------	------	------	------	------	------	------	------	------	------	------	------	------	------	-------	------	------	------	------	------	------	------	------	------	------	------	------	------	------	------	------	------	------	------	-------	-------	-------	-------	-------	-------	--------	-------	--------	-------	-------	-------	-------	--------

PITCHER	IP	WLS	BF	H	R	ER	SO	BB	IBB	HBP	BLK	WP	HR	S	P	ERA	WHIP
Chris Hammond, L ERA: 3.92 (1, 1)	6.0	W	20	2	0	0	6	1	0	0	0	0	0	46	70	0.00	0.500
Randy Myers, L ERA: 2.42 (7, 1)	2.0		6	0	0	0	0	0	0	0	0	0	0	15	25	0.00	0.000
Rob Dibble, R ERA: 1.31 (9, 1)	1.0	S	5	3	0	0	1	0	0	0	0	0	0	11	13	0.00	3.000

Batter	1	2	3	4	5	6	7	8	9
Steve Finley, L OBP: 0.348, SLG: 0.411 (1, 8) C C C C C C B B B B B B S S S S S S	2-3 K			1-0 F9	2-3 K			1-0 PB 1B	
Craig Biggio, R OBP: 0.381, SLG: 0.392 (1, 2) C B B B B B S S S S S S	2-3 K			0-0 L6		0-0 G6-3		3-3 K 1-2	
5 Jeff Bagwell, R OBP: 0.361, SLG: 0.448 (1, 3) S S S S S S	0-3 K			4-2 2B BB		1-2 G5-3			
Luis Gonzalez, L OBP: 0.295, SLG: 0.435 (1, 7) X		0-0 L9		1-1 HR 2B		0-0 P6			
Ken Caminiti, S OBP: 0.298, SLG: 0.374 (1, 5) B B B B B B X		1-0 P2		0-0 HR		1-2 F8			
Eric Anthony, L OBP: 0.226, SLG: 0.198 Gerald Young, S OBP: 0.274, SLG: 0.309 (1, 9) (8, 8) B B B B B B X		1-2 F9		4-1 BB		1-3 K			
Eric Yelding, R OBP: 0.274, SLG: 0.298 (1, 6) B S S S S S X			1-1 F7	0-0 P4		1-2 G5-3			
Casey Candaele, S OBP: 0.308, SLG: 0.377 (1, 4) C B B B B B F F F F F F X			2-2 F9		2-2 F8		1-0 P2		
Jimmy Jones, R OBP: 0.273, SLG: 0.200 (1, 1) B B B B B B X			1-0 F8		2-1 G5-3		2-3 K		

Inning Stats	R: 0	H: 0	E: 0	K: 3	S: 12	LOB: 0	BB: 0	P: 16	R: 0	H: 0	E: 0	K: 0	S: 5	LOB: 0	BB: 0	P: 7	R: 0	H: 0	E: 0	K: 0	S: 12	LOB: 0	BB: 0	P: 16	R: 3	H: 2	E: 0	K: 0	S: 10	LOB: 1	BB: 2	P: 20	R: 0	H: 0	E: 0	K: 1	S: 8	LOB: 0	BB: 0	P: 14	R: 0	H: 0	E: 0	K: 0	S: 5	LOB: 0	BB: 0	P: 6	R: 0	H: 0	E: 0	K: 1	S: 10	LOB: 0	BB: 0	P: 13	R: 0	H: 1	E: 0	K: 2	S: 8	LOB: 1	BB: 0	P: 15	R: 0	H: 0	E: 0	K: 0	S: 12	LOB: 0	BB: 0	P: 16	R: 0	H: 0	E: 0	K: 0	S: 5	LOB: 0	BB: 0	P: 7	R: 0	H: 0	E: 0	K: 0	S: 12	LOB: 0	BB: 0	P: 16	R: 0	H: 0	E: 0	K: 0	S: 10	LOB: 0	BB: 0	P: 14	R: 0	H: 0	E: 0	K: 0	S: 5	LOB: 0	BB: 0	P: 6	R: 0	H: 0	E: 0	K: 0	S: 10	LOB: 0	BB: 0	P: 13	R: 0	H: 1	E: 0	K: 2	S: 8	LOB: 1	BB: 0	P: 15
--------------	------	------	------	------	-------	--------	-------	-------	------	------	------	------	------	--------	-------	------	------	------	------	------	-------	--------	-------	-------	------	------	------	------	-------	--------	-------	-------	------	------	------	------	------	--------	-------	-------	------	------	------	------	------	--------	-------	------	------	------	------	------	-------	--------	-------	-------	------	------	------	------	------	--------	-------	-------	------	------	------	------	-------	--------	-------	-------	------	------	------	------	------	--------	-------	------	------	------	------	------	-------	--------	-------	-------	------	------	------	------	-------	--------	-------	-------	------	------	------	------	------	--------	-------	------	------	------	------	------	-------	--------	-------	-------	------	------	------	------	------	--------	-------	-------

PITCHER	IP	WLS	BF	H	R	ER	SO	BB	IBB	HBP	BLK	WP	HR	S	P	ERA	WHIP
Jack Armstrong, R ERA: 4.74 (1, 1)	5.0	L	19	2	3	3	4	2	0	0	0	0	1	47	73	5.40	0.800
Tim Layana, R ERA: 8.59 (6, 1)	2.0		6	0	0	0	1	0	0	0	0	0	0	15	19	0.00	0.000
Don Carman, L ERA: 5.17 (8, 1)	1.0		4	1	0	0	2	0	0	0	0	0	0	8	15	0.00	1.000

BOTTOM

Cincinnati Reds @ Houston Astros
Astrodome, Houston, TX

Sat Jul 06 1991, 8:05 PM EDT
Att: 31,452 - Dome - 70 F

AB	27
R	3
H	3
RBI	3
BB	2
SO	7
LOB	2

livebaseballscorecards.com



1B:	1	SF:	0	WP:	0	PA:	29
2B:	1	SAC:	0	PB:	1	SB:	0
3B:	0	DP:	0	CS:	0		
HR:	1	HBP:	0				

Batter	1	2	3	4	5	6	7	8	9	AB R H RBI BB SO LOB	TOP	
Bill Doran, S (1, 4) <small>OBP: 0.406, SLG: 0.428</small> <small>(8, 3)</small>	1-1 			3-3 		4-0 	1-1 			3 0 0 0 1 1 1		
Billy Hatcher, R (1, 8) <small>OBP: 0.311, SLG: 0.382</small>	1-1 			0-1 		4-0 	2-1 			3 1 1 0 1 0 1		
Barry Larkin, R (1, 6) <small>OBP: 0.394, SLG: 0.557</small>	1-2 			0-1 		1-2 		4-0 		3 0 0 0 1 0 3		
Paul O'Neill, L (1, 9) <small>OBP: 0.355, SLG: 0.502</small> Eric Davis, R (8, PH) <small>OBP: 0.380, SLG: 0.418</small> <small>(8, 7)</small>			3-1 	0-2 		4-1 		1-3 		2 0 0 0 1 0 1 1 0 0 0 0 1 1		
Hal Morris, L (1, 3) <small>OBP: 0.348, SLG: 0.463</small> Mariano Duncan, R (8, PH) <small>OBP: 0.255, SLG: 0.322</small> <small>(8, 4)</small>			3-1 		0-2 	1-0 		1-1 		3 1 1 0 0 0 2 1 0 0 0 0 0 1		
Chris Sabo, R (1, 5) <small>OBP: 0.345, SLG: 0.463</small>			1-0 		0-0 	2-0 		1-0 		4 0 0 0 0 0 4		
Glenn Braggs, R (1, 7) <small>OBP: 0.340, SLG: 0.457</small> <small>(8, 9)</small>			0-2 		1-1 		1-1 		3-3 	4 1 2 2 0 1 0	AB 32 R 3 H 6 RBI 2 BB 4 SO 7 LOB 15	
Joe Oliver, R (1, 2) <small>OBP: 0.281, SLG: 0.375</small>			3-3 		0-0 		0-0 		2-3 	4 0 1 0 0 2 0		
<small>Tom Browning, L</small> <small>Tim Lincecum, R</small> <small>Luis Quiñones, S</small> <small>Ted Power, R</small> <small>Todd Beitzel, S</small> <small>Keith Brown, S</small> <small>Rob DiStefano, L</small> <small>Don Carman, L</small> <small>Glenn Sutko, R</small>			2-3 		1-0 		0-0 		3-3 	1 0 0 0 0 0 1 0 0 0 0 0 0 0 0 0 1 0 0 0 0 0 0 0 0 0 0 0 0 0 0 0 1 0 0 1 0 1 0 0 0 0 0 1 0		
Inning Stats	R: 0 H: 0 E: 0 LOB: 0 K: 0 BB: 0 S: 7 P: 10	R: 0 H: 0 E: 0 LOB: 0 K: 0 BB: 0 S: 5 P: 12	R: 0 H: 0 E: 0 LOB: 0 K: 2 BB: 0 S: 10 P: 15	R: 0 H: 1 E: 0 LOB: 1 K: 1 BB: 0 S: 11 P: 14	R: 1 H: 3 E: 0 LOB: 1 K: 0 BB: 0 S: 8 P: 10	R: 1 H: 0 E: 1 LOB: 2 K: 0 BB: 3 S: 6 P: 22	R: 1 H: 2 E: 0 LOB: 1 K: 0 BB: 0 S: 8 P: 12	R: 0 H: 0 E: 0 LOB: 1 K: 1 BB: 1 S: 6 P: 13	R: 0 H: 0 E: 0 LOB: 0 K: 3 BB: 0 S: 11 P: 19	1B: 4 SF: 0 2B: 1 SAC: 0 3B: 0 DP: 0 HR: 1 HBP: 0	WP: 0 PA: 36 PB: 0 SB: 0 CS: 0	
PITCHER	Mark Portugal, R (1, 1) <small>ERA: 3.81</small>	Mike Capel, R (7, 1) <small>ERA: 1.93</small>	Al Osuna, L (8, 1) <small>ERA: 2.58</small>	PITCHER								IP WLS BF H R ER SO BB IBB HBP BLK WP HR S P ERA WHIP
	6.1 W 27 6 3 2 3 3 0 0 0 0 0 1 51 88 2.84 1.421	0.2 2 0 0 0 0 0 0 0 0 0 0 0 4 7 0.00 0.000	2.0 7 0 0 0 4 1 0 0 0 0 0 0 17 32 0.00 0.500									

Cincinnati Reds @ Houston Astros
 Astrodome, Houston, TX
 Sun Jul 07 1991, 4:33 AM EDT
 Att. 20,790 - Dome - 70 F

livebaseballscorecards.com

BOTTOM

Cincinnati Reds @ Houston Astros
Astrodome, Houston, TX
Sun Jul 07 1991, 4:33 AM EDT
Att. 20,790 - Dome - 70 F

livebaseballscorecards.com

AB 36
R 7
H 13
RBI 5
BB 8
SO 8
LOB 29



WP: 1 PA: 45
PB: 1
SB: 2
CS: 2

AB R H RBI BB SO LOB

5 1 1 1 0 1 4

5 0 0 0 0 2 5

4 3 3 0 1 0 0

2 0 1 1 3 0 1

5 2 2 1 0 1 6

4 1 3 1 1 0 2

3 0 1 1 0 1 3

0 0 0 0 2 0 0

0 0 0 0 1 0 0

0 0 0 0 0 0 0

1B: 9 SF: 0
2B: 4 SAC: 0
3B: 0 DP: 0
HR: 0 HBP: 0

Batter	1	2	3	4	5	6	7	8	9
Craig Biggio, R OBP: 0.378, SLG: 0.388 (1, 2)	0-0 5 1B 1B	1-1 FC4-6 1-2f		1-3 K		0-2 F8	0-2 G5-3 1-2 2-3 3-H		
Steve Finley, L OBP: 0.343, SLG: 0.404 (1, 8) (8, 9)	0-3 K	1-2 F8 SAFE		0-1 L9		0-1 F8	0-3 K		
5 Jeff Bagwell, R OBP: 0.367, SLG: 0.460 (1, 3)	2-2 1B 1-2 1B		4-1 1B E BB		0-0 WP 2B	1-2 2B		3-2 G5-3	
Luis Gonzalez, L OBP: 0.304, SLG: 0.435 (1, 7)	0-1 1B 1-2 2-H 1B		2-2 F8		4-0 FC3-6 BB	4-0 IBB		4-0 BB S BB	
Ken Caminiti, S OBP: 0.300, SLG: 0.375 (1, 5)	1-2 1B 1-2 2-H 1B		0-0 E7 1B 1B		2-2 FC3-6 2B 1-2f 2-3 PB	2-2 G3-1		1-3 K 1-2	
Rafael Ramirez, R OBP: 0.293, SLG: 0.326 (1, 6)	0-2 F8		1-0 FC3-6 CS 1B 2-3		0-1 PB 2B 1-3 3-H		0-0 E7 G5-3 2B	4-0 BB IBB	
Mark Davidson, R OBP: 0.302, SLG: 0.240 Gerald Young, S OBP: 0.297, SLG: 0.309 (1, 9) (7, PH) (8, 8)	1-1 G1-3		1-0 FC3-6 1B 1-2 3-H 1B		2-3 K 2-3 3-H		4-1 G5-3 S BB	4-2 FC6 BB 1-2 2-3	
Casey Candaele, S OBP: 0.302, SLG: 0.369 (1, 4)		0-3 K	1-2 FC3-6 CS 1-2f 2-3		2-3 K		2-3 K 1-2	0-1 FC6 1-2f	
Mark Portugal, R OBP: 0.324, SLG: 0.276 Mike Capel, R (7, 1) Ken Oberkfell, L OBP: 0.370, SLG: 0.271 Al Osuna, R (8, 1)		0-2 FC4-6 1B	0-1 CS 1-2 3-H	1-0 P3		1-0 5 2B 1B	4-0 G5-3 IBB		
Inning Stats	R: 2 H: 4 E: 0 LOB: 2 K: 1 BB: 0 S: 17 P: 21	R: 0 H: 1 E: 0 LOB: 1 K: 1 BB: 0 S: 14 P: 16	R: 2 H: 3 E: 1 LOB: 1 K: 0 BB: 1 S: 11 P: 20	R: 0 H: 0 E: 0 LOB: 0 K: 1 BB: 0 S: 6 P: 8	R: 2 H: 2 E: 0 LOB: 1 K: 2 BB: 1 S: 12 P: 22	R: 0 H: 2 E: 0 LOB: 3 K: 0 BB: 1 S: 12 P: 20	R: 1 H: 1 E: 1 LOB: 2 K: 2 BB: 2 S: 12 P: 22	R: 0 H: 0 E: 0 LOB: 3 K: 1 BB: 3 S: 10 P: 26	

PITCHER	IP	WLS	BF	H	R	ER	SO	BB	IBB	HBP	BLK	WP	HR	S	P	ERA	WHIP
Tom Browning, L ERA: 3.99 (1, 1)	2.1	L	16	8	4	4	2	1	0	0	0	0	0	38	52	15.43	3.857
Tim Layana, R ERA: 7.0 (3, 1)	1.2		4	0	0	0	1	0	0	0	0	0	0	10	13	0.00	0.000
Ted Power, R ERA: 3.61 (5, 1)	2.0		12	4	2	1	2	1	1	0	0	1	0	24	42	4.50	2.500
Keith Brown, R ERA: 2.79 (7, 1)	0.1		4	1	1	1	1	1	1	0	0	0	0	6	16	27.00	6.000
Rob Dibble, R ERA: 1.29 (7, 1)	0.2		2	0	0	0	1	0	0	0	0	0	0	6	6	0.00	0.000

PITCHER	IP	WLS	BF	H	R	ER	SO	BB	IBB	HBP	BLK	WP	HR	S	P	ERA	WHIP
Don Carman, L ERA: 5.01 (8, 1)	1.0		6	0	0	0	1	2	1	0	0	0	0	10	26	0.00	2.000

Batter	1	2	3	4	5	6	7	8	9	AB	R	H	RBI	BB	SO	LOB	TOP								
Gary Redus, R (1, 3) OBP: 0.306, SLG: 0.347 Stan Belinda, R (8, 1)	1-0 1B 2B	0-3 K		4-0 BB			0-0 P2	0-0 SH5-4		3	1	1	0	1	1	1									
Jay Bell, R (1, 6) OBP: 0.320, SLG: 0.415	0-0 1B 2-H 1B	1-2 FC6-4		2-1 G4-3			4-0 1B SF8 BB	4-0 1B HR IBB		3	2	1	1	2	0	2									
Andy Van Slyke, L (1, 8) OBP: 0.333, SLG: 0.392	3-1 P4		4-0 1B G3 BB			1-3 K	1-0 1B BB	3-2 SF7		3	2	1	1	1	1	1									
Bobby Bonilla, S (1, 5) OBP: 0.369, SLG: 0.453	0-0 1B		0-0 G3			1-0 F7	2-0 SF8	0-0 HR 1B		4	1	2	2	0	0	1									
Barry Bonds, L (1, 7) OBP: 0.394, SLG: 0.490	0-0 P4		3-2 1B S 2-H			0-0 2B	4-2 PB 1B BB	3-2 HR		4	1	3	4	1	0	2									
Lloyd McClendon, R (1, 9) OBP: 0.337, SLG: 0.452 Jose Gonzalez, R (7, 9) OBP: 0.091, SLG: 0.032	2-3 K		1-3 K			2-0 G6-3	1-0 PB 1B	2-2 G6-3		4	0	1	1	0	2	4									
Don Slaught, R (1, 2) OBP: 0.282, SLG: 0.304		3-2 PB 1B 2B	2-0 G5-3			3-1 G6-3	2-1 F8		1-1 G3-6-1 1B	5	1	2	0	0	0	3									
Jose Lind, R (1, 4) OBP: 0.308, SLG: 0.346		3-2 FC6-4 1B 2-H		2-1 G6-3		0-0 G6-3		1-0 SH5-4 SF7 1B	0-0 G3-6-1	5	1	2	1	0	0	1									
Zane Smith, L (1, 1) OBP: 0.289, SLG: 0.314 Joe Redfield, R (6, PH) OBP: 0.333, SLG: 0.143 Vicente Palacios, R (6, 1) OBP: 0.071, SLG: 0.071 Orlando Merced, S (8, PH) OBP: 0.376, SLG: 0.448		0-3 K		1-2 G4-3		0-0 G6-3		2-1 SH5-4 1B	1-2 G3	2	0	0	0	0	1	1									
Inning Stats	R: 1 E: 0 K: 1 S: 10	H: 3 LOB: 2 BB: 0 P: 16	R: 1 E: 0 K: 2 S: 16	H: 2 LOB: 1 BB: 0 P: 23	R: 1 E: 0 K: 1 S: 10	H: 1 LOB: 1 BB: 1 P: 20	R: 0 E: 0 K: 0 S: 7	H: 0 LOB: 1 BB: 1 P: 16	R: 0 E: 0 K: 1 S: 7	H: 1 LOB: 1 BB: 0 P: 11	R: 0 E: 0 K: 0 S: 4	H: 0 LOB: 0 BB: 0 P: 7	R: 2 E: 0 K: 0 S: 8	H: 2 LOB: 2 BB: 2 P: 22	R: 5 E: 0 K: 0 S: 16	H: 4 LOB: 0 BB: 1 P: 31	R: 0 E: 0 K: 0 S: 7	H: 1 LOB: 0 BB: 0 P: 9	1B: 10 2B: 3 3B: 0 HR: 1	SF: 2 SAC: 1 DP: 1 HBP: 0	WP: 0 PB: 2 SB: 1 CS: 0	PA: 45			
PITCHER	IP	WLS	BF	H	R	ER	SO	BB	IBB	HBP	BLK	WP	HR	S	P	ERA	WHIP								
Chris Hammond, L (1, 1) ERA: 4.06	6.1		30	8	5	4	5	3	0	0	0	0	0	56	100	5.68	1.737								
Randy Myers, L (7, 1) ERA: 3.24	1.2	L	12	5	5	5	0	1	1	0	0	0	1	22	46	27.00	3.600								
Tim Layana, R (9, 1) ERA: 6.3	1.0		3	1	0	0	0	0	0	0	0	0	0	7	9	0.00	1.000								

Pittsburgh Pirates @ Cincinnati Reds
Riverfront Stadium, Cincinnati, OH

Thu Jul 11 1991, 7:05 PM EDT
Att. 35,159 - Cloudy - 80 F

AB 37
R 10
H 14
RBI 10
BB 5
SO 5
LOB 16



livebaseballscorecards.com

Batter	1	2	3	4	5	6	7	8	9	AB	R	H	RBI	BB	SO	LOB
Bill Doran, S OBP: 0.400, SLG: 0.420 (1, 3) C B F F F F C	3-3 K ①		0-0 G4-3 ① 1-2 3-H		2-0 F8 ②		0-1 HR 1B		2-2 F9 ② B C F B X	5	1	1	1	0	1	1
Barry Larkin, R OBP: 0.390, SLG: 0.553 (1, 6) B X	1-0 F9 ②		2-3 K ② C B C B C		0-2 1B 2B		2-3 K ② B B C C B X		1-1 G6-3 ③ F B X	5	1	1	0	0	2	2
Eric Davis, R OBP: 0.387, SLG: 0.445 (1, 8) B B X C	3-1 2B ③		1-1 G6-3 ③ C B X		4-1 1B BB		0-1 HR 1-H			3	1	2	2	1	0	1
Chris Sabo, R OBP: 0.347, SLG: 0.463 (1, 5) C C B X	1-2 G4-3 ③			0-2 2B SF7 1B		0-0 1B 1-2 2-H		0-1 F8 ③ S X		4	1	2	1	0	0	1
Glenn Braggs, R OBP: 0.338, SLG: 0.458 (1, 9) X		0-0 G4-3 ①		3-2 G6-3 2B 1-3 B B 1 SAFE F C 1 SAFE F X		1-2 P3 ③		1-0 G6-3 ① B X		4	0	1	0	0	0	2
Mariano Duncan, R OBP: 0.251, SLG: 0.318 (1, 4) C B C F C X		1-3 K ②		1-2 SF7 ① S F B X		1-3 K ① B B S X		0-0 F8 ② X		2	0	0	1	0	2	0
Randy Myers, L OBP: 0.400, SLG: 0.400 (7, 1)				3-H						0	0	0	0	0	0	0
Herm Winningham, L OBP: 0.263, SLG: 0.312 (8, PH)										1	0	0	0	0	0	0
Tim Layana, R (9, 1)										0	0	0	0	0	0	0
Joe Oliver, R OBP: 0.273, SLG: 0.363 (1, 2) C B X		1-1 G5-3 ③		0-0 G6-3 ② X		0-2 F8 ② S X		0-0 F7 ③ X		4	0	0	0	0	0	1
Billy Hatcher, R OBP: 0.310, SLG: 0.384 (1, 7) C X			0-1 1B G4-3 2B		1-3 K ③ C B F C B S X		2-3 K ③ S B B S X		2-3 K ① B C B F F S X	4	1	1	0	0	3	1
Chris Hammond, L OBP: 0.387, SLG: 0.414 (1, 1)			1-2 G4-3 1B		2-1 P5 ① B C B X		0-0 G3 ① X		1-0 HR	2	0	1	0	0	0	0
Hal Morris, L OBP: 0.350, SLG: 0.476 (7, 3) S B L X			2-3 G4-3 1B							2	1	1	1	0	0	0

Inning Stats	R: 0	H: 1	E: 0	K: 1	S: 11	LOB: 1	BB: 0	P: 19	R: 0	H: 0	E: 0	K: 1	S: 6	LOB: 0	BB: 0	P: 8	R: 1	H: 2	E: 0	K: 1	S: 11	LOB: 1	BB: 0	P: 15	R: 1	H: 2	E: 0	K: 0	S: 14	LOB: 1	BB: 0	P: 19	R: 1	H: 2	E: 0	K: 0	S: 12	LOB: 2	BB: 1	P: 21	R: 0	H: 0	E: 0	K: 2	S: 9	LOB: 0	BB: 0	P: 12	R: 2	H: 2	E: 0	K: 1	S: 10	LOB: 0	BB: 0	P: 12	R: 0	H: 0	E: 0	K: 0	S: 3	LOB: 0	BB: 0	P: 4	R: 1	H: 1	E: 0	K: 1	S: 12	LOB: 0	BB: 0	P: 18	1B: 4	SF: 1	2B: 4	3B: 0	HR: 2	SAC: 0	DP: 0	HBP: 0	WP: 0	PA: 38
--------------	------	------	------	------	-------	--------	-------	-------	------	------	------	------	------	--------	-------	------	------	------	------	------	-------	--------	-------	-------	------	------	------	------	-------	--------	-------	-------	------	------	------	------	-------	--------	-------	-------	------	------	------	------	------	--------	-------	-------	------	------	------	------	-------	--------	-------	-------	------	------	------	------	------	--------	-------	------	------	------	------	------	-------	--------	-------	-------	-------	-------	-------	-------	-------	--------	-------	--------	-------	--------

PITCHER	IP	WLS	BF	H	R	ER	SO	BB	IBB	HBP	BLK	WP	HR	S	P	ERA	WHIP
Zane Smith, L ERA: 3.04 (1, 1)	5.0		23	7	3	3	4	1	0	0	0	0	0	54	82	5.40	1.600
Vicente Palacios, R ERA: 3.2 (6, 1)	2.0	W	8	2	2	2	3	0	0	0	0	0	1	19	24	9.00	1.000
Stan Belinda, R ERA: 3.57 (8, 1)	2.0		7	1	1	1	1	0	0	0	0	0	1	15	22	4.50	0.500

BOTTOM

Pittsburgh Pirates @ Cincinnati Reds
Riverfront Stadium, Cincinnati, OH
Thu Jul 11 1991, 7:05 PM EDT
Att: 35,159 - Cloudy - 80 F

livebaseballscorecards.com

AB	36
R	6
H	10
RBI	6
BB	1
SO	8
LOB	9



Batter	1	2	3	4	5	6	7	8	9	AB R H RBI BB SO LOB	TOP	
Orlando Merced, S (1, 3) OBP: 0.372, SLG: 0.439	1-3 		4-2 		3-2 		3-2 		2-2 	4 0 0 0 1 1 1		
Jay Bell, R (1, 6) OBP: 0.327, SLG: 0.419	0-0 		2-0 		1-1 		4-1 		1-2 	4 2 3 1 1 0 0		
Andy Van Slyke, L (1, 8) OBP: 0.334, SLG: 0.396	0-0 		2-1 		0-1 		0-0 		1-2 	5 1 2 2 0 0 2		
Bobby Bonilla, S (1, 5) OBP: 0.367, SLG: 0.450		1-0 	1-0 		1-0 		1-0 		1-0 	4 0 1 0 0 0 5		
Barry Bonds, L (1, 7) OBP: 0.396, SLG: 0.502		2-0 		2-2 		0-0 		1-0 		4 1 2 4 0 0 0		
Gary Varsho, L (1, 9) Jose Gonzalez, R (8, PH) OBP: 0.088, SLG: 0.031 (8, 9)		0-0 		2-2 		1-3 		3-2 		3 0 0 0 0 1 0 1 0 0 0 0 0 0		
Michael LaValliere, L (1, 2) OBP: 0.371, SLG: 0.389			4-1 		0-1 		0-0 		2-0 	3 0 2 0 1 0 0		
Jose Lind, R (1, 4) OBP: 0.307, SLG: 0.349			1-0 		0-3 		1-0 		3-2 	4 1 1 0 0 1 2		
Doug Drabek, R (1, 1) OBP: 0.196, SLG: 0.217 Bob Patterson, R (9, 1) Bill Landrum, R (9, 1)			1-1 		0-0 		0-0 		0-3 	4 2 1 0 0 1 3 0 0 0 0 0 0 0 0 0 0 0 0 0 0		
Inning Stats	R: 0 E: 0 K: 1 S: 5 H: 1 LOB: 0 BB: 0 P: 6	R: 0 E: 0 K: 0 S: 3 H: 0 LOB: 0 BB: 0 P: 6	R: 2 E: 0 K: 0 S: 11 H: 3 LOB: 2 BB: 2 P: 26	R: 0 E: 0 K: 1 S: 11 H: 1 LOB: 1 BB: 0 P: 15	R: 4 E: 0 K: 1 S: 13 H: 4 LOB: 0 BB: 0 P: 19	R: 0 E: 0 K: 0 S: 3 H: 0 LOB: 0 BB: 0 P: 4	R: 1 E: 0 K: 0 S: 9 H: 2 LOB: 2 BB: 1 P: 18	R: 0 E: 0 K: 1 S: 10 H: 1 LOB: 1 BB: 0 P: 18	R: 0 E: 0 K: 0 S: 10 H: 0 LOB: 0 BB: 0 P: 14	1B: 8 2B: 4 3B: 0 HR: 1 SF: 0 SAC: 0 DP: 2 HBP: 0	WP: 0 PB: 0 SB: 0 CS: 0 PA: 39	
PITCHER	IP WLS BF H R ER SO BB IBB HBP BLK WP HR S P ERA WHIP											
Jack Armstrong, R (1, 1) ERA: 5.06	5.0 L 24 9 6 6 3 2 0 0 0 0 0 1 43 72 10.80 2.200											
Don Carman, L (6, 1) ERA: 4.84	3.0 12 3 1 1 1 1 0 0 0 0 0 0 22 40 3.00 1.333											
Keith Brown, R (9, 1) ERA: 2.53	1.0 3 0 0 0 0 0 0 0 0 0 0 0 10 14 0.00 0.000											

Pittsburgh Pirates @ Cincinnati Reds
Riverfront Stadium, Cincinnati, OH

Fri Jul 12 1991, 7:05 PM EDT
Att. 42,181 - Cloudy - 84 F

livebaseballscorecards.com

AB	36
R	7
H	12
RBI	7
BB	3
SO	4
LOB	13



Batter	1	2	3	4	5	6	7	8	9	AB	R	H	RBI	BB	SO	LOB
Bill Doran, S (1, 4) OBP: 0.392, SLG: 0.410	2-3 K			3-1 F9	2-1 P5			2-0 G3		4	0	0	0	0	1	1
Barry Larkin, R (1, 6) OBP: 0.388, SLG: 0.561	3-2 G5-3			1-0 HR		0-0 G4-3		0-1 G5-3		4	1	1	1	0	0	0
Eric Davis, R (1, 8) OBP: 0.389, SLG: 0.443	2-3 K			4-2 BB BB		2-3 K			0-1 2B 1B	3	0	1	0	1	2	0
Paul O'Neill, L (1, 9) OBP: 0.357, SLG: 0.517		0-0 G3-1		2-3 K		1-1 HR			1-1 2B	4	1	2	1	0	1	1
Hal Morris, L (1, 3) Carmelo Martinez, R (9, PH) OBP: 0.349, SLG: 0.472 OBP: 0.343, SLG: 0.341		2-1 G4-3		4-0 FC6-4 BB		0-0 F7			2-2 P6	2	0	0	0	1	0	0
Chris Sabo, R (1, 5) OBP: 0.346, SLG: 0.460		1-1 P2		1-1 FC6-4					2-2 F8	4	0	1	0	0	0	4
Joe Oliver, R (1, 2) OBP: 0.279, SLG: 0.367			3-3 K		0-0 G1-3 1B				1-2 G5-3	4	0	2	0	0	1	2
Billy Hatcher, R (1, 7) OBP: 0.307, SLG: 0.379			1-0 P6		1-3 K				0-0 G5-4-3	3	0	0	0	0	1	3
Jack Armstrong, R (1, 1) Chris Jones, R (5, PH) Don Carman, L (6, 1) Herm Winningham, L (8, PH) Keith Brown, S (9, 1) OBP: 0.111, SLG: 0.077 OBP: 0.630, SLG: 0.680			2-3 K		1-1 G1-3				2-2 G6-3	1	0	0	0	0	1	0

Inning Stats	R: 0	H: 0	E: 0	K: 2	S: 11	LOB: 0	BB: 0	P: 18	R: 0	H: 0	E: 0	K: 0	S: 5	LOB: 0	BB: 0	P: 8	R: 0	H: 0	E: 0	K: 2	S: 8	LOB: 0	BB: 0	P: 14	R: 1	H: 1	E: 0	K: 1	S: 11	LOB: 2	BB: 2	P: 26	R: 0	H: 1	E: 0	K: 1	S: 8	LOB: 1	BB: 0	P: 12	R: 1	H: 1	E: 0	K: 1	S: 8	LOB: 0	BB: 0	P: 11	R: 0	H: 2	E: 1	K: 0	S: 7	LOB: 1	BB: 0	P: 9	R: 0	H: 0	E: 0	K: 0	S: 7	LOB: 0	BB: 0	P: 11	R: 0	H: 2	E: 0	K: 0	S: 13	LOB: 2	BB: 0	P: 19	1B: 4	SF: 0	2B: 1	SAC: 0	3B: 0	DP: 1	HR: 2	HBP: 0	WP: 0	PA: 34
--------------	------	------	------	------	-------	--------	-------	-------	------	------	------	------	------	--------	-------	------	------	------	------	------	------	--------	-------	-------	------	------	------	------	-------	--------	-------	-------	------	------	------	------	------	--------	-------	-------	------	------	------	------	------	--------	-------	-------	------	------	------	------	------	--------	-------	------	------	------	------	------	------	--------	-------	-------	------	------	------	------	-------	--------	-------	-------	-------	-------	-------	--------	-------	-------	-------	--------	-------	--------

PITCHER	IP	WLS	BF	H	R	ER	SO	BB	IBB	HBP	BLK	WP	HR	S	P	ERA	WHIP
Doug Drabek, R (1, 1) ERA: 2.9	8.0		31	7	2	2	7	2	0	0	0	0	2	69	114	2.25	1.125
Bob Patterson, L (9, 1) ERA: 3.97	0.1		1	0	0	0	0	0	0	0	0	0	0	3	5	0.00	0.000
Bill Landrum, R (9, 1) ERA: 2.25	0.2		2	0	0	0	0	0	0	0	0	0	0	6	9	0.00	0.000

BOTTOM

Pittsburgh Pirates @ Cincinnati Reds
Riverfront Stadium, Cincinnati, OH

Fri Jul 12 1991, 7:05 PM EDT
Att: 42,181 - Cloudy - 84 F

AB	32
R	2
H	7
RBI	2
BB	2
SO	7
LOB	14

livebaseballscorecards.com



Batter	1	2	3	4	5	6	7	8	9	AB R H RBI BB SO LOB	TOP
Gary Redus, R OBP: 0.309, SLG: 0.344 (1, 3) F B B S	2-3 K ①		1-1 P3 ①		0-1 2B 1B		1-2 E6 1B SF8		1 SAFE 4-2 1B PB BB 1-2	4 3 1 0 1 1 0	Pittsburgh Pirates @ Cincinnati Reds Riverfront Stadium, Cincinnati, OH Sat Jul 13 1991, 7:05 PM EDT Att. 48,857 - Cloudy - 82 F
Jay Bell, R OBP: 0.331, SLG: 0.425 (1, 6) F B C B X	2-2 G5-3		1-2 G6-3 ②		1-1 2B 1-H		0-0 1B	0-0 S PB 1B 1-3	5 0 3 1 0 0 0		
Andy Van Slyke, L OBP: 0.335, SLG: 0.393 (1, 8) B B B B	4-0 HR BB		1-2 G4-3 ③		4-1 BB BB		2-0 SF8 ①	3-3 K ② 1-3 3-H	2 1 0 1 2 1 1		
Bobby Bonilla, S OBP: 0.368, SLG: 0.458 (1, 9) (8, 5) C B F X	1-2 HR			0-0 G5-3 ①	4-2 BB		0-0 F7 ②	1-1 F8 ③	4 1 1 2 1 0 2		
Barry Bonds, L OBP: 0.394, SLG: 0.496 (1, 7) B X	1-0 P7 ③			4-1 S S BB	0-0 P6 ③		2-1 F7 ③		3 0 0 0 1 0 4		
Don Slaught, R OBP: 0.269, SLG: 0.305 (1, 2)		0-0 FC4-6 1B		2-0 P4 ②		2-2 FC1-6 HBP		0-0 G6-3 ①	3 0 1 0 0 0 1		
Joe Redfield, R OBP: 0.273, SLG: 0.111 Bob Kipper, R (9, 1)		3-2 P4 ①		1-2 G4-3 ③		1-1 FC1-6 FC1-6 1-2f		2-1 P3 ②	4 0 0 0 0 0 3 0 0 0 0 0 0 0		
Jose Lind, R OBP: 0.302, SLG: 0.343 (1, 4)		1-1 FC4-6 1-2f		0-1 L7 ①	2-2 FC1-6 ②		0-1 P6 ③		4 0 0 0 0 0 2		
John Smiley, L OBP: 0.211, SLG: 0.167 Bill Landrum, R (8, 1) Gary Varsho, L OBP: 0.350, SLG: 0.452 (8, 9)		3-2 P6 ③		2-2 L7 ②	0-0 P5 ③		3-1 CS 1B		3 0 0 0 0 0 2 0 0 0 0 0 0 0 1 0 1 0 0 0 0		
Inning Stats	R: 2 H: 1 E: 0 LOB: 0 K: 1 BB: 1 S: 10 P: 20	R: 0 H: 1 E: 0 LOB: 1 K: 0 BB: 0 S: 9 P: 16	R: 0 H: 0 E: 0 LOB: 0 K: 0 BB: 1 S: 9 P: 12	R: 0 H: 0 E: 0 LOB: 1 K: 0 BB: 1 S: 6 P: 13	R: 1 H: 2 E: 0 LOB: 3 K: 0 BB: 2 S: 13 P: 24	R: 0 H: 0 E: 0 LOB: 1 K: 0 BB: 0 S: 9 P: 13	R: 1 H: 1 E: 1 LOB: 1 K: 0 BB: 0 S: 9 P: 14	R: 0 H: 0 E: 0 LOB: 0 K: 0 BB: 0 S: 5 P: 7	R: 1 H: 2 E: 0 LOB: 1 K: 1 BB: 1 S: 10 P: 21	1B: 5 SF: 1 2B: 1 SAC: 0 3B: 0 DP: 0 HR: 1 HBP: 1	
PITCHER Tom Browning, L ERA: 3.95 Rob Dibble, R ERA: 1.26	IP WLS BF H R ER SO BB IBB HBP BLK WP HR S P ERA WHIP										
	(1, 1) 8.0 L 35 5 4 3 1 4 0 1 0 0 1 70 119 3.38 1.125										
	(9, 1) 1.0 5 2 1 0 1 1 0 0 0 0 0 10 21 0.00 3.000										

livebaseballscorecards.com

AB	33
R	5
H	7
RBI	4
BB	5
SO	2
LOB	15



Batter	1	2	3	4	5	6	7	8	9	AB	R	H	RBI	BB	SO	LOB
Mariano Duncan, R OBP: 0.247, SLG: 0.313 Bill Doran, S OBP: 0.389, SLG: 0.407 (9, 4)	1-1 G4-3		1-3 K			0-2 G6-3		0-0 FC4-6		3	0	0	0	0	1	0
Hal Morris, L OBP: 0.348, SLG: 0.466 (1, 3)	1-3 K		1-0 G3-1			0-0 G3		4-2 BB		3	0	0	0	0	1	1
Barry Larkin, R OBP: 0.385, SLG: 0.556 (1, 6)	2-2 G4-3				1-2 CS 1B	1-2 P4		2-2 F9		4	0	1	0	0	0	2
Eric Davis, R OBP: 0.386, SLG: 0.439 (1, 8)		2-1 S 1B		1-3 SAFE K		1-2 K		2-1 P5		4	1	1	0	0	1	1
Chris Sabo, R OBP: 0.347, SLG: 0.461 (1, 5)		3-3 SAFE SAFE K		3-1 F7			0-0 1B		0-0 FC4-6 1B	4	0	2	0	0	1	1
Glenn Braggs, R OBP: 0.342, SLG: 0.459 (1, 7)		2-2 S 1B			0-0 F7		0-0 1B		2-2 L7	4	0	2	1	0	0	1
Paul O'Neill, L OBP: 0.352, SLG: 0.510 (1, 9)		2-3 SAFE K		1-0 P5			0-3 K		0-0 FC4-6	4	0	0	0	0	2	3
Joe Oliver, R OBP: 0.288, SLG: 0.392 Chris Jones, R OBP: 0.630, SLG: 0.680 Rob Dibble, L (9, 1)		1-2 L6		2-0 HR				4-1 FC4-6 BB		2	1	1	1	1	0	1
Tom Browning, L OBP: 0.179, SLG: 0.231 Carmelo Martinez, R OBP: 0.341, SLG: 0.338 Glenn Sutko, R OBP: 0.375, SLG: 0.167 (8, PH) (9, 2)			0-3 K		0-0 B5-3			1-2 F9		0	0	0	0	0	0	0

Inning Stats	R: 0	H: 0	E: 0	K: 1	S: 10	R: 1	H: 2	E: 0	K: 2	S: 15	R: 0	H: 0	E: 0	K: 2	S: 7	R: 0	H: 1	E: 0	K: 1	S: 9	R: 1	H: 1	E: 0	K: 0	S: 4	R: 0	H: 0	E: 0	K: 0	S: 7	R: 0	H: 2	E: 0	K: 1	S: 7	R: 0	H: 0	E: 1	K: 0	S: 11	R: 0	H: 1	E: 0	K: 0	S: 9	1B: 6	2B: 0	3B: 0	HR: 1	SF: 0	SAC: 0	DP: 0	HBP: 0	WP: 0	PA: 34
PITCHER	IP	WLS	BF	H	R	ER	SO	BB	IBB	HBP	BLK	WP	HR	S	P	ERA	WHIP																																						
John Smiley, L ERA: 3.34 (1, 1)	7.0	W	26	6	2	2	7	1	0	0	0	0	1	60	91	2.57	1.000																																						
Bill Landrum, R ERA: 2.16 (8, 1)	1.2		7	1	0	0	0	1	0	0	0	0	0	18	30	0.00	1.200																																						
Bob Kipper, L ERA: 6.21 (9, 1)	0.1	S	1	0	0	0	0	0	0	0	0	0	0	1	1	0.00	0.000																																						

BOTTOM

Pittsburgh Pirates @ Cincinnati Reds
Riverfront Stadium, Cincinnati, OH
Sat Jul 13 1991, 7:05 PM EDT
Att. 48,857 - Cloudy - 82 F

livebaseballscores.com

AB	32
R	2
H	7
RBI	2
BB	2
SO	7
LOB	11



Batter	1	2	3	4	5	6	7	8	9	AB R H RBI BB SO LOB	TOP											
Orlando Merced, S (1, 3) OBP: 0.368, SLG: 0.430	2-2 G4-3		2-2 G4-3		0-1 G3	2-0 F7		4-0 BB		4 0 0 0 1 0 1	Pittsburgh Pirates @ Cincinnati Reds Riverfront Stadium, Cincinnati, OH Sun Jul 14 1991, 3:33 AM EDT Att. 42,573 - Cloudy - 77 F											
Jay Bell, R (1, 6) OBP: 0.327, SLG: 0.419	1-2 G1-3		0-1 G5-3		0-0 F8	1-1 G4-3		2-3 K		5 0 0 0 0 1 2												
Andy Van Slyke, L (1, 8) OBP: 0.336, SLG: 0.389	1-2 G4-3			0-0 G3-1	4-1 1B 2B BB	3-2 G4-3		4-2 HR BB		3 2 0 0 2 0 0												
Bobby Bonilla, S (1, 5) OBP: 0.377, SLG: 0.475		3-1 HR 1B		4-2 FC4-6 BB	3-2 2B 1B	0-1 1B		0-1 HR		4 3 4 2 1 0 0												
Barry Bonds, L (1, 7) OBP: 0.394, SLG: 0.509		3-2 HR 1-H		3-2 FC4-6 1B 1-2f	2-2 2B 2B	1-0 F9		3-2 G4-3		5 2 2 3 0 0 2												
Gary Varsho, L (1, 9) OBP: 0.353, SLG: 0.453		2-2 F8		1-0 1B	4-0 2B SF8 IBB		0-3 K	1-1 F7		2 0 1 0 0 0 0												
Gary Redus, R (6, PH) OBP: 0.310, SLG: 0.339				1-3 1B	1-3 3-H					2 1 0 0 1 1 0												
Michael LaValliere, L (1, 2) OBP: 0.372, SLG: 0.391		0-1 G4-3		1-2 F7	1-0 SF8 1B 2B		0-0 F8	4-0 1B BB		4 1 1 2 1 0 2												
Curtis Wilkerson, S (1, 4) OBP: 0.259, SLG: 0.280		0-3 K			0-1 G1-3	0-0 SF8		2-2 1B 2B	2-2 1B	3 1 1 1 0 1 0												
Jose Lind, R (8, 4) OBP: 0.305, SLG: 0.346								1-2 1B		1 0 1 0 0 0 0												
Bob Walk, R (1, 1) OBP: 0.192, SLG: 0.280			1-2 F8		1-1 G5-3	0-0 1B		1-1 BB 1B	0-0 G5-3	3 0 1 1 0 0 0												
Neal Heaton, L (7, 1) OBP: 0.429, SLG: 0.571										1 0 1 1 0 0 0												
Lloyd McClendon, R (9, PH) OBP: 0.333, SLG: 0.447										1 0 0 0 0 0 2												
Stan Belinda, R (9, 1)										0 0 0 0 0 0 0												
Bob Patterson, R (9, 1)										0 0 0 0 0 0 0												
Inning Stats	R: 0 E: 0 K: 0 S: 10	H: 0 LOB: 0 BB: 0 P: 14	R: 2 E: 0 K: 1 S: 13	H: 2 LOB: 0 BB: 0 P: 21	R: 0 E: 0 K: 0 S: 8	H: 0 LOB: 0 BB: 0 P: 11	R: 0 E: 0 K: 0 S: 12	H: 1 LOB: 2 BB: 1 P: 21	R: 0 E: 0 K: 0 S: 6	H: 0 LOB: 0 BB: 0 P: 7	R: 5 E: 0 K: 0 S: 12	H: 4 LOB: 1 BB: 2 P: 28	R: 0 E: 0 K: 0 S: 8	H: 1 LOB: 1 BB: 0 P: 13	R: 1 E: 0 K: 2 S: 13	H: 2 LOB: 2 BB: 1 P: 22	R: 2 E: 0 K: 0 S: 15	H: 2 LOB: 2 BB: 2 P: 29	1B: 7 2B: 3 3B: 0 HR: 2	SF: 1 SAC: 0 DP: 0 HBP: 0	WP: 0 PB: 0 SB: 0 CS: 0	PA: 45
PITCHER	IP WLS BF H R ER SO BB IBB HBP BLK WP HR S P ERA WHIP																					
Kip Gross, R (1, 1) ERA: 3.67	5.1 L 22 4 4 4 1 2 0 0 0 0 0 1 54 86 6.75 1.125																					
Randy Myers, L (6, 1) ERA: 3.66	1.2 10 4 3 3 0 0 1 0 0 0 0 0 15 29 16.20 2.400																					
Ted Power, R (8, 1) ERA: 3.74	1.0 6 2 1 1 2 1 0 0 0 0 0 0 13 22 9.00 3.000																					
Don Carman, L (9, 1) ERA: 5.25	0.2 6 2 2 2 0 2 0 0 0 0 0 1 14 28 27.00 6.000																					
Tim Layana, R (9, 1) ERA: 6.1	0.1 1 0 0 0 0 0 0 0 0 0 0 0 1 1 0.00 0.000																					

livebaseballscorecards.com

AB	38
R	10
H	12
RBI	10
BB	6
SO	3
LOB	9



BOTTOM

Pittsburgh Pirates @ Cincinnati Reds
Riverfront Stadium, Cincinnati, OH

Sun Jul 14 1991, 3:33 AM EDT
Att. 42,573 - Cloudy - 77 F

livebaseballscorecards.com

AB	39
R	6
H	11
RBI	6
BB	2
SO	11
LOB	18



WP	2	PA	41
PB	1		
SB	1		
CS	0		

AB R H RBI BB SO LOB

5	1	1	2	0	0	2
5	1	2	0	0	1	1
5	0	2	2	0	0	0
4	1	1	0	1	2	3
5	0	0	0	0	3	4
4	0	2	1	0	1	1
4	0	1	0	0	0	2
2	0	0	0	0	2	2
1	0	1	0	0	0	0
0	0	0	0	0	0	0
0	0	0	0	0	0	0
0	0	0	0	0	0	0
0	0	0	0	0	0	0
1	1	1	1	0	0	0
2	1	0	0	0	1	2
0	0	0	0	0	0	0
1	0	0	0	0	1	1
0	1	0	0	1	0	0

Batter	1	2	3	4	5	6	7	8	9
Bill Doran, S OBP: 0.385, SLG: 0.419 (1, 4)	2-1 G6-3 ①		3-1 1-H HR		3-1 L3 ①		0-1 G5-3 ②		2-2 F9 ①
Hal Morris, L OBP: 0.349, SLG: 0.473 (1, 3)	3-1 F7 ②		1-0 1B 2B		2-2 L3 ②		3-3 K ③		2-1 1B 2B 1-3
Barry Larkin, R OBP: 0.386, SLG: 0.552 (1, 6)	2-2 G6-3 ③		2-2 2-H 1B		0-0 F7 ③			3-2 P6 ①	2-2 2-3 3-H 1B
Eric Davis, R OBP: 0.387, SLG: 0.435 (1, 8)		2-0 F7 ①	1 SAFE 1 SAFE 3-3 K ③		4-2 PB BB			1-0 2B 1B	1-3 K ②
Paul O'Neill, L OBP: 0.346, SLG: 0.500 (1, 9)		1-2 G4-3 ②		0-1 G4-3 ①		0-3 K ①		2-3 K ②	3-3 K ③
Billy Hatcher, R OBP: 0.310, SLG: 0.386 (1, 7)		1-2 F9 ③		1-0 1B 1B		1-3 K ②		0-0 2B 2-H	
Luis Quinones, S OBP: 0.250, SLG: 0.265 (1, 5)			2-1 F9 ①	0-0 1-2 1B		2-1 F8 ③		0-1 G5-3 ③	
Glenn Sutko, R OBP: 0.300, SLG: 0.125 (7, PH)			2-3 K ②	2-3 K ②			3-1 WP 1B		1-0 HR
Herm Winningham, L OBP: 0.267, SLG: 0.316 (8, 1)									
Ted Power, R (8, 1)									
Don Carman, L (9, 1)									
Tim Layana, R (9, 1)									
Carmelo Martinez, R OBP: 0.345, SLG: 0.384 (9, PH)									
Kip Gross, R OBP: 0.143, SLG: 0.143 (1, 1)			0-3 K HR	0-0 G1-3 ③			2-3 K ①		4-2 2B 1B BB
Randy Myers, L OBP: 0.400, SLG: 0.400 (6, 1)									
Glenn Braggs, R OBP: 0.340, SLG: 0.456 (7, PH)									
Joe Oliver, R OBP: 0.293, SLG: 0.392 (8, 2)									

Inning Stats	R: 0	H: 0	E: 0	K: 0	S: 7	R: 0	H: 0	E: 0	K: 0	S: 7	R: 3	H: 3	E: 0	K: 3	S: 17	R: 0	H: 2	E: 0	K: 1	S: 8	R: 0	H: 0	E: 0	K: 0	S: 6	R: 0	H: 0	E: 0	K: 2	S: 11	R: 0	H: 1	E: 0	K: 2	S: 12	R: 1	H: 2	E: 0	K: 1	S: 11	R: 2	H: 3	E: 0	K: 2	S: 19	1B: 6	2B: 3	3B: 0	HR: 2	SF: 0	SAC: 0	DP: 0	HBP: 0	WP: 2	PB: 1	SB: 1	CS: 0	PA: 41
--------------	------	------	------	------	------	------	------	------	------	------	------	------	------	------	-------	------	------	------	------	------	------	------	------	------	------	------	------	------	------	-------	------	------	------	------	-------	------	------	------	------	-------	------	------	------	------	-------	-------	-------	-------	-------	-------	--------	-------	--------	-------	-------	-------	-------	--------

PITCHER	IP	WLS	BF	H	R	ER	SO	BB	IBB	HBP	BLK	WP	HR	S	P	ERA	WHIP
Bob Walk, R ERA: 3.13 (1, 1)	6.1	W	27	6	3	3	7	1	0	0	0	2	1	61	105	4.26	1.105
Neal Heaton, L ERA: 3.67 (7, 1)	1.2		7	2	1	1	2	0	0	0	0	0	0	18	27	5.40	1.200
Stan Belinda, R ERA: 3.95 (9, 1)	0.2		6	3	2	2	1	1	0	0	0	0	1	16	28	27.00	6.000
Bob Patterson, L ERA: 3.93 (9, 1)	0.1	S	1	0	0	0	1	0	0	0	0	0	0	3	6	0.00	0.000

Batter	1	2	3	4	5	6	7	8	9	AB R H RBI BB SO LOB	TOP											
Bernard Gilkey, R OBP: 0.329, SLG: 0.311 (1, 7)	2-2 G5-3	0-0 P4		1 SAFE 0-1 F8	1-1 L7		1-1 SF8			4 0 0 1 0 0 5												
Ozzie Smith, S OBP: 0.402, SLG: 0.365 (1, 6)	0-1 G6-3	0-2 P3		0-2 1B		0-1 G6-3	1-0 G3-1			5 0 1 0 0 0 2												
Todd Zeile, R OBP: 0.351, SLG: 0.399 (1, 5)	2-1 BB 1B 1B		2-2 G4-3	2-1 G3-1		4-1 S BB		1-1 G3		4 0 1 0 1 0 2												
Gerald Perry, L OBP: 0.310, SLG: 0.500 (1, 3)	0-1 BB 1-2 1B		2-2 3B 2B		3-1 HR	0-0 F7		0-0 L8		5 2 3 1 0 0 1												
Felix Jose, S OBP: 0.372, SLG: 0.430 (1, 9)	4-1 FC6-4 BB 1-2 2-3		0-1 P8		2-1 L8	1 SAFE 1-3 K		1-2 G4-3		4 0 0 0 1 1 2												
Ray Lankford, L OBP: 0.287, SLG: 0.339 (1, 8)	1-2 FC6-4 1-2f		3-2 3B		1-2 1B G1-3 1B		1-1 E S 2B 1B		0-1 G6-3	5 1 3 1 0 0 3												
Geronimo Pena, S OBP: 0.306, SLG: 0.404 (1, 4)		1-0 HR	1-3 K		0-1 G1-3		2-1 WP SF8 2B		2-3 K	5 2 2 2 0 2 2												
Tom Pagnozzi, R OBP: 0.310, SLG: 0.344 (1, 2)		4-1 BB		0-0 1B 1B	4-0 1B IBB		4-2 WP BB		3-2 G6-3	2 0 1 0 3 0 0												
Omar Olivares, R OBP: 0.292, SLG: 0.304 (1, 1)		0-1 B1-4		1 SAFE 0-3 K	0-2 1B		2-2 G4-3			3 0 1 0 0 1 2												
Milt Thompson, L OBP: 0.392, SLG: 0.479 (7, PH)				1 SAFE 1 SAFE K						1 0 0 0 0 0 2												
Scott Terry, R OBP: 0.250, SLG: 0.250 (7, 1)										0 0 0 0 0 0 0												
Bob McClure, R (8, 1)										0 0 0 0 0 0 0												
Lee Smith, R (8, 1)					1-2 2-3 1B					0 0 0 0 0 0 0												
Inning Stats	R: 0 E: 0 K: 0 S: 13	H: 2 LOB: 3 BB: 1 P: 22	R: 1 E: 0 K: 0 S: 8	H: 1 LOB: 1 BB: 1 P: 13	R: 1 E: 0 K: 1 S: 16	H: 2 LOB: 1 BB: 0 P: 24	R: 0 E: 0 K: 1 S: 11	H: 2 LOB: 2 BB: 0 P: 13	R: 1 E: 0 K: 0 S: 14	H: 3 LOB: 3 BB: 1 P: 25	R: 0 E: 0 K: 1 S: 7	H: 0 LOB: 1 BB: 1 P: 12	R: 2 E: 0 K: 0 S: 14	H: 2 LOB: 1 BB: 1 P: 24	R: 0 E: 0 K: 0 S: 7	H: 0 LOB: 0 BB: 0 P: 9	R: 0 E: 0 K: 1 S: 9	H: 0 LOB: 0 BB: 0 P: 14	1B: 7 2B: 2 3B: 1 HR: 2	SF: 1 SAC: 0 DP: 0 HBP: 0	WP: 1 PB: 0 SB: 2 CS: 0	PA: 44
PITCHER	IP WLS BF H R ER SO BB IBB HBP BLK WP HR S P ERA WHIP																					
Gino Minutelli, L ERA: 6.35 (1, 1)	4.2 L 27 10 3 3 2 2 1 0 0 0 2 60 94 5.79 2.571																					
Tim Layana, R ERA: 5.4 (5, 1)	1.1 5 0 0 0 1 1 0 0 0 0 0 9 15 0.00 0.750																					
Ted Power, R ERA: 3.97 (7, 1)	2.0 9 2 2 2 0 1 0 0 0 1 0 21 33 9.00 1.500																					
Rob Dibble, R ERA: 1.23 (9, 1)	1.0 3 0 0 0 1 0 0 0 0 0 0 9 14 0.00 0.000																					

St. Louis Cardinals @ Cincinnati Reds
Riverfront Stadium, Cincinnati, OH
Mon Jul 15 1991, 7:05 PM EDT
Att. 29,710 - Sunny - 82 F

AB	38
R	5
H	12
RBI	5
BB	5
SO	4
LOB	21



WP: 1	PA: 44
PB: 0	
SB: 2	
CS: 0	

BOTTOM

St. Louis Cardinals @ Cincinnati Reds
Riverfront Stadium, Cincinnati, OH

Mon Jul 15 1991, 7:05 PM EDT
Att: 29,710 - Sunny - 82 F

livebaseballscorecards.com

AB	34
R	2
H	10
RBI	2
BB	5
SO	3
LOB	18



WP:	0	PA:	39
PB:	0		
SB:	0		
CS:	1		

AB R H RBI BB SO LOB

4	0	1	0	1	0	0
3	1	2	1	2	0	1
5	1	1	0	0	2	5
3	0	1	0	1	0	0
4	0	1	0	0	0	4
2	0	1	0	0	0	1
1	0	0	0	1	0	2
2	0	1	0	0	0	1
0	0	0	0	0	0	0
1	0	1	1	0	0	0
0	0	0	0	0	0	0
4	0	0	0	0	1	3
1	0	0	0	0	0	0
3	0	1	0	0	0	0

Batter	1	2	3	4	5	6	7	8	9
Bill Doran, S OBP: 0.385, SLG: 0.415 (1, 4)	1-0 F8		0-1 F8		1-2 BB 1B		4-1 BB		2-2 P6
Hal Morris, L OBP: 0.357, SLG: 0.486 (1, 3)	4-2 BB BB		0-1 HR		4-2 G6-4-3 BB		0-2 F8		1-1 1B
Barry Larkin, R OBP: 0.382, SLG: 0.545 (1, 6)	2-0 F7		3-3 K		0-0 G6-4-3			1-0 FC5-4 1B 1B	0-3 K
Eric Davis, R OBP: 0.389, SLG: 0.433 (1, 8)	4-1 1-2 BB			1-1 G1-4-3		3-1 G6-3		3-1 FC5-4 1B	
Paul O'Neill, L OBP: 0.345, SLG: 0.500 (1, 9)	1-0 F8			0-0 2B		1-2 G4-3		0-2 P3	
Chris Sabo, R OBP: 0.348, SLG: 0.461 Luis Quinones, S OBP: 0.255, SLG: 0.263 (1, 5) (5, 5)		1-1 CS 1B		0-1 G1-3		4-1 FC6-4 BB		1-0 FC5-4 1B	
Billy Hatcher, R OBP: 0.311, SLG: 0.387 Tim Laryna, R OBP: 0.349, SLG: 0.382 Carmelo Martinez, R OBP: 0.349, SLG: 0.382 Ted Power, R OBP: 0.349, SLG: 0.382 Glenn Braggs, R OBP: 0.349, SLG: 0.480 Rob Dibble, L OBP: 0.349, SLG: 0.480 (1, 7) (5, 1) (6, PH) (7, 1) (8, PH) (9, 1)		3-2 G6-4-3 1B		0-0 P3		2-2 FC6-4 1-2f		1-1 1-3 3-H 1B	
Joe Oliver, R OBP: 0.285, SLG: 0.381 (1, 2)		2-1 G6-4-3		1-1 G6-3			2-3 K	0-0 P3	
Gino Minutelli, L OBP: 0.269, SLG: 0.316 (1, 1) Herm Winningham, L OBP: 0.269, SLG: 0.316 (5, 7)			3-2 F7		2-0 BB 1B 1B		2-2 F8		2-2 P5

Inning Stats	R: 0	H: 0	E: 0	K: 0	S: 8	R: 0	H: 2	E: 0	K: 0	S: 8	R: 1	H: 1	E: 0	K: 1	S: 10	R: 0	H: 1	E: 0	K: 0	S: 6	R: 0	H: 2	E: 0	K: 0	S: 11	R: 0	H: 0	E: 0	K: 1	S: 9	R: 0	H: 0	E: 0	K: 1	S: 14	R: 1	H: 3	E: 0	K: 0	S: 10	R: 0	H: 1	E: 0	K: 1	S: 11	1B: 8	2B: 1	3B: 0	HR: 1	SF: 0	SAC: 0	DP: 2	HBP: 0	WP: 0	PA: 39
--------------	------	------	------	------	------	------	------	------	------	------	------	------	------	------	-------	------	------	------	------	------	------	------	------	------	-------	------	------	------	------	------	------	------	------	------	-------	------	------	------	------	-------	------	------	------	------	-------	-------	-------	-------	-------	-------	--------	-------	--------	-------	--------

PITCHER	IP	WLS	BF	H	R	ER	SO	BB	IBB	HBP	BLK	WP	HR	S	P	ERA	WHIP
Omar Olivares, R ERA: 4.65 (1, 1)	6.0	W	25	6	1	1	1	4	0	0	0	0	1	52	94	1.50	1.667
Scott Terry, R ERA: 1.73 (7, 1)	1.0		6	2	1	1	1	1	0	0	0	0	0	17	29	9.00	3.000
Bob McClure, L ERA: 9.95 (8, 1)	0.2	S	2	0	0	0	0	0	0	0	0	0	0	4	5	0.00	0.000
Lee Smith, R ERA: 2.27 (8, 1)	1.1		6	2	0	0	1	0	0	0	0	0	0	14	20	0.00	1.500

Batter	1	2	3	4	5	6	7	8	9	AB R H RBI BB SO LOB	TOP																		
Bernard Gilkey, R (1, 7) OBP: 0.335, SLG: 0.320	4-0 BB BB		3-2 G4-3		0-0 G4-3 2B		3-3 K		1-0 1B 1B	4 1 2 0 1 1 0																			
Ozzie Smith, S (1, 6) OBP: 0.405, SLG: 0.364	4-2 SAFE SAFE SAFE BB BB BB		0-1 G6-3		3-2 G4-3			4-2 HR BB	1-2 1B 1B	3 1 1 2 2 0 1																			
Todd Zeile, R (1, 5) OBP: 0.349, SLG: 0.394	2-1 G4-3		2-1 G4-3		4-1 G6-4-3 BB			1-1 F9	2-3 K 1-2	4 0 0 0 1 1 3																			
Gerald Perry, L (1, 3) OBP: 0.305, SLG: 0.516	0-1 G4-3			1-0 G3-1	0-0 G6-4-3			2-1 HR	3-3 K	5 1 1 2 0 1 4																			
Felix Jose, S (1, 9) OBP: 0.376, SLG: 0.435		2-1 PB BB SF7 1B		1-1 S 1B 1B		1-1 G3-1		0-1 FC6-4 1B		4 2 3 0 0 0 0																			
Ray Lankford, L (1, 8) OBP: 0.293, SLG: 0.341		4-2 S S E BB		4-2 E 1B G6-3 BB		2-2 CS 1B		0-0 P6		2 2 1 0 2 0 1																			
Geronimo Pena, S (1, 4) OBP: 0.304, SLG: 0.402		1-2 SF7		2-1 E 1B		2-3 K		0-1 FC6-4		3 0 1 2 0 1 2																			
Tom Pagnozzi, R (1, 2) OBP: 0.305, SLG: 0.339		3-3 K		1-1 SAFE G6-3		1-1 F8		2-1 G1-3		4 0 0 1 0 1 1																			
Jose DeLeon, R (1, 1) OBP: 0.059, SLG: 0.059 Cris Carpenter, R (6, 1) OBP: 0.500, SLG: 0.500 Rex Hudler, R (7, PH) OBP: 0.250, SLG: 0.302 Willie Fraser, R (7, 1) Milt Thompson, L (9, PH) OBP: 0.396, SLG: 0.482 Lee Smith, R (9, 1)		0-3 K		3-2 G1-3		2-2 G5-3		0-1 1B 1B		2 0 0 0 0 0 1 1 0 0 0 0 0 0 0 0 1 0 0 0 0 0 0 0 0 0 0 0 0 0 0 0 1 1 1 0 0 0 0 0 0 0 0 0 0 0 0 0																			
Inning Stats	R: 0 E: 0 K: 0 S: 6	H: 0 LOB: 1 BB: 2 P: 16	R: 2 E: 0 K: 2 S: 14	H: 1 LOB: 0 BB: 1 P: 24	R: 0 E: 0 K: 0 S: 7	H: 0 LOB: 0 BB: 0 P: 12	R: 2 E: 1 K: 0 S: 12	H: 2 LOB: 1 BB: 1 P: 24	R: 0 E: 0 K: 0 S: 6	H: 1 LOB: 1 BB: 1 P: 13	R: 0 E: 0 K: 1 S: 9	H: 1 LOB: 0 BB: 0 P: 14	R: 0 E: 0 K: 1 S: 10	H: 0 LOB: 0 BB: 0 P: 16	R: 2 E: 0 K: 0 S: 11	H: 2 LOB: 1 BB: 1 P: 18	R: 2 E: 0 K: 2 S: 15	H: 3 LOB: 1 BB: 0 P: 24	1B: 8 2B: 1 3B: 0 HR: 1	SF: 1 SAC: 0 DP: 1 HBP: 0	WP: 0 PB: 1 SB: 5 CS: 1	PA: 40							
PITCHER	IP WLS BF H R ER SO BB IBB HBP BLK WP HR S P ERA WHIP																												
Chris Hammond, L (1, 1) ERA: 3.96	4.1		20	4	4	1	2	4	0	0	0	0	0	0	43	83	2.08	1.846											
Tim Layana, R (5, 1) ERA: 5.4	0.0		1	0	0	0	0	1	0	0	0	0	0	1	5	∞	∞												
Randy Myers, L (5, 1) ERA: 3.74	3.2		13	3	2	2	2	1	0	0	0	0	1	31	49	4.91	1.091												
Rob Dibble, R (9, 1) ERA: 1.6	1.0	L	6	3	2	2	2	0	0	0	0	0	0	15	24	18.00	3.000												

St. Louis Cardinals @ Cincinnati Reds
Riverfront Stadium, Cincinnati, OH
Tue Jul 16 1991, 7:05 PM EDT
Att. 28,082 - Sunny - 90 F

livebaseballscorecards.com

AB	33
R	8
H	10
RBI	7
BB	6
SO	6
LOB	13



Batter	1	2	3	4	5	6	7	8	9	AB	R	H	RBI	BB	SO	LOB
Bill Doran, S OBP: 0.385, SLG: 0.411 (1, 4)	4-1 1B BB	1-1 P5		2-2 2B 1B	1-0 L8			1-2 F8		4	1	1	0	1	0	1
Hal Morris, L OBP: 0.365, SLG: 0.513 (1, 3)	1-0 1B 1B 1B	3-1 2B		1-1 SF7		1-0 G4-3 2B		1-0 HR		4	2	4	2	0	0	0
Barry Larkin, R OBP: 0.383, SLG: 0.540 (1, 6)	0-1 1B 1B	4-1 BB		1-1 F8		3-2 G4-3		3-3 K		4	1	1	1	1	1	2
Eric Davis, R OBP: 0.385, SLG: 0.432 (1, 8)	2-0 F8	2-2 G5-3		1-0 2B		2-2 G5-3		3-1 F8		5	0	1	0	0	0	5
Paul O'Neill, L OBP: 0.343, SLG: 0.495 (1, 9)	2-2 2B 1B		1-1 P6	1-1 P3		2-0 F9		3-1 F7		5	1	1	0	0	0	3
Chris Sabo, R OBP: 0.355, SLG: 0.480 (1, 5)	0-0 2B		0-1 1B		3-1 HR		0-2 P4	1-2 1B		5	1	4	4	0	0	0
Glenn Braggs, R OBP: 0.333, SLG: 0.444 (1, 7)	2-0 G5-3		1-1 F8		2-3 K		0-0 G3-1	1-3 K		5	0	0	0	0	2	3
Joe Oliver, R OBP: 0.277, SLG: 0.370 (1, 2)	0-0 F7		0-2 F8		1-1 G5-3		3-2 G6-3			4	0	0	0	0	0	2
Chris Hammond, L OBP: 0.394, SLG: 0.452 Tim Layana, R Randy Myers, L OBP: 0.500, SLG: 0.500 Herm Winningham, L OBP: 0.267, SLG: 0.313 Rob Dibble, L (8, PH) (9, 1)		2-1 G3		0-0 1B SF7 2B	1-2 1B		1-2 P6			2	1	1	0	0	0	0

Inning Stats	R: 4	H: 4	E: 0	K: 0	S: 11	LOB: 1	BB: 1	P: 22	R: 0	H: 1	E: 0	K: 0	S: 10	LOB: 2	BB: 1	P: 22	R: 0	H: 1	E: 0	K: 0	S: 9	LOB: 1	BB: 0	P: 11	R: 1	H: 3	E: 0	K: 0	S: 11	LOB: 2	BB: 0	P: 17	R: 1	H: 2	E: 0	K: 1	S: 11	LOB: 1	BB: 0	P: 19	R: 0	H: 1	E: 0	K: 0	S: 9	LOB: 1	BB: 0	P: 17	R: 0	H: 0	E: 0	K: 0	S: 9	LOB: 0	BB: 0	P: 12	R: 1	H: 1	E: 0	K: 1	S: 12	LOB: 0	BB: 0	P: 18	R: 0	H: 1	E: 0	K: 1	S: 10	LOB: 1	BB: 0	P: 18	1B: 7	2B: 5	3B: 0	HR: 2	SF: 1	SAC: 0	DP: 0	HBP: 0	WP: 0	PA: 43
--------------	------	------	------	------	-------	--------	-------	-------	------	------	------	------	-------	--------	-------	-------	------	------	------	------	------	--------	-------	-------	------	------	------	------	-------	--------	-------	-------	------	------	------	------	-------	--------	-------	-------	------	------	------	------	------	--------	-------	-------	------	------	------	------	------	--------	-------	-------	------	------	------	------	-------	--------	-------	-------	------	------	------	------	-------	--------	-------	-------	-------	-------	-------	-------	-------	--------	-------	--------	-------	--------

PITCHER	IP	WLS	BF	H	R	ER	SO	BB	IBB	HBP	BLK	WP	HR	S	P	ERA	WHIP
Jose DeLeon, R ERA: 3.29 (1, 1)	5.0		29	12	6	6	1	2	0	0	0	0	1	53	93	10.80	2.800
Cris Carpenter, R ERA: 3.57 (6, 1)	1.0		3	0	0	0	0	0	0	0	0	0	0	8	15	0.00	0.000
Willie Fraser, R ERA: 6.69 (7, 1)	2.0	W	7	1	1	1	1	0	0	0	0	0	1	21	30	4.50	0.500
Lee Smith, R ERA: 2.22 (9, 1)	1.0	S	4	1	0	0	1	0	0	0	0	0	0	10	18	0.00	1.000

BOTTOM

St. Louis Cardinals @ Cincinnati Reds
Riverfront Stadium, Cincinnati, OH
Tue Jul 16 1991, 7:05 PM EDT
Att: 28,082 - Sunny - 90 F

livebaseballscorecards.com

AB	40
R	7
H	14
RBI	7
BB	2
SO	3
LOB	16



Batter	1	2	3	4	5	6	7	8	9	AB R H RBI BB SO LOB	TOP											
Bernard Gilkey, R (1, 7) OBP: 0.338, SLG: 0.320	4-2 G4-3 BB		2-2 FC6-4 1-2f		0-0 G6-3		2-2 CS 1B		0-1 CS 1-2	3 0 1 0 1 0 1												
Ozzie Smith, S (1, 6) OBP: 0.409, SLG: 0.363	2-2 G4-3 1-2			4-2 1B G4-3 HR BB	4-1 1B 2B BB		4-2 L3 BB			1 2 0 0 3 0 1												
Ray Lankford, L (1, 8) OBP: 0.293, SLG: 0.339	2-3 K			2-2 G4-3 1-2	0-0 2B E 1B		0-0 L3 1-2			4 1 1 0 0 1 2												
Gerald Perry, L (1, 3) OBP: 0.321, SLG: 0.531		4-1 CS BB		3-2 HR 1B	1-1 E2 1-H 3-H 2B			1-0 G3		3 1 2 1 1 0 0												
Todd Zeile, R (1, 5) OBP: 0.348, SLG: 0.402	1-0 F8			2-2 HR	0-1 G6-3			0-0 G6-3		4 1 1 3 0 0 2												
Milt Thompson, L (1, 9) OBP: 0.398, SLG: 0.482	3-2 1B			3-1 F7		0-2 G1 S 1B		0-2 G5-3		4 0 2 0 0 0 0												
Geronimo Pena, S (1, 4) OBP: 0.294, SLG: 0.387			2-3 K	2-2 G3-1		2-2 F7 1-2		1-0 F9		4 0 0 0 0 1 1												
Rich Gedman, L (1, 2) OBP: 0.173, SLG: 0.319			3-1 P2		0-0 HR	2-2 G1 2-3		1-2 F7		4 1 1 1 0 0 1												
Bryn Smith, R (1, 1) OBP: 0.238, SLG: 0.225			3-2 FC6-4 1B		1-0 F8	2-1 G4-3		1-2 CS 1B		3 0 1 0 0 0 1												
Cris Carpenter, R (7, 1) OBP: 0.500, SLG: 0.500										0 0 0 0 0 0 0												
Luis Alicea, S (9, PH) OBP: 0.304, SLG: 0.333										1 0 1 0 0 0 0												
Lee Smith, R (9, 1)										0 0 0 0 0 0 0												
Inning Stats	R: 0 E: 0 K: 1 S: 11	H: 0 LOB: 0 BB: 1 P: 19	R: 0 E: 0 K: 0 S: 5	H: 1 LOB: 1 BB: 1 P: 13	R: 0 E: 0 K: 1 S: 11	H: 1 LOB: 1 BB: 0 P: 21	R: 3 E: 0 K: 0 S: 18	H: 2 LOB: 0 BB: 1 P: 34	R: 3 E: 1 K: 0 S: 9	H: 3 LOB: 1 BB: 1 P: 15	R: 0 E: 0 K: 0 S: 15	H: 1 LOB: 1 BB: 0 P: 21	R: 0 E: 0 K: 0 S: 8	H: 1 LOB: 0 BB: 1 P: 12	R: 0 E: 0 K: 0 S: 5	H: 0 LOB: 0 BB: 0 P: 6	R: 0 E: 0 K: 0 S: 9	H: 1 LOB: 0 BB: 0 P: 12	1B: 7 2B: 2 3B: 0 HR: 2	SF: 0 SAC: 0 DP: 1 HBP: 0	WP: 0 PB: 0 SB: 1 CS: 3	PA: 37
PITCHER	IP WLS BF H R ER SO BB IBB HBP BLK WP HR S P ERA WHIP																					
Jack Armstrong, R (1, 1) ERA: 5.27	4.2 L 22 7 6 5 2 4 0 0 0 0 0 2 52 100 9.64 2.357																					
Tim Layana, R (5, 1) ERA: 4.85	1.1 5 1 0 0 0 0 0 0 0 0 0 0 17 23 0.00 0.750																					
Ted Power, R (7, 1) ERA: 3.8	2.0 6 1 0 0 0 1 0 0 0 0 0 0 13 18 0.00 1.000																					
Keith Brown, R (9, 1) ERA: 2.31	1.0 3 1 0 0 0 0 0 0 0 0 0 0 9 12 0.00 1.000																					

St. Louis Cardinals @ Cincinnati Reds
Riverfront Stadium, Cincinnati, OH
Wed Jul 17 1991, 7:05 PM EDT
Att. 30,239 - Sunny - 91 F

livebaseballscorecards.com

AB 31
R 6
H 10
RBI 5
BB 5
SO 2
LOB 9



BOTTOM

St. Louis Cardinals @ Cincinnati Reds
Riverfront Stadium, Cincinnati, OH

livebaseballscorecards.com

AB	34
R	5
H	9
RBI	5
BB	3
SO	6
LOB	12



WP	0	PA	39
PB	1		
SB	2		
CS	0		

Wed Jul 17 1991, 7:05 PM EDT
Att: 30,239 - Sunny - 91 F

AB R H RBI BB SO LOB

5	3	2	0	0	0	2	
4	1	2	2	1	0	0	
5	0	1	0	0	3	4	
3	0	0	1	0	0	1	
4	1	2	1	0	0	0	
3	0	1	0	1	1	0	
4	0	0	0	0	0	4	
2	0	0	0	0	0	1	0
0	0	0	1	0	0	0	0
0	0	0	0	0	0	0	0
0	0	0	0	0	0	0	0
1	0	1	0	0	0	0	0
2	0	0	0	0	0	1	0
0	0	0	0	0	0	0	0
0	0	0	0	1	0	0	0
1	0	0	0	0	0	0	1

Batter	1	2	3	4	5	6	7	8	9
Bill Doran, S OBP: 0.386, SLG: 0.411 (1, 4)	2-2 PB BB SF9 1B	0-1 E3 1B			1-0 F8	0-0 G3			2-1 DI 1B
Hal Morris, L OBP: 0.369, SLG: 0.513 (1, 3)	4-1 SF9 PB 1B BB	1-0 2-H 1B			0-1 L9		2-2 G6-3		3-2 1-H 1B
Barry Larkin, R OBP: 0.379, SLG: 0.533 (1, 6)	3-3 K	1-2 G4-3			0-0 1B		1-3 K		3-3 K
Eric Davis, R OBP: 0.378, SLG: 0.426 (1, 8)	0-0 SF9		0-2 P2		1-0 G5-3		2-1 F7		
Paul O'Neill, L OBP: 0.345, SLG: 0.495 (1, 9)	2-1 S 1B		1-1 P5			0-0 FC6-4 1B SF7 1B		0-1 F8	
Chris Sabo, R OBP: 0.357, SLG: 0.479 (1, 5)	4-2 FC6-4 BB		2-0 F9			0-1 FC6-4 1B		3-3 K	
Billy Hatcher, R OBP: 0.307, SLG: 0.380 (1, 7)	1-2 FC6-4		0-2 P3			1-2 FC6-4 S		1-2 G6-3	
Glenn Sutko, R OBP: 0.250, SLG: 0.100 Luis Quinones, S OBP: 0.252, SLG: 0.263 (6, PH)		1-1 F9	1-3 K			0-0 SF7		1-2 G5-4-3 1B	
Ted Power, R (7, 1)									
Keith Brown, S (9, 1)									
Mariano Duncan, R OBP: 0.251, SLG: 0.317 (9, PH)									
Jack Armstrong, R OBP: 0.103, SLG: 0.071 Tim Layana, R (5, 1)		1-3 K	0-0 F8			4-2 BB		2-2 G5-4-3	
Herm Winningham, L OBP: 0.274, SLG: 0.313 Joe Oliver, R OBP: 0.275, SLG: 0.367 (7, 2)								1-2 1-H	

Inning Stats	R: 2 E: 0 K: 1 S: 21	H: 2 LOB: 2 BB: 2 P: 36	R: 1 E: 1 K: 1 S: 11	H: 1 LOB: 1 BB: 0 P: 15	R: 0 E: 0 K: 0 S: 6	H: 0 LOB: 0 BB: 0 P: 9	R: 0 E: 0 K: 1 S: 7	H: 0 LOB: 0 BB: 0 P: 8	R: 0 E: 0 K: 0 S: 5	H: 1 LOB: 1 BB: 0 P: 7	R: 1 E: 0 K: 1 S: 12	H: 2 LOB: 2 BB: 1 P: 17	R: 0 E: 0 K: 1 S: 12	H: 0 LOB: 0 BB: 0 P: 17	R: 0 E: 0 K: 1 S: 8	H: 0 LOB: 0 BB: 0 P: 12	R: 1 E: 0 K: 1 S: 19	H: 3 LOB: 1 BB: 0 P: 30
--------------	-------------------------------	----------------------------------	-------------------------------	----------------------------------	------------------------------	---------------------------------	------------------------------	---------------------------------	------------------------------	---------------------------------	-------------------------------	----------------------------------	-------------------------------	----------------------------------	------------------------------	----------------------------------	-------------------------------	----------------------------------

PITCHER	IP	WLS	BF	H	R	ER	SO	BB	IBB	HBP	BLK	WP	HR	S	P	ERA	WHIP
Bryn Smith, R ERA: 3.62 (1, 1)	6.0	W	28	6	4	2	3	3	0	0	0	0	0	62	92	3.00	1.500
Cris Carpenter, R ERA: 3.42 (7, 1)	2.0		6	0	0	0	2	0	0	0	0	0	0	20	29	0.00	0.000
Lee Smith, R ERA: 2.36 (9, 1)	1.0	S	5	3	1	1	1	0	0	0	0	0	0	19	30	9.00	3.000

Batter	1	2	3	4	5	6	7	8	9	AB R H RBI BB SO LOB	TOP
Bill Doran, S (1, 4) OBP: 0.383, SLG: 0.408 CS 1B	0-2 		2-2 P3 			1-3 K 		3-1 P6 		4 0 1 0 0 1 1	Cincinnati Reds @ Pittsburgh Pirates Three Rivers Stadium, Pittsburgh, PA Fri Jul 19 1991, 7:05 PM EDT Att. 38,318 - Cloudy - 92 F
Billy Hatcher, R (1, 7) OBP: 0.309, SLG: 0.392 1B BB	4-2 		1-2 P4 			1-3 		1-2 		3 1 1 2 1 1 0	
Eric Davis, R (1, 8) OBP: 0.384, SLG: 0.429 1B SAFE 1B	2-0 			1-2 F9 		2-0 		4-2 		3 0 2 0 1 0 0	
Chris Sabo, R (1, 5) OBP: 0.353, SLG: 0.472 1B 1B	2-0 P8 			0-3 K 		0-2 F9 		1-0 FC6-4 		4 0 0 0 0 1 4	
Glenn Braggs, R (1, 9) OBP: 0.326, SLG: 0.432 P3 	0-1 P3 			1-3 K 			1-2 G4-3 		2-2 G5-3 	4 0 0 0 0 1 2	
Carmelo Martinez, R (1, 3) OBP: 0.349, SLG: 0.364 Hal Morris, L (9, PH) OBP: 0.367, SLG: 0.511 1B 		0-1 		4-1 		1-1 P3 		0-0 F7 		2 0 1 0 1 0 0	
Mariano Duncan, R (1, 6) OBP: 0.251, SLG: 0.316 G6-3 		1-2 G6-3 		1-0 FC6-4 		0-0 P4 		1-1 		4 0 1 0 0 0 1	
Joe Oliver, R (1, 2) OBP: 0.270, SLG: 0.359 Paul O'Neill, L (9, PH) OBP: 0.344, SLG: 0.493 K 		2-3 K 		1-2 FC6-4 			1-2 P2 	2-2 F9 		3 0 0 0 0 1 1	
Tom Browning, L (1, 1) OBP: 0.171, SLG: 0.220 Tim Layana, R (7, 1) OBP: 0.259, SLG: 0.263 Norm Charlton, S (8, 1) OBP: 0.045, SLG: 0.091 G3-1 			1-2 G3-1 		1-2 P6 		4-0 			2 0 0 0 0 0 1	
Inning Stats	R: 0 H: 2 E: 0 LOB: 2 K: 0 BB: 1 S: 10 P: 18	R: 0 H: 1 E: 0 LOB: 0 K: 1 BB: 0 S: 10 P: 13	R: 0 H: 0 E: 0 LOB: 0 K: 0 BB: 0 S: 10 P: 14	R: 0 H: 0 E: 0 LOB: 0 K: 2 BB: 0 S: 10 P: 12	R: 0 H: 0 E: 0 LOB: 1 K: 0 BB: 1 S: 11 P: 18	R: 0 H: 1 E: 0 LOB: 1 K: 2 BB: 0 S: 11 P: 15	R: 0 H: 0 E: 0 LOB: 0 K: 0 BB: 0 S: 6 P: 8	R: 2 H: 1 E: 0 LOB: 1 K: 0 BB: 2 S: 14 P: 28	R: 0 H: 1 E: 0 LOB: 1 K: 0 BB: 0 S: 10 P: 15	1B: 5 SF: 0 2B: 0 SAC: 0 3B: 0 DP: 0 HR: 1 HBP: 0	WP: 0 PA: 35 PB: 0 SB: 0 CS: 1
PITCHER John Smiley, L (1, 1) ERA: 3.28 Stan Belinda, R (8, 1) ERA: 3.6	IP WLS BF H R ER SO BB IBB HBP BLK WP HR S P ERA WHIP 7.2 W 29 5 2 2 5 3 0 0 0 0 1 77 116 2.35 1.043 1.1 6 1 0 0 0 1 0 0 0 0 0 0 15 25 0.00 1.500										

livebaseballscorecards.com

AB	31
R	2
H	6
RBI	2
BB	4
SO	5
LOB	11



Batter	1	2	3	4	5	6	7	8	9
Gary Redus, R OBP: 0.322, SLG: 0.346 (1, 3)	1-0 3B 1B	1-1 F7 1B		3-2 G5-4-3 1B		3-3 K			
Jay Bell, R OBP: 0.329, SLG: 0.425 (1, 6)	2-3 SAFE SAFE SAFE 1B	0-0 F7 1-2		0-0 G5-4-3 1-2f			0-1 HR 1B		
Andy Van Slyke, L OBP: 0.346, SLG: 0.422 (1, 8)	2-2 1-H 3B 3B	0-0 F7			1-1 L7		1-2 F7		
Bobby Bonilla, S OBP: 0.388, SLG: 0.510 (1, 9)	1-0 HR 3B	0-0 F8			0-0 HR		1-2 1-H HR		
Barry Bonds, L OBP: 0.396, SLG: 0.511 (1, 7)	1-0 HR		2-3 K		1-1 E 1B		2-0 G4-3		
Don Slaught, R OBP: 0.292, SLG: 0.302 (1, 2)	3-2 FC4 1B		0-0 P4		1-2 SAFE SAFE P4		2-2 P4		
John Wehner, R OBP: 0.200, SLG: 0.200 (1, 5)	2-2 FC4 1B 1-2f		0-0 1B		1-2 G5-3			1-3 K	
Jose Lind, R OBP: 0.298, SLG: 0.336 (1, 4)	1-1 SAFE SAFE 1B		0-1 G1-3			1-2 G5-3		0-1 G5-3	
John Smiley, L OBP: 0.195, SLG: 0.154 Stan Belinda, R (8, 1)	0-0 F7			0-0 F9		3-3 K		0-3 K	

Inning Stats	R: 4 E: 0 K: 1 S: 24	H: 6 LOB: 2 BB: 0 P: 37	R: 0 E: 0 K: 0 S: 5	H: 1 LOB: 1 BB: 0 P: 6	R: 0 E: 0 K: 1 S: 9	H: 1 LOB: 1 BB: 0 P: 11	R: 0 E: 0 K: 0 S: 5	H: 1 LOB: 0 BB: 0 P: 8	R: 1 E: 1 K: 0 S: 12	H: 2 LOB: 1 BB: 0 P: 16	R: 0 E: 0 K: 2 S: 10	H: 0 LOB: 0 BB: 0 P: 17	R: 2 E: 0 K: 0 S: 13	H: 2 LOB: 0 BB: 0 P: 19	R: 0 E: 0 K: 2 S: 8	H: 0 LOB: 0 BB: 0 P: 9
--------------	-------------------------------	----------------------------------	------------------------------	---------------------------------	------------------------------	----------------------------------	------------------------------	---------------------------------	-------------------------------	----------------------------------	-------------------------------	----------------------------------	-------------------------------	----------------------------------	------------------------------	---------------------------------

PITCHER	IP	WLS	BF	H	R	ER	SO	BB	IBB	HBP	BLK	WP	HR	S	P	ERA	WHIP
Tom Browning, L ERA: 4.23 (1, 1)	6.1	L	31	13	7	7	4	0	0	0	0	0	3	73	105	9.95	2.053
Tim Layana, R ERA: 4.61 (7, 1)	0.2		2	0	0	0	0	0	0	0	0	0	0	5	9	0.00	0.000
Norm Charlton, L ERA: 4.19 (8, 1)	1.0		3	0	0	0	2	0	0	0	0	0	0	8	9	0.00	0.000


AB	R	H	RBI	BB	SO	LOB
4	1	3	0	0	1	0
4	1	1	0	0	1	3
4	1	1	1	0	0	2
4	3	3	4	0	0	1
4	1	2	2	0	1	0
4	0	1	0	0	0	1
4	0	1	0	0	1	2
4	0	1	0	0	0	1
3	0	0	0	0	1	2
1	0	0	0	0	1	0

WP	PA	ERA	WHIP
0	36		
0	7		
0	13		
0	7		
0	6		
0	12		

Cincinnati Reds @ Pittsburgh Pirates
Three Rivers Stadium, Pittsburgh, PA
 Fri Jul 19 1991, 7:05 PM EDT
 Att: 38,318 - Cloudy - 92 F

livebaseballscorecards.com

AB 36
R 7
H 13
RBI 7
BB 0
SO 6
LOB 12



Batter	1	2	3	4	5	6	7	8	9	AB R H RBI BB SO LOB	TOP											
Billy Hatcher, R OBP: 0.305, SLG: 0.386 (1, 7)	1-1 F8	1-3 K		0-0 F8			1-3 K			4 0 0 0 0 2 0	Cincinnati Reds @ Pittsburgh Pirates Three Rivers Stadium, Pittsburgh, PA Sat Jul 20 1991, 3:33 AM EDT Att. 34,805 - Cloudy - 91 F											
Bill Doran, S OBP: 0.385, SLG: 0.410 (1, 4)	1-1 BB HR 1B	2-2 F7			1-0 FC6-4 1B		2-3 K			4 1 2 0 0 1 0												
Hal Morris, L OBP: 0.369, SLG: 0.513 (1, 3)	4-1 SAFE HR BB 1-2	2-1 2B			1-1 FC6-4 1-2f		1-2 G6-3			3 1 1 0 1 0 1												
Eric Davis, R OBP: 0.382, SLG: 0.441 (1, 8)	0-2 HR 1-H 2-H	1-1 G6-3			0-1 L8		1-3 K			4 1 1 3 0 1 2												
Paul O'Neill, L OBP: 0.343, SLG: 0.488 Randy Myers, L OBP: 0.500, SLG: 0.500 Ted Power, R (8, 1) (9, 1)	4-2 2B BB		1-1 G4-3		1-0 F8		2-1 G4-3			3 0 0 0 1 0 1 0 0 0 0 0 0 0 0 0 0 0 0 0 0												
Chris Sabo, R OBP: 0.351, SLG: 0.473 (1, 5)	1-2 2B 1-3		1-2 G5-3		1-0 P4		3-2 L6			4 0 1 0 0 0 0												
Jeff Reed, L OBP: 0.345, SLG: 0.360 (1, 2)	2-0 P3		2-3 K		3-2 G4-3		2-3 K			4 0 0 0 0 2 2												
Luis Quinones, S OBP: 0.259, SLG: 0.255 (1, 6)	4-0 IBB			2-3 K		1-1 G5-3		1-0 G5-3		3 0 0 0 1 1 0												
Kip Gross, R OBP: 0.100, SLG: 0.100 Tim Layana, R (7, 1) Glenn Braggs, R OBP: 0.326, SLG: 0.432 (8, 9)	0-1 G5-3			1-0 G4-3		0-3 K2-3				3 0 0 0 0 1 3 0 0 0 0 0 0 0 0 0 0 0 0 0 0												
Inning Stats	R: 3 E: 0 K: 0 S: 18	H: 3 LOB: 3 BB: 3 P: 35	R: 0 E: 0 K: 1 S: 11	H: 1 LOB: 1 BB: 0 P: 17	R: 0 E: 0 K: 1 S: 8	H: 0 LOB: 0 BB: 0 P: 12	R: 0 E: 0 K: 1 S: 5	H: 0 LOB: 0 BB: 0 P: 8	R: 0 E: 0 K: 0 S: 6	H: 1 LOB: 1 BB: 0 P: 9	R: 0 E: 0 K: 0 S: 6	H: 0 LOB: 0 BB: 0 P: 11	R: 0 E: 0 K: 3 S: 9	H: 0 LOB: 0 BB: 0 P: 12	R: 0 E: 0 K: 1 S: 9	H: 0 LOB: 0 BB: 0 P: 13	R: 0 E: 0 K: 1 S: 7	H: 0 LOB: 0 BB: 0 P: 13	1B: 2 2B: 2 3B: 0 HR: 1	SF: 0 SAC: 0 DP: 0 HBP: 0	WP: 0 PB: 0 SB: 0 CS: 0	PA: 35
PITCHER	IP WLS BF H R ER SO BB IBB HBP BLK WP HR S P ERA WHIP																					
Bob Walk, R ERA: 3.19 (1, 1)	7.0 L 29 5 3 3 6 2 1 0 0 0 1 63 104 3.86 1.000																					
Bob Kipper, L ERA: 5.57 (8, 1)	2.0 6 0 0 0 2 0 0 0 0 0 0 16 26 0.00 0.000																					

livebaseballscorecards.com

AB	32
R	3
H	5
RBI	3
BB	3
SO	8
LOB	9



BOTTOM

Cincinnati Reds @ Pittsburgh Pirates
Three Rivers Stadium, Pittsburgh, PA
Sat Jul 20 1991, 3:33 AM EDT
Att. 34,805 - Cloudy - 91 F

livebaseballscorecards.com

AB 30
R 2
H 8
RBI 2
BB 8
SO 5
LOB 20



WP: 0 PA: 38
PB: 0
SB: 1
CS: 0

AB R H RBI BB SO LOB

3 1 2 1 2 0 0

5 0 1 0 0 0 4

2 0 2 1 2 0 0

4 0 1 0 0 0 5

3 0 0 0 1 1 4

3 0 1 0 0 0 2

1 0 0 0 0 1 0

2 0 0 0 1 1 1

0 1 0 0 1 0 0

3 0 1 0 1 0 1

2 0 0 0 0 1 1

1 0 0 0 0 0 0

0 0 0 0 0 0 0

1 0 0 0 0 1 2

1B: 7 SF: 0
2B: 1 SAC: 0
3B: 0 DP: 5
HR: 0 HBP: 0

Batter	1	2	3	4	5	6	7	8	9
Orlando Merced, S OBP: 0.379, SLG: 0.429 (1, 3)	1-2 G5-3		4-2 1B S 1B BB		2-2 1B 1B		4-2 G5-4-3 BB		2-2 1-3 2-H 2B
Jay Bell, R OBP: 0.327, SLG: 0.421 (1, 6)	0-0 F4		2-0 G6-4-3 1-3 1B 1B		0-0 F6		1-0 G5-4-3 1-2f		2-2 G6-3
Andy Van Slyke, L OBP: 0.353, SLG: 0.426 (1, 8)	4-2 1B BB		1-0 G6-4-3 1-2 3-H 1B		0-0 FC3-6 1-2 1B		4-2 G6-3 BB		
Bobby Bonilla, S OBP: 0.386, SLG: 0.506 (1, 5)	2-0 1-3 1B		1-1 G6-4-3 1-2f 2-3		0-0 L4		0-0 G6-3 1-2f		
Barry Bonds, L OBP: 0.394, SLG: 0.505 (1, 7)	0-1 F9		4-1 BB		1-0 FC3-6 1-2f		3-3 K		
Gary Varsho, L OBP: 0.362, SLG: 0.474 Don Slaught, R OBP: 0.290, SLG: 0.299 (9, PH)		0-1 G6-4-3 1B	2-2 F8		0-0 P5		0-3 K		
Michael LaValliere, L OBP: 0.361, SLG: 0.375 Gary Redus, R OBP: 0.327, SLG: 0.346 (9, PH)		1-0 G6-4-3 1-2f		4-0 G6-3 BB		1-3 K		4-2 BB 2B BB	
Jose Lind, R OBP: 0.301, SLG: 0.336 (1, 4)		1-0 1B		0-1 G6-3 1-2f		2-2 G6-3		4-1 2B 1-2 BB	
Bob Walk, R OBP: 0.179, SLG: 0.259 Curtis Wilkerson, S OBP: 0.257, SLG: 0.277 Bob Kipper, R Lloyd McClendon, R OBP: 0.333, SLG: 0.437 (9, PH)		0-3 K		1-1 G5-3		3-2 F7		2-3 K	

Inning Stats	R: 0	H: 1	E: 0	LOB: 2	K: 0	S: 10	P: 17	R: 0	H: 2	E: 0	LOB: 1	K: 1	S: 7	P: 9	R: 1	H: 2	E: 0	LOB: 2	K: 0	S: 11	R: 0	H: 0	E: 0	LOB: 0	K: 0	S: 4	R: 0	H: 2	E: 0	LOB: 2	K: 0	S: 7	R: 0	H: 0	E: 0	LOB: 0	K: 1	S: 8	R: 0	H: 0	E: 0	LOB: 0	K: 0	S: 8	R: 0	H: 0	E: 0	LOB: 0	K: 0	S: 8	R: 0	H: 0	E: 0	LOB: 0	K: 1	S: 7	R: 1	H: 1	E: 0	LOB: 2	K: 2	S: 17	P: 31	1B: 7	SF: 0	2B: 1	SAC: 0	3B: 0	DP: 5	HR: 0	HBP: 0	WP: 0	PA: 38
--------------	------	------	------	--------	------	-------	-------	------	------	------	--------	------	------	------	------	------	------	--------	------	-------	------	------	------	--------	------	------	------	------	------	--------	------	------	------	------	------	--------	------	------	------	------	------	--------	------	------	------	------	------	--------	------	------	------	------	------	--------	------	------	------	------	------	--------	------	-------	-------	-------	-------	-------	--------	-------	-------	-------	--------	-------	--------

PITCHER	IP	WLS	BF	H	R	ER	SO	BB	IBB	HBP	BLK	WP	HR	S	P	ERA	WHIP
Kip Gross, R ERA: 3.24 (1, 1)	6.1		28	7	1	1	2	5	0	0	0	0	0	54	94	1.42	1.895
Tim Layana, R ERA: 4.4 (7, 1)	0.2		1	0	0	0	0	0	0	0	0	0	0	1	2	0.00	0.000
Randy Myers, L ERA: 3.81 (8, 1)	1.1		6	0	1	1	2	3	0	0	0	0	0	14	29	6.75	2.250
Ted Power, R ERA: 3.75 (9, 1)	0.2	S	3	1	0	0	1	0	0	0	0	0	0	10	16	0.00	1.500

Batter	1	2	3	4	5	6	7	8	9	AB R H RBI BB SO LOB	TOP											
Bill Doran, S (1, 4) OBP: 0.378, SLG: 0.401	1-0 G5-3		0-1 P4			2-1 G5-3			0-0 F8	4 0 0 0 0 0 1												
Hal Morris, L (1, 3) OBP: 0.369, SLG: 0.511	2-0 F7			3-2 G5-4-3 1B			0-2 G4-3			3 0 1 0 0 0 0												
Eric Davis, R (1, 8) OBP: 0.378, SLG: 0.434	0-3 K			2-3 K			2-1 G4-3			3 0 0 0 0 2 1												
Chris Sabo, R (1, 5) OBP: 0.351, SLG: 0.470		4-2 F9 G5-3 BB		1-2 G5-4-3 1-2f			0-3 K			2 0 0 0 1 1 1												
Glenn Braggs, R (1, 7) OBP: 0.326, SLG: 0.430	1-0 G5-3				0-1 G5-4-3 1B			1-1 P6		3 0 1 0 0 0 1												
Paul O'Neill, L (1, 9) OBP: 0.339, SLG: 0.483	2 SAFE F9	3-2 F9		0-3 K			1-3 K			3 0 0 0 0 2 2												
Joe Oliver, R (1, 2) OBP: 0.265, SLG: 0.352			3-2 G1-3		0-0 G5-4-3 1-2f			3-2 F8		3 0 0 0 0 0 1												
Luis Quinones, S (1, 6) OBP: 0.252, SLG: 0.248			1-3 K			0-1 P9			0-1 G5-3	3 0 0 0 0 1 0												
Chris Hammond, L (1, 1) OBP: 0.400, SLG: 0.455			1-1 1B			0-0 P6			1-2 G6-3	2 0 1 0 0 0 0												
Tim Layana, R (8, 1)										0 0 0 0 0 0 0												
Gino Minutelli, L (8, 1)										0 0 0 0 0 0 0												
Keith Brown, S (8, 1)										0 0 0 0 0 0 0												
Carmelo Martinez, R (9, PH) OBP: 0.347, SLG: 0.361										1 0 0 0 0 0 0												
Inning Stats	R: 0 E: 0 K: 1 S: 5	H: 0 LOB: 0 BB: 0 P: 8	R: 0 E: 0 K: 0 S: 13	H: 0 LOB: 0 BB: 1 P: 21	R: 0 E: 0 K: 1 S: 10	H: 1 LOB: 1 BB: 0 P: 15	R: 0 E: 0 K: 1 S: 9	H: 1 LOB: 0 BB: 0 P: 15	R: 0 E: 0 K: 1 S: 6	H: 1 LOB: 0 BB: 0 P: 6	R: 0 E: 0 K: 0 S: 5	H: 0 LOB: 0 BB: 0 P: 7	R: 0 E: 0 K: 1 S: 9	H: 0 LOB: 0 BB: 0 P: 11	R: 0 E: 0 K: 1 S: 8	H: 0 LOB: 0 BB: 0 P: 13	R: 0 E: 0 K: 0 S: 6	H: 0 LOB: 0 BB: 0 P: 7	1B: 3 2B: 0 3B: 0 HR: 0	SF: 0 SAC: 0 DP: 2 HBP: 0	WP: 0 PB: 0 SB: 0 CS: 0	PA: 28
PITCHER Randy Tomlin, L (1, 1) ERA: 2.3	IP: 9.0 WLS: W BF: 28 H: 3 R: 0 ER: 0 SO: 6 BB: 1 IBB: 0 HBP: 0 BLK: 0 WP: 0 HR: 0 S: 71 P: 103 ERA: 0.00 WHIP: 0.444																					
PITCHER	IP	WLS	BF	H	R	ER	SO	BB	IBB	HBP	BLK	WP	HR	S	P	ERA	WHIP					

Cincinnati Reds @ Pittsburgh Pirates
Three Rivers Stadium, Pittsburgh, PA

Sun Jul 21 1991, 7:05 PM EDT
Att. 34,717 - Cloudy - 92 F

livebaseballscorecards.com

AB	27
R	0
H	3
RBI	0
BB	1
SO	6
LOB	7



Batter	1	2	3	4	5	6	7	8	9
Gary Redus, R OBP: 0.338, SLG: 0.379 (1, 3) C X	0-1 F9 ①		1-0 1B ①			1-1 1B 2B ①		0-1 SF9 3B ①	
Jay Bell, R OBP: 0.323, SLG: 0.416 (1, 6) F X	0-1 F9 ②		1-1 P4 ③			1-1 F9 ①		1-3 K ①	
Andy Van Slyke, L OBP: 0.355, SLG: 0.425 (1, 8) X	0-0 G4-3 ③				3-2 G1-3 ①	1-1 F7-4 1B ①		4-2 BB 2B ①	
Bobby Bonilla, S OBP: 0.385, SLG: 0.502 (1, 9) B C X		3-2 P2 ①		0-3 K ②		2-1 F7-4 ② ③		4-1 2B BB ②	
Barry Bonds, L OBP: 0.393, SLG: 0.503 (1, 7) B C X		2-1 P5 ②		1-1 L3 ③			2-1 G6-4-3 1B ①	3-1 SF9 ②	
Don Slaught, R OBP: 0.289, SLG: 0.305 (1, 2) B C X		3-1 F8 ③			3-2 G3-1 ①		1-0 G6-4-3 ② ③	0-1 WP 2B ①	
John Wehner, R OBP: 0.222, SLG: 0.333 (1, 5) C X			1-1 L5 ①		2-3 K ②		0-0 2B ①	2-0 G2-3 ③	
Jose Lind, R OBP: 0.305, SLG: 0.337 (1, 4) B X			1-0 SH1-4 1B ①		2-0 G5-3 ③		4-0 IBB ③		
Randy Tomlin, L OBP: 0.143, SLG: 0.143 (1, 1) X			0-0 SH1-4 ②			2-1 E6 1B ①		0-0 F7 ③	

Inning Stats	R: 0	H: 0	E: 0	K: 0	S: 5	R: 0	H: 0	E: 0	K: 0	S: 9	R: 0	H: 0	E: 0	K: 1	S: 9	R: 0	H: 0	E: 0	K: 1	S: 9	R: 2	H: 2	E: 1	K: 0	S: 10	R: 0	H: 2	E: 0	K: 0	S: 6	R: 3	H: 2	E: 0	K: 1	S: 15
	0	0	0	0	5	0	0	0	0	9	0	0	0	1	9	0	0	0	1	9	2	2	1	0	10	0	0	0	0	6	3	2	0	1	15

PITCHER															PITCHER																				
IP	WLS	BF	H	R	ER	SO	BB	IBB	HBP	BLK	WP	HR	S	P	ERA	WHIP	IP	WLS	BF	H	R	ER	SO	BB	IBB	HBP	BLK	WP	HR	S	P	ERA	WHIP		
Chris Hammond, L	(1, 1)		7	4	3	2	0	1	0	0	0	0	57	93	3.86	1.000																			
Tim Layana, R	(8, 1)		0	0	0	1	0	0	0	0	0	0	4	5	0.00	0.000																			
Gino Minutelli, L	(8, 1)		0	0	0	0	2	0	0	0	0	0	6	17	0.00	6.000																			
Keith Brown, R	(8, 1)		1	2	2	0	0	0	0	0	1	0	3	5	54.00	3.000																			

BOTTOM

Cincinnati Reds @ Pittsburgh Pirates
 Three Rivers Stadium, Pittsburgh, PA
 Sun Jul 21 1991, 7:05 PM EDT
 Att. 34,717 - Cloudy - 92 F

AB	29
R	6
H	8
RBI	6
BB	3
SO	3
LOB	9



1B: 4	SF: 1	WP: 1	PA: 34
2B: 4	SAC: 1	PB: 0	
3B: 1	DP: 2	SB: 0	
HR: 0	HBP: 0	CS: 0	

Batter	1	2	3	4	5	6	7	8	9	AB R H RBI BB SO LOB	TOP		
Bill Doran, S (1, 4) OBP: 0.370, SLG: 0.391	2-2 G1-6-3		1-1 L7		3-3 K		3-3 K		2-1 G1-3	5 0 0 0 0 2 0			
Hal Morris, L (1, 3) OBP: 0.377, SLG: 0.513	4-2 BB		4-0 1B 1B		2-1 1B			4-2 PB HR BB		1 2 1 0 3 0 0			
Eric Davis, R (1, 8) OBP: 0.375, SLG: 0.431	2-3 K		3-2 BLK 1B 1-3 1B		2-3 K			0-1 L8		4 0 1 0 0 2 3			
Paul O'Neill, L (1, 9) OBP: 0.342, SLG: 0.485 Glenn Braggs, R (8, PH) OBP: 0.324, SLG: 0.427	3-3 K		0-1 BLK 1-2 1B 3-H			0-1 G5-4-3 1B		1-3 K		3 0 2 1 0 1 1 1 0 0 0 0 1 1			
Chris Sabo, R (1, 5) OBP: 0.353, SLG: 0.489		1-2 HR	2-3 K			0-2 G5-4-3 1-2f		1-0 1-H HR		4 2 2 3 0 1 3			
Carmelo Martinez, R (1, 7) OBP: 0.347, SLG: 0.361 Norm Charlton, S (6, 1) OBP: 0.045, SLG: 0.091 Luis Quinones, S (8, PH) OBP: 0.250, SLG: 0.245 Rob Dibble, L (8, 1) Jack Armstrong, R (8, 1) OBP: 0.103, SLG: 0.071		2-2 G6-3		0-0 L6		1-0 1B		1-1 G6-3		3 0 1 0 0 0 0 0 0 0 0 0 0 0 1 0			
Jeff Reed, L (1, 2) OBP: 0.339, SLG: 0.353 Billy Hatcher, R (9, PH) OBP: 0.307, SLG: 0.388		0-1 G4-3		1-1 F7		1-2 L5			0-0 1B G5-4-3 1B	3 0 0 0 0 0 1 1 1 1 0 0 0 0	AB 34 R 5 H 9 RBI 4 BB 3 SO 9 LOB 10		
Mariano Duncan, R (1, 6) OBP: 0.248, SLG: 0.311 Freddie Benavides, R (7, 6) OBP: 0.333, SLG: 0.343		0-3 K		0-0 P3			1-0 G6-3		0-0 1B G5-4-3 1B	3 0 0 0 0 1 0 1 0 1 0 0 0 0			
Randy Myers, L (1, 1) OBP: 0.375, SLG: 0.375 Tim Layana, R (6, 1) Herm Winningham, L (6, 7) OBP: 0.271, SLG: 0.310 Joe Oliver, R (9, PH) OBP: 0.263, SLG: 0.349			0-0 G6-3		2-2 G5-3		1-3 K		2-2 G5-4-3 1-2f 3-H	2 0 0 0 0 0 0 0 0 0 0 0 0 0 1 0 0 0 0 1 0 1 0 0 0 0 0 1			
Inning Stats	R: 0 H: 0 E: 0 LOB: 1 K: 2 BB: 1 S: 12 P: 23	R: 1 H: 1 E: 0 LOB: 0 K: 1 BB: 0 S: 11 P: 14	R: 1 H: 2 E: 0 LOB: 2 K: 1 BB: 1 S: 11 P: 21	R: 0 H: 0 E: 0 LOB: 0 K: 0 BB: 0 S: 4 P: 5	R: 0 H: 1 E: 0 LOB: 1 K: 2 BB: 0 S: 11 P: 20	R: 0 H: 2 E: 0 LOB: 1 K: 0 BB: 0 S: 9 P: 11	R: 0 H: 0 E: 0 LOB: 0 K: 2 BB: 0 S: 8 P: 13	R: 2 H: 1 E: 0 LOB: 0 K: 1 BB: 1 S: 10 P: 17	R: 1 H: 2 E: 0 LOB: 0 K: 0 BB: 0 S: 7 P: 11	1B: 7 SF: 0 2B: 0 SAC: 0 3B: 0 DP: 2 HR: 2 HBP: 0	WP: 0 PA: 37 PB: 1 SB: 0 CS: 0		
PITCHER	IP WLS BF H R ER SO BB IBB HBP BLK WP HR S P ERA WHIP											PITCHER	IP WLS BF H R ER SO BB IBB HBP BLK WP HR S P ERA WHIP
Les Lancaster, R (1, 1) ERA: 3.72	7.1 W 30 6 3 3 8 3 0 0 0 1 0 1 70 115 3.68 1.227												
Paul Assenmacher, L (8, 1) ERA: 3.86	1.2 S 7 3 2 2 1 0 0 0 0 0 0 1 13 20 10.80 1.800												

Cincinnati Reds @ Chicago Cubs
Wrigley Field, Chicago, IL
Tue Jul 23 1991, 7:05 PM CDT
Att. 34,458 - Sunny - 77 F

livebaseballscorecards.com



BOTTOM

Cincinnati Reds @ Chicago Cubs
Wrigley Field, Chicago, IL
Tue Jul 23 1991, 7:05 PM CDT
Att. 34,458 - Sunny - 77 F

livebaseballscorecards.com

AB 31
R 8
H 9
RBI 7
BB 6
SO 9
LOB 16



WP: 2 PA: 41
PB: 2
SB: 3
CS: 1

AB R H RBI BB SO LOB

4 0 2 2 0 0 1

3 1 0 0 2 1 2

4 1 1 1 1 1 0

4 0 2 1 0 1 0
0 0 0 0 1 0 0

3 0 0 1 1 0 2
1 0 0 0 0 0 3

4 0 2 0 0 2 3
0 1 0 0 0 0 0
0 0 0 0 0 0 0

2 1 0 0 1 0 4

4 2 2 1 0 2 1

2 1 0 0 0 2 0
0 1 0 1 0 0 0

1B: 7 SF: 1
2B: 2 SAC: 3
3B: 0 DP: 0
HR: 0 HBP: 0

Batter	1	2	3	4	5	6	7	8	9		
Chico Walker, S OBP: 0.376, SLG: 0.383 (1, 8) (8, 9)	3-2 F7	1-0 1B		0-1 SF7		0-0 CS, PB 1B		1-0 P7			
Mark Grace, L OBP: 0.346, SLG: 0.384 (1, 3)	4-2 23 BB 1B	3-2 L7		0-3 K		1-0 F8		4-0 BB 23 1B BB			
23 Ryne Sandberg, R OBP: 0.377, SLG: 0.472 (1, 4)	4-1 1B 1-2 E BB		2-3 K		0-1 F9		2-2 P6	0-1 BB 1-2 2-H 1B			
Andre Dawson, R OBP: 0.316, SLG: 0.489 Jerome Walton, R OBP: 0.268, SLG: 0.350 (1, 9) (8, 8)	2-2 1-3 2-H 1B		2-1 P3		1-0 1B		2-3 K	4-1 FC6-4 BB 1-2 2-3			
George Bell, R OBP: 0.327, SLG: 0.490 Paul Assenmacher, L OBP: 0.500, SLG: 0.333 (1, 7) (8, 1)	3-2 E5 1-2 3-H 1B		4-2 1B BB		2-1 F8		1-1 G6-3	1-1 FC6-4 1-2f			
Luis Salazar, R OBP: 0.324, SLG: 0.460 Ced Landrum, L OBP: 0.235, SLG: 0.212 Jose Vizcaino, S OBP: 0.309, SLG: 0.341 (1, 5) (8, PR) (9, 5)	1-3 K		0-0 1-2 1B		0-3 K			0-0 SH1-3 2B 2B			
Shawon Dunston, R OBP: 0.264, SLG: 0.358 (1, 6)	1-2 G6-3		0-0 F8			4-1 S WP BB		0-0 SH1-3 2-3			
Rick Wilkins, L OBP: 0.339, SLG: 0.455 (1, 2)		1-3 K		1-1 SH5-4 PB SF7 1B		1-3 K		2-2 WP SH 2B 3-H			
Les Lancaster, R OBP: 0.208, SLG: 0.292 Doug Dascenzo, S OBP: 0.337, SLG: 0.329 (1, 1) (8, 7)		2-3 K		1-0 SH5-4 1-3		1-3 K 2-H 1B		2-2 SH 23 1B 2-H			
Inning Stats	R: 2 H: 1 E: 1 LOB: 2 K: 1 BB: 2 S: 21 P: 39	R: 0 H: 1 E: 0 LOB: 1 K: 2 BB: 0 S: 10 P: 17	R: 0 H: 1 E: 0 LOB: 2 K: 1 BB: 1 S: 9 P: 17	R: 1 H: 1 E: 0 LOB: 0 K: 1 BB: 0 S: 8 P: 10	R: 0 H: 1 E: 0 LOB: 1 K: 1 BB: 0 S: 8 P: 11	R: 2 H: 1 E: 1 LOB: 0 K: 2 BB: 1 S: 11 P: 16	R: 0 H: 0 E: 0 LOB: 0 K: 1 BB: 0 S: 11 P: 16	R: 3 H: 3 E: 1 LOB: 3 K: 0 BB: 2 S: 14 P: 28			
PITCHER	IP WLS BF H R ER SO BB IBB HBP BLK WP HR S P ERA WHIP										
Randy Myers, L ERA: 3.79 Tim Layana, R ERA: 4.8 Norm Charlton, L ERA: 4.08 Rob Dibble, R ERA: 1.99 Jack Armstrong, R ERA: 5.24	(1, 1) 5.0 L 24 5 3 2 6 3 0 0 0 0 0 9 13 3.60 1.600	(6, 1) 0.1 3 0 2 1 2 1 0 0 0 1 0 9 13 27.00 3.000	(6, 1) 1.2 5 1 0 0 1 0 0 0 0 0 0 13 19 0.00 0.600	(8, 1) 0.1 4 2 3 2 0 0 0 0 0 1 0 8 12 54.00 6.000	(8, 1) 0.2 5 1 0 0 0 2 0 0 0 0 0 6 16 0.00 4.500						

Batter	1	2	3	4	5	6	7	8	9	AB R H RBI BB SO LOB	TOP											
Billy Hatcher, R OBP: 0.304, SLG: 0.383 (1, 7) FC3-2-5-3 1B	3-1 FC3-2-5-3 1B		1-2 G4-3		1-0 F9	2-2 P4		0-0 G6-3	2-2 G6-3	6 0 1 0 0 0 4												
Bill Doran, S OBP: 0.375, SLG: 0.393 (1, 4) SAFE FC3-2-5-3 1B	0-0 FC3-2-5-3 1B		1-0 1B		0-0 L5		4-1 G4-3 BB	1-1 G4-3		4 1 2 0 1 0 1												
Hal Morris, L OBP: 0.374, SLG: 0.507 (1, 3) SAFE FC3-2-5-3 1B	2-2 FC3-2-5-3 1B		0-0 G3			2-0 FC5-4 1B	3-2 G4-3		0-0 L7	5 0 1 0 0 0 4												
Eric Davis, R OBP: 0.380, SLG: 0.432 (1, 8) SAFE G5-3	3-1 G5-3			0-1 1B 2B 1B		1-1 FC5-4 1B	4-1 BB		1-2 2B 1B	4 3 2 1 1 0 2												
Paul O'Neill, L OBP: 0.346, SLG: 0.490 (1, 9) SAFE G3-1	2-1 G3-1			3-1 1B 2B 1B		1-1 1B 1B	3-1 G3		2-1 1B 2B	5 3 3 0 0 0 2												
Chris Sabo, R OBP: 0.359, SLG: 0.495 (1, 5) SAFE F9		3-2 F9		0-1 G5-3 G6-3-2 2B		2-2 1B CS 1B		1-2 SH3 1B	4-0 1B SF8 IBB	4 2 3 3 1 0 0												
Joe Oliver, R OBP: 0.269, SLG: 0.353 (1, 2) SAFE L9		1-1 L9		1-0 G5-3		2-0 E DI E 1B		0-1 SH3	0-0 1B	4 1 2 3 0 0 1												
Freddie Benavides, R OBP: 0.341, SLG: 0.342 (1, 6) SAFE G6-3		0-1 G6-3		1-0 G6-3-2		4-1 E E IBB		1-2 2B 1B	1-1 SF8	3 2 1 2 1 0 1												
Tom Browning, L OBP: 0.196, SLG: 0.261 (1, 1) SAFE G3-1			0-0 G3-1		1-0 F8	0-0 E1		2-1 2B	0-0 1B	5 0 2 1 0 0 0												
Inning Stats	R: 1 E: 0 K: 0 S: 11	H: 2 LOB: 1 BB: 0 P: 21	R: 0 E: 0 K: 0 S: 7	H: 0 LOB: 0 BB: 0 P: 11	R: 0 E: 0 K: 0 S: 6	H: 1 LOB: 1 BB: 0 P: 8	R: 2 E: 0 K: 0 S: 8	H: 3 LOB: 0 BB: 0 P: 13	R: 0 E: 0 K: 0 S: 3	H: 0 LOB: 0 BB: 0 P: 5	R: 4 E: 1 K: 0 S: 16	H: 4 LOB: 1 BB: 1 P: 30	R: 0 E: 0 K: 0 S: 7	H: 0 LOB: 1 BB: 2 P: 21	R: 2 E: 0 K: 0 S: 13	H: 3 LOB: 1 BB: 0 P: 18	R: 3 E: 0 K: 0 S: 14	H: 4 LOB: 2 BB: 1 P: 24	1B: 14 2B: 4 3B: 0 HR: 0	SF: 1 SAC: 1 DP: 1 HBP: 0	WP: 0 PB: 0 SB: 0 CS: 1	PA: 46
PITCHER	IP WLS BF H R ER SO BB IBB HBP BLK WP HR S P ERA WHIP																					
Mike Bielecki, R ERA: 4.27 (1, 1)	5.1 L 25 10 7 5 0 0 0 0 0 0 0 0 45 76 8.44 1.875																					
Heathcliff Slocumb, R ERA: 3.2 (6, 1)	0.2 3 0 0 0 0 0 0 1 0 0 0 0 6 12 0.00 0.000																					
Steve Wilson, L ERA: 6.75 (7, 1)	1.0 4 0 0 0 0 2 0 0 0 0 0 0 7 21 0.00 2.000																					
Bob Scanlan, R ERA: 4.68 (8, 1)	2.0 14 7 5 5 0 0 0 1 0 0 0 0 27 42 22.50 3.500																					

Cincinnati Reds @ Chicago Cubs
 Wrigley Field, Chicago, IL
 Wed Jul 24 1991, 3:33 AM CDT
 Att. 36,215 - Cloudy - 79 F

livebaseballscorecards.com

AB	40
R	12
H	17
RBI	10
BB	4
SO	0
LOB	15



Batter	1	2	3	4	5	6	7	8	9	AB	R	H	RBI	BB	SO	LOB	BOTTOM				
Chico Walker, S OBP: 0.366, SLG: 0.371 (1, 8) FCB BX	1-2 L7 ①		1-1 F8 ①		2-2 F9 ①		3-2 P3 ②		0-1 L9 ③	5	0	0	0	0	0	0	Cincinnati Reds @ Chicago Cubs Wrigley Field, Chicago, IL Wed Jul 24 1991, 3:33 AM CDT Att: 36,215 - Cloudy - 79 F				
Mark Grace, L OBP: 0.347, SLG: 0.388 (1, 3) BCB BX	3-1 23 2B G6-3 2B		0-2 F8 ②		1-0 F8 ②		3-2 1B			4	1	2	0	0	0	0					
23 Ryne Sandberg, R OBP: 0.381, SLG: 0.478 (1, 4) BCB BX	1-1 2B		2-2 1B		3-2 1B		2-3 K			4	1	3	0	0	1	1					
Andre Dawson, R OBP: 0.319, SLG: 0.489 (1, 9) BC X	1-0 G6-3 ②		0-1 F8 ③		1 SAFE SAFE 1 F BB BX		2-1 1B		0-0 FC5-4 1B	4	0	2	2	0	0	2					
George Bell, R OBP: 0.326, SLG: 0.486 (1, 7) BCB BX	1-2 P3 ③			4-0 2B SF7 BB		2-1 F8 ③		1-1 F9 ①		3	1	0	0	1	0	3					
Luis Salazar, R OBP: 0.328, SLG: 0.467 (1, 5) BCB BX		1-1 F8 ①		0-0 G4-3 1-3 2B		1-2 L5-3 1B		0-1 FC5-4 1-2f ②		4	0	2	0	0	0	1					
Shawon Dunston, R OBP: 0.264, SLG: 0.361 (1, 6) BCB BX		1-1 2B		1-0 SF7 3-H		1-1 L5-3 1-2		0-2 G1-3 ③		3	0	1	1	0	0	2					
Rick Wilkins, L OBP: 0.328, SLG: 0.438 (1, 2) BCB BX		0-3 K		2-1 G4-3 2-3		1-0 P6 ③		0-0 F8 ①		4	0	0	0	0	1	2					
Mike Bielecki, R OBP: 0.143, SLG: 0.077 (1, 1) Heathcliff Slocumb, R (6, 1) Steve Wilson, L (7, 1) Jerome Walton, R OBP: 0.287, SLG: 0.348 (7, PH) Bob Scanlan, R (8, 1) Hector Villanueva, R OBP: 0.313, SLG: 0.444 (9, PH)		1-0 G4-3 ③		1-0 G1-3 ③			1-1 G1-3 ①		1-0 P4 ②	2	0	0	0	0	0	2					
Inning Stats	R: 1 E: 0 K: 0 S: 11	H: 2 LOB: 1 BB: 0 P: 18	R: 0 E: 0 K: 1 S: 8	H: 1 LOB: 1 BB: 0 P: 11	R: 0 E: 0 K: 0 S: 10	H: 1 LOB: 1 BB: 0 P: 13	R: 1 E: 0 K: 0 S: 11	H: 2 LOB: 1 BB: 0 P: 21	R: 0 E: 0 K: 1 S: 7	H: 1 LOB: 0 BB: 0 P: 10	R: 0 E: 0 K: 1 S: 11	H: 1 LOB: 1 BB: 0 P: 20	R: 0 E: 0 K: 0 S: 8	H: 1 LOB: 1 BB: 0 P: 9	R: 0 E: 0 K: 0 S: 4	H: 0 LOB: 0 BB: 0 P: 5		1B: 6 2B: 5 3B: 0 HR: 0	SF: 1 SAC: 0 DP: 1 HBP: 0	WP: 0 PB: 0 SB: 1 CS: 0	PA: 37
PITCHER Tom Browning, L ERA: 4.15 (1, 1)	IP 9.0	WLS W	BF 37	H 10	R 3	ER 3	SO 2	BB 1	IBB 0	HBP 0	BLK 0	WP 0	HR 0	S 75	P 120	ERA 3.00	WHIP 1.222				
																	PITCHER IP WLS BF H R ER SO BB IBB HBP BLK WP HR S P ERA WHIP				

livebaseballscorecards.com

AB	35
R	3
H	10
RBI	3
BB	1
SO	2
LOB	13



Batter	1	2	3	4	5	6	7	8	9	10	11	12	13	AB R H RBI BB SO LOB
Chico Walker, S OBP: 0.365, SLG: 0.370	0-0 2B 23 G3 1B	2-2 F7			2-2 G4-3			3-3 K		2-1 G6-3			1 SAFE 0-0 FC1-6 1B	6 1 2 0 0 1 0
Mark Grace, L OBP: 0.345, SLG: 0.387	0-0 23 G3 2B		1-2 G4-3		1-2 P6			3-2 G4-3			2-2 G1-3		1 SAFE 1-0 FC1-6 23 BB E	6 2 1 1 0 0 1
23 Ryne Sandberg, R OBP: 0.382, SLG: 0.480	2-2 G3		0-1 2B			2-2 G4-3 S 1B		3-1 P6			0-1 G6-3		1 SAFE 4-0 E BB	5 0 2 1 1 0 1
Andre Dawson, R OBP: 0.316, SLG: 0.486	1-0 G1-3 2B		1-3 K			1 SAFE 1 SAFE 1 SAFE 1 B 1 SAFE 1 B X	2-0 G4-3		1-3 K		2-3 K		1 SAFE 1-2 E9	6 1 1 1 0 0 3 3
George Bell, R OBP: 0.322, SLG: 0.479	0-2 G1-3		0-1 P2				0-3 K		3-3 K			0-1 G4-3		5 0 0 0 0 2 3
Dwight Smith, L Jerome Walton, R Chuck McElroy, L Luis Salazar, R Ced Landrum, L Paul Assenmacher, L Damon Berryhill, S Heathcliff Slocumo, R	1-0 2B			3-3 K			1-3 K		0-1 S 1B			0-3 K		3 0 1 1 0 2 1 0 0 0 0 0 0 0 0 0 0 0 0 0 0 1 0 1 0 1 0 0 0 0 1 0 0 0 0 0 0 0 0
Shawon Dunston, R OBP: 0.263, SLG: 0.356	0-3 K			1-1 L7			1-1 G6-3		1 SAFE 1 SAFE 1 SAFE S S S S S S S S	1-3 K		4-1 CS BB		4 0 0 0 1 2 2
Rick Wilkins, L Jose Vizcaino, S		1-1 G3		1-1 L3			2-3 K			3-3 K		1 SAFE 1-0 CS	1-0 FC1-6 1B	5 0 1 0 0 2 0 0 1 0 0 0 0 0
Greg Maddux, R Doug Dascenzo, S		3-2 L9			0-0 G5-3		2-2 L6			2-2 G4-3			1 SAFE 1-0 F9	2 0 0 0 0 0 0 3 0 0 0 0 0 1

Inning Stats	R: 3	H: 4	E: 0	LOB: 1	K: 1	S: 17	R: 0	H: 0	E: 0	LOB: 0	K: 0	S: 8	R: 0	H: 1	E: 0	LOB: 1	K: 1	S: 10	R: 0	H: 0	E: 0	LOB: 0	K: 1	S: 7	R: 0	H: 0	E: 0	LOB: 0	K: 0	S: 7	R: 0	H: 1	E: 0	LOB: 1	K: 2	S: 11	R: 0	H: 0	E: 0	LOB: 0	K: 1	S: 9	R: 0	H: 0	E: 0	LOB: 0	K: 1	S: 8	R: 0	H: 1	E: 0	LOB: 2	K: 3	S: 12	R: 0	H: 0	E: 0	LOB: 0	K: 1	S: 13	R: 0	H: 0	E: 0	LOB: 0	K: 1	S: 8	R: 0	H: 0	E: 0	LOB: 0	K: 1	S: 6	R: 2	H: 2	E: 1	LOB: 2	K: 0	S: 8	R: 0	H: 0	E: 0	LOB: 0	K: 1	S: 6	R: 0	H: 0	E: 0	LOB: 0	K: 1	S: 11	R: 0	H: 0	E: 0	LOB: 0	K: 0	S: 8	R: 0	H: 0	E: 0	LOB: 0	K: 0	S: 8	R: 0	H: 0	E: 0	LOB: 0	K: 0	S: 8	R: 0	H: 0	E: 0	LOB: 0	K: 0	S: 8	R: 0	H: 0	E: 0	LOB: 0	K: 0	S: 8	R: 0	H: 0	E: 0	LOB: 0	K: 0	S: 8	R: 0	H: 0	E: 0	LOB: 0	K: 0	S: 8	R: 0	H: 0	E: 0	LOB: 0	K: 0	S: 8
--------------	------	------	------	--------	------	-------	------	------	------	--------	------	------	------	------	------	--------	------	-------	------	------	------	--------	------	------	------	------	------	--------	------	------	------	------	------	--------	------	-------	------	------	------	--------	------	------	------	------	------	--------	------	------	------	------	------	--------	------	-------	------	------	------	--------	------	-------	------	------	------	--------	------	------	------	------	------	--------	------	------	------	------	------	--------	------	------	------	------	------	--------	------	------	------	------	------	--------	------	-------	------	------	------	--------	------	------	------	------	------	--------	------	------	------	------	------	--------	------	------	------	------	------	--------	------	------	------	------	------	--------	------	------	------	------	------	--------	------	------	------	------	------	--------	------	------	------	------	------	--------	------	------

BOTTOM

Cincinnati Reds @ Chicago Cubs
Wrigley Field, Chicago, IL
Thu Jul 25 1991, 3:33 AM CDT
Att. 35,008 - Cloudy - 72 F

AB	47
R	5
H	9
RBI	4
BB	2
SO	13
LOB	12



WP: 0	PA: 50
PB: 0	
SB: 2	
CS: 1	

livebaseballscorecards.com

Batter	1	2	3	4	5	6	7	8	9	AB R H RBI BB SO LOB	TOP											
Barry Larkin, R (1, 6) OBP: 0.376, SLG: 0.526	2-2 G1-6-3 1B		2-1 P2			2-1 G5-3		0-3 K		4 0 1 0 0 1 2												
Billy Hatcher, R (1, 7) OBP: 0.307, SLG: 0.386	2-0 F8			0-0 G5-3		1-0 FC5-4 1B		0-0 P6		4 0 1 0 0 0 3												
Hal Morris, L (1, 3) OBP: 0.374, SLG: 0.498	0-0 G1-6-3 1-2f			0-0 F7		0-1 L8		0-0 G4-3		4 0 0 0 0 0 4												
Eric Davis, R (1, 8) OBP: 0.375, SLG: 0.424		2-0 G5-3		2-2 G5-3		0-0 FC5-4 1-2f			1-1 G4-6-3 1B	4 0 1 0 0 0 1												
Paul O'Neill, L (1, 9) OBP: 0.345, SLG: 0.482		0-0 G4-3			1-2 G1-3		2-2 F7		0-1 G4-6-3 1-2f	4 0 0 0 0 0 1												
Chris Sabo, R (1, 5) OBP: 0.358, SLG: 0.497		1-1 HBP			0-0 HR		1-1 G5-3		1-2 1B	3 1 2 1 0 0 0												
Bill Doran, S (1, 4) OBP: 0.366, SLG: 0.379		0-0 P5			0-1 G4-3		0-2 G6-3		1-0 F8	4 0 0 0 0 0 2												
Jeff Reed, L (1, 2) OBP: 0.346, SLG: 0.367			2-3 K		1-0 1B			1-0 1B 1B		3 0 2 0 0 1 0												
Chris Hammond, L (1, 1) OBP: 0.389, SLG: 0.441 Jack Armstrong, R (3, 1) OBP: 0.103, SLG: 0.071 Herm Winningham, L (5, PH) OBP: 0.296, SLG: 0.394 Gino Minutelli, L (5, 1) Luis Quinones, S (8, PH) OBP: 0.276, SLG: 0.274 Tim Lincecum, R (8, 1)			1-3 K		1-0 F8			1-1 1B		1 0 0 0 0 0 1 0 0 0 0 0 0 0 0 0 1 0 0 0 0 0 0 1 0 0 0 0 0 0 0 0 1 0 1 0 0 0 0 0 0 0 0 0 0 0 0 0												
Inning Stats	R: 0 E: 0 K: 0 S: 7	H: 1 LOB: 0 BB: 0 P: 10	R: 0 E: 0 K: 0 S: 4	H: 0 LOB: 1 BB: 0 P: 7	R: 0 E: 0 K: 2 S: 8	H: 0 LOB: 0 BB: 0 P: 13	R: 0 E: 0 K: 0 S: 5	H: 0 LOB: 0 BB: 0 P: 7	R: 1 E: 0 K: 0 S: 8	H: 2 LOB: 1 BB: 0 P: 11	R: 0 E: 0 K: 0 S: 6	H: 1 LOB: 1 BB: 0 P: 9	R: 0 E: 0 K: 0 S: 8	H: 0 LOB: 0 BB: 0 P: 11	R: 0 E: 0 K: 1 S: 8	H: 2 LOB: 2 BB: 0 P: 10	R: 0 E: 0 K: 0 S: 8	H: 2 LOB: 1 BB: 0 P: 11	1B: 7 2B: 0 3B: 0 HR: 1	SF: 0 SAC: 0 DP: 2 HBP: 1	WP: 0 PB: 0 SB: 0 CS: 0	PA: 34
PITCHER Bob Tewksbury, R (1, 1) ERA: 2.48	IP: 9.0 WLS: W BF: 34 H: 8 R: 1 ER: 1 SO: 3 BB: 0 IBB: 0 HBP: 1 BLK: 0 WP: 0 HR: 1 S: 62 P: 89 ERA: 1.00 WHIP: 0.889											PITCHER IP: WLS: BF: H: R: ER: SO: BB: IBB: HBP: BLK: WP: HR: S: P: ERA: WHIP										

Cincinnati Reds @ St. Louis Cardinals
 Busch Stadium, St. Louis, MO
 Fri Jul 26 1991, 7:05 PM CDT
 Att. 44,472 - Sunny - 81 F

livebaseballscorecards.com

AB	33
R	1
H	8
RBI	1
BB	0
SO	3
LOB	14



Batter	1	2	3	4	5	6	7	8	9
Bernard Gilkey, R OBP: 0.331, SLG: 0.305 (1, 7)	2-1 1B 1B	3-1 E8 2B 1B		1-3 K			2-0 G6-3		
Ozzie Smith, S OBP: 0.411, SLG: 0.365 (1, 6)	1-1 G3 1B 1B	1-1 P3		2-1 1B			0-3 K		
Todd Zeile, R OBP: 0.350, SLG: 0.424 (1, 5)	1-2 BB G3 1B	0-2 2B		1-3 K			1-0 3B		
Gerald Perry, L OBP: 0.306, SLG: 0.463 (1, 3)	2-1 G3	2-2 F8			3-1 G4-3		2-1 G3		
Felix Jose, S OBP: 0.378, SLG: 0.439 (1, 9)	4-0 IBB		3-2 2B		1-3 K		1-3 K		
Ray Lankford, L OBP: 0.297, SLG: 0.340 (1, 8)	4-0 BB G6-4-3		1-3 K		0-0 B1-4		3-3 K		
Tom Pagnozzi, R OBP: 0.302, SLG: 0.329 (1, 2)	1-1 G6-4-3		0-0 G6-3		2-3 K2-3		1-0 G5-3		
José Oquendo, S OBP: 0.368, SLG: 0.291 (1, 4)		1-1 SH1-4 E 1B		4-2 1B BB		3-2 F9			
Bob Tewksbury, R OBP: 0.206, SLG: 0.206 (1, 1)		0-1 SH1-4		0-0 K 1B 1B		0-1 G4-3			

AB	R	H	RBI	BB	SO	LOB
4	2	2	1	0	1	2
4	1	2	1	0	1	1
4	0	3	2	0	1	2
4	0	0	0	0	0	4
3	0	1	0	1	2	0
3	0	0	1	1	2	1
4	0	0	0	0	1	3
2	2	1	0	1	0	0
2	0	1	0	0	0	0

BOTTOM

Cincinnati Reds @ St. Louis Cardinals
 Busch Stadium, St. Louis, MO
 Fri Jul 26 1991, 7:05 PM CDT
 Att: 44,472 - Sunny - 81 F

livebaseballscorecards.com

AB	30
R	5
H	10
RBI	5
BB	3
SO	8
LOB	13



Inning Stats		R: 2	H: 3	E: 0	K: 0	S: 11	R: 2	H: 3	E: 1	K: 0	S: 14	R: 0	H: 1	E: 0	K: 1	S: 8	R: 1	H: 2	E: 0	K: 2	S: 13	R: 0	H: 0	E: 0	K: 1	S: 6	R: 0	H: 0	E: 0	K: 1	S: 7	R: 0	H: 1	E: 0	K: 1	S: 7	R: 0	H: 0	E: 0	K: 2	S: 7					
PITCHER	IP	WLS	BF	H	R	ER	SO	BB	IBB	HBP	BLK	WP	HR	S	P	ERA	WHIP	PITCHER	IP	WLS	BF	H	R	ER	SO	BB	IBB	HBP	BLK	WP	HR	S	P	ERA	WHIP											
Chris Hammond, L ERA: 4.15 (1, 1)	2.0	L	13	6	4	3	0	1	1	0	0	0	0	25	47	13.50	3.500																													
Jack Armstrong, R ERA: 5.22 (3, 1)	2.0		8	3	1	1	3	1	0	0	0	0	0	21	33	4.50	2.000																													
Gino Minutelli, L ERA: 6.0 (5, 1)	3.0		10	1	0	0	3	0	0	0	0	0	0	21	35	0.00	0.333																													
Tim Layana, R ERA: 4.86 (8, 1)	1.0		3	0	0	0	2	0	0	0	0	0	0	7	12	0.00	0.000																													

WP: 0	PA: 34
PB: 0	
SB: 0	
CS: 0	

Batter	1	2	3	4	5	6	7	8	9	AB	R	H	RBI	BB	SO	LOB	TOP										
Barry Larkin, R (1, 6) OBP: 0.380, SLG: 0.526 Mariano Duncan, R (6, 6) OBP: 0.251, SLG: 0.314	0-2 G4-3 S 1B		0-2 G4-3	1-2 1B	4-0 1B BB	1-0 G6-3		1-0 1B		4	2	2	2	1	0	1											
Billy Hatcher, R (1, 7) OBP: 0.309, SLG: 0.385 Glenn Braggs, R (6, 7) OBP: 0.320, SLG: 0.419	4-1 G4-3 1B BB		1-3 G4-3 E 1B	0-0 1B	0-3 K		1-1 FC5 1B	0-1 L7		3	3	1	1	1	2	3											
Hal Morris, L (1, 3) OBP: 0.377, SLG: 0.500 Carmelo Martinez, R (7, 3) OBP: 0.343, SLG: 0.356	2-1 G4-3		0-0 G4-3	2-0 1B	0-1 1B		1-0 BB FC5 1B		3-1 G5-3	5	1	3	2	0	0	3											
Eric Davis, R (1, 8) OBP: 0.377, SLG: 0.425 Herm Winningham, L (6, 8) OBP: 0.261, SLG: 0.298	2-2 L6		2-1 CS 1B	0-0 1B	1-3 K		0-0 FC5 FC3-6 BB	1-1 E3 1B 1B		4	0	2	1	0	1	5											
Paul O'Neill, L (1, 9) OBP: 0.345, SLG: 0.477	2-0 CS 1B		2-2 CS	0-0 G4-3 P5		0-0 G3	4-2 FC3-6 BB	2-3 K		5	0	1	2	1	1	3											
Chris Sabo, R (1, 5) OBP: 0.382, SLG: 0.499 Luis Quinones, S (6, 5) OBP: 0.280, SLG: 0.278	0-2 CS	0-1 G1-3		0-0 1B SH3-4 1B	4-1 BB 1B	1-2 1B 2B	1-1 FC3-6	2-2 1B 1B		3	3	2	0	1	0	0											
Bill Doran, S (1, 4) OBP: 0.373, SLG: 0.384		1-0 P4		1-0 SH3-4 BB 1B 1B	4-2 E 1B BB	2-1 2B 1B	3-2 F7	2-0 1B		5	3	3	0	1	0	2											
Jeff Reed, L (1, 2) OBP: 0.357, SLG: 0.380		2-1 1B		4-0 SH3-4 BB 1B BB	3-2 E9 1B BB 1B	1-2 2B		0-0 G4-3	2-3 K	5	1	3	3	1	1	3											
Kip Gross, R (1, 1) OBP: 0.071, SLG: 0.071		0-2 G4-3		0-0 SH3-4	2-1 L7	1-2 G5-3		0-3 K		4	0	0	1	0	1	4											
Inning Stats	R: 2 E: 0 K: 0 S: 13	H: 2 LOB: 0 BB: 1 P: 23	R: 0 E: 0 K: 0 S: 8	H: 1 LOB: 1 BB: 0 P: 11	R: 1 E: 1 K: 1 S: 13	H: 1 LOB: 0 BB: 0 P: 18	R: 5 E: 0 K: 0 S: 16	H: 6 LOB: 2 BB: 1 P: 28	R: 2 E: 1 K: 2 S: 16	H: 2 LOB: 3 BB: 3 P: 34	R: 2 E: 0 K: 0 S: 13	H: 3 LOB: 1 BB: 0 P: 19	R: 1 E: 0 K: 0 S: 11	H: 2 LOB: 2 BB: 1 P: 21	R: 0 E: 0 K: 1 S: 7	H: 1 LOB: 1 BB: 0 P: 8	R: 0 E: 1 K: 2 S: 15	H: 2 LOB: 3 BB: 0 P: 27	1B: 19 2B: 1 3B: 0 HR: 0	SF: 0 SAC: 1 DP: 0 HBP: 0	WP: 1 PB: 0 SB: 1 CS: 2	PA: 55					
PITCHER	IP	WLS	BF	H	R	ER	SO	BB	IBB	HBP	BLK	WP	HR	S	P	ERA	WHIP										
Omar Olivares, R (1, 1) ERA: 5.27	3.2	L	20	8	8	7	1	2	0	0	0	1	0	44	71	17.18	2.727										
Willie Fraser, R (4, 1) ERA: 6.34	0.1		3	2	0	0	0	0	0	0	0	0	0	6	9	0.00	6.000										
Juan Agosto, L (5, 1) ERA: 5.8	0.1		5	1	2	2	0	3	0	0	0	0	0	8	25	54.00	12.000										
Cris Carpenter, R (5, 1) ERA: 4.21	2.2		15	6	3	3	2	1	0	0	0	0	0	32	49	10.12	2.625										
Bob McClure, L (8, 1) ERA: 8.59	2.0		10	3	0	0	3	0	0	0	0	0	0	22	35	0.00	1.500										

Cincinnati Reds @ St. Louis Cardinals

Busch Stadium, St. Louis, MO

Sat Jul 27 1991, 7:05 PM CDT

Att. 47,252 - Cloudy - 83 F

AB	46
R	13
H	20
RBI	13
BB	6
SO	6
LOB	29



Batter	1	2	3	4	5	6	7	8	9	AB	R	H	RBI	BB	SO	LOB
Milt Thompson, L OBP: 0.398, SLG: 0.483 (1, 7) (7, 9)	3-1 G4-3 1B	1-2 S 1B			0-2 G3-1		0-0 G4-3		1-0 F7	5	0	2	1	0	0	2
Ozzie Smith, S OBP: 0.408, SLG: 0.363 Luis Alicea, S OBP: 0.296, SLG: 0.292 (1, 6) (5, PH) (6, 4)	2-0 G4-3	2-2 G4-3			3-1 G4-3			0-0 P6		2	0	0	0	0	0	3
Ray Lankford, L OBP: 0.293, SLG: 0.335 (1, 8)	0-3 K		2-3 K		0-1 F7			0-0 F8		4	0	0	0	0	2	1
Todd Zeile, R OBP: 0.351, SLG: 0.423 Craig Wilson, R OBP: 0.250, SLG: 0.200 (1, 5) (6, PH) (7, 5)	4-2 BB		1-2 P4		2-1 G3			4-1 BB		1	0	0	0	1	0	0
Felix Jose, S OBP: 0.380, SLG: 0.441 Geronimo Pena, S OBP: 0.288, SLG: 0.393 (1, 9) (6, PR) (7, 7)	0-0 G4-3		2-1 1B		3-1 FC6 1B			1-3 K		3	0	2	0	0	0	2
Gerald Perry, L OBP: 0.297, SLG: 0.448 (1, 3)		1-1 G4-3	0-1 G1-3		2-2 FC6			0-0 F7		4	0	0	0	0	0	2
Tom Pagnozzi, R OBP: 0.307, SLG: 0.333 Rich Gedman, L OBP: 0.167, SLG: 0.306 (1, 2) (6, PH) (7, 2)		0-2 SH1-3 1B 1B		1-0 FC3-6 1B		0-0 G3-1		0-0 G6-3		2	1	2	0	0	0	0
José Oquendo, S OBP: 0.370, SLG: 0.294 (1, 4) (6, 6)		0-0 1B SH1-3 1B		0-1 FC3-6 G6-4-3			0-0 E5 G6-3		0-1 1B 1B	4	0	2	0	0	0	1
Omar Olivares, R OBP: 0.280, SLG: 0.292 Willie Fraser, R Bernard Gilkey, R OBP: 0.330, SLG: 0.304 Juan Agosto, L Cris Carpenter, R OBP: 0.333, SLG: 0.333 Bob McClure, R Rex Hudler, R OBP: 0.292, SLG: 0.350 (1, 1) (4, 1) (4, PH) (5, 1) (5, 1) (8, 1) (9, PH)		3-2 SH1-3		1-1 G6-4-3			2-2 G6-3		0-2 1B 1B	0	0	0	0	0	0	0

Inning Stats	R: 0	H: 1	E: 0	K: 1	S: 10	LOB: 2	BB: 1	P: 19	R: 1	H: 3	E: 0	K: 0	S: 15	LOB: 2	BB: 0	P: 22	R: 0	H: 1	E: 0	K: 1	S: 10	LOB: 1	BB: 0	P: 15	R: 0	H: 0	E: 0	K: 0	S: 7	LOB: 0	BB: 0	P: 10	R: 0	H: 1	E: 0	K: 0	S: 8	LOB: 1	BB: 0	P: 15	R: 0	H: 0	E: 1	K: 0	S: 6	LOB: 0	BB: 0	P: 8	R: 0	H: 0	E: 0	K: 1	S: 6	LOB: 1	BB: 1	P: 11	R: 0	H: 2	E: 0	K: 0	S: 8	LOB: 2	BB: 0	P: 9	1B: 9	2B: 0	3B: 0	HR: 0	SF: 0	SAC: 1	DP: 2	HBP: 0	WP: 0	PA: 37
PITCHER Kip Gross, R ERA: 2.76 (1, 1)	IP	WLS	BF	H	R	ER	SO	BB	IBB	HBP	BLK	WP	HR	S	P	ERA	WHIP	IP	WLS	BF	H	R	ER	SO	BB	IBB	HBP	BLK	WP	HR	S	P	ERA	WHIP																																								

BOTTOM

Cincinnati Reds @ St. Louis Cardinals
 Busch Stadium, St. Louis, MO
 Sat Jul 27 1991, 7:05 PM CDT
 Att. 47,252 - Cloudy - 83 F

livebaseballscorecards.com

AB	34
R	1
H	9
RBI	1
BB	2
SO	3
LOB	15



Batter	1	2	3	4	5	6	7	8	9	AB R H RBI BB SO LOB	TOP									
Barry Larkin, R (1, 6) OBP: 0.380, SLG: 0.521	2-2 F9		4-2 CS BB		0-0 F8		3-1 P5		0-1 1B FC3-2 1B	4 0 1 0 1 0 1										
Billy Hatcher, R (1, 7) OBP: 0.314, SLG: 0.393	1-2 P6		1-2 1B		1-1 P3		1-0 2B		0-1 1B FC3-2 1B	5 0 3 2 0 0 0										
Hal Morris, L (1, 3) OBP: 0.375, SLG: 0.495	0-1 1B		2-3 K		0-1 G1-3		0-3 K		0-1 FC3-2 1B	5 0 1 0 0 2 4										
Eric Davis, R (1, 8) OBP: 0.374, SLG: 0.421	1-0 1B		0-3 K			1-3 K		0-0 G5-3	3-3 K	5 0 1 0 0 3 3										
Paul O'Neill, L (1, 9) OBP: 0.344, SLG: 0.477	2-3 K			1-0 G4-3		2-3 K		3-2 2B		4 0 1 0 0 2 2										
Chris Sabo, R (1, 5) OBP: 0.361, SLG: 0.496				3-2 L5		2-2 1B		0-1 F7		4 0 1 0 0 1 1										
Bill Doran, S (1, 4) OBP: 0.375, SLG: 0.391				0-0 1B 1B		3-3 K		2-3 K		4 0 2 0 0 2 2										
Jeff Reed, L (1, 2) OBP: 0.360, SLG: 0.383 Herm Winningham, L (9, PR) OBP: 0.261, SLG: 0.298				2-0 FC5-4 1B		2-2 P6			0-0 1B 1B	4 0 2 0 0 0 1 0 1 0 0 0 0 0										
Randy Myers, L (1, 1) OBP: 0.364, SLG: 0.455 Norm Charlton, S (7, 1) OBP: 0.045, SLG: 0.091 Luis Quinones, S (9, PH) OBP: 0.278, SLG: 0.276				0-2 FC5-4		3-1 2B 2B			3-1 F8	3 1 1 0 0 0 3 0 0 0 0 0 0 0 1 0 0 0 0 0 1										
Inning Stats	R: 0 E: 0 K: 1 S: 12	H: 2 LOB: 2 BB: 0 P: 18	R: 0 E: 0 K: 1 S: 13	H: 1 LOB: 1 BB: 0 P: 16	R: 0 E: 0 K: 2 S: 13	H: 1 LOB: 1 BB: 1 P: 19	R: 0 E: 0 K: 0 S: 12	H: 2 LOB: 2 BB: 0 P: 18	R: 0 E: 0 K: 3 S: 13	H: 1 LOB: 1 BB: 0 P: 21	R: 1 E: 0 K: 1 S: 11	H: 2 LOB: 1 BB: 0 P: 20	R: 0 E: 0 K: 1 S: 10	H: 1 LOB: 1 BB: 0 P: 15	R: 1 E: 0 K: 1 S: 13	H: 3 LOB: 2 BB: 0 P: 19	1B: 9 2B: 4 3B: 0 HR: 0	SF: 0 SAC: 0 DP: 0 HBP: 0	WP: 0 PB: 0 SB: 0 CS: 1	PA: 40
PITCHER	IP WLS BF H R ER SO BB IBB HBP BLK WP HR S P ERA WHIP																			
Jose DeLeon, R (1, 1) ERA: 2.95	7.0 W 30 9 1 1 8 1 0 0 0 0 0 0 79 118 1.29 1.429																			
Scott Terry, R (8, 1) ERA: 1.65	0.1 2 1 0 0 0 0 0 0 0 0 0 0 5 8 0.00 3.000																			
Lee Smith, R (8, 1) ERA: 2.55	1.2 S 8 3 1 1 2 0 0 0 0 0 0 0 18 26 5.40 1.800																			

Cincinnati Reds @ St. Louis Cardinals
Busch Stadium, St. Louis, MO
 Sun Jul 28 1991, 3:33 AM CDT
 Att. 38,148 - Cloudy - 85 F

livebaseballscorecards.com

AB 39
R 2
H 13
RBI 2
BB 1
SO 10
LOB 18



Batter	1	2	3	4	5	6	7	8	9
Rex Hudler, R (1, 8) OBP: 0.284, SLG: 0.339 Scott Terry, R (8, 1) OBP: 0.200, SLG: 0.200 Lee Smith, R (8, 1)	0-0 G5-3		1-1 G5-3			1-2 G3	3-2 G1-3		
Ozzie Smith, S (1, 6) OBP: 0.409, SLG: 0.365	1-2 L3			1-0 P4		3-2 G5-3 2B		4-1 G6-3 1B BB	
Todd Zeile, R (1, 5) OBP: 0.347, SLG: 0.418	2-3 K			2-3 K		2-2 G5-3		1-0 G6-3	
Gerald Perry, L (1, 3) OBP: 0.296, SLG: 0.442		2-2 G6-3		3-3 K		1-2 F9		0-0 1B	
Felix Jose, S (1, 9) OBP: 0.376, SLG: 0.436		1-0 F8			2-3 K		2-3 K	2-0 F9	
Bernard Gilkey, R (1, 7) OBP: 0.330, SLG: 0.304		2-3 K			1-1 G1-3		1-0 G5-3 2B 1B		
Tom Pagnozzi, R (1, 2) OBP: 0.307, SLG: 0.331			1-1 G6-3		4-0 BB BB		0-2 G5-3		
José Oquendo, S (1, 4) OBP: 0.377, SLG: 0.294			4-1 SH1-4 BB		4-0 BB BB		4-2 2B BB		
Jose DeLeon, R (1, 1) OBP: 0.051, SLG: 0.051 Craig Wilson, R (7, PH) OBP: 0.263, SLG: 0.235 Ray Lankford, L (7, PR) OBP: 0.293, SLG: 0.335			0-0 SH1-4		3-3 K		0-0 2B		

Inning Stats	R: 0	H: 0	E: 0	LOB: 0	K: 1	S: 7	R: 0	H: 0	E: 0	LOB: 0	K: 1	S: 7	R: 0	H: 0	E: 0	LOB: 1	K: 0	S: 6	R: 0	H: 0	E: 0	LOB: 0	K: 2	S: 8	R: 0	H: 0	E: 0	LOB: 2	K: 2	S: 9	R: 0	H: 1	E: 0	LOB: 1	K: 0	S: 13	R: 2	H: 2	E: 0	LOB: 1	K: 1	S: 14	R: 1	H: 1	E: 0	LOB: 0	K: 0	S: 4		

PITCHER		IP	WLS	BF	H	R	ER	SO	BB	IBB	HBP	BLK	WP	HR	S	P	ERA	WHIP										
Randy Myers, L (1, 1) ERA: 3.69	(1, 1)	6.2	L	26	2	2	2	7	4	0	0	0	0	0	60	108	2.70	0.900										
Norm Charlton, L (7, 1) ERA: 4.02	(7, 1)	1.1		6	2	1	1	0	1	0	0	0	0	0	8	18	6.75	2.250										

BOTTOM

AB	R	H	RBI	BB	SO	LOB
4	0	0	0	0	0	2
0	0	0	0	0	0	0
0	0	0	0	0	0	0
3	1	1	0	1	0	0
4	0	0	0	0	2	2
4	0	1	1	0	1	1
4	0	0	0	0	2	0
3	1	1	0	0	1	0
2	0	0	0	1	0	1
0	1	0	0	3	0	0
1	0	0	0	0	1	2
1	0	1	2	0	0	0
0	0	0	0	0	0	0

AB	26
R	3
H	4
RBI	3
BB	5
SO	7
LOB	8



WP	PA	3B	HR	S	P	ERA	WHIP
0	32	0	0	0	0		
0		0	0	0	0		
0		0	0	0	0		

Cincinnati Reds @ St. Louis Cardinals
 Busch Stadium, St. Louis, MO
 Sun Jul 28 1991, 3:33 AM CDT
 Att: 38,148 - Cloudy - 85 F

livebaseballscorecards.com

Chicago Cubs @ Cincinnati Reds
Riverfront Stadium, Cincinnati, OH

Wed Jul 31 1991, 7:05 PM EDT
Att. 36,483 - Sunny - 87 F

livebaseballscorecards.com

AB	33
R	1
H	8
RBI	1
BB	1
SO	2
LOB	17



Batter	1	2	3	4	5	6	7	8	9	AB	R	H	RBI	BB	SO	LOB
Chico Walker, S (1, 5) OBP: 0.362, SLG: 0.375	0-0 G3 23 1B		2-3 K		3-2 G3-1			1-0 23 WP 1B		4	1	2	0	0	1	2
Mark Grace, L (1, 3) OBP: 0.349, SLG: 0.387	2-1 G3		0-1 1-2 1B			2-1 L9		3-1 23 WP 1B		4	0	2	0	0	0	1
23 Ryne Sandberg, R (1, 4) OBP: 0.392, SLG: 0.496	2-1 G6-3 2-H 1B		1-0 G3-1			1-2 G6-4-3 1B		3-2 P6 1-2 2-3		4	0	2	1	0	0	4
Andre Dawson, R (1, 9) OBP: 0.314, SLG: 0.500	1-1 G6-3 1-2f			2-2 G6-3		0-0 G6-4-3 1-2f		0-1 F9		4	0	0	0	0	0	4
George Bell, R (1, 7) OBP: 0.320, SLG: 0.484		3-1 G5-3		0-1 P4			1-1 G6-4-3 E 1B		1-2 G5-3	4	0	1	0	0	0	0
Dwight Smith, L (1, 8) OBP: 0.269, SLG: 0.374		2-3 K		1-1 G4-3			2-2 E3 G6-4-3 1-2		1-0 P7	4	0	0	0	0	1	1
Shawon Dunston, R (1, 6) OBP: 0.263, SLG: 0.364		1-2 P3			1-0 2B		1-2 G6-4-3 1-2f 2-3		2-2 F9	4	0	1	0	0	0	2
Rick Wilkins, L (1, 2) OBP: 0.314, SLG: 0.416			3-1 F7		2-1 L8		1-2 G4-3			3	0	0	0	0	0	2
Frank Castillo, R (1, 1) OBP: 0.187, SLG: 0.063			4-2 1B BB		1-2 P6			2-1 L9		0	0	0	0	1	0	0
Doug Dasencho, S (5, PH) OBP: 0.323, SLG: 0.314										1	0	0	0	0	0	1
Steve Wilson, L (5, 1)										0	0	0	0	0	0	0
Heathcliff Slocumb, R (7, 1)										0	0	0	0	0	0	0
Jerome Walton, R (8, PH) OBP: 0.284, SLG: 0.345										1	0	0	0	0	0	0
Bob Scanlan, R (8, 1)										0	0	0	0	0	0	0

Batter	1	2	3	4	5	6	7	8	9
Chico Walker, S (1, 5) OBP: 0.362, SLG: 0.375	0-0 G3 23 1B		2-3 K		3-2 G3-1			1-0 23 WP 1B	
Mark Grace, L (1, 3) OBP: 0.349, SLG: 0.387	2-1 G3		0-1 1-2 1B			2-1 L9		3-1 23 WP 1B	
23 Ryne Sandberg, R (1, 4) OBP: 0.392, SLG: 0.496	2-1 G6-3 2-H 1B		1-0 G3-1			1-2 G6-4-3 1B		3-2 P6 1-2 2-3	
Andre Dawson, R (1, 9) OBP: 0.314, SLG: 0.500	1-1 G6-3 1-2f			2-2 G6-3		0-0 G6-4-3 1-2f		0-1 F9	
George Bell, R (1, 7) OBP: 0.320, SLG: 0.484		3-1 G5-3		0-1 P4			1-1 G6-4-3 E 1B		1-2 G5-3
Dwight Smith, L (1, 8) OBP: 0.269, SLG: 0.374		2-3 K		1-1 G4-3			2-2 E3 G6-4-3 1-2		1-0 P7
Shawon Dunston, R (1, 6) OBP: 0.263, SLG: 0.364		1-2 P3			1-0 2B		1-2 G6-4-3 1-2f 2-3		2-2 F9
Rick Wilkins, L (1, 2) OBP: 0.314, SLG: 0.416			3-1 F7		2-1 L8		1-2 G4-3		
Frank Castillo, R (1, 1) OBP: 0.187, SLG: 0.063			4-2 1B BB		1-2 P6			2-1 L9	

Inning Stats	R: 1	H: 2	R: 0	H: 0	R: 0	H: 1	R: 0	H: 1	R: 0	H: 1	R: 0	H: 2	R: 0	H: 0	1B: 7	SF: 0	WP: 1	PA: 34
	E: 0	LOB: 0	E: 0	LOB: 0	E: 0	LOB: 2	E: 0	LOB: 0	E: 0	LOB: 1	E: 0	LOB: 2	E: 0	LOB: 0	2B: 1	SAC: 0	PB: 0	
	K: 0	BB: 0	K: 1	BB: 0	K: 0	BB: 1	K: 0	BB: 0	K: 0	BB: 0	K: 0	BB: 0	K: 0	BB: 0	3B: 0	DP: 3	SB: 0	
	S: 7	P: 12	S: 9	P: 15	S: 14	P: 24	S: 7	P: 10	S: 9	P: 16	S: 6	P: 9	S: 16	P: 21	HR: 0	HBP: 0	CS: 0	

PITCHER	IP	WLS	BF	H	R	ER	SO	BB	IBB	HBP	BLK	WP	HR	S	P	ERA	WHIP
Jose Rijo, R (1, 1) ERA: 2.67	7.0	W	26	6	1	1	2	1	0	0	0	0	0	68	107	1.29	1.000
Gino Minutelli, L (8, 1) ERA: 5.79	0.1		3	2	0	0	0	0	0	0	0	0	0	5	11	0.00	6.000
Ted Power, R (8, 1) ERA: 3.42	1.2	S	5	0	0	0	0	0	0	0	0	1	0	15	22	0.00	0.000

San Francisco Giants @ Cincinnati Reds
Riverfront Stadium, Cincinnati, OH

Thu Aug 01 1991, 7:05 PM EDT
Att. 30,351 - Sunny - 92 F

AB	43
R	8
H	17
RBI	8
BB	3
SO	4
LOB	20



WP	1	PA	47
PB	0		
SB	0		
CS	1		

AB R H RBI BB SO LOB

6	1	1	0	0	0	3
4	1	3	1	1	0	2
1	0	0	0	0	0	1
5	2	3	2	0	0	1
5	1	4	3	0	0	2
0	0	0	0	0	0	0
2	1	1	0	1	1	2
2	0	1	0	0	0	1
5	0	0	0	0	1	5
0	0	0	0	0	0	0
5	1	2	1	0	2	1
5	1	2	1	0	0	1
3	0	0	0	1	0	1

1B	11	SF	0
2B	4	SAC	1
3B	0	DP	0
HR	2	HBP	0

R	1	H	4	R	2	H	3	R	1	H	1	R	0	H	1	R	3	H	3	R	0	H	1	R	0	H	1	R	0	H	1
E	0	LOB	2	E	1	LOB	2	E	0	LOB	1	E	0	LOB	1	E	0	LOB	1	E	0	LOB	1	E	0	LOB	1	E	0	LOB	1
K	0	BB	0	K	0	BB	0	K	0	BB	1	K	0	BB	0	K	1	BB	0	K	1	BB	1	K	1	BB	0	K	1	BB	0
S	13	P	20	S	18	P	28	S	12	P	19	S	9	P	16	S	12	P	23	S	8	P	12	S	9	P	13	S	11	P	24

IP	WLS	BF	H	R	ER	SO	BB	IBB	HBP	BLK	WP	HR	S	P	ERA	WHIP
4.1	L	27	12	5	3	2	2	0	0	0	1	1	59	98	6.23	3.231
2.2		9	1	0	0	1	0	0	0	0	0	0	22	33	0.00	0.375
2.0		11	4	3	3	1	1	0	0	0	0	1	17	32	13.50	2.500

Batter	1	2	3	4	5	6	7	8	9																		
Darren Lewis, R OBP: 0.425, SLG: 0.412 (1, 8)	0-2 G6-3	2-2 E6 1B		3-1 G5-3	2-2 G6-3			1-0 G6-3	0-0 1B																		
Willie McGee, S OBP: 0.378, SLG: 0.451 Mike Felder, S OBP: 0.327, SLG: 0.343 (1, 9) (8, 7)	2-1 1B	3-1 SAFE 1B		1-0 1B	1-1 G4-3			4-1 HR BB	1-1 G1-4-3																		
Will Clark, L OBP: 0.358, SLG: 0.533 (1, 3)	2-1 HR	0-1 1B		0-0 F7				1-1 HR 1B																			
Kevin Mitchell, R OBP: 0.364, SLG: 0.576 Mike Kingery, L OBP: 0.310, SLG: 0.247 (1, 7) (8, 9)	0-1 1B	1-2 F9		1-0 1B				2-1 HR																			
Matt Williams, R OBP: 0.296, SLG: 0.488 Dave Anderson, R OBP: 0.302, SLG: 0.325 (1, 5) (6, PH) (6, 5)	3-2 2B			2-3 K				1-0 G2-3 1B																			
Robby Thompson, R OBP: 0.343, SLG: 0.458 Tony Perezchica, R OBP: 0.260, SLG: 0.354 (1, 4) (8, 4)	0-0 F8			0-0 P3				1-0 G2-3																			
Kirt Manwaring, R OBP: 0.327, SLG: 0.354 (1, 2)				1-2 G4-3 2B				3-3 K																			
Jose Uribe, S OBP: 0.265, SLG: 0.286 (1, 6)				1-2 G4-3				2-2 G6-3																			
Paul McClellan, R OBP: 0.333, SLG: 0.200 (1, 1)				1-1 G1-3				0-0 P3																			
Inning Stats	R: 1 E: 0 K: 0 S: 13	H: 4 LOB: 2 BB: 0 P: 20	R: 2 E: 1 K: 0 S: 18	H: 3 LOB: 2 BB: 0 P: 28	R: 1 E: 0 K: 0 S: 12	H: 1 LOB: 1 BB: 1 P: 19	R: 0 E: 0 K: 1 S: 9	H: 2 LOB: 2 BB: 0 P: 16	R: 1 E: 0 K: 1 S: 12	H: 2 LOB: 2 BB: 1 P: 23	R: 0 E: 0 K: 0 S: 8	H: 1 LOB: 1 BB: 0 P: 12	R: 0 E: 0 K: 1 S: 9	H: 0 LOB: 0 BB: 0 P: 13	R: 3 E: 0 K: 1 S: 11	H: 3 LOB: 1 BB: 1 P: 24	R: 0 E: 0 K: 0 S: 6	H: 1 LOB: 1 BB: 0 P: 8	1B: 11 2B: 4 3B: 0 HR: 2	SF: 0 SAC: 1 DP: 0 HBP: 0	WP: 1 PB: 0 SB: 0 CS: 1	PA: 47					
PITCHER	IP	WLS	BF	H	R	ER	SO	BB	IBB	HBP	BLK	WP	HR	S	P	ERA	WHIP										
Kip Gross, R ERA: 3.09 Milt Hill, R ERA: Tim Layana, R ERA: 5.79	4.1	L	27	12	5	3	2	2	0	0	0	1	1	59	98	6.23	3.231										
	2.2		9	1	0	0	1	0	0	0	0	0	0	22	33	0.00	0.375										
	2.0		11	4	3	3	1	1	0	0	0	0	1	17	32	13.50	2.500										

livebaseballscorecards.com

Batter	1	2	3	4	5	6	7	8	9	AB R H RBI BB SO LOB
Barry Larkin, R OBP: 0.381, SLG: 0.530 (1, 6) C B X	1-1 P6 X	0-0 FC6-2 2-3			1-1 G5-3 C B X			1-0 2B B X		4 0 1 0 0 0 2
Billy Hatcher, R OBP: 0.314, SLG: 0.392 (1, 8) (5, 7) B F B B X	3-2 1B 2B	0-1 F8			0-1 G4-3 F X			0-0 F7 X		4 0 1 0 0 0 3
Hal Morris, L OBP: 0.370, SLG: 0.486 (1, 3) C X	0-1 BB 2-3 1B		0-3 K S F F F F X			0-1 F8 C X		1-2 G4-3 B F F F X		4 0 1 0 0 1 1
Chris Sabo, R OBP: 0.356, SLG: 0.494 (1, 5) X	0-0 P5		2-2 G5-3 B S F F X			0-0 L3-6 2B X		0-1 G5-3 C X		4 0 1 0 0 0 2
Paul O'Neill, L OBP: 0.342, SLG: 0.486 (1, 9) B B B C B	4-1 1-2 BB		1-0 F8 B X			3-1 L3-6 C B B B X		1-0 HR B X		3 1 1 1 1 0 1
Bill Doran, S OBP: 0.376, SLG: 0.408 (1, 4) X	0-0 F7			2-0 G6-4-3 1B B B B X			0-1 P4 C X		2-2 P5 B B B B X	4 0 1 0 0 0 3
Glenn Braggs, R OBP: 0.325, SLG: 0.418 (1, 7) Milt Hill, R (5, 1) Carmelo Martinez, R OBP: 0.341, SLG: 0.353 (7, PH) Tim Layana, R (8, 1) Luis Quinones, S OBP: 0.289, SLG: 0.276 (9, PH)		1-1 SH2-4 BB 1B		0-0 F8 X			0-0 G3 X		4-0 BB B B B B X	2 0 1 0 0 0 1 0 0 0 0 0 0 0 1 0 0 0 0 0 0 0 0 0 0 0 0 0
Jeff Reed, L OBP: 0.360, SLG: 0.377 (1, 2)		1 SAFE 4-1 C B 1 B B B SAFE		2-1 G6-4-3 B C B X			0-1 G4-3 C X		1-2 F9 C C C C F F F F X	3 0 0 0 1 0 2
Kip Gross, R OBP: 0.071, SLG: 0.071 (1, 1) Herm Winningham, L OBP: 0.254, SLG: 0.290 (5, 8)		1-1 SH2-4 B L X			3-2 G3 B B B B X			1-3 K S B S S		0 0 0 0 0 0 0 2 0 0 0 0 1 0

Inning Stats	R: 0 E: 0 K: 0 S: 10	H: 2 LOB: 3 BB: 1 P: 18	R: 0 E: 0 K: 0 S: 8	H: 1 LOB: 2 BB: 1 P: 14	R: 0 E: 0 K: 1 S: 8	H: 0 LOB: 0 BB: 0 P: 11	R: 0 E: 0 K: 0 S: 4	H: 1 LOB: 0 BB: 0 P: 8	R: 0 E: 0 K: 0 S: 7	H: 0 LOB: 0 BB: 0 P: 11	R: 0 E: 0 K: 0 S: 5	H: 1 LOB: 0 BB: 0 P: 8	R: 0 E: 0 K: 0 S: 5	H: 0 LOB: 0 BB: 0 P: 5	R: 0 E: 0 K: 1 S: 8	H: 1 LOB: 1 BB: 0 P: 11	R: 1 E: 0 K: 0 S: 15	H: 1 LOB: 1 BB: 1 P: 23	1B: 3 2B: 4 3B: 0 HR: 1	SF: 0 SAC: 1 DP: 2 HBP: 0	WP: 0 PB: 0 SB: 0 CS: 0	PA: 35	
PITCHER Paul McClellan, R ERA: 0.56 (1, 1)	IP 9.0	WLS W	BF 35	H 7	R 1	ER 1	SO 2	BB 3	IBB 0	HBP 0	BLK 0	WP 0	HR 1	S 70	P 109	ERA 1.00	WHIP 1.111						
PITCHER	IP	WLS	BF	H	R	ER	SO	BB	IBB	HBP	BLK	WP	HR	S	P	ERA	WHIP						

BOTTOM

San Francisco Giants @ Cincinnati Reds
Riverfront Stadium, Cincinnati, OH
Thu Aug 01 1991, 7:05 PM EDT
Att: 30,351 - Sunny - 92 F

livebaseballscores.com

AB	31
R	1
H	7
RBI	1
BB	3
SO	2
LOB	15



San Francisco Giants @ Cincinnati Reds
 Riverfront Stadium, Cincinnati, OH

Fri Aug 02 1991, 7:05 PM EDT
 Att. 33,987 - Cloudy - 95 F

AB	33
R	4
H	8
RBI	4
BB	5
SO	6
LOB	15



WP	0	PA	39
PB	0		
SB	0		
CS	0		

Batter	1	2	3	4	5	6	7	8	9	AB R H RBI BB SO LOB											
Darren Lewis, R (1, 8) OBP: 0.429, SLG: 0.423 Kelly Downs, R (6, 1) OBP: 0.087, SLG: 0.087 Kevin Bass, S (8, 9) OBP: 0.311, SLG: 0.361	1-2 1B 2B	1-2 G6-3		4-2 FC6-4 BB		1-1 P4			1-1 F9	3 1 1 0 1 0 0 0 0 0 0 0 0 0 1 0 0 0 0 0 0											
Willie McGee, S (1, 9) OBP: 0.379, SLG: 0.450	1-0 1B 1B	1-2 1B		1-2 FC6-4 1-2f			0-1 L7		1-3 K	5 1 2 1 0 1 1											
Will Clark, L (1, 3) OBP: 0.356, SLG: 0.527	4-2 1B 1B	1-1 F9		3-3 K			1-3 K		1-3 K	4 1 0 0 1 3 2											
Kevin Mitchell, R (1, 7) OBP: 0.366, SLG: 0.586	3-0 F9		2-2 HR		2-0 F7		4-2 BB			3 1 1 1 1 0 2											
Matt Williams, R (1, 5) OBP: 0.296, SLG: 0.485	1-0 FC4-6 1B 1-2 2-3		1-0 P2		0-2 P2-5		1-0 F7			4 0 1 0 0 0 1											
Robby Thompson, R (1, 4) OBP: 0.350, SLG: 0.463	1-1 FC4-6 1B 1-2 2-H 3-H		1-2 BB 1B		4-1 BB BB			1-1 G6-3 SH1-4 1B		3 0 3 2 1 0 0											
Kirt Manwaring, R (1, 2) OBP: 0.327, SLG: 0.340	2-2 FC4-6 1-2f 2-3		4-2 SAFE 1-2 BB		1-0 F9			0-0 SH1-4		2 0 0 0 1 0 3											
Jose Uribe, S (1, 6) OBP: 0.261, SLG: 0.281 Mike Felder, S (6, PH) OBP: 0.325, SLG: 0.341 Jeff Brantley, R (8, 1)	0-2 G3		1-0 G4-6-3 BB		2-2 G5-3			0-1 G6-3		2 0 0 0 0 0 4 2 0 0 0 0 0 1 0 0 0 0 0 0 0											
Bud Black, L (1, 1) OBP: 0.189, SLG: 0.226 Rod Beck, R (4, 1) Bryan Hickerson, L (5, 1) Dave Anderson, R (6, PH) OBP: 0.299, SLG: 0.321		2-3 K		2-3 K		0-0 F9		1-2 G6-3		2 0 0 0 0 2 0 0 0 0 0 0 0 0 0 0 0 0 0 0 0 2 0 0 0 0 0 1											
Inning Stats	R: 3 E: 0 K: 0 S: 16	H: 4 LOB: 2 BB: 1 P: 29	R: 0 E: 0 K: 1 S: 11	H: 1 LOB: 1 BB: 0 P: 16	R: 1 E: 0 K: 0 S: 14	H: 2 LOB: 1 BB: 1 P: 23	R: 0 E: 0 K: 2 S: 20	H: 0 LOB: 1 BB: 1 P: 30	R: 0 E: 0 K: 0 S: 7	H: 0 LOB: 1 BB: 1 P: 14	R: 0 E: 0 K: 0 S: 6	H: 0 LOB: 0 BB: 0 P: 9	R: 0 E: 0 K: 1 S: 9	H: 0 LOB: 1 BB: 1 P: 15	R: 0 E: 0 K: 0 S: 8	H: 1 LOB: 1 BB: 0 P: 10	R: 0 E: 0 K: 2 S: 8	H: 0 LOB: 0 BB: 0 P: 11	1B: 6 2B: 1 3B: 0 HR: 1	SF: 0 SAC: 1 DP: 1 HBP: 0	WP: 0 PA: 39
PITCHER	IP WLS BF H R ER SO BB IBB HBP BLK WP HR S P ERA WHIP																				
Randy Myers, L (1, 1) ERA: 3.84 Ted Power, R (7, 1) ERA: 3.33 Norm Charlton, L (9, 1) ERA: 3.96	6.2 W 31 7 4 4 4 5 0 0 0 0 1 82 134 5.40 1.800																				

Batter	1	2	3	4	5	6	7	8	9
Barry Larkin, R OBP: 0.381, SLG: 0.536 (1, 6)	4-0 BB 2B	3-2 2-H HR		0-2 F7		1-3 K		3-2 F8	
Billy Hatcher, R OBP: 0.319, SLG: 0.395 (1, 8)	4-1 2B 1-2 BB	1-1 1B		0-1 1B		1-2 G6-3			
Chris Sabo, R OBP: 0.355, SLG: 0.492 (1, 5)	3-1 F7	3-2 F8		2-1 1-3 1B			0-0 G5-3		
Glenn Braggs, R OBP: 0.323, SLG: 0.420 (1, 7)	2-0 1-3 2-H 2B		1-2 G4-3	2-1 G6-3			1-3 K		
Carmelo Martinez, R OBP: 0.333, SLG: 0.344 (1, 3)	1-3 K		2-2 G4-3		3-1 P2		1-3 K		
Mariano Duncan, R OBP: 0.251, SLG: 0.313 (1, 4)	0-0 G5-3		2-3 K		2-2 BB 1B		0-2 P3		
Paul O'Neill, L OBP: 0.347, SLG: 0.486 (1, 9)		2-1 P6		0-0 HR 1B	4-0 G5-4-3 BB		4-1 S BB		
Joe Oliver, R OBP: 0.274, SLG: 0.380 (1, 2)		1-1 HR 2B		0-0 1-H HR	2-2 G5-4-3		1 SAFE 2-3 K		
Randy Myers, L OBP: 0.286, SLG: 0.357 (1, 1)		1-3 K		2-3 K		3-3 K		4-0 IBB	
Ted Power, R (7, 1)									
Hal Morris, L OBP: 0.372, SLG: 0.486 (8, PH)									
Norm Charlton, S OBP: 0.045, SLG: 0.091 (9, 1)									

AB	R	H	RBI	BB	SO	LOB
4	2	1	2	1	1	2
3	0	2	0	1	0	0
4	0	1	0	0	0	3
4	0	1	1	0	1	2
4	0	0	0	0	2	2
4	0	1	0	0	1	2
2	1	1	0	2	0	0
4	2	2	2	0	1	3
3	0	0	0	0	3	1
0	0	0	0	0	0	0
0	0	0	0	1	0	0
0	0	0	0	0	0	0

AB	32
R	5
H	9
RBI	5
BB	5
SO	9
LOB	15

Inning Stats		R: 1	H: 1	E: 0	K: 1	S: 8	R: 2	H: 3	E: 0	K: 1	S: 17	R: 0	H: 0	E: 0	K: 1	S: 11	R: 2	H: 4	E: 0	K: 1	S: 14	R: 0	H: 1	E: 0	K: 0	S: 10	R: 0	H: 0	E: 0	K: 2	S: 9	R: 0	H: 0	E: 0	K: 2	S: 8	R: 0	H: 0	E: 0	K: 1	S: 10
PITCHER		IP	WLS	BF	H	R	ER	SO	BB	IBB	HBP	BLK	WP	HR	S	P	ERA	WHIP																							
Bud Black, L ERA: 3.68 (1, 1)	3.2	L	21	8	5	5	4	4	2	0	0	0	0	2	48	82	12.27	2.727																							
Rod Beck, R ERA: 4.32 (4, 1)	0.2		3	1	0	0	0	0	0	0	0	0	0	0	9	16	0.00	1.500																							
Bryan Hickerson, L ERA: (5, 1)	0.2		2	0	0	0	0	0	1	0	0	0	0	0	3	9	0.00	1.500																							
Kelly Downs, R ERA: 3.2 (6, 1)	2.0		6	0	0	0	4	4	0	0	0	0	0	0	17	24	0.00	0.000																							
Jeff Brantley, R ERA: 2.89 (8, 1)	1.0		5	0	0	0	1	1	1	1	0	0	0	0	10	23	0.00	1.000																							

BOTTOM

San Francisco Giants @ Cincinnati Reds
Riverfront Stadium, Cincinnati, OH
Fri Aug 02 1991, 7:05 PM EDT
Att: 33,987 - Cloudy - 95 F

livebaseballscorecards.com

AB	32
R	5
H	9
RBI	5
BB	5
SO	9
LOB	15



WP	PA	37
PB	0	
SB	1	
CS	0	

San Francisco Giants @ Cincinnati Reds
Riverfront Stadium, Cincinnati, OH

Sat Aug 03 1991, 7:05 PM EDT
Att. 46,969 - Cloudy - 93 F

AB	31
R	7
H	6
RBI	7
BB	3
SO	4
LOB	3



WP:	0	PA:	35
PB:	0		
SB:	0		
CS:	0		

AB R H RBI BB SO LOB

3	1	0	0	0	0	0
4	1	1	0	0	1	0
3	2	2	3	1	0	0
3	1	1	2	1	0	1
4	1	1	1	0	0	1
4	1	1	1	0	1	0
3	0	0	0	1	1	0
4	0	0	0	0	0	1
3	0	0	0	0	1	0
0	0	0	0	0	0	0
0	0	0	0	0	0	0

Batter	1	2	3	4	5	6	7	8	9
Willie McGee, S (1, 8) OBP: 0.377, SLG: 0.445	1-2 2B HR HBP		1-1 F7		0-0 F8		0-1 G6-3		
Robby Thompson, R (1, 4) OBP: 0.349, SLG: 0.463	3-2 1 SAFE 1 SAFE 1 SAFE 1 SAFE 1 SAFE 1 SAFE 1 SAFE 1 B		3-1 G5-3		0-0 G5-3		1-3 K		
Will Clark, L (1, 3) OBP: 0.360, SLG: 0.536	3-2 2-H 3-H HR		4-1 BB		1-1 HR 1B		3-2 G6-3		
Kevin Mitchell, R (1, 7) OBP: 0.368, SLG: 0.596	3-2 P4		3-0 G5-3		0-0 HR 1-H		4-0 G6-4-3 BB		
Matt Williams, R (1, 5) OBP: 0.296, SLG: 0.491	1-2 G3		2-1 G6-3		0-2 HR		0-0 G6-4-3 1-2f		
Kevin Bass, S (1, 9) OBP: 0.310, SLG: 0.372	2-3 K		0-1 HR		2-1 L7		1-2 P5		
Terry Kennedy, L (1, 2)		4-0 G4-6-3 BB	1-2 G3-1		1-3 K		1-2 L4		
Jose Uribe, S (1, 6) OBP: 0.254, SLG: 0.272		1-1 G4-6-3 1-2f	1-1 F8		0-1 G5-3		1-0 F7		
John Burkett, R (1, 1) OBP: 0.093, SLG: 0.095 Francisco Oliveras, R (8, 1) OBP: 0.250, SLG: 0.250 Dave Righetti, L (9, 1)		0-3 K			0-0 F9		1-2 L5		

Inning Stats	R: 3	H: 2	E: 0	LOB: 0	K: 1	BB: 0	S: 22	P: 35	R: 0	H: 0	E: 0	LOB: 0	K: 1	BB: 1	S: 5	P: 10	R: 0	H: 0	E: 0	LOB: 1	K: 0	BB: 0	S: 6	P: 17	R: 1	H: 1	E: 0	LOB: 0	K: 0	BB: 0	S: 11	P: 15	R: 0	H: 0	E: 0	LOB: 0	K: 0	BB: 0	S: 3	P: 3	R: 3	H: 3	E: 0	LOB: 0	K: 1	BB: 0	S: 13	P: 17	R: 0	H: 0	E: 0	LOB: 0	K: 1	BB: 0	S: 10	P: 12	R: 0	H: 0	E: 0	LOB: 0	K: 0	BB: 1	S: 6	P: 13	R: 0	H: 0	E: 0	LOB: 0	K: 0	BB: 0	S: 9	P: 12	1B: 1	SF: 0	2B: 1	SAC: 0	3B: 0	DP: 2	HR: 4	HBP: 1	WP: 0	PA: 35
--------------	------	------	------	--------	------	-------	-------	-------	------	------	------	--------	------	-------	------	-------	------	------	------	--------	------	-------	------	-------	------	------	------	--------	------	-------	-------	-------	------	------	------	--------	------	-------	------	------	------	------	------	--------	------	-------	-------	-------	------	------	------	--------	------	-------	-------	-------	------	------	------	--------	------	-------	------	-------	------	------	------	--------	------	-------	------	-------	-------	-------	-------	--------	-------	-------	-------	--------	-------	--------

PITCHER	IP	WLS	BF	H	R	ER	SO	BB	IBB	HBP	BLK	WP	HR	S	P	ERA	WHIP
Jack Armstrong, R (1, 1) ERA: 5.57	5.0	L	23	6	7	7	2	2	0	1	0	0	4	53	87	12.60	1.600
Gino Minutelli, L (6, 1) ERA: 4.76	2.0		6	0	0	0	2	0	0	0	0	0	0	17	22	0.00	0.000
Milt Hill, R (8, 1) ERA:	2.0		6	0	0	0	0	1	0	0	0	0	0	15	25	0.00	0.500

PITCHER	IP	WLS	BF	H	R	ER	SO	BB	IBB	HBP	BLK	WP	HR	S	P	ERA	WHIP
---------	----	-----	----	---	---	----	----	----	-----	-----	-----	----	----	---	---	-----	------

BOTTOM

San Francisco Giants @ Cincinnati Reds
Riverfront Stadium, Cincinnati, OH

Sat Aug 03 1991, 7:05 PM EDT
Att. 46,969 - Cloudy - 93 F

livebaseballscorecards.com

AB	36
R	3
H	9
RBI	3
BB	1
SO	9
LOB	12



WP:	0	PA:	37
PB:	0	SB:	1
CS:	0		

AB R H RBI BB SO LOB

5	0	2	0	0	1	0
4	1	1	0	0	0	2
4	1	2	0	0	1	2
4	1	2	1	0	0	1
4	0	0	1	0	2	3
0	0	0	0	0	0	0
3	0	0	0	1	2	1
4	0	1	1	0	0	1
3	0	1	0	0	0	1
1	0	0	0	0	1	0
2	0	0	0	0	2	1
0	0	0	0	0	0	0
1	0	0	0	0	0	0
1	0	0	0	0	0	0

Batter	1	2	3	4	5	6	7	8	9
Barry Larkin, R OBP: 0.381, SLG: 0.538 (1, 6)	1-1 F9 1B		2-2 S'E 1B		1-2 G3-1 1B		0-0 2B		0-3 K 1B
Herm Winningham, L OBP: 0.254, SLG: 0.297 (1, 8)	0-2 F9 1B		1-0 F8 1B			1-0 1B 2B 2B	2-0 P5 1B		
Hal Morris, L OBP: 0.374, SLG: 0.486 (1, 3)	0-1 1B 1B		1-3 K 1B			1-1 2B G3 1B	2-0 L9 1B		
Chris Sabo, R OBP: 0.357, SLG: 0.494 (1, 5)	2-2 1B 1B		1-0 P4 2B			0-0 G3 1B 2B		2-2 L5 1B	
Paul O'Neill, L OBP: 0.343, SLG: 0.480 Billy Hatcher, R OBP: 0.319, SLG: 0.395 (1, 9) (9, 7)	3-1 F9 1B			2-3 K 1B		1-0 G3 1B		1-3 K 1B	
Bill Doran, S OBP: 0.374, SLG: 0.403 (1, 4)		2-3 K 1B		2-3 K 1B		2-3 P5 1B		4-2 BB 1B	
Glenn Braggs, R OBP: 0.322, SLG: 0.416 (1, 7) (9, 9)		2-2 G3 1B		0-2 G6-3 1B		1-0 1B 1B		1-2 G1-3 1B	
Jeff Reed, L OBP: 0.360, SLG: 0.382 Mariano Duncan, R OBP: 0.250, SLG: 0.311 (1, 2) (9, PH)		1-1 2B 1B			0-0 G6-3 1B	0-2 F8 1B			1-3 K 1B
Jack Armstrong, R OBP: 0.097, SLG: 0.067 Gino Minutelli, L (6, 1) Carmelo Martinez, R OBP: 0.332, SLG: 0.342 Milt Hill, R (8, 1) Luis Quinones, S OBP: 0.287, SLG: 0.274 (9, PH)		0-3 K 1B			3-3 K 1B		3-2 G6-3 1B		0-0 P4 1B

Inning Stats	R: 0 H: 2 E: 0 K: 12	R: 0 H: 1 E: 0 K: 11	R: 0 H: 1 E: 1 K: 8	R: 0 H: 0 E: 0 K: 2	R: 0 H: 0 E: 0 K: 7	R: 3 H: 4 E: 0 K: 10	R: 0 H: 1 E: 0 K: 6	R: 0 H: 0 E: 0 K: 13	R: 0 H: 0 E: 0 K: 8
	LOB: 2 BB: 0 P: 18	LOB: 1 BB: 0 P: 16	LOB: 0 BB: 0 P: 13	LOB: 0 BB: 0 P: 10	LOB: 0 BB: 0 P: 11	LOB: 1 BB: 0 P: 16	LOB: 1 BB: 0 P: 13	LOB: 0 BB: 0 P: 21	LOB: 0 BB: 0 P: 9

PITCHER	IP	WLS	BF	H	R	ER	SO	BB	IBB	HBP	BLK	WP	HR	S	P	ERA	WHIP
John Burkett, R ERA: 3.38 (1, 1)	7.0	W	30	9	3	3	6	0	0	0	0	0	0	64	101	3.86	1.286
Francisco Oliveras, R ERA: 2.61 (8, 1)	1.0		4	0	0	0	1	1	0	0	0	0	0	13	21	0.00	1.000
Dave Righetti, L ERA: 3.67 (9, 1)	1.0		3	0	0	0	2	0	0	0	0	0	0	8	9	0.00	0.000

San Francisco Giants @ Cincinnati Reds

Riverfront Stadium, Cincinnati, OH

Sun Aug 04 1991, 7:05 PM EDT
Att. 36,951 - Cloudy - 81 F

livebaseballscorecards.com

AB	36
R	5
H	8
RBI	5
BB	3
SO	6
LOB	18



WP: 0	PA: 39
PB: 0	
SB: 1	
CS: 0	

Batter		1	2	3	4	5	6	7	8	9	AB	R	H	RBI	BB	SO	LOB
Darren Lewis, R	(1, 8) OBP: 0.438, SLG: 0.434	1-0 E 1B	1-1 1-3 3-H 1B			2-2 F8 S 1B		1-1 P1		2-3 K	5	0	3	1	0	1	1
Robby Thompson, R	(1, 4) OBP: 0.344, SLG: 0.456	2-2 P4	1-0 G5-3			1-3 K		1-0 P4		1-1 G6-3	5	0	0	0	0	1	5
Will Clark, L	(1, 3) OBP: 0.358, SLG: 0.534	2-0 P3				0-0 F8		3-0 HR		2-2 G6-3	5	1	1	1	0	0	2
Kevin Mitchell, R	(1, 7) OBP: 0.374, SLG: 0.595	2-2 E6 FC5-4				4-2 BB		4-2 HR			2	1	1	0	2	0	1
Kevin Bass, S	(1, 9) OBP: 0.309, SLG: 0.382	1-1 FC5-4				0-0 F7		1-1 HR			4	1	1	3	0	0	5
Kelly Downs, R	(7, 1) OBP: 0.087, SLG: 0.087										0	0	0	0	0	0	0
Willie McGee, S	(8, 9) OBP: 0.377, SLG: 0.445										0	0	0	0	0	0	0
Greg Litton, R	(1, 5) OBP: 0.226, SLG: 0.254										3	0	0	0	1	1	1
Kirt Manwaring, R	(1, 2) OBP: 0.305, SLG: 0.315										4	1	0	0	0	1	1
Jose Uribe, S	(1, 6) OBP: 0.257, SLG: 0.276										2	0	1	0	0	0	0
Dave Anderson, R	(6, PH) OBP: 0.297, SLG: 0.319										1	0	0	0	0	0	0
Mike Benjamin, R	(7, 6) OBP: 0.172, SLG: 0.190										1	0	0	0	0	1	0
Trevor Wilson, L	(1, 1) OBP: 0.406, SLG: 0.407										2	0	0	0	0	1	2
Mike Felder, S	(7, PH) OBP: 0.326, SLG: 0.342										2	1	1	0	0	0	0
Jeff Brantley, R	(8, 1)										0	0	0	0	0	0	0

Inning Stats		R: 0		H: 1		E: 1		K: 0		S: 11		P: 19		R: 1		H: 2		E: 0		K: 0		S: 9		P: 15		R: 0		H: 1		E: 0		K: 0		S: 8		P: 14		R: 0		H: 0		E: 0		K: 1		S: 8		P: 9		R: 0		H: 1		E: 0		K: 1		S: 10		P: 17		R: 0		H: 0		E: 0		K: 0		S: 3		P: 5		R: 4		H: 3		E: 0		K: 1		S: 16		P: 31		R: 0		H: 0		E: 0		K: 2		S: 9		P: 10		R: 0		H: 0		E: 0		K: 1		S: 11		P: 16		1B: 6		SF: 0		2B: 1		SAC: 0		3B: 0		DP: 0		HR: 1		HBP: 0		WP: 0		PA: 39	
--------------	--	------	--	------	--	------	--	------	--	-------	--	-------	--	------	--	------	--	------	--	------	--	------	--	-------	--	------	--	------	--	------	--	------	--	------	--	-------	--	------	--	------	--	------	--	------	--	------	--	------	--	------	--	------	--	------	--	------	--	-------	--	-------	--	------	--	------	--	------	--	------	--	------	--	------	--	------	--	------	--	------	--	------	--	-------	--	-------	--	------	--	------	--	------	--	------	--	------	--	-------	--	------	--	------	--	------	--	------	--	-------	--	-------	--	-------	--	-------	--	-------	--	--------	--	-------	--	-------	--	-------	--	--------	--	-------	--	--------	--

PITCHER		IP	WLS	BF	H	R	ER	SO	BB	IBB	HBP	BLK	WP	HR	S	P	ERA	WHIP
Tom Browning, L	(1, 1) ERA: 4.19	6.2		30	7	3	3	2	2	0	0	0	0	0	57	95	4.05	1.350
Rob Dibble, R	(7, 1) ERA: 2.31	1.1		6	1	2	2	3	1	0	0	0	0	1	17	25	13.50	1.500
Ted Power, R	(9, 1) ERA: 3.27	1.0	W	3	0	0	0	1	0	0	0	0	0	0	11	16	0.00	0.000

PITCHER		IP	WLS	BF	H	R	ER	SO	BB	IBB	HBP	BLK	WP	HR	S	P	ERA	WHIP
---------	--	----	-----	----	---	---	----	----	----	-----	-----	-----	----	----	---	---	-----	------

BOTTOM

San Francisco Giants @ Cincinnati Reds

Riverfront Stadium, Cincinnati, OH

Sun Aug 04 1991, 7:05 PM EDT

Att: 36,951 - Cloudy - 81 F

livebaseballscorecards.com

AB	32
R	6
H	8
RBI	6
BB	11
SO	6
LOB	14



WP:	0	PA:	43
PB:	0		
SB:	2		
CS:	3		

AB R H RBI BB SO LOB

4 1 2 5 1 1 3

4 0 0 0 1 2 4

4 0 1 0 1 1 1

5 1 1 0 0 1 3

3 0 0 0 0 1 0

1 0 0 0 1 0 0

3 1 1 0 0 0 0

0 0 0 0 0 0 0

1 0 1 0 0 0 0

0 0 0 0 0 0 0

0 0 0 0 1 0 0

3 0 0 1 2 0 1

1 2 2 3 3-H

3 2 1 0 1 0 2

1 0 1 0 1 0 0

0 1 0 0 2 0 0

1B:	5	SF:	0
2B:	2	SAC:	0
3B:	0	DP:	0
HR:	1	HBP:	0

Batter	1	2	3	4	5	6	7	8	9
Barry Larkin, R OBP: 0.385, SLG: 0.551 (1, 6)	2-3 K2-3 1-3 2-H 3-H 2B	1-2 2B			4-0 CS BB		1-0 HR	1-2 P3	
Billy Hatcher, R OBP: 0.318, SLG: 0.390 (1, 8)	1-3 K	1-2 G5-3			1-3 K 1-2 2-3		0-1 G5-3		4-0 CS BB
Chris Sabo, R OBP: 0.357, SLG: 0.492 (1, 5)	1-0 FC4 1B				4-0 IBB		0-0 G5-3		2-3 K 1-2
Glenn Braggs, R OBP: 0.319, SLG: 0.410 (1, 7)	2-0 FC4 1-2f				1-0 F9		3-2 F7		3-2 BB S BB 1B
Carmelo Martinez, R OBP: 0.326, SLG: 0.335 Hal Morris, L OBP: 0.374, SLG: 0.484 (8, PH) (9, 3)		1-2 P3	1-2 P3			2-3 K		0-0 F7	4-2 BB BB IBB
Mariano Duncan, R OBP: 0.251, SLG: 0.317 Rob Dibble, L (7, 1)		2-1 G4-3 2B			0-1 F9		0-1 G5-3		4-2 BB S 1B
Herm Winningham, L OBP: 0.261, SLG: 0.304 Ted Power, R (9, 1)									1-2 2-3 BB
Luis Quinones, S OBP: 0.292, SLG: 0.274 (9, PH)									
Paul O'Neill, L OBP: 0.344, SLG: 0.476 (1, 9)		1-1 G4-3			0-1 F8		0-0 G3-1		4-2 BB IBB
Joe Oliver, R OBP: 0.279, SLG: 0.379 (1, 2)		4-0 BB 2B IBB			0-0 G5-3		3-2 BB HR 1B		0-0 L5
Tom Browning, L OBP: 0.220, SLG: 0.265 Bill Doran, S OBP: 0.379, SLG: 0.403 (7, 4)		4-0 2B BB			1-0 CS BB 1B		4-2 HR BB		4-2 BB

Inning Stats	R: 0	H: 1	E: 0	K: 2	S: 10	H: 1	LOB: 1	BB: 0	P: 16	R: 2	H: 2	E: 0	K: 0	S: 14	R: 0	H: 0	E: 0	K: 1	S: 9	R: 0	H: 0	E: 0	K: 0	S: 5	R: 0	H: 1	E: 0	K: 1	S: 8	R: 0	H: 0	E: 0	K: 1	S: 6	R: 3	H: 2	E: 0	K: 0	S: 13	R: 0	H: 1	E: 0	K: 0	S: 11	R: 1	H: 1	E: 0	K: 1	S: 15	1B: 5	2B: 2	3B: 0	HR: 1	SF: 0	SAC: 0	DP: 0	HBP: 0	WP: 0	PA: 43
--------------	------	------	------	------	-------	------	--------	-------	-------	------	------	------	------	-------	------	------	------	------	------	------	------	------	------	------	------	------	------	------	------	------	------	------	------	------	------	------	------	------	-------	------	------	------	------	-------	------	------	------	------	-------	-------	-------	-------	-------	-------	--------	-------	--------	-------	--------

PITCHER	IP	WLS	BF	H	R	ER	SO	BB	IBB	HBP	BLK	WP	HR	S	P	ERA	WHIP
Trevor Wilson, L ERA: 3.82 (1, 1)	6.0		25	4	2	2	5	2	2	0	0	0	0	52	89	3.00	1.000
Kelly Downs, R ERA: 3.47 (7, 1)	1.1		9	3	3	3	0	1	1	0	0	0	1	18	33	20.25	3.000
Jeff Brantley, R ERA: 2.98 (8, 1)	1.1	L	9	1	1	1	1	4	1	0	0	0	0	21	46	6.75	3.750

Batter	1	2	3	4	5	6	7	8	9	AB R H RBI BB SO LOB	TOP		
Brett Butler, L (1, 8) OBP: 0.405, SLG: 0.343	1-0 PB F8 1B		1-0 F7 1B 2B		4-2 G4-3 1B S BB	1-2 FC6-4 1-2f		2-3 K		4 3 2 0 1 1 1			
Juan Samuel, R (1, 4) OBP: 0.344, SLG: 0.417 Mike Sharperson, R (6, 6) OBP: 0.383, SLG: 0.380	0-1 F8		4-0 F7 1B BB		1-0 G4-3		4-0 BLK 1B BB	0-2 G6-3		2 1 0 0 1 0 2 1 1 0 0 1 0 0			
Kal Daniels, L (1, 7) OBP: 0.339, SLG: 0.424	2-1 F8 1-2		0-0 F7 1-2 2-3		1-1 1B 3-H 1B		1-1 BB SF9 1B		3-2 E8 FC3-6	5 1 2 2 0 0 3			
Darryl Strawberry, L (1, 9) OBP: 0.360, SLG: 0.467	3-2 1B 2-3 HBP		4-0 1B IBB		0-0 1-3 1B		4-2 SF9 1-2 BB		0-0 FC3-6 1-2f	2 0 1 0 2 0 1			
Eddie Murray, S (1, 3) OBP: 0.305, SLG: 0.365	2-2 1-2 3-H 1B		2-0 P5		0-0 L6		0-3 K		0-1 F8	5 0 1 1 0 1 8			
Mike Scioscia, L (1, 2) OBP: 0.371, SLG: 0.382	3-2 G4-3		0-0 1-3 2-H 3-H 1B		1-1 P7		4-2 1-2 2-3 BB		0-3 K	4 0 1 2 1 1 5			
Lenny Harris, L (1, 5) OBP: 0.347, SLG: 0.330		3-2 G1-6-3 1B		1-2 G3-6-1 1B		1-3 K		1-1 SF9 2-3 3-H		3 0 2 1 0 1 0			
Alfredo Griffin, S (1, 6) OBP: 0.285, SLG: 0.276 Dave Hansen, L (6, 5) OBP: 0.222, SLG: 0.444		0-0 P8		0-2 G3-6-1 1-2f		4-1 FC6-4 BB		1-3 K		2 0 0 0 1 0 2 1 0 0 0 0 1 2			
Ramon Martinez, R (1, 1) OBP: 0.127, SLG: 0.111 Stan Javier, S (8, PH) OBP: 0.259, SLG: 0.302 Jim Gott, R (6, 1) OBP: 1.000, SLG: 1.000 Tim Crews, R (7, 1) Mitch Webster, S (8, PH) OBP: 0.283, SLG: 0.309 Chris Cavarretta, L (8, PH) OBP: 0.321, SLG: 0.450 Roger McDowell, R (8, 1)		1-2 G1-6-3 1-2f		0-1 G4-3		0-3 K		0-0 P5		2 0 0 0 0 0 1 1 0 0 0 0 0 1 1 0 1 0 0 0 0 0 0 0 0 0 0 0 0 0 0 0			
Inning Stats	R: 1 H: 2 E: 0 LOB: 2 K: 0 BB: 0 S: 15 P: 26	R: 0 H: 1 E: 0 LOB: 0 K: 0 BB: 0 S: 8 P: 12	R: 2 H: 2 E: 0 LOB: 2 K: 0 BB: 2 S: 4 P: 15	R: 0 H: 1 E: 0 LOB: 0 K: 0 BB: 0 S: 8 P: 9	R: 1 H: 2 E: 0 LOB: 2 K: 0 BB: 1 S: 10 P: 17	R: 0 H: 0 E: 0 LOB: 1 K: 2 BB: 1 S: 11 P: 17	R: 2 H: 1 E: 0 LOB: 2 K: 2 BB: 3 S: 15 P: 30	R: 0 H: 0 E: 0 LOB: 0 K: 1 BB: 0 S: 8 P: 10	R: 0 H: 0 E: 1 LOB: 1 K: 1 BB: 0 S: 9 P: 12	1B: 8 SF: 1 2B: 1 SAC: 0 3B: 0 DP: 2 HR: 0 HBP: 1	WP: 0 PA: 42 PB: 1 SB: 1 CS: 0		
PITCHER	IP WLS BF H R ER SO BB IBB HBP BLK WP HR S P ERA WHIP											PITCHER	IP WLS BF H R ER SO BB IBB HBP BLK WP HR S P ERA WHIP
Jose Rijo, R (1, 1) ERA: 2.98	6.0 W 30 9 6 6 2 4 1 1 1 0 0 58 103 9.00 2.167												
Gino Minutelli, L (7, 1) ERA: 4.38	1.0 5 0 0 0 2 2 0 0 0 0 0 13 23 0.00 2.000												
Rob Dibble, R (8, 1) ERA: 2.22	2.0 S 7 0 0 0 2 0 0 0 0 0 0 17 22 0.00 0.000												

Los Angeles Dodgers @ Cincinnati Reds
Riverfront Stadium, Cincinnati, OH

Mon Aug 05 1991, 7:05 PM EDT
Att. 34,997 - Sunny - 77 F

AB	33
R	6
H	9
RBI	6
BB	7
SO	6
LOB	26



livebaseballscorecards.com

Batter	1	2	3	4	5	6	7	8	9
Barry Larkin, R OBP: 0.385, SLG: 0.549 (1, 6)	G6-3 ①		1-1 1B 1-2 2B 1B	1-0 G5-3 ③		1-1 L9 ③		3-1 WP S 1B	
Billy Hatcher, R OBP: 0.322, SLG: 0.393 (1, 8) (8, 7)	K ②		2-2 2B 1-3 2-H 1B 1B		1-2 G5-3 ①		3-2 SH3-4 1B 1B	3-2 FC6-4 1B 1B	
Hal Morris, L OBP: 0.375, SLG: 0.486 (1, 3)	G6-3 ③		2-2 1B 1-3 3-H 2B		2-0 G3-1 ②		0-2 SH3-4 1B 1B	0-0 FC6-4 ③ 1-2f	
Chris Sabo, R OBP: 0.359, SLG: 0.501 (1, 5)		3-2 F8 ①	3-1 2B 1B		2-2 HR		0-1 SH3-4 ① 1-2 2-3		
Paul O'Neill, L OBP: 0.346, SLG: 0.477 (1, 9)	K	3-3 ②	1 SAFE 1 SAFE 1 SAFE 1 SAFE 3-1 1-H 3-H 2B		3-1 F7 ③		4-0 IBB		
Bill Doran, S OBP: 0.377, SLG: 0.397 (1, 4)	G6-3 ③	2-1 ②	0-0 P6 ②			4-1 HR BB	0-0 P9 ②		
Glenn Braggs, R OBP: 0.322, SLG: 0.445 Rob Dibble, L (8, 1)			HR G4-3 ③			1-1 HR	1-1 F8 ③		
Jeff Reed, L OBP: 0.353, SLG: 0.374 (1, 2)			2-2 G5-3 ①	3-2 G4-3 ①		3-2 G3-1 ①		3-2 F8 ①	
Jose Rijo, R OBP: 0.268, SLG: 0.268 Gino Minutelli, L (7, 1)			3-2 1B 1B	3-1 G6-3 ②		1-0 G4-3 ②		1-3 K ②	
Herm Winningham, L OBP: 0.258, SLG: 0.301 (8, 8)									

AB	R	H	RBI	BB	SO	LOB
5	2	2	0	0	0	0
5	1	3	2	0	1	0
5	1	2	1	0	0	1
3	2	2	2	0	0	0
3	0	1	2	1	1	0
3	1	0	0	1	0	4
4	2	2	3	0	0	4
0	0	0	0	0	0	0
4	0	0	0	0	0	0
3	1	1	0	0	0	0
0	0	0	0	0	0	0
1	0	0	0	0	1	0

BOTTOM	
AB	36
R	10
H	13
RBI	10
BB	2
SO	3
LOB	9

Inning Stats	
R: 0	H: 0
E: 0	LOB: 0
K: 1	BB: 0
S: 8	P: 14
R: 0	H: 0
E: 0	LOB: 0
K: 1	BB: 0
S: 11	P: 19
R: 6	H: 7
E: 0	LOB: 1
K: 0	BB: 0
S: 27	P: 46
R: 0	H: 0
E: 0	LOB: 0
K: 0	BB: 0
S: 7	P: 14
R: 1	H: 1
E: 0	LOB: 0
K: 0	BB: 0
S: 10	P: 16
R: 2	H: 1
E: 0	LOB: 0
K: 0	BB: 1
S: 10	P: 20
R: 0	H: 2
E: 0	LOB: 3
K: 0	BB: 1
S: 12	P: 20
R: 1	H: 2
E: 0	LOB: 1
K: 1	BB: 0
S: 20	P: 30
1B: 8	SF: 0
2B: 2	SAC: 1
3B: 0	DP: 0
HR: 3	HBP: 0
WP: 1	PA: 39
PB: 0	
SB: 1	
CS: 0	

PITCHER		IP	WLS	BF	H	R	ER	SO	BB	IBB	HBP	BLK	WP	HR	S	P	ERA	WHIP
Ramon Martinez, R ERA: 2.59	(1, 1)	5.0	L	23	8	7	7	2	0	0	0	0	0	2	63	109	12.60	1.600
Jim Gott, R ERA: 3.83	(6, 1)	1.0		7	3	2	2	0	1	0	0	0	0	1	17	30	18.00	4.000
Tim Crews, R ERA: 3.31	(7, 1)	1.0		4	0	0	0	0	0	1	0	0	0	0	5	10	0.00	0.000
Roger McDowell, R ERA: 3.19	(8, 1)	1.0		5	2	1	1	1	0	0	0	0	1	0	20	30	9.00	2.000

PITCHER		IP	WLS	BF	H	R	ER	SO	BB	IBB	HBP	BLK	WP	HR	S	P	ERA	WHIP

Los Angeles Dodgers @ Cincinnati Reds
Riverfront Stadium, Cincinnati, OH

Mon Aug 05 1991, 7:05 PM EDT
Att: 34,997 - Sunny - 77 F

livebaseballscorecards.com



Los Angeles Dodgers @ Cincinnati Reds

Riverfront Stadium, Cincinnati, OH

Tue Aug 06 1991, 7:05 PM EDT
Att. 33,271 - Cloudy - 68 F

AB	33
R	5
H	8
RBI	5
BB	2
SO	7
LOB	7



WP:	0	PA:	36
PB:	0		
SB:	1		
CS:	0		

AB R H RBI BB SO LOB

2	1	2	0	1	0	0
4	1	2	3	0	0	2
3	1	1	0	1	1	1
4	1	1	2	0	2	2
4	0	0	0	0	1	0
4	0	1	0	0	0	0
0	0	0	0	0	0	0
4	0	0	0	0	0	1
4	0	0	0	0	2	1
2	1	1	0	0	0	0
1	0	0	0	0	0	0
0	0	0	0	0	0	0
0	0	0	0	0	0	0
1	0	0	0	0	1	0

Batter	1	2	3	4	5	6	7	8	9
Brett Butler, L (1, 8) OBP: 0.409, SLG: 0.347	4-1 G4-3 S BB		0-0 1B		0-0 SH1-3 1-2		2-2 E 1B		
Lenny Harris, L (1, 4) OBP: 0.349, SLG: 0.347	3-1 G4-3 1-3		0-0 F7		0-0 HR		1-0 E6 1-H 2B		
Kal Daniels, L (1, 7) OBP: 0.340, SLG: 0.423	4-2 G6-4-3 BB			2-2 HR 1B	1-2 F8		2-3 K		
Darryl Strawberry, L (1, 9) OBP: 0.359, SLG: 0.475	2-1 G6-4-3 1-2f			1-1 HR 1-H	3-3 K		2-3 K		
Eddie Murray, S (1, 3) OBP: 0.302, SLG: 0.361		2-3 K		0-0 L7		1-1 P2		0-0 L4	
Mike Scioscia, L (1, 2) OBP: 0.369, SLG: 0.380		2-2 L9		0-2 FC4-6 1B		1-0 F9		2-1 F9	
Roger McDowell, R (8, 1)									
Mike Sharperson, R (1, 5) OBP: 0.370, SLG: 0.365				3-2 FC4-6 1-2f		3-2 F8			1-2 G1-3
Jose Offerman, S (1, 6) OBP: 0.302, SLG: 0.200			0-3 K	1-0 G1-3		1-1 F8		1-3 K	
Orel Hershiser, R (1, 1) OBP: 0.400, SLG: 0.389			1-1 G5-3		0-2 SH1-3 HR 1B		0-0 G4-3		1-3 K
Stan Javier, S (7, PH) OBP: 0.258, SLG: 0.300									
Kevin Gross, R (7, 1) OBP: 0.353, SLG: 0.375									
John Candelaria, L (8, 1)									
Gary Carter, R (8, 2) OBP: 0.317, SLG: 0.393									

Inning Stats	R: 0	H: 0	E: 0	K: 0	S: 9	P: 20	R: 0	H: 0	E: 0	K: 1	S: 8	P: 12	R: 0	H: 1	E: 0	K: 1	S: 8	P: 9	R: 2	H: 3	E: 0	K: 0	S: 15	P: 22	R: 2	H: 2	E: 0	K: 1	S: 11	P: 15	R: 0	H: 0	E: 0	K: 0	S: 6	P: 11	R: 1	H: 2	E: 1	K: 1	S: 12	P: 18	R: 0	H: 0	E: 0	K: 1	S: 6	P: 10	R: 0	H: 0	E: 0	K: 2	S: 9	P: 12	1B: 5	SF: 0	2B: 1	SAC: 1	3B: 0	DP: 1	HR: 2	HBP: 0	WP: 0	PA: 36
--------------	------	------	------	------	------	-------	------	------	------	------	------	-------	------	------	------	------	------	------	------	------	------	------	-------	-------	------	------	------	------	-------	-------	------	------	------	------	------	-------	------	------	------	------	-------	-------	------	------	------	------	------	-------	------	------	------	------	------	-------	-------	-------	-------	--------	-------	-------	-------	--------	-------	--------

PITCHER	IP	WLS	BF	H	R	ER	SO	BB	IBB	HBP	BLK	WP	HR	S	P	ERA	WHIP
Kip Gross, R (1, 1) ERA: 3.48	5.0	L	22	6	4	4	3	2	0	0	0	0	2	51	78	7.20	1.600
Milt Hill, R (6, 1) ERA: 1.35	2.0		8	2	1	1	1	0	0	0	0	0	0	18	29	4.50	1.000
Gino Minutelli, L (8, 1) ERA: 4.05	1.0		3	0	0	0	1	0	0	0	0	0	0	6	10	0.00	0.000
Tim Layana, R (9, 1) ERA: 5.49	1.0		3	0	0	0	2	0	0	0	0	0	0	9	12	0.00	0.000

PITCHER	IP	WLS	BF	H	R	ER	SO	BB	IBB	HBP	BLK	WP	HR	S	P	ERA	WHIP
---------	----	-----	----	---	---	----	----	----	-----	-----	-----	----	----	---	---	-----	------

BOTTOM

Los Angeles Dodgers @ Cincinnati Reds
 Riverfront Stadium, Cincinnati, OH

Tue Aug 06 1991, 7:05 PM EDT
 Att: 33,271 - Cloudy - 68 F

livebaseballscorecards.com

AB	35
R	2
H	9
RBI	2
BB	1
SO	4
LOB	15



WP: 1	PA: 36
PB: 0	
SB: 0	
CS: 0	

AB	R	H	RBI	BB	SO	LOB
4	0	1	0	0	1	1
4	0	1	0	0	0	1
2	0	0	0	1	0	1
1	0	0	0	0	0	0
4	0	2	0	0	0	1
3	0	1	0	0	0	2
1	0	0	0	0	0	1
4	1	1	0	0	0	4
4	1	2	2	0	0	1
4	0	0	0	0	0	2
1	0	0	0	0	1	1
1	0	1	0	0	0	0
0	0	0	0	0	0	0
1	0	0	0	0	1	0
0	0	0	0	0	0	0
0	0	0	0	0	0	0
0	0	0	0	0	0	0
1	0	0	0	0	1	0

Batter	1	2	3	4	5	6	7	8	9
Barry Larkin, R OBP: 0.383, SLG: 0.545 (1, 6)	2-2 P2		2-3 K		0-2 G6-4-3		2-1 1B		
Billy Hatcher, R OBP: 0.321, SLG: 0.395 (1, 8)	1-1 G3-1 2B		1-2 G4-3			0-1 F8	1-2 G5-3		
Hal Morris, L OBP: 0.374, SLG: 0.483 Chris Jones, R OBP: 0.607, SLG: 0.654 (1, 3) (8, PH) (9, 9)	2-2 G3-1		0-0 G5-3			4-1 F8 1B BB		3-2 G6-3	
Chris Sabo, R OBP: 0.361, SLG: 0.504 (1, 5)	1-2 G4-3			0-1 P4		0-0 1B		2-1 2B	
Paul O'Neill, L OBP: 0.345, SLG: 0.479 Carmelo Martinez, R OBP: 0.324, SLG: 0.333 (1, 9) (8, PH) (9, 3)		1-1 L9		2-2 F8 2B		0-2 F8		1-0 G6-3	
Bill Doran, S OBP: 0.375, SLG: 0.399 (1, 4)		1-1 WP E 2B		3-2 F8		3-2 P4		1-0 G3-1	
Glenn Braggs, R OBP: 0.325, SLG: 0.462 (1, 7)		2-2 E6		0-1 G5-3			3-1 HR		1-0 G1-4-3 1B
Joe Oliver, R OBP: 0.273, SLG: 0.370 (1, 2)		1-2 SAFE F9			1-2 P5		0-1 G6-3		0-0 G1-4-3
Kip Gross, R OBP: 0.067, SLG: 0.067 Herm Winningham, L OBP: 0.264, SLG: 0.307 Milt Hill, R Mariano Duncan, R OBP: 0.250, SLG: 0.315 Gino Minutelli, L Tim Layana, R Luis Quinones, S OBP: 0.290, SLG: 0.271 (1, 1) (5, PH) (6, 1) (7, PH) (8, 1) (9, 1) (9, PH)		2-3 K			0-0 G6-4-3 1B		3-3 K		1-3 K

Inning Stats	R: 0	H: 1	E: 0	LOB: 1	K: 0	BB: 0	S: 14	R: 1	H: 1	E: 1	LOB: 1	K: 1	BB: 0	S: 13	R: 0	H: 0	E: 0	LOB: 0	K: 1	BB: 0	S: 8	R: 0	H: 1	E: 0	LOB: 1	K: 0	BB: 0	S: 12	R: 0	H: 1	E: 0	LOB: 0	K: 0	BB: 0	S: 7	R: 0	H: 1	E: 0	LOB: 2	K: 0	BB: 1	S: 11	R: 1	H: 2	E: 0	LOB: 1	K: 1	BB: 0	S: 15	R: 0	H: 1	E: 0	LOB: 1	K: 0	BB: 0	S: 8	R: 0	H: 1	E: 0	LOB: 0	K: 1	BB: 0	S: 5	R: 0	H: 1	E: 0	LOB: 0	K: 1	BB: 0	S: 7	1B: 4	SF: 0	2B: 4	SAC: 0	3B: 0	DP: 2	HR: 1	HBP: 0	WP: 1	PA: 36
--------------	------	------	------	--------	------	-------	-------	------	------	------	--------	------	-------	-------	------	------	------	--------	------	-------	------	------	------	------	--------	------	-------	-------	------	------	------	--------	------	-------	------	------	------	------	--------	------	-------	-------	------	------	------	--------	------	-------	-------	------	------	------	--------	------	-------	------	------	------	------	--------	------	-------	------	------	------	------	--------	------	-------	------	-------	-------	-------	--------	-------	-------	-------	--------	-------	--------

PITCHER	IP	WLS	BF	H	R	ER	SO	BB	IBB	HBP	BLK	WP	HR	S	P	ERA	WHIP
Orel Hershiser, R ERA: 3.95 (1, 1)	6.0	W	24	5	1	1	2	1	0	0	0	1	0	65	94	1.50	1.000
Kevin Gross, R ERA: 3.73 (7, 1)	1.0		5	2	1	1	1	0	0	0	0	0	1	15	24	9.00	2.000
John Candelaria, L ERA: 2.42 (8, 1)	0.1	S	2	1	0	0	0	0	0	0	0	0	0	6	11	0.00	3.000
Roger McDowell, R ERA: 3.11 (8, 1)	1.2	S	5	1	0	0	1	0	0	0	0	0	0	7	11	0.00	0.600

Batter	1	2	3	4	5	6	7	8	9	AB R H RBI BB SO LOB	TOP												
Brett Butler, L (1, 8) OBP: 0.411, SLG: 0.353	2-1 3B	1-1 1B			0-0 F7		4-2 3B BB		2-3 K	4 1 2 0 1 1 0													
Mike Sharperson, R (1, 5) OBP: 0.371, SLG: 0.380	3-3 K	3-3 K			4-2 FC3-6 1B BB		0-0 1-H SF8 3B		1-2 G6-3	4 1 1 1 1 2 4													
Kal Daniels, L (1, 7) OBP: 0.345, SLG: 0.425 Mitch Webster, S (9, 7) OBP: 0.263, SLG: 0.309	4-1 BB			4-1 G4-6-3 BB	1-2 1B		2-2 SF8			1 0 1 1 2 0 0 0 0 0 0 0 0 0													
Darryl Strawberry, L (1, 9) OBP: 0.355, SLG: 0.468	1-3 K			3-2 G4-6-3	3-1 FC3-6		0-0 3-H G5-3			4 0 0 0 0 1 5													
Eddie Murray, S (1, 3) OBP: 0.299, SLG: 0.357	3-1 F9			1-3 K	2-2 F9			2-0 L7		4 0 0 0 0 1 4													
Gary Carter, R (1, 2) OBP: 0.311, SLG: 0.384		2-0 P6			0-0 P2		1-3 K	2-2 G6-3		4 0 0 0 0 1 0													
Lenny Harris, L (1, 4) OBP: 0.358, SLG: 0.352		4-1 1B 1B BB			2-0 F7 1B		0-0 G6-4-3 1B	4-2 BB		2 0 2 0 2 0 0													
Jose Offerman, S (1, 6) OBP: 0.298, SLG: 0.204		0-2 1B 1B			1-2 F7		0-0 G6-4-3	1-0 L7		4 0 1 0 0 0 3													
Bob Ojeda, L (1, 1) OBP: 0.220, SLG: 0.263 Stan Javier, S (7, PH) OBP: 0.256, SLG: 0.298 Kevin Gross, R (7, 1) OBP: 0.353, SLG: 0.375 Chris Gwynn, L (9, PH) OBP: 0.319, SLG: 0.446 Roger McDowell, R (9, 1)		0-3 K			1-1 G5-3		1-0 F9		1-2 F9	2 0 0 0 0 1 3 1 0 0 0 0 0 0 0 0 0 0 0 0 0 1 0 0 0 0 0 0 0 0 0 0 0 0 0													
Inning Stats	R: 0 E: 0 K: 2 S: 13	H: 1 LOB: 2 BB: 1 P: 26	R: 0 E: 0 K: 2 S: 15	H: 2 LOB: 3 BB: 1 P: 25	R: 0 E: 0 K: 1 S: 9	H: 0 LOB: 0 BB: 1 P: 17	R: 0 E: 0 K: 0 S: 7	H: 1 LOB: 1 BB: 0 P: 11	R: 0 E: 0 K: 0 S: 13	H: 1 LOB: 2 BB: 1 P: 23	R: 0 E: 0 K: 1 S: 5	H: 1 LOB: 0 BB: 0 P: 6	R: 2 E: 0 K: 0 S: 8	H: 1 LOB: 0 BB: 1 P: 15	R: 0 E: 0 K: 0 S: 9	H: 0 LOB: 1 BB: 1 P: 18	R: 0 E: 0 K: 1 S: 10	H: 0 LOB: 0 BB: 0 P: 14	1B: 5 2B: 0 3B: 2 HR: 0	SF: 1 SAC: 0 DP: 2 HBP: 0	WP: 0 PB: 0 SB: 0 CS: 0	PA: 38	
PITCHER Randy Myers, L (1, 1) ERA: 3.69 Ted Power, R (9, 1) ERA: 3.21	IP 8.0	WLS L	BF 35	H 7	R 2	ER 2	SO 6	BB 6	IBB 0	HBP 0	BLK 0	WP 0	HR 0	S 79	P 141	ERA 2.25	WHIP 1.625						PITCHER IP WLS BF H R ER SO BB IBB HBP BLK WP HR S P ERA WHIP

Los Angeles Dodgers @ Cincinnati Reds
Riverfront Stadium, Cincinnati, OH

Wed Aug 07 1991, 7:05 PM EDT
Att. 37,016 - Sunny - 84 F

livebaseballscorecards.com

AB	31
R	2
H	7
RBI	2
BB	6
SO	7
LOB	19



Batter	1	2	3	4	5	6	7	8	9	AB R H RBI BB SO LOB
Barry Larkin, R OBP: 0.382, SLG: 0.541 (1, 6)	2-1 F8		0-3 K			2-2 F9			1-1 G4-3 1B	4 0 1 0 0 1 1
Mariano Duncan, R OBP: 0.249, SLG: 0.313 Bill Doran, S OBP: 0.375, SLG: 0.396 (1, PH) (2, 4)	3-3 K			0-0 G5-3		4-2 BB			0-1 G4-3 1-2f	0 0 0 0 0 0 0 3 0 0 0 1 1 1
Chris Sabo, R OBP: 0.360, SLG: 0.504 (1, 5)	2-1 2B			3-2 P5		1-3 K			3-2 G6-3	4 0 1 0 0 1 2
Glenn Braggs, R OBP: 0.321, SLG: 0.455 (1, 7)	1-1 L9			0-0 G6-3			1-2 G3			3 0 0 0 0 0 1
Chris Jones, R OBP: 0.567, SLG: 0.607 Paul O'Neill, L OBP: 0.345, SLG: 0.478 (7, PH) (8, 9)		2-3 K			1-3 K		3-3 K			2 0 0 0 0 2 0 1 0 0 0 0 1 0
Carmelo Martinez, R OBP: 0.330, SLG: 0.335 (1, 3)		4-2 G6-4-3 BB			0-0 G4-6-3 1B		2-0 G5-3			2 0 1 0 1 0 0
Joe Oliver, R OBP: 0.268, SLG: 0.363 (1, 2)		1-0 G6-4-3 1-2f			1-1 G4-6-3 1 SAFE 1-2f			2-3 K		3 0 0 0 0 1 2
Billy Hatcher, R OBP: 0.321, SLG: 0.392 (1, 8)			3-3 K			4-2 SH5-4 BB		0-0 L9		2 0 0 0 1 1 0
Randy Myers, L OBP: 0.267, SLG: 0.333 Herm Winningham, L OBP: 0.262, SLG: 0.304 Ted Power, R (9, 1)			2-3 K			0-0 SH5-4 1-2		2-1 G3		1 0 0 0 0 1 0 1 0 0 0 0 0 0 0 0 0 0 0 0 0

Inning Stats	R: 0 E: 0 K: 1 S: 9	H: 1 LOB: 1 BB: 0 P: 17	R: 0 E: 0 K: 1 S: 6	H: 0 LOB: 0 BB: 1 P: 13	R: 0 E: 0 K: 3 S: 10	H: 0 LOB: 0 BB: 0 P: 15	R: 0 E: 0 K: 0 S: 5	H: 0 LOB: 0 BB: 0 P: 8	R: 0 E: 0 K: 1 S: 6	H: 1 LOB: 0 BB: 0 P: 8	R: 0 E: 0 K: 1 S: 11	H: 0 LOB: 2 BB: 2 P: 22	R: 0 E: 0 K: 1 S: 7	H: 0 LOB: 0 BB: 0 P: 13	R: 0 E: 0 K: 1 S: 7	H: 0 LOB: 0 BB: 0 P: 11	R: 0 E: 0 K: 0 S: 7	H: 1 LOB: 0 BB: 0 P: 11	1B: 2 2B: 1 3B: 0 HR: 0	SF: 0 SAC: 1 DP: 3 HBP: 0
--------------	------------------------------	----------------------------------	------------------------------	----------------------------------	-------------------------------	----------------------------------	------------------------------	---------------------------------	------------------------------	---------------------------------	-------------------------------	----------------------------------	------------------------------	----------------------------------	------------------------------	----------------------------------	------------------------------	----------------------------------	----------------------------------	------------------------------------

PITCHER	IP	WLS	BF	H	R	ER	SO	BB	IBB	HBP	BLK	WP	HR	S	P	ERA	WHIP
Bob Ojeda, L ERA: 3.5 (1, 1)	6.0	W	21	2	0	0	7	3	0	0	0	0	0	47	83	0.00	0.833
Kevin Gross, R ERA: 3.63 (7, 1)	2.0		6	0	0	0	2	0	0	0	0	0	0	14	24	0.00	0.000
Roger McDowell, R ERA: 3.06 (9, 1)	1.0	S	3	1	0	0	0	0	0	0	0	0	0	7	11	0.00	1.000

BOTTOM

Los Angeles Dodgers @ Cincinnati Reds
Riverfront Stadium, Cincinnati, OH

Wed Aug 07 1991, 7:05 PM EDT
Att: 37,016 - Sunny - 84 F

livebaseballscorecards.com

AB	26
R	0
H	3
RBI	0
BB	3
SO	9
LOB	7



WP	PA	ERA	WHIP
0	30		

Los Angeles Dodgers @ Cincinnati Reds

Riverfront Stadium, Cincinnati, OH

Thu Aug 08 1991, 3:33 AM EDT
Att. 37,581 - Cloudy - 84 F

livebaseballscorecards.com



Batter	1	2	3	4	5	6	7	8	9	AB R H RBI BB SO LOB	TOP											
Brett Butler, L (1, 8) OBP: 0.409, SLG: 0.351	3-3 		2-2 F7 		0-3 K	1-2 CS 1B 			2-1 L6 	5 0 1 0 0 2 1												
Mike Sharperson, R (1, 5) OBP: 0.364, SLG: 0.372	0-0 L9 		1-0 F8 		0-2 1B 1B 	2-2 G6-3 1-2 			2-2 P2 	5 0 1 0 0 0 2												
Mitch Webster, S (1, 7) OBP: 0.269, SLG: 0.314	0-1 G6-3 		1-2 F9 		2-1 1B 1-2 3-H 				1-2 G6-3 1B 	4 0 2 1 0 0 0												
Darryl Strawberry, L (1, 9) OBP: 0.354, SLG: 0.469		2-2 2B 		1-0 F9 	3-2 G4-1 			1-2 G6-3 1-2f 		4 1 1 0 0 0 3												
Gary Carter, R (1, 3) OBP: 0.315, SLG: 0.392		2-1 1B G6-4-3 2-H 2B 		2-1 E6 		1-2 1B PB E 1B 		0-0 F8 		4 2 2 1 0 0 0												
Mike Scioscia, L (1, 2) OBP: 0.371, SLG: 0.379		0-2 G6-4-3 1B 2-3 1B 		2-3 K 		1 SAFE 4-2 E 1-2 WP BB 		2-0 F9 		3 1 1 0 1 1 1												
Lenny Harris, L (1, 4) OBP: 0.360, SLG: 0.354		1-1 G6-4-3 1B 1-2 1B 		1-2 G4-3 		2-0 E8 WP SF9 1-3 2-H 1B 		0-1 G4-3 		4 1 2 0 0 0 1	AB 34 R 6 H 11 RBI 3 BB 2 SO 4 LOB 11											
Jose Offerman, S (1, 6) OBP: 0.311, SLG: 0.212		1-0 G6-4-3 1-2f 2-3 3-H 		2-1 1B SH3-4 1B 		4-1 1B WP BB 		1-0 G3-1 		3 1 1 0 1 0 2												
Mike Morgan, R (1, 1) OBP: 0.075, SLG: 0.078		1-1 G3 		0-0 SH3-4 		1-0 SF9 			1-3 K 	1 0 0 1 0 0 1												
Tim Crews, R (7, 1)										0 0 0 0 0 0 0												
Chris Gwynn, L (9, PH) OBP: 0.316, SLG: 0.441										1 0 0 0 0 1 0												
Jay Howell, R (9, 1)										0 0 0 0 0 0 0												
Inning Stats	R: 0 E: 0 K: 1 S: 7	H: 0 LOB: 0 BB: 0 P: 10	R: 2 E: 0 K: 0 S: 15	H: 4 LOB: 1 BB: 0 P: 22	R: 0 E: 0 K: 0 S: 7	H: 0 LOB: 0 BB: 0 P: 11	R: 0 E: 1 K: 1 S: 9	H: 0 LOB: 1 BB: 0 P: 15	R: 1 E: 0 K: 1 S: 16	H: 3 LOB: 2 BB: 0 P: 23	R: 3 E: 1 K: 0 S: 17	H: 3 LOB: 1 BB: 2 P: 31	R: 0 E: 0 K: 0 S: 7	H: 1 LOB: 0 BB: 0 P: 9	R: 0 E: 0 K: 0 S: 4	H: 0 LOB: 0 BB: 0 P: 7	R: 0 E: 0 K: 1 S: 9	H: 0 LOB: 0 BB: 0 P: 14	1B: 9 2B: 2 3B: 0 HR: 0	SF: 1 SAC: 1 DP: 2 HBP: 0	WP: 1 PB: 1 SB: 0 CS: 1	PA: 38
PITCHER	IP WLS BF H R ER SO BB IBB HBP BLK WP HR S P ERA WHIP												PITCHER	IP WLS BF H R ER SO BB IBB HBP BLK WP HR S P ERA WHIP								
Tom Browning, L (1, 1) ERA: 4.23	5.0 L 22 7 3 3 3 0 0 0 0 0 0 54 81 5.40 1.400																					
Tim Layana, R (6, 1) ERA: 6.41	0.0 2 1 2 2 0 1 0 0 0 0 0 5 10 ∞ ∞																					
Gino Minutelli, L (6, 1) ERA: 4.73	0.0 2 1 0 0 0 1 0 0 0 0 0 2 8 ∞ ∞																					
Milt Hill, R (6, 1) ERA: 1.04	2.0 6 2 1 1 0 0 0 0 0 0 1 0 17 22 4.50 1.000																					
Ted Power, R (8, 1) ERA: 3.1	2.0 6 0 0 0 0 1 0 0 0 0 0 0 13 21 0.00 0.000																					

BOTTOM

Los Angeles Dodgers @ Cincinnati Reds
Riverfront Stadium, Cincinnati, OH

livebaseballscorecards.com

AB	33
R	4
H	8
RBI	4
BB	1
SO	4
LOB	11



WP	0	PA	34
PB	0		
SB	0		
CS	0		

Thu Aug 08 1991, 3:33 AM EDT
Att: 37,581 - Cloudy - 84 F

AB R H RBI BB SO LOB

4	0	0	0	0	0	1
3	0	0	0	1	1	1
4	0	0	0	0	0	2
4	2	3	0	0	0	0
4	2	3	4	0	0	1
4	0	1	0	0	0	1
2	0	1	0	0	1	0
0	0	0	0	0	0	0
0	0	0	0	0	0	0
0	0	0	0	0	0	0
2	0	0	0	0	1	0
0	0	0	0	0	0	0
0	0	0	0	0	0	0
1	0	0	0	0	0	2

Batter	1	2	3	4	5	6	7	8	9
Barry Larkin, R OBP: 0.377, SLG: 0.533 (1, 6)	2-1 G1-3 ①			1-1 F9 ①		1-1 F8 ①		0-0 G6-3 ②	
Herm Winningham, L OBP: 0.262, SLG: 0.297 (1, 8)	1-3 K ②			4-1 G6-4-3 BB ②		3-1 SAFE G5-3 1-2 ②		1-0 G4-3 ③	
Hal Morris, L OBP: 0.370, SLG: 0.477 (1, 3)	1-1 G1-3 ③			2-0 G6-4-3 1-2f ③		2-1 G4-3 ③		0-0 F7 ①	
Chris Sabo, R OBP: 0.363, SLG: 0.509 (1, 5)		0-0 F8-3 1B ①			3-2 HR 1B ①		0-1 G6-3 ①	1-0 HR 2B ①	
Paul O'Neill, L OBP: 0.349, SLG: 0.499 (1, 9)		1-0 F8 ①			0-0 HR 1-H ①		2-2 1B ①	1-2 HR 2-H ①	
Bill Doran, S OBP: 0.373, SLG: 0.394 (1, 4)		1-0 F8-3 1-2 ②			2-1 G4-3 ①		2-1 1B ①	3-2 F8 ②	
Glenn Braggs, R OBP: 0.323, SLG: 0.455 Ted Power, R Carmelo Martinez, R OBP: 0.328, SLG: 0.333 (1, 7) (8, 1) (9, PH)			0-0 G4-3 1B ①		1-3 K ②		2-2 F8 ②	3-3 K ③	
Jeff Reed, L OBP: 0.348, SLG: 0.368 (1, 2)			2-2 SAFE G4-3 1-2f ①		0-1 G4-3 ③		1-1 F8 ③		
Tom Browning, L OBP: 0.218, SLG: 0.280 Tim Lincecum, R Gino Minutelli, L Billy Hatcher, R Milt Hill, R Luis Quinones, S OBP: 0.288, SLG: 0.289 (1, 1) (6, 1) (6, 1) (6, 7) (6, 1) (7, PH)			0-1 G1-3 ③			0-0 E6 G5-3 ①		2-3 K ①	

Inning Stats	R: 0	H: 0	R: 0	H: 1	R: 0	H: 1	R: 0	H: 0	R: 2	H: 2	R: 0	H: 2	R: 0	H: 0	R: 0	H: 0	R: 2	H: 2
	E: 0	LOB: 0	E: 0	LOB: 0	E: 0	LOB: 0	E: 0	LOB: 0	E: 0	LOB: 0	E: 0	LOB: 2	E: 0	LOB: 0	E: 0	LOB: 0	E: 0	LOB: 0
	K: 1	BB: 0	K: 0	BB: 0	K: 0	BB: 0	K: 0	BB: 1	K: 1	BB: 0	K: 0	BB: 0	K: 1	BB: 0	K: 1	BB: 0	K: 1	BB: 0
	S: 7	P: 11	S: 3	P: 5	S: 7	P: 9	S: 4	P: 11	S: 11	P: 17	S: 7	P: 13	S: 12	P: 19	S: 5	P: 8	S: 13	P: 21

PITCHER	IP	WLS	BF	H	R	ER	SO	BB	IBB	HBP	BLK	WP	HR	S	P	ERA	WHIP
Mike Morgan, R ERA: 2.46 (1, 1)	6.1	W	24	6	2	2	2	1	0	0	0	0	1	46	77	2.84	1.105
Tim Crews, R ERA: 3.21 (7, 1)	1.2		5	0	0	0	1	0	0	0	0	0	0	10	16	0.00	0.000
Jay Howell, R ERA: 3.62 (9, 1)	1.0		5	2	2	2	1	0	0	0	0	0	1	13	21	18.00	2.000

Batter	1	2	3	4	5	6	7	8	9	AB R H RBI BB SO LOB	TOP		
Barry Larkin, R OBP: 0.375, SLG: 0.534 (1, 6) C F B X	1-2 G4-3 ①		2-3 K ③		2-1 1B 3B		2-1 G4-3 ①		1-2 G4-3 ②	5 1 1 0 0 1 0			
Billy Hatcher, R OBP: 0.318, SLG: 0.387 (1, 8) (8, 7) F B B X	2-2 L8 ②			1-0 G1-3 ①	2-1 1B		1-0 G5-3 ②		0-3 K ③	5 0 1 1 0 1 0			
Chris Sabo, R OBP: 0.362, SLG: 0.507 (1, 5) B C B X	2-1 F9 ③			2-1 1B BB	0-0 F8 ③		1-2 F8 ③			4 1 1 0 0 0 1			
Carmelo Martinez, R OBP: 0.332, SLG: 0.352 (1, 3) B X		1-0 G6-3 ①		4-1 1B G4-3 BB		2-2 L8 ①		0-0 HR		3 2 1 1 1 0 0			
Bill Doran, S OBP: 0.378, SLG: 0.407 (1, 4) B X		1-0 1B		1-1 G4-3 1B 1-3 2-H		2-2 1B 3B		0-2 G4-3 ①		4 1 3 1 0 0 0			
Glenn Braggs, R OBP: 0.321, SLG: 0.451 (1, 7) (8, 9) C B T B X		2-3 K ②		1-1 G4-3 1B 1-2 3-H		1-2 1B S		1-2 G6-3 ②		4 0 1 2 0 1 2			
Paul O'Neill, L OBP: 0.348, SLG: 0.496 Rob Dibble, L (8, 1) C X		0-1 G4-3 ③		3-3 K ③		2-3 K ②		2-2 1B		4 0 1 0 0 2 3 0 0 0 0 0 0 0			
Joe Oliver, R OBP: 0.288, SLG: 0.357 (1, 2) B C L X			1-2 F7 ①		0-0 G6-3 ①		4-0 IBB		0-1 L8 ③	3 0 0 0 1 0 1			
Mo Sanford, R Herm Winningham, L OBP: 0.260, SLG: 0.294 (8, 8) C B X			1-1 P3 ②		1-3 K ②		0-3 K ③		3-2 L9 ①	3 0 0 0 0 2 2 1 0 0 0 0 0 0			
Inning Stats	R: 0 E: 0 K: 0 S: 8 H: 0 LOB: 0 BB: 0 P: 13	R: 0 E: 0 K: 1 S: 7 H: 1 LOB: 1 BB: 0 P: 11	R: 0 E: 0 K: 1 S: 8 H: 0 LOB: 0 BB: 0 P: 12	R: 2 E: 0 K: 1 S: 11 H: 2 LOB: 1 BB: 1 P: 23	R: 1 E: 0 K: 1 S: 10 H: 2 LOB: 1 BB: 0 P: 15	R: 1 E: 0 K: 2 S: 15 H: 2 LOB: 2 BB: 1 P: 26	R: 0 E: 0 K: 0 S: 7 H: 0 LOB: 0 BB: 0 P: 11	R: 1 E: 0 K: 0 S: 13 H: 2 LOB: 1 BB: 0 P: 16	R: 0 E: 0 K: 1 S: 9 H: 0 LOB: 0 BB: 0 P: 13	1B: 6 2B: 0 3B: 2 HR: 1 SF: 0 SAC: 0 DP: 0 HBP: 0	WP: 0 PB: 0 SB: 1 CS: 0 PA: 38		
PITCHER	IP WLS BF H R ER SO BB IBB HBP BLK WP HR S P ERA WHIP											PITCHER	IP WLS BF H R ER SO BB IBB HBP BLK WP HR S P ERA WHIP
Dennis Rasmussen, L ERA: 3.55 (1, 1)	6.0 L 27 7 4 4 6 1 1 0 0 0 0 59 100 6.00 1.333												
Mike Maddux, R ERA: 2.35 (7, 1)	2.0 8 2 1 1 0 0 0 0 0 0 0 1 20 27 4.50 1.000												
Jim Lewis, R ERA: (9, 1)	1.0 3 0 0 0 0 1 0 0 0 0 0 0 9 13 0.00 0.000												

Cincinnati Reds @ San Diego Padres
 Jack Murphy Stadium, San Diego, CA
 Fri Aug 09 1991, 10:05 PM EDT
 Att. 29,665 - Sunny - 68 F

livebaseballscorecards.com

AB	36
R	5
H	9
RBI	5
BB	2
SO	7
LOB	9



Batter	1	2	3	4	5	6	7	8	9	AB	R	H	RBI	BB	SO	LOB
Bip Roberts, S OBP: 0.348, SLG: 0.336 (1, 4)	1-3 K		2-2 S 1B			4-1 1B BB		0-1 FC4-6 1-2f		3	0	1	0	1	1	1
Tony Fernandez, S OBP: 0.342, SLG: 0.362 (1, 6)	2-3 K		3-1 F8 1-2 3-H			0-0 1B		1-0 P6		4	0	1	0	0	1	2
Tony Gwynn, L OBP: 0.368, SLG: 0.455 (1, 9)	2-3 K			0-0 F7		1-1 L9			1-0 1B	4	0	1	0	0	1	2
Fred McGriff, L OBP: 0.389, SLG: 0.474 (1, 3)		3-2 G3		3-2 P6		1-1 L7			2-3 K	4	0	0	0	0	1	3
Benito Santiago, R OBP: 0.276, SLG: 0.389 (1, 2)		3-3 K		1-0 F7			1-1 F9		1-3 K	4	0	0	0	0	2	1
Jack Howell, L OBP: 0.291, SLG: 0.286 (1, 5)		1-2 L9			0-2 G6-3		0-2 G3		2-2 G6-3	4	0	0	0	0	0	1
Jerald Clark, R OBP: 0.325, SLG: 0.398 (1, 7)			2-2 1B E E HBP		1-2 L8		1-3 K			2	1	0	0	0	1	0
Darrin Jackson, R OBP: 0.317, SLG: 0.497 (1, 8)			0-3 K		1-3 K			0-0 FC4-6 1B		2	0	0	0	0	2	1
Thomas Howard, S OBP: 0.320, SLG: 0.328 (8, PH)			1 SAFE K							1	0	1	0	0	0	0
Dennis Rasmussen, L OBP: 0.194, SLG: 0.172 (1, 1)			1 SAFE K		0-3 K		0-1 F7		1-3 K	1	0	0	0	0	1	1
Oscar Azocar, L (6, PH)										1	0	0	0	0	0	0
Mike Maddux, L OBP: 0.333, SLG: 0.143 (7, 1)										0	0	0	0	0	0	0
Kevin Ward, R OBP: 0.276, SLG: 0.296 (8, PH)										1	0	0	0	0	1	1
Jim Lewis, R (9, 1)			1-2 K							0	0	0	0	0	0	0

Inning Stats	R: 0	H: 0	E: 0	K: 3	S: 12	R: 0	H: 0	E: 0	K: 1	S: 10	R: 1	H: 1	E: 1	K: 2	S: 13	R: 0	H: 0	E: 0	K: 0	S: 5	R: 0	H: 0	E: 0	K: 1	S: 10	R: 0	H: 1	E: 0	K: 0	S: 8	R: 0	H: 0	E: 0	K: 1	S: 8	R: 0	H: 1	E: 0	K: 1	S: 7	R: 0	H: 1	E: 0	K: 2	S: 10	R: 0	H: 1	E: 0	K: 2	S: 16	1B: 4	2B: 0	3B: 0	HR: 0	SF: 0	SAC: 0	DP: 0	HBP: 1	WP: 0	PB: 0	SB: 1	CS: 0	PA: 33
PITCHER	IP	WLS	BF	H	R	ER	SO	BB	IBB	HBP	BLK	WP	HR	S	P	ERA	WHIP																																														
Mo Sanford, R ERA: (1, 1)	7.0	W	25	2	1	0	8	1	0	0	0	0	0	66	99	0.00	0.429																																														
Rob Dibble, R ERA: 2.14 (8, 1)	2.0		8	2	0	0	3	0	0	0	0	0	0	17	25	0.00	1.000																																														

BOTTOM

Cincinnati Reds @ San Diego Padres
Jack Murphy Stadium, San Diego, CA

Fri Aug 09 1991, 10:05 PM EDT
Att: 29,665 - Sunny - 68 F

livebaseballscorecards.com

AB	31
R	1
H	4
RBI	0
BB	1
SO	11
LOB	13



Batter	1	2	3	4	5	6	7	8	9	AB R H RBI BB SO LOB	TOP	
Barry Larkin, R OBP: 0.376, SLG: 0.534 (1, 6) X	0-0 CS 1B		2-1 FC1 2-3			3-2 1B 1B		1-1 G1-3		4 0 2 0 0 0 1		
Billy Hatcher, R OBP: 0.314, SLG: 0.382 (1, 8) B C 1 SAFE C S X	2-3 1-2		0-1 P6			2-0 L5		0-0 G6-3	X	4 0 0 0 0 1 3		
Hal Morris, L OBP: 0.369, SLG: 0.474 (1, 3) X	0-0 F7					1-0 G3-1		1-0 1-2 1B	F B S B C	4 0 1 0 0 1 0		
Chris Sabo, R OBP: 0.359, SLG: 0.501 (1, 5)		1-3 K				1-1 F7		1-1 G4-3	B S F X	4 0 0 0 0 1 2		
Paul O'Neill, L OBP: 0.345, SLG: 0.491 (1, 9)		3-2 L3				1-1 F8		1-3 K	C S B C	3 0 0 0 0 1 0		
Bill Doran, S OBP: 0.381, SLG: 0.410 (1, 4)		2-2 WP 1B				2-3 K		1-0 G6-4-3 1B	B X	3 0 2 0 0 1 0		
Glenn Braggs, R OBP: 0.317, SLG: 0.444 (1, 7)		1-2 F7				1-0 P6		1-0 G6-4-3	B X	3 0 0 0 0 0 2		
Jeff Reed, L OBP: 0.347, SLG: 0.372 (1, 2)			1-0 FC1 2B			3-1 P5		3-2 L4	C B B B B X	3 0 1 0 0 0 0		
Jose Rijo, R OBP: 0.256, SLG: 0.256 Herm Winningham, L (8, PH) OBP: 0.258, SLG: 0.292 Norm Charlton, S OBP: 0.045, SLG: 0.091 (1, 1) (8, 1) (8, 1)			2-3 K			2-2 P2		2-3 K	B S C B B X	2 0 0 0 0 1 1 1 0 0 0 0 1 0 0 0 0 0 0 0 0		
Inning Stats	R: 0 H: 1 E: 0 LOB: 0 K: 1 BB: 0 S: 5 P: 7	R: 0 H: 1 E: 0 LOB: 1 K: 1 BB: 0 S: 14 P: 21	R: 0 H: 1 E: 0 LOB: 1 K: 1 BB: 0 S: 10 P: 15	R: 0 H: 0 E: 0 LOB: 0 K: 0 BB: 0 S: 5 P: 8	R: 0 H: 0 E: 0 LOB: 0 K: 1 BB: 0 S: 6 P: 12	R: 0 H: 2 E: 0 LOB: 2 K: 0 BB: 0 S: 14 P: 23	R: 0 H: 1 E: 0 LOB: 0 K: 1 BB: 0 S: 5 P: 8	R: 0 H: 0 E: 0 LOB: 0 K: 1 BB: 0 S: 8 P: 14	R: 0 H: 0 E: 0 LOB: 0 K: 1 BB: 0 S: 7 P: 10	1B: 5 SF: 0 2B: 1 SAC: 0 3B: 0 DP: 1 HR: 0 HBP: 0	WP: 1 PA: 31 PB: 0 SB: 0 CS: 1	
PITCHER Greg Harris, R ERA: 2.15 (1, 1)	IP WLS BF H R ER SO BB IBB HBP BLK WP HR S P ERA WHIP											
	9.0 W 31 6 0 0 7 0 0 0 0 1 0 74 118 0.00 0.667											

Cincinnati Reds @ San Diego Padres
 Jack Murphy Stadium, San Diego, CA
 Sat Aug 10 1991, 10:05 PM EDT
 Att. 36,861 - Cloudy - 78 F

livebaseballscorecards.com



Batter	1	2	3	4	5	6	7	8	9
Bip Roberts, S OBP: 0.344, SLG: 0.332 (1, 4)	1-3 		1-3 		3-3 		2-1 E4 		
Tony Fernandez, S OBP: 0.343, SLG: 0.363 (1, 6)	1-2 1B 		3-2 1B S 1B 		2-3 		2-0 FC3-6 		
Tony Gwynn, L OBP: 0.372, SLG: 0.457 (1, 9)	1-0 SAFE 1B 		1-1 1B 1B 		0-1 G6-3 		4-0 G3-6-3 BB 		
Fred McGriff, L OBP: 0.388, SLG: 0.472 (1, 3)	1-3 SAFE 		0-0 1-2 1B 		2-3 K 		0-0 G3-6-3 		
Benito Santiago, R OBP: 0.276, SLG: 0.388 (1, 2)	2-1 P2 		1-3 K 		0-2 S 1B 		1-2 G1-3 		
Jack Howell, L OBP: 0.283, SLG: 0.278 (1, 5)		2-2 G3 		2-3 K 		1-2 F7 			
Kevin Ward, R OBP: 0.250, SLG: 0.267 (1, 7)		1-2 G5-3 		0-2 G6-3 		1-0 G6-3 			
Thomas Howard, S OBP: 0.316, SLG: 0.323 (1, 8)		3-2 G6-3 		0-1 P6 		0-0 G3 			
Greg Harris, R OBP: 0.167, SLG: 0.118 (1, 1)			0-3 K 		2-2 G6-3 		3-2 E 1B 		


Inning Stats	R: 0	H: 2	E: 0	LOB: 2	K: 2	S: 15	P: 21	R: 0	H: 0	E: 0	LOB: 0	K: 0	S: 14	P: 20	R: 1	H: 3	E: 0	LOB: 2	K: 3	S: 15	P: 21	R: 0	H: 0	E: 0	LOB: 0	K: 1	S: 8	P: 10	R: 0	H: 1	E: 0	LOB: 1	K: 1	S: 13	P: 16	R: 0	H: 1	E: 1	LOB: 2	K: 0	S: 8	P: 16	R: 0	H: 0	E: 0	LOB: 0	K: 0	S: 5	P: 10
	1B: 7	SF: 0	2B: 0	SAC: 0	3B: 0	DP: 1	HR: 0	HBP: 0	WP: 0	PA: 32	WP: 0	PA: 32	WP: 0	PA: 32	WP: 0	PA: 32	WP: 0	PA: 32	WP: 0	PA: 32	WP: 0	PA: 32	WP: 0	PA: 32	WP: 0	PA: 32	WP: 0	PA: 32	WP: 0	PA: 32	WP: 0	PA: 32	WP: 0	PA: 32	WP: 0	PA: 32	WP: 0	PA: 32	WP: 0	PA: 32	WP: 0	PA: 32	WP: 0	PA: 32	WP: 0	PA: 32	WP: 0	PA: 32	

PITCHER	IP	WLS	BF	H	R	ER	SO	BB	IBB	HBP	BLK	WP	HR	S	P	ERA	WHIP
Jose Rijo, R ERA: 2.89 (1, 1)	7.0	L	29	7	1	1	9	0	0	0	0	0	0	84	122	1.29	1.000
Norm Charlton, L ERA: 3.91 (8, 1)	1.0		3	0	0	0	0	1	0	0	0	0	0	5	10	0.00	1.000

BOTTOM

Cincinnati Reds @ San Diego Padres
Jack Murphy Stadium, San Diego, CA
 Sat Aug 10 1991, 10:05 PM EDT
 Att: 36,861 - Cloudy - 78 F

AB	31
R	1
H	7
RBI	1
BB	1
SO	9
LOB	11



Batter	1	2	3	4	5	6	7	8	9	AB R H RBI BB SO LOB	TOP									
Barry Larkin, R (1, 6) OBP: 0.373, SLG: 0.529 Freddie Benavides, R (6, 6) OBP: 0.333, SLG: 0.333	1-2 G5-3		2-2 G6-3			0-1 G4-3		0-0 FC4-6		3 0 0 0 0 0 0 1 0 0 0 0 0 1	<p>Cincinnati Reds @ San Diego Padres</p> <p>Jack Murphy Stadium, San Diego, CA</p> <p>Sun Aug 11 1991, 6:33 AM EDT</p> <p>Att. 17,889 - Cloudy - 76 F</p>									
Billy Hatcher, R (1, 8) OBP: 0.314, SLG: 0.379 Chris Jones, R (8, PH) OBP: 0.548, SLG: 0.586	1-2 F8			4-0 FC6-4 BB		0-2 G6-3		0-0 E3		2 0 0 0 1 0 0 1 0 0 0 0 0 1										
Bill Doran, S (1, 4) OBP: 0.376, SLG: 0.404	3-1 L9			0-1 L8		2-0 L8		1-0 G4-3		4 0 0 0 0 0 3										
Chris Sabo, R (1, 5) OBP: 0.358, SLG: 0.500 Luis Quinones, S (2, 5) OBP: 0.281, SLG: 0.262		3-2 G5-3		2-2 FC6-4		2-2 G4-3		1-3 K		1 0 0 0 0 0 0 3 0 0 0 0 1 1										
Paul O'Neill, L (1, 9) OBP: 0.344, SLG: 0.489		2-3 K		3-2 F7		2-3 K		2-2 FC5-4 1B		4 0 1 0 0 2 1										
Carmelo Martinez, R (1, 3) OBP: 0.340, SLG: 0.357		1-2 1B			4-2 BB	0-0 1B		3-3 K		3 0 2 0 1 1 1										
Glenn Braggs, R (1, 7) OBP: 0.311, SLG: 0.436		1-3 K			0-3 K	0-0 G4-3		0-0 FC5-4		4 0 0 0 0 2 4										
Jeff Reed, L (1, 2) OBP: 0.347, SLG: 0.372			3-2 G5-3		2-3 K		1-0 FC4-6 1B		3 0 1 0 0 1 1											
Kip Gross, R (1, 1) OBP: 0.063, SLG: 0.063 Gino Minutelli, L (5, PH)			0-1 L9		1-3 K		2-2 F7		1 0 0 0 0 0 0 1 0 0 0 0 1 1											
Herm Winningham, L (8, PH) OBP: 0.256, SLG: 0.289 Tim Layana, R (8, 1)									1 0 0 0 0 0 1 0 0 0 0 0 0 0											
Inning Stats	R: 0 E: 0 K: 0 S: 8	H: 0 LOB: 0 BB: 0 P: 13	R: 0 E: 0 K: 2 S: 14	H: 1 LOB: 1 BB: 0 P: 21	R: 0 E: 0 K: 0 S: 9	H: 0 LOB: 1 BB: 1 P: 18	R: 0 E: 0 K: 3 S: 13	H: 0 LOB: 1 BB: 1 P: 20	R: 0 E: 0 K: 1 S: 6	H: 0 LOB: 0 BB: 0 P: 8	R: 0 E: 0 K: 1 S: 8	H: 1 LOB: 1 BB: 0 P: 12	R: 0 E: 1 K: 0 S: 7	H: 1 LOB: 2 BB: 0 P: 11	R: 0 E: 0 K: 2 S: 14	H: 1 LOB: 1 BB: 0 P: 20	1B: 4 2B: 0 3B: 0 HR: 0	SF: 0 SAC: 0 DP: 0 HBP: 0	WP: 0 PB: 0 SB: 0 CS: 0	PA: 34
PITCHER	IP WLS BF H R ER SO BB IBB HBP BLK WP HR S P ERA WHIP																			
Ricky Bones, R (1, 1) ERA:	7.0 W 25 2 0 0 6 2 0 0 0 0 0 0 67 106 0.00 0.571																			
Jim Lewis, R (8, 1) ERA:	1.0 5 1 0 0 0 0 0 0 0 0 0 0 7 11 0.00 1.000																			
Rich Rodriguez, L (9, 1) ERA: 3.21	1.0 4 1 0 0 2 0 0 0 0 0 0 0 14 20 0.00 1.000																			

livebaseballscorecards.com

AB	32
R	0
H	4
RBI	0
BB	2
SO	8
LOB	15



Batter	1	2	3	4	5	6	7	8	9
Bip Roberts, S (1, 4) OBP: 0.351, SLG: 0.357 Tim Teufel, R (7, PH) OBP: 0.332, SLG: 0.339 (8, 4)	0-0 HR		2-2 BB S 1B	0-0 HR	0-2 1-3 HR 1B		0-1 2B	4-2 1-2 2-3 BB FC6	
Tony Fernandez, S (1, 6) OBP: 0.345, SLG: 0.372 Craig Shipley, R (7, PH) OBP: 0.227, SLG: 0.273 (8, 6)	2-0 G6-3		2-0 L7	0-1 1B	1-1 1-H 3-H HR		1-2 P5	0-1 1-2f BB FC6	
Tony Gwynn, L (1, 9) OBP: 0.368, SLG: 0.452	0-1 G1-4-3		2-0 L4	1-0 G4-3	3-2 F7		0-1 L8		
Fred McGriff, L (1, 3) OBP: 0.391, SLG: 0.470 Jerald Clark, R (8, 3)	4-2 BB		4-0 BB 1B IBB		4-1 HR BB S		1-1 F7	2-2 WP 1B 1B	
Benito Santiago, R (1, 2) OBP: 0.278, SLG: 0.386 Dann Bilardello, R (7, 2) OBP: 0.385, SLG: 0.364	2-2 G6-3		4-2 1B 1-2 2-3 BB		4-2 HR BB		0-1 F9	0-1 WP 1B 1B	
Jack Howell, L (1, 5) OBP: 0.288, SLG: 0.292		2-2 G4-3	1-0 1-3 2-H 3-H 1B		1-3 K		0-0 2B	2-0 P5	
Kevin Ward, R (1, 7) OBP: 0.216, SLG: 0.229		1-3 K	3-3 K		1-2 L5		1-1 F7	2-3 K	
Darrin Jackson, R (1, 8) OBP: 0.325, SLG: 0.525		1-2 3B		0-0 G1-3	1-0 1-H 2-H HR		3-3 K	4-2 BB 1B 1-2 2-3 BB	
Ricky Bones, R (1, 1) Thomas Howard, S (7, PH) OBP: 0.319, SLG: 0.342 Jim Lewis, R (8, 1) Oscar Azocar, L (8, PH) OBP: 0.500, SLG: 0.500 Rich Rodriguez, L (9, 1)		1-3 K		0-1 G5-3	4-2 1B HR BB		0-0 HR	2-0 1-2 2-H 3-H BB 1B	

Inning Stats	R: 1 E: 0 K: 0 S: 12	H: 1 LOB: 1 BB: 1 P: 20	R: 0 E: 0 K: 2 S: 15	H: 1 LOB: 1 BB: 0 P: 20	R: 2 E: 0 K: 1 S: 15	H: 2 LOB: 2 BB: 2 P: 31	R: 1 E: 0 K: 0 S: 7	H: 2 LOB: 1 BB: 0 P: 8	R: 6 E: 0 K: 1 S: 25	H: 3 LOB: 0 BB: 3 P: 44	R: 0 E: 0 K: 0 S: 7	H: 1 LOB: 1 BB: 0 P: 9	R: 1 E: 0 K: 1 S: 11	H: 2 LOB: 1 BB: 0 P: 15	R: 2 E: 0 K: 1 S: 19	H: 3 LOB: 3 BB: 2 P: 35
--------------	-------------------------------	----------------------------------	-------------------------------	----------------------------------	-------------------------------	----------------------------------	------------------------------	---------------------------------	-------------------------------	----------------------------------	------------------------------	---------------------------------	-------------------------------	----------------------------------	-------------------------------	----------------------------------

PITCHER	IP	WLS	BF	H	R	ER	SO	BB	IBB	HBP	BLK	WP	HR	S	P	ERA	WHIP
Kip Gross, R (1, 1) ERA: 3.88	4.0	L	21	6	4	4	3	2	1	0	0	0	2	49	79	9.00	2.000
Gino Minutelli, L (5, 1) ERA: 7.71	3.0		18	6	7	7	2	3	0	0	0	0	3	43	68	21.00	3.000
Tim Layana, R (8, 1) ERA: 6.97	1.0		8	3	2	2	1	2	0	0	0	1	0	19	35	18.00	5.000

BOTTOM

AB	R	H	RBI	BB	SO	LOB	
4	4	4	2	0	0	0	
1	0	1	0	1	0	0	
4	1	2	3	0	0	1	
2	0	0	0	0	0	4	
5	0	0	0	0	0	3	
1	2	0	0	3	0	0	
1	1	1	0	0	0	0	
2	1	0	0	2	0	1	
1	1	1	0	0	0	0	
5	0	2	2	0	1	4	
5	0	0	0	0	3	7	
4	1	2	3	1	1	0	
2	1	0	0	1	1	1	
1	1	1	1	0	0	0	
0	0	0	0	0	0	0	
1	0	1	2	0	0	0	
0	0	0	0	0	0	0	
1B: 7	SF: 0	WP: 1	PA: 47	2B: 2	SAC: 0	PB: 0	
3B: 1	DP: 0	SB: 2		HR: 5	HBP: 0	CS: 0	

Cincinnati Reds @ San Diego Padres
Jack Murphy Stadium, San Diego, CA
 Sun Aug 11 1991, 6:33 AM EDT
 Att: 17,889 - Cloudy - 76 F

livebaseballscorecards.com



Batter	1	2	3	4	5	6	7	8	9	AB R H RBI BB SO LOB
Brett Butler, L OBP: 0.406, SLG: 0.343 (1, 8)	3-2 G6-3 BB	4-2 BB			2-2 G6-3		4-0 BB		4-0 1B IBB	2 0 0 0 3 0 0
Juan Samuel, R OBP: 0.346, SLG: 0.419 (1, 4)	2-2 E1 1B	3-2 F8			3-2 P3		1-3 K		3-2 1B	5 1 1 1 0 1 5
Kal Daniels, L OBP: 0.345, SLG: 0.416 (1, 7)	0-0 G6-3 1B				4-2 BB		1-2 F8			3 0 1 1 1 0 2
Darryl Strawberry, L OBP: 0.353, SLG: 0.457 (1, 9)	2-2 SAFE 1-2 1B				1-3 K		0-0 L4		1-3 K	4 0 1 0 0 2 1
Eddie Murray, S OBP: 0.305, SLG: 0.373 (1, 3)	3-2 G6-3 1-2 2-3				1-1 HR		1-0 F7		4-2 CS BB	3 1 1 1 1 0 2
Gary Carter, R OBP: 0.306, SLG: 0.378 (1, 2)					1-0 G5-3		1-1 F9		2-2 G4-3	3 0 0 0 0 0 0
Mike Scioscia, L OBP: 0.369, SLG: 0.388 (8, PH) (9, 2)									1-2	1 0 0 0 0 0 1
Lenny Harris, L OBP: 0.366, SLG: 0.366 (1, 6) (9, 5)					1-3 K		2-3 K		4-1 SH3-4 1B BB	3 1 1 0 1 2 0
Mike Sharperson, R OBP: 0.353, SLG: 0.358 (1, 5)					2-3 K		0-0 F8		2-1 SH3-4	3 0 0 0 0 1 1
Jose Offerman, S OBP: 0.306, SLG: 0.197 (9, 6)									1-2	0 0 0 0 0 0 0
Bob Ojeda, L OBP: 0.250, SLG: 0.275 (1, 1)					1-0 G6-3		0-0 BB		3-3 K	2 0 1 0 1 0 0
Roger McDowell, R (8, 1)										0 0 0 0 0 0 0
Chris Gwynn, L OBP: 0.317, SLG: 0.435 (9, PH)										1 0 0 0 0 1 1

Inning Stats	R: 1	H: 2	E: 1	K: 0	S: 17	H: 2	LOB: 2	BB: 0	P: 27	R: 0	H: 1	E: 0	K: 0	S: 16	H: 1	LOB: 3	BB: 2	P: 32	R: 1	H: 1	E: 0	K: 1	S: 10	H: 0	LOB: 0	BB: 0	P: 14	R: 0	H: 0	E: 0	K: 2	S: 7	H: 0	LOB: 1	BB: 1	P: 21	R: 0	H: 0	E: 0	K: 1	S: 6	H: 0	LOB: 0	BB: 0	P: 10	R: 0	H: 1	E: 0	K: 1	S: 8	H: 1	LOB: 2	BB: 1	P: 14	R: 0	H: 0	E: 0	K: 1	S: 9	H: 0	LOB: 0	BB: 1	P: 16	R: 1	H: 1	E: 0	K: 1	S: 11	H: 1	LOB: 2	BB: 2	P: 27	1B: 5	SF: 0	2B: 0	SAC: 1	3B: 0	DP: 0	HR: 1	HBP: 0
--------------	------	------	------	------	-------	------	--------	-------	-------	------	------	------	------	-------	------	--------	-------	-------	------	------	------	------	-------	------	--------	-------	-------	------	------	------	------	------	------	--------	-------	-------	------	------	------	------	------	------	--------	-------	-------	------	------	------	------	------	------	--------	-------	-------	------	------	------	------	------	------	--------	-------	-------	------	------	------	------	-------	------	--------	-------	-------	-------	-------	-------	--------	-------	-------	-------	--------

PITCHER	IP	WLS	BF	H	R	ER	SO	BB	IBB	HBP	BLK	WP	HR	S	P	ERA	WHIP
Randy Myers, L ERA: 3.61 (1, 1)	1.2		10	3	1	0	0	2	0	0	0	0	0	30	53	0.00	3.000
Ted Power, R ERA: 3.08 (2, 1)	3.1		12	1	1	1	3	1	0	0	0	0	1	32	52	2.70	0.600
Norm Charlton, L ERA: 3.81 (6, 1)	2.0		8	1	0	0	2	1	0	0	0	0	0	14	24	0.00	1.000
Rob Dibble, R ERA: 2.24 (8, 1)	1.2	L	8	1	1	1	2	2	1	0	0	0	0	20	43	5.40	1.800

BOTTOM

Cincinnati Reds @ Los Angeles Dodgers
Dodger Stadium, Los Angeles, CA
 Mon Aug 12 1991, 7:05 PM PDT
 Att: 42,056 - Cloudy - 75 F

AB	30
R	3
H	6
RBI	3
BB	7
SO	7
LOB	13



PITCHER	IP	WLS	BF	H	R	ER	SO	BB	IBB	HBP	BLK	WP	HR	S	P	ERA	WHIP
Randy Myers, L ERA: 3.61 (1, 1)	1.2		10	3	1	0	0	2	0	0	0	0	0	30	53	0.00	3.000
Ted Power, R ERA: 3.08 (2, 1)	3.1		12	1	1	1	3	1	0	0	0	0	1	32	52	2.70	0.600
Norm Charlton, L ERA: 3.81 (6, 1)	2.0		8	1	0	0	2	1	0	0	0	0	0	14	24	0.00	1.000
Rob Dibble, R ERA: 2.24 (8, 1)	1.2	L	8	1	1	1	2	2	1	0	0	0	0	20	43	5.40	1.800

Batter	1	2	3	4	5	6	7	8	9	10	AB	R	H	RBI	BB	SO	LOB	BOTTOM									
Brett Butler, L (1, 8) OBP: 0.408, SLG: 0.345	2-0 CS 1B		3-2 BLK 1B		3-2 E4 HBP 1B	4-2 BB		2-2 FC6-4 1-2f			4	1	2	0	1	0	1	Cincinnati Reds @ Los Angeles Dodgers Dodger Stadium, Los Angeles, CA Tue Aug 13 1991, 7:05 PM PDT Att. 41,202 - Cloudy - 77 F livebaseballscorecards.com									
Juan Samuel, R (1, 4) OBP: 0.344, SLG: 0.415	2-1 G6-3 1-2		0-3 K		1-2 1B HBP	0-0 P3			1-3 K		4	0	0	0	0	2	5										
Kal Daniels, L (1, 7) OBP: 0.348, SLG: 0.417 Roger McDowell, R (10, 1)	4-0 2B BB		3-3 K		0-0 1B 1-3 2-H		0-0 WP 1B		2-2 G6-3		4	1	2	1	1	1	1										
Darryl Strawberry, L (1, 9) OBP: 0.354, SLG: 0.459	0-0 1-3 2B			1-3 K	2-1 G3		2-1 1B FC1-6 1B		1-3 K		5	0	2	1	0	2	2										
Eddie Murray, S (1, 3) OBP: 0.304, SLG: 0.371	0-0 F9			3-1 F7		0-2 SH5-4 1B 1B	0-1 FC1-6 G4-6-3		3-1 F9		5	1	1	0	0	0	3										
Gary Carter, R (1, 2) OBP: 0.310, SLG: 0.381 Chris Gwynn, L (10, PH) OBP: 0.314, SLG: 0.431		2-1 G5-3		1-1 FC6-4 1B		1-1 1B SH5-4 1B	1-0 G4-6-3		1-0 P5		4	0	2	0	0	0	1										
Lenny Harris, L (1, 6) OBP: 0.361, SLG: 0.361 (9, 5)		1-0 F7		0-0 FC6-4 1-2f		1-0 SH5-4		0-0 F8		0-0 G4-3		4	0	0	0	0	1										
Mike Sharperson, R (1, 5) OBP: 0.357, SLG: 0.358 Jay Howell, R (9, 1) Stan Javier, S (10, 7) OBP: 0.255, SLG: 0.296		2-3 K			1-2 G4-3	0-1 BB 1B		4-0 FC6-4 BB			3	0	1	1	1	1	0										
Mike Morgan, R (1, 1) OBP: 0.073, SLG: 0.075 Mitch Webster, S (6, PH) OBP: 0.264, SLG: 0.308 Kevin Gross, R (7, 1) OBP: 0.353, SLG: 0.375 Jose Offerman, S (8, PH) OBP: 0.301, SLG: 0.194 (9, 6)			0-3 K		0-0 G6-3	3-2 F9		0-3 K			2	0	0	0	0	1	0										
Inning Stats	R: 0 E: 0 K: 0 S: 5	H: 2 LOB: 2 BB: 1 P: 13	R: 0 E: 0 K: 1 S: 6	H: 0 LOB: 0 BB: 0 P: 11	R: 0 E: 0 K: 3 S: 14	H: 1 LOB: 1 BB: 0 P: 20	R: 0 E: 0 K: 1 S: 9	H: 1 LOB: 1 BB: 0 P: 14	R: 1 E: 1 K: 0 S: 12	H: 3 LOB: 3 BB: 1 P: 19	R: 1 E: 0 K: 0 S: 15	H: 2 LOB: 0 BB: 0 P: 9	R: 0 E: 0 K: 1 S: 7	H: 0 LOB: 1 BB: 1 P: 13	R: 0 E: 0 K: 2 S: 11	H: 0 LOB: 0 BB: 0 P: 15	R: 0 E: 0 K: 0 S: 4		H: 0 LOB: 0 BB: 0 P: 8	1B: 9 2B: 1 3B: 0 HR: 0	SF: 0 SAC: 1 DP: 1 HBP: 1	WP: 1 PB: 0 SB: 0 CS: 1	PA: 43				
PITCHER	IP	WLS	BF	H	R	ER	SO	BB	IBB	HBP	BLK	WP	HR	S	P	ERA	WHIP										
Tom Browning, L (1, 1) ERA: 4.13	6.0		29	8	2	1	5	2	0	1	1	0	0	61	101	1.50	1.667										
Norm Charlton, L (7, 1) ERA: 3.82	2.0		8	2	1	1	1	1	0	0	0	1	0	13	22	4.50	1.500										
Rob Dibble, R (9, 1) ERA: 2.16	2.0	W	6	0	0	0	2	0	0	0	0	0	0	15	23	0.00	0.000										



Batter	1	2	3	4	5	6	7	8	9	AB R H RBI BB SO LOB	TOP
Barry Larkin, R (1, 6) OBP: 0.373, SLG: 0.519	1-2 G5-3		4-1 FC6-4 BB		4-1 BB BB		1-1 F9			2 0 0 0 2 0 0	Cincinnati Reds @ Los Angeles Dodgers Dodger Stadium, Los Angeles, CA Wed Aug 14 1991, 7:05 PM PDT Att. 41,787 - Sunny - 76 F
Herm Winningham, L (1, 8) OBP: 0.261, SLG: 0.288	2-2 G4-3		0-0 FC6-4		4-2 BB			1-0 CS 1B	3 0 1 0 1 0 2		
Hal Morris, L (1, 3) OBP: 0.368, SLG: 0.472	1-2 G1-3			1-3 K	1-3 K			1 SAFE 1-2 CS 1B	4 0 1 0 0 2 3		
Paul O'Neill, L (1, 9) OBP: 0.346, SLG: 0.492 Chris Jones, R (8, PH) OBP: 0.515, SLG: 0.548 (8, 9)		1-3 K		1-0 HR		3-3 K		1-3 K	3 1 1 1 0 2 0 1 0 0 0 0 1 2		
Bill Doran, S (1, 4) OBP: 0.367, SLG: 0.391	2-2 G5-3		2-3 K		2-1 1B			0-2 G3	4 0 1 0 0 1 1		
Carmelo Martinez, R (1, 7) OBP: 0.338, SLG: 0.363		3-3 K		1-2 G6-3		2-1 F7			4 0 0 0 0 1 1		
Luis Quinones, S (1, 5) OBP: 0.284, SLG: 0.266			3-2 FC1-6 1B		0-1 E5 BB SH2-3	0-1 F7		2-1 G6-3	4 0 1 0 0 0 1		
Joe Oliver, R (1, 2) OBP: 0.263, SLG: 0.343			1-3 K		1-1 F9		0-0 P5	0-3 K	4 0 0 0 0 2 2		
Mo Sanford, R (1, 1) Billy Hatcher, R (7, PH) OBP: 0.314, SLG: 0.376 Milt Hill, R (7, 1)			2-2 FC1-6 BB		1-1 SH2-3		2-2 G5-3		1 0 0 0 0 0 1 1 0 0 0 0 0 0 0 0 0 0 0 0 0		
Inning Stats	R: 0 H: 0 E: 0 LOB: 0 K: 0 BB: 0 S: 11 P: 15	R: 0 H: 0 E: 0 LOB: 0 K: 2 BB: 0 S: 9 P: 15	R: 0 H: 1 E: 0 LOB: 2 K: 1 BB: 1 S: 12 P: 22	R: 1 H: 1 E: 0 LOB: 0 K: 2 BB: 0 S: 14 P: 19	R: 0 H: 0 E: 1 LOB: 3 K: 1 BB: 2 S: 12 P: 23	R: 0 H: 1 E: 0 LOB: 1 K: 1 BB: 0 S: 11 P: 18	R: 0 H: 0 E: 0 LOB: 0 K: 0 BB: 0 S: 7 P: 10	R: 0 H: 2 E: 0 LOB: 1 K: 1 BB: 0 S: 11 P: 14	R: 0 H: 0 E: 0 LOB: 0 K: 1 BB: 0 S: 9 P: 12	1B: 4 SF: 0 2B: 0 SAC: 1 3B: 0 DP: 0 HR: 1 HBP: 0	WP: 0 PA: 35 PB: 0 SB: 0 CS: 2
PITCHER	IP WLS BF H R ER SO BB IBB HBP BLK WP HR S P ERA WHIP										
Tim Belcher, R (1, 1) ERA: 2.69	7.0 W 30 5 1 1 7 3 0 0 0 0 0 1 80 128 1.29 1.143										
John Candelaria, L (8, 1) ERA: 2.28	1.0 2 0 0 0 1 0 0 0 0 0 0 0 7 8 0.00 0.000										
Jay Howell, R (9, 1) ERA: 3.35	1.0 S 3 0 0 0 1 0 0 0 0 0 0 0 9 12 0.00 0.000										

livebaseballscorecards.com

AB	31
R	1
H	5
RBI	1
BB	3
SO	9
LOB	13



Batter	1	2	3	4	5	6	7	8	9
Brett Butler, L OBP: 0.409, SLG: 0.346 (1, 8)	3-3 K	2-2 E9 1B		2-1 L1			0-2 CS 1B		
Juan Samuel, R OBP: 0.345, SLG: 0.413 (1, 4)	4-1 BB 1B	4-2 BB		2-0 L7			1 SAFE 3-3 1-2		
Kal Daniels, L OBP: 0.348, SLG: 0.414 (1, 7)	4-2 1 SAFE 1B	2-3 K		3-0 F8			0-3 K		
Stan Javier, S OBP: 0.253, SLG: 0.294 (7, 7)	1-2 BB								
Darryl Strawberry, L OBP: 0.353, SLG: 0.457 (1, 9)	0-1 G4-6-3 1B								
Eddie Murray, S OBP: 0.303, SLG: 0.369 (1, 3)	1-1 G4-6-3 1-2f								
Lenny Harris, L OBP: 0.363, SLG: 0.366 (1, 5)									
Mike Scioscia, L OBP: 0.370, SLG: 0.389 (1, 2)									
Gary Carter, R OBP: 0.311, SLG: 0.382 (6, 2)									
Jose Offerman, S OBP: 0.312, SLG: 0.188 (1, 6)									
Tim Belcher, R OBP: 0.137, SLG: 0.157 (1, 1)									
John Candelaria, L (8, 1)									
Jay Howell, R (9, 1)									

Inning Stats	R: 1	H: 1	E: 0	K: 1	S: 12	LOB: 1	BB: 2	P: 23	R: 2	H: 2	E: 1	K: 3	S: 21	LOB: 2	BB: 2	P: 34	R: 0	H: 2	E: 0	K: 1	S: 13	LOB: 3	BB: 1	P: 20	R: 0	H: 0	E: 0	K: 0	S: 4	LOB: 0	BB: 0	P: 11	R: 0	H: 0	E: 0	K: 0	S: 8	LOB: 0	BB: 0	P: 12	R: 0	H: 0	E: 0	K: 0	S: 4	LOB: 0	BB: 0	P: 7	R: 0	H: 1	E: 0	K: 2	S: 10	LOB: 0	BB: 0	P: 12	R: 1	H: 2	E: 1	K: 0	S: 9	LOB: 1	BB: 0	P: 11
--------------	------	------	------	------	-------	--------	-------	-------	------	------	------	------	-------	--------	-------	-------	------	------	------	------	-------	--------	-------	-------	------	------	------	------	------	--------	-------	-------	------	------	------	------	------	--------	-------	-------	------	------	------	------	------	--------	-------	------	------	------	------	------	-------	--------	-------	-------	------	------	------	------	------	--------	-------	-------

PITCHER	IP	WLS	BF	H	R	ER	SO	BB	IBB	HBP	BLK	WP	HR	S	P	ERA	WHIP
Mo Sanford, R ERA: 1.38 (1, 1)	6.0	L	27	5	3	2	5	5	0	0	0	1	0	62	107	3.00	1.667
Milt Hill, R ERA: 1.69 (7, 1)	2.0		8	3	1	1	2	0	0	0	0	0	0	19	23	4.50	1.500

BOTTOM

4 0 2 1 0 1 0

2 1 0 0 2 1 1

2 0 0 0 1 1 2

1 0 0 0 0 1 0

4 0 1 1 0 0 0

4 0 1 0 0 0 2

4 2 2 0 0 0 1

2 0 1 0 0 1 1

2 0 1 1 0 0 0

2 1 0 0 2 0 1

3 0 0 0 0 2 5

0 0 0 0 0 0 0

0 0 0 0 0 0 0

1B: 7 SF: 0
2B: 1 SAC: 0
3B: 0 DP: 1
HR: 0 HBP: 0


WP: 1 PA: 35
PB: 0
SB: 2
CS: 1

AB 30
R 4
H 8
RBI 3
BB 5
SO 7
LOB 13



Cincinnati Reds @ Los Angeles Dodgers
Dodger Stadium, Los Angeles, CA
Wed Aug 14 1991, 7:05 PM PDT
Att. 41,787 - Sunny - 76 F

livebaseballscorecards.com

Batter	1	2	3	4	5	6	7	8	9	AB R H RBI BB SO LOB	TOP														
Barry Larkin, R (1, 6) OBP: 0.369, SLG: 0.512	0-0 P4			1-0 G6-3		1-0 F8			3-2 G4-3	4 0 0 0 0 0 0	<p>Cincinnati Reds @ San Francisco Giants Candlestick Park, San Francisco, CA</p> <p>Thu Aug 15 1991, 10:05 PM EDT Att. 18,271 - Sunny - 63 F</p> <p>livebaseballscorecards.com</p> <table border="1"> <tr><td>AB</td><td>30</td></tr> <tr><td>R</td><td>1</td></tr> <tr><td>H</td><td>2</td></tr> <tr><td>RBI</td><td>1</td></tr> <tr><td>BB</td><td>1</td></tr> <tr><td>SO</td><td>9</td></tr> <tr><td>LOB</td><td>6</td></tr> </table> 	AB	30	R	1	H	2	RBI	1	BB	1	SO	9	LOB	6
AB	30																								
R	1																								
H	2																								
RBI	1																								
BB	1																								
SO	9																								
LOB	6																								
Billy Hatcher, R (1, 8) OBP: 0.314, SLG: 0.375	1-3 K			0-3 K			0-2 G6-3		2-2 DI 1B	4 0 1 0 0 2 0															
Hal Morris, L (1, 3) OBP: 0.364, SLG: 0.466	1-2 F7			1-1 F7			0-0 G3-1		3-2 F7	4 0 0 0 0 0 1															
Paul O'Neill, L (1, 9) OBP: 0.343, SLG: 0.486		0-0 G3			0-1 G4-3		3-3 K		2-3 K 1B	4 0 0 0 0 2 1															
Chris Sabo, R (1, 5) OBP: 0.351, SLG: 0.490		2-3 K			2-1 P5			2-2 F7		3 0 0 0 0 1 0															
Bill Doran, S (1, 4) OBP: 0.363, SLG: 0.387		1-3 K			0-1 G4-3			3-2 E7 BB		3 0 0 0 0 1 0															
Carmelo Martinez, R (1, 7) OBP: 0.343, SLG: 0.381			1-2 F7			0-0 HR		4-1 BB		2 1 1 1 1 0 0															
Jeff Reed, L (1, 2) OBP: 0.342, SLG: 0.366			0-0 G4-3			2-2 G6-3		1-3 K		2 0 0 0 0 0 0															
Glenn Braggs, R (8, PH) OBP: 0.311, SLG: 0.431										1 0 0 0 0 1 2															
Ted Power, R (8, 1)										0 0 0 0 0 0 0															
Jose Rijo, R (1, 1) OBP: 0.244, SLG: 0.244			0-3 K			1-0 G6-3				2 0 0 0 0 1 0															
Chris Jones, R (8, PH) OBP: 0.500, SLG: 0.531										1 0 0 0 0 1 2															
Joe Oliver, R (8, 2) OBP: 0.263, SLG: 0.343										0 0 0 0 0 0 0															
Inning Stats	R: 0 E: 0 K: 1 S: 9	H: 0 LOB: 0 BB: 0 P: 11	R: 0 E: 0 K: 2 S: 8	H: 0 LOB: 0 BB: 0 P: 11	R: 0 E: 0 K: 1 S: 7	H: 0 LOB: 0 BB: 0 P: 8	R: 0 E: 0 K: 1 S: 6	H: 0 LOB: 0 BB: 0 P: 8	R: 0 E: 0 K: 0 S: 6	H: 0 LOB: 0 BB: 0 P: 8	R: 1 E: 0 K: 0 S: 8	H: 1 LOB: 0 BB: 0 P: 12	R: 0 E: 0 K: 1 S: 7	H: 0 LOB: 0 BB: 0 P: 10	R: 0 E: 1 K: 2 S: 18	H: 0 LOB: 2 BB: 1 P: 28	R: 0 E: 0 K: 1 S: 18	H: 1 LOB: 1 BB: 0 P: 28	1B: 1 2B: 0 3B: 0 HR: 1	SF: 0 SAC: 0 DP: 0 HBP: 0	WP: 0 PB: 0 SB: 0 CS: 0	PA: 31			
PITCHER	IP WLS BF H R ER SO BB IBB HBP BLK WP HR S P ERA WHIP																								
Paul McClellan, R (1, 1) ERA: 3.21	7.1 W 25 1 1 1 6 1 0 0 0 0 1 63 89 1.23 0.273																								
Dave Righetti, L (8, 1) ERA: 3.2	1.2 S 6 1 0 0 3 0 0 0 0 0 0 24 35 0.00 0.600																								

Batter	1	2	3	4	5	6	7	8	9	AB R H RBI BB SO LOB	TOP											
Barry Larkin, R OBP: 0.365, SLG: 0.506 (1, 6)	L9		G3		P6		G5-3			4 0 0 0 0 0 1	<p>Cincinnati Reds @ San Francisco Giants Candlestick Park, San Francisco, CA</p> <p>Fri Aug 16 1991, 10:05 PM EDT Att. 22,242 - Cloudy - 56 F</p> <p>livebaseballscorecards.com</p>											
Billy Hatcher, R OBP: 0.313, SLG: 0.373 (1, 8) (9, 7)	G4-3			G6-3		1B 2B 1B	G1-3			4 1 1 0 0 0 0												
Chris Sabo, R OBP: 0.352, SLG: 0.490 (1, 5)	F8			K		1 SAFE 1 SAFE 1 SAFE 1 SAFE 1 B 1 B 1 B 1 B 1 X	2B SF8 1B			4 1 2 0 0 1 0												
Carmelo Martinez, R OBP: 0.341, SLG: 0.384 (1, 3)		F8		G6-3		1-1 SF8 1B		2-2 CS 1B		4 0 1 1 0 1 1												
Glenn Braggs, R OBP: 0.310, SLG: 0.430 Rob Dibble, L (9, 1)		F8			0-1 HR 1B 1B	1-1 SF8		2-2 G6-3		3 1 1 1 0 0 1 0 0 0 0 0 0 0												
Luis Quinones, S OBP: 0.276, SLG: 0.258 (1, 4)		L5			1-0 F9 1B	1-3 K		1-1 F9		4 0 0 0 0 1 2												
Paul O'Neill, L OBP: 0.344, SLG: 0.485 (1, 9)			K		1-0 HR 1B	4-0 IBB		2-3 K		3 1 1 0 1 2 0												
Joe Oliver, R OBP: 0.263, SLG: 0.357 (1, 2)			K		1-1 HR	0-1 P5		1-3 K		4 1 1 3 0 2 2												
Kip Gross, R OBP: 0.105, SLG: 0.105 Herm Winningham, L OBP: 0.261, SLG: 0.288 (9, 8)					0-0 1B	1-1 F7		0-0 G4-3		3 0 1 0 0 0 0 0 0 0 0 0 0 0												
Inning Stats	R: 0 E: 0 K: 0 S: 10	H: 0 LOB: 0 BB: 0 P: 14	R: 0 E: 0 K: 0 S: 9	H: 0 LOB: 0 BB: 0 P: 12	R: 0 E: 0 K: 2 S: 9	H: 1 LOB: 1 BB: 0 P: 14	R: 0 E: 0 K: 1 S: 7	H: 0 LOB: 0 BB: 0 P: 9	R: 3 E: 0 K: 0 S: 11	H: 3 LOB: 0 BB: 0 P: 16	R: 2 E: 0 K: 1 S: 14	H: 3 LOB: 2 BB: 1 P: 23	R: 0 E: 0 K: 0 S: 3	H: 0 LOB: 0 BB: 0 P: 4	R: 0 E: 0 K: 1 S: 10	H: 1 LOB: 0 BB: 0 P: 16	R: 0 E: 0 K: 2 S: 8	H: 0 LOB: 0 BB: 0 P: 12	1B: 6 2B: 1 3B: 0 HR: 1	SF: 1 SAC: 0 DP: 0 HBP: 0	WP: 0 PB: 0 SB: 0 CS: 1	PA: 35
PITCHER	IP WLS BF H R ER SO BB IBB HBP BLK WP HR S P ERA WHIP																					
Bud Black, L ERA: 3.62 (1, 1)	5.0 L 22 7 5 5 3 0 0 0 0 0 0 1 53 75 9.00 1.400																					
Kelly Downs, R ERA: 3.3 (6, 1)	2.0 7 0 0 0 1 0 1 0 0 0 0 10 17 0.00 0.000																					
Rod Beck, R ERA: 3.09 (8, 1)	1.0 3 1 0 0 1 0 0 0 0 0 0 10 16 0.00 1.000																					
Bryan Hickerson, L ERA: 5.0 (9, 1)	1.0 3 0 0 0 2 0 0 0 0 0 0 8 12 0.00 0.000																					

AB	33
R	5
H	8
RBI	5
BB	1
SO	7
LOB	7



Batter	1	2	3	4	5	6	7	8	9	AB	R	H	RBI	BB	SO	LOB
Darren Lewis, R (1, 8) <small>OBP: 0.385, SLG: 0.398</small> Bryan Hickerson, L (9, 1)	2-2 G6-3		3-1 F9		1-0 F7			1-1 G6-3		4	0	0	0	0	0	1
Willie McGee, S (1, 9) <small>OBP: 0.359, SLG: 0.412</small>	0-0 G6-3		1-1 G4-3			0-1 G6-4-3 1B			1-3 K	4	0	1	0	0	1	0
Will Clark, L (1, 3) <small>OBP: 0.372, SLG: 0.562</small>	3-1 2B			3-1 F7		2-2 F7			1-0 BB 1B	4	0	2	0	0	0	1
Kevin Mitchell, R (1, 7) <small>OBP: 0.362, SLG: 0.546</small>	1-0 G5-3			1-2 F9		0-0 G6-4-3 1-2f			4-0 BB BB	3	0	0	0	1	0	2
Matt Williams, R (1, 5) <small>OBP: 0.296, SLG: 0.493</small>		2-3 K		1-0 1B		1-1 G6-3			0-3 K	4	0	1	0	0	2	2
Robby Thompson, R (1, 4) <small>OBP: 0.345, SLG: 0.435</small> Rod Beck, R (8, 1) <small>OBP: 1.000, SLG: 1.000</small> Dave Anderson, R (9, 6) <small>OBP: 0.285, SLG: 0.305</small>		1-2 1B		1-2 F8		3-2 G6-3			0-1 G5-3	3	0	1	0	0	0	1
Terry Kennedy, L (1, 2) <small>OBP: 0.280, SLG: 0.353</small>		2-2 F9			4-1 G3-1 PB BB		2-2 G6-3			2	0	0	0	1	0	1
Jose Uribe, S (1, 6) <small>OBP: 0.253, SLG: 0.265</small> Mike Felder, S (8, PH) <small>OBP: 0.324, SLG: 0.337</small>		2-2 F8			0-1 F7			1-1 F7		2	0	0	0	0	0	2
Bud Black, L (1, 1) <small>OBP: 0.169, SLG: 0.203</small> Kelly Downs, R (6, 1) <small>OBP: 0.087, SLG: 0.087</small> Tom Herr, S (8, 4) <small>OBP: 0.326, SLG: 0.256</small>			1-0 L7		2-2 G3-1 1-3			3-3 K		1	0	0	0	0	0	0

Inning Stats	R: 0	H: 1	E: 0	LOB: 1	K: 0	BB: 0	S: 7	R: 0	H: 1	E: 0	LOB: 1	K: 1	BB: 0	S: 13	R: 0	H: 0	E: 0	LOB: 0	K: 0	BB: 0	S: 5	R: 0	H: 1	E: 0	LOB: 1	K: 0	BB: 0	S: 9	R: 0	H: 0	E: 0	LOB: 1	K: 0	BB: 1	S: 7	R: 0	H: 1	E: 0	LOB: 0	K: 0	BB: 0	S: 6	R: 0	H: 0	E: 0	LOB: 0	K: 0	BB: 0	S: 9	R: 0	H: 0	E: 0	LOB: 0	K: 1	BB: 0	S: 7	R: 0	H: 0	E: 0	LOB: 0	K: 1	BB: 0	S: 7	R: 0	H: 1	E: 0	LOB: 2	K: 2	BB: 1	S: 9	1B: 4	SF: 0	2B: 1	SAC: 0	3B: 0	DP: 1	HR: 0	HBP: 0
PITCHER Kip Gross, R (1, 1) <small>ERA: 3.38</small> Rob Dibble, R (9, 1) <small>ERA: 2.14</small>	8.1	WLS	BF	H	R	ER	SO	BB	IBB	HBP	BLK	WP	HR	S	P	ERA	WHIP																																																													
	0.2	2	0	0	0	0	1	0	0	0	0	0	0	5	5	0.00	0.000																																																													

BOTTOM

Cincinnati Reds @ San Francisco Giants
 Candlestick Park, San Francisco, CA
 Fri Aug 16 1991, 10:05 PM EDT
 Att: 22,242 - Cloudy - 56 F

AB	31
R	0
H	5
RBI	0
BB	2
SO	4
LOB	13



WP: 0	PA: 33
PB: 1	SB: 0
CS: 0	
ERA	WHIP

Batter	1	2	3	4	5	6	7	8	9	AB R H RBI BB SO LOB	TOP												
Bill Doran, S OBP: 0.364, SLG: 0.387 (1, 4)	1-1 G1-3		2-0 1B 1B	1-1 G4-3			0-0 G1-3 1B		2-2 F9	5 1 2 0 0 0 0													
Barry Larkin, R OBP: 0.366, SLG: 0.503 (1, 6)	3-2 G3-1 1B HBP		1-2 1B HR 1B	0-1 G6-3			1-0 F9		2-2 F9	4 2 1 0 0 0 1													
Hal Morris, L OBP: 0.364, SLG: 0.474 (1, 3)	1-0 G3-1		0-0 HR 1B				3-1 G1-3		2-0 HR	5 2 2 2 0 0 2													
Paul O'Neill, L OBP: 0.347, SLG: 0.493 (1, 9)	1-2 1B		1-0 HR				4-0 IBB		2-1 P5	4 1 2 4 1 0 0													
Carmelo Martinez, R OBP: 0.335, SLG: 0.376 (1, 7)	3-1 F9		3-1 G5-3				0-1 G3-1		0-0 L7	4 0 0 0 0 0 3													
Chris Sabo, R OBP: 0.356, SLG: 0.499 (1, 5)			4-0 SH5-3 BB HR				0-2 F9		0-0 G6-3 1B	3 1 2 1 1 0 0													
Jeff Reed, L OBP: 0.338, SLG: 0.360 (1, 2)			0-0 SH5-3	1-1 G4-3			0-0 P5		1-1 G6-3	3 0 0 0 0 0 1													
Herm Winningham, L OBP: 0.268, SLG: 0.295 (1, 8)			2-2 F7	2-2 P6			0-0 1B		2-1 1B	4 0 2 0 0 0 1													
Scott Scudder, R OBP: 0.133, SLG: 0.333 Chris Jones, R OBP: 0.486, SLG: 0.515 Norm Charlton, S OBP: 0.043, SLG: 0.087 Ted Power, R (9, 1)			0-1 G5-3		0-0 G4-3		0-0 G4-3		0-0 P4	2 0 0 0 0 0 1 1 0 0 0 0 0 1 1 0 0 0 0 0 1 0 0 0 0 0 0 0													
Inning Stats	R: 1 E: 0 K: 0 S: 11	H: 1 LOB: 1 BB: 0 P: 20	R: 0 E: 0 K: 0 S: 7	H: 0 LOB: 1 BB: 1 P: 13	R: 5 E: 0 K: 0 S: 15	H: 5 LOB: 0 BB: 0 P: 25	R: 0 E: 0 K: 0 S: 5	H: 0 LOB: 0 BB: 0 P: 6	R: 0 E: 0 K: 0 S: 6	H: 0 LOB: 0 BB: 0 P: 7	R: 0 E: 0 K: 0 S: 6	H: 1 LOB: 1 BB: 0 P: 6	R: 0 E: 0 K: 0 S: 5	H: 1 LOB: 2 BB: 1 P: 13	R: 0 E: 0 K: 0 S: 6	H: 2 LOB: 1 BB: 0 P: 9	R: 1 E: 0 K: 0 S: 9	H: 1 LOB: 0 BB: 0 P: 17	1B: 8 2B: 0 3B: 0 HR: 3	SF: 0 SAC: 1 DP: 1 HBP: 1	WP: 0 PB: 0 SB: 0 CS: 0	PA: 40	
PITCHER	IP WLS BF H R ER SO BB IBB HBP BLK WP HR S P ERA WHIP																						
John Burkett, R ERA: 3.76 Don Robinson, R ERA: 4.33 Francisco Oliveras, R ERA: 2.44	(1, 1) 2.1 L 15 6 6 6 0 1 0 1 0 0 2 27 49 23.14 3.000	(3, 1) 5.2 21 4 0 0 0 0 0 1 0 0 0 34 50 0.00 0.706	(9, 1) 1.0 4 1 1 1 0 0 0 0 0 0 1 9 17 9.00 1.000																				

Cincinnati Reds @ San Francisco Giants
 Candlestick Park, San Francisco, CA
 Sat Aug 17 1991, 6:33 AM EDT
 Att. 34,175 - Cloudy - 62 F

AB	36
R	7
H	11
RBI	7
BB	2
SO	0
LOB	11



Batter	1	2	3	4	5	6	7	8	9	AB R H RBI BB SO LOB
Darren Lewis, R OBP: 0.388, SLG: 0.392 (1, 8) C B B B B	4-1 CS BB		2-0 1B HBP		2-1 F9			3-2 G4-3		2 0 0 0 1 0 0
Willie McGee, S OBP: 0.358, SLG: 0.410 (1, 9) 1 SAFE C 1 SAFE B 1 SAFE C 1 SAFE F 1 SAFE	3-2 G4-3 1-2		1-1 L6-4 2-3			0-0 G4-3		1-1 DI 1B		4 0 1 0 0 0 3
Will Clark, L OBP: 0.373, SLG: 0.564 (1, 3) X	0-0 2B		0-2 1B			0-0 F9		3-2 L5 1-2		4 0 2 0 0 0 1
Kevin Mitchell, R OBP: 0.361, SLG: 0.542 (1, 7) B B F X	2-1 F8		1-3 K			3-1 1B		1-0 G6-3		4 0 1 0 0 1 3
Matt Williams, R OBP: 0.294, SLG: 0.488 (1, 5) (8, 6) C T B B C S		2-3 K		0-1 P4		2-1 L5		0-0 G6-3		4 0 0 0 0 1 1
Robby Thompson, R OBP: 0.345, SLG: 0.434 (1, 4) Kevin Bass, S OBP: 0.307, SLG: 0.373 (9, PH) F B X		1-2 1B		2-2 P7			1-1 P6	0-1 E6		3 0 1 0 0 0 0 1 0 0 0 0 0 0
Kirt Manwaring, R OBP: 0.298, SLG: 0.322 (1, 2) 1 SAFE C SAFE B 1 SAFE		1-1 F9		1-2 F8			1-1 G6-3	4-1 BB		3 0 0 0 1 0 1
Jose Uribe, S OBP: 0.250, SLG: 0.261 (1, 6) Tom Herr, S OBP: 0.323, SLG: 0.253 (7, PH) (8, 5) C T B X		1-2 F8			1-1 G3		2-3 K	0-0 F9		2 0 0 0 0 0 1 2 0 0 0 0 1 2
John Burkett, R OBP: 0.085, SLG: 0.087 (1, 1) Don Robinson, R OBP: 0.171, SLG: 0.176 (3, 1) Mike Felder, S OBP: 0.323, SLG: 0.336 (8, PH) Francisco Oliveras, R OBP: 0.250, SLG: 0.250 (9, 1) B F C X			1-2 L6-4 HBP 1B		1-3 K			1-1 L5		0 0 0 0 0 0 0 2 0 1 0 0 1 0 1 0 0 0 0 0 0 0 0 0 0 0 0 0

Inning Stats	R: 0	H: 1	E: 0	LOB: 1	K: 0	BB: 1	S: 12	R: 0	H: 1	E: 0	LOB: 1	K: 1	BB: 0	S: 14	R: 0	H: 2	E: 0	LOB: 2	K: 1	BB: 0	S: 11	R: 0	H: 0	E: 0	LOB: 0	K: 0	BB: 0	S: 8	R: 0	H: 1	E: 0	LOB: 1	K: 1	BB: 0	S: 6	R: 0	H: 0	E: 0	LOB: 0	K: 1	BB: 0	S: 7	R: 0	H: 1	E: 0	LOB: 1	K: 1	BB: 0	S: 6	R: 0	H: 1	E: 0	LOB: 1	K: 1	BB: 0	S: 7	R: 0	H: 0	E: 0	LOB: 0	K: 1	BB: 0	S: 7	R: 0	H: 1	E: 0	LOB: 1	K: 0	BB: 0	S: 12	R: 0	H: 1	E: 1	LOB: 2	K: 0	BB: 1	S: 6	R: 0	H: 0	E: 0	LOB: 0	K: 0	BB: 1	S: 6	R: 0	H: 0	E: 0	LOB: 0	K: 0	BB: 1	S: 6	R: 0	H: 0	E: 0	LOB: 0	K: 0	BB: 1	S: 6
Scott Scudder, R ERA: 3.78 (1, 1) IP: 5.0 WLS: W BF: 19 H: 4 R: 0 ER: 0 SO: 3 BB: 1 IBB: 0 HBP: 1 BLK: 0 WP: 0 HR: 0 S: 52 P: 76 ERA: 0.00 WHIP: 1.000	Norm Charlton, L ERA: 3.68 (6, 1) IP: 3.0 WLS: W BF: 11 H: 2 R: 0 ER: 0 SO: 1 BB: 0 IBB: 0 HBP: 0 BLK: 0 WP: 0 HR: 0 S: 25 P: 42 ERA: 0.00 WHIP: 0.667	Ted Power, R ERA: 3.27 (9, 1) IP: 1.0 WLS: W BF: 5 H: 0 R: 0 ER: 0 SO: 0 BB: 1 IBB: 0 HBP: 0 BLK: 0 WP: 0 HR: 0 S: 6 P: 11 ERA: 0.00 WHIP: 1.000																																																																																																

BOTTOM

Cincinnati Reds @ San Francisco Giants
Candlestick Park, San Francisco, CA
Sat Aug 17 1991, 6:33 AM EDT
Att: 34,175 - Cloudy - 62 F

livebaseballscorecards.com

AB	32
R	0
H	6
RBI	0
BB	2
SO	4
LOB	12



WP: 0	PA: 35
PB: 0	
SB: 0	
CS: 1	
1B: 5	SF: 0
2B: 2	SAC: 0
3B: 0	DP: 1
HR: 0	HBP: 1
WP: 0	PA: 35
ERA	WHIP

Batter	1	2	3	4	5	6	7	8	9	10	11	AB R H RBI BB SO LOB	TOP																		
Bill Doran, S OBP: 0.361, SLG: 0.382 (1, 4)	4-1 BB 2B BB	3-3 K			0-2 G3-1		1-2 G4-3			1-0 G6-3		4 1 0 0 1 1 0	<p>Cincinnati Reds @ San Francisco Giants</p> <p>Candlestick Park, San Francisco, CA</p> <p>Sun Aug 18 1991, 6:33 AM EDT</p> <p>Att: 33,220 - Cloudy - 63 F</p>																		
Barry Larkin, R OBP: 0.369, SLG: 0.506 (1, 6)	4-2 2B BB		0-0 F9 BLK 2B		3-2 2B 1B			1-0 G5-3		1-1 G6-3		4 2 2 0 1 0 0																			
Chris Sabo, R OBP: 0.354, SLG: 0.498 (1, 5)	1-2 F8		0-2 F9		0-0 2B			2-3 K		2-2 F7		5 0 1 0 0 1 3																			
Carmelo Martinez, R OBP: 0.336, SLG: 0.378 (1, 3)	0-1 1B 2B		0-3 K		2-3 K			4-2 1B BB			1-3 K	4 0 1 2 1 3 2																			
Glenn Braggs, R OBP: 0.316, SLG: 0.431 (1, 7)	0-1 1B		0-0 G6-3		2-1 P3			2-2 1B		2-0 S 1B HBP		4 1 2 0 0 0 0																			
Paul O'Neill, L OBP: 0.343, SLG: 0.487 (1, 9)	0-0 P6		0-1 G4-3		2-3 K			0-0 L8		0-2 F8		5 0 0 0 0 1 5																			
Joe Oliver, R OBP: 0.261, SLG: 0.353 (1, 2)	2-3 K		2-1 G6-3		3-1 P2			1-3 K2-3		1-1 E4 1B		5 0 1 1 0 2 2																			
Billy Hatcher, R OBP: 0.311, SLG: 0.369 (1, 8)		0-2 F8		0-0 G6-3		2-1 G1-3		0-2 F7		4-0 IBB		4 0 0 0 1 0 0																			
Tom Browning, L OBP: 0.196, SLG: 0.236 (1, 1)		0-3 K		0-3 K		0-1 F7		2-3 K		0-0 G1-3		3 0 0 0 0 2 0																			
Chris Jones, R OBP: 0.472, SLG: 0.500 (9, PH)												1 0 0 0 0 1 0																			
Rob Dibble, L (9, 1)												1 0 0 0 0 0 2																			
Inning Stats	R: 2 E: 0 K: 1 S: 17	H: 2 LOB: 2 BB: 2 P: 28	R: 0 E: 0 K: 2 S: 10	H: 0 LOB: 0 BB: 0 P: 13	R: 1 E: 0 K: 1 S: 8	H: 1 LOB: 0 BB: 0 P: 8	R: 0 E: 0 K: 0 S: 5	H: 0 LOB: 0 BB: 0 P: 7	R: 0 E: 0 K: 2 S: 16	H: 2 LOB: 2 BB: 0 P: 21	R: 0 E: 0 K: 1 S: 7	H: 0 LOB: 0 BB: 0 P: 14	R: 0 E: 0 K: 0 S: 7	H: 0 LOB: 0 BB: 0 P: 10	R: 0 E: 0 K: 1 S: 12	H: 1 LOB: 2 BB: 1 P: 21	R: 0 E: 0 K: 2 S: 11	H: 0 LOB: 0 BB: 0 P: 14	R: 0 E: 0 K: 0 S: 6	H: 0 LOB: 0 BB: 0 P: 10	R: 1 E: 1 K: 1 S: 11	H: 1 LOB: 2 BB: 1 P: 19	1B: 4 2B: 3 3B: 0 HR: 0	SF: 0 SAC: 0 DP: 0 HBP: 1	WP: 0 PB: 0 SB: 1 CS: 0	PA: 45					
PITCHER	IP WLS BF H R ER SO BB IBB HBP BLK WP HR S P ERA WHIP																														
Trevor Wilson, L ERA: 3.6 (1, 1)	5.0	22	5	3	3	6	2	0	0	0	1	0	0	56	77	5.40	1.400														
Rod Beck, R ERA: 2.84 (6, 1)	2.0	6	0	0	0	1	0	0	0	0	0	0	0	14	24	0.00	0.000														
Jeff Brantley, R ERA: 2.86 (8, 1)	0.2	4	1	0	0	1	1	0	0	0	0	0	0	11	20	0.00	3.000														
Bryan Hickerson, L ERA: 4.35 (8, 1)	1.1	4	0	0	0	2	0	0	0	0	0	0	0	12	15	0.00	0.000														
Dave Righetti, L ERA: 3.24 (10, 1)	2.0	L 9	1	1	1	1	0	1	1	0	0	0	0	17	29	4.50	0.500														

AB	40
R	4
H	7
RBI	3
BB	4
SO	11
LOB	14



Batter	1	2	3	4	5	6	7	8	9	10	11	AB R H RBI BB SO LOB	BOTTOM	
Mike Felder , S (1, 8) OBP: 0.323, SLG: 0.336 Darren Lewis , R (5, PR) OBP: 0.394, SLG: 0.398 (6, 8)	1-2 G4-3		0-2 P3		2-2 FC 1B E 1B		1-1 FC4-6 1B		2-1 G6-3		2-2 1B	3 0 1 0 0 0 0 3 1 2 0 0 0 1	Cincinnati Reds @ San Francisco Giants Candlestick Park, San Francisco, CA Sun Aug 18 1991, 6:33 AM EDT Att: 33,220 - Cloudy - 63 F	
Robby Thompson , R (1, 4)	0-0 1B			1-0 F8	0-2 E 1B	1 SAFE 1 SAFE	0-0 FC4-6 1B		2-3 K		1-0 L5	6 0 3 0 0 1 3		
Will Clark , L (1, 3)	0-0 F8			2-0 F8	0-2 FC FC6-4		0-2 FC4-6				2-3 K	5 0 0 1 0 1 4		
Kevin Mitchell , R (1, 7)	1-0 F9			1-1 PB 1B	1-1 P9	1 SAFE	0-0 P2				2-3 K	5 0 1 0 0 1 5		
Matt Williams , R (1, 5)		1-2 G6-3		0-2 PB 1B	0-0 FC6-4			1-2 P3			1-1 1B	5 0 2 0 0 0 2		
Kevin Bass , S (1, 9)		0-0 G6-3		1-1 G4-3		1-1 P2		1-3 K2-3			1-3 K	5 0 0 0 0 2 3		
Dave Anderson , R (1, 6)		0-1 G6-3			0-0 G6-3 3B	1-1 P5		1-1 G6-3			1-0 P3	5 1 1 0 0 0 0		
Kirt Manwaring , R (1, 2)			0-0 G6-3		1-1 G6-3	0-0 G6-3			0-2 G6-3 SH3 1B		3-2 G1-3	5 0 1 1 0 0 0		
Trevor Wilson , L (1, 1) Tom Herr , S (1, 1) Rod Beck , R (1, 1) Willie McCann , S (1, 1) Jeff Granberry , R (1, 1) Bryan Hickerson , L (1, 1) Mike Bangeman , R (1, 1) Dave Highfill , L (1, 1) Tony Kennedy , L (1, 1) Jose Uribe , S (1, 1)			2-3 K		1-1 1B 1B FC 1B		3-2 G4-3		1-1 SH3		0-1 1B 1B	1 0 0 0 0 0 1 0 1 1 1 0 0 0 0 0 1 0		
Inning Stats	R: 0 H: 1 E: 0 LOB: 1 K: 0 BB: 0 S: 6 P: 8	R: 0 H: 0 E: 0 LOB: 0 K: 0 BB: 0 S: 6 P: 7	R: 0 H: 0 E: 0 LOB: 0 K: 1 BB: 0 S: 7 P: 9	R: 0 H: 2 E: 0 LOB: 2 K: 0 BB: 0 S: 9 P: 14	R: 3 H: 4 E: 1 LOB: 2 K: 0 BB: 0 S: 19 P: 24	R: 0 H: 0 E: 0 LOB: 0 K: 0 BB: 0 S: 5 P: 7	R: 0 H: 2 E: 0 LOB: 2 K: 0 BB: 0 S: 10 P: 14	R: 0 H: 0 E: 0 LOB: 0 K: 1 BB: 0 S: 8 P: 11	R: 0 H: 1 E: 0 LOB: 1 K: 1 BB: 0 S: 10 P: 15	R: 0 H: 1 E: 0 LOB: 1 K: 3 BB: 0 S: 12 P: 18	R: 0 H: 2 E: 0 LOB: 2 K: 0 BB: 0 S: 12 P: 19	1B: 12 SF: 0 2B: 0 SAC: 1 3B: 1 DP: 0 HR: 0 HBP: 0		WP: 0 PA: 47 PB: 1 SB: 0 CS: 0
PITCHER Tom Browning , L (1, 1) ERA: 4.05 Rob Dibble , R (9, 1) ERA: 2.03	IP WLS BF H R ER SO BB IBB HBP BLK WP HR S P ERA WHIP													PITCHER IP WLS BF H R ER SO BB IBB HBP BLK WP HR S P ERA WHIP

livebaseballscores.com



Batter	1	2	3	4	5	6	7	8	9	AB R H RBI BB SO LOB	TOP									
Otis Nixon, S (1, 7) OBP: 0.385, SLG: 0.340 B L B X	2-1 		2-1 			0-2 		3-2 		4 1 1 0 0 0 1										
Jeff Treadway, L (1, 4) OBP: 0.375, SLG: 0.426 B C B B X	3-1 			0-0 		1 SAFE 2-2 		1-0 		3 1 1 1 0 0 0										
Terry Pendleton, S (1, 5) OBP: 0.362, SLG: 0.518 Mark Lemke, S (8, PR) OBP: 0.319, SLG: 0.333 B B C X (8, 5)	2-1 			1-2 		0-0 		4-1 		3 0 0 0 1 0 0 0 0 0 0 0 0 0										
Ron Gant, R (1, 8) OBP: 0.326, SLG: 0.532 B C C C C		1-3 		2-3 		3-3 		0-0 		4 0 1 1 0 3 1										
David Justice, L (1, 9) OBP: 0.375, SLG: 0.508 B C X		0-1 			2-3 		1-1 	0-3 		4 0 0 0 0 2 3										
Jeff Blauser, R (1, 6) OBP: 0.356, SLG: 0.413 B B C C C B B B		4-2 			0-2 		1-3 		3-2 	3 0 0 0 1 1 0										
Brian Hunter, R (1, 3) OBP: 0.286, SLG: 0.428 B 1 SAFE	1-0 	1-3 			0-2 		4-1 		2-3 	3 0 1 0 1 2 0										
Francisco Cabrera, R (1, 2) OBP: 0.263, SLG: 0.357 Randy St. Claire, R (5, 1)			1-1 		1-2 		0-1 		2-3 	2 0 0 0 0 0 1 0 0 0 0 0 0 0 1 0 0 0 0 0 1 0 0 0 0 0 0 0 1 0 0 0 0 1 0										
Tommy Gregg, L (7, PH) OBP: 0.263, SLG: 0.294 Tony Castillo, L (7, 1) Keith Mitchell, R (9, PH) OBP: 0.404, SLG: 0.479																				
Steve Avery, L (1, 1) OBP: 0.263, SLG: 0.264 Greg Olson, R (5, 2) OBP: 0.332, SLG: 0.384 B C C B X			1-1 			3-3 		0-3 		1 0 1 0 0 0 0 2 0 0 0 0 2 0										
Inning Stats	R: 0 H: 0 E: 0 K: 0 S: 6	H: 0 LOB: 0 BB: 1 P: 13	R: 0 H: 0 E: 0 K: 1 S: 8	H: 0 LOB: 0 BB: 1 P: 14	R: 0 H: 1 E: 0 K: 1 S: 9	H: 1 LOB: 1 BB: 0 P: 14	R: 0 H: 0 E: 0 K: 1 S: 7	H: 0 LOB: 0 BB: 0 P: 10	R: 0 H: 1 E: 0 K: 1 S: 12	H: 1 LOB: 1 BB: 0 P: 15	R: 1 H: 1 E: 1 K: 2 S: 15	H: 1 LOB: 1 BB: 0 P: 23	R: 0 H: 0 E: 0 K: 1 S: 8	H: 0 LOB: 1 BB: 1 P: 14	R: 1 H: 2 E: 1 K: 2 S: 14	H: 2 LOB: 3 BB: 1 P: 22	R: 0 H: 0 E: 0 K: 2 S: 11	H: 0 LOB: 0 BB: 0 P: 18	1B: 4 SF: 1 2B: 1 SAC: 0 3B: 0 DP: 0 HR: 0 HBP: 0	WP: 0 PA: 36 PB: 0 SB: 1 CS: 0
PITCHER	IP WLS BF H R ER SO BB IBB HBP BLK WP HR S P ERA WHIP																			
Jose Rijo, R (1, 1) ERA: 2.66 Randy Myers, L (8, 1) ERA: 3.6 Ted Power, R (9, 1) ERA: 3.22	7.2 W 31 5 2 1 8 3 0 0 0 0 0 0 4 4 1.17 1.043																			

Atlanta Braves @ Cincinnati Reds
 Riverfront Stadium, Cincinnati, OH
 Tue Aug 20 1991, 7:05 PM EDT
 Cloudy - 71 F

livebaseballscorecards.com

AB	31
R	2
H	5
RBI	2
BB	3
SO	11
LOB	7



Batter	1	2	3	4	5	6	7	8	9	AB R H RBI BB SO LOB	TOP
Otis Nixon, S (1, 7) <small>OBP: 0.383, SLG: 0.337</small>	0-0 		0-3 			4-0 	2-1 		1-1 	3 1 0 1 1 1 0	
Jeff Treadway, L (1, 4) <small>OBP: 0.379, SLG: 0.427</small> Mark Lemke, S (6, PR) <small>OBP: 0.315, SLG: 0.329</small>	1-1 			2-1 		4-0 	0-0 		1-3 	2 0 1 0 1 0 0 2 1 0 0 0 1 1	
Terry Pendleton, S (1, 5) <small>OBP: 0.361, SLG: 0.520</small>	0-3 			1-0 		1-3 		1-0 		4 0 1 0 0 2 3	
Ron Gant, R (1, 8) <small>OBP: 0.325, SLG: 0.531</small>	3-3 			1-1 		0-0 		1-0 		4 1 1 2 0 1 2	
David Justice, L (1, 9) <small>OBP: 0.376, SLG: 0.506</small>		2-2 			2-2 	4-0 		2-3 		3 1 1 0 1 1 1	
Brian Hunter, R (1, 3) <small>OBP: 0.261, SLG: 0.418</small>		1-3 			1-2 	0-3 		1-2 		4 0 0 0 0 2 4	
Greg Olson, R (1, 2) <small>OBP: 0.334, SLG: 0.386</small>		2-1 			3-2 	2-2 		0-1 		4 1 2 1 0 0 1	
Rafael Belliard, R (1, 6) <small>OBP: 0.273, SLG: 0.272</small>		3-2 			0-1 	2-1 		1-2 		4 0 2 1 0 0 2	
29 John Smoltz, R (1, 1) <small>OBP: 0.196, SLG: 0.191</small>		1-3 			0-3 		3-2 	0-0 		3 0 0 0 0 2 1	
Inning Stats	R: 0 H: 1 E: 0 LOB: 1 K: 2 BB: 0 S: 10 P: 14	R: 0 H: 0 E: 0 LOB: 0 K: 1 BB: 0 S: 8 P: 13	R: 0 H: 0 E: 0 LOB: 0 K: 2 BB: 0 S: 9 P: 13	R: 0 H: 0 E: 0 LOB: 0 K: 0 BB: 0 S: 5 P: 9	R: 1 H: 2 E: 0 LOB: 1 K: 1 BB: 0 S: 17 P: 23	R: 3 H: 2 E: 0 LOB: 2 K: 2 BB: 3 S: 14 P: 30	R: 0 H: 0 E: 0 LOB: 0 K: 0 BB: 0 S: 6 P: 11	R: 0 H: 1 E: 0 LOB: 1 K: 1 BB: 0 S: 8 P: 13	R: 1 H: 2 E: 0 LOB: 1 K: 1 BB: 0 S: 12 P: 15	1B: 6 SF: 1 2B: 1 SAC: 1 3B: 1 DP: 0 HR: 0 HBP: 0	WP: 0 PA: 38 PB: 0 SB: 0 CS: 0
PITCHER Mo Sanford, R (1, 1) <small>ERA: 2.84</small> Norm Charlton, L (7, 1) <small>ERA: 3.59</small> Milt Hill, R (9, 1) <small>ERA: 2.31</small>	IP WLS BF H R ER SO BB IBB HBP BLK WP HR S P ERA WHIP 6.0 L 26 5 4 4 8 2 1 0 0 0 0 63 102 6.00 1.167 2.0 7 1 0 0 1 0 0 0 0 0 0 14 24 0.00 0.500 1.0 5 2 1 1 1 0 0 0 0 0 0 12 15 9.00 2.000	PITCHER IP WLS BF H R ER SO BB IBB HBP BLK WP HR S P ERA WHIP									

Atlanta Braves @ Cincinnati Reds
Riverfront Stadium, Cincinnati, OH

Tue Aug 20 1991, 7:05 PM EDT
Att. 32,910 - Cloudy - 69 F

livebaseballscorecards.com

AB	33
R	5
H	8
RBI	5
BB	3
SO	10
LOB	15



Batter	1	2	3	4	5	6	7	8	9	AB	R	H	RBI	BB	SO	LOB
Bill Doran, S OBP: 0.360, SLG: 0.380 (1, 4)	G4-3		CS 2-H 1B			G1-3		K		4	0	1	1	0	1	0
Herm Winningham, L OBP: 0.262, SLG: 0.287 (1, 8)	K		CS 1-2	B1-3		K		G6-3		4	0	0	0	0	2	0
Hal Morris, L OBP: 0.363, SLG: 0.471 (1, 3)	P6			G1-3		1B 1B		G6-3		4	0	1	0	0	0	0
Paul O'Neill, L OBP: 0.345, SLG: 0.486 (1, 9)		G4-3		BB BB BB BB	4-2 BB	0-0 1-2 1B		F9		3	0	1	0	1	0	0
Glenn Braggs, R OBP: 0.320, SLG: 0.436 (1, 7)		CS 1B		G1-3		P2		L7		4	0	1	0	0	0	3
Chris Sabo, R OBP: 0.356, SLG: 0.498 (1, 5)		F8			4-0 FC6-4 BB			P7		2	0	0	0	1	0	1
Jeff Reed, L OBP: 0.338, SLG: 0.360 (1, 2)			WP 1B 1B		1-0 FC6-4 WP			K		3	1	1	0	0	1	1
Freddie Benavides, R OBP: 0.304, SLG: 0.302 (1, 6)			SAFE K		3-3 K			G6-3		3	0	0	0	0	2	2
Mo Sanford, R (1, 1)					0-0 K					2	0	0	0	0	2	2
Norm Charlton, S (7, 1)					1-3 K					0	0	0	0	0	0	0
Billy Hatcher, R (8, PH)					0-3 K					1	0	0	0	0	0	0
Milt Hill, R (9, 1)								P3		0	0	0	0	0	0	0

Inning Stats	R: 0	H: 0	E: 0	K: 1	S: 8	R: 0	H: 1	E: 0	K: 0	S: 6	R: 1	H: 2	E: 0	K: 2	S: 10	R: 0	H: 0	E: 0	K: 0	S: 7	R: 0	H: 0	E: 0	K: 2	S: 7	R: 0	H: 2	E: 0	K: 1	S: 10	R: 0	H: 0	E: 0	K: 1	S: 6	R: 0	H: 0	E: 0	K: 1	S: 7	R: 0	H: 0	E: 0	K: 1	S: 9	R: 0	H: 0	E: 0	K: 0	S: 4
	LOB: 0	BB: 0	LOB: 0	BB: 0	P: 11	LOB: 0	BB: 0	LOB: 0	BB: 0	P: 13	LOB: 1	BB: 1	LOB: 1	BB: 1	P: 14	LOB: 0	BB: 1	LOB: 2	BB: 0	P: 14	LOB: 0	BB: 0	LOB: 0	BB: 0	P: 9	LOB: 0	BB: 0	LOB: 0	BB: 0	P: 6	LOB: 0	BB: 0	LOB: 0	BB: 0	P: 6	LOB: 0	BB: 0	LOB: 0	BB: 0	P: 6	LOB: 0	BB: 0	LOB: 0	BB: 0	P: 6					
	1B: 5	2B: 0	3B: 0	HR: 0	SF: 0	1B: 5	2B: 0	3B: 0	HR: 0	SF: 0	1B: 5	2B: 0	3B: 0	HR: 0	SF: 0	1B: 5	2B: 0	3B: 0	HR: 0	SF: 0	1B: 5	2B: 0	3B: 0	HR: 0	SF: 0	1B: 5	2B: 0	3B: 0	HR: 0	SF: 0	1B: 5	2B: 0	3B: 0	HR: 0	SF: 0	1B: 5	2B: 0	3B: 0	HR: 0	SF: 0	1B: 5	2B: 0	3B: 0	HR: 0	SF: 0					
	WP: 2	PB: 0	SB: 0	CS: 2	PA: 33	WP: 2	PB: 0	SB: 0	CS: 2	PA: 33	WP: 2	PB: 0	SB: 0	CS: 2	PA: 33	WP: 2	PB: 0	SB: 0	CS: 2	PA: 33	WP: 2	PB: 0	SB: 0	CS: 2	PA: 33	WP: 2	PB: 0	SB: 0	CS: 2	PA: 33	WP: 2	PB: 0	SB: 0	CS: 2	PA: 33	WP: 2	PB: 0	SB: 0	CS: 2	PA: 33	WP: 2	PB: 0	SB: 0	CS: 2	PA: 33					
PITCHER 29 John Smoltz, R (1, 1) ERA: 4.6	IP: 9.0	WLS: W	BF: 32	H: 5	R: 1	ER: 1	SO: 8	BB: 2	IBB: 0	HBP: 0	BLK: 0	WP: 2	HR: 0	S: 65	P: 104	ERA: 1.00	WHIP: 0.778																																	
	IP: 9.0	WLS: W	BF: 32	H: 5	R: 1	ER: 1	SO: 8	BB: 2	IBB: 0	HBP: 0	BLK: 0	WP: 2	HR: 0	S: 65	P: 104	ERA: 1.00	WHIP: 0.778																																	


BOTTOM

Atlanta Braves @ Cincinnati Reds
Riverfront Stadium, Cincinnati, OH
Tue Aug 20 1991, 7:05 PM EDT
Att. 32,910 - Cloudy - 69 F

livebaseballscorecards.com

AB	30
R	1
H	5
RBI	1
BB	2
SO	8
LOB	9



Batter	1	2	3	4	5	6	7	8	9	10	11	12	13	AB R H RBI BB SO LOB	TOP															
Otis Nixon, S (1, 7) X OBP: 0.378, SLG: 0.333 Tony Castillo, L (12, 1)	0-0 BB 1B	1-2 L7		3-2 F9		0-3 K		0-1 G5-3		1-1 L7		1-2 P3		7 1 1 0 0 1 1 0 0 0 0 0 0 0																
Jeff Treadway, L (1, 4) B OBP: 0.382, SLG: 0.427 Randy St. Claire, R (6, 1) 1 SAFE Tommy Gregg, L (8, PH) B OBP: 0.260, SLG: 0.291 Mark Wohlers, R (8, 1) B Greg Olson, R (9, 2) B OBP: 0.336, SLG: 0.385	4-0 1B BB		1-1 F8 1B	2-1 F7		0-0 BB 1B		0-3 K		2-3 K		4-2 FC6-4 1B BB	2 2 1 0 1 0 0 0 0 0 0 0 0 0 1 0 0 0 0 1 0 0 0 0 0 0 0 0 1 1 0 0 1 1 0																	
Terry Pendleton, S (1, 5) B OBP: 0.369, SLG: 0.523	1-0 S 1B		0-2 1B 1B	4-0		4-2 BB 1B						1-0 FC1-6 1B	0-1 FC6-4 1B	5 2 4 1 2 1 0																
Ron Gant, R (1, 8) C OBP: 0.320, SLG: 0.524	1-2 SF7		0-0 F8	1-2 P3		3-3 K				0-0 F8		1-1 FC1-6 E S 1-2f	2-0 FC6-4 2B F8 1-2f 2-3	6 0 0 1 0 1 8																
David Justice, L (1, 9) C OBP: 0.381, SLG: 0.516	3-2 G6-3 1B		0-0 BB 1B	1-2 3-H 1B		1-3 K		2-2 F9		1-0 HR 2B		1-2 P6	0-1 F8 2B 1-3 3-H	7 1 4 3 0 1 1																
Brian Hunter, R (1, 3) C OBP: 0.281, SLG: 0.411	3-2 G6-3		1-1 BB 1B	1-1 G5-3		1-1 G6-3		1-1 G6-3		4-1 HR BB		3-1 P6	2-1 F8	6 1 1 0 1 0 4																
Francisco Cabrera, R (1, 2) F OBP: 0.296, SLG: 0.473 Mike Stanton, L (9, 1) F OBP: 0.500, SLG: 0.750 Jeff Blauser, R (12, PH) X OBP: 0.355, SLG: 0.412 Keith Mitchell, R (12, 7) X OBP: 0.404, SLG: 0.479	0-2 G6-3		4-0 BB 1B	1-2 2-3 3-H BB		1-0 HR		2-2 HR		0-1 1-H 2-H HR		1-2 P4		4 2 3 5 1 0 1 0 0 0 0 0 0 0 1 0 0 0 0 0 0 0 0 0 0 0 0 0	AB 52 R 10 H 15 RBI 10 BB 7 SO 11 LOB 22															
Rafael Belliard, R (1, 6) X OBP: 0.267, SLG: 0.266		0-0 F9		3-1 G1-3		0-1 P3		1-3 K				1-3 K		6 0 0 0 0 3 4																
Armando Reynoso, R (1, 1) B Jim Clancy, R (4, 1) B Mark Lemke, S (4, 4) B Lonnie Smith, R (6, PH) B OBP: 0.383, SLG: 0.406		1-3 K		1-2 F9		0-0 F8		2-2 F7		0-3 K		4-0 BB		2 0 0 0 0 1 3 0 0 0 0 0 0 0 3 0 0 0 1 1 0 1 0 1 0 0 0 0																
Inning Stats	R: 3 E: 0 K: 0 S: 19	H: 3 LOB: 1 BB: 1 P: 31	R: 0 E: 0 K: 1 S: 9	H: 0 LOB: 0 BB: 0 P: 11	R: 2 E: 0 K: 1 S: 16	H: 4 LOB: 3 BB: 1 P: 25	R: 0 E: 0 K: 0 S: 10	H: 0 LOB: 1 BB: 1 P: 20	R: 0 E: 0 K: 1 S: 8	H: 1 LOB: 1 BB: 0 P: 14	R: 0 E: 0 K: 1 S: 10	H: 1 LOB: 2 BB: 1 P: 17	R: 1 E: 0 K: 0 S: 13	H: 1 LOB: 0 BB: 0 P: 18	R: 0 E: 0 K: 2 S: 12	H: 0 LOB: 0 BB: 0 P: 14	R: 3 E: 0 K: 2 S: 12	H: 2 LOB: 0 BB: 1 P: 19	R: 0 E: 0 K: 2 S: 8	H: 0 LOB: 0 BB: 0 P: 11	R: 0 E: 0 K: 0 S: 8	H: 1 LOB: 1 BB: 0 P: 14	R: 0 E: 0 K: 1 S: 10	H: 0 LOB: 1 BB: 1 P: 17	R: 1 E: 0 K: 0 S: 10	H: 2 LOB: 2 BB: 1 P: 18	1B: 10 2B: 3 3B: 0 HR: 2	SF: 1 SAC: 0 DP: 0 HBP: 0	WP: 0 PA: 60 PB: 0 SB: 2 CS: 0	
PITCHER Kip Gross, R (1, 1) ERA: 3.93 Tim Layana, R (3, 1) ERA: 6.97 Milt Hill, R (3, 1) ERA: 2.03 Norm Charlton, L (5, 1) ERA: 3.51 Ted Power, R (7, 1) ERA: 3.26	IP 2.1	WLS 2	BF 14	H 6	R 5	ER 5	SO 1	BB 1	IBB 0	HBP 0	BLK 0	WP 0	HR 0	S 36	P 51	ERA 19.29	WHIP 3.000													
PITCHER Rob Dibble, R (9, 1) ERA: 2.39 Randy Myers, L (11, 1) ERA: 3.58	IP 2.0	WLS L	BF 13	H 3	R 1	ER 1	SO 4	BB 2	IBB 0	HBP 0	BLK 0	WP 0	HR 0	S 28	P 49	ERA 3.00	WHIP 1.667													

Atlanta Braves @ Cincinnati Reds
 Riverfront Stadium, Cincinnati, OH
 Wed Aug 21 1991, 7:05 PM EDT
 Att: 30,005 - Cloudy - 80 F

livebaseballscorecards.com

Batter	1	2	3	4	5	6	7	8	9	AB R H RBI BB SO LOB	TOP
Otis Nixon, S (1, 7) <small>OBP: 0.376, SLG: 0.331</small>	0-0 		1-0 		3-2 	1-0 		0-0 		5 1 1 0 0 0 2	
Jeff Treadway, L (1, 4) <small>OBP: 0.380, SLG: 0.429</small> Mark Lemke, S (6, 4) <small>OBP: 0.318, SLG: 0.327</small>	1-0 		1-1 		1-2 	2-1 		1-1 		4 0 1 0 0 0 2 1 0 1 0 0 0 0	
Terry Pendleton, S (1, 5) <small>OBP: 0.367, SLG: 0.524</small>	1-1 		1-0 		3-1 		0-0 	2-2 		5 0 1 0 0 0 3	
Ron Gant, R (1, 8) <small>OBP: 0.321, SLG: 0.520</small>	4-1 		2-0 		4-1 		0-0 	1-2 		3 1 0 0 2 0 2	
David Justice, L (1, 9) <small>OBP: 0.385, SLG: 0.512</small>	4-0 			4-2 	4-0 		2-2 	0-3 		2 1 0 0 3 1 1	
Brian Hunter, R (1, 3) <small>OBP: 0.285, SLG: 0.428</small>	2-1 			1-3 	1-0 			1-0 		4 1 2 3 0 1 4	
Greg Olson, R (1, 2) <small>OBP: 0.334, SLG: 0.386</small>		2-1 		1-1 	1-1 			0-0 		4 0 1 0 0 0 3	
Rafael Belliard, R (1, 6) <small>OBP: 0.268, SLG: 0.267</small>		1-0 		2-2 		2-3 		0-1 		3 0 1 1 0 1 0	
Charlie Leibrandt, R (1, 1) <small>OBP: 0.073, SLG: 0.094</small> Jim Clancy, R (9, 1)		0-3 		0-0 		4-1 		0-0 		3 0 0 0 1 1 2 0 0 0 0 0 0 0	
Inning Stats	R: 0 H: 1 E: 0 LOB: 3 K: 0 BB: 2 S: 7 P: 19	R: 0 H: 0 E: 0 LOB: 0 K: 1 BB: 0 S: 6 P: 9	R: 0 H: 1 E: 0 LOB: 1 K: 0 BB: 1 S: 5 P: 10	R: 1 H: 1 E: 0 LOB: 1 K: 1 BB: 1 S: 12 P: 20	R: 2 H: 2 E: 0 LOB: 2 K: 0 BB: 2 S: 14 P: 30	R: 0 H: 0 E: 0 LOB: 1 K: 1 BB: 1 S: 7 P: 16	R: 0 H: 0 E: 0 LOB: 0 K: 0 BB: 0 S: 5 P: 7	R: 1 H: 2 E: 0 LOB: 1 K: 0 BB: 0 S: 6 P: 7	R: 0 H: 1 E: 0 LOB: 1 K: 1 BB: 0 S: 11 P: 15	1B: 4 SF: 0 2B: 2 SAC: 1 3B: 1 DP: 0 HR: 1 HBP: 0	WP: 0 PA: 41 PB: 0 SB: 0 CS: 0
PITCHER Scott Scudder, R (1, 1) <small>ERA: 3.92</small> Steve Foster, R (6, 1) <small>ERA:</small> Milt Hill, R (8, 1) <small>ERA: 2.35</small>	IP WLS BF H R ER SO BB IBB HBP BLK WP HR S P ERA WHIP 5.0 L 25 5 3 3 2 5 0 0 0 0 0 0 44 88 5.40 2.000 2.0 7 0 0 0 1 1 0 0 0 0 0 0 12 23 0.00 0.500 2.0 9 3 1 1 1 0 0 0 0 0 0 1 17 22 4.50 1.500	PITCHER IP WLS BF H R ER SO BB IBB HBP BLK WP HR S P ERA WHIP									

Atlanta Braves @ Cincinnati Reds
 Riverfront Stadium, Cincinnati, OH

Thu Aug 22 1991, 7:05 PM EDT
 Att. 26,011 - Cloudy - 84 F

livebaseballscorecards.com

AB	34
R	4
H	8
RBI	4
BB	6
SO	4
LOB	19



Batter	1	2	3	4	5	6	7	8	9	AB	R	H	RBI	BB	SO	LOB
Keith Miller, R (1, 9) OBP: 0.315, SLG: 0.363 Mackey Sasser, L (9, PH) OBP: 0.309, SLG: 0.457	1-0 F7			1-1 1B	2-3 K			1-2 E7	2-3 K	4	0	2	0	0	1	1
Kevin Elster, R (1, 6) OBP: 0.306, SLG: 0.359	2-3 K			0-3 K		1-0 1B		4-2 BB		3	0	1	0	0	1	2
Kevin McReynolds, R (1, 7) OBP: 0.335, SLG: 0.440	0-1 F7			1-1 F8		1-2 F8		1-1 F7		4	0	0	0	0	0	4
Howard Johnson, S (1, 5) OBP: 0.345, SLG: 0.522			3-2 P6	1-2 1B		1-3 K		3-3 K		4	0	1	0	0	2	3
Mark Carreon, R (1, 8) OBP: 0.299, SLG: 0.337 John Franco, L (9, 1)			3-1 P2	0-0 F7		1-0 1B		0-0 F8		4	0	1	0	0	0	4
Gregg Jefferies, S (1, 4) OBP: 0.325, SLG: 0.392			0-3 K		2-2 PB 1B		0-1 F7		3-1 1B	4	1	2	0	0	1	2
Rick Cerone, R (1, 2) OBP: 0.365, SLG: 0.346 Dave Magadan, L (9, PH) OBP: 0.377, SLG: 0.340			1-0 G6-3		4-0 G5-4-3 1B		0-1 F9		2-2 1B	2	0	0	0	1	0	0
Garry Templeton, S (1, 3) OBP: 0.219, SLG: 0.286			0-0 F7		0-2 G5-4-3 1B		1-1 P3		1-1 F9	4	0	1	1	0	0	2
Frank Viola, L (1, 1) OBP: 0.129, SLG: 0.148 Jeff Innis, R (4, 1) Charlie O'Brien, R (5, PH) OBP: 0.288, SLG: 0.257 Doug Simons, L (6, 1) Chuck Carr, S (7, PH) OBP: 0.250, SLG: 0.250 Alejandro Pena, R (8, 1) Daryl Boston, L (9, 8) OBP: 0.327, SLG: 0.364			0-2 G6-3		0-0 G5-4-3 1B		0-0 F9		2-3 K	1	0	0	0	0	0	0

Inning Stats	R: 0	H: 0	E: 0	K: 1	S: 7	R: 0	H: 0	E: 0	K: 1	S: 10	R: 0	H: 0	E: 0	K: 0	S: 5	R: 0	H: 2	E: 0	K: 1	S: 11	R: 1	H: 2	E: 0	K: 1	S: 11	R: 0	H: 2	E: 0	K: 1	S: 10	R: 0	H: 1	E: 1	K: 1	S: 12	R: 0	H: 2	E: 0	K: 2	S: 17	1B: 9	2B: 0	3B: 0	HR: 0	SF: 0	SAC: 0	DP: 1	HBP: 0	WP: 0	PB: 1	SB: 0	CS: 0	PA: 37
--------------	------	------	------	------	------	------	------	------	------	-------	------	------	------	------	------	------	------	------	------	-------	------	------	------	------	-------	------	------	------	------	-------	------	------	------	------	-------	------	------	------	------	-------	-------	-------	-------	-------	-------	--------	-------	--------	-------	-------	-------	-------	--------

PITCHER	IP	WLS	BF	H	R	ER	SO	BB	IBB	HBP	BLK	WP	HR	S	P	ERA	WHIP
Tom Browning, L (1, 1) ERA: 3.94	7.0		28	7	1	1	5	1	0	0	0	0	0	62	89	1.29	1.143
Ted Power, R (8, 1) ERA: 3.21	1.0		6	2	0	0	1	1	0	0	0	0	0	15	28	0.00	3.000
Rob Dibble, R (9, 1) ERA: 2.35	1.0		3	0	0	0	2	0	0	0	0	0	0	11	16	0.00	0.000

BOTTOM

Cincinnati Reds @ New York Mets
Shea Stadium, Flushing, NY
Fri Aug 23 1991, 7:05 PM EDT
Att. 28,967 - Cloudy - 81 F

livebaseballscorecards.com

AB	35
R	1
H	9
RBI	1
BB	2
SO	8
LOB	23



Batter	1	2	3	4	5	6	7	8	9	AB R H RBI BB SO LOB	TOP											
Herm Winningham, L (1, 8) OBP: 0.278, SLG: 0.303	1-0 FC3-6 1B	0-1 1B 1B	0-0 PB 1B		1-0 G4-3			1-0 P3		5 1 3 0 0 0 1												
Hal Morris, L (1, 3) OBP: 0.367, SLG: 0.478	1-2 FC3-6 HR	2-1 1B 1B	2-2 SF9			0-0 SF8 2B		0-1 WP 2B		4 2 3 2 0 0 1												
Barry Larkin, R (1, 6) OBP: 0.376, SLG: 0.512	0-0 HR	2-0 1B	2-2 F8			4-1 BB		2-3 K		4 1 2 3 1 1 3												
Paul O'Neill, L (1, 9) OBP: 0.345, SLG: 0.487	3-1 E6 2B	4-0 IBB		4-2 F9-3 BB		1-3 K		3-2 P2		3 0 1 0 2 1 3												
Chris Sabo, R (1, 5) OBP: 0.357, SLG: 0.494	0-1 E6	1-0 P6		1-0 F9-3		2-1 SF8		0-1 F9		4 0 0 1 0 0 5												
Glenn Braggs, R (1, 7) OBP: 0.319, SLG: 0.425	2-3 K		0-2 1B 1B		0-1 F7		0-3 K		2-1 G4-3	5 1 1 0 0 2 2												
Jeff Reed, L (1, 2) OBP: 0.339, SLG: 0.361		2-2 F7	1-0 1B 1B SF9 1B		0-0 SH5-4 1B		0-0 F8		1-2 F9	5 1 2 0 0 0 0												
Mariano Duncan, R (1, 4) OBP: 0.258, SLG: 0.335		0-0 G5-3	1-0 PB 1B 1B		1-0 F7		1-1 G5-3			4 0 1 1 0 0 1												
Jose Rijo, R (1, 1) OBP: 0.255, SLG: 0.240		0-2 1B 1B	0-3 K		1-0 SH5-4		0-0 F8			3 1 1 0 0 1 2												
Inning Stats	R: 2 E: 1 K: 1 S: 14	H: 3 LOB: 1 BB: 0 P: 21	R: 2 E: 0 K: 0 S: 13	H: 4 LOB: 3 BB: 1 P: 24	R: 2 E: 0 K: 1 S: 17	H: 4 LOB: 2 BB: 0 P: 23	R: 0 E: 0 K: 0 S: 5	H: 0 LOB: 0 BB: 1 P: 10	R: 0 E: 0 K: 0 S: 4	H: 1 LOB: 1 BB: 0 P: 7	R: 1 E: 0 K: 2 S: 11	H: 1 LOB: 1 BB: 1 P: 18	R: 0 E: 0 K: 0 S: 4	H: 0 LOB: 0 BB: 0 P: 5	R: 0 E: 0 K: 1 S: 12	H: 1 LOB: 1 BB: 0 P: 18	R: 0 E: 0 K: 0 S: 7	H: 0 LOB: 0 BB: 0 P: 10	1B: 10 2B: 4 3B: 0 HR: 1	SF: 2 SAC: 1 DP: 1 HBP: 0	WP: 1 PB: 1 SB: 2 CS: 0	PA: 43
PITCHER	IP WLS BF H R ER SO BB IBB HBP BLK WP HR S P ERA WHIP																					
Wally Whitehurst, R (1, 1) ERA: 4.23	2.0 L 17 10 6 6 1 0 1 0 0 0 0 1 32 52 27.00 5.000																					
Pete Schourek, L (3, 1) ERA: 3.91	3.1 14 3 1 1 2 2 0 0 0 0 0 0 27 44 2.70 1.500																					
Jeff Innis, R (6, 1) ERA: 2.74	0.2 2 0 0 0 0 1 0 0 0 0 0 0 5 7 0.00 0.000																					
Doug Simons, L (7, 1) ERA: 4.99	2.0 7 1 0 0 1 0 0 0 0 0 1 0 16 23 0.00 0.500																					
Tim Burke, R (9, 1) ERA: 4.19	1.0 3 0 0 0 0 0 0 0 0 0 0 0 7 10 0.00 0.000																					

Cincinnati Reds @ New York Mets
Shea Stadium, Flushing, NY
Sat Aug 24 1991, 3:33 AM EDT
Att. 39,986 - Cloudy - 73 F

livebaseballscorecards.com

AB	37
R	7
H	14
RBI	7
BB	3
SO	5
LOB	18



Batter	1	2	3	4	5	6	7	8	9	AB R H RBI BB SO LOB
Keith Miller, R (1, 9) OBP: 0.308, SLG: 0.355 Doug Simons, L (7, 1) Tim Burke, R (9, 1) Chris Donnels, L (9, PH) OBP: 0.370, SLG: 0.273	0-1 G5-3			2-2 F9		1-3 K			0-3 K	3 0 0 0 0 1 0 0 0 0 0 0 0 0 0 0 0 0 0 0 0 1 0 0 0 0 1 1
Dave Magadan, L (1, 3) OBP: 0.376, SLG: 0.337	3-3 K			1-2 P4			0-2 F7		4-2 BB	3 0 0 0 1 1 0
Kevin McReynolds, R (1, 7) OBP: 0.332, SLG: 0.435	2-1 G6-3			0-1 P3			2-2 F9		0-1 F9	4 0 0 0 0 0 2
Howard Johnson, S (1, 5) OBP: 0.343, SLG: 0.518		1-3 K			1-0 G6-3		2-2 P6			3 0 0 0 0 1 0
Mackey Sasser, L (1, 2) OBP: 0.303, SLG: 0.448		1-2 P5			3-2 F8			2-1 G4-3		3 0 0 0 0 0 0
Gregg Jefferies, S (1, 4) OBP: 0.325, SLG: 0.391		1-2 G3			1-0 FC6-4 1B			2-3 K		3 0 1 0 0 1 0
Daryl Boston, L (1, 8) OBP: 0.322, SLG: 0.358 (7, 9)			3-3 K		0-0 FC6-4 1-2f			3-3 K		3 0 0 0 0 2 1
Kevin Elster, R (1, 6) OBP: 0.306, SLG: 0.359			1-3 K			0-0 B1-3			0-1 BB 1B	3 0 1 0 0 1 0
Wally Whitehurst, R (1, 1) OBP: 0.172, SLG: 0.148 Pete Schourek, L (3, 1) OBP: 0.182, SLG: 0.100 Jeff Innis, R (6, 1) Chuck Carr, S (6, PH) OBP: 0.167, SLG: 0.167 (7, 8)			2-3 K			3-2 F9			2-2 F7	0 0 0 0 0 0 0 1 0 0 0 0 1 0 0 0 0 0 0 0 0 2 0 0 0 0 0 1

Inning Stats	R: 0 E: 0 K: 1 S: 8	H: 0 LOB: 0 BB: 0 P: 13	R: 0 E: 0 K: 1 S: 9	H: 0 LOB: 0 BB: 0 P: 12	R: 0 E: 0 K: 3 S: 10	H: 0 LOB: 0 BB: 0 P: 16	R: 0 E: 0 K: 0 S: 8	H: 0 LOB: 0 BB: 0 P: 11	R: 0 E: 0 K: 0 S: 8	H: 1 LOB: 1 BB: 0 P: 13	R: 0 E: 0 K: 1 S: 9	H: 0 LOB: 0 BB: 0 P: 13	R: 0 E: 0 K: 2 S: 8	H: 0 LOB: 0 BB: 0 P: 15	R: 0 E: 0 K: 1 S: 14	H: 1 LOB: 2 BB: 1 P: 20	1B: 2 2B: 0 3B: 0 HR: 0	SF: 0 SAC: 0 DP: 0 HBP: 0	WP: 0 PB: 0 SB: 0 CS: 0	PA: 30
PITCHER Jose Rijo, R (1, 1) ERA: 2.5	IP 9.0 WLS W BF 30 H 2 R 0 ER 0 SO 9 BB 1 IBB 0 HBP 0 BLK 0 WP 0 HR 0 S 83 P 126 ERA 0.00 WHIP 0.333																			


BOTTOM


Cincinnati Reds @ New York Mets
Shea Stadium, Flushing, NY

Sat Aug 24 1991, 3:33 AM EDT
Att: 39,986 - Cloudy - 73 F

livebaseballscorecards.com

AB	29
R	0
H	2
RBI	0
BB	1
SO	9
LOB	5



Batter	1	2	3	4	5	6	7	8	9	AB R H RBI BB SO LOB	TOP	
Herm Winningham, L (1, 8) OBP: 0.277, SLG: 0.297 Joe Oliver, R (9, PH) OBP: 0.267, SLG: 0.379	4-1 1B BB	0-0 G4-3			2-1 P2		0-0 G1		1-1 P6	3 0 0 0 1 0 1 1 0 0 0 0 0 1		
Hal Morris, L (1, 3) OBP: 0.371, SLG: 0.481	3-2 1B BB		1-1 G4-3 1B		1-1 1B		0-2 F7			4 0 3 0 0 0 0		
Barry Larkin, R (1, 6) OBP: 0.374, SLG: 0.510	2-2 F9		1-1 F8		1-0 F8			1-1 G4-3 1B		4 0 1 0 0 0 4		
Paul O'Neill, L (1, 9) OBP: 0.344, SLG: 0.484	2-3 K		1-0 G4-3		4-2 G4-6-3 BB			0-0 G4-3		3 0 0 0 1 1 4		
Bill Doran, S (1, 4) OBP: 0.353, SLG: 0.369	1-2 G4-3		0-0 G3		0-0 G4-6-3			1-3 K		4 0 0 0 0 1 5		
Glenn Braggs, R (1, 7) OBP: 0.323, SLG: 0.432 Billy Hatcher, R (6, PR) OBP: 0.310, SLG: 0.361 (6, 7)		0-0 F8 1B 2B		1-3 K		1-1 BB 1B		0-2 F7		3 1 2 0 0 1 0 1 0 0 0 0 0 1		
Jeff Reed, L (1, 2) OBP: 0.339, SLG: 0.357 Mariano Duncan, R (9, PH) OBP: 0.261, SLG: 0.338		2-1 F8		3-3 K		4-1 BB		2-2 1B 1B		2 0 0 0 1 1 1 1 0 1 0 0 0 0	AB 34 R 1 H 9 RBI 1 BB 3 SO 7 LOB 21	
Luis Quinones, S (1, 5) OBP: 0.308, SLG: 0.298		1-0 1B		1-0 P6		0-1 F9		1-0 F8		4 0 1 1 0 0 3		
Randy Myers, L (1, 1) OBP: 0.222, SLG: 0.278 Carmelo Martinez, R (7, PH) OBP: 0.327, SLG: 0.361 Norm Charlton, S (7, 1) OBP: 0.043, SLG: 0.087 Chris Sabo, R (9, PH) OBP: 0.359, SLG: 0.495		1-3 K		2-3 K			2-3 K		1-0 1B	2 0 0 0 0 2 1 1 0 0 0 0 1 0 0 0 0 0 0 0 0 1 0 1 0 0 0 0		
Inning Stats	R: 0 H: 1 E: 0 LOB: 2 K: 1 BB: 1 S: 14 P: 26	R: 1 H: 2 E: 0 LOB: 1 K: 1 BB: 0 S: 8 P: 12	R: 0 H: 1 E: 0 LOB: 1 K: 0 BB: 0 S: 6 P: 9	R: 0 H: 0 E: 0 LOB: 0 K: 2 BB: 0 S: 8 P: 13	R: 0 H: 1 E: 0 LOB: 1 K: 1 BB: 0 S: 9 P: 15	R: 0 H: 1 E: 0 LOB: 2 K: 0 BB: 2 S: 8 P: 17	R: 0 H: 0 E: 0 LOB: 0 K: 1 BB: 0 S: 8 P: 10	R: 0 H: 1 E: 0 LOB: 1 K: 1 BB: 0 S: 10 P: 12	R: 0 H: 2 E: 0 LOB: 1 K: 0 BB: 0 S: 7 P: 12	1B: 8 SF: 0 2B: 1 SAC: 0 3B: 0 DP: 1 HR: 0 HBP: 0	WP: 0 PA: 37 PB: 0 SB: 0 CS: 0	
PITCHER	IP WLS BF H R ER SO BB IBB HBP BLK WP HR S P ERA WHIP											
David Cone, R (1, 1) ERA: 3.43	8.0 W 33 7 1 1 7 3 0 0 0 0 0 0 71 114 1.12 1.250											
John Franco, L (9, 1) ERA: 2.48	1.0 S 4 2 0 0 0 0 0 0 0 0 0 0 7 12 0.00 2.000											

Cincinnati Reds @ New York Mets
Shea Stadium, Flushing, NY
Sun Aug 25 1991, 7:05 PM EDT
Att. 26,399 - Sunny - 68 F

livebaseballscorecards.com

Batter	1	2	3	4	5	6	7	8	9	AB R H RBI BB SO LOB	TOP	
Lenny Dykstra, L OBP: 0.391, SLG: 0.427 Braulio Castillo, R OBP: 0.222, SLG: 0.125	4-1 WP 1B G6-3 BB		0-3 K	1-0 P4			1-0 G5-3			0 1 0 0 1 0 0 3 0 0 0 0 1 0		
Mickey Morandini, L OBP: 0.309, SLG: 0.302	3-2 SAFE SAFE G6-3 WP 1-2 1B		4-2 S BB			3-2 G3		0-0 F7		3 0 1 0 1 0 0		
Wes Chamberlain, R OBP: 0.324, SLG: 0.455	2-3 K 1-2 2-3		3-3 K 1-2			4-1 CS BB		2-3 K		3 0 0 0 1 3 3		
John Kruk, L OBP: 0.361, SLG: 0.465	1-1 G6-3 2-3 3-H		1-1 G4-3			0-0 F7		2-3 K		4 0 0 1 0 1 3		
Dale Murphy, R OBP: 0.308, SLG: 0.414	1-1 F8			0-1 HR 1B		1-0 CS 1-2	2-2 G4-3		1-3 K2-3	4 1 1 0 0 1 1		
Darren Daulton, L OBP: 0.302, SLG: 0.348		4-0 BB		1-1 HR 1-H		1-1 F7		1-1 F8		3 1 1 2 1 0 0		
Charlie Hayes, R OBP: 0.237, SLG: 0.347		1-2 L8		3-2 HR		0-3 K		1-3 K		4 1 1 1 0 2 1		
Dickie Thon, R OBP: 0.285, SLG: 0.353		2-0 L7		1-3 K			0-1 G5-3			3 0 0 0 0 1 1		
Jose De Jesus, R OBP: 0.170, SLG: 0.137 Mike Hartley, R John Morris, L OBP: 0.292, SLG: 0.254 Joe Boever, R OBP: 0.500, SLG: 0.500	1-3 K G6-3		1-2 G6-3				1-1 G6-3			1 0 0 0 0 1 1 1 0 0 0 0 0 0 1 0 0 0 0 0 0 0 0 0 0 0 0 0		
Inning Stats	R: 1 H: 1 E: 0 LOB: 1 K: 1 BB: 1 S: 14 P: 25	R: 0 H: 0 E: 0 LOB: 1 K: 1 BB: 1 S: 7 P: 15	R: 0 H: 0 E: 0 LOB: 1 K: 2 BB: 1 S: 11 P: 19	R: 3 H: 3 E: 0 LOB: 0 K: 1 BB: 0 S: 14 P: 21	R: 0 H: 0 E: 0 LOB: 0 K: 0 BB: 1 S: 5 P: 13	R: 0 H: 0 E: 0 LOB: 0 K: 1 BB: 0 S: 8 P: 11	R: 0 H: 0 E: 0 LOB: 0 K: 0 BB: 0 S: 5 P: 7	R: 0 H: 0 E: 0 LOB: 0 K: 2 BB: 0 S: 8 P: 12	R: 0 H: 0 E: 0 LOB: 0 K: 2 BB: 0 S: 9 P: 12	1B: 2 SF: 0 2B: 0 SAC: 0 3B: 0 DP: 0 HR: 2 HBP: 0	WP: 1 PA: 35 PB: 0 SB: 1 CS: 1	
PITCHER	IP WLS BF H R ER SO BB IBB HBP BLK WP HR S P ERA WHIP											
Mo Sanford, R ERA: 3.91	(1, 1) 4.0											
Kip Gross, R ERA: 3.76	(5, 1) 3.0											
Rob Dibble, R ERA: 2.28	(8, 1) 2.0											

Philadelphia Phillies @ Cincinnati Reds
Riverfront Stadium, Cincinnati, OH
Mon Aug 26 1991, 7:05 PM EDT
Att. 18,683 - Cloudy - 82 F

livebaseballscorecards.com

AB	30
R	4
H	4
RBI	4
BB	4
SO	10
LOB	10



Batter	1	2	3	4	5	6	7	8	9	AB R H RBI BB SO LOB	TOP									
Mickey Morandini, L (1, 4) OBP: 0.312, SLG: 0.302	4-1 BB		0-1 G4-1			3-2 G4-3		1-0 1B		3 0 1 0 1 0 1										
Dickie Thon, R (1, 6) OBP: 0.283, SLG: 0.350	1-0 F8		0-2 P6			0-0 G4-3		0-0 P4		4 0 0 0 0 0 4										
Wes Chamberlain, R (1, 7) OBP: 0.327, SLG: 0.454	2-2 G5-3			1-0 1B			0-0 B5-3		4-2 1B BB	3 1 1 0 1 0 1										
John Kruk, L (1, 3) OBP: 0.360, SLG: 0.463	2-2 G4-3			0-0 G3-6-3			0-1 F7		1-2 G3-1 1B	4 0 1 0 0 0 2										
Dale Murphy, R (1, 9) OBP: 0.307, SLG: 0.420		3-0 G6-3		3-1 G6-3			1-1 HR		0-3 K	4 1 1 1 0 1 2										
Darren Daulton, L (1, 2) OBP: 0.301, SLG: 0.346		2-2 P6			2-1 G4-3		0-1 P4		3-2 G3-1 1B	4 0 1 1 0 0 0										
Charlie Hayes, R (1, 5) OBP: 0.237, SLG: 0.346		3-2 G6-3			0-1 G5-3			3-2 1B 1B	0-1 G3-1	4 0 1 0 0 0 2										
Braulio Castillo, R (1, 8) OBP: 0.250, SLG: 0.182			1-2 G4-1 SH3-4		1-0 P4			3-2 F8	2-0 L6	3 0 1 0 0 0 1										
Wally Backman, S (9, PH) OBP: 0.344, SLG: 0.319								1-0 SAFE		1 0 0 0 0 0 2										
Bruce Ruffin, S (1, 1)			2-0 SH3-4			1-3 K		1-2 F9		1 0 0 0 0 1 0										
Ricky Jordan, R (8, PH) OBP: 0.302, SLG: 0.455										1 0 0 0 0 0 1										
Wally Ritchie, L (8, 1)										0 0 0 0 0 0 0										
Inning Stats	R: 0 E: 0 K: 0 S: 8	H: 0 LOB: 1 BB: 1 P: 17	R: 0 E: 0 K: 0 S: 8	H: 0 LOB: 0 BB: 0 P: 16	R: 0 E: 0 K: 0 S: 9	H: 1 LOB: 1 BB: 0 P: 12	R: 0 E: 0 K: 0 S: 4	H: 1 LOB: 0 BB: 0 P: 8	R: 0 E: 0 K: 1 S: 8	H: 0 LOB: 0 BB: 0 P: 12	R: 1 E: 0 K: 0 S: 7	H: 1 LOB: 0 BB: 0 P: 8	R: 0 E: 0 K: 0 S: 11	H: 2 LOB: 2 BB: 0 P: 19	R: 1 E: 0 K: 1 S: 18	H: 2 LOB: 2 BB: 1 P: 28	1B: 6 2B: 0 3B: 0 HR: 1	SF: 0 SAC: 1 DP: 1 HBP: 0	WP: 0 PB: 0 SB: 1 CS: 0	PA: 35
PITCHER	IP WLS BF H R ER SO BB IBB HBP BLK WP HR S P ERA WHIP																			
Scott Scudder, R (1, 1) ERA: 3.64	7.0 W 24 3 1 1 1 1 1 0 0 0 0 1 49 81 1.29 0.571																			
Ted Power, R (8, 1) ERA: 3.18	0.2 4 2 0 0 0 0 0 0 0 0 0 0 10 18 0.00 3.000																			
Rob Dibble, R (8, 1) ERA: 2.37	1.1 S 7 2 1 1 1 1 1 0 0 0 0 0 19 29 6.75 2.250																			

Philadelphia Phillies @ Cincinnati Reds
Riverfront Stadium, Cincinnati, OH
Tue Aug 27 1991, 7:05 PM EDT
Att. 17,787 - Cloudy - 83 F

AB	32
R	2
H	7
RBI	2
BB	2
SO	2
LOB	16



Batter	1	2	3	4	5	6	7	8	9
Chris Jones, R (1, 9) OBP: 0.415, SLG: 0.436	2-3 K		0-1 G6-3		0-2 F7			1-3 K	
Barry Larkin, R (1, 6) OBP: 0.377, SLG: 0.511	1-0 F8		2-3 K			0-1 F9		1-1 SF8 1B	
Chris Sabo, R (1, 5) OBP: 0.361, SLG: 0.502	2-2 L6			0-0 1B 1B		3-1 G6-3		0-1 1B	
Eric Davis, R (1, 8) OBP: 0.372, SLG: 0.424 Herm Winningham, L (9, 8) OBP: 0.263, SLG: 0.297		1-0 WP 3B 2B		1-1 F9		2-3 K		2-0 SF8	
Carmelo Martinez, R (1, 3) OBP: 0.328, SLG: 0.366		0-0 F8		0-2 1B 1B		1-2 1B 2B		3-0 F9	
Mariano Duncan, R (1, 4) OBP: 0.270, SLG: 0.355		2-1 2-H 3B		1-0 G5-4-3 1B		2-0 SH1-4 2-H 1B			
Joe Oliver, R (1, 2) OBP: 0.260, SLG: 0.368		2-3 K2-3		0-0 G5-4-3		1-1 SH1-4			
Billy Hatcher, R (1, 7) OBP: 0.307, SLG: 0.358		1-1 G4-3			1-0 F9		2-1 L4		
Scott Scudder, R (1, 1) OBP: 0.111, SLG: 0.278 Luis Quinones, S (7, PH) OBP: 0.306, SLG: 0.296 Ted Power, R (8, 1) Rob Dibble, L (8, 1)			1-3 K			0-0 G6-3		0-1 F8	

AB	R	H	RBI	BB	SO	LOB
4	0	0	0	0	2	0
4	1	1	0	0	1	0
4	1	2	0	0	0	0
3	1	1	1	0	1	1
0	0	0	0	0	0	0
4	1	2	0	0	0	2
3	0	3	3	0	0	0
2	0	0	0	0	1	3
3	0	0	0	0	0	2
2	0	0	0	0	1	0
1	0	0	0	0	0	1
0	0	0	0	0	0	0
0	0	0	0	0	0	0

AB	R	H	RBI	BB	SO	LOB
30	4	9	4	0	6	9

Inning Stats	R: 0	H: 0	E: 0	K: 1	S: 9	LOB: 0	BB: 0	P: 14
R: 1	H: 2	E: 0	K: 1	S: 9	LOB: 1	BB: 0	P: 15	
R: 0	H: 0	E: 0	K: 2	S: 9	LOB: 0	BB: 0	P: 12	
R: 1	H: 3	E: 0	K: 0	S: 10	LOB: 1	BB: 0	P: 12	
R: 0	H: 0	E: 0	K: 0	S: 6	LOB: 0	BB: 0	P: 7	
R: 0	H: 0	E: 0	K: 1	S: 7	LOB: 0	BB: 0	P: 12	
R: 1	H: 2	E: 0	K: 0	S: 10	LOB: 1	BB: 0	P: 16	
R: 1	H: 2	E: 0	K: 1	S: 9	LOB: 1	BB: 0	P: 16	

WP	HR	S	P	ERA	WHIP
1	0	9	16	9.00	2.000

Philadelphia Phillies @ Cincinnati Reds
Riverfront Stadium, Cincinnati, OH
Tue Aug 27 1991, 7:05 PM EDT
Att. 17,787 - Cloudy - 83 F

livebaseballscorecards.com



Batter	1	2	3	4	5	6	7	8	9	AB R H RBI BB SO LOB	TOP											
Delino DeShields, L (1, 4) OBP: 0.366, SLG: 0.344	0-0 G4-3		3-3 K			2-1 G3		1-3 K		4 0 0 0 0 2 1												
Spike Owen, S (1, 6) OBP: 0.315, SLG: 0.340	3-2 P6			0-1 F8		1-1 P5		4-1 BB		3 0 0 0 1 0 0												
Marquis Grissom, R (1, 8) OBP: 0.304, SLG: 0.367	3-3 K			0-1 G6-3		0-1 L5		0-1 G4-3		4 0 0 0 0 1 1												
Ivan Calderon, R (1, 7) OBP: 0.361, SLG: 0.483		3-2 G4-3		3-2 F7			0-1 HR		0-0 1B 2B	4 2 2 1 0 0 0												
Tim Wallach, R (1, 5) OBP: 0.299, SLG: 0.349		2-0 G6-3			0-0 HR		2-2 G4-3 2B		0-2 1B 1B	3 1 2 1 0 0 0 1 0 1 1 0 0 0												
Bret Barberie, S (7, 5) OBP: 0.366, SLG: 0.471																						
Larry Walker, L (1, 9) OBP: 0.343, SLG: 0.455		2-3 K					1-1 G4-3 1B		1-0 F7	4 0 1 0 0 1 2												
Andres Galarraga, R (1, 3) OBP: 0.269, SLG: 0.305			0-0 F9		1-3 K		1-0 L4		0-0 1B 1B	4 0 1 0 0 1 2												
Mike Fitzgerald, R (1, 2) OBP: 0.257, SLG: 0.287			1-0 F8		0-0 F8		0-1 P4		3-1 F9	4 0 0 0 0 0 4												
Dennis Martinez, R (1, 1) OBP: 0.167, SLG: 0.215			0-1 2B		3-3 K			1-3 K	0-1 G6-3	1 0 1 0 0 0 0 1 0 0 0 0 1 1 0 0 0 0 0 0 0 0 0 0 0 0 0 0 1 0 0 0 0 1 0 0 0 0 0 0 0 0 1 0 0 0 0 0 2												
Mel Rojas, R (4, 1)																						
Scott Ruskin, R (6, 1)																						
Jeff Fassero, L (7, 1)																						
Tom Foley, L (8, PH)																						
Barry Jones, R (8, 1)																						
Eric Bullock, L (9, PH)																						
Inning Stats	R: 0 E: 0 K: 1 S: 10	H: 0 LOB: 0 BB: 0 P: 16	R: 0 E: 0 K: 1 S: 7	H: 0 LOB: 0 BB: 0 P: 14	R: 0 E: 0 K: 1 S: 8	H: 1 LOB: 1 BB: 0 P: 12	R: 0 E: 0 K: 0 S: 8	H: 0 LOB: 0 BB: 0 P: 11	R: 1 E: 0 K: 2 S: 14	H: 2 LOB: 1 BB: 0 P: 21	R: 0 E: 0 K: 0 S: 6	H: 0 LOB: 0 BB: 0 P: 9	R: 1 E: 0 K: 0 S: 10	H: 2 LOB: 1 BB: 0 P: 14	R: 0 E: 0 K: 2 S: 10	H: 0 LOB: 1 BB: 1 P: 16	R: 1 E: 0 K: 0 S: 10	H: 3 LOB: 2 BB: 0 P: 14	1B: 3 2B: 3 3B: 0 HR: 2	SF: 0 SAC: 0 DP: 0 HBP: 0	WP: 0 PB: 0 SB: 0 CS: 0	PA: 36
PITCHER	IP WLS BF H R ER SO BB IBB HBP BLK WP HR S P ERA WHIP																					
Tom Browning, L (1, 1) ERA: 3.89	7.0 W 26 5 2 2 5 0 0 0 0 0 0 2 63 97 2.57 0.714																					
Milt Hill, R (8, 1) ERA: 2.2	1.0 4 0 0 0 2 1 0 0 0 0 0 0 10 16 0.00 1.000																					
Steve Foster, R (9, 1) ERA: 3.0	1.0 6 3 1 1 0 0 0 0 0 0 0 0 10 14 9.00 3.000																					

Montreal Expos @ Cincinnati Reds
Riverfront Stadium, Cincinnati, OH
 Wed Aug 28 1991, 7:05 PM EDT
 Att. 17,264 - Cloudy - 86 F

livebaseballscorecards.com

AB	35
R	3
H	8
RBI	3
BB	1
SO	7
LOB	13



Batter	1	2	3	4	5	6	7	8	9
Mariano Duncan, R OBP: 0.281, SLG: 0.397 (1, 4) C B X	1-1 L5-3 1B		0-1 3B 2B	1-2 1-H HR		3-1 1-H HR		2-1 FC6-4 WP 1-2f	
Hal Morris, L OBP: 0.370, SLG: 0.484 (1, 3) B 1 SAFE F 1 SAFE P 1 SAFE 1 SAFE X	2-1 L5-3 1-2		2-0 FC4-2 3B 3-H	0-0 HR		2-2 G5-3		2-3 K	
Barry Larkin, R OBP: 0.376, SLG: 0.513 Luis Quinones, S OBP: 0.304, SLG: 0.294 (1, 6) (7, 4) B X	1-0 F8		0-1 1B 3B 1-H 2-H	2-1 G5-3		3-1 G5-3		2-3 K 1-2	
Paul O'Neill, L OBP: 0.345, SLG: 0.479 (1, 9)		4-2 HR BB	1-0 G4-3		0-1 1B 1B	0-3 K			
Chris Sabo, R OBP: 0.364, SLG: 0.513 (1, 5)		1-1 1-H HR	0-2 S 1B 3-H		0-3 K		2-0 G1-3 2B		
Carmelo Martinez, R OBP: 0.327, SLG: 0.364 (1, 7)		2-2 F7	3-3 K 1-2		3-2 WP 1B 1-H		0-3 K		
Jeff Reed, L OBP: 0.333, SLG: 0.351 (1, 2)		2-3 K		1-3 K 1-2	1-0 F9		1-1 G1-3 2-3		
Herm Winningham, L OBP: 0.276, SLG: 0.289 (1, 8)		0-1 G4-3		2-3 K 2-3	2-3 K		0-0 G6-3		
Tom Browning, L OBP: 0.226, SLG: 0.237 Milt Hill, R Chris Jones, R OBP: 0.429, SLG: 0.450 Steve Foster, R (1, 1) (8, 1) (8, PH) (9, 1)			0-0 2B FC4-2 1B	4-0 HR BB		4-1 HR BB		1-0 FC6-4 1B	

Inning Stats	R: 0 E: 0 K: 6 S: 6	H: 1 LOB: 0 BB: 0 P: 9	R: 2 E: 0 K: 14 S: 14	H: 1 LOB: 0 BB: 1 P: 23	R: 3 E: 0 K: 14 S: 14	H: 4 LOB: 1 BB: 0 P: 20	R: 3 E: 0 K: 12 S: 12	H: 2 LOB: 0 BB: 1 P: 22	R: 1 E: 0 K: 13 S: 13	H: 2 LOB: 1 BB: 0 P: 19	R: 2 E: 0 K: 11 S: 11	H: 1 LOB: 0 BB: 1 P: 23	R: 0 E: 0 K: 7 S: 7	H: 1 LOB: 1 BB: 0 P: 10	R: 0 E: 0 K: 9 S: 9	H: 1 LOB: 1 BB: 0 P: 16
--------------	------------------------------	---------------------------------	--------------------------------	----------------------------------	--------------------------------	----------------------------------	--------------------------------	----------------------------------	--------------------------------	----------------------------------	--------------------------------	----------------------------------	------------------------------	----------------------------------	------------------------------	----------------------------------

PITCHER															PITCHER																		
IP	WLS	BF	H	R	ER	SO	BB	IBB	HBP	BLK	WP	HR	S	P	ERA	WHIP	IP	WLS	BF	H	R	ER	SO	BB	IBB	HBP	BLK	WP	HR	S	P	ERA	WHIP
Dennis Martinez, R ERA: 2.4 (1, 1)	3.0	L	15	6	5	5	2	1	0	0	0	1	34	52	15.00	2.333																	
Mel Rojas, R ERA: 5.22 (4, 1)	2.0		11	4	4	4	4	1	0	0	0	1	2	25	41	18.00	2.500																
Scott Ruskin, L ERA: 4.68 (6, 1)	1.0		5	1	2	2	1	1	0	0	0	0	1	11	23	18.00	2.000																
Jeff Fassero, L ERA: 1.9 (7, 1)	1.0		4	1	0	0	1	0	0	0	0	0	7	10	0.00	1.000																	
Barry Jones, R ERA: 3.08 (8, 1)	1.0		4	1	0	0	2	0	0	0	0	1	9	16	0.00	1.000																	

BOTTOM

Montreal Expos @ Cincinnati Reds
Riverfront Stadium, Cincinnati, OH
Wed Aug 28 1991, 7:05 PM EDT
Att. 17,264 - Cloudy - 86 F

livebaseballscorecards.com

AB	36
R	11
H	13
RBI	11
BB	3
SO	10
LOB	14

1B	6	SF	0
2B	3	SAC	0
3B	1	DP	1
HR	4	HBP	0
WP	2	PA	39
PB	0		
SB	2		
CS	0		



Batter	1	2	3	4	5	6	7	8	9	AB R H RBI BB SO LOB	TOP											
Delino DeShields, L OBP: 0.367, SLG: 0.351 (1, 4)	3-2 G6-3	1-0 G6-3			1-0 3B		2-2 G4-3		1-0 1B 2B	5 1 2 0 0 0 1												
Dave Martinez, L OBP: 0.317, SLG: 0.404 (1, 8)	2-2 HR	2-2 G6-3			3-2 F7		2-2 G4-3		0-0 BB 1B	5 1 2 2 0 0 2												
Ivan Calderon, R OBP: 0.365, SLG: 0.482 (1, 7)	4-1 E S E BB				1-1 G1-3		4-2 S BB		4-1 1-2 BB	1 1 0 0 4 0 0												
Tim Wallach, R OBP: 0.298, SLG: 0.346 (1, 5)	1-2 E1 1B 1B FC6-4 1-H				3-1 F8		4-2 SAFE BB		1-2 F9	4 1 0 1 1 1 4												
Larry Walker, L OBP: 0.343, SLG: 0.453 (1, 9)	0-0 FC6-4 1B 1-2 1B				2-2 F7		0-1 G4-3		0-3 SAFE K	4 0 1 0 0 1 3												
Andres Galarraga, R OBP: 0.269, SLG: 0.304 (1, 3)	0-0 FC6-4 1-2 2-3 1B				1-1 P4		0-1 F8		0-0 F8	4 0 1 0 0 0 0												
Tom Foley, L OBP: 0.281, SLG: 0.312 (1, 6)	2-2 FC6-4				1-2 G4-3		2-3 K		1-1 G4-3	3 0 0 1 0 1 2												
Bill Sampen, R OBP: 0.500, SLG: 0.500 (6, 1)										0 0 0 0 0 0 0												
Marquis Grissom, R OBP: 0.304, SLG: 0.366 (8, PH)										1 0 0 0 0 0 0												
Jeff Fassero, L (8, 1)										0 0 0 0 0 0 0												
Mike Fitzgerald, R OBP: 0.253, SLG: 0.281 (1, 2)	0-1 L9				2-3 K		2-3 K		2-2 F7	3 0 0 0 0 2 2												
Eric Bullock, L OBP: 0.311, SLG: 0.338 (9, PH)										1 0 0 0 0 0 0												
Brian Barnes, L OBP: 0.225, SLG: 0.088 (1, 1)																						
Spike Owen, S OBP: 0.317, SLG: 0.342 (6, 6)																						
Bret Barberie, S OBP: 0.361, SLG: 0.465 (9, PH)																						
		1-3 K			0-1 B1-3		1-1 G4-3 G4-3 1B		1-3 K	2 0 0 0 0 1 0												
										1 0 1 0 0 0 0												
										1 0 0 0 0 1 0												
Inning Stats	R: 3 E: 2 K: 0 S: 19	H: 3 LOB: 2 BB: 1 P: 31	R: 0 E: 0 K: 1 S: 7	H: 0 LOB: 0 BB: 0 P: 11	R: 0 E: 0 K: 0 S: 8	H: 0 LOB: 0 BB: 0 P: 14	R: 0 E: 0 K: 1 S: 8	H: 0 LOB: 0 BB: 0 P: 12	R: 0 E: 0 K: 0 S: 15	H: 1 LOB: 3 BB: 2 P: 27	R: 0 E: 0 K: 2 S: 11	H: 0 LOB: 0 BB: 0 P: 15	R: 0 E: 0 K: 1 S: 13	H: 1 LOB: 2 BB: 1 P: 25	R: 0 E: 0 K: 1 S: 7	H: 0 LOB: 0 BB: 0 P: 8	R: 1 E: 0 K: 1 S: 13	H: 2 LOB: 2 BB: 1 P: 22	1B: 4 2B: 1 3B: 1 HR: 1	SF: 0 SAC: 0 DP: 0 HBP: 0	WP: 0 PB: 0 SB: 2 CS: 0	PA: 40
PITCHER	IP WLS BF H R ER SO BB IBB HBP BLK WP HR S P ERA WHIP												PITCHER	IP WLS BF H R ER SO BB IBB HBP BLK WP HR S P ERA WHIP								
Jose Rijo, R ERA: 2.52 (1, 1)	6.0 W 26 4 3 2 4 3 0 0 0 0 0 1 68 110 3.00 1.167																					
Norm Charlton, L ERA: 3.35 (7, 1)	2.0 8 1 0 0 2 1 0 0 0 0 0 0 20 33 0.00 1.000																					
Rob Dibble, R ERA: 2.47 (9, 1)	1.0 S 6 2 1 1 1 1 0 0 0 0 0 0 13 22 9.00 3.000																					

Montreal Expos @ Cincinnati Reds
Riverfront Stadium, Cincinnati, OH

Thu Aug 29 1991, 7:05 PM EDT
Att. 18,030 - Cloudy - 87 F

livebaseballscorecards.com

AB	35
R	4
H	7
RBI	4
BB	5
SO	7
LOB	14



Batter	1	2	3	4	5	6	7	8	9
Mariano Duncan, R OBP: 0.285, SLG: 0.396 (1, 4)	4-1 SH5-3 BB BB		0-1 P6		3-1 HR 1B 2-H	1-0 P3			
Hal Morris, L OBP: 0.369, SLG: 0.481 (1, 3)	1-3 K		3-2 G1-3		0-0 HR 1B 1-2		1-1 G1-3		
Barry Larkin, R OBP: 0.379, SLG: 0.521 (1, 6)	4-0 SH5-3 BB 1-2		0-2 G6-3		2-1 HR 1-H 2-H		4-0 BB		
Chris Sabo, R OBP: 0.384, SLG: 0.519 (1, 5)	0-0 SH5-3 1-2 2-3			1-0 F7	1-0 HR		0-0 F9		
Eric Davis, R OBP: 0.371, SLG: 0.418 (1, 8)	1-1 G6-3			2-3 K	4-0 BB		1-0 F9		
Carmelo Martinez, R OBP: 0.322, SLG: 0.357 Rob Dibble, L (9, 1)		3-2 F9		0-0 G5-3	1-3 K		0-0 G6-3		
Paul O'Neill, L OBP: 0.344, SLG: 0.477 (1, 9)		2-3 K			0-0 SH1 1B 1B	0-3 K	2-1 F9		
Joe Oliver, R OBP: 0.260, SLG: 0.363 (1, 2)		4-0 BB			0-2 F9	0-0 F9	0-0 F8		
Jose Rijo, R OBP: 0.250, SLG: 0.235 Chris Jones, R OBP: 0.442, SLG: 0.463 Norm Charlton, S OBP: 0.043, SLG: 0.087 Herm Winningham, L OBP: 0.276, SLG: 0.289 (1, 1) (6, PH) (7, 1) (9, 7)		0-1 F9			0-0 SH1 1-2	1-2 S 1B			

Inning Stats	R: 0 E: 0 K: 1 S: 8	H: 0 LOB: 2 BB: 2 P: 18	R: 0 E: 0 K: 1 S: 8	H: 0 LOB: 1 BB: 1 P: 17	R: 0 E: 0 K: 0 S: 11	H: 0 LOB: 0 BB: 0 P: 14	R: 0 E: 0 K: 1 S: 5	H: 0 LOB: 0 BB: 0 P: 8	R: 5 E: 0 K: 1 S: 16	H: 5 LOB: 1 BB: 1 P: 27	R: 0 E: 0 K: 1 S: 8	H: 1 LOB: 1 BB: 0 P: 10	R: 0 E: 0 K: 0 S: 4	H: 0 LOB: 1 BB: 1 P: 10	R: 0 E: 0 K: 0 S: 4	H: 0 LOB: 0 BB: 0 P: 6
--------------	------------------------------	----------------------------------	------------------------------	----------------------------------	-------------------------------	----------------------------------	------------------------------	---------------------------------	-------------------------------	----------------------------------	------------------------------	----------------------------------	------------------------------	----------------------------------	------------------------------	---------------------------------

PITCHER	IP	WLS	BF	H	R	ER	SO	BB	IBB	HBP	BLK	WP	HR	S	P	ERA	WHIP
Brian Barnes, L ERA: 4.17 (1, 1)	5.2	L	27	6	5	5	5	4	0	0	0	0	2	55	92	7.94	1.765
Bill Sampen, R ERA: 4.5 (6, 1)	1.1		5	0	0	0	0	1	0	0	0	0	0	5	12	0.00	0.750
Jeff Fassero, L ERA: 1.85 (8, 1)	1.0		3	0	0	0	0	0	0	0	0	0	0	4	6	0.00	0.000

AB R H RBI BB SO LOB

3 1 1 1 1 0 1

4 1 1 0 0 1 1

2 1 1 3 2 0 0

3 1 1 1 0 0 1

3 0 0 0 1 1 3

4 0 0 0 0 1 1

0 0 0 0 0 0 0

4 1 1 0 0 2 0

3 0 0 0 1 0 1

1 0 0 0 0 0 1

1 0 1 0 0 0 0

0 0 0 0 0 0 0


0 0 0 0 0 0 0

1B: 4 SF: 0
2B: 0 SAC: 2
3B: 0 DP: 0
HR: 2 HBP: 0

WP: 0 PA: 35
PB: 0
SB: 1
CS: 0

ERA WHIP

Montreal Expos @ Cincinnati Reds
Riverfront Stadium, Cincinnati, OH
Thu Aug 29 1991, 7:05 PM EDT
Att. 18,030 - Cloudy - 87 F



livebaseballscorecards.com

New York Mets @ Cincinnati Reds
Riverfront Stadium, Cincinnati, OH

Sat Aug 31 1991, 7:05 PM EDT
Att: 39,006 - Cloudy - 78 F

livebaseballscorecards.com

AB	40
R	8
H	10
RBI	8
BB	7
SO	10
LOB	20



WP	2	PA	48
PB	0		
SB	0		
CS	0		

Batter	1	2	3	4	5	6	7	8	9	10	AB	R	H	RBI	BB	SO	LOB
Keith Miller, R OBP: 0.313, SLG: 0.368 (1, 9) (4, 4)	1-3 K		1-2 WP 2B		0-0 2-H BB 1B	0-2 G6-3		4-0 FC4-6 BB		0-0 HR	5	1	3	2	1	1	2
Dave Magadan, L OBP: 0.365, SLG: 0.351 (1, 3)	4-2 WP BB		1-1 G4-3		4-2 1-2 BB		0-0 HR 1B	3-1 F8		3-3 HR	4	1	1	0	2	1	2
Howard Johnson, S OBP: 0.336, SLG: 0.510 (1, 6) (7, 5)	1-3 K			0-1 HR	0-0 F9		2-2 1-H HR	1-2 FC4-6		1-3 K	6	2	2	3	0	2	4
Kevin McReynolds, R OBP: 0.326, SLG: 0.420 (1, 7) (7, 8)	2-3 K			0-1 P4		4-0 1B 1B BB	1-3 K	3-1 F7			4	1	0	0	1	2	2
Mackey Sasser, L OBP: 0.308, SLG: 0.450 (1, 2) (7, 9)		1-1 F8		1-1 L3		0-2 L7	2-2 E3 1B		4-2 SH1-4 BB		4	1	0	0	1	0	1
Gregg Jefferies, S OBP: 0.319, SLG: 0.380 Tony Castillo, L (4, 1)	1-2 F8		3-2 P6		3-2 1B 2B 1B	2-0 G5-3		0-0 SH1-4			2	0	0	0	0	0	0
Mark Carreon, R OBP: 0.284, SLG: 0.314 (6, PH) (6, 9) (7, 7)	3-3 K			4-2 G3 1B BB	1-1 G3	2-2 F7	2-2 1B		0-0 P3		2	1	1	1	1	1	0
Daryl Boston, L OBP: 0.324, SLG: 0.354 Rick Cerone, R OBP: 0.365, SLG: 0.346 (7, PH) (7, 2) John Franco, L (9, 1)					1-2 K	1-2 K	1-2 2-H 2B		3-1 P3		1	0	0	0	1	0	1
Chris Donnels, L OBP: 0.303, SLG: 0.214 Kevin Elster, R OBP: 0.313, SLG: 0.361 (7, PH) (7, 6)			3-2 G4-3		1-1 G3	2-2 F7	2-2 1B		3-1 P3		3	0	0	0	0	0	3
Pete Schourek, L OBP: 0.182, SLG: 0.100 Jeff Innis, R (2, 1)			2-1 F8		0-3 K	1-2 K	3-3 K				0	0	0	0	0	0	0
Terry McDaniel, S OBP: 0.353, SLG: 0.667 Tim Burke, R (6, 1) Charlie O'Brien, R OBP: 0.307, SLG: 0.300 (9, 2)										1-3 K	1	0	0	0	0	0	0

Inning Stats	R: 0	H: 0	LOB: 1	R: 0	H: 0	LOB: 0	R: 0	H: 1	LOB: 1	R: 1	H: 1	LOB: 0	R: 1	H: 3	LOB: 2	R: 3	H: 3	LOB: 2	R: 0	H: 0	LOB: 1	R: 0	H: 0	LOB: 0	R: 1	H: 1	LOB: 0	R: 0	H: 1	LOB: 0	R: 1	H: 1	LOB: 0	1B: 5	SF: 0	2B: 2	SAC: 1	3B: 0	DP: 0	HR: 3	HBP: 0	WP: 2	PA: 48	
	E: 0	K: 3	S: 13	E: 0	K: 1	S: 8	E: 0	K: 0	S: 10	E: 0	K: 0	S: 9	E: 0	K: 1	S: 13	E: 1	K: 2	S: 18	E: 0	K: 0	S: 9	E: 0	K: 0	S: 8	E: 0	K: 3	S: 11	E: 0	K: 1	S: 16														

PITCHER	IP	WLS	BF	H	R	ER	SO	BB	IBB	HBP	BLK	WP	HR	S	P	ERA	WHIP
Mo Sanford, R ERA: 3.86 (1, 1)	5.0		21	3	2	2	5	3	0	0	0	2	1	53	86	3.60	1.200
Ted Power, R ERA: 3.33 (6, 1)	1.0		7	3	2	2	0	1	0	0	0	0	0	25	37	18.00	4.000
Norm Charlton, L ERA: 3.47 (7, 1)	1.0		8	3	3	2	2	1	0	0	0	0	1	18	34	18.00	4.000
Milt Hill, R ERA: 1.96 (8, 1)	2.0		8	0	0	0	0	2	0	0	0	0	0	17	35	0.00	1.000
Rob Dibble, R ERA: 2.56 (10, 1)	1.0	L	4	1	1	1	3	0	0	0	0	0	1	11	16	9.00	1.000

New York Mets @ Cincinnati Reds

Riverfront Stadium, Cincinnati, OH

Sat Aug 31 1991, 7:05 PM EDT
Att. 39,006 - Cloudy - 78 F

livebaseballscorecards.com



WP: 1 PA: 47
PB: 0
SB: 1
CS: 0

Batter	1	2	3	4	5	6	7	8	9	10	AB	R	H	RBI	BB	SO	LOB
Mariano Duncan, R OBP: 0.286, SLG: 0.392 (1, 4)	G1-3	BB BB 2-3 3-H 1B	G6-3		1-1 1B			E4 G4-3 1B		K	6	0	3	1	0	1	2
Hal Morris, L OBP: 0.367, SLG: 0.475 (1, 3)	K	FC6-4 BB 1-2		G3-1	G4-3			G4-3		F9	5	0	0	0	1	1	2
Barry Larkin, R OBP: 0.378, SLG: 0.516 (1, 6)	G6-3			FC5-4 1B				G1-6-3			4	0	1	1	1	0	1
Chris Sabo, R OBP: 0.361, SLG: 0.515 (1, 5)				FC5-4 1B				G5-3		G5-3	5	2	1	0	0	1	4
Eric Davis, R OBP: 0.377, SLG: 0.420 (1, 8)				1B 2B BB	1B 1B			G4-3		K	3	2	1	0	2	1	0
Carmelo Martinez, R OBP: 0.325, SLG: 0.361 (1, 7)				1B 2B BB	SH1-4 1B			K		1B WP 1B	4	1	3	1	0	1	0
Milt Hill, R (8, 1)				1B 2B 1B	1B 1B						0	0	0	0	0	0	0
Bill Doran, S OBP: 0.353, SLG: 0.367 (9, PH)				1B 2B 1B	1B 1B						1	0	1	0	0	0	0
Herm Winningham, L OBP: 0.283, SLG: 0.297 (9, PR)				1B 2B 1B	1B 1B						0	1	0	0	0	0	0
Rob Dibble, L (10, 1)				1B 2B 1B	1B 1B						0	0	0	0	0	0	0
Paul O'Neill, L OBP: 0.351, SLG: 0.487 (1, 9)				1B BB 2B	K			G4-3 BB		WP 1B	4	1	2	2	1	1	4
Joe Oliver, R OBP: 0.258, SLG: 0.359 (1, 2)				1B 2B 1B	SH1-4 1B			G6-3		G6-3	5	0	1	1	0	1	4
Mo Sanford, R (1, 1)				1B 2B 1B	SH1-4 1B			G4-3			1	0	0	0	0	0	2
Chris Jones, R OBP: 0.422, SLG: 0.442 (5, PH)				L3	SH1-4			G1-3		L5	1	0	0	0	0	0	0
Ted Power, R (6, 1)											0	0	0	0	0	0	0
Norm Charlton, S OBP: 0.043, SLG: 0.087 (7, 1)											0	0	0	0	0	0	0
Stan Jefferson, S (8, 7)											2	0	0	0	0	0	0

Inning Stats	R: 0	H: 0	E: 0	K: 1	S: 11	H: 0	LOB: 0	BB: 0	P: 16	R: 4	H: 4	E: 0	K: 1	S: 14	H: 3	LOB: 2	BB: 0	P: 17	R: 1	H: 2	E: 0	K: 0	S: 10	H: 1	LOB: 1	BB: 0	P: 15	R: 0	H: 0	E: 0	K: 1	S: 8	H: 0	LOB: 0	BB: 0	P: 11	R: 0	H: 0	E: 0	K: 1	S: 7	H: 0	LOB: 0	BB: 1	P: 14	R: 0	H: 1	E: 1	K: 0	S: 7	H: 1	LOB: 1	BB: 0	P: 10	R: 1	H: 2	E: 0	K: 1	S: 13	H: 2	LOB: 2	BB: 0	P: 18	R: 0	H: 0	E: 0	K: 1	S: 10	H: 0	LOB: 0	BB: 0	P: 13	1B: 11	SF: 0	2B: 2	SAC: 1	3B: 0	DP: 1	HR: 0	HBP: 0
--------------	------	------	------	------	-------	------	--------	-------	-------	------	------	------	------	-------	------	--------	-------	-------	------	------	------	------	-------	------	--------	-------	-------	------	------	------	------	------	------	--------	-------	-------	------	------	------	------	------	------	--------	-------	-------	------	------	------	------	------	------	--------	-------	-------	------	------	------	------	-------	------	--------	-------	-------	------	------	------	------	-------	------	--------	-------	-------	--------	-------	-------	--------	-------	-------	-------	--------

PITCHER	IP	WLS	BF	H	R	ER	SO	BB	IBB	HBP	BLK	WP	HR	S	P	ERA	WHIP
Pete Schourek, L ERA: 4.89 (1, 1)	1.2		11	4	4	4	2	2	0	0	0	0	0	23	41	21.60	3.600
Jeff Innis, R ERA: 2.79 (2, 1)	2.0		13	5	2	2	1	2	0	0	0	0	0	23	44	9.00	3.500
Tony Castillo, L ERA: 6.1 (4, 1)	1.1		5	1	0	0	0	0	0	0	0	0	0	10	16	0.00	0.750
Tim Burke, R ERA: 3.86 (6, 1)	3.0		10	1	0	0	2	1	0	0	0	0	0	22	35	0.00	0.667
John Franco, L ERA: 2.38 (9, 1)	2.0	W	8	2	1	1	2	0	0	0	0	1	0	23	31	4.50	1.000

AB	R	H	RBI	BB	SO	LOB
41	7	13	6	5	7	19

New York Mets @ Cincinnati Reds

Riverfront Stadium, Cincinnati, OH

Sun Sep 01 1991, 3:33 AM EDT
Att. 30,641 - Sunny - 78 F

livebaseballscorecards.com



WP: 2	PA: 44
PB: 0	
SB: 3	
CS: 1	

AB R H RBI BB SO LOB

5	2	3	2	0	0	0
3	0	0	0	2	0	1
4	3	2	3	1	0	4
5	1	3	1	0	0	1
5	0	1	1	0	1	1
0	0	0	0	0	0	0
3	1	0	0	2	1	0
4	0	0	0	1	1	5
4	1	0	1	0	0	3
2	1	1	0	0	1	0
0	0	0	0	1	0	0
1	0	0	0	0	0	0

Batter	1	2	3	4	5	6	7	8	9
Keith Miller, R (1, 4) OBP: 0.322, SLG: 0.388	1-0 P6		3-1 WP G3 2B		1-2 F7	0-0 2B			1-0 F8 S 2B 1B
Dave Magadan, L (1, 3) OBP: 0.385, SLG: 0.348	1-0 G1-3		4-1 WP BB		0-0 G4-3	4-0 BB			1-2 F8
Howard Johnson, S (1, 5) OBP: 0.338, SLG: 0.519	4-2 WP S 1B BB		3-2 G3			0-1 HR			1-2 1B FC6-4 2B
Kevin McReynolds, R (1, 7) OBP: 0.329, SLG: 0.422	2-2 CS 1B		0-0 P2		1-1 2B FC6-5 1B		2-2 P3		2-0 FC6-4 1B
Mackey Sasser, L (1, 9) OBP: 0.305, SLG: 0.448	2-2 CS	0-2 G6-3		0-3 K	0-0 FC6-5 2B		0-2 F7		0-0 FC6-4 S
Terry McDaniel, S (9, PR) OBP: 0.333, SLG: 0.667	1-2				1-3				1-2f 3-H
Daryl Boston, L (1, 8) OBP: 0.326, SLG: 0.348					4-2 BB FC6-5 2B BB		1-3 K		4-2 FC6-4 BB
Kevin Elster, R (1, 6) OBP: 0.311, SLG: 0.356					4-2 BB				0-2 FC6-4
Charlie O'Brien, R (1, 2) OBP: 0.299, SLG: 0.290					0-0 BB				0-2 FC6-4
Wally Whitehurst, R (1, 1) OBP: 0.219, SLG: 0.200					0-0 G6-3				3-2 F7
Gregg Jefferies, S (6, PH) OBP: 0.321, SLG: 0.380					0-0 F7				3-2 F7
Doug Simons, L (6, 1)					1-3 K				1-0 G1-3
					0-0 2B WP 1B				
					1-3 K				
					1-2 2-3 2B BB				

Inning Stats	R: 1	H: 1	E: 0	K: 0	S: 9	LOB: 0	BB: 1	P: 19	R: 0	H: 0	E: 0	K: 0	S: 9	LOB: 0	BB: 0	P: 10	R: 2	H: 2	E: 0	K: 0	S: 10	LOB: 1	BB: 1	P: 20	R: 0	H: 0	E: 0	K: 1	S: 8	LOB: 1	BB: 1	P: 13	R: 0	H: 0	E: 0	K: 1	S: 9	LOB: 0	BB: 0	P: 11	R: 4	H: 4	E: 0	K: 1	S: 17	LOB: 3	BB: 3	P: 38	R: 0	H: 0	E: 0	K: 1	S: 10	LOB: 0	BB: 0	P: 13	R: 0	H: 0	E: 0	K: 0	S: 6	LOB: 0	BB: 0	P: 12	R: 2	H: 3	E: 0	K: 0	S: 14	LOB: 2	BB: 1	P: 23	1B: 5	2B: 4	3B: 0	HR: 1	SF: 0	SAC: 0	DP: 0	HBP: 0
--------------	------	------	------	------	------	--------	-------	-------	------	------	------	------	------	--------	-------	-------	------	------	------	------	-------	--------	-------	-------	------	------	------	------	------	--------	-------	-------	------	------	------	------	------	--------	-------	-------	------	------	------	------	-------	--------	-------	-------	------	------	------	------	-------	--------	-------	-------	------	------	------	------	------	--------	-------	-------	------	------	------	------	-------	--------	-------	-------	-------	-------	-------	-------	-------	--------	-------	--------

PITCHER	IP	WLS	BF	H	R	ER	SO	BB	IBB	HBP	BLK	WP	HR	S	P	ERA	WHIP
Scott Scudder, R (1, 1) ERA: 4.28	5.0	L	24	6	7	7	2	4	0	0	0	2	1	54	90	12.60	2.000
Kip Gross, R (6, 1) ERA: 3.71	1.0		6	1	0	0	1	2	0	0	0	0	0	8	21	0.00	3.000
Chris Hammond, L (7, 1) ERA: 4.06	2.0		6	0	0	0	1	0	0	0	0	0	0	16	25	0.00	0.000
Milt Hill, R (9, 1) ERA: 2.79	1.0		7	3	2	2	0	1	0	0	0	0	0	14	23	18.00	4.000

Batter	1	2	3	4	5	6	7	8	9	AB R H RBI BB SO LOB	TOP											
Mariano Duncan, R OBP: 0.287, SLG: 0.394 (1, 4) (8, 7)	1-0 G4-6-3 1B		2-0 1B			0-0 1B 2B	1-0 G5-3		0-0 F9	5 1 3 0 0 0 1												
Hal Morris, L OBP: 0.367, SLG: 0.474 (1, 3)	1-1 G4-6-3 1-2f		1-0 G3			4-0 1B 1B BB	3-3 K			3 1 0 0 1 1 2												
Barry Larkin, R OBP: 0.378, SLG: 0.513 (1, 6)	2-0 F7					1-2 BB 1B 2B 1B	0-1 G1-3			4 1 1 0 0 0 0												
Chris Sabo, R OBP: 0.360, SLG: 0.512 (1, 5)		2-1 P1				1-0 BB 2B 1B		3-2 P6		4 1 1 2 0 0 0												
Eric Davis, R OBP: 0.372, SLG: 0.413 (1, 8)		2-1 L6				0-1 F8		3-3 K		4 0 0 0 0 2 2												
Carmelo Martinez, R OBP: 0.320, SLG: 0.356 Norm Charlton, S OBP: 0.043, SLG: 0.087 (1, 7) (8, 1)		2-2 1B				1-3 K	2-3 K			4 0 1 0 0 3 2 0 0 0 0 0 0 0												
Paul O'Neill, L OBP: 0.353, SLG: 0.487 (1, 9)		3-3 K				0-0 G4-3	4-2 2B BB			3 1 0 0 1 2 1												
Joe Oliver, R OBP: 0.267, SLG: 0.368 (1, 2)			2-2 G5-3			0-0 1B	0-1 2B			3 0 2 3 1 0 0												
Tom Browning, L OBP: 0.222, SLG: 0.233 Kip Gross, R OBP: 0.095, SLG: 0.095 Chris Jones, R OBP: 0.494, SLG: 0.422 Milt Hill, R (5, PH) Luis Quinones, S OBP: 0.313, SLG: 0.311 Ted Power, R (6, PH) Bill Doran, S OBP: 0.352, SLG: 0.365 (8, 4)			1-3 K			0-0 P4	2-3 K			1 0 0 0 0 1 0 0 0 0 0 0 0 0 1 0 0 0 0 0 1 0 0 0 0 0 0 0 1 0 0 0 0 1 1 0 0 0 0 0 0 0 1 0 0 0 0 1 1												
Inning Stats	R: 0 E: 0 K: 0 S: 4	H: 1 LOB: 0 BB: 0 P: 8	R: 0 E: 0 K: 1 S: 12	H: 1 LOB: 1 BB: 0 P: 21	R: 0 E: 0 K: 1 S: 8	H: 0 LOB: 0 BB: 0 P: 12	R: 0 E: 0 K: 1 S: 6	H: 1 LOB: 1 BB: 0 P: 7	R: 5 E: 0 K: 2 S: 18	H: 4 LOB: 1 BB: 2 P: 32	R: 0 E: 0 K: 1 S: 6	H: 0 LOB: 0 BB: 0 P: 10	R: 0 E: 0 K: 2 S: 15	H: 0 LOB: 0 BB: 0 P: 21	R: 0 E: 0 K: 2 S: 9	H: 0 LOB: 1 BB: 1 P: 16	1B: 6 2B: 2 3B: 0 HR: 0	SF: 0 SAC: 0 DP: 1 HBP: 0	WP: 0 PB: 0 SB: 0 CS: 0	PA: 37		
PITCHER	IP WLS BF H R ER SO BB IBB HBP BLK WP HR S P ERA WHIP	IP WLS BF H R ER SO BB IBB HBP BLK WP HR S P ERA WHIP	IP WLS BF H R ER SO BB IBB HBP BLK WP HR S P ERA WHIP	IP WLS BF H R ER SO BB IBB HBP BLK WP HR S P ERA WHIP	IP WLS BF H R ER SO BB IBB HBP BLK WP HR S P ERA WHIP	IP WLS BF H R ER SO BB IBB HBP BLK WP HR S P ERA WHIP	IP WLS BF H R ER SO BB IBB HBP BLK WP HR S P ERA WHIP	IP WLS BF H R ER SO BB IBB HBP BLK WP HR S P ERA WHIP	IP WLS BF H R ER SO BB IBB HBP BLK WP HR S P ERA WHIP	IP WLS BF H R ER SO BB IBB HBP BLK WP HR S P ERA WHIP	IP WLS BF H R ER SO BB IBB HBP BLK WP HR S P ERA WHIP	IP WLS BF H R ER SO BB IBB HBP BLK WP HR S P ERA WHIP	IP WLS BF H R ER SO BB IBB HBP BLK WP HR S P ERA WHIP	IP WLS BF H R ER SO BB IBB HBP BLK WP HR S P ERA WHIP	IP WLS BF H R ER SO BB IBB HBP BLK WP HR S P ERA WHIP	IP WLS BF H R ER SO BB IBB HBP BLK WP HR S P ERA WHIP	IP WLS BF H R ER SO BB IBB HBP BLK WP HR S P ERA WHIP	IP WLS BF H R ER SO BB IBB HBP BLK WP HR S P ERA WHIP	IP WLS BF H R ER SO BB IBB HBP BLK WP HR S P ERA WHIP	IP WLS BF H R ER SO BB IBB HBP BLK WP HR S P ERA WHIP	IP WLS BF H R ER SO BB IBB HBP BLK WP HR S P ERA WHIP	
Terry Mulholland, L ERA: 3.75 (1, 1)	5.2 W 26 8 5 5 5 2 0 0 0 0 0 53 89 7.94 1.765		Joe Boever, R ERA: 3.65 (6, 1)	2.1 S 7 0 0 0 4 0 0 0 0 0 0 24 36 0.00 0.000		Mitch Williams, L ERA: 2.13 (9, 1)	1.0 S 4 0 0 0 2 1 0 0 0 0 0 9 16 0.00 1.000															

Cincinnati Reds @ Philadelphia Phillies
Veterans Stadium, Philadelphia, PA
Mon Sep 02 1991, 7:05 PM EDT
Att. 15,175 - Cloudy - 74 F

livebaseballscorecards.com

AB	34
R	5
H	8
RBI	5
BB	3
SO	11
LOB	11



Batter	1	2	3	4	5	6	7	8	9	AB R H RBI BB SO LOB	TOP		
Stan Jefferson, S (1, 7) BB C B B	4-1 S 1B WP BB	0-0 G1-3		0-2 G4-3			0-1 G6-3		3-2 P5 1-2 3-H	4 1 0 0 1 0 3			
Hal Morris, L (1, 3) OBP: 0.368, SLG: 0.472 C X	0-1 WP 1-2 SF9 1B		4-1 2B BB		3-1 G4-3		2-2 G4-3		3-2 G3 2-3	4 2 1 0 1 0 1			
Barry Larkin, R (1, 6) OBP: 0.376, SLG: 0.511 B F B X	2-1 G5-3 1-3 2-H		0-2 G4-3 1-H WP 2B		1-2 G5-3		3-1 L9		2-2 G1-3	5 1 1 1 0 0 3			
Paul O'Neill, L (1, 9) OBP: 0.354, SLG: 0.486 B F B F B	4-2 SF9 BB BB		1-1 G4-3 2-3		1-1 HR 1B		2-2 P5			3 1 1 0 1 0 1			
Chris Sabo, R (1, 5) OBP: 0.361, SLG: 0.517 B B B	4-0 E 1-2 BB		1-3 K 3-H		0-0 HR 1-H		1-3 K			3 1 1 2 1 2 0			
Mariano Duncan, R (1, 4) OBP: 0.283, SLG: 0.389 Rob Dibble, L (8, 1) X	0-0 SF9 1-2 2-3 3-H		0-1 P2		2-0 F9		0-1 G6-3			3 0 0 1 0 0 0 0 0 0 0 0 0 0			
Jeff Reed, L (1, 2) OBP: 0.333, SLG: 0.356 Chris Jones, R (9, PR) OBP: 0.404, SLG: 0.422 Joe Oliver, R (9, 2) OBP: 0.267, SLG: 0.368 B B C C	2-3 K		0-1 L7		4-0 G4-6-3 BB				2-0 1B 1B 2B	3 0 1 0 1 1 2 0 1 0 0 0 0 0 0 0 0 0 0 0 0	AB 33 R 8 H 8 RBI 5 BB 5 SO 5 LOB 11		
Herm Winningham, L (1, 8) OBP: 0.282, SLG: 0.296 B B B S		1-3 K		2-2 G4-3		2-1 G4-6-3 1-2f			0-0 1B 2-3 1B	4 1 1 0 0 1 1			
Jose Rijo, R (1, 1) OBP: 0.255, SLG: 0.241 Bill Doran, S (8, 4) OBP: 0.354, SLG: 0.368 B B X		0-0 F7		0-1 1B		2-3 K			2-0 G3 1-3 3-H WP 1B	3 0 1 0 0 1 0 1 0 1 1 0 0 0			
Inning Stats	R: 2 H: 1 E: 1 LOB: 2 K: 1 BB: 3 S: 13 P: 29	R: 0 H: 0 E: 0 LOB: 0 K: 1 BB: 0 S: 5 P: 6	R: 2 H: 1 E: 0 LOB: 0 K: 1 BB: 1 S: 11 P: 17	R: 0 H: 1 E: 0 LOB: 1 K: 0 BB: 0 S: 10 P: 12	R: 2 H: 2 E: 0 LOB: 0 K: 0 BB: 0 S: 9 P: 16	R: 0 H: 0 E: 0 LOB: 0 K: 1 BB: 1 S: 5 P: 13	R: 0 H: 0 E: 0 LOB: 0 K: 0 BB: 0 S: 9 P: 14	R: 0 H: 0 E: 0 LOB: 0 K: 1 BB: 0 S: 9 P: 12	R: 2 H: 3 E: 0 LOB: 2 K: 0 BB: 0 S: 14 P: 26	1B: 5 SF: 1 2B: 2 SAC: 0 3B: 0 DP: 1 HR: 1 HBP: 0	WP: 3 PA: 39 PB: 0 SB: 2 CS: 0		
PITCHER	IP WLS BF H R ER SO BB IBB HBP BLK WP HR S P ERA WHIP											PITCHER	IP WLS BF H R ER SO BB IBB HBP BLK WP HR S P ERA WHIP
Cliff Brantley, R (1, 1) ERA: 9.0	4.0 L 19 3 4 4 3 4 0 0 0 2 0 39 64 9.00 1.750												
Steve Searcy, L (5, 1) ERA: 6.71	3.0 11 2 2 2 1 1 0 0 0 0 1 23 43 6.00 1.000												
Danny Cox, R (8, 1) ERA: 4.93	1.1 7 3 2 2 1 0 0 0 0 1 0 16 26 13.50 2.250												
Wally Ritchie, L (9, 1) ERA: 2.68	0.2 2 0 0 0 0 0 0 0 0 0 0 7 12 0.00 0.000												

Cincinnati Reds @ Philadelphia Phillies
Veterans Stadium, Philadelphia, PA
Tue Sep 03 1991, 7:05 PM EDT
Att. 15,565 - Sunny - 77 F

livebaseballscorecards.com



Batter	1	2	3	4	5	6	7	8	9	AB	R	H	RBI	BB	SO	LOB
Mickey Morandini, L (1, 4) OBP: 0.312, SLG: 0.315	0-0 P5	1-2 3B			3-3 K		2-2 F8			4	0	1	2	0	1	0
Dickie Thon, R (1, 6) OBP: 0.288, SLG: 0.365	1-0 2B	0-0 G4-3			0-0 1B		1-3 K			4	1	2	0	0	1	1
Wes Chamberlain, R (1, 7) OBP: 0.324, SLG: 0.439	0-1 G5-3				1-0 G5-4-3		0-3 K			4	0	0	0	0	1	2
John Kruk, L (1, 8) OBP: 0.361, SLG: 0.469	3-1 2B				2-2 G3-1		0-0 F8			4	0	1	1	0	1	0
Ricky Jordan, R (1, 3) Wally Ritchie, L (9, 1) OBP: 0.303, SLG: 0.455	2-3 K				0-1 1B		0-2 G6-3			4	0	1	0	0	1	1
Dale Murphy, R (1, 9) OBP: 0.309, SLG: 0.426		2-2 P6			0-0 L7		0-1 G3-6-3		0-0 1B	4	0	1	0	0	0	1
Darren Daulton, L (1, 2) OBP: 0.300, SLG: 0.358		2-1 3B			2-1 2B		4-2 1B		0-3 K	3	2	1	0	1	1	1
Charlie Hayes, R (1, 5) OBP: 0.243, SLG: 0.351		0-1 3B			0-2 G1-3		0-0 2B		0-0 F8	4	2	2	0	0	0	2
Cliff Brantley, R (1, 1) Rick Schu, R (4, PH) Steve Searcy, L (5, 1) Wally Backman, S (7, PH) Danny Cox, R (8, 1) John Morris, L (9, 8) OBP: 0.197, SLG: 0.325		0-1 SH3-4			0-0 P4		2-2 2B		3-3 K	0	0	0	0	0	0	0

Inning Stats	R: 1	H: 2	E: 0	K: 1	S: 10	H: 2	LOB: 1	BB: 0	P: 16	R: 2	H: 2	E: 1	K: 0	S: 14	R: 0	H: 0	E: 0	K: 1	S: 5	R: 0	H: 1	E: 0	K: 1	S: 8	R: 0	H: 1	E: 0	K: 0	S: 5	R: 0	H: 1	E: 0	K: 1	S: 7	R: 2	H: 2	E: 0	K: 1	S: 13	R: 0	H: 0	E: 0	K: 1	S: 7	R: 0	H: 1	E: 0	K: 2	S: 9	1B: 5	2B: 4	3B: 1	HR: 0	SF: 0	SAC: 1	DP: 2	HBP: 0	WP: 0	PB: 0	SB: 0	CS: 0	PA: 36
--------------	------	------	------	------	-------	------	--------	-------	-------	------	------	------	------	-------	------	------	------	------	------	------	------	------	------	------	------	------	------	------	------	------	------	------	------	------	------	------	------	------	-------	------	------	------	------	------	------	------	------	------	------	-------	-------	-------	-------	-------	--------	-------	--------	-------	-------	-------	-------	--------

PITCHER	IP	WLS	BF	H	R	ER	SO	BB	IBB	HBP	BLK	WP	HR	S	P	ERA	WHIP
Jose Rijo, R (1, 1) ERA: 2.57	7.0	W	29	9	5	3	4	1	0	0	0	0	0	62	92	3.86	1.429
Rob Dibble, R (8, 1) ERA: 2.49	2.0	S	7	1	0	0	3	0	0	0	0	0	0	16	19	0.00	0.500

BOTTOM

Cincinnati Reds @ Philadelphia Phillies
Veterans Stadium, Philadelphia, PA

Tue Sep 03 1991, 7:05 PM EDT
Att. 15,565 - Sunny - 77 F

livebaseballscorecards.com

AB	34
R	5
H	10
RBI	5
BB	1
SO	7
LOB	10



Batter	1	2	3	4	5	6	7	8	9	AB R H RBI BB SO LOB	TOP
Bill Doran, S (1, 4) OBP: 0.357, SLG: 0.371 Rob Dibble, L (9, 1)	3-2 	3-2 		2-2 			0-0 		3-3 	5 1 3 1 0 1 0 0 0 0 0 0 0 0	
Hal Morris, L (1, 3) OBP: 0.368, SLG: 0.481	2-3 	2-2 		1-3 			2-2 		0-0 	5 2 2 1 0 2 4	
Barry Larkin, R (1, 6) OBP: 0.379, SLG: 0.514	1-1 		2-1 			1-1 	3-2 		4-1 	4 1 2 1 1 0 0	
Paul O'Neill, L (1, 9) OBP: 0.355, SLG: 0.485	3-0 		0-0 			1-3 	3-1 		2-1 	5 0 2 2 0 1 2	
Eric Davis, R (1, 8) OBP: 0.367, SLG: 0.406	1-3 		0-3 			1-3 	0-0 			4 0 0 0 0 3 3	
Chris Sabo, R (1, 5) OBP: 0.358, SLG: 0.513	0-0 		2-1 			1-1 		1-0 		4 0 0 0 0 0 2	
Mariano Duncan, R (1, 7) OBP: 0.282, SLG: 0.387 (9, 4)		2-1 		1-2 		2-3 		3-1 		4 0 1 0 0 1 0	AB 38 R 5 H 12 RBI 5 BB 2 SO 10 LOB 13
Jeff Reed, L (1, 2) OBP: 0.332, SLG: 0.359		2-0 		1-2 		0-1 		0-2 		4 0 1 0 0 0 1	
Randy Myers, L (1, 1) OBP: 0.261, SLG: 0.273 Herm Winningham, L (9, PH) OBP: 0.281, SLG: 0.294 (9, 7)		4-0 		0-1 		0-3 		3-3 		2 1 1 0 1 1 1 1 0 0 0 0 1 0	
Inning Stats	R: 2 H: 3 E: 0 LOB: 1 K: 2 BB: 0 S: 18 P: 28	R: 0 H: 1 E: 0 LOB: 2 K: 0 BB: 1 S: 9 P: 22	R: 0 H: 1 E: 0 LOB: 1 K: 1 BB: 0 S: 8 P: 12	R: 1 H: 2 E: 0 LOB: 1 K: 1 BB: 0 S: 14 P: 19	R: 0 H: 0 E: 0 LOB: 0 K: 2 BB: 0 S: 8 P: 11	R: 0 H: 1 E: 0 LOB: 1 K: 2 BB: 0 S: 11 P: 14	R: 1 H: 2 E: 0 LOB: 1 K: 0 BB: 0 S: 10 P: 18	R: 0 H: 1 E: 0 LOB: 0 K: 0 BB: 0 S: 8 P: 12	R: 1 H: 1 E: 0 LOB: 1 K: 2 BB: 1 S: 13 P: 25	1B: 8 SF: 0 2B: 3 SAC: 0 3B: 0 DP: 1 HR: 1 HBP: 0	WP: 0 PA: 40 PB: 0 SB: 1 CS: 0
PITCHER Tommy Greene, R (1, 1) ERA: 3.26 Mike Hartley, R (9, 1) ERA: 4.6 Wally Ritchie, L (9, 1) ERA: 2.66	IP WLS BF H R ER SO BB IBB HBP BLK WP HR S P ERA WHIP 8.0 L 35 11 4 4 8 1 0 0 1 0 0 86 136 4.50 1.500 0.2 4 1 1 1 2 1 0 0 0 0 1 11 21 13.50 3.000 0.1 1 0 0 0 0 0 0 0 0 0 0 2 4 0.00 0.000	PITCHER IP WLS BF H R ER SO BB IBB HBP BLK WP HR S P ERA WHIP									

Cincinnati Reds @ Philadelphia Phillies
 Veterans Stadium, Philadelphia, PA
 Wed Sep 04 1991, 7:05 PM EDT
 Att. 15,962 - Cloudy - 81 F

livebaseballscorecards.com



Batter	1	2	3	4	5	6	7	8	9	AB	R	H	RBI	BB	SO	LOB
Delino DeShields, L OBP: 0.374, SLG: 0.353 (1, 4)	1-0 S 1B		2-2 G4-3 SH1-4 1B		1-3 K		0-0 SH5-3			3	1	2	0	0	1	1
Marquis Grissom, R OBP: 0.307, SLG: 0.367 (1, 8)	0-0 L8		0-0 SH1-4		1-1 G4-3		1-2 FC6-2-4			3	0	0	0	0	0	4
Dave Martinez, L OBP: 0.332, SLG: 0.409 (1, 7)	4-1 1B BB		1-1 G4-3			2-1 2B 1B		1-2 S 1B E 1B		3	2	2	0	1	0	1
Tim Wallach, R OBP: 0.296, SLG: 0.339 (1, 5)	1-0 G4-6-3 1B		3-2 G5-3			0-2 P6		1-2 S SF8 1B		4	1	2	1	0	0	2
Larry Walker, L OBP: 0.347, SLG: 0.456 (1, 9)	2-1 G4-6-3 1B			0-0 CS 1B		3-2 G6-3 2B		2-1 P6		4	0	2	1	0	0	4
Nelson Santovenia, R OBP: 0.278, SLG: 0.388 (1, 2)		3-2 FC5-4 1B		1-3 K		2-2 G6-3		3-2 SF8		3	0	1	1	0	1	2
Andres Galarraga, R OBP: 0.265, SLG: 0.318 (1, 3)		2-2 P6		1-3 K		3-2 G6-3		1-1 1B		4	0	1	0	0	1	2
Spike Owen, S OBP: 0.322, SLG: 0.342 (1, 6)		3-2 FC5-4			4-2 SH5-3 BB		4-2 SH5-3 FC6-2-4 BB		1-1 G5-3	2	0	0	0	2	0	2
Chris Haney, L OBP: 0.111, SLG: 0.111 John Vander Wal, L OBP: 1.000, SLG: 1.000 Mel Rojas, R (8, 1)	1-0 L7		1-0 L7		0-0 SH5-3		0-0 FC6-2-4 SH5-3 1B			1	0	0	0	0	0	1

Inning Stats	R: 1	H: 2	E: 0	LOB: 1	K: 0	S: 7	R: 0	H: 1	E: 0	LOB: 1	K: 0	S: 11	R: 0	H: 1	E: 0	LOB: 0	K: 2	S: 7	R: 0	H: 0	E: 0	LOB: 1	K: 1	S: 10	R: 1	H: 2	E: 0	LOB: 1	K: 0	S: 14	R: 0	H: 1	E: 0	LOB: 1	K: 0	S: 8	R: 2	H: 3	E: 0	LOB: 1	K: 0	S: 15									
	7	14	7	1	0	11	7	15	7	0	2	11	7	9	7	0	2	7	14	7	0	1	1	10	14	7	13	15	24	8	13	15	24	15	24	15	24	15	24	15	24	15	24	15	24	15	24	15	24	15	24

PITCHER	IP	WLS	BF	H	R	ER	SO	BB	IBB	HBP	BLK	WP	HR	S	P	ERA	WHIP
Scott Scudder, R ERA: 4.18 (1, 1)	6.0	L	27	8	2	2	3	3	0	0	0	0	0	62	106	3.00	1.833
Norm Charlton, L ERA: 3.4 (7, 1)	1.0		2	0	0	0	0	0	0	0	0	0	0	4	5	0.00	0.000
Ted Power, R ERA: 3.44 (8, 1)	1.0		6	3	2	2	0	0	0	0	0	0	0	15	24	18.00	3.000

BOTTOM

Cincinnati Reds @ Montreal Expos
Olympic Stadium, Montreal, QB

Fri Sep 06 1991, 7:05 PM EDT
Att. 9,425 - Cloudy - 75 F

AB	28
R	4
H	11
RBI	3
BB	3
SO	3
LOB	19

livebaseballscorecards.com



WP: 0	PA: 35
PB: 0	
SB: 4	
CS: 1	

Batter	1	2	3	4	5	6	7	8	9	AB R H RBI BB SO LOB	TOP									
Billy Hatcher, R OBP: 0.306, SLG: 0.356 (1, 7)	2-1 G6-3		1-2 G3		1-2 1B			1-1 G4-3	0-0 F8	5 0 1 0 0 0 1										
Mariano Duncan, R OBP: 0.278, SLG: 0.379 (1, 4)	2-3 K		0-1 1B		0-0 G1-3			0-3 K		4 0 1 0 0 2 1										
Barry Larkin, R OBP: 0.378, SLG: 0.511 (1, 6)	1-1 F9		1-1 F9				2-3 K		4-0 2B 2B	3 1 0 0 1 1 1										
Chris Sabo, R OBP: 0.360, SLG: 0.521 (1, 5)		2-0 HR		2-1 1B		1-0 G4-3			0-1 2B	4 2 3 1 0 0 0										
Eric Davis, R OBP: 0.360, SLG: 0.402 (1, 8)		2-2 G5-3		0-0 F8		0-0 G6-3			3-2 1B 2B	4 1 1 2 0 0 1										
Carmelo Martinez, R OBP: 0.323, SLG: 0.353 (1, 3)		4-1 BB		0-0 F8			1-1 F7		4-1 1B G4-3 BB	2 1 0 0 2 0 1										
Paul O'Neill, L OBP: 0.350, SLG: 0.477 (1, 9)		1-3 K		1-3 K			1-1 P3		3-3 K	4 0 0 0 0 3 4										
Joe Oliver, R OBP: 0.267, SLG: 0.365 (1, 2)		0-0 F8			0-0 G1-6-3 1B		0-0 F8		0-0 G4-3 1B	4 0 2 1 0 0 1										
Tom Browning, L OBP: 0.219, SLG: 0.230 (1, 1)			0-0 G4-3			1-0 G1-6-3		2-2 L6	2-2 G4-3	1 0 0 0 0 0 0										
Chris Jones, R OBP: 0.386, SLG: 0.413 (5, PH)										1 0 0 0 0 0 0 1										
Kip Gross, R OBP: 0.056, SLG: 0.095 (5, 1)										0 0 0 0 0 0 0 0										
Luis Quinones, S OBP: 0.111, SLG: 0.309 (8, PH)										1 0 0 0 0 0 0 0										
Steve Foster, R (8, 1)										0 0 0 0 0 0 0 0										
Bill Doran, S OBP: 0.356, SLG: 0.370 (9, PH)										1 0 0 1 0 0 0 1										
Inning Stats	R: 0 E: 0 K: 1 S: 12	H: 0 LOB: 0 BB: 0 P: 17	R: 1 E: 0 K: 1 S: 10	H: 1 LOB: 1 BB: 1 P: 19	R: 0 E: 0 K: 0 S: 8	H: 1 LOB: 1 BB: 0 P: 10	R: 0 E: 0 K: 1 S: 7	H: 1 LOB: 1 BB: 0 P: 10	R: 0 E: 0 K: 0 S: 5	H: 0 LOB: 0 BB: 0 P: 8	R: 0 E: 0 K: 0 S: 5	H: 0 LOB: 0 BB: 0 P: 7	R: 0 E: 0 K: 1 S: 8	H: 0 LOB: 0 BB: 0 P: 11	R: 4 E: 0 K: 1 S: 15	H: 3 LOB: 1 BB: 2 P: 31	1B: 5 2B: 2 3B: 0 HR: 1	SF: 0 SAC: 0 DP: 1 HBP: 0	WP: 0 PB: 0 SB: 0 CS: 0	PA: 37
PITCHER	IP WLS BF H R ER SO BB IBB HBP BLK WP HR S P ERA WHIP																			
Chris Nabholz, L ERA: 4.11 (1, 1)	8.0 W 32 7 4 4 5 2 0 0 0 0 0 1 68 104 4.50 1.125																			
Jeff Fassero, L ERA: 1.91 (9, 1)	1.0 5 1 1 1 1 1 0 0 0 0 0 0 10 19 9.00 2.000																			

Cincinnati Reds @ Montreal Expos
Olympic Stadium, Montreal, QB
Sat Sep 07 1991, 7:05 PM EDT
Att. 9,733 - Sunny - 75 F

livebaseballscorecards.com

AB	34
R	5
H	8
RBI	5
BB	3
SO	6
LOB	12



Batter	1	2	3	4	5	6	7	8	9
Delino DeShields, L (1, 4) OBP: 0.370, SLG: 0.350	3-2 L8	2-2 L4		3-3 K	1-0 P6			0-3 K	
Spike Owen, S (1, 6) OBP: 0.323, SLG: 0.342	0-0 1B		2-2 FC G6-3 1B	0-0 E1 G4-3 S		0-1 L4		0-0 L6	
Dave Martinez, L (1, 7) OBP: 0.329, SLG: 0.404	1-2 L5		3-2 FC G6-3 2B	3-2 G4-3		1-2 G6-3			
Tim Wallach, R (1, 5) OBP: 0.294, SLG: 0.337	1-2 F8		0-0 G6-3	1-0 L5		2-1 G6-3			
Larry Walker, L (1, 9) OBP: 0.349, SLG: 0.462		0-1 1B G6-3 2B	0-0 1B 2B		0-0 L4		2-3 K		
Marquis Grissom, R (1, 8) OBP: 0.309, SLG: 0.368		1-2 S HR 1B	3-0 1B 1B		0-1 E4 FC6-2 BB		1-2 F9		
Andres Galarraga, R (1, 3) OBP: 0.268, SLG: 0.322		1-1 G6-3	0-2 L7		4-2 WP 1B BB		0-2 2B		
Nelson Santovenia, R (1, 2) OBP: 0.293, SLG: 0.453		2-2 HR	3-2 1B		2-2 FC6-2 1B		0-2 G6-3		
Chris Nabholz, L (1, 1) OBP: 0.146, SLG: 0.103		2-2 F7	0-1 G1-3		1-2 1B			1-0 F8	
Jeff Fassero, L (9, 1)									

Inning Stats	R: 0	H: 1	E: 0	K: 0	S: 12	R: 3	H: 3	E: 0	K: 0	S: 18	R: 3	H: 4	E: 1	K: 0	S: 18	R: 0	H: 0	E: 1	K: 1	S: 10	R: 1	H: 1	E: 2	K: 0	S: 14	R: 0	H: 0	E: 0	K: 1	S: 7	R: 0	H: 1	E: 0	K: 1	S: 14	R: 0	H: 0	E: 0	K: 1	S: 5
	LOB: 1	BB: 0	BB: 0	BB: 0	BB: 17	LOB: 0	BB: 0	LOB: 0	BB: 0	BB: 26	LOB: 2	BB: 0	LOB: 2	BB: 0	BB: 29	LOB: 0	LOB: 1	LOB: 1	BB: 0	BB: 17	LOB: 1	LOB: 2	LOB: 2	BB: 1	BB: 22	LOB: 0	LOB: 0	LOB: 0	LOB: 0	LOB: 10	LOB: 1	LOB: 1	LOB: 0	LOB: 0	LOB: 0	LOB: 6	LOB: 0	LOB: 0	LOB: 0	LOB: 6

PITCHER	IP	WLS	BF	H	R	ER	SO	BB	IBB	HBP	BLK	WP	HR	S	P	ERA	WHIP
Tom Browning, L (1, 1) ERA: 4.25	4.0	L	22	8	6	4	1	0	0	0	0	0	1	58	89	9.00	2.000
Kip Gross, R (5, 1) ERA: 3.65	3.0		13	2	1	0	1	1	0	0	0	1	0	35	49	0.00	1.000
Steve Foster, R (8, 1) ERA: 2.25	1.0		3	0	0	0	1	0	0	0	0	0	0	5	6	0.00	0.000

BOTTOM

Cincinnati Reds @ Montreal Expos
Olympic Stadium, Montreal, QB

Sat Sep 07 1991, 7:05 PM EDT
Att. 9,733 - Sunny - 75 F

AB	37
R	7
H	10
RBI	7
BB	1
SO	3
LOB	16

livebaseballscorecards.com



1B: 6	SF: 0	WP: 1	PA: 38
2B: 3	SAC: 0	PB: 0	
3B: 0	DP: 0	SB: 3	
HR: 1	HBP: 0	CS: 0	

Batter	1	2	3	4	5	6	7	8	9	AB R H RBI BB SO LOB	TOP		
Herm Winningham, L (1, 8) OBP: 0.273, SLG: 0.285	0-0 G4-3		2-3 K		0-1 G1			1-0 G6-4-3		4 0 0 0 0 1 2			
Bill Doran, S (1, 4) OBP: 0.352, SLG: 0.365 Rob Dibble, L (8, 1)	2-0 P5		2-3 K		2-0 F7			2-2 P6		4 0 0 0 0 1 1 0 0 0 0 0 0 0			
Hal Morris, L (1, 3) OBP: 0.366, SLG: 0.477	3-2 1B		2-2 G6-3			3-1 G4-1			0-0 G5-4-3 BB 1B	4 0 2 0 0 0 0			
Paul O'Neill, L (1, 9) OBP: 0.348, SLG: 0.474 Eric Davis, R (9, PH) OBP: 0.362, SLG: 0.402	1-3 1-2 K			0-0 P6		1-2 F7			4-1 G5-4-3 1-2 BB	3 0 0 0 0 1 1 0 0 0 0 1 0 0			
Chris Sabo, R (1, 5) OBP: 0.358, SLG: 0.516		1-2 P4		1-2 G5-3		0-1 F8			1-0 G5-4-3 1-2f 2-3f	4 0 0 0 0 0 2			
Carmelo Martinez, R (1, 7) OBP: 0.323, SLG: 0.357 Norm Charlton, S (7, 1) OBP: 0.043, SLG: 0.087 Luis Quinones, S (8, 4) OBP: 0.311, SLG: 0.309		0-1 P4		0-0 2B			1-1 F7			3 0 1 0 0 0 0 0 0 0 0 0 0 0 0 0 0 0 0 0 0			
Mariano Duncan, R (1, 6) OBP: 0.278, SLG: 0.378		2-2 HR 1B		2-1 G5-3			1-1 P3			3 1 1 0 0 0 1			
Jeff Reed, L (1, 2) OBP: 0.336, SLG: 0.376		3-1 SAFE HR 1-H			0-2 G1 SH3-4 1B		1-2 L5			3 1 2 2 0 0 0			
Jack Armstrong, R (1, 1) OBP: 0.094, SLG: 0.065 Billy Hatcher, R (7, 7) OBP: 0.308, SLG: 0.358		0-1 G3-1			0-0 SH3-4 1-2			3-1 G6-4-3 1B		1 0 0 0 0 0 0 1 0 1 0 0 0 0			
Inning Stats	R: 0 H: 1 E: 0 LOB: 1 K: 1 BB: 0 S: 10 P: 16	R: 2 H: 2 E: 0 LOB: 0 K: 0 BB: 0 S: 13 P: 19	R: 0 H: 0 E: 0 LOB: 0 K: 2 BB: 0 S: 13 P: 19	R: 0 H: 1 E: 0 LOB: 1 K: 0 BB: 0 S: 8 P: 11	R: 0 H: 1 E: 0 LOB: 1 K: 0 BB: 0 S: 7 P: 9	R: 0 H: 0 E: 0 LOB: 0 K: 0 BB: 0 S: 8 P: 12	R: 0 H: 0 E: 0 LOB: 0 K: 0 BB: 0 S: 10 P: 13	R: 0 H: 1 E: 0 LOB: 0 K: 0 BB: 0 S: 8 P: 14	R: 0 H: 1 E: 0 LOB: 0 K: 0 BB: 1 S: 3 P: 8	1B: 5 SF: 0 2B: 1 SAC: 1 3B: 1 DP: 1 HR: 1 HBP: 0	WP: 0 PA: 32 PB: 0 SB: 1 CS: 0		
PITCHER	IP WLS BF H R ER SO BB IBB HBP BLK WP HR S P ERA WHIP											PITCHER	IP WLS BF H R ER SO BB IBB HBP BLK WP HR S P ERA WHIP
Dennis Martinez, R (1, 1) ERA: 2.4	7.0 W 26 5 2 2 3 0 0 0 0 0 0 1 69 99 2.57 0.714												
Mel Rojas, R (8, 1) ERA: 4.75	1.0 4 2 0 0 0 0 0 0 0 0 0 0 9 15 0.00 2.000												
Jeff Fassero, L (9, 1) ERA: 1.91	0.0 1 0 0 0 0 0 1 0 0 0 0 0 1 5 ∞ ∞												
Barry Jones, R (9, 1) ERA: 3.24	1.0 S 1 0 0 0 0 0 0 0 0 0 0 0 1 2 0.00 0.000												

Cincinnati Reds @ Montreal Expos
Olympic Stadium, Montreal, QB
Sun Sep 08 1991, 3:33 AM EDT
Att. 12,272 - Sunny - 80 F

livebaseballscorecards.com

AB	30
R	2
H	7
RBI	2
BB	1
SO	3
LOB	7



Batter	1	2	3	4	5	6	7	8	9
Delino DeShields, L OBP: 0.368, SLG: 0.348 (1, 4)	1-0 G6-3	1-0 SF8		1-2 G5-3			0-0 G4-3		
Bret Barberie, S OBP: 0.385, SLG: 0.450 (1, 5)	1-2 3B	3-1 F7			3-2 F7		3-2 1B		
John Vander Wal, L OBP: 0.500, SLG: 1.000 Kenny Williams, R OBP: 0.297, SLG: 0.426 (1, 7) (7, 7)	1-0 1B	1-2 G4-3			0-0 F7		0-0 G5-4-3		
Nelson Santovenia, R OBP: 0.274, SLG: 0.421 (1, 2)	2-3 K			1-3 K		2-2 L7	1-2 G5-4-3		
Larry Walker, L OBP: 0.350, SLG: 0.462 (1, 9)	2-2 1B			0-0 G5-4-3		0-1 G5-3	0-1 G4-3		
Marquis Grissom, R OBP: 0.310, SLG: 0.369 (1, 8)	3-2 1B		1 SAFE G5-4-3	0-1 G5-4-3		2-0 1B	2-3 K		
Andres Galarraga, R OBP: 0.265, SLG: 0.317 (1, 3)	2-0 G1-3			1-3 K		1 SAFE G4-3	0-3 K		
Tom Foley, L OBP: 0.286, SLG: 0.317 (1, 6) (9, 3)		1-2 SH		0-1 G3		3-2 S	3-2 1B		
Dennis Martinez, R OBP: 0.176, SLG: 0.224 Mel Rojas, R Jeff Fassero, L Barry Jones, R Spike Owen, S OBP: 0.323, SLG: 0.342 (1, 1) (8, 1) (9, 1) (9, 1) (9, 6)		0-0 SH		0-0 1B		1-3 K			

Inning Stats	R: 3	H: 4	E: 1	LOB: 1	K: 1	P: 28	R: 1	H: 1	E: 0	LOB: 1	K: 0	P: 16	R: 0	H: 1	E: 0	LOB: 0	K: 1	P: 7	R: 0	H: 1	E: 0	LOB: 1	K: 1	P: 11	R: 0	H: 0	E: 0	LOB: 0	K: 0	P: 12	R: 0	H: 2	E: 0	LOB: 2	K: 1	P: 24	R: 0	H: 2	E: 0	LOB: 1	K: 0	P: 12	R: 0	H: 0	E: 0	LOB: 0	K: 2	P: 10
--------------	------	------	------	--------	------	-------	------	------	------	--------	------	-------	------	------	------	--------	------	------	------	------	------	--------	------	-------	------	------	------	--------	------	-------	------	------	------	--------	------	-------	------	------	------	--------	------	-------	------	------	------	--------	------	-------

PITCHER	IP	WLS	BF	H	R	ER	SO	BB	IBB	HBP	BLK	WP	HR	S	P	ERA	WHIP
Jack Armstrong, R ERA: 5.51 (1, 1)	6.0	L	27	9	4	3	4	0	0	0	0	0	0	65	98	4.50	1.500
Norm Charlton, L ERA: 3.36 (7, 1)	1.0		4	2	0	0	0	0	0	0	0	0	0	8	12	0.00	2.000
Rob Dibble, R ERA: 2.42 (8, 1)	1.0		3	0	0	0	2	0	0	0	0	0	0	8	10	0.00	0.000

BOTTOM

Cincinnati Reds @ Montreal Expos
Olympic Stadium, Montreal, QB

Sun Sep 08 1991, 3:33 AM EDT
Att: 12,272 - Sunny - 80 F

AB	R	H	RBI	BB	SO	LOB
3	0	0	1	0	0	1
4	1	2	0	0	0	1
3	1	1	1	0	0	1
1	0	1	0	0	0	0
4	0	0	0	0	2	3
4	1	2	1	0	0	0
4	0	2	1	0	1	1
4	0	0	0	0	2	2
3	1	2	0	0	0	0
2	0	1	0	0	1	2
0	0	0	0	0	0	0
0	0	0	0	0	0	0
0	0	0	0	0	0	0
0	0	0	0	0	0	0

1B:	9	SF:	1	WP:	0	PA:	34
2B:	1	SAC:	1	PB:	0		
3B:	1	DP:	2	SB:	2		
HR:	0	HBP:	0	CS:	0		

livebaseballscorecards.com



Los Angeles Dodgers @ Cincinnati Reds

Riverfront Stadium, Cincinnati, OH

Mon Sep 09 1991, 7:05 PM EDT
Att. 18,389 - Cloudy - 77 F

livebaseballscorecards.com

AB	34
R	4
H	10
RBI	4
BB	2
SO	4
LOB	14



WP: 0	PA: 36
PB: 0	
SB: 1	
CS: 1	

Batter	1	2	3	4	5	6	7	8	9	AB	R	H	RBI	BB	SO	LOB
Herm Winningham, L (1, 8) OBP: 0.272, SLG: 0.290	0-0 G3-1		2-3 K		2-1 F9 2B		1-3 K			4	0	1	0	0	2	0
Mariano Duncan, R (1, 6) OBP: 0.278, SLG: 0.376	2-2 P3		2-0 BB HR 1B		0-2 F9 2-3		2-2 F9			4	1	1	0	0	0	1
Hal Morris, L (1, 3) OBP: 0.367, SLG: 0.476	1-2 G4-3		4-2 BB HR BB		3-2 F9			1-0 1B 1B		3	1	1	0	1	0	1
Paul O'Neill, L (1, 9) OBP: 0.349, SLG: 0.483		1-2 S 1B 2B	2-2 1-H 2-H HR		2-2 G4-3			0-1 F8		4	2	2	3	0	0	1
Chris Sabo, R (1, 5) OBP: 0.361, SLG: 0.517		4-2 1B 2-3 BB	0-0 G6-3		0-0 1B 1B			0-0 G4-6-3 1B		3	0	2	0	1	0	0
Freddie Benavides, R (8, PR) OBP: 0.298, SLG: 0.295								1-2 1B		0	0	0	0	0	0	0
Luis Quinones, S (1, 4) OBP: 0.322, SLG: 0.320		1-0 CS 1B		1-1 FC4-6 1B		0-1 1B		1-0 G4-6-3 1-2f		4	0	3	1	0	0	2
Carmelo Martinez, R (1, 7) OBP: 0.320, SLG: 0.354		3-2 P5		0-2 FC4-6 G4-6-3		0-2 P5		0-3 K2-3		2	0	0	0	0	0	3
Norm Charlton, S (5, 1) OBP: 0.043, SLG: 0.087										0	0	0	0	0	0	0
Bill Doran, S (6, PH) OBP: 0.351, SLG: 0.354										1	0	0	0	0	0	2
Steve Foster, R (7, 1) OBP: 0.056, SLG: 0.095										0	0	0	0	0	0	0
Kip Gross, R (9, 1) OBP: 0.056, SLG: 0.095										0	0	0	0	0	0	0
Donnie Scott, S (9, PH)										1	0	0	0	0	1	0
Jeff Reed, L (1, 2) OBP: 0.331, SLG: 0.370		2-1 G4-3		1-1 G4-6-3		3-2 G4-3		2-1 F8		4	0	0	0	0	0	4
Randy Myers, L (1, 1) OBP: 0.261, SLG: 0.273			0-3 K		2-2 G5-3		0-0 F9		2-2 F8		0	0	0	0	0	0
Milt Hill, R (3, 1)										1	0	0	0	0	1	0
Billy Hatcher, R (5, 7) OBP: 0.306, SLG: 0.355										3	0	0	0	0	0	0

Inning Stats	R: 0	H: 0	E: 0	K: 0	S: 7	H: 0	LOB: 0	BB: 0	P: 10	R: 1	H: 2	E: 0	K: 0	S: 11	H: 2	LOB: 1	BB: 1	P: 22	R: 3	H: 2	E: 0	K: 2	S: 15	H: 1	LOB: 0	BB: 1	P: 24	R: 0	H: 1	E: 0	K: 0	S: 7	H: 2	LOB: 2	BB: 0	P: 20	R: 0	H: 0	E: 0	K: 1	S: 7	H: 2	LOB: 0	BB: 0	P: 10	R: 0	H: 2	E: 0	K: 0	S: 5	H: 2	LOB: 2	BB: 0	P: 7	R: 0	H: 0	E: 0	K: 1	S: 8	H: 0	LOB: 0	BB: 0	P: 12	1B: 7	SF: 0	2B: 2	SAC: 0	3B: 0	DP: 2	HR: 1	HBP: 0	WP: 0	PA: 36
--------------	------	------	------	------	------	------	--------	-------	-------	------	------	------	------	-------	------	--------	-------	-------	------	------	------	------	-------	------	--------	-------	-------	------	------	------	------	------	------	--------	-------	-------	------	------	------	------	------	------	--------	-------	-------	------	------	------	------	------	------	--------	-------	------	------	------	------	------	------	------	--------	-------	-------	-------	-------	-------	--------	-------	-------	-------	--------	-------	--------

PITCHER	IP	WLS	BF	H	R	ER	SO	BB	IBB	HBP	BLK	WP	HR	S	P	ERA	WHIP
Tim Belcher, R (1, 1) ERA: 2.58	1.0		3	0	0	0	0	0	0	0	0	0	0	7	10	0.00	0.000
Kevin Gross, R (2, 1) ERA: 3.65	3.0	W	14	5	4	4	2	2	0	0	0	0	1	33	55	12.00	2.333
Tim Crews, R (5, 1) ERA: 2.87	2.0		9	3	0	0	0	0	0	0	0	0	0	27	39	0.00	1.500
Jim Gott, R (7, 1) ERA: 2.97	2.0		7	2	0	0	1	0	0	0	0	0	0	12	17	0.00	1.000
John Wetteland, R (9, 1) ERA:	1.0		3	0	0	0	1	0	0	0	0	0	0	8	12	0.00	0.000

Batter	1	2	3	4	5	6	7	8	9	AB	R	H	RBI	BB	SO	LOB
Billy Hatcher, R OBP: 0.308, SLG: 0.358 (1, 7)	1-1 F9		2-1 BB 2B HBP	3-2 2B		1-0 G4-3				3	1	1	2	0	0	1
Hal Morris, L OBP: 0.368, SLG: 0.473 (1, 3)	4-2 BB G4-6-3		4-2 BB 2B	2-H 3-H 1-3			2-2 F8			2	0	0	0	2	1	1
Paul O'Neill, L OBP: 0.348, SLG: 0.483 (1, 9)	0-2 G4-6-3 1-2f		1-1 P5		2-2 1B E 2B		2-3 K			4	1	1	0	0	1	4
Chris Sabo, R OBP: 0.362, SLG: 0.521 (1, 5)		2-2 G3	0-1 2B 1-3 2-H 3-H		1-0 F9		1-1 2B			4	0	2	2	0	0	1
Eric Davis, R OBP: 0.358, SLG: 0.395 (1, 8)		0-3 K	1-3 K		2-2 P2		0-3 K			4	0	0	0	0	3	4
Mariano Duncan, R OBP: 0.281, SLG: 0.390 (1, 4)		1-0 HR		1-2 F7	1-1 E 1B		0-0 F8			4	1	2	1	0	0	0
Jeff Reed, L OBP: 0.330, SLG: 0.368 (1, 2)		2-2 F7		0-0 SH1-4 1B 2B 1B	2-3 K		0-2 G1-3			4	1	1	0	0	1	1
Freddie Benavides, R OBP: 0.294, SLG: 0.292 (1, 6)			0-0 F8	2-1 SH1-4 2B 1B		2-3 K		1-1 G4-3		4	1	1	0	0	1	0
Jose Rijo, R OBP: 0.268, SLG: 0.241 (1, 1)			4-2 BB HBP 2B BB	0-0 SH1-4		1-2 G4-3 1B				0	1	0	0	1	0	0
Chris Jones, R OBP: 0.408, SLG: 0.426 (6, PH)										1	0	1	0	0	0	0
Ted Power, R (7, 1)										0	0	0	0	0	0	0

Inning Stats	R: 0	H: 0	E: 0	K: 0	S: 7	R: 1	H: 1	E: 0	K: 1	S: 13	R: 2	H: 1	E: 0	K: 1	S: 13	R: 2	H: 3	E: 0	K: 1	S: 16	R: 1	H: 2	E: 1	K: 1	S: 14	R: 0	H: 1	E: 0	K: 1	S: 8	R: 0	H: 1	E: 0	K: 2	S: 13	R: 0	H: 0	E: 0	K: 0	S: 6
	LOB: 0	BB: 1	P: 12			LOB: 0	BB: 0	P: 18			LOB: 2	BB: 2	P: 25			LOB: 1	BB: 0	P: 23			LOB: 1	BB: 0	P: 22			LOB: 0	BB: 0	P: 12			LOB: 0	BB: 0	P: 7			LOB: 0	BB: 0	P: 7		

PITCHER	IP	WLS	BF	H	R	ER	SO	BB	IBB	HBP	BLK	WP	HR	S	P	ERA	WHIP
Ramon Martinez, R ERA: 3.08 (1, 1)	3.2	L	19	5	5	5	2	3	0	0	0	0	1	43	71	12.27	2.182
Dennis Cook, L ERA: 0.96 (4, 1)	0.1		1	0	0	0	1	0	0	0	0	0	0	6	7	0.00	0.000
John Wetteland, R ERA: (5, 1)	2.0		8	3	1	0	2	0	0	0	0	0	0	22	34	0.00	1.500
Mike Christopher, R ERA: (7, 1)	2.0		7	1	0	0	2	0	0	0	0	0	0	19	25	0.00	0.500

Los Angeles Dodgers @ Cincinnati Reds
Riverfront Stadium, Cincinnati, OH
Tue Sep 10 1991, 7:05 PM EDT
Att. 21,256 - Cloudy - 84 F

AB	30
R	6
H	9
RBI	5
BB	3
SO	7
LOB	12



WP	HR	S	P	ERA	WHIP
0	0	0	0	0	0
0	0	0	0	0	0
0	0	0	0	0	0

Batter	1	2	3	4	5	6	7	8	9	AB	R	H	RBI	BB	SO	LOB
Billy Hatcher, R OBP: 0.310, SLG: 0.357 (1, 7) C B B X	2-1 F9 ①		4-2 BB ②			0-0 G6-3 ③		0-1 FC5-4 1B ④		3	0	1	0	1	0	0
Mariano Duncan, R OBP: 0.281, SLG: 0.399 (1, 4) C S B B X	2-2 L7 ②		0-0 F9 ③			0-1 HR ④		0-2 FC5-4 1-2f ⑤		4	1	1	1	0	0	3
Chris Sabo, R OBP: 0.361, SLG: 0.519 (1, 5) B X	1-0 G6-3 ③				1-1 G4-3 ①		0-2 CS 1B ②	1-1 F8 ③		4	0	1	0	0	0	1
Eric Davis, R OBP: 0.353, SLG: 0.390 (1, 8)		1-3 K ①		2-3 K ②		3-3 K ③		2-2 G6-3 ④		4	0	0	0	0	3	1
Carmelo Martinez, R OBP: 0.319, SLG: 0.352 (1, 3)		3-1 F8 ②		3-2 1B ③			1-3 K ④		0-3 K ⑤	4	0	1	0	0	2	0
Paul O'Neill, L OBP: 0.349, SLG: 0.483 (1, 9)		0-1 CS 1B ③		0-0 G3 ④			0-0 P5 ⑤		2-2 FC6-4 1B ⑥	4	0	2	0	0	0	1
Joe Oliver, R OBP: 0.263, SLG: 0.359 (1, 2)		2-2 CS 1-2 ③	2-2 F8 ①		3-2 P3 ②		1-0 F9 ③		2-1 FC6-4 1-2f ④	4	0	0	0	0	0	1
Freddie Benavides, R OBP: 0.296, SLG: 0.294 (1, 6)			0-1 SH5-4 1B ②		0-1 G6-3 ③			3-1 F8 ④		3	0	1	0	0	0	0
Scott Scudder, R OBP: 0.130, SLG: 0.261 (1, 1)			0-0 SH5-4 ②		3-3 K ③			2-1 HR ④		1	0	0	0	0	1	0
Norm Charlton, S OBP: 0.043, SLG: 0.087 (7, 1)										0	0	0	0	0	0	0
Hal Morris, L OBP: 0.370, SLG: 0.482 (8, PH)										1	1	1	1	0	0	0
Milt Hill, R (9, 1)										0	0	0	0	0	0	0

Inning Stats	R: 0	H: 0	E: 0	K: 0	S: 6	R: 0	H: 1	E: 0	K: 1	S: 9	R: 0	H: 1	E: 0	K: 0	S: 9	R: 0	H: 1	E: 0	K: 1	S: 10	R: 0	H: 0	E: 0	K: 1	S: 12	R: 1	H: 2	E: 0	K: 1	S: 9	R: 0	H: 0	E: 0	K: 1	S: 5	R: 1	H: 2	E: 0	K: 0	S: 11	R: 0	H: 1	E: 0	K: 1	S: 15	1B: 6	SF: 0	2B: 0	SAC: 1	3B: 0	DP: 0	HR: 2	HBP: 0	WP: 0	PA: 35
--------------	------	------	------	------	------	------	------	------	------	------	------	------	------	------	------	------	------	------	------	-------	------	------	------	------	-------	------	------	------	------	------	------	------	------	------	------	------	------	------	------	-------	------	------	------	------	-------	-------	-------	-------	--------	-------	-------	-------	--------	-------	--------

PITCHER	IP	WLS	BF	H	R	ER	SO	BB	IBB	HBP	BLK	WP	HR	S	P	ERA	WHIP
Bryan Hickerson, L ERA: 3.41 (1, 1)	6.0	W	22	5	1	1	4	1	0	0	0	0	1	55	87	1.50	1.000
Rod Beck, R ERA: 3.15 (7, 1)	2.0		8	2	1	1	1	0	0	0	0	0	1	16	24	4.50	1.000
Dave Righetti, L ERA: 3.27 (9, 1)	1.0	S	4	1	0	0	1	0	0	0	0	0	0	15	21	0.00	1.000

BOTTOM

San Francisco Giants @ Cincinnati Reds
Riverfront Stadium, Cincinnati, OH

Wed Sep 11 1991, 7:05 PM EDT
Att: 16,279 - Cloudy - 80 F

AB	32
R	2
H	8
RBI	2
BB	1
SO	6
LOB	7



Batter	1	2	3	4	5	6	7	8	9	AB R H RBI BB SO LOB	TOP
Mike Felder, S OBP: 0.318, SLG: 0.334 (1, 9) X	0-0 P6		0-1 G6-3		1-2 G6-3			0-0		4 0 1 0 0 0 0	San Francisco Giants @ Cincinnati Reds Riverfront Stadium, Cincinnati, OH Thu Sep 12 1991, 3:33 AM EDT Att. 15,923 - Cloudy - 75 F
Willie McGee, S OBP: 0.354, SLG: 0.414 (1, 8) C X	0-1 1B 2B		1-2 G4-3			2-1 F9		1-3	4 1 1 0 0 1 1		
Kevin Bass, S OBP: 0.308, SLG: 0.366 (1, 7) C B B X	2-1 HR 1B		0-0 B2-3			1-1 G6-4-3 1B		0-2 G3-1	4 1 2 1 0 0 0		
Matt Williams, R OBP: 0.298, SLG: 0.483 (1, 5) B B B X	3-0 HR			1-1 F9		0-1 G6-4-3 1-2f		1-3 K	4 1 1 2 0 1 1		
Tom Herr, S OBP: 0.338, SLG: 0.277 (1, 4) C B X	1-1 G6-3			4-2 FC6-4 BB			0-0 F9	4-2 DI BB	2 0 0 0 2 0 0		
Dave Anderson, R OBP: 0.276, SLG: 0.304 (1, 3) X	0-0 G4-3			0-1 P4			1-2 L5	2-2 F8	3 0 0 0 0 0 1 1 0 0 0 0 0 1		
Will Clark, L OBP: 0.363, SLG: 0.541 (9, PH)											
Kirt Manwaring, R OBP: 0.280, SLG: 0.290 (1, 2) X		0-0 G6-3		0-1 FC6-4 1-2f			0-0 F9		3 0 0 0 0 0 1		
Mike Benjamin, R OBP: 0.205, SLG: 0.263 (1, 6) C X		0-1 F8			0-0 F8			1-1 F9	3 0 0 0 0 0 0		
Paul McClellan, R OBP: 0.158, SLG: 0.111 (1, 1) B C B X		2-1 G5-3			1-1 G6-3			2-1 F8	2 0 0 0 0 0 0 0 0 0 0 0 0 0 1 0 0 0 0 0 0 0 0 0 0 0 0 0		
Don Robinson, R OBP: 0.179, SLG: 0.184 (5, 1)											
Darren Lewis, R OBP: 0.362, SLG: 0.348 (8, PH)											
Kelly Downs, R OBP: 0.087, SLG: 0.087 (8, 1)											
Inning Stats	R: 3 H: 3 E: 0 LOB: 0 K: 0 BB: 0 S: 9 P: 15	R: 0 H: 0 E: 0 LOB: 0 K: 0 BB: 0 S: 5 P: 7	R: 0 H: 0 E: 0 LOB: 0 K: 0 BB: 0 S: 6 P: 7	R: 0 H: 0 E: 0 LOB: 1 K: 0 BB: 1 S: 8 P: 13	R: 0 H: 0 E: 0 LOB: 0 K: 0 BB: 0 S: 6 P: 8	R: 0 H: 1 E: 0 LOB: 0 K: 0 BB: 0 S: 6 P: 9	R: 0 H: 0 E: 0 LOB: 0 K: 0 BB: 0 S: 5 P: 6	R: 0 H: 1 E: 0 LOB: 1 K: 1 BB: 0 S: 8 P: 12	R: 0 H: 0 E: 0 LOB: 1 K: 1 BB: 1 S: 13 P: 20	1B: 2 SF: 0 2B: 2 SAC: 0 3B: 0 DP: 1 HR: 1 HBP: 0	WP: 0 PA: 33 PB: 0 SB: 0 CS: 0
PITCHER Tom Browning, L ERA: 4.22 (1, 1)	IP WLS BF H R ER SO BB IBB HBP BLK WP HR S P ERA WHIP	7.2 W 28 5 3 3 0 1 0 0 0 0 1 50 73 3.52 0.783									
Rob Dibble, R ERA: 2.38 (8, 1)	1.1 S 5 0 0 0 2 1 0 0 0 0 0 0 16 24 0.00 0.750										

AB	31
R	3
H	5
RBI	3
BB	2
SO	2
LOB	5



BOTTOM

San Francisco Giants @ Cincinnati Reds
Riverfront Stadium, Cincinnati, OH

livebaseballscorecards.com

AB	32
R	7
H	9
RBI	7
BB	1
SO	4
LOB	6



WP:	0	PA:	34
PB:	0	SB:	0
CS:	0		

Thu Sep 12 1991, 3:33 AM EDT
Att. 15,923 - Cloudy - 75 F

AB	R	H	RBI	BB	SO	LOB
4	0	1	0	0	0	1
4	2	2	3	0	1	1
4	2	2	1	0	0	0
4	1	1	0	0	0	1
3	1	1	0	1	0	0
4	0	1	3	0	0	1
4	0	0	0	0	1	2
2	1	1	0	0	1	0
1	0	0	0	0	0	0
2	0	0	0	0	1	0
0	0	0	0	0	0	0

Batter	1	2	3	4	5	6	7	8	9
Billy Hatcher, R OBP: 0.309, SLG: 0.356 (1, 8) B X	1-0 F7 ①		0-1 1B C X		3-1 G5-3 ② 2-3		1-1 G6-3 ③		
Mariano Duncan, R OBP: 0.284, SLG: 0.422 (1, 7) (6, 6) B S B X	2-1 HR ①		2-1 F8 ③ 1 SAFE 1 SAFE		0-0 HR 3-H			2-3 K ①	
Hal Morris, L OBP: 0.371, SLG: 0.492 (1, 3) C B C X	1-2 L8 ②			1-1 G4-3 ① B F X	2-0 HR 2-0			2-2 3B 2B C B B S X	
Paul O'Neill, L OBP: 0.349, SLG: 0.484 (1, 9) C X	0-1 G3 ③			0-0 1B FC3-6 2B X	0-0 P6 ③			1-0 P3 ② B X	
Chris Sabo, R OBP: 0.362, SLG: 0.518 (1, 5) F B B B B X		3-2 P4 ①		3-1 FC3-6 1B 2-3 B F B X		1-1 G4-3 ① B C X		4-0 3B IBB B X	
Luis Quinones, S OBP: 0.320, SLG: 0.331 (1, 4) B X		1-0 P4 ②		0-1 FC3-6 ② 1 SAFE 1-2f 3-H		2-2 G3 ② B F S B X		0-0 3B 1-H 2-H B X	
Jeff Reed, L OBP: 0.325, SLG: 0.361 (1, 2) X		0-0 G1-3 ③		0-1 F7 ③ F X		1-3 K ③ C B C S		0-1 F8 ③ F X	
Freddie Benavides, R OBP: 0.304, SLG: 0.302 Chris Jones, R OBP: 0.400, SLG: 0.417 (6, 7) B S B F F F S			2-3 K ①		2-1 G5-3 SH5 HR 1B B F B X		0-0 G5-3 ① X		
Tom Browning, L OBP: 0.212, SLG: 0.222 Rob Dibble, L (8, 1) B S T O C S			1-3 K ②		0-0 SH5 ① X		1-2 F8 ② B F B X		

Inning	1	2	3	4	5	6	7	8	9
R:	1	0	0	1	2	0	0	2	
H:	1	0	1	2	3	0	0	2	
E:	0	0	0	0	0	0	0	0	
K:	0	0	2	0	1	1	0	1	
S:	8	8	8	9	13	8	6	10	
LOB:	0	0	1	1	0	0	0	1	
BB:	0	0	0	0	0	0	0	1	
P:	12	12	19	13	15	12	8	19	

PITCHER	IP	WLS	BF	H	R	ER	SO	BB	IBB	HBP	BLK	WP	HR	S	P	ERA	WHIP
Paul McClellan, R ERA: 5.19 (1, 1)	4.2	L	21	7	5	5	2	0	0	0	0	0	3	46	70	9.64	1.500
Don Robinson, R ERA: 4.58 (5, 1)	2.1		7	0	0	0	1	0	0	0	0	0	0	15	21	0.00	0.000
Kelly Downs, R ERA: 4.06 (8, 1)	1.0		6	2	2	2	1	0	1	0	0	0	0	10	19	18.00	2.000

Batter	1	2	3	4	5	6	7	8	9	AB R H RBI BB SO LOB	TOP		
Steve Finley, L (1, 8) OBP: 0.334, SLG: 0.419 Curt Schilling, R (8, 1) OBP: 1.000, SLG: 1.000	3-1 G3		0-0 P2		0-3 K			0-1 G4-3		4 0 0 0 0 1 2 0 0 0 0 0 0 0			
Craig Biggio, R (1, 2) OBP: 0.367, SLG: 0.382 Scott Servais, R (4, 2)	1-1 F9		0-1 P6		1-2 G5-3			1-1 F8		2 0 0 0 0 0 1 2 0 0 0 0 0 1			
5 Jeff Bagwell, R (1, 3) OBP: 0.383, SLG: 0.442 Jose Tolentino, L (6, PH) OBP: 0.300, SLG: 0.447 (6, 3)	1-2 F9			0-0 F7		1-2 F8			1-1 F7	2 0 0 0 0 0 0 2 0 0 0 0 0 0			
Luis Gonzalez, L (1, 7) OBP: 0.310, SLG: 0.438		1-1 HR		1-1 L3		0-1 G4-3			2-3 K	4 1 1 1 0 1 0			
Ken Caminiti, S (1, 5) OBP: 0.313, SLG: 0.384 Rafael Ramirez, R (6, PH) OBP: 0.280, SLG: 0.299 (6, 6)		0-1 G3-1		1-0 2B		1-2 G4-3			0-1 1B 1B	2 0 1 0 0 0 0 2 0 1 0 0 0 0			
Casey Candaele, S (1, 9) OBP: 0.319, SLG: 0.367 (6, 5)		3-2 F7		0-0 G3-1			1-0 F8		3-2 1B	4 0 1 0 0 0 1			
Andujar Cedeno, R (1, 6) OBP: 0.283, SLG: 0.421 Mark Davidson, R (6, 9) OBP: 0.265, SLG: 0.277		3-2 F9			1-2 2B SF9 1B		1-3 K		0-0 L6	2 1 1 0 0 0 0 2 0 0 0 0 1 2			
Andy Mota, R (1, 4) OBP: 0.217, SLG: 0.289			0-1 1B		2-2 SF9 2B		0-2 F9			3 0 2 0 0 0 0			
Ryan Bowen, R (1, 1) OBP: 0.278, SLG: 0.250 Jim Corsi, R (2, 1) Mike Simms, R (5, PH) OBP: 0.290, SLG: 0.270 Dwayne Henry, R (5, 1) Rob Mallicoat, L (7, 1) Gerald Young, S (8, PH) OBP: 0.307, SLG: 0.273 (8, 8)			0-3 K		0-1 SF9			2-2 F9		0 0 0 0 0 0 0 1 0 0 0 0 1 1 0 0 0 1 0 0 0 0 0 0 0 0 0 0 0 0 0 0 0 0 0 1 0 0 0 0 0 0			
Inning Stats	R: 0 H: 0 E: 0 LOB: 0 K: 0 BB: 0 S: 7 P: 12	R: 1 H: 1 E: 0 LOB: 0 K: 0 BB: 0 S: 11 P: 18	R: 0 H: 1 E: 0 LOB: 1 K: 1 BB: 0 S: 8 P: 8	R: 0 H: 1 E: 0 LOB: 1 K: 0 BB: 0 S: 5 P: 7	R: 1 H: 2 E: 0 LOB: 1 K: 1 BB: 0 S: 14 P: 18	R: 0 H: 0 E: 0 LOB: 0 K: 0 BB: 0 S: 10 P: 12	R: 0 H: 0 E: 0 LOB: 0 K: 1 BB: 0 S: 7 P: 9	R: 0 H: 0 E: 0 LOB: 0 K: 0 BB: 0 S: 7 P: 10	R: 0 H: 2 E: 0 LOB: 2 K: 1 BB: 0 S: 11 P: 17	1B: 4 SF: 1 2B: 2 SAC: 0 3B: 0 DP: 0 HR: 1 HBP: 0	WP: 0 PA: 34 PB: 0 SB: 0 CS: 0		
PITCHER	IP WLS BF H R ER SO BB IBB HBP BLK WP HR S P ERA WHIP											PITCHER	IP WLS BF H R ER SO BB IBB HBP BLK WP HR S P ERA WHIP
Jack Armstrong, R (1, 1) ERA: 5.34 Gino Minutelli, L (8, 1) ERA: 6.87	7.0 W 26 5 2 2 3 0 0 0 0 0 0 1 62 84 2.57 0.714												

Houston Astros @ Cincinnati Reds
Riverfront Stadium, Cincinnati, OH

Fri Sep 13 1991, 7:05 PM EDT
Att. 22,205 - Cloudy - 87 F

livebaseballscorecards.com

AB	33
R	2
H	7
RBI	2
BB	0
SO	4
LOB	8



Batter	1	2	3	4	5	6	7	8	9	AB	R	H	RBI	BB	SO	LOB
Bill Doran, S (1, 7) OBP: 0.356, SLG: 0.372 Chris Jones, R (6, 7) OBP: 0.392, SLG: 0.408	3-2 	1-1 	0-0 		2-1 	1-0 				4	3	3	0	0	0	0
Mariano Duncan, R (1, 6) OBP: 0.289, SLG: 0.425	1-0 	0-0 	2-2 		1-1 		2-3 			5	3	3	1	0	1	0
Hal Morris, L (1, 3) OBP: 0.373, SLG: 0.492	3-3 	1-0 	3-1 		4-2 		2-2 			4	2	2	3	1	1	2
Paul O'Neill, L (1, 9) OBP: 0.355, SLG: 0.501	0-1 	2-2 	4-0 		1-0 		2-0 			4	2	4	5	1	0	0
Chris Sabo, R (1, 5) OBP: 0.362, SLG: 0.523	2-2 	1-1 	1-1 		1-0 		1-3 			5	1	2	3	0	1	4
Luis Quinones, S (1, 4) OBP: 0.322, SLG: 0.329	1-0 	3-1 	0-0 		0-1 		2-0 			4	0	1	0	0	0	3
Billy Hatcher, R (1, 8) OBP: 0.310, SLG: 0.355				0-0 	0-1 		0-0 			4	1	1	0	1	0	3
Joe Oliver, R (1, 2) OBP: 0.263, SLG: 0.357 Donnie Scott, S (8, 2)		2-1 	0-0 		2-2 		3-3 			4	1	1	0	0	1	2
Jack Armstrong, R (1, 1) OBP: 0.083, SLG: 0.057 Gino Minutelli, L (8, 1)		1-3 	1-3 		0-0 		0-2 			4	0	0	0	0	2	2

Inning Stats	R: 2	H: 3	E: 0	K: 1	S: 15	LOB: 1	BB: 0	P: 25	R: 6	H: 5	E: 0	K: 1	S: 20	LOB: 1	BB: 1	P: 38	R: 3	H: 4	E: 1	K: 1	S: 14	LOB: 2	BB: 1	P: 25	R: 0	H: 1	E: 0	K: 0	S: 6	LOB: 0	BB: 0	P: 8	R: 2	H: 3	E: 0	K: 0	S: 12	LOB: 2	BB: 1	P: 21	R: 0	H: 0	E: 0	K: 1	S: 8	LOB: 0	BB: 0	P: 12	R: 0	H: 1	E: 0	K: 2	S: 10	LOB: 1	BB: 0	P: 17	R: 0	H: 0	E: 0	K: 0	S: 6	LOB: 0	BB: 0	P: 10
--------------	------	------	------	------	-------	--------	-------	-------	------	------	------	------	-------	--------	-------	-------	------	------	------	------	-------	--------	-------	-------	------	------	------	------	------	--------	-------	------	------	------	------	------	-------	--------	-------	-------	------	------	------	------	------	--------	-------	-------	------	------	------	------	-------	--------	-------	-------	------	------	------	------	------	--------	-------	-------

PITCHER	IP	WLS	BF	H	R	ER	SO	BB	IBB	HBP	BLK	WP	HR	S	P	ERA	WHIP
Ryan Bowen, R (1, 1) ERA: 6.04	1.2	L	15	8	8	8	2	1	0	0	0	0	0	30	55	43.20	5.400
Jim Corsi, R (2, 1) ERA: 3.93	2.1		12	5	3	3	1	0	1	0	0	0	0	25	41	11.57	2.143
Dwayne Henry, R (5, 1) ERA: 3.29	2.0		10	3	2	2	1	1	0	0	0	0	1	20	33	9.00	2.000
Rob Mallicoat, L (7, 1) ERA: 3.68	1.0		4	1	0	0	2	0	0	0	0	0	0	10	17	0.00	1.000
Curt Schilling, R (8, 1) ERA: 4.18	1.0		3	0	0	0	0	0	0	0	0	0	0	6	10	0.00	0.000

BOTTOM

Houston Astros @ Cincinnati Reds
 Riverfront Stadium, Cincinnati, OH

Fri Sep 13 1991, 7:05 PM EDT
 Att. 22,205 - Cloudy - 87 F

AB	40
R	13
H	17
RBI	12
BB	3
SO	6
LOB	16

livebaseballscorecards.com

WP	PA	1B	SF	2B	SAC	3B	DP	HR	HBP	CS
0	44	11	0	4	0	0	1	2	1	0

Batter	1	2	3	4	5	6	7	8	9	AB R H RBI BB SO LOB	TOP	
Kenny Lofton, L OBP: 0.800, SLG: 1.000 (1, 8)	4-0 1B 5 2B BB		0-0 G4-3		1-0 1-2 1B			2-2 1B SH3-4 1B	1-1 E 2B	4 3 3 0 1 0 0	Houston Astros @ Cincinnati Reds Riverfront Stadium, Cincinnati, OH Sat Sep 14 1991, 7:05 PM EDT Att. 25,829 - Cloudy - 87 F	
Steve Finley, L OBP: 0.333, SLG: 0.416 (1, 9)	1-3 K		2-1 F7		0-2 G4-3		1-0 SH3-4 1-2	4-0 WP 5 SF7 IBB	3 1 0 0 1 1 3			
Craig Biggio, R OBP: 0.369, SLG: 0.383 (1, 2)	0-2 5 2B 1B		1-0 F9		2-1 G5-3		1-1 1B 1B	4-2 1B BB	4 2 2 1 1 0 0			
5 Jeff Bagwell, R OBP: 0.381, SLG: 0.443 (1, 3)	1-2 1-H 3-H 2B		0-2 G4-3		0-0 F8		0-0 G5-3	0-0 SF7	4 0 1 3 0 0 1			
Ken Caminiti, S OBP: 0.313, SLG: 0.384 (1, 5)	0-3 K		2-2 G4-3		0-0 G6-3		0-2 1B 1B	0-0 S 1B	5 0 2 1 0 1 1			
Casey Candaele, S OBP: 0.318, SLG: 0.366 Rob Mallicoat, L Curt Schilling, R OBP: 0.500, SLG: 0.500 (1, 7) (8, 1) (8, 1)	1-3 K		3-1 F9		1-1 G5-3		0-2 S 1B	1-2 G3	4 0 1 0 0 1 1 0 0 0 0 0 0 0 1 0 0 0 0 0 2			
Andujar Cedeno, R OBP: 0.287, SLG: 0.429 (1, 6)		3-2 G6-3		2-2 1B 1B		2-1 2B	3-3 K		4 0 2 0 0 1 2			
Andy Mota, R OBP: 0.200, SLG: 0.265 (1, 4)		1-2 G4-3		0-1 L7		1-1 F8		0-2 G6-3	4 0 0 0 0 0 2			
Mark Portugal, R OBP: 0.288, SLG: 0.233 Rafael Ramirez, R OBP: 0.278, SLG: 0.297 Xavier Hernandez, L Luis Gonzalez, L OBP: 0.311, SLG: 0.440 (1, 1) (7, PH) (7, 1) (8, 7)		2-2 G6-3		2-3 K		1-0 G6-3		0-2 2B WP 1B	2 0 0 0 0 1 1 1 0 0 0 0 0 1 0 0 0 0 0 0 0 1 1 1 0 0 0 0			
Inning Stats	R: 2 E: 0 K: 3 S: 17 H: 2 LOB: 1 BB: 1 P: 24	R: 0 E: 0 K: 0 S: 13 H: 0 LOB: 0 BB: 0 P: 19	R: 0 E: 0 K: 0 S: 4 H: 0 LOB: 0 BB: 0 P: 7	R: 0 E: 0 K: 0 S: 8 H: 0 LOB: 0 BB: 0 P: 13	R: 0 E: 0 K: 1 S: 16 H: 2 LOB: 2 BB: 0 P: 21	R: 0 E: 0 K: 0 S: 4 H: 0 LOB: 0 BB: 0 P: 6	R: 0 E: 0 K: 0 S: 7 H: 1 LOB: 1 BB: 0 P: 12	R: 2 E: 0 K: 1 S: 17 H: 4 LOB: 2 BB: 0 P: 24	R: 3 E: 0 K: 0 S: 16 H: 3 LOB: 2 BB: 2 P: 26	1B: 9 2B: 3 3B: 0 HR: 0 SF: 1 SAC: 1 DP: 0 HBP: 0	WP: 3 PB: 0 SB: 2 CS: 0 PA: 42	
PITCHER	IP WLS BF H R ER SO BB IBB HBP BLK WP HR S P ERA WHIP	IP WLS BF H R ER SO BB IBB HBP BLK WP HR S P ERA WHIP	IP WLS BF H R ER SO BB IBB HBP BLK WP HR S P ERA WHIP	IP WLS BF H R ER SO BB IBB HBP BLK WP HR S P ERA WHIP	IP WLS BF H R ER SO BB IBB HBP BLK WP HR S P ERA WHIP	IP WLS BF H R ER SO BB IBB HBP BLK WP HR S P ERA WHIP	IP WLS BF H R ER SO BB IBB HBP BLK WP HR S P ERA WHIP	IP WLS BF H R ER SO BB IBB HBP BLK WP HR S P ERA WHIP	IP WLS BF H R ER SO BB IBB HBP BLK WP HR S P ERA WHIP	ERA WHIP	ERA WHIP	
Randy Myers, L ERA: 3.57 (1, 1)	7.1											
Rob Dibble, R ERA: 2.82 (8, 1)	1.0	L										
Ted Power, R ERA: 3.27 (9, 1)	0.2											

AB	37
R	7
H	12
RBI	5
BB	3
SO	5
LOB	14



Batter	1	2	3	4	5	6	7	8	9	AB	R	H	RBI	BB	SO	LOB
Bill Doran, S (1, 7) OBP: 0.352, SLG: 0.368	3-3 K		0-0 G6-3		1-2 E6			2-1 L4		4	0	0	0	0	1	0
Mariano Duncan, R (1, 6) OBP: 0.292, SLG: 0.437	1-0 G1-3			0-0 HR	0-0 P2			0-1 1B 1B		4	1	2	1	0	0	1
Hal Morris, L (1, 3) OBP: 0.377, SLG: 0.500	4-1 BB			1-1 HR		2-2 G5-3		2-2 1B		3	1	2	1	1	0	0
Paul O'Neill, L (1, 9) OBP: 0.354, SLG: 0.505	0-0 P6			1-1 HR		2-2 G3		1-3 K		4	1	1	1	0	1	3
Chris Sabo, R (1, 5) OBP: 0.360, SLG: 0.519		0-2 G5-3		2-2 G5-3		2-3 K		1-1 F9		4	0	0	0	0	1	2
Luis Quinones, S (1, 4) OBP: 0.315, SLG: 0.321		2-3 K		0-1 G3		2-3 K		1-1 G4-3		4	0	0	0	0	2	0
Billy Hatcher, R (1, 8) OBP: 0.310, SLG: 0.354		2-2 G4-3		0-1 P2		0-1 1B CS 1B		2-2 G6-3		4	0	1	0	0	0	0
Joe Oliver, R (1, 2) OBP: 0.264, SLG: 0.357			0-2 F9		1-1 F9		0-0 1B		2-2 P6	3	0	1	0	0	0	0
Jeff Reed, L (9, PH) OBP: 0.323, SLG: 0.360							1-3 1B			1	0	0	0	0	0	0
Randy Myers, L (1, 1) OBP: 0.231, SLG: 0.240			1-0 L1		0-3 K		0-3 K			3	0	0	0	0	2	2
Rob Dibble, L (8, 1)										0	0	0	0	0	0	0
Ted Power, R (9, 1)										0	0	0	0	0	0	0

Inning Stats	R: 0	H: 0	E: 0	K: 1	S: 6	H: 0	LOB: 1	BB: 1	P: 14	R: 0	H: 0	E: 0	K: 1	S: 10	H: 0	LOB: 0	BB: 0	P: 14	R: 0	H: 0	E: 0	K: 0	S: 5	R: 3	H: 3	E: 0	K: 0	S: 12	H: 0	LOB: 1	BB: 0	P: 12	R: 0	H: 0	E: 0	K: 1	S: 10	R: 0	H: 0	E: 0	K: 1	S: 13	H: 2	LOB: 2	BB: 0	P: 13	R: 0	H: 2	E: 0	K: 1	S: 13	H: 2	LOB: 2	BB: 0	P: 19	R: 0	H: 2	E: 0	K: 2	S: 11	R: 0	H: 2	E: 0	K: 1	S: 13	H: 0	LOB: 0	BB: 0	P: 13	R: 0	H: 0	E: 0	K: 0	S: 8	1B: 4	SF: 0	2B: 1	SAC: 0	3B: 0	DP: 1	HR: 3	HBP: 0	WP: 0	PA: 35
--------------	------	------	------	------	------	------	--------	-------	-------	------	------	------	------	-------	------	--------	-------	-------	------	------	------	------	------	------	------	------	------	-------	------	--------	-------	-------	------	------	------	------	-------	------	------	------	------	-------	------	--------	-------	-------	------	------	------	------	-------	------	--------	-------	-------	------	------	------	------	-------	------	------	------	------	-------	------	--------	-------	-------	------	------	------	------	------	-------	-------	-------	--------	-------	-------	-------	--------	-------	--------

PITCHER	IP	WLS	BF	H	R	ER	SO	BB	IBB	HBP	BLK	WP	HR	S	P	ERA	WHIP
Mark Portugal, R (1, 1) ERA: 4.07	6.0		23	3	3	3	4	1	0	0	0	0	0	15	19	4.50	0.667
Xavier Hernandez, R (7, 1) ERA: 5.69	1.1	W	6	3	0	0	2	0	0	0	0	0	0	7	10	0.00	3.000
Rob Mallicoat, L (8, 1) ERA: 3.6	0.1		2	1	0	0	1	0	0	0	0	0	0	10	16	0.00	0.000
Curt Schilling, R (8, 1) ERA: 4.09	1.1	S	4	0	0	0	0	0	0	0	0	0	0	10	16	0.00	0.000

BOTTOM

Houston Astros @ Cincinnati Reds
Riverfront Stadium, Cincinnati, OH
Sat Sep 14 1991, 7:05 PM EDT
Att: 25,829 - Cloudy - 87 F

livebaseballscorecards.com

AB	34
R	3
H	7
RBI	3
BB	1
SO	7
LOB	8



Batter	1	2	3	4	5	6	7	8	9	AB R H RBI BB SO LOB	TOP											
Kenny Lofton, L (1, 8) OBP: 0.556, SLG: 0.625	2-3 K		1-1 F8			0-0 5 1B	1-3 K			4 0 1 0 0 2 2	Houston Astros @ Cincinnati Reds Riverfront Stadium, Cincinnati, OH Sun Sep 15 1991, 3:33 AM EDT Att. 19,585 - Sunny - 88 F											
Steve Finley, L (1, 9) OBP: 0.331, SLG: 0.413	2-3 K			1-2 G6-3		0-1 L4		0-0 P3		4 0 0 0 0 1 1												
5 Jeff Bagwell, R (1, 3) OBP: 0.384, SLG: 0.447	1-1 2B			0-0 E 1B		0-0 1B		1-3 K		4 0 3 0 0 1 0												
Luis Gonzalez, L (1, 7) OBP: 0.308, SLG: 0.435	2-3 K			0-0 L9		0-1 L6		0-1 F9		4 0 0 0 0 1 4												
Ken Caminiti, S (1, 5) OBP: 0.312, SLG: 0.382 Jim Corsi, R (6, 1) Jose Tolentino, L (9, PH) OBP: 0.293, SLG: 0.436		2-2 G4-3		0-0 E4		1-3 K		2-1 F8		3 0 0 0 0 1 3 0 0 0 0 0 0 0 1 0 0 0 0 0 0												
Andujar Cedeno, R (1, 6) OBP: 0.281, SLG: 0.419		0-0 P2		2-3 K			0-0 G6-3		0-1 F8	4 0 0 0 0 1 2												
Andy Mota, R (1, 4) OBP: 0.204, SLG: 0.264		0-1 G4-3			1-0 P6		1-1 1B		0-0 F7	4 0 1 0 0 0 0												
Scott Servais, R (1, 2)			1-0 F9		0-3 K		1-1 F9			3 0 0 0 0 1 1												
Chris Gardner, R (1, 1) Gary Cooper, R (5, PH) Jeff Juden, R (5, 1) Casey Candaele, S (6, 5) OBP: 0.320, SLG: 0.367			1-0 G3		1-0 F8		2-2 1B			1 0 0 0 0 0 0 1 0 0 0 0 0 0 0 0 0 0 0 0 0 1 0 1 0 0 0 0												
Inning Stats	R: 0 E: 0 K: 3 S: 17	H: 1 LOB: 1 BB: 0 P: 24	R: 0 E: 0 K: 0 S: 6	H: 0 LOB: 0 BB: 0 P: 8	R: 0 E: 0 K: 0 S: 4	H: 0 LOB: 0 BB: 0 P: 7	R: 0 E: 1 K: 1 S: 11	H: 1 LOB: 2 BB: 0 P: 14	R: 0 E: 0 K: 1 S: 5	H: 0 LOB: 0 BB: 0 P: 7		R: 0 E: 0 K: 1 S: 9	H: 2 LOB: 2 BB: 0 P: 10	R: 0 E: 0 K: 1 S: 11	H: 2 LOB: 2 BB: 0 P: 16	R: 0 E: 0 K: 1 S: 6	H: 0 LOB: 0 BB: 0 P: 7	R: 0 E: 0 K: 0 S: 5	H: 0 LOB: 0 BB: 0 P: 7	1B: 5 2B: 1 3B: 0 HR: 0	SF: 0 SAC: 0 DP: 0 HBP: 0	WP: 0 PB: 0 SB: 0 CS: 0
PITCHER	IP WLS BF H R ER SO BB IBB HBP BLK WP HR S P ERA WHIP												IP WLS BF H R ER SO BB IBB HBP BLK WP HR S P ERA WHIP									
Jose Rijo, R (1, 1) ERA: 2.39 Milt Hill, R (8, 1) ERA: 3.51	7.0 W 28 6 0 0 7 0 0 0 0 0 0 0 63 86 0.00 0.857												2.0 6 0 0 0 1 0 0 0 0 0 0 0 11 14 0.00 0.000									

livebaseballscorecards.com

AB	34
R	0
H	6
RBI	0
BB	0
SO	8
LOB	13



Batter	1	2	3	4	5	6	7	8	9	10	11	12	AB	R	H	RBI	BB	SO	LOB	TOP						
Bill Doran, S OBP: 0.354, SLG: 0.370 (1, 7) FC6-4 1B			G4-3			P4		P4		G3		BB 1B	6	1	3	0	0	0	2							
Mariano Duncan, R OBP: 0.294, SLG: 0.444 (1, 6) FC6-4 1B			L8			P4		K		K		BB 1B	6	0	1	0	0	2	4							
Hal Morris, L OBP: 0.380, SLG: 0.499 (1, 3) L4-3 1B					G3-1		G4-3		1B 1B			BB BB	5	1	2	0	1	0	1							
Paul O'Neill, L OBP: 0.324, SLG: 0.510 (9, PH) Carmelo Martinez, R OBP: 0.328, SLG: 0.388 (9, PR) Stan Jefferson, S (9, 1) Rob Dibble, L (10, PH) Donnie Scott, S (10, 1) Ted Power, R (12, 1) Gino Minutelli, L (12, 1) Milt Hill, R (12, 1)		F7		G3-1		G3-1		1B	1B 1B	G4-3		BB BB	3	0	1	0	0	0	0							
Chris Sabo, R OBP: 0.354, SLG: 0.510 (1, 5) BLK 1B				G5-3		F8		F8		L4		G6-3	6	1	1	0	0	0	6							
Luis Quinones, S OBP: 0.308, SLG: 0.326 (1, 4) F9					F8		G3-1		P3		F7	P5	6	0	0	0	0	0	7							
Billy Hatcher, R OBP: 0.314, SLG: 0.359 (1, 8) SAFE 1B				G4-3		G4-3		E S 1B	1B 1B	G6-3			5	0	3	2	0	0	0							
Jeff Reed, L OBP: 0.324, SLG: 0.359 (1, 2) SAFE G4-3					F9		F9		K	1B		F8	5	0	1	1	0	1	2							
Scott Scudder, R OBP: 0.120, SLG: 0.240 (1, 1) Eric Davis, R OBP: 0.352, SLG: 0.388 (8, PH) Norm Charlton, S OBP: 0.043, SLG: 0.087 (8, 1) Chris Jones, R OBP: 0.389, SLG: 0.462 (9, PH) (9, 9) K									E6	G5-3		HR	2	0	0	0	0	2	0							
Inning Stats	R: 0 E: 0 K: 0 S: 7	H: 1 LOB: 0 BB: 0 P: 10	R: 1 E: 0 K: 0 S: 11	H: 2 LOB: 1 BB: 0 P: 16	R: 0 E: 0 K: 1 S: 5	H: 0 LOB: 0 BB: 0 P: 9	R: 0 E: 0 K: 0 S: 4	H: 0 LOB: 0 BB: 0 P: 7	R: 0 E: 0 K: 1 S: 5	H: 0 LOB: 0 BB: 0 P: 9	R: 0 E: 0 K: 0 S: 7	H: 1 LOB: 1 BB: 0 P: 12	R: 0 E: 1 K: 2 S: 11	H: 1 LOB: 2 BB: 0 P: 16	R: 2 E: 0 K: 0 S: 18	H: 4 LOB: 2 BB: 0 P: 28	R: 0 E: 0 K: 1 S: 13	H: 1 LOB: 1 BB: 0 P: 22	R: 0 E: 0 K: 0 S: 6	H: 0 LOB: 0 BB: 0 P: 10	R: 2 E: 0 K: 0 S: 16	H: 3 LOB: 3 BB: 2 P: 30	1B: 13 2B: 1 3B: 0 HR: 1	SF: 0 SAC: 0 DP: 1 HBP: 0	WP: 0 PB: 0 SB: 1 CS: 1	PA: 51
PITCHER	IP	WLS	BF	H	R	ER	SO	BB	IBB	HBP	BLK	WP	HR	S	P	ERA	WHIP									
Orel Hershiser, R ERA: 3.82 (1, 1)	7.0		24	5	1	1	2	0	0	0	1	0	0	46	73	1.29	0.714									
Jim Cott, R ERA: 2.87 (8, 1)	1.0		6	2	1	1	2	0	0	0	0	0	0	12	18	9.00	2.000									
John Candelaria, L ERA: 3.77 (9, 1)	0.0		1	1	0	0	0	0	0	0	0	0	0	3	5	∞	∞									
Roger McDowell, R ERA: 3.07 (9, 1)	0.1		1	0	0	0	0	0	0	0	0	0	0	3	5	0.00	0.000									
Steve Wilson, L ERA: 3.6 (9, 1)	0.1		1	0	0	0	0	0	0	0	0	0	0	4	7	0.00	0.000									
PITCHER	IP	WLS	BF	H	R	ER	SO	BB	IBB	HBP	BLK	WP	HR	S	P	ERA	WHIP									
Kevin Gross, R ERA: 3.6 (9, 1)	1.1		7	3	1	1	1	0	0	0	0	0	0	14	21	6.75	2.250									
Tim Crews, R ERA: 2.97 (11, 1)	1.1		7	3	2	2	0	0	0	0	0	0	1	14	21	13.50	2.250									
Dennis Cook, L ERA: 0.79 (12, 1)	0.0		1	0	0	0	0	1	0	0	0	0	0	2	6	∞	∞									
John Wetteland, R ERA: (12, 1)	0.2	W	3	0	0	0	0	1	0	0	0	0	0	6	13	0.00	1.500									

Cincinnati Reds @ Los Angeles Dodgers
Dodger Stadium, Los Angeles, CA
 Mon Sep 16 1991, 7:05 PM PDT
 Att. 30,676 - Sunny - 68 F

AB	49
R	5
H	14
RBI	5
BB	2
SO	5
LOB	26



Batter	1	2	3	4	5	6	7	8	9	10	11	12	AB	R	H	RBI	BB	SO	LOB
Brett Butler, L OBP: 0.406, SLG: 0.347 (1, 8)	0-2 G6-3		4-1 FC3-6 BB		2-2 SH1-3 SF8 2B		0-1 G4-3		0-1 P2		1-2 FC5-2-4 1B		5	1	2	0	1	0	2
Lenny Harris, L OBP: 0.351, SLG: 0.353 (1, 5) (9, 4)	3-2 L6		0-0 P1		0-0 SH1-3		0-1 L6		1-2 G1-3 1B		1-0 FC5-2-4		5	0	1	1	0	0	3
Darryl Strawberry, L OBP: 0.369, SLG: 0.485 (1, 9)	0-1 L7		1-0 P5		0-0 SF8		1-0 P5		0-0 G1-3		1-2 3-H		4	1	0	1	1	0	3
Eddie Murray, S OBP: 0.320, SLG: 0.403 (1, 3)		1-0 G6-3	2-2 FC3-6 1-2f		3-2 BB 1B			2-3 K	2-3 K			4-1 3B BB	6	1	2	1	0	2	4
Kal Daniels, L OBP: 0.346, SLG: 0.406 (1, 7) Mitch Webster, S OBP: 0.288, SLG: 0.330 (9, 7)		4-2 1B SF7 BB		0-0 L9	4-1 BB 1-2 BB		0-0 F7		0-0 P2		2-1 P2	4-0 2B 1B BB	2	1	0	0	2	0	0
Mike Scioscia, L OBP: 0.355, SLG: 0.375 (1, 2) Gary Carter, R OBP: 0.326, SLG: 0.384 (12, PH)		3-2 SF7 BB 1B		1-2 L8	1-0 G3-1		0-2 1B		0-2 P2		1-1 P2	2-3 K	5	0	2	0	0	0	2
Juan Samuel, R OBP: 0.328, SLG: 0.387 (1, 4) Steve Wilson, L (9, 1) Kevin Gross, R OBP: 0.346, SLG: 0.333 (10, PH) Chris Gwynn, L OBP: 0.370, SLG: 0.430 (11, 1) Tim Crews, R (12, 1) Dennis Cook, L John Wetteland, R (12, PH) Eric Karros, R OBP: 0.143, SLG: 0.288 (12, PH)		4-1 SF7 BB		3-2 2B		1-1 L6		2-3 K	2-2 F9		0-1 1B 2B	3	0	1	0	1	1	1	
Alfredo Griffin, S OBP: 0.288, SLG: 0.275 (1, 6) Dave Hansen, L OBP: 0.320, SLG: 0.438 (9, PH) Jose Offerman, S OBP: 0.336, SLG: 0.210 (10, 6)		0-0 SF7		4-0 IBB		1-1 B5-3			2-1 SH 1B		4-2 1B SH1-4 BB	4-0 1B IBB	1	0	0	1	1	0	0
Orel Hershiser, R OBP: 0.323, SLG: 0.321 (1, 1) Jim Coit, R OBP: 0.500, SLG: 0.500 (9, 1) John Carmichael, L (9, 5) Mike Sharperson, R OBP: 0.351, SLG: 0.348 (9, 1) Roger McDowell, R (9, PH) Stan Javier, S OBP: 0.356, SLG: 0.287 (9, PH) Tom Goodwin, L OBP: 0.333, SLG: 0.333 (10, 5) Jeff Hamilton, R OBP: 0.256, SLG: 0.301 (10, 5)		1-3 K		0-2 F9		0-2 B1-3			0-2 SH 1B		0-1 SH1-4	0-1 1B	3	0	0	0	0	1	4

Inning Stats	R: 0	H: 0	E: 0	K: 8	S: 8	R: 1	H: 1	E: 0	K: 15	S: 15	R: 0	H: 0	E: 0	K: 7	S: 7	R: 0	H: 1	E: 0	K: 12	S: 12	R: 1	H: 2	E: 0	K: 10	S: 10	R: 0	H: 0	E: 0	K: 7	S: 7	R: 0	H: 1	E: 0	K: 14	S: 14	R: 1	H: 2	E: 0	K: 14	S: 14	R: 0	H: 0	E: 0	K: 7	S: 7	R: 0	H: 1	E: 0	K: 8	S: 8	R: 3	H: 3	E: 0	K: 10	S: 10	R: 3	H: 3	E: 0	K: 10	S: 10	1B: 7	2B: 4	3B: 1	SF: 2	SAC: 3	DP: 1	HBP: 0	WP: 0	PA: 54
--------------	------	------	------	------	------	------	------	------	-------	-------	------	------	------	------	------	------	------	------	-------	-------	------	------	------	-------	-------	------	------	------	------	------	------	------	------	-------	-------	------	------	------	-------	-------	------	------	------	------	------	------	------	------	------	------	------	------	------	-------	-------	------	------	------	-------	-------	-------	-------	-------	-------	--------	-------	--------	-------	--------

PITCHER	IP	WLS	BF	H	R	ER	SO	BB	IBB	HBP	BLK	WP	HR	S	P	ERA	WHIP
Scott Scudder, R ERA: 3.84 (1, 1)	7.0		30	4	2	2	1	4	1	0	0	0	0	64	107	2.57	1.143
Norm Charlton, L ERA: 3.24 (8, 1)	1.0		4	1	0	0	2	0	0	0	0	0	0	14	18	0.00	1.000
Rob Dibble, R ERA: 2.9 (9, 1)	1.0		6	2	1	1	1	0	0	0	0	0	0	14	19	9.00	2.000
Ted Power, R ERA: 3.53 (10, 1)	2.0	L	10	2	3	3	0	3	0	0	0	0	0	18	40	13.50	2.500
Gino Minutelli, L ERA: 6.75 (12, 1)	0.1		1	0	0	0	1	0	0	0	0	0	0	3	5	0.00	0.000


BOTTOM

Cincinnati Reds @ Los Angeles Dodgers
Dodger Stadium, Los Angeles, CA

Mon Sep 16 1991, 7:05 PM PDT
Att: 30,676 - Sunny - 68 F

livebaseballscorecards.com

AB	40
R	6
H	11
RBI	6
BB	9
SO	5
LOB	21



Batter	1	2	3	4	5	6	7	8	9	AB R H RBI BB SO LOB	TOP									
Chris Jones, R (1, 7) OBP: 0.356, SLG: 0.421	2-0 L6		0-0 G6-3		3-1 L9			2-3 K	0-3 K	5 0 0 0 0 2 1										
Mariano Duncan, R (1, 6) OBP: 0.291, SLG: 0.438	2-1 G6-3			1-1 G5-3		3-1 F8		3-1 G6-3		4 0 0 0 0 0 0										
Chris Sabo, R (1, 5) OBP: 0.354, SLG: 0.508	3-2 P2			2-3 K		0-1 G6-3		1-0 HR		4 1 1 0 0 1 0										
Eric Davis, R (1, 8) OBP: 0.354, SLG: 0.401		1-0 G6-3		3-1 1B BB		2-3 K		1-0 HR		4 1 2 2 0 1 0										
Carmelo Martinez, R (1, 3) OBP: 0.330, SLG: 0.368		2-3 K		4-1 1B		2-0 P4		2-1 BB		3 0 1 0 1 1 0										
Paul O'Neill, L (1, 9) OBP: 0.355, SLG: 0.508		2-3 K		0-0 1B		2-2 G6-3		4-1 BB		3 0 1 0 1 1 0										
Luis Quinones, S (1, 4) OBP: 0.312, SLG: 0.346			2-1 SH1		0-1 F8		1-0 HR	1-0 F8		4 1 2 1 0 0 5										
Norm Charlton, S (8, 1) OBP: 0.043, SLG: 0.087										0 0 0 0 0 0 0										
Donnie Scott, S (1, 2) OBP: 0.125, SLG: 0.125			0-0 L7		3-2 F8		0-1 1B		2-1 G4-3	4 0 1 0 0 0 1										
Tom Browning, L (1, 1) OBP: 0.209, SLG: 0.219			0-1 SH1		1-0 G6-3		2-3 K		0-2 G6-3	1 0 0 0 0 0 0										
Joe Oliver, R (7, PH) OBP: 0.263, SLG: 0.355										1 0 0 0 0 1 1										
Steve Foster, R (7, 1)										0 0 0 0 0 0 0										
Bill Doran, S (8, 4) OBP: 0.353, SLG: 0.369			1-2							1 0 0 0 0 0 0										
Inning Stats	R: 0 E: 0 K: 0 S: 6	H: 0 LOB: 0 BB: 0 P: 13	R: 0 E: 0 K: 2 S: 7	H: 0 LOB: 0 BB: 0 P: 12	R: 0 E: 0 K: 0 S: 6	H: 1 LOB: 1 BB: 0 P: 8	R: 0 E: 0 K: 1 S: 11	H: 2 LOB: 3 BB: 1 P: 21	R: 0 E: 0 K: 0 S: 6	H: 0 LOB: 0 BB: 0 P: 13	R: 1 E: 0 K: 1 S: 11	H: 2 LOB: 1 BB: 0 P: 18	R: 2 E: 0 K: 1 S: 11	H: 3 LOB: 2 BB: 1 P: 25	R: 0 E: 0 K: 1 S: 8	H: 0 LOB: 0 BB: 0 P: 10	1B: 6 2B: 0 3B: 0 HR: 2	SF: 0 SAC: 1 DP: 0 HBP: 0	WP: 0 PB: 0 SB: 0 CS: 0	PA: 37
PITCHER	IP WLS BF H R ER SO BB IBB HBP BLK WP HR S P ERA WHIP																			
Bob Ojeda, L (1, 1) ERA: 3.29	7.2 W 32 8 3 3 6 1 0 0 0 0 2 64 116 3.52 1.174																			
Steve Wilson, L (8, 1) ERA: 3.31	1.1 S 5 0 0 0 1 1 0 0 0 0 0 0 10 17 0.00 0.750																			

Cincinnati Reds @ Los Angeles Dodgers
Dodger Stadium, Los Angeles, CA

Tue Sep 17 1991, 7:05 PM PDT
Att. 33,114 - Overcast - 68 F

livebaseballscorecards.com

AB 34
R 3
H 8
RBI 3
BB 2
SO 7
LOB 8



Batter	1	2	3	4	5	6	7	8	9
Brett Butler, L OBP: 0.405, SLG: 0.345 (1, 8)	1-1 G3	0-2 G4-3			0-0 P4	1-1 G6-3		4-2 BB	
Mike Sharperson, R OBP: 0.358, SLG: 0.353 (7, PH) Lenny Harris, L OBP: 0.350, SLG: 0.351 (8, 5) (8, 4)	0-0 BB HR 1B		1-1 L6		2-1 2B 1B		3-2 F9	0-0 G4-3	
Darryl Strawberry, L OBP: 0.368, SLG: 0.482 (1, 9)	4-2 HR BB		1-2 G4-3		0-0 F9		2-1 F8		
Eddie Murray, S OBP: 0.323, SLG: 0.413 (1, 3)	0-0 P6		1-0 1B		1-1 1B 2B		2-0 HR		
Kal Daniels, L OBP: 0.347, SLG: 0.414 Stan Javier, S OBP: 0.258, SLG: 0.287 (8, 7)	2-1 HR		1-0 F9		3-2 G6-3		2-1 BB 1B		
Juan Samuel, R OBP: 0.329, SLG: 0.387 Steve Wilson, L (8, 1)	1-2 S 1B			1-0 G5-3		1-1 P3	4-0 BB		
Gary Carter, R OBP: 0.328, SLG: 0.387 (1, 2)	2-2 G5-3			0-0 BB 2B		3-2 SH1-4 1B HBP	1-3 K		
Alfredo Griffin, S OBP: 0.290, SLG: 0.275 (1, 6)		1-1 F8		4-2 BB 2B BB		1-2 SH1-4 1B	1-0 G6-3		
Bob Ojeda, L OBP: 0.200, SLG: 0.216 Dave Hansen, L OBP: 0.314, SLG: 0.429 (8, 5)		0-0 L7		3-3 K		0-0 SH1-4	2-2 G4-3		

Inning Stats	R: 3	H: 3	E: 0	K: 0	S: 16	R: 0	H: 0	E: 0	K: 0	S: 6	R: 0	H: 1	E: 0	K: 0	S: 7	R: 1	H: 2	E: 0	K: 0	S: 9	R: 0	H: 1	E: 0	K: 0	S: 13	R: 1	H: 2	E: 0	K: 1	S: 14	R: 0	H: 0	E: 0	K: 0	S: 8
	LOB: 1	BB: 1	P: 26			LOB: 0	BB: 0	P: 7			LOB: 1	BB: 1	P: 11			LOB: 2	BB: 0	P: 19			LOB: 1	BB: 1	P: 15			LOB: 2	BB: 1	P: 28			LOB: 1	BB: 1	P: 15		

PITCHER	IP	WLS	BF	H	R	ER	SO	BB	IBB	HBP	BLK	WP	HR	S	P	ERA	WHIP
Tom Browning, L ERA: 4.27 (1, 1)	6.0	L	28	8	4	4	1	2	0	0	0	0	1	58	93	6.00	1.667
Steve Foster, R ERA: 3.86 (7, 1)	1.0		6	2	1	1	1	1	0	0	0	0	1	14	28	9.00	3.000
Norm Charlton, L ERA: 3.2 (8, 1)	1.0		4	0	0	0	0	1	0	0	0	0	0	8	15	0.00	1.000

AB R H RBI BB SO LOB

4	0	0	0	1	0	2
3	2	2	0	0	0	0
2	0	0	0	0	0	1
3	1	0	0	1	0	1
4	1	3	2	0	0	2
4	1	2	3	0	0	2
0	0	0	0	0	0	0
3	0	1	0	1	0	0
0	0	0	0	0	0	0
3	0	1	0	0	1	3
3	0	1	0	1	0	0
2	0	0	0	0	1	1
1	0	0	0	0	0	0

AB	32
R	5
H	10
RBI	5
BB	4
SO	2
LOB	12



WP	PA	3B	HR	S	P	ERA	WHIP
0	38	0	2	1	0	0.00	1.000
0	0	0	0	0	0	0.00	1.000
0	0	0	0	0	0	0.00	1.000

Cincinnati Reds @ Los Angeles Dodgers
Dodger Stadium, Los Angeles, CA
 Tue Sep 17 1991, 7:05 PM PDT
 Att: 33,114 - Overcast - 68 F

livebaseballscorecards.com

Batter	1	2	3	4	5	6	7	8	9	AB R H RBI BB SO LOB	TOP																				
Billy Hatcher, R OBP: 0.313, SLG: 0.360 (1, 7) B C F X	2-2 G4-3		0-0 G6-3		1-0 1B 2B		2-2 G5-3			4 1 1 0 0 0 0																					
Mariano Duncan, R OBP: 0.290, SLG: 0.436 (1, 6) B X	1-0 F8		0-1 G5-3		1-0 2-H 1B		1-2 G6-3			4 0 1 1 0 0 0																					
Chris Sabo, R OBP: 0.351, SLG: 0.504 (1, 5) B F X	2-1 E6 BB		1-0 L5		0-1 F8		0-0 P4			4 0 0 0 0 0 1																					
Eric Davis, R OBP: 0.353, SLG: 0.396 (1, 8) B 1 SAFE B S 1 SAFE 1 SAFE B B	4-1 1-2 BB			3-3 K		1-1 G6-3		0-0 G4-3		3 0 0 0 1 1 0																					
Carmelo Martinez, R OBP: 0.329, SLG: 0.366 (1, 3) F B F X	1-2 P5			2-3 K		0-1 F8			0-2 FC4-6 1B	4 0 1 0 0 1 2																					
Paul O'Neill, L OBP: 0.353, SLG: 0.504 (1, 9) B X		1-0 G1-3		0-2 E5		1-1 G6-3			2-2 FC4-6 FC6-4 1-2f	4 0 0 0 0 0 1																					
Luis Quinones, S OBP: 0.310, SLG: 0.341 (1, 4) B B B B B		4-1 BB		1 SAFE 1 SAFE G4-3			1-0 L9		1-3 K	3 0 0 0 1 1 2																					
Donnie Scott, S OBP: 0.167, SLG: 0.167 (1, 2) C 1 SAFE X		0-2 P3			2-0 2B 1B		1-2 F6		2-0 FC6-4 1-2f	4 0 1 0 0 0 2																					
Jack Armstrong, R OBP: 0.079, SLG: 0.054 (1, 1) Chris Jones, R OBP: 0.367, SLG: 0.483 (7, PH) Kip Gross, R OBP: 0.095, SLG: 0.095 (7, 1) B F B F X		2-3 K			0-3 K		3-1 HR			2 0 0 0 0 2 2 1 1 1 1 0 0 0 0 0 0 0 0 0 0																					
Inning Stats	R: 0 E: 1 K: 0 S: 10	H: 0 LOB: 2 BB: 1 P: 20	R: 0 E: 0 K: 1 S: 9	H: 0 LOB: 1 BB: 1 P: 16	R: 0 E: 0 K: 0 S: 4	H: 0 LOB: 0 BB: 0 P: 5	R: 0 E: 1 K: 2 S: 10	H: 0 LOB: 1 BB: 0 P: 16	R: 1 E: 0 K: 1 S: 8	H: 3 LOB: 1 BB: 0 P: 12	R: 0 E: 0 K: 0 S: 6	H: 0 LOB: 0 BB: 0 P: 8	R: 1 E: 0 K: 0 S: 9	H: 1 LOB: 0 BB: 0 P: 16	R: 0 E: 0 K: 0 S: 5	H: 0 LOB: 0 BB: 0 P: 6	R: 0 E: 0 K: 1 S: 10	H: 1 LOB: 1 BB: 0 P: 15	1B: 3 2B: 1 3B: 0 HR: 1	SF: 0 SAC: 0 DP: 0 HBP: 0	WP: 0 PB: 0 SB: 0 CS: 0	PA: 35									
PITCHER Trevor Wilson, L ERA: 3.56 (1, 1)	IP 9.0	WLS W	BF 35	H 5	R 2	ER 2	SO 5	BB 2	IBB 0	HBP 0	BLK 0	WP 0	HR 1	S 71	P 114	ERA 2.00	WHIP 0.778														
											PITCHER	IP	WLS	BF	H	R	ER	SO	BB	IBB	HBP	BLK	WP	HR	S	P	ERA	WHIP			

Cincinnati Reds @ San Francisco Giants
Candlestick Park, San Francisco, CA

Wed Sep 18 1991, 10:05 PM EDT
Att. 9,650 - Overcast - 53 F

AB	33
R	2
H	5
RBI	2
BB	2
SO	5
LOB	10



Batter	1	2	3	4	5	6	7	8	9	AB	R	H	RBI	BB	SO	LOB
Willie McGee, S OBP: 0.356, SLG: 0.408 (1, 8) (7, 9) C B S F B X	3-2 G1-3 ①		X 0-0 F7 ①		B X 1-0 1B	B F C X 1-2 L6 ③		B F F B X 2-2 G6-3 ②		5	0	1	0	0	0	1
Robby Thompson, R OBP: 0.354, SLG: 0.468 (1, 4) B S F B F B B	4-2 HBP BB		C F T C X 2-2 1B G5-3 1B		B B C S S B X 3-2 F7 ②		B F F B X 3-1 HR 1B	C B F F B X 1-3 K ③		4	1	2	0	1	1	1
Mike Kingery, L OBP: 0.269, SLG: 0.245 Dave Anderson, R OBP: 0.276, SLG: 0.314 (1, 3) (7, 3) B F 1 SAFE 1 SAFE 1 SAFE 1 SAFE 1 SAFE X	2-1 F8 ②		X 0-0 G5-3 ②		1 SAFE 1 SAFE 1 SAFE 1 SAFE X 1-1 G4-3 ③		B 1 SAFE X 1-0 HR		3 1	0 1	0 1	0 1	0 2	0 0	3 0	
Kevin Bass, S OBP: 0.316, SLG: 0.378 (1, 7) C 1 SAFE H	1-1 FC6-4 1-2 HBP		B C X 1-1 1B		B B C B 4-1 1B BB		B B B B 4-0 E PB G6-4-3 BB		1	2	1	0	2	0	0	
Matt Williams, R OBP: 0.298, SLG: 0.484 (1, 5) X	0-0 FC6-4 1-2f		1 SAFE 1 SAFE 1 SAFE X 0-0 F9 ③		X 0-0 P3 ①		C B F B X 2-2 E5 G6-4-3		4	0	0	0	0	0	6	
Mark Leonard, L OBP: 0.299, SLG: 0.361 Darren Lewis, R OBP: 0.364, SLG: 0.328 (1, 9) (7, 8) B X 1-0 F8 SF7 2B		B X 1-0 F8 SF7 2B		B X 1-0 F7 ①		F B B 1 SAFE SAFE C F C F F 4-2 G4-3 1B 1-2 1B BB		B B B X 2-0 G6-4-3 ① ②		2 1	2 0	1 0	1 0	0 0	0 1	
Kirt Manwaring, R OBP: 0.285, SLG: 0.294 (1, 2) X		X 0-0 F8 ①		X 0-0 G5-3 ②		S X 0-1 G4-3 1B 1-2 2-H 1B		F X 0-1 G6-4-3 1B 3-H		4	1	2	1	0	0	1
Mike Benjamin, R OBP: 0.204, SLG: 0.237 (1, 6) X		X 0-0 SF7 ②		B F B X 2-3 K ③		X 0-0 G4-3 ②		X 0-0 G1-3 ③		3	0	0	1	0	1	3
Trevor Wilson, L OBP: 0.340, SLG: 0.356 (1, 1) C B B X		C B B X 1-2 G3 ③		X 0-0 P8 ①		X 0-1 1B 2-H 3-H		B F B F B S 2-3 K ①		4	0	1	2	0	1	0

Inning Stats	R: 0	H: 0	E: 0	K: 0	S: 12	R: 1	H: 1	E: 0	K: 0	S: 6	R: 0	H: 2	E: 0	K: 1	S: 10	R: 0	H: 0	E: 0	K: 1	S: 5	R: 0	H: 1	E: 0	K: 0	S: 7	R: 3	H: 2	E: 0	K: 0	S: 15	R: 1	H: 3	E: 1	K: 0	S: 10	R: 0	H: 0	E: 0	K: 2	S: 12	1B: 7	2B: 1	3B: 0	HR: 1	SF: 1	SAC: 0	DP: 1	HBP: 1	WP: 0	PA: 38
	0	0	0	0	12	1	1	0	0	6	0	2	0	1	10	0	0	0	1	5	0	0	1	0	0	7	2	1	0	3	1	3	0	0	10	0	0	0	12	7	1	0	1	1	0	38				

PITCHER	IP	WLS	BF	H	R	ER	SO	BB	IBB	HBP	BLK	WP	HR	S	P	ERA	WHIP
Jack Armstrong, R ERA: 5.37 (1, 1)	6.0	L	28	6	4	4	1	3	0	1	0	0	0	55	88	6.00	1.500
Kip Gross, R ERA: 3.74 (7, 1)	2.0		10	3	3	2	2	1	0	0	0	0	1	22	39	9.00	2.000

BOTTOM

Cincinnati Reds @ San Francisco Giants
Candlestick Park, San Francisco, CA

Wed Sep 18 1991, 10:05 PM EDT
Att. 9,650 - Overcast - 53 F

AB	32
R	7
H	9
RBI	6
BB	4
SO	3
LOB	16



Batter	1	2	3	4	5	6	7	8	9	AB R H RBI BB SO LOB	TOP																
Billy Hatcher, R OBP: 0.313, SLG: 0.359 (1, 8)	2-2 G1-3		0-0 G5-3		1-0 G5-3			0-0 1B		4 0 1 0 0 0 1																	
Mariano Duncan, R OBP: 0.287, SLG: 0.430 (1, 6)	1-2 L6		3-1 G6-3			0-1 G5-3		0-1 F7		4 0 0 0 0 0 2																	
Hal Morris, L OBP: 0.379, SLG: 0.499 (1, 3)	3-1 2B			2-2 F7		3-2 G4-3		2-1 F8		4 0 1 0 0 0 2																	
Paul O'Neill, L OBP: 0.350, SLG: 0.500 (1, 9)	0-1 G6-3			2-0 F7		2-2 G4-3			2-3 K	4 0 0 0 0 1 1																	
Bill Doran, S OBP: 0.352, SLG: 0.367 (1, 4)		1-1 G3 1B		0-0 G5-3			1-3 K		1-0 G4-3	4 0 1 0 0 1 0																	
Luis Quinones, S OBP: 0.309, SLG: 0.335 (1, 5)		0-1 G3			0-0 G3		0-2 F9		4-2 DI BB	3 0 0 0 1 0 1																	
Carmelo Martinez, R OBP: 0.328, SLG: 0.375 (1, 7)		2-2 F8			0-0 HR		3-3 K		2-3 K	4 1 1 1 0 2 2																	
Jeff Reed, L OBP: 0.327, SLG: 0.363 (1, 2)		2-2 G4-3			1-1 SH3-4 1B			2-1 FC3-6 1B		3 0 2 0 0 0 1																	
Stan Jefferson, S (8, PR)										0 0 0 0 0 0 0																	
Donnie Scott, S OBP: 0.167, SLG: 0.167 (8, 2)										0 0 0 0 0 0 0																	
Randy Myers, L OBP: 0.214, SLG: 0.222 (1, 1)			0-2 G4-3		0-0 SH3-4			1-1 FC3-6 1B		2 0 0 0 0 0 1																	
Inning Stats	R: 0 E: 0 K: 0 S: 12	H: 1 LOB: 1 BB: 0 P: 18	R: 0 E: 0 K: 0 S: 11	H: 1 LOB: 1 BB: 0 P: 16	R: 0 E: 0 K: 0 S: 6	H: 0 LOB: 0 BB: 0 P: 9	R: 0 E: 0 K: 0 S: 5	H: 0 LOB: 0 BB: 0 P: 9	R: 1 E: 0 K: 0 S: 6	H: 2 LOB: 1 BB: 0 P: 8	R: 0 E: 0 K: 2 S: 8	H: 0 LOB: 0 BB: 0 P: 13	R: 0 E: 0 K: 2 S: 9	H: 0 LOB: 0 BB: 0 P: 13	R: 0 E: 0 K: 0 S: 9	H: 2 LOB: 2 BB: 0 P: 14	R: 0 E: 0 K: 2 S: 12	H: 0 LOB: 1 BB: 1 P: 21	1B: 4 2B: 1 3B: 0 HR: 1	SF: 0 SAC: 1 DP: 0 HBP: 0	WP: 0 PA: 34 PB: 0 SB: 0 CS: 0						
PITCHER	IP	WLS	BF	H	R	ER	SO	BB	IBB	HBP	BLK	WP	HR	S	P	ERA	WHIP										
Gil Heredia, R ERA: 4.5 (1, 1)	7.0		25	4	1	1	2	0	0	0	0	0	1	57	86	1.29	0.571										
Francisco Oliveras, R ERA: 3.41 (8, 1)	1.0	W	5	2	0	0	0	0	0	0	0	0	0	9	14	0.00	2.000										
Dave Righetti, L ERA: 3.26 (9, 1)	1.0	S	4	0	0	0	2	1	0	0	0	0	0	12	21	0.00	1.000										

Cincinnati Reds @ San Francisco Giants
Candlestick Park, San Francisco, CA

Thu Sep 19 1991, 6:33 AM EDT
Att: 9,458 - Sunny - 67 F

livebaseballscorecards.com

AB	32
R	1
H	6
RBI	1
BB	1
SO	4
LOB	11



Batter	1	2	3	4	5	6	7	8	9	AB	R	H	RBI	BB	SO	LOB
Darren Lewis, R OBP: 0.357, SLG: 0.322 Francisco Oliveras, R OBP: 0.200, SLG: 0.200 Dave Righetti, L (1, 8) (8, 1) (9, 1)	1-1 L9		0-1 FC5-4		3-2 L4		0-0 FC6-4			4	0	0	0	0	0	4
Willie McGee, S OBP: 0.355, SLG: 0.409 (1, 9)	3-2 E5		1-0 FC5-4			1-2 G6-3		0-0 SH		4	1	1	0	0	0	1
Robby Thompson, R OBP: 0.355, SLG: 0.467 (1, 4)	0-3 K				0-0 CS		0-1 F7		2-0 SH	3	1	1	0	0	1	1
Matt Williams, R OBP: 0.296, SLG: 0.481 (1, 5)	1-2 F8				0-3 K		3-3 K		1-0 F7	4	0	0	0	0	2	4
Kevin Bass, S OBP: 0.318, SLG: 0.378 (1, 7)		0-1 F9			1-1 1B			4-0 E		3	1	1	0	1	0	0
Dave Anderson, R OBP: 0.276, SLG: 0.314 (1, 3)		1-2 G6-3			1-0 F8			1-2 SH		3	1	1	1	0	0	1
Kirt Manwaring, R OBP: 0.281, SLG: 0.290 Kevin Mitchell, R OBP: 0.341, SLG: 0.523 Jose Uribe, S OBP: 0.294, SLG: 0.319 (1, 2) (7, PH) (7, PR) (8, 6)		1-3 K				2-2 G4-3		0-1 SH		2	0	0	0	0	1	0
Mike Benjamin, R OBP: 0.200, SLG: 0.232 Tom Herr, S OBP: 0.341, SLG: 0.280 Steve Decker, R OBP: 0.261, SLG: 0.319 (1, 6) (7, PH) (8, 2)			3-3 K			0-3 K		0-2 P6		2	0	0	0	0	2	0
Gil Heredia, R OBP: 0.750, SLG: 0.667 Mike Felder, S OBP: 0.319, SLG: 0.335 (1, 1) (7, PH) (8, 8)			4-1 FC5-4			2-2 1B		0-1 FC6-4		1	0	1	0	1	0	0

Inning Stats	R: 0	H: 0	R: 0	H: 0	R: 0	H: 0	R: 0	H: 1	R: 0	H: 0	R: 1	H: 2	R: 3	H: 1	1B: 5	SF: 0
	E: 1	LOB: 1	E: 0	LOB: 0	E: 0	LOB: 1	E: 0	LOB: 1	E: 0	LOB: 0	E: 1	LOB: 2	E: 1	LOB: 1	2B: 1	SAC: 2
	K: 1	BB: 0	K: 1	BB: 0	K: 1	BB: 0	K: 1	BB: 0	K: 0	BB: 0	K: 0	BB: 0	K: 0	BB: 1	3B: 0	DP: 0
	S: 11	P: 16	S: 8	P: 10	S: 7	P: 9	S: 7	P: 20	S: 8	P: 12	S: 12	P: 20	S: 8	P: 16	HR: 0	HBP: 1

PITCHER	IP	WLS	BF	H	R	ER	SO	BB	IBB	HBP	BLK	WP	HR	S	P	ERA	WHIP
Randy Myers, L ERA: 3.42 (1, 1)	8.0	L	35	6	4	1	6	2	0	1	0	0	0	74	118	1.12	1.000

BOTTOM

Cincinnati Reds @ San Francisco Giants
Candlestick Park, San Francisco, CA

Thu Sep 19 1991, 6:33 AM EDT
Att. 9,458 - Sunny - 67 F

AB	30
R	4
H	6
RBI	3
BB	2
SO	6
LOB	15

WP: 0	PA: 35
PB: 0	SB: 0
CS: 1	

livebaseballscorecards.com

Batter	1	2	3	4	5	6	7	8	9	AB R H RBI BB SO LOB	TOP																
Billy Hatcher, R OBP: 0.312, SLG: 0.356 (1, 8) B C F S F S	1-3 K		2-2 G1-3			2-1 F9		4-1 FC4-8 BB		3 0 0 0 1 1 0																	
Mariano Duncan, R OBP: 0.286, SLG: 0.426 (1, 6) B B S B F S	3-3 K			1-0 G6-3		4-1 E BB		0-1 FC4-6 1-2f		3 0 0 0 1 1 1																	
Hal Morris, L OBP: 0.376, SLG: 0.494 (1, 3) C X	0-1 F9			0-3 K		3-2 G3-1 1-2		0-0 F7		4 0 0 0 0 1 2																	
Paul O'Neill, L OBP: 0.350, SLG: 0.497 (1, 9) F T B T B B F X		3-2 G6-3		0-0 G5-3			4-1 E 1B BB	3-3 K		3 1 0 0 1 1 1																	
Chris Sabo, R OBP: 0.351, SLG: 0.502 (1, 5) B B X		2-0 P3			1-2 P3		0-0 E8 1B SF9 1B	1-2 F8		4 1 1 0 0 0 0																	
Luis Quinones, S OBP: 0.313, SLG: 0.339 (1, 4) B T B T B B X		3-2 1B			1-1 G3		2-2 G4-1 1B	1-3 K		4 0 2 1 0 1 0																	
Chris Jones, R OBP: 0.359, SLG: 0.475 (1, 7) B T B X		0-3 K			2-2 1B		0-0 SF9	2-2 G6-3		3 0 1 1 0 1 1																	
Jeff Reed, L OBP: 0.324, SLG: 0.358 (1, 2) B S C B X			2-2 G4-3		1-0 L8		1-1 G4-1			3 0 0 0 0 0 2																	
Jose Rijo, R OBP: 0.250, SLG: 0.224 (1, 1) Bill Doran, S OBP: 0.351, SLG: 0.366 (7, PH) Norm Charlton, S OBP: 0.043, SLG: 0.087 (7, 1) X			0-0 G6-3			0-0 G4-3	0-1 G3			2 0 0 0 0 0 0 1 0 0 0 0 0 1 0 0 0 0 0 0 0																	
Inning Stats	R: 0 E: 0 K: 2 S: 10	H: 0 LOB: 0 BB: 0 P: 14	R: 0 E: 0 K: 1 S: 12	H: 1 LOB: 1 BB: 0 P: 20	R: 0 E: 0 K: 0 S: 7	H: 0 LOB: 0 BB: 0 P: 11	R: 0 E: 0 K: 1 S: 5	H: 0 LOB: 0 BB: 0 P: 6	R: 0 E: 0 K: 0 S: 9	H: 1 LOB: 1 BB: 0 P: 14	R: 0 E: 1 K: 0 S: 7	H: 0 LOB: 1 BB: 1 P: 16	R: 2 E: 1 K: 0 S: 10	H: 2 LOB: 1 BB: 1 P: 17	R: 0 E: 0 K: 1 S: 7	H: 0 LOB: 1 BB: 1 P: 14	R: 0 E: 0 K: 1 S: 12	H: 0 LOB: 0 BB: 0 P: 16	1B: 4 2B: 0 3B: 0 HR: 0	SF: 1 SAC: 0 DP: 0 HBP: 0	WP: 0 PB: 0 SB: 0 CS: 0	PA: 34					
PITCHER	IP	WLS	BF	H	R	ER	SO	BB	IBB	HBP	BLK	WP	HR	S	P	ERA	WHIP										
Ryan Bowen, R ERA: 5.73 (1, 1)	6.0	W	23	3	2	2	4	2	0	0	0	0	0	52	87	3.00	0.833										
Rob Mallicoat, L ERA: 3.86 (7, 1)	1.0		4	1	0	0	0	0	0	0	0	0	0	8	11	0.00	1.000										
Curt Schilling, R ERA: 4.0 (8, 1)	0.1		2	0	0	0	0	1	0	0	0	0	0	3	7	0.00	3.000										
Al Osuna, L ERA: 3.3 (8, 1)	0.2		2	0	0	0	1	0	0	0	0	0	0	4	7	0.00	0.000										
Xavier Hernandez, R ERA: 5.37 (9, 1)	1.0	S	3	0	0	0	1	0	0	0	0	0	0	12	16	0.00	0.000										

Cincinnati Reds @ Houston Astros
Astrodome, Houston, TX
Fri Sep 20 1991, 8:05 PM EDT
Att. 7,872 - Dome - 70 F

livebaseballscorecards.com

AB	30
R	2
H	4
RBI	2
BB	3
SO	6
LOB	8



Batter	1	2	3	4	5	6	7	8	9	AB R H RBI BB SO LOB	TOP									
Reggie Sanders, R OBP: 0.308, SLG: 0.308 (1, 8)	G3		1B		G4-3 1B		K			4 1 2 0 0 1 0										
Hal Morris, L OBP: 0.375, SLG: 0.492 (1, 3)	K		K		G4-3			G6-4-3 1B		4 1 1 0 0 2 3										
Barry Larkin, R OBP: 0.380, SLG: 0.513 (1, 6)	G6-3			1B 2B	G4-6-3 1B			G6-4-3 1B		4 1 2 1 0 0 1										
Paul O'Neill, L OBP: 0.351, SLG: 0.496 (1, 9)		G6-3		SH1-3 1B	G4-6-3			CS 1B IBB		3 1 1 0 1 0 1										
Chris Sabo, R OBP: 0.352, SLG: 0.502 (1, 5)		F7		E SH1-3 1B		G6-3		FC5 CS 1B		4 0 2 2 0 0 0										
Mariano Duncan, R OBP: 0.284, SLG: 0.422 (1, 4)		K		SH1-3		G1-3		FC5		3 0 0 0 0 1 2										
Jeff Reed, L OBP: 0.319, SLG: 0.354 (1, 2)			G3	SF7		G3			K	3 0 0 1 0 1 0										
Billy Hatcher, R OBP: 0.312, SLG: 0.354 (1, 7)			G4-3		IBB		G3		G5-3	3 0 0 0 1 0 0										
Scott Scudder, R OBP: 0.107, SLG: 0.214 (1, 1)			E1 1B		P5		K		K	3 0 0 0 0 1 2										
Ted Power, R (7, 1)										0 0 0 0 0 0 0										
Norm Charlton, S OBP: 0.043, SLG: 0.087 (8, 1)										0 0 0 0 0 0 0										
Stan Jefferson, S (9, PH)										1 0 0 0 0 1 0										
Rob Dibble, L (9, 1)										0 0 0 0 0 0 0										
Inning Stats	R: 0 E: 0 K: 1 S: 10	H: 0 LOB: 0 BB: 0 P: 15	R: 0 E: 0 K: 1 S: 10	H: 0 LOB: 0 BB: 0 P: 16	R: 0 E: 1 K: 1 S: 13	H: 1 LOB: 2 BB: 0 P: 20	R: 2 E: 1 K: 0 S: 8	H: 3 LOB: 2 BB: 1 P: 16	R: 1 E: 0 K: 0 S: 10	H: 2 LOB: 0 BB: 0 P: 17	R: 0 E: 0 K: 2 S: 9	H: 0 LOB: 0 BB: 0 P: 14	R: 1 E: 0 K: 0 S: 8	H: 2 LOB: 1 BB: 1 P: 20	R: 0 E: 0 K: 2 S: 10	H: 0 LOB: 0 BB: 0 P: 13	1B: 7 2B: 1 3B: 0 HR: 0	SF: 1 SAC: 1 DP: 1 HBP: 0	WP: 0 PB: 0 SB: 1 CS: 2	PA: 36
PITCHER	IP WLS BF H R ER SO BB IBB HBP BLK WP HR S P ERA WHIP																			
Jeff Juden, R ERA: 8.1 (1, 1)	5.0 L 22 6 3 3 3 0 1 0 0 0 0 0 51 83 5.40 1.200																			
Jim Corsi, R ERA: 3.95 (6, 1)	2.0 6 0 0 0 2 0 0 0 0 0 0 0 19 31 0.00 0.000																			
Curt Schilling, R ERA: 4.08 (8, 1)	1.0 5 2 1 1 0 0 1 0 0 0 0 0 8 20 9.00 2.000																			
Dwayne Henry, R ERA: 3.24 (9, 1)	1.0 3 0 0 0 2 0 0 0 0 0 0 0 10 13 0.00 0.000																			

Cincinnati Reds @ Houston Astros
Astrodome, Houston, TX
Sat Sep 21 1991, 8:05 PM EDT
Att. 11,144 - Dome - 70 F

livebaseballscorecards.com

AB	32
R	4
H	8
RBI	4
BB	2
SO	7
LOB	9



Batter	1	2	3	4	5	6	7	8	9	AB R H RBI BB SO LOB
Kenny Lofton, L OBP: 0.265, SLG: 0.226 (1, 8)	1-2 F8		3-2 P7			2-3 K		2-3 K		4 0 0 0 0 2 0
Steve Finley, L OBP: 0.333, SLG: 0.417 (1, 9)	2-2 G4-3		1-1 P2			1-0 G6-3		0-2 G3		4 0 0 0 0 0 0
Craig Biggio, R OBP: 0.359, SLG: 0.371 (1, 2)	0-0 G6-3				2-2 P6	2-2 F8		0-1 P3		4 0 0 0 0 0 0
Luis Gonzalez, L OBP: 0.308, SLG: 0.424 (1, 7)					3-3 K		2-1 F9		1-0 G3	3 0 0 0 1 1 0
Jose Tolentino, L OBP: 0.292, SLG: 0.400 (1, 3)					0-0 G3-1		3-3 K		0-3 K	3 0 0 0 1 2 0
Ken Caminiti, S OBP: 0.315, SLG: 0.384 (1, 5)						2-2 F9		0-0 1B 2B	2-3 K	4 1 1 0 0 2 2
Andujar Cedeno, R OBP: 0.282, SLG: 0.417 (1, 6)						0-0 2B		4-2 1B BB		2 0 1 0 1 0 2
Andy Mota, R OBP: 0.183, SLG: 0.229 Casey Candaele, S OBP: 0.320, SLG: 0.367 (7, PH) (8, 4)						1-2 G5-3		1-2 1B		2 0 0 0 0 0 3 1 0 1 1 0 0 0
Jeff Juden, R Gary Cooper, R Jim Corsi, R Javier Ortiz, R Curt Schilling, R Dwayne Henry, R (1, 1) (5, PH) (6, 1) (7, PH) (8, 1) (9, 1)						1-3 K		1-0 F8		1 0 0 0 0 0 1 0 1 0 0 0 0 0 1 1 0 0 0 0 0 0 0 0 1 0 0 0 0 0 0 2 0 0 0 0 0 0 0 0 0 0 0 0 0 0 0 0

BOTTOM

Cincinnati Reds @ Houston Astros
Astrodome, Houston, TX
Sat Sep 21 1991, 8:05 PM EDT
Att. 11,144 - Dome - 70 F

livebaseballscorecards.com

AB	30
R	1
H	3
RBI	1
BB	3
SO	9
LOB	10



Inning Stats	R: 0	H: 0	E: 0	K: 0	S: 8	H: 0	LOB: 0	BB: 0	P: 11	R: 0	H: 0	E: 0	K: 1	S: 14	H: 0	LOB: 2	BB: 2	P: 24	R: 0	H: 0	E: 0	K: 1	S: 12	H: 0	LOB: 0	BB: 0	P: 17	R: 0	H: 1	E: 0	K: 1	S: 10	H: 0	LOB: 0	BB: 0	P: 13	R: 1	H: 2	E: 0	K: 1	S: 13	H: 0	LOB: 2	BB: 1	P: 24	R: 0	H: 0	E: 0	K: 1	S: 8	H: 0	LOB: 0	BB: 0	P: 10	R: 0	H: 0	E: 0	K: 2	S: 7	H: 0	LOB: 0	BB: 0	P: 10	1B: 1	2B: 2	3B: 0	HR: 0	SF: 0	SAC: 0	DP: 0	HBP: 0	WP: 0	PB: 0	SB: 0	CS: 0	PA: 33
--------------	------	------	------	------	------	------	--------	-------	-------	------	------	------	------	-------	------	--------	-------	-------	------	------	------	------	-------	------	--------	-------	-------	------	------	------	------	-------	------	--------	-------	-------	------	------	------	------	-------	------	--------	-------	-------	------	------	------	------	------	------	--------	-------	-------	------	------	------	------	------	------	--------	-------	-------	-------	-------	-------	-------	-------	--------	-------	--------	-------	-------	-------	-------	--------

PITCHER	IP	WLS	BF	H	R	ER	SO	BB	IBB	HBP	BLK	WP	HR	S	P	ERA	WHIP
Scott Scudder, R ERA: 3.67 (1, 1)	6.2		26	3	1	1	6	3	0	0	0	0	0	71	113	1.35	0.900
Ted Power, R ERA: 3.52 (7, 1)	0.1		1	0	0	0	0	0	0	0	0	0	0	1	2	0.00	0.000
Norm Charlton, L ERA: 3.11 (8, 1)	1.0		3	0	0	0	1	0	0	0	0	0	0	8	10	0.00	0.000
Rob Dibble, R ERA: 2.86 (9, 1)	1.0	S	3	0	0	0	2	0	0	0	0	0	0	7	10	0.00	0.000

Batter	1	2	3	4	5	6	7	8	9	AB R H RBI BB SO LOB	TOP																									
Reggie Sanders, R OBP: 0.294, SLG: 0.294 (1, 8)	2-1 1B 1B		2-0 F7			2-1 L7		3-3 K		4 0 1 0 0 1 1																										
Hal Morris, L OBP: 0.376, SLG: 0.491 (1, 3)	2-1 L6 1B 1B		4-1 BB			1-1 G3		1-2 F7		3 0 1 0 1 0 0																										
Barry Larkin, R OBP: 0.381, SLG: 0.513 (1, 6)	0-1 1B 1B		1-2 G4-3			3-2 BB 1B 1B		2-2 G6-3		4 1 2 0 0 0 2																										
Paul O'Neill, L OBP: 0.352, SLG: 0.494 (1, 9)	2-1 L6 2-3			0-0 G4-3		4-0 1B BB 1-2		4-2 FC6-4 BB BB		2 0 0 0 2 0 2																										
Chris Sabo, R OBP: 0.351, SLG: 0.500 (1, 5)		1-1 P3		3-2 F8		2-1 1B 1-2 2-H		2-1 L9		4 0 1 1 0 0 1																										
Mariano Duncan, R OBP: 0.283, SLG: 0.418 (1, 4)		2-2 F8		2-2 G5-3		1-3 K		4-2 FC6-4 BB 1-2		3 0 0 0 1 1 2																										
Chris Jones, R OBP: 0.338, SLG: 0.446 (1, 7)		3-2 G4-3			1-1 G4-3		2-1 F9		0-0 FC6-4 1-2 2-3	4 0 0 0 0 0 2																										
Joe Oliver, R OBP: 0.263, SLG: 0.355 Luis Quinones, S OBP: 0.311, SLG: 0.337 (1, 2) (9, PH)			0-2 SH1-4 1B		0-0 G6-3		0-3 K		0-1 G3	3 0 1 0 0 1 0 1 0 0 0 0 0 2																										
Tom Browning, L OBP: 0.203, SLG: 0.212 Ted Power, R Gino Minutelli, L (1, 1) (7, 1) (7, 1)			1-0 SH1-4 1-2		2-1 G5-3		0-3 K			2 0 0 0 0 1 0 0 0 0 0 0 0 0 0 0 0 0 0 0 0																										
Inning Stats	R: 0 E: 0 K: 0 S: 8	H: 3 LOB: 1 BB: 0 P: 14	R: 0 E: 0 K: 0 S: 8	H: 0 LOB: 0 BB: 0 P: 14	R: 0 E: 0 K: 0 S: 10	H: 1 LOB: 2 BB: 1 P: 18	R: 0 E: 0 K: 0 S: 7	H: 0 LOB: 0 BB: 0 P: 12	R: 0 E: 0 K: 0 S: 5	H: 0 LOB: 0 BB: 0 P: 8	R: 1 E: 0 K: 1 S: 13	H: 2 LOB: 2 BB: 1 P: 26	R: 0 E: 0 K: 2 S: 8	H: 0 LOB: 0 BB: 0 P: 10	R: 0 E: 0 K: 1 S: 11	H: 0 LOB: 0 BB: 0 P: 17	R: 0 E: 0 K: 0 S: 9	H: 0 LOB: 2 BB: 2 P: 19	1B: 6 2B: 1 3B: 0 HR: 0	SF: 0 SAC: 1 DP: 1 HBP: 0	WP: 0 PB: 0 SB: 0 CS: 0	PA: 35														
PITCHER	IP WLS BF H R ER SO BB IBB HBP BLK WP HR S P ERA WHIP																																			
Chris Gardner, R ERA: 6.14 Xavier Hernandez, R ERA: 5.23 Al Osuna, L ERA: 3.26 Mark Portugal, R ERA: 4.09 (1, 1) (6, 1) (8, 1) (9, 1)	5.2 1.1 1.0 1.0	22 W 3 S	5 1 0 0	1 0 0 0	1 0 0 0	0 3 1 0	2 0 0 2	0 0 0 0	0 0 0 0	0 0 0 0	0 0 0 0	0 0 0 0	46 13 11 9	84 18 17 19	1.59 0.00 0.00 0.00	1.235 0.750 0.000 2.000																				

Cincinnati Reds @ Houston Astros
Astrodome, Houston, TX
Sun Sep 22 1991, 4:33 AM EDT
Att. 9,076 - Dome - 70 F

livebaseballscorecards.com

AB	30
R	1
H	6
RBI	1
BB	4
SO	4
LOB	12



Batter	1	2	3	4	5	6	7	8	9
Kenny Lofton, L OBP: 0.243, SLG: 0.296 Xavier Hernandez, L Rafael Ramirez, R Al Osuna, R Gary Cooper, R Mark Portugal, R OBP: 0.275, SLG: 0.222	0-3 K		1-3 K		2-3 K		3-1 2B 1B	4-2 BB	
Steve Finley, L OBP: 0.332, SLG: 0.417	3-2 G1-3		0-0 G3		3-2 F8		1-2 2B 2B	2-1 L6	
Craig Biggio, R OBP: 0.358, SLG: 0.373	0-1 G5-3			0-0 G5-3	1-2 2B		0-2 G5-3		
5 Jeff Bagwell, R OBP: 0.387, SLG: 0.450		2-2 1B		2-1 G5-3	1-2 P6		4-2 2B BB		
Ken Caminiti, S OBP: 0.316, SLG: 0.387		0-3 K		1-2 1B 1B		1-1 F9	1-2 2B		
Luis Gonzalez, L OBP: 0.308, SLG: 0.423		1-0 L3		1-1 1B 1-2 1B		2-2 P6	2-3 K		
Andujar Cedeno, R OBP: 0.281, SLG: 0.413		1-3 K		3-1 1B 1-3 2-H		2-3 K		1-3 K	
Casey Candaele, S OBP: 0.319, SLG: 0.364			3-2 G5-3	4-0 IBB			1-2 E5 WP 1B	1-0 F9	
Chris Gardner, R Gerald Young, S OBP: 0.312, SLG: 0.274			4-1 BB	1-1 G4-3			2-3 K	1-0 WP 1B	

AB	R	H	RBI	BB	SO	LOB
3	0	0	0	0	3	1
0	0	0	0	0	0	0
1	1	1	1	0	0	0
0	0	0	0	0	0	0
0	0	0	0	1	0	0
0	0	0	0	0	0	0
5	1	1	1	0	0	3
4	0	1	0	0	0	1
3	0	1	0	1	0	1
4	1	2	1	0	1	1
4	0	1	0	0	1	3
4	0	1	1	0	3	1
3	1	0	0	1	0	0
1	0	0	0	1	0	3
2	0	1	0	0	1	1
1B: 6	SF: 0	2B: 3	SAC: 0	3B: 0	DP: 0	HR: 0
WP: 2	PA: 38	PB: 0	SB: 1	CS: 0		

Cincinnati Reds @ Houston Astros
Astrodome, Houston, TX
Sun Sep 22 1991, 4:33 AM EDT
Att. 9,076 - Dome - 70 F

livebaseballscorecards.com

AB	34
R	4
H	9
RBI	4
BB	4
SO	9
LOB	15



Inning Stats		R: 0	H: 0	E: 0	K: 1	S: 8	R: 0	H: 1	E: 0	K: 2	S: 12	R: 0	H: 0	E: 0	K: 1	S: 10	R: 1	H: 3	E: 0	K: 0	S: 13	R: 0	H: 1	E: 0	K: 1	S: 16	R: 0	H: 0	E: 0	K: 1	S: 8	R: 3	H: 3	E: 1	K: 2	S: 25	R: 0	H: 1	E: 0	K: 1	S: 9
PITCHER		IP	WLS	BF	H	R	ER	SO	BB	IBB	HBP	BLK	WP	HR	S	P	ERA	WHIP	PITCHER		IP	WLS	BF	H	R	ER	SO	BB	IBB	HBP	BLK	WP	HR	S	P	ERA	WHIP				
Tom Browning, L ERA: 4.23	(1, 1)	6.1	L	29	7	4	2	7	1	1	0	0	1	0	79	125	2.84	1.263	Tom Browning, L ERA: 4.23		6.1	L	29	7	4	2	7	1	1	0	0	1	0	79	125	2.84	1.263				
Ted Power, R ERA: 3.5	(7, 1)	0.1		3	1	0	0	0	1	0	0	0	0	0	10	14	0.00	6.000	Ted Power, R ERA: 3.5		0.1		3	1	0	0	0	1	0	0	0	0	10	14	0.00	6.000					
Gino Minutelli, L ERA: 6.3	(7, 1)	1.1		6	1	0	0	2	1	0	0	0	1	0	12	23	0.00	1.500	Gino Minutelli, L ERA: 6.3		1.1		6	1	0	0	2	1	0	0	0	12	23	0.00	1.500						

Batter	1	2	3	4	5	6	7	8	9	10	AB R H RBI BB SO LOB
Lonnie Smith, R (1, 7) OBP: 0.374, SLG: 0.403 Keith Mitchell, R (8, 7) OBP: 0.422, SLG: 0.456	K		FC5-2 BB		HR		K		L5		4 1 1 1 0 2 2 1 0 0 0 0 0 2
Jeff Blauser, R (1, 6) OBP: 0.355, SLG: 0.406 Rafael Belliard, R (8, 6) OBP: 0.287, SLG: 0.277	K		FC1-6 BB		K		K		F9		3 0 0 0 1 3 0 1 0 0 0 0 0 0
Terry Pendleton, S (1, 5) OBP: 0.359, SLG: 0.509	F8		FC1-6		BB 1B		G4-3				5 1 2 0 0 0 3
David Justice, L (1, 9) OBP: 0.375, SLG: 0.511		P6			BB						3 0 0 0 2 2 0
Ron Gant, R (1, 8) OBP: 0.333, SLG: 0.486		G4-6-3 1B			F8						5 0 3 1 0 1 2
Sid Bream, L (1, 3) OBP: 0.318, SLG: 0.438 Brian Hunter, R (8, PH) OBP: 0.299, SLG: 0.457 (9, 3)		G4-6-3			G6-3 1B		L4				2 0 0 0 1 0 3 1 0 0 0 0 1 0
Greg Olson, R (1, 2) OBP: 0.320, SLG: 0.345			1B FC5-2 2B		G6-3		G4-3				4 0 1 0 0 1 2
Mark Lemke, S (1, 4) OBP: 0.309, SLG: 0.323 Deion Sanders, L (9, PR) OBP: 0.273, SLG: 0.349 Jeff Treadway, L (10, 4) OBP: 0.370, SLG: 0.421			BB FC5-2 1B		IBB		F7				3 0 2 0 1 0 0 0 0 0 0 0 0 0 0 0 0 0 0 0 0
29 John Smoltz, R (1, 1) OBP: 0.182, SLG: 0.164 Francisco Cabrera, R (9, PH) OBP: 0.296, SLG: 0.451 Alejandro Pena, R (10, 1)			K		F9		L3				3 0 0 0 0 1 5 1 0 0 0 0 1 1 0 0 0 0 0 0 0

Inning Stats	R: 0 E: 0 K: 2 S: 9	H: 0 LOB: 0 BB: 0 P: 15	R: 0 E: 0 K: 0 S: 5	H: 1 LOB: 1 BB: 0 P: 8	R: 0 E: 0 K: 1 S: 16	H: 2 LOB: 3 BB: 1 P: 30	R: 0 E: 0 K: 1 S: 11	H: 1 LOB: 3 BB: 2 P: 25	R: 1 E: 0 K: 1 S: 13	H: 2 LOB: 2 BB: 1 P: 26	R: 0 E: 0 K: 0 S: 7	H: 0 LOB: 0 BB: 0 P: 11	R: 0 E: 0 K: 2 S: 11	H: 0 LOB: 0 BB: 0 P: 18	R: 0 E: 0 K: 3 S: 11	H: 0 LOB: 0 BB: 0 P: 16	R: 0 E: 0 K: 2 S: 9	H: 1 LOB: 2 BB: 0 P: 13	R: 1 E: 0 K: 0 S: 11	H: 2 LOB: 2 BB: 1 P: 18	1B: 6 2B: 2 3B: 0 HR: 1	SF: 0 SAC: 0 DP: 1 HBP: 0	WP: 0 PB: 0 SB: 2 CS: 0	PA: 41
PITCHER Jack Armstrong, R (1, 1) ERA: 5.16 Norm Charlton, L (8, 1) ERA: 3.05 Ted Power, R (10, 1) ERA: 3.6	IP: 7.0 WLS: 30 BF: 6 H: 1 R: 1 ER: 1 SO: 7 BB: 3 IBB: 1 HBP: 0 BLK: 0 WP: 0 HR: 1 S: 72 P: 133 ERA: 1.29 WHIP: 1.286	IP: 2.0 WLS: 7 BF: 1 H: 0 R: 0 ER: 0 SO: 5 BB: 0 IBB: 0 HBP: 0 BLK: 0 WP: 0 HR: 0 S: 20 P: 29 ERA: 0.00 WHIP: 0.500	IP: 0.1 WLS: L BF: 4 H: 2 R: 1 ER: 1 SO: 0 BB: 0 IBB: 1 HBP: 0 BLK: 0 WP: 0 HR: 0 S: 11 P: 18 ERA: 27.00 WHIP: 6.000	PITCHER IP: 1.1 WLS: 30 BF: 6 H: 1 R: 1 ER: 1 SO: 7 BB: 3 IBB: 1 HBP: 0 BLK: 0 WP: 0 HR: 1 S: 72 P: 133 ERA: 1.29 WHIP: 1.286	IP: 2.2 WLS: 30 BF: 6 H: 1 R: 1 ER: 1 SO: 7 BB: 3 IBB: 1 HBP: 0 BLK: 0 WP: 0 HR: 1 S: 72 P: 133 ERA: 1.29 WHIP: 1.286	IP: 1.1 WLS: 30 BF: 6 H: 1 R: 1 ER: 1 SO: 7 BB: 3 IBB: 1 HBP: 0 BLK: 0 WP: 0 HR: 1 S: 72 P: 133 ERA: 1.29 WHIP: 1.286	IP: 2.2 WLS: 30 BF: 6 H: 1 R: 1 ER: 1 SO: 7 BB: 3 IBB: 1 HBP: 0 BLK: 0 WP: 0 HR: 1 S: 72 P: 133 ERA: 1.29 WHIP: 1.286	IP: 2.3 WLS: 30 BF: 6 H: 1 R: 1 ER: 1 SO: 7 BB: 3 IBB: 1 HBP: 0 BLK: 0 WP: 0 HR: 1 S: 72 P: 133 ERA: 1.29 WHIP: 1.286	IP: 1.3 WLS: 30 BF: 6 H: 1 R: 1 ER: 1 SO: 7 BB: 3 IBB: 1 HBP: 0 BLK: 0 WP: 0 HR: 1 S: 72 P: 133 ERA: 1.29 WHIP: 1.286	IP: 4.0 WLS: 30 BF: 6 H: 1 R: 1 ER: 1 SO: 7 BB: 3 IBB: 1 HBP: 0 BLK: 0 WP: 0 HR: 1 S: 72 P: 133 ERA: 1.29 WHIP: 1.286	IP: 2.3 WLS: 30 BF: 6 H: 1 R: 1 ER: 1 SO: 7 BB: 3 IBB: 1 HBP: 0 BLK: 0 WP: 0 HR: 1 S: 72 P: 133 ERA: 1.29 WHIP: 1.286	IP: 2.3 WLS: 30 BF: 6 H: 1 R: 1 ER: 1 SO: 7 BB: 3 IBB: 1 HBP: 0 BLK: 0 WP: 0 HR: 1 S: 72 P: 133 ERA: 1.29 WHIP: 1.286	IP: 2.3 WLS: 30 BF: 6 H: 1 R: 1 ER: 1 SO: 7 BB: 3 IBB: 1 HBP: 0 BLK: 0 WP: 0 HR: 1 S: 72 P: 133 ERA: 1.29 WHIP: 1.286	IP: 2.3 WLS: 30 BF: 6 H: 1 R: 1 ER: 1 SO: 7 BB: 3 IBB: 1 HBP: 0 BLK: 0 WP: 0 HR: 1 S: 72 P: 133 ERA: 1.29 WHIP: 1.286	IP: 2.3 WLS: 30 BF: 6 H: 1 R: 1 ER: 1 SO: 7 BB: 3 IBB: 1 HBP: 0 BLK: 0 WP: 0 HR: 1 S: 72 P: 133 ERA: 1.29 WHIP: 1.286	IP: 2.3 WLS: 30 BF: 6 H: 1 R: 1 ER: 1 SO: 7 BB: 3 IBB: 1 HBP: 0 BLK: 0 WP: 0 HR: 1 S: 72 P: 133 ERA: 1.29 WHIP: 1.286	IP: 2.3 WLS: 30 BF: 6 H: 1 R: 1 ER: 1 SO: 7 BB: 3 IBB: 1 HBP: 0 BLK: 0 WP: 0 HR: 1 S: 72 P: 133 ERA: 1.29 WHIP: 1.286	IP: 2.3 WLS: 30 BF: 6 H: 1 R: 1 ER: 1 SO: 7 BB: 3 IBB: 1 HBP: 0 BLK: 0 WP: 0 HR: 1 S: 72 P: 133 ERA: 1.29 WHIP: 1.286	IP: 2.3 WLS: 30 BF: 6 H: 1 R: 1 ER: 1 SO: 7 BB: 3 IBB: 1 HBP: 0 BLK: 0 WP: 0 HR: 1 S: 72 P: 133 ERA: 1.29 WHIP: 1.286	IP: 2.3 WLS: 30 BF: 6 H: 1 R: 1 ER: 1 SO: 7 BB: 3 IBB: 1 HBP: 0 BLK: 0 WP: 0 HR: 1 S: 72 P: 133 ERA: 1.29 WHIP: 1.286	IP: 2.3 WLS: 30 BF: 6 H: 1 R: 1 ER: 1 SO: 7 BB: 3 IBB: 1 HBP: 0 BLK: 0 WP: 0 HR: 1 S: 72 P: 133 ERA: 1.29 WHIP: 1.286	IP: 2.3 WLS: 30 BF: 6 H: 1 R: 1 ER: 1 SO: 7 BB: 3 IBB: 1 HBP: 0 BLK: 0 WP: 0 HR: 1 S: 72 P: 133 ERA: 1.29 WHIP: 1.286	IP: 2.3 WLS: 30 BF: 6 H: 1 R: 1 ER: 1 SO: 7 BB: 3 IBB: 1 HBP: 0 BLK: 0 WP: 0 HR: 1 S: 72 P: 133 ERA: 1.29 WHIP: 1.286	

BOTTOM

Cincinnati Reds @ Atlanta Braves
 Atlanta-Fulton County Stadium, Atlanta, GA

Wed Sep 25 1991, 3:33 AM EDT
 Cloudy - 73 F

livebaseballscorecards.com

AB	36
R	2
H	9
RBI	2
BB	5
SO	12
LOB	20

Braves

Batter	1	2	3	4	5	6	7	8	9	10	AB R H RBI BB SO LOB
Reggie Sanders, R OBP: 0.250, SLG: 0.250 (1, 8)	F9		F7		F8	2B 1B		G4-3		3B 1B	6 2 2 1 0 0 0
Billy Hatcher, R OBP: 0.313, SLG: 0.362 (1, 7)	2B 1B		E5 1B		P4	2B			G1-3	2 3B	6 1 3 3 0 0 0
Barry Larkin, R OBP: 0.381, SLG: 0.513 (1, 6)	1B 2B		HR 1B		HBP 1B	K			F7	K	6 2 3 0 0 2 2
Chris Sabo, R OBP: 0.356, SLG: 0.507 (1, 5)	2-H 3-H 1B		HR		FC6-4 HBP				1B 1B	2	3 1 3 4 1 0 0
Carmelo Martinez, R OBP: 0.328, SLG: 0.375 Hal Morris, L OBP: 0.380, SLG: 0.491 (7, PH) (7, 3)	K		1B		FC6-4				1B 1B		3 0 1 0 0 1 2 2 0 1 0 0 0 1
Luis Quinones, S OBP: 0.303, SLG: 0.327 (1, 4)			F9		F9						5 0 0 0 0 1 4
Chris Jones, R OBP: 0.342, SLG: 0.486 (1, 9)			P4		K					SH1-4 1B 2B	5 2 2 0 0 1 2
Joe Oliver, R OBP: 0.267, SLG: 0.367 (1, 2)			WP BB		F8	HR				SH1-4	3 1 1 2 1 0 0
Randy Myers, L OBP: 0.200, SLG: 0.207 Steve Foster, R (5, 1) Stan Jefferson, S (6, PH) Kip Gross, R OBP: 0.095, SLG: 0.095 Eric Davis, R OBP: 0.350, SLG: 0.393 Milt Hill, R (8, 1) Bill Doran, S OBP: 0.352, SLG: 0.365 Rob Dibble, L (10, 1)			K		K					1B 3B IBB	2 0 0 0 0 2 1 0 0 0 0 0 0 0 1 0 0 0 0 0 0 0 0 0 0 0 0 0 1 0 0 0 0 1 0 0 0 0 0 0 0 0 0 1 0 0 1 0 0 0 0 0 0 0 0 0

TOP	
AB 43	
R 10	
H 16	
RBI 10	
BB 3	
SO 8	
LOB 12	
	

Cincinnati Reds @ Atlanta Braves
Atlanta-Fulton County Stadium, Atlanta, GA

Wed Sep 25 1991, 7:05 PM EDT
Att: 38,879 - Cloudy - 63 F

WP: 1	PA: 48
PB: 0	
SB: 1	
CS: 0	

Inning Stats	R: 2	H: 3	E: 0	LOB: 0	K: 1	S: 12	P: 13
R: 0	H: 0	E: 0	LOB: 1	K: 1	S: 12	P: 22	
R: 2	H: 3	E: 1	LOB: 1	K: 0	S: 15	P: 21	
R: 0	H: 0	E: 0	LOB: 0	K: 2	S: 7	P: 12	
R: 0	H: 1	E: 0	LOB: 2	K: 0	S: 12	P: 16	
R: 3	H: 4	E: 0	LOB: 1	K: 1	S: 12	P: 19	
R: 0	H: 0	E: 1	LOB: 1	K: 0	S: 12	P: 20	
R: 0	H: 0	E: 0	LOB: 0	K: 1	S: 9	P: 12	
R: 0	H: 2	E: 0	LOB: 2	K: 1	S: 12	P: 16	
R: 3	H: 3	E: 0	LOB: 1	K: 1	S: 10	P: 21	
1B: 9	SF: 0	2B: 3	SAC: 1	3B: 2	HR: 2	DP: 1	HBP: 1

PITCHER	IP	WLS	BF	H	R	ER	SO	BB	IBB	HBP	BLK	WP	HR	S	P	ERA	WHIP
Steve Avery, L ERA: 3.42 (1, 1)	5.0		23	7	4	4	4	1	0	0	0	1	1	58	84	7.20	1.600
Jim Clancy, R ERA: 3.83 (6, 1)	0.2		6	4	3	3	0	0	0	0	0	0	1	8	13	40.50	6.000
Mark Wohlers, R ERA: 1.69 (6, 1)	2.1		8	0	0	0	2	1	0	0	0	0	0	25	38	0.00	0.429
Mike Stanton, L ERA: 3.05 (9, 1)	1.1	L	10	5	3	3	1	0	1	0	0	0	0	19	31	20.25	3.750
Randy St. Claire, R ERA: 4.74 (10, 1)	0.2		2	0	0	0	1	0	0	0	0	0	0	3	6	0.00	0.000

Batter	1	2	3	4	5	6	7	8	9	AB R H RBI BB SO LOB	TOP											
Reggie Sanders, R (1, 8) OBP: 0.242, SLG: 0.333	2-0 F9			1-2 G5-3		2-1 E6 FC5-4	0-2 FC6-4 FC1-6		1-1 HR	5 2 1 2 0 0 1	<p>Cincinnati Reds @ Atlanta Braves Atlanta-Fulton County Stadium, Atlanta, GA</p> <p>Thu Sep 26 1991, 7:05 PM EDT Att. 42,431 - Sunny - 72 F</p>											
Barry Larkin, R (1, 6) OBP: 0.381, SLG: 0.512	0-0 G6-3			2-1 G1-3 2B 1B		2-1 FC5-4 1B	0-2 FC1-6	1-2 G1-3	5 1 2 0 0 0 1													
Chris Sabo, R (1, 5) OBP: 0.354, SLG: 0.504	2-2 G5-3			2-1 G1-3 1-2		0-1 FC5-4 S BB SF9	3-2 L7		4 1 0 1 0 0 3													
Eric Davis, R (1, 7) OBP: 0.352, SLG: 0.390		0-0 F9		4-2 2B BB		4-2 BLK 1B 1B BB		1-3 K	2 2 0 0 2 1 0													
Carmelo Martinez, R (1, 3) OBP: 0.327, SLG: 0.378		3-2 P6		0-0 2B 1-H 2-H		0-2 SF9		3-3 K	3 0 1 3 0 1 0													
Paul O'Neill, L (1, 9) OBP: 0.349, SLG: 0.488		3-3 K		1-1 F7		0-1 BLK 1B 1B		2-3 K	4 1 1 0 0 2 1													
Joe Oliver, R (1, 2) OBP: 0.267, SLG: 0.365			0-1 F7		2-1 F8	1-2 1B		0-1 E5 FC3-6	4 0 1 2 0 0 0													
Luis Quinones, S (1, 4) OBP: 0.297, SLG: 0.320			1-0 G5-3		3-1 F8	1-2 F8		0-0 FC3-6 SH5-4 HR	4 1 0 0 0 0 2													
Jose Rijo, R (1, 1) OBP: 0.254, SLG: 0.230			0-0 G4-3		0-2 G6-3		0-0 FC6-4 1B	0-0 SH5-4	3 0 1 0 0 0 0													
Norm Charlton, S (8, 1) OBP: 0.043, SLG: 0.087									0 0 0 0 0 0 0													
Steve Foster, R (9, 1)									0 0 0 0 0 0 0													
Inning Stats	R: 0 E: 0 K: 0 S: 5	H: 0 LOB: 0 BB: 0 P: 9	R: 0 E: 0 K: 1 S: 8	H: 0 LOB: 0 BB: 0 P: 14	R: 0 E: 0 K: 0 S: 4	H: 0 LOB: 0 BB: 0 P: 5	R: 2 E: 0 K: 0 S: 14	H: 2 LOB: 1 BB: 1 P: 24	R: 0 E: 0 K: 0 S: 7	H: 0 LOB: 0 BB: 0 P: 12	R: 4 E: 1 K: 0 S: 20	H: 3 LOB: 1 BB: 1 P: 29	R: 0 E: 0 K: 0 S: 10	H: 1 LOB: 1 BB: 0 P: 13	R: 0 E: 0 K: 3 S: 10	H: 0 LOB: 0 BB: 0 P: 16	R: 2 E: 1 K: 0 S: 9	H: 1 LOB: 0 BB: 0 P: 11	1B: 5 2B: 1 3B: 0 HR: 1	SF: 1 SAC: 1 DP: 0 HBP: 0	WP: 0 PB: 0 SB: 1 CS: 0	PA: 38
PITCHER	IP WLS BF H R ER SO BB IBB HBP BLK WP HR S P ERA WHIP																					
Charlie Leibrandt, L (1, 1) ERA: 3.19	5.2 L 24 4 6 2 1 2 0 0 0 0 0 0 52 85 3.18 1.059																					
Pete Smith, R (6, 1) ERA: 5.4	0.1 2 1 0 0 0 0 0 0 0 0 1 0 0 6 8 0.00 3.000																					
Randy St. Claire, R (7, 1) ERA: 4.39	2.0 7 1 0 0 3 0 0 0 0 0 0 0 20 29 0.00 0.500																					
Armando Reynoso, R (9, 1) ERA: 6.17	1.0 5 1 2 0 0 0 0 0 0 0 0 0 1 9 11 0.00 1.000																					

AB	34
R	8
H	7
RBI	8
BB	2
SO	4
LOB	8



Batter	1	2	3	4	5	6	7	8	9	AB R H RBI BB SO LOB
Lonnie Smith, R OBP: 0.372, SLG: 0.399 (1, 7)	4-2 G4-3 1B BB		0-0 F9		1-1 F9		0-1 G5-3		0-1 G5-3	4 0 0 0 1 0 0
Jeff Blausler, R OBP: 0.353, SLG: 0.399 (1, 6)	1-2 G4-3 1B		1-3 K		0-3 K		2-3 K		1-1 G1-3	5 0 1 0 0 3 0
Terry Pendleton, S OBP: 0.360, SLG: 0.512 (1, 5)	2-2 P3		0-0 1B 1B		1-0 2B		0-1 2B			4 0 3 0 0 0 2
David Justice, L OBP: 0.379, SLG: 0.507 (1, 9)	3-2 G4-3 1-2 2-3		1-2 1B		4-2 FC6-4 BB		4-2 BB			2 0 1 0 2 0 2
Ron Gant, R OBP: 0.334, SLG: 0.493 (1, 8)	1-2 F8		2-2 G4-3		2-1 FC6-4 1-2f		2-3 K			4 0 0 0 0 1 8
Sid Bream, L OBP: 0.313, SLG: 0.431 (1, 3)		1-3 K		0-2 P3		0-0 F7		0-0 G4-3		3 0 0 0 0 1 0
Brian Hunter, R OBP: 0.300, SLG: 0.458 (8, PH) (9, 3)										1 0 0 0 0 0 0
Greg Olson, R OBP: 0.322, SLG: 0.353 (1, 2)		1-1 G6-3		3-3 K		3-2 2B		0-0 G1-3		4 0 1 0 0 1 0
Armando Reynoso, R (9, 1)										0 0 0 0 0 0 0
Mark Lemke, S OBP: 0.309, SLG: 0.328 (1, 4)		1-1 2B		1-2 1B		0-0 F7		3-2 G6-3		4 0 2 0 0 0 1
Charlie Leibrandt, R OBP: 0.085, SLG: 0.103 (1, 1)		1-3 K		0-1 P4		1-2 F7			1-3 K	2 0 0 0 0 1 2
Pete Smith, R OBP: 0.231, SLG: 0.167 (6, 1)										0 0 0 0 0 0 0
Tommy Gregg, L OBP: 0.282, SLG: 0.309 (6, PH)										1 0 0 0 0 0 1
Randy St. Claire, R OBP: 0.500, SLG: 0.500 (7, 1)										0 0 0 0 0 0 0
Francisco Cabrera, R OBP: 0.290, SLG: 0.441 (9, 2)										1 0 0 0 0 1 0

Inning Stats	R: 0 E: 0 K: 16 S: 16	H: 1 LOB: 2 BB: 1 P: 27	R: 0 E: 0 K: 10 S: 10	H: 1 LOB: 1 BB: 0 P: 14	R: 0 E: 0 K: 12 S: 12	H: 2 LOB: 2 BB: 0 P: 16	R: 0 E: 0 K: 1 S: 12	H: 1 LOB: 1 BB: 0 P: 16	R: 0 E: 0 K: 10 S: 10	H: 1 LOB: 2 BB: 1 P: 18	R: 0 E: 0 K: 2 S: 12	H: 1 LOB: 2 BB: 1 P: 20	R: 0 E: 0 K: 6 S: 8	H: 1 LOB: 1 BB: 0 P: 12	R: 0 E: 0 K: 12 S: 12	H: 1 LOB: 2 BB: 1 P: 20	R: 0 E: 0 K: 6 S: 6	H: 0 LOB: 0 BB: 0 P: 9	R: 0 E: 0 K: 7 S: 7	H: 0 LOB: 0 BB: 0 P: 9	1B: 4 2B: 4 3B: 0 HR: 0	SF: 0 SAC: 0 DP: 0 HBP: 0	WP: 0 PB: 0 SB: 0 CS: 0	PA: 38
--------------	--------------------------------	----------------------------------	--------------------------------	----------------------------------	--------------------------------	----------------------------------	-------------------------------	----------------------------------	--------------------------------	----------------------------------	-------------------------------	----------------------------------	------------------------------	----------------------------------	--------------------------------	----------------------------------	------------------------------	---------------------------------	------------------------------	---------------------------------	----------------------------------	------------------------------------	----------------------------------	--------

PITCHER	IP	WLS	BF	H	R	ER	SO	BB	IBB	HBP	BLK	WP	HR	S	P	ERA	WHIP
Jose Rijo, R ERA: 2.32 (1, 1)	7.0		32	8	0	0	7	3	0	0	0	0	0	80	123	0.00	1.571
Norm Charlton, L ERA: 3.02 (8, 1)	1.0		3	0	0	0	0	0	0	0	0	0	6	9	0.00	0.000	
Steve Foster, R ERA: 3.0 (9, 1)	1.0		3	0	0	0	1	0	0	0	0	0	7	9	0.00	0.000	

BOTTOM

Cincinnati Reds @ Atlanta Braves
Atlanta-Fulton County Stadium, Atlanta, GA

Thu Sep 26 1991, 7:05 PM EDT
Att. 42,431 - Sunny - 72 F

livebaseballscorecards.com

AB 35
R 0
H 8
RBI 0
BB 3
SO 8
LOB 16



San Diego Padres @ Cincinnati Reds
Riverfront Stadium, Cincinnati, OH

Sat Sep 28 1991, 7:05 PM EDT
Att. 21,189 - Cloudy - 69 F

AB	37
R	4
H	13
RBI	4
BB	5
SO	5
LOB	19



WP	1	PA	42
PB	0		
SB	2		
CS	0		

Batter	1	2	3	4	5	6	7	8	9	AB	R	H	RBI	BB	SO	LOB						
Darrin Jackson, R (1, 8) OBP: 0.319, SLG: 0.483	0-3 K		0-0 E5 1B		0-1 L5		1-1 BB S 1B	4-0 G4-6-3 IBB		4	1	1	0	1	1	1						
Kevin Ward, R (1, 7) OBP: 0.311, SLG: 0.423	0-1 P2		0-0 2-H 1B		1-2 G5-3		2-3 K	1-2 G4-6-3 1-2f		5	0	1	1	0	1	5						
Tony Fernandez, S (1, 6) OBP: 0.337, SLG: 0.360 Thomas Howard, S (7, PH) OBP: 0.306, SLG: 0.350 Jack Howell, L (7, 5) OBP: 0.280, SLG: 0.321	2-2 G4-3		0-0 F9		1-1 1B 1B		4-0 BB BB		1-2 F8	3	0	1	1	0	0	1						
Fred McGriff, L (1, 3) OBP: 0.401, SLG: 0.503		1-2 F7		0-2 G6-3		0-0 2-H 1B	4-1 G5-4-3 BB		0-1 G1-3	4	0	1	0	1	0	0						
Benito Santiago, R (1, 2) OBP: 0.294, SLG: 0.399		0-1 G5-3		0-0 1B		1-1 G1-6-3 1B	0-0 G5-4-3 1-2f		0-1 S WP 1B	5	0	3	0	0	0	3						
Tim Teufel, R (1, 5) OBP: 0.322, SLG: 0.373		4-0 BB		0-0 P4		1-0 G1-6-3 1-2f		3-2 1B G1-3 1B	2-2 G6-3 1-3	4	1	1	0	1	0	3						
Jerald Clark, R (1, 9) OBP: 0.301, SLG: 0.363		1-1 P3		0-3 K		1-2 BB 1B		0-0 G1-3 1B		4	0	2	0	0	1	2						
Craig Shipley, R (1, 4) OBP: 0.286, SLG: 0.338			0-0 G6-3		0-0 HR	4-0 BB		1-1 G1-3 1B		3	1	2	1	1	0	0						
Jose Melendez, R (1, 1) OBP: 0.188, SLG: 0.167 Jim Vatcher, R (8, PH) OBP: 0.400, SLG: 0.250 John Costello, R (8, PH) OBP: 0.295, SLG: 0.297 Jeremy Hernandez, R (8, 1) Craig Lefferts, L (8, 1) Mike Maddux, L (8, 1) OBP: 0.214, SLG: 0.083			0-3 K		1-2 1B 2B		2-3 K	1-1 G1-3		2	1	1	0	0	1	0						
Inning Stats	R: 0 E: 0 K: 1 S: 9	H: 0 LOB: 0 BB: 0 P: 11	R: 0 E: 0 K: 0 S: 8	H: 0 LOB: 1 BB: 1 P: 14	R: 1 E: 1 K: 1 S: 7	H: 1 LOB: 1 BB: 0 P: 7	R: 0 E: 0 K: 1 S: 8	H: 1 LOB: 1 BB: 0 P: 8	R: 2 E: 0 K: 0 S: 13	H: 4 LOB: 1 BB: 0 P: 16	R: 0 E: 0 K: 1 S: 11	H: 2 LOB: 2 BB: 1 P: 20	R: 0 E: 0 K: 1 S: 8	H: 1 LOB: 2 BB: 2 P: 18	R: 1 E: 0 K: 0 S: 14	H: 3 LOB: 2 BB: 1 P: 24	R: 0 E: 0 K: 0 S: 10	H: 1 LOB: 1 BB: 0 P: 13	1B: 11 2B: 1 3B: 0 HR: 1	SF: 0 SAC: 0 DP: 3 HBP: 0	WP: 1 PB: 0 SB: 2 CS: 0	PA: 42
PITCHER	IP WLS BF H R ER SO BB IBB HBP BLK WP HR S P ERA WHIP																			IP WLS BF H R ER SO BB IBB HBP BLK WP HR S P ERA WHIP		
Tom Browning, L (1, 1) ERA: 4.19	6.1 L 31 9 3 2 5 4 0 0 0 0 1 63 93 2.84 2.053																					
Steve Foster, R (7, 1) ERA: 2.79	0.2 1 0 0 0 0 0 0 0 0 0 0 0 1 1 0.00 0.000																					
Milt Hill, R (8, 1) ERA: 3.38	0.0 3 3 1 1 0 0 0 0 0 0 0 0 7 11 ∞ ∞																					
Norm Charlton, L (8, 1) ERA: 2.96	2.0 7 1 0 0 0 0 0 1 0 0 1 0 17 26 0.00 0.500																					

livebaseballscorecards.com

BOTTOM

San Diego Padres @ Cincinnati Reds
Riverfront Stadium, Cincinnati, OH

livebaseballscorecards.com

AB 33
R 2
H 8
RBI 2
BB 3
SO 7
LOB 13



WP: 0 PA: 36
PB: 0
SB: 0
CS: 0

Sat Sep 28 1991, 7:05 PM EDT
Att: 21,189 - Cloudy - 69 F

AB R H RBI BB SO LOB
3 0 0 0 0 0 0
1 0 0 0 0 1 0

4 0 1 0 0 0 0

4 0 1 0 0 2 1

3 0 1 0 1 1 0

2 0 0 0 2 1 2

4 1 1 0 0 0 4

4 0 2 1 0 1 1

4 1 2 1 0 1 2
0 0 0 0 0 0 0

2 0 0 0 0 0 1
0 0 0 0 0 0 0
1 0 0 0 0 0 1
0 0 0 0 0 0 0
0 0 0 0 0 0 0
1 0 0 0 0 0 1

1B: 6 SF: 0
2B: 3 SAC: 0
3B: 0 DP: 2
HR: 1 HBP: 0

Batter	1	2	3	4	5	6	7	8	9
Reggie Sanders, R (1, 8) OBP: 0.200, SLG: 0.275 Billy Hatcher, R (7, 7) OBP: 0.312, SLG: 0.360	2-2 F8		2-2 F9		0-1 L5			0-3 K	
Hal Morris, L (1, 3) OBP: 0.376, SLG: 0.485	0-2 BB 1B		0-0 F8		2-1 F8			3-2 F7	
Barry Larkin, R (1, 6) OBP: 0.381, SLG: 0.516	2-3 K		1-2 G4-3				2-3 K	1-1 BB 1B	
Paul O'Neill, L (1, 9) OBP: 0.349, SLG: 0.491	4-2 BB 1-2 BB			0-0 F7			3-3 K	0-0 BB 1-3 BB 1B	
Eric Davis, R (1, 7) (7, 8) OBP: 0.354, SLG: 0.387	2-1 F9			4-0 BB			2-3 K	4-2 BB 1-2 BB	
Chris Sabo, R (1, 5) OBP: 0.352, SLG: 0.502		0-1 BB 2B		1-0 P4			1-1 F8	3-2 F7	
Bill Doran, S (1, 4) OBP: 0.355, SLG: 0.367		0-0 F8-4-3 2-H BB 1B		0-0 G4-3			3-1 BB 1B		
Joe Oliver, R (1, 2) OBP: 0.266, SLG: 0.373 Stan Jefferson, S (9, PR) OBP: 0.111, SLG: 0.059		2-3 K			0-0 HR		0-1 F8	0-1 L1-3 BB 1B	
Tom Browning, L (1, 1) OBP: 0.197, SLG: 0.206 Steve Foster, R (7, 1) Luis Quinones, S (7, PH) OBP: 0.300, SLG: 0.319 Milt Hill, R (8, 1) Norm Charlton, S (8, 1) OBP: 0.043, SLG: 0.087 Carmelo Martinez, R (9, PH) OBP: 0.326, SLG: 0.377		0-1 F8-4-3 1-2			3-2 P6		2-2 G1-3	0-2 L1-3 1-2	

Inning Stats	R: 0	H: 1	E: 0	K: 14	LOB: 2	BB: 1	P: 24	R: 1	H: 2	E: 0	K: 1	LOB: 0	BB: 0	P: 10	R: 0	H: 0	E: 0	K: 0	LOB: 0	BB: 0	P: 10	R: 0	H: 0	E: 0	K: 0	LOB: 1	BB: 1	P: 8	R: 1	H: 1	E: 0	K: 0	LOB: 0	BB: 0	P: 16	R: 0	H: 0	E: 0	K: 3	LOB: 0	BB: 0	P: 17	R: 0	H: 1	E: 0	K: 0	LOB: 1	BB: 0	P: 17	R: 0	H: 2	E: 0	K: 1	LOB: 3	BB: 1	P: 25	R: 0	H: 1	E: 0	K: 1	LOB: 1	BB: 0	P: 8	1B: 6	SF: 0	2B: 3	SAC: 0	3B: 0	DP: 2	HR: 1	HBP: 0	WP: 0	PA: 36
--------------	------	------	------	-------	--------	-------	-------	------	------	------	------	--------	-------	-------	------	------	------	------	--------	-------	-------	------	------	------	------	--------	-------	------	------	------	------	------	--------	-------	-------	------	------	------	------	--------	-------	-------	------	------	------	------	--------	-------	-------	------	------	------	------	--------	-------	-------	------	------	------	------	--------	-------	------	-------	-------	-------	--------	-------	-------	-------	--------	-------	--------

PITCHER	IP	WLS	BF	H	R	ER	SO	BB	IBB	HBP	BLK	WP	HR	S	P	ERA	WHIP
Jose Melendez, R (1, 1) ERA: 3.32	5.0	W	20	4	2	2	2	2	0	0	0	0	1	43	68	3.60	1.200
John Costello, R (6, 1) ERA: 3.18	2.0		7	1	0	0	3	0	0	0	0	0	0	21	34	0.00	0.500
Jeremy Hernandez, R (8, 1) ERA:	0.2		3	1	0	0	1	0	0	0	0	0	0	8	12	0.00	1.500
Craig Lefferts, L (8, 1) ERA: 3.99	0.0		2	1	0	0	0	1	0	0	0	0	0	3	7	∞	∞
Mike Maddux, R (8, 1) ERA: 2.54	1.1	S	4	1	0	0	1	0	0	0	0	0	0	11	14	0.00	0.750

Batter	1	2	3	4	5	6	7	8	9
Mariano Duncan, R OBP: 0.288, SLG: 0.421 (1, 4) C B B X (7, 7)	2-1 F9 ①		2-2 PO 1B C B F B X			3-2 E 1B SF9 1B B B B C F B X	2-1 1B 1B 2-3 B F B X	0-0 G6-3 ③	
Hal Morris, L OBP: 0.377, SLG: 0.485 Steve Foster, R Rob Dibble, L (1, 3) F B B X (8, 1) (9, 1)	2-1 G4-3 ②		3-2 PO ③ X 1-2 B F B 1 SAFE	0-0 G6-3 ①		1-2 SF9 E 1B 1-2 S B B X	1-2 1B 1B 1-3 3-H B C C B X		
Barry Larkin, R OBP: 0.380, SLG: 0.514 (1, 6) F B B S	3-3 K ③			2-1 F9 ② C B B X		1-1 E6 HR 1-2 2-3 C B X	1-1 1B 1B 1-3 3-H F B X		
Paul O'Neill, L OBP: 0.350, SLG: 0.492 (1, 9)		0-1 G6-3 ① C X		2-1 FC5-4 1B B F B B X		3-2 SF9 2-3 3-H B F B B X	1-0 G5-4-3 1B 1-2 B X		
Chris Sabo, R OBP: 0.353, SLG: 0.506 (1, 5)		4-0 G5-3 BB B B B B		1-1 FC5-4 1-2f B C B X		1-1 HR 1-H 3-H B X	1-0 G5-4-3 ② ③ 1-2f B X		
Chris Jones, R OBP: 0.346, SLG: 0.480 Randy Myers, L Carmelo Martinez, R OBP: 0.200, SLG: 0.207 OBP: 0.325, SLG: 0.375 (1, 7) (7, 1) (8, 3)		2-2 G5-3 ② C B F B 1 SAFE		2-3 K ① S B B B X		3-2 1B 3-2 S B B B X		2-3 K ① B B B S C F B X	
Billy Hatcher, R OBP: 0.312, SLG: 0.362 (1, 8)		0-2 G4-3 ③ C B F B X		1-0 F7 ② B X		1-1 P2 ③ B X		1-2 3B 2B B C F B X	
Jeff Reed, L OBP: 0.317, SLG: 0.366 (1, 2)			0-1 L8 ① C X		1-2 G4-3 ③ C B F B X		2-2 2B 3B B C B B X	2-1 3B 2-H B C B X	
Gino Minutelli, L Ted Power, R Luis Quinones, S Kip Gross, R Bill Doran, S OBP: 0.298, SLG: 0.317 OBP: 0.095, SLG: 0.095 OBP: 0.356, SLG: 0.370 (1, 1) (6, 1) (6, PH) (7, 1) (7, 4)			0-0 G6-3 ② X			0-0 F7 ① B X	1-0 1B 1B 2B 3-H B X	0-1 F7 ② F X	

AB	R	H	RBI	BB	SO	LOB
5	2	3	0	0	0	1
4	1	2	1	0	0	0
0	0	0	0	0	0	0
0	0	0	0	0	0	0
4	1	1	1	0	1	2
3	0	2	1	0	0	0
3	1	1	3	1	0	3
3	0	1	0	0	1	1
0	0	0	0	0	0	0
1	0	0	0	0	1	0
4	1	1	0	0	0	2
4	1	2	1	0	0	0
1	0	0	0	0	0	0
0	0	0	0	0	0	0
0	0	0	0	0	0	0
2	1	1	1	0	0	1


BOTTOM

San Diego Padres @ Cincinnati Reds
Riverfront Stadium, Cincinnati, OH

Sun Sep 29 1991, 3:33 AM EDT
Att. 23,387 - Sunny - 74 F

AB	35
R	8
H	14
RBI	8
BB	1
SO	3
LOB	10

WP: 0 PA: 38
PB: 0
SB: 0
CS: 0



Inning Stats	R: 0	H: 0	E: 0	K: 1	S: 7	H: 0	LOB: 0	BB: 0	P: 14	R: 0	H: 0	E: 0	K: 0	S: 9	H: 0	LOB: 1	BB: 1	P: 15	R: 0	H: 1	E: 0	K: 0	S: 8	H: 1	LOB: 1	BB: 0	P: 12	R: 0	H: 0	E: 0	K: 1	S: 8	H: 4	LOB: 1	BB: 0	P: 38	R: 3	H: 6	E: 0	K: 0	S: 13	H: 2	LOB: 1	BB: 0	P: 16
PITCHER	IP	WLS	BF	H	R	ER	SO	BB	IBB	HBP	BLK	WP	HR	S	P	ERA	WHIP																												
Ricky Bones, R ERA: 4.13 (1, 1)	6.0	L	25	6	4	0	2	1	0	0	0	0	0	11	104	0.00	1.167																												
Ed Whitson, R ERA: 5.03 (7, 1)	0.1		5	5	3	3	0	0	0	0	0	0	0	11	18	81.00	15.000																												
Pat Clements, L ERA: 2.13 (7, 1)	0.2		2	1	0	0	0	0	0	0	0	0	0	2	4	0.00	1.500																												
Jim Lewis, R ERA: 4.26 (8, 1)	1.0		5	2	1	1	1	0	0	0	0	0	0	11	16	9.00	2.000																												

Batter	1	2	3	4	5	6	7	8	9	AB R H RBI BB SO LOB	TOP											
Lonnie Smith, R (1, 7) OBP: 0.371, SLG: 0.392 Keith Mitchell, R (6, 7) OBP: 0.406, SLG: 0.426	1-1 L6		4-0 1B SF8 1B BB	0-2 F9		0-1 F9			1-3 K	3 1 0 0 1 0 1 1 0 0 0 0 1 0												
Mark Lemke, S (1, 4) OBP: 0.306, SLG: 0.320	2-2 E6 BB		0-1 E 1B 1B	0-0 G4-3		1-0 G3			2-2 G4-3	5 1 1 0 0 0 1												
Terry Pendleton, S (1, 5) OBP: 0.356, SLG: 0.503	1-3 K		1-1 E 1B 1B		3-2 L9				0-1 F9	4 1 1 0 0 1 1												
David Justice, L (1, 9) OBP: 0.385, SLG: 0.508	4-2 BB		1-2 SF8		3-2 L9				0-3 K	2 0 0 1 1 1 0												
Ron Gant, R (1, 8) OBP: 0.334, SLG: 0.489	0-0 F9		0-1 P3		2-1 BB 1B				1-2 G6-3	4 0 1 0 0 0 4												
Sid Bream, L (1, 3) OBP: 0.317, SLG: 0.438		1-1 P6	0-0 2B 1B		4-0 BB				2-2 G3-1	3 1 1 2 1 0 0												
Greg Olson, R (1, 2) OBP: 0.321, SLG: 0.353		2-0 1B	1-0 1B 2B		3-2 P3				0-3 K	4 0 2 1 0 1 2												
Rafael Belliard, R (1, 6) OBP: 0.296, SLG: 0.287		2-2 L8	0-1 2B 1B			0-0 29 SH1-3 1B			2-2 F8	4 0 2 0 0 0 1												
29 John Smoltz, R (1, 1) OBP: 0.176, SLG: 0.159 Tommy Gregg, L (9, PH) OBP: 0.281, SLG: 0.307 Mike Bielecki, R (9, 1) OBP: 0.122, SLG: 0.065		0-1 L3		2-3 K		0-2 SH1-3			1-1 F8	2 0 0 0 0 1 1 1 0 0 0 0 0 0 0 0 0 0 0 0 0												
Inning Stats	R: 0 E: 1 K: 1 S: 12	H: 0 LOB: 2 BB: 1 P: 20	R: 0 E: 0 K: 0 S: 10	H: 1 LOB: 1 BB: 0 P: 15	R: 4 E: 1 K: 0 S: 13	H: 5 LOB: 2 BB: 1 P: 20	R: 0 E: 0 K: 1 S: 8	H: 0 LOB: 0 BB: 0 P: 10	R: 0 E: 0 K: 0 S: 14	H: 1 LOB: 2 BB: 1 P: 28	R: 0 E: 0 K: 0 S: 8	H: 1 LOB: 1 BB: 0 P: 9	R: 0 E: 0 K: 1 S: 8	H: 0 LOB: 0 BB: 0 P: 9	R: 0 E: 0 K: 1 S: 11	H: 0 LOB: 0 BB: 0 P: 15	R: 0 E: 0 K: 1 S: 8	H: 0 LOB: 0 BB: 0 P: 12	1B: 7 2B: 1 3B: 0 HR: 0	SF: 1 SAC: 1 DP: 0 HBP: 0	WP: 0 PB: 0 SB: 0 CS: 0	PA: 38
PITCHER	IP WLS BF H R ER SO BB IBB HBP BLK WP HR S P ERA WHIP																					
Jack Armstrong, R (1, 1) ERA: 5.24 Milt Hill, R (5, 1) ERA: 3.34 Ted Power, R (6, 1) ERA: 3.8 Randy Myers, L (7, 1) ERA: 3.55 Steve Foster, R (8, 1) ERA: 2.08	4.2 L 24 7 4 4 2 3 0 0 0 0 0 0 54 87 7.71 2.143																					

Atlanta Braves @ Cincinnati Reds
 Riverfront Stadium, Cincinnati, OH

Mon Sep 30 1991, 7:05 PM EDT
 Att. 14,338 - Sunny - 78 F

livebaseballscorecards.com

AB	33
R	4
H	8
RBI	4
BB	3
SO	5
LOB	11



Batter	1	2	3	4	5	6	7	8	9	AB	R	H	RBI	BB	SO	LOB
Mariano Duncan, R OBP: 0.287, SLG: 0.417 (1, 7) (8, 8)	4-0 BB BB		2-2 G1-3		3-2 G6-3			0-1 F8		3	0	0	0	1	0	1
Hal Morris, L OBP: 0.376, SLG: 0.482 (1, 3)	4-0 CS BB		0-2 G5-3		2-3 K			1-3 K		3	0	0	0	1	2	1
Barry Larkin, R OBP: 0.379, SLG: 0.513 (1, 6)	2-3 K		1-2 G4-3			1-1 G5-3			2-1 2B	4	0	1	0	0	1	2
Paul O'Neill, L OBP: 0.349, SLG: 0.489 (1, 9)	2-2 L3			4-2 WP BB		2-2 G6-3			1-3 K	3	0	0	0	1	1	2
Chris Sabo, R OBP: 0.351, SLG: 0.503 (1, 5)		0-1 F8		1-3 K		0-0 F7			1-3 K	4	0	0	0	0	2	2
Bill Doran, S OBP: 0.355, SLG: 0.369 (1, 4)		0-1 1B 1B		1-3 K			1-0 L6		0-1 G3	4	0	1	0	0	1	2
Billy Hatcher, R OBP: 0.312, SLG: 0.362 Steve Foster, R (8, 1)		0-1 1B		3-2 F8			1-1 G6-3			3	0	1	0	0	0	1
Joe Oliver, R OBP: 0.263, SLG: 0.369 (1, 2)		0-3 K				2-3 K WP			0-1 L5	3	0	0	0	0	2	2
Jack Armstrong, R OBP: 0.285, SLG: 0.073 Milt Hill, R Stan Jefferson, S Ted Power, R Randy Myers, L Chris Jones, R OBP: 0.200, SLG: 0.207 OBP: 0.342, SLG: 0.474		1-3 K				3-3 K			0-3 K2-3	1	0	0	0	0	1	2

Inning Stats	R: 0	H: 0	E: 0	K: 1	S: 7	R: 0	H: 2	E: 0	K: 2	S: 13	R: 0	H: 0	E: 0	K: 0	S: 9	R: 0	H: 0	E: 0	K: 2	S: 23	R: 0	H: 0	E: 0	K: 3	S: 15	R: 0	H: 0	E: 0	K: 0	S: 6	R: 0	H: 0	E: 0	K: 0	S: 5	R: 0	H: 0	E: 0	K: 2	S: 10	R: 0	H: 1	E: 0	K: 2	S: 10	1B: 2	2B: 2	3B: 0	HR: 0	SF: 0	SAC: 0	DP: 1	HBP: 0	WP: 3	PA: 33
PITCHER	IP	WLS	BF	H	R	ER	SO	BB	IBB	HBP	BLK	WP	HR	S	P	ERA	WHIP																																						
29 John Smoltz, R ERA: 3.87	(1, 1)	8.0	W	29	2	0	10	3	0	0	0	3	0	88	129	0.00	0.625																																						
Mike Bielecki, R ERA: 4.47	(9, 1)	1.0		4	1	0	2	0	0	0	0	0	0	10	14	0.00	1.000																																						

BOTTOM

Atlanta Braves @ Cincinnati Reds
Riverfront Stadium, Cincinnati, OH
Mon Sep 30 1991, 7:05 PM EDT
Att. 14,338 - Sunny - 78 F

livebaseballscorecards.com

AB	30
R	0
H	3
RBI	0
BB	3
SO	12
LOB	16



Batter	1	2	3	4	5	6	7	8	9	AB R H RBI BB SO LOB	TOP																	
Lonnie Smith, R (1, 7) OBP: 0.372, SLG: 0.389 Vinny Castilla, R (9, 6)	0-0 L9		4-2 1B BB	2-3 K			4-2 B 1B BB	0-2 G6-3		3 1 0 0 2 1 1 0 0 0 0 0 0 0																		
Mark Lemke, S (1, 4) OBP: 0.308, SLG: 0.322 Deion Sanders, L (9, PR) Alejandro Pena, R (9, 1)	2-3 K		2-2 F8		1-2 G4-3		3-2 WP 1B 1B		3-2 HR 1B	5 0 2 1 0 1 1 0 1 0 0 0 0 0 0 0 0 0 0 0 0																		
Terry Pendleton, S (1, 5) OBP: 0.360, SLG: 0.510	3-2 1B		3-2 1B		0-2 HR		0-0 WP 1B		2-1 F8	5 1 4 2 0 0 1																		
David Justice, L (1, 9) OBP: 0.383, SLG: 0.512	1-2 G4-3		2-2 L7		0-0 F9		0-0 P2		0-0 HR	5 1 1 2 0 0 5																		
Ron Gant, R (1, 8) OBP: 0.335, SLG: 0.486		3-3 K		4-0 G5-3 S 2B BB	1-0 G6-3		4-0 1B IBB		2-3 K	3 1 0 0 2 2 1																		
Sid Bream, L (1, 3) OBP: 0.313, SLG: 0.433 Brian Hunter, R (7, PH) OBP: 0.296, SLG: 0.453		1-0 P4		3-3 K		2-3 K			2-1 G5-3	3 0 0 0 0 2 1 2 0 0 0 0 1 4																		
Greg Olson, R (1, 2) OBP: 0.320, SLG: 0.350 Mike Bielecki, R (7, 1) OBP: 0.122, SLG: 0.065 Mike Stanton, L (7, 1) OBP: 0.571, SLG: 0.667 Keith Mitchell, R (9, 7) OBP: 0.406, SLG: 0.426		4-2 BB		0-0 G5-3		0-0 G6-3		0-0 L5		3 0 0 0 1 0 4 0	AB 37 R 7 H 10 RBI 7 BB 5 SO 10 LOB 19																	
Rafael Belliard, R (1, 6) OBP: 0.295, SLG: 0.287 Tommy Gregg, L (4, PH) OBP: 0.287, SLG: 0.324 Jeff Blausler, R (4, 6) OBP: 0.356, SLG: 0.410		1-2 G4-3		1-0 1B 2B		1-3 K			2-3 K	1 0 0 0 0 0 1 1 1 1 1 0 0 0 2 0 0 0 0 2 0																		
Charlie Leibrandt, R (1, 1) OBP: 0.083, SLG: 0.101 Jerry Willard, L (4, PH) OBP: 0.286, SLG: 0.167 Pete Smith, R (4, 1) OBP: 0.231, SLG: 0.167 Jeff Treadway, L (7, PH) OBP: 0.370, SLG: 0.421 Damon Berryhill, S (7, 2) OBP: 0.243, SLG: 0.325			1-2 G3		2-1 1B		2-2 1B BB		1-3 K	1 0 0 0 0 0 0 1 0 1 1 0 0 0 0 0 0 0 0 0 0 1 1 1 0 0 0 0 1 0 0 0 0 1 0																		
Inning Stats	R: 0 H: 1 E: 0 LOB: 1 K: 1 BB: 0 S: 10 P: 16	R: 0 H: 0 E: 0 LOB: 1 K: 1 BB: 1 S: 11 P: 20	R: 0 H: 1 E: 0 LOB: 2 K: 0 BB: 1 S: 16 P: 28	R: 2 H: 2 E: 0 LOB: 1 K: 2 BB: 1 S: 14 P: 26	R: 1 H: 1 E: 0 LOB: 0 K: 0 BB: 0 S: 8 P: 10	R: 0 H: 0 E: 0 LOB: 0 K: 2 BB: 0 S: 7 P: 10	R: 2 H: 3 E: 0 LOB: 3 K: 1 BB: 2 S: 16 P: 29	R: 0 H: 0 E: 0 LOB: 0 K: 2 BB: 0 S: 10 P: 13	R: 2 H: 2 E: 0 LOB: 1 K: 1 BB: 0 S: 12 P: 21	1B: 7 SF: 0 2B: 1 SAC: 0 3B: 0 DP: 0 HR: 2 HBP: 0	WP: 1 PA: 42 PB: 0 SB: 2 CS: 0																	
PITCHER	IP WLS BF H R ER SO BB IBB HBP BLK WP HR S P ERA WHIP											PITCHER	IP WLS BF H R ER SO BB IBB HBP BLK WP HR S P ERA WHIP															
Jose Rijo, R (1, 1) ERA: 2.48	6.0	28	6	5	5	6	4	0	0	0	0	0	1	73	123	7.50	1.667											
Norm Charlton, L (7, 1) ERA: 2.91	2.0	9	2	0	0	3	0	1	0	0	1	0	19	29	0.00	1.000												
Rob Dibble, R (9, 1) ERA: 3.21	1.0	L 5	2	2	2	1	0	0	0	0	0	1	12	21	18.00	2.000												

Atlanta Braves @ Cincinnati Reds
Riverfront Stadium, Cincinnati, OH
Tue Oct 01 1991, 7:05 PM EDT
Att. 18,105 - Sunny - 76 F

livebaseballscorecards.com



Batter	1	2	3	4	5	6	7	8	9	AB R H RBI BB SO LOB
Chris Jones, R OBP: 0.321, SLG: 0.444 (1, 7)	1-2 G6-3	1-3 K		1-2 L4			3-3 K		2-2 G6-3	5 0 0 0 0 2 1
Mariano Duncan, R OBP: 0.286, SLG: 0.412 (1, 8) (8, 4)	4-2 2B BB	1-1 F8			0-1 G3		0-0 F8		1-1 G4-3	4 1 0 0 1 0 0
Barry Larkin, R OBP: 0.381, SLG: 0.514 (1, 6)	1-1 BLK 2B 1-H	2-2 F7			4-0 1B S BB		4-1 1B BB		0-3 K	3 1 1 1 2 1 0
Chris Sabo, R OBP: 0.354, SLG: 0.506 (1, 5)	1-2 2B 2-H		1-2 F5		1-2 S 1B		3-2 BB 1B			4 0 3 1 0 0 0
Carmelo Martinez, R OBP: 0.325, SLG: 0.373 (1, 3) Luis Quinones, S OBP: 0.301, SLG: 0.317 (7, PH) Hal Morris, L OBP: 0.376, SLG: 0.482 (8, 3)	4-2 BB 1B HR BB		1-2 P3		0-1 P7		4-0 BB 1-2 BB			2 1 0 0 1 0 2 0 0 0 0 1 0 0 0 0 0 0 0 0 0
Bill Doran, S OBP: 0.354, SLG: 0.368 (1, 4) Billy Hatcher, R OBP: 0.312, SLG: 0.362 (8, 8)	0-2 BB HR 1B		3-3 K		1-2 G5-3		3-1 G5-3			4 1 1 0 0 1 5 0 0 0 0 0 0 0
Paul O'Neill, L OBP: 0.350, SLG: 0.490 (1, 9)	4-1 HR BB 1-2 2-3			1-2 G4-3 2B		1-3 K		0-3 K		3 1 1 0 1 2 0
Joe Oliver, R OBP: 0.264, SLG: 0.380 (1, 2) Donnie Scott, S OBP: 0.154, SLG: 0.154 (7, 2)	1-1 HR			0-0 G6-3		1-0 P3		3-1 F7		3 1 1 4 0 0 1 1 0 0 0 0 0 0
Jose Rijo, R OBP: 0.242, SLG: 0.219 (1, 1) Norm Charlton, S OBP: 0.043, SLG: 0.087 (7, 1) Stan Jefferson, S OBP: 0.100, SLG: 0.053 (8, PH) Rob Dibble, L (9, 1)	1-2 G6-3			0-2 G4-3		0-0 G5-3		1-1 G6-3		3 0 0 0 0 0 1 0 0 0 0 0 0 0 1 0 0 0 0 0 0 0 0 0 0 0 0 0

Inning Stats	R: 6 E: 0 K: 0 S: 21	H: 4 LOB: 0 BB: 3 P: 38	R: 0 E: 0 K: 1 S: 9	H: 0 LOB: 0 BB: 0 P: 13	R: 0 E: 0 K: 1 S: 10	H: 0 LOB: 0 BB: 0 P: 15	R: 0 E: 0 K: 0 S: 11	H: 1 LOB: 1 BB: 0 P: 13	R: 0 E: 0 K: 0 S: 10	H: 1 LOB: 2 BB: 1 P: 16	R: 0 E: 0 K: 1 S: 5	H: 0 LOB: 0 BB: 0 P: 7	R: 0 E: 0 K: 1 S: 12	H: 1 LOB: 3 BB: 2 P: 28	R: 0 E: 0 K: 1 S: 7	H: 0 LOB: 0 BB: 0 P: 11	R: 0 E: 0 K: 1 S: 8	H: 0 LOB: 0 BB: 0 P: 11	1B: 3 2B: 3 3B: 0 HR: 1	SF: 0 SAC: 0 DP: 0 HBP: 0	WP: 0 PB: 0 SB: 2 CS: 0	PA: 39
--------------	-------------------------------	----------------------------------	------------------------------	----------------------------------	-------------------------------	----------------------------------	-------------------------------	----------------------------------	-------------------------------	----------------------------------	------------------------------	---------------------------------	-------------------------------	----------------------------------	------------------------------	----------------------------------	------------------------------	----------------------------------	----------------------------------	------------------------------------	----------------------------------	--------

PITCHER	IP	WLS	BF	H	R	ER	SO	BB	IBB	HBP	BLK	WP	HR	S	P	ERA	WHIP
Charlie Leibrandt, L ERA: 3.39 (1, 1)	3.0		15	4	6	6	2	3	0	0	1	0	1	40	66	18.00	2.333
Pete Smith, R ERA: 5.06 (4, 1)	3.0		12	2	0	0	1	1	0	0	0	0	0	26	36	0.00	1.000
Mike Bielecki, R ERA: 4.46 (7, 1)	0.2		5	1	0	0	1	2	0	0	0	0	0	10	23	0.00	4.500
Mike Stanton, L ERA: 2.88 (7, 1)	1.1	W	4	0	0	0	1	0	0	0	0	0	0	9	16	0.00	0.000
Alejandro Pena, R ERA: 2.46 (9, 1)	1.0	S	3	0	0	0	1	0	0	0	0	0	0	8	11	0.00	0.000

BOTTOM

Atlanta Braves @ Cincinnati Reds
Riverfront Stadium, Cincinnati, OH

Tue Oct 01 1991, 7:05 PM EDT
Att. 18,105 - Sunny - 76 F

AB	33
R	6
H	7
RBI	6
BB	6
SO	6
LOB	10



PITCHER	IP	WLS	BF	H	R	ER	SO	BB	IBB	HBP	BLK	WP	HR	S	P	ERA	WHIP
---------	----	-----	----	---	---	----	----	----	-----	-----	-----	----	----	---	---	-----	------

Batter	1	2	3	4	5	6	7	8	9	AB R H RBI BB SO LOB	TOP	
Lonnie Smith, R (1, 7) OBP: 0.377, SLG: 0.391 Deion Sanders, L (9, PR) OBP: 0.273, SLG: 0.349 Alejandro Pena, R (9, 1)	 			2-0 G5-3 ① 		2-2 1B			1-0 L3	3 1 2 2 0 0 0 0 0 0 0 0 0 0 0 0 0 0 0 0 0		
Mark Lemke, S (1, 4) OBP: 0.306, SLG: 0.317	 			1-1 G3 ② 		1-2 G3-1 ③ 1-2		3-1 L3 1-2	4 0 0 0 1 0 3			
Terry Pendleton, S (1, 5) OBP: 0.361, SLG: 0.514	 			0-0 P9 ③ 				0-0 G5-4-3 1B		4 1 2 1 0 0 3		
David Justice, L (1, 9) OBP: 0.382, SLG: 0.512	0-2 1B 2B 3-H		1-1 F8 ① 			1-3 K ① 		0-2 F7 ①		4 1 1 1 0 1 1		
Ron Gant, R (1, 8) OBP: 0.334, SLG: 0.486	1-3 K ② C C C X		0-1 G6-3 ② 			0-2 F9 2B		1-2 G5-4-3 ② ③ 1-2f		4 0 1 0 0 1 2		
Sid Bream, L (1, 3) OBP: 0.312, SLG: 0.428	4-1 1B BB BB		1-1 G4-3 ③ 			1-2 F9 ② 2-3		2-2 G3-1 ①		3 1 0 0 1 0 1		
Greg Olson, R (1, 2) OBP: 0.319, SLG: 0.349	1-0 BB BB 1B 1-3 2-H			0-1 G6-3 ① 		2-0 G5-3 ③ 		3-3 K ②		4 1 1 1 0 1 1		
Rafael Belliard, R (1, 6) OBP: 0.295, SLG: 0.284	4-1 BB 1B BB 1-2			1-2 G5-3 ② 				0-0 F9 ③		3 1 0 0 1 0 0		
Tom Glavine, L (1, 1) OBP: 0.288, SLG: 0.243 Tommy Gregg, L (9, PH) OBP: 0.284, SLG: 0.320 Keith Mitchell, R (9, 7) OBP: 0.406, SLG: 0.426	4-1 BB 1B BB 1-2 2-3 3-H			0-0 G6-3 ③ 		0-0 B5-3 ②		2-3 K ①		2 0 0 1 1 0 0 1 0 0 0 0 1 0 0 0 0 0 0 0 0		
Inning Stats	R: 6 H: 4 E: 0 LOB: 3 K: 1 BB: 4 S: 22 P: 47	R: 0 H: 0 E: 0 LOB: 0 K: 0 BB: 0 S: 6 P: 8	R: 0 H: 0 E: 0 LOB: 0 K: 0 BB: 0 S: 6 P: 7	R: 0 H: 0 E: 0 LOB: 0 K: 0 BB: 0 S: 4 P: 7	R: 0 H: 1 E: 0 LOB: 1 K: 1 BB: 0 S: 11 P: 15	R: 0 H: 1 E: 0 LOB: 1 K: 0 BB: 0 S: 10 P: 13	R: 0 H: 1 E: 0 LOB: 0 K: 0 BB: 0 S: 7 P: 8	R: 0 H: 0 E: 0 LOB: 0 K: 1 BB: 0 S: 8 P: 13	R: 0 H: 0 E: 0 LOB: 1 K: 1 BB: 0 S: 5 P: 11	1B: 4 SF: 0 2B: 3 SAC: 0 3B: 1 DP: 2 HR: 0 HBP: 2	WP: 0 PA: 38 PB: 1 SB: 1 CS: 0	
PITCHER	Scott Scudder, R (1, 1) ERA: 4.35 Kip Gross, R (1, 1) ERA: 3.49 Milt Hill, R (6, 1) ERA: 3.13 Ted Power, R (8, 1) ERA: 3.71	IP WLS BF H R ER SO BB IBB HBP BLK WP HR S P ERA WHIP 0.2 L 9 3 6 6 1 3 0 1 0 0 0 0 15 32 81.00 9.000 4.1 16 2 0 0 1 1 0 0 0 0 0 0 34 52 0.00 0.692 2.0 7 2 0 0 0 0 0 0 0 0 0 0 17 21 0.00 1.000 2.0 6 0 0 0 0 2 0 0 1 0 0 0 13 24 0.00 0.000			PITCHER IP WLS BF H R ER SO BB IBB HBP BLK WP HR S P ERA WHIP							

Atlanta Braves @ Cincinnati Reds
 Riverfront Stadium, Cincinnati, OH
 Wed Oct 02 1991, 7:05 PM EDT
 Att. 16,192 - Sunny - 75 F

livebaseballscorecards.com

AB	32
R	6
H	7
RBI	6
BB	4
SO	4
LOB	11



Batter	1	2	3	4	5	6	7	8	9	AB R H RBI BB SO LOB	TOP											
Billy Hatcher, R (1, 8) OBP: 0.313, SLG: 0.362	0-3 K		0-1 1B		3-1 G6-3			0-2 1B		4 0 2 0 0 1 1												
Hal Morris, L (1, 3) OBP: 0.373, SLG: 0.478	1-2 L8		0-1 P5			0-1 F8		0-0 G1-3		4 0 0 0 0 0 2												
Barry Larkin, R (1, 6) OBP: 0.379, SLG: 0.509	1-0 F7			2-3 K		2-2 G6-3			2-1 F9	4 0 0 0 0 1 0												
Paul O'Neill, L (1, 9) OBP: 0.346, SLG: 0.484		1-0 P6		1-3 K		1-1 G4-3			1-1 G3	4 0 0 0 0 1 0												
Chris Sabo, R (1, 5) OBP: 0.352, SLG: 0.504		0-1 G4-3		0-2 F9			1-0 G5-3		1-0 WP	4 0 1 0 0 0 0												
Bill Doran, S (1, 7) OBP: 0.359, SLG: 0.376		1-0 P3			3-1 HR		2-0 F9		4-2 WP	3 1 1 1 1 0 0												
Freddie Benavides, R (1, 4) OBP: 0.306, SLG: 0.305			0-0 L6		1-1 G6-3		0-2 P4		3-2 G5-3	4 0 1 0 0 0 2												
Donnie Scott, S (1, 2) OBP: 0.158, SLG: 0.158			2-3 K		0-0 G6-3			0-1 G1-6-3		3 0 1 0 0 1 1												
Chris Jones, R (8, PR) OBP: 0.310, SLG: 0.429					1-2 1B					0 0 0 0 0 0 0												
Jeff Reed, L (8, 2) OBP: 0.320, SLG: 0.372										0 0 0 0 0 0 0												
Tom Browning, L (1, 1) OBP: 0.205, SLG: 0.257			2-1 HR		1-2 F8			0-1 G1-6-3		2 1 1 1 0 0 1												
Luis Quinones, S (8, PH) OBP: 0.299, SLG: 0.314								1-2 1-2		1 0 0 0 0 0 1												
Steve Foster, R (8, 1)										0 0 0 0 0 0 0												
Inning Stats	R: 0 E: 0 K: 1 S: 10	H: 0 LOB: 0 BB: 0 P: 12	R: 0 E: 0 K: 0 S: 4	H: 0 LOB: 0 BB: 0 P: 6	R: 1 E: 0 K: 1 S: 11	H: 2 LOB: 1 BB: 0 P: 15	R: 0 E: 0 K: 2 S: 10	H: 0 LOB: 0 BB: 0 P: 13	R: 1 E: 0 K: 0 S: 10	H: 2 LOB: 1 BB: 0 P: 18	R: 0 E: 0 K: 0 S: 8	H: 0 LOB: 0 BB: 0 P: 11	R: 0 E: 0 K: 0 S: 5	H: 0 LOB: 0 BB: 0 P: 8	R: 0 E: 0 K: 0 S: 8	H: 2 LOB: 1 BB: 0 P: 8	R: 0 E: 0 K: 0 S: 12	H: 1 LOB: 2 BB: 1 P: 23	1B: 4 2B: 1 3B: 0 HR: 2	SF: 0 SAC: 0 DP: 1 HBP: 0	WP: 1 PB: 0 SB: 0 CS: 0	PA: 34
PITCHER	IP WLS BF H R ER SO BB IBB HBP BLK WP HR S P ERA WHIP																					
Jose Melendez, R (1, 1) ERA: 3.27	7.0 W 25 4 2 2 4 0 0 0 0 0 2 58 83 2.57 0.571																					
Jeremy Hernandez, R (8, 1) ERA:	2.0 S 9 3 0 0 0 1 0 0 0 1 0 20 31 0.00 2.000																					

Cincinnati Reds @ San Diego Padres
Jack Murphy Stadium, San Diego, CA
 Fri Oct.04 1991, 10:05 PM EDT
 Att. 40,882 - Sunny - 72 F

livebaseballscorecards.com

AB	33
R	2
H	7
RBI	2
BB	1
SO	4
LOB	8



Batter	1	2	3	4	5	6	7	8	9	AB	R	H	RBI	BB	SO	LOB
Darrin Jackson, R OBP: 0.314, SLG: 0.471 (1, 8) C S B X	1-2 G5-3 ①		0-1 G5-3 ②			0-0 P3 ①		3-1 F8 ①		4	0	0	0	0	0	0
Kevin Ward, R OBP: 0.302, SLG: 0.396 (1, 7) C X	0-1 L9 ②		1-1 F9 ③			3-0 G5-3 ②		1-2 F8 ②		4	0	0	0	0	0	0
Tim Teufel, R OBP: 0.316, SLG: 0.358 (1, 5) (9, 4) C B F B B	4-2 S 1B BB				0-0 P4 ①	1-0 FC5-4 1B		3-1 G6-3 ③		3	1	1	0	1	0	0
Benito Santiago, R OBP: 0.296, SLG: 0.403 (1, 2) C B S X	1-2 FC6-4 1B 1-H				2-1 S SF7 2B	1-1 FC5-4 1-2f				3	1	2	1	0	0	1
Jerald Clark, R OBP: 0.299, SLG: 0.357 (1, 3) C X	0-1 FC6-4 1-2f				2-2 SF7 ② 2-H		0-1 L9 ①			2	0	0	1	0	0	1
Jim Vatcher, R OBP: 0.348, SLG: 0.211 (1, 9) X		0-0 E1 FC6-4			1-0 P5 ③		0-1 S 1B			3	1	1	0	0	0	0
Craig Shipley, R OBP: 0.298, SLG: 0.341 Jack Howell, L OBP: 0.284, SLG: 0.333 (1, 6) (9, 5) B SAFE F B X		2-1 FC6-4 G1-6-3 1-2f				0-3 K ①		0-1 1B 1B 1-H		3	0	1	1	0	1	1
Paul Faries, R OBP: 0.263, SLG: 0.213 (1, 4) (9, 6) C X		0-1 G1-6-3 ② ③ 1-2f				0-1 L9 ②		0-2 SAFE G5-4-3 1B 1-2		3	0	1	0	0	0	1
Jose Melendez, R OBP: 0.143, SLG: 0.150 Thomas Howard, S OBP: 0.299, SLG: 0.341 Jeremy Hernandez, R (1, 1) (7, PH) (8, 1) S B B X			2-3 K ①			1-3 K ③		1-2 G5-4-3 ② ③ ④ 1-2f		2	0	0	0	0	2	0
										1	0	0	0	0	0	2
										0	0	0	0	0	0	0

Inning Stats	R: 1	H: 1	E: 0	K: 0	S: 12	R: 0	H: 0	E: 1	K: 0	S: 5	R: 0	H: 0	E: 0	K: 1	S: 7	R: 1	H: 1	E: 0	K: 0	S: 8	R: 0	H: 0	E: 0	K: 2	S: 8	R: 0	H: 1	E: 0	K: 0	S: 5	R: 1	H: 3	E: 0	K: 0	S: 14	R: 0	H: 0	E: 0	K: 0	S: 7
	LOB: 1	BB: 1	LOB: 0	BB: 0	P: 18	LOB: 0	BB: 0	LOB: 0	BB: 0	P: 7	LOB: 0	BB: 0	LOB: 0	BB: 0	P: 10	LOB: 0	BB: 0	LOB: 1	BB: 0	P: 10	LOB: 0	BB: 0	LOB: 1	BB: 0	P: 9	LOB: 1	BB: 0	P: 15	LOB: 0	BB: 0	P: 14	LOB: 0	BB: 0	P: 14	LOB: 0	BB: 0	P: 14			
PITCHER	IP	WLS	BF	H	R	ER	SO	BB	IBB	HBP	BLK	WP	HR	S	P	ERA	WHIP																							
Tom Browning, L ERA: 4.18 Steve Foster, R ERA: 1.93	(1, 1) (8, 1)	7.0 1.0	L 3	27 3	6 0	3 0	3 0	3 0	1 0	0 0	0 0	0 0	0 0	59 7	82 14	3.86 0.00	1.000 0.000																							

BOTTOM

Cincinnati Reds @ San Diego Padres
Jack Murphy Stadium, San Diego, CA

Fri Oct 04 1991, 10:05 PM EDT
 Att: 40,882 - Sunny - 72 F

livebaseballscorecards.com

AB	28
R	3
H	6
RBI	3
BB	1
SO	3
LOB	6



WP: 0	PA: 30
PB: 0	
SB: 3	
CS: 0	

Batter	1	2	3	4	5	6	7	8	9	AB R H RBI BB SO LOB	TOP											
Hal Morris, L (1, 3) OBP: 0.374, SLG: 0.479	0-0 FC3-6 1B		2-0 G1-3 1B		1-0 G1-6-3 1B		0-2 L8			4 0 3 0 0 0 0												
Billy Hatcher, R (1, 8) OBP: 0.312, SLG: 0.360	0-1 FC3-6 1-2f		0-0 G1-3 1B		0-0 P3			3-3 K		4 0 1 0 0 1 2												
Barry Larkin, R (1, 6) OBP: 0.378, SLG: 0.506	1-3 K		2-0 G1-3 1-2 2-3		0-1 G1-6-3 1-2f			0-3 K		4 0 0 0 0 2 4												
Paul O'Neill, L (1, 9) OBP: 0.346, SLG: 0.481	1-3 K		2-0 P4			3-3 K		2-0 1B		4 0 1 0 0 2 3												
Luis Quinones, S (1, 5) OBP: 0.297, SLG: 0.325		0-1 HR		2-0 F9		3-1 P5		2-0 L9		4 1 1 1 0 0 1												
Chris Jones, R (1, 7) OBP: 0.304, SLG: 0.416		1-3 K		0-3 K		1-2 1B		1-3 K		4 0 1 0 0 3 0												
Jeff Reed, L (1, 2) OBP: 0.321, SLG: 0.370		4-2 CS BB		2-2 1B 1B		1-3 SAFE SAFE K		1-2 DI 1B		1 0 1 0 1 0 0 2 0 1 0 0 1 1												
Joe Oliver, R (6, PH) OBP: 0.265, SLG: 0.379											AB 35 R 1 H 10 RBI 1 BB 1 SO 12 LOB 16											
Freddie Benavides, R (1, 4) OBP: 0.303, SLG: 0.302		1-2 G5-3 1-2		1-1 1-2 1B			1-2 G6-3		1-3 K	4 0 1 0 0 1 2												
Jose Rijo, R (1, 1) OBP: 0.232, SLG: 0.209			0-0 F8		0-3 K		1-3 K		2-2 G3-1	3 0 0 0 0 2 2 1 0 0 0 0 0 1												
Bill Doran, S (9, PH) OBP: 0.359, SLG: 0.374																						
Inning Stats	R: 0 E: 0 K: 2 S: 11	H: 1 LOB: 1 BB: 0 P: 13	R: 1 E: 0 K: 1 S: 13	H: 1 LOB: 0 BB: 1 P: 19	R: 0 E: 0 K: 0 S: 5	H: 2 LOB: 2 BB: 0 P: 11	R: 0 E: 0 K: 2 S: 13	H: 2 LOB: 2 BB: 0 P: 18	R: 0 E: 0 K: 0 S: 4	H: 1 LOB: 0 BB: 0 P: 5	R: 0 E: 0 K: 1 S: 10	H: 0 LOB: 0 BB: 0 P: 12	R: 0 E: 0 K: 2 S: 8	H: 1 LOB: 1 BB: 0 P: 15	R: 0 E: 0 K: 2 S: 12	H: 1 LOB: 1 BB: 0 P: 17	1B: 9 2B: 0 3B: 0 HR: 1	SF: 0 SAC: 0 DP: 1 HBP: 0	WP: 0 PB: 0 SB: 0 CS: 1	PA: 36		
PITCHER Andy Benes, R (1, 1) ERA: 3.03	IP: 5.2 WLS: W BF: 24 H: 8 R: 1 ER: 1 SO: 6 BB: 1 IBB: 0 HBP: 0 BLK: 0 WP: 0 HR: 1 S: 54 P: 81 ERA: 1.59 WHIP: 1.588																					
Rich Rodriguez, L (6, 1) ERA: 3.26	IP: 2.1 WLS: S BF: 8 H: 1 R: 0 ER: 0 SO: 4 BB: 0 IBB: 0 HBP: 0 BLK: 0 WP: 0 HR: 0 S: 22 P: 32 ERA: 0.00 WHIP: 0.429																					
Larry Andersen, R (9, 1) ERA: 2.3	IP: 1.0 WLS: S BF: 4 H: 1 R: 0 ER: 0 SO: 2 BB: 0 IBB: 0 HBP: 0 BLK: 0 WP: 0 HR: 0 S: 12 P: 17 ERA: 0.00 WHIP: 1.000																					

Cincinnati Reds @ San Diego Padres
 Jack Murphy Stadium, San Diego, CA
 Sun Oct.06 1991, 6:33 AM EDT
 Att. 10,256 - Sunny - 75 F

livebaseballscorecards.com



Batter	1	2	3	4	5	6	7	8	9	AB	R	H	RBI	BB	SO	LOB
Thomas Howard, S OBP: 0.309, SLG: 0.356 (1, 9)	1-2 S 1B 2B	0-0 1B FC4-6 1B		1-2 1B			1-1 G4-3 ①			4	2	3	0	0	0	0
Jack Howell, L OBP: 0.293, SLG: 0.336 (1, 5)	4-2 1B BB	1 SAFE 1 SAFE 1 SAFE 1 SAFE 1 SAFE 1-3 1B		2-3 K			0-2 L7 ②			3	1	1	0	1	1	1
Oscar Azocar, L OBP: 0.267, SLG: 0.281 (1, 7)	3-1 BB 1B 1-3 2-H	2-1 FC4-6 ② 1-2f 3-H				0-0 L8 ①				4	0	1	2	0	0	1
Darrin Jackson, R OBP: 0.315, SLG: 0.476 (1, 8)	1-0 BB 1B 1-2 3-H	2-3 K ③				1-1 F9 ②				4	0	1	1	0	2	1
Tim Teufel, R OBP: 0.319, SLG: 0.370 (1, 4)	0-3 K ①			1-3 K ①		2-1 2B				4	0	1	0	0	2	2
Tom Lampkin, L OBP: 0.230, SLG: 0.276 (1, 2)	4-1 FC5-4 BB 1-2 2-3			1-2 G4-3 ②		0-1 P4 ③				3	0	0	0	1	0	1
Jerald Clark, R OBP: 0.295, SLG: 0.352 (1, 3)	0-3 K ②			1-3 K ③			3-3 K ①			3	0	0	0	0	3	3
Paul Faries, R OBP: 0.262, SLG: 0.215 (1, 6)	0-0 FC5-4 ③ 1-2f			1-3 K ①			1-1 F8 ②			3	0	0	0	0	1	3
Andy Benes, R OBP: 0.143, SLG: 0.081 Rich Rodriguez, L Larry Andersen, R		0-0 F8 ①		0-0 F9 ②			0-3 K ③			2	0	0	0	0	0	0
										1	0	0	0	0	1	0
										0	0	0	0	0	0	0
Inning Stats	R: 2 E: 0 K: 2 S: 16	H: 3 LOB: 3 BB: 2 P: 29	R: 1 E: 0 K: 1 S: 11	H: 2 LOB: 1 BB: 0 P: 17	R: 0 E: 0 K: 2 S: 10	H: 0 LOB: 0 BB: 0 P: 13	R: 0 E: 0 K: 2 S: 11	H: 1 LOB: 1 BB: 0 P: 15	R: 0 E: 0 K: 2 S: 8	H: 1 LOB: 1 BB: 0 P: 10	R: 0 E: 0 K: 2 S: 8	H: 0 LOB: 0 BB: 0 P: 12	R: 0 E: 0 K: 1 S: 7	H: 0 LOB: 0 BB: 0 P: 8	R: 0 E: 0 K: 1 S: 7	H: 0 LOB: 0 BB: 0 P: 10

BOTTOM

Cincinnati Reds @ San Diego Padres
Jack Murphy Stadium, San Diego, CA
 Sun Oct 06 1991, 6:33 AM EDT
 Att. 10,256 - Sunny - 75 F

AB	31
R	3
H	7
RBI	3
BB	2
SO	10
LOB	12



WP: 0	PA: 33
PB: 0	
SB: 1	
CS: 0	

PITCHER Jose Rijo, R ERA: 2.51 (1, 1)	IP	WLS	BF	H	R	ER	SO	BB	IBB	HBP	BLK	WP	HR	S	P	ERA	WHIP
	8.0	L	33	7	3	3	10	2	0	0	0	0	0	77	114	3.38	1.125

WP: 0	PA: 33
PB: 0	
SB: 1	
CS: 0	