


Cincinnati Reds - 1992



Batter	1	2	3	4	5	6	7	8	9	AB R H RBI BB SO LOB	TOP											
Tony Fernandez, S (1, 6) OBP: 0.200, SLG: 0.200	2-3 K		2-2 G6-3		0-1 FC6-4		1-0 1B		1-0 G1-3	5 0 1 1 0 1 3												
Tony Gwynn, L (1, 9) OBP: 0.500, SLG: 0.750	0-2 F7			0-1 1B	0-0 2B		0-0 F7			4 0 2 1 0 0 2												
Gary Sheffield, R (1, 5)	1-1 G6-3			1-0 P5	1-3 K		0-3 K			4 0 0 0 0 2 5												
Fred McGriff, L (1, 3) OBP: 0.500, SLG: 1.250		2-1 G3		1-2 1B		1-2 HR		3-3 K		4 1 2 1 0 1 0												
Benito Santiago, R (1, 2)		0-0 P4		1-1 G4-6-3		0-0 F9		0-2 F8		4 0 0 0 0 0 2												
Jerald Clark, R (1, 7) OBP: 0.250, SLG: 0.250		1-1 F8			0-0 BB FC6-4 1B	0-3 K		2-3 K		4 1 1 0 0 2 0												
Darrin Jackson, R (1, 8) OBP: 0.250, SLG: 1.000			0-0 F7		1-1 F7	1-2 P4			2-0 HR	4 1 1 1 0 0 1	AB 35 R 4 H 10 RBI 4 BB 1 SO 7 LOB 13											
Kurt Stillwell, S (1, 4) OBP: 0.500, SLG: 0.500			1-1 SH2-4 1B		1-0 FC6-4 BB 2B 1B		0-3 K		0-0 B5-3	4 1 2 0 0 1 0												
Bruce Hurst, L (1, 1) OBP: 1.000, SLG: 1.000			1-0 SH2-4		4-0 FC6-4 BB		0-2 1B		0-1 G4-3	1 0 1 0 1 0 0												
Jose Melendez, R (8, 1)									0 0 0 0 0 0 0													
Thomas Howard, S (9, PH)										1 0 0 0 0 0 0												
Randy Myers, L (9, 1)										0 0 0 0 0 0 0												
<b>Inning Stats</b>	R: 0 E: 0 K: 1 S: 9	H: 0 LOB: 0 BB: 0 P: 12	R: 0 E: 0 K: 0 S: 5	H: 0 LOB: 0 BB: 0 P: 8	R: 0 E: 0 K: 0 S: 9	H: 1 LOB: 1 BB: 0 P: 13	R: 0 E: 0 K: 0 S: 8	H: 2 LOB: 1 BB: 0 P: 11	R: 2 E: 0 K: 1 S: 11	H: 3 LOB: 2 BB: 1 P: 18	R: 1 E: 0 K: 1 S: 10	H: 1 LOB: 0 BB: 0 P: 12	R: 0 E: 0 K: 2 S: 12	H: 2 LOB: 2 BB: 0 P: 13	R: 0 E: 0 K: 2 S: 10	H: 0 LOB: 0 BB: 0 P: 15	R: 1 E: 0 K: 0 S: 5	H: 1 LOB: 0 BB: 0 P: 8	1B: 7 2B: 1 3B: 0 HR: 2	SF: 0 SAC: 1 DP: 1 HBP: 0	WP: 0 PB: 0 SB: 0 CS: 0	PA: 37
<b>PITCHER</b> Jose Rijo, R (1, 1) ERA: 4.0	IP 9.0 WLS L BF 37 H 10 R 4 ER 4 SO 7 BB 1 IBB 0 HBP 0 BLK 0 WP 0 HR 2 S 79 P 110 ERA 4.00 WHIP 1.222											<b>PITCHER</b>	IP WLS BF H R ER SO BB IBB HBP BLK WP HR S P ERA WHIP									

San Diego Padres @ Cincinnati Reds  
Riverfront Stadium, Cincinnati, OH  
Mon Apr 06 1992, 3:33 AM EDT  
Att. 55,356 - Cloudy - 56 F

livebaseballscorecards.com

Batter	1	2	3	4	5	6	7	8	9	AB	R	H	RBI	BB	SO	LOB
Bip Roberts, S (1, 4) S B X	1-1 L1 ①		2-1 F7 ②		4-0 G4-6-3 BB ①		0-2 FC5-4 S ① ②			3	0	0	0	1	0	4
Hal Morris, L (1, 3) X	0-0 F7 ②		2-3 K ③		0-1 G4-6-3 ① ②		1-0 P7 ③			4	0	0	0	0	1	4
Barry Larkin, R (1, 6) B S B B	4-1 BB ③			4-1 1B BB ③		1-0 F9 ③		1-1 F8 ①		2	1	0	0	2	0	0
Chris Sabo, R (1, 5) X OBP: 0.250, SLG: 0.250	0-0 P2 ③			1-1 1B 1B ③		0-0 G6-3 ①		1-0 F8 ②		4	1	1	0	0	0	1
Glenn Braggs, R (1, 7) X OBP: 0.250, SLG: 0.250		1-0 P4 ①		0-0 G3 1B 1B ②		0-1 G5-3 ②		1-1 G4-3 ③		4	0	1	1	0	0	0
Reggie Sanders, R (1, 8) X OBP: 0.250, SLG: 0.250		0-0 F7 ②		1-2 G3 1B ③		0-0 F9 ③			1-3 K ①	4	0	1	1	0	1	0
Paul O'Neill, L (1, 9) X OBP: 0.500, SLG: 0.333		1-3 K ③		3-2 G3 ①			2-1 2B 1B ③		4-2 G4-6-3 BB ③	3	1	1	0	1	1	2
Joe Oliver, R (1, 2) OBP: 0.667, SLG: 1.000			0-1 BLK SH1-4 1B ②		0-0 P2 ②		3-2 1B FC5-4 2B ③		1-0 G4-6-3 ③	3	0	2	1	0	0	2
Jacob Brumfield, R (7, PR)										0	0	0	0	0	0	0
Jeff Reed, L (8, 2)										1	0	0	0	0	0	1
Jose Rijo, R (1, 1) X OBP: 0.500, SLG: 0.500			0-1 SH1-4 ①		0-0 F9 ③		0-1 FC5-4 1B ③			2	0	1	0	0	0	2

Inning Stats	R: 0	H: 0	E: 0	K: 0	S: 5	R: 0	H: 0	E: 0	K: 1	S: 5	R: 0	H: 1	E: 0	K: 1	S: 9	R: 2	H: 3	E: 0	K: 0	S: 14	R: 0	H: 0	E: 0	K: 0	S: 3	R: 0	H: 0	E: 0	K: 0	S: 4	R: 1	H: 3	E: 0	K: 0	S: 15	R: 0	H: 0	E: 0	K: 0	S: 5	R: 0	H: 0	E: 0	K: 1	S: 7	1B: 6	SF: 0	2B: 2	SAC: 1	3B: 0	DP: 3	HR: 0	HBP: 0	WP: 0	PA: 35
--------------	------	------	------	------	------	------	------	------	------	------	------	------	------	------	------	------	------	------	------	-------	------	------	------	------	------	------	------	------	------	------	------	------	------	------	-------	------	------	------	------	------	------	------	------	------	------	-------	-------	-------	--------	-------	-------	-------	--------	-------	--------

PITCHER	IP	WLS	BF	H	R	ER	SO	BB	IBB	HBP	BLK	WP	HR	S	P	ERA	WHIP
Bruce Hurst, L (1, 1) ERA: 3.86	7.0		29	7	3	3	2	3	0	0	1	0	0	55	86	3.86	1.429
Jose Melendez, R (8, 1) ERA:	1.0	W	3	0	0	0	0	0	0	0	0	0	0	5	8	0.00	0.000
Randy Myers, L (9, 1) ERA:	1.0	S	3	0	0	0	1	1	0	0	0	0	0	7	13	0.00	1.000

**BOTTOM**

**San Diego Padres @ Cincinnati Reds**  
Riverfront Stadium, Cincinnati, OH

Mon Apr 06 1992, 3:33 AM EDT  
Att: 55,356 - Cloudy - 56 F

AB	30
R	3
H	7
RBI	3
BB	4
SO	3
LOB	16



PITCHER	IP	WLS	BF	H	R	ER	SO	BB	IBB	HBP	BLK	WP	HR	S	P	ERA	WHIP
---------	----	-----	----	---	---	----	----	----	-----	-----	-----	----	----	---	---	-----	------



Batter	1	2	3	4	5	6	7	8	9	AB R H RBI BB SO LOB	TOP		
Kurt Stillwell, S (1, 4) OBP: 0.500, SLG: 0.500	1-2 G5-4-3 1B			2-0 2B 1B		0-1 F7			0-0 G5-3	4 0 2 0 0 0 0			
Tony Gwynn, L (1, 9) OBP: 0.500, SLG: 0.750	3-1 F8			0-0 1-H 2B		1-1 1B		0-1 G6-3	4 1 2 0 0 0 1				
Gary Sheffield, R (1, 5) SAFE	0-1 G5-4-3 1-2f			1-3 K		1-0 G6-3		1-0 G5-3	4 0 0 0 0 1 3				
Fred McGriff, L (1, 3) OBP: 0.429, SLG: 1.286		3-3 K		2-1 2-H HR		1-1 F8			3 1 1 2 0 1 0				
Benito Santiago, R (1, 2)		2-0 L7		2-1 F9		0-1 F8			3 0 0 0 0 0 0				
Jerald Clark, R (1, 7) OBP: 0.143, SLG: 0.143		1-0 L6			1-3 K		3-2 G6-3		3 0 0 0 0 1 0				
Darrin Jackson, R (1, 8) OBP: 0.143, SLG: 0.571			0-0 F8		0-1 F7			0-0 F7	3 0 0 0 0 0 0				
Craig Shipley, R (1, 6)			0-1 G6-3		0-3 K			2-0 G1-6-3	3 0 0 0 0 1 0				
Greg Harris, R (1, 1) Kevin Ward, R (8, PH) Rich Rodriguez, L (8, 1) Tim Teufel, R (8, PH) Pat Clements, R (8, 1) Jeremy Hernandez, R (8, 1)			1-0 F8		0-0 F8			2-3 K	1 0 0 0 0 0 0 1 0 0 0 0 0 0 0 0 0 0 0 0 0 1 0 0 0 0 0 1 0 0 0 0 0 0 0 0 0 0 0 0 0 0 0				
<b>Inning Stats</b>	R: 0 H: 1 E: 0 LOB: 0 K: 0 BB: 0 S: 7 P: 11	R: 0 H: 0 E: 0 LOB: 0 K: 1 BB: 0 S: 5 P: 11	R: 0 H: 0 E: 0 LOB: 0 K: 0 BB: 0 S: 4 P: 5	R: 2 H: 3 E: 0 LOB: 0 K: 1 BB: 0 S: 9 P: 16	R: 0 H: 0 E: 0 LOB: 0 K: 2 BB: 0 S: 8 P: 9	R: 0 H: 1 E: 0 LOB: 1 K: 0 BB: 0 S: 6 P: 8	R: 0 H: 0 E: 0 LOB: 0 K: 0 BB: 0 S: 7 P: 11	R: 0 H: 0 E: 0 LOB: 0 K: 1 BB: 0 S: 5 P: 9	R: 0 H: 0 E: 0 LOB: 0 K: 0 BB: 0 S: 4 P: 5	1B: 3 SF: 0 2B: 1 SAC: 0 3B: 0 DP: 1 HR: 1 HBP: 0	WP: 0 PA: 30 PB: 0 SB: 0 CS: 0		
<b>PITCHER</b>	IP WLS BF H R ER SO BB IBB HBP BLK WP HR S P ERA WHIP											<b>PITCHER</b>	IP WLS BF H R ER SO BB IBB HBP BLK WP HR S P ERA WHIP
Tom Browning, L (1, 1) ERA: 2.25	8.0 W 27 5 2 2 5 0 0 0 0 0 0 1 51 80 2.25 0.625												
Norm Charlton, L (9, 1) ERA:	1.0 S 3 0 0 0 0 0 0 0 0 0 0 0 4 5 0.00 0.000												

San Diego Padres @ Cincinnati Reds  
Riverfront Stadium, Cincinnati, OH  
Tue Apr 07 1992, 7:05 PM EDT  
Att. 19,137 - Cloudy - 64 F

livebaseballscorecards.com

AB	30
R	2
H	5
RBI	2
BB	0
SO	5
LOB	4



Batter	1	2	3	4	5	6	7	8	9
<b>Bip Roberts, S</b> OBP: 0.375, SLG: 0.286 (1, 4) (3, 5)	0-0 1B		1-2 1B		0-0 1B		0-0 F8		
<b>Dave Martinez, L</b> (1, 7)	2-1 F8		0-0 FC3-6 1-2f 2-3		2-3 K2-3		0-3 K		
<b>Barry Larkin, R</b> (1, 6)	2-3 K		0-0 L7		3-2 1B HBP		2-2 G1-3		
<b>Paul O'Neill, L</b> OBP: 0.500, SLG: 0.429 (1, 9)	2-0 G4-3		3-2 F9		0-0 1B		0-1 1B SH1-3		
<b>Chris Sabo, R</b> OBP: 0.400, SLG: 0.400 <b>Bill Doran, S</b> OBP: 1.000, SLG: 2.500 (1, 5) (2, PR) (3, 4)		2-1 FC4-6 1B		1-0 HR	1-0 1B		0-1 SH1-3		
<b>Hal Morris, L</b> OBP: 0.250, SLG: 0.250 (1, 3)		1-2 FC4-6 1-2f		0-0 F7		0-1 G3 FC4-2 1B		2-2 FC5-4 1B	
<b>Reggie Sanders, R</b> OBP: 0.125, SLG: 0.125 (1, 8)		1-1 P8		0-1 F7		0-2 G3		2-3 K	
<b>Joe Oliver, R</b> OBP: 0.286, SLG: 0.429 (1, 2)		0-1 L6		0-0 P6		2-0 FC4-2 2-H		0-1 FC5-4 1-2f	
<b>Tom Browning, L</b> OBP: 0.667, SLG: 0.667 <b>Norm Charlton, S</b> (1, 1) (9, 1)			1-1 FC3-6 1B E		1-2 1B G1-3 1B		0-3 K		

Inning Stats	R: 0	H: 1	E: 0	K: 1	S: 7	LOB: 1	BB: 0	P: 13
	R: 0	H: 1	E: 0	K: 0	S: 9 <td>LOB: 1</td> <td>BB: 0</td> <td>P: 13</td>	LOB: 1	BB: 0	P: 13
	R: 1	H: 2	E: 0	K: 0	S: 10 <td>LOB: 1</td> <td>BB: 0</td> <td>P: 15</td>	LOB: 1	BB: 0	P: 15
	R: 1	H: 1	E: 0	K: 0	S: 5 <td>LOB: 0</td> <td>BB: 0</td> <td>P: 6</td>	LOB: 0	BB: 0	P: 6
	R: 2	H: 3	E: 0	K: 1	S: 11 <td>LOB: 2</td> <td>BB: 0</td> <td>P: 18</td>	LOB: 2	BB: 0	P: 18
	R: 0	H: 1	E: 1	K: 1	S: 9 <td>LOB: 1</td> <td>BB: 0</td> <td>P: 11</td>	LOB: 1	BB: 0	P: 11
	R: 0	H: 0	E: 0	K: 1	S: 8 <td>LOB: 0</td> <td>BB: 0</td> <td>P: 10</td>	LOB: 0	BB: 0	P: 10
	R: 0	H: 2	E: 0	K: 1	S: 15 <td>LOB: 2</td> <td>BB: 0</td> <td>P: 18</td>	LOB: 2	BB: 0	P: 18

PITCHER	IP	WLS	BF	H	R	ER	SO	BB	IBB	HBP	BLK	WP	HR	S	P	ERA	WHIP
<b>Greg Harris, R</b> ERA: 5.4 (1, 1)	5.0	L	23	8	4	3	2	0	0	0	0	0	1	42	65	5.40	1.600
<b>Rich Rodriguez, L</b> ERA: (6, 1)	2.0		7	1	0	0	2	0	0	0	0	0	0	17	21	0.00	0.500
<b>Pat Clements, L</b> ERA: (8, 1)	0.1		3	2	0	0	0	0	0	0	0	0	0	9	11	0.00	6.000
<b>Jeremy Hernandez, R</b> ERA: (8, 1)	0.2		2	0	0	0	1	0	0	0	0	0	0	6	7	0.00	0.000

**BOTTOM**

**San Diego Padres @ Cincinnati Reds**  
Riverfront Stadium, Cincinnati, OH

Tue Apr 07 1992, 7:05 PM EDT  
Att: 19,137 - Cloudy - 64 F

AB	R	H	RBI	BB	SO	LOB
4	0	2	0	0	0	1
4	0	0	0	0	2	4
3	1	0	0	0	1	3
4	0	2	0	0	0	2
1	0	1	0	0	0	0
2	1	2	3	0	0	0
4	0	2	0	0	0	1
4	0	0	0	0	1	4
4	0	0	0	0	0	4
3	2	2	0	0	1	1
0	0	0	0	0	0	0

AB	33
R	4
H	11
RBI	3
BB	0
SO	5
LOB	20

livebaseballscorecards.com



WP	PA
0	35
PB	0
SB	2
CS	0



Batter	1	2	3	4	5	6	7	8	9	AB R H RBI BB SO LOB	TOP		
Tony Fernandez, S (1, 6) OBP: 0.111, SLG: 0.111	0-0 G1-3		0-1 P6		0-0 P4		1-2 G3			4 0 0 0 0 0 1			
Tony Gwynn, L (1, 9) OBP: 0.500, SLG: 0.833	1-1 F8		0-1 L7			1-2 SF9 3B		1-0 CS 1B		4 1 2 0 0 0 1			
Gary Sheffield, R (1, 5) OBP: 0.083, SLG: 0.091	2-2 G6-3		0-2 1B			1-2 SF9		0-1 F7		3 0 1 1 0 0 1			
Fred McGriff, L (1, 3) OBP: 0.273, SLG: 0.818		1-3 K	3-3 K			0-0 P4		2-3 K		4 0 0 0 0 3 3			
Jerald Clark, R (1, 7) OBP: 0.273, SLG: 0.200		4-2 1B BB		0-0 P9		0-1 1B		0-2 P4		3 0 1 0 1 0 0			
Darrin Jackson, R (1, 8) OBP: 0.182, SLG: 0.400		2-3 K		1-3 K		0-0 F9		4-2 G6-3 BB		3 0 0 0 1 2 2			
Kurt Stillwell, S (1, 4) OBP: 0.500, SLG: 0.583		3-1 1B		2-1 G3			2-1 SH1 SH3 2B		1-1 G6-3	4 1 2 0 0 0 1			
Dann Bilardello, R (1, 2)		0-3 K			2-1 P4		0-0 SH1		4-0 IBB	2 0 0 0 1 1 2			
Andy Benes, R (1, 1) Randy Myers, L (8, 1)			4-2 1B BB		1-3 K		2-2 SH3		3-3 K	1 0 0 1 1 1 0 1 0 0 0 0 1 2			
<b>Inning Stats</b>	R: 0 H: 0 E: 0 LOB: 0 K: 0 BB: 0 S: 6 P: 9	R: 0 H: 1 E: 0 LOB: 2 K: 3 BB: 1 S: 13 P: 23	R: 0 H: 1 E: 0 LOB: 2 K: 1 BB: 1 S: 12 P: 19	R: 0 H: 0 E: 0 LOB: 0 K: 1 BB: 0 S: 6 P: 9	R: 0 H: 0 E: 0 LOB: 0 K: 1 BB: 0 S: 6 P: 9	R: 1 H: 2 E: 0 LOB: 1 K: 0 BB: 0 S: 11 P: 13	R: 1 H: 1 E: 0 LOB: 0 K: 0 BB: 0 S: 9 P: 14	R: 0 H: 1 E: 0 LOB: 0 K: 1 BB: 0 S: 8 P: 11	R: 0 H: 0 E: 0 LOB: 2 K: 1 BB: 2 S: 11 P: 23	1B: 4 SF: 1 2B: 1 SAC: 2 3B: 1 DP: 0 HR: 0 HBP: 0	WP: 0 PA: 36 PB: 0 SB: 0 CS: 1		
<b>PITCHER</b>	IP WLS BF H R ER SO BB IBB HBP BLK WP HR S P ERA WHIP											<b>PITCHER</b>	IP WLS BF H R ER SO BB IBB HBP BLK WP HR S P ERA WHIP
Tim Belcher, R (1, 1) ERA: 2.57	7.0 L 28 5 2 2 6 2 0 0 0 0 0 0 63 96 2.57 1.000												
Scott Ruskin, L (8, 1) ERA:	1.0 3 1 0 0 1 0 0 0 0 0 0 0 8 11 0.00 1.000												
Dwayne Henry, R (9, 1) ERA:	1.0 5 0 0 0 0 1 1 1 0 0 0 0 11 23 0.00 1.000												

San Diego Padres @ Cincinnati Reds  
Riverfront Stadium, Cincinnati, OH  
Wed Apr 08 1992, 3:33 AM EDT  
Att. 17,397 - Sunny - 60 F

livebaseballscorecards.com

AB	29
R	2
H	6
RBI	2
BB	4
SO	8
LOB	13



Batter	1	2	3	4	5	6	7	8	9	AB	R	H	RBI	BB	SO	LOB
<b>Bip Roberts, S</b> OBP: 0.417, SLG: 0.222 (1, 5)	0-1 F7			4-1 CS BB		3-2 G3-2-3 HBP		3-2 P7		2	0	0	0	1	0	1
<b>Dave Martinez, L</b> OBP: 0.143, SLG: 0.143 (1, 8)	1-0 1B			2-0 F8		0-0 G3-2-3			3-3 K	3	0	1	0	0	0	4
<b>Glenn Braggs, R</b> OBP: 0.200, SLG: 0.200 (9, PH)				1 SAFE F8		1-2 2-3 3-Hf				1	0	0	0	0	1	0
<b>Barry Larkin, R</b> (1, 6)	1-2 P2			3-2 G1-3			1-1 F8		2-3 K	4	0	0	0	0	1	1
<b>Paul O'Neill, L</b> OBP: 0.500, SLG: 0.545 (1, 9)		2-2 F8		1 SAFE F8	0-3 K		1-1 F8		2-0 K	4	0	2	0	0	1	0
<b>Bill Doran, S</b> OBP: 0.333, SLG: 0.833 (1, 4)		2-2 P7		X P7	0-0 L9		2-1 G4-6-3 1B		0-2 G5-3	4	0	0	0	0	0	2
<b>Hal Morris, L</b> OBP: 0.364, SLG: 0.545 (1, 3)		2-2 CS 1B		X P7	0-2 P7			0-1 WP 3B		3	1	2	0	0	0	0
<b>Jeff Reed, L</b> OBP: 0.333, SLG: 0.333 (1, 2)		1-1 CS	3-2 P2			2-2 BLK G3-2-3 1B		0-0 L5		2	0	1	0	0	0	0
<b>Jacob Brumfield, R</b> (6, PR)		1-1 CS								0	0	0	0	0	0	0
<b>Joe Oliver, R</b> OBP: 0.250, SLG: 0.375 (7, 2)		1-2								1	0	0	0	0	0	1
<b>Billy Hatcher, R</b> OBP: 0.333, SLG: 0.333 (1, 7)			0-0 F7			1-1 G3-2-3 BLK 1B		1-0 L6		3	0	1	0	0	0	0
<b>Tim Belcher, R</b> (1, 1)			0-1 G6-3			0-3 K		2-2 2B		2	0	0	0	0	1	2
<b>Scott Ruskin, R</b> (8, 1)										0	0	0	0	0	0	0
<b>Reggie Sanders, R</b> OBP: 0.222, SLG: 0.333 (8, PH)										1	0	1	0	0	0	0
<b>Dwayne Henry, R</b> (9, 1)										0	0	0	0	0	0	0

Inning Stats	R: 0	H: 1	R: 0	H: 1	R: 0	H: 0	R: 0	H: 0	R: 0	H: 2	R: 0	H: 1	R: 1	H: 2	R: 0	H: 1	1B: 5	SF: 0	WP: 1	PA: 33
	E: 0	LOB: 0	E: 0	LOB: 0	E: 0	LOB: 0	E: 0	LOB: 0	E: 0	LOB: 2	E: 0	LOB: 0	E: 0	LOB: 1	E: 0	LOB: 1	2B: 2	SAC: 0	PB: 0	
	K: 0	BB: 0	K: 0	BB: 0	K: 0	BB: 0	K: 0	BB: 1	K: 1	BB: 0	K: 0	BB: 0	K: 2	BB: 0	K: 2	BB: 0	3B: 1	DP: 2	SB: 0	
	S: 6	P: 8	S: 12	P: 19	S: 9	P: 12	S: 6	P: 15	S: 7	P: 7	S: 6	P: 10	S: 12	P: 18	S: 11	P: 18	HR: 0	HBP: 1	CS: 2	

PITCHER	IP	WLS	BF	H	R	ER	SO	BB	IBB	HBP	BLK	WP	HR	S	P	ERA	WHIP
<b>Andy Benes, R</b> ERA: 1.29 (1, 1)	7.0	W	24	6	1	1	2	1	0	0	1	0	0	60	91	1.29	1.000
<b>Randy Myers, L</b> ERA: (8, 1)	2.0	S	8	2	0	0	2	0	0	0	0	1	0	21	34	0.00	1.000


**BOTTOM**

**San Diego Padres @ Cincinnati Reds**  
Riverfront Stadium, Cincinnati, OH

Wed Apr 08 1992, 3:33 AM EDT  
Att. 17,397 - Sunny - 60 F

livebaseballscorecards.com

<b>AB</b>	<b>30</b>
<b>R</b>	<b>1</b>
<b>H</b>	<b>8</b>
<b>RBI</b>	<b>0</b>
<b>BB</b>	<b>1</b>
<b>SO</b>	<b>4</b>
<b>LOB</b>	<b>11</b>





Batter	1	2	3	4	5	6	7	8	9	10	11	12	13	AB R H RBI BB SO LOB	TOP																
<b>Bip Roberts, S</b> OBP: 0.368, SLG: 0.250 (1, 5)	1-1 2B G4-3 1B		0-1 G3		3-2 SH1-3 E 1B	1-3 K			3-2 G6-3		2-3 K		1-0 F8	7 2 2 0 0 2 2	<b>Cincinnati Reds @ Houston Astros</b> Astrodome, Houston, TX Thu Apr 09 1992, 8:05 PM EDT Att. 8,495 - Dome - 70 F																
<b>Hal Morris, L</b> OBP: 0.313, SLG: 0.500 (1, 3)	2-1 G4-3 1B 2B		3-2 G3-1		0-0 SH1-3 1-2		0-0 P5		1-0 G3-1			1-0 F9		5 1 1 0 0 0 0																	
<b>Barry Larkin, R</b> OBP: 0.389, SLG: 0.214 (1, 6)	4-1 G4-3 BB		3-1 G6-3		0-1 E3 2-H 1B 1B		1-2 1B					0-0 1B		5 1 3 1 1 1 0																	
<b>Glenn Braggs, R</b> OBP: 0.182, SLG: 0.182 (1, 7)	0-2 G4-3 1-2f 2-3 3-H			1-1 F9	1-2 S 1B		3-2 F7 1-2			2-3 K		0-1 F9		6 0 1 1 0 1 4																	
<b>Reggie Sanders, R</b> OBP: 0.333, SLG: 0.667 (1, 8)	2-1 S 1B 3-H			0-0 HR	3-3 K 1-2		0-3 K			1-2 2B		1-3 K		6 1 3 2 0 0 3 3																	
<b>Paul O'Neill, L</b> OBP: 0.500, SLG: 0.429 (1, 9)	3-2 G1-3 1-2		1-1 G3	4-2 BB			1-1 G2-3			4-2 BB		4-2 SH1-4 BB		3 0 0 0 3 0 1																	
<b>Bill Doran, S</b> OBP: 0.273, SLG: 0.636 (1, 4)		0-1 L5		1-1 2B	2-2 P4		2-1 F8			1-3 K		0-0 SH1-4		5 0 1 0 0 1 4																	
<b>Joe Oliver, R</b> OBP: 0.286, SLG: 0.250 (1, 2)		2-3 K2-3		4-0 IBB		0-0 G6-3		0-0 G5-3			0-1 G4-3		4-0 BB	4 0 0 0 2 1 0																	
<b>Greg Swindell, L</b> (9, PH) <b>Jacob Brumfield, R</b> (9, PH) <b>Scott Bankhead, R</b> (9, PH) <b>Norm Charlton, S</b> (11, PH) <b>Dave Martinez, L</b> OBP: 0.125, SLG: 0.125 (11, PH) <b>Dwaine Henry, R</b> (13, PH) <b>Billy Hatcher, R</b> OBP: 0.250, SLG: 0.250 (13, PH) <b>Scott Ruskin, R</b> (13, PH)		0-3 K		0-1 F8		0-0 G5-3			2-2 L9		1-3 K		1-1 P6	3 0 0 0 0 0 1 2 1 0 1 0 0 0 0 0 1 0 0 0 0 0 0 0 0 0 1 0 0 0 0 0 0 2 0 0 0 0 0 0 0 0																	
<b>Inning Stats</b>	R: 2 E: 0 K: 0 S: 13	H: 3 LOB: 1 BB: 1 P: 25	R: 0 E: 0 K: 2 S: 8	H: 0 LOB: 0 BB: 0 P: 10	R: 0 E: 0 K: 0 S: 7	H: 0 LOB: 0 BB: 0 P: 13	R: 1 E: 0 K: 0 S: 9	H: 2 LOB: 2 BB: 1 P: 16	R: 2 E: 1 K: 1 S: 19	H: 3 LOB: 2 BB: 1 P: 31	R: 0 E: 0 K: 1 S: 6	H: 0 LOB: 0 BB: 0 P: 7	R: 0 E: 0 K: 0 S: 5	H: 1 LOB: 1 BB: 0 P: 15		R: 0 E: 0 K: 0 S: 5	H: 0 LOB: 0 BB: 0 P: 8	R: 0 E: 0 K: 0 S: 7	H: 0 LOB: 0 BB: 0 P: 13	R: 0 E: 0 K: 3 S: 14	H: 1 LOB: 2 BB: 1 P: 23	R: 0 E: 0 K: 2 S: 8	H: 0 LOB: 0 BB: 0 P: 11	R: 0 E: 0 K: 1 S: 7	H: 1 LOB: 1 BB: 0 P: 9	R: 0 E: 0 K: 0 S: 6	H: 0 LOB: 2 BB: 2 P: 16	1B: 7 2B: 3 3B: 0 HR: 1	SF: 0 SAC: 2 DP: 1 HBP: 0	WP: 0 PB: 0 SB: 3 CS: 0	PA: 55
<b>PITCHER</b>	IP WLS BF H R ER SO BB IBB HBP BLK WP HR S P ERA WHIP																														
<b>Butch Henry, L</b> ERA: 8.31 (1, 1)	4.1																														
<b>Joe Boever, R</b> ERA: (5, 1)	2.2	10	1	0	0	3	1	0	0	0	0	0	0	27		40	0.00	0.750													
<b>Rob Murphy, L</b> ERA: (8, 1)	2.0	6	0	0	0	0	0	0	0	0	0	0	0	12	21	0.00	0.000														
<b>Doug Jones, R</b> ERA: (10, 1)	3.0	12	2	0	0	6	1	0	0	0	0	0	0	29	43	0.00	1.000														
<b>Al Osuna, L</b> ERA: (13, 1)	1.0	W 5	0	0	0	0	2	0	0	0	0	0	0	6	16	0.00	2.000														

livebaseballscorecards.com

AB	47
R	5
H	11
RBI	4
BB	6
SO	11
LOB	18






Batter	1	2	3	4	5	6	7	8	9	10	11	12	13	AB R H RBI BB SO LOB
Craig Biggio, R OBP: 0.143, SLG: 0.143 (1, 4)	0-0 P6			2-1 F8		0-1 F8		1-1 FC6-4	0-0 E8		2-3 K			6 0 1 1 0 1 2
Steve Finley, L OBP: 0.231, SLG: 0.308 (1, 8)	0-2 F7			0-1 5 1B		0-1 G5-3		1-3 K	1-1 G3			2-1 F9		5 1 1 0 0 1 3
Doug Jones, R (10, 1)				3-2 FC6-4					1-2 1B					0 0 0 0 0 0 0
Denny Walling, L (12, PH)				2-3 1B					1-0 1B					1 0 0 0 0 0 0
Al Osuna, R (13, 1)									4-2 CS					0 0 0 0 0 0 0
5 Jeff Bagwell, R OBP: 0.429, SLG: 0.417 (1, 3)	2-3 K			3-2 FC6-4		0-0 1B			1-2 HR			2-0 F8		5 1 3 0 1 1 0
Pete Incaviglia, R OBP: 0.231, SLG: 0.231 (1, 9)		0-0 F9		1-2 FC6-4		0-1 G5-3		1-1 1B	1-2 HR			0-1 G1-3		6 1 2 1 0 1 2
Ken Caminiti, S OBP: 0.231, SLG: 0.417 (1, 5)		0-0 G5-3		1-0 FC6-4		1-2 G6-3		0-0 HR	4-0 IBB				0-0 SH1-4	5 2 2 3 1 0 2
Luis Gonzalez, L OBP: 0.222, SLG: 0.125 Joe Boever, R (5, 1)		1-1 F9		0-2 G6-3		2-3 K		4-2 SH2-4	1-2 BB				2-1 SH1-4	2 0 0 0 0 0 2
Juan Guerrero, R (7, PH)									0-2 L9				1-2 1B	0 0 0 0 0 0 0
Rob Murphy, L (8, 1)														1 0 0 0 0 0 1 0
Chris Jones, R (10, 8)														0 0 0 0 0 0 0 0
Chris Jones, R (10, 8)														1 1 0 0 1 0 2
Scott Servais, R (1, 2)			1-2 P4		1-1 G6-3		1-0 G6-3		0-2 SH2-4				4-2 1B	3 0 0 0 0 0 0
Eddie Taubensee, L (11, PH)									1-2 BB				4-2 BB	1 0 0 0 1 1 0
Andujar Cedeno, R OBP: 0.250, SLG: 0.286 Rafael Ramirez, R (9, PH)			2-3 K		1-3 K			1-3 K	4-2 E				1-1 P6	3 0 0 0 0 3 0
Rafael Ramirez, R (10, 6)									BB					2 0 0 0 1 0 2
Butch Henry, L (1, 1)			0-3 K		3-2 F9			0-0 FC6-4	1-3 K				1-1 1B	1 0 0 0 0 1 0
Casey Candaee, S OBP: 0.429, SLG: 0.333 (5, 7)													1-2 2-H	4 0 2 1 1 1 2

Inning Stats	R: 0	H: 0	R: 0	H: 0	R: 0	H: 0	R: 0	H: 1	R: 0	H: 0	R: 0	H: 0	R: 0	H: 1	R: 4	H: 4	R: 0	H: 0	R: 0	H: 0	R: 0	H: 0	R: 1	H: 2	1B: 9	SF: 0	WP: 0	PA: 54
E: 0	LOB: 0	E: 0	LOB: 0	E: 0	LOB: 0	E: 0	LOB: 0	E: 0	LOB: 1	E: 1	LOB: 2	E: 0	LOB: 1	E: 0	LOB: 2	E: 0	LOB: 1	E: 0	LOB: 0	E: 0	LOB: 0	E: 0	LOB: 2	2B: 1	SAC: 2	PB: 0		
K: 1	BB: 0	K: 0	BB: 0	K: 2	BB: 0	K: 0	BB: 0	K: 0	BB: 0	K: 2	BB: 1	K: 1	BB: 2	K: 0	BB: 0	K: 2	BB: 2	K: 1	BB: 2	K: 2	BB: 1	K: 0	BB: 1	3B: 0	DP: 0	SB: 1		
S: 9	P: 11	S: 4	P: 5	S: 10	P: 13	S: 14	P: 21	S: 10	P: 15	S: 7	P: 12	S: 10	P: 13	S: 18	P: 30	S: 11	P: 19	S: 11	P: 19	S: 5	P: 9	S: 9	P: 17	HR: 1	HBP: 0	CS: 1		

**Cincinnati Reds @ Houston Astros**  
Astrodome, Houston, TX  
Thu Apr 09 1992, 8:05 PM EDT  
Att. 8,495 - Dome - 70 F

AB	46
R	6
H	11
RBI	6
BB	6
SO	11
LOB	17





Cincinnati Reds @ Houston Astros  
Astrodome, Houston, TX

Fri Apr 10 1992, 8:05 PM EDT  
Att: 11,084 - Dome - 70 F

AB	36
R	8
H	10
RBI	8
BB	6
SO	3
LOB	20



Batter	1	2	3	4	5	6	7	8	9	AB	R	H	RBI	BB	SO	LOB
Bip Roberts, S OBP: 0.333, SLG: 0.238 (1, 5)	2-1 G3 1B	3-1 G3		0-1 P7		1-0 G4-3		0-0 G4-3		5	1	1	0	0	0	2
Dave Martinez, L OBP: 0.231, SLG: 0.167 (1, 7)	4-0 G3 1B		1-0 HR 1B	2-1 G3		0-0 L6		2-1 G4-3		4	2	1	0	1	0	1
Barry Larkin, R OBP: 0.348, SLG: 0.368 (1, 6)	1-3 K		0-0 HR		1-0 P6	2-3 K			0-0 F7	5	1	1	2	0	2	2
Paul O'Neill, L OBP: 0.522, SLG: 0.611 (1, 9)	3-2 G3		1-0 FC3-6 1B		1-0 HR		0-0 F9		4-2 1B BB	4	1	2	1	1	0	2
Hal Morris, L OBP: 0.381, SLG: 0.500 (1, 3)	1-2 1B		1-1 FC3-6 BB		4-1 HR BB		0-0 F9		0-0 G6-4-3 1B	4	1	2	2	1	0	1
Reggie Sanders, R OBP: 0.400, SLG: 0.611 (1, 8)	0-0 P4		4-2 BB		1-2 HR 1B		4-2 BB		3-1 G6-4-3 1B	3	1	1	0	2	0	3
Bill Doran, S OBP: 0.200, SLG: 0.467 (1, 4)		0-1 G3		2-0 P7		1-0 P5		1-0 L9		4	0	0	0	0	0	5
Joe Oliver, R OBP: 0.389, SLG: 0.533 (1, 2)		4-2 FC3-6 BB		0-1 G5-3		1-1 HR		0-0 G4-3 G5-3 1B		3	1	2	3	1	0	2
Chris Hammond, L Steve Foster, R Freddie Benavides, R Norm Charlton, S (1, 1) (7, 1) (7, 4) (9, 1)		1-0 FC3-6		0-1 G3		2-3 K		1-2 G5-3		3	0	0	0	0	0	1
										0	0	0	0	0	0	0
										1	0	0	0	0	0	1
										0	0	0	0	0	0	0

Inning Stats	R: 2	H: 2	E: 0	K: 1	S: 13	R: 0	H: 0	E: 0	K: 0	S: 12	R: 2	H: 3	E: 0	K: 0	S: 11	R: 0	H: 0	E: 0	K: 0	S: 6	R: 4	H: 3	E: 0	K: 1	S: 12	R: 0	H: 0	E: 0	K: 1	S: 5	R: 0	H: 0	E: 0	K: 0	S: 5	R: 0	H: 1	E: 0	K: 0	S: 7	R: 0	H: 1	E: 0	K: 0	S: 6	R: 0	H: 1	E: 0	K: 0	S: 13	1B: 7	2B: 0	3B: 0	HR: 3	SF: 0	SAC: 0	DP: 1	HBP: 0	WP: 0	PA: 42
--------------	------	------	------	------	-------	------	------	------	------	-------	------	------	------	------	-------	------	------	------	------	------	------	------	------	------	-------	------	------	------	------	------	------	------	------	------	------	------	------	------	------	------	------	------	------	------	------	------	------	------	------	-------	-------	-------	-------	-------	-------	--------	-------	--------	-------	--------

PITCHER	IP	WLS	BF	H	R	ER	SO	BB	IBB	HBP	BLK	WP	HR	S	P	ERA	WHIP
Ryan Bowen, R ERA: 14.4 (1, 1)	5.0	L	27	8	8	8	2	4	0	0	0	0	3	54	94	14.40	2.400
Xavier Hernandez, R ERA: (6, 1)	2.0		7	0	0	0	1	1	0	0	0	0	0	10	18	0.00	0.500
Rob Murphy, L ERA: (8, 1)	1.0		4	1	0	0	0	0	0	0	0	0	0	7	10	0.00	1.000
Al Osuna, L ERA: (9, 1)	1.0		4	1	0	0	0	1	0	0	0	0	0	6	13	0.00	2.000

WP: 0	PA: 42
PB: 0	
SB: 0	
CS: 0	

Batter	1	2	3	4	5	6	7	8	9	AB R H RBI BB SO LOB
<b>Craig Biggio, R</b> OBP: 0.211, SLG: 0.263 (1, 4)	1-2 G5-3		0-0 F7		3-2 G5-3		0-0 2B		1-0 1B	5 0 2 0 0 0 1
<b>Steve Finley, L</b> OBP: 0.278, SLG: 0.444 (1, 8)	1-3 K		0-1 G3			0-2 1B	1-1 G4-3		2-2 1B	5 1 2 1 0 1 2
<b>5 Jeff Bagwell, R</b> OBP: 0.526, SLG: 0.588 (1, 3)	1-1 HR		3-3 K			2-2 1B		2-2 1B	2-0 2B	5 1 4 2 0 1 0
<b>Pete Incaviglia, R</b> OBP: 0.222, SLG: 0.389 (1, 9)	0-0 HR			2-0 G6-3		1-3 K		2-3 K	1-3 K	5 1 1 2 0 3 4
<b>Ken Caminiti, S</b> OBP: 0.222, SLG: 0.353 (1, 5)	1-1 G5-3			2-3 K		1-2 G4-3		0-1 1B	0-1 F8	5 0 1 0 0 1 3
<b>Casey Candaele, S</b> OBP: 0.273, SLG: 0.200 (1, 7)		1-2 G6-3		2-1 G3-1		0-0 G6-3		2-1 F7		4 0 0 0 0 0 3
<b>Al Osuna, R</b> (9, 1)										0 0 0 0 0 0 0
<b>Eddie Taubensee, L</b> OBP: 0.444, SLG: 0.286 (1, 2)		0-1 1B			1-3 K		1-0 1B	3-1 F7		4 0 2 0 0 1 2
<b>Andujar Cedeno, R</b> OBP: 0.182, SLG: 0.200 (1, 6)		0-1 FC5-4			1-2 L3		3-2 P5		1-0 1B	3 0 0 0 0 0 2
<b>Denny Walling, L</b> OBP: 0.333, SLG: 0.333 (9, PH)		1-2 1B							1-0 1B	1 1 1 0 0 0 0
<b>Ryan Bowen, R</b> (1, 1)		1-1 G5-3			4-2 BB		0-0 F7		2-1 1B	1 0 0 0 0 0 1
<b>Juan Guerrero, R</b> (5, PH)									1-2 1B	0 0 0 0 1 0 0
<b>Xavier Hernandez, L</b> (6, 1)										0 0 0 0 0 0 0
<b>Luis Gonzalez, L</b> OBP: 0.200, SLG: 0.111 (7, PH)										1 0 0 0 0 0 1
<b>Rob Murphy, L</b> (8, 1)										0 0 0 0 0 0 0
<b>Eric Anthony, L</b> OBP: 0.500, SLG: 0.500 (9, 7)										1 1 1 0 0 0 0

Inning Stats	R: 2	H: 2	E: 0	K: 1	S: 11	LOB: 0	BB: 0	P: 15	R: 0	H: 1	E: 0	K: 0	S: 12	LOB: 1	BB: 0	P: 14	R: 0	H: 0	E: 0	K: 1	S: 6	LOB: 0	BB: 0	P: 9	R: 0	H: 0	E: 0	K: 1	S: 6	LOB: 0	BB: 0	P: 12	R: 0	H: 0	E: 0	K: 1	S: 12	LOB: 1	BB: 1	P: 21	R: 1	H: 2	E: 0	K: 1	S: 14	LOB: 1	BB: 0	P: 18	R: 0	H: 2	E: 0	K: 0	S: 9	LOB: 2	BB: 0	P: 14	R: 0	H: 2	E: 0	K: 1	S: 13	LOB: 2	BB: 0	P: 22	R: 2	H: 5	E: 0	K: 1	S: 16	LOB: 2	BB: 0	P: 25	1B: 10	2B: 2	3B: 1	SF: 0	SAC: 0	DP: 0	HBP: 0	WP: 1	PA: 41
--------------	------	------	------	------	-------	--------	-------	-------	------	------	------	------	-------	--------	-------	-------	------	------	------	------	------	--------	-------	------	------	------	------	------	------	--------	-------	-------	------	------	------	------	-------	--------	-------	-------	------	------	------	------	-------	--------	-------	-------	------	------	------	------	------	--------	-------	-------	------	------	------	------	-------	--------	-------	-------	------	------	------	------	-------	--------	-------	-------	--------	-------	-------	-------	--------	-------	--------	-------	--------

PITCHER	IP	WLS	BF	H	R	ER	SO	BB	IBB	HBP	BLK	WP	HR	S	P	ERA	WHIP
<b>Chris Hammond, L</b> ERA: 4.5 (1, 1)	6.0	W	25	6	3	3	5	1	0	0	0	1	1	62	91	4.50	1.167
<b>Steve Foster, R</b> ERA: 9.0 (7, 1)	2.0		12	6	2	2	1	0	0	0	0	0	0	25	42	9.00	3.000
<b>Norm Charlton, L</b> ERA: 4.5 (9, 1)	1.0	S	4	2	0	0	1	0	0	0	0	0	0	12	17	0.00	2.000

**BOTTOM**

**Cincinnati Reds @ Houston Astros**  
Astrodome, Houston, TX

Fri Apr 10 1992, 8:05 PM EDT  
Att. 11,084 - Dome - 70 F

<b>AB</b>	<b>40</b>
<b>R</b>	<b>5</b>
<b>H</b>	<b>14</b>
<b>RBI</b>	<b>5</b>
<b>BB</b>	<b>1</b>
<b>SO</b>	<b>7</b>
<b>LOB</b>	<b>19</b>



PITCHER	IP	WLS	BF	H	R	ER	SO	BB	IBB	HBP	BLK	WP	HR	S	P	ERA	WHIP
---------	----	-----	----	---	---	----	----	----	-----	-----	-----	----	----	---	---	-----	------





Batter	1	2	3	4	5	6	7	8	9
<b>Craig Biggio, R</b> OBP: 0.318, SLG: 0.364 (1, 4)	1-1 1B 5 G6-4-3		1-2 1B 5 FC5-4		2-2 1B			1-0 SH3 1-2	
<b>Steve Finley, L</b> OBP: 0.273, SLG: 0.409 (1, 8)	1-0 1B 5 G6-4-3		1-3 1B		0-1 G5-3			1-2 FC1-6-5 5 1B 2-3	
<b>5 Jeff Bagwell, R</b> OBP: 0.478, SLG: 0.524 (1, 3)	2-2 G6-4-3 1-2f 3-H		0-0 FC5-4 1-2f			2-3 K		3-2 1B 2-H	
<b>Luis Gonzalez, L</b> OBP: 0.214, SLG: 0.083 (1, 7)	2-3 K2-3			0-1 L9		4-0 CS BB		2-3 K	
<b>Pete Incaviglia, R</b> OBP: 0.286, SLG: 0.476 (1, 9)		0-0 FC5 2B		0-0 1B CS 1B		1-3 K			
<b>Chris Jones, R</b> (9, 9)									
<b>Ken Caminiti, S</b> OBP: 0.238, SLG: 0.350 (1, 5)		2-3 K		2-2 CS 1B		1-1 CS 1-2	1-0 G3-1		
<b>Eddie Taubensee, L</b> OBP: 0.333, SLG: 0.200 (1, 2)		3-3 K		1-3 K			0-3 K		
<b>Andujar Cedeno, R</b> OBP: 0.143, SLG: 0.154 (1, 6)		2-2 FC5		1-1 CS	2-3 K		2-3 K		
<b>Joe Boever, R</b> (8, 1)									
<b>Al Osuna, R</b> (8, 1)									
<b>Rafael Ramirez, R</b> (9, 6)		2-3 K		1-2 3-H					
<b>Mark Portugal, R</b> (1, 1)			1-3 K		1-1 L9			1-0 SH3 1B	
<b>Casey Candaele, S</b> OBP: 0.333, SLG: 0.273 (8, 6)									
<b>Casey Candaele, S</b> (9, 7)									

Inning Stats	R: 1	H: 2	E: 0	K: 1	S: 11	R: 0	H: 1	E: 0	K: 2	S: 11	R: 0	H: 1	E: 0	K: 2	S: 10	R: 0	H: 2	E: 0	K: 1	S: 11	R: 0	H: 1	E: 0	K: 1	S: 12	R: 0	H: 0	E: 0	K: 2	S: 9	R: 0	H: 0	E: 0	K: 2	S: 8	R: 1	H: 2	E: 0	K: 1	S: 13
	LOB: 0	BB: 0	P: 17	LOB: 1	BB: 0	P: 18	LOB: 1	BB: 0	P: 13	LOB: 1	BB: 0	P: 17	LOB: 0	BB: 1	P: 17	LOB: 0	BB: 0	LOB: 0	BB: 0	P: 11	LOB: 1	BB: 0	P: 21	LOB: 0	BB: 0	P: 21	LOB: 0	BB: 0	P: 21	LOB: 0	BB: 0	P: 21	LOB: 0	BB: 0	P: 21	LOB: 0	BB: 0	P: 21		

PITCHER	IP	WLS	BF	H	R	ER	SO	BB	IBB	HBP	BLK	WP	HR	S	P	ERA	WHIP
<b>Jose Rijo, R</b> ERA: 3.18 (1, 1)	8.0	L	31	9	2	2	12	1	0	0	0	0	0	85	129	2.25	1.250

**BOTTOM**

**Cincinnati Reds @ Houston Astros**  
Astrodome, Houston, TX

Sat Apr 11 1992, 8:05 PM EDT  
Att. 17,449 - Dome - 70 F

AB	R	H	RBI	BB	SO	LOB
3	1	3	0	0	0	0
4	1	1	0	0	1	3
4	0	1	1	0	1	2
3	0	0	0	1	2	1
0	0	0	0	0	0	0
3	0	2	0	0	1	1
0	0	0	0	0	0	0
3	0	1	0	0	1	1
3	0	0	0	0	3	3
3	0	0	0	0	2	1
0	0	0	0	0	0	0
0	0	0	0	0	0	0
0	0	0	0	0	0	0
2	0	0	0	0	1	0
1	0	1	0	0	0	0

AB	29
R	2
H	9
RBI	1
BB	1
SO	12
LOB	12

livebaseballscorecards.com



WP	PA
0	33

1B	2B	3B	HR	SF	SAC	DP	HBP
8	1	0	0	0	1	1	0

WP	HR	S	P	ERA	WHIP
0	0	85	129	2.25	1.250





BOTTOM

Cincinnati Reds @ Houston Astros  
Astrodome, Houston, TX  
Sun Apr 12 1992, 4:33 AM EDT  
Att. 11,166 - Dome - 70 F

AB 37  
R 4  
H 9  
RBI 4  
BB 4  
SO 7  
LOB 16



AB	R	H	RBI	BB	SO	LOB
4	1	1	0	1	0	0
5	0	3	1	0	1	0
4	2	1	2	1	0	3
5	0	2	0	0	2	5
3	0	0	0	2	2	0
3	0	0	1	0	1	4
1	0	0	0	0	0	0
1	0	0	0	0	0	0
4	0	1	0	0	0	2
0	0	0	0	0	0	0
0	0	0	0	0	0	0
3	1	1	0	0	0	1
1	0	0	0	0	0	0
0	0	0	0	0	0	0
1	0	0	0	0	1	0
0	0	0	0	0	0	0

Batter	1	2	3	4	5	6	7	8	9
<b>Craig Biggio, R</b> OBP: 0.333, SLG: 0.346 (1, 4)	2-2 1B 5 FC6-4 1B	0-0 F7		4-2 5 1B BB		2-2 L9		0-0 F7	
<b>Steve Finley, L</b> OBP: 0.333, SLG: 0.481 (1, 8)	2-2 1-3 5 FC6-4 1B		1-1 G4-3	2-0 5 1B 1-2 2-H		1-0 WP 2B		0-3 K	
<b>5 Jeff Bagwell, R</b> OBP: 0.464, SLG: 0.600 (1, 3)	2-1 FC6-4 2B 1-2f G6-3 3-H		0-0 L8	0-0 E5 1-2 2-3		4-1 WP BB		3-1 HR	
<b>Pete Incaviglia, R</b> OBP: 0.308, SLG: 0.500 (1, 9)	0-0 G6-3 1-3 2B		2-2 S 1B	0-0 F9		3-3 K 1-2 2-3		1-3 K	
<b>Ken Caminiti, S</b> OBP: 0.269, SLG: 0.304 (1, 5)	4-0 G6-3 IBB		4-2 1-2 BB		2-3 K		1-1 F9	2-3 K	
<b>Juan Guerrero, R</b> (1, 7)	0-1 G6-3		0-3 K		0-1 G5-3		1-0 F9	0-0 F9	
<b>Luis Gonzalez, L</b> OBP: 0.200, SLG: 0.077 (7, PH) (8, 7)									
<b>Casey Candaele, S</b> OBP: 0.308, SLG: 0.250 (9, PH)	1-2 2-3 3-H								
<b>Scott Servais, R</b> OBP: 0.100, SLG: 0.100 (1, 2)	0-1 P4			1-0 L7	1-1		0-2 E5		
<b>Ryan Bowen, R</b> (7, PR)									
<b>Eddie Taubensee, L</b> OBP: 0.333, SLG: 0.200 (8, 2)									
<b>Andujar Cedeno, R</b> OBP: 0.176, SLG: 0.188 (1, 6)		0-2 P4		0-1 SH2-4 1B	0-0 F8		0-2 SAFE SAFE F7		
<b>Rafael Ramirez, R</b> (7, PH) (8, 6)									
<b>Pete Harnisch, S</b> (1, 1)		1-2 B2-3		0-1 SH2-4		2-0 F7		1-3 K	
<b>Chris Jones, R</b> (6, PH)									
<b>Rob Murphy, L</b> (7, 1)									
<b>Eric Anthony, L</b> OBP: 0.333, SLG: 0.333 (8, PH)									
<b>Joe Boever, R</b> (9, 1)									

Inning	R	H	E	K	S	LOB	BB	P
1	2	3	0	14	24	2	0	2
2	0	0	0	8	9	0	0	0
3	0	1	0	12	19	2	0	0
4	1	2	1	12	19	3	0	0
5	0	1	0	8	11	1	0	0
6	0	1	0	9	21	2	0	0
7	0	0	1	11	13	1	0	0
8	0	0	0	7	8	0	0	0
9	1	1	0	10	16	0	0	0

PITCHER	IP	WLS	BF	H	R	ER	SO	BB	IBB	HBP	BLK	WP	HR	S	P	ERA	WHIP
<b>Tom Browning, L</b> ERA: 3.29 (1, 1)	5.2		30	8	3	3	2	3	1	0	0	0	0	60	97	4.76	1.941
<b>Dwayne Henry, R</b> ERA: (6, 1)	1.1		5	0	0	0	1	0	0	0	0	1	0	14	19	0.00	0.000
<b>Scott Ruskin, L</b> ERA: 3.38 (8, 1)	1.0		3	0	0	0	2	0	0	0	0	0	0	7	8	0.00	0.000
<b>Norm Charlton, L</b> ERA: 5.4 (9, 1)	1.0	S	4	1	1	1	2	0	0	0	0	0	1	10	16	9.00	1.000

WP	PA
1	42
0	
2	
0	

1B	2B	3B	HR	SF	SAC	DP	HBP
6	2	0	1	0	1	0	0
0	0	0	0	0	0	0	0
0	0	0	0	0	0	0	0
1	0	0	0	0	0	0	0



Batter	1	2	3	4	5	6	7	8	9	AB R H RBI BB SO LOB	TOP									
Deion Sanders, L OBP: 0.452, SLG: 0.800 (1, 8) (8, 9)	1-0 2B 3B		2-2 FC6-2 3B		2-1 2B			1-2 1B 2B 1B		4 2 4 0 0 0 0										
Mark Lemke, S OBP: 0.429, SLG: 0.462 (1, 4) (8, 9)	2-0 F9 2B		2-2 FC6-2 1B		0-0 P6			3-2 2B 1B WP		4 1 2 1 0 0 2										
Terry Pendleton, S OBP: 0.241, SLG: 0.296 (1, 5) (8, 7)	0-0 F9 2-3		0-2 1B		0-1 G4-3			0-0 WP 2B SF8		4 1 2 1 0 0 1										
Ron Gant, R OBP: 0.379, SLG: 0.615 (1, 7) (8, 8)	2-3 K		3-2 P5		0-1 G6-3 2B			3-1 P5 2-3 3-H		4 0 1 0 0 1 4										
Sid Bream, L OBP: 0.227, SLG: 0.158 Lonnie Smith, R (8, PH) (8, 7)	0-3 K				1-0 F7			1-2 SF8 3-H		3 0 0 0 0 1 2 0 0 0 1 0 0 0										
Jeff Blausler, R OBP: 0.304, SLG: 0.476 (1, 6) (8, 3)		0-3 K			1-2 P3			1-3 K		4 0 0 0 0 2 1										
Brian Hunter, R OBP: 0.154, SLG: 0.333 (1, 9) (8, 3)		2-3 K			2-3 K			0-3 K		4 0 0 0 0 3 0										
Greg Olson, R OBP: 0.450, SLG: 0.313 Kent Mercker, L Jerry Willard, L Juan Berenguer, R Mike Stanton, L Francisco Cabrera, R (1, 2) (5, 1) (7, PH) (7, 1) (8, 1) (9, PH)		2-3 K			3-3 K			1-0 F9		2 0 0 0 0 2 0 0 0 0 0 0 0 0 1 0 1 0 0 0 0 1 0										
29 John Smoltz, R Ben Rivera, R Damon Berryhill, S OBP: 0.375, SLG: 0.500 (1, 1) (3, 1) (5, PH) (5, 2)			1-3 K		2-3 K			3-2 P5		1 0 0 0 0 1 0 0 0 0 0 0 0 0 3 0 0 0 0 1 0										
Inning Stats	R: 1 E: 0 K: 2 S: 11	H: 2 LOB: 1 BB: 0 P: 16	R: 0 E: 0 K: 3 S: 9	H: 0 LOB: 0 BB: 0 P: 13	R: 0 E: 0 K: 1 S: 15	H: 2 LOB: 2 BB: 0 P: 23	R: 0 E: 0 K: 1 S: 8	H: 0 LOB: 0 BB: 0 P: 12	R: 0 E: 0 K: 2 S: 9	H: 1 LOB: 1 BB: 0 P: 16	R: 0 E: 0 K: 1 S: 7	H: 0 LOB: 0 BB: 0 P: 11	R: 0 E: 0 K: 1 S: 18	H: 3 LOB: 0 BB: 0 P: 27	R: 3 E: 0 K: 1 S: 10	H: 0 LOB: 0 BB: 0 P: 14	1B: 3 2B: 4 3B: 2 HR: 0	SF: 1 SAC: 0 DP: 0 HBP: 0	WP: 1 PB: 0 SB: 0 CS: 0	PA: 36
PITCHER	IP WLS BF H R ER SO BB IBB HBP BLK WP HR S P ERA WHIP																			
Tim Belcher, R ERA: 3.21 (1, 1)	7.0 W 29 8 3 3 10 0 0 0 0 0 0 0 75 113 3.86 1.143																			
Dwayne Henry, R ERA: 1.93 (8, 1)	0.1 2 1 0 0 0 0 0 0 0 0 1 0 3 6 0.00 3.000																			
Scott Ruskin, L ERA: 2.7 (8, 1)	0.2 2 0 1 1 1 0 0 0 0 0 0 0 8 10 13.50 0.000																			
Norm Charlton, L ERA: 4.5 (9, 1)	1.0 S 3 0 0 0 1 0 0 0 0 0 0 0 10 14 0.00 0.000																			

Atlanta Braves @ Cincinnati Reds  
Riverfront Stadium, Cincinnati, OH

Mon Apr 13 1992, 7:05 PM EDT  
Att. 23,048 - Cloudy - 56 F

livebaseballscorecards.com

AB	35
R	4
H	9
RBI	3
BB	0
SO	12
LOB	10



Batter	1	2	3	4	5	6	7	8	9
<b>Bip Roberts, S</b> OBP: 0.361, SLG: 0.323 (1, 5)	4-1 G4-3 BLK WP BB		0-0 1B 3B	2-2 G4-3	3-2 L6-5 3-H			1-0 L4-3 1-2	
<b>Barry Larkin, R</b> OBP: 0.361, SLG: 0.379 (1, 6)	2-2 G4-3		4-0 BB 1B 1B BB	2-1 BB S HBP		2-2 G5-3			
<b>Hal Morris, L</b> OBP: 0.324, SLG: 0.355 (1, 3)	1-3 K WP 3-H		0-2 L4	1-2 G5-3		0-0 G6-3			
<b>Glenn Braggs, R</b> OBP: 0.350, SLG: 0.333 (1, 7)	2-3 K 1-2		1-2 BB 1B 3-H	4-1 BB BB		1-3 K			
<b>Paul O'Neill, L</b> OBP: 0.526, SLG: 0.500 (1, 9)	3-2 F7		4-1 1B BB 1-2 2-3	4-2 FC6-4 BB 1-2 2-3		0-0 F9			
<b>Bill Doran, S</b> OBP: 0.296, SLG: 0.440 (1, 4)		0-0 F7	1-0 BB 1B 1B 1-3 2-H 3-H	1-0 FC6-4 1-2f		2-1 F8			
<b>Dave Martinez, L</b> OBP: 0.286, SLG: 0.300 (1, 8)		2-2 E9 2B	1-1 BB 1B 1-2 3-H		0-2 S WP L6-5 1B		1-0 L9		
<b>Scott Ruskin, R</b> (8, 1)									
<b>Norm Charlton, S</b> (9, 1)									
<b>Joe Oliver, R</b> OBP: 0.346, SLG: 0.381 (1, 2)		2-3 K	4-0 G4-6-3 BB 1-2 2-3		4-2 BB 1-3		0-3 K		
<b>Tim Belcher, R</b> (1, 1)		2-2 G6-3	0-0 G4-6-3 1-2f		1-3 K		2-1 L4-3 1B		
<b>Dwayne Henry, R</b> (8, 1)									
<b>Reggie Sanders, R</b> OBP: 0.429, SLG: 0.560 (8, 8)									

Inning Stats	R: 1	H: 0	E: 0	K: 2	S: 14	LOB: 1	BB: 1	P: 26	R: 0	H: 1	E: 1	K: 1	S: 11	LOB: 1	BB: 0	P: 17	R: 4	H: 4	E: 0	K: 0	S: 12	LOB: 2	BB: 3	P: 27	R: 0	H: 0	E: 0	K: 0	S: 13	LOB: 3	BB: 2	P: 27	R: 0	H: 1	E: 0	K: 1	S: 16	LOB: 1	BB: 1	P: 24	R: 0	H: 0	E: 0	K: 0	S: 8	LOB: 0	BB: 0	P: 11	R: 0	H: 0	E: 0	K: 0	S: 4	LOB: 0	BB: 0	P: 7	R: 0	H: 1	E: 0	K: 1	S: 6	LOB: 0	BB: 0	P: 9
--------------	------	------	------	------	-------	--------	-------	-------	------	------	------	------	-------	--------	-------	-------	------	------	------	------	-------	--------	-------	-------	------	------	------	------	-------	--------	-------	-------	------	------	------	------	-------	--------	-------	-------	------	------	------	------	------	--------	-------	-------	------	------	------	------	------	--------	-------	------	------	------	------	------	------	--------	-------	------

AB	R	H	RBI	BB	SO	LOB
4	2	1	0	1	0	3
2	1	0	0	1	0	1
4	0	0	0	0	1	3
3	1	1	1	1	2	1
2	1	0	0	2	0	1
4	0	1	2	0	0	3
4	0	3	1	0	0	0
0	0	0	0	0	0	0
0	0	0	0	0	0	0
2	0	0	0	2	2	1
3	0	0	0	0	1	6
0	0	0	0	0	0	0
1	0	1	0	0	0	0

1B	2B	3B	HR	SF	SAC	DP	HBP	WP	PA
5	3	1	0	0	3	1	0	3	37

**BOTTOM**

**Atlanta Braves @ Cincinnati Reds**  
Riverfront Stadium, Cincinnati, OH  
Mon Apr 13 1992, 7:05 PM EDT  
Att: 23,048 - Cloudy - 56 F

AB	29
R	5
H	7
RBI	4
BB	7
SO	6
LOB	19



PITCHER	IP	WLS	BF	H	R	ER	SO	BB	IBB	HBP	BLK	WP	HR	S	P	ERA	WHIP
29 John Smoltz, R	2.1	L	16	5	5	5	3	3	0	0	1	0	0	14	32	0.00	1.800
Ben Rivera, R	1.2		8	0	0	0	0	3	0	1	0	0	0	14	32	0.00	1.800
Kent Mercker, L	2.0		7	1	0	0	2	1	0	0	0	1	0	24	35	0.00	1.000
Juan Berenguer, R	1.1		5	1	0	0	1	0	0	0	0	0	0	9	14	0.00	0.750
Mike Stanton, L	0.2		1	0	0	0	0	0	0	0	0	0	0	1	2	0.00	0.000



Batter	1	2	3	4	5	6	7	8	9	AB R H RBI BB SO LOB	TOP
Deion Sanders, L OBP: 0.457, SLG: 0.765 (1, 9) (8, 8)	1-1 G6-3		0-1 PB 1B		0-0 P4			1-0 SH1-4 1B		4 1 2 0 0 0 0	
Jeff Blauser, R OBP: 0.346, SLG: 0.542 (1, 4) (9, 6)	0-1 1B		3-3 K 1-3			2-2 G4-3 SF8 2B		0-0 SH1-4 1-2		3 1 2 0 0 1 1	
Terry Pendleton, S OBP: 0.212, SLG: 0.258 (1, 5) (1, 5)	2-2 F9		2-2 F9 3-H			0-1 G4-3		0-2 F8		4 0 0 0 0 0 3	
Ron Gant, R OBP: 0.364, SLG: 0.571 (1, 8) (8, 7)	0-1 G5-3			2-2 P4		0-1 SF8 3-H		4-0 IBB		2 0 0 1 1 0 1	
Lonnie Smith, R Marvin Freeman, R (1, 7) (8, 1)		1-1 G5-3		1-2 G6-3		0-1 G1		2-3 K		4 0 0 0 0 1 2 0 0 0 0 0 0 0	
Brian Hunter, R OBP: 0.176, SLG: 0.500 (1, 3)		0-1 F9		0-0 HR		0-0 P3		2-2 F8		4 1 1 1 0 0 0	
Greg Olson, R OBP: 0.417, SLG: 0.300 (1, 2)		1-1 1B		0-1 G1-3		0-0 F9		0-0 F9		4 0 1 0 0 0 0	
Rafael Belliard, R OBP: 0.286, SLG: 0.250 Mark Lemke, S OBP: 0.400, SLG: 0.429 (1, 6) (9, PH) (9, 4)		0-0 P6			1-3 K		2-1 F9		2-1 F8	3 0 0 0 0 1 1 1 0 0 0 0 0 0	
Steve Avery, L OBP: 0.250, SLG: 0.750 Francisco Cabrera, R OBP: 0.500, SLG: 2.000 Steve Lyons, L (1, 1) (8, PH) (8, 9)			1-3 K		1-3 K			3-2 HR		2 0 0 0 0 2 0 1 1 1 1 0 0 0 0 0 0 0 0 0 0	
Inning Stats	R: 0 H: 1 E: 0 LOB: 1 K: 0 BB: 0 S: 9 P: 12	R: 0 H: 1 E: 0 LOB: 1 K: 0 BB: 0 S: 7 P: 9	R: 1 H: 1 E: 0 LOB: 0 K: 2 BB: 0 S: 11 P: 17	R: 1 H: 1 E: 0 LOB: 0 K: 0 BB: 0 S: 12 P: 15	R: 0 H: 0 E: 0 LOB: 0 K: 2 BB: 0 S: 8 P: 10	R: 1 H: 1 E: 0 LOB: 0 K: 0 BB: 0 S: 10 P: 12	R: 0 H: 0 E: 0 LOB: 0 K: 0 BB: 0 S: 4 P: 6	R: 1 H: 2 E: 0 LOB: 2 K: 1 BB: 1 S: 11 P: 21	R: 0 H: 0 E: 0 LOB: 0 K: 0 BB: 0 S: 7 P: 11	1B: 4 SF: 1 2B: 1 SAC: 1 3B: 0 DP: 0 HR: 2 HBP: 0	WP: 0 PA: 35 PB: 1 SB: 2 CS: 0
PITCHER Greg Swindell, L ERA: 2.25 Scott Bankhead, R ERA: 18.0 (1, 1) (9, 1)	IP WLS BF H R ER SO BB IBB HBP BLK WP HR S P ERA WHIP	8.0 32 7 4 3 5 0 1 0 0 0 2 72 102 3.38 0.875	1.0 W 3 0 0 0 0 0 0 0 0 0 0 0 7 11 0.00 0.000								

Atlanta Braves @ Cincinnati Reds  
Riverfront Stadium, Cincinnati, OH  
Tue Apr 14 1992, 7:05 PM EDT  
Att. 19,466 - Cloudy - 51 F

livebaseballscorecards.com

AB 32  
R 4  
H 7  
RBI 3  
BB 1  
SO 5  
LOB 8



Batter	1	2	3	4	5	6	7	8	9	AB	R	H	RBI	BB	SO	LOB
<b>Bip Roberts, S</b> OBP: 0.350, SLG: 0.294 (1, 5)	4-1 G3 S BB		2-2 G1-3		1-1 G6-3			3-2 G6-3		3	0	0	0	1	0	0
<b>Billy Hatcher, R</b> OBP: 0.222, SLG: 0.333 (1, 7)	1-2 G3			2-0 1B 2B	0-0 F8			2-3 K		4	1	1	0	0	1	1
<b>Barry Larkin, R</b> OBP: 0.350, SLG: 0.364 (1, 6)	1-2 P9			2-1 CS 1B			1-0 L7	1-0 G6-3		4	0	1	1	0	0	1
<b>Glenn Braggs, R</b> OBP: 0.318, SLG: 0.300 <b>Paul O'Neill, L</b> OBP: 0.526, SLG: 0.607 (1, 9) (5, 9)	2-2 G6-3			2-3 K			2-0 F9		2-1 HR	2	0	0	0	0	1	2
<b>Reggie Sanders, R</b> OBP: 0.419, SLG: 0.607 (1, 8)			2-1 G6-3		1-1 K			1-3 K		3	0	1	0	0	1	0
<b>Joe Oliver, R</b> OBP: 0.345, SLG: 0.375 <b>Jacob Brumfield, R</b> OBP: 0.333, SLG: 0.333 <b>Hal Morris, L</b> OBP: 0.324, SLG: 0.355 (1, 2) (7, PR) (8, 3)			0-2 G5-3		1-0 G1-4-3			1-1 SH6-3 1B		3	0	1	0	0	0	1
<b>Bill Doran, S</b> OBP: 0.300, SLG: 0.407 (1, 3) (8, 4)			3-3 K					1-3 K		2	1	0	0	1	2	1
<b>Freddie Benavides, R</b> OBP: 0.333, SLG: 1.333 <b>Rick Wrona, R</b> (1, 4) (8, 2)			0-2 G4-3		3-2 HR			3-1 SH6-3		2	1	1	3	0	0	0
<b>Greg Swindell, L</b> <b>Scott Bankhead, R</b> (1, 1) (9, 1)			0-1 F8		0-0 G5-3			0-0 G1-3		3	0	0	0	0	0	1

Inning Stats	R: 0	H: 0	E: 0	K: 0	S: 11	LOB: 1	BB: 1	P: 19	R: 0	H: 0	E: 0	K: 1	S: 8	LOB: 0	BB: 0	P: 13	R: 0	H: 0	E: 0	K: 0	S: 10	LOB: 0	BB: 0	P: 12	R: 1	H: 3	E: 0	K: 1	S: 9	LOB: 1	BB: 0	P: 17	R: 2	H: 1	E: 0	K: 0	S: 8	LOB: 0	BB: 1	P: 16	R: 0	H: 0	E: 0	K: 1	S: 5	LOB: 0	BB: 0	P: 9	R: 1	H: 1	E: 0	K: 1	S: 8	LOB: 1	BB: 0	P: 13	R: 0	H: 0	E: 0	K: 1	S: 8	LOB: 0	BB: 0	P: 14	R: 1	H: 1	E: 0	K: 0	S: 2	LOB: 0	BB: 0	P: 4	1B: 2	SF: 0	2B: 1	SAC: 1	3B: 1	DP: 0	HR: 2	HBP: 0	WP: 0	PA: 31
--------------	------	------	------	------	-------	--------	-------	-------	------	------	------	------	------	--------	-------	-------	------	------	------	------	-------	--------	-------	-------	------	------	------	------	------	--------	-------	-------	------	------	------	------	------	--------	-------	-------	------	------	------	------	------	--------	-------	------	------	------	------	------	------	--------	-------	-------	------	------	------	------	------	--------	-------	-------	------	------	------	------	------	--------	-------	------	-------	-------	-------	--------	-------	-------	-------	--------	-------	--------

PITCHER	IP	WLS	BF	H	R	ER	SO	BB	IBB	HBP	BLK	WP	HR	S	P	ERA	WHIP
<b>Steve Avery, L</b> ERA: 3.97 (1, 1)	7.0		27	5	4	4	4	2	0	0	0	0	1	59	99	5.14	1.000
<b>Marvin Freeman, R</b> ERA: 2.45 (8, 1)	1.0	L	4	1	1	1	1	0	0	0	0	0	1	10	18	9.00	1.000

**BOTTOM**

**Atlanta Braves @ Cincinnati Reds**  
Riverfront Stadium, Cincinnati, OH

Tue Apr 14 1992, 7:05 PM EDT  
Att. 19,466 - Cloudy - 51 F

livebaseballscorecards.com

<b>AB</b>	<b>28</b>
<b>R</b>	<b>5</b>
<b>H</b>	<b>6</b>
<b>RBI</b>	<b>5</b>
<b>BB</b>	<b>2</b>
<b>SO</b>	<b>5</b>
<b>LOB</b>	<b>7</b>





Batter	1	2	3	4	5	6	7	8	9	AB R H RBI BB SO LOB	TOP									
Deion Sanders, L (1, 9) OBP: 0.462, SLG: 0.868	1-2 HR		0-3 K		0-0 F7			0-1 3B		4 1 2 1 0 1 1										
Jeff Blauser, R (1, 4) OBP: 0.300, SLG: 0.464	3-3 K		0-0 G4-3			1-1 F9		2-0 G6-3		4 0 0 0 0 1 1										
Terry Pendleton, S (1, 5) OBP: 0.189, SLG: 0.229	0-0 G4-3		3-1 G5-3			1-0 G6-3			0-0 F8	4 0 0 0 0 0 0										
Ron Gant, R (1, 8) OBP: 0.351, SLG: 0.516	4-1 FC6-4 BB			2-3 K		1-0 G6-3			2-2 G6-3	3 0 0 0 1 1 0										
Lonnie Smith, R (1, 7) SAFE	1-1 FC6-4 1-2f		1-2 G6-3				1-0 G5-3		0-3 K	4 0 0 0 0 1 1										
Brian Hunter, R (1, 3) OBP: 0.150, SLG: 0.421		1-0 G5-3		0-0 P2			3-2 P4			3 0 0 0 0 0 0										
Greg Olson, R (1, 2) OBP: 0.370, SLG: 0.261		1-3 K			1-0 G5-3		3-1 G5-3			3 0 0 0 0 1 0										
Rafael Belliard, R (1, 6) OBP: 0.348, SLG: 0.318		0-2 FC6-4 1B			1-1 1B			1-0 G1-3		2 0 2 0 0 0 0										
Damon Berryhill, S (8, PH) OBP: 0.333, SLG: 0.444										1 0 0 0 0 0 0										
Mark Lemke, S (8, 4) OBP: 0.400, SLG: 0.429										0 0 0 0 0 0 0										
Charlie Leibrandt, R (1, 1)		1-1 FC6-4			1-3 K			0-0 P5		2 0 0 0 0 1 2										
Juan Berenguer, R (6, 1)										0 0 0 0 0 0 0										
Francisco Cabrera, R (8, PH) OBP: 0.333, SLG: 1.333										1 0 0 0 0 0 0										
Mike Stanton, L (8, 1)										0 0 0 0 0 0 0										
<b>Inning Stats</b>	R: 1 E: 0 K: 1 S: 10	H: 1 LOB: 1 BB: 1 P: 19	R: 0 E: 0 K: 1 S: 9	H: 1 LOB: 1 BB: 0 P: 12	R: 0 E: 0 K: 1 S: 6	H: 0 LOB: 0 BB: 0 P: 9	R: 0 E: 0 K: 1 S: 7	H: 0 LOB: 0 BB: 0 P: 10	R: 0 E: 0 K: 0 S: 4	H: 0 LOB: 0 BB: 0 P: 7	R: 0 E: 0 K: 0 S: 7	H: 0 LOB: 0 BB: 0 P: 14	R: 0 E: 0 K: 0 S: 5	H: 1 LOB: 1 BB: 0 P: 8	R: 0 E: 0 K: 1 S: 8	H: 0 LOB: 0 BB: 0 P: 10	1B: 2 2B: 0 3B: 1 HR: 1	SF: 0 SAC: 0 DP: 0 HBP: 0	WP: 0 PB: 0 SB: 0 CS: 0	PA: 32
<b>PITCHER</b>	IP WLS BF H R ER SO BB IBB HBP BLK WP HR S P ERA WHIP																			
Chris Hammond, L (1, 1) ERA: 2.57	8.0 W 29 4 1 1 5 1 0 0 0 0 1 55 89 1.12 0.625																			
Norm Charlton, L (9, 1) ERA: 3.86	1.0 S 3 0 0 0 1 0 0 0 0 0 0 8 10 0.00 0.000																			

Atlanta Braves @ Cincinnati Reds  
Riverfront Stadium, Cincinnati, OH  
Wed Apr 15 1992, 3:33 AM EDT  
Att. 22,730 - Cloudy - 58 F

livebaseballscorecards.com

AB 31  
R 1  
H 4  
RBI 1  
BB 1  
SO 6  
LOB 5









Batter	1	2	3	4	5	6	7	8	9	AB	R	H	RBI	BB	SO	LOB
Darren Lewis, R OBP: 0.413, SLG: 0.333 (1, 8)	G5-3		G4-3		G6-3		P3			4	0	0	0	0	0	0
Mike Felder, S OBP: 0.292, SLG: 0.261 (1, 7)	G4-3		K		L9		P2			4	0	0	0	0	1	0
Will Clark, L OBP: 0.489, SLG: 0.568 (1, 3)	G1-3		F8		G4-3		K			4	0	0	0	0	1	0
Matt Williams, R OBP: 0.190, SLG: 0.341 (1, 5)		P6		F7		F9		F7		4	0	0	0	0	0	0
Willie McGee, S OBP: 0.324, SLG: 0.300 (1, 9)		1B		S		1B		FC1-8		3	3	3	0	1	0	0
Robby Thompson, R OBP: 0.381, SLG: 0.486 (1, 4)		1B		L6		SF9		FC1-6		4	2	2	0	0	0	2
Jim McNamara, L OBP: 0.556, SLG: 0.857 (1, 2)		1B		3B		1B		HR		3	2	3	4	1	0	0
Royce Clayton, R OBP: 0.250, SLG: 0.324 (1, 6)		F9		3B		SF9		HR		3	0	1	3	0	0	2
Kelly Downs, R (1, 1)		F9		G3		F9				2	0	0	0	0	0	3
Bryan Hickerson, L (6, 1)										0	0	0	0	0	0	0
Chris James, R (6, PH)										1	0	0	0	0	0	1
Rod Beck, R (7, 1)										0	0	0	0	0	0	0

Inning Stats	R: 0	H: 0	E: 0	K: 0	S: 8	R: 1	H: 3	E: 0	K: 0	S: 12	R: 0	H: 0	E: 0	K: 1	S: 8	R: 2	H: 2	E: 0	K: 0	S: 6	R: 0	H: 0	E: 0	K: 0	S: 6	R: 2	H: 2	E: 0	K: 1	S: 9	R: 0	H: 0	E: 0	K: 1	S: 9	R: 2	H: 2	E: 0	K: 0	S: 9
	LOB: 0	BB: 0	P: 13	LOB: 2	BB: 0	P: 19	LOB: 0	BB: 0	P: 9	LOB: 1	BB: 1	LOB: 0	BB: 0	P: 9	LOB: 0	BB: 0	LOB: 1	BB: 1	LOB: 0	BB: 0	LOB: 0	BB: 0	LOB: 0	BB: 0	P: 9	LOB: 1	BB: 1	LOB: 0	BB: 0	P: 14	LOB: 0	BB: 0	LOB: 0	BB: 0	P: 14	LOB: 0	BB: 0	LOB: 0	BB: 0	P: 14

PITCHER	IP	WLS	BF	H	R	ER	SO	BB	IBB	HBP	BLK	WP	HR	S	P	ERA	WHIP
Jose Rijo, R (1, 1) ERA: 4.3	6.0	L	27	7	5	5	1	2	0	0	0	0	0	49	79	7.50	1.500
Dwayne Henry, R (7, 1) ERA: 4.05	2.0		8	2	2	2	1	0	0	0	0	0	1	18	28	9.00	1.000

**BOTTOM**

**Cincinnati Reds @ San Francisco Giants**  
Candlestick Park, San Francisco, CA

Fri Apr 17 1992, 10:05 PM EDT  
Att: 15,262 - Cloudy - 57 F

livebaseballscorecards.com

<b>AB</b>	<b>32</b>
<b>R</b>	<b>7</b>
<b>H</b>	<b>9</b>
<b>RBI</b>	<b>7</b>
<b>BB</b>	<b>2</b>
<b>SO</b>	<b>2</b>
<b>LOB</b>	<b>8</b>

**GIANTS**

WP: 0	PA: 35
PB: 0	SB: 1
CS: 0	



Batter	1	2	3	4	5	6	7	8	9	AB R H RBI BB SO LOB	TOP		
<b>Bip Roberts, S</b> (1, 5) OBP: 0.333, SLG: 0.283	0-3 K		4-1 E BB	0-0 F9			2-2 S 1B		3-3 K 1-2	4 1 1 0 1 2 3			
<b>Dave Martinez, L</b> (1, 3) OBP: 0.333, SLG: 0.321	2-0 G3		2-2 E4 E BLK 1-3		0-1 G4-6-3 1B		3-3 K 1-2		4-2 BB	4 1 1 0 1 1 2			
<b>Barry Larkin, R</b> (1, 6) OBP: 0.319, SLG: 0.308 <b>Freddie Benavides, R</b> (6, 6) OBP: 0.231, SLG: 0.462	1-1 L7		0-1 E4 BLK 2-3 3-H		2-2 F9		1-1 G5-3		0-2 G3-1	3 0 0 1 0 0 2 2 0 0 0 0 0 3			
<b>Glenn Braggs, R</b> (1, 7) OBP: 0.273, SLG: 0.233 <b>Rob Dibble, L</b> (7, 1) <b>Billy Hatcher, R</b> (8, PH) OBP: 0.250, SLG: 0.333 <b>Gary Green, R</b> (8, 6)		0-0 P6	1-0 P2 1-2 3-H		2-2 G4-6-3 1-2f		2-2 G5-3			3 0 0 0 0 0 2 0 0 0 0 0 0 0 1 0 0 0 0 0 0 0 0 0 0 0 0 0			
<b>Reggie Sanders, R</b> (1, 8) OBP: 0.419, SLG: 0.553		1-0 1B 2B	2-0 P4			0-3 K		1-1 S 1B		4 1 2 0 0 1 1			
<b>Paul O'Neill, L</b> (1, 9) OBP: 0.520, SLG: 0.541		3-2 2-H 1B		0-0 1B 1B		4-1 1B BB		2-3 K 1-2		3 0 2 1 1 1 1			
<b>Bill Doran, S</b> (1, 4) OBP: 0.263, SLG: 0.353 <b>Scott Ruskin, R</b> (8, 1)		2-2 P9		1-0 P9		0-0 G5-4-3 1B		2-2 G5-3		4 0 1 0 0 0 3 0 0 0 0 0 0 0			
<b>Joe Oliver, R</b> (1, 2) OBP: 0.333, SLG: 0.367 <b>Jeff Reed, L</b> (9, PH) OBP: 0.083, SLG: 0.083		0-0 F8		2-1 P3		0-0 G5-4-3 1-2f			2-3 K	3 0 0 0 0 0 4 1 0 0 0 0 1 0			
<b>Tom Browning, L</b> (1, 1) OBP: 0.400, SLG: 0.500 <b>Scott Bankhead, R</b> (1, 1) OBP: 0.500, SLG: 0.500 <b>Dwayne Henry, R</b> (5, 1) <b>Jacob Brumfield, R</b> (5, 7) OBP: 0.400, SLG: 0.400			1-3 K	2-2 1B			3-1 G5-3		1-2 S 1B	0 0 0 0 0 0 0 2 0 1 0 0 1 0 0 0 0 0 0 0 0 2 0 1 0 0 0 0			
<b>Inning Stats</b>	R: 0 E: 0 K: 1 S: 7 H: 0 LOB: 0 BB: 0 P: 10	R: 1 E: 0 K: 0 S: 9 H: 2 LOB: 1 BB: 0 P: 15	R: 2 E: 2 K: 1 S: 13 H: 0 LOB: 1 BB: 1 P: 23	R: 0 E: 0 K: 0 S: 8 H: 2 LOB: 2 BB: 0 P: 13	R: 0 E: 0 K: 0 S: 8 H: 1 LOB: 0 BB: 0 P: 12	R: 0 E: 0 K: 1 S: 6 H: 1 LOB: 1 BB: 1 P: 10	R: 0 E: 0 K: 1 S: 10 H: 1 LOB: 1 BB: 0 P: 19	R: 0 E: 0 K: 1 S: 11 H: 1 LOB: 1 BB: 0 P: 18	R: 0 E: 0 K: 2 S: 18 H: 1 LOB: 2 BB: 1 P: 28	1B: 8 2B: 1 3B: 0 HR: 0 SF: 0 SAC: 0 DP: 2 HBP: 0	WP: 0 PB: 0 SB: 3 CS: 0 PA: 39		
<b>PITCHER</b>	IP WLS BF H R ER SO BB IBB HBP BLK WP HR S P ERA WHIP											<b>PITCHER</b>	IP WLS BF H R ER SO BB IBB HBP BLK WP HR S P ERA WHIP
<b>Trevor Wilson, L</b> (1, 1) ERA: 1.8	5.0 W 22 5 3 1 2 1 0 0 0 0 0 0 45 73 1.80 1.200												
<b>Gil Heredia, R</b> (6, 1) ERA: 3.38	2.0 8 2 0 0 2 1 0 0 0 0 0 0 16 29 0.00 1.500												
<b>Dave Righetti, L</b> (8, 1) ERA: 9.0	1.0 4 1 0 0 1 0 0 0 0 0 0 0 11 18 0.00 1.000												
<b>Michael Jackson, R</b> (9, 1) ERA: 1.5	1.0 5 1 0 0 2 1 0 0 0 0 0 0 18 28 0.00 2.000												

**Cincinnati Reds @ San Francisco Giants**  
**Candlestick Park, San Francisco, CA**  
 Sat Apr 18 1992, 6:33 AM EDT  
 Att. 23,958 - Sunny - 73 F

AB	36
R	3
H	9
RBI	2
BB	3
SO	7
LOB	21



Batter	1	2	3	4	5	6	7	8	9
<b>Darren Lewis, R</b> OBP: 0.392, SLG: 0.318 (1, 8)									
<b>Robby Thompson, R</b> OBP: 0.362, SLG: 0.476 (1, 4)									
<b>Will Clark, L</b> OBP: 0.500, SLG: 0.585 (1, 3)									
<b>Chris James, R</b> OBP: 0.333, SLG: 0.250 (1, 7)									
<b>Mike Felder, S</b> OBP: 0.346, SLG: 0.320 (7, 7)									
<b>Willie McGee, S</b> OBP: 0.359, SLG: 0.303 (1, 9)									
<b>Craig Colbert, R</b> OBP: 0.333, SLG: 0.333 (1, 5)									
<b>Kirt Manwaring, R</b> OBP: 0.371, SLG: 0.333 (1, 2)									
<b>Royce Clayton, R</b> OBP: 0.250, SLG: 0.297 (1, 6)									
<b>Trevor Wilson, L</b> OBP: 0.500, SLG: 1.000 (1, 1)									
<b>Mark Leonard, L</b> OBP: 0.286, SLG: 0.400 (5, PH)									
<b>Gil Hernandez, R</b> OBP: 0.263, SLG: 0.316 (6, 1)									
<b>Cory Snyder, R</b> OBP: 0.263, SLG: 0.316 (7, PH)									
<b>Dave Righetti, L</b> OBP: 0.263, SLG: 0.316 (8, 1)									
<b>Michael Jackson, R</b> OBP: 0.263, SLG: 0.316 (9, 1)									

Inning Stats	R: 6 E: 0 K: 1 S: 28	H: 7 LOB: 1 BB: 0 P: 42	R: 0 E: 0 K: 2 S: 10	H: 1 LOB: 2 BB: 1 P: 19	R: 0 E: 0 K: 1 S: 9	H: 0 LOB: 0 BB: 0 P: 12	R: 0 E: 0 K: 0 S: 10	H: 0 LOB: 2 BB: 2 P: 20	R: 0 E: 0 K: 1 S: 9	H: 1 LOB: 1 BB: 0 P: 11	R: 0 E: 0 K: 0 S: 6	H: 0 LOB: 0 BB: 0 P: 10	R: 1 E: 0 K: 1 S: 13	H: 2 LOB: 3 BB: 2 P: 26	R: 0 E: 0 K: 1 S: 7	H: 2 LOB: 1 BB: 0 P: 12
--------------	-------------------------------	----------------------------------	-------------------------------	----------------------------------	------------------------------	----------------------------------	-------------------------------	----------------------------------	------------------------------	----------------------------------	------------------------------	----------------------------------	-------------------------------	----------------------------------	------------------------------	----------------------------------

PITCHER	IP	WLS	BF	H	R	ER	SO	BB	IBB	HBP	BLK	WP	HR	S	P	ERA	WHIP
<b>Tom Browning, L</b> ERA: 6.91 (1, 1)	0.2	L	9	7	6	6	0	0	0	0	0	0	0	25	38	81.00	10.500
<b>Scott Bankhead, R</b> ERA: 4.15 (1, 1)	3.1		15	2	0	0	4	3	0	0	0	0	0	33	56	0.00	1.500
<b>Dwayne Henry, R</b> ERA: 4.0 (5, 1)	2.1		10	2	1	1	1	1	0	0	0	0	0	22	33	3.86	1.286
<b>Rob Dibble, R</b> ERA: (7, 1)	0.2		3	0	0	0	1	1	0	0	0	0	0	5	13	0.00	1.500
<b>Scott Ruskin, L</b> ERA: 2.08 (8, 1)	1.0		4	2	0	0	1	0	0	0	0	0	0	7	12	0.00	2.000

AB	R	H	RBI	BB	SO	LOB
5	1	1	0	0	1	4
5	0	1	0	0	0	1
4	1	2	1	1	1	1
2	1	1	1	1	1	1
2	1	2	0	0	0	0
3	1	1	0	2	0	4
4	1	2	1	0	1	4
3	1	2	2	0	0	0
3	0	0	0	1	0	3
2	0	1	2	0	1	0
1	0	0	0	0	1	1
0	0	0	0	0	0	0
1	0	0	0	0	1	3
0	0	0	0	0	0	0
0	0	0	0	0	0	0

WP	PA
0	41

<b>AB</b>	<b>35</b>
<b>R</b>	<b>7</b>
<b>H</b>	<b>13</b>
<b>RBI</b>	<b>7</b>
<b>BB</b>	<b>5</b>
<b>SO</b>	<b>7</b>
<b>LOB</b>	<b>22</b>

<b>WP</b>	<b>0</b>
<b>PA</b>	<b>41</b>

WP	PA	ERA	WHIP
0	41		

**Cincinnati Reds @ San Francisco Giants**  
 Candlestick Park, San Francisco, CA  
 Sat Apr 18 1992, 6:33 AM EDT  
 Att. 23,958 - Sunny - 73 F





Batter	1	2	3	4	5	6	7	8	9	AB R H RBI BB SO LOB	TOP											
<b>Bip Roberts, S</b> (1, 5) OBP: 0.310, SLG: 0.260	2-2 G3-1			0-0 G3-4-1		2-2 F8		1-1 G4-3		4 0 0 0 0 0 1												
<b>Dave Martinez, L</b> (1, 3) OBP: 0.324, SLG: 0.290	2-2 G6-3			1-1 P5		2-0 F7			4-0 BB	3 0 0 0 1 0 0												
<b>Reggie Sanders, R</b> (1, 8) OBP: 0.383, SLG: 0.500	2-1 F9			3-2 G1-3			0-1 F9		1-2 L6	4 0 0 0 0 0 1												
<b>Paul O'Neill, L</b> (1, 9) OBP: 0.500, SLG: 0.512		3-3 K			2-1 G4-3 1B		0-3 K		3-2 P5	4 1 1 0 0 2 1												
<b>Bill Doran, S</b> (1, 4) OBP: 0.238, SLG: 0.316			1-1 G3-1		3-2 G4-3		0-0 L9		1-2 F7	4 0 0 0 0 0 2												
<b>Glenn Braggs, R</b> (1, 7) OBP: 0.278, SLG: 0.242			1-0 G4-3		1-1 P2			1-2 1B 1B		3 1 1 0 0 0 1												
<b>Jeff Reed, L</b> (1, 2) OBP: 0.200, SLG: 0.200				1-1 P9		2-2 FC6 1B		1-0 L6-4 1B		3 0 2 1 0 0 0												
<b>Freddie Benavides, R</b> (1, 6) OBP: 0.250, SLG: 0.438			3-3 K		0-0 FC6			0-0 1B		3 0 1 1 0 1 1												
<b>Tim Belcher, R</b> (1, 1)				0-1 G6-3			1-2 G6-3		0-0 L6-4	1 0 0 0 0 0 0												
<b>Jeff Branson, L</b> (6, PH)										1 0 0 0 0 0 0												
<b>Scott Ruskin, R</b> (6, 1)										0 0 0 0 0 0 0												
<b>Billy Hatcher, R</b> (8, PH)										1 0 0 0 0 0 2												
<b>Norm Charlton, S</b> (8, 1)										0 0 0 0 0 0 0												
<b>Inning Stats</b>	R: 0 E: 0 K: 0 S: 8	H: 0 LOB: 0 BB: 0 P: 14	R: 0 E: 0 K: 1 S: 7	H: 0 LOB: 0 BB: 0 P: 12	R: 0 E: 0 K: 1 S: 9	H: 0 LOB: 0 BB: 0 P: 13	R: 0 E: 0 K: 0 S: 7	H: 0 LOB: 0 BB: 0 P: 11	R: 1 E: 0 K: 0 S: 11	H: 2 LOB: 1 BB: 0 P: 19	R: 0 E: 0 K: 0 S: 8	H: 0 LOB: 0 BB: 0 P: 13	R: 0 E: 0 K: 1 S: 7	H: 0 LOB: 0 BB: 0 P: 7	R: 1 E: 0 K: 0 S: 10	H: 3 LOB: 1 BB: 0 P: 13	R: 0 E: 0 K: 0 S: 16	H: 0 LOB: 1 BB: 1 P: 25	1B: 5 2B: 1 3B: 0 HR: 0	SF: 0 SAC: 0 DP: 1 HBP: 0	WP: 0 PB: 0 SB: 0 CS: 0	PA: 32
<b>PITCHER</b>	IP WLS BF H R ER SO BB IBB HBP BLK WP HR S P ERA WHIP																					
<b>John Burkett, R</b> (1, 1) ERA: 3.93	8.0 W 28 5 2 2 3 0 0 0 0 0 0 0 67 102 2.25 0.625																					
<b>Jeff Brantley, R</b> (9, 1) ERA: 4.15	1.0 4 0 0 0 0 1 0 0 0 0 0 0 16 25 0.00 1.000																					

Cincinnati Reds @ San Francisco Giants  
Candlestick Park, San Francisco, CA

Sun Apr 19 1992, 6:33 AM EDT  
Att. 30,064 - Sunny - 88 F

livebaseballscorecards.com

AB	31
R	2
H	5
RBI	2
BB	1
SO	3
LOB	9



Batter	1	2	3	4	5	6	7	8	9
<b>Darren Lewis, R</b> OBP: 0.393, SLG: 0.327 (1, 8)	1-0 1B S SF7 1B	0-0 G6-3	3-2 3-H 1B			3-2 G6-3		2-3 K	
<b>Willie McGee, S</b> OBP: 0.395, SLG: 0.378 <b>Cory Snyder, R</b> OBP: 0.263, SLG: 0.316 (1, 9) (7, 9)	2-1 2B 1B	1-0 BB 1B	0-0 G4-3			0-1 1B 2B			
<b>Will Clark, L</b> OBP: 0.500, SLG: 0.581 (1, 3)	0-0 SF7 3-H	4-1 SAFE 1-2 BB				1-3 K 2-H 1B			
<b>Chris James, R</b> OBP: 0.316, SLG: 0.313 (1, 7)	1-1 SAFE SAFE SAFE 1-3 1B 2B	2-1 F9				0-1 G6-3		2-3 K	
<b>Robby Thompson, R</b> OBP: 0.392, SLG: 0.511 (1, 4)	3-1 1B 2-H 1B		2-0 1B 2B			2-1 G6-3		4-2 BB G5-4-3	
<b>Craig Colbert, R</b> OBP: 0.300, SLG: 0.300 (1, 5)	2-2 1B 1-3 1B		2-3 K			0-0 E5 G6-4-3		1-1 G5-4-3 1-2f	
<b>Jim McNamara, L</b> OBP: 0.538, SLG: 0.727 (1, 2)	0-1 G5-4-3 1-2 3B 1B		0-0 3B 1B			1-0 G6-4-3 1-2f		1-1 L3	
<b>Royce Clayton, R</b> OBP: 0.250, SLG: 0.341 (1, 6)	1-0 G5-4-3 1-2f		0-0 1B 3B			2-2 G6-3		1-3 K	
<b>John Burkett, R</b> <b>Kevin Bass, S</b> <b>Jeff Brantley, R</b> (1, 1) (8, PH) (9, 1)		1-3 K	2-3 K			1-3 K		0-3 K	

AB	R	H	RBI	BB	SO	LOB
5	1	2	1	0	1	0
4	2	3	0	0	0	1
0	0	0	0	0	0	0
2	0	1	2	1	1	0
4	1	1	1	0	1	3
3	2	2	1	1	0	0
4	0	1	0	0	1	2
4	1	2	2	0	0	1
4	1	1	1	0	1	2
3	0	0	0	0	3	1
1	0	0	0	0	1	0
0	0	0	0	0	0	0

WP	HR	S	P	ERA	WHIP
0	0	11	14	0.00	0.000
0	0	22	34	4.50	1.500
0	0	51	83	12.60	2.400

Inning Stats	R	H	E	K	S	LOB	BB	P
1	4	6	0	15	24	1	0	0
2	0	1	0	8	16	2	1	0
3	3	4	0	16	25	1	0	0
4	0	0	0	7	10	0	0	0
5	0	0	1	5	8	0	0	0
6	1	2	0	16	22	1	0	0
7	0	0	0	6	12	0	0	0
8	0	0	0	11	14	0	0	0
9	0	0	0	0	0	0	0	0

WP	HR	S	P	ERA	WHIP
0	0	11	14	0.00	0.000
0	0	22	34	4.50	1.500
0	0	51	83	12.60	2.400

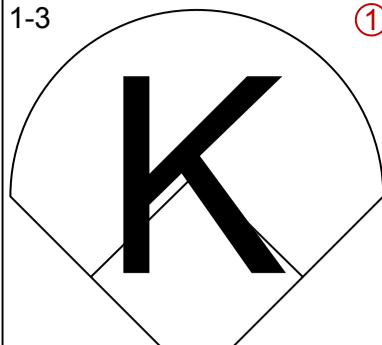
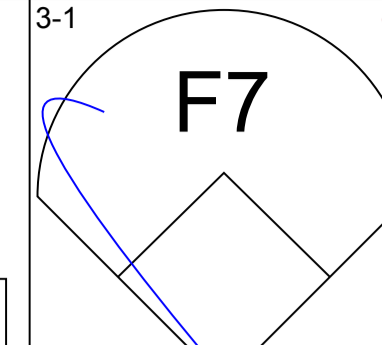
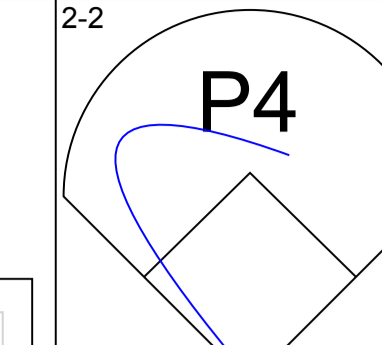
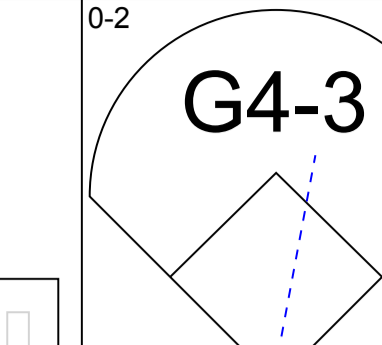
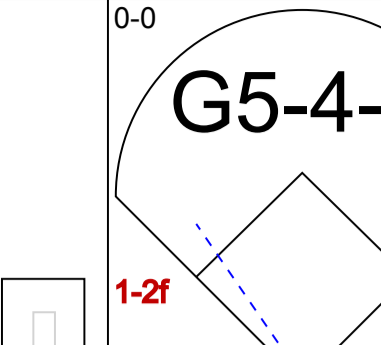
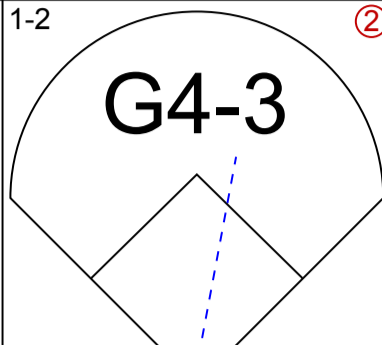
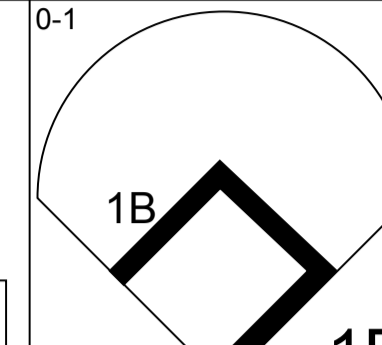
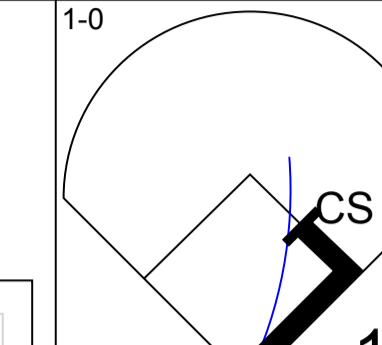
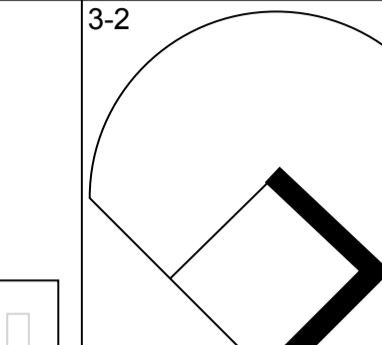
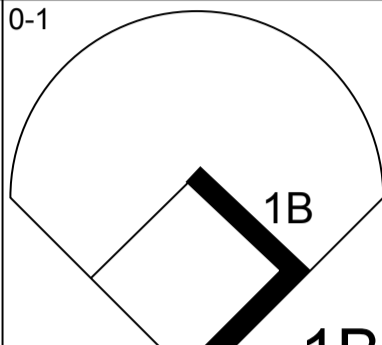
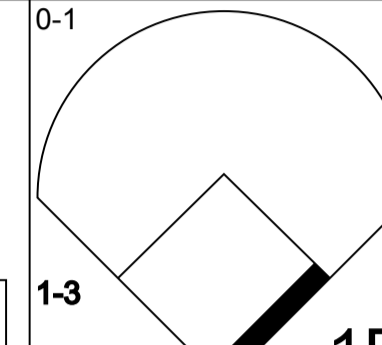
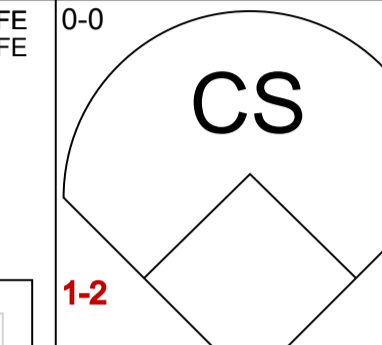
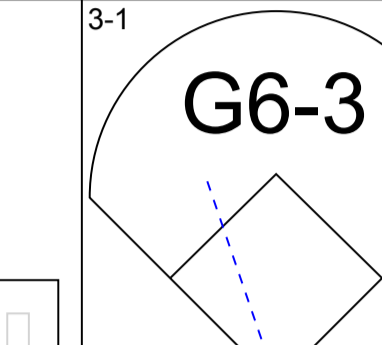
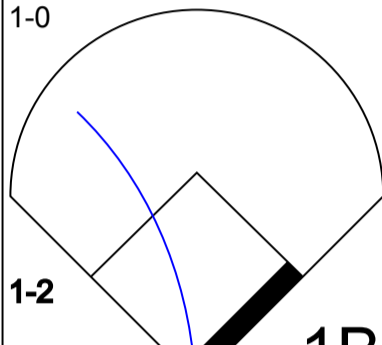
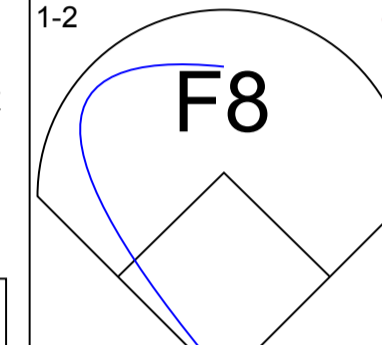


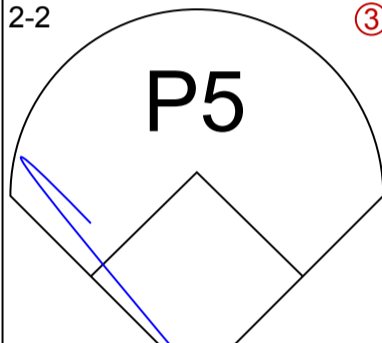
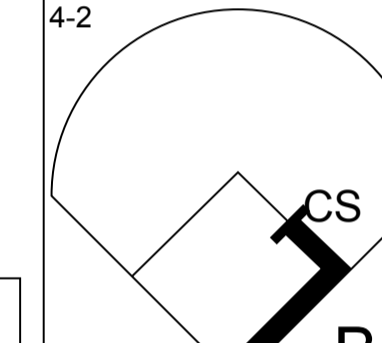
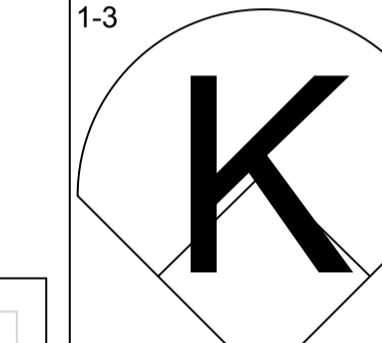
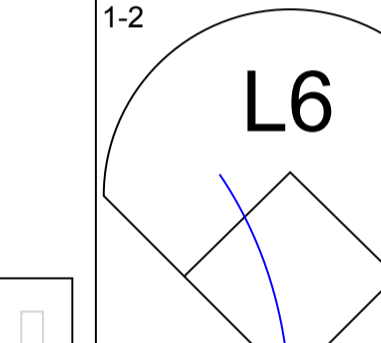
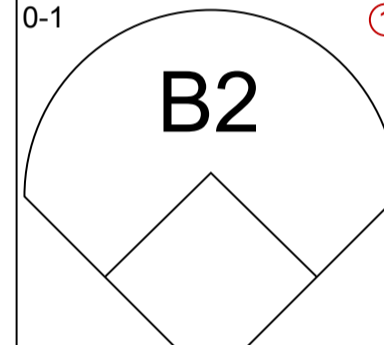
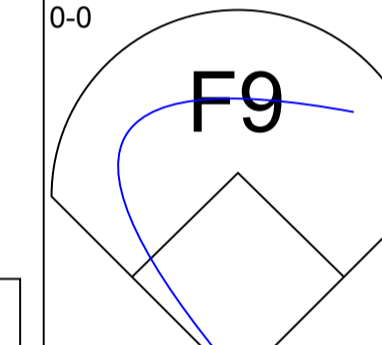
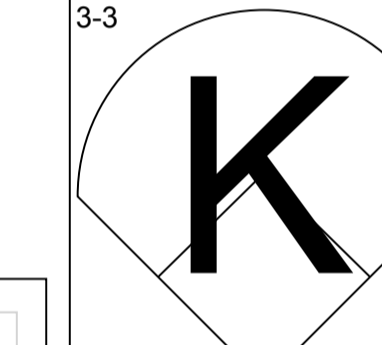
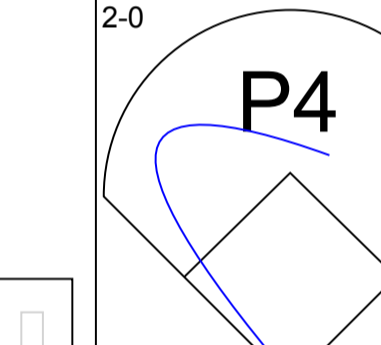
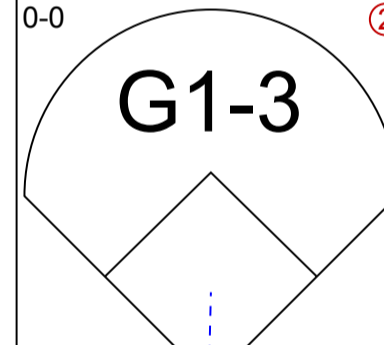
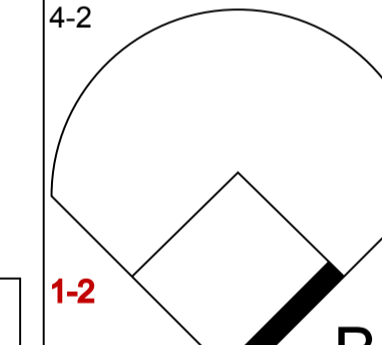
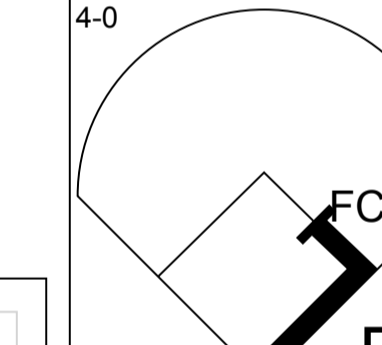

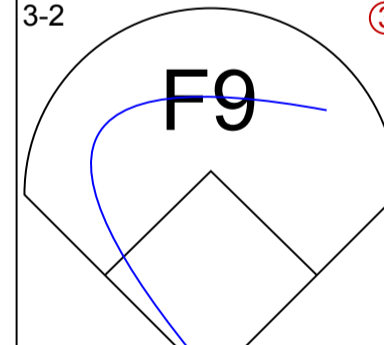
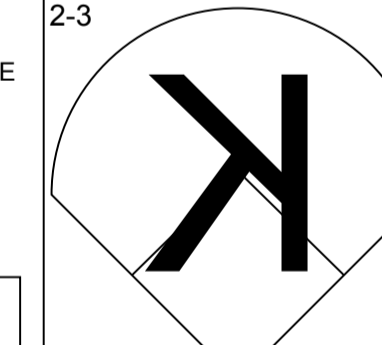
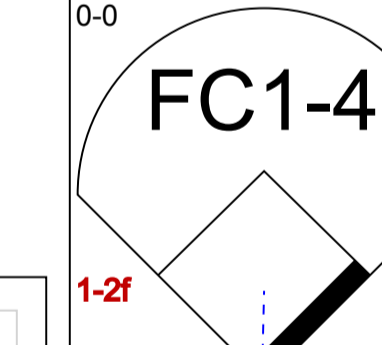

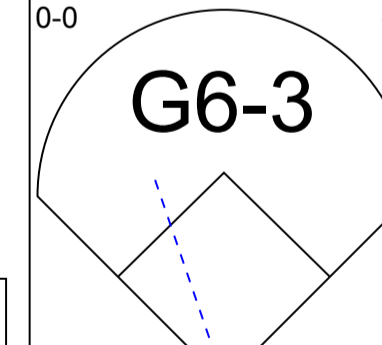
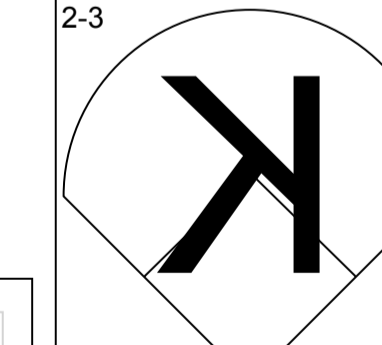
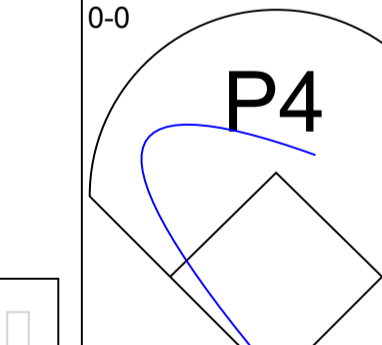
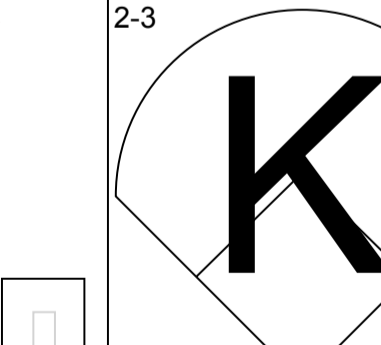
**BOTTOM**

**Cincinnati Reds @ San Francisco Giants**  
Candlestick Park, San Francisco, CA  
Sun Apr 19 1992, 6:33 AM EDT  
Att: 30,064 - Sunny - 88 F

AB	34
R	8
H	13
RBI	8
BB	2
SO	9
LOB	10





Batter	1	2	3	4	5	6	7	8	9	AB R H RBI BB SO LOB	TOP																				
<b>Bip Roberts, S</b> (1, 5) OBP: 0.286, SLG: 0.236	1-3 		3-1 		2-2 		0-2 		0-0 	5 0 0 0 0 1 2																					
<b>Dave Martinez, L</b> (1, 3) OBP: 0.368, SLG: 0.371	1-2 		0-1 		1-0 		3-2 			4 0 3 0 0 0 0																					
<b>Billy Hatcher, R</b> (1, 7) OBP: 0.353, SLG: 0.375	0-1 		0-1 		0-0 		3-1 			3 0 2 0 1 0 1																					
<b>Reggie Sanders, R</b> (1, 8) OBP: 0.392, SLG: 0.522	1-0 		1-2 		2-1 		1-2 			4 0 2 0 0 0 2																					
<b>Paul O'Neill, L</b> (1, 9) OBP: 0.483, SLG: 0.477	2-2 			4-2 		1-3 		1-2 		3 0 0 0 1 1 4																					
<b>Joe Oliver, R</b> (1, 2) OBP: 0.300, SLG: 0.324		0-1 		0-0 		3-3 		2-0 		4 0 0 0 0 1 3																					
<b>Scott Ruskin, R</b> (8, 1)										0 0 0 0 0 0 0																					
<b>Bill Doran, S</b> (1, 4) OBP: 0.283, SLG: 0.325		0-0 		4-2 		4-0 			3-1 	2 0 1 0 2 0 0																					
<b>Freddie Benavides, R</b> (1, 6) OBP: 0.250, SLG: 0.400		3-2 		2-3 		0-0 			1-0 	4 0 1 0 0 1 4																					
<b>Greg Swindell, L</b> (1, 1)			0-0 		2-3 		0-0 		2-3 	2 0 0 0 0 0 1 0																					
<b>Dwayne Henry, R</b> (5, 1)										0 0 0 0 0 0 0 0																					
<b>Gary Green, R</b> (7, PH)										1 0 0 0 0 0 0 0																					
<b>Rob Dibble, L</b> (7, 1)										0 0 0 0 0 0 0 0																					
<b>Rick Wrona, R</b> (8, 2)										0 0 0 0 0 0 0 0																					
<b>Jacob Brumfield, R</b> (9, PH) OBP: 0.333, SLG: 0.333										1 0 0 0 0 0 1 2																					
<b>Inning Stats</b>	R: 0 E: 0 K: 1 S: 12	H: 2 LOB: 2 BB: 0 P: 17	R: 0 E: 0 K: 0 S: 9	H: 0 LOB: 0 BB: 0 P: 12	R: 0 E: 0 K: 0 S: 10	H: 2 LOB: 2 BB: 0 P: 14	R: 0 E: 0 K: 1 S: 10	H: 0 LOB: 1 BB: 2 P: 20	R: 0 E: 0 K: 1 S: 8	H: 1 LOB: 0 BB: 0 P: 13	R: 0 E: 0 K: 2 S: 14	H: 1 LOB: 3 BB: 2 P: 28	R: 0 E: 0 K: 0 S: 9	H: 1 LOB: 1 BB: 0 P: 15	R: 0 E: 0 K: 0 S: 7	H: 0 LOB: 0 BB: 0 P: 11	R: 0 E: 0 K: 1 S: 7	H: 2 LOB: 1 BB: 0 P: 13	1B: 7 2B: 2 3B: 0 HR: 0	SF: 0 SAC: 0 DP: 1 HBP: 0	WP: 0 PB: 0 SB: 0 CS: 2	PA: 38									
<b>PITCHER</b> <b>Bob Ojeda, L</b> (1, 1) ERA: 3.86	IP 9.0	WLS W	BF 37	H 9	R 0	ER 0	SO 6	BB 4	IBB 0	HBP 0	BLK 0	WP 0	HR 0	S 86	P 143	ERA 0.00	WHIP 1.444														
											<b>PITCHER</b>	IP	WLS	BF	H	R	ER	SO	BB	IBB	HBP	BLK	WP	HR	S	P	ERA	WHIP			

**Cincinnati Reds @ Los Angeles Dodgers**  
**Dodger Stadium, Los Angeles, CA**  
 Mon Apr 20 1992, 7:05 PM PDT  
 Att. 31,068 - Cloudy - 75 F

livebaseballscorecards.com

<b>AB</b>	<b>33</b>
<b>R</b>	<b>0</b>
<b>H</b>	<b>9</b>
<b>RBI</b>	<b>0</b>
<b>BB</b>	<b>4</b>
<b>SO</b>	<b>6</b>
<b>LOB</b>	<b>18</b>



Batter	1	2	3	4	5	6	7	8	9	AB	R	H	RBI	BB	SO	LOB	BOTTOM													
<b>Brett Butler, L</b> (1, 8) OBP: 0.391, SLG: 0.509 <b>Mitch Webster, S</b> (7, PR) OBP: 0.375, SLG: 0.286 (8, 8)	2-1 SF9 3B	3-2 G6-3			0-1 G4-3 1B		4-2 L4-3 BB			3	2	2	0	1	0	0	Cincinnati Reds @ Los Angeles Dodgers													
<b>Mike Sharperson, R</b> (1, 5) OBP: 0.440, SLG: 0.409 <b>Lenny Harris, L</b> (7, PH) OBP: 0.361, SLG: 0.303 (8, 5)	0-3 K	2-3 K			1-2 G4-3		0-1 L4-3			3	0	0	0	0	2	2	Dodger Stadium, Los Angeles, CA													
<b>Eric Karros, R</b> (1, 3) OBP: 0.273, SLG: 0.450 <b>Todd Benzinger, S</b> (7, PH) OBP: 0.280, SLG: 0.375 (8, 3)	1-2 SF9			2-1 1B	4-1 1B FC6-4 BB		1-1 G4-3			1	1	1	1	1	0	0	Mon Apr 20 1992, 7:05 PM PDT													
<b>Darryl Strawberry, L</b> (1, 9) OBP: 0.350, SLG: 0.451	1-2 2B BB 1B		1-3 K		3-2 1B FC6-4 1B		2-2 E7 1B SF9			4	3	2	1	0	1	0	Att: 31,068 - Cloudy - 75 F													
<b>Eric Davis, R</b> (1, 7) OBP: 0.489, SLG: 0.684 <b>Stan Javier, S</b> (8, 7) OBP: 0.286, SLG: 0.231	0-2 BB 1-3 2B		0-2 1B		1-1 FC6-4 1-2 2-3 1B		2-2 1B			3	0	3	0	0	0	0	livebaseballscores.com													
<b>Juan Samuel, R</b> (1, 4) OBP: 0.356, SLG: 0.263	4-0 BB IBB		1-0 G5-3		0-0 FC6-4 CS		0-0 F9			3	0	0	1	1	0	4	AB 29													
<b>Mike Scioscia, L</b> (1, 2) OBP: 0.239, SLG: 0.275	4-2 BB			0-3 K	1-1 CS	0-1 G1-3		1-0 SF9		2	0	0	2	1	1	0	R 6													
<b>Jose Offerman, S</b> (1, 6) OBP: 0.320, SLG: 0.391	0-0 P3			2-2 G1-3		1-0 F7		3-3 K		4	0	0	0	0	1	4	H 9													
<b>Bob Ojeda, L</b> (1, 1)			0-0 F7		0-0 G4-3		0-1 G4-3			3	0	0	0	0	0	0	RBI 5													
<b>Inning Stats</b>	R: 2 E: 0 K: 1 S: 20	H: 3 LOB: 3 BB: 2 P: 32	R: 0 E: 0 K: 1 S: 10	H: 0 LOB: 0 BB: 0 P: 15	R: 0 E: 0 K: 1 S: 9	H: 2 LOB: 1 BB: 0 P: 13	R: 0 E: 0 K: 1 S: 9	H: 0 LOB: 0 BB: 0 P: 11	R: 3 E: 0 K: 0 S: 16	H: 3 LOB: 0 BB: 1 P: 25	R: 0 E: 0 K: 0 S: 5	H: 0 LOB: 0 BB: 0 P: 6	R: 0 E: 0 K: 0 S: 9	H: 0 LOB: 1 BB: 1 P: 14	R: 1 E: 1 K: 1 S: 12	H: 1 LOB: 1 BB: 0 P: 20	1B: 7 2B: 2 3B: 1 HR: 0	SF: 2 SAC: 0 DP: 1 HBP: 0	WP: 0 PB: 0 SB: 0 CS: 1	PA: 36										
<b>PITCHER</b>	IP WLS L	BF H R	H R ER	SO BB P	BB IBB HBP	BLK WP HR	S P ERA WHIP	<b>PITCHER</b>												IP WLS L	BF H R	H R ER	SO BB P	BB IBB HBP	BLK WP HR	S P ERA WHIP				
<b>Greg Swindell, L</b> (1, 1) ERA: 3.98	4.1	23	8	5	4	2	0	0	0	0	0	0	0	0	0	0	10.38	2.308												
<b>Dwayne Henry, R</b> (5, 1) ERA: 3.38	1.2	4	0	0	0	0	0	0	0	0	0	0	0	0	0	0	0.00	0.000												
<b>Rob Dibble, R</b> (7, 1) ERA:	1.0	3	0	0	0	1	0	0	0	0	0	0	0	0	0	0	0.00	1.000												
<b>Scott Ruskin, L</b> (8, 1) ERA: 2.45	1.0	5	1	1	0	0	0	0	0	0	0	0	0	0	0	0	0.00	1.000												

Cincinnati Reds @ Los Angeles Dodgers  
 Dodger Stadium, Los Angeles, CA  
 Mon Apr 20 1992, 7:05 PM PDT  
 Att: 31,068 - Cloudy - 75 F

AB 29  
 R 6  
 H 9  
 RBI 5  
 BB 4  
 SO 5  
 LOB 12





Batter	1	2	3	4	5	6	7	8	9	AB R H RBI BB SO LOB	TOP											
<b>Bip Roberts, S</b> (1, 5) OBP: 0.313, SLG: 0.305	1-2 FC4-6 1B		0-0 SH3-1 2-3		1-0 SF8 3B		0-2 G1-3 2-H 1B		2-3 K	4 2 3 1 0 1 0												
<b>Billy Hatcher, R</b> (1, 7) OBP: 0.381, SLG: 0.421	2-1 FC4-6 1B		0-0 G5-3 1B		2-2 SF8		2-0 G1-3 1-2			3 0 2 2 0 0 1												
<b>Norm Charlton, S</b> (7, 1)										0 0 0 0 0 0 0												
<b>Rob Dibble, L</b> (9, 1)										0 0 0 0 0 0 0												
<b>Dave Martinez, L</b> (1, 3) OBP: 0.357, SLG: 0.342	1-0 F7		2-1 G5-3 1-2		4-2 BB		2-3 K			3 0 0 0 1 1 4												
<b>Paul O'Neill, L</b> (1, 9) OBP: 0.468, SLG: 0.447	1-1 FC4-6 1-2f 3-H		4-1 FC6-4 IBB		1-0 L6		2-0 P6			3 0 0 1 1 0 3												
<b>Reggie Sanders, R</b> (1, 8) OBP: 0.364, SLG: 0.480	2-2 F8		0-0 FC6-4 1-2f		2-3 K			1-1 G5-3		4 0 0 0 0 1 4												
<b>Bill Doran, S</b> (1, 4) OBP: 0.285, SLG: 0.302		1-3 K		2-0 G5-3		1-0 G3-1		1-3 K		3 0 0 0 0 1 0												
<b>Scott Ruskin, R</b> (6, 1)										0 0 0 0 0 0 0												
<b>Jacob Brumfield, R</b> (7, 7) OBP: 0.286, SLG: 0.286										1 0 0 0 0 1 0												
<b>Joe Oliver, R</b> (1, 2) OBP: 0.295, SLG: 0.316		0-0 G6-3		3-1 G4-3 1B		0-2 G6-3		0-0 G1-3		4 0 1 0 0 0 0												
<b>Freddie Benavides, R</b> (1, 6) OBP: 0.208, SLG: 0.333		1-3 K		1-0 G4-3 1-2		0-3 K			2-2 L4	4 0 0 0 0 2 1												
<b>Chris Hammond, L</b> (1, 1) OBP: 0.429, SLG: 0.400			0-0 SH3-1 1B		2-3 K		0-2 1B 2B		0-3 K	2 1 1 0 0 1 1												
<b>Scott Bankhead, R</b> (6, 1) OBP: 0.500, SLG: 0.500										0 0 0 0 0 0 0												
<b>Gary Green, R</b> (6, 6) OBP: 0.333, SLG: 0.667										2 1 1 0 0 1 0												
<b>Inning Stats</b>	R: 1 E: 0 K: 0 S: 11	H: 2 LOB: 1 BB: 0 P: 18	R: 0 E: 0 K: 2 S: 7	H: 0 LOB: 0 BB: 0 P: 9	R: 1 E: 0 K: 0 S: 8	H: 2 LOB: 2 BB: 1 P: 13	R: 0 E: 0 K: 1 S: 7	H: 1 LOB: 1 BB: 0 P: 15	R: 1 E: 0 K: 1 S: 11	H: 1 LOB: 1 BB: 1 P: 21	R: 0 E: 0 K: 1 S: 7	H: 0 LOB: 0 BB: 0 P: 8	R: 1 E: 0 K: 1 S: 13	H: 2 LOB: 1 BB: 0 P: 19	R: 0 E: 0 K: 1 S: 6	H: 0 LOB: 0 BB: 0 P: 8	R: 0 E: 0 K: 2 S: 11	H: 0 LOB: 0 BB: 0 P: 15	1B: 5 2B: 2 3B: 1 HR: 0	SF: 1 SAC: 1 DP: 0 HBP: 0	WP: 0 PB: 0 SB: 1 CS: 0	PA: 37
<b>PITCHER</b>	IP WLS BF H R ER SO BB IBB HBP BLK WP HR S P ERA WHIP																					
<b>Kevin Gross, R</b> (1, 1) ERA: 2.75	6.0 L 28 8 4 4 5 1 1 0 0 0 0 58 91 6.00 1.500																					
<b>Jim Gott, R</b> (7, 1) ERA: 1.04	0.1 1 0 0 0 0 0 0 0 0 0 0 1 3 0.00 0.000																					
<b>John Candelaria, L</b> (7, 1) ERA: 2.45	0.2 2 0 0 0 1 0 0 0 0 0 0 5 9 0.00 0.000																					
<b>Tim Crews, R</b> (8, 1) ERA: 12.15	2.0 6 0 0 0 3 0 0 0 0 0 0 17 23 0.00 0.000																					

Cincinnati Reds @ Los Angeles Dodgers  
Dodger Stadium, Los Angeles, CA

Tue Apr 21 1992, 7:05 PM PDT  
Att. 34,545 - Sunny - 70 F

livebaseballscorecards.com

AB	33
R	4
H	8
RBI	4
BB	2
SO	9
LOB	14



BOTTOM

Cincinnati Reds @ Los Angeles Dodgers  
Dodger Stadium, Los Angeles, CA  
Tue Apr 21 1992, 7:05 PM PDT  
Att. 34,545 - Sunny - 70 F

livebaseballscorecards.com

AB 33  
R 3  
H 8  
RBI 3  
BB 4  
SO 6  
LOB 14



WP: 0 PA: 39  
PB: 0  
SB: 1  
CS: 0

AB R H RBI BB SO LOB

4 1 2 0 1 0 2

4 1 0 0 1 1 3

3 1 0 0 1 0 1

1 0 0 0 0 0 2

3 0 2 1 0 1 0

0 0 0 0 0 0 0

3 0 0 1 0 1 2

4 0 2 1 0 1 0

4 0 0 0 0 0 4

3 0 1 0 0 1 0

1B

BB

BB

F8

F7

F8

HBP

FC5-4

1B

1B

1B

1B

SAFE

BB

SAFE

SAFE

SAFE

SAFE

SAFE

SAFE

SAFE

SAFE

SAFE

SAFE

SAFE

SAFE

SAFE

SAFE

SAFE

SAFE

SAFE

SAFE

SAFE

SAFE

SAFE

SAFE

SAFE

SAFE

SAFE

SAFE

SAFE

SAFE

SAFE

SAFE

SAFE

SAFE

SAFE

SAFE

SAFE

SAFE

SAFE

SAFE

SAFE

SAFE

SAFE

SAFE

SAFE

SAFE

SAFE

SAFE

SAFE

SAFE

SAFE

SAFE

SAFE

SAFE

SAFE

SAFE

SAFE

SAFE

SAFE

SAFE

SAFE

SAFE

SAFE

SAFE

SAFE

SAFE

SAFE

SAFE

SAFE

SAFE

SAFE

SAFE

SAFE

SAFE

SAFE

SAFE

SAFE

SAFE

SAFE

SAFE

SAFE

SAFE

SAFE

SAFE

SAFE

SAFE

SAFE

SAFE

SAFE

SAFE

SAFE

SAFE

SAFE

SAFE

SAFE

SAFE

SAFE

SAFE

SAFE

SAFE

SAFE

SAFE

SAFE

SAFE

SAFE

SAFE

SAFE

SAFE

SAFE

SAFE

SAFE

SAFE

SAFE

SAFE

SAFE

SAFE

SAFE

SAFE

SAFE

SAFE

1B: 8 SF: 1  
2B: 0 SAC: 0  
3B: 0 DP: 2  
HR: 0 HBP: 1

PITCHER		IP	WLS	BF	H	R	ER	SO	BB	IBB	HBP	BLK	WP	HR	S	P	ERA	WHIP
Chris Hammond, L	(1, 1)	5.1		22	5	3	3	5	2	0	0	0	0	0	46	75	5.06	1.312
Scott Bankhead, R	(6, 1)	0.1		2	1	0	0	0	0	0	0	0	0	6	9	0.00	3.000	
Scott Ruskin, L	(6, 1)	0.1	W	1	0	0	0	0	0	0	0	0	0	1	1	0.00	0.000	
Norm Charlton, L	(7, 1)	2.0		9	2	0	0	1	0	0	1	0	0	0	16	24	0.00	1.000
Rob Dibble, R	(9, 1)	1.0	S	5	0	0	0	0	2	0	0	0	0	6	15	0.00	2.000	

BATTER		IP	WLS	BF	H	R	ER	SO	BB	IBB	HBP	BLK	WP	HR	S	P	ERA	WHIP
Brett Butler, L	(1, 8)																	
Mike Sharperson, R	(1, 5)																	
Eric Karros, R	(1, 3)																	
Todd Benzinger, S	(9, PH)																	
Darryl Strawberry, L	(1, 9)																	
Lenny Harris, L	(9, 9)																	
Eric Davis, R	(1, 7)																	
Juan Samuel, R	(1, 4)																	
Mike Scioscia, L	(1, 2)																	
Jose Offerman, S	(1, 6)																	
Dave Hansen, L	(9, PH)																	
Kevin Gross, R	(1, 1)																	
Jim Gott, R	(7, 1)																	
John Candelaria, L	(7, 1)																	
Stan Javier, S	(7, PH)																	
Tim Crews, R	(8, 1)																	
Kal Daniels, L	(9, PH)																	
Mitch Webster, S	(9, PH)																	


R: 0 H: 0 E: 0 K: 7 S: 7  
H: 0 LOB: 0 BB: 0 P: 10  
R: 0 H: 0 E: 0 K: 3 S: 11  
H: 0 LOB: 0 BB: 0 P: 13  
R: 0 H: 2 E: 0 K: 0 S: 9  
H: 1 LOB: 1 BB: 0 P: 14  
R: 0 H: 1 E: 1 K: 0 S: 5  
H: 0 LOB: 1 BB: 0 P: 10  
R: 0 H: 0 E: 0 K: 1 S: 7  
H: 0 LOB: 0 BB: 0 P: 12  
R: 3 H: 3 E: 0 K: 1 S: 14  
H: 3 LOB: 2 BB: 2 P: 26  
R: 0 H: 1 E: 0 K: 1 S: 10  
H: 1 LOB: 1 BB: 0 P: 15  
R: 0 H: 1 E: 0 K: 0 S: 6  
H: 1 LOB: 2 BB: 0 P: 9  
R: 0 H: 0 E: 1 K: 0 S: 6  
H: 0 LOB: 2 BB: 2 P: 15  
1B: 8 SF: 1  
2B: 0 SAC: 0  
3B: 0 DP: 2  
HR: 0 HBP: 1



Batter	1	2	3	4	5	6	7	8	9	AB R H RBI BB SO LOB	TOP													
<b>Bip Roberts, S</b> (1, 5) OBP: 0.347, SLG: 0.339	0-2 F8 S 1B		2-0 2B		4-0 CS BB		1-1 L9	4-0 FC5 IBB		3 0 2 0 2 0 1														
<b>Billy Hatcher, R</b> (1, 7) OBP: 0.346, SLG: 0.375	3-2 L8		0-0 F9		1-3 K		1-1 E BB 1B	0-0 FC5		5 0 1 0 0 1 6														
<b>Norm Charlton, S</b> (8, 1)	1-2							1-2f		0 0 0 0 0 0 0														
<b>Dave Martinez, L</b> (1, 3) OBP: 0.362, SLG: 0.317	3-2 F8		0-1 G6-3		3-0 CS	4-2 1B FC5-4 BB	4-2 E BB		2-0 G4-3	3 1 0 0 2 0 2														
<b>Paul O'Neill, L</b> (1, 9) OBP: 0.448, SLG: 0.423	1-0 F9			2-1 F9		3-2 FC5-4 1B	2-1 E5		2-3 K	5 0 1 0 0 1 3														
<b>Reggie Sanders, R</b> (1, 8) OBP: 0.367, SLG: 0.463		2-2 SH3-4 WP 1B		2-2 G5-3		1-0 FC5-4 FC3-6	2-0 P6		4-2 BB	4 1 1 1 1 0 4														
<b>Bill Doran, S</b> (1, 4) OBP: 0.288, SLG: 0.311		4-1 WP SH3-4		1-1 2B 1B		0-0 FC3-6		1-2 2B 1B	1-0 F8	2 1 1 0 1 0 1														
<b>Scott Bankhead, R</b> (6, 1) OBP: 0.667, SLG: 0.667		1-2 CS BB				1-2f				1 0 1 0 0 0 0														
<b>Jacob Brumfield, R</b> (8, 7) OBP: 0.250, SLG: 0.250										1 0 0 0 0 0 1														
<b>Joe Oliver, R</b> (1, 2) OBP: 0.298, SLG: 0.341		0-1 SH3-4		1-1 WP 2B		0-0 G6-3		1-1 P1		3 0 1 1 0 0 2	AB 35 R 4 H 9 RBI 2 BB 6 SO 3 LOB 24													
<b>Freddie Benavides, R</b> (1, 6) OBP: 0.214, SLG: 0.357		1-2 2-3		1-H																				
<b>Tom Browning, L</b> (1, 1) OBP: 0.286, SLG: 0.333		3-3 K		2-2 P6		2-2 F7		1-0 2B		4 0 1 0 0 1 2														
<b>Steve Foster, R</b> (6, 1) OBP: 0.200, SLG: 0.400			2-H 3-H		2-3			1-3 2B																
<b>Gary Green, R</b> (6, 6)																								
<b>Tom Browning, L</b> (1, 1) OBP: 0.286, SLG: 0.333																								
<b>Steve Foster, R</b> (6, 1) OBP: 0.200, SLG: 0.400																								
<b>Gary Green, R</b> (6, 6)																								
<b>Inning Stats</b>	R: 0 E: 0 K: 0 S: 13	H: 1 LOB: 1 BB: 0 P: 20	R: 1 E: 0 K: 1 S: 9	H: 1 LOB: 0 BB: 1 P: 18	R: 0 E: 0 K: 0 S: 8	H: 1 LOB: 1 BB: 0 P: 13	R: 1 E: 0 K: 0 S: 13	H: 2 LOB: 1 BB: 0 P: 21	R: 0 E: 0 K: 1 S: 7	H: 0 LOB: 0 BB: 1 P: 13	R: 1 E: 0 K: 0 S: 10	H: 1 LOB: 1 BB: 1 P: 18	R: 1 E: 2 K: 0 S: 15	H: 1 LOB: 3 BB: 1 P: 27	R: 0 E: 0 K: 0 S: 9	H: 2 LOB: 3 BB: 1 P: 17	R: 0 E: 0 K: 1 S: 7	H: 0 LOB: 1 BB: 1 P: 16	1B: 6 2B: 3 3B: 0 HR: 0	SF: 0 SAC: 1 DP: 0 HBP: 0	WP: 2 PB: 0 SB: 2 CS: 2	PA: 43		
<b>PITCHER</b>	IP	WLS	BF	H	R	ER	SO	BB	IBB	HBP	BLK	WP	HR	S	P	ERA	WHIP							
<b>Ramon Martinez, R</b> (1, 1) ERA: 4.37	6.0		25	6	3	3	2	3	0	0	0	2	0	60	103	4.50	1.500							
<b>Steve Wilson, L</b> (7, 1) ERA: 2.57	0.2	L	6	1	1	0	0	1	0	0	0	0	0	14	24	0.00	3.000							
<b>Tim Crews, R</b> (7, 1) ERA: 10.13	1.1		7	2	0	0	0	0	1	0	0	0	0	10	20	0.00	1.500							
<b>John Candelaria, L</b> (9, 1) ERA: 1.93	1.0		4	0	0	0	1	1	0	0	0	0	0	7	16	0.00	1.000							

Cincinnati Reds @ Los Angeles Dodgers  
 Dodger Stadium, Los Angeles, CA  
 Wed Apr 22 1992, 7:05 PM PDT  
 Att. 34,924 - Cloudy - 70 F

livebaseballscorecards.com



Batter	1	2	3	4	5	6	7	8	9	AB	R	H	RBI	BB	SO	LOB
<b>Brett Butler, L</b> (1, 8) OBP: 0.405, SLG: 0.492	1-1 F8		3-1 F9	4-0 BB		1-1 G3 1B		0-1 P4		4	0	1	1	1	0	0
<b>Mike Sharperson, R</b> (1, 5) OBP: 0.424, SLG: 0.379 <b>Lenny Harris, L</b> (6, PH) OBP: 0.342, SLG: 0.286	1-2 1B 1B		0-1 2B 1B	3-2 G4-3		0-1 G3 1-2 3-H		0-0 G6-3		3	1	2	0	0	0	3
<b>Eric Karros, R</b> (1, 3) OBP: 0.310, SLG: 0.462 <b>Kal Daniels, L</b> (6, PH) OBP: 0.318, SLG: 0.300 <b>Mitch Webster, S</b> (9, PH) OBP: 0.333, SLG: 0.250	0-1 FC6-4 1B 1B		0-2 2B		2-2 G6-3	4-2 BB		1-0 G6-3		3	0	2	0	0	0	0
<b>Darryl Strawberry, L</b> (1, 9) OBP: 0.377, SLG: 0.448	3-2 FC6-4 1-2 1B 3-H		4-2 G6-4-3 BB		1-1 F8	3-3 K		0-1 F8		4	0	1	1	1	1	2
<b>Eric Davis, R</b> (1, 7) OBP: 0.444, SLG: 0.630	2-0 FC6-4 1-2f 2-3		0-0 G6-4-3		2-1 2B		1-3 K		0-0 1B	5	0	2	0	0	1	5
<b>Juan Samuel, R</b> (1, 4) OBP: 0.377, SLG: 0.304	1-3 K			1-0 G1-3 1B 1B	3-2 G4-3		3-2 1B			4	0	2	0	0	1	3
<b>Carlos Hernandez, R</b> (1, 2) OBP: 0.400, SLG: 0.444 <b>Mike Scioscia, L</b> (7, PH) OBP: 0.216, SLG: 0.244		2-1 G6-4-3 1B		1 SAFE 2-1 G1-3 1-2 1B		4-0 SH1-4 BB 1B BB		3-1 F8		2	1	2	0	1	0	0
<b>Jose Offerman, S</b> (1, 6) OBP: 0.316, SLG: 0.365		0-2 G6-4-3 1-2f		2-2 G1-3 1-2 2-3		4-2 1B SH1-4 G3 BB		1-1 L8		3	1	0	0	1	0	4
<b>Ramon Martinez, R</b> (1, 1) <b>Stan Javier, S</b> (6, PH) <b>Steve Wilson, L</b> (7, 1) <b>Tim Crews, R</b> (7, 1) <b>Dave Hansen, L</b> (8, PH) <b>John Candelaria, L</b> (9, 1)		0-1 G1-3		2-3 K		0-0 SH1-4 1-2 2-3		1-3 K		2	0	0	0	0	1	2

Inning Stats	R: 1	H: 3	E: 0	K: 1	S: 17	H: 3	LOB: 2	BB: 0	P: 25	R: 0	H: 1	E: 0	K: 0	S: 7	R: 0	H: 2	E: 0	K: 0	S: 12	R: 0	H: 2	E: 0	K: 1	S: 15	R: 0	H: 1	E: 0	K: 0	S: 12	R: 2	H: 1	E: 0	K: 1	S: 14	R: 0	H: 1	E: 0	K: 1	S: 11	R: 0	H: 0	E: 0	K: 1	S: 6	R: 0	H: 1	E: 0	K: 0	S: 4	1B: 10	2B: 2	3B: 0	HR: 0	SF: 0	SAC: 1	DP: 2	HBP: 0	WP: 0	PB: 0	SB: 1	CS: 0	PA: 41
--------------	------	------	------	------	-------	------	--------	-------	-------	------	------	------	------	------	------	------	------	------	-------	------	------	------	------	-------	------	------	------	------	-------	------	------	------	------	-------	------	------	------	------	-------	------	------	------	------	------	------	------	------	------	------	--------	-------	-------	-------	-------	--------	-------	--------	-------	-------	-------	-------	--------

PITCHER	IP	WLS	BF	H	R	ER	SO	BB	IBB	HBP	BLK	WP	HR	S	P	ERA	WHIP
<b>Tom Browning, L</b> (1, 1) ERA: 6.05	5.0		25	9	2	2	2	3	0	0	0	0	0	63	105	3.60	2.400
<b>Steve Foster, R</b> (6, 1) ERA: 10.13	0.2		5	1	1	1	0	2	0	0	0	0	0	10	19	13.50	4.500
<b>Scott Bankhead, R</b> (6, 1) ERA: 2.7	2.0	W	7	1	0	0	3	0	0	0	0	0	0	20	32	0.00	0.500
<b>Norm Charlton, L</b> (8, 1) ERA: 2.38	1.1	S	4	1	0	0	0	0	0	0	0	0	0	5	6	0.00	0.750

**BOTTOM**

**Cincinnati Reds @ Los Angeles Dodgers**  
**Dodger Stadium, Los Angeles, CA**  
 Wed Apr 22 1992, 7:05 PM PDT  
 Att: 34,924 - Cloudy - 70 F

AB	35
R	3
H	12
RBI	3
BB	5
SO	5
LOB	21









Batter	1	2	3	4	5	6	7	8	9	10	11	12	13	14	15	16	AB	R	H	RBI	BB	SO	LOB	BOTTOM										
<b>Tony Fernandez, S</b> (1, 6) OBP: 0.343, SLG: 0.406 <b>Craig Shipley, R</b> (1, 6) OBP: 0.167, SLG: 0.167	F8		P3			F8		F8 1B WP 1B		K		F8		K		F8	0	0	0	0	0	0	0	8	1	1	1	0	2	2				
<b>Tony Gwynn, L</b> (1, 9) OBP: 0.423, SLG: 0.471	G4-3			G3-1			BLK 2B 1B	L8		G1-3			BB BB	FC3-6 1B 1-2f			7	1	2	0	1	0	2											
<b>Gary Sheffield, R</b> (1, 5) OBP: 0.392, SLG: 0.563	P5			F7			P4	WP 1B		K			SAFE SAFE SAFE	BB 1B		G5-3	7	1	2	0	1	1	2											
<b>Fred McGriff, L</b> (1, 3) OBP: 0.397, SLG: 0.581		P2		G3-1			G6-3 1H 2B	WP 1B			2B BB			BB 1B			5	2	2	2	2	1	2											
<b>Benito Santiago, R</b> (1, 2) OBP: 0.203, SLG: 0.256		G6-3			G5-3		G6-3 2-3				F9 1H 2B			G1-3			7	0	1	1	0	0	7											
<b>Darrin Jackson, R</b> (1, 8) OBP: 0.222, SLG: 0.263 <b>Gary Pettis, S</b> (10, 8) <b>Kevin Ward, R</b> (11, PH) OBP: 0.333, SLG: 0.500 (12, 8)		L7			P2			HBP P3			K			K		L1	3	0	0	0	0	0	1											
<b>Jerald Clark, R</b> (1, 7) OBP: 0.217, SLG: 0.328			F8		F8				P4					F8		P4	7	0	1	1	0	1	2											
<b>Kurt Stillwell, S</b> (1, 4) OBP: 0.292, SLG: 0.340		G4-3				K		SH4-3 1B 2B		K				K		G4-3	6	1	1	0	1	3	0											
<b>Greg Harris, R</b> <b>Oscar Acosta, L</b> <b>Randy Ryan, L</b> <b>Jose Hernandez, R</b> <b>Tim Lincecum, R</b> <b>Larry Anderson, R</b> <b>Ryan Rodriguez, L</b> <b>Darin Blanton, R</b> <b>Jeremy Hahn, R</b> <b>Bruce Hund, L</b>				BB		K2-3		SH4-3 1B 2B		K		G1-3		FC3-6 1B		K	1	0	0	0	0	1	1	0										
<b>Inning Stats</b>	R: 0 E: 0 K: 8 S: 8	H: 0 LOB: 0 BB: 0 P: 13	R: 0 E: 0 K: 0 S: 3	H: 0 LOB: 0 BB: 0 P: 7	R: 0 E: 0 K: 0 S: 7	H: 0 LOB: 1 BB: 1 P: 13	R: 0 E: 0 K: 0 S: 6	H: 0 LOB: 0 BB: 0 P: 10	R: 0 E: 0 K: 2 S: 8	H: 0 LOB: 0 BB: 0 P: 10	R: 1 E: 0 K: 1 S: 12	H: 2 LOB: 2 BB: 0 P: 24	R: 4 E: 0 K: 0 S: 18	H: 5 LOB: 1 BB: 0 P: 24	R: 0 E: 0 K: 2 S: 7	H: 0 LOB: 0 BB: 0 P: 9	R: 0 E: 0 K: 2 S: 8	H: 0 LOB: 0 BB: 0 P: 13	R: 1 E: 0 K: 1 S: 11	H: 1 LOB: 2 BB: 2 P: 23	R: 0 E: 0 K: 1 S: 9	H: 0 LOB: 2 BB: 2 P: 19	R: 0 E: 0 K: 2 S: 11	H: 0 LOB: 0 BB: 0 P: 16	R: 0 E: 0 K: 1 S: 11	H: 2 LOB: 3 BB: 1 P: 19	R: 0 E: 0 K: 0 S: 6	H: 0 LOB: 0 BB: 0 P: 9	R: 0 E: 0 K: 1 S: 10	H: 1 LOB: 1 BB: 0 P: 18	1B: 6 2B: 5 3B: 0 HR: 0	SF: 0 SAC: 1 DP: 0 HBP: 1	WP: 1 PB: 1 SB: 0 CS: 0	PA: 66
<b>PITCHER</b>	<b>Tim Lincecum, R</b> (1, 1) ERA: 5.13	<b>Scott Ruskin, L</b> (8, 1) ERA: 4.5	<b>Rob Dibble, R</b> (8, 1) ERA:	<b>Dwayne Henry, R</b> (9, 1) ERA: 2.84	<b>Norm Charlton, L</b> (11, 1) ERA: 2.92	<b>PITCHER</b>	<b>Steve Foster, R</b> (12, 1) ERA: 4.05	<b>Scott Bankhead, R</b> (16, 1) ERA: 2.35	<b>IP</b> 7.1 <b>WLS</b> 28 <b>BF</b> 4 <b>H</b> 2 <b>R</b> 3 <b>ER</b> 3 <b>SO</b> 3 <b>BB</b> 1 <b>IBB</b> 0 <b>HBP</b> 1 <b>BLK</b> 1 <b>WP</b> 0 <b>HR</b> 0 <b>S</b> 60 <b>P</b> 102 <b>ERA</b> 3.68 <b>WHIP</b> 0.682	<b>IP</b> 4.0 <b>WLS</b> 17 <b>BF</b> 2 <b>H</b> 2 <b>R</b> 0 <b>ER</b> 0 <b>SO</b> 4 <b>BB</b> 2 <b>IBB</b> 1 <b>HBP</b> 0 <b>BLK</b> 0 <b>WP</b> 0 <b>HR</b> 0 <b>S</b> 37 <b>P</b> 63 <b>ERA</b> 0.00 <b>WHIP</b> 1.000	<b>IP</b> 1.0 <b>WLS</b> 4 <b>BF</b> 1 <b>H</b> 0 <b>R</b> 0 <b>ER</b> 0 <b>SO</b> 1 <b>BB</b> 0 <b>IBB</b> 0 <b>HBP</b> 0 <b>BLK</b> 0 <b>WP</b> 0 <b>HR</b> 0 <b>S</b> 10 <b>P</b> 18 <b>ERA</b> 0.00 <b>WHIP</b> 1.000																							

Cincinnati Reds @ San Diego Padres  
 Jack Murphy Stadium, San Diego, CA  
 Fri Apr 24 1992, 10:05 PM EDT  
 Att. 22,956 - Cloudy - 75 F

livebaseballscorecards.com

**AB** 58  
**R** 6  
**H** 11  
**RBI** 5  
**BB** 6  
**SO** 13  
**LOB** 21





Batter	1	2	3	4	5	6	7	8	9	AB R H RBI BB SO LOB	TOP													
<b>Bip Roberts, S</b> (1, 8) <small>OBP: 0.376, SLG: 0.361</small> <b>Dwayne Henry, R</b> (7, 1) <b>Rob Dibble, L</b> (8, 1) <small>OBP: 1.000, SLG: 1.000</small>	1-3 K	1-1 1B		1-2 G3-1	1-0 2B		0-1 G6-3		0-0 1B	5 0 2 3 0 1 0 0 0 0 0 0 0 0 1 0 1 1 0 0 0														
<b>Billy Hatcher, R</b> (1, 7) <small>OBP: 0.353, SLG: 0.375</small>	0-3 K	1-0 F8		1-1 1B	1-0 F8		0-1 G4-3		3-2 1B	6 0 2 1 0 1 3														
<b>Chris Sabo, R</b> (1, 5) <small>OBP: 0.278, SLG: 0.188</small>	4-2 2B BB		1-0 P4	3-1 F7		4-2 BB 1B BB		1-0 G5-3	0-0 F8	4 2 0 0 2 0 3														
<b>Paul O'Neill, L</b> (1, 9) <small>OBP: 0.475, SLG: 0.500</small>	2-2 1-H 2B		0-0 1B 2B		1-1 G1-3 2B 1B	1-3 K		1-1 G6-4-3 1B		5 2 4 1 0 1 1														
<b>Bill Doran, S</b> (1, 4) <small>OBP: 0.292, SLG: 0.291</small>	2-3 K		4-1 1B BB		0-0 G1-3 1-2	1-0 BB 1B		1-0 G6-4-3 1-2f		4 1 1 0 1 1 3														
<b>Dave Martinez, L</b> (1, 3) <small>OBP: 0.382, SLG: 0.354</small>		2-1 SH5-4 1B 1B	1-2 FC5-4 1B		1-1 1B SF8 2B	4-2 1B BB			2-1 F9	4 2 3 2 1 0 0														
<b>Jeff Reed, L</b> (1, 2) <small>OBP: 0.263, SLG: 0.222</small> <b>Joe Oliver, R</b> (6, PH) (6, 2) <small>OBP: 0.302, SLG: 0.383</small>		0-0 SH5-4 1B 1B	3-1 F7		4-0 SF8 1B 2B IBB	1-1 G6-4-3 1B			1-0 1B 3B	2 2 1 0 1 0 2 2 1 2 2 0 0 0														
<b>Freddie Benavides, R</b> (1, 6) <small>OBP: 0.275, SLG: 0.342</small>		2-3 K	1-2 FC5-4 1-2f		2-2 2B 1-2 2-3 1B	0-1 G6-4-3			0-0 G6-3	5 0 1 0 0 1 7														
<b>Greg Swindell, L</b> (1, 1) <b>Jacob Brumfield, R</b> (7, PH) (7, 8) <small>OBP: 0.364, SLG: 0.300</small>		0-0 SH5-4 1-2 2-3		1-1 F7	1-2 SF8		1-2 P6		4-0 1B IBB	1 0 0 1 0 0 0 1 1 0 0 1 0 0														
<b>Inning Stats</b>	R: 1 E: 0 K: 3 S: 15	H: 1 LOB: 1 BB: 1 P: 24	R: 2 E: 0 K: 1 S: 11	H: 3 LOB: 1 BB: 0 P: 17	R: 1 E: 0 K: 0 S: 13	H: 2 LOB: 2 BB: 1 P: 23	R: 0 E: 0 K: 0 S: 9	H: 1 LOB: 1 BB: 0 P: 15	R: 3 E: 0 K: 0 S: 13	H: 4 LOB: 2 BB: 1 P: 24	R: 2 E: 0 K: 1 S: 16	H: 2 LOB: 1 BB: 2 P: 27	R: 0 E: 0 K: 0 S: 7	H: 0 LOB: 0 BB: 0 P: 8	R: 0 E: 0 K: 0 S: 4	H: 1 LOB: 0 BB: 0 P: 7	R: 2 E: 0 K: 0 S: 9	H: 3 LOB: 2 BB: 1 P: 19	1B: 12 2B: 4 3B: 1 HR: 0	SF: 1 SAC: 1 DP: 2 HBP: 0	WP: 0 PB: 0 SB: 0 CS: 0	PA: 48		
<b>PITCHER</b>	IP WLS BF H R ER SO BB IBB HBP BLK WP HR S P ERA WHIP																							
<b>Andy Benes, R</b> (1, 1) <small>ERA: 2.57</small> <b>Pat Clements, L</b> (5, 1) <small>ERA: 7.71</small> <b>Rich Rodriguez, L</b> (7, 1) <small>ERA: 2.16</small> <b>Jeremy Hernandez, R</b> (9, 1) <small>ERA: 6.39</small>	4.2 L 28 11 7 7 4 2 1 0 0 0 0 60 101 13.50 2.786	1.1 7 2 2 2 1 2 0 0 0 0 0 17 29 13.50 3.000	2.0 6 1 0 0 0 0 0 0 0 0 0 11 15 0.00 0.500	1.0 7 3 2 2 0 0 1 0 0 0 0 9 19 18.00 3.000																				

**Cincinnati Reds @ San Diego Padres**  
 Jack Murphy Stadium, San Diego, CA  
 Sat Apr 25 1992, 10:05 PM EDT  
 Att. 24,795 - Cloudy - 77 F

[livebaseballscorecards.com](http://livebaseballscorecards.com)

<b>AB</b>	<b>40</b>
<b>R</b>	<b>11</b>
<b>H</b>	<b>17</b>
<b>RBI</b>	<b>11</b>
<b>BB</b>	<b>6</b>
<b>SO</b>	<b>5</b>
<b>LOB</b>	<b>19</b>



BOTTOM

Cincinnati Reds @ San Diego Padres  
Jack Murphy Stadium, San Diego, CA

Sat Apr 25 1992, 10:05 PM EDT  
Att. 24,795 - Cloudy - 77 F

livebaseballscorecards.com

AB	35
R	5
H	11
RBI	5
BB	5
SO	3
LOB	19



WP:	0	PA:	41
PB:	0		
SB:	0		
CS:	1		

AB R H RBI BB SO LOB

4 1 1 0 1 1 4

5 1 1 1 0 0 2

3 1 2 2 2 0 0

5 1 2 2 0 1 3

4 0 2 0 0 1 0

4 0 0 0 0 0 3

2 0 0 0 0 0 2

4 0 1 0 0 0 4

1 0 1 0 0 0 0  
2 1 1 0 1 0 1

1B: 8 SF: 0  
2B: 2 SAC: 0  
3B: 0 DP: 2  
HR: 1 HBP: 0

Batter	1	2	3	4	5	6	7	8	9
Darrin Jackson, R (1, 8) OBP: 0.235, SLG: 0.262	0-0 P3		1-3 K		1-0 2B 1B		4-1 G4-6-3 BB	1-0 F7	
Tony Gwynn, L (1, 9) OBP: 0.410, SLG: 0.467	1-2 F7		0-0 F7		2-0 1B 2B		1-1 G4-6-3 1-2f		2-2 G4-3
Gary Sheffield, R (1, 5) OBP: 0.418, SLG: 0.567	4-0 CS BB		4-1		1-0 HR 1B		1-1 1B		0-0 F7
Fred McGriff, L (1, 3) OBP: 0.397, SLG: 0.612	1-2 CS 1-2	3-2 FC3-6 1B	1-0 G6-3		1-1 HR		1-2 G1		1-3 K
Benito Santiago, R (1, 2) OBP: 0.219, SLG: 0.271		2-0 FC3-6 1B		1-3 K	2-1 G6-3			1-2 FC6-4 BB 1B	
Jerald Clark, R (1, 7) OBP: 0.205, SLG: 0.309		0-1 FC3-6 FC4-6 1-2f 2-3		0-1 L4	1-0 F8			0-0 F8	
Kurt Stillwell, S (1, 4) Pat Clements, R (5, 1) Gary Pettis, S (6, PH) Rich Rodriguez, L (7, 1) Oscar Azocar, L (8, PH) Jeremy Hernandez, R (9, 1)		3-2 P5 1 SAFE 1 SAFE		0-0 F9		1-1 F8		4-0 FC6-4 BB 1-2	
Craig Shipley, R (1, 6) OBP: 0.188, SLG: 0.188		0-1 FC4-6 1-2f			2-2 F8	0-2 G6-4-3 1B		0-2 FC6-4 BB 1-2f 2-3	
Andy Benes, R (1, 1) Tim Teufel, R (5, 4) OBP: 0.500, SLG: 0.571 OBP: 0.313, SLG: 0.310			0-0 BB 1B		2-1 1B 2B	3-2 G6-4-3 1-2f		4-2 BB	

Inning Stats	R: 0	H: 0	E: 0	K: 0	S: 6	R: 0	H: 2	E: 0	K: 0	S: 13	R: 0	H: 1	E: 0	K: 1	S: 7	R: 0	H: 0	E: 0	K: 1	S: 7	R: 5	H: 5	E: 0	K: 0	S: 14	R: 0	H: 1	E: 0	K: 0	S: 8	R: 0	H: 1	E: 0	K: 0	S: 9	R: 0	H: 1	E: 0	K: 0	S: 12	R: 0	H: 0	E: 0	K: 1	S: 8	1B: 8	SF: 0	2B: 2	SAC: 0	3B: 0	DP: 2	HR: 1	HBP: 0	WP: 0	PA: 41
--------------	------	------	------	------	------	------	------	------	------	-------	------	------	------	------	------	------	------	------	------	------	------	------	------	------	-------	------	------	------	------	------	------	------	------	------	------	------	------	------	------	-------	------	------	------	------	------	-------	-------	-------	--------	-------	-------	-------	--------	-------	--------

PITCHER	IP	WLS	BF	H	R	ER	SO	BB	IBB	HBP	BLK	WP	HR	S	P	ERA	WHIP
Greg Swindell, L (1, 1) ERA: 4.78	6.0	W	27	9	5	5	2	2	0	0	0	0	1	55	92	7.50	1.833
Dwayne Henry, R (7, 1) ERA: 2.51	1.2		8	2	0	0	0	2	0	0	0	0	0	18	30	0.00	2.400
Rob Dibble, R (8, 1) ERA:	1.1	S	5	0	0	0	1	1	0	0	0	0	0	11	19	0.00	0.750



Batter	1	2	3	4	5	6	7	8	9	AB R H RBI BB SO LOB	TOP											
<b>Bip Roberts, S</b> (1, 4) OBP: 0.360, SLG: 0.342	0-0 G5-3		1-1 L9		1-1 G5-3			1-2 G4-3		4 0 0 0 0 0 0	<b>Cincinnati Reds @ San Diego Padres</b> Jack Murphy Stadium, San Diego, CA Sun Apr 26 1992, 6:33 AM EDT Att. 19,964 - Sunny - 82 F											
<b>Billy Hatcher, R</b> (1, 7) OBP: 0.342, SLG: 0.444	1-0 P6		0-1 L9			2-2 HR		1-3 K		4 1 1 1 0 1 0												
<b>Reggie Sanders, R</b> (1, 8) OBP: 0.380, SLG: 0.492	1-1 3B		1-0 1B			1-1 F9		3-2 L8		4 0 2 0 0 0 0												
<b>Chris Sabo, R</b> (1, 5) OBP: 0.273, SLG: 0.200 <b>Dave Martinez, L</b> (9, PR) OBP: 0.382, SLG: 0.354	2-3 K		0-0 L7			0-0 F9		2-1 SH1-4 1B 1B		4 0 1 0 0 1 2 0 0 0 0 0 0 0												
<b>Bill Doran, S</b> (1, 3) OBP: 0.304, SLG: 0.293		4-2 G3-1 1B BB		3-3 K		3-2 L8		1-0 SH1-4 1B		3 0 1 0 1 1 0												
<b>Paul O'Neill, L</b> (1, 9) OBP: 0.482, SLG: 0.522		0-1 G3-1 1B		2-2 L8-4 2B			0-3 K	0-0 SH1-4 1B		3 0 2 0 0 1 0												
<b>Joe Oliver, R</b> (1, 2) OBP: 0.298, SLG: 0.373		0-3 K		0-1 L8-4			1-1 1B	1-2 2-3		4 0 1 0 0 2 6												
<b>Freddie Benavides, R</b> (1, 6) OBP: 0.250, SLG: 0.310		1-2 G3-1 1-2 2-3			0-2 G6-3		1-0 P4	0-0 G6-3		4 0 0 0 0 0 6												
<b>Chris Hammond, L</b> (1, 1) OBP: 0.333, SLG: 0.286 <b>Geronimo Berroa, R</b> (7, PH) <b>Scott Ruskin, R</b> (7, 1)		1-3 K			0-1 G6-3		2-0 F8			2 0 0 0 0 1 2 1 0 0 0 0 0 1 0 0 0 0 0 0 0												
<b>Inning Stats</b>	R: 0 E: 0 K: 1 S: 8	H: 1 LOB: 1 BB: 0 P: 12	R: 0 E: 0 K: 2 S: 14	H: 1 LOB: 2 BB: 1 P: 20	R: 0 E: 0 K: 0 S: 6	H: 1 LOB: 1 BB: 0 P: 8	R: 0 E: 0 K: 1 S: 8	H: 1 LOB: 0 BB: 0 P: 13	R: 0 E: 0 K: 0 S: 7	H: 0 LOB: 0 BB: 0 P: 8	R: 1 E: 0 K: 0 S: 9	H: 1 LOB: 0 BB: 0 P: 15	R: 0 E: 0 K: 1 S: 7	H: 1 LOB: 1 BB: 0 P: 11	R: 0 E: 0 K: 1 S: 10	H: 0 LOB: 0 BB: 0 P: 15	R: 0 E: 0 K: 1 S: 10	H: 2 LOB: 3 BB: 0 P: 13	1B: 5 2B: 2 3B: 1 HR: 1	SF: 0 SAC: 1 DP: 1 HBP: 0	WP: 0 PB: 0 SB: 0 CS: 0	PA: 35
<b>PITCHER</b>	IP WLS BF H R ER SO BB IBB HBP BLK WP HR S P ERA WHIP																					
<b>Craig Lefferts, L</b> (1, 1) ERA: 5.09	6.1 W 25 6 1 1 5 1 0 0 0 0 1 57 82 1.42 1.105																					
<b>Jose Melendez, R</b> (7, 1) ERA: 1.06	0.2 2 0 0 0 0 0 0 0 0 0 0 2 5 0.00 0.000																					
<b>Randy Myers, L</b> (8, 1) ERA: 5.02	2.0 S 8 2 0 0 2 0 0 0 0 0 0 20 28 0.00 1.000																					

livebaseballscorecards.com

<b>AB</b>	33
<b>R</b>	1
<b>H</b>	8
<b>RBI</b>	1
<b>BB</b>	1
<b>SO</b>	7
<b>LOB</b>	17







Batter	1	2	3	4	5	6	7	8	9	AB	R	H	RBI	BB	SO	LOB	TOP										
Gary Redus, R OBP: 0.375, SLG: 0.385 Orlando Merced, S OBP: 0.360, SLG: 0.211 (7, 3)	1-1 P3		4-2 BB			0-1 SF9	3-2 1B			2	1	1	0	1	0	0											
Jay Bell, R OBP: 0.369, SLG: 0.275 (1, 6)	0-1 F8		2-2 P3			2-2 SF9	1-2 G1-3			3	0	0	1	0	0	3											
Andy Van Slyke, L OBP: 0.405, SLG: 0.369 (1, 8)	3-2 E3			2-3 K		4-0 BB		2-3 K		3	0	0	0	1	2	0											
Barry Bonds, L OBP: 0.444, SLG: 0.695 (1, 7)	3-3 K			2-3 K		0-0 F7		3-2 S		4	0	1	0	0	2	2											
Jeff King, R OBP: 0.275, SLG: 0.283 (1, 4)		1-1 F9		1-2 F7		4-2 BB		1-0 P3		3	0	0	0	1	0	1											
Steve Buechele, R OBP: 0.307, SLG: 0.368 (1, 5)		2-3 K			3-2 HR	2-1 F8		0-3 K		4	1	1	1	0	2	3											
Kirk Gibson, L OBP: 0.265, SLG: 0.348 (1, 9)		2-2 G4-3			2-3 K		0-0 SH1-3		0-3 K	4	0	1	0	0	2	0											
Don Slaught, R OBP: 0.500, SLG: 0.500 (1, 2)			1-0 F8		0-0 CS		0-0 SH1-3		1-1 G4-3	3	0	1	0	0	0	0											
Doug Drabek, R OBP: 0.091, SLG: 0.091 Cecil Esquivel, S OBP: 0.556, SLG: 0.833 Vicente Palacios, R OBP: 0.200, SLG: 0.200 Jerry Don Gleaton, L OBP: 0.200, SLG: 0.200 Roger Mason, R OBP: 0.500, SLG: 0.500 Lloyd McClendon, R OBP: 0.545, SLG: 0.833 (7, 1)			1-3 K		2-3 K		3-2 F7		2-2 F8	2	0	0	0	0	2	1											
<b>Inning Stats</b>	R: 0 E: 1 K: 1 S: 13	H: 0 LOB: 1 BB: 0 P: 20	R: 0 E: 0 K: 1 S: 8	H: 0 LOB: 0 BB: 0 P: 13	R: 0 E: 0 K: 1 S: 9	H: 0 LOB: 1 BB: 1 P: 17	R: 0 E: 0 K: 2 S: 10	H: 0 LOB: 0 BB: 0 P: 15	R: 1 E: 0 K: 2 S: 11	H: 2 LOB: 0 BB: 0 P: 18	R: 1 E: 0 K: 0 S: 10	H: 1 LOB: 2 BB: 2 P: 22	R: 0 E: 0 K: 0 S: 12	H: 2 LOB: 2 BB: 0 P: 19	R: 0 E: 0 K: 2 S: 12	H: 1 LOB: 1 BB: 0 P: 18	R: 0 E: 0 K: 1 S: 8	H: 0 LOB: 0 BB: 0 P: 11	1B: 4 2B: 0 3B: 1 HR: 1	SF: 1 SAC: 1 DP: 0 HBP: 0	WP: 0 PB: 0 SB: 1 CS: 1	PA: 36					
<b>PITCHER</b>	IP	WLS	BF	H	R	ER	SO	BB	IBB	HBP	BLK	WP	HR	S	P	ERA	WHIP										
Tom Browning, L ERA: 5.33 (1, 1)	6.0	W	24	3	2	2	7	3	0	0	0	0	1	61	105	3.00	1.000										
Dwayne Henry, R ERA: 2.4 (7, 1)	0.2		3	1	0	0	0	0	0	0	0	0	0	6	9	0.00	1.500										
Scott Ruskin, L ERA: 3.38 (7, 1)	0.2		4	2	0	0	1	0	0	0	0	0	0	14	23	0.00	3.000										
Rob Dibble, R ERA: (8, 1)	0.2		2	0	0	0	1	0	0	0	0	0	0	4	5	0.00	0.000										
Norm Charlton, L ERA: 2.7 (9, 1)	1.0	S	3	0	0	0	1	0	0	0	0	0	0	8	11	0.00	0.000										

Pittsburgh Pirates @ Cincinnati Reds  
Riverfront Stadium, Cincinnati, OH

Tue Apr 28 1992, 7:05 PM EDT  
Att. 24,202 - Sunny - 59 F

livebaseballscorecards.com

AB	31
R	2
H	6
RBI	2
BB	3
SO	10
LOB	11



Batter	1	2	3	4	5	6	7	8	9	AB	R	H	RBI	BB	SO	LOB
<b>Bip Roberts, S</b> OBP: 0.376, SLG: 0.380 (1, 7) (8, 4)	1-0 G4-3 2B		4-1 G5-3 BB		0-2 G3-1		1-0 BB 2B			3	0	2	0	1	0	0
<b>Dave Martinez, L</b> OBP: 0.362, SLG: 0.333 (1, 3) (7, PH)	1-1 G6-3		0-0 F9			2-1 G4-3	3-2 FC5			3	0	0	0	0	0	3
<b>Billy Hatcher, R</b> OBP: 0.333, SLG: 0.432 (8, 7)			2-3				BB			1	0	0	0	0	0	2
<b>Rob Dibble, L</b> OBP: 1.000, SLG: 1.000 (8, 1)										0	0	0	0	0	0	0
<b>Norm Charlton, S</b> (9, 1)										0	0	0	0	0	0	0
<b>Chris Sabo, R</b> OBP: 0.269, SLG: 0.174 (1, 5)	1-1 E7 G4-3		0-1 G5-3			0-0 L5	3-H 4-1 G6-4-3 BB			3	0	0	0	1	0	3
<b>Paul O'Neill, L</b> OBP: 0.471, SLG: 0.549 (1, 9)	0-1 G4-3			0-1 L9		2-2 HR	0-1 G6-4-3			4	1	1	1	0	0	5
<b>Bill Doran, S</b> OBP: 0.301, SLG: 0.290 (1, 4) (8, 3)	2-0 P5			0-0 F8		1-0 1B WP 1B		2-3 K		4	1	1	0	0	1	2
<b>Reggie Sanders, R</b> OBP: 0.387, SLG: 0.536 (1, 8)		3-3 K		0-1 HR		1-2 1B 1B		1-2 G4-3		4	1	2	1	0	1	0
<b>Joe Oliver, R</b> OBP: 0.295, SLG: 0.364 (1, 2)		1-2 G1-4-3		1-2 G1-3		2-1 1B		1-2 P9		4	0	1	1	0	0	0
<b>Freddie Benavides, R</b> OBP: 0.234, SLG: 0.289 (7, 1)			0-0 P4			1-3 1B				3	0	0	0	0	0	2
<b>Dwayne Henry, R</b> (7, 1)						1-0 L6				0	0	0	0	0	0	0
<b>Scott Ruskin, R</b> (7, 1)						1-0 G5-3				0	0	0	0	0	0	0
<b>Jacob Brumfield, R</b> OBP: 0.364, SLG: 0.300 (8, 7)										0	0	0	0	0	0	0
<b>Tom Browning, L</b> OBP: 0.333, SLG: 0.375 (1, 1)			0-1 F9 BB 1B			2-2 G5-3		0-0 2B FC5 1B		2	0	1	0	0	0	0
<b>Gary Green, R</b> OBP: 0.222, SLG: 0.333 (7, 6)										1	0	1	0	0	0	0

Inning Stats	R: 0	H: 1	E: 1	LOB: 2	K: 0	BB: 0	S: 8	P: 13	R: 0	H: 0	E: 0	LOB: 0	K: 1	BB: 0	S: 7	P: 11	R: 0	H: 1	E: 0	LOB: 1	K: 0	BB: 1	S: 6	P: 10	R: 1	H: 1	E: 0	LOB: 0	K: 0	BB: 0	S: 8	P: 9	R: 0	H: 0	E: 0	LOB: 0	K: 0	BB: 0	S: 9	P: 12	R: 2	H: 4	E: 0	LOB: 2	K: 0	BB: 0	S: 13	P: 22	R: 0	H: 2	E: 0	LOB: 2	K: 0	BB: 1	S: 8	P: 16	R: 0	H: 0	E: 0	LOB: 0	K: 1	BB: 0	S: 11	P: 15
--------------	------	------	------	--------	------	-------	------	-------	------	------	------	--------	------	-------	------	-------	------	------	------	--------	------	-------	------	-------	------	------	------	--------	------	-------	------	------	------	------	------	--------	------	-------	------	-------	------	------	------	--------	------	-------	-------	-------	------	------	------	--------	------	-------	------	-------	------	------	------	--------	------	-------	-------	-------

PITCHER	IP	WLS	BF	H	R	ER	SO	BB	IBB	HBP	BLK	WP	HR	S	P	ERA	WHIP
<b>Doug Drabek, R</b> ERA: 2.75 (1, 1)	6.0	L	26	7	3	3	1	1	0	0	0	1	2	51	77	4.50	1.333
<b>Vicente Palacios, R</b> ERA: 3.38 (7, 1)	0.0		2	2	0	0	0	0	0	0	0	0	0	2	3	∞	∞
<b>Jerry Don Gleaton, L</b> ERA: 3.6 (7, 1)	0.1		1	0	0	0	0	0	0	0	0	0	0	3	6	0.00	0.000
<b>Roger Mason, R</b> ERA: 2.45 (7, 1)	0.0		1	0	0	0	0	1	0	0	0	0	0	1	5	∞	∞
<b>Bob Patterson, L</b> ERA: (7, 1)	1.2		4	0	0	0	1	0	0	0	0	0	0	13	17	0.00	0.000

**BOTTOM**

**Pittsburgh Pirates @ Cincinnati Reds**  
Riverfront Stadium, Cincinnati, OH

Tue Apr 28 1992, 7:05 PM EDT  
Att. 24,202 - Sunny - 59 F

AB	32
R	3
H	9
RBI	3
BB	2
SO	2
LOB	17

WP: 1 PA: 34  
PB: 0  
SB: 0  
CS: 0



PITCHER	IP	WLS	BF	H	R	ER	SO	BB	IBB	HBP	BLK	WP	HR	S	P	ERA	WHIP
<b>Doug Drabek, R</b> ERA: 2.75 (1, 1)	6.0	L	26	7	3	3	1	1	0	0	0	1	2	51	77	4.50	1.333
<b>Vicente Palacios, R</b> ERA: 3.38 (7, 1)	0.0		2	2	0	0	0	0	0	0	0	0	0	2	3	∞	∞
<b>Jerry Don Gleaton, L</b> ERA: 3.6 (7, 1)	0.1		1	0	0	0	0	0	0	0	0	0	0	3	6	0.00	0.000
<b>Roger Mason, R</b> ERA: 2.45 (7, 1)	0.0		1	0	0	0	0	1	0	0	0	0	0	1	5	∞	∞
<b>Bob Patterson, L</b> ERA: (7, 1)	1.2		4	0	0	0	1	0	0	0	0	0	0	13	17	0.00	0.000



Batter	1	2	3	4	5	6	7	8	9	AB R H RBI BB SO LOB	TOP											
<b>Kirk Gibson, L</b> (1, 9) OBP: 0.245, SLG: 0.320	0-1 L1		1-3 K		1-0 G1		2-2 P5			4 0 0 0 0 1 1												
<b>Jay Bell, R</b> (1, 6) OBP: 0.364, SLG: 0.264	0-3 K		0-0 L4		4-1 1B BB			2-3 K		3 0 0 0 1 2 0												
<b>Andy Van Slyke, L</b> (1, 8) OBP: 0.422, SLG: 0.373	4-2 BB		3-2 P4		2-1 1B			4-1 2B BB		2 1 1 1 2 0 0												
<b>Barry Bonds, L</b> (1, 7) OBP: 0.434, SLG: 0.683	2-2 P3			2-3 K	3-3 K			0-0 G4-3 2B		4 0 1 1 0 2 3												
<b>Orlando Merced, S</b> (1, 3) OBP: 0.370, SLG: 0.220		4-1 HR BB		2-2 1B		1-0 F7		2-2 G4-3		3 1 1 0 1 0 1												
<b>Steve Buechele, R</b> (1, 5) OBP: 0.304, SLG: 0.403		0-1 HR		2-2 F9		0-3 K		2-0 P4		4 1 1 2 0 1 2												
<b>Michael LaValliere, L</b> (1, 2) OBP: 0.378, SLG: 0.410		1-2 G1-3		0-1 G4-3		0-1 G3			0-1 F8	4 0 0 0 0 0 1												
<b>Jeff King, R</b> (1, 4) OBP: 0.255, SLG: 0.260		1-2 P5			0-0 G5-3		0-0 F7		0-2 P2	4 0 0 0 0 0 0												
<b>Zane Smith, L</b> (1, 1) OBP: 0.071, SLG: 0.143		0-0 F9			0-3 K 1B		1-1 G4-3		0-1 F8	4 1 0 0 0 1 0												
<b>Inning Stats</b>	R: 0 E: 0 K: 1 S: 11	H: 0 LOB: 1 BB: 1 P: 17	R: 2 E: 0 K: 0 S: 11	H: 1 LOB: 0 BB: 1 P: 17	R: 0 E: 0 K: 1 S: 7	H: 0 LOB: 0 BB: 0 P: 11	R: 0 E: 0 K: 1 S: 11	H: 1 LOB: 1 BB: 0 P: 17	R: 1 E: 0 K: 2 S: 13	H: 1 LOB: 2 BB: 1 P: 23	R: 0 E: 0 K: 0 S: 6	H: 0 LOB: 0 BB: 0 P: 7	R: 0 E: 0 K: 0 S: 6	H: 0 LOB: 0 BB: 0 P: 9	R: 1 E: 0 K: 1 S: 11	H: 1 LOB: 1 BB: 1 P: 21	R: 0 E: 0 K: 0 S: 8	H: 0 LOB: 0 BB: 0 P: 8	1B: 2 2B: 1 3B: 0 HR: 1	SF: 0 SAC: 0 DP: 0 HBP: 0	WP: 1 PB: 0 SB: 0 CS: 0	PA: 36
<b>PITCHER</b>	IP WLS BF H R ER SO BB IBB HBP BLK WP HR S P ERA WHIP												<b>PITCHER</b>	IP WLS BF H R ER SO BB IBB HBP BLK WP HR S P ERA WHIP								
<b>Tim Belcher, R</b> (1, 1) ERA: 4.98	8.0 L 33 4 4 4 7 4 0 0 0 1 1 76 122 4.50 1.000																					
<b>Scott Bankhead, R</b> (9, 1) ERA: 2.08	1.0 3 0 0 0 0 0 0 0 0 0 0 8 8 0.00 0.000																					

**Pittsburgh Pirates @ Cincinnati Reds**  
Riverfront Stadium, Cincinnati, OH  
Wed Apr 29 1992, 7:05 PM EDT  
Att. 20,307 - Cloudy - 59 F

[livebaseballscorecards.com](http://livebaseballscorecards.com)

<b>AB</b>	32
<b>R</b>	4
<b>H</b>	4
<b>RBI</b>	4
<b>BB</b>	4
<b>SO</b>	7
<b>LOB</b>	8



Batter	1	2	3	4	5	6	7	8	9	AB	R	H	RBI	BB	SO	LOB
<b>Bip Roberts, S</b> OBP: 0.371, SLG: 0.373 (1, 4)	0-1 G4-3		2-2 G1-3			1-2 G3			1-1 G4-6-3 1B	4	0	1	0	0	0	1
<b>Billy Hatcher, R</b> OBP: 0.302, SLG: 0.390 (1, 7)	2-2 L4			0-0 L7		0-1 F8			0-0 G4-6-3 1-2f	4	0	0	0	0	0	1
<b>Reggie Sanders, R</b> OBP: 0.367, SLG: 0.507 (1, 8)	0-0 G6-3			0-0 L7		0-3 K			0-0 F9	4	0	0	0	0	1	0
<b>Chris Sabo, R</b> OBP: 0.241, SLG: 0.154 (1, 5)		2-1 G6-3		2-2 G6-3			0-1 F9			3	0	0	0	0	0	0
<b>Joe Oliver, R</b> OBP: 0.297, SLG: 0.362 (1, 2)		1-0 F9			0-1 G1-3 1B		3-1 G5-3			3	0	1	0	0	0	0
<b>Bill Doran, S</b> OBP: 0.289, SLG: 0.277 (1, 3)		3-2 G6-3			1-0 L9		2-1 G6-3			3	0	0	0	0	0	1
<b>Paul O'Neill, L</b> OBP: 0.456, SLG: 0.527 (1, 9)			3-2 G4-3		2-2 G1-3			1-1 F7		3	0	0	0	0	0	1
<b>Gary Green, R</b> OBP: 0.333, SLG: 0.417 (1, 6)			1-1 SH1 1B		2-2 SH1 1B			0-0 G6-3		3	0	2	0	0	0	0
<b>Tim Belcher, R</b> (1, 1)			0-1 SH1		1-2 G1-3			1-0 G6-3		1	0	0	0	0	0	2
<b>Geronimo Berroa, R</b> (8, PH)										1	0	0	0	0	0	0
<b>Scott Bankhead, R</b> OBP: 0.667, SLG: 0.667 (9, 1)										0	0	0	0	0	0	0

Inning Stats	R: 0	H: 0	E: 0	LOB: 0	K: 0	BB: 0	S: 7	P: 9	R: 0	H: 0	E: 0	LOB: 0	K: 0	BB: 0	S: 6	P: 12	R: 0	H: 1	E: 0	LOB: 1	K: 0	BB: 0	S: 13	P: 19	R: 0	H: 0	E: 0	LOB: 0	K: 0	BB: 0	S: 5	P: 7	R: 0	H: 2	E: 0	LOB: 2	K: 0	BB: 0	S: 12	P: 18	R: 0	H: 0	E: 0	LOB: 0	K: 1	BB: 0	S: 10	P: 11	R: 0	H: 0	E: 0	LOB: 0	K: 0	BB: 0	S: 6	P: 11	R: 0	H: 0	E: 0	LOB: 0	K: 0	BB: 0	S: 4	P: 6	R: 0	H: 1	E: 0	LOB: 0	K: 0	BB: 0	S: 4	P: 5	1B: 4	SF: 0	2B: 0	SAC: 1	3B: 0	DP: 1	HR: 0	HBP: 0	WP: 0	PA: 30
<b>PITCHER</b> <b>Zane Smith, L</b> ERA: 2.02 (1, 1)	IP	WLS	BF	H	R	ER	SO	BB	IBB	HBP	BLK	WP	HR	S	P	ERA	WHIP	IP	WLS	BF	H	R	ER	SO	BB	IBB	HBP	BLK	WP	HR	S	P	ERA	WHIP	IP	WLS	BF	H	R	ER	SO	BB	IBB	HBP	BLK	WP	HR	S	P	ERA	WHIP																															


**BOTTOM**

**Pittsburgh Pirates @ Cincinnati Reds**  
Riverfront Stadium, Cincinnati, OH

Wed Apr 29 1992, 7:05 PM EDT  
Att: 20,307 - Cloudy - 59 F

livebaseballscorecards.com

<b>AB</b>	<b>29</b>
<b>R</b>	<b>0</b>
<b>H</b>	<b>4</b>
<b>RBI</b>	<b>0</b>
<b>BB</b>	<b>0</b>
<b>SO</b>	<b>1</b>
<b>LOB</b>	<b>6</b>





Batter	1	2	3	4	5	6	7	8	9	AB R H RBI BB SO LOB	TOP													
Shawon Dunston, R OBP: 0.355, SLG: 0.390 (1, 6) B C F B S	2-3 K		0-1 F9			0-1 BB 1B		2-2 G5-3		4 0 1 0 0 1 1														
Sammy Sosa, R OBP: 0.293, SLG: 0.253 (1, 8) C B B B X	2-2 G2-3			1-2 G5-3		4-2 G4-6-3 BB 1B		1-2 G4-6-3 1B		3 0 1 0 1 0 0														
Mark Grace, L OBP: 0.360, SLG: 0.408 (1, 3) B X	1-0 23 WP 2B			2-2 G6-3		1-0 G4-6-3 1-2f		1-0 G4-6-3		4 0 1 0 0 0 3														
23 Ryne Sandberg, R OBP: 0.329, SLG: 0.403 (1, 4) B C S X	1-2 F9			1-0 G1-3			0-1 F8		4-1 G6-4-3 BB	3 0 0 0 1 0 1														
Andre Dawson, R OBP: 0.288, SLG: 0.460 (1, 9) C B T F X		1-2 G5-3			3-2 1B		0-0 G4-3 1B		1-1 G6-4-3 1-2f	4 0 2 0 0 0 2														
Hector Villanueva, R OBP: 0.211, SLG: 0.286 Bob Scanlan, R (7, 1)		1-2 F9			0-3 K		0-0 G4-3 1-2f			3 0 0 0 0 1 2 0 0 0 0 0 0 0														
Luis Salazar, R OBP: 0.294, SLG: 0.290 (1, 5) C X		0-1 F7			1-2 F9			1-3 K		3 0 0 0 0 1 1														
Jerome Walton, R OBP: 0.125, SLG: 0.067 (1, 7) B B X			2-0 F9		3-3 K			1-2 F9		3 0 0 0 0 1 1														
Greg Maddux, R OBP: 0.273, SLG: 0.636 Doug Dascenzo, S OBP: 0.400, SLG: 0.368 Ken Patterson, L Joe Girardi, R OBP: 0.289, SLG: 0.324 (1, 1) (6, PH) (6, 1) (7, 2)			1-2 F9			1-2 P4		1-0 1B		1 0 0 0 0 0 0 1 0 0 0 0 0 0 0 0 0 0 0 0 0 1 0 1 0 0 0 0														
<b>Inning Stats</b>	R: 0 E: 0 K: 1 S: 10	H: 1 LOB: 1 BB: 0 P: 16	R: 0 E: 0 K: 0 S: 9	H: 0 LOB: 0 BB: 0 P: 11	R: 0 E: 0 K: 0 S: 6	H: 0 LOB: 0 BB: 0 P: 9	R: 0 E: 0 K: 0 S: 8	H: 0 LOB: 0 BB: 0 P: 12	R: 0 E: 0 K: 2 S: 13	H: 1 LOB: 1 BB: 0 P: 20	R: 0 E: 0 K: 0 S: 9	H: 1 LOB: 1 BB: 1 P: 15	R: 0 E: 0 K: 0 S: 4	H: 1 LOB: 0 BB: 0 P: 4	R: 0 E: 0 K: 1 S: 10	H: 1 LOB: 1 BB: 0 P: 15	R: 0 E: 0 K: 0 S: 10	H: 1 LOB: 1 BB: 1 P: 17	1B: 5 2B: 1 3B: 0 HR: 0	SF: 0 SAC: 0 DP: 3 HBP: 0	WP: 1 PB: 0 SB: 0 CS: 0	PA: 32		
<b>PITCHER</b> Rob Swindell, L ERA: 3.63 Rob Dibble, R ERA:	IP 8.1 0.2	WLS W S	BF 31 1	H 6 0	R 0 0	ER 0 0	SO 4 0	BB 2 0	IBB 0 0	HBP 0 0	BLK 0 0	WP 1 0	HR 0 0	S 77 2	P 116 3	ERA 0.00 0.00	WHIP 0.960 0.000							

Chicago Cubs @ Cincinnati Reds  
Riverfront Stadium, Cincinnati, OH

Fri May 01 1992, 7:05 PM EDT  
Att. 41,440 - Cloudy - 80 F

livebaseballscorecards.com

AB	30
R	0
H	6
RBI	0
BB	2
SO	4
LOB	11



Batter	1	2	3	4	5	6	7	8	9
<b>Bip Roberts, S</b> OBP: 0.386, SLG: 0.384 (1, 7)	2-2 G4-6-3 1B		2-2 E4		0-0 2B 1B		4-1 CS BB		
<b>Reggie Sanders, R</b> OBP: 0.373, SLG: 0.513 (1, 8)	0-1 G4-6-3 1-2f		3-3 K2-3		3-2 2B 1H		4-1 BB 1B BB		
<b>Dave Martinez, L</b> OBP: 0.355, SLG: 0.315 (1, 3)	2-1 L6			1-2 G1-3	2-0 G1		4-1 1B 1-2 BB		
<b>Paul O'Neill, L</b> OBP: 0.457, SLG: 0.519 (1, 9)		1-0 G6-4-3 1B HBP		1-2 G4-3		2-3 K	1-0 1-3 2-H 1B		
<b>Bill Doran, S</b> OBP: 0.313, SLG: 0.362 (1, 4)		0-0 G6-4-3 1-2 1B		3-2 HR		1-1 CS 2B	1-0 F8		
<b>Chris Sabo, R</b> OBP: 0.242, SLG: 0.200 (1, 5)		0-1 G6-4-3 1-2f 2-3		1-1 F7		2-1 1B 2B	1-3 K		
<b>Joe Oliver, R</b> OBP: 0.324, SLG: 0.410 (1, 2)		1-2 G1-3			3-2 G4-3 1B 2B	4-0 1B IBB	0-1 G4-3 2B		
<b>Freddie Benavides, R</b> OBP: 0.235, SLG: 0.286 (1, 6)			0-0 G4-3		2-3 K	0-0 1-2 2-H 1B	0-2 G4-3		
<b>Greg Swindell, L</b> <b>Rob Dibble, L</b>			0-2 G4-3		1-0 G4-3		1-3 K	0-0 G5-3	

Inning Stats	R: 0 E: 0 K: 0 S: 8	H: 1 LOB: 0 BB: 0 P: 12	R: 0 E: 0 K: 0 S: 8	H: 1 LOB: 1 BB: 0 P: 10	R: 0 E: 1 K: 1 S: 12	H: 0 LOB: 1 BB: 0 P: 17	R: 1 E: 0 K: 0 S: 12	H: 1 LOB: 0 BB: 0 P: 18	R: 2 E: 0 K: 1 S: 15	H: 3 LOB: 1 BB: 0 P: 25	R: 0 E: 0 K: 1 S: 8	H: 3 LOB: 2 BB: 1 P: 17	R: 1 E: 0 K: 1 S: 8	H: 1 LOB: 2 BB: 3 P: 23	R: 0 E: 0 K: 1 S: 9	H: 1 LOB: 1 BB: 0 P: 10
1B: 5 2B: 5 3B: 0 HR: 1	SF: 0 SAC: 0 DP: 2 HBP: 1	WP: 0 PB: 0 SB: 1 CS: 2														

PITCHER	IP	WLS	BF	H	R	ER	SO	BB	IBB	HBP	BLK	WP	HR	S	P	ERA	WHIP
<b>Greg Maddux, R</b> ERA: 3.18 (1, 1)	5.0	L	21	6	3	3	2	0	0	0	0	0	1	55	82	5.40	1.200
<b>Ken Patterson, L</b> ERA: 4.32 (6, 1)	1.0		5	3	0	0	1	0	1	0	0	0	0	8	17	0.00	3.000
<b>Bob Scanlan, R</b> ERA: 2.19 (7, 1)	2.0		10	2	1	1	2	3	0	0	0	0	0	17	33	4.50	2.500

**BOTTOM**

**Chicago Cubs @ Cincinnati Reds**  
Riverfront Stadium, Cincinnati, OH  
Fri May 01 1992, 7:05 PM EDT  
Att. 41,440 - Cloudy - 80 F

livebaseballscores.com

<b>AB</b>	<b>31</b>
<b>R</b>	<b>4</b>
<b>H</b>	<b>11</b>
<b>RBI</b>	<b>4</b>
<b>BB</b>	<b>4</b>
<b>SO</b>	<b>5</b>
<b>LOB</b>	<b>12</b>



WP: 0 PB: 0 SB: 1 CS: 2	PA: 36
----------------------------------	--------



Chicago Cubs @ Cincinnati Reds  
Riverfront Stadium, Cincinnati, OH

Sat May 02 1992, 3:33 AM EDT  
Att. 34,276 - Cloudy - 77 F

AB	35
R	10
H	10
RBI	9
BB	5
SO	2
LOB	13



WP	1	PA	43
PB	0		
SB	1		
CS	0		

Batter	1	2	3	4	5	6	7	8	9	AB R H RBI BB SO LOB	TOP										
Shawon Dunston, R (1, 6) OBP: 0.358, SLG: 0.391	1-1 23 F7 HR 1B		2-2 P3		3-2 G6-4-3 1B		2-1 F9		1-3 K	5 1 2 0 0 1 2											
Sammy Sosa, R (1, 8) OBP: 0.309, SLG: 0.264	1-1 HR 1B		2-0 23 S 23 E 1B		0-0 G6-4-3 1-2f		1-1 P3		2-0 23 1B 1B HBP	4 3 2 0 0 0 1											
23 Ryne Sandberg, R (1, 4) OBP: 0.345, SLG: 0.400	1-2 F7 2-3		3-2 E6 G5-3 1-H		4-2 BB BB		4-2 WP BB		0-1 1B 1-2 2-3 HR 1B	3 1 1 0 2 0 2											
Andre Dawson, R (1, 9) OBP: 0.296, SLG: 0.500 Bob Scanlan, R (9, 1)	2-1 HR		0-2 G5-3 1-2		0-0 F9		1-3 K		0-0 HR 1B	5 2 2 5 0 1 3 0 0 0 0 0 0 0											
Mark Grace, L (1, 3)	3-2 G5-3		0-1 G3		4-0 BB 1-2		4-0 IBB		3-2 HR	3 1 1 3 2 0 1											
Luis Salazar, R (1, 5) OBP: 0.282, SLG: 0.278	1-1 P3		3-2 F8		1-2 F9		3-2 P2		0-0 FC4-6 1B	5 0 1 0 0 0 3											
Jerome Walton, R (1, 7) OBP: 0.111, SLG: 0.059 Doug Dascenzo, S (7, PH) (7, 7) (9, 9)		3-2 G6-3	1-0 L6		0-0 G3		0-0 G3		E6 FC4-6	2 0 0 0 0 0 0 3 1 0 0 0 0 1											
Joe Girardi, R (1, 2) OBP: 0.310, SLG: 0.325		2-0 G5-3	1-2 P8		4-2 SH5-4 BB		4-2 SH5-4 BB		0-0 23 1B 1B HBP 1B	3 1 1 0 1 0 0											
Mike Morgan, R (1, 1) OBP: 0.200, SLG: 0.200 Paul Assenmacher, L (6, 1) Chico Walker, S (9, PH) (9, 7)		0-1 G5-3	0-0 F8		0-0 F8		0-0 SH5-4		0-2 SF7	2 0 0 0 0 0 0 0 0 0 0 0 0 0 0 0 0 1 0 0 0											
Inning Stats	R: 3 E: 0 K: 0 S: 14	H: 3 LOB: 0 BB: 0 P: 23	R: 0 E: 0 K: 0 S: 6	H: 0 LOB: 0 BB: 0 P: 11	R: 1 E: 1 K: 0 S: 13	H: 1 LOB: 1 BB: 0 P: 20	R: 0 E: 0 K: 0 S: 9	H: 0 LOB: 0 BB: 0 P: 14	R: 0 E: 0 K: 0 S: 5	H: 1 LOB: 0 BB: 0 P: 8	R: 0 E: 0 K: 0 S: 9	H: 0 LOB: 1 BB: 2 P: 18	R: 0 E: 0 K: 0 S: 6	H: 0 LOB: 1 BB: 1 P: 12	R: 0 E: 0 K: 1 S: 11	H: 0 LOB: 2 BB: 2 P: 24	R: 6 E: 1 K: 1 S: 19	H: 5 LOB: 1 BB: 0 P: 29	1B: 8 2B: 0 3B: 0 HR: 2	SF: 1 SAC: 1 DP: 1 HBP: 1	WP: 1 PA: 43
PITCHER	IP WLS BF H R ER SO BB IBB HBP BLK WP HR S P ERA WHIP																				
Chris Hammond, L (1, 1) ERA: 3.45	6.0 L 24 5 4 3 0 2 0 0 0 0 0 1 56 94 4.50 1.167																				
Dwayne Henry, R (7, 1) ERA: 2.12	2.0 9 0 0 0 1 2 1 0 0 1 0 17 36 0.00 1.000																				
Norm Charlton, L (9, 1) ERA: 2.51	1.0 10 5 6 0 1 0 0 0 1 0 0 1 19 29 0.00 5.000																				

livebaseballscorecards.com

Batter	1	2	3	4	5	6	7	8	9	AB	R	H	RBI	BB	SO	LOB
<b>Bip Roberts, S</b> OBP: 0.396, SLG: 0.393 (1, 7) S M S (7, 4)	1-3 K		2-1 G1-3		4-2 FC3-6 1B 1-2 BB	4-1 2B BB		1 SAFE 3-1 C B B B 1 X SAFE 1-H 2B		3	0	1	0	2	1	0
<b>Reggie Sanders, R</b> OBP: 0.375, SLG: 0.519 (1, 8) F B X (7, 4)	1-1 1B BB 1B		0-0 G3-1		1-3 K	1-0 1-3 2-H 2B			2-3 K	5	0	2	1	0	2	2
<b>Dave Martinez, L</b> OBP: 0.385, SLG: 0.339 <b>Billy Hatcher, R</b> OBP: 0.289, SLG: 0.372 (1, 3) C B C B 1 F (6, PH) SAFE (7, 7)	4-2 1B BB 1-2 BB		1-1 BB 1B		1-2 FC3-6 1-2 2-3 1B	0-1 G4-3			0-1 G6-3	2	0	2	0	1	0	0
<b>Paul O'Neill, L</b> OBP: 0.465, SLG: 0.513 (1, 9) S X (7, 3)	0-1 G4-6-3 1-2 2-3 1B		4-1 SAFE 1B BB BB		0-0 FC3-6 1-2 2-3 3-H P5			2-3 K	4-2 DI BB	3	0	1	1	2	1	2
<b>Bill Doran, S</b> OBP: 0.294, SLG: 0.338 (1, 4) X (7, 3)	0-0 G4-6-3 1-2f		2-2 G4-3		0-0 P5			1-1 F7	0-2 F7 1-2	5	0	0	0	0	0	8
<b>Chris Sabo, R</b> OBP: 0.216, SLG: 0.176 (1, 5) C X (7, 3)		0-1 P6		0-0 G1-3		1-2 F8		1-3 K		4	0	0	0	0	1	0
<b>Joe Oliver, R</b> OBP: 0.306, SLG: 0.385 (1, 2) C C C X (7, 3)		0-2 G6-3		2-2 G4-3		0-0 F7			0-0 F9	4	0	0	0	0	0	0
<b>Freddie Benavides, R</b> OBP: 0.255, SLG: 0.321 (1, 6) X (7, 3)		0-0 1B		2-3 K		0-0 2B 2B			2-2 F8	4	1	2	0	0	1	0
<b>Chris Hammond, L</b> OBP: 0.364, SLG: 0.333 <b>Jeff Branson, L</b> OBP: 0.250, SLG: 0.500 <b>Dwayne Henry, R</b> <b>Geronimo Berroa, R</b> OBP: 0.333, SLG: 0.333 <b>Norm Charlton, S</b> (1, 1) (6, PH) (7, 1) (8, PH) (9, 1)		2-1 L6		0-1 1B BB FC3-6 1B		2-1 2B 2B			2-2 2B 1B	2	1	1	0	0	0	1

Inning Stats	R: 0	H: 2	E: 0	K: 1	S: 14	H: 2	LOB: 2	BB: 1	P: 20	R: 0	H: 1	E: 0	K: 0	S: 8	H: 1	LOB: 1	BB: 0	P: 10	R: 0	H: 0	E: 0	K: 1	S: 9	H: 0	LOB: 0	BB: 0	P: 11	R: 1	H: 2	E: 0	K: 1	S: 14	H: 3	LOB: 2	BB: 1	P: 19	R: 0	H: 0	E: 0	K: 2	S: 8	H: 2	LOB: 2	BB: 0	P: 12	R: 0	H: 2	E: 0	K: 0	S: 9	H: 0	LOB: 1	BB: 1	P: 20	1B: 7	SF: 0	2B: 4	SAC: 0	3B: 0	DP: 1	HR: 0	HBP: 0	WP: 0	PA: 41
--------------	------	------	------	------	-------	------	--------	-------	-------	------	------	------	------	------	------	--------	-------	-------	------	------	------	------	------	------	--------	-------	-------	------	------	------	------	-------	------	--------	-------	-------	------	------	------	------	------	------	--------	-------	-------	------	------	------	------	------	------	--------	-------	-------	-------	-------	-------	--------	-------	-------	-------	--------	-------	--------

PITCHER	IP	WLS	BF	H	R	ER	SO	BB	IBB	HBP	BLK	WP	HR	S	P	ERA	WHIP
<b>Mike Morgan, R</b> ERA: 5.46 (1, 1)	5.2	W	29	9	3	3	3	4	0	0	0	0	0	61	96	4.76	2.294
<b>Paul Assenmacher, L</b> ERA: 1.64 (6, 1)	2.1		8	2	0	0	2	0	0	0	0	0	0	19	30	0.00	0.857
<b>Bob Scanlan, R</b> ERA: 2.03 (9, 1)	1.0		4	0	0	0	1	1	0	0	0	0	0	14	20	0.00	1.000

**BOTTOM**

**Chicago Cubs @ Cincinnati Reds**  
Riverfront Stadium, Cincinnati, OH  
Sat May 02 1992, 3:33 AM EDT  
Att. 34,276 - Cloudy - 77 F

livebaseballscores.com

<b>AB</b>	<b>36</b>
<b>R</b>	<b>3</b>
<b>H</b>	<b>11</b>
<b>RBI</b>	<b>3</b>
<b>BB</b>	<b>5</b>
<b>SO</b>	<b>6</b>
<b>LOB</b>	<b>15</b>





Batter	1	2	3	4	5	6	7	8	9	AB R H RBI BB SO LOB	TOP																
Shawon Dunston, R (1, 6) OBP: 0.366, SLG: 0.412	1-1 2B 1B		1-3 K		3-2 1-H 2B			2-2 L6		4 0 2 1 0 1 1																	
Sammy Sosa, R (1, 8) OBP: 0.297, SLG: 0.253 Heathcliff Slocumb, R (8, 1)	1-1 SAFE F7		2-3 K		3-1 P5			1-3 K		4 0 0 0 0 2 3 0 0 0 0 0 0 0																	
Mark Grace, L (1, 3) OBP: 0.379, SLG: 0.487	2-0 1-H 2B			1-1 G4-3		0-1 P5		2-0 3B		4 0 2 0 0 0 0																	
23 Ryne Sandberg, R (1, 4) OBP: 0.330, SLG: 0.378	1-1 L4			1-1 G5-3		1-3 K		2-3 K		4 0 0 0 0 2 2																	
Andre Dawson, R (1, 9) OBP: 0.293, SLG: 0.486		1-2 G6-3		0-2 1B		0-0 G5-3		0-0 P8		4 0 1 0 0 0 0																	
Derrick May, L (1, 7) OBP: 0.176, SLG: 0.067		2-0 F9		1-0 G4-3		0-0 G6-3		2-3 K		4 0 0 0 0 1 1																	
Doug Strange, S (1, 5) OBP: 0.250, SLG: 0.143		3-3 K			0-1 G4-3		3-1 F8	0-2 P4		4 0 0 0 0 1 0																	
Joe Girardi, R (1, 2) OBP: 0.356, SLG: 0.357			2-1 SH3 1B		2-2 2B 1B		4-2 WP BB			2 1 2 0 1 0 0																	
Shawn Boskie, R (1, 1) Ken Patterson, L (6, 1) Chico Walker, S (7, PH) Chuck McElroy, L (7, 1) Doug Dascenzo, S (8, 8) OBP: 0.348, SLG: 0.318			1-1 SH3		1-3 K		2-0 G3			1 0 0 0 0 1 1 0 0 0 0 0 0 0 1 0 0 0 0 0 1 0 0 0 0 0 0 0 0 0 0 0 0 0 0																	
<b>Inning Stats</b>	R: 0 H: 2 E: 0 LOB: 1 K: 0 BB: 0 S: 7 P: 12	R: 0 H: 0 E: 0 LOB: 0 K: 1 BB: 0 S: 7 P: 13	R: 0 H: 1 E: 0 LOB: 1 K: 2 BB: 0 S: 10 P: 16	R: 0 H: 1 E: 0 LOB: 1 K: 0 BB: 0 S: 8 P: 11	R: 1 H: 2 E: 0 LOB: 1 K: 1 BB: 0 S: 14 P: 23	R: 0 H: 0 E: 0 LOB: 0 K: 1 BB: 0 S: 6 P: 7	R: 0 H: 0 E: 0 LOB: 1 K: 0 BB: 1 S: 6 P: 15	R: 0 H: 1 E: 0 LOB: 1 K: 2 BB: 0 S: 16 P: 23	R: 0 H: 0 E: 0 LOB: 0 K: 1 BB: 0 S: 7 P: 9	1B: 4 SF: 0 2B: 2 SAC: 1 3B: 1 DP: 0 HR: 0 HBP: 0	WP: 1 PA: 34 PB: 0 SB: 0 CS: 0																
<b>PITCHER</b>	IP WLS BF H R ER SO BB IBB HBP BLK WP HR S P ERA WHIP											<b>PITCHER</b>	IP WLS BF H R ER SO BB IBB HBP BLK WP HR S P ERA WHIP														
Jose Rijo, R (1, 1) ERA: 3.9	4.2	19	6	1	1	4	0	0	0	0	0	0	44	70	1.93	1.286											
Scott Bankhead, R (5, 1) ERA: 1.5	3.1	W	12	1	0	0	3	1	0	0	0	1	0	30	50	0.00	0.600										
Rob Dibble, R (9, 1) ERA:	1.0		3	0	0	0	1	0	0	0	0	0	0	7	9	0.00	0.000										

Chicago Cubs @ Cincinnati Reds  
Riverfront Stadium, Cincinnati, OH

Sun May 03 1992, 3:33 AM EDT  
Att. 34,342 - Sunny - 69 F

livebaseballscorecards.com

AB	32
R	1
H	7
RBI	1
BB	1
SO	8
LOB	9



# Chicago Cubs @ Cincinnati Reds

## Riverfront Stadium, Cincinnati, OH

Sun May 03 1992, 3:33 AM EDT  
Att. 34,342 - Sunny - 69 F

[livebaseballscorecards.com](http://livebaseballscorecards.com)

AB	29
R	7
H	8
RBI	7
BB	6
SO	6
LOB	12



WP:	0	PA:	38
PB:	0	SB:	0
CS:	0		

Batter	1	2	3	4	5	6	7	8	9	AB	R	H	RBI	BB	SO	LOB
Bip Roberts, S (1, 5) OBP: 0.387, SLG: 0.376	0-2 G6-3	2-2 F7			1-2 P6		3-3 K	4-1 BB		4	0	0	0	1	1	0
Dave Martinez, L (1, 8) OBP: 0.371, SLG: 0.317	4-0 BB HBP BB BB		1-2 F7		2-2 G1-3		0-3 K	1-3 K		4	1	0	0	1	2	3
Reggie Sanders, R (1, 7) OBP: 0.380, SLG: 0.524	3-2 BB BB SF7 HBP		2-2 P3		1-0 G6-3		0-2 1B			3	2	1	0	0	0	0
Paul O'Neill, L (1, 9) OBP: 0.485, SLG: 0.578	4-2 BB 1-2 2-3 BB		2-1 HR			1-1 HR	1-2 2-H 1B			3	2	3	2	1	0	0
Bill Doran, S (1, 3) OBP: 0.326, SLG: 0.395	4-2 BB 1-2 2-3 3-H BB		0-0 HR		2-2 SH1-4 1B			4-1 FC5-4 1B BB		2	2	2	3	2	0	0
Jeff Branson, L (1, 4) OBP: 0.143, SLG: 0.333	2-2 SF7		2-1 F7		1-0 SH1-4		1-3 K			2	0	0	1	0	1	1
Joe Oliver, R (1, 2) OBP: 0.316, SLG: 0.382	1-2 F9			0-0 F8		4-0 IBB		2-1 FC5-4 1B		3	0	1	0	1	0	2
Freddie Benavides, R (1, 6) ERA: 2.19, SLG: 0.298		1-2 G5-3		2-2 L8		1-1 F8		0-0 FC5-4 BB 1B		4	0	0	0	0	0	4
Jose Rijo, R (1, 1) OBP: 0.111, SLG: 0.111		1-3 K		0-0 G1-3		1-3 K		0-1 BB		2	0	0	0	0	1	0
Scott Bankhead, R (5, 1) OBP: 0.500, SLG: 0.500								1-2 3-H 1B		1	0	0	0	0	1	2
Billy Hatcher, R (8, PH) OBP: 0.304, SLG: 0.386										1	0	1	1	0	0	0
Rob Dibble, L (9, 1) OBP: 1.000, SLG: 1.000										0	0	0	0	0	0	0

Inning Stats	R	H	E	K	S	H	LOB	BB	IBB	HBP	BLK	WP	HR	S	P	ERA	WHIP
R: 2 E: 0 K: 0 S: 16	H: 0 LOB: 2 BB: 3 P: 34	R: 0 E: 0 K: 1 S: 10	H: 0 LOB: 0 BB: 0 P: 14	R: 2 E: 0 K: 0 S: 11	H: 2 LOB: 0 BB: 0 P: 18	R: 0 E: 0 K: 0 S: 5	H: 0 LOB: 0 BB: 0 P: 7	R: 0 E: 0 K: 0 S: 10	H: 0 LOB: 2 BB: 1 P: 22	R: 1 E: 0 K: 2 S: 18	H: 2 LOB: 1 BB: 0 P: 22	R: 1 E: 0 K: 2 S: 15	H: 2 LOB: 3 BB: 2 P: 27	1B: 4 2B: 2 3B: 0 HR: 2	SF: 1 SAC: 1 DP: 0 HBP: 1	WP: 0 PA: 38	

PITCHER	IP	WLS	BF	H	R	ER	SO	BB	IBB	HBP	BLK	WP	HR	S	P	ERA	WHIP
Shawn Boskie, R (1, 1) ERA: 5.7	5.0	L	23	4	5	5	1	3	0	0	0	0	2	58	96	9.00	1.400
Ken Patterson, L (6, 1) ERA: 3.86	1.0		4	0	0	0	1	0	1	0	0	0	0	6	13	0.00	0.000
Chuck McElroy, L (7, 1) ERA: 2.19	1.1		6	2	2	2	3	1	0	0	0	0	0	22	31	13.50	2.250
Heathcliff Stocumb, R (8, 1) ERA: 5.91	0.2		5	2	0	0	1	1	0	0	0	0	0	11	18	0.00	4.500





Batter	1	2	3	4	5	6	7	8	9
<b>Gary Redus, R</b> (1, 9) OBP: 0.381, SLG: 0.412 <b>Bob Patterson, R</b> (7, 1) OBP: 0.500, SLG: 0.500 <b>Stan Belinda, R</b> (9, 1)	2-1 P2		2-2 F9		1-2 2B	3-3 BB			
<b>Jay Bell, R</b> (1, 6) OBP: 0.346, SLG: 0.247	0-1 F9			0-1 1B 2B	0-1 G1-3	3-3 K	2-2 G5-3		
<b>Andy Van Slyke, L</b> (1, 8) OBP: 0.474, SLG: 0.447	0-1 1B			0-0 2B 1B	1-0 F7	0-2 BB 1B	2-2 2B		
<b>Jeff King, R</b> (1, 3) OBP: 0.266, SLG: 0.305	0-1 G4-3			0-2 2B		0-2 2B 1B	1-1 P3		
<b>Barry Bonds, L</b> (1, 7) OBP: 0.402, SLG: 0.654		1-1 L3		0-0 P5		0-1 1B 2B	0-1 F7		
<b>Steve Buechele, R</b> (1, 5) OBP: 0.326, SLG: 0.442		2-1 F8		4-0 IBB		0-0 F9	1-1 F9		
<b>Don Slaught, R</b> (1, 2) OBP: 0.412, SLG: 0.563		1-2 F9		0-0 P5		0-0 2B 1B	0-0 G5-3		
<b>Jose Lind, R</b> (1, 4) OBP: 0.213, SLG: 0.236			2-1 F9	0-0 F9		0-0 2B 1B	2-1 G6-3		
<b>Zane Smith, L</b> (1, 1) OBP: 0.067, SLG: 0.133 <b>Tom Prince, R</b> (5, PH) OBP: 0.192, SLG: 0.143 <b>Dennis Lamp, R</b> (6, 1) <b>Cecil Espy, S</b> (6, PH) OBP: 0.519, SLG: 0.708 (7, 9)			0-0 G3		2-2 P3	1-0 1B 1B			

AB	R	H	RBI	BB	SO	LOB
4	1	1	0	1	0	2
0	0	0	0	0	0	0
0	0	0	0	0	0	0
5	1	1	0	0	1	3
5	1	4	2	0	0	1
5	2	3	1	0	0	2
4	2	1	1	1	0	3
3	1	0	1	2	0	1
4	2	1	1	1	0	3
5	1	2	3	0	0	3
1	0	0	0	0	0	0
1	0	0	0	0	0	0
0	0	0	0	0	0	0
2	1	2	2	0	0	0

BOTTOM	
<b>AB</b> 39 <b>R</b> 12 <b>H</b> 15 <b>RBI</b> 11 <b>BB</b> 5 <b>SO</b> 1 <b>LOB</b> 18	

**Cincinnati Reds @ Pittsburgh Pirates**  
 Three Rivers Stadium, Pittsburgh, PA  
 Mon May 04 1992, 7:05 PM EDT  
 Att. 16,343 - Cloudy - 49 F

Inning Stats		R	H	E	K	S	H	LOB	BB	P	R	H	E	K	S	H	LOB	BB	P
R: 0 H: 1 E: 0 K: 8 S: 8		0	1	0	10	10	0	0	0	11	0	0	0	0	7	0	0	0	0
R: 0 H: 0 E: 0 K: 7 S: 7		0	0	0	11	11	0	0	0	11	0	0	0	0	11	0	0	0	0
R: 1 H: 3 E: 0 K: 9 S: 9		1	3	0	13	13	0	3	1	13	0	0	0	9	13	0	0	0	0
R: 0 H: 1 E: 0 K: 9 S: 9		0	1	0	13	13	0	1	0	13	0	0	0	9	13	0	0	0	0
R: 11 H: 9 E: 0 K: 1 S: 27		11	9	0	53	53	0	2	4	53	0	0	0	27	53	0	0	0	0
R: 0 H: 1 E: 0 K: 10 S: 10		0	1	0	15	15	0	0	0	15	0	0	0	10	15	0	0	0	0
R: 0 H: 0 E: 0 K: 5 S: 5		0	0	0	8	8	0	0	0	8	0	0	0	5	8	0	0	0	0

PITCHER		IP	WLS	BF	H	R	ER	SO	BB	IBB	HBP	BLK	WP	HR	S	P	ERA	WHIP
<b>Tom Browning, L</b> (1, 1) ERA: 5.58		5.1		25	8	4	4	0	0	0	0	0	0	0	45	66	6.75	1.500
<b>Dwayne Henry, R</b> (6, 1) ERA: 3.63		0.1	L	4	2	1	1	1	1	0	0	0	1	0	9	16	27.00	9.000
<b>Scott Ruskin, L</b> (6, 1) ERA: 5.91		0.0		3	2	2	2	0	1	0	0	0	0	0	5	9	∞	∞
<b>Steve Foster, R</b> (6, 1) ERA: 5.0		2.1		12	3	5	5	0	2	0	0	0	1	0	23	43	19.29	2.143


WP	PA	ERA	WHIP
2	44		
0			
1			
0			





Batter	1	2	3	4	5	6	7	8	9
Orlando Merced, S OBP: 0.368, SLG: 0.264 (1, 3)	2-2 G4-3 2B		4-2 BB		0-0 F8		0-1 G4-3		
Jeff King, R OBP: 0.250, SLG: 0.286 Jay Bell, R OBP: 0.346, SLG: 0.247 (1, 6) (9, 6)	0-0 G4-3 2-3		0-1 P4			3-2 G5-3	2-2 L7		
Andy Van Slyke, L OBP: 0.485, SLG: 0.513 (1, 8)	1-2 G1-3			1-0 HR		0-1 1B 2B		1-0 BB 1B 1B	
Barry Bonds, L OBP: 0.396, SLG: 0.630 (1, 7)	1-3 K			1-3 K		4-1 1B SF9 BB		0-1 P6	
Gary Varsho, L OBP: 0.250, SLG: 0.474 Roger Mason, R (7, 1) Bob Patterson, R OBP: 0.500, SLG: 0.500 Lloyd McClendon, R OBP: 0.519, SLG: 0.739 Stan Belinda, R (9, 1)		1-2 G4-3		1-3 K		0-1 SF9 1B		2-1 BB 1B	
Steve Buechele, R OBP: 0.313, SLG: 0.427 (1, 5)		2-2 P4		1-3 K		1-0 SF9		2-3 K	
Michael LaValliere, L OBP: 0.375, SLG: 0.375 (1, 2)		1-0 F8			1-1 SH5-4 1B			4-1 1B BB	
Jose Lind, R OBP: 0.215, SLG: 0.237 (1, 4)			2-1 G4-3		2-3 K	3-1 G6-3		2-2 1B	
Vicente Palacios, R OBP: 0.167, SLG: 0.167 Jerry Don Gleaton, L (6, 1) Paul Miller, R (6, 1) Cecil Espy, S OBP: 0.500, SLG: 0.680 (7, 9)			0-0 F9		0-2 SH5-4		3-1 G3		

AB	R	H	RBI	BB	SO	LOB
3	0	1	0	1	0	1
4	0	0	0	0	0	2
0	0	0	0	0	0	0
4	3	3	1	0	0	1
3	1	0	0	1	2	2
3	0	1	1	0	1	0
0	0	0	0	0	0	0
0	0	0	0	0	0	0
1	1	1	0	0	0	0
0	0	0	0	0	0	0
3	0	0	1	0	2	2
2	0	1	0	2	0	0
4	0	1	2	0	1	3
1	0	0	0	0	0	0
0	0	0	0	0	0	0
0	0	0	0	0	0	0
1	0	0	0	0	0	0

BOTTOM	
<b>AB</b>	<b>29</b>
<b>R</b>	<b>5</b>
<b>H</b>	<b>8</b>
<b>RBI</b>	<b>5</b>
<b>BB</b>	<b>4</b>
<b>SO</b>	<b>6</b>
<b>LOB</b>	<b>11</b>
	
WP: 0 PA: 35	
PB: 0	
SB: 0	
CS: 0	

Cincinnati Reds @ Pittsburgh Pirates  
 Three Rivers Stadium, Pittsburgh, PA  
 Tue May 05 1992, 7:05 PM EDT  
 Att. 9,103 - Cloudy - 47 F

Inning Stats		R: 0	H: 1	E: 0	K: 1	S: 10	R: 0	H: 0	E: 0	K: 0	S: 7	R: 0	H: 0	E: 0	K: 0	S: 7	R: 1	H: 1	E: 0	K: 3	S: 10	R: 0	H: 1	E: 0	K: 1	S: 9	R: 2	H: 2	E: 0	K: 0	S: 11	R: 0	H: 0	E: 0	K: 0	S: 8	R: 2	H: 3	E: 0	K: 1	S: 14																										
<b>IP</b>	6.0	<b>WLS</b>	L	<b>BF</b>	26	<b>H</b>	5	<b>R</b>	3	<b>ER</b>	3	<b>SO</b>	5	<b>BB</b>	2	<b>IBB</b>	1	<b>HBP</b>	0	<b>BLK</b>	0	<b>WP</b>	0	<b>HR</b>	1	<b>S</b>	54	<b>P</b>	90	<b>ERA</b>	4.50	<b>WHIP</b>	1.167	<b>IP</b>	1.1	<b>WLS</b>	L	<b>BF</b>	5	<b>H</b>	1	<b>R</b>	1	<b>ER</b>	1	<b>SO</b>	0	<b>BB</b>	0	<b>IBB</b>	0	<b>HBP</b>	0	<b>BLK</b>	0	<b>WP</b>	0	<b>HR</b>	0	<b>S</b>	11	<b>P</b>	17	<b>ERA</b>	6.75	<b>WHIP</b>	0.750
<b>IP</b>	0.2	<b>WLS</b>	L	<b>BF</b>	4	<b>H</b>	2	<b>R</b>	1	<b>ER</b>	1	<b>SO</b>	1	<b>BB</b>	1	<b>IBB</b>	0	<b>HBP</b>	0	<b>BLK</b>	0	<b>WP</b>	0	<b>HR</b>	0	<b>S</b>	11	<b>P</b>	20	<b>ERA</b>	13.50	<b>WHIP</b>	4.500	<b>IP</b>	0.2	<b>WLS</b>	L	<b>BF</b>	4	<b>H</b>	2	<b>R</b>	1	<b>ER</b>	1	<b>SO</b>	1	<b>BB</b>	1	<b>IBB</b>	0	<b>HBP</b>	0	<b>BLK</b>	0	<b>WP</b>	0	<b>HR</b>	0	<b>S</b>	12	<b>P</b>	20	<b>ERA</b>	13.50	<b>WHIP</b>	4.500

PITCHER		IP	WLS	BF	H	R	ER	SO	BB	IBB	HBP	BLK	WP	HR	S	P	ERA	WHIP
Tim Belcher, R ERA: 4.91 (1, 1)		6.0	L	26	5	3	3	5	2	1	0	0	0	1	54	90	4.50	1.167
Scott Ruskin, L ERA: 6.0 (7, 1)		1.1		5	1	1	1	0	0	0	0	0	0	0	11	17	6.75	0.750
Rob Dibble, R ERA: 1.23 (8, 1)		0.2		4	2	1	1	1	1	0	0	0	0	11	20	13.50	4.500	



# New York Mets @ Cincinnati Reds

## Riverfront Stadium, Cincinnati, OH

Wed May 06 1992, 7:05 PM EDT  
Att. 24,107 - Cloudy - 58 F

[livebaseballscorecards.com](http://livebaseballscorecards.com)



WP: 0	PA: 39
PB: 0	
SB: 0	
CS: 0	

AB: 35	
R: 3	
H: 7	
RBI: 3	
BB: 3	
SO: 8	
LOB: 13	

AB	R	H	RBI	BB	SO	LOB
4	0	1	0	1	0	0
3	1	1	2	1	0	0
5	0	1	1	0	1	2
4	0	1	0	0	2	2
4	0	1	0	0	1	1
3	0	0	0	1	1	2
4	0	1	0	0	1	2
0	0	0	0	0	0	0
4	1	1	0	0	0	1
2	0	0	0	0	1	0
1	1	0	0	0	0	1
0	0	0	0	0	0	0
1	0	0	0	0	1	2
0	0	0	0	0	0	0

Batter	1	2	3	4	5	6	7	8	9													
<b>Bill Pecota, R</b> (1, 4) <small>OBP: 0.250, SLG: 0.216</small>	F9		BB		G6-3		1B		G6-3													
<b>Dick Schofield, R</b> (1, 6) <small>OBP: 0.372, SLG: 0.357</small>	P2		BB			HR	SF8		L7													
<b>Dave Magadan, L</b> (1, 5) <small>OBP: 0.368, SLG: 0.356</small>	G4-3		K			G4-3	1B		G4-3													
<b>Bobby Bonilla, S</b> (1, 9) <small>OBP: 0.377, SLG: 0.359</small>		K			1B	G5-3	K															
<b>Eddie Murray, S</b> (1, 3) <small>OBP: 0.374, SLG: 0.444</small>		G5-3			L9	1B			K													
<b>Howard Johnson, S</b> (1, 8) <small>OBP: 0.291, SLG: 0.396</small>			BB		K	P4			G5-3													
<b>Charlie O'Brien, R</b> (1, 2) <small>OBP: 0.413, SLG: 0.486</small> <b>Todd Hundley, S</b> (8, PR) <small>OBP: 0.231, SLG: 0.277</small>					K		F8		E													
<b>Daryl Boston, L</b> (1, 7) <small>OBP: 0.384, SLG: 0.435</small>					G3-1		SF8		E3													
<b>Anthony Young, R</b> (1, 1) <small>OBP: 0.133, SLG: 0.133</small> <b>D.J. Dozier, R</b> (7, PH) <b>Tim Burke, R</b> (7, 1) <b>Junior Noboa, R</b> (8, PH) <small>OBP: 0.273, SLG: 0.172</small> <b>Paul Gibson, R</b> (8, 1)					F7		E6		K2-3													
<b>Inning Stats</b>	R: 0 E: 0 K: 0 S: 8	H: 0 LOB: 0 BB: 0 P: 14	R: 0 E: 0 K: 1 S: 13	H: 0 LOB: 1 BB: 1 P: 19	R: 0 E: 0 K: 1 S: 14	H: 0 LOB: 2 BB: 2 P: 25	R: 0 E: 0 K: 2 S: 10	H: 1 LOB: 1 BB: 0 P: 17	R: 0 E: 0 K: 1 S: 8	H: 0 LOB: 0 BB: 0 P: 11	R: 1 E: 0 K: 0 S: 8	H: 2 LOB: 1 BB: 0 P: 8	R: 2 E: 1 K: 1 S: 15	H: 3 LOB: 2 BB: 0 P: 20	R: 0 E: 1 K: 2 S: 12	H: 1 LOB: 2 BB: 0 P: 19	R: 0 E: 0 K: 0 S: 5	H: 0 LOB: 0 BB: 0 P: 7	1B: 5 2B: 1 3B: 0 HR: 1	SF: 1 SAC: 0 DP: 0 HBP: 0		
<b>PITCHER</b> <b>Greg Swindell, L</b> (1, 1) <small>ERA: 3.27</small> <b>Norm Charlton, L</b> (7, 1) <small>ERA: 2.16</small>	IP: 6.2 WLS: W BF: 30 H: 6 R: 3 ER: 1 SO: 5 BB: 3	IP: 2.1 WLS: S BF: 9 H: 1 R: 0 ER: 0 SO: 3 BB: 0	IP: 0 WLS: 0 BF: 0 H: 0 R: 0 ER: 0 SO: 0 BB: 0	IP: 0 WLS: 0 BF: 0 H: 0 R: 0 ER: 0 SO: 0 BB: 0	IP: 0 WLS: 0 BF: 0 H: 0 R: 0 ER: 0 SO: 0 BB: 0	IP: 0 WLS: 0 BF: 0 H: 0 R: 0 ER: 0 SO: 0 BB: 0	IP: 0 WLS: 0 BF: 0 H: 0 R: 0 ER: 0 SO: 0 BB: 0	IP: 0 WLS: 0 BF: 0 H: 0 R: 0 ER: 0 SO: 0 BB: 0	IP: 0 WLS: 0 BF: 0 H: 0 R: 0 ER: 0 SO: 0 BB: 0	IP: 0 WLS: 0 BF: 0 H: 0 R: 0 ER: 0 SO: 0 BB: 0	IP: 0 WLS: 0 BF: 0 H: 0 R: 0 ER: 0 SO: 0 BB: 0	IP: 0 WLS: 0 BF: 0 H: 0 R: 0 ER: 0 SO: 0 BB: 0	IP: 0 WLS: 0 BF: 0 H: 0 R: 0 ER: 0 SO: 0 BB: 0	IP: 0 WLS: 0 BF: 0 H: 0 R: 0 ER: 0 SO: 0 BB: 0	IP: 0 WLS: 0 BF: 0 H: 0 R: 0 ER: 0 SO: 0 BB: 0	IP: 0 WLS: 0 BF: 0 H: 0 R: 0 ER: 0 SO: 0 BB: 0	IP: 0 WLS: 0 BF: 0 H: 0 R: 0 ER: 0 SO: 0 BB: 0	IP: 0 WLS: 0 BF: 0 H: 0 R: 0 ER: 0 SO: 0 BB: 0	IP: 0 WLS: 0 BF: 0 H: 0 R: 0 ER: 0 SO: 0 BB: 0	IP: 0 WLS: 0 BF: 0 H: 0 R: 0 ER: 0 SO: 0 BB: 0	ERA: 1.35 WHIP: 1.350	ERA: 0.00 WHIP: 0.429

BOTTOM

New York Mets @ Cincinnati Reds  
Riverfront Stadium, Cincinnati, OH

Wed May 06 1992, 7:05 PM EDT  
Att. 24,107 - Cloudy - 58 F

livebaseballscorecards.com

AB	29
R	5
H	6
RBI	4
BB	1
SO	4
LOB	4



WP	0	PA	30
PB	0		
SB	0		
CS	0		

AB	R	H	RBI	BB	SO	LOB	
4	0	0	0	0	0	0	
4	1	1	0	0	1	0	
4	0	1	0	0	1	1	
2	1	0	0	1	0	1	
3	1	1	3	0	0	1	
3	1	1	0	0	1	0	
0	0	0	0	0	0	0	
3	1	2	1	0	0	0	
3	0	0	0	0	0	1	
2	0	0	0	0	1	0	
1	0	0	0	0	0	0	
1B:	4	SF:	0	2B:	0	SAC:	0
3B:	0	DP:	1	HR:	2	HBP:	0

Batter	1	2	3	4	5	6	7	8	9
<b>Bip Roberts, S</b> OBP: 0.372, SLG: 0.359 (1, 4)	3-1 G4-3 ①		X 0-0 F7 ③			B B C F X 2-2 G4-3 ①		S B C X 0-1 G4-3 ①	
<b>Dave Martinez, L</b> OBP: 0.346, SLG: 0.294 (1, 8) (7, 3)	0-1 L9 ②			C B C S S 1-3 K ①		X 0-0 G1-3 HR 1B ②		B B C B C X 3-1 G4-3 ②	
<b>Reggie Sanders, R</b> OBP: 0.404, SLG: 0.532 (1, 7)	2-2 P2 ③			X 0-0 1B ②		C B 1 SAFE 1-2 G1-3 1-2 ②		S F F C 0-3 K ③	
<b>Paul O'Neill, L</b> OBP: 0.473, SLG: 0.551 (1, 9)		C B T F 1-2 G3-1 ①		C B 1 SAFE 1-2 F7 ②		I 4-0 HR IBB ②			
<b>Chris Sabo, R</b> OBP: 0.250, SLG: 0.356 (1, 5)		B B 1-1 G5-3 ②		1 SAFE C 1 SAFE S 1 SAFE SAFE X 0-2 F9 ③		F X 0-1 HR ③			
<b>Bill Doran, S</b> OBP: 0.320, SLG: 0.372 <b>Norm Charlton, S</b> (7, 1)		S B T F C 2-3 K ③		B B T F X 1-2 1B G6-4-3 1B ③		B B F S X 2-2 P4 ③			
<b>Joe Oliver, R</b> OBP: 0.310, SLG: 0.405 (1, 2)			F C F X 0-2 HR ①		X 0-0 G6-4-3 1B ①		C X 0-1 L4 ①		
<b>Freddie Benavides, R</b> OBP: 0.243, SLG: 0.313 (1, 6)			X 0-0 G5-3 ①		X 0-0 G6-4-3 ②		B X 1-0 P3 ②		
<b>Greg Swindell, L</b> <b>Jacob Brumfield, R</b> OBP: 0.294, SLG: 0.250 (7, 8)			C B C C 1-2 F7 ②		B B T O B B C 2-3 K ③		C B T B B X 1-2 G1-3 ③		

Inning	R	H	E	K	S	H	LOB	BB	P
1	0	0	0	0	7	0	0	0	12
2	0	0	0	1	8	0	0	0	12
3	1	1	0	0	9	1	0	0	10
4	0	1	0	1	11	1	0	0	12
5	1	2	0	0	8	0	0	0	11
6	3	2	0	0	12	0	0	1	21
7	0	0	0	0	7	0	0	0	9
8	0	0	0	0	8	0	0	0	11
9	0	0	0	0	0	0	0	0	0

PITCHER	IP	WLS	BF	H	R	ER	SO	BB	IBB	HBP	BLK	WP	HR	S	P	ERA	WHIP
<b>Anthony Young, R</b> ERA: 3.96 (1, 1)	6.0	L	24	6	5	5	3	0	0	0	0	0	2	55	78	7.50	1.000
<b>Tim Burke, R</b> ERA: 2.57 (7, 1)	1.0		3	0	0	0	0	0	0	0	0	0	0	7	9	0.00	0.000
<b>Paul Gibson, L</b> ERA: 6.94 (8, 1)	1.0		3	0	0	0	1	0	0	0	0	0	0	8	11	0.00	0.000



Batter	1	2	3	4	5	6	7	8	9	AB R H RBI BB SO LOB	TOP									
<b>Dave Magadan, L</b> (1, 5) OBP: 0.384, SLG: 0.371	3-2 G6-3		4-2 SH5-3 1B BB		0-0 F9-5 1-H 2B		4-2 BB BB			2 1 1 1 2 0 0	<b>New York Mets @ Cincinnati Reds</b> Riverfront Stadium, Cincinnati, OH Thu May 07 1992, 3:33 AM EDT Att. 24,630 - Sunny - 59 F									
<b>Dick Schofield, R</b> (1, 6) OBP: 0.371, SLG: 0.347	1-2 G1-3		0-0 SH5-3 1-2		2-0 F9-5 2-3		4-1 1-2 2-3 BB			2 0 0 0 1 0 1										
<b>Bobby Bonilla, S</b> (1, 9) OBP: 0.373, SLG: 0.349	4-2 BB		2-1 F9		0-0 G5-3		3-3 K			3 0 0 0 1 1 4										
<b>Eddie Murray, S</b> (1, 3) OBP: 0.370, SLG: 0.437	1-1 F8		1-2 2-H 1B		0-0 F7		1-0 F7			4 0 1 1 0 0 1										
<b>Howard Johnson, S</b> (1, 8) OBP: 0.281, SLG: 0.381		1-3 K	0-0 F8		3-2 F7		2-2 G3			4 0 0 0 0 1 1										
<b>D.J. Dozier, R</b> (1, 7)		4-2 S BB		0-0 G5-3		0-0 P6		3-3 K		1 0 0 0 1 0 0										
<b>Daryl Boston, L</b> (6, PH) (6, 7)										2 0 0 0 0 1 0										
<b>Charlie O'Brien, R</b> (1, 2) OBP: 0.396, SLG: 0.462		3-3 SAFE K		2-2 P4		1-1 F9		1-3 K		2 0 0 0 0 1 1										
<b>Mackey Sasser, L</b> (7, PH) OBP: 0.250, SLG: 0.269		1-2 K		1-0 G5-3		2-2 BB PB HBP		1-3 K		1 0 0 0 0 0 0										
<b>Todd Hundley, S</b> (7, 2) OBP: 0.226, SLG: 0.271										1 0 0 0 0 1 0										
<b>Bill Pecota, R</b> (1, 4) OBP: 0.273, SLG: 0.205		4-2 FC6-4 BB		1-0 G5-3		0-0 P8		2-3 K		2 0 0 0 1 1 0										
<b>Dwight Gooden, R</b> (1, 1) OBP: 0.500, SLG: 0.500		1-0 FC6-4		1-1 2B 1B						2 1 1 0 0 0 2										
<b>Wally Whitehurst, R</b> (6, 1)										0 0 0 0 0 0 0										
<b>Chris Donnels, L</b> (7, PH)										1 0 0 0 0 0 1										
<b>Paul Gibson, R</b> (7, 1)										0 0 0 0 0 0 0										
<b>Willie Randolph, R</b> (9, PH) OBP: 0.346, SLG: 0.322										1 0 0 0 0 1 0										
<b>Inning Stats</b>	R: 0 E: 0 K: 0 S: 11	H: 0 LOB: 1 BB: 1 P: 20	R: 0 E: 0 K: 2 S: 12	H: 0 LOB: 2 BB: 2 P: 25	R: 1 E: 0 K: 0 S: 10	H: 1 LOB: 1 BB: 1 P: 17	R: 0 E: 0 K: 0 S: 5	H: 0 LOB: 0 BB: 0 P: 8	R: 1 E: 0 K: 0 S: 5	H: 2 LOB: 0 BB: 0 P: 8	R: 0 E: 0 K: 1 S: 11	H: 0 LOB: 3 BB: 2 P: 25	R: 0 E: 0 K: 1 S: 8	H: 0 LOB: 0 BB: 0 P: 14	R: 0 E: 0 K: 3 S: 10	H: 0 LOB: 0 BB: 0 P: 14	1B: 2 2B: 2 3B: 0 HR: 0	SF: 0 SAC: 1 DP: 1 HBP: 1	WP: 0 PB: 1 SB: 1 CS: 0	PA: 36
<b>PITCHER</b>	IP WLS BF H R ER SO BB IBB HBP BLK WP HR S P ERA WHIP																			
<b>Chris Hammond, L</b> (1, 1) ERA: 3.41	5.2 W 23 3 2 2 2 4 0 0 0 0 0 0 47 85 3.18 1.235																			
<b>Scott Bankhead, R</b> (6, 1) ERA: 1.38	1.0 6 0 0 0 0 2 0 1 0 0 0 0 9 20 0.00 2.000																			
<b>Rob Dibble, R</b> (7, 1) ERA: 0.93	2.1 S 7 0 0 0 5 0 0 0 0 0 0 0 21 34 0.00 0.000																			

livebaseballscorecards.com

AB	28
R	2
H	3
RBI	2
BB	6
SO	7
LOB	11



BOTTOM

New York Mets @ Cincinnati Reds  
Riverfront Stadium, Cincinnati, OH

Thu May 07 1992, 3:33 AM EDT  
Att. 24,630 - Sunny - 59 F

livebaseballscorecards.com

AB 28  
R 4  
H 6  
RBI 3  
BB 5  
SO 11  
LOB 17



WP: 2 PA: 35  
PB: 0  
SB: 2  
CS: 1

AB R H RBI BB SO LOB

4 1 2 0 0 0 1

3 2 1 0 0 0 1

2 0 1 2 1 1 1

2 0 0 1 2 1 2

4 0 0 0 0 1 5

4 0 1 0 0 2 1

3 0 1 0 1 2 1

4 0 0 0 0 2 3

1 1 0 0 1 1 1

1 0 0 0 0 1 1

0 0 0 0 0 0 0

1B: 4 SF: 1  
2B: 2 SAC: 1  
3B: 1 DP: 1  
HR: 0 HBP: 0

Batter	1	2	3	4	5	6	7	8	9
<b>Bip Roberts, S</b> OBP: 0.376, SLG: 0.374 (1, 4)	0-2 P2		3-2 E 1B 2B	0-0 L6			2-2 WP SH5-3 1B		
<b>Dave Martinez, L</b> OBP: 0.346, SLG: 0.296 (1, 8)	1-1 CS S SF7 1B		1-2 E 1B G1-6-3		1-0 F8		0-0 SH5-3		
<b>Reggie Sanders, R</b> OBP: 0.407, SLG: 0.531 (1, 7)	2-2 SF7		1-2 G1-6-3 E 1B		4-2 S BB		2-3 K2-3		
<b>Paul O'Neill, L</b> OBP: 0.474, SLG: 0.538 (1, 9)	4-2 BB		2-2 G1-6-3		1-3 K		4-2 BB		
<b>Chris Sabo, R</b> OBP: 0.231, SLG: 0.327 (1, 5)	0-0 G4-3		3-3 K		1-2 F7		1-1 F9		
<b>Bill Doran, S</b> OBP: 0.317, SLG: 0.367 (1, 3)		1-3 K	2-3 K		0-0 WP 1B		0-1 G5-3		
<b>Troy Afenir, R</b> OBP: 0.500, SLG: 1.000 (1, 2)		0-0 K2-5 3B		4-2 FC5-4 BB		1-3 K	2-3 K		
<b>Freddie Benavides, R</b> OBP: 0.230, SLG: 0.296 (1, 6)		1-3 K2-5		1-2 FC5-4		0-2 G5-3	1-3 K		
<b>Chris Hammond, L</b> OBP: 0.385, SLG: 0.300 (1, 1)			4-2 2B E BB		1-3 K				
<b>Scott Bankhead, R</b> OBP: 0.400, SLG: 0.400 (6, 1)									
<b>Rob Dibble, L</b> OBP: 1.000, SLG: 1.000 (7, 1)									

Inning Stats	R: 1	H: 1	E: 0	LOB: 1	K: 0	P: 22	R: 0	H: 1	E: 0	LOB: 1	K: 2	P: 10	R: 3	H: 2	E: 2	LOB: 1	K: 2	P: 40	R: 0	H: 0	E: 0	LOB: 1	K: 1	P: 16	R: 0	H: 0	E: 0	LOB: 1	K: 1	P: 19	R: 0	H: 1	E: 0	LOB: 1	K: 2	P: 14	R: 0	H: 1	E: 0	LOB: 2	K: 1	P: 22	R: 0	H: 0	E: 0	LOB: 0	K: 2	P: 13
--------------	------	------	------	--------	------	-------	------	------	------	--------	------	-------	------	------	------	--------	------	-------	------	------	------	--------	------	-------	------	------	------	--------	------	-------	------	------	------	--------	------	-------	------	------	------	--------	------	-------	------	------	------	--------	------	-------

PITCHER	IP	WLS	BF	H	R	ER	SO	BB	IBB	HBP	BLK	WP	HR	S	P	ERA	WHIP
<b>Dwight Gooden, R</b> ERA: 3.35 (1, 1)	5.0	L	23	4	4	2	6	4	0	0	0	0	0	70	107	3.60	1.600
<b>Wally Whitehurst, R</b> ERA: 2.84 (6, 1)	1.0		4	1	0	0	2	0	0	0	0	1	0	12	14	0.00	1.000
<b>Paul Gibson, L</b> ERA: 5.93 (7, 1)	2.0		8	1	0	0	3	1	0	0	0	1	0	23	35	0.00	1.000







Batter	1	2	3	4	5	6	7	8	9	10	11	12	AB	R	H	RBI	BB	SO	LOB
Sammy Sosa, R OBP: 0.299, SLG: 0.316	G4-3		E 1B	1B		G5-3		E1 23 G5-3 SH1-4 2-H 1B		K		G6-3	7	2	3	0	0	1	0
Mark Grace, L OBP: 0.412, SLG: 0.469	23 1B		1-H 23 FC6-4 1B	23 2B 1B		G1-4-3		SH1-4		G4-3		L7	6	1	3	2	0	0	0
23 Ryne Sandberg, R OBP: 0.363, SLG: 0.463	1B		1-2f 2B	1B 2B		1B		G5-3		K		1B 2B	7	2	4	0	0	1	2
Andre Dawson, R OBP: 0.309, SLG: 0.495 Doug Dascenzo, S OBP: 0.333, SLG: 0.310	P6		1-H G3 2B	2-3 3-H 1B		K		L9				SH3-4 SH 1B	6	0	3	2	0	1	4
Derrick May, L OBP: 0.231, SLG: 0.194 Jerome Walton, R OBP: 0.150, SLG: 0.056	K		G3	K		G6-3		L5		SH SH3-4		HBP 1B	5	0	0	0	0	2	5
Luis Salazar, R OBP: 0.315, SLG: 0.347		F8		G6-3 1B		F8		FC4-6 BB 1B		SH3-4		K	5	0	2	0	1	1	2
Joe Girardi, R OBP: 0.441, SLG: 0.440		HR		G6-3				1B		IBB			4	1	2	1	2	1	3
Doug Strange, S OBP: 0.226, SLG: 0.111		F9		L8		F8		FC4-6 BB		L6			6	0	0	0	0	0	7
Shawn Boskie, R Ken Patterson, L Bob Scammon, R Paul Rosenmacher, L Dwight Smith, L Jeff Robinson, R Hector Vranjic, R Chuck McLarty, L Dave Smith, R		G5-3		F8		K		E 2B		P4		P8	3	0	0	0	0	1	1

Inning Stats	R: 0	H: 2	E: 0	LOB: 2	K: 1	P: 23	R: 1	H: 1	E: 0	LOB: 0	K: 0	P: 19	R: 2	H: 3	E: 1	LOB: 2	K: 1	P: 25	R: 2	H: 4	E: 0	LOB: 2	K: 1	P: 23	R: 0	H: 1	E: 0	LOB: 1	K: 1	P: 19	R: 0	H: 1	E: 0	LOB: 1	K: 0	P: 10	R: 1	H: 2	E: 1	LOB: 1	K: 0	P: 14	R: 0	H: 1	E: 0	LOB: 2	K: 0	P: 15	R: 0	H: 0	E: 0	LOB: 0	K: 2	P: 10	R: 0	H: 1	E: 1	LOB: 3	K: 0	P: 13	R: 1	H: 2	E: 0	LOB: 2	K: 1	P: 23	1B: 13	2B: 5	3B: 0	HR: 1	SF: 0	SAC: 3	DP: 0	HBP: 1	WP: 0	PA: 60
--------------	------	------	------	--------	------	-------	------	------	------	--------	------	-------	------	------	------	--------	------	-------	------	------	------	--------	------	-------	------	------	------	--------	------	-------	------	------	------	--------	------	-------	------	------	------	--------	------	-------	------	------	------	--------	------	-------	------	------	------	--------	------	-------	------	------	------	--------	------	-------	------	------	------	--------	------	-------	--------	-------	-------	-------	-------	--------	-------	--------	-------	--------


PITCHER	IP	WLS	BF	H	R	ER	SO	BB	IBB	HBP	BLK	WP	HR	S	P	ERA	WHIP
Jose Rijo, R ERA: 4.4	(1, 1)	3.0	16	6	3	3	2	1	0	0	0	0	1	39	67	9.00	2.333
Steve Foster, R ERA: 5.25	(4, 1)	3.0	15	6	2	2	3	0	0	0	0	0	0	37	55	6.00	2.000
Dwayne Henry, R ERA: 3.93	(7, 1)	1.0	6	3	1	1	0	0	0	0	0	0	0	11	15	9.00	3.000
Scott Ruskin, L ERA: 5.84	(8, 1)	0.1	1	0	0	0	0	0	0	0	0	0	0	4	4	0.00	0.000
Scott Bankhead, R ERA: 1.23	(8, 1)	1.2	7	1	0	0	0	1	0	0	0	0	0	10	20	0.00	1.200

**BOTTOM**

**Cincinnati Reds @ Chicago Cubs**  
Wrigley Field, Chicago, IL  
Fri May 08 1992, 3:33 AM CDT  
Att: 27,008 - Sunny - 58 F

livebaseballscorecards.com

AB	53
R	7
H	19
RBI	6
BB	3
SO	8
LOB	29





Batter	1	2	3	4	5	6	7	8	9	AB R H RBI BB SO LOB	TOP											
<b>Bip Roberts, S</b> (1, 4) OBP: 0.378, SLG: 0.371	1-1 B4-3	0-2 L3			3-2 L7			4-1 WP S G6-3 BB		3 1 0 0 1 0 1	<b>Cincinnati Reds @ Chicago Cubs</b> Wrigley Field, Chicago, IL Sat May 09 1992, 3:33 AM CDT Att. 33,163 - Sunny - 60 F											
<b>Barry Larkin, R</b> (1, 6) OBP: 0.298, SLG: 0.271	1-2 G6-3		2-3 K		0-3 K2-3			1-0 F9		4 0 0 0 0 2 1												
<b>Glenn Braggs, R</b> (1, 7) OBP: 0.364, SLG: 0.350	2-1 1B BB 1B		0-3 K			3-2 1B		4-2 G6-3 WP 1-2 BB		3 0 2 0 1 1 0												
<b>Paul O'Neill, L</b> (1, 9) OBP: 0.468, SLG: 0.520	4-0 1B 1-2 BB		1-2 G4-3			2-2 F9		2-2 G6-3 1-3 2-H		3 0 0 1 1 0 2												
<b>Chris Sabo, R</b> (1, 5) OBP: 0.242, SLG: 0.316	0-1 1-2 2-3 1B			1-2 P3		1 SAFE 0-1 F7		4-0 BB BB BB		3 0 1 0 1 0 1												
<b>Bill Doran, S</b> (1, 3) OBP: 0.307, SLG: 0.380	1-2 P5			2-0 F9		X 0-0 L7		1 SAFE BB BB 1 SAFE G6-3		4 0 0 0 0 0 6												
<b>Dave Martinez, L</b> (1, 8) OBP: 0.349, SLG: 0.303		0-1 F7 S 1B		2-2 1B			0-2 G4-3		1-2 P4	3 0 2 0 0 0 0 1 0 0 0 0 0 0												
<b>Jacob Brumfield, R</b> (9, PH) OBP: 0.273, SLG: 0.200																						
<b>Joe Oliver, R</b> (1, 2) OBP: 0.281, SLG: 0.364		1 SAFE BB BB 1 SAFE 1 SAFE 1 SAFE 1-2 K		3-3 F7 1-2 F7			1-2 F9		1-2 G4-3	4 0 0 0 0 1 2												
<b>Tom Browning, L</b> (1, 1) OBP: 0.267, SLG: 0.286																						
<b>Milt Hill, R</b> (7, 1)																						
<b>Darnell Coles, R</b> (9, PH) OBP: 0.333, SLG: 0.500		0-0 F7 2-3 K		1-1 P7			0-0 G4-3		1-3 K	3 0 0 0 0 0 1 0 0 0 0 0 0 0 1 0 0 0 0 1 0												
<b>Inning Stats</b>	R: 0 E: 0 K: 0 S: 12	H: 2 LOB: 3 BB: 1 P: 21	R: 0 E: 0 K: 1 S: 11	H: 1 LOB: 1 BB: 0 P: 14	R: 0 E: 0 K: 2 S: 9	H: 0 LOB: 0 BB: 0 P: 12	R: 0 E: 0 K: 0 S: 11	H: 1 LOB: 1 BB: 0 P: 17	R: 0 E: 0 K: 1 S: 11	H: 0 LOB: 0 BB: 0 P: 15	R: 0 E: 0 K: 0 S: 9	H: 1 LOB: 1 BB: 0 P: 14	R: 0 E: 0 K: 0 S: 8	H: 0 LOB: 0 BB: 0 P: 9	R: 1 E: 0 K: 0 S: 9	H: 0 LOB: 2 BB: 3 P: 27	R: 0 E: 0 K: 1 S: 10	H: 0 LOB: 0 BB: 0 P: 13	1B: 5 2B: 0 3B: 0 HR: 0	SF: 0 SAC: 0 DP: 0 HBP: 0	WP: 1 PB: 0 SB: 2 CS: 0	PA: 36
<b>PITCHER</b>	IP WLS BF H R ER SO BB IBB HBP BLK WP HR S P ERA WHIP																					
<b>Frank Castillo, R</b> (1, 1) ERA: 3.53	7.0 W 28 5 1 1 4 2 0 0 0 0 0 72 107 1.29 1.000																					
<b>Jeff Robinson, R</b> (8, 1) ERA: 3.86	0.1 2 0 0 0 0 1 0 0 0 0 0 3 8 0.00 3.000																					
<b>Paul Assenmacher, L</b> (8, 1) ERA: 2.12	1.2 S 6 0 0 0 1 1 0 0 0 1 0 15 27 0.00 0.600																					

AB	32
R	1
H	5
RBI	1
BB	4
SO	5
LOB	14



livebaseballscorecards.com





Batter	1	2	3	4	5	6	7	8	9	AB R H RBI BB SO LOB	TOP	
Jacob Brumfield, R (1, 8) OBP: 0.222, SLG: 0.160	1-3 		0-0 FC6-4 		1-0 P8 		0-0 E5 G1-3 2B 	1-0 G3 		5 1 0 1 0 1 2		
Barry Larkin, R (1, 6) OBP: 0.306, SLG: 0.269	1-1 		2-0 P3 		4-1 		1-2 G1-3 1-3 	2-0 L7 		4 0 1 0 1 0 3		
Glenn Braggs, R (1, 7) OBP: 0.347, SLG: 0.318	2-0 G6-4-3 1-2f 		0-3 K 		1-0 F7 		4-1 2B SF9 BB 	0-3 K 		4 1 0 0 1 2 4		
Chris Sabo, R (1, 5) OBP: 0.254, SLG: 0.355		1-3 		1-2 P4 		1-0 2B 	1-1 SF9 2B 1-3 3-H 		3-2 G5-3 	5 2 2 1 0 1 0		
Darnell Coles, R (1, 3) OBP: 0.455, SLG: 0.800		0-1 G5-3 		2-0 1B 2B 		0-2 SH2-3 2B 2-H 	1-1 SF9 		2-2 G4-6-3 1B 	4 1 3 2 0 0 0		
Paul O'Neill, L (1, 9) OBP: 0.461, SLG: 0.505		3-3 K 		0-3 K 		0-0 SH2-3 2B 2-3 	4-0 2B IBB 		2-2 G4-6-3 1-2f 	3 0 0 0 1 2 2		
Troy Afenir, R (1, 2) OBP: 0.625, SLG: 1.000			0-1 E5 SH 1B FC6-4 		2-2 1B 2-H 		4-1 BB 	0-0 2B 1-3 3-H 		3 1 2 2 1 0 0		
Freddie Benavides, R (1, 4) OBP: 0.247, SLG: 0.324			2-2 FC6-4 SH 1B 1-2 		1-3 K 		0-3 K 	4-0 IBB 		2 0 1 0 0 1 1		
Jeff Branson, L (6, PH) OBP: 0.250, SLG: 0.400			1-2 SAFE FC6-4 SH 1B 1-2 		3-1 K 		2-2 K 	4-0 IBB 		1 0 0 0 1 1 2		
Tim Belcher, R (1, 1)			3-1 SH FC6-4 1-2 2-3 		0-0 L9 		2-2 B2-3 	1-3 K 		3 0 0 0 0 1 5		
<b>Inning Stats</b>	R: 0 E: 0 K: 1 S: 6 H: 1 LOB: 0 P: 10	R: 0 E: 0 K: 2 S: 9 H: 0 LOB: 0 P: 13	R: 1 E: 2 K: 1 S: 13 H: 1 LOB: 2 P: 20	R: 1 E: 0 K: 2 S: 16 H: 2 LOB: 1 P: 22	R: 0 E: 0 K: 0 S: 4 H: 0 LOB: 1 P: 10	R: 1 E: 0 K: 1 S: 12 H: 2 LOB: 2 P: 19	R: 3 E: 1 K: 1 S: 13 H: 2 LOB: 3 P: 29	R: 0 E: 0 K: 1 S: 5 H: 0 LOB: 0 P: 8	R: 0 E: 0 K: 0 S: 11 H: 1 LOB: 0 P: 18	1B: 4 2B: 5 3B: 0 HR: 0 SF: 1 SAC: 2 DP: 2 HBP: 0	WP: 0 PB: 0 SB: 1 CS: 0 PA: 42	
<b>PITCHER</b>	IP WLS BF H R ER SO BB IBB HBP BLK WP HR S P ERA WHIP											
Danny Jackson, L (1, 1) ERA: 5.02	5.1 L 25 6 3 2 6 2 0 0 0 0 0 0 54 86 3.38 1.500											
Jeff Robinson, R (6, 1) ERA: 2.25	1.2 11 2 3 0 2 1 2 0 0 0 0 0 19 37 0.00 1.800											
Dave Smith, R (8, 1) ERA: 1.86	2.0 6 1 0 0 1 0 0 0 0 0 0 0 16 26 0.00 0.500											

Cincinnati Reds @ Chicago Cubs  
Wrigley Field, Chicago, IL  
Sun May 10 1992, 3:33 AM CDT  
Att. 31,226 - Sunny - 64 F

livebaseballscorecards.com

AB	34
R	6
H	9
RBI	6
BB	5
SO	9
LOB	19







Batter	1	2	3	4	5	6	7	8	9	AB R H RBI BB SO LOB	TOP	
<b>Bip Roberts, S</b> (1, 4) OBP: 0.379, SLG: 0.367	4-0 G1-6-3 BB	0-0 F9			3-1 F7		1-0 FC6-5 1B		0-1 G3 1B	4 1 1 0 1 0 3	<b>Cincinnati Reds @ St. Louis Cardinals</b> Busch Stadium, St. Louis, MO Tue May 12 1992, 7:05 PM CDT Att. 20,940 - Sunny - 75 F	
<b>Barry Larkin, R</b> (1, 6) OBP: 0.299, SLG: 0.263	2-2 G1-6-3 1-2f		1-2 G4-3		1-2 1B 1B		1-0 F9	1-2 G3	5 0 1 1 0 0 3			
<b>Reggie Sanders, R</b> (1, 8) (7, 7) OBP: 0.391, SLG: 0.505	0-0 F9		2-2 P6		2-3 K		2-0 BB 1B	2-3 K	5 0 1 1 0 2 2			
<b>Chris Sabo, R</b> (1, 5) OBP: 0.282, SLG: 0.385		3-2 FC 2B	0-0 G6-3		0-1 1B		4-0 BB	1-2 BB	3 1 2 0 1 0 0			
<b>Glenn Braggs, R</b> (1, 7) <b>Norm Charlton, S</b> (7, 1) <b>Dwayne Henry, R</b> (8, 1) <b>Scott Ruskin, R</b> (8, 1)		3-1 FC 2B		1-1 L5	3-3 K		1-2 L6		4 1 0 0 0 1 5 0			
<b>Darnell Coles, R</b> (1, 3) OBP: 0.400, SLG: 0.714		0-2 P3		1-1 G4-3 E 2B		0-0 F8		0-0 P8	4 1 1 0 0 0 2			
<b>Paul O'Neill, L</b> (1, 9) OBP: 0.455, SLG: 0.505		0-2 FC1-5 1-H 3-H 2B		0-0 G4-3		1-2 G3		0-3 K	4 0 1 2 0 1 1			
<b>Troy Afenir, R</b> (1, 2) OBP: 0.500, SLG: 0.667		4-2 FC1-5 BB		1-2 E3 1B		0-1 G4-3		1-3 K	3 0 0 0 1 1 0			
<b>Greg Swindell, L</b> (1, 1) <b>Dave Martinez, L</b> (7, 8) OBP: 0.105, SLG: 0.167 OBP: 0.345, SLG: 0.299		0-1 FC1-5		1-0 1B		1-0 FC6-5 2B		3-3 K	3 0 2 0 0 0 2 1 0 0 0 0 1 0			
<b>Inning Stats</b>	R: 0 E: 0 K: 0 S: 4 H: 0 LOB: 0 BB: 1 P: 10	R: 2 E: 0 K: 0 S: 20 H: 2 LOB: 2 BB: 1 P: 30	R: 0 E: 0 K: 0 S: 7 H: 0 LOB: 0 BB: 0 P: 10	R: 1 E: 1 K: 0 S: 9 H: 2 LOB: 2 BB: 0 P: 13	R: 0 E: 0 K: 2 S: 13 H: 2 LOB: 2 BB: 0 P: 22	R: 0 E: 0 K: 0 S: 6 H: 0 LOB: 0 BB: 0 P: 7	R: 1 E: 0 K: 0 S: 8 H: 2 LOB: 2 BB: 1 P: 17	R: 0 E: 0 K: 2 S: 9 H: 0 LOB: 0 BB: 0 P: 10	R: 0 E: 0 K: 2 S: 15 H: 1 LOB: 1 BB: 0 P: 21	1B: 5 2B: 4 3B: 0 HR: 0 SF: 0 SAC: 0 DP: 1 HBP: 0		WP: 0 PB: 0 SB: 2 CS: 0 PA: 39
<b>PITCHER</b>	IP WLS BF H R ER SO BB IBB HBP BLK WP HR S P ERA WHIP											
<b>Donovan Osborne, L</b> (1, 1) ERA: 1.83	7.0 W 32 8 4 3 2 3 0 0 0 0 0 0 67 109 3.86 1.571											
<b>Todd Worrell, R</b> (8, 1) ERA: 3.0	1.0 3 0 0 0 2 0 0 0 0 0 0 0 9 10 0.00 0.000											
<b>Lee Smith, R</b> (9, 1) ERA: 2.25	1.0 S 4 1 0 0 2 0 0 0 0 0 0 0 15 21 0.00 1.000											

livebaseballscorecards.com

<b>AB</b>	<b>36</b>
<b>R</b>	<b>4</b>
<b>H</b>	<b>9</b>
<b>RBI</b>	<b>3</b>
<b>BB</b>	<b>3</b>
<b>SO</b>	<b>6</b>
<b>LOB</b>	<b>18</b>







Batter	1	2	3	4	5	6	7	8	9	AB R H RBI BB SO LOB	TOP									
<b>Bip Roberts, S</b> (1, 4) OBP: 0.368, SLG: 0.358	2-2 G1-3		3-2 G4-3		1-1 SF8		1-3 K			3 0 0 1 0 1 1	<b>Cincinnati Reds @ St. Louis Cardinals</b> Busch Stadium, St. Louis, MO Wed May 13 1992, 7:05 PM CDT Att. 28,872 - Sunny - 76 F									
<b>Barry Larkin, R</b> (1, 6) OBP: 0.310, SLG: 0.279 <b>Rob Dibble, L</b> (8, 1) OBP: 1.000, SLG: 1.000	0-2 FC6 1B		2-1 FC6-4 1B		0-0 G4-3		2-3 K		4 0 2 0 0 1 1 0 0 0 0 0 0 0											
<b>Glenn Braggs, R</b> (1, 7) OBP: 0.298, SLG: 0.269	0-3 K		1-1 FC6-4		0-2 G4-3		2-3 K		4 0 0 0 0 2 2											
<b>Paul O'Neill, L</b> (1, 9) OBP: 0.449, SLG: 0.523	1-0 FC6		1-1 FC6-4		2-0 P5		0-1 F8		4 1 1 1 0 0 1											
<b>Chris Sabo, R</b> (1, 5) OBP: 0.280, SLG: 0.377		0-1 P8		1-0 L5		1-1 P8		0-0 1B	4 0 1 0 0 0 0											
<b>Bill Doran, S</b> (1, 3) OBP: 0.308, SLG: 0.388 <b>Scott Bankhead, R</b> (6, 1) OBP: 0.400, SLG: 0.400 <b>Jeff Branson, L</b> (8, 6) OBP: 0.231, SLG: 0.364		2-2 2B		1-1 L4		1-3 K		1-2 P6	3 0 1 0 0 1 0 0 0 0 0 0 0 0 1 0 0 0 0 0 1											
<b>Dave Martinez, L</b> (1, 8) OBP: 0.330, SLG: 0.284		1-3 K		0-3 K		0-1 F7		1-1 P5	4 0 0 0 0 2 2											
<b>Joe Oliver, R</b> (1, 2) OBP: 0.290, SLG: 0.380		1-2 G4-3		0-0 1B SF8 2B		1-2 FC5-4 1B		2-3 K	4 1 2 0 0 1 2											
<b>Jose Rijo, R</b> (1, 1) OBP: 0.167, SLG: 0.167 <b>Darnell Coles, R</b> (6, 3) OBP: 0.375, SLG: 0.667			0-0 G4-3		1-0 1B		0-1 FC5-4		2 0 1 0 0 0 0 1 0 0 0 0 0 1											
<b>Inning Stats</b>	R: 0 E: 0 K: 1 S: 11	H: 1 LOB: 1 BB: 0 P: 14	R: 0 E: 0 K: 1 S: 11	H: 1 LOB: 1 BB: 0 P: 15	R: 0 E: 0 K: 0 S: 9	H: 0 LOB: 0 BB: 0 P: 8	R: 1 E: 0 K: 1 S: 8	H: 2 LOB: 1 BB: 0 P: 10	R: 1 E: 0 K: 1 S: 9	H: 1 LOB: 0 BB: 0 P: 12		R: 0 E: 0 K: 1 S: 13	H: 1 LOB: 1 BB: 0 P: 15	R: 0 E: 0 K: 2 S: 8	H: 0 LOB: 0 BB: 0 P: 12	R: 0 E: 0 K: 1 S: 9	H: 1 LOB: 1 BB: 0 P: 13	1B: 5 2B: 2 3B: 0 HR: 1	SF: 1 SAC: 0 DP: 0 HBP: 0	WP: 0 PB: 0 SB: 0 CS: 0
<b>PITCHER</b>	IP WLS BF H R ER SO BB IBB HBP BLK WP HR S P ERA WHIP																			
<b>Bob Tewksbury, R</b> (1, 1) ERA: 1.73	7.0 W 28 7 2 2 5 0 0 0 0 0 0 1 65 89 2.57 1.000																			
<b>Todd Worrell, R</b> (8, 1) ERA: 2.81	1.0 3 0 0 0 2 0 0 0 0 0 0 0 8 12 0.00 0.000																			
<b>Lee Smith, R</b> (9, 1) ERA: 2.12	1.0 S 4 1 0 0 1 0 0 0 0 0 0 0 9 13 0.00 1.000																			

livebaseballscorecards.com

<b>AB</b>	34
<b>R</b>	2
<b>H</b>	8
<b>RBI</b>	2
<b>BB</b>	0
<b>SO</b>	8
<b>LOB</b>	11







Batter	1	2	3	4	5	6	7	8	9	AB R H RBI BB SO LOB	TOP											
Lenny Dykstra, L OBP: 0.298, SLG: 0.288 (1, 8)	1-0 P7	1-2 G6-3		4-0 BB IBB		0-0 FC3-6 1-2f		0-0 F9		4 0 0 0 1 0 3												
Mariano Duncan, R OBP: 0.313, SLG: 0.436 (1, 6)	2-0 S 1B		2-3 K	1-3 K		2-1 G5-3			0-3 K	5 1 1 0 0 3 4												
Dave Hollins, S OBP: 0.390, SLG: 0.373 (1, 5)	1-2 1B SF8 1B		0-0 G5-3	4-2 BB			4-2 FC6-4 BB		1-2 BB HR 1B	3 2 2 2 2 0 0												
John Kruk, L OBP: 0.458, SLG: 0.479 (1, 7)	1-2 1B		3-2 F8	1-0 G4-3			0-0 FC6-4 G4-3 1-2f		4-0 HR BB	4 1 1 0 1 0 4												
Ricky Jordan, R OBP: 0.200, SLG: 0.556 (1, 3)	0-0 SF8			3-2 2B 1B	1-0 G6-3		0-0 G4-3		1-2 HR	4 2 2 4 0 0 1												
Dale Murphy, R OBP: 0.208, SLG: 0.327 Ruben Amaro Jr, S OBP: 0.294, SLG: 0.314 (1, 9) (7, 9)	0-1 G4-3		1-2 2B	1-2 2B	1-2 G1-3		0-0 G5-3		0-0 1B 1B	4 1 1 0 0 0 2 1 0 1 0 0 0 0												
Darren Daulton, L OBP: 0.398, SLG: 0.534 (1, 2)				1-0 G5-3 BB 2B	1-3 K			1-0 2B	0-3 K	4 1 2 2 1 2 1												
Steve Scarsone, R OBP: 0.400, SLG: 0.250 (1, 4)			3-2 F8	4-2 BB G5-3 BB		1-2 G5-3		1-3 K	1-0 1B	4 0 1 0 1 1 2												
Terry Mulholland, R OBP: 0.167, SLG: 0.208 (1, 1)			1-3 K	0-1 G5-3		0-0 FC3-6 1B		1-3 K	1-0 F7	5 0 1 0 0 2 6												
<b>Inning Stats</b>	R: 2 E: 0 K: 0 S: 11	H: 3 LOB: 1 BB: 0 P: 16	R: 0 E: 0 K: 1 S: 15	H: 0 LOB: 1 BB: 1 P: 24	R: 0 E: 0 K: 1 S: 8	H: 0 LOB: 0 BB: 0 P: 13	R: 3 E: 0 K: 1 S: 20	H: 3 LOB: 3 BB: 3 P: 39	R: 0 E: 0 K: 1 S: 7	H: 0 LOB: 0 BB: 0 P: 10	R: 0 E: 0 K: 0 S: 7	H: 1 LOB: 1 BB: 0 P: 10	R: 0 E: 0 K: 0 S: 6	H: 0 LOB: 1 BB: 1 P: 10	R: 0 E: 0 K: 2 S: 9	H: 1 LOB: 1 BB: 0 P: 12	R: 3 E: 0 K: 2 S: 15	H: 4 LOB: 2 BB: 1 P: 23	1B: 8 2B: 3 3B: 0 HR: 1	SF: 1 SAC: 0 DP: 0 HBP: 0	WP: 0 PB: 0 SB: 2 CS: 0	PA: 45
<b>PITCHER</b>	IP WLS BF H R ER SO BB IBB HBP BLK WP HR S P ERA WHIP																					
Tom Browning, L ERA: 6.02 (1, 1)	3.0 L 16 6 5 5 2 1 0 0 0 0 0 0 41 65 15.00 2.333																					
Dwayne Henry, R ERA: 3.43 (4, 1)	2.0 9 0 0 0 2 2 1 0 0 0 0 0 20 37 0.00 1.000																					
Milt Hill, R ERA: (6, 1)	2.0 8 1 0 0 0 1 0 0 0 0 0 0 13 20 0.00 1.000																					
Norm Charlton, L ERA: 2.21 (8, 1)	1.0 4 1 0 0 2 0 0 0 0 0 0 0 9 12 0.00 1.000																					
Scott Ruskin, L ERA: 7.24 (9, 1)	1.0 8 4 3 3 2 1 0 0 0 0 0 1 15 23 27.00 5.000																					

Philadelphia Phillies @ Cincinnati Reds  
Riverfront Stadium, Cincinnati, OH  
Fri May 15 1992, 7:05 PM EDT  
Att. 32,819 - Sunny - 78 F

AB	38
R	8
H	12
RBI	8
BB	6
SO	8
LOB	23



WP	0	PA	45
PB	0		
SB	2		
CS	0		

PITCHER	IP	WLS	BF	H	R	ER	SO	BB	IBB	HBP	BLK	WP	HR	S	P	ERA	WHIP
---------	----	-----	----	---	---	----	----	----	-----	-----	-----	----	----	---	---	-----	------

Batter	1	2	3	4	5	6	7	8	9	AB R H RBI BB SO LOB
<b>Bip Roberts, S</b> OBP: 0.365, SLG: 0.349 (1, 4) B X	1-0 G6-3 ①		1-3 K ②		1-2 G6-3 ③			4-1 1B BB		3 0 0 0 1 1 1
<b>Jacob Brumfield, R</b> OBP: 0.194, SLG: 0.138 (1, 8) B F B X	2-1 E6 FC1-6		1-3 K ③			2-2 P3 ①		0-1 P6 ②		4 0 0 0 0 1 2
<b>Barry Larkin, R</b> OBP: 0.320, SLG: 0.292 (1, 6) B 1 SAFE X	1-0 FC1-6 FC5-4 1-2f			2-1 F8 1B 1B		1-2 F8 ②		1-0 1B 1-2 1B		4 0 2 0 0 0 1
<b>Chris Sabo, R</b> OBP: 0.278, SLG: 0.370 (1, 5) X	0-0 FC5-4 1-2f			0-0 1-2 1B		0-0 F8 ③		0-0 F7 ③		4 0 1 0 0 0 3
<b>Glenn Braggs, R</b> OBP: 0.279, SLG: 0.250 (1, 7)		3-1 G5-3 ①		3-1 F8 ①		2-2 F8 ①		1-0 G5-3 ①		4 0 0 0 0 0 2
<b>Darnell Coles, R</b> OBP: 0.350, SLG: 0.579 (1, 3) X		0-1 F8 ②		1-1 P7 ②		0-1 FC6-4 1B		1-1 F8 ②		4 0 1 0 0 0 2
<b>Paul O'Neill, L</b> OBP: 0.436, SLG: 0.504 (1, 9) B X		1-0 G4-3 ③		0-0 F7 ③		2-3 K ②		0-0 P5 ③		4 0 0 0 0 1 3
<b>Joe Oliver, R</b> OBP: 0.291, SLG: 0.379 (1, 2) C B S B X			2-2 1B ①		0-3 K2-3 ①		1 SAFE 1-2 FC6-4 1-2f			3 0 1 0 0 1 1
<b>Tom Browning, L</b> OBP: 0.250, SLG: 0.267 (1, 1) L M C			0-3 K ①		0-1 G6-3 ②			2-1 G6-3 ①		1 0 0 0 0 0 1 1
<b>Dwayne Henry, R</b> (4, 1)										0 0 0 0 0 0 0 0
<b>Freddie Benavides, R</b> OBP: 0.244, SLG: 0.320 (5, PH) (6, 1)										0 0 0 0 0 0 0 0
<b>Milt Hill, R</b> (6, 1)										0 0 0 0 0 0 0 0
<b>Norm Charlton, S</b> (8, 1)										0 0 0 0 0 0 0 0
<b>Bill Doran, S</b> OBP: 0.335, SLG: 0.385 (8, PH)										1 0 0 0 0 0 0 0
<b>Scott Ruskin, R</b> (9, 1)										0 0 0 0 0 0 0 0

Inning Stats	R: 0	H: 0	E: 1	LOB: 1	K: 0	BB: 0	S: 5	P: 9	R: 0	H: 0	E: 0	LOB: 0	K: 0	BB: 0	S: 5	P: 9	R: 0	H: 1	E: 0	LOB: 1	K: 3	BB: 0	S: 17	P: 21	R: 0	H: 2	E: 0	LOB: 2	K: 0	BB: 0	S: 8	P: 14	R: 0	H: 0	E: 0	LOB: 0	K: 1	BB: 0	S: 11	P: 12	R: 0	H: 0	E: 0	LOB: 0	K: 0	BB: 0	S: 10	P: 13	R: 0	H: 1	E: 0	LOB: 1	K: 1	BB: 0	S: 12	P: 17	R: 0	H: 1	E: 0	LOB: 2	K: 0	BB: 1	S: 7	P: 14	R: 0	H: 0	E: 0	LOB: 0	K: 0	BB: 0	S: 4	P: 6	1B: 5	SF: 0	2B: 0	SAC: 0	3B: 0	DP: 0	HR: 0	HBP: 0	WP: 0	PA: 34
--------------	------	------	------	--------	------	-------	------	------	------	------	------	--------	------	-------	------	------	------	------	------	--------	------	-------	-------	-------	------	------	------	--------	------	-------	------	-------	------	------	------	--------	------	-------	-------	-------	------	------	------	--------	------	-------	-------	-------	------	------	------	--------	------	-------	-------	-------	------	------	------	--------	------	-------	------	-------	------	------	------	--------	------	-------	------	------	-------	-------	-------	--------	-------	-------	-------	--------	-------	--------

PITCHER	IP	WLS	BF	H	R	ER	SO	BB	IBB	HBP	BLK	WP	HR	S	P	ERA	WHIP
<b>Terry Mulholland, L</b> ERA: 4.61 (1, 1)	9.0	W	34	5	0	0	5	1	0	0	0	0	0	79	115	0.00	0.667

**BOTTOM**

**Philadelphia Phillies @ Cincinnati Reds**  
Riverfront Stadium, Cincinnati, OH

livebaseballscorecards.com

<b>AB</b>	<b>33</b>
<b>R</b>	<b>0</b>
<b>H</b>	<b>5</b>
<b>RBI</b>	<b>0</b>
<b>BB</b>	<b>1</b>
<b>SO</b>	<b>5</b>
<b>LOB</b>	<b>16</b>



PITCHER	IP	WLS	BF	H	R	ER	SO	BB	IBB	HBP	BLK	WP	HR	S	P	ERA	WHIP
---------	----	-----	----	---	---	----	----	----	-----	-----	-----	----	----	---	---	-----	------

Fri May 15 1992, 7:05 PM EDT  
Att: 32,819 - Sunny - 78 F



Batter	1	2	3	4	5	6	7	8	9	AB R H RBI BB SO LOB	TOP											
Lenny Dykstra, L (1, 8) OBP: 0.315, SLG: 0.289	4-1 G4-3 S 1B BB	2-2 E 1B		4-0 BB BB BB BB		1-0 FC4-6 CS 1-2f			1-2 G4-3	3 2 1 0 2 0 1												
Mariano Duncan, R (1, 7) OBP: 0.309, SLG: 0.434	2-1 G4-3	2-2 E9 1B 2B		0-0 F9		3-2 G6-3 1-2			0-1 E5 1B	5 2 1 2 0 0 4												
Dave Hollins, S (1, 5) OBP: 0.397, SLG: 0.372	4-1 F8 1B BB	1-2 1B		4-1 1-2 2-3 BB			0-1 F7		1-1 P6	3 0 1 1 2 0 1												
John Kruk, L (1, 9) OBP: 0.456, SLG: 0.476	1-0 1-2 3-H 1B	3-0 G4-3		2-1 G3			1-0 F7		1-0 1-2 2-H 1B	5 0 2 2 0 0 4												
Ricky Jordan, R (1, 3) OBP: 0.133, SLG: 0.357	0-0 F8 2-3			0-0 P4			2-3 K		1-3 K	5 0 0 0 0 2 3												
Dale Sveum, S (1, 6) OBP: 0.246, SLG: 0.235	2-3 K			2-1 F9			1-0 F8		1-2 G4-3	4 0 0 0 0 1 2												
Mickey Morandini, L (1, 4) OBP: 0.376, SLG: 0.425				1-3 K			2-3 K		1-3 K	3 0 0 0 0 2 0												
Steve Scarfone, R (8, PH) OBP: 0.333, SLG: 0.200										1 0 0 0 0 1 0												
Steve Lake, R (1, 2) OBP: 0.333, SLG: 0.556		2-0 F7		0-0 BB SH3-4 1B			1-1 G5-3		0-1 FC6-4 1B	4 0 2 0 0 0 0												
Cliff Brantley, R (1, 1) OBP: 0.400, SLG: 0.400		0-0 1B		0-0 SH3-4			4-1 FC4-6 BB		0-2 FC6-4 1-2f	1 1 1 0 0 0 0												
Wally Ritchie, L (5, 1)										0 0 0 0 1 0 0												
Barry Jones, R (7, 1)										0 0 0 0 0 0 0												
Dale Murphy, R (8, PH) OBP: 0.204, SLG: 0.321										1 0 0 0 0 0 1												
Mitch Williams, L (8, 1) OBP: 1.000, SLG: 1.000										0 0 0 0 0 0 0												
<b>Inning Stats</b>	R: 1 E: 0 K: 1 S: 9	H: 1 LOB: 2 BB: 2 P: 22	R: 3 E: 1 K: 0 S: 16	H: 4 LOB: 1 BB: 0 P: 26	R: 0 E: 0 K: 1 S: 8	H: 0 LOB: 0 BB: 0 P: 11	R: 0 E: 0 K: 0 S: 6	H: 1 LOB: 3 BB: 2 P: 16	R: 0 E: 0 K: 2 S: 10	H: 0 LOB: 0 BB: 0 P: 15	R: 0 E: 0 K: 0 S: 7	H: 0 LOB: 1 BB: 1 P: 16	R: 0 E: 0 K: 0 S: 6	H: 0 LOB: 0 BB: 0 P: 10	R: 0 E: 0 K: 1 S: 12	H: 1 LOB: 1 BB: 0 P: 14	R: 1 E: 1 K: 1 S: 12	H: 1 LOB: 1 BB: 0 P: 16	1B: 7 2B: 1 3B: 0 HR: 0	SF: 0 SAC: 1 DP: 0 HBP: 0	WP: 0 PB: 0 SB: 1 CS: 1	PA: 41
<b>PITCHER</b>	IP WLS BF H R ER SO BB IBB HBP BLK WP HR S P ERA WHIP																					
Tim Belcher, R (1, 1) ERA: 3.99	7.0 W 32 6 4 3 4 5 0 0 0 0 0 0 62 116 3.86 1.571																					
Norm Charlton, L (8, 1) ERA: 2.11	1.0 4 1 0 0 1 0 0 0 0 0 0 0 12 14 0.00 1.000																					
Rob Dibble, R (9, 1) ERA: 2.13	1.0 S 5 1 1 0 1 0 0 0 0 0 0 0 12 16 0.00 1.000																					

Philadelphia Phillies @ Cincinnati Reds  
Riverfront Stadium, Cincinnati, OH  
Sat May 16 1992, 7:05 PM EDT  
Att. 42,382 - Cloudy - 84 F

livebaseballscorecards.com

AB	35
R	5
H	8
RBI	5
BB	5
SO	6
LOB	16



Batter	1	2	3	4	5	6	7	8	9
<b>Bip Roberts, S</b> (1, 7) OBP: 0.366, SLG: 0.346	1-1 G6-3		4-1 1B BB		0-1 E FC3-6 1B	3-2 F8		1-3 K	
<b>Dave Martinez, L</b> (1, 8) OBP: 0.351, SLG: 0.301	4-0 G5-4-3		0-0		0-0 FC3-6 E 1B		0-1 G6-3	1-2 1B	
<b>Glenn Braggs, R</b> (7, PH) OBP: 0.274, SLG: 0.246			1-3 3-H 1B		1-2 1B			1-2 2-H 1B	
<b>Norm Charlton, S</b> (8, 1)			1-2 G5-3		2-2 E6 FC3-6		2-1 F8 2B	0-3 K	
<b>Darnell Coles, R</b> (8, PH) OBP: 0.381, SLG: 0.600					1-2 2-3				
<b>Rob Dibble, L</b> (9, 1) OBP: 1.000, SLG: 1.000									
<b>Barry Larkin, R</b> (1, 6) OBP: 0.313, SLG: 0.300	1-0 G5-4-3				0-1 FC3-6 BB		0-1 F8		
<b>Paul O'Neill, L</b> (1, 9) OBP: 0.431, SLG: 0.492		4-2 G4-3 BB		2-2 G3-1	1-2 2-3 3-H		2-3		
<b>Hal Morris, L</b> (1, 3) OBP: 0.357, SLG: 0.378		0-0 G4-3		1-0 G4-3	4-2 BB		0-0 WP 2B		
<b>Chris Sabo, R</b> (1, 5) OBP: 0.277, SLG: 0.364		1-1 F8		0-2 1B	1-0 F8		3-1 G6-3		
<b>Bill Doran, S</b> (1, 4) OBP: 0.303, SLG: 0.374			2-2 E1 G6-3 1B	2-2 G3		0-0 F8		4-1 SH3-4 1B BB	
<b>Joe Oliver, R</b> (1, 2) OBP: 0.292, SLG: 0.378			2-3 K2-3		0-1 G4-3 WP 1B	2-1 F9		1-0 SH3-4	
<b>Tim Belcher, R</b> (1, 1) OBP: 0.056, SLG: 0.222			1-2 G6-3		3-1 G4-3	1-2		4-1 1B BB	
<b>Jacob Brumfield, R</b> (8, 8) OBP: 0.219, SLG: 0.138					1-3	HR			

Inning Stats	R: 0	H: 0	E: 0	K: 3	S: 3	P: 9	R: 0	H: 0	E: 0	K: 0	S: 6	P: 11	R: 1	H: 1	E: 1	K: 1	S: 17	R: 0	H: 1	E: 0	K: 0	S: 11	R: 2	H: 3	E: 1	K: 0	S: 16	R: 1	H: 1	E: 0	K: 0	S: 10	R: 1	H: 2	E: 0	K: 0	S: 9	R: 1	H: 1	E: 0	K: 2	S: 14	R: 0	H: 0	E: 0	K: 0	S: 0
	0	0	0	3	3	9	0	0	0	0	6	11	1	1	1	1	17	0	1	0	0	11	2	3	1	0	16	1	1	0	0	10	1	2	0	0	9	1	1	0	2	14	0	0	0	0	

PITCHER	IP	WLS	BF	H	R	ER	SO	BB	IBB	HBP	BLK	WP	HR	S	P	ERA	WHIP
<b>Cliff Brantley, R</b> (1, 1) ERA: 4.44	4.1		21	5	3	1	1	3	0	0	0	1	0	48	79	2.08	1.846
<b>Wally Ritchie, L</b> (5, 1) ERA: 1.88	2.1	L	11	3	2	2	0	1	0	0	0	0	1	22	35	7.71	1.714
<b>Barry Jones, R</b> (7, 1) ERA: 4.84	0.1		1	0	0	0	0	0	0	0	0	1	0	2	5	0.00	0.000
<b>Mitch Williams, L</b> (8, 1) ERA: 4.2	1.0		6	1	1	1	2	2	0	0	0	0	0	14	25	9.00	3.000

**BOTTOM**

AB	R	H	RBI	BB	SO	LOB
4	1	1	1	1	1	2
2	0	2	1	1	0	0
1	0	0	0	0	0	0
0	0	0	0	0	0	0
1	0	1	1	0	0	0
0	0	0	0	0	0	0
5	1	1	0	0	1	7
3	0	0	1	1	0	3
3	0	1	1	1	0	1
4	0	1	0	0	0	4
3	2	0	0	1	0	1
3	1	1	0	0	1	1
3	1	1	1	0	0	2
0	0	0	0	1	0	0

**Philadelphia Phillies @ Cincinnati Reds**  
Riverfront Stadium, Cincinnati, OH

Sat May 16 1992, 7:05 PM EDT  
Att. 42,382 - Cloudy - 84 F

AB 32  
R 6  
H 9  
RBI 6  
BB 6  
SO 3  
LOB 21



WP	HR	S	P	ERA	WHIP
2	0	0	39		
0	0	1			
0	0	2			
1	0	0			



Batter	1	2	3	4	5	6	7	8	9	AB R H RBI BB SO LOB	TOP																
Lenny Dykstra, L OBP: 0.330, SLG: 0.309 (1, 8) C X	0-2 F8		2-1 E 1B SF7 1B		0-1 G5-4-3 1B		3-2 F8		3-1 1B 1B G5-2-3 1B	5 1 3 1 0 0 0																	
Mariano Duncan, R OBP: 0.318, SLG: 0.440 (1, 4) (9, 6) F B X	2-2 S 1B		1-1 E5 1-3 1B		1-1 G5-4-3 1-2f			1-3 K	0-1 G5-2-3 1B	5 0 3 1 0 1 1																	
Dave Hollins, S OBP: 0.397, SLG: 0.384 (1, 5) 1 SAFE C F B 1 SAFE S	1-3 K 1-2		1-0 SF7		2-3 K			0-1 1B 2B	1-2 G5-2-3 1B	4 1 2 2 0 2 1																	
John Kruk, L OBP: 0.460, SLG: 0.477 Ruben Amaro Jr, S OBP: 0.298, SLG: 0.318 (1, 7) (7, 7) C X	0-1 G6-3		3-H 4-2 1 SAFE B FC5-4 1-2 BB		2-1 1B			0-2 G1-4-3 S 2-H 1B	3-2 G5-2-3	2 0 1 0 1 0 1 2 0 1 1 0 0 3																	
Ricky Jordan, R OBP: 0.100, SLG: 0.263 (1, 3) B X		1-1 G6-3	0-0 FC5-4 1-2f		2-3 K			2-2 G1-4-3 1-3	1-1 G4-3	5 0 0 0 0 1 6																	
Dale Murphy, R OBP: 0.190, SLG: 0.298 (1, 9) S B X		1-3 K		1-1 F9		1-3 K		3-3 K		4 0 0 0 0 3 2																	
Steve Lake, R OBP: 0.409, SLG: 0.591 (1, 2) C X		0-1 1B		2-2 1B		1-1 G5-3			0-0 BB 1B 1B	4 1 3 0 0 0 1																	
Kim Batiste, R OBP: 0.275, SLG: 0.323 Mickey Morandini, L OBP: 0.383, SLG: 0.425 (1, 6) (9, PH) (9, 4) C X		1-2 G4-3		0-1 L7			1-2 G6-3		4-2 1B BB 1B BB	3 0 0 0 0 0 2 0 1 0 0 1 0 0																	
Brad Brink, R Dale Sveum, S OBP: 0.241, SLG: 0.231 Steve Searcy, L Mike Hartley, R Wally Backman, S OBP: 0.375, SLG: 0.357 Mitch Williams, L OBP: 1.000, SLG: 1.000 (1, 1) (7, PH) (7, 1) (8, 1) (9, PH) (9, 1) S C F X			0-3 K	0-3 K			0-3 K		4-0 1B 1B 1B BB	2 0 0 0 0 0 2 1 1 0 0 0 0 0 1 0 0 0 0 0 0 0 0 0 0 0 0 0 0 0 0 0 0 1 0 0 1 0 0 0 0 0 0 0 0 0 0 0																	
Inning Stats	R: 0 E: 0 K: 1 S: 11	H: 1 LOB: 1 BB: 0 P: 14	R: 0 E: 0 K: 1 S: 12	H: 1 LOB: 1 BB: 0 P: 15	R: 1 E: 2 K: 1 S: 14	H: 2 LOB: 2 BB: 1 P: 22	R: 0 E: 0 K: 1 S: 11	H: 1 LOB: 1 BB: 0 P: 14	R: 0 E: 0 K: 2 S: 10	H: 1 LOB: 1 BB: 0 P: 16	R: 0 E: 0 K: 1 S: 11	H: 0 LOB: 0 BB: 0 P: 15	R: 1 E: 0 K: 2 S: 16	H: 2 LOB: 1 BB: 0 P: 22	R: 3 E: 0 K: 0 S: 15	H: 4 LOB: 2 BB: 2 P: 31	1B: 12 2B: 1 3B: 0 HR: 0	SF: 1 SAC: 0 DP: 2 HBP: 0	WP: 0 PB: 0 SB: 2 CS: 0	PA: 41							
PITCHER	IP	WLS	BF	H	R	ER	SO	BB	IBB	HBP	BLK	WP	HR	S	P	ERA	WHIP										
Greg Swindell, L ERA: 3.44 (1, 1)	7.1		31	9	2	1	9	1	0	0	0	0	0	85	116	1.23	1.364										
Rob Dibble, R ERA: 4.05 (8, 1)	0.2	L	7	3	3	3	1	2	0	0	0	0	0	15	31	40.50	7.500										
Norm Charlton, L ERA: 2.01 (9, 1)	1.0		3	1	0	0	0	0	0	0	0	0	0	8	13	0.00	1.000										

Philadelphia Phillies @ Cincinnati Reds  
Riverfront Stadium, Cincinnati, OH  
Sun May 17 1992, 3:33 AM EDT  
Att. 29,783 - Cloudy - 81 F

livebaseballscorecards.com

AB	37
R	5
H	13
RBI	5
BB	3
SO	10
LOB	18



Batter	1	2	3	4	5	6	7	8	9	AB	R	H	RBI	BB	SO	LOB
<b>Bip Roberts, S</b> (1, 7) OBP: 0.369, SLG: 0.351 <b>Jacob Brumfield, R</b> (9, 7) OBP: 0.212, SLG: 0.133	0-0 G4-3	1-0 1B		0-0 P6			0-0 SH1-4 1B		2-2 P4	4	0	2	2	0	0	0
<b>Dave Martinez, L</b> (1, 8) OBP: 0.340, SLG: 0.291	1-0 G3	2-2 F9			3-2 P6		1-1 SH1-4			3	0	0	0	0	0	2
<b>Barry Larkin, R</b> (1, 6) OBP: 0.321, SLG: 0.301	2-2 F9	3-3 K			2-1 1B		4-1 BB			3	0	1	0	1	1	2
<b>Paul O'Neill, L</b> (1, 9) OBP: 0.426, SLG: 0.479		4-1 1B HBP BB		1-0 F8		2-2 G4-6-3 1B		1-1 G3		3	1	0	0	1	0	2
<b>Chris Sabo, R</b> (1, 5) OBP: 0.299, SLG: 0.407		0-0 1B HBP BB		3-2 2B		0-0 2B CS		2-0 F7		4	1	3	0	0	0	0
<b>Hal Morris, L</b> (1, 3) OBP: 0.348, SLG: 0.350		4-2 1B HBP BB		0-0 F7		1-1 F7		0-0 F8		3	1	0	0	1	0	2
<b>Bill Doran, S</b> (1, 4) OBP: 0.302, SLG: 0.378		0-1 F7		0-1 F7		1-0 2B		0-0 P4		4	0	1	0	0	0	4
<b>Joe Oliver, R</b> (1, 2) OBP: 0.300, SLG: 0.370		2-1 1B HBP		1-1 G6-3		4-0 FC5 IBB		0-3 K		2	1	0	1	1	1	0
<b>Greg Swindell, L</b> (1, 1) OBP: 0.136, SLG: 0.190 <b>Rob Dibble, L</b> (8, 1) OBP: 1.000, SLG: 1.000 <b>Norm Charlton, S</b> (9, 1) <b>Darnell Coles, R</b> (9, PH) OBP: 0.364, SLG: 0.571		0-0 1B		0-3 K		0-1 FC5		0-3 K		3	0	1	1	0	1	2
		1-2 2-3 3-H 1B				1-2f				0	0	0	0	0	0	0
										1	0	0	0	0	1	0

Inning Stats	R: 0	H: 0	E: 0	K: 0	S: 5	H: 0	LOB: 0	BB: 0	P: 8	R: 4	H: 3	E: 0	K: 1	S: 19	H: 1	LOB: 1	BB: 0	P: 13	R: 0	H: 0	E: 0	K: 0	S: 6	H: 0	LOB: 0	BB: 0	P: 7	R: 0	H: 1	E: 0	K: 0	S: 10	H: 2	LOB: 2	BB: 1	P: 12	R: 0	H: 1	E: 0	K: 0	S: 6	H: 0	LOB: 0	BB: 0	P: 5	R: 0	H: 0	E: 0	K: 2	S: 9	H: 0	LOB: 0	BB: 0	P: 11	1B: 5	SF: 0	2B: 3	SAC: 1	3B: 0	DP: 1	HR: 0	HBP: 1	WP: 0	PA: 37
--------------	------	------	------	------	------	------	--------	-------	------	------	------	------	------	-------	------	--------	-------	-------	------	------	------	------	------	------	--------	-------	------	------	------	------	------	-------	------	--------	-------	-------	------	------	------	------	------	------	--------	-------	------	------	------	------	------	------	------	--------	-------	-------	-------	-------	-------	--------	-------	-------	-------	--------	-------	--------

PITCHER	IP	WLS	BF	H	R	ER	SO	BB	IBB	HBP	BLK	WP	HR	S	P	ERA	WHIP
<b>Brad Brink, R</b> (1, 1) ERA: 6.0	6.0		27	7	4	4	2	2	1	1	0	0	0	55	92	6.00	1.500
<b>Steve Searcy, L</b> (7, 1) ERA: 5.63	1.0		4	1	0	0	0	1	0	0	0	0	0	6	12	0.00	2.000
<b>Mike Hartley, R</b> (8, 1) ERA:	1.0	W	3	0	0	0	0	0	0	0	0	0	0	3	5	0.00	0.000
<b>Mitch Williams, L</b> (9, 1) ERA: 3.94	1.0	S	3	0	0	0	2	0	0	0	0	0	0	9	11	0.00	0.000


**BOTTOM**

**Philadelphia Phillies @ Cincinnati Reds**  
Riverfront Stadium, Cincinnati, OH

Sun May 17 1992, 3:33 AM EDT  
Att. 29,783 - Cloudy - 81 F

livebaseballscorecards.com

<b>AB</b>	<b>31</b>
<b>R</b>	<b>4</b>
<b>H</b>	<b>8</b>
<b>RBI</b>	<b>4</b>
<b>BB</b>	<b>4</b>
<b>SO</b>	<b>4</b>
<b>LOB</b>	<b>14</b>





Batter	1	2	3	4	5	6	7	8	9	AB R H RBI BB SO LOB	TOP
<b>Bip Roberts, S</b> (1, 7) OBP: 0.377, SLG: 0.362 <b>Jacob Brumfield, R</b> (9, 7) OBP: 0.212, SLG: 0.133	4-1 CS BB	2-2 P4			1-1 2B		3-1 1B 1B		2-3 K	4 1 2 0 1 1 3 0 0 0 0 0 0 0	
<b>Barry Larkin, R</b> (1, 6) OBP: 0.326, SLG: 0.308	2-1 G5-3 1-2		1-0 L9		1-0 1B		1-2 BB 1B 1-3 1B		1-1 G4-3	5 0 2 0 0 0 1	
<b>Paul O'Neill, L</b> (1, 9) OBP: 0.421, SLG: 0.472	3-3 K		3-1 F8		0-0 F7		0-1 BB 1B 1-2 1B 3-H			4 0 1 1 0 1 2	
<b>Chris Sabo, R</b> (1, 5) OBP: 0.308, SLG: 0.417		1-0 1B 2B	0-0 F7		2-2 P6		4-1 1B 1-2 2-3 BB			3 1 1 0 1 0 2	
<b>Hal Morris, L</b> (1, 3) OBP: 0.340, SLG: 0.341		1-1 2B 1B 2-H		1-1 P4		0-1 F8	1-2 G4-3			4 0 1 1 0 0 3	
<b>Bill Doran, S</b> (1, 4) OBP: 0.302, SLG: 0.386 <b>Scott Bankhead, R</b> (6, 1) OBP: 0.333, SLG: 0.333 <b>Norm Charlton, S</b> (8, 1)		0-1 1-3 2B		1-1 L6		1-0 G4-3		0-3 K		3 0 1 0 0 0 0 1 0 0 0 0 1 0 0 0 0 0 0 0 0	
<b>Dave Martinez, L</b> (1, 8) OBP: 0.337, SLG: 0.289		2-0 G3		0-0 1B		2-1 L7		0-0 P8		4 0 1 0 0 0 2	
<b>Joe Oliver, R</b> (1, 2) OBP: 0.298, SLG: 0.359		4-0 IBB		1-1 L8			1-3 K	0-0 L8		3 0 0 0 1 1 1	
<b>Jose Rijo, R</b> (1, 1) OBP: 0.143, SLG: 0.143 <b>Jeff Branson, L</b> (6, 4) OBP: 0.214, SLG: 0.333 <b>Freddie Benavides, R</b> (9, PH) (9, 4)		0-3 K			0-1 P2		2-3 K	2-3 K		2 0 0 0 0 1 3 1 0 0 0 0 1 0 1 0 0 0 0 1 0	
<b>Inning Stats</b>	R: 0 E: 0 K: 1 S: 10 H: 0 LOB: 0 BB: 1 P: 18	R: 1 E: 0 K: 1 S: 13 H: 3 LOB: 3 BB: 1 P: 23	R: 0 E: 0 K: 0 S: 4 H: 0 LOB: 0 BB: 0 P: 8	R: 0 E: 0 K: 0 S: 7 H: 1 LOB: 1 BB: 0 P: 10	R: 0 E: 0 K: 0 S: 9 H: 2 LOB: 2 BB: 0 P: 13	R: 0 E: 0 K: 0 S: 5 H: 0 LOB: 0 BB: 0 P: 8	R: 1 E: 0 K: 2 S: 19 H: 3 LOB: 3 BB: 1 P: 31	R: 0 E: 0 K: 1 S: 5 H: 0 LOB: 0 BB: 0 P: 5	R: 0 E: 0 K: 2 S: 9 H: 0 LOB: 0 BB: 0 P: 14	1B: 6 2B: 3 3B: 0 HR: 0 SF: 0 SAC: 0 DP: 0 HBP: 0	WP: 0 PB: 0 SB: 0 CS: 1 PA: 38
<b>PITCHER</b> <b>Mark Gardner, R</b> (1, 1) ERA: 2.98 <b>Jeff Fassero, L</b> (7, 1) ERA: 3.7	IP WLS BF H R ER SO BB IBB HBP BLK WP HR S P ERA WHIP	6.2 L 31 9 2 2 4 2 1 0 0 0 0 64 107 2.70 1.650	2.1 7 0 0 0 3 0 0 0 0 0 0 17 23 0.00 0.000								

**Cincinnati Reds @ Montreal Expos**  
**Olympic Stadium, Montreal, QB**  
 Mon May 18 1992, 3:33 AM EDT  
 Att. 13,470 - Dome - 70 F

[livebaseballscorecards.com](http://livebaseballscorecards.com)

<b>AB</b>	<b>35</b>
<b>R</b>	<b>2</b>
<b>H</b>	<b>9</b>
<b>RBI</b>	<b>2</b>
<b>BB</b>	<b>3</b>
<b>SO</b>	<b>7</b>
<b>LOB</b>	<b>17</b>







Batter	1	2	3	4	5	6	7	8	9	AB R H RBI BB SO LOB	TOP																	
<b>Bip Roberts, S</b> (1, 8) OBP: 0.377, SLG: 0.371 (5, 7)	0-2 F9		2-0 2B		0-0 L7		0-1 G3		1-2 HR	5 2 2 0 0 0 0																		
<b>Bill Doran, S</b> (1, 4) OBP: 0.306, SLG: 0.407	2-1 F8		1-3 2B		4-1 G6-3 BB		1-3 K		1-0 HR	4 1 1 4 1 2 2																		
<b>Barry Larkin, R</b> (1, 6) OBP: 0.330, SLG: 0.337	3-2 2B		0-1 1B 2B		0-0 G6-3		3-3 K		0-0 G1-4-3	5 1 2 2 0 1 2																		
<b>Chris Sabo, R</b> (1, 5) OBP: 0.304, SLG: 0.412 <b>Hal Morris, L</b> (1, 3) OBP: 0.352, SLG: 0.340	1-3 K		2-1 1B		4-0 IBB		0-3 K		2-2 F8	1 0 0 0 0 1 1 3 0 1 1 1 1 1																		
<b>Glenn Braggs, R</b> (1, 7) OBP: 0.262, SLG: 0.233 <b>Dwayne Henry, R</b> (5, 1) <b>Rob Dibble, L</b> (9, 1) OBP: 1.000, SLG: 1.000		0-2 P5	0-1 L8		1-1 P4		0-3 K			3 0 0 0 0 0 3 1 0 0 0 0 1 0 0 0 0 0 0 0 0																		
<b>Darnell Coles, R</b> (1, 3) OBP: 0.385, SLG: 0.600 (1, 5)		1-1 2B	0-0 F7			1-1 FC4-6 1B		2-1 F9		4 0 2 0 0 0 1																		
<b>Paul O'Neill, L</b> (1, 9) OBP: 0.410, SLG: 0.457		1-3 K		1-0 G4-3		1 SAFE 0-1 FC4-6			2-2 F7	4 0 0 0 0 1 2																		
<b>Joe Oliver, R</b> (1, 2) OBP: 0.297, SLG: 0.349 <b>Jacob Brumfield, R</b> (9, PR) OBP: 0.212, SLG: 0.133 <b>Troy Afenir, R</b> (9, 2) OBP: 0.500, SLG: 0.667		1-3 K2-3		0-1 F7		1 SAFE 1 SAFE 1-0 F8			4-0 1B HR BB	3 0 0 0 1 1 2 0 1 0 0 0 0 0 0 0 0 0 0 0 0																		
<b>Chris Hammond, L</b> (1, 1) OBP: 0.400, SLG: 0.333 <b>Dave Martinez, L</b> (5, 8) OBP: 0.340, SLG: 0.286			3-2 2B 1B		1-2 G1-3		1 SAFE 1-2 P5		4-2 1B HR BB	2 1 1 0 0 0 0 1 1 0 0 1 0 1																		
<b>Inning Stats</b>	R: 0 E: 0 K: 1 S: 12	H: 1 LOB: 1 BB: 0 P: 18	R: 0 E: 0 K: 2 S: 12	H: 1 LOB: 1 BB: 0 P: 15	R: 3 E: 0 K: 1 S: 15	H: 4 LOB: 1 BB: 0 P: 23	R: 0 E: 0 K: 0 S: 6	H: 0 LOB: 0 BB: 0 P: 8	R: 0 E: 0 K: 0 S: 5	H: 0 LOB: 2 BB: 2 P: 14	R: 0 E: 0 K: 2 S: 9	H: 0 LOB: 0 BB: 0 P: 13	R: 0 E: 0 K: 2 S: 8	H: 0 LOB: 0 BB: 0 P: 10	R: 4 E: 0 K: 0 S: 14	H: 2 LOB: 1 BB: 2 P: 28	1B: 4 2B: 4 3B: 0 HR: 1	SF: 0 SAC: 0 DP: 0 HBP: 0	WP: 0 PB: 0 SB: 1 CS: 0	PA: 40								
<b>PITCHER</b>	IP WLS BF H R ER SO BB IBB HBP BLK WP HR S P ERA WHIP																											
<b>Chris Haney, L</b> (1, 1) ERA: 4.45	4.1		20	6	3	3	4	1	0	0	0	0	0	47	70	6.23	1.615											
<b>Bill Sampen, R</b> (5, 1) ERA: 4.43	2.2		10	1	0	0	2	0	1	0	0	0	0	23	33	0.00	0.375											
<b>Mel Rojas, R</b> (8, 1) ERA: 1.1	1.0		3	0	0	0	2	0	0	0	0	0	0	8	10	0.00	0.000											
<b>John Wetteland, R</b> (9, 1) ERA: 6.48	1.0	L	7	2	4	4	0	2	0	0	0	0	1	14	28	36.00	4.000											

**Cincinnati Reds @ Montreal Expos**  
**Olympic Stadium, Montreal, QB**  
 Tue May 19 1992, 7:05 PM EDT  
 Att. 8,760 - Dome - 70 F

[livebaseballscorecards.com](http://livebaseballscorecards.com)

<b>AB</b>	36
<b>R</b>	7
<b>H</b>	9
<b>RBI</b>	7
<b>BB</b>	4
<b>SO</b>	8
<b>LOB</b>	15



**BOTTOM**

**Cincinnati Reds @ Montreal Expos**  
**Olympic Stadium, Montreal, QB**

Tue May 19 1992, 7:05 PM EDT  
 Att. 8,760 - Dome - 70 F

livebaseballscorecards.com

<b>AB</b>	<b>29</b>
<b>R</b>	<b>4</b>
<b>H</b>	<b>6</b>
<b>RBI</b>	<b>2</b>
<b>BB</b>	<b>6</b>
<b>SO</b>	<b>4</b>
<b>LOB</b>	<b>11</b>



WP: 0	PA: 36
PB: 0	
SB: 0	
CS: 0	

AB R H RBI BB SO LOB

4 1 2 0 0 0 1

3 1 0 0 1 0 2

2 1 1 0 2 0 0

3 1 1 1 0 0 4

0 0 0 0 0 0 0

4 0 1 1 0 1 0

3 0 0 0 1 1 0

3 0 0 0 1 0 2

3 0 0 0 1 0 1

1 0 0 0 0 0 0

1 0 0 0 0 1 1

1 0 1 0 0 0 0

0 0 0 0 0 0 0

1 0 0 0 0 1 0

1B: 3 SF: 1  
 2B: 3 SAC: 0  
 3B: 1 DP: 3  
 HR: 0 HBP: 0

Batter	1	2	3	4	5	6	7	8	9
<b>Marquis Grissom, R</b> OBP: 0.310, SLG: 0.396 (1, 8)	1-2 BB E 2B		1-0 F8 2		1-0 G3 1B		1-1 G4-6-3 1-2f		
<b>Delino DeShields, L</b> OBP: 0.327, SLG: 0.368 (1, 4)	4-0 E G6-4-3 BB		1-0 G3-1 3		1-0 G3 1-2		0-0 F7 3		
<b>Moises Alou, R</b> OBP: 0.455, SLG: 0.590 (1, 9) (9, 7)	4-1 E2 G6-4-3 BB 1-3 2-H			2-1 G6-3 1	4-0 FC6-4 BB			1-1 SF8 3B	
<b>Ivan Calderon, R</b> OBP: 0.222, SLG: 0.377 <b>John Wetteland, R</b> (9, 1)	1-0 G6-4-3 1-2f 3-H			0-0 2B 1B	1-2 FC6-4 1-2f			1-1 SF8 3-H	
<b>Gary Carter, R</b> OBP: 0.342, SLG: 0.382 (1, 2)	1-3 K			0-0 F9-2 2B 1-H		1-1 L6		1-0 F8	
<b>Tim Wallach, R</b> OBP: 0.294, SLG: 0.303 (1, 3)		0-0 G5-3 1		4-2 BB		1-3 K		0-1 G5-3	
<b>Archi Cianfrocco, R</b> OBP: 0.281, SLG: 0.448 (1, 5)		2-2 G6-3 2		3-1 F9-2 3-H		4-2 BB		2-2 G5-3 1	
<b>Spike Owen, S</b> OBP: 0.308, SLG: 0.383 (1, 6)		2-0 G5-3 3			4-0 1B BB	0-1 P6		0-1 G6-3	
<b>Chris Haney, L</b> OBP: 0.250, SLG: 0.250 <b>Bill Sampen, R</b> (5, 1)			1-2 G3 1		3-3 K		3-2 G4-6-3 1B		2-3 K
<b>Bret Barberie, S</b> OBP: 0.370, SLG: 0.289 <b>Mel Rojas, R</b> OBP: 0.500, SLG: 0.500 <b>Larry Walker, L</b> OBP: 0.356, SLG: 0.500 (9, 9)									

Inning Stats	R: 2	H: 1	E: 1	K: 1	S: 9	LOB: 0	BB: 2	P: 20	R: 0	H: 0	E: 0	K: 0	S: 5	LOB: 0	BB: 0	P: 9	R: 0	H: 0	E: 0	K: 0	S: 6	LOB: 0	BB: 0	P: 9	R: 1	H: 2	E: 0	K: 0	S: 8	LOB: 1	BB: 1	P: 17	R: 0	H: 1	E: 0	K: 1	S: 8	LOB: 3	BB: 2	P: 22	R: 0	H: 0	E: 0	K: 1	S: 11	LOB: 1	BB: 1	P: 17	R: 0	H: 1	E: 0	K: 0	S: 9	LOB: 0	BB: 0	P: 12	R: 1	H: 1	E: 0	K: 0	S: 7	LOB: 0	BB: 0	P: 10	R: 0	H: 0	E: 0	K: 1	S: 8	LOB: 0	BB: 0	P: 12	R: 0	H: 0	E: 0	K: 1	S: 8	LOB: 0	BB: 0	P: 12	1B: 3	SF: 1	2B: 3	SAC: 0	3B: 1	DP: 3	HR: 0	HBP: 0	WP: 0	PA: 36
--------------	------	------	------	------	------	--------	-------	-------	------	------	------	------	------	--------	-------	------	------	------	------	------	------	--------	-------	------	------	------	------	------	------	--------	-------	-------	------	------	------	------	------	--------	-------	-------	------	------	------	------	-------	--------	-------	-------	------	------	------	------	------	--------	-------	-------	------	------	------	------	------	--------	-------	-------	------	------	------	------	------	--------	-------	-------	------	------	------	------	------	--------	-------	-------	-------	-------	-------	--------	-------	-------	-------	--------	-------	--------

PITCHER	IP	WLS	BF	H	R	ER	SO	BB	IBB	HBP	BLK	WP	HR	S	P	ERA	WHIP
<b>Chris Hammond, L</b> ERA: 3.46 (1, 1)	4.2		20	4	3	2	2	4	0	0	0	0	0	33	69	3.86	1.714
<b>Dwayne Henry, R</b> ERA: 3.33 (5, 1)	3.1	W	13	2	1	1	1	2	0	0	0	0	0	30	47	2.70	1.200
<b>Rob Dibble, R</b> ERA: 3.77 (9, 1)	1.0	S	3	0	0	0	1	0	0	0	0	0	0	8	12	0.00	0.000



Batter	1	2	3	4	5	6	7	8	9	AB	R	H	RBI	BB	SO	LOB	TOP								
<b>Bip Roberts, S</b> (1, 8) <small>OBP: 0.368, SLG: 0.361</small> <b>Scott Bankhead, R</b> (7, 1) <small>OBP: 0.333, SLG: 0.333</small> <b>Jeff Branson, L</b> (8, PH) <small>OBP: 0.200, SLG: 0.308</small> <b>Norm Charlton, S</b> (8, 1) <small>OBP: 0.200, SLG: 0.308</small> <b>Rob Dibble, L</b> (9, 1) <small>OBP: 1.000, SLG: 1.000</small>	1-0 G6-3		0-1 F9			0-1 G4-3	1-1 SAFE E5 1B	1-2 F8		4	1	0	0	0	0	1									
<b>Hal Morris, L</b> (1, 3) <small>OBP: 0.373, SLG: 0.365</small>	2-1 G5-3			1-1 CS 1B		2-2 F8	1-2 E 1B 1B		2-1 2B 1B	5	0	3	0	0	0	0									
<b>Barry Larkin, R</b> (1, 6) <small>OBP: 0.343, SLG: 0.364</small>	0-0 1B			3-3 SAFE 1-2		1-1 G4-3	0-0 E8 1B		0-1 SAFE 1-3 2B	5	0	3	2	0	1	1									
<b>Chris Sabo, R</b> (1, 5) <small>OBP: 0.320, SLG: 0.432</small>	3-2 P5			0-0 3B		0-0 FC4-6 BB			1-0 SAFE G5-3	3	0	1	0	2	0	3									
<b>Damell Coles, R</b> (1, 9) <small>OBP: 0.345, SLG: 0.536</small> <b>Dave Martinez, L</b> (7, PH) <small>OBP: 0.343, SLG: 0.283</small>		0-1 G5-3		0-1 F9		0-0 FC4-6 BB			4-0 IBB	3	1	0	0	0	0	2									
<b>Glenn Braggs, R</b> (1, 7) <small>OBP: 0.271, SLG: 0.234</small>		3-1 G6-4-3 HBP			2-1 G3		1-0 SAFE FC6-4 1B 1B	0-1 G6-3	2-2 P6	4	1	1	0	0	0	3									
<b>Bill Doran, S</b> (1, 4) <small>OBP: 0.317, SLG: 0.410</small>		0-0 G6-4-3			4-1 FC4 BB		2-0 FC6-4 1B	1-0 S 1B	1-2 G3	4	0	2	1	1	0	4									
<b>Troy Afenir, R</b> (1, 2) <small>OBP: 0.375, SLG: 0.462</small>			1-3 K		0-0 F9		1-2 FC6-4 WP 1B	1-2 G5-3		4	1	0	0	0	1	4									
<b>Tom Browning, L</b> (1, 1) <small>OBP: 0.222, SLG: 0.235</small> <b>Paul O'Neill, L</b> (7, PH) <small>OBP: 0.418, SLG: 0.462</small>			0-0 F8		1-2 FC4		2-2 1B E 1B	4-0 IBB		2	0	0	0	0	0	1									
<b>Inning Stats</b>	R: 0 E: 0 K: 0 S: 7	H: 1 LOB: 1 BB: 0 P: 13	R: 0 E: 0 K: 0 S: 4	H: 0 LOB: 0 BB: 0 P: 7	R: 0 E: 0 K: 1 S: 6	H: 0 LOB: 0 BB: 0 P: 7	R: 0 E: 0 K: 1 S: 8	H: 2 LOB: 1 BB: 0 P: 12	R: 0 E: 0 K: 0 S: 7	H: 0 LOB: 1 BB: 1 P: 14	R: 0 E: 0 K: 0 S: 7	H: 0 LOB: 0 BB: 0 P: 10	R: 5 E: 2 K: 0 S: 24	H: 5 LOB: 3 BB: 2 P: 42	R: 0 E: 0 K: 0 S: 9	H: 1 LOB: 2 BB: 1 P: 16	R: 0 E: 0 K: 0 S: 13	H: 2 LOB: 3 BB: 1 P: 23	1B: 9 2B: 2 3B: 1 HR: 0	SF: 0 SAC: 0 DP: 2 HBP: 1	WP: 1 PB: 0 SB: 1 CS: 1	PA: 43			
<b>PITCHER</b>	IP	WLS	BF	H	R	ER	SO	BB	IBB	HBP	BLK	WP	HR	S	P	ERA	WHIP								
<b>Chris Nabholz, L</b> (1, 1) <small>ERA: 3.88</small>	6.1		25	5	3	3	2	2	0	1	0	0	0	46	77	4.26	1.105								
<b>Jeff Fassero, L</b> (7, 1) <small>ERA: 3.65</small>	0.1		4	2	0	0	0	0	0	0	0	1	0	11	16	0.00	6.000								
<b>Mel Rojas, R</b> (7, 1) <small>ERA: 0.96</small>	2.1	W	14	4	2	0	0	1	2	0	0	0	0	28	51	0.00	2.143								

Cincinnati Reds @ Montreal Expos  
Olympic Stadium, Montreal, QB  
Wed May 20 1992, 7:05 PM EDT  
Att. 9,651 - Dome - 70 F

livebaseballscorecards.com

AB	37
R	5
H	11
RBI	5
BB	5
SO	2
LOB	24



BOTTOM

Cincinnati Reds @ Montreal Expos  
Olympic Stadium, Montreal, QB

Wed May 20 1992, 7:05 PM EDT  
Att. 9,651 - Dome - 70 F

livebaseballscorecards.com

AB	32
R	6
H	7
RBI	6
BB	3
SO	5
LOB	11



WP:	1	PA:	37
PB:	0		
SB:	2		
CS:	0		

AB R H RBI BB SO LOB

5	1	2	2	0	1	1
4	1	1	1	0	0	1
4	1	1	0	0	0	1
4	1	2	1	0	0	0
3	0	0	0	0	1	1
0	0	0	0	0	0	0
1	0	0	0	0	1	2
3	0	1	0	0	0	0
0	1	0	0	0	0	0
3	0	0	0	0	1	2
0	1	0	1	1	0	0
2	0	0	0	1	0	0
1	0	0	0	0	1	3
1	0	0	0	0	0	0
1	0	0	0	0	0	0
0	0	0	1	1	0	0

1B:	7	SF:	0
2B:	0	SAC:	1
3B:	0	DP:	0
HR:	0	HBP:	1

Batter	1	2	3	4	5	6	7	8	9
Marquis Grissom, R OBP: 0.313, SLG: 0.396 (1, 8)	1-1 S 1B	2-1 F8 2-3 1B			1-0 G3-1 2			3-3 K 2 C X	0-1 1-2 2-H 3-H 1B
Delino DeShields, L OBP: 0.325, SLG: 0.365 (1, 4)	3-2 G4-3 1-H 1B	1-1 G4-3 3			3-2 G4-3 3			1-2 F7 3	
Ivan Calderon, R OBP: 0.224, SLG: 0.370 (1, 7)	2-0 G4-3 1-3		2-0 L9 1		0-2 L8 1 F C X			2-1 1B BB 1B	
Larry Walker, L OBP: 0.359, SLG: 0.500 (1, 9)	2-2 S 1B 3-H		1-1 F9 2		0-0 F7 2			0-0 BB 1B 1-2 BB 1B	
Gary Carter, R OBP: 0.329, SLG: 0.366 (1, 2)	2-2 F8 1-2 2		2-2 K 3		0-0 P1 3			3-3 K 1	
Mel Rojas, R OBP: 0.500, SLG: 0.500 (7, 1)									
Moises Alou, R OBP: 0.444, SLG: 0.575 (9, PH)									
Tim Wallach, R OBP: 0.299, SLG: 0.304 (1, 3)	2-2 FC6-4 HBP		0-0 F9 1				2-2 G5-3 1	1-1 BB BB 1B 1B	
Steve Lyons, L OBP: 0.100, SLG: 0.158 (9, PR)								1-2 2-3 1B 1B	
Archi Cianfrocco, R OBP: 0.269, SLG: 0.426 (1, 5)	2-2 FC6-4 1-2f		1-2 G5-3 2				3-3 K 2	4-2 BB 1B BB	
John Vander Wal, L OBP: 0.333, SLG: 0.346 (9, PH)								1-2 2-3 3-H BB	
Spike Owen, S OBP: 0.309, SLG: 0.376 (1, 6)		4-0 F8 SH1 BB			0-1 G6-3 3			2-1 F8 3	
Tom Foley, L OBP: 0.212, SLG: 0.226 (9, PH)									
Chris Nabholz, L OBP: 0.067, SLG: 0.133 (1, 1)		0-0 SH1 1			0-0 G6-3 1			0-0 P6 1	
Jeff Fassero, L (7, 1)									
Rick Cerone, R OBP: 0.318, SLG: 0.400 (7, 2)									
Bret Barberie, S OBP: 0.376, SLG: 0.289 (9, PH)								1-2 2-3 3-H BB	

Inning Stats	R: 2	H: 3	E: 0	K: 0	S: 18	H: 3	LOB: 2	BB: 0	P: 32	R: 0	H: 0	E: 0	K: 0	S: 5	R: 0	H: 0	E: 0	K: 1	S: 6	R: 0	H: 0	E: 0	K: 0	S: 8	R: 0	H: 0	E: 0	K: 0	S: 5	R: 0	H: 0	E: 0	K: 0	S: 6	R: 0	H: 0	E: 0	K: 1	S: 7	R: 0	H: 0	E: 0	K: 1	S: 7	R: 0	H: 0	E: 0	K: 2	S: 18	R: 4	H: 4	E: 0	K: 2	S: 18	1B: 7	2B: 0	3B: 0	HR: 0	SF: 0	SAC: 1	DP: 0	HBP: 1	WP: 1	PA: 37
--------------	------	------	------	------	-------	------	--------	-------	-------	------	------	------	------	------	------	------	------	------	------	------	------	------	------	------	------	------	------	------	------	------	------	------	------	------	------	------	------	------	------	------	------	------	------	------	------	------	------	------	-------	------	------	------	------	-------	-------	-------	-------	-------	-------	--------	-------	--------	-------	--------

PITCHER	IP	WLS	BF	H	R	ER	SO	BB	IBB	HBP	BLK	WP	HR	S	P	ERA	WHIP
Tom Browning, L ERA: 5.63 (1, 1)	6.0		23	3	2	2	1	1	0	1	0	1	0	48	80	3.00	0.667
Scott Bankhead, R ERA: 1.35 (7, 1)	1.0		3	0	0	0	1	0	0	0	0	0	0	8	15	0.00	0.000
Norm Charlton, L ERA: 2.55 (8, 1)	1.0		5	2	2	2	1	0	0	0	0	0	0	10	16	18.00	2.000
Rob Dibble, R ERA: 4.8 (9, 1)	0.2	L	6	2	2	2	2	2	0	0	0	0	0	15	29	27.00	6.000



Batter	1	2	3	4	5	6	7	8	9	AB R H RBI BB SO LOB	TOP		
<b>Bip Roberts, S</b> (1, 7) OBP: 0.369, SLG: 0.362	1-1 BB PB 1B	1-0 G6-4-3 1-2f 2-3 3-H		3-1 F8		0-1 F7			2-2 1B 1B	5 0 2 0 0 0 2			
<b>Dave Martinez, L</b> (1, 8) OBP: 0.349, SLG: 0.284 <b>Billy Hatcher, R</b> (9, PH) OBP: 0.300, SLG: 0.375	4-1 BB 1-2 BB	2-2 S 1B		1-2 G4-3			2-2 G4-3		0-0 F8	3 0 1 1 1 0 0 1 0 0 0 0 0 1			
<b>Barry Larkin, R</b> (1, 6) OBP: 0.337, SLG: 0.355	0-0 F8	2-3 1B		1-0 F9			1-0 G3		2-2 1B	5 0 1 0 0 0 1 3			
<b>Paul O'Neill, L</b> (1, 9) OBP: 0.429, SLG: 0.462	4-2 1-2 2-3 BB			4-0 G3-1 G3 1B		1-1 G6-4-3 1B	4-2 BB		1-3 1B	2 0 1 0 0 3 1 2			
<b>Chris Sabo, R</b> (1, 5) OBP: 0.307, SLG: 0.413 <b>Dwayne Henry, R</b> (7, 1) <b>Glenn Braggs, R</b> (9, PH) OBP: 0.268, SLG: 0.231	1-0 F9			0-1 G3		3-1 G6-4-3 1-2f	3-2 G6-3		1-3 1B	4 0 0 0 0 0 0 6 0 0 0 0 0 0 0 0 1 0 0 0 0 0 1 2			
<b>Hal Morris, L</b> (1, 3) OBP: 0.365, SLG: 0.345	1-1 L7			1-0 E6 G3-1		4-2 BB			3-2 G4-3	3 0 0 0 0 1 0 4			
<b>Bill Doran, S</b> (1, 4) OBP: 0.315, SLG: 0.405				2-2 G3-1		2-2 F7			1-2 G1-3	4 1 1 0 0 0 0 3			
<b>Joe Oliver, R</b> (1, 2) OBP: 0.311, SLG: 0.352				1-2 2-3 1B					1-1 P5 FC6-4 1B	2 1 1 0 2 0 0			
<b>Tim Belcher, R</b> (1, 1) OBP: 0.050, SLG: 0.200 <b>Jeff Branson, L</b> (6, PH) OBP: 0.188, SLG: 0.286 <b>Scott Ruskin, R</b> (6, 1) <b>Darnell Coles, R</b> (7, 5) OBP: 0.333, SLG: 0.517				4-0 FC6 IBB					1-0 FC6-4	2 0 0 0 0 0 0 5 1 0 0 0 0 0 0 0 0 0 0 0 0 0 0 0 1 0 0 0 0 0 0 1			
<b>Inning Stats</b>	R: 0 H: 1 E: 0 LOB: 3 K: 0 BB: 2 S: 9 P: 20	R: 2 H: 2 E: 1 LOB: 1 K: 1 BB: 1 S: 16 P: 28	R: 0 H: 0 E: 1 LOB: 3 K: 0 BB: 2 S: 8 P: 21	R: 0 H: 0 E: 0 LOB: 0 K: 0 BB: 0 S: 7 P: 12	R: 0 H: 1 E: 0 LOB: 1 K: 0 BB: 1 S: 14 P: 24	R: 0 H: 0 E: 0 LOB: 0 K: 0 BB: 0 S: 6 P: 9	R: 0 H: 0 E: 0 LOB: 1 K: 0 BB: 1 S: 12 P: 22	R: 0 H: 1 E: 0 LOB: 1 K: 0 BB: 0 S: 9 P: 15	R: 0 H: 2 E: 0 LOB: 2 K: 2 BB: 0 S: 17 P: 23	1B: 7 SF: 0 2B: 0 SAC: 0 3B: 0 DP: 2 HR: 0 HBP: 0	WP: 0 PA: 41 PB: 1 SB: 1 CS: 0		
<b>PITCHER</b>	IP WLS BF H R ER SO BB IBB HBP BLK WP HR S P ERA WHIP											<b>PITCHER</b>	IP WLS BF H R ER SO BB IBB HBP BLK WP HR S P ERA WHIP
<b>Cliff Brantley, R</b> (1, 1) ERA: 3.51 <b>Wally Ritchie, L</b> (8, 1) ERA: 1.56	7.0 W 32 4 2 0 1 6 1 0 0 0 0 0 72 136 0.00 1.429												2.0 9 3 0 0 2 0 0 0 0 0 0 0 26 38 0.00 1.500

Cincinnati Reds @ Philadelphia Phillies  
Veterans Stadium, Philadelphia, PA  
Fri May 22 1992, 7:05 PM EDT  
Att. 22,028 - Sunny - 88 F

livebaseballscorecards.com

AB 34  
R 2  
H 7  
RBI 1  
BB 7  
SO 3  
LOB 29







Batter	1	2	3	4	5	6	7	8	9	AB R H RBI BB SO LOB	TOP		
<b>Bip Roberts, S</b> (1, 7) OBP: 0.370, SLG: 0.369 <b>Jacob Brumfield, R</b> (8, 7) OBP: 0.212, SLG: 0.133	0-2 G1-3		1-0 1B		0-2 G3	0-0 G6-3		0-0 3B 2B		5 1 2 2 0 0 1 0 0 0 0 0 0 0			
<b>Dave Martinez, L</b> (1, 8) OBP: 0.342, SLG: 0.300	1-0 L8		2-1 F8		1-0 F8		2-1 G3	1-0 1B 3B		5 1 1 1 0 0 2			
<b>Barry Larkin, R</b> (1, 6) OBP: 0.339, SLG: 0.351	4-0 BB		0-2 L8		0-1 G4-3		1-3 K	2-1 1B		4 0 1 1 1 1 2			
<b>Paul O'Neill, L</b> (1, 9) OBP: 0.422, SLG: 0.452 <b>Glenn Braggs, R</b> (6, 9) OBP: 0.274, SLG: 0.227	2-0 F9		1-2 G6-3			1-2 G6-3	4-1 E S 1B BB	0-3 K		3 0 0 0 0 0 3 1 1 0 0 1 1 1			
<b>Chris Sabo, R</b> (1, 5) OBP: 0.314, SLG: 0.438 <b>Darnell Coles, R</b> (8, 5) OBP: 0.355, SLG: 0.633		3-3 K		1-3 K		0-0 1B 3B	1-0 1-H 1B		1-0 HR	4 1 2 1 0 2 0 1 1 1 1 0 0 0			
<b>Hal Morris, L</b> (1, 3) OBP: 0.397, SLG: 0.373		2-0 CS G3 1B		2-1 1B 1B		0-0 2B 1B	2-2 CS	4-1 SH1-4 1B 2B BB	2-0 G3-1	4 3 3 1 1 0 0			
<b>Bill Doran, S</b> (1, 4) OBP: 0.318, SLG: 0.400		1-2 G3		1-2 1B		3-2 F9		0-1 F7	4-1 BB	4 0 1 1 1 0 2			
<b>Joe Oliver, R</b> (1, 2) OBP: 0.315, SLG: 0.348		2-0 F7		0-2 P5		4-0 2B IBB		0-2 SH1-4 2B 1B	1-3 K	4 2 1 0 1 1 3			
<b>Greg Swindell, L</b> (1, 1) OBP: 0.192, SLG: 0.280			1-0 1B 1B		1-2 F9	0-1 2B		0-1 SH1-4	1-0 G6-3	4 0 2 2 0 0 3			
<b>Inning Stats</b>	R: 0 H: 0 E: 0 LOB: 1 K: 0 BB: 1 S: 5 P: 12	R: 1 H: 1 E: 0 LOB: 0 K: 1 BB: 0 S: 8 P: 16	R: 0 H: 2 E: 0 LOB: 2 K: 0 BB: 0 S: 10 P: 15	R: 0 H: 2 E: 0 LOB: 2 K: 1 BB: 0 S: 16 P: 21	R: 0 H: 0 E: 0 LOB: 0 K: 0 BB: 0 S: 6 P: 7	R: 3 H: 3 E: 0 LOB: 1 K: 0 BB: 1 S: 15 P: 23	R: 1 H: 1 E: 0 LOB: 0 K: 1 BB: 1 S: 10 P: 20	R: 4 H: 4 E: 0 LOB: 1 K: 1 BB: 1 S: 15 P: 22	R: 1 H: 1 E: 0 LOB: 1 K: 1 BB: 1 S: 11 P: 20	1B: 9 SF: 0 2B: 2 SAC: 1 3B: 2 DP: 0 HR: 1 HBP: 0	WP: 0 PA: 46 PB: 0 SB: 2 CS: 2		
<b>PITCHER</b>	IP WLS BF H R ER SO BB IBB HBP BLK WP HR S P ERA WHIP											<b>PITCHER</b>	IP WLS BF H R ER SO BB IBB HBP BLK WP HR S P ERA WHIP
<b>Brad Brink, R</b> (1, 1) ERA: 5.4	5.2 L 27 8 4 3 2 1 1 0 0 0 0 0 59 93 4.76 1.588												
<b>Steve Searcy, L</b> (6, 1) ERA: 5.4	0.1 1 0 0 0 0 0 0 0 0 0 0 0 1 1 0.00 0.000												
<b>Danny Cox, R</b> (7, 1) ERA: 5.4	2.0 12 5 5 5 2 2 0 0 0 0 0 0 25 42 22.50 3.500												
<b>Mike Hartley, R</b> (9, 1) ERA: 4.5	1.0 5 1 1 1 1 1 1 0 0 0 0 0 1 11 20 9.00 2.000												

Cincinnati Reds @ Philadelphia Phillies  
Veterans Stadium, Philadelphia, PA  
Sat May 23 1992, 7:05 PM EDT  
Att. 26,332 - Sunny - 92 F

livebaseballscorecards.com

AB	39
R	10
H	14
RBI	10
BB	5
SO	5
LOB	17



Batter	1	2	3	4	5	6	7	8	9	AB R H RBI BB SO LOB
Lenny Dykstra, L (1, 8) OBP: 0.336, SLG: 0.337 Mike Hartley, R (9, 1)	0-0 1B		2-2 G3			1-2 1B		3-3 K		4 0 2 0 0 1 1 0 0 0 0 0 0 0
Mariano Duncan, R (1, 7) OBP: 0.291, SLG: 0.395	0-3 K			0-0 G1-3		0-0 G1-6-3			0-3 K	4 0 0 0 0 2 2
Dave Hollins, S (1, 5) OBP: 0.407, SLG: 0.458	1-3 1B			0-0 L5			0-2 1B		0-0 F7	4 0 1 0 0 1 1
John Kruk, L (1, 9) OBP: 0.459, SLG: 0.497	1-0 G5-3			0-1 G3-1			0-3 K		1-2 G6-3	4 0 0 0 0 1 2
Ricky Jordan, R (1, 3) OBP: 0.125, SLG: 0.261		1-2 G1-3			2-2 G4-3		2-0 P4			3 0 0 0 0 0 1
Steve Lake, R (1, 2) OBP: 0.440, SLG: 0.600		0-1 1B			1-1 WP 1B		0-2 G4-3			3 0 2 0 0 0 1
Kim Batiste, R (1, 6) OBP: 0.276, SLG: 0.321		1-2 1B			3-2 G6-3			0-0 1B		3 0 1 0 0 0 2
Mickey Morandini, L (1, 4) OBP: 0.370, SLG: 0.394			2-2 L8		0-0 G4-3			3-2 F8		3 0 0 0 0 0 2
Brad Brink, R (1, 1) Steve Searcy, L (6, 1) Ruben Amaro Jr, S (6, PH) Danny Cox, R (7, 1) Dale Sveum, S (8, PH) Julio Peguero, S (9, 8) OBP: 0.417, SLG: 0.222			0-0 G6-3			0-0 L7		2-1 P6		1 0 0 0 0 0 0 0 0 0 0 0 0 0 1 0 0 0 0 0 0 0 0 0 0 0 0 0 1 0 0 0 0 0 1 0 0 0 0 0 0 0


Inning Stats	R: 0	H: 1	E: 0	LOB: 1	K: 2	BB: 0	S: 8	P: 10	R: 0	H: 1	E: 0	LOB: 0	K: 0	BB: 0	S: 9	P: 11	R: 0	H: 0	E: 0	LOB: 0	K: 0	BB: 0	S: 12	P: 16	R: 0	H: 0	E: 0	LOB: 0	K: 0	BB: 0	S: 4	P: 4	R: 0	H: 1	E: 0	LOB: 1	K: 0	BB: 0	S: 12	P: 18	R: 0	H: 1	E: 0	LOB: 0	K: 0	BB: 0	S: 5	P: 6	R: 0	H: 1	E: 0	LOB: 1	K: 1	BB: 0	S: 12	P: 14	R: 0	H: 1	E: 0	LOB: 1	K: 1	BB: 0	S: 12	P: 20	R: 0	H: 0	E: 0	LOB: 0	K: 1	BB: 0	S: 7	P: 8	1B: 6	SF: 0	2B: 0	SAC: 0	3B: 0	DP: 2	HR: 0	HBP: 0	WP: 1	PA: 31	PB: 0	SB: 1	CS: 0	ERA	WHIP
PITCHER Greg Swindell, L (1, 1) ERA: 2.95	IP	WLS	BF	H	R	ER	SO	BB	IBB	HBP	BLK	WP	HR	S	P	ERA	WHIP	IP	WLS	BF	H	R	ER	SO	BB	IBB	HBP	BLK	WP	HR	S	P	ERA	WHIP																																																					

**BOTTOM**

**Cincinnati Reds @ Philadelphia Phillies**  
Veterans Stadium, Philadelphia, PA

Sat May 23 1992, 7:05 PM EDT  
Att. 26,332 - Sunny - 92 F

AB	31
R	0
H	6
RBI	0
BB	0
SO	5
LOB	13





Batter	1	2	3	4	5	6	7	8	9	AB R H RBI BB SO LOB	TOP											
Bip Roberts, S OBP: 0.371, SLG: 0.363 Norm Charlton, S (9, 1)	1-3 K		0-0 F7		4-1 WP BB		4-2 FC5-4 BB	1-0 G3		3 0 0 0 2 1 1 0 0 0 0 0 0 0												
Dave Martinez, L OBP: 0.333, SLG: 0.291 Glenn Braggs, R OBP: 0.280, SLG: 0.224 (7, 7)	3-2 P6		2-2 G4-6-3		3-2 L9		1-0 FC5-4 1B	4-2 G6-4-3 BB		3 0 0 0 0 0 2 1 1 0 1 1 0 1												
Barry Larkin, R OBP: 0.342, SLG: 0.347 (1, 6)	0-0 F9			2-2 G3-4-1 2B 1B		2-2 G4-3	4-0 1B 2B IBB	1-0 G6-4-3		4 2 1 0 1 0 1												
Paul O'Neill, L OBP: 0.421, SLG: 0.450 (1, 9)		1-0 S 1B		0-0 G3-4-1		1-1 G3	2-1 BB 2B 1B	1-3 K		5 1 2 1 0 1 1												
Chris Sabo, R OBP: 0.312, SLG: 0.424 (1, 5)		1-0 F7		3-3 K		1-3 K	4-0 2B BB			3 1 0 0 1 2 2												
Hal Morris, L OBP: 0.417, SLG: 0.460 (1, 3)		1-2 L7		0-0 2B						4 1 3 4 0 0 1												
Bill Doran, S OBP: 0.322, SLG: 0.394 Dwayne Henry, R Jacob Brumfield, R OBP: 0.212, SLG: 0.133 (9, 8)		4-2 BB		1-3 K						2 1 0 0 2 1 2 0 0 0 0 0 0 0 0 0 0 0 0 0 0												
Joe Oliver, R OBP: 0.305, SLG: 0.336 (1, 2)		2-3 K			2-2 F8		2-3 K	2-2 F9		4 0 0 0 0 2 4												
Jose Rijo, R OBP: 0.188, SLG: 0.188 Jeff Branson, L OBP: 0.222, SLG: 0.375 (7, 4)			1-2 G4-6-3 1B		0-0 G3-1		1-2 E 2B	0-2 G4-3		2 0 1 0 0 0 0 2 1 1 1 0 0 0												
<b>Inning Stats</b>	R: 0 E: 0 K: 1 S: 8	H: 0 LOB: 0 BB: 0 P: 12	R: 0 E: 0 K: 1 S: 10	H: 1 LOB: 2 BB: 1 P: 19	R: 0 E: 0 K: 0 S: 7	H: 1 LOB: 0 BB: 0 P: 10	R: 1 E: 0 K: 2 S: 15	H: 2 LOB: 1 BB: 0 P: 21	R: 0 E: 0 K: 0 S: 9	H: 0 LOB: 1 BB: 1 P: 17	R: 0 E: 0 K: 1 S: 9	H: 0 LOB: 0 BB: 0 P: 13	R: 7 E: 1 K: 1 S: 20	H: 4 LOB: 1 BB: 4 P: 43	R: 0 E: 0 K: 0 S: 7	H: 0 LOB: 0 BB: 0 P: 10	R: 0 E: 0 K: 1 S: 8	H: 0 LOB: 0 BB: 1 P: 14	1B: 4 2B: 3 3B: 1 HR: 0	SF: 0 SAC: 0 DP: 2 HBP: 0	WP: 1 PB: 0 SB: 1 CS: 0	PA: 40
<b>PITCHER</b>	IP WLS BF H R ER SO BB IBB HBP BLK WP HR S P ERA WHIP																					
Curt Schilling, R ERA: 3.1	6.1 L 28 6 5 5 6 4 0 0 0 1 0 69 114 7.11 1.579																					
Wally Ritchie, L ERA: 2.55	0.1 3 1 0 0 0 0 0 1 0 0 0 0 3 10 0.00 3.000																					
Barry Jones, R ERA: 5.61	1.1 6 1 3 3 0 1 0 0 0 0 0 13 21 20.25 1.500																					
Mitch Williams, L ERA: 3.2	1.0 3 0 0 0 1 1 0 0 0 0 0 8 14 0.00 1.000																					

Cincinnati Reds @ Philadelphia Phillies  
Veterans Stadium, Philadelphia, PA  
Sun May 24 1992, 3:33 AM EDT  
Att. 30,954 - Sunny - 86 F

livebaseballscorecards.com

AB	33
R	8
H	8
RBI	7
BB	7
SO	7
LOB	15



Batter	1	2	3	4	5	6	7	8	9	AB	R	H	RBI	BB	SO	LOB
Lenny Dykstra, L OBP: 0.325, SLG: 0.324 (1, 8)	1-0 G6-3		1-1 P6		0-0 F7			0-0 P5		4	0	0	0	0	0	1
Wally Backman, S OBP: 0.350, SLG: 0.333 Mitch Williams, L OBP: 1.000, SLG: 1.000 (1, 4) (9, 1)	1-1 L8			2-2 FC3-6 1B		3-2 F7		2-2 F7		4	0	1	0	0	0	1
Dave Hollins, S OBP: 0.398, SLG: 0.446 (1, 5)	3-3 K			1-1 FC3-6 G3 WP 1B		2-1 F7		0-0 G4-3		4	1	0	0	0	1	2
John Kruk, L OBP: 0.460, SLG: 0.514 (1, 3)			1-1 G3	4-2 G3 1B BB		2-3 K			1-1 HR	3	2	1	1	1	1	0
Darren Daulton, L OBP: 0.413, SLG: 0.538 (1, 2)			4-2 BB	0-0 G3			3-1 L9		2-3 K	3	0	0	0	1	1	2
Mariano Duncan, R OBP: 0.301, SLG: 0.403 (1, 7)			1-2 P6	1-0 1B			0-2 FC5-4 1B		3-2 2B 1B	4	0	3	2	0	0	1
Ruben Amaro Jr, S OBP: 0.289, SLG: 0.308 (1, 9)			3-3 K	3-3 K			3-2 FC5-4 1-2f		1-0 2B	4	0	1	0	0	2	3
Kim Batiste, R OBP: 0.264, SLG: 0.306 (1, 6)			0-2 G6-3		1-2 G6-3		1-2 F7		2-3 K	4	0	0	0	0	1	3
Curt Schilling, R Wally Ritchie, L Barry Jones, R Mickey Morandini, L Dale Sveum, S (1, 1) (7, 1) (7, 1) (8, PH) (9, 4) (9, PH)			0-3 K		0-3 K			4-2 BB	0-1 L7	2	0	0	0	0	2	0

Inning Stats	R: 0	H: 0	E: 0	K: 1	S: 6	R: 0	H: 0	E: 0	K: 1	S: 11	R: 0	H: 0	E: 0	K: 1	S: 8	R: 2	H: 2	E: 0	K: 1	S: 15	R: 0	H: 0	E: 0	K: 1	S: 7	R: 0	H: 1	E: 0	K: 0	S: 11	R: 0	H: 0	E: 0	K: 0	S: 9	R: 1	H: 3	E: 0	K: 2	S: 16	1B: 4	SF: 0	2B: 1	SAC: 0	3B: 0	DP: 0	HR: 1	HBP: 0	WP: 1	PA: 36
--------------	------	------	------	------	------	------	------	------	------	-------	------	------	------	------	------	------	------	------	------	-------	------	------	------	------	------	------	------	------	------	-------	------	------	------	------	------	------	------	------	------	-------	-------	-------	-------	--------	-------	-------	-------	--------	-------	--------

PITCHER	IP	WLS	BF	H	R	ER	SO	BB	IBB	HBP	BLK	WP	HR	S	P	ERA	WHIP
Jose Rijo, R ERA: 3.83 (1, 1)	6.0	W	22	2	2	2	6	2	0	0	0	1	0	60	94	3.00	0.667
Dwayne Henry, R ERA: 2.89 (7, 1)	2.0		8	1	0	0	0	1	0	0	0	0	0	20	33	0.00	1.000
Norm Charlton, L ERA: 2.81 (9, 1)	1.0		6	3	1	1	2	0	0	0	0	0	1	16	25	9.00	3.000

**BOTTOM**

**Cincinnati Reds @ Philadelphia Phillies**  
Veterans Stadium, Philadelphia, PA

Sun May 24 1992, 3:33 AM EDT  
Att. 30,954 - Sunny - 86 F

AB	33
R	3
H	6
RBI	3
BB	3
SO	8
LOB	15







BOTTOM

Cincinnati Reds @ New York Mets  
Shea Stadium, Flushing, NY  
Mon May 25 1992, 7:05 PM EDT  
Att. 19,881 - Cloudy - 54 F

livebaseballscorecards.com

AB 33  
R 0  
H 5  
RBI 0  
BB 5  
SO 5  
LOB 23



WP: 0 PA: 39  
PB: 0  
SB: 0  
CS: 0

AB R H RBI BB SO LOB

5	0	2	0	0	0	0
5	0	1	0	0	1	3
5	0	1	0	0	0	3
3	0	0	0	1	0	2
3	0	1	0	1	0	4
2	0	0	0	2	0	0
3	0	0	0	0	2	2
3	0	0	0	1	1	5
2	0	0	0	0	0	3
1	0	0	0	0	0	1
0	0	0	0	0	0	0
0	0	0	0	0	0	0
1	0	0	0	0	1	0

Batter	1	2	3	4	5	6	7	8	9
Willie Randolph, R OBP: 0.335, SLG: 0.303 (1, 4)	2-2 1B 1B		0-0 1B		1-0 G6-3		0-1 G4-3		0-0 E5 FC6-4
Dick Schofield, R OBP: 0.346, SLG: 0.336 (1, 6)	2-2 P2		1-0 F8		1-2 G4-1 1B		2-3 K		0-0 FC6-4 1-2f
Dave Magadan, L OBP: 0.370, SLG: 0.348 (1, 5)	1-1 1-2 1B		2-0 F7		3-2 G4-1		2-1 G6-3		0-0 L6
Eddie Murray, S OBP: 0.357, SLG: 0.438 (1, 3)	0-1 F7		1-0 F8		4-1 BB		0-1 G3-1		
Bobby Bonilla, S OBP: 0.383, SLG: 0.398 (1, 9)	0-0 G3		1-0 HBP BB 1B		2-2 G5-3		4-2 BB BB		
Howard Johnson, S OBP: 0.332, SLG: 0.351 (1, 8)		1-1 B1-3		4-0 HBP BB		1-1 G5-3		4-1 BB	
D.J. Dozier, R OBP: 0.304, SLG: 0.200 (1, 7)		1-1 F8		2-2 HBP		1-3 K		0-3 K	
Todd Hundley, S OBP: 0.288, SLG: 0.308 (1, 2)		2-2 F7		0-2 P4		4-2 BB		0-3 K	
Pete Schourek, L (1, 1)			1-0 G4-3		0-0 P6		0-1 F9		1-3 K
Junior Noboa, R OBP: 0.256, SLG: 0.171 (6, PH)									
Paul Gibson, R (7, 1)									
Jeff Innis, R (7, 1)									
Chico Walker, S OBP: 0.270, SLG: 0.281 (9, PH)									

Inning Stats	R: 0	H: 2	E: 0	K: 0	S: 11	LOB: 2	BB: 0	P: 16	R: 0	H: 0	E: 0	K: 0	S: 7	LOB: 0	BB: 0	P: 11	R: 0	H: 1	E: 0	K: 0	S: 4	LOB: 1	BB: 0	P: 8	R: 0	H: 1	E: 0	K: 0	S: 8	LOB: 3	BB: 1	P: 16	R: 0	H: 1	E: 0	K: 1	S: 11	LOB: 2	BB: 1	P: 22	R: 0	H: 0	E: 0	K: 1	S: 11	LOB: 1	BB: 1	P: 17	R: 0	H: 0	E: 0	K: 1	S: 7	LOB: 0	BB: 0	P: 11	R: 0	H: 0	E: 1	K: 1	S: 6	LOB: 1	BB: 0	P: 7	1B: 5	2B: 0	3B: 0	HR: 0	SF: 0	SAC: 0	DP: 0	HBP: 1	WP: 0	PA: 39
--------------	------	------	------	------	-------	--------	-------	-------	------	------	------	------	------	--------	-------	-------	------	------	------	------	------	--------	-------	------	------	------	------	------	------	--------	-------	-------	------	------	------	------	-------	--------	-------	-------	------	------	------	------	-------	--------	-------	-------	------	------	------	------	------	--------	-------	-------	------	------	------	------	------	--------	-------	------	-------	-------	-------	-------	-------	--------	-------	--------	-------	--------

PITCHER	IP	WLS	BF	H	R	ER	SO	BB	IBB	HBP	BLK	WP	HR	S	P	ERA	WHIP
Chris Hammond, L ERA: 3.02 (1, 1)	6.0	W	27	5	0	0	1	3	0	1	0	0	0	52	90	0.00	1.333
Scott Bankhead, R ERA: 1.27 (7, 1)	1.1		5	0	0	0	1	1	0	0	0	0	0	12	20	0.00	0.750
Norm Charlton, L ERA: 2.63 (8, 1)	1.2	S	7	0	0	0	3	1	0	0	0	0	0	13	18	0.00	0.600



Batter	1	2	3	4	5	6	7	8	9	AB R H RBI BB SO LOB	TOP									
<b>Bip Roberts, S</b> (1, 8) OBP: 0.369, SLG: 0.357 <b>Paul O'Neill, L</b> (8, 7) OBP: 0.423, SLG: 0.472 (9, 9)	1-0 G6-3		3-1 F9			1-3 K		3-2 CS 1B		4 0 1 0 0 1 1 0 0 0 0 0 0 0										
<b>Billy Hatcher, R</b> (1, 7) OBP: 0.283, SLG: 0.353 <b>Dave Martinez, L</b> (8, PH) OBP: 0.336, SLG: 0.295 (8, 8)	0-3 K			1-3 K			1-2 G5-3	2-2 CS	1-0 L6	3 0 0 0 0 2 0 1 0 0 0 0 0 0										
<b>Barry Larkin, R</b> (1, 6) OBP: 0.325, SLG: 0.336	0-0 L8			1-2 F7			2-2 G6-3 1B 2B		3-3 K	4 1 1 0 0 1 0										
<b>Chris Sabo, R</b> (1, 5) OBP: 0.316, SLG: 0.415		1-3 K		1-0 P6			2-2 G6-3		0-0 K	4 0 1 0 0 1 1 1 0 0 0 0 1 1										
<b>Darnell Coles, R</b> (1, 3) OBP: 0.353, SLG: 0.606 <b>Hal Morris, L</b> (9, PH) OBP: 0.410, SLG: 0.439 (9, 3)		2-2 F8			1-2 L5		3-2 1B 1B		3-3 K	3 0 1 1 0 0 0 1 0 0 0 0 1 1										
<b>Glenn Braggs, R</b> (1, 9) OBP: 0.268, SLG: 0.216 (9, 7)		1-3 K			1-2 P8		0-2 1B			3 0 1 0 0 1 0										
<b>Bill Doran, S</b> (1, 4) OBP: 0.323, SLG: 0.393			0-1 1B		2-2 G1-3		2-3 K			3 0 1 0 0 1 2										
<b>Joe Oliver, R</b> (1, 2) OBP: 0.299, SLG: 0.328			0-3 K			0-3 K		1-3 K		3 0 0 0 0 3 1										
<b>Tim Belcher, R</b> (1, 1) OBP: 0.043, SLG: 0.174 <b>Norm Charlton, S</b> (9, 1)			0-1 P2			0-2 G3		0-1 G6-3		3 0 0 0 0 0 1 0 0 0 0 0 0 0										
<b>Inning Stats</b>	R: 0 E: 0 K: 1 S: 5	H: 0 LOB: 0 BB: 0 P: 6	R: 0 E: 0 K: 2 S: 10	H: 0 LOB: 0 BB: 0 P: 14	R: 0 E: 0 K: 1 S: 9	H: 1 LOB: 1 BB: 0 P: 12	R: 0 E: 0 K: 1 S: 8	H: 0 LOB: 0 BB: 0 P: 11	R: 0 E: 0 K: 0 S: 9	H: 0 LOB: 0 BB: 0 P: 13	R: 1 E: 0 K: 1 S: 29	H: 3 LOB: 2 BB: 0 P: 39	R: 0 E: 0 K: 1 S: 12	H: 1 LOB: 0 BB: 0 P: 17	R: 0 E: 0 K: 2 S: 8	H: 1 LOB: 1 BB: 0 P: 15	1B: 5 2B: 1 3B: 0 HR: 0	SF: 0 SAC: 0 DP: 0 HBP: 0	WP: 0 PB: 0 SB: 0 CS: 1	PA: 33
<b>PITCHER</b>	IP WLS BF H R ER SO BB IBB HBP BLK WP HR S P ERA WHIP																			
<b>Sid Fernandez, L</b> (1, 1) ERA: 3.49	7.0 L 25 4 1 1 8 0 0 0 0 0 0 0 79 105 1.29 0.571																			
<b>Anthony Young, R</b> (8, 1) ERA: 4.8	1.0 3 1 0 0 1 0 0 0 0 0 0 0 12 17 0.00 1.000																			
<b>Wally Whitehurst, R</b> (9, 1) ERA: 2.84	1.0 4 1 0 0 2 0 0 0 0 0 0 0 8 15 0.00 1.000																			

Cincinnati Reds @ New York Mets  
Shea Stadium, Flushing, NY  
Wed May 27 1992, 7:05 PM EDT  
Att. 19,121 - Cloudy - 61 F

livebaseballscorecards.com

AB	32
R	1
H	6
RBI	1
BB	0
SO	11
LOB	7







Batter	1	2	3	4	5	6	7	8	9	10	11	AB R H RBI BB SO LOB	TOP																
Marquis Grissom, R OBP: 0.311, SLG: 0.407	0-2 P6		1-1 G5-3		0-2 1B		0-2 F7			2-3 K		5 0 1 0 0 1 1																	
Delino DeShields, L OBP: 0.328, SLG: 0.343	1-1 G6-3			2-2 G6-3	0-0 P7			0-0 F8			1-0 F9 SH 1B	5 0 1 0 0 0 2																	
Moises Alou, R OBP: 0.397, SLG: 0.526	0-1 1B			2-2 G5-3				0-2 P3			0-0 SH	4 0 1 0 0 1 0																	
Steve Lyons, L OBP: 0.182, SLG: 0.238											1-2 S	0 0 0 0 0 0 0																	
Bill Sampen, R												0 0 0 0 0 0 0																	
Larry Walker, L OBP: 0.346, SLG: 0.509	0-0 F9			3-2 1B				1-1 F8		2-3 K		5 0 1 0 0 2 3																	
Tim Wallach, R OBP: 0.314, SLG: 0.367			1-1 G3-1		0-2 P4			0-0 HR			0-0 F9	5 1 1 1 0 1 3																	
Gary Carter, R OBP: 0.333, SLG: 0.392			0-1 F7				2-2 F8 1B 2B	2-1 F8		3-3 K		5 1 1 0 0 1 2																	
Archi Cianfrocco, R OBP: 0.279, SLG: 0.430			1-2 G1-3				0-0 F8			1-2 L8		4 0 0 0 0 1 1																	
Spike Owen, S OBP: 0.304, SLG: 0.379					2-2 P6		1-2 1B SH1-4 1B		0-1 S 1B		1-2 P2	4 0 2 1 0 0 0																	
Ken Hill, R OBP: 0.333, SLG: 0.412												1 0 0 0 0 1 0																	
Darren Reed, R OBP: 0.250, SLG: 0.250												1 0 0 0 0 1 1																	
Jeff Fassero, L OBP: 0.250, SLG: 0.250												0 0 0 0 0 0 0																	
Matt Stairs, L												1 0 0 0 0 1 0																	
Mel Rojas, R OBP: 0.333, SLG: 0.333												0 0 0 0 0 0 0																	
John Vander Wal, L OBP: 0.340, SLG: 0.345												0 0 0 0 0 0 0																	
<b>Inning Stats</b>	R: 0 E: 0 K: 0 S: 8	H: 1 LOB: 1 BB: 0 P: 9	R: 0 E: 0 K: 0 S: 8	H: 0 LOB: 0 BB: 0 P: 10	R: 0 E: 0 K: 1 S: 9	H: 0 LOB: 0 BB: 0 P: 12	R: 0 E: 0 K: 0 S: 16	H: 1 LOB: 1 BB: 0 P: 23	R: 1 E: 0 K: 0 S: 14	H: 3 LOB: 2 BB: 0 P: 17	R: 1 E: 0 K: 1 S: 8	H: 1 LOB: 0 BB: 0 P: 11	R: 0 E: 0 K: 2 S: 11	H: 1 LOB: 1 BB: 0 P: 12	R: 0 E: 0 K: 1 S: 7	H: 0 LOB: 0 BB: 0 P: 9	R: 0 E: 0 K: 2 S: 10	H: 0 LOB: 0 BB: 0 P: 17	R: 0 E: 0 K: 2 S: 12	H: 0 LOB: 0 BB: 0 P: 16	R: 0 E: 0 K: 1 S: 11	H: 1 LOB: 2 BB: 0 P: 16	1B: 6 2B: 1 3B: 0 HR: 1	SF: 0 SAC: 2 DP: 0 HBP: 0	WP: 0 PB: 0 SB: 2 CS: 0	PA: 42			
<b>PITCHER</b>	IP WLS BF H R ER SO BB IBB HBP BLK WP HR S P ERA WHIP																												
Greg Swindell, L ERA: 2.88	(1, 1)	8.0	31	7	2	2	5	0	0	0	0	0	0	1	81	103	2.25	0.875											
Rob Dibble, R ERA: 4.24	(9, 1)	2.0	6	0	0	0	4	0	0	0	0	0	0	0	22	33	0.00	0.000											
Scott Bankhead, R ERA: 1.21	(11, 1)	1.0	W	5	1	0	0	1	0	0	0	0	0	0	11	16	0.00	1.000											


Montreal Expos @ Cincinnati Reds  
Riverfront Stadium, Cincinnati, OH  
Fri May 29 1992, 7:05 PM EDT  
Att: 12,704 - Cloudy - 54 F

AB	40
R	2
H	8
RBI	2
BB	0
SO	10
LOB	13







Batter	1	2	3	4	5	6	7	8	9	AB R H RBI BB SO LOB	TOP									
Marquis Grissom, R (1, 8) OBP: 0.309, SLG: 0.403	1-2 G6-3		1-2 1B		0-1 F8		0-3 K			4 0 1 0 0 1 1										
Delino DeShields, L (1, 4) OBP: 0.326, SLG: 0.341	1-0 F7		2-2 L6		3-2 1B		3-2 G6-3			4 0 1 0 0 0 1										
Moises Alou, R (1, 7) Matt Stairs, L (7, 7)	2-2 L8			0-0 F9	0-1 F8			1-2 G1-3		3 0 0 0 0 0 2 1 0 0 0 0 0 0										
Larry Walker, L (1, 9) Darren Reed, R (3, 9) OBP: 0.344, SLG: 0.506 OBP: 0.286, SLG: 0.714		1-2 G3		1-3 K		0-0 HR		1-2 F8		1 0 0 0 0 0 0 3 1 1 1 0 1 0										
Tim Wallach, R (1, 5) OBP: 0.313, SLG: 0.364		0-2 F8		0-0 G6-3		1-2 1B		1-0 G3		4 0 1 0 0 0 0										
Gary Carter, R (1, 2) Rick Cerone, R (1, 2) OBP: 0.333, SLG: 0.392 OBP: 0.387, SLG: 0.517		3-2 P6			0-0 HR	3-2 F8			0-0 1B	0 0 0 0 0 0 0 4 1 2 0 0 0 1										
Archi Cianfrocco, R (1, 3) OBP: 0.278, SLG: 0.458			1-1 F9		2-2 HR	2-1 P2		0-3 K		4 1 1 2 0 1 2	AB 36 R 4 H 9 RBI 4 BB 0 SO 8 LOB 11									
Spike Owen, S (1, 6) OBP: 0.309, SLG: 0.412			2-1 HR		1-1 1B	2-3 K		1-3 K		4 1 2 1 0 2 2										
Mark Gardner, R (1, 1) Scott Service, R (2, 1) Bret Barberie, S (5, PH) Chris Haney, L (5, 1) John Wetteland, R (8, 1) John Vander Wal, L (9, PH) OBP: 0.167, SLG: 0.167 OBP: 0.222, SLG: 0.222 OBP: 0.338, SLG: 0.339			0-3 K		0-3 K		0-2 G3		1-3 K	0 0 0 0 0 0 0 1 0 0 0 0 1 0 1 0 0 0 0 1 1 1 0 0 0 0 0 0 0 0 0 0 0 0 0 1 0 0 0 0 1 1										
<b>Inning Stats</b>	R: 0 E: 0 K: 0 S: 9	H: 0 LOB: 0 BB: 0 P: 13	R: 0 E: 0 K: 0 S: 10	H: 0 LOB: 0 BB: 0 P: 14	R: 1 E: 0 K: 1 S: 16	H: 2 LOB: 1 BB: 0 P: 22	R: 0 E: 0 K: 1 S: 5	H: 0 LOB: 0 BB: 0 P: 6	R: 2 E: 0 K: 1 S: 18	H: 4 LOB: 2 BB: 0 P: 24	R: 1 E: 0 K: 1 S: 12	H: 2 LOB: 1 BB: 0 P: 20	R: 0 E: 0 K: 1 S: 10	H: 0 LOB: 0 BB: 0 P: 13	R: 0 E: 0 K: 3 S: 10	H: 1 LOB: 1 BB: 0 P: 12	1B: 5 2B: 1 3B: 0 HR: 3	SF: 0 SAC: 0 DP: 0 HBP: 0	WP: 0 PB: 0 SB: 1 CS: 0	PA: 36
<b>PITCHER</b>	IP WLS BF H R ER SO BB IBB HBP BLK WP HR S P ERA WHIP																			
Tom Browning, L (1, 1) ERA: 5.79	5.0 W 23 8 4 4 3 0 0 0 0 0 3 62 84 7.20 1.600																			
Dwayne Henry, R (6, 1) ERA: 2.61	3.0 9 0 0 0 2 0 0 0 0 0 0 26 39 0.00 0.000																			
Norm Charlton, L (9, 1) ERA: 2.48	1.0 4 1 0 0 3 0 0 0 0 0 0 10 12 0.00 1.000																			

**Montreal Expos @ Cincinnati Reds**  
Riverfront Stadium, Cincinnati, OH  
Sat May 30 1992, 7:05 PM EDT  
Att. 27,226 - Cloudy - 58 F

livebaseballscorecards.com





Batter	1	2	3	4	5	6	7	8	9	AB R H RBI BB SO LOB	TOP											
<b>Marquis Grissom, R</b> (1, 8) OBP: 0.317, SLG: 0.414	1-1 G4-3 2B	2-0 BB 1B 1B		1-2 G6-3			3-2 G5-3		0-1 1B	5 1 3 1 0 0 0												
<b>Delino DeShields, L</b> (1, 4) OBP: 0.328, SLG: 0.339	2-3 K	4-2 1B BB		1-0 G3			2-0 1B		2-3 K	4 0 1 0 1 2 3												
<b>Matt Stairs, L</b> (1, 7) OBP: 0.143, SLG: 0.143	0-1 G4-3	0-0 1B					2-2 G3		2-3 K	5 0 1 2 0 2 4												
<b>Tim Wallach, R</b> (1, 5) OBP: 0.310, SLG: 0.358	2-1 G6-3	0-0 P4					1-3 K		0-0 F8	5 1 1 0 0 0 5												
<b>Gary Carter, R</b> (1, 2) OBP: 0.330, SLG: 0.416		1-0 HR		2-0 F9			2-0 G5-3		3-2 G5-3 1B	4 1 1 1 0 1 1												
<b>Archi Cianfrocco, R</b> (1, 3) OBP: 0.277, SLG: 0.448		2-2 E9 1B 1B		1-1 1B			2-3 K		0-1 G5-3	4 1 1 0 0 1 1												
<b>Darren Reed, R</b> (1, 9) OBP: 0.273, SLG: 0.818		0-0 F9		0-3 K			3-2 G4-3		3-2 HR	4 1 1 2 0 1 2												
<b>Tom Foley, L</b> (1, 6) OBP: 0.214, SLG: 0.225		3-1 G4-3		3-2 G5-3			2-3 K		3-H L4	4 0 0 0 0 1 2												
<b>Chris Nabholz, L</b> (1, 1) OBP: 0.095, SLG: 0.143		0-1 BB 1B		0-0 P3			0-0 G4-3		4-0 1B BB	3 1 1 0 0 0 0												
<b>Jeff Fassero, L</b> (7, 1)										0 0 0 0 0 0 0												
<b>Mel Rojas, R</b> (7, 1) OBP: 0.333, SLG: 0.333										0 0 0 0 0 0 0												
<b>John Vander Wal, L</b> (9, PH) OBP: 0.348, SLG: 0.339										0 0 0 0 1 0 0												
<b>John Wetteland, R</b> (9, 1)										0 0 0 0 0 0 0												
<b>Inning Stats</b>	R: 0 E: 0 K: 1 S: 9	H: 1 LOB: 1 BB: 0 P: 14	R: 4 E: 1 K: 0 S: 17	H: 4 LOB: 2 BB: 1 P: 29	R: 0 E: 0 K: 2 S: 13	H: 1 LOB: 1 BB: 0 P: 19	R: 0 E: 0 K: 0 S: 5	H: 0 LOB: 0 BB: 0 P: 7	R: 0 E: 0 K: 1 S: 5	H: 0 LOB: 0 BB: 0 P: 10	R: 0 E: 0 K: 2 S: 9	H: 0 LOB: 0 BB: 0 P: 16	R: 0 E: 0 K: 0 S: 9	H: 1 LOB: 1 BB: 0 P: 15	R: 2 E: 0 K: 0 S: 17	H: 2 LOB: 0 BB: 0 P: 27	R: 0 E: 0 K: 2 S: 10	H: 1 LOB: 2 BB: 1 P: 18	1B: 7 2B: 1 3B: 0 HR: 2	SF: 0 SAC: 0 DP: 0 HBP: 0	WP: 0 PB: 0 SB: 0 CS: 0	PA: 40
<b>PITCHER</b>	IP WLS BF H R ER SO BB IBB HBP BLK WP HR S P ERA WHIP																					
<b>Jose Rijo, R</b> (1, 1) ERA: 3.63	5.0 L 23 6 4 1 4 1 0 0 0 0 0 1 49 79 1.80 1.400																					
<b>Chris Hammond, L</b> (6, 1) ERA: 2.9	2.0 7 1 0 0 2 0 0 0 0 0 0 0 18 31 0.00 0.500																					
<b>Scott Bankhead, R</b> (8, 1) ERA: 1.93	1.0 5 2 2 2 0 0 0 0 0 0 0 1 17 27 18.00 2.000																					
<b>Rob Dibble, R</b> (9, 1) ERA: 4.0	1.0 5 1 0 0 2 1 0 0 0 0 0 0 10 18 0.00 2.000																					

**Montreal Expos @ Cincinnati Reds**  
Riverfront Stadium, Cincinnati, OH

Sun May 31 1992, 3:33 AM EDT  
Att. 29,954 - Cloudy - 62 F

[livebaseballscorecards.com](http://livebaseballscorecards.com)

<b>AB</b>	<b>38</b>
<b>R</b>	<b>6</b>
<b>H</b>	<b>10</b>
<b>RBI</b>	<b>6</b>
<b>BB</b>	<b>2</b>
<b>SO</b>	<b>8</b>
<b>LOB</b>	<b>18</b>







Batter	1	2	3	4	5	6	7	8	9	AB R H RBI BB SO LOB	TOP	
Ray Lankford, L (1, 8) OBP: 0.384, SLG: 0.428	4-2 BB 1B		4-0 FC4-6 BB		3-3 K			1-0 F7		2 0 0 0 2 1 1		
Ozzie Smith, S (1, 6) OBP: 0.370, SLG: 0.339	1-0 P3		2-2 FC4-6			2-2 CS 1B		3-2 2B G4-3 1B		4 1 2 0 0 0 3		
Milt Thompson, L (1, 7) OBP: 0.330, SLG: 0.453	0-0 CS 1B		1-3 K			3-3 SAFE K		0-0 G4-3 2B		4 0 2 0 0 2 3		
Felix Jose, S (1, 9) OBP: 0.409, SLG: 0.521	1-0 CS 1-2	4-1 BB		0-2 L6		0-2 G6-3		0-1 G4-3		3 0 0 1 1 0 1		
Gerald Perry, L (1, 3) OBP: 0.338, SLG: 0.354		2-3 K		0-0 P5			2-2 P5	0-2 G6-3		4 0 0 0 0 1 2		
Geronimo Pena, S (1, 4) OBP: 0.438, SLG: 0.667		1-1 P7		1-1 G4-3			1-2 F9 1B	4-2 G4-3 S BB		3 0 1 0 1 0 1		
Craig Wilson, R (1, 5) OBP: 0.366, SLG: 0.314		1-2 G6-3			1-0 SH1-4 1B		2-1 SAFE F9 1B	2-3 K		4 0 2 0 0 1 2		
Tom Pagnozzi, R (1, 2) OBP: 0.320, SLG: 0.389			1-0 F8		1-2 F9		1-0 F9	3-2 G4-3		4 0 0 0 0 0 4		
Jose DeLeon, R (1, 1) Andres Galarraga, R (7, PH) Mike Perez, R (7, 1)			4-2 FC4-6 BB BB		0-0 SH1-4		2-2 G5-3			0 0 0 0 1 0 0 1 0 0 0 0 0 2 0 0 0 0 0 0 0		
<b>Inning Stats</b>	R: 0 H: 1 E: 0 LOB: 0 K: 0 BB: 1 S: 5 P: 10	R: 0 H: 0 E: 0 LOB: 1 K: 1 BB: 1 S: 11 P: 19	R: 0 H: 0 E: 0 LOB: 2 K: 1 BB: 2 S: 12 P: 24	R: 0 H: 0 E: 0 LOB: 0 K: 0 BB: 0 S: 6 P: 7	R: 0 H: 1 E: 0 LOB: 1 K: 1 BB: 0 S: 8 P: 13	R: 0 H: 1 E: 0 LOB: 0 K: 1 BB: 0 S: 9 P: 14	R: 0 H: 2 E: 0 LOB: 2 K: 0 BB: 0 S: 15 P: 23	R: 1 H: 2 E: 0 LOB: 1 K: 0 BB: 0 S: 12 P: 16	R: 0 H: 0 E: 0 LOB: 0 K: 1 BB: 1 S: 8 P: 17	1B: 6 SF: 0 2B: 1 SAC: 1 3B: 0 DP: 0 HR: 0 HBP: 0	WP: 0 PA: 36 PB: 0 SB: 1 CS: 2	
<b>PITCHER</b> Tim Belcher, R (1, 1) ERA: 3.48 Rob Dibble, R (9, 1) ERA: 3.79	IP WLS BF H R ER SO BB IBB HBP BLK WP HR S P ERA WHIP	8.0 W 32 7 1 1 4 4 0 0 0 0 0 0 78 126 1.12 1.375	1.0 S 3 0 0 0 1 1 0 0 0 0 0 0 8 17 0.00 1.000									

St. Louis Cardinals @ Cincinnati Reds  
Riverfront Stadium, Cincinnati, OH

Tue Jun 02 1992, 7:05 PM EDT  
Att. 28,179 - Sunny - 75 F

livebaseballscorecards.com



Batter	1	2	3	4	5	6	7	8	9
<b>Bip Roberts, S</b> OBP: 0.376, SLG: 0.365 (1, 4)	0-0 1B		1-0 G3		1-0 SF9			1-1 F7	
<b>Reggie Sanders, R</b> OBP: 0.372, SLG: 0.461 (1, 7)	1-3 K		2-1 P3		2-3 K			0-2 F8	
<b>Barry Larkin, R</b> OBP: 0.324, SLG: 0.357 (1, 6)	1-3 K		2-0 F8					0-1 F9	
<b>Paul O'Neill, L</b> OBP: 0.420, SLG: 0.481 (1, 9)	4-0 BB			0-1 FC5-2-6 3B		0-0 1B F7-5-2 1B			
<b>Hal Morris, L</b> OBP: 0.391, SLG: 0.405 (1, 3)	2-2 F7			1-0 FC5-2-6		3-2 1B			
<b>Chris Sabo, R</b> OBP: 0.299, SLG: 0.372 (1, 5)		2-1 F9		1-0 F7		1-1 F7-5-2			
<b>Dave Martinez, L</b> OBP: 0.336, SLG: 0.314 (1, 8)		0-2 PB 3B		3-3 K			2-2 G3		
<b>Joe Oliver, R</b> OBP: 0.304, SLG: 0.328 (1, 2)		2-2 G5-3			2-2 E9 SF9 2B		0-1 F7		
<b>Tim Belcher, R</b> OBP: 0.038, SLG: 0.154 (1, 1)		1-0 P3			0-3 K		0-3 K		
<b>Rob Dibble, L</b> OBP: 1.000, SLG: 1.000 (9, 1)									

Inning Stats	R: 0	H: 1	E: 0	K: 2	S: 10	LOB: 2	BB: 1	P: 18
	R: 1	H: 1	E: 0	K: 0	S: 11	LOB: 0	BB: 0	P: 16
	R: 0	H: 0	E: 0	K: 0	S: 4	LOB: 0	BB: 0	P: 9
	R: 0	H: 1	E: 0	K: 1	S: 7	LOB: 1	BB: 0	P: 12
	R: 1	H: 1	E: 1	K: 2	S: 10	LOB: 0	BB: 0	P: 15
	R: 0	H: 2	E: 0	K: 0	S: 7	LOB: 1	BB: 0	P: 12
	R: 0	H: 0	E: 0	K: 1	S: 9	LOB: 0	BB: 0	P: 11
	R: 0	H: 0	E: 0	K: 0	S: 8	LOB: 0	BB: 0	P: 9

PITCHER	IP	WLS	BF	H	R	ER	SO	BB	IBB	HBP	BLK	WP	HR	S	P	ERA	WHIP
<b>Jose DeLeon, R</b> ERA: 4.12 (1, 1)	6.0	L	24	6	2	0	5	1	0	0	0	0	0	49	82	0.00	1.167
<b>Mike Perez, R</b> ERA: 1.08 (7, 1)	2.0		6	0	0	0	1	0	0	0	0	0	0	17	20	0.00	0.000

AB R H RBI BB SO LOB

3	0	1	1	0	0	0
4	0	0	0	0	2	1
4	0	0	0	0	1	1
2	0	2	0	1	0	0
3	0	1	0	0	0	3
3	0	0	0	0	0	3
3	1	1	0	0	1	1
3	1	1	0	0	0	0
3	0	0	0	0	2	1
0	0	0	0	0	0	0

<b>AB</b>	<b>28</b>
<b>R</b>	<b>2</b>
<b>H</b>	<b>6</b>
<b>RBI</b>	<b>1</b>
<b>BB</b>	<b>1</b>
<b>SO</b>	<b>6</b>
<b>LOB</b>	<b>10</b>



WP	HR	S	P	ERA	WHIP
0	0	0	0	0.00	1.167
0	0	0	0	0.00	0.000

**St. Louis Cardinals @ Cincinnati Reds**  
 Riverfront Stadium, Cincinnati, OH  
 Tue Jun 02 1992, 7:05 PM EDT  
 Att. 28,179 - Sunny - 75 F

livebaseballscorecards.com



Batter	1	2	3	4	5	6	7	8	9	AB R H RBI BB SO LOB	TOP																									
Ray Lankford, L (1, 8) OBP: 0.380, SLG: 0.419	0-1 L7		4-2 FC4-6 SH 2B BB		0-2 G5-3		1-3 K		0-0 L3	4 1 0 0 1 1 0																										
Ozzie Smith, S (1, 6) OBP: 0.363, SLG: 0.331	2-2 F7		0-0 SH FC4-6		1-1 P4		2-0 F8		0-2 G6-3	4 0 0 0 0 0 0																										
Felix Jose, S (1, 9) OBP: 0.397, SLG: 0.504	0-3 K		0-0 FC4-6 2B		2-2 G5-3		2-3 K			4 1 0 1 0 2 2																										
Andres Galarraga, R (1, 3) OBP: 0.271, SLG: 0.267		2-2 1B 2B	0-0 SH 2B			1-3 K		0-0 F8		4 1 2 2 0 1 0																										
Bernard Gilkey, R (1, 7) OBP: 0.363, SLG: 0.388		1-0 1B 1B	1-1 SH 1B			0-1 HR 1B		0-1 P6		4 1 3 1 0 0 0																										
Geronimo Pena, S (1, 4) OBP: 0.450, SLG: 0.842		1-0 F8	0-0 CS	0-2 P5		0-0 HR		1-1 1B 2B		4 2 2 2 0 0 1																										
Craig Wilson, R (1, 5) OBP: 0.422, SLG: 0.385		2-0 G6-4-3 1B		0-2 CS 1B		3-2 1B		2-2 1B		4 0 4 1 0 0 0																										
Tom Pagnozzi, R (1, 2) OBP: 0.318, SLG: 0.386		0-1 G6-4-3		2-2 1B		0-0 F7		1-0 G4-3		4 0 1 0 0 0 4																										
Donovan Osborne, S (1, 1) OBP: 0.130, SLG: 0.130			1-0 SH BB FC4-6 1B		0-1 F8		0-3 K		1-1 P6	3 1 1 0 0 1 2																										
Cris Carpenter, R (6, 1) OBP: 0.500, SLG: 0.500										0 0 0 0 0 0 0																										
Bob McClure, R (7, 1)										0 0 0 0 0 0 0																										
Mike Perez, R (7, 1)										0 0 0 0 0 0 0																										
José Oquendo, S (9, PH)										1 0 0 0 0 0 0																										
<b>Inning Stats</b>	R: 0 H: 0 E: 0 K: 1 S: 9	H: 0 LOB: 0 BB: 0 P: 11	R: 1 H: 3 E: 0 K: 0 S: 8	H: 3 LOB: 1 BB: 0 P: 14	R: 3 H: 3 E: 0 K: 0 S: 10	H: 3 LOB: 0 BB: 1 P: 16	R: 0 H: 2 E: 0 K: 0 S: 14	H: 2 LOB: 1 BB: 0 P: 16	R: 0 H: 0 E: 0 K: 2 S: 9	H: 0 LOB: 0 BB: 0 P: 12	R: 2 H: 3 E: 0 K: 2 S: 13	H: 3 LOB: 1 BB: 0 P: 17	R: 0 H: 0 E: 0 K: 2 S: 7	H: 0 LOB: 0 BB: 0 P: 12	R: 1 H: 2 E: 0 K: 0 S: 9	H: 2 LOB: 1 BB: 0 P: 13	R: 0 H: 0 E: 0 K: 0 S: 6	H: 0 LOB: 0 BB: 0 P: 7	1B: 9 SF: 0 2B: 3 SAC: 1 3B: 0 DP: 1 HR: 1 HBP: 0	WP: 0 PA: 39 PB: 0 SB: 0 CS: 2																
<b>PITCHER</b>	IP WLS BF H R ER SO BB IBB HBP BLK WP HR S P ERA WHIP																																			
Greg Swindell, L (1, 1) ERA: 3.38	5.1		25	11	6	6	2	1	0	0	0	0	1	59	82	10.12	2.250																			
Dwayne Henry, R (6, 1) ERA: 2.56	0.2		2	0	0	0	1	0	0	0	0	0	0	4	4	0.00	0.000																			
Scott Ruskin, L (7, 1) ERA: 7.88	1.0	W	3	0	0	0	2	0	0	0	0	0	0	7	12	0.00	0.000																			
Scott Bankhead, R (8, 1) ERA: 2.19	1.1		6	2	1	1	0	0	0	0	0	0	0	11	16	6.75	1.500																			
Norm Charlton, L (9, 1) ERA: 2.43	0.2	S	2	0	0	0	0	0	0	0	0	0	0	4	4	0.00	0.000																			

St. Louis Cardinals @ Cincinnati Reds  
Riverfront Stadium, Cincinnati, OH  
Wed Jun 03 1992, 3:33 AM EDT  
Att. 25,730 - Cloudy - 76 F

livebaseballscorecards.com

AB 36  
R 7  
H 13  
RBI 7  
BB 1  
SO 5  
LOB 9



Batter	1	2	3	4	5	6	7	8	9
Reggie Sanders, R OBP: 0.373, SLG: 0.458 Norm Charlton, S (9, 1)	3-2 G4-3		0-1 SF8 1B		1-0 G6-3	1-2 FC 1B	1-0 L7		
Hal Morris, L OBP: 0.380, SLG: 0.392 (1, 3)	1-3 K		3-2 G6-4-3 1B		0-2 G5-3	0-2 FC 1B		0-1 F7	
Barry Larkin, R OBP: 0.320, SLG: 0.376 (1, 6)	1-1 F8		2-2 SF8			HR		2-3 K	
Chris Sabo, R OBP: 0.302, SLG: 0.392 (1, 5)		1-2 G5-3	1-1 G6-4-3			0-0 HR	4-2 2B BB	1-0 G6-3	
Glenn Braggs, R OBP: 0.289, SLG: 0.250 (1, 7)		1-1 F9		1-1 P8		0-0 1B 2B	2-0 F8 1B 2B		
Paul O'Neill, L OBP: 0.422, SLG: 0.481 (1, 9)		1-1 1B		2-1 F7		0-1 1B 1B	0-0 F8		
Bill Doran, S OBP: 0.329, SLG: 0.408 Scott Bankhead, R OBP: 0.333, SLG: 0.333 Dave Martinez, L OBP: 0.336, SLG: 0.314 (8, 1) (9, 8)		0-0 L8		4-2 FC6-4 BB		0-0 F8	0-1 L1		
Joe Oliver, R OBP: 0.309, SLG: 0.328 (1, 2)			0-2 1B 1B		1-0 FC6-4		1-3 K	4-0 1B IBB	
Greg Swindell, L OBP: 0.194, SLG: 0.287 Dwayne Henry, R OBP: 0.379, SLG: 0.368 (6, PH) (7, PH) (8, 4)			1-1 1B 1B			0-0 G3	4-1 FC 1B	1-1 1B	

Inning Stats	R: 0	H: 0	E: 0	K: 1	S: 9	H: 0	LOB: 0	BB: 0	P: 14	R: 0	H: 1	E: 0	K: 0	S: 8	R: 2	H: 4	E: 0	K: 0	S: 15	R: 0	H: 0	E: 0	K: 0	S: 7	R: 0	H: 0	E: 0	K: 0	S: 5	R: 4	H: 5	E: 0	K: 2	S: 21	R: 2	H: 2	E: 0	K: 0	S: 12	R: 0	H: 0	E: 0	K: 1	S: 6	H: 0	LOB: 0	BB: 0	P: 9
--------------	------	------	------	------	------	------	--------	-------	-------	------	------	------	------	------	------	------	------	------	-------	------	------	------	------	------	------	------	------	------	------	------	------	------	------	-------	------	------	------	------	-------	------	------	------	------	------	------	--------	-------	------

PITCHER	IP	WLS	BF	H	R	ER	SO	BB	IBB	HBP	BLK	WP	HR	S	P	ERA	WHIP
Donovan Osborne, L ERA: 3.07 (1, 1)	5.0		24	9	6	6	1	1	0	0	0	0	2	49	74	10.80	2.000
Cris Carpenter, R ERA: 3.14 (6, 1)	1.0	L	8	2	2	2	2	2	0	0	0	0	0	22	35	18.00	4.000
Bob McClure, L ERA: 3.71 (7, 1)	0.2		4	1	0	0	0	0	1	0	0	0	0	5	10	0.00	1.500
Mike Perez, R ERA: 1.04 (7, 1)	1.1		4	0	0	0	1	0	0	0	0	0	0	7	11	0.00	0.000

**BOTTOM**


AB	R	H	RBI	BB	SO	LOB
5	0	2	2	0	0	2
0	0	0	0	0	0	0
5	0	1	0	0	1	2
4	1	1	2	0	2	3
4	2	1	1	1	0	2
4	2	2	1	0	0	0
4	1	2	1	0	0	1
3	0	0	0	1	0	3
0	0	0	0	0	0	0
0	0	0	0	0	0	0
0	0	0	0	0	0	0
1	0	1	1	0	0	0

**St. Louis Cardinals @ Cincinnati Reds**  
Riverfront Stadium, Cincinnati, OH

Wed Jun 03 1992, 3:33 AM EDT  
Att: 25,730 - Cloudy - 76 F

livebaseballscorecards.com

AB	35
R	8
H	12
RBI	8
BB	4
SO	4
LOB	15



WP	PA	40
1B:	8	SF: 1
2B:	2	SAC: 0
3B:	0	DP: 1
HR:	2	HBP: 0
WP:	0	PA:
PB:	0	40
SB:	0	
CS:	0	





Batter	1	2	3	4	5	6	7	8	9
<b>Brett Butler, L</b> (1, 8) OBP: 0.373, SLG: 0.360	2-2 G6-3		3-2 G5-3			2-1 2B 1B	1 SAFE 0-0 1B	1-1 2B	
<b>Mike Sharperson, R</b> (1, 4) OBP: 0.458, SLG: 0.443	0-0 F9			1-1 F9	0-0 1B FC5-4 2B	2-1 F8		1-2 2B	
<b>Mitch Webster, S</b> (1, 7) OBP: 0.324, SLG: 0.517	1-2 F9			0-1 E1 1B SF8 1B	4-0 FC5-4 1B IBB		0-0 F8	2-2 F9	
<b>Eric Karros, R</b> (1, 3) OBP: 0.308, SLG: 0.495		1-2 F8		4-1 SF8 1B 3B BB	2-1 FC5-4 1B		2-0 F9		
<b>Stan Javier, S</b> (8, 9) OBP: 0.261, SLG: 0.244					1-2 2-3 3-H 1B				
<b>Todd Benzinger, S</b> (1, 9) OBP: 0.294, SLG: 0.388		1-1 F7 BLK 1B		1-1 3B 1B	0-1 FC5-4		4-1 S BB		
<b>Dave Anderson, R</b> (1, 5) OBP: 0.277, SLG: 0.511		1-2 F7		1-0 SF8	0-1 P3		1 SAFE 2-0 G5-3		
<b>Mike Scioscia, L</b> (1, 2) OBP: 0.264, SLG: 0.279		3-2 F7		2-3 3-H 3B		1-0 F8		2-2 F7	
<b>Jose Offerman, S</b> (1, 6) OBP: 0.320, SLG: 0.322			0-0 F9	2-0 G6-3		0-1 FC1-2 3B		1-0 G4-3	
<b>Orel Hershiser, R</b> (1, 1) OBP: 0.288, SLG: 0.348			0-0 P2		1-3 K	2-1 FC1-2 1B		4-0 2B 2B BB	
<b>John Candelaria, L</b> (7, 1) OBP: 0.288, SLG: 0.348									
<b>Jim Gott, R</b> (7, 1) OBP: 0.288, SLG: 0.348									
<b>Dave Hansen, L</b> (8, PH) OBP: 0.337, SLG: 0.372									
<b>Tom Goodwin, L</b> (8, PR) OBP: 1.000, SLG: 1.000									
<b>Roger McDowell, R</b> (9, 1) OBP: 0.288, SLG: 0.348									

Inning Stats	R: 0	H: 0	E: 0	K: 0	S: 8	H: 0	LOB: 0	BB: 0	P: 11	R: 0	H: 1	E: 0	K: 0	S: 14	H: 0	LOB: 1	BB: 0	P: 20	R: 0	H: 0	E: 0	K: 0	S: 6	R: 3	H: 3	E: 1	K: 0	S: 10	R: 2	H: 3	E: 0	K: 1	S: 13	R: 0	H: 2	E: 0	K: 0	S: 9	R: 0	H: 0	E: 0	K: 0	S: 4	R: 2	H: 2	E: 0	K: 0	S: 12	H: 2	LOB: 2	BB: 1	P: 23
--------------	------	------	------	------	------	------	--------	-------	-------	------	------	------	------	-------	------	--------	-------	-------	------	------	------	------	------	------	------	------	------	-------	------	------	------	------	-------	------	------	------	------	------	------	------	------	------	------	------	------	------	------	-------	------	--------	-------	-------

PITCHER	IP	WLS	BF	H	R	ER	SO	BB	IBB	HBP	BLK	WP	HR	S	P	ERA	WHIP
<b>Tom Browning, L</b> (1, 1) ERA: 5.97	6.0	L	29	9	5	5	1	1	1	0	1	0	0	60	97	7.50	1.667
<b>Dwayne Henry, R</b> (7, 1) ERA: 2.7	1.2		7	0	1	1	0	2	0	0	0	0	0	8	23	5.40	1.200
<b>Scott Ruskin, L</b> (8, 1) ERA: 8.27	0.1		3	2	1	1	0	0	0	0	0	0	0	8	12	27.00	6.000

AB R H RBI BB SO LOB

5	2	3	0	0	0	0
5	1	2	2	0	0	2
4	1	1	0	1	0	2
3	1	1	1	1	0	0
0	0	0	0	0	0	0
3	1	2	1	1	0	2
3	0	0	1	0	0	4
4	0	1	2	0	0	1
4	0	1	0	0	0	1
3	0	0	0	0	1	1
0	0	0	0	0	0	0
0	0	0	0	0	0	0
0	0	0	0	1	0	0
0	1	0	0	0	0	0
0	0	0	0	0	0	0

AB	34
R	7
H	11
RBI	7
BB	4
SO	1
LOB	13




WP	PA	3B	SF	SAC	DP	HBP
0	39	0	1	0	0	0
0		2	0	0	0	0
0		0	0	0	0	0
0		0	0	0	0	0
0		0	0	0	0	0
0		0	0	0	0	0
0		0	0	0	0	0

**Cincinnati Reds @ Los Angeles Dodgers**  
**Dodger Stadium, Los Angeles, CA**  
 Thu Jun 04 1992, 7:05 PM PDT  
 Att: 30,183 - Sunny - 72 F

livebaseballscores.com



Batter	1	2	3	4	5	6	7	8	9	AB R H RBI BB SO LOB	TOP											
<b>Bip Roberts, S</b> (1, 4) OBP: 0.380, SLG: 0.375	2-1 G3		0-3 K		1-1 L9		1-0 G3-6-3 1B		0-1 1B 1-3 1B	5 0 2 0 0 1 0												
<b>Dave Martinez, L</b> (1, 8) OBP: 0.329, SLG: 0.304	2-2 1B 2B 1B		4-1 G6-3 S BB		2-3 K		0-2 G3-6-3 1-2f		0-0 SF8	3 1 1 1 1 1 1												
<b>Barry Larkin, R</b> (1, 6) OBP: 0.333, SLG: 0.383	0-0 2B 1B		1-1 G6-3		3-3 K			1-2 G4-3 1B	1-0 1B	5 1 3 0 0 1 1												
<b>Paul O'Neill, L</b> (1, 9) OBP: 0.438, SLG: 0.512	1-2 F8 1B 2B		4-0 IBB		0-0 HR			0-0 G4-3 1B	4-0 IBB	3 2 3 3 2 0 0												
<b>Chris Sabo, R</b> (1, 5) OBP: 0.291, SLG: 0.381	0-0 F8 2-3		1-0 F7		1-0 1B 2B			1-2 P6	1-2 F8	5 1 1 0 0 0 8												
<b>Hal Morris, L</b> (1, 3) OBP: 0.384, SLG: 0.388	2-2 CS 1B			4-2 G6-4-3 BB		3-2 G5-3		1-0 G4-3		3 0 1 1 1 0 3												
<b>Billy Hatcher, R</b> (1, 7) OBP: 0.302, SLG: 0.350 <b>Norm Charlton, S</b> (7, 1) <b>Rob Dibble, L</b> (9, 1) OBP: 1.000, SLG: 1.000	0-1 CS 1-2	0-1 F7		0-0 G6-4-3 1-2f		1-1 1B 2-H		1-3 K		3 0 1 1 0 0 1 1 0 0 0 0 1 2 0 0 0 0 0 0 0	<b>AB 36</b> <b>R 6</b> <b>H 14</b> <b>RBI 6</b> <b>BB 4</b> <b>SO 5</b> <b>LOB 17</b>											
<b>Joe Oliver, R</b> (1, 2) OBP: 0.304, SLG: 0.321		0-2 G6-3		0-1 1B		1-0 G6-3			2-2 F7	4 0 1 0 0 0 0												
<b>Jose Rijo, R</b> (1, 1) OBP: 0.211, SLG: 0.211 <b>Reggie Sanders, R</b> (7, PH) OBP: 0.364, SLG: 0.444		0-1 G6-3		1-3 K		0-0 G5-3			1-1 1B SF8	2 0 0 0 0 1 1 2 1 1 0 0 0 0												
<b>Inning Stats</b>	R: 3 E: 0 K: 0 S: 16	H: 4 LOB: 0 BB: 0 P: 23	R: 0 E: 0 K: 0 S: 7	H: 0 LOB: 0 BB: 0 P: 7	R: 0 E: 0 K: 1 S: 7	H: 0 LOB: 2 BB: 2 P: 17	R: 0 E: 0 K: 1 S: 9	H: 1 LOB: 1 BB: 1 P: 14	R: 0 E: 0 K: 2 S: 10	H: 0 LOB: 0 BB: 0 P: 16	R: 2 E: 0 K: 0 S: 9	H: 3 LOB: 0 BB: 0 P: 15	R: 0 E: 0 K: 0 S: 5	H: 1 LOB: 0 BB: 0 P: 6	R: 0 E: 0 K: 1 S: 11	H: 2 LOB: 2 BB: 0 P: 15	R: 1 E: 0 K: 0 S: 12	H: 3 LOB: 3 BB: 1 P: 21	1B: 11 2B: 2 3B: 0 HR: 1	SF: 1 SAC: 0 DP: 2 HBP: 0	WP: 0 PB: 0 SB: 1 CS: 1	PA: 42
<b>PITCHER</b>	IP WLS BF H R ER SO BB IBB HBP BLK WP HR S P ERA WHIP																					
<b>Kevin Gross, R</b> (1, 1) ERA: 3.08 <b>Tim Crews, R</b> (8, 1) ERA: 5.84	7.0 L 29 9 5 5 4 2 1 0 0 0 1 63 98 6.43 1.571																					
	2.0 12 5 1 1 1 0 1 0 0 0 0 23 36 4.50 2.500																					

**Cincinnati Reds @ Los Angeles Dodgers**  
**Dodger Stadium, Los Angeles, CA**  
 Fri Jun 05 1992, 7:05 PM PDT  
 Att. 39,176 - Cloudy - 68 F

[livebaseballscorecards.com](http://livebaseballscorecards.com)

















Batter	1	2	3	4	5	6	7	8	9	AB R H RBI BB SO LOB	TOP
<b>Bip Roberts, S</b> (1, 7) OBP: 0.378, SLG: 0.373	0-1 G6-3		3-2 G4-3		2-1 1B			0-0 1B SF8 1B		4 1 2 1 0 0 0	<b>Cincinnati Reds @ San Francisco Giants</b> Candlestick Park, San Francisco, CA Mon Jun 08 1992, 10:05 PM EDT Att. 12,582 - Cloudy - 57 F
<b>Dave Martinez, L</b> (1, 8) OBP: 0.336, SLG: 0.308	1-1 G4-3 S 1B			1-3 K		4-1 G3 1B G5-3 BB		1-1 1 SAFE 1B CS 1B		3 1 2 0 1 1 0	
<b>Barry Larkin, R</b> (1, 6) OBP: 0.314, SLG: 0.364	1-2 G4-3			1-0 G6-3		3-2 G5-3		2-0 P3		4 0 0 0 0 0 4	
<b>Paul O'Neill, L</b> (1, 9) OBP: 0.421, SLG: 0.491	1-3 K			2-0 G4-3		1-0 G3		2-1 SF8		3 0 0 1 0 1 2	
<b>Chris Sabo, R</b> (1, 5) OBP: 0.301, SLG: 0.404		2-2 P6			0-1 HR	2-0 1B		1-0 CS	1-0 P6	4 1 2 2 0 0 0	
<b>Hal Morris, L</b> (1, 3) OBP: 0.383, SLG: 0.391		1-1 G4-3			2-1 G4-3	1-0 F7		2-2 G3-6-3 1B		4 0 1 0 0 0 1	
<b>Bill Doran, S</b> (1, 4) OBP: 0.331, SLG: 0.409		1-2 G4-3			0-0 1B 2B		1-2 G4-3 1B		0-0 G3-6-3 1-2f	4 1 2 0 0 0 1	
<b>Joe Oliver, R</b> (1, 2) OBP: 0.294, SLG: 0.310			3-2 F8		1-2 G6-3		0-0 G4-3			3 0 0 0 0 0 2	
<b>Greg Swindell, L</b> (1, 1) OBP: 0.206, SLG: 0.250			1-2 G6-3		4-0 1B BB		0-1 G5-3			2 0 0 0 1 0 0	
<b>Rob Dibble, L</b> (9, 1) OBP: 1.000, SLG: 1.000										0 0 0 0 0 0 0	
<b>Inning Stats</b>	R: 0 H: 1 E: 0 LOB: 1 K: 1 BB: 0 S: 10 P: 13	R: 0 H: 0 E: 0 LOB: 0 K: 0 BB: 0 S: 11 P: 15	R: 0 H: 0 E: 0 LOB: 0 K: 0 BB: 0 S: 9 P: 16	R: 0 H: 0 E: 0 LOB: 0 K: 1 BB: 0 S: 5 P: 9	R: 2 H: 3 E: 0 LOB: 2 K: 0 BB: 1 S: 11 P: 20	R: 1 H: 1 E: 0 LOB: 1 K: 0 BB: 1 S: 8 P: 18	R: 0 H: 1 E: 0 LOB: 0 K: 0 BB: 0 S: 6 P: 7	R: 1 H: 2 E: 0 LOB: 0 K: 0 BB: 0 S: 7 P: 12	R: 0 H: 1 E: 0 LOB: 0 K: 0 BB: 0 S: 6 P: 9	1B: 7 SF: 1 2B: 1 SAC: 0 3B: 0 DP: 2 HR: 1 HBP: 0	WP: 0 PA: 35 PB: 0 SB: 1 CS: 1
<b>PITCHER</b>	IP WLS BF H R ER SO BB IBB HBP BLK WP HR S P ERA WHIP										
<b>Gil Heredia, R</b> (1, 1) ERA: 6.0	5.0 L 19 4 2 2 2 1 0 0 0 0 0 1 46 73 3.60 1.000										
<b>Bryan Hickerson, L</b> (6, 1) ERA: 3.07	1.0 5 1 1 1 0 1 0 0 0 0 0 0 8 18 9.00 2.000										
<b>Kelly Downs, R</b> (7, 1) ERA: 3.58	2.0 7 3 1 1 0 0 0 0 0 0 0 0 13 19 4.50 1.500										
<b>Michael Jackson, R</b> (9, 1) ERA: 2.81	1.0 3 1 0 0 0 0 0 0 0 0 0 0 6 9 0.00 1.000										

livebaseballscorecards.com

<b>AB</b>	31
<b>R</b>	4
<b>H</b>	9
<b>RBI</b>	4
<b>BB</b>	2
<b>SO</b>	2
<b>LOB</b>	10



Batter	1	2	3	4	5	6	7	8	9	AB	R	H	RBI	BB	SO	LOB	
Darren Lewis, R OBP: 0.307, SLG: 0.274 (1, 8)	1-0 HR		0-1 F9			3-2 F9		0-1 B5-3		4	1	1	1	0	0	1	
Willie McGee, S OBP: 0.349, SLG: 0.369 (1, 9)	2-2 G6-3		1-0 G5-3			0-2 G4-3		1-2 1B		4	0	1	0	0	0	0	
Will Clark, L OBP: 0.422, SLG: 0.469 (1, 3)	2-2 G5-3		2-3 K			1-0 F7		0-0 G3		4	0	0	0	0	1	2	
Cory Snyder, R OBP: 0.352, SLG: 0.571 (1, 7)	0-2 1B 1B			0-1 P6			3-2 F8		0-0 2B	4	0	2	0	0	0	0	
Matt Williams, R OBP: 0.290, SLG: 0.446 (1, 5)	2-0 1B			0-0 F8			0-1 G4-3 1B		1-1 P2	4	0	2	0	0	0	1	
Robby Thompson, R OBP: 0.377, SLG: 0.423 (1, 4)	2-1 F8			1-2 L9			0-0 G4-3		0-2 P6	4	0	0	0	0	0	4	
Kirt Manwaring, R OBP: 0.366, SLG: 0.371 (1, 2)		4-2 CS BB			0-1 F9			2-3 K		0-2 G3	3	0	0	0	1	1	2
Royce Clayton, R OBP: 0.278, SLG: 0.329 (1, 6)		3-2 SAFE G6-3			2-1 CS 1B			1-2 1B B5-3 1B		3	0	2	0	0	0	1	
Gil Heredia, R OBP: 0.333, SLG: 0.333 Chris James, R OBP: 0.293, SLG: 0.190 Bryan Hickerson, L Kelly Downs, R Mike Felder, S OBP: 0.342, SLG: 0.411 Michael Jackson, R (1, 1) (5, PH) (6, 1) (7, 1) (8, PH) (9, 1)		0-1 L8			1-3 SAFE K			1-1 SAFE F9		1	0	0	0	0	0	0	

Inning Stats	R: 1	H: 3	E: 0	K: 0	S: 13	LOB: 2	BB: 0	P: 22	R: 0	H: 0	E: 0	K: 0	S: 9	LOB: 0	BB: 1	P: 16	R: 0	H: 0	E: 0	K: 1	S: 6	LOB: 0	BB: 0	P: 9	R: 0	H: 1	E: 0	K: 1	S: 7	LOB: 0	BB: 0	P: 10	R: 0	H: 0	E: 0	K: 0	S: 7	LOB: 0	BB: 0	P: 11	R: 0	H: 1	E: 0	K: 1	S: 10	LOB: 1	BB: 0	P: 15	R: 0	H: 2	E: 0	K: 0	S: 11	LOB: 2	BB: 0	P: 14	R: 0	H: 1	E: 0	K: 0	S: 10	LOB: 1	BB: 0	P: 11	1B: 6	SF: 0	2B: 1	SAC: 0	3B: 0	DP: 0	HR: 1	HBP: 0	WP: 0	PA: 34
PITCHER	IP	WLS	BF	H	R	ER	SO	BB	IBB	HBP	BLK	WP	HR	S	P	ERA	WHIP																																																									
Greg Swindell, L ERA: 3.16 (1, 1)	8.0	W	31	8	1	1	3	1	0	0	0	0	0	70	105	1.12	1.125																																																									
Rob Dibble, R ERA: 3.97 (9, 1)	1.0	S	3	0	0	0	0	0	0	0	0	0	0	9	10	0.00	0.000																																																									

BOTTOM

Cincinnati Reds @ San Francisco Giants  
Candlestick Park, San Francisco, CA

Mon Jun 08 1992, 10:05 PM EDT  
Att: 12,582 - Cloudy - 57 F

livebaseballscores.com

AB	33
R	1
H	8
RBI	1
BB	1
SO	3
LOB	13





Batter	1	2	3	4	5	6	7	8	9	AB R H RBI BB SO LOB	TOP														
<b>Bip Roberts, S</b> OBP: 0.376, SLG: 0.371 (1, 4) (8, 7)	0-3 <b>K</b>			0-0 <b>E</b> 1B		1-2 <b>F8</b>		0-0 <b>F8</b>		4 1 1 0 0 1 1															
<b>Barry Larkin, R</b> OBP: 0.324, SLG: 0.365 (1, 6)	0-1 <b>G5-3</b>			2-2 <b>E9</b> 1B 1-H		4-1 <b>BB</b>		4-0 <b>IBB</b>		2 1 1 0 2 0 0															
<b>Reggie Sanders, R</b> OBP: 0.379, SLG: 0.482 (1, 8) (7, 7)	1-3 <b>K</b>			0-0 <b>L5-3</b> 1B 3-H		1-3 <b>K</b>		0-0 <b>L7</b>		4 0 1 1 0 2 3															
<b>Chris Sabo, R</b> OBP: 0.294, SLG: 0.393 (1, 5)		1-1 <b>G5-3</b>		1-1 <b>L5-3</b> 1-2		0-1 <b>P5</b>		2-1 <b>F7</b>		4 0 0 0 0 0 1															
<b>Darnell Coles, R</b> OBP: 0.311, SLG: 0.545 <b>Hal Morris, L</b> OBP: 0.385, SLG: 0.415 (7, PH) (7, 3)		1-1 <b>P3</b>		2-3 <b>K</b>		2-3 <b>K</b>		0-0 <b>2B</b> 3B		2 0 0 0 0 0 1 0 2 1 1 0 0 0 1 0															
<b>Glenn Briggs, R</b> OBP: 0.296, SLG: 0.253 <b>Scott Bankhead, R</b> OBP: 0.333, SLG: 0.333 <b>Norm Charlton, S</b> (8, 1) <b>Bill Doran, S</b> OBP: 0.335, SLG: 0.419 (8, 4)		3-2 <b>G6-3</b>		0-0 <b>P3</b>		1-0 <b>1B</b>		1-2 <b>2B</b> 3-H		3 0 1 0 1 0 1 1 0 0 0 0															
<b>Paul O'Neill, L</b> OBP: 0.413, SLG: 0.480 (1, 9)		0-1 <b>G4-3</b>		3-2 <b>G4-3</b>		2-0 <b>F7</b>		2-3 <b>K</b>		4 0 0 0 0 0 1 1															
<b>Troy Afenir, R</b> OBP: 0.346, SLG: 0.478 <b>Billy Hatcher, R</b> OBP: 0.324, SLG: 0.375 <b>Joe Oliver, R</b> OBP: 0.294, SLG: 0.310 (1, 2) (8, PH) (8, 2)		1-2 <b>F9</b>		1-2 <b>F8</b>		1-2 <b>SH5-3</b> 1B		1-2 <b>SH5-3</b>		2 0 0 0 0 0 0 0 1 0 1 0 0 0 0 0 0 0 0 0 0 0 0 0															
<b>Tom Browning, L</b> OBP: 0.200, SLG: 0.208 <b>Dave Martinez, L</b> OBP: 0.336, SLG: 0.308 (1, 1) (7, 8)		1-3 <b>K</b>		3-3 <b>K</b>		0-0 <b>SH5-3</b>		0-0 <b>SH5-3</b>		2 0 0 0 0 0 2 0 0 0 0 0 0 0 0 0															
<b>Inning Stats</b>	R: 0 E: 0 K: 2 S: 8	H: 0 LOB: 0 BB: 0 P: 9	R: 0 E: 0 K: 0 S: 7	H: 0 LOB: 0 BB: 0 P: 12	R: 0 E: 0 K: 1 S: 8	H: 0 LOB: 0 BB: 0 P: 10	R: 2 E: 1 K: 1 S: 11	H: 3 LOB: 0 BB: 0 P: 16	R: 0 E: 0 K: 0 S: 7	H: 0 LOB: 0 BB: 0 P: 11	R: 0 E: 0 K: 2 S: 12	H: 0 LOB: 1 BB: 1 P: 21	R: 0 E: 0 K: 1 S: 7	H: 1 LOB: 1 BB: 0 P: 12	R: 0 E: 0 K: 0 S: 6	H: 1 LOB: 2 BB: 1 P: 11	R: 1 E: 0 K: 1 S: 11	H: 2 LOB: 0 BB: 0 P: 16	1B: 5 2B: 2 3B: 1 HR: 0	SF: 0 SAC: 1 DP: 1 HBP: 0	WP: 0 PB: 0 SB: 0 CS: 0	PA: 34			
<b>PITCHER</b>	IP WLS BF H R ER SO BB IBB HBP BLK WP HR S P ERA WHIP																								
<b>Dave Righetti, L</b> ERA: 4.1 (1, 1)	5.0		17	3	2	1	4	0	0	0	0	0	0	41	58	1.80	0.600								
<b>Dave Burba, R</b> ERA: 4.98 (6, 1)	2.0		8	1	0	0	3	1	0	0	0	0	0	19	33	0.00	1.000								
<b>Rod Beck, R</b> ERA: 2.5 (8, 1)	2.0	L	9	3	1	1	1	0	1	0	0	0	0	17	27	4.50	1.500								

**Cincinnati Reds @ San Francisco Giants**  
 Candlestick Park, San Francisco, CA  
 Tue Jun 09 1992, 10:05 PM EDT  
 Att. 12,821 - Cloudy - 58 F

<b>AB</b>	<b>31</b>
<b>R</b>	<b>3</b>
<b>H</b>	<b>7</b>
<b>RBI</b>	<b>2</b>
<b>BB</b>	<b>2</b>
<b>SO</b>	<b>8</b>
<b>LOB</b>	<b>6</b>



Batter	1	2	3	4	5	6	7	8	9	AB	R	H	RBI	BB	SO	LOB
Darren Lewis, R (1, 8) OBP: 0.302, SLG: 0.269 Mike Felder, S (7, PH) OBP: 0.336, SLG: 0.404 (8, 8)	0-3 K	1-0 G5-3			1-1 P3		1-1 P6		1-3 K	3	0	0	0	0	1	3
Robby Thompson, R (1, 4) OBP: 0.370, SLG: 0.409	1-0 G6-3		0-2 G6-3		2-2 G5-3			2-2 S 1B WP HBP	0-0 F7	4	1	0	0	0	0	2
Will Clark, L (1, 3) OBP: 0.423, SLG: 0.467	4-2 1B BB		0-2 F9			0-0 G6-3		1-1 WP S 1B		3	0	1	0	1	0	0
Cory Snyder, R (1, 9) OBP: 0.349, SLG: 0.559	0-2 1B		0-1 G6-3			0-0 F7		1-3 K		4	0	1	0	0	1	2
Matt Williams, R (1, 5) OBP: 0.294, SLG: 0.444	2-0 G5-3			2-1 FC4-6 1B		1-0 F7		4-0 WP IBB		3	0	1	0	1	0	2
Kevin Bass, S (1, 7)		2-2 F8		1-0 FC4-6 G5-4-3 1-2f		0-1 SH3-4 G6-3 1B		0-3 K		4	1	1	0	0	1	3
Kirt Manwaring, R (1, 2) OBP: 0.363, SLG: 0.367		1-0 E6 SH3-1-4 1B		0-0 G5-4-3 1-2f		0-0 SH3-4 1B		0-1 G5-3		4	0	1	0	0	0	3
Royce Clayton, R (1, 6) OBP: 0.291, SLG: 0.348		3-1 SH3-1-4 1B		2-2 F9 2B		0-0 SH3-4		1-1 SH5-4 1B		3	0	3	0	0	0	0
Dave Righetti, L (1, 1) Chris James, R (5, PH) OBP: 0.250, SLG: 0.188 Dave Burdette, R (6, 1) Willie McGee, S (7, PH) OBP: 0.347, SLG: 0.367 Rod Beck, R (8, 1) Greg Litton, R (9, PH) OBP: 0.296, SLG: 0.359		0-1 SH3-1-4		0-1 F9		1-2 G6-3		1-1 SH5-4		0	0	0	0	0	0	0

Inning Stats	R: 0	H: 1	E: 0	K: 1	S: 12	H: 1	LOB: 2	BB: 1	P: 19	R: 0	H: 1	E: 1	K: 0	S: 9	H: 1	LOB: 2	BB: 0	P: 16	R: 0	H: 0	E: 0	K: 0	S: 8	R: 0	H: 1	E: 0	K: 0	S: 4	H: 1	LOB: 0	BB: 0	P: 7	R: 0	H: 1	E: 0	K: 10	S: 10	R: 0	H: 0	E: 0	K: 0	S: 3	H: 2	LOB: 1	BB: 0	P: 15	R: 1	H: 2	E: 0	K: 0	S: 9	H: 1	LOB: 1	BB: 0	P: 11	R: 1	H: 1	E: 0	K: 2	S: 13	H: 1	LOB: 2	BB: 1	P: 21	R: 0	H: 1	E: 0	K: 1	S: 8	H: 1	LOB: 1	BB: 0	P: 10	1B: 7	SF: 0	2B: 1	SAC: 3	3B: 0	DP: 1	HR: 0	HBP: 1	WP: 1	PA: 38
--------------	------	------	------	------	-------	------	--------	-------	-------	------	------	------	------	------	------	--------	-------	-------	------	------	------	------	------	------	------	------	------	------	------	--------	-------	------	------	------	------	-------	-------	------	------	------	------	------	------	--------	-------	-------	------	------	------	------	------	------	--------	-------	-------	------	------	------	------	-------	------	--------	-------	-------	------	------	------	------	------	------	--------	-------	-------	-------	-------	-------	--------	-------	-------	-------	--------	-------	--------

PITCHER	IP	WLS	BF	H	R	ER	SO	BB	IBB	HBP	BLK	WP	HR	S	P	ERA	WHIP
Tom Browning, L (1, 1) ERA: 5.48	6.2		27	6	1	1	1	1	0	0	0	0	0	53	77	1.35	1.050
Scott Bankhead, R (7, 1) ERA: 2.45	0.1		2	0	1	1	0	0	0	1	0	0	0	5	8	27.00	0.000
Norm Charlton, L (8, 1) ERA: 2.12	2.0	W	9	2	0	0	3	0	1	0	0	1	0	18	26	0.00	1.000

BOTTOM

Cincinnati Reds @ San Francisco Giants  
Candlestick Park, San Francisco, CA

livebaseballscores.com

AB	32
R	2
H	8
RBI	1
BB	2
SO	4
LOB	19



WP: 1	PA: 38
PB: 0	
SB: 2	
CS: 0	

Tue Jun 09 1992, 10:05 PM EDT  
Att: 12,821 - Cloudy - 58 F



Batter	1	2	3	4	5	6	7	8	9	AB R H RBI BB SO LOB	TOP									
<b>Bip Roberts, S</b> (1, 4) OBP: 0.378, SLG: 0.373	1-1 G4-3			0-2 G4-3		0-0 1B			1-2 BB E 1B	4 1 2 0 0 0 0										
<b>Hal Morris, L</b> (1, 3) OBP: 0.381, SLG: 0.402	3-2 G6-3			2-3 K		2-1 G4-3			4-1 BB E SF9 BB	3 1 0 0 1 1 1										
<b>Barry Larkin, R</b> (1, 6) OBP: 0.322, SLG: 0.358	1-0 F7			4-0 BB				0-0 F7	0-0 SF9 BB 1-2 2-H	3 0 0 0 1 0 1										
<b>Chris Sabo, R</b> (1, 5) OBP: 0.299, SLG: 0.388		1-1 P4		1-1 G1-3				4-1 BB	4-2 BB 1-2 2-3	2 0 0 0 2 0 1										
<b>Reggie Sanders, R</b> (1, 8) OBP: 0.369, SLG: 0.469		2-3 K			0-2 F7			2-3 SAFE K	1-2 P5	4 0 0 0 0 2 4										
<b>Billy Hatcher, R</b> (1, 7) OBP: 0.306, SLG: 0.358		1-0 G5-3			1-1 F8			0-0 P3	0-0 SF9 2-3 3-H	3 0 0 1 0 0 1										
<b>Paul O'Neill, L</b> (1, 9) OBP: 0.406, SLG: 0.470			1-1 G5-3		3-2 P3			1-0 G3-1	2-3 K	4 0 0 0 0 1 2										
<b>Joe Oliver, R</b> (1, 2) OBP: 0.235, SLG: 0.311			2-2 CS 1B		0-2 P6			1-2 G5-3		3 0 1 0 0 0 0										
<b>Jose Rijo, R</b> (1, 1) OBP: 0.190, SLG: 0.190			1-3 SAFE K		0-0 G4-3			2-1 G4-3		2 0 0 0 0 1 1										
<b>Dwayne Henry, R</b> (7, 1)										0 0 0 0 0 0 0										
<b>Darnell Coles, R</b> (8, PH) OBP: 0.304, SLG: 0.533										1 0 0 0 0 0 0										
<b>Rob Dibble, L</b> (8, 1) OBP: 1.000, SLG: 1.000										0 0 0 0 0 0 0										
<b>Inning Stats</b>	R: 0 E: 0 K: 0 S: 6	H: 0 LOB: 0 BB: 0 P: 11	R: 0 E: 0 K: 1 S: 7	H: 0 LOB: 0 BB: 0 P: 11	R: 0 E: 0 K: 1 S: 8	H: 1 LOB: 1 BB: 0 P: 12	R: 0 E: 0 K: 1 S: 10	H: 0 LOB: 1 BB: 1 P: 17	R: 0 E: 0 K: 0 S: 8	H: 0 LOB: 0 BB: 0 P: 12	R: 0 E: 0 K: 1 S: 6	H: 0 LOB: 1 BB: 1 P: 12	R: 0 E: 0 K: 0 S: 8	H: 0 LOB: 0 BB: 0 P: 12	R: 2 E: 1 K: 1 S: 16	H: 1 LOB: 2 BB: 2 P: 28	1B: 3 2B: 1 3B: 0 HR: 0	SF: 1 SAC: 0 DP: 1 HBP: 0	WP: 0 PB: 0 SB: 0 CS: 1	PA: 34
<b>PITCHER</b>	IP WLS BF H R ER SO BB IBB HBP BLK WP HR S P ERA WHIP																			
<b>Bud Black, L</b> (1, 1) ERA: 3.47	8.0 W 30 3 2 0 4 3 0 0 0 0 0 0 66 107 0.00 0.750																			
<b>Jeff Brantley, R</b> (9, 1) ERA: 2.52	1.0 4 0 0 0 1 1 0 0 0 0 0 0 11 18 0.00 1.000																			

Cincinnati Reds @ San Francisco Giants  
Candlestick Park, San Francisco, CA

Wed Jun 10 1992, 6:33 AM EDT  
Att. 19,962 - Cloudy - 64 F

AB	29
R	2
H	3
RBI	1
BB	4
SO	5
LOB	11



WP: 0	PA: 34
PB: 0	
SB: 0	
CS: 1	

ERA	WHIP

livebaseballscorecards.com

Batter	1	2	3	4	5	6	7	8	9	AB	R	H	RBI	BB	SO	LOB
Mike Felder, S OBP: 0.325, SLG: 0.389 (1, 8) (9, 7)	0-0 G4-3		1-1 G6-3		1-1 G4-3		1-2 G4-3			4	0	0	0	0	0	1
Willie McGee, S OBP: 0.350, SLG: 0.370 Darren Lewis, R OBP: 0.302, SLG: 0.269 (1, 9) (9, 8)	2-2 1B G4-3 1B		2-3 K			3-1 2B 1B		1-1 F7		4	2	2	0	0	1	0
Will Clark, L OBP: 0.433, SLG: 0.502 (1, 3) (9, 9)	1-1 G4-3 1-3 1B		2-1 HR			1-0 G6-3 1-H 2B		1-2 F9 1B 2B		4	2	4	2	0	0	0
Cory Snyder, R OBP: 0.345, SLG: 0.547 (1, 7) (9, 9)	3-2 G4-3 1-2 3-H		1-3 K			1-3 K		0-1 1B 1B		4	1	1	1	0	2	2
Matt Williams, R OBP: 0.288, SLG: 0.435 (1, 5) (9, 9)	1-1 G4-3				0-2 F7		0-2 G6-3 2-3		0-2 F9		4	0	0	0	0	4
Robby Thompson, R OBP: 0.374, SLG: 0.437 (1, 4) (9, 9)		2-1 HR			1-0 G5-3		3-3 K		0-2 1B		4	1	2	3	0	1
Jim McNamara, L OBP: 0.274, SLG: 0.290 (1, 2) (9, 9)		0-0 G4-3			2-1 F9			0-2 P4		4	0	0	0	0	0	1
Royce Clayton, R OBP: 0.291, SLG: 0.344 (1, 6) (9, 9)		2-2 G4-3				0-0 G4-3		4-1 WP SH5-4 BB		2	0	0	0	1	0	0
Bud Black, L Jeff Brantley, R (1, 1) (9, 1)		1-3 K				3-2 G1-3		0-0 SH5-4 1-2		2	0	0	0	0	1	0
										0	0	0	0	0	0	0

Inning Stats	R: 1	H: 2	E: 0	K: 0	S: 13	LOB: 1	BB: 0	P: 20	R: 1	H: 1	E: 0	K: 1	S: 12	LOB: 0	BB: 0	P: 17	R: 1	H: 1	E: 0	K: 2	S: 10	LOB: 0	BB: 0	P: 16	R: 0	H: 0	E: 0	K: 0	S: 6	LOB: 0	BB: 0	P: 9	R: 0	H: 0	E: 0	K: 0	S: 6	LOB: 0	BB: 0	P: 10	R: 1	H: 2	E: 0	K: 2	S: 14	LOB: 1	BB: 0	P: 22	R: 0	H: 0	E: 0	K: 0	S: 8	LOB: 1	BB: 1	P: 13	R: 2	H: 3	E: 0	K: 0	S: 17	LOB: 1	BB: 0	P: 20
--------------	------	------	------	------	-------	--------	-------	-------	------	------	------	------	-------	--------	-------	-------	------	------	------	------	-------	--------	-------	-------	------	------	------	------	------	--------	-------	------	------	------	------	------	------	--------	-------	-------	------	------	------	------	-------	--------	-------	-------	------	------	------	------	------	--------	-------	-------	------	------	------	------	-------	--------	-------	-------

PITCHER	IP	WLS	BF	H	R	ER	SO	BB	IBB	HBP	BLK	WP	HR	S	P	ERA	WHIP
Jose Rijo, R ERA: 3.52 (1, 1)	6.0	L	24	6	4	4	5	0	0	0	0	0	2	61	94	6.00	1.000
Dwayne Henry, R ERA: 2.62 (7, 1)	1.0		4	0	0	0	0	1	0	0	0	1	0	8	13	0.00	1.000
Rob Dibble, R ERA: 4.56 (8, 1)	1.0		6	3	2	2	0	0	0	0	0	0	0	17	20	18.00	3.000

**BOTTOM**

**Cincinnati Reds @ San Francisco Giants**  
Candlestick Park, San Francisco, CA

Wed Jun 10 1992, 6:33 AM EDT  
Att: 19,962 - Cloudy - 64 F

AB	32
R	6
H	9
RBI	6
BB	1
SO	5
LOB	9

livebaseballscores.com



1B: 5	SF: 0	WP: 1	PA: 34
2B: 2	SAC: 1	PB: 0	
3B: 0	DP: 0	SB: 1	
HR: 2	HBP: 0	CS: 0	



**Los Angeles Dodgers @ Cincinnati Reds**  
 Riverfront Stadium, Cincinnati, OH

Fri Jun 12 1992, 7:05 PM EDT  
 Att. 44,703 - Sunny - 84 F



Batter	1	2	3	4	5	6	7	8	9	AB R H RBI BB SO LOB
<b>Brett Butler, L</b> (1, 8) OBP: 0.380, SLG: 0.351	1-0 G4-3		1-2 G5-3		4-2 G1-3 E BB		0-0 G4-3		2-2 S 1B	4 1 1 0 1 0 0
<b>Mike Sharperson, R</b> (1, 5) OBP: 0.441, SLG: 0.453	0-0 PO 1B		0-0 L8		1-0 G1-3		3-2 G6-3		4-2 SAFE 1-3 BB	4 0 1 0 1 0 1
<b>Mitch Webster, S</b> (1, 7) OBP: 0.337, SLG: 0.474	0-1 P3		0-2 1B		1-1 E8 S FC1-4-5-6 1B		2-1 1B		2-1 F9	5 1 3 1 0 0 3
<b>Eric Karros, R</b> (1, 3) OBP: 0.283, SLG: 0.449	1-0 PO 1-2	2-2 G4-3	2-1 G4-3		4-0 FC1-4-5-6 S BB		0-1 L7			3 0 0 0 1 0 2
<b>Stan Javier, S</b> (7, 7) OBP: 0.240, SLG: 0.222										0 0 0 0 0 0 0
<b>Todd Benzinger, S</b> (1, 9) OBP: 0.268, SLG: 0.353		1-1 1B E 1B 1B		1-2 G5-3	2-2 FC1-4-5-6 FC6-4 1-3 2-H		2-0 G3-1			4 1 1 1 0 0 1
<b>Juan Samuel, R</b> (1, 4) OBP: 0.359, SLG: 0.298		3-2 E 1-2 1B		0-0 G3 1B	1-2 FC6-4 1-2f		1-3 K			4 0 2 0 0 1 1
<b>John Candelaria, L</b> (8, 1)										0 0 0 0 0 0 0
<b>Mike Scioscia, L</b> (1, 2) OBP: 0.267, SLG: 0.265		1-2 F8		3-1 G3		2-1 G3-1		1-1 F7		4 0 0 0 0 0 3
<b>Jose Offerman, S</b> (1, 6) OBP: 0.313, SLG: 0.316		0-1 E2 1-3 2-H 1B		4-0 IBB		1-0 G1-3		1-0 F8		3 0 1 0 1 0 0
<b>Bob Ojeda, L</b> (1, 1) OBP: 0.136, SLG: 0.227		1-2 P4		1-3 K		1-3 K		2-1 L6		1 0 0 0 0 0 2
<b>Steve Wilson, L</b> (3, 1) OBP: 0.136, SLG: 0.227										2 0 0 0 0 0 2
<b>Jim Gott, R</b> (6, 1)										0 0 0 0 0 0 0
<b>Roger McDowell, R</b> (8, 1)										0 0 0 0 0 0 0
<b>Lenny Harris, L</b> (8, 5) OBP: 0.348, SLG: 0.320										0 0 0 0 0 0 0
<b>Dave Anderson, R</b> (9, PH) OBP: 0.293, SLG: 0.463										1 0 0 0 0 0 0

Inning Stats	R: 0	H: 1	E: 0	LOB: 0	K: 0	BB: 0	S: 4	P: 6	R: 1	H: 3	E: 1	LOB: 2	K: 0	BB: 0	S: 16	P: 24	R: 0	H: 1	E: 0	LOB: 1	K: 0	BB: 0	S: 10	P: 13	R: 2	H: 1	E: 1	LOB: 1	K: 0	BB: 2	S: 13	P: 26	R: 0	H: 0	E: 0	LOB: 0	K: 1	BB: 0	S: 6	P: 10	R: 0	H: 1	E: 0	LOB: 1	K: 0	BB: 0	S: 8	P: 13	R: 0	H: 0	E: 0	LOB: 0	K: 1	BB: 0	S: 7	P: 11	R: 0	H: 1	E: 0	LOB: 2	K: 0	BB: 1	S: 14	P: 25	1B: 9	SF: 0	2B: 0	SAC: 0	3B: 0	DP: 0	HR: 0	HBP: 0	WP: 0	PA: 40
--------------	------	------	------	--------	------	-------	------	------	------	------	------	--------	------	-------	-------	-------	------	------	------	--------	------	-------	-------	-------	------	------	------	--------	------	-------	-------	-------	------	------	------	--------	------	-------	------	-------	------	------	------	--------	------	-------	------	-------	------	------	------	--------	------	-------	------	-------	------	------	------	--------	------	-------	-------	-------	-------	-------	-------	--------	-------	-------	-------	--------	-------	--------

PITCHER	IP	WLS	BF	H	R	ER	SO	BB	IBB	HBP	BLK	WP	HR	S	P	ERA	WHIP
<b>Chris Hammond, L</b> (1, 1) ERA: 3.14	7.0		31	8	3	2	2	2	1	0	0	0	0	68	111	2.57	1.429
<b>Scott Bankhead, R</b> (8, 1) ERA: 2.36	1.0	W	3	0	0	0	1	0	0	0	0	0	0	7	11	0.00	0.000
<b>Norm Charlton, L</b> (9, 1) ERA: 2.06	1.0	S	5	1	0	0	0	1	0	0	0	0	0	14	25	0.00	2.000

AB	R	H	RBI	BB	SO	LOB
35	3	9	2	4	3	15

WP	PA
0	40

ERA	WHIP
2.57	1.429

Batter	1	2	3	4	5	6	7	8	9	AB	R	H	RBI	BB	SO	LOB
<b>Bip Roberts, S</b> OBP: 0.372, SLG: 0.366 (1, 7) (8, 4)	1-0 G6-3		1-2 G5-3													
<b>Hal Morris, L</b> OBP: 0.376, SLG: 0.396 <b>Scott Bankhead, R</b> OBP: 0.333, SLG: 0.333 <b>Norm Charlton, S</b> (1, 3) (8, 1) (9, 1)	3-3 K		3-2 1B													
<b>Barry Larkin, R</b> OBP: 0.326, SLG: 0.354 (1, 6)	3-2 F9		3-1 F8													
<b>Chris Sabo, R</b> OBP: 0.304, SLG: 0.397 (1, 5)		0-0 BB 2B	1-0 F8													
<b>Reggie Sanders, R</b> OBP: 0.366, SLG: 0.469 (1, 8) (8, 7) (9, 8)		1-3 K														
<b>Bill Doran, S</b> OBP: 0.344, SLG: 0.420 (1, 4) (8, 3)		4-1 BB BB														
<b>Paul O'Neill, L</b> OBP: 0.407, SLG: 0.464 (1, 9)		4-1 1-2 2-3 BB														
<b>Joe Oliver, R</b> OBP: 0.294, SLG: 0.329 (1, 2)		2-3 K														
<b>Chris Hammond, L</b> OBP: 0.348, SLG: 0.263 <b>Dave Martinez, L</b> OBP: 0.333, SLG: 0.306 (1, 1) (7, PH) (8, 8)		1-3 K														
<b>Glenn Braggs, R</b> OBP: 0.293, SLG: 0.250 (8, PH) (9, 7)																

Inning Stats	R: 0	H: 0	E: 0	K: 1	S: 8	H: 0	LOB: 0	BB: 0	P: 15	R: 0	H: 1	E: 0	K: 3	S: 12	H: 1	LOB: 1	BB: 0	P: 19	R: 2	H: 1	E: 0	K: 2	S: 12	R: 0	H: 0	E: 0	K: 1	S: 7	H: 1	LOB: 1	BB: 1	P: 15	R: 0	H: 1	E: 0	K: 0	S: 10	R: 0	H: 0	E: 0	K: 0	S: 8	R: 2	H: 2	E: 0	K: 1	S: 12	H: 2	LOB: 2	BB: 2	P: 26
--------------	------	------	------	------	------	------	--------	-------	-------	------	------	------	------	-------	------	--------	-------	-------	------	------	------	------	-------	------	------	------	------	------	------	--------	-------	-------	------	------	------	------	-------	------	------	------	------	------	------	------	------	------	-------	------	--------	-------	-------

PITCHER	IP	WLS	BF	H	R	ER	SO	BB	IBB	HBP	BLK	WP	HR	S	P	ERA	WHIP
<b>Bob Ojeda, L</b> ERA: 3.53 (1, 1)	2.0		9	1	0	0	4	2	0	0	0	0	0	20	39	0.00	1.500
<b>Steve Wilson, L</b> ERA: 3.71 (3, 1)	3.2		16	3	2	2	3	2	0	0	0	0	1	38	67	4.91	1.364
<b>Jim Gott, R</b> ERA: 1.65 (6, 1)	1.1		5	0	1	1	0	1	0	0	0	0	0	11	17	6.75	0.750
<b>Roger McDowell, R</b> ERA: 2.79 (8, 1)	0.2	L	5	2	1	1	0	0	1	0	0	0	0	8	17	13.50	3.000
<b>John Candelaria, L</b> ERA: 0.75 (8, 1)	0.1		1	0	0	0	1	0	0	0	0	0	0	3	4	0.00	0.000

**BOTTOM**

4	0	0	0	0	0	1	0
4	0	1	0	0	1	0	
0	0	0	0	0	0	0	
0	0	0	0	0	0	0	
2	1	0	0	2	0	1	
4	1	2	0	0	0	2	
4	0	1	0	0	1	3	
2	1	1	2	2	0	1	
2	0	0	0	2	1	2	
4	1	1	2	0	1	6	
2	0	0	0	0	2	3	
1	0	0	0	0	0	0	
1	0	0	0	0	1	2	

1B: 3	SF: 0
2B: 2	SAC: 0
3B: 0	DP: 0
HR: 1	HBP: 0

WP: 0	PA: 36
PB: 0	
SB: 0	
CS: 0	

<b>AB</b>	<b>30</b>
<b>R</b>	<b>4</b>
<b>H</b>	<b>6</b>
<b>RBI</b>	<b>4</b>
<b>BB</b>	<b>6</b>
<b>SO</b>	<b>8</b>
<b>LOB</b>	<b>20</b>



**Los Angeles Dodgers @ Cincinnati Reds**  
**Riverfront Stadium, Cincinnati, OH**  
 Fri Jun 12 1992, 7:05 PM EDT  
 Att. 44,703 - Sunny - 84 F

livebaseballscorecards.com





BOTTOM

Los Angeles Dodgers @ Cincinnati Reds  
Riverfront Stadium, Cincinnati, OH

AB	38
R	11
H	14
RBI	9
BB	3
SO	4
LOB	18



WP	1	PA	42
PB	1	SB	0
CS	2		

Sat Jun 13 1992, 7:05 PM EDT  
Att. 41,461 - Cloudy - 75 F

AB	R	H	RBI	BB	SO	LOB	
5	2	2	1	0	0	3	
5	2	1	2	0	0	2	
4	0	2	3	0	0	1	
1	0	0	0	0	0	0	
4	1	1	0	1	1	2	
5	2	2	0	0	1	2	
2	2	1	0	2	1	0	
4	0	1	0	0	0	2	
4	1	1	1	0	0	5	
3	1	2	1	0	1	1	
1	0	1	1	0	0	0	
0	0	0	0	0	0	0	
0	0	0	0	0	0	0	
1B:	10	SF:	0	WP:	1	PA:	42
2B:	3	SAC:	0	PB:	1	SB:	0
3B:	1	DP:	0	CS:	2		
HR:	0	HBP:	0				

Batter	1	2	3	4	5	6	7	8	9
<b>Bip Roberts, S</b> OBP: 0.372, SLG: 0.372 (1, 4)	2-1 E 2B 1B	3-1 F9		3-2 CS 1-2	2-0 G4-3	0-0 3B 2B	1-0 L4		
<b>Dave Martinez, L</b> OBP: 0.329, SLG: 0.317 (1, 8)	2-0 E6 2B	0-2 F7			0-2 L4	1-1 1B 3B		0-2 F8	
<b>Barry Larkin, R</b> OBP: 0.330, SLG: 0.364 <b>Freddie Benavides, R</b> OBP: 0.264, SLG: 0.333 (1, 6) (7, 6)	2-2 CS 2B	1-1 G2-3			2-1 P4	1-2 1B		2-2 G5-3	
<b>Paul O'Neill, L</b> OBP: 0.407, SLG: 0.460 (1, 9)	1-0 G3 2-3		2-3 K			1B G3		4-2 FC6-4 BB	
<b>Reggie Sanders, R</b> OBP: 0.367, SLG: 0.474 (1, 7)	0-1 PB E 2B		0-0 G5-3			1-3 K 1-2	1-2 F8 1B 1B	0-0 FC6-4 1-2f	
<b>Hal Morris, L</b> OBP: 0.388, SLG: 0.398 (1, 3)	4-2 PB E BB		3-3 K			4-0 FC6-4 1B 1B	0-0 1B 1B		
<b>Chris Sabo, R</b> OBP: 0.302, SLG: 0.394 (1, 5)	3-2 E4 1-H 2-H			0-0 F9		1-2 FC6-4 1B	1-0 F8		
<b>Joe Oliver, R</b> OBP: 0.293, SLG: 0.327 (1, 2)	1-0 F9			2-1 CS 1B		1-2 FC6-4 1B 1-2f 2-3 3-H	3-2 P6		
<b>Tim Belcher, R</b> OBP: 0.129, SLG: 0.226 <b>Scott Bradley, L</b> OBP: 0.500, SLG: 0.333 <b>Scott Ruskin, R</b> <b>Dwayne Henry, R</b>		2-2 1B		0-3 K		0-1 2B 3B 1B 1-2 3-H	2-2 1B		

Inning	R	H	E	K	S	L	BB	IBB	HBP	BLK	WP	HR	S	P	ERA	WHIP
1	4	3	2	0	15											
2	0	1	0	10												
3	0	0	0	2	7											
4	0	1	0	1	8											
5	0	0	0	0	7											
6	6	6	0	1	22										2.25	1.500
7	1	3	0	0	12											
8	0	0	0	10												
9	0	0	0	0												

PITCHER	IP	WLS	BF	H	R	ER	SO	BB	IBB	HBP	BLK	WP	HR	S	P	ERA	WHIP
<b>Tom Candiotti, R</b> ERA: 2.95 (1, 1)	4.0	L	18	5	4	1	3	1	0	0	0	0	0	40	71	2.25	1.500
<b>Tim Crews, R</b> ERA: 6.98 (5, 1)	3.0		19	9	7	7	1	0	1	0	0	1	0	41	63	21.00	3.000
<b>Jay Howell, R</b> ERA: (8, 1)	1.0		4	0	0	0	0	1	0	0	0	0	0	10	16	0.00	1.000



# Los Angeles Dodgers @ Cincinnati Reds

## Riverfront Stadium, Cincinnati, OH

Sun Jun 14 1992, 7:05 PM EDT  
Att. 33,617 - Cloudy - 75 F

AB	35
R	1
H	10
RBI	1
BB	0
SO	9
LOB	17



WP:	0	PA:	36
PB:	0		
SB:	0		
CS:	1		

AB	R	H	RBI	BB	SO	LOB
4	0	0	0	0	1	5
4	0	0	0	0	0	5
4	0	0	0	0	4	1
4	1	1	0	0	0	0
4	0	1	0	0	0	0
4	0	2	1	0	1	0
3	0	1	0	0	1	1
1	0	0	0	0	1	2
3	0	2	0	0	0	0
1	0	1	0	0	0	0
0	0	0	0	0	0	0
1	0	1	0	0	0	0
0	0	0	0	0	0	0
0	0	0	0	0	0	0
1	0	0	0	0	1	3

Batter	1	2	3	4	5	6	7	8	9
<b>Brett Butler, L</b> (1, 8) OBP: 0.372, SLG: 0.339	2-2 L7		1-3 K			1-2 G3		1-1 L8	
<b>Mike Sharperson, R</b> (1, 5) OBP: 0.432, SLG: 0.436	0-0 F8		1-0 G6-3			2-2 L5		1-0 F9	
<b>Kal Daniels, L</b> (1, 7) OBP: 0.292, SLG: 0.333	3-3 K			1-3 K		2-3 K			3-3 K
<b>Eric Karros, R</b> (1, 3) OBP: 0.281, SLG: 0.465		0-1 P4		1-1 G6-3			0-1 P9		0-0 1B 1B
<b>Todd Benzinger, S</b> (1, 9) OBP: 0.261, SLG: 0.340		1-0 F8		0-1 G3			0-0 G4-3		1-2 1B 1B 1B
<b>Juan Samuel, R</b> (1, 4) OBP: 0.361, SLG: 0.308		0-3 K			0-0 CS 1B		0-0 G4-3		1-2 1B 1B 3-H
<b>Carlos Hernandez, R</b> (1, 2) OBP: 0.351, SLG: 0.321			1-1 SH5-4 1B		2-3 K		1-1 F9		1-3 K
<b>Mike Scioscia, L</b> (9, PH) OBP: 0.266, SLG: 0.260					1-2				
<b>Jose Offerman, S</b> (1, 6) OBP: 0.318, SLG: 0.322			2-0 SH5-4 1B		0-0 P3		3-1 1B 1B		1-2 1B 1B
<b>Lenny Harris, L</b> (9, PH) OBP: 0.345, SLG: 0.318			1-2 1B						1-2 2-3 1B
<b>Ramon Martinez, R</b> (1, 1) OBP: 0.160, SLG: 0.160			0-0 SH5-4			3-1 G3 2B		0-0 1B	
<b>Stan Javier, S</b> (8, PH) OBP: 0.250, SLG: 0.255									
<b>Steve Wilson, L</b> (6, 1)									
<b>Mitch Webster, S</b> (8, PH) OBP: 0.344, SLG: 0.481									
<b>Jim Cott, R</b> (8, 1)									
<b>Dave Hansen, L</b> (9, PH) OBP: 0.333, SLG: 0.381			1-2 2-3					1-2 1B	

Inning	R	H	E	K	S	R	H	E	K	S	R	H	E	K	S	R	H	E	K	S	R	H	E	K	S	R	H	E	K	S	R	H	E	K	S	R	H	E	K	S
1	0	0	0	1	13	0	0	0	1	7	0	0	0	1	5	0	0	0	1	7	0	0	0	1	11	0	0	0	1	4	0	0	0	1	22	1	4	0	3	30
2	0	0	0	1	18	0	0	0	1	8	0	0	0	0	9	0	0	0	0	9	0	0	0	0	7	0	0	0	0	0	0	0	0	0	0	0	0	0	0	
3	0	2	0	1	14	0	0	0	1	14	0	0	0	0	14	0	0	0	0	14	0	0	0	0	7	0	0	0	0	0	0	0	0	0	0	0	0	0	0	0
4	0	0	0	1	7	0	0	0	1	7	0	0	0	0	7	0	0	0	0	7	0	0	0	0	7	0	0	0	0	0	0	0	0	0	0	0	0	0	0	
5	0	1	0	1	7	0	0	0	1	7	0	0	0	0	7	0	0	0	0	7	0	0	0	0	7	0	0	0	0	0	0	0	0	0	0	0	0	0	0	
6	0	1	0	1	7	0	0	0	1	7	0	0	0	0	7	0	0	0	0	7	0	0	0	0	7	0	0	0	0	0	0	0	0	0	0	0	0	0	0	
7	0	0	0	0	4	0	0	0	0	4	0	0	0	0	4	0	0	0	0	4	0	0	0	0	4	0	0	0	0	0	0	0	0	0	0	0	0	0	0	
8	0	2	0	0	14	0	0	0	0	14	0	0	0	0	14	0	0	0	0	14	0	0	0	0	14	0	0	0	0	0	0	0	0	0	0	0	0	0	0	
9	1	4	0	3	30	0	0	0	3	30	0	0	0	0	30	0	0	0	0	30	0	0	0	0	30	0	0	0	0	0	0	0	0	0	0	0	0	0	0	

PITCHER	IP	WLS	BF	H	R	ER	SO	BB	IBB	HBP	BLK	WP	HR	S	P	ERA	WHIP
<b>Greg Swindell, L</b> (1, 1) ERA: 2.98	8.1	W	33	9	1	1	7	0	0	0	0	0	0	76	110	1.08	1.080
<b>Rob Dibble, R</b> (9, 1) ERA: 4.44	0.2	S	3	1	0	0	2	0	0	0	0	0	0	10	13	0.00	1.500

WP:	0
PA:	36
PB:	0
SB:	0
CS:	1

Batter	1	2	3	4	5	6	7	8	9	AB	R	H	RBI	BB	SO	LOB
<b>Bip Roberts, S</b> (1, 7) OBP: 0.367, SLG: 0.365	1-3 K	2-3 K		0-0 G3		0-0 F7				4	0	0	0	0	2	2
<b>Dave Martinez, L</b> (1, 8) OBP: 0.340, SLG: 0.343	2-1 E	0-0 G3-1			1-0 WP 1B			1-0 FC4-6 1B		4	2	3	0	0	0	1
<b>Barry Larkin, R</b> (1, 6) OBP: 0.328, SLG: 0.361	1-1 E6 1B		0-1 G6-3		3-1 1B			2-2 FC4-6 WP		4	2	1	1	0	0	1
<b>Paul O'Neill, L</b> (1, 9) OBP: 0.410, SLG: 0.457	4-1 1B		1-0 1B		3-1 F8			4-1 G6-4-3 BB		1	0	0	0	1	0	1
<b>Glenn Braggs, R</b> (7, PH) OBP: 0.300, SLG: 0.250	1-2 BB									0	0	0	0	1	0	0
<b>Bill Doran, S</b> (1, 4) OBP: 0.342, SLG: 0.416	3-2 F8		0-2 G4-6-3 1B		1-0 P5			1-0 G6-4-3		4	0	1	0	0	0	4
<b>Hal Morris, L</b> (1, 3) OBP: 0.384, SLG: 0.393	1-0 1B		2-2 G4-6-3		1-1 G6-3			2-1 G3-1		4	0	1	1	0	0	3
<b>Chris Sabo, R</b> (1, 5) OBP: 0.301, SLG: 0.409	1-3 K					1-0 HR		0-2 G1-3		4	1	1	1	0	1	2
<b>Joe Oliver, R</b> (1, 2) OBP: 0.298, SLG: 0.331		1-0 E7 SH5-4		1-3 K				1-1 SH3-4 1B		4	0	2	0	0	1	0
<b>Greg Swindell, L</b> (1, 1) OBP: 0.194, SLG: 0.235		0-0 SH5-4		0-1 G5-3				0-2 F9		2	0	0	0	0	0	1
<b>Rob Dibble, L</b> (9, 1) OBP: 1.000, SLG: 1.000										0	0	0	0	0	0	0

Inning Stats	R: 2	H: 2	E: 1	LOB: 2	K: 2	P: 29	R: 0	H: 0	E: 1	LOB: 1	K: 1	P: 9	R: 0	H: 1	E: 0	LOB: 1	K: 0	BB: 0	S: 8	R: 1	H: 1	E: 0	LOB: 0	K: 1	BB: 0	S: 8	R: 1	H: 2	E: 0	LOB: 1	K: 0	BB: 0	S: 8	R: 0	H: 1	E: 0	LOB: 1	K: 0	BB: 0	S: 8	R: 1	H: 1	E: 0	LOB: 1	K: 0	BB: 1	S: 10	R: 0	H: 1	E: 0	LOB: 1	K: 0	BB: 0	S: 13
--------------	------	------	------	--------	------	-------	------	------	------	--------	------	------	------	------	------	--------	------	-------	------	------	------	------	--------	------	-------	------	------	------	------	--------	------	-------	------	------	------	------	--------	------	-------	------	------	------	------	--------	------	-------	-------	------	------	------	--------	------	-------	-------

PITCHER	IP	WLS	BF	H	R	ER	SO	BB	IBB	HBP	BLK	WP	HR	S	P	ERA	WHIP
<b>Ramon Martinez, R</b> (1, 1) ERA: 3.81	5.0	L	24	6	4	2	4	1	0	0	0	1	1	46	76	3.60	1.400
<b>Steve Wilson, L</b> (6, 1) ERA: 3.77	2.0		8	2	1	1	0	1	0	0	0	1	0	14	25	4.50	1.500
<b>Jim Gott, R</b> (8, 1) ERA: 1.6	1.0		4	1	0	0	0	0	0	0	0	0	0	10	13	0.00	1.000

**BOTTOM**

AB	R	H	RBI	BB	SO	LOB
4	0	0	0	0	2	2
4	2	3	0	0	0	1
4	2	1	1	0	0	1
1	0	0	0	1	0	1
0	0	0	0	1	0	0
4	0	1	0	0	0	4
4	0	1	1	0	0	3
4	1	1	1	0	1	2
4	0	2	0	0	1	0
2	0	0	0	0	0	1
0	0	0	0	0	0	0

<b>AB</b>	<b>31</b>
<b>R</b>	<b>5</b>
<b>H</b>	<b>9</b>
<b>RBI</b>	<b>3</b>
<b>BB</b>	<b>2</b>
<b>SO</b>	<b>4</b>
<b>LOB</b>	<b>15</b>



WP	HR	S	P	ERA	WHIP
4	0	13	13	3.81	1.400
0	0	11	25	4.50	1.500
0	0	10	13	0.00	1.000

livebaseballscorecards.com

**Los Angeles Dodgers @ Cincinnati Reds**  
**Riverfront Stadium, Cincinnati, OH**  
 Sun Jun 14 1992, 7:05 PM EDT  
 Att: 33,617 - Cloudy - 75 F



Batter	1	2	3	4	5	6	7	8	9	AB R H RBI BB SO LOB	TOP											
Willie McGee, S (1, 9) OBP: 0.374, SLG: 0.390	2-0 K 1B		2-2 G3	0-0 L4			1-0 G4-3			4 0 1 0 0 0 1												
Darren Lewis, R (1, 8) OBP: 0.318, SLG: 0.295	3-3 K 1-2		2-2 2B			1-0 F8		1-1 2B		4 1 2 0 0 1 1												
Will Clark, L (1, 3) OBP: 0.431, SLG: 0.509	1-1 F7		1-0 2B			0-0 G4-3		2-1 P5		4 1 1 1 0 0 1												
Cory Snyder, R (1, 7) OBP: 0.338, SLG: 0.525		3-2 BB 1B	0-1 2B			0-0 P2		3-3 K		4 1 2 1 0 1 1												
Matt Williams, R (1, 5) OBP: 0.281, SLG: 0.421		0-0 P2	0-1 1B			1-1 L5		1-3 K		4 0 1 1 0 1 2												
Robby Thompson, R (1, 4) OBP: 0.355, SLG: 0.400	4-1 BB 1-2		1-1 F7			0-0 L7		1-3 K		3 0 0 0 1 1 1												
Kirt Manwaring, R (1, 2) OBP: 0.358, SLG: 0.357	0-1 G1-4-3			1-1 G5-3		1-3 K		2-2 G4-3		4 0 0 0 0 1 2												
Jose Uribe, S (1, 6) OBP: 0.328, SLG: 0.453			2-1 G4-3	0-1 2B		1-0 F8		1-0 HR		3 1 2 0 0 0 0												
Chris James, R (9, PH) OBP: 0.250, SLG: 0.235										1 1 1 1 0 0 0												
Bud Black, L (1, 1)			0-0 G4-3	1-3 K			3-2 P5		0-1 G6-3	2 0 0 1 0 1 1												
Michael Jackson, R (5, 1)										0 0 0 0 0 0 0												
Mike Felder, S (7, PH) OBP: 0.323, SLG: 0.393										1 0 0 0 0 0 0												
Kelly Downs, R (7, 1)										0 0 0 0 0 0 0												
Kevin Bass, S (9, PH) OBP: 0.293, SLG: 0.381			3-H							1 0 0 0 0 0 0												
<b>Inning Stats</b>	R: 0 E: 0 K: 1 S: 8	H: 1 LOB: 0 BB: 0 P: 14	R: 0 E: 0 K: 0 S: 9	H: 1 LOB: 1 BB: 1 P: 16	R: 4 E: 0 K: 0 S: 17	H: 5 LOB: 1 BB: 0 P: 25	R: 0 E: 0 K: 1 S: 8	H: 1 LOB: 1 BB: 0 P: 10	R: 0 E: 0 K: 0 S: 3	H: 0 LOB: 0 BB: 0 P: 4	R: 0 E: 0 K: 1 S: 8	H: 0 LOB: 0 BB: 0 P: 10	R: 0 E: 0 K: 0 S: 5	H: 0 LOB: 0 BB: 0 P: 10	R: 0 E: 0 K: 2 S: 11	H: 1 LOB: 1 BB: 0 P: 18	R: 1 E: 0 K: 1 S: 9	H: 1 LOB: 0 BB: 0 P: 13	1B: 3 2B: 5 3B: 1 HR: 1	SF: 0 SAC: 0 DP: 1 HBP: 0	WP: 0 PB: 0 SB: 1 CS: 0	PA: 36
<b>PITCHER</b>	IP WLS BF H R ER SO BB IBB HBP BLK WP HR S P ERA WHIP																					
Tom Browning, L (1, 1) ERA: 5.61	5.0 W 22 8 4 4 2 1 0 0 0 0 0 0 45 69 7.20 1.800																					
Scott Bankhead, R (6, 1) ERA: 2.2	2.0 6 0 0 0 1 0 0 0 0 0 0 0 13 20 0.00 0.000																					
Norm Charlton, L (8, 1) ERA: 2.19	2.0 S 8 2 1 1 3 0 0 0 0 0 0 1 20 31 4.50 1.000																					

San Francisco Giants @ Cincinnati Reds  
Riverfront Stadium, Cincinnati, OH  
Mon Jun 15 1992, 7:05 PM EDT  
Att. 24,640 - Cloudy - 79 F

livebaseballscorecards.com

AB	35
R	5
H	10
RBI	5
BB	1
SO	6
LOB	10



Batter	1	2	3	4	5	6	7	8	9	AB	R	H	RBI	BB	SO	LOB
Reggie Sanders, R OBP: 0.368, SLG: 0.465 (1, 8) (9, 7)	4-2 CS BB		0-1 F8		4-1 E 1B 2B BB	1-3 K		0-0 G6-4-3 1-2f		3	1	0	0	2	1	1
Billy Hatcher, R OBP: 0.303, SLG: 0.352 Paul O'Neill, L OBP: 0.410, SLG: 0.457 (1, 7) (9, 9)	1-1 G6-3 1-2		2-2 F9		2-2 E 2B 1B		1-2 L6			4	1	1	0	0	0	1
Barry Larkin, R OBP: 0.332, SLG: 0.364 (1, 6)	0-1 F9		0-0 BLK 1B		0-1 E6 2B SF8		1-2 1B 2B 1B			4	2	2	1	0	0	2
Chris Sabo, R OBP: 0.306, SLG: 0.417 (1, 5)		0-0 G5-3	3-3 K		2-2 CS 2B		0-2 2B 1B			4	1	2	2	0	1	1
Darnell Coles, R OBP: 0.313, SLG: 0.532 Hal Morris, L OBP: 0.394, SLG: 0.407 (1, 3) (5, PH) (6, 3)		2-1 2B 1B		2-2 G4-3	4-0 CS IBB		3-2 FC6-5 1-H 2-H			2	1	1	0	0	0	0
Glenn Braggs, R OBP: 0.314, SLG: 0.270 Dave Martinez, L OBP: 0.335, SLG: 0.340 (1, 9) (5, PH) (6, 9) (9, 8)		2-2 1B 2B		4-2 BB	0-0 SF8		0-0 F7			1	0	1	0	1	0	0
Joe Oliver, R OBP: 0.297, SLG: 0.325 (1, 2)		4-0 1B IBB		1-3 K	1-3 K		1-1 FC6-5			3	0	0	0	1	2	4
Freddie Benavides, R OBP: 0.263, SLG: 0.330 (1, 4)		2-0 G4-6-3 1B		0-0 F8		1-3 K		0-0 G5-3		4	0	1	1	0	1	1
Tom Browning, L OBP: 0.222, SLG: 0.200 Scott Bankhead, R OBP: 0.286, SLG: 0.286 Norm Charlton, S OBP: 0.500, SLG: 0.500 (1, 1) (6, 1) (8, 1)		0-0 G4-6-3 1-2f			4-2 1B BB E BB		1-3 K		0-0 G6-4-3 1B	1	1	0	0	1	0	3

Inning Stats	R: 0	H: 0	E: 0	K: 0	S: 6	P: 11	R: 1	H: 3	E: 0	K: 0	S: 9	P: 19	R: 0	H: 1	E: 0	K: 1	S: 11	R: 0	H: 0	E: 0	K: 1	S: 10	R: 4	H: 2	E: 1	K: 1	S: 16	R: 0	H: 0	E: 0	K: 3	S: 10	R: 2	H: 3	E: 0	K: 0	S: 17	R: 0	H: 1	E: 0	K: 0	S: 3	1B: 7	2B: 3	3B: 0	HR: 0	SF: 1	SAC: 0	DP: 2	HBP: 0	WP: 0	PA: 37
--------------	------	------	------	------	------	-------	------	------	------	------	------	-------	------	------	------	------	-------	------	------	------	------	-------	------	------	------	------	-------	------	------	------	------	-------	------	------	------	------	-------	------	------	------	------	------	-------	-------	-------	-------	-------	--------	-------	--------	-------	--------

PITCHER	IP	WLS	BF	H	R	ER	SO	BB	IBB	HBP	BLK	WP	HR	S	P	ERA	WHIP
Bud Black, L ERA: 3.91 (1, 1)	4.0		20	5	4	4	2	4	1	0	1	0	0	42	79	9.00	2.250
Michael Jackson, R ERA: 2.52 (5, 1)	2.0	L	8	1	1	0	4	0	1	0	0	0	0	20	30	0.00	0.500
Kelly Downs, R ERA: 3.7 (7, 1)	2.0		9	4	2	2	0	0	0	0	0	0	0	20	26	9.00	2.000

BOTTOM

San Francisco Giants @ Cincinnati Reds  
Riverfront Stadium, Cincinnati, OH  
Mon Jun 15 1992, 7:05 PM EDT  
Att. 24,640 - Cloudy - 79 F

livebaseballscorecards.com

AB	30
R	7
H	10
RBI	7
BB	6
SO	6
LOB	14




WP: 0	PA: 37
PB: 0	
SB: 0	
CS: 3	









Batter	1	2	3	4	5	6	7	8	9	AB R H RBI BB SO LOB	TOP											
<b>Darren Lewis, R</b> (1, 8) <small>OBP: 0.317, SLG: 0.291</small> <b>Willie McGee, S</b> (7, PH) <small>OBP: 0.365, SLG: 0.380</small> <b>Michael Jackson, R</b> (7, 1) <small>OBP: 0.295, SLG: 0.343</small> <b>Greg Litton, R</b> (8, 7) <small>OBP: 0.295, SLG: 0.343</small>	3-2 G5-3	1-3 K			3-2 G6-3		1-0 FC6-4		1-1 FC5-2	3 0 0 0 0 1 0 1 0 0 0 0 0 1 0 0 0 0 0 0 0 1 0 0 0 0 0 2												
<b>Robby Thompson, R</b> (1, 4) <small>OBP: 0.354, SLG: 0.387</small>	3-1 F9				4-1 BB			4-2 1B BB	0-3 K	3 0 1 0 2 1 2												
<b>Will Clark, L</b> (1, 3) <small>OBP: 0.420, SLG: 0.498</small>	2-1 2B				0-0 F9			3-3 K	0-3 K	5 0 1 0 0 2 5												
<b>Cory Snyder, R</b> (1, 9) <small>OBP: 0.341, SLG: 0.569</small> <small>(7, 8)</small>	0-1 G5-3				1-2 F7		1-0 G6-3	0-3 K		4 0 0 0 0 1 3												
<b>Matt Williams, R</b> (1, 5) <small>OBP: 0.285, SLG: 0.419</small>					3-2 P4		0-1 P8	0-0 1B		4 1 2 0 0 0 1												
<b>Chris James, R</b> (1, 7) <small>OBP: 0.250, SLG: 0.250</small> <b>Rod Beck, R</b> (8, 1)					1-0 G6-3		2-3 K	2-3 K		4 1 1 1 0 2 2 0 0 0 0 0 0 0												
<b>Kirt Manwaring, R</b> (1, 2) <small>OBP: 0.353, SLG: 0.347</small>					2-2 G4-3		1-2 G1-3		4-0 E 1B BB	3 1 0 0 1 0 1	<b>AB</b> 34 <b>R</b> 4 <b>H</b> 7 <b>RBI</b> 4 <b>BB</b> 4 <b>SO</b> 7 <b>LOB</b> 19											
<b>Royce Clayton, R</b> (1, 6) <small>OBP: 0.290, SLG: 0.347</small>					0-0 G5-3		4-2 FC6-4 BB		1-2 E4 1B FC5-2	3 1 1 1 1 0 1												
<b>John Burkett, R</b> (1, 1) <small>OBP: 0.160, SLG: 0.091</small> <b>Mike Felder, S</b> (5, PH) <small>OBP: 0.318, SLG: 0.387</small> <b>Kelly Downs, R</b> (5, 1) <b>Kevin Bass, S</b> (7, PH) <small>OBP: 0.295, SLG: 0.382</small> <small>(7, 9)</small>					3-2 P4		1 SAFE 2-1 F9		1-0 FC5-2 1B	0 0 0 1 0 0 0 1 0 0 0 0 0 0 0 0 0 0 0 0 0 2 0 1 1 0 0 1												
<b>Inning Stats</b>	R: 0 E: 0 K: 0 S: 10	H: 1 LOB: 1 BB: 0 P: 18	R: 3 E: 0 K: 1 S: 13	H: 3 LOB: 0 BB: 0 P: 18	R: 0 E: 0 K: 0 S: 9	H: 1 LOB: 1 BB: 0 P: 15	R: 0 E: 0 K: 0 S: 5	H: 0 LOB: 0 BB: 0 P: 8	R: 0 E: 0 K: 0 S: 10	H: 0 LOB: 1 BB: 1 P: 20	R: 0 E: 0 K: 1 S: 7	H: 0 LOB: 0 BB: 0 P: 10	R: 0 E: 0 K: 0 S: 10	H: 0 LOB: 1 BB: 1 P: 18	R: 0 E: 0 K: 3 S: 13	H: 1 LOB: 2 BB: 1 P: 22	R: 1 E: 1 K: 2 S: 13	H: 1 LOB: 2 BB: 1 P: 20	1B: 4 2B: 2 3B: 1 HR: 0	SF: 0 SAC: 1 DP: 0 HBP: 0	WP: 0 PB: 0 SB: 1 CS: 0	PA: 39
<b>PITCHER</b>	IP WLS BF H R ER SO BB IBB HBP BLK WP HR S P ERA WHIP																					
<b>Chris Hammond, L</b> (1, 1) <small>ERA: 3.23</small> <b>Dwayne Henry, R</b> (7, 1) <small>ERA: 2.48</small> <b>Rob Dibble, R</b> (8, 1) <small>ERA: 4.05</small>	6.2 W 27 5 3 3 2 2 0 0 0 0 0 0 63 105 4.05 1.050																					

**San Francisco Giants @ Cincinnati Reds**  
 Riverfront Stadium, Cincinnati, OH  
 Wed Jun 17 1992, 3:33 AM EDT  
 Att. 33,741 - Cloudy - 84 F

livebaseballscorecards.com

Batter	1	2	3	4	5	6	7	8	9
<b>Bip Roberts, S</b> OBP: 0.369, SLG: 0.381 (1, 4) (8, 7)	1-0 G6-3		0-0 E 2B	0-0 S 2B 1B			1-3 K	0-1 FC6-4 1-2f	
<b>Dave Martinez, L</b> OBP: 0.337, SLG: 0.349 (1, 8)	0-1 G3		0-1 E7 G6-3 1B 2-H	1-0 1B 2B 1-H			2-0 P4		
<b>Barry Larkin, R</b> OBP: 0.328, SLG: 0.372 (1, 6)	3-3 K		0-0 G6-3 1-2	1-1 L6			1-2 HR		
<b>Paul O'Neill, L</b> OBP: 0.401, SLG: 0.441 (1, 9)		0-0 G6-3	1-0 G6-3		0-1 P2		4-0 S BB		
<b>Hal Morris, L</b> OBP: 0.407, SLG: 0.434 (1, 3)		4-2 E BB		1-1 E3 2B	1-1 G4-3		4-0 1-2 IBB		
<b>Reggie Sanders, R</b> OBP: 0.369, SLG: 0.465 <b>Rob Dibble, L</b> OBP: 1.000, SLG: 1.000 (1, 7) (8, 1)		2-2 P3		1-1 F9 HR 2B 1-H	1-0 F9		2-1 F7		
<b>Chris Sabo, R</b> OBP: 0.299, SLG: 0.412 (1, 5)		3-2 E5 1-2		1-1 F8		3-1 F9		3-2 L8	
<b>Troy Afenir, R</b> OBP: 0.300, SLG: 0.407 (1, 2)		3-3 K		0-1 F9 2-3		0-3 K		0-3 K	
<b>Chris Hammond, L</b> OBP: 0.346, SLG: 0.409 <b>Dwayne Henry, R</b> <b>Bill Doran, S</b> OBP: 0.340, SLG: 0.412 (1, 1) (7, 1) (8, 4)			3-2 G3	1-0 HR 3-H		2-2 G3-1		2-2 FC6-4 1B	

Inning Stats	R: 0 E: 0 K: 1 S: 7	H: 0 LOB: 0 BB: 0 P: 11	R: 0 E: 1 K: 1 S: 16	H: 0 LOB: 2 BB: 1 P: 28	R: 1 E: 1 K: 0 S: 8	H: 2 LOB: 1 BB: 0 P: 12	R: 4 E: 1 K: 0 S: 13	H: 4 LOB: 1 BB: 0 P: 19	R: 0 E: 0 K: 1 S: 5	H: 0 LOB: 0 BB: 0 P: 7	R: 0 E: 0 K: 1 S: 8	H: 0 LOB: 0 BB: 0 P: 13	R: 1 E: 0 K: 1 S: 9	H: 1 LOB: 2 BB: 2 P: 23	R: 0 E: 0 K: 1 S: 13	H: 1 LOB: 1 BB: 0 P: 18
1B: 3 2B: 3 3B: 0 HR: 2	SF: 0 SAC: 0 DP: 0 HBP: 0	WP: 0 PA: 37														


PITCHER	IP	WLS	BF	H	R	ER	SO	BB	IBB	HBP	BLK	WP	HR	S	P	ERA	WHIP
<b>John Burkett, R</b> ERA: 3.91 (1, 1)	4.0	L	21	6	5	1	2	1	0	0	0	0	1	44	70	2.25	1.750
<b>Kelly Downs, R</b> ERA: 3.58 (5, 1)	2.0		6	0	0	0	1	0	0	0	0	0	0	13	20	0.00	0.000
<b>Michael Jackson, R</b> ERA: 2.7 (7, 1)	1.0		6	1	1	1	1	1	1	0	0	0	1	9	23	9.00	2.000
<b>Rod Beck, R</b> ERA: 2.38 (8, 1)	1.0		4	1	0	0	1	0	0	0	0	0	0	13	18	0.00	1.000

**BOTTOM**

**San Francisco Giants @ Cincinnati Reds**  
Riverfront Stadium, Cincinnati, OH

Wed Jun 17 1992, 3:33 AM EDT  
Att: 33,741 - Cloudy - 84 F

AB	34
R	6
H	8
RBI	5
BB	3
SO	5
LOB	12







Cincinnati Reds @ Atlanta Braves  
 Atlanta-Fulton County Stadium, Atlanta, GA

Thu Jun 18 1992, 7:05 PM EDT  
 Att. 47,896 - Cloudy - 83 F

livebaseballscorecards.com

AB	35
R	5
H	10
RBI	5
BB	4
SO	3
LOB	11



WP:	0	PA:	41
PB:	0		
SB:	0		
CS:	1		

Batter	1	2	3	4	5	6	7	8	9	10	AB	R	H	RBI	BB	SO	LOB
Deion Sanders, L (1, 8) OBP: 0.403, SLG: 0.581 Otis Nixon, S (7, PH) OBP: 0.420, SLG: 0.392	G6-4-3 1B			HR		CS 1B	FC6-4 1B		G6-3		3	1	3	1	0	0	0
Terry Pendleton, S (1, 5) OBP: 0.334, SLG: 0.502	G6-4-3 1-2f			P5		SF8-5 2B	F7			L6	5	1	1	0	0	0	3
Ron Gant, R (1, 7) OBP: 0.376, SLG: 0.494	F7			L7		SF8-5 BB	FC6-4			1B HBP	3	0	0	0	1	0	2
David Justice, L (1, 9) OBP: 0.338, SLG: 0.387			P2	G3		BB				G3-6-1 1B	4	0	1	0	1	1	0
Sid Bream, L (1, 3) OBP: 0.341, SLG: 0.360	G6-3					F9	SF8-5			G4-3	4	0	0	1	0	0	2
Damon Berryhill, S (1, 2) OBP: 0.239, SLG: 0.392			F9			1B G1-4-3 1B	BB 1B			F9	4	2	2	0	0	0	0
Mark Lemke, S (1, 4) OBP: 0.278, SLG: 0.295			F8			G1-4-3 1B	L8				4	0	1	0	0	1	1
Rafael Belliard, R (1, 6) OBP: 0.263, SLG: 0.236 Jeff Blauser, R (7, PH) OBP: 0.273, SLG: 0.375			F9			G1-4-3	BB 1B BB			G5-3	2	0	0	1	0	0	1
29 John Smoltz, R (1, 1) OBP: 0.237, SLG: 0.235 Kent Mercker, L (7, 1) OBP: 0.275, SLG: 0.209 Lonnie Smith, R (8, 1) OBP: 1.000, SLG: 1.000 Marvin Freeman, R (9, PH) OBP: 0.375, SLG: 0.652 Brian Hunter, R (9, PR) OBP: 0.255, SLG: 0.433 Mike Stanton, L (10, 1) OBP: 0.500, SLG: 0.500 Alejandro Pena, R (10, 1)			K			G6-3	BB 1B BB			1B	2	0	0	0	0	0	1

Inning Stats	R: 0	H: 1	E: 0	LOB: 0	K: 0	S: 10	P: 15	R: 0	H: 0	E: 0	LOB: 0	K: 0	S: 5	P: 5	R: 0	H: 0	E: 0	LOB: 0	K: 1	S: 5	P: 9	R: 1	H: 1	E: 0	LOB: 1	K: 0	S: 7	P: 9	R: 1	H: 2	E: 0	LOB: 1	K: 0	S: 10	P: 13	R: 1	H: 2	E: 0	LOB: 2	K: 0	S: 8	P: 20	R: 2	H: 2	E: 0	LOB: 2	K: 0	S: 16	P: 27	R: 0	H: 0	E: 0	LOB: 0	K: 1	S: 8	P: 12	R: 0	H: 1	E: 0	LOB: 1	K: 1	S: 13	P: 19	R: 0	H: 1	E: 0	LOB: 1	K: 0	S: 6	P: 10	1B: 8	SF: 1	2B: 2	SAC: 0	3B: 0	DP: 3	HR: 1	HBP: 1	WP: 0	PA: 41
--------------	------	------	------	--------	------	-------	-------	------	------	------	--------	------	------	------	------	------	------	--------	------	------	------	------	------	------	--------	------	------	------	------	------	------	--------	------	-------	-------	------	------	------	--------	------	------	-------	------	------	------	--------	------	-------	-------	------	------	------	--------	------	------	-------	------	------	------	--------	------	-------	-------	------	------	------	--------	------	------	-------	-------	-------	-------	--------	-------	-------	-------	--------	-------	--------

PITCHER	IP	WLS	BF	H	R	ER	SO	BB	IBB	HBP	BLK	WP	HR	S	P	ERA	WHIP
Tim Belcher, R (1, 1) ERA: 3.31	6.1		27	7	5	5	1	4	0	0	0	0	1	53	89	7.11	1.737
Scott Ruskin, L (7, 1) ERA: 6.53	0.1		2	1	0	0	0	0	0	0	0	0	0	5	5	0.00	3.000
Scott Bankhead, R (7, 1) ERA: 2.03	2.1	W	8	1	0	0	2	0	0	0	0	0	0	24	35	0.00	0.429
Norm Charlton, L (10, 1) ERA: 2.13	1.0	S	4	1	0	0	0	0	0	1	0	0	0	6	10	0.00	1.000



Batter	1	2	3	4	5	6	7	8	9	10	AB R H RBI BB SO LOB	TOP						
<b>Bip Roberts, S</b> (1, 4) OBP: 0.367, SLG: 0.375 (10, 5)	0-0 G4-3 1B		0-0 P3		1-2 F9			1-0 F9 G3 1B 1B		2-3 K	5 1 2 0 0 1 0	<b>Cincinnati Reds @ Atlanta Braves</b> Atlanta-Fulton County Stadium, Atlanta, GA Fri Jun 19 1992, 7:05 PM EDT Att: 43,042 - Cloudy - 84 F						
<b>Billy Hatcher, R</b> (1, 7) OBP: 0.313, SLG: 0.392 <b>Paul O'Neill, L</b> (8, PH) OBP: 0.393, SLG: 0.446 (8, 9)	0-1 G4-3 1-2		4-1 FC6-4 BB			1-1 HR		3-2 G3 1-2		2-3 K	2 1 1 1 1 0 1 2 0 0 0 0 1 1							
<b>Barry Larkin, R</b> (1, 6) OBP: 0.322, SLG: 0.365	0-1 2B		1-1 FC6-4 1-2f			1-2 G4-3		1-1 F9 2-3		4-1 BB	4 0 1 0 1 0 2							
<b>Chris Sabo, R</b> (1, 5) OBP: 0.305, SLG: 0.422 <b>Dwayne Henry, R</b> (10, 1)	2-3 K			2-2 F7 1B		1-1 1B		0-1 PB 1B		2-3 K	5 0 2 1 0 2 2 0 0 0 0 0 0 0							
<b>Reggie Sanders, R</b> (1, 8) OBP: 0.365, SLG: 0.457 <b>Rob Dibble, L</b> (8, 1) OBP: 1.000, SLG: 1.000 <b>Bill Doran, S</b> (10, 4) OBP: 0.338, SLG: 0.408		0-1 F8 1B		1-2 S 1B		0-0 P4 1B		3-2 K 1-2			4 0 1 0 0 1 2 0 0 0 0 0 0 0 0 0 0 0 0 0 0							
<b>Glenn Braggs, R</b> (1, 9) OBP: 0.308, SLG: 0.298 (8, 7)		2-1 P1 1B		2-0 P2 1B		0-0 F8 1B			1-1 F8 1B		4 0 0 0 0 0 2							
<b>Hal Morris, L</b> (1, 3) OBP: 0.410, SLG: 0.430		1-0 FC5-4 1B		3-1 L1 1-2			1-0 F7 1B		1-0 G6-3 1B		4 0 1 0 0 0 1							
<b>Joe Oliver, R</b> (1, 2) OBP: 0.301, SLG: 0.324		3-0 FC5-4 1-2f			1-2 P6 1B		0-0 F7 1B		0-1 1B		4 0 1 0 0 0 1							
<b>Greg Swindell, L</b> (1, 1) OBP: 0.179, SLG: 0.216 <b>Dave Martinez, L</b> (8, 8) OBP: 0.326, SLG: 0.335			1-2 G5-3 1B			0-1 G6-3 1B		1-2 L4 1B		0-3 K	3 0 0 0 0 0 0 1 0 0 0 0 1 1							
<b>Inning Stats</b>	R: 0 H: 2 E: 0 LOB: 1 K: 1 BB: 0 S: 8 P: 10	R: 0 H: 1 E: 0 LOB: 1 K: 0 BB: 0 S: 6 P: 12	R: 0 H: 0 E: 0 LOB: 1 K: 0 BB: 1 S: 8 P: 14	R: 0 H: 1 E: 0 LOB: 1 K: 0 BB: 0 S: 10 P: 17	R: 0 H: 0 E: 0 LOB: 0 K: 0 BB: 0 S: 8 P: 10	R: 1 H: 2 E: 0 LOB: 1 K: 0 BB: 0 S: 10 P: 13	R: 0 H: 0 E: 0 LOB: 0 K: 0 BB: 0 S: 5 P: 7	R: 1 H: 2 E: 0 LOB: 1 K: 1 BB: 0 S: 11 P: 18	R: 0 H: 1 E: 0 LOB: 1 K: 1 BB: 0 S: 10 P: 12	R: 0 H: 0 E: 0 LOB: 1 K: 3 BB: 1 S: 10 P: 20	1B: 7 SF: 0 2B: 1 SAC: 0 3B: 0 DP: 0 HR: 1 HBP: 0		WP: 0 PA: 40 PB: 1 SB: 1 CS: 0					
<b>PITCHER</b>	IP WLS BF H R ER SO BB IBB HBP BLK WP HR S P ERA WHIP																	
<b>Charlie Leibrandt, L</b> (1, 1) ERA: 3.48	7.0	27	6	1	1	1	1	0	0	0	0	0	0	0	55	83	1.29	1.000
<b>Marvin Freeman, R</b> (8, 1) ERA: 3.28	1.2	8	3	1	1	1	1	0	0	0	0	0	0	0	16	25	5.40	1.800
<b>Kent Mercker, L</b> (9, 1) ERA: 2.65	1.1	W 5	0	0	0	0	4	1	0	0	0	0	0	0	15	25	0.00	0.750

livebaseballscorecards.com

AB	38
R	2
H	9
RBI	2
BB	2
SO	6
LOB	13







Batter	1	2	3	4	5	6	7	8	9	AB R H RBI BB SO LOB	TOP											
<b>Bip Roberts, S</b> (1, 4) OBP: 0.364, SLG: 0.371	0-0 G4-3		1-2 1B		0-0 G6-3		1-0 P4		0-2 F7	5 0 1 0 0 0 2												
<b>Reggie Sanders, R</b> (1, 8) OBP: 0.362, SLG: 0.458	3-2 F8		2-2 F8		0-0 G6-3			0-1 1B 2B		4 1 1 0 0 0 2												
<b>Barry Larkin, R</b> (1, 6) OBP: 0.326, SLG: 0.368	1-2 F9			2-2 G6-4-3 1B		2-2 F8		1-1 G5-3 1B		4 0 2 1 0 0 0												
<b>Chris Sabo, R</b> (1, 5) OBP: 0.308, SLG: 0.424		1-2 1B 1B		0-0 G6-4-3		1-1 FC5-4 1B		3-1 G5-3		4 0 2 0 0 0 2												
<b>Glenn Braggs, R</b> (1, 9) OBP: 0.315, SLG: 0.299		0-0 P3		1-0 1B		0-0 FC5-4		4-0 BB		3 0 1 0 1 0 2												
<b>Darnell Coles, R</b> (1, 3) OBP: 0.308, SLG: 0.510		1-3 K		0-0 1B		0-0 G4-3		0-0 F7		4 0 1 0 0 1 4												
<b>Billy Hatcher, R</b> (1, 7) OBP: 0.321, SLG: 0.397		0-1 1B		0-0 G5-3			2-2 FC4-6 1B	0-0 F8		4 0 2 0 0 0 4												
<b>Joe Oliver, R</b> (1, 2) OBP: 0.299, SLG: 0.322			0-3 K		1-1 SH3-4 1B		2-1 F8		1-3 K	4 0 1 0 0 2 1												
<b>Tom Browning, L</b> (1, 1) OBP: 0.214, SLG: 0.192			0-0 F7		0-0 SH3-4		1-1 FC4-6		3-3 K	1 0 0 0 0 0 0												
<b>Bill Doran, S</b> (7, PH) OBP: 0.337, SLG: 0.406										1 0 0 0 0 0 1												
<b>Dwayne Henry, R</b> (7, 1)										0 0 0 0 0 0 0												
<b>Hal Morris, L</b> (9, PH) OBP: 0.407, SLG: 0.426					1-2					1 0 0 0 0 1 0												
<b>Inning Stats</b>	R: 0 E: 0 K: 0 S: 8	H: 0 LOB: 0 BB: 0 P: 12	R: 0 E: 0 K: 1 S: 9	H: 2 LOB: 2 BB: 0 P: 11	R: 0 E: 0 K: 1 S: 12	H: 1 LOB: 1 BB: 0 P: 14	R: 0 E: 0 K: 1 S: 7	H: 3 LOB: 2 BB: 0 P: 10	R: 0 E: 0 K: 0 S: 5	H: 1 LOB: 1 BB: 0 P: 6	R: 0 E: 0 K: 0 S: 8	H: 1 LOB: 1 BB: 0 P: 11	R: 0 E: 0 K: 0 S: 8	H: 1 LOB: 1 BB: 0 P: 14	R: 1 E: 0 K: 0 S: 8	H: 2 LOB: 2 BB: 1 P: 16	R: 0 E: 0 K: 2 S: 11	H: 0 LOB: 0 BB: 0 P: 15	1B: 10 2B: 1 3B: 0 HR: 0	SF: 0 SAC: 1 DP: 1 HBP: 0	WP: 0 PB: 0 SB: 0 CS: 0	PA: 37
<b>PITCHER</b>	IP WLS BF H R ER SO BB IBB HBP BLK WP HR S P ERA WHIP																					
<b>Steve Avery, L</b> (1, 1) ERA: 2.55	7.1 W 31 11 1 1 2 0 0 0 0 0 0 0 63 88 1.23 1.500																					
<b>Kent Mercker, L</b> (8, 1) ERA: 2.52	1.2 S 6 0 0 0 2 1 0 0 0 0 0 0 13 21 0.00 0.600																					

Cincinnati Reds @ Atlanta Braves  
Atlanta-Fulton County Stadium, Atlanta, GA

Sat Jun 20 1992, 7:05 PM EDT  
Att. 44,636 - Cloudy - 85 F

livebaseballscorecards.com

AB	35
R	1
H	11
RBI	1
BB	1
SO	4
LOB	18







Batter	1	2	3	4	5	6	7	8	9	AB R H RBI BB SO LOB	TOP											
<b>Bip Roberts, S</b> (1, 7) OBP: 0.362, SLG: 0.369	2-2 F7			1-2 L6		0-0 B1-3		0-0 1B		4 0 1 0 0 0 0	<b>Cincinnati Reds @ Atlanta Braves</b> Atlanta-Fulton County Stadium, Atlanta, GA Sun Jun 21 1992, 3:33 AM EDT Att. 42,831 - Cloudy - 79 F											
<b>Dave Martinez, L</b> (1, 8) OBP: 0.324, SLG: 0.333	2-1 F8			2-2 1B		2-1 F9		2-2 G3		4 0 1 0 0 0 2												
<b>Barry Larkin, R</b> (1, 6) OBP: 0.324, SLG: 0.362	1-3 K			2-3 K		4-0 BB		0-1 F8		3 0 0 0 1 2 1												
<b>Paul O'Neill, L</b> (1, 9) OBP: 0.387, SLG: 0.437		2-2 G4-3		2-2 F8		0-1 L8		0-1 G6-3		4 0 0 0 0 0 2												
<b>Hal Morris, L</b> (1, 3) OBP: 0.409, SLG: 0.429		3-2 1B		1-1 F7		2-0 P5		1-1 1B		4 0 2 0 0 0 1												
<b>Bill Doran, S</b> (1, 4) OBP: 0.337, SLG: 0.405		1-0 G4-6-3		3-1 1B		1-0 F9		2-3 K		3 0 1 0 0 0 2												
<b>Reggie Sanders, R</b> (9, PH) OBP: 0.360, SLG: 0.456		1-2f		1-2 1B						1 0 0 0 0 1 1												
<b>Chris Sabo, R</b> (1, 5) OBP: 0.309, SLG: 0.422			0-3 K	2-1 P4		0-1 1B		0-1 1B		3 0 1 0 0 1 1												
<b>Joe Oliver, R</b> (1, 2) OBP: 0.296, SLG: 0.318			0-1 F8	3-2 G4-3		0-3 K		0-3 K		2 0 0 0 0 0 1												
<b>Billy Hatcher, R</b> (8, PH) OBP: 0.318, SLG: 0.392				1-2						1 0 0 0 0 1 1												
<b>Norm Charlton, S</b> (8, 1) OBP: 0.500, SLG: 0.500										0 0 0 0 0 0 0												
<b>Jose Rijo, R</b> (1, 1) OBP: 0.200, SLG: 0.240			1-3 K			0-0 G1-3		2-3 K		2 0 0 0 0 1 0												
<b>Glenn Braggs, R</b> (8, PH) OBP: 0.313, SLG: 0.296										1 0 0 0 0 1 1												
<b>Troy Afenir, R</b> (8, 2) OBP: 0.290, SLG: 0.393										0 0 0 0 0 0 0												
<b>Inning Stats</b>	R: 0 E: 0 K: 1 S: 8	H: 0 LOB: 0 BB: 0 P: 13	R: 0 E: 0 K: 0 S: 11	H: 1 LOB: 0 BB: 0 P: 17	R: 0 E: 0 K: 2 S: 9	H: 0 LOB: 0 BB: 0 P: 10	R: 0 E: 0 K: 1 S: 18	H: 1 LOB: 1 BB: 0 P: 23	R: 0 E: 0 K: 0 S: 10	H: 1 LOB: 1 BB: 0 P: 19	R: 0 E: 0 K: 0 S: 4	H: 0 LOB: 0 BB: 0 P: 6	R: 0 E: 0 K: 0 S: 4	H: 0 LOB: 1 BB: 1 P: 11	R: 0 E: 0 K: 2 S: 12	H: 2 LOB: 2 BB: 0 P: 16	R: 0 E: 0 K: 1 S: 9	H: 1 LOB: 1 BB: 0 P: 12	1B: 6 2B: 0 3B: 0 HR: 0	SF: 0 SAC: 0 DP: 1 HBP: 0	WP: 0 PB: 0 SB: 1 CS: 0	PA: 33
<b>PITCHER</b>	IP WLS BF H R ER SO BB IBB HBP BLK WP HR S P ERA WHIP																					
<b>Mike Bielecki, R</b> (1, 1) ERA: 2.39	8.0 W 29 5 0 0 6 1 0 0 0 0 0 0 76 115 0.00 0.750																					
<b>Marvin Freeman, R</b> (9, 1) ERA: 3.24	0.1 1 0 0 0 0 0 0 0 0 0 0 0 2 2 0.00 0.000																					
<b>Kent Mercker, L</b> (9, 1) ERA: 2.48	0.2 S 3 1 0 0 1 0 0 0 0 0 0 0 7 10 0.00 1.500																					

<b>AB</b>	32
<b>R</b>	0
<b>H</b>	6
<b>RBI</b>	0
<b>BB</b>	1
<b>SO</b>	7
<b>LOB</b>	13



Batter	1	2	3	4	5	6	7	8	9
Deion Sanders, L (1, 8) OBP: 0.398, SLG: 0.568	1-1 G3		0-2 F7		1-1 G4-6-3		1-3 K		
Terry Pendleton, S (1, 5) OBP: 0.334, SLG: 0.495	2-0 G4-3		1-1 1B			2-2 G3 1B		0-0 E 1B	
Ron Gant, R (1, 7) OBP: 0.368, SLG: 0.477	1-0 G5-3		1-3 K			1-3 K		3-0 P6	
David Justice, L (1, 9) OBP: 0.333, SLG: 0.399		0-1 1B F8-2 2B		1-3 K		3-2 G3		1-1 FC 1B	
Sid Bream, L (1, 3) OBP: 0.344, SLG: 0.364		1-3 K		1-1 1B		2-2 1B		1-2 F8	
Damon Berryhill, S (1, 2) OBP: 0.252, SLG: 0.400		1-0 HBP 2-3 1B		2-3 K		1-2 G1-3		0-1 1-2 2-H 1B	
Mark Lemke, S (1, 4) OBP: 0.280, SLG: 0.293		1-1 1-2 HBP		3-3 K		3-2 G6-3		3-3 K	
Jeff Blauser, R (2, 4) OBP: 0.280, SLG: 0.372									
Rafael Belliard, R (1, 6) OBP: 0.263, SLG: 0.231		0-0 F8-2			4-0 G4-6-3 BB		1-0 G5-3		
Mike Bielecki, R (1, 1) OBP: 0.143, SLG: 0.143			1-3 K		0-3 K		1-0 1B		
Marvin Freeman, R (9, 1) OBP: 1.000, SLG: 1.000									
Kent Mercker, L (9, 1)									

AB	R	H	RBI	BB	SO	LOB
4	0	0	0	0	1	2
4	2	3	0	0	0	0
4	0	0	0	0	2	3
4	0	1	0	0	1	2
4	0	2	1	0	1	3
4	0	2	1	0	1	2
0	0	0	0	0	0	0
3	0	0	0	0	2	3
2	0	0	0	1	0	3
3	0	1	0	0	2	1
0	0	0	0	0	0	0
0	0	0	0	0	0	0

BOTTOM	
Cincinnati Reds @ Atlanta Braves Atlanta-Fulton County Stadium, Atlanta, GA	
Sun Jun 21 1992, 3:33 AM EDT Att. 42,831 - Cloudy - 79 F	
AB	32
R	2
H	9
RBI	2
BB	1
SO	10
LOB	19
WP: 0	PA: 34
PB: 0	
SB: 0	
CS: 0	

Inning Stats	R: 0	H: 0	E: 0	K: 0	S: 4	P: 8	R: 0	H: 2	E: 0	K: 1	S: 8	R: 0	H: 1	E: 0	K: 2	S: 11	R: 0	H: 1	E: 0	K: 3	S: 11	R: 0	H: 0	E: 0	K: 1	S: 5	R: 1	H: 2	E: 0	K: 1	S: 17	R: 0	H: 1	E: 0	K: 1	S: 8	R: 1	H: 2	E: 1	K: 1	S: 12		
	0	0	0	0	8		0	2	0	0	8	0	1	0	11		0	1	0	0	11		0	0	0	1	0	2	0	1	26	0	1	0	14	0	2	0	20		2	0	20

PITCHER	IP	WLS	BF	H	R	ER	SO	BB	IBB	HBP	BLK	WP	HR	S	P	ERA	WHIP
Jose Rijo, R (1, 1) ERA: 3.39	7.0	L	28	7	1	1	9	1	0	1	0	0	0	64	101	1.29	1.143
Norm Charlton, L (8, 1) ERA: 2.08	1.0		6	2	1	0	1	0	0	0	0	0	0	12	20	0.00	2.000

PITCHER	IP	WLS	BF	H	R	ER	SO	BB	IBB	HBP	BLK	WP	HR	S	P	ERA	WHIP





Batter	1	2	3	4	5	6	7	8	9	AB R H RBI BB SO LOB	TOP											
<b>Craig Biggio, R</b> (1, 4) OBP: 0.368, SLG: 0.391	0-1 E5 WP 3B 1B	4-0 IBB		1-1 F9			0-1 G6-3		3-3 K	4 1 1 0 1 1 1												
<b>Steve Finley, L</b> (1, 8) OBP: 0.335, SLG: 0.420	1-0 G6-3 2-H 3B	1-0 P6		1-1 F7			1-0 CS 1B		1-0 P5	5 1 2 1 0 0 4												
<b>Ken Caminiti, S</b> (1, 5) OBP: 0.355, SLG: 0.371	3-1 G6-3 3-H	1-1 L6					1-1 G4-3		2-0 SAFE SAFE 1-2 1B	4 0 1 1 0 0 3												
<b>5 Jeff Bagwell, R</b> (1, 3) OBP: 0.345, SLG: 0.392	4-2 BB			4-2 WP HR BB			3-2 L5		1-3 K	2 1 0 0 2 1 1												
<b>Pete Incaviglia, R</b> (1, 9) OBP: 0.318, SLG: 0.428 <b>Xavier Hernandez, L</b> (8, 1)	1-0 P4			2-3 K 1-2			0-0 HR		2-2 G5-3	4 1 1 1 0 1 2 0 0 0 0 0 0 0												
<b>Luis Gonzalez, L</b> (1, 7) OBP: 0.235, SLG: 0.326	0-0 P6			2-2 HR 2-H			0-1 P5		2-2 F8	4 1 1 2 0 0 1												
<b>Scouter Tucker, R</b> (1, 2) OBP: 0.429, SLG: 0.250				2-3 K			0-2 P3		2-2 G5-3	4 0 0 0 0 1 0												
<b>Rafael Ramirez, R</b> (1, 6) OBP: 0.273, SLG: 0.301				2-0 P8			0-1 G4-3		2-3 K	4 0 1 0 0 1 0												
<b>Brian Williams, R</b> (1, 1) OBP: 0.250, SLG: 0.500 <b>Chris Jones, R</b> (8, 9) OBP: 0.310, SLG: 0.353				2-1 G6-3			1-3 K		2-2 3B	2 0 0 0 0 1 0 1 0 1 0 0 0 0												
<b>Inning Stats</b>	R: 2 E: 1 K: 0 S: 9	H: 2 LOB: 1 BB: 1 P: 18	R: 0 E: 1 K: 0 S: 7	H: 1 LOB: 3 BB: 1 P: 15	R: 2 E: 0 K: 2 S: 13	H: 1 LOB: 0 BB: 1 P: 25	R: 0 E: 0 K: 0 S: 6	H: 0 LOB: 0 BB: 0 P: 10	R: 1 E: 0 K: 0 S: 10	H: 1 LOB: 0 BB: 0 P: 14	R: 0 E: 0 K: 1 S: 9	H: 0 LOB: 0 BB: 0 P: 10	R: 0 E: 0 K: 1 S: 9	H: 2 LOB: 1 BB: 0 P: 11	R: 0 E: 0 K: 0 S: 13	H: 0 LOB: 0 BB: 0 P: 19	R: 0 E: 0 K: 2 S: 12	H: 1 LOB: 1 BB: 0 P: 20	1B: 4 2B: 0 3B: 2 HR: 2	SF: 0 SAC: 1 DP: 0 HBP: 0	WP: 2 PB: 0 SB: 0 CS: 1	PA: 38
<b>PITCHER</b>	IP WLS BF H R ER SO BB IBB HBP BLK WP HR S P ERA WHIP																					
<b>Chris Hammond, L</b> (1, 1) ERA: 3.63	2.1 L 15 4 4 4 1 2 1 0 0 2 1 25 50 15.43 2.571																					
<b>Tony Menendez, R</b> (3, 1) ERA: 3.38	2.2 9 1 1 1 1 0 0 0 0 0 1 20 32 3.38 0.375																					
<b>Dwayne Henry, R</b> (6, 1) ERA: 2.38	3.0 10 2 0 0 2 0 0 0 0 0 0 31 40 0.00 0.667																					
<b>Scott Bankhead, R</b> (9, 1) ERA: 1.97	1.0 4 1 0 0 2 0 0 0 0 0 0 12 20 0.00 1.000																					

**Houston Astros @ Cincinnati Reds**  
Riverfront Stadium, Cincinnati, OH

Mon Jun 22 1992, 7:05 PM EDT  
Att. 28,365 - Cloudy - 68 F

[livebaseballscorecards.com](http://livebaseballscorecards.com)

AB	34
R	5
H	8
RBI	5
BB	3
SO	6
LOB	12



**BOTTOM**

**Houston Astros @ Cincinnati Reds**  
 Riverfront Stadium, Cincinnati, OH

Mon Jun 22 1992, 7:05 PM EDT  
 Att. 28,365 - Cloudy - 68 F

[livebaseballscorecards.com](http://livebaseballscorecards.com)

<b>AB</b>	<b>30</b>
<b>R</b>	<b>2</b>
<b>H</b>	<b>6</b>
<b>RBI</b>	<b>2</b>
<b>BB</b>	<b>3</b>
<b>SO</b>	<b>3</b>
<b>LOB</b>	<b>10</b>



WP: 0	PA: 33
PB: 0	
SB: 2	
CS: 0	

AB	R	H	RBI	BB	SO	LOB
3	1	1	0	1	0	2
4	0	1	0	0	0	2
3	0	0	0	1	0	1
4	0	0	1	0	0	1
4	0	2	0	0	0	1
4	0	0	0	0	2	2
3	1	1	1	0	0	0
3	0	1	0	0	0	0
1	0	0	0	0	0	1
0	0	0	0	0	0	0
0	0	0	0	1	0	0
0	0	0	0	0	0	0
1	0	0	0	0	1	0
0	0	0	0	0	0	0

Batter	1	2	3	4	5	6	7	8	9
<b>Bip Roberts, S</b> OBP: 0.364, SLG: 0.369 (1, 5)	2-1 S E G3 1B	0-0 G3-1			0-1 L6-3 1-2			4-1 BB	
<b>Dave Martinez, L</b> OBP: 0.323, SLG: 0.331 (1, 8)	3-2 F7 1-2		1-1 G1-3			3-1 G5-4-3 1B		1-0 G4-3	
<b>Barry Larkin, R</b> OBP: 0.323, SLG: 0.357 (1, 6)	4-1 G3 S BB		2-0 G6-3			1-0 G5-4-3 1-2f		0-2 G4-3	
<b>Paul O'Neill, L</b> OBP: 0.381, SLG: 0.429 (1, 9)	1-2 G3 1-3 2-H		0-1 G3			2-2 G6-3		1-1 F8	
<b>Hal Morris, L</b> OBP: 0.412, SLG: 0.438 (1, 3)	0-1 L7			0-1 F7			1-0 G6-3 1B	0-0 2B	
<b>Bill Doran, S</b> OBP: 0.330, SLG: 0.395 (1, 4)		3-3 K		3-2 G3-1		2-1 G6-3 1-2f		0-3 K	
<b>Reggie Sanders, R</b> OBP: 0.360, SLG: 0.471 (1, 7)		1-0 HR		2-1 G6-3		1-0 F8			
<b>Joe Oliver, R</b> OBP: 0.297, SLG: 0.324 (1, 2)		1-1 2B			3-1 G4-3		1-0 F7		
<b>Chris Hammond, L</b> OBP: 0.333, SLG: 0.391 (1, 1)		1-2 P7			4-2 L6-3 BB		3-3 K		
<b>Billy Hatcher, R</b> OBP: 0.326, SLG: 0.392 (5, PH)									
<b>Dwayne Henry, R</b> OBP: 0.297, SLG: 0.293 (8, PH)									
<b>Glenn Braggs, R</b> OBP: 0.286, SLG: 0.286 (9, 1)									

Inning	R	H	E	K	S	R	H	E	K	S	R	H	E	K	S	R	H	E	K	S	R	H	E	K	S	R	H	E	K	S	R	H	E	K	S						
1	1	1	1	0	13	1	2	0	1	23	0	0	0	0	8	0	0	0	0	10	0	1	0	0	0	0	0	0	0	0	0	0	0	0	0	0	0	0			
2	0	0	0	0	12	0	0	0	0	18	0	0	0	0	8	0	0	0	0	10	0	0	0	0	0	0	0	0	0	0	0	0	0	0	0	0	0	0	0	0	
3	0	0	0	0	10	0	0	0	0	15	0	0	0	0	15	0	0	0	0	10	0	0	0	0	0	0	0	0	0	0	0	0	0	0	0	0	0	0	0	0	0
4	0	0	0	0	10	0	0	0	0	13	0	0	0	0	12	0	0	0	0	10	0	1	0	0	0	0	0	0	0	0	0	0	0	0	0	0	0	0	0	0	0
5	0	0	0	0	6	0	0	0	0	8	0	0	0	0	8	0	0	0	0	6	0	0	0	0	0	0	0	0	0	0	0	0	0	0	0	0	0	0	0	0	0
6	0	0	0	0	4	0	0	0	0	8	0	0	0	0	8	0	0	0	0	4	0	0	0	0	0	0	0	0	0	0	0	0	0	0	0	0	0	0	0	0	0
7	0	0	0	0	6	0	0	0	0	15	0	0	0	0	15	0	0	0	0	6	0	0	0	0	0	0	0	0	0	0	0	0	0	0	0	0	0	0	0	0	0
8	0	0	0	0	6	0	0	0	0	15	0	0	0	0	15	0	0	0	0	6	0	0	0	0	0	0	0	0	0	0	0	0	0	0	0	0	0	0	0	0	0
9	0	0	0	0	9	0	0	0	0	10	0	0	0	0	10	0	0	0	0	9	0	0	0	0	0	0	0	0	0	0	0	0	0	0	0	0	0	0	0	0	0

PITCHER	IP	WLS	BF	H	R	ER	SO	BB	IBB	HBP	BLK	WP	HR	S	P	ERA	WHIP
<b>Brian Williams, R</b> ERA: 1.38 (1, 1)	7.0	W	25	5	2	2	1	2	0	0	0	0	1	56	97	2.57	1.000
<b>Xavier Hernandez, R</b> ERA: 2.4 (8, 1)	2.0	S	8	1	0	0	2	1	0	0	0	0	0	15	25	0.00	1.000



Batter	1	2	3	4	5	6	7	8	9	AB R H RBI BB SO LOB	TOP	
<b>Craig Biggio, R</b> (1, 4) OBP: 0.365, SLG: 0.391	0-1 F8	2-3 K2-3		0-1 G5-4-3			0-3 K		3-1 2B	5 0 1 1 0 2 5		
<b>Steve Finley, L</b> (1, 8) OBP: 0.336, SLG: 0.432	4-1 5 CS BB		1-0 2B		2-1 G4-3		0-2 1-H 3B		0-1 F8	4 1 2 1 1 0 1		
<b>5 Jeff Bagwell, R</b> (1, 3) OBP: 0.339, SLG: 0.384	3-3 SAFE 1-2		0-1 P3		2-1 F9		2-3 K		1-3 K	5 0 0 0 0 3 4		
<b>Luis Gonzalez, L</b> (1, 7) OBP: 0.242, SLG: 0.359 <b>Al Osuna, R</b> (7, 1) <b>Joe Boever, R</b> (7, 1)		0-0 HR	0-0 2B		3-1 P6		1-0 G3			4 1 2 2 0 0 1 0 0 0 0 0 0 0 0 0 0 0 0 0 0		
<b>Ken Caminiti, S</b> (1, 5) OBP: 0.358, SLG: 0.400 <b>Benny Distefano, L</b> (8, 7) OBP: 0.313, SLG: 0.295		0-2 1B	0-0 G5-3		0-0 HR		0-3 K			4 2 2 1 0 1 1 0 0 0 0 0 0 0		
<b>Pete Incaviglia, R</b> (1, 9) OBP: 0.317, SLG: 0.424		2-2 G1-6-3 2-H 1B	2-3 K		0-0 G5-3		1-3 K		1-3 K	4 0 1 1 0 2 1		
<b>Scott Servais, R</b> (1, 2) OBP: 0.269, SLG: 0.276		4-2 G1-6-3 1-2 BB		1-1 HBP 1B		0-1 F9		1-3 K		3 0 1 0 1 1 0		
<b>Rafael Ramirez, R</b> (1, 6) OBP: 0.280, SLG: 0.309		0-1 G1-6-3 1-2f 2-3		1-1 G5-4-3 HBP		1-2 G4-3		1-0 WP 2B		3 1 1 0 0 0 2		
<b>Willie Blair, R</b> (1, 1) <b>Rob Mallicoat, L</b> (5, 1) <b>Casey Candaele, S</b> (7, PH) OBP: 0.244, SLG: 0.244		4-2 BB		0-3 K		1-0 3B 1B		2-3 K		1 0 0 0 1 1 2 0 0 0 0 0 0 0 2 1 1 0 0 1 1		
<b>Inning Stats</b>	R: 0 E: 0 K: 1 S: 7 H: 0 LOB: 1 BB: 1 P: 14	R: 2 E: 0 K: 1 S: 18 H: 3 LOB: 2 BB: 2 P: 30	R: 1 E: 0 K: 1 S: 8 H: 2 LOB: 1 BB: 0 P: 11	R: 0 E: 0 K: 1 S: 8 H: 1 LOB: 1 BB: 0 P: 10	R: 0 E: 0 K: 0 S: 6 H: 0 LOB: 0 BB: 0 P: 13	R: 1 E: 0 K: 0 S: 7 H: 1 LOB: 0 BB: 0 P: 8	R: 1 E: 0 K: 2 S: 15 H: 2 LOB: 1 BB: 0 P: 19	R: 0 E: 0 K: 3 S: 9 H: 0 LOB: 0 BB: 0 P: 11	R: 1 E: 0 K: 2 S: 11 H: 2 LOB: 1 BB: 0 P: 18	1B: 3 2B: 6 3B: 1 HR: 2 SF: 0 SAC: 0 DP: 3 HBP: 1	WP: 1 PB: 0 SB: 0 CS: 1 PA: 39	
<b>PITCHER</b>	IP WLS BF H R ER SO BB IBB HBP BLK WP HR S P ERA WHIP											
<b>Tim Belcher, R</b> (1, 1) ERA: 3.46	6.0 W 26 7 4 4 4 3 0 1 0 0 2 54 86 6.00 1.667											
<b>Scott Bankhead, R</b> (7, 1) ERA: 2.18	1.0 5 2 1 1 2 0 0 0 0 0 0 0 15 19 9.00 2.000											
<b>Rob Dibble, R</b> (8, 1) ERA: 3.64	1.0 3 0 0 0 3 0 0 0 0 0 0 9 11 0.00 0.000											
<b>Norm Charlton, L</b> (9, 1) ERA: 2.25	1.0 5 2 1 1 2 0 0 0 0 1 0 11 18 9.00 2.000											

Houston Astros @ Cincinnati Reds  
Riverfront Stadium, Cincinnati, OH

Tue Jun 23 1992, 7:05 PM EDT  
Att. 24,503 - Cloudy - 68 F

livebaseballscorecards.com

AB	35
R	6
H	11
RBI	6
BB	3
SO	11
LOB	18







Batter	1	2	3	4	5	6	7	8	9	AB R H RBI BB SO LOB	TOP											
<b>Craig Biggio, R</b> OBP: 0.375, SLG: 0.411 (1, 4)	4-0 G1-3 HR BB	3-2 1B 1B 1B		3-2 CS 1B			3-2 HR		1-1 G6-4-3 1B	4 3 4 1 1 0 0												
<b>Casey Candaele, S</b> OBP: 0.243, SLG: 0.242 (1, 6)	0-1 G1-3 1-2	0-0 1B 1B		2-1 P4			0-1 F7		0-1 G6-4-3 1-2f	5 0 1 0 0 0 3												
<b>Ken Caminiti, S</b> OBP: 0.365, SLG: 0.431 (1, 5)	0-0 HR 2-H	1-1 5 BB 1B 3-H		1-1 CS 1-2		0-1 F7	1-1 1B 2B		0-1 G6-3	5 2 3 3 0 0 0												
<b>5 Jeff Bagwell, R</b> OBP: 0.341, SLG: 0.384 (1, 3)	1-2 2B 1B	4-2 1B BB		1-2 G5-3			0-0 F9			3 0 1 0 1 0 1												
<b>Pete Incaviglia, R</b> OBP: 0.313, SLG: 0.418 <b>Xavier Hernandez, L</b> <b>Rob Murphy, L</b> <b>Benny Distefano, L</b> OBP: 0.313, SLG: 0.295 <b>Juan Guerrero, R</b> OBP: 0.294, SLG: 0.200 <b>Rob Mallicoat, L</b> <b>Joe Boever, R</b> <b>Scouter Tucker, R</b> OBP: 0.429, SLG: 0.250 (1, 9) (5, 1) (6, 1) (7, PH) (7, PH) (7, 1) (7, 1) (8, 2)	1-3 K	3-3 K		1-3 K		0-1 K 2-H	0-1 1B			3 0 0 0 0 0 3 4 0 1 0 0 1 1 0												
<b>Luis Gonzalez, L</b> OBP: 0.255, SLG: 0.392 (1, 7)	2-1 2B 1-3		4-2 G6-4-3 BB			1-2 HR	1-3 K			3 1 2 1 1 1 1												
<b>Scott Servais, R</b> OBP: 0.258, SLG: 0.264 <b>Doug Jones, R</b> (8, 1)	2-2 F8		1-2 G6-4-3 1-2f			1-2 G5-3		0-3 K		4 0 0 0 0 1 3 0 0 0 0 0 0 0												
<b>Chris Jones, R</b> OBP: 0.290, SLG: 0.327 (5, 9)		1-3 K	0-1 G1-3			0-2 F9	1-3 K			4 0 0 0 0 2 0												
<b>Pete Harnisch, S</b> OBP: 0.152, SLG: 0.242 <b>Steve Finley, L</b> OBP: 0.335, SLG: 0.429 (1, 1) (5, 8)		0-3 K		1-3 K		2-1 F9	3-2 L4			2 0 0 0 0 2 0 2 0 0 0 0 0 0												
<b>Inning Stats</b>	R: 2 E: 0 K: 1 S: 16	H: 3 LOB: 2 BB: 1 P: 26	R: 1 E: 0 K: 3 S: 21	H: 3 LOB: 3 BB: 1 P: 33	R: 0 E: 0 K: 0 S: 7	H: 0 LOB: 0 BB: 1 P: 12	R: 0 E: 0 K: 1 S: 10	H: 1 LOB: 0 BB: 0 P: 16	R: 0 E: 0 K: 1 S: 8	H: 0 LOB: 0 BB: 0 P: 10	R: 1 E: 0 K: 0 S: 11	H: 1 LOB: 0 BB: 0 P: 15	R: 2 E: 0 K: 1 S: 13	H: 3 LOB: 1 BB: 0 P: 18	R: 0 E: 0 K: 2 S: 10	H: 0 LOB: 0 BB: 0 P: 14	R: 0 E: 0 K: 0 S: 6	H: 1 LOB: 0 BB: 0 P: 7	1B: 7 2B: 2 3B: 0 HR: 3	SF: 0 SAC: 0 DP: 2 HBP: 0	WP: 0 PB: 0 SB: 0 CS: 1	PA: 40
<b>PITCHER</b>	IP WLS BF H R ER SO BB IBB HBP BLK WP HR S P ERA WHIP																					
<b>Greg Swindell, L</b> ERA: 3.07 (1, 1)	5.0 W 23 7 3 3 6 3 0 0 0 0 0 1 62 97 5.40 2.000																					
<b>Dwayne Henry, R</b> ERA: 2.91 (6, 1)	1.2 8 3 3 3 0 0 0 0 0 0 0 2 19 27 16.20 1.800																					
<b>Scott Ruskin, L</b> ERA: 6.43 (7, 1)	0.1 2 1 0 0 1 0 0 0 0 0 0 0 5 6 0.00 3.000																					
<b>Norm Charlton, L</b> ERA: 2.14 (8, 1)	2.0 S 6 1 0 0 2 0 0 0 0 0 0 0 16 21 0.00 0.500																					

**Houston Astros @ Cincinnati Reds**  
**Riverfront Stadium, Cincinnati, OH**  
 Wed Jun 24 1992, 7:05 PM EDT  
 Att. 24,961 - Cloudy - 74 F

AB	36
R	6
H	12
RBI	6
BB	3
SO	9
LOB	12



WP: 0	PA: 40
PB: 0	
SB: 0	
CS: 1	

BOTTOM

Houston Astros @ Cincinnati Reds  
Riverfront Stadium, Cincinnati, OH

Wed Jun 24 1992, 7:05 PM EDT  
Att. 24,961 - Cloudy - 74 F

livebaseballscorecards.com

AB	37
R	9
H	13
RBI	8
BB	2
SO	6
LOB	17



AB	3	1	0	0	1	0	3
R	1	0	0	0	0	1	0

AB	5	1	4	2	0	0	1
----	---	---	---	---	---	---	---

AB	5	1	2	4	0	0	2
----	---	---	---	---	---	---	---

AB	5	0	0	0	0	2	4
----	---	---	---	---	---	---	---

AB	4	0	1	0	0	2	0
----	---	---	---	---	---	---	---

AB	3	1	2	0	1	0	0
----	---	---	---	---	---	---	---

AB	4	2	2	0	0	1	2
----	---	---	---	---	---	---	---

AB	3	1	0	0	0	0	3
----	---	---	---	---	---	---	---

1B	9	SF	0
2B	3	SAC	1
3B	0	DP	0
HR	1	HBP	0

1B	9	SF	0
2B	3	SAC	1
3B	0	DP	0
HR	1	HBP	0

WP	0	PA	40
PB	0		
SB	0		
CS	1		

ERA	0.00	WHIP	1.000
-----	------	------	-------

Batter	1	2	3	4	5	6	7	8	9
Bip Roberts, S (1, 5) Darnell Coles, R (7, 5) OBP: 0.363, SLG: 0.369 OBP: 0.302, SLG: 0.500	1-2 P6		4-2 BB		2-2 F7	1-0 E4		0-3 K	
Barry Larkin, R (1, 6) OBP: 0.330, SLG: 0.368	2-2 2B		2-2 G6-3		2-2 HR	2-2 1B		2-1 G1-3	
Hal Morris, L (1, 3) OBP: 0.417, SLG: 0.460	3-2 F7			0-0 G3	2-1 HR	2-2 FC5		1-2 G1-3	
Reggie Sanders, R (1, 7) OBP: 0.347, SLG: 0.462	0-3 K			2-3 K	3-2 P6	0-0 FC5		0-0 F7	
Paul O'Neill, L (1, 9) OBP: 0.375, SLG: 0.438		1-3 K		0-0 G3-1	1-3 K		2-1 2B		
Bill Doran, S (1, 4) OBP: 0.335, SLG: 0.395		2-0 L6			1-2 SH	1-1 CS		4-1 BB	
Dave Martinez, L (1, 8) OBP: 0.330, SLG: 0.345		3-1 F8			0-1 SH	2-0 E		2-3 K	
Joe Oliver, R (1, 2) OBP: 0.297, SLG: 0.339			0-1 G6-3		1-1 SH	0-0 F8		3-1 F8	
Greg Swindell, L (1, 1) Glenn Briggs, R (5, PH) Dwayne Henry, R (6, 1) Scott Ruskin, R (7, 1) Billy Hatcher, R (7, PH) Norm Charlton, S (8, 1) OBP: 0.175, SLG: 0.211 OBP: 0.316, SLG: 0.310 OBP: 0.250, SLG: 0.250			0-0 G5-3		0-1 HR	2-2 E		1-0 P5	

Inning Stats	R: 0	H: 1	E: 0	K: 1	S: 14	L: 0	LOB: 1	BB: 0	P: 20	R: 0	H: 0	E: 0	K: 1	S: 6	L: 0	LOB: 0	BB: 0	P: 12	R: 0	H: 0	E: 0	K: 0	S: 8	L: 0	LOB: 1	BB: 1	P: 14	R: 0	H: 0	E: 0	K: 1	S: 5	L: 0	LOB: 0	BB: 0	P: 7	R: 6	H: 5	E: 0	K: 1	S: 25	L: 0	LOB: 0	BB: 0	P: 37	R: 3	H: 5	E: 0	K: 0	S: 17	L: 0	LOB: 2	BB: 0	P: 26	R: 0	H: 1	E: 0	K: 1	S: 9	L: 0	LOB: 2	BB: 1	P: 21	R: 0	H: 1	E: 0	K: 1	S: 9	L: 0	LOB: 1	BB: 0	P: 12
--------------	------	------	------	------	-------	------	--------	-------	-------	------	------	------	------	------	------	--------	-------	-------	------	------	------	------	------	------	--------	-------	-------	------	------	------	------	------	------	--------	-------	------	------	------	------	------	-------	------	--------	-------	-------	------	------	------	------	-------	------	--------	-------	-------	------	------	------	------	------	------	--------	-------	-------	------	------	------	------	------	------	--------	-------	-------

PITCHER	IP	WLS	BF	H	R	ER	SO	BB	IBB	HBP	BLK	WP	HR	S	P	ERA	WHIP
Pete Harnisch, R (1, 1) ERA: 4.12	4.1	L	21	6	6	6	3	1	0	0	0	0	1	52	80	12.46	1.615
Xavier Hernandez, R (5, 1) ERA: 2.34	1.1		8	4	3	0	1	0	0	0	0	0	0	18	29	0.00	3.000
Rob Murphy, L (6, 1) ERA: 3.86	0.1		2	1	0	0	0	0	0	0	0	0	0	5	7	0.00	3.000
Rob Mallicoat, L (7, 1) ERA: 5.96	0.1		3	1	0	0	1	1	0	0	0	0	0	6	14	0.00	6.000
Joe Boever, R (7, 1) ERA: 2.18	0.2		2	0	0	0	0	0	0	0	0	0	0	3	7	0.00	0.000

PITCHER	IP	WLS	BF	H	R	ER	SO	BB	IBB	HBP	BLK	WP	HR	S	P	ERA	WHIP
Doug Jones, R (8, 1) ERA: 2.02	1.0		4	1	0	0	1	0	0	0	0	0	0	9	12	0.00	1.000





Batter	1	2	3	4	5	6	7	8	9
<b>Reggie Sanders, R</b> OBP: 0.345, SLG: 0.457 (1, 8) (8, 7)	1-0 1B HR 1B	0-0 F9			2-2 G1-3		1-1 G6-4-3 1-2f		
<b>Bip Roberts, S</b> OBP: 0.365, SLG: 0.371 <b>Rob Dibble, L</b> OBP: 1.000, SLG: 1.000 (1, 7) (8, 1)	0-0 1B HR 1B		2-1 G3 PB SF8 1B		3-2 F7		3-3 K		
<b>Barry Larkin, R</b> OBP: 0.333, SLG: 0.371 (1, 6)	0-0 1B HR 1B		1-2 G3			0-0 2B 1B		1-0 G3	
<b>Chris Sabo, R</b> OBP: 0.308, SLG: 0.418 (1, 5)	3-3 K		1-1 SF8			4-1 2B BB		3-3 K	
<b>Glenn Braggs, R</b> OBP: 0.314, SLG: 0.337 (1, 9)	1-2 HR		3-H 2-2 G6-3			0-1 P3		1-0 F9	
<b>Hal Morris, L</b> OBP: 0.422, SLG: 0.472 (1, 3)	1-0 G4-3 1B			2-3 K		1-0 2B			
<b>Joe Oliver, R</b> OBP: 0.292, SLG: 0.333 (1, 2)	1-1 G4-3 1-2f			0-0 F8		0-0 G5-3			
<b>Bill Doran, S</b> OBP: 0.330, SLG: 0.388 (1, 4)		2-3 K		2-2 G5-3		0-0 G1-3			
<b>Tom Browning, L</b> OBP: 0.226, SLG: 0.207 <b>Dave Martinez, L</b> OBP: 0.330, SLG: 0.345 (1, 1) (7, PR) (8, 8)		2-1 P6			0-3 K		0-1 G6-4-3 1B		

Inning Stats	R: 4	H: 5	E: 0	K: 1	S: 14	LOB: 0	BB: 0	P: 21	R: 0	H: 0	E: 0	K: 1	S: 6	LOB: 0	BB: 0	P: 10	R: 1	H: 1	E: 0	K: 0	S: 10	LOB: 0	BB: 0	P: 16	R: 0	H: 0	E: 0	K: 1	S: 7	LOB: 0	BB: 0	P: 11	R: 0	H: 0	E: 0	K: 1	S: 13	LOB: 0	BB: 0	P: 18	R: 2	H: 2	E: 0	K: 0	S: 7	LOB: 1	BB: 1	R: 0	H: 1	E: 0	K: 1	S: 9	LOB: 1	BB: 0	R: 0	H: 0	E: 0	K: 1	S: 7	LOB: 0	BB: 0	P: 12
--------------	------	------	------	------	-------	--------	-------	-------	------	------	------	------	------	--------	-------	-------	------	------	------	------	-------	--------	-------	-------	------	------	------	------	------	--------	-------	-------	------	------	------	------	-------	--------	-------	-------	------	------	------	------	------	--------	-------	------	------	------	------	------	--------	-------	------	------	------	------	------	--------	-------	-------

PITCHER	IP	WLS	BF	H	R	ER	SO	BB	IBB	HBP	BLK	WP	HR	S	P	ERA	WHIP
<b>Steve Avery, L</b> ERA: 2.79 (1, 1)	4.0	L	17	6	5	4	3	0	0	0	0	0	1	37	58	9.00	1.500
<b>Alejandro Pena, R</b> ERA: 6.61 (5, 1)	1.0		3	0	0	0	1	0	0	0	0	0	0	13	18	0.00	0.000
<b>Juan Berenguer, R</b> ERA: 3.45 (6, 1)	1.0		6	2	2	2	0	1	0	0	0	0	0	7	12	18.00	3.000
<b>Mike Stanton, L</b> ERA: 6.75 (7, 1)	1.0		3	1	0	0	1	0	0	0	0	0	0	9	13	0.00	1.000
<b>Mark Wohlers, R</b> ERA: 4.76 (8, 1)	1.0		3	0	0	0	1	0	0	0	0	0	0	7	12	0.00	0.000

**BOTTOM**

AB	R	H	RBI	BB	SO	LOB
4	1	1	0	0	0	1
4	2	2	0	0	1	1
0	0	0	0	0	0	0
4	2	2	0	0	0	1
2	1	0	1	1	2	3
4	1	1	4	0	0	2
3	0	2	2	0	1	0
3	0	0	0	0	0	2
3	0	0	0	0	1	1
3	0	1	0	0	1	0
0	0	0	0	0	0	0

**AB 30**  
**R 7**  
**H 9**  
**RBI 7**  
**BB 1**  
**SO 6**  
**LOB 11**

**WP: 0** **PA: 32**  
**PB: 1**  
**SB: 1**  
**CS: 0**

**REDS**

**Atlanta Braves @ Cincinnati Reds**  
Riverfront Stadium, Cincinnati, OH  
Fri Jun 26 1992, 7:05 PM EDT  
Att: 44,431 - Cloudy - 78 F

livebaseballscorecards.com



Batter	1	2	3	4	5	6	7	8	9	AB R H RBI BB SO LOB	TOP											
Deion Sanders, L (1, 8) OBP: 0.393, SLG: 0.581	1-3 K		0-3 K		3-2 FC6-4 1B			0-0 G4-3		4 0 1 1 0 2 0												
Terry Pendleton, S (1, 5) OBP: 0.332, SLG: 0.482	3-3 K		3-3 K		2-1 FC6-4			0-1 F9		4 0 0 1 0 2 1												
Kent Mercker, L (8, 1)					1-2f 3-H					0 0 0 0 0 0 0												
Ron Gant, R (1, 7) OBP: 0.360, SLG: 0.471	0-0 G5-3			1-1 S 1B	2-3 K			3-2 P3		4 0 1 0 0 1 1												
David Justice, L (1, 9) OBP: 0.343, SLG: 0.393		1-1 F8		3-3 SAFE 1-2 K		3-2 G4-3		0-0 F9		4 0 0 0 0 1 1												
Sid Bream, L (1, 3) OBP: 0.349, SLG: 0.364		1-0 2B G3 1B		3-3 K		0-0 G4-3		2-0 F8		4 1 1 0 0 1 1												
Jeff Treadway, L (1, 4) OBP: 0.429, SLG: 0.667		2-2 G3 1-3 2B		1-0 G3-1		3-3 K		4-2 BB		3 0 1 0 1 1 1												
Greg Olson, R (1, 2) OBP: 0.321, SLG: 0.318		1-1 G3			2-2 1B 1B		0-0 F7		1-0 P6	4 1 1 1 0 0 2												
Rafael Belliard, R (1, 6) OBP: 0.271, SLG: 0.247		1-0 F9			0-0 F8		2-2 F8			2 0 0 0 0 0 2												
Otis Nixon, S (7, PH) OBP: 0.385, SLG: 0.381										1 0 0 0 0 0 0												
Mike Stanton, L (7, 1) OBP: 0.500, SLG: 0.500										0 0 0 0 0 0 0												
Mark Lemke, S (8, 5) OBP: 0.285, SLG: 0.291										0 0 0 0 0 0 0												
Charlie Leibrandt, R (1, 1) OBP: 0.148, SLG: 0.154			0-3 K		0-0 1B FC6-4 1B		1-1 P3			0 0 0 0 0 0 0												
Alejandro Pena, R (2, 1) OBP: 0.278, SLG: 0.217										1 0 0 0 0 1 0												
Lonnie Smith, R (5, PH) OBP: 1.000, SLG: 1.000										1 1 1 0 0 0 0												
Marvin Freeman, R (5, 1) OBP: 1.000, SLG: 1.000										0 0 0 0 0 0 0												
Jeff Blauser, R (7, PH) OBP: 0.275, SLG: 0.352										1 0 0 0 0 0 0												
<b>Inning Stats</b>	R: 0 E: 0 K: 2 S: 7	H: 0 LOB: 0 BB: 0 P: 11	R: 1 E: 0 K: 0 S: 9	H: 2 LOB: 1 BB: 0 P: 15	R: 0 E: 0 K: 3 S: 11	H: 0 LOB: 0 BB: 0 P: 14	R: 0 E: 0 K: 2 S: 11	H: 1 LOB: 1 BB: 0 P: 19	R: 2 E: 0 K: 1 S: 15	H: 3 LOB: 1 BB: 0 P: 24	R: 0 E: 0 K: 1 S: 8	H: 0 LOB: 0 BB: 0 P: 14	R: 0 E: 0 K: 0 S: 7	H: 0 LOB: 0 BB: 0 P: 10	R: 0 E: 0 K: 0 S: 6	H: 0 LOB: 0 BB: 0 P: 9	R: 0 E: 0 K: 0 S: 5	H: 0 LOB: 1 BB: 1 P: 12	1B: 5 2B: 1 3B: 0 HR: 0	SF: 0 SAC: 0 DP: 0 HBP: 0	WP: 0 PB: 0 SB: 1 CS: 0	PA: 34
<b>PITCHER</b>	IP WLS BF H R ER SO BB IBB HBP BLK WP HR S P ERA WHIP																					
Jose Rijo, R (1, 1) ERA: 3.47	6.0 W 24 6 3 3 9 0 0 0 0 0 0 0 61 97 4.50 1.000																					
Scott Bankhead, R (7, 1) ERA: 2.12	1.0 3 0 0 0 0 0 0 0 0 0 0 0 7 10 0.00 0.000																					
Scott Ruskin, L (8, 1) ERA: 5.87	2.0 7 0 0 0 0 1 0 0 0 0 0 0 11 21 0.00 0.500																					

Atlanta Braves @ Cincinnati Reds  
Riverfront Stadium, Cincinnati, OH  
Sat Jun 27 1992, 3:33 AM EDT  
Att. 43,883 - Cloudy - 70 F

livebaseballscorecards.com

AB	33
R	3
H	6
RBI	3
BB	1
SO	9
LOB	9









Batter	1	2	3	4	5	6	7	8	9	AB	R	H	RBI	BB	SO	LOB
<b>Reggie Sanders, R</b> OBP: 0.344, SLG: 0.443 (1, 8) (7, 7)	0-2 P3	1-3 K			4-2 CS BB		2-2 F7			3	0	0	0	1	1	0
<b>Bip Roberts, S</b> OBP: 0.367, SLG: 0.369 (1, 4)	4-0 2B BB		0-0 F8		3-2 G5-3			3-2 SH1-3 1B		3	2	1	0	0	1	0
<b>Barry Larkin, R</b> OBP: 0.328, SLG: 0.368 (1, 6)	2-2 P3		0-2 G5-3		3-2 G5-3			0-1 SH1-3		3	0	0	0	0	0	1
<b>Chris Sabo, R</b> OBP: 0.318, SLG: 0.457 (1, 5)	1-0 2B 2B		4-0 BB BB		2-1 HR			1-2 FC4-6 1B		3	3	3	3	1	0	0
<b>Glenn Braggs, R</b> OBP: 0.339, SLG: 0.339 (1, 9)	4-0 2B IBB		4-0 SAFE BB BB		1-3 K			4-1 FC4-6 BB		1	1	0	0	3	1	0
<b>Hal Morris, L</b> OBP: 0.414, SLG: 0.467 (1, 3)	1-0 2B		2-3 K		3-2 G3			1-1 FC4-6		4	0	1	3	0	1	3
<b>Billy Hatcher, R</b> OBP: 0.330, SLG: 0.402 <b>Dave Martinez, L</b> OBP: 0.330, SLG: 0.345 (1, 7) (7, 8)	1-2 G6-3		2-2 G1-3		0-0 1B			3-2 F7		3	0	1	0	0	0	1
<b>Joe Oliver, R</b> OBP: 0.292, SLG: 0.345 (1, 2)		0-0 G5-3		1-1 G1-3			2-2 F9			3	0	0	0	0	0	0
<b>Tim Belcher, R</b> OBP: 0.154, SLG: 0.231 <b>Norm Charlton, S</b> OBP: 0.500, SLG: 0.500 (1, 1) (8, 1)		1-3 K		1-2 P4			1-1 F9			3	0	0	0	0	1	0
										0	0	0	0	0	0	0

Inning Stats	R: 3	H: 2	E: 0	K: 0	S: 11	LOB: 1	BB: 2	P: 24	R: 0	H: 0	E: 0	K: 2	S: 7	LOB: 0	BB: 0	P: 9	R: 0	H: 0	E: 0	K: 1	S: 7	LOB: 2	BB: 2	P: 17	R: 0	H: 0	E: 0	K: 0	S: 9	LOB: 0	BB: 0	P: 13	R: 0	H: 0	E: 0	K: 0	S: 11	LOB: 0	BB: 1	P: 21	R: 1	H: 2	E: 0	K: 1	S: 10	LOB: 1	BB: 0	P: 16	R: 0	H: 0	E: 0	K: 0	S: 13	LOB: 0	BB: 0	P: 18	R: 2	H: 2	E: 0	K: 0	S: 15	LOB: 1	BB: 1	P: 27
--------------	------	------	------	------	-------	--------	-------	-------	------	------	------	------	------	--------	-------	------	------	------	------	------	------	--------	-------	-------	------	------	------	------	------	--------	-------	-------	------	------	------	------	-------	--------	-------	-------	------	------	------	------	-------	--------	-------	-------	------	------	------	------	-------	--------	-------	-------	------	------	------	------	-------	--------	-------	-------

PITCHER	IP	WLS	BF	H	R	ER	SO	BB	IBB	HBP	BLK	WP	HR	S	P	ERA	WHIP
<b>Tom Glavine, L</b> ERA: 2.82 (1, 1)	7.0		28	4	4	4	4	4	4	1	0	0	0	68	118	5.14	1.143
<b>Mark Wohlers, R</b> ERA: 7.5 (8, 1)	0.1	L	4	2	2	2	0	1	0	0	0	0	0	10	18	54.00	9.000
<b>Kent Mercker, L</b> ERA: 2.37 (8, 1)	0.2		2	0	0	0	0	0	0	0	0	0	0	5	9	0.00	0.000

**BOTTOM**

**Atlanta Braves @ Cincinnati Reds**  
Riverfront Stadium, Cincinnati, OH

Sun Jun 28 1992, 3:33 AM EDT  
Att. 37,581 - Sunny - 74 F

livebaseballscorecards.com

<b>AB</b>	<b>27</b>
<b>R</b>	<b>6</b>
<b>H</b>	<b>6</b>
<b>RBI</b>	<b>6</b>
<b>BB</b>	<b>6</b>
<b>SO</b>	<b>4</b>
<b>LOB</b>	<b>7</b>



1B: 3	SF: 0	WP: 0	PA: 34
2B: 2	SAC: 1	PB: 0	
3B: 0	DP: 0	SB: 2	
HR: 1	HBP: 0	CS: 1	



Batter	1	2	3	4	5	6	7	8	9	AB R H RBI BB SO LOB	TOP																	
<b>Bip Roberts, S</b> (1, 7) OBP: 0.372, SLG: 0.374 <b>Reggie Sanders, R</b> (8, 7) OBP: 0.344, SLG: 0.443	1-1 L7			0-0 2B		4-1 G6-3 1B BB		4-0 CS BB		2 2 1 0 2 0 0 0 0 0 0 0 0 0	<b>Cincinnati Reds @ Houston Astros</b> Astrodome, Houston, TX Mon Jun 29 1992, 8:05 PM EDT Att. 21,499 - Dome - 70 F																	
<b>Barry Larkin, R</b> (1, 6) OBP: 0.327, SLG: 0.371	1-1 F7			0-1 PB 2B		1-0 G6-3		1-2 F7		4 1 1 1 0 0 2																		
<b>Hal Morris, L</b> (1, 3) OBP: 0.410, SLG: 0.461	0-0 G1-3			1-3 K 2-H		3-1 S 1B		0-1 G1-3		4 0 1 1 0 1 1																		
<b>Chris Sabo, R</b> (1, 5) OBP: 0.317, SLG: 0.453		1-3 K		1-0 L7		1-3 K		0-0 G4-6-3 1B		4 0 1 0 0 2 1																		
<b>Paul O'Neill, L</b> (1, 9) OBP: 0.374, SLG: 0.435		2-1 L3		1-1 F8		1-2 F7		2-2 G4-6-3 1B		4 0 1 0 0 0 1																		
<b>Bill Doran, S</b> (1, 4) OBP: 0.329, SLG: 0.385		1-2 P3			3-3 K		1-1 G6-3 S 1B		0-2 G4-6-3	4 0 1 0 0 1 2																		
<b>Dave Martinez, L</b> (1, 8) OBP: 0.323, SLG: 0.337			2-0 F8		1-0 P2		3-2 F7		1-0 G4-3	4 0 0 0 0 0 2																		
<b>Joe Oliver, R</b> (1, 2) OBP: 0.293, SLG: 0.345			0-0 P6		0-1 1B		1-1 G6-3			3 0 1 0 0 0 1																		
<b>Greg Swindell, L</b> (1, 1) OBP: 0.163, SLG: 0.195 <b>Rob Dibble, L</b> (8, 1) OBP: 1.000, SLG: 1.000			1-3 K		0-0 F8		2-0 L7			3 0 0 0 0 1 2 0 0 0 0 0 0 0																		
<b>Inning Stats</b>	R: 0 E: 0 K: 0 S: 5	H: 0 LOB: 0 BB: 0 P: 7	R: 0 E: 0 K: 1 S: 9	H: 0 LOB: 0 BB: 0 P: 13	R: 0 E: 0 K: 1 S: 5	H: 0 LOB: 0 BB: 0 P: 8	R: 2 E: 0 K: 1 S: 10	H: 2 LOB: 0 BB: 0 P: 13	R: 0 E: 0 K: 1 S: 7	H: 1 LOB: 1 BB: 0 P: 11	R: 1 E: 0 K: 1 S: 10	H: 1 LOB: 1 BB: 1 P: 20	R: 0 E: 0 K: 0 S: 9	H: 1 LOB: 1 BB: 0 P: 16	R: 0 E: 0 K: 0 S: 5	H: 0 LOB: 0 BB: 1 P: 10	R: 0 E: 0 K: 0 S: 8	H: 2 LOB: 1 BB: 0 P: 11	1B: 5 2B: 2 3B: 0 HR: 0	SF: 0 SAC: 0 DP: 1 HBP: 0	WP: 0 PB: 2 SB: 3 CS: 1	PA: 34						
<b>PITCHER</b>	IP WLS BF H R ER SO BB IBB HBP BLK WP HR S P ERA WHIP																											
<b>Pete Harnisch, R</b> (1, 1) ERA: 4.02	7.0		27	5	3	2	5	1	0	0	0	0	0	0	55	88	2.57	0.857										
<b>Al Osuna, L</b> (8, 1) ERA: 3.77	1.0	W	3	0	0	0	0	1	0	0	0	0	0	5	10	0.00	1.000											
<b>Doug Jones, R</b> (9, 1) ERA: 2.09	1.0	S	4	2	0	0	0	0	0	0	0	0	0	8	11	0.00	2.000											

livebaseballscorecards.com

<b>AB</b>	32
<b>R</b>	3
<b>H</b>	7
<b>RBI</b>	2
<b>BB</b>	2
<b>SO</b>	5
<b>LOB</b>	12







Batter	1	2	3	4	5	6	7	8	9	AB R H RBI BB SO LOB	TOP											
<b>Bip Roberts, S</b> OBP: 0.374, SLG: 0.379 (1, 7) F X (7, 8)	0-1 F8-2 2B		0-0 L5			2-0 G6-3 1B		0-3 K		4 0 2 0 0 1 1												
<b>Barry Larkin, R</b> OBP: 0.321, SLG: 0.364 (1, 6) B B C C C X	3-3 K			2-0 G5-3		3-2 F9		2-1 L6		4 0 0 0 0 1 3												
<b>Hal Morris, L</b> OBP: 0.407, SLG: 0.456 (1, 3) C C C C C X B B B B X	1-2 F8-2 2-H			2-0 G6-4-3 1B		3-1 G6-3		1-3 K		4 0 1 1 0 1 2												
<b>Chris Sabo, R</b> OBP: 0.311, SLG: 0.444 (1, 5) C B B B X		2-1 G5-3		2-1 G6-4-3 1-2f		3-2 F7			0-0 P6	4 0 0 0 0 0 2												
<b>Paul O'Neill, L</b> OBP: 0.372, SLG: 0.432 (1, 9) X		0-0 L6			0-0 G1-3				0-0 1B	4 0 1 0 0 1 0												
<b>Bill Doran, S</b> OBP: 0.332, SLG: 0.381 (1, 4) B C C X		1-1 G3			4-1 FC3-6 BB				1-0 F7	2 0 0 0 2 0 1												
<b>Dave Martinez, L</b> OBP: 0.325, SLG: 0.335 (1, 8) <b>Glenn Braggs, R</b> OBP: 0.333, SLG: 0.333 (7, PH) (7, 7)			4-0 SH5-4 BB		2-2 FC3-6 1-2f		3-2 F7		1-3 K	1 0 0 0 1 0 1 2 0 0 0 0 1 2												
<b>Joe Oliver, R</b> OBP: 0.293, SLG: 0.345 (1, 2) C 1 SAFE 1 SAFE F B S		1-3 K		2-2 G4-3		0-0 1B				3 0 1 0 0 1 2												
<b>Chris Hammond, L</b> OBP: 0.357, SLG: 0.391 (1, 1) <b>Billy Hatcher, R</b> OBP: 0.326, SLG: 0.398 (7, PH) <b>Scott Ruskin, R</b> (7, 1) <b>Dwayne Henry, R</b> OBP: 0.250, SLG: 0.250 (7, 1) <b>Tony Menendez, R</b> (8, 1)		0-0 SH5-4		4-2 F9 G6-3 1B BB		1-0 L7				0 1 0 0 1 0 0 1 0 0 0 0 0 2 0												
<b>Inning Stats</b>	R: 0 E: 0 K: 1 S: 10	H: 1 LOB: 0 BB: 0 P: 14	R: 0 E: 0 K: 0 S: 5	H: 0 LOB: 0 BB: 0 P: 8	R: 0 E: 0 K: 1 S: 5	H: 0 LOB: 1 BB: 1 P: 10	R: 0 E: 0 K: 0 S: 9	H: 1 LOB: 0 BB: 0 P: 10	R: 0 E: 0 K: 0 S: 9	H: 0 LOB: 1 BB: 1 P: 16	R: 1 E: 0 K: 0 S: 11	H: 1 LOB: 1 BB: 1 P: 26	R: 0 E: 0 K: 1 S: 12	H: 1 LOB: 2 BB: 1 P: 23	R: 0 E: 0 K: 2 S: 9	H: 0 LOB: 0 BB: 0 P: 12	R: 0 E: 0 K: 1 S: 6	H: 1 LOB: 1 BB: 0 P: 8	1B: 4 2B: 2 3B: 0 HR: 0	SF: 0 SAC: 1 DP: 2 HBP: 0	WP: 0 PB: 0 SB: 1 CS: 0	PA: 34
<b>PITCHER</b>	IP WLS BF H R ER SO BB IBB HBP BLK WP HR S P ERA WHIP																					
<b>Jimmy Jones, R</b> ERA: 4.22 (1, 1)	5.0 W 19 3 1 1 2 3 0 0 0 0 0 0 37 67 1.80 1.200																					
<b>Rob Murphy, L</b> ERA: 3.24 (6, 1)	1.1 5 0 0 0 1 1 0 0 0 0 0 0 12 28 0.00 0.750																					
<b>Xavier Hernandez, R</b> ERA: 2.29 (7, 1)	2.2 S 10 2 0 0 3 0 0 0 0 0 0 0 23 32 0.00 0.750																					

Cincinnati Reds @ Houston Astros  
Astrodome, Houston, TX  
Tue Jun 30 1992, 8:05 PM EDT  
Att. 22,202 - Dome - 70 F

livebaseballscorecards.com

AB	29
R	1
H	5
RBI	1
BB	4
SO	6
LOB	16



Batter	1	2	3	4	5	6	7	8	9
<b>Craig Biggio, R</b> OBP: 0.379, SLG: 0.404 (1, 4)	3-3 K		4-2 SF9 1-2 BB		0-0 L9		2-1 5 1B 1B		
<b>Steve Finley, L</b> OBP: 0.332, SLG: 0.422 (1, 8)	1-0 G4-3		0-0 SF9 1-2 2-3 3-H		2-1 5 FC6-4 1B		0-1 WP 1B		
<b>Ken Caminiti, S</b> OBP: 0.385, SLG: 0.476 (1, 5)	2-3 K		2-3 K		1-0 F9		0-3 K		
<b>5 Jeff Bagwell, R</b> OBP: 0.354, SLG: 0.404 (1, 3)		1-0 F9		4-1 1B BB	0-1 FC6-4		0-0 WP 1B		
<b>Eric Anthony, L</b> OBP: 0.315, SLG: 0.422 (1, 9)		2-1 F9		2-2 F8		0-0 1B SH1-4	3-3 K		
<b>Gerald Young, S</b> (7, PR) (8, 9)							1-3 2-H		
<b>Casey Candaele, S</b> OBP: 0.251, SLG: 0.243 (1, 6)		2-1 G1-5-3		4-1 1B BB		1-0 SH1-4	3-1 L9		
<b>Luis Gonzalez, L</b> OBP: 0.273, SLG: 0.384 (1, 7)			0-0 E1 1B SF9		3-3 K	3-1 CS 1B		2-3 K	
<b>Xavier Hernandez, L</b> (7, 1)									
<b>Scott Servais, R</b> OBP: 0.257, SLG: 0.263 (1, 2)			0-1 SF9 BB 1B	0-1 1B		2-1 G1-3		3-3 K	
<b>Jimmy Jones, R</b> OBP: 0.286, SLG: 0.211 (1, 1)			0-3 K	0-0 G5-3			2-3 K	3-3 K	
<b>Rob Murphy, L</b> (6, 1)									
<b>Pete Incaviglia, R</b> OBP: 0.310, SLG: 0.408 (7, 7)									
<b>Chris Jones, R</b> OBP: 0.290, SLG: 0.327 (9, 7)									

Inning Stats	R: 0	H: 0	E: 0	LOB: 0	K: 2	S: 9	P: 15
	R: 0	H: 0	E: 0	LOB: 0	K: 0	S: 5	P: 10
	R: 1	H: 2	E: 1	LOB: 2	K: 2	S: 12	P: 18
	R: 1	H: 1	E: 0	LOB: 2	K: 1	S: 11	P: 24
	R: 0	H: 1	E: 0	LOB: 1	K: 0	S: 6	P: 9
	R: 1	H: 2	E: 0	LOB: 0	K: 0	S: 6	P: 12
	R: 2	H: 3	E: 0	LOB: 3	K: 3	S: 18	P: 27
	R: 0	H: 0	E: 0	LOB: 0	K: 3	S: 12	P: 20

PITCHER	IP	WLS	BF	H	R	ER	SO	BB	IBB	HBP	BLK	WP	HR	S	P	ERA	WHIP
<b>Chris Hammond, L</b> ERA: 3.69 (1, 1)	6.0	L	26	6	3	3	5	3	0	0	0	0	0	49	88	4.50	1.500
<b>Scott Ruskin, L</b> ERA: 6.46 (7, 1)	0.2		4	2	2	2	2	0	0	0	0	0	0	11	15	27.00	3.000
<b>Dwayne Henry, R</b> ERA: 2.89 (7, 1)	0.1		3	1	0	0	1	0	0	0	0	1	0	7	12	0.00	3.000
<b>Tony Menendez, R</b> ERA: 2.45 (8, 1)	1.0		3	0	0	0	3	0	0	0	0	0	0	12	20	0.00	0.000

**BOTTOM**

**Cincinnati Reds @ Houston Astros**  
Astrodome, Houston, TX

Tue Jun 30 1992, 8:05 PM EDT  
Att: 22,202 - Dome - 70 F

AB	R	H	RBI	BB	SO	LOB
3	1	1	0	1	1	0
3	1	2	1	0	0	0
4	0	0	0	0	3	5
3	1	1	1	1	0	1
4	1	1	0	0	1	2
0	0	0	0	0	0	0
2	0	0	0	1	0	2
3	1	2	1	0	1	2
1	0	0	0	0	1	0
4	0	2	1	0	1	1
2	0	0	0	0	1	4
0	0	0	0	0	0	0
2	0	0	0	0	2	0
0	0	0	0	0	0	0

AB	31
R	5
H	9
RBI	4
BB	3
SO	11
LOB	17

livebaseballscorecards.com



WP	PA
1	36
0	
1	
1	





Batter	1	2	3	4	5	6	7	8	9	AB	R	H	RBI	BB	SO	LOB
<b>Craig Biggio, R</b> OBP: 0.384, SLG: 0.414 (1, 4)	2-1 1B 3B	4-0 G6-4-3 IBB			1-1 G4-3 1B		3-2 F8			3	1	2	0	1	0	1
<b>Steve Finley, L</b> OBP: 0.331, SLG: 0.420 (1, 8)	1-0 5 WP 5 SF9 1B	2-1 G6-4-3 1-2f			1-1 L7			1-2 G4-3		4	1	1	1	0	0	4
<b>Ken Caminiti, S</b> OBP: 0.382, SLG: 0.471 (1, 5)	2-1 G4-3 5 WP 1B		1-2 F9		1-1 G4-3 1-2			0-3 K		4	0	1	0	0	1	1
<b>5 Jeff Bagwell, R</b> OBP: 0.352, SLG: 0.403 (1, 3)	1-2 SF9 1-2 2-H		0-0 1B		3-2 F9			0-3 K		3	0	1	1	0	1	0
<b>Eric Anthony, L</b> OBP: 0.314, SLG: 0.435 (1, 9)	0-1 G4-3 2-3		3-1 F8		0-0 G3			0-0 HR		4	1	1	1	0	0	2
<b>Casey Candaele, S</b> OBP: 0.247, SLG: 0.239 (1, 6)	2-2 F7		3-1 G6-3		2-1 F9					3	0	0	0	0	0	2
<b>Luis Gonzalez, L</b> OBP: 0.274, SLG: 0.380 (1, 7)		4-0 SH5-4 1B BB			3-3 K			2-3 K		2	0	0	0	1	2	0
<b>Scott Servais, R</b> OBP: 0.269, SLG: 0.267 (1, 2)		0-1 SH5-4 1B			4-2 B1-6-4 BB			1-2 G6-3		2	0	1	0	1	0	0
<b>Scooter Tucker, R</b> OBP: 0.265, SLG: 0.138 (8, 2)		1-2 1B			0-1 B1-6-4 BB			4-2 BB		0	0	0	0	0	0	0
<b>Butch Henry, L</b> OBP: 0.160, SLG: 0.280 (1, 1)		0-1 SH5-4			0-1 B1-6-4					1	0	0	0	0	0	1
<b>Joe Boever, R</b> (6, 1)		1-2 2-3			1-2f					0	0	0	0	0	0	0
<b>Al Osuna, R</b> (7, 1)										0	0	0	0	0	0	0
<b>Pete Incaviglia, R</b> OBP: 0.313, SLG: 0.408 (7, PH)										0	0	0	0	1	0	0
<b>Doug Jones, R</b> (8, 1)										0	0	0	0	0	0	0

Inning Stats	R: 2	H: 3	E: 0	K: 0	S: 13	H: 3	LOB: 1	BB: 21	P: 21	R: 0	H: 1	E: 0	K: 0	S: 6	H: 1	LOB: 2	BB: 2	P: 16	R: 0	H: 1	E: 0	K: 0	S: 10	H: 0	LOB: 0	BB: 0	P: 15	R: 0	H: 0	E: 0	K: 1	S: 8	H: 1	LOB: 0	BB: 0	P: 9	R: 0	H: 0	E: 0	K: 0	S: 8	H: 0	LOB: 0	BB: 0	P: 13	R: 0	H: 0	E: 0	K: 1	S: 11	H: 0	LOB: 1	BB: 1	P: 21	R: 0	H: 0	E: 0	K: 2	S: 10	H: 0	LOB: 0	BB: 0	P: 11	R: 1	H: 1	E: 0	K: 0	S: 1	H: 1	LOB: 0	BB: 0	P: 1	1B: 5	SF: 1	2B: 0	SAC: 1	3B: 1	DP: 2	HR: 1	HBP: 0	WP: 1	PA: 32
--------------	------	------	------	------	-------	------	--------	--------	-------	------	------	------	------	------	------	--------	-------	-------	------	------	------	------	-------	------	--------	-------	-------	------	------	------	------	------	------	--------	-------	------	------	------	------	------	------	------	--------	-------	-------	------	------	------	------	-------	------	--------	-------	-------	------	------	------	------	-------	------	--------	-------	-------	------	------	------	------	------	------	--------	-------	------	-------	-------	-------	--------	-------	-------	-------	--------	-------	--------

PITCHER	IP	WLS	BF	H	R	ER	SO	BB	IBB	HBP	BLK	WP	HR	S	P	ERA	WHIP
<b>Tom Browning, L</b> ERA: 5.07 (1, 1)	5.0		21	6	2	2	1	2	1	0	0	1	0	43	77	3.60	1.600
<b>Scott Ruskin, L</b> ERA: 6.04 (6, 1)	1.2		5	0	0	0	1	0	0	0	0	0	0	14	22	0.00	0.000
<b>Scott Bankhead, R</b> ERA: 2.29 (7, 1)	1.1	L	6	1	1	1	2	1	0	0	0	0	1	16	24	6.75	1.500

**BOTTOM**

**Cincinnati Reds @ Houston Astros**  
Astrodome, Houston, TX  
Wed Jul 01 1992, 4:33 AM EDT  
Att: 22,124 - Dome - 70 F

<b>AB</b>	<b>26</b>
<b>R</b>	<b>3</b>
<b>H</b>	<b>7</b>
<b>RBI</b>	<b>3</b>
<b>BB</b>	<b>4</b>
<b>SO</b>	<b>4</b>
<b>LOB</b>	<b>11</b>



PITCHER	IP	WLS	BF	H	R	ER	SO	BB	IBB	HBP	BLK	WP	HR	S	P	ERA	WHIP
<b>Tom Browning, L</b> ERA: 5.07 (1, 1)	5.0		21	6	2	2	1	2	1	0	0	1	0	43	77	3.60	1.600
<b>Scott Ruskin, L</b> ERA: 6.04 (6, 1)	1.2		5	0	0	0	1	0	0	0	0	0	0	14	22	0.00	0.000
<b>Scott Bankhead, R</b> ERA: 2.29 (7, 1)	1.1	L	6	1	1	1	2	1	0	0	0	0	1	16	24	6.75	1.500



Batter	1	2	3	4	5	6	7	8	9	AB R H RBI BB SO LOB	TOP		
<b>Bip Roberts, S</b> (1, 4) OBP: 0.373, SLG: 0.376 <b>Jeff Branson, L</b> (5, 4) OBP: 0.250, SLG: 0.389	0-0 G1-3		4-2 1B BB		1-3 K		2-1 G6-3		0-0 2-H 1B	2 1 0 0 1 1 0 2 0 1 0 0 0 0			
<b>Dave Martinez, L</b> (1, 8) OBP: 0.329, SLG: 0.339	0-1 F8		0-1 CS 1B 1-H		1-2 G1-3		3-2 PO 1B			4 0 2 1 0 0 0			
<b>Barry Larkin, R</b> (1, 6) OBP: 0.337, SLG: 0.381	1-2 S 1B		4-0 1-2 BB		0-1 1B 1B		1-1 PO 1-2	2-2 1B		3 0 3 0 1 0 0			
<b>Paul O'Neill, L</b> (1, 9) OBP: 0.375, SLG: 0.431	4-0 1-2 BB		2-2 F7		0-0 1-3 1B		1-3 K	1-3 K		3 0 1 0 1 1 2			
<b>Hal Morris, L</b> (1, 3) OBP: 0.398, SLG: 0.440	0-0 G3-1			4-2 1B FC5-2-5 BB	3-3 K		1-3 K	1-3 K		3 0 0 0 1 2 5			
<b>Chris Sabo, R</b> (1, 5) OBP: 0.321, SLG: 0.449		1-1 F9		3-1 FC5-2-5 1-3 G5-3 1B		0-0 CS S 1B		2-2 P4		4 1 2 0 0 0 1			
<b>Reggie Sanders, R</b> (1, 7) OBP: 0.330, SLG: 0.423		0-3 K		0-0 FC5-2-5 1-3 3-H	3-3 K	1-2 K		2-3 K		4 0 0 0 0 3 3			
<b>Joe Oliver, R</b> (1, 2) OBP: 0.293, SLG: 0.340		3-2 G4-3		0-0 G5-3		0-1 F7		4-2 SH3-4 1B BB		3 0 0 1 1 0 2			
<b>Jose Rijo, R</b> (1, 1) OBP: 0.233, SLG: 0.300 <b>Norm Charlton, S</b> (8, 1) OBP: 0.500, SLG: 0.500			0-0 G5-3	2-1 G4-3		0-1 G4-3		0-0 SH3-4		3 0 0 0 0 0 1 0 0 0 0 0 0 0			
<b>Inning Stats</b>	R: 0 E: 0 K: 0 S: 8 H: 1 LOB: 2 BB: 1 P: 13	R: 0 E: 0 K: 1 S: 10 H: 0 LOB: 0 BB: 0 P: 14	R: 1 E: 0 K: 0 S: 10 H: 1 LOB: 1 BB: 2 P: 19	R: 1 E: 0 K: 0 S: 9 H: 1 LOB: 1 BB: 1 P: 18	R: 0 E: 0 K: 2 S: 12 H: 2 LOB: 2 BB: 0 P: 17	R: 0 E: 0 K: 1 S: 6 H: 1 LOB: 0 BB: 0 P: 9	R: 0 E: 0 K: 0 S: 8 H: 1 LOB: 0 BB: 0 P: 14	R: 0 E: 0 K: 2 S: 13 H: 1 LOB: 1 BB: 0 P: 19	R: 0 E: 0 K: 1 S: 10 H: 1 LOB: 2 BB: 1 P: 16	1B: 9 2B: 0 3B: 0 HR: 0 SF: 0 SAC: 1 DP: 0 HBP: 0	WP: 0 PB: 0 SB: 3 CS: 2 PA: 38		
<b>PITCHER</b>	IP WLS BF H R ER SO BB IBB HBP BLK WP HR S P ERA WHIP											<b>PITCHER</b>	IP WLS BF H R ER SO BB IBB HBP BLK WP HR S P ERA WHIP
<b>Jeff Robinson, R</b> (1, 1) ERA: 4.5	4.2 L 22 5 2 2 2 4 0 0 0 0 0 0 46 75 3.86 1.929												
<b>Denny Neagle, L</b> (5, 1) ERA: 5.33	0.1 1 0 0 0 1 0 0 0 0 0 0 0 3 6 0.00 0.000												
<b>Bob Walk, R</b> (6, 1) ERA: 3.5	2.0 6 2 0 0 1 0 0 0 0 0 0 0 14 23 0.00 1.000												
<b>Bob Patterson, L</b> (8, 1) ERA: 2.32	1.0 4 1 0 0 2 0 0 0 0 0 0 0 13 19 0.00 1.000												
<b>Stan Belinda, R</b> (9, 1) ERA: 2.73	1.0 4 1 0 0 1 1 0 0 0 0 0 0 10 16 0.00 2.000												

Cincinnati Reds @ Pittsburgh Pirates  
Three Rivers Stadium, Pittsburgh, PA

Thu Jul 02 1992, 7:05 PM EDT  
Att. 19,445 - Overcast - 83 F

livebaseballscorecards.com

AB 31  
R 2  
H 9  
RBI 2  
BB 5  
SO 7  
LOB 14









Batter	1	2	3	4	5	6	7	8	9	AB	R	H	RBI	BB	SO	LOB
Gary Varsho, L (1, 7) OBP: 0.260, SLG: 0.364 Jerry Don Gleaton, L (7, 1) Gary Redus, R (9, PH) OBP: 0.311, SLG: 0.250	4-2 F8-2 BB	0-0 G6-3			1-0 1B SF7	2-3 K			0-0 P3	3	1	1	0	1	1	6
Jay Bell, R (1, 6) OBP: 0.340, SLG: 0.348	2-2 2B		1-3 K		0-1 1B SF7		0-1 HR 2B		3-2 G4-3	5	1	3	0	0	1	0
Andy Van Slyke, L (1, 8) OBP: 0.418, SLG: 0.502	3-1 F8-2		2-1 1B		0-0 SF7		0-0 HR		2-2 G5-3	4	1	2	3	0	0	2
Orlando Merced, S (1, 3) OBP: 0.330, SLG: 0.403	2-1 F8		1-3 K		0-1 F8		1-3 K			4	0	0	0	0	2	3
Dave Clark, L (1, 9) OBP: 0.290, SLG: 0.407 John Wehner, R (7, PH) OBP: 0.300, SLG: 0.231		1-1 G4-3	1 SAFE F8			1-1 FC6-4 1B	1-2 G5-3			3	0	1	0	0	0	1
Steve Buechele, R (1, 5) OBP: 0.334, SLG: 0.394		1-2 1B FC5-2 1B		1-0 G6-3		1-3 K	0-3 K			4	0	1	0	0	2	1
Michael LaValliere, L (1, 2) OBP: 0.339, SLG: 0.310		1 SAFE 0-0 FC5-2 1B		0-1 G3		1-1 FC6-4 1B		2-2 F8		4	0	2	0	0	0	0
Jose Lind, R (1, 4) OBP: 0.278, SLG: 0.286		1-0 FC5-2 1B		0-1 F7		0-1 FC6-4 BB		2-2 G5-3		4	0	1	0	0	0	2
Randy Tomlin, L (1, 1) OBP: 0.229, SLG: 0.156 Cecil Espy, S (6, PH) OBP: 0.312, SLG: 0.341		2-2 FC5-2			0-0 G1-3	4-2 BB		3-2 G3-1		2	0	0	0	0	0	3
		1-2 2-3 3-H								1	0	0	0	1	0	0

Inning Stats	R: 0	H: 1	E: 0	K: 0	S: 13	H: 1	LOB: 1	BB: 1	P: 24	R: 0	H: 3	E: 0	K: 0	S: 11	H: 3	LOB: 3	BB: 0	P: 16	R: 0	H: 1	E: 0	K: 2	S: 9	H: 0	LOB: 0	BB: 0	P: 13	R: 0	H: 0	E: 0	K: 0	S: 5	R: 1	H: 2	E: 0	K: 0	S: 7	H: 2	LOB: 3	BB: 1	P: 23	R: 2	H: 2	E: 0	K: 2	S: 13	H: 0	LOB: 0	BB: 0	P: 15	R: 0	H: 0	E: 0	K: 0	S: 9	H: 0	LOB: 0	BB: 0	P: 16	R: 0	H: 0	E: 0	K: 0	S: 12	H: 0	LOB: 0	BB: 0	P: 17	1B: 8	SF: 1	2B: 3	SAC: 0	3B: 0	DP: 1	HR: 1	HBP: 0	WP: 0	PA: 39
--------------	------	------	------	------	-------	------	--------	-------	-------	------	------	------	------	-------	------	--------	-------	-------	------	------	------	------	------	------	--------	-------	-------	------	------	------	------	------	------	------	------	------	------	------	--------	-------	-------	------	------	------	------	-------	------	--------	-------	-------	------	------	------	------	------	------	--------	-------	-------	------	------	------	------	-------	------	--------	-------	-------	-------	-------	-------	--------	-------	-------	-------	--------	-------	--------

PITCHER	IP	WLS	BF	H	R	ER	SO	BB	IBB	HBP	BLK	WP	HR	S	P	ERA	WHIP
Tim Belcher, R (1, 1) ERA: 3.45	6.0		29	10	2	2	4	2	0	0	0	0	0	61	92	3.00	2.000
Scott Ruskin, L (7, 1) ERA: 6.31	0.1		2	1	1	1	1	0	0	0	0	0	1	4	5	27.00	3.000
Scott Bankhead, R (7, 1) ERA: 2.19	1.2		5	0	0	0	1	0	0	0	0	0	0	16	24	0.00	0.000
Rob Dibble, R (9, 1) ERA: 4.28	1.0		3	0	0	0	0	0	0	0	0	0	0	12	17	0.00	0.000

BOTTOM

Cincinnati Reds @ Pittsburgh Pirates  
Three Rivers Stadium, Pittsburgh, PA

Fri Jul 03 1992, 7:05 PM EDT  
Att. 29,870 - Cloudy - 84 F

livebaseballscorecards.com

AB	36
R	3
H	11
RBI	3
BB	2
SO	6
LOB	18





Batter	1	2	3	4	5	6	7	8	9	AB R H RBI BB SO LOB	TOP		
<b>Bip Roberts, S</b> (1, 7) OBP: 0.377, SLG: 0.376	3-2 F8		1-0 G4-3		4-1 2B 2-5-2 BB	1-1 E8 WP 1B		4-2 BB BB		3 0 1 2 2 0 0	<b>Cincinnati Reds @ Pittsburgh Pirates</b> Three Rivers Stadium, Pittsburgh, PA Sat Jul 04 1992, 3:33 AM EDT Att. 21,507 - Cloudy - 77 F		
<b>Dave Martinez, L</b> (1, 8) OBP: 0.324, SLG: 0.339	1-2 P5		1-3 K		1-3 K	3-3 K		0-3 K		5 0 0 0 0 4 5			
<b>Barry Larkin, R</b> (1, 6) OBP: 0.347, SLG: 0.402	2-2 P9		0-0 G6-3		2-1 2B 1-3 2-H		1-2 G5-3	4-2 BB		4 0 1 1 1 0 0			
<b>Paul O'Neill, L</b> (1, 9) OBP: 0.369, SLG: 0.424 <b>Glenn Braggs, R</b> (8, PH) OBP: 0.321, SLG: 0.311 (8, 9)		1-2 G6-3		0-0 G1-3	0-1 F8		2-3 K	1-0 F7		4 0 0 0 0 1 2 1 0 0 0 0 0 3			
<b>Hal Morris, L</b> (1, 3) OBP: 0.418, SLG: 0.448		4-1 1B 1B BB		1-1 WP 1B	1-0 2-5-2 3-H	4-2 2B 1B BB	4-2 E BB	0-0 1B G4-3 1B		2 2 2 0 3 0 0			
<b>Chris Sabo, R</b> (1, 5) OBP: 0.324, SLG: 0.457		1-1 1B 1B		4-0 1-2 BB		1 SAFE 2-3 SAFE SAFE SAFE	1-1 E6 1-3	0-1 P7		4 0 1 0 1 1 3			
<b>Bill Doran, S</b> (1, 4) OBP: 0.329, SLG: 0.382 <b>Jeff Branson, L</b> (7, 4) OBP: 0.238, SLG: 0.368		1-3 K		1-1 P6		0-0 1B 2B	1-3 K	1-0 G4-3		4 1 1 0 0 2 6 1 0 0 0 0 0 1			
<b>Joe Oliver, R</b> (1, 2) OBP: 0.307, SLG: 0.355		2-2 1B 1-3 3-H		0-1 F7		4-0 E 1B WP IBB		0-1 BB BLK 1B	1-0 1B	4 1 3 1 1 0 2			
<b>Greg Swindell, L</b> (1, 1) OBP: 0.167, SLG: 0.196	1-0 P4				0-1 BB 2B 1B	0-3 K		0-3 K	2-2 G3	5 1 1 0 0 2 8			
<b>Inning Stats</b>	R: 0 E: 0 K: 0 S: 9 H: 0 LOB: 0 BB: 0 P: 15	R: 1 E: 0 K: 1 S: 15 H: 2 LOB: 2 BB: 1 P: 25	R: 0 E: 0 K: 1 S: 5 H: 0 LOB: 0 BB: 0 P: 7	R: 0 E: 0 K: 0 S: 7 H: 1 LOB: 2 BB: 1 P: 13	R: 1 E: 0 K: 1 S: 10 H: 2 LOB: 2 BB: 1 P: 18	R: 3 E: 1 K: 3 S: 19 H: 2 LOB: 1 BB: 2 P: 33	R: 0 E: 1 K: 2 S: 14 H: 0 LOB: 2 BB: 1 P: 23	R: 0 E: 0 K: 2 S: 14 H: 1 LOB: 3 BB: 2 P: 23	R: 0 E: 0 K: 0 S: 9 H: 2 LOB: 2 BB: 0 P: 12	1B: 8 2B: 2 3B: 0 HR: 0 SF: 0 SAC: 0 DP: 0 HBP: 0		WP: 2 PB: 0 SB: 0 CS: 0 PA: 45	
<b>PITCHER</b>	IP WLS BF H R ER SO BB IBB HBP BLK WP HR S P ERA WHIP											<b>PITCHER</b>	IP WLS BF H R ER SO BB IBB HBP BLK WP HR S P ERA WHIP
<b>Victor Cole, R</b> (1, 1) ERA: 4.98	4.1 L 21 5 2 2 3 3 0 0 0 1 0 44 75 4.15 1.846												
<b>Bob Patterson, L</b> (5, 1) ERA: 2.76	1.2 9 2 3 2 3 1 1 0 0 1 0 21 36 10.80 1.800												
<b>Denny Neagle, L</b> (7, 1) ERA: 5.15	1.2 10 1 0 0 4 3 0 0 1 0 0 27 44 0.00 2.400												
<b>Roger Mason, R</b> (8, 1) ERA: 3.38	0.1 1 0 0 0 0 0 0 0 0 0 0 1 2 0.00 0.000												
<b>Bob Walk, R</b> (9, 1) ERA: 3.42	1.0 5 2 0 0 0 0 0 0 0 0 0 9 12 0.00 2.000												

livebaseballscorecards.com

AB	37
R	5
H	10
RBI	4
BB	8
SO	10
LOB	30







Batter	1	2	3	4	5	6	7	8	9	AB R H RBI BB SO LOB	TOP	
<b>Bip Roberts, S</b> (1, 7) OBP: 0.374, SLG: 0.373 <b>Troy Afenir, R</b> (9, 2) OBP: 0.306, SLG: 0.355	1-3 		1-0 		1-0 			0-2 	1-3 	5 1 1 0 0 2 5 0 0 0 0 0 0 0		
<b>Dave Martinez, L</b> (1, 8) OBP: 0.321, SLG: 0.340	1-3 		3-2 		0-0 			1-2 	1-0 	5 1 1 0 0 1 4		
<b>Barry Larkin, R</b> (1, 6) OBP: 0.353, SLG: 0.413	2-1 			0-1 			0-2 	4-0 		3 0 2 0 1 0 0		
<b>Paul O'Neill, L</b> (1, 9) OBP: 0.367, SLG: 0.420	0-0 			1-2 			4-2 	1-1 		2 0 0 1 1 0 1		
<b>Hal Morris, L</b> (1, 3) OBP: 0.420, SLG: 0.446			1-1 		3-2 		1-2 	4-2 		3 0 1 0 1 0 2		
<b>Chris Sabo, R</b> (1, 5) OBP: 0.319, SLG: 0.451			1-1 		3-2 		0-0 	3-2 		3 0 0 1 0 0 2		
<b>Jeff Branson, L</b> (1, 4) OBP: 0.280, SLG: 0.391 <b>Norm Charlton, S</b> (8, 1) OBP: 0.500, SLG: 0.500			0-0 				1-1 	0-2 		4 0 2 0 0 0 2 0 0 0 0 0 0 0		
<b>Joe Oliver, R</b> (1, 2) OBP: 0.314, SLG: 0.367 <b>Reggie Sanders, R</b> (9, PR) OBP: 0.336, SLG: 0.447 (9, 7)			0-1 		2-1 		1-1 	0-1 		4 0 3 0 0 0 1 0 0 0 0 0 0 0		
<b>Chris Hammond, L</b> (1, 1) OBP: 0.367, SLG: 0.375 <b>Glenn Braggs, R</b> (7, PH) OBP: 0.319, SLG: 0.308 <b>Tony Menendez, R</b> (7, 1) <b>Freddie Benavides, R</b> (8, 4) OBP: 0.269, SLG: 0.327			1-2 		4-2 		1-1 	0-3 		1 0 0 0 1 0 1 1 0 0 0 0 0 1 0 0 0 0 0 0 0 1 0 0 0 0 1 1		
<b>Inning Stats</b>	R: 0 H: 1 E: 0 LOB: 1 K: 2 BB: 0 S: 9 P: 13	R: 0 H: 0 E: 0 LOB: 0 K: 0 BB: 0 S: 5 P: 7	R: 0 H: 1 E: 0 LOB: 1 K: 0 BB: 0 S: 10 P: 15	R: 0 H: 1 E: 0 LOB: 1 K: 0 BB: 0 S: 11 P: 18	R: 0 H: 2 E: 0 LOB: 2 K: 0 BB: 1 S: 10 P: 18	R: 0 H: 1 E: 0 LOB: 1 K: 0 BB: 1 S: 10 P: 15	R: 0 H: 1 E: 0 LOB: 0 K: 0 BB: 0 S: 8 P: 13	R: 2 H: 2 E: 0 LOB: 2 K: 0 BB: 2 S: 23 P: 36	R: 0 H: 1 E: 0 LOB: 1 K: 2 BB: 0 S: 9 P: 11	1B: 7 SF: 2 2B: 3 SAC: 0 3B: 1 DP: 3 HR: 0 HBP: 0	WP: 0 PA: 38 PB: 0 SB: 1 CS: 0	
<b>PITCHER</b> <b>Doug Drabek, R</b> (1, 1) ERA: 2.95 <b>Stan Belinda, R</b> (9, 1) ERA: 2.65	IP WLS BF H R ER SO BB IBB HBP BLK WP HR S P ERA WHIP	8.0 L 34 9 2 2 2 3 1 0 0 0 0 0 86 135 2.25 1.500	1.0 4 1 0 0 2 0 0 0 0 0 0 0 9 11 0.00 1.000	<b>PITCHER</b> IP WLS BF H R ER SO BB IBB HBP BLK WP HR S P ERA WHIP								

Cincinnati Reds @ Pittsburgh Pirates  
 Three Rivers Stadium, Pittsburgh, PA  
 Sun Jul 05 1992, 3:33 AM EDT  
 Att. 24,369 - Cloudy - 81 F

livebaseballscorecards.com

AB	32
R	2
H	10
RBI	2
BB	4
SO	4
LOB	20







Batter	1	2	3	4	5	6	7	8	9	AB R H RBI BB SO LOB	TOP											
<b>Bip Roberts, S</b> (1, 7) OBP: 0.372, SLG: 0.370	2-2 E6 1B	1-1 G4-3			1-0 G4-3		0-0 L9		1 SAFE 1-0 1B	5 1 1 1 0 0 0												
<b>Dave Martinez, L</b> (1, 8) OBP: 0.318, SLG: 0.337	0-1 L9	2-2 FC5-4 1B			2-2 G4-3		1-0 F7		1 SAFE 0-0 F8	5 0 1 0 0 0 2												
<b>Barry Larkin, R</b> (1, 6) OBP: 0.348, SLG: 0.406	2-0 FC 1B 2B	1-2 FC5-4			1-1 F8		1-3 K			4 1 0 0 0 1 2												
<b>Paul O'Neill, L</b> (1, 9) OBP: 0.366, SLG: 0.415	4-1 1B 2B				2-2 G3		1-2 E1 1B		1-3 K	3 2 0 0 1 1 0												
<b>Rob Dibble, L</b> (8, 1) OBP: 1.000, SLG: 1.000										0 0 0 0 0 0 0												
<b>Hal Morris, L</b> (1, 3) OBP: 0.421, SLG: 0.447	3-2 2B 1B				0-0 G6-3		1 SAFE 1-2 1B 1B		1-3 K	4 1 2 1 0 1 0												
<b>Chris Sabo, R</b> (1, 5) OBP: 0.313, SLG: 0.443	1-3 K				2-3 K		1-1 P3		1-3 K	4 0 0 0 0 3 5												
<b>Jeff Branson, L</b> (1, 4) OBP: 0.310, SLG: 0.423	2-1 2B				4-2 G5-4-3 BB		0-3 K		1-2 G6-3	3 0 1 3 1 1 2												
<b>Joe Oliver, R</b> (1, 2) OBP: 0.313, SLG: 0.365	0-2 G6-3				0-1 G5-4-3		2-1 1B		2-2 G4-3	4 0 1 1 0 0 2												
<b>Keith Brown, S</b> (1, 1)					1-3 K		0-3 K		4-0 1B BB	2 0 0 0 0 1 0												
<b>Scott Ruskin, R</b> (5, 1)										1 0 0 0 0 1 2												
<b>Scott Bankhead, R</b> (7, 1) OBP: 0.250, SLG: 0.250										0 0 0 0 0 0 0												
<b>Glenn Braggs, R</b> (8, 9) OBP: 0.324, SLG: 0.308										0 1 0 0 1 0 0												
<b>Inning Stats</b>	R: 4 E: 2 K: 1 S: 20	H: 2 LOB: 1 BB: 1 P: 33	R: 0 E: 0 K: 0 S: 9	H: 1 LOB: 1 BB: 0 P: 13	R: 0 E: 0 K: 1 S: 7	H: 0 LOB: 0 BB: 0 P: 11	R: 0 E: 0 K: 1 S: 8	H: 0 LOB: 0 BB: 1 P: 13	R: 0 E: 0 K: 0 S: 7	H: 0 LOB: 0 BB: 0 P: 11	R: 1 E: 1 K: 2 S: 16	H: 2 LOB: 2 BB: 0 P: 21	R: 0 E: 0 K: 1 S: 5	H: 0 LOB: 0 BB: 0 P: 7	R: 0 E: 0 K: 3 S: 9	H: 0 LOB: 0 BB: 0 P: 12	R: 1 E: 0 K: 0 S: 8	H: 1 LOB: 1 BB: 1 P: 16	1B: 5 2B: 1 3B: 0 HR: 0	SF: 0 SAC: 0 DP: 1 HBP: 0	WP: 1 PB: 0 SB: 0 CS: 0	PA: 38
<b>PITCHER</b>	IP WLS BF H R ER SO BB IBB HBP BLK WP HR S P ERA WHIP																					
<b>Mike Morgan, R</b> (1, 1) ERA: 2.77	6.0 L 27 5 5 0 5 2 0 0 0 0 0 0 67 102 0.00 1.167																					
<b>Chuck McElroy, L</b> (7, 1) ERA: 2.59	2.0 6 0 0 0 4 0 0 0 0 0 0 0 14 19 0.00 0.000																					
<b>Jeff Robinson, R</b> (9, 1) ERA: 2.1	1.0 5 1 1 1 0 1 0 0 0 1 0 8 16 9.00 2.000																					

Cincinnati Reds @ Chicago Cubs  
Wrigley Field, Chicago, IL  
Mon Jul 06 1992, 7:05 PM CDT  
Att. 33,309 - Cloudy - 70 F

livebaseballscorecards.com

AB 35  
R 6  
H 6  
RBI 6  
BB 3  
SO 9  
LOB 15



Batter	1	2	3	4	5	6	7	8	9	AB	R	H	RBI	BB	SO	LOB
Jose Vizcaino, S OBP: 0.244, SLG: 0.276 (1, 5) BB (9, 6)	4-0 FC6-4 BB		3-2 F9		0-2 F8	2-1 G5-3		1-0 E4 1-3 2-H		4	0	0	0	1	0	3
23 Ryne Sandberg, R OBP: 0.354, SLG: 0.475 (1, 4) C F C	0-3 K		0-1 E7 1B		0-1 L7		0-1 G5-3	0-2 G3-1		5	0	1	0	0	1	3
Mark Grace, L OBP: 0.416, SLG: 0.465 (1, 3) 1 SAFE 1 SAFE BB C C X	3-1 F7		3-3 K		2-1 BB 1B		0-1 F9		2-2 F7	5	0	1	0	0	1	2
Andre Dawson, R OBP: 0.317, SLG: 0.477 (1, 9) 1 SAFE BB C X	1-1 FC6-4 1-2f		0-2 G4-3		4-1 BB 1-2 BB		2-1 BB 2B		1-0 G4-3	4	0	1	0	1	0	2
Kal Daniels, L OBP: 0.336, SLG: 0.400 (1, 7)		4-1 BB G3-6-3		1-1 HR L7		0-0 L7		1-1 G4-3	4-0 BB	3	1	1	1	2	0	3
Rick Wilkins, L OBP: 0.353, SLG: 0.447 (1, 2)		1-2 G3-6-3 1-2f		1-1 FC1-6 1B		0-3 K		1-1 WP E 2B	2-3 K	5	1	2	0	0	2	2
Doug Dasenczo, S OBP: 0.272, SLG: 0.265 (1, 8)		3-2 BB 2B		0-3 K 1B		1-1 L7		4-0 E WP BB		3	0	1	0	1	1	1
Rey Sanchez, R OBP: 0.233, SLG: 0.317 Dwight Smith, L OBP: 0.283, SLG: 0.347 Doug Strange, S OBP: 0.265, SLG: 0.230 (1, 6) (8, PH) (9, 5)	4-0 BB		0-1 FC1-6 1-2f		0-1 BB 1B 1B		1-0 BB 1B	3-1 P5		2	0	1	0	1	0	1
Mike Morgan, R OBP: 0.132, SLG: 0.111 Hector Villanueva, R OBP: 0.231, SLG: 0.273 Chuck McElroy, L OBP: 0.750, SLG: 1.500 Derrick May, L OBP: 0.287, SLG: 0.345 Jeff Robinson, R (1, 1) (6, PH) (7, 1) (8, PH) (9, 1)	1-3 K		0-0 G4-3		3-2 BB 1B 1B		3-2 BB 1B	2-1 L7		1	0	1	0	0	0	0

Inning Stats	R: 0	H: 0	E: 0	K: 1	S: 7	H: 0	LOB: 1	BB: 1	P: 15	R: 0	H: 1	E: 0	K: 1	S: 11	H: 1	LOB: 2	BB: 2	P: 24	R: 0	H: 1	E: 1	K: 1	S: 11	R: 1	H: 2	E: 0	K: 1	S: 10	H: 1	LOB: 2	BB: 1	P: 15	R: 0	H: 2	E: 0	K: 0	S: 9	H: 2	LOB: 2	BB: 0	P: 18	R: 0	H: 1	E: 0	K: 0	S: 8	H: 1	LOB: 1	BB: 0	P: 11	R: 1	H: 1	E: 1	K: 0	S: 10	H: 1	LOB: 2	BB: 1	P: 21	R: 0	H: 0	E: 0	K: 1	S: 9	H: 0	LOB: 1	BB: 1	P: 18	1B: 5	SF: 0	2B: 3	SAC: 0	3B: 0	DP: 1	HR: 1	HBP: 0	WP: 1	PA: 42
--------------	------	------	------	------	------	------	--------	-------	-------	------	------	------	------	-------	------	--------	-------	-------	------	------	------	------	-------	------	------	------	------	-------	------	--------	-------	-------	------	------	------	------	------	------	--------	-------	-------	------	------	------	------	------	------	--------	-------	-------	------	------	------	------	-------	------	--------	-------	-------	------	------	------	------	------	------	--------	-------	-------	-------	-------	-------	--------	-------	-------	-------	--------	-------	--------

PITCHER	IP	WLS	BF	H	R	ER	SO	BB	IBB	HBP	BLK	WP	HR	S	P	ERA	WHIP
Keith Brown, R ERA: 1.93 (1, 1)	4.2		22	5	1	1	4	4	0	0	0	0	1	47	82	1.93	1.929
Scott Ruskin, L ERA: 6.0 (5, 1)	1.1	W	6	2	0	0	1	0	0	0	0	0	0	12	19	0.00	1.500
Scott Bankhead, R ERA: 2.09 (7, 1)	1.2		9	2	1	0	0	1	0	0	0	1	0	15	29	0.00	1.800
Rob Dibble, R ERA: 4.11 (8, 1)	1.1	S	5	0	0	0	1	1	0	0	0	0	0	12	21	0.00	0.750

**BOTTOM**

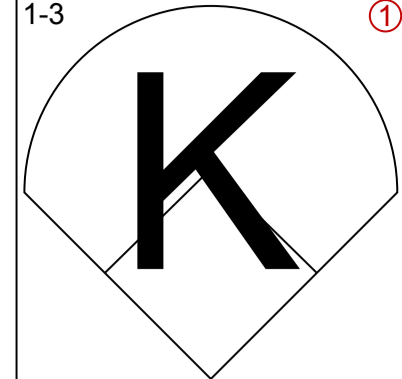
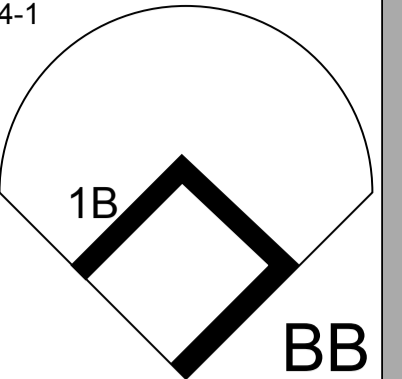
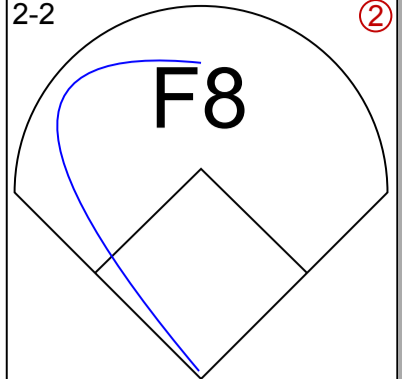
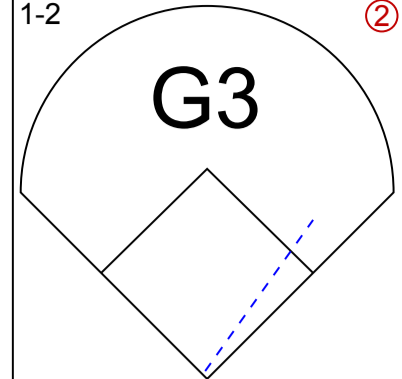
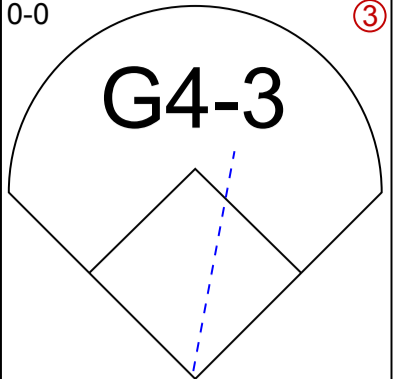
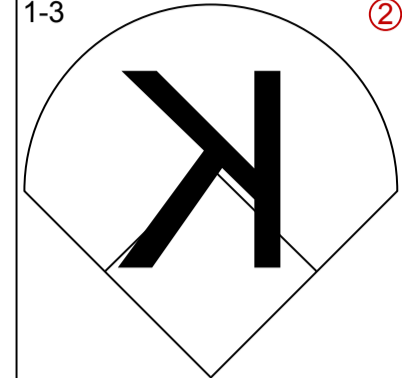
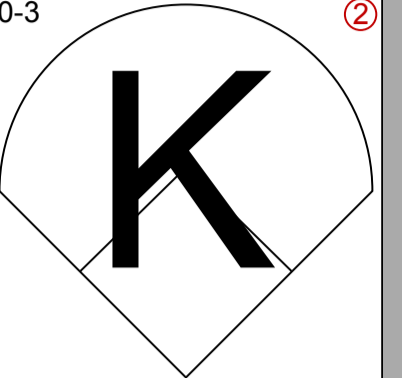
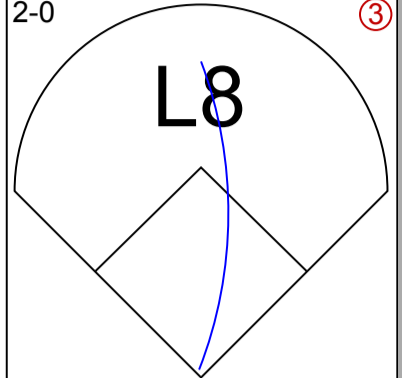
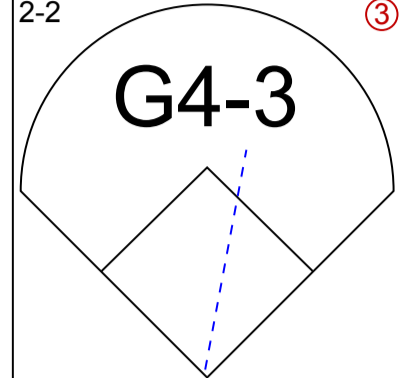
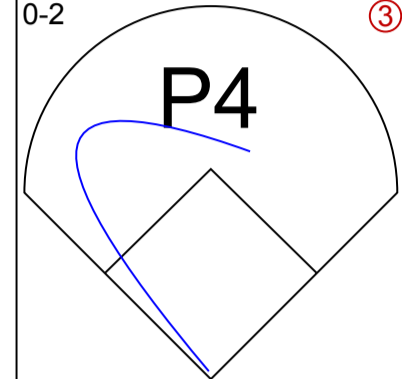
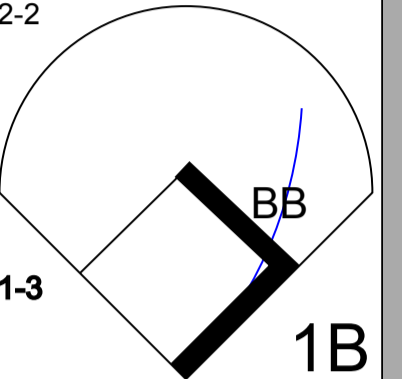
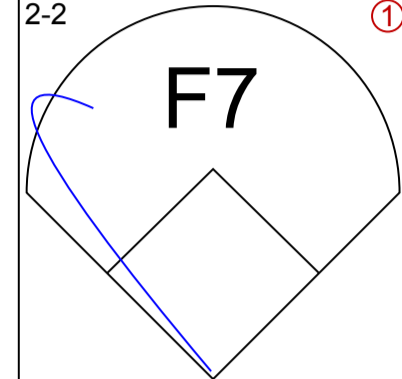
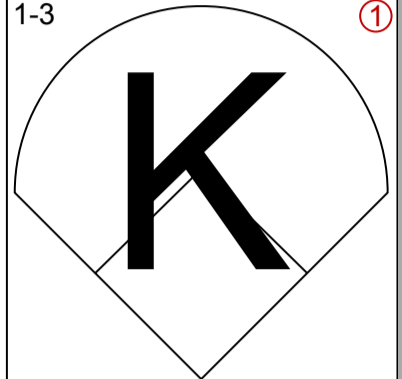
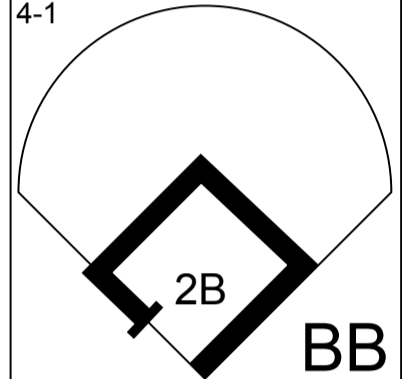
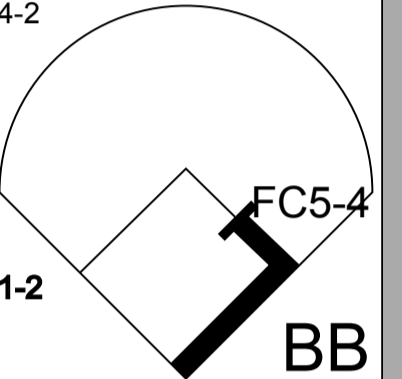
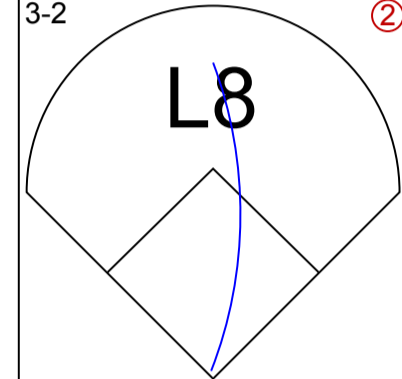
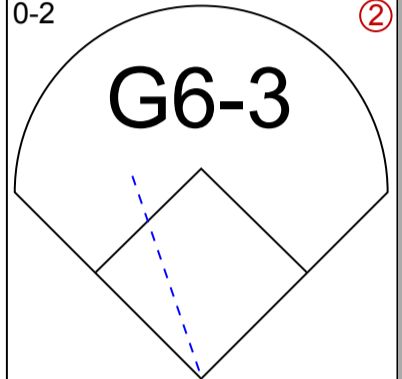
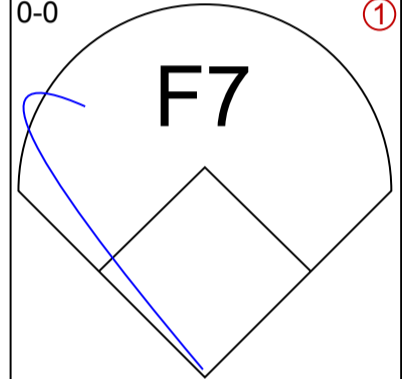
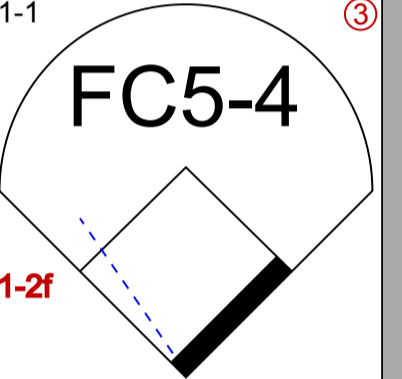
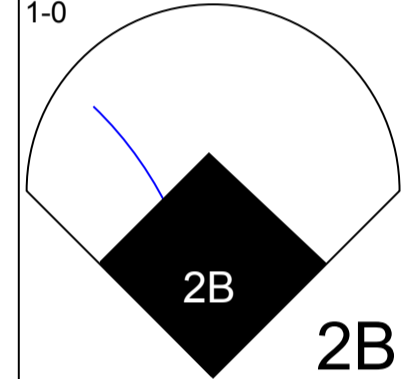
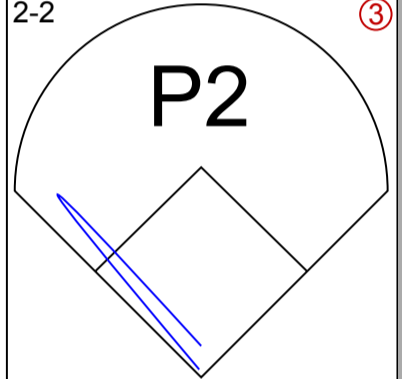
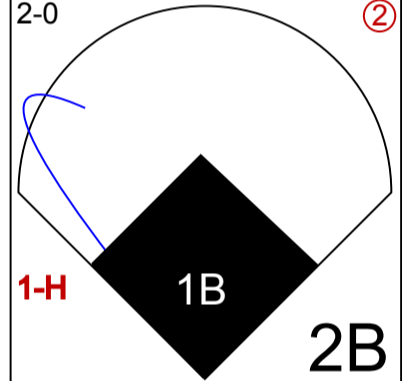
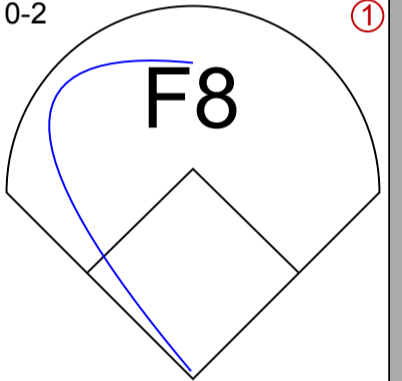
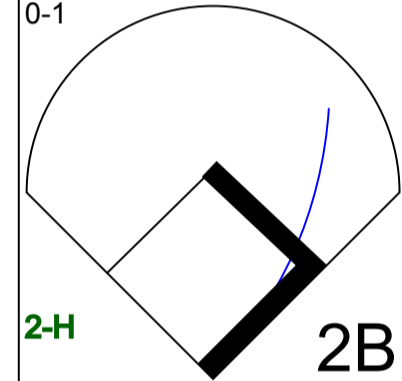
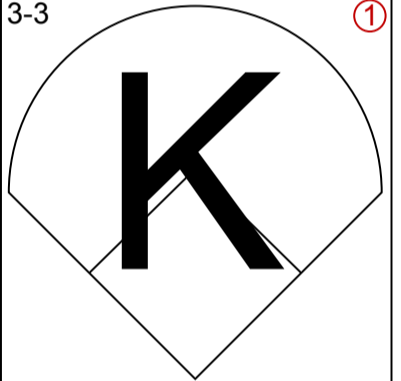
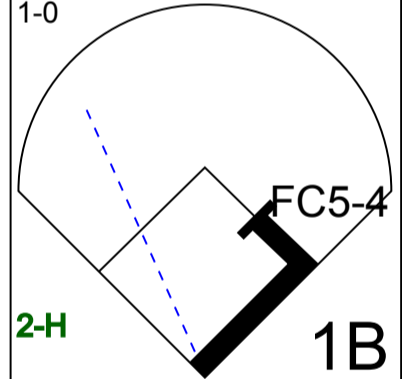
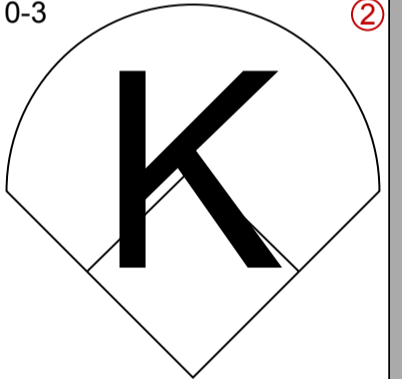
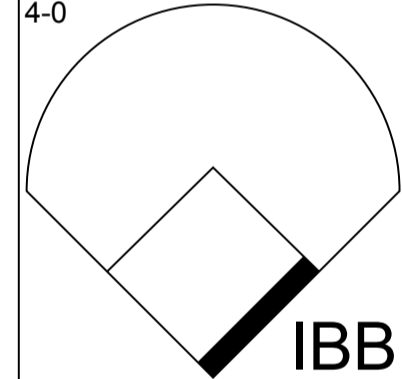
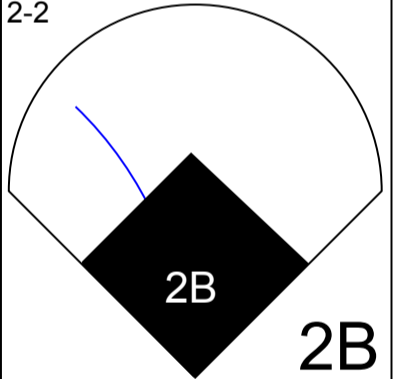
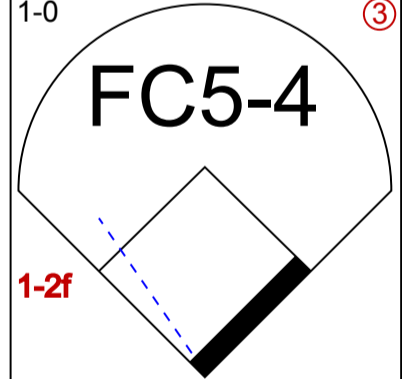
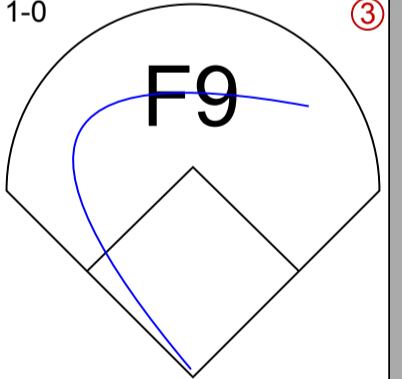
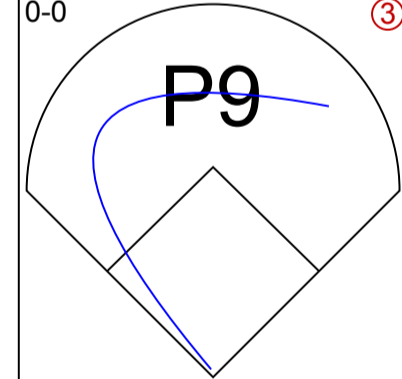
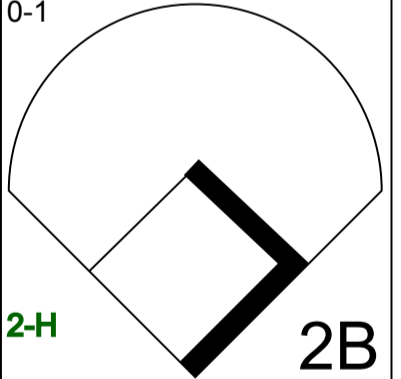
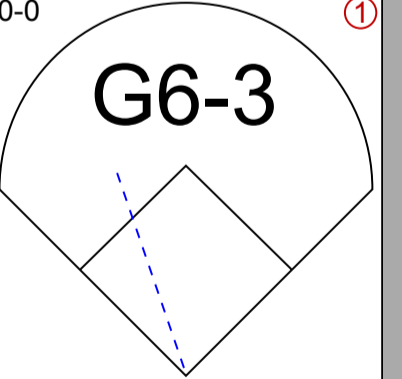
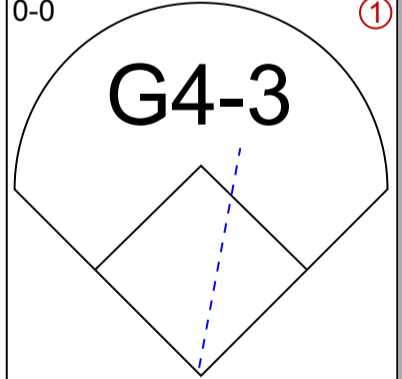
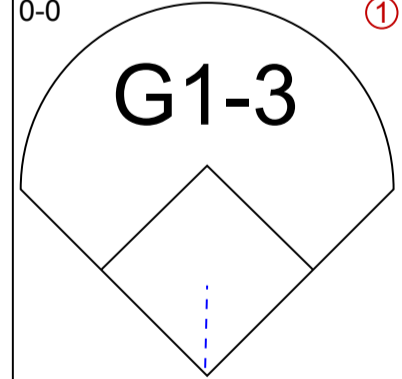
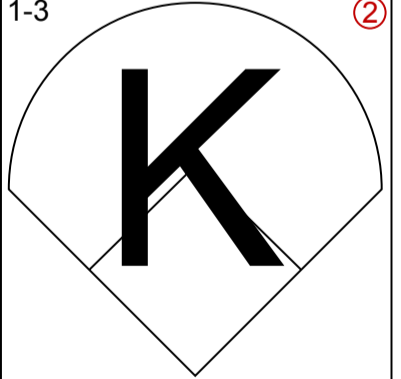
**Cincinnati Reds @ Chicago Cubs**  
**Wrigley Field, Chicago, IL**  
 Mon Jul 06 1992, 7:05 PM CDT  
 Att: 33,309 - Cloudy - 70 F

livebaseballscores.com

<b>AB</b>	<b>36</b>
<b>R</b>	<b>2</b>
<b>H</b>	<b>9</b>
<b>RBI</b>	<b>1</b>
<b>BB</b>	<b>6</b>
<b>SO</b>	<b>6</b>
<b>LOB</b>	<b>24</b>





Batter	1	2	3	4	5	6	7	8	9	AB R H RBI BB SO LOB	TOP														
<b>Bip Roberts, S</b> (1, 7) OBP: 0.369, SLG: 0.365	1-3 		4-1 		2-2 		1-2 		0-0 	4 0 0 0 1 1 1															
<b>Dave Martinez, L</b> (1, 8) OBP: 0.313, SLG: 0.330	1-3 		0-3 		2-0 		2-2 			4 0 0 0 0 2 1															
<b>Paul O'Neill, L</b> (1, 9) OBP: 0.364, SLG: 0.412	0-2 		2-2 			2-2 		1-3 		4 0 1 0 0 1 0															
<b>Hal Morris, L</b> (1, 3) OBP: 0.423, SLG: 0.442		4-1 	4-2 		3-2 		0-2 			2 0 0 0 2 0 0															
<b>Chris Sabo, R</b> (1, 5) OBP: 0.313, SLG: 0.444		0-0 	1-1 		1-0 		2-2 			4 1 1 0 0 0 4															
<b>Bill Doran, S</b> (1, 4) OBP: 0.332, SLG: 0.394		2-0 		0-2 		0-1 		3-3 		4 1 2 1 0 1 0															
<b>Joe Oliver, R</b> (1, 2) OBP: 0.320, SLG: 0.373		1-0 		0-3 		4-0 		2-2 		3 1 2 1 1 1 0															
<b>Freddie Benavides, R</b> (1, 6) OBP: 0.269, SLG: 0.333		1-0 		1-0 		0-0 		0-1 		4 0 1 1 0 0 3															
<b>Jose Rijo, R</b> (1, 1) OBP: 0.212, SLG: 0.273			0-0 			0-0 		0-0 		3 0 0 0 0 0 0															
<b>Norm Charlton, S</b> (8, 1) OBP: 0.333, SLG: 0.333									1-3 	1 0 0 0 0 1 1															
<b>Inning Stats</b>	R: 0 E: 0 K: 2 S: 9	H: 0 LOB: 0 BB: 0 P: 11	R: 1 E: 0 K: 0 S: 5	H: 2 LOB: 1 BB: 1 P: 13	R: 0 E: 0 K: 1 S: 14	H: 1 LOB: 3 BB: 2 P: 25	R: 0 E: 0 K: 1 S: 8	H: 0 LOB: 0 BB: 0 P: 9	R: 0 E: 0 K: 0 S: 5	H: 0 LOB: 0 BB: 0 P: 9	R: 1 E: 0 K: 0 S: 12	H: 2 LOB: 2 BB: 1 P: 22	R: 0 E: 0 K: 0 S: 8	H: 0 LOB: 0 BB: 0 P: 11	R: 0 E: 0 K: 1 S: 9	H: 0 LOB: 0 BB: 0 P: 12	R: 1 E: 0 K: 2 S: 15	H: 2 LOB: 1 BB: 0 P: 21	1B: 2 2B: 5 3B: 0 HR: 0	SF: 0 SAC: 0 DP: 0 HBP: 0	WP: 0 PB: 0 SB: 0 CS: 0	PA: 37			
<b>PITCHER</b>	IP	WLS	BF	H	R	ER	SO	BB	IBB	HBP	BLK	WP	HR	S	P	ERA	WHIP								
<b>Frank Castillo, R</b> (1, 1) ERA: 3.22	6.0	L	26	5	2	2	4	3	1	0	0	0	0	53	89	3.00	1.333								
<b>Bob Scanlan, R</b> (7, 1) ERA: 2.15	2.0		6	0	0	0	1	0	0	0	0	0	0	17	23	0.00	0.000								
<b>Paul Assenmacher, L</b> (9, 1) ERA: 1.85	1.0		5	2	1	1	2	0	0	0	0	0	0	15	21	9.00	2.000								

Cincinnati Reds @ Chicago Cubs  
Wrigley Field, Chicago, IL  
Tue Jul 07 1992, 3:33 AM CDT  
Att. 29,648 - Cloudy - 64 F

livebaseballscorecards.com

<b>AB</b>	33
<b>R</b>	3
<b>H</b>	7
<b>RBI</b>	3
<b>BB</b>	4
<b>SO</b>	7
<b>LOB</b>	10







Batter	1	2	3	4	5	6	7	8	9	10	AB R H RBI BB SO LOB	TOP										
<b>Bip Roberts, S</b> (1, 7) OBP: 0.370, SLG: 0.363	2-2 SH1-3 BB 1B		3-1 G3-1		4-0 1B BB		0-0 F8			0-3 K	4 0 1 0 1 1 0											
<b>Dave Martinez, L</b> (1, 8) OBP: 0.312, SLG: 0.325	4-2 SH1-3 BB		1-0 G3-1		0-0 F8		0-0 G1-3			0-3 K	3 0 0 0 1 0 1											
<b>Reggie Sanders, R</b> (10, PH) OBP: 0.335, SLG: 0.444	1-2 SH1-3 BB										1 0 0 0 0 1 0											
<b>Barry Larkin, R</b> (1, 6) OBP: 0.353, SLG: 0.417	0-0 SH1-3				4-0 1B SF7 BB		0-0 FC6 1B			0-0 SF9 3B	3 2 2 0 1 0 0											
<b>Paul O'Neill, L</b> (1, 9) OBP: 0.366, SLG: 0.413	4-2 G4-6-3 BB				0-0 1B 1B		0-0 FC6			0-0 SF9	2 0 1 1 1 0 2											
<b>Hal Morris, L</b> (1, 3) OBP: 0.415, SLG: 0.435	0-1 G4-6-3				0-0 SF7		0-0 F7			0-0 F7	3 0 0 1 0 0 3											
<b>Chris Sabo, R</b> (1, 5) OBP: 0.315, SLG: 0.443			1-1 F8		0-0 1B		4-0 BB			0-3 K	3 0 1 0 1 1 0											
<b>Bill Doran, S</b> (1, 4) OBP: 0.326, SLG: 0.386			2-3 K		0-0 P5		0-0 P2			0-0 G4-3	4 0 0 0 0 1 3											
<b>Joe Oliver, R</b> (1, 2) OBP: 0.315, SLG: 0.367			0-3 K		0-0 G4-3		0-0 L7			0-0 G1-3	4 0 0 0 0 1 3											
<b>Tim Belcher, R</b> (1, 1) OBP: 0.133, SLG: 0.200			1-0 F9				0-0 G6-3			0-0 P6	3 0 0 0 0 1 0											
<b>Billy Hatcher, R</b> (9, PH) OBP: 0.314, SLG: 0.383											1 0 0 0 0 0 0											
<b>Rob Dibble, L</b> (9, 1) OBP: 1.000, SLG: 1.000											0 0 0 0 0 0 0											
<b>Inning Stats</b>	R: 0 E: 0 K: 10 S: 10	H: 1 LOB: 2 BB: 2 P: 20	R: 0 E: 0 K: 2 S: 9	H: 0 LOB: 0 BB: 0 P: 12	R: 0 E: 0 K: 0 S: 4	H: 0 LOB: 0 BB: 0 P: 9	R: 1 E: 0 K: 0 S: 5	H: 2 LOB: 2 BB: 1 P: 9	R: 0 E: 0 K: 1 S: 6	H: 1 LOB: 2 BB: 1 P: 10	R: 0 E: 0 K: 0 S: 3	H: 0 LOB: 0 BB: 0 P: 3	R: 1 E: 0 K: 1 S: 6	H: 1 LOB: 0 BB: 0 P: 6	R: 0 E: 0 K: 0 S: 3	H: 0 LOB: 0 BB: 0 P: 3	R: 0 E: 0 K: 2 S: 7	H: 0 LOB: 0 BB: 0 P: 7	1B: 4 2B: 0 3B: 1 HR: 0	SF: 2 SAC: 1 DP: 1 HBP: 0	WP: 0 PB: 0 SB: 0 CS: 0	PA: 39
<b>PITCHER</b>	IP WLS BF H R ER SO BB IBB HBP BLK WP HR S P ERA WHIP																					
<b>Shawn Boskie, R</b> (1, 1) ERA: 3.95	7.0 29 4 1 1 3 5 0 0 0 0 0 0 0 1.29 1.286																					
<b>Chuck McElroy, L</b> (8, 1) ERA: 2.74	1.0 4 1 1 1 1 0 0 0 0 0 0 0 6 9.00 1.000																					
<b>Bob Scanlan, R</b> (9, 1) ERA: 2.11	1.0 3 0 0 0 0 0 0 0 0 0 0 0 3 0.00 0.000																					
<b>Paul Assenmacher, L</b> (10, 1) ERA: 1.8	1.0 W 3 0 0 0 2 0 0 0 0 0 0 0 7 0.00 0.000																					

**Cincinnati Reds @ Chicago Cubs**  
 Wrigley Field, Chicago, IL  
 Wed Jul 08 1992, 3:33 AM CDT  
 Att: 32,812 - Sunny - 80 F

livebaseballscores.com

**AB 31**  
**R 2**  
**H 5**  
**RBI 2**  
**BB 5**  
**SO 6**  
**LOB 12**







Batter	1	2	3	4	5	6	7	8	9	AB R H RBI BB SO LOB	TOP	
Gary Redus, R (1, 9) OBP: 0.307, SLG: 0.292 Gary Varsho, L (8, PH) OBP: 0.255, SLG: 0.356 (8, 9)	4-2 G6-3 S G3 BB		3-2 G5-3			0-0 F9		1-0 F9		2 1 0 0 1 0 0 1 0 0 0 0 0 0		
Jay Bell, R (1, 6) OBP: 0.339, SLG: 0.352	0-2 G6-3 1-3		2-1 F9			3-2 2B 1B		2-2 F7		4 1 1 0 0 0 1		
Andy Van Slyke, L (1, 8) OBP: 0.411, SLG: 0.497	2-1 G3 3-H			3-3 K		3-2 G3-1 1-H 2B		3-2 BB 1B		4 0 2 2 0 1 0		
Barry Bonds, L (1, 7) OBP: 0.425, SLG: 0.566	1-1 1B			0-0 G4-3		2-1 G3-1 2-3		4-2 BB 1-2		3 0 1 0 1 0 1		
Don Slaught, R (1, 2) OBP: 0.409, SLG: 0.496	2-3 K 1 SAFE 1 SAFE 1 SAFE			0-2 G3		0-2 G5-3		2-2 F8		4 0 0 0 0 1 4		
Steve Buechele, R (1, 5) OBP: 0.331, SLG: 0.389		2-3 K				3-1 1B		0-1 1B		4 0 2 0 0 2 0		
John Wehner, R (1, 3) OBP: 0.263, SLG: 0.206		0-1 G2-3				1-3 K		0-0 F7		4 0 0 0 0 1 2		
Jose Lind, R (1, 4) OBP: 0.266, SLG: 0.270		0-3 K				1-2 P9		1 SAFE 0-0 P3		4 0 0 0 0 1 2		
Victor Cole, S (1, 1) Denny Neagle, L (2, 1) Roger Mason, R (5, 1) Bob Patterson, R (8, 1) OBP: 0.500, SLG: 0.600 Bob Walk, R (8, 1)						0-1 G5-3		0-3 K		0 0 0 0 0 0 0 2 0 0 0 0 0 1 1 0 0 0 0 1 1 0 0 0 0 0 0 0 0 0 0 0 0 0 0		
<b>Inning Stats</b>	R: 1 H: 1 E: 0 LOB: 1 K: 1 BB: 1 S: 15 P: 24	R: 0 H: 0 E: 0 LOB: 0 K: 2 BB: 0 S: 10 P: 12	R: 0 H: 0 E: 0 LOB: 0 K: 0 BB: 0 S: 7 P: 12	R: 0 H: 0 E: 0 LOB: 0 K: 1 BB: 0 S: 7 P: 10	R: 0 H: 1 E: 0 LOB: 1 K: 1 BB: 0 S: 13 P: 18	R: 1 H: 2 E: 0 LOB: 1 K: 0 BB: 0 S: 13 P: 21	R: 0 H: 1 E: 0 LOB: 1 K: 1 BB: 0 S: 7 P: 7	R: 0 H: 1 E: 0 LOB: 2 K: 0 BB: 1 S: 13 P: 25	R: 0 H: 0 E: 0 LOB: 0 K: 1 BB: 0 S: 7 P: 9	1B: 5 SF: 0 2B: 1 SAC: 0 3B: 0 DP: 0 HR: 0 HBP: 0	WP: 0 PA: 35 PB: 0 SB: 1 CS: 0	
<b>PITCHER</b> Greg Swindell, L (1, 1) ERA: 2.94 Scott Bankhead, R (8, 1) ERA: 2.04 Norm Charlton, L (9, 1) ERA: 2.13	IP WLS BF H R ER SO BB IBB HBP BLK WP HR S P ERA WHIP											
	7.0 27 5 2 2 6 1 0 0 0 0 0 0 72 104 2.57 0.857											
	1.0 5 1 0 0 0 1 0 0 0 0 0 0 13 25 0.00 2.000											
	1.0 3 0 0 0 1 0 0 0 0 0 0 0 7 9 0.00 0.000											
<b>PITCHER</b>	IP WLS BF H R ER SO BB IBB HBP BLK WP HR S P ERA WHIP											

Pittsburgh Pirates @ Cincinnati Reds  
Riverfront Stadium, Cincinnati, OH  
Thu Jul 09 1992, 7:05 PM EDT  
Att. 32,681 - Cloudy - 84 F

livebaseballscorecards.com

AB 33  
R 2  
H 6  
RBI 2  
BB 2  
SO 7  
LOB 12



Batter	1	2	3	4	5	6	7	8	9
<b>Bip Roberts, S</b> OBP: 0.373, SLG: 0.361 (1, 7)	4-1 1B PB 1B BB	4-0 WP S BB		4-0 1B BB		2-2 G4-3		1-3 K	
<b>Dave Martinez, L</b> OBP: 0.315, SLG: 0.329 (1, 8)	2-0 1B 1B	2-0 F8		2-2 1-2 1B		1-1 G6-3		2-2 E 1B	
<b>Reggie Sanders, R</b> OBP: 0.338, SLG: 0.447 (8, PH) (9, 8)									
<b>Barry Larkin, R</b> OBP: 0.358, SLG: 0.422 (1, 6)	1-0 SF9 BB 1-3 1B	4-2 1-3 BB		2-2 G4-3		3-3 K		2-0 E9 1-1 1B 2B	
<b>Paul O'Neill, L</b> OBP: 0.373, SLG: 0.420 (1, 9)	4-0 1-2 BB BB	2-0 G2-3		4-0 SH5-3 BB		0-2 F9 2B		1-1 1B	
<b>Hal Morris, L</b> OBP: 0.412, SLG: 0.428 (1, 3)	2-2 P5		3-2 L3		0-0 SH5-3 1-2 BB		4-0 IBB	0-1 G3	
<b>Chris Sabo, R</b> OBP: 0.311, SLG: 0.438 (1, 5)	3-2 SF9 2-3 3-H		2-3 K		2-2 P4		2-0 F9 2-3		
<b>Bill Doran, S</b> OBP: 0.329, SLG: 0.383 (1, 4)	4-0 1-2 BB		0-0 P5		4-1 BB BB		0-3 K		
<b>Scott Bankhead, R</b> OBP: 0.250, SLG: 0.250 (8, 1)									
<b>Norm Charlton, S</b> OBP: 0.333, SLG: 0.333 (9, 1)									
<b>Joe Oliver, R</b> OBP: 0.310, SLG: 0.361 (1, 2)	2-2 G6-3			2-2 L9		1-2 G4-3		1-3 K	
<b>Greg Swindell, L</b> OBP: 0.157, SLG: 0.184 (1, 1)		2-3 K		1-3 K		2-2 P3		0-1 1B E 2B	
<b>Jeff Branson, L</b> OBP: 0.333, SLG: 0.481 (8, 4)									

Inning Stats	R: 2	H: 2	E: 0	K: 0	S: 12	LOB: 3	BB: 3	P: 34	R: 0	H: 0	E: 0	K: 1	S: 7	LOB: 2	BB: 2	P: 21	R: 0	H: 0	E: 0	K: 1	S: 9	LOB: 0	BB: 0	P: 14	R: 0	H: 1	E: 0	K: 1	S: 16	LOB: 2	BB: 1	P: 27	R: 0	H: 0	E: 0	K: 0	S: 8	LOB: 2	BB: 2	P: 19	R: 0	H: 0	E: 0	K: 0	S: 9	LOB: 0	BB: 0	P: 14	R: 0	H: 1	E: 0	K: 2	S: 10	LOB: 2	BB: 1	P: 19	R: 3	H: 4	E: 1	K: 2	S: 18	LOB: 1	BB: 0	P: 25
--------------	------	------	------	------	-------	--------	-------	-------	------	------	------	------	------	--------	-------	-------	------	------	------	------	------	--------	-------	-------	------	------	------	------	-------	--------	-------	-------	------	------	------	------	------	--------	-------	-------	------	------	------	------	------	--------	-------	-------	------	------	------	------	-------	--------	-------	-------	------	------	------	------	-------	--------	-------	-------

AB	R	H	RBI	BB	SO	LOB	
2	1	0	0	3	1	1	
4	1	2	0	0	0	1	
1	1	1	0	0	0	0	
4	1	2	3	1	1	2	
3	0	2	1	2	0	2	
3	0	0	0	1	0	4	
3	0	0	1	0	1	3	
2	0	0	0	2	1	2	
0	0	0	0	0	0	0	
0	0	0	0	0	0	0	
4	0	0	0	0	1	5	
3	0	0	0	0	2	0	
1	1	1	0	0	0	0	
1B: 5	SF: 1	2B: 3	SAC: 1	3B: 0	DP: 0	HR: 0	HBP: 0

WP	HR	S	P	ERA	WHIP
1	0	1	41		
1	0	1			
1	0	1			
1	0	1			
1	0	1			
1	0	1			

PITCHER	IP	WLS	BF	H	R	ER	SO	BB	IBB	HBP	BLK	WP	HR	S	P	ERA	WHIP
<b>Victor Cole, R</b> ERA: 5.48 (1, 1)	1.1		10	2	2	2	1	4	0	0	0	0	0	15	43	13.50	4.500
<b>Denny Neagle, L</b> ERA: 4.86 (2, 1)	3.0		13	1	0	0	2	3	0	0	0	1	0	30	58	0.00	1.333
<b>Roger Mason, R</b> ERA: 3.35 (5, 1)	3.0	L	13	2	1	1	3	1	1	0	0	0	0	32	54	3.00	1.000
<b>Bob Patterson, L</b> ERA: 2.91 (8, 1)	0.1		1	0	0	0	1	0	0	0	0	0	0	4	5	0.00	0.000
<b>Bob Walk, R</b> ERA: 3.73 (8, 1)	0.1		4	3	2	2	0	0	0	0	0	0	0	8	13	54.00	9.000

**Pittsburgh Pirates @ Cincinnati Reds**  
Riverfront Stadium, Cincinnati, OH  
Thu Jul 09 1992, 7:05 PM EDT  
Att: 32,681 - Cloudy - 84 F

livebaseballscorecards.com

AB	30
R	5
H	8
RBI	5
BB	9
SO	7
LOB	20





Batter	1	2	3	4	5	6	7	8	9	AB R H RBI BB SO LOB	TOP		
Gary Redus, R OBP: 0.288, SLG: 0.271 (1, 9) (2, 3)	0-0 G5-3 ①		1-1 P4 ③		2-3 K ②	0-0 F7 ③		1-1 F9 ③		5 0 0 0 0 1 8			
Jay Bell, R OBP: 0.337, SLG: 0.350 (1, 6) B X	2-0 G5-3 ②			2-2 CS 1B X	0-0 F9 ③		2-1 G6-3 ①		3-2 G1-3 ①	5 0 1 0 0 0 2			
Andy Van Slyke, L OBP: 0.408, SLG: 0.490 (1, 8) B X	1-0 F9 ③			1 SAFE 3-1 F8 ①		2-1 G4-3 ①	2-1 G5-3 ②		4-2 1B BB	4 0 0 0 1 0 1			
Barry Bonds, L OBP: 0.428, SLG: 0.570 (1, 7)				3-3 K ② ③ 1-2		3-3 K ②	3-2 2B		0-1 G6-4-3 1B	4 0 2 0 1 2 1			
Don Slaught, R OBP: 0.401, SLG: 0.480 (1, 2)				1-0 G6-4-3 ① ② 1-2f		0-2 F9 ①	4-1 HR BB		1-2 G6-4-3 ② ③ 1-2f	4 1 0 0 1 0 4			
Steve Buechele, R OBP: 0.331, SLG: 0.389 (1, 5) Cecil Espy, S OBP: 0.315, SLG: 0.360 (2, PH) (2, 9)				1-0 G6-3 ③		1-0 2B 1B	0-2 HR 1-H		4-2 FC4-6 BB BB	0 0 0 0 0 0 0 3 2 2 2 1 0 0			
John Wehner, R OBP: 0.310, SLG: 0.297 (1, 3) (2, 5)				0-0 L5 ①		2-0 1B 1B 2B 1-H	3-2 1B 2B		4-2 FC4-6 BB 1-2	3 1 2 1 1 0 0			
Jose Lind, R OBP: 0.273, SLG: 0.275 (1, 4)				2-2 1B		3-0 1B 2-3	4-0 1B IBB		1-0 FC4-6 ① 1-2f 2-3	3 0 2 0 1 0 2			
Doug Drabek, R OBP: 0.128, SLG: 0.149 (1, 1)				2-3 K ② 1 SAFE 1 SAFE 1 SAFE L L L B F		0-0 1B 1-2 3-H	2-2 1B 1-2 2-3		2-3 K ②	4 0 2 1 0 2 3			
Inning Stats	R: 0 E: 0 K: 0 S: 3 H: 0 LOB: 0 BB: 0 P: 6	R: 0 E: 0 K: 0 S: 3 H: 0 LOB: 0 BB: 1 P: 9	R: 0 E: 0 K: 1 S: 12 H: 1 LOB: 1 BB: 0 P: 17	R: 0 E: 0 K: 1 S: 8 H: 1 LOB: 1 BB: 0 P: 16	R: 2 E: 0 K: 1 S: 14 H: 4 LOB: 2 BB: 0 P: 22	R: 2 E: 0 K: 1 S: 16 H: 3 LOB: 3 BB: 2 P: 34	R: 0 E: 0 K: 0 S: 11 H: 1 LOB: 1 BB: 0 P: 19	R: 0 E: 0 K: 1 S: 10 H: 0 LOB: 2 BB: 2 P: 22	R: 0 E: 0 K: 0 S: 12 H: 1 LOB: 1 BB: 1 P: 20	1B: 7 2B: 4 3B: 0 HR: 1 SF: 0 SAC: 0 DP: 3 HBP: 0	WP: 0 PB: 0 SB: 0 CS: 1 PA: 41		
PITCHER	IP WLS BF H R ER SO BB IBB HBP BLK WP HR S P ERA WHIP											PITCHER	IP WLS BF H R ER SO BB IBB HBP BLK WP HR S P ERA WHIP
Chris Hammond, L ERA: 3.71 (1, 1)	5.2 L 26 8 4 4 4 2 1 0 0 0 1 52 98 6.35 1.765												
Dwayne Henry, R ERA: 2.8 (6, 1)	1.1 6 2 0 0 0 0 0 0 0 0 0 0 15 25 0.00 1.500												
Tom Bolton, L ERA: 3.19 (8, 1)	2.0 9 1 0 0 1 3 0 0 0 0 0 0 22 42 0.00 2.000												

Pittsburgh Pirates @ Cincinnati Reds  
Riverfront Stadium, Cincinnati, OH  
Fri Jul 10 1992, 7:05 PM EDT  
Att. 42,438 - Cloudy - 72 F

AB	35
R	4
H	11
RBI	4
BB	6
SO	5
LOB	21







Batter	1	2	3	4	5	6	7	8	9	AB R H RBI BB SO LOB	TOP		
Alex Cole, L (1, 9) OBP: 0.301, SLG: 0.279	1-2 E 1B		1-3 K2-3		1-3 K		1-2 FC6-4 1B		0-1 G6-4-3 3B	5 2 3 0 0 2 0			
Jay Bell, R (1, 6) OBP: 0.338, SLG: 0.348	3-1 P4 1-3			0-0 G5-3	0-1 S 1B		0-0 FC6-4 3B		4-2 G6-4-3 BB	4 2 1 0 1 0 2			
Andy Van Slyke, L (1, 8) Cecil Espy, S (8, 8) OBP: 0.412, SLG: 0.503 OBP: 0.313, SLG: 0.357	2-2 G6-4-3 1B			3-2 HR 2B	3-2 P2		1-0 3B		2-2 G6-4-3 3B	4 2 3 2 0 0 1 1 0 0 0 0 0 1			
Barry Bonds, L (1, 7) OBP: 0.431, SLG: 0.577	1-1 G6-4-3 1-2f			4-0 HR BB	3-2 1B		1-0 WP 3B		1-3 K	4 2 2 2 1 1 1			
Orlando Merced, S (1, 3) OBP: 0.331, SLG: 0.427		2-2 G4-3		3-1 HR	0-0 G6-3		2-0 G3-1			4 1 1 3 0 0 1			
John Wehner, R (1, 5) OBP: 0.304, SLG: 0.317		3-2 F7		0-0 S 2B		2-2 G6-3		1-3 K		4 0 1 0 0 1 0			
Michael LaValliere, L (1, 2) OBP: 0.332, SLG: 0.299		0-0 F7		1-3 K		1-2 F8		0-1 WP 1B		4 0 1 0 0 1 1			
Jose Lind, R (1, 4) OBP: 0.273, SLG: 0.271			1-2 G6-3	4-0 IBB		1-0 F8		3-3 K		3 0 0 0 1 1 1			
Zane Smith, L (1, 1) Bob Walk, R (7, 1) Randy Tomlin, L (8, 1) Stan Belinda, R (8, 1) OBP: 0.167, SLG: 0.174 OBP: 0.243, SLG: 0.176 OBP: 0.500, SLG: 1.000	1-0 G4-3		1-0 G4-3		0-1 G4-3		0-3 K	1-2 G6-3		3 0 0 0 0 1 2 1 0 0 0 0 0 1 0 0 0 0 0 0 0 0 0 0 0 0 0 0			
<b>Inning Stats</b>	R: 1 H: 2 E: 1 LOB: 0 K: 0 BB: 0 S: 13 P: 19	R: 0 H: 0 E: 0 LOB: 0 K: 0 BB: 0 S: 8 P: 13	R: 0 H: 0 E: 0 LOB: 0 K: 1 BB: 0 S: 7 P: 10	R: 3 H: 3 E: 0 LOB: 2 K: 1 BB: 2 S: 15 P: 30	R: 1 H: 2 E: 0 LOB: 1 K: 1 BB: 0 S: 14 P: 21	R: 0 H: 0 E: 0 LOB: 0 K: 0 BB: 0 S: 7 P: 11	R: 3 H: 3 E: 0 LOB: 0 K: 1 BB: 0 S: 12 P: 17	R: 0 H: 1 E: 0 LOB: 1 K: 2 BB: 0 S: 11 P: 16	R: 1 H: 1 E: 0 LOB: 0 K: 1 BB: 1 S: 12 P: 19	1B: 6 SF: 0 2B: 2 SAC: 0 3B: 3 DP: 2 HR: 1 HBP: 0	WP: 2 PA: 40 PB: 0 SB: 2 CS: 0		
<b>PITCHER</b>	IP WLS BF H R ER SO BB IBB HBP BLK WP HR S P ERA WHIP											<b>PITCHER</b>	IP WLS BF H R ER SO BB IBB HBP BLK WP HR S P ERA WHIP
Keith Brown, R (1, 1) ERA: 4.5	3.1 L 15 5 4 3 1 1 0 0 0 0 0 1 36 60 8.10 1.800												
Scott Ruskin, L (4, 1) ERA: 5.97	1.2 8 2 1 1 2 0 1 0 0 0 0 0 21 33 5.40 1.200												
Dwayne Henry, R (6, 1) ERA: 3.19	3.0 13 4 3 3 3 0 0 0 0 2 0 30 44 9.00 1.333												
Tom Bolton, L (9, 1) ERA: 3.38	1.0 4 1 1 1 1 1 0 0 0 0 0 0 12 19 9.00 2.000												

Pittsburgh Pirates @ Cincinnati Reds  
Riverfront Stadium, Cincinnati, OH  
Sat Jul 11 1992, 7:05 PM EDT  
Att. 44,367 - Cloudy - 71 F

livebaseballscorecards.com

AB	37
R	9
H	12
RBI	7
BB	3
SO	7
LOB	11



Batter	1	2	3	4	5	6	7	8	9	AB	R	H	RBI	BB	SO	LOB
Reggie Sanders, R OBP: 0.339, SLG: 0.444 (1, 8) B F X (9, 7)	1-1 G4-3 ①		2-1 G4-6-3 ① ② 1-2f 2-3 3-H			2-2 G5-3 ① C S B B X		1-2 SF8 1B 1B		4	1	1	0	0	0	2
Darnell Coles, R OBP: 0.267, SLG: 0.441 Paul O'Neill, L OBP: 0.374, SLG: 0.420 Tom Bolton, L (8, PH) C F B B X (9, 1)	2-2 G6-3 ②		0-0 F9 ③			0-2 G3-1 ② F C X		3-1 1B 1B 1-3 2-H		3	0	0	0	0	0	1
Barry Larkin, R OBP: 0.358, SLG: 0.426 (1, 6) B C F B B X	3-2 P3 ③				2-0 G5-4-3 1B B B X		1-2 FC5-4 1B C B F X		0-0 SF8 ② 3-H		3	0	2	1	0	0
Chris Sabo, R OBP: 0.306, SLG: 0.430 (1, 5) C B B X		1-2 G5-3 ①		1-2 G5-4-3 ① ② 1-2f		2-1 FC5-4 ③ 1-2f		3-2 F7 ③ F B B B X		4	0	0	0	0	0	3
Glenn Braggs, R OBP: 0.315, SLG: 0.298 (1, 9) C X		0-1 G5-3 ②		1-0 P6 ③ B X			1-0 F7 ① B X		2-1 G5-3 ① B C B X		4	0	0	0	0	0
Hal Morris, L OBP: 0.406, SLG: 0.426 (1, 3) C B B B X		3-2 G4-3 ③			2-0 G4-3 ① B B X		1-0 G3-1 ② B X		1-1 F8 ② F B X		4	0	0	0	0	0
Joe Oliver, R OBP: 0.309, SLG: 0.363 (1, 2) X			0-0 SH G4-6-3 2B		0-0 F9 ② X		1-1 G6-3 ③ F B X		0-3 K ③ C C B B X		4	1	1	0	0	1
Freddie Benavides, R OBP: 0.282, SLG: 0.340 Jeff Branson, L OBP: 0.314, SLG: 0.438 (8, PH) C F H (9, 4)			1-2 G4-6-3 SH HBP		0-0 FC4-6 1B X			2-2 1B 1B F B B B X		1	0	1	0	0	0	0
Keith Brown, S Scott Ruskin, R Bill Doran, S OBP: 0.326, SLG: 0.379 Dwayne Henry, R OBP: 0.250, SLG: 0.250 Dave Martinez, L OBP: 0.306, SLG: 0.321 (8, PH) B L X (9, 8)			1-1 SH G4-6-3		0-0 FC4-6 ③ 1-2f			1-2 F8 ① C B S F X		0	0	0	0	0	0	0

Inning Stats	R: 0	H: 0	E: 0	K: 0	S: 9	LOB: 0	BB: 0	P: 15	R: 0	H: 0	E: 0	K: 0	S: 8	LOB: 0	BB: 0	P: 12	R: 1	H: 1	E: 0	K: 0	S: 8	LOB: 1	BB: 0	P: 12	R: 0	H: 1	E: 0	K: 0	S: 5	LOB: 0	BB: 0	P: 9	R: 0	H: 1	E: 0	K: 0	S: 4	LOB: 1	BB: 0	P: 6	R: 0	H: 1	E: 0	K: 0	S: 11	LOB: 1	BB: 0	P: 16	R: 0	H: 0	E: 0	K: 0	S: 4	LOB: 0	BB: 0	P: 7	R: 2	H: 3	E: 0	K: 0	S: 17	LOB: 1	BB: 0	P: 27	R: 0	H: 0	E: 0	K: 1	S: 7	LOB: 0	BB: 0	P: 10	1B: 6	SF: 1	3B: 0	HR: 0
--------------	------	------	------	------	------	--------	-------	-------	------	------	------	------	------	--------	-------	-------	------	------	------	------	------	--------	-------	-------	------	------	------	------	------	--------	-------	------	------	------	------	------	------	--------	-------	------	------	------	------	------	-------	--------	-------	-------	------	------	------	------	------	--------	-------	------	------	------	------	------	-------	--------	-------	-------	------	------	------	------	------	--------	-------	-------	-------	-------	-------	-------

PITCHER	IP	WLS	BF	H	R	ER	SO	BB	IBB	HBP	BLK	WP	HR	S	P	ERA	WHIP
Zane Smith, L ERA: 2.96 (1, 1)	6.0	W	22	4	1	1	0	0	0	0	0	0	0	45	70	1.50	0.667
Bob Walk, R ERA: 3.98 (7, 1)	1.1		6	2	2	2	0	0	0	0	0	0	0	15	22	13.50	1.500
Randy Tomlin, L ERA: 3.47 (8, 1)	0.0		1	1	0	0	0	0	0	0	0	0	0	2	5	∞	∞
Stan Belinda, R ERA: 2.48 (8, 1)	1.2		5	0	0	0	1	0	0	0	0	0	0	11	17	0.00	0.000


**BOTTOM**

**Pittsburgh Pirates @ Cincinnati Reds**  
Riverfront Stadium, Cincinnati, OH

Sat Jul 11 1992, 7:05 PM EDT  
Att. 44,367 - Cloudy - 71 F

AB	31
R	3
H	7
RBI	2
BB	0
SO	1
LOB	8

WP: 0 PA: 34  
PB: 0  
SB: 0  
CS: 0



livebaseballscorecards.com





BOTTOM

Pittsburgh Pirates @ Cincinnati Reds  
Riverfront Stadium, Cincinnati, OH

Sun Jul 12 1992, 3:33 AM EDT  
Att. 35,120 - Cloudy - 85 F

livebaseballscorecards.com

AB	34
R	6
H	8
RBI	5
BB	7
SO	8
LOB	10



WP	1	PA	45
PB	0		
SB	1		
CS	1		

AB R H RBI BB SO LOB

5 1 1 0 0 2 0

3 1 1 1 2 1 0

3 1 0 1 1 0 0

3 0 0 0 2 1 2

0 0 0 0 0 0 0

5 1 3 1 0 0 1

3 1 1 0 2 0 2

2 0 1 0 0 0 0

1 1 1 0 0 0 0

0 0 0 0 0 0 0

1 0 0 0 0 1 2

0 0 0 0 0 0 0

0 0 0 0 0 0 0

0 0 0 0 0 0 0

2 0 0 0 0 0 0

1 1 1 0 0 0 0

3 0 0 2 0 0 1

2 0 0 0 0 2 1

3 0 0 0 0 1 1

1B: 5 SF: 2

2B: 2 SAC: 1

3B: 0 DP: 0

HR: 1 HBP: 1

1B: 5 SF: 2

2B: 2 SAC: 1

3B: 0 DP: 0

HR: 1 HBP: 1

1B: 5 SF: 2

2B: 2 SAC: 1

3B: 0 DP: 0

HR: 1 HBP: 1

1B: 5 SF: 2

2B: 2 SAC: 1

3B: 0 DP: 0

HR: 1 HBP: 1

1B: 5 SF: 2

2B: 2 SAC: 1

3B: 0 DP: 0

HR: 1 HBP: 1

1B: 5 SF: 2

2B: 2 SAC: 1

3B: 0 DP: 0

HR: 1 HBP: 1

1B: 5 SF: 2

2B: 2 SAC: 1

3B: 0 DP: 0

HR: 1 HBP: 1

1B: 5 SF: 2

2B: 2 SAC: 1

3B: 0 DP: 0

HR: 1 HBP: 1

1B: 5 SF: 2

2B: 2 SAC: 1

3B: 0 DP: 0

HR: 1 HBP: 1

1B: 5 SF: 2

2B: 2 SAC: 1

3B: 0 DP: 0

HR: 1 HBP: 1

1B: 5 SF: 2

2B: 2 SAC: 1

3B: 0 DP: 0

HR: 1 HBP: 1

1B: 5 SF: 2

2B: 2 SAC: 1

3B: 0 DP: 0

HR: 1 HBP: 1

1B: 5 SF: 2

2B: 2 SAC: 1

3B: 0 DP: 0

HR: 1 HBP: 1

1B: 5 SF: 2

2B: 2 SAC: 1

3B: 0 DP: 0

HR: 1 HBP: 1

1B: 5 SF: 2

2B: 2 SAC: 1

3B: 0 DP: 0

HR: 1 HBP: 1

1B: 5 SF: 2

2B: 2 SAC: 1

3B: 0 DP: 0

HR: 1 HBP: 1

1B: 5 SF: 2

2B: 2 SAC: 1

3B: 0 DP: 0

HR: 1 HBP: 1

1B: 5 SF: 2

2B: 2 SAC: 1

3B: 0 DP: 0

HR: 1 HBP: 1

1B: 5 SF: 2

2B: 2 SAC: 1

3B: 0 DP: 0

HR: 1 HBP: 1

1B: 5 SF: 2

2B: 2 SAC: 1

3B: 0 DP: 0

HR: 1 HBP: 1

1B: 5 SF: 2

2B: 2 SAC: 1

3B: 0 DP: 0

HR: 1 HBP: 1

1B: 5 SF: 2

2B: 2 SAC: 1

3B: 0 DP: 0

HR: 1 HBP: 1

1B: 5 SF: 2

2B: 2 SAC: 1

3B: 0 DP: 0

HR: 1 HBP: 1

1B: 5 SF: 2

2B: 2 SAC: 1

3B: 0 DP: 0

HR: 1 HBP: 1

1B: 5 SF: 2

2B: 2 SAC: 1

3B: 0 DP: 0

HR: 1 HBP: 1

1B: 5 SF: 2

2B: 2 SAC: 1

3B: 0 DP: 0

HR: 1 HBP: 1

1B: 5 SF: 2

2B: 2 SAC: 1

3B: 0 DP: 0

HR: 1 HBP: 1

1B: 5 SF: 2

2B: 2 SAC: 1

3B: 0 DP: 0

HR: 1 HBP: 1

1B: 5 SF: 2

2B: 2 SAC: 1

3B: 0 DP: 0

HR: 1 HBP: 1

1B: 5 SF: 2

2B: 2 SAC: 1

3B: 0 DP: 0

HR: 1 HBP: 1

1B: 5 SF: 2

2B: 2 SAC: 1

3B: 0 DP: 0

HR: 1 HBP: 1

1B: 5 SF: 2

2B: 2 SAC: 1

3B: 0 DP: 0

HR: 1 HBP: 1

1B: 5 SF: 2

2B: 2 SAC: 1

3B: 0 DP: 0

HR: 1 HBP: 1

1B: 5 SF: 2

2B: 2 SAC: 1

3B: 0 DP: 0

HR: 1 HBP: 1

1B: 5 SF: 2

2B: 2 SAC: 1

3B: 0 DP: 0

HR: 1 HBP: 1

1B: 5 SF: 2

2B: 2 SAC: 1

3B: 0 DP: 0

HR: 1 HBP: 1

1B: 5 SF: 2

2B: 2 SAC: 1

3B: 0 DP: 0

HR: 1 HBP: 1

1B: 5 SF: 2

2B: 2 SAC: 1

3B: 0 DP: 0

HR: 1 HBP: 1

1B: 5 SF: 2

2B: 2 SAC: 1

3B: 0 DP: 0

HR: 1 HBP: 1

1B: 5 SF: 2

2B: 2 SAC: 1

3B: 0 DP: 0

HR: 1 HBP: 1

1B: 5 SF: 2

2B: 2 SAC: 1

3B: 0 DP: 0

HR: 1 HBP: 1

1B: 5 SF: 2

2B: 2 SAC: 1

3B: 0 DP: 0

HR: 1 HBP: 1

1B: 5 SF: 2

2B: 2 SAC: 1

3B: 0 DP: 0

HR: 1 HBP: 1

1B: 5 SF: 2

2B: 2 SAC: 1

3B: 0 DP: 0

HR: 1 HBP: 1

1B: 5 SF: 2

2B: 2 SAC: 1

3B: 0 DP: 0

HR: 1 HBP: 1

1B: 5 SF: 2

2B: 2 SAC: 1

3B: 0 DP: 0

HR: 1 HBP: 1

1B: 5 SF: 2

2B: 2 SAC: 1

3B: 0 DP: 0

HR: 1 HBP: 1

1B: 5 SF: 2

2B: 2 SAC: 1

3B: 0 DP: 0

HR: 1 HBP: 1

1B: 5 SF: 2

2B: 2 SAC: 1

3B: 0 DP: 0

HR: 1 HBP: 1

1B: 5 SF: 2

2B: 2 SAC: 1

3B: 0 DP: 0

HR: 1 HBP: 1

1B: 5 SF: 2

2B: 2 SAC: 1

3B: 0 DP: 0

HR: 1 HBP: 1

1B: 5 SF: 2

2B: 2 SAC: 1

3B: 0 DP: 0

HR: 1 HBP: 1

1B: 5 SF: 2

2B: 2 SAC: 1

3B: 0 DP: 0

HR: 1 HBP: 1

1B: 5 SF: 2

2B: 2 SAC: 1

3B: 0 DP: 0

HR: 1 HBP: 1

1B: 5 SF: 2

2B: 2 SAC: 1

3B: 0 DP: 0

HR: 1 HBP: 1

1B: 5 SF: 2

2B: 2 SAC: 1

3B: 0 DP: 0

HR: 1 HBP: 1

1B: 5 SF: 2

2B: 2 SAC: 1

3B: 0 DP: 0

HR: 1 HBP: 1

1B: 5 SF: 2

2B: 2 SAC: 1

3B: 0 DP: 0

HR: 1 HBP: 1

1B: 5 SF: 2

2B: 2 SAC: 1

3B: 0 DP: 0

HR: 1 HBP: 1

1B: 5 SF: 2

2B: 2 SAC: 1

3B: 0 DP: 0

HR: 1 HBP: 1

1B: 5 SF: 2

2B: 2 SAC: 1



Batter	1	2	3	4	5	6	7	8	9	AB R H RBI BB SO LOB	TOP	
Milt Thompson, L (1, 7) OBP: 0.351, SLG: 0.444 Bernard Gilkey, R (7, 7) OBP: 0.360, SLG: 0.391	1-1 L8		0-1 G4-3		2-1 BB 2B 1B		0-0 G3-1		0-0 L5	4 1 1 0 0 0 0 1 0 0 0 0 0 0		
Ozzie Smith, S (1, 6) OBP: 0.379, SLG: 0.344	2-3 K		0-0		4-1 2B 1-2 BB		1-0 2B 2B		4-2 S BB	3 1 2 0 2 1 0		
Ray Lankford, L (1, 8) OBP: 0.370, SLG: 0.459	1-3 K		0-3 K		1-1 2B 1-3 2-H		2-2 G4-3 2-H 2B		2-3 K	5 0 2 2 0 3 2		
Felix Jose, S (1, 9) OBP: 0.352, SLG: 0.447		1-1 G4-3 2B G6-3 1B		0-0 F7 2B	2-1 G1-3		0-1 G4-3		1-3 K	5 1 2 0 0 1 4		
Todd Zeile, R (1, 5) OBP: 0.349, SLG: 0.384		1-1 G6-3		0-0 F7		0-1 G5-3		1-3 K		4 0 0 0 0 1 3		
Andres Galarraga, R (1, 3) OBP: 0.228, SLG: 0.269		1-0 G4-3		1-3 K		1-2 G4-3		1-2 G5-3		4 0 0 0 0 1 2		
Tom Pagnozzi, R (1, 2) OBP: 0.320, SLG: 0.408		1-2 2B 3-H		0-0 F9		1-0 P9		0-1 G1-3		4 0 1 1 0 0 1		
José Oquendo, S (1, 4) OBP: 0.412, SLG: 0.429		0-0 G6-3			1-1 F9		0-0 HR 2B		0-2 1B	4 1 2 0 0 0 1		
Omar Olivares, R (1, 1) OBP: 0.289, SLG: 0.378 Todd Worrell, R (8, 1)			1-2 G4-3		2-2 F8		1-2 HR		1-0 P5	4 1 1 2 0 0 1 0 0 0 0 0 0 0		
<b>Inning Stats</b>	R: 0 E: 0 K: 2 S: 8 H: 0 LOB: 0 BB: 0 P: 12	R: 1 E: 0 K: 0 S: 10 H: 2 LOB: 1 BB: 0 P: 14	R: 0 E: 0 K: 1 S: 9 H: 1 LOB: 1 BB: 0 P: 10	R: 0 E: 0 K: 1 S: 9 H: 1 LOB: 1 BB: 0 P: 10	R: 1 E: 0 K: 0 S: 12 H: 2 LOB: 2 BB: 1 P: 24	R: 0 E: 0 K: 0 S: 7 H: 0 LOB: 0 BB: 0 P: 9	R: 3 E: 0 K: 1 S: 14 H: 4 LOB: 1 BB: 0 P: 19	R: 0 E: 0 K: 0 S: 11 H: 1 LOB: 1 BB: 0 P: 13	R: 0 E: 0 K: 2 S: 10 H: 0 LOB: 1 BB: 1 P: 17	1B: 4 2B: 6 3B: 0 HR: 1 SF: 0 SAC: 0 DP: 0 HBP: 0	WP: 0 PB: 0 SB: 1 CS: 0 PA: 40	
<b>PITCHER</b>	IP WLS BF H R ER SO BB IBB HBP BLK WP HR S P ERA WHIP											
Tim Belcher, R (1, 1) ERA: 3.6	6.1 L 30 10 5 5 4 1 0 0 0 0 0 1 64 92 7.11 1.737											
Dwayne Henry, R (7, 1) ERA: 3.08	1.2 6 1 0 0 1 0 0 0 0 0 0 0 16 19 0.00 0.600											
Rob Dibble, R (9, 1) ERA: 4.34	1.0 4 0 0 0 2 1 0 0 0 0 0 0 10 17 0.00 1.000											

St. Louis Cardinals @ Cincinnati Reds  
Riverfront Stadium, Cincinnati, OH  
Thu Jul 16 1992, 7:05 PM EDT  
Att. 35,991 - Cloudy - 75 F

livebaseballscorecards.com

AB 38  
R 5  
H 11  
RBI 5  
BB 2  
SO 7  
LOB 14



Batter	1	2	3	4	5	6	7	8	9	AB	R	H	RBI	BB	SO	LOB
<b>Bip Roberts, S</b> OBP: 0.372, SLG: 0.360 (1, 5) (9, 8)	1-1 P6		2-2 1B		2-1 G3			0-2 G3-1 1B		4	0	2	0	0	0	0
<b>Dave Martinez, L</b> OBP: 0.313, SLG: 0.333 <b>Rob Dibble, L</b> OBP: 1.000, SLG: 1.000 (1, 8) (9, 1)	0-1 G5-4-3 1B		1-0 G3-1			3-2 G4-3		0-0 G3-1		4	0	1	0	0	0	4
<b>Barry Larkin, R</b> OBP: 0.357, SLG: 0.430 (1, 6)	0-1 G5-4-3 1-2f			1-0 HR		1-0 F8		1-0 F9		4	1	1	1	0	0	3
<b>Paul O'Neill, L</b> OBP: 0.376, SLG: 0.416 (1, 9)		2-1 1B		2-1 FC6-4 1B		0-0 G3-1			0-0 G4-3	4	0	2	0	0	0	0
<b>Hal Morris, L</b> OBP: 0.403, SLG: 0.426 (1, 3)		1-1 F7		2-3 SAFE K			0-0 G3		3-2 F8	4	0	0	0	0	1	1
<b>Reggie Sanders, R</b> OBP: 0.347, SLG: 0.459 <b>Glenn Braggs, R</b> OBP: 0.307, SLG: 0.289 (1, 7) (4, 7)		2-2 3B		1-0 SAFE FC6-4 1-2f			1-1 G5-3		2-3 K	1	0	1	0	0	0	0
<b>Bill Doran, S</b> OBP: 0.323, SLG: 0.373 (1, 4)			2-0 1B 1B	3-3 SAFE K			1-2 L5			3	0	1	0	0	1	1
<b>Joe Oliver, R</b> OBP: 0.304, SLG: 0.358 (1, 2)			3-3 SAFE K		1-0 L3			1-2 FC4-6 1B		3	0	1	0	0	1	1
<b>Tim Belcher, R</b> OBP: 0.128, SLG: 0.191 <b>Dwayne Henry, R</b> OBP: 0.250, SLG: 0.250 <b>Jeff Branson, L</b> OBP: 0.306, SLG: 0.424 (1, 1) (7, 1) (8, PH) (9, 5)			0-2 P1		1-2 G6-3			2-2 FC4-6 G3-1 1B 1-2f		2	0	0	0	0	0	1
										0	0	0	0	0	0	0
										1	0	0	0	0	0	1

Inning Stats	R: 0	H: 1	E: 0	K: 0	S: 6	R: 0	H: 2	E: 0	K: 0	S: 7	R: 0	H: 2	E: 0	K: 1	S: 11	R: 1	H: 2	E: 0	K: 2	S: 12	R: 0	H: 0	E: 0	K: 0	S: 6	R: 0	H: 0	E: 0	K: 0	S: 6	R: 0	H: 2	E: 0	K: 0	S: 17	R: 0	H: 0	E: 0	K: 1	S: 7	1B: 7	2B: 0	3B: 1	HR: 1	SF: 0	SAC: 0	DP: 1	HBP: 0	WP: 0	PA: 33						
<b>PITCHER</b>	IP	WLS	BF	H	R	ER	SO	BB	IBB	HBP	BLK	WP	HR	S	P	ERA	WHIP													IP	WLS	BF	H	R	ER	SO	BB	IBB	HBP	BLK	WP	HR	S	P	ERA	WHIP										
<b>Omar Olivares, R</b> ERA: 3.64 (1, 1)	7.2	W	29	9	1	1	3	0	0	0	0	0	1	70	106	1.17	1.174																																							
<b>Todd Worrell, R</b> ERA: 3.62 (8, 1)	1.1	S	4	0	0	0	1	0	0	0	0	0	0	8	14	0.00	0.000																																							

**BOTTOM**

**St. Louis Cardinals @ Cincinnati Reds**  
Riverfront Stadium, Cincinnati, OH  
Thu Jul 16 1992, 7:05 PM EDT  
Att: 35,991 - Cloudy - 75 F

livebaseballscorecards.com

<b>AB</b>	<b>33</b>
<b>R</b>	<b>1</b>
<b>H</b>	<b>9</b>
<b>RBI</b>	<b>1</b>
<b>BB</b>	<b>0</b>
<b>SO</b>	<b>4</b>
<b>LOB</b>	<b>13</b>







Batter	1	2	3	4	5	6	7	8	9	AB	R	H	RBI	BB	SO	LOB
<b>Bip Roberts, S</b> OBP: 0.369, SLG: 0.356 (1, 8) B C S B B R X (6, 5)	3-2 G4-3 ①		0-0 G1-3 ①	2-2 G6-3 ②		4-1 1B BB	0-2 FC4-6 ② 1-2f 2-3			4	0	0	0	1	0	2
<b>Hal Morris, L</b> OBP: 0.399, SLG: 0.421 (1, 3) X	0-0 G4-3 ②		2-0 G3-1 ②	1-0 G3 ③		2-1 1-3 1B	2-0 G3 ③			5	0	1	0	0	0	2
<b>Barry Larkin, R</b> OBP: 0.364, SLG: 0.438 <b>Freddie Benavides, R</b> OBP: 0.283, SLG: 0.340 (1, 6) C B X (6, 6)	1-1 FC6-4 1B		1-1 1B HR 2B		4-1 F9 2B BB	2-3 K		0-3 K ①		2	2	2	0	1	0	0
<b>Glenn Braggs, R</b> OBP: 0.310, SLG: 0.288 (1, 7) C X	0-1 FC6-4 ③ 1-2f		0-1 HR 1B		4-0 2B BB	0-3 K ②		2-2 G6-3 ②		4	2	1	0	1	1	3
<b>Darnell Coles, R</b> OBP: 0.274, SLG: 0.492 <b>Dave Martinez, L</b> OBP: 0.310, SLG: 0.329 (1, 5) (5, PH) (6, 8)		2-2 F9	2-2 SAFE HR 1-H 3-H		3-1 F9 ① 2-3	0-0 F8 ③		1-0 L4 ③		2	1	1	3	0	0	0
<b>Paul O'Neill, L</b> OBP: 0.377, SLG: 0.421 (1, 9) F B X		1-1 1B 1B	1-2 G3-1 ③		0-0 1-H 3-H 2B		3-2 F8 ①			4	0	2	2	0	0	0
<b>Joe Oliver, R</b> OBP: 0.310, SLG: 0.364 <b>Rick Wrona, R</b> (1, 2) (8, 2)		2-1 SAFE FC6-4 1B		2-2 HR 1B		2-2 F9		1-1 E 1B 1B		4	2	3	0	0	0	1
<b>Bill Doran, S</b> OBP: 0.325, SLG: 0.386 (1, 4) X		0-0 F8 ②		2-0 1-H HR		4-1 BB		1-2 E3 FC4-6 1B		3	1	1	2	1	0	3
<b>Greg Swindell, L</b> OBP: 0.148, SLG: 0.173 <b>Jeff Branson, L</b> OBP: 0.324, SLG: 0.441 <b>Scott Bankhead, R</b> OBP: 0.250, SLG: 0.250 <b>Steve Foster, R</b> OBP: 0.500, SLG: 0.500 <b>Scott Ruskin, R</b> (1, 1) (7, PH) (8, 1) (9, 1) (9, 1)		0-0 FC6-4 ③ 1-2f		0-0 F8 ①		1-3 K ③		1-1 FC4-6 1B		3	0	0	0	0	1	4
<b>Inning Stats</b>	R: 0 E: 0 K: 8	H: 1 LOB: 1 BB: 0 P: 12	R: 0 E: 0 K: 10	H: 2 LOB: 2 BB: 0 P: 15	R: 3 E: 0 K: 14	H: 3 LOB: 0 BB: 0 P: 20	R: 2 E: 0 K: 10	H: 1 LOB: 2 BB: 3 P: 29	R: 0 E: 1 K: 11	H: 0 LOB: 0 BB: 0 P: 10	R: 0 E: 0 K: 7	H: 0 LOB: 0 BB: 0 P: 10	1B: 8 2B: 2 3B: 0 HR: 2	SF: 0 SAC: 0 DP: 0 HBP: 0	WP: 0 PB: 0 SB: 0 CS: 0	PA: 41

**BOTTOM**

**St. Louis Cardinals @ Cincinnati Reds**  
Riverfront Stadium, Cincinnati, OH  
Fri Jul 17 1992, 7:05 PM EDT  
Att: 33,270 - Cloudy - 78 F

livebaseballscorecards.com

<b>AB</b>	<b>37</b>
<b>R</b>	<b>8</b>
<b>H</b>	<b>12</b>
<b>RBI</b>	<b>8</b>
<b>BB</b>	<b>4</b>
<b>SO</b>	<b>4</b>
<b>LOB</b>	<b>21</b>



PITCHER	IP	WLS	BF	H	R	ER	SO	BB	IBB	HBP	BLK	WP	HR	S	P	ERA	WHIP
<b>Rheal Cormier, L</b> ERA: 4.9 (1, 1)	4.0	L	20	8	5	5	5	0	0	0	0	0	2	42	64	11.25	2.000
<b>Jose DeLeon, R</b> ERA: 4.32 (5, 1)	2.0		12	2	2	2	3	4	0	0	0	0	0	22	48	9.00	3.000
<b>Mike Perez, R</b> ERA: 1.56 (7, 1)	1.0		6	2	1	0	0	0	0	0	0	0	0	16	24	0.00	2.000
<b>Cris Carpenter, R</b> ERA: 2.28 (8, 1)	1.0		3	0	0	0	1	0	0	0	0	0	0	7	10	0.00	0.000



St. Louis Cardinals @ Cincinnati Reds  
 Riverfront Stadium, Cincinnati, OH

Sat Jul 18 1992, 7:05 PM EDT  
 Att. 47,588 - Cloudy - 80 F

livebaseballscorecards.com

AB	31
R	2
H	8
RBI	2
BB	3
SO	9
LOB	11



Batter	1	2	3	4	5	6	7	8	9	AB R H RBI BB SO LOB	TOP											
<b>Bernard Gilkey, R</b> (1, 7) OBP: 0.376, SLG: 0.395	0-1 F8		0-0 G6-3 1B		4-2 BB		1-1 CS	4-2 1B SH5-4 BB		2 0 1 0 2 0 0												
<b>Ozzie Smith, S</b> (1, 6) OBP: 0.377, SLG: 0.338	1-3 K		2-1 G6-3		2-3 K			0-1 SH5-4		3 0 0 0 0 2 3												
<b>Ray Lankford, L</b> (1, 8) OBP: 0.373, SLG: 0.459	2-0 G5-3		1-3 K					1-2 S 1B		4 0 1 0 0 1 1												
<b>Felix Jose, S</b> (1, 9) OBP: 0.353, SLG: 0.444		2-1 F8		1-1 CS 1B		3-2 P4		2-3 K		4 0 1 0 0 1 2												
<b>Todd Zeile, R</b> (1, 5) OBP: 0.347, SLG: 0.378	0-1 L1		2-3 K		4-2 BB			3-3 K		3 0 0 0 1 2 3												
<b>Gerald Perry, L</b> (1, 3) OBP: 0.308, SLG: 0.306	0-1 HR 1B		2-2 G1-3					1-2 L5		4 1 1 0 0 1 1												
<b>Tom Pagnozzi, R</b> (1, 2) OBP: 0.316, SLG: 0.412		2-0 HR			0-0 G6-3		1-3 K	0-0 G6-3		4 1 1 2 0 1 0												
<b>José Oquendo, S</b> (1, 4) OBP: 0.375, SLG: 0.524		1-0 2-1 3B			3-2 2B		0-1 L7	0-1 P3		3 0 2 0 0 0 0 1 0 0 0 0 0 0												
<b>Andres Galarraga, R</b> (9, PH) OBP: 0.236, SLG: 0.279																						
<b>Bob Tewksbury, R</b> (1, 1) OBP: 0.089, SLG: 0.068		1-0 2-1		1-2 F8		1-3 K		0-1 CS 1B		2 0 0 0 0 1 1												
<b>Rex Hudler, R</b> (7, PH) OBP: 0.231, SLG: 0.333										1 0 1 0 0 0 0												
<b>Bob McClure, R</b> (7, 1)										0 0 0 0 0 0 0												
<b>Mike Perez, R</b> (8, 1)										0 0 0 0 0 0 0												
<b>Inning Stats</b>	R: 0 E: 0 K: 1 S: 6	H: 0 LOB: 0 BB: 0 P: 9	R: 2 E: 0 K: 0 S: 8	H: 3 LOB: 1 BB: 0 P: 14	R: 0 E: 0 K: 1 S: 10	H: 1 LOB: 1 BB: 0 P: 13	R: 0 E: 0 K: 1 S: 8	H: 1 LOB: 0 BB: 0 P: 13	R: 0 E: 0 K: 2 S: 12	H: 1 LOB: 2 BB: 1 P: 22	R: 0 E: 0 K: 1 S: 10	H: 0 LOB: 1 BB: 1 P: 20	R: 0 E: 0 K: 1 S: 9	H: 1 LOB: 0 BB: 0 P: 10	R: 0 E: 0 K: 2 S: 16	H: 1 LOB: 2 BB: 1 P: 26	R: 0 E: 0 K: 0 S: 6	H: 0 LOB: 0 BB: 0 P: 7	1B: 5 2B: 1 3B: 1 HR: 1	SF: 0 SAC: 1 DP: 0 HBP: 0	WP: 0 PB: 0 SB: 1 CS: 2	PA: 36
<b>PITCHER</b>	IP WLS BF H R ER SO BB IBB HBP BLK WP HR S P ERA WHIP																					
<b>Jose Rijo, R</b> (1, 1) ERA: 3.17	6.0 W 25 6 2 2 6 2 0 0 0 0 0 1 54 91 3.00 1.333																					
<b>Rob Dibble, R</b> (7, 1) ERA: 4.12	2.0 8 2 0 0 3 1 0 0 0 0 0 0 25 36 0.00 1.500																					
<b>Norm Charlton, L</b> (9, 1) ERA: 2.52	1.0 S 3 0 0 0 0 0 0 0 0 0 0 0 6 7 0.00 0.000																					

BOTTOM

St. Louis Cardinals @ Cincinnati Reds  
Riverfront Stadium, Cincinnati, OH  
Sat Jul 18 1992, 7:05 PM EDT  
Att. 47,588 - Cloudy - 80 F

livebaseballscorecards.com

AB 32  
R 3  
H 9  
RBI 3  
BB 2  
SO 2  
LOB 14



WP: 0 PA: 34  
PB: 0  
SB: 0  
CS: 0

AB R H RBI BB SO LOB

4	1	1	0	0	0	3
4	1	2	0	0	0	1
3	0	1	1	1	0	1
3	1	0	0	1	1	3
4	0	1	2	0	1	0
4	0	1	0	0	0	0
4	0	1	0	0	0	2
0	0	0	0	0	0	0
3	0	1	0	0	0	2
2	0	1	0	0	0	0
1	0	0	0	0	0	2
0	0	0	0	0	0	0
0	0	0	0	0	0	0
1B: 7	SF: 0					
2B: 2	SAC: 0					
3B: 0	DP: 1					
HR: 0	HBP: 0					

Batter	1	2	3	4	5	6	7	8	9									
<b>Bip Roberts, S</b> OBP: 0.368, SLG: 0.354 (1, 7)	3-1 1B G5-3 1B	2-2 F8 2		0-0 FC6-4 1-2f 2		0-0 G3 3												
<b>Dave Martinez, L</b> OBP: 0.313, SLG: 0.332 (1, 8)	2-2 G5-3 1-3 2B 1B	1-1 2B 1B		2-2 G3 3			2-2 F7 1											
<b>Barry Larkin, R</b> OBP: 0.365, SLG: 0.440 (1, 6)	1-1 G5-3 1-2 3-H	1-1 2B 1-3		4-1 BB G4-6-3			2-2 F9 2											
<b>Paul O'Neill, L</b> OBP: 0.376, SLG: 0.416 (1, 9)	4-0 2B BB	0-0 F8 3		3-1 G4-6-3 1-2f 1 2			3-3 K 3											
<b>Hal Morris, L</b> OBP: 0.397, SLG: 0.423 (1, 3)	1-1 1B 2B 1-H 2-H		1-2 G4-3 1		1-3 K 3		0-0 F7 1											
<b>Chris Sabo, R</b> OBP: 0.307, SLG: 0.428 (1, 5)	0-0 FC6-4 2-3 1B		0-2 G5-3 2		0-0 F7 1		2-0 P8 2											
<b>Bill Doran, S</b> OBP: 0.324, SLG: 0.384 (1, 4)	2-0 P5 2		2-2 G4-3 3		2-2 FC6-4 1B 1B		1-1 F8 3											
<b>Norm Charlton, S</b> OBP: 0.333, SLG: 0.333 (9, 1)																		
<b>Joe Oliver, R</b> OBP: 0.310, SLG: 0.364 (1, 2)	1-1 FC6-4 1-2f 3			1-2 F9 1		1-0 FC6-4 1-2 1B												
<b>Jose Rijo, R</b> OBP: 0.216, SLG: 0.270 (1, 1)		0-0 G4-3 1		1-1 FC6-4 1B		1-0 FC6-4 1-2f 2-3 2												
<b>Glenn Braggs, R</b> OBP: 0.308, SLG: 0.286 (6, PH)																		
<b>Rob Dibble, L</b> OBP: 1.000, SLG: 1.000 (7, 1)																		
<b>Jeff Branson, L</b> OBP: 0.324, SLG: 0.441 (9, 4)																		
<b>Inning Stats</b>	R: 3 E: 0 K: 0 S: 14	H: 4 LOB: 2 BB: 1 P: 27	R: 0 E: 0 K: 0 S: 9	H: 2 LOB: 2 BB: 0 P: 13	R: 0 E: 0 K: 0 S: 10	H: 0 LOB: 0 BB: 0 P: 13	R: 0 E: 0 K: 1 S: 6	H: 0 LOB: 0 BB: 1 P: 14	R: 0 E: 0 K: 0 S: 8	H: 2 LOB: 2 BB: 0 P: 12	R: 0 E: 0 K: 1 S: 9	H: 0 LOB: 0 BB: 0 P: 16	R: 0 E: 0 K: 0 S: 4	H: 0 LOB: 0 BB: 0 P: 7	1B: 7 2B: 2 3B: 0 HR: 0	SF: 0 SAC: 0 DP: 1 HBP: 0	WP: 0 PB: 0 SB: 0 CS: 0	PA: 34
<b>PITCHER</b>	IP WLS L	WLS L	H R ER SO	H R ER SO	H R ER SO	H R ER SO	H R ER SO	H R ER SO	H R ER SO	H R ER SO	H R ER SO	H R ER SO	H R ER SO	BB IBB HBP BLK	WP HR S P	ERA WHIP	ERA WHIP	
<b>Bob Tewksbury, R</b> ERA: 1.98 (1, 1)	6.0		9 3 3 1	9 3 3 1	9 3 3 1	9 3 3 1	9 3 3 1	9 3 3 1	9 3 3 1	9 3 3 1	9 3 3 1	9 3 3 1	9 3 3 1	2 0 0 0	0 0 0 0	4.50 1.833	4.50 1.833	
<b>Bob McClure, L</b> ERA: 3.26 (7, 1)	1.1		0 0 0 1	0 0 0 1	0 0 0 1	0 0 0 1	0 0 0 1	0 0 0 1	0 0 0 1	0 0 0 1	0 0 0 1	0 0 0 1	0 0 0 1	0 0 0 0	0 0 0 0	0.00 0.000	0.00 0.000	
<b>Mike Perez, R</b> ERA: 1.54 (8, 1)	0.2		0 0 0 0	0 0 0 0	0 0 0 0	0 0 0 0	0 0 0 0	0 0 0 0	0 0 0 0	0 0 0 0	0 0 0 0	0 0 0 0	0 0 0 0	0 0 0 0	0 0 0 0	0.00 0.000	0.00 0.000	



Batter	1	2	3	4	5	6	7	8	9	AB R H RBI BB SO LOB	TOP											
<b>Rex Hudler, R</b> (1, 4) OBP: 0.246, SLG: 0.358 <b>Tim Jones, L</b> (6, 6) OBP: 0.236, SLG: 0.223 <b>Craig Wilson, R</b> (9, PH) OBP: 0.357, SLG: 0.368	1-3 	3-2 G6-3 		1-0 		1-1 			1-1 G5-3 	4 1 2 0 0 1 0 0 0 0 0 0 0 0 1 0 0 0 0 0 0												
<b>Bernard Gilkey, R</b> (1, 7) OBP: 0.388, SLG: 0.410	2-1 	4-2 		3-0 		1-1 			2-1 G6-3 	4 1 3 1 1 0 0												
<b>Ray Lankford, L</b> (1, 8) OBP: 0.373, SLG: 0.459	2-0 	4-1 		2-1 L4 		2-3 			0-0 G4-3 	4 1 1 0 1 1 2												
<b>Felix Jose, S</b> (1, 9) OBP: 0.351, SLG: 0.440	4-0 	0-0 P3 			1-1 F7 				0-1 G4-3 	3 1 0 0 1 0 1												
<b>Todd Zeile, R</b> (1, 5) OBP: 0.348, SLG: 0.377	1-0 		2-3 K 		4-1 				3-2 G5-3 	3 0 1 2 1 1 0												
<b>Andres Galarraga, R</b> (1, 3) OBP: 0.230, SLG: 0.272	1-2 F8 		1-2 G5-3 		1-2 F8 				0-3 K 	4 0 0 0 0 1 3												
<b>Tom Pagnozzi, R</b> (1, 2) OBP: 0.318, SLG: 0.417	1-1 		0-0 		0-0 L9 				1-1 L5 	4 0 2 1 0 0 1												
<b>José Oquendo, S</b> (1, 6) OBP: 0.357, SLG: 0.458 (6, 4)	4-0 		1-0 F8 			2-1 F9 			1-0 G4-3 	3 0 0 0 1 0 1												
<b>Mark Clark, R</b> (1, 1) OBP: 0.200, SLG: 0.200 <b>Cris Carpenter, R</b> (7, 1) OBP: 0.500, SLG: 0.500 <b>Milt Thompson, L</b> (8, PH) OBP: 0.346, SLG: 0.438 <b>Bob McClure, R</b> (8, 1)	0-0 G6-3 		1-1 G6-3 			0-3 K 			0-1 G4-3 	3 0 0 0 0 1 3 0 0 0 0 0 0 0 1 0 0 0 0 0 0 0 0 0 0 0 0 0												
<b>Inning Stats</b>	R: 3 E: 0 K: 1 S: 13	H: 4 LOB: 3 BB: 2 P: 29	R: 0 E: 0 K: 0 S: 7	H: 0 LOB: 1 BB: 2 P: 18	R: 0 E: 0 K: 1 S: 9	H: 1 LOB: 1 BB: 0 P: 13	R: 0 E: 0 K: 0 S: 6	H: 2 LOB: 1 BB: 0 P: 13	R: 0 E: 0 K: 0 S: 7	H: 0 LOB: 1 BB: 1 P: 13	R: 1 E: 0 K: 2 S: 12	H: 2 LOB: 1 BB: 0 P: 18	R: 0 E: 0 K: 1 S: 9	H: 0 LOB: 0 BB: 0 P: 12	R: 0 E: 0 K: 0 S: 5	H: 0 LOB: 0 BB: 0 P: 7	R: 0 E: 0 K: 0 S: 5	H: 0 LOB: 0 BB: 0 P: 8	1B: 5 2B: 4 3B: 0 HR: 0	SF: 0 SAC: 0 DP: 0 HBP: 0	WP: 0 PB: 0 SB: 0 CS: 1	PA: 39
<b>PITCHER</b> <b>Chris Hammond, L</b> (1, 1) ERA: 3.86 <b>Dwayne Henry, R</b> (7, 1) ERA: 3.02 <b>Scott Bankhead, R</b> (8, 1) ERA: 1.85 <b>Norm Charlton, L</b> (9, 1) ERA: 2.47	IP WLS BF H R ER SO BB IBB HBP BLK WP HR S P ERA WHIP	IP WLS BF H R ER SO BB IBB HBP BLK WP HR S P ERA WHIP	IP WLS BF H R ER SO BB IBB HBP BLK WP HR S P ERA WHIP	IP WLS BF H R ER SO BB IBB HBP BLK WP HR S P ERA WHIP	IP WLS BF H R ER SO BB IBB HBP BLK WP HR S P ERA WHIP	IP WLS BF H R ER SO BB IBB HBP BLK WP HR S P ERA WHIP	IP WLS BF H R ER SO BB IBB HBP BLK WP HR S P ERA WHIP	IP WLS BF H R ER SO BB IBB HBP BLK WP HR S P ERA WHIP	IP WLS BF H R ER SO BB IBB HBP BLK WP HR S P ERA WHIP	IP WLS BF H R ER SO BB IBB HBP BLK WP HR S P ERA WHIP	IP WLS BF H R ER SO BB IBB HBP BLK WP HR S P ERA WHIP	IP WLS BF H R ER SO BB IBB HBP BLK WP HR S P ERA WHIP	IP WLS BF H R ER SO BB IBB HBP BLK WP HR S P ERA WHIP	IP WLS BF H R ER SO BB IBB HBP BLK WP HR S P ERA WHIP	IP WLS BF H R ER SO BB IBB HBP BLK WP HR S P ERA WHIP	IP WLS BF H R ER SO BB IBB HBP BLK WP HR S P ERA WHIP	IP WLS BF H R ER SO BB IBB HBP BLK WP HR S P ERA WHIP	IP WLS BF H R ER SO BB IBB HBP BLK WP HR S P ERA WHIP	IP WLS BF H R ER SO BB IBB HBP BLK WP HR S P ERA WHIP	IP WLS BF H R ER SO BB IBB HBP BLK WP HR S P ERA WHIP	IP WLS BF H R ER SO BB IBB HBP BLK WP HR S P ERA WHIP	

**St. Louis Cardinals @ Cincinnati Reds**  
 Riverfront Stadium, Cincinnati, OH  
 Sun Jul 19 1992, 3:33 AM EDT  
 Att. 37,349 - Cloudy - 84 F

livebaseballscorecards.com

<b>AB</b>	<b>34</b>
<b>R</b>	<b>4</b>
<b>H</b>	<b>9</b>
<b>RBI</b>	<b>4</b>
<b>BB</b>	<b>5</b>
<b>SO</b>	<b>5</b>
<b>LOB</b>	<b>11</b>







Batter	1	2	3	4	5	6	7	8	9	AB R H RBI BB SO LOB	TOP
<b>Rey Sanchez, R</b> (1, 6) <small>OBP: 0.268, SLG: 0.317</small>	1-2 		2-1 		0-0 			1-0 		4 0 0 0 0 0 0	
<b>23 Ryne Sandberg, R</b> (1, 4) <small>OBP: 0.361, SLG: 0.468</small>	1-1 		0-2 		1-3 			3-1 		4 1 2 0 0 1 0	
<b>Mark Grace, L</b> (1, 3) <small>OBP: 0.405, SLG: 0.444</small>	1-1 		0-0 			1-0 		1-2 		3 0 1 0 0 0 0	
<b>Andre Dawson, R</b> (1, 9) <small>OBP: 0.299, SLG: 0.451</small>	1-3 			0-0 		2-0 		2-3 		4 1 1 1 0 2 4	
<b>Steve Buechele, R</b> (1, 5) <b>Bob Scanlan, R</b> (8, 1)	1-2 			1-0 		1-1 		1-3 		4 0 2 1 0 1 2 0 0 0 0 0 0 0	
<b>Kal Daniels, L</b> (1, 7) <small>OBP: 0.329, SLG: 0.363</small>	0-2 			2-3 			1-2 		1-3 	4 0 1 0 0 2 3	
<b>Joe Girardi, R</b> (1, 2) <b>Rick Wilkins, L</b> (9, PH)		1-2 		2-1 			0-0 		1-3 	3 0 1 0 0 0 2 1 0 0 0 0 1 0	<b>AB</b> 34 <b>R</b> 2 <b>H</b> 8 <b>RBI</b> 2 <b>BB</b> 0 <b>SO</b> 8 <b>LOB</b> 15
<b>Doug Dasenczo, S</b> (1, 8) <b>Derrick May, L</b> (9, PH)		1-2 		2-0 			1-0 		1-3 	3 0 0 0 0 0 3 1 0 0 0 0 1 0	
<b>Mike Harkey, R</b> (1, 1) <b>Chuck McElroy, L</b> (6, 1) <b>Jim Bullinger, R</b> (7, 1) <b>Paul Assenmacher, L</b> (7, 1) <b>Jose Vizcaino, S</b> (8, 5)		1-1 			1-2 			0-2 		2 0 0 0 0 0 0 1 0 0 0 0 0 1 0	
<b>Inning Stats</b>	R: 1 H: 2 E: 0 LOB: 2 K: 1 BB: 0 S: 16 P: 21	R: 0 H: 1 E: 0 LOB: 0 K: 0 BB: 0 S: 8 P: 11	R: 0 H: 0 E: 0 LOB: 0 K: 0 BB: 0 S: 6 P: 8	R: 1 H: 2 E: 0 LOB: 1 K: 1 BB: 0 S: 9 P: 15	R: 0 H: 0 E: 0 LOB: 0 K: 1 BB: 0 S: 7 P: 9	R: 0 H: 0 E: 0 LOB: 0 K: 0 BB: 0 S: 4 P: 8	R: 0 H: 1 E: 0 LOB: 1 K: 0 BB: 0 S: 9 P: 11	R: 0 H: 2 E: 0 LOB: 2 K: 2 BB: 0 S: 12 P: 20	R: 0 H: 0 E: 0 LOB: 0 K: 3 BB: 0 S: 9 P: 12	1B: 7 SF: 0 2B: 0 SAC: 0 3B: 0 DP: 1 HR: 1 HBP: 1	WP: 1 PA: 35 PB: 0 SB: 0 CS: 0
<b>PITCHER</b> <b>Tom Bolton, L</b> (1, 1) <small>ERA: 3.32</small> <b>Scott Ruskin, L</b> (7, 1) <small>ERA: 5.64</small> <b>Scott Bankhead, R</b> (8, 1) <small>ERA: 1.84</small> <b>Rob Dibble, R</b> (8, 1) <small>ERA: 3.95</small>	IP WLS BF H R ER SO BB IBB HBP BLK WP HR S P ERA WHIP 6.0 0 23 5 2 2 3 0 0 1 0 0 1 50 72 3.00 0.833 1.0 W 4 1 0 0 0 0 0 0 0 0 0 0 9 11 0.00 1.000 0.1 3 2 0 0 0 0 0 0 0 0 0 0 6 11 0.00 6.000 1.2 S 5 0 0 0 0 5 0 0 0 0 1 0 15 21 0.00 0.000	<b>PITCHER</b> IP WLS BF H R ER SO BB IBB HBP BLK WP HR S P ERA WHIP									

**Chicago Cubs @ Cincinnati Reds**  
 Riverfront Stadium, Cincinnati, OH  
 Mon Jul 20 1992, 7:05 PM EDT  
 Att. 32,196 - Cloudy - 75 F

livebaseballscorecards.com







Chicago Cubs @ Cincinnati Reds  
Riverfront Stadium, Cincinnati, OH

Tue Jul 21 1992, 7:05 PM EDT  
Att. 34,802 - Cloudy - 70 F

AB	31
R	1
H	4
RBI	1
BB	5
SO	7
LOB	17



Batter	1	2	3	4	5	6	7	8	9	AB R H RBI BB SO LOB	
Rey Sanchez, R (1, 6) OBP: 0.267, SLG: 0.315	0-1 WP 1B		0-0 P9		1-0 G6-3		1-1 FC4-6 1-2f			4 0 1 0 0 0 3	
23 Ryne Sandberg, R (1, 4) OBP: 0.359, SLG: 0.464	0-1 F8		4-2 BB			1-2 P4		3-2 F9		3 0 0 0 1 0 1	
Mark Grace, L (1, 3) OBP: 0.403, SLG: 0.441	3-2 P6		3-2 F8			0-0 FC3-6 1B		3-2 G4-3		4 0 1 0 0 0 3	
Andre Dawson, R (1, 9) OBP: 0.295, SLG: 0.445	1-2 F7			0-1 G6-3		0-1 FC3-6 1-2f		1-3 K		4 0 0 0 0 1 2	
Kal Daniels, L (1, 7) OBP: 0.327, SLG: 0.381		0-1 F9		3-2 HR		1-3 K		1-3 K	4 1 1 1 0 2 1		
Bob Scanlan, R (9, 1)									0 0 0 0 0 0 0		
Steve Buechele, R (1, 5) OBP: 0.332, SLG: 0.384		2-3 K		0-0 G6-3			1-1 L8		4-2 BB BB	3 0 0 0 1 1 0	
Rick Wilkins, L (1, 2) OBP: 0.350, SLG: 0.432		1-1 P6		1-0 F8			4-1 1B BB		4-2 1-2 BB	2 0 0 0 2 0 0	
Doug Dascenzo, S (1, 8) OBP: 0.294, SLG: 0.289			4-1 23 BB BB			1-1 F8		0-0 FC4-6 1B		2-0 L5	3 0 1 0 1 0 2
Jeff Robinson, R (1, 1)											
Ken Patterson, L (5, 1)											
Dwight Smith, L (7, PH) OBP: 0.275, SLG: 0.375			1-3 K			1-3 K					
Jim Bullinger, R (7, 1) OBP: 1.000, SLG: 4.000											
Jeff Kunkel, R (9, PH) OBP: 0.100, SLG: 0.100											
Derrick Wray, L (9, PH) OBP: 0.275, SLG: 0.342											

Inning Stats	R: 0 E: 0 K: 0 S: 11	H: 1 LOB: 1 BB: 0 P: 15	R: 0 E: 0 K: 1 S: 7	H: 0 LOB: 0 BB: 0 P: 10	R: 0 E: 0 K: 1 S: 14	H: 0 LOB: 2 BB: 2 P: 25	R: 1 E: 0 K: 0 S: 7	H: 1 LOB: 0 BB: 0 P: 11	R: 0 E: 0 K: 1 S: 8	H: 0 LOB: 0 BB: 0 P: 11	R: 0 E: 0 K: 1 S: 9	H: 1 LOB: 1 BB: 0 P: 11	R: 0 E: 0 K: 1 S: 10	H: 1 LOB: 2 BB: 1 P: 18	R: 0 E: 0 K: 1 S: 11	H: 0 LOB: 0 BB: 0 P: 18	R: 0 E: 0 K: 1 S: 11	H: 0 LOB: 2 BB: 2 P: 25	1B: 3 2B: 0 3B: 0 HR: 1	SF: 0 SAC: 0 DP: 0 HBP: 0	WP: 1 PB: 0 SB: 0 CS: 0	PA: 36
--------------	-------------------------------	----------------------------------	------------------------------	----------------------------------	-------------------------------	----------------------------------	------------------------------	----------------------------------	------------------------------	----------------------------------	------------------------------	----------------------------------	-------------------------------	----------------------------------	-------------------------------	----------------------------------	-------------------------------	----------------------------------	----------------------------------	------------------------------------	----------------------------------	--------

PITCHER	IP	WLS	BF	H	R	ER	SO	BB	IBB	HBP	BLK	WP	HR	S	P	ERA	WHIP
Tim Belcher, R (1, 1) ERA: 3.48	7.0	L	28	4	1	1	5	3	0	0	0	1	1	66	101	1.29	1.000
Dwayne Henry, R (8, 1) ERA: 2.96	1.0		3	0	0	0	1	0	0	0	0	0	0	11	18	0.00	0.000
Scott Ruskin, L (9, 1) ERA: 5.52	0.2		4	0	0	0	1	2	0	0	0	0	0	9	20	0.00	3.000
Steve Foster, R (9, 1) ERA: 4.97	0.1		1	0	0	0	0	0	0	0	0	0	0	2	5	0.00	0.000

PITCHER	IP	WLS	BF	H	R	ER	SO	BB	IBB	HBP	BLK	WP	HR	S	P	ERA	WHIP
---------	----	-----	----	---	---	----	----	----	-----	-----	-----	----	----	---	---	-----	------





Batter	1	2	3	4	5	6	7	8	9	AB R H RBI BB SO LOB	TOP												
<b>Rey Sanchez, R</b> (1, 6) <small>OBP: 0.257, SLG: 0.302</small>	1-1 		1-1 		0-0 		0-0 	1-1 		5 0 0 0 0 0 3													
<b>23 Ryne Sandberg, R</b> (1, 4) <small>OBP: 0.363, SLG: 0.469</small>	0-1 		2-2 		1-2 		1-1 		3-3 	5 0 3 0 0 1 0													
<b>Mark Grace, L</b> (1, 3) <small>OBP: 0.403, SLG: 0.441</small>	1-2 		2-1 		1-2 		0-0 		0-2 	5 0 2 0 0 0 3													
<b>Andre Dawson, R</b> (1, 9) <small>OBP: 0.294, SLG: 0.439</small>	1-2 			2-2 	2-1 			4-2 	0-3 	4 1 0 0 1 1 3													
<b>Steve Buechele, R</b> (1, 5) <small>OBP: 0.336, SLG: 0.388</small>		1-2 		2-1 		0-1 		0-1 	2-3 	5 2 3 0 0 1 1													
<b>Joe Girardi, R</b> (1, 2) <small>OBP: 0.345, SLG: 0.304</small>		3-2 		0-0 		0-0 		0-0 		4 0 2 0 0 0 3													
<b>Luis Salazar, R</b> (1, 7) <small>OBP: 0.244, SLG: 0.274</small> <b>Kal Daniels, L</b> (8, PH) <small>OBP: 0.331, SLG: 0.393</small> <b>Derrick May, L</b> (8, PR) <small>OBP: 0.275, SLG: 0.342</small> (8, 7)		1-1 		1-2 		0-1 		0-0 		3 0 1 0 0 0 3													
<b>Doug Dasenczo, S</b> (1, 8) <small>OBP: 0.297, SLG: 0.291</small>		0-0 		1-2 		2-2 		4-0 		2 0 1 2 1 0 1													
<b>Greg Maddux, R</b> (1, 1) <small>OBP: 0.158, SLG: 0.250</small>			0-2 	0-2 		0-2 		0-0 		4 0 0 0 0 0 6													
<b>Inning Stats</b>	R: 0 H: 1 E: 0 LOB: 1 K: 0 BB: 0 S: 11 P: 14	R: 0 H: 1 E: 0 LOB: 1 K: 0 BB: 0 S: 9 P: 14	R: 0 H: 1 E: 0 LOB: 1 K: 0 BB: 0 S: 10 P: 15	R: 1 H: 3 E: 0 LOB: 2 K: 0 BB: 0 S: 27 P: 33	R: 0 H: 1 E: 0 LOB: 1 K: 0 BB: 0 S: 10 P: 14	R: 1 H: 2 E: 0 LOB: 1 K: 0 BB: 0 S: 12 P: 13	R: 0 H: 1 E: 0 LOB: 0 K: 0 BB: 0 S: 4 P: 5	R: 1 H: 2 E: 0 LOB: 3 K: 3 BB: 2 S: 11 P: 20	R: 0 H: 1 E: 0 LOB: 1 K: 3 BB: 0 S: 15 P: 20	1B: 11 SF: 1 2B: 2 SAC: 0 3B: 0 DP: 1 HR: 0 HBP: 0	WP: 0 PA: 41 PB: 0 SB: 1 CS: 0												
<b>PITCHER</b> <b>Greg Swindell, L</b> (1, 1) <small>ERA: 2.84</small> <b>Dwayne Henry, R</b> (8, 1) <small>ERA: 3.12</small> <b>Scott Ruskin, L</b> (8, 1) <small>ERA: 5.52</small> <b>Steve Foster, R</b> (8, 1) <small>ERA: 4.4</small>	IP	WLS	BF	H	R	ER	SO	BB	IBB	HBP	BLK	WP	HR	S	P	ERA	WHIP					ERA	WHIP
	7.0	L	30	10	2	2	0	0	0	0	0	0	0	83	108	2.57	1.429						
	0.1		3	1	1	1	0	1	0	0	0	0	0	7	11	27.00	6.000						
	0.0		2	1	0	0	0	0	1	0	0	0	0	1	5	∞	∞						
	1.2		6	1	0	0	3	0	0	0	0	0	0	18	24	0.00	0.600						

Chicago Cubs @ Cincinnati Reds  
 Riverfront Stadium, Cincinnati, OH

Wed Jul 22 1992, 7:05 PM EDT  
 Att. 34,126 - Cloudy - 79 F

livebaseballscorecards.com

AB	38
R	3
H	13
RBI	3
BB	2
SO	3
LOB	23







Batter	1	2	3	4	5	6	7	8	9	AB R H RBI BB SO LOB	TOP											
<b>Bip Roberts, S</b> (1, 7) OBP: 0.374, SLG: 0.369	0-0 SF9 1B		0-0 F8		2-0 L7		1-1 SAFE FC4-6			4 1 1 0 0 0 2												
<b>Bill Doran, S</b> (1, 4) OBP: 0.318, SLG: 0.371	0-0 SF9 1B		2-1 G5-3			1-0 G6-3		2-1 F7		4 0 1 0 0 0 0												
<b>Barry Larkin, R</b> (1, 6) OBP: 0.364, SLG: 0.432	2-2 G4-6-3 1B		2-2 G6-3			2-0 G5-3 1B		1-2 G5-3 1B		4 0 3 0 0 0 0												
<b>Darnell Coles, R</b> (1, 5) OBP: 0.258, SLG: 0.469	0-1 SF9			2-2 F8		0-0 G5-3		0-2 G5-3		2 0 0 1 0 0 1												
<b>Paul O'Neill, L</b> (8, PH) OBP: 0.370, SLG: 0.401						1-2		1-2		0 0 0 0 0 0 0												
<b>Chris Sabo, R</b> (8, PH) OBP: 0.306, SLG: 0.425										1 0 0 0 0 0 1												
<b>Norm Charlton, S</b> (8, 1) OBP: 0.333, SLG: 0.333	2-3 3-H									0 0 0 0 0 0 0												
<b>Glenn Braggs, R</b> (1, 9) OBP: 0.314, SLG: 0.308	0-2 G4-6-3 1-2f			1-0 G5-3		0-0 G5-3		1-0 F7		4 0 0 0 0 0 4												
<b>Hal Morris, L</b> (1, 3) OBP: 0.382, SLG: 0.405		2-3 K		2-3 K			0-0 FC6-4 FC4-6 1B		3-1 F7	4 1 1 0 0 2 0												
<b>Joe Oliver, R</b> (1, 2) OBP: 0.305, SLG: 0.356		2-2 G6-3			0-0 F9		0-0 FC6-4 1B		1-1 P2	4 0 1 0 0 0 0												
<b>Cesar Hernandez, R</b> (1, 8) OBP: 0.667, SLG: 1.000		1-0			1-1 SH1-4 1B		1-1 FC6-4 FC4-6		2-3 K	3 0 2 0 0 0 2												
<b>Dave Martinez, L</b> (9, PH) OBP: 0.313, SLG: 0.339							1-2f 2-3			1 0 0 0 0 1 0												
<b>Jose Rijo, R</b> (1, 1) OBP: 0.211, SLG: 0.263		0-0 G6-3			0-1 SH1-4		0-0 FC4-6 FC4-6			1 0 0 0 0 0 1												
<b>Freddie Benavides, R</b> (7, PH) OBP: 0.281, SLG: 0.336							1-2f 3-H			1 0 0 1 0 0 1												
<b>Scott Ruskin, R</b> (7, 1) OBP: 0.341, SLG: 0.432					1-2					0 0 0 0 0 0 0												
<b>Jeff Branson, L</b> (8, 5) OBP: 0.341, SLG: 0.432										0 0 0 0 0 0 0												
<b>Inning Stats</b>	R: 1 E: 0 K: 0 S: 10	H: 3 LOB: 1 BB: 0 P: 12	R: 0 E: 0 K: 1 S: 11	H: 1 LOB: 1 BB: 0 P: 16	R: 0 E: 0 K: 0 S: 7	H: 0 LOB: 0 BB: 0 P: 11	R: 0 E: 0 K: 1 S: 7	H: 0 LOB: 0 BB: 0 P: 12	R: 0 E: 0 K: 0 S: 6	H: 1 LOB: 1 BB: 0 P: 9	R: 0 E: 0 K: 0 S: 4	H: 1 LOB: 1 BB: 0 P: 7	R: 1 E: 0 K: 0 S: 7	H: 2 LOB: 1 BB: 0 P: 9	R: 0 E: 0 K: 0 S: 9	H: 1 LOB: 1 BB: 0 P: 13	R: 0 E: 0 K: 1 S: 8	H: 0 LOB: 0 BB: 0 P: 14	1B: 8 2B: 1 3B: 0 HR: 0	SF: 1 SAC: 1 DP: 1 HBP: 0	WP: 0 PB: 0 SB: 0 CS: 0	PA: 35
<b>PITCHER</b>	IP WLS BF H R ER SO BB IBB HBP BLK WP HR S P ERA WHIP																					
<b>Rheal Cormier, L</b> (1, 1) ERA: 4.73	7.0 W 28 8 2 2 2 0 0 0 0 0 0 0 52 76 2.57 1.143																					
<b>Todd Worrell, R</b> (8, 1) ERA: 3.38	0.1 2 1 0 0 0 0 0 0 0 0 0 0 5 8 0.00 3.000																					
<b>Bob McClure, L</b> (8, 1) ERA: 3.03	0.1 1 0 0 0 0 0 0 0 0 0 0 0 3 3 0.00 0.000																					
<b>Lee Smith, R</b> (8, 1) ERA: 2.79	1.1 S 4 0 0 0 1 0 0 0 0 0 0 0 9 16 0.00 0.000																					

**Cincinnati Reds @ St. Louis Cardinals**  
**Busch Stadium, St. Louis, MO**  
 Thu Jul 23 1992, 7:05 PM CDT  
 Att. 28,130 - Cloudy - 88 F

livebaseballscorecards.com

<b>AB</b>	<b>33</b>
<b>R</b>	<b>2</b>
<b>H</b>	<b>9</b>
<b>RBI</b>	<b>2</b>
<b>BB</b>	<b>0</b>
<b>SO</b>	<b>3</b>
<b>LOB</b>	<b>12</b>







Batter	1	2	3	4	5	6	7	8	9	AB R H RBI BB SO LOB	TOP											
<b>Dave Martinez, L</b> OBP: 0.319, SLG: 0.345 (1, 8)	1-0 1B 1B		2-2 G3		0-0 G4-6-3 1B			1-1 G5-3 1B		4 0 3 0 0 0 0												
<b>Barry Larkin, R</b> OBP: 0.363, SLG: 0.430 (1, 6)	2-2 SAFE 1-3 1B		1-0 L7		1-3 K			2-0 F7		4 0 1 0 0 1 4												
<b>Paul O'Neill, L</b> OBP: 0.368, SLG: 0.399 (1, 9)	2-2 F8 1-2				1-1 G4-3 1-2f			1-0 G5-3 1B		4 0 1 0 0 0 5												
<b>Bip Roberts, S</b> OBP: 0.371, SLG: 0.366 (1, 7)	0-0 G3				0-1 G4-3			3-2 G5-3		3 0 0 0 0 0 1												
<b>Glenn Braggs, R</b> OBP: 0.312, SLG: 0.306 (6, 7)								1-2 2-3		1 0 0 0 0 0 2												
<b>Hal Morris, L</b> OBP: 0.380, SLG: 0.415 (1, 3)								3-3 K		4 1 1 1 0 1 2												
<b>Rick Wrona, R</b> (8, 3)										0 0 0 0 0 0 0												
<b>Bill Doran, S</b> OBP: 0.317, SLG: 0.369 (1, 4)										4 0 1 0 0 0 0												
<b>Darnell Coles, R</b> OBP: 0.257, SLG: 0.500 (1, 5)										4 1 1 1 0 0 1												
<b>Joe Oliver, R</b> OBP: 0.304, SLG: 0.354 (1, 2)										4 0 1 0 0 0 0												
<b>Chris Hammond, L</b> OBP: 0.324, SLG: 0.321 (1, 1)										1 0 0 0 0 0 1 0												
<b>Steve Foster, R</b> OBP: 0.500, SLG: 0.500 (3, 1)										0 0 0 0 0 0 0 0												
<b>Freddie Benavides, R</b> OBP: 0.297, SLG: 0.343 (5, PH)										1 0 1 0 0 0 0 0												
<b>Dwayne Henry, R</b> OBP: 0.290, SLG: 0.290 (5, 1)										0 0 0 0 0 0 0 0												
<b>Cesar Hernandez, R</b> OBP: 0.571, SLG: 0.857 (7, PH)										1 0 0 0 0 0 0 0												
<b>Scott Bankhead, R</b> OBP: 0.250, SLG: 0.250 (7, 1)										0 0 0 0 0 0 0 0												
<b>Inning Stats</b>	R: 0 E: 0 K: 0 S: 12	H: 2 LOB: 1 BB: 0 P: 16	R: 1 E: 0 K: 0 S: 9	H: 1 LOB: 0 BB: 0 P: 15	R: 0 E: 0 K: 1 S: 7	H: 0 LOB: 0 BB: 0 P: 10	R: 1 E: 0 K: 0 S: 13	H: 2 LOB: 1 BB: 0 P: 20	R: 0 E: 0 K: 1 S: 7	H: 3 LOB: 2 BB: 0 P: 9	R: 0 E: 0 K: 0 S: 5	H: 0 LOB: 0 BB: 0 P: 5	R: 0 E: 0 K: 0 S: 7	H: 0 LOB: 0 BB: 0 P: 9	R: 0 E: 0 K: 1 S: 12	H: 2 LOB: 2 BB: 0 P: 22	R: 0 E: 0 K: 0 S: 10	H: 0 LOB: 0 BB: 0 P: 13	1B: 8 2B: 0 3B: 0 HR: 2	SF: 0 SAC: 0 DP: 1 HBP: 0	WP: 0 PB: 0 SB: 0 CS: 1	PA: 35
<b>PITCHER</b>	IP WLS BF H R ER SO BB IBB HBP BLK WP HR S P ERA WHIP												<b>PITCHER</b>	IP WLS BF H R ER SO BB IBB HBP BLK WP HR S P ERA WHIP								
<b>Bob Tewksbury, R</b> ERA: 2.01 (1, 1)	7.0 W 27 8 2 2 2 0 0 0 0 0 0 2 60 84 2.57 1.143																					
<b>Todd Worrell, R</b> ERA: 3.31 (8, 1)	0.2 4 2 0 0 0 0 0 0 0 0 0 0 8 15 0.00 3.000																					
<b>Bob McClure, L</b> ERA: 3.0 (8, 1)	0.1 1 0 0 0 0 1 0 0 0 0 0 0 4 7 0.00 0.000																					
<b>Mike Perez, R</b> ERA: 1.48 (9, 1)	1.0 3 0 0 0 0 0 0 0 0 0 0 0 10 13 0.00 0.000																					

Cincinnati Reds @ St. Louis Cardinals  
 Busch Stadium, St. Louis, MO  
 Fri Jul 24 1992, 7:05 PM CDT  
 Att. 49,323 - Cloudy - 85 F

livebaseballscorecards.com

AB	35
R	2
H	10
RBI	2
BB	0
SO	3
LOB	15







Batter	1	2	3	4	5	6	7	8	9	AB	R	H	RBI	BB	SO	LOB	TOP										
<b>Bip Roberts, S</b> (1, 7) OBP: 0.371, SLG: 0.368 <b>Cesar Hernandez, R</b> (4, PR) OBP: 0.556, SLG: 0.778 (4, 7)	2-3 K	1-1 L7		0-0 2B	1-1 F7		2-1 FC5-4 1B			3	0	1	1	0	1	1											
<b>Dave Martinez, L</b> (1, 8) OBP: 0.320, SLG: 0.344	2-1 G3 1B		2-2 F9	3-H 2-0 G5-3		4-1 BB	2-1 FC5-4 1-2f			4	0	1	0	1	0	2											
<b>Barry Larkin, R</b> (1, 6) OBP: 0.367, SLG: 0.432 <b>Rob Dibble, L</b> (8, 1) OBP: 0.500, SLG: 0.500 <b>Norm Charlton, S</b> (9, 1) OBP: 0.333, SLG: 0.333	1-2 G3 1-3		0-0 S 2B 1B		1-1 1B E 1B	1-1 P6		1-1 G3-6 1B		5	2	3	0	0	0	2											
<b>Hal Morris, L</b> (1, 3) OBP: 0.380, SLG: 0.419	1-0 F8		3-1 S 2B 1B	1-H G4-3 2B	1-0 E 1B 1B	0-0 F8		2-2 G3-6-1 1-2f		5	1	2	1	0	0	3											
<b>Paul O'Neill, L</b> (1, 9) OBP: 0.366, SLG: 0.405		1-1 HR	1-1 G4-3		0-1 E4 1B 1B	0-0 F8		1-3 K		5	2	1	1	0	1	3											
<b>Bill Doran, S</b> (1, 4) OBP: 0.319, SLG: 0.368 <b>Freddie Benavides, R</b> (7, 4) OBP: 0.284, SLG: 0.339 (8, 6)		0-0 F8	1-1 P5		4-2 FC6-4 1B BB		1-0 SH5-3 BB 1B		0-1 L8	3	1	1	0	1	0	1											
<b>Darnell Coles, R</b> (1, 5) OBP: 0.307, SLG: 0.528		0-0 E 1B 1B		2-1 G6-3 G5-3 2B 1B	2-1 FC6-4 1B		4-2 SH5-3 1B BB		3-1 1B	4	3	4	2	1	0	0											
<b>Rick Wrona, R</b> (1, 2) OBP: 0.125, SLG: 0.125		0-0 E 1B		1 SAFE 0-1 G5-3	0-1 FC6-4		0-0 P2		0-0 F7	5	0	1	0	0	0	6											
<b>Tom Bolton, L</b> (1, 1) <b>Scott Ruskin, R</b> (6, 1) <b>Jeff Branson, L</b> (8, 4) OBP: 0.333, SLG: 0.421		2-2 L6		0-0 G6-3	2-0 L6		0-0 SH5-3		0-2 G1-3	3	0	0	0	0	0	4											
<b>Inning Stats</b>	R: 0 E: 0 K: 1 S: 10	H: 1 LOB: 1 BB: 0 P: 16	R: 2 E: 1 K: 0 S: 10	H: 3 LOB: 1 BB: 0 P: 14	R: 1 E: 0 K: 0 S: 10	H: 2 LOB: 1 BB: 0 P: 17	R: 1 E: 0 K: 0 S: 7	H: 2 LOB: 1 BB: 0 P: 11	R: 3 E: 1 K: 0 S: 14	H: 3 LOB: 2 BB: 1 P: 25	R: 0 E: 0 K: 0 S: 5	H: 0 LOB: 1 BB: 1 P: 10	R: 2 E: 0 K: 0 S: 14	H: 2 LOB: 1 BB: 1 P: 23	R: 0 E: 0 K: 1 S: 8	H: 1 LOB: 0 BB: 0 P: 12	R: 0 E: 0 K: 0 S: 10	H: 1 LOB: 1 BB: 0 P: 13	1B: 12 2B: 2 3B: 0 HR: 1	SF: 0 SAC: 1 DP: 1 HBP: 0	WP: 0 PB: 0 SB: 2 CS: 0	PA: 45					
<b>PITCHER</b>	IP	WLS	BF	H	R	ER	SO	BB	IBB	HBP	BLK	WP	HR	S	P	ERA	WHIP										
<b>Mark Clark, R</b> (1, 1) ERA: 3.19	4.0	L	20	8	4	3	1	0	0	0	0	0	1	37	58	6.75	2.000										
<b>Jose DeLeon, R</b> (5, 1) ERA: 4.31	2.0		12	3	3	2	0	2	0	0	0	0	0	19	35	9.00	2.500										
<b>Cris Carpenter, R</b> (7, 1) ERA: 2.89	2.0		9	3	2	2	1	1	0	0	0	0	0	22	35	9.00	2.000										
<b>Bob McClure, L</b> (9, 1) ERA: 2.91	1.0		4	1	0	0	0	0	0	0	0	0	0	10	13	0.00	1.000										

**Cincinnati Reds @ St. Louis Cardinals**  
 Busch Stadium, St. Louis, MO  
 Sat Jul 25 1992, 7:05 PM CDT  
 Att. 47,439 - Cloudy - 89 F

livebaseballscorecards.com

**AB 41**  
**R 9**  
**H 15**  
**RBI 7**  
**BB 3**  
**SO 2**  
**LOB 25**



**BOTTOM**

**Cincinnati Reds @ St. Louis Cardinals**  
 Busch Stadium, St. Louis, MO  
 Sat Jul 25 1992, 7:05 PM CDT  
 Att. 47,439 - Cloudy - 89 F

livebaseballscorecards.com

<b>AB</b>	<b>37</b>
<b>R</b>	<b>1</b>
<b>H</b>	<b>11</b>
<b>RBI</b>	<b>1</b>
<b>BB</b>	<b>3</b>
<b>SO</b>	<b>4</b>
<b>LOB</b>	<b>27</b>



<b>WP:</b> 1	<b>PA:</b> 40
<b>PB:</b> 0	
<b>SB:</b> 1	
<b>CS:</b> 0	

AB R H RBI BB SO LOB

5	0	0	0	0	0	5
3	1	2	0	1	0	0
1	0	1	0	0	0	0
4	0	0	0	0	0	3
1	0	0	0	0	0	1
2	0	1	0	0	0	1
3	0	1	0	0	1	2
3	0	1	0	1	1	2
3	0	2	1	1	0	1
4	0	1	0	0	0	5
3	0	2	0	0	0	0
1	0	0	0	0	0	1
1	0	0	0	0	0	2
0	0	0	0	0	0	0
0	0	0	0	0	0	0
1	0	0	0	0	1	1
0	0	0	0	0	0	0

1B:	11	SF:	0
2B:	0	SAC:	0
3B:	0	DP:	1
HR:	0	HBP:	0

PITCHER	IP	WLS	BF	H	R	ER	SO	BB	IBB	HBP	BLK	WP	HR	S	P	ERA	WHIP
Tom Bolton, L	(1, 1)	5.1	26	9	1	1	1	2	0	0	0	0	0	49	81	1.69	2.062
Scott Ruskin, L	(6, 1)	1.2	6	0	0	0	1	1	0	0	0	0	0	13	23	0.00	0.600
Rob Dibble, R	(8, 1)	1.0	4	1	0	0	1	0	0	0	0	0	0	10	17	0.00	1.000
Norm Charlton, L	(9, 1)	1.0	4	1	0	0	1	0	0	0	0	1	0	9	12	0.00	1.000

Batter	1	2	3	4	5	6	7	8	9
<b>Bernard Gilkey, R</b> OBP: 0.357, SLG: 0.385 (1, 7)	1-0 P3	1-0 G5-3		0-0 FC6-4		1-1 F9			1-0 G5-3
<b>Ozzie Smith, S</b> OBP: 0.375, SLG: 0.338 <b>Tim Jones, L</b> OBP: 0.244, SLG: 0.232 (1, 6)	0-1 BB 1B		1-0 FC4-6		1-2 G2-3		4-0 S BB		0-1 WP 1B
<b>Ray Lankford, L</b> OBP: 0.370, SLG: 0.464 <b>Rich Gedman, L</b> OBP: 0.164, SLG: 0.170 (1, 8)	1-0 P6		2-0 FC4-6		1-2 G3-1		2-1 F7		0-0 P6
<b>Felix Jose, S</b> OBP: 0.358, SLG: 0.443 <b>Rex Hudler, R</b> OBP: 0.250, SLG: 0.365 (1, 9)	2-1 BB 1B		1-1 G5-4-3		2-2		0-2 F8		2-3 K2-3
<b>Andres Galarraga, R</b> OBP: 0.250, SLG: 0.312 (1, 3)	4-0 BB			1-0 FC5-4		1-0 L5			1-3 K
<b>Todd Zeile, R</b> OBP: 0.355, SLG: 0.377 (1, 5)	4-0 FC6-4			1-1 FC5-4		1-1 FC6-4		0-0	0-0
<b>Luis Alicea, S</b> OBP: 0.331, SLG: 0.436 (1, 4)	0-0 FC6-4			1-1		0-1 F9		1-0 F7	
<b>Tom Pagnozzi, R</b> OBP: 0.322, SLG: 0.411 <b>Milt Thompson, L</b> OBP: 0.356, SLG: 0.436 (1, 2)		2-2 G5-3		2-2 FC6-4		2-1 FC6-4		3-2 F8	
<b>Mark Clark, R</b> OBP: 0.190, SLG: 0.190 <b>Craig Wilson, R</b> OBP: 0.356, SLG: 0.359 <b>Jose DelLeon, R</b> <b>Omar Olivares, R</b> OBP: 0.293, SLG: 0.375 <b>Cris Carpenter, R</b> OBP: 0.600, SLG: 0.500 <b>Gerald Perry, L</b> OBP: 0.298, SLG: 0.295 <b>Bob McClure, R</b> (4, PH)		0-3 K		1-1 F9		2-2 FC6-4		3-3 K	

<b>Inning Stats</b>	R: 1	H: 2	E: 0	K: 0	S: 7	LOB: 3	BB: 2	P: 19
	R: 0	H: 0	E: 0	K: 1	S: 7	LOB: 0	BB: 0	P: 10
	R: 0	H: 1	E: 0	K: 0	S: 4	LOB: 0	BB: 0	P: 8
	R: 0	H: 3	E: 0	K: 0	S: 12	LOB: 3	BB: 0	P: 18
	R: 0	H: 1	E: 0	K: 0	S: 13	LOB: 1	BB: 0	P: 17
	R: 0	H: 2	E: 0	K: 0	S: 11	LOB: 2	BB: 0	P: 17
	R: 0	H: 0	E: 0	K: 1	S: 8	LOB: 1	BB: 1	P: 15
	R: 0	H: 1	E: 0	K: 1	S: 10	LOB: 1	BB: 0	P: 17
	R: 0	H: 1	E: 0	K: 1	S: 9	LOB: 1	BB: 0	P: 12

1B:	11	SF:	0
2B:	0	SAC:	0
3B:	0	DP:	1
HR:	0	HBP:	0



Batter	1	2	3	4	5	6	7	8	9	10	AB	R	H	RBI	BB	SO	LOB	TOP							
<b>Cesar Hernandez, R</b> (1, 8) <small>OBP: 0.385, SLG: 0.538</small> <b>Dwayne Henry, R</b> (6, 1) <small>OBP: 0.250, SLG: 0.250</small> <b>Steve Foster, R</b> (7, 1) <small>OBP: 0.400, SLG: 0.500</small> <b>Bip Roberts, S</b> (8, PH) <small>OBP: 0.370, SLG: 0.367</small> <b>Scott Bankhead, R</b> (8, 1) <small>OBP: 0.250, SLG: 0.250</small> <b>Rick Wrona, R</b> (9, 2) <small>OBP: 0.111, SLG: 0.111</small>	0-3 <b>K</b>		3-1 <b>G5-3</b>	0-1 <b>G6-3</b>		0-0 <b>P2</b>		1-2 <b>P2</b>		1-1 <b>P5</b>	4	0	0	0	0	1	1								
<b>Hal Morris, L</b> (1, 3) <small>OBP: 0.387, SLG: 0.435</small>	4-2 <b>FC5</b> <b>1B</b> <b>BB</b>		1-0 <b>G1-3</b>	1-2 <b>1B</b> <b>BB</b> <b>1B</b>		0-1 <b>1B</b> <b>SAFE</b> <b>1B</b>		0-0 <b>G4-3</b>		1-0 <b>HR</b>	5	1	3	1	1	0	0								
<b>Barry Larkin, R</b> (1, 6) <small>OBP: 0.366, SLG: 0.438</small>	2-3 <b>K</b> <b>SAFE</b>		0-1 <b>HR</b>	4-0 <b>1B</b> <b>BB</b> <b>1-2</b>		2-3 <b>K</b>		0-0 <b>F9</b>		3-2 <b>G5-3</b>	5	1	1	1	1	2	3								
<b>Darnell Coles, R</b> (1, 5) <small>OBP: 0.346, SLG: 0.590</small>	1-0 <b>1B</b>		1-2 <b>HR</b> <b>2B</b>	0-0 <b>1B</b> <b>2-H</b>		3-1 <b>F8</b>		0-0 <b>G4-3</b> <b>1B</b> <b>1B</b>		1-0 <b>3B</b>	6	2	5	0	0	0	0								
<b>Glenn Braggs, R</b> (1, 7) <small>OBP: 0.318, SLG: 0.329</small>	2-2 <b>FC5</b> <b>2-3f</b>		3-2 <b>HR</b> <b>2-H</b>			1-2 <b>G5-3</b>		3-1 <b>WP</b> <b>1B</b> <b>1B</b>		4-0 <b>IBB</b>	5	2	2	2	1	0	3								
<b>Joe Oliver, R</b> (1, 2) <small>OBP: 0.309, SLG: 0.360</small> <b>Rob Dibble, L</b> (9, 1) <small>OBP: 0.333, SLG: 0.333</small>		0-1 <b>G4-3</b> <b>2B</b>	0-1 <b>2B</b> <b>1B</b>			1-2 <b>P4</b>		4-2 <b>1B</b> <b>BB</b> <b>1-2</b>		0-1 <b>G3</b>	4	1	2	0	1	0	1								
<b>Paul O'Neill, L</b> (1, 9) <small>OBP: 0.366, SLG: 0.407</small>		1-2 <b>G4-3</b> <b>2-3</b>	0-0 <b>1H</b> <b>2B</b>			1-0 <b>G3-1</b>		3-2 <b>F8</b>		4-0 <b>1B</b> <b>IBB</b>	4	0	1	1	1	0	3								
<b>Freddie Benavides, R</b> (1, 4) <small>OBP: 0.280, SLG: 0.333</small> <b>Jeff Branson, L</b> (6, PH) <small>OBP: 0.349, SLG: 0.436</small> <b>Bill Doran, S</b> (7, PH) <small>OBP: 0.324, SLG: 0.373</small>		2-3 <b>K</b>	2-2 <b>G3</b>			0-0 <b>1B</b> <b>1B</b>		1-0 <b>FC4-6</b> <b>1B</b> <b>1-2</b> <b>2-H</b>		0-1 <b>1B</b> <b>1-2</b> <b>2-H</b>	2	0	0	0	0	1	2								
<b>Tim Belcher, R</b> (1, 1) <small>OBP: 0.118, SLG: 0.176</small> <b>Dave Martinez, L</b> (6, PH) <small>OBP: 0.317, SLG: 0.340</small>		3-3 <b>K</b>		1-3 <b>K</b>		1-2 <b>F8</b>		1-1 <b>FC4-6</b> <b>1-2f</b>		1-1 <b>F9</b>	2	0	0	0	0	2	1								
<b>Inning Stats</b>	R: 0 E: 0 K: 2 S: 15	H: 1 LOB: 2 BB: 1 P: 24	R: 0 E: 0 K: 2 S: 11	H: 1 LOB: 1 BB: 0 P: 17	R: 4 E: 0 K: 0 S: 21	H: 5 LOB: 1 BB: 0 P: 31	R: 0 E: 0 K: 1 S: 9	H: 2 LOB: 2 BB: 1 P: 15	R: 0 E: 0 K: 0 S: 7	H: 0 LOB: 0 BB: 0 P: 10	R: 0 E: 0 K: 1 S: 10	H: 2 LOB: 2 BB: 0 P: 13	R: 1 E: 0 K: 0 S: 12	H: 2 LOB: 2 BB: 1 P: 27	R: 0 E: 0 K: 0 S: 5	H: 0 LOB: 0 BB: 0 P: 6	R: 1 E: 0 K: 0 S: 10	H: 2 LOB: 2 BB: 1 P: 19	R: 1 E: 0 K: 0 S: 11	H: 2 LOB: 2 BB: 1 P: 21	1B: 10 2B: 3 3B: 1 HR: 3	SF: 0 SAC: 0 DP: 0 HBP: 0	WP: 1 PB: 0 SB: 0 CS: 0	PA: 51	
<b>PITCHER</b> <b>Donovan Osborne, L</b> (1, 1) <small>ERA: 3.78</small> <b>Mike Perez, R</b> (5, 1) <small>ERA: 1.58</small> <b>Bob McClure, L</b> (7, 1) <small>ERA: 2.8</small> <b>Todd Worrell, R</b> (8, 1) <small>ERA: 3.28</small> <b>Lee Smith, R</b> (9, 1) <small>ERA: 2.93</small>	IP 4.0	WLS 2.1	BF 11	H 3	R 1	ER 1	SO 1	BB 1	IBB 0	HBP 0	BLK 0	WP 0	HR 0	S 23	P 39	ERA 3.86	WHIP 1.714								
<b>PITCHER</b> <b>Cris Carpenter, R</b> (10, 1) <small>ERA: 3.0</small>	IP 1.0	WLS L	BF 6	H 2	R 1	ER 1	SO 0	BB 0	IBB 1	HBP 0	BLK 0	WP 0	HR 1	S 11	P 21	ERA 9.00	WHIP 2.000								

Cincinnati Reds @ St. Louis Cardinals  
 Busch Stadium, St. Louis, MO  
 Sun Jul 26 1992, 3:33 AM CDT  
 Att: 38,236 - Cloudy - 77 F

AB	46
R	7
H	17
RBI	7
BB	5
SO	6
LOB	21



BOTTOM

Cincinnati Reds @ St. Louis Cardinals  
Busch Stadium, St. Louis, MO  
Sun Jul 26 1992, 3:33 AM CDT  
Att. 38,236 - Cloudy - 77 F

livebaseballscorecards.com

AB 39  
R 6  
H 12  
RBI 6  
BB 6  
SO 7  
LOB 20



WP: 1 PA: 46  
PB: 0  
SB: 0  
CS: 1

AB R H RBI BB SO LOB

5 0 2 1 1 2 1

4 1 0 0 1 0 5

4 1 1 0 1 0 3

5 2 3 1 0 1 0

4 1 1 2 1 1 0

5 1 3 1 0 0 2

3 0 0 0 0 0 3

0 0 0 0 0 0 0

1 0 0 0 0 0 1

0 0 0 0 0 0 1

1 0 0 0 0 1 2

1 0 0 0 0 0 1

0 0 0 0 0 0 0

2 0 0 0 0 1 1

1 0 0 0 0 0 1

2 0 0 0 0 1 1

1 0 0 0 0 0 1

1 0 0 0 0 1 0

2 0 2 1 2 0 0

1 0 0 0 0 1 0

1 0 0 0 0 0 1

1 0 0 0 0 0 1

1 0 0 0 0 0 1

2 0 0 0 0 1 1

1 0 0 0 0 0 1

1 0 0 0 0 0 1

1 0 0 0 0 0 1

1 0 0 0 0 0 1

1 0 0 0 0 0 1

1 0 0 0 0 0 1

1 0 0 0 0 0 1

1 0 0 0 0 0 1

1 0 0 0 0 0 1

1 0 0 0 0 0 1

1 0 0 0 0 0 1

1 0 0 0 0 0 1

1 0 0 0 0 0 1

1 0 0 0 0 0 1

1 0 0 0 0 0 1

1 0 0 0 0 0 1

1 0 0 0 0 0 1

1 0 0 0 0 0 1

1 0 0 0 0 0 1

1 0 0 0 0 0 1

1 0 0 0 0 0 1

1 0 0 0 0 0 1

1 0 0 0 0 0 1

1 0 0 0 0 0 1

1 0 0 0 0 0 1

1 0 0 0 0 0 1

1 0 0 0 0 0 1

1 0 0 0 0 0 1

1 0 0 0 0 0 1

1 0 0 0 0 0 1

1 0 0 0 0 0 1

1 0 0 0 0 0 1

1 0 0 0 0 0 1

1 0 0 0 0 0 1

1 0 0 0 0 0 1

1 0 0 0 0 0 1

1 0 0 0 0 0 1

1 0 0 0 0 0 1

1 0 0 0 0 0 1

1 0 0 0 0 0 1

1 0 0 0 0 0 1

1 0 0 0 0 0 1

1 0 0 0 0 0 1

1 0 0 0 0 0 1

1 0 0 0 0 0 1

1 0 0 0 0 0 1

1 0 0 0 0 0 1

1 0 0 0 0 0 1

1 0 0 0 0 0 1

1 0 0 0 0 0 1

1 0 0 0 0 0 1

1 0 0 0 0 0 1

1 0 0 0 0 0 1

1 0 0 0 0 0 1

1 0 0 0 0 0 1

1 0 0 0 0 0 1

1 0 0 0 0 0 1

1 0 0 0 0 0 1

1 0 0 0 0 0 1

1 0 0 0 0 0 1

1 0 0 0 0 0 1

1 0 0 0 0 0 1

1 0 0 0 0 0 1

1 0 0 0 0 0 1

1 0 0 0 0 0 1

1 0 0 0 0 0 1

1 0 0 0 0 0 1

1 0 0 0 0 0 1

1 0 0 0 0 0 1

1 0 0 0 0 0 1

1 0 0 0 0 0 1

1 0 0 0 0 0 1

1 0 0 0 0 0 1

1 0 0 0 0 0 1

1 0 0 0 0 0 1

1 0 0 0 0 0 1

1 0 0 0 0 0 1

1 0 0 0 0 0 1

1 0 0 0 0 0 1

1 0 0 0 0 0 1

1 0 0 0 0 0 1

1 0 0 0 0 0 1

1 0 0 0 0 0 1

1 0 0 0 0 0 1

1 0 0 0 0 0 1

1 0 0 0 0 0 1

1 0 0 0 0 0 1

1 0 0 0 0 0 1

1 0 0 0 0 0 1

1 0 0 0 0 0 1

1 0 0 0 0 0 1

1 0 0 0 0 0 1

1 0 0 0 0 0 1

1 0 0 0 0 0 1

1 0 0 0 0 0 1

1 0 0 0 0 0 1

1 0 0 0 0 0 1

1 0 0 0 0 0 1

1 0 0 0 0 0 1

1 0 0 0 0 0 1

1 0 0 0 0 0 1

1 0 0 0 0 0 1

1 0 0 0 0 0 1

1 0 0 0 0 0 1

1 0 0 0 0 0 1

1 0 0 0 0 0 1

1 0 0 0 0 0 1

1 0 0 0 0 0 1

1 0 0 0 0 0 1

1 0 0 0 0 0 1

1 0 0 0 0 0 1

1 0 0 0 0 0 1

1 0 0 0 0 0 1

1 0 0 0 0 0 1

1 0 0 0 0 0 1

1 0 0 0 0 0 1

1 0 0 0 0 0 1

1 0 0 0 0 0 1

1 0 0 0 0 0 1

1 0 0 0 0 0 1

1 0 0 0 0 0 1

1 0 0 0 0 0 1

1 0 0 0 0 0 1

1 0 0 0 0 0 1

1 0 0 0 0 0 1

1 0 0 0 0 0 1

1 0 0 0 0 0 1

1 0 0 0 0 0 1

1 0 0 0 0 0 1

1 0 0 0 0 0 1

1 0 0 0 0 0 1

1 0 0 0 0 0 1

1 0 0 0 0 0 1

1 0 0 0 0 0 1

1 0 0 0 0 0 1

1 0 0 0 0 0 1

1 0 0 0 0 0 1

1 0 0 0 0 0 1

1 0 0 0 0 0 1

1 0 0 0 0 0 1

1 0 0 0 0 0 1

1 0 0 0 0 0 1

1 0 0 0 0 0 1

1 0 0 0 0 0 1

1 0 0 0 0 0 1

1 0 0 0 0 0 1

1 0 0 0 0 0 1

1 0 0 0 0 0 1

1 0 0 0 0 0 1

1 0 0 0 0 0 1

1 0 0 0 0 0 1

1 0 0 0 0 0 1

1 0 0 0 0 0 1

1 0 0 0 0 0 1

1 0 0 0 0 0 1

1 0 0 0 0 0 1

1 0 0 0 0 0 1

1 0 0 0 0 0 1

1 0 0 0 0 0 1

1 0 0 0 0 0 1

1 0 0 0 0 0 1

1 0 0 0 0 0 1

1 0 0 0 0 0 1

1 0 0 0 0 0 1

1 0 0 0 0 0 1

1 0 0 0 0 0 1

1 0 0 0 0 0 1

1 0 0 0 0 0 1

1 0 0 0 0 0 1

1 0 0 0 0 0 1

1 0 0 0 0 0 1

1 0 0 0 0 0 1

1 0 0 0 0 0 1

1 0 0 0 0 0 1

1 0 0 0 0 0 1

1 0 0 0 0 0 1

1 0 0 0 0 0 1

1 0 0 0 0 0 1

1 0 0 0 0 0 1

1 0 0 0 0 0 1

1 0 0 0 0 0 1

1 0 0 0 0 0 1

1 0 0 0 0 0 1

1 0 0 0 0 0 1

1 0 0 0 0 0 1

1 0 0 0 0 0 1

1 0 0 0 0 0 1

1 0 0 0 0 0 1

1 0 0 0 0 0 1

1 0 0 0 0 0 1

1 0 0 0 0 0 1

1 0 0 0 0 0 1

1 0 0 0 0 0 1

1 0 0 0 0 0 1

1 0 0 0 0 0 1

1 0 0 0 0 0 1

1 0 0 0 0 0 1

1 0 0 0 0 0 1

1 0 0 0 0 0 1

1 0 0 0 0 0 1

1 0 0 0 0 0 1

1 0 0 0 0 0 1

1 0 0 0 0 0 1

1 0 0 0 0 0 1

1 0 0 0 0 0 1

1 0 0 0 0 0 1

1 0 0 0 0 0 1

1 0 0 0 0 0 1

1 0 0 0 0 0 1

1 0 0 0 0 0 1

1 0 0 0 0 0 1

1 0 0 0 0 0 1

1 0 0 0 0 0 1

1 0 0 0 0 0 1

1 0 0 0 0 0 1

1 0 0 0 0 0 1



Batter	1	2	3	4	5	6	7	8	9	AB R H RBI BB SO LOB	TOP	
<b>Bip Roberts, S</b> (1, 7) OBP: 0.371, SLG: 0.372	0-0 G6-3		1-0 F7			1-1 F8 1B			1-2 G3 2B	4 0 2 0 0 0 0		
<b>Dave Martinez, L</b> (1, 8) OBP: 0.314, SLG: 0.336 <b>Glenn Braggs, R</b> (9, PH) OBP: 0.317, SLG: 0.327	2-2 G4-3		2-1 P5			1-1 F8 1-2			2-2 G3 2-3	3 0 0 0 0 0 1 1 0 0 0 0 0 1		
<b>Barry Larkin, R</b> (1, 6) OBP: 0.368, SLG: 0.437	1-0 1B		0-0 G4-3			3-1 F8			4-2 G6-4-3 BB	3 0 1 0 1 0 0		
<b>Hal Morris, L</b> (1, 3) OBP: 0.386, SLG: 0.434 <b>Chris Sabo, R</b> (9, PH) OBP: 0.305, SLG: 0.424	2-0 F8				2-0 L7-3 1B				1-0 G6-4-3 1-2f	3 0 1 0 0 1 1 1 0 0 0 0 0 2		
<b>Paul O'Neill, L</b> (1, 9) OBP: 0.363, SLG: 0.403			0-1 G4-3		2-3 K				1-2 F7	3 0 0 0 0 1 1		
<b>Bill Doran, S</b> (1, 4) OBP: 0.324, SLG: 0.385			1-0 HR		1-1 L7-3 1-2				2-0 F8	3 1 1 1 0 0 1		
<b>Darnell Coles, R</b> (1, 5) OBP: 0.345, SLG: 0.580 <b>Cesar Hernandez, R</b> (8, PR) OBP: 0.385, SLG: 0.538 <b>Jeff Branson, L</b> (8, 5) OBP: 0.349, SLG: 0.436			2-3 K			3-2 F8			2-2 G6-3 1B	3 0 1 0 0 1 0 0 0 0 0 0 0 0 0 0 0 0 0 0 0	<b>AB 30</b>	
<b>Joe Oliver, R</b> (1, 2) OBP: 0.309, SLG: 0.360			1-1 1B			2-3 K			0-1 G6-3 1-2f	3 0 1 0 0 1 1	<b>R 1</b>	
<b>Greg Swindell, L</b> (1, 1) OBP: 0.153, SLG: 0.175			1-3 K			1-0 F7			2-3 K	3 0 0 0 0 2 2	<b>H 7</b>	
<b>Inning Stats</b>	R: 0 H: 1 E: 0 LOB: 1 K: 0 BB: 0 S: 6 P: 11	R: 1 H: 2 E: 0 LOB: 1 K: 2 BB: 0 S: 11 P: 16	R: 0 H: 0 E: 0 LOB: 0 K: 0 BB: 0 S: 4 P: 7	R: 0 H: 1 E: 0 LOB: 0 K: 1 BB: 0 S: 6 P: 11	R: 0 H: 0 E: 0 LOB: 0 K: 1 BB: 0 S: 7 P: 13	R: 0 H: 1 E: 0 LOB: 0 K: 0 BB: 0 S: 6 P: 11	R: 0 H: 0 E: 0 LOB: 0 K: 1 BB: 0 S: 9 P: 15	R: 0 H: 1 E: 0 LOB: 1 K: 1 BB: 0 S: 10 P: 14	R: 0 H: 1 E: 0 LOB: 1 K: 0 BB: 1 S: 13 P: 21	1B: 5 SF: 0 2B: 2 SAC: 0 3B: 0 DP: 3 HR: 1 HBP: 0	WP: 0 PA: 31 PB: 0 SB: 0 CS: 0	
<b>PITCHER</b> <b>Andy Benes, R</b> (1, 1) ERA: 3.53 <b>Randy Myers, L</b> (9, 1) ERA: 4.98	IP WLS BF H R ER SO BB IBB HBP BLK WP HR S P ERA WHIP	8.0 W 28 7 1 1 6 0 0 0 0 0 0 1 63 103 1.12 0.875	1.0 S 3 0 0 0 0 1 0 0 0 0 0 0 9 16 0.00 1.000									

**Cincinnati Reds @ San Diego Padres**  
**Jack Murphy Stadium, San Diego, CA**  
 Mon Jul 27 1992, 10:05 PM EDT  
 Att. 25,182 - Sunny - 75 F

[livebaseballscorecards.com](http://livebaseballscorecards.com)



Batter	1	2	3	4	5	6	7	8	9	AB	R	H	RBI	BB	SO	LOB
Tony Fernandez, S OBP: 0.340, SLG: 0.358 (1, 6)	0-0 L9		4-2 WP 2B BB	1-1 F8			4-2 BB			2	1	0	0	2	0	1
Tony Gwynn, L OBP: 0.380, SLG: 0.433 (1, 9)	1-2 G5-3		2-2 P6		0-2 G5-3		0-0 P7			4	0	0	0	0	0	2
Darrin Jackson, R OBP: 0.301, SLG: 0.429 (1, 8)	1-2 1B		0-0 P5		1-1 L4		0-1 1B 3B			4	1	2	0	0	0	1
Fred McGriff, L OBP: 0.416, SLG: 0.566 (1, 3)	1-0 G4-3		4-1 2B 1-2 BB		3-0 G4-3		0-3 K			3	0	0	0	1	1	2
Benito Santiago, R OBP: 0.290, SLG: 0.356 (1, 2)		1-3 K	2-2 1-3 2-H 2B		0-3 K		1-2 G4-3			4	0	1	1	0	2	1
Tim Teufel, R OBP: 0.329, SLG: 0.385 (1, 5)		2-0 P5	1-2 L7		2-2 G1-3		1-1 1B			4	0	1	1	0	0	2
Jerald Clark, R OBP: 0.292, SLG: 0.371 (1, 7)		1-1 1B 1B		1-0 F9		0-0 F8		1-1 P4		4	0	1	0	0	0	1
Kurt Stillwell, S OBP: 0.274, SLG: 0.308 (1, 4)		1-1 1B		1-1 SH1-4 1B		1-3 K				3	0	2	0	0	1	0
Andy Benes, R OBP: 0.191, SLG: 0.186 (1, 1)		2-3 K		0-0 SH1-4		2-1 G4-3				2	0	0	0	0	1	2
Randy Myers, L (9, 1)				1-2						0	0	0	0	0	0	0

Inning Stats	R: 0	H: 1	E: 0	LOB: 1	K: 0	BB: 0	S: 8	P: 11	R: 0	H: 2	E: 0	LOB: 2	K: 2	BB: 0	S: 12	P: 19	R: 1	H: 1	E: 0	LOB: 2	K: 0	BB: 2	S: 15	P: 28	R: 0	H: 1	E: 0	LOB: 1	K: 0	BB: 0	S: 6	P: 9	R: 0	H: 0	E: 0	LOB: 0	K: 0	BB: 0	S: 6	P: 10	R: 0	H: 0	E: 0	LOB: 0	K: 1	BB: 0	S: 8	P: 10	R: 0	H: 0	E: 0	LOB: 1	K: 1	BB: 1	S: 8	P: 15	R: 1	H: 2	E: 0	LOB: 1	K: 1	BB: 0	S: 12	P: 15
--------------	------	------	------	--------	------	-------	------	-------	------	------	------	--------	------	-------	-------	-------	------	------	------	--------	------	-------	-------	-------	------	------	------	--------	------	-------	------	------	------	------	------	--------	------	-------	------	-------	------	------	------	--------	------	-------	------	-------	------	------	------	--------	------	-------	------	-------	------	------	------	--------	------	-------	-------	-------

PITCHER	IP	WLS	BF	H	R	ER	SO	BB	IBB	HBP	BLK	WP	HR	S	P	ERA	WHIP
Greg Swindell, L ERA: 2.81 (1, 1)	8.0	L	34	7	2	2	5	3	0	0	0	1	0	75	117	2.25	1.250


**BOTTOM**

**Cincinnati Reds @ San Diego Padres**  
**Jack Murphy Stadium, San Diego, CA**

Mon Jul 27 1992, 10:05 PM EDT  
Att: 25,182 - Sunny - 75 F

livebaseballscorecards.com

<b>AB</b>	<b>30</b>
<b>R</b>	<b>2</b>
<b>H</b>	<b>7</b>
<b>RBI</b>	<b>2</b>
<b>BB</b>	<b>3</b>
<b>SO</b>	<b>5</b>
<b>LOB</b>	<b>12</b>



<b>WP</b>	<b>1</b>	<b>PA</b>	<b>34</b>
<b>PB</b>	<b>0</b>	<b>SB</b>	<b>0</b>
<b>CS</b>	<b>0</b>		



Batter	1	2	3	4	5	6	7	8	9	AB R H RBI BB SO LOB	TOP											
<b>Cesar Hernandez, R</b> (1, 8) OBP: 0.294, SLG: 0.412 <b>Paul O'Neill, L</b> (9, PH) OBP: 0.362, SLG: 0.401	2-2 G6-3		0-0 FC1-6		0-1 F9		0-3 K		0-2 L7	4 0 0 0 0 1 2 1 0 0 0 0 0 2												
<b>Hal Morris, L</b> (1, 3) OBP: 0.381, SLG: 0.427	3-3 K		2-1 F7			1-2 G4-3		3-3 K		4 0 0 0 0 2 1												
<b>Barry Larkin, R</b> (1, 6) OBP: 0.366, SLG: 0.435	3-2 G6-3			1-2 1B		2-3 K		1-0 G4-3		4 0 1 0 0 1 0												
<b>Chris Sabo, R</b> (1, 5) <b>Dave Martinez, L</b> (6, 8) OBP: 0.305, SLG: 0.420 OBP: 0.313, SLG: 0.335		1-2 L8		1-3 K		4-1 BB		3-3 K		2 0 0 0 1 1 1 1 0 0 0 0 1 0												
<b>Damell Coles, R</b> (1, 7) OBP: 0.330, SLG: 0.553		2-1 G5-3		0-1 F8		3-2 P2		0-0 G5-3		4 0 0 0 0 0 2												
<b>Glenn Braggs, R</b> (1, 9) OBP: 0.326, SLG: 0.340		4-1 HR		1-1 1B		1-0 L8		1-2 1B		3 2 2 0 1 0 0												
<b>Joe Oliver, R</b> (1, 2) OBP: 0.315, SLG: 0.376		2-1 HR		2-2 F9		2-2 FC5-4		1-0 SH3-4		4 1 3 2 0 0 2												
<b>Freddie Benavides, R</b> (1, 4) OBP: 0.273, SLG: 0.325 <b>Jeff Branson, L</b> (9, PH) OBP: 0.364, SLG: 0.450		0-3 K		1-1 G4-3		1-1 FC5-4		1-1 SH3-4		3 1 0 0 0 1 1 1 0 1 1 0 0 0												
<b>Jose Rijo, R</b> (1, 1) OBP: 0.220, SLG: 0.268 <b>Norm Charlton, S</b> (8, 1) OBP: 0.333, SLG: 0.333			1-0 FC1-6		0-0 F8		1-2 E5		0-0 SH3-4	3 0 1 0 0 0 0 0 0 0 0 0 0 0												
<b>Inning Stats</b>	R: 0 E: 0 K: 1 S: 9	H: 0 LOB: 0 BB: 0 P: 17	R: 2 E: 0 K: 1 S: 11	H: 1 LOB: 0 BB: 1 P: 20	R: 0 E: 0 K: 0 S: 4	H: 1 LOB: 0 BB: 0 P: 7	R: 0 E: 0 K: 1 S: 13	H: 2 LOB: 2 BB: 0 P: 18	R: 0 E: 0 K: 0 S: 5	H: 0 LOB: 0 BB: 0 P: 6	R: 0 E: 0 K: 1 S: 13	H: 0 LOB: 1 BB: 1 P: 23	R: 1 E: 1 K: 1 S: 12	H: 1 LOB: 1 BB: 0 P: 17	R: 0 E: 0 K: 2 S: 9	H: 0 LOB: 0 BB: 0 P: 16	R: 1 E: 0 K: 0 S: 11	H: 3 LOB: 2 BB: 0 P: 14	1B: 6 2B: 1 3B: 0 HR: 1	SF: 0 SAC: 1 DP: 0 HBP: 0	WP: 0 PB: 0 SB: 0 CS: 1	PA: 37
<b>PITCHER</b>	IP WLS BF H R ER SO BB IBB HBP BLK WP HR S P ERA WHIP																					
<b>Jim Deshaies, L</b> (1, 1) ERA: 1.83	7.0 L 28 5 3 2 5 2 0 0 0 0 0 1 67 108 2.57 1.000																					
<b>Rich Rodriguez, L</b> (8, 1) ERA: 2.03	1.0 3 0 0 0 2 0 0 0 0 0 0 0 9 16 0.00 0.000																					
<b>Jose Melendez, R</b> (9, 1) ERA: 3.12	1.0 6 3 1 1 0 0 0 0 0 0 0 0 11 14 9.00 3.000																					

**Cincinnati Reds @ San Diego Padres**  
**Jack Murphy Stadium, San Diego, CA**  
 Tue Jul 28 1992, 10:05 PM EDT  
 Att. 30,360 - Sunny - 77 F

[livebaseballscorecards.com](http://livebaseballscorecards.com)

<b>AB</b>	<b>34</b>
<b>R</b>	<b>4</b>
<b>H</b>	<b>8</b>
<b>RBI</b>	<b>3</b>
<b>BB</b>	<b>2</b>
<b>SO</b>	<b>7</b>
<b>LOB</b>	<b>11</b>



Batter	1	2	3	4	5	6	7	8	9	AB	R	H	RBI	BB	SO	LOB
--------	---	---	---	---	---	---	---	---	---	----	---	---	-----	----	----	-----

<b>Tony Fernandez, S</b> <small>(1, 6)</small> <small>OBP: 0.340, SLG: 0.357</small>	2-2  <small>CS</small>		1-0  <small>2</small>		0-1  <small>3</small>			0-2  <small>2</small>		4	0	1	0	0	0	2
<b>Tony Gwynn, L</b> <small>(1, 9)</small> <small>OBP: 0.376, SLG: 0.429</small>	2-1  <small>1-2f</small>		3-1  <small>3</small>			0-0  <small>1</small>		1-2  <small>3</small>		4	0	0	0	0	0	3
<b>Darrin Jackson, R</b> <small>(1, 8)</small> <small>OBP: 0.300, SLG: 0.427</small>	3-2  <small>1B</small>			2-2  <small>1</small>		1-2  <small>2</small>			0-3  <small>1</small>	4	0	1	0	0	1	0
<b>Fred McGriff, L</b> <small>(1, 3)</small> <small>OBP: 0.414, SLG: 0.565</small>	1-0  <small>1-2</small>	1-1  <small>1</small>		2-2  <small>1B 2B</small>		0-0  <small>3</small>			0-3  <small>2</small>	4	1	1	0	0	1	0
<b>Benito Santiago, R</b> <small>(1, 2)</small> <small>OBP: 0.294, SLG: 0.358</small>		2-2  <small>2</small>		0-1  <small>2-H 1B</small>		1-1  <small>1</small>		1-2  <small>1B</small>	4	0	2	1	0	0	0	0
<b>Tim Teufel, R</b> <small>(1, 5)</small> <small>OBP: 0.329, SLG: 0.380</small>		4-1  <small>BB</small>		3-2  <small>2</small>		2-1  <small>2</small>		3-2  <small>1-2</small>	2	0	0	0	1	0	1	
<b>Jerald Clark, R</b> <small>(1, 7)</small> <small>OBP: 0.289, SLG: 0.367</small>		0-1  <small>3</small>		2-3  <small>3</small>		3-2  <small>3</small>				3	0	0	0	0	1	2
<b>Kurt Stillwell, S</b> <small>(1, 4)</small> <small>OBP: 0.275, SLG: 0.312</small>			0-0  <small>2B</small>		2-2  <small>1</small>			2-1  <small>1</small>		3	0	1	0	0	0	0
<b>Jim Deshaies, L</b> <small>(1, 1)</small>			1-3  <small>1</small>		1-2  <small>2</small>			2-2  <small>1B</small>		2	0	0	0	0	1	1
<b>Rich Rodriguez, L</b> <small>(8, 1)</small>										0	0	0	0	0	0	0
<b>Kevin Ward, R</b> <small>(8, PH)</small>										1	0	1	0	0	0	0
<b>Jose Melendez, R</b> <small>(9, 1)</small>										0	0	0	0	0	0	0

Inning Stats	R: 0	H: 2	E: 0	LOB: 0	K: 0	S: 8	R: 0	H: 0	E: 0	LOB: 1	K: 0	S: 8	R: 0	H: 1	E: 0	LOB: 1	K: 1	S: 7	R: 1	H: 2	E: 0	LOB: 1	K: 1	S: 14	R: 0	H: 0	E: 0	LOB: 0	K: 0	S: 8	R: 0	H: 0	E: 0	LOB: 0	K: 0	S: 5	R: 0	H: 0	E: 0	LOB: 0	K: 0	S: 7	R: 0	H: 1	E: 0	LOB: 1	K: 0	S: 12	R: 0	H: 1	E: 0	LOB: 0	K: 2	S: 12	1B: 5	SF: 0	2B: 2	SAC: 0	3B: 0	DP: 1	HR: 0	HBP: 0	WP: 0	PA: 34
--------------	------	------	------	--------	------	------	------	------	------	--------	------	------	------	------	------	--------	------	------	------	------	------	--------	------	-------	------	------	------	--------	------	------	------	------	------	--------	------	------	------	------	------	--------	------	------	------	------	------	--------	------	-------	------	------	------	--------	------	-------	-------	-------	-------	--------	-------	-------	-------	--------	-------	--------

PITCHER	IP	WLS	BF	H	R	ER	SO	BB	IBB	HBP	BLK	WP	HR	S	P	ERA	WHIP
<b>Jose Rijo, R</b> <small>(1, 1)</small> <small>ERA: 3.12</small>	7.0	W	25	5	1	1	2	1	0	0	0	0	0	57	96	1.29	0.857
<b>Norm Charlton, L</b> <small>(8, 1)</small> <small>ERA: 2.3</small>	2.0	S	7	2	0	0	2	0	0	0	0	0	0	24	33	0.00	1.000

**BOTTOM**

**Cincinnati Reds @ San Diego Padres**  
**Jack Murphy Stadium, San Diego, CA**  
 Tue Jul 28 1992, 10:05 PM EDT  
 Att: 30,360 - Sunny - 77 F

livebaseballscorecards.com

<b>AB</b>	<b>31</b>
<b>R</b>	<b>1</b>
<b>H</b>	<b>7</b>
<b>RBI</b>	<b>1</b>
<b>BB</b>	<b>1</b>
<b>SO</b>	<b>4</b>
<b>LOB</b>	<b>9</b>





Batter	1	2	3	4	5	6	7	8	9	AB R H RBI BB SO LOB	TOP										
<b>Dave Martinez, L</b> (1, 8) OBP: 0.317, SLG: 0.335	0-2 WP 1B		0-2 F8		1-0 G4-3		4-0 CS BB		4-2 1B BB	3 0 1 0 2 0 0											
<b>Barry Larkin, R</b> (1, 6) OBP: 0.364, SLG: 0.431	0-3 K		2-2 P3		0-0 E 1B		0-2 F7		1-3 K	5 0 1 0 0 2 3											
<b>Paul O'Neill, L</b> (1, 9) OBP: 0.363, SLG: 0.399	4-0 G4-6-3 1-2 BB		2-2 G6-3		1-3 K		2-1 G4-3		0-0 1-3 1B	4 0 1 0 1 1 1											
<b>Hal Morris, L</b> (1, 3) OBP: 0.378, SLG: 0.420	1-2 G4-6-3 1-2f			4-1 E S BB	2-2 F9			3-1 L9	2-2 G4-3	4 1 0 0 1 0 5											
<b>Bill Doran, S</b> (1, 4) OBP: 0.323, SLG: 0.383		2-2 P5		2-2 L9		3-2 G5-3 2B 1B		3-2 P6		4 1 1 0 0 0 1											
<b>Darnell Coles, R</b> (1, 5) OBP: 0.337, SLG: 0.545		2-2 1B 1B		1-2 E6 S 1-2		2-2 G5-3		4-0 3B BB		3 1 1 0 1 0 2											
<b>Glenn Braggs, R</b> (1, 7) OBP: 0.335, SLG: 0.369		2-2 1B		3-3 K		2-2 E 2B		0-1 1-H 3B		4 0 3 2 0 1 2											
<b>Joe Oliver, R</b> (1, 2) OBP: 0.314, SLG: 0.372		0-2 P3		4-0 FC6 1-2 2-H IBB		1-1 P5		0-3 K		3 0 0 0 1 1 4											
<b>Tom Bolton, L</b> (1, 1) <b>Steve Foster, R</b> (5, 1) <b>Jeff Branson, L</b> (6, PH) <b>Scott Ruskin, R</b> (6, 1) <b>Dwayne Henry, R</b> (7, 1) <b>Chris Hammond, L</b> (8, 1) <b>Bip Roberts, S</b> (9, PH)		2-3 K		1-0 FC6 1-2f		0-0 P3			3-3 K	2 0 0 0 0 0 1 4 0 0 0 0 0 0 0 0 1 0 0 0 0 0 0 1 0 1 0 0 0 0 0 1 0											
<b>Inning Stats</b>	R: 0 E: 0 K: 1 S: 11	H: 1 LOB: 1 BB: 1 P: 16	R: 0 E: 0 K: 1 S: 16	H: 2 LOB: 2 BB: 0 P: 24	R: 0 E: 0 K: 0 S: 11	H: 0 LOB: 0 BB: 0 P: 15	R: 1 E: 1 K: 1 S: 13	H: 0 LOB: 2 BB: 2 P: 28	R: 0 E: 1 K: 1 S: 11	H: 1 LOB: 1 BB: 0 P: 15	R: 1 E: 1 K: 0 S: 12	H: 2 LOB: 1 BB: 0 P: 20	R: 0 E: 0 K: 0 S: 5	H: 0 LOB: 0 BB: 1 P: 11	R: 1 E: 0 K: 1 S: 12	H: 1 LOB: 1 BB: 1 P: 22	R: 0 E: 0 K: 2 S: 15	H: 1 LOB: 2 BB: 1 P: 25	1B: 6 2B: 1 3B: 1 HR: 0	SF: 0 SAC: 0 DP: 1 HBP: 0	WP: 1 PA: 40
<b>PITCHER</b>	IP WLS BF H R ER SO BB IBB HBP BLK WP HR S P ERA WHIP																				
<b>Frank Seminara, R</b> (1, 1) ERA: 3.5	5.0 W 22 4 1 0 4 2 1 0 0 1 0 62 98 0.00 1.200																				
<b>Mike Maddux, R</b> (6, 1) ERA: 1.81	1.0 5 2 1 1 0 0 0 0 0 0 0 12 20 9.00 2.000																				
<b>Rich Rodriguez, L</b> (7, 1) ERA: 2.12	1.2 6 0 1 1 0 2 0 0 0 0 0 12 28 5.40 1.200																				
<b>Tim Scott, R</b> (8, 1) ERA: 3.94	1.1 7 2 0 0 3 1 0 0 0 0 0 20 30 0.00 2.250																				

**Cincinnati Reds @ San Diego Padres**  
 Jack Murphy Stadium, San Diego, CA  
 Wed Jul 29 1992, 6:33 AM EDT  
 Att. 26,741 - Sunny - 79 F

[livebaseballscorecards.com](http://livebaseballscorecards.com)

<b>AB</b>	<b>34</b>
<b>R</b>	<b>3</b>
<b>H</b>	<b>8</b>
<b>RBI</b>	<b>2</b>
<b>BB</b>	<b>6</b>
<b>SO</b>	<b>7</b>
<b>LOB</b>	<b>23</b>



BOTTOM

Cincinnati Reds @ San Diego Padres  
Jack Murphy Stadium, San Diego, CA

AB 35  
R 7  
H 11  
RBI 7  
BB 5  
SO 4  
LOB 19



WP: 0 PA: 40  
PB: 0  
SB: 0  
CS: 0

Wed Jul 29 1992, 6:33 AM EDT  
Att. 26,741 - Sunny - 79 F

AB	R	H	RBI	BB	SO	LOB
5	0	1	0	0	0	3
3	2	0	0	2	1	1
5	1	2	2	0	0	1
4	1	0	0	1	1	2
3	2	1	1	1	1	2
1	0	1	0	0	0	0
3	0	3	2	0	0	0
4	0	2	1	0	0	3
3	1	1	1	1	0	3
0	0	0	0	0	0	0
2	0	0	0	0	1	3
0	0	0	0	0	0	0
1	0	0	0	0	0	1
0	0	0	0	0	0	0
1	0	0	0	0	0	0

Batter	1	2	3	4	5	6	7	8	9
Tony Fernandez, S OBP: 0.338, SLG: 0.357 (1, 6)	1-1 P3 	0-0 FC6-4 		2-1 G3 			0-0 F8 	1-2 G6-3 	
Tony Gwynn, L OBP: 0.376, SLG: 0.425 (1, 9)	2-3 K 		4-0 E 1B BB 	1-0 G3 			3-1 L5 	4-0 2B BB 	
Gary Sheffield, R OBP: 0.385, SLG: 0.557 (1, 5)	0-1 G5-3 		0-1 F8 	2-0 2 	2-2 F8 		0-1 HR 	0-2 2B 1-H 	
Fred McGriff, L OBP: 0.411, SLG: 0.558 (1, 3)		0-3 K SAFE SAFE SAFE 	1-2 FC 1B 		0-0 L4 		4-2 1B BB 	1-0 L6 	
Darrin Jackson, R OBP: 0.302, SLG: 0.434 (1, 8)		1-1 HR 	3-2 F7 		0-3 K 		4-2 1B BB 		
Dan Walters, R OBP: 0.328, SLG: 0.446 Benito Santiago, R OBP: 0.302, SLG: 0.371 (2, PR) (3, 2)		2-2 1B 1B 	2-0 1B 1-2 2-H 		1-1 G6-3 2B 		0-0 1B 1B 	1-2 1B 2-H 	
Jerald Clark, R OBP: 0.291, SLG: 0.369 (1, 7)		3-2 BB 1B 	1-2 F8 		1-2 G5-3 		2-2 1B 1-3 2-H 	1-2 1B 	
Kurt Stillwell, S OBP: 0.278, SLG: 0.324 Tim Scott, R (8, 1)		4-2 FC6-4 BB 		3-1 HR 		0-0 G6-3 2-3 	1-2 G6-3 		
Frank Seminara, R OBP: 0.087, SLG: 0.045 Mike Maddux, L OBP: 0.400, SLG: 0.250 Kevin Ward, R OBP: 0.271, SLG: 0.266 Rich Rodriguez, L Tim Teufel, R OBP: 0.327, SLG: 0.377 (1, 1) (6, 1) (6, PH) (7, 1) (8, 4)		1-3 K 		0-0 G4-3 		1-1 G5-3 	0-1 G4-3 		

Inning	R	H	E	K	S	P	IP	WLS	BF	H	R	ER	SO	BB	IBB	HBP	BLK	WP	HR	S	P	ERA	WHIP
1	0	0	0	1	9	12	4.0	L	21	6	3	2	3	2	0	0	0	0	2	48	81	4.50	2.000
2	1	3	0	2	19	30	1.0		3	0	0	0	1	0	0	0	0	0	7	9	0.00	0.000	
3	1	1	0	1	14	25	1.2		8	2	2	0	1	0	0	0	0	0	1	15	25	10.80	1.800
4	0	0	0	1	9	12	0.1		4	2	1	0	1	0	0	0	0	0	10	17	27.00	9.000	
5	0	0	0	1	9	12	1.0		5	1	1	0	0	1	0	0	0	0	9	15	9.00	2.000	

PITCHER	IP	WLS	BF	H	R	ER	SO	BB	IBB	HBP	BLK	WP	HR	S	P	ERA	WHIP
Tom Bolton, L ERA: 3.23 (1, 1)	4.0	L	21	6	3	2	3	2	0	0	0	0	2	48	81	4.50	2.000
Steve Foster, R ERA: 3.63 (5, 1)	1.0		3	0	0	0	1	0	0	0	0	0	0	7	9	0.00	0.000
Scott Ruskin, L ERA: 5.35 (6, 1)	1.2		8	2	2	2	0	1	0	0	0	0	1	15	25	10.80	1.800
Dwayne Henry, R ERA: 3.07 (7, 1)	0.1		4	2	1	1	0	1	0	0	0	0	0	10	17	27.00	9.000
Chris Hammond, L ERA: 4.26 (8, 1)	1.0		5	1	1	1	0	1	0	0	0	0	0	9	15	9.00	2.000



Batter	1	2	3	4	5	6	7	8	9	AB R H RBI BB SO LOB	TOP	
Craig Biggio, R (1, 4) OBP: 0.374, SLG: 0.379 Rob Murphy, L (8, 1)	0-1 G4-3 1B			X 0-0 G4-3 SF8 2B		B 2-1 F8		X 0-0 G6-3		4 1 2 0 0 0 0 0 0 0 0 0 0 0		
Steve Finley, L (1, 8) OBP: 0.327, SLG: 0.390	2-2 G4-3 1-2f			B 2-0 G4-3		B 1-1 G1-3		X 0-0 F8		4 0 0 0 0 0 2		
5 Jeff Bagwell, R (1, 3) OBP: 0.346, SLG: 0.416	2-2 G6-3			B 4-1 BB		X 0-0 F9		C 1-1 WP 1B		3 0 1 0 1 0 0		
Eric Anthony, L (1, 9) OBP: 0.308, SLG: 0.452		C 1-1 G6-3		C 1-2 SF8		B 1-3 K		F 3-3 K		3 0 0 1 0 2 1		
Ken Caminiti, S (1, 5) OBP: 0.374, SLG: 0.463		X 0-0 P4		C 0-2 G3		F 4-2 FC6-4 BB		X 0-0 G3		3 0 0 0 1 0 2		
Pete Incaviglia, R (1, 7) OBP: 0.327, SLG: 0.446		S 0-1 F9		B 2-1 G6-3		F 2-1 FC6-4 1-2f				3 0 0 0 0 0 1		
Eddie Taubensee, L (1, 2) OBP: 0.282, SLG: 0.287				B 2-1 F7		B 1-0 2B		B 2-0 G3		3 0 1 0 0 0 1		
Rafael Ramirez, R (1, 6) OBP: 0.276, SLG: 0.303				B 1-0 L8		B 1-0 G5-3		F 1-2 G1-3		3 0 0 0 0 0 1		
Butch Henry, L (1, 1) OBP: 0.139, SLG: 0.222 Willie Blair, R (7, 1) Ernest Riles, L (8, PH) OBP: 0.200, SLG: 0.200 (8, 4)				C 0-3 K		B 1-0 F9		X 0-0 F8		2 0 0 0 0 1 1 0 0 0 0 0 0 0 1 0 0 0 0 0 0		
<b>Inning Stats</b>	R: 0 H: 1 E: 0 LOB: 0 K: 0 BB: 0 S: 10 P: 14	R: 0 H: 0 E: 0 LOB: 0 K: 0 BB: 0 S: 5 P: 6	R: 0 H: 0 E: 0 LOB: 0 K: 1 BB: 0 S: 6 P: 9	R: 1 H: 1 E: 0 LOB: 1 K: 0 BB: 1 S: 10 P: 17	R: 0 H: 1 E: 0 LOB: 1 K: 0 BB: 0 S: 5 P: 10	R: 0 H: 0 E: 0 LOB: 0 K: 0 BB: 0 S: 5 P: 8	R: 0 H: 0 E: 0 LOB: 1 K: 1 BB: 1 S: 8 P: 17	R: 0 H: 0 E: 0 LOB: 0 K: 0 BB: 0 S: 7 P: 8	R: 0 H: 1 E: 0 LOB: 1 K: 1 BB: 0 S: 8 P: 12	1B: 2 SF: 1 2B: 2 SAC: 0 3B: 0 DP: 1 HR: 0 HBP: 0	WP: 1 PA: 32 PB: 0 SB: 0 CS: 0	
<b>PITCHER</b> Tim Belcher, R (1, 1) ERA: 3.6 Rob Dibble, R (9, 1) ERA: 3.6	IP WLS BF H R ER SO BB IBB HBP BLK WP HR S P ERA WHIP	8.0 W 28 3 1 1 2 2 0 0 0 0 0 0 56 89 1.12 0.625	1.0 4 1 0 0 1 0 0 0 0 0 1 0 8 12 0.00 1.000	<b>PITCHER</b> IP WLS BF H R ER SO BB IBB HBP BLK WP HR S P ERA WHIP								

Houston Astros @ Cincinnati Reds  
Riverfront Stadium, Cincinnati, OH  
Fri Jul 31 1992, 7:05 PM EDT  
Att. 34,537 - Cloudy - 65 F

livebaseballscorecards.com

AB	29
R	1
H	4
RBI	1
BB	2
SO	3
LOB	9







Batter	1	2	3	4	5	6	7	8	9	AB R H RBI BB SO LOB	TOP											
<b>Craig Biggio, R</b> (1, 4) OBP: 0.375, SLG: 0.383	2-3 <b>K</b>		0-1 <b>G6-3</b>			1-1 <b>S</b> 2B		2-1 <b>G4-6-3</b> 1B		4 0 2 0 0 1 0	<b>Houston Astros @ Cincinnati Reds</b> Riverfront Stadium, Cincinnati, OH Sat Aug 01 1992, 7:05 PM EDT Att. 41,310 - Sunny - 80 F											
<b>Steve Finley, L</b> (1, 8) OBP: 0.326, SLG: 0.387	1-1 <b>G4-3</b>			4-2 <b>5</b> 2B <b>BB</b>		0-0 <b>P5</b>		1-1 <b>G4-6-3</b> 1-2f		3 0 0 0 1 0 2												
<b>Ken Caminiti, S</b> (1, 5) OBP: 0.372, SLG: 0.458	4-1 <b>5</b> FC6-4 <b>BB</b>			0-0 <b>F8</b>		1-3 <b>K2-3</b> 2-3		2-2 <b>P4</b>		3 0 0 0 1 1 2												
<b>5 Jeff Bagwell, R</b> (1, 3) OBP: 0.345, SLG: 0.417	1-1 <b>FC6-4</b> 1-2f			1-0 <b>2B</b>		1-1 <b>G6-3</b>			1-1 <b>L1</b>	4 0 1 0 0 0 2												
<b>Eric Anthony, L</b> (1, 9) OBP: 0.307, SLG: 0.448		0-0 <b>F9</b>		3-3 <b>K</b>		0-0 <b>F8</b>		2-0 <b>1B</b>		4 0 1 0 0 1 2												
<b>Rafael Ramirez, R</b> (1, 6) OBP: 0.276, SLG: 0.302		0-3 <b>K</b>		1-1 <b>F7</b>		0-0 <b>1B</b> 1B		0-1 <b>G6-3</b>		4 0 1 0 0 1 2												
<b>Eddie Taubensee, L</b> (1, 2) OBP: 0.277, SLG: 0.281		1-0 <b>F7</b>			3-3 <b>K</b>		3-2 <b>P6</b>			3 0 0 0 0 1 1												
<b>Casey Candaele, S</b> (1, 7) OBP: 0.249, SLG: 0.252			2-2 <b>G5-3</b>		0-1 <b>G5-3</b>		2-1 <b>1B</b>			3 0 1 0 0 0 0												
<b>Brian Williams, R</b> (1, 1) OBP: 0.133, SLG: 0.200 <b>Gerald Young, S</b> (3, PH) OBP: 0.265, SLG: 0.107 <b>Shane Reynolds, R</b> (3, 1) <b>Juan Guerrero, R</b> (5, PH) OBP: 0.284, SLG: 0.329 <b>Xavier Hernandez, L</b> (5, 1) <b>Pete Incaviglia, R</b> (7, PH) OBP: 0.326, SLG: 0.444 <b>Al Osuna, R</b> (7, 1) <b>Doug Jones, R</b> (8, 1)			2-2 <b>G5-3</b>		1-2 <b>F8</b>		1-2 <b>F9</b>			0 0 0 0 0 0 0 1 0 0 0 0 0 0 0 0 0 0 0 0 0 1 0 0 0 0 0 0 0 0 0 0 0 0 0 1 0 0 0 0 0 2 0 0 0 0 0 0 0 0 0 0 0 0 0 0												
<b>Inning Stats</b>	R: 0 E: 0 K: 1 S: 9	H: 0 LOB: 1 BB: 1 P: 17	R: 0 E: 0 K: 1 S: 5	H: 0 LOB: 0 BB: 0 P: 6	R: 0 E: 0 K: 0 S: 10	H: 0 LOB: 0 BB: 0 P: 14	R: 0 E: 0 K: 1 S: 9	H: 1 LOB: 2 BB: 1 P: 18	R: 0 E: 0 K: 1 S: 9	H: 0 LOB: 0 BB: 0 P: 13	R: 0 E: 0 K: 1 S: 8	H: 1 LOB: 1 BB: 0 P: 11	R: 0 E: 0 K: 0 S: 10	H: 2 LOB: 2 BB: 0 P: 16	R: 0 E: 0 K: 0 S: 7	H: 1 LOB: 0 BB: 0 P: 12	R: 0 E: 0 K: 0 S: 5	H: 1 LOB: 0 BB: 0 P: 8	1B: 4 2B: 2 3B: 0 HR: 0	SF: 0 SAC: 0 DP: 1 HBP: 0	WP: 0 PB: 0 SB: 1 CS: 0	PA: 33
<b>PITCHER</b> <b>Greg Swindell, L</b> (1, 1) ERA: 2.65	IP 9.0 WLS W BF 33 H 6 R 0 ER 0 SO 5 BB 2 IBB 0 HBP 0 BLK 0 WP 0 HR 0 S 72 P 115 ERA 0.00 WHIP 0.889											<b>PITCHER</b> IP WLS BF H R ER SO BB IBB HBP BLK WP HR S P ERA WHIP										

livebaseballscorecards.com

<b>AB</b>	<b>31</b>
<b>R</b>	<b>0</b>
<b>H</b>	<b>6</b>
<b>RBI</b>	<b>0</b>
<b>BB</b>	<b>2</b>
<b>SO</b>	<b>5</b>
<b>LOB</b>	<b>13</b>



Batter	1	2	3	4	5	6	7	8	9
<b>Bip Roberts, S</b> (1, 7) OBP: 0.378, SLG: 0.383 <b>Cesar Hernandez, R</b> (7, 7) OBP: 0.333, SLG: 0.444	4-2 S 1B BB	1-2 BB 1B G6-4-3	0-0 2-H 3B			0-3 K	3-2 F9 1B 1-3 3-H		
<b>Dave Martinez, L</b> (1, 8) OBP: 0.326, SLG: 0.341	1 SAFE 1 F B B B 2 SAFE	4-2 F B 1-2 2B 1B BB	0-0 G6-4-3 BB 1-2 1B	1-3 K		1-0 1B 1B	2-0 F9 1B 1-2 3-H		
<b>Barry Larkin, R</b> (1, 6) <b>Freddie Benavides, R</b> (8, 6) OBP: 0.273, SLG: 0.325	2-1 2B 1B 2-H	4-0 G6-4-3 BB 1-2 2-3		2-3 K		0-0 1B 1-3	0-0 F9 1B 1-2 2-3		
<b>Hal Morris, L</b> (1, 3) OBP: 0.376, SLG: 0.419	1-2 2B 2B 1-H 2-H	2-2 G6-4-3 1-2 2-3 3-H		3-3 K		4-0 IBB	2-2 F7		
<b>Paul O'Neill, L</b> (1, 9) OBP: 0.365, SLG: 0.402	1-2 E SF8 2B 2-H	4-0 BB		2-1 G4-3		1-3 K	1-1 G4-3		
<b>Bill Doran, S</b> (1, 4) OBP: 0.314, SLG: 0.371	0-0 E9 SF8 2-3	1-3 K		1-0 G4-3		2-0 L3	0-2 F9		
<b>Chris Sabo, R</b> (1, 5) <b>Darnell Coles, R</b> (8, 5) OBP: 0.307, SLG: 0.420 OBP: 0.330, SLG: 0.533	0-0 SF8 1-2 3-H		1-0 F8		3-1 K2-3 2B		4-2 1B WP BB	3-3 K	
<b>Joe Oliver, R</b> (1, 2) OBP: 0.319, SLG: 0.377	0-3 K		0-0 SH1-4 3B 1B		0-3 K2-3		1-0 1B WP 1B 1B		
<b>Greg Swindell, L</b> (1, 1) OBP: 0.145, SLG: 0.167	2-1 F9		1-1 SH1-4		0-3 K		1-3 K		

Inning Stats	R: 5	H: 3	LOB: 1	K: 1	S: 24	R: 1	H: 2	LOB: 2	K: 1	S: 11	R: 0	H: 0	LOB: 0	K: 2	S: 9	R: 0	H: 1	LOB: 1	K: 2	S: 9	R: 0	H: 2	LOB: 3	K: 1	S: 10	R: 2	H: 3	LOB: 2	K: 1	S: 21	R: 0	H: 0	LOB: 0	K: 1	S: 11
	E: 1	BB: 2	P: 38			E: 0	BB: 2	P: 23			E: 0	BB: 0	P: 16	E: 0	BB: 0	E: 0	BB: 0	P: 13	E: 0	BB: 1	P: 18	E: 0	BB: 1	P: 34	E: 0	BB: 0	P: 15								

PITCHER	IP	WLS	BF	H	R	ER	SO	BB	IBB	HBP	BLK	WP	HR	S	P	ERA	WHIP
<b>Brian Williams, R</b> (1, 1) ERA: 3.08	2.0	L	15	5	6	5	2	4	0	0	0	0	0	35	61	22.50	4.500
<b>Shane Reynolds, R</b> (3, 1) ERA: 10.38	2.0		8	2	1	1	3	0	0	0	0	0	0	17	27	4.50	1.000
<b>Xavier Hernandez, R</b> (5, 1) ERA: 2.01	2.0		10	3	0	0	4	0	1	0	0	0	0	19	31	0.00	1.500
<b>Al Osuna, L</b> (7, 1) ERA: 4.17	1.0		7	3	2	2	1	1	0	0	0	1	0	21	34	18.00	4.000
<b>Doug Jones, R</b> (8, 1) ERA: 2.1	1.0		3	0	0	0	1	0	0	0	0	0	0	11	15	0.00	0.000

**AB R H RBI BB SO LOB**

3	2	2	1	1	1	0
1	0	1	0	0	0	0
4	1	3	1	1	1	1
4	1	2	1	1	1	2
0	0	0	0	0	0	0
4	1	1	2	1	1	4
4	1	1	1	1	1	3
5	0	0	0	0	1	6
2	1	1	1	1	0	0
1	0	0	0	0	1	0
4	2	2	0	0	2	2
3	0	0	0	0	2	4

**AB 35**  
**R 9**  
**H 13**  
**RBI 7**  
**BB 6**  
**SO 11**  
**LOB 22**



**WP: 1** **PA: 43**  
**PB: 0**  
**SB: 1**  
**CS: 0**

**ERA** **WHIP**

**Houston Astros @ Cincinnati Reds**  
Riverfront Stadium, Cincinnati, OH  
Sat Aug 01 1992, 7:05 PM EDT  
Att: 41,310 - Sunny - 80 F

livebaseballscorecards.com



Batter	1	2	3	4	5	6	7	8	9	AB R H RBI BB SO LOB	TOP
<b>Craig Biggio, R</b> (1, 4) OBP: 0.375, SLG: 0.381	1-2 G4-6-3 HBP			2-1 G5-3		2-2 FC5-4 G3 S 1-2f 2-3		0-0 SH1-4		2 0 0 0 0 0 2	
<b>Steve Finley, L</b> (1, 8) OBP: 0.326, SLG: 0.386	1-1 G4-6-3 1-2f			2-3 K		3-2 G3 1-3 3-H		0-0 1B 2-H		4 1 1 2 0 1 2	
<b>5 Jeff Bagwell, R</b> (1, 3) OBP: 0.342, SLG: 0.412	1-1 F8			3-3 K2-3		3-1 F8		3-3 K 1-2		4 0 0 0 0 2 2	
<b>Eric Anthony, L</b> (1, 9) OBP: 0.310, SLG: 0.449		1-1 G6-3			0-1 G4-3		0-0 WP BLK FC1-2-5 1B	0-0 1B 2-H		4 0 2 1 0 0 0	
<b>Gerald Young, S</b> (8, 9) OBP: 0.265, SLG: 0.107										0 0 0 0 0 0 0	
<b>Ken Caminiti, S</b> (1, 5) OBP: 0.371, SLG: 0.455		0-0 G4-3			3-2 1B		1-0 F9	1-3 K		4 0 1 0 0 1 2	
<b>Pete Incaviglia, R</b> (1, 7) OBP: 0.322, SLG: 0.439		2-3 K			0-0 F8		3-2 FC1-2-5 HR		2-2 G5-3	3 1 0 0 0 1 2	
<b>Rob Murphy, L</b> (7, 1)										0 0 0 0 0 0 0	
<b>Xavier Hernandez, L</b> (7, 1)										0 0 0 0 0 0 0	
<b>Doug Jones, R</b> (8, 1)										0 0 0 0 0 0 0	
<b>Ernest Riles, L</b> (8, 3) OBP: 0.182, SLG: 0.182										1 0 0 0 0 0 0	
<b>Eddie Taubensee, L</b> (1, 2) OBP: 0.277, SLG: 0.298			2-3 K		0-1 F7		0-1 HR		2-1 F8	4 1 1 2 0 1 1	
<b>Casey Candaele, S</b> (1, 6) OBP: 0.249, SLG: 0.252			1-2 G6-3			1-2 FC5-4 G3 1B		0-0 L6	1-3 K	4 1 1 0 0 1 0	
<b>Pete Harnisch, S</b> (1, 1) OBP: 0.152, SLG: 0.222			2-3 K2-3			4-2 FC5-4 BB		1-2 SH1-4 1B		1 0 0 0 0 1 0	
<b>Benny Distefano, L</b> (6, PH) OBP: 0.308, SLG: 0.305										0 0 0 0 1 0 0	
<b>Al Osuna, R</b> (6, 1)										0 0 0 0 0 0 0	
<b>Joe Boever, R</b> (6, 1)										0 0 0 0 0 0 0	
<b>Rafael Ramirez, R</b> (7, 6) OBP: 0.280, SLG: 0.307										1 1 1 0 0 0 0	
<b>Inning Stats</b>	R: 0 E: 0 K: 0 S: 6 H: 0 LOB: 0 BB: 0 P: 9	R: 0 E: 0 K: 1 S: 7 H: 0 LOB: 0 BB: 0 P: 10	R: 0 E: 0 K: 2 S: 10 H: 0 LOB: 0 BB: 0 P: 15	R: 0 E: 0 K: 2 S: 11 H: 0 LOB: 0 BB: 0 P: 18	R: 0 E: 0 K: 0 S: 8 H: 1 LOB: 1 BB: 0 P: 11	R: 1 E: 0 K: 0 S: 14 H: 1 LOB: 1 BB: 1 P: 27	R: 2 E: 0 K: 0 S: 8 H: 2 LOB: 0 BB: 0 P: 12	R: 2 E: 0 K: 2 S: 17 H: 3 LOB: 1 BB: 0 P: 21	R: 0 E: 0 K: 1 S: 11 H: 0 LOB: 0 BB: 0 P: 16	1B: 6 2B: 0 3B: 0 HR: 1 SF: 0 SAC: 1 DP: 1 HBP: 1	WP: 1 PB: 0 SB: 2 CS: 0 PA: 35
<b>PITCHER</b>	IP WLS BF H R ER SO BB IBB HBP BLK WP HR S P ERA WHIP										
<b>Jose Rijo, R</b> (1, 1) ERA: 3.16	7.0 L 26 4 3 3 5 1 0 1 1 1 1 1 64 102 3.86 0.714										
<b>Scott Bankhead, R</b> (8, 1) ERA: 2.44	1.0 6 3 2 2 2 0 0 0 0 0 0 0 17 21 18.00 3.000										
<b>Norm Charlton, L</b> (9, 1) ERA: 2.26	1.0 3 0 0 0 1 0 0 0 0 0 0 0 11 16 0.00 0.000										

**Houston Astros @ Cincinnati Reds**  
Riverfront Stadium, Cincinnati, OH  
Sun Aug 02 1992, 3:33 AM EDT  
Att. 32,182 - Cloudy - 76 F

livebaseballscorecards.com

AB	32
R	5
H	7
RBI	5
BB	1
SO	8
LOB	11







Batter	1	2	3	4	5	6	7	8	9	AB R H RBI BB SO LOB	TOP																
<b>Craig Biggio, R</b> (1, 4) OBP: 0.374, SLG: 0.379	0-0 G4-3			1-1 G5-3		1-2 1B		1-2 G6-3		4 0 1 0 0 0 0																	
<b>Steve Finley, L</b> (1, 8) OBP: 0.325, SLG: 0.384	0-3 K			1-0 L7		1-0 1B		0-3 K		4 0 1 0 0 2 0																	
<b>Ken Caminiti, S</b> (1, 5) OBP: 0.369, SLG: 0.452	1-0 G6-3			0-0 1B		2-2 F9			0-0 P3	4 0 1 0 0 0 2																	
<b>5 Jeff Bagwell, R</b> (1, 3) OBP: 0.342, SLG: 0.411		2-0 L7		0-0 G2-3			0-0 FC4-6 1B		0-1 L8	4 0 1 0 0 0 1																	
<b>Eric Anthony, L</b> (1, 9) OBP: 0.305, SLG: 0.442		2-0 F7			1-3 K		3-2 FC4-6 1B		0-3 K	4 0 0 0 0 2 1																	
<b>Pete Incaviglia, R</b> (1, 7) OBP: 0.320, SLG: 0.436		0-0 G6-3			1-2 G5-3		3-1 1B			2 0 0 0 0 0 0																	
<b>Casey Candaele, S</b> (6, 7) OBP: 0.252, SLG: 0.255							1-2 1B			1 0 1 0 0 0 0																	
<b>Scott Servais, R</b> (1, 2) OBP: 0.255, SLG: 0.239			2-2 P4		1-0 G5-3		1-3 K			2 0 0 0 0 0 0																	
<b>Eddie Taubensee, L</b> (7, PH) OBP: 0.275, SLG: 0.297										1 0 0 0 0 1 2																	
<b>Rafael Ramirez, R</b> (1, 6) OBP: 0.275, SLG: 0.301			1-2 P6			0-0 G6-3		0-0 G3-1		3 0 0 0 0 0 2																	
<b>Rob Murphy, L</b> (7, 1)										0 0 0 0 0 0 0																	
<b>Joe Boever, R</b> (7, 1)										0 0 0 0 0 0 0																	
<b>Jimmy Jones, R</b> (1, 1) OBP: 0.276, SLG: 0.192			0-3 K			1-3 K		2-2 G6-3		1 0 0 0 0 1 0																	
<b>Juan Guerrero, R</b> (6, PH) OBP: 0.280, SLG: 0.324										1 0 0 0 0 1 0																	
<b>Willie Blair, R</b> (6, 1)										0 0 0 0 0 0 0																	
<b>Ernest Riles, L</b> (7, 6) OBP: 0.167, SLG: 0.167										1 0 0 0 0 0 0																	
<b>Inning Stats</b>	R: 0 E: 0 K: 1 S: 5	H: 0 LOB: 0 BB: 0 P: 6	R: 0 E: 0 K: 0 S: 3	H: 0 LOB: 0 BB: 0 P: 7	R: 0 E: 0 K: 1 S: 9	H: 0 LOB: 0 BB: 0 P: 12	R: 0 E: 0 K: 0 S: 5	H: 1 LOB: 1 BB: 0 P: 7	R: 0 E: 0 K: 1 S: 7	H: 0 LOB: 0 BB: 0 P: 10	R: 0 E: 0 K: 1 S: 11	H: 2 LOB: 2 BB: 0 P: 16	R: 0 E: 0 K: 1 S: 10	H: 2 LOB: 2 BB: 0 P: 17	R: 0 E: 0 K: 1 S: 9	H: 0 LOB: 0 BB: 0 P: 12	R: 0 E: 0 K: 1 S: 6	H: 0 LOB: 0 BB: 0 P: 6	1B: 5 2B: 0 3B: 0 HR: 0	SF: 0 SAC: 0 DP: 0 HBP: 0	WP: 0 PB: 0 SB: 0 CS: 0	PA: 32					
<b>PITCHER</b>	IP	WLS	BF	H	R	ER	SO	BB	IBB	HBP	BLK	WP	HR	S	P	ERA	WHIP										
<b>Chris Hammond, L</b> (1, 1) ERA: 4.0	6.1	W	24	5	0	0	4	0	0	0	0	0	0	46	70	0.00	0.789										
<b>Rob Dibble, R</b> (7, 1) ERA: 3.55	0.2		2	0	0	0	1	0	0	0	0	0	0	4	5	0.00	0.000										
<b>Scott Ruskin, L</b> (8, 1) ERA: 5.06	2.0		6	0	0	0	2	0	0	0	0	0	0	15	18	0.00	0.000										

Houston Astros @ Cincinnati Reds  
Riverfront Stadium, Cincinnati, OH

Mon Aug 03 1992, 3:33 AM EDT  
Att. 26,452 - Cloudy - 74 F

livebaseballscorecards.com

AB	32
R	0
H	5
RBI	0
BB	0
SO	7
LOB	8



BOTTOM

Houston Astros @ Cincinnati Reds  
Riverfront Stadium, Cincinnati, OH

Mon Aug 03 1992, 3:33 AM EDT  
Att. 26,452 - Cloudy - 74 F

livebaseballscorecards.com

AB	34
R	4
H	12
RBI	4
BB	3
SO	5
LOB	24



WP:	0	PA:	39
PB:	0	SB:	3
CS:	1		

AB R H RBI BB SO LOB

5	2	3	0	0	0	3	
4	0	0	0	1	1	5	
4	0	1	0	1	1	3	
4	1	2	2	0	1	3	
0	0	0	0	0	0	0	
3	0	1	0	1	2	1	
4	0	1	1	0	0	2	
4	1	2	0	0	0	3	
4	0	2	0	0	0	2	
2	0	0	1	0	0	2	
0	0	0	0	0	0	0	
0	0	0	0	0	0	0	
1B:	8	SF:	1	WP:	0	PA:	39
2B:	3	SAC:	1	PB:	0	SB:	3
3B:	0	DP:	0	CS:	1		
HR:	1	HBP:	0				

Batter	1	2	3	4	5	6	7	8	9											
<b>Bip Roberts, S</b> OBP: 0.383, SLG: 0.393 (1, 7)	2-2 F9 S 1B	1-0 F7		0-0 1B			1-0 S 1B	1-0 F8												
<b>Dave Martinez, L</b> OBP: 0.324, SLG: 0.333 (1, 8)	1-1 P1 1-2	3-2 G3		1-3 K			3-1 P1	4-0 BB												
<b>Barry Larkin, R</b> OBP: 0.372, SLG: 0.437 (1, 6)	1-1 F9 2-3		2-1 F8		2-2 FC4-6 1B		4-0 1B S IBB	3-3 K												
<b>Hal Morris, L</b> OBP: 0.372, SLG: 0.423 (1, 3)	2-2 1B		1-0 HR		0-0 FC4-6 CS		2-3 K													
<b>Darnell Coles, R</b> OBP: 0.326, SLG: 0.527 (8, 3)	3-H 1B		0-3 K		3-2 K		1-2 2-3 1B													
<b>Paul O'Neill, L</b> OBP: 0.366, SLG: 0.410 (1, 9)	1-1 1-2 1B		1-1 K		3-2 K		4-2 1B BB													
<b>Bill Doran, S</b> OBP: 0.316, SLG: 0.382 (1, 4)	0-1 L4		0-0 F8			0-0 P5	1-2 1B													
<b>Chris Sabo, R</b> OBP: 0.305, SLG: 0.422 (1, 5)		2-1 FC3-5 2B		1-2 G4-3 SF7 2B		0-2 G5-3	0-0 F7													
<b>Rick Wrona, R</b> OBP: 0.231, SLG: 0.231 (1, 2)		0-0 FC3-5 E		0-0 G4-3		1-2 1B	1-2 SH1-4 1B													
<b>Chris Hammond, L</b> OBP: 0.297, SLG: 0.300 (1, 1)		1-0 E4		0-0 SF7		0-2 G1-3	0-0 SH1-4													
<b>Rob Dibble, L</b> OBP: 0.333, SLG: 0.333 (7, 1)		1-2		3-H			1-2													
<b>Scott Ruskin, R</b> OBP: 0.333, SLG: 0.333 (8, 1)		1-2																		
<b>Inning Stats</b>	R: 1 E: 0 K: 0 S: 15	H: 3 LOB: 2 BB: 0 P: 22	R: 0 E: 1 K: 0 S: 8	H: 1 LOB: 2 BB: 0 P: 15	R: 1 E: 0 K: 1 S: 7	H: 1 LOB: 0 BB: 0 P: 10	R: 1 E: 0 K: 1 S: 9	H: 2 LOB: 1 BB: 0 P: 11	R: 0 E: 0 K: 1 S: 8	H: 1 LOB: 0 BB: 0 P: 12	R: 0 E: 0 K: 0 S: 12	H: 1 LOB: 1 BB: 0 P: 13	R: 1 E: 0 K: 1 S: 14	H: 2 LOB: 3 BB: 2 P: 29	R: 0 E: 0 K: 1 S: 8	H: 1 LOB: 2 BB: 1 P: 17	1B: 8 2B: 3 3B: 0 HR: 1	SF: 1 SAC: 1 DP: 0 HBP: 0	WP: 0 PB: 0 SB: 3 CS: 1	PA: 39
<b>PITCHER</b>	IP WLS L	WLS L	H R	ER SO	BB IBB	HBP BLK	WP HR	S P	ERA WHIP											
<b>Jimmy Jones, R</b> ERA: 4.13 (1, 1)	5.0		8	3	0	0	0	47	70	5.40										
<b>Willie Blair, R</b> ERA: 4.17 (6, 1)	1.0		1	0	0	0	0	12	13	0.00										
<b>Rob Murphy, L</b> ERA: 3.86 (7, 1)	0.2		2	1	1	1	0	13	28	13.50										
<b>Joe Boever, R</b> ERA: 2.62 (7, 1)	1.1		1	0	0	0	0	9	18	0.00										



Batter	1	2	3	4	5	6	7	8	9	AB R H RBI BB SO LOB	TOP									
<b>Bip Roberts, S</b> OBP: 0.383, SLG: 0.396 (1, 8) (6, 4)	0-0 CS 1B		0-2 F9	2-3 K2-3		1 SAFE 3-1 1-H 2B			2-1 G4-3	5 0 2 1 0 1 2										
<b>Reggie Sanders, R</b> OBP: 0.343, SLG: 0.460 (1, 7)	3-1 P3		1-2 SF8 3B		0-2 G6-3		3-2 G1-3		2-3 K	5 1 1 0 0 1 1										
<b>Barry Larkin, R</b> OBP: 0.370, SLG: 0.444 (1, 6)	3-2 G6-3 1-2		0-2 SF8		2-1 HR		3-2 G5-3		2-1 G4-3	4 1 1 2 0 0 1										
<b>Chris Sabo, R</b> OBP: 0.301, SLG: 0.416 (1, 5)		1-0 G5-3	2-1 F7		2-1 G5-3		0-0 P3			4 0 0 0 0 0 0										
<b>Damell Coles, R</b> OBP: 0.343, SLG: 0.547 (1, 3)		2-1 1B 2B		2-2 P3		0-0 1B		2-1 SH1-3 1B		4 1 3 0 0 0 0										
<b>Glenn Braggs, R</b> OBP: 0.343, SLG: 0.385 (1, 9)		1-0 F7		1-2 1B 1B	1 SAFE 2-3 1 SAFE 1 SAFE 1 SAFE	K		4-1 SH1-3 BB		3 1 1 0 1 1 2										
<b>Joe Oliver, R</b> OBP: 0.318, SLG: 0.375 (1, 2)		2-1 1B		2-1 FC5-6 1B 1-2 1B		1-1 L4		0-0 SH1-3		3 0 2 1 0 0 0										
<b>Bill Doran, S</b> OBP: 0.323, SLG: 0.385 <b>Dave Martinez, L</b> OBP: 0.322, SLG: 0.332 (1, 4) (6, 8)		4-0 IBB		1-0 FC5-6 1B 1-2 2-H 1B		4-1 2B BB		3-2 G4-3		1 1 1 1 2 0 0 1 0 0 0 0 0 2										
<b>Tom Bolton, L</b> <b>Dwayne Henry, R</b> OBP: 0.250, SLG: 0.250 <b>Scott Bankhead, R</b> OBP: 0.222, SLG: 0.222 <b>Hal Morris, L</b> OBP: 0.371, SLG: 0.422 <b>Norm Charlton, S</b> OBP: 0.333, SLG: 0.333 (1, 1) (4, 1) (5, 1) (8, PH) (8, 1)		2-3 K		1-2 FC5-6		1-3 K		1-3 K		2 0 0 0 0 1 4 0 0 0 0 0 0 0 1 0 0 0 0 1 1 1 0 0 0 0 1 2 0 0 0 0 0 0 0										
<b>Inning Stats</b>	R: 0 E: 0 K: 0 S: 6	H: 1 LOB: 0 BB: 0 P: 12	R: 1 E: 0 K: 1 S: 9	H: 2 LOB: 2 BB: 1 P: 21	R: 1 E: 0 K: 0 S: 13	H: 1 LOB: 0 BB: 0 P: 16	R: 1 E: 0 K: 1 S: 15	H: 3 LOB: 2 BB: 0 P: 24	R: 1 E: 0 K: 1 S: 11	H: 2 LOB: 1 BB: 0 P: 17	R: 0 E: 0 K: 0 S: 8	H: 0 LOB: 0 BB: 0 P: 14	R: 0 E: 0 K: 1 S: 10	H: 1 LOB: 2 BB: 1 P: 20	R: 0 E: 0 K: 1 S: 8	H: 0 LOB: 0 BB: 0 P: 14	1B: 7 2B: 2 3B: 1 HR: 1	SF: 1 SAC: 1 DP: 0 HBP: 0	WP: 0 PB: 0 SB: 0 CS: 1	PA: 39
<b>PITCHER</b>	IP WLS BF H R ER SO BB IBB HBP BLK WP HR S P ERA WHIP																			
<b>Tom Glavine, L</b> ERA: 2.64 <b>Randy St. Claire, R</b> ERA: 4.5 <b>Mike Stanton, L</b> ERA: 6.12 <b>Marvin Freeman, R</b> ERA: 4.09 (1, 1) (6, 1) (8, 1) (9, 1)	5.0 2.0 1.0 1.0	WLS 7 5 W	BF 24 7 5 3	H 9 1 1 0	R 4 1 0 0	ER 4 1 0 0	SO 3 1 0 1	BB 0 1 0 0	IBB 1 0 0 0	HBP 0 0 0 0	BLK 0 0 0 0	WP 0 0 0 0	HR 1 0 0 0	S 54 18 10 8	P 90 31 20 14	ERA 7.20 4.50 0.00 0.00	WHIP 1.800 1.000 2.000 0.000			

Cincinnati Reds @ Atlanta Braves  
Atlanta-Fulton County Stadium, Atlanta, GA

Tue Aug 04 1992, 7:05 PM EDT  
Att. 45,155 - Cloudy - 84 F

livebaseballscorecards.com

AB	34
R	5
H	11
RBI	5
BB	3
SO	6
LOB	15



BOTTOM

Cincinnati Reds @ Atlanta Braves  
Atlanta-Fulton County Stadium, Atlanta, GA

Tue Aug 04 1992, 7:05 PM EDT  
Att: 45,155 - Cloudy - 84 F

livebaseballscorecards.com

AB	33
R	7
H	7
RBI	7
BB	3
SO	4
LOB	12



WP:	0	PA:	38
PB:	0		
SB:	2		
CS:	0		

AB R H RBI BB SO LOB

4	2	0	0	1	0	2
5	3	3	3	0	0	0
4	1	1	0	0	1	2
4	0	1	1	0	0	2
2	0	0	0	2	1	0
2	0	0	2	0	0	0
4	0	1	1	0	0	2
1	0	0	0	0	0	1
3	0	0	0	0	0	2
1	0	0	0	0	0	1
1	0	0	0	0	0	0
0	0	0	0	0	0	0
0	0	0	0	0	0	0
1	1	1	0	0	0	0
0	0	0	0	0	0	0
1	0	0	0	0	1	0

Batter	1	2	3	4	5	6	7	8	9
<b>Otis Nixon, S</b> <small>OBP: 0.371, SLG: 0.391</small> (1, 8)	3-2 <b>G6-3</b> 		2-2 <b>G4-3</b> 		0-0 <b>G6-3</b> 			1-1 <b>E5</b> 	4-0 
<b>Terry Pendleton, S</b> <small>OBP: 0.323, SLG: 0.465</small> (1, 5)	1-1 <b>G6-3</b> 			1-1 	2-2 <b>L3</b> 			0-2 	2-1 
<b>Ron Gant, R</b> <small>OBP: 0.329, SLG: 0.416</small> (1, 7)	1-1 <b>P4</b> 			1-2 		0-1 <b>P3</b> 		2-3 <b>K</b> 	
<b>David Justice, L</b> <small>OBP: 0.347, SLG: 0.384</small> (1, 9)			3-2 <b>G6-3</b> 		2-2 <b>F7</b> 		2-2 <b>P5</b> 	0-2 	
<b>Brian Hunter, R</b> <small>OBP: 0.253, SLG: 0.460</small> (1, 3)			3-2 <b>G6-3</b> 		4-2 		2-3 <b>K</b> 	4-0 	
<b>Greg Olson, R</b> <small>OBP: 0.331, SLG: 0.361</small> (1, 2)			1-0 <b>L8</b> 		1-0 <b>SF7</b> 		0-0 <b>P3</b> 	0-2 <b>SF8</b> 	
<b>Mark Lemke, S</b> <small>OBP: 0.288, SLG: 0.290</small> (1, 4)				1-1 <b>E6</b> 			2-1 <b>G4-3</b> 	1-0 <b>G2-3</b> 	
<b>Rafael Belliard, R</b> <small>OBP: 0.254, SLG: 0.230</small> <b>Jeff Blausen, R</b> <small>OBP: 0.298, SLG: 0.397</small> (4, PH) (5, 6)			0-0 <b>G4-3</b> 	1-1 <b>L7</b> 			1-2 <b>F8</b> 		2-0 <b>F8</b> 
<b>Tom Glavine, L</b> <small>OBP: 0.274, SLG: 0.305</small> <b>Jeff Treadaway, L</b> <small>OBP: 0.220, SLG: 0.271</small> <b>Randy St. Claire, R</b> <small>OBP: 0.269, SLG: 0.500</small> <b>Mike Stanton, L</b> <small>OBP: 0.500, SLG: 0.500</small> <b>Lonnie Smith, R</b> <small>OBP: 0.269, SLG: 0.343</small> <b>Marvin Freeman, R</b> <small>OBP: 0.550, SLG: 0.950</small> <b>Damon Berryhill, S</b> <small>OBP: 0.260, SLG: 0.353</small> (1, 1) (5, PH) (6, 1) (8, 1) (8, PH) (9, 1) (9, PH)			1-3 <b>K</b> 		3-2 <b>P6</b> 		1-2 	1-3 <b>K</b> 	

Inning Stats	R: 0	H: 0	E: 0	LOB: 0	K: 0	S: 7	R: 0	H: 0	E: 0	LOB: 0	K: 0	S: 7	R: 0	H: 0	E: 0	LOB: 0	K: 1	S: 9	R: 2	H: 3	E: 0	LOB: 2	K: 0	S: 15	R: 0	H: 0	E: 0	LOB: 0	K: 0	S: 7	R: 0	H: 0	E: 0	LOB: 0	K: 0	S: 6	R: 3	H: 3	E: 1	LOB: 2	K: 1	S: 18	R: 2	H: 1	E: 0	LOB: 0	K: 1	S: 6	1B: 5	SF: 2	2B: 1	SAC: 0	3B: 0	DP: 0	HR: 1	HBP: 0	WP: 0	PA: 38
--------------	------	------	------	--------	------	------	------	------	------	--------	------	------	------	------	------	--------	------	------	------	------	------	--------	------	-------	------	------	------	--------	------	------	------	------	------	--------	------	------	------	------	------	--------	------	-------	------	------	------	--------	------	------	-------	-------	-------	--------	-------	-------	-------	--------	-------	--------

PITCHER	IP	WLS	BF	H	R	ER	SO	BB	IBB	HBP	BLK	WP	HR	S	P	ERA	WHIP
<b>Tom Bolton, L</b> <small>ERA: 3.35</small>	3.2		16	3	2	2	1	1	0	0	0	0	0	37	62	4.91	1.091
<b>Dwayne Henry, R</b> <small>ERA: 3.05</small>	0.1		1	0	0	0	0	0	0	0	0	0	0	2	3	0.00	0.000
<b>Scott Bankhead, R</b> <small>ERA: 2.29</small>	3.0		9	0	0	0	1	0	0	0	0	0	0	21	33	0.00	0.000
<b>Norm Charlton, L</b> <small>ERA: 2.64</small>	1.2	L	12	4	5	3	2	1	1	0	0	0	1	24	42	16.20	3.000



Batter	1	2	3	4	5	6	7	8	9	AB	R	H	RBI	BB	SO	LOB	TOP	
<b>Bip Roberts, S</b> (1, 8) <small>OBP: 0.385, SLG: 0.397</small> <b>Dave Martinez, L</b> (1, 8) <small>OBP: 0.324, SLG: 0.331</small> <b>Steve Foster, R</b> (6, 1) <small>OBP: 0.500, SLG: 0.500</small> <b>Bill Doran, S</b> (8, PH) <small>OBP: 0.322, SLG: 0.383</small> (8, 3)	2-2  <b>1B</b>		4-1  <b>BB</b>			3-3  <b>BB</b>		1-2  <b>L1</b>		1	0	1	0	0	0	0		
<b>Reggie Sanders, R</b> (1, 7) <small>OBP: 0.341, SLG: 0.454</small> (8, 8)	2-2  <b>F7</b> 1-2		1-2  <b>F7</b> 1-2			4-0  <b>G6-3</b> <b>BB</b>		0-1  <b>F8</b> 1-2 2-3		3	0	0	0	1	0	4		
<b>Barry Larkin, R</b> (1, 6) <small>OBP: 0.371, SLG: 0.447</small>	1-0  <b>2B</b>			0-1  <b>G6-3</b>		3-2  <b>G6-3</b> 1-2 2-3		0-2  <b>1B</b> 2-3 3-H		4	0	2	1	0	0	2		
<b>Chris Sabo, R</b> (1, 5) <small>OBP: 0.301, SLG: 0.414</small>	1-1  <b>G6-3</b>			2-0  <b>G5-4-3</b> <b>1B</b>		2-1  <b>L5</b>		3-1  <b>P4</b>		4	0	1	0	0	0	5		
<b>Glenn Braggs, R</b> (1, 9) <small>OBP: 0.342, SLG: 0.382</small>		2-2  <b>P5</b>		0-1  <b>G5-4-3</b> 1-2f		1-0  <b>G5-4-3</b> <b>1B</b>		1-2  <b>P3</b>		4	0	1	0	0	0	1		
<b>Darnell Coles, R</b> (1, 3) <small>OBP: 0.340, SLG: 0.535</small> (8, 7)		2-2  <b>P3</b>			0-0  <b>G6-3</b>		2-2  <b>P2</b>		2-2  <b>E</b> <b>1B</b> <b>1B</b>		4	0	1	0	0	0	1	
<b>Joe Oliver, R</b> (1, 2) <small>OBP: 0.317, SLG: 0.373</small>		1-1  <b>P6</b>			1-0  <b>P3</b>		0-2  <b>G5-4-3</b> 1-2f		1-2  <b>E5</b> 1-3 <b>1B</b>		4	0	1	0	0	0	1	
<b>Freddie Benavides, R</b> (1, 4) <small>OBP: 0.274, SLG: 0.325</small> <b>Jeff Branson, L</b> (9, PH) <small>OBP: 0.348, SLG: 0.429</small>			0-1  <b>P3</b>		1-1  <b>F7</b>		2-1  <b>F8</b> <b>1B</b> <b>1B</b>		1-3  <b>BB</b>		3	1	1	0	0	0	0	
<b>Tim Belcher, R</b> (1, 1) <small>OBP: 0.113, SLG: 0.170</small> <b>Cesar Hernandez, R</b> (6, PH) <small>OBP: 0.400, SLG: 0.550</small> (6, 8) <b>Dwayne Henry, R</b> (8, 1) <small>OBP: 0.250, SLG: 0.250</small> <b>Paul O'Neill, L</b> (9, PH) <small>OBP: 0.367, SLG: 0.409</small>		0-0  <b>F7</b>			0-2  <b>G6-3</b> <b>2B</b>		0-2  <b>1B</b> <b>F8</b> <b>1B</b>		2-1  <b>G4-3</b>		1	0	0	0	0	0	0	
<b>Inning Stats</b>	R: 0 H: 2 E: 0 LOB: 1 K: 0 BB: 0 S: 9 P: 15	R: 0 H: 0 E: 0 LOB: 0 K: 0 BB: 0 S: 8 P: 13	R: 0 H: 0 E: 0 LOB: 1 K: 0 BB: 1 S: 7 P: 12	R: 0 H: 1 E: 0 LOB: 0 K: 0 BB: 0 S: 5 P: 7	R: 0 H: 0 E: 0 LOB: 0 K: 0 BB: 0 S: 4 P: 6	R: 0 H: 1 E: 0 LOB: 2 K: 1 BB: 1 S: 11 P: 23	R: 0 H: 1 E: 0 LOB: 0 K: 0 BB: 0 S: 7 P: 10	R: 1 H: 3 E: 0 LOB: 2 K: 0 BB: 0 S: 15 P: 21	R: 0 H: 2 E: 1 LOB: 2 K: 1 BB: 0 S: 18 P: 25	1B: 8 SF: 0 2B: 2 SAC: 0 3B: 0 DP: 2 HR: 0 HBP: 0	WP: 0 PA: 36 PB: 0 SB: 2 CS: 1							
<b>PITCHER</b>	IP WLS BF H R ER SO BB IBB HBP BLK WP HR S P ERA WHIP																	
<b>Steve Avery, L</b> (1, 1) <small>ERA: 2.72</small>	7.2 W 30 8 1 1 1 2 0 0 0 0 0 0 64 102 1.17 1.304																	
<b>Marvin Freeman, R</b> (8, 1) <small>ERA: 4.06</small>	0.1 1 0 0 0 0 0 0 0 0 0 0 0 2 5 0.00 0.000																	
<b>Alejandro Pena, R</b> (9, 1) <small>ERA: 4.25</small>	1.0 5 2 0 0 0 1 0 0 0 0 0 0 18 25 0.00 2.000																	

Cincinnati Reds @ Atlanta Braves  
 Atlanta-Fulton County Stadium, Atlanta, GA

Wed Aug 05 1992, 7:05 PM EDT  
 Att. 44,480 - Cloudy - 84 F

livebaseballscorecards.com

AB	34
R	1
H	10
RBI	1
BB	2
SO	2
LOB	21



Batter	1	2	3	4	5	6	7	8	9	AB	R	H	RBI	BB	SO	LOB
<b>Otis Nixon, S</b> <small>OBP: 0.369, SLG: 0.389</small> (1, 8)	0-1 <b>B1-3</b> 		0-1 <b>P3</b> 	3-1 <b>1B</b>			3-1 <b>G1-3</b> 			4	0	1	0	0	0	0
<b>Jeff Treadway, L</b> <small>OBP: 0.246, SLG: 0.274</small> (1, 4)	4-2 <b>1B</b> <b>3B</b> <b>BB</b>		2-2 <b>1B</b> <b>1B</b>	2-0 <b>P4</b> 			1-2 <b>F7</b> 			3	1	1	0	1	0	1
<b>Terry Pendleton, S</b> <small>OBP: 0.322, SLG: 0.463</small> (1, 5)	1-2 <b>3B</b> <b>1B</b>		2-1 <b>L8</b> 			1-2 <b>L5</b> 	1-2 <b>F7</b> 			4	1	1	0	0	0	1
<b>David Justice, L</b> <small>OBP: 0.348, SLG: 0.391</small> (1, 9)	0-0 <b>SF9</b> <b>3B</b>		1-2 <b>FC5-4</b> <b>1B</b>			1-3 <b>K</b> 		2-0 <b>F9</b> 		4	1	2	2	0	1	0
<b>Lonnie Smith, R</b> <small>OBP: 0.284, SLG: 0.329</small> <b>Alejandro Pena, R</b> <small>OBP: 0.295, SLG: 0.393</small> (9, 1)	1-0 <b>SF9</b> 		2-1 <b>FC5-4</b> 			1-0 <b>F8</b> 		1-3 <b>K2-3</b> 		3	0	0	1	0	1	2
<b>Sid Bream, L</b> <small>OBP: 0.337, SLG: 0.397</small> (1, 3)	1-3 <b>K</b> 			0-0 <b>HR</b>			1-1 <b>G4-3</b> 	0-1 <b>P6</b> 		4	1	1	1	0	1	0
<b>Damon Berryhill, S</b> <small>OBP: 0.266, SLG: 0.373</small> (1, 2)		0-0 <b>P5</b> 		0-0 <b>HR</b>			2-0 <b>1B</b>			3	1	2	1	0	0	0
<b>Rafael Belliard, R</b> <small>OBP: 0.257, SLG: 0.234</small> <b>Jeff Blausner, R</b> <small>OBP: 0.295, SLG: 0.393</small> (3, 6)		0-2 <b>CS</b> <b>1B</b>		1-3 			2-3 <b>K</b> 			1	0	1	0	0	0	0
<b>Steve Avery, L</b> <small>OBP: 0.214, SLG: 0.259</small> <b>Marvin Freeman, R</b> <small>OBP: 0.500, SLG: 0.500</small> <b>Ron Gant, R</b> <small>OBP: 0.329, SLG: 0.416</small> (8, 1)		1-2 <b>F8</b> 		1-1 <b>F7</b> 			0-2 <b>G3</b> 			2	0	0	0	0	0	2

Inning Stats	R: 3	H: 2	E: 0	K: 1	S: 15	LOB: 0	BB: 1	P: 22
	R: 0	H: 1	E: 0	K: 0	S: 7	LOB: 0	BB: 0	P: 8
	R: 0	H: 2	E: 0	K: 0	S: 12	LOB: 2	BB: 0	P: 19
	R: 2	H: 3	E: 0	K: 1	S: 11	LOB: 1	BB: 0	P: 18
	R: 0	H: 0	E: 0	K: 1	S: 7	LOB: 0	BB: 0	P: 10
	R: 0	H: 1	E: 0	K: 1	S: 10	LOB: 1	BB: 0	P: 15
	R: 0	H: 0	E: 0	K: 0	S: 8	LOB: 0	BB: 0	P: 13
	R: 0	H: 0	E: 0	K: 1	S: 6	LOB: 0	BB: 0	P: 9

PITCHER	IP	WLS	BF	H	R	ER	SO	BB	IBB	HBP	BLK	WP	HR	S	P	ERA	WHIP
<b>Tim Belcher, R</b> <small>ERA: 3.77</small>	(1, 1)	5.0	L	23	8	5	5	3	1	0	0	0	2	52	77	9.00	1.800
<b>Steve Foster, R</b> <small>ERA: 3.26</small>	(6, 1)	2.0		7	1	0	1	0	0	0	0	0	0	18	28	0.00	0.500
<b>Dwayne Henry, R</b> <small>ERA: 3.0</small>	(8, 1)	1.0		3	0	0	1	0	0	0	0	0	0	6	9	0.00	0.000

**BOTTOM**

**Cincinnati Reds @ Atlanta Braves**  
 Atlanta-Fulton County Stadium, Atlanta, GA

Wed Aug 05 1992, 7:05 PM EDT  
 Att: 44,480 - Cloudy - 84 F

livebaseballscorecards.com

<b>AB</b>	<b>31</b>
<b>R</b>	<b>5</b>
<b>H</b>	<b>9</b>
<b>RBI</b>	<b>5</b>
<b>BB</b>	<b>1</b>
<b>SO</b>	<b>5</b>
<b>LOB</b>	<b>7</b>

<b>WP: 0</b>	<b>PA: 33</b>
<b>PB: 0</b>	
<b>SB: 0</b>	
<b>CS: 1</b>	



Batter	1	2	3	4	5	6	7	8	9	AB R H RBI BB SO LOB	TOP																								
<b>Dave Martinez, L</b> (1, 3) OBP: 0.329, SLG: 0.338	1-3 		1-0 PO 		3-2 			4-2 FC4-6 		3 0 2 0 1 1 0	<b>Cincinnati Reds @ Atlanta Braves</b> Atlanta-Fulton County Stadium, Atlanta, GA Thu Aug 06 1992, 7:05 PM EDT Att. 44,768 - Cloudy - 78 F																								
<b>Reggie Sanders, R</b> (1, 8) OBP: 0.340, SLG: 0.464	0-0 		0-3 		0-0 P5 			2-2 SAFE F7 		4 1 1 1 0 1 3																									
<b>Barry Larkin, R</b> (1, 6) OBP: 0.367, SLG: 0.442	0-2 F8 		0-0 PO 	1-2 E6 F7 G4-3 		1-0 L9 		0-0 FC4-6 1-2f 		4 1 0 0 0 0 1																									
<b>Paul O'Neill, L</b> (1, 9) OBP: 0.366, SLG: 0.405	3-1 G3 			4-1 G4-3 BB 		0-2 L7 		2-1 F8 		3 0 0 0 1 0 1																									
<b>Glenn Braggs, R</b> (1, 7) OBP: 0.340, SLG: 0.384		2-1 F7 		0-1 F7 2-3 		3-3 K 		1-0 		4 0 1 0 0 1 2																									
<b>Bill Doran, S</b> (1, 4) OBP: 0.317, SLG: 0.378		1-0 P6 		2-1 G4-3 1-2 3-H 		1-1 G6-3 		2-2 P6 		4 0 0 1 0 0 2																									
<b>Chris Sabo, R</b> (1, 5) OBP: 0.300, SLG: 0.411		2-0 		2-1 G6-3 		0-0 P3 		1-3 K 		4 0 1 0 0 1 2																									
<b>Joe Oliver, R</b> (1, 2) OBP: 0.317, SLG: 0.381		1-0 SAFE P4 		2-1 G5-3 		2-0 HR 		1-3 K 		4 1 1 1 0 1 2																									
<b>Greg Swindell, L</b> (1, 1) OBP: 0.141, SLG: 0.161			0-0 G5-3 		1-1 G3-1 		0-0 G4-3 			2 0 0 0 0 0 0	<b>REDS</b>																								
<b>Freddie Benavides, R</b> (7, PH) OBP: 0.272, SLG: 0.322										1 0 0 0 0 0 0																									
<b>Dwayne Henry, R</b> (7, 1) OBP: 0.250, SLG: 0.250										0 0 0 0 0 0 0																									
<b>Rob Dibble, L</b> (8, 1) OBP: 0.333, SLG: 0.333										0 0 0 0 0 0 0																									
<b>Inning Stats</b>	R: 1 E: 0 K: 1 S: 9	H: 1 LOB: 0 BB: 0 P: 13	R: 0 E: 0 K: 0 S: 5	H: 1 LOB: 1 BB: 0 P: 11	R: 0 E: 0 K: 1 S: 5	H: 1 LOB: 0 BB: 0 P: 6	R: 1 E: 1 K: 0 S: 11	H: 0 LOB: 1 BB: 1 P: 20	R: 0 E: 0 K: 0 S: 8	H: 1 LOB: 1 BB: 0 P: 14	R: 0 E: 0 K: 1 S: 8	H: 0 LOB: 0 BB: 0 P: 12	R: 1 E: 0 K: 0 S: 5	H: 1 LOB: 0 BB: 0 P: 8	R: 0 E: 0 K: 0 S: 10	H: 0 LOB: 1 BB: 1 P: 18	R: 0 E: 0 K: 2 S: 11	H: 1 LOB: 1 BB: 0 P: 16	1B: 2 2B: 2 3B: 0 HR: 2	SF: 0 SAC: 0 DP: 0 HBP: 0	WP: 0 PB: 0 SB: 0 CS: 0	PA: 36													
<b>PITCHER</b> <b>29 John Smoltz, R</b> (1, 1) ERA: 2.55	IP 9.0	WLS W	BF 35	H 6	R 3	ER 2	SO 5	BB 2	IBB 0	HBP 0	BLK 0	WP 0	HR 2	S 72	P 118	ERA 2.00	WHIP 0.889	<b>PITCHER</b>	IP 9.0	WLS W	BF 35	H 6	R 3	ER 2	SO 5	BB 2	IBB 0	HBP 0	BLK 0	WP 0	HR 2	S 72	P 118	ERA 2.00	WHIP 0.889

Batter	1	2	3	4	5	6	7	8	9	AB	R	H	RBI	BB	SO	LOB
<b>Otis Nixon, S</b> (1, 8) <small>OBP: 0.368, SLG: 0.386</small>	1-0 		0-0 		1-2 		0-0 			4	0	1	2	0	0	0
<b>Jeff Blauser, R</b> (1, 6) <small>OBP: 0.294, SLG: 0.390</small> <b>Rafael Belliard, R</b> (8, 6) <small>OBP: 0.257, SLG: 0.234</small>	0-1 		0-0 		1-0 		2-3 			4	1	1	0	0	1	1
<b>Terry Pendleton, S</b> (1, 5) <small>OBP: 0.324, SLG: 0.468</small>	2-1 		0-1 		0-2 		1-1 			4	1	2	1	0	0	1
<b>Ron Gant, R</b> (1, 7) <small>OBP: 0.328, SLG: 0.414</small>		2-2 		3-3 	1-0 		0-3 			4	0	1	1	0	2	1
<b>David Justice, L</b> (1, 9) <small>OBP: 0.347, SLG: 0.390</small>	0-1 			1-3 	2-2 			0-3 		4	0	1	0	0	2	0
<b>Brian Hunter, R</b> (1, 3) <small>OBP: 0.254, SLG: 0.457</small> <b>Sid Bream, L</b> (8, PH) <small>OBP: 0.339, SLG: 0.397</small> (9, 3)	1-3 			1-0 	2-2 			4-2 		3	0	1	0	0	1	2
<b>Greg Olson, R</b> (1, 2) <small>OBP: 0.329, SLG: 0.363</small>			0-1 	0-0 		3-2 		1-0 		4	0	1	0	0	0	2
<b>Mark Lemke, S</b> (1, 4) <small>OBP: 0.291, SLG: 0.304</small>			0-1 		2-0 	2-3 		0-1 		4	2	2	1	0	1	1
<b>29 John Smoltz, R</b> (1, 1) <small>OBP: 0.230, SLG: 0.200</small>			1-0 		2-3 	0-3 				3	1	0	0	0	2	1

Inning Stats	R: 0	H: 0	E: 0	K: 0	S: 5	R: 0	H: 0	E: 0	K: 1	S: 9	R: 2	H: 3	E: 1	K: 0	S: 9	R: 0	H: 1	E: 0	K: 2	S: 9	R: 3	H: 5	E: 0	K: 1	S: 20	R: 0	H: 0	E: 0	K: 2	S: 10	R: 0	H: 1	E: 0	K: 2	S: 12	R: 0	H: 0	E: 0	K: 1	S: 8	R: 0	H: 0	E: 0	K: 1	S: 8	1B: 6	2B: 3	3B: 0	HR: 1	SF: 0	SAC: 0	DP: 0	HBP: 0	WP: 0	PB: 0	SB: 1	CS: 0	PA: 35
--------------	------	------	------	------	------	------	------	------	------	------	------	------	------	------	------	------	------	------	------	------	------	------	------	------	-------	------	------	------	------	-------	------	------	------	------	-------	------	------	------	------	------	------	------	------	------	------	-------	-------	-------	-------	-------	--------	-------	--------	-------	-------	-------	-------	--------

PITCHER	IP	WLS	BF	H	R	ER	SO	BB	IBB	HBP	BLK	WP	HR	S	P	ERA	WHIP
<b>Greg Swindell, L</b> (1, 1) <small>ERA: 2.77</small>	6.0	L	27	9	5	4	6	0	0	0	0	0	1	62	89	6.00	1.500
<b>Dwayne Henry, R</b> (7, 1) <small>ERA: 2.95</small>	1.0		4	1	0	0	2	0	0	0	0	0	0	12	15	0.00	1.000
<b>Rob Dibble, R</b> (8, 1) <small>ERA: 3.47</small>	1.0		4	0	0	0	1	1	0	0	0	0	0	8	13	0.00	1.000

**BOTTOM**

**Cincinnati Reds @ Atlanta Braves**  
 Atlanta-Fulton County Stadium, Atlanta, GA

Thu Aug 06 1992, 7:05 PM EDT  
 Att: 44,768 - Cloudy - 78 F

[livebaseballscorecards.com](http://livebaseballscorecards.com)

<b>AB</b>	<b>34</b>
<b>R</b>	<b>5</b>
<b>H</b>	<b>10</b>
<b>RBI</b>	<b>5</b>
<b>BB</b>	<b>1</b>
<b>SO</b>	<b>9</b>
<b>LOB</b>	<b>9</b>





San Francisco Giants @ Cincinnati Reds  
Riverfront Stadium, Cincinnati, OH

Fri Aug 07 1992, 7:05 PM EDT  
Att. 33,506 - Cloudy - 79 F

AB	33
R	3
H	8
RBI	3
BB	1
SO	7
LOB	10



Batter	1	2	3	4	5	6	7	8	9	AB R H RBI BB SO LOB	TOP											
Mike Felder, S (1, 8) OBP: 0.324, SLG: 0.389	1-2 CS 1B		0-0 G4-3			3-2 E4 1B		0-2 G4-6-3 1B		4 1 2 0 0 0 0												
Willie McGee, S (1, 9) OBP: 0.327, SLG: 0.345	3-2 G4-3 1-2		1-3 K			2-3 SAFE K 1-2		1-1 G4-6-3 1-2f 2-3		4 0 0 0 0 2 4												
Will Clark, L (1, 3) OBP: 0.396, SLG: 0.484	0-0 1B			0-1 G4-3		3-2 G4-6-3 2-H 1B		3-3 K		4 0 2 1 0 1 1												
Mark Leonard, L (1, 7) OBP: 0.317, SLG: 0.486	2-1 G4-3			0-0 G3-1		1-1 G4-6-3 1-2f		2-3 K		4 0 0 0 0 1 2												
Cory Snyder, R (1, 5) (7, 6) OBP: 0.318, SLG: 0.482				0-0 G5-3		2-0 G6-3		1-1 G5-3 3B		4 1 1 0 0 1 0												
Robby Thompson, R (1, 4) OBP: 0.346, SLG: 0.412					1-0 HR	3-1 F9		1-2 G5-3		4 1 2 2 0 0 0												
Kirt Manwaring, R (1, 2) OBP: 0.318, SLG: 0.317					3-2 F8	0-0 1B		3-H 0-2 G6-3		4 0 1 0 0 0 1												
Mike Benjamin, R (1, 6) OBP: 0.255, SLG: 0.367					0-0 G4-3	1-0 F8				2 0 0 0 0 0 1												
Matt Williams, R (7, PH) OBP: 0.284, SLG: 0.370										1 0 0 0 0 0 1												
Bud Black, L (1, 1) OBP: 0.081, SLG: 0.056										2 0 0 0 0 2 0												
Chris James, R (8, PH) OBP: 0.299, SLG: 0.392										0 0 0 0 1 0 0												
Michael Jackson, R (8, 1)										0 0 0 0 0 0 0												
<b>Inning Stats</b>	R: 0 E: 0 K: 0 S: 9	H: 2 LOB: 1 BB: 0 P: 15	R: 0 E: 0 K: 1 S: 8	H: 1 LOB: 1 BB: 0 P: 16	R: 0 E: 0 K: 2 S: 11	H: 0 LOB: 0 BB: 0 P: 15	R: 0 E: 0 K: 0 S: 4	H: 0 LOB: 0 BB: 0 P: 4	R: 1 E: 0 K: 1 S: 8	H: 1 LOB: 0 BB: 0 P: 12	R: 1 E: 1 K: 1 S: 13	H: 1 LOB: 0 BB: 0 P: 22	R: 0 E: 0 K: 0 S: 5	H: 1 LOB: 1 BB: 0 P: 11	R: 0 E: 0 K: 1 S: 11	H: 1 LOB: 1 BB: 1 P: 19	R: 1 E: 0 K: 1 S: 12	H: 1 LOB: 0 BB: 0 P: 16	1B: 6 2B: 0 3B: 1 HR: 1	SF: 0 SAC: 0 DP: 2 HBP: 0	WP: 0 PB: 0 SB: 1 CS: 1	PA: 34
<b>PITCHER</b>	IP WLS BF H R ER SO BB IBB HBP BLK WP HR S P ERA WHIP																					
Jose Rijo, R (1, 1) ERA: 3.07	7.0 W 26 6 2 1 5 0 0 0 0 0 0 1 58 95 1.29 0.857																					
Norm Charlton, L (8, 1) ERA: 2.6	1.0 4 1 0 0 1 1 0 0 0 0 0 0 11 19 0.00 2.000																					
Rob Dibble, R (9, 1) ERA: 3.59	1.0 S 4 1 1 1 1 0 0 0 0 0 0 0 12 16 9.00 1.000																					

Batter	1	2	3	4	5	6	7	8	9
<b>Reggie Sanders, R</b> OBP: 0.342, SLG: 0.475 (1, 8) X	1-0 P4		4-2 G1-4-3 BB		2-1 G6-3		0-1 SAFE SAFE 1-H HR		
<b>Darnell Coles, R</b> OBP: 0.336, SLG: 0.534 (1, 3) X	1-0 F7		1-2 G1-4-3 1-2f		0-1 2B		1-1 F8		
<b>Barry Larkin, R</b> OBP: 0.366, SLG: 0.443 (1, 6) X	2-2 G6-3		1-0 HR 2B		2-3 K		0-1 L4		
<b>Glenn Braggs, R</b> OBP: 0.343, SLG: 0.409 <b>Rob Dibble, L</b> OBP: 0.333, SLG: 0.333 (1, 7) (9, 1)		1-0 1B 2B	1-0 2-H HR		2-2 P2		2-3 K		
<b>Chris Sabo, R</b> OBP: 0.303, SLG: 0.416 (1, 5)		1-0 G3 1B	1-0 2B		3-3 K		1-3 K		
<b>Paul O'Neill, L</b> OBP: 0.364, SLG: 0.406 (1, 9)		1-2 SAFE G3	1-1 L6		1-1 F9		1-1 2B		
<b>Joe Oliver, R</b> OBP: 0.313, SLG: 0.376 (1, 2)		2-1 G5-3		3-2 G5-3		3-3 K	2-2 L6		
<b>Bill Doran, S</b> OBP: 0.318, SLG: 0.375 (1, 4)		4-0 FC6-4 IBB		2-2 G5-3		1-1 G5-3			
<b>Jose Rijo, R</b> OBP: 0.200, SLG: 0.244 <b>Cesar Hernandez, R</b> OBP: 0.429, SLG: 0.571 <b>Norm Charlton, S</b> OBP: 0.333, SLG: 0.333 <b>Dave Martinez, L</b> OBP: 0.329, SLG: 0.338 (1, 1) (7, PH) (8, 1) (9, 8)		0-0 FC6-4		1-0 F8		1-2 HR 1B			

Inning Stats	R: 0	H: 0	E: 0	K: 0	S: 5	R: 0	H: 2	E: 0	K: 0	S: 10	R: 0	H: 3	E: 0	K: 0	S: 11	R: 0	H: 0	E: 0	K: 0	S: 8	R: 0	H: 1	E: 0	K: 1	S: 10	R: 0	H: 0	E: 0	K: 2	S: 9	R: 2	H: 2	E: 0	K: 0	S: 11	R: 0	H: 1	E: 0	K: 2	S: 11
	LOB: 0	BB: 0	P: 9	LOB: 3	BB: 1	P: 19	LOB: 1	BB: 1	P: 20	LOB: 0	BB: 0	P: 14	LOB: 1	BB: 0	P: 16	LOB: 0	BB: 0	P: 14	LOB: 0	BB: 0	P: 16	LOB: 1	BB: 0	P: 16	LOB: 0	BB: 0	P: 14	LOB: 0	BB: 0	P: 17	LOB: 1	BB: 0	P: 17	LOB: 1	BB: 0	P: 17	LOB: 1	BB: 0	P: 17	

PITCHER	IP	WLS	BF	H	R	ER	SO	BB	IBB	HBP	BLK	WP	HR	S	P	ERA	WHIP
<b>Bud Black, L</b> ERA: 3.04 (1, 1)	7.0	L	30	8	4	4	3	1	1	0	0	0	2	64	108	5.14	1.286
<b>Michael Jackson, R</b> ERA: 3.02 (8, 1)	1.0		4	1	0	0	2	0	0	0	0	0	0	11	17	0.00	1.000

**BOTTOM**

AB	R	H	RBI	BB	SO	LOB
3	1	1	2	1	0	0
4	0	1	0	0	0	1
4	1	1	0	0	1	1
4	1	2	2	0	1	1
0	0	0	0	0	0	0
4	0	2	0	0	2	0
4	0	1	0	0	0	3
4	0	0	0	0	1	3
2	0	0	0	1	0	0
2	0	0	0	0	0	3
1	1	1	0	0	0	0
0	0	0	0	0	0	0
0	0	0	0	0	0	0

**AB 32**  
**R 4**  
**H 9**  
**RBI 4**  
**BB 2**  
**SO 5**  
**LOB 12**

**WP: 0** **PA: 34**  
**PB: 0**  
**SB: 0**  
**CS: 0**

**REDS**

**San Francisco Giants @ Cincinnati Reds**  
Riverfront Stadium, Cincinnati, OH  
Fri Aug 07 1992, 7:05 PM EDT  
Att: 33,506 - Cloudy - 79 F











San Francisco Giants @ Cincinnati Reds  
Riverfront Stadium, Cincinnati, OH

Sun Aug 09 1992, 3:33 AM EDT  
Att. 37,537 - Sunny - 84 F

livebaseballscorecards.com

AB	37
R	7
H	12
RBI	6
BB	2
SO	10
LOB	16



WP:	0	PA:	41
PB:	0		
SB:	0		
CS:	1		

AB R H RBI BB SO LOB

5	0	2	0	0	2	0
4	0	1	0	0	0	2
3	0	0	0	1	0	1
1	0	1	0	0	0	0
4	2	2	1	0	1	3
4	1	1	0	1	1	6
4	1	2	4	0	1	1
0	0	0	0	0	0	0
4	0	0	0	0	2	2
4	1	1	1	0	1	1
3	2	2	0	0	1	0
1	0	0	0	0	1	0

Batter 1 2 3 4 5 6 7 8 9

<p><b>Ted Wood, L</b> (1, 9) OBP: 0.286, SLG: 0.286</p>	<p>0-3 <b>K</b></p>		<p>0-0 FC4-6 BB 1-2 <b>1B</b></p>		<p>1-0 BLK SH5-4 1-2 <b>1B</b></p>		<p>1-3 <b>K</b></p>		<p>3-2 <b>G4-3</b></p>
<p><b>Robby Thompson, R</b> (1, 4) OBP: 0.344, SLG: 0.407</p>	<p>2-2 <b>L3</b></p>		<p>0-0 <b>F9</b></p>		<p>0-1 SH5-4 1-2 2-3</p>		<p>2-1 <b>G6-3</b></p>		<p>1-1 HBP <b>1B</b></p>
<p><b>Will Clark, L</b> (1, 3) OBP: 0.393, SLG: 0.476 <b>Mike Felder, S</b> (8, 8) OBP: 0.328, SLG: 0.405</p>	<p>1-0 <b>G4-3</b></p>		<p>4-1 FC4-6 1-2 <b>BB</b></p>		<p>1-2 <b>G3</b></p>			<p>1-2 <b>G4-3</b></p>	<p>2-2 HBP <b>1B</b></p>
<p><b>Chris James, R</b> (1, 7) OBP: 0.311, SLG: 0.397</p>		<p>0-0 <b>E6</b> HR <b>1B</b></p>	<p>2-1 FC4-6 1-2f 2-3 3-H</p>		<p>2-3 <b>K</b></p>			<p>1-0 2B <b>1B</b></p>	<p>1-2 HBP <b>1B</b></p>
<p><b>Cory Snyder, R</b> (1, 8) OBP: 0.316, SLG: 0.474</p>		<p>2-3 <b>K</b></p>	<p>0-1 <b>G5-3</b></p>		<p>4-0 CS <b>BB</b></p>			<p>1-1 1B 2B</p>	<p>0-2 <b>F8</b></p>
<p><b>Matt Williams, R</b> (1, 5) OBP: 0.284, SLG: 0.376 <b>Greg Litton, R</b> (8, PR) OBP: 0.277, SLG: 0.294</p>		<p>3-0 HR</p>		<p>1-1 <b>F8</b></p>		<p>2-3 SAFE <b>K</b></p>		<p>3-2 1B</p>	
<p><b>Mark Bailey, S</b> (1, 2) OBP: 0.333, SLG: 0.278</p>		<p>2-0 <b>F8</b></p>		<p>0-2 <b>G5-3</b></p>		<p>1-3 1-2 <b>K</b></p>		<p>2-3 <b>K</b></p>	
<p><b>Jose Uribe, S</b> (1, 6) OBP: 0.316, SLG: 0.375</p>		<p>2-2 <b>G6-3</b></p>		<p>1-1 <b>G6-3</b></p>			<p>0-0 HR</p>	<p>2-3 <b>K</b></p>	
<p><b>Trevor Wilson, L</b> (1, 1) OBP: 0.171, SLG: 0.125 <b>Bryan Hickerson, L</b> (7, 1)</p>		<p>3-2 F9 FC4-6 <b>1B</b></p>		<p>2-1 SH5-4 BLK <b>1B</b></p>			<p>0-3 <b>K</b></p>		<p>1-3 <b>K</b></p>

<b>Inning Stats</b>	R: 0 E: 0 K: 1 S: 7	H: 0 LOB: 0 BB: 0 P: 10	R: 2 E: 1 K: 1 S: 9	H: 2 LOB: 0 BB: 0 P: 18	R: 1 E: 0 K: 0 S: 10	H: 2 LOB: 2 BB: 1 P: 19	R: 0 E: 0 K: 0 S: 7	H: 0 LOB: 0 BB: 0 P: 9	R: 1 E: 0 K: 1 S: 11	H: 2 LOB: 1 BB: 0 P: 17	R: 0 E: 0 K: 2 S: 6	H: 0 LOB: 0 BB: 1 P: 13	R: 1 E: 0 K: 2 S: 10	H: 1 LOB: 0 BB: 0 P: 13	R: 2 E: 0 K: 2 S: 17	H: 3 LOB: 1 BB: 0 P: 27	R: 0 E: 0 K: 1 S: 16	H: 2 LOB: 3 BB: 0 P: 24	1B: 9 2B: 1 3B: 0 HR: 2	SF: 0 SAC: 1 DP: 0 HBP: 1
---------------------	------------------------------	----------------------------------	------------------------------	----------------------------------	-------------------------------	----------------------------------	------------------------------	---------------------------------	-------------------------------	----------------------------------	------------------------------	----------------------------------	-------------------------------	----------------------------------	-------------------------------	----------------------------------	-------------------------------	----------------------------------	----------------------------------	------------------------------------

<b>PITCHER</b>	IP	WLS	BF	H	R	ER	SO	BB	IBB	HBP	BLK	WP	HR	S	P	ERA	WHIP
<b>Tom Bolton, L</b> (1, 1) ERA: 4.01	7.1	L	32	9	7	7	7	2	0	0	1	0	2	66	108	8.59	1.500
<b>Dwayne Henry, R</b> (8, 1) ERA: 2.87	0.2		3	1	0	0	2	0	0	0	0	0	0	11	18	0.00	1.500
<b>Scott Ruskin, L</b> (9, 1) ERA: 4.85	1.0		6	2	0	0	1	0	0	1	0	0	0	16	24	0.00	2.000

<b>PITCHER</b>	IP	WLS	BF	H	R	ER	SO	BB	IBB	HBP	BLK	WP	HR	S	P	ERA	WHIP
----------------	----	-----	----	---	---	----	----	----	-----	-----	-----	----	----	---	---	-----	------

BOTTOM

San Francisco Giants @ Cincinnati Reds  
Riverfront Stadium, Cincinnati, OH

livebaseballscorecards.com

AB	30
R	1
H	3
RBI	1
BB	3
SO	6
LOB	9



WP:	0	PA:	33
PB:	1	SB:	0
CS:	0		

Sun Aug 09 1992, 3:33 AM EDT  
Att. 37,537 - Sunny - 84 F

AB R H RBI BB SO LOB

3	0	0	0	1	0	0
4	0	0	0	0	1	1
4	0	0	0	0	1	2
3	0	0	0	1	1	1
4	1	1	0	0	1	1
3	0	0	0	1	0	1
3	0	2	1	0	0	0
3	0	0	0	0	1	3
2	0	0	0	0	1	0
0	0	0	0	0	0	0
1	0	0	0	0	0	0
0	0	0	0	0	0	0

Batter	1	2	3	4	5	6	7	8	9
Reggie Sanders, R (1, 8) OBP: 0.349, SLG: 0.469	2-1 G1-3		4-0 BB		2-0 G6-3			1-0 F7	
Freddie Benavides, R (1, 4) OBP: 0.269, SLG: 0.311	0-1 E6		1-3 K		1-0 G5-3			3-1 F8	
Barry Larkin, R (1, 6) OBP: 0.365, SLG: 0.436	1-3 K		2-0 F9		0-1 L4			0-2 G6-3	
Glenn Braggs, R (1, 7) OBP: 0.338, SLG: 0.393	1-3 K		0-0 L7		3-2 P5			4-1 BB	
Darnell Coles, R (1, 5) OBP: 0.330, SLG: 0.514		1-1 G4-3		2-2 PB 1B	2-1 G4-3			2-3 K	
Bill Doran, S (1, 3) OBP: 0.321, SLG: 0.366		0-1 G1-3		4-2 1B 1-2 BB		2-2 G1-3		0-0 F7	
Paul O'Neill, L (1, 9) OBP: 0.365, SLG: 0.406		1-2 1B		2-1 1-2 2-H 1B		0-0 F8			
Rick Wrona, R (1, 2) OBP: 0.188, SLG: 0.188		1-3 K		0-0 G6-4-3 1-2f		0-0 F8			
Tom Bolton, L (1, 1) Dwayne Henry, R (8, 1) Cesar Hernandez, R (8, PH) Scott Ruskin, R (9, 1)			1-2 G5-3		1-3 K			0-1 L4	

Inning Stats	R: 0	H: 0	E: 1	K: 2	S: 12	LOB: 1	BB: 0	P: 15
	R: 0	H: 1	E: 0	K: 1	S: 10	LOB: 1	BB: 0	P: 13
	R: 0	H: 0	E: 0	K: 1	S: 8	LOB: 1	BB: 1	P: 16
	R: 1	H: 2	E: 0	K: 0	S: 9	LOB: 1	BB: 1	P: 17
	R: 0	H: 0	E: 0	K: 1	S: 5	LOB: 0	BB: 0	P: 9
	R: 0	H: 0	E: 0	K: 0	S: 9	LOB: 0	BB: 0	P: 14
	R: 0	H: 0	E: 0	K: 0	S: 9	LOB: 0	BB: 0	P: 11
	R: 0	H: 0	E: 0	K: 0	S: 5	LOB: 0	BB: 0	P: 9

PITCHER	IP	WLS	BF	H	R	ER	SO	BB	IBB	HBP	BLK	WP	HR	S	P	ERA	WHIP
Trevor Wilson, L (1, 1) ERA: 4.27	6.1	W	24	3	1	1	5	2	0	0	0	0	0	60	93	1.42	0.789
Bryan Hickerson, L (7, 1) ERA: 3.06	2.2		9	0	0	0	1	1	0	0	0	0	0	15	25	0.00	0.375



**Los Angeles Dodgers @ Cincinnati Reds**  
 Riverfront Stadium, Cincinnati, OH

Tue Aug 11 1992, 7:05 PM EDT  
 Att. 31,413 - Cloudy - 78 F

AB	39
R	8
H	15
RBI	8
BB	5
SO	6
LOB	19



WP:	1	PA:	46
PB:	0		
SB:	2		
CS:	0		

Batter	1	2	3	4	5	6	7	8	9	AB	R	H	RBI	BB	SO	LOB					
Jose Offerman, S OBP: 0.329, SLG: 0.339 (1, 6)	4-2 1B 1B 2B BB	1-2 FC3-6 1B		0-0 1B 3B	2-2 2B		1-0 F8		1-3 K	5	2	3	0	1	1	3					
Brett Butler, L OBP: 0.415, SLG: 0.402 (1, 8)	0-0 1B 2B 1B	1-1 FC3-6 BB HBP		0-1 2B 1B	0-3 K			4-1 1B SH1-3 BB		4	2	2	1	1	1	2					
Lenny Harris, L OBP: 0.319, SLG: 0.310 (1, 4)	0-1 2B 1B	1-2 BB HBP		2-2 P5			3-1 F9	0-1 SH1-3		3	1	1	0	0	0	1					
Eric Karros, R OBP: 0.307, SLG: 0.475 (1, 3)	1-1 WP 2B	4-1 BB		0-0 1B 2B			1-1 G5-3	1-1 1B		4	2	3	4	1	0	0					
Henry Rodriguez, L OBP: 0.258, SLG: 0.286 (1, 9)	4-2 2B BB	0-3 K		1-2 1B			0-1 G3-1	0-0 P6		3	0	1	1	1	1	3					
Kip Gross, R OBP: 1.000, SLG: 1.000 (6, 1)										0	0	0	0	0	0	0					
Mike Sharperson, R OBP: 0.399, SLG: 0.406 (8, PH)										1	0	0	0	0	0	2					
Jay Howell, R (8, 1)										0	0	0	0	0	0	0					
Mitch Webster, S OBP: 0.333, SLG: 0.425 (1, 7)	2-0 L4			1-1 F8				0-2 G4-3	3-3 K	5	1	1	1	0	1	4					
Mike Scioscia, L OBP: 0.283, SLG: 0.278 (1, 2)	1-3 K			0-0 G6-3	1-2 G4-3			0-0 F7	0-0 P4	5	0	0	0	0	1	2					
Dave Hansen, L OBP: 0.283, SLG: 0.333 (1, 5)	3-2 2B			2-2 1B				3-2 1B 1B	4-1 FC4-6 BB	4	0	3	1	1	0	0					
Bob Ojeda, L OBP: 0.100, SLG: 0.128 (1, 1)				0-0 L6				2-2 1B	3-2 FC4-6	3	0	0	0	0	1	1					
Tom Goodwin, L OBP: 0.214, SLG: 0.214 (6, 7)								1-1 G4-3	1-2 1B	2	0	1	0	0	0	1					
<b>Inning Stats</b>	R: 4 E: 0 K: 1 S: 17	H: 4 LOB: 2 BB: 2 P: 32	R: 0 E: 0 K: 2 S: 14	H: 1 LOB: 3 BB: 1 P: 22	R: 0 E: 0 K: 0 S: 7	H: 1 LOB: 1 BB: 0 P: 10	R: 4 E: 0 K: 0 S: 15	H: 5 LOB: 0 BB: 0 P: 19	R: 0 E: 0 K: 1 S: 9	H: 1 LOB: 1 BB: 0 P: 12	R: 0 E: 0 K: 0 S: 6	H: 0 LOB: 0 BB: 0 P: 10	R: 0 E: 0 K: 0 S: 11	H: 2 LOB: 2 BB: 0 P: 17	R: 0 E: 0 K: 1 S: 11	H: 1 LOB: 2 BB: 1 P: 19	R: 0 E: 0 K: 1 S: 8	H: 0 LOB: 1 BB: 1 P: 16	1B: 9 2B: 4 3B: 1 HR: 1	SF: 0 SAC: 1 DP: 0 HBP: 1	WP: 1 PA: 46
<b>PITCHER</b>	IP	WLS	BF	H	R	ER	SO	BB	IBB	HBP	BLK	WP	HR	S	P	ERA	WHIP				
Tim Belcher, R ERA: 4.08 (1, 1)	3.1	L	22	9	7	7	3	3	0	1	0	1	0	45	73	18.90	3.600				
Steve Foster, R ERA: 2.73 (4, 1)	3.2		15	5	1	1	1	0	0	0	0	0	1	34	49	2.46	1.364				
Dwayne Henry, R ERA: 2.77 (8, 1)	2.0		9	1	0	0	2	2	0	0	0	0	0	19	35	0.00	1.500				

WP:	1	PA:	46
PB:	0		
SB:	2		
CS:	0		





Batter	1	2	3	4	5	6	7	8	9	AB R H RBI BB SO LOB	TOP	
Jose Offerman, S (1, 6) OBP: 0.330, SLG: 0.339	2-2 G6-3			4-2 SH1-3 BB		3-2 G1-3			2-1 SH5-4 1B G3 1B	3 1 1 0 1 0 0		
Brett Butler, L (1, 8) OBP: 0.417, SLG: 0.404	2-2 G6-3			0-1 SH1-3 1-2			2-1 PB E 1B		0-1 G3 SH5-4 1B	3 1 2 0 0 0 0		
Eric Young Sr., R (1, 4) OBP: 0.250, SLG: 0.214	1-1 F9			0-2 F9			2-1 E4 L4-6 1-H 1B		0-1 SH5-4	3 0 1 0 0 0 1		
Eric Karros, R (1, 3) OBP: 0.306, SLG: 0.472		2-2 FC6-4 1B		0-3 K			0-0 L4-6 2-3		1-1 G3	4 0 1 1 0 1 3		
Mitch Webster, S (1, 9) OBP: 0.337, SLG: 0.423		1-1 FC6-4 CS 1-2f			0-0 G4-6-3 1B		4-1 BB		2-3 K	3 0 1 0 1 1 2		
Todd Benzinger, S (1, 7) OBP: 0.271, SLG: 0.326		1-2 F8 1-2			1-0 F8		0-3 K			3 0 0 0 0 1 3		
Carlos Hernandez, R (1, 2) OBP: 0.331, SLG: 0.350			0-2 G1-3		0-2 G4-6-3 1-2f			0-3 K		3 0 0 0 0 1 1		
Dave Hansen, L (1, 5) OBP: 0.291, SLG: 0.330 Mike Sharperson, R (8, PH) OBP: 0.398, SLG: 0.405 (8, 5)			0-1 G4-3			3-1 P6		3-2 F8		2 0 0 0 0 0 0 1 0 0 0 0 0 0		
Kevin Gross, R (1, 1) OBP: 0.122, SLG: 0.077 Dave Anderson, R (8, PH) OBP: 0.293, SLG: 0.421 Kip Gross, R (8, 1) OBP: 1.000, SLG: 1.000			2-0 P3			0-0 G5-3		0-0 F8		2 0 0 0 0 0 0 1 0 0 0 0 0 0 0 0 0 0 0 0 0		
<b>Inning Stats</b>	R: 0 E: 0 K: 0 S: 8 H: 0 LOB: 0 BB: 0 P: 13	R: 0 E: 0 K: 0 S: 11 H: 1 LOB: 0 BB: 0 P: 15	R: 0 E: 0 K: 0 S: 6 H: 0 LOB: 0 BB: 0 P: 8	R: 0 E: 0 K: 1 S: 11 H: 0 LOB: 1 BB: 1 P: 15	R: 0 E: 0 K: 0 S: 5 H: 1 LOB: 0 BB: 0 P: 6	R: 0 E: 0 K: 0 S: 6 H: 0 LOB: 0 BB: 0 P: 12	R: 1 E: 1 K: 1 S: 9 H: 2 LOB: 1 BB: 1 P: 17	R: 0 E: 0 K: 1 S: 9 H: 0 LOB: 0 BB: 0 P: 12	R: 1 E: 0 K: 1 S: 11 H: 2 LOB: 1 BB: 0 P: 16	1B: 6 2B: 1 3B: 0 HR: 0 SF: 0 SAC: 2 DP: 2 HBP: 0	WP: 0 PB: 1 SB: 0 CS: 1 PA: 32	
<b>PITCHER</b>	IP WLS BF H R ER SO BB IBB HBP BLK WP HR S P ERA WHIP											
Greg Swindell, L (1, 1) ERA: 2.69	8.0 W 29 6 2 1 3 2 0 0 0 0 0 0 69 104 1.12 1.000											
Rob Dibble, R (9, 1) ERA: 3.44	1.0 S 3 0 0 0 1 0 0 0 0 0 0 0 7 10 0.00 0.000											

Los Angeles Dodgers @ Cincinnati Reds  
Riverfront Stadium, Cincinnati, OH

Wed Aug 12 1992, 7:05 PM EDT  
Att. 31,053 - Cloudy - 77 F

AB	28
R	2
H	6
RBI	1
BB	2
SO	4
LOB	10



Batter	1	2	3	4	5	6	7	8	9	AB	R	H	RBI	BB	SO	LOB
<b>Bip Roberts, S</b> OBP: 0.380, SLG: 0.392 (1, 5)	2-2 X G6-3			1-0 B X L8	1-0 B X G6-3			1-0 B X F7		4	0	0	0	0	0	0
<b>Reggie Sanders, R</b> OBP: 0.345, SLG: 0.456 (1, 8)	0-3 C C C K			4-2 F F F G4-3 BB		0-0 X F7		3-1 B C C G5-3		3	0	0	0	1	1	0
<b>Barry Larkin, R</b> OBP: 0.365, SLG: 0.434 (1, 6)	1-3 B F F F K			0-0 1 SAFE X G4-3		4-0 B B B B BB		4-1 B B B C BB		2	0	0	0	2	1	1
<b>Paul O'Neill, L</b> OBP: 0.365, SLG: 0.400 (1, 9)				0-1 C X G5-3		0-1 C X F7		1-3 C C C K		3	0	0	0	1	1	3
<b>Glenn Braggs, R</b> OBP: 0.332, SLG: 0.381 (1, 7)				1-1 B C C X P4		1-3 B C C X K		1-1 B C C X F9		3	0	0	0	0	1	2
<b>Jeff Branson, L</b> OBP: 0.373, SLG: 0.435 (1, 4)				0-0 X G5-4-3		2-2 C B C X 1B HR 1B		2-1 F B B X L8		3	1	1	0	0	0	1
<b>Dave Martinez, L</b> OBP: 0.324, SLG: 0.331 (1, 3)				1-3 C C C S K2-3		1-0 1 SAFE B X HR 1B		1-2 S C B X 1B		3	1	2	0	0	1	0
<b>Joe Oliver, R</b> OBP: 0.310, SLG: 0.381 (1, 2)				2-2 B F F X F9		3-0 B B B X HR		0-1 1 SAFE F X F7		3	1	1	3	0	0	1
<b>Greg Swindell, L</b> OBP: 0.134, SLG: 0.154 (1, 1)				2-2 F B F X G1-3		1-1 B F X G5-3		1-1 F B X G4-3		3	0	0	0	0	0	1
<b>Rob Dibble, L</b> OBP: 0.333, SLG: 0.333 (9, 1)										0	0	0	0	0	0	0

Inning Stats	R: 0	H: 0	E: 0	K: 2	S: 14	R: 0	H: 0	E: 0	K: 0	S: 5	R: 0	H: 0	E: 0	K: 1	S: 10	R: 3	H: 3	E: 0	K: 1	S: 16	R: 0	H: 0	E: 0	K: 0	S: 5	R: 0	H: 1	E: 0	K: 0	S: 9	R: 0	H: 0	E: 0	K: 1	S: 7
	LOB: 0	BB: 0	LOB: 0	BB: 0	P: 17	LOB: 0	BB: 1	LOB: 0	BB: 0	P: 10	LOB: 1	BB: 1	LOB: 0	BB: 0	P: 15	LOB: 3	LOB: 0	LOB: 1	BB: 1	P: 11	LOB: 0	LOB: 1	BB: 1	LOB: 1	BB: 0	P: 13	LOB: 0	LOB: 1	BB: 1	LOB: 1	BB: 1	LOB: 1	BB: 1	P: 16	

PITCHER	IP	WLS	BF	H	R	ER	SO	BB	IBB	HBP	BLK	WP	HR	S	P	ERA	WHIP
<b>Kevin Gross, R</b> ERA: 3.59 (1, 1)	7.0	L	27	4	3	3	4	3	0	0	0	0	1	65	101	3.86	1.000
<b>Kip Gross, R</b> ERA: 3.27 (8, 1)	1.0		4	0	0	0	1	1	0	0	0	0	0	7	16	0.00	1.000

**BOTTOM**

**Los Angeles Dodgers @ Cincinnati Reds**  
Riverfront Stadium, Cincinnati, OH

Wed Aug 12 1992, 7:05 PM EDT  
Att: 31,053 - Cloudy - 77 F

AB	27
R	3
H	4
RBI	3
BB	4
SO	5
LOB	9

WP: 0 PA: 31  
PB: 0  
SB: 0  
CS: 0



PITCHER	IP	WLS	BF	H	R	ER	SO	BB	IBB	HBP	BLK	WP	HR	S	P	ERA	WHIP
<b>Kevin Gross, R</b> ERA: 3.59 (1, 1)	7.0	L	27	4	3	3	4	3	0	0	0	0	1	65	101	3.86	1.000
<b>Kip Gross, R</b> ERA: 3.27 (8, 1)	1.0		4	0	0	0	1	1	0	0	0	0	0	7	16	0.00	1.000



Batter	1	2	3	4	5	6	7	8	9	AB R H RBI BB SO LOB	TOP																	
Jose Offerman, S (1, 6) OBP: 0.329, SLG: 0.336	4-2 FC6-4 BB		1-1 L8			1-1 G5-3		3-3 K		3 0 0 0 1 1 1																		
Brett Butler, L (1, 8) OBP: 0.416, SLG: 0.405	1-0 FC6-4 F8 1-2f		3-2 F8			3-3 K		1-1 SH5-4 BB 2B		4 0 1 0 0 1 1																		
Eric Young Sr., R (1, 4) OBP: 0.234, SLG: 0.200	3-2 F8 1-2				1-0 L8		2-1 G4-3		2-1 SH5-4	3 0 0 0 0 0 1																		
Eric Karros, R (1, 3) OBP: 0.306, SLG: 0.468		3-2 E6 HR			0-0 G5-3		1-2 G3		4-2 2B BB	3 2 0 0 1 0 0																		
Henry Rodriguez, L (1, 9) OBP: 0.314, SLG: 0.452		3-1 HR			1-0 F9		4-1 G6-4-3 BB		1-0 2B	3 1 2 3 1 0 0																		
Lenny Harris, L (1, 7) OBP: 0.315, SLG: 0.306 Roger McDowell, R (7, 1) OBP: 0.397, SLG: 0.403 Mike Sharperson, R (9, PH) OBP: 0.500, SLG: 0.500 Jim Cotti, R (9, 1) OBP: 0.500, SLG: 0.500 Steve Wilson, L (9, 1) OBP: 0.333, SLG: 0.333 Jay Howell, R (9, 1)		0-2 G1-3			1-1 G6-3		1-1 G6-4-3		2-3 K	3 0 0 0 0 0 0 1 0 0 0 0 0 0 0 0 1 0 0 0 0 0 1 1 0																		
Mike Scioscia, L (1, 2) OBP: 0.287, SLG: 0.280 Tom Goodwin, L (8, PR) OBP: 0.214, SLG: 0.214 Carlos Hernandez, R (8, 2) OBP: 0.331, SLG: 0.350		0-1 L7			2-1 1B				4-1 S SH2-3 WP BB	2 0 1 0 1 0 0 0 1 0 0 0 0 0 0 0 0 0 0 0 0 0																		
Dave Hansen, L (1, 5) OBP: 0.289, SLG: 0.327 Dave Anderson, R (8, PH) OBP: 0.293, SLG: 0.421		2-3 K			1-2 F8			0-0 SH2-3		2 0 0 0 0 1 1 0 0 0 0 0 0 0 0																		
Pedro Astacio, R (1, 1) Mitch Webster, S (7, 7) OBP: 0.335, SLG: 0.421					1-3 K			2-3 K		2 0 0 0 0 2 1 1 0 0 0 0 1 1																		
<b>Inning Stats</b>	R: 0 H: 0 E: 0 LOB: 0 K: 0 BB: 1 S: 7 P: 15	R: 2 H: 1 E: 1 LOB: 0 K: 1 BB: 0 S: 14 P: 22	R: 0 H: 0 E: 0 LOB: 0 K: 1 BB: 0 S: 9 P: 14	R: 0 H: 0 E: 0 LOB: 0 K: 0 BB: 0 S: 3 P: 5	R: 0 H: 1 E: 0 LOB: 1 K: 1 BB: 0 S: 12 P: 17	R: 0 H: 0 E: 0 LOB: 0 K: 1 BB: 0 S: 8 P: 14	R: 0 H: 0 E: 0 LOB: 0 K: 0 BB: 1 S: 6 P: 12	R: 1 H: 0 E: 0 LOB: 1 K: 2 BB: 1 S: 9 P: 18	R: 1 H: 2 E: 0 LOB: 1 K: 1 BB: 1 S: 12 P: 22	1B: 1 SF: 0 2B: 2 SAC: 2 3B: 0 DP: 1 HR: 1 HBP: 0	WP: 1 PA: 33 PB: 0 SB: 1 CS: 0																	
<b>PITCHER</b>	IP WLS BF H R ER SO BB IBB HBP BLK WP HR S P ERA WHIP											<b>PITCHER</b>	IP WLS BF H R ER SO BB IBB HBP BLK WP HR S P ERA WHIP															
Jose Rijo, R (1, 1) ERA: 3.0	6.0	21	2	2	1	4	1	0	0	0	0	0	1	53	87	1.50	0.500											
Scott Bankhead, R (7, 1) ERA: 2.68	1.0	4	0	1	1	0	2	0	0	0	0	0	0	7	17	9.00	2.000											
Norm Charlton, L (8, 1) ERA: 2.49	0.2	2	0	0	0	1	0	0	0	0	1	0	0	5	7	0.00	0.000											
Scott Ruskin, L (8, 1) ERA: 4.76	0.2	3	1	1	1	1	0	0	0	0	0	0	0	7	13	13.50	1.500											
Dwayne Henry, R (9, 1) ERA: 2.89	0.2	L 3	1	0	0	1	1	0	0	0	0	0	0	8	15	0.00	3.000											

Los Angeles Dodgers @ Cincinnati Reds  
Riverfront Stadium, Cincinnati, OH

Thu Aug 13 1992, 3:33 AM EDT  
Att. 32,514 - Cloudy - 72 F

livebaseballscorecards.com

AB	27
R	4
H	4
RBI	3
BB	4
SO	7
LOB	8







Batter	1	2	3	4	5	6	7	8	9	AB R H RBI BB SO LOB	TOP											
Tony Fernandez, S (1, 6) OBP: 0.334, SLG: 0.348	0-0 G6-3	2-0 BB HR 1B		1-1 F8		0-2 L9		2-2 G4-3		5 1 1 0 0 0 1												
Tony Gwynn, L (1, 9) OBP: 0.380, SLG: 0.417	4-0 1B BB	4-1 HR BB		1-1 G3-1		0-1 1B		1-0 G5-4-3 1B		3 1 2 1 2 0 0												
Gary Sheffield, R (1, 5) OBP: 0.395, SLG: 0.598	1-0 FC5-4 1B	1-0 HR		4-2 1B BB		2-2 F7		1-0 G5-4-3 1-2f		4 1 2 4 1 0 3												
Fred McGriff, L (1, 3) OBP: 0.402, SLG: 0.579	2-3 K	2-2 F9		1-2 1B		1-1 1B		1-1 G4-3		5 0 2 0 0 1 2												
Darrin Jackson, R (1, 8) OBP: 0.298, SLG: 0.428	0-1 FC5-4 1-2f			2-2 P6		1-1 G4-3		2-2 P4		4 0 0 0 0 0 3												
Benito Santiago, R (1, 2) OBP: 0.289, SLG: 0.366		1-1 F8		1-1 P3		2-2 G5-3		1 SAFE 0-1 P3		4 0 0 0 0 0 1												
Tim Teufel, R (1, 4) OBP: 0.332, SLG: 0.360		4-1 1B BB BB		3-1 1B		3-3 K		1-2 G1-3		3 1 1 0 1 1 1												
Kevin Ward, R (1, 7) OBP: 0.261, SLG: 0.255		2-3 SAFE SAFE K		0-0 1B		0-2 G6-3		2-3 K		4 0 1 0 0 2 1												
Jim Deshaies, L (1, 1) OBP: 0.267, SLG: 0.214		4-2 BB HR 1B BB		0-3 K		2-2 1B		0-3 K		3 1 1 0 1 2 2												
Randy Myers, L (9, 1)										0 0 0 0 0 0 0												
<b>Inning Stats</b>	R: 0 E: 0 K: 1 S: 7	H: 1 LOB: 2 BB: 1 P: 14	R: 5 E: 0 K: 1 S: 16	H: 2 LOB: 0 BB: 3 P: 36	R: 0 E: 0 K: 1 S: 12	H: 2 LOB: 2 BB: 0 P: 18	R: 0 E: 0 K: 0 S: 9	H: 1 LOB: 2 BB: 1 P: 16	R: 0 E: 0 K: 1 S: 13	H: 0 LOB: 0 BB: 0 P: 19	R: 0 E: 0 K: 0 S: 15	H: 2 LOB: 2 BB: 0 P: 19	R: 0 E: 0 K: 0 S: 10	H: 1 LOB: 1 BB: 0 P: 14	R: 0 E: 0 K: 2 S: 10	H: 0 LOB: 0 BB: 0 P: 14	R: 0 E: 0 K: 0 S: 4	H: 1 LOB: 0 BB: 0 P: 7	1B: 9 2B: 0 3B: 0 HR: 1	SF: 0 SAC: 0 DP: 1 HBP: 0	WP: 0 PB: 0 SB: 0 CS: 0	PA: 40
<b>PITCHER</b>	IP WLS BF H R ER SO BB IBB HBP BLK WP HR S P ERA WHIP																					
Chris Hammond, L (1, 1) ERA: 4.0	5.0 L 25 6 5 5 4 5 0 0 0 0 0 1 57 103 9.00 2.200																					
Steve Foster, R (6, 1) ERA: 2.54	2.0 9 3 0 0 0 0 0 0 0 0 0 0 25 33 0.00 1.500																					
Scott Bankhead, R (8, 1) ERA: 2.63	1.0 3 0 0 0 0 2 0 0 0 0 0 0 10 14 0.00 0.000																					
Norm Charlton, L (9, 1) ERA: 2.45	1.0 3 1 0 0 0 0 0 0 0 0 0 0 4 7 0.00 1.000																					

San Diego Padres @ Cincinnati Reds  
Riverfront Stadium, Cincinnati, OH  
Fri Aug 14 1992, 7:05 PM EDT  
Att. 34,058 - Cloudy - 68 F

livebaseballscorecards.com

AB	35
R	5
H	10
RBI	5
BB	5
SO	6
LOB	14



Batter	1	2	3	4	5	6	7	8	9	AB	R	H	RBI	BB	SO	LOB
Bip Roberts, S (1, 7) OBP: 0.380, SLG: 0.390 Steve Foster, R (6, 1) OBP: 0.250, SLG: 0.250 Scott Bankhead, R (8, 1) OBP: 0.222, SLG: 0.222 Bill Doran, S (8, PH) OBP: 0.320, SLG: 0.364 Norm Charlton, S (9, 1) OBP: 0.250, SLG: 0.250	2-2 L8		1-2 G6-3		1-1 G6-3			2-2 F9		3	0	0	0	0	0	1
Reggie Sanders, R (1, 8) OBP: 0.341, SLG: 0.446	1-1 CS HBP			2-2 2B 1B		3-3 K		3-2 G5-3		3	0	1	0	0	1	0
Barry Larkin, R (1, 6) OBP: 0.374, SLG: 0.447	1 SAFE 2-2 SAFE 1-2 2B			2-2 SAFE 1-3 2B		1-1 G4-6-3 1B			4-1 F8 1B BB	3	1	3	0	1	0	0
Chris Sabo, R (1, 5) OBP: 0.297, SLG: 0.408	0-1 F7			0-2 P2		1-2 G4-6-3 1-2f			0-1 F8 1-2	4	0	0	0	0	0	5
Darnell Coles, R (1, 3) OBP: 0.323, SLG: 0.500		1-0 G6-3		1-0 P3			1-0 F7		0-1 1B 1B	4	0	1	1	0	0	2
Glenn Braggs, R (1, 9) OBP: 0.331, SLG: 0.377		0-1 G5-3		2-2 L8			0-1 1B		2-2 1B 1B	4	0	2	0	0	0	2
Joe Oliver, R (1, 2) OBP: 0.309, SLG: 0.381		1-1 F7			1-0 2B		0-2 P4		0-0 F8	4	0	1	0	0	0	3
Freddie Benavides, R (1, 4) OBP: 0.272, SLG: 0.320			2-0 F7		2-2 G5-3		1-0 P3		0-0 G4-3	4	0	0	0	0	0	4
Chris Hammond, L (1, 1) OBP: 0.275, SLG: 0.273 Cesar Hernandez, R (5, PH) OBP: 0.346, SLG: 0.462			1-3 K		1-2 P2			1-1 P3		1	0	0	0	0	1	0
										2	0	0	0	0	0	1

**BOTTOM**

**San Diego Padres @ Cincinnati Reds**  
Riverfront Stadium, Cincinnati, OH

livebaseballscorecards.com

<b>AB</b>	<b>33</b>
<b>R</b>	<b>1</b>
<b>H</b>	<b>8</b>
<b>RBI</b>	<b>1</b>
<b>BB</b>	<b>1</b>
<b>SO</b>	<b>2</b>
<b>LOB</b>	<b>18</b>



WP: 0	PA: 35
PB: 0	
SB: 0	
CS: 1	

PITCHER	IP	WLS	BF	H	R	ER	SO	BB	IBB	HBP	BLK	WP	HR	S	P	ERA	WHIP
Jim Deshaies, L (1, 1) ERA: 1.91	8.1	W	32	7	1	1	2	1	0	1	0	0	0	81	121	1.08	0.960
Randy Myers, L (9, 1) ERA: 4.64	0.2		3	1	0	0	0	0	0	0	0	0	0	5	7	0.00	1.500

Fri Aug 14 1992, 7:05 PM EDT  
Att: 34,058 - Cloudy - 68 F



Batter	1	2	3	4	5	6	7	8	9	AB R H RBI BB SO LOB	TOP																
<b>Tony Fernandez, S</b> (1, 6) OBP: 0.335, SLG: 0.349	3-1 E S G4-3 1B	2-0 G6-3			2-2 BB WP G3 1B		2-2 F8		3-3 K	5 2 2 0 0 1 0																	
<b>Tony Gwynn, L</b> (1, 9) OBP: 0.378, SLG: 0.416	2-2 SAFE G4-3 1-H		3-1 G6-3		0-1 G3		0-1 WP 2B		0-1 F7	5 0 1 1 0 0 1																	
<b>Gary Sheffield, R</b> (1, 5) OBP: 0.396, SLG: 0.596	0-0 1B		2-1 G1-3		4-0 WP BB IBB		2-1 F8			3 0 1 0 1 0 1																	
<b>Fred McGriff, L</b> (1, 3) OBP: 0.405, SLG: 0.578	0-3 K		4-2 BB		4-0 WP BB		4-0 WP IBB			1 0 0 0 3 1 1																	
<b>Darrin Jackson, R</b> (1, 8) OBP: 0.298, SLG: 0.425	2-2 SAFE G3		1-0 G5-3		4-0 1-2 2-3 IBB		2-3 K			3 0 0 0 1 1 4																	
<b>Benito Santiago, R</b> (1, 2) OBP: 0.285, SLG: 0.361		1-0 F9		2-3 K	0-3 K		0-3 K			4 0 0 0 0 3 3																	
<b>Tim Teufel, R</b> (1, 4) OBP: 0.330, SLG: 0.354		4-2 HR BB		2-0 G5-3		1-3 K		1-2 P3		3 1 0 0 1 1 0																	
<b>Kevin Ward, R</b> (1, 7) OBP: 0.261, SLG: 0.283		0-0 HR		2-1 L9		2-2 F7		1-1 P3		4 1 1 2 0 0 0																	
<b>Craig Lefferts, L</b> (1, 1) OBP: 0.061, SLG: 0.061		2-2 G5-3			1-3 K		0-3 K		1-3 K	3 0 0 0 0 2 0																	
<b>Jose Melendez, R</b> (8, 1)										0 0 0 0 0 0 0																	
<b>Oscar Azocar, L</b> (9, PH) OBP: 0.255, SLG: 0.248										1 0 0 0 0 1 0																	
<b>Randy Myers, L</b> (9, 1)										0 0 0 0 0 0 0																	
<b>Inning Stats</b>	R: 1 E: 0 K: 1 S: 13	H: 2 LOB: 1 BB: 0 P: 20	R: 2 E: 0 K: 0 S: 11	H: 1 LOB: 0 BB: 1 P: 20	R: 0 E: 0 K: 0 S: 9	H: 0 LOB: 1 BB: 1 P: 19	R: 0 E: 0 K: 1 S: 6	H: 0 LOB: 0 BB: 0 P: 12	R: 1 E: 0 K: 2 S: 11	H: 1 LOB: 3 BB: 3 P: 26	R: 0 E: 0 K: 2 S: 10	H: 0 LOB: 0 BB: 0 P: 13	R: 0 E: 0 K: 1 S: 11	H: 1 LOB: 2 BB: 1 P: 21	R: 0 E: 0 K: 1 S: 8	H: 0 LOB: 0 BB: 0 P: 10	R: 0 E: 0 K: 2 S: 13	H: 0 LOB: 0 BB: 0 P: 17	1B: 3 2B: 1 3B: 0 HR: 1	SF: 0 SAC: 0 DP: 0 HBP: 0	WP: 2 PB: 0 SB: 1 CS: 0	PA: 38					
<b>PITCHER</b>	IP WLS BF H R ER SO BB IBB HBP BLK WP HR S P ERA WHIP																										
<b>Tom Bolton, L</b> (1, 1) ERA: 4.29	4.2		23	4	4	4	3	3	2	0	0	1	1	47	94	7.71	1.500										
<b>Dwayne Henry, R</b> (5, 1) ERA: 2.78	2.1		9	1	0	0	4	0	1	0	0	1	0	24	37	0.00	0.429										
<b>Scott Bankhead, R</b> (8, 1) ERA: 2.59	1.0		3	0	0	0	1	0	0	0	0	0	0	8	10	0.00	0.000										
<b>Rob Dibble, R</b> (9, 1) ERA: 3.38	1.0	W	3	0	0	0	2	0	0	0	0	0	0	13	17	0.00	0.000										

**San Diego Padres @ Cincinnati Reds**  
Riverfront Stadium, Cincinnati, OH

Sat Aug 15 1992, 7:05 PM EDT  
Att. 37,623 - Cloudy - 71 F

[livebaseballscorecards.com](http://livebaseballscorecards.com)

<b>AB</b>	<b>32</b>
<b>R</b>	<b>4</b>
<b>H</b>	<b>5</b>
<b>RBI</b>	<b>3</b>
<b>BB</b>	<b>6</b>
<b>SO</b>	<b>10</b>
<b>LOB</b>	<b>10</b>



BOTTOM

San Diego Padres @ Cincinnati Reds  
Riverfront Stadium, Cincinnati, OH

livebaseballscorecards.com

AB	33
R	5
H	11
RBI	5
BB	1
SO	1
LOB	12



WP	0	PA	35
PB	0		
SB	0		
CS	0		

Sat Aug 15 1992, 7:05 PM EDT  
Att: 37,623 - Cloudy - 71 F

AB R H RBI BB SO LOB

4	1	1	0	0	0	0
3	2	2	2	1	1	2
4	0	2	1	0	0	1
2	0	0	0	0	0	1
0	0	0	0	0	0	0
1	0	1	1	0	0	0
0	0	0	0	0	0	0
4	0	1	0	0	0	2
4	0	2	0	0	0	1
0	1	0	0	0	0	0
4	0	0	0	0	0	3
3	1	2	1	0	0	0
1	0	0	0	0	0	0
2	0	0	0	0	0	2

Batter	1	2	3	4	5	6	7	8	9
<b>Bip Roberts, S</b> (1, 4) OBP: 0.379, SLG: 0.389	1-0 G4-3		1-2 G6-3			0-1 G4-3		0-0 1B	
<b>Reggie Sanders, R</b> (1, 8) OBP: 0.347, SLG: 0.471	0-0 HR			0-0 HR		4-1 BB		1-3 1B	
<b>Barry Larkin, R</b> (1, 6) OBP: 0.375, SLG: 0.447	3-2 F9			2-0 1B		1-2 G6-4-3		0-0 1B	
<b>Chris Sabo, R</b> (1, 5) OBP: 0.295, SLG: 0.405	0-1 G5-3		1 SAFE 1 SAFE 1 SAFE 1 SAFE 1-2f	0-1 G5-4-3		1-2 L6		0-1 1B	
<b>Dwayne Henry, R</b> (5, 1) OBP: 0.250, SLG: 0.250								1-3 2-H	
<b>Cesar Hernandez, R</b> (7, PH) OBP: 0.333, SLG: 0.444								3-H	
<b>Scott Bankhead, R</b> (8, 1) OBP: 0.222, SLG: 0.222								2-2	
<b>Jeff Branson, L</b> (8, PH) OBP: 0.375, SLG: 0.431								1-2f	
<b>Rob Dibble, L</b> (9, 1) OBP: 0.333, SLG: 0.333									
<b>Glenn Braggs, R</b> (1, 7) OBP: 0.329, SLG: 0.375		1-0 P2		1-1 F7					
<b>Darnell Coles, R</b> (1, 3) OBP: 0.328, SLG: 0.508		0-2 P4							
<b>Dave Martinez, L</b> (9, PR) OBP: 0.327, SLG: 0.332									
<b>Paul O'Neill, L</b> (1, 9) OBP: 0.365, SLG: 0.395		0-0 L6							
<b>Joe Oliver, R</b> (1, 2) OBP: 0.311, SLG: 0.383			2-1 F9						
<b>Tom Bolton, L</b> (1, 1) OBP: 0.318, SLG: 0.362									
<b>Bill Doran, S</b> (5, 3) OBP: 0.318, SLG: 0.362									

Inning Stats	R: 1	H: 1	E: 0	K: 0	S: 9	LOB: 0	BB: 0	P: 13	R: 0	H: 0	E: 0	K: 0	S: 5	LOB: 0	BB: 0	P: 6	R: 0	H: 0	E: 0	K: 0	S: 6	LOB: 0	BB: 0	P: 9	R: 1	H: 2	E: 0	K: 0	S: 6	LOB: 0	BB: 0	P: 9	R: 0	H: 2	E: 0	K: 0	S: 8	LOB: 1	BB: 0	P: 11	R: 0	H: 0	E: 0	K: 0	S: 6	LOB: 0	BB: 1	P: 11	R: 0	H: 1	E: 0	K: 0	S: 10	LOB: 1	BB: 0	P: 18	R: 2	H: 4	E: 0	K: 1	S: 14	LOB: 2	BB: 0	P: 19	R: 1	H: 1	E: 0	K: 0	S: 9	LOB: 1	BB: 0	P: 13	1B: 8	SF: 1	2B: 1	SAC: 0	3B: 0	DP: 3	HR: 2	HBP: 0	WP: 0	PA: 35
--------------	------	------	------	------	------	--------	-------	-------	------	------	------	------	------	--------	-------	------	------	------	------	------	------	--------	-------	------	------	------	------	------	------	--------	-------	------	------	------	------	------	------	--------	-------	-------	------	------	------	------	------	--------	-------	-------	------	------	------	------	-------	--------	-------	-------	------	------	------	------	-------	--------	-------	-------	------	------	------	------	------	--------	-------	-------	-------	-------	-------	--------	-------	-------	-------	--------	-------	--------

PITCHER	IP	WLS	BF	H	R	ER	SO	BB	IBB	HBP	BLK	WP	HR	S	P	ERA	WHIP
<b>Craig Lefferts, L</b> (1, 1) ERA: 3.65	7.1		28	8	4	4	0	1	0	0	0	0	2	55	84	4.91	1.227
<b>Jose Melendez, R</b> (8, 1) ERA: 3.35	0.2		4	2	0	0	1	0	0	0	0	0	0	9	12	0.00	3.000
<b>Randy Myers, L</b> (9, 1) ERA: 4.75	0.2	L	3	1	1	1	0	0	0	0	0	0	0	9	13	13.50	1.500



Batter	1	2	3	4	5	6	7	8	9	AB R H RBI BB SO LOB	TOP	
Tony Fernandez, S (1, 6) OBP: 0.336, SLG: 0.349 Craig Shipley, R (8, 6) OBP: 0.224, SLG: 0.242	2-3 K		1-1 1B 1-2 1B		4-2 2B SF8 BB	0-0 L7			1-2 L8	3 1 1 0 1 1 1 1 0 0 0 0 0 1		
Tony Gwynn, L (1, 9) OBP: 0.378, SLG: 0.419	1-2 G4-3		1-1 1B 1-2 2-3		0-0 SF8 2B		0-0 G4-3		1-1 G3-1	5 0 2 1 0 0 1		
Gary Sheffield, R (1, 5) OBP: 0.392, SLG: 0.591	1-2 F8		1-2 F8		1-1 SF8		3-2 G5-3		1-1 G6-3	4 0 0 1 0 0 4		
Fred McGriff, L (1, 3) OBP: 0.406, SLG: 0.575 Phil Stephenson, L (8, 3) OBP: 0.286, SLG: 0.311		2-1 F8		4-1 1B BB		4-0 IBB		2-3 K		2 0 0 0 2 1 0 0 0 0 0 0 0 0		
Darrin Jackson, R (1, 8) OBP: 0.295, SLG: 0.421		2-1 F8		2-3 K		1-2 P8		2-3 K		4 0 0 0 0 2 3		
Benito Santiago, R (1, 2) OBP: 0.282, SLG: 0.357 Dan Walters, R (8, PH) OBP: 0.333, SLG: 0.464 (8, 2)		0-1 G1-3		1 SAFE 1-2 P3		0-0 P3		0-1 G5-3		3 0 0 0 0 0 3 1 0 0 0 0 0 0		
Oscar Azocar, L (1, 7) OBP: 0.259, SLG: 0.252 Kevin Ward, R (6, PH) OBP: 0.273, SLG: 0.290 (6, 7)			0-2 G6-3		0-1 1B		1-1 1B		4-1 BB	2 0 1 0 0 0 0 1 0 1 0 1 0 0		
Kurt Stillwell, S (1, 4) OBP: 0.271, SLG: 0.315			2-2 L7		3-2 G3-1		3-3 SAFE K		0-0 P2	4 0 0 0 0 1 4		
Bruce Hurst, L (1, 1) OBP: 0.190, SLG: 0.190 Tim Scott, R (6, PH) OBP: 0.336, SLG: 0.352 Mike Maddux, L (6, 1) OBP: 0.333, SLG: 0.290 Frank Seminara, R (7, 1) OBP: 0.120, SLG: 0.083 Rich Rodriguez, L (7, 1) OBP: 0.120, SLG: 0.083 Jerald Clark, R (9, PH) OBP: 0.286, SLG: 0.374			4-2 1B 1B BB		0-2 2B 1B		2-1 F8		1-2 G3-1 1B	1 1 1 0 1 0 0 0 0 0 0 0 0 0 1 0 0 0 0 0 1 0 1 0 1 0 0 0 0		
<b>Inning Stats</b>	R: 0 H: 0 E: 0 LOB: 0 K: 1 BB: 0 S: 12 P: 16	R: 0 H: 0 E: 0 LOB: 0 K: 0 BB: 0 S: 6 P: 10	R: 0 H: 2 E: 0 LOB: 3 K: 0 BB: 1 S: 17 P: 26	R: 0 H: 1 E: 0 LOB: 2 K: 1 BB: 1 S: 14 P: 24	R: 2 H: 2 E: 0 LOB: 2 K: 0 BB: 2 S: 13 P: 23	R: 0 H: 1 E: 0 LOB: 1 K: 1 BB: 0 S: 10 P: 16	R: 0 H: 0 E: 0 LOB: 0 K: 1 BB: 0 S: 7 P: 12	R: 0 H: 0 E: 0 LOB: 1 K: 1 BB: 1 S: 7 P: 13	R: 0 H: 1 E: 0 LOB: 1 K: 0 BB: 0 S: 10 P: 14	1B: 6 SF: 1 2B: 1 SAC: 0 3B: 0 DP: 0 HR: 0 HBP: 0	WP: 0 PA: 39 PB: 0 SB: 0 CS: 0	
<b>PITCHER</b>	IP WLS BF H R ER SO BB IBB HBP BLK WP HR S P ERA WHIP											
Tim Belcher, R (1, 1) ERA: 4.07	5.0 W 24 5 2 2 2 3 1 0 0 0 0 62 99 3.60 1.600											
Scott Ruskin, L (6, 1) ERA: 4.65	1.0 4 1 0 0 1 0 0 0 0 0 0 10 16 0.00 1.000											
Norm Charlton, L (7, 1) ERA: 2.42	1.0 3 0 0 0 1 0 0 0 0 0 0 7 12 0.00 0.000											
Steve Foster, R (8, 1) ERA: 2.37	2.0 8 1 0 0 1 1 0 0 0 0 0 17 27 0.00 1.000											

**San Diego Padres @ Cincinnati Reds**  
 Riverfront Stadium, Cincinnati, OH  
 Sun Aug 16 1992, 3:33 AM EDT  
 Att. 32,682 - Cloudy - 69 F

livebaseballscorecards.com

AB	33
R	2
H	7
RBI	2
BB	5
SO	5
LOB	18



Batter	1	2	3	4	5	6	7	8	9	AB	R	H	RBI	BB	SO	LOB
<b>Bip Roberts, S</b> OBP: 0.377, SLG: 0.389 (1, 4) (8, 5)	2-2 G5-3	0-0 G4-3			1 SAFE 0-0 F7					5	1	1	1	0	0	5
<b>Reggie Sanders, R</b> OBP: 0.355, SLG: 0.477 (1, 8) (8, 4)	2-2 FC6 2B	2-3 K			1 SAFE 0-1 1B 2B 1B					3	3	2	0	2	1	1
<b>Barry Larkin, R</b> OBP: 0.380, SLG: 0.452 (1, 6) (8, 4)	2-2 FC6 FC5-4 2-3				1-2 2B 1B					5	3	4	2	0	0	1
<b>Darnell Coles, R</b> OBP: 0.328, SLG: 0.512 (1, 5) (7, PH) (8, 4)	0-2 FC5-4 1-2f				1-1 2B					3	0	1	2	0	1	2
<b>Glenn Bragos, R</b> OBP: 0.331, SLG: 0.370 (1, 7)					2-H 3-H 2-1 F9					2	1	0	0	2	0	3
<b>Joe Oliver, R</b> OBP: 0.315, SLG: 0.386 (1, 2)					1-3 K					5	1	3	3	0	2	1
<b>Paul O'Neill, L</b> OBP: 0.363, SLG: 0.393 (1, 9)					1-3 K					4	1	1	2	0	0	1
<b>Bill Doran, S</b> OBP: 0.321, SLG: 0.361 (1, 3)					0-0 P6					3	0	1	1	1	0	0
<b>Tim Belcher, R</b> OBP: 0.111, SLG: 0.187 (5, PH) (6, 1) (7, 1) (7, PH) (8, 1)					0-0 F9					0	0	0	0	0	0	0
<b>Cesar Hernandez, R</b> OBP: 0.387, SLG: 0.484 (6, 1) (7, 1) (7, PH) (8, 1)					3-2 1B 1B					1	1	0	0	0	0	0
<b>Norm Charlton, S</b> OBP: 0.250, SLG: 0.250 (7, PH) (8, 1)					1-3 2-H G4-3 SH1-4 1B					1	0	0	0	0	1	3
<b>Freddie Benavides, R</b> OBP: 0.270, SLG: 0.318 (8, 1)					0-0 SH1-4					0	0	0	0	0	0	0
<b>Steve Foster, R</b> OBP: 0.250, SLG: 0.250 (8, 1)					1-2 1B 1B					1	0	0	0	0	0	0

Inning Stats	R: 0	H: 1	E: 0	LOB: 1	K: 0	P: 18	R: 3	H: 3	E: 0	LOB: 1	K: 1	P: 23	R: 0	H: 1	E: 0	LOB: 0	K: 1	P: 13	R: 0	H: 0	E: 0	LOB: 0	K: 1	P: 7	R: 3	H: 4	E: 0	LOB: 1	K: 1	P: 24	R: 0	H: 0	E: 0	LOB: 0	K: 1	P: 10	R: 4	H: 4	E: 0	LOB: 3	K: 1	P: 40	R: 2	H: 2	E: 0	LOB: 1	K: 0	P: 28
	1B: 11	SF: 1	3B: 0	SAC: 1	HR: 0	DP: 0	1B: 11	SF: 1	3B: 0	SAC: 1	HR: 0	DP: 0	1B: 11	SF: 1	3B: 0	SAC: 1	HR: 0	DP: 0	1B: 11	SF: 1	3B: 0	SAC: 1	HR: 0	DP: 0	1B: 11	SF: 1	3B: 0	SAC: 1	HR: 0	DP: 0	1B: 11	SF: 1	3B: 0	SAC: 1	HR: 0	DP: 0	1B: 11	SF: 1	3B: 0	SAC: 1	HR: 0	DP: 0	1B: 11	SF: 1	3B: 0	SAC: 1	HR: 0	DP: 0

PITCHER	IP	WLS	BF	H	R	ER	SO	BB	IBB	HBP	BLK	WP	HR	S	P	ERA	WHIP
<b>Bruce Hurst, L</b> ERA: 3.47 (1, 1)	4.1	L	22	9	6	6	3	1	0	0	0	0	0	50	77	12.46	2.308
<b>Tim Scott, R</b> ERA: 3.68 (5, 1)	0.2		2	0	0	0	1	0	0	0	0	0	0	5	8	0.00	0.000
<b>Mike Maddux, R</b> ERA: 2.59 (6, 1)	1.0		6	2	3	3	1	1	0	0	0	0	0	13	25	27.00	3.000
<b>Frank Seminara, R</b> ERA: 4.0 (7, 1)	0.0		3	2	0	0	0	1	0	0	0	0	0	3	9	∞	∞
<b>Rich Rodriguez, L</b> ERA: 2.49 (7, 1)	2.0		10	2	3	3	1	2	0	0	0	0	0	24	44	13.50	2.000

**BOTTOM**

**San Diego Padres @ Cincinnati Reds**  
Riverfront Stadium, Cincinnati, OH  
Sun Aug 16 1992, 3:33 AM EDT  
Att: 32,682 - Cloudy - 69 F

livebaseballscorecards.com

<b>AB</b>	<b>36</b>
<b>R</b>	<b>12</b>
<b>H</b>	<b>15</b>
<b>RBI</b>	<b>12</b>
<b>BB</b>	<b>5</b>
<b>SO</b>	<b>6</b>
<b>LOB</b>	<b>19</b>



<b>WP: 0</b>	<b>PA: 43</b>
<b>PB: 0</b>	
<b>SB: 0</b>	
<b>CS: 1</b>	



Batter	1	2	3	4	5	6	7	8	9	AB R H RBI BB SO LOB	TOP		
<b>Bip Roberts, S</b> (1, 4) OBP: 0.375, SLG: 0.386	1-0 G6-3		0-1 E5 1B		0-0 F9	0-0 P3		1-0 E4		5 0 1 0 0 0 3			
<b>Reggie Sanders, R</b> (1, 8) OBP: 0.359, SLG: 0.494	1-1 HR		0-0 L7		0-1 SAFE 1-3 2B		1-0 SH1-3 1B 1B	2-3 K2-3		5 2 3 1 0 1 2			
<b>Barry Larkin, R</b> (1, 6) OBP: 0.385, SLG: 0.452	0-0 G6-3			2-1 G1 1B BB	4-0 IBB		4-1 SAFE 1-2 1B SH1-3 BB	4-2 BB		2 1 1 0 3 0 0			
<b>Darnell Coles, R</b> (1, 3) OBP: 0.333, SLG: 0.508	0-1 PO 1B			4-2 SAFE 1-2 BB G1	1-3 K		0-0 SH1-3	2-3 K		3 0 1 0 1 2 5			
<b>Glenn Braggs, R</b> (1, 7) OBP: 0.332, SLG: 0.381	0-0 PO 1-2	1-0 G6-3		0-1 F7		0-3 K	4-0 1B IBB		2-0 HR	4 1 1 1 1 1 2			
<b>Chris Sabo, R</b> (1, 5) OBP: 0.300, SLG: 0.421			2-2 P2	1-0 G1		0-2 G4-3 WP 2B	2-2 1-3 2-H 3-H 1B		0-2 HR	5 2 3 3 0 0 2			
<b>Paul O'Neill, L</b> (1, 9) OBP: 0.358, SLG: 0.388			0-2 G3-1	1-0 P5		1-0 G4-3	1-2 P5		0-0 L7	5 0 0 0 0 0 5			
<b>Joe Oliver, R</b> (1, 2) OBP: 0.313, SLG: 0.382					0-2 P4	4-0 1B WP IBB	3-3 K		0-3 K	4 0 0 0 1 3 2			
<b>Greg Swindell, L</b> (1, 1) OBP: 0.153, SLG: 0.171			0-0 L8		0-0 2B 1B	3-1 1-3 3-H 1B		1-0 G5-3	1-2 L8	5 0 2 0 0 0 0			
<b>Inning Stats</b>	R: 1 E: 0 K: 0 S: 6 H: 2 LOB: 0 BB: 0 P: 8	R: 0 E: 0 K: 0 S: 8 H: 0 LOB: 0 BB: 0 P: 11	R: 0 E: 1 K: 1 S: 9 H: 1 LOB: 1 BB: 0 P: 11	R: 0 E: 0 K: 0 S: 9 H: 1 LOB: 2 BB: 1 P: 17	R: 0 E: 0 K: 1 S: 15 H: 2 LOB: 3 BB: 1 P: 20	R: 1 E: 0 K: 1 S: 10 H: 2 LOB: 2 BB: 1 P: 18	R: 2 E: 0 K: 1 S: 14 H: 2 LOB: 2 BB: 2 P: 29	R: 0 E: 1 K: 2 S: 13 H: 0 LOB: 2 BB: 1 P: 23	R: 2 E: 0 K: 1 S: 12 H: 2 LOB: 0 BB: 0 P: 15	1B: 7 2B: 2 3B: 0 HR: 3 SF: 0 SAC: 1 DP: 0 HBP: 0	WP: 1 PB: 0 SB: 1 CS: 0 PA: 46		
<b>PITCHER</b>	IP WLS BF H R ER SO BB IBB HBP BLK WP HR S P ERA WHIP											<b>PITCHER</b>	IP WLS BF H R ER SO BB IBB HBP BLK WP HR S P ERA WHIP
<b>Terry Mulholland, L</b> (1, 1) ERA: 3.62	6.1 L 33 10 4 4 3 2 3 0 0 1 1 65 104 5.68 1.895												
<b>Kyle Abbott, L</b> (7, 1) ERA: 4.66	0.2 2 0 0 0 1 0 0 0 0 0 0 6 10 0.00 0.000												
<b>Cliff Brantley, R</b> (8, 1) ERA: 4.37	1.0 5 0 0 0 2 1 0 0 0 0 0 13 23 0.00 1.000												
<b>Jay Baller, R</b> (9, 1) ERA: 7.71	1.0 5 2 2 2 1 0 0 0 0 0 2 12 15 18.00 2.000												

Cincinnati Reds @ Philadelphia Phillies  
Veterans Stadium, Philadelphia, PA  
Tue Aug 18 1992, 7:05 PM EDT  
Cloudy - 80 F

livebaseballscorecards.com

AB	38
R	6
H	12
RBI	5
BB	6
SO	7
LOB	21







Batter	1	2	3	4	5	6	7	8	9	AB R H RBI BB SO LOB	TOP
<b>Dave Martinez, L</b> (1, 3) OBP: 0.323, SLG: 0.328	2-1 G3		0-1 G4-3			3-2 F8		1-3 K		4 0 0 0 0 1 2	
<b>Reggie Sanders, R</b> (1, 8) OBP: 0.357, SLG: 0.489	0-0 F7			4-2 CS BB		0-1 FC5-4 E BB 1-2f		1-3 K		3 0 0 0 1 1 2	
<b>Barry Larkin, R</b> (1, 6) OBP: 0.384, SLG: 0.448	0-0 L9			3-2 SAFE G6-3 1-2		4-0 E BB		1-2 G6-3		3 0 0 0 1 0 2	
<b>Paul O'Neill, L</b> (1, 9) OBP: 0.355, SLG: 0.383		2-2 F7		0-0 G4-3		2-2 E5			0-0 F7	4 0 0 0 0 0 2	
<b>Glenn Braggs, R</b> (1, 7) OBP: 0.331, SLG: 0.384		2-2 E1			0-3 K	1-0 F7			0-0 1B FC4-6 2B	4 1 1 0 0 1 3	
<b>Jeff Branson, L</b> (1, 5) OBP: 0.371, SLG: 0.439		0-3 K			1-2 L7		2-2 F7		1-1 FC4-6 1B	4 0 1 0 0 1 1	
<b>Bill Doran, S</b> (1, 4) OBP: 0.320, SLG: 0.358		0-0 G3			4-2 BB		0-1 F9		2-1 FC4-6 1-2f 3-H	3 0 0 1 1 0 2	
<b>Rick Wrona, R</b> (1, 2) OBP: 0.150, SLG: 0.150			2-2 L8		2-3 K		0-0 G5-3		0-1 P5	4 0 0 0 0 1 2	
<b>Jose Rijo, R</b> (1, 1) OBP: 0.204, SLG: 0.245			0-2 G3			0-2 FC5-4 1B			0-0 1B	2 0 1 0 0 0 0	
<b>Bip Roberts, S</b> (8, PH) OBP: 0.376, SLG: 0.388										1 0 1 0 0 0 0	
<b>Tom Bolton, L</b> (8, 1)										0 0 0 0 0 0 0	
<b>Inning Stats</b>	R: 0 E: 0 K: 0 S: 4 H: 0 LOB: 0 BB: 0 P: 6	R: 0 E: 1 K: 1 S: 11 H: 0 LOB: 1 BB: 0 P: 15	R: 0 E: 0 K: 0 S: 8 H: 0 LOB: 0 BB: 0 P: 10	R: 0 E: 0 K: 0 S: 10 H: 0 LOB: 0 BB: 1 P: 17	R: 0 E: 0 K: 2 S: 13 H: 0 LOB: 1 BB: 1 P: 20	R: 0 E: 1 K: 0 S: 14 H: 1 LOB: 3 BB: 1 P: 24	R: 0 E: 0 K: 0 S: 6 H: 0 LOB: 0 BB: 0 P: 8	R: 0 E: 0 K: 2 S: 11 H: 1 LOB: 1 BB: 0 P: 14	R: 1 E: 0 K: 0 S: 8 H: 2 LOB: 1 BB: 0 P: 11	1B: 3 2B: 1 3B: 0 HR: 0 SF: 0 SAC: 0 DP: 0 HBP: 0	WP: 0 PB: 0 SB: 0 CS: 1 PA: 35
<b>PITCHER</b> <b>Curt Schilling, R</b> (1, 1) ERA: 2.57	IP: 9.0 WLS: W BF: 35 H: 4 R: 1 ER: 1 SO: 5 BB: 3 IBB: 0 HBP: 0 BLK: 0 WP: 0 HR: 0 S: 85 P: 125 ERA: 1.00 WHIP: 0.778										

Cincinnati Reds @ Philadelphia Phillies  
Veterans Stadium, Philadelphia, PA  
Tue Aug 18 1992, 7:05 PM EDT  
Att. 27,202 - Sunny - 77 F

livebaseballscorecards.com

AB	32
R	1
H	4
RBI	1
BB	3
SO	5
LOB	16



Batter	1	2	3	4	5	6	7	8	9
<b>Ruben Amaro Jr. S</b> OBP: 0.298, SLG: 0.305 (1, 9) C B B X	2-1 L7 ①		0-1 G3 ③		3-3 K ③		1-0 G4-3 ② ③ 1-2f		
<b>Mickey Morandini, L</b> OBP: 0.308, SLG: 0.355 (1, 4) X	0-0 E 1B			0-2 L7 ①		1-1 3B 1B		3-2 G4-3 ①	
<b>John Kruk, L</b> OBP: 0.432, SLG: 0.464 (1, 3) B 1 SAFE C F C F C X	1-2 F8 ②			1-2 G4-3 ②		0-0 F7 ①		4-2 FC4-6 BB	
<b>Darren Daulton, L</b> OBP: 0.391, SLG: 0.545 (1, 2) B B F B X	3-1 F9 ③ 1-3			2-1 G4-3 ③		0-0 1B 3B 1-H		0-1 FC4-6 HR ② 1-2f	
<b>Dave Hollins, S</b> OBP: 0.358, SLG: 0.432 (1, 5) B B B B X		3-1 G3-1 ①			0-0 G4-3 ①		1-2 E S 1B 3-H	2-2 HR 1-H	
<b>Stan Javier, S</b> OBP: 0.322, SLG: 0.293 (1, 7) S B B X		1-1 G3 ②			2-1 E 2B 1B		1-3 K ②	1-0 G6-3 ③	
<b>Braulio Castillo, R</b> OBP: 0.143, SLG: 0.286 (1, 8) X		0-0 G5-3 ③			1-2 G1 1B 2B 1-H		1-3 K ③ 1-3		
<b>Juan Bell, R</b> OBP: 0.200, SLG: 0.077 (1, 6) C F B S			1-3 K ①		0-1 G1 ②		1-3 K ①		
<b>Curt Schilling, R</b> OBP: 0.178, SLG: 0.182 (1, 1) X			0-0 G3 ②		1-1 1B 3-H		0-2 G4-3 1B		

AB	R	H	RBI	BB	SO	LOB
4	0	0	0	0	1	2
4	1	2	0	0	0	0
3	0	0	0	1	0	2
4	2	1	1	0	0	2
4	1	2	3	0	0	0
4	1	1	0	0	1	1
3	1	1	1	0	1	1
3	0	0	0	0	2	1
3	0	2	1	0	0	0

WP	HR	S	P	ERA	WHIP
0	0	0	1	2	2
0	0	0	0	0	0
0	1	0	2	2	2
0	1	0	2	2	2
0	0	0	0	0	0
0	1	0	1	1	1
0	0	0	1	1	1
0	0	0	0	0	0

Inning Stats	R: 0	H: 1	E: 1	K: 0	S: 9	H: 0	LOB: 0	BB: 0	P: 15	R: 0	H: 0	E: 0	K: 0	S: 5	R: 0	H: 0	E: 0	K: 1	S: 6	R: 0	H: 0	E: 0	K: 0	S: 8	R: 2	H: 3	E: 1	K: 1	S: 15	R: 0	H: 3	E: 0	K: 2	S: 15	R: 0	H: 1	E: 0	K: 1	S: 7	R: 2	H: 1	E: 0	K: 0	S: 13				
<b>Jose Rijo, R</b> ERA: 3.1 (1, 1)	7.0	WLS: 1	BF: 28	H: 8	R: 4	ER: 4	SO: 5	BB: 0	IBB: 0	HBP: 0	BLK: 0	WP: 0	HR: 0	S: 65	P: 92	ERA: 5.14	WHIP: 1.143																															
<b>Tom Bolton, L</b> ERA: 4.5 (8, 1)	1.0	WLS: 0	BF: 5	H: 1	R: 2	ER: 2	SO: 0	BB: 1	IBB: 0	HBP: 0	BLK: 0	WP: 0	HR: 1	S: 13	P: 23	ERA: 18.00	WHIP: 2.000																															

**Cincinnati Reds @ Philadelphia Phillies**  
Veterans Stadium, Philadelphia, PA

Tue Aug 18 1992, 7:05 PM EDT  
Att. 27,202 - Sunny - 77 F

[livebaseballscorecards.com](http://livebaseballscorecards.com)

<b>AB</b>	<b>32</b>
<b>R</b>	<b>6</b>
<b>H</b>	<b>9</b>
<b>RBI</b>	<b>6</b>
<b>BB</b>	<b>1</b>
<b>SO</b>	<b>5</b>
<b>LOB</b>	<b>9</b>

<b>WP: 0</b>	<b>PA: 33</b>
<b>PB: 0</b>	
<b>SB: 1</b>	
<b>CS: 0</b>	



Batter	1	2	3	4	5	6	7	8	9	AB R H RBI BB SO LOB	TOP											
<b>Bip Roberts, S</b> (1, 5) OBP: 0.377, SLG: 0.387	1-1 G4-3	1-1 P2		0-1 FC6-4			4-0 G4-6-3 BB		2-2 1B	4 0 1 0 1 0 3												
<b>Jeff Branson, L</b> (1, 4) OBP: 0.379, SLG: 0.450 <b>Cesar Hernandez, R</b> (9, PH) OBP: 0.345, SLG: 0.448	4-1 FC5-4 BB		1-1 P5		0-0 G4-3 SF7 2B		2-2 G4-6-3		1-3 K	3 1 1 0 1 0 1 1 0 0 0 0 1 1												
<b>Barry Larkin, R</b> (1, 6) OBP: 0.383, SLG: 0.445	0-0 FC5-4		4-1 F8 E BB		0-0 G4-3		2-0 P2			3 0 0 0 1 0 2												
<b>Glenn Braggs, R</b> (1, 7) OBP: 0.329, SLG: 0.378	0-3 K		1-0 FC F8		4-0 BB		2-2 F9			3 0 0 0 1 1 2												
<b>Paul O'Neill, L</b> (1, 9) OBP: 0.352, SLG: 0.380		0-3 K	1-0 F8		0-0 SF7		2-3 K			3 0 0 1 0 2 2												
<b>Reggie Sanders, R</b> (1, 8) OBP: 0.359, SLG: 0.504		3-2 1B 2B	1-3 K		3-3 K		1-0 HR			4 2 2 1 0 2 3												
<b>Bill Doran, S</b> (1, 3) OBP: 0.319, SLG: 0.354 <b>Norm Charlton, S</b> (8, 1) OBP: 0.250, SLG: 0.250		4-2 E 1B BB		2-2 P3		2-2 F8		1-2 F8		3 0 0 0 1 0 0 0 0 0 0 0 0 0												
<b>Joe Oliver, R</b> (1, 2) OBP: 0.312, SLG: 0.380		1-0 P3		1-2 FC6-4 1B		0-0 P6		2-1 F9		4 0 1 0 0 0 2												
<b>Chris Hammond, L</b> (1, 1) OBP: 0.286, SLG: 0.286 <b>Steve Foster, R</b> (4, 1) OBP: 0.250, SLG: 0.250 <b>Freddie Benavides, R</b> (6, PH) OBP: 0.228, SLG: 0.215 <b>Scott Bankhead, R</b> (6, 1) OBP: 0.222, SLG: 0.222 <b>Rob Dibble, L</b> (7, 1) OBP: 0.333, SLG: 0.333 <b>Darnell Coles, R</b> (8, 3) OBP: 0.331, SLG: 0.504		2-2 E9 1B	1-3 K		3-2 G4-3			1-3 K		2 0 1 1 0 1 1 0 0 0 0 0 0 0 1 0 1 0 0 0 0 0 1 0												
<b>Inning Stats</b>	R: 0 E: 0 K: 1 S: 9	H: 0 LOB: 1 BB: 1 P: 14	R: 1 E: 1 K: 1 S: 16	H: 2 LOB: 2 BB: 1 P: 27	R: 0 E: 1 K: 1 S: 8	H: 0 LOB: 2 BB: 1 P: 16	R: 0 E: 0 K: 1 S: 12	H: 1 LOB: 1 BB: 0 P: 16	R: 1 E: 0 K: 1 S: 8	H: 1 LOB: 1 BB: 1 P: 15	R: 0 E: 0 K: 0 S: 7	H: 0 LOB: 0 BB: 0 P: 12	R: 0 E: 0 K: 0 S: 5	H: 0 LOB: 0 BB: 1 P: 13	R: 1 E: 0 K: 1 S: 10	H: 1 LOB: 0 BB: 0 P: 16	R: 0 E: 0 K: 2 S: 12	H: 1 LOB: 1 BB: 0 P: 18	1B: 3 2B: 2 3B: 0 HR: 1	SF: 1 SAC: 0 DP: 1 HBP: 0	WP: 0 PB: 0 SB: 0 CS: 0	PA: 38
<b>PITCHER</b>	IP WLS BF H R ER SO BB IBB HBP BLK WP HR S P ERA WHIP																					
<b>Ben Rivera, R</b> (1, 1) ERA: 2.71	7.0 W 30 4 2 2 5 5 0 0 0 0 0 0 65 113 2.57 1.286																					
<b>Mike Hartley, R</b> (8, 1) ERA: 3.15	1.0 4 1 1 1 1 0 0 0 0 0 0 1 10 16 9.00 1.000																					
<b>Mitch Williams, L</b> (9, 1) ERA: 4.01	1.0 4 1 0 0 2 0 0 0 0 0 0 0 12 18 0.00 1.000																					

Cincinnati Reds @ Philadelphia Phillies  
Veterans Stadium, Philadelphia, PA  
Wed Aug 19 1992, 3:33 AM EDT  
Att. 30,184 - Sunny - 80 F

livebaseballscorecards.com

AB	32
R	3
H	6
RBI	3
BB	5
SO	8
LOB	17



Batter	1	2	3	4	5	6	7	8	9	AB	R	H	RBI	BB	SO	LOB
Ruben Amaro Jr. S (1, 9) OBP: 0.297, SLG: 0.312	2-1 G1-3		0-1 F8		0-0 HR 3B		2-1 F8			4	1	1	0	0	0	0
Mariano Duncan, R (1, 4) OBP: 0.291, SLG: 0.386	4-2 HR BB		3-2 F9		0-1 HR		2-3 K			3	2	1	2	1	1	0
Dave Hollins, S (1, 5) OBP: 0.361, SLG: 0.440	1 SAFE 1-H HR		1-0 HR HBP		0-1 F8			1-0 BB 2B 1B		3	3	2	2	0	0	0
Darren Daulton, L (1, 2) OBP: 0.392, SLG: 0.552	3-2 P6		1-0 HR		0-3 K			4-0 2B BB		3	2	1	2	1	1	0
Ricky Jordan, R (1, 3) OBP: 0.269, SLG: 0.366	0-1 G5-3		2-1 G3		1-3 K			0-0 2B 2B		4	1	1	2	0	1	0
Stan Javier, S (1, 7) OBP: 0.330, SLG: 0.309		1-1 2B 1B		2-2 FC5-4 1B		1-3 K		0-2 2B		4	0	3	1	0	1	0
Braulio Castillo, R (1, 8) OBP: 0.091, SLG: 0.182		1-1 F8		3-1 FC5-4 1-2f		2-2 G5-3		3-3 K		4	0	0	0	0	1	3
Juan Bell, R (1, 6) OBP: 0.211, SLG: 0.176		0-0 K 2B		1-3 K		2-2 G4-3		0-3 K		4	0	1	0	0	2	2
Ben Rivera, R (1, 1) OBP: 0.133, SLG: 0.071		0-3 K		1-3 K			1-3 K2-3		0-3 K	2	0	0	0	0	2	3
Jeff Grotewold, L (7, PH) OBP: 0.340, SLG: 0.545										1	0	0	0	0	1	0
Mike Hartley, R (8, 1)										0	0	0	0	0	0	0
Joe Millette, R (8, PH) OBP: 0.268, SLG: 0.200										1	0	0	0	0	1	1
Mitch Williams, L (9, 1) OBP: 0.333, SLG: 0.333		2-3 3-H								0	0	0	0	0	0	0

Inning Stats	R: 2	H: 1	E: 0	K: 0	S: 12	H: 1	LOB: 0	BB: 1	P: 22	R: 0	H: 2	E: 0	K: 1	S: 8	H: 1	LOB: 2	BB: 0	P: 10	R: 2	H: 1	E: 0	K: 0	S: 9	R: 0	H: 1	E: 0	K: 2	S: 12	R: 2	H: 2	E: 0	K: 1	S: 11	R: 0	H: 0	E: 0	K: 2	S: 9	R: 3	H: 3	E: 0	K: 3	S: 15
--------------	------	------	------	------	-------	------	--------	-------	-------	------	------	------	------	------	------	--------	-------	-------	------	------	------	------	------	------	------	------	------	-------	------	------	------	------	-------	------	------	------	------	------	------	------	------	------	-------

PITCHER	IP	WLS	BF	H	R	ER	SO	BB	IBB	HBP	BLK	WP	HR	S	P	ERA	WHIP
Chris Hammond, L (1, 1) ERA: 4.2	3.0	L	15	5	4	4	1	1	0	0	0	0	2	32	53	12.00	2.000
Steve Foster, R (4, 1) ERA: 2.78	2.0		8	2	2	2	4	0	0	0	0	0	1	20	26	9.00	1.000
Scott Bankhead, R (6, 1) ERA: 2.54	1.0		3	0	0	0	1	0	0	0	0	0	0	12	17	0.00	0.000
Rob Dibble, R (7, 1) ERA: 3.31	1.0		3	0	0	0	2	0	0	0	0	0	0	9	14	0.00	0.000
Norm Charlton, L (8, 1) ERA: 2.78	1.0		7	3	3	3	3	1	0	0	0	0	0	15	23	27.00	4.000

**BOTTOM**

**Cincinnati Reds @ Philadelphia Phillies**  
Veterans Stadium, Philadelphia, PA

Wed Aug 19 1992, 3:33 AM EDT  
Att. 30,184 - Sunny - 80 F

AB	33
R	9
H	10
RBI	9
BB	2
SO	11
LOB	9

livebaseballscorecards.com



1B: 3	SF: 0	WP: 0	PA: 36
2B: 3	SAC: 0	PB: 0	
3B: 1	DP: 0	SB: 0	
HR: 3	HBP: 1	CS: 0	





**BOTTOM**

**Cincinnati Reds @ Montreal Expos**  
 Olympic Stadium, Montreal, QB

Fri Aug 21 1992, 7:05 PM EDT  
 Att. 24,900 - Dome - 70 F

livebaseballscorecards.com

<b>AB</b>	<b>33</b>
<b>R</b>	<b>6</b>
<b>H</b>	<b>10</b>
<b>RBI</b>	<b>6</b>
<b>BB</b>	<b>2</b>
<b>SO</b>	<b>5</b>
<b>LOB</b>	<b>12</b>



WP: 0	PA: 36
PB: 0	
SB: 0	
CS: 0	

AB R H RBI BB SO LOB

4	1	1	1	0	1	1
4	0	2	0	0	0	2
0	0	0	0	0	0	0
0	0	0	0	0	0	0
2	1	0	1	1	0	1
4	2	2	0	0	1	1
3	0	0	0	0	0	2
1	1	1	3	0	0	0
3	0	1	1	0	0	0
1	0	0	0	0	1	0
3	0	1	0	1	0	0
3	0	1	0	1	0	0
4	1	1	0	0	1	3
2	0	0	0	0	1	1
1	0	1	0	0	0	0
1	0	0	0	0	0	1
1B: 7	SF: 1	WP: 0	PA: 36			
2B: 3	SAC: 0	PB: 0				
3B: 0	DP: 1	SB: 0				
HR: 1	HBP: 0	CS: 0				

Batter	1	2	3	4	5	6	7	8	9
<b>Delino DeShields, L</b> (1, 4) OBP: 0.376, SLG: 0.419	1-2 1B SF8 1B		1-0 F9 1		2-3 K 2		1 SAFE 0-0 G6-3 2 1-2 3-H		
<b>Spike Owen, S</b> (1, 6) OBP: 0.343, SLG: 0.403 <b>Mel Rojas, R</b> (8, 1) OBP: 0.091, SLG: 0.091 <b>John Wetteland, R</b> (8, 1) OBP: 0.200, SLG: 0.200	2-1 1B SAFE 1-3 1B		3-2 P6 2		3-2 2B		2-2 G3 3		
<b>Marquis Grissom, R</b> (1, 8) OBP: 0.325, SLG: 0.412	1-1 SF8 1 3-H		3-1 G6-3 3		1-0 G3 3			4-2 1B HR BB	
<b>Larry Walker, L</b> (1, 9) OBP: 0.338, SLG: 0.492	1-3 K 2			1-0 G4-3 1B 2B		1-1 F8 1		1-0 SAFE 1-3 HR 1B	
<b>John Vander Wal, L</b> (1, 7) OBP: 0.333, SLG: 0.368 <b>Moises Alou, R</b> (7, 7) OBP: 0.330, SLG: 0.450	1-0 P6 3			0-0 G4-3 2-3		1-0 G4-3 2		0-0 1-H 3-H HR	
<b>Jerry Willard, L</b> (1, 3) OBP: 0.370, SLG: 0.615 <b>Tom Foley, L</b> (8, 5) OBP: 0.250, SLG: 0.238		0-1 G6-3 1		1-1 F8-5 1B 1B 3-H		2-2 F8 3		1-3 K 1	
<b>Tim Wallach, R</b> (1, 5) OBP: 0.308, SLG: 0.333		2-2 F9 2		0-0 1-2 1B			2-1 F8 1	4-1 FC5-4 BB	
<b>Tim Laker, R</b> (1, 2) OBP: 0.286, SLG: 0.286		1-0 E4 1		0-0 F8-5 2 3 2-3			1-2 1B G6-3 1B	1-3 K 2	
<b>Mark Gardner, R</b> (1, 1) OBP: 0.188, SLG: 0.186 <b>Darrin Fletcher, L</b> (7, PH) OBP: 0.287, SLG: 0.302 <b>Wil Cordero, R</b> (7, PR) OBP: 0.345, SLG: 0.280		0-3 K 3			2-1 G4-3 1		2-1 1B G6-3 1B	2-0 FC5-4 1-2f 3	

Inning Stats	R: 1	H: 2	E: 0	K: 1	S: 13	R: 0	H: 0	E: 1	K: 1	S: 10	R: 0	H: 0	E: 0	K: 0	S: 6	R: 1	H: 3	E: 0	K: 0	S: 6	R: 0	H: 1	E: 0	K: 1	S: 12	R: 0	H: 0	E: 0	K: 0	S: 7	R: 1	H: 2	E: 0	K: 0	S: 13	R: 3	H: 2	E: 0	K: 2	S: 12	1B: 7	2B: 3	3B: 0	HR: 1	SF: 1	SAC: 0	DP: 1	HBP: 0	WP: 0	PA: 36
--------------	------	------	------	------	-------	------	------	------	------	-------	------	------	------	------	------	------	------	------	------	------	------	------	------	------	-------	------	------	------	------	------	------	------	------	------	-------	------	------	------	------	-------	-------	-------	-------	-------	-------	--------	-------	--------	-------	--------

PITCHER	IP	WLS	BF	H	R	ER	SO	BB	IBB	HBP	BLK	WP	HR	S	P	ERA	WHIP
<b>Tim Belcher, R</b> (1, 1) ERA: 4.16	7.0	L	31	9	5	5	3	1	0	0	0	0	0	70	112	6.43	1.429
<b>Rob Dibble, R</b> (8, 1) ERA: 3.42	1.0		5	1	1	1	2	1	0	0	0	0	1	9	17	9.00	2.000

PITCHER	IP	WLS	BF	H	R	ER	SO	BB	IBB	HBP	BLK	WP	HR	S	P	ERA	WHIP
---------	----	-----	----	---	---	----	----	----	-----	-----	-----	----	----	---	---	-----	------





Batter	1	2	3	4	5	6	7	8	9
<b>Delino DeShields, L</b> (1, 4) OBP: 0.373, SLG: 0.415	1-1 F7		1-2 G6-3		1-0 P4		0-0 F8		
<b>Spike Owen, S</b> (1, 6) OBP: 0.342, SLG: 0.401	1-1 G6-3			0-2 G6-3		3-2 F8	1-0 1B		
<b>Marquis Grissom, R</b> (1, 8) OBP: 0.328, SLG: 0.423	1-2 G4-3			1-1 E7 1B		0-0 HR	1-0 2B		
<b>Larry Walker, L</b> (1, 9) OBP: 0.339, SLG: 0.492 <b>Darren Reed, R</b> (3, 9) OBP: 0.259, SLG: 0.419		1-2 G4-3 HBP		3-3 K 2-3		3-3 K	1-3 K		
<b>Moises Alou, R</b> (1, 7) OBP: 0.328, SLG: 0.447		2-0 G4-3 1-2f		0-1 P3		1-2 2B 1B	2-3 K 2-H		
<b>Tim Wallach, R</b> (1, 5) OBP: 0.308, SLG: 0.334		0-0 F8			3-3 K	1-0 2B	1-2 G6-3		
<b>Gary Carter, R</b> (1, 2) OBP: 0.295, SLG: 0.335 <b>Tim Laker, R</b> (8, 2) OBP: 0.286, SLG: 0.286			2-2 P3		1-1 F9	0-1 F9			
<b>Greg Colbrunn, R</b> (1, 3) OBP: 0.322, SLG: 0.404 <b>Tom Foley, L</b> (8, 3) OBP: 0.250, SLG: 0.238			1-1 2B		1-2 1B 1B		2-1 1B 1B		
<b>Brian Barnes, L</b> (1, 1) OBP: 0.250, SLG: 0.217 <b>Mel Rojas, R</b> (6, 1) OBP: 0.083, SLG: 0.083 <b>Jeff Fassero, L</b> (8, 1) <b>John Wetteland, R</b> (8, 1) OBP: 0.200, SLG: 0.200			1-3 K		1-1 1B		2-3 K		

Inning Stats	R: 0	H: 0	E: 0	K: 0	S: 7	R: 0	H: 0	E: 0	K: 0	S: 4	R: 0	H: 1	E: 0	K: 1	S: 11	R: 0	H: 1	E: 1	K: 1	S: 10	R: 0	H: 2	E: 0	K: 1	S: 11	R: 2	H: 3	E: 0	K: 1	S: 13	R: 0	H: 2	E: 0	K: 1	S: 7	R: 1	H: 1	E: 1	K: 2	S: 10
	0	0	0	0	10	0	0	0	0	7	0	0	0	0	16	0	0	0	0	10	0	0	0	0	18	0	0	0	0	21	0	0	0	0	12	1	0	0	15	

PITCHER	IP	WLS	BF	H	R	ER	SO	BB	IBB	HBP	BLK	WP	HR	S	P	ERA	WHIP
<b>Greg Swindell, L</b> (1, 1) ERA: 2.58	6.0	L	25	7	2	2	4	0	0	1	0	0	1	56	86	3.00	1.167
<b>Scott Bankhead, R</b> (7, 1) ERA: 2.5	1.0		4	2	0	0	1	0	0	0	0	0	0	7	12	0.00	2.000
<b>Norm Charlton, L</b> (8, 1) ERA: 2.74	1.0		4	1	1	0	2	0	0	0	0	0	0	10	15	0.00	1.000

**BOTTOM**

AB	R	H	RBI	BB	SO	LOB
4	0	0	0	0	0	4
4	0	1	0	0	0	0
4	2	3	1	0	0	0
0	0	0	0	0	0	0
3	0	0	0	0	3	2
4	1	1	0	0	1	2
4	0	1	1	0	1	0
3	0	0	0	0	0	1
0	0	0	0	0	0	0
3	0	3	0	0	0	0
0	0	0	0	0	0	0
2	0	1	0	0	1	1
1	0	0	0	0	1	1
0	0	0	0	0	0	0
0	0	0	0	0	0	0

<b>AB</b>	<b>32</b>
<b>R</b>	<b>3</b>
<b>H</b>	<b>10</b>
<b>RBI</b>	<b>2</b>
<b>BB</b>	<b>0</b>
<b>SO</b>	<b>7</b>
<b>LOB</b>	<b>11</b>



WP	PA
0	33

**Cincinnati Reds @ Montreal Expos**  
**Olympic Stadium, Montreal, QB**  
 Sat Aug 22 1992, 7:05 PM EDT  
 Att: 38,200 - Dome - 70 F

livebaseballscorecards.com



Batter	1	2	3	4	5	6	7	8	9	AB R H RBI BB SO LOB	TOP									
<b>Bip Roberts, S</b> (1, 7) OBP: 0.373, SLG: 0.382	1-2 1B		0-0 1B		1-2 G3-1		0-0 G4-3			4 0 2 0 0 0 2	<b>Cincinnati Reds @ Montreal Expos</b> Olympic Stadium, Montreal, QB Sun Aug 23 1992, 3:33 AM EDT Att. 34,998 - Dome - 70 F									
<b>Reggie Sanders, R</b> (1, 8) OBP: 0.361, SLG: 0.497	1-1 P4		1-3 K		3-1 F8			4-2 L4-6 1B BB	3 0 0 0 1 1 3											
<b>Barry Larkin, R</b> (1, 6) OBP: 0.378, SLG: 0.439	0-0 F9		0-0 G6-3		1-0 G5-3		1 SAFE 0-0 WP 1B	1 SAFE 0-0 1B	4 0 1 0 0 0 2											
<b>Hal Morris, L</b> (1, 3) OBP: 0.363, SLG: 0.413	3-3 K		1-1 G4-3		1-1 G3		0-0 L4-6	0-0 L4-6	4 0 0 0 0 1 4											
<b>Paul O'Neill, L</b> (1, 9) OBP: 0.356, SLG: 0.385		0-0 E3 1B G3		2-1 F7		0-0 2B	1 SAFE 4-1 1B BB	1 SAFE 4-1 1B BB	3 1 1 0 1 0 0											
<b>Bill Doran, S</b> (1, 4) OBP: 0.317, SLG: 0.352		1 SAFE 1-0 1 SAFE		2-3 K		2-2 F8	1 SAFE 3-3 BB	1 SAFE 3-3 BB	4 0 1 0 0 2 3											
<b>Rob Dibble, L</b> (8, 1) OBP: 0.333, SLG: 0.333		1-3 F8 G3 1B					3-3 K	3-3 K	0 0 0 0 0 0 0											
<b>Darnell Coles, R</b> (1, 5) OBP: 0.321, SLG: 0.489		1 SAFE 0-1 1 SAFE		1-3 K			2-1 P2	0-1 F9	4 0 0 1 0 1 1											
<b>Joe Oliver, R</b> (1, 2) OBP: 0.311, SLG: 0.375		B 1-0 X			0-1 F9		1-1 F9	1-1 G6-3	4 0 1 0 0 0 1											
<b>Jose Rijo, R</b> (1, 1) OBP: 0.212, SLG: 0.250		2-3 F8			0-0 F9		0-3 K 1B	2-3 K	3 0 1 0 0 1 2											
<b>Jeff Branson, L</b> (8, 4) OBP: 0.351, SLG: 0.412		0-0 G5-3			0-0 G3-1 1B				1 0 0 0 0 1 0											
<b>Inning Stats</b>	R: 0 E: 0 K: 1 S: 9	H: 1 LOB: 1 BB: 0 P: 14	R: 1 E: 1 K: 0 S: 6	H: 1 LOB: 1 BB: 0 P: 8	R: 0 E: 0 K: 1 S: 7	H: 0 LOB: 0 BB: 0 P: 9	R: 0 E: 0 K: 2 S: 10	H: 0 LOB: 0 BB: 0 P: 15	R: 0 E: 0 K: 0 S: 8	H: 1 LOB: 1 BB: 0 P: 12	R: 0 E: 0 K: 1 S: 8	H: 1 LOB: 1 BB: 0 P: 11	R: 0 E: 0 K: 1 S: 9	H: 1 LOB: 2 BB: 2 P: 20	R: 0 E: 0 K: 1 S: 7	H: 0 LOB: 0 BB: 0 P: 10	1B: 6 2B: 2 3B: 0 HR: 0	SF: 0 SAC: 0 DP: 1 HBP: 0	WP: 1 PB: 0 SB: 2 CS: 0	PA: 36
<b>PITCHER</b>	IP WLS BF H R ER SO BB IBB HBP BLK WP HR S P ERA WHIP																			
<b>Ken Hill, R</b> (1, 1) ERA: 2.82	8.0 L 33 7 1 0 6 2 0 0 0 1 0 65 101 0.00 1.125																			
<b>Sergio Valdez, R</b> (9, 1) ERA: 2.55	1.0 3 0 0 0 1 0 0 0 0 0 0 7 10 0.00 0.000																			

livebaseballscorecards.com

<b>AB</b>	34
<b>R</b>	1
<b>H</b>	7
<b>RBI</b>	1
<b>BB</b>	2
<b>SO</b>	7
<b>LOB</b>	18



Batter	1	2	3	4	5	6	7	8	9	AB R H RBI BB SO LOB
--------	---	---	---	---	---	---	---	---	---	----------------------

<b>Delino DeShields, L</b> (1, 4) <small>OBP: 0.372, SLG: 0.414</small> 										4 0 1 0 0 1 1
<b>Wil Cordero, R</b> (1, 6) <small>OBP: 0.345, SLG: 0.283</small> <b>Darrin Fletcher, L</b> (9, PH) <small>OBP: 0.286, SLG: 0.300</small> 										3 0 1 0 0 1 1 1 0 0 0 0 1 0
<b>Marquis Grissom, R</b> (1, 8) <small>OBP: 0.325, SLG: 0.420</small> 										4 0 0 0 0 1 2
<b>Larry Walker, L</b> (1, 9) <small>OBP: 0.339, SLG: 0.491</small> 										3 0 1 0 0 0 0
<b>Jerry Willard, L</b> (1, 3) <small>OBP: 0.333, SLG: 0.552</small> 										3 0 0 0 0 1 2
<b>John Vander Wal, L</b> (1, 7) <small>OBP: 0.333, SLG: 0.368</small> 										3 0 1 0 0 1 2
<b>Tim Wallach, R</b> (1, 5) <small>OBP: 0.306, SLG: 0.332</small> 										3 0 0 0 0 2 1
<b>Tim Laker, R</b> (1, 2) <small>OBP: 0.300, SLG: 0.300</small> 										3 0 1 0 0 2 0
<b>Ken Hill, R</b> (1, 1) <small>OBP: 0.273, SLG: 0.373</small> <b>Moises Alou, R</b> (8, PH) <small>OBP: 0.327, SLG: 0.445</small> <b>Sergio Valdez, R</b> (9, 1) 										2 0 0 0 0 2 1 1 0 0 0 0 0 0 0 0 0 0 0 0 0

<b>Inning Stats</b>	R: 0 E: 0 K: 1 S: 8	H: 1 LOB: 0 BB: 0 P: 12	R: 0 E: 0 K: 2 S: 14	H: 1 LOB: 1 BB: 0 P: 16	R: 0 E: 0 K: 1 S: 9	H: 1 LOB: 0 BB: 0 P: 12	R: 0 E: 0 K: 1 S: 12	H: 2 LOB: 2 BB: 0 P: 19	R: 0 E: 0 K: 2 S: 8	H: 0 LOB: 0 BB: 0 P: 11	R: 0 E: 0 K: 1 S: 8	H: 0 LOB: 0 BB: 0 P: 13	R: 0 E: 0 K: 0 S: 6	H: 0 LOB: 0 BB: 0 P: 10	R: 0 E: 0 K: 2 S: 8	H: 0 LOB: 0 BB: 0 P: 10	R: 0 E: 0 K: 2 S: 9	H: 0 LOB: 0 BB: 0 P: 13	1B: 5 2B: 0 3B: 0 HR: 0	SF: 0 SAC: 0 DP: 0 HBP: 0	WP: 0 PB: 0 SB: 0 CS: 2	PA: 31					
<b>PITCHER</b>	IP	WLS	BF	H	R	ER	SO	BB	IBB	HBP	BLK	WP	HR	S	P	ERA	WHIP					WP	HR	S	P	ERA	WHIP
<b>Jose Rijo, R</b> (1, 1) <small>ERA: 2.96</small>	7.0	W	24	5	0	0	8	0	0	0	0	0	0	65	93	0.00	0.714										
<b>Rob Dibble, R</b> (8, 1) <small>ERA: 3.29</small>	2.0	S	6	0	0	0	4	0	0	0	0	0	0	17	23	0.00	0.000										

**BOTTOM**

**Cincinnati Reds @ Montreal Expos**  
**Olympic Stadium, Montreal, QB**  
 Sun Aug 23 1992, 3:33 AM EDT  
 Att: 34,998 - Dome - 70 F

[livebaseballscorecards.com](http://livebaseballscorecards.com)

<b>AB</b>	<b>30</b>
<b>R</b>	<b>0</b>
<b>H</b>	<b>5</b>
<b>RBI</b>	<b>0</b>
<b>BB</b>	<b>0</b>
<b>SO</b>	<b>12</b>
<b>LOB</b>	<b>10</b>





Batter	1	2	3	4	5	6	7	8	9	AB R H RBI BB SO LOB	TOP
<b>Stan Javier, S</b> (1, 7) OBP: 0.333, SLG: 0.309 (6, 8)	1-2 		2-0 		0-0 		4-1 		0-3 	4 2 0 0 1 1 2	
<b>Mariano Duncan, R</b> (1, 4) OBP: 0.295, SLG: 0.390	2-0 		1-0 		1-0 		1-1 		0-3 	5 0 1 1 0 1 3	
<b>John Kruk, L</b> (1, 9) OBP: 0.431, SLG: 0.467	0-2 			0-2 	2-2 		2-2 		3-1 	5 1 3 0 0 0 2	
<b>Dave Hollins, S</b> (1, 5) OBP: 0.355, SLG: 0.438	1-3 			0-1 	2-1 		0-0 			4 0 1 1 0 1 3	
<b>Darren Daulton, L</b> (1, 2) OBP: 0.388, SLG: 0.548	1-3 			0-1 		4-1 		1-0 		3 1 1 2 1 1 2	
<b>Ricky Jordan, R</b> (1, 3) OBP: 0.265, SLG: 0.371		1-1 		2-2 		0-2 		1-3 		4 0 0 0 0 1 1	
<b>Braulio Castillo, R</b> (1, 8) OBP: 0.138, SLG: 0.273 <b>Kyle Abbott, L</b> (6, 1) OBP: 0.107, SLG: 0.111 <b>Todd Pratt, R</b> (8, PH) OBP: 0.214, SLG: 0.429 <b>Bob Ayrault, R</b> (8, 1)		1-1 		2-2 		2-2 		2-3 		3 1 1 0 0 0 1 0 0 0 0 0 0 0 1 0 0 0 0 1 0 0 0 0 0 0 0 0	<b>AB</b> 37 <b>R</b> 5 <b>H</b> 10 <b>RBI</b> 5 <b>BB</b> 2 <b>SO</b> 7 <b>LOB</b> 16
<b>Juan Bell, R</b> (1, 6) OBP: 0.294, SLG: 0.344		2-2 		0-0 		0-3 		1-2 		4 0 2 1 0 1 1	
<b>Ben Rivera, R</b> (1, 1) OBP: 0.125, SLG: 0.067 <b>Cliff Brantley, R</b> (3, 1) OBP: 0.200, SLG: 0.200 <b>Tom Marsh, R</b> (4, PH) OBP: 0.293, SLG: 0.351 <b>Jay Baller, R</b> (4, 1) <b>Ruben Amaro Jr, S</b> (6, 7) OBP: 0.303, SLG: 0.315			2-2 	2-0 		1-2 		0-1 		1 0 0 0 0 0 0 0 0 0 0 0 0 0 1 0 0 0 0 0 1 0 0 0 0 0 0 0 2 0 1 0 0 0 0	
<b>Inning Stats</b>	R: 0 H: 2 E: 0 LOB: 2 K: 2 BB: 0 S: 14 P: 19	R: 0 H: 0 E: 0 LOB: 0 K: 0 BB: 0 S: 8 P: 12	R: 0 H: 0 E: 0 LOB: 0 K: 0 BB: 0 S: 5 P: 10	R: 3 H: 4 E: 0 LOB: 1 K: 0 BB: 0 S: 16 P: 22	R: 1 H: 0 E: 1 LOB: 0 K: 0 BB: 0 S: 8 P: 13	R: 0 H: 0 E: 0 LOB: 1 K: 1 BB: 1 S: 12 P: 18	R: 1 H: 2 E: 0 LOB: 2 K: 0 BB: 1 S: 10 P: 18	R: 0 H: 0 E: 0 LOB: 0 K: 2 BB: 0 S: 8 P: 12	R: 0 H: 2 E: 0 LOB: 2 K: 2 BB: 0 S: 13 P: 17	1B: 7 SF: 0 2B: 1 SAC: 0 3B: 1 DP: 0 HR: 1 HBP: 0	WP: 0 PA: 39 PB: 0 SB: 0 CS: 0
<b>PITCHER</b> <b>Chris Hammond, L</b> (1, 1) ERA: 4.25 <b>Scott Bankhead, R</b> (6, 1) ERA: 2.56 <b>Norm Charlton, L</b> (8, 1) ERA: 2.66	IP WLS BF H R ER SO BB IBB HBP BLK WP HR S P ERA WHIP 5.0 W 22 6 4 3 2 0 0 0 0 0 1 51 76 5.40 1.200 2.0 9 2 1 1 1 2 0 0 0 0 0 0 22 36 4.50 2.000 2.0 S 8 2 0 0 4 0 0 0 0 0 0 0 21 29 0.00 1.000	<b>PITCHER</b> IP WLS BF H R ER SO BB IBB HBP BLK WP HR S P ERA WHIP									

Philadelphia Phillies @ Cincinnati Reds  
 Riverfront Stadium, Cincinnati, OH  
 Mon Aug 24 1992, 7:05 PM EDT  
 Att. 22,946 - Cloudy - 82 F

livebaseballscorecards.com

BOTTOM

Philadelphia Phillies @ Cincinnati Reds  
Riverfront Stadium, Cincinnati, OH  
Mon Aug 24 1992, 7:05 PM EDT  
Att. 22,946 - Cloudy - 82 F

livebaseballscorecards.com

AB 32  
R 8  
H 12  
RBI 8  
BB 7  
SO 3  
LOB 18



WP: 0 PA: 41  
PB: 0  
SB: 1  
CS: 1

AB R H RBI BB SO LOB

5 3 3 2 0 0 0

3 1 0 0 2 0 1

3 2 3 3 2 0 0

5 0 2 1 0 1 2

3 1 1 1 1 0 2

2 0 0 0 2 1 2

4 0 1 0 0 0 5

4 1 2 1 0 0 4

1 0 0 0 0 0 0

1 0 0 0 0 0 2

0 0 0 0 0 0 0

1 0 0 0 0 1 0

0 0 0 0 0 0 0

1B: 8 SF: 0  
2B: 2 SAC: 1  
3B: 0 DP: 2  
HR: 2 HBP: 0

Batter	1	2	3	4	5	6	7	8	9
<b>Bip Roberts, S</b> (1, 7) OBP: 0.375, SLG: 0.397	1-2 G3 1B 2B		0-1 1B 2B	3-2 P5		1-0 HR		0-0 G3	
<b>Bill Doran, S</b> (1, 4) OBP: 0.318, SLG: 0.348	0-1 G3 2-3		4-2 1B 1B BB	4-2 CS BB		2-2 P4		1-1 G3	
<b>Barry Larkin, R</b> (1, 6) OBP: 0.385, SLG: 0.451	1-1 G6-3 1B		3-1 1B 1B	2-0 CS 1-2	1-0 HR	4-0 1B BB		4-1 S BB	
<b>Hal Morris, L</b> (1, 3) OBP: 0.364, SLG: 0.412	1-2 G6-3 1-2f		0-0 1B FC1-2 1B	1-3 2-H	1-3 K	1-2 FC4-6 1B		1-2 G1-3	
<b>Paul O'Neill, L</b> (1, 9) OBP: 0.357, SLG: 0.385		2-1 G6-3	3-1 FC1-2 1B	1-3 3-H	4-1 1B BB	0-0 F8			
<b>Reggie Sanders, R</b> (1, 8) OBP: 0.363, SLG: 0.493		2-3 K	4-0 FC1-2 BB	1-2 BB	4-1 1B BB	1-0 FC4-6			
<b>Darnell Coles, R</b> (1, 5) OBP: 0.319, SLG: 0.482		2-1 G6-3	0-0 FC1-2	1-2 2-3 3-Hf	1-2 F8		0-0 G6-4-3 1B		
<b>Joe Oliver, R</b> (1, 2) OBP: 0.313, SLG: 0.377			1-2 SH3 1B		0-0 1B		0-0 G6-4-3		
<b>Chris Hammond, L</b> (1, 1) OBP: 0.279, SLG: 0.278			0-2 SH3	1-1 G3-1	1-1 P6		1-3 K		
<b>Jeff Branson, L</b> (5, PH) OBP: 0.347, SLG: 0.406									
<b>Scott Bankhead, R</b> (6, 1) OBP: 0.222, SLG: 0.222									
<b>Freddie Benavides, R</b> (7, PH) OBP: 0.270, SLG: 0.316									
<b>Norm Charlton, S</b> (8, 1) OBP: 0.250, SLG: 0.250									

Inning Stats	R: 1 E: 0 K: 0 S: 10	H: 2 LOB: 0 BB: 0 P: 13	R: 0 E: 0 K: 1 S: 8	H: 0 LOB: 0 BB: 0 P: 14	R: 4 E: 0 K: 0 S: 19	H: 5 LOB: 3 BB: 2 P: 34	R: 0 E: 0 K: 0 S: 8	H: 0 LOB: 0 BB: 1 P: 18	R: 2 E: 0 K: 1 S: 13	H: 2 LOB: 2 BB: 2 P: 25	R: 1 E: 0 K: 0 S: 9	H: 2 LOB: 2 BB: 1 P: 18	R: 0 E: 0 K: 1 S: 5	H: 1 LOB: 0 BB: 0 P: 6	R: 0 E: 0 K: 0 S: 8	H: 0 LOB: 1 BB: 1 P: 14
--------------	-------------------------------	----------------------------------	------------------------------	----------------------------------	-------------------------------	----------------------------------	------------------------------	----------------------------------	-------------------------------	----------------------------------	------------------------------	----------------------------------	------------------------------	---------------------------------	------------------------------	----------------------------------

PITCHER	IP	WLS	BF	H	R	ER	SO	BB	IBB	HBP	BLK	WP	HR	S	P	ERA	WHIP
<b>Ben Rivera, R</b> (1, 1) ERA: 3.31	2.1	L	13	6	5	5	1	1	0	0	0	0	0	32	49	19.29	3.000
<b>Cliff Brantley, R</b> (3, 1) ERA: 4.55	0.2		4	1	0	0	0	1	0	0	0	0	0	5	12	0.00	3.000
<b>Jay Baller, R</b> (4, 1) ERA: 8.0	2.0		10	2	2	2	1	3	0	0	0	0	1	21	43	9.00	2.500
<b>Kyle Abbott, L</b> (6, 1) ERA: 4.81	2.0		9	3	1	1	1	1	0	0	0	0	1	14	24	4.50	2.000
<b>Bob Ayrault, R</b> (8, 1) ERA: 3.82	1.0		4	0	0	0	0	1	0	0	0	0	0	8	14	0.00	1.000

PITCHER	IP	WLS	BF	H	R	ER	SO	BB	IBB	HBP	BLK	WP	HR	S	P	ERA	WHIP
<b>Ben Rivera, R</b> (1, 1) ERA: 3.31	2.1	L	13	6	5	5	1	1	0	0	0	0	0	32	49	19.29	3.000
<b>Cliff Brantley, R</b> (3, 1) ERA: 4.55	0.2		4	1	0	0	0	1	0	0	0	0	0	5	12	0.00	3.000
<b>Jay Baller, R</b> (4, 1) ERA: 8.0	2.0		10	2	2	2	1	3	0	0	0	0	1	21	43	9.00	2.500
<b>Kyle Abbott, L</b> (6, 1) ERA: 4.81	2.0		9	3	1	1	1	1	0	0	0	0	1	14	24	4.50	2.000
<b>Bob Ayrault, R</b> (8, 1) ERA: 3.82	1.0		4	0	0	0	0	1	0	0	0	0	0	8	14	0.00	1.000



Batter	1	2	3	4	5	6	7	8	9	AB R H RBI BB SO LOB	TOP											
Stan Javier, S (1, 8) OBP: 0.328, SLG: 0.303	2-2 G6-3		0-0 G1-3			0-0 L8		0-0 G4-3		4 0 0 0 0 0 1												
Mickey Morandini, L (1, 4) OBP: 0.303, SLG: 0.351	3-3 K			0-3 K		1-1 G3		0-1 G3-1		4 0 0 0 0 2 0												
John Kruk, L (1, 9) OBP: 0.433, SLG: 0.467 Braulio Castillo, R (9, PR) OBP: 0.136, SLG: 0.273	1-2 F8			4-1 1B BB		4-2 1B BB			1-0 BB SF9 1B	2 0 1 0 2 0 0 0 1 0 0 0 0 0												
Darren Daulton, L (1, 2) OBP: 0.388, SLG: 0.546 Jeff Grotewold, L (7, 2) OBP: 0.360, SLG: 0.533		3-2 F8		0-1 L8		0-1 1B			4-1 BB BB BB	3 0 1 0 0 0 1 0 0 0 0 1 0 0												
Dave Hollins, S (1, 5) OBP: 0.356, SLG: 0.437		3-1 F7		0-1 1B		0-0 F7			4-1 BB BB	3 0 1 0 1 0 2												
Ricky Jordan, R (1, 3) OBP: 0.259, SLG: 0.363		0-1 P3		0-1 G6-3			1-2 F9		1-3 K	4 0 0 0 0 1 5												
Mariano Duncan, R (1, 7) OBP: 0.292, SLG: 0.387			1-1 F9		0-0 F9		0-0 F8		3-2 SF9	3 0 0 1 0 0 0												
Juan Bell, R (1, 6) OBP: 0.316, SLG: 0.343			2-2 FC1-6 1B		1-2 P6		0-0 G4-3		4-2 BB	3 0 1 0 1 0 0												
Greg Mathews, R (1, 1) Bob Ayrault, R (6, 1) Mike Hartley, R (7, 1) Ruben Amaro Jr, S (8, PH) Mitch Williams, L (8, 1) Tom Marsh, R (9, PH) OBP: 0.286, SLG: 0.342			0-1 FC1-6		0-3 K			0-0 F8	0-2 F9	2 0 0 0 0 1 1 0 0 0 0 0 0 0 0 0 0 0 0 0 0 1 0 0 0 0 0 0 0 0 0 0 0 0 0 1 0 0 0 0 0 3												
<b>Inning Stats</b>	R: 0 E: 0 K: 1 S: 14	H: 0 LOB: 0 BB: 0 P: 20	R: 0 E: 0 K: 0 S: 8	H: 0 LOB: 0 BB: 0 P: 14	R: 0 E: 0 K: 0 S: 8	H: 1 LOB: 1 BB: 0 P: 11	R: 0 E: 0 K: 1 S: 10	H: 1 LOB: 2 BB: 1 P: 14	R: 0 E: 0 K: 1 S: 7	H: 0 LOB: 0 BB: 0 P: 8	R: 0 E: 0 K: 0 S: 9	H: 1 LOB: 2 BB: 1 P: 14	R: 0 E: 0 K: 0 S: 6	H: 0 LOB: 0 BB: 0 P: 7	R: 0 E: 0 K: 0 S: 4	H: 0 LOB: 0 BB: 0 P: 4	R: 1 E: 0 K: 1 S: 17	H: 1 LOB: 3 BB: 3 P: 34	1B: 4 2B: 0 3B: 0 HR: 0	SF: 1 SAC: 0 DP: 0 HBP: 0	WP: 0 PB: 0 SB: 0 CS: 0	PA: 36
<b>PITCHER</b>	IP WLS BF H R ER SO BB IBB HBP BLK WP HR S P ERA WHIP																					
Tim Belcher, R (1, 1) ERA: 4.03	8.0 W 32 4 1 1 3 4 0 0 0 0 0 0 69 104 1.12 1.000																					
Dwayne Henry, R (9, 1) ERA: 2.76	0.2 3 0 0 0 1 1 0 0 0 0 0 0 11 19 0.00 1.500																					
Rob Dibble, R (9, 1) ERA: 3.27	0.1 1 0 0 0 0 0 0 0 0 0 0 0 3 3 0.00 0.000																					

Philadelphia Phillies @ Cincinnati Reds  
Riverfront Stadium, Cincinnati, OH  
Tue Aug 25 1992, 7:05 PM EDT  
Att. 21,078 - Cloudy - 83 F

AB	30
R	1
H	4
RBI	1
BB	5
SO	4
LOB	13







Batter	1	2	3	4	5	6	7	8	9	AB	R	H	RBI	BB	SO	LOB	TOP										
Stan Javier, S OBP: 0.329, SLG: 0.310 (1, 8)	2-2 WP WP 1B		0-0 B1-3		0-1 1B 2B	1-1 FC6-4 1-2f		2-3 K		5	1	2	0	0	1	2											
Mariano Duncan, R OBP: 0.293, SLG: 0.387 Mickey Morandini, L OBP: 0.304, SLG: 0.350 (1, 4) (6, 4)	3-3 SAFE 1-2 K		1-2 L1		0-2 1B		0-0 G4-3	4-0 CS BB		3	0	1	1	0	1	1											
John Kruk, L OBP: 0.437, SLG: 0.472 (1, 9)	4-2 BB			1-1 FC5-4 1B	0-0 1B		3-2 1B 2B	1-0 F8 1-2		4	1	3	0	1	0	1											
Dave Hollins, S OBP: 0.355, SLG: 0.434 (1, 5)	2-1 SAFE P2			3-2 FC5-4 1B 1-2f	3-2 P5		1-1 1B BB SF9 1B		0-3 K	5	1	1	0	0	1	5											
Darren Daulton, L OBP: 0.386, SLG: 0.541 (1, 2)	0-1 G3			0-0 P2	1-1 F8		4-1 SF9 1B BB		1-3 K2-3	4	0	0	0	1	1	5											
Ricky Jordan, R OBP: 0.268, SLG: 0.369 (1, 3)		1-1 F9		1-0 1B 1-2 1B		0-1 1B 1B	0-0 BB 1-2 2-3 3-H 1B		0-0 F8	5	0	3	1	0	0	0											
Tom Marsh, R OBP: 0.304, SLG: 0.366 (1, 7)		1-3 K		0-0 1-2 2-3 1B		2-2 SAFE FC6-4 1B	1-0 SF9			3	0	2	1	0	1	0											
Juan Bell, R OBP: 0.310, SLG: 0.316 (1, 6)		0-0 G6-3		0-0 F9		1-2 F8	4-1 BB			3	0	0	0	1	0	5											
Andy Ashby, R Braulio Castillo, R OBP: 0.130, SLG: 0.261 Kyle Abbott, L OBP: 0.107, SLG: 0.111 Jeff Grotewold, L OBP: 0.353, SLG: 0.522 Mike Hartley, R Ruben Amaro Jr, S OBP: 0.301, SLG: 0.313 Cliff Brantley, R OBP: 0.200, SLG: 0.200 (1, 1) (5, PH) (5, 1) (6, PH) (6, 1) (7, PH) (7, 1)			3-2 P4		0-1 G4-3	2-1 F7	1-3 K			1	0	0	0	0	0	0											
<b>Inning Stats</b>	R: 0 E: 0 K: 1 S: 14	H: 1 LOB: 2 BB: 1 P: 25	R: 0 E: 0 K: 1 S: 7	H: 0 LOB: 0 BB: 0 P: 9	R: 0 E: 0 K: 0 S: 7	H: 0 LOB: 0 BB: 0 P: 11	R: 0 E: 0 K: 0 S: 9	H: 3 LOB: 3 BB: 0 P: 14	R: 1 E: 0 K: 0 S: 17	H: 3 LOB: 2 BB: 0 P: 21	R: 0 E: 0 K: 0 S: 12	H: 2 LOB: 2 BB: 0 P: 18	R: 2 E: 0 K: 1 S: 14	H: 3 LOB: 3 BB: 2 P: 28	R: 0 E: 0 K: 1 S: 4	H: 0 LOB: 0 BB: 1 P: 11	R: 0 E: 0 K: 2 S: 7	H: 0 LOB: 0 BB: 0 P: 8	1B: 10 2B: 2 3B: 0 HR: 0	SF: 1 SAC: 0 DP: 0 HBP: 0	WP: 2 PB: 0 SB: 0 CS: 1	PA: 42					
<b>PITCHER</b>	IP	WLS	BF	H	R	ER	SO	BB	IBB	HBP	BLK	WP	HR	S	P	ERA	WHIP										
Tom Bolton, L ERA: 4.3 (1, 1)	5.0	W	23	7	1	1	2	1	0	0	0	2	0	54	80	1.80	1.600										
Dwayne Henry, R ERA: 2.74 (6, 1)	0.1		3	2	0	0	0	0	0	0	0	0	0	8	11	0.00	6.000										
Norm Charlton, L ERA: 2.88 (6, 1)	1.0		7	3	2	2	0	1	0	0	0	0	0	13	24	18.00	4.000										
Scott Bankhead, R ERA: 2.54 (7, 1)	0.2		3	0	0	0	1	1	0	0	0	0	0	5	11	0.00	1.500										
Rob Dibble, R ERA: 3.16 (8, 1)	2.0	S	6	0	0	0	3	1	0	0	0	0	0	11	19	0.00	0.500										

Philadelphia Phillies @ Cincinnati Reds  
Riverfront Stadium, Cincinnati, OH  
Wed Aug 26 1992, 7:05 PM EDT  
Att. 23,516 - Cloudy - 84 F

AB	37
R	3
H	12
RBI	3
BB	4
SO	6
LOB	24



**BOTTOM**

**Philadelphia Phillies @ Cincinnati Reds**  
 Riverfront Stadium, Cincinnati, OH  
 Wed Aug 26 1992, 7:05 PM EDT  
 Att. 23,516 - Cloudy - 84 F

[livebaseballscorecards.com](http://livebaseballscorecards.com)

<b>AB</b>	<b>28</b>
<b>R</b>	<b>4</b>
<b>H</b>	<b>8</b>
<b>RBI</b>	<b>4</b>
<b>BB</b>	<b>6</b>
<b>SO</b>	<b>3</b>
<b>LOB</b>	<b>16</b>



WP: 1	PA: 36
PB: 1	
SB: 0	
CS: 1	

AB	R	H	RBI	BB	SO	LOB
3	0	0	1	0	0	3
4	0	1	0	0	0	3
4	0	0	0	0	1	1
3	1	3	0	1	0	0
2	1	1	0	2	1	1
3	1	1	3	0	0	3
0	0	0	0	0	0	0
0	0	0	0	0	0	0
1	0	0	0	0	0	2
0	0	0	0	0	0	0
3	1	1	0	1	0	0
2	0	1	0	2	0	0
1	0	0	0	0	0	2
0	0	0	0	0	0	0
2	0	0	0	0	1	1
1B: 7	SF: 1					
2B: 1	SAC: 1					
3B: 0	DP: 2					
HR: 1	HBP: 0					

Batter	1	2	3	4	5	6	7	8	9							
<b>Bip Roberts, S</b> OBP: 0.377, SLG: 0.396 (1, 5) C F B F B X	2-2 L3 ① B B X	2-0 FC3-6 ② 1-2f 2-3		3-2 SF7 ② 3-H		0-0 F7 ③										
<b>Dave Martinez, L</b> OBP: 0.324, SLG: 0.331 (1, 8) B S C B X	2-2 G6-3 ② B X	1-0 FC4-6 ③ 1-2f		3-1 G4-3 ③			1-1 CS 1B									
<b>Barry Larkin, R</b> OBP: 0.384, SLG: 0.453 (1, 6) B B X	2-0 G5-3 ③		2-1 F8 ①		3-2 G5-3 ① C B B F B X		1-3 SAFE K ① ② 1-2									
<b>Hal Morris, L</b> OBP: 0.367, SLG: 0.413 (1, 3)		2-1 HR 1B BB	4-1 1B BB		2-2 FC6-4 1B		3-1 PB 1B									
<b>Paul O'Neill, L</b> OBP: 0.361, SLG: 0.386 (1, 9) B B F B B		4-1 HR BB 1-2	3-2 G5-4-3 1B 1-3		2-3 K ②		4-0 FC6 IBB 1-2									
<b>Glenn Braggs, R</b> OBP: 0.331, SLG: 0.391 (1, 7)		0-0 HR	0-0 G5-4-3 ② ③		0-1 FC6-4 ③ 1-2f		1-0 FC6 ③ 1-2f									
<b>Norm Charlton, S</b> OBP: 0.250, SLG: 0.250 (6, 1)																
<b>Scott Bankhead, R</b> OBP: 0.222, SLG: 0.222 (7, 1)																
<b>Jeff Branson, L</b> OBP: 0.342, SLG: 0.400 (7, PH)																
<b>Rob Dibble, L</b> OBP: 0.333, SLG: 0.333 (8, 1)																
<b>Joe Oliver, R</b> OBP: 0.317, SLG: 0.389 (1, 2) C X		0-1 FC3-6 WP 1B		4-2 SH1-4 1B SF7 BB		2-0 G5-3 ①		3-2 G4-3 ① X								
<b>Bill Doran, S</b> OBP: 0.325, SLG: 0.349 (1, 4) B B B B		4-0 FC3-6 BB 1-2		2-2 SH1-4 1B 1-2		4-0 BB		0-0 G1-3 ②								
<b>Tom Bolton, L</b> (1, 1) M C C X		0-2 P5 ①		0-1 SH1-4 ① 1-2 2-3		2-3 SAFE K ②		3-2 G6-3 ③								
<b>Dwayne Henry, R</b> OBP: 0.250, SLG: 0.250 (6, 1)																
<b>Cesar Hernandez, R</b> OBP: 0.323, SLG: 0.419 (6, 7)																
<b>Inning Stats</b>	R: 0 E: 0 K: 0 S: 8	H: 0 LOB: 0 BB: 0 P: 14	R: 3 E: 0 K: 0 S: 11	H: 3 LOB: 2 BB: 2 P: 24	R: 0 E: 0 K: 0 S: 7	H: 1 LOB: 1 BB: 1 P: 16	R: 1 E: 0 K: 0 S: 14	H: 1 LOB: 1 BB: 1 P: 26	R: 0 E: 0 K: 1 S: 11	H: 1 LOB: 1 BB: 0 P: 18	R: 0 E: 0 K: 1 S: 6	H: 0 LOB: 1 BB: 1 P: 14	R: 0 E: 0 K: 1 S: 8	H: 2 LOB: 2 BB: 1 P: 18	R: 0 E: 0 K: 0 S: 13	H: 0 LOB: 0 BB: 0 P: 19
<b>PITCHER</b>	IP WLS BF H R ER SO	IP WLS BF H R ER SO	IP WLS BF H R ER SO	IP WLS BF H R ER SO	IP WLS BF H R ER SO	IP WLS BF H R ER SO	IP WLS BF H R ER SO	IP WLS BF H R ER SO	IP WLS BF H R ER SO	IP WLS BF H R ER SO	IP WLS BF H R ER SO	IP WLS BF H R ER SO	IP WLS BF H R ER SO	IP WLS BF H R ER SO	IP WLS BF H R ER SO	
<b>Andy Ashby, R</b> ERA: 5.72 (1, 1)	4.0 L	20	5	4	4	0	4	4	0	0	0	0	0	0	0	0
<b>Kyle Abbott, L</b> ERA: 4.76 (5, 1)	1.0	4	1	0	0	1	0	0	0	0	0	0	0	0	0	0
<b>Mike Hartley, R</b> ERA: 3.61 (6, 1)	1.0	4	0	0	0	1	1	0	0	0	0	0	0	0	0	0
<b>Cliff Brantley, R</b> ERA: 4.4 (7, 1)	2.0	8	2	0	0	1	0	1	0	0	0	0	0	0	0	0

WP	HR	S	P	ERA	WHIP
1	0	0	0	9.00	2.250
0	0	0	0	0.00	1.000
0	0	0	0	0.00	1.000
0	0	0	0	0.00	1.000



Batter	1	2	3	4	5	6	7	8	9	AB R H RBI BB SO LOB	TOP																
<b>Bip Roberts, S</b> OBP: 0.377, SLG: 0.396 (1, 7) C B B X (7, 5)	3-1 S 1B		0-1 G3-1		0-0 G5-3		2-2 2B SF9 1B		0-2 G5-3	5 1 2 0 0 0 0																	
<b>Reggie Sanders, R</b> OBP: 0.361, SLG: 0.492 (1, 8) F C X	0-2 P3		1-2 1B 2B		0-1 F8		2-0 SF9 1B 2B		1-3 K	5 2 2 0 0 1 1																	
<b>Barry Larkin, R</b> OBP: 0.384, SLG: 0.451 (1, 6) C SAFE SAFE SAFE SAFE B F X	2-2 F7 1-2		1-1 G4-3 1B 2-H		0-2 G5-3		4-0 1B IBB		0-0 G4-3	4 0 1 1 1 0 1																	
<b>Glenn Braggs, R</b> OBP: 0.326, SLG: 0.386 (1, 9) B S X (7, 7)	1-1 F9		3-1 G4-3 1-2		1-2 G6-3		1-2 SF9 2-3 3-H			3 0 0 1 0 0 2																	
<b>Chris Sabo, R</b> OBP: 0.299, SLG: 0.416 (1, 5) B X		1-0 F7	4-2 BB		0-0 G5-3 2B		1-0 1-3 1B			2 0 1 0 1 0 0																	
<b>Paul O'Neill, L</b> OBP: 0.363, SLG: 0.388 (7, PH) (7, 9)										1 0 1 1 0 0 0																	
<b>Joe Oliver, R</b> OBP: 0.316, SLG: 0.387 (1, 2) C SAFE SAFE SAFE SAFE B F X		1-2 1B 1B	1-2 F7		1-1 G5-3 2-3		0-0 G1-3			4 0 1 0 0 0 5																	
<b>Hal Morris, L</b> OBP: 0.368, SLG: 0.412 (1, 3) B B C C C C X X X X		2-2 FC6-4 1B		3-1 G3		4-0 IBB		0-0 F7		3 0 1 0 1 0 0																	
<b>Freddie Benavides, R</b> OBP: 0.262, SLG: 0.307 (1, 4) C X		0-1 F9		0-0 P4		0-0 G5-3		1-1 G4-3		4 0 0 0 0 0 4																	
<b>Jose Rijo, R</b> OBP: 0.200, SLG: 0.236 (1, 1) X		0-0 FC6-4		1-1 F8			1-3 K		0-0 G4-3	3 0 0 0 0 1 2																	
<b>Jeff Branson, L</b> OBP: 0.338, SLG: 0.394 (8, PH)										1 0 0 0 0 0 0																	
<b>Scott Bankhead, R</b> OBP: 0.222, SLG: 0.222 (8, 1)										0 0 0 0 0 0 0																	
<b>Rob Dibble, L</b> OBP: 0.333, SLG: 0.333 (8, 1)		1-2								0 0 0 0 0 0 0																	
<b>Inning Stats</b>	R: 0 E: 0 K: 0 S: 10	H: 1 LOB: 1 BB: 0 P: 16	R: 0 E: 0 K: 0 S: 11	H: 2 LOB: 2 BB: 0 P: 15	R: 1 E: 0 K: 0 S: 17	H: 2 LOB: 2 BB: 1 P: 27	R: 0 E: 0 K: 0 S: 5	H: 0 LOB: 0 BB: 0 P: 9	R: 0 E: 0 K: 0 S: 7	H: 0 LOB: 0 BB: 0 P: 7	R: 0 E: 0 K: 0 S: 7	H: 1 LOB: 2 BB: 1 P: 13	R: 2 E: 0 K: 1 S: 15	H: 3 LOB: 2 BB: 1 P: 26	R: 0 E: 0 K: 0 S: 4	H: 0 LOB: 0 BB: 0 P: 5	R: 0 E: 0 K: 1 S: 7	H: 0 LOB: 0 BB: 0 P: 8	1B: 6 2B: 3 3B: 0 HR: 0	SF: 1 SAC: 0 DP: 0 HBP: 0	WP: 0 PB: 0 SB: 1 CS: 0	PA: 39					
<b>PITCHER</b>	IP WLS BF H R ER SO BB IBB HBP BLK WP HR S P ERA WHIP																										
<b>Pete Schourek, L</b> ERA: 3.21 (1, 1)	6.2		31	8	3	3	1	1	2	0	0	0	0	70	110	4.05	1.350										
<b>Jeff Innis, R</b> ERA: 2.86 (7, 1)	0.1		2	1	0	0	0	0	0	0	0	0	0	2	3	0.00	3.000										
<b>Barry Jones, R</b> ERA: 4.76 (8, 1)	1.0	W	3	0	0	0	0	0	0	0	0	0	0	4	5	0.00	0.000										
<b>Anthony Young, R</b> ERA: 3.67 (9, 1)	1.0	S	3	0	0	0	1	0	0	0	0	0	0	7	8	0.00	0.000										

Cincinnati Reds @ New York Mets  
Shea Stadium, Flushing, NY  
Fri Aug 28 1992, 7:05 PM EDT  
Sunny - 80 F

livebaseballscorecards.com

AB	35
R	3
H	9
RBI	3
BB	3
SO	2
LOB	15



Batter	1	2	3	4	5	6	7	8	9
Vince Coleman, S OBP: 0.368, SLG: 0.363 (1, 8)	4-0 G3 BB		2-3 K		0-0 SF7			1-0 L4	
Dick Schofield, R OBP: 0.311, SLG: 0.280 (1, 6)	0-3 K		0-0 F9		1-0 L6			1-1 HR	
Daryl Boston, L OBP: 0.323, SLG: 0.447 (8, PH)									
Dave Gallagher, R OBP: 0.283, SLG: 0.310 (9, 9)									
Chico Walker, S OBP: 0.332, SLG: 0.362 (1, 5)	2-1 G3 1-2		3-3 K			1-1 G4-1		4-2 2B SF7 BB	
Eddie Murray, S OBP: 0.321, SLG: 0.411 (1, 3)	4-2 BB			2-0 G4-6-3 1B		3-1 F7		2-2 2B	
Bobby Bonilla, S OBP: 0.356, SLG: 0.447 (1, 9)	2-3 K			1-0 G4-6-3 1-2f		0-0 L8		4-0 IBB	
Anthony Young, R OBP: 0.143, SLG: 0.111 (9, 1)									
Kevin Bass, S OBP: 0.296, SLG: 0.393 (1, 7)		1-1 E8 G1-3 1B		0-3 K			1-0 HR	1-0 SF7	
Jeff Kent, R OBP: 0.319, SLG: 0.434 (1, 4)		2-3 K			0-1 G6-3		2-2 G5-3	2-3 K	
Todd Hundley, S OBP: 0.260, SLG: 0.339 (1, 2)		1-2 HBP			2-2 1B SF7 2B		2-3 K		
Pete Schourek, L OBP: 0.074, SLG: 0.074 (7, 1)		1-0 G1-3			0-0 1B		2-0 L6		
Jeff Innis, R (7, 1)									
Mackey Sasser, L OBP: 0.268, SLG: 0.330 (7, PH)									
Barry Jones, R (8, 1)									
Bill Pecota, R OBP: 0.301, SLG: 0.304 (9, 6)		2-3							

Inning Stats	R: 0 E: 0 K: 2 S: 11	H: 0 LOB: 2 BB: 2 P: 22	R: 0 E: 1 K: 1 S: 14	H: 1 LOB: 1 BB: 0 P: 19	R: 0 E: 0 K: 2 S: 10	H: 0 LOB: 0 BB: 0 P: 15	R: 0 E: 0 K: 1 S: 5	H: 1 LOB: 0 BB: 0 P: 8	R: 1 E: 0 K: 0 S: 12	H: 2 LOB: 1 BB: 0 P: 15	R: 0 E: 0 K: 0 S: 5	H: 0 LOB: 0 BB: 0 P: 9	R: 1 E: 0 K: 1 S: 9	H: 1 LOB: 0 BB: 0 P: 16	R: 2 E: 0 K: 1 S: 15	H: 2 LOB: 2 BB: 2 P: 30
--------------	-------------------------------	----------------------------------	-------------------------------	----------------------------------	-------------------------------	----------------------------------	------------------------------	---------------------------------	-------------------------------	----------------------------------	------------------------------	---------------------------------	------------------------------	----------------------------------	-------------------------------	----------------------------------

PITCHER	IP	WLS	BF	H	R	ER	SO	BB	IBB	HBP	BLK	WP	HR	S	P	ERA	WHIP
Jose Rijo, R ERA: 2.94 (1, 1)	7.0		27	5	2	2	7	2	0	1	0	0	1	66	104	2.57	1.000
Scott Bankhead, R ERA: 2.82 (8, 1)	0.1	L	5	2	2	2	0	1	1	0	0	0	1	11	23	54.00	9.000
Rob Dibble, R ERA: 3.12 (8, 1)	0.2		2	0	0	0	1	0	0	0	0	0	0	4	7	0.00	0.000


AB	R	H	RBI	BB	SO	LOB
2	0	0	1	1	1	0
3	0	0	0	0	1	2
1	1	1	1	0	0	0
0	0	0	0	0	0	0
3	1	0	0	1	1	1
3	0	2	0	1	0	0
3	0	0	0	1	1	3
0	0	0	0	0	0	0
3	1	2	2	0	1	0
4	0	0	0	0	2	3
2	1	1	0	0	1	0
2	0	1	0	0	0	2
0	0	0	0	0	0	0
1	0	0	0	0	0	0
0	0	0	0	0	0	0

WP	PA	ERA	WHIP
0	34		
0			
0			

**Cincinnati Reds @ New York Mets**  
 Shea Stadium, Flushing, NY  
 Fri Aug 28 1992, 7:05 PM EDT  
 Sunny - 80 F

[livebaseballscorecards.com](http://livebaseballscorecards.com)

AB	27
R	4
H	7
RBI	4
BB	4
SO	8
LOB	11





Batter	1	2	3	4	5	6	7	8	9	AB R H RBI BB SO LOB	TOP											
Bip Roberts, S (1, 5) Freddie Benavides, R (8, 6) OBP: 0.374, SLG: 0.393 OBP: 0.260, SLG: 0.304	3-3 K			3-1 F7		2-2 G3			1-2 G6-3	3 0 0 0 0 1 1 1 0 0 0 0 0 0												
Dave Martinez, L (1, 8) OBP: 0.323, SLG: 0.328	3-2 F8			1-0 G3			1-3 K		4-1 1B 1B BB	3 1 0 0 1 1 0												
Barry Larkin, R (1, 6) Jeff Branson, L (8, 5) OBP: 0.382, SLG: 0.448 OBP: 0.333, SLG: 0.389	2-2 G1-3			2-1 F8			1-1 G6-3		1-1 P5	3 0 0 0 0 0 0 1 0 0 0 0 0 1												
Hal Morris, L (1, 3) Joe Oliver, R (8, 3) OBP: 0.365, SLG: 0.408 OBP: 0.318, SLG: 0.389			1-2 G4-3		0-1 G6-3		1-1 L4		1-2 1B 1-2 1B	3 0 0 0 0 0 0 1 0 1 0 0 0 0												
Paul O'Neill, L (1, 9) OBP: 0.364, SLG: 0.389			3-3 K		0-0 G4-3			3-2 2B 1B	0-2 FC5-4 1B	4 0 2 1 0 1 0												
Glenn Braggs, R (1, 7) OBP: 0.325, SLG: 0.388			1-1 F9		0-0 G6-3			1-1 2B	0-1 FC5-4	4 0 1 0 0 0 2												
Bill Doran, S (1, 4) OBP: 0.325, SLG: 0.347			4-2 G1-6-3 BB			2-2 F8		2-0 F8		2 0 0 0 1 0 2												
Rick Wrona, R (1, 2) OBP: 0.174, SLG: 0.174			1-2 G1-6-3 1-2f			0-0 FC6 1B		1-3 K2-3		3 0 1 0 0 1 3												
Steve Foster, R (1, 1) Scott Ruskin, R (4, 1) Cesar Hernandez, R (6, PH) Dwayne Henry, R (6, 1) Reggie Sanders, R (8, PH) Norm Charlton, S (8, 1) OBP: 0.200, SLG: 0.200 OBP: 0.133, SLG: 0.408 OBP: 0.250, SLG: 0.250 OBP: 0.380, SLG: 0.490 OBP: 0.250, SLG: 0.250			2-3 K			1-1 FC6 1-2f		1-2 G5-3		1 0 0 0 0 1 0 0 0 0 0 0 0 0 1 0 0 0 0 0 1 0 0 0 0 0 0 0 1 0 0 0 0 0 2 0 0 0 0 0 0 0												
<b>Inning Stats</b>	R: 0 E: 0 K: 1 S: 11	H: 0 LOB: 0 BB: 0 P: 19	R: 0 E: 0 K: 1 S: 9	H: 0 LOB: 0 BB: 0 P: 14	R: 0 E: 0 K: 1 S: 9	H: 0 LOB: 0 BB: 1 P: 16	R: 0 E: 0 K: 0 S: 5	H: 0 LOB: 0 BB: 0 P: 11	R: 0 E: 0 K: 0 S: 4	H: 0 LOB: 0 BB: 0 P: 4	R: 0 E: 0 K: 0 S: 11	H: 1 LOB: 1 BB: 0 P: 16	R: 0 E: 0 K: 1 S: 7	H: 0 LOB: 0 BB: 0 P: 10	R: 0 E: 0 K: 1 S: 13	H: 2 LOB: 2 BB: 0 P: 21	R: 1 E: 0 K: 0 S: 15	H: 2 LOB: 2 BB: 1 P: 22	1B: 4 2B: 1 3B: 0 HR: 0	SF: 0 SAC: 0 DP: 1 HBP: 0	WP: 0 PB: 0 SB: 1 CS: 0	PA: 33
<b>PITCHER</b>	IP WLS BF H R ER SO BB IBB HBP BLK WP HR S P ERA WHIP																					
Wally Whitehurst, R (1, 1) ERA: 2.83	6.0 W 19 1 0 0 3 1 0 0 0 0 0 0 49 80 0.00 0.333																					
Lee Guetterman, L (7, 1) ERA: 6.6	3.0 S 14 4 1 1 2 1 0 0 0 0 0 0 35 53 3.00 1.667																					

Cincinnati Reds @ New York Mets  
Shea Stadium, Flushing, NY  
Fri Aug 28 1992, 7:05 PM EDT  
Att. 20,343 - Cloudy - 77 F

livebaseballscorecards.com

AB	31
R	1
H	5
RBI	1
BB	2
SO	5
LOB	12



BOTTOM

Cincinnati Reds @ New York Mets  
Shea Stadium, Flushing, NY  
Fri Aug 28 1992, 7:05 PM EDT  
Att. 20,343 - Cloudy - 77 F

AB 35  
R 12  
H 15  
RBI 12  
BB 3  
SO 7  
LOB 10



WP: 3 PA: 42  
PB: 0  
SB: 0  
CS: 1

AB R H RBI BB SO LOB

5 2 2 0 0 2 2

4 1 3 2 0 0 1

5 2 2 3 0 1 1

2 0 0 1 0 0 0

1 1 1 0 1 0 0

5 2 3 3 0 0 1

2 0 1 2 1 1 0

3 0 0 0 0 2 2

1 0 0 0 0 1 1

4 2 2 1 0 0 1

2 0 0 0 0 0 1

1 2 1 0 1 0 0

1B: 7 SF: 3  
2B: 5 SAC: 0  
3B: 2 DP: 0  
HR: 1 HBP: 0

Batter	1	2	3	4	5	6	7	8	9
Daryl Boston, L (1, 8) OBP: 0.325, SLG: 0.446	0-0 G4-3 3B 1B	2-0 P3		3-3 K			1-3 K SAFE	0-0 WP G6-3 1B	
Dave Gallagher, R (1, 9) OBP: 0.293, SLG: 0.331	0-1 G4-3 1-2	2-2 2B		1-2 CS 1B 3-H			1-0 2B 1B	2-2 SF7 1-2 2-H	
Jeff Kent, R (1, 4) OBP: 0.320, SLG: 0.448	2-1 SF7 3B 2-H	1-3 K		1-0 CS 1-2	0-2 G5-3		1-0 2B 2B 1-3 2-H	2-2 G6-3 2-H	
Mackey Sasser, L (1, 7) OBP: 0.261, SLG: 0.324	2-2 SF7 3-H		1-1 F8		1-2 G1-3		4-0 2B IBB	1-0 2B	
Kevin Bass, S (6, 7) OBP: 0.300, SLG: 0.398									
Jeff McKnight, S (1, 3) OBP: 0.344, SLG: 0.433	1-0 BB 1B		0-1 SF9 3B		1-1 G5-3		2-2 1B 2B 1-H 2-H 3-H	3-1 F8	
Bill Pecota, R (1, 6) OBP: 0.305, SLG: 0.306	4-0 BB 1-2		0-1 SF9 3-H			3-3 K	0-1 1B 2-H		
Chris Donnels, L (1, 5) OBP: 0.280, SLG: 0.203	0-1 F7		3-3 K			3-3 K	2-3 K		
Lee Guetterman, L (7, 1)									
Charlie O'Brien, R (1, 2) OBP: 0.266, SLG: 0.299		3-2 HR		2-0 G5-3 1B 2B		1-2 L5	1-1 P3		
Wally Whitehurst, R (1, 1) OBP: 0.263, SLG: 0.278		0-1 G6-3		0-1 G5-3			1-1 WP 2B 1B	4-2 WP 1B SF7 BB	
Dick Schofield, R (7, 6) OBP: 0.314, SLG: 0.282									

Inning Stats	R: 2	H: 3	E: 0	K: 0	S: 11	LOB: 2	BB: 1	P: 20	R: 1	H: 2	E: 0	K: 1	S: 13	LOB: 1	BB: 0	P: 21	R: 1	H: 1	E: 0	K: 1	S: 9	LOB: 0	BB: 0	P: 13	R: 1	H: 2	E: 0	K: 1	S: 9	LOB: 0	BB: 0	P: 16	R: 0	H: 0	E: 0	K: 0	S: 8	LOB: 0	BB: 0	P: 10	R: 0	H: 0	E: 0	K: 2	S: 10	LOB: 0	BB: 0	P: 17	R: 5	H: 5	E: 0	K: 2	S: 17	LOB: 1	BB: 1	P: 30	R: 2	H: 2	E: 0	K: 0	S: 13	LOB: 1	BB: 1	P: 25
--------------	------	------	------	------	-------	--------	-------	-------	------	------	------	------	-------	--------	-------	-------	------	------	------	------	------	--------	-------	-------	------	------	------	------	------	--------	-------	-------	------	------	------	------	------	--------	-------	-------	------	------	------	------	-------	--------	-------	-------	------	------	------	------	-------	--------	-------	-------	------	------	------	------	-------	--------	-------	-------

PITCHER	IP	WLS	BF	H	R	ER	SO	BB	IBB	HBP	BLK	WP	HR	S	P	ERA	WHIP
Steve Foster, R (1, 1) ERA: 3.79	3.1	L	18	7	5	5	2	1	0	0	0	0	1	36	59	13.50	2.400
Scott Ruskin, L (4, 1) ERA: 4.46	1.2		5	1	0	0	1	0	0	0	0	0	0	14	21	0.00	0.600
Dwayne Henry, R (6, 1) ERA: 3.33	2.0		12	5	5	5	4	0	1	0	0	1	0	27	47	22.50	2.500
Norm Charlton, L (8, 1) ERA: 3.08	1.0		6	2	2	2	0	1	0	0	0	2	0	13	25	18.00	3.000

ERA WHIP



Batter	1	2	3	4	5	6	7	8	9	AB R H RBI BB SO LOB	TOP										
<b>Bip Roberts, S</b> (1, 5) OBP: 0.373, SLG: 0.391	0-0 G4-3		1-2 CS 1B		0-2 G4-3		2-3 K		3-2 F8	5 0 1 0 0 1 1											
<b>Dave Martinez, L</b> (1, 8) OBP: 0.321, SLG: 0.324	4-1 HR BB		1-0 F8		0-1 G4-3		2-1 G4-3		0-0 G6-3	4 1 0 1 1 0 1											
<b>Barry Larkin, R</b> (1, 6) OBP: 0.382, SLG: 0.452	2-1 P5		1-2 1B 3B		1-0 F8		2-1 F9		0-1 1B	5 1 2 0 0 0 1											
<b>Hal Morris, L</b> (1, 3) OBP: 0.369, SLG: 0.424	2-0 HR		1-2 1B		1-0 G6-3 2B		2-1 G3-1		0-0 G3	5 2 3 3 0 0 1											
<b>Paul O'Neill, L</b> (1, 9) OBP: 0.365, SLG: 0.389	4-2 PO BB		2-2 F7		1-1 G6-3		0-0 1B 1B			3 0 1 0 1 0 2											
<b>Reggie Sanders, R</b> (1, 7) OBP: 0.359, SLG: 0.487	0-0 PO	2-2 G5-3		3-3 K		1-3 K		1-0 1B		4 0 1 0 0 2 1											
<b>Joe Oliver, R</b> (1, 2) OBP: 0.317, SLG: 0.390		1-3 K		3-3 K		2-2 2B		1-1 F8		4 0 1 1 0 2 2											
<b>Bill Doran, S</b> (1, 4) OBP: 0.330, SLG: 0.348		1-1 1B		4-1 BB		4-0 IBB		1-1 G3		2 0 1 0 2 0 2											
<b>Chris Hammond, L</b> (1, 1) OBP: 0.267, SLG: 0.263		1-3 K		1-3 K		2-0 G4-3			2-2 F8 G6-3 2B	2 0 0 0 0 2 2											
<b>Jeff Branson, L</b> (6, PH) OBP: 0.329, SLG: 0.384										1 0 0 0 0 0 2											
<b>Scott Ruskin, R</b> (6, 1)										0 0 0 0 0 0 0											
<b>Glenn Braggs, R</b> (9, PH) OBP: 0.327, SLG: 0.395										1 1 1 0 0 0 0											
<b>Inning Stats</b>	R: 2 E: 0 K: 0 S: 7	H: 1 LOB: 0 BB: 2 P: 19	R: 0 E: 0 K: 2 S: 15	H: 1 LOB: 1 BB: 0 P: 20	R: 1 E: 0 K: 0 S: 16	H: 3 LOB: 1 BB: 0 P: 22	R: 0 E: 0 K: 3 S: 12	H: 0 LOB: 1 BB: 1 P: 23	R: 0 E: 0 K: 1 S: 6	H: 0 LOB: 0 BB: 0 P: 7	R: 1 E: 0 K: 1 S: 12	H: 2 LOB: 2 BB: 1 P: 23	R: 0 E: 0 K: 1 S: 7	H: 0 LOB: 0 BB: 0 P: 13	R: 0 E: 0 K: 0 S: 8	H: 2 LOB: 2 BB: 0 P: 13	R: 1 E: 0 K: 0 S: 11	H: 2 LOB: 1 BB: 0 P: 16	1B: 6 2B: 3 3B: 1 HR: 1	SF: 0 SAC: 0 DP: 0 HBP: 0	WP: 0 PA: 41
<b>PITCHER</b>	IP WLS BF H R ER SO BB IBB HBP BLK WP HR S P ERA WHIP																				
<b>Dwight Gooden, R</b> (1, 1) ERA: 3.99	6.0 W 27 7 4 4 6 3 1 0 0 0 0 1 68 114 6.00 1.667																				
<b>Jeff Innis, R</b> (7, 1) ERA: 2.78	2.0 8 2 0 0 1 0 0 0 0 0 0 0 15 26 0.00 1.000																				
<b>Anthony Young, R</b> (9, 1) ERA: 3.72	1.0 S 5 2 1 1 0 0 0 0 0 0 0 0 11 16 9.00 2.000																				

Cincinnati Reds @ New York Mets  
 Shea Stadium, Flushing, NY  
 Sat Aug 29 1992, 3:33 AM EDT  
 Att. 28,687 - Sunny - 74 F

livebaseballscorecards.com

AB	36
R	5
H	11
RBI	5
BB	4
SO	7
LOB	15







Batter	1	2	3	4	5	6	7	8	9	AB R H RBI BB SO LOB	TOP		
<b>Reggie Sanders, R</b> (1, 8) OBP: 0.357, SLG: 0.482	0-3 K			4-0 2B BB		1-3 K		2-2 F8		3 1 0 0 1 2 0			
<b>Hal Morris, L</b> (1, 3) OBP: 0.367, SLG: 0.425	2-3 K			1-1 F7		1-2 G1-3		3-2 WP 2B		4 0 1 0 0 1 1			
<b>Barry Larkin, R</b> (1, 6) OBP: 0.385, SLG: 0.458	0-2 G6-3			1-1 2B		2-2 1B 2B		4-0 WP BB		3 2 2 0 1 0 0			
<b>Glenn Braggs, R</b> (1, 9) OBP: 0.330, SLG: 0.401			1-3 K	1-1 F9 2B		0-0 1B		1-3 K		4 0 2 3 0 2 2			
<b>Chris Sabo, R</b> (1, 5) OBP: 0.295, SLG: 0.410			2-2 F7	1-1 F9		0-0 G5-3		2-3 K		4 0 0 0 0 1 4			
<b>Joe Oliver, R</b> (1, 2) OBP: 0.317, SLG: 0.388			2-2 G4-3	1-2 P3			0-1 1B		0-1 G5-3	4 0 1 0 0 0 1			
<b>Geronimo Berroa, R</b> (1, 7) OBP: 0.333, SLG: 0.200			1-0 F9		4-0 CS BB		0-0 P9		1-2 G4-3	2 0 0 0 1 0 1			
<b>Dave Martinez, L</b> (7, 8) OBP: 0.320, SLG: 0.323										1 0 0 0 0 0 0	<b>AB 32</b>		
<b>Bill Doran, S</b> (1, 4) OBP: 0.326, SLG: 0.344			1-3 K		2-2 F9		1-2 F7		0-1 P5	4 0 0 0 0 1 2	<b>R 3</b>		
<b>Rob Dibble, L</b> (9, 1) OBP: 0.333, SLG: 0.333										0 0 0 0 0 0 0	<b>H 6</b>		
<b>Tim Belcher, R</b> (1, 1) OBP: 0.111, SLG: 0.159			0-3 K		1-3 K		0-3 K			3 0 0 0 0 3 2	<b>RBI 3</b>		
<b>Freddie Benavides, R</b> (9, 4) OBP: 0.260, SLG: 0.304										0 0 0 0 0 0 0	<b>BB 3</b>		
											<b>SO 10</b>		
											<b>LOB 13</b>		
<b>Inning Stats</b>	R: 0 H: 0 E: 0 LOB: 0 K: 2 BB: 0 S: 9 P: 11	R: 0 H: 0 E: 0 LOB: 0 K: 1 BB: 0 S: 11 P: 16	R: 0 H: 0 E: 0 LOB: 0 K: 2 BB: 0 S: 7 P: 9	R: 2 H: 2 E: 0 LOB: 1 K: 0 BB: 1 S: 11 P: 20	R: 0 H: 0 E: 0 LOB: 0 K: 1 BB: 1 S: 6 P: 13	R: 1 H: 2 E: 0 LOB: 1 K: 1 BB: 0 S: 13 P: 17	R: 0 H: 1 E: 0 LOB: 1 K: 1 BB: 0 S: 12 P: 13	R: 0 H: 1 E: 0 LOB: 2 K: 2 BB: 1 S: 15 P: 27	R: 0 H: 0 E: 0 LOB: 0 K: 0 BB: 0 S: 7 P: 8	1B: 2 SF: 0 2B: 4 SAC: 0 3B: 0 DP: 0 HR: 0 HBP: 0	WP: 1 PA: 35 PB: 0 SB: 0 CS: 1		
<b>PITCHER</b>	IP WLS BF H R ER SO BB IBB HBP BLK WP HR S P ERA WHIP											<b>PITCHER</b>	IP WLS BF H R ER SO BB IBB HBP BLK WP HR S P ERA WHIP
<b>Sid Fernandez, L</b> (1, 1) ERA: 2.98	7.1 30 6 3 3 8 3 0 0 0 0 0 0 78 117 3.68 1.227												
<b>Barry Jones, R</b> (8, 1) ERA: 4.63	1.2 5 0 0 0 2 0 0 0 0 1 0 13 17 0.00 0.000												

Cincinnati Reds @ New York Mets  
Shea Stadium, Flushing, NY  
Sun Aug 30 1992, 7:05 PM EDT  
Att. 19,967 - Sunny - 75 F

livebaseballscorecards.com







Batter	1	2	3	4	5	6	7	8	9	AB R H RBI BB SO LOB	TOP	
<b>Marquis Grissom, R</b> (1, 8) <small>OBP: 0.323, SLG: 0.412</small>	2-1 		1-1 		0-2 		0-1 	2-2 		5 1 1 0 0 0 2	<b>Montreal Expos @ Cincinnati Reds</b> Riverfront Stadium, Cincinnati, OH Mon Aug 31 1992, 7:05 PM EDT Att. 17,388 - Cloudy - 70 F	
<b>Spike Owen, S</b> (1, 6) <small>OBP: 0.358, SLG: 0.411</small>	1-0 			0-1 	4-0 		1-1 	0-1 	4 3 2 1 1 0 0			
<b>Moises Alou, R</b> (1, 7) <small>OBP: 0.328, SLG: 0.443</small>	1-3 			1-2 	2-2 		1-0 	1-2 	4 0 1 0 0 1 2			
<b>Larry Walker, L</b> (1, 9) <small>OBP: 0.346, SLG: 0.505</small>		2-3 		0-0 	2-1 		0-0 	1-0 	5 2 4 5 0 1 0			
<b>Tim Wallach, R</b> (1, 5) <small>OBP: 0.300, SLG: 0.327</small>		1-1 		1-0 		2-2 	4-2 	0-3 	4 0 0 0 1 1 2			
<b>Greg Colbrunn, R</b> (1, 3) <small>OBP: 0.329, SLG: 0.447</small>		2-2 		1-0 		3-3 	3-2 	2-3 	5 1 2 2 0 2 2			
<b>Wil Cordero, R</b> (1, 4) <small>OBP: 0.362, SLG: 0.306</small>			3-1 	3-3 		4-2 	3-3 		3 0 1 0 1 2 2			
<b>Tim Laker, R</b> (1, 2) <small>OBP: 0.235, SLG: 0.188</small>			1 SAFE 		4-2 	1-3 	3-2 		3 1 0 0 1 2 2			
<b>Chris Nabholz, L</b> (1, 1) <small>OBP: 0.123, SLG: 0.143</small> <b>Mel Rojas, R</b> (5, 1) <small>OBP: 0.071, SLG: 0.071</small>			0-2 		1-3 		2-3 	2-3 	2 0 0 0 0 1 2 2 0 0 0 0 2 0			
<b>Inning Stats</b>	R: 0 H: 0 E: 0 LOB: 0 K: 1 BB: 0 S: 6 P: 10	R: 0 H: 0 E: 0 LOB: 0 K: 1 BB: 0 S: 11 P: 16	R: 0 H: 1 E: 0 LOB: 1 K: 1 BB: 0 S: 10 P: 16	R: 3 H: 3 E: 0 LOB: 0 K: 1 BB: 0 S: 11 P: 17	R: 2 H: 1 E: 0 LOB: 2 K: 1 BB: 2 S: 12 P: 25	R: 0 H: 0 E: 0 LOB: 1 K: 2 BB: 1 S: 17 P: 27	R: 3 H: 4 E: 0 LOB: 2 K: 2 BB: 1 S: 20 P: 34	R: 0 H: 0 E: 0 LOB: 0 K: 1 BB: 0 S: 9 P: 16	R: 0 H: 2 E: 0 LOB: 2 K: 2 BB: 0 S: 12 P: 16	1B: 6 SF: 0 2B: 3 SAC: 0 3B: 0 DP: 0 HR: 2 HBP: 1	WP: 0 PA: 42 PB: 0 SB: 2 CS: 0	
<b>PITCHER</b>	<b>Tom Bolton, L</b> (1, 1) <small>ERA: 4.62</small> <b>Dwayne Henry, R</b> (6, 1) <small>ERA: 3.28</small> <b>Scott Bankhead, R</b> (7, 1) <small>ERA: 3.21</small> <b>Scott Ruskin, L</b> (8, 1) <small>ERA: 4.27</small> <b>Norm Charlton, L</b> (9, 1) <small>ERA: 3.04</small>	IP WLS BF H R ER SO BB IBB HBP BLK WP HR S P ERA WHIP	IP WLS BF H R ER SO BB IBB HBP BLK WP HR S P ERA WHIP	IP WLS BF H R ER SO BB IBB HBP BLK WP HR S P ERA WHIP	IP WLS BF H R ER SO BB IBB HBP BLK WP HR S P ERA WHIP	IP WLS BF H R ER SO BB IBB HBP BLK WP HR S P ERA WHIP	IP WLS BF H R ER SO BB IBB HBP BLK WP HR S P ERA WHIP	IP WLS BF H R ER SO BB IBB HBP BLK WP HR S P ERA WHIP	IP WLS BF H R ER SO BB IBB HBP BLK WP HR S P ERA WHIP	IP WLS BF H R ER SO BB IBB HBP BLK WP HR S P ERA WHIP	IP WLS BF H R ER SO BB IBB HBP BLK WP HR S P ERA WHIP	IP WLS BF H R ER SO BB IBB HBP BLK WP HR S P ERA WHIP

livebaseballscorecards.com

AB	37
R	8
H	11
RBI	8
BB	4
SO	12
LOB	14



Batter	1	2	3	4	5	6	7	8	9	AB	R	H	RBI	BB	SO	LOB
<b>Bip Roberts, S</b> OBP: 0.371, SLG: 0.387 (1, 4)	2-1 G1-3		1 SAFE 0-2 F9		4-0 1B BB		1-1 G4-3		1-1 G4-3	4	1	0	0	1	0	1
<b>Reggie Sanders, R</b> OBP: 0.356, SLG: 0.479 (1, 8)	1-3 K		2-2 F9		1-2 BB 1B 1-3 1B		1-2 F9			4	0	1	0	0	1	1
<b>Barry Larkin, R</b> OBP: 0.386, SLG: 0.458 (1, 6)	2-2 G4-3			3-1 HR 1B	1-1 BB 1-2 BB 1B 3-H		3-1 G4-3			4	1	2	1	0	0	0
<b>Glenn Braggs, R</b> OBP: 0.329, SLG: 0.396 (1, 9) (7, 7)		1-3 K		1-1 P4	4-1 BB 1-2 2-3 BB			1-2 G1		3	0	0	0	1	1	1
<b>Chris Sabo, R</b> OBP: 0.301, SLG: 0.432 (1, 5)		4-0 FC5-4 BB		1 SAFE 0-1 HR	3-3 K			0-0 HR		3	2	2	3	1	1	3
<b>Joe Oliver, R</b> OBP: 0.316, SLG: 0.390 (1, 2)		2-2 FC5-4		0-0 L9		0-0 G4-3 2B		1-3 K		4	0	1	0	0	1	1
<b>Hal Morris, L</b> OBP: 0.363, SLG: 0.420 <b>Norm Charlton, S</b> OBP: 0.250, SLG: 0.250 (1, 3) (9, 1)		1-0 G4-3		2-2 G5-3		0-1 F8		1-2 G1-3		4	0	0	0	0	0	2
<b>Geronimo Berroa, R</b> OBP: 0.375, SLG: 0.286 <b>Paul O'Neill, L</b> OBP: 0.363, SLG: 0.387 (6, PH) (7, 9)			1-0 1B		3-1 G6-3	3-2 G4-3			2-0 F7	2	0	1	0	0	0	0
<b>Tom Bolton, L</b> <b>Cesar Hernandez, R</b> <b>Dwayne Henry, R</b> <b>Jeff Branson, L</b> <b>Scott Bankhead, R</b> <b>Scott Ruskin, R</b> <b>Bill Doran, S</b> (1, 1) (5, PH) (6, 1) (6, PH) (7, 1) (8, 1) (9, 3)			1 SAFE 1-3 K		1-0 G5-3	0-2 F8			0-2 G6-3	1	0	0	0	0	1	1

Inning Stats	R: 0	H: 0	E: 0	K: 1	S: 8	R: 0	H: 0	E: 0	K: 1	S: 8	R: 0	H: 1	E: 0	K: 1	S: 10	R: 2	H: 2	E: 0	K: 0	S: 11	R: 1	H: 2	E: 0	K: 1	S: 12	R: 0	H: 1	E: 0	K: 0	S: 10	R: 0	H: 0	E: 0	K: 0	S: 7	R: 1	H: 1	E: 0	K: 1	S: 10	R: 0	H: 0	E: 0	K: 0	S: 6	R: 0	H: 0	E: 0	K: 0	S: 6	1B: 4	2B: 1	3B: 0	HR: 2	SF: 0	SAC: 0	DP: 0	HBP: 0	WP: 0	PA: 37
--------------	------	------	------	------	------	------	------	------	------	------	------	------	------	------	-------	------	------	------	------	-------	------	------	------	------	-------	------	------	------	------	-------	------	------	------	------	------	------	------	------	------	-------	------	------	------	------	------	------	------	------	------	------	-------	-------	-------	-------	-------	--------	-------	--------	-------	--------

PITCHER	IP	WLS	BF	H	R	ER	SO	BB	IBB	HBP	BLK	WP	HR	S	P	ERA	WHIP
<b>Chris Nabholz, L</b> ERA: 3.38 (1, 1)	4.2		22	5	3	3	3	3	0	0	0	0	1	46	83	5.79	1.714
<b>Mel Rojas, R</b> ERA: 1.19 (5, 1)	4.1	W	15	2	1	1	2	0	0	0	0	0	1	36	53	2.08	0.462

**BOTTOM**

**Montreal Expos @ Cincinnati Reds**  
Riverfront Stadium, Cincinnati, OH  
Mon Aug 31 1992, 7:05 PM EDT  
Att. 17,388 - Cloudy - 70 F

livebaseballscorecards.com

<b>AB</b>	<b>34</b>
<b>R</b>	<b>4</b>
<b>H</b>	<b>7</b>
<b>RBI</b>	<b>4</b>
<b>BB</b>	<b>3</b>
<b>SO</b>	<b>5</b>
<b>LOB</b>	<b>12</b>







Batter	1	2	3	4	5	6	7	8	9	AB R H RBI BB SO LOB
<b>Bip Roberts, S</b> (1, 4) OBP: 0.369, SLG: 0.385	0-0 G4-3 1B		2-2 G6-3		0-0 G6-3		2-1 F7		3-3 K	5 0 1 0 0 1 3
<b>Reggie Sanders, R</b> (1, 7) OBP: 0.354, SLG: 0.478	2-3 K 1-2		1-1 G4-3 2B		0-3 K		1-3 K		2-3 K	5 0 1 0 0 4 4
<b>Barry Larkin, R</b> (1, 6) OBP: 0.385, SLG: 0.456	0-0 G4-3		0-1 G4-3		1-2 BB 1B			3-1 G5-3		4 0 1 0 0 0 2
<b>Hal Morris, L</b> (1, 3) OBP: 0.362, SLG: 0.416	3-2 L4		3-1 G4-3		4-1 BB 1-2 BB			0-2 F8		3 0 0 0 1 0 2
<b>Paul O'Neill, L</b> (1, 9) OBP: 0.362, SLG: 0.384		4-1 2B SF9 BB		0-0 P5		3-2 G1-3		0-0 G3		3 1 0 0 1 0 2
<b>Willie Greene, L</b> (1, 5) OBP: 0.750, SLG: 1.000		0-0 SF9 1-3 2B		3-3 K		2-0 G1-3 1B		1-1 2B 1B		4 1 3 0 0 1 0
<b>Joe Oliver, R</b> (1, 2) OBP: 0.318, SLG: 0.394		1-0 SF9		1-2 1B 1B		0-0 G1-3		0-1 2B		3 0 2 1 0 0 1
<b>Dave Martinez, L</b> (1, 8) OBP: 0.319, SLG: 0.323		1-0 SF9		3-1 1-2 1B		2-2 P5		2-3 K		3 0 1 1 0 1 2
<b>Tim Pugh, R</b> (1, 1) <b>Jeff Branson, L</b> (4, PH) <b>Milt Hill, R</b> (5, 1) <b>Jeff Reed, L</b> (7, PH) <b>Dwayne Henry, R</b> (8, 1) <b>Scott Ruskin, R</b> (9, 1) <b>Bill Doran, S</b> (9, PH)		1-0 G6-3		2-2 G4-1		2-1 G4-3		4-2 BB		1 0 0 0 0 0 0 1 0 0 0 0 0 2 0 0 0 0 0 0 0 1 0 1 0 0

Inning Stats	R: 0	H: 1	E: 0	K: 1	S: 9	LOB: 1	BB: 0	P: 14	R: 2	H: 1	E: 0	K: 0	S: 5	LOB: 0	BB: 1	P: 12	R: 0	H: 1	E: 0	K: 0	S: 9	LOB: 2	BB: 0	P: 15	R: 0	H: 1	E: 0	K: 1	S: 13	LOB: 2	BB: 1	P: 19	R: 0	H: 1	E: 0	K: 0	S: 8	LOB: 0	BB: 0	P: 12	R: 0	H: 0	E: 0	K: 1	S: 9	LOB: 0	BB: 0	P: 14	R: 0	H: 0	E: 0	K: 3	S: 18	LOB: 3	BB: 1	P: 30	1B: 6	SF: 2	2B: 3	SAC: 0	3B: 0	DP: 0	HR: 0	HBP: 0	WP: 0	PA: 38
--------------	------	------	------	------	------	--------	-------	-------	------	------	------	------	------	--------	-------	-------	------	------	------	------	------	--------	-------	-------	------	------	------	------	-------	--------	-------	-------	------	------	------	------	------	--------	-------	-------	------	------	------	------	------	--------	-------	-------	------	------	------	------	-------	--------	-------	-------	-------	-------	-------	--------	-------	-------	-------	--------	-------	--------

PITCHER	IP	WLS	BF	H	R	ER	SO	BB	IBB	HBP	BLK	WP	HR	S	P	ERA	WHIP
<b>Dennis Martinez, R</b> (1, 1) ERA: 2.65	8.0	W	33	8	2	2	4	2	0	0	0	0	0	73	121	2.25	1.250
<b>John Wetteland, R</b> (9, 1) ERA: 3.39	1.0	S	5	1	0	0	3	1	0	0	0	0	0	16	27	0.00	2.000

**BOTTOM**

**Montreal Expos @ Cincinnati Reds**  
Riverfront Stadium, Cincinnati, OH

Tue Sep 01 1992, 7:05 PM EDT  
Att. 18,204 - Sunny - 75 F

livebaseballscorecards.com

<b>AB</b>	<b>33</b>
<b>R</b>	<b>2</b>
<b>H</b>	<b>9</b>
<b>RBI</b>	<b>2</b>
<b>BB</b>	<b>3</b>
<b>SO</b>	<b>7</b>
<b>LOB</b>	<b>18</b>





Batter	1	2	3	4	5	6	7	8	9	AB R H RBI BB SO LOB	TOP
<b>Marquis Grissom, R</b> (1, 8) <small>OBP: 0.326, SLG: 0.419</small>	0-1 		1-2 		3-2 			1-0 	0-0 	5 3 3 0 0 0 0	
<b>Spike Owen, S</b> (1, 6) <small>OBP: 0.361, SLG: 0.408</small>	3-2 		0-1 			0-0 		1-2 	4-0 	4 1 1 1 1 0 1	
<b>Moises Alou, R</b> (1, 7) <small>OBP: 0.324, SLG: 0.434</small>	0-0 			1-1 		2-3 		1-0 	2-2 	5 0 0 1 0 1 4	
<b>Larry Walker, L</b> (1, 9) <small>OBP: 0.353, SLG: 0.512</small>	0-1 			4-1 		2-2 		2-0 	0-0 	4 1 3 2 1 0 0	
<b>Greg Colbrunn, R</b> (1, 3) <small>OBP: 0.341, SLG: 0.452</small>	3-2 			1-2 			0-1 	1-0 	0-0 	5 0 2 0 0 0 5	
<b>Darrin Fletcher, L</b> (1, 2) <small>OBP: 0.277, SLG: 0.290</small> <b>Jeff Fassero, L</b> (7, 1) <small>OBP: 0.200, SLG: 0.200</small> <b>John Wetteland, R</b> (8, 1) <small>OBP: 0.200, SLG: 0.200</small>		2-3 		2-1 			0-0 	0-2 		2 0 1 1 0 1 0 1 0 0 0 0 0 1 0 0 0 0 0 0 0	
<b>Tim Wallach, R</b> (1, 5) <small>OBP: 0.298, SLG: 0.325</small>		2-0 		2-2 			2-3 	1-0 		4 0 0 0 0 1 5	
<b>Wil Cordero, R</b> (1, 4) <small>OBP: 0.347, SLG: 0.294</small> <b>Jerry Willard, L</b> (7, PH) <small>OBP: 0.303, SLG: 0.500</small> <b>Tom Foley, L</b> (7, 4) <small>OBP: 0.248, SLG: 0.236</small>			2-1 		1-1 		3-3 		0-1 	2 0 0 0 0 0 0 1 0 0 0 0 1 1 1 1 1 0 0 0 0	
<b>Mark Gardner, R</b> (1, 1) <small>OBP: 0.176, SLG: 0.174</small> <b>Tim Laker, R</b> (7, 2) <small>OBP: 0.263, SLG: 0.222</small>			2-2 		0-0 			2-2 	0-0 	2 0 0 0 0 0 0 2 1 1 0 0 0 1	
<b>Inning Stats</b>	R: 1 H: 2 E: 0 LOB: 1 K: 0 BB: 0 S: 11 P: 17	R: 0 H: 0 E: 0 LOB: 0 K: 1 BB: 0 S: 6 P: 12	R: 0 H: 0 E: 0 LOB: 0 K: 0 BB: 0 S: 8 P: 11	R: 1 H: 2 E: 0 LOB: 1 K: 0 BB: 1 S: 12 P: 22	R: 0 H: 0 E: 0 LOB: 0 K: 0 BB: 0 S: 7 P: 11	R: 0 H: 0 E: 0 LOB: 0 K: 1 BB: 0 S: 7 P: 11	R: 0 H: 1 E: 0 LOB: 1 K: 2 BB: 0 S: 10 P: 15	R: 3 H: 4 E: 2 LOB: 2 K: 0 BB: 0 S: 14 P: 23	R: 2 H: 3 E: 0 LOB: 2 K: 0 BB: 1 S: 9 P: 15	1B: 11 SF: 0 2B: 1 SAC: 1 3B: 0 DP: 0 HR: 0 HBP: 0	WP: 0 PA: 41 PB: 0 SB: 1 CS: 2
<b>PITCHER</b> <b>Jose Rijo, R</b> (1, 1) <small>ERA: 2.93</small> <b>Norm Charlton, L</b> (8, 1) <small>ERA: 3.15</small> <b>Dwayne Henry, R</b> (8, 1) <small>ERA: 3.52</small> <b>Scott Ruskin, L</b> (9, 1) <small>ERA: 4.21</small>	IP WLS BF H R ER SO BB IBB HBP BLK WP HR S P ERA WHIP 7.0 0 26 5 2 2 4 1 0 0 0 0 0 61 99 2.57 0.857 0.1 L 5 4 3 1 0 0 0 0 0 0 0 0 0 9 16 27.00 12.000 1.1 8 2 2 2 0 1 0 0 0 0 0 0 12 20 13.50 2.250 0.1 2 1 0 0 0 0 0 0 0 0 0 0 2 2 0.00 3.000					<b>PITCHER</b> IP WLS BF H R ER SO BB IBB HBP BLK WP HR S P ERA WHIP 0.1 0 5 4 3 1 0 0 0 0 0 0 0 9 16 27.00 12.000 1.1 8 2 2 2 0 1 0 0 0 0 0 0 12 20 13.50 2.250 0.1 2 1 0 0 0 0 0 0 0 0 0 0 2 2 0.00 3.000					

**Montreal Expos @ Cincinnati Reds**  
 Riverfront Stadium, Cincinnati, OH  
 Wed Sep 02 1992, 7:05 PM EDT  
 Att. 14,382 - Cloudy - 74 F

<b>AB</b>	<b>38</b>
<b>R</b>	<b>7</b>
<b>H</b>	<b>12</b>
<b>RBI</b>	<b>5</b>
<b>BB</b>	<b>2</b>
<b>SO</b>	<b>4</b>
<b>LOB</b>	<b>18</b>



Batter	1	2	3	4	5	6	7	8	9	AB R H RBI BB SO LOB
<b>Bip Roberts, S</b> OBP: 0.370, SLG: 0.384 (1, 4)	4-2 PB S 1B BB	0-1 G3			0-1 2B 1B		1-1 L7		0-1 G5-3	4 2 1 0 1 0 3
<b>Dave Martinez, L</b> OBP: 0.321, SLG: 0.328 (1, 8)	3-2 L6 1-2		1-2 CS 1B		1-0 2B 1-H		1-3 K2-3			4 0 2 1 0 1 2
<b>Barry Larkin, R</b> OBP: 0.384, SLG: 0.455 (1, 6)	3-3 K 2-3		3-2 F8 1		2-2 F8 3			2-2 1B G6-4-3 1B		4 1 1 0 0 1 3
<b>Hal Morris, L</b> OBP: 0.386, SLG: 0.420 (1, 3)	1-1 1B 3-H		2-3 K 1-2			0-2 FC5-4 1B		0-1 G6-4-3 1B 1-3		4 0 3 1 0 1 1
<b>Paul O'Neill, L</b> OBP: 0.359, SLG: 0.380 (1, 9)	1-2 F8 3		1-2 G4-3 1		0-0 FC5-4 1-2f 1		1-0 G6-4-3 1-2f 2			4 0 0 0 0 0 3
<b>Willie Greene, L</b> OBP: 0.625, SLG: 0.714 (1, 5)		4-2 FC5-4 BB		1-3 K 2		1-2 L8 2		2-1 1B 3-H		3 0 1 0 1 1 1
<b>Joe Oliver, R</b> OBP: 0.315, SLG: 0.390 (1, 2)		1-2 FC5-4 SH5-4 1-2f 1		1-2 F7 3		0-0 L9 3		0-1 G5-3 3		4 0 0 0 0 0 3
<b>Reggie Sanders, R</b> OBP: 0.356, SLG: 0.476 (1, 7)		4-1 SH5-4 BB 2			2-3 K 1		0-0 SH3-4 1B 1		2-3 K 1	3 0 1 0 1 2 0
<b>Jose Rijo, R</b> OBP: 0.196, SLG: 0.232 (1, 1)		0-0 SH5-4 2			1-3 K 2		0-0 SH3-4 1-2 1		1-2 L3 2	1 0 0 0 0 1 0
<b>Norm Charlton, S</b> OBP: 0.250, SLG: 0.250 (8, 1)										0 0 0 0 0 0 0
<b>Dwayne Henry, R</b> OBP: 0.250, SLG: 0.250 (8, 1)										0 0 0 0 0 0 0
<b>Scott Ruskin, R</b> (9, 1)										0 0 0 0 0 0 0
<b>Jeff Branson, L</b> OBP: 0.317, SLG: 0.368 (9, PH)		1-2 2-3								1 0 0 0 0 0 0

Inning Stats	R: 1 E: 0 K: 1 S: 16	H: 1 LOB: 1 BB: 1 P: 27	R: 0 E: 1 K: 0 S: 12	H: 0 LOB: 2 BB: 2 P: 21	R: 0 E: 0 K: 1 S: 10	H: 1 LOB: 0 BB: 0 P: 16	R: 0 E: 0 K: 1 S: 9	H: 0 LOB: 0 BB: 0 P: 12	R: 1 E: 0 K: 2 S: 13	H: 2 LOB: 1 BB: 0 P: 18	R: 0 E: 0 K: 1 S: 10	H: 1 LOB: 1 BB: 0 P: 11	R: 0 E: 0 K: 1 S: 7	H: 1 LOB: 1 BB: 0 P: 9	R: 1 E: 0 K: 0 S: 10	H: 3 LOB: 1 BB: 0 P: 15	R: 0 E: 0 K: 1 S: 8	H: 0 LOB: 0 BB: 0 P: 11	1B: 8 2B: 1 3B: 0 HR: 0	SF: 0 SAC: 2 DP: 1 HBP: 0
--------------	-------------------------------	----------------------------------	-------------------------------	----------------------------------	-------------------------------	----------------------------------	------------------------------	----------------------------------	-------------------------------	----------------------------------	-------------------------------	----------------------------------	------------------------------	---------------------------------	-------------------------------	----------------------------------	------------------------------	----------------------------------	----------------------------------	------------------------------------

PITCHER	IP	WLS	BF	H	R	ER	SO	BB	IBB	HBP	BLK	WP	HR	S	P	ERA	WHIP
<b>Mark Gardner, R</b> ERA: 3.96 (1, 1)	6.1		27	6	2	2	5	3	0	0	0	0	0	72	107	2.84	1.421
<b>Jeff Fassero, L</b> ERA: 2.81 (7, 1)	1.1	W	6	3	1	1	1	0	0	0	0	0	0	13	20	6.75	2.250
<b>John Wetteland, R</b> ERA: 3.32 (8, 1)	1.1	S	4	0	0	0	1	0	0	0	0	0	0	10	13	0.00	0.000

**BOTTOM**

**Montreal Expos @ Cincinnati Reds**  
Riverfront Stadium, Cincinnati, OH  
Wed Sep 02 1992, 7:05 PM EDT  
Att. 14,382 - Cloudy - 74 F

livebaseballscorecards.com

<b>AB</b>	<b>32</b>
<b>R</b>	<b>3</b>
<b>H</b>	<b>9</b>
<b>RBI</b>	<b>2</b>
<b>BB</b>	<b>3</b>
<b>SO</b>	<b>7</b>
<b>LOB</b>	<b>16</b>



WP: 0	PA: 37
PB: 1	
SB: 1	
CS: 1	









**New York Mets @ Cincinnati Reds**  
 Riverfront Stadium, Cincinnati, OH

Fri Sep 04 1992, 7:05 PM EDT  
 Att. 23,852 - Cloudy - 76 F

AB	31
R	5
H	6
RBI	5
BB	2
SO	4
LOB	7



WP:	0	PA:	35
PB:	0		
SB:	0		
CS:	0		

AB R H RBI BB SO LOB

4	1	1	0	0	1	1
3	1	0	1	0	0	0
3	1	2	0	1	1	0
0	0	0	0	0	0	0
4	1	1	4	0	0	2
4	0	0	0	0	0	1
0	0	0	0	0	0	0
3	0	0	0	1	0	0
4	0	1	0	0	1	1
4	1	1	0	0	1	1
2	0	0	0	0	0	1
0	0	0	0	0	0	0
0	0	0	0	0	0	0

Batter	1	2	3	4	5	6	7	8	9
Vince Coleman, S (1, 7) OBP: 0.364, SLG: 0.354	1-3 K			1-2 G6-3		0-1 BB SF HR 1B	0-1 P5		
Ryan Thompson, R (1, 8) OBP: 0.200, SLG: 0.333	0-0 P3			2-2 P4		2-2 SF HR BB		3-0 F7	
Chico Walker, S (1, 5) OBP: 0.357, SLG: 0.390 Dick Schofield, R (8, PR) OBP: 0.309, SLG: 0.274	1-3 K			1-2 2B		4-2 HR BB		1-1 FC5-4 1B	
Eddie Murray, S (1, 3) OBP: 0.326, SLG: 0.415		0-1 G1-3		2-2 G4-3		1-0 HR		0-2 FC5-4 FC6-4	
Bobby Bonilla, S (1, 9) OBP: 0.346, SLG: 0.436 Dave Gallagher, R (8, 9) OBP: 0.289, SLG: 0.326		3-2 G1-3			1-0 L7	1-1 F8		0-2 FC6-4	
Chris Donnels, L (1, 4) OBP: 0.280, SLG: 0.190		0-2 L5			4-2 G6-4-3 BB	3-1 G4-3		1-2 G4-3	
Bill Pecota, R (1, 6) OBP: 0.308, SLG: 0.311					1-1 G6-4-3		1-1 SH1-4 1B		2-3 K
Todd Hundley, S (1, 2) OBP: 0.264, SLG: 0.344					1-1 P4	0-0 1B SF 2B	2-0 F8		3-3 K
Sid Fernandez, L (1, 1) OBP: 0.227, SLG: 0.273 Barry Jones, R (8, 1) Jeff Innis, R (9, 1)					0-0 P6	0-0 P5	0-0 SH1-4		

Inning Stats	R: 0	H: 0	R: 0	H: 0	R: 0	H: 0	R: 0	H: 0	R: 5	H: 3	R: 0	H: 1	R: 0	H: 1	R: 0	H: 0	R: 0	H: 0	R: 0	H: 0	1B: 3	SF: 1	WP: 0	PA: 35	
E: 0	LOB: 0	E: 0	LOB: 0	E: 0	LOB: 0	E: 0	LOB: 0	E: 0	LOB: 0	E: 1	LOB: 0	E: 0	LOB: 1	E: 0	LOB: 1	E: 0	LOB: 0	E: 0	LOB: 0	E: 0	LOB: 0	2B: 2	SAC: 1	PB: 0	
K: 2	BB: 0	K: 0	BB: 0	K: 0	BB: 0	K: 0	BB: 1	K: 0	BB: 1	K: 0	BB: 0	K: 0	BB: 0	K: 2	BB: 0	K: 0	BB: 0	K: 0	BB: 0	K: 0	BB: 0	3B: 0	DP: 1	SB: 0	
S: 8	P: 10	S: 8	P: 11	S: 4	P: 6	S: 13	P: 19	S: 6	P: 12	S: 18	P: 29	S: 6	P: 9	S: 11	P: 15	S: 9	P: 15	S: 9	P: 15	S: 9	P: 15	HR: 1	HBP: 0	CS: 0	

PITCHER	IP	WLS	BF	H	R	ER	SO	BB	IBB	HBP	BLK	WP	HR	S	P	ERA	WHIP
Tim Belcher, R (1, 1) ERA: 3.97	6.0	L	24	4	5	4	2	2	0	0	0	0	1	57	87	6.00	1.000
Steve Foster, R (7, 1) ERA: 3.58	2.0		8	2	0	0	0	0	0	0	0	0	0	17	24	0.00	1.000
Norm Charlton, L (9, 1) ERA: 3.11	1.0		3	0	0	0	2	0	0	0	0	0	0	9	15	0.00	0.000

livebaseballscorecards.com

BOTTOM

New York Mets @ Cincinnati Reds  
Riverfront Stadium, Cincinnati, OH

livebaseballscorecards.com

AB	30
R	2
H	5
RBI	2
BB	3
SO	3
LOB	9



WP:	0	PA:	34
PB:	0	SB:	0
CS:	0		

Fri Sep 04 1992, 7:05 PM EDT  
Att: 23,852 - Cloudy - 76 F

AB	R	H	RBI	BB	SO	LOB
4	0	3	0	0	0	0
4	0	0	0	0	0	3
2	0	0	0	2	0	1
4	1	1	1	0	1	4
3	1	1	0	0	0	0
1	0	0	0	0	0	0
2	0	0	1	0	1	0
1	0	0	0	0	0	0
3	0	0	0	1	1	0
3	0	0	0	0	0	1
1	0	0	0	0	0	0
1	0	0	0	0	0	0
0	0	0	0	0	0	0
1	0	0	0	0	0	0
0	0	0	0	0	0	0

Batter	1	2	3	4	5	6	7	8	9
<b>Bip Roberts, S</b> (1, 7) OBP: 0.374, SLG: 0.387	1-2 L7-4 BB 1B		3-1 G6-3			2-1 BB 1B		1-2 FC6-4 1B	
<b>Reggie Sanders, R</b> (1, 8) OBP: 0.353, SLG: 0.471	0-2 F8			1-2 F7		2-2 P3		1-2 FC6-4 FC6-4 1-2f	
<b>Barry Larkin, R</b> (1, 6) OBP: 0.384, SLG: 0.452	4-1 SAFE SAFE 1-2 BB			1-2 G4-3		4-0 1-2 BB		0-1 FC6-4 1-2f	
<b>Chris Sabo, R</b> (1, 5) OBP: 0.300, SLG: 0.439	3-2 L7-4 2-3			3-3 K		2-2 F9			1-1 HR
<b>Glenn Braggs, R</b> (1, 9) OBP: 0.329, SLG: 0.403		0-1 F8			0-0 SF7 3B		1-0 G6-3		1-1 F8
<b>Paul O'Neill, L</b> (9, PH) OBP: 0.358, SLG: 0.380									
<b>Joe Oliver, R</b> (1, 2) OBP: 0.313, SLG: 0.388			3-3 K		2-2 SF7		0-2 P3		3-2 G3-1
<b>Hal Morris, L</b> (9, PH) OBP: 0.361, SLG: 0.413					3-H				
<b>Bill Doran, S</b> (1, 3) OBP: 0.331, SLG: 0.340		2-2 P5			2-2 F9		4-2 BB		1-3 K
<b>Freddie Benavides, R</b> (1, 4) OBP: 0.255, SLG: 0.298			3-2 G5-3		2-2 L9		0-0 L6		
<b>Tim Belcher, R</b> (1, 1) OBP: 0.109, SLG: 0.156								1-2 G4-3	
<b>Cesar Hernandez, R</b> (6, PH) OBP: 0.294, SLG: 0.382									
<b>Steve Foster, R</b> (7, 1) OBP: 0.200, SLG: 0.200									
<b>Geronimo Berroa, R</b> (8, PH) OBP: 0.333, SLG: 0.250									
<b>Norm Charlton, S</b> (9, 1) OBP: 0.250, SLG: 0.250									

Inning	R	H	E	K	S	H	LOB	BB	P
1	0	1	0	12	20	0	1	1	16
2	0	0	0	11	16	0	0	0	16
3	0	0	0	8	16	0	0	0	16
4	0	0	0	11	16	0	0	0	16
5	1	1	0	12	18	0	1	0	18
6	0	1	0	17	27	0	2	1	27
7	0	0	0	7	12	0	0	1	12
8	0	1	0	14	17	0	1	0	17
9	1	1	0	13	19	0	1	0	19

PITCHER	IP	WLS	BF	H	R	ER	SO	BB	IBB	HBP	BLK	WP	HR	S	P	ERA	WHIP
<b>Sid Fernandez, L</b> (1, 1) ERA: 2.91	7.1	W	28	4	1	1	2	3	0	0	0	0	0	87	136	1.23	0.955
<b>Barry Jones, R</b> (8, 1) ERA: 4.5	0.2		2	0	0	0	0	0	0	0	0	0	0	5	6	0.00	0.000
<b>Jeff Innis, R</b> (9, 1) ERA: 2.71	1.0		4	1	1	1	1	0	0	0	0	0	1	13	19	9.00	1.000









Batter	1	2	3	4	5	6	7	8	9	AB R H RBI BB SO LOB	TOP		
Ryan Thompson, R (1, 8) OBP: 0.211, SLG: 0.333 Mark Dewey, R (6, 1) Todd Hundley, S (8, 2) OBP: 0.264, SLG: 0.343	0-1 F8		1-2 P3	2-3 K		0-0 FC6-4			0-0 FC4-6 1B	4 0 0 0 0 1 4 0 0 0 0 0 0 0 1 0 1 0 0 0 0			
Chico Walker, S (1, 5) OBP: 0.359, SLG: 0.398	0-0 F9 2B		0-0 F7		2-2 G3		1-3 K		2-1 FC4-6 1B	5 0 2 0 0 1 0			
Kevin Bass, S (1, 7) OBP: 0.303, SLG: 0.416	3-2 F9 2-3		2-1 2B 3B		1-3 K		0-3 K		0-2 FC4-6 1-2f 2-3	5 1 1 0 0 2 3			
Eddie Murray, S (1, 3) OBP: 0.331, SLG: 0.420	4-2 FC3-6 BB		0-2 2B		2-3 K		4-2 K BB		1-3 K	3 0 1 1 2 2 2			
Bobby Bonilla, S (1, 9) OBP: 0.349, SLG: 0.433	2-1 FC3-6 1-2f		4-0 IBB			1-0 G3		2-3 K 1-2		3 0 0 0 1 1 3			
Bill Pecota, R (1, 6) OBP: 0.306, SLG: 0.308		2-1 G5-3	0-0 G3-1			1-1 2B 1B		1-3 K		4 0 1 0 0 1 2			
Jeff Kent, R (1, 4) OBP: 0.302, SLG: 0.422		0-0 P4		2-1 F8		1-0 1 SAFE 1-3 2B		3-3 K		4 0 1 0 0 1 0			
Charlie O'Brien, R (1, 2) OBP: 0.290, SLG: 0.319 Mackey Sasser, L (8, PH) OBP: 0.256, SLG: 0.319 Barry Jones, R (8, 1) Lee Guetterman, L (8, 1)		2-2 FC5-4 1B		1-2 1B		0-0 G1-3		0-3 K		3 0 2 0 0 0 2 1 0 0 0 0 1 0 0 0 0 0 0 0 0 0 0 0 0 0 0 0			
Wally Whitehurst, R (1, 1) OBP: 0.238, SLG: 0.250 Paul Gibson, R (2, 1) Daryl Boston, L (6, PH) OBP: 0.324, SLG: 0.432 (6, 8)		1-1 FC5-4 1-2f		0-3 K		4-0 FC6-4 IBB			1-2 G4-1	1 0 0 0 0 0 1 1 0 0 0 0 1 1 1 0 0 0 1 0 0			
<b>Inning Stats</b>	R: 0 H: 1 E: 0 LOB: 2 K: 0 BB: 1 S: 10 P: 19	R: 0 H: 1 E: 0 LOB: 1 K: 0 BB: 0 S: 8 P: 13	R: 1 H: 2 E: 0 LOB: 2 K: 0 BB: 1 S: 10 P: 17	R: 0 H: 1 E: 0 LOB: 1 K: 2 BB: 0 S: 11 P: 16	R: 0 H: 0 E: 0 LOB: 0 K: 2 BB: 0 S: 10 P: 15	R: 0 H: 2 E: 0 LOB: 3 K: 0 BB: 1 S: 6 P: 13	R: 0 H: 0 E: 0 LOB: 1 K: 3 BB: 1 S: 13 P: 20	R: 0 H: 0 E: 0 LOB: 0 K: 3 BB: 0 S: 10 P: 14	R: 0 H: 2 E: 0 LOB: 2 K: 1 BB: 0 S: 14 P: 18	1B: 5 SF: 0 2B: 3 SAC: 0 3B: 1 DP: 0 HR: 0 HBP: 0	WP: 0 PA: 40 PB: 0 SB: 1 CS: 0		
<b>PITCHER</b>	IP WLS BF H R ER SO BB IBB HBP BLK WP HR S P ERA WHIP											<b>PITCHER</b>	IP WLS BF H R ER SO BB IBB HBP BLK WP HR S P ERA WHIP
Tim Pugh, R (1, 1) ERA: 3.6	6.0 W 28 7 1 1 4 1 2 0 0 0 0 0 55 93 1.50 1.333												
Norm Charlton, L (7, 1) ERA: 3.04	1.0 4 0 0 0 3 1 0 0 0 0 0 0 13 20 0.00 1.000												
Rob Dibble, R (8, 1) ERA: 3.38	2.0 S 8 2 0 0 4 0 0 0 0 0 0 0 24 32 0.00 1.000												

**New York Mets @ Cincinnati Reds**  
Riverfront Stadium, Cincinnati, OH  
Sun Sep 06 1992, 3:33 AM EDT  
Att. 26,620 - Cloudy - 76 F

[livebaseballscorecards.com](http://livebaseballscorecards.com)

AB	36
R	1
H	9
RBI	1
BB	4
SO	11
LOB	18



Batter	1	2	3	4	5	6	7	8	9
<b>Bip Roberts, S</b> OBP: 0.376, SLG: 0.388 (1, 8)	1-2 G4-3		0-1 1-H HR		1-0 G4-3		3-2 2-H 2B		
<b>Reggie Sanders, R</b> OBP: 0.356, SLG: 0.485 (3, PH) (4, 8)									
<b>Hal Morris, L</b> OBP: 0.361, SLG: 0.415 (1, 3)	2-2 2B		2-0 BB 1B		2-1 G3		2-2 G4-3		
<b>Barry Larkin, R</b> OBP: 0.363, SLG: 0.448 (1, 6)	0-0 G4-3		4-1 1 SAFE 1 SAFE BB 1-2 FC6-4 BB		1-3 K		4-1 1B BB		
<b>Chris Sabo, R</b> OBP: 0.302, SLG: 0.436 (1, 5)	3-3 K		1-3 K		4-2 CS BB		1 SAFE 1-2 2B 1B		
<b>Glenn Braggs, R</b> OBP: 0.333, SLG: 0.408 (1, 7)		0-0 P6	1-2 FC6-4		1 SAFE 2-1 SAFE F9		3-1 1B 2B		
<b>Joe Oliver, R</b> OBP: 0.316, SLG: 0.398 (1, 2)		3-2 G1-5-3		1-0 1B	0-3 K		1-2 FC6-4 1B		
<b>Paul O'Neill, L</b> OBP: 0.352, SLG: 0.373 (1, 9)		2-3 K		0-2 F9		0-2 G4-3	0-1 FC6-4		
<b>Bill Doran, S</b> OBP: 0.332, SLG: 0.341 (1, 4)			2-1 HR 1B	2-1 F8		1-1 2B 1B	0-0 L9		
<b>Tim Pugh, R</b> (1, 1)			0-0 P3	0-3 K		3-3 K	0-1 P3		
<b>Norm Charlton, S</b> OBP: 0.250, SLG: 0.250 (7, 1)									
<b>Willie Greene, L</b> OBP: 0.385, SLG: 0.417 (7, PH)									
<b>Rob Dibble, L</b> OBP: 0.250, SLG: 0.250 (8, 1)									


Inning Stats	R: 0 E: 0 K: 1 S: 10	H: 1 LOB: 1 BB: 0 P: 16	R: 0 E: 0 K: 1 S: 9	H: 0 LOB: 0 BB: 0 P: 14	R: 2 E: 0 K: 1 S: 13	H: 3 LOB: 2 BB: 1 P: 23	R: 0 E: 0 K: 1 S: 11	H: 1 LOB: 1 BB: 0 P: 14	R: 0 E: 0 K: 1 S: 7	H: 0 LOB: 0 BB: 0 P: 11	R: 0 E: 0 K: 1 S: 8	H: 0 LOB: 1 BB: 1 P: 14	R: 1 E: 0 K: 1 S: 16	H: 2 LOB: 1 BB: 0 P: 25	R: 3 E: 0 K: 0 S: 14	H: 3 LOB: 1 BB: 1 P: 23
1B: 6 2B: 4 3B: 0 HR: 1	SF: 0 SAC: 0 DP: 1 HBP: 0	WP: 0 PA: 36	WP: 0 PA: 36	WP: 0 PA: 36	WP: 0 PA: 36	WP: 0 PA: 36	WP: 0 PA: 36	WP: 0 PA: 36	WP: 0 PA: 36	WP: 0 PA: 36	WP: 0 PA: 36	WP: 0 PA: 36	WP: 0 PA: 36	WP: 0 PA: 36	WP: 0 PA: 36	

PITCHER	IP	WLS	BF	H	R	ER	SO	BB	IBB	HBP	BLK	WP	HR	S	P	ERA	WHIP
<b>Wally Whitehurst, R</b> ERA: 3.03 (1, 1)	1.2		6	1	0	0	1	0	0	0	0	0	0	15	24	0.00	0.600
<b>Paul Gibson, L</b> ERA: 5.11 (2, 1)	3.1	L	15	4	2	2	4	1	0	0	0	0	1	35	54	5.40	1.500
<b>Mark Dewey, R</b> ERA: 3.7 (6, 1)	2.0		8	2	1	1	2	1	0	0	0	0	0	24	39	4.50	1.500
<b>Barry Jones, R</b> ERA: 4.94 (8, 1)	0.0		4	3	3	3	0	1	0	0	0	0	0	9	18	∞	∞
<b>Lee Guetterman, L</b> ERA: 6.61 (8, 1)	1.0		3	0	0	0	0	0	0	0	0	0	0	5	5	0.00	0.000

**BOTTOM**

AB	R	H	RBI	BB	SO	LOB
1	0	0	0	0	0	0
3	1	2	3	0	0	0
4	0	2	0	0	0	1
2	1	0	0	2	1	1
3	1	1	0	1	2	3
4	1	1	1	0	0	3
4	0	2	2	0	1	1
4	0	0	0	0	1	2
4	2	2	0	0	0	2
2	0	0	0	0	1	2
0	0	0	0	0	0	0
1	0	0	0	0	1	1
1	0	0	0	0	0	1

**AB 33**  
**R 6**  
**H 10**  
**RBI 6**  
**BB 3**  
**SO 7**  
**LOB 17**



**New York Mets @ Cincinnati Reds**  
Riverfront Stadium, Cincinnati, OH  
Sun Sep 06 1992, 3:33 AM EDT  
Att. 26,620 - Cloudy - 76 F

livebaseballscorecards.com



Batter	1	2	3	4	5	6	7	8	9	AB R H RBI BB SO LOB	TOP											
Dave Martinez, L (1, 8) OBP: 0.321, SLG: 0.333	0-1 L7	0-0 1B		0-2 F8	3-1 FC4-6 1B		1-1 F9		2-2 F9 1B 2B	6 1 2 3 0 0 3												
Hal Morris, L (1, 3) OBP: 0.364, SLG: 0.415	4-1 BB FC5-4 BB	0-1 F8		0-0 1B	1-0 1B		0-0 G4-3		2-1 F9 2B	5 1 2 1 1 0 3												
Barry Larkin, R (1, 6) OBP: 0.386, SLG: 0.449	4-0 FC5-4 BB	0-0		1-3 K	1-3 K		2-3 K		4-2 1B BB	1 0 1 1 1 0 0												
Willie Greene, L (4, PH) OBP: 0.357, SLG: 0.385		1-2 1B								1 0 0 0 0 1 2												
Freddie Benavides, R (4, 6) OBP: 0.257, SLG: 0.294		3-H 1B								2 0 0 0 1 2 2												
Chris Sabo, R (1, 5) OBP: 0.308, SLG: 0.436	4-1 FC5-4 BB	3-2 G6-3		1-1 P4		1-0 E HBP		2-1 1B	1-2 WP 1B	4 0 2 1 1 0 4												
Glenn Braggs, R (1, 7) OBP: 0.330, SLG: 0.400	0-2 FC5-4		1-1 P5		4-1 1B BB	1-1 F7		2-3 K	1-2 P2	5 1 0 1 1 1 6												
Joe Oliver, R (1, 2) OBP: 0.317, SLG: 0.398	1-2 F7		3-1 CS 1B		0-0 L5	2-1 E9 FC5 1B		1-1 F8	1-3 K	5 0 2 0 0 0 4												
Dan Wilson, R (9, PH) (9, 2)										1 0 0 0 0 1 2												
Paul O'Neill, L (1, 9) OBP: 0.350, SLG: 0.370		0-0 F8	1-0 F7		0-0 1B SH 1B	0-0 G4-3		0-1 L9		5 1 1 0 0 0 4												
Bill Doran, S (1, 4) OBP: 0.340, SLG: 0.351		1-2 1B 3B	2-2 CS	4-0 SH 1B BB	1-1 SH FC4-6 1B	4-0 IBB		4-1 WP 2B BB		2 4 2 1 3 0 0												
Jose Rijo, R (1, 1) OBP: 0.207, SLG: 0.241		0-1 F8 1B		1-0 SH 1B	0-1 SH FC4-6	0-1 FC5		3-2 2B HBP		2 1 1 1 0 0 3												
Greg Swindell, L (8, 1) OBP: 0.149, SLG: 0.167		3-H 1B		1-2 1B						0 0 0 0 0 0 0												
Geronimo Berroa, R (9, PH) OBP: 0.364, SLG: 0.222										0 1 0 0 0 0 0												
Milt Hill, R (9, 1) OBP: 0.364, SLG: 0.222										0 0 0 0 0 0 0												
Inning Stats	R: 1 E: 0 K: 0 S: 11	H: 0 LOB: 2 BB: 3 P: 24	R: 2 E: 0 K: 0 S: 16	H: 4 LOB: 2 BB: 0 P: 20	R: 0 E: 0 K: 0 S: 7	H: 1 LOB: 0 BB: 0 P: 14	R: 1 E: 1 K: 1 S: 11	H: 1 LOB: 2 BB: 1 P: 18	R: 3 E: 1 K: 1 S: 13	H: 3 LOB: 2 BB: 1 P: 23	R: 0 E: 1 K: 0 S: 7	H: 1 LOB: 3 BB: 1 P: 15	R: 0 E: 0 K: 1 S: 6	H: 0 LOB: 0 BB: 0 P: 9	R: 0 E: 0 K: 1 S: 9	H: 1 LOB: 1 BB: 0 P: 14	R: 3 E: 0 K: 1 S: 21	H: 2 LOB: 2 BB: 2 P: 39	1B: 11 2B: 1 3B: 1 HR: 0	SF: 0 SAC: 2 DP: 0 HBP: 2	WP: 2 PB: 0 SB: 0 CS: 1	PA: 52
PITCHER	IP WLS BF H R ER SO BB IBB HBP BLK WP HR S P ERA WHIP																					
Brian Williams, R (1, 1) ERA: 3.56	3.1 L 20 6 4 4 0 4 0 0 0 0 0 0 40 69 10.80 3.000																					
Willie Blair, R (4, 1) ERA: 3.74	1.2 10 3 3 1 2 1 0 0 0 0 0 0 18 30 5.40 2.400																					
Joe Boever, R (6, 1) ERA: 2.68	1.0 6 1 0 0 0 0 0 1 1 0 0 0 7 15 0.00 1.000																					
Al Osuna, L (7, 1) ERA: 3.59	2.0 7 1 0 0 2 0 0 0 0 0 0 0 15 23 0.00 0.500																					
Rob Mallicoat, L (9, 1) ERA: 7.23	1.0 8 2 3 3 1 2 0 1 0 2 0 0 21 39 27.00 4.000																					

Cincinnati Reds @ Houston Astros  
Astrodome, Houston, TX  
Mon Sep 07 1992, 4:33 AM EDT  
Att. 10,846 - Dome - 70 F

AB	39
R	10
H	13
RBI	9
BB	8
SO	5
LOB	33



Batter	1	2	3	4	5	6	7	8	9	AB	R	H	RBI	BB	SO	LOB
Casey Candaele, S OBP: 0.251, SLG: 0.252 (1, 4)	0-1 G4-3		2-2 G6-3		0-0 G4-3		1-3 K			4	0	0	0	0	1	3
Steve Finley, L OBP: 0.340, SLG: 0.375 Gerald Young, S OBP: 0.293, SLG: 0.212 (1, 8) (8, PH) (9, 8)	2-1 G4-3		3-3 K			4-1 BB		0-1 P4		2	0	0	0	1	1	0
Luis Gonzalez, L OBP: 0.297, SLG: 0.404 (1, 7)	0-1 F7		0-0 F8			1-0 F8		1-3 K		4	0	0	0	0	1	1
Eric Anthony, L OBP: 0.304, SLG: 0.404 (1, 9)		2-1 FC6-4 1B		0-2 F8		0-0 P5		0-3 K		4	0	1	0	0	1	1
Ken Caminiti, S OBP: 0.360, SLG: 0.469 Al Osuna, R (7, 1) Rob Mallicoat, L (9, 1) Craig Biggio, R OBP: 0.389, SLG: 0.386 (9, PH)		1-1 F9		1-1 G4-3		2-0 P6		1-2 F9		3	0	0	0	0	0	2
Ernest Riles, L OBP: 0.244, SLG: 0.256 (1, 3)		1-0 FC6-4 1B		2-2 F8			2-3 K		2-1 G6-3	4	0	1	0	0	1	0
Andujar Cedeno, R OBP: 0.258, SLG: 0.322 5 Jeff Bagwell, R OBP: 0.348, SLG: 0.404 (9, PH)		1-1 FC6-4 BB			0-0 P6		2-3 K		0-1 G1-3	3	0	0	0	0	1	2
Eddie Taubensee, L OBP: 0.288, SLG: 0.332 (1, 2)		4-0 1-2 BB			1-0 2B		4-1 BB BB			1	0	1	0	2	0	0
Brian Williams, R OBP: 0.138, SLG: 0.172 Willie Blair, R OBP: 0.167, SLG: 0.091 Pete Incaviglia, R OBP: 0.316, SLG: 0.425 Joe Boever, R (6, 1) Juan Guerrero, R OBP: 0.267, SLG: 0.297 (7, 5)		1-3 K			2-3 K		4-1 BB BB			1	0	0	0	0	1	3

Inning Stats	R: 0	H: 0	E: 0	K: 0	S: 6	R: 0	H: 2	E: 0	K: 1	S: 10	R: 0	H: 0	E: 0	K: 1	S: 7	R: 0	H: 0	E: 0	K: 0	S: 8	R: 0	H: 1	E: 0	K: 1	S: 8	R: 0	H: 0	E: 0	K: 0	S: 4	R: 0	H: 0	E: 0	K: 3	S: 11	R: 0	H: 0	E: 0	K: 2	S: 8	R: 0	H: 0	E: 0	K: 0	S: 8	R: 0	H: 0	E: 0	K: 0	S: 11	1B: 2	2B: 1	3B: 0	HR: 0	SF: 0	SAC: 0	DP: 0	HBP: 0	WP: 0	PA: 34
--------------	------	------	------	------	------	------	------	------	------	-------	------	------	------	------	------	------	------	------	------	------	------	------	------	------	------	------	------	------	------	------	------	------	------	------	-------	------	------	------	------	------	------	------	------	------	------	------	------	------	------	-------	-------	-------	-------	-------	-------	--------	-------	--------	-------	--------

PITCHER	IP	WLS	BF	H	R	ER	SO	BB	IBB	HBP	BLK	WP	HR	S	P	ERA	WHIP
Jose Rijo, R ERA: 2.81 (1, 1)	7.0		28	3	0	0	6	4	0	0	0	0	0	54	97	0.00	1.000
Greg Swindell, L ERA: 2.56 (8, 1)	1.0		3	0	0	0	2	0	0	0	0	0	0	8	9	0.00	0.000
Milt Hill, R ERA: (9, 1)	1.0		3	0	0	0	0	0	0	0	0	0	0	8	11	0.00	0.000

**BOTTOM**

**Cincinnati Reds @ Houston Astros**  
Astrodome, Houston, TX

Mon Sep 07 1992, 4:33 AM EDT  
Att. 10,846 - Dome - 70 F

livebaseballscorecards.com

AB	30
R	0
H	3
RBI	0
BB	4
SO	8
LOB	13





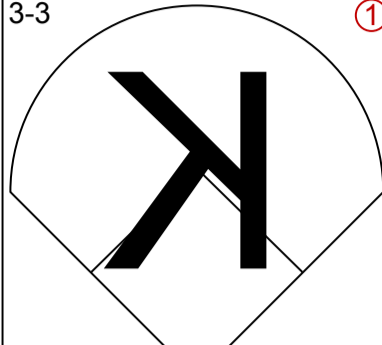
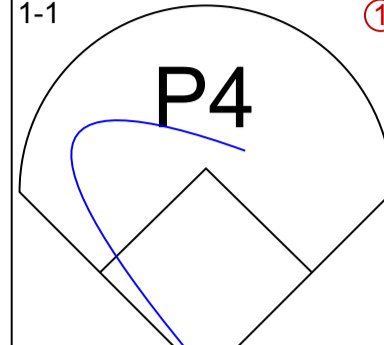
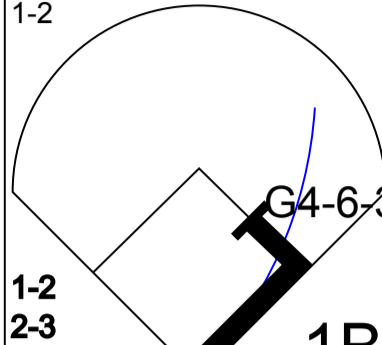
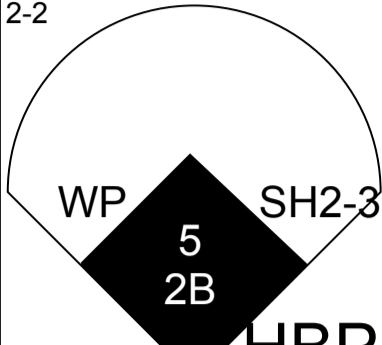
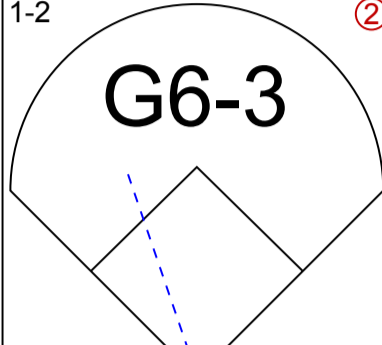
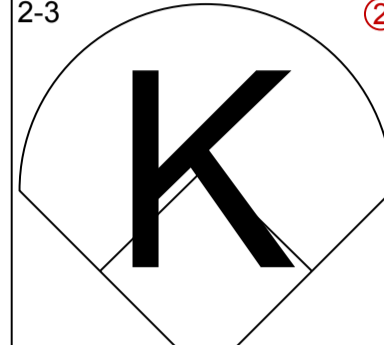
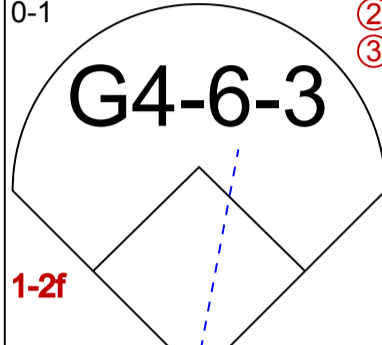
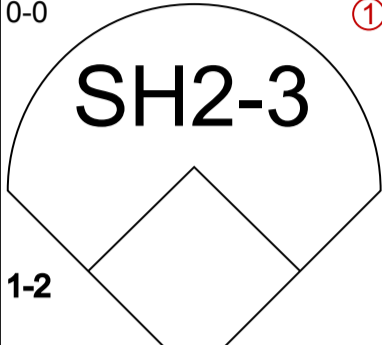
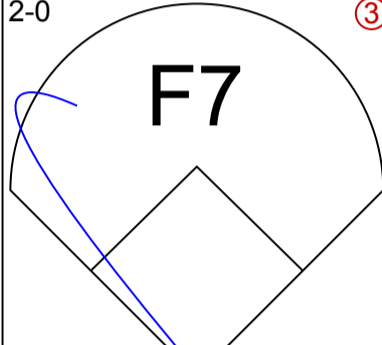
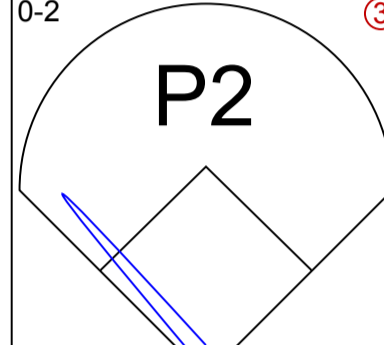
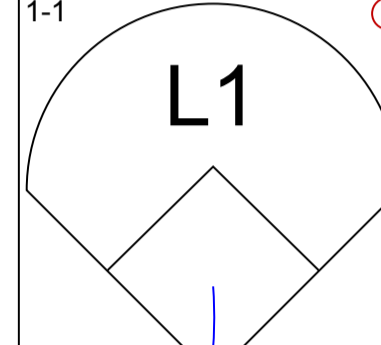
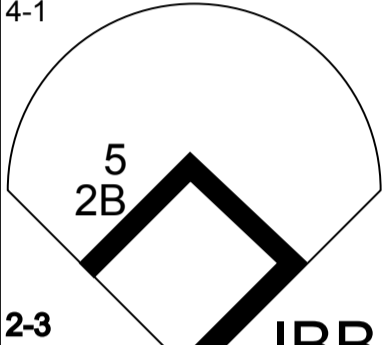
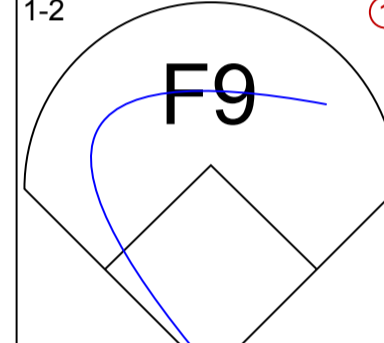
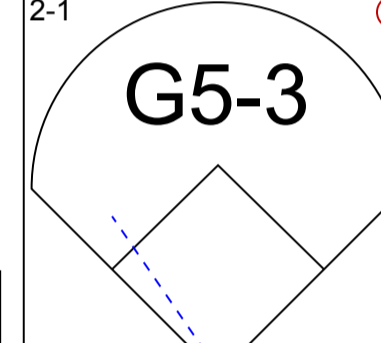
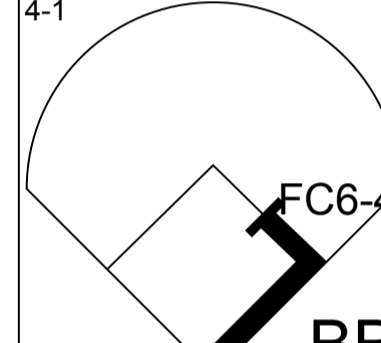
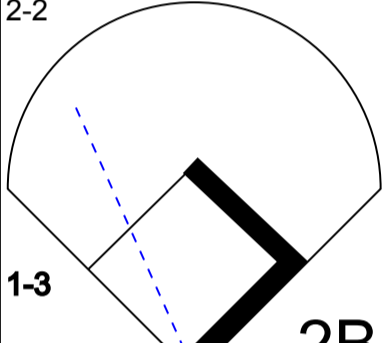
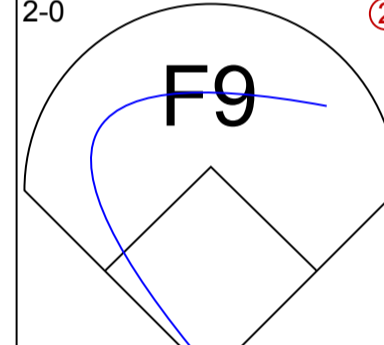
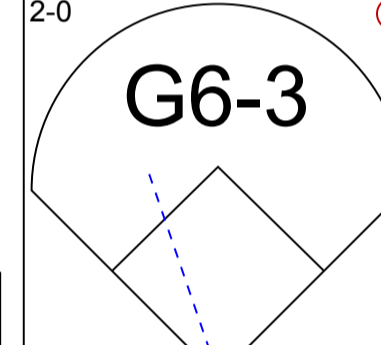
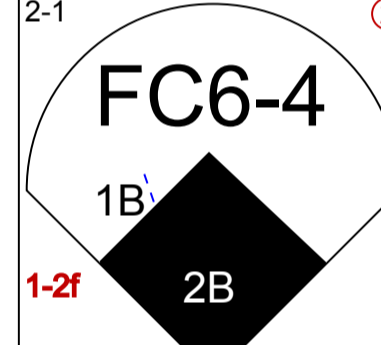
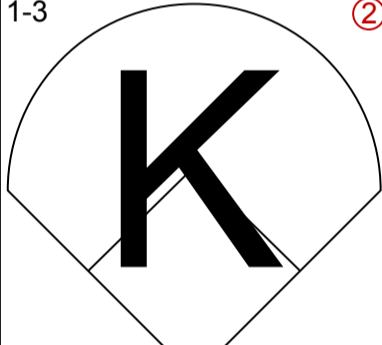
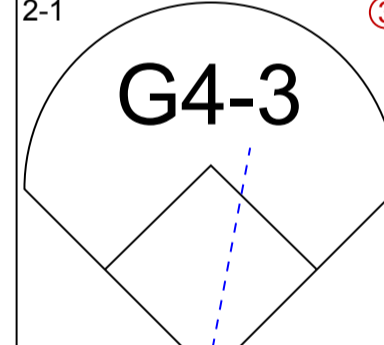
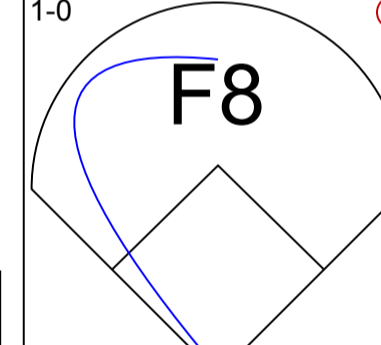
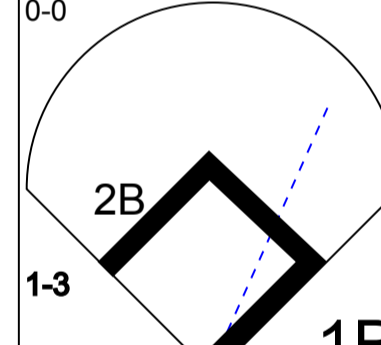
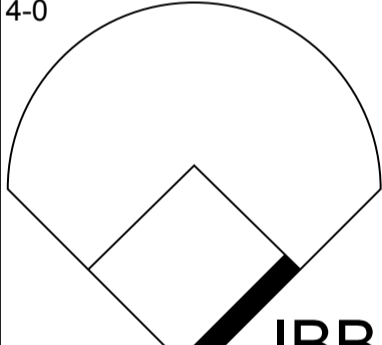
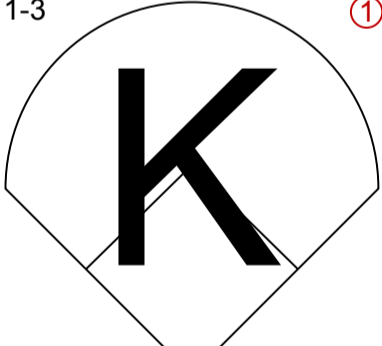
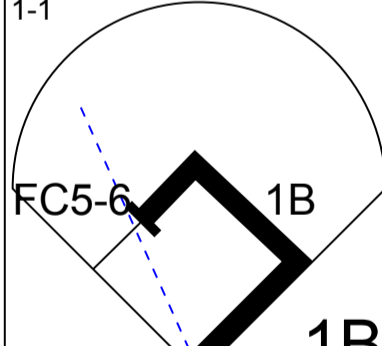
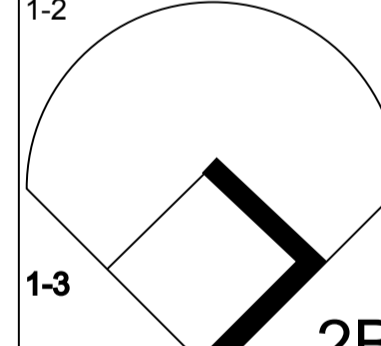
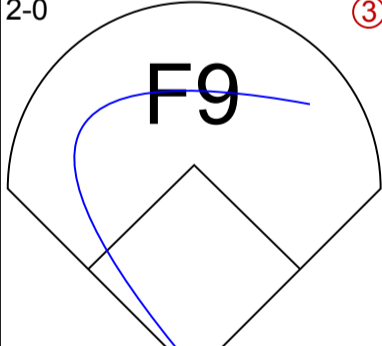
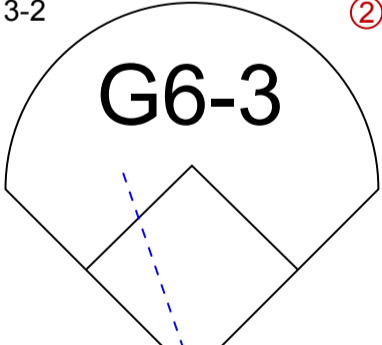
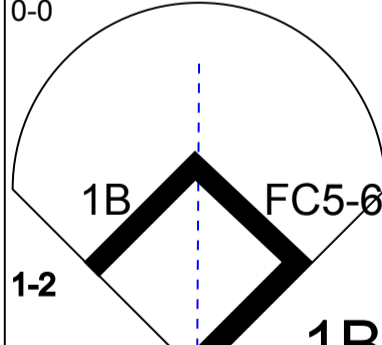
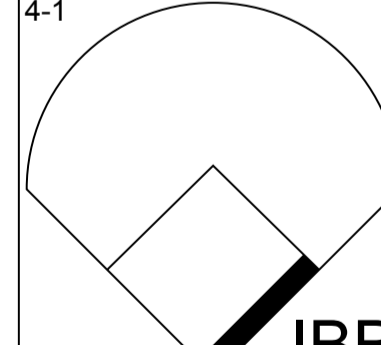
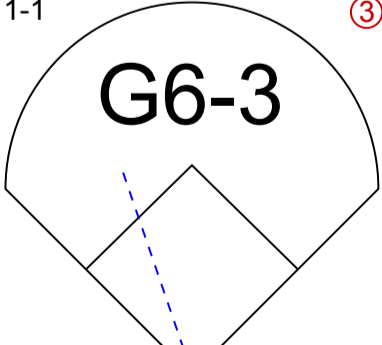
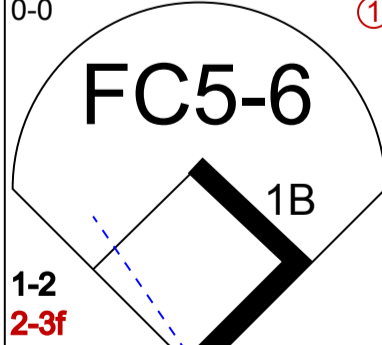
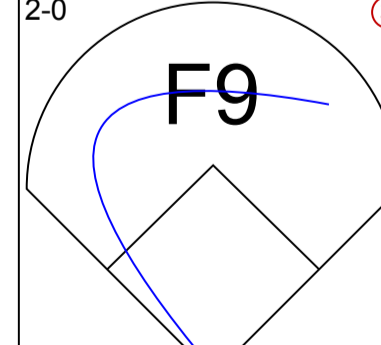
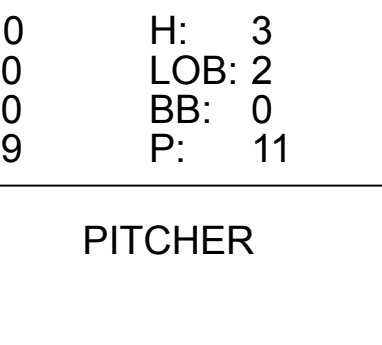
Batter	1	2	3	4	5	6	7	8	9	AB R H RBI BB SO LOB	TOP											
<b>Bip Roberts, S</b> (1, 7) OBP: 0.377, SLG: 0.387	0-1 G4-3		2-1 1B HBP		1-1 F8			1-0 G3 1B		3 0 1 0 0 0 0												
<b>Dave Martinez, L</b> (1, 8) OBP: 0.317, SLG: 0.329	3-2 P7		0-0 F7		1-1 F8			1-0 G3		4 0 0 0 0 0 2												
<b>Barry Larkin, R</b> (1, 6) OBP: 0.387, SLG: 0.450	1-1 1B		2-2 1B			2-2 P9		0-1 G5-3		4 0 2 0 0 0 1												
<b>Hal Morris, L</b> (1, 3) OBP: 0.362, SLG: 0.412	4-2 BB		1-3 K			2-2 L9		2-2 F9		3 0 0 0 1 1 3												
<b>Chris Sabo, R</b> (1, 5) OBP: 0.310, SLG: 0.435	0-3 K			2-1 1B		4-0 BB			1-3 K	3 0 1 0 1 2 2												
<b>Paul O'Neill, L</b> (1, 9) OBP: 0.347, SLG: 0.367		0-3 K		1-1 P7		1-1 F7			2-3 K	4 0 0 0 0 2 2												
<b>Joe Oliver, R</b> (1, 2) OBP: 0.314, SLG: 0.394		0-2 G3		0-0 P3			0-3 K		1-2 G1-3	4 0 0 0 0 1 1												
<b>Bill Doran, S</b> (1, 4) OBP: 0.337, SLG: 0.348		0-1 F9		2-3 K			0-2 G4-3			3 0 0 0 0 1 1												
<b>Chris Hammond, L</b> (1, 1) OBP: 0.240, SLG: 0.233			2-3 K		0-3 K			1-3 K		3 0 0 0 0 3 0												
<b>Scott Ruskin, R</b> (7, 1)										0 0 0 0 0 0 0												
<b>Scott Bankhead, R</b> (7, 1) OBP: 0.222, SLG: 0.222										0 0 0 0 0 0 0												
<b>Inning Stats</b>	R: 0 E: 0 K: 1 S: 13	H: 1 LOB: 2 BB: 1 P: 21	R: 0 E: 0 K: 1 S: 8	H: 0 LOB: 0 BB: 0 P: 8	R: 0 E: 0 K: 2 S: 12	H: 1 LOB: 2 BB: 0 P: 18	R: 0 E: 0 K: 1 S: 8	H: 1 LOB: 1 BB: 0 P: 13	R: 0 E: 0 K: 1 S: 7	H: 0 LOB: 0 BB: 0 P: 9	R: 0 E: 0 K: 2 S: 11	H: 0 LOB: 1 BB: 1 P: 20	R: 0 E: 0 K: 2 S: 10	H: 0 LOB: 0 BB: 0 P: 11	R: 0 E: 0 K: 0 S: 7	H: 1 LOB: 1 BB: 0 P: 11	R: 0 E: 0 K: 2 S: 9	H: 0 LOB: 0 BB: 0 P: 13	1B: 4 2B: 0 3B: 0 HR: 0	SF: 0 SAC: 0 DP: 0 HBP: 1	WP: 0 PB: 0 SB: 1 CS: 0	PA: 34
<b>PITCHER</b>	IP WLS BF H R ER SO BB IBB HBP BLK WP HR S P ERA WHIP																					
<b>Pete Harnisch, R</b> (1, 1) ERA: 3.64	7.0 W 27 3 0 0 8 2 0 1 0 0 0 69 100 0.00 0.714																					
<b>Xavier Hernandez, R</b> (8, 1) ERA: 2.03	2.0 S 7 1 0 0 2 0 0 0 0 0 0 0 16 24 0.00 0.500																					

Cincinnati Reds @ Houston Astros  
Astrodome, Houston, TX  
Tue Sep 08 1992, 8:05 PM EDT  
Att. 7,196 - Dome - 70 F

livebaseballscorecards.com

AB	31
R	0
H	4
RBI	0
BB	2
SO	10
LOB	12



Batter	1	2	3	4	5	6	7	8	9
<b>Craig Biggio, R</b> OBP: 0.390, SLG: 0.386 (1, 4)	3-3 			1-1 		1-2 		2-2 	
<b>Steve Finley, L</b> OBP: 0.339, SLG: 0.373 (1, 8)	1-2 			2-3 		0-1 		0-0 	
<b>Ken Caminiti, S</b> OBP: 0.359, SLG: 0.465 (1, 5)	2-0 			0-2 			1-1 	4-1 	
<b>5 Jeff Bagwell, R</b> OBP: 0.349, SLG: 0.406 (1, 3)			1-2 		2-1 		4-1 	2-2 	
<b>Pete Incaviglia, R</b> OBP: 0.313, SLG: 0.419 (1, 9)			2-0 		2-0 		2-1 	1-3 	
<b>Gerald Young, S</b> OBP: 0.293, SLG: 0.212 (9, 9)									
<b>Luis Gonzalez, L</b> OBP: 0.300, SLG: 0.403 (1, 7)			2-1 		1-0 		0-0 	4-0 	
<b>Andujar Cedeno, R</b> OBP: 0.263, SLG: 0.333 (1, 6)				1-3 		1-1 	1-2 	2-0 	
<b>Scott Servais, R</b> OBP: 0.260, SLG: 0.236 (1, 2)				3-2 		0-0 	4-1 		
<b>Pete Hamisch, S</b> OBP: 0.158, SLG: 0.200 (1, 1)				1-1 		0-0 	2-0 		
<b>Casey Candaele, S</b> OBP: 0.251, SLG: 0.252 (7, PH)						1-2 			
<b>Eric Anthony, L</b> OBP: 0.303, SLG: 0.403 (7, PH)									
<b>Xavier Hernandez, L</b> (8, 1)									

AB	R	H	RBI	BB	SO	LOB
3	1	1	0	0	1	0
3	0	0	0	0	1	3
3	0	0	0	1	0	0
3	0	1	1	1	0	0
4	1	0	0	0	1	3
0	0	0	0	0	0	0
3	0	1	0	1	0	0
4	0	2	1	0	1	3
2	0	1	0	1	0	0
2	0	0	0	0	0	2
0	0	0	0	0	0	0
1	0	0	0	0	0	3
0	0	0	0	0	0	0
1B: 4	SF: 0					
2B: 2	SAC: 1					
3B: 0	DP: 1					
HR: 0	HBP: 1					


**BOTTOM**

**Cincinnati Reds @ Houston Astros**  
Astrodome, Houston, TX

Tue Sep 08 1992, 8:05 PM EDT  
Att. 7,196 - Dome - 70 F

livebaseballscorecards.com

<b>AB</b>	<b>28</b>
<b>R</b>	<b>2</b>
<b>H</b>	<b>6</b>
<b>RBI</b>	<b>2</b>
<b>BB</b>	<b>4</b>
<b>SO</b>	<b>4</b>
<b>LOB</b>	<b>14</b>



WP: 1	PA: 34
PB: 0	
SB: 0	
CS: 0	

Inning Stats		R: 0	H: 0	E: 0	LOB: 0	K: 1	BB: 0	S: 8	P: 14								
<b>Chris Hammond, L</b> ERA: 4.23 (1, 1)	6.2	WLS: L	BF: 24	H: 4	R: 1	ER: 1	SO: 3	BB: 1	IBB: 0	HBP: 0	BLK: 0	WP: 0	HR: 0	S: 51	P: 84	ERA: 1.35	WHIP: 0.750
<b>Scott Ruskin, L</b> ERA: 4.21 (7, 1)	0.0		2	1	0	0	0	0	1	0	0	0	0	4	9	∞	∞
<b>Scott Bankhead, R</b> ERA: 3.22 (7, 1)	1.1		8	1	1	1	1	0	2	1	0	1	0	12	29	6.75	0.750

PITCHER		IP	WLS	BF	H	R	ER	SO	BB	IBB	HBP	BLK	WP	HR	S	P	ERA	WHIP
<b>Chris Hammond, L</b> ERA: 4.23 (1, 1)	6.2	L	24	4	1	1	3	3	1	0	0	0	0	0	51	84	1.35	0.750
<b>Scott Ruskin, L</b> ERA: 4.21 (7, 1)	0.0		2	1	0	0	0	0	0	0	0	0	0	4	9	∞	∞	
<b>Scott Bankhead, R</b> ERA: 3.22 (7, 1)	1.1		8	1	1	1	1	1	0	2	1	0	1	12	29	6.75	0.750	



Batter	1	2	3	4	5	6	7	8	9	AB R H RBI BB SO LOB	TOP											
<b>Bip Roberts, S</b> (1, 7) OBP: 0.379, SLG: 0.397	4-2 G6-4-3 1B BB	2-1 1-H 2-H 3-H 2B		3-2 F9		3-2 1-H 2-H HR		0-0 FC6-4 1-2f		4 1 2 5 1 0 3												
<b>Reggie Sanders, R</b> (1, 8) OBP: 0.362, SLG: 0.486	1-1 G6-4-3 1B		1-2 1B G6-4-3 1B	1-2 HBP		0-0 G6-3		4-2 1B BB		3 1 2 0 1 0 0												
<b>Barry Larkin, R</b> (1, 6) OBP: 0.387, SLG: 0.449	0-1 G6-4-3 1-2f 2-3		3-1 G6-4-3 1B	3-2 F9		1-0 G6-3		1-0 1B		5 0 2 0 0 0 5												
<b>Chris Sabo, R</b> (1, 5) OBP: 0.306, SLG: 0.429	1-0 G6-3		1-1 G6-4-3 1-2f 3-H		0-0 G4-3		2-0 F7	1-1 F7		5 0 0 0 0 0 4												
<b>Glenn Braggs, R</b> (1, 9) OBP: 0.326, SLG: 0.396		2-1 FC6-4 FC1-2 1B 1B	2-1 P3		1-0 P3		2-2 G6-3	2-3 K		5 0 1 0 0 1 2												
<b>Joe Oliver, R</b> (1, 2) OBP: 0.313, SLG: 0.391		1-0 FC6-4 1B		0-2 F9		0-0 F8	3-2 F9	0-1 F7		5 0 1 0 0 0 2												
<b>Hal Morris, L</b> (1, 3) OBP: 0.364, SLG: 0.409		2-2 FC6-4 FC1-2 BB 1-2f 2-3 2B		4-0 1B BB		4-0 BB HR BB		1-2 G6-3		2 3 0 0 2 0 2												
<b>Bill Doran, S</b> (1, 4) OBP: 0.344, SLG: 0.352		4-1 FC1-2 2B BB		2-1 HBP 1B		4-2 HR BB		0-0 FC6-4 1B		2 2 2 0 2 0 0												
<b>Tim Belcher, R</b> <b>Tom Bolton, L</b> <b>Geronimo Berroa, R</b> <b>Steve Foster, R</b> <b>Dan Wigginton, R</b> <b>Oswaldo Henry, R</b> <b>Cesar Hernandez, R</b> <b>Milt Hill, R</b> <b>Willie Greene, L</b> <b>Scott Ruskin, R</b>		2-1 FC1-2 2B		1-0 HBP 1B		2-3 K		0-3 K		0 0 0 0 0 0 0 0 0 0 0 0 0 0 0 0 1 0 0 0 0 0 0 0 0 0 0 0 0 0 0 0 1 0 0 1 0 0 0 0 0 0 0 0 0 0 0 0 1 0 0 0 0 0 0 0 0 0 0 0 0 0 0 0 1 0 0 0 0 0 0 0 0 0 0 0 0 0 0 0												
<b>Inning Stats</b>	R: 0 E: 0 K: 0 S: 7	H: 1 LOB: 1 BB: 1 P: 13	R: 2 E: 0 K: 0 S: 11	H: 3 LOB: 2 BB: 1 P: 24	R: 1 E: 0 K: 0 S: 9	H: 2 LOB: 0 BB: 0 P: 16	R: 1 E: 0 K: 0 S: 16	H: 2 LOB: 3 BB: 1 P: 30	R: 0 E: 0 K: 0 S: 3	H: 0 LOB: 0 BB: 0 P: 4	R: 3 E: 0 K: 1 S: 21	H: 1 LOB: 0 BB: 2 P: 35	R: 0 E: 0 K: 0 S: 8	H: 0 LOB: 0 BB: 0 P: 15	R: 0 E: 0 K: 1 S: 8	H: 1 LOB: 1 BB: 0 P: 9	R: 0 E: 0 K: 1 S: 12	H: 1 LOB: 2 BB: 1 P: 20	1B: 9 2B: 1 3B: 0 HR: 1	SF: 0 SAC: 0 DP: 2 HBP: 1	WP: 0 PB: 0 SB: 0 CS: 0	PA: 42
<b>PITCHER</b>	IP WLS BF H R ER SO BB IBB HBP BLK WP HR S P ERA WHIP																					
<b>Tom Glavine, L</b> (1, 1) ERA: 2.81	5.0 W 24 8 4 4 0 3 0 0 1 0 0 0 46 87 7.20 2.200																					
<b>Kent Mercker, L</b> (6, 1) ERA: 3.58	0.1 4 1 3 3 1 2 0 0 0 0 0 1 19 32 81.00 9.000																					
<b>Mark Wohlers, R</b> (6, 1) ERA: 2.96	2.2 9 1 0 0 1 0 0 0 0 0 0 0 18 27 0.00 0.375																					
<b>Jeff Reardon, R</b> (9, 1) ERA: 3.75	1.0 5 1 0 0 1 1 0 0 0 0 0 0 12 20 0.00 2.000																					

Cincinnati Reds @ Atlanta Braves  
Atlanta-Fulton County Stadium, Atlanta, GA

Wed Sep 09 1992, 7:05 PM EDT  
Att. 41,809 - Cloudy - 83 F

livebaseballscorecards.com

AB	35
R	7
H	11
RBI	6
BB	6
SO	3
LOB	24



Cincinnati Reds @ Atlanta Braves  
 Atlanta-Fulton County Stadium, Atlanta, GA

Wed Sep 09 1992, 7:05 PM EDT  
 Att. 41,809 - Cloudy - 83 F

livebaseballscorecards.com

AB	31
R	12
H	11
RBI	11
BB	8
SO	7
LOB	16



WP:	0	PA:	43
PB:	0		
SB:	1		
CS:	1		

1B:	6	SF:	0
2B:	3	SAC:	3
3B:	0	DP:	1
HR:	3	HBP:	1

IP	WLS	BF	H	R	ER	SO	P	ERA	WHIP
1.0		3	0	0	0	0	10	0.00	0.000

IP	WLS	BF	H	R	ER	SO	P	ERA	WHIP
8.1								4.13	

Batter	1	2	3	4	5	6	7	8	9	AB	R	H	RBI	BB	SO	LOB
<b>Otis Nixon, S</b> OBP: 0.365, SLG: 0.374 (1, 8)										3	2	1	0	2	1	2
<b>Jeff Blauser, R</b> OBP: 0.354, SLG: 0.458 <b>Rafael Belliard, R</b> OBP: 0.263, SLG: 0.249 (1, 6) (8, 6)										5	2	4	3	0	1	2
<b>Terry Pendleton, S</b> OBP: 0.342, SLG: 0.483 (1, 5)										4	1	1	2	1	0	4
<b>David Justice, L</b> OBP: 0.355, SLG: 0.410 (1, 9)										4	1	0	0	1	1	1
<b>Sid Bream, L</b> OBP: 0.345, SLG: 0.438 <b>Brian Hunter, R</b> OBP: 0.292, SLG: 0.505 (1, 3) (8, PH) (9, 3)										3	2	2	2	1	1	0
<b>Lonnie Smith, R</b> OBP: 0.336, SLG: 0.475 <b>Ron Gant, R</b> OBP: 0.319, SLG: 0.391 (1, 7) (6, PR) (7, 7)										3	1	1	3	0	1	2
<b>Greg Olson, R</b> OBP: 0.319, SLG: 0.329 (1, 2)										4	1	1	0	0	1	2
<b>Mark Lemke, S</b> OBP: 0.313, SLG: 0.319 (1, 4)										1	1	0	0	3	0	1
<b>Tom Glavine, L</b> OBP: 0.276, SLG: 0.301 <b>Kent Mercker, L</b> (6, 1) <b>Mark Wohlers, R</b> (6, 1) <b>Jeff Reardon, R</b> (9, 1)										1	1	1	1	0	0	0
<b>Inning Stats</b>	R: 7 E: 0 K: 0 S: 27	H: 6 LOB: 2 BB: 3 P: 53	R: 1 E: 0 K: 2 S: 11	H: 1 LOB: 0 BB: 0 P: 15	R: 0 E: 1 K: 1 S: 12	H: 0 LOB: 1 BB: 1 P: 18	R: 0 E: 0 K: 0 S: 7	H: 0 LOB: 2 BB: 2 P: 19	R: 3 E: 0 K: 2 S: 15	H: 2 LOB: 0 BB: 1 P: 25	R: 0 E: 0 K: 2 S: 8	H: 0 LOB: 2 BB: 1 P: 15	R: 1 E: 1 K: 0 S: 10	H: 2 LOB: 0 BB: 0 P: 18	R: 0 E: 0 K: 0 S: 5	H: 0 LOB: 0 BB: 0 P: 10

PITCHER	IP	WLS	BF	H	R	ER	SO	BB	IBB	HBP	BLK	WP	HR	S	P	ERA	WHIP
<b>Tim Belcher, R</b> ERA: 4.28	(1, 1)	0.2	9	5	7	7	0	2	0	0	0	0	0	22	41	94.50	10.500
<b>Tom Bolton, L</b> ERA: 4.6	(1, 1)	0.1	3	1	0	0	0	1	0	0	0	0	0	5	12	0.00	6.000
<b>Steve Foster, R</b> ERA: 3.63	(2, 1)	2.0	8	1	1	1	3	1	0	0	0	0	1	23	33	4.50	1.000
<b>Dwayne Henry, R</b> ERA: 3.69	(4, 1)	2.0	11	2	3	3	2	3	0	0	0	0	1	22	44	13.50	2.500
<b>Milt Hill, R</b> ERA:	(6, 1)	2.0	9	2	1	0	2	0	1	1	0	0	0	18	33	0.00	1.000



Batter	1	2	3	4	5	6	7	8	9	AB R H RBI BB SO LOB	TOP																
<b>Bip Roberts, S</b> (1, 7) OBP: 0.378, SLG: 0.396	0-0 F7		2-2 G6-3			2-2 G5-3 1B		1-1 G1-3		4 1 1 0 0 0 0	<b>Cincinnati Reds @ Atlanta Braves</b> Atlanta-Fulton County Stadium, Atlanta, GA Thu Sep 10 1992, 3:33 AM EDT Att. 41,265 - Cloudy - 84 F																
<b>Reggie Sanders, R</b> (1, 8) OBP: 0.358, SLG: 0.480	0-1 G1		0-0 G5-3			2-2 F9		0-0 L5		4 0 0 0 0 0 1																	
<b>Barry Larkin, R</b> (1, 6) OBP: 0.386, SLG: 0.447	2-2 F9					0-0 G5-3 1B		3-1 G6-3		4 0 1 0 0 0 0																	
<b>Chris Sabo, R</b> (1, 5) OBP: 0.303, SLG: 0.425		1-1 G5-3		2-2 G4-3		1-1 G5-3		2-3 K		3 0 0 1 0 0 1																	
<b>Milt Hill, R</b> (6, 1)										0 0 0 0 0 0 0																	
<b>Steve Foster, R</b> (8, 1) OBP: 0.200, SLG: 0.200						1-2 G5-3				0 0 0 0 0 0 0																	
<b>Geronimo Berroa, R</b> (9, PH) OBP: 0.308, SLG: 0.182						3-H				1 0 0 0 0 1 0																	
<b>Scott Bankhead, R</b> (9, 1) OBP: 0.222, SLG: 0.222										0 0 0 0 0 0 0																	
<b>Glenn Braggs, R</b> (1, 9) OBP: 0.330, SLG: 0.410		0-2 HR		1-2 L9		1-0 G1-3		0-3 K		1 1 1 1 0 0 0																	
<b>Cesar Hernandez, R</b> (2, 9) OBP: 0.263, SLG: 0.342										3 0 0 0 0 1 1																	
<b>Joe Oliver, R</b> (1, 2) OBP: 0.315, SLG: 0.391		4-1 BB				0-0 G6-3		0-0 G6-3		3 0 1 0 1 0 0																	
<b>Hal Morris, L</b> (1, 3) OBP: 0.360, SLG: 0.405		3-2 F7				2-3 K		2-3 K		4 0 0 0 0 2 2																	
<b>Bill Doran, S</b> (1, 4) OBP: 0.346, SLG: 0.354		1-0 F7				1-2 1B		2-1 1B		3 0 2 0 0 0 1																	
<b>Greg Swindell, L</b> (1, 1) OBP: 0.145, SLG: 0.162			0-1 G6-3			1-1 F9		2-3 K		2 0 0 0 0 0 1																	
<b>Willie Greene, L</b> (6, 5) OBP: 0.313, SLG: 0.333										1 0 0 0 0 1 1																	
<b>Inning Stats</b>	R: 0 E: 0 K: 0 S: 7 H: 0 LOB: 0 BB: 0 P: 9	R: 1 E: 0 K: 0 S: 11 H: 1 LOB: 1 BB: 1 P: 20	R: 0 E: 0 K: 0 S: 6 H: 0 LOB: 0 BB: 0 P: 8	R: 0 E: 0 K: 0 S: 9 H: 0 LOB: 0 BB: 0 P: 12	R: 0 E: 0 K: 1 S: 9 H: 1 LOB: 1 BB: 0 P: 13	R: 1 E: 0 K: 0 S: 13 H: 2 LOB: 1 BB: 0 P: 18	R: 0 E: 0 K: 2 S: 12 H: 1 LOB: 1 BB: 0 P: 20	R: 0 E: 0 K: 0 S: 5 H: 0 LOB: 0 BB: 0 P: 9	R: 0 E: 0 K: 2 S: 8 H: 1 LOB: 1 BB: 0 P: 10	1B: 5 2B: 0 3B: 0 HR: 1 SF: 0 SAC: 0 DP: 0 HBP: 0	WP: 0 PB: 0 SB: 0 CS: 0 PA: 34																
<b>PITCHER</b>	IP WLS BF H R ER SO BB IBB HBP BLK WP HR S P ERA WHIP											<b>PITCHER</b>	IP WLS BF H R ER SO BB IBB HBP BLK WP HR S P ERA WHIP														
<b>Steve Avery, L</b> (1, 1) ERA: 3.28	8.0	30	5	2	2	3	1	0	0	0	0	0	1	72	109	2.25	0.750										
<b>Mike Stanton, L</b> (9, 1) ERA: 4.7	1.0	W	4	1	0	0	2	0	0	0	0	0	0	8	10	0.00	1.000										

<b>AB</b>	<b>33</b>
<b>R</b>	<b>2</b>
<b>H</b>	<b>6</b>
<b>RBI</b>	<b>2</b>
<b>BB</b>	<b>1</b>
<b>SO</b>	<b>5</b>
<b>LOB</b>	<b>8</b>







Batter	1	2	3	4	5	6	7	8	9	AB R H RBI BB SO LOB	TOP											
<b>Bip Roberts, S</b> (1, 7) OBP: 0.378, SLG: 0.396	0-0 G3	2-2 P5			1-1 CS 1B		1-2 L9 1B		3-2 P7	5 0 2 0 0 0 1												
<b>Dave Martinez, L</b> (1, 8) OBP: 0.319, SLG: 0.331	2-2 P6		1-3 K		1-2 2B E 1B		1-1 1B			4 1 2 0 0 1 0												
<b>Barry Larkin, R</b> (1, 6) OBP: 0.387, SLG: 0.452	0-1 2B		0-3 K		1-2 E7 2B		2-1 L9			4 0 2 0 0 1 2												
<b>Hal Morris, L</b> (1, 3) OBP: 0.357, SLG: 0.400	0-0 G3		0-1 G4-3		0-1 G4-3		2-2 G3			4 0 0 0 0 0 4												
<b>Paul O'Neill, L</b> (1, 9) OBP: 0.349, SLG: 0.375		0-0 2B G6-3 1B		2-0 HR	0-1 G4-3		1-0 F9			4 2 2 1 0 0 1												
<b>Willie Greene, L</b> (1, 5) OBP: 0.350, SLG: 0.421		1-0 1B 2B		0-0 L9		1-3 K	0-1 CS 1B			4 1 2 0 0 1 0												
<b>Joe Oliver, R</b> (1, 2) OBP: 0.314, SLG: 0.390		3-2 G6-3		2-2 FC1-6 1B		1-0 G5-3	2-3 K			4 0 1 1 0 1 2												
<b>Bill Doran, S</b> (1, 4) OBP: 0.345, SLG: 0.353		2-1 SH3-4 1B		0-3 K		1-1 F8		2-2 L6		4 0 1 1 0 1 1												
<b>Tim Pugh, R</b> (1, 1) <b>Jeff Reed, L</b> (9, PH) <b>Rob Dibble, L</b> (9, 1)		0-1 SH3-4		1-1 FC1-6		0-0 G5-3		0-0 G3		2 0 0 0 0 0 1 1 0 0 0 0 0 0 0 0 0 0 0 0 0												
<b>Inning Stats</b>	R: 0 E: 0 K: 0 S: 7	H: 1 LOB: 1 BB: 0 P: 9	R: 2 E: 0 K: 0 S: 12	H: 3 LOB: 1 BB: 0 P: 20	R: 0 E: 0 K: 2 S: 8	H: 0 LOB: 0 BB: 0 P: 9	R: 1 E: 0 K: 1 S: 12	H: 2 LOB: 1 BB: 0 P: 17	R: 1 E: 1 K: 0 S: 13	H: 3 LOB: 1 BB: 0 P: 15	R: 0 E: 0 K: 1 S: 6	H: 0 LOB: 0 BB: 0 P: 9	R: 0 E: 0 K: 0 S: 12	H: 2 LOB: 2 BB: 0 P: 18	R: 0 E: 0 K: 1 S: 6	H: 1 LOB: 1 BB: 0 P: 9	R: 0 E: 0 K: 0 S: 8	H: 0 LOB: 0 BB: 0 P: 13	1B: 8 2B: 4 3B: 0 HR: 1	SF: 0 SAC: 1 DP: 1 HBP: 0	WP: 0 PB: 0 SB: 0 CS: 2	PA: 37
<b>PITCHER</b>	IP WLS BF H R ER SO BB IBB HBP BLK WP HR S P ERA WHIP																					
<b>Andy Benes, R</b> (1, 1) ERA: 3.61	4.1 L 21 9 4 3 3 0 0 0 0 0 0 1 48 66 6.23 2.077																					
<b>Rich Rodriguez, L</b> (5, 1) ERA: 2.46	0.2 2 0 0 0 0 0 0 0 0 0 0 0 4 4 0.00 0.000																					
<b>Mike Maddux, R</b> (6, 1) ERA: 2.51	3.0 11 3 0 0 2 0 0 0 0 0 0 0 24 36 0.00 1.000																					
<b>Larry Andersen, R</b> (9, 1) ERA: 3.64	1.0 3 0 0 0 0 0 0 0 0 0 0 0 8 13 0.00 0.000																					

**Cincinnati Reds @ San Diego Padres**  
 Jack Murphy Stadium, San Diego, CA  
 Fri Sep 11 1992, 10:05 PM EDT  
 Att. 14,067 - Sunny - 72 F

[livebaseballscorecards.com](http://livebaseballscorecards.com)

<b>AB</b>	<b>36</b>
<b>R</b>	<b>4</b>
<b>H</b>	<b>12</b>
<b>RBI</b>	<b>3</b>
<b>BB</b>	<b>0</b>
<b>SO</b>	<b>5</b>
<b>LOB</b>	<b>12</b>



Batter	1	2	3	4	5	6	7	8	9	AB	R	H	RBI	BB	SO	LOB
Tony Fernandez, S OBP: 0.330, SLG: 0.348 (1, 6)	0-1 G6-3 ①		2-2 L7 ③			4-1 3B BB		0-2 G4-3 ②		3	1	0	0	1	0	0
Oscar Azocar, L OBP: 0.219, SLG: 0.214 (1, 7)	0-1 G4-3 ②			1-0 P2 ①		0-2 F7 ①		0-0 G4-3 ③		4	0	0	0	0	0	1
Gary Sheffield, R OBP: 0.383, SLG: 0.587 (1, 5)	0-0 F7 ③			0-1 1B		3-0 L7 ②			0-0 G5-3 1B	4	0	2	0	0	0	1
Fred McGriff, L OBP: 0.393, SLG: 0.573 (1, 3)		0-0 G6-4-3 1B		1-3 K ②		1-2 3B 1-H			3-3 K ①	4	0	2	1	0	2	2
Benito Santiago, R OBP: 0.286, SLG: 0.391 (1, 2)		0-0 G6-4-3 1-2f		1-3 K ③		0-1 G5-3			0-1 G5-3 ②	4	0	0	0	0	1	4
Darrin Jackson, R OBP: 0.291, SLG: 0.412 (1, 8)		0-0 1B			0-0 F7 ①				2-2 G6-3 ③	4	0	1	0	0	0	1
Jerald Clark, R OBP: 0.291, SLG: 0.395 (1, 9)		1-1 G5-3			2-3 K ②				1-1 F8 ②	3	0	0	0	0	1	1
Kurt Stillwell, S OBP: 0.276, SLG: 0.314 (1, 4)			3-3 K ①			0-0 1B			0-0 F8 ③	3	0	1	0	0	1	0
Andy Benes, R OBP: 0.222, SLG: 0.246 (1, 1)			2-2 F9 ②			0-0 L9 ③			2-2 F8 ①	1	0	0	0	0	0	0
Rich Rodriguez, L (5, 1)										0	0	0	0	0	0	0
Phil Stephenson, L OBP: 0.258, SLG: 0.250 (5, PH)										0	0	0	0	0	0	1
Mike Maddux, L OBP: 0.250, SLG: 0.143 (6, 1)										0	0	0	0	0	0	0
Jeff Gardner, L (8, PH)										1	0	0	0	0	0	0
Larry Andersen, R (9, 1)										0	0	0	0	0	0	0

Inning Stats	R: 0	H: 0	E: 0	K: 0	S: 5	R: 0	H: 2	E: 0	K: 0	S: 5	R: 0	H: 0	E: 0	K: 1	S: 11	R: 0	H: 1	E: 0	K: 2	S: 10	R: 0	H: 1	E: 0	K: 1	S: 7	R: 1	H: 1	E: 0	K: 0	S: 10	R: 0	H: 0	E: 0	K: 0	S: 6	R: 0	H: 0	E: 0	K: 0	S: 7	R: 0	H: 1	E: 0	K: 1	S: 10	1B: 5	2B: 0	3B: 1	HR: 0	SF: 0	SAC: 0	DP: 1	HBP: 0	WP: 0	PB: 0	SB: 0	CS: 0	PA: 33
PITCHER	IP	WLS	BF	H	R	ER	SO	BB	IBB	HBP	BLK	WP	HR	S	P	ERA	WHIP																																									
Tim Pugh, R ERA: 2.5 (1, 1)	8.0	W	29	5	1	1	4	1	0	0	0	0	0	61	86	1.12	0.750																																									
Rob Dibble, R ERA: 3.32 (9, 1)	1.0	S	4	1	0	0	1	0	0	0	0	0	0	10	15	0.00	1.000																																									

BOTTOM

Cincinnati Reds @ San Diego Padres  
Jack Murphy Stadium, San Diego, CA

Fri Sep 11 1992, 10:05 PM EDT  
Att. 14,067 - Sunny - 72 F

livebaseballscorecards.com

AB	32
R	1
H	6
RBI	1
BB	1
SO	5
LOB	11





Batter	1	2	3	4	5	6	7	8	9	AB R H RBI BB SO LOB	TOP										
<b>Bip Roberts, S</b> OBP: 0.378, SLG: 0.396 (1, 7) (8, 4)	2-1 F7		1-0 1B G5-3 1B		1-0 L9		0-0 1B	0-1 P3		5 0 2 0 0 0 2											
<b>Bill Doran, S</b> OBP: 0.344, SLG: 0.352 <b>Hal Morris, L</b> OBP: 0.358, SLG: 0.400 (1, 3) (7, 3)	2-2 F7		1-1 G5-3 1-2		0-0 1B		0-0 P4		4-1 FC3-6 BB	4 0 1 0 0 0 2 0 0 0 0 1 0 0											
<b>Barry Larkin, R</b> OBP: 0.387, SLG: 0.458 (1, 6)	0-2 F9		0-1 1B		0-0 F9			0-1 HR	0-2 FC3-6 1-2f HR	5 2 2 1 0 0 2											
<b>Reggie Sanders, R</b> OBP: 0.361, SLG: 0.491 (1, 8) (8, 7)		0-0 3B 1B	1-2 P6			0-1 G5-3		1-0 2B 1B	1-1 HR	5 3 3 2 0 0 2											
<b>Willie Greene, L</b> OBP: 0.320, SLG: 0.458 (1, 5)		1-2 G5-3 3B		1-1 P6		0-0 G3		0-0 L8	2-1 G3	5 1 1 1 0 0 1											
<b>Joe Oliver, R</b> OBP: 0.317, SLG: 0.394 <b>Milt Hill, R</b> (9, 1) <b>Rob Dibble, L</b> OBP: 0.250, SLG: 0.250 (9, 1)		0-0 G5-3		0-0 F8		1-1 FC3-6 1B		0-1 1B 2B	0-0 FC4 1B	5 1 3 1 0 0 0 0 0 0 0 0 0 0 0 0 0 0 0 0 0											
<b>Paul O'Neill, L</b> OBP: 0.351, SLG: 0.376 (1, 9)		0-0 CS 1B		0-0 1B		2-0 FC3-6 1-2f		4-0 1B IBB	1-2 FC4 1-2f	4 0 2 0 1 0 2											
<b>Freddie Benavides, R</b> OBP: 0.252, SLG: 0.288 <b>Jeff Branson, L</b> OBP: 0.318, SLG: 0.367 <b>Cesar Hernandez, R</b> OBP: 0.256, SLG: 0.333 (1, 4) (8, PH) (8, PH) (8, 8)		0-3 K		0-0 G4-3			1-2 L8	2-3 K		3 0 0 0 0 1 2 0 0 0 0 0 0 0 1 0 0 0 0 1 3											
<b>Jose Rijo, R</b> OBP: 0.210, SLG: 0.242 <b>Dan Wilson, R</b> OBP: 0.500, SLG: 0.500 (1, 1) (9, 2)			0-1 G6-3		0-2 L8		0-1 G6-3	3-2 1B		4 0 1 2 0 0 0 0 0 0 0 0 0 0											
<b>Inning Stats</b>	R: 0 E: 0 K: 0 S: 8	H: 0 LOB: 0 BB: 0 P: 12	R: 2 E: 0 K: 1 S: 10	H: 3 LOB: 0 BB: 0 P: 11	R: 0 E: 0 K: 0 S: 11	H: 2 LOB: 2 BB: 0 P: 14	R: 0 E: 0 K: 0 S: 5	H: 1 LOB: 1 BB: 0 P: 6	R: 0 E: 0 K: 0 S: 7	H: 1 LOB: 1 BB: 0 P: 8	R: 0 E: 0 K: 0 S: 6	H: 1 LOB: 1 BB: 0 P: 9	R: 0 E: 0 K: 0 S: 7	H: 1 LOB: 1 BB: 0 P: 8	R: 3 E: 0 K: 0 S: 17	H: 4 LOB: 2 BB: 1 P: 27	R: 2 E: 0 K: 0 S: 12	H: 2 LOB: 1 BB: 1 P: 20	1B: 11 2B: 1 3B: 1 HR: 2	SF: 0 SAC: 0 DP: 0 HBP: 0	WP: 0 PA: 43 PB: 0 SB: 0 CS: 1
<b>PITCHER</b>	IP WLS BF H R ER SO BB IBB HBP BLK WP HR S P ERA WHIP																				
<b>Bruce Hurst, L</b> ERA: 3.63 <b>Jeremy Hernandez, R</b> ERA: 3.34 <b>Rich Rodriguez, L</b> ERA: 2.44 <b>Tim Scott, R</b> ERA: 4.65	(1, 1) (8, 1) (8, 1) (9, 1)	7.1 0.0 0.2 1.0	L 1 3 6	33 0 3 6	12 0 1 2	5 0 0 2	5 0 0 2	1 0 1 0	0 1 0 0	0 0 0 0	0 0 0 1	0 0 0 1	1 0 11 12	60 4 16 20	75 ∞ 16 20	6.14 ∞ 0.00 18.00	1.636 ∞ 1.500 3.000				

Cincinnati Reds @ San Diego Padres  
 Jack Murphy Stadium, San Diego, CA  
 Sat Sep 12 1992, 10:05 PM EDT  
 Att. 15,879 - Sunny - 73 F

AB	41
R	7
H	15
RBI	7
BB	2
SO	2
LOB	16



livebaseballscorecards.com

BOTTOM

Cincinnati Reds @ San Diego Padres  
Jack Murphy Stadium, San Diego, CA

livebaseballscorecards.com

AB 36  
R 4  
H 9  
RBI 4  
BB 1  
SO 5  
LOB 13



WP: 0 PA: 37  
PB: 0  
SB: 0  
CS: 1

Sat Sep 12 1992, 10:05 PM EDT  
Att. 15,879 - Sunny - 73 F

AB R H RBI BB SO LOB

4 0 0 0 1 1 4

4 0 2 0 0 0 3

4 0 0 0 0 1 1

4 1 0 0 0 1 0

4 1 2 0 0 0 0


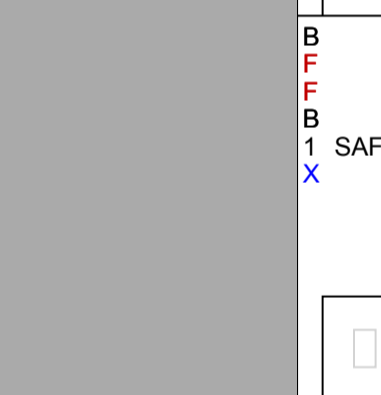
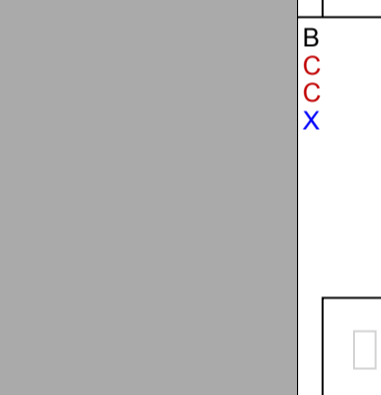

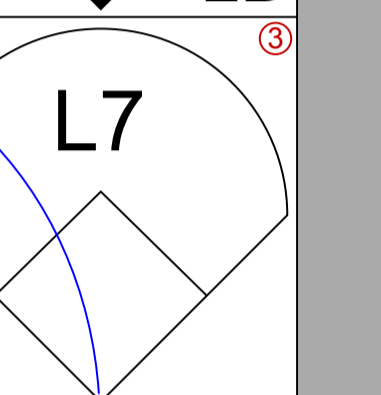
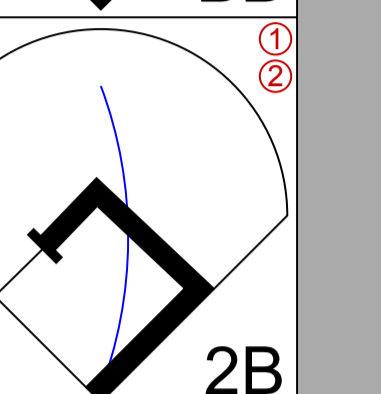
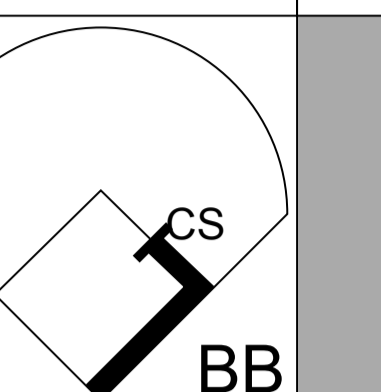
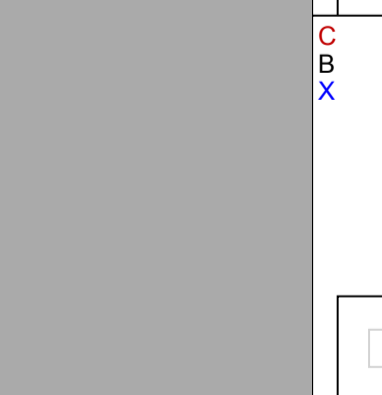
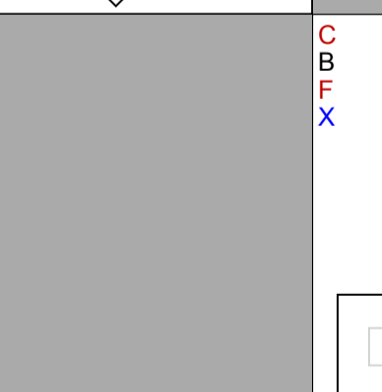
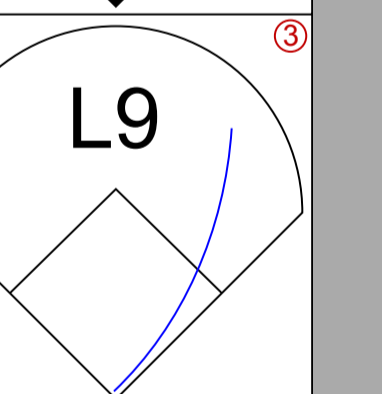
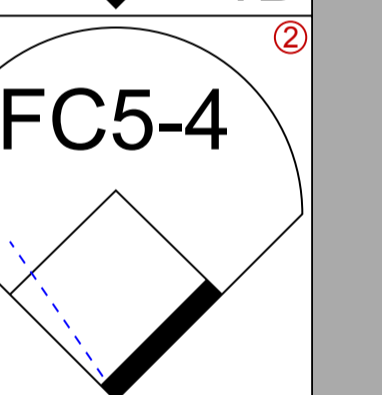
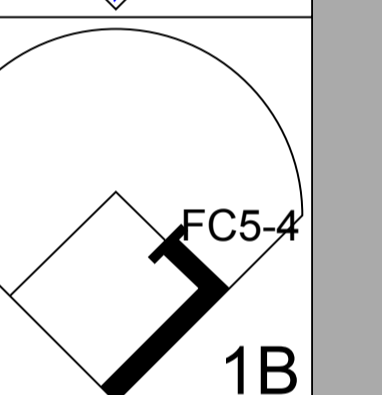
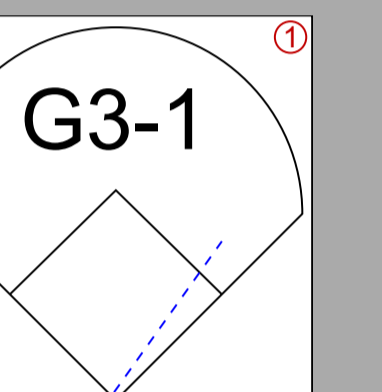

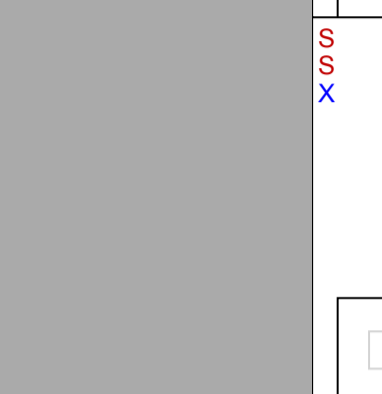

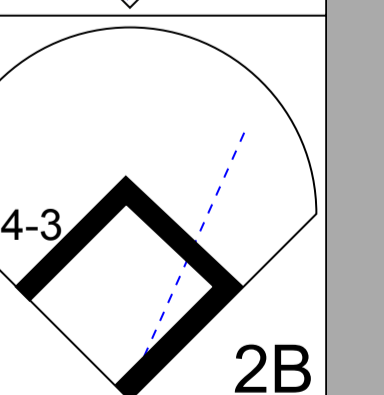
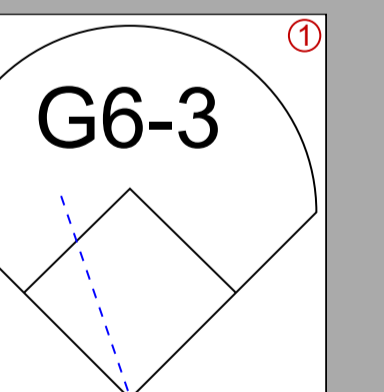
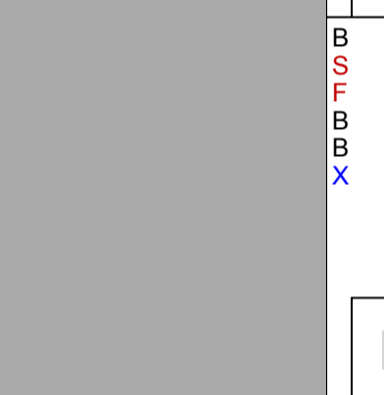
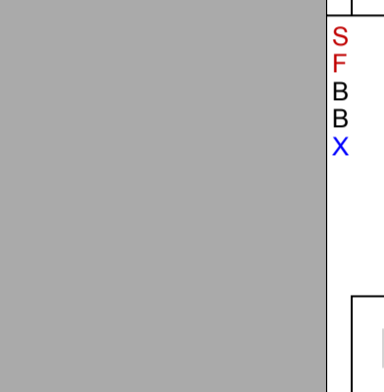
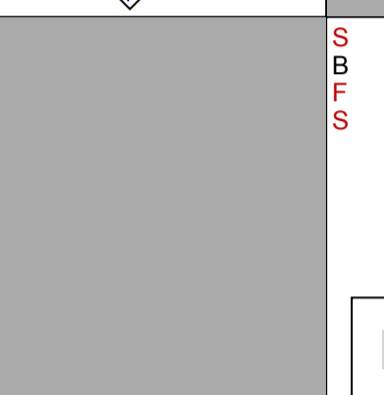
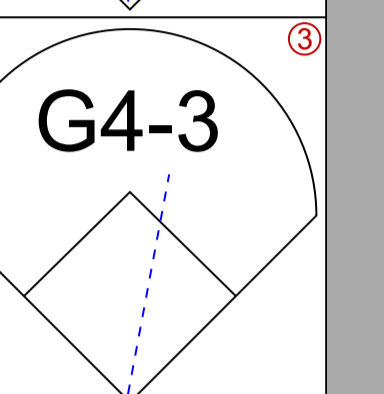
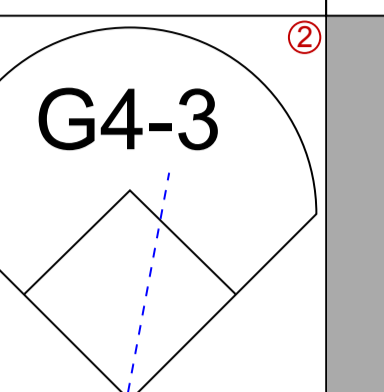




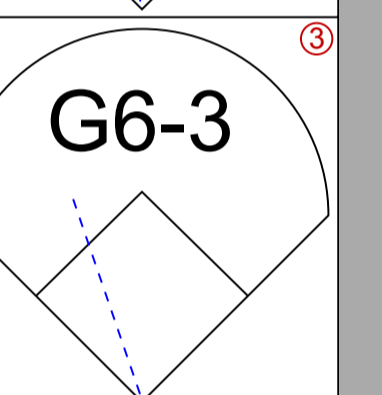
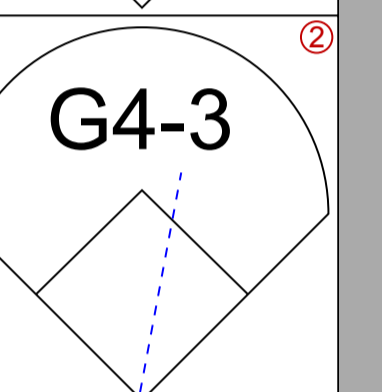



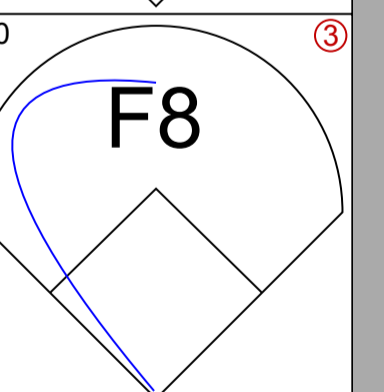
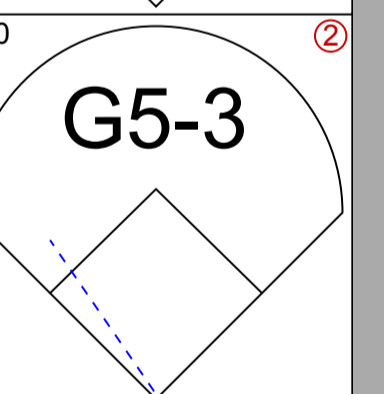
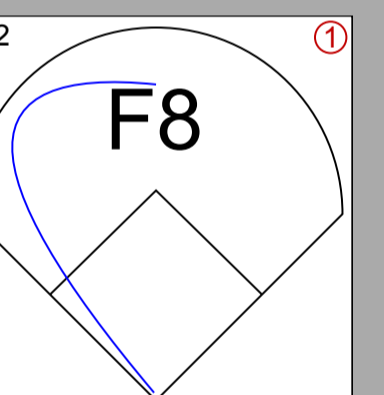




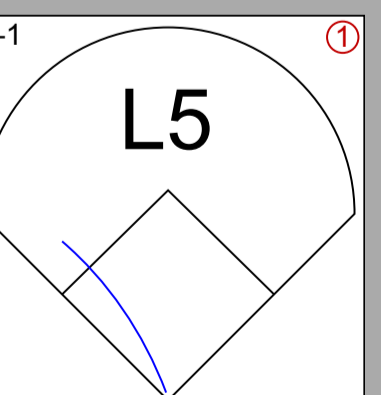



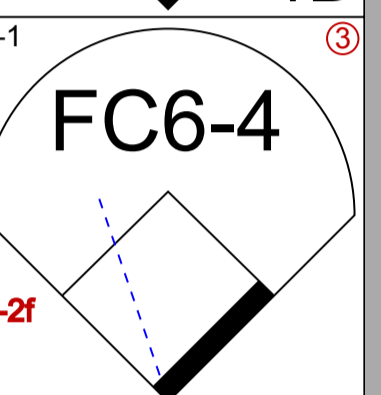
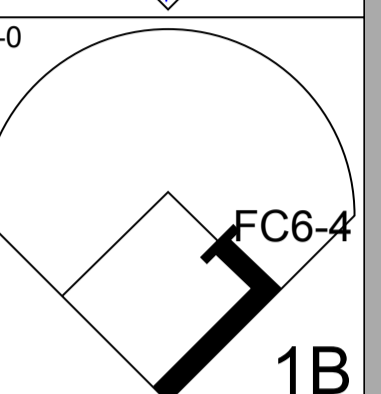
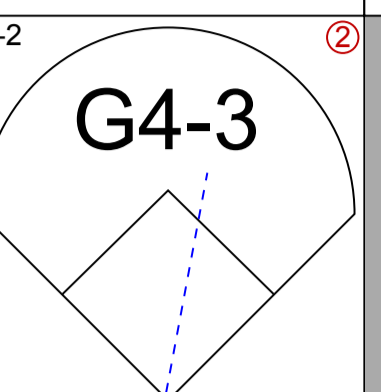
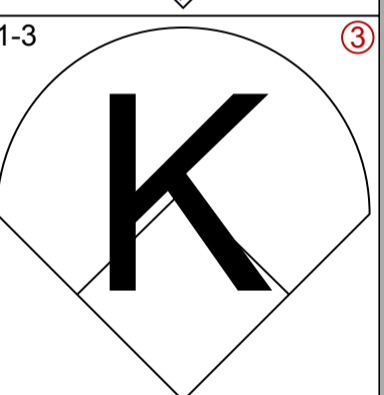
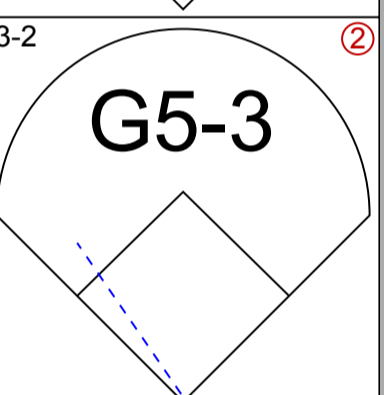
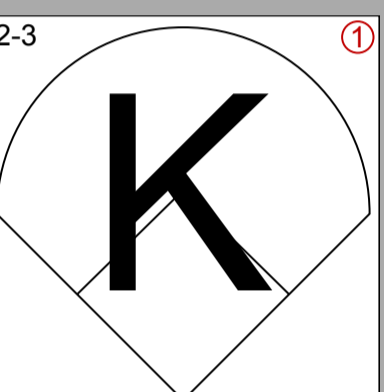

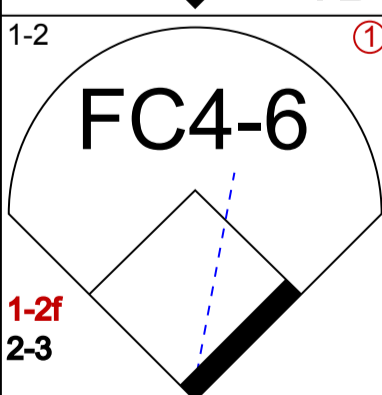
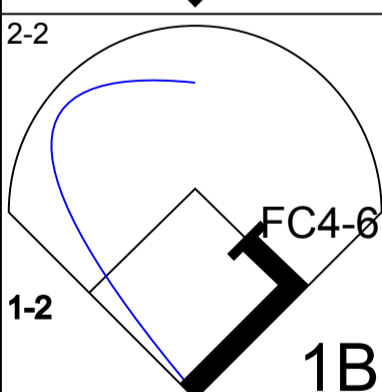
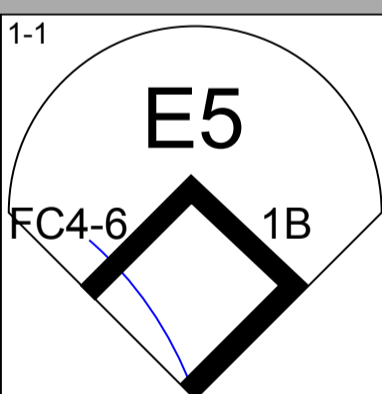

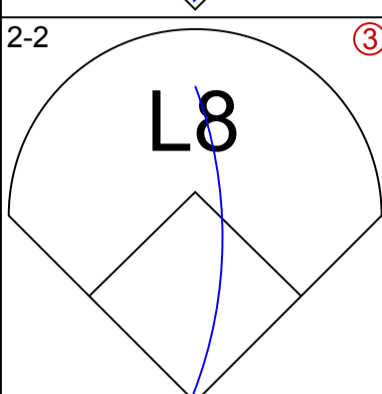
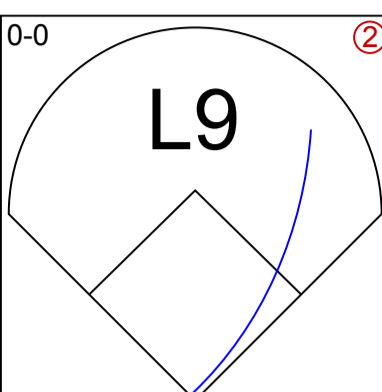
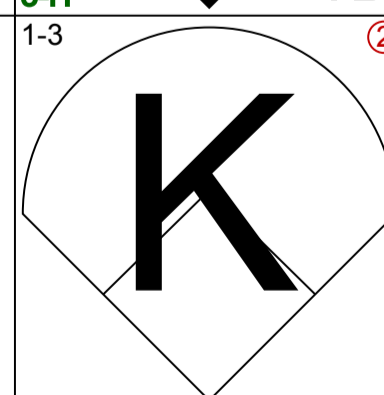
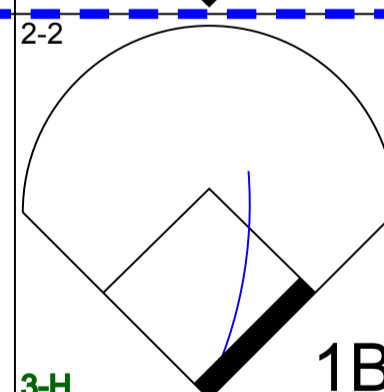
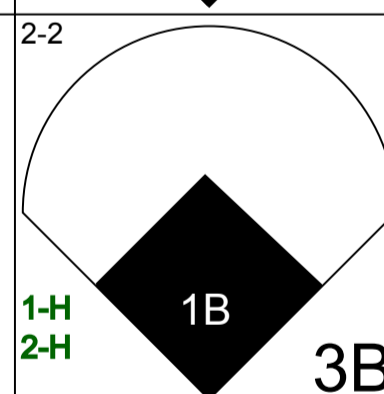
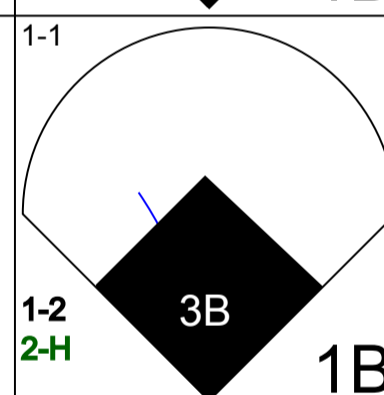
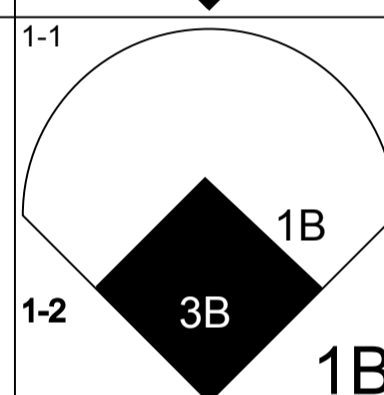
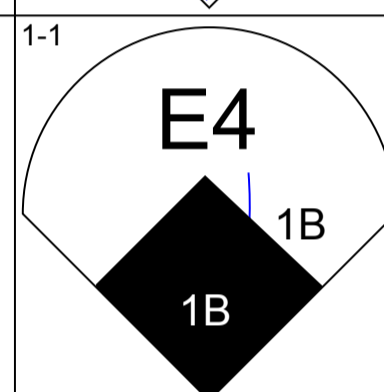
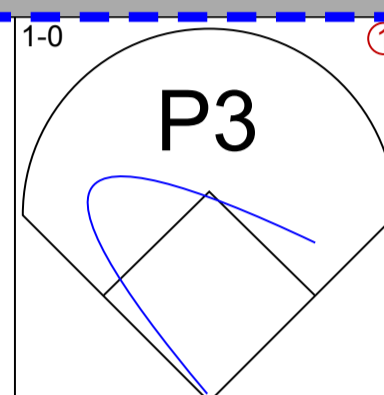

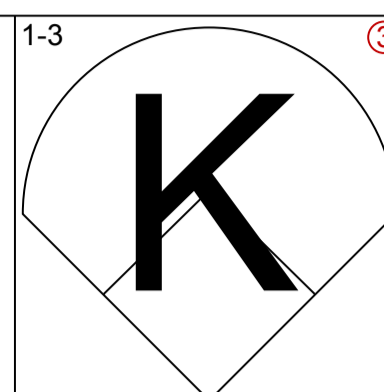
4 1 1 1 0 1 1

4 1 1 2 0 0 1

4 0 2 1 0 0 0

2 0 1 0 0 0 0  
0 0 0 0 0 0 0  
0 0 0 0 0 0 0  
1 0 0 0 0 0 2  
0 0 0 0 0 0 0  
1 0 0 0 0 1 1

1B: 6 SF: 0  
2B: 2 SAC: 0  
3B: 1 DP: 0  
HR: 0 HBP: 0



Batter: Tony Fernandez, S (1, 6)  
OBP: 0.329, SLG: 0.345  
Pitcher: Tony Fernandez, S (1, 6)  
Count: 4-2  
Pitcher's stats: BB, CS, BB

Batter: Oscar Azocar, L (1, 7)  
OBP: 0.227, SLG: 0.230  
Pitcher: Oscar Azocar, L (1, 7)  
Count: 1-1  
Pitcher's stats: BB, CS, BB

Batter: Gary Sheffield, R (1, 5)  
OBP: 0.380, SLG: 0.583  
Pitcher: Gary Sheffield, R (1, 5)  
Count: 2-1  
Pitcher's stats: BB, CS, BB

Batter: Fred McGriff, L (1, 3)  
OBP: 0.390, SLG: 0.568  
Pitcher: Fred McGriff, L (1, 3)  
Count: 0-0  
Pitcher's stats: BB, CS, BB

Batter: Benito Santiago, R (1, 2)  
OBP: 0.288, SLG: 0.392  
Pitcher: Benito Santiago, R (1, 2)  
Count: 1-2  
Pitcher's stats: BB, CS, BB

Batter: Darrin Jackson, R (1, 8)  
OBP: 0.291, SLG: 0.411  
Pitcher: Darrin Jackson, R (1, 8)  
Count: 2-2  
Pitcher's stats: BB, CS, BB

Batter: Jerald Clark, R (1, 9)  
OBP: 0.290, SLG: 0.399  
Pitcher: Jerald Clark, R (1, 9)  
Count: 0-2  
Pitcher's stats: BB, CS, BB

Batter: Kurt Stillwell, S (1, 4)  
OBP: 0.279, SLG: 0.316  
Pitcher: Kurt Stillwell, S (1, 4)  
Count: 1-2  
Pitcher's stats: BB, CS, BB

Batter: Bruce Hurst, L (1, 1)  
OBP: 0.188, SLG: 0.212  
Pitcher: Bruce Hurst, L (1, 1)  
Count: 1-1  
Pitcher's stats: BB, CS, BB

Batter: Jeremy Hernandez, R (8, 1)  
Pitcher: Jeremy Hernandez, R (8, 1)  
Count: 1-1  
Pitcher's stats: BB, CS, BB

Batter: Rich Rodriguez, L (8, 1)  
Pitcher: Rich Rodriguez, L (8, 1)  
Count: 1-1  
Pitcher's stats: BB, CS, BB

Batter: Phil Stephenson, L (8, PH)  
OBP: 0.254, SLG: 0.246  
Pitcher: Phil Stephenson, L (8, PH)  
Count: 1-1  
Pitcher's stats: BB, CS, BB

Batter: Tim Scott, R (9, 1)  
Pitcher: Tim Scott, R (9, 1)  
Count: 1-1  
Pitcher's stats: BB, CS, BB

Batter: Jeff Gardner, L (9, PH)  
Pitcher: Jeff Gardner, L (9, PH)  
Count: 1-1  
Pitcher's stats: BB, CS, BB

Inning Stats: R: 0, H: 1, E: 0, K: 0, S: 6, LOB: 0, BB: 1, P: 13

Inning Stats: R: 0, H: 1, E: 0, K: 0, S: 11, LOB: 1, BB: 0, P: 14

Inning Stats: R: 0, H: 1, E: 0, K: 0, S: 9, LOB: 1, BB: 0, P: 11

Inning Stats: R: 0, H: 0, E: 0, K: 1, S: 9, LOB: 0, BB: 0, P: 15

Inning Stats: R: 0, H: 0, E: 0, K: 0, S: 5, LOB: 0, BB: 0, P: 6

Inning Stats: R: 0, H: 1, E: 0, K: 0, S: 8, LOB: 1, BB: 0, P: 12

Inning Stats: R: 0, H: 0, E: 0, K: 2, S: 10, LOB: 0, BB: 0, P: 16

Inning Stats: R: 0, H: 1, E: 1, K: 0, S: 13, LOB: 2, BB: 0, P: 19

Inning Stats: R: 4, H: 4, E: 1, K: 2, S: 21, LOB: 1, BB: 0, P: 31

Inning Stats: 1B: 6, 2B: 2, 3B: 1, HR: 0, SF: 0, SAC: 0, DP: 0, HBP: 0

Inning Stats: WP: 0, PA: 37, PB: 0, SB: 0, CS: 1

PITCHER: Jose Rijo, R (1, 1), IP: 8.0, WLS: 8, BF: 29, H: 5, R: 0, ER: 0, SO: 3, BB: 1, IBB: 0, HBP: 0, BLK: 0, WP: 0, HR: 0, S: 71, P: 106, ERA: 0.00, WHIP: 0.750

PITCHER: Milt Hill, R (9, 1), IP: 0.1, WLS: 0, BF: 5, H: 3, R: 4, ER: 3, SO: 0, BB: 0, IBB: 0, HBP: 0, BLK: 0, WP: 0, HR: 0, S: 11, P: 17, ERA: 81.00, WHIP: 9.000

PITCHER: Rob Dibble, R (9, 1), IP: 0.2, WLS: 0, BF: 3, H: 1, R: 0, ER: 0, SO: 2, BB: 0, IBB: 0, HBP: 0, BLK: 0, WP: 0, HR: 0, S: 10, P: 14, ERA: 0.00, WHIP: 1.500



Batter	1	2	3	4	5	6	7	8	9	AB R H RBI BB SO LOB	TOP											
Dave Martinez, L (1, 8) OBP: 0.321, SLG: 0.339	1-2 1B		2-3 K			0-0 G3 3B		0-3 K		4 1 2 0 0 2 2												
Hal Morris, L (1, 3) OBP: 0.355, SLG: 0.396	2-0 G1-4-6-3		2-2 G3			1-2 G3		1-0 G4-3		4 0 0 1 0 0 3												
Barry Larkin, R (1, 6) OBP: 0.384, SLG: 0.454	0-0 G5-3			2-2 P3		1-1 F9		1-0 P6		4 0 0 0 0 0 0												
Paul O'Neill, L (1, 9) OBP: 0.348, SLG: 0.373		1-1 G6-3		1-1 L8		0-0 L4		1-2 G4-3		4 0 0 0 0 0 0												
Willie Greene, L (1, 5) OBP: 0.321, SLG: 0.423		1-3 K		4-1 BB			1-3 K			2 0 0 0 1 2 0												
Jeff Branson, L (1, 4) OBP: 0.310, SLG: 0.358		2-0 F7		0-0 G1-3			1-1 L8			2 0 0 0 0 0 1												
Bill Doran, S (7, PH) OBP: 0.344, SLG: 0.351										1 0 0 0 0 0 0												
Reggie Sanders, R (1, 7) OBP: 0.364, SLG: 0.491			0-0 1B		4-1 G6-4-3 BB		1-3 K			2 0 1 0 1 1 0												
Dan Wilson, R (1, 2) OBP: 0.400, SLG: 0.400		1-0 SAFE	1-0 1B		1-2 G6-4-3		1-3 K			3 0 1 0 0 1 1												
Bobby Ayala, R (1, 1) Tom Bolton, L (7, 1) Dwayne Henry, R (7, 1) Bip Roberts, S (8, PH) Steve Foster, R (8, 1) OBP: 0.250, SLG: 0.250 OBP: 0.378, SLG: 0.395 OBP: 0.200, SLG: 0.200			0-3 K		1-3 K		1-2 G4-3			2 0 0 0 0 2 2												
<b>Inning Stats</b>	R: 0 E: 0 K: 0 S: 7	H: 1 LOB: 0 BB: 0 P: 10	R: 0 E: 0 K: 1 S: 6	H: 0 LOB: 0 BB: 0 P: 10	R: 0 E: 0 K: 2 S: 14	H: 2 LOB: 2 BB: 0 P: 19	R: 0 E: 0 K: 0 S: 8	H: 0 LOB: 1 BB: 1 P: 15	R: 0 E: 0 K: 1 S: 7	H: 0 LOB: 0 BB: 1 P: 13	R: 1 E: 0 K: 0 S: 7	H: 1 LOB: 0 BB: 0 P: 9	R: 0 E: 0 K: 2 S: 8	H: 0 LOB: 0 BB: 0 P: 11	R: 0 E: 0 K: 2 S: 13	H: 0 LOB: 0 BB: 0 P: 15	R: 0 E: 0 K: 0 S: 5	H: 0 LOB: 0 BB: 0 P: 8	1B: 3 2B: 0 3B: 1 HR: 0	SF: 0 SAC: 0 DP: 2 HBP: 0	WP: 0 PB: 0 SB: 0 CS: 0	PA: 31
<b>PITCHER</b>	IP WLS BF H R ER SO BB IBB HBP BLK WP HR S P ERA WHIP																					
Frank Seminara, R (1, 1) ERA: 3.89	6.0 W 22 4 1 1 4 2 0 0 0 0 0 0 49 76 1.50 1.000																					
Rich Rodriguez, L (7, 1) ERA: 2.41	1.0 3 0 0 0 2 0 0 0 0 0 0 0 8 11 0.00 0.000																					
Jeremy Hernandez, R (8, 1) ERA: 3.23	1.0 3 0 0 0 2 0 0 0 0 0 0 0 13 15 0.00 0.000																					
Randy Myers, L (9, 1) ERA: 4.13	1.0 S 3 0 0 0 0 0 0 0 0 0 0 0 5 8 0.00 0.000																					

Cincinnati Reds @ San Diego Padres  
 Jack Murphy Stadium, San Diego, CA  
 Sun Sep 13 1992, 6:33 AM EDT  
 Att. 12,895 - Sunny - 79 F

livebaseballscorecards.com

AB	29
R	1
H	4
RBI	1
BB	2
SO	8
LOB	9



Batter	1	2	3	4	5	6	7	8	9
Tony Fernandez, S OBP: 0.326, SLG: 0.342 (1, 6)	2-2 G4-3	1-2 G3-1		0-2 E6		1-3 K		0-1 G1-3	
Oscar Azocar, L OBP: 0.221, SLG: 0.223 Jeremy Hernandez, R Jeff Gardner, L (1, 7) (8, 1) (9, 4)	0-2 F8		1-1 G4-3	0-0 G6-3			0-0 G4-3		
Gary Sheffield, R OBP: 0.383, SLG: 0.588 (1, 5)	4-0 BB BB		1-1 HR		0-0 G5-3		4-1 BB FC1-4-6		
Fred McGriff, L OBP: 0.389, SLG: 0.564 (1, 3)	4-2 1-2 BB		2-2 G4-3		0-3 K		2-0 FC1-4-6 1-2f		
Darrin Jackson, R OBP: 0.291, SLG: 0.410 (1, 8)	0-0 P3		0-2 S 2B 1B		0-0 F8		0-1 L9		
Jerald Clark, R OBP: 0.292, SLG: 0.402 (1, 9)		3-2 1B 1B	0-1 1-H 2B		0-1 G6-3		1-3 K		
Dan Walters, R OBP: 0.318, SLG: 0.421 Paul Faries, R Benito Santiago, R OBP: 0.290, SLG: 0.394 (1, 2) (6, PR) (7, 2)		1-0 SAFE F7	0-0 G5-3		0-0 1B SH1-3 1B		1-2 1B 1B		
Kurt Stillwell, S OBP: 0.278, SLG: 0.315 Randy Myers, L OBP: 0.200, SLG: 0.200 (1, 4) (9, 1)		1-3 K		2-1 F7		2-2 SH1-3 1-3 1B		0-3 K	
Frank Seminara, R OBP: 0.138, SLG: 0.107 Phil Stephenson, L OBP: 0.254, SLG: 0.246 Rich Rodriguez, L Kevin Ward, R OBP: 0.282, SLG: 0.302 (1, 1) (6, PH) (7, 1) (8, 7)		1-2 1B		0-1 G6-3		1-0 SH1-3 1-3 3-H 1B		1-2 1B	

AB	R	H	RBI	BB	SO	LOB
5	0	0	0	0	1	5
4	0	0	0	0	0	1
0	0	0	0	0	0	0
0	0	0	0	0	0	0
2	1	1	1	2	0	0
3	0	0	0	1	1	1
4	1	1	0	0	0	3
4	0	2	1	0	1	0
3	0	1	0	0	0	2
0	1	0	0	0	0	0
1	0	1	0	0	0	0
4	0	1	0	0	2	2
0	0	0	0	0	0	0
0	0	0	0	0	0	0
0	0	0	0	0	0	0
1	0	1	0	0	0	0

**BOTTOM**

**Cincinnati Reds @ San Diego Padres**  
**Jack Murphy Stadium, San Diego, CA**  
 Sun Sep 13 1992, 6:33 AM EDT  
 Att. 12,895 - Sunny - 79 F

livebaseballscorecards.com

<b>AB</b>	<b>33</b>
<b>R</b>	<b>3</b>
<b>H</b>	<b>9</b>
<b>RBI</b>	<b>3</b>
<b>BB</b>	<b>3</b>
<b>SO</b>	<b>5</b>
<b>LOB</b>	<b>14</b>



Inning Stats	R: 0	H: 0	E: 0	K: 0	S: 10	LOB: 2	BB: 2	P: 20
	R: 0	H: 2	E: 0	K: 1	S: 14 <td>LOB: 2</td> <td>BB: 0</td> <td>P: 21</td>	LOB: 2	BB: 0	P: 21
	R: 2	H: 3	E: 0	K: 0	S: 13 <td>LOB: 1</td> <td>BB: 0</td> <td>P: 17 </td>	LOB: 1	BB: 0	P: 17
	R: 0	H: 0	E: 1	K: 0	S: 8 <td>LOB: 1</td> <td>BB: 0</td> <td>P: 10 </td>	LOB: 1	BB: 0	P: 10
	R: 0	H: 0	E: 0	K: 1	S: 5 <td>LOB: 0</td> <td>BB: 0</td> <td>P: 5 </td>	LOB: 0	BB: 0	P: 5
	R: 1	H: 2	E: 0	K: 1	S: 13 <td>LOB: 1</td> <td>BB: 0</td> <td>P: 17 </td>	LOB: 1	BB: 0	P: 17
	R: 0	H: 0	E: 0	K: 0	S: 5 <td>LOB: 1</td> <td>BB: 1</td> <td>P: 11 </td>	LOB: 1	BB: 1	P: 11
	R: 0	H: 2	E: 0	K: 2	S: 15 <td>LOB: 2</td> <td>BB: 0</td> <td>P: 18 </td>	LOB: 2	BB: 0	P: 18

PITCHER	IP	WLS	BF	H	R	ER	SO	BB	IBB	HBP	BLK	WP	HR	S	P	ERA	WHIP
Bobby Ayala, R ERA: 6.35 (1, 1)	6.1	L	30	7	3	3	3	3	3	0	0	0	1	65	96	4.26	1.579
Tom Bolton, L ERA: 4.58 (7, 1)	0.1		1	0	0	0	0	0	0	0	0	0	0	1	3	0.00	0.000
Dwayne Henry, R ERA: 3.67 (7, 1)	0.1		1	0	0	0	0	0	0	0	0	0	0	2	2	0.00	0.000
Steve Foster, R ERA: 3.46 (8, 1)	1.0		5	2	0	0	2	0	0	0	0	0	0	15	18	0.00	2.000

WP: 0	PA: 37
PB: 0	
SB: 1	
CS: 0	
1B: 7	SF: 0
2B: 1	SAC: 1
3B: 0	DP: 0
HR: 1	HBP: 0



Batter	1	2	3	4	5	6	7	8	9	AB R H RBI BB SO LOB	TOP	
<b>Otis Nixon, S</b> (1, 8) <small>OBP: 0.360, SLG: 0.368</small>	0-0 <b>F8</b>		1-1 <b>G4-3</b>		3-2 <b>G4-3</b>			2-3 <b>K</b>		4 0 0 0 0 1 1		
<b>Jeff Blauser, R</b> (1, 6) <small>OBP: 0.356, SLG: 0.462</small> <b>Rafael Belliard, R</b> (8, 6) <small>OBP: 0.266, SLG: 0.249</small>	0-1 <b>L8</b>			3-2 <b>HR</b>		3-3 <b>K</b>		2-1 <b>P6</b>		4 1 1 1 0 1 1 0 0 0 0 0 0 0		
<b>Terry Pendleton, S</b> (1, 5) <small>OBP: 0.337, SLG: 0.472</small>	1-2 <b>G6-3</b>			2-1 <b>G4-3</b>		0-0 <b>G4-3</b>			1-3 <b>K</b>	4 0 0 0 0 1 0		
<b>David Justice, L</b> (1, 9) <small>OBP: 0.353, SLG: 0.423</small>		0-1 <b>G3-1</b>		3-2 <b>P2</b>		0-2 <b>P6</b>			1-3 <b>K</b>	4 0 0 0 0 1 0		
<b>Sid Bream, L</b> (1, 3) <small>OBP: 0.346, SLG: 0.434</small>		0-1 <b>1B</b>		2-1 <b>L9</b>			3-3 <b>K</b>		2-3 <b>K</b>	4 0 1 0 0 2 0		
<b>Ron Gant, R</b> (1, 7) <small>OBP: 0.324, SLG: 0.409</small>		2-2 <b>F9</b>			1-1 <b>HR</b>		0-1 <b>F7</b>			3 1 1 1 0 0 1		
<b>Greg Olson, R</b> (1, 2) <small>OBP: 0.319, SLG: 0.332</small>		1-1 <b>F9</b>			1-2 <b>1B</b>		0-0 <b>F8</b>			3 0 1 0 0 0 1		
<b>Mark Lemke, S</b> (1, 4) <small>OBP: 0.314, SLG: 0.315</small>			0-2 <b>F7</b>		0-0 <b>FC1-5-4</b> <b>SH1-4</b>			0-0 <b>F8</b>		3 0 0 0 0 0 1		
<b>Steve Avery, L</b> (1, 1) <small>OBP: 0.178, SLG: 0.200</small> <b>Mike Stanton, L</b> (8, 1) <small>OBP: 0.500, SLG: 0.500</small> <b>Mark Wohlers, R</b> (8, 1)			1-1 <b>P5</b>		0-0 <b>SH1-4</b>			0-3 <b>K</b>		2 0 0 0 0 1 0 0 0 0 0 0 0 0 0 0 0 0 0 0 0		
<b>Inning Stats</b>	R: 0 H: 0 E: 0 LOB: 0 K: 0 BB: 0 S: 6 P: 7	R: 0 H: 1 E: 0 LOB: 1 K: 0 BB: 0 S: 9 P: 12	R: 0 H: 0 E: 0 LOB: 0 K: 0 BB: 0 S: 7 P: 9	R: 1 H: 1 E: 0 LOB: 0 K: 0 BB: 0 S: 11 P: 21	R: 1 H: 2 E: 0 LOB: 1 K: 0 BB: 0 S: 11 P: 16	R: 0 H: 0 E: 0 LOB: 0 K: 1 BB: 0 S: 9 P: 12	R: 0 H: 0 E: 0 LOB: 0 K: 1 BB: 0 S: 6 P: 9	R: 0 H: 0 E: 0 LOB: 1 K: 2 BB: 0 S: 11 P: 14	R: 0 H: 0 E: 0 LOB: 0 K: 3 BB: 0 S: 9 P: 13	1B: 2 SF: 0 2B: 0 SAC: 1 3B: 0 DP: 0 HR: 2 HBP: 0	WP: 0 PA: 32 PB: 1 SB: 0 CS: 0	
<b>PITCHER</b> <b>Tim Belcher, R</b> (1, 1) <small>ERA: 4.2</small> <b>Rob Dibble, R</b> (9, 1) <small>ERA: 3.23</small>	IP WLS BF H R ER SO BB IBB HBP BLK WP HR S P ERA WHIP 8.0 W 29 4 2 2 4 0 0 0 0 0 2 70 100 2.25 0.500											IP WLS BF H R ER SO BB IBB HBP BLK WP HR S P ERA WHIP 1.0 S 3 0 0 0 3 0 0 0 0 0 0 9 13 0.00 0.000

Atlanta Braves @ Cincinnati Reds  
 Riverfront Stadium, Cincinnati, OH

Tue Sep 15 1992, 7:05 PM EDT  
 Att. 22,583 - Sunny - 79 F

livebaseballscorecards.com

AB	31
R	2
H	4
RBI	2
BB	0
SO	7
LOB	5



Batter	1	2	3	4	5	6	7	8	9
<b>Bip Roberts, S</b> (1, 7) OBP: 0.378, SLG: 0.402	3-2 L8			0-0 HR		0-3 K		2-2 FC6-4 FC6-2 1B	
<b>Hal Morris, L</b> (1, 3) OBP: 0.356, SLG: 0.397	0-1 G6-4-3 1B			2-0 F8			3-2 BB 1B 1B	0-2 FC FC6-4 1-2 3-H	
<b>Barry Larkin, R</b> (1, 6) OBP: 0.383, SLG: 0.452	2-0 G6-4-3 1-2f			2-1 G5-3			1 SAFE 3-1 1 SAFE 1 SAFE BB 1B	0-0 FC6-4 FC6-2 1-2f 2-3	
<b>Reggie Sanders, R</b> (1, 8) OBP: 0.360, SLG: 0.485		2-1 G6-3		0-0 L7			2-2 P8	1-0 FC6-2 1-2 3-H	
<b>Rob Dibble, L</b> (9, 1) OBP: 0.250, SLG: 0.250									
<b>Joe Oliver, R</b> (1, 2) OBP: 0.316, SLG: 0.392		0-0 F9			2-2 F8		4-0 G4-6-3 1-2 2-3 BB	0-1 G1-3	
<b>Willie Greene, L</b> (1, 5) OBP: 0.300, SLG: 0.393		3-3 K			0-3 K		0-1 G4-6-3 1-2f		
<b>Geronimo Berroa, R</b> (7, PH) OBP: 0.286, SLG: 0.167									
<b>Freddie Benavides, R</b> (8, 5) OBP: 0.252, SLG: 0.288									
<b>Paul O'Neill, L</b> (1, 9) OBP: 0.348, SLG: 0.371			1-3 K		0-3 K			4-1 2B 2B BB	
<b>Bill Doran, S</b> (1, 4) OBP: 0.344, SLG: 0.354			1-1 G2-3			2-0 F7		1 SAFE 1 SAFE 1-2 2B 2B	
<b>Tim Belcher, R</b> (1, 1) OBP: 0.106, SLG: 0.152								0-0 1B E 2B	
<b>Dan Wilson, R</b> (8, PH) OBP: 0.500, SLG: 0.667									
<b>Cesar Hernandez, R</b> (8, PR) OBP: 0.256, SLG: 0.333									
<b>Dave Martinez, L</b> (9, 8) OBP: 0.321, SLG: 0.339									

AB	R	H	RBI	BB	SO	LOB
4	1	2	1	0	1	0
4	0	2	0	0	0	2
4	0	1	0	0	0	3
4	0	0	0	0	0	5
0	0	0	0	0	0	0
3	0	0	0	1	0	2
2	0	0	0	0	2	0
1	0	0	0	0	0	3
0	0	0	0	0	0	0
2	1	0	0	1	2	0
3	1	1	0	0	0	0
2	0	0	0	0	2	0
1	0	1	2	0	0	0
0	1	0	0	0	0	0
0	0	0	0	0	0	0

AB	R	H	RBI	BB	SO	LOB
30	4	7	3	2	7	15

Inning Stats	R: 0	H: 1	E: 0	LOB: 0	K: 0	BB: 0	S: 6	P: 11
<b>Steve Avery, L</b> (1, 1) ERA: 3.3	7.0	5	3	3	7	2	0	0
<b>Mike Stanton, L</b> (8, 1) ERA: 4.47	0.0	3	2	1	0	0	0	0
<b>Mark Wohlers, R</b> (8, 1) ERA: 2.73	1.0	3	0	0	0	0	0	0

**Atlanta Braves @ Cincinnati Reds**  
Riverfront Stadium, Cincinnati, OH  
Tue Sep 15 1992, 7:05 PM EDT  
Att. 22,583 - Sunny - 79 F

WP: 0 PA: 32  
PB: 0  
SB: 0  
CS: 0



PITCHER	IP	WLS	BF	H	R	ER	SO	BB	IBB	HBP	BLK	WP	HR	S	P	ERA	WHIP
<b>Steve Avery, L</b> (1, 1) ERA: 3.3	7.0	5	3	3	7	2	0	0	0	0	0	0	0	8	10	∞	∞
<b>Mike Stanton, L</b> (8, 1) ERA: 4.47	0.0	3	2	1	0	0	0	0	0	0	0	0	0	4	5	0.00	0.000
<b>Mark Wohlers, R</b> (8, 1) ERA: 2.73	1.0	3	0	0	0	0	0	0	0	0	0	0	0	4	5	0.00	0.000



**Atlanta Braves @ Cincinnati Reds**  
 Riverfront Stadium, Cincinnati, OH  
 Wed Sep 16 1992, 7:05 PM EDT  
 Att. 22,595 - Sunny - 77 F

[livebaseballscorecards.com](http://livebaseballscorecards.com)

<b>AB</b>	<b>32</b>
<b>R</b>	<b>3</b>
<b>H</b>	<b>5</b>
<b>RBI</b>	<b>3</b>
<b>BB</b>	<b>2</b>
<b>SO</b>	<b>3</b>
<b>LOB</b>	<b>10</b>



AB	R	H	RBI	BB	SO	LOB
4	1	2	0	0	0	0
3	1	1	2	1	0	1
0	0	0	0	0	0	0
4	0	1	0	0	0	1
3	1	0	0	0	0	2
0	0	0	0	0	0	0
3	0	0	0	0	0	3
1	0	0	0	0	0	0
4	0	0	0	0	0	1
4	0	1	1	0	1	0
3	0	0	0	1	1	1
2	0	0	0	0	1	0
1	0	0	0	0	0	1
0	0	0	0	0	0	0
0	0	0	0	0	0	0

Batter	1	2	3	4	5	6	7	8	9
<b>Otis Nixon, S</b> OBP: 0.362, SLG: 0.369 (1, 9) (8, 8)	0-0 P9		1-0 F9			1-0 1B		0-0 HR	
<b>Jeff Blauser, R</b> OBP: 0.358, SLG: 0.471 <b>Rafael Belliard, R</b> OBP: 0.266, SLG: 0.249 (1, 6) (8, 6)	1-0 P6		4-2 BB			1-0 F8		1-2 HR	
<b>Terry Pendleton, S</b> OBP: 0.337, SLG: 0.470 (1, 5)	1-2 G5-3		2-2 L9			0-1 1B		0-2 P3	
<b>Lonnie Smith, R</b> OBP: 0.327, SLG: 0.446 <b>Sid Bream, L</b> OBP: 0.346, SLG: 0.434 (1, 7) (8, 3)		1-1 1B HBP		1-1 F8		1-0 P3		0-0 P2	
<b>Brian Hunter, R</b> OBP: 0.292, SLG: 0.498 <b>David Justice, L</b> OBP: 0.353, SLG: 0.422 (1, 3) (8, PH) (8, 9)		2-2 P3		1-1 P6		2-2 G3		1-2 P5	
<b>Ron Gant, R</b> OBP: 0.322, SLG: 0.406 (1, 8) (8, 7)		2-2 F9		1-0 F7			0-0 P3		1-1 F8
<b>Damon Berryhill, S</b> OBP: 0.262, SLG: 0.391 (1, 2)		3-2 1B		1-2 G1-6-3			0-3 K		2-2 G6-3
<b>Mark Lemke, S</b> OBP: 0.313, SLG: 0.313 (1, 4)		2-2 P3		0-0 F7			4-1 BB		1-3 K
<b>Pete Smith, R</b> <b>Francisco Cabrera, R</b> OBP: 0.333, SLG: 1.333 <b>Mike Stanton, L</b> OBP: 0.500, SLG: 0.500 <b>Mark Wohlers, R</b> (1, 1) (7, PH) (7, 1) (9, 1)			0-2 F9		0-3 K		0-2 F9		

Inning Stats	R: 0	H: 0	E: 0	K: 0	S: 5	P: 7	R: 1	H: 1	E: 0	K: 0	S: 16	P: 26	R: 0	H: 0	E: 0	K: 0	S: 14	P: 21	R: 0	H: 0	E: 0	K: 0	S: 5	P: 8	R: 0	H: 0	E: 0	K: 1	S: 7	P: 8	R: 0	H: 2	E: 0	K: 0	S: 9	P: 14	R: 0	H: 0	E: 0	K: 1	S: 8	P: 12	R: 2	H: 2	E: 0	K: 0	S: 13	P: 15	R: 0	H: 0	E: 0	K: 1	S: 8	P: 12	1B: 4	2B: 0	3B: 0	HR: 1	SF: 0	SAC: 0	DP: 0	HBP: 1	WP: 0	PA: 35
--------------	------	------	------	------	------	------	------	------	------	------	-------	-------	------	------	------	------	-------	-------	------	------	------	------	------	------	------	------	------	------	------	------	------	------	------	------	------	-------	------	------	------	------	------	-------	------	------	------	------	-------	-------	------	------	------	------	------	-------	-------	-------	-------	-------	-------	--------	-------	--------	-------	--------

PITCHER	IP	WLS	BF	H	R	ER	SO	BB	IBB	HBP	BLK	WP	HR	S	P	ERA	WHIP
<b>Greg Swindell, L</b> ERA: 2.5 (1, 1)	7.0		27	3	1	1	2	2	0	1	0	0	0	64	96	1.29	0.714
<b>Scott Ruskin, L</b> ERA: 4.47 (8, 1)	0.1	L	3	2	2	2	0	0	0	0	0	0	1	8	9	54.00	6.000
<b>Milt Hill, R</b> ERA: 1.76 (8, 1)	1.2		5	0	0	0	1	0	0	0	0	0	0	13	18	0.00	0.000

**BOTTOM**

**Atlanta Braves @ Cincinnati Reds**  
 Riverfront Stadium, Cincinnati, OH

livebaseballscorecards.com

<b>AB</b>	<b>35</b>
<b>R</b>	<b>2</b>
<b>H</b>	<b>10</b>
<b>RBI</b>	<b>2</b>
<b>BB</b>	<b>1</b>
<b>SO</b>	<b>2</b>
<b>LOB</b>	<b>18</b>



WP: 0	PA: 38
PB: 0	
SB: 0	
CS: 0	

Wed Sep 16 1992, 7:05 PM EDT  
 Att. 22,595 - Sunny - 77 F

AB	R	H	RBI	BB	SO	LOB
4	1	1	0	0	0	1
0	0	0	0	0	0	0
0	0	0	0	0	0	0
1	0	0	0	0	1	2

3	0	0	1	0	0	0
---	---	---	---	---	---	---

4	0	1	0	0	1	0
---	---	---	---	---	---	---

4	1	2	0	0	0	1
---	---	---	---	---	---	---

4	0	0	0	0	0	3
---	---	---	---	---	---	---

4	0	3	0	0	0	1
0	0	0	0	0	0	0

4	0	1	1	0	0	3
---	---	---	---	---	---	---

2	0	0	0	1	0	3
1	0	0	0	0	0	1

2	0	0	0	0	0	3
1	0	1	0	0	0	0
1	0	1	0	0	0	0

1B: 9	SF: 0
2B: 0	SAC: 0
3B: 1	DP: 1
HR: 0	HBP: 1

Batter	1	2	3	4	5	6	7	8	9
<b>Bip Roberts, S</b> (1, 7) OBP: 0.377, SLG: 0.405	0-0 G5-3 3B		1-0 G4-3		0-0 G4-3		2-1 G1-6-3 1-2f		1-3 K
<b>Scott Ruskin, R</b> (8, 1)									
<b>Milt Hill, R</b> (8, 1)									
<b>Jeff Reed, L</b> (9, PH) OBP: 0.227, SLG: 0.190									
<b>Hal Morris, L</b> (1, 3) OBP: 0.355, SLG: 0.393	2-2 G5-3		0-1 G3		1-1 F9		1-0 PO HBP		
<b>Barry Larkin, R</b> (1, 6) OBP: 0.382, SLG: 0.451	1-0 1B		0-3 K		1-1 F9		0-1 PO 1-2	3-1 F8	
<b>Paul O'Neill, L</b> (1, 9) OBP: 0.350, SLG: 0.372	3-0 L9		3-1 1B G3 1B		2-0 1B 1B			1-0 F8	
<b>Willie Greene, L</b> (1, 5) OBP: 0.265, SLG: 0.344	1-1 L6		1-2 F9		0-1 F8			0-0 G6-3	
<b>Joe Oliver, R</b> (1, 2) OBP: 0.320, SLG: 0.395		2-2 G4-3 1B	0-1 G3 1B		0-0 F9			1-1 FC1-6 1B	
<b>Freddie Benavides, R</b> (9, PR) OBP: 0.252, SLG: 0.288			1-3 1B						
<b>Bill Doran, S</b> (1, 4) OBP: 0.343, SLG: 0.353		1-2 F9	1-0 G3		2-0 1B			3-1 F9	
<b>Dave Martinez, L</b> (1, 8) OBP: 0.321, SLG: 0.337		1-1 G4-3	1-2 1B		1-3 1B				
<b>Reggie Sanders, R</b> (9, PH) OBP: 0.359, SLG: 0.484		1-1 G4-3	4-0 IBB		1-0 P5			3-2 FC1-6 1B	
<b>Greg Swindell, L</b> (1, 1) OBP: 0.141, SLG: 0.158		0-0 P4	0-0 F8					0-0 G1-6-3 1B	
<b>Cesar Hernandez, R</b> (7, PH) OBP: 0.275, SLG: 0.350									
<b>Jeff Branson, L</b> (9, PH) OBP: 0.318, SLG: 0.366									

Inning Stats	R	H	E	K	S	R	H	E	K	S	R	H	E	K	S	R	H	E	K	S
1	1	2	0	0	9	0	0	0	0	16	0	0	0	0	9	0	0	0	0	13
2	0	1	0	0	9	0	0	0	0	13	0	0	0	0	13	0	0	0	0	13
3	0	0	0	1	6	0	0	0	0	7	0	0	0	0	7	0	0	0	0	7
4	1	2	0	0	10	0	0	0	0	19	0	0	0	0	19	0	0	0	0	19
5	0	0	0	0	5	0	0	0	0	7	0	0	0	0	7	0	0	0	0	7
6	0	2	0	0	6	0	0	0	0	11	0	0	0	0	11	0	0	0	0	11
7	0	1	0	0	4	0	0	0	0	7	0	0	0	7	0	0	0	0	0	7
8	0	0	0	0	4	0	0	0	0	8	0	0	0	0	8	0	0	0	0	8
9	0	2	0	1	13	0	0	0	1	21	0	0	0	1	21	0	0	0	0	21

PITCHER	IP	WLS	BF	H	R	ER	SO	BB	IBB	HBP	BLK	WP	HR	S	P	ERA	WHIP
<b>Pete Smith, R</b> (1, 1) ERA: 2.21	6.0		26	7	2	2	1	0	0	0	0	0	0	45	73	3.00	1.167
<b>Mike Stanton, L</b> (7, 1) ERA: 4.29	2.1	W	8	2	0	0	0	0	0	1	0	0	0	12	23	0.00	0.857
<b>Mark Wohlers, R</b> (9, 1) ERA: 2.67	0.2	S	3	1	0	0	1	0	0	0	0	0	0	9	13	0.00	1.500



Batter	1	2	3	4	5	6	7	8	9	AB R H RBI BB SO LOB	TOP											
Otis Nixon, S (1, 8) OBP: 0.362, SLG: 0.368	2-3 K		2-1 FC6-4 1B		1-2 L7		4-2 BB		3-3 K	4 0 1 0 1 2 3												
Jeff Blauser, R (1, 6) OBP: 0.357, SLG: 0.466	1-3 K		0-1 FC6-4 1-2f		4-1 BB		1-0 G4-3			3 0 0 0 1 1 3												
Terry Pendleton, S (1, 5) OBP: 0.336, SLG: 0.470	0-1 F7			0-1 2B 2B	1-1 G4-3			0-1 G6-3		4 1 1 0 0 0 1												
David Justice, L (1, 9) OBP: 0.354, SLG: 0.423		3-2 G1-4-3		3-2 FC G6-3 2-H 2B		4-1 CS BB		1-1 G3-1		3 1 1 1 1 0 0												
Sid Bream, L (1, 3) OBP: 0.346, SLG: 0.433		1-1		1-1 FC G4-3 G6-3 2-3 1B		3-3 K 1-2		0-1 G5-3		3 0 1 0 0 1 2 1 0 0 0 0 0 0 0 0 0 0 0 0 0												
Lonnie Smith, R (8, PH) OBP: 0.325, SLG: 0.443																						
Brian Hunter, R (8, 3) OBP: 0.292, SLG: 0.498																						
Ron Gant, R (1, 7) OBP: 0.321, SLG: 0.405		3-3 K 1-2		0-0 G6-3 1-2 3-H	1-1 G5-3			1-0 SH1-4 BB 1B		4 0 1 1 0 1 2												
Greg Olson, R (1, 2) OBP: 0.317, SLG: 0.329		0-0 G3-1		3-1 G4-3 2-3		1-2 G6-3		4-0 SH1-4 BB		3 0 0 0 0 0 2 0 0 0 0 0 0 0 0 0 0 0 1 0 0 0 0 0 0 0 0 0												
Ryan Klesko, L (9, PH) OBP: 0.429, SLG: 1.333																						
Francisco Cabrera, R (9, PH) OBP: 0.429, SLG: 1.333																						
Vinny Castilla, R (9, PR) OBP: 0.500, SLG: 0.333																						
Jeff Treadway, L (1, 4) OBP: 0.301, SLG: 0.288			0-1 F7	0-2 P7			29 SH1-4 1B	0-0 SH1-4		3 0 1 0 0 0 1 0 0 0 0 0 0 0												
Mark Lemke, S (9, PH) OBP: 0.313, SLG: 0.313								1-2 2-3														
29 John Smoltz, R (1, 1) OBP: 0.234, SLG: 0.211			2-3 K		1-0 G5-3			0-3 K		2 0 0 0 0 1 0 1 0 0 0 0 1 3												
Damon Berryhill, S (9, PH) OBP: 0.261, SLG: 0.389																						
<b>Inning Stats</b>	R: 0 E: 0 K: 2 S: 9	H: 0 LOB: 0 BB: 0 P: 12	R: 0 E: 0 K: 1 S: 9	H: 1 LOB: 1 BB: 0 P: 16	R: 0 E: 0 K: 1 S: 9	H: 1 LOB: 1 BB: 0 P: 13	R: 2 E: 0 K: 0 S: 14	H: 2 LOB: 1 BB: 0 P: 21	R: 0 E: 0 K: 0 S: 7	H: 0 LOB: 1 BB: 1 P: 14	R: 0 E: 0 K: 1 S: 6	H: 0 LOB: 0 BB: 1 P: 14	R: 0 E: 0 K: 0 S: 10	H: 1 LOB: 2 BB: 1 P: 18	R: 0 E: 0 K: 0 S: 6	H: 0 LOB: 0 BB: 0 P: 7	R: 0 E: 0 K: 2 S: 8	H: 1 LOB: 3 BB: 1 P: 16	1B: 4 2B: 3 3B: 0 HR: 0	SF: 0 SAC: 2 DP: 1 HBP: 0	WP: 0 PB: 0 SB: 1 CS: 1	PA: 37
<b>PITCHER</b>	IP WLS BF H R ER SO BB IBB HBP BLK WP HR S P ERA WHIP																					
Jose Rijo, R (1, 1) ERA: 2.69	7.0 W 29 5 2 2 5 3 0 0 0 0 0 0 64 108 2.57 1.143																					
Scott Ruskin, L (8, 1) ERA: 4.41	0.2 2 0 0 0 0 0 0 0 0 0 0 0 4 5 0.00 0.000																					
Scott Bankhead, R (8, 1) ERA: 3.18	0.1 2 1 0 0 0 0 0 0 0 0 0 0 3 4 0.00 3.000																					
Tom Bolton, L (9, 1) ERA: 4.58	0.0 1 0 0 0 0 1 0 0 0 0 0 0 4 ∞ ∞																					
Steve Foster, R (9, 1) ERA: 3.38	1.0 S 3 0 0 0 2 0 0 0 0 0 0 0 7 10 0.00 0.000																					

Atlanta Braves @ Cincinnati Reds  
Riverfront Stadium, Cincinnati, OH  
Thu Sep 17 1992, 7:05 PM EDT  
Att. 24,402 - Cloudy - 78 F

livebaseballscorecards.com

AB	31
R	2
H	6
RBI	2
BB	4
SO	7
LOB	17



Batter	1	2	3	4	5	6	7	8	9
<b>Dave Martinez, L</b> OBP: 0.323, SLG: 0.337 (1, 8)	1-2 G3		3-1 1B		4-2 1B BB		1-3 K		
<b>Hal Morris, L</b> OBP: 0.354, SLG: 0.392 (1, 3)	3-3 K		1-2 F8		0-1 1B 1B		0-0 F9		
<b>Barry Larkin, R</b> OBP: 0.381, SLG: 0.449 (1, 6)	0-0 F9			2-0 G4-3	0-0 1B			0-0 F9	
<b>Paul O'Neill, L</b> OBP: 0.349, SLG: 0.371 (1, 9)		0-0 P6		1-3 K	0-1 G4-3			0-0 1B	
<b>Willie Greene, L</b> OBP: 0.263, SLG: 0.333 (1, 5)		0-0 P5		2-0 F7		0-3 K		1-0 1B	
<b>Joe Oliver, R</b> OBP: 0.322, SLG: 0.396 (1, 2)		2-1 FC6 1B			0-0 FC4-6 1B	1-1 G5-3		1-1 P6	
<b>Bill Doran, S</b> OBP: 0.343, SLG: 0.352 (1, 4)		0-0 FC6			0-2 FC4-6 1B	2-1 FC5-4 1B			
<b>Reggie Sanders, R</b> OBP: 0.359, SLG: 0.483 (1, 7)			1-0 G4-3		2-1 1B WP	2-2 FC5-4			
<b>Jose Rijo, R</b> OBP: 0.203, SLG: 0.234 (1, 1)			1-2 G1-3		0-3 K		0-1 G3-1		
<b>Jeff Branson, L</b> OBP: 0.315, SLG: 0.361 (7, PH)									
<b>Scott Ruskin, R</b> OBP: 0.222, SLG: 0.222 (8, 1)									
<b>Scott Bankhead, R</b> OBP: 0.222, SLG: 0.222 (8, 1)									
<b>Tom Bolton, L</b> OBP: 0.200, SLG: 0.200 (9, 1)									

Inning Stats	R: 0	H: 0	E: 0	K: 1	S: 10	R: 0	H: 1	E: 0	K: 0	S: 5	R: 0	H: 1	E: 0	K: 0	S: 11	R: 0	H: 0	E: 0	K: 1	S: 5	R: 3	H: 4	E: 0	K: 1	S: 16	R: 0	H: 1	E: 0	K: 1	S: 10	R: 0	H: 2	E: 0	K: 1	S: 6
	0	0	0	1	14	0	1	0	0	7	0	1	0	0	16	0	0	0	1	0	10	3	4	0	1	22	0	1	0	1	0	2	0	7	

PITCHER	IP	WLS	BF	H	R	ER	SO	BB	IBB	HBP	BLK	WP	HR	S	P	ERA	WHIP
<b>29 John Smoltz, R</b> ERA: 2.94 (1, 1)	8.0	L	33	9	3	3	5	1	0	0	0	2	0	69	98	3.38	1.250

**BOTTOM**

AB	R	H	RBI	BB	SO	LOB
3	1	1	0	1	1	0
4	0	1	1	0	1	1
4	0	1	1	0	0	0
4	0	1	0	0	1	2
4	0	1	0	0	1	0
4	0	2	0	0	0	1
3	1	1	0	0	0	2
3	1	1	1	0	0	1
2	0	0	0	0	1	1
1	0	0	0	0	0	0
0	0	0	0	0	0	0
0	0	0	0	0	0	0
0	0	0	0	0	0	0

<b>AB</b>	<b>32</b>
<b>R</b>	<b>3</b>
<b>H</b>	<b>9</b>
<b>RBI</b>	<b>3</b>
<b>BB</b>	<b>1</b>
<b>SO</b>	<b>5</b>
<b>LOB</b>	<b>8</b>



WP	HR	S	P	ERA	WHIP
3	0	7	33		

**Atlanta Braves @ Cincinnati Reds**  
**Riverfront Stadium, Cincinnati, OH**  
 Thu Sep 17 1992, 7:05 PM EDT  
 Att. 24,402 - Cloudy - 78 F

livebaseballscorecards.com





Batter	1	2	3	4	5	6	7	8	9	AB	R	H	RBI	BB	SO	LOB
<b>Bip Roberts, S</b> OBP: 0.378, SLG: 0.404 (1, 7)	2-2 G5-3		1-1 3B 1B		1-1 G5-3		4-0 1B IBB			3	1	1	0	1	0	0
<b>Willie Greene, L</b> OBP: 0.286, SLG: 0.350 (1, 5)	1-0 E1 3B 1B		1-1 P5		3-2 F8		1-1 1B			4	1	2	1	0	0	1
<b>Barry Larkin, R</b> OBP: 0.382, SLG: 0.457 (1, 6)	1-0 2-H 3B		0-0 1-H 2B 3B		2-0 L4		1-1 P3			4	1	2	2	0	0	2
<b>Reggie Sanders, R</b> OBP: 0.358, SLG: 0.483 (1, 8)	1-3 K		0-1 G5-3 2B		0-3 K		2-3 K			4	0	1	1	0	3	1
<b>Joe Oliver, R</b> OBP: 0.319, SLG: 0.392 (1, 2)	1-3 K		0-1 G5-3		0-2 F9		0-2 F8			4	0	0	0	0	1	2
<b>Tim Costo, R</b> OBP: 0.250, SLG: 0.500 (1, 3)		0-0 G5-3	1-1 P5		2-0 G6-3		0-2 2B			4	0	1	0	0	0	1
<b>Paul O'Neill, L</b> OBP: 0.351, SLG: 0.372 (1, 9)		0-0 E 1B		0-3 K		4-2 G5-3 1B BB		1-1 F7		2	1	1	0	1	1	0
<b>Dave Martinez, L</b> OBP: 0.322, SLG: 0.336 (8, 9)										1	0	0	0	0	0	1
<b>Bill Doran, S</b> OBP: 0.340, SLG: 0.350 (1, 4)		0-1 P8		0-0 F8		1-0 G5-3				3	0	0	0	0	0	2
<b>Tim Pugh, R</b> OBP: 0.200, SLG: 0.200 (1, 1)		0-1 G4-3		1-2 G5-3		1-0 L3				2	0	0	0	0	0	1
<b>Steve Foster, R</b> OBP: 0.200, SLG: 0.200 (7, 1)										0	0	0	0	0	0	0
<b>Jeff Branson, L</b> OBP: 0.315, SLG: 0.351 (7, PH)										0	0	0	0	0	0	0
<b>Geronimo Berroa, R</b> OBP: 0.297, SLG: 0.154 (7, PH)										1	0	0	0	0	0	1
<b>Milt Hill, R</b> OBP: 0.290, SLG: 0.250 (8, 1)										0	0	0	0	0	0	0
<b>Rob Dibble, L</b> OBP: 0.290, SLG: 0.250 (9, 1)										0	0	0	0	0	0	0

Inning Stats	R: 1	H: 2	E: 1	K: 2	S: 11	R: 0	H: 1	E: 1	K: 0	S: 6	R: 2	H: 3	E: 0	K: 0	S: 11	R: 0	H: 0	E: 0	K: 1	S: 10	R: 0	H: 0	E: 0	K: 0	S: 6	R: 0	H: 0	E: 0	K: 1	S: 8	R: 1	H: 1	E: 0	K: 0	S: 8	R: 0	H: 1	E: 0	K: 1	S: 11	1B: 4	2B: 2	3B: 2	HR: 0	SF: 0	SAC: 0	DP: 0	HBP: 0	WP: 0	PB: 0	SB: 0	CS: 0	PA: 34
--------------	------	------	------	------	-------	------	------	------	------	------	------	------	------	------	-------	------	------	------	------	-------	------	------	------	------	------	------	------	------	------	------	------	------	------	------	------	------	------	------	------	-------	-------	-------	-------	-------	-------	--------	-------	--------	-------	-------	-------	-------	--------

PITCHER	IP	WLS	BF	H	R	ER	SO	BB	IBB	HBP	BLK	WP	HR	S	P	ERA	WHIP
<b>Bruce Hurst, L</b> ERA: 3.66 (1, 1)	6.0	L	24	6	3	3	4	0	0	0	0	0	0	52	70	4.50	1.000
<b>Mike Maddux, R</b> ERA: 2.56 (7, 1)	0.1		2	0	1	1	0	1	0	0	0	0	0	3	8	27.00	3.000
<b>Rich Rodriguez, L</b> ERA: 2.39 (7, 1)	0.1		3	1	0	0	0	0	1	0	0	0	0	3	9	0.00	3.000
<b>Jose Melendez, R</b> ERA: 3.07 (7, 1)	1.1		5	1	0	0	1	0	0	0	0	0	0	13	17	0.00	0.750

**BOTTOM**

**San Diego Padres @ Cincinnati Reds**  
Riverfront Stadium, Cincinnati, OH

livebaseballscorecards.com

**AB 32**  
**R 4**  
**H 8**  
**RBI 4**  
**BB 2**  
**SO 5**  
**LOB 12**



WP: 0 PA: 34  
PB: 0  
SB: 0  
CS: 0

ERA WHIP

Fri Sep 18 1992, 7:05 PM EDT  
Att. 21,250 - Cloudy - 68 F



Batter	1	2	3	4	5	6	7	8	9	AB R H RBI BB SO LOB	TOP											
Tony Fernandez, S (1, 6) OBP: 0.330, SLG: 0.356	1-3 K		0-0 G1-6-3			0-0 G1-3		2-1 2B		4 1 1 0 0 1 1												
Tony Gwynn, L (1, 9) OBP: 0.371, SLG: 0.415	1-1 G1-3			0-1 G1-3		2-1 2B		1-0 G6-3		2 0 0 0 0 0 0												
Jim Vatcher, R (5, 9) OBP: 0.333, SLG: 0.667										2 0 1 1 0 0 1												
Gary Sheffield, R (1, 5) OBP: 0.387, SLG: 0.589	1-2 G5-3			0-0 PO 1B		2-2 P6		0-0 F8		4 0 1 0 0 0 2												
Fred McGriff, L (1, 3) OBP: 0.392, SLG: 0.562		2-0 G5-4-3 1B		2-3 K		4-0 BB		3-2 2B		3 0 2 1 1 1 1												
Darrin Jackson, R (1, 8) OBP: 0.292, SLG: 0.406		1-2 G5-4-3		0-0 PO	0-0 P2	2-3 K		2-1 P2		4 0 0 0 0 1 4												
Dan Walters, R (1, 2) OBP: 0.321, SLG: 0.428		0-1 2B			0-1 1B 1B			0-3 K		4 0 2 0 0 2 0												
Jerald Clark, R (1, 7) OBP: 0.293, SLG: 0.402		1-0 G5-3			1-1 1B		1-1 G5-3	0-3 K		4 0 1 0 0 1 1												
Kurt Stillwell, S (1, 4) OBP: 0.277, SLG: 0.313			1-2 G1-6-3 1B		2-1 F7		3-1 F8	0-0 G4-3		4 0 1 0 0 0 2												
Frank Seminara, R (1, 1) OBP: 0.133, SLG: 0.103			1-3 K		1-3 K			4-0 2B G6-3 BB		1 0 0 0 0 1 1												
Guillermo Velasquez, L (5, PH) OBP: 0.250, SLG: 0.250										1 0 0 0 0 1 2												
Gene Harris, R (5, 1) OBP: 0.333, SLG: 0.333										0 0 0 0 0 0 0												
Oscar Azocar, L (8, PH) OBP: 0.216, SLG: 0.212										0 1 0 0 1 0 0												
Tim Scott, R (8, 1)										0 0 0 0 0 0 0												
<b>Inning Stats</b>	R: 0 E: 0 K: 1 S: 8	H: 0 LOB: 0 BB: 0 P: 11	R: 0 E: 0 K: 0 S: 7	H: 2 LOB: 1 BB: 0 P: 11	R: 0 E: 0 K: 1 S: 9	H: 1 LOB: 0 BB: 0 P: 11	R: 0 E: 0 K: 1 S: 7	H: 1 LOB: 0 BB: 0 P: 9	R: 0 E: 0 K: 1 S: 10	H: 2 LOB: 2 BB: 0 P: 14	R: 0 E: 0 K: 1 S: 10	H: 1 LOB: 2 BB: 1 P: 20	R: 0 E: 0 K: 1 S: 7	H: 0 LOB: 0 BB: 0 P: 12	R: 2 E: 0 K: 0 S: 10	H: 2 LOB: 1 BB: 1 P: 22	R: 0 E: 0 K: 2 S: 7	H: 0 LOB: 0 BB: 0 P: 7	1B: 5 2B: 4 3B: 0 HR: 0	SF: 0 SAC: 0 DP: 2 HBP: 0	WP: 0 PB: 0 SB: 0 CS: 0	PA: 36
<b>PITCHER</b>	IP WLS BF H R ER SO BB IBB HBP BLK WP HR S P ERA WHIP																					
Bobby Ayala, R (1, 1) ERA: 4.91	7.0 W 28 8 2 2 6 2 0 0 0 0 0 0 60 96 2.57 1.429																					
Steve Foster, R (8, 1) ERA: 3.25	1.0 4 1 0 0 0 0 0 0 0 0 0 0 8 14 0.00 1.000																					
Rob Dibble, R (9, 1) ERA: 3.14	1.0 S 3 0 0 0 2 0 0 0 0 0 0 0 7 7 0.00 0.000																					

**San Diego Padres @ Cincinnati Reds**  
Riverfront Stadium, Cincinnati, OH

AB	33
R	2
H	9
RBI	2
BB	2
SO	8
LOB	15



Sat Sep 19 1992, 3:33 AM EDT  
Att. 23,365 - Cloudy - 64 F

WP: 0	PA: 36
PB: 0	
SB: 0	
CS: 0	

BOTTOM

San Diego Padres @ Cincinnati Reds  
Riverfront Stadium, Cincinnati, OH

livebaseballscorecards.com

AB	28
R	5
H	6
RBI	4
BB	5
SO	7
LOB	10



WP:	0	PA:	35
PB:	0	SB:	2
CS:	1		

Sat Sep 19 1992, 3:33 AM EDT  
Att. 23,365 - Cloudy - 64 F

AB	R	H	RBI	BB	SO	LOB
4	2	3	0	0	0	0
2	1	1	0	2	0	1
2	1	1	3	1	0	1
0	0	0	0	0	0	0
3	0	0	0	1	0	3
4	1	0	0	0	0	2
4	0	0	0	0	2	1
4	0	1	1	0	1	0
2	0	0	0	1	1	0
3	0	0	0	0	3	2
0	0	0	0	0	0	0
0	0	0	0	0	0	0
1B:	3	SF:	1			
2B:	2	SAC:	0			
3B:	0	DP:	1			
HR:	1	HBP:	0			

Batter	1	2	3	4	5	6	7	8	9
<b>Bip Roberts, S</b> OBP: 0.381, SLG: 0.409 (1, 7)	1-1 1B SF7 2B		X 0-0 L3		1-2 S G4-6-3 1B		1-2 BLK 1B		
<b>Willie Greene, L</b> OBP: 0.326, SLG: 0.357 (1, 5)	0-0 CS 2-3 1B			4-1 HR BB	4-0 G4-6-3 BB		0-0 P4		
<b>Barry Larkin, R</b> OBP: 0.363, SLG: 0.464 <b>Freddie Benavides, R</b> OBP: 0.252, SLG: 0.288 (7, PR) (8, 6)	0-1 SF7			2-2 HR 1-H	1-0 G4-6-3		4-0 BB		
<b>Hal Morris, L</b> OBP: 0.353, SLG: 0.389 (1, 3)	3-1 F8			3-2 E4 FC1-6	4-1 FC6 BB		0-0 G4-3		
<b>Jeff Branson, L</b> OBP: 0.301, SLG: 0.345 (1, 4)	1-2 CS 1-2	0-0 F8		1-2 FC1-6 2B 1-2f	0-0 FC6		1-1 G6-3		
<b>Reggie Sanders, R</b> OBP: 0.354, SLG: 0.478 (1, 8)		1-1 G1-3		2-3 K		2-3 K	1-2 F9		
<b>Joe Oliver, R</b> OBP: 0.318, SLG: 0.393 (1, 2)		1-0 F8		0-1 2B 1-H		1-3 K	2-0 G6-3		
<b>Dave Martinez, L</b> OBP: 0.322, SLG: 0.334 (1, 9)			1-1 F7	4-0 IBB		3-3 K			
<b>Bobby Ayala, R</b> <b>Steve Foster, R</b> OBP: 0.200, SLG: 0.200 <b>Rob Dibble, L</b> OBP: 0.250, SLG: 0.250 (8, 1) (9, 1)			1-3 K	0-3 K		0-3 K			

Inning Stats	R: 1	H: 2	E: 0	K: 0	S: 9	LOB: 0	BB: 0	P: 14	R: 0	H: 0	E: 0	K: 0	S: 4	LOB: 0	BB: 0	P: 6	R: 0	H: 0	E: 0	K: 1	S: 6	LOB: 0	BB: 0	P: 8	R: 3	H: 2	E: 1	K: 2	S: 19	LOB: 2	BB: 2	P: 35	R: 1	H: 1	E: 0	K: 0	S: 6	LOB: 1	BB: 2	P: 16	R: 0	H: 0	E: 0	K: 3	S: 9	LOB: 0	BB: 0	P: 15	R: 0	H: 1	E: 0	K: 1	S: 9	LOB: 2	BB: 1	P: 14	R: 0	H: 0	E: 0	K: 0	S: 7	LOB: 0	BB: 0	P: 11
--------------	------	------	------	------	------	--------	-------	-------	------	------	------	------	------	--------	-------	------	------	------	------	------	------	--------	-------	------	------	------	------	------	-------	--------	-------	-------	------	------	------	------	------	--------	-------	-------	------	------	------	------	------	--------	-------	-------	------	------	------	------	------	--------	-------	-------	------	------	------	------	------	--------	-------	-------

PITCHER	IP	WLS	BF	H	R	ER	SO	BB	IBB	HBP	BLK	WP	HR	S	P	ERA	WHIP
<b>Frank Seminara, R</b> ERA: 4.02 (1, 1)	4.0	L	18	4	4	3	3	1	1	0	0	0	1	38	63	6.75	1.250
<b>Gene Harris, R</b> ERA: 4.85 (5, 1)	3.0		13	2	1	1	4	3	0	0	1	0	0	24	45	3.00	1.667
<b>Tim Scott, R</b> ERA: 4.91 (8, 1)	1.0		3	0	0	0	0	0	0	0	0	0	0	7	11	0.00	0.000

PITCHER	IP	WLS	BF	H	R	ER	SO	BB	IBB	HBP	BLK	WP	HR	S	P	ERA	WHIP
---------	----	-----	----	---	---	----	----	----	-----	-----	-----	----	----	---	---	-----	------



Batter	1	2	3	4	5	6	7	8	9	AB R H RBI BB SO LOB	TOP
Tony Fernandez, S (1, 6) OBP: 0.332, SLG: 0.359	3-2 FC6-4 1B		2-2 FC6-4 1B		0-2 CS 1B			0-2 P7		4 0 3 1 0 0 0	
Kurt Stillwell, S (1, 4) OBP: 0.274, SLG: 0.309	1-1 FC6-4 1B		0-1 FC6-4 1-2f		1-1 G3-1 1-2			2-2 G4-3		4 0 0 0 0 0 3	
Gary Sheffield, R (1, 5) OBP: 0.386, SLG: 0.586	0-2 1-2 1B		3-2 F9		0-1 F8			0-1 G6-3		4 0 1 0 0 0 1	
Fred McGriff, L (1, 3) Guillermo Velasquez, L (8, 3) OBP: 0.391, SLG: 0.561 OBP: 0.200, SLG: 0.200	3-3 K			0-1 G3-1		0-0 1B		0-1 G4-3		3 0 1 0 0 1 2 1 0 0 0 0 0 0	
Dan Walters, R (1, 2) OBP: 0.319, SLG: 0.423	1-2 L8			0-1 1B		3-3 K		1-3 K		4 0 1 0 0 2 3	
Darrin Jackson, R (1, 8) OBP: 0.290, SLG: 0.403		0-3 K		1-3 K		0-3 K		0-0 G6-3		4 0 0 0 0 3 2	
Jerald Clark, R (1, 7) OBP: 0.291, SLG: 0.399		0-3 K		1-3 K			0-3 K			3 0 0 0 0 3 1	
Jim Vatcher, R (1, 9) OBP: 0.333, SLG: 0.500		1-3 K			1-0 SH3-4 1B		1-3 K			3 1 1 0 0 2 0	
Greg Harris, R (1, 1) Rich Rodriguez, L (5, 1) Phil Stephenson, L (7, PH) Jeremy Hernandez, R (7, 1) Jose Melendez, R (8, 1)			0-3 K		0-0 SH3-4		3-3 K			1 0 0 0 0 1 0 0 0 0 0 0 0 0 1 0 0 0 0 1 0 0 0 0 0 0 0 0 0 0 0 0 0 0 0	
<b>Inning Stats</b>	R: 0 H: 2 E: 0 LOB: 2 K: 1 BB: 0 S: 15 P: 23	R: 0 H: 0 E: 0 LOB: 0 K: 3 BB: 0 S: 10 P: 11	R: 0 H: 1 E: 0 LOB: 1 K: 1 BB: 0 S: 12 P: 17	R: 0 H: 1 E: 0 LOB: 1 K: 2 BB: 0 S: 12 P: 14	R: 1 H: 2 E: 0 LOB: 0 K: 0 BB: 0 S: 7 P: 9	R: 0 H: 1 E: 0 LOB: 1 K: 2 BB: 0 S: 9 P: 12	R: 0 H: 0 E: 0 LOB: 0 K: 3 BB: 0 S: 10 P: 14	R: 0 H: 0 E: 0 LOB: 0 K: 1 BB: 0 S: 7 P: 8	R: 0 H: 0 E: 0 LOB: 0 K: 1 BB: 0 S: 7 P: 8	1B: 7 SF: 0 2B: 0 SAC: 1 3B: 0 DP: 0 HR: 0 HBP: 0	WP: 0 PA: 33 PB: 0 SB: 0 CS: 1
<b>PITCHER</b> Tim Belcher, R (1, 1) ERA: 4.06	IP WLS BF H R ER SO BB IBB HBP BLK WP HR S P ERA WHIP										
											<b>PITCHER</b> IP WLS BF H R ER SO BB IBB HBP BLK WP HR S P ERA WHIP

San Diego Padres @ Cincinnati Reds  
Riverfront Stadium, Cincinnati, OH  
Sun Sep 20 1992, 3:33 AM EDT  
Att. 20,484 - Sunny - 71 F

livebaseballscorecards.com

AB	32
R	1
H	7
RBI	1
BB	0
SO	13
LOB	12



Batter	1	2	3	4	5	6	7	8	9	AB	R	H	RBI	BB	SO	LOB
<b>Bip Roberts, S</b> (1, 7) OBP: 0.385, SLG: 0.418 <b>Cesar Hernandez, R</b> (8, 7) OBP: 0.275, SLG: 0.350	1-1 G4-3 1B 2B	0-2 S 1B			0-1 1B FC5-4 1B		1-0 S SF7 2B			4	3	4	0	0	0	0
<b>Willie Greene, L</b> (1, 5) OBP: 0.320, SLG: 0.348	0-0 G4-3 2-3	1-1 SAFE G4-3 1-2			0-0 1-3 FC5-4 1B		3-3 K 2-3			4	0	1	0	0	1	3
<b>Barry Larkin, R</b> (1, 6) OBP: 0.380, SLG: 0.461	2-3 K 2-3		1-0 G6-3		2-1 FC5-4 1-2f 3-H		1-2 SF7 3-H			3	0	0	2	0	1	2
<b>Paul O'Neill, L</b> (1, 9) OBP: 0.356, SLG: 0.383	1-2 S 3-H 1B		3-2 FC4-6 1B		4-1 1-2 BB		3-2 HR			3	1	3	2	1	0	0
<b>Hal Morris, L</b> (1, 3) OBP: 0.352, SLG: 0.387	1-1 SAFE G3-1 1-2		0-0 FC4-6 1-2f		2-1 F7		2-1 1B			4	0	1	0	0	0	4
<b>Jeff Branson, L</b> (1, 4) OBP: 0.289, SLG: 0.330		0-0 G3-1	1-0 F8		2-3 K		0-3 K			4	0	0	0	0	2	4
<b>Joe Oliver, R</b> (1, 2) OBP: 0.318, SLG: 0.394		1-1 HR 2B		0-1 F8		1-1 G6-3		0-1 G6-3		4	1	1	0	0	0	0
<b>Dave Martinez, L</b> (1, 8) OBP: 0.322, SLG: 0.342		3-1 HR 2-H		1-1 F7		1-3 K		0-0 G4-3		4	1	1	2	0	1	0
<b>Tim Belcher, R</b> (1, 1) OBP: 0.100, SLG: 0.143		1-3 K		0-2 G6-3		0-3 K		0-0 G4-3		4	0	0	0	0	2	0

Inning Stats	R: 1	H: 2	E: 0	K: 1	S: 11	LOB: 1	BB: 0	P: 16	R: 2	H: 3	E: 0	K: 1	S: 14	LOB: 1	BB: 0	P: 20	R: 0	H: 1	E: 0	K: 0	S: 6	LOB: 1	BB: 0	P: 11	R: 0	H: 0	E: 0	K: 0	S: 8	LOB: 0	BB: 0	P: 9	R: 1	H: 2	E: 0	K: 1	S: 11	LOB: 2	BB: 1	P: 21	R: 0	H: 0	E: 0	K: 2	S: 8	LOB: 0	BB: 0	P: 10	R: 2	H: 3	E: 0	K: 2	S: 15	LOB: 1	BB: 0	P: 25	R: 0	H: 0	E: 0	K: 0	S: 4	LOB: 0	BB: 0	P: 4	1B: 6	2B: 3	3B: 0	HR: 2	SF: 1	SAC: 0	DP: 0	HBP: 0	WP: 0	PB: 0	SB: 4	CS: 0	PA: 36
--------------	------	------	------	------	-------	--------	-------	-------	------	------	------	------	-------	--------	-------	-------	------	------	------	------	------	--------	-------	-------	------	------	------	------	------	--------	-------	------	------	------	------	------	-------	--------	-------	-------	------	------	------	------	------	--------	-------	-------	------	------	------	------	-------	--------	-------	-------	------	------	------	------	------	--------	-------	------	-------	-------	-------	-------	-------	--------	-------	--------	-------	-------	-------	-------	--------

PITCHER	IP	WLS	BF	H	R	ER	SO	BB	IBB	HBP	BLK	WP	HR	S	P	ERA	WHIP
<b>Greg Harris, R</b> (1, 1) ERA: 4.62	4.1	L	22	8	4	4	2	1	0	0	0	0	1	45	68	8.31	2.077
<b>Rich Rodriguez, L</b> (5, 1) ERA: 2.34	1.2		5	0	0	0	3	0	0	0	0	0	0	13	19	0.00	0.000
<b>Jeremy Hernandez, R</b> (7, 1) ERA: 3.74	1.0		6	3	2	2	2	0	0	0	0	0	1	15	25	18.00	3.000
<b>Jose Melendez, R</b> (8, 1) ERA: 3.03	1.0		3	0	0	0	0	0	0	0	0	0	0	4	4	0.00	0.000

**BOTTOM**

**San Diego Padres @ Cincinnati Reds**  
Riverfront Stadium, Cincinnati, OH

Sun Sep 20 1992, 3:33 AM EDT  
Att: 20,484 - Sunny - 71 F

livebaseballscorecards.com

<b>AB</b>	<b>34</b>
<b>R</b>	<b>6</b>
<b>H</b>	<b>11</b>
<b>RBI</b>	<b>6</b>
<b>BB</b>	<b>1</b>
<b>SO</b>	<b>7</b>
<b>LOB</b>	<b>13</b>





Batter	1	2	3	4	5	6	7	8	9	AB R H RBI BB SO LOB	TOP									
<b>Craig Biggio, R</b> (1, 4) OBP: 0.386, SLG: 0.376	4-1 BB 1B		0-1 1B		0-0 G1-3			2-2 1B FC3-8	0-3 K2-3	4 0 2 0 1 1 2										
<b>Steve Finley, L</b> (1, 8) OBP: 0.345, SLG: 0.395	0-1 SAFE 1B		2-1 F8			1-1 F8		0-0 FC3-6 G4-3 1-2f 2-3		4 0 1 0 0 0 3										
<b>Luis Gonzalez, L</b> (1, 7) OBP: 0.304, SLG: 0.393	1-2 L7		2-1 G3			4-1 BB		1-1 G4-3 1-2 3-H		3 0 0 1 1 0 4										
<b>5 Jeff Bagwell, R</b> (1, 3) OBP: 0.361, SLG: 0.425	1-0 F7			2-3 K		1-0 F9		0-0 G6-3		4 0 0 0 0 1 4										
<b>Eric Anthony, L</b> (1, 9) OBP: 0.294, SLG: 0.388	2-1 G4-3			1-2 L9		0-1 G3			4-2 HR BB	3 1 0 0 1 0 3										
<b>Ken Caminiti, S</b> (1, 5) OBP: 0.353, SLG: 0.449			0-1 G4-3		1-1 G3		0-1 G3-1		3-2 F7	4 0 0 0 0 0 1										
<b>Eddie Taubensee, L</b> (1, 2) OBP: 0.296, SLG: 0.330 <b>Pete Incaviglia, R</b> (9, PH) OBP: 0.316, SLG: 0.423			0-3 K			2-1 1B	1-0 P5		1-1 HR 1-H	3 0 1 0 0 1 0 1 1 1 2 0 0 0										
<b>Andujar Cedeno, R</b> (1, 6) OBP: 0.237, SLG: 0.293 <b>Al Osuna, R</b> (7, 1) <b>Mike Simms, R</b> (9, PH) OBP: 0.357, SLG: 0.500 <b>Ernest Riles, L</b> (9, PH) OBP: 0.300, SLG: 0.375			1-0 G5-3			1-0 P6	1-2 G6-3		2-3 K	3 0 0 0 0 0 1 0 0 0 0 0 0 0 0 0 0 0 0 0 0 1 0 0 0 0 1 0										
<b>Rich Scheid, L</b> (1, 1) <b>Joe Boever, R</b> (4, 1) <b>Casey Candaele, S</b> (7, 6) OBP: 0.263, SLG: 0.254				2-3 K		0-3 K		4-2 FC3-6 1B G4-3 BB	4-0 BB	1 0 0 0 0 1 0 1 0 0 0 0 1 1 0 1 0 0 2 0 0										
<b>Inning Stats</b>	R: 0 E: 0 K: 0 S: 10	H: 1 LOB: 2 BB: 1 P: 18	R: 0 E: 0 K: 1 S: 6	H: 0 LOB: 0 BB: 0 P: 7	R: 0 E: 0 K: 1 S: 9	H: 1 LOB: 1 BB: 0 P: 15	R: 0 E: 0 K: 1 S: 7	H: 0 LOB: 0 BB: 0 P: 13	R: 0 E: 0 K: 0 S: 6	H: 0 LOB: 1 BB: 1 P: 12	R: 0 E: 0 K: 0 S: 6	H: 0 LOB: 0 BB: 0 P: 8	R: 1 E: 0 K: 0 S: 10	H: 1 LOB: 1 BB: 1 P: 17	R: 2 E: 0 K: 2 S: 13	H: 1 LOB: 1 BB: 2 P: 27	1B: 4 2B: 0 3B: 0 HR: 1	SF: 0 SAC: 0 DP: 0 HBP: 0	WP: 0 PB: 0 SB: 0 CS: 0	PA: 37
<b>PITCHER</b>	IP WLS BF H R ER SO BB IBB HBP BLK WP HR S P ERA WHIP																			
<b>Jose Rijo, R</b> (1, 1) ERA: 2.6	6.0 W 23 3 0 0 4 2 0 0 0 0 0 0 47 75 0.00 0.833																			
<b>Steve Foster, R</b> (7, 1) ERA: 3.18	1.0 3 0 0 0 0 0 0 0 0 0 0 0 6 8 0.00 0.000																			
<b>Milt Hill, R</b> (8, 1) ERA: 2.08	1.0 5 1 1 1 0 1 0 0 0 0 0 0 10 17 9.00 2.000																			
<b>Scott Ruskin, L</b> (9, 1) ERA: 4.74	0.1 3 1 2 2 0 1 0 0 0 0 0 1 7 15 54.00 6.000																			
<b>Rob Dibble, R</b> (9, 1) ERA: 3.11	0.2 3 0 0 0 2 1 0 0 0 0 0 0 6 12 0.00 1.500																			

Houston Astros @ Cincinnati Reds  
Riverfront Stadium, Cincinnati, OH  
Tue Sep 22 1992, 3:33 AM EDT  
Cloudy - 65 F

livebaseballscorecards.com

AB	32
R	3
H	5
RBI	3
BB	5
SO	6
LOB	19



Batter	1	2	3	4	5	6	7	8	9
<b>Cesar Hernandez, R</b> (1, 7) OBP: 0.256, SLG: 0.326 <b>Dave Martinez, L</b> (5, PH) OBP: 0.323, SLG: 0.341 (6, 8)	1-1 G5-3		0-1 FC1-6	1-3 K	4-1 BB		2-1 G4-6-3		
<b>Reggie Sanders, R</b> (1, 8) OBP: 0.355, SLG: 0.475 (6, 7)	2-2 G5-3		1-3 K	0-1 1B	0-1 F7			4-2 G5-3 1B SF8 BB	
<b>Barry Larkin, R</b> (1, 6) OBP: 0.384, SLG: 0.465	2-2 2B		4-2 BB	2-2 1B		2-2 G6-3		1-1 G5-3 1B	
<b>Chris Sabo, R</b> (1, 5) OBP: 0.302, SLG: 0.422	4-0 PB BB		0-0 P4	0-1 SF9		0-2 G5-3		0-0 G5-3	
<b>Joe Oliver, R</b> (1, 2) OBP: 0.319, SLG: 0.393	1-1 P4					1-3 K2-3		4-0 IBB	
<b>Tim Costo, R</b> (1, 3) OBP: 0.333, SLG: 0.571		1-1 F9		2-2 2B	1-1 G5-3		4-2 2B BB	1-2 SF8	
<b>Paul O'Neill, L</b> (1, 9) OBP: 0.358, SLG: 0.385		0-3 K		4-2 2B BB	4-1 1B BB		0-0 2B	0-0 P2	
<b>Freddie Benavides, R</b> (1, 4) OBP: 0.264, SLG: 0.302		2-1 G6-3		1-0 1B 2B	1-1 BB 1B		4-1 G4-6-3 BB		
<b>Jose Rijo, R</b> (1, 1) OBP: 0.209, SLG: 0.239 <b>Steve Foster, R</b> (7, 1) OBP: 0.200, SLG: 0.200 <b>Dan Wilson, R</b> (7, PH) OBP: 0.429, SLG: 0.571 <b>Milt Hill, R</b> (8, 1) <b>Scott Ruskin, R</b> (9, 1) <b>Rob Dibble, L</b> (9, 1) OBP: 0.250, SLG: 0.250			0-0 E6	1-2 1B 1B SF9	0-3 K		0-3 K		

AB	R	H	RBI	BB	SO	LOB
3	0	0	0	0	1	2
1	0	0	0	1	0	3
4	1	1	0	1	1	4
4	0	3	0	1	0	0
3	0	0	1	1	0	4
4	1	1	0	1	1	4
3	1	1	1	1	0	0
3	1	1	0	2	1	2
3	1	2	2	1	0	0
3	1	1	2	0	1	2
0	0	0	0	0	0	0
1	0	0	0	0	1	3
0	0	0	0	0	0	0
0	0	0	0	0	0	0
0	0	0	0	0	0	0


**BOTTOM**

**Houston Astros @ Cincinnati Reds**  
Riverfront Stadium, Cincinnati, OH

Tue Sep 22 1992, 3:33 AM EDT  
Cloudy - 65 F

livebaseballscorecards.com

<b>AB</b>	<b>32</b>
<b>R</b>	<b>6</b>
<b>H</b>	<b>10</b>
<b>RBI</b>	<b>6</b>
<b>BB</b>	<b>9</b>
<b>SO</b>	<b>6</b>
<b>LOB</b>	<b>24</b>




1B: 6	SF: 2	WP: 0	PA: 43
2B: 4	SAC: 0	PB: 1	
3B: 0	DP: 1	SB: 2	
HR: 0	HBP: 0	CS: 0	

Inning Stats	R: 0	H: 1	E: 0	K: 0	S: 13	LOB: 2	BB: 1	P: 23									
<b>Rich Scheidt, L</b> (1, 1) ERA: 9.39	IP: 3.0	WLS: 0	BF: 18	H: 5	R: 5	ER: 5	SO: 2	BB: 3	IBB: 0	HBP: 0	BLK: 0	WP: 0	HR: 0	S: 42	P: 68	ERA: 15.00	WHIP: 2.667
<b>Joe Boever, R</b> (4, 1) ERA: 2.42	IP: 3.0	WLS: 0	BF: 14	H: 3	R: 0	ER: 0	SO: 3	BB: 2	IBB: 0	HBP: 0	BLK: 0	WP: 0	HR: 0	S: 33	P: 50	ERA: 0.00	WHIP: 1.667
<b>Al Osuna, L</b> (7, 1) ERA: 4.5	IP: 2.0	WLS: 0	BF: 11	H: 2	R: 1	ER: 1	SO: 1	BB: 3	IBB: 1	HBP: 0	BLK: 0	WP: 0	HR: 0	S: 18	P: 38	ERA: 4.50	WHIP: 2.500



Batter	1	2	3	4	5	6	7	8	9	AB R H RBI BB SO LOB	TOP																									
<b>Craig Biggio, R</b> (1, 4) OBP: 0.386, SLG: 0.374	1-1 G5-3		0-1 FC3-6		2-1 FC5		4-1 BB		4-2 FC3-6 BB	3 0 0 0 2 0 3	<b>Houston Astros @ Cincinnati Reds</b> Riverfront Stadium, Cincinnati, OH Tue Sep 22 1992, 3:38 AM EDT Att. 13,732 - Cloudy - 68 F																									
<b>Steve Finley, L</b> (1, 8) OBP: 0.345, SLG: 0.394	1-1 CS 1B		1-2 F8		4-0 BB		0-0 F9		1-2 FC3-6 BB	4 0 1 0 1 0 4																										
<b>Ken Caminiti, S</b> (1, 5) OBP: 0.352, SLG: 0.445	2-3 K		1-0 G5-3		2-2 F7		2-1 P7		4-1 BB	4 0 0 0 1 1 5																										
<b>5 Jeff Bagwell, R</b> (1, 3) OBP: 0.362, SLG: 0.430		1-0 HR		0-0 E5		0-1 P4		1-2 S BB 1B	1-2 F8	5 1 2 1 0 0 3																										
<b>Pete Incaviglia, R</b> (1, 9) OBP: 0.317, SLG: 0.428 (8, 7)		2-2 G6-3 3B		0-1 G5-4-3		0-0 P2		4-2 G5-4-3 BB		3 1 1 0 1 0 1																										
<b>Luis Gonzalez, L</b> (1, 7) OBP: 0.305, SLG: 0.395		2-2 G6-3		2-1 F7		1-2 2B		2-2 G5-4-3		3 0 1 1 0 0 0																										
<b>Mike Simms, R</b> (8, PH) OBP: 0.333, SLG: 0.462 (8, 9)		3-H						1-2 2-3		1 0 0 0 0 0 2																										
<b>Scott Servais, R</b> (1, 2) OBP: 0.284, SLG: 0.266		0-3 K			1-0 FC5 1B		1-1 G4-3		1-0 2B 1B 1B	4 0 2 0 0 1 1 0 1 0 0 0 0 0																										
<b>Rob Mallicoat, L</b> (9, PR)																																				
<b>Casey Candaele, S</b> (1, 6) OBP: 0.265, SLG: 0.260		1-0 F7			0-0 BB FC5 1B		3-2 G4-3		0-0 1B 2B	4 0 2 0 0 0 0																										
<b>Shane Reynolds, R</b> (1, 1) OBP: 0.333, SLG: 0.333			0-2 FC3-6 1B		0-0 L7		2-1 F8		3-2 FC3-6 1B	2 0 1 0 0 0 2 0 0 0 0 0 0 0 1 0 0 0 0 0 0 0 0 0 0 0 0 0 1 0 1 1 0 0 0 0 0 0 0 0 0 0																										
<b>Rob Murphy, L</b> (5, 1) OBP: 0.294, SLG: 0.367																																				
<b>Ernest Riles, L</b> (7, PH) OBP: 0.278, SLG: 0.301																																				
<b>Xavier Hernandez, L</b> (7, 1) OBP: 0.278, SLG: 0.301																																				
<b>Rafael Ramirez, R</b> (9, PH) OBP: 0.278, SLG: 0.301																																				
<b>Gerald Young, S</b> (9, PR) OBP: 0.288, SLG: 0.200																																				
<b>Inning Stats</b>	R: 0 E: 0 K: 1 S: 7	H: 1 LOB: 0 BB: 0 P: 11	R: 2 E: 0 K: 1 S: 11	H: 2 LOB: 0 BB: 0 P: 17	R: 0 E: 0 K: 0 S: 11	H: 1 LOB: 1 BB: 0 P: 13	R: 0 E: 1 K: 0 S: 5	H: 0 LOB: 0 BB: 0 P: 7	R: 0 E: 0 K: 0 S: 8	H: 2 LOB: 3 BB: 1 P: 17	R: 0 E: 0 K: 0 S: 8	H: 1 LOB: 1 BB: 0 P: 10	R: 0 E: 0 K: 0 S: 8	H: 0 LOB: 1 BB: 1 P: 17	R: 0 E: 0 K: 0 S: 13	H: 1 LOB: 1 BB: 1 P: 22	R: 1 E: 0 K: 0 S: 14	H: 3 LOB: 3 BB: 2 P: 28	1B: 7 2B: 2 3B: 1 HR: 1	SF: 0 SAC: 0 DP: 2 HBP: 0	WP: 0 PB: 0 SB: 2 CS: 1	PA: 40														
<b>PITCHER</b>	IP WLS BF H R ER SO BB IBB HBP BLK WP HR S P ERA WHIP																																			
<b>Chris Hammond, L</b> (1, 1) ERA: 4.21	4.2		20	6	2	2	2	1	0	0	0	0	1	39	60	3.86	1.500																			
<b>Scott Bankhead, R</b> (5, 1) ERA: 3.07	2.1	W	9	1	0	0	0	1	0	0	0	0	0	19	32	0.00	0.857																			
<b>Steve Foster, R</b> (8, 1) ERA: 3.15	0.1		3	1	0	0	0	1	0	0	0	0	0	10	17	0.00	6.000																			
<b>Norm Charlton, L</b> (8, 1) ERA: 3.1	1.1		7	3	1	1	0	2	0	0	0	0	0	14	29	6.75	3.750																			
<b>Milt Hill, R</b> (9, 1) ERA: 2.04	0.1	S	1	0	0	0	0	0	0	0	0	0	0	3	4	0.00	0.000																			

<b>AB</b>	35
<b>R</b>	3
<b>H</b>	11
<b>RBI</b>	3
<b>BB</b>	5
<b>SO</b>	2
<b>LOB</b>	21







Batter	1	2	3	4	5	6	7	8	9	AB R H RBI BB SO LOB	TOP											
<b>Bip Roberts, S</b> (1, 7) OBP: 0.389, SLG: 0.424	2-2 G3 1B		4-1 CS G4-3 BB		0-0 G1-3		0-0 G4-6-3 1-2f		2-0 G3-1	4 1 1 0 1 0 3												
<b>Willie Greene, L</b> (1, 5) OBP: 0.276, SLG: 0.296	3-2 G3		0-0 G4-3			2-0 F8		0-1 G1-3		4 0 0 0 0 0 2												
<b>Barry Larkin, R</b> (1, 6) OBP: 0.384, SLG: 0.466	0-0 G1-6-3 1B		3-2 G5-3			2-1 F7		1-0 1B 1B		4 1 2 1 0 0 1												
<b>Paul O'Neill, L</b> (1, 9) OBP: 0.356, SLG: 0.382	2-2 G1-6-3 1-2f			0-0 1B 1B		3-3 K		0-0 1B 1-3 1B		4 0 2 0 0 1 1												
<b>Hal Morris, L</b> (1, 3) OBP: 0.351, SLG: 0.388		1-3 K		0-0 L8			0-0 1B SF8 1B		0-0 1-2 1B	3 0 1 0 0 1 1 1 1 1 1 0 0 0												
<b>Tim Costo, R</b> (7, PR) OBP: 0.400, SLG: 0.625																						
<b>Jeff Branson, L</b> (1, 4) OBP: 0.320, SLG: 0.361		1-2 1B FC5-2 1B		0-2 G6-4-3 1-2 1B			1 SAFE 1B 1B 1B		3-H 2-1 P4	3 0 3 0 0 0 0 1 0 0 0 0 0 2												
<b>Freddie Benavides, R</b> (8, PH) OBP: 0.263, SLG: 0.300																						
<b>Joe Oliver, R</b> (1, 2) OBP: 0.318, SLG: 0.393		0-1 FC5-2 1-3 1B		0-0 G6-4-3 1-2f			0-0 SF8		0-2 P4	3 0 1 1 0 0 4												
<b>Dave Martinez, L</b> (1, 8) OBP: 0.322, SLG: 0.340		0-2 FC5-2 1-2 3-H			1-1 G4-3				1-0 G4-3	4 0 1 0 0 0 2												
<b>Tim Pugh, R</b> (1, 1) OBP: 0.100, SLG: 0.100																						
<b>Jeff Reed, L</b> (9, PH) OBP: 0.208, SLG: 0.174																						
<b>Rob Dibble, L</b> (9, 1) OBP: 0.250, SLG: 0.250		0-3 K			0-0 G4-3				1-3 K	3 0 1 0 0 1 2 1 0 0 0 0 1 0 0 0 0 0 0 0 0												
<b>Inning Stats</b>	R: 1 E: 0 K: 0 S: 11	H: 2 LOB: 0 BB: 0 P: 18	R: 0 E: 0 K: 2 S: 15	H: 2 LOB: 2 BB: 0 P: 17	R: 0 E: 0 K: 0 S: 6	H: 0 LOB: 0 BB: 1 P: 13	R: 0 E: 0 K: 0 S: 6	H: 2 LOB: 1 BB: 0 P: 6	R: 0 E: 0 K: 0 S: 4	H: 0 LOB: 0 BB: 0 P: 5	R: 0 E: 0 K: 1 S: 6	H: 0 LOB: 0 BB: 0 P: 13	R: 1 E: 0 K: 0 S: 7	H: 4 LOB: 2 BB: 0 P: 7	R: 1 E: 0 K: 0 S: 10	H: 3 LOB: 2 BB: 0 P: 13	R: 0 E: 0 K: 1 S: 6	H: 0 LOB: 0 BB: 0 P: 10	1B: 13 2B: 0 3B: 0 HR: 0	SF: 1 SAC: 0 DP: 3 HBP: 0	WP: 0 PB: 0 SB: 1 CS: 1	PA: 37
<b>PITCHER</b>	IP WLS BF H R ER SO BB IBB HBP BLK WP HR S P ERA WHIP																					
<b>Pedro Astacio, R</b> (1, 1) ERA: 2.05	7.1 L 32 13 3 3 3 1 0 0 0 0 0 0 60 85 3.68 1.909																					
<b>Steve Wilson, L</b> (8, 1) ERA: 4.55	0.1 1 0 0 0 0 0 0 0 0 0 0 0 2 4 0.00 0.000																					
<b>Kip Gross, R</b> (8, 1) ERA: 2.91	0.1 1 0 0 0 0 0 0 0 0 0 0 0 3 3 0.00 0.000																					
<b>Jay Howell, R</b> (9, 1) ERA: 1.64	1.0 3 0 0 0 0 1 0 0 0 0 0 0 6 10 0.00 0.000																					

Cincinnati Reds @ Los Angeles Dodgers  
 Dodger Stadium, Los Angeles, CA  
 Wed Sep 23 1992, 7:05 PM PDT  
 Att. 17,688 - Cloudy - 78 F

AB	35
R	3
H	13
RBI	3
BB	1
SO	4
LOB	18



Batter	1	2	3	4	5	6	7	8	9	AB	R	H	RBI	BB	SO	LOB
Jose Offerman, S OBP: 0.331, SLG: 0.340 (1, 6)	4-0 CS BB			1-0 G4-3		2-3 K		1-2 G4-3		3	0	0	0	1	1	3
Brett Butler, L OBP: 0.416, SLG: 0.398 (1, 8)	3-2 G1-3 1-2			1-2 G4-3			1-2 FC6-4 1B		1-2 G4-6-3 1B	4	0	2	0	0	0	1
Lenny Harris, L OBP: 0.322, SLG: 0.308 (1, 4)	2-2 L7			2-1 G3			0-0 FC6-4 1-2f		1-1 G4-6-3 1-2f	4	0	0	0	0	0	2
Eric Karros, R OBP: 0.311, SLG: 0.441 (1, 3)			3-2 G4-6-3 1B		2-2 G6-3		3-0 F8		1-3 K	4	0	1	0	0	1	1
Mike Scioscia, L OBP: 0.280, SLG: 0.279 (1, 2)			2-2 G4-6-3 1-2f		0-0 F7		0-0 G4-3			3	0	0	0	0	0	2
Billy Ashley, R OBP: 0.258, SLG: 0.349 (1, 9)			1-3 K		2-2 F9			1-2 FC6-4 2B		3	0	1	0	0	1	0
Dave Hansen, L OBP: 0.285, SLG: 0.291 (1, 5)			3-2 G6-3		0-0 1B			2-3 K		3	0	1	0	0	1	1
Tom Goodwin, L OBP: 0.278, SLG: 0.255 (1, 7)			1-0 G6-3		0-1 L8			4-1 FC6-4 BB		2	0	0	0	1	0	1
Pedro Astacio, R OBP: 0.053, SLG: 0.053 (1, 1)			0-0 G4-3		0-2 P3			0-1 FC6-4		2	0	0	0	0	0	1
Steve Wilson, L OBP: 0.333, SLG: 0.333 (8, 1)								1-2f 2-3		0	0	0	0	0	0	0
Kip Gross, R OBP: 1.000, SLG: 1.000 (8, 1)										0	0	0	0	0	0	0
Mitch Webster, S OBP: 0.335, SLG: 0.424 (8, PH)										1	0	0	0	0	0	2
Jay Howell, R (9, 1)										0	0	0	0	0	0	0

Inning Stats	R: 0	H: 0	R: 0	H: 1	R: 0	H: 0	R: 0	H: 0	R: 0	H: 1	R: 0	H: 1	R: 0	H: 1	R: 0	H: 1	1B: 4	SF: 0	WP: 0	PA: 31
	E: 0	LOB: 0	E: 0	LOB: 0	E: 0	LOB: 0	E: 0	LOB: 0	E: 0	LOB: 1	E: 0	LOB: 1	E: 0	LOB: 2	E: 0	LOB: 0	2B: 1	SAC: 0	PB: 0	
	K: 0	BB: 1	K: 1	BB: 0	K: 0	BB: 0	K: 0	BB: 0	K: 1	BB: 0	K: 0	BB: 0	K: 1	BB: 1	K: 1	BB: 0	3B: 0	DP: 2	SB: 0	
	S: 7	P: 15	S: 9	P: 15	S: 7	P: 11	S: 6	P: 10	S: 7	P: 11	S: 10	P: 12	S: 6	P: 10	S: 8	P: 11	HR: 0	HBP: 0	CS: 1	

PITCHER	IP	WLS	BF	H	R	ER	SO	BB	IBB	HBP	BLK	WP	HR	S	P	ERA	WHIP	ERA	WHIP
Tim Pugh, R ERA: 1.95 (1, 1)	8.0	W	28	4	0	0	3	2	0	0	0	0	0	66	106	0.00	0.750		
Rob Dibble, R ERA: 3.06 (9, 1)	1.0	S	3	1	0	0	1	0	0	0	0	0	0	8	11	0.00	1.000		

BOTTOM

Cincinnati Reds @ Los Angeles Dodgers  
Dodger Stadium, Los Angeles, CA

Wed Sep 23 1992, 7:05 PM PDT  
Att: 17,688 - Cloudy - 78 F

AB	29
R	0
H	5
RBI	0
BB	2
SO	4
LOB	14



WP: 0	PA: 31
PB: 0	
SB: 0	
CS: 1	





BOTTOM

Cincinnati Reds @ Los Angeles Dodgers  
Dodger Stadium, Los Angeles, CA

livebaseballscorecards.com

AB 32  
R 4  
H 9  
RBI 3  
BB 5  
SO 6  
LOB 14



WP: 1 PA: 39  
PB: 0  
SB: 0  
CS: 1

Thu Sep 24 1992, 7:05 PM PDT  
Att. 18,707 - Sunny - 78 F

AB R H RBI BB SO LOB

4	1	1	1	1	0	3
4	0	2	0	1	0	2
3	0	1	0	0	1	1
2	0	0	0	0	0	2
3	1	0	0	1	2	1
4	0	1	0	0	0	1
3	0	1	0	0	0	1
2	1	1	1	1	0	1
1	0	0	0	0	1	0
0	0	0	0	0	0	0
2	1	0	0	1	0	1
1	0	1	0	0	0	0
2	0	1	1	1	0	1
0	0	0	0	0	0	0
0	0	0	0	0	0	0
0	0	0	0	0	0	0
0	0	0	0	0	0	0
0	0	0	0	0	0	0
0	0	0	0	0	0	0
1	0	0	0	0	1	1

Batter	1	2	3	4	5	6	7	8	9
Jose Offerman, S (1, 6) OBP: 0.332, SLG: 0.341	1-1 G3		4-2 1B E BB	0-2 2B		3-1 G6-4-3			1-1 L5
Brett Butler, L (1, 8) OBP: 0.417, SLG: 0.398	4-2 CS BB		2-0 E2 1B	2-0 P4			2-1 G5-3		2-1 WP 1B
Lenny Harris, L (1, 4) OBP: 0.322, SLG: 0.309 Mike Sharperson, R (7, PH) (8, 4)	2-1 1B		0-3 K		0-2 F7		1-1 G5-3		3-2 P6
Eric Karros, R (1, 3) OBP: 0.310, SLG: 0.438	2-3 K			4-2 SH1-3 2B BB	2-3 K		1-1 F8		
Mike Piazza, R (1, 2) OBP: 0.313, SLG: 0.349		2-0 G4-3		1-1 F8	2-2 1B			1-0 G4-3	
Mitch Webster, S (1, 9) OBP: 0.335, SLG: 0.423		0-0 G6-3 1B		0-0 SH1-3	0-1 F9			1-1 F8	
Henry Rodriguez, L (1, 7) OBP: 0.246, SLG: 0.323 Carlos Hernandez, R (8, PH) Tom Goodwin, L (9, 7) OBP: 0.316, SLG: 0.335 OBP: 0.278, SLG: 0.255		1-0 G6-3		3-1 1B 2B		4-2 HBP BB		0-3 K	
Dave Hansen, L (1, 5) OBP: 0.286, SLG: 0.289 Dave Anderson, R (9, PH) OBP: 0.315, SLG: 0.446			0-0 G4-3	4-0 1B 2B IBB		2-2 F8		0-0 WP 1B 1B	
Bob Ojeda, L Kip Gross, R Mike Scapino, L Eric Young, S Roger McDowell, R Jim Gott, R Steve Wilson, L Pedro Martinez, R Rafael Bourquard, R			1-3 K	1-0 2B 1B		1-2 G6-4-3 HBP		0-3 K	

Inning Stats	R: 0	H: 1	E: 0	LOB: 1	K: 1	P: 19	R: 0	H: 1	E: 0	LOB: 0	K: 0	P: 6	R: 1	H: 1	E: 1	LOB: 1	K: 2	P: 17	R: 3	H: 3	E: 0	LOB: 2	K: 0	P: 29	R: 0	H: 1	E: 0	LOB: 1	K: 1	P: 17	R: 0	H: 0	E: 0	LOB: 2	K: 0	P: 22	R: 0	H: 0	E: 0	LOB: 0	K: 0	P: 10	R: 0	H: 0	E: 0	LOB: 0	K: 1	P: 8	R: 0	H: 2	E: 0	LOB: 2	K: 1	P: 17	1B: 7	SF: 0	2B: 2	SAC: 1	3B: 0	DP: 2	HR: 0	HBP: 1
--------------	------	------	------	--------	------	-------	------	------	------	--------	------	------	------	------	------	--------	------	-------	------	------	------	--------	------	-------	------	------	------	--------	------	-------	------	------	------	--------	------	-------	------	------	------	--------	------	-------	------	------	------	--------	------	------	------	------	------	--------	------	-------	-------	-------	-------	--------	-------	-------	-------	--------

PITCHER	IP	WLS	BF	H	R	ER	SO	BB	IBB	HBP	BLK	WP	HR	S	P	ERA	WHIP
Bobby Ayala, R (1, 1) ERA: 5.24	4.0		20	6	4	3	3	3	3	1	0	0	0	37	71	6.75	2.250
Dwayne Henry, R (5, 1) ERA: 3.61	1.1		7	1	0	0	1	1	0	1	0	0	0	23	34	0.00	1.500
Tom Bolton, L (6, 1) ERA: 4.54	0.2	W	1	0	0	0	0	0	0	0	0	0	0	2	5	0.00	0.000
Norm Charlton, L (7, 1) ERA: 2.99	3.0	S	11	2	0	0	2	0	0	0	0	1	0	23	35	0.00	0.667



Batter	1	2	3	4	5	6	7	8	9	AB R H RBI BB SO LOB	TOP											
<b>Bip Roberts, S</b> (1, 7) OBP: 0.390, SLG: 0.429	1-0 G6-3		0-0 1B 1B		0-3 K	0-0 P3			1-2 FC4 1B	5 1 2 0 0 1 3												
<b>Willie Greene, L</b> (1, 5) OBP: 0.279, SLG: 0.323	0-0 F7		1-2 1B 1B		2-3 K			4-2 G5-3 BB	0-0 FC4 1-2f	4 0 1 1 1 1 1												
<b>Barry Larkin, R</b> (1, 6) OBP: 0.383, SLG: 0.463 <b>Jeff Branson, L</b> (8, 4) OBP: 0.318, SLG: 0.356	1-3 K		1-1 1B		0-1 F7			0-1 G5-3	0-0 F9	4 0 1 1 0 1 1 1 0 0 0 0 0 1												
<b>Reggie Sanders, R</b> (1, 8) OBP: 0.353, SLG: 0.466		1-2 G5-4-3 1B	2-2 P3		0-1 E4			0-0 G1-3	3-2 F8	5 0 1 0 0 0 4												
<b>Tim Costo, R</b> (1, 3) OBP: 0.368, SLG: 0.438	1-0 G5-4-3 1-2f		1-3 K		1 SAFE 1 SAFE 1 SAFE 1 SAFE 1 SAFE 1 SAFE	4-2 1B 1B E BB		2-2 G5-3		3 1 0 0 1 1 4												
<b>Joe Oliver, R</b> (1, 2) OBP: 0.316, SLG: 0.390	1-2 L5			1-2 G5-4-3 1B		0-2 E4 1B 1B			1-3 K	4 0 1 0 0 1 1												
<b>Paul O'Neill, L</b> (1, 9) OBP: 0.356, SLG: 0.380			1-3 K	3-2 G5-4-3 1-2f		0-1 1B 1B		0-0 G3-1		4 0 1 0 0 1 1												
<b>Freddie Benavides, R</b> (1, 4) OBP: 0.283, SLG: 0.323 (8, 6)			1-0 PB 2B 1B	4-2 BB BB		2-2 1B 1B		2-1 2B		3 1 3 1 1 0 0												
<b>Tim Belcher, R</b> (1, 1) OBP: 0.108, SLG: 0.162 <b>Steve Foster, R</b> (9, 1) OBP: 0.200, SLG: 0.200			2-2 1B 1B 2B	0-0 F8		0-2 L4		0-3 K		4 1 1 1 0 1 5 0 0 0 0 0 0 0												
<b>Inning Stats</b>	R: 0 E: 0 K: 1 S: 5	H: 0 LOB: 0 BB: 0 P: 7	R: 0 E: 0 K: 0 S: 7	H: 1 LOB: 0 BB: 0 P: 10	R: 3 E: 0 K: 2 S: 24	H: 5 LOB: 2 BB: 0 P: 33	R: 0 E: 0 K: 0 S: 11	H: 1 LOB: 1 BB: 1 P: 19	R: 0 E: 0 K: 2 S: 12	H: 0 LOB: 0 BB: 0 P: 14	R: 1 E: 2 K: 0 S: 19	H: 2 LOB: 3 BB: 1 P: 25	R: 0 E: 0 K: 0 S: 8	H: 0 LOB: 1 BB: 1 P: 14	R: 0 E: 0 K: 2 S: 11	H: 1 LOB: 1 BB: 0 P: 14	R: 0 E: 1 K: 0 S: 9	H: 1 LOB: 1 BB: 0 P: 13	1B: 9 2B: 2 3B: 0 HR: 0	SF: 0 SAC: 0 DP: 2 HBP: 0	WP: 0 PB: 1 SB: 0 CS: 1	PA: 40
<b>PITCHER</b>	IP WLS BF H R ER SO BB IBB HBP BLK WP HR S P ERA WHIP																					
<b>Kevin Rogers, L</b> (1, 1) ERA: 5.14	6.0 L 28 9 4 3 5 2 0 0 0 0 0 0 78 108 4.50 1.833																					
<b>Steve Reed, R</b> (7, 1) ERA: 3.09	2.0 8 1 0 0 2 1 0 0 0 0 0 0 19 28 0.00 1.000																					
<b>Jim Pena, L</b> (9, 1) ERA: 3.27	1.0 4 1 0 0 0 0 0 0 0 0 0 0 9 13 0.00 1.000																					

**Cincinnati Reds @ San Francisco Giants**  
Candlestick Park, San Francisco, CA

Fri Sep 25 1992, 10:05 PM EDT  
Att. 15,638 - Sunny - 71 F

[livebaseballscorecards.com](http://livebaseballscorecards.com)

AB	37
R	4
H	11
RBI	4
BB	3
SO	7
LOB	21



Batter	1	2	3	4	5	6	7	8	9	AB	R	H	RBI	BB	SO	LOB
Mike Felder, S OBP: 0.334, SLG: 0.389 (1, 8)	G1-3			G4-3	F9					4	0	1	0	0	0	1
Willie McGee, S OBP: 0.335, SLG: 0.353 (1, 9)	G6-3			2B 3B 1B		G6-3		G6-3 1B		4	1	1	0	0	0	1
Will Clark, L OBP: 0.383, SLG: 0.475 (1, 3)	F7			3B 2B		P7			G6-3	4	1	1	0	0	0	0
Chris James, R OBP: 0.295, SLG: 0.391 (1, 7)			F8	2-1 3B		F8			F8 G5-4-3 1B	3	0	1	2	0	0	0
Steve Reed, R (7, 1)										0	0	0	0	0	0	0
Jim Pena, L OBP: 0.200, SLG: 0.200 (9, 1)										0	0	0	0	0	0	0
John Patterson, S OBP: 0.233, SLG: 0.213 (9, PH)										1	0	1	0	0	0	0
Matt Williams, R OBP: 0.288, SLG: 0.388 (1, 5)		F8		1-3 K					G5-4-3	4	0	0	0	0	1	2
Robby Thompson, R OBP: 0.340, SLG: 0.426 (1, 4)				0-3 K						3	0	0	0	0	2	1
Steve Decker, R OBP: 0.314, SLG: 0.233 (1, 2)										3	0	0	0	0	0	0
Jose Uribe, S OBP: 0.306, SLG: 0.355 (1, 6)										3	0	0	0	0	0	0
Kevin Rogers, L OBP: 0.125, SLG: 0.125 (1, 1)										2	0	1	0	0	1	0
Ted Wood, L OBP: 0.296, SLG: 0.292 (7, 7)										1	0	0	0	0	1	0

Inning Stats	R: 0	H: 0	E: 0	K: 0	S: 13	R: 0	H: 0	E: 0	K: 1	S: 10	R: 0	H: 0	E: 0	K: 1	S: 8	R: 2	H: 3	E: 0	K: 2	S: 19	R: 0	H: 1	E: 0	K: 0	S: 6	R: 0	H: 0	E: 0	K: 0	S: 3	R: 0	H: 0	E: 0	K: 0	S: 5	R: 0	H: 1	E: 0	K: 1	S: 16	R: 0	H: 1	E: 0	K: 0	S: 9	1B: 4	SF: 0	2B: 1	SAC: 0	3B: 1	DP: 1	HR: 0	HBP: 0	WP: 0	PA: 32
--------------	------	------	------	------	-------	------	------	------	------	-------	------	------	------	------	------	------	------	------	------	-------	------	------	------	------	------	------	------	------	------	------	------	------	------	------	------	------	------	------	------	-------	------	------	------	------	------	-------	-------	-------	--------	-------	-------	-------	--------	-------	--------

PITCHER	IP	WLS	BF	H	R	ER	SO	BB	IBB	HBP	BLK	WP	HR	S	P	ERA	WHIP
Tim Belcher, R ERA: 4.0 (1, 1)	8.0	W	29	5	2	2	5	0	0	0	0	0	0	80	110	2.25	0.625
Steve Foster, R ERA: 3.09 (9, 1)	1.0	S	3	1	0	0	0	0	0	0	0	0	0	9	14	0.00	1.000

BOTTOM

Cincinnati Reds @ San Francisco Giants  
Candlestick Park, San Francisco, CA

Fri Sep 25 1992, 10:05 PM EDT  
Att. 15,638 - Sunny - 71 F

livebaseballscorecards.com

AB	32
R	2
H	6
RBI	2
BB	0
SO	5
LOB	5





Batter	1	2	3	4	5	6	7	8	9	AB R H RBI BB SO LOB	TOP									
<b>Bip Roberts, S</b> (1, 7) OBP: 0.393, SLG: 0.435	0-0 L3 1B		3-1 2-H 3B		1-1 1B 1B		0-0 G1-3		4-1 2B 1B BB	4 1 3 1 1 0 0	<b>Cincinnati Reds @ San Francisco Giants</b> Candlestick Park, San Francisco, CA Sat Sep 26 1992, 6:33 AM EDT Att. 29,391 - Sunny - 87 F									
<b>Willie Greene, L</b> (1, 5) OBP: 0.315, SLG: 0.364	1-0 L3 1-2		4-2 BB		1-0 1-2 1B		2-1 FC6 1B	1-1 1B 2B 3-H	4 0 3 1 1 0 1											
<b>Barry Larkin, R</b> (1, 6) OBP: 0.381, SLG: 0.461	3-2 F8		0-0 G5-3		1-1 F8		0-0 FC6 1-2f	0-0 2-3 3-H 1B	5 0 1 1 0 0 5											
<b>Paul O'Neill, L</b> (1, 9) OBP: 0.354, SLG: 0.378		0-0 G4-3		3-1 F7		1-1 1B 1B		0-0 G4-3 L4	5 0 1 0 0 0 2											
<b>Hal Morris, L</b> (1, 3) OBP: 0.349, SLG: 0.387		1-0 F7		1-1 G3		1-0 F8		0-1 L7 K	5 0 0 0 0 1 3											
<b>Jeff Branson, L</b> (1, 4) OBP: 0.324, SLG: 0.362		2-3 K		0-0 1B		2-3 K		1-1 FC6-4 1B	4 0 2 0 0 2 1											
<b>Joe Oliver, R</b> (1, 2) OBP: 0.316, SLG: 0.389			1-1 F8		1-1 P3		0-0 1-3 1B	0-0 FC6-4 1-2f	4 0 1 0 0 0 2											
<b>Dave Martinez, L</b> (1, 8) OBP: 0.322, SLG: 0.345			2-0 3B 2B		1-0 F8 G3		0-0 G3	0-0 F8 2B 2B	4 2 2 0 0 0 2											
<b>Greg Swindell, L</b> (1, 1) OBP: 0.138, SLG: 0.154			0-2 F9		0-0 F8		0-3 K	1-2 F8 2-3	2 0 0 0 0 0 1 0 0 0 0 0 0 0 1 0 0 0 0 0 1 0 0 0 0 0 0 0 0 0 0 0 0 0 0 1 0 0 0 0 0 1											
<b>Scott Bankhead, R</b> (6, 1) OBP: 0.222, SLG: 0.222																				
<b>Reggie Sanders, R</b> (7, PH) OBP: 0.352, SLG: 0.495																				
<b>Dwayne Henry, R</b> (7, 1) OBP: 0.250, SLG: 0.250																				
<b>Milt Hill, R</b> (8, 1) OBP: 0.339, SLG: 0.349																				
<b>Bill Doran, S</b> (9, PH) OBP: 0.339, SLG: 0.349																				
<b>Inning Stats</b>	R: 0 E: 0 K: 0 S: 9	H: 1 LOB: 0 BB: 0 P: 13	R: 0 E: 0 K: 1 S: 5	H: 0 LOB: 0 BB: 0 P: 8	R: 1 E: 0 K: 0 S: 12	H: 2 LOB: 2 BB: 1 P: 22	R: 0 E: 0 K: 0 S: 7	H: 1 LOB: 1 BB: 0 P: 12	R: 0 E: 0 K: 1 S: 9	H: 2 LOB: 2 BB: 0 P: 13	R: 0 E: 0 K: 1 S: 7	H: 1 LOB: 1 BB: 0 P: 9	R: 0 E: 0 K: 0 S: 6	H: 1 LOB: 1 BB: 0 P: 7	R: 2 E: 0 K: 1 S: 12	H: 3 LOB: 2 BB: 1 P: 19	1B: 9 2B: 4 3B: 1 HR: 0	SF: 0 SAC: 0 DP: 1 HBP: 0	WP: 0 PB: 0 SB: 0 CS: 0	PA: 41
<b>PITCHER</b>	IP WLS BF H R ER SO BB IBB HBP BLK WP HR S P ERA WHIP																			
<b>John Burkett, R</b> (1, 1) ERA: 3.72	5.2 W 25 8 1 1 2 1 0 0 0 0 0 0 48 78 1.59 1.588																			
<b>Bill Swift, R</b> (6, 1) ERA: 2.12	2.2 14 5 2 2 1 1 0 0 0 0 0 0 22 31 6.75 2.250																			
<b>Bryan Hickerson, L</b> (9, 1) ERA: 2.95	0.2 2 0 0 0 0 1 0 0 0 0 0 0 4 5 0.00 0.000																			

livebaseballscorecards.com

<b>AB</b>	39
<b>R</b>	3
<b>H</b>	13
<b>RBI</b>	3
<b>BB</b>	2
<b>SO</b>	4
<b>LOB</b>	18







Batter	1	2	3	4	5	6	7	8	9	AB R H RBI BB SO LOB	TOP		
<b>Bip Roberts, S</b> (1, 7) OBP: 0.394, SLG: 0.435 <b>Cesar Hernandez, R</b> (7, 7) OBP: 0.267, SLG: 0.333	0-1 2B 1B	2-0 F8			1-3 K		4-1 G4-6-3 BB		0-3 K	3 1 1 0 1 1 1 1 0 0 0 0 1 1			
<b>Willie Greene, L</b> (1, 5) OBP: 0.312, SLG: 0.371	2-1 SAFE G3 1-H G4-3 2B		2-2 G6-3		0-0 L9		0-1 G4-6-3 1-2f			4 1 1 1 0 0 1			
<b>Barry Larkin, R</b> (1, 6) OBP: 0.382, SLG: 0.460 <b>Freddie Benavides, R</b> (3, 6) OBP: 0.280, SLG: 0.318	4-1 G4-3 G3 BB		1-1 P8		0-1 F9		2-2 G6-3			1 0 0 0 1 0 0 2 0 0 0 0 0 0			
<b>Paul O'Neill, L</b> (1, 9) OBP: 0.354, SLG: 0.383	0-1 G3 1-2 2-3		1-0 P4			1-0 HR		3-2 G1-3		4 1 1 1 0 0 2			
<b>Hal Morris, L</b> (1, 3) OBP: 0.346, SLG: 0.384 <b>Tim Costo, R</b> (6, 3) OBP: 0.400, SLG: 0.471	0-2 G4-3 2-3 3-H			2-1 G3-4-1		0-0 F8		1-1 G5-4-3 1B		3 0 0 1 0 0 1 1 0 1 0 0 0 0			
<b>Jeff Branson, L</b> (1, 4) OBP: 0.322, SLG: 0.358	1-0 P6		1-0 P6		3-1 F9 WP 1B		0-1 G5-4-3 1-2f			4 0 1 0 0 0 2			
<b>Joe Oliver, R</b> (1, 2) OBP: 0.319, SLG: 0.392		2-2 2B		2-2 2B 1B		4-2 1-2 BB		2-3 K		3 0 2 0 1 1 0	<b>AB 34</b>		
<b>Dave Martinez, L</b> (1, 8) OBP: 0.321, SLG: 0.347		0-3 K		0-0 K 2B		0-0 F9 2-3		2-2 G6-3		4 0 1 0 0 1 3	<b>R 3</b>		
<b>Jose Rijo, R</b> (1, 1) OBP: 0.200, SLG: 0.229 <b>Steve Foster, R</b> (8, 1) OBP: 0.200, SLG: 0.200 <b>Rob Dibble, L</b> (8, 1) OBP: 0.400, SLG: 0.400		2-2 L8		0-1 G6-3		0-3 K		1-0 1B		3 0 0 0 0 1 5 0 0 0 0 0 0 0 1 0 1 0 0 0 0	<b>H 9</b>		
<b>Inning Stats</b>	R: 2 H: 2 E: 0 LOB: 1 K: 0 BB: 1 S: 12 P: 18	R: 0 H: 1 E: 0 LOB: 1 K: 1 BB: 0 S: 10 P: 16	R: 0 H: 0 E: 0 LOB: 0 K: 0 BB: 0 S: 6 P: 10	R: 0 H: 2 E: 0 LOB: 2 K: 0 BB: 0 S: 9 P: 15	R: 0 H: 0 E: 0 LOB: 0 K: 1 BB: 0 S: 9 P: 10	R: 1 H: 2 E: 0 LOB: 2 K: 1 BB: 1 S: 11 P: 19	R: 0 H: 0 E: 0 LOB: 0 K: 0 BB: 1 S: 7 P: 13	R: 0 H: 1 E: 0 LOB: 0 K: 0 BB: 0 S: 11 P: 15	R: 0 H: 1 E: 0 LOB: 1 K: 2 BB: 0 S: 14 P: 19	1B: 5 SF: 0 2B: 3 SAC: 0 3B: 0 DP: 2 HR: 1 HBP: 0	WP: 1 PA: 37 PB: 0 SB: 0 CS: 0		
<b>PITCHER</b>	IP WLS BF H R ER SO BB IBB HBP BLK WP HR S P ERA WHIP											<b>PITCHER</b>	IP WLS BF H R ER SO BB IBB HBP BLK WP HR S P ERA WHIP
<b>Larry Carter, R</b> (1, 1) ERA: 4.03	5.1 L 25 7 3 3 2 2 0 0 0 0 1 1 53 84 5.06 1.688												
<b>Jim Pena, L</b> (6, 1) ERA: 3.21	0.2 2 0 0 0 1 0 0 0 0 0 0 0 4 4 0.00 0.000												
<b>Dave Righetti, L</b> (7, 1) ERA: 5.19	1.0 3 0 0 0 0 1 0 0 0 0 0 0 7 13 0.00 1.000												
<b>Dave Burba, R</b> (8, 1) ERA: 5.32	1.0 3 1 0 0 0 0 0 0 0 0 0 0 11 15 0.00 1.000												
<b>Rod Beck, R</b> (9, 1) ERA: 1.91	1.0 4 1 0 0 2 0 0 0 0 0 0 0 14 19 0.00 1.000												

**Cincinnati Reds @ San Francisco Giants**  
**Candlestick Park, San Francisco, CA**  
 Sun Sep 27 1992, 6:33 AM EDT  
 Att. 45,630 - Sunny - 88 F

<b>AB</b>	<b>34</b>
<b>R</b>	<b>3</b>
<b>H</b>	<b>9</b>
<b>RBI</b>	<b>3</b>
<b>BB</b>	<b>3</b>
<b>SO</b>	<b>5</b>
<b>LOB</b>	<b>16</b>



BOTTOM

Cincinnati Reds @ San Francisco Giants  
Candlestick Park, San Francisco, CA

livebaseballscorecards.com

AB 34  
R 2  
H 10  
RBI 1  
BB 3  
SO 6  
LOB 23



WP: 1 PA: 38  
PB: 0  
SB: 1  
CS: 0

Sun Sep 27 1992, 6:33 AM EDT  
Att: 45,630 - Sunny - 88 F

AB R H RBI BB SO LOB

2 0 0 0 0 0 1  
3 0 2 0 0 0 0

2 0 1 0 0 0 0  
3 0 0 0 0 0 4

2 0 0 0 1 0 2  
0 0 0 0 0 0 0  
0 0 0 0 1 0 0  
0 0 0 0 0 0 0  
0 0 0 0 0 0 0

2 0 0 0 0 0 1  
2 1 1 0 0 1 3

2 0 2 0 0 0 0  
2 0 1 0 0 1 3

2 0 0 0 0 1 2  
0 1 0 1 1 0 0

2 0 0 0 0 0 1  
1 0 0 0 0 1 1  
0 0 0 0 0 0 0  
1 0 1 0 0 0 0

2 0 0 0 0 0 0  
2 0 0 0 0 1 3

2 0 1 0 0 0 0  
0 0 0 0 0 0 0  
2 0 1 0 0 1 2

1B: 9 SF: 1  
2B: 1 SAC: 0  
3B: 0 DP: 2  
HR: 0 HBP: 0

1B: 9 SF: 1  
2B: 1 SAC: 0  
3B: 0 DP: 2  
HR: 0 HBP: 0

1B: 9 SF: 1  
2B: 1 SAC: 0  
3B: 0 DP: 2  
HR: 0 HBP: 0

1B: 9 SF: 1  
2B: 1 SAC: 0  
3B: 0 DP: 2  
HR: 0 HBP: 0

1B: 9 SF: 1  
2B: 1 SAC: 0  
3B: 0 DP: 2  
HR: 0 HBP: 0

1B: 9 SF: 1  
2B: 1 SAC: 0  
3B: 0 DP: 2  
HR: 0 HBP: 0

1B: 9 SF: 1  
2B: 1 SAC: 0  
3B: 0 DP: 2  
HR: 0 HBP: 0

1B: 9 SF: 1  
2B: 1 SAC: 0  
3B: 0 DP: 2  
HR: 0 HBP: 0

Table with 9 columns (Batter, 1-9) and 15 rows of player statistics and play diagrams. Each row contains a batter's name, stats, and a play diagram for each of the 9 batters. The diagrams show the field layout and the play sequence.

Table with 2 columns (Pitcher, Inning Stats) and 15 rows of pitcher statistics and inning-by-inning stats. The pitcher column lists the pitcher's name, stats, and the number of pitches thrown. The Inning Stats column shows the number of runs, hits, errors, strikeouts, walks, and pitches for each of the 9 innings.



Batter	1	2	3	4	5	6	7	8	9	AB R H RBI BB SO LOB	TOP
<b>Jose Offerman, S</b> (1, 6) OBP: 0.334, SLG: 0.338 <b>Rafael Bourimigal, R</b> (7, PR) OBP: 0.118, SLG: 0.063	4-2  BB	0-0 <b>G6-3</b> 1-2f			0-0 <b>E4</b> 1-3 G4-3 1B		4-2  BB		1-2 <b>G5-3</b>	2 1 1 0 2 0 1 1 0 0 0 0 0 1	
<b>Brett Butler, L</b> (1, 8) OBP: 0.416, SLG: 0.396	0-1  G4-3 1B		1-2 <b>F8</b>		0-2 <b>G4-3</b> 1-2f 3-H		1-3  1-2			4 1 1 0 0 1 2	
<b>Eric Young Sr., R</b> (1, 4) OBP: 0.314, SLG: 0.304	1-0  1-2 2-3 1B		0-1 <b>G4-3</b>		2-1 <b>F9</b>			4-2  BB		3 0 1 0 1 0 0	
<b>Eric Karros, R</b> (1, 3) OBP: 0.309, SLG: 0.436	1-1 <b>SF7</b> 2-3 3-H		0-0 <b>F8</b>		0-0  G3-6-3 2B			2-3  1-3		3 1 1 1 0 1 1	
<b>Mike Scioscia, L</b> (1, 2) OBP: 0.287, SLG: 0.282	1-0 <b>G4-3</b> 1-2 3-H			2-2 <b>F9</b>	2-1  G3-6-3 1B			3-0 <b>L6</b>		4 0 1 1 0 0 2	
<b>Henry Rodriguez, L</b> (1, 9) OBP: 0.260, SLG: 0.326 <b>Mitch Webster, S</b> (8, PH) OBP: 0.338, SLG: 0.420	0-0 <b>G6-3</b>			3-2  1B	0-2 <b>F7</b>			3-2 <b>F8</b>		3 0 1 0 0 0 3 1 0 0 0 0 0 1	
<b>Dave Hansen, L</b> (1, 5) OBP: 0.284, SLG: 0.293		1-1  G4-3 1B 2B		0-1 <b>F7</b>	0-2 <b>G3-6-3</b> 1-2f 3-H			0-0 <b>F7</b>		4 1 1 0 0 0 2	
<b>Tom Goodwin, L</b> (1, 7) OBP: 0.279, SLG: 0.259 <b>Billy Ashley, R</b> (9, PH) OBP: 0.288, SLG: 0.368		2-2 <b>G4-3</b> 2-3		0-1 <b>L7</b>		2-2 <b>F7</b>		1-2  SH1-4 1B		3 0 0 0 0 0 2 1 0 1 0 0 0 0	
<b>Pedro Astacio, R</b> (1, 1) OBP: 0.136, SLG: 0.136		2-0  G6-3 1B 3-H		1-2  E 1B G4-3 1B		1-3  K		0-1 <b>SH1-4</b> 1-2		3 1 2 1 0 1 0	
<b>Inning Stats</b>	R: 2 H: 2 E: 0 LOB: 1 K: 0 BB: 1 S: 11 P: 18	R: 1 H: 2 E: 0 LOB: 0 K: 0 BB: 0 S: 9 P: 13	R: 0 H: 0 E: 0 LOB: 0 K: 0 BB: 0 S: 6 P: 7	R: 0 H: 1 E: 0 LOB: 1 K: 0 BB: 0 S: 13 P: 18	R: 1 H: 2 E: 1 LOB: 0 K: 0 BB: 0 S: 9 P: 12	R: 1 H: 2 E: 0 LOB: 0 K: 0 BB: 0 S: 9 P: 11	R: 0 H: 0 E: 0 LOB: 1 K: 2 BB: 1 S: 16 P: 24	R: 0 H: 0 E: 1 LOB: 1 K: 1 BB: 1 S: 11 P: 23	R: 0 H: 1 E: 0 LOB: 1 K: 0 BB: 0 S: 9 P: 11	1B: 8 SF: 1 2B: 2 SAC: 1 3B: 0 DP: 3 HR: 0 HBP: 0	WP: 0 PA: 37 PB: 0 SB: 1 CS: 0
<b>PITCHER</b> <b>Tim Pugh, R</b> (1, 1) ERA: 2.58 <b>Dwayne Henry, R</b> (7, 1) ERA: 3.5 <b>Scott Ruskin, L</b> (8, 1) ERA: 4.59	IP WLS BF H R ER SO BB IBB HBP BLK WP HR S P ERA WHIP 6.0 L 25 9 5 4 0 1 0 0 0 0 0 0 57 79 6.00 1.667 1.1 6 0 0 0 3 2 0 0 0 0 0 0 23 37 0.00 1.500 1.2 6 1 0 0 0 0 0 0 0 0 0 0 13 21 0.00 0.600	<b>PITCHER</b> IP WLS BF H R ER SO BB IBB HBP BLK WP HR S P ERA WHIP									

**Los Angeles Dodgers @ Cincinnati Reds**  
 Riverfront Stadium, Cincinnati, OH  
 Tue Sep 29 1992, 7:05 PM EDT  
 Att. 13,538 - Sunny - 56 F

livebaseballscorecards.com

<b>AB</b>	<b>32</b>
<b>R</b>	<b>5</b>
<b>H</b>	<b>10</b>
<b>RBI</b>	<b>3</b>
<b>BB</b>	<b>3</b>
<b>SO</b>	<b>3</b>
<b>LOB</b>	<b>15</b>

Batter	1	2	3	4	5	6	7	8	9	AB	R	H	RBI	BB	SO	LOB
<b>Bip Roberts, S</b> OBP: 0.395, SLG: 0.433 (1, 7) BB C S B	4-2 BB		4-2 BB			1-2 G1-3		2-2 P5		2	0	0	0	2	0	0
<b>Willie Greene, L</b> OBP: 0.296, SLG: 0.351 (1, 5) B 1 SAFE B C 1 SAFE X	3-1 F8		2-2 F9			1-0 G4-3			1-1 G3-1	4	0	0	0	0	0	2
<b>Barry Larkin, R</b> OBP: 0.379, SLG: 0.457 (1, 6) C B 1 SAFE X	1-1 F7				0-2 F9				2-2 P5	4	0	0	0	0	0	1
<b>Paul O'Neill, L</b> OBP: 0.351, SLG: 0.380 (1, 9) X	0-0 P5				2-1 G4-3				2-0 F8	4	0	0	0	0	0	1
<b>Jeff Branson, L</b> OBP: 0.331, SLG: 0.384 (1, 4) B B C C		2-3 K			3-2 3B				1-1 1B 1B	3	0	2	0	0	1	0
<b>Joe Oliver, R</b> OBP: 0.319, SLG: 0.392 (1, 2) B C X C		1-1 F7			2-0 F8				0-0 G5-4-3 1-2 1B	3	0	1	0	0	0	1
<b>Tim Costo, R</b> OBP: 0.348, SLG: 0.400 (1, 3) <b>Scott Ruskin, R</b> (8, 1)		0-0 G4-3			3-2 G6-3				0-0 G5-4-3 1-2f	3	0	0	0	0	0	2
<b>Dave Martinez, L</b> OBP: 0.319, SLG: 0.344 (1, 8) X					0-0 F7				0-0 P5	3	0	0	0	0	0	0
<b>Tim Pugh, R</b> OBP: 0.083, SLG: 0.083 (1, 1) <b>Dwayne Henry, R</b> OBP: 0.250, SLG: 0.250 (7, 1) <b>Bill Doran, S</b> OBP: 0.339, SLG: 0.348 (8, 3) B X					1-0 G4-3				2-2 L7	2	0	0	0	0	1	0
					2-3 K					0	0	0	0	0	0	0
										1	0	0	0	0	0	0

Inning Stats	R: 0	H: 0	R: 0	H: 0	R: 0	H: 1	R: 0	H: 0	R: 0	H: 2	R: 0	H: 0	R: 0	H: 0	R: 0	H: 0	R: 0	H: 0	1B: 2	SF: 0	WP: 0	PA: 31
	E: 0	LOB: 1	E: 0	LOB: 0	E: 0	LOB: 1	E: 0	LOB: 0	E: 0	LOB: 1	E: 0	LOB: 0	E: 0	LOB: 0	E: 0	LOB: 0	E: 0	LOB: 0	2B: 0	SAC: 0	PB: 0	
	K: 0	BB: 1	K: 1	BB: 0	K: 0	BB: 0	K: 1	BB: 0	K: 0	BB: 0	K: 0	BB: 0	K: 0	BB: 0	K: 0	BB: 0	K: 0	BB: 0	3B: 1	DP: 1	SB: 0	
	S: 7	P: 15	S: 6	P: 9	S: 10	P: 17	S: 9	P: 16	S: 8	P: 13	S: 5	P: 8	S: 8	P: 15	S: 6	P: 11	S: 6	P: 11	HR: 0	HBP: 0	CS: 0	


PITCHER	IP	WLS	BF	H	R	ER	SO	BB	IBB	HBP	BLK	WP	HR	S	P	ERA	WHIP	PITCHER	IP	WLS	BF	H	R	ER	SO	BB	IBB	HBP	BLK	WP	HR	S	P	ERA	WHIP	
<b>Pedro Astacio, R</b> ERA: 1.8 (1, 1)	9.0	W	31	3	0	0	2	2	0	0	0	0	0	65	113	0.00	0.556																			

**Los Angeles Dodgers @ Cincinnati Reds**  
Riverfront Stadium, Cincinnati, OH


Tue Sep 29 1992, 7:05 PM EDT  
Att. 13,538 - Sunny - 56 F

livebaseballscorecards.com

AB	29
R	0
H	3
RBI	0
BB	2
SO	2
LOB	7





Batter	1	2	3	4	5	6	7	8	9	AB R H RBI BB SO LOB	TOP	
Jose Offerman, S (1, 6) OBP: 0.335, SLG: 0.338	4-2 FC4-6 BB		0-3 K		0-3 K		2-2 1-2 2-H 1B			3 0 1 1 1 2 3		
Brett Butler, L (1, 8) OBP: 0.415, SLG: 0.394	0-2 FC4-6 CS 1-2f		1-2 1B		3-2 G6-3		0-1 P6			4 0 1 0 0 0 5		
Eric Young Sr., R (1, 4) OBP: 0.320, SLG: 0.298	4-1 1-2 BB		2-2 G4-3		0-0 L7		4-2 G5-4-3 BB			2 0 0 0 2 0 2		
Eric Karros, R (1, 3) OBP: 0.307, SLG: 0.433	1-3 K		2-1 F7		1-0 F7		0-1 G5-4-3 1-2f			4 0 0 0 0 1 2		
Mike Piazza, R (1, 2) OBP: 0.281, SLG: 0.308		1-2 G6-3		3-1 F9		1-1 F9		1-1 F8		4 0 0 0 0 0 0		
Billy Ashley, R (1, 9) OBP: 0.274, SLG: 0.350		2-3 K		0-3 K		1-3 K		3-3 K		4 0 0 0 0 4 0		
Dave Hansen, L (1, 5) OBP: 0.287, SLG: 0.294		2-3 K			1-1 FC1-6 1B 1B		4-2 1B BB		0-3 K	3 1 1 0 1 2 0	AB 30 R 1 H 5 RBI 1 BB 5 SO 9 LOB 16	
Tom Goodwin, L (1, 7) OBP: 0.292, SLG: 0.262			4-1 FC1-6 BB		0-1 FC1-6 1B		0-0 F8		1-2 L1	3 0 1 0 1 0 1		
Pedro Martinez, R (1, 1) Mitch Webster, S (7, PH) Roger McDowell, R (7, 1) Steve Wilson, L (8, 1) OBP: 0.333, SLG: 0.333			0-0 FC1-6 1B		0-0 FC1-6		2-2 1B 1B			2 0 0 0 0 0 3 1 0 1 0 0 0 0 0 0 0 0 0 0 0 0 0 0 0 0 0 0		
<b>Inning Stats</b>	R: 0 E: 0 K: 1 S: 9 H: 0 LOB: 1 BB: 2 P: 18	R: 0 E: 0 K: 2 S: 10 H: 0 LOB: 0 BB: 0 P: 15	R: 0 E: 0 K: 1 S: 13 H: 1 LOB: 2 BB: 1 P: 20	R: 0 E: 0 K: 1 S: 7 H: 0 LOB: 0 BB: 0 P: 12	R: 0 E: 0 K: 1 S: 13 H: 2 LOB: 2 BB: 0 P: 17	R: 0 E: 0 K: 0 S: 4 H: 0 LOB: 0 BB: 0 P: 6	R: 1 E: 0 K: 1 S: 14 H: 2 LOB: 2 BB: 1 P: 23	R: 0 E: 0 K: 0 S: 8 H: 0 LOB: 0 BB: 1 P: 13	R: 0 E: 0 K: 2 S: 9 H: 0 LOB: 0 BB: 0 P: 13	1B: 5 2B: 0 3B: 0 HR: 0 SF: 0 SAC: 0 DP: 1 HBP: 0	WP: 0 PB: 0 SB: 0 CS: 1 PA: 35	
<b>PITCHER</b>	IP WLS BF H R ER SO BB IBB HBP BLK WP HR S P ERA WHIP											
Tim Belcher, R (1, 1) ERA: 3.91	7.0 W 29 5 1 1 7 4 0 0 0 0 0 0 70 111 1.29 1.286											
Steve Foster, R (8, 1) ERA: 3.0	1.0 3 0 0 0 0 1 0 0 0 0 0 0 8 13 0.00 1.000											
Rob Dibble, R (9, 1) ERA: 3.07	1.0 S 3 0 0 0 2 0 0 0 0 0 0 0 9 13 0.00 0.000											

Los Angeles Dodgers @ Cincinnati Reds  
Riverfront Stadium, Cincinnati, OH

Wed Sep 30 1992, 7:05 PM EDT  
Att. 12,596 - Cloudy - 60 F

livebaseballscorecards.com

Batter	1	2	3	4	5	6	7	8	9
<b>Dave Martinez, L</b> (1, 8) OBP: 0.321, SLG: 0.346	0-0 2B		0-0 G4-3		2-0 L8		4-2 BB		
<b>Reggie Sanders, R</b> (1, 7) OBP: 0.351, SLG: 0.465	3-3 K		1-1 1B			0-0 P2	2-3 K		
<b>Willie Greene, L</b> (1, 5) OBP: 0.306, SLG: 0.372	1-0 2B		1-2 1B			3-3 K		0-0 F8	
<b>Paul O'Neill, L</b> (1, 9) OBP: 0.350, SLG: 0.379	1-1 F7		3-1 P5			1-3 K		1-1 1B	
<b>Jeff Branson, L</b> (1, 4) OBP: 0.322, SLG: 0.374 <b>Bill Doran, S</b> (8, 4) OBP: 0.338, SLG: 0.347	2-2 G3			0-0 L7			1-1 G3-1	1-0 P9	
<b>Joe Oliver, R</b> (1, 2) OBP: 0.319, SLG: 0.391		3-2 G6-3		2-2 L6			1-1 FC4 1B	1-3 K	
<b>Tim Costo, R</b> (1, 3) OBP: 0.346, SLG: 0.391		2-3 K		0-1 F8			0-1 FC4 1B		
<b>Freddie Benavides, R</b> (1, 6) OBP: 0.275, SLG: 0.313		3-2 G6-3			2-3 K		3-1 FC4 1B		
<b>Tim Belcher, R</b> (1, 1) OBP: 0.105, SLG: 0.158 <b>Bip Roberts, S</b> (7, PH) OBP: 0.396, SLG: 0.434 <b>Steve Foster, R</b> (8, 1) OBP: 0.200, SLG: 0.200 <b>Rob Dibble, L</b> (9, 1) OBP: 0.400, SLG: 0.400			1-3 K			3-3 K	1-0 BB		

Inning Stats	R: 1	H: 2	E: 0	K: 1	S: 12	R: 0	H: 0	E: 0	K: 1	S: 9	R: 1	H: 2	E: 0	K: 1	S: 11	R: 0	H: 0	E: 0	K: 0	S: 7	R: 0	H: 0	E: 0	K: 2	S: 8	R: 0	H: 0	E: 0	K: 1	S: 14	R: 0	H: 1	E: 0	K: 1	S: 7
	LOB: 1	BB: 0	BB: 0	BB: 0	LOB: 0	LOB: 0	LOB: 1	LOB: 0	LOB: 0	LOB: 0	LOB: 0	LOB: 1	LOB: 0	LOB: 0	LOB: 0	LOB: 0	LOB: 0	LOB: 0	LOB: 0	LOB: 0	LOB: 0	LOB: 0	LOB: 0	LOB: 0	LOB: 0	LOB: 0	LOB: 0	LOB: 0	LOB: 0	LOB: 0	LOB: 0	LOB: 0	LOB: 0	LOB: 0	LOB: 0

PITCHER	IP	WLS	BF	H	R	ER	SO	BB	IBB	HBP	BLK	WP	HR	S	P	ERA	WHIP
<b>Pedro Martinez, R</b> (1, 1) ERA: 2.25	6.0	L	22	4	2	2	7	0	0	0	0	0	0	55	89	3.00	0.667
<b>Roger McDowell, R</b> (7, 1) ERA: 4.14	1.0		7	3	1	1	1	1	0	0	0	0	0	14	26	9.00	4.000
<b>Steve Wilson, L</b> (8, 1) ERA: 4.36	1.0		4	1	0	0	1	0	0	0	0	0	0	7	10	0.00	1.000

**Los Angeles Dodgers @ Cincinnati Reds**  
Riverfront Stadium, Cincinnati, OH  
Wed Sep 30 1992, 7:05 PM EDT  
Att: 12,596 - Cloudy - 60 F

AB	R	H	RBI	BB	SO	LOB
3	1	1	0	1	0	0
4	1	1	0	0	2	4
4	0	2	2	0	1	0
4	0	1	0	0	1	2
3	0	0	0	0	0	1
1	0	0	0	0	0	1
4	1	1	0	0	1	1
3	0	1	0	0	1	0
3	0	0	0	0	1	2
2	0	0	0	0	2	0
1	0	1	1	0	0	0
0	0	0	0	0	0	0
0	0	0	0	0	0	0


AB	32
R	3
H	8
RBI	3
BB	1
SO	9
LOB	11

WP: 0 PA: 33  
PB: 0  
SB: 0  
CS: 0



PITCHER	IP	WLS	BF	H	R	ER	SO	BB	IBB	HBP	BLK	WP	HR	S	P	ERA	WHIP
<b>Pedro Martinez, R</b> (1, 1) ERA: 2.25	6.0	L	22	4	2	2	7	0	0	0	0	0	0	55	89	3.00	0.667
<b>Roger McDowell, R</b> (7, 1) ERA: 4.14	1.0		7	3	1	1	1	1	0	0	0	0	0	14	26	9.00	4.000
<b>Steve Wilson, L</b> (8, 1) ERA: 4.36	1.0		4	1	0	0	1	0	0	0	0	0	0	7	10	0.00	1.000



Batter	1	2	3	4	5	6	7	8	9	AB R H RBI BB SO LOB	TOP	
Jose Offerman, S (1, 6) OBP: 0.333, SLG: 0.336	0-0 F8		1-0 F8		1-3 K		0-3 K			4 0 0 0 0 2 1		
Brett Butler, L (1, 8) OBP: 0.414, SLG: 0.392	0-1 G6-3		4-1 1B 1-2 1B BB		2-2 F8			2-2 G5-3		3 1 0 0 1 0 0		
Eric Young Sr., R (1, 4) OBP: 0.310, SLG: 0.288	1-2 P4		2-0 F9		1-0 F9			1-2 G6-3		4 0 0 0 0 0 2		
Eric Karros, R (1, 3) OBP: 0.307, SLG: 0.432		2-2 P2	0-1 1B 1-3 2-H 1B		0-2 F9			1-3 K		4 1 1 1 0 1 0		
Mike Piazza, R (1, 2) OBP: 0.311, SLG: 0.357		2-2 2B	1-2 1B 2-H 3-H 1B		3-3 K			1-0 2B 1B		4 1 3 2 0 1 0		
Mitch Webster, S (1, 7) OBP: 0.339, SLG: 0.424 (9, 9)		1-3 K	2-1 F9		0-0 2B			1-2 P5		4 0 1 0 0 1 3		
Billy Ashley, R (1, 9) OBP: 0.284, SLG: 0.381 Tom Goodwin, L (9, PR) OBP: 0.292, SLG: 0.262 (9, 7)		0-1 2B 2-H		1-1 G5-3		2-3 K		3-2 2B 1-3		4 0 2 1 0 1 1 0 0 0 0 0 0 0	AB 34 R 4 H 8 RBI 4 BB 2 SO 7 LOB 11	
Dave Hansen, L (1, 5) OBP: 0.286, SLG: 0.291		2-3 K		2-2 F7		2-1 F8		G6-4-3 IBB		3 0 0 0 1 1 1		
Kevin Gross, R (1, 1) OBP: 0.149, SLG: 0.111 John Candelaria, L (7, 1) Lenny Harris, L (9, PH) OBP: 0.319, SLG: 0.303 Dave Anderson, R (9, PH) OBP: 0.311, SLG: 0.440 Jay Howell, R (9, 1)			0-0 1B 1B	1-2 P3		1-2 L6		0-0 G6-4-3 1-2f		3 1 1 0 0 0 0 0 0 0 0 0 0 0 0 0 0 0 0 0 0 1 0 0 0 0 0 3 0 0 0 0 0 0 0		
<b>Inning Stats</b>	R: 0 E: 0 K: 0 S: 6 H: 0 LOB: 0 BB: 0 P: 7	R: 1 E: 0 K: 2 S: 15 H: 2 LOB: 1 BB: 0 P: 22	R: 3 E: 0 K: 0 S: 11 H: 3 LOB: 1 BB: 1 P: 21	R: 0 E: 0 K: 0 S: 8 H: 0 LOB: 0 BB: 0 P: 12	R: 0 E: 0 K: 1 S: 8 H: 0 LOB: 0 BB: 0 P: 12	R: 0 E: 0 K: 2 S: 11 H: 1 LOB: 1 BB: 0 P: 16	R: 0 E: 0 K: 1 S: 8 H: 0 LOB: 0 BB: 0 P: 11	R: 0 E: 0 K: 1 S: 10 H: 0 LOB: 0 BB: 0 P: 14	R: 0 E: 0 K: 0 S: 9 H: 2 LOB: 2 BB: 1 P: 18	1B: 4 2B: 4 3B: 0 HR: 0 SF: 0 SAC: 0 DP: 1 HBP: 0	WP: 0 PB: 0 SB: 0 CS: 0 PA: 36	
<b>PITCHER</b>	IP WLS BF H R ER SO BB IBB HBP BLK WP HR S P ERA WHIP											
Greg Swindell, L (1, 1) ERA: 2.7	7.0 L 28 6 4 4 6 1 0 0 0 0 0 0 67 101 5.14 1.000											
Milt Hill, R (8, 1) ERA: 3.15	1.1 7 2 0 0 1 0 1 0 0 0 0 0 18 31 0.00 1.500											
Scott Ruskin, L (9, 1) ERA: 4.53	0.2 1 0 0 0 0 0 0 0 0 0 0 0 1 1 0.00 0.000											

Los Angeles Dodgers @ Cincinnati Reds  
Riverfront Stadium, Cincinnati, OH  
Thu Oct 01 1992, 7:05 PM EDT  
Att. 13,667 - Sunny - 63 F

livebaseballscorecards.com







Batter	1	2	3	4	5	6	7	8	9	AB R H RBI BB SO LOB	TOP											
Darren Lewis, R (1, 8) OBP: 0.298, SLG: 0.274	1-2 F8		0-0 E 1B		4-1 F9-5 S BB			1-2 G4-3		3 1 1 0 1 0 0	<b>San Francisco Giants @ Cincinnati Reds</b> Riverfront Stadium, Cincinnati, OH Fri Oct 02 1992, 7:05 PM EDT Att. 18,638 - Sunny - 67 F											
John Patterson, S (1, 4) OBP: 0.229, SLG: 0.212	0-1 G1-3		1-0 E 1B		1-3 SAFE K			2-3 K		4 1 1 1 0 2 1												
Royce Clayton, R (1, 6) OBP: 0.281, SLG: 0.309 Rod Beck, R (8, 1) OBP: 0.500, SLG: 0.500	1-1 1B		2-0 E 1B FC6-4		0-2 F9-5			2-1 F8		4 1 1 0 0 0 1 0 0 0 0 0 0 0												
Mark Leonard, L (1, 7) OBP: 0.329, SLG: 0.387 Mike Benjamin, R (8, 6) OBP: 0.215, SLG: 0.267	1-0 G4-3		3-2 FC6-4 1B		1-1 G1-3			0-3 K		3 0 1 0 0 0 1 1 0 0 0 0 1 0												
Craig Colbert, R (1, 5) OBP: 0.256, SLG: 0.320		2-2 F8	0-0 FC6-4 1-2f 3-H		1-2 G4-6-3 1B			4-1 2B BB		3 0 1 1 1 0 1												
Ted Wood, L (1, 9) OBP: 0.300, SLG: 0.283 Bill Swift, R (6, 1) OBP: 0.173, SLG: 0.216 Mike Felder, S (8, 7) OBP: 0.330, SLG: 0.383		3-2 G6-4-3 1B	1-1 G4-3		1-1 SAFE G4-6-3			1-2 P5		3 0 1 0 0 0 2 0 0 0 0 0 0 0 1 0 0 0 0 0 1												
Greg Litton, R (1, 3) OBP: 0.279, SLG: 0.324		1-0 G6-4-3 1-2f		2-2 L9				2-1 1-3 2B		4 0 1 0 0 0 1												
Steve Decker, R (1, 2) OBP: 0.277, SLG: 0.195			2-1 SH2-4 1B		0-1 G5-3			0-0 F8		4 1 1 0 0 0 2												
Dave Burba, R (1, 1) OBP: 0.125, SLG: 0.067 Steve Reed, R (4, 1) OBP: 0.246, SLG: 0.327			0-0 SH2-4		1-3 K			2-1 L7		1 0 0 0 0 1 0 0 0 0 0 0 0 0 1 0 0 0 0 0 0												
<b>Inning Stats</b>	R: 0 E: 0 K: 0 S: 9	H: 1 LOB: 1 BB: 0 P: 12	R: 0 E: 0 K: 0 S: 7	H: 1 LOB: 0 BB: 0 P: 13	R: 4 E: 1 K: 0 S: 12	H: 4 LOB: 1 BB: 0 P: 21	R: 0 E: 0 K: 1 S: 9	H: 0 LOB: 0 BB: 0 P: 12	R: 0 E: 0 K: 1 S: 7	H: 0 LOB: 0 BB: 1 P: 12		R: 0 E: 0 K: 0 S: 6	H: 0 LOB: 0 BB: 0 P: 11	R: 0 E: 0 K: 1 S: 8	H: 0 LOB: 0 BB: 0 P: 13	R: 0 E: 0 K: 1 S: 10	H: 1 LOB: 2 BB: 1 P: 17	1B: 7 2B: 2 3B: 0 HR: 0	SF: 0 SAC: 1 DP: 3 HBP: 0	WP: 0 PB: 0 SB: 1 CS: 0	PA: 35	
<b>PITCHER</b>	IP WLS BF H R ER SO BB IBB HBP BLK WP HR S P ERA WHIP	IP WLS BF H R ER SO BB IBB HBP BLK WP HR S P ERA WHIP	IP WLS BF H R ER SO BB IBB HBP BLK WP HR S P ERA WHIP	IP WLS BF H R ER SO BB IBB HBP BLK WP HR S P ERA WHIP	IP WLS BF H R ER SO BB IBB HBP BLK WP HR S P ERA WHIP	IP WLS BF H R ER SO BB IBB HBP BLK WP HR S P ERA WHIP	IP WLS BF H R ER SO BB IBB HBP BLK WP HR S P ERA WHIP	IP WLS BF H R ER SO BB IBB HBP BLK WP HR S P ERA WHIP	IP WLS BF H R ER SO BB IBB HBP BLK WP HR S P ERA WHIP	IP WLS BF H R ER SO BB IBB HBP BLK WP HR S P ERA WHIP	IP WLS BF H R ER SO BB IBB HBP BLK WP HR S P ERA WHIP	IP WLS BF H R ER SO BB IBB HBP BLK WP HR S P ERA WHIP	IP WLS BF H R ER SO BB IBB HBP BLK WP HR S P ERA WHIP	IP WLS BF H R ER SO BB IBB HBP BLK WP HR S P ERA WHIP	IP WLS BF H R ER SO BB IBB HBP BLK WP HR S P ERA WHIP	IP WLS BF H R ER SO BB IBB HBP BLK WP HR S P ERA WHIP	IP WLS BF H R ER SO BB IBB HBP BLK WP HR S P ERA WHIP	IP WLS BF H R ER SO BB IBB HBP BLK WP HR S P ERA WHIP	IP WLS BF H R ER SO BB IBB HBP BLK WP HR S P ERA WHIP	IP WLS BF H R ER SO BB IBB HBP BLK WP HR S P ERA WHIP	IP WLS BF H R ER SO BB IBB HBP BLK WP HR S P ERA WHIP	
Jose Rijo, R (1, 1) ERA: 2.56	7.0 L 27 7 4 2 2 1 0 0 0 0 0 59 93 2.57 1.143																					
Dwayne Henry, R (8, 1) ERA: 3.42	2.0 8 1 0 0 2 1 0 0 0 0 0 0 18 30 0.00 1.000																					

livebaseballscorecards.com

<b>AB</b>	32
<b>R</b>	4
<b>H</b>	8
<b>RBI</b>	2
<b>BB</b>	2
<b>SO</b>	4
<b>LOB</b>	10







San Francisco Giants @ Cincinnati Reds  
Riverfront Stadium, Cincinnati, OH

Sat Oct 03 1992, 3:33 AM EDT  
Att. 17,292 - Sunny - 74 F

livebaseballscorecards.com

AB	28
R	1
H	5
RBI	1
BB	4
SO	9
LOB	13



Batter	1	2	3	4	5	6	7	8	9	AB	R	H	RBI	BB	SO	LOB
Darren Lewis, R (1, 8) OBP: 0.294, SLG: 0.270	2-1 G4-3		3-1 F9			2-0 G3-1		1-3 K		4	0	0	0	0	1	0
John Patterson, S (1, 4) OBP: 0.229, SLG: 0.214	1-1 CS 1B			1-3 K		0-0 G4-3		1-0 F9		4	0	1	0	0	1	0
Royce Clayton, R (1, 6) OBP: 0.281, SLG: 0.308	3-2 G4-3 1-2			1-1 P4		2-3 K			0-0 BB 1B	4	0	1	0	0	1	1
Mark Leonard, L (1, 7) OBP: 0.333, SLG: 0.386		4-2 CS BB BB		2-2 1B 1B			3-3 K		1-3 K	3	0	1	0	1	2	1
Craig Colbert, R (1, 5) OBP: 0.277, SLG: 0.325		4-0 SAFE 1-2 CS BB		1-0 1-2 1B			4-1 G3-1 1B BB		4-2 G4-3-6 BB	1	1	1	0	3	0	0
Ted Wood, L (1, 9) OBP: 0.281, SLG: 0.263		1-3 K		0-0 F7			3-1 G3-1 1-2		2-2 G4-3-6 1-2f	4	0	0	0	0	1	7
Greg Litton, R (1, 3) OBP: 0.280, SLG: 0.324		3-3 K 1-2 2-3			1-1 G6-3		1-1 1B 2-H			3	0	1	1	0	1	2
Steve Decker, R (1, 2) OBP: 0.280, SLG: 0.186			3-1 L7		1-2 G6-4-3 HBP		0-3 K			2	0	0	0	0	1	1
Larry Carter, R (1, 1) OBP: 0.273, SLG: 0.200			2-3 K		1-1 G6-4-3 1-2f			2-2 L4		1	0	0	0	0	1	0
Matt Williams, R (5, PH) OBP: 0.289, SLG: 0.388										1	0	0	0	0	0	1
Jim Pena, L (5, 1) OBP: 0.290, SLG: 0.200										0	0	0	0	0	0	0
Francisco Oliveras, R (6, 1) OBP: 0.290, SLG: 0.143										0	0	0	0	0	0	0
Steve Hoesy, R (8, PH) OBP: 0.241, SLG: 0.321										1	0	0	0	0	0	0
Michael Jackson, R (8, 1)										0	0	0	0	0	0	0

Batter	1	2	3	4	5	6	7	8	9
Darren Lewis, R (1, 8) OBP: 0.294, SLG: 0.270	2-1 G4-3		3-1 F9			2-0 G3-1		1-3 K	
John Patterson, S (1, 4) OBP: 0.229, SLG: 0.214	1-1 CS 1B			1-3 K		0-0 G4-3		1-0 F9	
Royce Clayton, R (1, 6) OBP: 0.281, SLG: 0.308	3-2 G4-3 1-2			1-1 P4		2-3 K			0-0 BB 1B
Mark Leonard, L (1, 7) OBP: 0.333, SLG: 0.386		4-2 CS BB BB		2-2 1B 1B			3-3 K		1-3 K
Craig Colbert, R (1, 5) OBP: 0.277, SLG: 0.325		4-0 SAFE 1-2 CS BB		1-0 1-2 1B			4-1 G3-1 1B BB		4-2 G4-3-6 BB
Ted Wood, L (1, 9) OBP: 0.281, SLG: 0.263		1-3 K		0-0 F7			3-1 G3-1 1-2		2-2 G4-3-6 1-2f
Greg Litton, R (1, 3) OBP: 0.280, SLG: 0.324		3-3 K 1-2 2-3			1-1 G6-3		1-1 1B 2-H		
Steve Decker, R (1, 2) OBP: 0.280, SLG: 0.186			3-1 L7		1-2 G6-4-3 HBP		0-3 K		
Larry Carter, R (1, 1) OBP: 0.273, SLG: 0.200			2-3 K		1-1 G6-4-3 1-2f			2-2 L4	

Inning	1	2	3	4	5	6	7	8	9	1B	SF	2B	SAC	3B	DP	HBP	WP	PA			
1	R: 0 E: 0 K: 0 S: 7	H: 1 LOB: 0 BB: 0 P: 13	R: 0 E: 0 K: 2 S: 10	H: 0 LOB: 1 BB: 2 P: 22	R: 0 E: 0 K: 1 S: 8	H: 0 LOB: 0 BB: 0 P: 16	R: 0 E: 0 K: 1 S: 11	H: 2 LOB: 2 BB: 0 P: 16	R: 0 E: 0 K: 0 S: 6	H: 0 LOB: 0 BB: 0 P: 9	R: 0 E: 0 K: 1 S: 8	H: 0 LOB: 0 BB: 0 P: 12	R: 1 E: 0 K: 2 S: 11	H: 1 LOB: 1 BB: 1 P: 22	R: 0 E: 0 K: 1 S: 7	H: 0 LOB: 0 BB: 0 P: 11	R: 0 E: 0 K: 1 S: 9	H: 1 LOB: 1 BB: 1 P: 16	1B: 5 2B: 0 3B: 0 HR: 0	SF: 0 SAC: 0 DP: 2 HBP: 1	WP: 0 PA: 33

PITCHER	IP	WLS	BF	H	R	ER	SO	BB	IBB	HBP	BLK	WP	HR	S	P	ERA	WHIP
Bobby Ayala, R (1, 1) ERA: 4.34	6.2	W	25	4	1	1	6	3	0	1	0	0	0	58	107	1.35	1.050
Scott Bankhead, R (7, 1) ERA: 2.93	2.1		8	1	0	0	3	1	0	0	0	0	0	19	30	0.00	0.857









