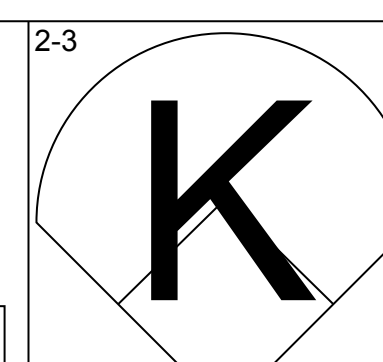
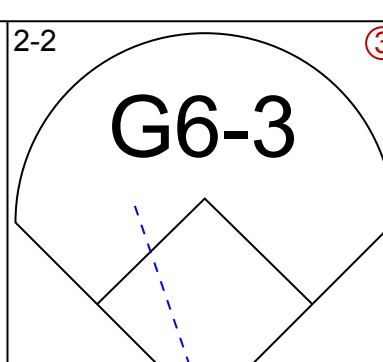
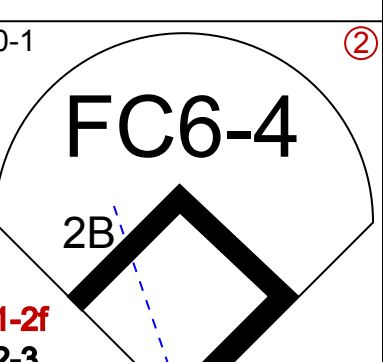
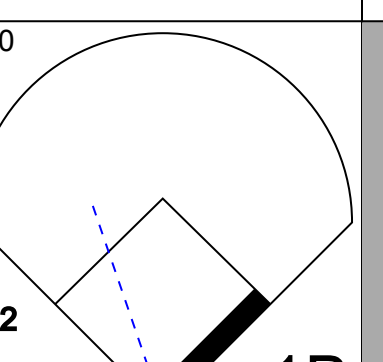
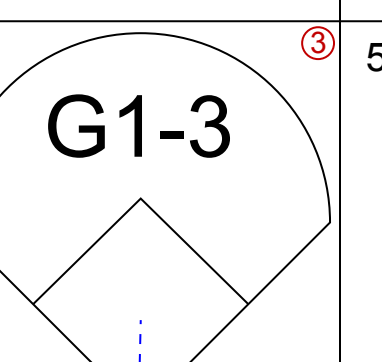
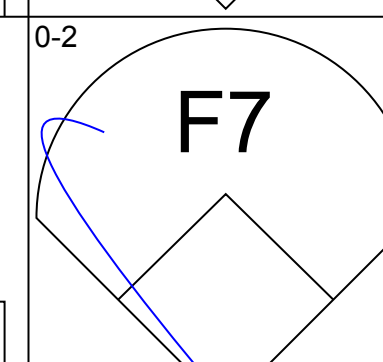
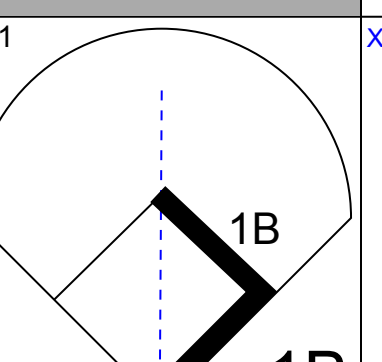
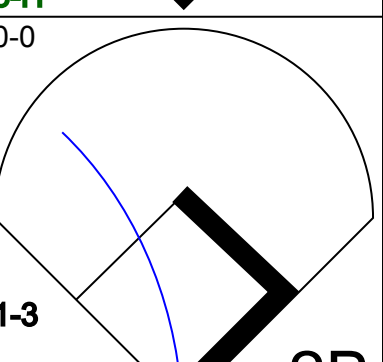
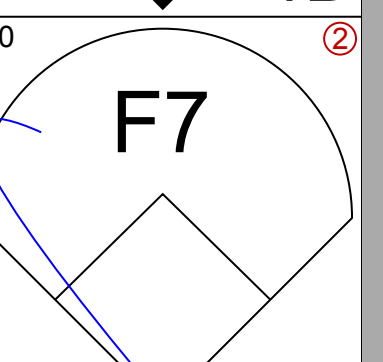
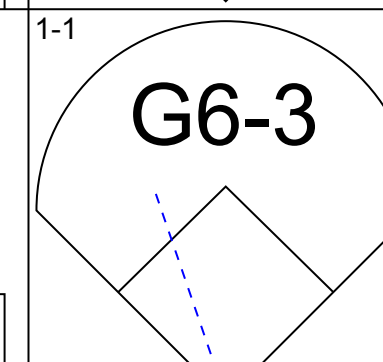
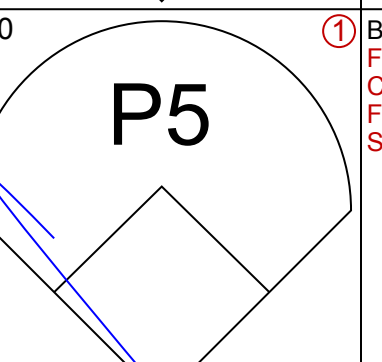
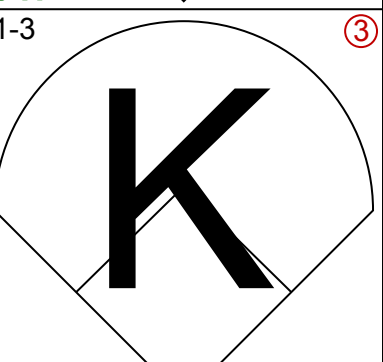
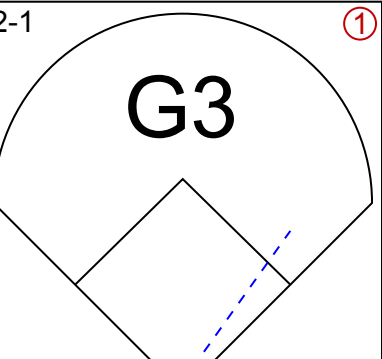
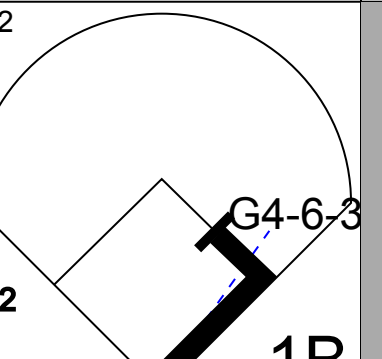
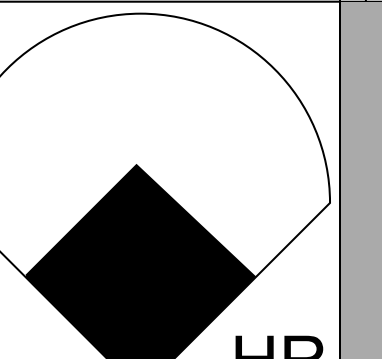
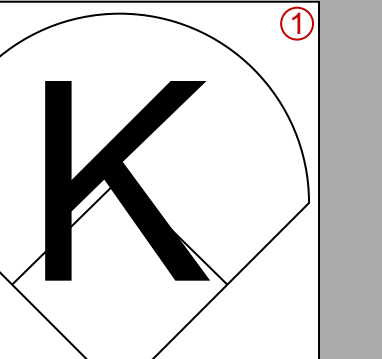
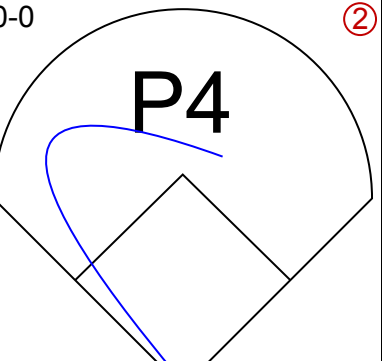
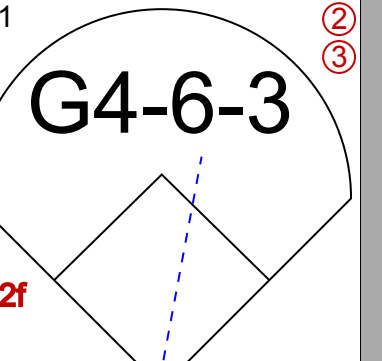
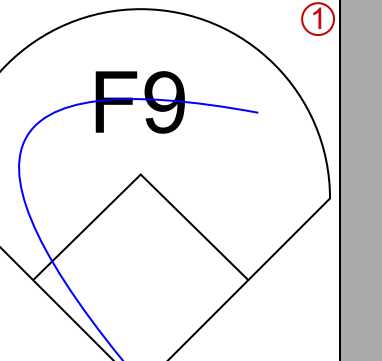
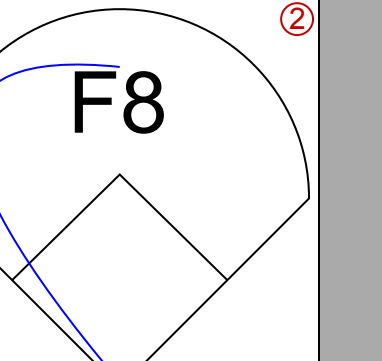
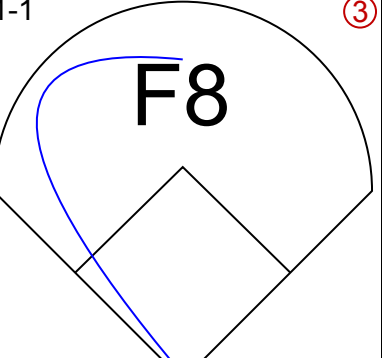
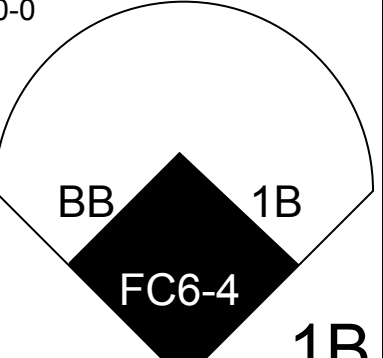
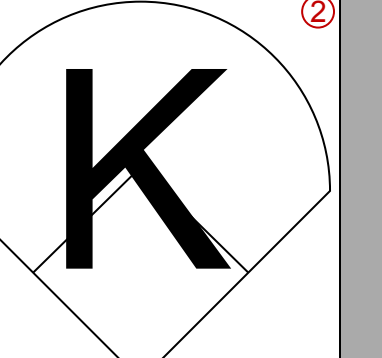
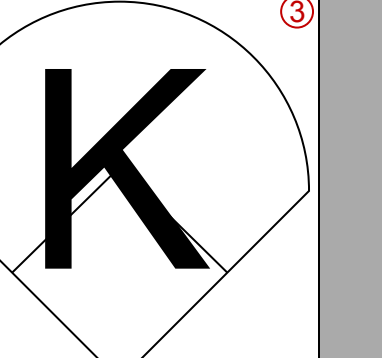
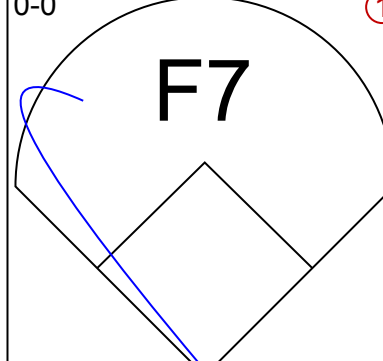
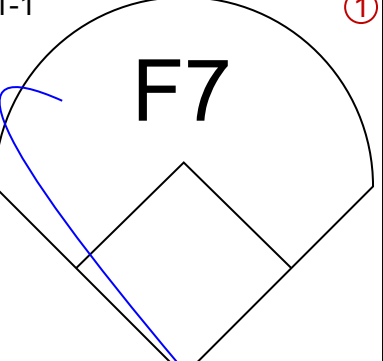
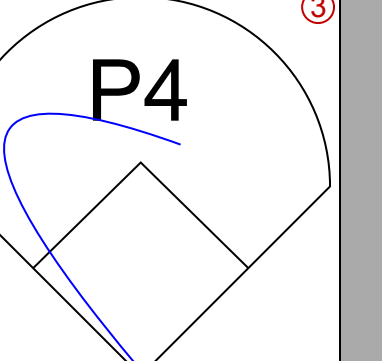
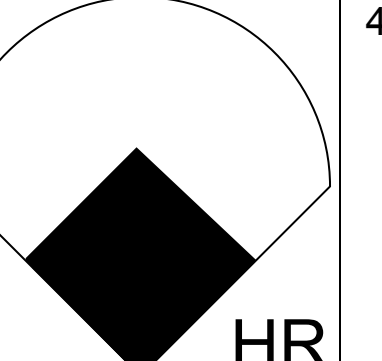
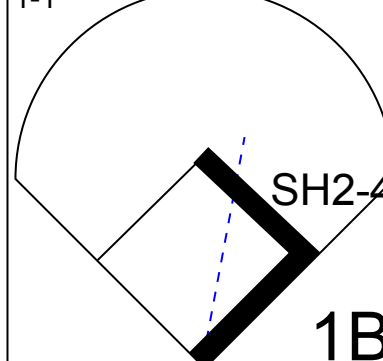
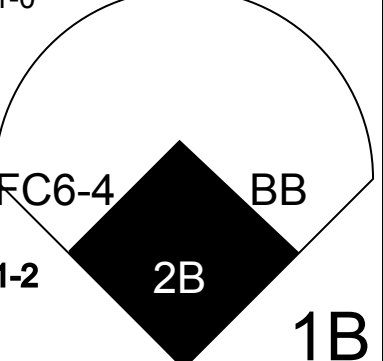


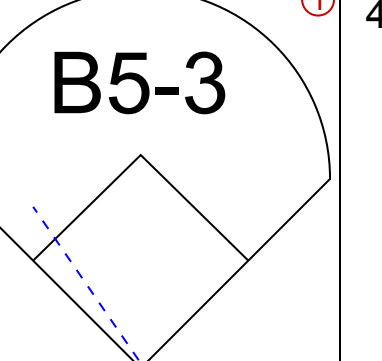
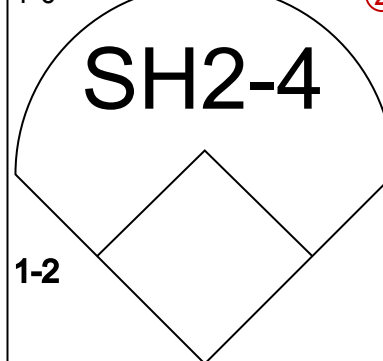
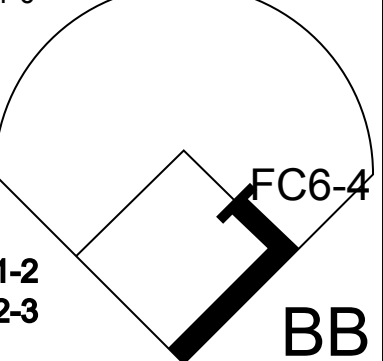
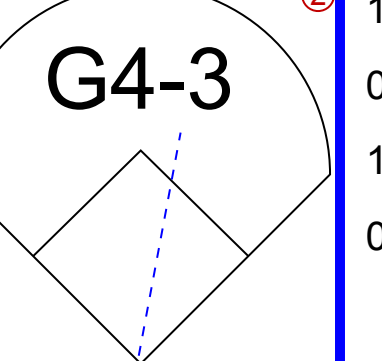
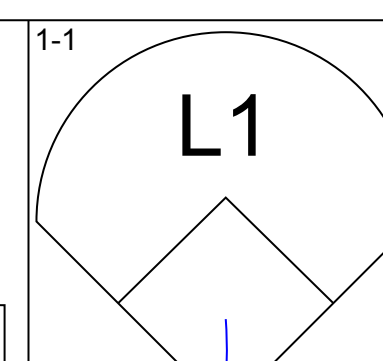
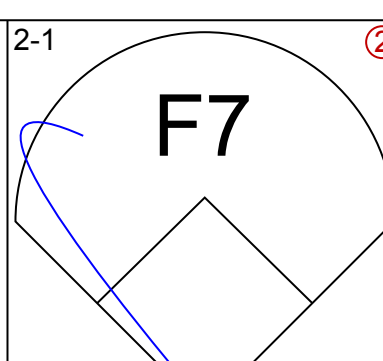
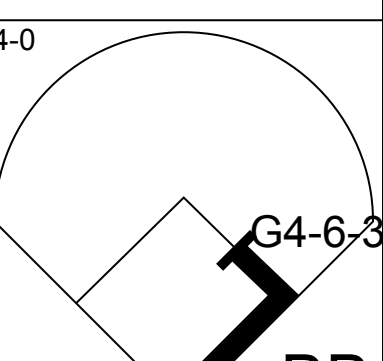
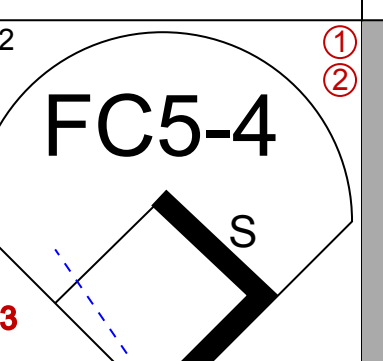
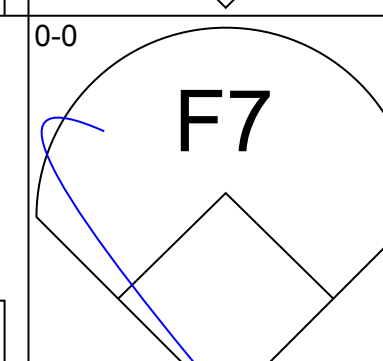
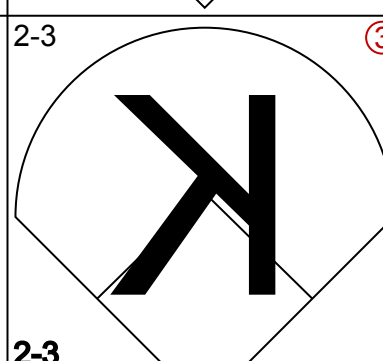
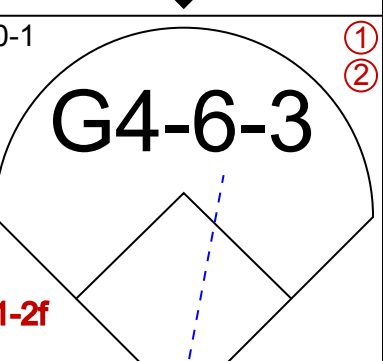
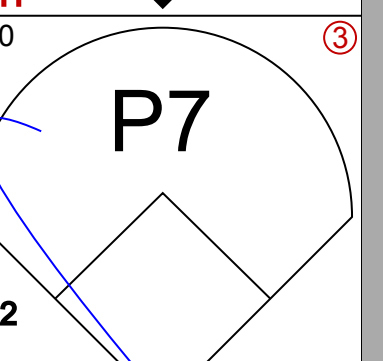
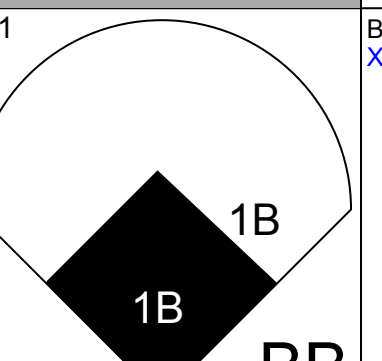
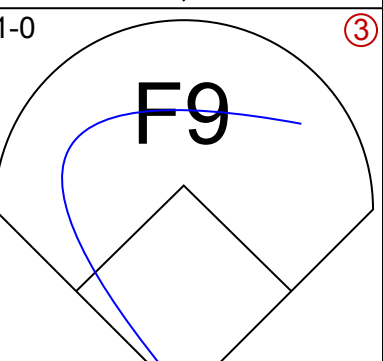
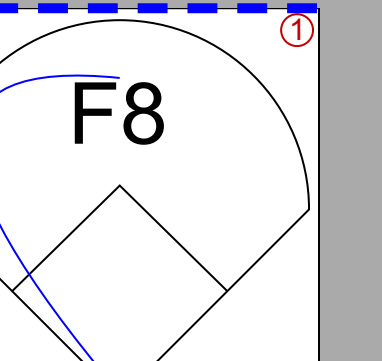

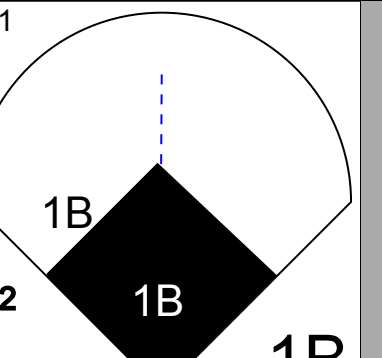
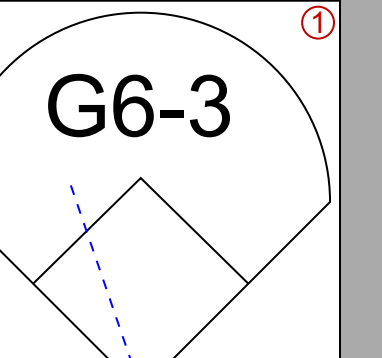
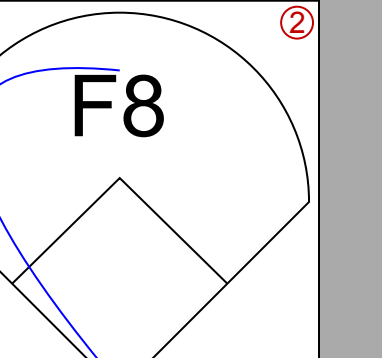
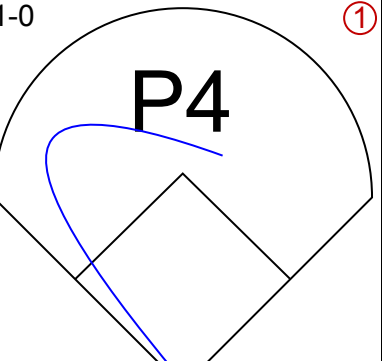
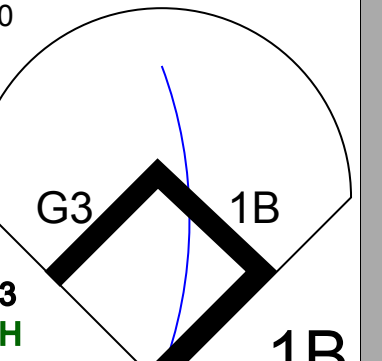

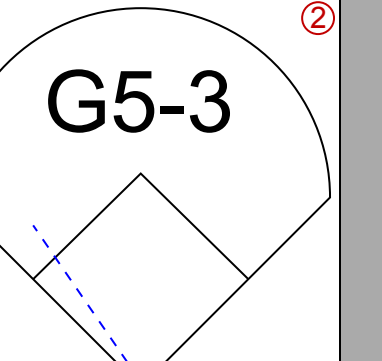
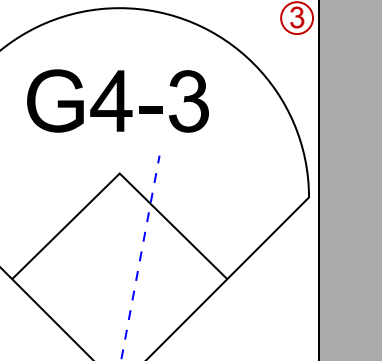
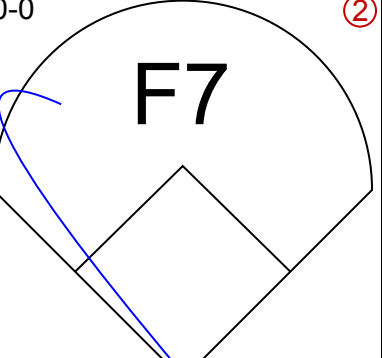
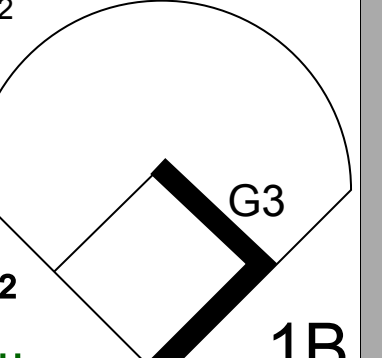

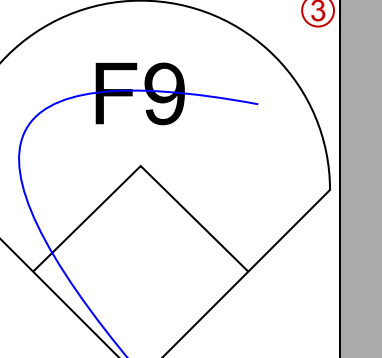
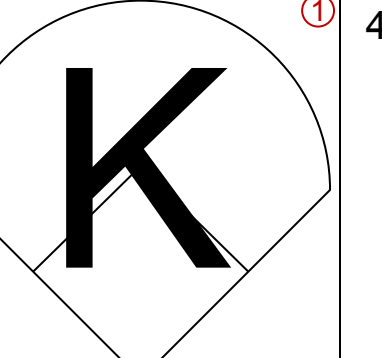
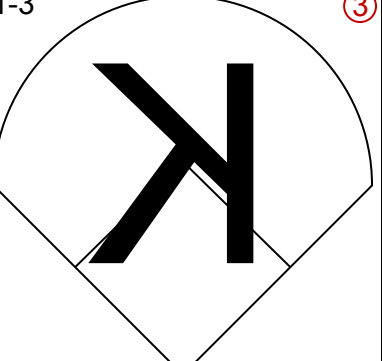
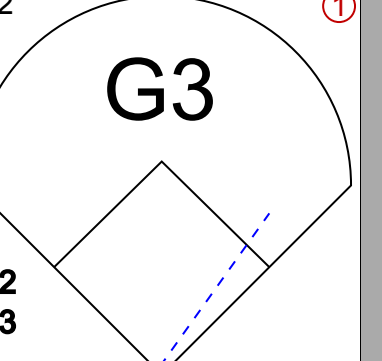

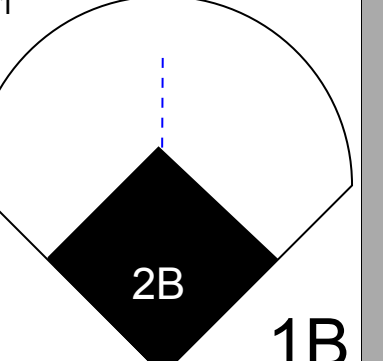
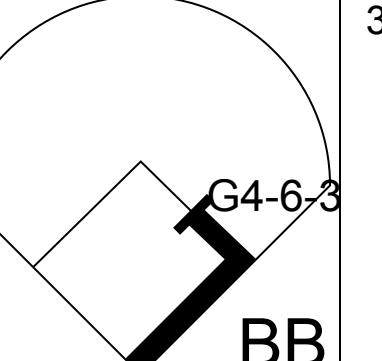
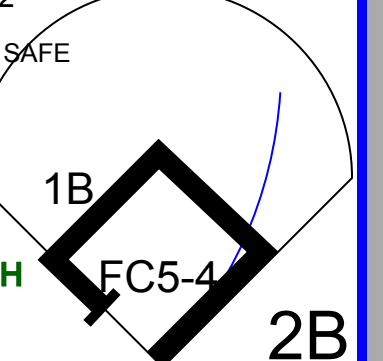
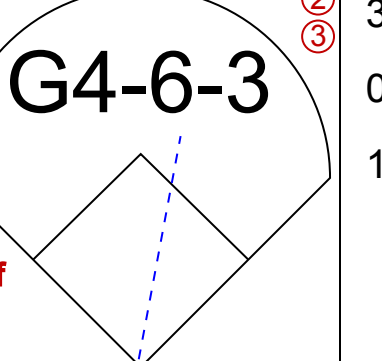
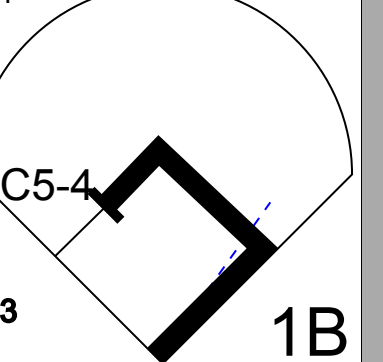

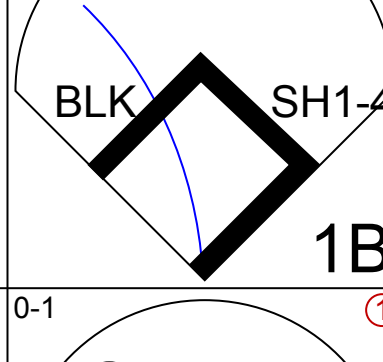
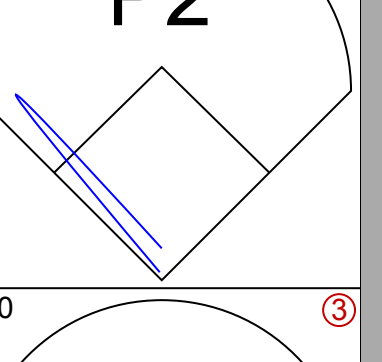
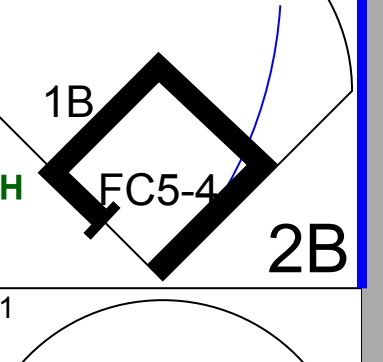
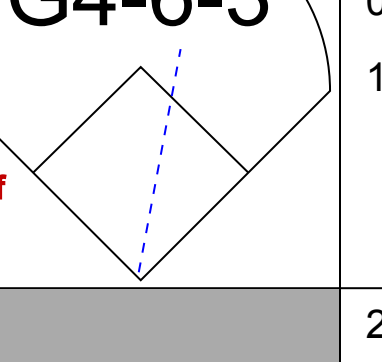
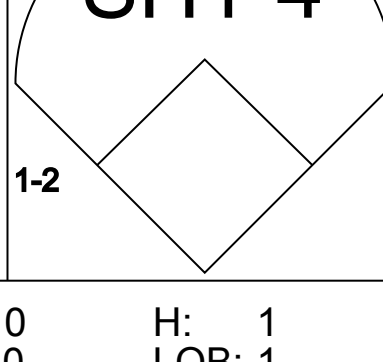
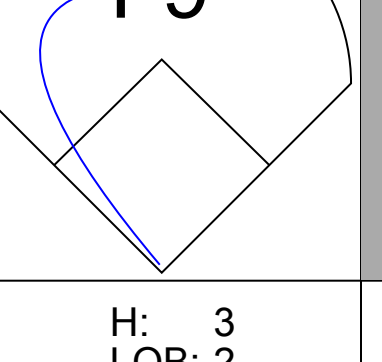
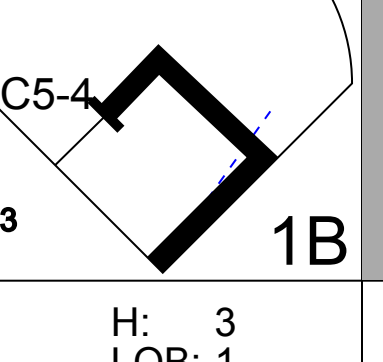


# Cincinnati Reds - 1992

Batter	1	2	3	4	5	6	7	8	9	AB	R	H	RBI	BB	SO	LOB	TOP					
Tony Fernandez, S (1, 6) OBP: 0.200, SLG: 0.200										5	0	1	1	0	1	3	<b>San Diego Padres @ Cincinnati Reds</b> Riverfront Stadium, Cincinnati, OH Mon Apr 06 1992, 3:33 AM EDT Att: 55,356 - Cloudy - 56 F					
Tony Gwynn, L (1, 9) OBP: 0.500, SLG: 0.750										4	0	2	1	0	0	2						
Gary Sheffield, R (1, 5)										4	0	0	0	0	2	5						
Fred McGriff, L (1, 3) OBP: 0.500, SLG: 1.250										4	1	2	1	0	1	0						
Benito Santiago, R (1, 2)										4	0	0	0	0	0	2						
Jerald Clark, R (1, 7) OBP: 0.250, SLG: 0.250										4	1	1	0	0	2	0						
Darrin Jackson, R (1, 8) OBP: 0.250, SLG: 1.000										4	1	1	1	0	0	1						
Kurt Stillwell, S (1, 4) OBP: 0.500, SLG: 0.500										4	1	2	0	0	1	0						
Bruce Hurst, L (1, 1) OBP: 1.000, SLG: 1.000										1	0	1	0	1	0	0						
Jose Melendez, R (8, 1)										0	0	0	0	0	0	0						
Thomas Howard, S (9, PH)										1	0	0	0	0	0	0						
Randy Myers, L (9, 1)										0	0	0	0	0	0	0						
<b>Inning Stats</b>	R: 0 E: 0 K: 1 S: 9	H: 0 LOB: 0 BB: 0 P: 12	R: 0 E: 0 K: 0 S: 5	H: 0 LOB: 0 BB: 0 P: 8	R: 0 E: 0 K: 0 S: 9	H: 1 LOB: 1 BB: 0 P: 13	R: 0 E: 0 K: 0 S: 8	H: 2 LOB: 1 BB: 0 P: 11	R: 2 E: 0 K: 1 S: 11	H: 3 LOB: 2 BB: 1 P: 18	R: 1 E: 0 K: 1 S: 10	H: 1 LOB: 0 BB: 0 P: 12	R: 0 E: 0 K: 2 S: 12	H: 2 LOB: 2 BB: 0 P: 13	R: 0 E: 0 K: 2 S: 10	H: 0 LOB: 0 BB: 0 P: 15	R: 1 E: 0 K: 0 S: 5	H: 1 LOB: 0 BB: 0 P: 8	1B: 7 2B: 1 3B: 0 HR: 2	SF: 0 SAC: 1 DP: 1 HBP: 0	WP: 0 PB: 0 SB: 0 CS: 0	PA: 37
<b>PITCHER</b> Jose Rijo, R (1, 1) ERA: 4.0	IP: 9.0	WLS: L	BF: 37	H: 10	R: 4	ER: 4	SO: 7	BB: 1	IBB: 0	HBP: 0	BLK: 0	WP: 0	HR: 2	S: 79	P: 110	ERA: 4.00	WHIP: 1.222					

AB 35  
R 4  
H 10  
RBI 4  
BB 1  
SO 7  
LOB 13



Batter	1	2	3	4	5	6	7	8	9	AB	R	H	RBI	BB	SO	LOB	BOTTOM				
Bip Roberts, S (1, 4)										3	0	0	0	1	0	4	<b>San Diego Padres @ Cincinnati Reds</b> Riverfront Stadium, Cincinnati, OH Mon Apr 06 1992, 3:33 AM EDT Att: 55,356 - Cloudy - 56 F				
Hal Morris, L (1, 3)										4	0	0	0	0	1	4					
Barry Larkin, R (1, 6)										2	1	0	0	2	0	0					
Chris Sabo, R (1, 5)										4	1	1	0	0	0	1					
Glenn Braggs, R (1, 7) OBP: 0.250, SLG: 0.250										4	0	1	1	0	0	0					
Reggie Sanders, R (1, 8) OBP: 0.250, SLG: 0.250										4	0	1	1	0	1	0					
Paul O'Neill, L (1, 9) OBP: 0.500, SLG: 0.333										3	1	1	0	1	1	2					
Joe Oliver, R (1, 2) OBP: 0.667, SLG: 1.000										3	0	2	1	0	0	2					
Jacob Brumfield, R (7, PR)										0	0	0	0	0	0	0					
Jeff Reed, L (8, 2)										1	0	0	0	0	0	1					
Jose Rijo, R (1, 1) OBP: 0.500, SLG: 0.500										2	0	1	0	0	0	2					
<b>Inning Stats</b>	R: 0 E: 0 K: 0 S: 5	H: 0 LOB: 1 BB: 1 P: 10	R: 0 E: 0 K: 1 S: 5	H: 0 LOB: 0 BB: 0 P: 7	R: 0 E: 0 K: 1 S: 9	H: 1 LOB: 1 BB: 0 P: 13	R: 2 E: 0 K: 0 S: 14	H: 3 LOB: 2 BB: 1 P: 23	R: 0 E: 0 K: 0 S: 4	H: 0 LOB: 0 BB: 0 P: 4	R: 1 E: 0 K: 0 S: 15	H: 3 LOB: 1 BB: 0 P: 21	R: 0 E: 0 K: 0 S: 5	H: 0 LOB: 0 BB: 0 P: 8	R: 0 E: 0 K: 1 S: 7	H: 0 LOB: 0 BB: 1 P: 13	1B: 6 2B: 2 3B: 0 HR: 0	SF: 0 SAC: 1 DP: 3 HBP: 0	WP: 0 PB: 0 SB: 1 CS: 0	PA: 35	
<b>PITCHER</b> Bruce Hurst, L (1, 1) ERA: 3.86	IP: 7.0	WLS: W	BF: 29	H: 7	R: 3	ER: 3	SO: 2	BB: 3	IBB: 0	HBP: 0	BLK: 0	WP: 0	HR: 0	S: 55	P: 86	ERA: 3.86	WHIP: 1.429				
Jose Melendez, R (8, 1) ERA:	1.0	W	3	0	0	0	0	0	0	0	0	0	0	5	8	0.00	0.000				
Randy Myers, L (9, 1) ERA:	1.0	S	3	0	0	0	1	1	0	0	0	0	0	7	13	0.00	1.000				





Batter	1	2	3	4	5	6	7	8	9	AB	R	H	RBI	BB	SO	LOB	TOP						
Kurt Stillwell, S OBP: 0.500, SLG: 0.500 (1,4)	1-2 G5-4-3 1B			2-0 2B 1B		0-1 F7			0-0 G5-3	4	0	2	0	0	0	0							
Tony Gwynn, L OBP: 0.500, SLG: 0.750 (1,9)	3-1 F8			0-0 1-H 2B		1-1 1B			0-1 G6-3	4	1	2	0	0	0	1							
Gary Sheffield, R (1,5)	0-1 G5-4-3 1-2			1-3 K		1-0 G6-3			1-0 G5-3	4	0	0	0	0	1	3							
Fred McGriff, L OBP: 0.429, SLG: 1.286 (1,3)		3-3 K		2-1 2-H HR					1-1 F8	3	1	1	2	0	1	0							
Bento Santiago, R (1,2)		2-0 L7		2-1 F9					0-1 F8	3	0	0	0	0	0	0							
Jerald Clark, R OBP: 0.143, SLG: 0.143 (1,7)		1-0 L6			1-3 K				3-2 G6-3	3	0	0	0	0	1	0							
Darrin Jackson, R OBP: 0.143, SLG: 0.571 (1,8)					0-0 F8				0-1 F7	3	0	0	0	0	0	0							
Craig Shipley, R (1,6)					0-1 G6-3				0-3 K	3	0	0	0	0	1	0							
Greg Harris, R Kevin Ward, R Rich Rodriguez, L Tim Teufel, R Pat Clements, R Jeremy Hernandez, R (1,1) (5, Ph) (5, 1) (5, Ph) (5, 1) (5, 1)					1-0 F8				0-0 F8	1	0	0	0	0	0	0							
<b>Inning Stats</b>	R: 0 E: 0 K: 0 S: 7	H: 1 LOB: 0 BB: 0 P: 11	R: 0 E: 0 K: 1 S: 5	H: 0 LOB: 0 BB: 0 P: 11	R: 0 E: 0 K: 0 S: 4	H: 0 LOB: 0 BB: 0 P: 5	R: 2 E: 0 K: 1 S: 9	H: 3 LOB: 0 BB: 0 P: 16	R: 0 E: 0 K: 2 S: 8	H: 0 LOB: 0 BB: 0 P: 9	R: 0 E: 0 K: 0 S: 6	H: 1 LOB: 1 BB: 0 P: 8	R: 0 E: 0 K: 0 S: 7	H: 0 LOB: 0 BB: 0 P: 11	R: 0 E: 0 K: 1 S: 5	H: 0 LOB: 0 BB: 0 P: 9	R: 0 E: 0 K: 0 S: 4	H: 0 LOB: 0 BB: 0 P: 5	1B: 3 2B: 1 3B: 0 HR: 1	SF: 0 SAC: 0 DP: 1 HBP: 0	WP: 0 PA: 30 PB: 0 SB: 0 CS: 0		
<b>PITCHER</b>	IP WLS BF H R ER SO BB IBB HBP BLK WP HR S P ERA WHIP	IP WLS BF H R ER SO BB IBB HBP BLK WP HR S P ERA WHIP															IP WLS BF H R ER SO BB IBB HBP BLK WP HR S P ERA WHIP						
Tom Browning, L ERA: 2.25 (1,1)	8.0 W 27	5 2 2 5	0 0 0 0	0 0 0 0	0 0 0 0	0 0 0 0	0 0 0 0	0 0 0 0	0 0 0 0	0 0 0 0	0 0 0 0	0 0 0 0	0 0 0 0	0 0 0 0	0 0 0 0	0 0 0 0	0 0 0 0	0 0 0 0	0 0 0 0	0 0 0 0	0 0 0 0	0 0 0 0	
Norm Charlton, L ERA: (9,1)	1.0 S 3	0 0 0 0	0 0 0 0	0 0 0 0	0 0 0 0	0 0 0 0	0 0 0 0	0 0 0 0	0 0 0 0	0 0 0 0	0 0 0 0	0 0 0 0	0 0 0 0	0 0 0 0	0 0 0 0	0 0 0 0	0 0 0 0	0 0 0 0	0 0 0 0	0 0 0 0	0 0 0 0	0 0 0 0	0 0 0 0

**San Diego Padres @ Cincinnati Reds**  
Riverfront Stadium, Cincinnati, OH  
Tue Apr 07 1992, 7:05 PM EDT  
Att: 19,137 - Cloudy - 64 F

AB	30
R	2
H	5
RBI	2
BB	0
SO	5
LOB	4



Batter	1	2	3	4	5	6	7	8	9	AB	R	H	RBI	BB	SO	LOB	BOTTOM					
Bip Roberts, S OBP: 0.375, SLG: 0.286 (1,4) (3,5)	0-0 S 1B		1-2 FC3-6 1B		0-0 G1-3				0-0 F8	4	0	2	0	0	0	1						
Dave Martinez, L (1,7)	2-1 F8		0-0 FC3-6 S		2-3 K2-3				0-3 K	4	0	0	0	0	2	4						
Barry Larkin, R (1,6)	2-3 K		0-0 L7		3-2 1B HBP				2-2 G1-3	3	1	0	0	0	1	3						
Paul O'Neill, L OBP: 0.500, SLG: 0.429 (1,9)	2-0 G4-3		3-2 F9		0-0 1B				0-1 1B SH1-3 1B	4	0	2	0	0	0	2						
Chris Sabo, R OBP: 0.400, SLG: 0.400 Bill Doran, S OBP: 1.000, SLG: 2.500 (1,5) (2, PR) (3, 4)		2-1 FC4-6 1B		1-0 HR		1-0 1B			0-1 SH1-3	1	0	1	0	0	0	0						
Hal Morris, L OBP: 0.250, SLG: 0.250 (1,3)		1-2 FC4-6 1-2		0-0 F7		1-3 2-H 3-H 1B			2-2 FC5-4 1B	4	0	2	0	0	0	1						
Reggie Sanders, R OBP: 0.125, SLG: 0.125 (1,8)		1-1 P8		0-1 F7		0-2 G3			2-3 K	4	0	0	0	0	1	4						
Joe Oliver, R OBP: 0.286, SLG: 0.429 (1,2)		0-1 L6		0-0 P6		2-0 FC4-2 2-H			0-1 FC5-4 1-2	4	0	0	0	0	0	4						
Tom Browning, L OBP: 0.667, SLG: 0.667 Norm Charlton, S (1,1) (9,1)			1-1 FC3-6 1B E 1B		1-2 1B G1-3 1B				0-3 K	3	2	2	0	0	1	1						
<b>Inning Stats</b>	R: 0 E: 0 K: 1 S: 7	H: 1 LOB: 1 BB: 0 P: 13	R: 0 E: 0 K: 0 S: 9	H: 1 LOB: 1 BB: 0 P: 13	R: 1 E: 0 K: 0 S: 10	H: 2 LOB: 1 BB: 0 P: 15	R: 1 E: 0 K: 0 S: 5	H: 1 LOB: 0 BB: 0 P: 6	R: 2 E: 0 K: 1 S: 11	H: 3 LOB: 2 BB: 0 P: 18	R: 0 E: 1 K: 1 S: 9	H: 1 LOB: 1 BB: 0 P: 11	R: 0 E: 0 K: 1 S: 8	H: 0 LOB: 0 BB: 0 P: 10	R: 0 E: 0 K: 1 S: 15	H: 2 LOB: 2 BB: 0 P: 18	1B: 10 2B: 0 3B: 0 HR: 1	SF: 0 SAC: 1 DP: 0 HBP: 1	WP: 0 PA: 35 PB: 0 SB: 2 CS: 0			
<b>PITCHER</b>	IP WLS BF H R ER SO BB IBB HBP BLK WP HR S P ERA WHIP	IP WLS BF H R ER SO BB IBB HBP BLK WP HR S P ERA WHIP															IP WLS BF H R ER SO BB IBB HBP BLK WP HR S P ERA WHIP					
Greg Harris, R ERA: 5.4 (1,1)	5.0 L 23	8 4 3 2	0 0 0 1	0 0 0 0	0 0 0 0	0 0 0 0	0 0 0 0	0 0 0 0	0 0 0 0	0 0 0 0	0 0 0 0	0 0 0 0	0 0 0 0	0 0 0 0	0 0 0 0	0 0 0 0	0 0 0 0	0 0 0 0	0 0 0 0	0 0 0 0	0 0 0 0	0 0 0 0
Rich Rodriguez, L ERA: (6,1)	2.0 7	1 0 0 2	0 0 0 0	0 0 0 0	0 0 0 0	0 0 0 0	0 0 0 0	0 0 0 0	0 0 0 0	0 0 0 0	0 0 0 0	0 0 0 0	0 0 0 0	0 0 0 0	0 0 0 0	0 0 0 0	0 0 0 0	0 0 0 0	0 0 0 0	0 0 0 0	0 0 0 0	0 0 0 0
Pat Clements, L ERA: (8,1)	0.1 3	2 0 0 0	0 0 0 0	0 0 0 0	0 0 0 0	0 0 0 0	0 0 0 0	0 0 0 0	0 0 0 0	0 0 0 0	0 0 0 0	0 0 0 0	0 0 0 0	0 0 0 0	0 0 0 0	0 0 0 0	0 0 0 0	0 0 0 0	0 0 0 0	0 0 0 0	0 0 0 0	0 0 0 0
Jeremy Hernandez, R ERA: (8,1)	0.2 2	0 0 0 1	0 0 0 0	0 0 0 0	0 0 0 0	0 0 0 0	0 0 0 0	0 0 0 0	0 0 0 0	0 0 0 0	0 0 0 0	0 0 0 0	0 0 0 0	0 0 0 0	0 0 0 0	0 0 0 0	0 0 0 0	0 0 0 0	0 0 0 0	0 0 0 0	0 0 0 0	0 0 0 0

**San Diego Padres @ Cincinnati Reds**  
Riverfront Stadium, Cincinnati, OH  
Tue Apr 07 1992, 7:05 PM EDT  
Att: 19,137 - Cloudy - 64 F

AB	33
R	4
H	11
RBI	3
BB	0
SO	5
LOB	20









Batter	1	2	3	4	5	6	7	8	9	10	11	12	13	AB	R	H	RBI	BB	SO	LOB	TOP							
<b>Big Roberts, S</b> OBP: 0.366, SLG: 0.250 (1, 5)	1-1 2B G4-3 1B		0-1 G3		3-2 SH1-3 E 1B	1-3 K			3-2 G6-3		2-3 K		1-0 F8	7	2	2	0	0	2	2								
<b>Haj Morris, L</b> OBP: 0.313, SLG: 0.500 (1, 3)	2-1 G4-3 1B 2B		3-2 G3-1		0-0 SH1-3 1-2			0-0 P5		1-0 G3-1		1-0 F9		5	1	1	0	0	0	0								
<b>Barry Larkin, R</b> OBP: 0.389, SLG: 0.214 (1, 6)	4-1 G4-3 BB		3-1 G6-3		0-1 E3 2H 1B			1-2 S 1B		1-3 K		0-0 1B		5	1	3	1	1	1	0								
<b>Glenn Braggs, R</b> OBP: 0.182, SLG: 0.182 (1, 7)	0-2 G4-3 1-2 2-3 3-H				1-1 F9			3-2 F7		2-3 K		0-1 F9		6	0	1	1	0	1	4								
<b>Reggie Sanders, R</b> OBP: 0.333, SLG: 0.667 (1, 8)	2-1 S 1B				0-0 HR K			1-2 K		1-2 K		1-3 K		6	1	3	2	0	3	3								
<b>Paul O'Neill, L</b> OBP: 0.500, SLG: 0.429 (1, 9)	1-2 G1-3				1-1 G3			1-1 G2-3		4-2 BB				3	0	0	0	3	0	1								
<b>Bill Doran, S</b> OBP: 0.273, SLG: 0.636 (1, 4)			0-1 L5		1-1 2B			2-1 F8		1-3 K			0-0 SH1-4	5	0	1	0	0	1	4								
<b>Joe Oliver, R</b> OBP: 0.286, SLG: 0.250 (1, 2)			2-3 K2-3		4-0 IBB			0-0 G6-3		0-0 G5-3			4-0 BB	4	0	0	0	2	1	0								
<b>Greg Swindell, L</b> <b>Jacob Brunfield, R</b> <b>Scott Bankhead, R</b> <b>Norm Charlton, S</b> <b>Dwayne Henry, R</b> <b>Billy Hatcher, R</b> <b>Scott Ruskin, L</b> (1, 1) (8, PH) (8, 1) (7, PH) (11, 1) (13, PH) (3, 1)			0-3 K		0-1 F8			0-0 G5-3		2-2 L9		1-3 K		1-1 P6	3	0	0	0	0	1	2							
<b>Inning Stats</b>	R: 2 E: 0 K: 0 S: 13	H: 3 LOB: 1 BB: 1 P: 25	R: 0 E: 0 K: 2 S: 8	H: 0 LOB: 0 BB: 0 P: 10	R: 0 E: 0 K: 0 S: 7	H: 0 LOB: 0 BB: 0 P: 13	R: 1 E: 0 K: 0 S: 9	H: 2 LOB: 2 BB: 1 P: 16	R: 2 E: 1 K: 1 S: 19	H: 3 LOB: 2 BB: 1 P: 31	R: 0 E: 0 K: 1 S: 6	H: 0 LOB: 0 BB: 0 P: 7	R: 0 E: 0 K: 0 S: 11	H: 1 LOB: 1 BB: 0 P: 15	R: 0 E: 0 K: 0 S: 5	H: 0 LOB: 0 BB: 0 P: 8	R: 0 E: 0 K: 3 S: 14	H: 1 LOB: 2 BB: 1 P: 23	R: 0 E: 0 K: 2 S: 8	H: 0 LOB: 0 BB: 0 P: 11	R: 0 E: 0 K: 1 S: 7	H: 1 LOB: 1 BB: 0 P: 9	R: 0 E: 0 K: 0 S: 6	H: 0 LOB: 2 BB: 2 P: 16	1B: 7 2B: 3 3B: 0 HR: 1	SF: 0 SAC: 2 DP: 1 HBP: 0	W/P: 0 P/B: 0 SB: 3 CS: 0	PA: 55
<b>PITCHER</b>	IP 4.1	WLS 22	BF 8	H 5	R 4	ER 2	SO 2	BB 1	IBB 1	HBP 0	BLK 0	WP 0	HR 1	S 46	P 77	ERA 8.31	WHIP 2.077											
<b>Butch Henry, L</b> ERA: 8.31 <b>Joe Boever, R</b> ERA: <b>Rob Murphy, L</b> ERA: <b>Doug Jones, R</b> ERA: <b>Al Osuna, L</b> ERA:	(1, 1) (5, 1) (8, 1) (10, 1) (13, 1)	2.2 2.0 3.0 1.0	WLS 10 6 12 5	BF 22 10 12 5	H 8 0 0 0	R 5 0 0 0	ER 4 0 0 0	SO 2 3 6 0	BB 1 0 1 2	IBB 1 0 0 0	HBP 0 0 0 0	BLK 0 0 0 0	WP 0 0 0 0	HR 1 0 0 0	S 46 12 29 6	P 77 40 43 16	ERA 8.31 0.00 0.00 0.00	WHIP 2.077 0.750 0.000 1.000 2.000										

Cincinnati Reds @ Houston Astros  
Astrodome, Houston, TX  
Thu Apr 09 1992, 8:05 PM EDT  
Att. 8,495 - Dome - 70 F

AB 47  
R 5  
H 11  
RBI 4  
BB 6  
SO 11  
LOB 18



Batter	1	2	3	4	5	6	7	8	9	10	11	12	13	AB	R	H	RBI	BB	SO	LOB	BOTTOM									
<b>Craig Biggio, R</b> OBP: 0.143, SLG: 0.143 (1, 4)	0-0 P6			2-1 F8		0-1 F8		1-1 FC6-4 1-2r	0-0 E8 DI 1B		2-3 K			6	0	1	1	0	1	2										
<b>Steve Finley, L</b> <b>Doug Jones, R</b> <b>Denny Walling, L</b> <b>Al Osuna, R</b> (1, 8) (10, 1) (12, PH) (13, 1)	0-2 F7			0-1 5 1B 2B		0-1 G5-3		1-3 K	1-1 G3		1-2 K		2-1 F9	5	1	1	0	0	1	3										
<b>5 Jeff Bagwell, R</b> OBP: 0.429, SLG: 0.417 (1, 3)	2-3 K			3-2 FC6-4 1B		0-0 1B		0-0 1B	1-0 HR 1B		4-2 CS S BB		2-0 F8	5	1	3	0	1	1	0										
<b>Pete Incaviglia, R</b> OBP: 0.237, SLG: 0.231 (1, 9)			0-0 F9		1-2 FC6-4 1B		0-1 G5-3		1-1 HR 1B		3-3 K		0-1 G1-3	6	1	2	1	0	1	2										
<b>Ken Caminiti, S</b> OBP: 0.231, SLG: 0.417 (1, 5)			0-0 G5-3		1-2 FC6-4 1B		0-1 G5-3		1-2 HR 1B		1-2 K			6	1	2	1	0	1	2										
<b>Luis Gonzalez, L</b> <b>Joe Boever, R</b> <b>Juan Guerrero, R</b> <b>Rob Murphy, L</b> <b>Chris Jones, R</b> (1, 7) (5, 1) (7, PH) (8, 1) (8, PH) (5, 6)			1-1 F9		0-2 G6-3		2-3 K		4-2 HR 1B BB		0-2 L9		1-2 SH1-4 1B	2	0	0	0	0	0	2										
<b>Scott Servais, R</b> <b>Eddie Taubensee, L</b> (1, 2) (12, 2)				1-2 P4		1-1 G6-3		1-0 G6-3		0-2 SH2-4		1-3 K		4-2 1B BB	3	0	0	0	0	0										
<b>Andujar Cedeno, R</b> OBP: 0.250, SLG: 0.288 <b>Rafael Ramirez, R</b> (9, PH) (10, 6)				2-3 K		1-3 K		1-3 K	4-2 E 1B BB		2-2 F8		1-1 P6	3	0	0	0	0	3	0										
<b>Butch Henry, L</b> <b>Casey Candaele, S</b> (1, 1) (5, 7)				0-3 K		3-2 F9		0-0 FC6-4 1B	1-3 K		4-0 BB		1-1 1B	1	0	0	0	0	1	0										
<b>Inning Stats</b>	R: 0 E: 0 K: 1 S: 9	H: 0 LOB: 0 BB: 0 P: 11	R: 0 E: 0 K: 0 S: 4	H: 0 LOB: 0 BB: 0 P: 5	R: 0 E: 0 K: 2 S: 10	H: 0 LOB: 0 BB: 0 P: 13	R: 1 E: 0 K: 0 S: 14	H: 3 LOB: 2 BB: 0 P: 21	R: 0 E: 0 K: 1 S: 10	H: 1 LOB: 1 BB: 0 P: 15	R: 0 E: 0 K: 0 S: 7	H: 1 LOB: 1 BB: 0 P: 7	R: 0 E: 0 K: 1 S: 8	H: 0 LOB: 0 BB: 0 P: 12	R: 0 E: 0 K: 2 S: 10	H: 1 LOB: 1 BB: 0 P: 13	R: 0 E: 1 K: 1 S: 18	H: 4 LOB: 2 BB: 2 P: 30	R: 0 E: 0 K: 1 S: 8	H: 0 LOB: 1 BB: 2 P: 19	R: 0 E: 0 K: 2 S: 11	H: 0 LOB: 1 BB: 1 P: 19	R: 0 E: 0 K: 0 S: 5	H: 0 LOB: 0 BB: 0 P: 9	R: 1 E: 0 K: 0 S: 9	H: 2 LOB: 2 BB: 1 P: 17	1B: 9 2B: 1 3B: 0 HR: 1	SF: 0 SAC: 2 DP: 0 HBP: 0	W/P: 0 P/B: 0 SB: 1 CS: 1	PA: 54
<b>PITCHER</b>	IP 8.0	WLS 29	BF 5	H 1	R 1	ER 1	SO 7	BB 0	IBB 0	HBP 0	BLK 0	WP 0	HR 0	S 72	P 97	ERA 1.12	WHIP 0.625													
<b>Greg Swindell, L</b> ERA: 1.13 <b>Scott Bankhead, R</b> ERA: <b>Norm Charlton, L</b> ERA: 6.0 <b>Dwayne Henry, R</b> ERA: <b>Scott Ruskin, L</b> ERA: 5.4	(1, 1) (9, 1) (9, 1) (11, 1) (13, 1)	0.0 2.0 2.0 0.2	WLS 2 11 7 5	BF 2 2 0 5	H 1 2 1	R 1 2 1	ER 1 2 0	SO 7 4 0	BB 0 1 0	IBB 0 0 0	HBP 0 0 0	BLK 0 0 0	WP 0 1 0	HR 0 23 0	S 72 44 16 9	P 97 44 28 17	ERA 1.12 9.00 0.00 13.50	WHIP 0.625 2.500 0.500 4.500												

Cincinnati Reds @ Houston Astros  
Astrodome, Houston, TX  
Thu Apr 09 1992, 8:05 PM EDT  
Att. 8,495 - Dome - 70 F

AB 46  
R 6  
H 11  
RBI 6  
BB 6  
SO 11  
LOB 17





Batter	1	2	3	4	5	6	7	8	9	AB	R	H	RBI	BB	SO	LOB	TOP			
<b>Bip Roberts, S</b> OBP: 0.333, SLG: 0.238 (1, 5)										5	1	1	0	0	0	2	<b>Cincinnati Reds @ Houston Astros</b> Astrodome, Houston, TX Fri Apr 10 1992, 8:05 PM EDT Att: 11,084 - Dome - 70 F			
<b>Dave Martinez, L</b> OBP: 0.231, SLG: 0.167 (1, 7)										4	2	1	0	1	0	1				
<b>Barry Larkin, R</b> OBP: 0.348, SLG: 0.368 (1, 6)										5	1	1	2	0	2	2				
<b>Paul O'Neill, L</b> OBP: 0.522, SLG: 0.611 (1, 9)										4	1	2	1	1	0	2				
<b>Hal Morris, L</b> OBP: 0.381, SLG: 0.500 (1, 3)										4	1	2	2	1	0	1				
<b>Reggie Sanders, R</b> OBP: 0.400, SLG: 0.611 (1, 8)										3	1	1	0	2	0	3				
<b>Bill Doran, S</b> OBP: 0.200, SLG: 0.467 (1, 4)										4	0	0	0	0	0	5				
<b>Joe Oliver, R</b> OBP: 0.389, SLG: 0.533 (1, 2)										3	1	2	3	1	0	2				
<b>Chris Hammond, L</b> (1, 1)										3	0	0	0	0	1	1				
<b>Steve Foster, R</b> (7, 1)										0	0	0	0	0	0	0				
<b>Freddie Benavides, R</b> (7, 4)										1	0	0	0	0	0	1				
<b>Norm Charlton, S</b> (9, 1)										0	0	0	0	0	0	0				
<b>Inning Stats</b>	R: 2 E: 0 K: 1 S: 13	H: 2 LOB: 1 BB: 1 P: 24	R: 0 E: 0 K: 0 S: 12	H: 0 LOB: 1 BB: 2 P: 20	R: 2 E: 0 K: 0 S: 11	H: 3 LOB: 2 BB: 1 P: 19	R: 0 E: 0 K: 0 S: 6	H: 0 LOB: 0 BB: 0 P: 8	R: 4 E: 0 K: 1 S: 12	H: 3 LOB: 0 BB: 1 P: 23	R: 0 E: 0 K: 1 S: 5	H: 0 LOB: 1 BB: 1 P: 10	R: 0 E: 0 K: 0 S: 7	H: 1 LOB: 1 BB: 0 P: 0	R: 0 E: 0 K: 0 S: 6	H: 1 LOB: 1 BB: 1 P: 13	1B: 7 2B: 0 3B: 0 HR: 3	SF: 0 SAC: 0 DP: 1 HBP: 0	WP: 0 PB: 0 SB: 0 CS: 0	PA: 42
<b>PITCHER</b>	IP WLS BF H R ER SO BB IBB HBP BLK WP HR S P ERA WHIP																			
<b>Ryan Bowen, R</b> ERA: 14.4	5.0 L 27 8 8 8 2 4 0 0 0 0 0 3 54 94 14.40 2.400																			
<b>Xavier Hernandez, R</b> ERA:	2.0 7 0 0 0 1 1 0 0 0 0 0 0 10 18 0.00 0.500																			
<b>Rob Murphy, L</b> ERA:	1.0 4 1 0 0 0 0 0 0 0 0 0 0 7 10 0.00 1.000																			
<b>Al Osuna, L</b> ERA:	1.0 4 1 0 0 0 0 1 0 0 0 0 0 6 13 0.00 2.000																			

AB	36
R	8
H	10
RBI	8
BB	6
SO	3
LOB	20



Batter	1	2	3	4	5	6	7	8	9	AB	R	H	RBI	BB	SO	LOB	BOTTOM					
<b>Craig Biggio, R</b> OBP: 0.211, SLG: 0.263 (1, 4)										5	0	2	0	0	0	1	<b>Cincinnati Reds @ Houston Astros</b> Astrodome, Houston, TX Fri Apr 10 1992, 8:05 PM EDT Att: 11,084 - Dome - 70 F					
<b>Steve Finley, L</b> OBP: 0.276, SLG: 0.444 (1, 8)										5	1	2	1	0	1	2						
<b>5 Jeff Bagwell, R</b> OBP: 0.526, SLG: 0.588 (1, 3)										5	1	4	2	0	1	0						
<b>Pete Incaviglia, R</b> OBP: 0.222, SLG: 0.389 (1, 9)										5	1	1	2	0	3	4						
<b>Ken Caminiti, S</b> OBP: 0.222, SLG: 0.353 (1, 5)										5	0	1	0	0	1	3						
<b>Casey Candaele, S</b> OBP: 0.273, SLG: 0.200 (1, 7)										4	0	0	0	0	0	3						
<b>Al Osuna, R</b> (9, 1)										0	0	0	0	0	0	0						
<b>Eddie Taubensee, L</b> OBP: 0.444, SLG: 0.286 (1, 2)										4	0	2	0	0	1	2						
<b>Andujar Cedeno, R</b> OBP: 0.182, SLG: 0.200 (1, 6)										3	0	0	0	0	0	2						
<b>Denny Walling, L</b> OBP: 0.333, SLG: 0.333 (9, PH)										1	1	1	0	0	0	0						
<b>Ryan Bowen, R</b> (1, 1)										1	0	0	0	0	0	1						
<b>Juan Guerrero, R</b> (5, PH)										0	0	0	0	0	0	0						
<b>Xavier Hernandez, L</b> (6, 1)										0	0	0	0	0	0	0						
<b>Luis Gonzalez, L</b> OBP: 0.246, SLG: 0.111 (7, PH)										1	0	0	0	0	0	1						
<b>Rob Murphy, L</b> (8, 1)										0	0	0	0	0	0	0						
<b>Eric Anthony, L</b> OBP: 0.000, SLG: 0.500 (9, 7)										1	1	1	0	0	0	0						
<b>Inning Stats</b>	R: 2 E: 0 K: 1 S: 11	H: 2 LOB: 0 BB: 0 P: 15	R: 0 E: 0 K: 0 S: 12	H: 1 LOB: 1 BB: 0 P: 14	R: 0 E: 0 K: 1 S: 6	H: 0 LOB: 0 BB: 0 P: 9	R: 0 E: 0 K: 1 S: 6	H: 0 LOB: 0 BB: 0 P: 12	R: 0 E: 0 K: 1 S: 12	H: 0 LOB: 1 BB: 1 P: 21	R: 1 E: 0 K: 1 S: 14	H: 2 LOB: 1 BB: 0 P: 18	R: 0 E: 0 K: 0 S: 9	H: 2 LOB: 2 BB: 0 P: 14	R: 0 E: 0 K: 1 S: 13	H: 2 LOB: 2 BB: 0 P: 22	R: 2 E: 0 K: 1 S: 16	H: 5 LOB: 2 BB: 0 P: 25	1B: 10 2B: 2 3B: 1 HR: 1	SF: 0 SAC: 0 DP: 0 HBP: 0	WP: 1 PB: 0 SB: 0 CS: 0	PA: 41
<b>PITCHER</b>	IP WLS BF H R ER SO BB IBB HBP BLK WP HR S P ERA WHIP																					
<b>Chris Hammond, L</b> ERA: 4.5	6.0 W 25 6 3 3 5 1 0 0 0 0 0 0 25 42 4.50 1.167																					
<b>Steve Foster, R</b> ERA: 9.0	2.0 12 6 2 2 1 0 0 0 0 0 0 0 25 42 9.00 3.000																					
<b>Norm Charlton, L</b> ERA: 4.5	1.0 S 4 2 0 0 1 0 0 0 0 0 0 0 12 17 0.00 2.000																					





Batter	1	2	3	4	5	6	7	8	9	AB	R	H	RBI	BB	SO	LOB	TOP								
<b>Bip Roberts, S</b> OBP: 0.397, SLG: 0.250 (1, 5)										3	0	1	0	1	0	0	<b>Cincinnati Reds @ Houston Astros</b> Astrodome, Houston, TX Sat Apr 11 1992, 8:05 PM EDT Att: 17,449 - Dome - 70 F								
<b>Dave Martinez, L</b> OBP: 0.176, SLG: 0.125 (1, 7)										4	0	0	0	0	0	2									
<b>Barry Larkin, R</b> OBP: 0.333, SLG: 0.318 (1, 6)										3	0	0	0	1	0	1									
<b>Paul O'Neill, L</b> OBP: 0.519, SLG: 0.571 (1, 9)										3	1	1	0	1	0	2									
<b>Hal Morris, L</b> OBP: 0.360, SLG: 0.458 (1, 3)										4	0	1	0	0	1	1									
<b>Reggie Sanders, R</b> OBP: 0.417, SLG: 0.591 (1, 8)										4	0	2	0	0	1	0									
<b>Bill Doran, S</b> OBP: 0.263, SLG: 0.444 (1, 4)										3	0	1	0	1	0	1									
<b>Joe Oliver, R</b> OBP: 0.318, SLG: 0.421 (1, 2)										4	0	0	0	0	0	5									
<b>Jose Rijo, R</b> OBP: 0.200, SLG: 0.200 (1, 1)										3	0	0	0	0	1	1									
<b>Inning Stats</b>	R: 0 E: 0 K: 0 S: 15	H: 1 LOB: 1 BB: 0 P: 20	R: 0 E: 0 K: 1 S: 8	H: 0 LOB: 0 BB: 0 P: 11	R: 0 E: 1 K: 0 S: 8	H: 0 LOB: 1 BB: 1 P: 16	R: 1 E: 0 K: 0 S: 8	H: 2 LOB: 2 BB: 2 P: 17	R: 0 E: 0 K: 1 S: 9	H: 0 LOB: 0 BB: 0 P: 14	R: 0 E: 0 K: 0 S: 8	H: 1 LOB: 0 BB: 0 P: 12	R: 0 E: 0 K: 0 S: 7	H: 1 LOB: 1 BB: 0 P: 9	R: 0 E: 0 K: 0 S: 13	H: 0 LOB: 1 BB: 0 P: 20	R: 0 E: 0 K: 1 S: 13	H: 1 LOB: 1 BB: 0 P: 14	1B: 6 2B: 1 3B: 0 HR: 0	SF: 0 SAC: 0 DP: 1 HBP: 0	WP: 1 PB: 0 SB: 1 CS: 1	PA: 36			
<b>PITCHER</b>	IP	WLS	BF	H	R	ER	SO	BB	IBB	HBP	BLK	WP	HR	S	P	ERA	WHIP								
<b>Mark Portugal, R</b> ERA: 1.29 (1, 1)	7.0		27	5	1	1	2	2	1	0	0	1	0	63	99	1.29	1.000								
<b>Joe Boever, R</b> ERA: (8, 1)	0.2		3	0	0	0	0	1	0	0	0	0	0	11	17	0.00	1.500								
<b>Al Osuna, L</b> ERA: (8, 1)	0.2	W	2	0	0	0	1	0	0	0	0	0	0	6	7	0.00	0.000								
<b>Doug Jones, R</b> ERA: (9, 1)	0.2	S	3	1	0	0	0	0	0	0	0	0	0	9	10	0.00	1.500								

AB	31
R	1
H	6
RBI	0
BB	4
SO	3
LOB	13



Batter	1	2	3	4	5	6	7	8	9	AB	R	H	RBI	BB	SO	LOB	BOTTOM								
<b>Craig Biggio, R</b> OBP: 0.318, SLG: 0.364 (1, 4)										3	1	3	0	0	0	0	<b>Cincinnati Reds @ Houston Astros</b> Astrodome, Houston, TX Sat Apr 11 1992, 8:05 PM EDT Att: 17,449 - Dome - 70 F								
<b>Steve Finley, L</b> OBP: 0.273, SLG: 0.409 (1, 8)										4	1	1	0	0	1	3									
<b>5 Jeff Bagwell, R</b> OBP: 0.478, SLG: 0.524 (1, 3)										4	0	1	1	0	1	2									
<b>Luis Gonzalez, L</b> OBP: 0.214, SLG: 0.083 <b>Doug Jones, R</b> (9, 1)										3	0	0	0	1	2	1									
<b>Pete Incaviglia, R</b> OBP: 0.288, SLG: 0.476 <b>Chris Jones, R</b> (9, 9)										0	0	0	0	0	0	0									
<b>Ken Caminiti, S</b> OBP: 0.238, SLG: 0.350 (1, 5)										3	0	1	0	0	1	1									
<b>Eddie Taubensee, L</b> OBP: 0.333, SLG: 0.200 (1, 2)										3	0	0	0	0	3	3									
<b>Andujar Cedeno, R</b> OBP: 0.143, SLG: 0.154 <b>Joe Boever, R</b> (8, 1)										3	0	0	0	0	2	1									
<b>Al Osuna, R</b> (8, 1)										0	0	0	0	0	0	0									
<b>Rafael Ramirez, R</b> (9, 6)										0	0	0	0	0	0	0									
<b>Mark Portugal, R</b> (1, 1)										2	0	0	0	0	1	0									
<b>Casey Candaele, S</b> OBP: 0.333, SLG: 0.273 (9, 7)										1	0	1	0	0	0	0									
<b>Inning Stats</b>	R: 1 E: 0 K: 1 S: 11	H: 2 LOB: 0 BB: 0 P: 17	R: 0 E: 0 K: 2 S: 11	H: 1 LOB: 1 BB: 0 P: 18	R: 0 E: 0 K: 2 S: 10	H: 1 LOB: 1 BB: 0 P: 13	R: 0 E: 0 K: 1 S: 11	H: 2 LOB: 1 BB: 0 P: 15	R: 0 E: 0 K: 1 S: 12	H: 1 LOB: 1 BB: 0 P: 17	R: 0 E: 0 K: 2 S: 9	H: 0 LOB: 0 BB: 1 P: 17	R: 0 E: 0 K: 2 S: 8	H: 0 LOB: 0 BB: 0 P: 11	R: 0 E: 0 K: 1 S: 13	H: 2 LOB: 1 BB: 0 P: 21	R: 1 E: 0 K: 1 S: 13	H: 2 LOB: 1 BB: 0 P: 21	1B: 8 2B: 1 3B: 0 HR: 0	SF: 0 SAC: 1 DP: 1 HBP: 0	WP: 0 PB: 0 SB: 0 CS: 3	PA: 33			
<b>PITCHER</b>	IP	WLS	BF	H	R	ER	SO	BB	IBB	HBP	BLK	WP	HR	S	P	ERA	WHIP								
<b>Jose Rijo, R</b> ERA: 3.18 (1, 1)	8.0	L	31	9	2	2	12	1	0	0	0	0	0	85	129	2.25	1.250								

AB	29
R	2
H	9
RBI	1
BB	1
SO	12
LOB	12





Batter	1	2	3	4	5	6	7	8	9	AB	R	H	RBI	BB	SO	LOB	TOP								
<b>Bip Roberts, S</b> (1,5) OBP: 0.355, SLG: 0.259 <b>Jeff Branson, L</b> (5,5)	1-2 CS 1B			1-1 F8	0-0 P4		1-3 K		0-0 SH1-4	3	0	1	0	0	0	0									
<b>Barry Larkin, R</b> (1,6) OBP: 0.344, SLG: 0.407	2-1 F9 1-2			2-0 F8		0-1 P8		2-1 BB 3B	1-1 1B	5	1	2	0	0	0	1									
<b>Hal Morris, L</b> (1,3) OBP: 0.367, SLG: 0.407	2-2 F9			1-0 F8		4-2 2B BB		2-2 G6-3	4-0 IBB	3	0	0	0	2	0	1									
<b>Glenn Briggs, R</b> (1,7) OBP: 0.313, SLG: 0.333		2-1 G5-3			0-0 BB 2B 1B	1-0 2B		4-0 BB BB IBB	0-2 P4	4	1	2	0	1	0	3									
<b>Paul O'Neill, L</b> (1,9) OBP: 0.531, SLG: 0.542		0-3 K			0-0 BB 2B 1B	4-0 IBB		4-2 BB BB	2-0 F8	3	1	1	0	2	1	3									
<b>Reggie Sanders, R</b> (1,8) OBP: 0.407, SLG: 0.542 <b>Dwayne Henry, R</b> (6,1)		1-3 K			4-2 2B BB	1-3 K		1-3 K		2	1	0	0	1	2	3									
<b>Billy Hatcher, R</b> (6,PH) OBP: 0.200, SLG: 0.200 <b>Scott Ruskin, R</b> (6,1) <b>Norm Charlton, S</b> (9,1)					1-2 2-3 BB					0	0	0	0	0	0	0									
<b>Bill Doran, S</b> (1,4) OBP: 0.304, SLG: 0.476			1-0 F9		0-0 G3 SF8 2B	0-1 G3		4-1 BB		3	1	1	3	1	0	3									
<b>Jeff Reed, L</b> (1,2) OBP: 0.143, SLG: 0.143			1-2 G4-3		1-2 G3		1-0 F7	0-0 G1-3		4	0	0	1	0	0	4									
<b>Tom Browning, L</b> (1,1) OBP: 0.400, SLG: 0.500 <b>Jacob Brumfield, R</b> (6,8)			0-0 G4-3		1-0 SF8		1-0 B1-3		2-2 1B SH1-4 1B	1	0	0	1	0	0	0									
<b>Inning Stats</b>	R: 0 E: 0 K: 0 S: 10	H: 1 LOB: 0 BB: 0 P: 15	R: 0 E: 0 K: 2 S: 8	H: 0 LOB: 0 BB: 0 P: 11	R: 0 E: 0 K: 0 S: 5	H: 0 LOB: 0 BB: 0 P: 7	R: 0 E: 0 K: 0 S: 4	H: 0 LOB: 0 BB: 0 P: 8	R: 4 E: 0 K: 1 S: 13	H: 3 LOB: 0 BB: 1 P: 20	R: 0 E: 0 K: 1 S: 12	H: 1 LOB: 0 BB: 2 P: 22	R: 0 E: 0 K: 1 S: 5	H: 0 LOB: 0 BB: 0 P: 8	R: 1 E: 0 K: 1 S: 14	H: 1 LOB: 3 BB: 3 P: 31	R: 0 E: 0 K: 0 S: 10	H: 2 LOB: 3 BB: 1 P: 19	1B: 5 2B: 2 3B: 1 HR: 0	SF: 1 SAC: 1 DP: 0 HBP: 0	WP: 0 PB: 0 SB: 0 CS: 1	PA: 41			
<b>PITCHER</b>	IP	WLS	BF	H	R	ER	SO	BB	IBB	HBP	BLK	WP	HR	S	P	ERA	WHIP								
<b>Pete Harnisch, R</b> (1,1) ERA: 3.95	6.0	L	25	5	4	4	3	2	1	0	0	0	0	52	83	6.00	1.167								
<b>Rob Murphy, L</b> (7,1) ERA: 1.5	2.0		10	1	1	1	2	2	1	0	0	0	0	19	39	4.50	1.500								
<b>Joe Boever, R</b> (9,1) ERA:	1.0		6	2	0	0	0	0	1	0	0	0	0	10	19	0.00	2.000								

Cincinnati Reds @ Houston Astros  
Astrodome, Houston, TX  
Sun Apr 12 1992, 4:33 AM EDT  
Att: 11,166 - Dome - 70 F

AB 32  
R 5  
H 8  
RBI 5  
BB 7  
SO 5  
LOB 21



Batter	1	2	3	4	5	6	7	8	9	AB	R	H	RBI	BB	SO	LOB	BOTTOM									
<b>Craig Biggio, R</b> (1,4) OBP: 0.333, SLG: 0.346	2-2 1B 5 FC6-4 1B			4-2 5 E 1B BB		2-2 L9		0-0 F7		4	1	1	0	1	0	0										
<b>Steve Finley, L</b> (1,8) OBP: 0.333, SLG: 0.481	2-2 5 FC6-4 1B		1-1 G4-3	2-0 5 E 1B		1-0 WP 2B		0-3 K		5	0	3	1	0	1	0										
<b>5 Jeff Bagwell, R</b> (1,3) OBP: 0.364, SLG: 0.600	2-1 FC6-4 2B 1-2 3-H G6-3		0-0 L8	0-0 E5		4-1 WP BB		3-1 HR		4	2	1	2	1	0	3										
<b>Pete Incaviglia, R</b> (1,9) OBP: 0.308, SLG: 0.500	0-0 G6-3 1-3 2B		2-2 S 1B	0-0 F9		3-3 K		1-2 2-3 K		5	0	2	0	0	2	5										
<b>Ken Caminiti, S</b> (1,5) OBP: 0.269, SLG: 0.304	4-0 G6-3 IBB		4-2 SAFE BB 1-2 BB		2-3 K		1-1 F9		2-3 K	3	0	0	0	2	2	0										
<b>Juan Guerrero, R</b> (1,7) <b>Luis Gonzalez, L</b> (7,PH) OBP: 0.200, SLG: 0.077	0-1 G6-3		0-3 K		0-1 G5-3		1-0 F9		0-0 F9	3	0	0	1	0	1	4										
<b>Casey Candaele, S</b> (9,PH) OBP: 0.308, SLG: 0.250	1-2 2-3 3-H P4									1	0	0	0	0	0	0										
<b>Scott Servais, R</b> (1,2) OBP: 0.100, SLG: 0.100 <b>Ryan Bowen, R</b> (7,PR) <b>Eddie Taubensee, L</b> (8,2) OBP: 0.333, SLG: 0.200				1-0 L7	1-1 1B		0-2 E5			4	0	1	0	0	0	2										
<b>Andujar Cedeno, R</b> (1,6) OBP: 0.176, SLG: 0.188 <b>Rafael Ramirez, R</b> (7,PH) (8,6)		0-2 P4		0-1 SH2-4 1B	0-0 F8		1-0 F7			3	1	1	0	0	0	1										
<b>Pete Harnisch, S</b> (1,1) <b>Chris Jones, R</b> (6,PH) <b>Rob Murphy, L</b> (7,1) <b>Eric Anthony, L</b> (8,PH) OBP: 0.333, SLG: 0.333 <b>Joe Boever, R</b> (9,1)		1-2 B2-3		0-1 SH2-4		2-0 F7		1-3 K		1	0	0	0	0	0	0										
<b>Inning Stats</b>	R: 2 E: 0 K: 0 S: 14	H: 3 LOB: 2 BB: 1 P: 24	R: 0 E: 0 K: 0 S: 8	H: 0 LOB: 0 BB: 0 P: 9	R: 0 E: 0 K: 1 S: 12	H: 1 LOB: 2 BB: 1 P: 19	R: 1 E: 0 K: 0 S: 12	H: 2 LOB: 3 BB: 1 P: 11	R: 0 E: 0 K: 1 S: 9	H: 1 LOB: 2 BB: 1 P: 21	R: 0 E: 1 K: 0 S: 11	H: 0 LOB: 1 BB: 0 P: 13	R: 0 E: 0 K: 2 S: 7	H: 0 LOB: 0 BB: 0 P: 8	R: 1 E: 0 K: 2 S: 10	H: 1 LOB: 0 BB: 0 P: 16	1B: 6 2B: 2 3B: 0 HR: 1	SF: 0 SAC: 1 DP: 0 HBP: 0	WP: 1 PB: 0 SB: 2 CS: 0	PA: 42						
<b>PITCHER</b>	IP	WLS	BF	H	R	ER	SO	BB	IBB	HBP	BLK	WP	HR	S	P	ERA	WHIP									
<b>Tom Browning, L</b> (1,1) ERA: 3.29	5.2	W	30	8	3	3	2	3	1	0	0	0	1	0	14	19	0.00	0.000								
<b>Dwayne Henry, R</b> (6,1) ERA:	1.1		5	0	0	0	1	0	0	0	0	0	0	7	8	0.00	0.000									
<b>Scott Ruskin, L</b> (8,1) ERA: 3.38	1.0		3	0	0	0	2	0	0	0	0	0	0	7	8	0.00	0.000									
<b>Norm Charlton, L</b> (9,1) ERA: 5.4	1.0	S	4	1	1	1	2	0	0	0	0	0	1	10	16	9.00	1.000									

Cincinnati Reds @ Houston Astros  
Astrodome, Houston, TX  
Sun Apr 12 1992, 4:33 AM EDT  
Att: 11,166 - Dome - 70 F

AB 37  
R 4  
H 9  
RBI 4  
BB 4  
SO 7  
LOB 16









Batter	1	2	3	4	5	6	7	8	9	AB	R	H	RBI	BB	SO	LOB	TOP					
<b>Deion Sanders, L</b> OBP: 0.457, SLG: 0.765 (1, 9)	G6-3		PB 1B		P4			SH1-4 1B		4	1	2	0	0	0	0	<b>Atlanta Braves @ Cincinnati Reds</b> Riverfront Stadium, Cincinnati, OH Tue Apr 14 1992, 7:05 PM EDT Att: 19,466 - Cloudy - 51 F					
<b>Jeff Blausler, R</b> OBP: 0.346, SLG: 0.542 (1, 4)	1B		K			G4-3 SF8 2B		SH1-4		3	1	2	0	0	1	1						
<b>Terry Pendleton, S</b> OBP: 0.212, SLG: 0.258 (1, 5)	F9		F9			G4-3		F8		4	0	0	0	0	0	3						
<b>Ron Gant, R</b> OBP: 0.364, SLG: 0.571 (1, 8)	G5-3			P4		SF8		IBB		2	0	0	1	1	0	1						
<b>Lonnie Smith, R</b> <b>Marvin Freeman, R</b> (1, 7) (8, 1)	G5-3		G6-3			G1		K		4	0	0	0	0	1	2						
<b>Brian Hunter, R</b> OBP: 0.176, SLG: 0.500 (1, 3)	F9		HR			P3		F8		4	1	1	1	0	0	0						
<b>Greg Olson, R</b> OBP: 0.417, SLG: 0.300 (1, 2)	1B		G1-3			F9		F9		4	0	1	0	0	0	0						
<b>Rafael Belliard, R</b> OBP: 0.286, SLG: 0.250 <b>Mark Lemke, S</b> OBP: 0.400, SLG: 0.429 (9, PH) (9, 4)	P6					F9		F8		3	0	0	0	0	1	1						
<b>Steve Avery, L</b> OBP: 0.250, SLG: 0.750 <b>Francisco Cabrera, R</b> OBP: 0.500, SLG: 2.000 <b>Steve Lyons, L</b> (8, PH) (8, 9)			K			K		HR		2	0	0	0	0	2	0						
<b>Inning Stats</b>	R: 0 E: 0 K: 0 S: 9	H: 1 LOB: 1 BB: 0 P: 12	R: 0 E: 0 K: 0 S: 7	H: 1 LOB: 1 BB: 0 P: 9	R: 1 E: 0 K: 2 S: 11	H: 1 LOB: 0 BB: 0 P: 17	R: 1 E: 0 K: 0 S: 12	H: 1 LOB: 0 BB: 0 P: 15	R: 0 E: 0 K: 0 S: 8	H: 0 LOB: 0 BB: 0 P: 10	R: 1 E: 0 K: 0 S: 10	H: 1 LOB: 0 BB: 0 P: 12	R: 0 E: 0 K: 0 S: 4	H: 0 LOB: 0 BB: 0 P: 6	R: 1 E: 0 K: 1 S: 11	H: 2 LOB: 2 BB: 1 P: 21		R: 0 E: 0 K: 0 S: 7	H: 0 LOB: 0 BB: 0 P: 11	1B: 4 2B: 1 3B: 0 HR: 2	SF: 1 SAC: 1 DP: 0 HBP: 0	WP: 0 PB: 1 SB: 2 CS: 0
<b>PITCHER</b> <b>Greg Swindell, L</b> ERA: 2.25 <b>Scott Bankhead, R</b> ERA: 18.0	IP	WLS	BF	H	R	ER	SO	BB	IBB	HBP	BLK	WP	HR	S	P	ERA	WHIP					
	8.0		32	7	4	3	5	0	1	0	0	0	2	72	102	3.38	0.875					
	1.0	W	3	0	0	0	0	0	0	0	0	0	0	7	11	0.00	0.000					

AB	32
R	4
H	7
RBI	3
BB	1
SO	5
LOB	8



Batter	1	2	3	4	5	6	7	8	9	AB	R	H	RBI	BB	SO	LOB	BOTTOM					
<b>Bip Roberts, S</b> OBP: 0.350, SLG: 0.294 (1, 5)	G3 S BB		G1-3		G6-3			G6-3		3	0	0	0	1	0	0	<b>Atlanta Braves @ Cincinnati Reds</b> Riverfront Stadium, Cincinnati, OH Tue Apr 14 1992, 7:05 PM EDT Att: 19,466 - Cloudy - 51 F					
<b>Billy Hatcher, R</b> OBP: 0.222, SLG: 0.333 (1, 7)	G3			1B 2B	F8		K			4	1	1	0	0	1	1						
<b>Barry Larkin, R</b> OBP: 0.350, SLG: 0.364 (1, 6)	P9			CS 1B		L7		G6-3		4	0	1	1	0	0	1						
<b>Glenn Braggs, R</b> OBP: 0.318, SLG: 0.300 <b>Paul O'Neill, L</b> OBP: 0.526, SLG: 0.607 (1, 9) (5, 9)	G6-3			K		F9			HR	2	0	0	0	0	1	2						
<b>Reggie Sanders, R</b> OBP: 0.419, SLG: 0.607 (1, 8)		G6-3				K				3	0	1	0	0	1	0						
<b>Joe Oliver, R</b> OBP: 0.345, SLG: 0.375 <b>Jacob Brumfield, R</b> OBP: 0.333, SLG: 0.333 <b>Hal Morris, L</b> OBP: 0.324, SLG: 0.355 (1, 2) (7, FR) (8, 3)	G5-3			G1-4-3			S SH6-3 1B			3	0	1	0	0	0	1						
<b>Bill Doran, S</b> OBP: 0.300, SLG: 0.407 (1, 3)	K					HR		K		2	1	0	0	1	2	1						
<b>Freddie Benavides, R</b> OBP: 0.333, SLG: 1.333 <b>Rick Wrona, R</b> (1, 4) (8, 2)			G4-3			HR		SH6-3		2	1	1	3	0	0	0						
<b>Greg Swindell, L</b> <b>Scott Bankhead, R</b> (1, 1) (9, 1)	F8				G5-3			G1-3		3	0	0	0	0	0	1						
<b>Inning Stats</b>	R: 0 E: 0 K: 0 S: 11	H: 0 LOB: 1 BB: 1 P: 19	R: 0 E: 0 K: 1 S: 8	H: 0 LOB: 0 BB: 0 P: 13	R: 0 E: 0 K: 0 S: 10	H: 0 LOB: 0 BB: 0 P: 12	R: 1 E: 0 K: 1 S: 9	H: 3 LOB: 1 BB: 0 P: 17	R: 2 E: 0 K: 0 S: 8	H: 1 LOB: 0 BB: 1 P: 16	R: 0 E: 0 K: 1 S: 5	H: 0 LOB: 0 BB: 0 P: 9	R: 1 E: 0 K: 1 S: 8	H: 1 LOB: 1 BB: 0 P: 13	R: 0 E: 0 K: 1 S: 8	H: 0 LOB: 0 BB: 0 P: 14		R: 1 E: 0 K: 0 S: 2	H: 1 LOB: 0 BB: 0 P: 4	1B: 2 2B: 1 3B: 1 HR: 2	SF: 0 SAC: 1 DP: 0 HBP: 0	WP: 0 PB: 0 SB: 3 CS: 1
<b>PITCHER</b> <b>Steve Avery, L</b> ERA: 3.97 <b>Marvin Freeman, R</b> ERA: 2.45	IP	WLS	BF	H	R	ER	SO	BB	IBB	HBP	BLK	WP	HR	S	P	ERA	WHIP					
	7.0		27	5	4	4	4	2	0	0	0	0	1	59	99	5.14	1.000					
	1.0	L	4	1	1	1	1	0	0	0	0	0	1	10	18	9.00	1.000					









Batter	1	2	3	4	5	6	7	8	9	AB	R	H	RBI	BB	SO	LOB	TOP										
<b>Bip Roberts, S</b> (1, 5) OBP: 0.327, SLG: 0.286	L9		F7			F8	G3			4	0	0	0	0	0	1	<b>Cincinnati Reds @ San Francisco Giants</b> Candlestick Park, San Francisco, CA Fri Apr 17 1992, 10:05 PM EDT Att: 15,262 - Cloudy - 57 F										
<b>Reggie Sanders, R</b> (1, 8) OBP: 0.410, SLG: 0.529	F9				G5-3	F BB 1B BB		K		3	1	0	0	1	1	0											
<b>Paul O'Neill, L</b> (1, 9) OBP: 0.500, SLG: 0.529	G5-3				G3 BB WP 1B	SAFE 4-1 SAFE BB SAFE BB	F8			3	2	1	0	1	0	0											
<b>Glenn Braggs, R</b> (1, 7) OBP: 0.300, SLG: 0.259		P3			SAFE 4-0 SAFE WP G3 SAFE BB	E5 1B		P3		3	0	0	0	1	0	2											
<b>Dave Martinez, L</b> (1, 3) OBP: 0.320, SLG: 0.333	G3				G3					4	0	2	1	0	0	2											
<b>Bill Doran, S</b> (1, 4) OBP: 0.265, SLG: 0.367	G4-3				L9		SF8			3	0	0	1	0	0	2											
<b>Jeff Reed, L</b> (1, 2) OBP: 0.091, SLG: 0.091			E6		G4-3		L7			4	0	0	0	0	1	3											
<b>Freddie Benavides, R</b> (1, 6) OBP: 0.273, SLG: 0.545			F8		P4		G3			4	0	1	0	0	0	1											
<b>Jose Rijo, R</b> (1, 1) OBP: 0.143, SLG: 0.143					G6-3		K			2	0	0	0	0	0	1											
<b>Billy Hatcher, R</b> (7, PH) OBP: 0.273, SLG: 0.364										1	0	0	0	0	1	0											
<b>Dwayne Henry, R</b> (7, PH)										0	0	0	0	0	0	0											
<b>Jeff Branson, L</b> (9, PH)										1	0	0	0	0	1	2											
<b>Inning Stats</b>	R: 0 E: 0 K: 0 S: 8	H: 0 LOB: 0 BB: 0 P: 14	R: 0 E: 0 K: 0 S: 3	H: 0 LOB: 0 BB: 0 P: 5	R: 0 E: 1 K: 0 S: 8	H: 0 LOB: 1 BB: 0 P: 10	R: 1 E: 0 K: 0 S: 9	H: 1 LOB: 1 BB: 1 P: 19	R: 0 E: 0 K: 0 S: 5	H: 0 LOB: 0 BB: 0 P: 7	R: 2 E: 1 K: 0 S: 11	H: 1 LOB: 2 BB: 2 P: 23	R: 0 E: 0 K: 1 S: 8	H: 0 LOB: 0 BB: 0 P: 11	R: 0 E: 0 K: 2 S: 7	H: 2 LOB: 2 BB: 0 P: 13	R: 0 E: 0 K: 13 S: 13	H: 2 LOB: 2 BB: 0 P: 14	1B: 4 2B: 0 3B: 0 HR: 0	SF: 1 SAC: 0 DP: 0 HBP: 0	WP: 1 PB: 0 SB: 0 CS: 0	PA: 36					
<b>PITCHER</b>	IP	WLS	BF	H	R	ER	SO	BB	IBB	HBP	BLK	WP	HR	S	P	ERA	WHIP										
<b>Kelly Downs, R</b> (1, 1) ERA: 3.86	5.1		22	1	3	2	0	3	0	0	0	1	0	40	73	3.38	0.750										
<b>Bryan Hickerson, L</b> (6, 1) ERA: 1.53	0.2	W	3	1	0	0	0	0	0	0	0	0	0	4	5	0.00	1.500										
<b>Rod Beck, R</b> (7, 1) ERA:	3.0	S	11	2	0	0	4	0	0	0	0	0	0	28	38	0.00	0.667										



Batter	1	2	3	4	5	6	7	8	9	AB	R	H	RBI	BB	SO	LOB	BOTTOM										
<b>Darren Lewis, R</b> (1, 8) OBP: 0.413, SLG: 0.333	G5-3		G4-3		G6-3		P3			4	0	0	0	0	0	0	<b>Cincinnati Reds @ San Francisco Giants</b> Candlestick Park, San Francisco, CA Fri Apr 17 1992, 10:05 PM EDT Att: 15,262 - Cloudy - 57 F										
<b>Mike Felder, S</b> (1, 7) OBP: 0.292, SLG: 0.261	G4-3		K		L9		P2			4	0	0	0	0	1	0											
<b>Will Clark, L</b> (1, 3) OBP: 0.489, SLG: 0.568	G1-3		F8		G4-3		K			4	0	0	0	0	1	0											
<b>Matt Williams, R</b> (1, 5) OBP: 0.190, SLG: 0.341		P6			F7		F9			4	0	0	0	0	0	0											
<b>Willie McGee, S</b> (1, 9) OBP: 0.324, SLG: 0.300		1B 1B			S 3B 1B		1B BB			3	3	3	0	1	0	0											
<b>Robby Thompson, R</b> (1, 4) OBP: 0.381, SLG: 0.486		SAFE 1-1 SAFE 1-1 SAFE 1-1	1B 1B		L6		1B SF9 1B			4	2	2	0	0	0	2											
<b>Jim McNamara, L</b> (1, 2) OBP: 0.556, SLG: 0.857		SAFE 1-0 SAFE 1-0	1B		3B BB		1B 1B			3	2	3	4	1	0	0											
<b>Royce Clayton, R</b> (1, 6) OBP: 0.250, SLG: 0.324		1-3 2-H	1B		3B		SF9			3	0	1	3	0	0	2											
<b>Kelly Downs, R</b> (1, 1)					1-H 2-H		HR			2	0	0	0	0	0	3											
<b>Bryan Hickerson, L</b> (6, 1)					G3		F9			0	0	0	0	0	0	0											
<b>Chris James, R</b> (6, PH) OBP: 0.250, SLG: 0.100										1	0	0	0	0	0	1											
<b>Rod Beck, R</b> (7, 1)										0	0	0	0	0	0	0											
<b>Inning Stats</b>	R: 0 E: 0 K: 0 S: 8	H: 0 LOB: 0 BB: 0 P: 13	R: 1 E: 0 K: 0 S: 12	H: 3 LOB: 2 BB: 0 P: 19	R: 0 E: 0 K: 1 S: 8	H: 0 LOB: 0 BB: 0 P: 9	R: 2 E: 0 K: 0 S: 6	H: 2 LOB: 1 BB: 1 P: 13	R: 0 E: 0 K: 0 S: 6	H: 0 LOB: 0 BB: 0 P: 9	R: 2 E: 0 K: 0 S: 9	H: 2 LOB: 1 BB: 1 P: 16	R: 0 E: 0 K: 1 S: 9	H: 0 LOB: 0 BB: 0 P: 14	R: 2 E: 0 K: 0 S: 9	H: 2 LOB: 2 BB: 0 P: 14	1B: 7 2B: 0 3B: 1 HR: 1	SF: 1 SAC: 0 DP: 0 HBP: 0	WP: 0 PB: 0 SB: 1 CS: 0	PA: 35							
<b>PITCHER</b>	IP	WLS	BF	H	R	ER	SO	BB	IBB	HBP	BLK	WP	HR	S	P	ERA	WHIP										
<b>Jose Rijo, R</b> (1, 1) ERA: 4.3	6.0	L	27	7	5	5	1	2	0	0	0	0	0	49	79	7.50	1.500										
<b>Dwayne Henry, R</b> (7, 1) ERA: 4.05	2.0		8	2	2	2	1	0	0	0	0	0	1	18	28	9.00	1.000										





Batter	1	2	3	4	5	6	7	8	9	AB	R	H	RBI	BB	SO	LOB	TOP										
<b>Bip Roberts, S</b> OBP: 0.333, SLG: 0.283	0-3 K		4-1 E BB	0-0 F9			2-2 S 1B		3-3 K	4	1	1	0	1	2	3	<b>Cincinnati Reds @ San Francisco Giants</b> Candlestick Park, San Francisco, CA Sat Apr 18 1992, 6:33 AM EDT Att: 23,968 - Sunny - 73 F										
<b>Dave Martinez, L</b> OBP: 0.333, SLG: 0.321	2-0 G3		2-2 E4 E BLK		0-1 G4-6-3 1B		3-3 K		4-2 BB	4	1	1	0	1	1	2											
<b>Bary Larkin, R</b> OBP: 0.319, SLG: 0.308 <b>Freddie Benavides, R</b> OBP: 0.231, SLG: 0.462	1-1 L7		0-1 E4 BLK		2-2 F9		1-1 G5-3		0-2 G3-1	3	0	0	1	0	0	2											
<b>Glenn Briggs, R</b> OBP: 0.273, SLG: 0.233 <b>Rob Dibble, L</b>		0-0 P6	1-0 P2		2-2 G4-6-3		2-2 G5-3			3	0	0	0	0	0	2											
<b>Billy Hatcher, R</b> OBP: 0.250, SLG: 0.333 <b>Gary Green, R</b>		1-0 P6	1-2 P2		1-2 G4-6-3					0	0	0	0	0	0	0											
<b>Reggie Sanders, R</b> OBP: 0.419, SLG: 0.553		1-0 P6	2-0 P4			0-3 K		1-1 S 1B		4	1	2	0	0	1	1											
<b>Paul O'Neill, L</b> OBP: 0.520, SLG: 0.541		3-2 P6		0-0 1B		4-1 1B BB		2-3 K		3	0	2	1	1	1	1											
<b>Bill Doran, S</b> OBP: 0.353, SLG: 0.353 <b>Scott Ruskin, R</b>		2-2 P9		1-0 P9		0-0 G5-4-3 1B		2-2 G5-3		4	0	1	0	0	0	3											
<b>Joe Oliver, R</b> OBP: 0.333, SLG: 0.367 <b>Jeff Reed, L</b> OBP: 0.083, SLG: 0.083		0-0 F8		1 SAFE 2-1 P3		0-0 G5-4-3		2-3 K		3	0	0	0	0	0	4											
<b>Tom Browning, L</b> OBP: 0.400, SLG: 0.500 <b>Scott Bankhead, R</b> OBP: 0.500, SLG: 0.500 <b>Dwayne Henry, R</b> <b>Jacob Brumfield, R</b> OBP: 0.400, SLG: 0.400			1-3 K	2-2 1B		3-1 G5-3		1-2 S 1B		0	0	0	0	0	0	0											
<b>Inning Stats</b>	R: 0 E: 0 K: 1 S: 7	H: 0 LOB: 0 BB: 0 P: 10	R: 1 E: 0 K: 0 S: 9	H: 2 LOB: 1 BB: 0 P: 15	R: 2 E: 2 K: 1 S: 13	H: 0 LOB: 1 BB: 1 P: 23	R: 0 E: 0 K: 0 S: 8	H: 2 LOB: 2 BB: 0 P: 13	R: 0 E: 0 K: 1 S: 6	H: 1 LOB: 1 BB: 1 P: 10	R: 0 E: 0 K: 1 S: 10	H: 1 LOB: 1 BB: 0 P: 19	R: 0 E: 0 K: 1 S: 11	H: 1 LOB: 1 BB: 0 P: 18	R: 0 E: 0 K: 2 S: 18	H: 1 LOB: 2 BB: 1 P: 28	1B: 8 2B: 1 3B: 0 HR: 0	SF: 0 SAC: 0 DP: 2 HBP: 0	WP: 0 PB: 0 CS: 3	PA: 39							
<b>PITCHER</b>	IP	WLS	BF	H	R	ER	SO	BB	IBB	HBP	BLK	WP	HR	S	P	ERA	WHIP										
<b>Trevor Wilson, L</b> ERA: 1.8	5.0	W	22	5	3	1	2	1	0	0	1	0	0	45	73	1.80	1.200										
<b>Gil Heredia, R</b> ERA: 3.39	2.0		8	2	0	0	2	1	0	0	0	0	0	16	29	0.00	1.500										
<b>Dave Righetti, L</b> ERA: 9.0	1.0		4	1	0	0	1	0	0	0	0	0	0	11	18	0.00	1.000										
<b>Michael Jackson, R</b> ERA: 1.5	1.0		5	1	0	0	2	1	0	0	0	0	0	18	28	0.00	2.000										

Batter	1	2	3	4	5	6	7	8	9	AB	R	H	RBI	BB	SO	LOB	BOTTOM										
<b>Darren Lewis, R</b> OBP: 0.392, SLG: 0.318				0-0 P6		1-1 F9	2-1 F9			5	1	1	0	0	1	4	<b>Cincinnati Reds @ San Francisco Giants</b> Candlestick Park, San Francisco, CA Sat Apr 18 1992, 6:33 AM EDT Att: 23,968 - Sunny - 73 F										
<b>Robby Thompson, R</b> OBP: 0.392, SLG: 0.476	2-0 P9	0-0 G6-3		1-0 P4		1-2 F7		1-0 CS 2B		5	0	1	0	0	0	1											
<b>Will Clark, L</b> OBP: 0.500, SLG: 0.585	3-1 2B	1-2 BB 1B		4-2 BB BB		2-0 G3-1		3-3 K		4	1	2	1	1	1	1											
<b>Chris James, R</b> OBP: 0.333, SLG: 0.250 <b>Mike Felder, S</b> OBP: 0.346, SLG: 0.320	1-1 1B 2B	1-3 K		4-2 BB BB		0-1 BB 1B		0-0 CS 1B		2	1	1	1	1	1	1											
<b>Willie McGee, S</b> OBP: 0.359, SLG: 0.303	0-2 1B 1B	4-0 BB 1B		1-1 G4-3		4-1 BB BB 1B		1-1 F9		3	1	1	0	2	0	4											
<b>Craig Colbert, R</b> OBP: 0.333, SLG: 0.333	3-2 1B 2B	3-3 K			0-0 SH1-3 1B		0-1 F9			4	1	2	1	0	1	4											
<b>Kirt Manwaring, R</b> OBP: 0.371, SLG: 0.333	0-1 2B 1B		2-2 G6-3		1-1 SH1-3		1-2 BB 1B			3	1	2	2	0	0	0											
<b>Royce Clayton, R</b> OBP: 0.250, SLG: 0.297	1-1 F8		1-2 G5-3		1-0 F9		4-0 BB BB			3	0	0	0	1	0	3											
<b>Trevor Wilson, L</b> OBP: 0.520, SLG: 1.000 <b>Mark Loretto, L</b> OBP: 0.298, SLG: 0.400 <b>Gil Heredia, R</b> ERA: 4.15 <b>Cory Snyder, R</b> OBP: 0.360, SLG: 0.316 <b>Dave Righetti, L</b> <b>Michael Jackson, R</b>	2-2 BB 1B		0-3 K		1-3 K		2-3 K			2	0	1	2	0	1	0											
<b>Inning Stats</b>	R: 6 E: 0 K: 1 S: 28	H: 7 LOB: 1 BB: 0 P: 42	R: 0 E: 0 K: 2 S: 10	H: 1 LOB: 2 BB: 1 P: 19	R: 0 E: 0 K: 1 S: 9	H: 0 LOB: 0 BB: 0 P: 12	R: 0 E: 0 K: 0 S: 10	H: 0 LOB: 2 BB: 2 P: 20	R: 0 E: 0 K: 1 S: 9	H: 1 LOB: 1 BB: 0 P: 11	R: 0 E: 0 K: 0 S: 6	H: 0 LOB: 0 BB: 0 P: 10	R: 1 E: 0 K: 1 S: 13	H: 2 LOB: 3 BB: 2 P: 26	R: 0 E: 0 K: 1 S: 7	H: 2 LOB: 1 BB: 0 P: 12		1B: 9 2B: 4 3B: 0 HR: 0	SF: 0 SAC: 1 DP: 0 HBP: 0	WP: 0 PB: 0 SB: 1 CS: 2	PA: 41						
<b>PITCHER</b>	IP	WLS	BF	H	R	ER	SO	BB	IBB	HBP	BLK	WP	HR	S	P	ERA	WHIP										
<b>Tom Browning, L</b> ERA: 6.91	0.2	L	9	7	6	6	0	0	0	0	0	0	0	25	38	81.00	10.500										
<b>Scott Bankhead, R</b> ERA: 4.15	3.1		15	2	0	0	4	3	0	0	0	0	0	33	56	0.00	1.500										
<b>Dwayne Henry, R</b> ERA: 4.0	2.1		10	2	1	1	1	1	0	0	0	0	0	22	33	3.86	1.286										
<b>Rob Dibble, R</b> ERA	0.2		3	0	0	0	1	1	0	0	0	0	0	5	13	0.00	1.500										
<b>Scott Ruskin, L</b> ERA: 2.08	1.0		4	2	0	0	1	0	0	0	0	0	0	7	12	0.00	2.000										

AB	36
R	3
H	9
RBI	2
BB	3
SO	7
LOB	21





Batter	1	2	3	4	5	6	7	8	9	AB	R	H	RBI	BB	SO	LOB	TOP				
<b>Bip Roberts, S</b> OBP: 0.310, SLG: 0.260	G3-1			G3-4-1		F8		G4-3		4	0	0	0	0	0	1	<b>Cincinnati Reds @ San Francisco Giants</b> Candlestick Park, San Francisco, CA Sun Apr 19 1992, 6:33 AM EDT Att: 30,064 - Sunny - 88 F				
<b>Dave Martinez, L</b> OBP: 0.324, SLG: 0.290	G6-3			P5		F7			BB	3	0	0	0	1	0						
<b>Reggie Sanders, R</b> OBP: 0.383, SLG: 0.500	F9			G1-3				F9	L6	4	0	0	0	0	1						
<b>Paul O'Neill, L</b> OBP: 0.500, SLG: 0.512						G4-3 1B		K	P5	4	1	1	0	0	2	1					
<b>Bill Doran, S</b> OBP: 0.238, SLG: 0.316	G3-1					G4-3		L9	F7	4	0	0	0	0	2						
<b>Glenn Braggs, R</b> OBP: 0.276, SLG: 0.242	G4-3					P2				3	1	1	0	0	1						
<b>Jeff Reed, L</b> OBP: 0.200, SLG: 0.200										3	0	2	1	0	0						
<b>Freddie Benavides, R</b> OBP: 0.250, SLG: 0.438										3	0	1	1	0	1						
<b>Tim Belcher, R</b> <b>Jeff Branson, L</b> (6, PH) <b>Scott Ruskin, R</b> (6, PH) <b>Billy Hatcher, R</b> (8, PH) <b>Norm Charlton, S</b> (8, 1)	G6-3					G6-3			L6-4	1	0	0	0	0	0						
<b>Inning Stats</b>	R: 0 E: 0 K: 0 S: 8	H: 0 LOB: 0 BB: 0 P: 14	R: 0 E: 0 K: 1 S: 7	H: 0 LOB: 0 BB: 0 P: 12	R: 0 E: 0 K: 1 S: 9	H: 0 LOB: 0 BB: 0 P: 13	R: 0 E: 0 K: 0 S: 7	H: 0 LOB: 0 BB: 0 P: 11	R: 1 E: 0 K: 0 S: 11	H: 2 LOB: 1 BB: 0 P: 19	R: 0 E: 0 K: 1 S: 7	H: 0 LOB: 0 BB: 0 P: 7	R: 1 E: 0 K: 0 S: 10	H: 3 LOB: 1 BB: 0 P: 13	R: 0 E: 0 K: 0 S: 16	H: 0 LOB: 1 BB: 1 P: 25		1B: 5 2B: 1 3B: 0 HR: 0	SF: 0 SAC: 0 DP: 1 HBP: 0	WP: 0 PB: 0 SB: 0 CS: 0	PA: 32
<b>PITCHER</b>	IP	WLS	BF	H	R	ER	SO	BB	IBB	HBP	BLK	WP	HR	S	P	ERA	WHIP				
<b>John Burkett, R</b> ERA: 3.93	8.0	W	28	5	2	2	3	0	0	0	0	0	0	67	102	2.25	0.625				
<b>Jeff Brantley, R</b> ERA: 4.15	1.0		4	0	0	0	0	1	0	0	0	0	0	16	25	0.00	1.000				

Batter	1	2	3	4	5	6	7	8	9	AB	R	H	RBI	BB	SO	LOB	BOTTOM				
<b>Darren Lewis, R</b> OBP: 0.393, SLG: 0.327	G6-3	G6-3				G6-3				5	1	2	1	0	1	0	<b>Cincinnati Reds @ San Francisco Giants</b> Candlestick Park, San Francisco, CA Sun Apr 19 1992, 6:33 AM EDT Att: 30,064 - Sunny - 88 F				
<b>Willie McGee, S</b> OBP: 0.395, SLG: 0.378										4	2	3	0	0	1						
<b>Cory Snyder, R</b> OBP: 0.263, SLG: 0.316										0	0	0	0	0	0						
<b>Will Clark, L</b> OBP: 0.500, SLG: 0.581										2	0	1	2	1	1	0					
<b>Chris James, R</b> OBP: 0.316, SLG: 0.313										4	1	1	1	0	1	3					
<b>Robby Thompson, R</b> OBP: 0.392, SLG: 0.511										3	2	2	1	1	0	0					
<b>Craig Colbert, R</b> OBP: 0.300, SLG: 0.300										4	0	1	0	0	1	2					
<b>Jim McNamara, L</b> OBP: 0.538, SLG: 0.727										4	1	2	2	0	0	1					
<b>Royce Clayton, R</b> OBP: 0.250, SLG: 0.341										4	1	1	1	0	1	2					
<b>John Burkett, R</b> <b>Kevin Bass, S</b> (8, PH) <b>Jeff Brantley, R</b> (9, 1)										3	0	0	0	0	3	1					
<b>Inning Stats</b>	R: 4 E: 0 K: 0 S: 15	H: 6 LOB: 1 BB: 0 P: 24	R: 0 E: 0 K: 1 S: 8	H: 1 LOB: 2 BB: 1 P: 16	R: 3 E: 0 K: 2 S: 16	H: 4 LOB: 1 BB: 0 P: 25	R: 0 E: 0 K: 1 S: 7	H: 0 LOB: 0 BB: 0 P: 10	R: 0 E: 0 K: 2 S: 5	H: 0 LOB: 0 BB: 0 P: 8	R: 1 E: 0 K: 2 S: 16	H: 2 LOB: 1 BB: 0 P: 22	R: 0 E: 0 K: 0 S: 6	H: 0 LOB: 0 BB: 1 P: 12	R: 0 E: 0 K: 3 S: 11	H: 0 LOB: 0 BB: 0 P: 14	1B: 9 2B: 3 3B: 1 HR: 0	SF: 1 SAC: 0 DP: 3 HBP: 0	WP: 0 PB: 0 SB: 1 CS: 0	PA: 37	
<b>PITCHER</b>	IP	WLS	BF	H	R	ER	SO	BB	IBB	HBP	BLK	WP	HR	S	P	ERA	WHIP				
<b>Tim Belcher, R</b> ERA: 5.68	5.0	L	26	11	7	7	4	1	0	0	0	0	0	22	34	4.50	1.500				
<b>Scott Ruskin, L</b> ERA: 2.84	2.0		8	2	1	1	2	1	0	0	0	0	0	11	14	0.00	0.000				
<b>Norm Charlton, L</b> ERA: 3.38	1.0		3	0	0	0	3	0	0	0	0	0	0	11	14	0.00	0.000				





Batter	1	2	3	4	5	6	7	8	9	AB	R	H	RBI	BB	SO	LOB	TOP			
<b>Bip Roberts, S</b> OBP: 0.286, SLG: 0.236 (1, 5)										5	0	0	0	0	1	2	<b>Cincinnati Reds @ Los Angeles Dodgers</b> Dodger Stadium, Los Angeles, CA Mon Apr 20 1992, 7:05 PM PDT Att: 31,068 - Cloudy - 75 F			
<b>Dave Martinez, L</b> OBP: 0.368, SLG: 0.371 (1, 3)										4	0	3	0	0	0	0				
<b>Billy Hatcher, R</b> OBP: 0.353, SLG: 0.375 (1, 7)										3	0	2	0	1	0	1				
<b>Reggie Sanders, R</b> OBP: 0.392, SLG: 0.522 (1, 8)										4	0	2	0	0	0	2				
<b>Paul O'Neill, L</b> OBP: 0.483, SLG: 0.477 (1, 9)										3	0	0	0	1	1	4				
<b>Joe Oliver, R</b> OBP: 0.300, SLG: 0.324 <b>Scott Ruskin, R</b> (8, 1)										4	0	0	0	0	1	3				
<b>Bill Doran, S</b> OBP: 0.283, SLG: 0.325 (1, 4)										2	0	1	0	2	0	0				
<b>Freddie Benavides, R</b> OBP: 0.250, SLG: 0.400 (1, 6)										4	0	1	0	0	1	4				
<b>Greg Swindell, L</b> <b>Dwayne Henry, R</b> <b>Gary Green, R</b> <b>Rob Dibble, L</b> <b>Rick Wrona, R</b> <b>Jacob Brunfield, R</b> OBP: 0.333, SLG: 0.333 (1, 1)										2	0	0	0	0	0	1				
<b>Inning Stats</b>	R: 0 E: 0 K: 1 S: 12	H: 2 LOB: 2 BB: 0 P: 17	R: 0 E: 0 K: 0 S: 9	H: 0 LOB: 0 BB: 0 P: 12	R: 0 E: 0 K: 0 S: 10	H: 2 LOB: 2 BB: 0 P: 14	R: 0 E: 0 K: 1 S: 10	H: 0 LOB: 1 BB: 2 P: 20	R: 0 E: 0 K: 2 S: 14	H: 1 LOB: 3 BB: 2 P: 28	R: 0 E: 0 K: 0 S: 9	H: 1 LOB: 0 BB: 0 P: 15	R: 0 E: 0 K: 0 S: 7	H: 0 LOB: 0 BB: 0 P: 11	R: 0 E: 0 K: 1 S: 7	H: 2 LOB: 1 BB: 0 P: 13		1B: 7 2B: 2 3B: 0 HR: 0	SF: 0 SAC: 0 DP: 1 HBP: 0	WP: 0 PB: 0 SB: 0 CS: 2
<b>PITCHER</b> <b>Bob Ojeda, L</b> ERA: 3.86 (1, 1)	IP: 9.0 WLS: W BF: 37 H: 9 R: 0 ER: 0 SO: 6 BB: 4 IBB: 0 HBP: 0 BLK: 0 WP: 0 HR: 0 S: 86 P: 143 ERA: 0.00 WHIP: 1.444															<b>PITCHER</b> IP: WLS: BF: H: R: ER: SO: BB: IBB: HBP: BLK: WP: HR: S: P: ERA: WHIP				

Batter	1	2	3	4	5	6	7	8	9	AB	R	H	RBI	BB	SO	LOB	BOTTOM										
<b>Brett Butler, L</b> OBP: 0.391, SLG: 0.509 <b>Mitch Webster, S</b> OBP: 0.375, SLG: 0.286 (1, 8)										3	2	2	0	1	0	0	<b>Cincinnati Reds @ Los Angeles Dodgers</b> Dodger Stadium, Los Angeles, CA Mon Apr 20 1992, 7:05 PM PDT Att: 31,068 - Cloudy - 75 F										
<b>Mike Sharperson, R</b> OBP: 0.440, SLG: 0.409 <b>Lenny Harris, L</b> OBP: 0.361, SLG: 0.303 (1, 5)										3	0	0	0	0	2	2											
<b>Eric Karros, R</b> OBP: 0.273, SLG: 0.450 <b>Todd Benzinger, S</b> OBP: 0.280, SLG: 0.375 (1, 3)										1	1	1	1	1	0	0											
<b>Darryl Strawberry, L</b> OBP: 0.350, SLG: 0.451 (1, 9)										4	3	2	1	0	1	0											
<b>Eric Davis, R</b> OBP: 0.489, SLG: 0.684 <b>Stan Javier, S</b> OBP: 0.286, SLG: 0.231 (1, 7)										3	0	3	0	0	0	0											
<b>Juan Samuel, R</b> OBP: 0.396, SLG: 0.263 (1, 4)										3	0	0	1	1	0	4											
<b>Mike Scioscia, L</b> OBP: 0.239, SLG: 0.275 (1, 2)										2	0	0	2	1	1	0											
<b>Jose Offerman, S</b> OBP: 0.320, SLG: 0.391 (1, 6)										4	0	0	0	0	1	4											
<b>Bob Ojeda, L</b> (1, 1)										3	0	0	0	0	0	0											
<b>Inning Stats</b>	R: 2 E: 0 K: 1 S: 20	H: 3 LOB: 3 BB: 2 P: 32	R: 0 E: 0 K: 1 S: 10	H: 0 LOB: 0 BB: 0 P: 15	R: 0 E: 0 K: 1 S: 9	H: 2 LOB: 1 BB: 0 P: 13	R: 0 E: 0 K: 1 S: 9	H: 0 LOB: 0 BB: 0 P: 11	R: 3 E: 0 K: 0 S: 16	H: 3 LOB: 0 BB: 1 P: 25	R: 0 E: 0 K: 0 S: 5	H: 0 LOB: 0 BB: 0 P: 6	R: 0 E: 0 K: 0 S: 9	H: 0 LOB: 1 BB: 1 P: 14	R: 1 E: 1 K: 1 S: 12	H: 1 LOB: 1 BB: 0 P: 20		1B: 7 2B: 2 3B: 1 HR: 0	SF: 2 SAC: 0 DP: 1 HBP: 0	WP: 0 PB: 0 SB: 0 CS: 1	PA: 36						
<b>PITCHER</b> <b>Greg Swindell, L</b> ERA: 3.98 (1, 1)	IP: 4.1 WLS: L BF: 23 H: 8 R: 5 ER: 5 SO: 4 BB: 2 IBB: 1 HBP: 0 BLK: 1 WP: 0 HR: 0 S: 61 P: 93 ERA: 10.38 WHIP: 2.308															<b>PITCHER</b> IP: WLS: BF: H: R: ER: SO: BB: IBB: HBP: BLK: WP: HR: S: P: ERA: WHIP											
<b>Dwayne Henry, R</b> ERA: 3.99 (5, 1)	1.2	4	0	0	0	0	0	0	0	8	9	0.00	0.000														
<b>Rob Dibble, R</b> ERA: (7, 1)	1.0	3	0	0	0	0	1	0	0	9	14	0.00	1.000														
<b>Scott Ruskin, L</b> ERA: 2.45 (8, 1)	1.0	5	1	1	0	1	0	0	0	12	20	0.00	1.000														

AB	33
R	0
H	9
RBI	0
BB	4
SO	6
LOB	18



AB	29
R	6
H	9
RBI	5
BB	4
SO	5
LOB	12









Batter	1	2	3	4	5	6	7	8	9	AB	R	H	RBI	BB	SO	LOB	TOP										
<b>Bip Roberts, S</b> OBP: 0.347, SLG: 0.339 (1, 5)	F8 1B		F9 2B		CS BB		L9	FC5 IBB		3	0	2	0	2	0	1	<b>Cincinnati Reds @ Los Angeles Dodgers</b> Dodger Stadium, Los Angeles, CA Wed Apr 22 1992, 7:05 PM PDT Att: 34,924 - Cloudy - 70 F										
<b>Billy Hatcher, R</b> OBP: 0.346, SLG: 0.375 <b>Norm Charlton, S</b> (8, 1)	L8		F9		K		E BB	FC5		5	0	1	0	0	1	6											
<b>Dave Martinez, L</b> OBP: 0.362, SLG: 0.317 (1, 3)	F8		G6-3		CS	1B FC5-4 BB	E BB		G4-3	3	1	0	0	2	0	2											
<b>Paul O'Neill, L</b> OBP: 0.448, SLG: 0.423 (1, 9)	F9				F9	FC5-4 1B	E5		K	5	0	1	0	0	1	3											
<b>Reggie Sanders, R</b> OBP: 0.367, SLG: 0.463 (1, 8)		SH3-4 WP 1B		G5-3		FC5-4 FC3-6	P6			4	1	1	1	1	0	4											
<b>Bill Doran, S</b> OBP: 0.288, SLG: 0.311 <b>Scott Bankhead, R</b> OBP: 0.667, SLG: 0.667 <b>Jacob Brumfield, R</b> OBP: 0.250, SLG: 0.250 (8, 7)		WP SH3-4 CS BB			2B 1B	FC3-6		2B 1B	F8	2	1	1	0	1	0	1											
<b>Joe Oliver, R</b> OBP: 0.298, SLG: 0.341 (1, 2)		SH3-4			WP 1H 2B	G6-3		P1		3	0	1	1	0	0	2											
<b>Freddie Benavides, R</b> OBP: 0.214, SLG: 0.357 (1, 6)					P6		F7			4	0	1	0	0	1	2											
<b>Tom Browning, L</b> OBP: 0.286, SLG: 0.333 <b>Steve Foster, R</b> (6, 1)			F8		F8		E5		G5-3	2	0	0	0	0	0	0											
<b>Gary Green, R</b> OBP: 0.200, SLG: 0.400 (6, 6)							1B E			2	1	0	0	0	0	2											
<b>Inning Stats</b>	R: 0 E: 0 K: 0 S: 13	H: 1 LOB: 1 BB: 0 P: 20	R: 1 E: 0 K: 1 S: 9	H: 1 LOB: 0 BB: 1 P: 18	R: 0 E: 0 K: 0 S: 8	H: 1 LOB: 1 BB: 0 P: 13	R: 1 E: 0 K: 1 S: 13	H: 2 LOB: 1 BB: 0 P: 21	R: 0 E: 0 K: 0 S: 7	H: 0 LOB: 0 BB: 1 P: 13	R: 1 E: 0 K: 0 S: 10	H: 1 LOB: 1 BB: 1 P: 18	R: 1 E: 2 K: 0 S: 15	H: 1 LOB: 3 BB: 1 P: 27	R: 0 E: 0 K: 0 S: 9	H: 2 LOB: 3 BB: 1 P: 17	R: 0 E: 0 K: 1 S: 7	H: 0 LOB: 1 BB: 1 P: 16	1B: 6 2B: 3 3B: 0 HR: 0	SF: 0 SAC: 1 DP: 0 HBP: 0	WP: 2 PB: 0 CS: 2	PA: 43					
<b>PITCHER</b>	IP	WLS	BF	H	R	ER	SO	BB	IBB	HBP	BLK	WP	HR	S	P	ERA	WHIP										
<b>Ramon Martinez, R</b> ERA: 4.37 (1, 1)	6.0		25	6	3	3	2	3	0	0	0	2	0	60	103	4.50	1.500										
<b>Steve Wilson, L</b> ERA: 2.57 (7, 1)	0.2	L	6	1	1	0	0	1	0	0	0	0	0	14	24	0.00	3.000										
<b>Tim Crews, R</b> ERA: 10.13 (7, 1)	1.1		7	2	0	0	0	0	1	0	0	0	0	10	20	0.00	1.500										
<b>John Candelaria, L</b> ERA: 1.93 (9, 1)	1.0		4	0	0	0	1	1	0	0	0	0	0	7	16	0.00	1.000										

Batter	1	2	3	4	5	6	7	8	9	AB	R	H	RBI	BB	SO	LOB	BOTTOM										
<b>Brett Butler, L</b> OBP: 0.405, SLG: 0.492 (1, 8)	F8		F9		BB		G3 1B	P4		4	0	1	1	1	0	0	<b>Cincinnati Reds @ Los Angeles Dodgers</b> Dodger Stadium, Los Angeles, CA Wed Apr 22 1992, 7:05 PM PDT Att: 34,924 - Cloudy - 70 F										
<b>Mike Sharperson, R</b> OBP: 0.424, SLG: 0.379 <b>Lenny Harris, L</b> OBP: 0.342, SLG: 0.286 (6, PH) (7, 5)	1B		2B		G4-3		G3	G6-3		3	1	2	0	0	0	3											
<b>Eric Karros, R</b> OBP: 0.310, SLG: 0.462 <b>Kal Daniels, L</b> OBP: 0.318, SLG: 0.300 (6, PH) (7, 3)	1B		1B		G6-3		G6-3	G6-3		3	0	2	0	0	0	0											
<b>Mitch Webster, S</b> OBP: 0.333, SLG: 0.250 (9, PH)	1B		2B				BB			1	0	0	0	0	0	0											
<b>Darryl Strawberry, L</b> OBP: 0.377, SLG: 0.448 (1, 9)	1B		BB		F8		K	F8		4	0	1	1	1	1	2											
<b>Eric Davis, R</b> OBP: 0.444, SLG: 0.630 (1, 7)	FC6-4		G6-4-3		F8		K			5	0	2	0	0	1	5											
<b>Juan Samuel, R</b> OBP: 0.377, SLG: 0.304 (1, 4)	K		G6-4-3		G4-3		1B	1B		4	0	2	0	0	1	3											
<b>Carlos Hernandez, R</b> OBP: 0.400, SLG: 0.444 <b>Mike Scioscia, L</b> OBP: 0.216, SLG: 0.244 (7, PH) (8, 2)			G6-4-3		G1-3		1B	1B		2	1	2	0	1	0	0											
<b>Jose Offerman, S</b> OBP: 0.316, SLG: 0.365 (1, 6)		G6-4-3		G1-3		G1-3		L8		3	1	0	0	1	0	4											
<b>Ramon Martinez, R</b> <b>Stan Javier, S</b> <b>Steve Wilson, L</b> <b>Tim Crews, R</b> <b>Dave Hansen, L</b> <b>John Candelaria, L</b> (1, 1) (6, PH) (7, 1) (7, 1) (8, PH) (9, 1)		G1-3		K		SH1-4		K		2	0	0	0	0	1	2											
<b>Inning Stats</b>	R: 1 E: 0 K: 1 S: 17	H: 3 LOB: 2 BB: 0 P: 25	R: 0 E: 0 K: 0 S: 7	H: 1 LOB: 0 BB: 0 P: 9	R: 0 E: 0 K: 0 S: 12	H: 2 LOB: 3 BB: 1 P: 19	R: 0 E: 0 K: 1 S: 15	H: 2 LOB: 3 BB: 1 P: 28	R: 0 E: 0 K: 1 S: 14	H: 1 LOB: 2 BB: 3 P: 30	R: 0 E: 0 K: 1 S: 11	H: 1 LOB: 1 BB: 0 P: 19	R: 0 E: 0 K: 1 S: 6	H: 0 LOB: 0 BB: 0 P: 7	R: 0 E: 0 K: 0 S: 4	H: 1 LOB: 1 BB: 0 P: 5	1B: 10 2B: 2 3B: 0 HR: 0	SF: 0 SAC: 1 DP: 2 HBP: 0	WP: 0 PB: 0 CS: 0	PA: 41							
<b>PITCHER</b>	IP	WLS	BF	H	R	ER	SO	BB	IBB	HBP	BLK	WP	HR	S	P	ERA	WHIP										
<b>Tom Browning, L</b> ERA: 6.05 (1, 1)	5.0		25	9	2	2	2	3	0	0	0	0	0	63	105	3.60	2.400										
<b>Steve Foster, R</b> ERA: 10.13 (6, 1)	0.2		5	1	1	1	0	2	0	0	0	0	0	10	19	13.50	4.500										
<b>Scott Bankhead, R</b> ERA: 2.7 (6, 1)	2.0	W	7	1	0	0	3	0	0	0	0	0	0	20	32	0.00	0.500										
<b>Norm Charlton, L</b> ERA: 2.38 (8, 1)	1.1	S	4	1	0	0	0	0	0	0	0	0	0	5	6	0.00	0.750										





Batter	1	2	3	4	5	6	7	8	9	10	11	12	13	14	15	16	AB	R	H	RBI	BB	SO	LOB	TOP				
<b>Bip Roberts</b> , S OBP: 0.375, SLG: 0.343																	5	2	2	0	3	0	1					
<b>Dave Martinez</b> , L OBP: 0.292, SLG: 0.285																	3	0	0	0	0	0	1	2				
<b>Norm Charlton</b> , S OBP: 0.292, SLG: 0.285																	3	0	0	0	0	0	1	2				
<b>Chris Sabo</b> , R OBP: 0.250, SLG: 0.250																	7	1	1	0	0	1	3					
<b>Paul O'Neill</b> , L OBP: 0.453, SLG: 0.441																	7	1	3	0	1	1	2					
<b>Bill Doran</b> , S OBP: 0.283, SLG: 0.294																	6	1	1	1	1	0	3					
<b>Reggie Sanders</b> , R OBP: 0.373, SLG: 0.459																	7	1	3	1	0	2	2					
<b>Joe Oliver</b> , R OBP: 0.275, SLG: 0.311																	4	0	0	1	0	0	3					
<b>Gary Green</b> , R OBP: 0.128, SLG: 0.250																	3	1	0	0	0	1	3					
<b>Freddie Benavides</b> , R OBP: 0.286, SLG: 0.364																	5	0	2	2	2	1	0					
<b>Tim Belcher</b> , R OBP: 0.111, SLG: 0.111																	3	0	0	0	0	2	0					
<b>Scott Ruskin</b> , R OBP: 0.111, SLG: 0.111																	0	0	0	0	0	0	0					
<b>Rob Dibble</b> , L OBP: 0.111, SLG: 0.111																	0	0	0	0	0	0	0					
<b>Jacob Brunfield</b> , R OBP: 0.333, SLG: 0.333																	1	0	1	1	0	0	0					
<b>Rick Wrona</b> , R OBP: 0.333, SLG: 0.333																	3	0	0	0	0	2	0					
<b>Inning Stats</b>	R: 1 E: 1 K: 1 S: 13	H: 2 LOB: 1 BB: 0 P: 16	R: 0 E: 0 K: 2 S: 10	H: 0 LOB: 0 BB: 0 P: 13	R: 0 E: 0 K: 1 S: 7	H: 0 LOB: 1 BB: 10	R: 0 E: 0 K: 1 S: 3	H: 1 LOB: 0 BB: 0 P: 3	R: 0 E: 0 K: 0 S: 5	H: 0 LOB: 1 BB: 0 P: 17	R: 0 E: 0 K: 0 S: 5	H: 0 LOB: 0 BB: 0 P: 9	R: 0 E: 0 K: 1 S: 10	H: 0 LOB: 0 BB: 0 P: 4	R: 0 E: 0 K: 1 S: 13	H: 0 LOB: 1 BB: 0 P: 20	R: 0 E: 0 K: 1 S: 10	H: 0 LOB: 1 BB: 1 P: 16	R: 0 E: 0 K: 0 S: 11	H: 1 LOB: 2 BB: 1 P: 20	R: 1 E: 0 K: 0 S: 12	H: 2 LOB: 1 BB: 1 P: 23	1B: 14 2B: 2 3B: 0 HR: 0	SF: 1 SAC: 1 DP: 2 HBP: 0	WP: 0 PB: 0 SB: 4 CS: 0	PA: 68		
<b>PITCHER</b>	IP 8.0	WLS 28	BF 41	H 4	R 1	ER 1	SO 6	BB 1	IBB 0	HBP 0	BLK 1	WP 0	HR 0	S 97	P 66	ERA 1.12	WHIP 0.625											
<b>Greg Harris</b> , R ERA: 2.08	(1, 1)																											
<b>Randy Myers</b> , L ERA: 5.84	(9, 1)	0.2	8	6	4	4	0	0	0	0	0	0	0	0	21	30	54.00	9.000										
<b>Jose Melendez</b> , R ERA: 1.1	(9, 1)	2.1	10	2	1	1	1	0	0	0	0	0	0	0	18	33	3.86	0.857										
<b>Larry Andersen</b> , R ERA: 4.5	(12, 1)	1.0	3	0	0	0	1	0	0	0	0	0	0	10	17	0.00	0.000											
<b>Rich Rodriguez</b> , L ERA: 2.45	(13, 1)	2.0	9	0	0	0	1	2	1	0	0	0	0	18	35	0.00	1.000											

Cincinnati Reds @ San Diego Padres  
Jack Murphy Stadium, San Diego, CA  
Fri Apr 24 1992, 10:05 PM EDT  
Att: 22,956 - Cloudy - 75 F

AB	59
R	17
H	15
RBI	6
BB	7
SO	9
LOB	28



Batter	1	2	3	4	5	6	7	8	9	10	11	12	13	14	15	16	AB	R	H	RBI	BB	SO	LOB	BOTTOM										
<b>Tony Fernandez</b> , S OBP: 0.343, SLG: 0.406																	0	0	0	0	0	0	0											
<b>Craig Shipley</b> , R OBP: 0.197, SLG: 0.187																	8	1	1	1	0	2	2											
<b>Tony Gwynn</b> , L OBP: 0.423, SLG: 0.471																	7	1	2	0	1	0	2											
<b>Gary Sheffield</b> , R OBP: 0.392, SLG: 0.563																	7	1	2	0	1	1	2											
<b>Fred McGriff</b> , L OBP: 0.397, SLG: 0.581																	5	2	2	2	2	1	2											
<b>Benito Santiago</b> , R OBP: 0.203, SLG: 0.258																	7	0	1	1	0	0	7											
<b>Darrin Jackson</b> , R OBP: 0.222, SLG: 0.263																	3	0	0	0	0	0	1											
<b>Gary Pettis</b> , S OBP: 0.111, SLG: 0.111																	0	0	0	0	0	0	0											
<b>Kevin Ward</b> , R OBP: 0.333, SLG: 0.500																	3	0	0	0	0	2	1											
<b>Jerald Clark</b> , R OBP: 0.217, SLG: 0.328																	7	0	1	1	0	1	2											
<b>Kurt Stillwell</b> , S OBP: 0.292, SLG: 0.340																	6	1	1	0	1	3	0											
<b>Greg Harris</b> , R ERA: 2.08	(1, 1)																																	
<b>Steve Foster</b> , R ERA: 4.05	(12, 1)	1.0	5	4	1	0	0	1	0	0	0	0	0	10	18	0.00	1.000																	
<b>Scott Bankhead</b> , R ERA: 2.35	(16, 1)	1.0	5	4	1	0	0	1	0	0	0	0	0	10	18	0.00	1.000																	
<b>Inning Stats</b>	R: 0 E: 0 K: 0 S: 8	H: 0 LOB: 0 BB: 0 P: 13	R: 0 E: 0 K: 0 S: 3	H: 0 LOB: 0 BB: 0 P: 7	R: 0 E: 0 K: 0 S: 7	H: 1 LOB: 1 BB: 13	R: 0 E: 0 K: 0 S: 6	H: 0 LOB: 0 BB: 0 P: 10	R: 0 E: 0 K: 2 S: 8	H: 0 LOB: 0 BB: 0 P: 10	R: 1 E: 0 K: 1 S: 12	H: 2 LOB: 2 BB: 24	R: 4 E: 0 K: 0 S: 18	H: 5 LOB: 1 BB: 0 P: 24	R: 0 E: 0 K: 2 S: 7	H: 0 LOB: 0 BB: 9	R: 0 E: 0 K: 2 S: 8	H: 0 LOB: 0 BB: 13	R: 1 E: 0 K: 1 S: 11	H: 1 LOB: 1 BB: 23	R: 0 E: 0 K: 1 S: 9	H: 0 LOB: 2 BB: 2 P: 19	R: 0 E: 0 K: 2 S: 11	H: 0 LOB: 0 BB: 0 P: 16	R: 0 E: 0 K: 1 S: 11	H: 2 LOB: 3 BB: 19	R: 0 E: 0 K: 0 S: 6	H: 0 LOB: 0 BB: 9	R: 0 E: 0 K: 1 S: 10	H: 1 LOB: 1 BB: 18	1B: 26 2B: 5 3B: 0 HR: 0	SF: 0 SAC: 1 DP: 0 HBP: 1	WP: 1 PB: 1 SB: 0 CS: 0	PA: 66
<b>PITCHER</b>	IP 7.1	WLS 28	BF 41	H 4	R 3	ER 3	SO 3	BB 1	IBB 0	HBP 0	BLK 1	WP 0	HR 0	S 60	P 102	ERA 3.68																		



Batter	1	2	3	4	5	6	7	8	9	AB	R	H	RBI	BB	SO	LOB	TOP								
<b>Bip Roberts, S</b> (1, 8) OBP: 0.376, SLG: 0.361	1-3 K	1-1		1-2 G3-1	1-0		0-1 G6-3		0-0	5	0	2	3	0	1	0	<b>Cincinnati Reds @ San Diego Padres</b> Jack Murphy Stadium, San Diego, CA Sat Apr 25 1992, 10:05 PM EDT Att: 24,795 - Cloudy - 77 F								
<b>Dwayne Henry, R</b> (7, 1)	K								1-3 1B	0	0	0	0	0	0	0									
<b>Rob Dibble, L</b> (8, 1) OBP: 1.000, SLG: 1.000		2-H 3-H 1B			1-3 2B				1-3 1B	1	0	1	1	0	0	0									
<b>Billy Hatcher, R</b> (1, 7) OBP: 0.353, SLG: 0.375	K	F8		1-1 1B	1-0 F8		0-1 G4-3		3-2 1B	6	0	2	1	0	1	3									
<b>Chris Sabo, R</b> (1, 5) OBP: 0.278, SLG: 0.188	2B BB		1-0 P4	3-1 F7		4-2 BB 1B		1-0 G5-3	0-0 F8	4	2	0	0	2	0	3									
<b>Paul O'Neill, L</b> (1, 9) OBP: 0.475, SLG: 0.500	1-H 2B		0-0 1B 2B		1-1 G1-3 2B 1B	1-3 K		1-1 G6-4-3 1B		5	2	4	1	0	1	1									
<b>Bill Doran, S</b> (1, 4) OBP: 0.292, SLG: 0.291	K		4-1 1B BB		0-0 G1-3 1-2 1B	1-0 BB 1B		1-0 G6-4-3 1-2 1B		4	1	1	0	1	1	3									
<b>Dave Martinez, L</b> (1, 3) OBP: 0.382, SLG: 0.354		2-1 SH5-4 1B 1B	1-2 FC5-4 1B		1-1 1B SF8 2B	4-2 1B BB			2-1 F9	4	2	3	2	1	0	0									
<b>Jeff Reed, L</b> (1, 2) OBP: 0.263, SLG: 0.222		0-0 SH5-4 1B 1B	3-1 F7		4-0 SF8 1B IBB	1-1 G6-4-3 1B			1-0 1B 3B	2	2	1	0	1	0	2									
<b>Joe Oliver, R</b> (6, PH) OBP: 0.302, SLG: 0.383		1-2 1B								2	1	2	2	0	0	0									
<b>Freddie Benavides, R</b> (1, 6) OBP: 0.275, SLG: 0.342		2-3 K	1-2 FC5-4		2-2 2B 1B	0-1 G6-4-3			0-0 G6-3	5	0	1	0	0	1	7									
<b>Greg Swindell, L</b> (1, 1)		0-0 SH5-4		1-1 F7	1-2 SF8		1-2 P6		4-0 1B IBB	1	0	0	1	0	0	0									
<b>Jacob Brumfield, R</b> (7, PH) OBP: 0.364, SLG: 0.300		1-2 2-3			2-3 3-H					1	1	0	0	1	0	0									
<b>Inning Stats</b>	R: 1 E: 0 K: 3 S: 15	H: 1 LOB: 1 BB: 1 P: 24	R: 2 E: 0 K: 1 S: 11	H: 3 LOB: 1 BB: 0 P: 17	R: 1 E: 0 K: 0 S: 13	H: 2 LOB: 2 BB: 1 P: 23	R: 0 E: 0 K: 0 S: 9	H: 1 LOB: 1 BB: 0 P: 15	R: 3 E: 0 K: 0 S: 13	H: 4 LOB: 2 BB: 1 P: 24	R: 2 E: 0 K: 1 S: 16	H: 2 LOB: 1 BB: 2 P: 27	R: 0 E: 0 K: 0 S: 7	H: 0 LOB: 0 BB: 0 P: 8	R: 0 E: 0 K: 0 S: 4	H: 1 LOB: 0 BB: 0 P: 7	R: 2 E: 0 K: 0 S: 9	H: 3 LOB: 2 BB: 1 P: 19	1B: 12 2B: 4 3B: 1 HR: 0	SF: 1 SAC: 1 DP: 2 HBP: 0	WP: 0 PB: 0 SB: 0 CS: 0	PA: 48			
<b>PITCHER</b>	IP	WLS	BF	H	R	ER	SO	BB	IBB	HBP	BLK	WP	HR	S	P	ERA	WHIP								
<b>Andy Benes, R</b> (1, 1) ERA: 2.57	4.2	L	28	11	7	7	4	2	1	0	0	0	0	60	101	13.50	2.786								
<b>Pat Clements, L</b> (5, 1) ERA: 7.71	1.1		7	2	2	2	1	2	0	0	0	0	0	17	29	13.50	3.000								
<b>Rich Rodriguez, L</b> (7, 1) ERA: 2.15	2.0		6	1	0	0	0	0	0	0	0	0	0	11	15	0.00	0.500								
<b>Jeremy Hernandez, R</b> (9, 1) ERA: 6.39	1.0		7	3	2	2	0	0	1	0	0	0	0	9	19	18.00	3.000								

AB	40
R	11
H	17
RBI	11
BB	6
SO	5
LOB	19



Batter	1	2	3	4	5	6	7	8	9	AB	R	H	RBI	BB	SO	LOB	BOTTOM								
<b>Darrin Jackson, R</b> (1, 8) OBP: 0.235, SLG: 0.262	0-0 P3		1-3 K		1-0 2B 1B 1B		4-1 G4-6-3 BB	1-0 F7		4	1	1	0	1	1	4	<b>Cincinnati Reds @ San Diego Padres</b> Jack Murphy Stadium, San Diego, CA Sat Apr 25 1992, 10:05 PM EDT Att: 24,795 - Cloudy - 77 F								
<b>Tony Gwynn, L</b> (1, 9) OBP: 0.410, SLG: 0.467	1-2 F7		0-0 F7		2-0 1B 2B		1-1 G4-6-3 1-2 1B		2-2 G4-3	5	1	1	1	0	0	2									
<b>Gary Sheffield, R</b> (1, 5) OBP: 0.418, SLG: 0.567	4-0 CS BB		4-1 BB		1-0 3-H HR 1B		1-1 1B		0-0 F7	3	1	2	2	2	0	0									
<b>Fred McGriff, L</b> (1, 3) OBP: 0.397, SLG: 0.612	1-2 CS	3-2 FC3-6 1B 1B	1-0 G6-3		1-1 HR		1-2 G1		1-3 K	5	1	2	2	0	1	3									
<b>Benito Santiago, R</b> (1, 2) OBP: 0.219, SLG: 0.271		2-0 FC3-6 1B		1-3 K	2-1 G6-3			1-2 FC6-4 BB 1B		4	0	2	0	0	1	0									
<b>Jerald Clark, R</b> (1, 7) OBP: 0.205, SLG: 0.309		0-1 FC3-6 FC4-6		0-1 L4	1-0 F8			0-0 F8		4	0	0	0	0	0	3									
<b>Kurt Stillwell, S</b> (1, 4) ERA: 2.96, SLG: 0.327		3-2 P5		0-0 F9		1-1 F8		4-0 FC6-4 BB		2	0	0	0	0	0	2									
<b>Pat Clements, R</b> (5, 1) ERA: 7.71		1 SAFE						1-2 BB		1	0	0	0	0	0	0									
<b>Gary Pettis, S</b> (6, PH) ERA: 7.71		1 SAFE						1-2 BB		0	0	0	0	0	0	0									
<b>Rich Rodriguez, L</b> (7, 1) OBP: 0.222, SLG: 0.125		0-1 FC4-6						1-2 BB		0	0	0	0	0	0	0									
<b>Jeremy Hernandez, R</b> (9, 1) ERA: 6.39		0-1 FC4-6						1-2 BB		0	0	0	0	0	0	0									
<b>Craig Shipley, R</b> (1, 6) OBP: 0.188, SLG: 0.188		0-1 FC4-6			2-2 F8	0-2 G6-4-3 1B		0-2 FC6-4 BB		4	0	1	0	0	0	4									
<b>Andy Benes, R</b> (1, 1) OBP: 0.500, SLG: 0.571				0-0 BB	2-1 1B 2B 2B	3-2 G6-4-3		4-2 BB		1	0	1	0	0	0	0									
<b>Tim Teufel, R</b> (5, 4) OBP: 0.313, SLG: 0.310								1-2 BB		2	1	1	0	1	0	1									
<b>Inning Stats</b>	R: 0 E: 0 K: 0 S: 6	H: 0 LOB: 0 BB: 1 P: 12	R: 0 E: 0 K: 0 S: 13	H: 2 LOB: 0 BB: 0 P: 21	R: 0 E: 0 K: 1 S: 7	H: 1 LOB: 1 BB: 1 P: 13	R: 0 E: 0 K: 1 S: 7	H: 0 LOB: 0 BB: 0 P: 8	R: 5 E: 0 K: 0 S: 14	H: 5 LOB: 0 BB: 0 P: 26	R: 0 E: 0 K: 0 S: 8	H: 1 LOB: 0 BB: 0 P: 12	R: 0 E: 0 K: 0 S: 9	H: 1 LOB: 1 BB: 1 P: 16	R: 0 E: 0 K: 0 S: 12	H: 1 LOB: 3 BB: 2 P: 22	R: 0 E: 0 K: 1 S: 8	H: 0 LOB: 0 BB: 0 P: 11	1B: 8 2B: 2 3B: 0 HR: 1	SF: 0 SAC: 0 DP: 2 HBP: 0	WP: 0 PB: 0 SB: 0 CS: 1	PA: 41			
<b>PITCHER</b>	IP	WLS	BF	H	R	ER	SO	BB	IBB	HBP	BLK	WP	HR	S	P	ERA	WHIP								
<b>Greg Swindell, L</b> (1, 1) ERA: 4.78	6.0	W	27	9	5	5	2	2	0	0	0	0	0	18	30	0.00	2.400								
<b>Dwayne Henry, R</b> (7, 1) ERA: 2.51	1.2		8	2	0	0	0	2	0	0	0	0	0	11	19	0.00	0.750								
<b>Rob Dibble, R</b> (8, 1) ERA:	1.1	S	5	0	0	0	1	1	0	0	0	0	0	11	19	0.00	0.750								

AB	35
R	5
H	11
RBI	5
BB	5
SO	3
LOB	19





Batter	1	2	3	4	5	6	7	8	9	AB	R	H	RBI	BB	SO	LOB	TOP											
<b>Bip Roberts, S</b> OBP: 0.360, SLG: 0.342 (1, 4)	G5-3		L9		G5-3			G4-3		4	0	0	0	0	0	0	<b>Cincinnati Reds @ San Diego Padres</b> Jack Murphy Stadium, San Diego, CA Sun Apr 26 1992, 6:33 AM EDT Att: 19,964 - Sunny - 82 F											
<b>Billy Hatcher, R</b> OBP: 0.342, SLG: 0.444 (1, 7)	P6		L9			HR		K		4	1	1	1	0	1	0												
<b>Reggie Sanders, R</b> OBP: 0.380, SLG: 0.492 (1, 8)	3B		1B			F9		L8		4	0	2	0	0	0	0												
<b>Chris Sabo, R</b> OBP: 0.273, SLG: 0.200 <b>Dave Martinez, L</b> OBP: 0.362, SLG: 0.354 (9, PR)	K		L7			F9		SH1-4 1B		4	0	1	0	0	1	2												
<b>Bill Doran, S</b> OBP: 0.304, SLG: 0.293 (1, 3)		G3-1 1B BB				L8		SH1-4 1B		3	0	1	0	1	1	0												
<b>Paul O'Neill, L</b> OBP: 0.482, SLG: 0.522 (1, 9)		G3-1 1B		L8-4 2B			K	SH1-4		3	0	2	0	0	1	0												
<b>Joe Oliver, R</b> OBP: 0.298, SLG: 0.373 (1, 2)		K		L8-4			1B	K		4	0	1	0	0	2	6												
<b>Freddie Benavides, R</b> OBP: 0.250, SLG: 0.310 (1, 6)		G3-1			G6-3		P4	G6-3		4	0	0	0	0	0	6												
<b>Chris Hammond, L</b> OBP: 0.333, SLG: 0.286 <b>Geronimo Berroa, R</b> (7, PH) <b>Scott Ruskin, R</b> (7, 1)	K				G6-3		F8			2	0	0	0	0	1	2												
<b>Inning Stats</b>	R: 0 E: 0 K: 1 S: 8	H: 1 LOB: 1 BB: 0 P: 12	R: 0 E: 0 K: 2 S: 14	H: 1 LOB: 2 BB: 1 P: 20	R: 0 E: 0 K: 0 S: 6	H: 1 LOB: 0 BB: 0 P: 8	R: 0 E: 0 K: 1 S: 8	H: 1 LOB: 0 BB: 0 P: 13	R: 0 E: 0 K: 0 S: 7	H: 0 LOB: 0 BB: 0 P: 8	R: 1 E: 0 K: 0 S: 9	H: 1 LOB: 0 BB: 0 P: 15	R: 0 E: 0 K: 1 S: 7	H: 1 LOB: 1 BB: 0 P: 11	R: 0 E: 0 K: 1 S: 10	H: 0 LOB: 0 BB: 0 P: 15		R: 0 E: 0 K: 1 S: 10	H: 2 LOB: 3 BB: 0 P: 13	1B: 5 2B: 2 3B: 1 HR: 1	SF: 0 SAC: 1 DP: 1 HBP: 0	WP: 0 PB: 0 SB: 0 CS: 0	PA: 35					
<b>PITCHER</b>	IP	WLS	BF	H	R	ER	SO	BB	IBB	HBP	BLK	WP	HR	S	P	ERA	WHIP											
<b>Craig Lefferts, L</b> ERA: 5.09	(1, 1)	6.1	W	25	6	1	1	5	1	0	0	0	0	1	57	82	1.42	1.105										
<b>Jose Melendez, R</b> ERA: 1.06	(7, 1)	0.2		2	0	0	0	0	0	0	0	0	0	2	5	0.00	0.000											
<b>Randy Myers, L</b> ERA: 5.02	(8, 1)	2.0	S	8	2	0	0	2	0	0	0	0	0	20	28	0.00	1.000											

Batter	1	2	3	4	5	6	7	8	9	AB	R	H	RBI	BB	SO	LOB	BOTTOM										
<b>Tony Fernandez, S</b> OBP: 0.352, SLG: 0.403 (1, 6)	G6-3		1B E BB		G4-6-3 1B		FC4 S			3	1	1	0	1	0	1	<b>Cincinnati Reds @ San Diego Padres</b> Jack Murphy Stadium, San Diego, CA Sun Apr 26 1992, 6:33 AM EDT Att: 19,964 - Sunny - 82 F										
<b>Tony Gwynn, L</b> OBP: 0.414, SLG: 0.468 (1, 9)	BB 1B		E8 BB 1B		G4-6-3 1-2		L7			4	0	2	0	0	0	2											
<b>Gary Sheffield, R</b> OBP: 0.422, SLG: 0.551 (1, 5)	G4-6-3 BB		BB BB		L9		F7			2	0	0	0	2	0	0											
<b>Fred McGriff, L</b> OBP: 0.402, SLG: 0.614 (1, 3)	G4-6-3 1-2		BB BB		2B		K			3	0	1	0	1	1	2											
<b>Darrin Jackson, R</b> OBP: 0.222, SLG: 0.246 (1, 8)		B1-3	K		G6-3		F7			4	0	0	0	0	1	4											
<b>Jerald Clark, R</b> OBP: 0.197, SLG: 0.296 (1, 7)		K		F8		F7				3	0	0	0	0	1	1											
<b>Kurt Stillwell, S</b> OBP: 0.283, SLG: 0.365 (1, 4)		K		WP 3B		G6-3				3	1	1	0	0	1	1											
<b>Dann Bilardello, R</b> OBP: 0.375, SLG: 0.167 (1, 2)			G6-3		G4-3		FC4 BB			2	0	0	0	1	0	0											
<b>Craig Lefferts, L</b> (1, 1) <b>Jose Melendez, R</b> (7, 1) <b>Gary Pettis, S</b> (7, PH) <b>Randy Myers, L</b> (8, 1)			K		K		K			2	0	0	0	0	2	0											
<b>Inning Stats</b>	R: 0 E: 0 K: 0 S: 4	H: 1 LOB: 1 BB: 1 P: 9	R: 0 E: 0 K: 2 S: 7	H: 0 LOB: 0 BB: 0 P: 9	R: 1 E: 1 K: 2 S: 16	H: 1 LOB: 3 BB: 3 P: 31	R: 1 E: 0 K: 1 S: 12	H: 1 LOB: 0 BB: 0 P: 17	R: 0 E: 0 K: 0 S: 5	H: 1 LOB: 0 BB: 0 P: 8	R: 0 E: 0 K: 0 S: 7	H: 1 LOB: 1 BB: 0 P: 9	R: 0 E: 0 K: 1 S: 12	H: 0 LOB: 1 BB: 1 P: 19	R: 0 E: 0 K: 1 S: 8	H: 0 LOB: 0 BB: 0 P: 12		R: 0 E: 0 K: 1 S: 8	H: 0 LOB: 0 BB: 0 P: 12	1B: 3 2B: 1 3B: 1 HR: 0	SF: 0 SAC: 0 DP: 2 HBP: 0	WP: 1 PB: 0 SB: 1 CS: 0	PA: 32				
<b>PITCHER</b>	IP	WLS	BF	H	R	ER	SO	BB	IBB	HBP	BLK	WP	HR	S	P	ERA	WHIP										
<b>Chris Hammond, L</b> ERA: 3.2	(1, 1)	6.0	L	25	5	2	2	5	4	0	0	0	0	51	83	3.00	1.500										
<b>Scott Ruskin, L</b> ERA: 3.6	(7, 1)	2.0		7	0	0	0	2	1	0	0	0	0	20	31	0.00	0.500										

AB	33
R	1
H	8
RBI	1
BB	1
SO	7
LOB	17



AB	27
R	2
H	5
RBI	0
BB	5
SO	7
LOB	12





Batter	1	2	3	4	5	6	7	8	9	AB	R	H	RBI	BB	SO	LOB	TOP										
Gary Redus, R OBP: 0.375, SLG: 0.385 Orlando Merced, S OBP: 0.360, SLG: 0.211 (7, PH)	P3		BB			SF9	1B			2	1	1	0	1	0	0	<b>Pittsburgh Pirates @ Cincinnati Reds</b> Riverfront Stadium, Cincinnati, OH Tue Apr 28 1992, 7:05 PM EDT Att: 24,202 - Sunny - 59 F										
Jay Bell, R OBP: 0.369, SLG: 0.275 (1, 6)	F8		P3			SF9	G1-3			3	0	0	1	0	0	3											
Andy Van Slyke, L OBP: 0.405, SLG: 0.369 (1, 8)	E3			K		BB				3	0	0	0	1	2	0											
Barry Bonds, L OBP: 0.444, SLG: 0.695 (1, 7)	K			K		F7				4	0	1	0	0	2	2											
Jeff King, R OBP: 0.275, SLG: 0.283 (1, 4)	F9			F7		BB				3	0	0	0	1	0	1											
Steve Buechele, R OBP: 0.307, SLG: 0.368 (1, 5)	K				HR	F8				4	1	1	1	0	2	3											
Kirk Gibson, L OBP: 0.265, SLG: 0.348 (1, 9)	G4-3					K	1B SH1-3			4	0	1	0	0	2	0											
Don Slaught, R OBP: 0.500, SLG: 0.500 (1, 2)			F8			CS	SH1-3			3	0	1	0	0	0	0											
Doug Drabek, R Cecil Easby, S Vicente Patacos, R Jerry Don Gleaton, L Roger Mason, R Bob Patterson, R Lloyd McClendon, R	K		K			K	F7			2	0	0	0	0	2	1											
<b>Inning Stats</b>	R: 0 E: 1 K: 1 S: 13	H: 0 LOB: 1 BB: 0 P: 20	R: 0 E: 0 K: 1 S: 8	H: 0 LOB: 0 BB: 0 P: 13	R: 0 E: 0 K: 1 S: 9	H: 0 LOB: 1 BB: 1 P: 17	R: 0 E: 0 K: 2 S: 10	H: 0 LOB: 0 BB: 0 P: 15	R: 1 E: 0 K: 2 S: 11	H: 2 LOB: 0 BB: 0 P: 18	R: 1 E: 0 K: 0 S: 10	H: 1 LOB: 2 BB: 2 P: 22	R: 0 E: 0 K: 2 S: 12	H: 2 LOB: 2 BB: 0 P: 19	R: 0 E: 0 K: 2 S: 12	H: 1 LOB: 1 BB: 0 P: 18		R: 0 E: 0 K: 1 S: 8	H: 0 LOB: 0 BB: 0 P: 11	1B: 4 2B: 0 3B: 1 HR: 1	SF: 1 SAC: 1 DP: 0 HBP: 0	WP: 0 PB: 0 SB: 1 CS: 1	PA: 36				
<b>PITCHER</b>	IP	WLS	BF	H	R	ER	SO	BB	IBB	HBP	BLK	WP	HR	S	P	ERA	WHIP										
Tom Browning, L ERA: 5.33	(1, 1)	6.0	W	24	3	2	2	7	3	0	0	0	0	61	105	3.00	1.000										
Dwayne Henry, R ERA: 2.4	(7, 1)	0.2		3	1	0	0	0	0	0	0	0	0	6	9	0.00	1.500										
Scott Ruskin, L ERA: 3.38	(7, 1)	0.2		4	2	0	0	1	0	0	0	0	0	14	23	0.00	3.000										
Rob Dibble, R ERA:	(8, 1)	0.2		2	0	0	0	1	0	0	0	0	0	4	5	0.00	0.000										
Norm Charlton, L ERA: 2.7	(9, 1)	1.0	S	3	0	0	0	1	0	0	0	0	0	8	11	0.00	0.000										

Batter	1	2	3	4	5	6	7	8	9	AB	R	H	RBI	BB	SO	LOB	BOTTOM										
Bip Roberts, S OBP: 0.376, SLG: 0.380 (8, 4)	G4-3		G5-3		G3-1		BB			3	0	2	0	1	0	0	<b>Pittsburgh Pirates @ Cincinnati Reds</b> Riverfront Stadium, Cincinnati, OH Tue Apr 28 1992, 7:05 PM EDT Att: 24,202 - Sunny - 59 F										
Dave Martinez, L OBP: 0.382, SLG: 0.333 Billy Hatcher, R OBP: 0.333, SLG: 0.432 (7, PH)	G6-3		F9			G4-3	FC5			3	0	0	0	0	0	3											
Rob Dibble, L OBP: 1.000, SLG: 1.000 Norm Charlton, S	E7		G5-3			L5	G6-4-3			0	0	0	0	0	0	0											
Chris Sabo, R OBP: 0.289, SLG: 0.174 (1, 5)	G4-3						BB			3	0	0	0	1	0	3											
Paul O'Neill, L OBP: 0.471, SLG: 0.549 (1, 9)	G4-3			L9		HR	G6-4-3			4	1	1	1	0	0	5											
Bill Doran, S OBP: 0.301, SLG: 0.290 (8, 3)	P5			F8		1B	1B			4	1	1	0	0	1	2											
Reggie Sanders, R OBP: 0.387, SLG: 0.536 (1, 8)			K			1B	G4-3			4	1	2	1	0	1	0											
Joe Oliver, R OBP: 0.295, SLG: 0.364 (1, 2)			G1-4-3		G1-3		P9			4	0	1	1	0	0	0											
Freddie Benavides, R OBP: 0.234, SLG: 0.289 Dwayne Henry, R Scott Ruskin, R Jacob Brumfield, R OBP: 0.364, SLG: 0.300			P4			L6	G5-3			3	0	0	0	0	0	2											
Tom Browning, L OBP: 0.333, SLG: 0.375 Gary Green, R OBP: 0.222, SLG: 0.333 (7, 6)			F9		G5-3		2B	FC5		1	0	1	0	0	0	0											
<b>Inning Stats</b>	R: 0 E: 1 K: 0 S: 8	H: 1 LOB: 2 BB: 0 P: 13	R: 0 E: 0 K: 1 S: 7	H: 0 LOB: 0 BB: 0 P: 11	R: 0 E: 0 K: 0 S: 6	H: 1 LOB: 1 BB: 1 P: 10	R: 1 E: 0 K: 0 S: 8	H: 1 LOB: 0 BB: 0 P: 9	R: 0 E: 0 K: 0 S: 9	H: 0 LOB: 0 BB: 0 P: 12	R: 2 E: 0 K: 0 S: 13	H: 4 LOB: 2 BB: 0 P: 22	R: 0 E: 0 K: 0 S: 8	H: 2 LOB: 2 BB: 1 P: 16	R: 0 E: 0 K: 1 S: 11	H: 0 LOB: 0 BB: 0 P: 15	1B: 5 2B: 2 3B: 0 HR: 2	SF: 0 SAC: 0 DP: 1 HBP: 0	WP: 1 PB: 0 SB: 0 CS: 0	PA: 34							
<b>PITCHER</b>	IP	WLS	BF	H	R	ER	SO	BB	IBB	HBP	BLK	WP	HR	S	P	ERA	WHIP										
Doug Drabek, R ERA: 2.75	(1, 1)	6.0	L	26	7	3	3	1	0	0	0	0	0	51	77	4.50	1.333										
Vicente Patacos, R ERA: 3.38	(7, 1)	0.0		2	2	0	0	0	0	0	0	0	0	2	3	=	=										
Jerry Don Gleaton, L ERA: 0.6	(7, 1)	0.1		1	0	0	0	0	0	0	0	0	0	3	6	0.00	0.000										
Roger Mason, R ERA: 2.45	(7, 1)	0.0		1	0	0	0	0	1	0	0	0	0	1	5	=	=										
Bob Patterson, L ERA:	(7, 1)	1.2		4	0	0	0	1	0	0	0	0	0	13	17	0.00	0.000										

AB	31
R	2
H	6
RBI	2
BB	3
SO	10
LOB	11

AB	32
R	3
H	9
RBI	3
BB	2
SO	2
LOB	17





Batter	1	2	3	4	5	6	7	8	9	AB	R	H	RBI	BB	SO	LOB	TOP						
<b>Kirk Gibson, L</b> OBP: 0.245, SLG: 0.320 (1, 9)	L1		K		G1		P5			4	0	0	0	0	1	1	<b>Pittsburgh Pirates @ Cincinnati Reds</b> Riverfront Stadium, Cincinnati, OH Wed Apr 29 1992, 7:05 PM EDT Att: 20,307 - Cloudy - 59 F						
<b>Jay Bell, R</b> OBP: 0.364, SLG: 0.264 (1, 6)	K		L4		1B			K		3	0	0	0	1	2	0							
<b>Andy Van Slyke, L</b> OBP: 0.422, SLG: 0.373 (1, 8)			P4		1B			2B		2	1	1	1	2	0	0							
<b>Barry Bonds, L</b> OBP: 0.434, SLG: 0.683 (1, 7)	P3				K			2B		4	0	1	1	0	2	3							
<b>Orlando Merced, S</b> OBP: 0.370, SLG: 0.220 (1, 3)								G4-3		3	1	1	0	1	0	1							
<b>Steve Buechele, R</b> OBP: 0.304, SLG: 0.403 (1, 5)					F9			P4		4	1	1	2	0	1	2							
<b>Michael LaValliere, L</b> OBP: 0.376, SLG: 0.410 (1, 2)			G1-3		G4-3					4	0	0	0	0	0	1							
<b>Jeff King, R</b> OBP: 0.255, SLG: 0.260 (1, 4)			P5		G5-3					4	0	0	0	0	0	0							
<b>Zane Smith, L</b> OBP: 0.071, SLG: 0.143 (1, 1)			F9		K					4	1	0	0	0	1	0							
<b>Inning Stats</b>	R: 0 E: 0 K: 1 S: 11	H: 0 LOB: 1 BB: 1 P: 17	R: 2 E: 0 K: 0 S: 11	H: 1 LOB: 0 BB: 1 P: 17	R: 0 E: 0 K: 1 S: 7	H: 0 LOB: 0 BB: 0 P: 11	R: 0 E: 0 K: 1 S: 11	H: 1 LOB: 1 BB: 0 P: 17	R: 1 E: 0 K: 2 S: 13	H: 1 LOB: 2 BB: 1 P: 23	R: 0 E: 0 K: 1 S: 6	H: 0 LOB: 0 BB: 0 P: 7	R: 0 E: 0 K: 0 S: 6	H: 0 LOB: 0 BB: 0 P: 9	R: 1 E: 0 K: 1 S: 11	H: 1 LOB: 1 BB: 1 P: 21		R: 0 E: 0 K: 0 S: 8	H: 0 LOB: 0 BB: 0 P: 8	1B: 2 2B: 1 3B: 0 HR: 1	SF: 0 SAC: 0 DP: 0 HBP: 0	WP: 1 PB: 0 SB: 0 CS: 0	PA: 36
<b>PITCHER</b>	IP	WLS	BF	H	R	ER	SO	BB	IBB	HBP	BLK	WP	HR	S	P	ERA	WHIP						
<b>Tim Belcher, R</b> ERA: 4.98 <b>Scott Bankhead, R</b> ERA: 2.08	(1, 1)	8.0	L	33	4	4	4	7	4	0	0	0	0	0	0	8	8	4.50	1.000				

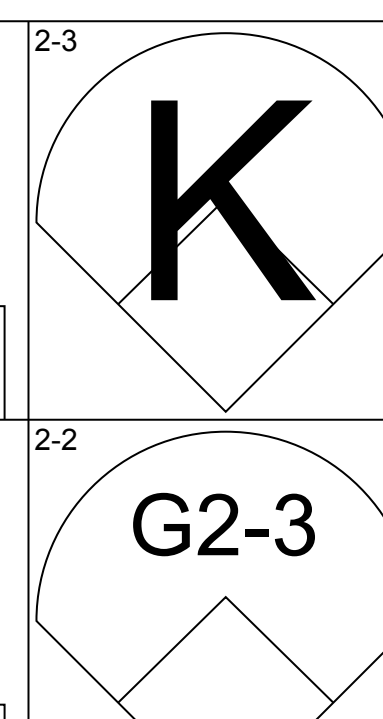
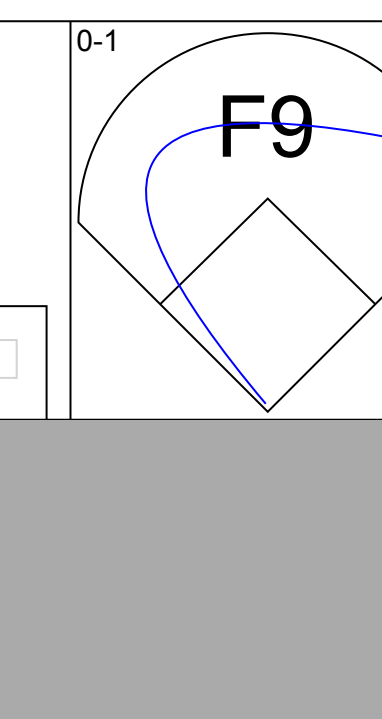
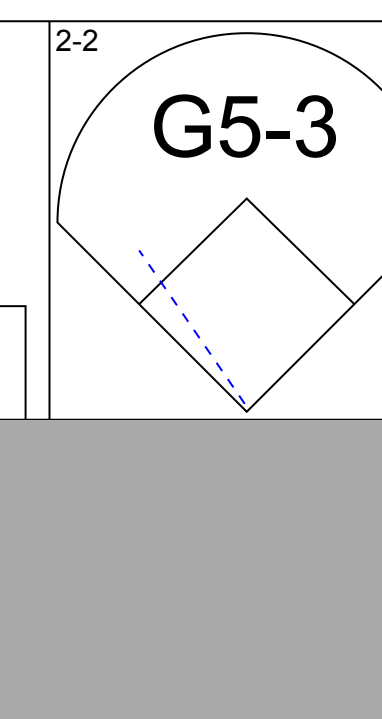
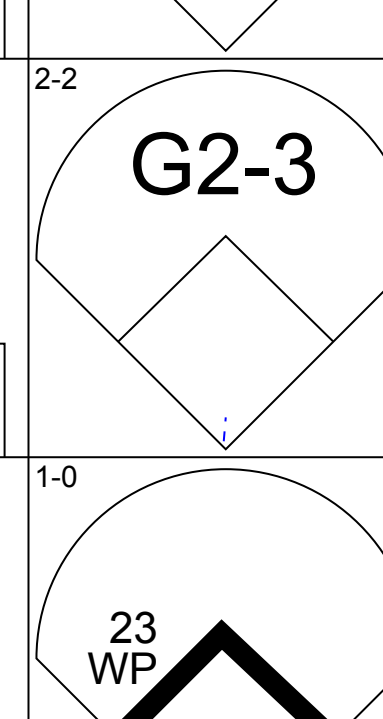
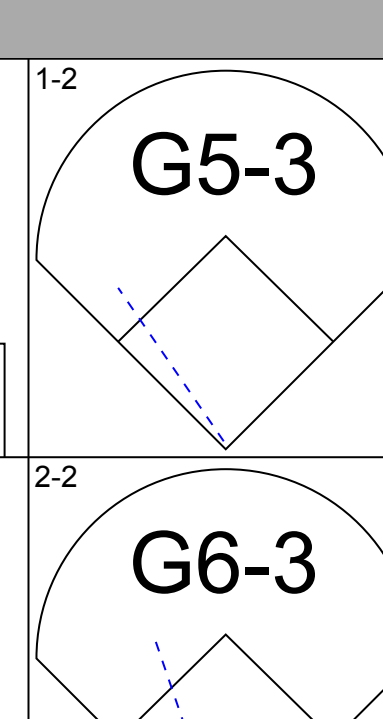
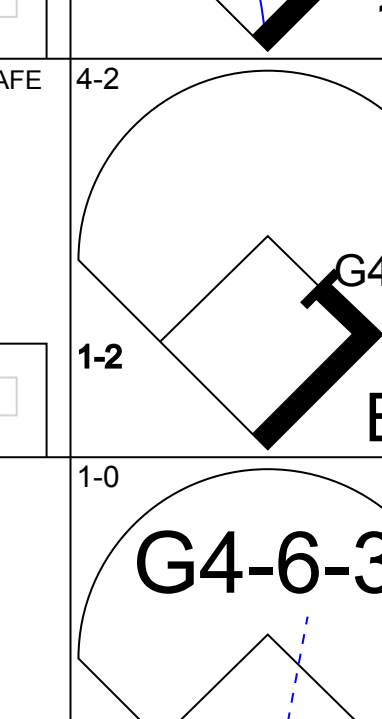
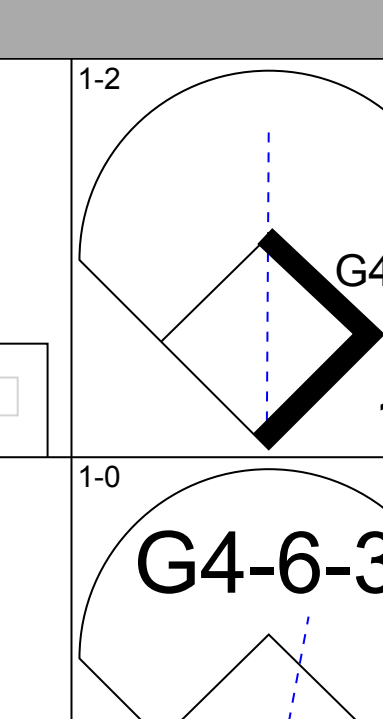
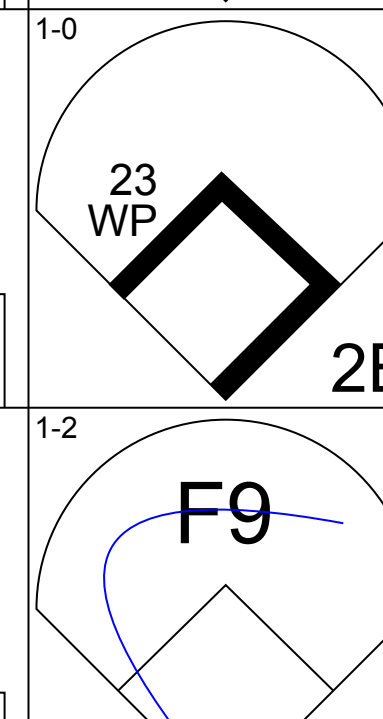
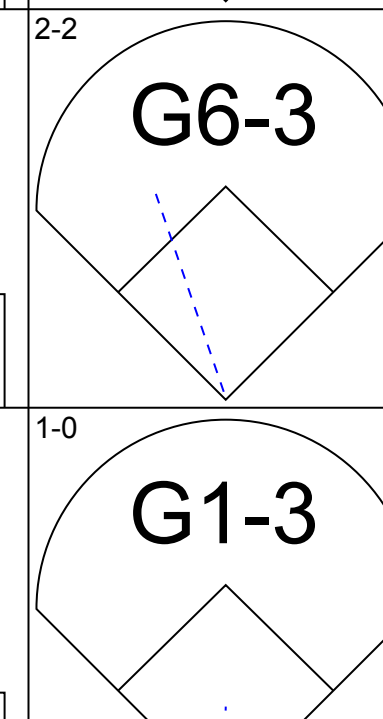
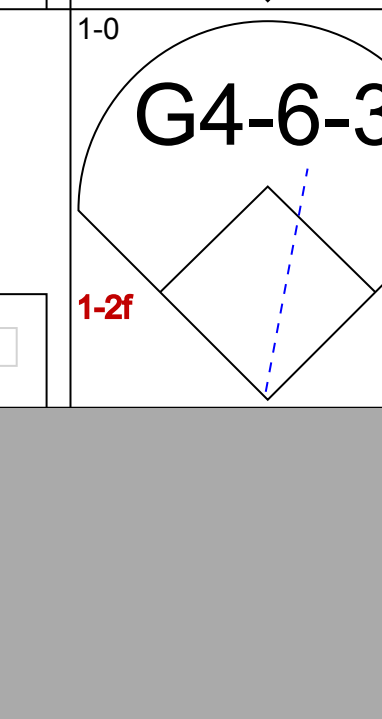
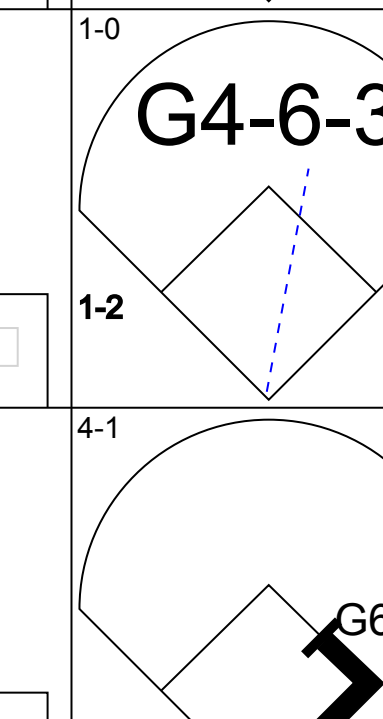
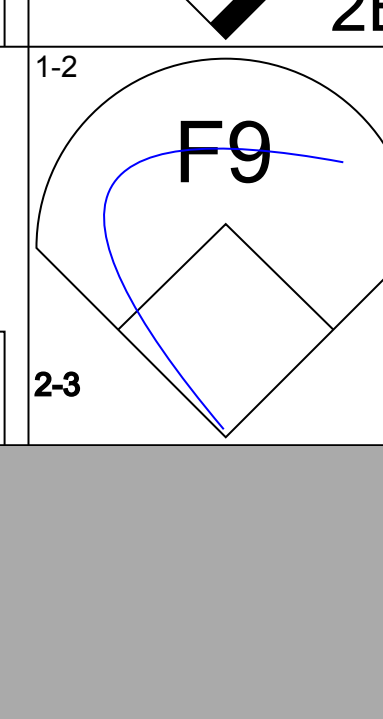
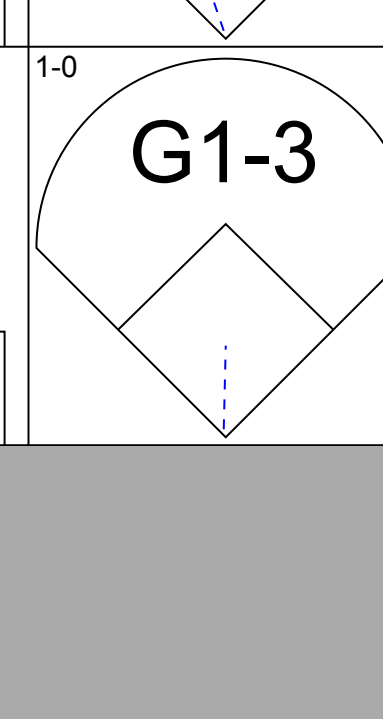
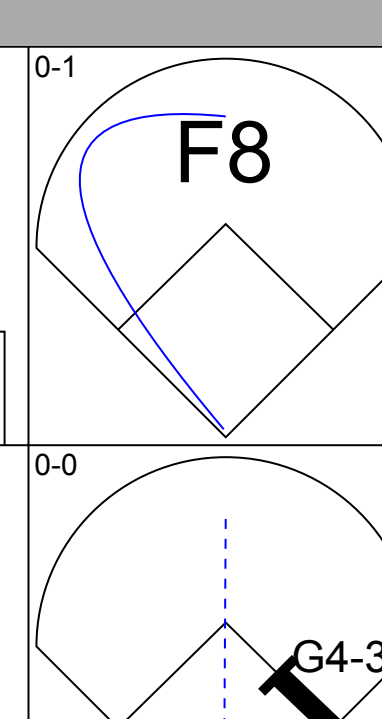
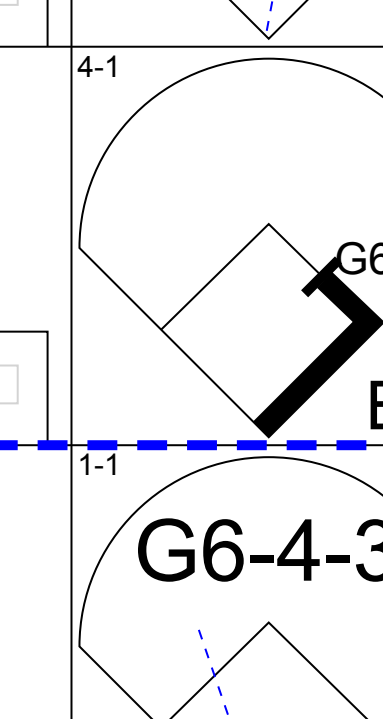
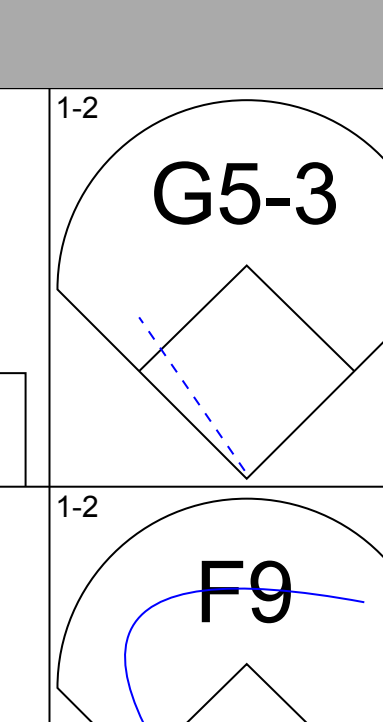
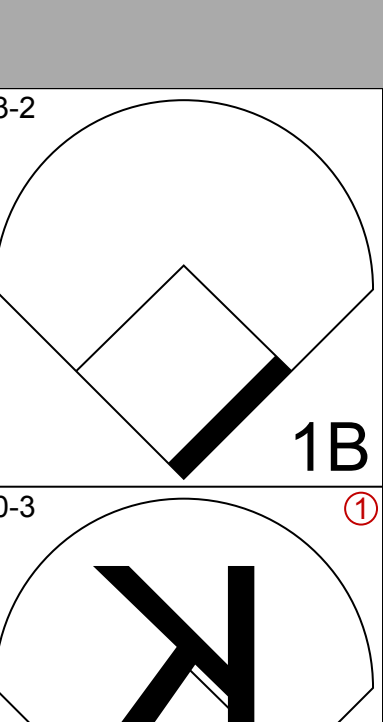
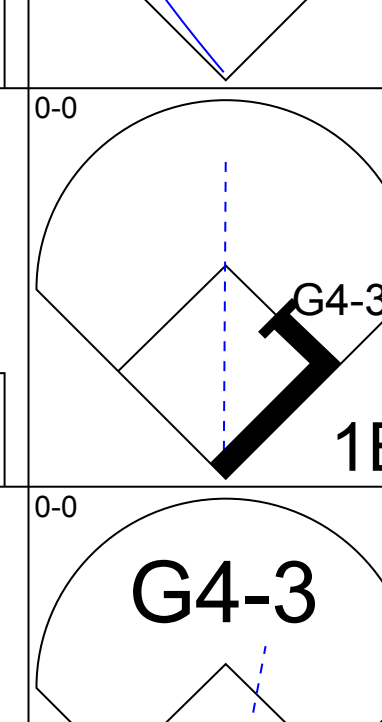
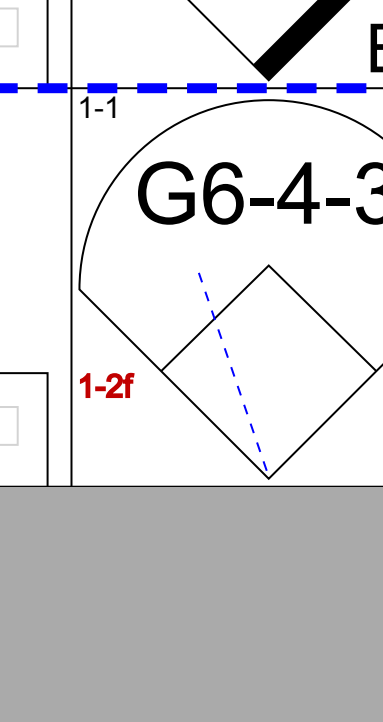
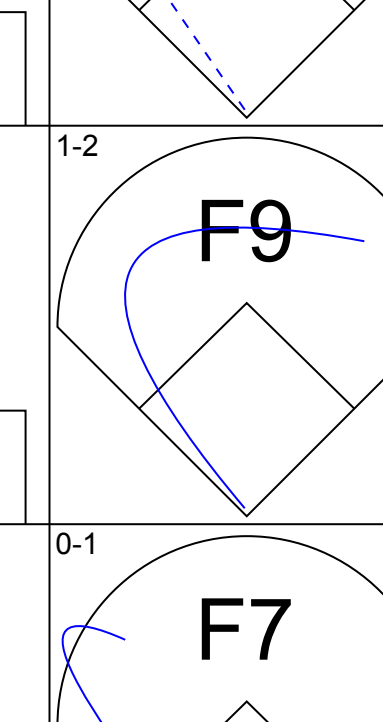
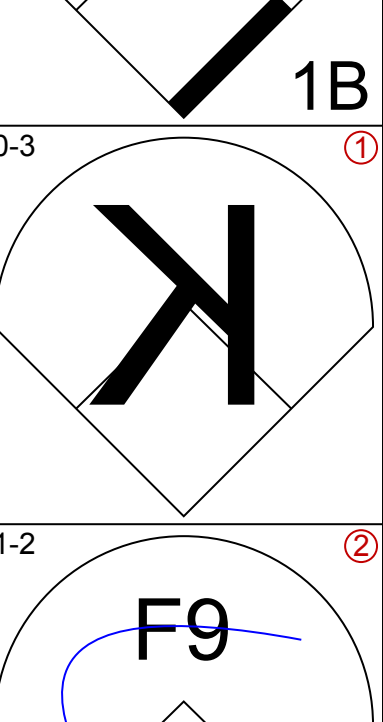
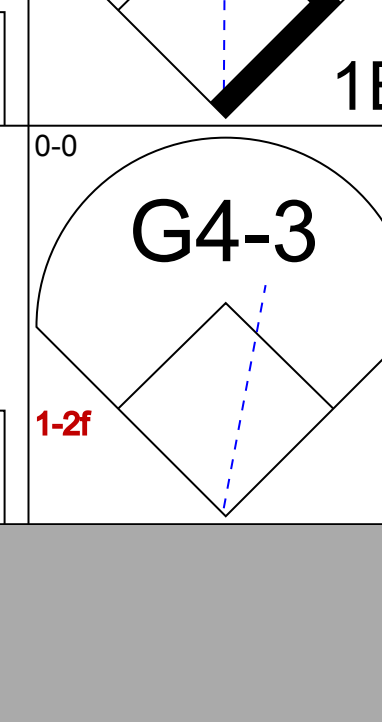
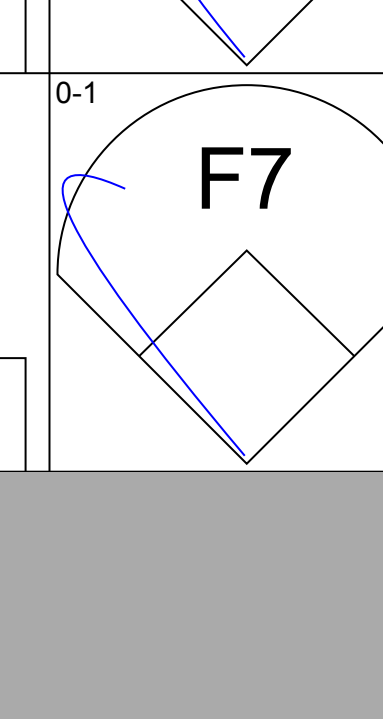
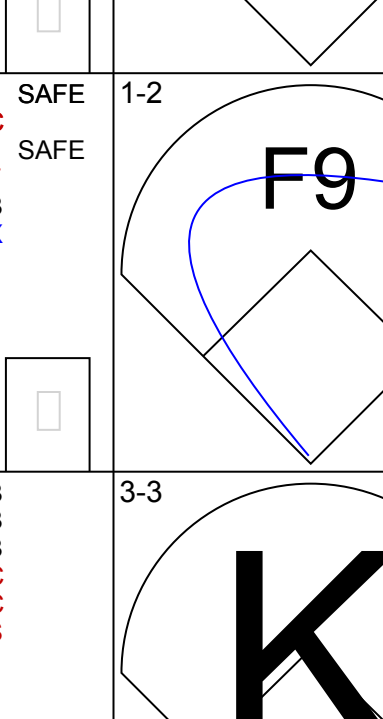
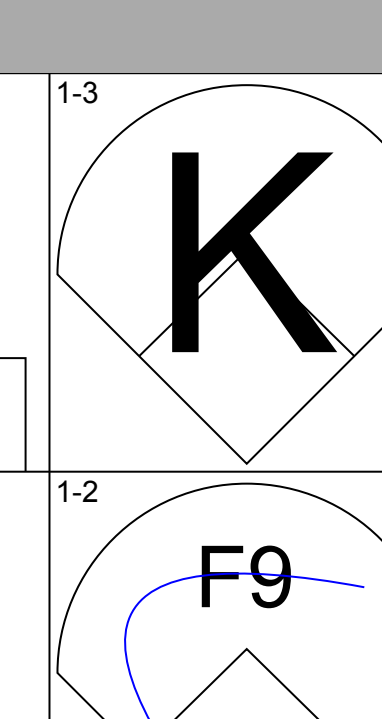
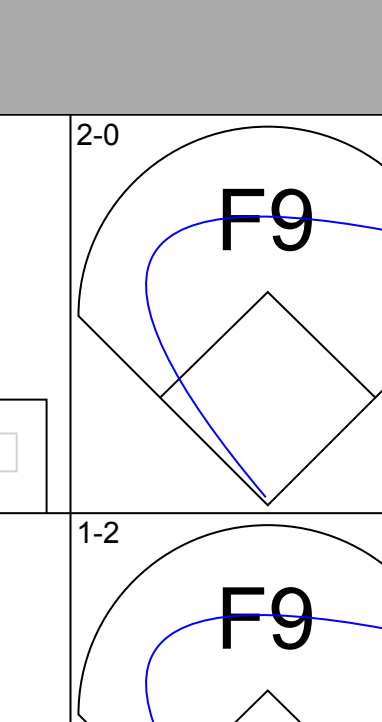

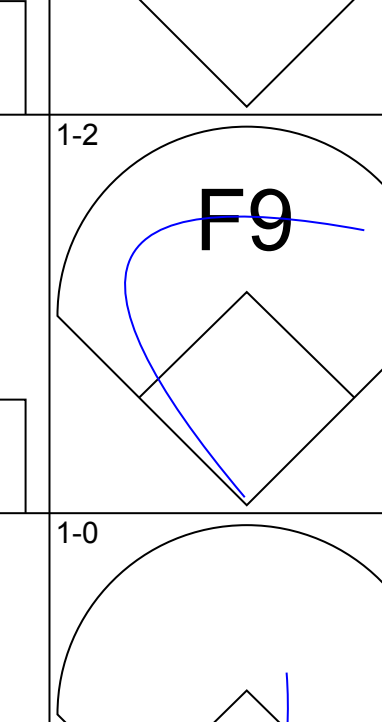
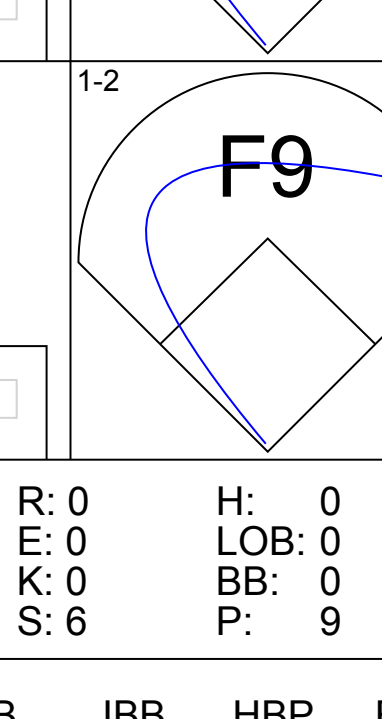
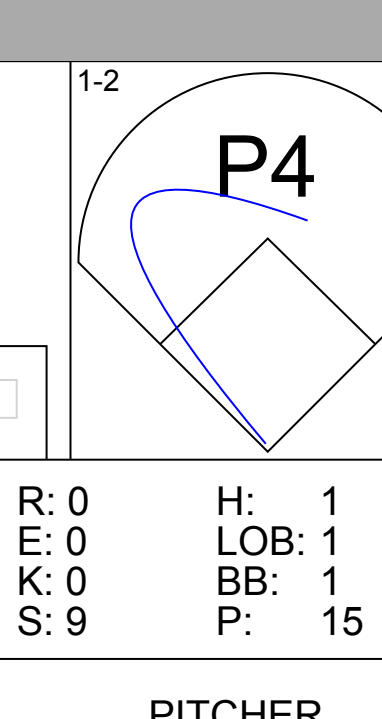
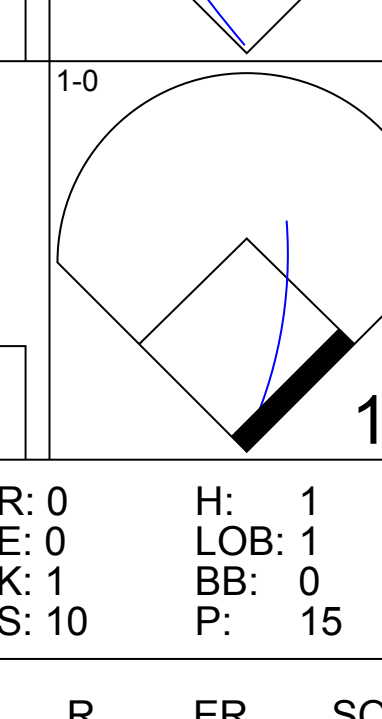
AB	32
R	4
H	4
RBI	4
BB	4
SO	7
LOB	8



Batter	1	2	3	4	5	6	7	8	9	AB	R	H	RBI	BB	SO	LOB	BOTTOM						
<b>Bip Roberts, S</b> OBP: 0.371, SLG: 0.373 (1, 4)	G4-3		G1-3							4	0	1	0	0	0	1	<b>Pittsburgh Pirates @ Cincinnati Reds</b> Riverfront Stadium, Cincinnati, OH Wed Apr 29 1992, 7:05 PM EDT Att: 20,307 - Cloudy - 59 F						
<b>Billy Hatcher, R</b> OBP: 0.302, SLG: 0.390 (1, 7)	L4									4	0	0	0	0	0	1							
<b>Reggie Sanders, R</b> OBP: 0.367, SLG: 0.507 (1, 8)	G6-3									4	0	0	0	0	1	0							
<b>Chris Sabo, R</b> OBP: 0.241, SLG: 0.154 (1, 5)			G6-3		G6-3					3	0	0	0	0	0	0							
<b>Joe Oliver, R</b> OBP: 0.297, SLG: 0.362 (1, 2)			F9							3	0	1	0	0	0	0							
<b>Bill Doran, S</b> OBP: 0.289, SLG: 0.277 (1, 3)			G6-3							3	0	0	0	0	0	1							
<b>Paul O'Neill, L</b> OBP: 0.456, SLG: 0.527 (1, 9)					G4-3					3	0	0	0	0	0	1							
<b>Gary Green, R</b> OBP: 0.333, SLG: 0.417 (1, 6)										3	0	2	0	0	0	0							
<b>Tim Belcher, R</b> <b>Geronimo Berroa, R</b> (8, PH) <b>Scott Bankhead, R</b> OBP: 0.667, SLG: 0.667 (9, 1)										1	0	0	0	0	0	2							
<b>Inning Stats</b>	R: 0 E: 0 K: 0 S: 7	H: 0 LOB: 0 BB: 0 P: 9	R: 0 E: 0 K: 0 S: 6	H: 0 LOB: 0 BB: 0 P: 12	R: 0 E: 0 K: 0 S: 13	H: 1 LOB: 1 BB: 0 P: 19	R: 0 E: 0 K: 0 S: 5	H: 0 LOB: 0 BB: 0 P: 7	R: 0 E: 0 K: 0 S: 12	H: 2 LOB: 2 BB: 0 P: 18	R: 0 E: 0 K: 1 S: 10	H: 0 LOB: 0 BB: 0 P: 11	R: 0 E: 0 K: 0 S: 6	H: 0 LOB: 0 BB: 0 P: 11	R: 0 E: 0 K: 0 S: 4	H: 0 LOB: 0 BB: 0 P: 6		R: 0 E: 0 K: 0 S: 4	H: 1 LOB: 0 BB: 0 P: 5	1B: 4 2B: 0 3B: 0 HR: 0	SF: 0 SAC: 1 DP: 1 HBP: 0	WP: 0 PB: 0 SB: 0 CS: 0	PA: 30
<b>PITCHER</b>	IP	WLS	BF	H	R	ER	SO	BB	IBB	HBP	BLK	WP	HR	S	P	ERA	WHIP						
<b>Zane Smith, L</b> ERA: 2.02	(1, 1)	9.0	W	30	4	0	0	1	0	0	0	0	0	0	0	67	98	0.00	0.444				




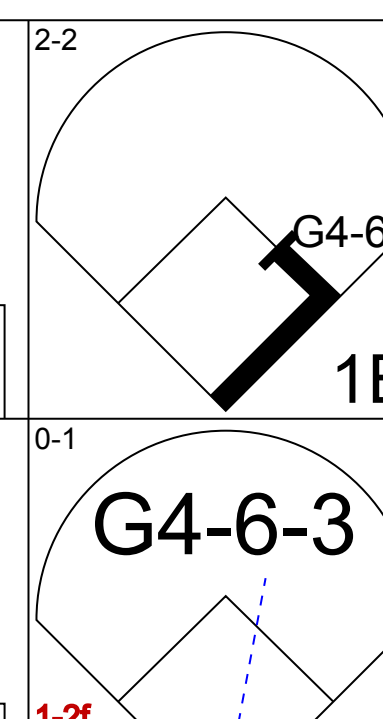
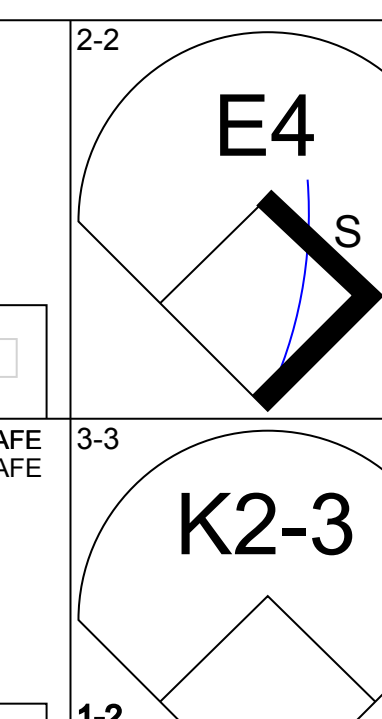
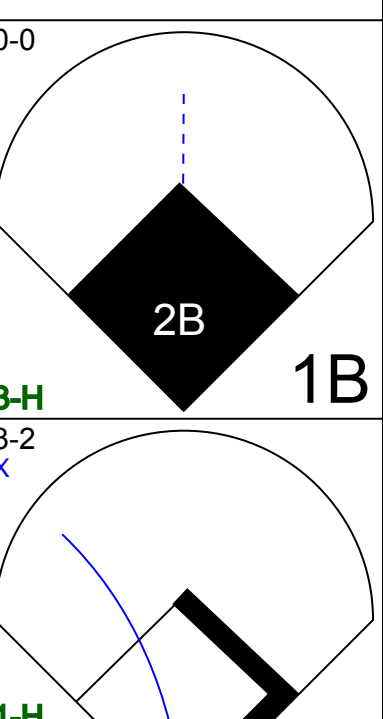
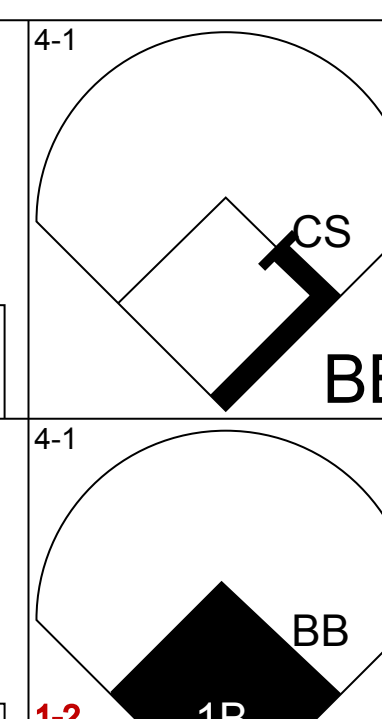
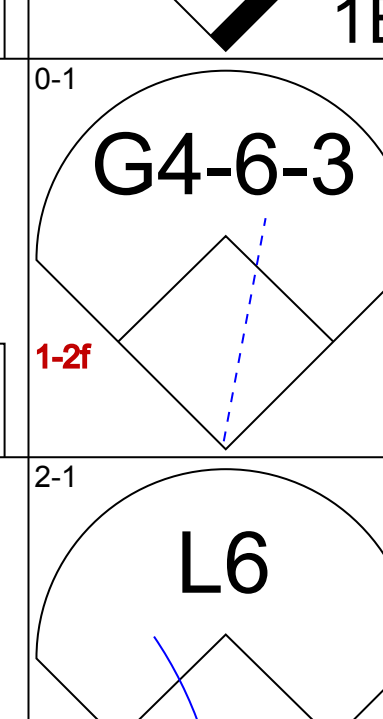
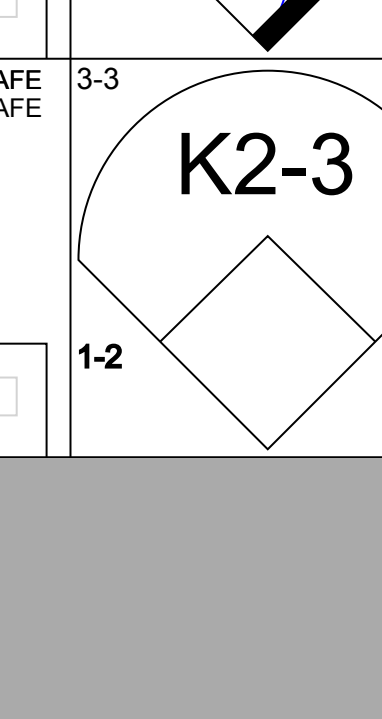
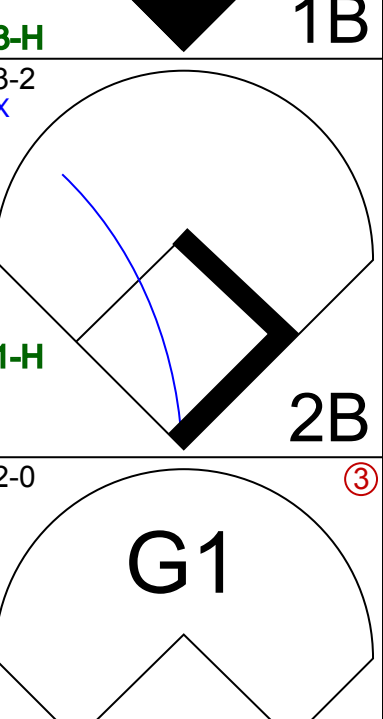
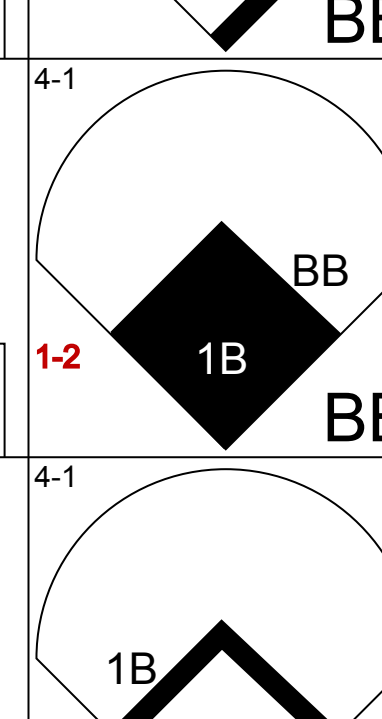

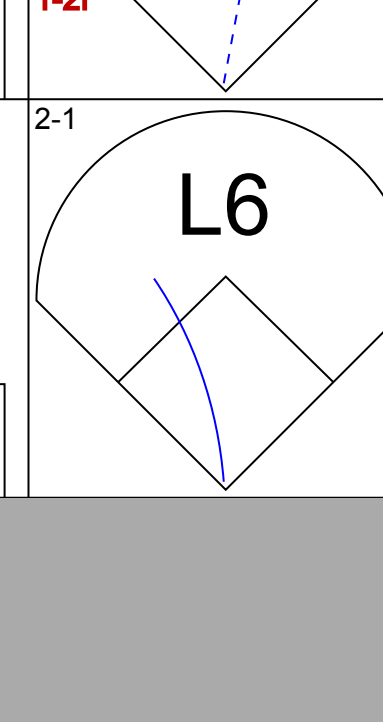
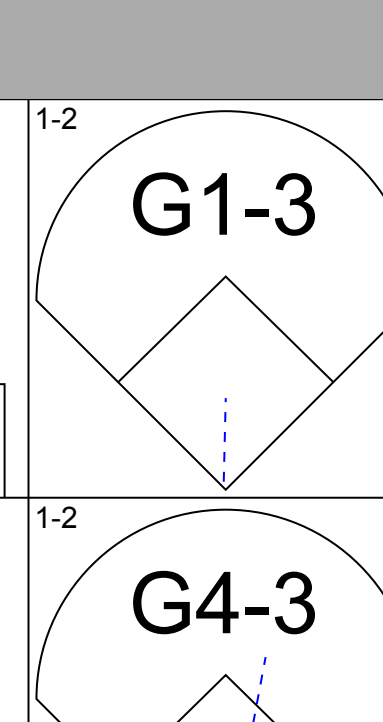
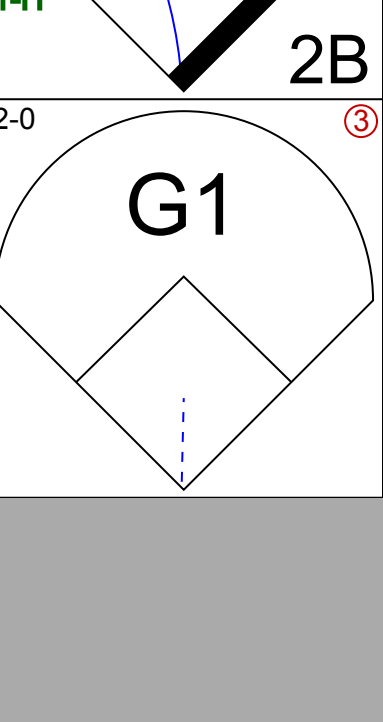
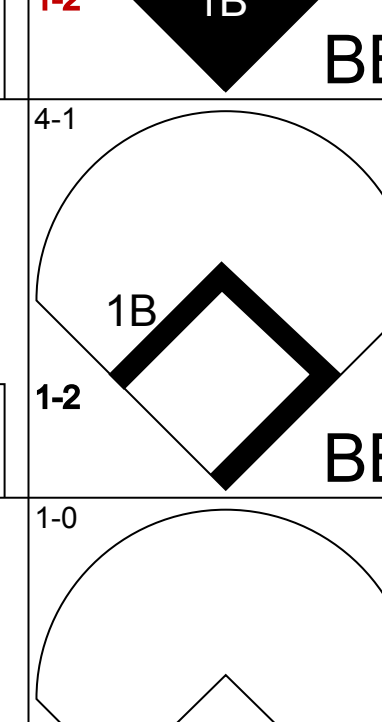

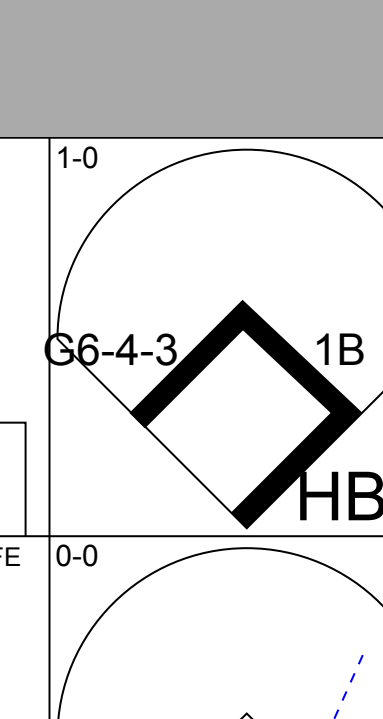
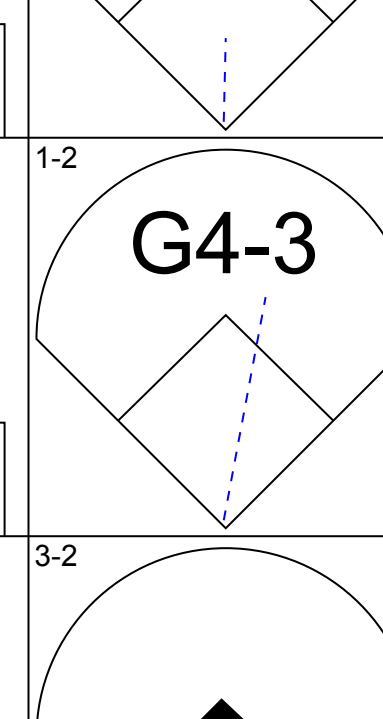
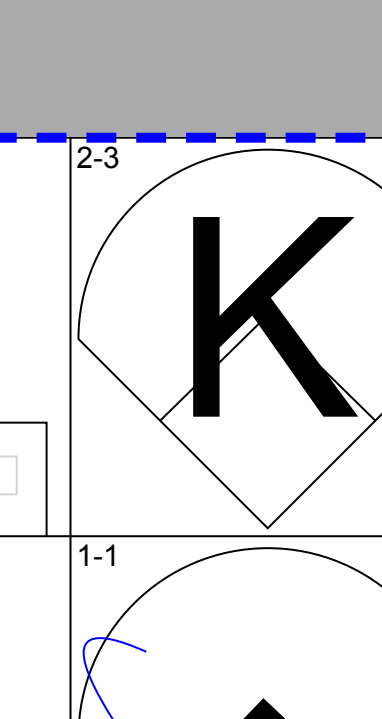

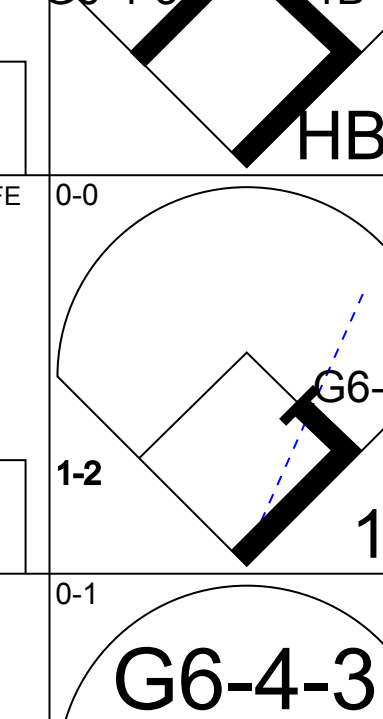
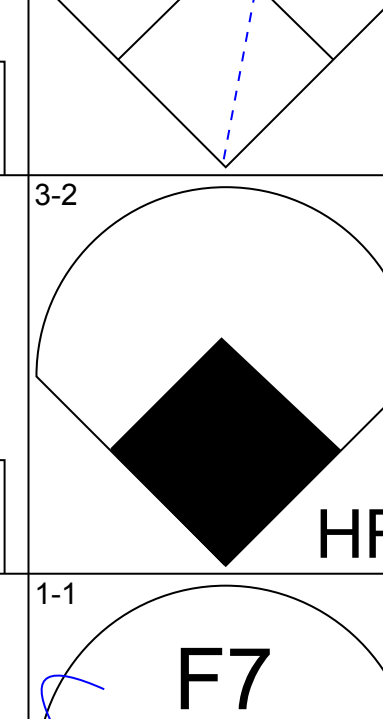
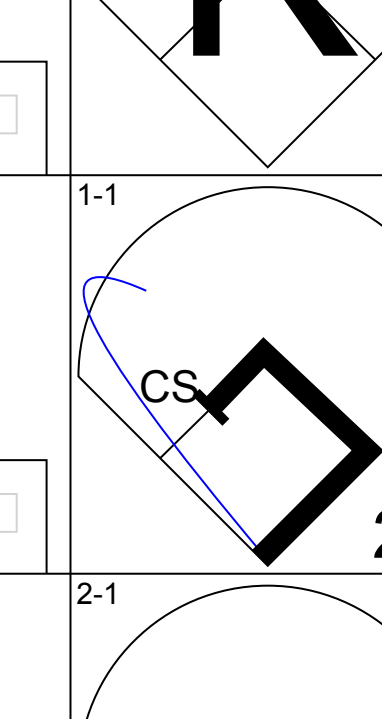
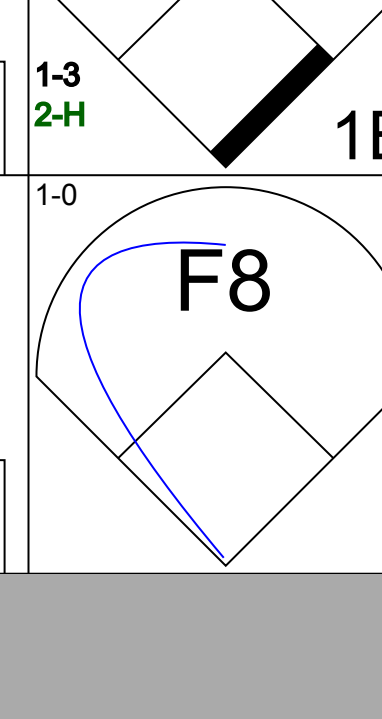
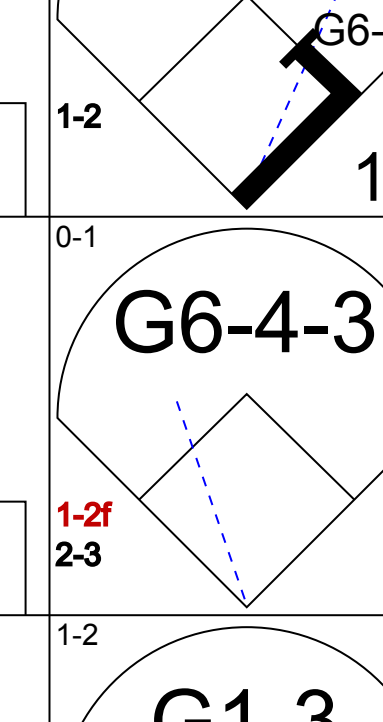
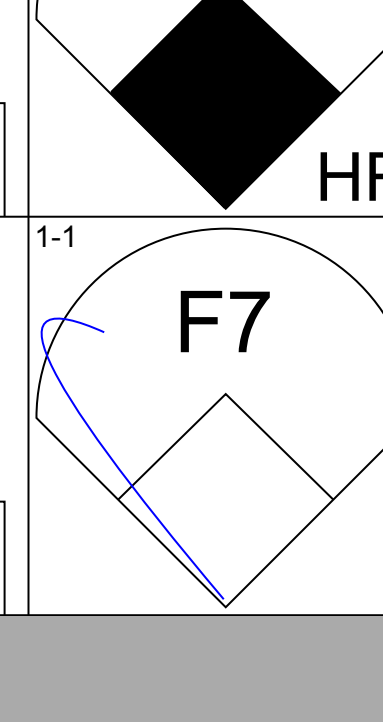
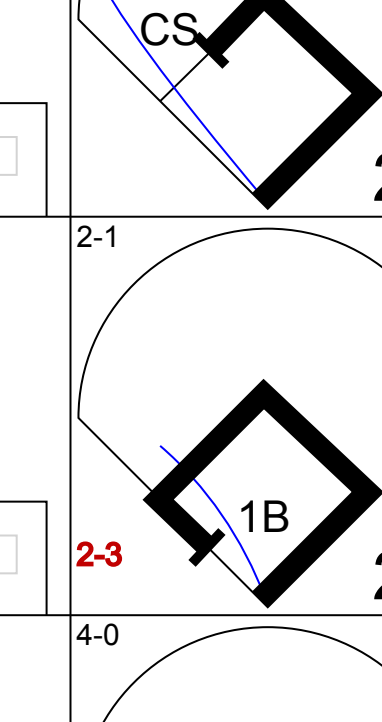
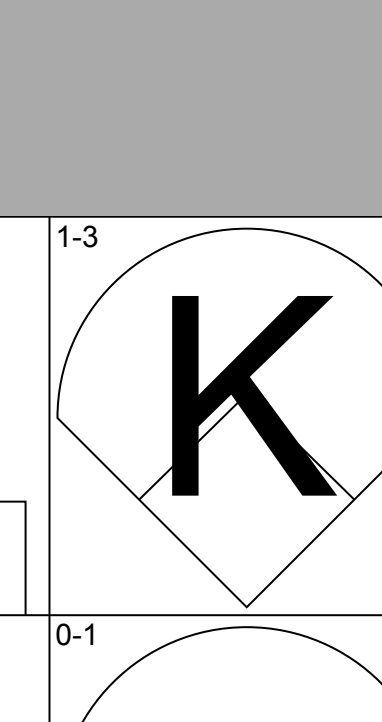
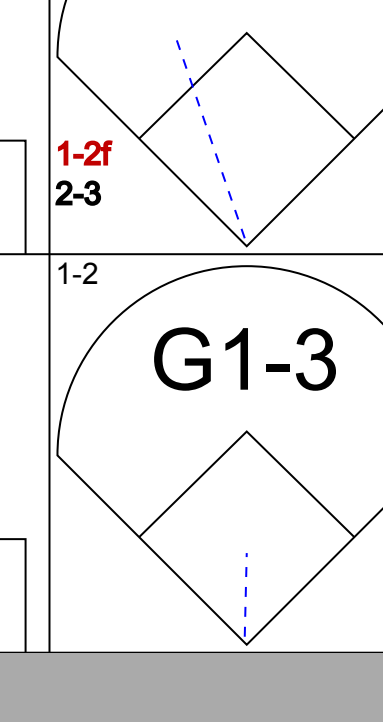
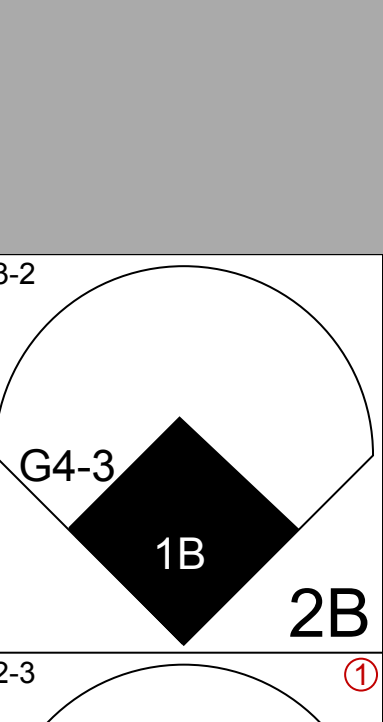
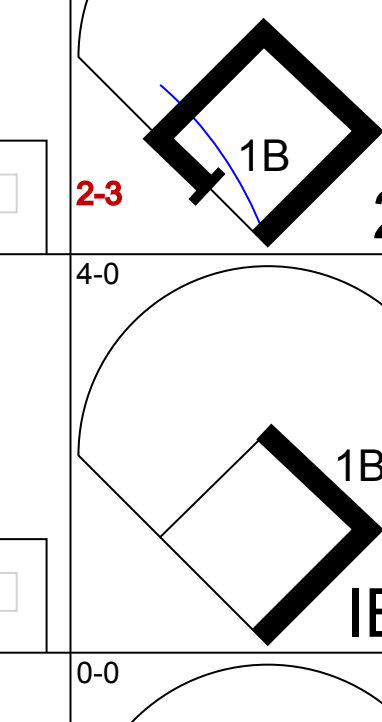
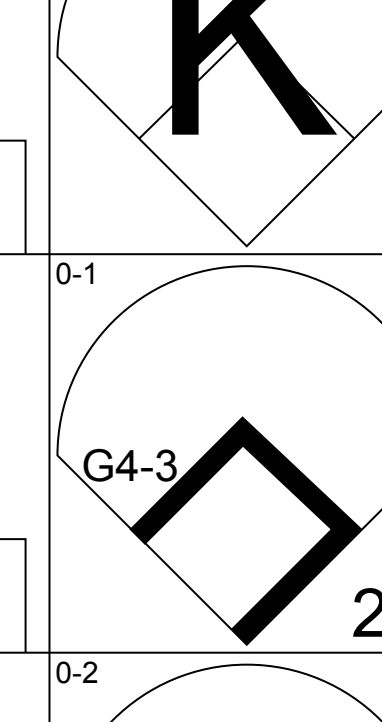
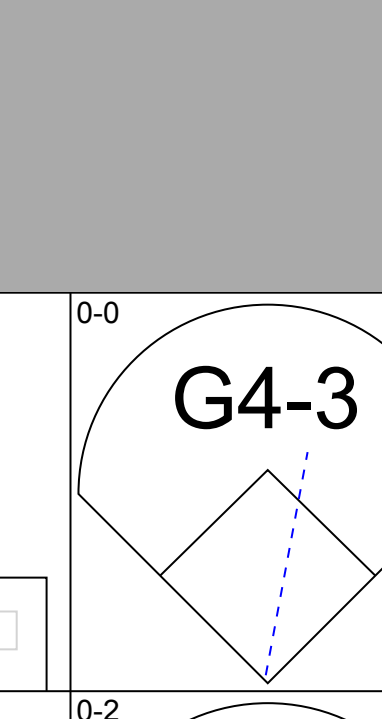
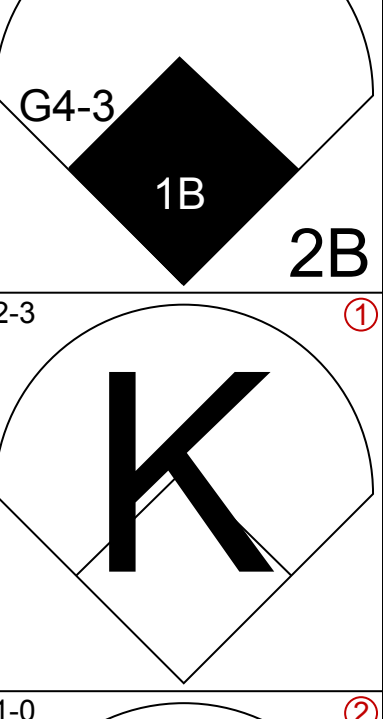
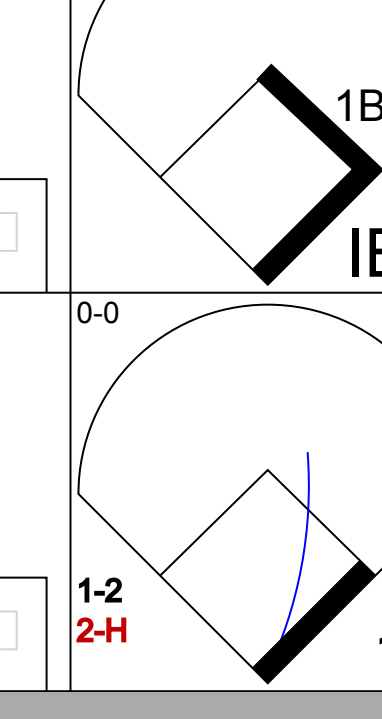
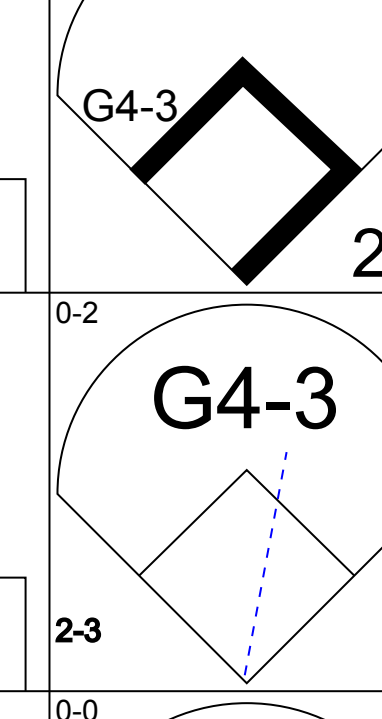
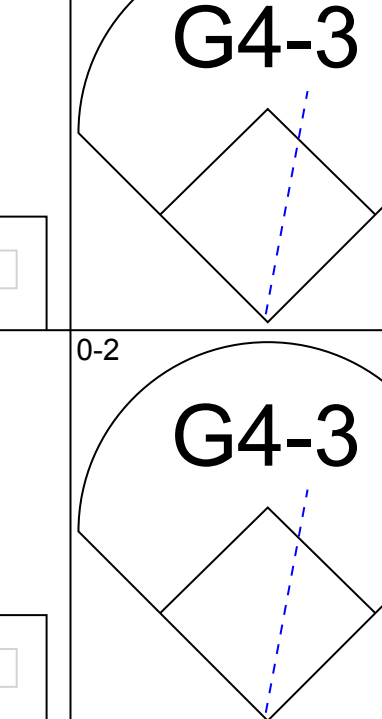
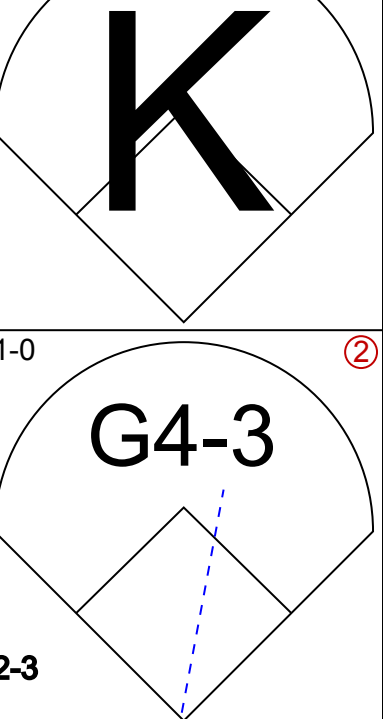
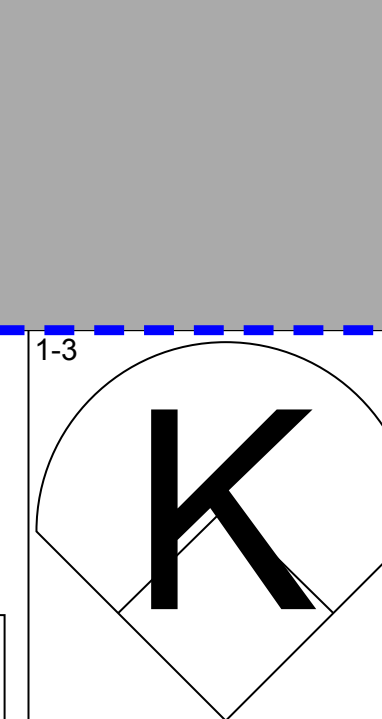



Batter	1	2	3	4	5	6	7	8	9	AB	R	H	RBI	BB	SO	LOB	TOP						
Shawn Dunston, R OBP: 0.355, SLG: 0.390										4	0	1	0	0	1	1							
Sammy Sosa, R OBP: 0.293, SLG: 0.253										3	0	1	0	1	0	0							
Mark Grace, L OBP: 0.360, SLG: 0.408										4	0	1	0	0	0	3							
23 Ryne Sandberg, R OBP: 0.329, SLG: 0.403										3	0	0	0	1	0	1							
Andre Dawson, R OBP: 0.288, SLG: 0.460										4	0	2	0	0	0	2							
Hector Villanueva, R OBP: 0.231, SLG: 0.286 Bob Scanlan, R										3	0	0	0	0	1	2							
Luis Salazar, R OBP: 0.294, SLG: 0.290										3	0	0	0	0	1	1							
Jerome Walton, R OBP: 0.125, SLG: 0.067										3	0	0	0	0	1	1							
Greg Maddux, R OBP: 0.273, SLG: 0.636 Doug Dascenzo, S (6, PH) Ken Patterson, L Joe Girardi, R OBP: 0.289, SLG: 0.324										1	0	0	0	0	0	0							
<b>Inning Stats</b>	R: 0 E: 0 K: 1 S: 10	H: 1 LOB: 1 BB: 0 P: 16	R: 0 E: 0 K: 0 S: 9	H: 0 LOB: 0 BB: 0 P: 11	R: 0 E: 0 K: 0 S: 6	H: 0 LOB: 0 BB: 0 P: 9	R: 0 E: 0 K: 0 S: 8	H: 0 LOB: 0 BB: 0 P: 12	R: 0 E: 0 K: 2 S: 13	H: 1 LOB: 1 BB: 0 P: 20	R: 0 E: 0 K: 0 S: 9	H: 1 LOB: 1 BB: 1 P: 15	R: 0 E: 0 K: 0 S: 4	H: 1 LOB: 0 BB: 0 P: 4	R: 0 E: 0 K: 1 S: 10	H: 1 LOB: 1 BB: 0 P: 15	R: 0 E: 0 K: 0 S: 10	H: 1 LOB: 1 BB: 1 P: 17	1B: 5 2B: 1 3B: 0 HR: 0	SF: 0 SAC: 0 DP: 3 HBP: 0	WP: 1 PB: 0 SB: 0 CS: 0	PA: 32	
<b>PITCHER</b>	IP	WLS	BF	H	R	ER	SO	BB	IBB	HBP	BLK	WP	HR	S	P	ERA	WHIP					ERA	WHIP
Greg Swindell, L ERA: 3.63 Rob Dibble, R ERA:	8.1	W	31	6	0	0	4	2	0	0	0	1	0	77	116	0.00	0.960					0.00	0.000

Chicago Cubs @ Cincinnati Reds  
Riverfront Stadium, Cincinnati, OH  
Fri May 01 1992, 7:05 PM EDT  
Att: 41,440 - Cloudy - 80 F


AB	30
R	0
H	6
RBI	0
BB	2
SO	4
LOB	11



Batter	1	2	3	4	5	6	7	8	9	AB	R	H	RBI	BB	SO	LOB	BOTTOM						
Bip Roberts, S OBP: 0.386, SLG: 0.384										3	1	2	1	1	0	0							
Reggie Sanders, R OBP: 0.373, SLG: 0.513										3	1	1	1	1	1	2							
Dave Martinez, L OBP: 0.355, SLG: 0.315										3	0	0	0	1	0	1							
Paul O'Neill, L OBP: 0.457, SLG: 0.519										3	0	1	1	0	1	0							
Bill Doran, S OBP: 0.313, SLG: 0.362										4	1	3	1	0	0	2							
Chris Sabo, R OBP: 0.242, SLG: 0.200										4	0	1	0	0	1	2							
Joe Oliver, R OBP: 0.324, SLG: 0.410										3	1	2	0	1	0	1							
Freddie Benavides, R OBP: 0.235, SLG: 0.286										4	0	1	0	0	1	2							
Greg Swindell, L Rob Dibble, L OBP: 1.000, SLG: 1.000										4	0	0	0	0	1	2							
<b>Inning Stats</b>	R: 0 E: 0 K: 0 S: 8	H: 1 LOB: 0 BB: 0 P: 12	R: 0 E: 0 K: 0 S: 8	H: 1 LOB: 0 BB: 0 P: 10	R: 0 E: 1 K: 1 S: 12	H: 0 LOB: 0 BB: 0 P: 17	R: 1 E: 0 K: 0 S: 12	H: 1 LOB: 0 BB: 0 P: 18	R: 2 E: 0 K: 1 S: 15	H: 3 LOB: 1 BB: 0 P: 25	R: 0 E: 0 K: 1 S: 8	H: 3 LOB: 2 BB: 1 P: 17	R: 1 E: 0 K: 1 S: 8	H: 1 LOB: 2 BB: 3 P: 23	R: 0 E: 0 K: 1 S: 9	H: 1 LOB: 1 BB: 0 P: 10	1B: 5 2B: 5 3B: 0 HR: 1	SF: 0 SAC: 0 DP: 2 HBP: 1	WP: 0 PB: 0 SB: 1 CS: 2	PA: 36			
<b>PITCHER</b>	IP	WLS	BF	H	R	ER	SO	BB	IBB	HBP	BLK	WP	HR	S	P	ERA	WHIP					ERA	WHIP
Greg Maddux, R ERA: 3.18 Ken Patterson, L ERA: 4.32 Bob Scanlan, R ERA: 2.19	5.0	L	21	6	3	3	2	0	0	1	0	0	0	8	17	0.00	3.000					4.50	2.500

Chicago Cubs @ Cincinnati Reds  
Riverfront Stadium, Cincinnati, OH  
Fri May 01 1992, 7:05 PM EDT  
Att: 41,440 - Cloudy - 80 F

AB	31
R	4
H	11
RBI	4
BB	4
SO	5
LOB	12









Batter	1	2	3	4	5	6	7	8	9	AB	R	H	RBI	BB	SO	LOB	TOP								
Shawon Dunston, R OBP: 0.366, SLG: 0.412	1-1 2B 1B		1-3 K		3-2 2B			2-2 L6		4	0	2	1	0	1	1									
Sammy Sosa, R OBP: 0.297, SLG: 0.253 Heathcliff Slocumb, R (8, 1)	1-1 F7		2-3 K		3-1 P5			1-3 K		4	0	0	0	0	2	3									
Mark Grace, L OBP: 0.379, SLG: 0.487	2-0 2B			1-1 G4-3		0-1 P5		2-0 3B		4	0	2	0	0	0	0									
23 Ryne Sandberg, R OBP: 0.330, SLG: 0.378	1-1 L4			1-1 G5-3		1-3 K		2-3 K		4	0	0	0	0	2	2									
Andre Dawson, R OBP: 0.293, SLG: 0.486		1-2 G6-3		0-2 1B		0-0 G5-3		0-0 P8		4	0	1	0	0	0	0									
Derrick May, L OBP: 0.176, SLG: 0.067	2-0 F9			1-0 G4-3			0-0 G6-3		2-3 K	4	0	0	0	0	1	1									
Doug Strange, S OBP: 0.250, SLG: 0.143		3-3 K			0-1 G4-3		3-1 F8		0-2 P4	4	0	0	0	0	1	0									
Joe Girardi, R OBP: 0.356, SLG: 0.357			2-1 SH3 1B		2-2 2B 1B		4-2 BB			2	1	2	0	1	0	0									
Shawn Boskie, R (1, 1)			1-1 SH3		1-3 K		2-0 G3			1	0	0	0	0	1	1									
Ken Patterson, L (6, 1)										0	0	0	0	0	0	0									
Chico Walker, S OBP: 0.148, SLG: 0.083 Chuck McLeroy, L OBP: 1.000, SLG: 2.000 Doug Dascozno, S OBP: 0.348, SLG: 0.318			1-2				1-2			0	0	0	0	0	0	0									
<b>Inning Stats</b>	R: 0 E: 0 K: 0 S: 7	H: 2 LOB: 1 BB: 0 P: 12	R: 0 E: 0 K: 1 S: 7	H: 0 LOB: 0 BB: 0 P: 13	R: 0 E: 0 K: 2 S: 10	H: 1 LOB: 1 BB: 0 P: 16	R: 0 E: 0 K: 0 S: 8	H: 1 LOB: 1 BB: 0 P: 11	R: 1 E: 0 K: 1 S: 14	H: 2 LOB: 1 BB: 0 P: 23	R: 0 E: 0 K: 1 S: 6	H: 0 LOB: 0 BB: 0 P: 7	R: 0 E: 0 K: 0 S: 6	H: 0 LOB: 1 BB: 1 P: 15	R: 0 E: 0 K: 2 S: 16	H: 1 LOB: 1 BB: 0 P: 20	R: 0 E: 0 K: 1 S: 7	H: 0 LOB: 0 BB: 0 P: 9	1B: 4 2B: 2 3B: 1 HR: 0	SF: 0 SAC: 1 DP: 0 HBP: 0	WP: 1 PB: 0 SB: 0 CS: 0	PA: 34			
<b>PITCHER</b>	IP	WLS	BF	H	R	ER	SO	BB	IBB	HBP	BLK	WP	HR	S	P	ERA	WHIP								
Jose Rijo, R ERA: 3.9	4.2		19	6	1	1	4	0	0	0	0	0	0	44	70	1.93	1.286								
Scott Bankhead, R ERA: 1.5	3.1	W	12	1	0	0	3	1	0	0	0	1	0	30	50	0.00	0.600								
Rob Dibble, R ERA:	1.0		3	0	0	0	1	0	0	0	0	0	0	7	9	0.00	0.000								

Chicago Cubs @ Cincinnati Reds  
Riverfront Stadium, Cincinnati, OH  
Sun May 03 1992, 3:33 AM EDT  
Att: 34,342 - Sunny - 69 F

AB	32
R	1
H	7
RBI	1
BB	1
SO	8
LOB	9



Batter	1	2	3	4	5	6	7	8	9	AB	R	H	RBI	BB	SO	LOB	BOTTOM								
Bip Roberts, S OBP: 0.397, SLG: 0.376	0-2 G6-3	2-2 F7			1-2 P6		3-3 K	4-1 BB		4	0	0	0	1	1	0									
Dave Martinez, L OBP: 0.371, SLG: 0.317	4-0 BB HBP BB		1-2 F7		2-2 G1-3		0-3 K	1-3 K		4	1	0	0	1	2	3									
Reggie Sanders, R OBP: 0.380, SLG: 0.524	3-2 BB SF7 HBP		2-2 P3		1-0 G6-3		0-2 1B 2B			3	2	1	0	0	0	0									
Paul O'Neill, L OBP: 0.485, SLG: 0.578	4-2 BB 2-3 BB		2-1 HR 2B		1-1 HR		1-2 1B			3	2	3	2	1	0	0									
Bill Doran, S OBP: 0.326, SLG: 0.395	4-2 BB		0-0 HR		2-2 SH1-4 1B		4-1 FC5-4 1B BB			2	2	2	3	2	0	0									
Jeff Branson, L OBP: 0.143, SLG: 0.333	1-2 2-3 3H SF7		2-1 F7		1-0 SH1-4		1-3 K			2	0	0	1	0	1	1									
Joe Oliver, R OBP: 0.316, SLG: 0.382	3H F9			0-0 F8		4-0 IBB		2-1 FC5-4 1B		3	0	1	0	1	0	2									
Freddie Benavides, R OBP: 0.237, SLG: 0.298		1-2 G5-3		2-2 L8		1-1 F8		0-0 FC5-4 1B		4	0	0	0	0	0	4									
Jose Rijo, R OBP: 0.111, SLG: 0.111 Scott Bankhead, R OBP: 0.500, SLG: 0.500 Billy Hatcher, R OBP: 0.304, SLG: 0.386 Rob Dibble, L OBP: 1.000, SLG: 1.000		1-3 K		0-0 G1-3		1-3 K		0-1 BB 1B		2	0	0	0	0	1	0									
<b>Inning Stats</b>	R: 2 E: 0 K: 0 S: 16	H: 0 LOB: 2 BB: 3 P: 34	R: 0 E: 0 K: 1 S: 10	H: 0 LOB: 0 BB: 0 P: 14	R: 2 E: 0 K: 0 S: 11	H: 2 LOB: 0 BB: 0 P: 18	R: 0 E: 0 K: 0 S: 5	H: 0 LOB: 0 BB: 0 P: 7	R: 0 E: 0 K: 0 S: 10	H: 0 LOB: 0 BB: 0 P: 14	R: 1 E: 0 K: 1 S: 12	H: 2 LOB: 2 BB: 1 P: 22	R: 1 E: 0 K: 2 S: 18	H: 2 LOB: 1 BB: 0 P: 22	R: 1 E: 0 K: 2 S: 15	H: 2 LOB: 3 BB: 2 P: 27	1B: 4 2B: 2 3B: 0 HR: 2	SF: 1 SAC: 1 DP: 0 HBP: 1	WP: 0 PB: 0 SB: 0 CS: 0	PA: 38					
<b>PITCHER</b>	IP	WLS	BF	H	R	ER	SO	BB	IBB	HBP	BLK	WP	HR	S	P	ERA	WHIP								
Shawn Boskie, R ERA: 5.7	5.0	L	23	4	5	5	1	3	0	1	0	0	0	6	13	0.00	0.000								
Ken Patterson, L ERA: 3.86	1.0		4	0	0	0	1	0	1	0	0	0	0	6	13	0.00	0.000								
Chuck McLeroy, L ERA: 2.15	1.1		6	2	2	2	3	1	0	0	0	0	0	22	31	13.50	2.250								
Heathcliff Slocumb, R ERA: 5.91	0.2		5	2	0	0	1	1	0	0	0	0	0	11	18	0.00	4.500								

Chicago Cubs @ Cincinnati Reds  
Riverfront Stadium, Cincinnati, OH  
Sun May 03 1992, 3:33 AM EDT  
Att: 34,342 - Sunny - 69 F

AB	29
R	7
H	8
RBI	7
BB	6
SO	6
LOB	12









Batter	1	2	3	4	5	6	7	8	9	AB	R	H	RBI	BB	SO	LOB	TOP								
<b>Bip Roberts, S</b> OBP: 0.385, SLG: 0.374 (1, 4)	2-2 S 1B		0-1 CS 1B		1-2 G3			1-1 E6		4	0	2	0	0	0	0	<b>Cincinnati Reds @ Pittsburgh Pirates</b> Three Rivers Stadium, Pittsburgh, PA Tue May 05 1992, 7:05 PM EDT Att: 9,103 - Cloudy - 47 F								
<b>Dave Martinez, L</b> OBP: 0.351, SLG: 0.297 (1, 8)	1-1 P5		0-2 G5-3		3-2 F8			0-0 F7		4	0	0	0	0	0	3									
<b>Reggie Sanders, R</b> OBP: 0.410, SLG: 0.544 (1, 7)	4-1 BB			1-1 P4		4-0 WP S BB		1-3 K		2	0	0	0	2	1	1									
<b>Paul O'Neill, L</b> OBP: 0.477, SLG: 0.563 <b>Rob Dibble, L</b> OBP: 1.000, SLG: 1.000 (8, 1)	0-1 F8			1-0 1B 1B		3-3 K 1-2 K		2-2 L7		4	1	1	0	0	1	4									
<b>Bill Doran, S</b> OBP: 0.320, SLG: 0.373 (1, 3)	3-2 G3			0-2 1B FC5-4 1B		0-0 F7			1-1 F8		4	1	1	0	0	3									
<b>Chris Sabo, R</b> OBP: 0.244, SLG: 0.286 (1, 5)		1-1 F8		2-0 FC5-4 1B		1-2 F7			0-0 P3		4	0	1	1	0	1									
<b>Joe Oliver, R</b> OBP: 0.298, SLG: 0.355 (1, 2)		2-3 K		3-H FC5-4 1B			2-2 G5-3		3-1 E5 1B		4	0	1	1	0	1									
<b>Freddie Benavides, R</b> OBP: 0.254, SLG: 0.328 (1, 6)		0-3 K		0-0 F9			4-0 CS BB		0-0 L7		3	0	0	0	1	2									
<b>Tim Belcher, R</b> <b>Jeff Branson, L</b> (7, PH) <b>Scott Ruskin, R</b> (7, 1) <b>Darnell Coles, R</b> OBP: 0.250, SLG: 0.500 (8, 9)			2-1 G6-3		0-3 K		3-3 K 1-2 K				2	0	0	0	0	1		0							
<b>Inning Stats</b>	R: 0 E: 0 K: 0 S: 15	H: 1 LOB: 2 BB: 1 P: 24	R: 0 E: 0 K: 2 S: 8	H: 0 LOB: 0 BB: 0 P: 11	R: 0 E: 0 K: 0 S: 7	H: 1 LOB: 0 BB: 0 P: 9	R: 2 E: 0 K: 0 S: 9	H: 3 LOB: 1 BB: 0 P: 13	R: 0 E: 0 K: 1 S: 10	H: 0 LOB: 0 BB: 0 P: 14	R: 0 E: 0 K: 1 S: 7	H: 0 LOB: 1 BB: 1 P: 15	R: 0 E: 0 K: 1 S: 7	H: 0 LOB: 1 BB: 1 P: 16	R: 0 E: 1 K: 1 S: 10	H: 0 LOB: 1 BB: 0 P: 14		R: 0 E: 1 K: 0 S: 6	H: 1 LOB: 1 BB: 0 P: 10	1B: 6 2B: 1 3B: 0 HR: 0	SF: 0 SAC: 0 DP: 1 HBP: 0	WP: 1 PB: 0 SB: 3 CS: 2	PA: 35		
<b>PITCHER</b>	IP	WLS	BF	H	R	ER	SO	BB	IBB	HBP	BLK	WP	HR	S	P	ERA	WHIP								
<b>Vicente Palacios, R</b> ERA: 3.75 <b>Jerry Don Gleaton, L</b> ERA: 9.0 <b>Paul Miller, R</b> ERA: 2.51 <b>Roger Mason, R</b> ERA: 2.51 <b>Bob Patterson, L</b> ERA: 0.00	(1, 1)	5.0	21	5	2	2	3	2	0	0	0	0	0	4	7	3.60	1.400								
<b>PITCHER</b>	IP	WLS	BF	H	R	ER	SO	BB	IBB	HBP	BLK	WP	HR	S	P	ERA	WHIP								
<b>Stan Belinda, R</b> ERA: 0.82	(9, 1)	1.0	5	1	0	0	0	0	0	0	0	0	0	6	10	0.00	1.000								

AB	32
R	2
H	6
RBI	2
BB	3
SO	6
LOB	16



Batter	1	2	3	4	5	6	7	8	9	AB	R	H	RBI	BB	SO	LOB	BOTTOM								
<b>Orlando Merced, S</b> OBP: 0.368, SLG: 0.264 (1, 3)	2-2 G4-3 2B		4-2 BB		0-0 F8		0-1 G4-3			3	0	1	0	1	0	1	<b>Cincinnati Reds @ Pittsburgh Pirates</b> Three Rivers Stadium, Pittsburgh, PA Tue May 05 1992, 7:05 PM EDT Att: 9,103 - Cloudy - 47 F								
<b>Jeff King, R</b> OBP: 0.250, SLG: 0.286 <b>Jay Bell, R</b> OBP: 0.346, SLG: 0.247 (9, 6)	0-0 G4-3		0-1 P4			3-2 G5-3	2-2 L7			4	0	0	0	0	0	2									
<b>Andy Van Slyke, L</b> OBP: 0.485, SLG: 0.513 (1, 8)	1-2 G1-3			1-0 HR		0-1 1B 2B		1-0 BB 1B 1B		4	3	3	1	0	0	1									
<b>Barry Bonds, L</b> OBP: 0.396, SLG: 0.630 (1, 7)	1-3 K			1-3 K		4-1 1B SF9 BB		0-1 P6		3	1	0	0	1	2	2									
<b>Gary Varsho, L</b> OBP: 0.250, SLG: 0.474 <b>Roger Mason, R</b> (7, 1) <b>Bob Patterson, R</b> OBP: 0.500, SLG: 0.500 <b>Lloyd McClendon, R</b> (8, PH) <b>Stan Belinda, R</b> OBP: 0.519, SLG: 0.739 (9, 1) <b>Steve Buechele, R</b> OBP: 0.313, SLG: 0.427 (1, 5)	1-2 G4-3			1-3 K		0-1 SF9		1-1 BB 1B 1B		3	0	1	1	0	1	0									
<b>Michael LaValliere, L</b> OBP: 0.375, SLG: 0.375 (1, 2)	2-2 P4			1-3 K		1-2 SF9		2-3 K		3	0	0	1	0	2	2									
<b>Michael LaValliere, L</b> OBP: 0.375, SLG: 0.375 (1, 2)	1-0 F8				1-1 SH5-4 1B			4-1 1B 1-2 2-3 BB		2	0	1	0	2	0	0									
<b>Jose Lind, R</b> OBP: 0.215, SLG: 0.237 (1, 4)			2-1 G4-3		2-3 K		3-1 G6-3		2-2 1B		4	0	1	2	0	1									
<b>Vicente Palacios, R</b> OBP: 0.167, SLG: 0.167 <b>Jerry Don Gleaton, L</b> (6, 1) <b>Paul Miller, R</b> (6, 1) <b>Cecil Espy, S</b> OBP: 0.500, SLG: 0.680 (7, 9)	0-0 F9				0-2 SH5-4			3-1 G3		1	0	0	0	0	0	0									
<b>Inning Stats</b>	R: 0 E: 0 K: 1 S: 10	H: 1 LOB: 1 BB: 0 P: 14	R: 0 E: 0 K: 0 S: 7	H: 0 LOB: 0 BB: 0 P: 11	R: 0 E: 0 K: 0 S: 7	H: 0 LOB: 1 BB: 1 P: 13	R: 1 E: 0 K: 3 S: 10	H: 1 LOB: 0 BB: 0 P: 14	R: 0 E: 0 K: 1 S: 9	H: 1 LOB: 1 BB: 0 P: 12	R: 2 E: 0 K: 0 S: 11	H: 2 LOB: 2 BB: 2 P: 26	R: 0 E: 0 K: 0 S: 8	H: 0 LOB: 0 BB: 0 P: 13	R: 0 E: 0 K: 1 S: 14	H: 3 LOB: 2 BB: 1 P: 24		R: 2 E: 0 K: 1 S: 14	H: 3 LOB: 2 BB: 1 P: 24	1B: 5 2B: 2 3B: 0 HR: 1	SF: 1 SAC: 1 DP: 0 HBP: 0	WP: 0 PB: 0 SB: 0 CS: 0	PA: 35		
<b>PITCHER</b>	IP	WLS	BF	H	R	ER	SO	BB	IBB	HBP	BLK	WP	HR	S	P	ERA	WHIP								
<b>Tim Belcher, R</b> ERA: 4.91 <b>Scott Ruskin, L</b> ERA: 6.0 <b>Rob Dibble, R</b> ERA: 1.23	(1, 1)	6.0	26	5	3	3	5	2	1	0	0	0	0	11	17	4.50	1.167								
<b>PITCHER</b>	IP	WLS	BF	H	R	ER	SO	BB	IBB	HBP	BLK	WP	HR	S	P	ERA	WHIP								
<b>Rob Dibble, R</b> ERA: 1.23	(8, 1)	0.2	4	2	1	1	1	1	0	0	0	0	0	11	20	13.50	4.500								






Batter	1	2	3	4	5	6	7	8	9	AB	R	H	RBI	BB	SO	LOB	TOP					
<b>Bill Pecota, R</b> OBP: 0.250, SLG: 0.216 (1,4)	F9		BB		G6-3		1B		G6-3	4	0	1	0	1	0	0						
<b>Dick Schofield, R</b> OBP: 0.372, SLG: 0.357 (1,6)	P2		BB			HR	SF8		L7	3	1	1	2	1	0	0						
<b>Dave Magadan, L</b> OBP: 0.368, SLG: 0.356 (1,5)	G4-3		K			G4-3	3-H		G4-3	5	0	1	1	0	1	2						
<b>Bobby Bonilla, S</b> OBP: 0.377, SLG: 0.359 (1,9)		K			1B	G5-3			K	4	0	1	0	0	2	2						
<b>Eddie Murray, S</b> OBP: 0.374, SLG: 0.444 (1,3)	G5-3		L9		1B	L9			K	4	0	1	0	0	1	1						
<b>Howard Johnson, S</b> OBP: 0.291, SLG: 0.396 (1,8)			BB		K		P4		G5-3	3	0	0	0	1	1	2						
<b>Charlie O'Brien, R</b> OBP: 0.413, SLG: 0.486 (8, PR)	F7				K		F8		E	4	0	1	0	0	1	2						
<b>Todd Hundley, S</b> OBP: 0.231, SLG: 0.277 (8, 2)									1B	0	0	0	0	0	0	0						
<b>Daryl Boston, L</b> OBP: 0.384, SLG: 0.435 (1,7)			G3-1			F8			E3	4	1	1	0	0	0	1						
<b>Anthony Young, R</b> OBP: 0.133, SLG: 0.133 (7, PH)	F7								SF8	2	0	0	0	0	0	1						
<b>Tim Burke, R</b> OBP: 0.273, SLG: 0.172 (8, PH)						K			E6	1	1	0	0	0	0	1						
<b>Junior Noboa, R</b> OBP: 0.273, SLG: 0.172 (8, PH)									1B	0	0	0	0	0	0	0						
<b>Paul Gibson, R</b> OBP: 0.273, SLG: 0.172 (8, 1)									1B	0	0	0	0	0	0	0						
<b>Inning Stats</b>	R: 0 E: 0 K: 0 S: 8	H: 0 LOB: 0 BB: 0 P: 14	R: 0 E: 0 K: 1 S: 13	H: 0 LOB: 1 BB: 1 P: 19	R: 0 E: 0 K: 1 S: 14	H: 0 LOB: 2 BB: 2 P: 25	R: 0 E: 0 K: 2 S: 10	H: 1 LOB: 1 BB: 0 P: 17	R: 0 E: 0 K: 1 S: 8	H: 0 LOB: 0 BB: 0 P: 11	R: 1 E: 0 K: 0 S: 8	H: 2 LOB: 1 BB: 0 P: 8	R: 2 E: 1 K: 1 S: 15	H: 3 LOB: 2 BB: 0 P: 20	R: 0 E: 1 K: 2 S: 12	H: 1 LOB: 2 BB: 0 P: 19	R: 0 E: 0 K: 0 S: 5	H: 0 LOB: 0 BB: 0 P: 7	1B: 5 2B: 1 3B: 0 HR: 1	SF: 1 SAC: 0 DP: 0 HBP: 0	WP: 0 PB: 0 SB: 0 CS: 0	PA: 39
<b>PITCHER</b>	IP	WLS	BF	H	R	ER	SO	BB	IBB	HBP	BLK	WP	HR	S	P	ERA	WHIP					
<b>Greg Swindell, L</b> ERA: 3.27 (1, 1)	6.2	W	30	6	3	1	5	3	0	0	0	0	1	73	108	1.35	1.350					
<b>Norm Charlton, L</b> ERA: 2.16 (7, 1)	2.1	S	9	1	0	0	3	0	0	0	0	0	0	20	32	0.00	0.429					

**New York Mets @ Cincinnati Reds**  
Riverfront Stadium, Cincinnati, OH  
Wed May 06 1992, 7:05 PM EDT  
Att: 24,107 - Cloudy - 58 F


AB 35  
R 3  
H 7  
RBI 3  
BB 3  
SO 8  
LOB 13



Batter	1	2	3	4	5	6	7	8	9	AB	R	H	RBI	BB	SO	LOB	BOTTOM					
<b>Bip Roberts, S</b> OBP: 0.372, SLG: 0.359 (1,4)	G4-3		F7			G4-3		G4-3		4	0	0	0	0	0	0						
<b>Dave Martinez, L</b> OBP: 0.346, SLG: 0.294 (7, 3)	L9				K	G1-3		G4-3		4	1	1	0	0	1	0						
<b>Reggie Sanders, R</b> OBP: 0.404, SLG: 0.532 (1,7)	P2				1B	G1-3		K		4	0	1	0	0	1	1						
<b>Paul O'Neill, L</b> OBP: 0.473, SLG: 0.551 (1,9)		G3-1			F7		HR		HR	2	1	0	0	1	0	1						
<b>Chris Sabo, R</b> OBP: 0.250, SLG: 0.356 (1,5)		G5-3			F9		IBB		HR	3	1	1	3	0	0	1						
<b>Bill Doran, S</b> OBP: 0.320, SLG: 0.372 (1, 3)						1B			HR	3	1	1	0	0	1	0						
<b>Norm Charlton, S</b> ERA: 2.16 (7, 1)		K				G6-4-3		P4		0	0	0	0	0	0	0						
<b>Joe Oliver, R</b> OBP: 0.310, SLG: 0.405 (1, 2)					HR	1B		L4		3	1	2	1	0	0	0						
<b>Freddie Benavides, R</b> OBP: 0.243, SLG: 0.313 (1, 6)						G5-3		P3		3	0	0	0	0	0	1						
<b>Greg Swindell, L</b> ERA: 3.96 (7, 1)						G6-4-3		G1-3		2	0	0	0	0	1	0						
<b>Jacob Brumfield, R</b> OBP: 0.294, SLG: 0.250 (7, 8)					F7					1	0	0	0	0	0	0						
<b>Inning Stats</b>	R: 0 E: 0 K: 0 S: 7	H: 0 LOB: 0 BB: 0 P: 12	R: 0 E: 0 K: 1 S: 8	H: 0 LOB: 0 BB: 0 P: 12	R: 1 E: 0 K: 0 S: 9	H: 1 LOB: 0 BB: 0 P: 10	R: 0 E: 0 K: 1 S: 11	H: 1 LOB: 1 BB: 0 P: 12	R: 1 E: 0 K: 1 S: 8	H: 2 LOB: 0 BB: 0 P: 11	R: 3 E: 0 K: 0 S: 12	H: 2 LOB: 0 BB: 1 P: 21	R: 0 E: 0 K: 0 S: 7	H: 0 LOB: 0 BB: 0 P: 9	R: 0 E: 0 K: 1 S: 8	H: 0 LOB: 0 BB: 0 P: 11	1B: 4 2B: 0 3B: 0 HR: 2	SF: 0 SAC: 0 DP: 1 HBP: 0	WP: 0 PB: 0 SB: 0 CS: 0	PA: 30		
<b>PITCHER</b>	IP	WLS	BF	H	R	ER	SO	BB	IBB	HBP	BLK	WP	HR	S	P	ERA	WHIP					
<b>Anthony Young, R</b> ERA: 3.96 (7, 1)	1.0	L	3	0	0	0	0	0	0	0	0	0	0	7	9	0.00	0.000					
<b>Tim Burke, R</b> ERA: 2.57 (8, 1)	1.0		3	0	0	0	1	0	0	0	0	0	0	8	11	0.00	0.000					

**New York Mets @ Cincinnati Reds**  
Riverfront Stadium, Cincinnati, OH  
Wed May 06 1992, 7:05 PM EDT  
Att: 24,107 - Cloudy - 58 F

AB 29  
R 5  
H 6  
RBI 4  
BB 1  
SO 4  
LOB 4







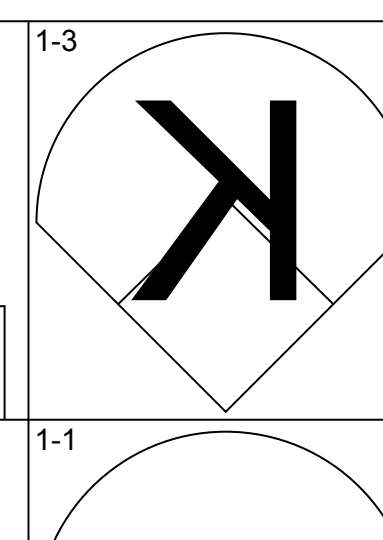
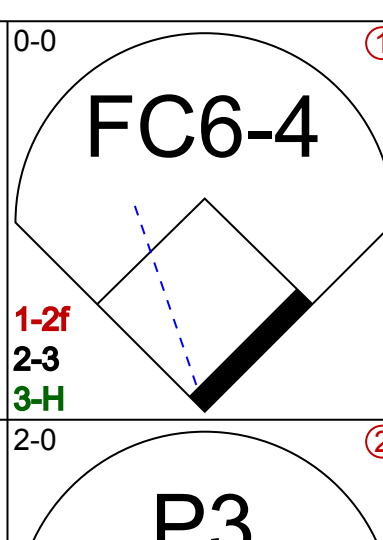
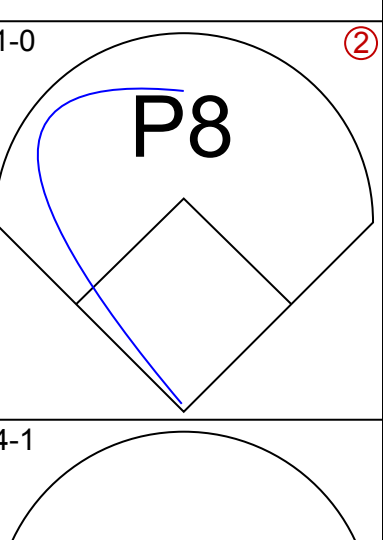
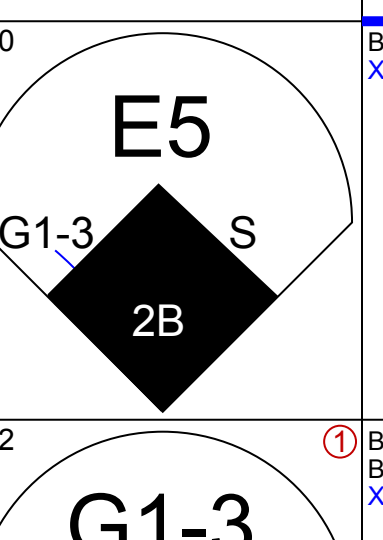
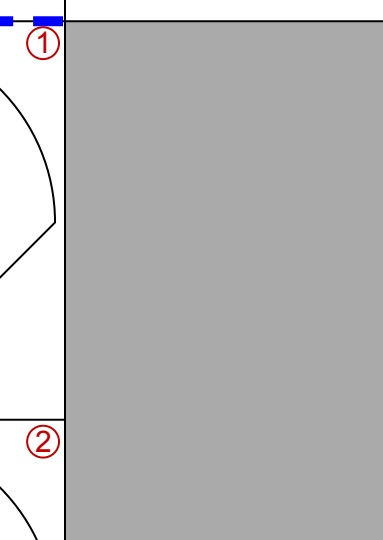
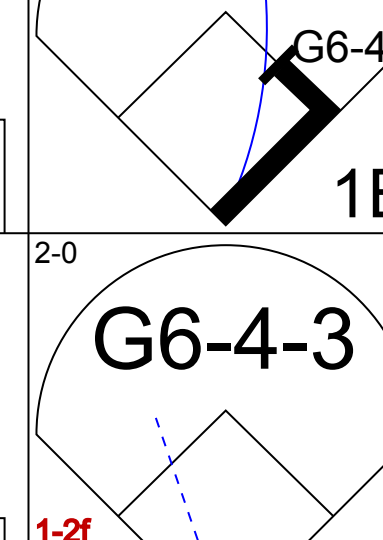
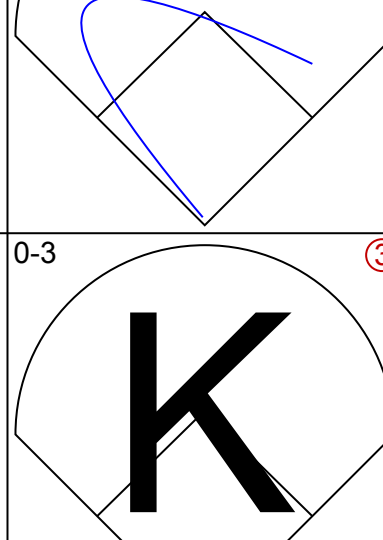
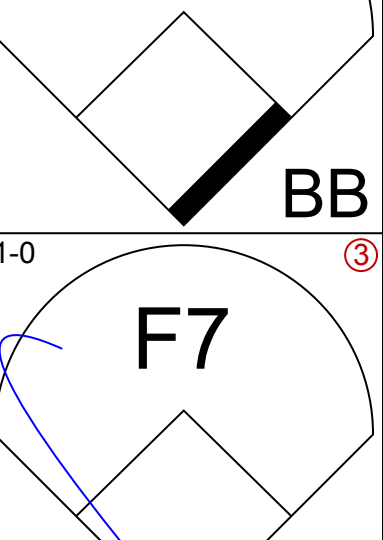
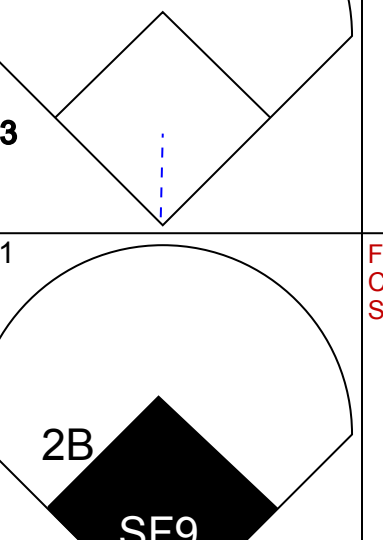
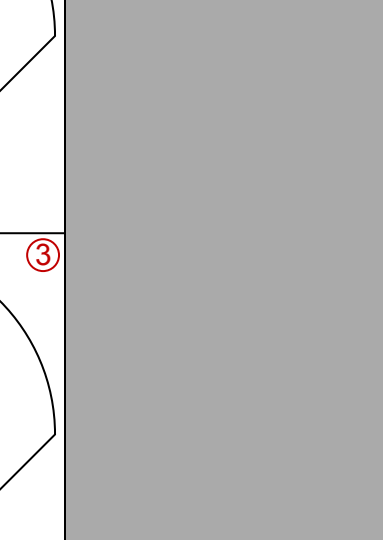



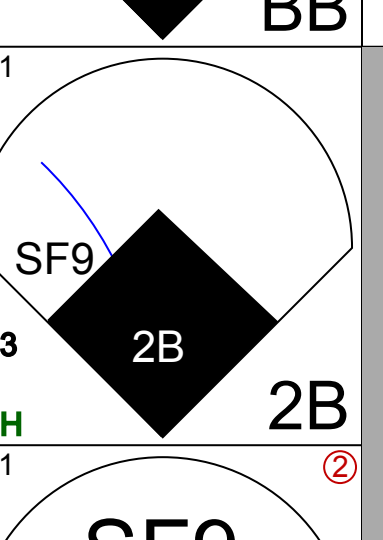
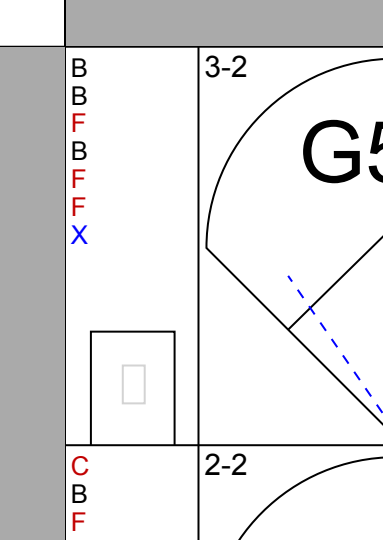
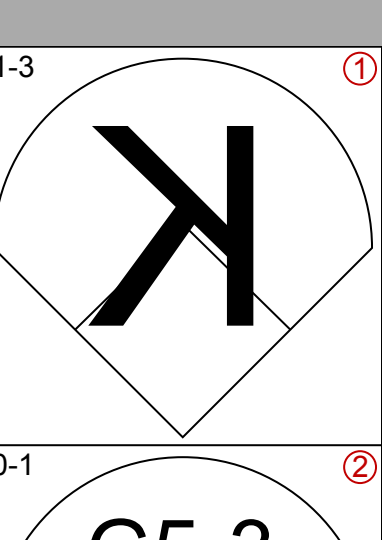
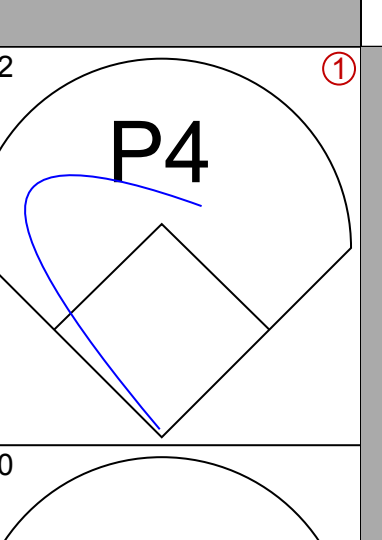
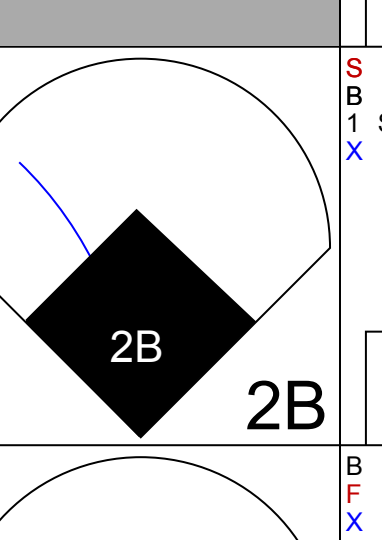

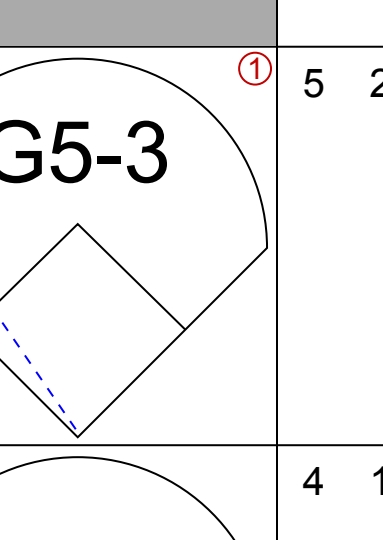
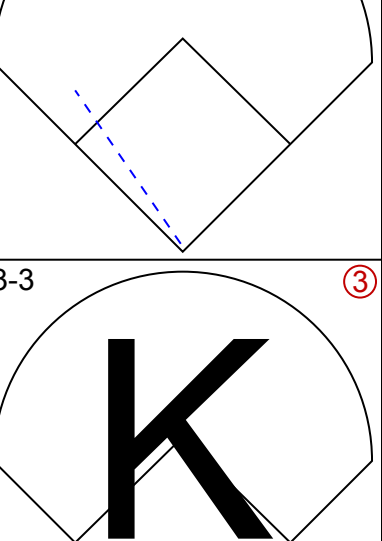
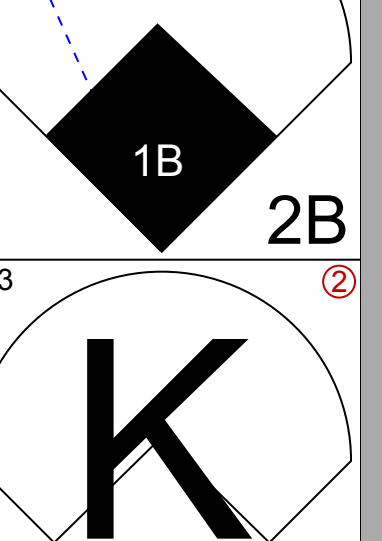
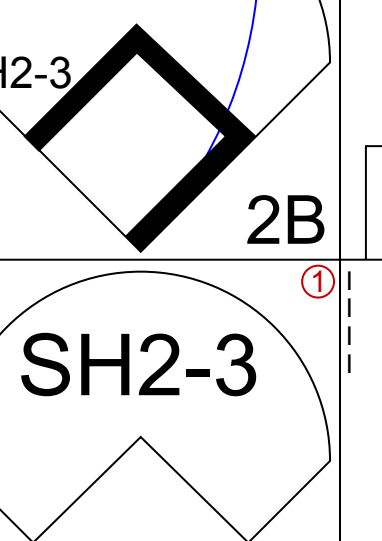
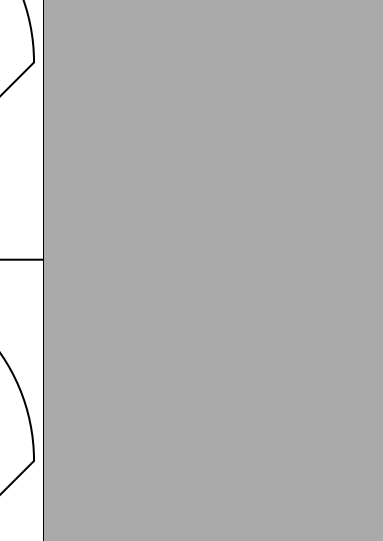
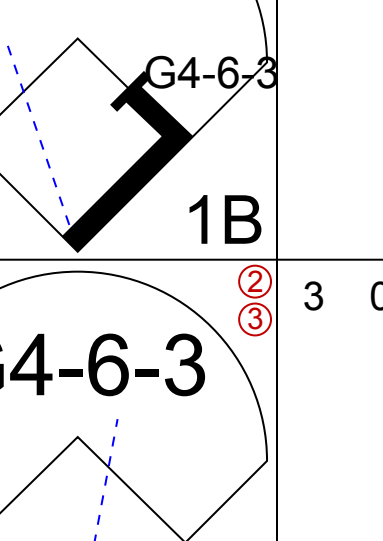
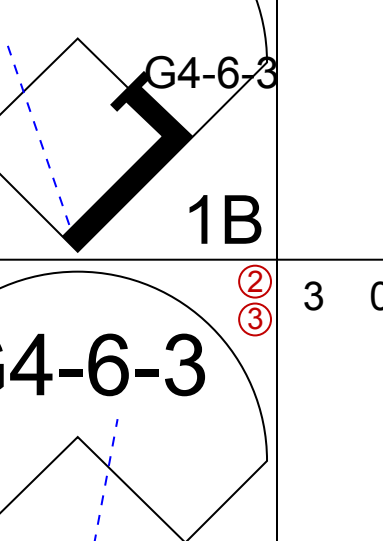

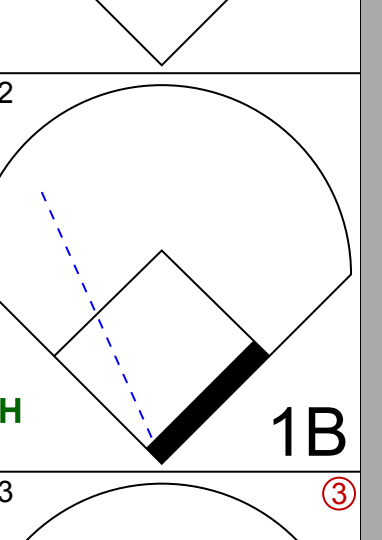
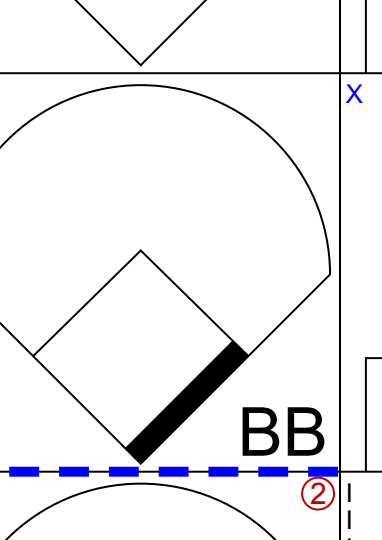
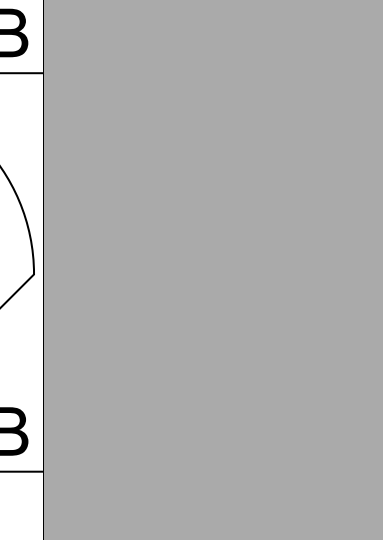

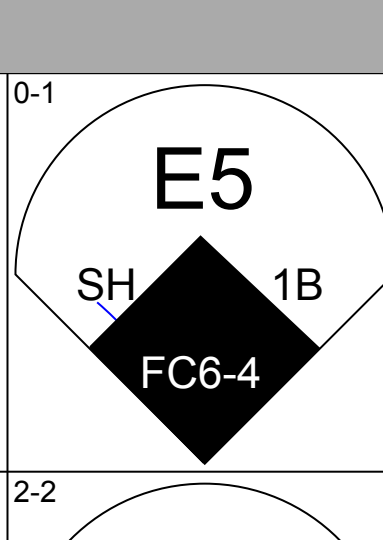

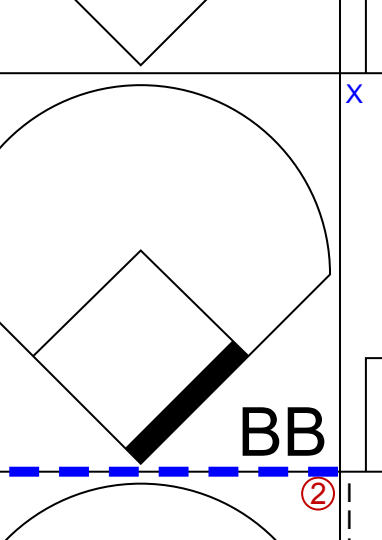
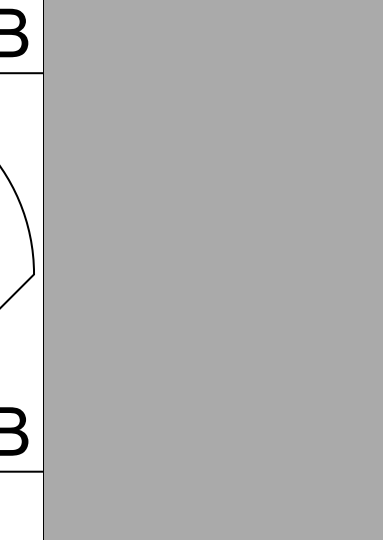
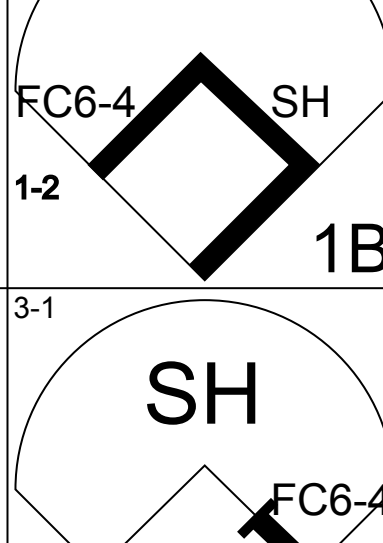
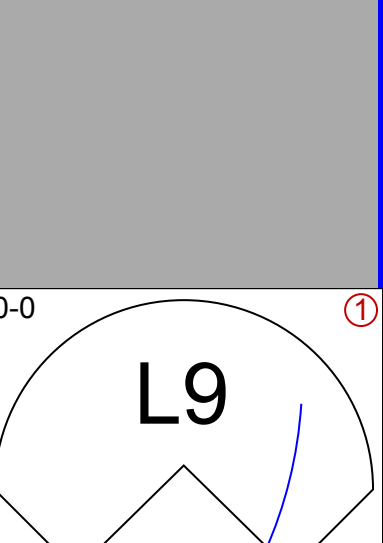
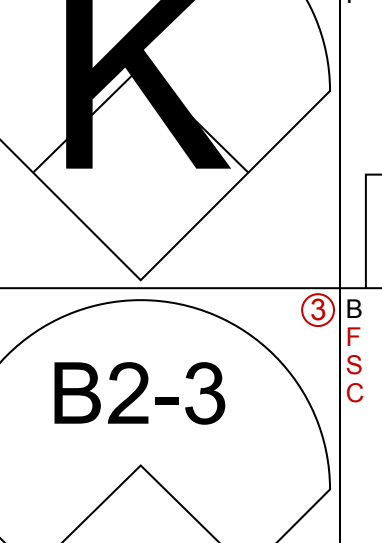
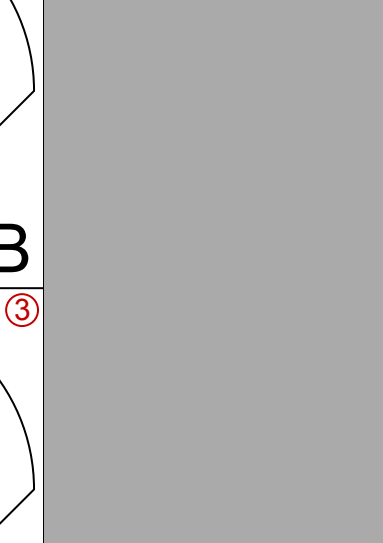
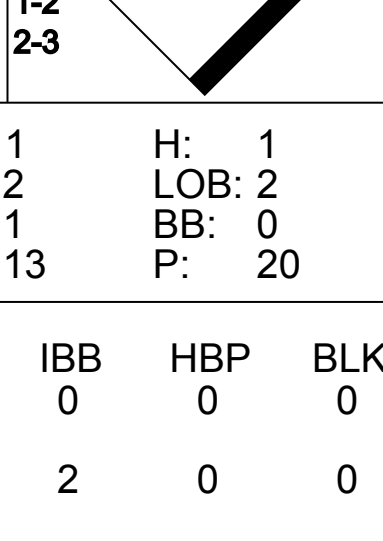
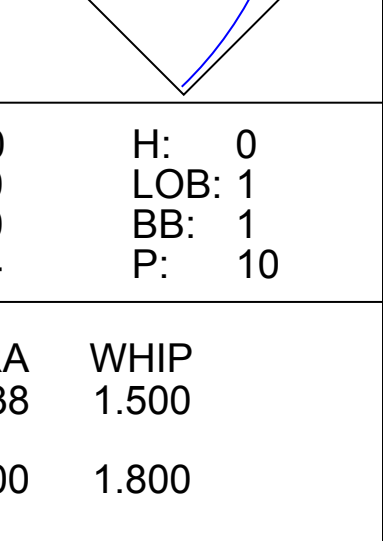
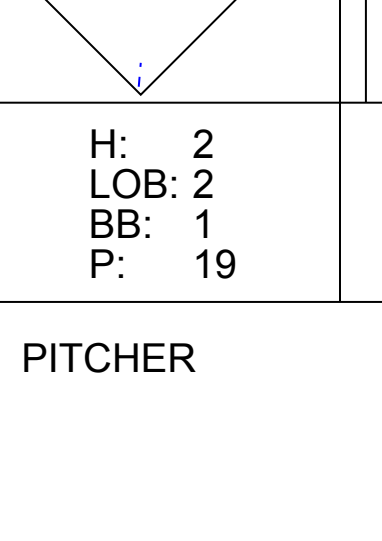
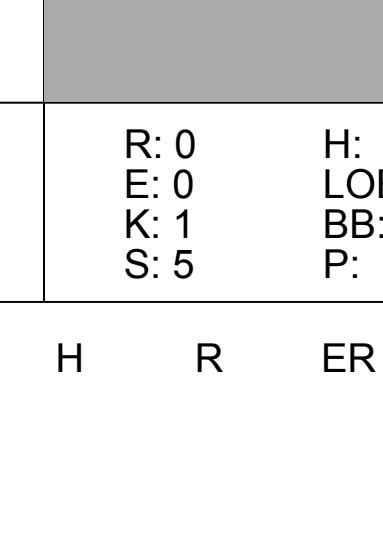


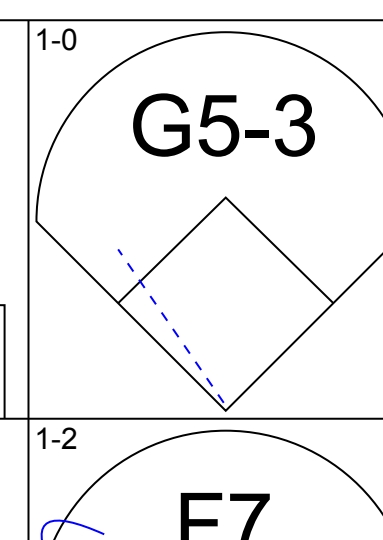
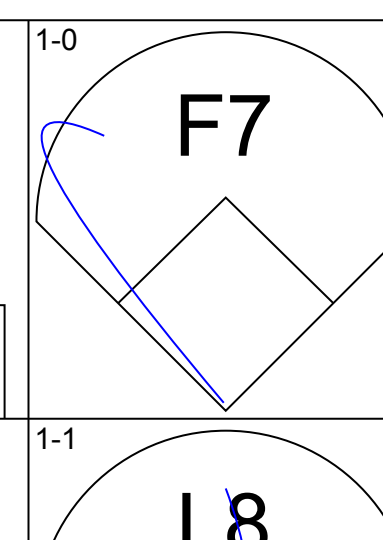
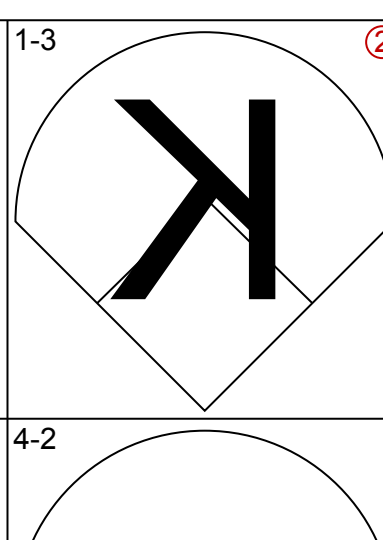
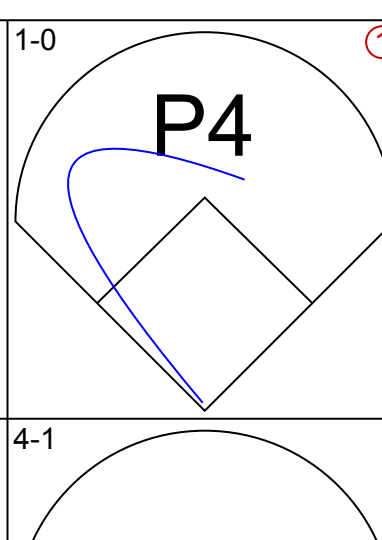
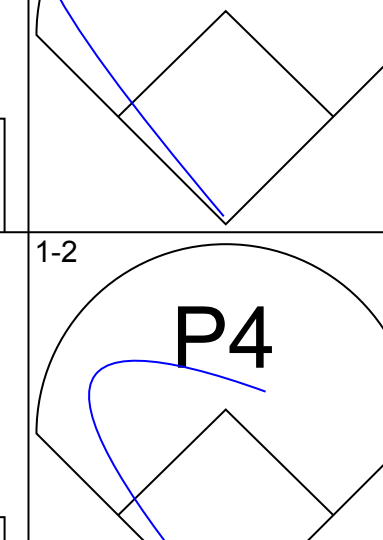
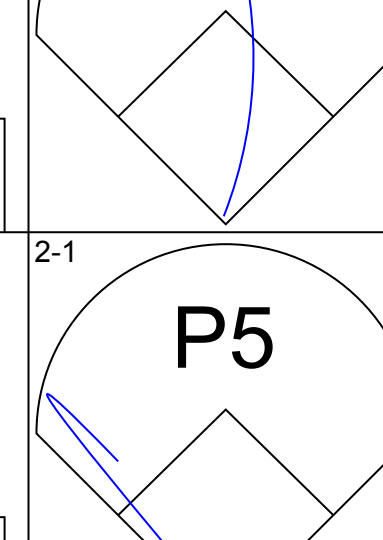
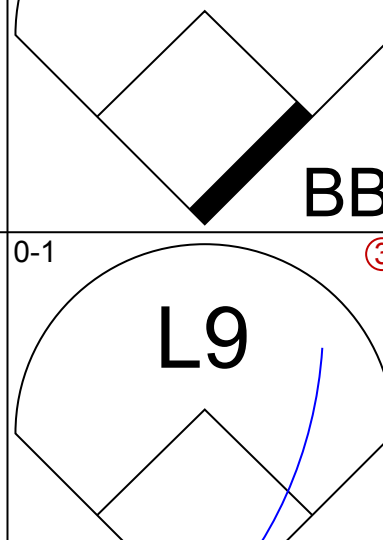
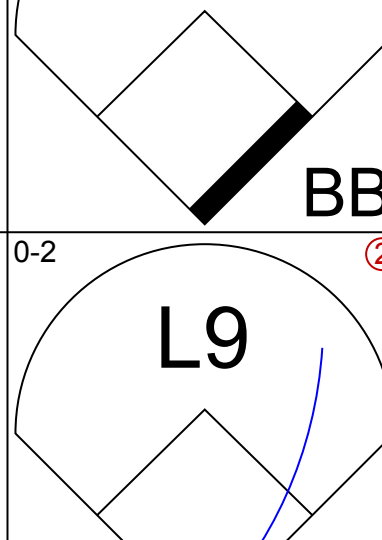



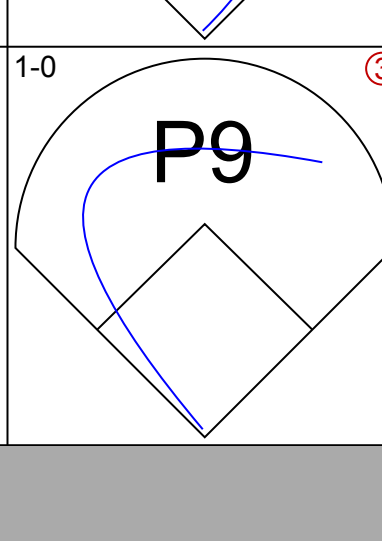
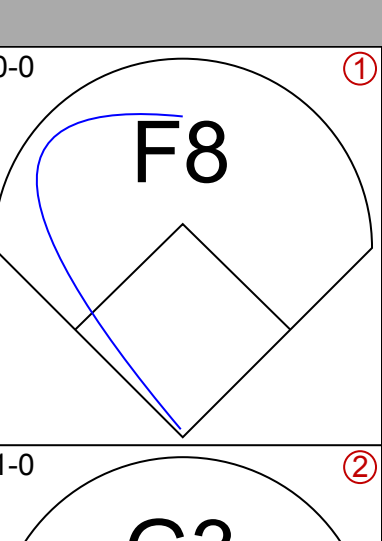
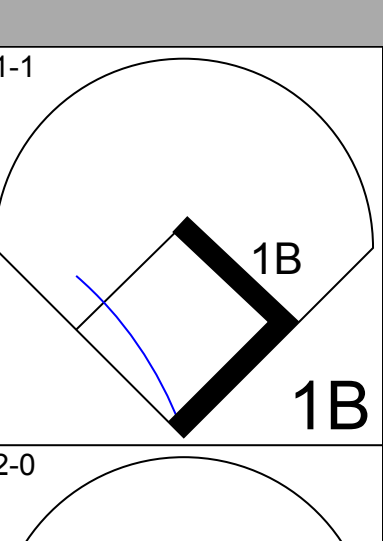
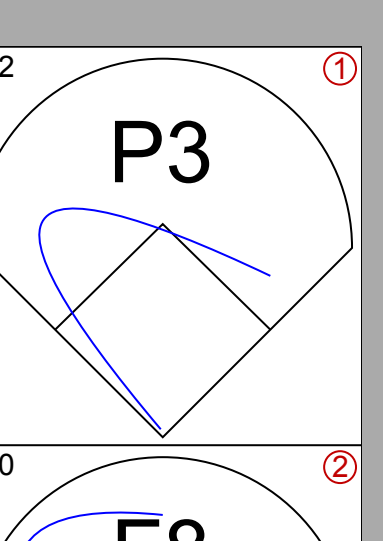
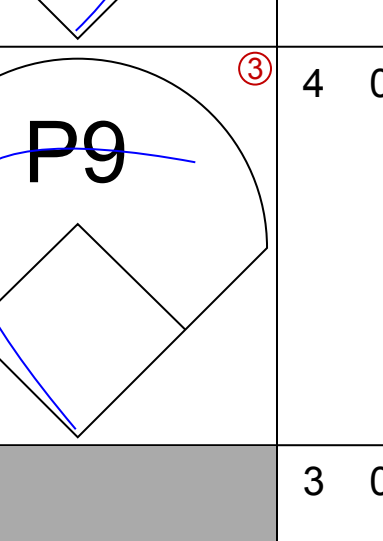
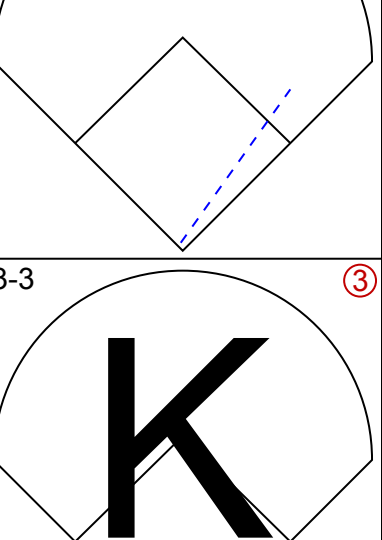
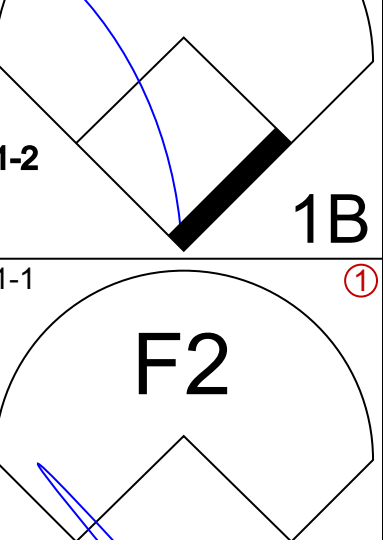
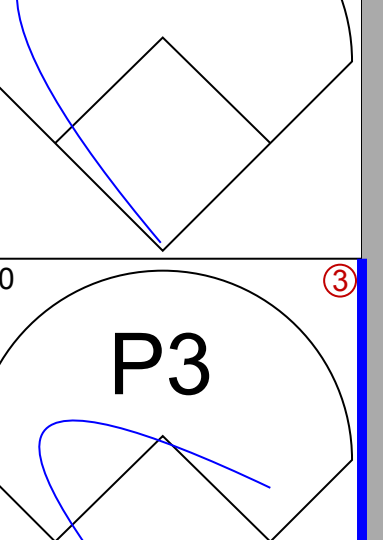

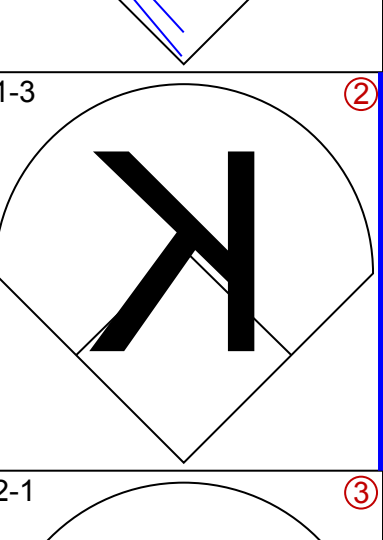

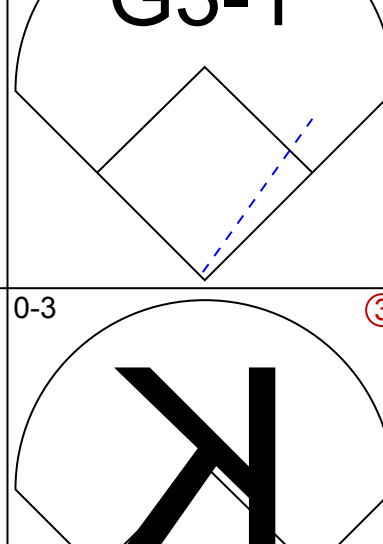
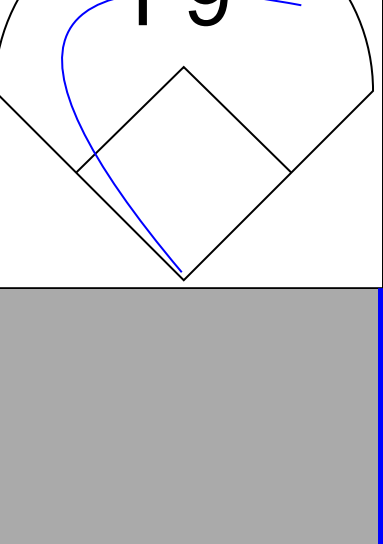
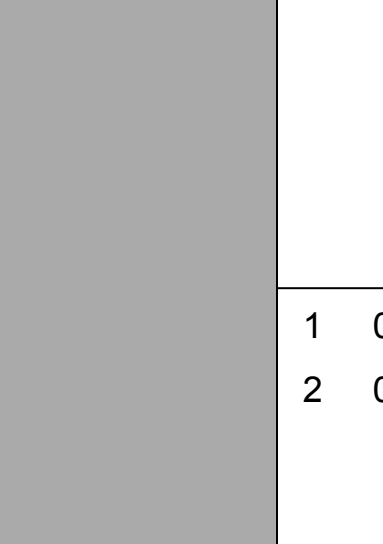
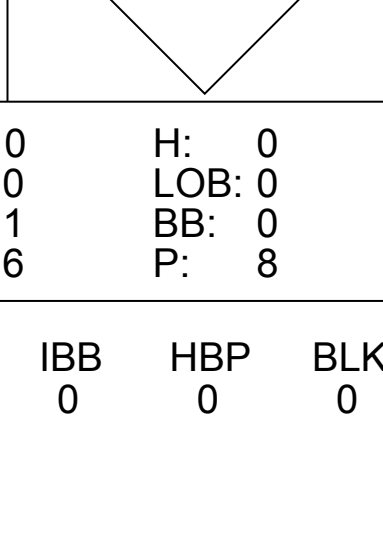
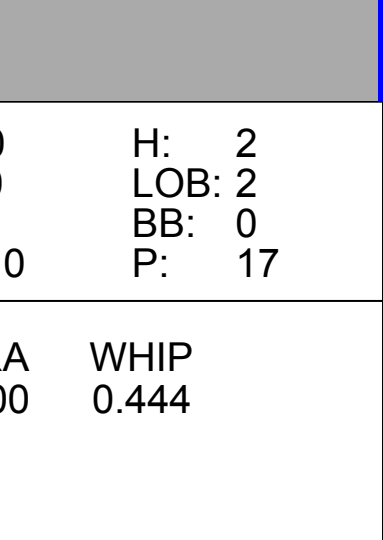
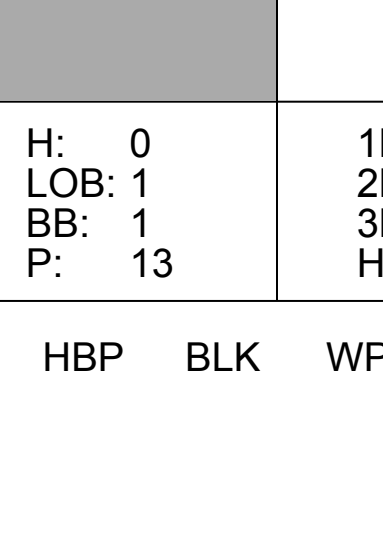





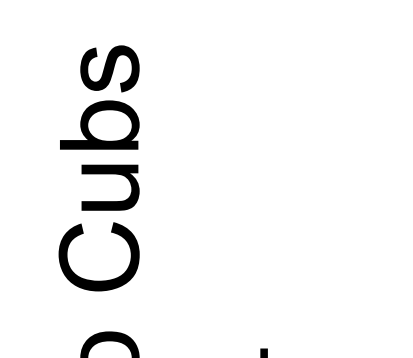






Batter	1	2	3	4	5	6	7	8	9	AB	R	H	RBI	BB	SO	LOB	TOP				
Jacob Brumfield, R OBP: 0.222, SLG: 0.160 (1, 8)										5	1	0	1	0	1	2	Cincinnati Reds @ Chicago Cubs Wrigley Field, Chicago, IL Sun May 10, 1992, 3:33 AM CDT Att: 31,226 - Sunny - 64 F				
Barry Larkin, R OBP: 0.305, SLG: 0.269 (1, 6)										4	0	1	0	1	0	3					
Glenn Braggs, R OBP: 0.347, SLG: 0.318 (1, 7)										4	1	0	0	1	2	4					
Chris Sabo, R OBP: 0.254, SLG: 0.355 (1, 5)										5	2	2	1	0	1	0					
Darnell Coles, R OBP: 0.455, SLG: 0.800 (1, 3)										4	1	3	2	0	0	0					
Paul O'Neill, L OBP: 0.461, SLG: 0.505 (1, 9)										3	0	0	0	1	2	2					
Troy Aferir, R OBP: 0.625, SLG: 1.000 (1, 2)										3	1	2	2	1	0	0					
Freddie Benavides, R OBP: 0.247, SLG: 0.324 Jeff Branson, L OBP: 0.250, SLG: 0.400 (1, 4) (6, PH) (6, 4)										2	0	1	0	0	1	1					
Tim Belcher, R (1, 1)										3	0	0	0	0	1	5					
<b>Inning Stats</b>	R: 0 E: 0 K: 1 S: 6	H: 1 LOB: 0 BB: 0 P: 10	R: 0 E: 0 K: 2 S: 9	H: 0 LOB: 0 BB: 0 P: 13	R: 1 E: 2 K: 1 S: 13	H: 1 LOB: 2 BB: 0 P: 20	R: 1 E: 0 K: 2 S: 16	H: 2 LOB: 1 BB: 1 P: 22	R: 0 E: 0 K: 0 S: 4	H: 0 LOB: 1 BB: 1 P: 10	R: 1 E: 0 K: 1 S: 12	H: 2 LOB: 3 BB: 3 P: 19	R: 3 E: 1 K: 1 S: 13	H: 2 LOB: 3 BB: 3 P: 29	R: 0 E: 0 K: 0 S: 5	H: 0 LOB: 0 BB: 0 P: 8		R: 0 E: 0 K: 0 S: 11	H: 1 LOB: 0 BB: 0 P: 18	1B: 4 2B: 5 3B: 0 HR: 0	SF: 1 SAC: 2 DP: 2 HBP: 0
<b>PITCHER</b>	IP	WLS	BF	H	R	ER	SO	BB	IBB	HBP	BLK	WP	HR	S	P	ERA	WHIP				
Danny Jackson, L ERA: 5.02 (1, 1)	5.1	L	25	6	3	2	6	2	0	0	0	0	0	54	86	3.38	1.500				
Jeff Robinson, R ERA: 2.25 (6, 1)	1.2		11	2	3	0	2	1	2	0	0	0	0	19	37	0.00	1.800				
Dave Smith, R ERA: 1.86 (8, 1)	2.0		6	1	0	0	1	0	0	0	0	0	0	16	26	0.00	0.500				

Batter	1	2	3	4	5	6	7	8	9	AB	R	H	RBI	BB	SO	LOB	BOTTOM				
Sammy Sosa, R OBP: 0.304, SLG: 0.322 (1, 8)										4	0	0	0	0	1	0	Cincinnati Reds @ Chicago Cubs Wrigley Field, Chicago, IL Sun May 10, 1992, 3:33 AM CDT Att: 31,226 - Sunny - 64 F				
Mark Grace, L OBP: 0.425, SLG: 0.465 (1, 3)										2	0	0	0	2	0	0					
23 Ryne Sandberg, R OBP: 0.347, SLG: 0.447 (1, 4)										4	0	0	0	0	2	2					
Andre Dawson, R OBP: 0.314, SLG: 0.490 (1, 9)										4	0	1	0	0	0	1					
Derrick May, L OBP: 0.238, SLG: 0.205 (1, 7)										3	0	1	0	0	0	0					
Luis Salazar, R OBP: 0.311, SLG: 0.357 Dave Smith, R (8, 1)										3	0	0	0	0	1	2					
Joe Girardi, R OBP: 0.426, SLG: 0.423 Jeff Robinson, R Jose Vizcaino, S OBP: 0.083, SLG: 0.087 (1, 2) (6, 1) (8, 6)										2	0	0	0	0	1	2					
Doug Strange, S OBP: 0.237, SLG: 0.121 (1, 5)										3	0	0	0	0	2	2					
Danny Jackson, R Hector Villanueva, R OBP: 0.155, SLG: 0.240 (1, 1) (6, 2)										1	0	0	0	0	1	0					
<b>Inning Stats</b>	R: 0 E: 0 K: 0 S: 8	H: 0 LOB: 0 BB: 0 P: 11	R: 0 E: 0 K: 1 S: 5	H: 0 LOB: 0 BB: 0 P: 9	R: 0 E: 0 K: 1 S: 6	H: 0 LOB: 0 BB: 0 P: 8	R: 0 E: 0 K: 0 S: 5	H: 0 LOB: 0 BB: 0 P: 9	R: 0 E: 0 K: 2 S: 10	H: 2 LOB: 2 BB: 1 P: 17	R: 0 E: 0 K: 2 S: 10	H: 0 LOB: 1 BB: 1 P: 18	R: 0 E: 0 K: 0 S: 6	H: 0 LOB: 0 BB: 0 P: 10	R: 0 E: 0 K: 0 S: 6	H: 0 LOB: 0 BB: 0 P: 10		R: 0 E: 0 K: 0 S: 7	H: 0 LOB: 1 BB: 1 P: 13	1B: 2 2B: 0 3B: 0 HR: 0	SF: 0 SAC: 0 DP: 0 HBP: 0
<b>PITCHER</b>	IP	WLS	BF	H	R	ER	SO	BB	IBB	HBP	BLK	WP	HR	S	P	ERA	WHIP				
Tim Belcher, R ERA: 4.01 (1, 1)	9.0	W	31	2	0	0	5	2	0	0	0	0	0	63	105	0.00	0.444				









Batter	1	2	3	4	5	6	7	8	9	AB	R	H	RBI	BB	SO	LOB	TOP											
<b>Bip Roberts, S</b> OBP: 0.368, SLG: 0.358 (1, 4)	G1-3		G4-3		SF8		K			3	0	0	1	0	1	1	<b>Cincinnati Reds @ St. Louis Cardinals</b> Busch Stadium, St. Louis, MO Wed May 13 1992, 7:05 PM CDT Att: 28,872 - Sunny - 76 F											
<b>Barry Larkin, R</b> OBP: 0.310, SLG: 0.279 <b>Rob Dibble, L</b> OBP: 1.000, SLG: 1.000 (8, 1)	FC6 1B		FC6-4 1B		G4-3		K			4	0	2	0	0	1	1												
<b>Glenn Braggs, R</b> OBP: 0.296, SLG: 0.269 (1, 7)	K		FC6-4 1-2		G4-3		K			4	0	0	0	0	2	2												
<b>Paul O'Neill, L</b> OBP: 0.449, SLG: 0.523 (1, 9)	FC6 1-2				P5		HR			4	1	1	1	0	0	1												
<b>Chris Sabo, R</b> OBP: 0.280, SLG: 0.377 (1, 5)		P8			L5		P8			4	0	1	0	0	0	0												
<b>Bill Doran, S</b> OBP: 0.308, SLG: 0.388 <b>Scott Bankhead, R</b> OBP: 0.400, SLG: 0.400 <b>Jeff Branson, L</b> OBP: 0.231, SLG: 0.364 (6, 1)					L4		K			3	0	1	0	0	1	0												
<b>Dave Martinez, L</b> OBP: 0.330, SLG: 0.284 (1, 8)					L4		K			3	0	0	0	0	0	0												
<b>Joe Oliver, R</b> OBP: 0.290, SLG: 0.380 (1, 2)					G4-3		K			4	0	0	0	0	2	2												
<b>Jose Rijo, R</b> OBP: 0.167, SLG: 0.167 <b>Darnell Coles, R</b> OBP: 0.375, SLG: 0.667 (6, 3)					G4-3		K			4	1	2	0	0	1	2												
<b>Jose Rijo, R</b> OBP: 0.167, SLG: 0.167 <b>Darnell Coles, R</b> OBP: 0.375, SLG: 0.667 (6, 3)					G4-3		K			2	0	1	0	0	0	0												
<b>Inning Stats</b>	R: 0 E: 0 K: 1 S: 11	H: 1 LOB: 1 BB: 0 P: 14	R: 0 E: 0 K: 1 S: 11	H: 1 LOB: 1 BB: 0 P: 15	R: 0 E: 0 K: 0 S: 9	H: 1 LOB: 1 BB: 0 P: 15	R: 0 E: 0 K: 0 S: 4	H: 0 LOB: 0 BB: 0 P: 8	R: 1 E: 0 K: 1 S: 8	H: 2 LOB: 1 BB: 0 P: 10	R: 1 E: 0 K: 1 S: 9	H: 1 LOB: 1 BB: 0 P: 12	R: 0 E: 0 K: 1 S: 13	H: 1 LOB: 1 BB: 0 P: 15	R: 0 E: 0 K: 2 S: 8	H: 0 LOB: 0 BB: 0 P: 12	R: 0 E: 0 K: 1 S: 9	H: 1 LOB: 1 BB: 0 P: 13	1B: 5 2B: 2 3B: 0 HR: 1	SF: 1 SAC: 0 DP: 0 HBP: 0	WP: 0 PB: 0 SB: 0 CS: 0	PA: 35						
<b>PITCHER</b>	IP	WLS	BF	H	R	ER	SO	BB	IBB	HBP	BLK	WP	HR	S	P	ERA	WHIP											
<b>Bob Tewksbury, R</b> ERA: 1.73 <b>Todd Worrell, R</b> ERA: 2.51 <b>Lee Smith, R</b> ERA: 2.12	(1, 1)	7.0	W	28	7	2	2	5	0	0	0	0	0	1	65	89	2.57	1.000										
	(8, 1)	1.0		3	0	0	0	2	0	0	0	0	0	0	8	12	0.00	0.000										
	(9, 1)	1.0	S	4	1	0	0	1	0	0	0	0	0	0	9	13	0.00	1.000										

AB	34
R	2
H	8
RBI	2
BB	0
SO	8
LOB	11



Batter	1	2	3	4	5	6	7	8	9	AB	R	H	RBI	BB	SO	LOB	BOTTOM											
<b>Ray Lankford, L</b> OBP: 0.392, SLG: 0.433 (1, 8)	G3 G4-3 1B		P6			G4-3		F8		4	1	1	0	0	0	0	<b>Cincinnati Reds @ St. Louis Cardinals</b> Busch Stadium, St. Louis, MO Wed May 13 1992, 7:05 PM CDT Att: 28,872 - Sunny - 76 F											
<b>Ozzie Smith, S</b> OBP: 0.384, SLG: 0.339 (1, 6)	G3				K		G3 1B			4	2	2	0	0	1	1												
<b>Felix Jose, S</b> OBP: 0.500, SLG: 0.625 (1, 9)	G4-3				G3 BB		G3 1B BB			2	1	1	1	2	0	0												
<b>Pedro Guerrero, R</b> OBP: 0.282, SLG: 0.286 (1, 3)	G6-3				G3		G3			3	0	0	1	0	0	3												
<b>Brian Jordan, R</b> OBP: 0.282, SLG: 0.491 (1, 7)					K		K			3	0	2	2	1	1	1												
<b>Todd Zeile, R</b> OBP: 0.326, SLG: 0.348 (1, 5)					K		G5-3			4	0	0	0	0	2	4												
<b>Tom Pagnozzi, R</b> OBP: 0.342, SLG: 0.417 (1, 2)					F8		F9			3	0	0	0	0	1	0												
<b>Luis Alicea, S</b> OBP: 0.280, SLG: 0.394 (1, 4)					G3		F9			3	0	1	0	0	0	0												
<b>Bob Tewksbury, R</b> OBP: 0.067, SLG: 0.067 <b>Milt Thompson, L</b> OBP: 0.246, SLG: 0.328 <b>Todd Worrell, R</b> ERA: 1.65 <b>Lee Smith, R</b> ERA: 2.31 (7, PH)					K		F8			2	0	0	0	0	1	1												
<b>Lee Smith, R</b> ERA: 2.31 (9, 1)					K		F8			1	0	0	0	0	1	0												
<b>Inning Stats</b>	R: 1 E: 0 K: 0 S: 6	H: 1 LOB: 0 BB: 0 P: 11	R: 0 E: 0 K: 1 S: 7	H: 1 LOB: 0 BB: 0 P: 11	R: 0 E: 0 K: 1 S: 7	H: 0 LOB: 0 BB: 0 P: 14	R: 0 E: 0 K: 2 S: 11	H: 0 LOB: 1 BB: 1 P: 19	R: 0 E: 0 K: 0 S: 8	H: 1 LOB: 1 BB: 0 P: 13	R: 2 E: 0 K: 0 S: 15	H: 2 LOB: 1 BB: 1 P: 26	R: 0 E: 0 K: 2 S: 8	H: 0 LOB: 0 BB: 0 P: 9	R: 1 E: 0 K: 1 S: 13	H: 2 LOB: 2 BB: 1 P: 29	1B: 7 2B: 0 3B: 0 HR: 0	SF: 1 SAC: 0 DP: 0 HBP: 0	WP: 0 PB: 0 SB: 3 CS: 1	PA: 33								
<b>PITCHER</b>	IP	WLS	BF	H	R	ER	SO	BB	IBB	HBP	BLK	WP	HR	S	P	ERA	WHIP											
<b>Jose Rijo, R</b> ERA: 4.25 <b>Scott Bankhead, R</b> ERA: 1.65 <b>Rob Dibble, R</b> ERA: 2.31	(1, 1)	5.1		20	4	2	2	4	1	0	0	0	0	0	44	76	3.38	0.938										
	(6, 1)	1.2	L	7	1	1	1	2	1	0	0	0	0	0	18	27	5.40	1.200										
	(8, 1)	1.0		6	2	1	1	1	1	0	0	0	0	0	13	29	9.00	3.000										

AB	29
R	4
H	7
RBI	4
BB	3
SO	7
LOB	10





Batter	1	2	3	4	5	6	7	8	9	AB R H RBI BB SO LOB	TOP										
Lenny Dykstra, L OBP: 0.298, SLG: 0.288	P7	G6-3				FC3-6		F9		4 0 0 0 1 0 3	<b>Philadelphia Phillies @ Cincinnati Reds</b> Riverfront Stadium, Cincinnati, OH Fri May 15 1992, 7:05 PM EDT Att: 32,819 - Sunny - 78 F										
Mariano Duncan, R OBP: 0.313, SLG: 0.436	S 1B		K	K		G5-3		K	5 1 1 0 0 3 4												
Dave Hollins, S OBP: 0.390, SLG: 0.373	1B SF8		G5-3				FC6-4 BB	BB HR	3 2 2 2 2 0 0												
John Kruk, L OBP: 0.458, SLG: 0.479			F8	G4-3			FC6-4 G4-3	HR BB	4 1 1 0 1 0 4												
Ricky Jordan, R OBP: 0.200, SLG: 0.556	SF8			2B 1B	G6-3		G4-3	HR	4 2 2 4 0 0 1												
Dale Murphy, R OBP: 0.208, SLG: 0.327	G4-3			2B	G1-3		G5-3	1B	4 1 1 0 0 0 2												
Ruben Amaro Jr, S OBP: 0.294, SLG: 0.314				2B				1B	1 0 1 0 0 0 0												
Darren Daulton, L OBP: 0.398, SLG: 0.534				G5-3 BB	K			K	4 1 2 2 1 2 1												
Steve Scarosone, R OBP: 0.400, SLG: 0.250		F8		BB G5-3		G5-3		K	4 0 1 0 1 1 2												
Terry Mulholland, R OBP: 0.167, SLG: 0.208			K	G5-3				K	5 0 1 0 0 2 6												
											<b>AB 38</b> <b>R 8</b> <b>H 12</b> <b>RBI 8</b> <b>BB 6</b> <b>SO 8</b> <b>LOB 23</b>										
<b>Inning Stats</b>	R: 2 E: 0 K: 0 S: 11	H: 3 LOB: 1 BB: 0 P: 16	R: 0 E: 0 K: 1 S: 15	H: 0 LOB: 1 BB: 1 P: 24	R: 0 E: 0 K: 1 S: 8	H: 0 LOB: 0 BB: 0 P: 13	R: 3 E: 0 K: 1 S: 20	H: 3 LOB: 3 BB: 3 P: 39	R: 0 E: 0 K: 1 S: 7	H: 0 LOB: 0 BB: 0 P: 10	R: 0 E: 0 K: 0 S: 7	H: 1 LOB: 1 BB: 0 P: 10	R: 0 E: 0 K: 0 S: 6	H: 0 LOB: 1 BB: 1 P: 10	R: 0 E: 0 K: 2 S: 9	H: 1 LOB: 1 BB: 0 P: 12	R: 3 E: 0 K: 2 S: 15	H: 4 LOB: 2 BB: 1 P: 23	1B: 8 2B: 3 3B: 0 HR: 1	SF: 1 SAC: 0 DP: 0 HBP: 0	WP: 0 PB: 0 CS: 2 PA: 45
<b>PITCHER</b>	IP WLS BF H R ER SO BB IBB HBP BLK WP HR S P ERA WHIP	<b>PITCHER</b> IP WLS BF H R ER SO BB IBB HBP BLK WP HR S P ERA WHIP																			
Tom Browning, L ERA: 6.02	(1, 1) 3.0 L 16 6 5 5 2 1 0 0 0 0 0 0 41 65 15.00 2.333																				
Dwayne Henry, R ERA: 3.43	(4, 1) 2.0 9 0 0 0 2 2 1 0 0 0 0 20 37 0.00 1.000																				
Mitt Hill, R ERA:	(6, 1) 2.0 8 1 0 0 2 1 0 0 0 0 0 13 20 0.00 1.000																				
Norm Charlton, L ERA: 2.21	(8, 1) 1.0 4 1 0 0 2 0 0 0 0 0 0 9 12 0.00 1.000																				
Scott Ruskin, L ERA: 7.24	(9, 1) 1.0 8 4 3 3 2 1 0 0 0 0 1 15 23 27.00 5.000																				
<b>Batter</b>	<b>1</b>	<b>2</b>	<b>3</b>	<b>4</b>	<b>5</b>	<b>6</b>	<b>7</b>	<b>8</b>	<b>9</b>	<b>AB R H RBI BB SO LOB</b>	<b>BOTTOM</b>										
Bip Roberts, S OBP: 0.365, SLG: 0.349	G6-3		K		G6-3			1B BB		3 0 0 0 1 1 1	<b>Philadelphia Phillies @ Cincinnati Reds</b> Riverfront Stadium, Cincinnati, OH Fri May 15 1992, 7:05 PM EDT Att: 32,819 - Sunny - 78 F										
Jacob Brumfield, R OBP: 0.194, SLG: 0.138	E6 FC1-6		K			P3		P6	4 0 0 0 0 1 2												
Barry Larkin, R OBP: 0.320, SLG: 0.292	FC1-6 FC5-4			F8 1B		F8			4 0 2 0 0 0 1												
Chris Sabo, R OBP: 0.278, SLG: 0.370	FC5-4					F8		F7	4 0 1 0 0 0 3												
Glenn Braggs, R OBP: 0.279, SLG: 0.250		G5-3		F8		F8		G5-3	4 0 0 0 0 0 2												
Damell Coles, R OBP: 0.350, SLG: 0.579	F8			P7			FC6-4 1B	F8	4 0 1 0 0 0 2												
Paul O'Neill, L OBP: 0.436, SLG: 0.504	G4-3			F7			K	P5	4 0 0 0 0 1 3												
Joe Oliver, R OBP: 0.291, SLG: 0.379					K2-3			FC6-4	3 0 1 0 0 1 1												
Tom Browning, L OBP: 0.226, SLG: 0.287									1 0 0 0 0 1 1												
Freddie Benavides, R OBP: 0.244, SLG: 0.320								G6-3	0 0 0 0 0 0 0												
Mitt Hill, R ERA:									0 0 0 0 0 0 0												
Norm Charlton, S OBP: 0.305, SLG: 0.395									0 0 0 0 0 0 0												
Bill Doran, S OBP: 0.305, SLG: 0.395									0 0 0 0 0 0 0												
Scott Ruskin, R ERA:									1 0 0 0 0 0 0												
									0 0 0 0 0 0 0												
<b>Inning Stats</b>	R: 0 E: 1 K: 0 S: 5	H: 0 LOB: 0 BB: 0 P: 9	R: 0 E: 0 K: 0 S: 5	H: 0 LOB: 0 BB: 0 P: 9	R: 0 E: 0 K: 3 S: 17	H: 1 LOB: 1 BB: 0 P: 21	R: 0 E: 0 K: 0 S: 8	H: 2 LOB: 2 BB: 0 P: 14	R: 0 E: 0 K: 1 S: 11	H: 0 LOB: 0 BB: 0 P: 12	R: 0 E: 0 K: 0 S: 10	H: 0 LOB: 0 BB: 0 P: 13	R: 0 E: 0 K: 1 S: 12	H: 1 LOB: 1 BB: 0 P: 17	R: 0 E: 0 K: 0 S: 7	H: 1 LOB: 2 BB: 1 P: 14	R: 0 E: 0 K: 0 S: 4	H: 0 LOB: 0 BB: 0 P: 6	1B: 5 2B: 0 3B: 0 HR: 0	SF: 0 SAC: 0 DP: 0 HBP: 0	WP: 0 PB: 0 CS: 0 PA: 34
<b>PITCHER</b>	IP WLS BF H R ER SO BB IBB HBP BLK WP HR S P ERA WHIP	<b>PITCHER</b> IP WLS BF H R ER SO BB IBB HBP BLK WP HR S P ERA WHIP																			
Terry Mulholland, L ERA: 4.61	(1, 1) 9.0 W 34 5 0 0 5 1 0 0 0 0 0 0 79 115 0.00 0.667																				



Batter	1	2	3	4	5	6	7	8	9	AB	R	H	RBI	BB	SO	LOB	TOP							
Lenny Dykstra, L (1, 8) OBP: 0.315, SLG: 0.289	4-1 G4-3 S 1B BB	2-2 E 1B		4-0 BB BB		1-0 FC4-6 CS 1-2			1-2 G4-3	3	2	1	0	2	0	1								
Mariano Duncan, R (1, 7) OBP: 0.309, SLG: 0.434	2-1 G4-3	2-2 E9 1B 2B 1-H 2-H		0-0 F9		3-2 G6-3 1-2			0-1 E5 1B	5	2	1	2	0	0	4								
Dave Hollins, S (1, 5) OBP: 0.397, SLG: 0.372	4-1 F8 1B BB	1-2 1B		4-1 1-2 2-3 BB			0-1 F7		1-1 P6	3	0	1	1	2	0	1								
John Kruk, L (1, 9) OBP: 0.456, SLG: 0.476	1-0 1-2 3-H 1B	G4-3		2-1 G3			1-0 F7		1-0 1B	5	0	2	2	0	0	4								
Ricky Jordan, R (1, 3) OBP: 0.133, SLG: 0.357	0-0 F8 2-3		0-0 P4		2-3 K		3-2 P4		1-3 K	5	0	0	0	0	2	3								
Dale Sveum, S (1, 6) OBP: 0.246, SLG: 0.235	2-3 K		2-1 F9		1-0 F8			1-2 G4-3		4	0	0	0	0	1	2								
Mickey Morandini, L (1, 4) OBP: 0.378, SLG: 0.425 Steve Scarsone, R (8, PH) OBP: 0.333, SLG: 0.200 (8, 4)		0-2 G3	1-3 K		2-3 K			1-3 K		3	0	0	0	0	2	0								
Steve Lake, R (1, 2) OBP: 0.333, SLG: 0.556		2-0 F7		0-0 BB SH3-4 1B		1-1 G5-3		0-1 FC6-4 1B		4	0	2	0	0	0	0								
Cliff Brantley, R (1, 1) OBP: 0.400, SLG: 0.400 Wally Ritchie, L (5, 1) Barry Jones, R (7, 1) Dale Murphy, R (8, PH) Mitch Williams, L (8, 1)		0-0 1B E 1B		0-0 SH3-4		4-1 FC4-6 BB		0-2 FC6-4		1	1	1	0	0	0	0								
<b>Inning Stats</b>	R: 1 E: 0 K: 1 S: 9	H: 1 LOB: 2 BB: 2 P: 22	R: 3 E: 1 K: 0 S: 16	H: 4 LOB: 1 BB: 0 P: 26	R: 0 E: 0 K: 1 S: 8	H: 0 LOB: 0 BB: 0 P: 11	R: 0 E: 0 K: 0 S: 6	H: 1 LOB: 3 BB: 2 P: 16	R: 0 E: 0 K: 2 S: 10	H: 0 LOB: 0 BB: 1 P: 15	R: 0 E: 0 K: 0 S: 7	H: 0 LOB: 1 BB: 1 P: 16	R: 0 E: 0 K: 0 S: 6	H: 0 LOB: 0 BB: 0 P: 10	R: 0 E: 0 K: 1 S: 12	H: 1 LOB: 1 BB: 0 P: 14	R: 1 E: 1 K: 1 S: 12	H: 1 LOB: 1 BB: 0 P: 16	1B: 7 2B: 1 3B: 0 HR: 0	SF: 0 SAC: 1 DP: 0 HBP: 0	WP: 0 PB: 0 SB: 1 CS: 1	PA: 41		
<b>PITCHER</b>	IP WLS BF H R ER SO BB IBB HBP BLK WP HR S P ERA WHIP	7.0 W 32 6 4 3 4 5 0 0 0 0 0 0 62 116 3.86 1.571	1.0 S 5 1 1 0 1 0 0 0 0 0 0 0 12 14 0.00 1.000	1.0 S 5 1 1 0 1 0 0 0 0 0 0 0 12 16 0.00 1.000																				

Philadelphia Phillies @ Cincinnati Reds  
Riverfront Stadium, Cincinnati, OH  
Sat May 16 1992, 7:05 PM EDT  
Att: 42,382 - Cloudy - 84 F

AB	35
R	5
H	8
RBI	5
BB	5
SO	6
LOB	16



Batter	1	2	3	4	5	6	7	8	9	AB	R	H	RBI	BB	SO	LOB	BOTTOM						
Bip Roberts, S (1, 7) OBP: 0.366, SLG: 0.346	1-1 G6-3		4-1 1B BB		0-1 E FC3-6 1B 3-H	3-2 F8		1-3 K		4	1	1	1	1	1	2							
Dave Martinez, L (1, 8) OBP: 0.351, SLG: 0.301 Glenn Braggs, R (7, PH) Norm Charlton, S (8, 1) Darnell Coles, R (8, PH) Rob Dibble, L (9, 1)	4-0 G5-4-3 BB		0-0 FC3-6 E 1B		1-2 FC3-6 1B		0-1 G6-3	1-2 1B 2-H		2	0	2	1	1	0	0							
Barry Larkin, R (1, 6) OBP: 0.313, SLG: 0.300	1-0 G5-4-3 1-2		1-2 G5-3		2-2 E6 FC3-6 1-2 2-3		2-1 F8 2B	0-3 K		5	1	1	0	0	1	7							
Paul O'Neill, L (1, 9) OBP: 0.431, SLG: 0.492		4-2 G4-3 BB		2-2 G3-1		0-1 FC3-6 BB 1-2 2-3 3-H		0-1 F8		3	0	0	1	1	0	3							
Hal Morris, L (1, 3) OBP: 0.357, SLG: 0.378		0-0 G4-3 1-2		1-0 G4-3		4-2 1-2 BB		0-0 WP 2B		3	0	1	1	1	0	1							
Chris Sabo, R (1, 5) OBP: 0.277, SLG: 0.364		1-1 F8		0-2 1B		1-0 F8		3-1 G6-3 2-3		4	0	1	0	0	0	4							
Bill Doran, S (1, 4) OBP: 0.303, SLG: 0.374			2-2 E1 G6-3 1B		2-2 G3		0-0 F8		4-1 SH3-4 1B BB	3	2	0	0	1	0	1							
Joe Oliver, R (1, 2) OBP: 0.292, SLG: 0.378			2-3 K2-3		0-1 G4-3 WP 1B 1B		2-1 F9		1-0 SH3-4	3	1	1	0	0	1	1							
Tim Belcher, R (1, 1) OBP: 0.056, SLG: 0.222 Jacob Brumfield, R (8, 8) OBP: 0.219, SLG: 0.138			1-2 G6-3		3-1 G4-3		1-2 HR		4-1 1B BB	3	1	1	1	0	0	2							
<b>Inning Stats</b>	R: 0 E: 0 K: 0 S: 3	H: 0 LOB: 0 BB: 1 P: 9	R: 0 E: 0 K: 0 S: 6	H: 0 LOB: 0 BB: 1 P: 11	R: 1 E: 1 K: 1 S: 17	H: 1 LOB: 2 BB: 1 P: 27	R: 0 E: 0 K: 0 S: 11	H: 1 LOB: 1 BB: 0 P: 16	R: 2 E: 1 K: 0 S: 16	H: 3 LOB: 3 BB: 1 P: 26	R: 1 E: 0 K: 0 S: 10	H: 1 LOB: 1 BB: 0 P: 16	R: 1 E: 0 K: 0 S: 9	H: 2 LOB: 1 BB: 0 P: 14	R: 1 E: 0 K: 2 S: 14	H: 1 LOB: 2 BB: 2 P: 25	1B: 6 2B: 2 3B: 0 HR: 1	SF: 0 SAC: 1 DP: 2 HBP: 0	WP: 2 PB: 0 SB: 1 CS: 0	PA: 39			
<b>PITCHER</b>	IP WLS BF H R ER SO BB IBB HBP BLK WP HR S P ERA WHIP	4.1 L 21 3 2 2 0 1 0 0 0 0 1 22 35 7.71 1.714	2.1 L 11 3 2 2 0 1 0 0 0 0 0 2 5 0.00 0.000	1.0 S 6 1 1 1 2 2 0 0 0 0 0 14 25 9.00 3.000																			

Philadelphia Phillies @ Cincinnati Reds  
Riverfront Stadium, Cincinnati, OH  
Sat May 16 1992, 7:05 PM EDT  
Att: 42,382 - Cloudy - 84 F

AB	32
R	6
H	9
RBI	6
BB	6
SO	3
LOB	21





Batter	1	2	3	4	5	6	7	8	9	AB	R	H	RBI	BB	SO	LOB	TOP				
<b>Lenny Dykstra, L</b> OBP: 0.330, SLG: 0.309 (1, 8)	F8		E 1B SF7 1B		G5-4-3 1B		F8		G5-2-3 1B	5	1	3	1	0	0	0	<b>Philadelphia Phillies @ Cincinnati Reds</b> Riverfront Stadium, Cincinnati, OH Sun May 17 1992, 3:33 AM EDT Att: 29,783 - Cloudy - 81 F				
<b>Mariano Duncan, R</b> OBP: 0.318, SLG: 0.440 (1, 4) (9, 6)	S 1B		E 1B		G5-4-3 1-2			K	G5-2-3 1B	5	0	3	1	0	1	1					
<b>Dave Hollins, S</b> OBP: 0.397, SLG: 0.384 (1, 5)	K		SF7		K			1B	G5-2-3 1B	4	1	2	2	0	2	1					
<b>John Kruk, L</b> OBP: 0.460, SLG: 0.477 <b>Ruben Amaro Jr, S</b> OBP: 0.298, SLG: 0.318 (1, 7) (7, 7)	G6-3		FC5-4 BB					G1-4-3 2H 1B	G5-2-3 1B	2	0	1	0	1	0	1					
<b>Ricky Jordan, R</b> OBP: 0.100, SLG: 0.263 (1, 3)		G6-3	FC5-4 1-2					G1-4-3 1B	G4-3	5	0	0	0	0	1	6					
<b>Dale Murphy, R</b> OBP: 0.190, SLG: 0.298 (1, 9)	K			F9				K		4	0	0	0	0	3	2					
<b>Steve Lake, R</b> OBP: 0.409, SLG: 0.591 (1, 2)	1B				G5-3				BB 1B	4	1	3	0	0	0	1					
<b>Kim Batiste, R</b> OBP: 0.275, SLG: 0.323 <b>Mickey Morandini, L</b> OBP: 0.383, SLG: 0.425 (1, 6) (9, PH) (9, 4)	G4-3			L7				G6-3	1B BB	3	0	0	0	0	0	2					
<b>Brad Brink, R</b> <b>Dale Sveum, S</b> <b>Steve Searcy, L</b> <b>Mike Hartley, R</b> <b>Wally Backman, S</b> <b>Mitch Williams, L</b> (11, 1) (7, PH) (7, 1) (8, 1) (9, PH) (9, 1)			K	K				K	1B BB	2	0	0	0	0	0	0					
<b>Inning Stats</b>	R: 0 E: 0 K: 1 S: 11	H: 1 LOB: 1 BB: 0 P: 14	R: 0 E: 0 K: 1 S: 12	H: 1 LOB: 1 BB: 0 P: 15	R: 1 E: 2 K: 1 S: 14	H: 2 LOB: 2 BB: 1 P: 22	R: 0 E: 0 K: 1 S: 11	H: 1 LOB: 1 BB: 0 P: 14	R: 0 E: 0 K: 2 S: 10	H: 1 LOB: 0 BB: 0 P: 16	R: 0 E: 0 K: 1 S: 11	H: 0 LOB: 0 BB: 0 P: 15	R: 1 E: 0 K: 2 S: 16	H: 2 LOB: 1 BB: 0 P: 22	R: 3 E: 0 K: 0 S: 15	H: 4 LOB: 2 BB: 2 P: 31		1B: 12 2B: 1 3B: 0 HR: 0	SF: 1 SAC: 0 DP: 2 HBP: 0	WP: 0 PB: 0 SB: 2 CS: 0	PA: 41
<b>PITCHER</b>	IP	WLS	BF	H	R	ER	SO	BB	IBB	HBP	BLK	WP	HR	S	P	ERA	WHIP				
<b>Greg Swindell, L</b> ERA: 3.44 <b>Rob Dibble, R</b> ERA: 4.05 <b>Norm Charlton, L</b> ERA: 2.01	(1, 1) (8, 1) (9, 1)	7.1 0.2 1.0	31 L 7 3	9 3 1	2 3 0	1 3 0	9 1 0	1 2 0	0 0 0	0 0 0	0 0 0	0 0 0	0 0 0	85 15 8	116 31 13	1.23 40.50 0.00	1.364 7.500 1.000				

AB	37
R	5
H	13
RBI	5
BB	3
SO	10
LOB	18



Batter	1	2	3	4	5	6	7	8	9	AB	R	H	RBI	BB	SO	LOB	BOTTOM					
<b>Bip Roberts, S</b> OBP: 0.369, SLG: 0.351 <b>Jacob Brumfield, R</b> OBP: 0.212, SLG: 0.133 (1, 7) (9, 7)	G4-3			P6					P4	4	0	2	2	0	0	0	<b>Philadelphia Phillies @ Cincinnati Reds</b> Riverfront Stadium, Cincinnati, OH Sun May 17 1992, 3:33 AM EDT Att: 29,783 - Cloudy - 81 F					
<b>Dave Martinez, L</b> OBP: 0.340, SLG: 0.291 (1, 8)	G3	F9 1B			P6		SH1-4 1B			3	0	0	0	0	0	2						
<b>Barry Larkin, R</b> OBP: 0.321, SLG: 0.301 (1, 6)	F9	K			G4-6-3 1B		BB			3	0	1	0	1	1	2						
<b>Paul O'Neill, L</b> OBP: 0.426, SLG: 0.479 (1, 9)		BB HBP BB	F8		G4-6-3		G3			3	1	0	0	1	0	2						
<b>Chris Sabo, R</b> OBP: 0.299, SLG: 0.407 (1, 5)		HBP BB 1B					CS	F7		4	1	3	0	0	0	0						
<b>Hal Morris, L</b> OBP: 0.348, SLG: 0.350 (1, 3)		1B HBP BB	F7				F7	F8		3	1	0	0	1	0	2						
<b>Bill Doran, S</b> OBP: 0.302, SLG: 0.378 (1, 4)	F7		F7					P4		4	0	1	0	0	0	4						
<b>Joe Oliver, R</b> OBP: 0.300, SLG: 0.370 (1, 2)		1B HBP		G6-3					K	2	1	0	1	1	1	0						
<b>Greg Swindell, L</b> OBP: 0.136, SLG: 0.190 <b>Rob Dibble, L</b> OBP: 1.000, SLG: 1.000 <b>Norm Charlton, S</b> <b>Darnell Coles, R</b> (1, 1) (8, 1) (9, 1) (9, PH)		1B HBP			K		FC5 IBB		K	3	0	1	1	0	1	2						
<b>Inning Stats</b>	R: 0 E: 0 K: 0 S: 5	H: 0 LOB: 0 BB: 0 P: 8	R: 4 E: 0 K: 1 S: 19	H: 3 LOB: 2 BB: 2 P: 35	R: 0 E: 0 K: 0 S: 9	H: 1 LOB: 1 BB: 0 P: 13	R: 0 E: 0 K: 1 S: 6	H: 0 LOB: 0 BB: 0 P: 7	R: 0 E: 0 K: 0 S: 10	H: 1 LOB: 2 BB: 1 P: 17	R: 0 E: 0 K: 0 S: 6	H: 2 LOB: 2 BB: 1 P: 12	R: 0 E: 0 K: 0 S: 6	H: 1 LOB: 1 BB: 1 P: 12	R: 0 E: 0 K: 0 S: 3	H: 0 LOB: 0 BB: 0 P: 5		R: 0 E: 0 K: 2 S: 9	H: 0 LOB: 0 BB: 0 P: 11	1B: 5 2B: 3 3B: 0 HR: 0	SF: 0 SAC: 1 DP: 1 HBP: 1	WP: 0 PB: 0 SB: 0 CS: 2
<b>PITCHER</b>	IP	WLS	BF	H	R	ER	SO	BB	IBB	HBP	BLK	WP	HR	S	P	ERA	WHIP					
<b>Brad Brink, R</b> <b>Steve Searcy, L</b> <b>Mike Hartley, R</b> <b>Mitch Williams, L</b> (1, 1) (7, 1) (8, 1) (9, 1)	6.0 1.0 1.0 1.0	27 4 W 3 S 3	7 1 0 0	4 0 0 0	4 0 0 2	2 1 0 0	0 0 0 0	0 0 0 0	0 0 0 0	0 0 0 0	0 0 0 0	0 0 0 0	0 0 0 0	0 0 0 9	55 6 5 11	6.00 0.00 0.00 0.00	1.500 2.000 0.000 0.000					

AB	31
R	4
H	8
RBI	4
BB	4
SO	4
LOB	14





Batter	1	2	3	4	5	6	7	8	9	AB	R	H	RBI	BB	SO	LOB	TOP								
<b>Bip Roberts, S</b> (1, 7) OBP: 0.377, SLG: 0.362 <b>Jacob Brumfield, R</b> (9, 7) OBP: 0.212, SLG: 0.133	4-1 CS BB	2-2 P4			1-1 2B		3-1 1B 1B		2-3 K	4	1	2	0	1	1	3									
<b>Barry Larkin, R</b> (1, 6) OBP: 0.326, SLG: 0.308	2-1 G5-3		1-0 L9		1-0 1B		1-2 BB 1B		1-1 G4-3	5	0	2	0	0	0	1									
<b>Paul O'Neill, L</b> (1, 9) OBP: 0.421, SLG: 0.472	3-3 K		3-1 F8		0-0 F7		0-1 BB 1B			4	0	1	1	0	1	2									
<b>Chris Sabo, R</b> (1, 5) OBP: 0.308, SLG: 0.417		1-0 1B 2B	0-0 F7		2-2 P6		1-2 3-H 1B			3	1	1	0	1	0	2									
<b>Hal Morris, L</b> (1, 3) OBP: 0.340, SLG: 0.341		1-1 2B 2H 1B		1-1 P4		0-1 F8		1-2 G4-3		4	0	1	1	0	0	3									
<b>Bill Doran, S</b> (1, 4) OBP: 0.302, SLG: 0.386 <b>Scott Bankhead, R</b> (6, 1) OBP: 0.333, SLG: 0.333 <b>Norm Charlton, S</b> (8, 1)	0-1 1-3 2B		0-1 L6		1-0 G4-3		0-3 K			3	0	1	0	0	0	0									
<b>Dave Martinez, L</b> (1, 8) OBP: 0.337, SLG: 0.289	2-0 G3		0-0 1B		2-1 L7		0-0 P8			4	0	1	0	0	0	2									
<b>Joe Oliver, R</b> (1, 2) OBP: 0.298, SLG: 0.359	4-0 IBB		1-1 L8				1-3 K		0-0 L8	3	0	0	0	1	1										
<b>Jose Rijo, R</b> (1, 1) OBP: 0.143, SLG: 0.143 <b>Jeff Branson, L</b> (6, 4) OBP: 0.214, SLG: 0.333 <b>Freddie Benavides, R</b> (9, PH) OBP: 0.241, SLG: 0.316	0-3 K				0-1 P2		2-3 K		2-3 K	2	0	0	0	0	1	3									
<b>Inning Stats</b>	R: 0 E: 0 K: 1 S: 10	H: 0 LOB: 0 BB: 1 P: 18	R: 1 E: 0 K: 1 S: 13	H: 3 LOB: 3 BB: 1 P: 23	R: 0 E: 0 K: 0 S: 4	H: 0 LOB: 0 BB: 0 P: 8	R: 0 E: 0 K: 0 S: 7	H: 1 LOB: 1 BB: 0 P: 10	R: 0 E: 0 K: 0 S: 9	H: 2 LOB: 2 BB: 0 P: 13	R: 0 E: 0 K: 0 S: 5	H: 0 LOB: 0 BB: 0 P: 8	R: 1 E: 0 K: 2 S: 19	H: 3 LOB: 3 BB: 1 P: 31	R: 0 E: 0 K: 1 S: 5	H: 0 LOB: 0 BB: 0 P: 5	R: 0 E: 0 K: 2 S: 9	H: 0 LOB: 0 BB: 0 P: 14	1B: 6 2B: 3 3B: 0 HR: 0	SF: 0 SAC: 0 DP: 0 HBP: 0	WP: 0 PB: 0 SB: 0 CS: 1	PA: 38			
<b>PITCHER</b>	IP	WLS	BF	H	R	ER	SO	BB	IBB	HBP	BLK	WP	HR	S	P	ERA	WHIP								
<b>Mark Gardner, R</b> (1, 1) ERA: 2.98	6.2	L	31	9	2	2	4	2	1	0	0	0	0	64	107	2.70	1.650								
<b>Jeff Fassero, L</b> (7, 1) ERA: 3.7	2.1		7	0	0	0	3	0	0	0	0	0	0	17	23	0.00	0.000								

Cincinnati Reds @ Montreal Expos  
Olympic Stadium, Montreal, QB  
Mon May 18, 1992, 3:33 AM EDT  
Att: 13,470 - Dome - 70 F

AB	35
R	2
H	9
RBI	2
BB	3
SO	7
LOB	17



Batter	1	2	3	4	5	6	7	8	9	AB	R	H	RBI	BB	SO	LOB	BOTTOM								
<b>Delino DeShields, L</b> (1, 4) OBP: 0.329, SLG: 0.376	2-2 1B BB G4-6-3		0-0 L8		3-2 G4-3			1-0 F8		4	1	1	0	0	0	0									
<b>Bret Barberie, S</b> (1, 5) OBP: 0.364, SLG: 0.281	4-2 G4-6-3 1B BB		1-3 K		0-0 G3-1			1-3 K		3	0	0	0	1	2	0									
<b>Moises Alou, R</b> (1, 8) OBP: 0.425, SLG: 0.541	0-2 G4-6-3 1B		0-1 S 1B		1-0 E 1B			3-2 2B		4	0	4	0	0	0	0									
<b>Larry Walker, L</b> (1, 9) OBP: 0.358, SLG: 0.504	0-0 G4-6-3		2-1 F7		1-2 P2			0-3 K		4	0	0	0	0	1	5									
<b>Gary Carter, R</b> (1, 2) OBP: 0.347, SLG: 0.375 <b>Marquis Grissom, R</b> (9, PR) OBP: 0.305, SLG: 0.386	2-2 G6-3				0-1 G5-3			2-2 F9		3	0	0	0	1	0	2									
<b>John Vander Wal, L</b> (1, 7) OBP: 0.322, SLG: 0.346 <b>Jeff Fassero, L</b> (7, 1)					2-0 FC5-4 1B			0-3 K		3	0	1	0	0	2	1									
<b>Rick Cerone, R</b> (9, PH) OBP: 0.333, SLG: 0.421					1-1 FC5-4					3	0	0	0	0	0	0									
<b>Archi Cianfrocco, R</b> (1, 3) OBP: 0.263, SLG: 0.473			1-2 F7		1-1 FC5-4					4	0	0	0	0	2	3									
<b>Spike Owen, S</b> (1, 6) OBP: 0.310, SLG: 0.394					2-3 K					2	0	0	0	1	1	1									
<b>Mark Gardner, R</b> (1, 1) OBP: 0.188, SLG: 0.188 <b>Steve Lyons, L</b> (7, 7) OBP: 0.100, SLG: 0.158			0-0 P3		1-3 K					2	0	0	0	0	1	1									
<b>Inning Stats</b>	R: 1 E: 0 K: 0 S: 14	H: 2 LOB: 1 BB: 1 P: 22	R: 0 E: 0 K: 1 S: 11	H: 0 LOB: 1 BB: 1 P: 19	R: 0 E: 0 K: 1 S: 8	H: 1 LOB: 1 BB: 0 P: 11	R: 0 E: 0 K: 1 S: 8	H: 1 LOB: 1 BB: 0 P: 13	R: 0 E: 0 K: 1 S: 10	H: 0 LOB: 0 BB: 0 P: 12	R: 0 E: 1 K: 1 S: 5	H: 1 LOB: 1 BB: 0 P: 14	R: 0 E: 1 K: 1 S: 5	H: 0 LOB: 0 BB: 0 P: 8	R: 0 E: 0 K: 2 S: 11	H: 1 LOB: 0 BB: 0 P: 16	R: 0 E: 0 K: 1 S: 8	H: 0 LOB: 1 BB: 1 P: 15	1B: 5 2B: 1 3B: 0 HR: 0	SF: 0 SAC: 1 DP: 2 HBP: 0	WP: 0 PB: 0 SB: 2 CS: 1	PA: 34			
<b>PITCHER</b>	IP	WLS	BF	H	R	ER	SO	BB	IBB	HBP	BLK	WP	HR	S	P	ERA	WHIP								
<b>Jose Rijo, R</b> (1, 1) ERA: 3.95	5.0		20	4	1	1	4	2	0	0	0	0	0	49	77	1.80	1.200								
<b>Scott Bankhead, R</b> (6, 1) ERA: 1.42	2.2	W	10	2	0	0	3	0	0	0	0	0	0	23	35	0.00	0.750								
<b>Norm Charlton, L</b> (8, 1) ERA: 1.9	1.1	S	4	0	0	0	2	1	0	0	0	0	0	11	18	0.00	0.750								

Cincinnati Reds @ Montreal Expos  
Olympic Stadium, Montreal, QB  
Mon May 18, 1992, 3:33 AM EDT  
Att: 13,470 - Dome - 70 F

AB	30
R	1
H	6
RBI	0
BB	3
SO	9
LOB	14





Batter	1	2	3	4	5	6	7	8	9	AB	R	H	RBI	BB	SO	LOB	TOP				
<b>Bip Roberts, S</b> OBP: 0.377, SLG: 0.371 (1, 8)	F9		2B		L7		G3		HR	5	2	2	0	0	0	0	<b>Cincinnati Reds @ Montreal Expos</b> Olympic Stadium, Montreal, QB Tue May 19 1992, 7:05 PM EDT Att. 8,760 - Dome - 70 F				
<b>Bill Doran, S</b> OBP: 0.306, SLG: 0.407 (1, 4)	F8		K		G6-3		K		HR	4	1	1	4	1	2	2					
<b>Barry Larkin, R</b> OBP: 0.330, SLG: 0.337 (1, 6)	2B		1B		G6-3		K		G1-4-3	5	1	2	2	0	1	2					
<b>Chris Sabo, R</b> OBP: 0.304, SLG: 0.412 <b>Hal Morris, L</b> OBP: 0.352, SLG: 0.340 (1, 3)	K		1B		IBB		K		F8	1	0	0	0	0	1	1					
<b>Glenn Braggs, R</b> OBP: 0.282, SLG: 0.233 <b>Dwayne Henry, R</b> (5, 1)		P5	L8		P4		K			3	0	0	0	0	0	3					
<b>Rob Dibble, L</b> OBP: 1.000, SLG: 1.000 (9, 1)										1	0	0	0	0	1	0					
<b>Darnell Coles, R</b> OBP: 0.385, SLG: 0.600 (1, 5)	2B		F7				F9			4	0	2	0	0	0	1					
<b>Paul O'Neill, L</b> OBP: 0.410, SLG: 0.457 (1, 9)	K		G4-3		FC4-6		F7			4	0	0	0	0	1	2					
<b>Joe Oliver, R</b> OBP: 0.297, SLG: 0.349 <b>Jacob Brumfield, R</b> OBP: 0.212, SLG: 0.133 <b>Troy Aferri, R</b> OBP: 0.500, SLG: 0.667 (9, PR)	K2-3		F7		F8		1B		S	3	0	0	0	1	1	2					
<b>Chris Hammond, L</b> OBP: 0.400, SLG: 0.333 <b>Dave Martinez, L</b> OBP: 0.340, SLG: 0.286 (5, 8)			G1-3		P5		HR		1B	2	1	1	0	0	0	0					
<b>Inning Stats</b>	R: 0 E: 0 K: 1 S: 12	H: 1 LOB: 1 BB: 0 P: 18	R: 0 E: 0 K: 2 S: 12	H: 1 LOB: 1 BB: 0 P: 15	R: 3 E: 0 K: 1 S: 15	H: 4 LOB: 1 BB: 0 P: 23	R: 0 E: 0 K: 0 S: 6	H: 0 LOB: 0 BB: 0 P: 8	R: 0 E: 0 K: 0 S: 5	H: 1 LOB: 1 BB: 0 P: 12	R: 0 E: 0 K: 2 S: 9	H: 0 LOB: 0 BB: 0 P: 13	R: 0 E: 0 K: 2 S: 8	H: 0 LOB: 0 BB: 0 P: 10	R: 4 E: 0 K: 0 S: 14	H: 2 LOB: 1 BB: 2 P: 28	1B: 4 2B: 4 3B: 0 HR: 1	SF: 0 SAC: 0 DP: 0 HBP: 0	WP: 0 PB: 0 SB: 1 CS: 0	PA: 40	
<b>PITCHER</b>	IP	WLS	BF	H	R	ER	SO	BB	IBB	HBP	BLK	WP	HR	S	P	ERA	WHIP				
<b>Chris Haney, L</b> ERA: 4.45	4.1		20	6	3	3	4	1	0	0	0	0	0	47	70	6.23	1.615				
<b>Bill Sampen, R</b> ERA: 4.43	2.2		10	1	0	0	2	0	1	0	0	0	0	23	33	0.00	0.375				
<b>Mel Rojas, R</b> ERA: 1.1	1.0		3	0	0	0	2	0	0	0	0	0	0	8	10	0.00	0.000				
<b>John Wetteland, R</b> ERA: 6.48	1.0	L	7	2	4	4	0	2	0	0	0	0	1	14	28	36.00	4.000				

Batter	1	2	3	4	5	6	7	8	9	AB	R	H	RBI	BB	SO	LOB	BOTTOM				
<b>Marquis Grissom, R</b> OBP: 0.310, SLG: 0.396 (1, 8)	BB		F8		G3		G4-6-3			4	1	2	0	0	0	1	<b>Cincinnati Reds @ Montreal Expos</b> Olympic Stadium, Montreal, QB Tue May 19 1992, 7:05 PM EDT Att. 8,760 - Dome - 70 F				
<b>Delino DeShields, L</b> OBP: 0.327, SLG: 0.308 (1, 4)	G6-4-3		G3-1		G3		F7			3	1	0	0	1	0	2					
<b>Moises Alou, R</b> OBP: 0.455, SLG: 0.590 (9, 7)	E2		G6-3		FC6-4		SF8		3B	2	1	1	0	2	0	0					
<b>Ivan Calderon, R</b> OBP: 0.222, SLG: 0.377 <b>John Wetteland, R</b> (9, 1)	G6-4-3		FC6-4		2B		FC6-4		SF8	3	1	1	1	0	0	4					
<b>Gary Carter, R</b> OBP: 0.342, SLG: 0.382 (1, 2)	K		F9-2		L6		F8		F8	4	0	1	1	0	1	0					
<b>Tim Lincecum, R</b> OBP: 0.294, SLG: 0.303 (1, 3)	G5-3		BB		K		G5-3			3	0	0	0	1	1	0					
<b>Archi Cianfrocco, R</b> OBP: 0.261, SLG: 0.448 (1, 5)	G6-3		F9-2		BB		G5-3			3	0	0	0	1	0	2					
<b>Spike Owen, S</b> OBP: 0.308, SLG: 0.383 (1, 6)	G5-3		G6-3		1B		G6-3			3	0	0	0	1	0	1					
<b>Chris Haney, L</b> OBP: 0.250, SLG: 0.250 <b>Bill Sampen, R</b> (5, 1)			G3		K					1	0	0	0	0	1	1					
<b>Bret Barberie, S</b> OBP: 0.370, SLG: 0.289 <b>Mel Rojas, R</b> OBP: 0.500, SLG: 0.500 <b>Larry Walker, L</b> OBP: 0.356, SLG: 0.500 (7, PH)					G4-6-3		K			1	0	1	0	0	0	0					
<b>Inning Stats</b>	R: 2 E: 1 K: 1 S: 9	H: 1 LOB: 2 BB: 0 P: 20	R: 0 E: 0 K: 0 S: 5	H: 0 LOB: 0 BB: 0 P: 9	R: 0 E: 0 K: 0 S: 6	H: 0 LOB: 0 BB: 0 P: 9	R: 1 E: 0 K: 0 S: 8	H: 2 LOB: 1 BB: 1 P: 17	R: 0 E: 0 K: 1 S: 8	H: 1 LOB: 3 BB: 2 P: 22	R: 0 E: 0 K: 0 S: 9	H: 1 LOB: 0 BB: 0 P: 12	R: 0 E: 0 K: 0 S: 7	H: 1 LOB: 0 BB: 0 P: 10	R: 0 E: 0 K: 1 S: 8	H: 0 LOB: 0 BB: 0 P: 12	1B: 3 2B: 3 3B: 1 HR: 0	SF: 1 SAC: 0 DP: 3 HBP: 0	WP: 0 PB: 0 SB: 0 CS: 0	PA: 36	
<b>PITCHER</b>	IP	WLS	BF	H	R	ER	SO	BB	IBB	HBP	BLK	WP	HR	S	P	ERA	WHIP				
<b>Chris Haney, L</b> ERA: 3.46	4.2		20	4	3	2	2	4	0	0	0	0	0	30	47	2.70	1.200				
<b>Dwayne Henry, R</b> ERA: 3.33	3.1	W	13	2	1	1	1	2	0	0	0	0	0	8	12	0.00	0.000				
<b>Rob Dibble, R</b> ERA: 3.77	1.0	S	3	0	0	0	1	0	0	0	0	0	0	8	12	0.00	0.000				





Batter	1	2	3	4	5	6	7	8	9	AB	R	H	RBI	BB	SO	LOB	TOP										
<b>Bip Roberts, S</b> (1, 8) OBP: 0.368, SLG: 0.361	1-0 G6-3		0-1 F9					1-2 F8		4	1	0	0	0	0	1	<b>Cincinnati Reds @ Montreal Expos</b> Olympic Stadium, Montreal, QB Wed May 20 1992, 7:05 PM EDT Att. 9,651 - Dome - 70 F										
<b>Scott Bankhead, R</b> (7, 1) OBP: 0.333, SLG: 0.333						0-1 G4-3	1-1 E5	1-2 F8		0	0	0	0	0	0	0											
<b>Jeff Branson, L</b> (8, PH) OBP: 0.200, SLG: 0.308							1-2 1B			1	0	0	0	0	0	2											
<b>Norm Charlton, S</b> (8, 1)										0	0	0	0	0	0	0											
<b>Rob Dibble, L</b> (9, 1) OBP: 1.000, SLG: 1.000										0	0	0	0	0	0	0											
<b>Hal Morris, L</b> (1, 3) OBP: 0.373, SLG: 0.365	2-1 G5-3			1-1 CS 1B		2-2 F8	1-2 1B		2-1 2B 1B	5	0	3	0	0	0	0											
<b>Barry Larkin, R</b> (1, 6) OBP: 0.343, SLG: 0.364	0-0 1B			3-3 SAFE 1-2		1-1 G4-3	0-0 E8 1-3 2-H 3-H		0-1 2B 1B	5	0	3	2	0	1	1											
<b>Chris Sabo, R</b> (1, 5) OBP: 0.320, SLG: 0.432	3-2 SAFE SAFE SAFE			0-0 3B					1-0 G5-3	3	0	1	0	2	0	3											
<b>Darnell Coles, R</b> (1, 9) OBP: 0.345, SLG: 0.536		0-1 G5-3		0-1 F9					4-0 IBB	3	1	0	0	0	0	2											
<b>Dave Martinez, L</b> (7, PH) OBP: 0.343, SLG: 0.283										1	0	0	0	1	0	3											
<b>Glenn Braggs, R</b> (1, 7) OBP: 0.271, SLG: 0.234	3-1 G6-4-3 HBP				2-1 G3			1-0 FC6-4 1B	2-2 P6	4	1	1	0	0	0	3											
<b>Bill Doran, S</b> (1, 4) OBP: 0.317, SLG: 0.410	0-0 G6-4-3				4-1 FC4 BB			1-0 1B	1-2 G3	4	0	2	1	1	0	4											
<b>Troy Afenir, R</b> (1, 2) OBP: 0.375, SLG: 0.462			1-3 K		0-0 F9			1-2 FC6-4 1B	1-2 G5-3	4	1	0	0	0	1	4											
<b>Tom Browning, L</b> (1, 1) OBP: 0.222, SLG: 0.235			0-0 F8		1-2 FC4			2-2 1B E	4-0 IBB	2	0	0	0	0	0	1											
<b>Paul O'Neill, L</b> (7, PH) OBP: 0.418, SLG: 0.462					1-2 FC4			1-H 1B 1B		1	1	1	2	1	0	0											
<b>Inning Stats</b>	R: 0 E: 0 K: 0 S: 7	H: 1 LOB: 1 BB: 0 P: 13	R: 0 E: 0 K: 0 S: 4	H: 0 LOB: 1 BB: 0 P: 7	R: 0 E: 0 K: 1 S: 6	H: 0 LOB: 0 BB: 0 P: 7	R: 0 E: 0 K: 1 S: 8	H: 2 LOB: 1 BB: 0 P: 12	R: 0 E: 0 K: 0 S: 7	H: 0 LOB: 1 BB: 1 P: 14	R: 0 E: 0 K: 0 S: 7	H: 0 LOB: 0 BB: 0 P: 10	R: 5 E: 2 K: 0 S: 24	H: 5 LOB: 3 BB: 2 P: 42	R: 0 E: 0 K: 0 S: 9	H: 1 LOB: 2 BB: 1 P: 16	R: 0 E: 0 K: 0 S: 13	H: 2 LOB: 3 BB: 1 P: 23	1B: 9 2B: 2 3B: 1 HR: 0	SF: 0 SAC: 0 DP: 2 HBP: 1	WP: 1 PB: 0 SB: 1 CS: 1	PA: 43					
<b>PITCHER</b>	IP	WLS	BF	H	R	ER	SO	BB	IBB	HBP	BLK	WP	HR	S	P	ERA	WHIP										
<b>Chris Nabholz, L</b> (1, 1) ERA: 3.88	6.1		25	5	3	3	2	2	0	1	0	0	0	46	77	4.26	1.105										
<b>Jeff Fassero, L</b> (7, 1) ERA: 3.95	0.1		4	2	0	0	0	0	0	0	0	1	0	11	16	0.00	6.000										
<b>Mel Rojas, R</b> (7, 1) ERA: 0.96	2.1	W	14	4	2	0	0	1	2	0	0	0	0	28	51	0.00	2.143										

AB	37
R	5
H	11
RBI	5
BB	5
SO	2
LOB	24



Batter	1	2	3	4	5	6	7	8	9	AB	R	H	RBI	BB	SO	LOB	BOTTOM										
<b>Marquis Grissom, R</b> (1, 8) OBP: 0.313, SLG: 0.396	1-1 S 1B	2-1 F8			1-0 G3-1			3-3 K	0-1 1B	5	1	2	2	0	1	1	<b>Cincinnati Reds @ Montreal Expos</b> Olympic Stadium, Montreal, QB Wed May 20 1992, 7:05 PM EDT Att. 9,651 - Dome - 70 F										
<b>Delino DeShields, L</b> (1, 4) OBP: 0.325, SLG: 0.305	3-2 SAFE SAFE SAFE 1-H 1B	1-1 G4-3			3-2 G4-3			1-2 F7	1-2 2-H 3-H 1B	4	1	1	1	0	0	1											
<b>Ivan Calderon, R</b> (1, 7) OBP: 0.224, SLG: 0.370	2-0 G4-3		2-0 L9			0-2 L8			2-1 1B BB 1B	4	1	1	0	0	0	1											
<b>Larry Walker, L</b> (1, 9) OBP: 0.359, SLG: 0.500	2-2 S 1B		1-1 F9			0-0 F7			0-0 BB 1B 1B	4	1	2	1	0	0	0											
<b>Gary Carter, R</b> (1, 2) OBP: 0.329, SLG: 0.366	2-2 F8		3-3 K			0-0 P1			3-3 K	3	0	0	0	0	1	1											
<b>Mel Rojas, R</b> (7, 1) OBP: 0.300, SLG: 0.500										0	0	0	0	0	0	0											
<b>Moises Alou, R</b> (9, PH) OBP: 0.444, SLG: 0.575										1	0	0	0	0	1	2											
<b>Tim Lincecum, R</b> (1, 3) OBP: 0.299, SLG: 0.304	2-2 FC6-4 HBP			0-0 F9			2-2 G5-3		1-1 BB BB	3	0	1	0	0	0	0											
<b>Steve Lyons, L</b> (9, FR) OBP: 0.100, SLG: 0.158									1-2 2-3 1B 1B	0	1	0	0	0	0	0											
<b>Archi Cianfrocco, R</b> (1, 5) OBP: 0.299, SLG: 0.426	2-2 FC6-4			1-2 G5-3			3-3 K		4-2 BB 1B BB	3	0	0	0	0	1	2											
<b>John Vander Wal, L</b> (9, PH) OBP: 0.333, SLG: 0.346									1-2 2-3 3-H BB	0	1	0	1	1	0	0											
<b>Spike Owen, S</b> (1, 6) OBP: 0.309, SLG: 0.376		4-0 F8 SH1 BB			0-1 G6-3			2-1 F8	2-3 K	2	0	0	0	1	0	0											
<b>Tom Foley, L</b> (9, PH) OBP: 0.212, SLG: 0.226										1	0	0	0	0	1	3											
<b>Chris Nabholz, L</b> (1, 1) OBP: 0.067, SLG: 0.133									4-2 BB BB	1	0	0	0	0	0	0											
<b>Jeff Fassero, L</b> (7, 1) ERA: 1.35									1-2 2-3 3-H BB	0	0	0	0	0	0	0											
<b>Rick Cerone, R</b> (7, 2) OBP: 0.318, SLG: 0.400										1	0	0	0	0	0	0											
<b>Bret Barberie, S</b> (9, PH) OBP: 0.376, SLG: 0.289									1-2 2-3 3-H	0	0	0	1	1	0	0											
<b>Inning Stats</b>	R: 2 E: 0 K: 0 S: 18	H: 3 LOB: 2 BB: 0 P: 32	R: 0 E: 0 K: 0 S: 5	H: 0 LOB: 1 BB: 1 P: 12	R: 0 E: 0 K: 1 S: 6	H: 0 LOB: 0 BB: 0 P: 12	R: 0 E: 0 K: 0 S: 8	H: 0 LOB: 0 BB: 0 P: 9	R: 0 E: 0 K: 0 S: 5	H: 0 LOB: 0 BB: 0 P: 9	R: 0 E: 0 K: 0 S: 6	H: 0 LOB: 0 BB: 0 P: 6	R: 0 E: 0 K: 1 S: 8	H: 0 LOB: 0 BB: 0 P: 15	R: 0 E: 0 K: 1 S: 7	H: 0 LOB: 0 BB: 0 P: 11	R: 4 E: 0 K: 2 S: 18	H: 4 LOB: 2 BB: 2 P: 34	1B: 7 2B: 0 3B: 0 HR: 0	SF: 0 SAC: 1 DP: 0 HBP: 1	WP: 1 PB: 0 SB: 2 CS: 0	PA: 37					
<b>PITCHER</b>	IP	WLS	BF	H	R	ER	SO	BB	IBB	HBP	BLK	WP	HR	S	P	ERA	WHIP										
<b>Tom Browning, L</b> (1, 1) ERA: 5.63	6.0		23	3	2	2	1	1	0	0	0	0	0	8	15	0.00	0.667										
<b>Scott Bankhead, R</b> (7, 1) ERA: 1.35	1.0		3	0	0	0	1	0	0	0	0	0	0	10	16	18.00	2.000										
<b>Norm Charlton, L</b> (8, 1) ERA: 2.55	1.0		5	2	2	2	1	0	0	0	0	0	0	15	29	27.00	6.000										
<b>Rob Dibble, R</b> (9, 1) ERA: 4.8	0.2	L	6	2	2	2	2	2	0	0	0	0	0	15	29	27.00	6.000										

AB	32
R	6
H	7
RBI	6
BB	3
SO	5
LOB	11





Batter	1	2	3	4	5	6	7	8	9	AB	R	H	RBI	BB	SO	LOB	TOP								
<b>Bip Roberts, S</b> (1, 7) OBP: 0.369, SLG: 0.362	1-1 BB PB 1B	1-0 G6-4-3		3-1 F8		0-1 F7			2-2 1B	5	0	2	0	0	0	2	<b>Cincinnati Reds @ Philadelphia Phillies</b> Veterans Stadium, Philadelphia, PA Fri May 22 1992, 7:05 PM EDT Att: 22,028 - Sunny - 88 F								
<b>Dave Martinez, L</b> (1, 8) OBP: 0.349, SLG: 0.284	4-1 BB 1B	2-2 S 1B		1-2 G4-3			2-2 G4-3		0-0 F8	3	0	1	1	1	0	0									
<b>Billy Hatcher, R</b> (9, PH) OBP: 0.300, SLG: 0.375	1-2 BB	3-H S 1B		1-0 F9			1-0 G3		2-2 1B	5	0	1	0	0	1	3									
<b>Barry Larkin, R</b> (1, 6) OBP: 0.337, SLG: 0.355	0-0 F8	1-2 K		1-0 F9			1-0 G3		2-2 1B	5	0	1	0	0	1	3									
<b>Paul O'Neill, L</b> (1, 9) OBP: 0.429, SLG: 0.462	4-2 BB		4-0 G3-1 G3 BB		1-1 G6-4-3 1B		4-2 BB		1-3 K	2	0	1	0	3	1	2									
<b>Chris Sabo, R</b> (1, 5) OBP: 0.307, SLG: 0.413	1-0 F9		0-1 G3		3-1 G6-4-3		3-2 G6-3		1-3 K	4	0	0	0	0	0	6									
<b>Dwayne Henry, R</b> (7, 1)			1-2		1-2					0	0	0	0	0	0	0									
<b>Glenn Braggs, R</b> (9, PH) OBP: 0.286, SLG: 0.231			1-2		1-2					1	0	0	0	0	1	2									
<b>Hal Morris, L</b> (1, 3) OBP: 0.365, SLG: 0.345	1-1 L7		1-0 E6 G3-1		4-2 BB				3-2 G4-3	3	0	0	0	1	0	4									
<b>Bill Doran, S</b> (1, 4) OBP: 0.315, SLG: 0.405		3-2 E BB G6-4-3 1B	2-2 G3-1		2-2 F7				1-2 G1-3	4	1	1	0	0	0	3									
<b>Joe Oliver, R</b> (1, 2) OBP: 0.311, SLG: 0.352		3-0 G6-4-3 E 1B BB	4-0 FC6 IBB		1-1 P5				1-1 FC6-4 1B	2	1	1	0	2	0	0									
<b>Tim Belcher, R</b> (1, 1) OBP: 0.050, SLG: 0.200		2-2 FC	2-1 FC6		2-1 L8				1-0 FC6-4	2	0	0	0	0	0	5									
<b>Jeff Branson, L</b> (6, PH) OBP: 0.198, SLG: 0.286										1	0	0	0	0	0	0									
<b>Scott Ruskin, R</b> (6, 1)										0	0	0	0	0	0	0									
<b>Darnell Coles, R</b> (7, 5) OBP: 0.333, SLG: 0.517		1-2 2-3	1-2						1-2	1	0	0	0	0	0	1									
<b>Inning Stats</b>	R: 0 E: 0 K: 0 S: 9	H: 1 LOB: 3 BB: 2 P: 20	R: 2 E: 1 K: 1 S: 16	H: 2 LOB: 1 BB: 1 P: 28	R: 0 E: 0 K: 0 S: 8	H: 0 LOB: 3 BB: 2 P: 21	R: 0 E: 0 K: 0 S: 7	H: 0 LOB: 0 BB: 0 P: 12	R: 0 E: 0 K: 0 S: 14	H: 1 LOB: 1 BB: 1 P: 24	R: 0 E: 0 K: 0 S: 6	H: 0 LOB: 0 BB: 0 P: 9	R: 0 E: 0 K: 0 S: 12	H: 0 LOB: 1 BB: 1 P: 22	R: 0 E: 0 K: 0 S: 9	H: 1 LOB: 1 BB: 0 P: 15	R: 0 E: 0 K: 2 S: 17	H: 2 LOB: 2 BB: 0 P: 23	1B: 7 2B: 0 3B: 0 HR: 0	SF: 0 SAC: 0 DP: 2 HBP: 0	WP: 0 PB: 1 SB: 1 CS: 0	PA: 41			
<b>PITCHER</b>	IP	WLS	BF	H	R	ER	SO	BB	IBB	HBP	BLK	WP	HR	S	P	ERA	WHIP								
<b>Cliff Brantley, R</b> (1, 1) ERA: 3.51	7.0	W	32	4	2	0	1	6	1	0	0	0	0	72	136	0.00	1.429								
<b>Wally Ritchie, L</b> (8, 1) ERA: 1.56	2.0		9	3	0	0	2	0	0	0	0	0	0	26	38	0.00	1.500								

AB	34
R	2
H	7
RBI	1
BB	7
SO	3
LOB	29



Batter	1	2	3	4	5	6	7	8	9	AB	R	H	RBI	BB	SO	LOB	BOTTOM								
<b>Lenny Dykstra, L</b> (1, 8) OBP: 0.330, SLG: 0.330	1-1 F9		2-1 G3		0-1 F8	0-1 F9		0-2 G3-1		5	0	0	0	0	0	1	<b>Cincinnati Reds @ Philadelphia Phillies</b> Veterans Stadium, Philadelphia, PA Fri May 22 1992, 7:05 PM EDT Att: 22,028 - Sunny - 88 F								
<b>Mariano Duncan, R</b> (1, 7) OBP: 0.297, SLG: 0.405	3-2 BB 1B		0-1 P3		1-2 S 2B 1B	2-3 G5-3		1-3 K		5	1	2	0	0	1	1									
<b>Dave Hollins, S</b> (1, 5) OBP: 0.410, SLG: 0.464	4-2 SAFE SAFE BB		4-1 1B BB		1-0 HR 2B		0-1 2B 2B	3-2 F8		3	3	2	1	2	0	0									
<b>John Kruk, L</b> (1, 3) OBP: 0.470, SLG: 0.511	0-0 F7		1-1 1B E 1B		0-0 HR		4-1 2B BB			3	3	2	2	1	0	2									
<b>Darren Daulton, L</b> (1, 2) OBP: 0.417, SLG: 0.552	1-3 K		1-1 E8 1B		4-0 G3-1 BB		3-2 S 2B			3	1	2	3	1	1	2									
<b>Ruben Amaro Jr, S</b> (1, 9) OBP: 0.293, SLG: 0.303		3-2 P6	0-0 P5		3-2 G3-1		2-2 G6-3			4	0	0	0	0	0	3									
<b>Mickey Morandini, L</b> (1, 4) OBP: 0.361, SLG: 0.406	1-1 1B			2-3 K	3-3 K		4-2 BB			3	0	1	0	1	2	1									
<b>Kim Batiste, R</b> (1, 6) OBP: 0.274, SLG: 0.321	2-2 SAFE SAFE F9			1-0 G6-3		2-2 F9 SH2-4 1B		0-0 SF8		3	0	1	1	0	0	1									
<b>Cliff Brantley, R</b> (1, 1) ERA: 4.26		1-3 K		3-2 G6-3		0-1 SH2-4		3-H 2-2 G3		2	0	0	0	0	1	1									
<b>Dale Sveum, S</b> (7, PH) ERA: 8.4										1	0	0	0	0	0	0									
<b>Wally Ritchie, L</b> (8, 1) ERA: 3.12										0	0	0	0	0	0	0									
<b>Inning Stats</b>	R: 0 E: 0 K: 1 S: 12	H: 1 LOB: 2 BB: 1 P: 21	R: 0 E: 0 K: 1 S: 12	H: 1 LOB: 0 BB: 0 P: 19	R: 2 E: 1 K: 0 S: 10	H: 2 LOB: 1 BB: 1 P: 18	R: 0 E: 0 K: 1 S: 8	H: 0 LOB: 0 BB: 0 P: 14	R: 3 E: 0 K: 1 S: 13	H: 3 LOB: 1 BB: 1 P: 25	R: 0 E: 0 K: 0 S: 11	H: 1 LOB: 0 BB: 0 P: 14	R: 3 E: 0 K: 0 S: 15	H: 2 LOB: 1 BB: 2 P: 30	R: 0 E: 0 K: 1 S: 9	H: 0 LOB: 0 BB: 0 P: 13	1B: 6 2B: 3 3B: 0 HR: 1	SF: 1 SAC: 1 DP: 0 HBP: 0	WP: 0 PB: 0 SB: 2 CS: 0	PA: 39					
<b>PITCHER</b>	IP	WLS	BF	H	R	ER	SO	BB	IBB	HBP	BLK	WP	HR	S	P	ERA	WHIP								
<b>Tim Belcher, R</b> (1, 1)	5.0	L	25	7	5	4	4	3	0	0	0	0	0	1	55	7.20	2.000								
<b>Scott Ruskin, L</b> (6, 1) ERA: 8.4	1.1		9	3	3	3	0	2	0	0	0	0	0	22	38	20.25	3.750								
<b>Dwayne Henry, R</b> (7, 1) ERA: 3.12	1.2		5	0	0	0	1	0	0	0	0	0	0	13	19	0.00	0.000								

AB	32
R	8
H	10
RBI	7
BB	5
SO	5
LOB	13





Batter	1	2	3	4	5	6	7	8	9	AB	R	H	RBI	BB	SO	LOB	TOP					
<b>Bip Roberts, S</b> (1.7) OBP: 0.370, SLG: 0.369 <b>Jacob Brumfield, R</b> (8.7) OBP: 0.212, SLG: 0.133	0-2 G1-3		1-0 1B		0-2 G3	0-0 G6-3		0-0 3B 2B		5	1	2	2	0	0	1	<b>Cincinnati Reds @ Philadelphia Phillies</b> Veterans Stadium, Philadelphia, PA Sat May 23 1992, 7:05 PM EDT Att: 26,332 - Sunny - 92 F					
<b>Dave Martinez, L</b> (1.8) OBP: 0.342, SLG: 0.300	1-0 L8		2-1 F8		1-0 F8		2-1 G3	1-0 1B 3B		5	1	1	1	0	0	2						
<b>Barry Larkin, R</b> (1.6) OBP: 0.339, SLG: 0.351	4-0 BB		0-2 L8		0-1 G4-3		1-3 K	2-1 1B		4	0	1	1	1	1	2						
<b>Paul O'Neill, L</b> (1.9) OBP: 0.422, SLG: 0.452 <b>Glenn Braggs, R</b> (6.9) OBP: 0.274, SLG: 0.227	2-0 F9		1-2 G6-3			1-2 G6-3	4-1 E S 1B BB	0-3 K		3	0	0	0	0	0	3						
<b>Chris Sabo, R</b> (1.5) OBP: 0.314, SLG: 0.438 <b>Darnell Coles, R</b> (8.5) OBP: 0.355, SLG: 0.633		3-3 K		1-3 K		0-0 1B 3B	1-0 CS 1B	1-0 HR		4	1	2	1	0	2	0						
<b>Hal Morris, L</b> (1.3) OBP: 0.397, SLG: 0.373		2-0 CS G3 1B		2-1 1B		0-0 2B 1B	2-2 CS 1B	4-1 SH1-4 1B BB	2-0 G3-1	4	3	3	1	1	0	0						
<b>Bill Doran, S</b> (1.4) OBP: 0.318, SLG: 0.400	1-2 G3 1-H		1-2 1B		1-2 1B	3-2 F9		0-1 F7	4-1 BB	4	0	1	1	1	0	2						
<b>Joe Oliver, R</b> (1.2) OBP: 0.315, SLG: 0.348	2-0 F7		0-2 P5		4-0 2B IBB		0-2 SH1-4 1B	1-3 K		4	2	1	0	1	1	3						
<b>Greg Swindell, L</b> (1.1) OBP: 0.192, SLG: 0.280			1-0 1B		1-2 F9	0-1 1-H 2-H 2B		0-1 SH1-4 1B	1-0 G6-3	4	0	2	2	0	0	3						
<b>Inning Stats</b>	R: 0 E: 0 K: 0 S: 5	H: 0 LOB: 1 BB: 1 P: 12	R: 1 E: 0 K: 1 S: 8	H: 1 LOB: 0 BB: 0 P: 16	R: 0 E: 0 K: 0 S: 10	H: 2 LOB: 2 BB: 0 P: 15	R: 0 E: 0 K: 1 S: 16	H: 2 LOB: 0 BB: 0 P: 21	R: 0 E: 0 K: 0 S: 6	H: 0 LOB: 0 BB: 0 P: 7	R: 3 E: 0 K: 0 S: 15	H: 3 LOB: 1 BB: 1 P: 23	R: 1 E: 0 K: 1 S: 10	H: 1 LOB: 0 BB: 1 P: 20	R: 4 E: 0 K: 1 S: 15	H: 4 LOB: 1 BB: 1 P: 22		R: 1 E: 0 K: 1 S: 11	H: 1 LOB: 1 BB: 1 P: 20	1B: 9 2B: 2 3B: 2 HR: 1	SF: 0 SAC: 1 DP: 0 HBP: 0	WP: 0 PB: 0 SB: 2 CS: 2
<b>PITCHER</b>	IP WLS BF H R ER SO BB IBB HBP BLK WP HR S P ERA WHIP																					
<b>Brad Brink, R</b> (1.1) ERA: 5.4	5.2 L 27 8 4 3 2 1 1 0 0 0 0 0 1 1 4.76 1.588																					
<b>Steve Searcy, L</b> (6.1) ERA: 5.4	0.1 1 0 0 0 0 0 0 0 0 0 0 0 1 1 0.00 0.000																					
<b>Danny Cox, R</b> (7.1) ERA: 5.4	2.0 12 5 5 2 2 0 0 0 0 0 0 25 42 22.50 3.500																					
<b>Mike Hartley, R</b> (9.1) ERA: 4.5	1.0 5 1 1 1 1 1 0 0 0 0 1 11 20 9.00 2.000																					

Batter	1	2	3	4	5	6	7	8	9	AB	R	H	RBI	BB	SO	LOB	BOTTOM					
<b>Lenny Dykstra, L</b> (1.8) OBP: 0.336, SLG: 0.337 <b>Mike Hartley, R</b> (9.1)	0-0 S 1B		2-2 G3			1-2 G1-6-3 1B		3-3 K		4	0	2	0	0	1	1	<b>Cincinnati Reds @ Philadelphia Phillies</b> Veterans Stadium, Philadelphia, PA Sat May 23 1992, 7:05 PM EDT Att: 26,332 - Sunny - 92 F					
<b>Mariano Duncan, R</b> (1.7) OBP: 0.291, SLG: 0.395	0-3 K				0-0 G1-3	0-0 G1-6-3 1B			0-3 K	4	0	0	0	0	2	2						
<b>Dave Hollins, S</b> (1.5) OBP: 0.407, SLG: 0.458	1 SAFE K				0-0 L5				0-0 F7	4	0	1	0	0	1	1						
<b>John Kruk, L</b> (1.9) OBP: 0.459, SLG: 0.497	1-0 G5-3				0-1 G3-1				1-2 G6-3	4	0	0	0	0	1	2						
<b>Ricky Jordan, R</b> (1.3) OBP: 0.125, SLG: 0.261		1-2 G1-3			2-2 G4-3					3	0	0	0	0	0	1						
<b>Steve Lake, R</b> (1.2) OBP: 0.440, SLG: 0.600		0-1 G4-3 1B			1-1 WP 1B					3	0	2	0	0	0	1						
<b>Kim Batiste, R</b> (1.6) OBP: 0.276, SLG: 0.321		1-2 G4-3			3-2 G6-3					3	0	1	0	0	0	2						
<b>Mickey Morandini, L</b> (1.4) OBP: 0.370, SLG: 0.394			2-2 L8		0-0 G4-3					3	0	0	0	0	0	2						
<b>Brad Brink, R</b> (1.1) Steve Searcy, L (6.1) Ruben Amaro, Jr. S (6.9) OBP: 0.309, SLG: 0.399 Danny Cox, R (7.1) OBP: 0.300, SLG: 0.258 Dale Sveum, S (8.9) Julio Peguero, S (9.8) OBP: 0.147, SLG: 0.222			0-0 G6-3			0-0 L7			2-1 P6	1	0	0	0	0	0	0						
<b>Inning Stats</b>	R: 0 E: 0 K: 2 S: 8	H: 1 LOB: 0 BB: 0 P: 10	R: 0 E: 0 K: 0 S: 9	H: 1 LOB: 0 BB: 0 P: 11	R: 0 E: 0 K: 0 S: 12	H: 0 LOB: 0 BB: 0 P: 16	R: 0 E: 0 K: 0 S: 4	H: 0 LOB: 0 BB: 0 P: 4	R: 0 E: 0 K: 0 S: 12	H: 1 LOB: 1 BB: 0 P: 18	R: 0 E: 0 K: 0 S: 5	H: 1 LOB: 0 BB: 0 P: 6	R: 0 E: 0 K: 1 S: 12	H: 1 LOB: 1 BB: 0 P: 14	R: 0 E: 0 K: 1 S: 12	H: 1 LOB: 1 BB: 0 P: 20		R: 0 E: 0 K: 1 S: 7	H: 0 LOB: 0 BB: 0 P: 8	1B: 6 2B: 0 3B: 0 HR: 0	SF: 0 SAC: 0 DP: 2 HBP: 0	WP: 1 PB: 0 SB: 1 CS: 0
<b>PITCHER</b>	IP WLS BF H R ER SO BB IBB HBP BLK WP HR S P ERA WHIP																					
<b>Greg Swindell, L</b> (1.1) ERA: 2.95	9.0 W 31 6 0 0 5 0 0 0 0 1 0 81 107 0.00 0.667																					



Batter	1	2	3	4	5	6	7	8	9	AB	R	H	RBI	BB	SO	LOB	TOP								
<b>Bip Roberts, S</b> (1, 7) OBP: 0.371, SLG: 0.363	1-3 <b>K</b>		0-0 <b>F7</b>		4-1 <b>WP</b> <b>BB</b>		4-2 <b>FC5-4</b> <b>BB</b>	1-0 <b>G3</b>		3	0	0	0	2	1	1	<b>Cincinnati Reds @ Philadelphia Phillies</b> Veterans Stadium, Philadelphia, PA Sun May 24, 1992, 3:33 AM EDT Att: 30,954 - Sunny - 86 F								
<b>Norm Charlton, S</b> (9, 1)										0	0	0	0	0	0										
<b>Dave Martinez, L</b> (1, 8) OBP: 0.333, SLG: 0.291	3-2 <b>P6</b>		2-2 <b>G4-6-3</b>		3-2 <b>L9</b>		1-0 <b>FC5-4</b> <b>1B</b>		4-2 <b>G6-4-3</b> <b>BB</b>	3	0	0	0	0	0	2									
<b>Glenn Bragg, R</b> (7, PH) OBP: 0.280, SLG: 0.224										1	1	0	1	1	0	1									
<b>Barry Larkin, R</b> (1, 6) OBP: 0.342, SLG: 0.347	0-0 <b>F9</b>			2-2 <b>G3-4</b> <b>2B</b> <b>1B</b>		2-2 <b>G4-3</b>		1-2 <b>1B</b> <b>2B</b> <b>IBB</b>	1-0 <b>G6-4-3</b> <b>2B</b>	4	2	1	0	1	0	1									
<b>Paul O'Neill, L</b> (1, 9) OBP: 0.421, SLG: 0.450		1-0 <b>S</b> <b>1B</b>		0-0 <b>G3-4-1</b>		1-1 <b>G3</b>	2-1 <b>2B</b> <b>1B</b>		1-3 <b>K</b>	5	1	2	1	0	1	1									
<b>Chris Sabo, R</b> (1, 5) OBP: 0.312, SLG: 0.424		1-0 <b>F7</b>		3-3 <b>K</b>		1-3 <b>K</b>	4-0 <b>2B</b> <b>BB</b>			3	1	0	0	1	2	2									
<b>Hal Morris, L</b> (1, 3) OBP: 0.417, SLG: 0.460		1-2 <b>L7</b>		0-0 <b>2B</b>			1-2 <b>2B</b> <b>BB</b>			4	1	3	4	0	0	1									
<b>Bill Doran, S</b> (1, 4) OBP: 0.322, SLG: 0.394		4-2 <b>BB</b>		1-3 <b>K</b>						2	1	0	0	2	1	2									
<b>Dwayne Henry, R</b> (7, 1) <b>Jacob Brumfield, R</b> (9, 8) OBP: 0.212, SLG: 0.133										0	0	0	0	0	0	0									
<b>Joe Oliver, R</b> (1, 2) OBP: 0.305, SLG: 0.336	2-3 <b>K</b>			2-2 <b>F8</b>		2-3 <b>K</b>	2-2 <b>F9</b>			4	0	0	0	0	2	4									
<b>Jose Rijo, R</b> (1, 1) OBP: 0.188, SLG: 0.188			1-2 <b>G4-6-3</b> <b>1B</b>		0-0 <b>G3-1</b>		1-2 <b>E</b> <b>2B</b>	0-2 <b>G4-3</b>		2	0	1	0	0	0	0									
<b>Jeff Branson, L</b> (7, PH) OBP: 0.222, SLG: 0.375										2	1	1	1	0	0	0									
<b>Inning Stats</b>	R: 0 E: 0 K: 1 S: 8	H: 0 LOB: 0 BB: 0 P: 12	R: 0 E: 0 K: 1 S: 10	H: 1 LOB: 2 BB: 1 P: 19	R: 0 E: 0 K: 0 S: 7	H: 1 LOB: 0 BB: 0 P: 10	R: 1 E: 0 K: 2 S: 15	H: 2 LOB: 1 BB: 0 P: 21	R: 0 E: 0 K: 0 S: 9	H: 0 LOB: 1 BB: 1 P: 17	R: 0 E: 0 K: 1 S: 9	H: 0 LOB: 0 BB: 0 P: 13	R: 7 E: 1 K: 1 S: 20	H: 4 LOB: 1 BB: 4 P: 43	R: 0 E: 0 K: 0 S: 7	H: 0 LOB: 0 BB: 0 P: 10	R: 0 E: 0 K: 1 S: 8	H: 0 LOB: 0 BB: 1 P: 14	1B: 4 2B: 3 3B: 1 HR: 0	SF: 0 SAC: 0 DP: 2 HBP: 0	WP: 1 PB: 0 SB: 1 CS: 0	PA: 40			
<b>PITCHER</b>	IP	WLS	BF	H	R	ER	SO	BB	IBB	HBP	BLK	WP	HR	S	P	ERA	WHIP								
<b>Curt Schilling, R</b> (1, 1) ERA: 3.1	6.1	L	28	6	5	5	6	4	0	0	0	1	0	69	114	7.11	1.579								
<b>Wally Ritchie, L</b> (7, 1) ERA: 2.55	0.1		3	1	0	0	0	0	1	0	0	0	0	3	10	0.00	3.000								
<b>Barry Jones, R</b> (7, 1) ERA: 5.61	1.1		6	1	3	3	0	1	0	0	0	0	0	13	21	20.25	1.500								
<b>Mitch Williams, L</b> (9, 1) ERA: 3.2	1.0		3	0	0	0	1	1	0	0	0	0	0	8	14	0.00	1.000								

Batter	1	2	3	4	5	6	7	8	9	AB	R	H	RBI	BB	SO	LOB	BOTTOM								
<b>Lenny Dykstra, L</b> (1, 8) OBP: 0.325, SLG: 0.324	1-0 <b>G6-3</b>		1-1 <b>P6</b>		0-0 <b>F7</b>			0-0 <b>P5</b>		4	0	0	0	0	0	1	<b>Cincinnati Reds @ Philadelphia Phillies</b> Veterans Stadium, Philadelphia, PA Sun May 24, 1992, 3:33 AM EDT Att: 30,954 - Sunny - 86 F								
<b>Wally Backman, S</b> (1, 4) OBP: 0.350, SLG: 0.333	1-1 <b>L8</b>			2-2 <b>FC3-6</b> <b>1B</b>		3-2 <b>F7</b>		2-2 <b>F7</b>		4	0	1	0	0	0	1									
<b>Mitch Williams, L</b> (9, 1) OBP: 1.000, SLG: 1.000				1-1 <b>FC3-6</b> <b>G3</b> <b>WP</b> <b>1B</b>		2-1 <b>F7</b>		0-0 <b>G4-3</b>		4	1	0	0	0	1	2									
<b>Dave Hollins, S</b> (1, 5) OBP: 0.398, SLG: 0.446	3-3 <b>K</b>			4-2 <b>G3</b> <b>1B</b> <b>BB</b>		2-3 <b>K</b>			1-1 <b>HR</b>	3	2	1	1	1	1	0									
<b>John Kruk, L</b> (1, 3) OBP: 0.460, SLG: 0.514		1-1 <b>G3</b>		0-0 <b>G3</b>					2-3 <b>K</b>	3	0	0	0	1	1	2									
<b>Darren Daulton, L</b> (1, 2) OBP: 0.413, SLG: 0.538		4-2 <b>BB</b>		1-2 <b>G3</b>			3-1 <b>L9</b>		3-2 <b>K</b>	4	0	0	0	1	1	2									
<b>Mariano Duncan, R</b> (1, 7) OBP: 0.301, SLG: 0.403		1-2 <b>P6</b>		1-0 <b>2H</b> <b>3H</b> <b>1B</b>			0-2 <b>FC5-4</b> <b>1B</b>		3-2 <b>2B</b> <b>1B</b>	4	0	3	2	0	0	1									
<b>Ruben Amaro Jr, S</b> (1, 9) OBP: 0.289, SLG: 0.308		3-3 <b>K</b>		3-3 <b>K</b>			3-2 <b>FC5-4</b>		1-0 <b>K</b> <b>2B</b>	4	0	1	0	0	2	3									
<b>Kim Batiste, R</b> (1, 6) OBP: 0.264, SLG: 0.306			0-2 <b>G6-3</b>		1-2 <b>G6-3</b>		1-2 <b>F7</b>		2-3 <b>K</b>	4	0	0	0	0	1	3									
<b>Curt Schilling, R</b> (1, 1) <b>Wally Ritchie, L</b> (7, 1) <b>Barry Jones, R</b> (7, 1) <b>Mickey Morandini, L</b> (8, PH) OBP: 0.376, SLG: 0.394 <b>Dale Sveum, S</b> (9, PH) OBP: 0.220, SLG: 0.214			0-3 <b>K</b>		0-3 <b>K</b>			4-2 <b>BB</b>	0-1 <b>L7</b>	2	0	0	0	0	2	0									
<b>Inning Stats</b>	R: 0 E: 0 K: 1 S: 6	H: 0 LOB: 0 BB: 0 P: 11	R: 0 E: 0 K: 1 S: 11	H: 0 LOB: 1 BB: 1 P: 20	R: 0 E: 0 K: 1 S: 8	H: 0 LOB: 0 BB: 0 P: 9	R: 2 E: 0 K: 1 S: 15	H: 2 LOB: 1 BB: 1 P: 26	R: 0 E: 0 K: 1 S: 7	H: 0 LOB: 0 BB: 0 P: 8	R: 0 E: 0 K: 1 S: 13	H: 0 LOB: 0 BB: 0 P: 20	R: 0 E: 0 K: 0 S: 11	H: 1 LOB: 0 BB: 0 P: 18	R: 0 E: 0 K: 0 S: 9	H: 0 LOB: 1 BB: 1 P: 15	R: 1 E: 0 K: 2 S: 16	H: 3 LOB: 2 BB: 0 P: 25	1B: 4 2B: 1 3B: 0 HR: 1	SF: 0 SAC: 0 DP: 0 HBP: 0	WP: 1 PB: 0 SB: 0 CS: 0	PA: 36			
<b>PITCHER</b>	IP	WLS	BF	H	R	ER	SO	BB	IBB	HBP	BLK	WP	HR	S	P	ERA	WHIP								
<b>Jose Rijo, R</b> (1, 1) ERA: 3.83	6.0	W	22	2	2	2	6	2	0	0	0	1	0	60	94	3.00	0.667								
<b>Dwayne Henry, R</b> (7, 1) ERA: 2.89	2.0		8	1	0	0	0	1	0	0	0	0	0	20	33	0.00	1.000								
<b>Norm Charlton, L</b> (9, 1) ERA: 2.81	1.0		6	3	1	1	2	0	0	0	0	0	1	16	25	9.00	3.000								

AB	33
R	8
H	8
RBI	7
BB	7
SO	7
LOB	15





Batter	1	2	3	4	5	6	7	8	9	AB	R	H	RBI	BB	SO	LOB	TOP								
<b>Bip Roberts, S</b> OBP: 0.372, SLG: 0.360 (1, 8)	F9		P4		P9		BB 1B		BB	4	0	1	0	1	0	3	<b>Cincinnati Reds @ New York Mets</b> Shea Stadium, Flushing, NY Mon May 25 1992, 7:05 PM EDT Att: 19,881 - Cloudy - 54 F								
<b>Hal Morris, L</b> OBP: 0.416, SLG: 0.446 (1, 3)	F8		FC6-4 BB		G4-6-3		BB		SF7	2	0	0	1	2	0	2									
<b>Barry Larkin, R</b> OBP: 0.328, SLG: 0.330 (1, 6)	F9		FC6-4		P4		G5-3		G1-3	5	0	0	0	0	7										
<b>Chris Sabo, R</b> OBP: 0.319, SLG: 0.422 (1, 5)		L4		CS 1B		G5-4-3 BB		F8		3	0	1	0	1	0	0									
<b>Glenn Braggs, R</b> OBP: 0.266, SLG: 0.211 <b>Norm Charlton, S</b> (8, 1)	K		F8		G5-4-3		G6-3			4	0	0	0	0	1	2									
<b>Paul O'Neill, L</b> OBP: 0.423, SLG: 0.472 (1, 9)			K				HR	F8		4	1	2	1	0	1	1									
<b>Freddie Benavides, R</b> OBP: 0.253, SLG: 0.325 (1, 4)			K		CS 1B				1B SH1-3 SF7	4	2	2	0	0	2	1									
<b>Troy Aferir, R</b> OBP: 0.421, SLG: 0.625 (1, 2)			G6-3		1 SAFE P 1 SAFE S 1 SAFE B X		FC1-6 1B		SH1-3	3	0	2	1	0	0	0									
<b>Chris Hammond, L</b> OBP: 0.444, SLG: 0.357 <b>Scott Bankhead, R</b> OBP: 0.333, SLG: 0.333 <b>Dave Martinez, L</b> OBP: 0.339, SLG: 0.298 (8, 8)			BB 1B		G4-6-3 BB		FC1-6 BB 1B		BB	2	0	1	0	1	0	1									
<b>Inning Stats</b>	R: 0 E: 0 K: 0 S: 10	H: 0 LOB: 0 BB: 0 P: 17	R: 0 E: 0 K: 2 S: 10	H: 1 LOB: 1 BB: 0 P: 15	R: 0 E: 0 K: 0 S: 12	H: 1 LOB: 2 BB: 1 P: 20	R: 0 E: 0 K: 1 S: 10	H: 1 LOB: 0 BB: 0 P: 17	R: 1 E: 0 K: 0 S: 12	H: 2 LOB: 1 BB: 1 P: 21	R: 0 E: 0 K: 0 S: 2	H: 0 LOB: 0 BB: 1 P: 8	R: 1 E: 0 K: 1 S: 17	H: 3 LOB: 3 BB: 1 P: 26	R: 0 E: 0 K: 0 S: 8	H: 0 LOB: 0 BB: 0 P: 13		R: 1 E: 0 K: 0 S: 7	H: 2 LOB: 2 BB: 1 P: 15	1B: 8 2B: 0 3B: 1 HR: 1	SF: 1 SAC: 1 DP: 2 HBP: 0	WP: 0 PB: 0 SB: 0 CS: 1	PA: 40		
<b>PITCHER</b>	IP	WLS	BF	H	R	ER	SO	BB	IBB	HBP	BLK	WP	HR	S	P	ERA	WHIP								
<b>Pete Schourek, L</b> ERA: 1.5 (1, 1)	6.0	L	23	5	1	1	3	3	0	0	0	0	0	56	98	1.50	1.333								
<b>Paul Gibson, L</b> ERA: 5.85 (7, 1)	0.0		1	1	1	1	0	0	0	0	0	0	1	5	8	∞	∞								
<b>Jeff Innis, R</b> ERA: 2.96 (7, 1)	3.0		15	4	1	1	1	2	0	0	0	0	0	27	46	3.00	2.000								

Batter	1	2	3	4	5	6	7	8	9	AB	R	H	RBI	BB	SO	LOB	BOTTOM								
<b>Willie Randolph, R</b> OBP: 0.335, SLG: 0.303 (1, 4)	BB 1B				G6-3		G4-3		E5 FC6-4	5	0	2	0	0	0	0	<b>Cincinnati Reds @ New York Mets</b> Shea Stadium, Flushing, NY Mon May 25 1992, 7:05 PM EDT Att: 19,881 - Cloudy - 54 F								
<b>Dick Schofield, R</b> OBP: 0.346, SLG: 0.336 (1, 6)	P2		F8		G4-1 1B		K		FC6-4	5	0	1	0	0	1	3									
<b>Dave Magadan, L</b> OBP: 0.370, SLG: 0.348 (1, 5)			F7		G4-1		G6-3		L6	5	0	1	0	0	0	3									
<b>Eddie Murray, S</b> OBP: 0.357, SLG: 0.438 (1, 3)	F7				F8				G3-1	3	0	0	0	1	0	2									
<b>Bobby Bonilla, S</b> OBP: 0.383, SLG: 0.398 (1, 9)	G3				HBP BB 1B		G5-3		BB BB	3	0	1	0	1	0	4									
<b>Howard Johnson, S</b> OBP: 0.332, SLG: 0.351 (1, 8)		B1-3			HBP BB		G5-3		BB BB	2	0	0	0	2	0	0									
<b>D.J. Dozier, R</b> OBP: 0.304, SLG: 0.200 (1, 7)		F8			HBP		K		K	3	0	0	0	0	2	2									
<b>Todd Hundley, S</b> OBP: 0.288, SLG: 0.308 (1, 2)		F7			P4				K	3	0	0	0	1	1	5									
<b>Pete Schourek, L</b> (1, 1)					G4-3		F9		K	2	0	0	0	0	0	3									
<b>Junior Noboa, R</b> OBP: 0.256, SLG: 0.171 <b>Paul Gibson, R</b> (7, 1) <b>Jeff Innis, R</b> (7, 1) <b>Chico Walker, S</b> OBP: 0.270, SLG: 0.281 (8, PH)					P6					1	0	0	0	0	0	1									
<b>Inning Stats</b>	R: 0 E: 0 K: 0 S: 11	H: 2 LOB: 2 BB: 0 P: 16	R: 0 E: 0 K: 0 S: 7	H: 0 LOB: 0 BB: 0 P: 11	R: 0 E: 0 K: 0 S: 4	H: 1 LOB: 1 BB: 0 P: 8	R: 0 E: 0 K: 0 S: 8	H: 1 LOB: 3 BB: 1 P: 16	R: 0 E: 0 K: 1 S: 11	H: 0 LOB: 1 BB: 1 P: 17	R: 0 E: 0 K: 1 S: 7	H: 0 LOB: 0 BB: 0 P: 11	R: 0 E: 0 K: 2 S: 12	H: 0 LOB: 2 BB: 2 P: 20	R: 0 E: 1 K: 1 S: 6	H: 0 LOB: 1 BB: 0 P: 7	1B: 5 2B: 0 3B: 0 HR: 0	SF: 0 SAC: 0 DP: 0 HBP: 1	WP: 0 PB: 0 SB: 0 CS: 0	PA: 39					
<b>PITCHER</b>	IP	WLS	BF	H	R	ER	SO	BB	IBB	HBP	BLK	WP	HR	S	P	ERA	WHIP								
<b>Chris Hammond, L</b> ERA: 3.02 (1, 1)	6.0	W	27	5	0	0	1	3	0	0	0	0	0	52	90	0.00	1.333								
<b>Scott Bankhead, R</b> ERA: 1.27 (7, 1)	1.1		5	0	0	0	1	1	0	0	0	0	0	12	20	0.00	0.750								
<b>Norm Charlton, L</b> ERA: 2.63 (8, 1)	1.2	S	7	0	0	0	3	1	0	0	0	0	0	13	18	0.00	0.600								






Batter	1	2	3	4	5	6	7	8	9	AB	R	H	RBI	BB	SO	LOB	TOP					
<b>Bip Roberts, S</b> (1, 8) OBP: 0.369, SLG: 0.357	G6-3		F9			K				4	0	1	0	0	1	1						
<b>Paul O'Neill, L</b> (8, 9) OBP: 0.423, SLG: 0.472								CS		0	0	0	0	0	0	0						
<b>Billy Hatcher, R</b> (1, 7) OBP: 0.283, SLG: 0.353										3	0	0	0	0	2	0						
<b>Dave Martinez, L</b> (8, PH) OBP: 0.336, SLG: 0.295	K					K		CS		1	0	0	0	0	0	0						
<b>Barry Larkin, R</b> (1, 6) OBP: 0.325, SLG: 0.336	L8									4	1	1	0	0	1	0						
<b>Chris Sabo, R</b> (1, 5) OBP: 0.316, SLG: 0.415										4	0	1	0	0	1	1						
<b>Darnell Coles, R</b> (1, 3) OBP: 0.353, SLG: 0.606										3	0	1	1	0	0	0						
<b>Hal Morris, L</b> (9, PH) OBP: 0.410, SLG: 0.439	F8									1	0	0	0	0	1	1						
<b>Glenn Braggs, R</b> (1, 9) OBP: 0.286, SLG: 0.216										3	0	1	0	0	1	0						
<b>Bill Doran, S</b> (1, 4) OBP: 0.323, SLG: 0.393										3	0	1	0	0	1	2						
<b>Joe Oliver, R</b> (1, 2) OBP: 0.299, SLG: 0.328										3	0	0	0	0	3	1						
<b>Tim Belcher, R</b> (1, 1) OBP: 0.043, SLG: 0.174										3	0	0	0	0	0	1						
<b>Norm Charlton, S</b> (9, 1)										0	0	0	0	0	0	0						
<b>Inning Stats</b>	R: 0 H: 0 E: 0 K: 1 S: 5	H: 0 LOB: 0 BB: 0 P: 6	R: 0 H: 0 E: 0 K: 2 S: 10	H: 0 LOB: 0 BB: 0 P: 14	R: 0 H: 1 E: 0 K: 1 S: 9	H: 1 LOB: 1 BB: 0 P: 12	R: 0 H: 0 E: 0 K: 1 S: 8	H: 0 LOB: 0 BB: 0 P: 11	R: 0 H: 0 E: 0 K: 0 S: 9	H: 0 LOB: 0 BB: 0 P: 13	R: 0 H: 0 E: 0 K: 2 S: 9	H: 0 LOB: 0 BB: 0 P: 10	R: 1 H: 3 E: 0 K: 1 S: 29	H: 3 LOB: 2 BB: 0 P: 39	R: 0 H: 1 E: 0 K: 1 S: 12	H: 1 LOB: 0 BB: 0 P: 17	R: 0 H: 1 E: 0 K: 2 S: 8	H: 1 LOB: 1 BB: 0 P: 15	1B: 5 2B: 1 3B: 0 HR: 0	SF: 0 SAC: 0 DP: 0 HBP: 0	WP: 0 PB: 0 SB: 0 CS: 1	PA: 33
<b>PITCHER</b>	IP	WLS	BF	H	R	ER	SO	BB	IBB	HBP	BLK	WP	HR	S	P	ERA	WHIP					
<b>Sid Fernandez, L</b> (1, 1) ERA: 3.48	7.0	L	25	4	1	1	8	0	0	0	0	0	0	79	105	1.29	0.571					
<b>Anthony Young, R</b> (8, 1) ERA: 4.8	1.0		3	1	0	0	1	0	0	0	0	0	0	12	17	0.00	1.000					
<b>Wally Whitehurst, R</b> (9, 1) ERA: 2.84	1.0		4	1	0	0	2	0	0	0	0	0	0	8	15	0.00	1.000					

**Cincinnati Reds @ New York Mets**  
Shea Stadium, Flushing, NY  
Wed May 27 1992, 7:05 PM EDT  
Att: 19,121 - Cloudy - 61 F


**AB 32**  
**R 1**  
**H 6**  
**RBI 1**  
**BB 0**  
**SO 11**  
**LOB 7**



Batter	1	2	3	4	5	6	7	8	9	AB	R	H	RBI	BB	SO	LOB	BOTTOM					
<b>Daryl Boston, L</b> (1, 7) OBP: 0.325, SLG: 0.398	K									4	0	0	0	0	2	1						
<b>Willie Randolph, R</b> (1, 4) OBP: 0.339, SLG: 0.299										2	0	0	0	2	0	1						
<b>Dave Magadan, L</b> (1, 5) OBP: 0.373, SLG: 0.352										4	0	2	0	0	1	2						
<b>Eddie Murray, S</b> (1, 3) OBP: 0.356, SLG: 0.432										2	0	0	0	1	1	1						
<b>Bobby Bonilla, S</b> (1, 9) OBP: 0.378, SLG: 0.390										3	0	0	0	0	2	2						
<b>Howard Johnson, S</b> (1, 8) OBP: 0.326, SLG: 0.344										3	0	0	0	0	0	1						
<b>Dick Schofield, R</b> (1, 6) OBP: 0.158, SLG: 0.158										2	0	0	0	0	1	1						
<b>Mackey Sasser, L</b> (8, PH) OBP: 0.289, SLG: 0.306										1	0	0	0	0	0	0						
<b>Bill Pecota, R</b> (9, 6) OBP: 0.250, SLG: 0.227										0	0	0	0	0	0	0						
<b>Todd Hundley, S</b> (1, 2) OBP: 0.280, SLG: 0.298										3	0	0	0	0	1	0						
<b>Sid Fernandez, L</b> (1, 1) OBP: 0.158, SLG: 0.158										2	0	1	0	0	1	0						
<b>Anthony Young, R</b> (8, 1) OBP: 0.143, SLG: 0.100										0	0	0	0	0	0	0						
<b>Chico Walker, S</b> (8, PH) OBP: 0.256, SLG: 0.276										1	0	0	0	0	1	0						
<b>Wally Whitehurst, R</b> (9, 1) OBP: 0.400, SLG: 0.500										0	0	0	0	0	0	0						
<b>Inning Stats</b>	R: 0 H: 0 E: 0 K: 2 S: 8	H: 0 LOB: 1 BB: 1 P: 17	R: 0 H: 0 E: 0 K: 2 S: 12	H: 0 LOB: 0 BB: 0 P: 20	R: 0 H: 0 E: 0 K: 2 S: 11	H: 0 LOB: 0 BB: 0 P: 14	R: 0 H: 1 E: 0 K: 0 S: 11	H: 1 LOB: 1 BB: 0 P: 17	R: 0 H: 0 E: 0 K: 1 S: 9	H: 0 LOB: 1 BB: 0 P: 14	R: 0 H: 1 E: 0 K: 0 S: 6	H: 1 LOB: 1 BB: 1 P: 10	R: 0 H: 0 E: 0 K: 1 S: 7	H: 0 LOB: 0 BB: 0 P: 9	R: 0 H: 0 E: 0 K: 0 S: 12	H: 0 LOB: 0 BB: 1 P: 22	1B: 3 2B: 2 3B: 0 HR: 0	SF: 0 SAC: 0 DP: 3 HBP: 0	WP: 0 PB: 0 SB: 0 CS: 2	PA: 30		
<b>PITCHER</b>	IP	WLS	BF	H	R	ER	SO	BB	IBB	HBP	BLK	WP	HR	S	P	ERA	WHIP					
<b>Tim Belcher, R</b> (1, 1) ERA: 3.75	8.1	W	29	3	0	0	10	3	0	0	0	0	0	84	132	0.00	0.720					
<b>Norm Charlton, L</b> (9, 1) ERA: 2.57	0.2	S	1	0	0	0	0	0	0	0	0	0	0	2	5	0.00	0.000					

**Cincinnati Reds @ New York Mets**  
Shea Stadium, Flushing, NY  
Wed May 27 1992, 7:05 PM EDT  
Att: 19,121 - Cloudy - 61 F

**AB 27**  
**R 0**  
**H 3**  
**RBI 0**  
**BB 3**  
**SO 10**  
**LOB 9**









Batter	1	2	3	4	5	6	7	8	9	AB	R	H	RBI	BB	SO	LOB	TOP										
Marquis Grissom, R OBP: 0.309, SLG: 0.403	1-2 G6-3		1-2 1B		0-1 F8		0-3 K			4	0	1	0	0	1	1											
Delino DeShields, L OBP: 0.336, SLG: 0.341	1-0 F7		2-2 L6		3-2 1B		3-2 G6-3			4	0	1	0	0	0	1											
Moises Alou, R OBP: 0.379, SLG: 0.500 Matt Stairs, L (7, 7)	2-2 L8			0-0 F9	0-1 F8			1-2 G1-3		3	0	0	0	0	0	2											
Larry Walker, L OBP: 0.344, SLG: 0.506 Darren Reed, R OBP: 0.296, SLG: 0.714		1-2 G3		1-3 K		0-0 HR		1-2 F8		1	0	0	0	0	0	0											
Tim Wallach, R OBP: 0.313, SLG: 0.364		0-2 F8		0-0 G6-3		1-2 1B		1-0 G3		4	0	1	0	0	0	0											
Gary Carter, R OBP: 0.333, SLG: 0.392 Rick Cerone, R OBP: 0.387, SLG: 0.517		3-2 P6			0-0 HR	3-2 F8			0-0 1B	0	0	0	0	0	0	0											
Archi Cianfrocco, R OBP: 0.279, SLG: 0.458			1-1 F9		2-2 HR	2-1 P2			0-3 K	4	1	1	2	0	1	2											
Spike Owen, S OBP: 0.309, SLG: 0.412			2-1 HR		1-1 1B	2-3 K			1-3 K	4	1	2	1	0	2	2											
Mark Gardner, R OBP: 0.167, SLG: 0.167 Scott Service, R OBP: 0.377, SLG: 0.280 Bret Barberie, S OBP: 0.227, SLG: 0.227 Chris Haney, L OBP: 0.300, SLG: 0.300 John Wetteland, R OBP: 0.336, SLG: 0.336			0-3 K		0-3 K				1-3 K	0	0	0	0	0	0	0											
<b>Inning Stats</b>	R: 0 E: 0 K: 0 S: 9	H: 0 LOB: 0 BB: 0 P: 13	R: 0 E: 0 K: 0 S: 10	H: 0 LOB: 0 BB: 0 P: 14	R: 1 E: 0 K: 1 S: 16	H: 2 LOB: 1 BB: 0 P: 22	R: 0 E: 0 K: 1 S: 5	H: 0 LOB: 0 BB: 0 P: 6	R: 2 E: 0 K: 1 S: 18	H: 4 LOB: 2 BB: 0 P: 24	R: 1 E: 0 K: 1 S: 12	H: 2 LOB: 1 BB: 0 P: 20	R: 0 E: 0 K: 0 S: 8	H: 0 LOB: 0 BB: 0 P: 11	R: 0 E: 0 K: 3 S: 10	H: 1 LOB: 1 BB: 0 P: 12	1B: 5 2B: 1 3B: 0 HR: 3	SF: 0 SAC: 0 DP: 0 HBP: 0	WP: 0 PB: 0 SB: 1 CS: 0	PA: 36							
<b>PITCHER</b>	IP	WLS	BF	H	R	ER	SO	BB	IBB	HBP	BLK	WP	HR	S	P	ERA	WHIP										
Tom Browning, L ERA: 5.79	5.0	W	23	8	4	4	3	0	0	0	0	0	3	62	84	7.20	1.600										
Dwayne Henry, R ERA: 2.51	3.0		9	0	0	0	2	0	0	0	0	0	0	26	39	0.00	0.000										
Norm Charlton, L ERA: 2.48	1.0		4	1	0	0	3	0	0	0	0	0	0	10	12	0.00	1.000										

**Montreal Expos @ Cincinnati Reds**  
Riverfront Stadium, Cincinnati, OH  
Sat May 30 1992, 7:05 PM EDT  
Att: 27,226 - Cloudy - 58 F

AB 36  
R 4  
H 9  
RBI 4  
BB 0  
SO 8  
LOB 11



Batter	1	2	3	4	5	6	7	8	9	AB	R	H	RBI	BB	SO	LOB	BOTTOM										
Bip Roberts, S OBP: 0.380, SLG: 0.367 Freddie Benavides, R OBP: 0.250, SLG: 0.321	0-1 1B	3-2 2B		1-1 1B	4-2 2B		1-2 E5			3	4	3	0	1	0	0											
Dave Martinez, L OBP: 0.338, SLG: 0.298	3-1 1B	1-2 2B		0-0 G3	2-2 BB		2-3 K			5	1	2	2	0	2	4											
Barry Larkin, R OBP: 0.343, SLG: 0.380	1-1 WP	1-2 F9		2-2 1B	3-2 G5-3			1-2 F9		5	1	2	1	0	0	3											
Paul O'Neill, L OBP: 0.411, SLG: 0.461	2-1 F7	1-0 K		2-2 FC5-4	1-2 1B		2-2 G3	2-2 G3		5	0	2	3	0	0	1											
Hal Morris, L OBP: 0.393, SLG: 0.408 Reggie Sanders, R OBP: 0.380, SLG: 0.481	4-1 1B	0-2 F9		1-2 K	2-3 K		1-1 G1-3	4-2 BB		0	0	0	0	1	0	0											
Chris Sabo, R OBP: 0.315, SLG: 0.395	4-0 1B		0-3 K	0-0 FC5-4	1-2 K		1-3 K	2-3 K		4	0	0	0	1	3	3											
Bill Doran, S OBP: 0.337, SLG: 0.426	1-1 1B		4-1 G5-3		2-2 2B		3-2 HR			3	2	3	2	1	0	0											
Joe Oliver, R OBP: 0.303, SLG: 0.320	1-2 K2-3		0-0 G5-3		1-0 G6-3		0-3 K			4	0	0	0	0	2	4											
Tom Browning, L OBP: 0.238, SLG: 0.250 Dwayne Henry, R Norm Charlton, S		1-0 1B		1-1 G4-3		1-3 K		2-3 K		3	1	1	0	0	1	2											
<b>Inning Stats</b>	R: 3 E: 0 K: 1 S: 16	H: 4 LOB: 2 BB: 2 P: 30	R: 2 E: 0 K: 1 S: 16	H: 3 LOB: 1 BB: 0 P: 23	R: 0 E: 0 K: 1 S: 8	H: 0 LOB: 1 BB: 1 P: 13	R: 1 E: 0 K: 1 S: 16	H: 3 LOB: 2 BB: 0 P: 23	R: 2 E: 0 K: 1 S: 18	H: 2 LOB: 1 BB: 1 P: 31	R: 0 E: 0 K: 1 S: 8	H: 0 LOB: 0 BB: 0 P: 12	R: 1 E: 1 K: 3 S: 15	H: 1 LOB: 1 BB: 0 P: 23	R: 0 E: 0 K: 1 S: 14	H: 0 LOB: 1 BB: 1 P: 23	1B: 9 2B: 3 3B: 0 HR: 1	SF: 0 SAC: 0 DP: 0 HBP: 0	WP: 2 PB: 0 SB: 1 CS: 0	PA: 42							
<b>PITCHER</b>	IP	WLS	BF	H	R	ER	SO	BB	IBB	HBP	BLK	WP	HR	S	P	ERA	WHIP										
Mark Gardner, R ERA: 3.56	1.2	L	13	7	5	5	2	2	0	0	0	0	0	28	49	27.00	5.400										
Scott Service, R ERA: 9.0	2.1		11	3	1	1	2	1	0	0	0	0	0	28	40	3.86	1.714										
Chris Haney, L ERA: 5.55	3.0		14	3	3	3	5	1	0	0	0	0	1	41	66	9.00	1.333										
John Wetteland, R ERA: 5.66	1.0		4	0	0	0	1	1	0	0	0	0	0	14	23	0.00	1.000										

**Montreal Expos @ Cincinnati Reds**  
Riverfront Stadium, Cincinnati, OH  
Sat May 30 1992, 7:05 PM EDT  
Att: 27,226 - Cloudy - 58 F

AB 37  
R 9  
H 13  
RBI 8  
BB 5  
SO 10  
LOB 20









Batter	1	2	3	4	5	6	7	8	9	AB	R	H	RBI	BB	SO	LOB	TOP							
Ray Lankford, L (1, 8) OBP: 0.384, SLG: 0.428	4-2 1B BB		4-0 FC4-6 BB		3-3 K			1-0 F7		2	0	0	0	2	1	1								
Ozzie Smith, S (1, 6) OBP: 0.370, SLG: 0.339	1-0 P3		2-2 FC4-6			2-2 CS 1B		3-2 2B G4-3 1B		4	1	2	0	0	0	3								
Milt Thompson, L (1, 7) OBP: 0.330, SLG: 0.453	0-0 CS 1B		1-3 K			3-3 K 1-2		0-0 G4-3 1-3 2B		4	0	2	0	0	2	3								
Felix Jose, S (1, 9) OBP: 0.409, SLG: 0.521	1-0 CS			0-2 L6		0-2 G6-3		0-1 G4-3		3	0	0	1	1	0	1								
Gerald Perry, L (1, 3) OBP: 0.338, SLG: 0.354		2-3 K		0-0 P5			2-2 P5	0-2 G6-3		4	0	0	0	0	1	2								
Gerónimo Peña, S (1, 4) OBP: 0.438, SLG: 0.667		1-1 P7		1-1 G4-3			1-2 F9 1B		4-2 G4-3 S BB	3	0	1	0	1	0	1								
Craig Wilson, R (1, 5) OBP: 0.366, SLG: 0.314		1-2 G6-3			1-0 SH1-4 1B		2-1 F9 1B		2-3 K	4	0	2	0	0	1	2								
Tom Pagnozzi, R (1, 2) OBP: 0.320, SLG: 0.389			1-0 F8		1-2 F9		1-0 F9		3-2 G4-3	4	0	0	0	0	0	4								
Jose DeLeon, R (1, 1) Andres Galarraga, R (7, Ph) Mike Perez, R (7, 1)			4-2 FC4-6 BB		0-0 SH1-4		2-2 G5-3			0	0	0	0	1	0	0								
<b>Inning Stats</b>	R: 0 E: 0 K: 0 S: 5	H: 1 LOB: 0 BB: 1 P: 10	R: 0 E: 0 K: 1 S: 11	H: 0 LOB: 1 BB: 1 P: 19	R: 0 E: 0 K: 1 S: 12	H: 0 LOB: 2 BB: 2 P: 24	R: 0 E: 0 K: 0 S: 6	H: 0 LOB: 0 BB: 0 P: 7	R: 0 E: 0 K: 1 S: 8	H: 1 LOB: 1 BB: 0 P: 13	R: 0 E: 0 K: 1 S: 9	H: 1 LOB: 0 BB: 0 P: 14	R: 0 E: 0 K: 0 S: 15	H: 2 LOB: 2 BB: 0 P: 23	R: 1 E: 0 K: 0 S: 12	H: 2 LOB: 1 BB: 1 P: 16	R: 0 E: 0 K: 1 S: 8	H: 0 LOB: 0 BB: 1 P: 17	1B: 6 2B: 1 3B: 0 HR: 0	SF: 0 SAC: 1 DP: 0 HBP: 0	WP: 0 PB: 0 SB: 1 CS: 2	PA: 36		
<b>PITCHER</b>	IP WLS BF H R ER SO BB IBB HBP BLK WP HR S P ERA WHIP	8.0 W 32 7 1 1 4 4 0 0 0 0 0 0 78 126 1.12 1.375	1.0 S 3 0 0 0 1 1 0 0 0 0 0 0 8 17 0.00 1.000																					

St. Louis Cardinals @ Cincinnati Reds  
Riverfront Stadium, Cincinnati, OH  
Tue Jun 02 1992, 7:05 PM EDT  
Att: 28,179 - Sunny - 75 F

AB 29  
R 1  
H 7  
RBI 1  
BB 5  
SO 5  
LOB 19



Batter	1	2	3	4	5	6	7	8	9	AB	R	H	RBI	BB	SO	LOB	BOTTOM						
Bip Roberts, S (1, 4) OBP: 0.376, SLG: 0.365	0-0 S 1B		1-0 G3		1-0 SF9			1-1 F7		3	0	1	1	0	0	0							
Reggie Sanders, R (1, 7) OBP: 0.372, SLG: 0.461	1-3 K		2-1 P3		3-H K			0-2 F8		4	0	0	0	0	2	1							
Barry Larkin, R (1, 6) OBP: 0.324, SLG: 0.357	1-3 K		2-0 F8			1-0 G5-3		0-1 F9		4	0	0	0	0	1	1							
Paul O'Neill, L (1, 9) OBP: 0.420, SLG: 0.481	4-0 BB			0-1 FC5-2-4 3B		0-0 1B F7-5-2 1B				2	0	2	0	1	0	0							
Hal Morris, L (1, 3) OBP: 0.391, SLG: 0.405	2-2 F7			1-0 FC5-2-6		3-2 1B		1-3 1B		3	0	1	0	0	0	3							
Chris Sabo, R (1, 5) OBP: 0.299, SLG: 0.372		2-1 F9		3-H F7		1-0 F7-5-2				3	0	0	0	0	0	3							
Dave Martinez, L (1, 8) OBP: 0.336, SLG: 0.314		0-2 PB 3B			3-3 K					3	1	1	0	0	1	1							
Joe Oliver, R (1, 2) OBP: 0.304, SLG: 0.328		2-2 G5-3			2-2 E9 SF9 2B					3	1	1	0	0	0	0							
Tim Belcher, R (1, 1) Rob Dibble, L (9, 1)		3-H P3			0-3 K					3	0	0	0	0	2	1							
<b>Inning Stats</b>	R: 0 E: 0 K: 2 S: 10	H: 1 LOB: 2 BB: 1 P: 18	R: 1 E: 0 K: 0 S: 11	H: 1 LOB: 0 BB: 0 P: 16	R: 0 E: 0 K: 0 S: 4	H: 0 LOB: 0 BB: 0 P: 9	R: 0 E: 0 K: 1 S: 7	H: 1 LOB: 1 BB: 0 P: 12	R: 1 E: 1 K: 2 S: 10	H: 1 LOB: 0 BB: 0 P: 15	R: 0 E: 0 K: 0 S: 7	H: 2 LOB: 1 BB: 0 P: 12	R: 0 E: 0 K: 1 S: 9	H: 0 LOB: 0 BB: 0 P: 11	R: 0 E: 0 K: 0 S: 8	H: 0 LOB: 0 BB: 0 P: 9	1B: 3 2B: 2 3B: 2 HR: 0	SF: 1 SAC: 0 DP: 1 HBP: 0	WP: 0 PB: 1 SB: 1 CS: 0	PA: 30			
<b>PITCHER</b>	IP WLS BF H R ER SO BB IBB HBP BLK WP HR S P ERA WHIP	6.0 L 24 6 2 0 5 1 0 0 0 0 0 0 49 82 0.00 1.167	2.0 6 0 0 0 0 1 0 0 0 0 0 0 0 17 20 0.00 0.000																				

St. Louis Cardinals @ Cincinnati Reds  
Riverfront Stadium, Cincinnati, OH  
Tue Jun 02 1992, 7:05 PM EDT  
Att: 28,179 - Sunny - 75 F

AB 28  
R 2  
H 6  
RBI 1  
BB 1  
SO 6  
LOB 10





Batter	1	2	3	4	5	6	7	8	9	AB	R	H	RBI	BB	SO	LOB	TOP				
Ray Lankford, L (1, 8) OBP: 0.380, SLG: 0.419	L7		FC4-6 SH 2B BB		G5-3		K		L3	4	1	0	0	1	1	0	<b>St. Louis Cardinals @ Cincinnati Reds</b> Riverfront Stadium, Cincinnati, OH Wed Jun 03 1992, 3:33 AM EDT Att: 25,730 - Cloudy - 76 F				
Ozzie Smith, S (1, 6) OBP: 0.363, SLG: 0.331	F7		SH FC4-6		P4		F8		G6-3	4	0	0	0	0	0	0					
Felix Jose, S (1, 9) OBP: 0.397, SLG: 0.504	K		FC4-6 2B		G5-3		K			4	1	0	1	0	2	2					
Andres Galarraga, R (1, 3) OBP: 0.271, SLG: 0.267		2-2 1B 2B	SH 2B				K		F8	4	1	2	2	0	1	0					
Bernard Gilkey, R (1, 7) OBP: 0.363, SLG: 0.388		1-0 1B 2H 1B	SH CS 1B				HR 1B		P6	4	1	3	1	0	0	0					
Gerónimo Peña, S (1, 4) OBP: 0.450, SLG: 0.842		1-0 SAFE F8	CS 1-2 1B		P5		HR 1B		1B 2B	4	2	2	2	0	0	1					
Craig Wilson, R (1, 5) OBP: 0.422, SLG: 0.385		2-0 SAFE 1B	G6-4-3 1B				CS 1B		2-2 2H 1B	4	0	4	1	0	0	0					
Tom Pagnozzi, R (1, 2) OBP: 0.318, SLG: 0.386		0-1 SAFE G6-4-3	G6-4-3 1-2 1B				F7 1B		1-0 SAFE G4-3	4	0	1	0	0	0	4					
Donovan Osborne, S (1, 1) OBP: 0.130, SLG: 0.130																					
Cris Carpenter, R (6, 1) OBP: 0.500, SLG: 0.500			SH BB FC4-6 1B		F8		K		P6	3	1	1	0	0	1	2					
Bob McClure, R (7, 1) Mike Perez, R (7, 1) José Oquendo, S (9, PH)										0	0	0	0	0	0	0					
<b>Inning Stats</b>	R: 0 E: 0 K: 1 S: 9	H: 0 LOB: 0 BB: 0 P: 11	R: 1 E: 0 K: 0 S: 8	H: 3 LOB: 1 BB: 0 P: 14	R: 3 E: 0 K: 0 S: 10	H: 3 LOB: 0 BB: 1 P: 16	R: 0 E: 0 K: 0 S: 14	H: 2 LOB: 1 BB: 0 P: 16	R: 0 E: 0 K: 0 S: 9	H: 0 LOB: 0 BB: 0 P: 12	R: 2 E: 0 K: 2 S: 13	H: 3 LOB: 1 BB: 0 P: 17	R: 0 E: 0 K: 2 S: 7	H: 0 LOB: 0 BB: 0 P: 12	R: 1 E: 0 K: 0 S: 9	H: 2 LOB: 1 BB: 0 P: 13	R: 0 E: 0 K: 0 S: 6	H: 0 LOB: 0 BB: 0 P: 7	1B: 9 2B: 3 3B: 0 HR: 1	SF: 0 SAC: 1 DP: 1 HBP: 0	WP: 0 PA: 39 PB: 0 SB: 0 CS: 2
<b>PITCHER</b>	IP WLS BF H R ER SO BB IBB HBP BLK WP HR S P ERA WHIP	IP WLS BF H R ER SO BB IBB HBP BLK WP HR S P ERA WHIP	IP WLS BF H R ER SO BB IBB HBP BLK WP HR S P ERA WHIP	IP WLS BF H R ER SO BB IBB HBP BLK WP HR S P ERA WHIP	IP WLS BF H R ER SO BB IBB HBP BLK WP HR S P ERA WHIP	IP WLS BF H R ER SO BB IBB HBP BLK WP HR S P ERA WHIP	IP WLS BF H R ER SO BB IBB HBP BLK WP HR S P ERA WHIP	IP WLS BF H R ER SO BB IBB HBP BLK WP HR S P ERA WHIP	IP WLS BF H R ER SO BB IBB HBP BLK WP HR S P ERA WHIP	IP WLS BF H R ER SO BB IBB HBP BLK WP HR S P ERA WHIP	IP WLS BF H R ER SO BB IBB HBP BLK WP HR S P ERA WHIP	IP WLS BF H R ER SO BB IBB HBP BLK WP HR S P ERA WHIP	IP WLS BF H R ER SO BB IBB HBP BLK WP HR S P ERA WHIP	IP WLS BF H R ER SO BB IBB HBP BLK WP HR S P ERA WHIP	IP WLS BF H R ER SO BB IBB HBP BLK WP HR S P ERA WHIP	IP WLS BF H R ER SO BB IBB HBP BLK WP HR S P ERA WHIP	IP WLS BF H R ER SO BB IBB HBP BLK WP HR S P ERA WHIP	IP WLS BF H R ER SO BB IBB HBP BLK WP HR S P ERA WHIP	IP WLS BF H R ER SO BB IBB HBP BLK WP HR S P ERA WHIP	IP WLS BF H R ER SO BB IBB HBP BLK WP HR S P ERA WHIP	IP WLS BF H R ER SO BB IBB HBP BLK WP HR S P ERA WHIP
Greg Swindell, L (1, 1) ERA: 3.38	5.1	25	11	6	6	2	1	0	0	0	0	0	0	0	0	0	10.12	2.250			
Dwayne Henry, R (6, 1) ERA: 2.56	0.2	2	0	0	0	1	0	0	0	0	0	0	0	0	0	0	0.00	0.000			
Scott Ruskin, L (7, 1) ERA: 7.88	1.0	W 3	0	0	0	2	0	0	0	0	0	0	0	0	0	0	0.00	0.000			
Scott Bankhead, R (8, 1) ERA: 2.19	1.1	6	2	1	1	0	0	0	0	0	0	0	0	0	0	0	6.75	1.500			
Norm Charlton, L (9, 1) ERA: 2.43	0.2	S 2	0	0	0	0	0	0	0	0	0	0	0	0	0	0	0.00	0.000			
Reggie Sanders, R (1, 8) Norm Charlton, S (9, 1)	G4-3		SF8 1B		G6-3		L7			5	0	2	2	0	0	2	<b>St. Louis Cardinals @ Cincinnati Reds</b> Riverfront Stadium, Cincinnati, OH Wed Jun 03 1992, 3:33 AM EDT Att: 25,730 - Cloudy - 76 F				
Hal Morris, L (1, 3) OBP: 0.380, SLG: 0.392	K		G6-4-3 1B		G5-3		F7			5	0	1	0	0	1	2					
Barry Larkin, R (1, 6) OBP: 0.320, SLG: 0.376	F8		SF8				K		K	4	1	1	2	0	2	3					
Chris Sabo, R (1, 5) OBP: 0.302, SLG: 0.392		G5-3	G6-4-3				HR K		G6-3	4	2	1	1	1	0	2					
Glenn Braggs, R (1, 7) OBP: 0.289, SLG: 0.250		F9			P8		1B 2B		F8 1B 2B	4	2	2	1	0	0	0					
Paul O'Neill, L (1, 9) OBP: 0.422, SLG: 0.481					F7		BB 1B		F8	4	1	2	1	0	0	1					
Bill Doran, S (1, 4) OBP: 0.144, SLG: 0.498							BB 1B		L1	3	0	0	0	0	1	3					
Scott Bankhead, R (8, 1) OBP: 0.333, SLG: 0.333							F8			0	0	0	0	0	0	0					
Dave Martinez, L (9, 8) OBP: 0.336, SLG: 0.314							FC6-4 BB			0	0	0	0	0	0	0					
Joe Oliver, R (1, 2) OBP: 0.309, SLG: 0.328							1B 1B		FC6-4	3	1	1	0	1	1	2					
Greg Swindell, L (1, 1) Dwayne Henry, R (6, 1) Scott Bradley, L (6, PH) Scott Ruskin, R (7, 1) Bip Roberts, S (7, PH)							1B 1B			2	1	1	0	0	0	0					
<b>Inning Stats</b>	R: 0 E: 0 K: 1 S: 9	H: 0 LOB: 0 BB: 0 P: 14	R: 0 E: 0 K: 0 S: 8	H: 1 LOB: 1 BB: 0 P: 11	R: 2 E: 0 K: 0 S: 15	H: 4 LOB: 1 BB: 0 P: 22	R: 0 E: 0 K: 0 S: 7	H: 0 LOB: 1 BB: 1 P: 15	R: 0 E: 0 K: 0 S: 5	H: 0 LOB: 0 BB: 0 P: 6	R: 4 E: 0 K: 2 S: 21	H: 5 LOB: 3 BB: 1 P: 29	R: 2 E: 0 K: 0 S: 12	H: 2 LOB: 2 BB: 2 P: 24	R: 0 E: 0 K: 1 S: 6	H: 0 LOB: 0 BB: 0 P: 9	1B: 8 2B: 2 3B: 0 HR: 2	SF: 1 SAC: 0 DP: 1 HBP: 0	WP: 0 PA: 40 PB: 0 SB: 0 CS: 0		
<b>PITCHER</b>	IP WLS BF H R ER SO BB IBB HBP BLK WP HR S P ERA WHIP	IP WLS BF H R ER SO BB IBB HBP BLK WP HR S P ERA WHIP	IP WLS BF H R ER SO BB IBB HBP BLK WP HR S P ERA WHIP	IP WLS BF H R ER SO BB IBB HBP BLK WP HR S P ERA WHIP	IP WLS BF H R ER SO BB IBB HBP BLK WP HR S P ERA WHIP	IP WLS BF H R ER SO BB IBB HBP BLK WP HR S P ERA WHIP	IP WLS BF H R ER SO BB IBB HBP BLK WP HR S P ERA WHIP	IP WLS BF H R ER SO BB IBB HBP BLK WP HR S P ERA WHIP	IP WLS BF H R ER SO BB IBB HBP BLK WP HR S P ERA WHIP	IP WLS BF H R ER SO BB IBB HBP BLK WP HR S P ERA WHIP	IP WLS BF H R ER SO BB IBB HBP BLK WP HR S P ERA WHIP	IP WLS BF H R ER SO BB IBB HBP BLK WP HR S P ERA WHIP	IP WLS BF H R ER SO BB IBB HBP BLK WP HR S P ERA WHIP	IP WLS BF H R ER SO BB IBB HBP BLK WP HR S P ERA WHIP	IP WLS BF H R ER SO BB IBB HBP BLK WP HR S P ERA WHIP	IP WLS BF H R ER SO BB IBB HBP BLK WP HR S P ERA WHIP	IP WLS BF H R ER SO BB IBB HBP BLK WP HR S P ERA WHIP	IP WLS BF H R ER SO BB IBB HBP BLK WP HR S P ERA WHIP	IP WLS BF H R ER SO BB IBB HBP BLK WP HR S P ERA WHIP	IP WLS BF H R ER SO BB IBB HBP BLK WP HR S P ERA WHIP	
Donovan Osborne, L (1, 1) ERA: 3.07	5.0	24	9	6	6	1	1	0	0	0	0	0	0	0	0	0	10.80	2.000			
Cris Carpenter, R (6, 1) ERA: 3.14	1.0	L 8	2	2	2	2	2	0	0	0	0	0	0	0	0	0	18.00	4.000			
Bob McClure, L (7, 1) ERA: 3.71	0.2	4	1	0	0	0	0	1	0	0	0	0	0	0	0	0	0.00	1.500			
Mike Perez, R (7, 1) ERA: 1.04	1.1	4	0	0	0	1	0	0	0	0	0	0	0	0	0	0	0.00	0.000			



Batter	1	2	3	4	5	6	7	8	9	AB	R	H	RBI	BB	SO	LOB	TOP										
<b>Bip Roberts, S</b> (1,4) OBP: 0.380, SLG: 0.374	G3			G3-1		1B	1B		K	5	1	2	1	0	1	0	<b>Cincinnati Reds @ Los Angeles Dodgers</b> Dodger Stadium, Los Angeles, CA Thu Jun 04 1992, 7:05 PM PDT Att: 30,183 - Sunny - 72 F										
<b>Hal Morris, L</b> (1,3) OBP: 0.379, SLG: 0.390 <b>Darnell Coles, R</b> (7,PH) OBP: 0.359, SLG: 0.632	G1-3			1B	FC5-4	1B	F7	1B	FC6-4	3	1	1	0	0	0	1											
<b>Barry Larkin, R</b> (1,6) OBP: 0.325, SLG: 0.375	G6-3			FC5-4	1B	1B	BB	K		3	0	1	0	1	1	2											
<b>Paul O'Neill, L</b> (1,9) OBP: 0.423, SLG: 0.479				FC5-4	BB	1B	FC6-4			3	0	1	1	1	0	2											
<b>Chris Sabo, R</b> (1,5) OBP: 0.294, SLG: 0.380	K			FC5-4		1B	F8		G5-3	4	0	0	1	0	1	4											
<b>Reggie Sanders, R</b> (1,7) OBP: 0.362, SLG: 0.444	E5			F7		1B	K2-3		K	4	0	0	0	0	2	4											
<b>Dave Martinez, L</b> (1,8) OBP: 0.326, SLG: 0.303	CS			F9		F8	K		F7	4	0	0	0	0	1	0											
<b>Joe Oliver, R</b> (1,2) OBP: 0.305, SLG: 0.324 <b>Scott Bradley, L</b> (7,PH) OBP: 0.500, SLG: 0.250				K		K	BB	1B	G4-3	2	0	0	0	0	2	0											
<b>Tom Browning, L</b> (1,1) OBP: 0.217, SLG: 0.227 <b>Bill Doran, S</b> (7,PH) OBP: 0.333, SLG: 0.408 <b>Dwayne Henry, R</b> (7,1) <b>Scott Ruskin, R</b> (8,1) <b>Billy Hatcher, R</b> (9,PH)				G3-1		F9	1B	BB	G2-3	2	0	0	0	0	0	0											
<b>Inning Stats</b>	R: 0 E: 0 K: 0 S: 4	H: 0 LOB: 0 BB: 0 P: 6	R: 0 E: 1 K: 1 S: 7	H: 0 LOB: 0 BB: 0 P: 12	R: 0 E: 0 K: 1 S: 6	H: 0 LOB: 0 BB: 0 P: 11	R: 1 E: 0 K: 0 S: 11	H: 2 LOB: 2 BB: 1 P: 20	R: 0 E: 0 K: 1 S: 6	H: 0 LOB: 0 BB: 0 P: 10	R: 1 E: 0 K: 1 S: 13	H: 2 LOB: 2 BB: 1 P: 23	R: 2 E: 0 K: 2 S: 16	H: 3 LOB: 2 BB: 1 P: 26	R: 0 E: 0 K: 1 S: 10	H: 0 LOB: 0 BB: 0 P: 17		R: 0 E: 0 K: 1 S: 7	H: 0 LOB: 0 BB: 0 P: 10	1B: 6 2B: 1 3B: 0 HR: 0	SF: 0 SAC: 0 DP: 0 HBP: 0	WP: 0 PB: 0 SB: 2 CS: 1	PA: 38				
<b>PITCHER</b>	IP	WLS	BF	H	R	ER	SO	BB	IBB	HBP	BLK	WP	HR	S	P	ERA	WHIP										
<b>Orel Hershiser, R</b> (1,1) ERA: 3.76	6.1	W	28	6	4	4	5	3	0	0	0	0	0	54	95	5.68	1.421										
<b>John Candelaria, L</b> (7,1) ERA: 0.77	0.0		1	1	0	0	0	0	0	0	0	0	0	3	4	∞	∞										
<b>Jim Gott, R</b> (7,1) ERA: 1.59	1.2		5	0	0	0	2	0	0	0	0	0	0	16	26	0.00	0.000										
<b>Roger McDowell, R</b> (9,1) ERA: 2.6	1.0	S	3	0	0	0	1	0	0	0	0	0	0	7	10	0.00	0.000										

Batter	1	2	3	4	5	6	7	8	9	AB	R	H	RBI	BB	SO	LOB	BOTTOM										
<b>Brett Butler, L</b> (1,8) OBP: 0.373, SLG: 0.360	G6-3		G5-3		2B	1B		2B		5	2	3	0	0	0	0	<b>Cincinnati Reds @ Los Angeles Dodgers</b> Dodger Stadium, Los Angeles, CA Thu Jun 04 1992, 7:05 PM PDT Att: 30,183 - Sunny - 72 F										
<b>Mike Sharperson, R</b> (1,4) OBP: 0.456, SLG: 0.443	F9			F9	1B	FC5-4	2B	F8	2B	5	1	2	2	0	0	2											
<b>Mitch Webster, S</b> (1,7) OBP: 0.324, SLG: 0.517	F9			E1	1B	FC5-4	1B	F8	F9	4	1	1	0	1	0	2											
<b>Eric Karros, R</b> (1,3) OBP: 0.308, SLG: 0.495 <b>Stan Javier, S</b> (8,9) OBP: 0.261, SLG: 0.244		F8		SF8	1B	FC5-4	1B	F9		3	1	1	1	1	0	0											
<b>Todd Benzinger, S</b> (1,9) OBP: 0.294, SLG: 0.388		F7	BLK	1B	3B	1B	FC5-4	1B		0	0	0	0	0	0	0											
<b>Dave Anderson, R</b> (1,5) OBP: 0.277, SLG: 0.511	F7			SF8	1B	P3		G5-3		3	0	0	1	0	0	4											
<b>Mike Scioscia, L</b> (1,2) OBP: 0.264, SLG: 0.279	F7			SF8	3B			F7		4	0	1	2	0	0	1											
<b>Jose Offerman, S</b> (1,6) OBP: 0.320, SLG: 0.322			F9	G6-3		FC1-2	3B	G4-3		4	0	1	0	0	0	1											
<b>Orel Hershiser, R</b> (1,1) ERA: 3.76 <b>John Candelaria, L</b> (7,1) ERA: 0.77 <b>Jim Gott, R</b> (7,1) ERA: 1.59 <b>Dave Hansen, L</b> (8,PH) OBP: 0.307, SLG: 0.372 <b>Tom Goodwin, L</b> (8,PH) OBP: 0.190, SLG: 1.100 <b>Roger McDowell, R</b> (9,1) ERA: 2.6			P2		K	FC1-2	1B	2B	2B	3	0	0	0	0	0	0											
<b>Inning Stats</b>	R: 0 E: 0 K: 0 S: 8	H: 0 LOB: 0 BB: 0 P: 11	R: 0 E: 0 K: 0 S: 14	H: 1 LOB: 1 BB: 0 P: 20	R: 0 E: 0 K: 0 S: 6	H: 0 LOB: 0 BB: 0 P: 9	R: 3 E: 1 K: 0 S: 10	H: 3 LOB: 1 BB: 1 P: 22	R: 2 E: 0 K: 1 S: 9	H: 3 LOB: 2 BB: 1 P: 22	R: 0 E: 0 K: 0 S: 4	H: 0 LOB: 1 BB: 1 P: 12	R: 2 E: 0 K: 0 S: 12	H: 2 LOB: 2 BB: 1 P: 23	R: 0 E: 0 K: 0 S: 10	H: 0 LOB: 0 BB: 0 P: 17		1B: 6 2B: 3 3B: 2 HR: 0	SF: 1 SAC: 0 DP: 0 HBP: 0	WP: 0 PB: 0 SB: 1 CS: 0	PA: 39						
<b>PITCHER</b>	IP	WLS	BF	H	R	ER	SO	BB	IBB	HBP	BLK	WP	HR	S	P	ERA	WHIP										
<b>Tom Browning, L</b> (1,1) ERA: 5.97	6.0	L	29	9	5	5	1	1	0	1	0	0	0	60	97	7.50	1.667										
<b>Dwayne Henry, R</b> (7,1) ERA: 2.7	1.2		7	0	1	1	0	2	0	0	0	0	0	8	23	5.40	1.200										
<b>Scott Ruskin, L</b> (8,1) ERA: 8.27	0.1		3	2	1	1	0	0	0	0	0	0	0	8	12	27.00	6.000										





Batter	1	2	3	4	5	6	7	8	9	AB	R	H	RBI	BB	SO	LOB	TOP			
<b>Bip Roberts, S</b> OBP: 0.380, SLG: 0.375 (1, 4)	G3		K		L9		G3-6-3 1B		1B SF8	5	0	2	0	0	1	0	<b>Cincinnati Reds @ Los Angeles Dodgers</b> Dodger Stadium, Los Angeles, CA Fri Jun 05 1992, 7:05 PM PDT Att: 39,176 - Cloudy - 68 F			
<b>Dave Martinez, L</b> OBP: 0.329, SLG: 0.304 (1, 8)	1B 2B		G6-3 S BB		K		G3-6-3 1-2f		SF8	3	1	1	1	1	1	1				
<b>Barry Larkin, R</b> OBP: 0.333, SLG: 0.383 (1, 6)	2B		G6-3		K			G4-3 1B	1B	5	1	3	0	0	1	1				
<b>Paul O'Neill, L</b> OBP: 0.438, SLG: 0.512 (1, 9)	F8 1B 2B							G4-3 1B		3	2	3	3	2	0	0				
<b>Chris Sabo, R</b> OBP: 0.291, SLG: 0.381 (1, 5)	F8							P6	F8	5	1	1	0	0	0	8				
<b>Hal Morris, L</b> OBP: 0.384, SLG: 0.388 (1, 3)	CS 1B							G4-3		3	0	1	1	1	0	3				
<b>Billy Hatcher, R</b> OBP: 0.302, SLG: 0.350 <b>Norm Charlton, S</b> (7, 1)	CS		F7		G6-4-3			K		3	0	1	1	0	0	1				
<b>Rob Dibble, L</b> OBP: 1.000, SLG: 1.000 (9, 1)	1-2				1-2f			1B		1	0	0	0	0	1	2				
<b>Joe Oliver, R</b> OBP: 0.304, SLG: 0.321 (1, 2)			G6-3					G6-3		4	0	1	0	0	0	0				
<b>Jose Rijo, R</b> OBP: 0.211, SLG: 0.211 <b>Reggie Sanders, R</b> (7, PH) OBP: 0.364, SLG: 0.444 (7, 7)			G6-3		K			G5-3	1B SF8	2	0	0	0	0	1	1				
<b>Inning Stats</b>	R: 3 E: 0 K: 0 S: 16	H: 4 LOB: 0 BB: 0 P: 23	R: 0 E: 0 K: 0 S: 7	H: 0 LOB: 0 BB: 0 P: 7	R: 0 E: 0 K: 1 S: 7	H: 0 LOB: 2 BB: 2 P: 17	R: 0 E: 0 K: 1 S: 9	H: 1 LOB: 1 BB: 1 P: 14	R: 0 E: 0 K: 2 S: 10	H: 0 LOB: 0 BB: 0 P: 16	R: 2 E: 0 K: 0 S: 9	H: 3 LOB: 0 BB: 0 P: 15	R: 0 E: 0 K: 1 S: 11	H: 2 LOB: 2 BB: 0 P: 15	R: 1 E: 0 K: 0 S: 12	H: 3 LOB: 3 BB: 1 P: 21	1B: 11 2B: 2 3B: 0 HR: 1	SF: 1 SAC: 0 DP: 2 HBP: 0	WP: 0 PB: 0 SB: 1 CS: 1	PA: 42
<b>PITCHER</b>	IP WLS BF H R ER SO	IP WLS BF H R ER SO	IP WLS BF H R ER SO	IP WLS BF H R ER SO	IP WLS BF H R ER SO	IP WLS BF H R ER SO	IP WLS BF H R ER SO	IP WLS BF H R ER SO	IP WLS BF H R ER SO	IP WLS BF H R ER SO	IP WLS BF H R ER SO	IP WLS BF H R ER SO	IP WLS BF H R ER SO	IP WLS BF H R ER SO	IP WLS BF H R ER SO	IP WLS BF H R ER SO	ERA WHIP	ERA WHIP		
<b>Kevin Gross, R</b> ERA: 3.08 (1, 1)	7.0	L	29	9	5	5	4	2	1	0	0	0	0	0	0	0	0	6.43	1.571	
<b>Tim Crews, R</b> ERA: 5.84 (8, 1)	2.0		12	5	1	1	1	0	1	0	0	0	0	0	0	0	0	4.50	2.500	

AB	36
R	6
H	14
RBI	6
BB	4
SO	5
LOB	17



Batter	1	2	3	4	5	6	7	8	9	AB	R	H	RBI	BB	SO	LOB	BOTTOM					
<b>Brett Butler, L</b> OBP: 0.374, SLG: 0.358 (1, 8)	G6-3		G3-1 1B		FC3-6 BB		K		FC4-6 2B	4	1	1	0	1	1	2	<b>Cincinnati Reds @ Los Angeles Dodgers</b> Dodger Stadium, Los Angeles, CA Fri Jun 05 1992, 7:05 PM PDT Att: 39,176 - Cloudy - 68 F					
<b>Lenny Harris, L</b> OBP: 0.349, SLG: 0.319 <b>Mike Sharperson, R</b> (7, PH) OBP: 0.459, SLG: 0.456 (8, 4)	1B		G3-1 1B		FC3-6 S		G5-3		2B	3	0	2	0	0	0	1						
<b>Kal Daniels, L</b> OBP: 0.318, SLG: 0.338 <b>Tom Goodwin, L</b> (9, PR) OBP: 1.000, SLG: 1.000 (9, PR)	1B		G3-1		K			FC6-4 BB	FC6-4 BB	3	0	1	0	2	1	3						
<b>Eric Karros, R</b> OBP: 0.295, SLG: 0.474 (1, 3)	F7		K		K			K	FC6-4	5	0	0	0	0	3	8						
<b>Todd Benzinger, S</b> OBP: 0.285, SLG: 0.375 (1, 9)	K				G4-3		G4-3		FC6-4	4	0	0	0	0	1	3						
<b>Mike Scioscia, L</b> OBP: 0.284, SLG: 0.278 (1, 2)		G4-3			G1-3			1B		4	0	1	0	0	0	1						
<b>Dave Hansen, L</b> OBP: 0.343, SLG: 0.371 (1, 5)		G3-1			E5 2B			1B		3	1	1	0	1	0	0						
<b>Jose Offerman, S</b> OBP: 0.324, SLG: 0.333 (1, 6)			K					K		4	0	2	0	0	2	1						
<b>Kevin Gross, R</b> OBP: 0.200, SLG: 0.111 <b>Stan Javier, S</b> OBP: 0.255, SLG: 0.238 <b>Tim Crews, R</b> (8, 1)			K		K				FC4-6 1B BB	2	0	0	0	0	2	2						
<b>Mitch Webster, S</b> OBP: 0.319, SLG: 0.508 (9, PH)					K				K	1	0	0	0	0	0	0						
<b>Inning Stats</b>	R: 0 E: 0 K: 1 S: 12	H: 2 LOB: 2 BB: 0 P: 16	R: 0 E: 0 K: 1 S: 9	H: 0 LOB: 0 BB: 0 P: 13	R: 0 E: 0 K: 2 S: 17	H: 2 LOB: 2 BB: 0 P: 26	R: 0 E: 1 K: 1 S: 13	H: 1 LOB: 2 BB: 0 P: 20	R: 0 E: 0 K: 2 S: 9	H: 0 LOB: 1 BB: 1 P: 20	R: 0 E: 0 K: 1 S: 10	H: 2 LOB: 1 BB: 0 P: 13	R: 0 E: 0 K: 1 S: 8	H: 0 LOB: 0 BB: 0 P: 12	R: 0 E: 0 K: 1 S: 8	H: 0 LOB: 1 BB: 1 P: 17	R: 2 E: 0 K: 1 S: 21	H: 2 LOB: 2 BB: 2 P: 37	1B: 7 2B: 2 3B: 0 HR: 0	SF: 0 SAC: 0 DP: 0 HBP: 0	WP: 0 PB: 0 SB: 1 CS: 0	PA: 40
<b>PITCHER</b>	IP WLS BF H R ER SO	IP WLS BF H R ER SO	IP WLS BF H R ER SO	IP WLS BF H R ER SO	IP WLS BF H R ER SO	IP WLS BF H R ER SO	IP WLS BF H R ER SO	IP WLS BF H R ER SO	IP WLS BF H R ER SO	IP WLS BF H R ER SO	IP WLS BF H R ER SO	IP WLS BF H R ER SO	IP WLS BF H R ER SO	IP WLS BF H R ER SO	IP WLS BF H R ER SO	IP WLS BF H R ER SO	ERA WHIP	ERA WHIP				
<b>Jose Rijo, R</b> ERA: 3.26 (1, 1)	6.0	W	26	7	0	0	8	1	0	0	0	0	0	0	0	0	0.00	1.333				
<b>Norm Charlton, L</b> ERA: 2.27 (7, 1)	2.0		7	0	0	0	2	1	0	0	0	0	0	0	0	0	0.00	0.500				
<b>Rob Dibble, R</b> ERA: 4.5 (9, 1)	1.0		7	2	2	2	1	2	0	0	0	0	0	0	0	0	18.00	4.000				





Batter	1	2	3	4	5	6	7	8	9	AB	R	H	RBI	BB	SO	LOB	TOP								
<b>Reggie Sanders, R</b> OBP: 0.379, SLG: 0.489 (1, 8)										5	2	4	1	0	0	0	<b>Cincinnati Reds @ Los Angeles Dodgers</b> Dodger Stadium, Los Angeles, CA Sat Jun 06 1992, 7:05 PM PDT Att: 45,813 - Cloudy - 68 F								
<b>Billy Hatcher, R</b> OBP: 0.313, SLG: 0.365 (1, 7)										3	1	1	1	1	0	2									
<b>Dave Martinez, L</b> OBP: 0.326, SLG: 0.302 (7, PR)										1	0	0	0	0	1	0									
<b>Barry Larkin, R</b> OBP: 0.329, SLG: 0.384 (1, 6)										5	1	1	1	1	0	2									
<b>Chris Sabo, R</b> OBP: 0.296, SLG: 0.380 (1, 5)										3	0	1	0	1	1	2									
<b>Darnell Coles, R</b> OBP: 0.326, SLG: 0.571 (1, 3)										4	0	0	0	0	0	2									
<b>Glenn Braggs, R</b> OBP: 0.286, SLG: 0.253 (1, 9)										3	1	1	0	1	0	2									
<b>Troy Aferir, R</b> OBP: 0.375, SLG: 0.524 (1, 2)										4	0	0	0	0	2	4									
<b>Freddie Benavides, R</b> OBP: 0.287, SLG: 0.337 (1, 4)										4	0	2	1	0	0	0									
<b>Rob Dibble, L</b> OBP: 1.000, SLG: 1.000 (8, 1)										0	0	0	0	0	0	0									
<b>Norm Charlton, S</b> OBP: 1.000, SLG: 1.000 (9, 1)										0	0	0	0	0	0	0									
<b>Chris Hammond, L</b> OBP: 0.381, SLG: 0.294 (1, 1)										3	0	0	0	0	3	1									
<b>Scott Ruskin, R</b> OBP: 0.333, SLG: 0.333 (7, 1)										0	0	0	0	0	0	0									
<b>Scott Bankhead, R</b> OBP: 0.378, SLG: 0.373 (8, PH)										0	0	0	0	0	0	0									
<b>Bip Roberts, S</b> OBP: 0.378, SLG: 0.373 (8, 4)										1	0	0	0	0	1	1									
<b>Inning Stats</b>	R: 3 E: 1 K: 0 S: 16	H: 3 LOB: 1 BB: 0 P: 24	R: 0 E: 0 K: 1 S: 9	H: 1 LOB: 1 BB: 0 P: 13	R: 0 E: 0 K: 1 S: 11	H: 0 LOB: 2 BB: 0 P: 25	R: 0 E: 0 K: 1 S: 9	H: 1 LOB: 1 BB: 0 P: 15	R: 0 E: 0 K: 1 S: 7	H: 1 LOB: 1 BB: 0 P: 13	R: 0 E: 0 K: 2 S: 9	H: 1 LOB: 0 BB: 0 P: 15	R: 1 E: 0 K: 1 S: 7	H: 1 LOB: 1 BB: 1 P: 14	R: 1 E: 0 K: 1 S: 16	H: 2 LOB: 1 BB: 0 P: 24	R: 0 E: 0 K: 2 S: 13	H: 0 LOB: 0 BB: 0 P: 17	1B: 5 2B: 4 3B: 0 HR: 1	SF: 0 SAC: 0 DP: 1 HBP: 0	WP: 0 PB: 0 SB: 1 CS: 0	PA: 39			
<b>PITCHER</b>	IP	WLS	BF	H	R	ER	SO	BB	IBB	HBP	BLK	WP	HR	S	P	ERA	WHIP								
<b>Bob Ojeda, L</b> ERA: 3.65 (1, 1)	6.0		29	8	4	3	6	3	0	0	0	0	1	63	113	4.50	1.833								
<b>Steve Wilson, L</b> ERA: 3.52 (7, 1)	2.0	L	7	2	1	1	2	0	0	0	0	0	0	21	30	4.50	1.000								
<b>Jim Gott, R</b> ERA: 1.53 (9, 1)	1.0		3	0	0	0	2	0	0	0	0	0	0	13	17	0.00	0.000								


Batter	1	2	3	4	5	6	7	8	9	AB	R	H	RBI	BB	SO	LOB	BOTTOM								
<b>Mitch Webster, S</b> OBP: 0.303, SLG: 0.477 (1, 8)										4	0	0	0	0	1	0	<b>Cincinnati Reds @ Los Angeles Dodgers</b> Dodger Stadium, Los Angeles, CA Sat Jun 06 1992, 7:05 PM PDT Att: 45,813 - Cloudy - 68 F								
<b>Mike Sharperson, R</b> OBP: 0.426, SLG: 0.447 (1, 4)										4	0	1	0	1	1	0									
<b>Kal Daniels, L</b> OBP: 0.326, SLG: 0.346 (1, 7)										4	0	2	2	0	0	0									
<b>Tom Goodwin, L</b> OBP: 1.000, SLG: 1.000 (7, PR)										0	0	0	0	0	0	0									
<b>Dave Hansen, L</b> OBP: 0.343, SLG: 0.371 (9, PH)										1	0	0	0	0	1	1									
<b>Stan Javier, S</b> OBP: 0.250, SLG: 0.233 (9, PH)										4	1	2	1	0	0	2									
<b>Eric Karros, R</b> OBP: 0.302, SLG: 0.500 (1, 3)																									
<b>Todd Benzinger, S</b> OBP: 0.276, SLG: 0.363 (1, 9)										4	0	0	0	0	1	4									
<b>Dave Anderson, R</b> OBP: 0.300, SLG: 0.511 (1, 5)										2	1	1	0	1	0	0									
<b>Lenny Harris, L</b> OBP: 0.346, SLG: 0.317 (8, PH)										1	0	0	0	0	0	0									
<b>Carlos Hernandez, R</b> OBP: 0.333, SLG: 0.298 (1, 2)										3	0	1	0	0	0	1									
<b>Jim Gott, R</b> (9, 1)										0	0	0	0	0	0	0									
<b>Jose Offerman, S</b> OBP: 0.328, SLG: 0.338 (1, 6)										4	1	2	1	0	1	0									
<b>Bob Ojeda, L</b> OBP: 0.143, SLG: 0.238 (1, 1)										2	0	0	0	0	1	2									
<b>Steve Wilson, L</b> (7, 1)										0	0	0	0	0	0	0									
<b>Mike Scioscia, L</b> OBP: 0.267, SLG: 0.281 (7, 2)										2	1	1	0	0	0	0									
<b>Brett Butler, L</b> OBP: 0.372, SLG: 0.356 (8, PH)										1	0	0	0	0	1	0									
<b>Inning Stats</b>	R: 0 E: 0 K: 1 S: 6	H: 0 LOB: 0 BB: 0 P: 8	R: 1 E: 0 K: 1 S: 17	H: 3 LOB: 2 BB: 0 P: 27	R: 0 E: 0 K: 1 S: 11	H: 2 LOB: 0 BB: 0 P: 14	R: 0 E: 0 K: 0 S: 9	H: 0 LOB: 0 BB: 0 P: 12	R: 0 E: 0 K: 0 S: 8	H: 0 LOB: 0 BB: 0 P: 11	R: 1 E: 0 K: 0 S: 7	H: 1 LOB: 1 BB: 1 P: 16	R: 2 E: 1 K: 1 S: 15	H: 3 LOB: 2 BB: 1 P: 24	R: 0 E: 0 K: 2 S: 9	H: 0 LOB: 0 BB: 0 P: 14	R: 0 E: 0 K: 1 S: 9	H: 1 LOB: 1 BB: 0 P: 14	1B: 9 2B: 0 3B: 0 HR: 1	SF: 0 SAC: 1 DP: 0 HBP: 0	WP: 0 PB: 0 SB: 0 CS: 0	PA: 39			
<b>PITCHER</b>	IP	WLS	BF	H	R	ER	SO	BB	IBB	HBP	BLK	WP	HR	S	P	ERA	WHIP								
<b>Chris Hammond, L</b> ERA: 3.21 (1, 1)	6.1		29	8	4	4	3	2	0	0	0	0	1	64	101	5.68	1.579								
<b>Scott Ruskin, L</b> ERA: 8.27 (7, 1)	0.0		1	1	0	0	0	0	0	0	0	0	0	3	3	∞	∞								
<b>Scott Bankhead, R</b> ERA: 2.13 (7, 1)	0.2	W	2	0	0	0	1	0	0	0	0	0	0	6	8	0.00	0.000								
<b>Rob Dibble, R</b> ERA: 4.15 (8, 1)	1.2		6	1	0	0	2	0	0	0	0	0	0	15	22	0.00	0.600								
<b>Norm Charlton, L</b> ERA: 2.25 (9, 1)	0.1	S	1	0	0	0	1	0	0	0	0	0	0	3	6	0.00	0.000								




Batter	1	2	3	4	5	6	7	8	9	AB	R	H	RBI	BB	SO	LOB	TOP			
<b>Bip Roberts, S</b> (1, 5) OBP: 0.376, SLG: 0.371	0-1 P1		1-0 G3		2-1 PO 1B			0-0 F7		4	0	1	0	0	0	1	<b>Cincinnati Reds @ Los Angeles Dodgers</b> Dodger Stadium, Los Angeles, CA Sun Jun 07 1992, 3:33 AM PDT Att: 45,799 - Cloudy - 72 F			
<b>Dave Martinez, L</b> (1, 8) OBP: 0.324, SLG: 0.300	2-1 FC5-4 1B		2-2 G6-3		2-0 PO 1-2	2-3 K		2-3 K		4	0	1	0	0	2	1				
<b>Barry Larkin, R</b> (1, 6) OBP: 0.321, SLG: 0.373	0-1 FC5-4 1-2			1-1 F7			2-1 F7		2-2 G1-3	4	0	0	0	0	0	1				
<b>Paul O'Neill, L</b> (1, 9) OBP: 0.429, SLG: 0.500	0-1 G5-3			2-2 G4-3			1-3 K		1-2 F8	4	0	0	0	0	1	1				
<b>Reggie Sanders, R</b> (1, 7) OBP: 0.383, SLG: 0.489		1-1 F8		3-2 S 1B			3-3 K		3-1 1B	4	0	2	0	0	1	0				
<b>Hal Morris, L</b> (1, 3) OBP: 0.388, SLG: 0.398		1-0 G4-3		1 SAFE 4-2 B 1-2 BB			3-2 2B		1 SAFE 2-2 SAFE 1 SAFE B SAFE C	3	0	1	0	1	0	1				
<b>Bill Doran, S</b> (1, 4) OBP: 0.328, SLG: 0.400		0-1 G4-3		0-2 L8			0-0 P6			3	0	0	0	0	0	3				
<b>Joe Oliver, R</b> (1, 2) OBP: 0.300, SLG: 0.317			0-0 G6-3		2-2 P2		1-1 G6-3			2	0	0	0	0	0	0				
<b>Scott Bradley, L</b> (7, PH) OBP: 0.429, SLG: 0.200										1	0	0	0	0	0	1				
<b>Tim Belcher, R</b> (1, 1) OBP: 0.071, SLG: 0.179			0-2 PB G3 1B		1-2 F8			1-3 K		2	0	1	0	0	0	0				
<b>Glenn Braggs, R</b> (8, PH) OBP: 0.295, SLG: 0.250										1	0	0	0	0	1	0				
<b>Scott Ruskin, R</b> (8, 1)										0	0	0	0	0	0	0				
<b>Inning Stats</b>	R: 0 E: 0 K: 0 S: 8	H: 1 LOB: 1 BB: 0 P: 10	R: 0 E: 0 K: 0 S: 5	H: 0 LOB: 0 BB: 0 P: 7	R: 0 E: 0 K: 0 S: 8	H: 1 LOB: 1 BB: 0 P: 11	R: 0 E: 0 K: 0 S: 17	H: 1 LOB: 2 BB: 1 P: 26	R: 0 E: 0 K: 2 S: 10	H: 0 LOB: 0 BB: 0 P: 13	R: 0 E: 0 K: 1 S: 10	H: 1 LOB: 1 BB: 0 P: 17	R: 0 E: 0 K: 2 S: 7	H: 0 LOB: 0 BB: 0 P: 10	R: 0 E: 0 K: 0 S: 11	H: 1 LOB: 1 BB: 0 P: 19	1B: 5 2B: 1 3B: 0 HR: 0	SF: 0 SAC: 0 DP: 0 HBP: 0	WP: 0 PB: 1 SB: 1 CS: 0	PA: 34
<b>PITCHER</b> <b>Tom Candiotti, R</b> (1, 1) ERA: 2.99	IP: 9.0 WLS: W BF: 33 H: 6 R: 0 ER: 0 SO: 5 BB: 1 IBB: 0 HBP: 0 BLK: 0 WP: 0 HR: 0 S: 84 P: 130 ERA: 0.00 WHIP: 0.778															<b>PITCHER</b>				

Batter	1	2	3	4	5	6	7	8	9	AB	R	H	RBI	BB	SO	LOB	BOTTOM			
<b>Brett Butler, L</b> (1, 8) OBP: 0.374, SLG: 0.355	4-2 1B BB		0-1 L6		0-0 1B F7-2 1B			1-3 K		3	0	1	1	1	1	0	<b>Cincinnati Reds @ Los Angeles Dodgers</b> Dodger Stadium, Los Angeles, CA Sun Jun 07 1992, 3:33 AM PDT Att: 45,799 - Cloudy - 72 F			
<b>Lenny Harris, L</b> (1, 4) OBP: 0.353, SLG: 0.325	0-2 S		1-1 G6-3		0-0 F7-2 1B			3-2 G4-3		3	0	2	0	0	0	0				
<b>Mike Sharperson, R</b> (8, PH) OBP: 0.452, SLG: 0.442	1-3 1B				1-3 1B					1	0	0	0	0	0	0				
<b>Kal Daniels, L</b> (1, 7) OBP: 0.313, SLG: 0.329	1-1 L5		1-3 K		2-1 F7-2			0-3 K		4	0	0	0	0	2	4				
<b>Stan Javier, S</b> (9, 7) OBP: 0.250, SLG: 0.233					1-2 3-H					0	0	0	0	0	0	0				
<b>Eric Karros, R</b> (1, 3) OBP: 0.295, SLG: 0.488	2-3 K			2-2 G6-3			2-1 F9			3	0	0	0	0	1	2				
<b>Mitch Webster, S</b> (9, 9) OBP: 0.303, SLG: 0.477	1-2 K			2-2 G4-3			2-2 F7			0	0	0	0	0	0	0				
<b>Todd Benzinger, S</b> (1, 9) OBP: 0.270, SLG: 0.354	1-3 K			4-0 BB			0-0 G3-1			3	0	0	0	0	1	2				
<b>Mike Scioscia, L</b> (1, 2) OBP: 0.288, SLG: 0.277	1-2 G3-1			0-0 BB						2	0	0	0	1	0	3				
<b>Dave Hansen, L</b> (1, 5) OBP: 0.333, SLG: 0.359		3-1 G6-3			0-0 G4-3			0-1 F8		3	0	0	0	0	0	1				
<b>Dave Anderson, R</b> (8, 5) OBP: 0.300, SLG: 0.511										0	0	0	0	0	0	0				
<b>Jose Offerman, S</b> (1, 6) OBP: 0.322, SLG: 0.331		3-2 G1-3			1-1 E3 SH1 1B			0-0 F8		3	1	0	0	0	0	0				
<b>Tom Candiotti, R</b> (1, 1) OBP: 0.083, SLG: 0.083		0-0 G4-3			0-1 SH1			1-0 G4-3		2	0	0	0	0	0	0				
<b>Inning Stats</b>	R: 0 E: 0 K: 2 S: 23	H: 1 LOB: 3 BB: 1 P: 32	R: 0 E: 0 K: 0 S: 7	H: 0 LOB: 0 BB: 0 P: 13	R: 0 E: 0 K: 1 S: 7	H: 0 LOB: 0 BB: 0 P: 9	R: 0 E: 0 K: 0 S: 8	H: 0 LOB: 1 BB: 1 P: 16	R: 1 E: 1 K: 0 S: 8	H: 2 LOB: 1 BB: 0 P: 11	R: 0 E: 0 K: 0 S: 6	H: 0 LOB: 0 BB: 0 P: 10	R: 0 E: 0 K: 0 S: 4	H: 0 LOB: 0 BB: 0 P: 5	R: 0 E: 0 K: 2 S: 10	H: 0 LOB: 0 BB: 0 P: 14	1B: 3 2B: 1 3B: 0 HR: 0	SF: 0 SAC: 1 DP: 1 HBP: 0	WP: 0 PB: 1 SB: 1 CS: 0	PA: 30
<b>PITCHER</b> <b>Tim Belcher, R</b> (1, 1) ERA: 3.19	IP: 7.0 WLS: L BF: 27 H: 3 R: 1 ER: 0 SO: 3 BB: 2 IBB: 0 HBP: 0 BLK: 0 WP: 0 HR: 0 S: 63 P: 96 ERA: 0.00 WHIP: 0.714															<b>PITCHER</b>				
<b>Scott Ruskin, L</b> (8, 1) ERA: 7.79	IP: 1.0 WLS: L BF: 3 H: 0 R: 0 ER: 0 SO: 2 BB: 0 IBB: 0 HBP: 0 BLK: 0 WP: 0 HR: 0 S: 10 P: 14 ERA: 0.00 WHIP: 0.000															<b>PITCHER</b>				

AB 32  
R 0  
H 6  
RBI 0  
BB 1  
SO 5  
LOB 9



AB 27  
R 1  
H 3  
RBI 1  
BB 2  
SO 5  
LOB 12





Batter	1	2	3	4	5	6	7	8	9	AB	R	H	RBI	BB	SO	LOB	TOP									
<b>Bip Roberts, S</b> OBP: 0.378, SLG: 0.373 (1, 7)	G6-3		G4-3					1B SF8		4	1	2	1	0	0	0	<b>Cincinnati Reds @ San Francisco Giants</b> Candlestick Park, San Francisco, CA Mon Jun 08 1992, 10:05 PM EDT Att: 12,582 - Cloudy - 57 F									
<b>Dave Martinez, L</b> OBP: 0.336, SLG: 0.308 (1, 8)	G4-3							1B CS		3	1	2	0	1	1	0										
<b>Barry Larkin, R</b> OBP: 0.314, SLG: 0.364 (1, 6)	G4-3							1B P3		4	0	0	0	0	0	4										
<b>Paul O'Neill, L</b> OBP: 0.421, SLG: 0.491 (1, 9)								1B SF8		3	0	0	1	0	1	2										
<b>Chris Sabo, R</b> OBP: 0.301, SLG: 0.404 (1, 5)								1B CS		4	1	2	2	0	0	0										
<b>Hal Morris, L</b> OBP: 0.383, SLG: 0.391 (1, 3)	G4-3							1B G3-6-3		4	0	1	0	0	0	1										
<b>Bill Doran, S</b> OBP: 0.331, SLG: 0.409 (1, 4)	G4-3							1B G3-6-3		4	1	2	0	0	0	1										
<b>Joe Oliver, R</b> OBP: 0.294, SLG: 0.310 (1, 2)								1B G4-3		3	0	0	0	0	0	2										
<b>Greg Swindell, L</b> OBP: 0.206, SLG: 0.250 <b>Rob Dibble, L</b> OBP: 1.000, SLG: 1.000 (9, 1)	G6-3							1B BB		2	0	0	0	1	0	0										
<b>Inning Stats</b>	R: 0 E: 0 K: 1 S: 10	H: 1 LOB: 1 BB: 0 P: 13	R: 0 E: 0 K: 0 S: 11	H: 0 LOB: 0 BB: 0 P: 15	R: 0 E: 0 K: 0 S: 9	H: 0 LOB: 0 BB: 0 P: 16	R: 0 E: 0 K: 1 S: 5	H: 0 LOB: 0 BB: 0 P: 9	R: 2 E: 0 K: 0 S: 11	H: 3 LOB: 2 BB: 1 P: 20	R: 1 E: 0 K: 0 S: 8	H: 1 LOB: 1 BB: 1 P: 18	R: 0 E: 0 K: 0 S: 6	H: 1 LOB: 0 BB: 0 P: 7	R: 1 E: 0 K: 0 S: 7	H: 2 LOB: 0 BB: 0 P: 12	R: 0 E: 0 K: 0 S: 6	H: 1 LOB: 0 BB: 0 P: 9	1B: 7 2B: 1 3B: 0 HR: 1	SF: 1 SAC: 0 DP: 2 HBP: 0	WP: 0 PB: 0 SB: 1 CS: 1	PA: 35				
<b>PITCHER</b>	IP	WLS	BF	H	R	ER	SO	BB	IBB	HBP	BLK	WP	HR	S	P	ERA	WHIP									
<b>Gil Heredia, R</b> ERA: 6.0 (1, 1)	5.0	L	19	4	2	2	2	1	0	0	0	0	0	1	46	73	3.60	1.000								
<b>Bryan Hickerson, L</b> ERA: 3.07 (6, 1)	1.0	5	1	1	1	0	0	1	0	0	0	0	0	8	18	9.00	2.000									
<b>Kelly Downs, R</b> ERA: 3.58 (7, 1)	2.0	7	3	1	1	0	0	0	0	0	0	0	0	13	19	4.50	1.500									
<b>Michael Jackson, R</b> ERA: 2.81 (9, 1)	1.0	3	1	0	0	0	0	0	0	0	0	0	0	6	9	0.00	1.000									

AB	31
R	4
H	9
RBI	4
BB	2
SO	2
LOB	10



Batter	1	2	3	4	5	6	7	8	9	AB	R	H	RBI	BB	SO	LOB	BOTTOM									
<b>Darren Lewis, R</b> OBP: 0.307, SLG: 0.274 (1, 8)	HR		F9					B5-3		4	1	1	1	0	0	1	<b>Cincinnati Reds @ San Francisco Giants</b> Candlestick Park, San Francisco, CA Mon Jun 08 1992, 10:05 PM EDT Att: 12,582 - Cloudy - 57 F									
<b>Willie McGee, S</b> OBP: 0.348, SLG: 0.369 (1, 9)	G6-3		G5-3					1B		4	0	1	0	0	0	0										
<b>Will Clark, L</b> OBP: 0.422, SLG: 0.469 (1, 3)	G5-3		K					G3		4	0	0	0	0	1	2										
<b>Cory Snyder, R</b> OBP: 0.352, SLG: 0.571 (1, 7)	1B							2B		4	0	2	0	0	0	0										
<b>Matt Williams, R</b> OBP: 0.290, SLG: 0.446 (1, 5)	1B							P2		4	0	2	0	0	0	1										
<b>Robby Thompson, R</b> OBP: 0.377, SLG: 0.423 (1, 4)	F8		L9					P6		4	0	0	0	0	0	4										
<b>Kirt Manwaring, R</b> OBP: 0.366, SLG: 0.371 (1, 2)								G3		3	0	0	0	1	1	2										
<b>Royce Clayton, R</b> OBP: 0.278, SLG: 0.329 (1, 6)								1B B5-3		3	0	2	0	0	0	1										
<b>Gil Heredia, R</b> OBP: 0.333, SLG: 0.333 <b>Chris James, R</b> OBP: 0.203, SLG: 0.190 <b>Bryan Hickerson, L</b> <b>Kelly Downs, R</b> <b>Mike Falder, S</b> <b>Michael Jackson, R</b> (1, 1) (5, PH) (6, 1) (7, 1) (8, PH) (9, 1)	L8							F9		1	0	0	0	0	0	0										
<b>Inning Stats</b>	R: 1 E: 0 K: 0 S: 13	H: 3 LOB: 2 BB: 0 P: 22	R: 0 E: 0 K: 0 S: 9	H: 0 LOB: 1 BB: 1 P: 16	R: 0 E: 0 K: 1 S: 6	H: 0 LOB: 0 BB: 0 P: 9	R: 0 E: 0 K: 0 S: 6	H: 0 LOB: 0 BB: 0 P: 7	R: 0 E: 0 K: 1 S: 7	H: 1 LOB: 0 BB: 0 P: 10	R: 0 E: 0 K: 0 S: 7	H: 0 LOB: 0 BB: 0 P: 11	R: 0 E: 0 K: 1 S: 10	H: 1 LOB: 1 BB: 0 P: 15	R: 0 E: 0 K: 0 S: 11	H: 2 LOB: 2 BB: 0 P: 14	R: 0 E: 0 K: 0 S: 10	H: 1 LOB: 1 BB: 0 P: 11	1B: 6 2B: 1 3B: 0 HR: 1	SF: 0 SAC: 0 DP: 0 HBP: 0	WP: 0 PB: 0 SB: 0 CS: 2	PA: 34				
<b>PITCHER</b>	IP	WLS	BF	H	R	ER	SO	BB	IBB	HBP	BLK	WP	HR	S	P	ERA	WHIP									
<b>Greg Swindell, L</b> ERA: 3.16 (1, 1)	8.0	W	31	8	1	1	3	1	0	0	0	0	0	1	70	105	1.12	1.125								
<b>Rob Dibble, R</b> ERA: 3.97 (9, 1)	1.0	S	3	0	0	0	0	0	0	0	0	0	0	9	10	0.00	0.000									





Batter	1	2	3	4	5	6	7	8	9	AB	R	H	RBI	BB	SO	LOB	TOP								
<b>Bip Roberts, S</b> OBP: 0.376, SLG: 0.371 (1, 4) (8, 7)										4	1	1	0	0	1	1	<b>Cincinnati Reds @ San Francisco Giants</b> Candlestick Park, San Francisco, CA Tue Jun 09 1992, 10:05 PM EDT Att: 12,821 - Cloudy - 58 F								
<b>Barry Larkin, R</b> OBP: 0.324, SLG: 0.365 (1, 6) (7, 3)										2	1	1	0	2	0	0									
<b>Reggie Sanders, R</b> OBP: 0.379, SLG: 0.482 (1, 8) (7, 7)										4	0	1	1	0	2	3									
<b>Chris Sabo, R</b> OBP: 0.294, SLG: 0.393 (1, 5)										4	0	0	0	0	0	1									
<b>Darnell Coles, R</b> OBP: 0.311, SLG: 0.545 <b>Hal Morris, L</b> OBP: 0.385, SLG: 0.415 (7, 3) (7, 3)										2	0	0	0	0	1	0									
<b>Glenn Briggs, R</b> OBP: 0.289, SLG: 0.253 <b>Scott Bankhead, R</b> OBP: 0.333, SLG: 0.333 <b>Norm Charlton, S</b> (8, 1) (8, 1)										3	0	1	0	0	0	0									
<b>Bill Doran, S</b> OBP: 0.335, SLG: 0.419 (8, 4)										0	0	0	0	0	0	0									
<b>Paul O'Neill, L</b> OBP: 0.413, SLG: 0.480 (1, 9)										4	0	0	0	0	1	1									
<b>Troy Afenir, R</b> OBP: 0.346, SLG: 0.478 <b>Billy Hatcher, R</b> OBP: 0.324, SLG: 0.375 <b>Joe Oliver, R</b> OBP: 0.294, SLG: 0.310 (1, 2) (8, PH) (8, 2)										2	0	0	0	0	0	0									
<b>Tom Browning, L</b> OBP: 0.200, SLG: 0.208 <b>Dave Martinez, L</b> OBP: 0.336, SLG: 0.308 (1, 1) (7, 8)										2	0	0	0	0	2	0									
<b>Inning Stats</b>	R: 0 E: 0 K: 2 S: 8	H: 0 LOB: 0 BB: 0 P: 9	R: 0 E: 0 K: 0 S: 7	H: 0 LOB: 0 BB: 0 P: 12	R: 0 E: 0 K: 1 S: 8	H: 0 LOB: 0 BB: 0 P: 10	R: 2 E: 1 K: 1 S: 11	H: 3 LOB: 0 BB: 0 P: 16	R: 0 E: 0 K: 0 S: 7	H: 0 LOB: 0 BB: 0 P: 11	R: 0 E: 0 K: 2 S: 12	H: 0 LOB: 1 BB: 1 P: 21	R: 0 E: 0 K: 1 S: 7	H: 1 LOB: 1 BB: 0 P: 12	R: 0 E: 0 K: 0 S: 6	H: 2 LOB: 2 BB: 1 P: 11	R: 1 E: 0 K: 1 S: 11	H: 2 LOB: 0 BB: 0 P: 16	1B: 5 2B: 2 3B: 1 HR: 0	SF: 0 SAC: 1 DP: 1 HBP: 0	WP: 0 PB: 0 SB: 0 CS: 0	PA: 34			
<b>PITCHER</b>	IP	WLS	BF	H	R	ER	SO	BB	IBB	HBP	BLK	WP	HR	S	P	ERA	WHIP								
<b>Dave Righetti, L</b> ERA: 4.1 (1, 1)	5.0		17	3	2	1	4	0	0	0	0	0	0	41	58	1.80	0.600								
<b>Dave Burba, R</b> ERA: 4.99 (6, 1)	2.0		8	1	0	0	3	1	0	0	0	0	0	19	33	0.00	1.000								
<b>Rod Beck, R</b> ERA: 2.5 (8, 1)	2.0	L	9	3	1	1	1	0	1	0	0	0	0	17	27	4.50	1.500								

Batter	1	2	3	4	5	6	7	8	9	AB	R	H	RBI	BB	SO	LOB	BOTTOM								
<b>Darren Lewis, R</b> OBP: 0.302, SLG: 0.269 <b>Mike Felder, S</b> OBP: 0.336, SLG: 0.404 (1, 8) (7, PH) (8, 8)										3	0	0	0	0	1	3	<b>Cincinnati Reds @ San Francisco Giants</b> Candlestick Park, San Francisco, CA Tue Jun 09 1992, 10:05 PM EDT Att: 12,821 - Cloudy - 58 F								
<b>Robby Thompson, R</b> OBP: 0.370, SLG: 0.409 (1, 4)										4	1	0	0	0	2										
<b>Will Clark, L</b> OBP: 0.423, SLG: 0.467 (1, 3)										3	0	1	0	1	0										
<b>Cory Snyder, R</b> OBP: 0.349, SLG: 0.559 (1, 9)										4	0	1	0	0	1										
<b>Matt Williams, R</b> OBP: 0.294, SLG: 0.444 (1, 5)										3	0	1	0	1	0										
<b>Kevin Bass, S</b> OBP: 0.285, SLG: 0.365 (1, 7)										4	1	1	0	0	1										
<b>Kirt Manwaring, R</b> OBP: 0.363, SLG: 0.367 (1, 2)										4	0	1	0	0	3										
<b>Royce Clayton, R</b> OBP: 0.291, SLG: 0.348 (1, 6)										3	0	3	0	0	0										
<b>Dave Righetti, L</b> <b>Chris James, R</b> <b>Dave Burba, R</b> <b>Willie McGee, S</b> <b>Rod Beck, R</b> <b>Greg Litton, R</b> (1, 1) (5, PH) (8, 1) (7, PH) (8, 1) (8, PH)										0	0	0	0	0	0	0									
<b>Inning Stats</b>	R: 0 E: 0 K: 1 S: 12	H: 1 LOB: 2 BB: 1 P: 19	R: 0 E: 1 K: 0 S: 9	H: 1 LOB: 2 BB: 0 P: 16	R: 0 E: 0 K: 0 S: 8	H: 0 LOB: 0 BB: 0 P: 8	R: 0 E: 0 K: 0 S: 4	H: 1 LOB: 0 BB: 0 P: 7	R: 0 E: 0 K: 0 S: 10	H: 1 LOB: 1 BB: 0 P: 15	R: 0 E: 0 K: 0 S: 3	H: 0 LOB: 0 BB: 0 P: 4	R: 1 E: 0 K: 0 S: 9	H: 2 LOB: 1 BB: 0 P: 11	R: 1 E: 0 K: 2 S: 13	H: 1 LOB: 2 BB: 1 P: 21		R: 0 E: 0 K: 1 S: 8	H: 1 LOB: 1 BB: 0 P: 10	1B: 7 2B: 1 3B: 0 HR: 0	SF: 0 SAC: 3 DP: 1 HBP: 1	WP: 1 PB: 0 SB: 2 CS: 0	PA: 38		
<b>PITCHER</b>	IP	WLS	BF	H	R	ER	SO	BB	IBB	HBP	BLK	WP	HR	S	P	ERA	WHIP								
<b>Tom Browning, L</b> ERA: 5.48 (1, 1)	6.2		27	6	1	1	1	1	0	0	0	0	0	53	77	1.35	1.050								
<b>Scott Bankhead, R</b> ERA: 2.45 (7, 1)	0.1		2	0	1	1	0	0	0	1	0	0	0	5	8	27.00	0.000								
<b>Norm Charlton, L</b> ERA: 2.12 (8, 1)	2.0	W	9	2	0	0	3	0	1	0	0	1	0	18	26	0.00	1.000								





Batter	1	2	3	4	5	6	7	8	9	AB	R	H	RBI	BB	SO	LOB	TOP								
<b>Bip Roberts, S</b> (1,4) OBP: 0.378, SLG: 0.373	G4-3			G4-3																					
<b>Hal Morris, L</b> (1,3) OBP: 0.381, SLG: 0.402	G6-3			K																					
<b>Barry Larkin, R</b> (1,6) OBP: 0.322, SLG: 0.358	F7																								
<b>Chris Sabo, R</b> (1,5) OBP: 0.299, SLG: 0.388																									
<b>Reggie Sanders, R</b> (1,8) OBP: 0.369, SLG: 0.469																									
<b>Billy Hatcher, R</b> (1,7) OBP: 0.306, SLG: 0.358																									
<b>Paul O'Neill, L</b> (1,9) OBP: 0.406, SLG: 0.470																									
<b>Joe Oliver, R</b> (1,2) OBP: 0.295, SLG: 0.311																									
<b>Jose Rijo, R</b> (1,1) OBP: 0.190, SLG: 0.190																									
<b>Dwayne Henry, R</b> (7,1)																									
<b>Darnell Coles, R</b> (8,PH) OBP: 0.304, SLG: 0.533																									
<b>Rob Dibble, L</b> (8,1) OBP: 1.000, SLG: 1.000																									
<b>Inning Stats</b>	R: 0 E: 0 K: 0 S: 6	H: 0 LOB: 0 BB: 0 P: 11	R: 0 E: 0 K: 1 S: 7	H: 0 LOB: 0 BB: 0 P: 11	R: 0 E: 0 K: 1 S: 8	H: 1 LOB: 1 BB: 0 P: 12	R: 0 E: 0 K: 1 S: 10	H: 0 LOB: 1 BB: 1 P: 17	R: 0 E: 0 K: 0 S: 8	H: 0 LOB: 0 BB: 0 P: 12	R: 0 E: 0 K: 0 S: 8	H: 1 LOB: 1 BB: 0 P: 10	R: 0 E: 0 K: 1 S: 6	H: 0 LOB: 1 BB: 1 P: 12	R: 0 E: 0 K: 0 S: 8	H: 0 LOB: 0 BB: 0 P: 12	R: 2 E: 1 K: 1 S: 16	H: 1 LOB: 2 BB: 2 P: 28	1B: 3 2B: 1 3B: 0 HR: 0	SF: 1 SAC: 0 DP: 1 HBP: 0	WP: 0 PB: 0 SB: 1 CS: 0	PA: 34			
<b>PITCHER</b>	IP	WLS	BF	H	R	ER	SO	BB	IBB	HBP	BLK	WP	HR	S	P	ERA	WHIP								
<b>Bud Black, L</b> (1,1) ERA: 3.47	8.0	W	30	3	2	0	4	3	0	0	0	0	0	66	107	0.00	0.750								
<b>Jeff Brantley, R</b> (9,1) ERA: 2.52	1.0		4	0	0	0	1	1	0	0	0	0	0	11	18	0.00	1.000								

Cincinnati Reds @ San Francisco Giants  
Candlestick Park, San Francisco, CA  
Wed Jun 10 1992, 6:33 AM EDT  
Att: 19,962 - Cloudy - 64 F

AB	29
R	2
H	3
RBI	1
BB	4
SO	5
LOB	11



Batter	1	2	3	4	5	6	7	8	9	AB	R	H	RBI	BB	SO	LOB	BOTTOM								
<b>Mike Felder, S</b> (1,8) OBP: 0.325, SLG: 0.389	G4-3																								
<b>Willie McGee, S</b> (1,9) OBP: 0.350, SLG: 0.370																									
<b>Darren Lewis, R</b> (9,8)																									
<b>Will Clark, L</b> (1,3) OBP: 0.433, SLG: 0.502																									
<b>Cory Snyder, R</b> (1,7) OBP: 0.345, SLG: 0.547																									
<b>Matt Williams, R</b> (1,5) OBP: 0.288, SLG: 0.435																									
<b>Robby Thompson, R</b> (1,4) OBP: 0.374, SLG: 0.437																									
<b>Jim McNamara, L</b> (1,2) OBP: 0.274, SLG: 0.290																									
<b>Royce Clayton, R</b> (1,6) OBP: 0.291, SLG: 0.344																									
<b>Bud Black, L</b> (1,1) Jeff Brantley, R (9,1)																									
<b>Inning Stats</b>	R: 1 E: 0 K: 0 S: 13	H: 2 LOB: 1 BB: 0 P: 20	R: 1 E: 0 K: 1 S: 12	H: 1 LOB: 0 BB: 0 P: 17	R: 1 E: 0 K: 2 S: 10	H: 1 LOB: 0 BB: 0 P: 16	R: 0 E: 0 K: 0 S: 6	H: 0 LOB: 0 BB: 0 P: 9	R: 0 E: 0 K: 0 S: 6	H: 0 LOB: 0 BB: 0 P: 10	R: 1 E: 0 K: 2 S: 14	H: 2 LOB: 1 BB: 0 P: 22	R: 0 E: 0 K: 0 S: 8	H: 0 LOB: 1 BB: 1 P: 13	R: 2 E: 0 K: 0 S: 17	H: 3 LOB: 1 BB: 0 P: 20	1B: 5 2B: 2 3B: 0 HR: 2	SF: 0 SAC: 1 DP: 0 HBP: 0	WP: 1 PB: 0 SB: 1 CS: 0	PA: 34					
<b>PITCHER</b>	IP	WLS	BF	H	R	ER	SO	BB	IBB	HBP	BLK	WP	HR	S	P	ERA	WHIP								
<b>Jose Rijo, R</b> (1,1) ERA: 3.52	6.0	L	24	4	4	4	5	0	0	0	0	0	0	61	94	6.00	1.000								
<b>Dwayne Henry, R</b> (7,1) ERA: 2.62	1.0		4	0	0	0	0	1	0	0	0	1	0	8	13	0.00	1.000								
<b>Rob Dibble, R</b> (8,1) ERA: 4.56	1.0		6	3	2	2	0	0	0	0	0	0	0	17	20	18.00	3.000								

Cincinnati Reds @ San Francisco Giants  
Candlestick Park, San Francisco, CA  
Wed Jun 10 1992, 6:33 AM EDT  
Att: 19,962 - Cloudy - 64 F

AB	32
R	6
H	9
RBI	6
BB	1
SO	5
LOB	9





Batter	1	2	3	4	5	6	7	8	9	AB R H RBI BB SO LOB	TOP							
<b>Brett Butler, L</b> OBP: 0.380, SLG: 0.351 (1, 8)	G4-3		G5-3				G4-3		1B	4 1 1 0 1 0 0	<b>Los Angeles Dodgers @ Cincinnati Reds</b> Riverfront Stadium, Cincinnati, OH Fri Jun 12, 1992, 7:05 PM EDT Att: 44,703 - Sunny - 84 F							
<b>Mike Sharperson, R</b> OBP: 0.441, SLG: 0.453 (1, 5) (8, 4)	1B		L8			G1-3	G6-3		BB	4 0 1 0 1 0 1								
<b>Mitch Webster, S</b> OBP: 0.337, SLG: 0.474 (1, 7) (7, 9)	P3								1B	5 1 3 1 0 0 3								
<b>Eric Karros, R</b> OBP: 0.283, SLG: 0.449 <b>Stan Javier, S</b> OBP: 0.240, SLG: 0.222 (1, 3) (7, 7)	PO	G4-3	G4-3				L7		BB	3 0 0 0 1 0 2 0 0 0 0 0 0 0								
<b>Todd Benzinger, S</b> OBP: 0.268, SLG: 0.353 (1, 9) (7, 3)									1B	4 1 1 1 0 0 1								
<b>Juan Samuel, R</b> OBP: 0.395, SLG: 0.298 <b>John Candelaria, L</b> (1, 4) (8, 1)									1B	4 0 2 0 0 1 1 0 0 0 0 0 0 0								
<b>Mike Scioscia, L</b> OBP: 0.267, SLG: 0.265 (1, 2)									1B	4 0 0 0 0 0 3								
<b>Jose Offerman, S</b> OBP: 0.313, SLG: 0.316 (1, 6)									1B	3 0 1 0 1 0 0								
<b>Bob Ojeda, L</b> OBP: 0.136, SLG: 0.227 <b>Steve Wilson, L</b> (1, 1) (3, 1) <b>Jim Gott, R</b> (8, 1) <b>Roger McDowell, R</b> (8, 1) <b>Lenny Harris, L</b> OBP: 0.349, SLG: 0.320 <b>Dave Anderson, R</b> OBP: 0.250, SLG: 0.493 (8, 9)									1B	1 0 0 0 0 0 2 2 0 0 0 0 0 2 0 1 0 0 0 0 0 0								
<b>Inning Stats</b>	R: 0 E: 0 K: 0 S: 4	H: 1 LOB: 0 BB: 0 P: 6	R: 1 E: 1 K: 0 S: 16	H: 3 LOB: 2 BB: 0 P: 24	R: 0 E: 0 K: 0 S: 10	H: 1 LOB: 1 BB: 0 P: 13	R: 0 E: 0 K: 1 S: 11	H: 0 LOB: 0 BB: 0 P: 10	R: 0 E: 0 K: 0 S: 8	H: 1 LOB: 1 BB: 0 P: 13		R: 0 E: 0 K: 1 S: 7	H: 0 LOB: 0 BB: 0 P: 11	R: 0 E: 0 K: 0 S: 14	H: 1 LOB: 2 BB: 1 P: 25	1B: 9 2B: 0 3B: 0 HR: 0	SF: 0 SAC: 0 DP: 0 HBP: 0	WP: 0 PA: 40 PB: 0 SB: 4 CS: 0
<b>PITCHER</b>	IP WLS BF H R ER SO BB IBB HBP BLK WP HR S P ERA WHIP											IP WLS BF H R ER SO BB IBB HBP BLK WP HR S P ERA WHIP						
<b>Chris Hammond, L</b> ERA: 3.14 <b>Scott Bankhead, R</b> ERA: 2.35 <b>Norm Charlton, L</b> ERA: 2.06	(1, 1) (8, 1) (9, 1)	7.0 W S	31 3 5	8 0 1	3 0 0	2 0 0	2 1 0	2 0 0	2 0 0	2 0 0	2 0 0	2 0 0	2 0 0	2 0 0	2 0 0	2 0 0	2 0 0	2 0 0

Batter	1	2	3	4	5	6	7	8	9	AB R H RBI BB SO LOB	BOTTOM						
<b>Bip Roberts, S</b> OBP: 0.372, SLG: 0.366 (1, 7) (8, 4)	G6-3		G5-3				G1-3			4 0 0 0 0 1 0	<b>Los Angeles Dodgers @ Cincinnati Reds</b> Riverfront Stadium, Cincinnati, OH Fri Jun 12, 1992, 7:05 PM EDT Att: 44,703 - Sunny - 84 F						
<b>Hal Morris, L</b> OBP: 0.376, SLG: 0.396 <b>Scott Bankhead, R</b> OBP: 0.333, SLG: 0.333 <b>Norm Charlton, S</b> (1, 3) (8, 1) (9, 1)	K						G3-1		1B	4 0 1 0 0 1 0 0 0 0 0 0 0 0 0 0 0 0 0 0 0							
<b>Barry Larkin, R</b> OBP: 0.326, SLG: 0.354 (1, 6)	F9		F8						BB	2 1 0 0 2 0 1							
<b>Chris Sabo, R</b> OBP: 0.304, SLG: 0.397 (1, 5)			F8				P5		BB	4 1 2 0 0 0 2							
<b>Reggie Sanders, R</b> OBP: 0.366, SLG: 0.469 (1, 8) (8, 7) (9, 8)							F9		1B	4 0 1 0 0 1 3							
<b>Bill Doran, S</b> OBP: 0.344, SLG: 0.420 (1, 4) (8, 3)							F9		1B	2 1 1 2 2 0 1							
<b>Paul O'Neill, L</b> OBP: 0.407, SLG: 0.464 (1, 9)							P5		1B	2 0 0 0 2 1 2							
<b>Joe Oliver, R</b> OBP: 0.294, SLG: 0.329 (1, 2)							G6-3		1B	4 1 1 2 0 1 6							
<b>Chris Hammond, L</b> OBP: 0.348, SLG: 0.263 <b>Dave Martinez, L</b> OBP: 0.333, SLG: 0.306 (1, 1) (7, PH) (8, 8) <b>Glenn Braggs, R</b> OBP: 0.293, SLG: 0.250 (8, PH) (9, 7)							G3		K	2 0 0 0 0 2 3 1 0 0 0 0 0 0 1 0 0 0 0 1 2							
<b>Inning Stats</b>	R: 0 E: 0 K: 1 S: 8	H: 0 LOB: 0 BB: 0 P: 15	R: 0 E: 0 K: 3 S: 12	H: 1 LOB: 3 BB: 2 P: 24	R: 0 E: 0 K: 0 S: 11	H: 1 LOB: 1 BB: 0 P: 19	R: 2 E: 0 K: 2 S: 12	H: 1 LOB: 0 BB: 1 P: 20	R: 0 E: 0 K: 0 S: 10	H: 1 LOB: 1 BB: 0 P: 16		R: 0 E: 0 K: 0 S: 8	H: 0 LOB: 0 BB: 0 P: 9	R: 2 E: 0 K: 1 S: 12	H: 2 LOB: 2 BB: 2 P: 26	1B: 3 2B: 2 3B: 0 HR: 1	SF: 0 SAC: 0 DP: 0 HBP: 0
<b>PITCHER</b>	IP WLS BF H R ER SO BB IBB HBP BLK WP HR S P ERA WHIP											IP WLS BF H R ER SO BB IBB HBP BLK WP HR S P ERA WHIP					
<b>Bob Ojeda, L</b> ERA: 3.53 <b>Steve Wilson, L</b> ERA: 3.71 <b>Jim Gott, R</b> ERA: 1.65 <b>Roger McDowell, R</b> ERA: 2.79 <b>John Candelaria, L</b> ERA: 0.75	(1, 1) (3, 1) (6, 1) (8, 1) (8, 1)	2.0 3.2 1.1 0.2 0.1	9 16 5 5 1	3 2 1 2 0	0 2 1 1 0	0 3 0 1 0	0 2 0 8 3	0 67 17 17 4	0 4.91 6.75 13.50 0.00	0 1.364 0.750 3.000 0.000							



Batter	1	2	3	4	5	6	7	8	9	AB	R	H	RBI	BB	SO	LOB	TOP										
Brett Butler, L (1, 8) OBP: 0.378, SLG: 0.346 Jay Howell, R (8, 1)	G3-1 G5-3 BB		K		G5-3			G4-3		3	0	0	0	1	1	3	<b>Los Angeles Dodgers @ Cincinnati Reds</b> Riverfront Stadium, Cincinnati, OH Sat Jun 13 1992, 7:05 PM EDT Att: 41,461 - Cloudy - 75 F										
Lenny Harris, L (1, 5) OBP: 0.340, SLG: 0.313 Mike Sharperson, R (8, PH) OBP: 0.445, SLG: 0.453	G5-3			K		F8		BB		3	0	0	0	0	1	1											
Kal Daniels, L (1, 7) OBP: 0.303, SLG: 0.347	G3-1			G1-6-3 1B		G3-1		G4-3		4	0	1	0	0	2												
Eric Karros, R (1, 3) OBP: 0.282, SLG: 0.464	G5-3		G1-6-3 1-2			HR			F9	4	1	1	1	0	2												
Todd Benzinger, S (1, 9) OBP: 0.261, SLG: 0.343		G4-3			K	K			K	4	0	0	0	3	0												
Juan Samuel, R (1, 4) OBP: 0.353, SLG: 0.295	P6				BB BB 1B			F8		4	0	1	0	0	0												
Mike Scioscia, L (1, 2) OBP: 0.268, SLG: 0.262	F9				BB BB 1-2 BB			G4-3		2	0	0	0	1	0												
Jose Offerman, S (1, 6) OBP: 0.313, SLG: 0.317			G5-3		K					3	0	1	0	0	1												
Tom Candiotti, R (1, 1) OBP: 0.080, SLG: 0.080 Dave Hansen, L (5, PH) OBP: 0.336, SLG: 0.385 Tim Crews, R (5, 1) Stan Javier, S (8, PH) OBP: 0.235, SLG: 0.217	G6-3		G6-3					G4-3		1	0	0	0	0	0												
					1-2 2-3 BB					0	0	0	0	0	0												
<b>Inning Stats</b>	R: 0 E: 0 K: 0 S: 10	H: 0 LOB: 1 BB: 1 P: 19	R: 0 E: 0 K: 0 S: 6	H: 0 LOB: 0 BB: 0 P: 10	R: 0 E: 0 K: 1 S: 7	H: 0 LOB: 0 BB: 0 P: 8	R: 0 E: 0 K: 1 S: 7	H: 1 LOB: 0 BB: 0 P: 12	R: 0 E: 0 K: 2 S: 13	H: 1 LOB: 3 BB: 2 P: 24	R: 1 E: 0 K: 0 S: 8	H: 1 LOB: 0 BB: 0 P: 12	R: 0 E: 0 K: 0 S: 9	H: 1 LOB: 1 BB: 0 P: 13	R: 0 E: 0 K: 0 S: 12	H: 0 LOB: 1 BB: 1 P: 19	R: 0 E: 0 K: 1 S: 12	H: 0 LOB: 0 BB: 0 P: 16	1B: 3 2B: 0 3B: 0 HR: 1	SF: 0 SAC: 0 DP: 1 HBP: 0	WP: 0 PA: 33 PB: 0 SB: 0 CS: 0						
<b>PITCHER</b>	IP	WLS	BF	H	R	ER	SO	BB	IBB	HBP	BLK	WP	HR	S	P	ERA	WHIP										
Tim Belcher, R (1, 1) ERA: 3.04	7.0	W	26	4	1	1	5	3	0	0	0	0	1	60	98	1.29	1.000										
Scott Ruskin, L (8, 1) ERA: 7.39	1.0		4	0	0	0	0	1	0	0	0	0	0	12	19	0.00	1.000										
Dwayne Henry, R (9, 1) ERA: 2.55	1.0		3	0	0	0	1	0	0	0	0	0	0	12	16	0.00	0.000										

Batter	1	2	3	4	5	6	7	8	9	AB	R	H	RBI	BB	SO	LOB	BOTTOM										
Bip Roberts, S (1, 4) OBP: 0.372, SLG: 0.372	E 2B 1B	F9		CS 1-2	G4-3	3B 2B	L4			5	2	2	1	0	0	3	<b>Los Angeles Dodgers @ Cincinnati Reds</b> Riverfront Stadium, Cincinnati, OH Sat Jun 13 1992, 7:05 PM EDT Att: 41,461 - Cloudy - 75 F										
Dave Martinez, L (1, 8) OBP: 0.329, SLG: 0.317	E6 2B	F7			L4	1B 3B		F8		5	2	1	2	0	2												
Barry Larkin, R (1, 6) OBP: 0.330, SLG: 0.354 Freddie Benavides, R (7, 6) OBP: 0.284, SLG: 0.333	CS 2B	G2-3			P4	1B		G5-3		4	0	2	3	0	0	1											
Paul O'Neill, L (1, 9) OBP: 0.407, SLG: 0.460	G3 2-3		K			1B G3		FC6-4 BB		4	1	1	0	1	1	2											
Reggie Sanders, R (1, 7) OBP: 0.367, SLG: 0.474	PB E 2B		G5-3		K	F8 1B 1B		FC6-4		5	2	2	0	0	1	2											
Hal Morris, L (1, 3) OBP: 0.388, SLG: 0.398	PB E BB		K		FC6-4 1B 1B	1B 1B		1B 1B		2	2	1	0	2	1	0											
Chris Sabo, R (1, 5) OBP: 0.302, SLG: 0.394	E4 1H 2H				F9	FC6-4 1B		F8		4	0	1	0	0	2												
Joe Oliver, R (1, 2) OBP: 0.293, SLG: 0.327	F9				CS 1B	FC6-4 1B 2B		P6		4	1	1	1	0	5												
Tim Belcher, R (1, 1) OBP: 0.129, SLG: 0.226 Scott Bradley, L (7, PH) OBP: 0.500, SLG: 0.333 Scott Ruskin, R (8, 1) Dwayne Henry, R (9, 1)					K	2B 3B 1B		1B		3	1	2	1	0	1	1											
										1	0	1	1	0	0	0											
										0	0	0	0	0	0	0											
										0	0	0	0	0	0	0											
<b>Inning Stats</b>	R: 4 E: 2 K: 0 S: 15	H: 3 LOB: 1 BB: 1 P: 30	R: 0 E: 0 K: 0 S: 10	H: 1 LOB: 1 BB: 0 P: 16	R: 0 E: 0 K: 2 S: 7	H: 0 LOB: 0 BB: 0 P: 12	R: 0 E: 0 K: 1 S: 8	H: 1 LOB: 0 BB: 0 P: 13	R: 0 E: 0 K: 0 S: 7	H: 0 LOB: 0 BB: 0 P: 11	R: 6 E: 0 K: 1 S: 22	H: 6 LOB: 1 BB: 1 P: 32	R: 1 E: 0 K: 0 S: 12	H: 3 LOB: 2 BB: 0 P: 20	R: 0 E: 0 K: 0 S: 10	H: 0 LOB: 1 BB: 1 P: 16	1B: 10 2B: 3 3B: 1 HR: 0	SF: 0 SAC: 0 DP: 0 HBP: 0	WP: 1 PA: 42 PB: 1 SB: 0 CS: 2								
<b>PITCHER</b>	IP	WLS	BF	H	R	ER	SO	BB	IBB	HBP	BLK	WP	HR	S	P	ERA	WHIP										
Tom Candiotti, R (1, 1) ERA: 2.95	4.0	L	18	5	4	1	3	1	0	0	0	1	0	40	71	2.25	1.500										
Tim Crews, R (5, 1) ERA: 6.98	3.0		19	9	7	7	1	0	1	0	0	1	0	41	63	21.00	3.000										
Jay Howell, R (8, 1) ERA:	1.0		4	0	0	0	0	1	0	0	0	0	0	10	16	0.00	1.000										

AB	29
R	1
H	4
RBI	1
BB	4
SO	6
LOB	10





Batter	1	2	3	4	5	6	7	8	9	AB	R	H	RBI	BB	SO	LOB	TOP								
<b>Brett Butler, L</b> OBP: 0.372, SLG: 0.339 (1, 8)	L7		K			G3		L8		4	0	0	0	0	1	5	<b>Los Angeles Dodgers @ Cincinnati Reds</b> Riverfront Stadium, Cincinnati, OH Sun Jun 14 1992, 7:05 PM EDT Att: 33,617 - Cloudy - 75 F								
<b>Mike Sharperson, R</b> OBP: 0.432, SLG: 0.436 (1, 5)	F8		G6-3			L5		F9		4	0	0	0	0	0	5									
<b>Kal Daniels, L</b> OBP: 0.292, SLG: 0.333 (1, 7)	K			K		K			K	4	0	0	0	0	4	1									
<b>Eric Karros, R</b> OBP: 0.281, SLG: 0.465 (1, 3)		P4		G6-3			P9		1B 1B 2B	4	1	1	0	0	0	0									
<b>Todd Benzinger, S</b> OBP: 0.261, SLG: 0.340 (1, 9)	F8			G3			G4-3		1B 1B 1B	4	0	1	0	0	0	0									
<b>Juan Samuel, R</b> OBP: 0.361, SLG: 0.308 (1, 4)							G4-3		1B 1B 1B	4	0	2	1	0	1	0									
<b>Carlos Hernandez, R</b> OBP: 0.351, SLG: 0.321 (9, PH)								F9		3	0	1	0	0	0	1									
<b>Mike Scioscia, L</b> OBP: 0.266, SLG: 0.260 (9, PH)									K	1	0	0	0	0	1	2									
<b>Jose Offerman, S</b> OBP: 0.318, SLG: 0.322 (9, PH)										3	0	2	0	0	0	0									
<b>Lenny Harris, L</b> OBP: 0.345, SLG: 0.318 (9, PH)										1	0	1	0	0	0	0									
<b>Ramon Martinez, R</b> OBP: 0.166, SLG: 0.160 (9, PH)										0	0	0	0	0	0	0									
<b>Stan Javier, S</b> OBP: 0.290, SLG: 0.235 (9, PH)										1	0	1	0	0	0	0									
<b>Steve Wilson, L</b> OBP: 0.280, SLG: 0.235 (9, PH)										0	0	0	0	0	0	0									
<b>Mitch Webster, S</b> OBP: 0.280, SLG: 0.235 (9, PH)										1	0	1	0	0	0	0									
<b>Jim Gott, R</b> OBP: 0.333, SLG: 0.381 (9, PH)										0	0	0	0	0	0	1									
<b>Dave Hansen, L</b> OBP: 0.333, SLG: 0.381 (9, PH)										1	0	0	0	0	0	1									
<b>Inning Stats</b>	R: 0 E: 0 K: 1 S: 13	H: 0 LOB: 0 BB: 0 P: 18	R: 0 E: 0 K: 1 S: 7	H: 0 LOB: 0 BB: 0 P: 8	R: 0 E: 0 K: 1 S: 9	H: 2 LOB: 2 BB: 0 P: 14	R: 0 E: 0 K: 1 S: 7	H: 0 LOB: 0 BB: 0 P: 9	R: 0 E: 0 K: 1 S: 5	H: 1 LOB: 0 BB: 0 P: 7	R: 0 E: 0 K: 1 S: 11	H: 1 LOB: 1 BB: 0 P: 19	R: 0 E: 0 K: 0 S: 4	H: 0 LOB: 0 BB: 0 P: 4	R: 0 E: 0 K: 0 S: 8	H: 2 LOB: 2 BB: 0 P: 14	R: 1 E: 0 K: 3 S: 22	H: 4 LOB: 3 BB: 0 P: 30	1B: 8 2B: 2 3B: 0 HR: 0	SF: 0 SAC: 1 DP: 0 HBP: 0	WP: 0 PB: 0 SB: 0 CS: 1	PA: 36			
<b>PITCHER</b>	IP	WLS	BF	H	R	ER	SO	BB	IBB	HBP	BLK	WP	HR	S	P	ERA	WHIP								
<b>Greg Swindell, L</b> ERA: 2.98 (1, 1)	8.1	W	33	9	1	1	7	0	0	0	0	0	0	76	110	1.08	1.080								
<b>Rob Dibble, R</b> ERA: 4.44 (9, 1)	0.2	S	3	1	0	0	2	0	0	0	0	0	0	10	13	0.00	1.500								

Batter	1	2	3	4	5	6	7	8	9	AB	R	H	RBI	BB	SO	LOB	BOTTOM									
<b>Bip Roberts, S</b> OBP: 0.367, SLG: 0.365 (1, 7)	K			G3		F7				4	0	0	0	0	2	2	<b>Los Angeles Dodgers @ Cincinnati Reds</b> Riverfront Stadium, Cincinnati, OH Sun Jun 14 1992, 7:05 PM EDT Att: 33,617 - Cloudy - 75 F									
<b>Dave Martinez, L</b> OBP: 0.340, SLG: 0.343 (1, 8)	E		G3-1		WP 1B 2B		FC4-6 1B			4	2	3	0	0	0	1										
<b>Barry Larkin, R</b> OBP: 0.328, SLG: 0.361 (1, 6)	E6 1B BB		G6-3		WP 1B 2B		FC4-6 1B WP			4	2	1	1	0	0	1										
<b>Paul O'Neill, L</b> OBP: 0.410, SLG: 0.457 (7, PH)	1B BB					F8				1	0	0	0	1	0	1										
<b>Glenn Braggs, R</b> OBP: 0.300, SLG: 0.250 (8, 9)	1B BB					F8		G6-4-3 BB		0	0	0	0	1	0	0										
<b>Bill Doran, S</b> OBP: 0.342, SLG: 0.416 (1, 4)	F8					P5		G6-4-3		4	0	1	0	0	0	4										
<b>Hal Morris, L</b> OBP: 0.384, SLG: 0.393 (1, 3)						G6-3			G3-1	4	0	1	1	0	0	3										
<b>Chris Sabo, R</b> OBP: 0.301, SLG: 0.409 (1, 5)	K									4	1	1	1	0	1	2										
<b>Joe Oliver, R</b> OBP: 0.298, SLG: 0.331 (1, 2)		E7 SH5-4								4	0	2	0	0	1	0										
<b>Greg Swindell, L</b> OBP: 0.194, SLG: 0.235 (9, 1)		SH5-4								2	0	0	0	0	0	1										
<b>Rob Dibble, L</b> OBP: 1.000, SLG: 1.000 (9, 1)										0	0	0	0	0	0	0										
<b>Inning Stats</b>	R: 2 E: 1 K: 2 S: 16	H: 2 LOB: 2 BB: 1 P: 29	R: 0 E: 1 K: 1 S: 6	H: 0 LOB: 1 BB: 0 P: 9	R: 0 E: 0 K: 0 S: 8	H: 1 LOB: 1 BB: 0 P: 11	R: 1 E: 0 K: 1 S: 8	H: 1 LOB: 0 BB: 0 P: 10	R: 1 E: 0 K: 0 S: 8	H: 2 LOB: 1 BB: 0 P: 17	R: 0 E: 0 K: 0 S: 8	H: 1 LOB: 1 BB: 0 P: 11	R: 1 E: 0 K: 0 S: 6	H: 1 LOB: 0 BB: 1 P: 14	R: 0 E: 0 K: 0 S: 10	H: 1 LOB: 1 BB: 0 P: 13	1B: 6 2B: 2 3B: 0 HR: 1	SF: 0 SAC: 2 DP: 2 HBP: 1	WP: 4 PB: 0 SB: 0 CS: 0	PA: 36						
<b>PITCHER</b>	IP	WLS	BF	H	R	ER	SO	BB	IBB	HBP	BLK	WP	HR	S	P	ERA	WHIP									
<b>Ramon Martinez, R</b> ERA: 3.81 (1, 1)	5.0	L	24	6	4	2	4	1	0	1	0	0	1	0	14	25	4.50	1.500								
<b>Steve Wilson, L</b> ERA: 3.77 (6, 1)	2.0		8	2	1	1	0	1	0	0	0	0	0	10	13	0.00	1.000									
<b>Jim Gott, R</b> ERA: 1.6 (8, 1)	1.0		4	1	0	0	0	0	0	0	0	0	0	10	13	0.00	1.000									



Batter	1	2	3	4	5	6	7	8	9	AB	R	H	RBI	BB	SO	LOB	TOP					
Willie McGee, S (1,9) OBP: 0.374, SLG: 0.390										4	0	1	0	0	0	1	<b>San Francisco Giants @ Cincinnati Reds</b> Riverfront Stadium, Cincinnati, OH Mon Jun 15 1992, 7:05 PM EDT Att: 24,640 - Cloudy - 79 F					
Darren Lewis, R (1,8) OBP: 0.316, SLG: 0.295										4	1	2	0	0	1	1						
Will Clark, L (1,3) OBP: 0.431, SLG: 0.509										4	1	1	1	0	0	1						
Cory Snyder, R (1,7) OBP: 0.338, SLG: 0.525										4	1	2	1	0	1	1						
Matt Williams, R (1,5) OBP: 0.281, SLG: 0.421										4	0	1	1	0	1	2						
Robby Thompson, R (1,4) OBP: 0.355, SLG: 0.400										3	0	0	0	1	1	1						
Kirt Manwaring, R (1,2) OBP: 0.358, SLG: 0.357										4	0	0	0	0	1	2						
Jose Uribe, S (1,6) OBP: 0.328, SLG: 0.453										3	1	2	0	0	0	0						
Chris James, R (9, PH) OBP: 0.250, SLG: 0.235										1	1	1	1	0	0	0						
Bud Black, L (1,1)										2	0	0	1	0	1	1						
Michael Jackson, R (5,1)										0	0	0	0	0	0	0						
Mike Felder, S (7, PH) OBP: 0.323, SLG: 0.393										1	0	0	0	0	0	0						
Kelly Downs, R (7,1)										0	0	0	0	0	0	0						
Kevin Bass, S (9, PH) OBP: 0.293, SLG: 0.381										1	0	0	0	0	0	0						
<b>Inning Stats</b>	R: 0 E: 0 K: 1 S: 8	H: 1 LOB: 0 BB: 0 P: 14	R: 0 E: 0 K: 0 S: 9	H: 1 LOB: 1 BB: 1 P: 16	R: 4 E: 0 K: 0 S: 17	H: 5 LOB: 1 BB: 0 P: 25	R: 0 E: 0 K: 1 S: 8	H: 1 LOB: 1 BB: 0 P: 10	R: 0 E: 0 K: 1 S: 3	H: 0 LOB: 0 BB: 0 P: 4	R: 0 E: 0 K: 1 S: 8	H: 0 LOB: 0 BB: 0 P: 10	R: 0 E: 0 K: 0 S: 5	H: 0 LOB: 1 BB: 0 P: 10	R: 0 E: 0 K: 2 S: 11	H: 1 LOB: 1 BB: 0 P: 18	R: 1 E: 0 K: 1 S: 9	H: 1 LOB: 0 BB: 0 P: 13	1B: 3 2B: 5 3B: 1 HR: 1	SF: 0 SAC: 0 DP: 1 HBP: 0	WP: 0 PB: 0 SB: 1 CS: 0	PA: 36
<b>PITCHER</b>	IP WLS BF H R ER SO BB IBB HBP BLK WP HR S P ERA WHIP																					
Tom Browning, L (1,1) ERA: 5.61	5.0 W 22 8 4 4 2 1 0 0 0 0 0 0 45 69 7.20 1.800																					
Scott Bankhead, R (6,1) ERA: 2.2	2.0 0 6 0 0 0 1 0 0 0 0 0 0 13 20 0.00 0.000																					
Norm Charlton, L (8,1) ERA: 2.19	2.0 S 8 2 1 1 3 0 0 0 0 0 0 1 20 31 4.50 1.000																					

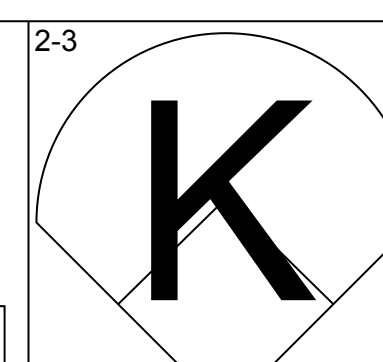
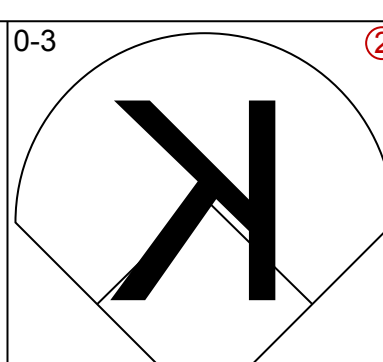
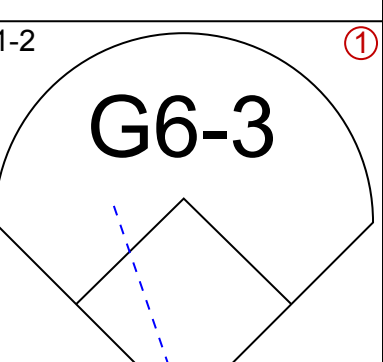
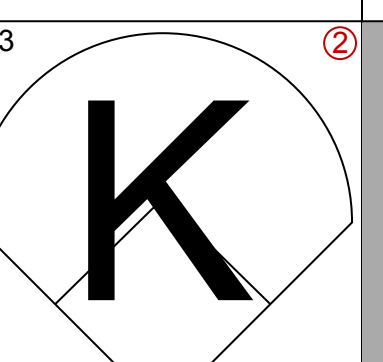
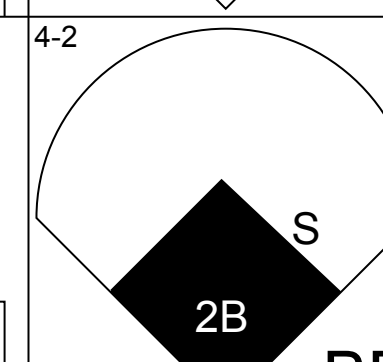
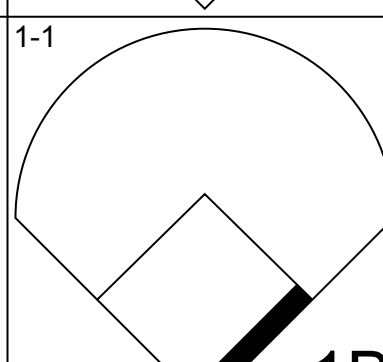
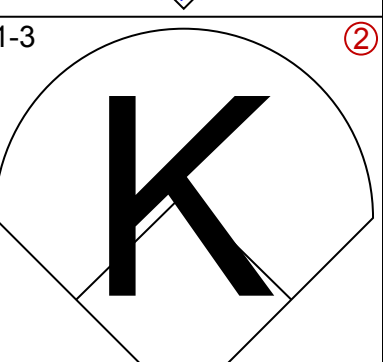
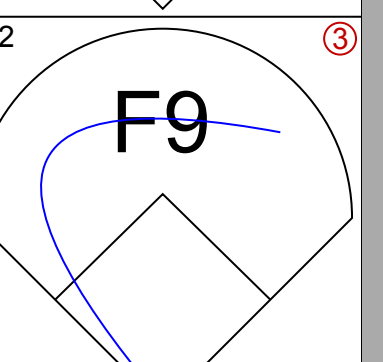
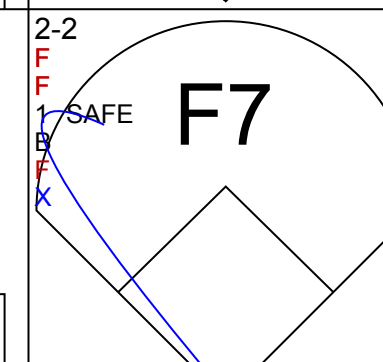
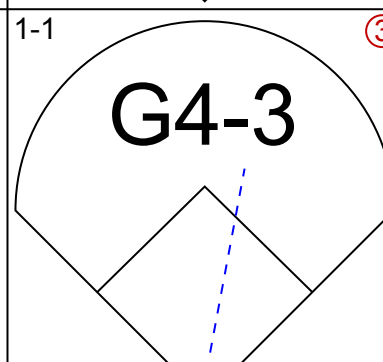
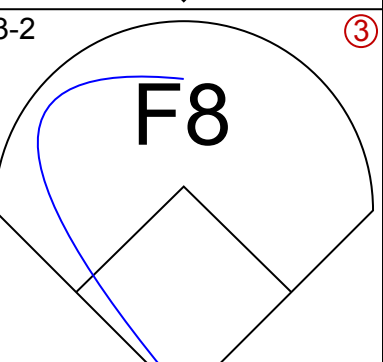
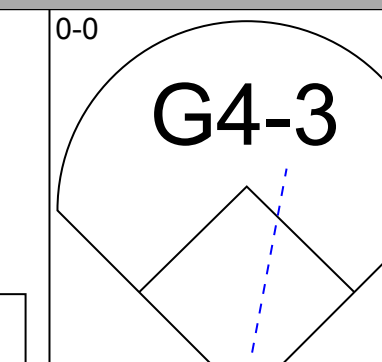
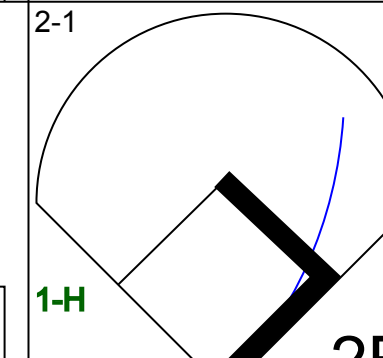
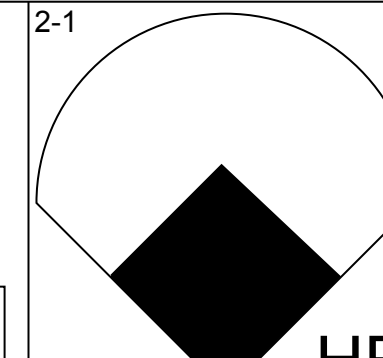
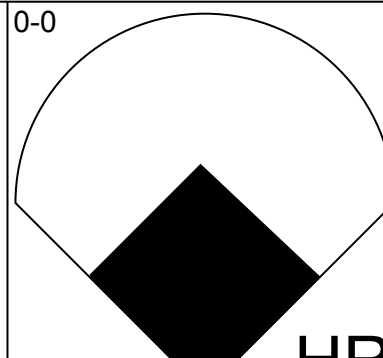
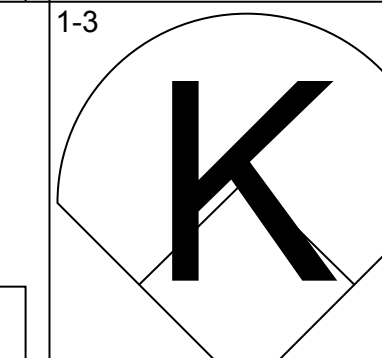
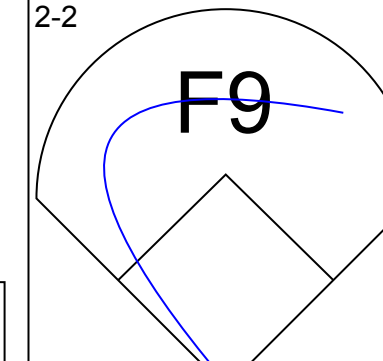
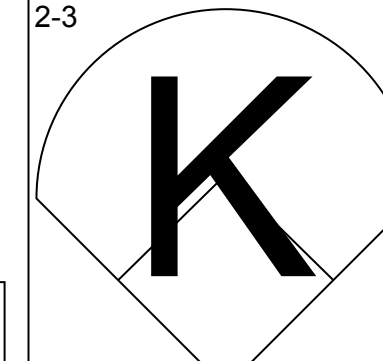
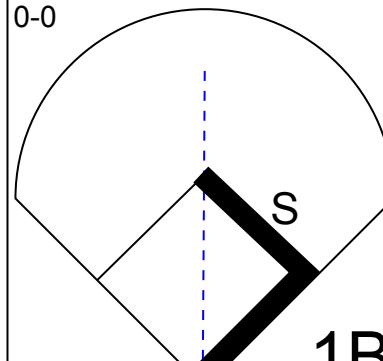
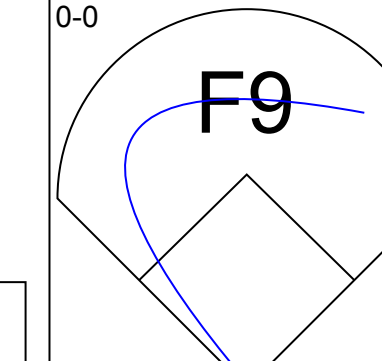
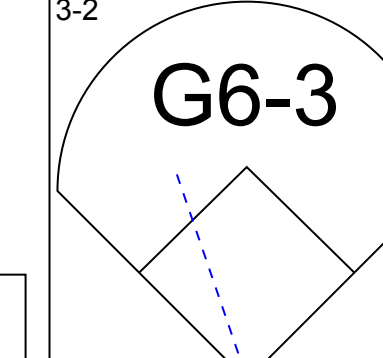
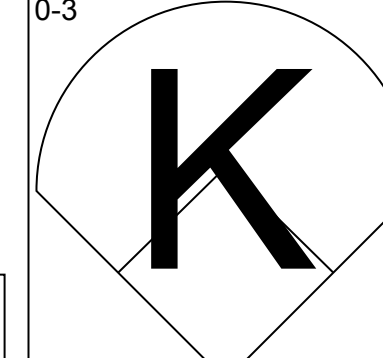
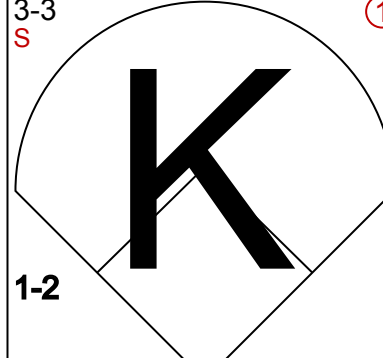
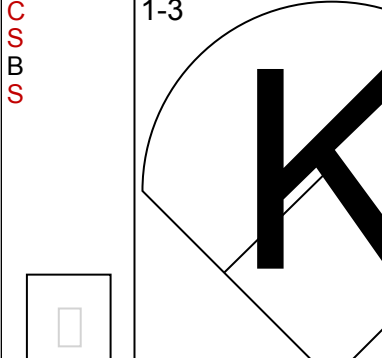
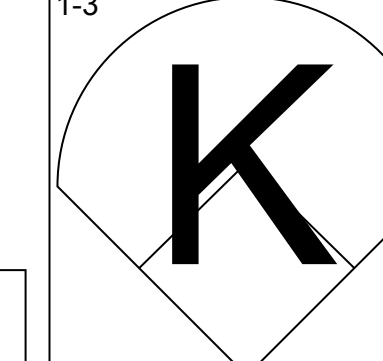
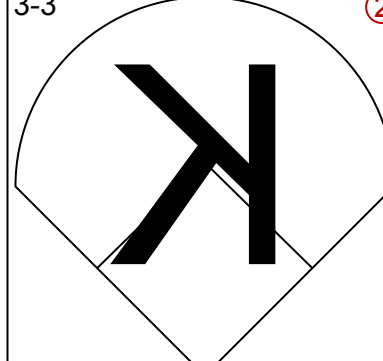
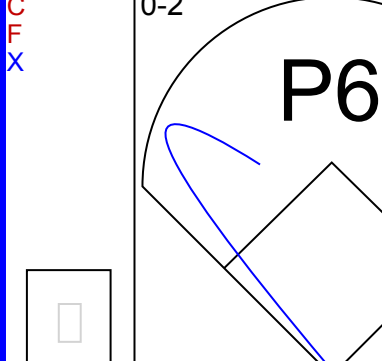
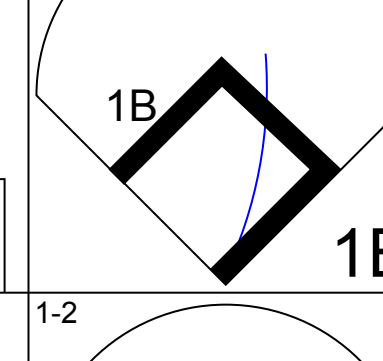
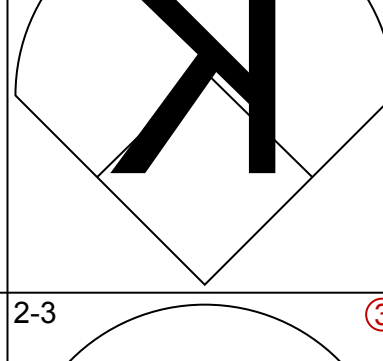
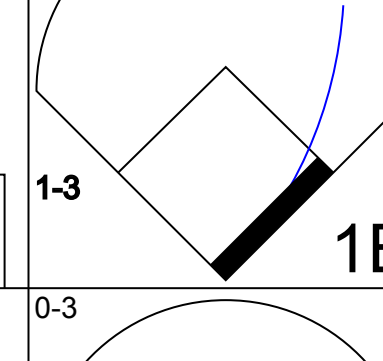
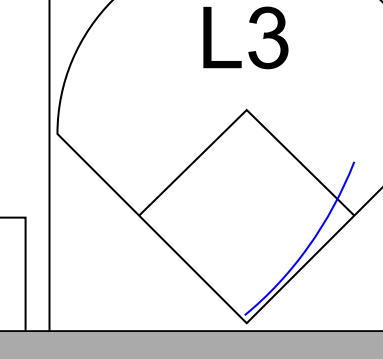
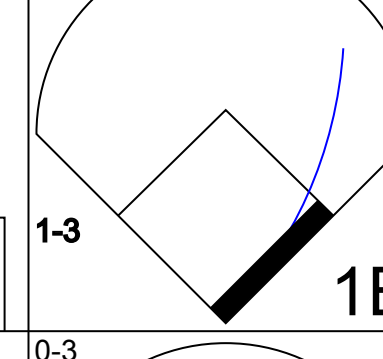
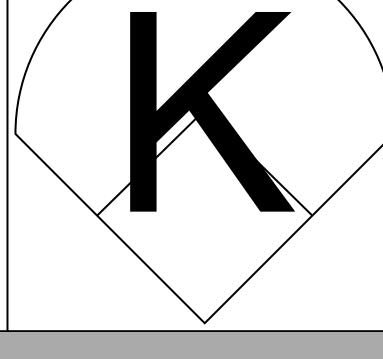
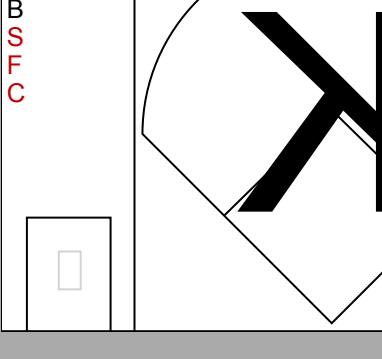
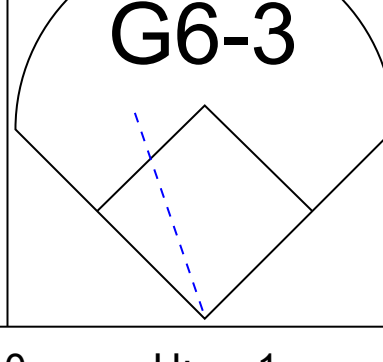
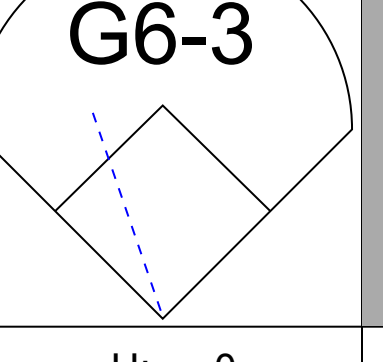
AB	35
R	5
H	10
RBI	5
BB	1
SO	6
LOB	10



Batter	1	2	3	4	5	6	7	8	9	AB	R	H	RBI	BB	SO	LOB	BOTTOM			
Reggie Sanders, R (1,8) OBP: 0.368, SLG: 0.465										3	1	0	0	2	1	1	<b>San Francisco Giants @ Cincinnati Reds</b> Riverfront Stadium, Cincinnati, OH Mon Jun 15 1992, 7:05 PM EDT Att: 24,640 - Cloudy - 79 F			
Billy Hatcher, R (1,7) OBP: 0.303, SLG: 0.352										4	1	1	0	0	0	1				
Paul O'Neill, L (9,9) OBP: 0.410, SLG: 0.457										0	0	0	0	0	0	0				
Barry Larkin, R (1,6) OBP: 0.332, SLG: 0.364										4	2	2	1	0	0	2				
Chris Sabo, R (1,5) OBP: 0.306, SLG: 0.417										4	1	2	2	0	1	1				
Darnell Coles, R (1,3) OBP: 0.313, SLG: 0.532										2	1	1	0	0	0	0				
Hal Morris, L (5, PH) OBP: 0.394, SLG: 0.407										1	0	1	2	1	0	0				
Glenn Braggs, R (1,9) OBP: 0.374, SLG: 0.270										1	0	1	0	1	0	0				
Dave Martinez, L (5, PH) OBP: 0.335, SLG: 0.340										1	0	0	1	0	0	1				
Joe Oliver, R (1,2) OBP: 0.297, SLG: 0.325										3	0	0	0	1	2	4				
Freddie Benavides, R (1,4) OBP: 0.263, SLG: 0.330										4	0	1	1	0	1	1				
Tom Browning, L (1,1) OBP: 0.222, SLG: 0.200										1	1	0	0	1	0	3				
Scott Bankhead, R (6,1) OBP: 0.296, SLG: 0.286										1	0	0	0	0	1	0				
Norm Charlton, S (8,1) OBP: 0.500, SLG: 0.500										1	0	1	0	0	0	0				
<b>Inning Stats</b>	R: 0 E: 0 K: 0 S: 6	H: 0 LOB: 0 BB: 1 P: 11	R: 1 E: 0 K: 0 S: 9	H: 3 LOB: 2 BB: 1 P: 19	R: 0 E: 0 K: 1 S: 11	H: 1 LOB: 1 BB: 0 P: 16	R: 0 E: 0 K: 1 S: 10	H: 0 LOB: 1 BB: 1 P: 17	R: 4 E: 1 K: 1 S: 16	H: 2 LOB: 1 BB: 3 P: 33	R: 0 E: 0 K: 3 S: 10	H: 0 LOB: 0 BB: 0 P: 13	R: 2 E: 0 K: 0 S: 17	H: 3 LOB: 1 BB: 0 P: 23	R: 0 E: 0 K: 0 S: 3	H: 1 LOB: 0 BB: 0 P: 3	1B: 7 2B: 3 3B: 0 HR: 0	SF: 1 SAC: 0 DP: 2 HBP: 0	WP: 0 PB: 0 SB: 0 CS: 3	PA: 37
<b>PITCHER</b>	IP WLS BF H R ER SO BB IBB HBP BLK WP HR S P ERA WHIP																			
Bud Black, L (1,1) ERA: 3.91	4.0 L 20 5 4 4 2 4 1 0 0 0 0 0 20 30 0.00 0.500																			
Michael Jackson, R (5,1) ERA: 2.52	2.0 8 1 1 0 4 0 1 0 0 0 0 0 20 30 0.00 0.500																			
Kelly Downs, R (7,1) ERA: 3.7	2.0 9 4 2 2 0 0 0 0 0 0 0 0 20 26 9.00 2.000																			



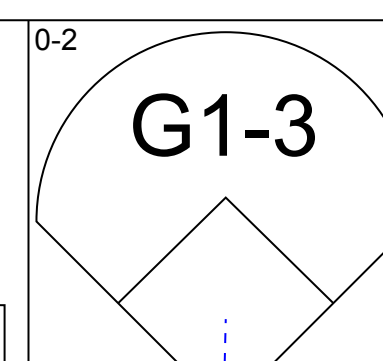
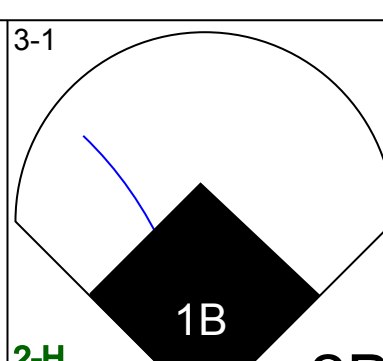
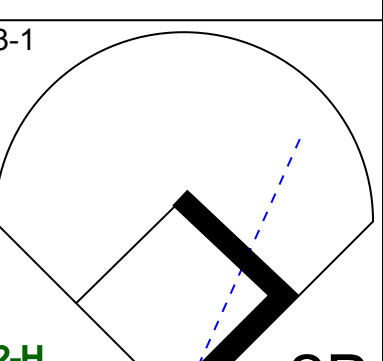
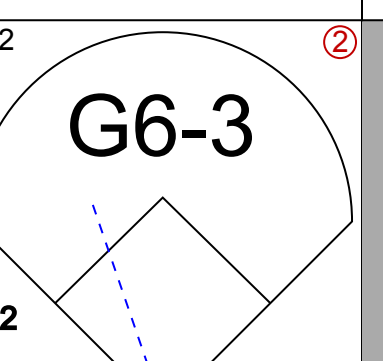
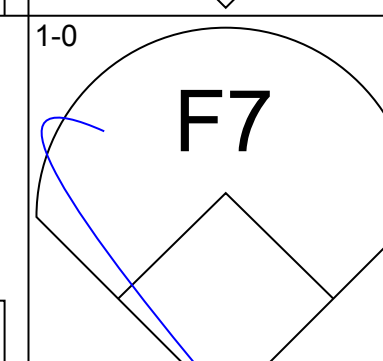
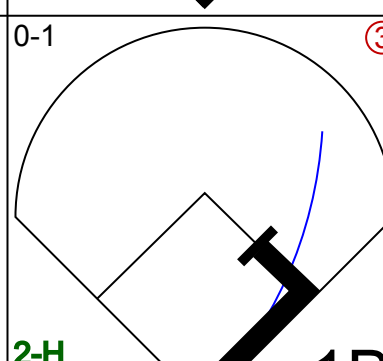
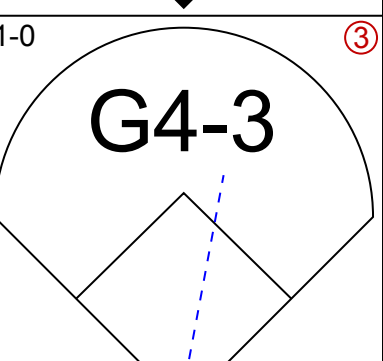
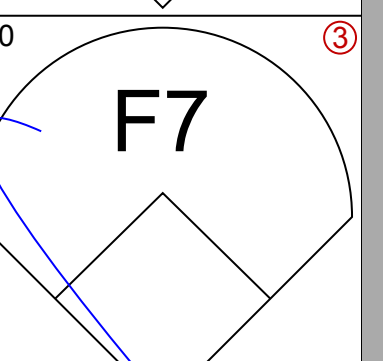
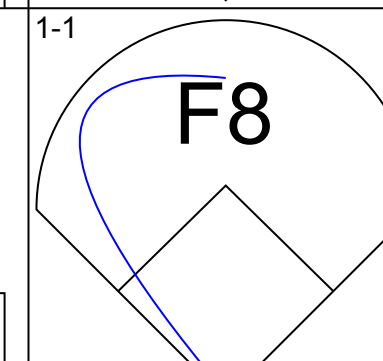
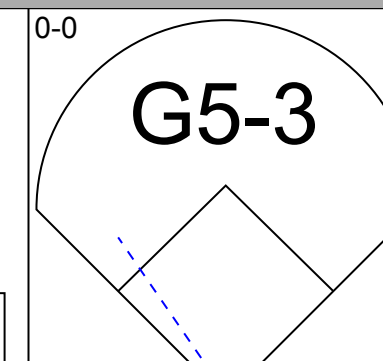
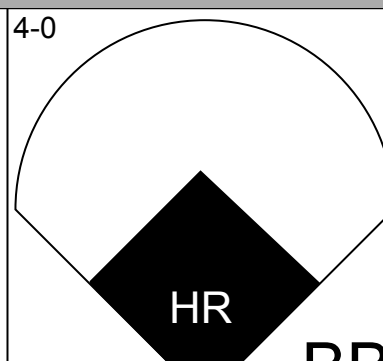
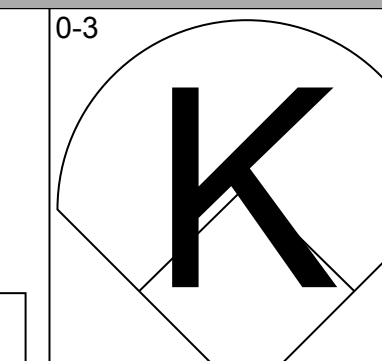
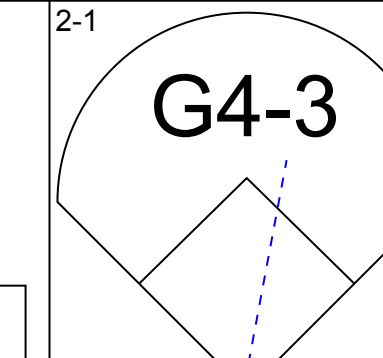
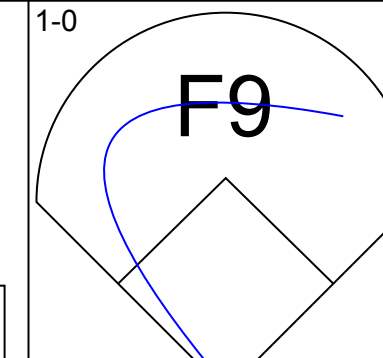
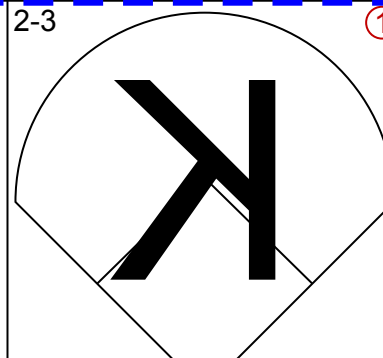
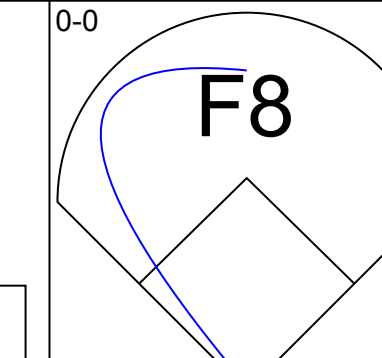
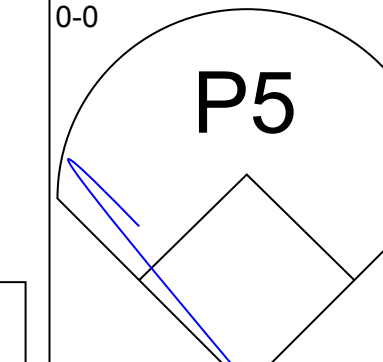
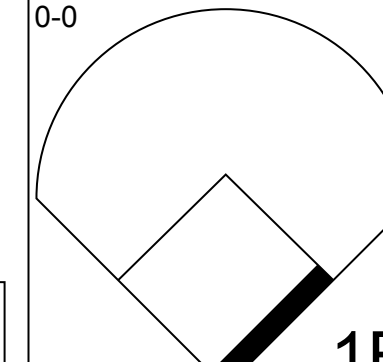
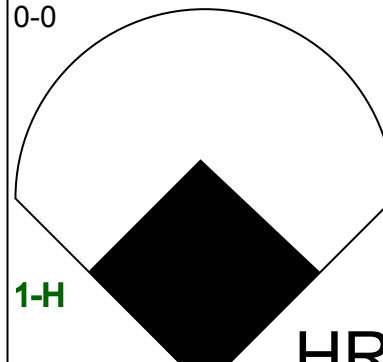
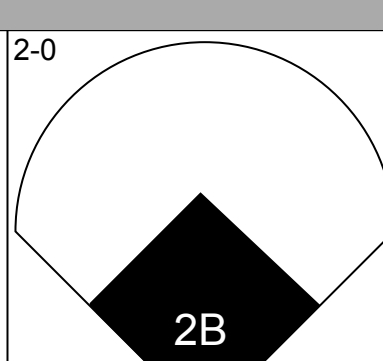
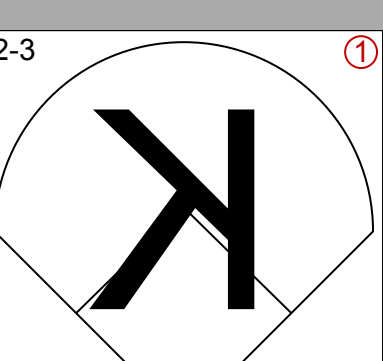
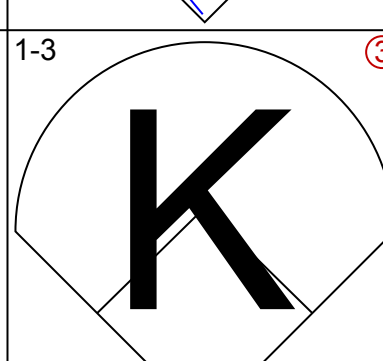
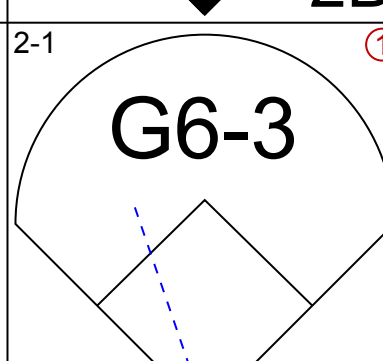
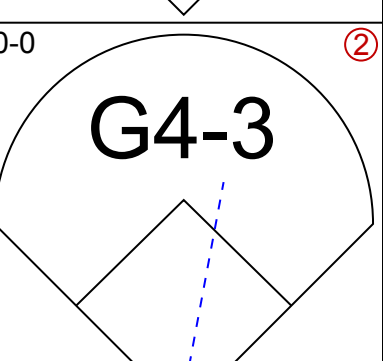
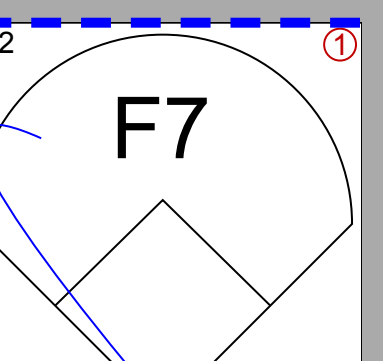
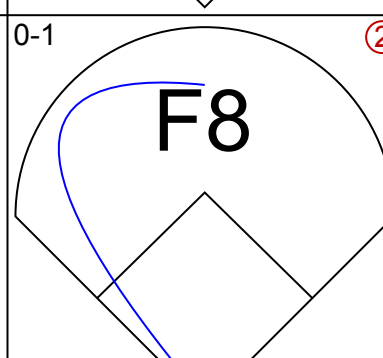
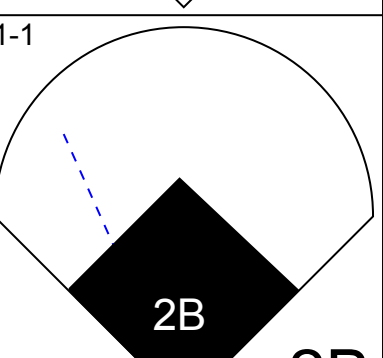
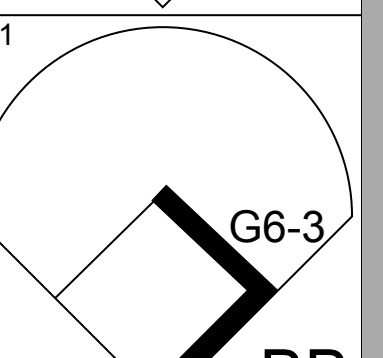


Batter	1	2	3	4	5	6	7	8	9	AB	R	H	RBI	BB	SO	LOB	TOP								
Willie McGee, S (1,9) OBP: 0.367, SLG: 0.382										4	0	0	0	0	3	0	<b>San Francisco Giants @ Cincinnati Reds</b> Riverfront Stadium, Cincinnati, OH Tue Jun 16 1992, 7:05 PM EDT Att: 33,148 - Cloudy - 86 F								
Darren Lewis, R (1,8) OBP: 0.322, SLG: 0.296										3	1	1	0	1	1	0									
Will Clark, L (1,3) OBP: 0.424, SLG: 0.500										4	0	0	0	0	0	2									
Cory Snyder, R (1,7) OBP: 0.351, SLG: 0.587										4	2	3	3	0	1	0									
Matt Williams, R (1,5) OBP: 0.281, SLG: 0.418										4	0	1	0	0	1	1									
Robby Thomson, R (1,4) OBP: 0.346, SLG: 0.388										4	0	0	0	0	3	1									
Royce Clayton, R (1,6) OBP: 0.236, SLG: 0.335										3	0	1	0	0	2	1									
Jeff Brantley, R (7,1)										0	0	0	0	0	0	0									
Mike Felder, S (9,PH) OBP: 0.320, SLG: 0.390										1	0	0	0	0	0	0									
Kirt Manwaring, R (1,2) OBP: 0.355, SLG: 0.354										4	0	1	0	0	2	1									
Gil Heredia, R (1,1) OBP: 0.200, SLG: 0.200										2	0	0	0	0	1	2									
Bryan Hickerson, L (6,1)										0	0	0	0	0	0	0									
Jose Uribe, S (6,6) OBP: 0.322, SLG: 0.444										1	0	0	0	0	0	0									
<b>Inning Stats</b>	R: 1 E: 0 K: 1 S: 18	H: 1 LOB: 1 BB: 1 P: 29	R: 0 E: 0 K: 1 S: 9	H: 0 LOB: 0 BB: 0 P: 14	R: 0 E: 0 K: 1 S: 10	H: 1 LOB: 1 BB: 0 P: 13	R: 1 E: 0 K: 3 S: 16	H: 3 LOB: 2 BB: 0 P: 21	R: 0 E: 0 K: 1 S: 13	H: 0 LOB: 0 BB: 0 P: 18	R: 1 E: 0 K: 3 S: 14	H: 2 LOB: 1 BB: 0 P: 21	R: 0 E: 0 K: 1 S: 7	H: 0 LOB: 0 BB: 0 P: 9	R: 0 E: 0 K: 1 S: 5	H: 0 LOB: 0 BB: 0 P: 6	R: 0 E: 0 K: 2 S: 10	H: 0 LOB: 0 BB: 0 P: 13	1B: 4 2B: 1 3B: 0 HR: 2	SF: 0 SAC: 0 DP: 0 HBP: 0	WP: 0 PB: 0 SB: 2 CS: 0	PA: 35			
<b>PITCHER</b>	IP	WLS	BF	H	R	ER	SO	BB	IBB	HBP	BLK	WP	HR	S	P	ERA	WHIP								
Jose Rijo, R (1,1) ERA: 3.6	6.0	W	26	7	3	3	10	1	0	0	0	0	2	80	116	4.50	1.333								
Scott Ruskin, L (7,1) ERA: 6.64	2.0		6	0	0	0	2	0	0	0	0	0	0	12	15	0.00	0.000								
Rob Dibble, R (9,1) ERA: 4.26	1.0	S	3	0	0	0	2	0	0	0	0	0	0	10	13	0.00	0.000								

livebaseballscorecards.com

AB	34
R	3
H	7
RBI	3
BB	1
SO	14
LOB	8



Batter	1	2	3	4	5	6	7	8	9	AB	R	H	RBI	BB	SO	LOB	BOTTOM								
Bip Roberts, S (1,7) OBP: 0.369, SLG: 0.376										4	1	2	2	0	0	1	<b>San Francisco Giants @ Cincinnati Reds</b> Riverfront Stadium, Cincinnati, OH Tue Jun 16 1992, 7:05 PM EDT Att: 33,148 - Cloudy - 86 F								
Dave Martinez, L (1,8) OBP: 0.333, SLG: 0.338										4	0	1	1	0	0	2									
Barry Larkin, R (1,6) OBP: 0.330, SLG: 0.358										3	1	0	0	1	1	0									
Paul O'Neill, L (1,9) OBP: 0.403, SLG: 0.448										4	0	0	0	0	1	1									
Hal Morris, L (1,3) OBP: 0.405, SLG: 0.441										3	1	2	2	1	0	0									
Bill Doran, S (1,4) OBP: 0.337, SLG: 0.409										3	0	0	0	0	0	1									
Scott Ruskin, R (7,1)										0	0	0	0	0	0	0									
Billy Hatcher, R (8,PH) OBP: 0.299, SLG: 0.347										1	0	0	0	0	0	1									
Rob Dibble, L (9,1) OBP: 1.000, SLG: 1.000										0	0	0	0	0	0	0									
Chris Sabo, R (1,5) OBP: 0.306, SLG: 0.422										3	1	1	0	0	2	0									
Joe Oliver, R (1,2) OBP: 0.292, SLG: 0.319										3	0	0	0	0	0	1									
Jose Rijo, R (1,1) OBP: 0.217, SLG: 0.261										2	1	1	0	0	0	1									
Reggie Sanders, R (7,7) OBP: 0.372, SLG: 0.465										0	0	0	0	1	0	0									
<b>Inning Stats</b>	R: 0 E: 0 K: 0 S: 6	H: 0 LOB: 0 BB: 0 P: 8	R: 0 E: 0 K: 0 S: 5	H: 0 LOB: 0 BB: 0 P: 8	R: 2 E: 0 K: 0 S: 9	H: 3 LOB: 1 BB: 0 P: 16	R: 0 E: 0 K: 0 S: 4	H: 1 LOB: 1 BB: 0 P: 7	R: 1 E: 0 K: 1 S: 9	H: 2 LOB: 1 BB: 0 P: 16	R: 2 E: 0 K: 2 S: 11	H: 1 LOB: 0 BB: 1 P: 19	R: 0 E: 0 K: 0 S: 10	H: 0 LOB: 1 BB: 1 P: 19	R: 0 E: 0 K: 1 S: 8	H: 0 LOB: 1 BB: 1 P: 12	1B: 2 2B: 4 3B: 0 HR: 1	SF: 0 SAC: 0 DP: 0 HBP: 0	WP: 0 PB: 0 SB: 0 CS: 0	PA: 33					
<b>PITCHER</b>	IP	WLS	BF	H	R	ER	SO	BB	IBB	HBP	BLK	WP	HR	S	P	ERA	WHIP								
Gil Heredia, R (1,1) ERA: 6.08	5.0	L	21	6	4	4	1	1	0	0	0	0	1	33	59	7.20	1.400								
Bryan Hickerson, L (6,1) ERA: 3.16	1.0		4	1	1	1	2	0	0	0	0	0	1	11	15	9.00	1.000								
Jeff Brantley, R (7,1) ERA: 3.21	2.0		8	0	0	0	1	2	0	0	0	0	0	18	31	0.00	1.000								





Batter	1	2	3	4	5	6	7	8	9	AB	R	H	RBI	BB	SO	LOB	TOP					
<b>Darren Lewis, R</b> OBP: 0.317, SLG: 0.291	G5-3	K			G6-3		FC6-4		FC5-2	3	0	0	0	0	1	0	<b>San Francisco Giants @ Cincinnati Reds</b> Riverfront Stadium, Cincinnati, OH Wed Jun 17 1992, 3:33 AM EDT Att: 33,741 - Cloudy - 84 F					
<b>Willie McGee, S</b> OBP: 0.365, SLG: 0.380										1	0	0	0	0	1							
<b>Michael Jackson, R</b> OBP: 0.295, SLG: 0.343										0	0	0	0	0	0							
<b>Greg Litton, R</b> OBP: 0.295, SLG: 0.343										1	0	0	0	0	2							
<b>Robby Thompson, R</b> OBP: 0.354, SLG: 0.387	F9				FC4-6				K	3	0	1	0	2	1							
<b>Will Clark, L</b> OBP: 0.420, SLG: 0.498									K	5	0	1	0	0	2							
<b>Cory Snyder, R</b> OBP: 0.341, SLG: 0.569	G5-3				F7				K	4	0	0	0	0	1							
<b>Matt Williams, R</b> OBP: 0.285, SLG: 0.419					P4					4	1	2	0	0	0							
<b>Chris James, R</b> OBP: 0.250, SLG: 0.250					G6-3				K	4	1	1	1	0	2							
<b>Rod Beck, R</b>									K	0	0	0	0	0	0							
<b>Kirt Manwaring, R</b> OBP: 0.353, SLG: 0.347					G4-3				G1-3	3	1	0	0	1	0	<b>AB 34</b> <b>R 4</b> <b>H 7</b> <b>RBI 4</b> <b>BB 4</b> <b>SO 7</b> <b>LOB 19</b>						
<b>Royce Clayton, R</b> OBP: 0.290, SLG: 0.347										3	1	1	1	1	0							
<b>John Burkett, R</b> OBP: 0.160, SLG: 0.091										0	0	0	1	0	0							
<b>Mike Felder, S</b> OBP: 0.316, SLG: 0.387										0	0	0	0	0	0							
<b>Kelly Downs, R</b>										0	0	0	0	0	0							
<b>Kevin Bass, S</b> OBP: 0.295, SLG: 0.382										2	0	1	1	0	0							
<b>Inning Stats</b>	R: 0 E: 0 K: 0 S: 10	H: 1 LOB: 1 BB: 0 P: 18	R: 3 E: 0 K: 1 S: 13	H: 3 LOB: 0 BB: 0 P: 18	R: 0 E: 0 K: 0 S: 9	H: 1 LOB: 1 BB: 0 P: 15	R: 0 E: 0 K: 0 S: 5	H: 0 LOB: 1 BB: 1 P: 8	R: 0 E: 0 K: 1 S: 7	H: 0 LOB: 0 BB: 0 P: 10	R: 0 E: 0 K: 1 S: 10	H: 0 LOB: 1 BB: 1 P: 18	R: 0 E: 0 K: 3 S: 13	H: 1 LOB: 2 BB: 1 P: 22	R: 1 E: 1 K: 2 S: 13		H: 1 LOB: 2 BB: 1 P: 20	1B: 4 2B: 2 3B: 1 HR: 0	SF: 0 SAC: 1 DP: 0 HBP: 0	WP: 0 PB: 0 SB: 1 CS: 0	PA: 39	
<b>PITCHER</b>	IP	WLS	BF	H	R	ER	SO	BB	IBB	HBP	BLK	WP	HR	S	P		ERA	WHIP				
<b>Chris Hammond, L</b> ERA: 3.23	6.2	W	27	5	3	3	2	2	0	0	0	0	0	63	105		4.05	1.050				
<b>Dwayne Henry, R</b> ERA: 2.49	1.0		5	1	0	0	2	1	0	0	0	0	0	10	18		0.00	2.000				
<b>Rob Dibble, R</b> ERA: 4.05	1.1	S	7	1	1	0	3	1	0	0	0	0	0	17	26	0.00	1.500					

Batter	1	2	3	4	5	6	7	8	9	AB	R	H	RBI	BB	SO	LOB	BOTTOM				
<b>Bip Roberts, S</b> OBP: 0.369, SLG: 0.381	G6-3						K		FC6-4	5	2	2	0	0	1	1	<b>San Francisco Giants @ Cincinnati Reds</b> Riverfront Stadium, Cincinnati, OH Wed Jun 17 1992, 3:33 AM EDT Att: 33,741 - Cloudy - 84 F				
<b>Dave Martinez, L</b> OBP: 0.337, SLG: 0.349	G3						P4			4	0	2	1	0	0						
<b>Barry Larkin, R</b> OBP: 0.328, SLG: 0.372	K									4	1	1	1	0	1						
<b>Paul O'Neill, L</b> OBP: 0.401, SLG: 0.441										3	0	0	0	1	0						
<b>Hal Morris, L</b> OBP: 0.407, SLG: 0.434										2	1	0	0	2	0						
<b>Reggie Sanders, R</b> OBP: 0.369, SLG: 0.465										4	1	1	1	0	0						
<b>Rob Dibble, L</b> OBP: 1.000, SLG: 1.000										0	0	0	0	0	0						
<b>Chris Sabo, R</b> OBP: 0.299, SLG: 0.412										4	0	0	0	0	0						
<b>Troy Afenir, R</b> OBP: 0.300, SLG: 0.407										4	0	0	0	0	3						
<b>Chris Hammond, L</b> OBP: 0.346, SLG: 0.409										3	1	1	2	0	0						
<b>Dwayne Henry, R</b>										0	0	0	0	0	0						
<b>Bill Doran, S</b> OBP: 0.340, SLG: 0.412										1	0	1	0	0	0						
<b>Inning Stats</b>	R: 0 E: 0 K: 1 S: 7	H: 0 LOB: 0 BB: 0 P: 11	R: 0 E: 1 K: 1 S: 16	H: 0 LOB: 2 BB: 1 P: 28	R: 1 E: 1 K: 0 S: 8	H: 2 LOB: 1 BB: 0 P: 12	R: 4 E: 1 K: 0 S: 13	H: 4 LOB: 1 BB: 0 P: 19	R: 0 E: 0 K: 1 S: 8	H: 0 LOB: 0 BB: 0 P: 13	R: 1 E: 0 K: 1 S: 9	H: 1 LOB: 2 BB: 2 P: 23	R: 0 E: 0 K: 1 S: 13	H: 1 LOB: 1 BB: 0 P: 18	1B: 3 2B: 3 3B: 0 HR: 2	SF: 0 SAC: 0 DP: 0 HBP: 0	WP: 0 PB: 0 SB: 2 CS: 0	PA: 37			
<b>PITCHER</b>	IP	WLS	BF	H	R	ER	SO	BB	IBB	HBP	BLK	WP	HR	S	P	ERA	WHIP				
<b>John Burkett, R</b> ERA: 3.91	4.0	L	21	6	5	1	2	1	0	0	0	0	0	44	70	2.25	1.750				
<b>Kelly Downs, R</b> ERA: 3.59	2.0		6	0	0	0	1	0	0	0	0	0	0	13	20	0.00	0.000				
<b>Michael Jackson, R</b> ERA: 2.7	1.0		6	1	1	1	1	1	1	0	0	0	1	9	23	9.00	2.000				
<b>Rod Beck, R</b> ERA: 2.38	1.0		4	1	0	0	1	0	0	0	0	0	0	13	18	0.00	1.000				









Batter	1	2	3	4	5	6	7	8	9	10	AB	R	H	RBI	BB	SO	LOB	TOP						
<b>Big Roberts, S</b> OBP: 0.367, SLG: 0.375 (1, 4)	0-0 G4-3 1B		0-0 P3		1-2 F9			1-0 F9 1B		2-3 K	5	1	2	0	0	1	0	<b>Cincinnati Reds @ Atlanta Braves</b> Atlanta-Fulton County Stadium, Atlanta, GA Fri Jun 19 1992, 7:05 PM EDT Att. 43,042 - Cloudy - 84 F						
<b>Billy Hatcher, R</b> OBP: 0.313, SLG: 0.392 (1, 7)	0-1 G4-3		4-1 FC6-4 BB			1-1 HR		3-2 G3		2-3 K	2	1	1	1	1	0	1							
<b>Paul O'Neill, L</b> OBP: 0.393, SLG: 0.446 (8, 9)	1-2		1-1 FC6-4			1-2 G4-3		1-1 F9		4-1 BB	4	0	1	0	1	0	2							
<b>Barry Larkin, R</b> OBP: 0.322, SLG: 0.365 (1, 6)	0-1 2B		1-1 FC6-4			1-1 G4-3		2-3 F9		2-3 BB	5	0	2	1	0	2	2							
<b>Chris Sabo, R</b> OBP: 0.305, SLG: 0.422 (10, 1)	2-3 K		2-2 F7			1-1 1B		0-1 PB 1B		2-3 K	0	0	0	0	0	0	0							
<b>Reggie Sanders, R</b> OBP: 0.365, SLG: 0.457 (8, 1)			1-2 F8			0-0 P4		3-H 2-3 K			4	0	1	0	0	1	2							
<b>Rob Dibble, L</b> OBP: 1.000, SLG: 1.000 (10, 4)			2-0 S 1B			0-0 F8		1-2 K			0	0	0	0	0	0	0							
<b>Bill Doran, S</b> OBP: 0.338, SLG: 0.408 (1, 9)			2-1 P1			0-0 F8					4	0	0	0	0	0	2							
<b>Glenn Bragos, R</b> OBP: 0.309, SLG: 0.298 (8, 7)			1-0 FC5-4 1B			1-0 F7					4	0	1	0	0	0	1							
<b>Hal Morris, L</b> OBP: 0.410, SLG: 0.430 (1, 3)			3-1 L1			0-0 F7					4	0	1	0	0	0	1							
<b>Joe Oliver, R</b> OBP: 0.301, SLG: 0.324 (1, 2)			1-2 P6			0-0 F7					4	0	1	0	0	0	1							
<b>Greg Swindell, L</b> OBP: 0.179, SLG: 0.216 <b>Dave Martinez, L</b> OBP: 0.326, SLG: 0.335 (8, 8)			1-2 G5-3			1-2 G6-3					3	0	0	0	0	0	0							
<b>Inning Stats</b>	R: 0 E: 0 K: 1 S: 8	H: 2 LOB: 1 BB: 0 P: 10	R: 0 E: 0 K: 0 S: 6	H: 1 LOB: 1 BB: 0 P: 12	R: 0 E: 0 K: 1 S: 8	H: 0 LOB: 1 BB: 1 P: 14	R: 0 E: 0 K: 0 S: 10	H: 1 LOB: 1 BB: 0 P: 17	R: 0 E: 0 K: 0 S: 8	H: 0 LOB: 0 BB: 0 P: 10	R: 1 E: 0 K: 0 S: 10	H: 2 LOB: 1 BB: 0 P: 13	R: 0 E: 0 K: 0 S: 5	H: 0 LOB: 0 BB: 0 P: 7	R: 1 E: 0 K: 1 S: 11	H: 2 LOB: 1 BB: 0 P: 18	R: 0 E: 0 K: 1 S: 10	H: 1 LOB: 1 BB: 0 P: 12	R: 0 E: 0 K: 3 S: 10	H: 0 LOB: 1 BB: 1 P: 20	1B: 7 2B: 1 3B: 0 HR: 1	SF: 0 SAC: 0 DP: 0 HBP: 0	WP: 0 PB: 1 SB: 1 CS: 0	PA: 40
<b>PITCHER</b>	IP WLS BF H R ER SO BB IBB HBP BLK WP HR S P ERA WHIP	7.0 1.2 1.1	27 8 5	6 3 0	1 1 0	1 1 0	1 0 0	0 0 0	0 0 0	0 0 0	0 0 0	16 25 25	5.40 1.800 0.750											

AB	38
R	2
H	9
RBI	2
BB	2
SO	6
LOB	13



Batter	1	2	3	4	5	6	7	8	9	10	AB	R	H	RBI	BB	SO	LOB	BOTTOM						
<b>Otis Nixon, S</b> OBP: 0.415, SLG: 0.388 (1, 8)	1-1 F8		2-2 S 1B			1-3 K		0-0 F8			4	0	1	0	0	1	0	<b>Cincinnati Reds @ Atlanta Braves</b> Atlanta-Fulton County Stadium, Atlanta, GA Fri Jun 19 1992, 7:05 PM EDT Att. 43,042 - Cloudy - 84 F						
<b>Jeff Blauser, R</b> OBP: 0.275, SLG: 0.369 <b>Rafael Belliard, R</b> OBP: 0.262, SLG: 0.234 (8, 6)	0-1 G5-3		2-3 K			4-0 BB		0-0 G6-3			2	0	0	0	1	1	1							
<b>Terry Pendleton, S</b> OBP: 0.333, SLG: 0.498 (1, 5)	0-2 FC6-4 1B		1-2 K			2-1 F9		1-3 K			4	0	1	0	0	1	1							
<b>Ron Gant, R</b> OBP: 0.371, SLG: 0.486 (1, 7)	2-2 FC6-4		1-1 F9			1-2 P3					4	0	0	0	0	1	2							
<b>David Justice, L</b> OBP: 0.336, SLG: 0.400 (1, 9)			1-2 F8			3-2 L8					4	1	1	1	0	1	0							
<b>Brian Hunter, R</b> OBP: 0.256, SLG: 0.454 (1, 3)			1-3 K			2-0 P5		3-2 HR			4	1	1	1	0	1	0							
<b>Greg Olson, R</b> OBP: 0.316, SLG: 0.301 <b>Deion Sanders, L</b> OBP: 0.406, SLG: 0.581 (10, PH)	1-1 G4-3		0-1 FC6-4 1B			0-1 P5		3-2 F8			3	0	1	0	0	0	0							
<b>Mark Lemke, S</b> OBP: 0.274, SLG: 0.291 (1, 4)			0-2 L6			0-2 P2		0-0 F8			3	0	0	0	0	0	1							
<b>Charlie Leibrandt, R</b> OBP: 0.148, SLG: 0.154 <b>Lonnie Smith, R</b> OBP: 0.269, SLG: 0.205 <b>Marvin Freeman, R</b> OBP: 1.000, SLG: 1.000 <b>Kent Mercker, L</b> OBP: 0.244, SLG: 0.397 (10, PH)	1-1 F8		1-0 FC6-4			0-1 FC6-4		0-1 G1-3			2	0	0	0	0	0	1							
<b>Inning Stats</b>	R: 0 E: 0 K: 1 S: 11	H: 1 LOB: 1 BB: 0 P: 14	R: 0 E: 0 K: 1 S: 9	H: 0 LOB: 0 BB: 0 P: 12	R: 0 E: 0 K: 1 S: 11	H: 1 LOB: 1 BB: 0 P: 16	R: 0 E: 0 K: 0 S: 6	H: 0 LOB: 0 BB: 0 P: 12	R: 0 E: 0 K: 0 S: 9	H: 1 LOB: 1 BB: 0 P: 11	R: 0 E: 0 K: 1 S: 8	H: 0 LOB: 1 BB: 1 P: 16	R: 2 E: 0 K: 0 S: 13	H: 2 LOB: 0 BB: 0 P: 21	R: 0 E: 0 K: 1 S: 5	H: 0 LOB: 0 BB: 0 P: 6	R: 0 E: 0 K: 2 S: 9		H: 0 LOB: 0 BB: 0 P: 14	R: 1 E: 0 K: 0 S: 5	H: 1 LOB: 1 BB: 1 P: 10	1B: 4 2B: 0 3B: 0 HR: 2	SF: 0 SAC: 1 DP: 0 HBP: 0	WP: 1 PB: 0 SB: 1 CS: 0
<b>PITCHER</b>	IP WLS BF H R ER SO BB IBB HBP BLK WP HR S P ERA WHIP	7.0 2.0 0.1	5 6 3	2 0 1	2 0 1	3 0 0	0 0 0	0 0 0	0 0 0	0 0 0	0 0 0	67 20 10	2.57 0.000 27.00											

AB	33
R	3
H	6
RBI	3
BB	2
SO	6
LOB	6





Batter	1	2	3	4	5	6	7	8	9	AB	R	H	RBI	BB	SO	LOB	TOP										
<b>Bip Roberts, S</b> (1, 4) OBP: 0.364, SLG: 0.371	G4-3		1-2 1B		0-0 G6-3		1-0 P4		0-2 F7	5	0	1	0	0	0	2	<b>Cincinnati Reds @ Atlanta Braves</b> Atlanta-Fulton County Stadium, Atlanta, GA Sat Jun 20 1992, 7:05 PM EDT Att: 44,636 - Cloudy - 85 F										
<b>Reggie Sanders, R</b> (1, 8) OBP: 0.362, SLG: 0.458	F8		2-2 F8		0-0 G6-3			0-1 1B 2B		4	1	1	0	0	0	2											
<b>Barry Larkin, R</b> (1, 6) OBP: 0.326, SLG: 0.368	F9			2-2 G6-4-3 1B		2-2 F8		1-1 G5-3 1B		4	0	2	1	0	0	0											
<b>Chris Sabo, R</b> (1, 5) OBP: 0.308, SLG: 0.424		1-2 1B		0-0 G6-4-3		1-1 FC5-4 1B		3-1 G5-3		4	0	2	0	0	0	2											
<b>Glenn Braggs, R</b> (1, 9) OBP: 0.315, SLG: 0.299	P3			1-0 1B		0-0 FC5-4 1B		4-0 BB		3	0	1	0	1	0	2											
<b>Darnell Coles, R</b> (1, 3) OBP: 0.308, SLG: 0.510	K			0-0 1B		0-0 G4-3		0-0 F7		4	0	1	0	0	1	4											
<b>Billy Hatcher, R</b> (1, 7) OBP: 0.321, SLG: 0.397	0-1 1B			0-0 G5-3		2-2 FC4-6 1B		0-0 F8		4	0	2	0	0	0	4											
<b>Joe Oliver, R</b> (1, 2) OBP: 0.299, SLG: 0.322			0-3 K		1-1 SH3-4 1B		2-1 F8		1-3 K	4	0	1	0	0	2	1											
<b>Tom Browning, L</b> (1, 1) OBP: 0.214, SLG: 0.192			0-0 F7		0-0 SH3-4		1-1 FC4-6		3-3 K	1	0	0	0	0	0	0											
<b>Bill Doran, S</b> (7, PH) OBP: 0.337, SLG: 0.406										1	0	0	0	0	0	1											
<b>Dwayne Henry, R</b> (7, PH) OBP: 0.307, SLG: 0.426										0	0	0	0	0	0	0											
<b>Hal Morris, L</b> (9, PH) OBP: 0.407, SLG: 0.426										1	0	0	0	0	1	0											
<b>Inning Stats</b>	R: 0 E: 0 K: 0 S: 8	H: 0 LOB: 0 BB: 0 P: 12	R: 0 E: 0 K: 1 S: 9	H: 2 LOB: 2 BB: 0 P: 11	R: 0 E: 0 K: 1 S: 12	H: 1 LOB: 1 BB: 0 P: 14	R: 0 E: 0 K: 0 S: 7	H: 3 LOB: 2 BB: 0 P: 10	R: 0 E: 0 K: 0 S: 5	H: 1 LOB: 1 BB: 0 P: 11	R: 0 E: 0 K: 0 S: 8	H: 1 LOB: 1 BB: 0 P: 14	R: 1 E: 0 K: 0 S: 8	H: 2 LOB: 2 BB: 1 P: 16	R: 0 E: 0 K: 2 S: 11	H: 0 LOB: 0 BB: 0 P: 15	1B: 10 2B: 1 3B: 0 HR: 0	SF: 0 SAC: 1 DP: 1 HBP: 0	WP: 0 PB: 0 SB: 0 CS: 0	PA: 37							
<b>PITCHER</b>	IP	WLS	BF	H	R	ER	SO	BB	IBB	HBP	BLK	WP	HR	S	P	ERA	WHIP										
<b>Steve Avery, L</b> (1, 1) ERA: 2.55	7.1	W	31	11	1	1	2	0	0	0	0	0	0	63	88	1.23	1.500										
<b>Kent Mercker, L</b> (8, 1) ERA: 2.52	1.2	S	6	0	0	0	2	1	0	0	0	0	0	13	21	0.00	0.600										



Batter	1	2	3	4	5	6	7	8	9	AB	R	H	RBI	BB	SO	LOB	BOTTOM										
<b>Otis Nixon, S</b> (1, 8) OBP: 0.404, SLG: 0.377	G4-3		0-1 B1		0-0 G1-3		1-1 P6			4	0	0	0	0	0	2	<b>Cincinnati Reds @ Atlanta Braves</b> Atlanta-Fulton County Stadium, Atlanta, GA Sat Jun 20 1992, 7:05 PM EDT Att: 44,636 - Cloudy - 85 F										
<b>Jeff Blauser, R</b> (1, 6) OBP: 0.281, SLG: 0.381	0-1 FC6-4 1B		0-1 2B		0-2 P6		0-0 B1-3			4	0	2	0	0	0	0											
<b>Rafael Belliard, R</b> (8, 6) OBP: 0.262, SLG: 0.234			1-1 F9		0-0 G1-3		0-3 K			4	1	0	0	0	1	2											
<b>Terry Pendleton, S</b> (1, 5) OBP: 0.329, SLG: 0.491	0-1 FC6-4 1B		1-1 F9		0-0 G1-3					4	1	0	0	0	1	2											
<b>Ron Gant, R</b> (1, 7) OBP: 0.373, SLG: 0.484	2-2 1B		0-1 F7		3-2 HBP			0-2 P3		3	0	1	0	0	0	1											
<b>David Justice, L</b> (1, 9) OBP: 0.335, SLG: 0.397	0-1 1B		3-2 P2		0-0 G3		3-3 K			4	0	1	1	0	1	1											
<b>Brian Hunter, R</b> (1, 3) OBP: 0.284, SLG: 0.455	2-0 F8		2-0 2B		1-2 G3-6-3 1B			2-2 P3		4	1	2	0	0	0	2											
<b>Greg Olson, R</b> (1, 2) OBP: 0.323, SLG: 0.324		1-1 L1-6 2B		1-0 G3		2-0 G3-6-3				3	0	2	0	0	0	1											
<b>Mark Lemke, S</b> (1, 4) OBP: 0.280, SLG: 0.293		3-1 L1-6		4-0 G3		0-0 1B				2	0	1	0	1	0	1											
<b>Steve Avery, L</b> (1, 1) OBP: 0.167, SLG: 0.229		0-1 F8		0-1 G3		1-0 F8				3	0	0	1	0	0	3											
<b>Kent Mercker, L</b> (8, 1) ERA: 2.56										0	0	0	0	0	0	0											
<b>Inning Stats</b>	R: 1 E: 0 K: 0 S: 13	H: 3 LOB: 2 BB: 0 P: 17	R: 0 E: 0 K: 0 S: 6	H: 1 LOB: 0 BB: 0 P: 10	R: 0 E: 0 K: 0 S: 8	H: 1 LOB: 1 BB: 0 P: 9	R: 1 E: 0 K: 0 S: 8	H: 2 LOB: 2 BB: 1 P: 18	R: 0 E: 0 K: 0 S: 8	H: 0 LOB: 1 BB: 0 P: 11	R: 0 E: 0 K: 1 S: 6	H: 2 LOB: 0 BB: 0 P: 7	R: 0 E: 0 K: 1 S: 10	H: 0 LOB: 0 BB: 0 P: 15	1B: 6 2B: 4 3B: 0 HR: 0	SF: 0 SAC: 0 DP: 2 HBP: 1	WP: 0 PB: 0 SB: 0 CS: 0	PA: 33									
<b>PITCHER</b>	IP	WLS	BF	H	R	ER	SO	BB	IBB	HBP	BLK	WP	HR	S	P	ERA	WHIP										
<b>Tom Browning, L</b> (1, 1) ERA: 5.4	6.0	L	27	9	2	2	0	0	0	0	0	0	0	51	76	3.00	1.500										
<b>Dwayne Henry, R</b> (7, 1) ERA: 2.56	2.0		6	0	0	0	2	0	0	0	0	0	0	16	22	0.00	0.000										





Batter	1	2	3	4	5	6	7	8	9	AB	R	H	RBI	BB	SO	LOB	TOP										
<b>Bip Roberts, S</b> (1, 7) OBP: 0.362, SLG: 0.369	F7			L6		B1-3				4	0	1	0	0	0	0	<b>Cincinnati Reds @ Atlanta Braves</b> Atlanta-Fulton County Stadium, Atlanta, GA Sun Jun 21 1992, 3:33 AM EDT Att: 42,831 - Cloudy - 79 F										
<b>Dave Martinez, L</b> (1, 8) OBP: 0.324, SLG: 0.333	F8					F9		G3		4	0	1	0	0	0	2											
<b>Barry Larkin, R</b> (1, 6) OBP: 0.324, SLG: 0.362	K			K					F8	3	0	0	0	1	2	1											
<b>Paul O'Neill, L</b> (1, 9) OBP: 0.387, SLG: 0.437		G4-3		F8				L8	F8	4	0	0	0	0	0	2											
<b>Hal Morris, L</b> (1, 3) OBP: 0.409, SLG: 0.429				F7				P5		4	0	2	0	0	0	1											
<b>Bill Doran, S</b> (1, 4) OBP: 0.337, SLG: 0.405																											
<b>Reggie Sanders, R</b> (9, PH) OBP: 0.360, SLG: 0.456	G4-6-3									3	0	1	0	0	0	2											
<b>Chris Sabo, R</b> (1, 5) OBP: 0.309, SLG: 0.422			K							3	0	1	0	0	1	1											
<b>Joe Oliver, R</b> (1, 2) OBP: 0.296, SLG: 0.318										2	0	0	0	0	0	1											
<b>Billy Hatcher, R</b> (8, PH) OBP: 0.318, SLG: 0.392			F8							1	0	0	0	0	1	1											
<b>Norm Charlton, S</b> (8, 1) OBP: 0.500, SLG: 0.500				G4-3				K		0	0	0	0	0	0	0											
<b>Jose Rijo, R</b> (1, 1) OBP: 0.200, SLG: 0.240										2	0	0	0	0	1	0											
<b>Glenn Braggs, R</b> (8, PH) OBP: 0.315, SLG: 0.296										1	0	0	0	0	1	1											
<b>Troy Afenir, R</b> (8, 2) OBP: 0.290, SLG: 0.393						G1-3		K		0	0	0	0	0	0	0											
<b>Inning Stats</b>	R: 0 E: 0 K: 1 S: 8	H: 0 LOB: 0 BB: 0 P: 13	R: 0 E: 0 K: 0 S: 11	H: 1 LOB: 0 BB: 0 P: 17	R: 0 E: 0 K: 2 S: 9	H: 0 LOB: 0 BB: 0 P: 10	R: 0 E: 0 K: 1 S: 18	H: 1 LOB: 1 BB: 0 P: 23	R: 0 E: 0 K: 0 S: 10	H: 1 LOB: 1 BB: 0 P: 19	R: 0 E: 0 K: 0 S: 4	H: 0 LOB: 0 BB: 0 P: 6	R: 0 E: 0 K: 0 S: 4	H: 0 LOB: 1 BB: 1 P: 11	R: 0 E: 0 K: 12 S: 12	H: 2 LOB: 2 BB: 0 P: 16	R: 0 E: 0 K: 1 S: 9	H: 1 LOB: 1 BB: 0 P: 12	1B: 6 2B: 0 3B: 0 HR: 0	SF: 0 SAC: 0 DP: 1 HBP: 0	WP: 0 PB: 0 SB: 1 CS: 0	PA: 33					
<b>PITCHER</b>	IP	WLS	BF	H	R	ER	SO	BB	IBB	HBP	BLK	WP	HR	S	P	ERA	WHIP										
<b>Mike Bielecki, R</b> (1, 1) ERA: 2.39	8.0	W	29	5	0	0	6	1	0	0	0	0	0	76	115	0.00	0.750										
<b>Marvin Freeman, R</b> (9, 1) ERA: 3.24	0.1		1	0	0	0	0	0	0	0	0	0	0	2	2	0.00	0.000										
<b>Kent Mercker, L</b> (9, 1) ERA: 2.48	0.2	S	3	1	0	0	1	0	0	0	0	0	0	7	10	0.00	1.500										

AB	32
R	0
H	6
RBI	0
BB	1
SO	7
LOB	13



Batter	1	2	3	4	5	6	7	8	9	AB	R	H	RBI	BB	SO	LOB	BOTTOM										
<b>Deion Sanders, L</b> (1, 8) OBP: 0.398, SLG: 0.568	G3		F7		G4-6-3					4	0	0	0	0	1	2	<b>Cincinnati Reds @ Atlanta Braves</b> Atlanta-Fulton County Stadium, Atlanta, GA Sun Jun 21 1992, 3:33 AM EDT Att: 42,831 - Cloudy - 79 F										
<b>Terry Pendleton, S</b> (1, 5) OBP: 0.334, SLG: 0.495	G4-3					G3		E		4	2	3	0	0	0	0											
<b>Ron Gant, R</b> (1, 7) OBP: 0.368, SLG: 0.477	G5-3					K		P6		4	0	0	0	0	2	3											
<b>David Justice, L</b> (1, 9) OBP: 0.333, SLG: 0.399										4	0	1	0	0	1	2											
<b>Sid Bream, L</b> (1, 3) OBP: 0.344, SLG: 0.364										4	0	2	1	0	1	3											
<b>Damon Berryhill, S</b> (1, 2) OBP: 0.252, SLG: 0.400										4	0	2	1	0	1	2											
<b>Mark Lemke, S</b> (1, 4) OBP: 0.143, SLG: 0.293										0	0	0	0	0	0	0											
<b>Jeff Blauser, R</b> (2, 4) OBP: 0.280, SLG: 0.372										3	0	0	0	0	2	3											
<b>Rafael Belliard, R</b> (1, 6) OBP: 0.263, SLG: 0.231										2	0	0	0	1	0	3											
<b>Mike Bielecki, R</b> (1, 1) OBP: 0.143, SLG: 0.143										3	0	1	0	0	2	1											
<b>Marvin Freeman, R</b> (9, 1) OBP: 1.000, SLG: 1.000										0	0	0	0	0	0	0											
<b>Kent Mercker, L</b> (9, 1) ERA: 2.06										0	0	0	0	0	0	0											
<b>Inning Stats</b>	R: 0 E: 0 K: 0 S: 4	H: 2 LOB: 2 BB: 0 P: 8	R: 0 E: 0 K: 1 S: 8	H: 2 LOB: 0 BB: 0 P: 11	R: 0 E: 0 K: 2 S: 11	H: 1 LOB: 1 BB: 0 P: 14	R: 0 E: 0 K: 3 S: 11	H: 1 LOB: 1 BB: 0 P: 18	R: 0 E: 0 K: 1 S: 5	H: 0 LOB: 0 BB: 1 P: 10	R: 1 E: 0 K: 1 S: 17	H: 2 LOB: 1 BB: 0 P: 26	R: 0 E: 0 K: 1 S: 8	H: 1 LOB: 1 BB: 0 P: 14	R: 1 E: 1 K: 12 S: 12	H: 2 LOB: 2 BB: 0 P: 20	R: 1 E: 0 K: 1 S: 9	H: 2 LOB: 2 BB: 0 P: 12	1B: 8 2B: 2 3B: 0 HR: 0	SF: 0 SAC: 0 DP: 2 HBP: 1	WP: 0 PB: 0 SB: 0 CS: 0	PA: 34					
<b>PITCHER</b>	IP	WLS	BF	H	R	ER	SO	BB	IBB	HBP	BLK	WP	HR	S	P	ERA	WHIP										
<b>Jose Rijo, R</b> (1, 1) ERA: 3.39	7.0	L	28	7	1	1	9	1	0	0	0	0	0	64	101	1.29	1.143										
<b>Norm Charlton, L</b> (8, 1) ERA: 2.06	1.0		6	2	1	0	1	0	0	0	0	0	0	12	20	0.00	2.000										





Batter	1	2	3	4	5	6	7	8	9	AB	R	H	RBI	BB	SO	LOB	TOP			
<b>Craig Biggio, R</b> OBP: 0.368, SLG: 0.391 (1, 4)	E5 WP 3B	IBB		F9			G6-3		K	4	1	1	0	1	1	1	<b>Houston Astros @ Cincinnati Reds</b> Riverfront Stadium, Cincinnati, OH Mon Jun 22 1992, 7:05 PM EDT Att: 28,365 - Cloudy - 68 F			
<b>Steve Finley, L</b> OBP: 0.333, SLG: 0.420 (1, 8)	G6-3 2H 3B	P6		F7			CS 1B		P5	5	1	2	1	0	0	4				
<b>Ken Caminiti, S</b> OBP: 0.355, SLG: 0.371 (1, 5)	G6-3 3H	L6			G4-3		1-2 1B			4	0	1	1	0	0	3				
<b>5 Jeff Bagwell, R</b> OBP: 0.345, SLG: 0.392 (1, 3)	BB			WP HR BB	L5		K			2	1	0	0	2	1	1				
<b>Pete Incaviglia, R</b> OBP: 0.318, SLG: 0.428 <b>Xavier Hernandez, L</b> (8, 1)	P4			K			HR		G5-3	4	1	1	1	0	1	2				
<b>Luis Gonzalez, L</b> OBP: 0.335, SLG: 0.326 (1, 7)	P6			HR	P5				F8	0	0	0	0	0	0	0				
<b>Scooter Tucker, R</b> OBP: 0.429, SLG: 0.250 (1, 2)		E5 SH5-4 1B		K			P3		G5-3	4	0	0	0	0	1	0				
<b>Rafael Ramirez, R</b> OBP: 0.273, SLG: 0.301 (1, 6)		SH5-4 1B		P8			G4-3		K	4	0	1	0	0	1	0				
<b>Brian Williams, R</b> OBP: 0.250, SLG: 0.500 <b>Chris Jones, R</b> OBP: 0.310, SLG: 0.353 (8, 9)	SH5-4			G6-3			K		3B	2	0	0	0	0	1	0				
<b>Inning Stats</b>	R: 2 E: 1 K: 0 S: 9	H: 2 LOB: 1 BB: 1 P: 18	R: 0 E: 1 K: 0 S: 7	H: 1 LOB: 3 BB: 1 P: 15	R: 2 E: 0 K: 2 S: 13	H: 1 LOB: 0 BB: 1 P: 25	R: 0 E: 0 K: 0 S: 6	H: 0 LOB: 0 BB: 0 P: 10	R: 1 E: 0 K: 0 S: 10	H: 1 LOB: 0 BB: 0 P: 14	R: 0 E: 0 K: 1 S: 9	H: 2 LOB: 1 BB: 0 P: 11	R: 0 E: 0 K: 0 S: 13	H: 0 LOB: 1 BB: 0 P: 19	R: 0 E: 0 K: 12 S: 12	H: 1 LOB: 0 BB: 0 P: 20		1B: 4 2B: 0 3B: 2 HR: 2	SF: 0 SAC: 1 DP: 0 HBP: 0	WP: 2 PB: 0 SB: 0 CS: 1
<b>PITCHER</b>	IP	WLS	BF	H	R	ER	SO	BB	IBB	HBP	BLK	WP	HR	S	P	ERA	WHIP			
<b>Chris Hammond, L</b> ERA: 3.63 (1, 1)	2.1	L	15	4	4	4	1	2	1	0	0	2	1	25	50	15.43	2.571			
<b>Tony Menendez, R</b> ERA: 3.39 (3, 1)	2.2		9	1	1	1	1	0	0	0	0	0	1	20	32	3.38	0.375			
<b>Dwayne Henry, R</b> ERA: 2.38 (6, 1)	3.0		10	2	0	0	2	0	0	0	0	0	0	31	40	0.00	0.667			
<b>Scott Bankhead, R</b> ERA: 1.97 (9, 1)	1.0		4	1	0	0	2	0	0	0	0	0	0	12	20	0.00	1.000			

Batter	1	2	3	4	5	6	7	8	9	AB	R	H	RBI	BB	SO	LOB	BOTTOM			
<b>Bip Roberts, S</b> OBP: 0.364, SLG: 0.369 (1, 5)	S E G3 1B	G3-1			L6-3 1-2				BB	3	1	1	0	1	0	2	<b>Houston Astros @ Cincinnati Reds</b> Riverfront Stadium, Cincinnati, OH Mon Jun 22 1992, 7:05 PM EDT Att: 28,365 - Cloudy - 68 F			
<b>Dave Martinez, L</b> OBP: 0.323, SLG: 0.331 (1, 8)	F7		G1-3			G5-4-3 1B		G4-3	4	0	1	0	0	0	2	2				
<b>Barry Larkin, R</b> OBP: 0.323, SLG: 0.357 (1, 6)	G3 S BB		G6-3			G5-4-3 1-2		G4-3	3	0	0	0	1	0	1	1				
<b>Paul O'Neill, L</b> OBP: 0.381, SLG: 0.429 (1, 9)	G3 1-3 2H		G3			G6-3		F8	4	0	0	1	0	0	1	1				
<b>Hal Morris, L</b> OBP: 0.412, SLG: 0.438 (1, 3)	L7			F7			G6-3 1B		2B	4	0	2	0	0	0	1				
<b>Bill Doran, S</b> OBP: 0.330, SLG: 0.395 (1, 4)		K		G3-1			G6-3 1-2		K	4	0	0	0	0	2	2				
<b>Reggie Sanders, R</b> OBP: 0.360, SLG: 0.471 (1, 7)		HR		G6-3			F8			3	1	1	1	0	0	0				
<b>Joe Oliver, R</b> OBP: 0.297, SLG: 0.324 (1, 2)		2B			G4-3			F7	3	0	1	0	0	0	0	0				
<b>Chris Hammond, L</b> ERA: 3.33, SLG: 0.391 <b>Tony Menendez, R</b> (3, 1)		P7						K	1	0	0	0	0	0	0	1				
<b>Billy Hatcher, R</b> ERA: 3.39, SLG: 0.392 <b>Dwayne Henry, R</b> (6, 1)										0	0	0	0	0	0	0				
<b>Glenn Braggs, R</b> ERA: 2.93, SLG: 0.293 <b>Scott Bankhead, R</b> ERA: 1.97, SLG: 0.296 (9, 1)										1	0	0	0	0	0	1				
<b>Inning Stats</b>	R: 1 E: 1 K: 0 S: 13	H: 1 LOB: 1 BB: 1 P: 23	R: 1 E: 0 K: 1 S: 12	H: 2 LOB: 0 BB: 0 P: 18	R: 0 E: 0 K: 0 S: 5	H: 0 LOB: 0 BB: 0 P: 8	R: 0 E: 0 K: 0 S: 10	H: 0 LOB: 0 BB: 0 P: 15	R: 0 E: 0 K: 0 S: 6	H: 1 LOB: 0 BB: 0 P: 12	R: 0 E: 0 K: 0 S: 4	H: 1 LOB: 0 BB: 0 P: 8	R: 0 E: 0 K: 1 S: 6	H: 0 LOB: 1 BB: 1 P: 15	R: 0 E: 0 K: 1 S: 9	H: 1 LOB: 1 BB: 0 P: 10	1B: 3 2B: 3 3B: 0 HR: 1	SF: 0 SAC: 0 DP: 3 HBP: 0	WP: 0 PB: 0 SB: 2 CS: 0	PA: 33
<b>PITCHER</b>	IP	WLS	BF	H	R	ER	SO	BB	IBB	HBP	BLK	WP	HR	S	P	ERA	WHIP			
<b>Brian Williams, R</b> ERA: 1.38 (1, 1)	7.0	W	25	5	2	2	1	2	0	0	0	0	0	15	25	0.00	1.000			
<b>Xavier Hernandez, R</b> ERA: 2.4 (8, 1)	2.0	S	8	1	0	0	2	1	0	0	0	0	0	15	25	0.00	1.000			









Batter	1	2	3	4	5	6	7	8	9	AB	R	H	RBI	BB	SO	LOB	TOP								
<b>Craig Biggio, R</b> OBP: 0.375, SLG: 0.411										4	3	4	1	1	0	0									
<b>Casey Candaele, S</b> OBP: 0.243, SLG: 0.242										5	0	1	0	0	0	3									
<b>Ken Caminiti, S</b> OBP: 0.365, SLG: 0.431										5	2	3	3	0	0	0									
<b>5 Jeff Bagwell, R</b> OBP: 0.341, SLG: 0.384										3	0	1	0	1	0	1									
<b>Pete Incaviglia, R</b> OBP: 0.318, SLG: 0.418 <b>Xavier Hernandez, L</b> <b>Rob Murphy, L</b> <b>Benny Distefano, L</b> <b>Juan Guerrero, R</b> <b>Rob Mallicoat, L</b> <b>Joe Boever, R</b> <b>Scotter Tucker, R</b>										3	0	0	0	0	3	4									
<b>Luis Gonzalez, L</b> OBP: 0.255, SLG: 0.392										3	1	2	1	1	1	1									
<b>Scott Servais, R</b> <b>Doug Jones, R</b>										4	0	0	0	0	1	3									
<b>Chris Jones, R</b> OBP: 0.290, SLG: 0.327										4	0	0	0	0	2	0									
<b>Pete Harnisch, S</b> <b>Steve Finley, L</b>										2	0	0	0	0	2	0									
<b>Inning Stats</b>	R: 2 E: 0 K: 1 S: 16	H: 3 LOB: 2 BB: 1 P: 26	R: 1 E: 0 K: 3 S: 21	H: 3 LOB: 3 BB: 1 P: 33	R: 0 E: 0 K: 0 S: 7	H: 0 LOB: 0 BB: 1 P: 12	R: 0 E: 0 K: 1 S: 10	H: 1 LOB: 0 BB: 0 P: 16	R: 0 E: 0 K: 1 S: 8	H: 0 LOB: 0 BB: 0 P: 10	R: 1 E: 0 K: 0 S: 11	H: 1 LOB: 2 BB: 0 P: 15	R: 2 E: 0 K: 1 S: 13	H: 3 LOB: 1 BB: 0 P: 18	R: 0 E: 0 K: 2 S: 10	H: 0 LOB: 0 BB: 0 P: 14	R: 0 E: 0 K: 0 S: 6	H: 1 LOB: 0 BB: 0 P: 7	1B: 7 2B: 2 3B: 0 HR: 3	SF: 0 SAC: 0 DP: 2 HBP: 0	WP: 0 PB: 0 SB: 0 CS: 1	PA: 40			
<b>PITCHER</b>	IP	WLS	BF	H	R	ER	SO	BB	IBB	HBP	BLK	WP	HR	S	P	ERA	WHIP								
<b>Greg Swindell, L</b> ERA: 3.07	5.0	W	23	7	3	3	6	3	0	0	0	0	1	62	97	5.40	2.000								
<b>Dwayne Henry, R</b> ERA: 2.91	1.2		8	3	3	3	0	0	0	0	0	0	2	19	27	16.20	1.800								
<b>Scott Ruskin, L</b> ERA: 6.43	0.1		2	1	0	0	1	0	0	0	0	0	0	5	6	0.00	3.000								
<b>Norm Charlton, L</b> ERA: 2.14	2.0	S	6	1	0	0	2	0	0	0	0	0	0	16	21	0.00	0.500								

**Houston Astros @ Cincinnati Reds**  
Riverfront Stadium, Cincinnati, OH  
Wed Jun 24 1992, 7:05 PM EDT  
Att: 24,961 - Cloudy - 74 F

**AB 36**  
**R 6**  
**H 12**  
**RBI 6**  
**BB 3**  
**SO 9**  
**LOB 12**



Batter	1	2	3	4	5	6	7	8	9	AB	R	H	RBI	BB	SO	LOB	BOTTOM								
<b>Bip Roberts, S</b> OBP: 0.363, SLG: 0.369 <b>Darnell Coles, R</b> OBP: 0.302, SLG: 0.500										3	1	0	0	1	0	3									
<b>Barry Larkin, R</b> OBP: 0.330, SLG: 0.368										5	1	4	2	0	0	1									
<b>Hal Morris, L</b> OBP: 0.417, SLG: 0.460										5	1	2	4	0	0	2									
<b>Reggie Sanders, R</b> OBP: 0.347, SLG: 0.462										5	0	0	0	0	2	4									
<b>Paul O'Neill, L</b> OBP: 0.375, SLG: 0.438										4	0	1	0	0	2	0									
<b>Bill Doran, S</b> OBP: 0.335, SLG: 0.395										3	1	2	0	1	0	0									
<b>Dave Martinez, L</b> OBP: 0.330, SLG: 0.345										4	2	2	0	0	1	2									
<b>Joe Oliver, R</b> OBP: 0.297, SLG: 0.339										3	1	0	0	0	0	3									
<b>Greg Swindell, L</b> ERA: 4.12 <b>Glenn Briggens, R</b> <b>Dwayne Henry, R</b> <b>Scott Ruskin, L</b> <b>Billy Hatcher, R</b> <b>Norm Charlton, S</b>										1	0	0	0	0	0	0									
<b>Inning Stats</b>	R: 0 E: 0 K: 1 S: 14	H: 1 LOB: 1 BB: 0 P: 20	R: 0 E: 0 K: 1 S: 6	H: 0 LOB: 0 BB: 1 P: 12	R: 0 E: 0 K: 1 S: 5	H: 0 LOB: 0 BB: 0 P: 7	R: 6 E: 0 K: 1 S: 25	H: 5 LOB: 2 BB: 0 P: 37	R: 3 E: 1 K: 0 S: 17	H: 5 LOB: 2 BB: 0 P: 26	R: 0 E: 0 K: 1 S: 9	H: 1 LOB: 2 BB: 1 P: 21	R: 0 E: 0 K: 1 S: 9	H: 1 LOB: 1 BB: 0 P: 12	R: 0 E: 0 K: 1 S: 9	H: 1 LOB: 1 BB: 0 P: 12	1B: 9 2B: 3 3B: 0 HR: 1	SF: 0 SAC: 1 DP: 0 HBP: 0	WP: 0 PB: 0 SB: 0 CS: 1	PA: 40					
<b>PITCHER</b>	IP	WLS	BF	H	R	ER	SO	BB	IBB	HBP	BLK	WP	HR	S	P	ERA	WHIP								
<b>Pete Harnisch, R</b> ERA: 4.12	4.1	L	21	6	6	6	3	1	0	0	0	0	1	52	80	12.46	1.615								
<b>Xavier Hernandez, R</b> ERA: 2.34	1.1		8	4	3	0	1	0	0	0	0	0	0	18	29	0.00	3.000								
<b>Rob Murphy, L</b> ERA: 5.96	0.1		2	1	0	0	0	0	0	0	0	0	0	5	7	0.00	3.000								
<b>Rob Mallicoat, L</b> ERA: 5.96	0.1		3	1	0	0	1	1	0	0	0	0	0	6	14	0.00	6.000								
<b>Joe Boever, R</b> ERA: 2.16	0.2		2	0	0	0	0	0	0	0	0	0	0	3	7	0.00	0.000								

**Houston Astros @ Cincinnati Reds**  
Riverfront Stadium, Cincinnati, OH  
Wed Jun 24 1992, 7:05 PM EDT  
Att: 24,961 - Cloudy - 74 F

**AB 37**  
**R 9**  
**H 13**  
**RBI 8**  
**BB 2**  
**SO 6**  
**LOB 17**









Batter	1	2	3	4	5	6	7	8	9	AB	R	H	RBI	BB	SO	LOB	TOP										
<b>Deion Sanders, L</b> (1, 8) OBP: 0.393, SLG: 0.581	1-3 K		0-3 K					0-0 G4-3		4	0	1	1	0	2	0	<b>Atlanta Braves @ Cincinnati Reds</b> Riverfront Stadium, Cincinnati, OH Sat Jun 27 1992, 3:33 AM EDT Att: 43,883 - Cloudy - 70 F										
<b>Terry Pendleton, S</b> (1, 5) OBP: 0.332, SLG: 0.482 <b>Kent Mercker, L</b> (8, 1)	3-3 K		3-3 K				1-3 2-H FC6-4 1B	0-1 F9		4	0	0	1	0	2	1											
<b>Ron Gant, R</b> (1, 7) OBP: 0.360, SLG: 0.471	0-0 G5-3			1-1 1B			1-2 3-H 2-3 K	3-2 P3		4	0	1	0	0	1	1											
<b>David Justice, L</b> (1, 9) OBP: 0.343, SLG: 0.393		1-1 F8		3-3 K				0-0 G4-3			4	0	0	0	1	1											
<b>Sid Bream, L</b> (1, 3) OBP: 0.349, SLG: 0.364		1-0 2B G3 1B		3-3 K				0-0 G4-3		4	1	1	0	0	1	1											
<b>Jeff Treadway, L</b> (1, 4) OBP: 0.426, SLG: 0.667		2-2 G3 1-3 2B		1-0 G3-1				3-3 K		3	0	1	0	1	1	1											
<b>Greg Olson, R</b> (1, 2) OBP: 0.321, SLG: 0.318		1-1 G3			2-2 1B 1B			0-0 F7		4	1	1	1	0	0	2											
<b>Rafael Belliard, R</b> (1, 6) OBP: 0.271, SLG: 0.247 <b>Otis Nixon, S</b> (7, PH) OBP: 0.365, SLG: 0.381 <b>Mike Stanton, L</b> (7, 1) OBP: 0.500, SLG: 0.500 <b>Mark Lemke, S</b> (8, 5) OBP: 0.285, SLG: 0.291		2-3 3-H 1-0 F9			0-0 F8			2-2 F8		2	0	0	0	0	0	2											
<b>Charlie Leibrandt, R</b> (1, 1) OBP: 0.146, SLG: 0.154 <b>Alejandro Pena, R</b> (2, 1) OBP: 0.276, SLG: 0.277 <b>Lonnie Smith, R</b> (5, PH) OBP: 0.333, SLG: 0.333 <b>Marvin Freeman, R</b> (5, 1) OBP: 0.271, SLG: 0.348 <b>Jeff Blauser, R</b> (7, PH) OBP: 0.275, SLG: 0.302 <b>Jeff Blauser, R</b> (7, 6)			0-3 K			0-0 1B FC6-4 1B		1-1 P3		0	0	0	0	0	0	0											
<b>Inning Stats</b>	R: 0 E: 0 K: 2 S: 7	H: 0 LOB: 0 BB: 0 P: 11	R: 1 E: 0 K: 0 S: 9	H: 2 LOB: 1 BB: 0 P: 15	R: 0 E: 0 K: 3 S: 11	H: 0 LOB: 0 BB: 0 P: 14	R: 0 E: 0 K: 2 S: 11	H: 1 LOB: 1 BB: 0 P: 19	R: 2 E: 0 K: 1 S: 15	H: 3 LOB: 1 BB: 0 P: 24	R: 0 E: 0 K: 1 S: 8	H: 0 LOB: 0 BB: 0 P: 14	R: 0 E: 0 K: 0 S: 7	H: 0 LOB: 0 BB: 0 P: 10	R: 0 E: 0 K: 0 S: 6	H: 0 LOB: 0 BB: 0 P: 9		R: 0 E: 0 K: 0 S: 5	H: 0 LOB: 1 BB: 1 P: 12	1B: 5 2B: 1 3B: 0 HR: 0	SF: 0 SAC: 0 DP: 0 HBP: 0	WP: 0 PB: 0 SB: 1 CS: 0	PA: 34				
<b>PITCHER</b>	IP	WLS	BF	H	R	ER	SO	BB	IBB	HBP	BLK	WP	HR	S	P	ERA	WHIP										
<b>Jose Rijo, R</b> (1, 1) ERA: 3.47	6.0	W	24	6	3	3	9	0	0	0	0	0	0	61	97	4.50	1.000										
<b>Scott Bankhead, R</b> (7, 1) ERA: 2.12	1.0		3	0	0	0	0	0	0	0	0	0	0	7	10	0.00	0.000										
<b>Scott Ruskin, L</b> (8, 1) ERA: 5.87	2.0		7	0	0	0	0	1	0	0	0	0	0	11	21	0.00	0.500										

AB	33
R	3
H	6
RBI	3
BB	1
SO	9
LOB	9



Batter	1	2	3	4	5	6	7	8	9	AB	R	H	RBI	BB	SO	LOB	BOTTOM										
<b>Reggie Sanders, R</b> (1, 8) OBP: 0.346, SLG: 0.450	2-3 K		0-1 FC5-4							3	0	0	0	2	2	3	<b>Atlanta Braves @ Cincinnati Reds</b> Riverfront Stadium, Cincinnati, OH Sat Jun 27 1992, 3:33 AM EDT Att: 43,883 - Cloudy - 70 F										
<b>Big Roberts, S</b> (1, 4) OBP: 0.365, SLG: 0.369	0-0 2B 1B	4-1 FC5 HR BB		1-2 G6-3				0-1 FC6-4 G1-4-3 BB	2-3 K	4	2	1	0	1	1	4											
<b>Barry Larkin, R</b> (1, 6) OBP: 0.332, SLG: 0.373 <b>Scott Ruskin, R</b> (8, 1)	0-1 1B	0-0 FC5 HR		0-2 G4-3				2-2 G1-4-3	1-3 K	4	2	1	2	0	0	3											
<b>Chris Sabo, R</b> (1, 5) OBP: 0.305, SLG: 0.428	0-0 P5	1-1 HR		2-3 K				1-2 3-H L8	2-3 K	5	1	1	3	0	2	3											
<b>Glenn Braggs, R</b> (1, 9) OBP: 0.325, SLG: 0.343	4-0 1B E IBB	1-3 K			2-2 G6-4-3 1B			0-2 2B SF9 1B	1-2 P2	4	2	2	0	1	1	0											
<b>Hal Morris, L</b> (1, 3) OBP: 0.416, SLG: 0.466	1-2 E3 1B		1-2 F8		3-2 G6-4-3 1B			2-1 P6		4	0	1	2	0	0	2											
<b>Billy Hatcher, R</b> (1, 7) OBP: 0.330, SLG: 0.405 <b>Scott Bankhead, R</b> (7, 1) OBP: 0.286, SLG: 0.286 <b>Fredie Benavides, R</b> (7, PH) OBP: 0.271, SLG: 0.348	3-0 F8		2-2 1B		0-1 P4			1-2 E 1B 2B		3	1	1	0	0	0	1											
<b>Joe Oliver, R</b> (1, 2) OBP: 0.296, SLG: 0.351		4-0 2B FC5 BB		0-1 G5-3				0-0 HR	2-3 3-H 2-2 SF9	2	2	1	2	1	0	1											
<b>Jose Rijo, R</b> (1, 1) OBP: 0.259, SLG: 0.333 <b>Dave Martinez, L</b> (6, PH) OBP: 0.332, SLG: 0.347		1-1 FC5 2B		0-0 FC5-4 1B				0-1 E1 FC6-4 G1-4-3 BB	2-2 BB	2	0	2	1	0	0	0											
<b>Inning Stats</b>	R: 3 E: 1 K: 1 S: 11	H: 3 LOB: 1 BB: 1 P: 21	R: 4 E: 0 K: 2 S: 14	H: 2 LOB: 2 BB: 2 P: 27	R: 1 E: 0 K: 0 S: 13	H: 2 LOB: 1 BB: 0 P: 16	R: 0 E: 0 K: 1 S: 10	H: 0 LOB: 0 BB: 0 P: 13	R: 0 E: 0 K: 0 S: 9	H: 1 LOB: 1 BB: 1 P: 14	R: 2 E: 1 K: 0 S: 11	H: 1 LOB: 1 BB: 1 P: 18	R: 2 E: 1 K: 1 S: 21	H: 3 LOB: 2 BB: 1 P: 33	R: 0 E: 0 K: 2 S: 9	H: 0 LOB: 0 BB: 0 P: 13		1B: 6 2B: 4 3B: 0 HR: 2	SF: 1 SAC: 0 DP: 1 HBP: 0	WP: 0 PB: 0 SB: 0 CS: 0	PA: 41						
<b>PITCHER</b>	IP	WLS	BF	H	R	ER	SO	BB	IBB	HBP	BLK	WP	HR	S	P	ERA	WHIP										
<b>Charlie Leibrandt, L</b> (1, 1) ERA: 4.08	1.2	L	13	5	7	6	2	2	1	0	0	0	0	21	43	3.240	4.200										
<b>Alejandro Pena, R</b> (2, 1) ERA: 6.27	2.1		9	2	1	1	2	0	0	0	0	0	0	27	34	3.86	0.857										
<b>Marvin Freeman, R</b> (5, 1) ERA: 3.33	2.0		9	2	2	1	0	1	0	0	0	0	1	20	32	4.50	1.500										
<b>Mike Stanton, L</b> (7, 1) ERA: 7.2	1.0		7	3	2	2	1	1	0	0	0	0	0	21	33	18.00	4.000										
<b>Kent Mercker, L</b> (8, 1) ERA: 2.41	1.0		3	0	0	0	2	0	0	0	0	0	0	9	13	0.00	0.000										





Batter	1	2	3	4	5	6	7	8	9	AB	R	H	RBI	BB	SO	LOB	TOP				
<b>Deion Sanders, L</b> OBP: 0.398, SLG: 0.571 (1, 8)	G3		P6		P6			2B BB 1B	K	5	1	1	0	0	1	0	<b>Atlanta Braves @ Cincinnati Reds</b> Riverfront Stadium, Cincinnati, OH Sun Jun 28 1992, 3:33 AM EDT Att: 37,581 - Sunny - 74 F				
<b>Terry Pendleton, S</b> OBP: 0.336, SLG: 0.479 (1, 5)	P3		E6 1B			G6-3		SF7	G6-3	4	0	1	1	0	0	0					
<b>Ron Gant, R</b> OBP: 0.359, SLG: 0.471 (1, 7)	K		F8			F9		BB 1-3 2B		4	0	1	0	0	1	1					
<b>David Justice, L</b> OBP: 0.345, SLG: 0.389 (1, 9)		3B BB	G3-1			P6		BB BB		2	1	0	0	2	0	1					
<b>Sid Bream, L</b> OBP: 0.344, SLG: 0.358 <b>Brian Hunter, R</b> OBP: 0.269, SLG: 0.496 (8, 3)	F7				F8			K		3	0	0	0	0	0	1					
<b>Damon Berryhill, S</b> OBP: 0.285, SLG: 0.406 <b>Kent Mercker, L</b> (8, 1)	K		F8				P6		K	1	0	0	0	0	1	3					
<b>Mark Lemke, S</b> OBP: 0.284, SLG: 0.300 (1, 4)	1-H E 3B						2B	FC6-4 BB		3	0	1	1	1	1	1					
<b>Rafael Belliard, R</b> OBP: 0.268, SLG: 0.244 <b>Jeff Treadway, L</b> OBP: 0.275, SLG: 0.571 <b>Jeff Blauser, R</b> OBP: 0.273, SLG: 0.349 (7, 6)	E9				G6-3		L4		K	2	0	0	0	0	0	0					
<b>Tom Glavine, L</b> OBP: 0.298, SLG: 0.289 <b>Otis Nixon, S</b> OBP: 0.369, SLG: 0.385 <b>Mark Wohlers, R</b> (8, 1)	G6-3							1B SF7 1B		1	1	1	0	0	0	0					
<b>Greg Olson, R</b> OBP: 0.325, SLG: 0.342 (8, 2)									HR	1	1	1	1	0	0	0					
<b>Inning Stats</b>	R: 0 E: 0 K: 1 S: 5	H: 0 LOB: 0 BB: 0 P: 8	R: 2 E: 1 K: 1 S: 13	H: 1 LOB: 1 BB: 1 P: 19	R: 0 E: 1 K: 0 S: 13	H: 1 LOB: 1 BB: 0 P: 21	R: 0 E: 0 K: 1 S: 9	H: 0 LOB: 0 BB: 0 P: 13	R: 0 E: 0 K: 0 S: 10	H: 0 LOB: 0 BB: 0 P: 17	R: 0 E: 0 K: 0 S: 7	H: 1 LOB: 1 BB: 0 P: 10	R: 2 E: 0 K: 1 S: 13	H: 3 LOB: 3 BB: 2 P: 26	R: 1 E: 0 K: 2 S: 8	H: 1 LOB: 0 BB: 0 P: 11	1B: 3 2B: 2 3B: 1 HR: 1	SF: 1 SAC: 0 DP: 0 HBP: 0	WP: 0 PB: 0 SB: 0 CS: 0	PA: 38	
<b>PITCHER</b>	IP	WLS	BF	H	R	ER	SO	BB	IBB	HBP	BLK	WP	HR	S	P	ERA	WHIP				
<b>Tim Lincecum, R</b> ERA: 3.48 <b>Norm Charlton, L</b> ERA: 2.27	(1, 1)	7.1	30	6	4	3	3	1	0	0	0	0	0	72	107	3.68	0.955				
<b>PITCHER</b>	IP	WLS	BF	H	R	ER	SO	BB	IBB	HBP	BLK	WP	HR	S	P	ERA	WHIP				
<b>Tom Glavine, L</b> ERA: 2.82 <b>Mark Wohlers, R</b> ERA: 7.5 <b>Kent Mercker, L</b> ERA: 2.37	(8, 1)	0.1	4	2	2	2	0	1	0	0	0	0	0	10	18	54.00	9.000				
<b>Tom Glavine, L</b> ERA: 2.37	(8, 1)	0.2	2	0	0	0	0	0	0	0	0	0	0	5	9	0.00	0.000				

AB 34  
R 5  
H 7  
RBI 4  
BB 3  
SO 6  
LOB 13



Batter	1	2	3	4	5	6	7	8	9	AB	R	H	RBI	BB	SO	LOB	BOTTOM				
<b>Reggie Sanders, R</b> OBP: 0.344, SLG: 0.443 (7, 7)	P3						F7			3	0	0	0	1	1	0	<b>Atlanta Braves @ Cincinnati Reds</b> Riverfront Stadium, Cincinnati, OH Sun Jun 28 1992, 3:33 AM EDT Att: 37,581 - Sunny - 74 F				
<b>Big Papi, R</b> OBP: 0.397, SLG: 0.369 (1, 4)	2B BB		F8		G5-3			SH1-3 1B		3	2	1	0	1	0	1					
<b>Barry Larkin, R</b> OBP: 0.328, SLG: 0.368 (1, 6)	P3		G5-3		G5-3			SH1-3		3	0	0	0	0	0	1					
<b>Chris Sabo, R</b> OBP: 0.318, SLG: 0.457 (1, 5)	1-H 2B						HR	FC4-6 1B		3	3	3	3	1	0	0					
<b>Glenn Braggs, R</b> OBP: 0.339, SLG: 0.339 (1, 9)	2B IBB						K	FC4-6 BB		1	1	0	0	3	1	0					
<b>Hal Morris, L</b> OBP: 0.414, SLG: 0.467 (1, 3)	1-H 2H 2B						G3	FC4-6		4	0	1	3	0	1	3					
<b>Billy Hatcher, R</b> OBP: 0.330, SLG: 0.402 <b>Dave Martinez, L</b> OBP: 0.330, SLG: 0.345 (7, 8)	G6-3				G1-3			F7		3	0	1	0	0	0	1					
<b>Joe Oliver, R</b> OBP: 0.292, SLG: 0.345 (1, 2)		G5-3			G1-3			F9		3	0	0	0	0	0	0					
<b>Tim Lincecum, R</b> OBP: 0.154, SLG: 0.231 <b>Norm Charlton, S</b> OBP: 0.500, SLG: 0.500 (8, 1)	K				P4			F9		3	0	0	0	0	1	0					
<b>Inning Stats</b>	R: 3 E: 0 K: 0 S: 11	H: 2 LOB: 1 BB: 2 P: 24	R: 0 E: 0 K: 2 S: 7	H: 0 LOB: 0 BB: 0 P: 9	R: 0 E: 0 K: 1 S: 7	H: 0 LOB: 2 BB: 2 P: 17	R: 0 E: 0 K: 0 S: 9	H: 0 LOB: 0 BB: 0 P: 13	R: 0 E: 0 K: 0 S: 11	H: 0 LOB: 0 BB: 1 P: 21	R: 1 E: 0 K: 1 S: 10	H: 2 LOB: 1 BB: 0 P: 16	R: 0 E: 0 K: 0 S: 13	H: 0 LOB: 0 BB: 0 P: 18	R: 2 E: 0 K: 0 S: 15	H: 2 LOB: 1 BB: 1 P: 27		1B: 3 2B: 2 3B: 0 HR: 1	SF: 0 SAC: 1 DP: 0 HBP: 0	WP: 0 PB: 0 SB: 2 CS: 1	PA: 34
<b>PITCHER</b>	IP	WLS	BF	H	R	ER	SO	BB	IBB	HBP	BLK	WP	HR	S	P	ERA	WHIP				
<b>Tom Glavine, L</b> ERA: 2.82 <b>Mark Wohlers, R</b> ERA: 7.5 <b>Kent Mercker, L</b> ERA: 2.37	(1, 1)	7.0	28	4	4	4	4	4	1	0	0	0	0	68	118	5.14	1.143				
<b>PITCHER</b>	IP	WLS	BF	H	R	ER	SO	BB	IBB	HBP	BLK	WP	HR	S	P	ERA	WHIP				





Batter	1	2	3	4	5	6	7	8	9	AB	R	H	RBI	BB	SO	LOB	TOP								
<b>Bip Roberts, S</b> (1, 7) OBP: 0.372, SLG: 0.374 <b>Reggie Sanders, R</b> (8, 7) OBP: 0.344, SLG: 0.443	L7			2B		G6-3		CS		2	2	1	0	2	0	0	<b>Cincinnati Reds @ Houston Astros</b> Astrodome, Houston, TX Mon Jun 29 1992, 8:05 PM EDT Att: 21,499 - Dome - 70 F								
<b>Barry Larkin, R</b> (1, 6) OBP: 0.327, SLG: 0.371	F7			PB		G6-3		F7		4	1	1	1	0	0	2									
<b>Hal Morris, L</b> (1, 3) OBP: 0.410, SLG: 0.461	G1-3			K				G1-3		4	0	1	1	0	1	1									
<b>Chris Sabo, R</b> (1, 5) OBP: 0.317, SLG: 0.453		K		L7				K		4	0	1	0	0	2	1									
<b>Paul O'Neill, L</b> (1, 9) OBP: 0.374, SLG: 0.435	L3			F8				F7		4	0	1	0	0	0	1									
<b>Bill Doran, S</b> (1, 4) OBP: 0.329, SLG: 0.385	P3							G4-6-3		4	0	1	0	0	1	2									
<b>Dave Martinez, L</b> (1, 8) OBP: 0.323, SLG: 0.337				F8				G4-3		4	0	0	0	0	0	2									
<b>Joe Oliver, R</b> (1, 2) OBP: 0.293, SLG: 0.345				P6				G6-3		3	0	1	0	0	0	1									
<b>Greg Swindell, L</b> (1, 1) OBP: 0.163, SLG: 0.195 <b>Rob Dibble, L</b> (8, 1) OBP: 1.000, SLG: 1.000				K				L7		3	0	0	0	0	1	2									
<b>Inning Stats</b>	R: 0 E: 0 K: 0 S: 5	H: 0 LOB: 0 BB: 0 P: 7	R: 0 E: 0 K: 1 S: 9	H: 0 LOB: 0 BB: 0 P: 13	R: 0 E: 0 K: 1 S: 5	H: 0 LOB: 0 BB: 0 P: 8	R: 2 E: 0 K: 1 S: 10	H: 2 LOB: 0 BB: 0 P: 13	R: 0 E: 0 K: 1 S: 7	H: 1 LOB: 1 BB: 0 P: 11	R: 1 E: 0 K: 1 S: 10	H: 1 LOB: 1 BB: 1 P: 20	R: 0 E: 0 K: 0 S: 9	H: 1 LOB: 1 BB: 0 P: 16	R: 0 E: 0 K: 0 S: 5	H: 0 LOB: 0 BB: 1 P: 10	R: 0 E: 0 K: 0 S: 8	H: 2 LOB: 1 BB: 0 P: 11	1B: 5 2B: 2 3B: 0 HR: 0	SF: 0 SAC: 0 DP: 1 HBP: 0	WP: 0 PB: 2 SB: 3 CS: 1	PA: 34			
<b>PITCHER</b>	IP	WLS	BF	H	R	ER	SO	BB	IBB	HBP	BLK	WP	HR	S	P	ERA	WHIP								
<b>Pete Harnisch, R</b> (1, 1) ERA: 4.02	7.0		27	5	3	2	5	1	0	0	0	0	0	55	88	2.57	0.857								
<b>Al Osuna, L</b> (8, 1) ERA: 3.77	1.0	W	3	0	0	0	0	1	0	0	0	0	0	5	10	0.00	1.000								
<b>Doug Jones, R</b> (9, 1) ERA: 2.09	1.0	S	4	2	0	0	0	0	0	0	0	0	0	8	11	0.00	2.000								

AB	32
R	3
H	7
RBI	2
BB	2
SO	5
LOB	12



Batter	1	2	3	4	5	6	7	8	9	AB	R	H	RBI	BB	SO	LOB	BOTTOM								
<b>Craig Biggio, R</b> (1, 4) OBP: 0.378, SLG: 0.405	G4-3		P5			CS		K		3	0	0	0	1	1	0	<b>Cincinnati Reds @ Houston Astros</b> Astrodome, Houston, TX Mon Jun 29 1992, 8:05 PM EDT Att: 21,499 - Dome - 70 F								
<b>Steve Finley, L</b> (1, 8) OBP: 0.330, SLG: 0.420	F9		G4-3			P5		P4		4	0	0	0	0	0	1									
<b>Ken Caminiti, S</b> (1, 5) OBP: 0.392, SLG: 0.486	2B		5 1B			P2		G3-1		4	2	3	0	0	0	1									
<b>5 Jeff Bagwell, R</b> (1, 3) OBP: 0.352, SLG: 0.404	K		2H			CS		G3-1		3	1	1	1	1	1	1									
<b>Eric Anthony, L</b> (1, 9) OBP: 0.317, SLG: 0.426 <b>Scott Servais, R</b> (9, 2) OBP: 0.248, SLG: 0.253		K	F8			SH1-4		K		4	0	1	0	0	2	3									
<b>Casey Candaele, S</b> (1, 6) OBP: 0.250, SLG: 0.246	S					SH1-4		G3-1		2	0	0	0	1	0	2									
<b>Luis Gonzalez, L</b> (1, 7) OBP: 0.266, SLG: 0.379	FC4-6					L6		3B		2	1	1	0	2	0	2									
<b>Scooter Tucker, R</b> (1, 2) OBP: 0.265, SLG: 0.138 <b>Benny Distefano, L</b> (8, PH) OBP: 0.314, SLG: 0.340 <b>Doug Jones, R</b> (9, 1)	P3					F7		K		3	0	0	0	0	1	5									
<b>Pete Harnisch, S</b> (1, 1) OBP: 0.143, SLG: 0.229 <b>Juan Guerrero, R</b> (7, PH) OBP: 0.234, SLG: 0.190 <b>Al Osuna, R</b> (8, 1) <b>Gerald Young, S</b> (9, 9)	FC4-6					K		G4-3		2	0	0	0	0	1	3									
<b>Inning Stats</b>	R: 0 E: 0 K: 1 S: 12	H: 1 LOB: 1 BB: 0 P: 18	R: 0 E: 0 K: 1 S: 10	H: 0 LOB: 2 BB: 2 P: 19	R: 1 E: 0 K: 0 S: 9	H: 2 LOB: 1 BB: 0 P: 13	R: 0 E: 0 K: 1 S: 6	H: 1 LOB: 1 BB: 0 P: 8	R: 0 E: 0 K: 1 S: 9	H: 0 LOB: 0 BB: 1 P: 13	R: 0 E: 0 K: 1 S: 7	H: 0 LOB: 0 BB: 0 P: 10	R: 0 E: 0 K: 2 S: 14	H: 2 LOB: 1 BB: 2 P: 28	R: 3 E: 0 K: 2 S: 14	H: 2 LOB: 1 BB: 2 P: 28	1B: 4 2B: 2 3B: 1 HR: 0	SF: 0 SAC: 1 DP: 0 HBP: 0	WP: 0 PB: 0 SB: 3 CS: 1	PA: 37					
<b>PITCHER</b>	IP	WLS	BF	H	R	ER	SO	BB	IBB	HBP	BLK	WP	HR	S	P	ERA	WHIP								
<b>Greg Swindell, L</b> (1, 1) ERA: 3.04	7.0		30	6	2	2	5	3	0	0	0	0	0	60	96	2.57	1.286								
<b>Rob Dibble, R</b> (8, 1) ERA: 4.41	1.0	L	6	1	2	2	2	1	1	0	0	0	0	13	27	18.00	2.000								

AB	30
R	4
H	7
RBI	4
BB	5
SO	7
LOB	19





Batter	1	2	3	4	5	6	7	8	9	AB	R	H	RBI	BB	SO	LOB	TOP					
<b>Bip Roberts, S</b> OBP: 0.374, SLG: 0.379 (1, 7)										4	0	2	0	0	1	1	<b>Cincinnati Reds @ Houston Astros</b> Astrodome, Houston, TX Tue Jun 30 1992, 8:05 PM EDT Att: 22,202 - Dome - 70 F					
<b>Barry Larkin, R</b> OBP: 0.321, SLG: 0.364 (1, 6)										4	0	0	0	0	1	3						
<b>Hal Morris, L</b> OBP: 0.407, SLG: 0.456 (1, 3)										4	0	1	1	0	1	2						
<b>Chris Sabo, R</b> OBP: 0.311, SLG: 0.444 (1, 5)										4	0	0	0	0	0	2						
<b>Paul O'Neill, L</b> OBP: 0.372, SLG: 0.432 (1, 9)										4	0	1	0	0	1	0						
<b>Bill Doran, S</b> OBP: 0.332, SLG: 0.381 (1, 4)										2	0	0	0	2	0	1						
<b>Dave Martinez, L</b> OBP: 0.325, SLG: 0.335 (7, PH)										1	0	0	0	1	0	1						
<b>Glenn Braggs, R</b> OBP: 0.333, SLG: 0.333 (7, 7)										2	0	0	0	0	1	2						
<b>Joe Oliver, R</b> OBP: 0.293, SLG: 0.345 (1, 2)										3	0	1	0	0	1	2						
<b>Chris Hammond, L</b> OBP: 0.357, SLG: 0.391 (7, PH)										0	1	0	0	1	0	0						
<b>Billy Hatcher, R</b> OBP: 0.326, SLG: 0.398 (7, 1)										1	0	0	0	0	0	2						
<b>Scott Ruskin, R</b> OBP: 0.250, SLG: 0.250 (7, 1)										0	0	0	0	0	0	0						
<b>Dwayne Henry, R</b> OBP: 0.250, SLG: 0.250 (8, 1)										0	0	0	0	0	0	0						
<b>Inning Stats</b>	R: 0 E: 0 K: 1 S: 10	H: 1 LOB: 0 BB: 0 P: 14	R: 0 E: 0 K: 0 S: 5	H: 0 LOB: 0 BB: 0 P: 8	R: 0 E: 0 K: 1 S: 5	H: 0 LOB: 1 BB: 1 P: 10	R: 0 E: 0 K: 0 S: 5	H: 1 LOB: 0 BB: 0 P: 10	R: 0 E: 0 K: 0 S: 9	H: 0 LOB: 1 BB: 1 P: 16	R: 1 E: 0 K: 0 S: 11	H: 1 LOB: 1 BB: 1 P: 26	R: 0 E: 0 K: 1 S: 12	H: 1 LOB: 2 BB: 1 P: 23	R: 0 E: 0 K: 2 S: 9	H: 0 LOB: 0 BB: 0 P: 12	R: 0 E: 0 K: 1 S: 6	H: 1 LOB: 1 BB: 0 P: 8	1B: 4 2B: 2 3B: 0 HR: 0	SF: 0 SAC: 1 DP: 2 HBP: 0	WP: 0 PB: 0 SB: 1 CS: 0	PA: 34
<b>PITCHER</b>	IP WLS BF H R ER SO BB IBB HBP BLK WP HR S P ERA WHIP																					
<b>Jimmy Jones, R</b> ERA: 4.22	5.0 W 19 3 1 1 2 3 0 0 0 0 0 0 37 67 1.80 1.200																					
<b>Rob Murphy, L</b> ERA: 3.24	1.1 5 0 0 0 1 1 0 0 0 0 0 0 12 28 0.00 0.750																					
<b>Xavier Hernandez, R</b> ERA: 2.29	2.2 S 10 2 0 0 3 0 0 0 0 0 0 0 23 32 0.00 0.750																					

AB	29
R	1
H	5
RBI	1
BB	4
SO	6
LOB	16



Batter	1	2	3	4	5	6	7	8	9	AB	R	H	RBI	BB	SO	LOB	BOTTOM					
<b>Craig Biggio, R</b> OBP: 0.379, SLG: 0.404 (1, 4)										3	1	1	0	1	1	0	<b>Cincinnati Reds @ Houston Astros</b> Astrodome, Houston, TX Tue Jun 30 1992, 8:05 PM EDT Att: 22,202 - Dome - 70 F					
<b>Steve Finley, L</b> OBP: 0.332, SLG: 0.422 (1, 8)										3	1	2	1	0	0	0						
<b>Ken Caminiti, S</b> OBP: 0.385, SLG: 0.476 (1, 5)										4	0	0	0	0	3	5						
<b>5 Jeff Bagwell, R</b> OBP: 0.354, SLG: 0.404 (1, 3)										3	1	1	1	1	0	1						
<b>Eric Anthony, L</b> OBP: 0.315, SLG: 0.422 (7, PR)										4	1	1	0	0	1	2						
<b>Gerald Young, S</b> (8, 9)										0	0	0	0	0	0	0						
<b>Casey Candaele, S</b> OBP: 0.251, SLG: 0.243 (1, 6)										2	0	0	0	1	0	2						
<b>Luis Gonzalez, L</b> OBP: 0.273, SLG: 0.394 (7, 1)										3	1	2	1	0	1	2						
<b>Xavier Hernandez, L</b> (7, 1)										1	0	0	0	0	1	0						
<b>Scott Servais, R</b> OBP: 0.257, SLG: 0.263 (1, 2)										4	0	2	1	0	1	1						
<b>Jimmy Jones, R</b> OBP: 0.286, SLG: 0.211 (6, 1)										2	0	0	0	0	1	4						
<b>Pete Incaviglia, R</b> OBP: 0.310, SLG: 0.408 (9, 7)										0	0	0	0	0	0	0						
<b>Chris Jones, R</b> OBP: 0.290, SLG: 0.327 (8, 1)										2	0	0	0	0	2	0						
<b>Inning Stats</b>	R: 0 E: 0 K: 2 S: 9	H: 0 LOB: 0 BB: 0 P: 15	R: 0 E: 0 K: 0 S: 5	H: 0 LOB: 0 BB: 0 P: 10	R: 1 E: 1 K: 2 S: 12	H: 2 LOB: 2 BB: 1 P: 18	R: 1 E: 0 K: 1 S: 11	H: 1 LOB: 2 BB: 2 P: 24	R: 0 E: 0 K: 0 S: 6	H: 1 LOB: 1 BB: 0 P: 9	R: 1 E: 0 K: 0 S: 6	H: 2 LOB: 0 BB: 0 P: 12	R: 2 E: 0 K: 3 S: 18	H: 3 LOB: 3 BB: 0 P: 27	R: 0 E: 0 K: 3 S: 12	H: 0 LOB: 0 BB: 0 P: 20	R: 0 E: 0 K: 3 S: 12	H: 0 LOB: 0 BB: 0 P: 12	1B: 9 2B: 0 3B: 0 HR: 0	SF: 1 SAC: 1 DP: 0 HBP: 0	WP: 1 PB: 0 SB: 1 CS: 1	PA: 36
<b>PITCHER</b>	IP WLS BF H R ER SO BB IBB HBP BLK WP HR S P ERA WHIP																					
<b>Chris Hammond, L</b> ERA: 3.69	6.0 L 26 6 3 3 5 3 0 0 0 0 0 0 49 88 4.50 1.500																					
<b>Scott Ruskin, L</b> ERA: 8.49	0.2 4 2 2 2 2 0 0 0 0 0 0 11 15 27.00 3.000																					
<b>Dwayne Henry, R</b> ERA: 2.89	0.1 3 1 0 0 1 0 0 0 0 0 1 0 7 12 0.00 3.000																					
<b>Tony Menendez, R</b> ERA: 2.45	1.0 3 0 0 0 3 0 0 0 0 0 0 0 12 20 0.00 0.000																					

AB	31
R	5
H	9
RBI	4
BB	3
SO	11
LOB	17





Batter	1	2	3	4	5	6	7	8	9	AB	R	H	RBI	BB	SO	LOB	TOP					
<b>Reggie Sanders, R</b> OBP: 0.336, SLG: 0.431 (1, 8) (7, 7)	F8		L7	K		K		K		5	0	0	0	0	3	4	<b>Cincinnati Reds @ Houston Astros</b> Astrodome, Houston, TX Wed Jul 01 1992, 4:33 AM EDT Att: 22,124 - Dome - 70 F					
<b>Hal Morris, L</b> OBP: 0.401, SLG: 0.448 (1, 3)	G4-3		K		G4-3			G6-3		5	0	1	0	0	1	2						
<b>Barry Larkin, R</b> OBP: 0.327, SLG: 0.373 (1, 6)			BB	1B		1B		L7		5	0	3	0	0	0	0						
<b>Chris Sabo, R</b> OBP: 0.317, SLG: 0.448 (1, 5)	F9		BB	1B		1B		1B		5	0	3	0	0	0	1						
<b>Glenn Braggs, R</b> OBP: 0.336, SLG: 0.325 (1, 7) (3, 9)		G5-3	BB			K		P3		3	1	0	0	2	1	3						
<b>Paul O'Neill, L</b> OBP: 0.373, SLG: 0.432 (1, 9)										2	0	1	0	0	1	3						
<b>Billy Hatcher, R</b> OBP: 0.330, SLG: 0.400 (3, 7)		G4-3				F7				2	0	1	0	0	0	2						
<b>Scott Bankhead, R</b> OBP: 0.296, SLG: 0.286 (7, 1)		G4-3						1B		0	0	0	0	0	0	0						
<b>Freddie Benavides, R</b> OBP: 0.279, SLG: 0.340 (1, 4) (7, PH)		G5-3				K		2B		2	1	0	0	1	1	2						
<b>Bill Doran, S</b> OBP: 0.330, SLG: 0.379 (7, 4)										1	0	0	0	0	0	2						
<b>Troy Afenir, R</b> OBP: 0.314, SLG: 0.367 (1, 2)		G4-3				F8				2	0	0	1	2	0	2						
<b>Bip Roberts, S</b> OBP: 0.374, SLG: 0.379 (8, PR)										0	0	0	0	0	0	0						
<b>Joe Oliver, R</b> OBP: 0.293, SLG: 0.345 (8, 2)								SH5-3		0	0	0	0	0	0	0						
<b>Tom Browning, L</b> OBP: 0.242, SLG: 0.258 (1, 1)										2	0	1	1	0	0	1						
<b>Scott Ruskin, R</b> (6, 1)		G1-3				SH1-4		SH5-3		0	0	0	0	0	0	0						
<b>Dave Martinez, L</b> OBP: 0.325, SLG: 0.335 (7, 8)						1B				0	0	0	0	0	0	0						
<b>Inning Stats</b>	R: 0 E: 0 K: 0 S: 12	H: 1 LOB: 1 BB: 0 P: 19	R: 1 E: 0 K: 0 S: 6	H: 1 LOB: 1 BB: 1 P: 11	R: 0 E: 0 K: 2 S: 16	H: 2 LOB: 3 BB: 1 P: 25	R: 0 E: 0 K: 2 S: 8	H: 0 LOB: 1 BB: 1 P: 14	R: 0 E: 0 K: 1 S: 12	H: 2 LOB: 2 BB: 1 P: 17	R: 1 E: 0 K: 1 S: 8	H: 2 LOB: 2 BB: 1 P: 18	R: 0 E: 0 K: 0 S: 12	H: 2 LOB: 2 BB: 0 P: 17	R: 0 E: 0 K: 1 S: 10	H: 0 LOB: 2 BB: 1 P: 17	R: 0 E: 0 K: 0 S: 11	H: 0 LOB: 0 BB: 0 P: 15	1B: 8 2B: 2 3B: 0 HR: 0	SF: 0 SAC: 2 DP: 0 HBP: 0	WP: 0 PB: 0 SB: 0 CS: 0	PA: 41
<b>PITCHER</b>	IP	WLS	BF	H	R	ER	SO	BB	IBB	HBP	BLK	WP	HR	S	P	ERA	WHIP					
<b>Butch Henry, L</b> ERA: 4.92 (1, 1)	5.1		27	7	2	2	5	4	0	0	0	0	0	57	96	3.38	2.062					
<b>Joe Boever, R</b> ERA: 2.75 (6, 1)	1.1		6	3	0	0	1	0	0	0	0	0	0	15	23	0.00	2.250					
<b>Al Osuna, L</b> ERA: 3.73 (7, 1)	0.1		1	0	0	0	0	0	0	0	0	0	0	2	2	0.00	0.000					
<b>Doug Jones, R</b> ERA: 2.01 (8, 1)	2.0	W	7	0	0	0	1	1	0	0	0	0	0	21	32	0.00	0.500					

AB	34
R	2
H	10
RBI	2
BB	5
SO	7
LOB	22



Batter	1	2	3	4	5	6	7	8	9	AB	R	H	RBI	BB	SO	LOB	BOTTOM				
<b>Craig Biggio, R</b> OBP: 0.384, SLG: 0.414 (1, 4)	1B						F8			3	1	2	0	1	0	1	<b>Cincinnati Reds @ Houston Astros</b> Astrodome, Houston, TX Wed Jul 01 1992, 4:33 AM EDT Att: 22,124 - Dome - 70 F				
<b>Steve Finley, L</b> OBP: 0.331, SLG: 0.420 (1, 8)		G6-4-3			L7			G4-3		4	1	1	1	0	0	4					
<b>Ken Caminiti, S</b> OBP: 0.382, SLG: 0.471 (1, 5)					F9					4	0	1	0	0	1	1					
<b>5 Jeff Bagwell, R</b> OBP: 0.352, SLG: 0.403 (1, 3)	SF9				G4-3					3	0	1	1	0	1	0					
<b>Eric Anthony, L</b> OBP: 0.314, SLG: 0.435 (1, 9)	G4-3				F8			G3		4	1	1	1	0	0	2					
<b>Casey Candaele, S</b> OBP: 0.247, SLG: 0.239 (1, 6)	F7				G6-3					3	0	0	0	0	0	2					
<b>Luis Gonzalez, L</b> OBP: 0.274, SLG: 0.380 (1, 7)										2	0	0	0	1	2	0					
<b>Scott Servais, R</b> OBP: 0.269, SLG: 0.267 (1, 2)										2	0	1	0	1	0	0					
<b>Scotter Tucker, R</b> OBP: 0.265, SLG: 0.138 (8, 2)										0	0	0	0	0	0	0					
<b>Butch Henry, L</b> OBP: 0.160, SLG: 0.280 (6, 1)										1	0	0	0	0	0	1					
<b>Joe Boever, R</b> (6, 1)										0	0	0	0	0	0	0					
<b>Al Osuna, R</b> (7, 1)										0	0	0	0	0	0	0					
<b>Pete Incaviglia, R</b> OBP: 0.313, SLG: 0.408 (7, PH)										0	0	0	0	1	0	0					
<b>Doug Jones, R</b> (8, 1)										0	0	0	0	0	0	0					
<b>Inning Stats</b>	R: 2 E: 0 K: 0 S: 13	H: 3 LOB: 2 BB: 0 P: 21	R: 0 E: 0 K: 0 S: 6	H: 1 LOB: 2 BB: 2 P: 16	R: 0 E: 0 K: 1 S: 10	H: 1 LOB: 1 BB: 0 P: 16	R: 0 E: 0 K: 1 S: 8	H: 0 LOB: 0 BB: 1 P: 15	R: 0 E: 0 K: 0 S: 6	H: 1 LOB: 0 BB: 0 P: 9	R: 0 E: 0 K: 1 S: 11	H: 0 LOB: 1 BB: 1 P: 21	R: 0 E: 0 K: 2 S: 10	H: 0 LOB: 0 BB: 0 P: 11	R: 1 E: 0 K: 0 S: 1	H: 1 LOB: 0 BB: 0 P: 1	1B: 5 2B: 0 3B: 1 HR: 1	SF: 1 SAC: 1 DP: 2 HBP: 0	WP: 1 PB: 0 SB: 1 CS: 0	PA: 32	
<b>PITCHER</b>	IP	WLS	BF	H	R	ER	SO	BB	IBB	HBP	BLK	WP	HR	S	P	ERA	WHIP				
<b>Tom Browning, L</b> ERA: 5.07 (1, 1)	5.0		21	6	2	2	1	2	1	0	0	0	0	43	77	3.60	1.600				
<b>Scott Ruskin, L</b> ERA: 6.04 (6, 1)	1.2		5	0	0	0	1	0	0	0	0	0	0	14	22	0.00	0.000				
<b>Scott Bankhead, R</b> ERA: 2.29 (7, 1)	1.1	L	6	1	1	1	2	1	0	0	0	0	1	16	24	6.75	1.500				





Batter	1	2	3	4	5	6	7	8	9	AB	R	H	RBI	BB	SO	LOB	TOP										
<b>Bip Roberts, S</b> (1,4) OBP: 0.373, SLG: 0.376 <b>Jeff Branson, L</b> (5,4) OBP: 0.250, SLG: 0.389	G1-3		1B				G6-3		1B	2	1	0	0	1	1	0	<b>Cincinnati Reds @ Pittsburgh Pirates</b> Three Rivers Stadium, Pittsburgh, PA Thu Jul 02 1992, 7:05 PM EDT Att: 19,445 - Overcast - 83 F <a href="http://livebaseballscorecards.com">livebaseballscorecards.com</a>										
<b>Dave Martinez, L</b> (1,8) OBP: 0.327, SLG: 0.339	F8		1B				G1-3			4	0	2	1	0	0	0											
<b>Barry Larkin, R</b> (1,6) OBP: 0.381, SLG: 0.381	1B		1B				PO			3	0	3	0	1	0	0											
<b>Paul O'Neill, L</b> (1,9) OBP: 0.375, SLG: 0.431	1B		1B				1B			3	0	1	0	1	1	2											
<b>Hal Morris, L</b> (1,3) OBP: 0.398, SLG: 0.440	G3-1						1B			3	0	0	0	1	2	5											
<b>Chris Sabo, R</b> (1,5) OBP: 0.321, SLG: 0.449		F9								4	1	2	0	0	0	1											
<b>Reggie Sanders, R</b> (1,7) OBP: 0.330, SLG: 0.423										4	0	0	0	0	3	3											
<b>Joe Oliver, R</b> (1,2) OBP: 0.293, SLG: 0.340										3	0	0	1	1	0	2											
<b>Jose Rijo, R</b> (1,1) OBP: 0.233, SLG: 0.300 <b>Norm Charlton, S</b> (8,1) OBP: 0.500, SLG: 0.500										3	0	0	0	0	0	1											
<b>Inning Stats</b>	R: 0 E: 0 K: 0 S: 8	H: 1 LOB: 2 BB: 1 P: 13	R: 0 E: 0 K: 1 S: 10	H: 0 LOB: 0 BB: 0 P: 14	R: 1 E: 0 K: 0 S: 10	H: 1 LOB: 1 BB: 2 P: 19	R: 1 E: 0 K: 0 S: 9	H: 1 LOB: 1 BB: 1 P: 18	R: 0 E: 0 K: 2 S: 12	H: 2 LOB: 2 BB: 0 P: 17	R: 0 E: 0 K: 1 S: 6	H: 1 LOB: 0 BB: 0 P: 9	R: 0 E: 0 K: 0 S: 8	H: 1 LOB: 1 BB: 0 P: 14	R: 0 E: 0 K: 2 S: 13	H: 1 LOB: 1 BB: 1 P: 19		R: 0 E: 0 K: 1 S: 10	H: 1 LOB: 2 BB: 1 P: 16	1B: 9 2B: 0 3B: 0 HR: 0	SF: 0 SAC: 1 DP: 0 HBP: 0	WP: 0 PB: 0 SB: 3 CS: 2	PA: 38				
<b>PITCHER</b>	IP	WLS	BF	H	R	ER	SO	BB	IBB	HBP	BLK	WP	HR	S	P	ERA	WHIP										
<b>Jeff Robinson, R</b> (1,1) ERA: 4.5	4.2	L	22	5	2	2	2	4	0	0	0	0	0	46	75	3.86	1.929										
<b>Denny Neagle, L</b> (5,1) ERA: 5.33	0.1		1	0	0	0	1	0	0	0	0	0	0	3	6	0.00	0.000										
<b>Bob Walk, R</b> (6,1) ERA: 3.5	2.0		6	2	0	0	1	0	0	0	0	0	0	14	23	0.00	1.000										
<b>Bob Patterson, L</b> (8,1) ERA: 2.32	1.0		4	1	0	0	2	0	0	0	0	0	0	13	19	0.00	1.000										
<b>Stan Belinda, R</b> (9,1) ERA: 2.73	1.0		4	1	0	0	1	1	0	0	0	0	0	10	16	0.00	2.000										

Batter	1	2	3	4	5	6	7	8	9	AB	R	H	RBI	BB	SO	LOB	BOTTOM										
<b>Gary Varsho, L</b> (1,7) OBP: 0.250, SLG: 0.365	E6	FC					FC6-4			4	0	0	0	0	0	3	<b>Cincinnati Reds @ Pittsburgh Pirates</b> Three Rivers Stadium, Pittsburgh, PA Thu Jul 02 1992, 7:05 PM EDT Att: 19,445 - Overcast - 83 F <a href="http://livebaseballscorecards.com">livebaseballscorecards.com</a>										
<b>Jeff King, R</b> (1,6) OBP: 0.228, SLG: 0.311	SH1-3	FC6-4					G6-3			3	0	0	0	0	1	4											
<b>Andy Van Slyke, L</b> (1,8) OBP: 0.419, SLG: 0.491										3	0	1	0	1	1	0											
<b>Orlando Merced, S</b> (1,3) OBP: 0.336, SLG: 0.411	G3									4	0	2	0	0	1	2											
<b>Michael LaValliere, L</b> (1,2) OBP: 0.335, SLG: 0.305 <b>Don Slaught, R</b> (8, PH) OBP: 0.436, SLG: 0.536	G4-3									2	0	0	0	1	0	3											
<b>Steve Buechele, R</b> (1,5) OBP: 0.336, SLG: 0.396										1	0	0	0	0	1	0											
<b>Dave Clark, L</b> (1,9) OBP: 0.286, SLG: 0.417 <b>Lloyd McClendon, R</b> (8, PH) OBP: 0.407, SLG: 0.394										4	0	1	0	0	1	2											
<b>Jose Lind, R</b> (1,4) OBP: 0.279, SLG: 0.287										3	1	1	1	0	0	1											
<b>Jeff Robinson, R</b> (1,1) OBP: 0.143, SLG: 0.143 <b>Denny Neagle, L</b> (5,1) ERA: 5.33 <b>Gary Redus, R</b> (5, PH) OBP: 0.255, SLG: 0.255 <b>Bob Walk, R</b> (6,1) ERA: 3.5 <b>John Wehner, R</b> (7, PH) OBP: 0.310, SLG: 0.260 <b>Bob Patterson, R</b> (8,1) ERA: 2.32 <b>Stan Belinda, R</b> (9,1) ERA: 2.73										1	0	0	0	0	1	2											
<b>Inning Stats</b>	R: 0 E: 1 K: 0 S: 9	H: 0 LOB: 2 BB: 1 P: 17	R: 0 E: 0 K: 1 S: 13	H: 2 LOB: 3 BB: 0 P: 17	R: 0 E: 0 K: 1 S: 10	H: 1 LOB: 0 BB: 0 P: 15	R: 0 E: 0 K: 0 S: 4	H: 0 LOB: 0 BB: 0 P: 5	R: 0 E: 0 K: 0 S: 6	H: 1 LOB: 1 BB: 1 P: 13	R: 1 E: 0 K: 1 S: 12	H: 2 LOB: 1 BB: 0 P: 16	R: 0 E: 0 K: 2 S: 9	H: 1 LOB: 0 BB: 0 P: 13	R: 0 E: 0 K: 2 S: 13	H: 0 LOB: 0 BB: 0 P: 18		R: 0 E: 0 K: 2 S: 13	H: 0 LOB: 0 BB: 0 P: 18	1B: 4 2B: 2 3B: 0 HR: 1	SF: 0 SAC: 1 DP: 2 HBP: 0	WP: 0 PB: 0 SB: 1 CS: 0	PA: 35				
<b>PITCHER</b>	IP	WLS	BF	H	R	ER	SO	BB	IBB	HBP	BLK	WP	HR	S	P	ERA	WHIP										
<b>Jose Rijo, R</b> (1,1) ERA: 3.3	7.0	W	29	6	1	1	3	2	0	0	0	0	0	22	31	0.00	0.500										
<b>Norm Charlton, L</b> (8,1) ERA: 2.17	2.0	S	6	1	0	0	4	0	0	0	0	0	0	22	31	0.00	0.500										



Batter	1	2	3	4	5	6	7	8	9	AB	R	H	RBI	BB	SO	LOB	TOP								
Reggie Sanders, R OBP: 0.336, SLG: 0.447 (1, 8)										5	2	3	0	0	2	0	<b>Cincinnati Reds @ Pittsburgh Pirates</b> Three Rivers Stadium, Pittsburgh, PA Fri Jul 03 1992, 7:05 PM EDT Att: 29,870 - Cloudy - 84 F								
Billy Hatcher, R OBP: 0.317, SLG: 0.387 Dave Martinez, L OBP: 0.332, SLG: 0.348 (1, 7)									3	1	0	1	0	0	2	1 1 1 0 0 0 0									
Barry Larkin, R OBP: 0.346, SLG: 0.400 (1, 6)										4	1	3	1	1	0	0		4 1 3 1 1 0 0							
Chris Sabo, R OBP: 0.322, SLG: 0.461 (1, 5)									5	1	2	3	0	0	2	5 1 2 3 0 0 2									
Glenn Braggs, R OBP: 0.324, SLG: 0.314 (1, 9)									4	0	0	1	0	1	0	4 0 0 1 0 1 0									
Hal Morris, L OBP: 0.403, SLG: 0.441 (1, 3)									4	1	2	0	1	0	0	4 1 2 0 1 0 0									
Joe Oliver, R OBP: 0.296, SLG: 0.348 Troy Afenir, R OBP: 0.306, SLG: 0.355 (1, 2)									4	0	2	1	0	0	1	1 0 0 0 0 0 3									
Freddie Benavides, R OBP: 0.272, SLG: 0.330 (1, 4)									3	0	0	0	1	0	2	3 0 0 0 1 0 2									
Tim Belcher, R OBP: 0.143, SLG: 0.214 Scott Ruskin, R OBP: 0.250, SLG: 0.250 Rob Dibble, L OBP: 1.000, SLG: 1.000 (1, 1)										3	0	0	0	0	1	0 0 0 0 0 1 0									
<b>Inning Stats</b>	R: 3 E: 0 K: 0 S: 12	H: 3 LOB: 0 BB: 0 P: 19	R: 0 E: 0 K: 0 S: 4	H: 0 LOB: 0 BB: 0 P: 5	R: 0 E: 0 K: 1 S: 7	H: 1 LOB: 1 BB: 0 P: 12	R: 0 E: 0 K: 0 S: 9	H: 1 LOB: 1 BB: 0 P: 13	R: 1 E: 0 K: 0 S: 7	H: 1 LOB: 0 BB: 0 P: 10	R: 1 E: 0 K: 0 S: 9	H: 2 LOB: 1 BB: 0 P: 15	R: 1 E: 0 K: 1 S: 13	H: 2 LOB: 1 BB: 0 P: 17	R: 0 E: 1 K: 2 S: 11	H: 1 LOB: 2 BB: 1 P: 20		R: 1 E: 0 K: 1 S: 19	H: 2 LOB: 3 BB: 2 P: 37	1B: 4 2B: 7 3B: 1 HR: 1	SF: 2 SAC: 0 DP: 0 HBP: 0	WP: 0 PB: 0 SB: 0 CS: 0	PA: 43		
<b>PITCHER</b>	IP WLS BF H R ER SO BB IBB HBP BLK WP HR S P ERA WHIP	IP WLS BF H R ER SO BB IBB HBP BLK WP HR S P ERA WHIP	IP WLS BF H R ER SO BB IBB HBP BLK WP HR S P ERA WHIP	IP WLS BF H R ER SO BB IBB HBP BLK WP HR S P ERA WHIP	IP WLS BF H R ER SO BB IBB HBP BLK WP HR S P ERA WHIP	IP WLS BF H R ER SO BB IBB HBP BLK WP HR S P ERA WHIP	IP WLS BF H R ER SO BB IBB HBP BLK WP HR S P ERA WHIP	IP WLS BF H R ER SO BB IBB HBP BLK WP HR S P ERA WHIP	IP WLS BF H R ER SO BB IBB HBP BLK WP HR S P ERA WHIP	IP WLS BF H R ER SO BB IBB HBP BLK WP HR S P ERA WHIP	IP WLS BF H R ER SO BB IBB HBP BLK WP HR S P ERA WHIP	IP WLS BF H R ER SO BB IBB HBP BLK WP HR S P ERA WHIP	IP WLS BF H R ER SO BB IBB HBP BLK WP HR S P ERA WHIP	IP WLS BF H R ER SO BB IBB HBP BLK WP HR S P ERA WHIP	IP WLS BF H R ER SO BB IBB HBP BLK WP HR S P ERA WHIP	IP WLS BF H R ER SO BB IBB HBP BLK WP HR S P ERA WHIP	IP WLS BF H R ER SO BB IBB HBP BLK WP HR S P ERA WHIP	IP WLS BF H R ER SO BB IBB HBP BLK WP HR S P ERA WHIP	IP WLS BF H R ER SO BB IBB HBP BLK WP HR S P ERA WHIP	IP WLS BF H R ER SO BB IBB HBP BLK WP HR S P ERA WHIP	IP WLS BF H R ER SO BB IBB HBP BLK WP HR S P ERA WHIP	IP WLS BF H R ER SO BB IBB HBP BLK WP HR S P ERA WHIP	IP WLS BF H R ER SO BB IBB HBP BLK WP HR S P ERA WHIP	IP WLS BF H R ER SO BB IBB HBP BLK WP HR S P ERA WHIP	IP WLS BF H R ER SO BB IBB HBP BLK WP HR S P ERA WHIP

AB 38  
R 7  
H 13  
RBI 7  
BB 3  
SO 5  
LOB 12



Batter	1	2	3	4	5	6	7	8	9	AB	R	H	RBI	BB	SO	LOB	BOTTOM								
Gary Varsho, L OBP: 0.260, SLG: 0.364 Jerry Don Gleaton, L OBP: 0.311, SLG: 0.250 Gary Redus, R OBP: 0.311, SLG: 0.250 (1, 7)										3	1	1	0	1	1	6	0 0 0 0 0 0 0								
Jay Bell, R OBP: 0.340, SLG: 0.348 (1, 6)										5	1	3	0	0	1	0	5 1 3 0 0 1 0								
Andy Van Slyke, L OBP: 0.418, SLG: 0.502 (1, 8)										4	1	2	3	0	0	2	4 1 2 3 0 0 2								
Orlando Merced, S OBP: 0.330, SLG: 0.403 (1, 3)										4	0	0	0	0	2	3	4 0 0 0 0 2 3								
Dave Clark, L OBP: 0.290, SLG: 0.407 John Wehner, R OBP: 0.300, SLG: 0.231 (7, PH)										3	0	1	0	0	0	1	1 0 0 0 0 0 0								
Steve Buechele, R OBP: 0.334, SLG: 0.394 (1, 5)										4	0	1	0	0	2	1	4 0 1 0 0 2 1								
Michael LaValliere, L OBP: 0.339, SLG: 0.310 (1, 2)										4	0	2	0	0	0	0	4 0 2 0 0 0 0								
Jose Lind, R OBP: 0.278, SLG: 0.286 (1, 4)										4	0	1	0	0	0	2	4 0 1 0 0 0 2								
Randy Tomlin, L OBP: 0.229, SLG: 0.156 Cecil Espy, S OBP: 0.312, SLG: 0.341 (6, PH)										2	0	0	0	0	0	3	2 0 0 0 0 0 3								
<b>Inning Stats</b>	R: 0 E: 0 K: 0 S: 13	H: 1 LOB: 1 BB: 1 P: 24	R: 0 E: 0 K: 0 S: 11	H: 3 LOB: 3 BB: 0 P: 16	R: 0 E: 0 K: 2 S: 9	H: 1 LOB: 1 BB: 0 P: 13	R: 0 E: 0 K: 0 S: 5	H: 0 LOB: 0 BB: 0 P: 6	R: 1 E: 0 K: 0 S: 7	H: 2 LOB: 1 BB: 0 P: 8	R: 0 E: 0 K: 2 S: 14	H: 2 LOB: 3 BB: 1 P: 23	R: 2 E: 0 K: 2 S: 13	H: 2 LOB: 0 BB: 0 P: 15	R: 0 E: 0 K: 0 S: 9	H: 0 LOB: 0 BB: 0 P: 16	R: 0 E: 0 K: 0 S: 12	H: 0 LOB: 0 BB: 0 P: 17	1B: 8 2B: 3 3B: 0 HR: 1	SF: 1 SAC: 0 DP: 1 HBP: 0	WP: 0 PB: 0 SB: 0 CS: 0	PA: 39			
<b>PITCHER</b>	IP WLS BF H R ER SO BB IBB HBP BLK WP HR S P ERA WHIP	IP WLS BF H R ER SO BB IBB HBP BLK WP HR S P ERA WHIP	IP WLS BF H R ER SO BB IBB HBP BLK WP HR S P ERA WHIP	IP WLS BF H R ER SO BB IBB HBP BLK WP HR S P ERA WHIP	IP WLS BF H R ER SO BB IBB HBP BLK WP HR S P ERA WHIP	IP WLS BF H R ER SO BB IBB HBP BLK WP HR S P ERA WHIP	IP WLS BF H R ER SO BB IBB HBP BLK WP HR S P ERA WHIP	IP WLS BF H R ER SO BB IBB HBP BLK WP HR S P ERA WHIP	IP WLS BF H R ER SO BB IBB HBP BLK WP HR S P ERA WHIP	IP WLS BF H R ER SO BB IBB HBP BLK WP HR S P ERA WHIP	IP WLS BF H R ER SO BB IBB HBP BLK WP HR S P ERA WHIP	IP WLS BF H R ER SO BB IBB HBP BLK WP HR S P ERA WHIP	IP WLS BF H R ER SO BB IBB HBP BLK WP HR S P ERA WHIP	IP WLS BF H R ER SO BB IBB HBP BLK WP HR S P ERA WHIP	IP WLS BF H R ER SO BB IBB HBP BLK WP HR S P ERA WHIP	IP WLS BF H R ER SO BB IBB HBP BLK WP HR S P ERA WHIP	IP WLS BF H R ER SO BB IBB HBP BLK WP HR S P ERA WHIP	IP WLS BF H R ER SO BB IBB HBP BLK WP HR S P ERA WHIP	IP WLS BF H R ER SO BB IBB HBP BLK WP HR S P ERA WHIP	IP WLS BF H R ER SO BB IBB HBP BLK WP HR S P ERA WHIP	IP WLS BF H R ER SO BB IBB HBP BLK WP HR S P ERA WHIP	IP WLS BF H R ER SO BB IBB HBP BLK WP HR S P ERA WHIP	IP WLS BF H R ER SO BB IBB HBP BLK WP HR S P ERA WHIP	IP WLS BF H R ER SO BB IBB HBP BLK WP HR S P ERA WHIP	IP WLS BF H R ER SO BB IBB HBP BLK WP HR S P ERA WHIP

AB 36  
R 3  
H 11  
RBI 3  
BB 2  
SO 6  
LOB 18





Batter	1	2	3	4	5	6	7	8	9	AB	R	H	RBI	BB	SO	LOB	TOP					
<b>Bip Roberts, S</b> OBP: 0.377, SLG: 0.376 (1, 7)	F8		G4-3			E8				3	0	1	2	2	0	0	<b>Cincinnati Reds @ Pittsburgh Pirates</b> Three Rivers Stadium, Pittsburgh, PA Sat Jul 04 1992, 3:33 AM EDT Att: 21,507 - Cloudy - 77 F					
<b>Dave Martinez, L</b> OBP: 0.324, SLG: 0.339 (1, 8)	P5		K		K	K				5	0	0	0	0	4	5						
<b>Barry Larkin, R</b> OBP: 0.347, SLG: 0.402 (1, 6)	P9		G6-3							4	0	1	1	1	0	0						
<b>Paul O'Neill, L</b> OBP: 0.369, SLG: 0.424 <b>Glenn Braggs, R</b> OBP: 0.321, SLG: 0.311 (8, PH) (8, 9)		G6-3		G1-3	F8					4	0	0	0	0	1	2						
<b>Hal Morris, L</b> OBP: 0.418, SLG: 0.448 (1, 3)										2	2	2	0	3	0	0						
<b>Chris Sabo, R</b> OBP: 0.324, SLG: 0.457 (1, 5)										4	0	1	0	1	1	3						
<b>Bill Doran, S</b> OBP: 0.329, SLG: 0.382 <b>Jeff Branson, L</b> OBP: 0.238, SLG: 0.368 (7, 4)										4	1	1	0	0	2	6						
<b>Joe Oliver, R</b> OBP: 0.307, SLG: 0.355 (1, 2)										4	1	3	1	1	0	2						
<b>Greg Swindell, L</b> OBP: 0.167, SLG: 0.196 (1, 1)										5	1	1	0	0	2	8						
<b>Inning Stats</b>	R: 0 E: 0 K: 0 S: 9	H: 0 LOB: 0 BB: 0 P: 15	R: 1 E: 0 K: 1 S: 15	H: 2 LOB: 2 BB: 1 P: 25	R: 0 E: 0 K: 1 S: 5	H: 0 LOB: 0 BB: 0 P: 7	R: 0 E: 0 K: 0 S: 7	H: 1 LOB: 2 BB: 1 P: 13	R: 1 E: 0 K: 1 S: 10	H: 2 LOB: 2 BB: 1 P: 18	R: 3 E: 1 K: 3 S: 19	H: 2 LOB: 1 BB: 2 P: 33	R: 0 E: 1 K: 2 S: 14	H: 0 LOB: 2 BB: 1 P: 23	R: 0 E: 0 K: 2 S: 14	H: 1 LOB: 3 BB: 2 P: 23		R: 0 E: 0 K: 0 S: 9	H: 2 LOB: 2 BB: 0 P: 12	1B: 8 2B: 2 3B: 0 HR: 0	SF: 0 SAC: 0 DP: 0 HBP: 0	WP: 2 PB: 0 SB: 0 CS: 0
<b>PITCHER</b>	IP	WLS	BF	H	R	ER	SO	BB	IBB	HBP	BLK	WP	HR	S	P	ERA	WHIP					
<b>Victor Cole, R</b> ERA: 4.98	4.1	L	21	5	2	2	3	3	0	0	0	1	0	44	75	4.15	1.846					
<b>Bob Patterson, L</b> ERA: 2.75	1.2		9	2	3	2	3	1	1	0	0	1	0	21	36	10.80	1.800					
<b>Denny Neagle, L</b> ERA: 5.15	1.2		10	1	0	0	4	3	0	0	1	0	0	27	44	0.00	2.400					
<b>Roger Mason, R</b> ERA: 3.38	0.1		1	0	0	0	0	0	0	0	0	0	0	1	2	0.00	0.000					
<b>Bob Walk, R</b> ERA: 3.42	1.0		5	2	0	0	0	0	0	0	0	0	0	9	12	0.00	2.000					

Batter	1	2	3	4	5	6	7	8	9	AB	R	H	RBI	BB	SO	LOB	BOTTOM					
<b>Gary Redus, R</b> OBP: 0.292, SLG: 0.232 (1, 3)	F9									4	0	0	0	0	0	1	<b>Cincinnati Reds @ Pittsburgh Pirates</b> Three Rivers Stadium, Pittsburgh, PA Sat Jul 04 1992, 3:33 AM EDT Att: 21,507 - Cloudy - 77 F					
<b>Jay Bell, R</b> OBP: 0.342, SLG: 0.357 (1, 6)	F9									4	0	2	0	0	0	0						
<b>Andy Van Slyke, L</b> OBP: 0.416, SLG: 0.502 (1, 8)	P5									4	1	1	0	0	0	2						
<b>Lloyd McClendon, R</b> OBP: 0.393, SLG: 0.378 (1, 9)										4	0	0	0	0	1	3						
<b>Barry Bonds, L</b> OBP: 0.431, SLG: 0.582 (1, 7)										3	1	1	1	0	1	1						
<b>Steve Buechele, R</b> OBP: 0.331, SLG: 0.390 (1, 5)										3	0	0	0	0	0	1						
<b>Don Slaught, R</b> OBP: 0.425, SLG: 0.527 (1, 2)										2	0	0	1	0	0	0						
<b>Jose Lind, R</b> OBP: 0.275, SLG: 0.283 (1, 4)										3	0	0	0	0	2	0						
<b>Victor Cole, S</b> OBP: 0.295, SLG: 0.800 <b>Bob Patterson, R</b> OBP: 0.316, SLG: 0.338 <b>Cecil Spivey, L</b> OBP: 0.259, SLG: 0.259 <b>Denny Neagle, L</b> <b>Roger Mason, R</b> <b>John Wetters, R</b> <b>Bob Walk, R</b>										1	0	0	0	0	0	0						
<b>Inning Stats</b>	R: 0 E: 0 K: 0 S: 14	H: 0 LOB: 0 BB: 0 P: 19	R: 0 E: 0 K: 2 S: 8	H: 0 LOB: 0 BB: 0 P: 12	R: 0 E: 0 K: 1 S: 7	H: 0 LOB: 0 BB: 0 P: 9	R: 0 E: 0 K: 0 S: 6	H: 1 LOB: 1 BB: 0 P: 6	R: 1 E: 0 K: 1 S: 13	H: 1 LOB: 0 BB: 0 P: 19	R: 0 E: 0 K: 0 S: 7	H: 0 LOB: 0 BB: 0 P: 11	R: 1 E: 0 K: 0 S: 8	H: 1 LOB: 0 BB: 0 P: 14	R: 0 E: 0 K: 0 S: 8	H: 1 LOB: 1 BB: 0 P: 13		R: 0 E: 0 K: 0 S: 6	H: 1 LOB: 1 BB: 0 P: 9	1B: 1 2B: 4 3B: 0 HR: 0	SF: 2 SAC: 0 DP: 0 HBP: 0	WP: 0 PB: 0 SB: 0 CS: 0
<b>PITCHER</b>	IP	WLS	BF	H	R	ER	SO	BB	IBB	HBP	BLK	WP	HR	S	P	ERA	WHIP					
<b>Greg Swindell, L</b> ERA: 2.96	9.0	W	32	5	2	2	4	0	0	0	0	0	0	77	112	2.00	0.556					

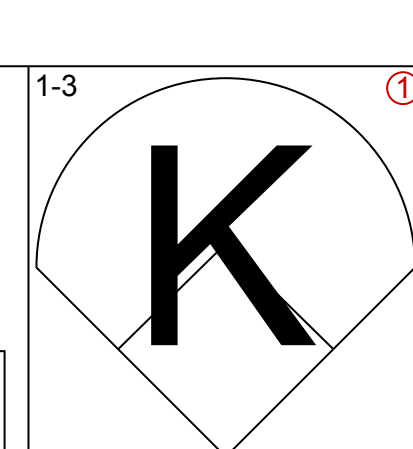
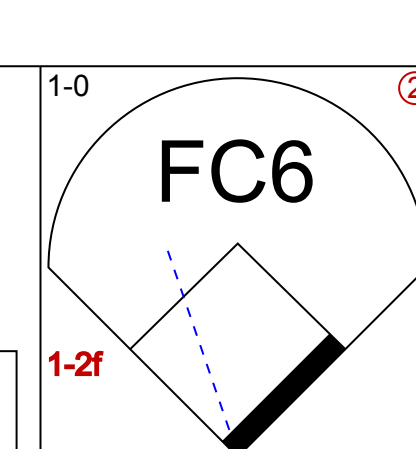
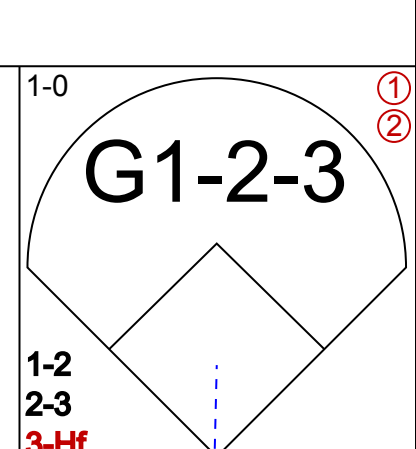
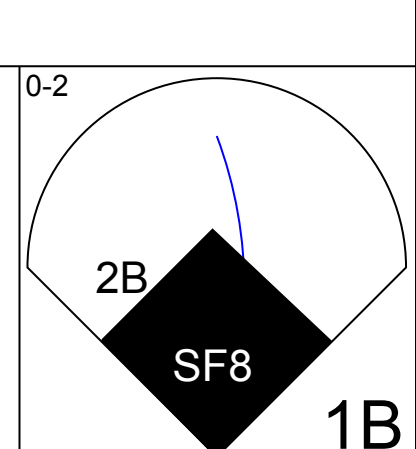
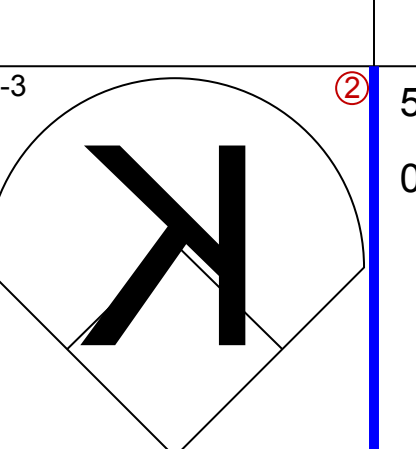
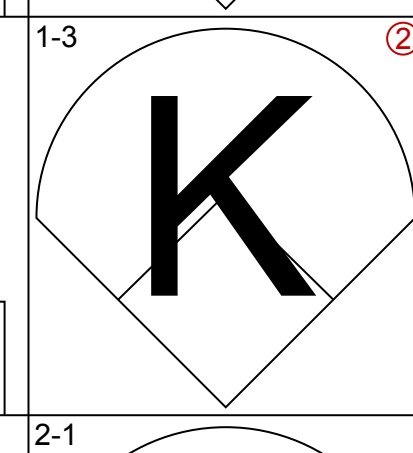
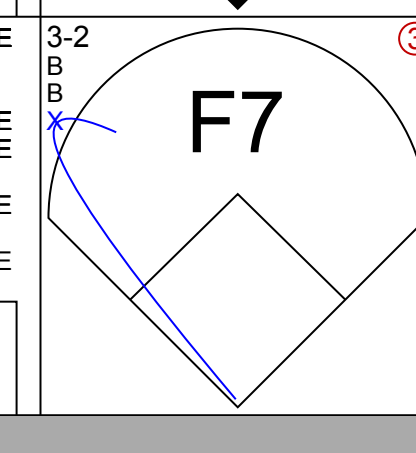
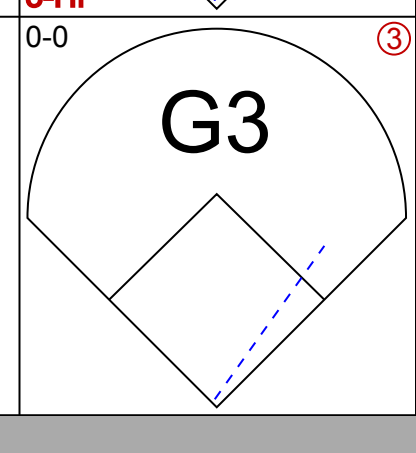
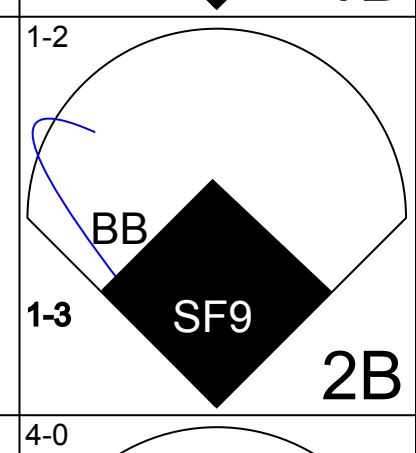
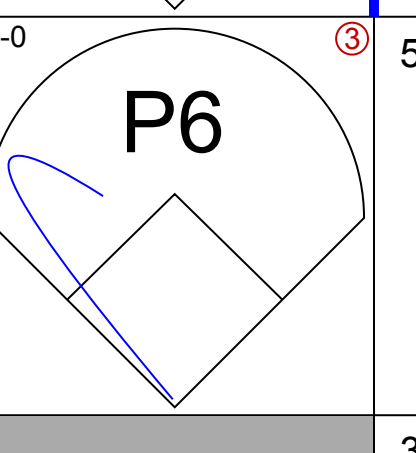
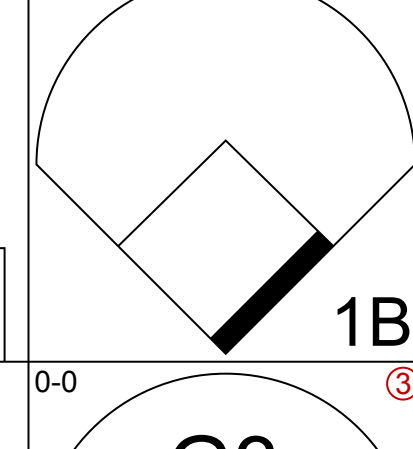
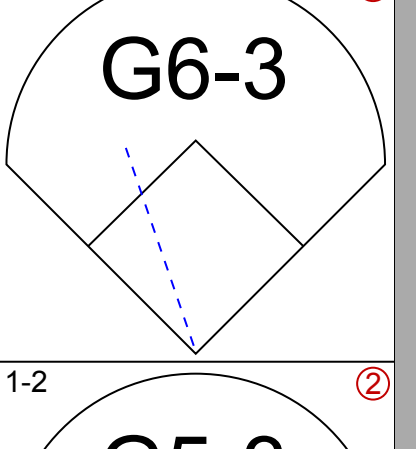
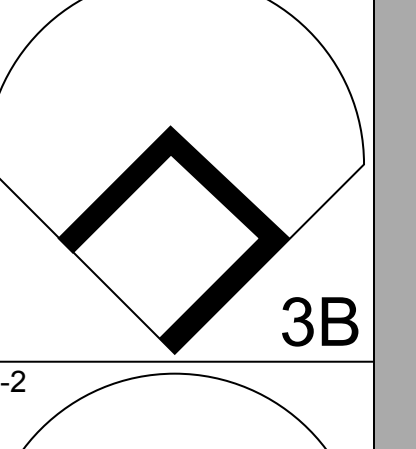
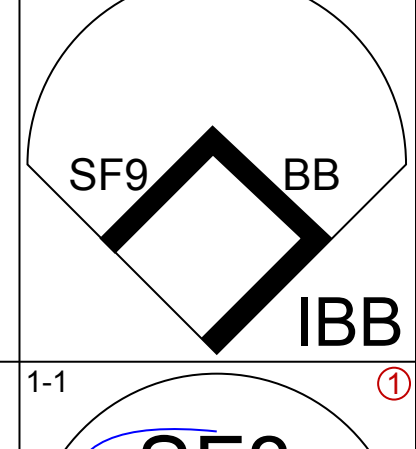
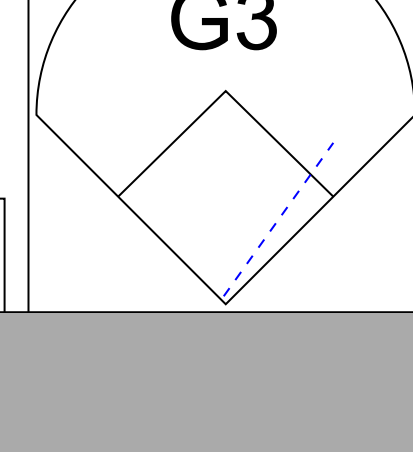
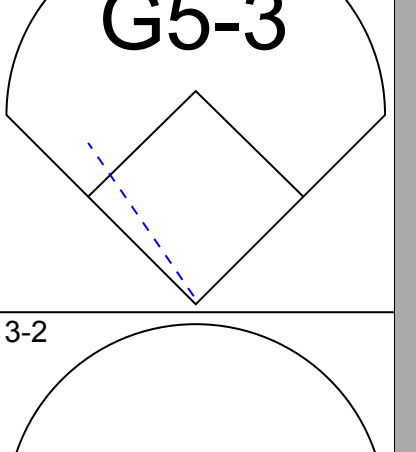
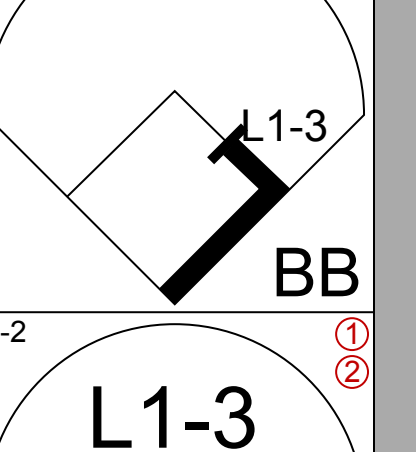
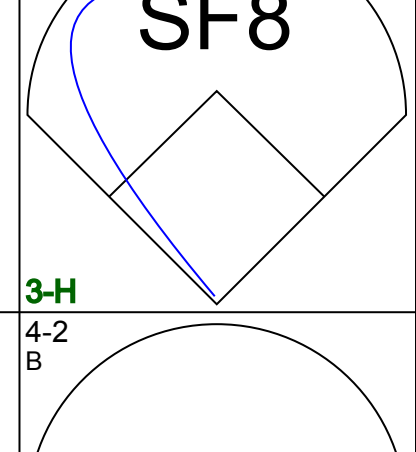
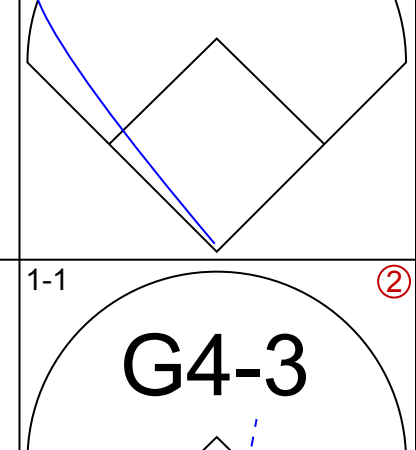
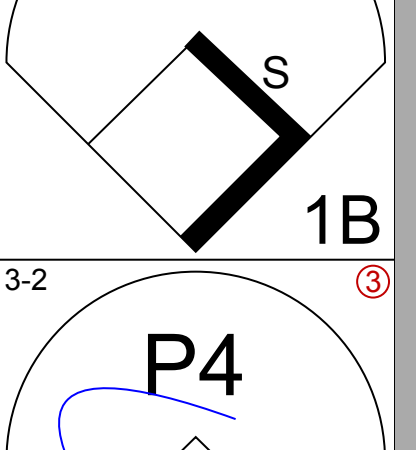
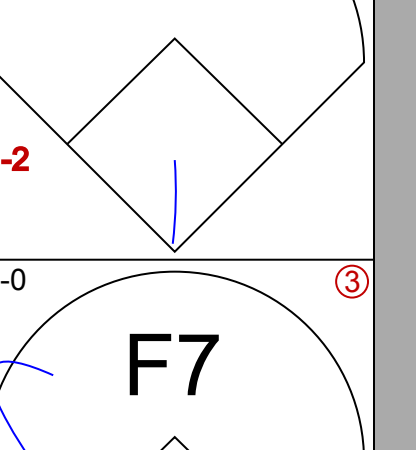
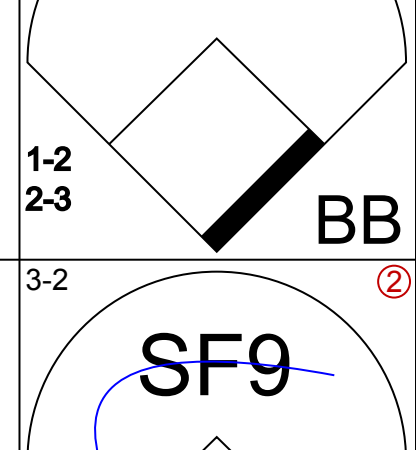
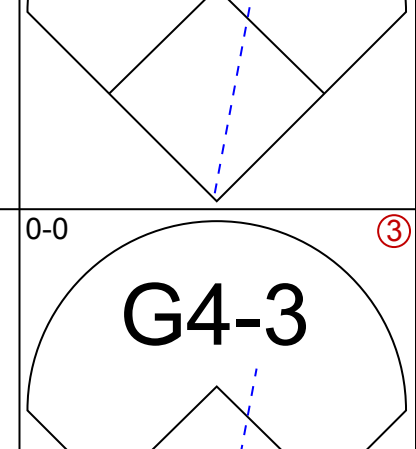
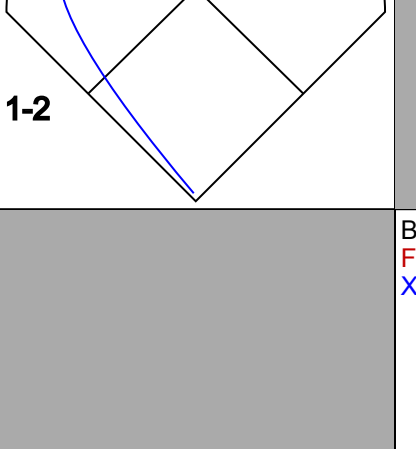
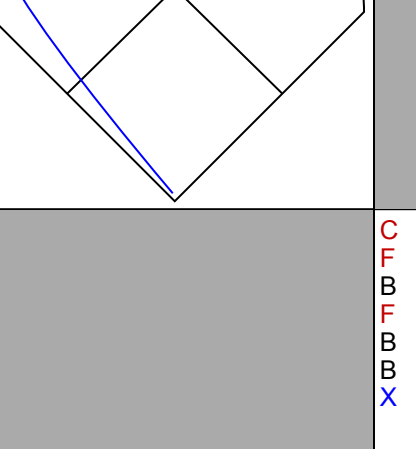
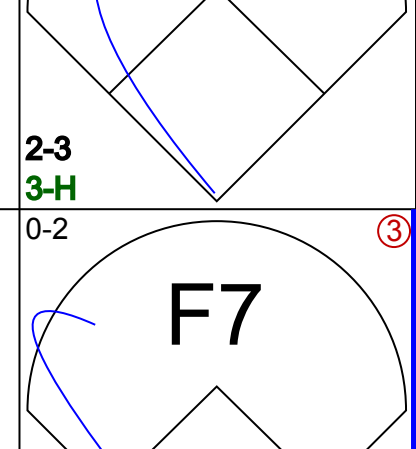
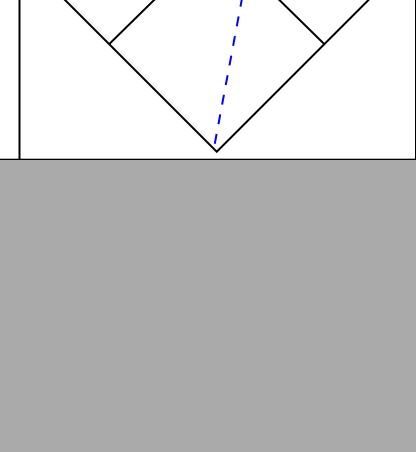
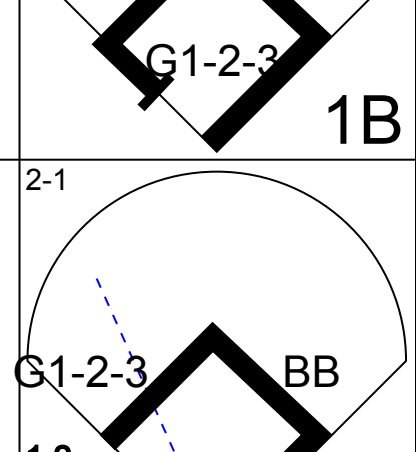
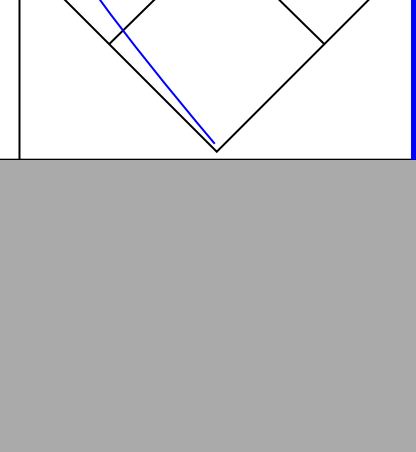
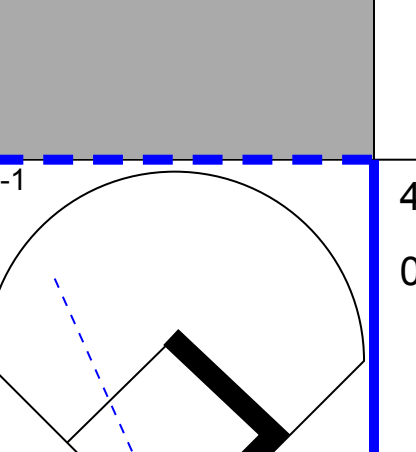
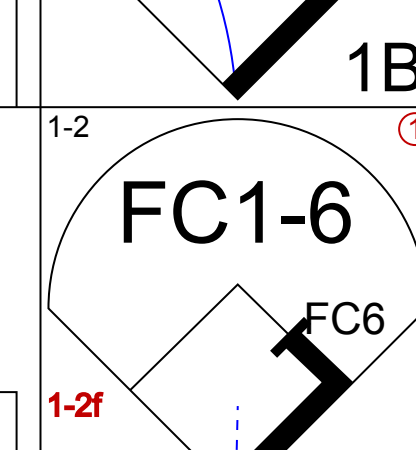
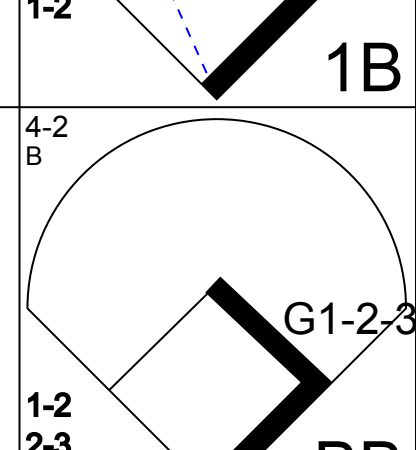

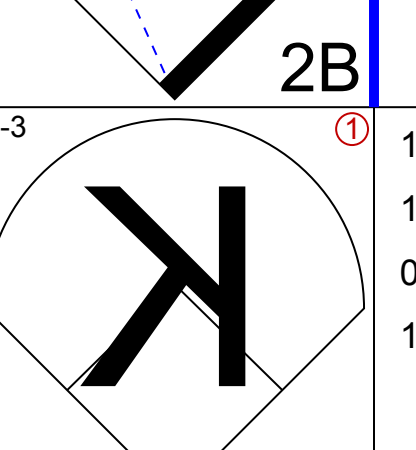
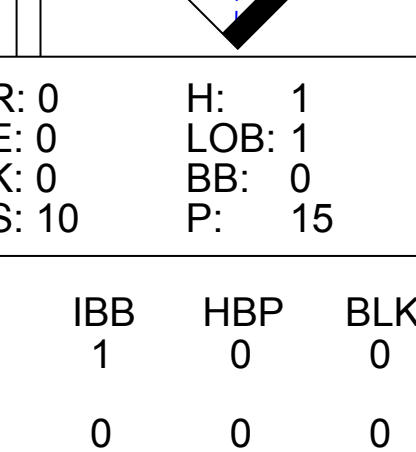
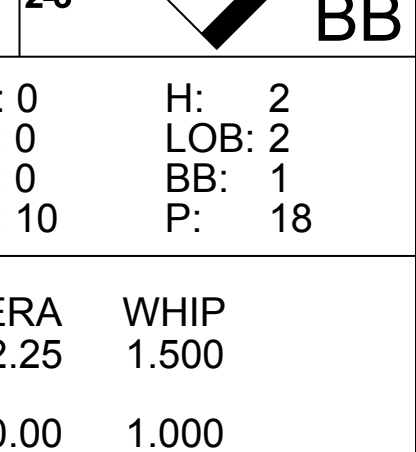
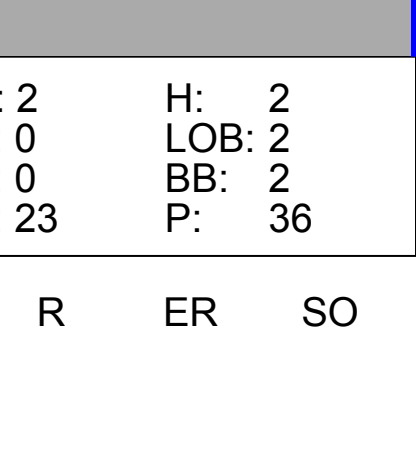
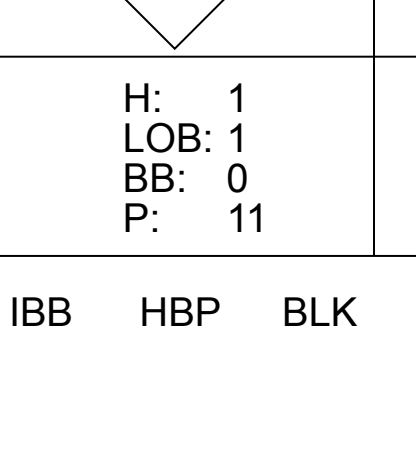
AB	37
R	5
H	10
RBI	4
BB	8
SO	10
LOB	30



AB	30
R	2
H	5
RBI	2
BB	0
SO	4
LOB	8

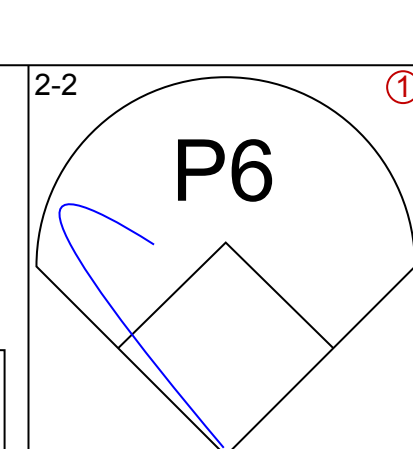
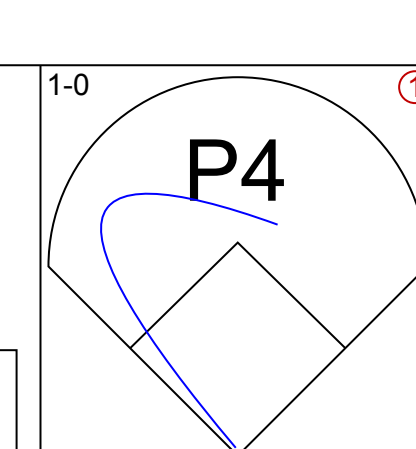
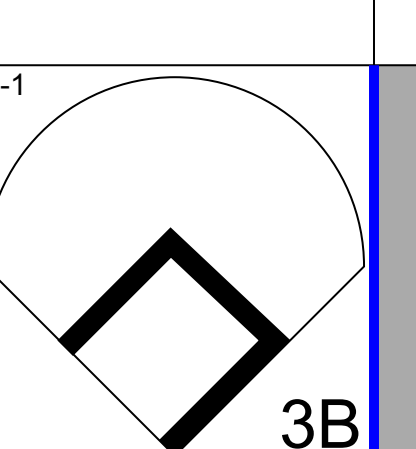
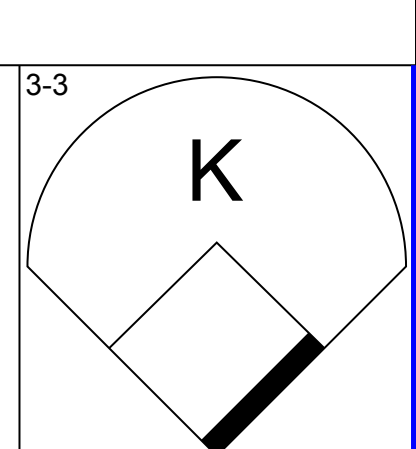
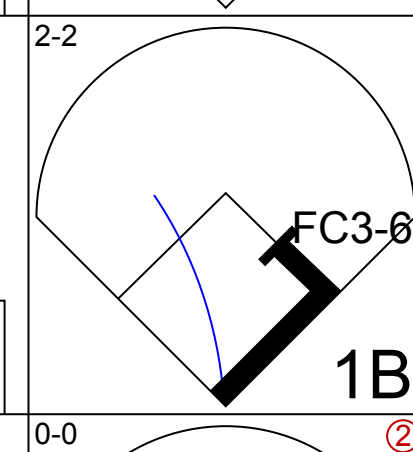
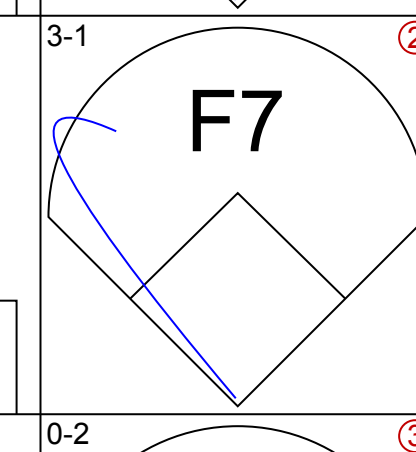
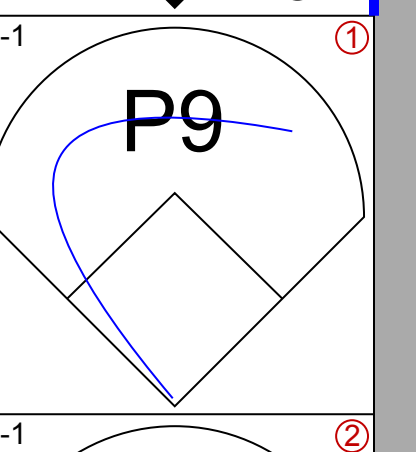
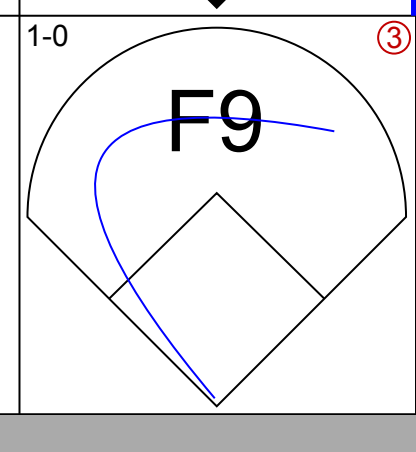
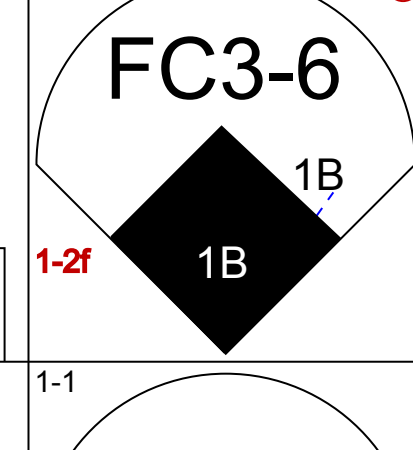
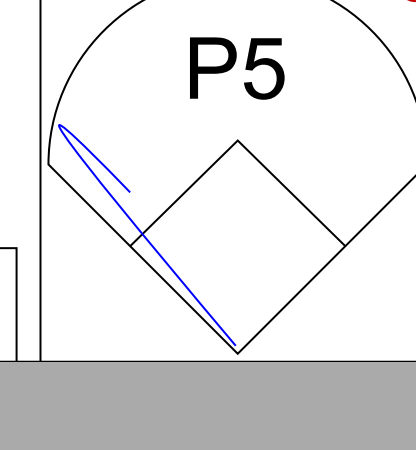
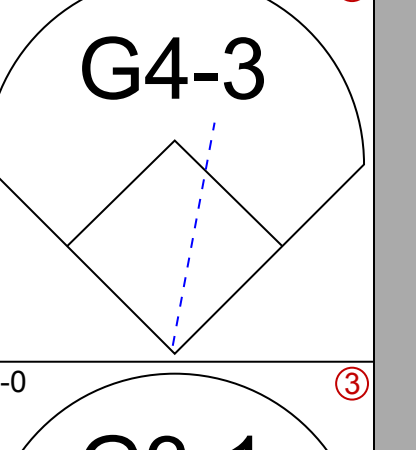
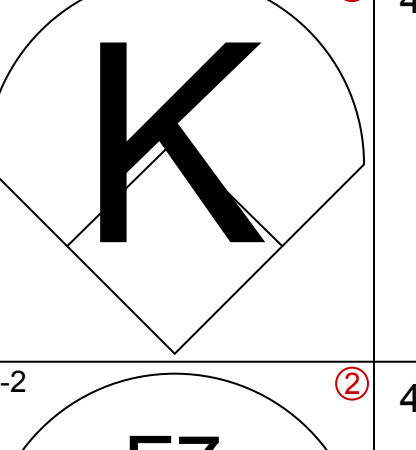
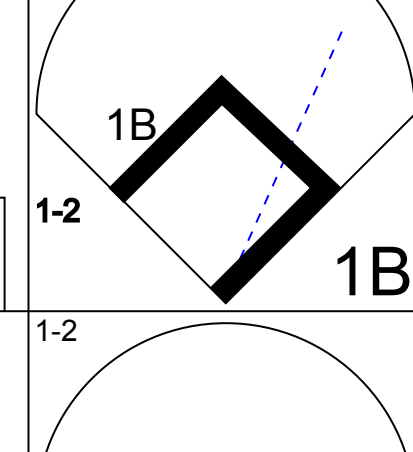
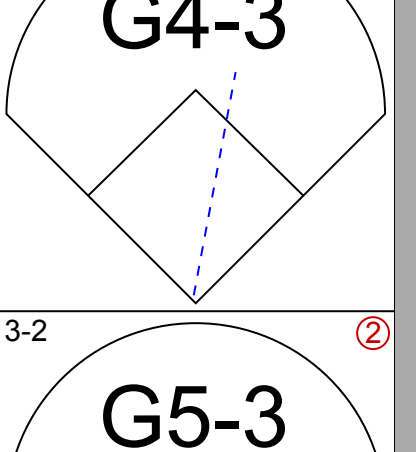
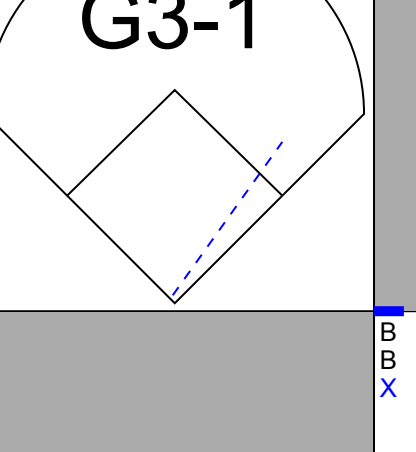
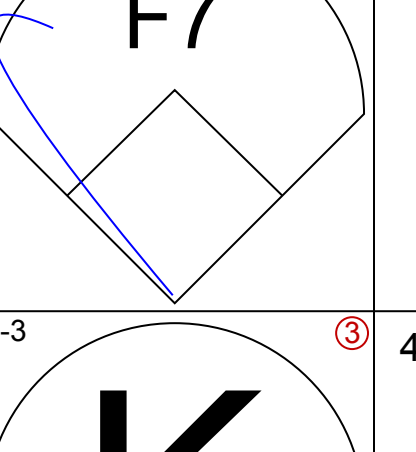
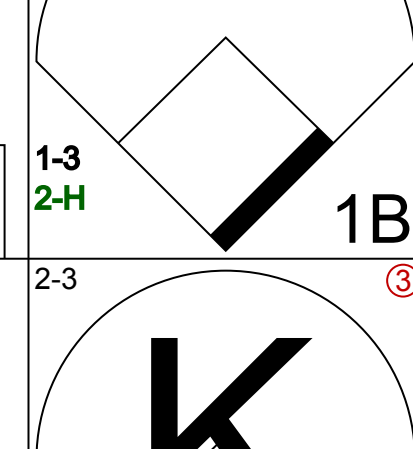
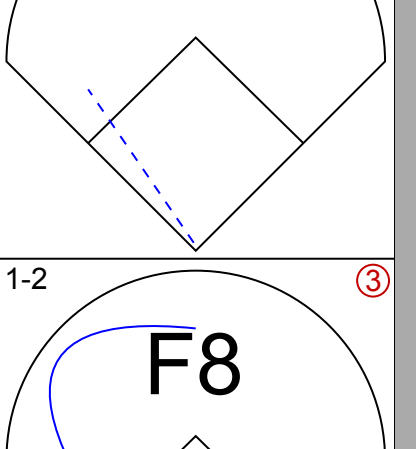

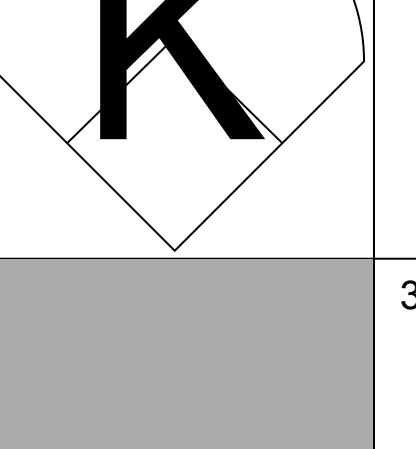
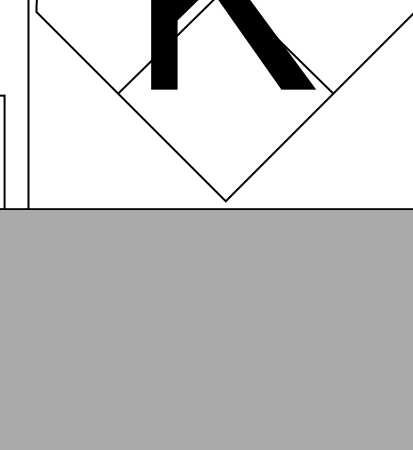
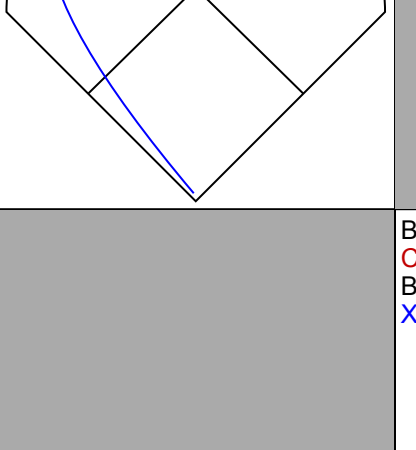

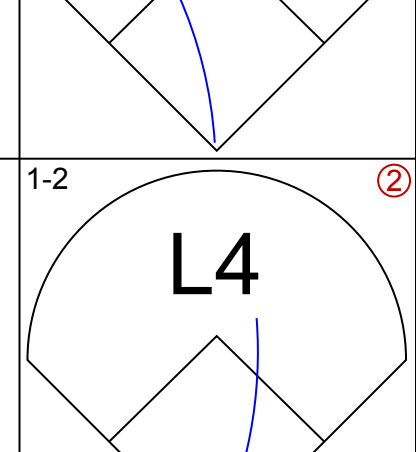
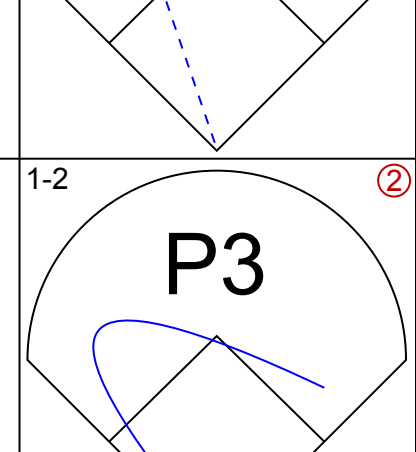
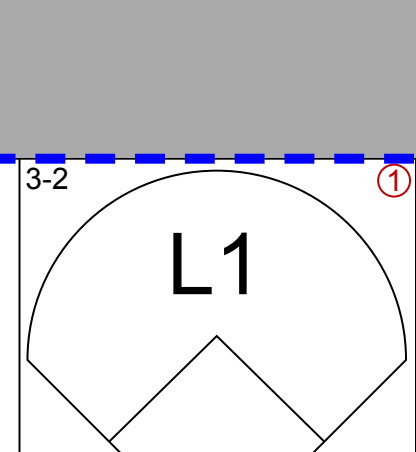
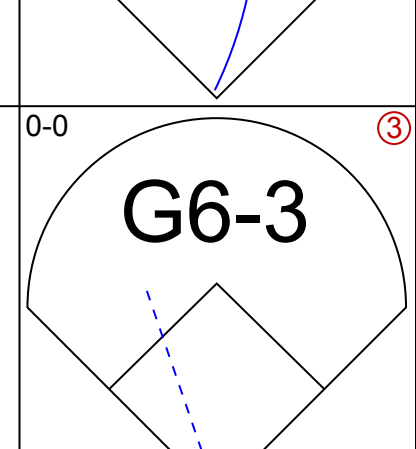
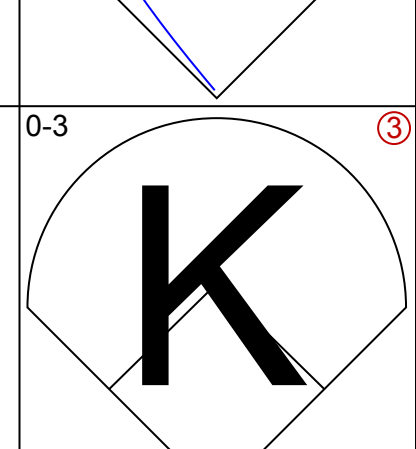
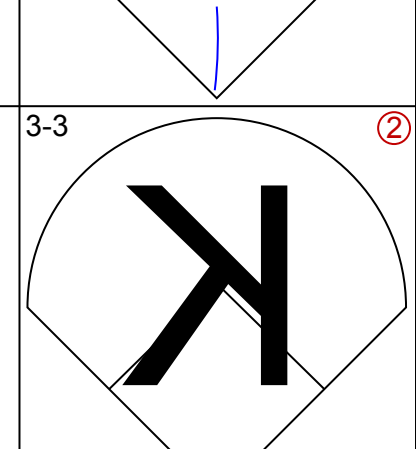
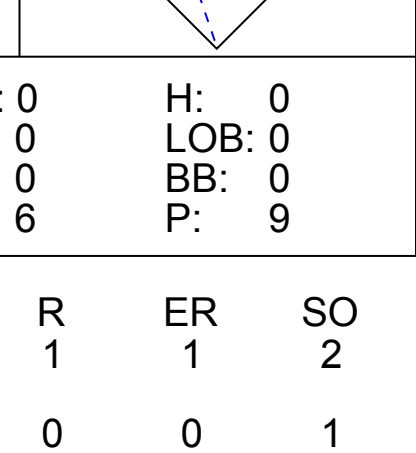
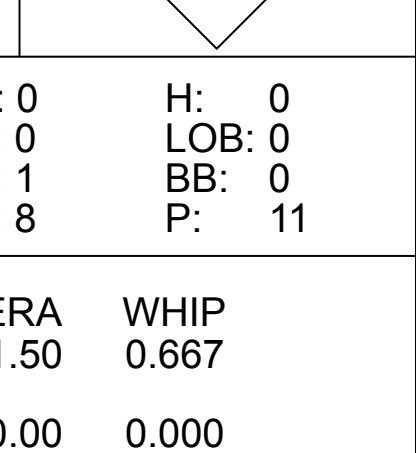
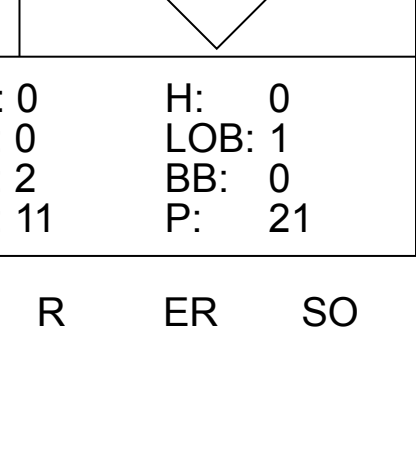




Batter	1	2	3	4	5	6	7	8	9	AB	R	H	RBI	BB	SO	LOB	TOP			
<b>Bip Roberts, S</b> (1, 7) OBP: 0.374, SLG: 0.373 <b>Troy Afenir, R</b> (9, 2) OBP: 0.306, SLG: 0.355										5	1	1	0	0	2	5	<b>Cincinnati Reds @ Pittsburgh Pirates</b> Three Rivers Stadium, Pittsburgh, PA Sun Jul 05 1992, 3:33 AM EDT Att: 24,369 - Cloudy - 81 F			
<b>Dave Martinez, L</b> (1, 8) OBP: 0.321, SLG: 0.340										5	1	1	0	0	1	4				
<b>Barry Larkin, R</b> (1, 6) OBP: 0.353, SLG: 0.413										3	0	2	0	1	0	0				
<b>Paul O'Neill, L</b> (1, 9) OBP: 0.367, SLG: 0.420										2	0	0	1	1	0	1				
<b>Hal Morris, L</b> (1, 3) OBP: 0.420, SLG: 0.446										3	0	1	0	1	0	2				
<b>Chris Sabo, R</b> (1, 5) OBP: 0.318, SLG: 0.451										3	0	0	1	0	0	2				
<b>Jeff Branson, L</b> (1, 4) <b>Norm Charlton, S</b> (8, 1) OBP: 0.500, SLG: 0.500										4	0	2	0	0	0	2				
<b>Joe Oliver, R</b> (1, 2) OBP: 0.314, SLG: 0.367 <b>Reggie Sanders, R</b> (9, PR) OBP: 0.336, SLG: 0.447										4	0	3	0	0	0	1				
<b>Chris Hammond, L</b> (1, 1) OBP: 0.367, SLG: 0.375 <b>Glenn Braggs, R</b> (7, PH) OBP: 0.315, SLG: 0.308 <b>Tony Menendez, R</b> (7, 1) <b>Freddie Benavides, R</b> (8, 4) OBP: 0.269, SLG: 0.327										1	0	0	0	1	0	1				
<b>Inning Stats</b>	R: 0 E: 0 K: 2 S: 9	H: 1 LOB: 1 BB: 0 P: 13	R: 0 E: 0 K: 0 S: 5	H: 0 LOB: 0 BB: 0 P: 7	R: 0 E: 0 K: 0 S: 10	H: 1 LOB: 1 BB: 0 P: 15	R: 0 E: 0 K: 0 S: 11	H: 1 LOB: 1 BB: 0 P: 18	R: 0 E: 0 K: 0 S: 10	H: 1 LOB: 1 BB: 1 P: 15	R: 0 E: 0 K: 0 S: 8	H: 1 LOB: 0 BB: 0 P: 13	R: 2 E: 0 K: 0 S: 23	H: 2 LOB: 2 BB: 2 P: 36	R: 0 E: 0 K: 2 S: 9	H: 1 LOB: 1 BB: 0 P: 11		1B: 7 2B: 3 3B: 1 HR: 0	SF: 2 SAC: 0 DP: 3 HBP: 0	WP: 0 PB: 0 SB: 1 CS: 0
<b>PITCHER</b>	IP WLS BF H R ER SO BB IBB HBP BLK WP HR S P ERA WHIP																			
<b>Doug Drabek, R</b> (1, 1) ERA: 2.95 <b>Stan Belinda, R</b> (9, 1) ERA: 2.65	8.0 L 34 9 2 2 2 3 1 0 0 0 0 0 9 135 2.25 1.500																			

AB	32
R	2
H	10
RBI	2
BB	4
SO	4
LOB	20



Batter	1	2	3	4	5	6	7	8	9	AB	R	H	RBI	BB	SO	LOB	BOTTOM					
<b>Gary Redus, R</b> (1, 9) OBP: 0.294, SLG: 0.271 <b>Cecil Espy, S</b> (7, 9) OBP: 0.308, SLG: 0.336 <b>Stan Belinda, R</b> (9, 1) OBP: 0.500, SLG: 1.000										3	0	1	0	0	0	0	<b>Cincinnati Reds @ Pittsburgh Pirates</b> Three Rivers Stadium, Pittsburgh, PA Sun Jul 05 1992, 3:33 AM EDT Att: 24,369 - Cloudy - 81 F					
<b>Jay Bell, R</b> (1, 6) OBP: 0.341, SLG: 0.355										4	0	1	0	0	0	2						
<b>Andy Van Slyke, L</b> (1, 8) OBP: 0.411, SLG: 0.495										4	1	0	0	0	1	2						
<b>Barry Bonds, L</b> (1, 7) OBP: 0.428, SLG: 0.575										4	0	1	0	0	0	1						
<b>Don Slaught, R</b> (1, 2) OBP: 0.419, SLG: 0.517										4	0	1	1	0	1	0						
<b>Steve Buechele, R</b> (1, 5) OBP: 0.328, SLG: 0.385										3	0	0	0	0	2	2						
<b>John Wehner, R</b> (1, 3) OBP: 0.294, SLG: 0.233										3	0	0	0	0	0	0						
<b>Jose Lind, R</b> (1, 4) OBP: 0.272, SLG: 0.279										3	0	0	0	0	0	0						
<b>Doug Drabek, R</b> (1, 1) OBP: 0.093, SLG: 0.116 <b>Alex Cole, L</b> (8, PH) OBP: 0.282, SLG: 0.214										2	0	0	0	0	1	0						
<b>Inning Stats</b>	R: 1 E: 0 K: 1 S: 17	H: 3 LOB: 2 BB: 0 P: 25	R: 0 E: 0 K: 0 S: 6	H: 0 LOB: 0 BB: 0 P: 9	R: 0 E: 0 K: 0 S: 6	H: 0 LOB: 0 BB: 0 P: 10	R: 0 E: 0 K: 0 S: 7	H: 0 LOB: 0 BB: 0 P: 12	R: 0 E: 0 K: 1 S: 8	H: 0 LOB: 0 BB: 0 P: 11	R: 0 E: 0 K: 0 S: 7	H: 1 LOB: 1 BB: 0 P: 13	R: 0 E: 0 K: 1 S: 6	H: 0 LOB: 0 BB: 0 P: 10	R: 0 E: 0 K: 2 S: 11	H: 0 LOB: 1 BB: 0 P: 21		R: 0 E: 0 K: 2 S: 10	H: 0 LOB: 0 BB: 0 P: 17	1B: 3 2B: 0 3B: 1 HR: 0	SF: 0 SAC: 0 DP: 0 HBP: 0	WP: 1 PB: 0 SB: 0 CS: 0
<b>PITCHER</b>	IP WLS BF H R ER SO BB IBB HBP BLK WP HR S P ERA WHIP																					
<b>Chris Hammond, L</b> (1, 1) ERA: 3.54 <b>Tony Menendez, R</b> (7, 1) ERA: 1.93 <b>Norm Charlton, L</b> (8, 1) ERA: 2.08	6.0 W 22 4 1 1 2 0 0 0 0 0 0 6 10 1.50 0.667																					





Batter	1	2	3	4	5	6	7	8	9	AB	R	H	RBI	BB	SO	LOB	TOP									
<b>Bip Roberts, S</b> OBP: 0.372, SLG: 0.370 (1, 7)	2-2 E6 1B	1-1 G4-3			1-0 G4-3		0-0 L9		1-0 1B	5	1	1	1	0	0	0	<b>Cincinnati Reds @ Chicago Cubs</b> Wrigley Field, Chicago, IL Mon Jul 06 1992, 7:05 PM CDT Att: 33,309 - Cloudy - 70 F									
<b>Dave Martinez, L</b> OBP: 0.318, SLG: 0.337 (1, 8)	0-1 L9	2-2 FC5-4 1B			2-2 G4-3		1-0 F7		0-0 F8	5	0	1	0	0	0	2										
<b>Barry Larkin, R</b> OBP: 0.348, SLG: 0.406 (1, 6)	2-0 FC 1B 2B	1-2 FC5-4 1-2			1-1 F8		1-3 K			4	1	0	0	0	1	2										
<b>Paul O'Neill, L</b> OBP: 0.366, SLG: 0.415 <b>Rob Dibble, L</b> OBP: 1.000, SLG: 1.000 (8, 1)	4-1 1B 2B BB		2-2 G3		1-2 E1 1B			1-3 K		3	2	0	0	1	1	0										
<b>Hal Morris, L</b> OBP: 0.421, SLG: 0.447 (1, 3)	3-2 2B 1B		0-0 G6-3		1-2 1B 1B			1-3 K		4	1	2	1	0	1	0										
<b>Chris Sabo, R</b> OBP: 0.313, SLG: 0.443 (1, 5)	1-3 K		2-3 K		1-1 P3			1-3 K		4	0	0	0	0	3	5										
<b>Jeff Branson, L</b> OBP: 0.310, SLG: 0.423 (1, 4)	2-1 2B			4-2 BB		0-3 K			1-2 G6-3	3	0	1	3	1	1	2										
<b>Joe Oliver, R</b> OBP: 0.313, SLG: 0.365 (1, 2)	0-2 G6-3		0-1 G5-4-3 1-2		2-1 1B			2-2 G4-3		4	0	1	1	0	0	2										
<b>Keith Brown, S</b> <b>Scott Ruskin, R</b> <b>Scott Bankhead, R</b> OBP: 0.250, SLG: 0.250 <b>Glenn Braggs, R</b> OBP: 0.324, SLG: 0.308 (8, 9)		0-0 G5-3		1-3 K		0-3 K			4-0 1B BB	2	0	0	0	0	1	0										
<b>Inning Stats</b>	R: 4 E: 2 K: 1 S: 20	H: 2 LOB: 1 BB: 1 P: 33	R: 0 E: 0 K: 0 S: 9	H: 1 LOB: 1 BB: 0 P: 13	R: 0 E: 0 K: 1 S: 7	H: 0 LOB: 0 BB: 1 P: 11	R: 0 E: 0 K: 0 S: 8	H: 0 LOB: 0 BB: 1 P: 13	R: 0 E: 0 K: 0 S: 7	H: 0 LOB: 0 BB: 0 P: 11	R: 1 E: 1 K: 2 S: 16	H: 2 LOB: 2 BB: 0 P: 21	R: 0 E: 0 K: 1 S: 5	H: 0 LOB: 0 BB: 7 P: 7	R: 0 E: 0 K: 3 S: 9	H: 0 LOB: 0 BB: 0 P: 12		R: 1 E: 0 K: 0 S: 8	H: 1 LOB: 1 BB: 1 P: 16	1B: 5 2B: 1 3B: 0 HR: 0	SF: 0 SAC: 0 DP: 1 HBP: 0	WP: 1 PB: 0 SB: 0 CS: 0	PA: 38			
<b>PITCHER</b>	IP	WLS	BF	H	R	ER	SO	BB	IBB	HBP	BLK	WP	HR	S	P	ERA	WHIP									
<b>Mike Morgan, R</b> ERA: 2.77 <b>Chuck McElroy, L</b> ERA: 2.59 <b>Jeff Robinson, R</b> ERA: 2.1	(1, 1)	6.0	L	27	5	5	0	5	2	0	0	0	0	0	67	102	0.00	1.167								
	(7, 1)	2.0		6	0	0	0	4	0	0	0	0	0	0	14	19	0.00	0.000								
	(9, 1)	1.0		5	1	1	1	0	1	0	0	0	1	0	8	16	9.00	2.000								

Cincinnati Reds @ Chicago Cubs  
Wrigley Field, Chicago, IL  
Mon Jul 06 1992, 7:05 PM CDT  
Att: 33,309 - Cloudy - 70 F

AB	35
R	6
H	6
RBI	6
BB	3
SO	9
LOB	15



Batter	1	2	3	4	5	6	7	8	9	AB	R	H	RBI	BB	SO	LOB	BOTTOM									
<b>Jose Vizcaino, S</b> OBP: 0.244, SLG: 0.276 (9, 6)	4-0 FC6-4 BB		3-2 F9		0-2 F8	2-1 G5-3		1-0 E4		4	0	0	0	1	0	3	<b>Cincinnati Reds @ Chicago Cubs</b> Wrigley Field, Chicago, IL Mon Jul 06 1992, 7:05 PM CDT Att: 33,309 - Cloudy - 70 F									
<b>23 Ryne Sandberg, R</b> OBP: 0.354, SLG: 0.475 (1, 4)	0-3 K		0-1 E7 1B		0-1 L7		0-1 G5-3	0-2 G3-1		5	0	1	0	0	1	3										
<b>Mark Grace, L</b> OBP: 0.416, SLG: 0.465 (1, 3)	3-1 F7		3-3 K		2-1 BB 1B		0-1 F9		2-2 F7	5	0	1	0	0	1	2										
<b>Andre Dawson, R</b> OBP: 0.317, SLG: 0.477 (1, 9)	1-1 FC6-4 1-2		0-2 G4-3		4-1 BB	1-2 BB	2-1 2B		1-0 G4-3	4	0	1	0	1	0	2										
<b>Kal Daniels, L</b> OBP: 0.336, SLG: 0.400 (1, 7)		4-1 BB		1-1 HR		0-0 L7		1-1 G4-3		3	1	1	1	2	0	3										
<b>Rick Wilkins, L</b> OBP: 0.353, SLG: 0.447 (1, 2)		1-2 G3-6-3 1-2		1-1 FC1-6 1B		0-3 K		1-1 WP E 2B	2-3 K	5	1	2	0	0	2	2										
<b>Doug Dascenzo, S</b> OBP: 0.272, SLG: 0.285 (1, 8)		3-2 2B		0-3 K		1-1 L7		4-0 E WP BB		3	0	1	0	1	1	1										
<b>Rey Sanchez, R</b> OBP: 0.233, SLG: 0.317 <b>Dwight Smith, L</b> OBP: 0.283, SLG: 0.347 <b>Doug Strange, S</b> OBP: 0.265, SLG: 0.230 (8, PH) (9, 5)		4-0 BB		0-1 FC1-6 1-2		1-0 1B		3-1 P5		2	0	1	0	1	0	1										
<b>Mike Morgan, R</b> OBP: 0.132, SLG: 0.111 <b>Hector Villanueva, R</b> OBP: 0.231, SLG: 0.273 <b>Chuck McElroy, L</b> OBP: 0.287, SLG: 0.345 <b>Derrick May, L</b> OBP: 0.287, SLG: 0.345 <b>Jeff Robinson, R</b> ERA: 4.11 (8, PH) (7, 1) (8, PH) (9, 1)		1-3 K		0-0 G4-3		3-2 1B		2-1 L7		2	0	0	0	0	1	3										
<b>Inning Stats</b>	R: 0 E: 0 K: 1 S: 7	H: 0 LOB: 1 BB: 1 P: 15	R: 0 E: 0 K: 1 S: 11	H: 1 LOB: 2 BB: 2 P: 24	R: 0 E: 1 K: 1 S: 11	H: 1 LOB: 1 BB: 0 P: 17	R: 1 E: 0 K: 0 S: 10	H: 2 LOB: 1 BB: 0 P: 12	R: 0 E: 0 K: 0 S: 9	H: 2 LOB: 2 BB: 1 P: 15	R: 0 E: 0 K: 1 S: 11	H: 2 LOB: 2 BB: 0 P: 18	R: 0 E: 0 K: 0 S: 8	H: 1 LOB: 1 BB: 0 P: 11	R: 1 E: 1 K: 0 S: 10	H: 1 LOB: 2 BB: 1 P: 21		R: 0 E: 0 K: 1 S: 9	H: 0 LOB: 1 BB: 1 P: 18	1B: 5 2B: 3 3B: 0 HR: 1	SF: 0 SAC: 0 DP: 1 HBP: 0	WP: 1 PB: 0 SB: 0 CS: 0	PA: 42			
<b>PITCHER</b>	IP	WLS	BF	H	R	ER	SO	BB	IBB	HBP	BLK	WP	HR	S	P	ERA	WHIP									
<b>Keith Brown, R</b> ERA: 1.93 <b>Scott Ruskin, L</b> ERA: 6.0 <b>Scott Bankhead, R</b> ERA: 2.09 <b>Rob Dibble, R</b> ERA: 4.11	(1, 1)	4.2		22	5	1	1	4	0	0	0	0	0	0	12	19	0.00	1.500								
	(5, 1)	1.1	W	6	2	0	0	1	0	0	0	0	0	0	15	29	0.00	1.800								
	(8, 1)	1.1	S	5	0	0	0	1	1	0	0	0	0	0	12	21	0.00	0.750								

Cincinnati Reds @ Chicago Cubs  
Wrigley Field, Chicago, IL  
Mon Jul 06 1992, 7:05 PM CDT  
Att: 33,309 - Cloudy - 70 F


AB	36
R	2
H	9
RBI	1
BB	6
SO	6
LOB	24






Batter	1	2	3	4	5	6	7	8	9	AB	R	H	RBI	BB	SO	LOB	TOP										
<b>Bip Roberts, S</b> OBP: 0.369, SLG: 0.365 (1, 7)										4	0	0	0	1	1	1	<b>Cincinnati Reds @ Chicago Cubs</b> Wrigley Field, Chicago, IL Tue Jul 07 1992, 3:33 AM CDT Att: 29,648 - Cloudy - 64 F										
<b>Dave Martinez, L</b> OBP: 0.313, SLG: 0.330 (1, 8)										4	0	0	0	0	2	1											
<b>Paul O'Neill, L</b> OBP: 0.364, SLG: 0.412 (1, 9)										4	0	1	0	0	1	0											
<b>Hal Morris, L</b> OBP: 0.423, SLG: 0.442 (1, 3)										2	0	0	0	2	0	0											
<b>Chris Sabo, R</b> OBP: 0.313, SLG: 0.444 (1, 5)										4	1	1	0	0	0	4											
<b>Bill Doran, S</b> OBP: 0.332, SLG: 0.394 (1, 4)										4	1	2	1	0	1	0											
<b>Joe Oliver, R</b> OBP: 0.320, SLG: 0.373 (1, 2)										3	1	2	1	1	1	0											
<b>Freddie Benavides, R</b> OBP: 0.269, SLG: 0.333 (1, 6)										4	0	1	1	0	0	3											
<b>Jose Rijo, R</b> OBP: 0.212, SLG: 0.273 <b>Norm Charlton, S</b> OBP: 0.333, SLG: 0.333 (8, 1)										3	0	0	0	0	0	0											
<b>Inning Stats</b>	R: 0 E: 0 K: 2 S: 9	H: 0 LOB: 0 BB: 0 P: 11	R: 1 E: 0 K: 0 S: 5	H: 2 LOB: 1 BB: 1 P: 13	R: 0 E: 0 K: 1 S: 14	H: 1 LOB: 3 BB: 2 P: 25	R: 0 E: 0 K: 1 S: 8	H: 0 LOB: 0 BB: 0 P: 9	R: 0 E: 0 K: 0 S: 12	H: 2 LOB: 2 BB: 1 P: 22	R: 0 E: 0 K: 0 S: 8	H: 0 LOB: 0 BB: 0 P: 11	R: 0 E: 0 K: 1 S: 9	H: 0 LOB: 0 BB: 0 P: 12	R: 1 E: 0 K: 2 S: 15	H: 2 LOB: 1 BB: 0 P: 21	1B: 2 2B: 5 3B: 0 HR: 0	SF: 0 SAC: 0 DP: 0 HBP: 0	WP: 0 PB: 0 SB: 0 CS: 0	PA: 37							
<b>PITCHER</b>	IP	WLS	BF	H	R	ER	SO	BB	IBB	HBP	BLK	WP	HR	S	P	ERA	WHIP										
<b>Frank Castillo, R</b> ERA: 3.22 <b>Bob Scanlan, R</b> ERA: 2.15 <b>Paul Assenmacher, L</b> ERA: 1.85	(1, 1) (7, 1) (9, 1)	6.0 2.0 1.0	L 6 5	26 0 2	5 0 2	2 0 1	2 0 2	4 0 1	3 0 0	1 0 0	0 0 0	0 0 0	0 0 0	53 17 15	89 23 21	3.00 0.00 9.00	1.333 0.000 2.000										

AB	33
R	3
H	7
RBI	3
BB	4
SO	7
LOB	10



Batter	1	2	3	4	5	6	7	8	9	AB	R	H	RBI	BB	SO	LOB	BOTTOM										
<b>Jose Vizcaino, S</b> OBP: 0.245, SLG: 0.275 <b>Paul Assenmacher, L</b> (9, 1)										4	0	1	0	0	2	2	<b>Cincinnati Reds @ Chicago Cubs</b> Wrigley Field, Chicago, IL Tue Jul 07 1992, 3:33 AM CDT Att: 29,648 - Cloudy - 64 F										
<b>23 Ryne Sandberg, R</b> OBP: 0.353, SLG: 0.476 (1, 4)										4	1	1	0	0	0	1											
<b>Mark Grace, L</b> OBP: 0.414, SLG: 0.462 (1, 3)										4	0	1	1	0	0	0											
<b>Andre Dawson, R</b> OBP: 0.316, SLG: 0.485 (1, 9)										4	1	1	1	0	0	1											
<b>Kal Daniels, L</b> OBP: 0.333, SLG: 0.395 (1, 7)										4	0	1	0	0	2	0											
<b>Rick Wilkins, L</b> OBP: 0.352, SLG: 0.440 (1, 2)										3	0	1	0	0	0	0											
<b>Doug Dascenzo, S</b> OBP: 0.273, SLG: 0.262 (1, 8)										2	0	0	0	1	1	1											
<b>Rey Sanchez, R</b> OBP: 0.236, SLG: 0.318 (1, 6)										3	0	1	0	0	0	1											
<b>Frank Castillo, R</b> OBP: 0.204, SLG: 0.065 <b>Dwight Smith, L</b> OBP: 0.280, SLG: 0.344 <b>Bob Scanlan, R</b> OBP: 0.250, SLG: 0.262 <b>Luis Salazar, R</b> OBP: 0.255, SLG: 0.262 <b>Doug Strange, S</b> OBP: 0.255, SLG: 0.230 (1, 1) (5, PH) (7, 1) (8, PH) (8, PH) (9, 5)	(1, 1) (5, PH) (7, 1) (8, PH) (8, PH) (9, 5)	7.0 2.0	W S	24 8	4 4	1 1	1 1	1 1	4 1	1 1	1 1	1 1	0 0	0 0	0 0	0 0											
<b>Inning Stats</b>	R: 0 E: 0 K: 0 S: 8	H: 1 LOB: 0 BB: 0 P: 11	R: 0 E: 0 K: 1 S: 7	H: 0 LOB: 0 BB: 0 P: 10	R: 0 E: 0 K: 1 S: 13	H: 1 LOB: 1 BB: 1 P: 22	R: 0 E: 0 K: 0 S: 6	H: 0 LOB: 0 BB: 0 P: 8	R: 0 E: 0 K: 0 S: 4	H: 1 LOB: 1 BB: 0 P: 6	R: 0 E: 0 K: 1 S: 7	H: 0 LOB: 0 BB: 0 P: 11	R: 1 E: 0 K: 1 S: 9	H: 1 LOB: 2 BB: 0 P: 17	R: 0 E: 0 K: 1 S: 10	H: 1 LOB: 1 BB: 0 P: 20	R: 1 E: 0 K: 0 S: 8	H: 3 LOB: 1 BB: 0 P: 13	1B: 6 2B: 2 3B: 0 HR: 1	SF: 0 SAC: 0 DP: 2 HBP: 0	WP: 0 PB: 0 SB: 1 CS: 0	PA: 32					
<b>PITCHER</b>	IP	WLS	BF	H	R	ER	SO	BB	IBB	HBP	BLK	WP	HR	S	P	ERA	WHIP										
<b>Jose Rijo, R</b> ERA: 3.15 <b>Norm Charlton, L</b> ERA: 2.17	(1, 1) (8, 1)	7.0 2.0	W S	24 8	4 4	1 1	1 1	1 1	0 0	0 0	0 0	0 0	0 0	18 33	5 33	1.29 4.50	0.714 2.000										

AB	31
R	2
H	8
RBI	2
BB	1
SO	5
LOB	8









Batter	1	2	3	4	5	6	7	8	9	AB	R	H	RBI	BB	SO	LOB	TOP		
Gary Redus, R OBP: 0.307, SLG: 0.292 Gary Varsho, L OBP: 0.255, SLG: 0.356	4-2 G6-3 S BB		3-2 G5-3			0-0 F9		0-0 F9		2	1	0	0	1	0	0			
Jay Bell, R OBP: 0.339, SLG: 0.352	0-2 G6-3		2-1 F9			3-2 2B		2-2 F7		4	1	1	0	0	0	1			
Andy Van Slyke, L OBP: 0.411, SLG: 0.497	2-1 G3			3-3 K		3-2 G3-1 1-H 2B		3-2 BB 1B		4	0	2	2	0	1	0			
Barry Bonds, L OBP: 0.425, SLG: 0.566	1-1 1B			0-0 G4-3		2-1 G3-1		4-2 BB 1B		3	0	1	0	1	0	1			
Don Slaught, R OBP: 0.309, SLG: 0.496	2-3 K			0-2 G3		0-2 G5-3		2-2 BB F8		4	0	0	0	0	1	4			
Steve Buechele, R OBP: 0.331, SLG: 0.389		2-3 K			3-1 1B		0-1 1B		1-3 K	4	0	2	0	0	2	0			
John Wehner, R OBP: 0.263, SLG: 0.206		0-1 G2-3			1-3 K		0-0 F7		0-1 F7	4	0	0	0	0	1	2	AB 33		
Jose Lind, R OBP: 0.266, SLG: 0.270		0-3 K			1-2 P9		0-0 P3		1-1 F9	4	0	0	0	0	1	2	R 2		
Victor Cole, S					0-0 F7		0-1 G5-3			0	0	0	0	0	0	0	H 6		
Denny Neagle, L										2	0	0	0	0	0	1	RBI 2		
Roger Mason, R										1	0	0	0	0	1	1	BB 2		
Bob Patterson, R OBP: 0.500, SLG: 0.600										0	0	0	0	0	0	0	SO 7		
Bob Walk, R										0	0	0	0	0	0	0	LOB 12		
<b>Inning Stats</b>	R: 1 E: 0 K: 1 S: 15	H: 1 LOB: 1 BB: 1 P: 24	R: 0 E: 0 K: 2 S: 10	H: 0 LOB: 0 BB: 0 P: 12	R: 0 E: 0 K: 0 S: 7	H: 0 LOB: 0 BB: 0 P: 12	R: 0 E: 0 K: 1 S: 7	H: 1 LOB: 1 BB: 0 P: 10	R: 0 E: 0 K: 0 S: 13	H: 2 LOB: 1 BB: 0 P: 21	R: 0 E: 0 K: 1 S: 7	H: 1 LOB: 1 BB: 0 P: 7	R: 0 E: 0 K: 0 S: 13	H: 1 LOB: 2 BB: 1 P: 25	R: 0 E: 0 K: 1 S: 7	H: 0 LOB: 0 BB: 0 P: 9	1B: 5 2B: 1 3B: 0 HR: 0	SF: 0 SAC: 0 DP: 0 HBP: 0	WP: 0 PA: 35 PB: 0 SB: 1 CS: 0
<b>PITCHER</b>	IP WLS BF H R ER SO BB IBB HBP BLK WP HR S P ERA WHIP																		
Greg Swindell, L ERA: 2.94	7.0	27	5	2	2	6	1	0	0	0	0	0	0	0	72	104	2.57	0.857	
Scott Bankhead, R ERA: 2.94	1.0	W	5	1	0	0	0	1	0	0	0	0	0	0	13	25	0.00	2.000	
Norm Charlton, L ERA: 2.13	1.0	S	3	0	0	0	1	0	0	0	0	0	0	0	7	9	0.00	0.000	

Pittsburgh Pirates @ Cincinnati Reds  
Riverfront Stadium, Cincinnati, OH  
Thu Jul 09 1992, 7:05 PM EDT  
Att: 32,681 - Cloudy - 84 F

AB 33  
R 2  
H 6  
RBI 2  
BB 2  
SO 7  
LOB 12



Batter	1	2	3	4	5	6	7	8	9	AB	R	H	RBI	BB	SO	LOB	BOTTOM
Bip Roberts, S OBP: 0.373, SLG: 0.361	4-1 1B PB BB	4-0 WP S BB		4-0 1B BB		2-2 G4-3		1-3 K		2	1	0	0	3	1	1	
Dave Martinez, L OBP: 0.315, SLG: 0.329 Reggie Sanders, R OBP: 0.338, SLG: 0.447	2-0 1B SF9	2-0 F8		2-2 1B		1-1 G6-3		2-2 E 1B		4	1	2	0	0	0	1	
Barry Larkin, R OBP: 0.358, SLG: 0.422	1-0 SF9 BB 1B	4-2 BB		2-2 G4-3		3-3 K		2-0 E9 1B 2B		4	1	2	3	1	1	2	
Paul O'Neill, L OBP: 0.373, SLG: 0.420	4-0 BB 1B	2-0 G2-3		4-0 SH5-3 BB		0-2 F9 2B		1-1 BB 1B		3	0	2	1	2	0	2	
Hal Morris, L OBP: 0.412, SLG: 0.428	2-2 P5		3-2 L3		0-0 SH5-3 BB		4-0 IBB		0-1 G3	3	0	0	0	1	0	4	
Chris Sabo, R OBP: 0.311, SLG: 0.438	3-2 SF9		2-3 K		2-2 P4		2-0 F9			3	0	0	1	0	1	3	
Bill Doran, S OBP: 0.329, SLG: 0.383 Scott Bankhead, R OBP: 0.250, SLG: 0.250 Norm Charlton, S OBP: 0.333, SLG: 0.333	4-0 BB		0-0 P5		4-1 BB		0-3 K			2	0	0	0	2	1	2	AB 30
Joe Oliver, R OBP: 0.310, SLG: 0.361	2-2 G6-3			2-2 L9		1-2 G4-3		1-3 K		0	0	0	0	0	0	0	R 5
Greg Swindell, L OBP: 0.157, SLG: 0.184 Jeff Branson, L OBP: 0.333, SLG: 0.481		2-3 K		1-3 K		2-2 P3		0-1 1B E 2B		4	0	0	0	0	1	5	H 8
<b>Inning Stats</b>	R: 2 E: 0 K: 0 S: 12	H: 2 LOB: 3 BB: 3 P: 34	R: 0 E: 0 K: 1 S: 7	H: 0 LOB: 2 BB: 2 P: 21	R: 0 E: 0 K: 1 S: 9	H: 1 LOB: 2 BB: 1 P: 14	R: 0 E: 0 K: 1 S: 16	H: 0 LOB: 2 BB: 2 P: 19	R: 0 E: 0 K: 0 S: 9	H: 0 LOB: 0 BB: 0 P: 14	R: 0 E: 0 K: 2 S: 10	H: 1 LOB: 2 BB: 1 P: 19	R: 3 E: 1 K: 2 S: 18	H: 4 LOB: 1 BB: 0 P: 25	1B: 5 2B: 3 3B: 0 HR: 0	SF: 1 SAC: 1 DP: 0 HBP: 0	WP: 1 PA: 41 PB: 1 SB: 1 CS: 0
<b>PITCHER</b>	IP WLS BF H R ER SO BB IBB HBP BLK WP HR S P ERA WHIP																
Victor Cole, R ERA: 5.48	1.1	10	1	0	0	2	3	0	0	0	1	0	30	58	0.00	1.333	
Denny Neagle, L ERA: 4.95	3.0	L	13	2	1	1	3	1	1	0	0	0	32	54	3.00	1.000	
Roger Mason, R ERA: 3.35	0.1	1	0	0	0	1	0	0	0	0	0	0	4	5	0.00	0.000	
Bob Patterson, L ERA: 2.9	0.1	4	3	2	2	0	0	0	0	0	0	0	8	13	54.00	9.000	

Pittsburgh Pirates @ Cincinnati Reds  
Riverfront Stadium, Cincinnati, OH  
Thu Jul 09 1992, 7:05 PM EDT  
Att: 32,681 - Cloudy - 84 F


AB 30  
R 5  
H 8  
RBI 5  
BB 9  
SO 7  
LOB 20





Batter	1	2	3	4	5	6	7	8	9	AB	R	H	RBI	BB	SO	LOB	TOP								
Gary Redus, R OBP: 0.288, SLG: 0.271 (1, 9)	G5-3		P4			K	F7	F9		5	0	0	0	0	1	8	<b>Pittsburgh Pirates @ Cincinnati Reds</b> Riverfront Stadium, Cincinnati, OH Fri Jul 10 1992, 7:05 PM EDT Att: 42,438 - Cloudy - 72 F								
Jay Bell, R OBP: 0.337, SLG: 0.350 (1, 6)	G5-3					F9		G6-3	G1-3	5	0	1	0	0	0	2									
Andy Van Slyke, L OBP: 0.408, SLG: 0.490 (1, 8)	F9					G4-3	G5-3		1B	4	0	0	0	1	0	1									
Barry Bonds, L OBP: 0.428, SLG: 0.570 (1, 7)						K		K		4	0	2	0	1	2	1									
Don Slaught, R OBP: 0.401, SLG: 0.480 (1, 2)	G6-4-3					F9			G6-4-3	4	1	0	0	1	0	4									
Steve Buechele, R OBP: 0.331, SLG: 0.389 (2, PH)	G6-3									0	0	0	0	0	0	0									
Cecil Espy, S OBP: 0.315, SLG: 0.360 (2, 9)										3	2	2	2	1	0	0									
John Wehner, R OBP: 0.310, SLG: 0.297 (1, 3)			L5							3	1	2	1	1	0	0									
Jose Lind, R OBP: 0.273, SLG: 0.275 (1, 4)										3	0	2	0	1	0	2									
Doug Drabek, R OBP: 0.128, SLG: 0.149 (1, 1)										4	0	2	1	0	2	3									
<b>Inning Stats</b>	R: 0 E: 0 K: 0 S: 3	H: 0 LOB: 0 BB: 0 P: 6	R: 0 E: 0 K: 0 S: 3	H: 0 LOB: 0 BB: 1 P: 9	R: 0 E: 0 K: 1 S: 12	H: 1 LOB: 0 BB: 0 P: 17	R: 0 E: 0 K: 1 S: 8	H: 1 LOB: 1 BB: 0 P: 16	R: 2 E: 0 K: 1 S: 14	H: 4 LOB: 3 BB: 2 P: 22	R: 2 E: 0 K: 1 S: 16	H: 3 LOB: 3 BB: 2 P: 34	R: 0 E: 0 K: 0 S: 11	H: 1 LOB: 1 BB: 0 P: 19	R: 0 E: 0 K: 1 S: 10	H: 0 LOB: 2 BB: 2 P: 22	R: 0 E: 0 K: 0 S: 12	H: 1 LOB: 1 BB: 1 P: 20	1B: 7 2B: 4 3B: 0 HR: 1	SF: 0 SAC: 0 DP: 3 HBP: 0	WP: 0 PB: 0 SB: 0 CS: 1	PA: 41			
<b>PITCHER</b>	IP	WLS	BF	H	R	ER	SO	BB	IBB	HBP	BLK	WP	HR	S	P	ERA	WHIP								
Chris Hammond, L ERA: 3.71 (1, 1)	5.2	L	26	8	4	4	4	2	1	0	0	0	1	52	98	6.35	1.765								
Dwayne Henry, R ERA: 2.5 (6, 1)	1.1		6	2	0	0	0	0	0	0	0	0	0	15	25	0.00	1.500								
Tom Bolton, L ERA: 3.19 (8, 1)	2.0		9	1	0	0	1	3	0	0	0	0	0	22	42	0.00	2.000								

AB	35
R	4
H	11
RBI	4
BB	6
SO	5
LOB	21



Batter	1	2	3	4	5	6	7	8	9	AB	R	H	RBI	BB	SO	LOB	BOTTOM								
Reggie Sanders, R OBP: 0.341, SLG: 0.448 (1, 7)	G2-3		G5-3							4	0	2	0	0	0	0	<b>Pittsburgh Pirates @ Cincinnati Reds</b> Riverfront Stadium, Cincinnati, OH Fri Jul 10 1992, 7:05 PM EDT Att: 42,438 - Cloudy - 72 F								
Dave Martinez, L OBP: 0.310, SLG: 0.323 (1, 8)	G6-3		G3-1							4	0	0	0	0	0	2									
Barry Larkin, R OBP: 0.356, SLG: 0.424 (1, 6)			G6-3							4	0	1	0	0	0	1									
Paul O'Neill, L OBP: 0.372, SLG: 0.417 (1, 9)	F9									4	0	1	0	0	1	2									
Hal Morris, L OBP: 0.413, SLG: 0.435 (1, 3)										4	0	2	0	0	0	1									
Jeff Branson, L OBP: 0.294, SLG: 0.419 (1, 4)										4	0	0	0	0	1	3									
Darnell Coles, R OBP: 0.281, SLG: 0.464 (1, 5)										4	0	0	0	0	0	2									
Troy Afenir, R OBP: 0.282, SLG: 0.324 (1, 2)										3	0	0	0	0	2	2									
Chris Hammond, L OBP: 0.344, SLG: 0.346 (1, 1)										2	0	0	0	0	1	2									
Dwayne Henry, R OBP: 0.250, SLG: 0.250 (6, 1)										0	0	0	0	0	0	0									
Bill Doran, S OBP: 0.328, SLG: 0.381 (7, PH)										1	0	0	0	0	0	0									
Tom Bolton, L (8, 1)										0	0	0	0	0	0	0									
<b>Inning Stats</b>	R: 0 E: 0 K: 0 S: 11	H: 1 LOB: 1 BB: 0 P: 19	R: 0 E: 1 K: 0 S: 9	H: 1 LOB: 2 BB: 0 P: 14	R: 0 E: 0 K: 0 S: 8	H: 0 LOB: 0 BB: 0 P: 12	R: 0 E: 0 K: 0 S: 8	H: 1 LOB: 1 BB: 0 P: 13	R: 0 E: 0 K: 2 S: 10	H: 1 LOB: 1 BB: 0 P: 12	R: 0 E: 0 K: 1 S: 11	H: 1 LOB: 1 BB: 0 P: 18	R: 0 E: 0 K: 1 S: 10	H: 0 LOB: 0 BB: 0 P: 12	R: 0 E: 0 K: 1 S: 13	H: 1 LOB: 1 BB: 0 P: 19	R: 0 E: 0 K: 0 S: 4	H: 0 LOB: 0 BB: 0 P: 6	1B: 4 2B: 2 3B: 0 HR: 0	SF: 0 SAC: 0 DP: 0 HBP: 0	WP: 1 PB: 0 SB: 0 CS: 0	PA: 34			
<b>PITCHER</b>	IP	WLS	BF	H	R	ER	SO	BB	IBB	HBP	BLK	WP	HR	S	P	ERA	WHIP								
Doug Drabek, R ERA: 2.76 (1, 1)	9.0	W	34	6	0	0	5	0	0	0	0	1	0	84	125	0.00	0.667								






Batter	1	2	3	4	5	6	7	8	9	AB	R	H	RBI	BB	SO	LOB	TOP										
Alex Cole, L OBP: 0.301, SLG: 0.279 (1,9)	1-2 E 1B		1-3 K2-3		1-3 K		1-2 FC6-4 1B		0-1 G6-4-3 3B	5	2	3	0	0	2	0											
Jay Bell, R OBP: 0.338, SLG: 0.348 (1,6)	3-1 P4			0-0 G5-3	0-1 S 1B		0-0 FC6-4 3B		4-2 G6-4-3 BB	4	2	1	0	1	0	2											
Andy Van Slyke, L OBP: 0.412, SLG: 0.503 Cecil Espy, S OBP: 0.313, SLG: 0.357 (8,8)	2-2 G6-4-3 1B			3-2 HR 2B	3-2 P2 1B		1-0 3B		2-2 G6-4-3 1-2 3-H 1-3	4	2	3	2	0	0	1											
Barry Bonds, L OBP: 0.431, SLG: 0.577 (1,7)	1-1 G6-4-3			4-0 HR BB	3-2 1-H 1B		1-0 3B		1-3 K	4	2	2	2	1	1	1											
Orlando Merced, S OBP: 0.331, SLG: 0.427 (1,3)		2-2 G4-3		3-1 HR	0-0 G6-3		3-H 2-0 3B			4	1	1	3	0	0	1											
John Wehner, R OBP: 0.304, SLG: 0.317 (1,5)	3-2 F7			0-0 S 2B		2-2 G6-3		1-3 K		4	0	1	0	0	1	0											
Michael LaValliere, L OBP: 0.332, SLG: 0.299 (1,2)	0-0 F7			1-3 K		1-2 F8		0-1 WP 1B		4	0	1	0	0	1	1											
Jose Lind, R OBP: 0.273, SLG: 0.271 (1,4)			1-2 G6-3	4-0 IBB		1-0 F8		3-3 K		3	0	0	0	1	1	1											
Zane Smith, L OBP: 0.167, SLG: 0.174 Bob Walk, R OBP: 0.243, SLG: 0.176 Randy Tomlin, L OBP: 0.500, SLG: 1.000 Stan Belinda, R OBP: 0.500, SLG: 1.000 (8,1)	1-0 G4-3		1-0 G4-3		0-1 G4-3		0-3 K		1-2 G6-3	3	0	0	0	0	1	2											
<b>Inning Stats</b>	R: 1 E: 1 K: 0 S: 13	H: 2 LOB: 0 BB: 0 P: 19	R: 0 E: 0 K: 0 S: 8	H: 0 LOB: 0 BB: 0 P: 13	R: 0 E: 0 K: 1 S: 7	H: 0 LOB: 0 BB: 0 P: 10	R: 3 E: 0 K: 1 S: 15	H: 3 LOB: 2 BB: 2 P: 30	R: 1 E: 0 K: 0 S: 14	H: 2 LOB: 1 BB: 0 P: 21	R: 0 E: 0 K: 0 S: 7	H: 0 LOB: 0 BB: 0 P: 11	R: 3 E: 0 K: 1 S: 12	H: 3 LOB: 0 BB: 0 P: 17	R: 0 E: 0 K: 2 S: 11	H: 1 LOB: 1 BB: 0 P: 16	R: 1 E: 0 K: 1 S: 12	H: 1 LOB: 0 BB: 1 P: 19	1B: 6 2B: 2 3B: 3 HR: 1	SF: 0 SAC: 0 DP: 2 HBP: 0	WP: 2 PB: 0 SB: 2 CS: 0	PA: 40					
<b>PITCHER</b>	IP	WLS	BF	H	R	ER	SO	BB	IBB	HBP	BLK	WP	HR	S	P	ERA	WHIP										
Keith Brown, R ERA: 4.5 (1,1)	3.1	L	15	5	4	3	1	1	0	0	0	0	1	36	60	8.10	1.800										
Scott Ruskin, L ERA: 5.97 (4,1)	1.2		8	2	1	1	2	0	1	0	0	0	0	21	33	5.40	1.200										
Dwayne Henry, R ERA: 3.19 (6,1)	3.0		13	4	3	3	3	0	0	0	0	2	0	30	44	9.00	1.333										
Tom Bolton, L ERA: 3.38 (9,1)	1.0		4	1	1	1	1	1	0	0	0	0	0	12	19	9.00	2.000										

Pittsburgh Pirates @ Cincinnati Reds  
Riverfront Stadium, Cincinnati, OH  
Sat Jul 11 1992, 7:05 PM EDT  
Att: 44,367 - Cloudy - 71 F

livebaseballscorecards.com

AB 37  
R 9  
H 12  
RBI 7  
BB 3  
SO 7  
LOB 11




Batter	1	2	3	4	5	6	7	8	9	AB	R	H	RBI	BB	SO	LOB	BOTTOM										
Reggie Sanders, R OBP: 0.339, SLG: 0.444 (1,8)	1-1 G4-3		2-1 G4-6-3 1-2 2-3 3-H			2-2 G5-3		1-2 1B SF8 1B		4	1	1	0	0	0	2											
Darnell Coles, R OBP: 0.267, SLG: 0.441 Paul O'Neill, L OBP: 0.374, SLG: 0.420 Tom Bolton, L OBP: 0.500, SLG: 1.000 (8, PH)	2-2 G6-3		0-0 F9			0-2 G3-1		3-1 1B 1B		3	0	0	0	0	0	1											
Barry Larkin, R OBP: 0.358, SLG: 0.426 (1,6)	3-2 P3			2-0 G5-4-3 1B		1-2 FC5-4 1B		0-0 SF8		3	0	2	1	0	0	0											
Chris Sabo, R OBP: 0.306, SLG: 0.430 (1,5)		1-2 G5-3		1-2 G5-4-3 1-2		2-1 FC5-4 1-2		3-2 F7		4	0	0	0	0	0	3											
Glenn Braggs, R OBP: 0.315, SLG: 0.298 (1,9)		0-1 G5-3		1-0 P6		1-0 F7			2-1 G5-3	4	0	0	0	0	0	0											
Hal Morris, L OBP: 0.406, SLG: 0.426 (1,3)		3-2 G4-3			2-0 G4-3		1-0 G3-1		1-1 F8	4	0	0	0	0	0	0											
Joe Oliver, R OBP: 0.309, SLG: 0.363 (1,2)			0-0 SH G4-6-3 2B		0-0 F9		1-1 G6-3		0-3 K	4	1	1	0	0	1	0											
Freddie Benavides, R OBP: 0.282, SLG: 0.340 Jeff Branson, L OBP: 0.314, SLG: 0.438 (8, PH)			1-2 G4-6-3 SH HBP		0-0 FC4-6 1B		2-2 1B 1B			1	0	1	0	0	0	0											
Keith Brown, S Scott Ruskin, R Bill Doran, S Dwayne Henry, R Dave Martinez, L OBP: 0.358, SLG: 0.321 (8,8)	1-1 SH		1-1 SH		0-0 FC4-6		1-2 F8			0	0	0	0	0	0	0											
<b>Inning Stats</b>	R: 0 E: 0 K: 0 S: 9	H: 0 LOB: 0 BB: 0 P: 15	R: 0 E: 0 K: 0 S: 8	H: 0 LOB: 0 BB: 0 P: 12	R: 1 E: 0 K: 0 S: 8	H: 1 LOB: 1 BB: 0 P: 12	R: 0 E: 0 K: 0 S: 5	H: 1 LOB: 0 BB: 0 P: 9	R: 0 E: 0 K: 0 S: 4	H: 1 LOB: 1 BB: 0 P: 6	R: 0 E: 0 K: 0 S: 11	H: 1 LOB: 1 BB: 0 P: 16	R: 0 E: 0 K: 0 S: 4	H: 0 LOB: 0 BB: 0 P: 7	R: 2 E: 0 K: 0 S: 17	H: 3 LOB: 1 BB: 0 P: 27	R: 0 E: 0 K: 1 S: 7	H: 0 LOB: 0 BB: 0 P: 10	1B: 6 2B: 1 3B: 0 HR: 0	SF: 1 SAC: 1 DP: 2 HBP: 1	WP: 0 PB: 0 SB: 0 CS: 0	PA: 34					
<b>PITCHER</b>	IP	WLS	BF	H	R	ER	SO	BB	IBB	HBP	BLK	WP	HR	S	P	ERA	WHIP										
Zane Smith, L ERA: 2.96 (1,1)	6.0	W	22	4	1	1	0	0	0	0	0	0	0	45	70	1.50	0.667										
Bob Walk, R ERA: 3.98 (7,1)	1.1		6	2	2	2	0	0	0	0	0	0	0	15	22	13.50	1.500										
Randy Tomlin, L ERA: 3.47 (8,1)	0.0		1	1	0	0	0	0	0	0	0	0	0	2	5	∞	∞										
Stan Belinda, R ERA: 2.48 (8,1)	1.2		5	0	0	0	1	0	0	0	0	0	0	11	17	0.00	0.000										

Pittsburgh Pirates @ Cincinnati Reds  
Riverfront Stadium, Cincinnati, OH  
Sat Jul 11 1992, 7:05 PM EDT  
Att: 44,367 - Cloudy - 71 F

livebaseballscorecards.com

AB 31  
R 3  
H 7  
RBI 2  
BB 0  
SO 1  
LOB 8





Batter	1	2	3	4	5	6	7	8	9	10	AB	R	H	RBI	BB	SO	LOB	TOP						
Alex Cole, L OBP: 0.291, SLG: 0.270 Kevin Young, R OBP: 0.500, SLG: 0.500	(1, 9) X 1-0 L3		(1, 3) X K		(1, 3) X K	(1, 3) X P7			(1, 3) X F8	(1, 3) X BB 1B	4	0	0	0	0	2	2							
Jay Bell, R OBP: 0.340, SLG: 0.349	(1, 6) BB 2-3 K		(1, 3) X K		(1, 3) X BB 1B		(1, 3) X F8		(1, 3) X BB 1B	(1, 3) X BB	5	2	2	0	1	2	0							
Andy Van Slyke, L OBP: 0.411, SLG: 0.500	(1, 8) BB 2-3 K		(1, 3) X 1B		(1, 3) X SF7		(1, 3) X L4		(1, 3) X BB 1B	(1, 3) X G3	4	1	1	1	1	1	2							
Barry Bonds, L OBP: 0.434, SLG: 0.588		(1, 7) X 2-1 G6-3 2B	(1, 3) X G1		(1, 3) X BB 1B		(1, 3) X F7		(1, 3) X BB 3B		4	0	2	3	1	0	1							
Orlando Merced, S OBP: 0.332, SLG: 0.424 Bob Patterson, R OBP: 0.500, SLG: 0.600 Stan Belinda, R OBP: 0.500, SLG: 1.000	(1, 3) BB (9, 1) BB (10, 1) BB	(1, 3) X 4-1 G6-3 BB		(1, 3) X K	(1, 3) X BB 1B		(1, 3) X G5-3		(1, 3) X P4		4	0	1	1	1	1	1							
John Wehner, R OBP: 0.294, SLG: 0.289	(1, 5) X 0-0 F9		(1, 3) X G6-3	(1, 3) X K		(1, 3) X F9		(1, 3) X G5-3		(1, 3) X SH5-4 HR BB	4	1	0	0	1	1	4							
Michael LaValiere, L OBP: 0.337, SLG: 0.306 Don Slaught, R OBP: 0.399, SLG: 0.477	(1, 2) BB (8, PH) BB (8, 2) BB	(1, 3) X 3-2 G6-3 1-2 2-3		(1, 3) X 1B		(1, 1) X WP 1B		(1, 3) X G5-3		(1, 3) X SH5-4	3	0	2	0	0	0	2							
Jose Lind, R OBP: 0.271, SLG: 0.267	(1, 4) BB 1-2 2-3		(1, 3) X G1-3		(1, 3) X F9		(1, 3) X G5-3		(1, 3) X G4-3	(1, 3) X F9	4	0	0	0	1	0	3							
Jeff Robinson, R OBP: 0.195, SLG: 0.190 Jerry Don Gleaton, L OBP: 0.382, SLG: 0.373 Roger Mason, R OBP: 0.391, SLG: 0.395 Cecil Eagy, S OBP: 0.305, SLG: 0.333 Denny Neagle, L OBP: 0.305, SLG: 0.333	(1, 1) BB (4, 1) BB (5, PH) BB (5, 1) BB (8, PH) BB (8, 1) BB (8, 9) BB	(1, 3) X 1-3 K		(1, 3) X BB SF7 2B	(1, 3) X F7		(1, 3) X BB 1B		(1, 3) X BB 1B 3B	(1, 3) X HR	1	0	0	0	0	1	3							
<b>Inning Stats</b>	R: 0 E: 0 K: 2 S: 10	H: 0 LOB: 0 BB: 0 P: 15	R: 0 E: 0 K: 1 S: 11	H: 1 LOB: 3 BB: 2 P: 25	R: 0 E: 0 K: 2 S: 11	H: 1 LOB: 1 BB: 0 P: 20	R: 0 E: 0 K: 1 S: 10	H: 1 LOB: 1 BB: 0 P: 16	R: 2 E: 0 K: 2 S: 13	H: 3 LOB: 2 BB: 1 P: 22	R: 0 E: 0 K: 0 S: 9	H: 1 LOB: 1 BB: 0 P: 11	R: 0 E: 0 K: 0 S: 5	H: 0 LOB: 0 BB: 0 P: 7	R: 0 E: 0 K: 0 S: 4	H: 0 LOB: 0 BB: 0 P: 5	R: 3 E: 0 K: 0 S: 14	H: 3 LOB: 1 BB: 2 P: 21	R: 2 E: 0 K: 0 S: 19	H: 2 LOB: 2 BB: 2 P: 35	1B: 8 2B: 2 3B: 1 HR: 1	SF: 1 SAC: 1 DP: 0 HBP: 0	WP: 1 PA: 48	
<b>PITCHER</b>	IP WLS BF H R ER SO	IP WLS BF H R ER SO	IP WLS BF H R ER SO	IP WLS BF H R ER SO	IP WLS BF H R ER SO	IP WLS BF H R ER SO	IP WLS BF H R ER SO	IP WLS BF H R ER SO	IP WLS BF H R ER SO	IP WLS BF H R ER SO	IP WLS BF H R ER SO	IP WLS BF H R ER SO	IP WLS BF H R ER SO	IP WLS BF H R ER SO	IP WLS BF H R ER SO	IP WLS BF H R ER SO	IP WLS BF H R ER SO	IP WLS BF H R ER SO	IP WLS BF H R ER SO	IP WLS BF H R ER SO	ERA WHIP	ERA WHIP	ERA WHIP	
Jose Rijo, R ERA: 3.18 Scott Bankhead, R ERA: 1.94 Norm Charlton, L ERA: 2.56 Tim Belcher, R ERA: 3.42	(1, 1) (6, 1) (8, 1) (10, 1)	5.0 2.0 2.0 1.0	WLS 7 10 7	BF 24 3 7	H 6 3 2	R 2 3 2	ER 2 3 2	SO 8 0 0	BB 2 0 2	IBB 0 0 0	HBP 0 0 0	BLK 0 0 0	WP 0 0 0	HR 0 0 0	S 55 14 18 19	P 98 18 26 35	ERA 3.60 0.00 13.50 18.00	WHIP 1.600 0.500 2.000 4.000						

Pittsburgh Pirates @ Cincinnati Reds  
Riverfront Stadium, Cincinnati, OH  
Sun Jul 12 1992, 3:33 AM EDT  
Att: 35,120 - Cloudy - 85 F

livebaseballscorecards.com

AB 40  
R 7  
H 12  
RBI 7  
BB 6  
SO 8  
LOB 20

WP: 1 PA: 48  
PB: 0  
SB: 0  
CS: 0

AB 34  
R 6  
H 8  
RBI 5  
BB 7  
SO 8  
LOB 10

WP: 1 PA: 45  
PB: 0  
SB: 1  
CS: 1



Batter	1	2	3	4	5	6	7	8	9	10	AB	R	H	RBI	BB	SO	LOB	BOTTOM						
Bip Roberts, S OBP: 0.370, SLG: 0.358	(1, 4) BB (5, 5) BB (10, 8) BB		(1, 3) X P6	(1, 3) X BB WP 1B		(1, 3) X G5-3		(1, 3) X K			5	1	1	0	0	2	0							
Dave Martinez, L OBP: 0.314, SLG: 0.335	(1, 8) BB (10, 9) BB		(1, 3) X HR	(1, 3) X WP BB 1B		(1, 3) X K		(1, 3) X F7		(1, 3) X F9	3	1	1	1	2	1	0							
Barry Larkin, R OBP: 0.359, SLG: 0.422	(1, 6) BB SAFE	(1, 3) X 2-1 S BB HBP 1B	(1, 3) X F8	(1, 3) X WP BB 1B		(1, 3) X G5-3		(1, 3) X F9		(1, 3) X G6-3	3	1	0	1	1	0	0							
Paul O'Neill, L OBP: 0.374, SLG: 0.415 Tim Belcher, R OBP: 0.133, SLG: 0.200	(1, 9) BB (10, 1) BB	(1, 3) X 4-2 1B BB	(1, 3) X 4-2 BB	(1, 3) X K		(1, 3) X G4-3		(1, 3) X G6-3		(1, 3) X G6-3	3	0	0	0	2	1	2							
Hal Morris, L OBP: 0.410, SLG: 0.435	(1, 3) BB SAFE	(1, 3) X 2-0 1-2 2-H 1B	(1, 3) X 1-1 G4-3		(1, 3) X G5-3		(1, 3) X 2B		(1, 3) X SH1-4 BB SF8 1B	(1, 3) X SF8 SH1-4 BB	5	1	3	1	0	0	1							
Reggie Sanders, R OBP: 0.344, SLG: 0.447	(1, 7) X 0-1 F7		(1, 3) X 0-0 1B SF9 2B	(1, 3) X F8		(1, 3) X K		(1, 3) X IBB		(1, 3) X SH1-4 BB	3	1	1	0	2	0	2							
Chris Sabo, R OBP: 0.207, SLG: 0.431 Fredrick Benford, R OBP: 0.288, SLG: 0.346	(1, 5) BB (4, PH) BB (5, 4) BB	(1, 3) X 0-0 F7		(1, 3) X 0-0 1B BB 1B	(1, 3) X 2-2 FC6-4 1B		(1, 3) X K		(1, 3) X SH1-4	(1, 3) X SH1-4	2	0	1	0	0	0	0							
Scott Bankhead, R OBP: 0.352, SLG: 0.390 Glenn Braggs, R OBP: 0.317, SLG: 0.296 Norm Charlton, S OBP: 0.333, SLG: 0.333 Darnell Coles, R OBP: 0.307, SLG: 0.441	(6, 1) BB (7, PH) BB (8, 1) BB (10, 5) BB	(1, 3) X 3-2 F7		(1, 3) X 2-2 SF9	(1, 3) X FC6-4		(1, 3) X P4		(1, 3) X SF8	(1, 3) X SF8	3	0	0	2	0	0	1							
Joe Oliver, R OBP: 0.303, SLG: 0.358	(1, 2) BB SAFE	(1, 3) X 3-2 F7		(1, 3) X 3-H K		(1, 3) X F7		(1, 3) X G5-3		(1, 3) X K	2	0	0	0	0	2	1							
Jose Rijo, R OBP: 0.200, SLG: 0.257 Bill Doran, S OBP: 0.322, SLG: 0.374	(1, 1) (6, 4)	(1, 3) X 0-3 K		(1, 3) X K		(1, 3) X F7		(1, 3) X G5-3		(1, 3) X K	3	0	0	0	0	1	1							
<b>Inning Stats</b>	R: 1 E: 0 K: 1 S: 14	H: 1 LOB: 2 BB: 2 P: 28	R: 0 E: 0 K: 1 S: 11	H: 0 LOB: 0 BB: 0 P: 14	R: 1 E: 0 K: 0 S: 11	H: 1 LOB: 1 BB: 1 P: 20	R: 3 E: 0 K: 2 S: 17	H: 3 LOB: 3 BB: 2 P: 30	R: 0 E: 0 K: 0 S: 9	H: 1 LOB: 1 BB: 0 P: 13	R: 0 E: 0 K: 1 S: 13	H: 0 LOB: 0 BB: 0 P: 17	R: 0 E: 0 K: 1 S: 8	H: 1 LOB: 2 BB: 1 P: 16	R: 0 E: 0 K: 1 S: 9	H: 0 LOB: 0 BB: 0 P: 10	R: 0 E: 0 K: 0 S: 11	H: 0 LOB: 0 BB: 0 P: 16	R: 1 E: 0 K: 1 S: 10	H: 1 LOB: 1 BB: 1 P: 20	1B: 5 2B: 2 3B: 0 HR: 1	SF: 2 SAC: 1 DP: 0 HBP: 1	WP: 1 PA: 45 PB: 0 SB: 1 CS: 1	
<b>PITCHER</b>	IP WLS BF H R ER SO	IP WLS BF H R ER SO	IP WLS BF H R ER SO	IP WLS BF H R ER SO	IP WLS BF H R ER SO	IP WLS BF H R ER SO	IP WLS BF H R ER SO	IP WLS BF H R ER SO	IP WLS BF H R ER SO	IP WLS BF H R ER SO	IP WLS BF H R ER SO	IP WLS BF H R ER SO	IP WLS BF H R ER SO	IP WLS BF H R ER SO	IP WLS BF H R ER SO	IP WLS BF H R ER SO	IP WLS BF H R ER SO	IP WLS BF H R ER SO	IP WLS BF H R ER SO	IP WLS BF H R ER SO	ERA WHIP	ERA WHIP	ERA WHIP	
Jeff Robinson, R ERA: 4.75 Jerry Don Gleaton, L ERA: 4.4 Roger Mason, R ERA: 3.29 Denny Neagle, L ERA: 4.61 Bob Patterson, L ERA: 3.09	(1, 1) (4, 1) (5, 1) (8, 1) (8, 1)	3.2 19 4 3	WLS 5 1 0	BF 5 0 0	H 5 0 0	R 5 0 0	ER 5 0 0	SO 3 1 0	BB 3 0 0	IBB 0 0 0	HBP 0 0 0	BLK 0 0 0	WP 0 0 0	HR 0 0 0	S 49 14 9 30	P 78 14 13 43	ERA 12.27 0.00 0.00 9.00	WHIP 2.182 6.000 1.000 0.333						
Stan Belinda, R ERA: 2.41	(10, 1)	1.0	WLS S	BF 4	H 0	R 0	ER 0	SO 1	BB 1	IBB 0	HBP 0	BLK 0	WP 0	HR 0	S 7	P 15	ERA 0.00	WHIP 1.000						




Batter	1	2	3	4	5	6	7	8	9	AB	R	H	RBI	BB	SO	LOB	TOP					
<b>Milt Thompson, L</b> (1, 7) OBP: 0.351, SLG: 0.444 <b>Bernard Gilkey, R</b> (7, 7) OBP: 0.360, SLG: 0.391	L8		G4-3				G3-1		L5	4	1	1	0	0	0	0						
<b>Ozzie Smith, S</b> (1, 6) OBP: 0.379, SLG: 0.344	K									3	1	2	0	2	1	0						
<b>Ray Lankford, L</b> (1, 8) OBP: 0.370, SLG: 0.459	K									5	0	2	2	0	3	2						
<b>Felix Jose, S</b> (1, 9) OBP: 0.352, SLG: 0.447										5	1	2	0	0	1	4						
<b>Todd Zeile, R</b> (1, 5) OBP: 0.349, SLG: 0.384										4	0	0	0	0	1	3						
<b>Andres Galarraga, R</b> (1, 3) OBP: 0.225, SLG: 0.269										4	0	0	0	0	1	2						
<b>Tom Pagnozzi, R</b> (1, 2) OBP: 0.320, SLG: 0.408										4	0	1	1	0	0	1						
<b>José Oquendo, S</b> (1, 4) OBP: 0.412, SLG: 0.429										4	1	2	0	0	0	1						
<b>Omar Olivares, R</b> (1, 1) OBP: 0.289, SLG: 0.378 <b>Todd Worrell, R</b> (8, 1)										4	1	1	2	0	0	1						
<b>Inning Stats</b>	R: 0 E: 0 K: 2 S: 8	H: 0 LOB: 0 BB: 0 P: 12	R: 1 E: 0 K: 0 S: 10	H: 2 LOB: 1 BB: 0 P: 14	R: 0 E: 0 K: 1 S: 9	H: 1 LOB: 1 BB: 0 P: 10	R: 0 E: 0 K: 1 S: 9	H: 1 LOB: 1 BB: 0 P: 10	R: 1 E: 0 K: 0 S: 12	H: 2 LOB: 2 BB: 1 P: 24	R: 0 E: 0 K: 0 S: 7	H: 0 LOB: 0 BB: 0 P: 9	R: 3 E: 0 K: 1 S: 14	H: 4 LOB: 1 BB: 0 P: 19	R: 0 E: 0 K: 0 S: 11	H: 1 LOB: 1 BB: 0 P: 13	R: 0 E: 0 K: 2 S: 10	H: 0 LOB: 1 BB: 1 P: 17	1B: 4 2B: 6 3B: 0 HR: 1	SF: 0 SAC: 0 DP: 0 HBP: 0	WP: 0 PB: 0 SB: 1 CS: 0	PA: 40
<b>PITCHER</b>	IP	WLS	BF	H	R	ER	SO	BB	IBB	HBP	BLK	WP	HR	S	P	ERA	WHIP					
<b>Tim Belcher, R</b> (1, 1) ERA: 3.6	6.1	L	30	10	5	5	4	1	0	0	0	0	1	64	92	7.11	1.737					
<b>Dwayne Henry, R</b> (7, 1) ERA: 3.09	1.2		6	1	0	0	1	0	0	0	0	0	0	16	19	0.00	0.600					
<b>Rob Dibble, R</b> (9, 1) ERA: 4.34	1.0		4	0	0	0	2	1	0	0	0	0	0	10	17	0.00	1.000					

**St. Louis Cardinals @ Cincinnati Reds**  
Riverfront Stadium, Cincinnati, OH  
Thu Jul 16 1992, 7:05 PM EDT  
Att: 35,991 - Cloudy - 75 F

livebaseballscores.com

AB 38  
R 5  
H 11  
RBI 5  
BB 2  
SO 7  
LOB 14




Batter	1	2	3	4	5	6	7	8	9	AB	R	H	RBI	BB	SO	LOB	BOTTOM					
<b>Bip Roberts, S</b> (1, 5) OBP: 0.372, SLG: 0.360 (9, 8)	P6									4	0	2	0	0	0	0						
<b>Dave Martinez, L</b> (1, 8) OBP: 0.313, SLG: 0.333 <b>Rob Dibble, L</b> (9, 1) OBP: 1.000, SLG: 1.000										4	0	1	0	0	0	4						
<b>Barry Larkin, R</b> (1, 6) OBP: 0.357, SLG: 0.430										4	1	1	1	0	0	3						
<b>Paul O'Neill, L</b> (1, 9) OBP: 0.376, SLG: 0.416										4	0	2	0	0	0	0						
<b>Hal Morris, L</b> (1, 3) OBP: 0.403, SLG: 0.426										4	0	0	0	0	1	1						
<b>Reggie Sanders, R</b> (1, 7) OBP: 0.347, SLG: 0.459 <b>Glenn Braggs, R</b> (4, 7) OBP: 0.307, SLG: 0.289										1	0	1	0	0	0	0						
<b>Bill Doran, S</b> (1, 4) OBP: 0.323, SLG: 0.373										3	0	1	0	0	1	1						
<b>Joe Oliver, R</b> (1, 2) OBP: 0.304, SLG: 0.358										3	0	1	0	0	1	1						
<b>Tim Belcher, R</b> (1, 1) OBP: 0.128, SLG: 0.191 <b>Dwayne Henry, R</b> (7, 1) OBP: 0.250, SLG: 0.250 <b>Jeff Branson, L</b> (6, PH) OBP: 0.306, SLG: 0.424 (9, 5)										2	0	0	0	0	0	1						
<b>Inning Stats</b>	R: 0 E: 0 K: 0 S: 6	H: 1 LOB: 0 BB: 0 P: 7	R: 0 E: 0 K: 0 S: 7	H: 2 LOB: 1 BB: 0 P: 12	R: 0 E: 0 K: 1 S: 11	H: 2 LOB: 2 BB: 0 P: 19	R: 1 E: 0 K: 2 S: 12	H: 2 LOB: 1 BB: 0 P: 21	R: 0 E: 0 K: 0 S: 6	H: 0 LOB: 0 BB: 0 P: 10	R: 0 E: 0 K: 0 S: 6	H: 0 LOB: 0 BB: 0 P: 10	R: 0 E: 0 K: 0 S: 6	H: 0 LOB: 0 BB: 0 P: 8	R: 0 E: 0 K: 0 S: 17	H: 2 LOB: 2 BB: 0 P: 21	R: 0 E: 0 K: 1 S: 7	H: 0 LOB: 0 BB: 0 P: 12	1B: 7 2B: 0 3B: 1 HR: 1	SF: 0 SAC: 0 DP: 1 HBP: 0	WP: 0 PB: 0 SB: 0 CS: 0	PA: 33
<b>PITCHER</b>	IP	WLS	BF	H	R	ER	SO	BB	IBB	HBP	BLK	WP	HR	S	P	ERA	WHIP					
<b>Omar Olivares, R</b> (1, 1) ERA: 3.84	7.2		29	9	1	1	3	0	0	0	0	0	0	70	106	1.17	1.174					
<b>Todd Worrell, R</b> (8, 1) ERA: 3.62	1.1	S	4	0	0	0	1	0	0	0	0	0	0	8	14	0.00	0.000					

**St. Louis Cardinals @ Cincinnati Reds**  
Riverfront Stadium, Cincinnati, OH  
Thu Jul 16 1992, 7:05 PM EDT  
Att: 35,991 - Cloudy - 75 F

livebaseballscores.com

AB 33  
R 1  
H 9  
RBI 1  
BB 0  
SO 4  
LOB 13





Batter	1	2	3	4	5	6	7	8	9	AB	R	H	RBI	BB	SO	LOB	TOP					
<b>Bernard Gilkey, R</b> OBP: 0.367, SLG: 0.394 (1, 7)										4	0	2	0	1	0	2	<b>St. Louis Cardinals @ Cincinnati Reds</b> Riverfront Stadium, Cincinnati, OH Fri Jul 17 1992, 7:05 PM EDT Att: 33,270 - Cloudy - 78 F					
<b>Ozzie Smith, S</b> OBP: 0.380, SLG: 0.342 (1, 6)										2	0	0	0	2	0	2						
<b>Mike Perez, R</b> (7, 1)										0	0	0	0	0	0	0						
<b>Craig Wilson, R</b> OBP: 0.361, SLG: 0.373 (8, 9)										1	0	0	0	0	0	1						
<b>Ray Lankford, L</b> OBP: 0.374, SLG: 0.461 (1, 8)										3	0	2	0	1	0	1						
<b>Tim Jones, L</b> OBP: 0.236, SLG: 0.223 (8, 8)										1	0	0	0	0	0	1						
<b>Felix Jose, S</b> OBP: 0.354, SLG: 0.447 (1, 9)										4	0	2	0	0	0	3						
<b>Cris Carpenter, R</b> OBP: 0.500, SLG: 0.500 (8, 1)										0	0	0	0	0	0	0						
<b>Milt Thompson, L</b> OBP: 0.349, SLG: 0.441 (9, PH)										1	0	0	0	0	0	1						
<b>Todd Zeile, R</b> OBP: 0.348, SLG: 0.382 (1, 5)										4	1	1	0	0	0	3						
<b>Andres Galarraga, R</b> OBP: 0.237, SLG: 0.280 (1, 3)										4	0	3	0	0	1	0						
<b>Tom Pagnozzi, R</b> OBP: 0.167, SLG: 0.173 (1, 2)										3	0	0	0	0	2	3						
<b>Rich Gedman, L</b> (7, 2)										1	0	1	0	0	0	0						
<b>José Oquendo, S</b> OBP: 0.333, SLG: 0.333 (1, 4)										4	0	0	0	0	0	5						
<b>Rheal Cormier, L</b> OBP: 0.185, SLG: 0.259 (5, 1)										2	0	0	0	0	0	5						
<b>Jose DeLeon, R</b> (7, PH)										2	0	0	0	0	0	5						
<b>Rex Hudler, R</b> OBP: 0.219, SLG: 0.323 (7, 4)										2	0	0	0	0	0	2						
<b>Inning Stats</b>	R: 0 E: 0 K: 0 S: 10	H: 2 LOB: 2 BB: 1 P: 21	R: 0 E: 0 K: 1 S: 14	H: 1 LOB: 1 BB: 0 P: 19	R: 0 E: 0 K: 0 S: 10	H: 2 LOB: 1 BB: 0 P: 14	R: 1 E: 0 K: 1 S: 12	H: 3 LOB: 2 BB: 0 P: 18	R: 0 E: 0 K: 0 S: 10	H: 0 LOB: 0 BB: 0 P: 11	R: 0 E: 0 K: 1 S: 6	H: 0 LOB: 0 BB: 0 P: 11	R: 0 E: 0 K: 0 S: 11	H: 2 LOB: 2 BB: 0 P: 20	R: 0 E: 0 K: 1 S: 11	H: 2 LOB: 2 BB: 0 P: 17	R: 0 E: 0 K: 0 S: 7	H: 1 LOB: 1 BB: 0 P: 10	1B: 12 2B: 0 3B: 0 HR: 0	SF: 0 SAC: 0 DP: 2 HBP: 0	WP: 0 PB: 0 SB: 2 CS: 0	PA: 40
<b>PITCHER</b>	IP WLS BF H R ER SO BB IBB HBP BLK WP HR S P ERA WHIP																					
<b>Greg Swindell, L</b> ERA: 2.85 (1, 1)	7.0 W 31 9 1 1 3 4 0 0 0 0 0 0 0 11 17 1.29 1.857																					
<b>Scott Bankhead, R</b> ERA: 1.9 (8, 1)	1.0 5 2 0 0 1 0 0 0 0 0 0 0 0 4 5 0.00 2.000																					
<b>Steve Foster, R</b> ERA: 5.11 (9, 1)	0.1 2 1 0 0 0 0 0 0 0 0 0 0 0 3 5 0.00 3.000																					
<b>Scott Ruskin, L</b> ERA: 5.83 (9, 1)	0.2 2 0 0 0 0 0 0 0 0 0 0 0 0 3 5 0.00 0.000																					

Batter	1	2	3	4	5	6	7	8	9	AB	R	H	RBI	BB	SO	LOB	BOTTOM			
<b>Bip Roberts, S</b> OBP: 0.369, SLG: 0.356 (1, 8)										4	0	0	0	1	0	2	<b>St. Louis Cardinals @ Cincinnati Reds</b> Riverfront Stadium, Cincinnati, OH Fri Jul 17 1992, 7:05 PM EDT Att: 33,270 - Cloudy - 78 F			
<b>Hal Morris, L</b> OBP: 0.395, SLG: 0.421 (1, 3)										5	0	1	0	0	0	2				
<b>Barry Larkin, R</b> OBP: 0.394, SLG: 0.438 (6, 6)										2	2	2	0	1	0	0				
<b>Freddie Benavides, R</b> OBP: 0.283, SLG: 0.340 (6, 6)										2	0	0	0	0	2	2				
<b>Glenn Braggs, R</b> OBP: 0.310, SLG: 0.288 (1, 7)										4	2	1	0	1	1	3				
<b>Darnell Coles, R</b> OBP: 0.274, SLG: 0.492 (5, PH)										2	1	1	3	0	0	0				
<b>Dave Martinez, L</b> OBP: 0.310, SLG: 0.329 (6, 8)										3	0	0	0	0	0	4				
<b>Paul O'Neill, L</b> OBP: 0.377, SLG: 0.421 (1, 9)										4	0	2	2	0	0	0				
<b>Joe Oliver, R</b> OBP: 0.324, SLG: 0.364 (8, 2)										4	2	3	0	0	0	1				
<b>Rick Wrona, R</b> (8, 2)										0	0	0	0	0	0	0				
<b>Bill Doran, S</b> OBP: 0.325, SLG: 0.386 (1, 4)										3	1	1	2	1	0	3				
<b>Greg Swindell, L</b> OBP: 0.148, SLG: 0.173 (7, PH)										3	0	0	0	0	1	4				
<b>Jeff Branson, L</b> OBP: 0.324, SLG: 0.441 (8, 1)										1	0	1	1	0	0	0				
<b>Scott Bankhead, R</b> OBP: 0.250, SLG: 0.250 (9, 1)										0	0	0	0	0	0	0				
<b>Steve Foster, R</b> OBP: 0.500, SLG: 0.500 (9, 1)										0	0	0	0	0	0	0				
<b>Scott Ruskin, R</b> (9, 1)										0	0	0	0	0	0	0				
<b>Inning Stats</b>	R: 0 E: 0 K: 0 S: 8	H: 1 LOB: 1 BB: 0 P: 12	R: 0 E: 0 K: 0 S: 10	H: 2 LOB: 2 BB: 0 P: 15	R: 3 E: 0 K: 0 S: 14	H: 3 LOB: 0 BB: 0 P: 20	R: 2 E: 0 K: 0 S: 10	H: 2 LOB: 0 BB: 0 P: 17	R: 2 E: 0 K: 1 S: 11	H: 1 LOB: 2 BB: 3 P: 29	R: 0 E: 0 K: 2 S: 11	H: 1 LOB: 1 BB: 1 P: 19	R: 1 E: 1 K: 0 S: 16	H: 2 LOB: 2 BB: 0 P: 24	R: 0 E: 0 K: 1 S: 7	H: 0 LOB: 0 BB: 0 P: 10	1B: 8 2B: 2 3B: 0 HR: 2	SF: 0 SAC: 0 DP: 0 HBP: 0	WP: 0 PB: 0 SB: 0 CS: 0	PA: 41
<b>PITCHER</b>	IP WLS BF H R ER SO BB IBB HBP BLK WP HR S P ERA WHIP																			
<b>Rheal Cormier, L</b> ERA: 4.9 (1, 1)	4.0 L 20 8 2 2 2 3 4 0 0 0 0 0 0 22 48 9.00 3.000																			
<b>Jose DeLeon, R</b> ERA: 4.32 (5, 1)	2.0 12 2 2 2 3 4 0 0 0 0 0 0 0 22 48 9.00 3.000																			
<b>Mike Perez, R</b> ERA: 1.56 (7, 1)	1.0 6 2 1 0 0 0 0 0 0 0 0 0 0 16 24 0.00 2.000																			
<b>Cris Carpenter, R</b> ERA: 2.28 (8, 1)	1.0 3 0 0 0 0 1 0 0 0 0 0 0 0 7 10 0.00 0.000																			

**St. Louis Cardinals @ Cincinnati Reds**  
Riverfront Stadium, Cincinnati, OH  
Fri Jul 17 1992, 7:05 PM EDT  
Att: 33,270 - Cloudy - 78 F

AB 36  
R 1  
H 12  
RBI 1  
BB 4  
SO 4  
LOB 25



**St. Louis Cardinals @ Cincinnati Reds**  
Riverfront Stadium, Cincinnati, OH  
Fri Jul 17 1992, 7:05 PM EDT  
Att: 33,270 - Cloudy - 78 F

AB 37  
R 8  
H 12  
RBI 8  
BB 4  
SO 4  
LOB 21





Batter	1	2	3	4	5	6	7	8	9	AB	R	H	RBI	BB	SO	LOB	TOP				
<b>Bernard Gilkey, R</b> OBP: 0.376, SLG: 0.395 (1, 7)	F8		G6-3 1B				CS	1B SH5-4 BB		2	0	1	0	2	0	0	<b>St. Louis Cardinals @ Cincinnati Reds</b> Riverfront Stadium, Cincinnati, OH Sat Jul 18 1992, 7:05 PM EDT Att: 47,588 - Cloudy - 80 F				
<b>Ozzie Smith, S</b> OBP: 0.377, SLG: 0.338 (1, 6)	K		G6-3 1-2					SH5-4		3	0	0	0	0	2	3					
<b>Ray Lankford, L</b> OBP: 0.373, SLG: 0.459 (1, 8)	G5-3		K							4	0	1	0	0	1	1					
<b>Felix Jose, S</b> OBP: 0.353, SLG: 0.444 (1, 9)		F8								4	0	1	0	0	1	2					
<b>Todd Zeile, R</b> OBP: 0.347, SLG: 0.378 (1, 5)	L1									3	0	0	0	1	2	3					
<b>Gerald Perry, L</b> OBP: 0.305, SLG: 0.306 (1, 3)		HR								4	1	1	0	0	1	1					
<b>Tom Pagnozzi, R</b> OBP: 0.316, SLG: 0.412 (1, 2)		HR								4	1	1	2	0	1	0					
<b>José Oquendo, S</b> OBP: 0.375, SLG: 0.524 (9, PH)										3	0	2	0	0	0	0					
<b>Andrés Galarraga, R</b> OBP: 0.236, SLG: 0.279 (9, PH)										1	0	0	0	0	0	0					
<b>Bob Tewksbury, R</b> OBP: 0.089, SLG: 0.068 (7, PH)										2	0	0	0	0	1	1					
<b>Rex Hudler, R</b> OBP: 0.231, SLG: 0.333 (7, 1)										1	0	1	0	0	0	0					
<b>Bob McClure, R</b> (7, 1)										0	0	0	0	0	0	0					
<b>Mike Perez, R</b> (8, 1)										0	0	0	0	0	0	0					
<b>Inning Stats</b>	R: 0 E: 0 K: 1 S: 6	H: 0 LOB: 0 BB: 0 P: 9	R: 2 E: 0 K: 0 S: 8	H: 3 LOB: 1 BB: 0 P: 14	R: 0 E: 0 K: 1 S: 10	H: 1 LOB: 1 BB: 0 P: 13	R: 0 E: 0 K: 1 S: 8	H: 1 LOB: 2 BB: 1 P: 13	R: 0 E: 0 K: 1 S: 12	H: 0 LOB: 1 BB: 1 P: 20	R: 0 E: 0 K: 1 S: 9	H: 1 LOB: 0 BB: 0 P: 10	R: 0 E: 0 K: 2 S: 16	H: 1 LOB: 2 BB: 1 P: 26	R: 0 E: 0 K: 0 S: 6	H: 0 LOB: 0 BB: 0 P: 7	1B: 5 2B: 1 3B: 1 HR: 1	SF: 0 SAC: 1 DP: 0 HBP: 0	WP: 0 PB: 0 SB: 1 CS: 2	PA: 36	
<b>PITCHER</b>	IP	WLS	BF	H	R	ER	SO	BB	IBB	HBP	BLK	WP	HR	S	P	ERA	WHIP				
<b>Jose Rijo, R</b> ERA: 3.17	6.0	W	25	6	2	2	6	2	0	0	0	0	1	54	91	3.00	1.333				
<b>Rob Dibble, R</b> ERA: 4.12	2.0		8	2	0	0	3	1	0	0	0	0	0	25	36	0.00	1.500				
<b>Norm Charlton, L</b> ERA: 2.52	1.0	S	3	0	0	0	0	0	0	0	0	0	0	6	7	0.00	0.000				

AB	31
R	2
H	8
RBI	2
BB	3
SO	9
LOB	11



Batter	1	2	3	4	5	6	7	8	9	AB	R	H	RBI	BB	SO	LOB	BOTTOM				
<b>Bip Roberts, S</b> OBP: 0.368, SLG: 0.354 (1, 7)	1B G5-3	F8		FC6-4 1-2		G3				4	1	1	0	0	0	3	<b>St. Louis Cardinals @ Cincinnati Reds</b> Riverfront Stadium, Cincinnati, OH Sat Jul 18 1992, 7:05 PM EDT Att: 47,588 - Cloudy - 80 F				
<b>Dave Martinez, L</b> OBP: 0.313, SLG: 0.332 (1, 8)	G5-3 2B	2B		G3			F7			4	1	2	0	0	1	1					
<b>Barry Larkin, R</b> OBP: 0.365, SLG: 0.440 (1, 6)	G5-3						F9			3	0	1	1	1	0	1					
<b>Paul O'Neill, L</b> OBP: 0.376, SLG: 0.416 (1, 9)	2B	F8								3	1	0	0	1	1	3					
<b>Hal Morris, L</b> OBP: 0.397, SLG: 0.423 (1, 3)	1B									4	0	1	2	0	1	0					
<b>Chris Sabo, R</b> OBP: 0.307, SLG: 0.428 (1, 5)										4	0	1	0	0	0	0					
<b>Bill Doran, S</b> OBP: 0.324, SLG: 0.384 (1, 4)										4	0	1	0	0	0	2					
<b>Norm Charlton, S</b> OBP: 0.333, SLG: 0.333 (9, 1)										0	0	0	0	0	0	0					
<b>Joe Oliver, R</b> OBP: 0.310, SLG: 0.364 (1, 2)	FC6-4									3	0	1	0	0	0	2					
<b>Jose Rijo, R</b> OBP: 0.216, SLG: 0.270 (6, PH)										2	0	1	0	0	0	0					
<b>Glenn Braggs, R</b> OBP: 0.306, SLG: 0.286 (7, 1)										1	0	0	0	0	0	2					
<b>Rob Dibble, L</b> OBP: 1.000, SLG: 1.000 (9, 4)										0	0	0	0	0	0	0					
<b>Jeff Branson, L</b> OBP: 0.324, SLG: 0.441 (9, 4)										0	0	0	0	0	0	0					
<b>Inning Stats</b>	R: 3 E: 0 K: 0 S: 14	H: 4 LOB: 2 BB: 1 P: 27	R: 0 E: 0 K: 0 S: 9	H: 2 LOB: 2 BB: 0 P: 13	R: 0 E: 0 K: 0 S: 10	H: 0 LOB: 0 BB: 0 P: 13	R: 0 E: 0 K: 1 S: 11	H: 1 LOB: 1 BB: 0 P: 15	R: 0 E: 0 K: 0 S: 6	H: 0 LOB: 0 BB: 0 P: 14	R: 0 E: 0 K: 1 S: 8	H: 2 LOB: 2 BB: 0 P: 12	R: 0 E: 0 K: 1 S: 9	H: 0 LOB: 0 BB: 0 P: 16	R: 0 E: 0 K: 0 S: 4	H: 0 LOB: 0 BB: 0 P: 7	1B: 7 2B: 2 3B: 0 HR: 0	SF: 0 SAC: 0 DP: 1 HBP: 0	WP: 0 PB: 0 SB: 0 CS: 0	PA: 34	
<b>PITCHER</b>	IP	WLS	BF	H	R	ER	SO	BB	IBB	HBP	BLK	WP	HR	S	P	ERA	WHIP				
<b>Bob Tewksbury, R</b> ERA: 1.98	6.0	L	28	9	3	3	1	2	0	0	0	0	0	58	94	4.50	1.833				
<b>Bob McClure, L</b> ERA: 3.29	1.1		4	0	0	0	1	0	0	0	0	0	0	10	17	0.00	0.000				
<b>Mike Perez, R</b> ERA: 1.54	0.2		2	0	0	0	0	0	0	0	0	0	0	3	6	0.00	0.000				

AB	32
R	3
H	9
RBI	3
BB	2
SO	2
LOB	14





Batter	1	2	3	4	5	6	7	8	9	AB	R	H	RBI	BB	SO	LOB	TOP											
<b>Rex Hudler, R</b> OBP: 0.246, SLG: 0.358 <b>Tim Jones, L</b> OBP: 0.236, SLG: 0.223 <b>Craig Wilson, R</b> OBP: 0.357, SLG: 0.368										4	1	2	0	0	1	0												
<b>Bernard Gilkey, R</b> OBP: 0.388, SLG: 0.410										4	1	3	1	1	0	0												
<b>Ray Lankford, L</b> OBP: 0.373, SLG: 0.459										4	1	1	0	1	1	2												
<b>Felix José, S</b> OBP: 0.351, SLG: 0.440										3	1	0	0	1	0	1												
<b>Todd Zeile, R</b> OBP: 0.348, SLG: 0.377										3	0	1	2	1	1	0												
<b>Andres Galarraga, R</b> OBP: 0.230, SLG: 0.272										4	0	0	0	0	1	3												
<b>Tom Pagnozzi, R</b> OBP: 0.318, SLG: 0.417										4	0	2	1	0	0	1												
<b>José Oquendo, S</b> OBP: 0.357, SLG: 0.458										3	0	0	0	1	0	1												
<b>Mark Clark, R</b> OBP: 0.200, SLG: 0.200 <b>Cris Carpenter, R</b> OBP: 0.500, SLG: 0.500 <b>Milt Thompson, L</b> OBP: 0.346, SLG: 0.438 <b>Bob McClure, R</b> OBP: 0.346, SLG: 0.438										3	0	0	0	0	1	3												
<b>Inning Stats</b>	R: 3 E: 0 K: 1 S: 13	H: 4 LOB: 3 BB: 2 P: 29	R: 0 E: 0 K: 0 S: 7	H: 0 LOB: 1 BB: 2 P: 18	R: 0 E: 0 K: 1 S: 9	H: 1 LOB: 1 BB: 0 P: 13	R: 0 E: 0 K: 0 S: 6	H: 2 LOB: 1 BB: 0 P: 13	R: 0 E: 0 K: 0 S: 7	H: 0 LOB: 1 BB: 1 P: 13	R: 1 E: 0 K: 2 S: 12	H: 2 LOB: 1 BB: 0 P: 18	R: 0 E: 0 K: 1 S: 9	H: 0 LOB: 0 BB: 0 P: 12	R: 0 E: 0 K: 0 S: 5	H: 0 LOB: 0 BB: 0 P: 7	R: 0 E: 0 K: 0 S: 5	H: 0 LOB: 0 BB: 0 P: 8	1B: 5 2B: 4 3B: 0 HR: 0	SF: 0 SAC: 0 DP: 0 HBP: 0	WP: 0 PB: 0 SB: 0 CS: 1	PA: 39						
<b>PITCHER</b>	IP	WLS	BF	H	R	ER	SO	BB	IBB	HBP	BLK	WP	HR	S	P	ERA	WHIP											
<b>Chris Hammond, L</b> ERA: 3.86	(1, 1)	6.0		30	9	4	4	4	3	2	0	0	0	0	54	104	6.00	2.000										
<b>Dwayne Henry, R</b> ERA: 3.02	(7, 1)	1.0	W	3	0	0	0	1	0	0	0	0	0	0	9	12	0.00	0.000										
<b>Scott Bankhead, R</b> ERA: 1.85	(8, 1)	1.0		3	0	0	0	0	0	0	0	0	0	5	7	0.00	0.000											
<b>Norm Charlton, L</b> ERA: 2.47	(9, 1)	1.0	S	3	0	0	0	0	0	0	0	0	0	5	8	0.00	0.000											

**St. Louis Cardinals @ Cincinnati Reds**  
Riverfront Stadium, Cincinnati, OH  
Sun Jul 19 1992, 3:33 AM EDT  
Att: 37,349 - Cloudy - 84 F

AB 34  
R 4  
H 9  
RBI 4  
BB 5  
SO 5  
LOB 11

Batter	1	2	3	4	5	6	7	8	9	AB	R	H	RBI	BB	SO	LOB	BOTTOM											
<b>Bip Roberts, S</b> OBP: 0.372, SLG: 0.364										2	1	1	2	2	0	0												
<b>Dave Martinez, L</b> OBP: 0.315, SLG: 0.335										4	0	2	0	0	0	1												
<b>Barry Larkin, R</b> OBP: 0.364, SLG: 0.438										4	0	1	0	0	0	3												
<b>Paul O'Neill, L</b> OBP: 0.374, SLG: 0.414										4	1	1	0	0	0	2												
<b>Hal Morris, L</b> OBP: 0.390, SLG: 0.415										4	0	0	0	0	0	2												
<b>Chris Sabo, R</b> OBP: 0.307, SLG: 0.427										3	1	1	0	0	2	0												
<b>Bill Doran, S</b> OBP: 0.324, SLG: 0.388										3	1	1	1	0	0	0												
<b>Joe Oliver, R</b> OBP: 0.307, SLG: 0.360										3	0	0	0	0	0	2												
<b>Chris Hammond, L</b> OBP: 0.233, SLG: 0.233 <b>Cesar Hernandez, R</b> OBP: 0.296, SLG: 0.296 <b>Dwayne Henry, R</b> OBP: 0.296, SLG: 0.296 <b>Jeff Branson, R</b> OBP: 0.296, SLG: 0.296 <b>Scott Bankhead, R</b> OBP: 0.346, SLG: 0.438 <b>Norm Charlton, S</b> OBP: 0.333, SLG: 0.333	(1, 1) (6, PH) (7, 1) (7, PH) (8, 1) (9, 1)									1	0	0	0	0	0	0												
<b>Inning Stats</b>	R: 0 E: 0 K: 0 S: 12	H: 1 LOB: 1 BB: 0 P: 15	R: 0 E: 0 K: 1 S: 7	H: 0 LOB: 0 BB: 0 P: 10	R: 0 E: 0 K: 0 S: 10	H: 0 LOB: 1 BB: 1 P: 15	R: 0 E: 0 K: 0 S: 3	H: 0 LOB: 0 BB: 0 P: 4	R: 0 E: 0 K: 0 S: 13	H: 0 LOB: 0 BB: 0 P: 19	R: 0 E: 0 K: 0 S: 7	H: 1 LOB: 1 BB: 1 P: 14	R: 5 E: 0 K: 0 S: 22	H: 5 LOB: 0 BB: 0 P: 31	R: 0 E: 0 K: 0 S: 6	H: 1 LOB: 0 BB: 0 P: 9	1B: 6 2B: 1 3B: 0 HR: 1	SF: 0 SAC: 0 DP: 2 HBP: 0	WP: 0 PB: 0 SB: 2 CS: 0	PA: 32								
<b>PITCHER</b>	IP	WLS	BF	H	R	ER	SO	BB	IBB	HBP	BLK	WP	HR	S	P	ERA	WHIP											
<b>Mark Clark, R</b> ERA: 2.95	(1, 1)	6.1		25	5	3	3	2	2	0	0	0	0	0	58	84	4.26	1.105										
<b>Cris Carpenter, R</b> ERA: 2.4	(7, 1)	0.2	L	4	2	2	2	0	0	0	0	0	1	16	24	27.00	3.000											
<b>Bob McClure, L</b> ERA: 3.16	(8, 1)	1.0		3	1	0	0	0	0	0	0	0	0	6	9	0.00	1.000											

**St. Louis Cardinals @ Cincinnati Reds**  
Riverfront Stadium, Cincinnati, OH  
Sun Jul 19 1992, 3:33 AM EDT  
Att: 37,349 - Cloudy - 84 F

AB 30  
R 5  
H 8  
RBI 5  
BB 2  
SO 2  
LOB 10







Batter	1	2	3	4	5	6	7	8	9	AB	R	H	RBI	BB	SO	LOB	TOP
<b>Rey Sanchez, R</b> (1, 6) <small>OBP: 0.267, SLG: 0.315</small>										4	0	1	0	0	0	3	<b>Chicago Cubs @ Cincinnati Reds</b> Riverfront Stadium, Cincinnati, OH Tue Jul 21 1992, 7:05 PM EDT Att: 34,802 - Cloudy - 70 F
<b>23 Ryne Sandberg, R</b> (1, 4) <small>OBP: 0.359, SLG: 0.464</small>										3	0	0	0	1	0	1	
<b>Mark Grace, L</b> (1, 3) <small>OBP: 0.403, SLG: 0.441</small>										4	0	1	0	0	0	3	
<b>Andre Dawson, R</b> (1, 9) <small>OBP: 0.295, SLG: 0.445</small>										4	0	0	0	0	1	2	
<b>Kal Daniels, L</b> (1, 7) <b>Bob Scanlan, R</b> (9, 1)										4	1	1	1	0	2	1	
<b>Steve Buechele, R</b> (1, 5) <small>OBP: 0.332, SLG: 0.384</small>										3	0	0	0	1	1	0	
<b>Rick Wilkins, L</b> (1, 2) <small>OBP: 0.350, SLG: 0.432</small>										2	0	0	0	2	0	0	
<b>Doug Dascenzo, S</b> (1, 8) <small>OBP: 0.294, SLG: 0.289</small>										3	0	1	0	1	0	2	
<b>Jeff Robinson, R</b> (1, 1) <b>Ken Patterson, L</b> (5, 1) <b>Dwight Smith, L</b> (7, PH) <b>Jim Bullinger, R</b> (7, 1) <b>Jeff Kunkel, R</b> (9, PH) <b>Derrick May, L</b> (9, 7)										2	0	0	0	0	2	1	
<b>Inning Stats</b>	R: 0 H: 1 E: 0 LOB: 1 K: 0 BB: 0 S: 11 P: 15	R: 0 H: 0 E: 0 LOB: 0 K: 1 BB: 0 S: 7 P: 10	R: 0 H: 0 E: 0 LOB: 2 K: 1 BB: 2 S: 14 P: 25	R: 1 H: 1 E: 0 LOB: 0 K: 0 BB: 0 S: 7 P: 11	R: 0 H: 0 E: 0 LOB: 0 K: 1 BB: 0 S: 8 P: 11	R: 0 H: 1 E: 0 LOB: 1 K: 1 BB: 0 S: 9 P: 11	R: 0 H: 1 E: 0 LOB: 2 K: 1 BB: 1 S: 10 P: 18	R: 0 H: 0 E: 0 LOB: 0 K: 1 BB: 0 S: 11 P: 18	R: 0 H: 0 E: 0 LOB: 2 K: 1 BB: 2 S: 11 P: 25	1B: 3 SF: 0 2B: 0 SAC: 0 3B: 0 DP: 0 HR: 1 HBP: 0	WP: 1 PA: 36 PB: 0 SB: 0 CS: 0						
<b>PITCHER</b>	IP WLS BF H R ER SO BB IBB HBP BLK WP HR S P ERA WHIP	<b>PITCHER</b>															
<b>Tim Belcher, R</b> (1, 1) <small>ERA: 3.48</small>	7.0 L 28 4 1 1 5 3 0 0 0 0 1 1 66 101 1.29 1.000																
<b>Dwayne Henry, R</b> (8, 1) <small>ERA: 2.96</small>	1.0 3 0 0 0 1 0 0 0 0 0 0 0 11 18 0.00 0.000																
<b>Scott Ruskin, L</b> (9, 1) <small>ERA: 5.52</small>	0.2 4 0 0 0 1 2 0 0 0 0 0 0 9 20 0.00 3.000																
<b>Steve Foster, R</b> (9, 1) <small>ERA: 4.97</small>	0.1 1 0 0 0 0 0 0 0 0 0 0 0 2 5 0.00 0.000																

Batter	1	2	3	4	5	6	7	8	9	AB	R	H	RBI	BB	SO	LOB	BOTTOM
<b>Bip Roberts, S</b> (1, 5) <small>OBP: 0.371, SLG: 0.365</small>										4	0	1	0	0	0	0	<b>Chicago Cubs @ Cincinnati Reds</b> Riverfront Stadium, Cincinnati, OH Tue Jul 21 1992, 7:05 PM EDT Att: 34,802 - Cloudy - 70 F
<b>Dave Martinez, L</b> (1, 8) <small>OBP: 0.318, SLG: 0.346</small>										4	0	1	0	0	0	1	
<b>Barry Larkin, R</b> (1, 6) <small>OBP: 0.361, SLG: 0.430</small>										3	0	0	0	1	0	1	
<b>Paul O'Neill, L</b> (1, 9) <small>OBP: 0.374, SLG: 0.406</small>										2	0	0	0	2	1	2	
<b>Hal Morris, L</b> (1, 3) <small>OBP: 0.386, SLG: 0.411</small>										3	0	1	0	1	0	1	
<b>Glenn Braggs, R</b> (1, 7) <small>OBP: 0.323, SLG: 0.319</small>										2	0	0	0	2	0	3	
<b>Steve Foster, R</b> (9, 1) <small>OBP: 0.500, SLG: 0.500</small>										0	0	0	0	0	0	0	
<b>Bill Doran, S</b> (1, 4) <small>OBP: 0.322, SLG: 0.378</small>										3	0	0	0	1	0	3	
<b>Joe Oliver, R</b> (1, 2) <small>OBP: 0.306, SLG: 0.360</small>										4	0	0	0	0	1	6	
<b>Tim Belcher, R</b> (1, 1) <small>OBP: 0.122, SLG: 0.184</small>										2	0	0	0	0	1	0	
<b>Darnell Coles, R</b> (7, PH) <small>OBP: 0.270, SLG: 0.484</small>										1	0	0	0	0	1	0	
<b>Dwayne Henry, R</b> (8, 1) <small>OBP: 0.250, SLG: 0.250</small>										0	0	0	0	0	0	0	
<b>Scott Ruskin, R</b> (9, 1) <b>Jeff Branson, L</b> (9, 5) <small>OBP: 0.350, SLG: 0.444</small>										1	0	0	0	0	0	0	
<b>Inning Stats</b>	R: 0 H: 0 E: 0 LOB: 0 K: 0 BB: 0 S: 10 P: 15	R: 0 H: 1 E: 0 LOB: 2 K: 0 BB: 2 S: 4 P: 16	R: 0 H: 1 E: 0 LOB: 1 K: 1 BB: 0 S: 9 P: 12	R: 0 H: 0 E: 0 LOB: 2 K: 1 BB: 2 S: 7 P: 19	R: 0 H: 1 E: 0 LOB: 2 K: 0 BB: 1 S: 10 P: 20	R: 0 H: 0 E: 0 LOB: 1 K: 0 BB: 1 S: 5 P: 11	R: 0 H: 0 E: 0 LOB: 0 K: 1 BB: 0 S: 7 P: 11	R: 0 H: 0 E: 0 LOB: 1 K: 1 BB: 1 S: 11 P: 24	R: 0 H: 0 E: 0 LOB: 0 K: 0 BB: 0 S: 6 P: 9	1B: 2 SF: 0 2B: 1 SAC: 0 3B: 0 DP: 1 HR: 0 HBP: 0	WP: 0 PA: 36 PB: 0 SB: 0 CS: 0						
<b>PITCHER</b>	IP WLS BF H R ER SO BB IBB HBP BLK WP HR S P ERA WHIP	<b>PITCHER</b>															
<b>Jeff Robinson, R</b> (1, 1) <small>ERA: 1.95</small>	4.2 21 3 0 0 0 1 0 0 0 0 0 0 9 36 0.00 1.500																
<b>Ken Patterson, L</b> (5, 1) <small>ERA: 3.05</small>	1.1 W 5 0 0 0 0 1 0 0 0 0 0 0 9 18 0.00 0.750																
<b>Jim Bullinger, R</b> (7, 1) <small>ERA: 4.76</small>	2.0 7 0 0 0 2 1 0 0 0 0 0 0 18 35 0.00 0.500																
<b>Bob Scanlan, R</b> (9, 1) <small>ERA: 2.1</small>	1.0 S 3 0 0 0 0 0 0 0 0 0 0 0 6 9 0.00 0.000																

AB	31
R	1
H	4
RBI	1
BB	5
SO	7
LOB	17



AB	29
R	0
H	3
RBI	0
BB	7
SO	4
LOB	17





Batter	1	2	3	4	5	6	7	8	9	AB	R	H	RBI	BB	SO	LOB	TOP					
Rey Sanchez, R OBP: 0.257, SLG: 0.302 (1, 6)	G5-3		L4		F8		F8	FC6-4		5	0	0	0	0	0	3	<div style="display: flex; flex-direction: column; align-items: center;"> <div style="writing-mode: vertical-rl; transform: rotate(180deg); font-weight: bold;">Chicago Cubs @ Cincinnati Reds</div> <div style="writing-mode: vertical-rl; transform: rotate(180deg); font-weight: bold;">Riverfront Stadium, Cincinnati, OH</div> <div style="writing-mode: vertical-rl; transform: rotate(180deg); font-size: small;">Wed Jul 22 1992, 7:05 PM EDT</div> <div style="writing-mode: vertical-rl; transform: rotate(180deg); font-size: x-small;">Att: 34,126 - Cloudy - 79 F</div> </div>					
23 Ryne Sandberg, R OBP: 0.363, SLG: 0.469 (1, 4)	G4-3		1B		F8		G4-6-3		5	0	3	0	0	1	0							
Mark Grace, L OBP: 0.403, SLG: 0.441 (1, 3)	1B		P5		F8		G4-6-3		5	0	2	0	0	0	3							
Andre Dawson, R OBP: 0.294, SLG: 0.439 (1, 9)	G5-3			G4-3	F8			1B 2B BB	4	1	0	0	1	1	3							
Steve Buechele, R OBP: 0.244, SLG: 0.388 (1, 5)		G6-3		1B 1B		1B SF8 1B		2B 1B	5	2	3	0	0	1	1							
Joe Girardi, R OBP: 0.345, SLG: 0.304 (1, 2)	1B			1B	G1-3			P3	4	0	2	0	0	0	3							
Luis Salazar, R OBP: 0.274, SLG: 0.274 (8, PH)	F8			L4					3	0	1	0	0	0	3	AB 38						
Derrick May, L OBP: 0.275, SLG: 0.342 (8, 7)									1	0	1	1	0	0	0	R 3						
Doug Dascenzo, S OBP: 0.297, SLG: 0.291 (1, 8)	P4				SF8				2	0	1	2	1	0	1	H 13						
Greg Maddux, R OBP: 0.158, SLG: 0.250 (1, 1)			G3	G4-3		G3		L8	4	0	0	0	0	0	6	RBI 3						
<b>Inning Stats</b>	R: 0 E: 0 K: 0 S: 11	H: 1 LOB: 1 BB: 0 P: 14	R: 0 E: 0 K: 0 S: 9	H: 1 LOB: 1 BB: 0 P: 14	R: 0 E: 0 K: 0 S: 10	H: 1 LOB: 2 BB: 0 P: 15	R: 1 E: 0 K: 0 S: 27	H: 3 LOB: 2 BB: 0 P: 33	R: 0 E: 0 K: 0 S: 10	H: 1 LOB: 1 BB: 0 P: 14	R: 1 E: 0 K: 0 S: 12	H: 2 LOB: 1 BB: 0 P: 13	R: 0 E: 0 K: 0 S: 4	H: 1 LOB: 0 BB: 0 P: 5	R: 1 E: 0 K: 0 S: 11	H: 2 LOB: 3 BB: 2 P: 20	R: 0 E: 0 K: 3 S: 15	H: 1 LOB: 1 BB: 0 P: 20	1B: 11 2B: 2 3B: 0 HR: 0	SF: 1 SAC: 0 DP: 1 HBP: 0	WP: 0 PB: 0 SB: 1 CS: 0	PA: 41
<b>PITCHER</b>	IP WLS BF H R ER SO BB IBB HBP BLK WP HR S P ERA WHIP	IP WLS BF H R ER SO BB IBB HBP BLK WP HR S P ERA WHIP	IP WLS BF H R ER SO BB IBB HBP BLK WP HR S P ERA WHIP	IP WLS BF H R ER SO BB IBB HBP BLK WP HR S P ERA WHIP	IP WLS BF H R ER SO BB IBB HBP BLK WP HR S P ERA WHIP	IP WLS BF H R ER SO BB IBB HBP BLK WP HR S P ERA WHIP	IP WLS BF H R ER SO BB IBB HBP BLK WP HR S P ERA WHIP	IP WLS BF H R ER SO BB IBB HBP BLK WP HR S P ERA WHIP	IP WLS BF H R ER SO BB IBB HBP BLK WP HR S P ERA WHIP	IP WLS BF H R ER SO BB IBB HBP BLK WP HR S P ERA WHIP	IP WLS BF H R ER SO BB IBB HBP BLK WP HR S P ERA WHIP	IP WLS BF H R ER SO BB IBB HBP BLK WP HR S P ERA WHIP	IP WLS BF H R ER SO BB IBB HBP BLK WP HR S P ERA WHIP	IP WLS BF H R ER SO BB IBB HBP BLK WP HR S P ERA WHIP	IP WLS BF H R ER SO BB IBB HBP BLK WP HR S P ERA WHIP	IP WLS BF H R ER SO BB IBB HBP BLK WP HR S P ERA WHIP						
Greg Swindell, L ERA: 2.84 (1, 1)	7.0	30	10	2	2	0	0	0	0	0	0	0	0	0	0	0	2.57	1.429				
Dwayne Henry, R ERA: 3.12 (8, 1)	0.1	3	1	1	1	0	1	0	0	0	0	0	0	0	0	7	11	27.00	6.000			
Scott Ruskin, L ERA: 5.52 (8, 1)	0.0	2	1	0	0	0	0	1	0	0	0	0	0	1	5	∞	∞					
Steve Foster, R ERA: 4.4 (8, 1)	1.2	6	1	0	0	3	0	0	0	0	0	0	0	0	18	24	0.00	0.600				

Chicago Cubs @ Cincinnati Reds

Riverfront Stadium, Cincinnati, OH

Wed Jul 22 1992, 7:05 PM EDT

Att: 34,126 - Cloudy - 79 F

AB 38

R 3

H 13

RBI 3

BB 2

SO 3

LOB 23

Batter	1	2	3	4	5	6	7	8	9	AB	R	H	RBI	BB	SO	LOB	BOTTOM					
Bip Roberts, S OBP: 0.375, SLG: 0.370 (1, 5)	K		2B			F9 S 1B		G6-4-3 BB		3	0	2	0	1	1	0	<div style="display: flex; flex-direction: column; align-items: center;"> <div style="writing-mode: vertical-rl; transform: rotate(180deg); font-weight: bold;">Chicago Cubs @ Cincinnati Reds</div> <div style="writing-mode: vertical-rl; transform: rotate(180deg); font-weight: bold;">Riverfront Stadium, Cincinnati, OH</div> <div style="writing-mode: vertical-rl; transform: rotate(180deg); font-size: small;">Wed Jul 22 1992, 7:05 PM EDT</div> <div style="writing-mode: vertical-rl; transform: rotate(180deg); font-size: x-small;">Att: 34,126 - Cloudy - 79 F</div> </div>					
Dave Martinez, L OBP: 0.314, SLG: 0.340 (1, 8)	F9		G3			F7		F8		4	0	0	0	0	0	4						
Barry Larkin, R OBP: 0.360, SLG: 0.428 (1, 6)	F9				FC4-6 1B	F9		G6-4-3		4	0	1	0	0	0	2						
Paul O'Neill, L OBP: 0.370, SLG: 0.401 (1, 9)		P5		FC4-6 1B		K				4	0	0	0	0	1	2						
Hal Morris, L OBP: 0.384, SLG: 0.408 (1, 3)		K		FC4-6		F7		G6-4-3 1B		4	0	1	0	0	1	1						
Glenn Braggs, R OBP: 0.321, SLG: 0.317 (1, 7)		G5-3		K				BB 1B		4	0	1	0	0	1	2						
Bill Doran, S OBP: 0.319, SLG: 0.373 (1, 4)			F7		G1-3		L8			3	0	0	0	0	0	1						
Joe Oliver, R OBP: 0.306, SLG: 0.357 (1, 2)			F8		G1-3			BB		2	0	0	0	1	0	0						
Greg Swindell, L OBP: 0.161, SLG: 0.185 (1, 1)					G1-3					2	0	1	0	0	0	0						
Jeff Branson, L OBP: 0.341, SLG: 0.432 (7, PH)										1	0	0	0	0	0	2						
Dwayne Henry, R OBP: 0.250, SLG: 0.250 (8, 1)			2B							0	0	0	0	0	0	0						
Scott Ruskin, R (8, 1)										0	0	0	0	0	0	0						
Steve Foster, R OBP: 0.500, SLG: 0.500 (8, 1)										0	0	0	0	0	0	0						
<b>Inning Stats</b>	R: 0 E: 0 K: 1 S: 8	H: 0 LOB: 0 BB: 0 P: 11	R: 0 E: 0 K: 1 S: 10	H: 0 LOB: 0 BB: 0 P: 17	R: 0 E: 0 K: 0 S: 8	H: 2 LOB: 2 BB: 0 P: 13	R: 0 E: 0 K: 1 S: 10	H: 1 LOB: 1 BB: 0 P: 15	R: 0 E: 0 K: 0 S: 6	H: 0 LOB: 0 BB: 0 P: 9	R: 0 E: 0 K: 1 S: 11	H: 1 LOB: 1 BB: 0 P: 17	R: 0 E: 0 K: 0 S: 7	H: 1 LOB: 2 BB: 1 P: 13	R: 0 E: 0 K: 0 S: 7	H: 0 LOB: 0 BB: 1 P: 14	R: 0 E: 0 K: 0 S: 9	H: 1 LOB: 0 BB: 0 P: 13	1B: 5 2B: 1 3B: 0 HR: 0	SF: 0 SAC: 0 DP: 2 HBP: 0	WP: 0 PB: 0 SB: 1 CS: 0	PA: 33
<b>PITCHER</b>	IP WLS BF H R ER SO BB IBB HBP BLK WP HR S P ERA WHIP	IP WLS BF H R ER SO BB IBB HBP BLK WP HR S P ERA WHIP	IP WLS BF H R ER SO BB IBB HBP BLK WP HR S P ERA WHIP	IP WLS BF H R ER SO BB IBB HBP BLK WP HR S P ERA WHIP	IP WLS BF H R ER SO BB IBB HBP BLK WP HR S P ERA WHIP	IP WLS BF H R ER SO BB IBB HBP BLK WP HR S P ERA WHIP	IP WLS BF H R ER SO BB IBB HBP BLK WP HR S P ERA WHIP	IP WLS BF H R ER SO BB IBB HBP BLK WP HR S P ERA WHIP	IP WLS BF H R ER SO BB IBB HBP BLK WP HR S P ERA WHIP	IP WLS BF H R ER SO BB IBB HBP BLK WP HR S P ERA WHIP	IP WLS BF H R ER SO BB IBB HBP BLK WP HR S P ERA WHIP	IP WLS BF H R ER SO BB IBB HBP BLK WP HR S P ERA WHIP	IP WLS BF H R ER SO BB IBB HBP BLK WP HR S P ERA WHIP	IP WLS BF H R ER SO BB IBB HBP BLK WP HR S P ERA WHIP	IP WLS BF H R ER SO BB IBB HBP BLK WP HR S P ERA WHIP	IP WLS BF H R ER SO BB IBB HBP BLK WP HR S P ERA WHIP						
Greg Maddux, R ERA: 2.2 (1, 1)	9.0	33	6	0	0	4	2	0	0	0	0	0	0	0	0	0	0.00	0.889				

Chicago Cubs @ Cincinnati Reds

Riverfront Stadium, Cincinnati, OH

Wed Jul 22 1992, 7:05 PM EDT

Att: 34,126 - Cloudy - 79 F

AB 31

R 0

H 6

RBI 0

BB 2

SO 4

LOB 14



Batter	1	2	3	4	5	6	7	8	9	AB	R	H	RBI	BB	SO	LOB	TOP					
<b>Bip Roberts, S</b> OBP: 0.374, SLG: 0.369 (1, 7)										4	1	1	0	0	0	2	<b>Cincinnati Reds @ St. Louis Cardinals</b> Busch Stadium, St. Louis, MO Thu Jul 23 1992, 7:05 PM CDT Att: 28,130 - Cloudy - 88 F					
<b>Bill Doran, S</b> OBP: 0.318, SLG: 0.371 (1, 4)										4	0	1	0	0	0	0						
<b>Barry Larkin, R</b> OBP: 0.364, SLG: 0.432 (1, 6)										4	0	3	0	0	0	0						
<b>Darnell Coles, R</b> OBP: 0.258, SLG: 0.469 (8, PH)										2	0	0	1	0	0	1						
<b>Paul O'Neill, L</b> OBP: 0.370, SLG: 0.401 (8, PH)										0	0	0	0	0	0	0						
<b>Chris Sabo, R</b> OBP: 0.306, SLG: 0.425 (8, PH)										1	0	0	0	0	0	1						
<b>Norm Charlton, S</b> OBP: 0.333, SLG: 0.333 (8, 1)										0	0	0	0	0	0	0						
<b>Glenn Braggs, R</b> OBP: 0.314, SLG: 0.308 (1, 9)										4	0	0	0	0	0	4						
<b>Hal Morris, L</b> OBP: 0.382, SLG: 0.405 (1, 3)										4	1	1	0	0	2	0						
<b>Joe Oliver, R</b> OBP: 0.305, SLG: 0.356 (1, 2)										4	0	1	0	0	0	0						
<b>Cesar Hernandez, R</b> OBP: 0.667, SLG: 1.000 (9, PH)										3	0	2	0	0	0	2						
<b>Dave Martinez, L</b> OBP: 0.315, SLG: 0.339 (9, PH)										1	0	0	0	0	1	0						
<b>Jose Rijo, R</b> OBP: 0.211, SLG: 0.263 (7, PH)										1	0	0	0	0	0	1						
<b>Freddie Benavides, R</b> OBP: 0.251, SLG: 0.356 (7, 1)										1	0	0	1	0	0	1						
<b>Scott Ruskin, R</b> (7, 1)										0	0	0	0	0	0	0						
<b>Jeff Branson, L</b> OBP: 0.341, SLG: 0.432 (8, 5)										0	0	0	0	0	0	0						
<b>Inning Stats</b>	R: 1 E: 0 K: 0 S: 10	H: 3 LOB: 1 BB: 0 P: 12	R: 0 E: 0 K: 1 S: 11	H: 1 LOB: 1 BB: 0 P: 16	R: 0 E: 0 K: 0 S: 7	H: 0 LOB: 0 BB: 0 P: 11	R: 0 E: 0 K: 1 S: 7	H: 0 LOB: 0 BB: 0 P: 12	R: 0 E: 0 K: 0 S: 6	H: 1 LOB: 1 BB: 0 P: 9	R: 0 E: 0 K: 0 S: 4	H: 1 LOB: 1 BB: 0 P: 7	R: 1 E: 0 K: 0 S: 7	H: 2 LOB: 1 BB: 0 P: 9	R: 0 E: 0 K: 0 S: 9	H: 1 LOB: 1 BB: 0 P: 13	R: 0 E: 0 K: 1 S: 8	H: 0 LOB: 0 BB: 0 P: 14	1B: 8 2B: 1 3B: 0 HR: 0	SF: 1 SAC: 1 DP: 1 HBP: 0	WP: 0 PB: 0 SB: 0 CS: 0	PA: 35
<b>PITCHER</b>	IP WLS BF H R ER SO BB IBB HBP BLK WP HR S P ERA WHIP																					
<b>Rheal Cormier, L</b> ERA: 4.73	(1, 1) 7.0 W 28 8 2 2 2 0 0 0 0 0 0 0 0 0 52 76 2.57 1.143																					
<b>Todd Worrell, R</b> ERA: 3.39	(8, 1) 0.1 2 1 0 0 0 0 0 0 0 0 0 0 0 0 5 8 0.00 3.000																					
<b>Bob McClure, L</b> ERA: 3.03	(8, 1) 0.1 1 0 0 0 0 0 0 0 0 0 0 0 0 0 3 3 0.00 0.000																					
<b>Lee Smith, R</b> ERA: 2.79	(8, 1) 1.1 S 4 0 0 0 1 0 0 0 0 0 0 0 0 0 9 16 0.00 0.000																					

Batter	1	2	3	4	5	6	7	8	9	AB	R	H	RBI	BB	SO	LOB	BOTTOM			
<b>Ray Lankford, L</b> OBP: 0.375, SLG: 0.464 (1, 8)										4	0	2	0	0	2	1	<b>Cincinnati Reds @ St. Louis Cardinals</b> Busch Stadium, St. Louis, MO Thu Jul 23 1992, 7:05 PM CDT Att: 28,130 - Cloudy - 88 F			
<b>Ozzie Smith, S</b> OBP: 0.370, SLG: 0.330 (1, 6)										3	0	0	0	1	0	1				
<b>Todd Zeile, R</b> OBP: 0.346, SLG: 0.371 (1, 5)										4	0	0	0	0	0	3				
<b>Felix Jose, S</b> OBP: 0.358, SLG: 0.445 (1, 9)										2	0	0	0	2	1	0				
<b>Andres Galarraga, R</b> OBP: 0.234, SLG: 0.285 (1, 3)										4	1	1	0	0	0	3				
<b>Milt Thompson, L</b> OBP: 0.354, SLG: 0.439 (1, 7)										3	1	2	0	0	0	1				
<b>Bernard Gilkey, R</b> OBP: 0.365, SLG: 0.384 (9, 7)										1	0	0	0	0	1	0				
<b>Luis Alica, S</b> OBP: 0.336, SLG: 0.450 (1, 4)										2	1	2	1	1	0	0				
<b>Tom Paganzzi, R</b> OBP: 0.316, SLG: 0.409 (1, 2)										2	0	0	0	1	0	2				
<b>Rheal Cormier, L</b> OBP: 0.179, SLG: 0.250 (8, 1)										1	0	0	1	0	0	1				
<b>Todd Worrell, R</b> (8, 1)										0	0	0	0	0	0	0				
<b>Bob McClure, R</b> (8, 1)										0	0	0	0	0	0	0				
<b>Lee Smith, R</b> (8, 1)										0	0	0	0	0	0	0				
<b>Inning Stats</b>	R: 0 E: 0 K: 0 S: 14	H: 1 LOB: 2 BB: 1 P: 24	R: 2 E: 1 K: 0 S: 15	H: 3 LOB: 2 BB: 2 P: 31	R: 0 E: 0 K: 1 S: 8	H: 1 LOB: 0 BB: 0 P: 14	R: 0 E: 0 K: 1 S: 10	H: 0 LOB: 1 BB: 1 P: 14	R: 0 E: 0 K: 0 S: 6	H: 0 LOB: 0 BB: 0 P: 11	R: 1 E: 0 K: 0 S: 9	H: 2 LOB: 1 BB: 0 P: 12	R: 0 E: 0 K: 1 S: 9	H: 0 LOB: 0 BB: 0 P: 13	R: 0 E: 0 K: 1 S: 7	H: 0 LOB: 0 BB: 1 P: 14	1B: 6 2B: 0 3B: 1 HR: 0	SF: 0 SAC: 2 DP: 0 HBP: 0	WP: 0 PB: 0 SB: 2 CS: 2	PA: 34
<b>PITCHER</b>	IP WLS BF H R ER SO BB IBB HBP BLK WP HR S P ERA WHIP																			
<b>Jose Rijo, R</b> ERA: 3.24	(1, 1) 6.0 L 27 7 3 3 2 4 0 0 0 0 0 0 0 0 62 106 4.50 1.833																			
<b>Scott Ruskin, L</b> ERA: 5.34	(7, 1) 1.0 3 0 0 0 1 0 0 0 0 0 0 0 0 9 13 0.00 0.000																			
<b>Norm Charlton, L</b> ERA: 2.43	(8, 1) 1.0 3 0 0 0 1 1 0 0 0 0 0 0 0 7 14 0.00 1.000																			

AB	33
R	2
H	9
RBI	2
BB	0
SO	3
LOB	12



AB	26
R	3
H	7
RBI	2
BB	5
SO	4
LOB	12





Batter	1	2	3	4	5	6	7	8	9	AB	R	H	RBI	BB	SO	LOB	TOP								
Dave Martinez, L (1, 8) OBP: 0.319, SLG: 0.345	1-0 1B		2-2 G3		0-0 G4-6-3			1-1 G5-3 1B		4	0	3	0	0	0	0									
Barry Larkin, R (1, 6) OBP: 0.363, SLG: 0.430	2-2 SAFE 1B		1-0 L7		1-3 K			2-0 F7		4	0	1	0	0	1	4									
Paul O'Neill, L (1, 9) OBP: 0.368, SLG: 0.399	2-2 1-2 F8			1-1 G4-3	1-0 G4-6-3			1-0 G5-3 1B		4	0	1	0	0	0	5									
Bip Roberts, S (1, 7) Glenn Braggs, R (6, 7) OBP: 0.371, SLG: 0.366 OBP: 0.312, SLG: 0.306	0-0 G3			0-1 G4-3		0-1 G3		3-2 G5-3		3	0	0	0	0	0	1									
Hal Morris, L (1, 3) Rick Wrona, R (8, 3) OBP: 0.380, SLG: 0.415		3-2 G3		3-2 HR		0-0 F8		3-3 K		4	1	1	1	0	1	2									
Bill Doran, S (1, 4) OBP: 0.317, SLG: 0.369	0-0 F7			3-2 FC6-4 1B		0-1 G3			1-2 L4	4	0	1	0	0	0	0									
Darnell Coles, R (1, 5) OBP: 0.257, SLG: 0.500	2-2 HR			0-1 FC6-4		2-2 F7		2-2 F7		4	1	1	1	0	0	1									
Joe Oliver, R (1, 2) OBP: 0.304, SLG: 0.354	1-0 G6-3				0-0 1B 1B		0-0 G1-3		0-2 P1	4	0	1	0	0	0	0									
Chris Hammond, L (1, 1) Steve Foster, R (3, 1) Freddie Benavides, R (5, PH) Dwayne Henry, R (5, 1) Cesar Hernandez, R (7, PH) Scott Bankhead, R (7, 1) OBP: 0.324, SLG: 0.321 OBP: 0.200, SLG: 0.500 OBP: 0.227, SLG: 0.343 OBP: 0.271, SLG: 0.329 OBP: 0.226, SLG: 0.226			0-3 K		0-0 1B		0-1 L9			1	0	0	0	0	1	0									
<b>Inning Stats</b>	R: 0 E: 0 K: 0 S: 12	H: 2 LOB: 1 BB: 0 P: 16	R: 1 E: 0 K: 0 S: 9	H: 1 LOB: 0 BB: 0 P: 15	R: 0 E: 0 K: 1 S: 7	H: 0 LOB: 0 BB: 0 P: 10	R: 1 E: 0 K: 0 S: 13	H: 2 LOB: 1 BB: 0 P: 20	R: 0 E: 0 K: 1 S: 7	H: 3 LOB: 2 BB: 0 P: 9	R: 0 E: 0 K: 0 S: 5	H: 0 LOB: 0 BB: 0 P: 5	R: 0 E: 0 K: 0 S: 7	H: 0 LOB: 0 BB: 0 P: 9	R: 0 E: 0 K: 1 S: 12	H: 2 LOB: 2 BB: 0 P: 22	R: 0 E: 0 K: 0 S: 10	H: 0 LOB: 0 BB: 0 P: 13	1B: 8 2B: 0 3B: 0 HR: 2	SF: 0 SAC: 0 DP: 1 HBP: 0	WP: 0 PB: 0 SB: 0 CS: 1	PA: 35			
<b>PITCHER</b>	IP	WLS	BF	H	R	ER	SO	BB	IBB	HBP	BLK	WP	HR	S	P	ERA	WHIP								
Bob Tewksbury, R (1, 1) ERA: 2.01	7.0	W	27	8	2	2	2	0	0	0	0	0	2	60	84	2.57	1.143								
Todd Worrell, R (8, 1) ERA: 3.31	0.2		4	2	0	0	0	0	0	0	0	0	0	8	15	0.00	3.000								
Bob McClure, L (8, 1) ERA: 3.0	0.1		1	0	0	0	1	0	0	0	0	0	0	4	7	0.00	0.000								
Mike Perez, R (9, 1) ERA: 1.48	1.0		3	0	0	0	0	0	0	0	0	0	0	10	13	0.00	0.000								

Cincinnati Reds @ St. Louis Cardinals  
 Busch Stadium, St. Louis, MO  
 Fri Jul 24, 1992, 7:05 PM CDT  
 Att: 49,323 - Cloudy - 85 F

AB	35
R	2
H	10
RBI	2
BB	0
SO	3
LOB	15



Batter	1	2	3	4	5	6	7	8	9	AB	R	H	RBI	BB	SO	LOB	BOTTOM								
Bernard Gilkey, R (1, 7) OBP: 0.366, SLG: 0.395	0-0 L6-4 1B	0-1 FC6-4		3-2 G5-3		1-0 F7		3-2 E6		5	1	2	2	0	0	3									
Ozzie Smith, S (1, 6) OBP: 0.370, SLG: 0.334	0-0 PO 1B		3-2 HR	0-1 G4-3		0-1 G4-3		3-1 G4-3		5	1	2	0	0	0	0									
Ray Lankford, L (1, 8) OBP: 0.374, SLG: 0.470	1-0 L6-4		1-1 HR	0-1 L7			1-3 K			4	1	1	2	0	1	2									
Felix Jose, S (1, 9) OBP: 0.357, SLG: 0.443	1-1 PO	1-0 E6 1B	1-3 K		0-0 L8		2-3 K			4	1	1	0	0	2	0									
Todd Zeile, R (1, 5) OBP: 0.350, SLG: 0.374		2-1 WP 1B	3-2 HR		4-2 F9 1B		3-2 F8			3	1	2	0	1	0	0									
Andres Galaraga, R (1, 3) OBP: 0.245, SLG: 0.311		0-1 WP 1B	0-0 HR		1-2 1B		1-2 F8			4	1	3	3	0	0	0									
Luis Alcega, S (1, 4) OBP: 0.333, SLG: 0.442		1-3 K	0-1 G5-3		2-2 F9			0-0 WP G5-3		4	1	1	0	0	1	4									
Tom Pagnozzi, R (1, 2) OBP: 0.319, SLG: 0.409		4-0 FC6-4 IBB	2-2 1B		0-3 K			2-0 G5-3		3	0	1	0	1	1	3									
Bob Tewksbury, R (1, 1) OBP: 0.083, SLG: 0.064	1-0 P9		1-0 G5-3			2-1 G6-3		4-2 E		3	0	0	0	0	0	4									
Todd Worrell, R (8, 1)										0	0	0	0	0	0	0									
Bob McClure, R (8, 1)										0	0	0	0	0	0	0									
Milt Thompson, L (8, PH) OBP: 0.358, SLG: 0.439										0	1	0	0	1	0	0									
Mike Perez, R (9, 1)										0	0	0	0	0	0	0									
<b>Inning Stats</b>	R: 0 E: 0 K: 0 S: 4	H: 2 LOB: 0 BB: 0 P: 6	R: 1 E: 1 K: 1 S: 11	H: 3 LOB: 3 BB: 1 P: 20	R: 4 E: 0 K: 1 S: 19	H: 5 LOB: 1 BB: 0 P: 30	R: 0 E: 0 K: 0 S: 8	H: 0 LOB: 0 BB: 0 P: 11	R: 0 E: 0 K: 1 S: 17	H: 1 LOB: 2 BB: 1 P: 23	R: 0 E: 0 K: 0 S: 5	H: 0 LOB: 0 BB: 0 P: 8	R: 0 E: 0 K: 2 S: 11	H: 0 LOB: 0 BB: 0 P: 17	R: 3 E: 1 K: 0 S: 12	H: 2 LOB: 0 BB: 1 P: 25	1B: 9 2B: 2 3B: 1 HR: 2	SF: 0 SAC: 0 DP: 1 HBP: 0	WP: 2 PB: 0 SB: 0 CS: 0	PA: 39					
<b>PITCHER</b>	IP	WLS	BF	H	R	ER	SO	BB	IBB	HBP	BLK	WP	HR	S	P	ERA	WHIP								
Chris Hammond, L (1, 1) ERA: 4.21	1.1	L	17	10	5	5	2	0	0	0	0	0	0	9	54	16.88	3.750								
Steve Foster, R (3, 1) ERA: 4.02	1.1		4	0	0	0	0	0	0	0	0	0	0	9	13	0.00	0.000								
Dwayne Henry, R (5, 1) ERA: 3.0	2.0		8	1	0	0	1	1	0	0	0	0	0	22	31	0.00	1.000								
Scott Bankhead, R (7, 1) ERA: 2.15	2.0		9	2	3	2	2	1	0	0	0	1	0	23	42	9.00	1.500								

Cincinnati Reds @ St. Louis Cardinals  
 Busch Stadium, St. Louis, MO  
 Fri Jul 24, 1992, 7:05 PM CDT  
 Att: 49,323 - Cloudy - 85 F

AB	35
R	8
H	13
RBI	7
BB	3
SO	5
LOB	16









Batter	1	2	3	4	5	6	7	8	9	10	AB	R	H	RBI	BB	SO	LOB	TOP						
<b>Cesar Hernandez, R</b> OBP: 0.346, SLG: 0.590	K		G5-3	G6-3		P2		P2		P5	4	0	0	0	0	1	1	<b>Cincinnati Reds @ St. Louis Cardinals</b> Busch Stadium, St. Louis, MO Sun Jul 26 1992, 3:33 AM CDT Att: 38,236 - Cloudy - 77 F						
<b>Hal Morris, L</b> OBP: 0.387, SLG: 0.435	FC5 1B BB		G1-3	1B BB		SAFE 1B		G4-3		HR	5	1	3	1	1	0	0							
<b>Barry Larkin, R</b> OBP: 0.366, SLG: 0.438	K		HR	1B BB		K		F9		G5-3	5	1	1	1	1	2	3							
<b>Darnell Coles, R</b> OBP: 0.346, SLG: 0.590	1B		HR	2B		F8		G4-3 1B		3B	6	2	5	0	0	0	0							
<b>Glenn Braggs, R</b> OBP: 0.318, SLG: 0.329	FC5		HR	1B		G5-3		P6 1B		3B	5	2	2	2	1	0	3							
<b>Jos Oliver, R</b> OBP: 0.309, SLG: 0.360																								
<b>Rob Dibble, L</b> OBP: 0.333, SLG: 0.333		G4-3	2B	1B		P4		1B BB		G3	4	1	2	0	1	0	1							
<b>Paul O'Neill, L</b> OBP: 0.366, SLG: 0.407		G4-3	2B	1B		G3-1		F8		1B	4	0	1	1	1	0	3							
<b>Freddie Benavides, R</b> OBP: 0.280, SLG: 0.333																								
<b>Jeff Branson, L</b> OBP: 0.349, SLG: 0.438																								
<b>Bill Doran, S</b> OBP: 0.324, SLG: 0.373																								
<b>Tim Belcher, R</b> OBP: 0.118, SLG: 0.176																								
<b>Dave Martinez, L</b> OBP: 0.317, SLG: 0.340																								
<b>Inning Stats</b>	R: 0 E: 0 K: 2 S: 15	H: 1 LOB: 2 BB: 1 P: 24	R: 0 E: 0 K: 2 S: 11	H: 1 LOB: 1 BB: 0 P: 17	R: 4 E: 0 K: 0 S: 21	H: 5 LOB: 1 BB: 1 P: 31	R: 0 E: 0 K: 1 S: 9	H: 2 LOB: 2 BB: 0 P: 15	R: 0 E: 0 K: 0 S: 7	H: 0 LOB: 0 BB: 0 P: 10	R: 0 E: 0 K: 1 S: 10	H: 2 LOB: 2 BB: 0 P: 13	R: 1 E: 0 K: 0 S: 12	H: 2 LOB: 2 BB: 1 P: 27	R: 0 E: 0 K: 0 S: 5	H: 0 LOB: 0 BB: 0 P: 6	R: 1 E: 0 K: 0 S: 10	H: 2 LOB: 2 BB: 1 P: 19	R: 1 E: 0 K: 0 S: 11	H: 2 LOB: 2 BB: 1 P: 21	1B: 10 2B: 3 3B: 1 HR: 3	SF: 0 SAC: 0 DP: 0 HBP: 0	WP: 1 PB: 0 SB: 0 CS: 0	PA: 51
<b>PITCHER</b>	IP WLS BF H R ER SO	IP WLS BF H R ER SO	IP WLS BF H R ER SO	IP WLS BF H R ER SO	IP WLS BF H R ER SO	IP WLS BF H R ER SO	IP WLS BF H R ER SO	IP WLS BF H R ER SO	IP WLS BF H R ER SO	IP WLS BF H R ER SO	IP WLS BF H R ER SO	IP WLS BF H R ER SO	IP WLS BF H R ER SO	IP WLS BF H R ER SO	IP WLS BF H R ER SO	IP WLS BF H R ER SO	IP WLS BF H R ER SO	IP WLS BF H R ER SO	IP WLS BF H R ER SO	IP WLS BF H R ER SO	ERA WHIP	ERA WHIP		
<b>Donovan Osborne, L</b> ERA: 3.78	4.0																					9.00	2.750	
<b>Mike Perez, R</b> ERA: 1.58	2.1																					3.86	1.714	
<b>Bob McClure, L</b> ERA: 2.8	1.1																					0.00	0.750	
<b>Todd Worrell, R</b> ERA: 3.28	0.1																					0.00	0.000	
<b>Lee Smith, R</b> ERA: 2.93	1.0																					9.00	2.000	

Batter	1	2	3	4	5	6	7	8	9	10	AB	R	H	RBI	BB	SO	LOB	BOTTOM						
<b>Bernard Gilkey, R</b> OBP: 0.361, SLG: 0.390	K		P6	2B		BB		FC4-6 1B		K	5	0	2	1	1	2	1	<b>Cincinnati Reds @ St. Louis Cardinals</b> Busch Stadium, St. Louis, MO Sun Jul 26 1992, 3:33 AM CDT Att: 38,236 - Cloudy - 77 F						
<b>Tim Jones, L</b> OBP: 0.243, SLG: 0.225	G3			1B		P6		FC4-6			4	1	0	0	1	0	5							
<b>Ray Lankford, L</b> OBP: 0.371, SLG: 0.462	P6			1B		F9		G4-3			4	1	1	0	1	0	3							
<b>Andres Galarraga, R</b> OBP: 0.259, SLG: 0.346		P3		1B		SAFE 1B		FC5 2B		K	5	2	3	1	0	1	0							
<b>Mill Thompson, L</b> OBP: 0.358, SLG: 0.431		G4-3		1B		P4		1B		K	4	1	1	2	1	1	0							
<b>Luis Alcala, S</b> OBP: 0.341, SLG: 0.443		L8		1B		P5		1B		WP	5	1	3	1	0	0	2							
<b>Craig Wilson, R</b> OBP: 0.344, SLG: 0.346				1B		FC5				L6	3	0	0	0	0	0	3							
<b>Todd Worrell, R</b> ERA: 3.88				1B		SAFE 1B					0	0	0	0	0	0	0							
<b>Rex Hudler, R</b> OBP: 0.247, SLG: 0.360				1B		P2					0	0	0	0	0	0	0							
<b>Cris Carpenter, R</b> OBP: 0.500, SLG: 0.500				1B		FC5					1	0	0	0	0	0	0							
<b>Rich Gedman, L</b> OBP: 0.220, SLG: 0.200				1B		SAFE 1B					0	0	0	0	0	0	0							
<b>Tom Pagnozzi, R</b> OBP: 0.321, SLG: 0.410				1B		FC4-6 1B				K	2	0	2	1	2	0	0							
<b>Donovan Osborne, S</b> OBP: 0.154, SLG: 0.205				1B		SAFE 1B					1	0	0	0	0	0	1							
<b>Gerald Perry, L</b> OBP: 0.296, SLG: 0.292				1B		SAFE 1B					1	0	0	0	0	0	1							
<b>Mike Perez, R</b> ERA: 2.93				1B		SAFE 1B					1	0	0	0	0	0	0							
<b>Bob McClure, R</b> ERA: 2.93				1B		SAFE 1B					0	0	0	0	0	0	0							
<b>Todd Zeile, R</b> OBP: 0.353, SLG: 0.375				1B		SAFE 1B					2	0	0	0	0	1	1							
<b>Inning Stats</b>	R: 0 E: 0 K: 1 S: 10	H: 0 LOB: 0 BB: 0 P: 15	R: 0 E: 0 K: 0 S: 6	H: 0 LOB: 0 BB: 0 P: 10	R: 0 E: 0 K: 0 S: 6	H: 0 LOB: 1 BB: 1 P: 14	R: 5 E: 0 K: 1 S: 22	H: 6 LOB: 2 BB: 1 P: 31	R: 1 E: 0 K: 0 S: 7	H: 2 LOB: 1 BB: 0 P: 16	R: 0 E: 0 K: 0 S: 5	H: 0 LOB: 1 BB: 2 P: 13	R: 0 E: 0 K: 0 S: 10	H: 1 LOB: 2 BB: 1 P: 18	R: 0 E: 0 K: 0 S: 12	H: 2 LOB: 3 BB: 0 P: 17	R: 0 E: 0 K: 2 S: 10	H: 1 LOB: 1 BB: 0 P: 15	R: 0 E: 0 K: 3 S: 11	H: 0 LOB: 0 BB: 0 P: 15	1B: 9 2B: 2 3B: 0 HR: 1	SF: 0 SAC: 1 DP: 0 HBP: 0	WP: 1 PB: 0 SB: 0 CS: 1	PA: 46
<b>PITCHER</b>	IP WLS BF H R ER SO	IP WLS BF H R ER SO	IP WLS BF H R ER SO	IP WLS BF H R ER SO	IP WLS BF H R ER SO	IP WLS BF H R ER SO	IP WLS BF H R ER SO	IP WLS BF H R ER SO	IP WLS BF H R ER SO	IP WLS BF H R ER SO	IP WLS BF H R ER SO	IP WLS BF H R ER SO	IP WLS BF H R ER SO	IP WLS BF H R ER SO	IP WLS BF H R ER SO	IP WLS BF H R ER SO	IP WLS BF H R ER SO	IP WLS BF H R ER SO	IP WLS BF H R ER SO	IP WLS BF H R ER SO	ERA WHIP	ERA WHIP		
<b>Tim Belcher, R</b> ERA: 3.73	5.0																					10.80	2.200	
<b>Dwayne Henry, R</b> ERA: 2.93	1.1																					0.00	2.250	
<b>Steve Foster, R</b> ERA: 3.88	0.2																					0.00	0.000	
<b>Scott Bankhead, R</b> ERA: 2.11	1.0																					0.00	2.000	
<b>Rob Dibble, R</b> ERA: 3.68	2.0																					0.00	0.500	





Batter	1	2	3	4	5	6	7	8	9	AB	R	H	RBI	BB	SO	LOB	TOP										
<b>Bip Roberts, S</b> OBP: 0.371, SLG: 0.372 (1, 7)	G6-3		F7			F8			G3	4	0	2	0	0	0	0	<b>Cincinnati Reds @ San Diego Padres</b> Jack Murphy Stadium, San Diego, CA Mon Jul 27 1992, 10:05 PM EDT Att: 25,182 - Sunny - 75 F										
<b>Dave Martinez, L</b> OBP: 0.314, SLG: 0.336 <b>Glenn Braggs, R</b> OBP: 0.317, SLG: 0.327 (1, 8) (9, PH)	G4-3		P5			F8			G3	3	0	0	0	0	0	1											
<b>Barry Larkin, R</b> OBP: 0.368, SLG: 0.437 (1, 6)			G4-3			F8			G6-4-3	3	0	1	0	1	0	0											
<b>Hal Morris, L</b> OBP: 0.345, SLG: 0.434 <b>Chris Sabo, R</b> OBP: 0.305, SLG: 0.424 (1, 3) (9, PH)	F8					L7-3			G6-4-3	3	0	1	0	0	1	1											
<b>Paul O'Neill, L</b> OBP: 0.363, SLG: 0.403 (1, 9)			G4-3			K			G6-4-3	1	0	0	0	0	2	2											
<b>Bill Doran, S</b> OBP: 0.324, SLG: 0.385 (1, 4)						L7-3			G6-4-3	3	0	0	0	0	1	1											
<b>Darnell Coles, R</b> OBP: 0.345, SLG: 0.580 <b>Cesar Hernandez, R</b> OBP: 0.385, SLG: 0.538 <b>Jeff Branson, L</b> OBP: 0.349, SLG: 0.436 (1, 5) (8, PR) (8, 5)									G6-3	3	0	1	0	0	1	0											
<b>Joe Oliver, R</b> OBP: 0.309, SLG: 0.360 (1, 2)									G6-3	0	0	0	0	0	0	0											
<b>Greg Swindell, L</b> OBP: 0.153, SLG: 0.175 (1, 1)									G6-3	3	0	1	0	0	1	1											
<b>Greg Swindell, L</b> OBP: 0.153, SLG: 0.175 (1, 1)									K	3	0	0	0	0	2	2											
<b>Inning Stats</b>	R: 0 E: 0 K: 0 S: 6	H: 1 LOB: 1 BB: 0 P: 11	R: 1 E: 0 K: 2 S: 11	H: 2 LOB: 1 BB: 0 P: 16	R: 0 E: 0 K: 1 S: 4	H: 0 LOB: 0 BB: 0 P: 7	R: 0 E: 0 K: 1 S: 6	H: 1 LOB: 0 BB: 0 P: 11	R: 0 E: 0 K: 1 S: 7	H: 0 LOB: 0 BB: 0 P: 13	R: 0 E: 0 K: 0 S: 6	H: 1 LOB: 0 BB: 0 P: 11	R: 0 E: 0 K: 1 S: 9	H: 0 LOB: 0 BB: 0 P: 15	R: 0 E: 0 K: 1 S: 10	H: 1 LOB: 1 BB: 0 P: 14	R: 0 E: 0 K: 0 S: 13	H: 1 LOB: 1 BB: 1 P: 21	1B: 5 2B: 2 3B: 0 HR: 1	SF: 0 SAC: 0 DP: 3 HBP: 0	WP: 0 PB: 0 SB: 0 CS: 0	PA: 31					
<b>PITCHER</b>	IP	WLS	BF	H	R	ER	SO	BB	IBB	HBP	BLK	WP	HR	S	P	ERA	WHIP										
<b>Andy Benes, R</b> ERA: 3.53 <b>Randy Myers, L</b> ERA: 4.98	(1, 1)	8.0	W	28	7	1	1	6	0	0	0	0	1	63	103	1.12	0.875										
<b>PITCHER</b>	IP	WLS	BF	H	R	ER	SO	BB	IBB	HBP	BLK	WP	HR	S	P	ERA	WHIP										
<b>Andy Benes, R</b> ERA: 3.53 <b>Randy Myers, L</b> ERA: 4.98	(9, 1)	1.0	S	3	0	0	0	0	1	0	0	0	0	9	16	0.00	1.000										

AB	30
R	1
H	7
RBI	1
BB	1
SO	6
LOB	10



Batter	1	2	3	4	5	6	7	8	9	AB	R	H	RBI	BB	SO	LOB	BOTTOM										
<b>Tony Fernandez, S</b> OBP: 0.340, SLG: 0.358 (1, 6)	L9		WP			F8				2	1	0	0	2	0	1	<b>Cincinnati Reds @ San Diego Padres</b> Jack Murphy Stadium, San Diego, CA Mon Jul 27 1992, 10:05 PM EDT Att: 25,182 - Sunny - 75 F										
<b>Tony Gwynn, L</b> OBP: 0.380, SLG: 0.433 (1, 9)	G5-3		P6			G5-3			P7	4	0	0	0	0	2												
<b>Darrin Jackson, R</b> OBP: 0.301, SLG: 0.429 (1, 8)			P5			L4				4	1	2	0	0	1												
<b>Fred McGriff, L</b> OBP: 0.416, SLG: 0.566 (1, 3)	G4-3					G4-3				3	0	0	0	1	2												
<b>Benito Santiago, R</b> OBP: 0.290, SLG: 0.356 (1, 2)			K						G4-3	4	0	1	1	0	2												
<b>Tim Lincecum, R</b> OBP: 0.329, SLG: 0.385 (1, 5)			P5			L7				4	0	1	1	0	2												
<b>Jerald Clark, R</b> OBP: 0.292, SLG: 0.371 (1, 7)						F9			P4	4	0	1	0	0	1												
<b>Kurt Stillwell, S</b> OBP: 0.274, SLG: 0.308 (1, 4)										3	0	2	0	0	1												
<b>Andy Benes, R</b> OBP: 0.191, SLG: 0.186 <b>Randy Myers, L</b> (9, 1)									G4-3	2	0	0	0	0	1												
<b>Greg Swindell, L</b> ERA: 2.81 (1, 1)										0	0	0	0	0	0												
<b>Inning Stats</b>	R: 0 E: 0 K: 0 S: 8	H: 1 LOB: 1 BB: 0 P: 11	R: 0 E: 0 K: 2 S: 12	H: 2 LOB: 2 BB: 0 P: 19	R: 1 E: 0 K: 0 S: 15	H: 1 LOB: 2 BB: 2 P: 28	R: 0 E: 0 K: 0 S: 6	H: 1 LOB: 1 BB: 0 P: 9	R: 0 E: 0 K: 1 S: 6	H: 0 LOB: 0 BB: 0 P: 10	R: 0 E: 0 K: 1 S: 8	H: 0 LOB: 1 BB: 1 P: 15	R: 0 E: 0 K: 1 S: 12	H: 2 LOB: 1 BB: 0 P: 15	R: 1 E: 0 K: 1 S: 12	H: 2 LOB: 1 BB: 0 P: 15	1B: 5 2B: 1 3B: 1 HR: 0	SF: 0 SAC: 1 DP: 0 HBP: 0	WP: 1 PB: 0 SB: 0 CS: 0	PA: 34							
<b>PITCHER</b>	IP	WLS	BF	H	R	ER	SO	BB	IBB	HBP	BLK	WP	HR	S	P	ERA	WHIP										
<b>Greg Swindell, L</b> ERA: 2.81 (1, 1)	8.0	L	34	7	2	2	5	3	0	0	0	1	0	75	117	2.25	1.250										
<b>PITCHER</b>	IP	WLS	BF	H	R	ER	SO	BB	IBB	HBP	BLK	WP	HR	S	P	ERA	WHIP										
<b>Greg Swindell, L</b> ERA: 2.81 (1, 1)	1.0	S	3	0	0	0	0	1	0	0	0	0	0	9	16	0.00	1.000										

AB	30
R	2
H	7
RBI	2
BB	3
SO	5
LOB	12





Batter	1	2	3	4	5	6	7	8	9	AB	R	H	RBI	BB	SO	LOB	TOP								
<b>Cesar Hernandez, R</b> OBP: 0.294, SLG: 0.412 (1, 8)	G6-3		FC1-6		F9		K		L7	4	0	0	0	0	1	2	<b>Cincinnati Reds @ San Diego Padres</b> Jack Murphy Stadium, San Diego, CA Tue Jul 28 1992, 10:05 PM EDT Att: 30,360 - Sunny - 77 F								
<b>Paul O'Neill, L</b> OBP: 0.381, SLG: 0.401 (9, PH)										1	0	0	0	0	0	2									
<b>Hal Morris, L</b> OBP: 0.381, SLG: 0.427 (1, 3)	K		F7			G4-3		K		4	0	0	0	0	2	1									
<b>Barry Larkin, R</b> OBP: 0.366, SLG: 0.435 (1, 6)	G6-3					K		G4-3		4	0	1	0	0	1	0									
<b>Chris Sabo, R</b> OBP: 0.305, SLG: 0.420 <b>Dave Martinez, L</b> OBP: 0.315, SLG: 0.335 (6, 8)		L8						K		2	0	0	0	1	1	1									
<b>Darnell Coles, R</b> OBP: 0.330, SLG: 0.553 (6, 5)		G5-3								1	0	0	0	0	1	0									
<b>Glenn Braggs, R</b> OBP: 0.326, SLG: 0.340 (9, 7)										3	2	2	0	1	0	0									
<b>Joe Oliver, R</b> OBP: 0.315, SLG: 0.376 (1, 2)										4	1	3	2	0	0	2									
<b>Freddie Benavides, R</b> OBP: 0.273, SLG: 0.325 <b>Jeff Branson, L</b> OBP: 0.364, SLG: 0.450 (9, PH)										3	1	0	0	0	1	1									
<b>Jose Rijo, R</b> OBP: 0.220, SLG: 0.268 <b>Norm Charlton, S</b> OBP: 0.333, SLG: 0.333 (8, 1)										1	0	1	1	0	0	0									
<b>Inning Stats</b>	R: 0 E: 0 K: 1 S: 9	H: 0 LOB: 0 BB: 0 P: 17	R: 2 E: 0 K: 1 S: 11	H: 1 LOB: 0 BB: 1 P: 20	R: 0 E: 0 K: 0 S: 4	H: 1 LOB: 0 BB: 0 P: 7	R: 0 E: 0 K: 1 S: 13	H: 2 LOB: 2 BB: 0 P: 18	R: 0 E: 0 K: 0 S: 5	H: 0 LOB: 0 BB: 0 P: 6	R: 0 E: 0 K: 1 S: 13	H: 0 LOB: 1 BB: 1 P: 23	R: 1 E: 1 K: 1 S: 12	H: 1 LOB: 1 BB: 0 P: 17	R: 0 E: 0 K: 2 S: 9	H: 0 LOB: 0 BB: 0 P: 16	R: 1 E: 0 K: 0 S: 11	H: 3 LOB: 2 BB: 0 P: 14	1B: 6 2B: 1 3B: 0 HR: 1	SF: 0 SAC: 1 DP: 0 HBP: 0	WP: 0 PB: 0 SB: 0 CS: 1	PA: 37			
<b>PITCHER</b>	IP	WLS	BF	H	R	ER	SO	BB	IBB	HBP	BLK	WP	HR	S	P	ERA	WHIP								
<b>Jim Deshaies, L</b> ERA: 1.83 (1, 1)	7.0	L	28	5	3	2	5	2	0	0	0	0	1	67	108	2.57	1.000								
<b>Rich Rodriguez, L</b> ERA: 2.03 (8, 1)	1.0		3	0	0	0	2	0	0	0	0	0	0	9	16	0.00	0.000								
<b>Jose Melendez, R</b> ERA: 3.12 (9, 1)	1.0		6	3	1	1	0	0	0	0	0	0	0	11	14	9.00	3.000								

AB	34
R	4
H	8
RBI	3
BB	2
SO	7
LOB	11



Batter	1	2	3	4	5	6	7	8	9	AB	R	H	RBI	BB	SO	LOB	BOTTOM								
<b>Tony Fernandez, S</b> OBP: 0.340, SLG: 0.357 (1, 6)	G3-6		L7		B6-3			G1-3		4	0	1	0	0	0	2	<b>Cincinnati Reds @ San Diego Padres</b> Jack Murphy Stadium, San Diego, CA Tue Jul 28 1992, 10:05 PM EDT Att: 30,360 - Sunny - 77 F								
<b>Tony Gwynn, L</b> OBP: 0.376, SLG: 0.429 (1, 9)	G3-6		G3-1				G3		G1-3	4	0	0	0	0	3										
<b>Darrin Jackson, R</b> OBP: 0.300, SLG: 0.427 (1, 8)							F9		L9	4	0	1	0	0	1	0									
<b>Fred McGriff, L</b> OBP: 0.414, SLG: 0.565 (1, 3)	CS		G4-3				L9			4	1	1	0	0	1	0									
<b>Benito Santiago, R</b> OBP: 0.294, SLG: 0.358 (1, 2)		G6-3								4	0	2	1	0	0	0									
<b>Tim Lincecum, R</b> OBP: 0.329, SLG: 0.380 (1, 5)										2	0	0	0	1	0	1									
<b>Jerald Clark, R</b> OBP: 0.289, SLG: 0.367 (1, 7)			L3							3	0	0	0	0	1	2									
<b>Kurt Stillwell, S</b> OBP: 0.275, SLG: 0.312 (1, 4)										3	0	1	0	0	0	0									
<b>Jim Deshaies, L</b> (1, 1)										2	0	0	0	0	1	1									
<b>Rich Rodriguez, L</b> (8, 1)										0	0	0	0	0	0	0									
<b>Kevin Ward, R</b> OBP: 0.274, SLG: 0.269 <b>Jose Melendez, R</b> (9, 1)										1	0	1	0	0	0	0									
<b>Inning Stats</b>	R: 0 E: 0 K: 0 S: 8	H: 2 LOB: 0 BB: 0 P: 16	R: 0 E: 0 K: 0 S: 8	H: 0 LOB: 1 BB: 1 P: 15	R: 0 E: 0 K: 1 S: 7	H: 1 LOB: 0 BB: 0 P: 12	R: 1 E: 0 K: 1 S: 14	H: 2 LOB: 1 BB: 0 P: 23	R: 0 E: 0 K: 0 S: 8	H: 0 LOB: 0 BB: 0 P: 11	R: 0 E: 0 K: 0 S: 5	H: 0 LOB: 0 BB: 0 P: 6	R: 0 E: 0 K: 0 S: 7	H: 0 LOB: 0 BB: 0 P: 13	R: 0 E: 0 K: 2 S: 12	H: 1 LOB: 1 BB: 0 P: 17	R: 0 E: 0 K: 2 S: 12	H: 1 LOB: 0 BB: 0 P: 16	1B: 5 2B: 2 3B: 0 HR: 0	SF: 0 SAC: 0 DP: 1 HBP: 0	WP: 0 PB: 0 SB: 0 CS: 2	PA: 34			
<b>PITCHER</b>	IP	WLS	BF	H	R	ER	SO	BB	IBB	HBP	BLK	WP	HR	S	P	ERA	WHIP								
<b>Jose Rijo, R</b> ERA: 3.12 (1, 1)	7.0	W	25	5	1	1	2	1	0	0	0	0	0	57	96	1.29	0.857								
<b>Norm Charlton, L</b> ERA: 2.3 (8, 1)	2.0	S	7	2	0	0	2	0	0	0	0	0	0	24	33	0.00	1.000								

AB	31
R	1
H	7
RBI	1
BB	1
SO	4
LOB	9









Batter	1	2	3	4	5	6	7	8	9	AB	R	H	RBI	BB	SO	LOB	TOP										
<b>Craig Biggio, R</b> (1,4) OBP: 0.374, SLG: 0.379 <b>Rob Murphy, L</b> (8,1)	0-1 G4-3 1B			0-0 G4-3 SF8 2B		2-1 F8		0-0 G6-3		4	1	2	0	0	0	0											
<b>Steve Finley, L</b> (1,8) OBP: 0.327, SLG: 0.390	2-2 G4-3 1-2f			2-0 G4-3		1-1 G1-3			0-0 F8	4	0	0	0	0	0	2											
<b>5 Jeff Bagwell, R</b> (1,3) OBP: 0.346, SLG: 0.416	2-2 G6-3			4-1 BB		0-0 F9			1-1 WP 1B	3	0	1	0	1	0	0											
<b>Eric Anthony, L</b> (1,9) OBP: 0.308, SLG: 0.452		1-1 G6-3		1-2 SF8			1-3 K		3-3 K	3	0	0	1	0	2	1											
<b>Ken Caminiti, S</b> (1,5) OBP: 0.374, SLG: 0.463		0-0 P4		3-H G3			4-2 FC6-4 BB		0-0 G3	3	0	0	0	1	0	2											
<b>Pete Incaviglia, R</b> (1,7) OBP: 0.327, SLG: 0.446		0-1 F9			2-1 G6-3		2-1 FC6-4 1-2f			3	0	0	0	0	0	1											
<b>Eddie Taubensee, L</b> (1,2) OBP: 0.282, SLG: 0.287			2-1 F7		1-0 2B		2-0 G3			3	0	1	0	0	0	1											
<b>Rafael Ramirez, R</b> (1,6) OBP: 0.276, SLG: 0.303			1-0 L8		1-0 G5-3			1-2 G1-3		3	0	0	0	0	0	1											
<b>Butch Henry, L</b> (1,1) OBP: 0.139, SLG: 0.222 <b>Willie Blair, R</b> (7,1) <b>Ernest Riles, L</b> (8,PH) OBP: 0.200, SLG: 0.200			0-3 K		1-0 F9			0-0 F8		2	0	0	0	0	1	1											
<b>Inning Stats</b>	R: 0 E: 0 K: 0 S: 10	H: 1 LOB: 0 BB: 0 P: 14	R: 0 E: 0 K: 0 S: 5	H: 0 LOB: 0 BB: 0 P: 6	R: 0 E: 0 K: 1 S: 6	H: 0 LOB: 0 BB: 0 P: 9	R: 1 E: 0 K: 0 S: 10	H: 1 LOB: 1 BB: 0 P: 17	R: 0 E: 0 K: 0 S: 5	H: 0 LOB: 0 BB: 0 P: 8	R: 0 E: 0 K: 1 S: 8	H: 0 LOB: 1 BB: 1 P: 17	R: 0 E: 0 K: 0 S: 7	H: 0 LOB: 0 BB: 0 P: 8	R: 0 E: 0 K: 1 S: 8	H: 1 LOB: 1 BB: 0 P: 12	1B: 2 2B: 2 3B: 0 HR: 0	SF: 1 SAC: 0 DP: 1 HBP: 0	WP: 1 PB: 0 SB: 0 CS: 0	PA: 32							
<b>PITCHER</b>	IP	WLS	BF	H	R	ER	SO	BB	IBB	HBP	BLK	WP	HR	S	P	ERA	WHIP										
<b>Tim Belcher, R</b> (1,1) ERA: 3.6 <b>Rob Dibble, R</b> (9,1) ERA: 3.6	8.0	W	28	3	1	1	2	2	0	0	0	0	0	56	89	1.12	0.625										

Houston Astros @ Cincinnati Reds  
Riverfront Stadium, Cincinnati, OH  
Fri Jul 31 1992, 7:05 PM EDT  
Att: 34,537 - Cloudy - 65 F

AB	29
R	1
H	4
RBI	1
BB	2
SO	3
LOB	9



Batter	1	2	3	4	5	6	7	8	9	AB	R	H	RBI	BB	SO	LOB	BOTTOM										
<b>Bip Roberts, S</b> (1,8) OBP: 0.374, SLG: 0.375	0-0 G3		0-0 1B		2-1 1B HR	0-1 E8				4	1	3	1	0	0	0											
<b>Hal Morris, L</b> (1,3) OBP: 0.376, SLG: 0.418	3-2 G5-3		3-H F7		1-0 1B HR	0-1 F7				4	1	1	0	0	0	2											
<b>Barry Larkin, R</b> (1,6) OBP: 0.365, SLG: 0.440	4-1 BB		2-2 F9		2-1 1B HR		1-2 G6-3			3	1	1	3	1	0	1											
<b>Chris Sabo, R</b> (1,5) OBP: 0.304, SLG: 0.415	1-1 P6			4-0 SH5-4 G4-3 BB	0-0 P4		0-2 G6-3			3	1	0	0	1	0	1											
<b>Glenn Braggs, R</b> (1,7) OBP: 0.333, SLG: 0.366		2-3 K		1-0 G4-3 SH5-4 1B	1-1 G4-3		3-2 G6-3			4	0	1	0	0	1	0											
<b>Bill Doran, S</b> (1,4) OBP: 0.320, SLG: 0.378		0-2 P2		0-0 SH5-4	1-2 P5			1-1 P3		3	0	0	0	0	0	0											
<b>Paul O'Neill, L</b> (1,9) OBP: 0.364, SLG: 0.401		3-3 K		2-1 G4-3		1-1 SH3-4 E 1B		1-2 FC6-4 1B		4	1	2	1	0	1	1											
<b>Joe Oliver, R</b> (1,2) OBP: 0.317, SLG: 0.375			0-1 SH1-4 1B		0-2 F8		0-0 F9			3	1	1	0	1	0	2											
<b>Tim Belcher, R</b> (1,1) OBP: 0.115, SLG: 0.173 <b>Darnell Coles, R</b> (8,PH) <b>Rob Dibble, L</b> (9,1) OBP: 0.333, SLG: 0.333			0-0 SH1-4 2B		1-3 K2-3		0-0 SH3-4		0-1 FC6-4	1	0	0	0	0	1	2											
<b>Inning Stats</b>	R: 0 E: 0 K: 0 S: 8	H: 0 LOB: 1 BB: 1 P: 16	R: 0 E: 0 K: 2 S: 9	H: 0 LOB: 0 BB: 0 P: 14	R: 1 E: 0 K: 0 S: 8	H: 2 LOB: 1 BB: 0 P: 11	R: 1 E: 0 K: 1 S: 8	H: 1 LOB: 2 BB: 2 P: 20	R: 3 E: 0 K: 0 S: 11	H: 3 LOB: 0 BB: 0 P: 18	R: 1 E: 1 K: 0 S: 10	H: 2 LOB: 1 BB: 0 P: 11	R: 0 E: 0 K: 0 S: 9	H: 0 LOB: 0 BB: 0 P: 13	R: 0 E: 0 K: 0 S: 8	H: 1 LOB: 1 BB: 0 P: 10	1B: 7 2B: 1 3B: 0 HR: 1	SF: 0 SAC: 3 DP: 0 HBP: 0	WP: 0 PB: 0 SB: 0 CS: 0	PA: 36							
<b>PITCHER</b>	IP	WLS	BF	H	R	ER	SO	BB	IBB	HBP	BLK	WP	HR	S	P	ERA	WHIP										
<b>Butch Henry, L</b> (1,1) ERA: 4.37 <b>Willie Blair, R</b> (7,1) <b>Rob Murphy, L</b> (8,1) ERA: 3.47	6.0	L	29	8	6	5	3	2	0	0	0	0	0	9	13	0.00	0.000										

Houston Astros @ Cincinnati Reds  
Riverfront Stadium, Cincinnati, OH  
Fri Jul 31 1992, 7:05 PM EDT  
Att: 34,537 - Cloudy - 65 F

AB	30
R	6
H	9
RBI	5
BB	3
SO	3
LOB	10





Batter	1	2	3	4	5	6	7	8	9	AB	R	H	RBI	BB	SO	LOB	TOP		
<b>Craig Biggio, R</b> OBP: 0.375, SLG: 0.383 (1, 4)										4	0	2	0	0	1	0	<b>Houston Astros @ Cincinnati Reds</b> Riverfront Stadium, Cincinnati, OH Sat Aug 01 1992, 7:05 PM EDT Att: 41,310 - Sunny - 80 F		
<b>Steve Finley, L</b> OBP: 0.326, SLG: 0.387 (1, 8)										3	0	0	0	1	0	2			
<b>Ken Caminiti, S</b> OBP: 0.372, SLG: 0.458 (1, 5)										3	0	0	0	1	1	2			
<b>5 Jeff Bagwell, R</b> OBP: 0.345, SLG: 0.417 (1, 3)										4	0	1	0	0	0	2			
<b>Eric Anthony, L</b> OBP: 0.307, SLG: 0.448 (1, 9)										4	0	1	0	0	1	2			
<b>Rafael Ramirez, R</b> OBP: 0.276, SLG: 0.302 (1, 6)										4	0	1	0	0	1	2			
<b>Eddie Taubensee, L</b> OBP: 0.277, SLG: 0.281 (1, 2)										3	0	0	0	0	1	1			
<b>Casey Candaele, S</b> OBP: 0.249, SLG: 0.252 (1, 7)										3	0	1	0	0	0	0			
<b>Brian Williams, R</b> OBP: 0.131, SLG: 0.200 (3, PH)										0	0	0	0	0	0	0			
<b>Gerald Young, S</b> OBP: 0.266, SLG: 0.207 (3, PH)										1	0	0	0	0	0	0			
<b>Shane Reynolds, R</b> OBP: 0.254, SLG: 0.329 (5, PH)										0	0	0	0	0	0	0			
<b>Juan Guerrero, R</b> OBP: 0.254, SLG: 0.329 (5, PH)										1	0	0	0	0	0	0			
<b>Xavier Hernandez, L</b> OBP: 0.254, SLG: 0.329 (5, PH)										0	0	0	0	0	0	0			
<b>Pete Incaviglia, R</b> OBP: 0.254, SLG: 0.329 (7, PH)										1	0	0	0	0	0	2			
<b>Al Osuna, R</b> OBP: 0.254, SLG: 0.329 (7, PH)										0	0	0	0	0	0	0			
<b>Doug Jones, R</b> OBP: 0.254, SLG: 0.329 (8, PH)										0	0	0	0	0	0	0			
<b>Inning Stats</b>	R: 0 E: 0 K: 1 S: 9	H: 0 LOB: 1 BB: 1 P: 17	R: 0 E: 0 K: 1 S: 5	H: 0 LOB: 0 BB: 0 P: 6	R: 0 E: 0 K: 0 S: 10	H: 0 LOB: 0 BB: 0 P: 14	R: 0 E: 0 K: 1 S: 9	H: 1 LOB: 2 BB: 1 P: 18	R: 0 E: 0 K: 1 S: 8	H: 0 LOB: 0 BB: 0 P: 13	R: 0 E: 0 K: 1 S: 10	H: 2 LOB: 2 BB: 0 P: 16	R: 0 E: 0 K: 0 S: 7	H: 1 LOB: 0 BB: 0 P: 12	R: 0 E: 0 K: 0 S: 5	H: 1 LOB: 0 BB: 0 P: 8	1B: 4 2B: 2 3B: 0 HR: 0	SF: 0 SAC: 0 DP: 1 HBP: 0	WP: 0 PA: 33 PB: 0 SB: 1 CS: 0
<b>PITCHER</b> <b>Greg Swindell, L</b> ERA: 2.65 (1, 1)	IP: 9.0 WLS: W BF: 33 H: 6 R: 0 ER: 0 SO: 5 BB: 2 IBB: 0 HBP: 0 BLK: 0 WP: 0 HR: 0 S: 72 P: 115 ERA: 0.00 WHIP: 0.889											<b>PITCHER</b> IP: WLS: BF: H: R: ER: SO: BB: IBB: HBP: BLK: WP: HR: S: P: ERA: WHIP							



Batter	1	2	3	4	5	6	7	8	9	AB	R	H	RBI	BB	SO	LOB	BOTTOM		
<b>Bip Roberts, S</b> OBP: 0.378, SLG: 0.383 (1, 7)										3	2	2	1	1	1	0	<b>Houston Astros @ Cincinnati Reds</b> Riverfront Stadium, Cincinnati, OH Sat Aug 01 1992, 7:05 PM EDT Att: 41,310 - Sunny - 80 F		
<b>Cesar Hernandez, R</b> OBP: 0.333, SLG: 0.444 (7, 7)										1	0	1	0	0	0	0			
<b>Dave Martinez, L</b> OBP: 0.326, SLG: 0.341 (1, 8)										4	1	3	1	1	1	1			
<b>Barry Larkin, R</b> OBP: 0.369, SLG: 0.440 (8, 6)										4	1	2	1	1	1	2			
<b>Freddie Benavides, R</b> OBP: 0.273, SLG: 0.325 (8, 6)										0	0	0	0	0	0	0			
<b>Hal Morris, L</b> OBP: 0.376, SLG: 0.419 (1, 3)										4	1	1	2	1	1	4			
<b>Paul O'Neill, L</b> OBP: 0.365, SLG: 0.402 (1, 9)										4	1	1	1	1	1	3			
<b>Bill Doran, S</b> OBP: 0.314, SLG: 0.371 (1, 4)										5	0	0	0	0	1	6			
<b>Chris Sabo, R</b> OBP: 0.307, SLG: 0.420 (1, 5)										2	1	1	1	1	0	0			
<b>Darnell Coles, R</b> OBP: 0.330, SLG: 0.533 (8, 5)										1	0	0	0	0	1	0			
<b>Joe Oliver, R</b> OBP: 0.319, SLG: 0.377 (1, 2)										4	2	2	0	0	2	2			
<b>Greg Swindell, L</b> OBP: 0.145, SLG: 0.167 (1, 1)										3	0	0	0	0	2	4			
<b>Inning Stats</b>	R: 5 E: 1 K: 1 S: 24	H: 3 LOB: 1 BB: 2 P: 38	R: 1 E: 0 K: 1 S: 11	H: 2 LOB: 2 BB: 2 P: 23	R: 1 E: 0 K: 1 S: 8	H: 2 LOB: 1 BB: 0 P: 11	R: 0 E: 0 K: 2 S: 9	H: 0 LOB: 0 BB: 0 P: 16	R: 0 E: 0 K: 2 S: 10	H: 1 LOB: 1 BB: 0 P: 13	R: 0 E: 0 K: 2 S: 10	H: 2 LOB: 3 BB: 1 P: 18	R: 2 E: 0 K: 1 S: 21	H: 3 LOB: 2 BB: 1 P: 34	R: 0 E: 0 K: 1 S: 11	H: 0 LOB: 0 BB: 0 P: 15	1B: 9 2B: 3 3B: 1 HR: 0	SF: 1 SAC: 1 DP: 1 HBP: 0	WP: 1 PA: 43 PB: 0 SB: 1 CS: 0
<b>PITCHER</b> <b>Brian Williams, R</b> ERA: 3.08 (1, 1)	IP: 2.0 WLS: L BF: 15 H: 5 R: 6 ER: 5 SO: 2 BB: 4 IBB: 0 HBP: 0 BLK: 0 WP: 0 HR: 0 S: 0 P: 35 ERA: 22.50 WHIP: 4.500											<b>PITCHER</b> IP: WLS: BF: H: R: ER: SO: BB: IBB: HBP: BLK: WP: HR: S: P: ERA: WHIP							
<b>Shane Reynolds, R</b> ERA: 10.38 (3, 1)	2.0 8 2 1 1 3 0 0 0 0 0 0 0 0 0 17 27 4.50 1.000																		
<b>Xavier Hernandez, R</b> ERA: 2.01 (5, 1)	2.0 10 3 0 0 4 0 1 0 0 0 0 0 0 19 31 0.00 1.500																		
<b>Al Osuna, L</b> ERA: 4.17 (7, 1)	1.0 7 3 2 2 1 1 0 0 0 0 1 0 0 21 34 18.00 4.000																		
<b>Doug Jones, R</b> ERA: 2.1 (8, 1)	1.0 3 0 0 0 1 0 0 0 0 0 0 0 0 11 15 0.00 0.000																		





Batter	1	2	3	4	5	6	7	8	9	AB	R	H	RBI	BB	SO	LOB	TOP								
<b>Craig Biggio, R</b> (1,4) OBP: 0.375, SLG: 0.381	1-2 G4-6-3 HBP			2-1 G5-3		2-2 FC5-4 G3 S		0-0 SH1-4		2	0	0	0	0	0	2	<b>Houston Astros @ Cincinnati Reds</b> Riverfront Stadium, Cincinnati, OH Sun Aug 02 1992, 3:33 AM EDT Att: 32,182 - Cloudy - 76 F								
<b>Steve Finley, L</b> (1,8) OBP: 0.326, SLG: 0.386	1-1 G4-6-3			2-3 K		3-2 G3		0-0 1B		4	1	1	2	0	1	2									
<b>Jeff Bagwell, R</b> (1,3) OBP: 0.342, SLG: 0.412	1-1 F8			3-3 K2-3		3-1 F8		1-2 K		4	0	0	0	0	2	2									
<b>Eric Anthony, L</b> (1,9) OBP: 0.310, SLG: 0.449		1-1 G6-3			0-1 G4-3		0-0 WP BLK FC1-2-5 1B	0-0 1B		4	0	2	1	0	0	0									
<b>Gerald Young, S</b> (8,9) OBP: 0.265, SLG: 0.107										0	0	0	0	0	0	0									
<b>Ken Caminiti, S</b> (1,5) OBP: 0.371, SLG: 0.455		0-0 G4-3			3-2 1B		1-0 F9	1-3 K		4	0	1	0	0	1	2									
<b>Pete Incaviglia, R</b> (1,7) OBP: 0.322, SLG: 0.439					0-0 F8		3-2 FC1-2-5 HR		2-2 G5-3	3	1	0	0	0	1	2									
<b>Rob Murphy, L</b> (7,1)										0	0	0	0	0	0	0									
<b>Xavier Hernandez, L</b> (7,1)										0	0	0	0	0	0	0									
<b>Doug Jones, R</b> (8,1)										0	0	0	0	0	0	0									
<b>Ernest Riles, L</b> (8,3) OBP: 0.182, SLG: 0.182										1	0	0	0	0	0	0									
<b>Eddie Taubensee, L</b> (1,2) OBP: 0.277, SLG: 0.298				2-3 K		0-1 F7		0-1 HR	2-1 F8	4	1	1	2	0	1	1									
<b>Casey Candaele, S</b> (1,6) OBP: 0.249, SLG: 0.252				1-2 G6-3		1-2 FC5-4 G3 1B		0-0 L6	1-3 K	4	1	1	0	0	1	0									
<b>Pete Harnisch, S</b> (1,1) OBP: 0.152, SLG: 0.222				2-3 K2-3		4-2 FC5-4 BB		1-2 SH1-4 1B		1	0	0	0	0	1	0									
<b>Benny Distefano, L</b> (6,PH) OBP: 0.308, SLG: 0.305										0	0	0	0	1	0	0									
<b>Al Osuna, R</b> (6,1)										0	0	0	0	0	0	0									
<b>Joe Boever, R</b> (6,1)										0	0	0	0	0	0	0									
<b>Rafael Ramirez, R</b> (7,6) OBP: 0.280, SLG: 0.307										1	1	1	0	0	0	0									
<b>Inning Stats</b>	R: 0 E: 0 K: 0 S: 6	H: 0 LOB: 0 BB: 0 P: 9	R: 0 E: 0 K: 1 S: 7	H: 0 LOB: 0 BB: 0 P: 10	R: 0 E: 0 K: 2 S: 10	H: 0 LOB: 0 BB: 0 P: 15	R: 0 E: 0 K: 2 S: 11	H: 0 LOB: 0 BB: 0 P: 18	R: 0 E: 0 K: 0 S: 8	H: 1 LOB: 1 BB: 0 P: 11	R: 1 E: 0 K: 0 S: 14	H: 1 LOB: 1 BB: 1 P: 27	R: 2 E: 0 K: 0 S: 8	H: 2 LOB: 0 BB: 0 P: 12	R: 2 E: 0 K: 2 S: 17	H: 3 LOB: 1 BB: 0 P: 21	R: 0 E: 0 K: 1 S: 11	H: 0 LOB: 0 BB: 0 P: 16	1B: 6 2B: 0 3B: 0 HR: 1	SF: 0 SAC: 1 DP: 1 HBP: 1	WP: 1 PB: 0 SB: 2 CS: 0	PA: 35			
<b>PITCHER</b>	IP	WLS	BF	H	R	ER	SO	BB	IBB	HBP	BLK	WP	HR	S	P	ERA	WHIP								
<b>Jose Rijo, R</b> (1,1) ERA: 3.16	7.0	L	26	4	3	3	5	1	0	1	1	1	1	64	102	3.86	0.714								
<b>Scott Bankhead, R</b> (8,1) ERA: 2.44	1.0		6	3	2	2	2	0	0	0	0	0	0	17	21	18.00	3.000								
<b>Norm Charlton, L</b> (9,1) ERA: 2.26	1.0		3	0	0	0	1	0	0	0	0	0	0	11	16	0.00	0.000								

AB	32
R	5
H	7
RBI	5
BB	1
SO	8
LOB	11



Batter	1	2	3	4	5	6	7	8	9	AB	R	H	RBI	BB	SO	LOB	BOTTOM									
<b>Bip Roberts, S</b> (1,7) OBP: 0.380, SLG: 0.387	1-3 K		4-2 G6-3 BB		1-2 BB S 1B		0-1 WP 3B 2B		0-1 G3	4	1	2	0	1	1	0	<b>Houston Astros @ Cincinnati Reds</b> Riverfront Stadium, Cincinnati, OH Sun Aug 02 1992, 3:33 AM EDT Att: 32,182 - Cloudy - 76 F									
<b>Dave Martinez, L</b> (1,8) OBP: 0.326, SLG: 0.338	1-0 G4-3		1-0 G6-3		4-2 BB 1B		3-1 2H 3B		1-2 1B	2	0	0	0	1	0	1										
<b>Glenn Braggs, R</b> (7,PH) OBP: 0.340, SLG: 0.386			1-2 G6-3		1-2 BB 1B		2H 3B		1-2 1B	2	0	2	1	0	0	0										
<b>Barry Larkin, R</b> (1,6) OBP: 0.372, SLG: 0.439	1-2 1B		1-1 G6-3		4-1 1-2 2-3 BB		4-1 BB		0-2 F8	3	0	1	0	2	0	2										
<b>Hal Morris, L</b> (1,3) OBP: 0.370, SLG: 0.411	0-0 F7			2-3 K	3-2 G4-3		2-1 F7		0-3 K	5	0	0	0	0	2	7										
<b>Paul O'Neill, L</b> (1,9) OBP: 0.366, SLG: 0.411		3-2 P6		2-0 HR		3-3 K		4-1 HR BB		3	2	1	1	1	1	0										
<b>Bill Doran, S</b> (1,4) OBP: 0.317, SLG: 0.384		2-1 1B		1-2 P6		3-2 P8		1-0 HR		4	1	2	2	0	0	0										
<b>Chris Sabo, R</b> (1,5) OBP: 0.303, SLG: 0.414		2-3 K		1-0 P6		1-2 G5-3		0-1 P3		4	0	0	0	0	1	1										
<b>Joe Oliver, R</b> (1,2) OBP: 0.315, SLG: 0.372		1-3 K			1-3 K		0-1 P2	3-2 F7		4	0	0	0	0	2	1										
<b>Jose Rijo, R</b> (1,1) ERA: 3.16					0-3 K		0-0 F9	1-3 K		2	0	0	0	0	1	0										
<b>Jeff Brantley, L</b> (7,PH) OBP: 0.206, SLG: 0.256										0	0	0	0	0	0	0										
<b>Darrell Cook, L</b> (7,PH) OBP: 0.206, SLG: 0.256										0	0	0	0	0	0	0										
<b>Scott Bankhead, R</b> (8,1) ERA: 2.44										0	0	0	0	0	0	0										
<b>Reggie Sanders, R</b> (8,PH) OBP: 0.340, SLG: 0.386										0	0	0	0	0	1	0										
<b>Norm Charlton, L</b> (9,1) ERA: 2.26										0	0	0	0	0	0	0										
<b>Inning Stats</b>	R: 0 E: 0 K: 1 S: 8	H: 1 LOB: 1 BB: 0 P: 11	R: 0 E: 0 K: 2 S: 16	H: 1 LOB: 1 BB: 0 P: 24	R: 0 E: 0 K: 0 S: 7	H: 0 LOB: 1 BB: 1 P: 13	R: 1 E: 0 K: 1 S: 13	H: 1 LOB: 0 BB: 0 P: 19	R: 0 E: 0 K: 2 S: 20	H: 1 LOB: 3 BB: 2 P: 32	R: 0 E: 0 K: 1 S: 11	H: 0 LOB: 0 BB: 0 P: 18	R: 1 E: 0 K: 0 S: 10	H: 2 LOB: 2 BB: 1 P: 19	R: 2 E: 0 K: 1 S: 10	H: 1 LOB: 0 BB: 1 P: 19	R: 0 E: 0 K: 1 S: 12	H: 1 LOB: 1 BB: 0 P: 13	1B: 4 2B: 1 3B: 1 HR: 2	SF: 0 SAC: 0 DP: 0 HBP: 0	WP: 1 PB: 0 SB: 2 CS: 0	PA: 40				
<b>PITCHER</b>	IP	WLS	BF	H	R	ER	SO	BB	IBB	HBP	BLK	WP	HR	S	P	ERA	WHIP									
<b>Pete Harnisch, R</b> (1,1) ERA: 3.72	5.0		22	4	1	1	6	3	0	0	0	0	0	64	99	1.80	1.400									
<b>Al Osuna, L</b> (6,1) ERA: 4.1	0.2	W	2	0	0	0	1	0	0	0	0	0	0	7	8	0.00	0.000									
<b>Joe Boever, R</b> (6,1) ERA: 2.66	0.1		3	2	1	1	0	0	0	0	0	0	1	0	5	8	27.00	6.000								
<b>Rob Murphy, L</b> (7,1) ERA: 3.68	0.1		3	0	1	1	0	2	0	0	0	0	0	4	14	27.00	6.000									
<b>Xavier Hernandez, R</b> (7,1) ERA: 2.15	0.1		3	0	1	1	0	2	0	0	0	0	0	4	14	27.00	6.000									

AB	35
R	4
H	8
RBI	4
BB	5
SO	9
LOB	12





Batter	1	2	3	4	5	6	7	8	9	AB	R	H	RBI	BB	SO	LOB	TOP										
<b>Craig Biggio, R</b> OBP: 0.374, SLG: 0.379 (1, 4)	G4-3			G5-3		1B		G6-3		4	0	1	0	0	0	0	<b>Houston Astros @ Cincinnati Reds</b> Riverfront Stadium, Cincinnati, OH Mon Aug 03 1992, 3:33 AM EDT Att: 26,452 - Cloudy - 74 F										
<b>Steve Finley, L</b> OBP: 0.325, SLG: 0.384 (1, 8)	K			L7		1B		K		4	0	1	0	0	2	0											
<b>Ken Caminiti, S</b> OBP: 0.369, SLG: 0.452 (1, 5)	G6-3			1B		F9			P3	4	0	1	0	0	0	2											
<b>5 Jeff Bagwell, R</b> OBP: 0.342, SLG: 0.411 (1, 3)		L7		G2-3			FC4-6 1B		L8	4	0	1	0	0	0	1											
<b>Eric Anthony, L</b> OBP: 0.305, SLG: 0.442 (1, 9)	F7				K		FC4-6 1B		K	4	0	0	0	0	2	1											
<b>Pete Incaviglia, R</b> OBP: 0.320, SLG: 0.436 <b>Casey Candaele, S</b> OBP: 0.252, SLG: 0.255 (6, 7)	G6-3				G5-3		1B			2	0	0	0	0	0	0											
<b>Scott Servais, R</b> OBP: 0.255, SLG: 0.239 <b>Eddie Taubensee, L</b> OBP: 0.275, SLG: 0.297 (7, PH) (7, 2)			P4		G5-3		K			2	0	0	0	0	0	0											
<b>Rafael Ramirez, R</b> OBP: 0.275, SLG: 0.301 <b>Rob Murphy, L</b> (7, 1) <b>Joe Boever, R</b> (7, 1)			P6			G6-3	G3-1			3	0	0	0	0	0	2											
<b>Jimmy Jones, R</b> OBP: 0.276, SLG: 0.192 <b>Juan Guerrero, R</b> OBP: 0.280, SLG: 0.324 <b>Willie Blair, R</b> (6, 1) <b>Ernest Riles, L</b> OBP: 0.167, SLG: 0.167 (7, 6)			K			K		G6-3		1	0	0	0	0	1	0											
<b>Inning Stats</b>	R: 0 E: 0 K: 1 S: 5	H: 0 LOB: 0 BB: 0 P: 6	R: 0 E: 0 K: 0 S: 3	H: 0 LOB: 0 BB: 0 P: 7	R: 0 E: 0 K: 1 S: 9	H: 0 LOB: 0 BB: 0 P: 12	R: 0 E: 0 K: 0 S: 5	H: 1 LOB: 1 BB: 0 P: 7	R: 0 E: 0 K: 1 S: 7	H: 0 LOB: 0 BB: 0 P: 10	R: 0 E: 0 K: 1 S: 11	H: 2 LOB: 2 BB: 0 P: 16	R: 0 E: 0 K: 1 S: 10	H: 2 LOB: 2 BB: 0 P: 17	R: 0 E: 0 K: 1 S: 9	H: 0 LOB: 0 BB: 0 P: 12		R: 0 E: 0 K: 1 S: 6	H: 0 LOB: 0 BB: 0 P: 6	1B: 5 2B: 0 3B: 0 HR: 0	SF: 0 SAC: 0 DP: 0 HBP: 0	WP: 0 PB: 0 SB: 0 CS: 0	PA: 32				
<b>PITCHER</b>	IP	WLS	BF	H	R	ER	SO	BB	IBB	HBP	BLK	WP	HR	S	P	ERA	WHIP										
<b>Chris Hammond, L</b> ERA: 4.0 (1, 1)	6.1	W	24	5	0	0	4	0	0	0	0	0	0	46	70	0.00	0.789										
<b>Rob Dibble, R</b> ERA: 3.55 (7, 1)	0.2		2	0	0	0	1	0	0	0	0	0	0	4	5	0.00	0.000										
<b>Scott Ruskin, L</b> ERA: 5.06 (8, 1)	2.0		6	0	0	0	2	0	0	0	0	0	0	15	18	0.00	0.000										

AB 32  
R 0  
H 5  
RBI 0  
BB 0  
SO 7  
LOB 8



Batter	1	2	3	4	5	6	7	8	9	AB	R	H	RBI	BB	SO	LOB	BOTTOM										
<b>Bip Roberts, S</b> OBP: 0.393, SLG: 0.393 (1, 7)	F9 1B	F7		1B			S 1B	F8		5	2	3	0	0	0	3	<b>Houston Astros @ Cincinnati Reds</b> Riverfront Stadium, Cincinnati, OH Mon Aug 03 1992, 3:33 AM EDT Att: 26,452 - Cloudy - 74 F										
<b>Dave Martinez, L</b> OBP: 0.324, SLG: 0.333 (1, 8)	P1	G3		K			P1	BB		4	0	0	0	1	1	5											
<b>Barry Larkin, R</b> OBP: 0.372, SLG: 0.437 (1, 6)	F9		F8		FC4-6 1B		1B IBB	K		4	0	1	0	1	1	3											
<b>Hal Morris, L</b> OBP: 0.372, SLG: 0.423 <b>Darnell Coles, R</b> OBP: 0.326, SLG: 0.527 (8, 3)	1B		HR		FC4-6 CS		K			4	1	2	2	0	1	3											
<b>Paul O'Neill, L</b> OBP: 0.368, SLG: 0.410 (1, 9)	1B		K		K		1B			3	0	1	0	1	2	1											
<b>Bill Doran, S</b> OBP: 0.316, SLG: 0.382 (1, 4)	L4		F8			P5	1B			4	0	1	1	0	0	2											
<b>Chris Sabo, R</b> OBP: 0.305, SLG: 0.422 (1, 5)		FC3-5 2B		G4-3 SF7 2B		G5-3	F7			4	1	2	0	0	0	3											
<b>Rick Wrona, R</b> OBP: 0.231, SLG: 0.231 (1, 2)		FC3-5 E		G4-3		1B		SH1-4 1B		4	0	2	0	0	0	2											
<b>Chris Hammond, L</b> OBP: 0.297, SLG: 0.300 <b>Rob Dibble, L</b> OBP: 0.333, SLG: 0.333 <b>Scott Ruskin, R</b> (8, 1)		E4		SF7		G1-3		SH1-4		2	0	0	1	0	0	2											
<b>Inning Stats</b>	R: 1 E: 0 K: 0 S: 15	H: 3 LOB: 2 BB: 0 P: 22	R: 0 E: 1 K: 0 S: 8	H: 1 LOB: 2 BB: 0 P: 15	R: 1 E: 0 K: 1 S: 7	H: 1 LOB: 0 BB: 0 P: 10	R: 1 E: 0 K: 1 S: 9	H: 2 LOB: 1 BB: 0 P: 11	R: 0 E: 0 K: 0 S: 8	H: 1 LOB: 0 BB: 0 P: 12	R: 0 E: 0 K: 0 S: 12	H: 1 LOB: 1 BB: 0 P: 13	R: 1 E: 0 K: 1 S: 14	H: 2 LOB: 2 BB: 2 P: 29	R: 0 E: 0 K: 1 S: 8	H: 1 LOB: 2 BB: 1 P: 17		1B: 8 2B: 3 3B: 0 HR: 1	SF: 1 SAC: 1 DP: 0 HBP: 0	WP: 0 PB: 0 SB: 3 CS: 1	PA: 39						
<b>PITCHER</b>	IP	WLS	BF	H	R	ER	SO	BB	IBB	HBP	BLK	WP	HR	S	P	ERA	WHIP										
<b>Jimmy Jones, R</b> ERA: 4.13 (1, 1)	5.0	L	23	8	3	3	3	0	0	0	0	0	0	12	13	0.00	1.000										
<b>Willie Blair, R</b> ERA: 4.17 (6, 1)	1.0		4	1	0	0	0	0	0	0	0	0	0	13	28	13.50	4.500										
<b>Rob Murphy, L</b> ERA: 3.86 (7, 1)	0.2		6	2	1	1	1	1	1	0	0	0	0	9	18	0.00	1.500										
<b>Joe Boever, R</b> ERA: 2.62 (7, 1)	1.1		6	1	0	0	1	1	0	0	0	0	0	9	18	0.00	1.500										

AB 34  
R 4  
H 12  
RBI 4  
BB 3  
SO 5  
LOB 24









Batter	1	2	3	4	5	6	7	8	9	AB	R	H	RBI	BB	SO	LOB	TOP					
<b>Bip Roberts, S</b> OBP: 0.385, SLG: 0.397 (1, 8)	2-2 CS 1B		4-1 S BB			3-3 K		1-2 L1		1	0	1	0	0	0	0	<b>Cincinnati Reds @ Atlanta Braves</b> Atlanta-Fulton County Stadium, Atlanta, GA Wed Aug 05 1992, 7:05 PM EDT Att: 44,480 - Cloudy - 84 F					
<b>Dave Martinez, L</b> OBP: 0.324, SLG: 0.331 (1, 8)										1	0	0	0	1	1	1						
<b>Steve Foster, R</b> OBP: 0.500, SLG: 0.500 (8, PH)										0	0	0	0	0	0	0						
<b>Bill Doran, S</b> OBP: 0.322, SLG: 0.383 (8, 3)										1	0	0	0	0	0	2						
<b>Reggie Sanders, R</b> OBP: 0.341, SLG: 0.454 (1, 7)	2-2 SAFE SAFE F7		1-2 F7			4-0 G6-3 BB		0-1 F8		3	0	0	0	1	0	4						
<b>Barry Larkin, R</b> OBP: 0.371, SLG: 0.447 (1, 6)	1-0 2B			0-1 G6-3		3-2 G6-3		0-2 1B		4	0	2	1	0	0	2						
<b>Chris Sabo, R</b> OBP: 0.301, SLG: 0.414 (1, 5)	1-1 G6-3			2-0 G5-4-3 1B		2-1 L5		1-2 SAFE 3-1 P4		4	0	1	0	0	0	5						
<b>Glenn Braggs, R</b> OBP: 0.342, SLG: 0.382 (1, 9)		2-2 P5		0-1 G5-4-3			1-0 G5-4-3 1B		1-2 P3		4	0	1	0	0	0		1				
<b>Damell Coles, R</b> OBP: 0.340, SLG: 0.535 (1, 3)		2-2 P3			0-0 G6-3		2-2 P2		2-2 E 1B 1B		4	0	1	0	0	0		1				
<b>Joe Oliver, R</b> OBP: 0.317, SLG: 0.373 (1, 2)		1-1 P6			1-0 P3		0-2 G5-4-3		1-2 E5 1B		4	0	1	0	0	0		1				
<b>Freddie Benavides, R</b> OBP: 0.274, SLG: 0.325 (1, 4)			0-1 P3		1-1 F7			2-1 F8 1B 1B		3	1	1	0	0	0	0		0				
<b>Jeff Brannon, L</b> OBP: 0.348, SLG: 0.429 (9, PH)									1-3 K	1	0	0	0	0	1	2						
<b>Tim Belcher, R</b> OBP: 0.113, SLG: 0.170 (1, 1)			0-0 F7			0-2 G6-3 2B		0-2 1B F8 1B		1	0	0	0	0	0	0		0				
<b>Cesar Hernandez, R</b> OBP: 0.400, SLG: 0.550 (6, PH)									2-1 G4-3	2	0	2	0	0	0	0		0				
<b>Dwayne Henry, R</b> OBP: 0.250, SLG: 0.250 (8, 1)									1-2 1B	0	0	0	0	0	0	0		0				
<b>Paul O'Neill, L</b> OBP: 0.397, SLG: 0.409 (9, PH)									1-2 1B	1	0	0	0	0	0	2		0				
<b>Inning Stats</b>	R: 0 E: 0 K: 0 S: 9	H: 2 LOB: 1 BB: 0 P: 15	R: 0 E: 0 K: 0 S: 8	H: 0 LOB: 0 BB: 0 P: 13	R: 0 E: 0 K: 0 S: 7	H: 0 LOB: 1 BB: 1 P: 12	R: 0 E: 0 K: 0 S: 5	H: 1 LOB: 0 BB: 0 P: 7	R: 0 E: 0 K: 0 S: 4	H: 0 LOB: 0 BB: 0 P: 6	R: 0 E: 0 K: 0 S: 11	H: 1 LOB: 2 BB: 1 P: 23	R: 0 E: 0 K: 0 S: 7	H: 1 LOB: 0 BB: 0 P: 10	R: 1 E: 0 K: 0 S: 15	H: 3 LOB: 2 BB: 0 P: 21	R: 0 E: 1 K: 1 S: 18	H: 2 LOB: 2 BB: 0 P: 25	1B: 8 2B: 2 3B: 0 HR: 0	SF: 0 SAC: 0 DP: 2 HBP: 0	WP: 0 PB: 0 SB: 2 CS: 1	PA: 36
<b>PITCHER</b>	IP	WLS	BF	H	R	ER	SO	BB	IBB	HBP	BLK	WP	HR	S	P	ERA	WHIP					
<b>Steve Avery, L</b> ERA: 2.72	(1, 1)	7.2	W	30	8	1	1	1	2	0	0	0	0	0	64	102	1.17	1.304				
<b>Marvin Freeman, R</b> ERA: 4.09	(8, 1)	0.1		1	0	0	0	0	0	0	0	0	0	2	5	0.00	0.000					
<b>Alejandro Pena, R</b> ERA: 4.25	(9, 1)	1.0		5	2	0	0	1	0	0	0	0	0	18	25	0.00	2.000					

AB 34  
R 1  
H 10  
RBI 1  
BB 2  
SO 2  
LOB 21



Batter	1	2	3	4	5	6	7	8	9	AB	R	H	RBI	BB	SO	LOB	BOTTOM					
<b>Otis Nixon, S</b> OBP: 0.369, SLG: 0.389 (1, 8)	0-1 B1-3		0-1 P3	3-1 1B			3-1 G1-3			4	0	1	0	0	0	0	<b>Cincinnati Reds @ Atlanta Braves</b> Atlanta-Fulton County Stadium, Atlanta, GA Wed Aug 05 1992, 7:05 PM EDT Att: 44,480 - Cloudy - 84 F					
<b>Jeff Treadway, L</b> OBP: 0.246, SLG: 0.274 (1, 4)	4-2 1B 3B BB		2-2 1B	2-0 P4			1-2 F7			3	1	1	0	1	0	1						
<b>Terry Pendleton, S</b> OBP: 0.322, SLG: 0.463 (1, 5)	1-2 1B		2-1 L8		1-2 L5		1-2 F7			4	1	1	0	0	0	1						
<b>David Justice, L</b> OBP: 0.348, SLG: 0.391 (1, 9)	0-0 SF9 3B		1-2 FC5-4 1B		1-3 K			2-0 F9		4	1	2	2	0	1	0						
<b>Lonnie Smith, R</b> OBP: 0.284, SLG: 0.329 (1, 7)	1-0 SF9		2-1 FC5-4		1-0 F8			1-3 K2-3		3	0	0	1	0	1	2						
<b>Alejandro Pena, R</b> (9, 1)										0	0	0	0	0	0	0						
<b>Sid Bream, L</b> OBP: 0.337, SLG: 0.397 (1, 3)	1-3 K			0-0 HR		1-1 G4-3		0-1 P6		4	1	1	1	0	1	0						
<b>Damon Berryhill, S</b> OBP: 0.266, SLG: 0.373 (1, 2)		0-0 P5		0-0 HR		2-0 1B				3	1	2	1	0	0	0						
<b>Rafael Belliard, R</b> OBP: 0.257, SLG: 0.234 (1, 6)		0-2 CS 1B		1-3 K		2-3 K				1	0	1	0	0	0	0						
<b>Jeff Blauser, R</b> OBP: 0.295, SLG: 0.393 (3, 6)										2	0	0	0	0	2	1						
<b>Steve Avery, L</b> OBP: 0.214, SLG: 0.259 (1, 1)		1-2 F8		1-1 F7		0-2 G3				3	0	0	0	0	0	2						
<b>Marvin Freeman, R</b> OBP: 0.500, SLG: 0.500 (8, 1)										0	0	0	0	0	0	0						
<b>Ron Gant, R</b> OBP: 0.329, SLG: 0.416 (9, 7)										0	0	0	0	0	0	0						
<b>Inning Stats</b>	R: 3 E: 0 K: 1 S: 15	H: 2 LOB: 0 BB: 1 P: 22	R: 0 E: 0 K: 0 S: 7	H: 1 LOB: 0 BB: 0 P: 8	R: 0 E: 0 K: 0 S: 12	H: 2 LOB: 1 BB: 0 P: 19	R: 2 E: 0 K: 1 S: 11	H: 3 LOB: 0 BB: 0 P: 18	R: 0 E: 0 K: 1 S: 7	H: 0 LOB: 0 BB: 0 P: 10	R: 0 E: 0 K: 1 S: 10	H: 1 LOB: 1 BB: 0 P: 15	R: 0 E: 0 K: 0 S: 8	H: 0 LOB: 0 BB: 0 P: 13	R: 0 E: 0 K: 1 S: 6	H: 0 LOB: 0 BB: 0 P: 9		1B: 6 2B: 0 3B: 1 HR: 2	SF: 1 SAC: 0 DP: 0 HBP: 0	WP: 0 PB: 0 SB: 0 CS: 1	PA: 33	
<b>PITCHER</b>	IP	WLS	BF	H	R	ER	SO	BB	IBB	HBP	BLK	WP	HR	S	P	ERA		WHIP				
<b>Tim Belcher, R</b> ERA: 3.77	(1, 1)	5.0	L	23	8	5	5	3	1	0	0	0	0	0	18	27		9.00	1.800			
<b>Steve Foster, R</b> ERA: 3.29	(6, 1)	2.0		7	1	0	0	1	0	0	0	0	0	18	28	0.00	0.500					
<b>Dwayne Henry, R</b> ERA: 3.0	(8, 1)	1.0		3	0	0	0	1	0	0	0	0	0	6	9	0.00	0.000					





Batter	1	2	3	4	5	6	7	8	9	AB	R	H	RBI	BB	SO	LOB	TOP			
Dave Martinez, L (1, 3) OBP: 0.329, SLG: 0.338										3	0	2	0	1	1	0	<b>Cincinnati Reds @ Atlanta Braves</b> Atlanta-Fulton County Stadium, Atlanta, GA Thu Aug 06 1992, 7:05 PM EDT Att: 44,768 - Cloudy - 78 F			
Reggie Sanders, R (1, 8) OBP: 0.340, SLG: 0.464										4	1	1	1	0	1	3				
Barry Larkin, R (1, 6) OBP: 0.367, SLG: 0.442										4	1	0	0	0	0	1				
Paul O'Neill, L (1, 9) OBP: 0.366, SLG: 0.405										3	0	0	0	1	0	1				
Glenn Braggs, R (1, 7) OBP: 0.340, SLG: 0.384										4	0	1	0	0	1	2				
Bill Doran, S (1, 4) OBP: 0.317, SLG: 0.378										4	0	0	1	0	0	2				
Chris Sabo, R (1, 5) OBP: 0.300, SLG: 0.411										4	0	1	0	0	1	2				
Joe Oliver, R (1, 2) OBP: 0.317, SLG: 0.381										4	1	1	1	0	1	2				
Greg Swindell, L (1, 1) OBP: 0.141, SLG: 0.161										2	0	0	0	0	0	0				
Freddie Benavides, R (7, PH) OBP: 0.272, SLG: 0.322										1	0	0	0	0	0	0				
Dwayne Henry, R (7, 1) OBP: 0.250, SLG: 0.250										0	0	0	0	0	0	0				
Rob Dibble, L (8, 1) OBP: 0.333, SLG: 0.333										0	0	0	0	0	0	0				
<b>Inning Stats</b>	R: 1 E: 0 K: 1 S: 9	H: 1 LOB: 0 BB: 0 P: 13	R: 0 E: 0 K: 0 S: 5	H: 1 LOB: 1 BB: 0 P: 11	R: 0 E: 0 K: 1 S: 5	H: 1 LOB: 0 BB: 0 P: 6	R: 1 E: 1 K: 0 S: 11	H: 0 LOB: 1 BB: 1 P: 20	R: 0 E: 0 K: 0 S: 8	H: 0 LOB: 0 BB: 0 P: 12	R: 1 E: 0 K: 0 S: 5	H: 1 LOB: 0 BB: 0 P: 8	R: 0 E: 0 K: 0 S: 10	H: 0 LOB: 1 BB: 1 P: 18	R: 0 E: 0 K: 2 S: 11	H: 1 LOB: 1 BB: 0 P: 16	1B: 2 2B: 2 3B: 0 HR: 2	SF: 0 SAC: 0 DP: 0 HBP: 0	WP: 0 PB: 0 SB: 0 CS: 0	PA: 36
<b>PITCHER</b> 29 John Smoltz, R (1, 1) ERA: 2.55	IP: 9.0 WLS: W BF: 35 H: 6 R: 3 ER: 2 SO: 5 BB: 2 IBB: 0 HBP: 0 BLK: 0 WP: 0 HR: 2 S: 72 P: 118 ERA: 2.00 WHIP: 0.889															<b>PITCHER</b>				

AB	33
R	3
H	6
RBI	3
BB	2
SO	5
LOB	13



Batter	1	2	3	4	5	6	7	8	9	AB	R	H	RBI	BB	SO	LOB	BOTTOM			
Otis Nixon, S (1, 8) OBP: 0.368, SLG: 0.386										4	0	1	2	0	0	0	<b>Cincinnati Reds @ Atlanta Braves</b> Atlanta-Fulton County Stadium, Atlanta, GA Thu Aug 06 1992, 7:05 PM EDT Att: 44,768 - Cloudy - 78 F			
Jeff Blauser, R (1, 6) OBP: 0.294, SLG: 0.390										4	1	1	0	0	1	1				
Rafael Belliard, R (8, 6) OBP: 0.257, SLG: 0.234										0	0	0	0	0	0	0				
Terry Pendleton, S (1, 5) OBP: 0.324, SLG: 0.468										4	1	2	1	0	0	1				
Ron Gant, R (1, 7) OBP: 0.328, SLG: 0.414										4	0	1	1	0	2	1				
David Justice, L (1, 9) OBP: 0.347, SLG: 0.390										4	0	1	0	0	2	0				
Brian Hunter, R (1, 3) OBP: 0.254, SLG: 0.457										3	0	1	0	0	1	2				
Sid Bream, L (8, PH) OBP: 0.339, SLG: 0.397										0	0	0	0	1	0	0				
Greg Olson, R (1, 2) OBP: 0.329, SLG: 0.363										4	0	1	0	0	0	2				
Mark Lemke, S (1, 4) OBP: 0.291, SLG: 0.304										4	2	2	1	0	1	1				
29 John Smoltz, R (1, 1) OBP: 0.230, SLG: 0.200										3	1	0	0	0	2	1				
<b>Inning Stats</b>	R: 0 E: 0 K: 0 S: 5	H: 0 LOB: 0 BB: 0 P: 8	R: 0 E: 0 K: 1 S: 9	H: 0 LOB: 0 BB: 0 P: 12	R: 2 E: 1 K: 0 S: 9	H: 3 LOB: 1 BB: 0 P: 10	R: 0 E: 0 K: 2 S: 9	H: 1 LOB: 1 BB: 0 P: 14	R: 3 E: 0 K: 1 S: 20	H: 5 LOB: 2 BB: 0 P: 30	R: 0 E: 0 K: 2 S: 10	H: 0 LOB: 0 BB: 0 P: 15	R: 0 E: 0 K: 2 S: 12	H: 1 LOB: 1 BB: 0 P: 15	R: 0 E: 0 K: 1 S: 8	H: 0 LOB: 1 BB: 1 P: 13	1B: 6 2B: 3 3B: 0 HR: 1	SF: 0 SAC: 0 DP: 0 HBP: 0	WP: 0 PB: 0 SB: 1 CS: 0	PA: 35
<b>PITCHER</b> Greg Swindell, L (1, 1) ERA: 2.77	IP: 6.0 WLS: L BF: 27 H: 9 R: 5 ER: 4 SO: 6 BB: 0 IBB: 0 HBP: 0 BLK: 0 WP: 0 HR: 1 S: 62 P: 89 ERA: 6.00 WHIP: 1.500															<b>PITCHER</b>				
Dwayne Henry, R (7, 1) ERA: 2.95	IP: 1.0 WLS: L BF: 4 H: 1 R: 0 ER: 0 SO: 2 BB: 0 IBB: 0 HBP: 0 BLK: 0 WP: 0 HR: 0 S: 12 P: 15 ERA: 0.00 WHIP: 1.000															<b>PITCHER</b>				
Rob Dibble, R (8, 1) ERA: 3.47	IP: 1.0 WLS: L BF: 4 H: 0 R: 0 ER: 0 SO: 1 BB: 1 IBB: 0 HBP: 0 BLK: 0 WP: 0 HR: 0 S: 8 P: 13 ERA: 0.00 WHIP: 1.000															<b>PITCHER</b>				









Batter	1	2	3	4	5	6	7	8	9	10	11	12	13	14	15	16	AB	R	H	RBI	BB	SO	LOB	TOP		
Mike Felder, S OBP: 0.325, SLG: 0.402 (9, 7)																	6	2	2	2	0	0	2			
Robby Thompson, R OBP: 0.345, SLG: 0.409 (1, 4)																	7	0	2	0	0	0	4			
Will Clark, L OBP: 0.394, SLG: 0.480 (1, 3)																	5	0	1	1	0	0	4			
Chris James, R OBP: 0.394, SLG: 0.394 (8, 1)																	4	0	2	0	0	0	1			
Rod Beck, R (8, 1)																	0	0	0	0	0	0	0			
Bryan Hickerson, L (8, 1)																	0	0	0	0	0	0	0			
Jeff Brantley, R OBP: 0.367, SLG: 0.500 (9, 1)																	0	0	0	0	0	0	0			
Willie McGee, S OBP: 0.327, SLG: 0.345 (9, 8)																	3	0	1	0	0	1	0			
Cory Spitzer, R OBP: 0.314, SLG: 0.473 (1, 9)																	7	0	1	0	0	3	6			
Matt Williams, R OBP: 0.282, SLG: 0.366 (1, 5)																	7	0	1	0	0	1	1			
Kirt Manwaring, R OBP: 0.317, SLG: 0.313 (1, 2)																	6	0	1	0	1	1	1			
Mike Benjamin, R OBP: 0.378, SLG: 0.383 (8, 6)																	2	0	0	0	0	2	0			
Josh Taylor, R OBP: 0.307, SLG: 0.387 (8, 9)																	2	0	0	0	0	0	0			
Fred Wood, L OBP: 0.307, SLG: 0.387 (8, 9)																	2	0	0	0	0	0	0			
Dave Righetti, L OBP: 0.423, SLG: 0.143 (11, 9)																	1	0	1	0	0	0	0			
Jim Fregosi, R OBP: 0.355, SLG: 0.292 (10, 1)																	1	0	0	0	0	0	0			
Michael Jackson, R OBP: 0.355, SLG: 0.292 (10, 1)																	0	0	0	0	0	0	0			
Bill Swift, R OBP: 0.190, SLG: 0.220 (8, PH)																	2	0	0	0	0	0	0			
Mark Leonard, L OBP: 0.333, SLG: 0.500 (8, 6)																	1	1	1	0	0	0	0			
Greg Littor, R OBP: 0.277, SLG: 0.294 (8, 6)																	3	0	2	0	0	0	1			
<b>Inning Stats</b>	R: 1 E: 1 K: 0 S: 9	H: 2 LOB: 1 BB: 0 P: 13	R: 0 E: 0 K: 1 S: 7	H: 0 LOB: 0 BB: 0 P: 12	R: 0 E: 0 K: 0 S: 7	H: 0 LOB: 0 BB: 0 P: 11	R: 0 E: 0 K: 0 S: 9	H: 0 LOB: 0 BB: 0 P: 13	R: 0 E: 0 K: 1 S: 7	H: 1 LOB: 0 BB: 0 P: 10	R: 0 E: 0 K: 1 S: 10	H: 1 LOB: 1 BB: 0 P: 13	R: 0 E: 0 K: 2 S: 10	H: 1 LOB: 1 BB: 0 P: 9	R: 0 E: 0 K: 1 S: 7	H: 0 LOB: 0 BB: 0 P: 10	R: 0 E: 0 K: 2 S: 11	H: 0 LOB: 0 BB: 0 P: 14	R: 0 E: 0 K: 2 S: 11	H: 0 LOB: 0 BB: 0 P: 14	R: 0 E: 0 K: 2 S: 11	H: 0 LOB: 0 BB: 0 P: 14	1B: 14 2B: 1 3B: 0 HR: 1	SF: 1 SAC: 2 DP: 3 HBP: 1	WP: 0 PB: 0 SB: 0 CS: 0	PA: 62
<b>PITCHER</b>	IP: 6.1 WLS: 23 BF: 5	H: 2 R: 1 ER: 0 SO: 3	BB: 0 IBB: 0 HBP: 0 BLK: 0	WP: 0 HR: 0 S: 51 P: 78	ERA: 0.00 WHIP: 0.789	<b>PITCHER</b> Norm Charlton, L ERA: 2.25 (14, 1)	IP: 2.0 WLS: 3 BF: 0	H: 0 R: 0 ER: 0 SO: 2	BB: 0 IBB: 0 HBP: 0 BLK: 0	WP: 0 HR: 0 S: 11 P: 14	ERA: 0.00 WHIP: 1.000															
Chris Hammond, L ERA: 3.78 (7, 1)	1.2	9	4	2	2	1	0	0	0	0	1	17	20	10.80	2.400											
Scott Bankhead, R ERA: 2.96 (9, 1)	1.0	4	1	0	0	2	0	0	0	0	0	10	13	0.00	1.000											
Rod Dibble, R ERA: 3.51 (10, 1)	0.2	4	2	0	0	0	0	0	0	0	0	11	18	0.00	3.000											
Scott Ruskin, L ERA: 4.97 (10, 1)	3.1	11	2	0	0	2	0	0	0	0	0	25	32	0.00	0.600											
Steve Foster, R ERA: 2.78 (10, 1)	3.1	11	2	0	0	2	0	0	0	0	0	25	32	0.00	0.600											

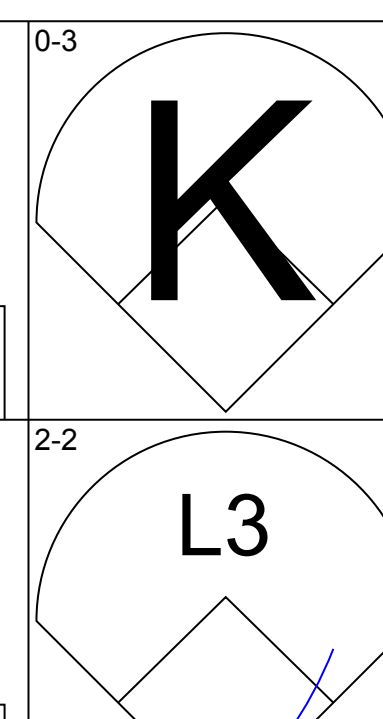
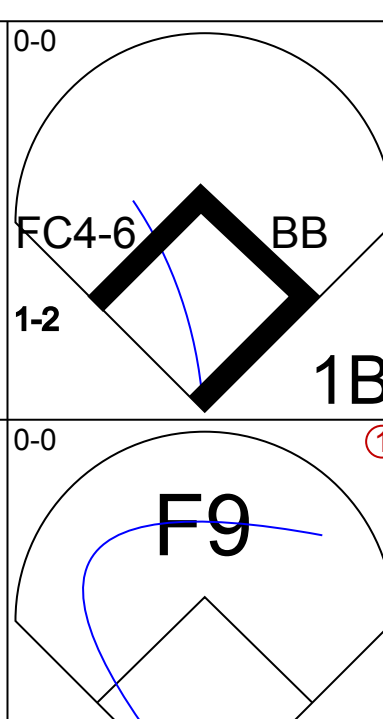
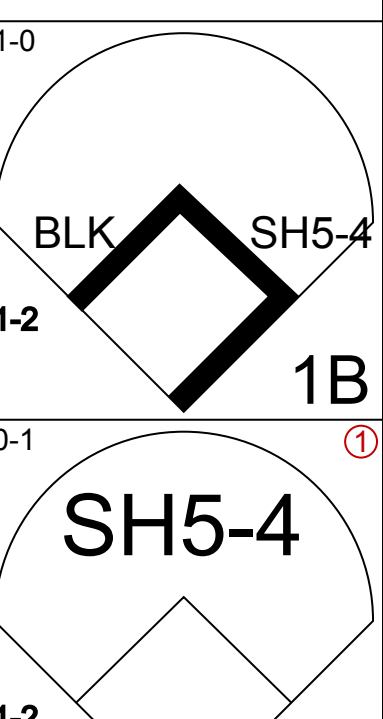
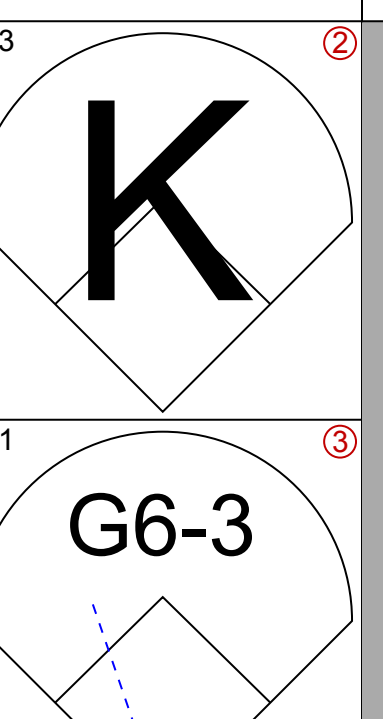
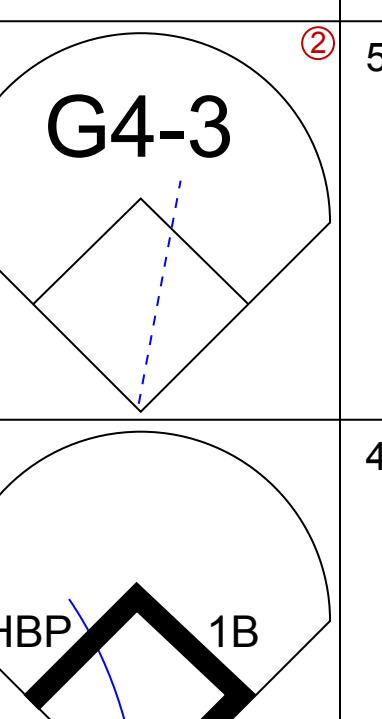
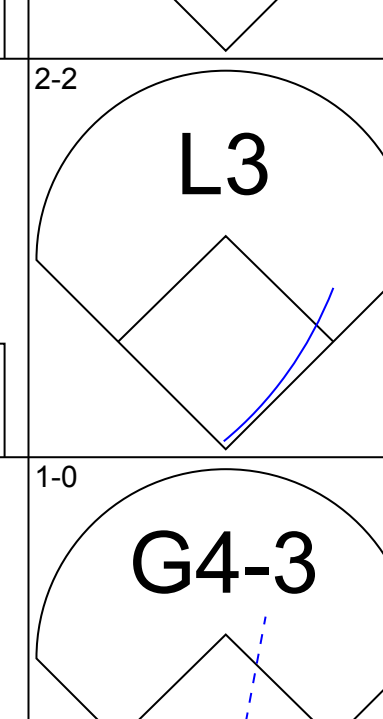
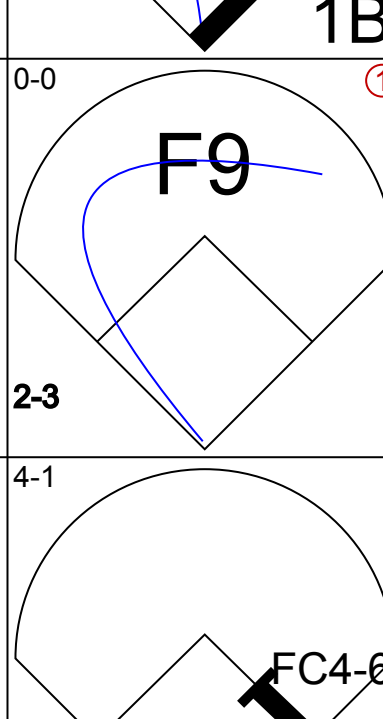
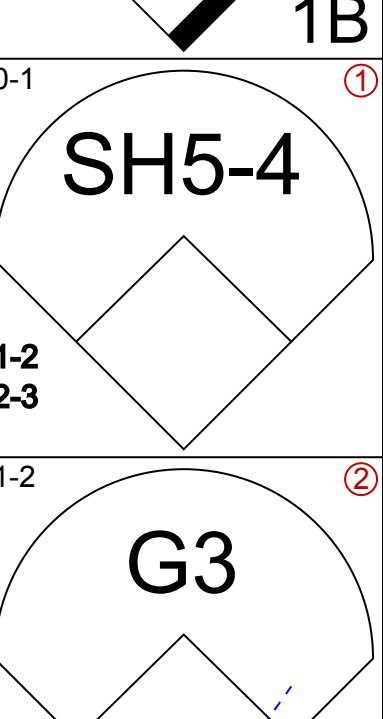
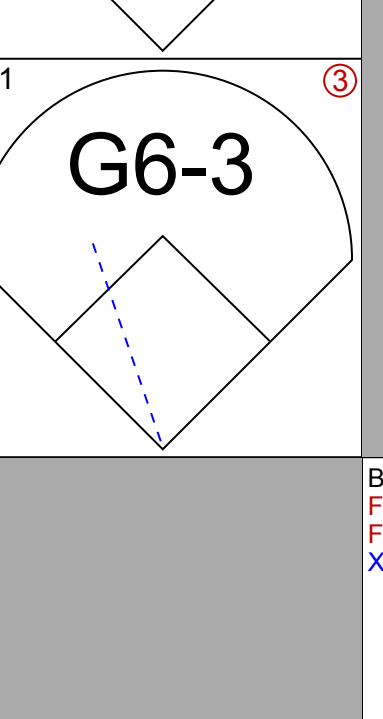
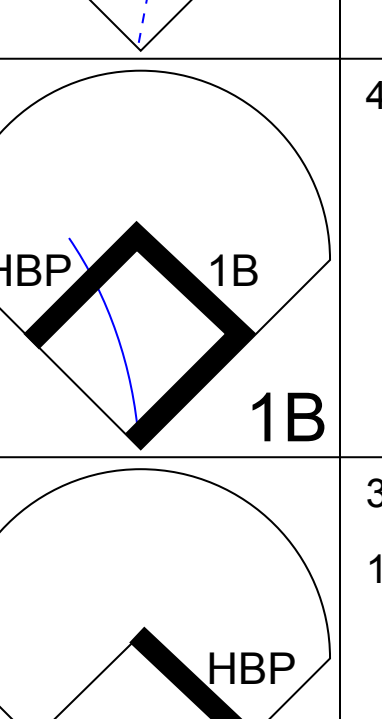
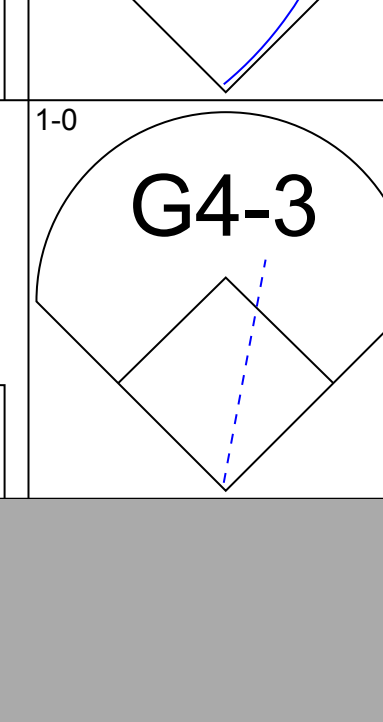
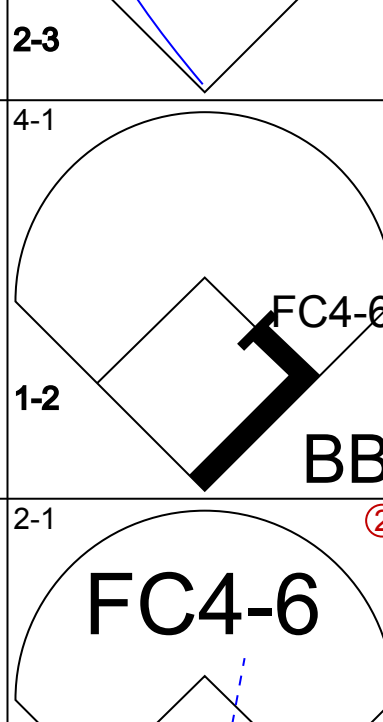
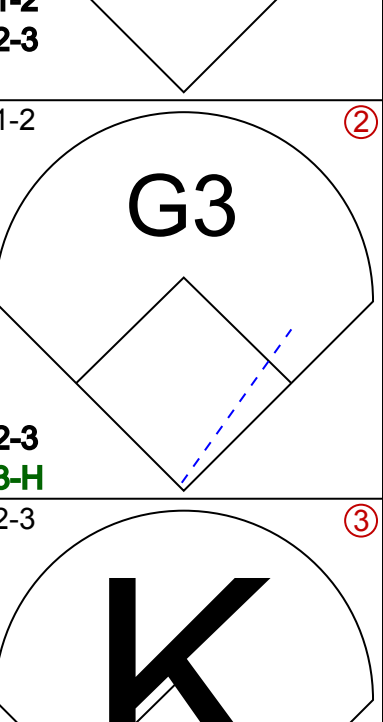
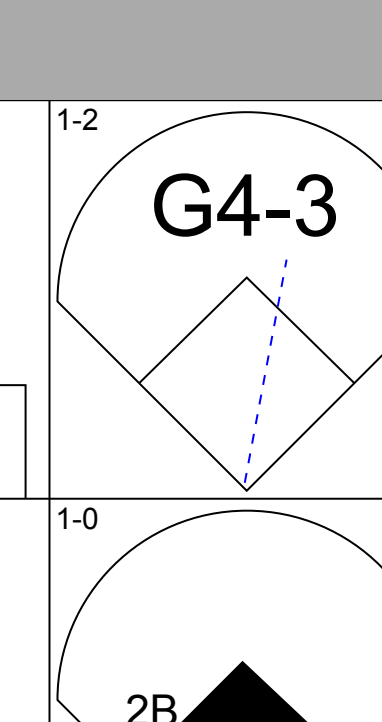
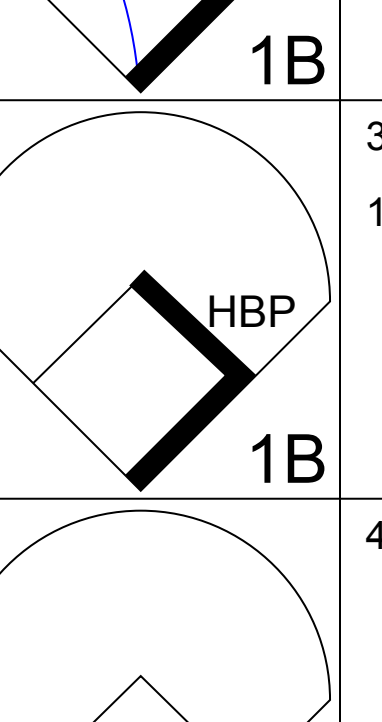
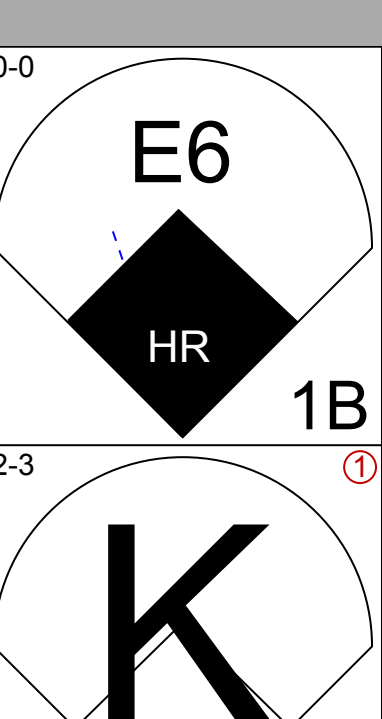
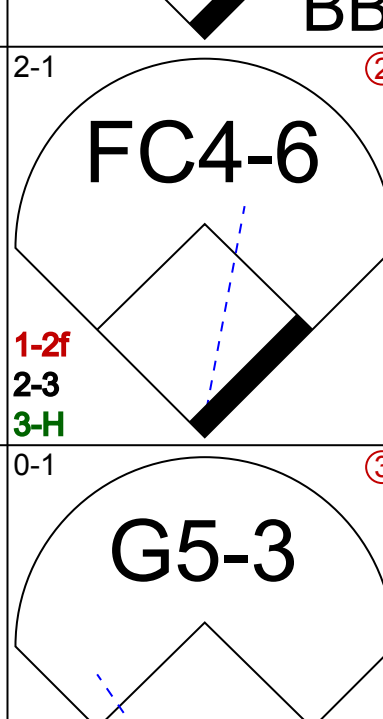
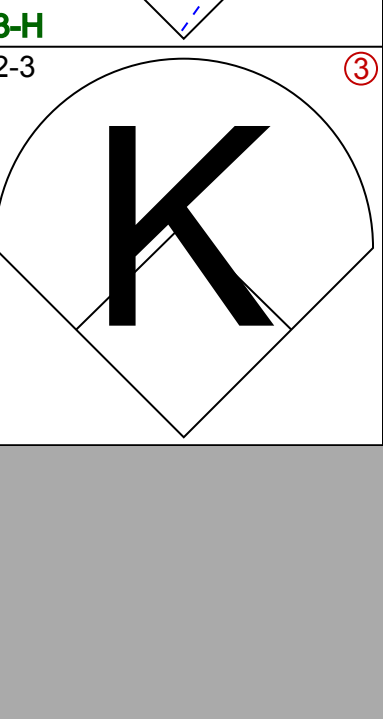
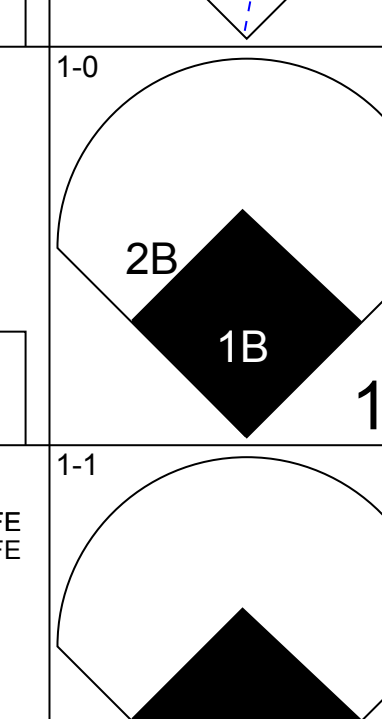
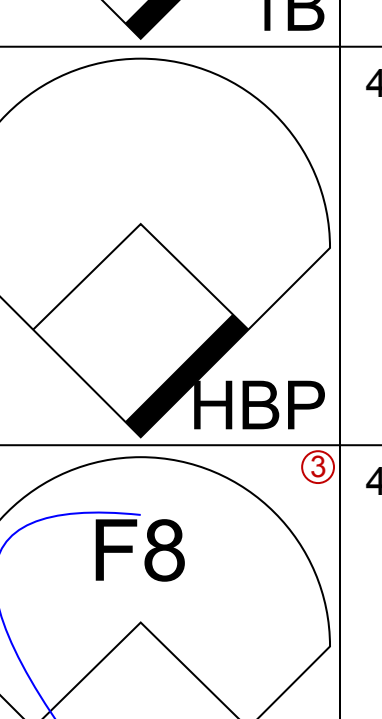
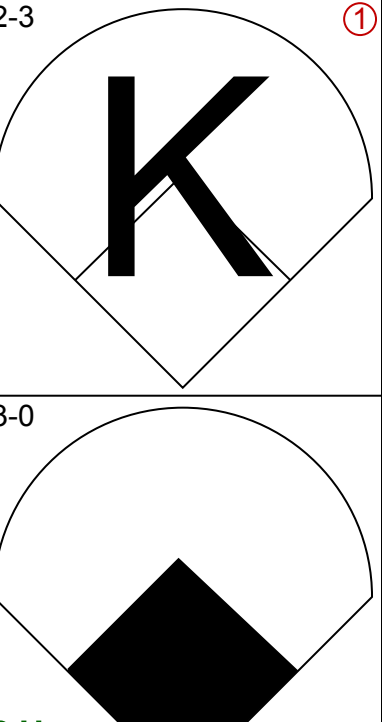
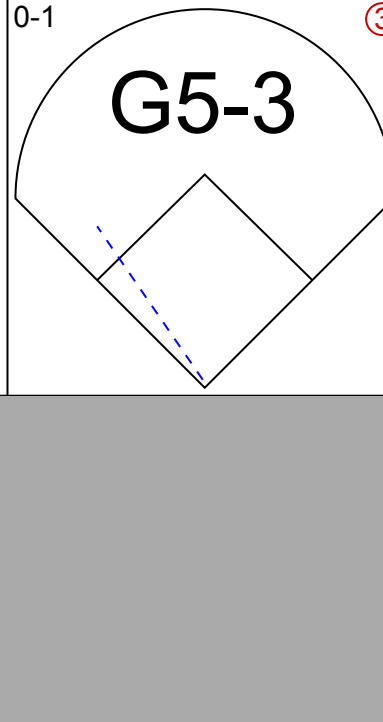
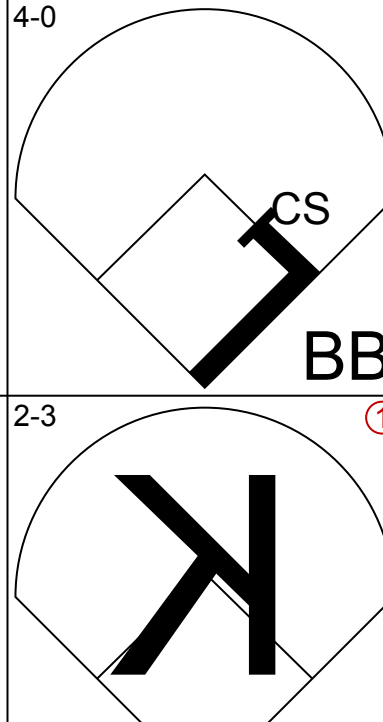
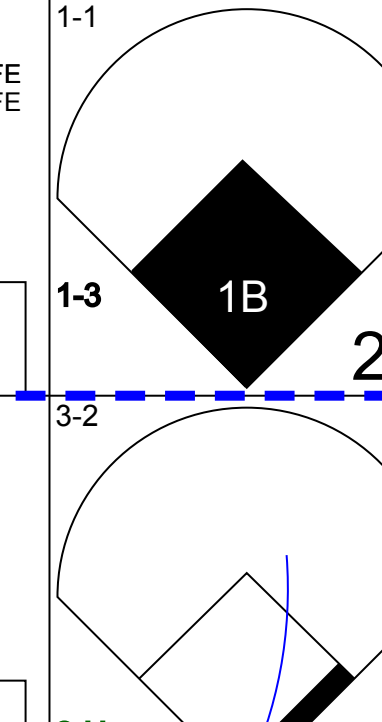
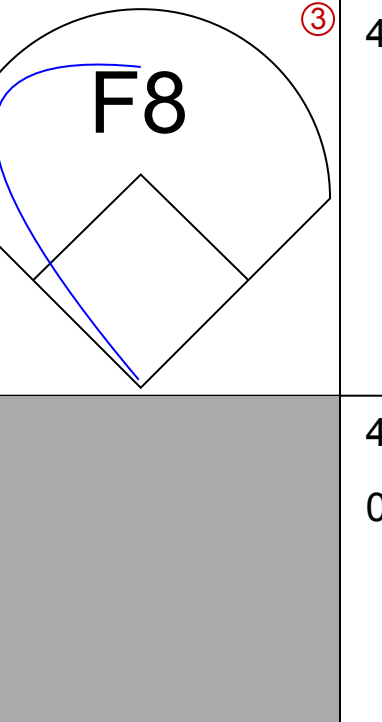
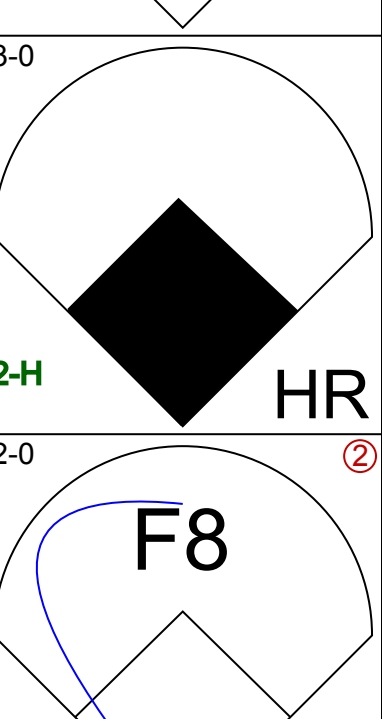
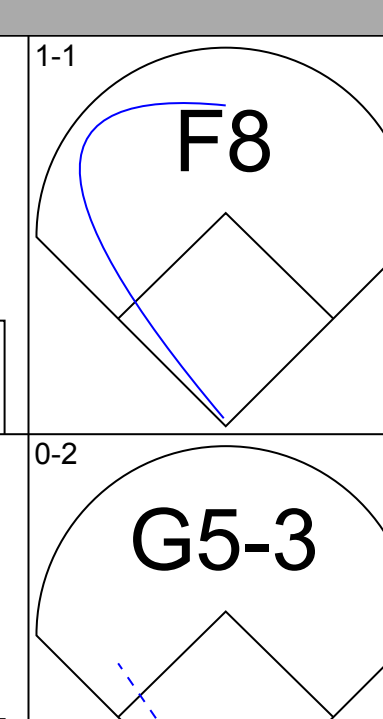
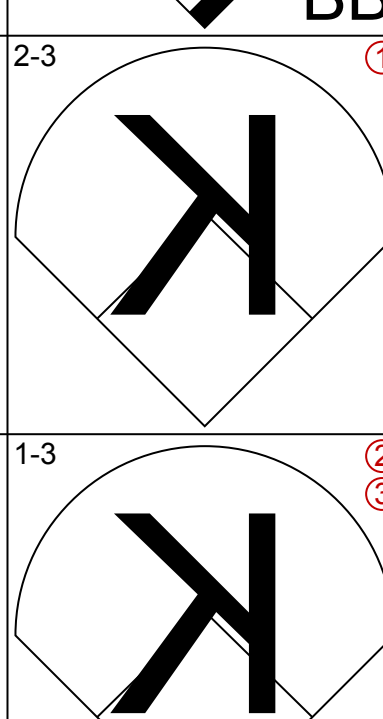
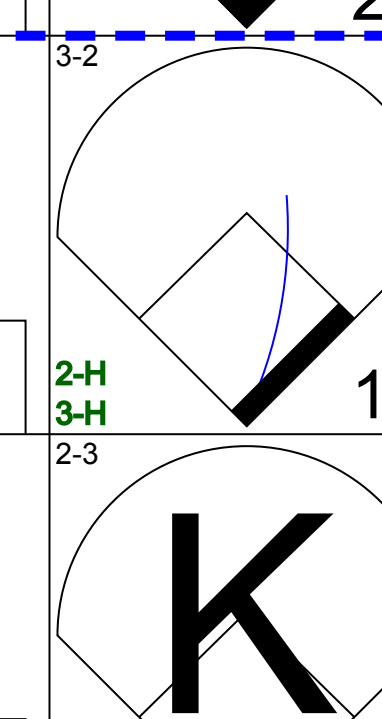
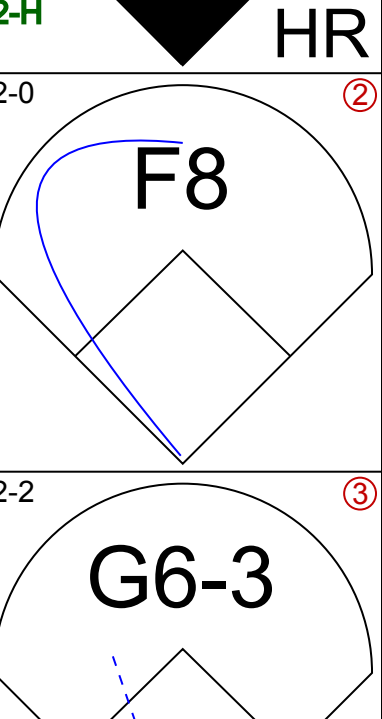
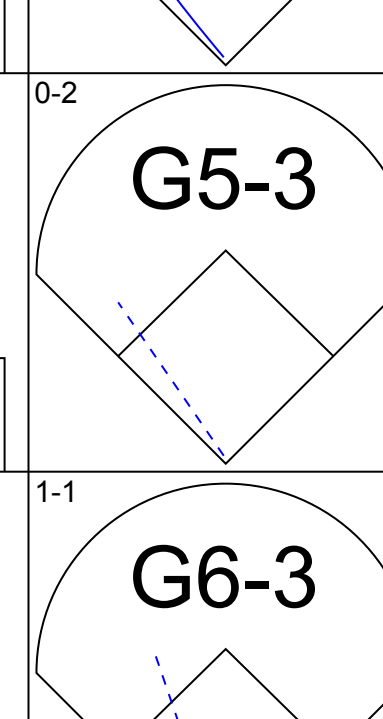
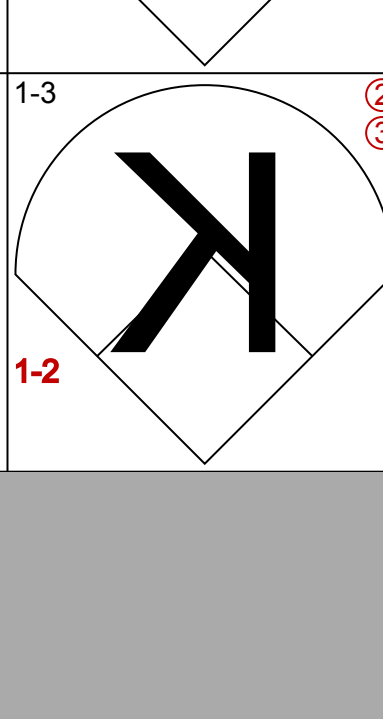
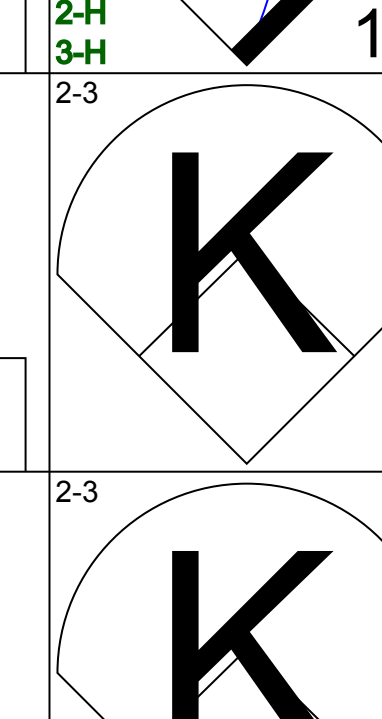
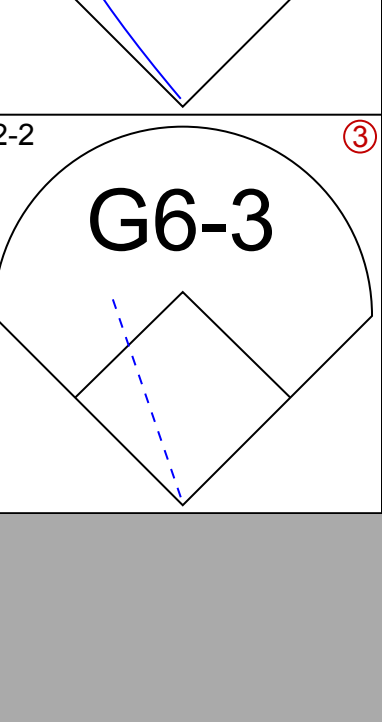
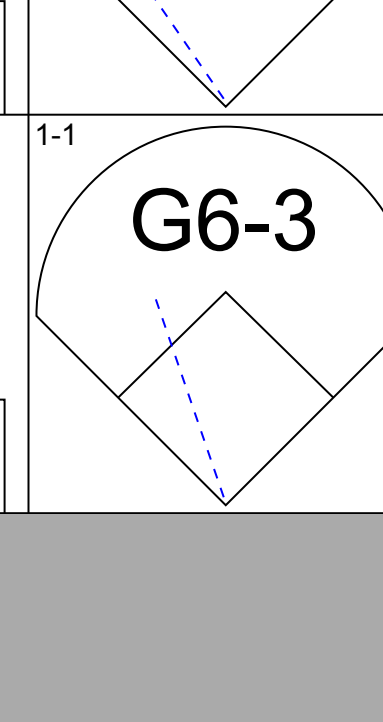
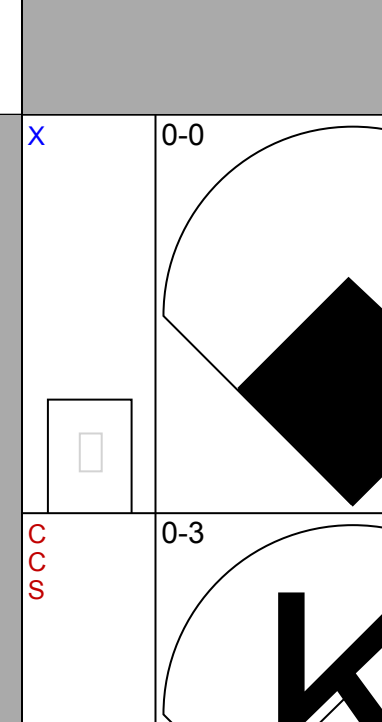
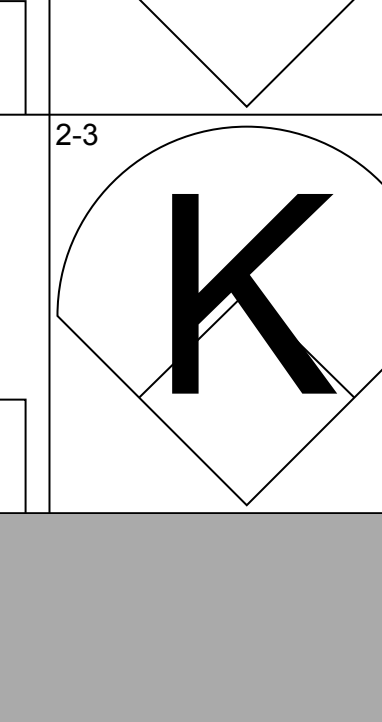
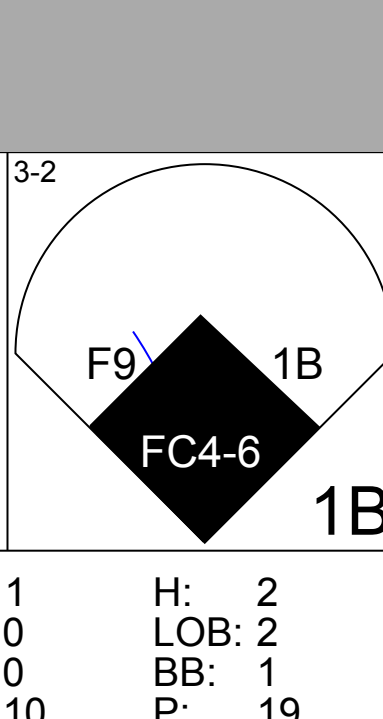
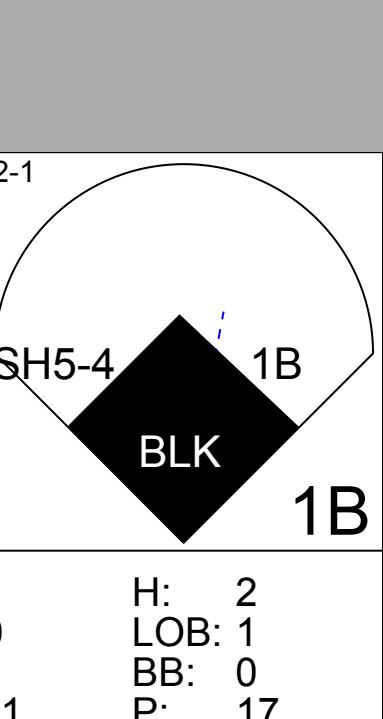
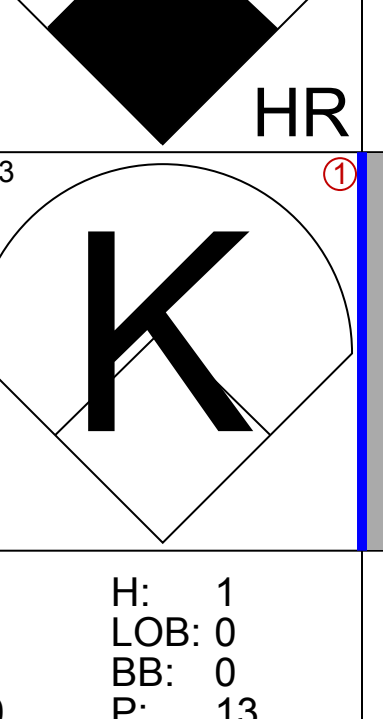
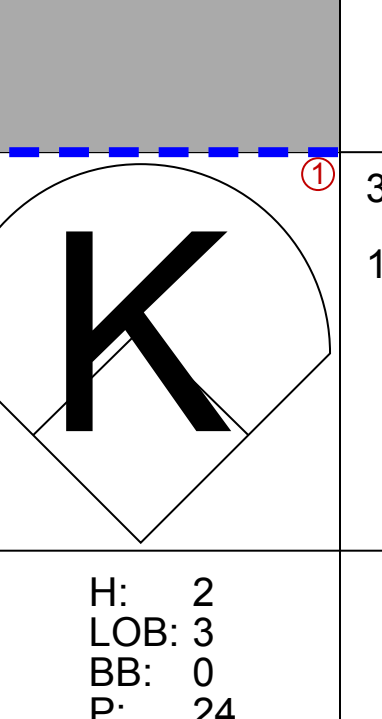
San Francisco Giants @ Cincinnati Reds  
Riverfront Stadium, Cincinnati, OH  
Sat Aug 08 1992, 7:05 PM EDT  
Att: 36,100 - Cloudy - 81 F

AB 57  
R 13  
H 35  
RBI 3  
BB 1  
SO 11  
LOB 21



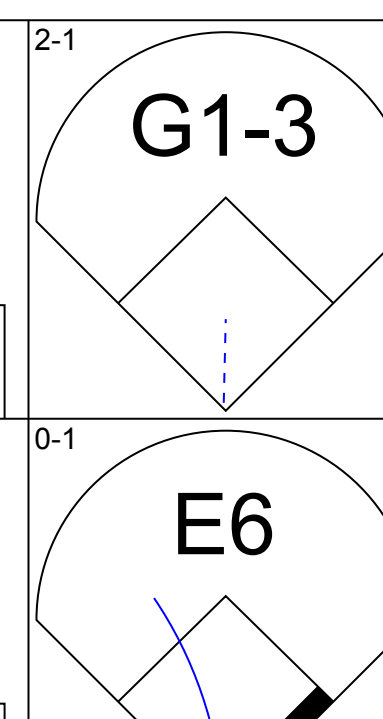
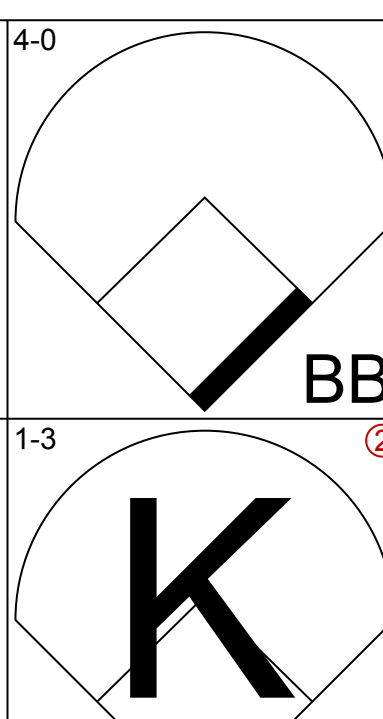
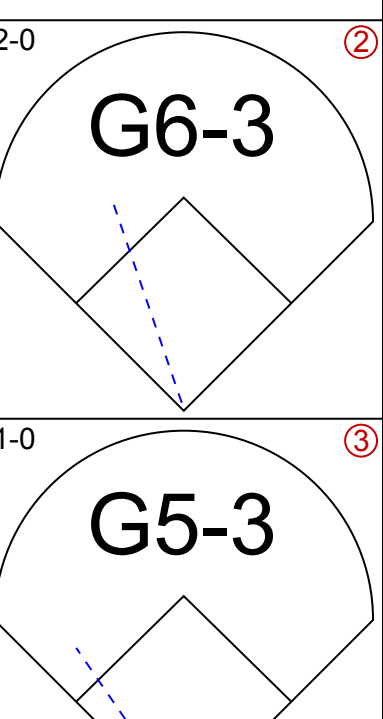
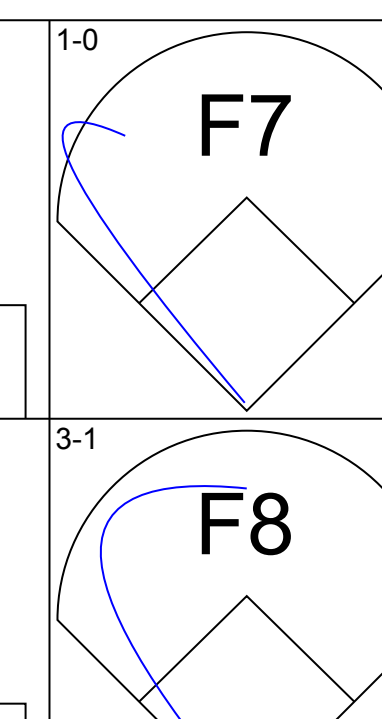
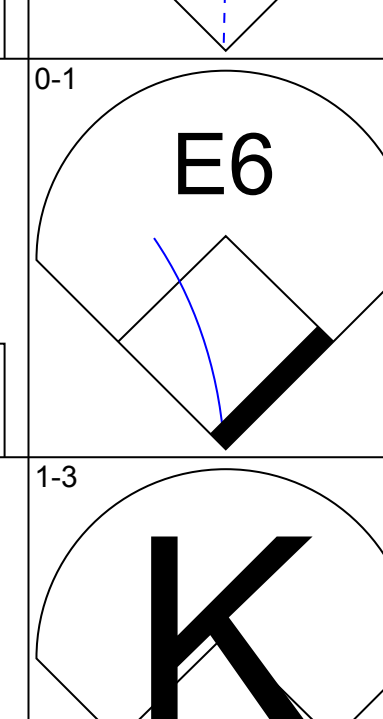
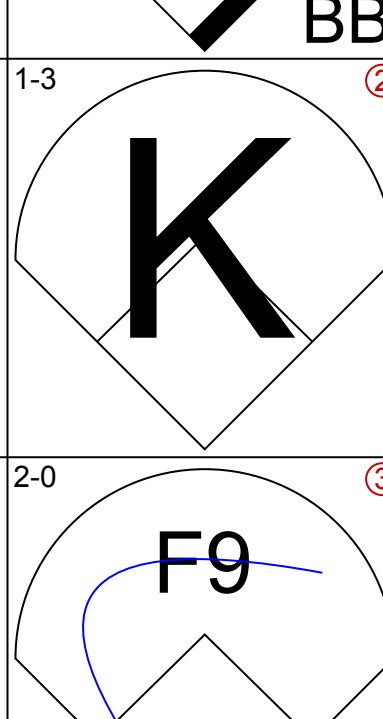
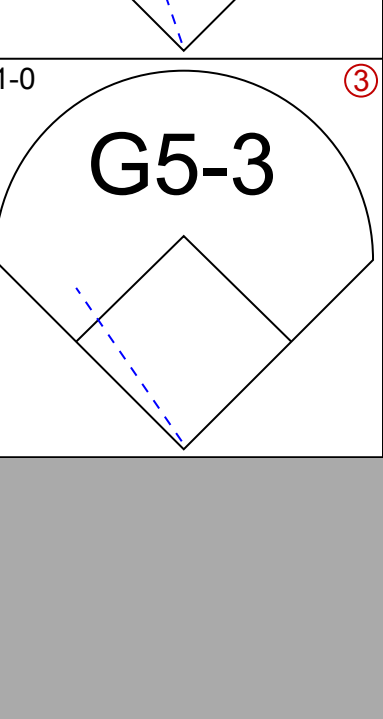
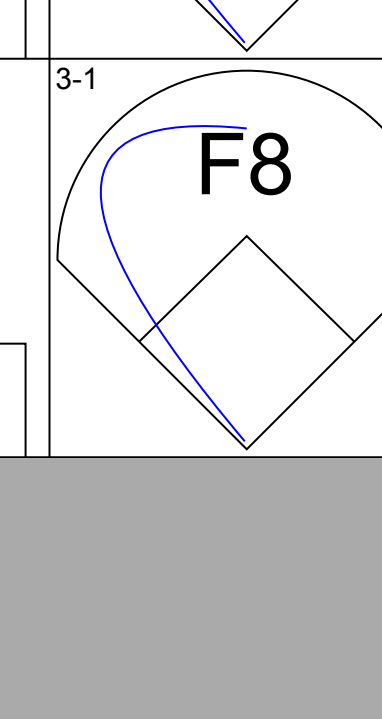
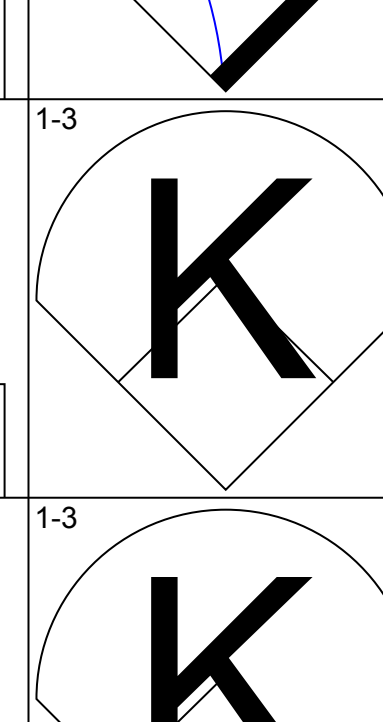
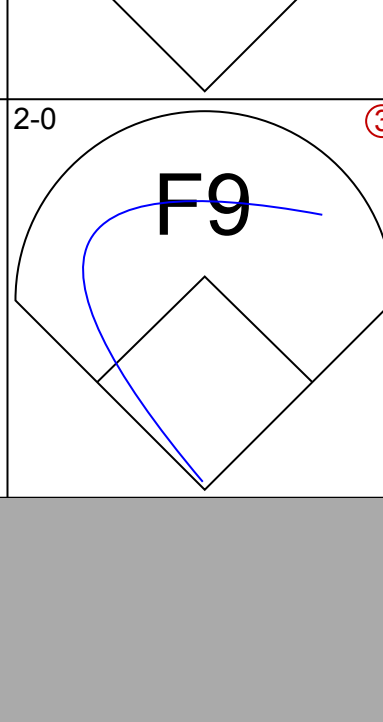
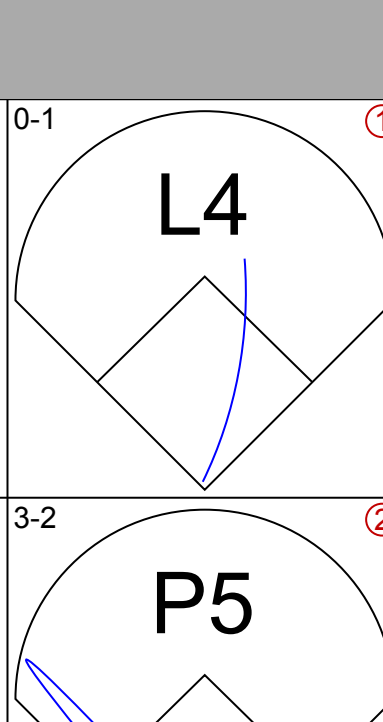
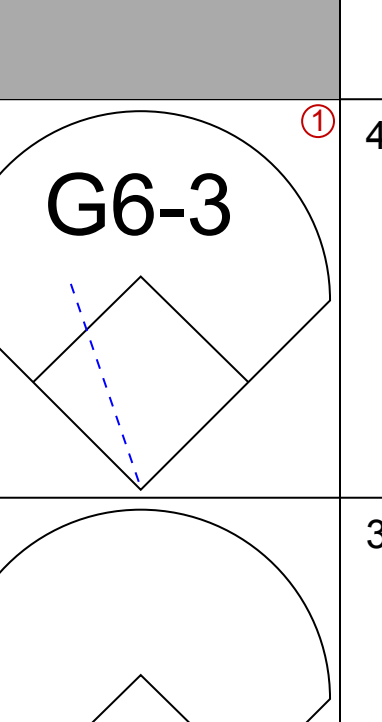
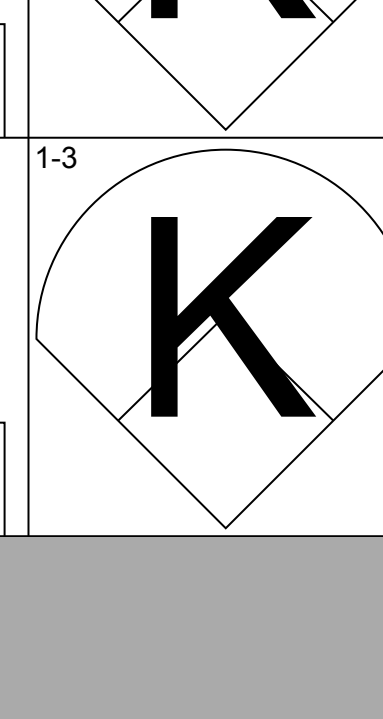
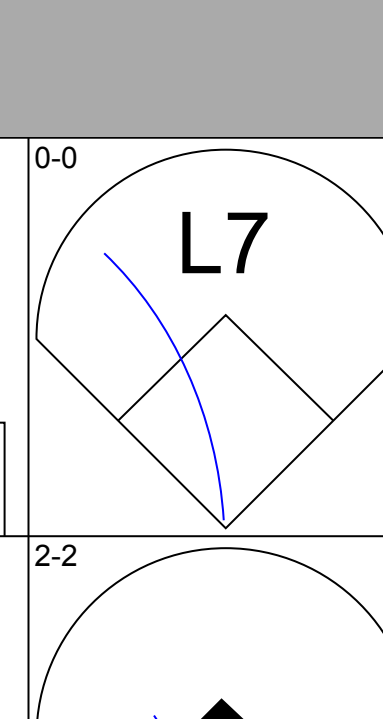
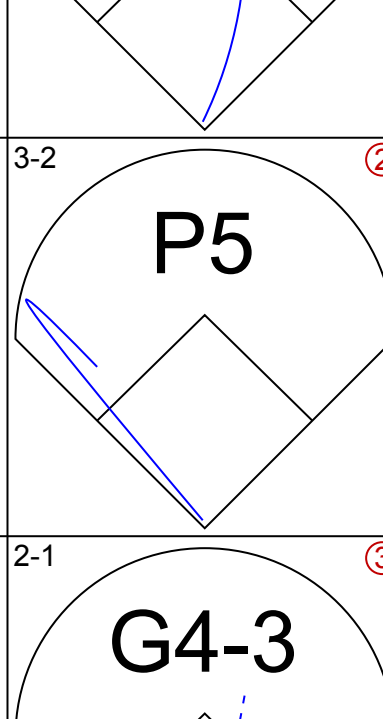
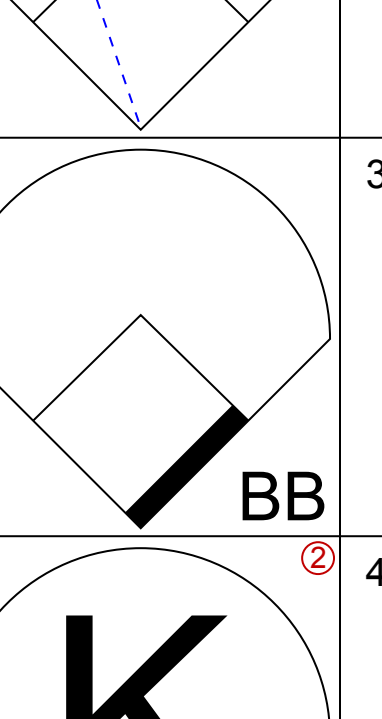
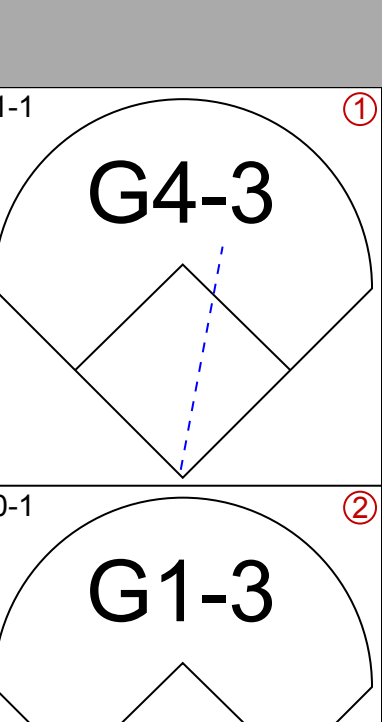
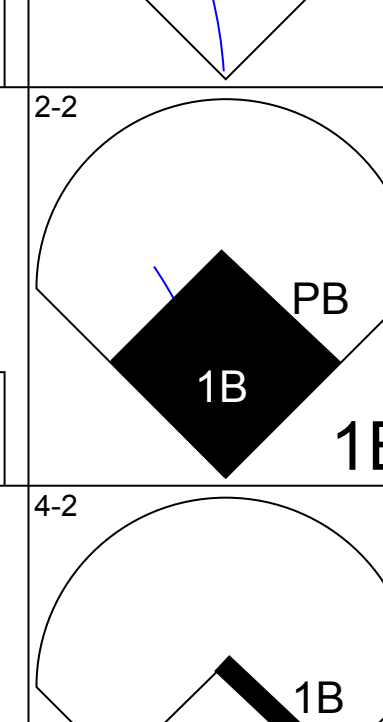
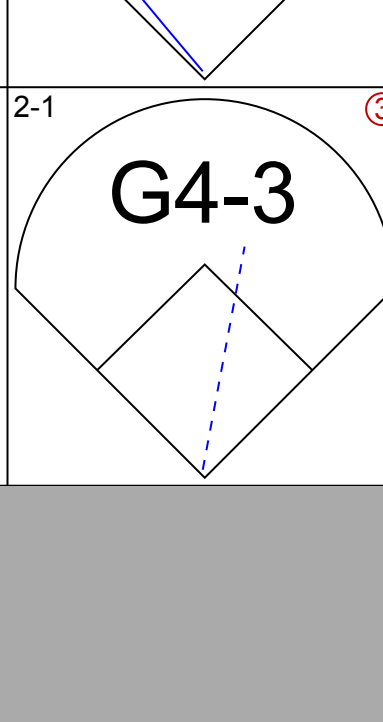
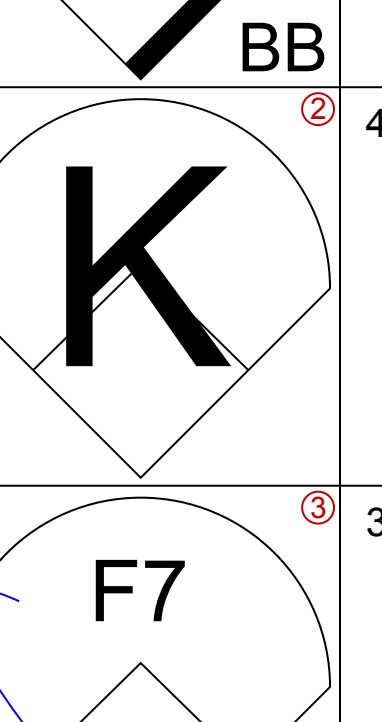
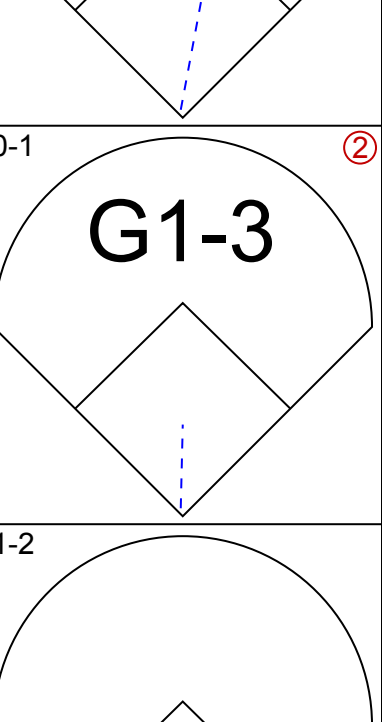
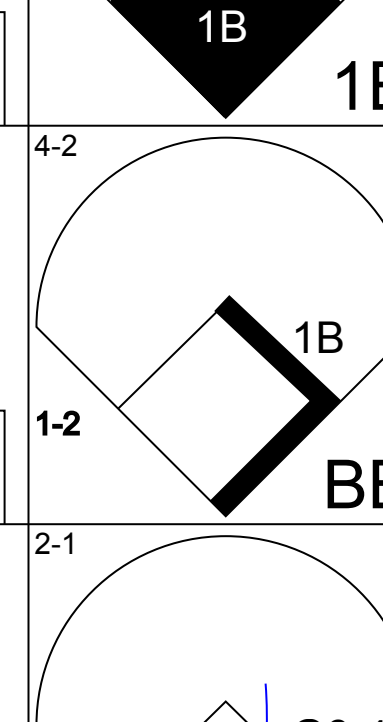
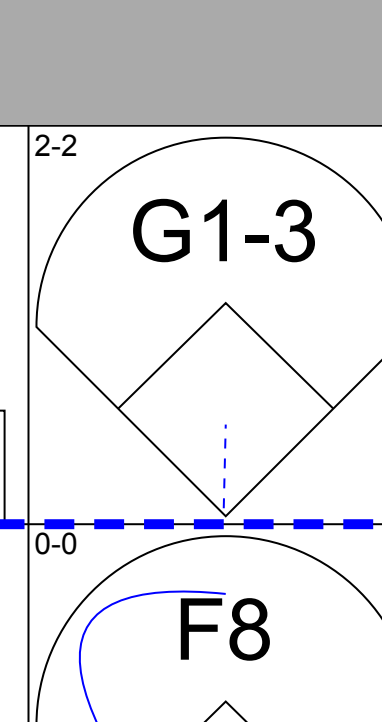
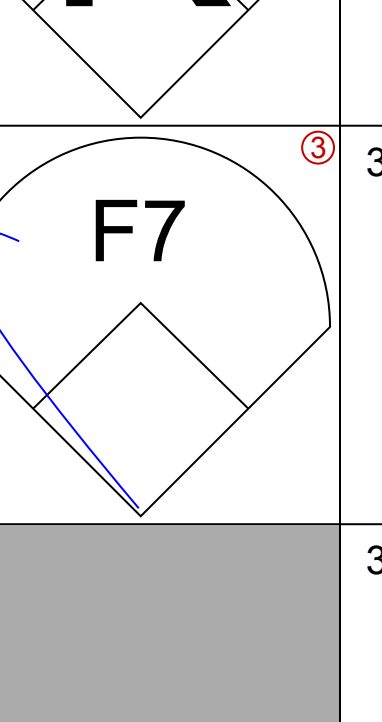
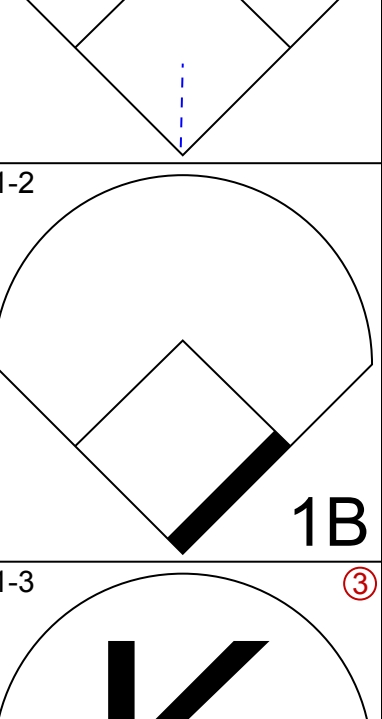
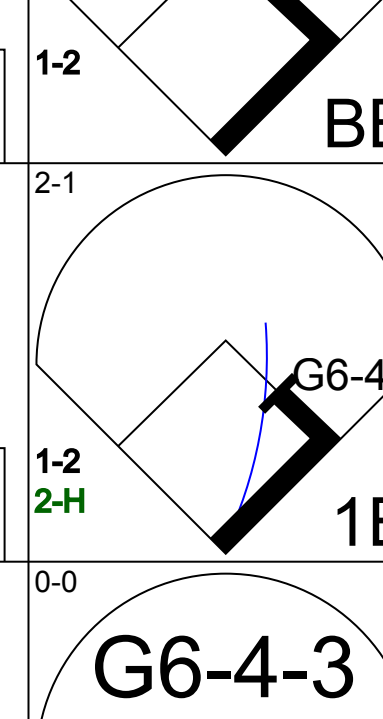
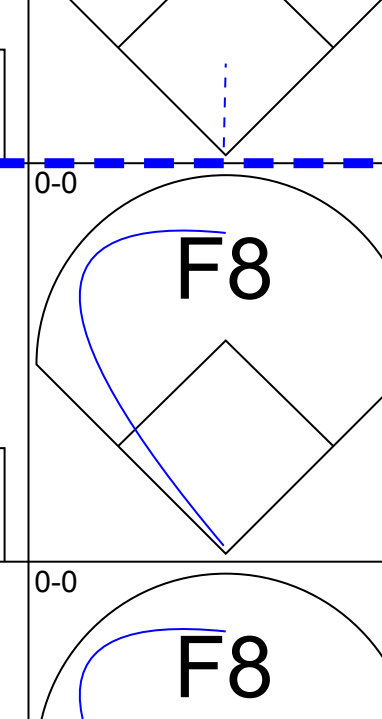
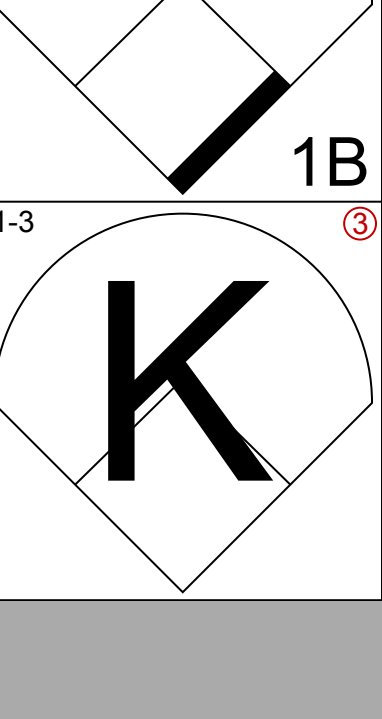
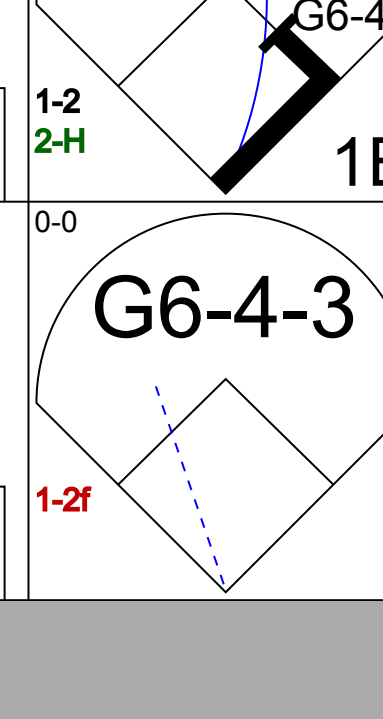
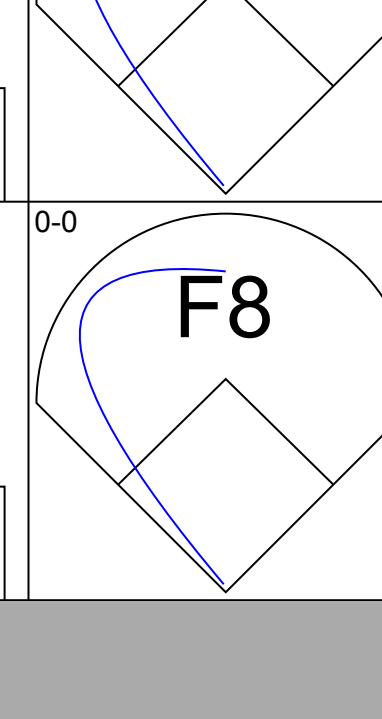
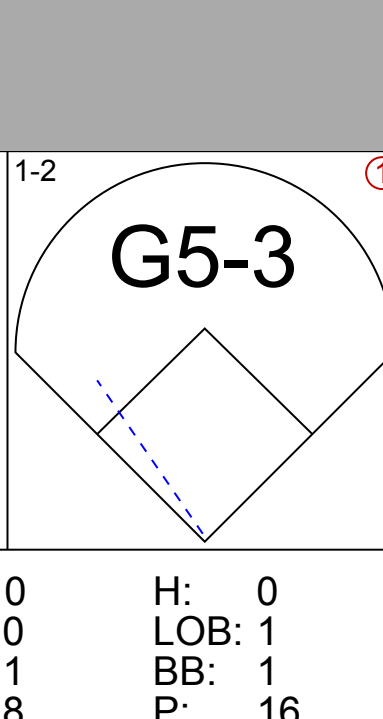
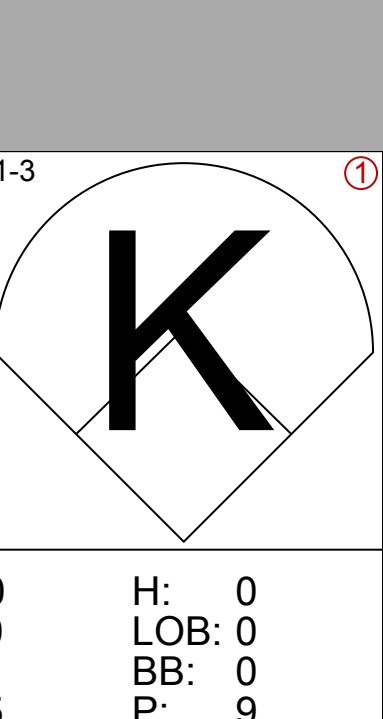
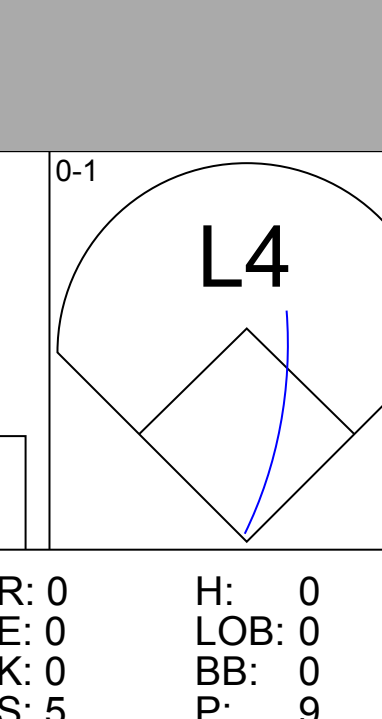
Batter	1	2	3	4	5	6	7	8	9	10	11	12	13	14	15	16	AB	R	H	RBI	BB	SO	LOB	BOTTOM		
Roggie Sanders, R OBP: 0.351, SLG: 0.475 (1, 6)																	6	2	3	0	2	1	6			
Dave Martinez, L OBP: 0.326, SLG: 0.332 (1, 3)																	5	0	0	1	1	0	7			
Barry Larkin, R OBP: 0.369, SLG: 0.441 (1, 8)																	6	1	2	1	2	0	1			
Paul O'Neill, L OBP: 0.363, SLG: 0.404 (1, 9)																	7	0	2	0	0	1	4			
Glenn Braggs, R OBP: 0.330, SLG: 0.399 (1, 7)																	7	0	1	1	0	1	4			
Bill Doran, S OBP: 0.322, SLG: 0.370 (1, 4)																		4	0	0	1	4	0	2		
Chris Sabo, R OBP: 0.301, SLG: 0.413 (6, 5)																	2	0	0	0	0	0	1			
Darnell Coles, R OBP: 0.333, SLG: 0.523 (6, 5)																	4	0	1	0	0	0	4			
Joe Oliver, R OBP: 0.310, SLG: 0.370 (1, 2)																	5	0	0	0	1	0	1			
Chris Hammond, L ERA: 3.78 (7, 1)	0.1	4	2	1	1	0	1	0	0	0	0	9	17	27.00	9.000											
Rod Beck, R ERA: 2.4 (8, 1)	0.2	3	1	0	0	0	0	0	0	0	0	6	13	0.00	3.000											
Bryan Hickerson, L ERA: 3.2 (8, 1)	2.0	10	1	0	0	1	1	2	0	0	0	20	44	0.00	1.000											
Jeff Brantley, R ERA: 3.88 (9, 1)	2.0	7	1	0	0	2	0	0	0	0	0	19	30	0.00	0.500											
Dave Righetti, L ERA: 4.91 (11, 1)	2.0	7	1	0	0	2	0	0	0	0	0	19	30	0.00	0.500											
<b>Inning Stats</b>	R: 1 E: 0 K: 0 S: 10	H: 1 LOB: 0 BB: 0 P: 15	R: 0 E: 0 K: 0 S: 7	H: 0 LOB: 0 BB: 0 P: 11	R: 0 E: 0 K: 0 S: 9	H: 1 LOB: 1 BB: 0 P: 16	R: 0 E: 0 K: 0 S: 5	H: 0 LOB: 0 BB: 0 P: 8	R: 0 E: 0 K: 0 S: 8	H: 1 LOB: 1 BB: 0 P: 13	R: 1 E: 0 K: 0 S: 13	H: 2 LOB: 1 BB: 1 P: 23	R: 0 E: 0 K: 1 S: 9	H: 1 LOB: 3 BB: 2 P: 29	R: 0 E: 1 K: 0 S: 10	H: 0 LOB: 0 BB: 0 P: 15	R: 0 E: 0 K: 0 S: 6	H: 0 LOB: 1 BB: 1 P: 10	R: 0 E: 0 K: 1 S: 9	H: 0 LOB: 0 BB: 0 P: 11	R: 1 E: 0 K: 0 S: 7	H: 0 LOB: 3 BB: 3 P: 22	1B: 10 2B: 0 3B: 0 HR: 0	SF: 1 SAC: 4 DP: 1 HBP: 1	WP: 0 PB: 0 SB: 0 CS: 0	PA: 69
<b>PITCHER</b>	IP: 7.0 WLS: 19 BF: 5	H: 2 R: 2 ER: 0 SO: 3	BB: 0 IBB: 0 HBP: 0 BLK: 0	WP: 0 HR: 0 S: 59 P: 87	ERA: 1.29 WHIP: 0.714	<b>PITCHER</b> Jim Pena, L ERA: 3.2 (13, 1)	IP: 3.2 WLS: 17 BF: 0	H: 0 R: 1 ER: 1 SO: 1	BB: 2 IBB: 0 HBP: 0 BLK: 0	WP: 0 HR: 0 S: 3 P: 63	ERA: 2.46 WHIP: 0.818															
Bill Swift, R ERA: 2.19 (8, 1)	0.1	4	2	1	1	0	0	0	0	0	0	9	17	27.00	9.000											
Rod Beck, R ERA: 2.4 (8, 1)	0.2	3	1	0	0	0	0	0	0	0	0	6	13	0.00	3.000											
Bryan Hickerson, L ERA: 3.2 (8, 1)	2.0	10	1	0	0	1	1	2	0	0	0	20	44	0.00	1.000											
Jeff Brantley, R ERA: 3.88 (9, 1)	2.0	7	1	0	0																					



Batter	1	2	3	4	5	6	7	8	9	AB	R	H	RBI	BB	SO	LOB	TOP								
<b>Ted Wood, L</b> OBP: 0.286, SLG: 0.286 (1, 9)										5	0	2	0	0	2	0	<b>San Francisco Giants @ Cincinnati Reds</b> Riverfront Stadium, Cincinnati, OH Sun Aug 09 1992, 3:33 AM EDT Att: 37,537 - Sunny - 84 F								
<b>Robby Thompson, R</b> OBP: 0.344, SLG: 0.407 (1, 4)										4	0	1	0	0	0	2									
<b>Will Clark, L</b> OBP: 0.393, SLG: 0.476 <b>Mike Felder, S</b> OBP: 0.328, SLG: 0.405 (8, 8)										3	0	0	0	1	0	1									
<b>Chris James, R</b> OBP: 0.311, SLG: 0.397 (1, 7)										4	2	2	1	0	1	3									
<b>Cory Snyder, R</b> OBP: 0.316, SLG: 0.474 (8, 3)										4	1	1	0	1	1	6									
<b>Matt Williams, R</b> OBP: 0.284, SLG: 0.376 <b>Greg Litton, R</b> OBP: 0.277, SLG: 0.294 (8, 5)										4	1	2	4	0	1	1									
<b>Mark Bailey, S</b> OBP: 0.333, SLG: 0.278 (1, 2)										4	0	0	0	0	2	2									
<b>Jose Uribe, S</b> OBP: 0.316, SLG: 0.375 (1, 6)										4	1	1	1	0	1	1									
<b>Trevor Wilson, L</b> OBP: 0.171, SLG: 0.125 <b>Bryan Hickerson, L</b> (7, 1)										3	2	2	0	0	1	0									
<b>Inning Stats</b>	R: 0 E: 0 K: 1 S: 7	H: 0 LOB: 0 BB: 0 P: 10	R: 2 E: 1 K: 1 S: 9	H: 2 LOB: 0 BB: 0 P: 18	R: 1 E: 0 K: 0 S: 10	H: 2 LOB: 2 BB: 1 P: 19	R: 0 E: 0 K: 0 S: 7	H: 0 LOB: 0 BB: 0 P: 9	R: 1 E: 0 K: 1 S: 11	H: 2 LOB: 1 BB: 0 P: 17	R: 0 E: 0 K: 2 S: 6	H: 0 LOB: 0 BB: 1 P: 13	R: 1 E: 0 K: 2 S: 10	H: 1 LOB: 0 BB: 0 P: 13	R: 2 E: 0 K: 2 S: 17	H: 3 LOB: 1 BB: 0 P: 27		R: 0 E: 0 K: 1 S: 16	H: 2 LOB: 3 BB: 0 P: 24	1B: 9 2B: 1 3B: 0 HR: 2	SF: 0 SAC: 1 DP: 0 HBP: 1	WP: 0 PB: 0 SB: 0 CS: 1	PA: 41		
<b>PITCHER</b>	IP	WLS	BF	H	R	ER	SO	BB	IBB	HBP	BLK	WP	HR	S	P	ERA	WHIP								
<b>Tom Bolton, L</b> ERA: 4.01 (1, 1)	7.1	L	32	9	7	7	7	2	0	0	1	0	2	66	108	8.59	1.500								
<b>Dwayne Henry, R</b> ERA: 2.97 (8, 1)	0.2		3	1	0	0	2	0	0	0	0	0	0	11	18	0.00	1.500								
<b>Scott Ruskin, L</b> ERA: 4.85 (9, 1)	1.0		6	2	0	0	1	0	0	1	0	0	0	16	24	0.00	2.000								

AB	37
R	7
H	12
RBI	6
BB	2
SO	10
LOB	16



Batter	1	2	3	4	5	6	7	8	9	AB	R	H	RBI	BB	SO	LOB	BOTTOM								
<b>Reggie Sanders, R</b> OBP: 0.349, SLG: 0.469 (1, 8)										3	0	0	0	1	0	0	<b>San Francisco Giants @ Cincinnati Reds</b> Riverfront Stadium, Cincinnati, OH Sun Aug 09 1992, 3:33 AM EDT Att: 37,537 - Sunny - 84 F								
<b>Freddie Benavides, R</b> OBP: 0.269, SLG: 0.311 (1, 4)										4	0	0	0	0	1	1									
<b>Barry Larkin, R</b> OBP: 0.365, SLG: 0.436 (1, 6)										4	0	0	0	0	1	2									
<b>Glenn Braggs, R</b> OBP: 0.338, SLG: 0.393 (1, 7)										3	0	0	0	1	1	1									
<b>Darnell Coles, R</b> OBP: 0.330, SLG: 0.514 (1, 5)										4	1	1	0	0	1	1									
<b>Bill Doran, S</b> OBP: 0.321, SLG: 0.366 (1, 3)										3	0	0	0	1	0	1									
<b>Paul O'Neill, L</b> OBP: 0.365, SLG: 0.406 (1, 9)										3	0	2	1	0	0	0									
<b>Rick Wrona, R</b> OBP: 0.188, SLG: 0.188 (1, 2)										3	0	0	0	0	1	3									
<b>Tom Bolton, L</b> (1, 1) <b>Dwayne Henry, R</b> OBP: 0.250, SLG: 0.250 (8, 1) <b>Cesar Hernandez, R</b> OBP: 0.391, SLG: 0.522 (6, PH) <b>Scott Ruskin, R</b> (9, 1)										2	0	0	0	0	1	0									
<b>Inning Stats</b>	R: 0 E: 1 K: 2 S: 12	H: 0 LOB: 1 BB: 0 P: 15	R: 0 E: 0 K: 1 S: 10	H: 1 LOB: 1 BB: 0 P: 13	R: 0 E: 0 K: 1 S: 8	H: 0 LOB: 1 BB: 1 P: 16	R: 1 E: 0 K: 0 S: 9	H: 2 LOB: 1 BB: 1 P: 17	R: 0 E: 0 K: 1 S: 5	H: 0 LOB: 0 BB: 0 P: 9	R: 0 E: 0 K: 0 S: 9	H: 0 LOB: 0 BB: 0 P: 14	R: 0 E: 0 K: 0 S: 9	H: 0 LOB: 0 BB: 0 P: 11	R: 0 E: 0 K: 0 S: 5	H: 0 LOB: 0 BB: 0 P: 9		R: 0 E: 0 K: 1 S: 8	H: 0 LOB: 1 BB: 1 P: 14	1B: 3 2B: 0 3B: 0 HR: 0	SF: 0 SAC: 0 DP: 1 HBP: 0	WP: 0 PB: 1 SB: 0 CS: 0	PA: 33		
<b>PITCHER</b>	IP	WLS	BF	H	R	ER	SO	BB	IBB	HBP	BLK	WP	HR	S	P	ERA	WHIP								
<b>Trevor Wilson, L</b> ERA: 4.27 (1, 1)	6.1	W	24	3	1	1	5	2	0	0	0	0	0	60	93	1.42	0.789								
<b>Bryan Hickerson, L</b> ERA: 3.06 (7, 1)	2.2		9	0	0	0	1	1	0	0	0	0	0	15	25	0.00	0.375								

AB	30
R	1
H	3
RBI	1
BB	3
SO	6
LOB	9














Batter	1	2	3	4	5	6	7	8	9	AB	R	H	RBI	BB	SO	LOB	TOP										
<b>Jose Offerman, S</b> OBP: 0.329, SLG: 0.336 (1, 6)	4-2 FC6-4 BB		1-1 L8			1-1 G5-3		3-3 K		3	0	0	0	1	1	1											
<b>Brett Butler, L</b> OBP: 0.416, SLG: 0.405 (1, 8)	1-0 FC6-4 F8		3-2 F8			3-3 K		1-1 SH5-4 BB	2B	4	0	1	0	0	0	1	1										
<b>Eric Young Sr., R</b> OBP: 0.234, SLG: 0.200 (1, 4)	1 SAFE 3-2 F8			1-0 L8		2-1 G4-3		2-1 SH5-4		3	0	0	0	0	0	1											
<b>Eric Karros, R</b> OBP: 0.306, SLG: 0.468 (1, 3)		3-2 E6 HR		0-0 G5-3		1-2 G3		4-2 2B BB		3	2	0	0	1	0	0											
<b>Henry Rodriguez, L</b> OBP: 0.314, SLG: 0.452 (1, 9)		3-1 1-H HR		1-0 F9		4-1 G6-4-3 BB		1-0 2B		3	1	2	3	1	0	0											
<b>Lenny Harris, L</b> OBP: 0.297, SLG: 0.306 (7, 5)		0-2 G1-3		1-1 G6-3		1-1 G6-4-3		2-3 K		3	0	0	0	0	0	1											
<b>Mike Scioscia, L</b> OBP: 0.214, SLG: 0.214 (8, 2)		0-1 L7		2-1 1B		4-1 SH2-3 BB				2	0	1	0	1	0	0											
<b>Dave Hansen, L</b> OBP: 0.289, SLG: 0.327 (8, PH)		2-3 K		1-2 F8		0-0 SH2-3				2	0	0	0	0	1	1											
<b>Pedro Astacio, R</b> (1, 1)				1-3 K		2-3 K				2	0	0	0	0	2	1											
<b>Mitch Webster, S</b> OBP: 0.335, SLG: 0.421 (7, 7)								2-H K		1	0	0	0	0	1	1											
<b>Inning Stats</b>	R: 0 E: 0 K: 0 S: 7	H: 0 LOB: 0 BB: 1 P: 15	R: 2 E: 1 K: 1 S: 14	H: 1 LOB: 0 BB: 22 P: 22	R: 0 E: 0 K: 1 S: 9	H: 0 LOB: 0 BB: 0 P: 14	R: 0 E: 0 K: 0 S: 3	H: 0 LOB: 0 BB: 0 P: 5	R: 0 E: 0 K: 1 S: 12	H: 1 LOB: 1 BB: 0 P: 17	R: 0 E: 0 K: 1 S: 8	H: 0 LOB: 0 BB: 0 P: 14	R: 0 E: 0 K: 0 S: 6	H: 0 LOB: 0 BB: 1 P: 12	R: 1 E: 0 K: 2 S: 9	H: 0 LOB: 1 BB: 1 P: 18	R: 1 E: 0 K: 1 S: 12	H: 2 LOB: 1 BB: 1 P: 22	1B: 1 2B: 2 3B: 0 HR: 1	SF: 0 SAC: 2 DP: 1 HBP: 0	WP: 1 PB: 0 SB: 1 CS: 0	PA: 33					
<b>PITCHER</b>	IP	WLS	BF	H	R	ER	SO	BB	IBB	HBP	BLK	WP	HR	S	P	ERA	WHIP										
<b>Jose Rijo, R</b> ERA: 3.0	6.0		21	2	2	1	4	1	0	0	0	0	1	53	87	1.50	0.500										
<b>Scott Bankhead, R</b> ERA: 2.99	1.0		4	0	1	1	0	2	0	0	0	0	0	7	17	9.00	2.000										
<b>Norm Charlton, L</b> ERA: 2.49	0.2		2	0	0	0	1	0	0	0	0	0	1	5	7	0.00	0.000										
<b>Scott Ruskin, L</b> ERA: 4.76	0.2		3	1	1	1	1	0	0	0	0	0	0	7	13	13.50	1.500										
<b>Dwayne Henry, R</b> ERA: 2.89	0.2	L	3	1	0	0	1	1	0	0	0	0	0	8	15	0.00	3.000										

**Los Angeles Dodgers @ Cincinnati Reds**  
Riverfront Stadium, Cincinnati, OH  
Thu Aug 13 1992, 3:33 AM EDT  
Att: 32,514 - Cloudy - 72 F


AB 27  
R 4  
H 4  
RBI 3  
BB 4  
SO 7  
LOB 8



Batter	1	2	3	4	5	6	7	8	9	AB	R	H	RBI	BB	SO	LOB	BOTTOM										
<b>Bip Roberts, S</b> OBP: 0.393, SLG: 0.393 (1, 5)	0-0 FC6-4 1B		2-3 K		2-2 G6-4-3 1B		0-0 G6-3		4-0 WP S BB	4	0	2	0	1	1	0											
<b>Reggie Sanders, R</b> OBP: 0.339, SLG: 0.447 (1, 8)	1-0 FC6-4 1B		0-0 P3		1-1 G6-4-3		2-0 P4		2-3 K	5	1	0	0	0	1	3											
<b>Barry Larkin, R</b> OBP: 0.368, SLG: 0.437 (1, 6)	1 SAFE 3-2 E9 1-H 1B		2-2 E		3-2 E6 SH G6-4-3 1B		2-2 E4 1B		1-1 L4	5	1	3	1	0	0	1											
<b>Paul O'Neill, L</b> OBP: 0.368, SLG: 0.399 (1, 9)	1-2 P5		1-1 E4		0-0 G6-4-3 SH 1B		4-0 IBB		4-0 IBB	3	1	1	0	2	0	2											
<b>Glenn Braggs, R</b> OBP: 0.328, SLG: 0.375 (8, 1)	2-2 G6-3		0-3 K		0-0 SH G6-4-3		3-2 G6-3		2-1 P4	3	0	0	0	0	1	5											
<b>Dwayne Henry, R</b> OBP: 0.250, SLG: 0.250 (8, PH)					1-2 2-3 K					0	0	0	0	0	0	0											
<b>Damell Coles, R</b> OBP: 0.325, SLG: 0.509 (8, PH)					1-2 2-3 K					1	0	0	0	0	0	2											
<b>Jeff Branson, L</b> OBP: 0.364, SLG: 0.420 (1, 4)		2-2 E6 CS		1-0 G4-3		1-2 G6-4-3		0-0 SH2-4 1B		4	0	1	0	0	0	2											
<b>Dave Martinez, L</b> OBP: 0.327, SLG: 0.332 (1, 3)		2-2 1B		1-0 G5-3		1-1 1B IBB		0-0 SH2-4		2	0	1	0	1	0	0											
<b>Joe Oliver, R</b> OBP: 0.309, SLG: 0.379 (1, 2)		3-2 P5		0-3 K		1-2 1B		0-1 G5-3		4	0	1	1	0	1	2											
<b>Jose Rijo, R</b> OBP: 0.191, SLG: 0.234 (6, PH)		2-3 K		2-3 K		0-3 K		1-3 K		2	0	0	0	0	2	1											
<b>Bill Doran, S</b> OBP: 0.321, SLG: 0.366 (7, 1)										1	0	0	0	0	1	2											
<b>Norm Charlton, S</b> OBP: 0.250, SLG: 0.250 (8, 1)										0	0	0	0	0	0	0											
<b>Cesar Hernandez, R</b> OBP: 0.375, SLG: 0.500 (8, 7)										1	0	0	0	0	1	1											
<b>Inning Stats</b>	R: 1 E: 2 K: 0 S: 11	H: 2 LOB: 1 BB: 0 P: 18	R: 0 E: 1 K: 1 S: 17	H: 1 LOB: 1 BB: 0 P: 26	R: 0 E: 1 K: 2 S: 13	H: 1 LOB: 2 BB: 0 P: 18	R: 0 E: 0 K: 1 S: 5	H: 0 LOB: 0 BB: 0 P: 7	R: 0 E: 0 K: 1 S: 13	H: 1 LOB: 0 BB: 0 P: 18	R: 2 E: 1 K: 1 S: 16	H: 2 LOB: 2 BB: 1 P: 25	R: 0 E: 1 K: 0 S: 9	H: 1 LOB: 2 BB: 1 P: 20	R: 0 E: 0 K: 1 S: 7	H: 1 LOB: 1 BB: 0 P: 8	R: 0 E: 0 K: 1 S: 7	H: 0 LOB: 2 BB: 2 P: 20	1B: 9 2B: 0 3B: 0 HR: 0	SF: 0 SAC: 2 DP: 2 HBP: 0	WP: 1 PB: 0 SB: 1 CS: 1	PA: 41					
<b>PITCHER</b>	IP	WLS	BF	H	R	ER	SO	BB	IBB	HBP	BLK	WP	HR	S	P	ERA	WHIP										
<b>Pedro Astacio, R</b> ERA: 1.23	6.0		27	7	3	0	6	0	1	0	0	0	0	16	28	0.00	1.000										
<b>Roger McDowell, R</b> ERA: 4.55	2.0	W	9	2	0	0	1	0	1	0	0	0	0	5	12	0.00	1.500										
<b>Jim Gott, R</b> ERA: 1.78	0.2		3	0	0	0	1	1	0	0	0	0	0	5	12	0.00	1.500										
<b>Steve Wilson, L</b> ERA: 3.91	0.0		1	0	0	0	0	0	1	0	0	1	0	0	4	∞	∞										
<b>Jay Howell, R</b> ERA: 1.25	0.1	S	1	0	0	0	0	0	0	0	0	0	0	2	4	0.00	0.000										

**Los Angeles Dodgers @ Cincinnati Reds**  
Riverfront Stadium, Cincinnati, OH  
Thu Aug 13 1992, 3:33 AM EDT  
Att: 32,514 - Cloudy - 72 F

AB 35  
R 3  
H 9  
RBI 2  
BB 4  
SO 8  
LOB 21





Batter	1	2	3	4	5	6	7	8	9	AB	R	H	RBI	BB	SO	LOB	TOP											
<b>Tony Fernandez, S</b> OBP: 0.334, SLG: 0.348 (1, 6)	G6-3	BB HR 1B		F8		L9		G4-3		5	1	1	0	0	0	1												
<b>Tony Gwynn, L</b> OBP: 0.380, SLG: 0.417 (1, 9)	1B BB	HR BB		G3-1					G5-4-3 1B	3	1	2	1	2	0	0												
<b>Gary Sheffield, R</b> OBP: 0.395, SLG: 0.598 (1, 5)	FC5-4 1B	HR		1B BB		F7			G5-4-3 1-2	4	1	2	4	1	0	3												
<b>Fred McGriff, L</b> OBP: 0.402, SLG: 0.579 (1, 3)		F9		1B					G4-3	5	0	2	0	0	1	2												
<b>Darrin Jackson, R</b> OBP: 0.298, SLG: 0.428 (1, 8)	FC5-4 1-2		P6		G4-3		P4			4	0	0	0	0	0	3												
<b>Benito Santiago, R</b> OBP: 0.289, SLG: 0.366 (1, 2)		F8	P3		G5-3		P3			4	0	0	0	0	0	1												
<b>Tim Lincecum, R</b> OBP: 0.332, SLG: 0.360 (1, 4)		1B BB BB	1B		K		G1-3			3	1	1	0	1	1	1												
<b>Kevin Ward, R</b> OBP: 0.261, SLG: 0.255 (1, 7)		K	1B		G6-3				K	4	0	1	0	0	2	1												
<b>Jim Deshaies, L</b> OBP: 0.267, SLG: 0.214 (9, 1)		BB 1B HR BB	K						K	3	1	1	0	1	2	2												
<b>Inning Stats</b>	R: 0 E: 0 K: 1 S: 7	H: 1 LOB: 2 BB: 1 P: 14	R: 5 E: 0 K: 1 S: 16	H: 2 LOB: 0 BB: 3 P: 36	R: 0 E: 0 K: 1 S: 12	H: 2 LOB: 2 BB: 1 P: 18	R: 0 E: 0 K: 0 S: 9	H: 1 LOB: 2 BB: 0 P: 16	R: 0 E: 0 K: 1 S: 13	H: 0 LOB: 0 BB: 0 P: 19	R: 0 E: 0 K: 0 S: 15	H: 2 LOB: 2 BB: 0 P: 19	R: 0 E: 0 K: 0 S: 10	H: 1 LOB: 1 BB: 0 P: 14	R: 0 E: 0 K: 2 S: 10	H: 0 LOB: 0 BB: 0 P: 14	R: 0 E: 0 K: 0 S: 4	H: 1 LOB: 0 BB: 0 P: 7	1B: 9 2B: 0 3B: 0 HR: 1	SF: 0 SAC: 0 DP: 1 HBP: 0	WP: 0 PB: 0 SB: 0 CS: 0	PA: 40						
<b>PITCHER</b>	IP	WLS	BF	H	R	ER	SO	BB	IBB	HBP	BLK	WP	HR	S	P	ERA	WHIP											
<b>Chris Hammond, L</b> ERA: 4.0	(1, 1)	5.0	L	25	6	5	5	4	5	0	0	0	0	1	57	103	9.00	2.200										
<b>Steve Foster, R</b> ERA: 2.54	(6, 1)	2.0		9	3	0	0	0	0	0	0	0	0	0	25	33	0.00	1.500										
<b>Scott Bankhead, R</b> ERA: 2.63	(8, 1)	1.0		3	0	0	0	2	0	0	0	0	0	10	14	0.00	0.000											
<b>Norm Charlton, L</b> ERA: 2.45	(9, 1)	1.0		3	1	0	0	0	0	0	0	0	0	4	7	0.00	1.000											

**San Diego Padres @ Cincinnati Reds**  
Riverfront Stadium, Cincinnati, OH  
Fri Aug 14 1992, 7:05 PM EDT  
Att: 34,058 - Cloudy - 68 F

AB	35
R	5
H	10
RBI	5
BB	5
SO	6
LOB	14



Batter	1	2	3	4	5	6	7	8	9	AB	R	H	RBI	BB	SO	LOB	BOTTOM										
<b>Bip Roberts, S</b> OBP: 0.380, SLG: 0.390 (1, 7)	L8		G6-3		G6-3			F9		3	0	0	0	0	0	1											
<b>Steve Foster, R</b> OBP: 0.250, SLG: 0.250 (6, 1)										0	0	0	0	0	0	0											
<b>Scott Bankhead, R</b> OBP: 0.222, SLG: 0.222 (8, 1)										0	0	0	0	0	0	0											
<b>Bill Doran, S</b> OBP: 0.320, SLG: 0.364 (8, PH)										1	0	0	0	0	0	0											
<b>Norm Charlton, S</b> OBP: 0.250, SLG: 0.250 (9, 1)										0	0	0	0	0	0	0											
<b>Reggie Sanders, R</b> OBP: 0.341, SLG: 0.446 (1, 8)		CS HBP		2B 1B		K		G5-3		3	0	1	0	0	1	0											
<b>Barry Larkin, R</b> OBP: 0.374, SLG: 0.447 (1, 6)		1-2 2B		2B 2B		G4-6-3 1B			F8 BB	3	1	3	0	1	0	0											
<b>Chris Sabo, R</b> OBP: 0.297, SLG: 0.408 (1, 5)		F7		P2		G4-6-3 1-2			F8	4	0	0	0	0	0	5											
<b>Darnell Coles, R</b> OBP: 0.323, SLG: 0.500 (1, 3)		G6-3		P3				F7		4	0	1	1	0	0	2											
<b>Glenn Briggs, R</b> OBP: 0.331, SLG: 0.377 (1, 9)		G5-3		L8					1B 1B	4	0	2	0	0	0	2											
<b>Joe Oliver, R</b> OBP: 0.309, SLG: 0.381 (1, 2)		F7							F8	4	0	1	0	0	0	3											
<b>Freddie Benavides, R</b> OBP: 0.272, SLG: 0.320 (1, 4)			F7		G5-3				G4-3	4	0	0	0	0	0	4											
<b>Chris Hammond, L</b> OBP: 0.275, SLG: 0.273 (5, PH)				K						1	0	0	0	0	1	0											
<b>Cesar Hernandez, R</b> OBP: 0.346, SLG: 0.462 (6, 7)					P2				P3	2	0	0	0	0	0	1											
<b>Inning Stats</b>	R: 0 E: 0 K: 0 S: 12	H: 1 LOB: 1 BB: 0 P: 17	R: 0 E: 0 K: 0 S: 5	H: 0 LOB: 0 BB: 0 P: 7	R: 0 E: 0 K: 1 S: 9	H: 0 LOB: 0 BB: 0 P: 13	R: 0 E: 0 K: 0 S: 14	H: 2 LOB: 2 BB: 0 P: 21	R: 0 E: 0 K: 0 S: 12	H: 1 LOB: 1 BB: 0 P: 17	R: 0 E: 0 K: 1 S: 9	H: 1 LOB: 0 BB: 0 P: 14	R: 0 E: 0 K: 0 S: 7	H: 1 LOB: 1 BB: 0 P: 9	R: 0 E: 0 K: 0 S: 8	H: 0 LOB: 0 BB: 0 P: 14	R: 1 E: 0 K: 0 S: 10	H: 2 LOB: 2 BB: 1 P: 16	1B: 5 2B: 3 3B: 0 HR: 0	SF: 0 SAC: 0 DP: 1 HBP: 1	WP: 0 PB: 0 SB: 0 CS: 1	PA: 35					
<b>PITCHER</b>	IP	WLS	BF	H	R	ER	SO	BB	IBB	HBP	BLK	WP	HR	S	P	ERA	WHIP										
<b>Jim Deshaies, L</b> ERA: 1.91	(1, 1)	8.1	W	32	7	1	1	2	1	0	1	0	0	81	121	1.08	0.960										
<b>Randy Myers, L</b> ERA: 4.64	(9, 1)	0.2		3	1	0	0	0	0	0	0	0	0	5	7	0.00	1.500										

**San Diego Padres @ Cincinnati Reds**  
Riverfront Stadium, Cincinnati, OH  
Fri Aug 14 1992, 7:05 PM EDT  
Att: 34,058 - Cloudy - 68 F

AB	33
R	1
H	8
RBI	1
BB	1
SO	2
LOB	18





Batter	1	2	3	4	5	6	7	8	9	AB R H RBI BB SO LOB	TOP										
Tony Fernandez, S OBP: 0.335, SLG: 0.349	3-1 E S G4-3 1B	2-0 G6-3			2-2 BB G3 WP 1B		2-2 F8		3-3 K	5 2 2 0 0 1 0	<b>San Diego Padres @ Cincinnati Reds</b> Riverfront Stadium, Cincinnati, OH Sat Aug 15 1992, 7:05 PM EDT Att: 37,623 - Cloudy - 71 F										
Tony Gwynn, L OBP: 0.378, SLG: 0.416	2-2 G4-3 1-H		3-1 G6-3		0-1 G3 1-2		0-1 WP 2B	0-1 F7	5 0 1 1 0 0 1												
Gary Sheffield, R OBP: 0.396, SLG: 0.596	0-0 1B		2-1 G1-3		4-0 WP BB IBB		2-1 F8		3 0 1 0 1 0 1												
Fred McGriff, L OBP: 0.405, SLG: 0.578	0-3 K		4-2 BB		4-0 WP 1-2 2-3 BB		4-0 WP IBB		1 0 0 0 3 1 1												
Darrin Jackson, R OBP: 0.298, SLG: 0.425	2-2 G3		1-0 G5-3		4-0 1-2 2-3 IBB		2-3 K		3 0 0 0 1 1 4												
Benito Santiago, R OBP: 0.285, SLG: 0.361		1-0 F9		2-3 K	0-3 K		0-3 K		4 0 0 0 0 3 3												
Tim Lincecum, R OBP: 0.330, SLG: 0.354		4-2 HR BB		2-0 G5-3		1-3 K		1-2 P3	3 1 0 0 1 1 0												
Kevin Ward, R OBP: 0.261, SLG: 0.283		0-0 HR		2-1 L9		2-2 F7		1-1 P3	4 1 1 2 0 0 0												
Craig Lefferts, L OBP: 0.061, SLG: 0.061		2-2 G5-3			1-3 K		0-3 K		3 0 0 0 0 2 0												
Jose Melendez, R OBP: 0.255, SLG: 0.248								1-3 K	0 0 0 0 0 0 0												
Oscar Azocar, L OBP: 0.255, SLG: 0.248									1 0 0 0 0 1 0												
Randy Myers, L									0 0 0 0 0 0 0												
<b>Inning Stats</b>	R: 1 E: 0 K: 1 S: 13	H: 2 LOB: 1 BB: 0 P: 20	R: 2 E: 0 K: 0 S: 11	H: 1 LOB: 0 BB: 1 P: 20	R: 0 E: 0 K: 1 S: 9	H: 0 LOB: 1 BB: 0 P: 19	R: 0 E: 0 K: 1 S: 6	H: 0 LOB: 0 BB: 0 P: 12	R: 1 E: 0 K: 2 S: 11	H: 1 LOB: 3 BB: 3 P: 26	R: 0 E: 0 K: 2 S: 10	H: 0 LOB: 0 BB: 0 P: 13	R: 0 E: 0 K: 1 S: 11	H: 1 LOB: 2 BB: 1 P: 21	R: 0 E: 0 K: 1 S: 8	H: 0 LOB: 0 BB: 0 P: 10	R: 0 E: 0 K: 2 S: 13	H: 0 LOB: 0 BB: 0 P: 17	1B: 3 2B: 1 3B: 0 HR: 1	SF: 0 SAC: 0 DP: 0 HBP: 0	WP: 2 PA: 38 PB: 0 SB: 1 CS: 0
<b>PITCHER</b>	IP WLS BF H R ER SO BB IBB HBP BLK WP HR S P ERA WHIP											IP WLS BF H R ER SO BB IBB HBP BLK WP HR S P ERA WHIP									
Tom Bolton, L ERA: 4.29	4.2 23 4 4 4 3 3 2 0 0 1 1 47 94 7.71 1.500																				
Dwayne Henry, R ERA: 2.79	2.1 9 1 0 0 4 0 1 0 0 1 0 24 37 0.00 0.429																				
Scott Bankhead, R ERA: 2.59	1.0 3 0 0 0 1 0 0 0 0 0 0 8 10 0.00 0.000																				
Rob Dibble, R ERA: 3.38	1.0 W 3 0 0 0 2 0 0 0 0 0 0 13 17 0.00 0.000																				

AB	32
R	4
H	5
RBI	3
BB	6
SO	10
LOB	10



Batter	1	2	3	4	5	6	7	8	9	AB R H RBI BB SO LOB	BOTTOM										
Bip Roberts, S OBP: 0.379, SLG: 0.389	1-0 G4-3		1-2 G6-3			0-1 G4-3		0-0 1B 1B		4 1 1 0 0 0 0	<b>San Diego Padres @ Cincinnati Reds</b> Riverfront Stadium, Cincinnati, OH Sat Aug 15 1992, 7:05 PM EDT Att: 37,623 - Cloudy - 71 F										
Reggie Sanders, R OBP: 0.347, SLG: 0.471	0-0 HR			0-0 HR		4-1 G6-4-3 BB		1-3 K	3 2 2 2 1 1 2												
Barry Larkin, R OBP: 0.375, SLG: 0.447	3-2 F9		2-0 G5-4-3 1B		1-2 G6-4-3 1-2		0-0 1B 1B	1-3 2-H 1B	4 0 2 1 0 0 1												
Chris Sabo, R OBP: 0.296, SLG: 0.405	0-1 G5-3		0-1 G5-4-3 1-2		1-2 L6		0-1 FC5-4 1B	1-3 3-H 2-2 1B	2 0 0 0 0 0 1												
Dwayne Henry, R ERA: 2.79									0 0 0 0 0 0 0												
Cesar Hernandez, R OBP: 0.222, SLG: 0.222									0 0 0 0 0 0 0												
Scott Bankhead, R OBP: 0.255, SLG: 0.248									0 0 0 0 0 0 0												
Jeff Branson, L OBP: 0.276, SLG: 0.431									1 0 1 1 0 0 0												
Rob Dibble, R ERA: 3.38									0 0 0 0 0 0 0												
Glenn Braggs, R OBP: 0.329, SLG: 0.375		1-0 P2		1-1 F7		1-0 G6-3 1B		2-2 FC5-4 1-2	4 0 1 0 0 0 2												
Damell Coles, R OBP: 0.328, SLG: 0.508		0-2 P4			0-0 G4-6-3 1B		3-1 G6-3		4 0 2 0 0 0 1												
Dave Martinez, L OBP: 0.327, SLG: 0.332							1-2 G4-3 SF9 2B		0 1 0 0 0 0 0												
Paul O'Neill, L OBP: 0.365, SLG: 0.395		0-0 L6			0-0 G4-6-3 1-2		3-2 G3		4 0 0 0 0 0 3												
Joe Oliver, R OBP: 0.311, SLG: 0.383			2-1 F9		0-2 1B		0-0 1B 1B		3 1 2 1 0 0 0												
Tom Bolton, L ERA: 4.29			0-0 G1-3		3-2 G5-3		2-2 F7		1 0 0 0 0 0 0												
Bill Doran, S OBP: 0.318, SLG: 0.362								3-H	2 0 0 0 0 0 2												
<b>Inning Stats</b>	R: 1 E: 0 K: 0 S: 9	H: 1 LOB: 0 BB: 0 P: 13	R: 0 E: 0 K: 0 S: 5	H: 0 LOB: 0 BB: 0 P: 6	R: 0 E: 0 K: 0 S: 6	H: 0 LOB: 0 BB: 0 P: 9	R: 1 E: 0 K: 0 S: 6	H: 2 LOB: 0 BB: 0 P: 9	R: 0 E: 0 K: 0 S: 8	H: 2 LOB: 1 BB: 0 P: 11	R: 0 E: 0 K: 0 S: 6	H: 0 LOB: 0 BB: 1 P: 11	R: 0 E: 0 K: 0 S: 10	H: 1 LOB: 1 BB: 0 P: 18	R: 2 E: 0 K: 1 S: 14	H: 4 LOB: 2 BB: 0 P: 19	R: 1 E: 0 K: 0 S: 9	H: 1 LOB: 1 BB: 0 P: 13	1B: 8 2B: 1 3B: 0 HR: 2	SF: 1 SAC: 0 DP: 3 HBP: 0	WP: 0 PA: 35 PB: 0 SB: 0 CS: 0
<b>PITCHER</b>	IP WLS BF H R ER SO BB IBB HBP BLK WP HR S P ERA WHIP											IP WLS BF H R ER SO BB IBB HBP BLK WP HR S P ERA WHIP									
Craig Lefferts, L ERA: 3.85	7.1 28 8 4 4 0 1 0 0 0 0 0 55 84 4.91 1.227																				
Jose Melendez, R ERA: 3.35	0.2 4 2 0 0 1 0 0 0 0 0 0 9 12 0.00 3.000																				
Randy Myers, L ERA: 4.75	0.2 L 3 1 1 1 0 0 0 0 0 0 0 9 13 13.50 1.500																				

AB	33
R	5
H	11
RBI	5
BB	1
SO	1
LOB	12





Batter	1	2	3	4	5	6	7	8	9	AB	R	H	RBI	BB	SO	LOB	TOP					
Tony Fernandez, S (1,6) OBP: 0.336, SLG: 0.349 Craig Shipley, R (8,6) OBP: 0.224, SLG: 0.242										3	1	1	0	1	1	1						
Tony Gwynn, L (1,9) OBP: 0.378, SLG: 0.419										5	0	2	1	0	0	1						
Gary Sheffield, R (1,5) OBP: 0.392, SLG: 0.591										4	0	0	1	0	0	4						
Fred McGriff, L (1,3) OBP: 0.406, SLG: 0.575 Phil Stephenson, L (8,3) OBP: 0.296, SLG: 0.311										2	0	0	0	2	1	0						
Darrin Jackson, R (1,8) OBP: 0.295, SLG: 0.421										4	0	0	0	0	2	3						
Bento Santiago, R (1,2) OBP: 0.282, SLG: 0.357 Dan Walters, R (8, PH) OBP: 0.333, SLG: 0.464										3	0	0	0	0	0	3						
Oscar Azocar, L (1,7) OBP: 0.259, SLG: 0.252 Kevin Ward, R (6, PH) OBP: 0.273, SLG: 0.290										2	0	1	0	0	0	0						
Kurt Stillwell, S (1,4) OBP: 0.271, SLG: 0.315										4	0	0	0	0	1	4						
Bruce Hurst, L (1,1) OBP: 0.188, SLG: 0.190 Tim Scott, R (5,1) OBP: 0.228, SLG: 0.352 Mike Maddux, L (6,1) OBP: 0.120, SLG: 0.228 Frank Seminara, R (7,1) OBP: 0.270, SLG: 0.334 Rich Rodriguez, L (7,1) OBP: 0.250, SLG: 0.374 Jerold Clark, R (9, PH) OBP: 0.286, SLG: 0.374										1	1	1	0	1	0	0						
<b>Inning Stats</b>	R: 0 E: 0 K: 1 S: 12	H: 0 LOB: 0 BB: 0 P: 16	R: 0 E: 0 K: 0 S: 6	H: 0 LOB: 0 BB: 0 P: 10	R: 0 E: 0 K: 0 S: 17	H: 2 LOB: 3 BB: 1 P: 26	R: 0 E: 0 K: 1 S: 14	H: 1 LOB: 2 BB: 1 P: 24	R: 2 E: 0 K: 0 S: 13	H: 2 LOB: 2 BB: 2 P: 23	R: 0 E: 0 K: 1 S: 10	H: 1 LOB: 1 BB: 0 P: 16	R: 0 E: 0 K: 1 S: 7	H: 0 LOB: 0 BB: 0 P: 12	R: 0 E: 0 K: 1 S: 7	H: 0 LOB: 1 BB: 1 P: 13	R: 0 E: 0 K: 0 S: 10	H: 1 LOB: 1 BB: 0 P: 14	1B: 6 2B: 1 3B: 0 HR: 0	SF: 1 SAC: 0 DP: 0 HBP: 0	WP: 0 PB: 0 SB: 0 CS: 0	PA: 39
<b>PITCHER</b>	IP WLS BF H R ER SO BB IBB HBP BLK WP HR S P ERA WHIP																					
Tim Belcher, R (1,1) ERA: 4.07	5.0 W 24 5 2 2 2 3 1 0 0 0 0 0 62 99 3.60 1.600																					
Scott Ruskin, L (6,1) ERA: 4.55	1.0 4 1 0 0 1 0 0 0 0 0 0 0 10 16 0.00 1.000																					
Norm Charlton, L (7,1) ERA: 2.42	1.0 3 0 0 0 1 0 0 0 0 0 0 0 7 12 0.00 0.000																					
Steve Foster, R (8,1) ERA: 2.37	2.0 8 1 0 0 1 1 0 0 0 0 0 0 17 27 0.00 1.000																					

**San Diego Padres @ Cincinnati Reds**  
Riverfront Stadium, Cincinnati, OH  
Sun Aug. 16 1992, 3:33 AM EDT  
Att: 32,682 - Cloudy - 69 F

AB	33
R	2
H	7
RBI	2
BB	5
SO	5
LOB	18




Batter	1	2	3	4	5	6	7	8	9	AB	R	H	RBI	BB	SO	LOB	BOTTOM			
Bip Roberts, S (1,4) OBP: 0.377, SLG: 0.389										5	1	1	1	0	0	5				
Reggie Sanders, R (1,8) OBP: 0.355, SLG: 0.477										3	3	2	0	2	1	1				
Barry Larkin, R (1,6) OBP: 0.380, SLG: 0.452										5	3	4	2	0	0	1				
Darnell Coles, R (1,5) OBP: 0.328, SLG: 0.512 Jeff Branson, L (7, PH) OBP: 0.379, SLG: 0.453										3	0	1	2	0	1	2				
Glenn Braggs, R (1,7) OBP: 0.331, SLG: 0.370										3	1	0	0	2	0	3				
Joe Oliver, R (1,2) OBP: 0.315, SLG: 0.386										5	1	3	3	0	2	1				
Paul O'Neill, L (1,9) OBP: 0.363, SLG: 0.393										4	1	1	2	0	0	1				
Bill Doran, S (1,3) OBP: 0.321, SLG: 0.361										3	0	1	1	1	0	0				
Tim Belcher, R (1,1) ERA: 3.47 Cesar Hernandez, R (5, PH) ERA: 3.68 Scott Ruskin, R (6,1) ERA: 2.59 Norm Charlton, S (7,1) ERA: 4.0 Freddie Benavides, R (8,1) ERA: 2.49										0	0	0	0	0	0	0				
<b>Inning Stats</b>	R: 0 E: 0 K: 0 S: 12	H: 1 LOB: 1 BB: 0 P: 18	R: 3 E: 0 K: 1 S: 13	H: 3 LOB: 1 BB: 1 P: 23	R: 0 E: 0 K: 1 S: 9	H: 1 LOB: 0 BB: 0 P: 13	R: 0 E: 0 K: 1 S: 5	H: 0 LOB: 0 BB: 0 P: 7	R: 3 E: 0 K: 1 S: 16	H: 4 LOB: 1 BB: 0 P: 24	R: 0 E: 0 K: 1 S: 7	H: 0 LOB: 0 BB: 0 P: 10	R: 4 E: 0 K: 1 S: 18	H: 4 LOB: 3 BB: 3 P: 40	R: 2 E: 0 K: 0 S: 15	H: 2 LOB: 1 BB: 1 P: 28	1B: 11 2B: 4 3B: 0 HR: 0	SF: 1 SAC: 1 DP: 0 HBP: 0	WP: 0 PB: 0 SB: 0 CS: 1	PA: 43
<b>PITCHER</b>	IP WLS BF H R ER SO BB IBB HBP BLK WP HR S P ERA WHIP																			
Bruce Hurst, L (1,1) ERA: 3.47	4.1 L 22 9 6 0 0 3 1 0 0 0 0 0 50 77 12.46 2.308																			
Tim Scott, R (5,1) ERA: 3.68	0.2 2 0 0 0 1 0 0 0 0 0 0 0 5 8 0.00 0.000																			
Mike Maddux, R (6,1) ERA: 2.59	1.0 6 2 3 3 1 1 0 0 0 0 0 0 13 25 27.00 3.000																			
Frank Seminara, R (7,1) ERA: 4.0	0.0 3 2 0 0 0 1 0 0 0 0 0 0 3 9 ∞ ∞																			
Rich Rodriguez, L (7,1) ERA: 2.49	2.0 10 2 3 3 1 2 0 0 0 0 0 0 24 44 13.50 2.000																			


**San Diego Padres @ Cincinnati Reds**  
Riverfront Stadium, Cincinnati, OH  
Sun Aug. 16 1992, 3:33 AM EDT  
Att: 32,682 - Cloudy - 69 F

AB	36
R	12
H	15
RBI	12
BB	5
SO	6
LOB	19





Batter	1	2	3	4	5	6	7	8	9	AB	R	H	RBI	BB	SO	LOB	TOP										
<b>Bip Roberts, S</b> OBP: 0.375, SLG: 0.386 (1, 4)	G6-3		E5 1B		F9	P3		E4		5	0	1	0	0	0	3	<b>Cincinnati Reds @ Philadelphia Phillies</b> Veterans Stadium, Philadelphia, PA Tue Aug 18 1992, 7:05 PM EDT Cloudy - 80 F										
<b>Reggie Sanders, R</b> OBP: 0.359, SLG: 0.494 (1, 8)	HR		L7					K2-3		5	2	3	1	0	1	2											
<b>Barry Larkin, R</b> OBP: 0.385, SLG: 0.452 (1, 6)	G6-3				G1 1B			SH1-3 1B		2	1	1	0	3	0	0											
<b>Darnell Coles, R</b> OBP: 0.333, SLG: 0.508 (1, 3)					G1 1B			SH1-3 BB		3	0	1	0	1	2	5											
<b>Glenn Bragg, R</b> OBP: 0.332, SLG: 0.381 (1, 7)	PO	G6-3			F7			1B		4	1	1	1	1	1	2											
<b>Chris Sabo, R</b> OBP: 0.300, SLG: 0.421 (1, 5)		P2			G1			HR		5	2	3	3	0	0	2											
<b>Paul O'Neill, L</b> OBP: 0.358, SLG: 0.388 (1, 9)	G3-1				P5			HR		5	0	0	0	0	0	5											
<b>Joe Oliver, R</b> OBP: 0.313, SLG: 0.382 (1, 2)					P4			HR		4	0	0	0	1	3	2											
<b>Greg Swindell, L</b> OBP: 0.153, SLG: 0.171 (1, 1)					L8			L8		5	0	2	0	0	0	0											
<b>Inning Stats</b>	R: 1 E: 0 K: 0 S: 6	H: 2 LOB: 0 BB: 0 P: 8	R: 0 E: 0 K: 0 S: 8	H: 0 LOB: 0 BB: 0 P: 11	R: 0 E: 1 K: 1 S: 9	H: 1 LOB: 1 BB: 0 P: 11	R: 0 E: 0 K: 0 S: 9	H: 1 LOB: 2 BB: 1 P: 17	R: 0 E: 0 K: 1 S: 15	H: 2 LOB: 3 BB: 1 P: 20	R: 2 E: 0 K: 1 S: 14	H: 2 LOB: 2 BB: 2 P: 29	R: 0 E: 1 K: 2 S: 13	H: 0 LOB: 2 BB: 0 P: 23	R: 2 E: 0 K: 1 S: 12	H: 2 LOB: 0 BB: 0 P: 15		1B: 7 2B: 2 3B: 0 HR: 3	SF: 0 SAC: 1 DP: 0 HBP: 0	WP: 1 PB: 0 CS: 1 S: 0	PA: 46						
<b>PITCHER</b>	IP	WLS	BF	H	R	ER	SO	BB	IBB	HBP	BLK	WP	HR	S	P	ERA	WHIP										
<b>Terry Mulholland, L</b> ERA: 3.62 (1, 1)	6.1	L	33	10	4	4	3	2	3	0	0	1	1	65	104	5.68	1.895										
<b>Kyle Abbott, L</b> ERA: 4.66 (7, 1)	0.2		2	0	0	0	1	0	0	0	0	0	0	6	10	0.00	0.000										
<b>Cliff Brantley, R</b> ERA: 4.37 (8, 1)	1.0		5	0	0	0	2	1	0	0	0	0	0	13	23	0.00	1.000										
<b>Jay Ballew, R</b> ERA: 7.71 (9, 1)	1.0		5	2	2	2	1	0	0	0	0	0	2	12	15	18.00	2.000										

Batter	1	2	3	4	5	6	7	8	9	AB	R	H	RBI	BB	SO	LOB	BOTTOM										
<b>Stan Javier, S</b> OBP: 0.324, SLG: 0.294 (1, 7)	F8				P2			FC6-4		4	0	0	0	0	1	1	<b>Cincinnati Reds @ Philadelphia Phillies</b> Veterans Stadium, Philadelphia, PA Tue Aug 18 1992, 7:05 PM EDT Cloudy - 80 F										
<b>Mariano Duncan, R</b> OBP: 0.290, SLG: 0.380 (1, 4)	K				P3			K		4	0	1	0	0	2	1											
<b>Dave Hollins, S</b> OBP: 0.357, SLG: 0.424 (1, 5)	K				2B			L8		4	0	1	0	0	1	2											
<b>John Kruk, L</b> OBP: 0.434, SLG: 0.468 (1, 3)					G3			1B		4	0	1	0	0	0	2											
<b>Wes Chamberlain, R</b> OBP: 0.285, SLG: 0.422 <b>Ruben Amaro Jr, S</b> OBP: 0.302, SLG: 0.310 (7, PR) (8, 9)	L8				G4-3 2B			P9		3	0	2	0	0	0	0											
<b>Todd Pratt, R</b> OBP: 0.231, SLG: 0.462 (1, 2)	K				K			1B		4	0	1	0	0	2	2											
<b>Braulio Castillo, R</b> (1, 8)					G4-3			K		4	0	0	0	0	2	4											
<b>Juan Bell, R</b> OBP: 0.250, SLG: 0.100 (1, 6)					L9			F9		3	0	0	0	1	0	4											
<b>Terry Mulholland, R</b> OBP: 0.129, SLG: 0.104 <b>Kyle Abbott, L</b> OBP: 0.197, SLG: 0.111 <b>Cliff Brantley, R</b> OBP: 0.207, SLG: 0.200 <b>Ricky Jordan, R</b> OBP: 0.289, SLG: 0.363 <b>Jay Ballew, R</b> (9, 1)	P6				P2			FC6-4 1B		2	0	0	0	0	0	2											
<b>Inning Stats</b>	R: 0 E: 0 K: 2 S: 12	H: 0 LOB: 0 BB: 0 P: 18	R: 0 E: 0 K: 1 S: 7	H: 0 LOB: 0 BB: 0 P: 11	R: 0 E: 0 K: 1 S: 9	H: 0 LOB: 0 BB: 0 P: 15	R: 0 E: 0 K: 0 S: 5	H: 1 LOB: 1 BB: 0 P: 8	R: 0 E: 0 K: 1 S: 8	H: 1 LOB: 2 BB: 0 P: 15	R: 0 E: 0 K: 1 S: 11	H: 1 LOB: 2 BB: 0 P: 15	R: 0 E: 0 K: 1 S: 7	H: 1 LOB: 1 BB: 0 P: 12	R: 0 E: 0 K: 1 S: 14	H: 2 LOB: 2 BB: 0 P: 20		1B: 4 2B: 3 3B: 0 HR: 0	SF: 0 SAC: 0 DP: 0 HBP: 0	WP: 0 PB: 0 CS: 0 S: 0	PA: 35						
<b>PITCHER</b>	IP	WLS	BF	H	R	ER	SO	BB	IBB	HBP	BLK	WP	HR	S	P	ERA	WHIP										
<b>Greg Swindell, L</b> ERA: 2.56 (1, 1)	9.0	W	35	7	0	0	8	0	1	0	1	0	0	82	128	0.00	0.778										




Batter	1	2	3	4	5	6	7	8	9	AB	R	H	RBI	BB	SO	LOB	TOP					
Dave Martinez, L (1, 3) OBP: 0.323, SLG: 0.328	G3		G4-3			F8		K		4	0	0	0	0	1	2	<b>Cincinnati Reds @ Philadelphia Phillies</b> Veterans Stadium, Philadelphia, PA Tue Aug 18 1992, 7:05 PM EDT Att: 27,202 - Sunny - 77 F					
Reggie Sanders, R (1, 8) OBP: 0.357, SLG: 0.489	F7				CS BB	FC5-4		K		3	0	0	0	1	1	2						
Barry Larkin, R (1, 6) OBP: 0.384, SLG: 0.448	L9				SAFE	G6-3		G6-3		3	0	0	0	1	0	2						
Paul O'Neill, L (1, 9) OBP: 0.355, SLG: 0.383		F7			G4-3			E5		4	0	0	0	0	0	2						
Glenn Braggs, R (1, 7) OBP: 0.331, SLG: 0.384		E1				K		F7		4	1	1	0	0	1	3						
Jeff Branson, L (1, 5) OBP: 0.371, SLG: 0.439		K				L7				4	0	1	0	0	1	1						
Bill Doran, S (1, 4) OBP: 0.320, SLG: 0.358		G3						F9		3	0	0	1	1	0	2						
Rick Wrona, R (1, 2) OBP: 0.150, SLG: 0.150			L8					G5-3		4	0	0	0	0	1	2						
Jose Rijo, R (1, 1) OBP: 0.204, SLG: 0.245			G3							2	0	1	0	0	0	0						
Bip Roberts, S (8, PH) OBP: 0.376, SLG: 0.388										1	0	1	0	0	0	0						
Tom Bolton, L (8, 1)										0	0	0	0	0	0	0						
<b>Inning Stats</b>	R: 0 E: 0 K: 0 S: 4	H: 0 LOB: 0 BB: 0 P: 6	R: 0 E: 1 K: 1 S: 11	H: 0 LOB: 1 BB: 0 P: 15	R: 0 E: 0 K: 0 S: 8	H: 0 LOB: 0 BB: 0 P: 10	R: 0 E: 0 K: 0 S: 10	H: 0 LOB: 0 BB: 1 P: 17	R: 0 E: 0 K: 2 S: 13	H: 0 LOB: 1 BB: 1 P: 20	R: 0 E: 1 K: 0 S: 14	H: 1 LOB: 3 BB: 1 P: 24	R: 0 E: 0 K: 0 S: 6	H: 0 LOB: 0 BB: 0 P: 8	R: 0 E: 0 K: 2 S: 11	H: 1 LOB: 1 BB: 0 P: 14	R: 1 E: 0 K: 0 S: 8	H: 2 LOB: 1 BB: 0 P: 11	1B: 3 2B: 1 3B: 0 HR: 0	SF: 0 SAC: 0 DP: 0 HBP: 0	WP: 0 PB: 0 SB: 0 CS: 1	PA: 35
<b>PITCHER</b> Curt Schilling, R (1, 1) ERA: 2.57	IP: 9.0 WLS: W BF: 35 H: 4 R: 1 ER: 1 SO: 5 BB: 3 IBB: 0 HBP: 0 BLK: 0 WP: 0 HR: 0 S: 85 P: 125 ERA: 1.00 WHIP: 0.778											<b>PITCHER</b>	IP: 9.0 WLS: W BF: 35 H: 4 R: 1 ER: 1 SO: 5 BB: 3 IBB: 0 HBP: 0 BLK: 0 WP: 0 HR: 0 S: 85 P: 125 ERA: 1.00 WHIP: 0.778									

AB	32
R	1
H	4
RBI	1
BB	3
SO	5
LOB	16



Batter	1	2	3	4	5	6	7	8	9	AB	R	H	RBI	BB	SO	LOB	BOTTOM			
Ruben Amaro Jr, S (1, 9) OBP: 0.298, SLG: 0.305	L7		G3			K		G4-3		4	0	0	0	0	1	2	<b>Cincinnati Reds @ Philadelphia Phillies</b> Veterans Stadium, Philadelphia, PA Tue Aug 18 1992, 7:05 PM EDT Att: 27,202 - Sunny - 77 F			
Mickey Morandini, L (1, 4) OBP: 0.308, SLG: 0.355	E 1B				L7			G4-3		4	1	2	0	0	0	0				
John Kruk, L (1, 3) OBP: 0.432, SLG: 0.464	F8				G4-3			F7		3	0	0	0	1	0	2				
Darren Daulton, L (1, 2) OBP: 0.391, SLG: 0.545	F9				G4-3			G4-3		4	2	1	1	0	0	2				
Dave Hollins, S (1, 5) OBP: 0.358, SLG: 0.432		G3-1				G4-3		E S 1B		4	1	2	3	0	0	0				
Stan Javier, S (1, 7) OBP: 0.322, SLG: 0.293		G3				E 2B 1B		K		4	1	1	0	0	1	1				
Braulio Castillo, R (1, 8) OBP: 0.143, SLG: 0.286		G5-3				G1 1B 2B		K		3	1	1	1	0	1	1				
Juan Bell, R (1, 6) OBP: 0.200, SLG: 0.077					K			G1		3	0	0	0	0	2	1				
Curt Schilling, R (1, 1) OBP: 0.178, SLG: 0.182					G3			G4-3		3	0	2	1	0	0	0				
<b>Inning Stats</b>	R: 0 E: 1 K: 0 S: 9	H: 1 LOB: 1 BB: 0 P: 15	R: 0 E: 0 K: 0 S: 5	H: 0 LOB: 0 BB: 0 P: 9	R: 0 E: 0 K: 1 S: 6	H: 0 LOB: 0 BB: 0 P: 7	R: 0 E: 0 K: 0 S: 8	H: 0 LOB: 0 BB: 0 P: 11	R: 2 E: 1 K: 1 S: 15	H: 3 LOB: 1 BB: 0 P: 22	R: 2 E: 0 K: 2 S: 15	H: 3 LOB: 1 BB: 0 P: 19	R: 0 E: 0 K: 1 S: 7	H: 1 LOB: 0 BB: 0 P: 9	R: 2 E: 0 K: 0 S: 13	H: 1 LOB: 0 BB: 1 P: 23		1B: 6 2B: 1 3B: 1 HR: 1	SF: 0 SAC: 0 DP: 1 HBP: 0	WP: 0 PB: 0 SB: 1 CS: 0
<b>PITCHER</b> Jose Rijo, R (1, 1) ERA: 3.1	IP: 7.0 WLS: L BF: 28 H: 8 R: 4 ER: 4 SO: 5 BB: 0 IBB: 0 HBP: 0 BLK: 0 WP: 0 HR: 0 S: 65 P: 92 ERA: 5.14 WHIP: 1.143											<b>PITCHER</b> Tom Bolton, L (8, 1) ERA: 4.5	IP: 1.0 WLS: L BF: 5 H: 1 R: 2 ER: 2 SO: 0 BB: 1 IBB: 0 HBP: 0 BLK: 0 WP: 0 HR: 1 S: 13 P: 23 ERA: 18.00 WHIP: 2.000							

AB	32
R	6
H	9
RBI	6
BB	1
SO	5
LOB	9





Batter	1	2	3	4	5	6	7	8	9	AB	R	H	RBI	BB	SO	LOB	TOP										
<b>Bip Roberts, S</b> (1, 5) OBP: 0.377, SLG: 0.387	1-1 G4-3	1-1 P2		0-1 FC6-4			4-0 G4-6-3 BB		2-2 1B	4	0	1	0	1	0	3	<b>Cincinnati Reds @ Philadelphia Phillies</b> Veterans Stadium, Philadelphia, PA Wed Aug 19 1992, 3:33 AM EDT Att: 30,184 - Sunny - 80 F <a href="http://livebaseballscorecards.com">livebaseballscorecards.com</a>										
<b>Jeff Branson, L</b> (1, 4) OBP: 0.379, SLG: 0.450 <b>Cesar Hernandez, R</b> (9, PH) OBP: 0.345, SLG: 0.448	4-1 FC5-4 BB		1-1 P5		0-0 G4-3 SF7 2B		2-2 G4-6-3		1-3 K	3	1	1	0	1	0	1											
<b>Barry Larkin, R</b> (1, 6) OBP: 0.383, SLG: 0.445	0-0 FC5-4		4-1 F8 E BB		0-0 G4-3		2-0 P2			3	0	0	0	1	0	2											
<b>Glenn Briggs, R</b> (1, 7) OBP: 0.329, SLG: 0.378	0-3 K		1-0 FC F8		4-0 BB		2-2 F9			3	0	0	0	1	1	2											
<b>Paul O'Neill, L</b> (1, 9) OBP: 0.352, SLG: 0.380		0-3 K	1-0 F8		0-0 SF7		2-3 K			3	0	0	1	0	2	2											
<b>Reggie Sanders, R</b> (1, 8) OBP: 0.359, SLG: 0.504	3-2 1B 2B		1-3 K		3-3 K		1-0 HR			4	2	2	1	0	2	3											
<b>Bill Doran, S</b> (1, 3) <b>Norm Charlton, S</b> (8, 1) OBP: 0.250, SLG: 0.250	4-2 E 1B BB		2-2 P3		2-2 F8		1-2 F8			3	0	0	0	1	0	0											
<b>Joe Oliver, R</b> (1, 2) OBP: 0.312, SLG: 0.380	1-0 P3		1-2 FC6-4 1B		0-0 P6		2-1 F9			4	0	1	0	0	0	2											
<b>Chris Hammond, L</b> (1, 1) OBP: 0.286, SLG: 0.286 <b>Steve Foster, R</b> (4, 1) OBP: 0.220, SLG: 0.290 <b>Freddie Benavides, R</b> (6, PH) OBP: 0.268, SLG: 0.322 <b>Scott Bankhead, R</b> (8, 1) OBP: 0.250, SLG: 0.322 <b>Rob Dibble, R</b> (7, 1) OBP: 0.292, SLG: 0.333 <b>Darnell Coles, R</b> (8, 3) OBP: 0.331, SLG: 0.509	2-2 E9 1B		1-3 K		3-2 G4-3		1-3 K			2	0	1	1	0	1	1											
<b>Inning Stats</b>	R: 0 E: 0 K: 1 S: 9	H: 0 LOB: 1 BB: 1 P: 14	R: 1 E: 1 K: 1 S: 16	H: 2 LOB: 2 BB: 1 P: 27	R: 0 E: 1 K: 1 S: 8	H: 0 LOB: 2 BB: 1 P: 16	R: 0 E: 0 K: 1 S: 12	H: 1 LOB: 1 BB: 0 P: 16	R: 1 E: 0 K: 1 S: 8	H: 1 LOB: 0 BB: 1 P: 15	R: 0 E: 0 K: 0 S: 7	H: 0 LOB: 0 BB: 0 P: 12	R: 0 E: 0 K: 0 S: 5	H: 0 LOB: 0 BB: 1 P: 13	R: 1 E: 0 K: 1 S: 10	H: 1 LOB: 0 BB: 0 P: 16		R: 0 E: 0 K: 2 S: 12	H: 1 LOB: 1 BB: 0 P: 18	1B: 3 2B: 2 3B: 0 HR: 1	SF: 1 SAC: 0 DP: 1 HBP: 0	WP: 0 PB: 0 SB: 0 CS: 0	PA: 38				
<b>PITCHER</b>	IP	WLS	BF	H	R	ER	SO	BB	IBB	HBP	BLK	WP	HR	S	P	ERA	WHIP										
<b>Ben Rivera, R</b> (1, 1) ERA: 2.71	7.0	W	30	4	2	2	5	5	0	0	0	0	0	65	113	2.57	1.286										
<b>Mike Hartley, R</b> (8, 1) ERA: 3.15	1.0		4	1	1	1	1	0	0	0	0	0	1	10	16	9.00	1.000										
<b>Mitch Williams, L</b> (9, 1) ERA: 4.01	1.0		4	1	0	0	2	0	0	0	0	0	0	12	18	0.00	1.000										

Batter	1	2	3	4	5	6	7	8	9	AB	R	H	RBI	BB	SO	LOB	BOTTOM										
<b>Ruben Amaro Jr, S</b> (1, 9) OBP: 0.297, SLG: 0.312	2-1 G1-3		0-1 F8		0-0 HR 3B		2-1 F8			4	1	1	0	0	0	0	<b>Cincinnati Reds @ Philadelphia Phillies</b> Veterans Stadium, Philadelphia, PA Wed Aug 19 1992, 3:33 AM EDT Att: 30,184 - Sunny - 80 F <a href="http://livebaseballscorecards.com">livebaseballscorecards.com</a>										
<b>Mariano Duncan, R</b> (1, 4) OBP: 0.291, SLG: 0.386	4-2 HR BB		3-2 F9		0-1 HR		2-3 K			3	2	1	2	1	1	0											
<b>Dave Hollins, S</b> (1, 5) OBP: 0.361, SLG: 0.440	1-2 HR		1-0 HR HBP		0-1 F8		1-0 BB 1B			3	3	2	2	0	0	0											
<b>Darren Daulton, L</b> (1, 2) OBP: 0.392, SLG: 0.552	3-2 P6		1-0 HR		0-3 K		4-0 BB 1B			3	2	1	2	1	1	0											
<b>Ricky Jordan, R</b> (1, 3) OBP: 0.269, SLG: 0.366	0-1 G5-3		2-1 G3		1-3 K		0-0 BB 2B			4	1	1	2	0	1	0											
<b>Stan Javier, S</b> (1, 7) OBP: 0.330, SLG: 0.309		1-1 2B 1B		2-2 FC5-4 1B		1-3 K		0-2 BB 2B		4	0	3	1	0	1	0											
<b>Braulio Castillo, R</b> (1, 8) OBP: 0.091, SLG: 0.182	1-1 F8		3-1 FC5-4		2-2 G5-3		3-3 K			4	0	0	0	0	1	3											
<b>Juan Bell, R</b> (1, 6) OBP: 0.211, SLG: 0.176	0-0 K 2B		1-3 K		2-2 G4-3		0-3 K			4	0	1	0	0	2	2											
<b>Ben Rivera, R</b> (1, 1) OBP: 0.133, SLG: 0.071 <b>Jeff Grotewold, L</b> (7, PH) OBP: 0.340, SLG: 0.545 <b>Mike Hartley, R</b> (8, 1) OBP: 0.268, SLG: 0.200 <b>Joe Milette, R</b> (8, PH) OBP: 0.268, SLG: 0.200 <b>Mitch Williams, L</b> (9, 1) OBP: 0.333, SLG: 0.333	0-3 K		1-3 K		1-3 K		1-3 K2-3		0-3 K	2	0	0	0	0	2	3											
<b>Inning Stats</b>	R: 2 E: 0 K: 0 S: 12	H: 1 LOB: 0 BB: 1 P: 22	R: 0 E: 0 K: 1 S: 8	H: 2 LOB: 0 BB: 0 P: 10	R: 2 E: 0 K: 2 S: 9	H: 1 LOB: 0 BB: 0 P: 16	R: 0 E: 0 K: 2 S: 12	H: 1 LOB: 1 BB: 0 P: 19	R: 2 E: 0 K: 1 S: 11	H: 2 LOB: 0 BB: 0 P: 12	R: 0 E: 0 K: 1 S: 12	H: 0 LOB: 0 BB: 0 P: 17	R: 0 E: 0 K: 2 S: 9	H: 0 LOB: 0 BB: 0 P: 14	R: 3 E: 0 K: 3 S: 15	H: 3 LOB: 1 BB: 1 P: 23		1B: 3 2B: 3 3B: 1 HR: 3	SF: 0 SAC: 0 DP: 0 HBP: 1	WP: 0 PB: 0 SB: 0 CS: 0	PA: 36						
<b>PITCHER</b>	IP	WLS	BF	H	R	ER	SO	BB	IBB	HBP	BLK	WP	HR	S	P	ERA	WHIP										
<b>Chris Hammond, L</b> (1, 1) ERA: 4.2	3.0	L	15	5	4	4	1	1	0	0	0	0	1	20	26	9.00	1.000										
<b>Steve Foster, R</b> (4, 1) ERA: 2.79	2.0		8	2	2	2	4	0	0	0	0	0	0	12	17	0.00	0.000										
<b>Scott Bankhead, R</b> (6, 1) ERA: 2.54	1.0		3	0	0	0	1	0	0	0	0	0	0	9	14	0.00	0.000										
<b>Rob Dibble, R</b> (7, 1) ERA: 3.31	1.0		3	0	0	0	2	0	0	0	0	0	0	15	23	27.00	4.000										
<b>Norm Charlton, L</b> (8, 1) ERA: 2.78	1.0		7	3	3	3	3	1	0	0	0	0	0	15	23	27.00	4.000										



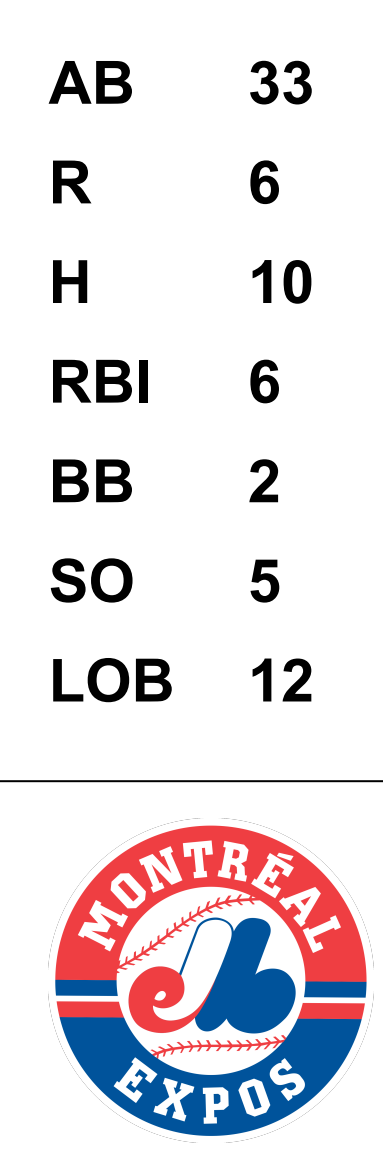


Batter	1	2	3	4	5	6	7	8	9	AB	R	H	RBI	BB	SO	LOB	TOP										
<b>Bip Roberts, S</b> (1, 7) OBP: 0.373, SLG: 0.382	0-1 F7	0-2 P6			0-0 G4-3		1-0 F8		3-2 F8	5	0	0	0	0	0	2	<b>Cincinnati Reds @ Montreal Expos</b> Olympic Stadium, Montreal, QB Fri Aug 21 1992, 7:05 PM EDT Att: 24,900 - Dome - 70 F										
<b>Jeff Branson, L</b> (1, 4) OBP: 0.366, SLG: 0.431	1-2 G5-3	0-2 G3			0-0 F8		0-0 F8		2-1 1B	5	0	1	0	0	0	2											
<b>Barry Larkin, R</b> (1, 6) OBP: 0.381, SLG: 0.444	1-1 2B			1-0 F7		1-2 L9		1-0 F8	1-2 P6	5	0	1	0	0	0	1											
<b>Hal Morris, L</b> (1, 3) OBP: 0.369, SLG: 0.423	2-1 G3			2-2 G4-3		3-2 F7		0-1 1B		4	0	1	0	0	0	1											
<b>Dave Martinez, L</b> (8, PR) OBP: 0.323, SLG: 0.328								4-2 2B		0	1	0	0	0	0	0											
<b>Paul O'Neill, L</b> (1, 9) OBP: 0.356, SLG: 0.385		1-0 FC 1B E	3-3 K		1-1 2B		4-2 1B			3	1	2	0	1	1	0											
<b>Reggie Sanders, R</b> (1, 8) OBP: 0.364, SLG: 0.505	1-1 1B E			4-1 S BB		2-3 K		0-0 BB		3	1	2	1	1	1	1											
<b>Chris Sabo, R</b> (1, 5) OBP: 0.299, SLG: 0.417	2-2 FC 1B			0-0 F8		4-1 BB		1-1 P3		3	0	0	0	1	0	4											
<b>Joe Oliver, R</b> (1, 2) OBP: 0.309, SLG: 0.376	1-3 2-H			3-3 SAFE K		2-3 K		0-1 G1-3		4	0	0	0	0	3	7											
<b>Tim Belcher, R</b> (1, 1) OBP: 0.123, SLG: 0.175	0-1 1B			0-1 F8					2-3 K	3	0	1	1	0	0	1											
<b>Rob Dibble, L</b> (8, 1) OBP: 0.333, SLG: 0.333										0	0	0	0	0	0	0											
<b>Bill Doran, S</b> (9, PH) OBP: 0.318, SLG: 0.353	2-3 3-H									1	0	0	0	0	1	0											
<b>Inning Stats</b>	R: 0 E: 0 K: 0 S: 9	H: 1 LOB: 1 BB: 0 P: 13	R: 2 E: 1 K: 1 S: 20	H: 3 LOB: 2 BB: 0 P: 25	R: 0 E: 0 K: 1 S: 7	H: 0 LOB: 0 BB: 0 P: 13	R: 0 E: 0 K: 1 S: 10	H: 0 LOB: 1 BB: 1 P: 17	R: 0 E: 0 K: 2 S: 5	H: 1 LOB: 2 BB: 1 P: 25	R: 0 E: 0 K: 0 S: 3	H: 0 LOB: 0 BB: 0 P: 4	R: 1 E: 0 K: 0 S: 11	H: 2 LOB: 2 BB: 1 P: 17	R: 0 E: 0 K: 1 S: 12	H: 1 LOB: 1 BB: 0 P: 20	1B: 5 2B: 3 3B: 0 HR: 0	SF: 0 SAC: 0 DP: 0 HBP: 0	WP: 0 PB: 0 SB: 1 CS: 0	PA: 39							
<b>PITCHER</b>	IP	WLS	BF	H	R	ER	SO	BB	IBB	HBP	BLK	WP	HR	S	P	ERA	WHIP										
<b>Mark Gardner, R</b> (1, 1) ERA: 3.75	7.0		29	5	2	1	5	2	0	0	0	0	0	67	103	1.29	1.000										
<b>Mel Rojas, R</b> (8, 1) ERA: 1.22	0.1		2	1	1	1	0	0	0	0	0	0	0	3	4	27.00	3.000										
<b>John Wetteland, R</b> (8, 1) ERA: 3.53	1.2	W	8	2	0	0	1	1	0	0	0	0	0	20	33	0.00	1.800										

AB	36
R	3
H	8
RBI	2
BB	3
SO	6
LOB	19



Batter	1	2	3	4	5	6	7	8	9	AB	R	H	RBI	BB	SO	LOB	BOTTOM											
<b>Delino DeShields, L</b> (1, 4) OBP: 0.376, SLG: 0.419	1-2 1B SF8		1-0 F9		2-3 K		1 SAFE 0-0 G6-3			4	1	1	1	0	1	1	<b>Cincinnati Reds @ Montreal Expos</b> Olympic Stadium, Montreal, QB Fri Aug 21 1992, 7:05 PM EDT Att: 24,900 - Dome - 70 F											
<b>Spike Owen, S</b> (1, 6) OBP: 0.343, SLG: 0.403	2-1 1B		3-2 P6		3-2 2B		1-2 3-H G3			4	0	2	0	0	0	2												
<b>Mel Rojas, R</b> (8, 1) OBP: 0.091, SLG: 0.091	1-3 1B									0	0	0	0	0	0	0												
<b>John Wetteland, R</b> (8, 1) OBP: 0.200, SLG: 0.200										0	0	0	0	0	0	0												
<b>Marquis Grissom, R</b> (1, 8) OBP: 0.325, SLG: 0.412	1-1 SF8		3-1 G6-3		1-0 G3			4-2 1B HR		2	1	0	1	1	0	1												
<b>Larry Walker, L</b> (1, 9) OBP: 0.338, SLG: 0.492	1-3 K			1-0 G4-3 1B		1-1 F8		1-0 1B HR		4	2	2	0	0	1	1												
<b>John Vander Wal, L</b> (1, 7) OBP: 0.333, SLG: 0.368	1-0 P6			0-0 G4-3		1-0 G4-3		0-0 HR		3	0	0	0	0	0	2												
<b>Moises Alou, R</b> (7, 7) OBP: 0.330, SLG: 0.450				2-3 1B				1-H 3-H HR		1	1	1	3	0	0	0												
<b>Jerry Willard, L</b> (1, 3) OBP: 0.370, SLG: 0.615		0-1 G6-3		1-1 F8-5 1B		2-2 F8		1-3 K		3	0	1	1	0	0	0												
<b>Tom Foley, L</b> (8, 5) OBP: 0.250, SLG: 0.238				3-H 1B						1	0	0	0	0	1	0												
<b>Tim Wallach, R</b> (1, 5) OBP: 0.308, SLG: 0.333	2-2 F9			0-0 1B			2-1 F8	4-1 FC5-4 BB		3	0	1	0	1	0	0												
<b>Tim Laker, R</b> (1, 2) OBP: 0.286, SLG: 0.286	1-0 E4			0-0 F8-5			1-2 1B G6-3	1-3 K		4	1	1	0	0	1	3												
<b>Mark Gardner, R</b> (1, 1) OBP: 0.188, SLG: 0.186		0-3 K			2-1 G4-3		2-1 G6-3 1B	2-0 FC5-4		2	0	0	0	0	1	1												
<b>Darrin Fletcher, L</b> (7, PH) OBP: 0.287, SLG: 0.302										1	0	1	0	0	0	0												
<b>Wil Cordero, R</b> (7, PR) OBP: 0.345, SLG: 0.280								1-2 1B		1	0	0	0	0	0	1												
<b>Inning Stats</b>	R: 1 E: 0 K: 1 S: 13	H: 2 LOB: 1 BB: 0 P: 19	R: 0 E: 1 K: 1 S: 10	H: 0 LOB: 1 BB: 0 P: 13	R: 0 E: 0 K: 0 S: 6	H: 0 LOB: 0 BB: 0 P: 13	R: 1 E: 0 K: 0 S: 6	H: 3 LOB: 1 BB: 0 P: 8	R: 0 E: 0 K: 1 S: 12	H: 1 LOB: 1 BB: 0 P: 20	R: 0 E: 0 K: 0 S: 7	H: 0 LOB: 0 BB: 0 P: 11	R: 1 E: 0 K: 0 S: 13	H: 2 LOB: 2 BB: 0 P: 20	R: 3 E: 0 K: 2 S: 12	H: 2 LOB: 1 BB: 2 P: 25	1B: 7 2B: 3 3B: 0 HR: 1	SF: 1 SAC: 0 DP: 1 HBP: 0	WP: 0 PB: 0 SB: 0 CS: 0	PA: 36								
<b>PITCHER</b>	IP	WLS	BF	H	R	ER	SO	BB	IBB	HBP	BLK	WP	HR	S	P	ERA	WHIP											
<b>Tim Belcher, R</b> (1, 1) ERA: 4.16	7.0	L	31	5	5	3	3	1	0	0	0	0	1	9	17	9.00	2.000											
<b>Rob Dibble, R</b> (8, 1) ERA: 3.42	1.0		5	1	1	1	2	1	0	0	0	0	0	1	9	17	9.00	2.000										





Batter	1	2	3	4	5	6	7	8	9	AB	R	H	RBI	BB	SO	LOB	TOP										
Reggie Sanders, R OBP: 0.363, SLG: 0.502 (1, 8)	G5-3		G4-3		FC6-4			1B		4	0	1	0	0	0	2	<b>Cincinnati Reds @ Montreal Expos</b> Olympic Stadium, Montreal, QB Sat Aug 22 1992, 7:05 PM EDT Att: 38,200 - Dome - 70 F										
Hal Morris, L OBP: 0.366, SLG: 0.418 (1, 3)	F7		G6-3			E5		1B		3	0	0	0	1	0	0											
Barry Larkin, R OBP: 0.379, SLG: 0.441 (1, 6)	F7				F9			F9		3	0	0	0	1	0	2											
Glenn Braggs, R OBP: 0.332, SLG: 0.381 Norm Charlton, S OBP: 0.250, SLG: 0.250 (8, 1)		1B			F9		B1-5-4	FC6		4	1	2	0	0	0	2											
Chris Sabo, R OBP: 0.296, SLG: 0.412 (1, 5)		K			L8			FC6		4	0	0	0	0	1	5											
Joe Oliver, R OBP: 0.312, SLG: 0.377 Bip Roberts, S OBP: 0.372, SLG: 0.381 (9, PH)					FC5-6		K			2	0	1	0	1	1	0											
Paul O'Neill, L OBP: 0.355, SLG: 0.383 (1, 9)		SF8			K		K			2	0	0	1	1	2	1											
Freddie Benavides, R OBP: 0.271, SLG: 0.318 Jeff Branson, L OBP: 0.356, SLG: 0.418 (7, PH)					FC5-6		G3			2	0	1	0	0	1	1											
Greg Swindell, L OBP: 0.149, SLG: 0.167 Scott Bankhead, R OBP: 0.222, SLG: 0.222 Dave Martinez, L OBP: 0.321, SLG: 0.326 (8, 8)					FC5-6		FC5-6			2	0	0	0	0	0	2											
					FC5-6		FC6-4			2	0	0	0	0	0	1											
<b>Inning Stats</b>	R: 0 E: 0 K: 0 S: 5	H: 0 LOB: 0 BB: 0 P: 8	R: 1 E: 0 K: 2 S: 10	H: 2 LOB: 1 BB: 0 P: 15	R: 0 E: 0 K: 0 S: 5	H: 0 LOB: 0 BB: 0 P: 11	R: 0 E: 0 K: 0 S: 6	H: 0 LOB: 0 BB: 0 P: 8	R: 0 E: 0 K: 1 S: 7	H: 1 LOB: 2 BB: 1 P: 13	R: 0 E: 0 K: 0 S: 7	H: 0 LOB: 1 BB: 1 P: 14	R: 0 E: 0 K: 2 S: 9	H: 0 LOB: 0 BB: 0 P: 13	R: 0 E: 0 K: 0 S: 14	H: 2 LOB: 3 BB: 1 P: 23	R: 0 E: 0 K: 0 S: 5	H: 0 LOB: 1 BB: 1 P: 11	1B: 5 2B: 0 3B: 0 HR: 0	SF: 1 SAC: 0 DP: 1 HBP: 0	WP: 0 PB: 0 SB: 2 CS: 0	PA: 36					
<b>PITCHER</b>	IP	WLS	BF	H	R	ER	SO	BB	IBB	HBP	BLK	WP	HR	S	P	ERA	WHIP										
Brian Barnes, L ERA: 2.3 (1, 1)	5.0		21	3	1	1	3	2	0	0	0	0	0	36	65	1.80	1.000										
Mel Rojas, R ERA: 1.18 (6, 1)	2.1	W	7	1	0	0	2	0	0	0	0	0	0	16	23	0.00	0.429										
Jeff Fassero, L ERA: 2.84 (8, 1)	0.0		1	0	0	0	0	1	0	0	0	0	0	5	8	∞	∞										
John Wetteland, R ERA: 3.43 (8, 1)	1.2	S	7	1	0	0	0	1	0	0	0	0	0	11	20	0.00	1.200										

AB	31
R	1
H	5
RBI	1
BB	4
SO	5
LOB	17



Batter	1	2	3	4	5	6	7	8	9	AB	R	H	RBI	BB	SO	LOB	BOTTOM											
Delino DeShields, L OBP: 0.373, SLG: 0.415 (1, 4)	F7		G6-3		P4			F8		4	0	0	0	0	0	4	<b>Cincinnati Reds @ Montreal Expos</b> Olympic Stadium, Montreal, QB Sat Aug 22 1992, 7:05 PM EDT Att: 38,200 - Dome - 70 F											
Spike Owen, S OBP: 0.342, SLG: 0.401 (1, 6)	G6-3				G6-3			F8		4	0	1	0	0	0	0												
Marquis Grissom, R OBP: 0.328, SLG: 0.423 (1, 8)	G4-3				E7			HR		4	2	3	1	0	0	0												
Larry Walker, L OBP: 0.339, SLG: 0.492 Darren Reed, R OBP: 0.299, SLG: 0.419 (3, 9)		G4-3			K			K		0	0	0	0	0	0	0												
Moises Alou, R OBP: 0.328, SLG: 0.447 (1, 7)		G4-3			P3			K		3	0	0	0	0	3	2												
Tim Lincecum, R OBP: 0.308, SLG: 0.334 (1, 5)		F8						2B		4	1	1	0	0	1	2												
Gary Carter, R OBP: 0.295, SLG: 0.335 Tim Laker, R OBP: 0.286, SLG: 0.286 (8, 2)					P3					4	0	1	1	0	1	0												
Greg Colbrunn, R OBP: 0.322, SLG: 0.404 Tom Foley, L OBP: 0.250, SLG: 0.238 (8, 3)										3	0	3	0	0	0	0												
Brian Barnes, L OBP: 0.250, SLG: 0.217 Mel Rojas, R OBP: 0.083, SLG: 0.083 Jeff Fassero, L OBP: 0.286, SLG: 0.286 (8, 1)					P3					0	0	0	0	0	0	0												
John Wetteland, R OBP: 0.200, SLG: 0.200 (8, 1)										0	0	0	0	0	0	0												
<b>Inning Stats</b>	R: 0 E: 0 K: 0 S: 7	H: 0 LOB: 0 BB: 0 P: 10	R: 0 E: 0 K: 0 S: 4	H: 0 LOB: 0 BB: 0 P: 7	R: 0 E: 0 K: 1 S: 11	H: 1 LOB: 1 BB: 0 P: 16	R: 0 E: 1 K: 1 S: 10	H: 1 LOB: 1 BB: 0 P: 14	R: 0 E: 0 K: 1 S: 11	H: 2 LOB: 2 BB: 0 P: 18	R: 2 E: 0 K: 1 S: 13	H: 3 LOB: 1 BB: 0 P: 21	R: 0 E: 0 K: 1 S: 7	H: 2 LOB: 2 BB: 0 P: 12	R: 1 E: 1 K: 2 S: 10	H: 1 LOB: 0 BB: 0 P: 15	1B: 6 2B: 3 3B: 0 HR: 1	SF: 0 SAC: 0 DP: 1 HBP: 1	WP: 0 PB: 0 SB: 3 CS: 0	PA: 33								
<b>PITCHER</b>	IP	WLS	BF	H	R	ER	SO	BB	IBB	HBP	BLK	WP	HR	S	P	ERA	WHIP											
Greg Swindell, L ERA: 2.58 (1, 1)	6.0	L	25	7	2	2	4	7	2	2	4	0	0	1	0	0	3.00	1.167										
Scott Bankhead, R ERA: 2.5 (7, 1)	1.0		4	2	0	0	1	0	0	0	0	0	0	7	12	0.00	2.000											
Norm Charlton, L ERA: 2.74 (8, 1)	1.0		4	1	1	0	2	0	0	0	0	0	0	10	15	0.00	1.000											

AB	32
R	3
H	10
RBI	2
BB	0
SO	7
LOB	11
















Batter	1	2	3	4	5	6	7	8	9	AB	R	H	RBI	BB	SO	LOB	TOP								
Stan Javier, S OBP: 0.328, SLG: 0.303 (1, 8)	G6-3		G1-3			L8		G4-3		4	0	0	0	0	0	1	Philadelphia Phillies @ Cincinnati Reds Riverfront Stadium, Cincinnati, OH Tue Aug 25 1992, 7:05 PM EDT Att: 21,078 - Cloudy - 83 F								
Mickey Morandini, L OBP: 0.303, SLG: 0.351 (1, 4)	K			K		G3		G3-1		4	0	0	0	0	2	0									
John Kruk, L OBP: 0.433, SLG: 0.467 Braulio Castillo, R OBP: 0.136, SLG: 0.273 (1, 9)	F8			1B BB		1B BB		SF9 1B		2	0	1	0	2	0	0									
Darren Daulton, L OBP: 0.388, SLG: 0.546 Jeff Grotewold, L OBP: 0.350, SLG: 0.533 (7, 2)	F8			L8				BB BB		3	0	1	0	0	0	1									
Dave Hollins, S OBP: 0.356, SLG: 0.437 (1, 5)	F7			1B		1B		BB		3	0	1	0	1	0	2									
Ricky Jordan, R OBP: 0.259, SLG: 0.363 (1, 3)	P3			G6-3				BB		4	0	0	0	0	1	5									
Mariano Duncan, R OBP: 0.292, SLG: 0.387 (1, 7)			F9			F9		SF9		3	0	0	1	0	0	0									
Juan Bell, R OBP: 0.316, SLG: 0.343 (1, 6)			FC1-6 1B			P6		G4-3		3	0	1	0	1	0	0									
Greg Mathews, R Bob Ayrault, R Mike Hartley, R Ruben Amaro, Jr., S Mitch Williams, L Tom Marsh, R (1, 1)	FC1-6			K				F8		2	0	0	0	0	1	1									
Inning Stats	R: 0 E: 0 K: 1 S: 14	H: 0 LOB: 0 BB: 0 P: 20	R: 0 E: 0 K: 0 S: 8	H: 0 LOB: 0 BB: 0 P: 14	R: 0 E: 0 K: 0 S: 8	H: 1 LOB: 1 BB: 0 P: 11	R: 0 E: 0 K: 1 S: 10	H: 1 LOB: 2 BB: 1 P: 14	R: 0 E: 0 K: 1 S: 7	H: 0 LOB: 0 BB: 0 P: 8	R: 0 E: 0 K: 0 S: 9	H: 1 LOB: 2 BB: 1 P: 14	R: 0 E: 0 K: 0 S: 6	H: 0 LOB: 0 BB: 0 P: 7	R: 0 E: 0 K: 0 S: 4	H: 0 LOB: 0 BB: 0 P: 4		R: 1 E: 0 K: 1 S: 17	H: 1 LOB: 3 BB: 3 P: 34	1B: 4 2B: 0 3B: 0 HR: 0	SF: 1 SAC: 0 DP: 0 HBP: 0	WP: 0 PB: 0 SB: 0 CS: 0	PA: 36		
PITCHER	IP	WLS	BF	H	R	ER	SO	BB	IBB	HBP	BLK	WP	HR	S	P	ERA	WHIP								
Tim Belcher, R ERA: 4.03 (1, 1)	8.0	W	32	4	1	1	3	4	0	0	0	0	0	69	104	1.12	1.000								
Dwayne Henry, R ERA: 2.79 (9, 1)	0.2		3	0	0	0	1	1	0	0	0	0	0	11	19	0.00	1.500								
Rob Dibble, R ERA: 3.27 (9, 1)	0.1		1	0	0	0	0	0	0	0	0	0	0	3	3	0.00	0.000								

Batter	1	2	3	4	5	6	7	8	9	AB	R	H	RBI	BB	SO	LOB	BOTTOM								
Bip Roberts, S OBP: 0.380, SLG: 0.399 (1, 7)	S HR 1B		G6-3			FC6-4 1B		WP BB		3	1	2	0	2	0	0	Philadelphia Phillies @ Cincinnati Reds Riverfront Stadium, Cincinnati, OH Tue Aug 25 1992, 7:05 PM EDT Att: 21,078 - Cloudy - 83 F								
Reggie Sanders, R OBP: 0.360, SLG: 0.486 (1, 8)	L7		P3		FC6-4 1B	FC5-4 BB		HBP		4	1	0	0	0	0	4									
Barry Larkin, R OBP: 0.387, SLG: 0.457 (1, 6)	HR		1B 2B BB		G5-3			F9		3	2	1	2	2	0	3									
Darnell Coles, R OBP: 0.322, SLG: 0.482 Paul O'Neill, L OBP: 0.356, SLG: 0.386 (1, 5)	G6-3		2B 1B		HR 1B	G3-1				2	0	1	0	0	0	0									
Glenn Braggs, R OBP: 0.331, SLG: 0.379 Dave Martinez, L OBP: 0.324, SLG: 0.332 (2, 9)	K		2B		HR 1B			F8		1	0	0	0	0	1	0									
Joe Oliver, R OBP: 0.315, SLG: 0.389 (1, 2)	F7				HR 1B			K		4	1	2	3	0	1	0									
Hal Morris, L OBP: 0.359, SLG: 0.407 (1, 3)	G4-3				F7			F9		4	0	0	0	0	1	1									
Bill Doran, S OBP: 0.320, SLG: 0.348 (1, 4)					F8			K		3	0	1	0	1	1	1									
Tim Belcher, R OBP: 0.117, SLG: 0.167 Dwayne Henry, R OBP: 0.250, SLG: 0.250 Rob Dibble, R OBP: 0.333, SLG: 0.333 (1, 1)	L7				F7			K		3	0	0	0	0	1	2									
Inning Stats	R: 2 E: 0 K: 1 S: 12	H: 2 LOB: 0 BB: 0 P: 20	R: 0 E: 0 K: 0 S: 7	H: 0 LOB: 1 BB: 1 P: 17	R: 1 E: 0 K: 0 S: 5	H: 2 LOB: 2 BB: 1 P: 10	R: 0 E: 0 K: 1 S: 9	H: 1 LOB: 1 BB: 0 P: 16	R: 4 E: 0 K: 0 S: 12	H: 4 LOB: 0 BB: 0 P: 21	R: 0 E: 0 K: 0 S: 14	H: 1 LOB: 3 BB: 2 P: 24	R: 0 E: 0 K: 1 S: 7	H: 0 LOB: 0 BB: 0 P: 10	R: 0 E: 0 K: 2 S: 12	H: 0 LOB: 2 BB: 1 P: 24	1B: 6 2B: 2 3B: 0 HR: 2	SF: 0 SAC: 1 DP: 0 HBP: 1	WP: 1 PB: 0 SB: 1 CS: 0	PA: 39					
PITCHER	IP	WLS	BF	H	R	ER	SO	BB	IBB	HBP	BLK	WP	HR	S	P	ERA	WHIP								
Greg Mathews, L ERA: 4.89 (6, 1)	5.0	L	25	9	7	7	2	2	0	0	0	0	0	14	24	0.00	3.000								
Bob Ayrault, R ERA: 3.69 (7, 1)	1.0		6	1	0	0	0	2	0	0	0	0	0	7	10	0.00	0.000								
Mitch Williams, L ERA: 4.16 (8, 1)	1.0		5	0	0	0	2	1	0	1	0	1	0	12	24	0.00	1.000								



Batter	1	2	3	4	5	6	7	8	9	AB	R	H	RBI	BB	SO	LOB	TOP					
Stan Javier, S OBP: 0.329, SLG: 0.310 (1, 8)	2-2 WP 1B		0-0 B1-3		0-1 1B 2B	1-1 FC6-4		2-3 K		5	1	2	0	0	1	2	<b>Philadelphia Phillies @ Cincinnati Reds</b> Riverfront Stadium, Cincinnati, OH Wed Aug 26 1992, 7:05 PM EDT Att: 23,516 - Cloudy - 84 F  <b>AB 37</b> <b>R 3</b> <b>H 12</b> <b>RBI 3</b> <b>BB 4</b> <b>SO 6</b> <b>LOB 24</b> 					
Mariano Duncan, R OBP: 0.293, SLG: 0.387 (1, 4)	3-3 SAFE K		1-2 L1		0-2 1B		0-0 G4-3	4-0 CS BB		3	0	1	1	0	1	1						
Mickey Morandini, L OBP: 0.304, SLG: 0.350 (6, 4)	1-2 SAFE K				2-H 1B					1	0	0	0	1	0	0						
John Kruk, L OBP: 0.437, SLG: 0.472 (1, 9)	4-2 BB			1-1 FC5-4 1B	0-0 1B		3-2 1B 2B	1-0 F8		4	1	3	0	1	0	1						
Dave Hollins, S OBP: 0.355, SLG: 0.434 (1, 5)	2-1 SAFE P2			3-2 FC5-4 1B 1B	3-2 P5		1-1 1B BB SF9 1B	0-3 K		5	1	1	0	0	1	5						
Darren Daulton, L OBP: 0.386, SLG: 0.541 (1, 2)	0-1 G3			0-0 P2	1-1 F8		4-1 SF9 1B BB	1-3 K2-3		4	0	0	0	1	1	5						
Ricky Jordan, R OBP: 0.288, SLG: 0.369 (1, 3)		1-1 F9		1-0 1B 1B		0-1 1B	0-0 BB 1B	0-0 F8		5	0	3	1	0	0	0						
Tom Marsh, R OBP: 0.304, SLG: 0.366 (1, 7)		1-3 K		0-0 1B		2-2 FC6-4 1B	1-0 SF9			3	0	2	1	0	1	0						
Juan Bell, R OBP: 0.310, SLG: 0.316 (1, 6)		0-0 G6-3		0-0 F9		1-2 F8	2-3 3-H 4-1 BB			3	0	0	0	1	0	5						
Andy Ashby, R (1, 1)			3-2 P4		0-1 G4-3	2-1 F7	1-3 K			1	0	0	0	0	0	0						
Braulio Castillo, R (5, PH)										1	0	0	0	0	0	0						
Kyle Abbott, L (5, 1)										0	0	0	0	0	0	0						
Jeff Branson, L (6, PH)										1	0	0	0	0	0	2						
Mike Hartley, R (6, 1)										0	0	0	0	0	0	0						
Ruben Amaro Jr., S (7, PH)										1	0	0	0	0	1	3						
Cliff Brantley, R (7, 1)										0	0	0	0	0	0	0						
<b>Inning Stats</b>	R: 0 E: 0 K: 1 S: 14	H: 1 LOB: 2 BB: 1 P: 25	R: 0 E: 0 K: 1 S: 7	H: 0 LOB: 0 BB: 0 P: 9	R: 0 E: 0 K: 0 S: 7	H: 0 LOB: 0 BB: 0 P: 11	R: 0 E: 0 K: 0 S: 9	H: 3 LOB: 3 BB: 0 P: 14	R: 1 E: 0 K: 0 S: 17	H: 3 LOB: 2 BB: 0 P: 21	R: 0 E: 0 K: 1 S: 12	H: 2 LOB: 2 BB: 0 P: 18	R: 2 E: 0 K: 1 S: 14	H: 3 LOB: 3 BB: 2 P: 28	R: 0 E: 0 K: 1 S: 4	H: 0 LOB: 0 BB: 1 P: 11	R: 0 E: 0 K: 2 S: 7	H: 0 LOB: 0 BB: 0 P: 8	1B: 10 2B: 2 3B: 0 HR: 0	SF: 1 SAC: 0 DP: 0 HBP: 0	WP: 2 PB: 0 SB: 0 CS: 1	PA: 42
<b>PITCHER</b>	IP WLS BF H R ER SO BB IBB HBP BLK WP HR S P ERA WHIP																					
Tom Bolton, L (1, 1)	5.0 W 23 7 1 1 2 1 0 0 0 0 2 0 54 80 1.80 1.600																					
Dwayne Henry, R (6, 1)	0.1 3 2 0 0 0 0 0 0 0 0 0 0 8 11 0.00 6.000																					
Norm Charlton, L (6, 1)	1.0 7 3 2 2 0 1 0 0 0 0 0 0 13 24 18.00 4.000																					
Scott Bankhead, R (7, 1)	0.2 3 0 0 0 1 1 0 0 0 0 0 0 5 11 0.00 1.500																					
Rob Dibble, R (8, 1)	2.0 S 6 0 0 0 3 1 0 0 0 0 0 0 11 19 0.00 0.500																					

Batter	1	2	3	4	5	6	7	8	9	AB	R	H	RBI	BB	SO	LOB	BOTTOM			
Bip Roberts, S OBP: 0.377, SLG: 0.396 (1, 5)	2-2 L3	2-0 FC3-6 FC4-6		3-2 SF7		0-0 F7				3	0	0	1	0	0	3	<b>Philadelphia Phillies @ Cincinnati Reds</b> Riverfront Stadium, Cincinnati, OH Wed Aug 26 1992, 7:05 PM EDT Att: 23,516 - Cloudy - 84 F  <b>AB 28</b> <b>R 4</b> <b>H 8</b> <b>RBI 4</b> <b>BB 6</b> <b>SO 3</b> <b>LOB 16</b> 			
Dave Martinez, L (1, 8)	2-2 G6-3	1-0 FC4-6		3-H G4-3			1-1 CS 1B			4	0	1	0	0	0	3				
Barry Larkin, R (1, 6)	2-0 G5-3		2-1 F8		3-2 G5-3		1-3 K	1-2 PB 1B		4	0	0	0	0	1	1				
Hal Morris, L (1, 3)		2-1 BB HR 1B	4-1 1B BB		2-2 FC6-4 1B		3-1 PB 1B			3	1	3	0	1	0	0				
Paul O'Neill, L (1, 9)		4-1 HR BB	3-2 G5-4-3 1B		2-3 K		4-0 FC6 1BB			2	1	1	0	2	1	1				
Glenn Braggs, R (1, 7)		0-0 BB	0-0 G5-4-3		0-1 FC6-4		1-0 FC6			3	1	1	3	0	0	3				
Norm Charlton, S (6, 1)										0	0	0	0	0	0	0				
Scott Bankhead, R (7, 1)										0	0	0	0	0	0	0				
Jeff Branson, L (7, PH)		1-H 2-H HR		1-2 1B		1-2 1B				1	0	0	0	0	0	2				
Rob Dibble, L (8, 1)										0	0	0	0	0	0	0				
Joe Oliver, R (1, 2)	0-1 FC3-6 WP 1B			4-2 SH1-4 1B SF7 BB		2-0 G5-3		3-2 G4-3		3	1	1	0	1	0	0				
Bill Doran, S (1, 4)	4-0 FC3-6 BB			2-2 SH1-4 1B		4-0 BB		0-0 G1-3		2	0	1	0	2	0	0				
Tom Bolton, L (1, 1)	0-2 P5			0-1 SH1-4 1B		2-3 BB		3-2 G6-3		1	0	0	0	0	0	2				
Dwayne Henry, R (6, 1)										0	0	0	0	0	0	0				
Cesar Hernandez, R (6, 7)										2	0	0	0	0	1	1				
<b>Inning Stats</b>	R: 0 E: 0 K: 0 S: 8	H: 0 LOB: 0 BB: 0 P: 14	R: 3 E: 0 K: 0 S: 11	H: 3 LOB: 2 BB: 2 P: 24	R: 0 E: 0 K: 0 S: 7	H: 1 LOB: 1 BB: 1 P: 16	R: 1 E: 0 K: 0 S: 14	H: 1 LOB: 1 BB: 1 P: 26	R: 0 E: 0 K: 1 S: 11	H: 1 LOB: 1 BB: 0 P: 18	R: 0 E: 0 K: 1 S: 6	H: 0 LOB: 1 BB: 1 P: 14	R: 0 E: 0 K: 1 S: 8	H: 2 LOB: 2 BB: 1 P: 18	R: 0 E: 0 K: 0 S: 13	H: 0 LOB: 0 BB: 0 P: 19	1B: 7 2B: 1 3B: 0 HR: 1	SF: 1 SAC: 1 DP: 2 HBP: 0	WP: 1 PB: 1 SB: 0 CS: 1	PA: 36
<b>PITCHER</b>	IP WLS BF H R ER SO BB IBB HBP BLK WP HR S P ERA WHIP																			
Andy Ashby, R (1, 1)	4.0 L 20 5 4 4 0 4 0 0 0 0 1 1 40 80 9.00 2.250																			
Kyle Abbott, L (5, 1)	1.0 4 1 0 0 1 0 0 0 0 0 0 0 11 18 0.00 1.000																			
Mike Hartley, R (6, 1)	1.0 4 0 0 0 1 1 0 0 0 0 0 0 6 14 0.00 1.000																			
Cliff Brantley, R (7, 1)	2.0 8 2 0 0 1 0 1 0 0 0 0 0 21 37 0.00 1.000																			



Batter	1	2	3	4	5	6	7	8	9	AB	R	H	RBI	BB	SO	LOB	TOP			
<b>Bip Roberts, S</b> OBP: 0.377, SLG: 0.386 (1, 7)										5	1	2	0	0	0	0	<b>Cincinnati Reds @ New York Mets</b> Shea Stadium, Flushing, NY Fri Aug 28 1992, 7:05 PM EDT Sunny - 80 F			
<b>Reggie Sanders, R</b> OBP: 0.361, SLG: 0.492 (1, 8)										5	2	2	0	0	1	1				
<b>Barry Larkin, R</b> OBP: 0.384, SLG: 0.451 (1, 6)										4	0	1	1	1	0	1				
<b>Glenn Braggs, R</b> OBP: 0.326, SLG: 0.386 (1, 9)										3	0	0	1	0	0	2				
<b>Chris Sabo, R</b> OBP: 0.299, SLG: 0.416 <b>Paul O'Neill, L</b> OBP: 0.363, SLG: 0.388 (7, PH) (7, 9)										2	0	1	0	1	0	0				
<b>Joe Oliver, R</b> OBP: 0.316, SLG: 0.387 (1, 2)										4	0	1	0	0	0	5				
<b>Hal Morris, L</b> OBP: 0.368, SLG: 0.412 (1, 3)										3	0	1	0	1	0	0				
<b>Freddie Benavides, R</b> OBP: 0.262, SLG: 0.307 (1, 4)										4	0	0	0	0	0	4				
<b>Jose Rijo, R</b> OBP: 0.200, SLG: 0.236 <b>Jeff Branson, L</b> OBP: 0.339, SLG: 0.394 <b>Scott Bankhead, R</b> OBP: 0.222, SLG: 0.222 <b>Rob Dibble, L</b> OBP: 0.333, SLG: 0.333 (8, PH) (8, 1) (8, 1)										3	0	0	0	0	1	2				
<b>Inning Stats</b>	R: 0 E: 0 K: 0 S: 10	H: 1 LOB: 1 BB: 0 P: 16	R: 0 E: 0 K: 0 S: 11	H: 2 LOB: 2 BB: 0 P: 15	R: 1 E: 0 K: 0 S: 17	H: 2 LOB: 2 BB: 1 P: 27	R: 0 E: 0 K: 0 S: 5	H: 0 LOB: 0 BB: 0 P: 9	R: 0 E: 0 K: 0 S: 7	H: 1 LOB: 2 BB: 1 P: 13	R: 2 E: 0 K: 1 S: 15	H: 3 LOB: 2 BB: 1 P: 26	R: 0 E: 0 K: 0 S: 4	H: 0 LOB: 0 BB: 0 P: 5	R: 0 E: 0 K: 1 S: 7	H: 0 LOB: 0 BB: 0 P: 8		1B: 6 2B: 3 3B: 0 HR: 0	SF: 1 SAC: 0 DP: 0 HBP: 0	WP: 0 PB: 0 SB: 1 CS: 0
<b>PITCHER</b>	IP WLS BF H R ER SO BB IBB HBP BLK WP HR S P ERA WHIP																			
<b>Pete Schourek, L</b> ERA: 3.21	(1, 1) 6.2 31 8 3 3 1 1 2 0 0 0 0 0 70 110 4.05 1.350																			
<b>Jeff Innis, R</b> ERA: 2.99	(7, 1) 0.1 2 1 0 0 0 0 0 0 0 0 0 0 2 3 0.00 3.000																			
<b>Barry Jones, R</b> ERA: 4.76	(8, 1) 1.0 W 3 0 0 0 0 0 0 0 0 0 0 0 4 5 0.00 0.000																			
<b>Anthony Young, R</b> ERA: 3.67	(9, 1) 1.0 S 3 0 0 0 1 0 0 0 0 0 0 0 7 8 0.00 0.000																			

AB	35
R	3
H	9
RBI	3
BB	3
SO	2
LOB	15



Batter	1	2	3	4	5	6	7	8	9	AB	R	H	RBI	BB	SO	LOB	BOTTOM			
<b>Vince Coleman, S</b> OBP: 0.368, SLG: 0.363 (1, 8)										2	0	0	1	1	1	0	<b>Cincinnati Reds @ New York Mets</b> Shea Stadium, Flushing, NY Fri Aug 28 1992, 7:05 PM EDT Sunny - 80 F			
<b>Dick Schofield, R</b> OBP: 0.311, SLG: 0.280 <b>Daryl Boston, L</b> OBP: 0.323, SLG: 0.447 <b>Dave Gallagher, R</b> OBP: 0.283, SLG: 0.310 (1, 6) (8, PH) (9, 9)										3	0	0	0	0	1	2				
<b>Chico Walker, S</b> OBP: 0.332, SLG: 0.362 (1, 5)										3	1	0	0	1	1	1				
<b>Eddie Murray, S</b> OBP: 0.321, SLG: 0.411 (1, 3)										3	0	2	0	1	0	0				
<b>Bobby Bonilla, S</b> OBP: 0.356, SLG: 0.447 <b>Anthony Young, R</b> OBP: 0.143, SLG: 0.111 (1, 9) (9, 1)										3	0	0	0	1	1	3				
<b>Kevin Bass, S</b> OBP: 0.296, SLG: 0.393 (1, 7)										3	1	2	2	0	1	0				
<b>Jeff Kent, R</b> OBP: 0.319, SLG: 0.434 (1, 4)										4	0	0	0	0	2	3				
<b>Todd Hundley, S</b> OBP: 0.260, SLG: 0.339 (1, 2)										2	1	1	0	0	1	0				
<b>Pete Schourek, L</b> OBP: 0.074, SLG: 0.074 <b>Jeff Innis, R</b> ERA: 2.94 <b>Mackey Sasser, L</b> OBP: 0.288, SLG: 0.330 <b>Barry Jones, R</b> (8, 1) <b>Bill Pecota, R</b> OBP: 0.301, SLG: 0.304 (9, 6)										2	0	1	0	0	0	2				
<b>Inning Stats</b>	R: 0 E: 0 K: 2 S: 11	H: 0 LOB: 2 BB: 2 P: 22	R: 0 E: 1 K: 1 S: 14	H: 1 LOB: 1 BB: 0 P: 19	R: 0 E: 0 K: 2 S: 10	H: 0 LOB: 0 BB: 0 P: 15	R: 0 E: 0 K: 1 S: 5	H: 1 LOB: 0 BB: 0 P: 8	R: 1 E: 0 K: 0 S: 12	H: 2 LOB: 1 BB: 0 P: 15	R: 0 E: 0 K: 0 S: 9	H: 0 LOB: 0 BB: 0 P: 9	R: 1 E: 0 K: 1 S: 9	H: 1 LOB: 0 BB: 0 P: 16	R: 2 E: 0 K: 1 S: 15	H: 2 LOB: 2 BB: 2 P: 30		1B: 3 2B: 2 3B: 0 HR: 2	SF: 2 SAC: 0 DP: 1 HBP: 1	WP: 0 PB: 0 SB: 0 CS: 0
<b>PITCHER</b>	IP WLS BF H R ER SO BB IBB HBP BLK WP HR S P ERA WHIP																			
<b>Jose Rijo, R</b> ERA: 2.94	(1, 1) 7.0 27 8 2 2 7 2 0 1 0 0 0 1 66 2.57 1.000																			
<b>Scott Bankhead, R</b> ERA: 2.92	(8, 1) 0.1 L 5 2 2 2 0 1 1 0 0 0 0 1 11 23 54.00 9.000																			
<b>Rob Dibble, R</b> ERA: 3.12	(8, 1) 0.2 2 0 0 0 1 0 0 0 0 0 0 0 4 7 0.00 0.000																			

AB	27
R	4
H	7
RBI	4
BB	4
SO	8
LOB	11





Batter	1	2	3	4	5	6	7	8	9	AB	R	H	RBI	BB	SO	LOB	TOP					
Bip Roberts, S OBP: 0.374, SLG: 0.393 Freddie Benavides, R OBP: 0.260, SLG: 0.354	(1, 5) 3-3 K			(1, 5) 3-1 F7		(1, 5) 2-2 G3		(1, 5) 1-2 G6-3	(1, 5) 3 0 0 0 0 1 1 1 0 0 0 0 0 0													
Dave Martinez, L OBP: 0.323, SLG: 0.328	(1, 8) 3-2 F8			(1, 8) 1-0 G3			(1, 8) 1-3 K	(1, 8) 4-1 1B 1B BB	(1, 8) 3 1 0 0 1 1 0													
Barry Larkin, R OBP: 0.382, SLG: 0.448 Jeff Branson, L OBP: 0.333, SLG: 0.389	(1, 6) 2-2 G1-3			(1, 6) 2-1 F8			(1, 6) 1-1 G6-3	(1, 6) 1-1 P5	(1, 6) 3 0 0 0 0 0 0 1 0 0 0 0 0 1													
Hal Morris, L OBP: 0.365, SLG: 0.408 Joe Oliver, R OBP: 0.318, SLG: 0.389	(1, 3) 1-2 G4-3			(1, 3) 0-1 G6-3			(1, 3) 1-1 L4	(1, 3) 1-2 1B 1B	(1, 3) 3 0 0 0 0 0 0 1 0 1 0 0 0 0													
Paul O'Neill, L OBP: 0.364, SLG: 0.389	(1, 9) 3-3 K			(1, 9) 0-0 G4-3				(1, 9) 3-2 2B 1B	(1, 9) 4 0 2 1 0 1 0													
Glenn Braggs, R OBP: 0.325, SLG: 0.388	(1, 7) 1-1 F9			(1, 7) 0-0 G6-3				(1, 7) 1-1 1B 2B	(1, 7) 4 0 1 0 0 0 2													
Bill Doran, S OBP: 0.325, SLG: 0.347				(1, 4) 4-2 G1-6-3 BB			(1, 4) 2-2 F8	(1, 4) 2-0 F8	(1, 4) 2 0 0 0 1 0 2													
Rick Wrona, R OBP: 0.174, SLG: 0.174				(1, 2) 1-2 G1-6-3 1-2			(1, 2) 0-0 FC6 1B	(1, 2) 1-3 K2-3	(1, 2) 3 0 1 0 0 1 3													
Steve Foster, R OBP: 0.200, SLG: 0.200 Scott Ruskin, L OBP: 0.299, SLG: 0.405 Cesar Hernandez, R OBP: 0.299, SLG: 0.405 Dwayne Henry, R OBP: 0.300, SLG: 0.398 Reggie Sanders, R OBP: 0.300, SLG: 0.398 Norm Charlton, S OBP: 0.299, SLG: 0.299	(1, 1) 2-3 K			(1, 1) 1-1 FC6 S			(1, 1) 1-1 FC6 1-2	(1, 1) 1-2 G5-3	(1, 1) 1 0 0 0 0 1 0 0 0 0 0 0 0 0 1 0 0 0 0 0 1 0 0 0 0 0 0 0 1 0 0 0 0 0 2 0 0 0 0 0 0 0													
<b>Inning Stats</b>	R: 0 E: 0 K: 1 S: 11	H: 0 LOB: 0 BB: 0 P: 19	R: 0 E: 0 K: 1 S: 9	H: 0 LOB: 0 BB: 1 P: 14	R: 0 E: 0 K: 1 S: 9	H: 0 LOB: 0 BB: 1 P: 16	R: 0 E: 0 K: 0 S: 5	H: 0 LOB: 0 BB: 0 P: 11	R: 0 E: 0 K: 0 S: 4	H: 0 LOB: 0 BB: 0 P: 4	R: 0 E: 0 K: 1 S: 11	H: 1 LOB: 1 BB: 0 P: 16	R: 0 E: 0 K: 1 S: 7	H: 0 LOB: 0 BB: 0 P: 10	R: 0 E: 0 K: 1 S: 13	H: 2 LOB: 2 BB: 1 P: 21	R: 1 E: 0 K: 0 S: 15	H: 2 LOB: 2 BB: 1 P: 22	1B: 4 2B: 1 3B: 0 HR: 0	SF: 0 SAC: 0 DP: 1 HBP: 0	WP: 0 PB: 0 SB: 1 CS: 0	PA: 33
<b>PITCHER</b>	IP WLS BF H R ER SO BB IBB HBP BLK WP HR S P ERA WHIP																					
Wally Whitehurst, R ERA: 2.83	(1, 1) 6.0 W 19 1 0 0 3 1 0 0 0 0 0 0 49 80 0.00 0.333																					
Lee Guetterman, L ERA: 6.6	(7, 1) 3.0 S 14 4 1 1 2 1 0 0 0 0 0 0 35 53 3.00 1.667																					

Cincinnati Reds @ New York Mets  
Shea Stadium, Flushing, NY  
Fri Aug 28 1992, 7:05 PM EDT  
Att: 20,343 - Cloudy - 77 F

AB	31
R	1
H	5
RBI	1
BB	2
SO	5
LOB	12



Batter	1	2	3	4	5	6	7	8	9	AB	R	H	RBI	BB	SO	LOB	BOTTOM			
Daryl Boston, L OBP: 0.325, SLG: 0.446	(1, 8) 0-0 G4-3 3B 1B			(1, 8) 3-3 K			(1, 8) 1-3 K	(1, 8) 0-0 WP G6-3 1B	(1, 8) 5 2 2 0 0 2 2											
Dave Gallagher, R OBP: 0.293, SLG: 0.331	(1, 9) 0-1 G4-3 1-2			(1, 9) 1-2 CS 1B			(1, 9) 1-0 2B 1-2	(1, 9) 2-2 SF7 1-2 2H	(1, 9) 4 1 3 2 0 0 1											
Jeff Kent, R OBP: 0.320, SLG: 0.448	(1, 4) 2-1 SF7 3B			(1, 4) 1-0 CS 1-2			(1, 4) 1-0 G5-3	(1, 4) 2-2 G6-3	(1, 4) 5 2 2 3 0 1 1											
Mackey Sasser, L OBP: 0.261, SLG: 0.324 Kevin Bass, S OBP: 0.300, SLG: 0.398	(1, 7) 2-2 SF7			(1, 7) 1-1 F8			(1, 7) 1-2 G1-3	(1, 7) 4-0 2B IBB	(1, 7) 2 0 0 1 0 0 0 1 1 1 0 1 0 0											
Jeff McKnight, S OBP: 0.344, SLG: 0.433	(1, 3) 1-0 BB 1B			(1, 3) 0-1 SF9 3B			(1, 3) 1-1 G5-3	(1, 3) 2-2 1B 2B	(1, 3) 5 2 3 3 0 0 1											
Bill Peotta, R OBP: 0.305, SLG: 0.306	(1, 6) 4-0 BB 1-2			(1, 6) 0-1 SF9			(1, 6) 3-3 K	(1, 6) 0-1 1B	(1, 6) 2 0 1 2 1 1 0											
Chris Donnels, L OBP: 0.280, SLG: 0.203 Lee Guetterman, L	(1, 5) 0-1 F7			(1, 5) 3-3 K			(1, 5) 3-3 K	(1, 5) 2-3 K	(1, 5) 3 0 0 0 0 2 2 1 0 0 0 0 1 1											
Charlie O'Brien, R OBP: 0.266, SLG: 0.299				(1, 2) 3-2 HR			(1, 2) 2-0 G5-3 1B 2B	(1, 2) 1-1 P3	(1, 2) 4 2 2 1 0 0 1											
Wally Whitehurst, R OBP: 0.283, SLG: 0.278 Dick Schofield, R OBP: 0.314, SLG: 0.282	(1, 1) 0-1 G6-3			(1, 1) 0-1 G5-3 2-3			(1, 1) 1-1 WP 2B 1B	(1, 1) 4-2 WP 1B SF7 BB	(1, 1) 2 0 0 0 0 0 1 1 2 1 0 1 0 0											
<b>Inning Stats</b>	R: 2 E: 0 K: 0 S: 11	H: 3 LOB: 2 BB: 1 P: 20	R: 1 E: 0 K: 1 S: 13	H: 2 LOB: 1 BB: 0 P: 21	R: 1 E: 0 K: 1 S: 9	H: 1 LOB: 0 BB: 0 P: 13	R: 1 E: 0 K: 1 S: 9	H: 2 LOB: 0 BB: 0 P: 16	R: 0 E: 0 K: 2 S: 10	H: 0 LOB: 0 BB: 0 P: 17	R: 5 E: 0 K: 2 S: 17	H: 5 LOB: 1 BB: 1 P: 30	R: 2 E: 0 K: 0 S: 13	H: 2 LOB: 1 BB: 1 P: 25	1B: 7 2B: 5 3B: 2 HR: 1	SF: 3 SAC: 0 DP: 0 HBP: 0	WP: 3 PB: 0 SB: 0 CS: 1	PA: 42		
<b>PITCHER</b>	IP WLS BF H R ER SO BB IBB HBP BLK WP HR S P ERA WHIP																			
Steve Foster, R ERA: 3.79	(1, 1) 3.1 L 18 7 5 0 0 1 0 0 0 0 0 0 14 21 0.00 0.600																			
Scott Ruskin, L ERA: 4.46	(4, 1) 1.2 5 1 0 0 1 0 0 0 0 0 0 14 21 0.00 0.600																			
Dwayne Henry, R ERA: 3.33	(6, 1) 2.0 12 5 5 5 4 0 1 0 0 1 0 27 47 22.50 2.500																			
Norm Charlton, L ERA: 3.08	(8, 1) 1.0 6 2 2 2 0 1 0 0 0 2 0 13 25 18.00 3.000																			

Cincinnati Reds @ New York Mets  
Shea Stadium, Flushing, NY  
Fri Aug 28 1992, 7:05 PM EDT  
Att: 20,343 - Cloudy - 77 F

AB	35
R	12
H	15
RBI	12
BB	3
SO	7
LOB	10





Batter	1	2	3	4	5	6	7	8	9	AB	R	H	RBI	BB	SO	LOB	TOP									
<b>Bip Roberts, S</b> OBP: 0.373, SLG: 0.391	0-0 G4-3		1-2 CS 1B		0-2 G4-3		2-3 K		3-2 F8	5	0	1	0	0	1	1	<b>Cincinnati Reds @ New York Mets</b> Shea Stadium, Flushing, NY Sat Aug 29 1992, 3:33 AM EDT Att: 28,687 - Sunny - 74 F									
<b>Dave Martinez, L</b> OBP: 0.321, SLG: 0.324	4-1 S HR BB		1-0 F8		0-1 G4-3		2-1 G4-3		0-0 G6-3	4	1	0	1	1	0	1										
<b>Barry Larkin, R</b> OBP: 0.382, SLG: 0.452	2-1 P5		1-2 1B		1-0 F8		2-1 F9		0-1 0-1 1B	5	1	2	0	0	0	1										
<b>Hal Morris, L</b> OBP: 0.369, SLG: 0.424	2-0 2H HR		1-2 1B		1-0 G6-3 2B				2-1 G3-1 G3	5	2	3	3	0	0	1										
<b>Paul O'Neill, L</b> OBP: 0.365, SLG: 0.389	4-2 PO BB		2-2 F7		1-1 G6-3				0-0 1B 1B	3	0	1	0	1	0	2										
<b>Reggie Sanders, R</b> OBP: 0.359, SLG: 0.487	0-0 PO	2-2 G5-3		3-3 K		1-3 K		1-0 1B	1-0 1B	4	0	1	0	0	2	1										
<b>Joe Oliver, R</b> OBP: 0.317, SLG: 0.390		1-3 K		3-3 K		2-2 2B		1-1 F8	1-1 F8	4	0	1	1	0	2	2										
<b>Bill Doran, S</b> OBP: 0.330, SLG: 0.348		1-1 1B		4-1 BB		4-0 IBB		1-1 G3		2	0	1	0	2	0	2										
<b>Chris Hammond, L</b> OBP: 0.267, SLG: 0.263		1-3 K		1-3 K		2-0 G4-3		2-2 F8 G6-3 2B		2	0	0	0	0	2	2										
<b>Jeff Branson, L</b> OBP: 0.329, SLG: 0.384										1	0	0	0	0	0	2										
<b>Scott Ruskin, R</b> OBP: 0.327, SLG: 0.395										0	0	0	0	0	0	0										
<b>Glenn Braggs, R</b> OBP: 0.327, SLG: 0.395										1	1	1	0	0	0	0										
<b>Inning Stats</b>	R: 2 E: 0 K: 0 S: 7	H: 1 LOB: 0 BB: 2 P: 19	R: 0 E: 0 K: 2 S: 15	H: 1 LOB: 1 BB: 0 P: 20	R: 1 E: 0 K: 0 S: 16	H: 3 LOB: 1 BB: 0 P: 22	R: 0 E: 0 K: 3 S: 12	H: 0 LOB: 1 BB: 1 P: 23	R: 0 E: 0 K: 0 S: 6	H: 0 LOB: 0 BB: 0 P: 7	R: 1 E: 0 K: 1 S: 12	H: 2 LOB: 2 BB: 1 P: 23	R: 0 E: 0 K: 1 S: 7	H: 0 LOB: 0 BB: 0 P: 13	R: 0 E: 0 K: 0 S: 8	H: 2 LOB: 2 BB: 0 P: 13	R: 1 E: 0 K: 0 S: 11	H: 2 LOB: 1 BB: 0 P: 16	1B: 6 2B: 3 3B: 1 HR: 1	SF: 0 SAC: 0 DP: 0 HBP: 0	WP: 0 PB: 0 SB: 1 CS: 1	PA: 41				
<b>PITCHER</b>	IP	WLS	BF	H	R	ER	SO	BB	IBB	HBP	BLK	WP	HR	S	P	ERA	WHIP									
<b>Dwight Gooden, R</b> ERA: 3.99	(1, 1)	6.0	W	27	7	4	4	6	3	1	0	0	0	1	68	114	6.00	1.667								
<b>Jeff Innis, R</b> ERA: 2.79	(7, 1)	2.0		8	2	0	0	1	0	0	0	0	0	0	15	26	0.00	1.000								
<b>Anthony Young, R</b> ERA: 3.72	(9, 1)	1.0	S	5	2	1	1	0	0	0	0	0	0	0	11	16	9.00	2.000								

AB	36
R	5
H	11
RBI	5
BB	4
SO	7
LOB	15



Batter	1	2	3	4	5	6	7	8	9	AB	R	H	RBI	BB	SO	LOB	BOTTOM									
<b>Vince Coleman, S</b> OBP: 0.371, SLG: 0.362	2-1 G4-3	2-0 1B			4-0 E SF7 BB		0-1 E5 1B			3	2	1	2	1	0	1	<b>Cincinnati Reds @ New York Mets</b> Shea Stadium, Flushing, NY Sat Aug 29 1992, 3:33 AM EDT Att: 28,687 - Sunny - 74 F									
<b>Chico Walker, S</b> OBP: 0.340, SLG: 0.378	0-0 G3	3-2 2H 3H PB 1B			1-2 SF7		3-2 1-3 3H 1B			3	0	3	3	0	0	0										
<b>Jeff Kent, R</b> OBP: 0.315, SLG: 0.439	3-2 G3	3-3 K			3-2 F9		3-2 G6-3			4	0	0	0	0	1	3										
<b>Eddie Murray, S</b> OBP: 0.319, SLG: 0.407	3-3 K		1-1 G5-3		0-0 P6			2-2 G6-3		4	0	0	0	0	1	1										
<b>Bobby Bonilla, S</b> OBP: 0.355, SLG: 0.447		2-0 G6-3-5 2B		0-2 E1		1-2 F9		0-0 F8		4	0	1	0	0	0	0										
<b>Anthony Young, R</b> OBP: 0.143, SLG: 0.111			1-1 L1-3							0	0	0	0	0	0	0										
<b>Kevin Bass, S</b> OBP: 0.296, SLG: 0.393		1-0 G6-3-5	2-2 L1-3		1-3 K		0-1 G6-3			4	0	0	0	0	1	2										
<b>Bill Pecota, R</b> OBP: 0.305, SLG: 0.306		1-2 1B 2B 1B		2-2 F7		1-1 F8				3	1	1	0	0	0	0										
<b>Jeff Innis, R</b> OBP: 0.293, SLG: 0.331										0	0	0	0	0	0	0										
<b>Dave Gallagher, R</b> OBP: 0.293, SLG: 0.331										0	0	0	0	0	0	0										
<b>Charlie O'Brien, R</b> OBP: 0.274, SLG: 0.308		1-1 2B 1B 1B		3-2 G5-3		0-2 E SH1-3 1B 1B				3	2	2	0	0	0	0										
<b>Dwight Gooden, R</b> OBP: 0.296, SLG: 0.389		1-0 1B		1-3 K		0-0 SH1-3				2	1	1	1	0	1	0										
<b>Dick Schofield, R</b> OBP: 0.314, SLG: 0.282		1-3 2H 1B 2B				1-2 SH1-3				0	0	0	0	0	0	0										
<b>Inning Stats</b>	R: 0 E: 0 K: 1 S: 9	H: 1 LOB: 1 BB: 0 P: 17	R: 4 E: 0 K: 1 S: 15	H: 6 LOB: 1 BB: 0 P: 29	R: 0 E: 1 K: 0 S: 9	H: 0 LOB: 0 BB: 0 P: 12	R: 0 E: 0 K: 1 S: 9	H: 0 LOB: 0 BB: 0 P: 15	R: 1 E: 1 K: 0 S: 7	H: 0 LOB: 0 BB: 1 P: 15	R: 0 E: 0 K: 1 S: 8	H: 0 LOB: 0 BB: 0 P: 11	R: 1 E: 1 K: 0 S: 11	H: 2 LOB: 1 BB: 0 P: 13	R: 0 E: 0 K: 0 S: 9	H: 0 LOB: 0 BB: 0 P: 11	R: 0 E: 0 K: 0 S: 9	H: 0 LOB: 0 BB: 0 P: 11	1B: 6 2B: 5 3B: 0 HR: 0	SF: 1 SAC: 1 DP: 2 HBP: 0	WP: 0 PB: 1 SB: 0 CS: 0	PA: 33				
<b>PITCHER</b>	IP	WLS	BF	H	R	ER	SO	BB	IBB	HBP	BLK	WP	HR	S	P	ERA	WHIP									
<b>Chris Hammond, L</b> ERA: 4.36	(1, 1)	5.0	L	22	7	5	4	3	1	0	0	0	0	0	49	88	7.20	1.600								
<b>Scott Ruskin, L</b> ERA: 4.37	(6, 1)	3.0		11	2	1	1	1	0	0	0	0	0	0	28	35	3.00	0.667								

AB	30
R	6
H	9
RBI	6
BB	1
SO	4
LOB	7





Batter	1	2	3	4	5	6	7	8	9	AB R H RBI BB SO LOB	TOP											
Reggie Sanders, R OBP: 0.357, SLG: 0.482 (1, 8)										3 1 0 0 1 2 0	<b>Cincinnati Reds @ New York Mets</b> Shea Stadium, Flushing, NY Sun Aug 30 1992, 7:05 PM EDT Att: 19,967 - Sunny - 75 F											
Hal Morris, L OBP: 0.367, SLG: 0.425 (1, 3)										4 0 1 0 0 1 1												
Barry Larkin, R OBP: 0.385, SLG: 0.458 (1, 6)										3 2 2 0 1 0 0												
Glenn Braggs, R OBP: 0.330, SLG: 0.401 (1, 9)										4 0 2 3 0 2 2												
Chris Sabo, R OBP: 0.295, SLG: 0.410 (1, 5)										4 0 0 0 0 1 4												
Joe Oliver, R OBP: 0.317, SLG: 0.388 (1, 2)										4 0 1 0 0 0 1												
Geronimo Berroa, R OBP: 0.333, SLG: 0.290 Dave Martinez, L OBP: 0.320, SLG: 0.323 (7, 8)										2 0 0 0 1 0 1 1 0 0 0 0 0 0												
Bill Doran, S OBP: 0.326, SLG: 0.344 Rob Dibble, L OBP: 0.333, SLG: 0.333 (9, 1)										4 0 0 0 0 1 2 0 0 0 0 0 0 0												
Tim Belcher, R OBP: 0.111, SLG: 0.159 Freddie Benavides, R OBP: 0.250, SLG: 0.354 (9, 4)										3 0 0 0 0 3 2 0 0 0 0 0 0 0												
<b>Inning Stats</b>	R: 0 H: 0 E: 0 K: 2 S: 9	H: 0 LOB: 0 BB: 0 P: 11	R: 0 H: 0 E: 0 K: 1 S: 11	H: 0 LOB: 0 BB: 0 P: 16	R: 0 H: 0 E: 0 K: 2 S: 7	H: 0 LOB: 1 BB: 0 P: 9	R: 2 H: 2 E: 0 K: 0 S: 11	H: 2 LOB: 1 BB: 1 P: 20	R: 0 H: 0 E: 0 K: 1 S: 6	H: 0 LOB: 0 BB: 1 P: 13		R: 1 H: 2 E: 0 K: 1 S: 13	H: 2 LOB: 1 BB: 0 P: 17	R: 0 H: 1 E: 0 K: 1 S: 12	H: 1 LOB: 1 BB: 0 P: 13	R: 0 H: 1 E: 0 K: 2 S: 15	H: 1 LOB: 2 BB: 1 P: 27	R: 0 H: 0 E: 0 K: 0 S: 7	H: 0 LOB: 0 BB: 0 P: 8	1B: 2 2B: 4 3B: 0 HR: 0	SF: 0 SAC: 0 DP: 0 HBP: 0	WP: 1 PB: 0 SB: 0 CS: 1
<b>PITCHER</b>	IP WLS BF H R ER SO BB IBB HBP BLK WP HR S P ERA WHIP											IP WLS BF H R ER SO BB IBB HBP BLK WP HR S P ERA WHIP										
Sid Fernandez, L ERA: 2.98 Barry Jones, R ERA: 4.63	(1, 1) (8, 1)	7.1 1.2	WLS W	BF 5	H 0	R 0	ER 0	SO 2	BB 0	IBB 0	HBP 0	BLK 0	WP 1	HR 0	S 13	P 17	0.00 0.00					

AB	32
R	3
H	6
RBI	3
BB	3
SO	10
LOB	13



Batter	1	2	3	4	5	6	7	8	9	AB R H RBI BB SO LOB	BOTTOM											
Vince Coleman, S OBP: 0.369, SLG: 0.360 Daryll Boston, L OBP: 0.321, SLG: 0.441 (2, 8)										1 0 0 0 0 1 0 3 0 0 0 0 1 0	<b>Cincinnati Reds @ New York Mets</b> Shea Stadium, Flushing, NY Sun Aug 30 1992, 7:05 PM EDT Att: 19,967 - Sunny - 75 F											
Chico Walker, S OBP: 0.343, SLG: 0.381 Chris Donnels, L OBP: 0.282, SLG: 0.197 (2, 5)										1 1 1 0 0 0 0 2 1 0 0 1 1 0												
Jeff Kent, R OBP: 0.314, SLG: 0.435 (1, 4)										4 0 1 0 0 3 1												
Eddie Murray, S OBP: 0.320, SLG: 0.407 Bill Pecota, R OBP: 0.305, SLG: 0.306 (9, PR)										3 0 1 1 1 0 0 0 1 0 0 0 0 0												
Bobby Bonilla, S OBP: 0.354, SLG: 0.453 (1, 9)										4 1 1 3 0 1 2												
Kevin Bass, S OBP: 0.294, SLG: 0.389 Barry Jones, R (8, 1)										3 0 0 0 0 1 2 0 0 0 0 0 0 0												
Todd Hundley, S OBP: 0.257, SLG: 0.335 (1, 2)										3 0 0 0 0 0 0												
Dick Schofield, R OBP: 0.312, SLG: 0.281 Jeff McKnight, S OBP: 0.333, SLG: 0.419 (9, 6)										2 0 0 0 0 1 0 1 0 0 0 0 0 0												
Sid Fernandez, L OBP: 0.234, SLG: 0.281 Mackey Sasser, L OBP: 0.259, SLG: 0.321 (8, 7)										2 0 0 0 0 0 0 1 0 0 0 0 0 0												
<b>Inning Stats</b>	R: 1 H: 3 E: 0 K: 2 S: 18	H: 3 LOB: 2 BB: 0 P: 26	R: 0 H: 0 E: 0 K: 1 S: 9	H: 0 LOB: 0 BB: 0 P: 14	R: 0 H: 0 E: 0 K: 1 S: 9	H: 0 LOB: 0 BB: 0 P: 13	R: 0 H: 0 E: 0 K: 0 S: 9	H: 0 LOB: 0 BB: 0 P: 15	R: 0 H: 0 E: 0 K: 2 S: 9	H: 0 LOB: 0 BB: 0 P: 11		R: 0 H: 0 E: 0 K: 2 S: 10	H: 0 LOB: 0 BB: 0 P: 16	R: 0 H: 0 E: 0 K: 0 S: 11	H: 0 LOB: 0 BB: 0 P: 15	R: 3 H: 1 E: 0 K: 2 S: 9	H: 1 LOB: 1 BB: 2 P: 21	1B: 3 2B: 0 3B: 0 HR: 1	SF: 0 SAC: 0 DP: 0 HBP: 0	WP: 0 PB: 0 SB: 0 CS: 0	PA: 32	
<b>PITCHER</b>	IP WLS BF H R ER SO BB IBB HBP BLK WP HR S P ERA WHIP											IP WLS BF H R ER SO BB IBB HBP BLK WP HR S P ERA WHIP										
Tim Belcher, R ERA: 3.9 Rob Dibble, R ERA: 3.55	(1, 1) (9, 1)	8.0 0.2	WLS L	BF 5	H 1	R 3	ER 3	SO 2	BB 2	IBB 0	HBP 0	BLK 0	WP 0	HR 1	S 9	P 21	40.50 4.500					





Batter	1	2	3	4	5	6	7	8	9	AB	R	H	RBI	BB	SO	LOB	TOP											
Marquis Grissom, R OBP: 0.323, SLG: 0.412	G5-3		FC6-4		F7		1B	G4-3		5	1	1	0	0	0	2	<b>Montreal Expos @ Cincinnati Reds</b> Riverfront Stadium, Cincinnati, OH Mon Aug 31 1992, 7:05 PM EDT Att: 17,388 - Cloudy - 70 F											
Spike Owen, S OBP: 0.356, SLG: 0.411	G1-3			F8	HR	2B	G4-3	2B	1B	4	3	2	1	1	0	0												
Moises Alou, R OBP: 0.328, SLG: 0.443	K			F8		1B	G4-3		2B	4	0	1	0	0	1	2												
Larry Walker, L OBP: 0.346, SLG: 0.505		K			HR			1B	2B	5	2	4	5	0	1	0												
Tim Wallach, R OBP: 0.300, SLG: 0.327	G6-3			G3-1			L8	1B	BB	4	0	0	0	1	1	2												
Greg Colbrunn, R OBP: 0.329, SLG: 0.447	F8				HR		K	1-3 2-H	1B	5	1	2	2	0	2	2												
Wil Cordero, R OBP: 0.362, SLG: 0.306										3	0	1	0	1	2	2												
Tim Laker, R OBP: 0.235, SLG: 0.188									F8	3	1	0	0	1	2	2												
Chris Nabholz, L OBP: 0.123, SLG: 0.143										2	0	0	0	0	1	2												
Mel Rojas, R OBP: 0.071, SLG: 0.071										2	0	0	0	0	2	0												
<b>Inning Stats</b>	R: 0 E: 0 K: 1 S: 6	H: 0 LOB: 0 BB: 0 P: 10	R: 0 E: 0 K: 1 S: 11	H: 0 LOB: 0 BB: 0 P: 16	R: 0 E: 0 K: 1 S: 10	H: 1 LOB: 1 BB: 0 P: 16	R: 3 E: 0 K: 1 S: 11	H: 3 LOB: 0 BB: 0 P: 17	R: 2 E: 0 K: 1 S: 12	H: 1 LOB: 2 BB: 1 P: 25	R: 0 E: 0 K: 2 S: 17	H: 0 LOB: 1 BB: 1 P: 27	R: 3 E: 0 K: 2 S: 20	H: 4 LOB: 2 BB: 1 P: 34	R: 0 E: 0 K: 1 S: 9	H: 0 LOB: 0 BB: 0 P: 16	R: 0 E: 0 K: 2 S: 12	H: 2 LOB: 2 BB: 0 P: 16	1B: 6 2B: 3 3B: 0 HR: 2	SF: 0 SAC: 0 DP: 0 HBP: 1	WP: 0 PB: 0 SB: 2 CS: 0	PA: 42						
<b>PITCHER</b>	IP	WLS	BF	H	R	ER	SO	BB	IBB	HBP	BLK	WP	HR	S	P	ERA	WHIP											
Tom Bolton, L ERA: 4.62	5.0	L	22	5	5	5	5	2	0	0	0	0	0	2	50	84	9.00	1.400										
Dwayne Henry, R ERA: 3.29	1.0		4	0	0	0	2	1	0	0	0	0	0	17	27	0.00	1.000											
Scott Bankhead, R ERA: 3.21	1.0		8	4	3	3	2	1	0	0	0	0	0	20	34	27.00	5.000											
Scott Ruskin, L ERA: 4.27	1.0		3	0	0	0	1	0	0	0	0	0	0	9	16	0.00	0.000											
Norm Charlton, L ERA: 3.04	1.0		5	2	0	0	2	0	0	0	0	0	0	12	16	0.00	2.000											

Batter	1	2	3	4	5	6	7	8	9	AB	R	H	RBI	BB	SO	LOB	BOTTOM											
Bip Roberts, S OBP: 0.371, SLG: 0.387	G1-3		F9		1B		G4-3		G4-3	4	1	0	0	1	0	1	<b>Montreal Expos @ Cincinnati Reds</b> Riverfront Stadium, Cincinnati, OH Mon Aug 31 1992, 7:05 PM EDT Att: 17,388 - Cloudy - 70 F											
Reggie Sanders, R OBP: 0.356, SLG: 0.479	K		F9		BB	1B	F9			4	0	1	0	0	1	1												
Barry Larkin, R OBP: 0.386, SLG: 0.458	G4-3			HR	1B		G4-3			4	1	2	1	0	0	0												
Glenn Braggs, R OBP: 0.329, SLG: 0.396		K		P4				G1		3	0	0	0	1	1	1												
Chris Sabo, R OBP: 0.301, SLG: 0.432										3	2	2	3	1	1	3												
Joe Oliver, R OBP: 0.316, SLG: 0.390		FC5-4		HR				HR		4	0	1	0	0	1	1												
Hal Morris, L OBP: 0.375, SLG: 0.420										4	0	0	0	0	0	2												
Norm Charlton, S OBP: 0.250, SLG: 0.250	G4-3						F8		G1-3	0	0	0	0	0	0	0												
Geronimo Berroa, R OBP: 0.375, SLG: 0.286										2	0	1	0	0	0	0												
Paul O'Neill, L OBP: 0.363, SLG: 0.387										2	0	0	0	0	0	1												
Tom Bolton, L ERA: 4.62	1.0									1	0	0	0	0	1	1												
Cesar Hernandez, R OBP: 0.203, SLG: 0.294	0.1									1	0	0	0	0	0	0												
Dwayne Henry, R ERA: 3.29	0.1									0	0	0	0	0	0	0												
Jeff Brantley, L OBP: 0.290, SLG: 0.290	0.1									1	0	0	0	0	0	1												
Scott Bankhead, R ERA: 3.21	0.1									0	0	0	0	0	0	0												
Scott Ruskin, R ERA: 4.27	0.1									0	0	0	0	0	0	0												
Bill Doran, S OBP: 0.325, SLG: 0.343	0.1									1	0	0	0	0	0	0												
<b>Inning Stats</b>	R: 0 E: 0 K: 1 S: 8	H: 0 LOB: 0 BB: 0 P: 13	R: 0 E: 0 K: 1 S: 8	H: 0 LOB: 1 BB: 1 P: 16	R: 0 E: 0 K: 1 S: 10	H: 1 LOB: 0 BB: 0 P: 14	R: 2 E: 0 K: 0 S: 11	H: 2 LOB: 0 BB: 0 P: 17	R: 1 E: 0 K: 1 S: 12	H: 2 LOB: 3 BB: 2 P: 29	R: 0 E: 0 K: 0 S: 10	H: 1 LOB: 1 BB: 0 P: 13	R: 0 E: 0 K: 0 S: 7	H: 0 LOB: 0 BB: 0 P: 12	R: 1 E: 0 K: 1 S: 10	H: 1 LOB: 0 BB: 0 P: 13	R: 0 E: 0 K: 0 S: 6	H: 0 LOB: 0 BB: 0 P: 9	1B: 4 2B: 1 3B: 0 HR: 2	SF: 0 SAC: 0 DP: 0 HBP: 0	WP: 0 PB: 0 SB: 0 CS: 0	PA: 37						
<b>PITCHER</b>	IP	WLS	BF	H	R	ER	SO	BB	IBB	HBP	BLK	WP	HR	S	P	ERA	WHIP											
Chris Nabholz, L ERA: 3.38	4.2		22	5	3	3	3	3	0	0	0	0	0	1	46	83	5.79	1.714										
Mel Rojas, R ERA: 1.19	4.1	W	15	2	1	1	2	0	0	0	0	0	1	36	53	2.08	0.462											













Batter	1	2	3	4	5	6	7	8	9	AB	R	H	RBI	BB	SO	LOB	TOP			
Ryan Thompson, R OBP: 0.333, SLG: 0.500	L4			G4-3			WP 2B	G6-3 1B		4	1	2	0	0	0	0				
Chico Walker, S OBP: 0.350, SLG: 0.380 Bill Pecota, R OBP: 0.309, SLG: 0.312	G6-3 1B			G6-3			2B BB	G6-3 1B		2	0	1	0	1	0	0				
Kevin Bass, S OBP: 0.305, SLG: 0.415	G6-3			F8			BB SH1-3 2B	G6-3		4	1	1	1	0	0	3				
Eddie Murray, S OBP: 0.326, SLG: 0.410		L4-6 G1-3 1B			G5-3		SH1-3 BB			2	0	1	0	2	0	0				
Bobby Bonilla, S OBP: 0.349, SLG: 0.440 Dave Gallagher, R OBP: 0.289, SLG: 0.326	G1-3			K			SH1-3 BB	K		3	0	0	1	1	2	4				
Jeff Kent, R OBP: 0.302, SLG: 0.420	L4-6			G6-3			1-2 2-3 3-H	K		0	0	0	0	0	1	4				
Charlie O'Brien, R OBP: 0.283, SLG: 0.311			G5-3			G6-3	SH1-3			3	0	1	1	0	0	0				
Dick Schofield, R OBP: 0.309, SLG: 0.274			K			K	P6			4	0	0	0	0	3	4				
Dwight Gooden, R OBP: 0.281, SLG: 0.369 Dary Boston, L OBP: 0.334, SLG: 0.436 Barry Jones, R OBP: 0.303, SLG: 0.325 Lee Guetterman, L OBP: 0.309, SLG: 0.325 Mackey Sasser, L OBP: 0.303, SLG: 0.325 Anthony Young, R OBP: 0.310, SLG: 0.359			K			K		G3-1		2	0	0	0	0	2	0				
<b>Inning Stats</b>	R: 0 E: 0 K: 0 S: 6	H: 1 LOB: 0 BB: 0 P: 9	R: 0 E: 0 K: 0 S: 6	H: 1 LOB: 0 BB: 0 P: 9	R: 0 E: 0 K: 2 S: 8	H: 0 LOB: 0 BB: 0 P: 13	R: 0 E: 0 K: 1 S: 7	H: 0 LOB: 0 BB: 0 P: 11	R: 0 E: 0 K: 2 S: 8	H: 0 LOB: 0 BB: 0 P: 13	R: 3 E: 0 K: 1 S: 13	H: 2 LOB: 3 BB: 3 P: 30	R: 0 E: 0 K: 1 S: 17	H: 2 LOB: 1 BB: 1 P: 19	R: 0 E: 0 K: 2 S: 11	H: 1 LOB: 1 BB: 0 P: 19	1B: 5 2B: 3 3B: 0 HR: 0	SF: 0 SAC: 1 DP: 2 HBP: 0	WP: 1 PB: 0 SB: 0 CS: 0	PA: 36
<b>PITCHER</b>	IP WLS BF H R ER SO BB IBB HBP BLK WP HR S P ERA WHIP																			
Chris Hammond, L ERA: 4.37	(1, 1) 6.0 22 4 3 3 5 2 0 0 0 1 0 47 79 4.50 1.000																			
Tom Bolton, L ERA: 4.62	(7, 1) 0.0 1 0 0 0 0 1 0 0 0 0 0 0 4 ∞ ∞																			
Milt Hill, R ERA: 4.62	(7, 1) 2.0 2 0 0 0 2 1 0 0 0 0 0 0 26 4.00 1.500																			
Rob Dibble, R ERA: 3.49	(9, 1) 1.0 W 4 1 0 0 2 0 0 0 0 0 0 0 11 0.00 1.000																			

New York Mets @ Cincinnati Reds  
Riverfront Stadium, Cincinnati, OH  
Thu Sep.03 1992, 7:05 PM EDT  
Att: 17,773 - Cloudy - 75 F

AB 31  
R 3  
H 7  
RBI 3  
BB 4  
SO 9  
LOB 16



Batter	1	2	3	4	5	6	7	8	9	AB	R	H	RBI	BB	SO	LOB	BOTTOM					
Bip Roberts, S OBP: 0.371, SLG: 0.384	G4-3 SF7 BB		G4-3 G3 1B		G4-3			G4-3		3	1	1	0	1	0	1						
Dave Martinez, L OBP: 0.321, SLG: 0.330	G4-3		G3		G5-3			1B		4	1	1	0	0	0	3						
Barry Larkin, R OBP: 0.383, SLG: 0.454	SF7		G4-3				K			3	0	1	2	0	1	1						
Hal Morris, L OBP: 0.362, SLG: 0.415 Rob Dibble, L OBP: 0.333, SLG: 0.333	K		G4-3				L9	F7		4	0	0	0	0	1	2						
Willie Greene, L OBP: 0.455, SLG: 0.500 Reggie Sanders, R OBP: 0.357, SLG: 0.476	F7				K					3	0	0	0	0	2	0						
Paul O'Neill, L OBP: 0.356, SLG: 0.381	G6-3		G6-3				K			4	1	1	1	0	1	0						
Joe Oliver, R OBP: 0.315, SLG: 0.390					K		G4-3			3	0	1	0	0	1	0						
Bill Doran, S OBP: 0.332, SLG: 0.344					G4-3 S 1B					2	0	1	0	2	1	0						
Chris Hammond, L OBP: 0.255, SLG: 0.250 Tom Bolton, L ERA: 4.55 Milt Hill, R ERA: 6.75 Jeff Branson, L OBP: 0.310, SLG: 0.359			K				K			2	0	0	0	0	2	3						
<b>Inning Stats</b>	R: 1 E: 0 K: 1 S: 11	H: 0 LOB: 0 BB: 1 P: 17	R: 0 E: 0 K: 1 S: 9	H: 1 LOB: 2 BB: 1 P: 15	R: 0 E: 0 K: 0 S: 10	H: 1 LOB: 1 BB: 0 P: 13	R: 0 E: 0 K: 2 S: 8	H: 0 LOB: 0 BB: 0 P: 12	R: 0 E: 0 K: 1 S: 12	H: 1 LOB: 1 BB: 0 P: 17	R: 0 E: 0 K: 2 S: 8	H: 0 LOB: 0 BB: 0 P: 11	R: 0 E: 0 K: 2 S: 7	H: 0 LOB: 0 BB: 0 P: 10	R: 1 E: 0 K: 0 S: 12	H: 2 LOB: 1 BB: 0 P: 16	R: 2 E: 0 K: 0 S: 13	H: 1 LOB: 2 BB: 2 P: 24	1B: 4 2B: 2 3B: 0 HR: 0	SF: 1 SAC: 1 DP: 0 HBP: 0	WP: 0 PB: 0 SB: 3 CS: 0	PA: 36
<b>PITCHER</b>	IP WLS BF H R ER SO BB IBB HBP BLK WP HR S P ERA WHIP																					
Dwight Gooden, R ERA: 3.87	(1, 1) 7.0 26 3 1 1 0 2 0 0 0 0 0 0 65 1.29 0.714																					
Barry Jones, R ERA: 4.55	(8, 1) 0.2 4 2 1 1 0 0 0 0 0 0 0 9 12 13.50 3.000																					
Lee Guetterman, L ERA: 6.75	(8, 1) 0.1 1 0 0 0 0 0 0 0 0 0 0 3 4 0.00 0.000																					
Anthony Young, R ERA: 3.72	(9, 1) 0.2 L 5 1 2 2 0 1 1 0 0 0 0 0 13 24 27.00 3.000																					

New York Mets @ Cincinnati Reds  
Riverfront Stadium, Cincinnati, OH  
Thu Sep.03 1992, 7:05 PM EDT  
Att: 17,773 - Cloudy - 75 F

AB 30  
R 4  
H 6  
RBI 4  
BB 4  
SO 9  
LOB 11









Batter	1	2	3	4	5	6	7	8	9	AB	R	H	RBI	BB	SO	LOB	TOP										
Vince Coleman, S OBP: 0.365, SLG: 0.360	G5-3						F8		1B	5	0	2	1	0	0	0	<b>New York Mets @ Cincinnati Reds</b> Riverfront Stadium, Cincinnati, OH Sat Sep 05 1992, 7:05 PM EDT Att: 28,431 - Cloudy - 74 F										
Ryan Thompson, R OBP: 0.297, SLG: 0.429	K2-3	K					K		1B	5	1	2	0	0	3	1											
Chico Walker, S OBP: 0.359, SLG: 0.393 Jeff Kent, R OBP: 0.302, SLG: 0.420	G4-3		G1-3				G6-3		G6-3 BB	4	0	1	1	1	0	0											
Eddie Murray, S OBP: 0.329, SLG: 0.418 Mackey Sasser, L OBP: 0.236, SLG: 0.322		1B 2B	G5-3 1B			F7		FC3-5 BB	G6-3 1-2	3	1	2	0	1	0	1											
Bobby Bonilla, S OBP: 0.350, SLG: 0.436 Dave Gallagher, R OBP: 0.289, SLG: 0.326		1B 2B	G5-3 1B					FC3-5 BB		2	1	1	0	2	0	1											
Chris Donnels, L OBP: 0.281, SLG: 0.195 Bill Pecota, R OBP: 0.307, SLG: 0.309		1B	G4-3					FC3-5		3	1	1	1	0	0	3											
Todd Hundley, S OBP: 0.262, SLG: 0.340 Daryl Boston, L OBP: 0.323, SLG: 0.434 Charlie O'Brien, R OBP: 0.283, SLG: 0.311		K				P5		K		3	0	0	0	0	2	2											
Dick Schofield, R OBP: 0.308, SLG: 0.274		G4-3 2B 1B				F8		K		4	1	1	2	0	1	2											
Eric Hillman, L OBP: 0.125, SLG: 0.125 Mark Dewey, R OBP: 0.226, SLG: 0.250 Lee Guetterman, L OBP: 0.226, SLG: 0.250 Jeff Innis, R OBP: 0.226, SLG: 0.250 Kevin Bass, S OBP: 0.226, SLG: 0.250 Anthony Young, R OBP: 0.226, SLG: 0.250		G4-3				K		K		3	0	0	0	0	2	1											
<b>Inning Stats</b>	R: 0 E: 0 K: 1 S: 9	H: 0 LOB: 0 BB: 0 P: 11	R: 4 E: 0 K: 2 S: 15	H: 5 LOB: 1 BB: 0 P: 22	R: 0 E: 0 K: 0 S: 7	H: 1 LOB: 0 BB: 0 P: 14	R: 0 E: 0 K: 2 S: 9	H: 0 LOB: 0 BB: 0 P: 13	R: 1 E: 0 K: 0 S: 6	H: 2 LOB: 2 BB: 1 P: 15	R: 0 E: 0 K: 1 S: 10	H: 0 LOB: 0 BB: 0 P: 16	R: 0 E: 0 K: 1 S: 7	H: 0 LOB: 0 BB: 0 P: 12	R: 0 E: 0 K: 1 S: 15	H: 0 LOB: 3 BB: 1 P: 25		R: 0 E: 0 K: 0 S: 6	H: 2 LOB: 3 BB: 1 P: 12	1B: 6 2B: 4 3B: 0 HR: 0	SF: 0 SAC: 0 DP: 1 HBP: 0	WP: 0 PB: 0 SB: 1 CS: 0	PA: 40				
<b>PITCHER</b>	IP	WLS	BF	H	R	ER	SO	BB	IBB	HBP	BLK	WP	HR	S	P	ERA	WHIP										
Bobby Ayala, R ERA: 9.0	5.0		24	8	5	5	5	0	1	0	0	0	0	46	75	9.00	1.600										
Dwayne Henry, R ERA: 3.42	2.0		6	0	0	0	3	0	0	0	0	0	0	17	28	0.00	0.000										
Scott Ruskin, L ERA: 4.21	0.0		2	0	0	0	0	2	0	0	0	0	0	8	16	∞	∞										
Scott Bankhead, R ERA: 3.14	1.1		7	2	0	0	1	1	0	0	0	0	0	12	20	0.00	2.250										
Norm Charlton, L ERA: 3.09	0.2	W	1	0	0	0	0	0	0	0	0	0	0	1	1	0.00	0.000										

AB	36
R	5
H	10
RBI	5
BB	4
SO	9
LOB	18



Batter	1	2	3	4	5	6	7	8	9	AB	R	H	RBI	BB	SO	LOB	BOTTOM										
Bip Roberts, S OBP: 0.376, SLG: 0.389	G4-3									3	0	2	0	1	0	0	<b>New York Mets @ Cincinnati Reds</b> Riverfront Stadium, Cincinnati, OH Sat Sep 05 1992, 7:05 PM EDT Att: 28,431 - Cloudy - 74 F										
Hal Morris, L OBP: 0.360, SLG: 0.411	FC6-4 1B		F8			FC4-6 1B		F9		4	1	1	0	0	3												
Barry Larkin, R OBP: 0.383, SLG: 0.450	L8		F9			S 1B 1B		F8		4	1	1	0	0	3												
Chris Sabo, R OBP: 0.299, SLG: 0.437	FC6-4 1-2		K			1B BLK 1B		CS		4	1	1	1	0	2	1											
Glenn Braggs, R OBP: 0.334, SLG: 0.406		F8				G6-4-3 BB		CS 1B		3	1	2	1	1	0	0											
Joe Oliver, R OBP: 0.314, SLG: 0.397 Cesar Hernandez, R OBP: 0.294, SLG: 0.382						G6-4-3		K		4	1	2	1	0	1	2											
Paul O'Neill, L OBP: 0.355, SLG: 0.376		K						F8 1B		4	0	0	0	0	1	2											
Bill Doran, S OBP: 0.330, SLG: 0.339		G6-3						F8		4	0	1	1	0	0	1											
Bobby Ayala, R Geronimo Berroa, R Dwayne Henry, R Willie Grier, L Scott Ruskin, R Scott Bankhead, R Norm Charlton, S Jeff Branson, L			G5-3					F9		1	0	0	0	0	0	0											
<b>Inning Stats</b>	R: 0 E: 0 K: 0 S: 12	H: 1 LOB: 1 BB: 0 P: 14	R: 1 E: 0 K: 1 S: 12	H: 1 LOB: 0 BB: 0 P: 20	R: 0 E: 0 K: 1 S: 8	H: 1 LOB: 1 BB: 0 P: 7	R: 0 E: 0 K: 1 S: 8	H: 0 LOB: 0 BB: 1 P: 13	R: 0 E: 0 K: 0 S: 6	H: 0 LOB: 0 BB: 0 P: 8	R: 3 E: 0 K: 1 S: 12	H: 4 LOB: 0 BB: 0 P: 19	R: 0 E: 1 K: 0 S: 5	H: 0 LOB: 0 BB: 0 P: 6	R: 0 E: 0 K: 0 S: 10	H: 0 LOB: 1 BB: 1 P: 19		R: 2 E: 0 K: 1 S: 15	H: 4 LOB: 2 BB: 0 P: 19	1B: 10 2B: 0 3B: 0 HR: 1	SF: 0 SAC: 0 DP: 2 HBP: 0	WP: 0 PB: 0 SB: 1 CS: 2	PA: 37				
<b>PITCHER</b>	IP	WLS	BF	H	R	ER	SO	BB	IBB	HBP	BLK	WP	HR	S	P	ERA	WHIP										
Eric Hillman, L ERA: 4.55	5.1		23	7	4	4	2	1	0	0	0	0	0	10	16	0.00	0.600										
Mark Dewey, R ERA: 3.63	1.2		5	0	0	0	1	1	0	0	1	0	0	3	6	0.00	0.000										
Lee Guetterman, L ERA: 6.71	0.1		1	0	0	0	0	0	0	0	0	0	0	6	8	0.00	0.000										
Jeff Innis, R ERA: 2.69	0.2	L	1	0	0	0	0	0	0	0	0	0	0	6	8	0.00	0.000										
Anthony Young, R ERA: 3.86	0.2	L	6	4	2	2	1	0	0	0	0	0	0	15	19	27.00	6.000										

AB	34
R	6
H	11
RBI	5
BB	2
SO	4
LOB	12





Batter	1	2	3	4	5	6	7	8	9	AB	R	H	RBI	BB	SO	LOB	TOP										
Ryan Thompson, R OBP: 0.211, SLG: 0.333 Mark Dewey, R (6, 1)	F8		P3	K		FC6-4			FC4-6 1B	4	0	0	0	0	1	4	<b>New York Mets @ Cincinnati Reds</b> Riverfront Stadium, Cincinnati, OH Sun Sep.06.1992, 3:33 AM EDT Att: 26,620 - Cloudy - 76 F										
Todd Hundley, S OBP: 0.264, SLG: 0.343									1B	0	0	0	0	0	0	0											
Chico Walker, S OBP: 0.359, SLG: 0.398	F9 2B		F7		G3		K		FC4-6 1B	5	0	2	0	0	1	0											
Kevin Bass, S OBP: 0.303, SLG: 0.416	F9 2-3		2B 3B		K		K		FC4-6 1-2 2-3	5	1	1	0	0	2	3											
Eddie Murray, S OBP: 0.331, SLG: 0.420	FC3-6 BB		2B		K		S BB		K 1-3	3	0	1	1	2	2	2											
Bobby Bonilla, S OBP: 0.349, SLG: 0.433	FC3-6 1-2		IBB			G3	K 1-2			3	0	0	0	1	1	3											
Bill Peacock, R OBP: 0.306, SLG: 0.308		G5-3	G3-1			2B 1B		K 1-3		4	0	1	0	0	1	2											
Jeff Kent, R OBP: 0.302, SLG: 0.422		P4		F8		1B 2B		K 3-3		4	0	1	0	0	1	0											
Charlie O'Brien, R OBP: 0.290, SLG: 0.319 Mackey Sasser, L OBP: 0.256, SLG: 0.319 Barry Jones, R Lee Guetterman, L (8, 1)	FC5-4 1B					G1-3		K 0-3		3	0	2	0	0	0	2											
Wally Whitehurst, R OBP: 0.238, SLG: 0.250 Paul Gibson, R Daryl Boston, L OBP: 0.324, SLG: 0.432 (6, 8)	FC5-4 1-2			K		IBB		G4-1		1	0	0	0	0	0	1											
<b>Inning Stats</b>	R: 0 E: 0 K: 0 S: 10	H: 1 LOB: 2 BB: 1 P: 19	R: 0 E: 0 K: 0 S: 8	H: 1 LOB: 1 BB: 0 P: 13	R: 1 E: 0 K: 0 S: 10	H: 2 LOB: 2 BB: 1 P: 17	R: 0 E: 0 K: 2 S: 11	H: 1 LOB: 1 BB: 0 P: 16	R: 0 E: 0 K: 2 S: 10	H: 0 LOB: 0 BB: 0 P: 15	R: 0 E: 0 K: 3 S: 6	H: 2 LOB: 3 BB: 1 P: 13	R: 0 E: 0 K: 3 S: 13	H: 0 LOB: 1 BB: 1 P: 20	R: 0 E: 0 K: 3 S: 10	H: 0 LOB: 0 BB: 0 P: 14	R: 0 E: 0 K: 1 S: 14	H: 2 LOB: 2 BB: 0 P: 18	1B: 5 2B: 3 3B: 1 HR: 0	SF: 0 SAC: 0 DP: 0 HBP: 0	WP: 0 PB: 0 SB: 1 CS: 0	PA: 40					
<b>PITCHER</b>	IP	WLS	BF	H	R	ER	SO	BB	IBB	HBP	BLK	WP	HR	S	P	ERA	WHIP										
Tim Pugh, R ERA: 3.6	6.0	W	28	7	1	1	4	1	2	0	0	0	0	55	93	1.50	1.333										
Norm Charlton, L ERA: 3.04	1.0		4	0	0	0	3	1	0	0	0	0	0	13	20	0.00	1.000										
Rob Dibble, R ERA: 3.38	2.0	S	8	2	0	0	4	0	0	0	0	0	0	24	32	0.00	1.000										

Batter	1	2	3	4	5	6	7	8	9	AB	R	H	RBI	BB	SO	LOB	BOTTOM										
Bip Roberts, S OBP: 0.376, SLG: 0.388 Reggie Sanders, R OBP: 0.356, SLG: 0.485 (3, FH)	G4-3		HR		G4-3		2B			1	0	0	0	0	0	0	<b>New York Mets @ Cincinnati Reds</b> Riverfront Stadium, Cincinnati, OH Sun Sep.06.1992, 3:33 AM EDT Att: 26,620 - Cloudy - 76 F										
Hal Morris, L OBP: 0.361, SLG: 0.415	2B		BB 1B		G3		G4-3			4	0	2	0	0	0	1											
Barry Larkin, R OBP: 0.383, SLG: 0.448	G4-3		FC6-4 BB		K			1B 2B BB		2	1	0	0	2	1	1											
Chris Sabo, R OBP: 0.302, SLG: 0.436	K		K			CS BB		2B 1B 1B		3	1	1	0	1	2	3											
Glenn Braggs, R OBP: 0.333, SLG: 0.408	P6		FC6-4		F9		1B 2B			4	1	1	1	0	0	3											
Joe Oliver, R OBP: 0.316, SLG: 0.398	G1-5-3				1B		K		FC6-4 1B	4	0	2	2	0	1	1											
Paul O'Neill, L OBP: 0.352, SLG: 0.373	K		F9				G4-3	FC6-4 1-2		4	0	0	0	0	1	2											
Bill Doran, S OBP: 0.332, SLG: 0.341			HR 1B		F8		2B 1B	L9		4	2	2	0	0	0	2											
Tim Pugh, R Norm Charlton, S Willie Greene, L Rob Dibble, L OBP: 0.250, SLG: 0.250 ERA: 6.61	P3				K		K	P3		2	0	0	0	0	1	2											
<b>Inning Stats</b>	R: 0 E: 0 K: 1 S: 10	H: 1 LOB: 0 BB: 0 P: 16	R: 0 E: 0 K: 1 S: 9	H: 0 LOB: 0 BB: 0 P: 14	R: 2 E: 0 K: 1 S: 13	H: 3 LOB: 2 BB: 1 P: 23	R: 0 E: 0 K: 1 S: 11	H: 1 LOB: 1 BB: 0 P: 14	R: 0 E: 0 K: 1 S: 7	H: 0 LOB: 0 BB: 0 P: 11	R: 0 E: 0 K: 1 S: 8	H: 0 LOB: 1 BB: 1 P: 14	R: 1 E: 0 K: 1 S: 16	H: 2 LOB: 1 BB: 0 P: 25	R: 3 E: 0 K: 0 S: 14	H: 3 LOB: 1 BB: 1 P: 23		1B: 6 2B: 4 3B: 0 HR: 1	SF: 0 SAC: 0 DP: 1 HBP: 0	WP: 0 PB: 0 SB: 1 CS: 1	PA: 36						
<b>PITCHER</b>	IP	WLS	BF	H	R	ER	SO	BB	IBB	HBP	BLK	WP	HR	S	P	ERA	WHIP										
Wally Whitehurst, R ERA: 3.03	1.2		6	1	0	0	1	0	0	0	0	0	0	15	24	0.00	0.600										
Paul Gibson, L ERA: 5.11	3.1	L	15	4	2	2	4	1	0	0	0	0	1	35	54	5.40	1.500										
Mark Dewey, R ERA: 3.7	2.0		8	2	1	1	2	1	0	0	0	0	0	24	39	4.50	1.500										
Barry Jones, R Lee Guetterman, L ERA: 6.61	0.0		4	3	3	3	0	1	0	0	0	0	0	9	18	=	=										
1.0	3		0	0	0	0	0	0	0	0	0	0	5	5	0.00	0.000											

AB	36
R	1
H	9
RBI	1
BB	4
SO	11
LOB	18

AB	33
R	6
H	10
RBI	6
BB	3
SO	7
LOB	17



Batter	1	2	3	4	5	6	7	8	9	AB	R	H	RBI	BB	SO	LOB	TOP								
<b>Dave Martinez, L</b> OBP: 0.321, SLG: 0.333 (1, 8)	L7			F8	FC4-6		F9		F9	6	1	2	3	0	0	3									
<b>Hal Morris, L</b> OBP: 0.364, SLG: 0.415 (1, 3)	BB BB FC5-4	F8					G4-3		F9	5	1	2	1	1	0	3									
<b>Bary Larkin, R</b> OBP: 0.360, SLG: 0.449 <b>Willie Greene, L</b> OBP: 0.357, SLG: 0.385 <b>Fredrie Benavides, R</b> OBP: 0.257, SLG: 0.294 (1, 6) (4, PH) (4, 6)	FC5-4			K	K		K			1	0	1	1	1	0	0									
<b>Chris Sabo, R</b> OBP: 0.308, SLG: 0.436 (1, 5)	FC5-4	G6-3		P4			HBP			4	0	2	1	1	0	4									
<b>Glenn Braggos, R</b> OBP: 0.330, SLG: 0.400 (1, 7)	FC5-4			P5			F7		P2	5	1	0	1	1	1	6									
<b>Joe Oliver, R</b> OBP: 0.317, SLG: 0.398 <b>Dan Wilson, R</b> (9, 2)	F7			CS			L5		K	5	0	2	0	0	0	4									
<b>Paul O'Neill, L</b> OBP: 0.350, SLG: 0.370 (1, 9)				F7			G4-3		L9	5	1	1	0	0	0	4									
<b>Bill Doran, S</b> OBP: 0.340, SLG: 0.351 (1, 4)				CS						2	4	2	1	3	0	0									
<b>Jose Rijo, R</b> OBP: 0.207, SLG: 0.241 <b>Greg Swindell, L</b> OBP: 0.149, SLG: 0.167 <b>Geronimo Berroa, R</b> OBP: 0.364, SLG: 0.222 <b>Mitt Hill, R</b> (9, 1)	F8			SH			SH			2	1	1	1	0	0	3									
<b>Inning Stats</b>	R: 1 E: 0 K: 0 S: 11	H: 0 LOB: 2 BB: 3 P: 24	R: 2 E: 0 K: 0 S: 16	H: 4 LOB: 2 BB: 0 P: 20	R: 0 E: 0 K: 0 S: 7	H: 1 LOB: 0 BB: 0 P: 14	R: 1 E: 1 K: 1 S: 11	H: 1 LOB: 2 BB: 1 P: 18	R: 3 E: 1 K: 1 S: 13	H: 3 LOB: 2 BB: 1 P: 23	R: 0 E: 0 K: 0 S: 7	H: 1 LOB: 0 BB: 0 P: 15	R: 0 E: 0 K: 1 S: 6	H: 0 LOB: 0 BB: 0 P: 9	R: 0 E: 0 K: 1 S: 9	H: 1 LOB: 1 BB: 0 P: 14	R: 3 E: 0 K: 1 S: 21	H: 2 LOB: 2 BB: 2 P: 39	1B: 11 2B: 1 3B: 1 HR: 0	SF: 0 SAC: 2 DP: 0 HBP: 2	WP: 2 PB: 0 SB: 0 CS: 1	PA: 52			
<b>PITCHER</b>	IP	WLS	BF	H	R	ER	SO	BB	IBB	HBP	BLK	WP	HR	S	P	ERA	WHIP								
<b>Brian Williams, R</b> ERA: 3.56 <b>Willie Blair, R</b> ERA: 3.74 <b>Joe Boever, R</b> ERA: 2.68 <b>Al Osuna, L</b> ERA: 3.59 <b>Rob Mallicoat, L</b> ERA: 7.23	3.1	L	20	6	4	4	0	4	0	0	0	0	0	40	69	10.80	3.000								

Cincinnati Reds @ Houston Astros  
Astrodome, Houston, TX  
Mon Sep 07 1992, 4:33 AM EDT  
Att: 10,846 - Dome - 70 F

AB	39
R	10
H	13
RBI	9
BB	8
SO	5
LOB	33



Batter	1	2	3	4	5	6	7	8	9	AB	R	H	RBI	BB	SO	LOB	BOTTOM								
<b>Casey Candaele, S</b> OBP: 0.251, SLG: 0.252 (1, 4)	G4-3			G6-3			K			4	0	0	0	0	1	3									
<b>Steve Finley, L</b> OBP: 0.340, SLG: 0.375 <b>Gerald Young, S</b> OBP: 0.293, SLG: 0.212 (1, 8) (8, PH) (9, 8)	G4-3			K					P4	2	0	0	0	1	1	0									
<b>Luis Gonzalez, L</b> OBP: 0.297, SLG: 0.404 (1, 7)	F7			F8					K	4	0	0	0	0	1	1									
<b>Eric Anthony, L</b> OBP: 0.304, SLG: 0.404 (1, 9)				F8					K	4	0	1	0	0	1	1									
<b>Ken Caminiti, S</b> OBP: 0.360, SLG: 0.469 <b>Al Osuna, R</b> (7, 1) <b>Rob Mallicoat, L</b> (9, 1) <b>Craig Biggio, R</b> OBP: 0.389, SLG: 0.386 (9, PH)				G4-3					F9	3	0	0	0	0	0	2									
<b>Ernest Riles, L</b> OBP: 0.244, SLG: 0.256 (1, 3)				F8					G6-3	4	0	1	0	0	1	0									
<b>Andujar Cedeno, R</b> OBP: 0.258, SLG: 0.322 <b>5 Jeff Bagwell, R</b> OBP: 0.348, SLG: 0.404 (1, 6) (9, PH)				FC6-4					G1-3	3	0	0	0	0	1	2									
<b>Eddie Taubensee, L</b> OBP: 0.288, SLG: 0.332 (1, 2)										1	0	1	0	2	0	0									
<b>Brian Williams, R</b> OBP: 0.138, SLG: 0.172 <b>Willie Blair, R</b> OBP: 0.167, SLG: 0.091 <b>Pete Incaviglia, R</b> OBP: 0.316, SLG: 0.425 <b>Joe Boever, R</b> (6, 1) <b>Juan Guerrero, R</b> OBP: 0.267, SLG: 0.297 (7, 5)				K						1	0	0	0	0	1	3									
<b>Inning Stats</b>	R: 0 E: 0 K: 0 S: 6	H: 0 LOB: 0 BB: 0 P: 8	R: 0 E: 1 K: 1 S: 10	H: 2 LOB: 3 BB: 1 P: 20	R: 0 E: 0 K: 1 S: 7	H: 0 LOB: 0 BB: 0 P: 12	R: 0 E: 0 K: 0 S: 8	H: 0 LOB: 0 BB: 0 P: 11	R: 0 E: 0 K: 1 S: 4	H: 0 LOB: 1 BB: 1 P: 11	R: 0 E: 0 K: 3 S: 11	H: 0 LOB: 2 BB: 2 P: 24	R: 0 E: 0 K: 2 S: 8	H: 0 LOB: 0 BB: 0 P: 9	R: 0 E: 0 K: 0 S: 8	H: 0 LOB: 0 BB: 0 P: 11	1B: 2 2B: 1 3B: 0 HR: 0	SF: 0 SAC: 0 DP: 0 HBP: 0	WP: 0 PB: 0 SB: 0 CS: 0	PA: 34					
<b>PITCHER</b>	IP	WLS	BF	H	R	ER	SO	BB	IBB	HBP	BLK	WP	HR	S	P	ERA	WHIP								
<b>Jose Rijo, R</b> ERA: 2.81 <b>Greg Swindell, L</b> ERA: 2.56 <b>Mitt Hill, R</b> ERA:	7.0	W	28	3	0	0	2	0	0	0	0	0	0	8	9	0.00	1.000								

Cincinnati Reds @ Houston Astros  
Astrodome, Houston, TX  
Mon Sep 07 1992, 4:33 AM EDT  
Att: 10,846 - Dome - 70 F

AB	30
R	0
H	3
RBI	0
BB	4
SO	8
LOB	13





Batter	1	2	3	4	5	6	7	8	9	AB	R	H	RBI	BB	SO	LOB	TOP					
<b>Bip Roberts, S</b> OBP: 0.377, SLG: 0.387 (1, 7)	G4-3		HBP		F8			G3		3	0	1	0	0	0	0	<b>Cincinnati Reds @ Houston Astros</b> Astrodome, Houston, TX Tue Sep 08 1992, 8:05 PM EDT Att. 7,196 - Dome - 70 F					
<b>Dave Martinez, L</b> OBP: 0.317, SLG: 0.329 (1, 8)	P7		F7		F8			G3		4	0	0	0	0	0	2						
<b>Barry Larkin, R</b> OBP: 0.387, SLG: 0.450 (1, 6)	1B		1B		P9			G5-3		4	0	2	0	0	0	1						
<b>Hal Morris, L</b> OBP: 0.362, SLG: 0.412 (1, 3)	BB		K		L9			F9		3	0	0	0	1	1	3						
<b>Chris Sabo, R</b> OBP: 0.310, SLG: 0.435 (1, 5)	K				BB				K	3	0	1	0	1	2	2						
<b>Paul O'Neill, L</b> OBP: 0.347, SLG: 0.367 (1, 9)			P7		F7				K	4	0	0	0	0	2	2						
<b>Joe Oliver, R</b> OBP: 0.314, SLG: 0.394 (1, 2)			G3		P3				G1-3	4	0	0	0	0	1	1						
<b>Bill Doran, S</b> OBP: 0.337, SLG: 0.348 (1, 4)			F9		K					3	0	0	0	0	1	1						
<b>Chris Hammond, L</b> OBP: 0.240, SLG: 0.233 <b>Scott Ruskin, R</b> OBP: 0.222, SLG: 0.222 <b>Scott Bankhead, R</b> OBP: 0.222, SLG: 0.222 (7, 1)			K		K					3	0	0	0	0	3	0						
<b>Inning Stats</b>	R: 0 E: 0 K: 1 S: 13	H: 1 LOB: 2 BB: 1 P: 21	R: 0 E: 0 K: 1 S: 8	H: 0 LOB: 0 BB: 0 P: 8	R: 0 E: 0 K: 2 S: 12	H: 1 LOB: 2 BB: 0 P: 18	R: 0 E: 0 K: 1 S: 8	H: 1 LOB: 1 BB: 0 P: 13	R: 0 E: 0 K: 1 S: 7	H: 0 LOB: 0 BB: 1 P: 9	R: 0 E: 0 K: 0 S: 11	H: 0 LOB: 0 BB: 0 P: 20	R: 0 E: 0 K: 2 S: 10	H: 0 LOB: 0 BB: 0 P: 11	R: 0 E: 0 K: 0 S: 7	H: 1 LOB: 1 BB: 0 P: 11		R: 0 E: 0 K: 2 S: 9	H: 0 LOB: 0 BB: 0 P: 13	1B: 4 2B: 0 3B: 0 HR: 0	SF: 0 SAC: 0 DP: 0 HBP: 1	WP: 0 PB: 0 SB: 1 CS: 0
<b>PITCHER</b>	IP	WLS	BF	H	R	ER	SO	BB	IBB	HBP	BLK	WP	HR	S	P	ERA	WHIP					
<b>Pete Harnisch, R</b> ERA: 3.64 <b>Xavier Hernandez, R</b> ERA: 2.03	(1, 1)	7.0	W	27	3	0	8	2	0	1	0	0	0	69	100	0.00	0.714					
<b>PITCHER</b>	IP	WLS	BF	H	R	ER	SO	BB	IBB	HBP	BLK	WP	HR	S	P	ERA	WHIP					
	(8, 1)	2.0	S	7	1	0	2	0	0	0	0	0	0	16	24	0.00	0.500					

AB	31
R	0
H	4
RBI	0
BB	2
SO	10
LOB	12



Batter	1	2	3	4	5	6	7	8	9	AB	R	H	RBI	BB	SO	LOB	BOTTOM					
<b>Craig Biggio, R</b> OBP: 0.390, SLG: 0.386 (1, 4)	K			P4		G4-6-3		WP 5 2B SH2-3 HBP		3	1	1	0	0	1	0	<b>Cincinnati Reds @ Houston Astros</b> Astrodome, Houston, TX Tue Sep 08 1992, 8:05 PM EDT Att. 7,196 - Dome - 70 F					
<b>Steve Finley, L</b> OBP: 0.335, SLG: 0.373 (1, 8)	G6-3			K		G4-6-3		SH2-3		3	0	0	0	0	1	3						
<b>Ken Caminiti, S</b> OBP: 0.359, SLG: 0.465 (1, 5)	F7			P2			L1	5 2B IBB		3	0	0	0	1	0	0						
<b>5 Jeff Bagwell, R</b> OBP: 0.349, SLG: 0.406 (1, 3)		F9			G5-3		FC6-4	2B		3	0	1	1	1	0	0						
<b>Pete Incaviglia, R</b> OBP: 0.313, SLG: 0.419 <b>Gerald Young, S</b> OBP: 0.293, SLG: 0.212 (9, 9)		F9			G6-3		FC6-4	1B 2B		4	1	0	0	0	1	3						
<b>Luis Gonzalez, L</b> OBP: 0.300, SLG: 0.403 (1, 7)		G4-3			F8			K		0	0	0	0	0	0	0						
<b>Andujar Cedeno, R</b> OBP: 0.283, SLG: 0.333 (1, 6)				K				2B		3	0	1	0	1	0	0						
<b>Scott Servais, R</b> OBP: 0.260, SLG: 0.236 (1, 2)				G6-3				1B		2	0	1	0	1	0	0						
<b>Pete Harnisch, S</b> OBP: 0.158, SLG: 0.200 <b>Casey Candaele, S</b> OBP: 0.251, SLG: 0.252 <b>Eric Anthony, L</b> OBP: 0.353, SLG: 0.493 <b>Xavier Hernandez, L</b> (8, 1)	(1, 1)			G6-3				1B		2	0	0	0	0	0	2						
<b>Inning Stats</b>	R: 0 E: 0 K: 1 S: 8	H: 0 LOB: 0 BB: 0 P: 14	R: 0 E: 0 K: 0 S: 6	H: 0 LOB: 0 BB: 0 P: 11	R: 0 E: 0 K: 1 S: 10	H: 0 LOB: 0 BB: 0 P: 15	R: 0 E: 0 K: 1 S: 8	H: 0 LOB: 0 BB: 0 P: 11	R: 0 E: 0 K: 0 S: 4	H: 3 LOB: 2 BB: 0 P: 9	R: 1 E: 0 K: 0 S: 11	H: 2 LOB: 3 BB: 2 P: 25	R: 1 E: 0 K: 1 S: 11	H: 1 LOB: 2 BB: 2 P: 26	R: 1 E: 0 K: 0 S: 9	H: 3 LOB: 2 BB: 0 P: 11		1B: 4 2B: 2 3B: 0 HR: 0	SF: 0 SAC: 1 DP: 1 HBP: 1	WP: 1 PB: 0 SB: 0 CS: 0	PA: 34	
<b>PITCHER</b>	IP	WLS	BF	H	R	ER	SO	BB	IBB	HBP	BLK	WP	HR	S	P	ERA	WHIP					
<b>Chris Hammond, L</b> ERA: 4.23 <b>Scott Ruskin, L</b> ERA: 4.21 <b>Scott Bankhead, R</b> ERA: 3.22	(1, 1)	6.2	L	24	4	1	3	1	0	0	0	0	0	4	9	1.35	0.750					
	(7, 1)	0.0		2	1	0	0	0	1	0	0	0	0	4	9	∞	∞					
	(7, 1)	1.1		8	1	1	1	0	2	1	0	1	0	12	29	6.75	0.750					

AB	28
R	2
H	6
RBI	2
BB	4
SO	4
LOB	14





Batter	1	2	3	4	5	6	7	8	9	AB	R	H	RBI	BB	SO	LOB	TOP											
<b>Bip Roberts, S</b> OBP: 0.379, SLG: 0.397 (1, 7)										4	1	2	5	1	0	3	<b>Cincinnati Reds @ Atlanta Braves</b> Atlanta-Fulton County Stadium, Atlanta, GA Wed Sep 09 1992, 7:05 PM EDT Att: 41,809 - Cloudy - 83 F											
<b>Reggie Sanders, R</b> OBP: 0.362, SLG: 0.486 (1, 8)										3	1	2	0	1	0	0												
<b>Barry Larkin, R</b> OBP: 0.387, SLG: 0.449 (1, 6)										5	0	2	0	0	0	5												
<b>Chris Sabo, R</b> OBP: 0.306, SLG: 0.429 (1, 5)											5	0	0	0	0	4												
<b>Glenn Braggs, R</b> OBP: 0.328, SLG: 0.396 (1, 9)											5	0	1	0	0	1		2										
<b>Joe Oliver, R</b> OBP: 0.313, SLG: 0.391 (1, 2)											5	0	1	0	0	2												
<b>Hal Morris, L</b> OBP: 0.364, SLG: 0.409 (1, 3)										2	3	0	0	2	0	2												
<b>Bill Doran, S</b> OBP: 0.344, SLG: 0.352 (1, 4)										2	2	2	0	2	0	0												
<b>Tom Blanton, R</b> ERA: 2.81 Kent Mercker, L ERA: 3.59 Mark Wohlers, R ERA: 2.96 Jeff Reardon, R ERA: 3.75										0	0	0	0	0	0	0												
<b>Inning Stats</b>	R: 0 E: 0 K: 0 S: 7	H: 1 LOB: 1 BB: 1 P: 13	R: 2 E: 0 K: 0 S: 11	H: 3 LOB: 2 BB: 1 P: 24	R: 1 E: 0 K: 0 S: 9	H: 2 LOB: 0 BB: 0 P: 16	R: 1 E: 0 K: 0 S: 16	H: 2 LOB: 3 BB: 1 P: 30	R: 0 E: 0 K: 0 S: 3	H: 0 LOB: 0 BB: 0 P: 4	R: 0 E: 0 K: 0 S: 8	H: 0 LOB: 0 BB: 0 P: 15	R: 0 E: 0 K: 1 S: 8	H: 1 LOB: 1 BB: 0 P: 9	R: 0 E: 0 K: 1 S: 12	H: 1 LOB: 2 BB: 1 P: 20		1B: 9 2B: 1 3B: 0 HR: 1	SF: 0 SAC: 0 DP: 2 HBP: 1	WP: 0 PB: 0 SB: 0 CS: 0	PA: 42							
<b>PITCHER</b>	IP	WLS	BF	H	R	ER	SO	BB	IBB	HBP	BLK	WP	HR	S	P	ERA	WHIP											
Tom Glavine, L (1, 1)	5.0	W	24	8	4	4	0	3	0	1	0	0	0	46	87	7.20	2.200											
Kent Mercker, L (6, 1)	0.1		4	1	3	3	1	2	0	0	0	0	0	1	19	32	81.00	9.000										
Mark Wohlers, R (6, 1)	2.2		9	1	0	0	1	0	0	0	0	0	0	18	27	0.00	0.375											
Jeff Reardon, R (9, 1)	1.0		5	1	0	0	1	1	0	0	0	0	0	12	20	0.00	2.000											

Batter	1	2	3	4	5	6	7	8	9	AB	R	H	RBI	BB	SO	LOB	BOTTOM										
<b>Otis Nixon, S</b> OBP: 0.365, SLG: 0.374 (1, 8)										3	2	1	0	2	1	2	<b>Cincinnati Reds @ Atlanta Braves</b> Atlanta-Fulton County Stadium, Atlanta, GA Wed Sep 09 1992, 7:05 PM EDT Att: 41,809 - Cloudy - 83 F										
<b>Jeff Blausler, R</b> OBP: 0.354, SLG: 0.458 (1, 6)										5	2	4	3	0	1	2											
<b>Rafael Belliard, R</b> OBP: 0.263, SLG: 0.249 (8, 6)										0	0	0	0	0	0	0											
<b>Terry Pendleton, S</b> OBP: 0.342, SLG: 0.483 (1, 5)										4	1	1	2	1	0	4											
<b>David Justice, L</b> OBP: 0.355, SLG: 0.410 (1, 9)										4	1	0	0	1	1	1											
<b>Sid Bream, L</b> OBP: 0.345, SLG: 0.438 (8, PH)										3	2	2	2	1	1	0											
<b>Brian Hunter, R</b> OBP: 0.292, SLG: 0.505 (9, 3)										1	0	0	0	0	0	0											
<b>Lonnie Smith, R</b> OBP: 0.336, SLG: 0.475 (6, FR)										3	1	1	3	0	1	2											
<b>Ron Gant, R</b> OBP: 0.319, SLG: 0.391 (7, 7)										1	0	0	0	0	0	0											
<b>Greg Olson, R</b> OBP: 0.319, SLG: 0.329 (1, 2)										4	1	1	0	0	1	2											
<b>Mark Lemke, S</b> OBP: 0.313, SLG: 0.319 (1, 4)										1	1	0	0	3	0	1											
<b>Tom Glavine, L</b> OBP: 0.276, SLG: 0.301 (6, 1)										1	1	1	1	0	0	0											
<b>Kent Mercker, L</b> (6, 1)										0	0	0	0	0	0	0											
<b>Mark Wohlers, R</b> (6, 1)										1	0	0	0	0	1	2											
<b>Jeff Reardon, R</b> (9, 1)										0	0	0	0	0	0	0											
<b>Inning Stats</b>	R: 7 E: 0 K: 0 S: 27	H: 6 LOB: 2 BB: 3 P: 53	R: 1 E: 0 K: 2 S: 11	H: 1 LOB: 0 BB: 0 P: 15	R: 0 E: 1 K: 1 S: 12	H: 0 LOB: 1 BB: 1 P: 18	R: 0 E: 0 K: 0 S: 7	H: 0 LOB: 2 BB: 2 P: 19	R: 3 E: 0 K: 2 S: 15	H: 2 LOB: 0 BB: 1 P: 25	R: 0 E: 0 K: 2 S: 8	H: 0 LOB: 2 BB: 1 P: 15	R: 1 E: 1 K: 0 S: 10	H: 2 LOB: 0 BB: 0 P: 18	R: 0 E: 0 K: 0 S: 5	H: 0 LOB: 0 BB: 0 P: 10	1B: 6 2B: 3 3B: 0 HR: 3	SF: 0 SAC: 3 DP: 1 HBP: 1	WP: 0 PB: 0 SB: 1 CS: 1	PA: 43							
<b>PITCHER</b>	IP	WLS	BF	H	R	ER	SO	BB	IBB	HBP	BLK	WP	HR	S	P	ERA	WHIP										
Tim Belcher, R (1, 1)	0.2	L	9	5	7	7	0	2	0	0	0	0	0	5	12	0.00	6.000										
Tom Bolton, L (1, 1)	0.1		3	1	0	0	0	1	0	0	0	0	0	5	12	0.00	6.000										
Steve Foster, R (2, 1)	2.0		8	1	1	1	3	1	0	0	0	0	1	23	33	4.50	1.000										
Dwayne Henry, R (4, 1)	2.0		11	2	3	3	2	3	0	0	0	0	1	22	44	13.50	2.500										
Milt Hill, R (6, 1)	2.0		9	2	1	0	2	0	1	1	0	0	0	18	33	0.00	1.000										





Batter	1	2	3	4	5	6	7	8	9	AB	R	H	RBI	BB	SO	LOB	TOP								
<b>Bip Roberts, S</b> (1, 7) OBP: 0.378, SLG: 0.396	0-0 F7		2-2 G6-3			2-2 G5-3 1B		1-1 G1-3		4	1	1	0	0	0	0	<b>Cincinnati Reds @ Atlanta Braves</b> Atlanta-Fulton County Stadium, Atlanta, GA Thu Sep 10 1992, 3:33 AM EDT Att: 41,265 - Cloudy - 84 F								
<b>Reggie Sanders, R</b> (1, 8) OBP: 0.358, SLG: 0.480	0-1 G1		0-0 G5-3			2-2 F9		0-0 L5		4	0	0	0	0	0	1									
<b>Barry Larkin, R</b> (1, 6) OBP: 0.386, SLG: 0.447	2-2 F9			0-2 G1-3		0-0 G5-3 1B		3-1 G6-3		4	0	1	0	0	0	0									
<b>Chris Sabo, R</b> (1, 5) OBP: 0.303, SLG: 0.425		1-1 G5-3		2-2 G4-3		1-1 G5-3		2-3 K		3	0	0	1	0	0	1									
<b>Milt Hill, R</b> (6, 1)						1 SAFE G5-3				0	0	0	0	0	0	0									
<b>Steve Foster, R</b> (8, 1) OBP: 0.200, SLG: 0.200						1-2 G5-3				0	0	0	0	0	0	0									
<b>Geronimo Berroa, R</b> (9, PH) OBP: 0.308, SLG: 0.182						1-2 G5-3				1	0	0	0	0	0	1									
<b>Scott Bankhead, R</b> (9, 1) OBP: 0.222, SLG: 0.222						3-H G5-3				0	0	0	0	0	0	0									
<b>Glenn Braggs, R</b> (1, 9) OBP: 0.330, SLG: 0.410		0-2 HR		1-2 L9		1-0 G1-3		0-3 K		1	1	1	1	0	0	0									
<b>Cesar Hernandez, R</b> (2, 9) OBP: 0.263, SLG: 0.342										3	0	0	0	0	1	1									
<b>Joe Oliver, R</b> (1, 2) OBP: 0.315, SLG: 0.391		4-1 BB				0-0 G6-3		0-0 G6-3		3	0	1	0	1	0	0									
<b>Hal Morris, L</b> (1, 3) OBP: 0.360, SLG: 0.405		3-2 F7				2-3 K		2-3 K		4	0	0	0	0	2	2									
<b>Bill Doran, S</b> (1, 4) OBP: 0.346, SLG: 0.354		1-0 F7				1-2 1B		2-1 1B		3	0	2	0	0	0	1									
<b>Greg Swindell, L</b> (1, 1) OBP: 0.145, SLG: 0.162			0-1 G6-3			1-1 F9		2-3 K		2	0	0	0	0	0	1									
<b>Willie Greene, L</b> (6, 5) OBP: 0.313, SLG: 0.333								1 SAFE K		1	0	0	0	0	1	1									
<b>Inning Stats</b>	R: 0 E: 0 K: 0 S: 7	H: 0 LOB: 0 BB: 0 P: 9	R: 1 E: 0 K: 0 S: 11	H: 1 LOB: 1 BB: 1 P: 20	R: 0 E: 0 K: 0 S: 6	H: 0 LOB: 0 BB: 0 P: 8	R: 0 E: 0 K: 0 S: 9	H: 0 LOB: 0 BB: 0 P: 12	R: 0 E: 0 K: 1 S: 9	H: 1 LOB: 1 BB: 0 P: 13	R: 1 E: 0 K: 0 S: 13	H: 2 LOB: 1 BB: 0 P: 18	R: 0 E: 0 K: 2 S: 12	H: 1 LOB: 1 BB: 0 P: 20	R: 0 E: 0 K: 0 S: 5	H: 0 LOB: 0 BB: 0 P: 9	R: 0 E: 0 K: 2 S: 8	H: 1 LOB: 1 BB: 0 P: 10	1B: 5 2B: 0 3B: 0 HR: 1	SF: 0 SAC: 0 DP: 0 HBP: 0	WP: 0 PB: 0 SB: 0 CS: 0	PA: 34			
<b>PITCHER</b>	IP	WLS	BF	H	R	ER	SO	BB	IBB	HBP	BLK	WP	HR	S	P	ERA	WHIP								
<b>Steve Avery, L</b> (1, 1) ERA: 3.28	8.0		30	5	2	2	3	1	0	0	0	0	1	72	109	2.25	0.750								
<b>Mike Stanton, L</b> (9, 1) ERA: 4.7	1.0	W	4	1	0	0	2	0	0	0	0	0	0	8	10	0.00	1.000								

Batter	1	2	3	4	5	6	7	8	9	AB	R	H	RBI	BB	SO	LOB	BOTTOM								
<b>Otis Nixon, S</b> (1, 9) OBP: 0.362, SLG: 0.370	0-3 K		0-3 K			0-0 B3		2-2 L8		4	0	0	0	0	2	0	<b>Cincinnati Reds @ Atlanta Braves</b> Atlanta-Fulton County Stadium, Atlanta, GA Thu Sep 10 1992, 3:33 AM EDT Att: 41,265 - Cloudy - 84 F								
<b>Jeff Blauser, R</b> (1, 6) OBP: 0.363, SLG: 0.462	1-2 G6-4-3 1B		2-1 G4-6-3 1B		4-1 BB		4-2 F9-3 BB			2	0	2	0	2	0	0									
<b>Terry Pendleton, S</b> (1, 5) OBP: 0.339, SLG: 0.480	2-2 G6-4-3 1-2		0-1 G4-6-3 1-2		0-0 P3		1-0 F9-3 1-2			4	0	0	0	0	0	4									
<b>Lonnie Smith, R</b> (1, 7) OBP: 0.333, SLG: 0.464		1-2 E5 1B		1-1 F9		2-3 K		4-2 SF7 BB		3	1	0	0	1	1	0									
<b>Deion Sanders, L</b> (9, PR) OBP: 0.348, SLG: 0.505										0	1	0	0	0	0	0									
<b>Brian Hunter, R</b> (1, 3) OBP: 0.293, SLG: 0.502		0-0 F8-5 1B		2-3 K		0-3 K		4-0 1 SAFE 1 SAFE 1 SAFE 1B		3	0	1	0	0	2	0									
<b>David Justice, L</b> (9, PH) OBP: 0.356, SLG: 0.410		1-2 1B								0	0	0	0	1	0	0									
<b>Ron Gant, R</b> (1, 8) OBP: 0.320, SLG: 0.397		2-2 F8-5 1B		1-2 1B		1-3 K		1-2 SF7		3	1	2	2	0	1	0									
<b>Greg Olson, R</b> (1, 2) OBP: 0.319, SLG: 0.329		3-1 F8-5 1-2 2-3		0-1 3B		1-0 G4-3				3	0	1	1	0	0	2									
<b>Mark Lemke, S</b> (1, 4) OBP: 0.313, SLG: 0.317		4-0 IBB		3-H P4		2-3 K				2	0	0	0	1	1	1									
<b>Steve Avery, L</b> (1, 1) OBP: 0.183, SLG: 0.206			0-3 K					2-2 P6		3	0	0	0	0	2	2									
<b>Mike Stanton, L</b> (9, 1) OBP: 0.500, SLG: 0.500										0	0	0	0	0	0	0									
<b>Inning Stats</b>	R: 0 E: 0 K: 1 S: 10	H: 1 LOB: 0 BB: 0 P: 13	R: 1 E: 1 K: 1 S: 14	H: 2 LOB: 2 BB: 1 P: 24	R: 0 E: 0 K: 1 S: 7	H: 1 LOB: 0 BB: 0 P: 9	R: 1 E: 0 K: 0 S: 12	H: 2 LOB: 1 BB: 0 P: 17	R: 0 E: 0 K: 3 S: 9	H: 0 LOB: 0 BB: 0 P: 12	R: 0 E: 0 K: 1 S: 7	H: 0 LOB: 0 BB: 0 P: 12	R: 0 E: 0 K: 0 S: 6	H: 0 LOB: 0 BB: 1 P: 13	R: 1 E: 1 K: 0 S: 5	H: 0 LOB: 1 BB: 2 P: 14	1B: 5 2B: 2 3B: 1 HR: 0	SF: 1 SAC: 0 DP: 4 HBP: 0	WP: 0 PB: 0 SB: 0 CS: 0	PA: 33					
<b>PITCHER</b>	IP	WLS	BF	H	R	ER	SO	BB	IBB	HBP	BLK	WP	HR	S	P	ERA	WHIP								
<b>Greg Swindell, L</b> (1, 1) ERA: 2.54	5.0		21	6	2	1	5	1	1	0	0	0	0	49	73	1.80	1.400								
<b>Milt Hill, R</b> (6, 1) ERA:	2.0		6	0	0	0	4	0	0	0	0	0	0	16	24	0.00	0.000								
<b>Steve Foster, R</b> (8, 1) ERA: 3.54	1.0		3	0	0	0	0	1	0	0	0	0	0	6	13	0.00	1.000								
<b>Scott Bankhead, R</b> (9, 1) ERA: 3.2	0.1	L	3	0	1	0	0	1	1	0	0	0	0	5	14	0.00	3.000								





Batter	1	2	3	4	5	6	7	8	9	AB	R	H	RBI	BB	SO	LOB	TOP										
<b>Bip Roberts, S</b> OBP: 0.378, SLG: 0.396 (1, 7)	G3	P5					L9 1B		P7	5	0	2	0	0	0	1	<b>Cincinnati Reds @ San Diego Padres</b> Jack Murphy Stadium, San Diego, CA Fri Sep 11 1992, 10:05 PM EDT Att: 14,067 - Sunny - 72 F										
<b>Dave Martinez, L</b> OBP: 0.319, SLG: 0.331 (1, 8)	P6		K			2B E 1B	1B			4	1	2	0	0	1	0											
<b>Barry Larkin, R</b> OBP: 0.387, SLG: 0.452 (1, 6)	2B		K			E7 1B	L9			4	0	2	0	0	1	2											
<b>Hal Morris, L</b> OBP: 0.357, SLG: 0.400 (1, 3)	G3		G4-3			G4-3	G3			4	0	0	0	0	0	4											
<b>Paul O'Neill, L</b> OBP: 0.349, SLG: 0.375 (1, 9)		2B G6-3 1B				G4-3			F9	4	2	2	1	0	0	1											
<b>Willie Greene, L</b> OBP: 0.350, SLG: 0.421 (1, 5)		L9 1B 2B				L9	K		CS 1B	4	1	2	0	0	1	0											
<b>Joe Oliver, R</b> OBP: 0.314, SLG: 0.390 (1, 2)		G6-3				G5-3			K	4	0	1	1	0	1	2											
<b>Bill Doran, S</b> OBP: 0.345, SLG: 0.353 (1, 4)		SH3-4 1B				F8			L6	4	0	1	1	0	1	1											
<b>Tim Pugh, R</b> (1, 1)		SH3-4				G5-3			G3	2	0	0	0	0	0	1											
<b>Jeff Reed, L</b> OBP: 0.238, SLG: 0.200 (9, PH)										1	0	0	0	0	0	0											
<b>Rob Dibble, L</b> OBP: 0.250, SLG: 0.250 (9, 1)										0	0	0	0	0	0	0											
<b>Inning Stats</b>	R: 0 E: 0 K: 0 S: 7	H: 1 LOB: 1 BB: 0 P: 9	R: 2 E: 0 K: 0 S: 12	H: 3 LOB: 1 BB: 0 P: 20	R: 0 E: 0 K: 2 S: 8	H: 0 LOB: 0 BB: 0 P: 9	R: 1 E: 0 K: 1 S: 12	H: 2 LOB: 1 BB: 0 P: 17	R: 1 E: 1 K: 0 S: 13	H: 3 LOB: 1 BB: 0 P: 15	R: 0 E: 0 K: 1 S: 6	H: 0 LOB: 0 BB: 0 P: 9	R: 0 E: 0 K: 1 S: 12	H: 2 LOB: 2 BB: 0 P: 18	R: 0 E: 0 K: 1 S: 6	H: 1 LOB: 1 BB: 0 P: 9	R: 0 E: 0 K: 0 S: 8	H: 0 LOB: 0 BB: 0 P: 13	1B: 8 2B: 4 3B: 0 HR: 1	SF: 0 SAC: 1 DP: 1 HBP: 0	WP: 0 PB: 0 SB: 0 CS: 2	PA: 37					
<b>PITCHER</b>	IP	WLS	BF	H	R	ER	SO	BB	IBB	HBP	BLK	WP	HR	S	P	ERA	WHIP										
<b>Andy Benes, R</b> ERA: 3.61 (1, 1)	4.1	L	21	9	4	3	3	0	0	0	0	0	1	48	66	6.23	2.077										
<b>Rich Rodriguez, L</b> ERA: 2.46 (5, 1)	0.2		2	0	0	0	0	0	0	0	0	0	0	4	4	0.00	0.000										
<b>Mike Maddux, R</b> ERA: 2.51 (6, 1)	3.0		11	3	0	0	2	0	0	0	0	0	0	24	36	0.00	1.000										
<b>Larry Andersen, R</b> ERA: 3.64 (9, 1)	1.0		3	0	0	0	0	0	0	0	0	0	0	8	13	0.00	0.000										

AB	36
R	4
H	12
RBI	3
BB	0
SO	5
LOB	12



Batter	1	2	3	4	5	6	7	8	9	AB	R	H	RBI	BB	SO	LOB	BOTTOM										
<b>Tony Fernandez, S</b> OBP: 0.330, SLG: 0.348 (1, 6)	G6-3		L7			3B BB			G4-3	3	1	0	0	1	0	0	<b>Cincinnati Reds @ San Diego Padres</b> Jack Murphy Stadium, San Diego, CA Fri Sep 11 1992, 10:05 PM EDT Att: 14,067 - Sunny - 72 F										
<b>Oscar Azocar, L</b> OBP: 0.219, SLG: 0.214 (1, 7)	G4-3					F7			G4-3	4	0	0	0	0	0	1											
<b>Gary Sheffield, R</b> OBP: 0.383, SLG: 0.587 (1, 5)	F7					L7			G5-3 1B	4	0	2	0	0	0	1											
<b>Fred McGriff, L</b> OBP: 0.393, SLG: 0.573 (1, 3)						K			K	4	0	2	1	0	2	2											
<b>Benito Santiago, R</b> OBP: 0.286, SLG: 0.391 (1, 2)		G6-4-3				K			G5-3	4	0	0	0	0	1	4											
<b>Darin Jackson, R</b> OBP: 0.291, SLG: 0.412 (1, 8)						F7			G6-3	4	0	1	0	0	0	1											
<b>Jerald Clark, R</b> OBP: 0.291, SLG: 0.395 (1, 9)						K			F8	3	0	0	0	0	1	1											
<b>Kurt Stillwell, S</b> OBP: 0.276, SLG: 0.314 (1, 4)						K			F8	3	0	1	0	0	1	0											
<b>Andy Benes, R</b> ERA: 3.61 (1, 1)						F9			F8	1	0	0	0	0	0	0											
<b>Rich Rodriguez, L</b> ERA: 2.46 (5, 1)										0	0	0	0	0	0	0											
<b>Phil Stephenson, L</b> OBP: 0.296, SLG: 0.290 (5, PH)										1	0	0	0	0	0	1											
<b>Mike Maddux, R</b> ERA: 2.51 (6, 1)										0	0	0	0	0	0	0											
<b>Jeff Gardner, R</b> (8, PH)										1	0	0	0	0	0	0											
<b>Larry Andersen, R</b> (9, 1)										0	0	0	0	0	0	0											
<b>Inning Stats</b>	R: 0 E: 0 K: 0 S: 5	H: 0 LOB: 0 BB: 0 P: 5	R: 0 E: 0 K: 0 S: 5	H: 2 LOB: 1 BB: 0 P: 6	R: 0 E: 0 K: 1 S: 11	H: 0 LOB: 0 BB: 0 P: 18	R: 0 E: 0 K: 2 S: 10	H: 1 LOB: 1 BB: 0 P: 13	R: 0 E: 0 K: 1 S: 7	H: 1 LOB: 1 BB: 0 P: 9	R: 1 E: 0 K: 0 S: 10	H: 1 LOB: 1 BB: 1 P: 18	R: 0 E: 0 K: 0 S: 6	H: 0 LOB: 0 BB: 0 P: 8	R: 0 E: 0 K: 0 S: 7	H: 0 LOB: 0 BB: 0 P: 9	R: 0 E: 0 K: 1 S: 10	H: 1 LOB: 1 BB: 0 P: 15	1B: 5 2B: 0 3B: 1 HR: 0	SF: 0 SAC: 0 DP: 1 HBP: 0	WP: 0 PB: 0 SB: 0 CS: 0	PA: 33					
<b>PITCHER</b>	IP	WLS	BF	H	R	ER	SO	BB	IBB	HBP	BLK	WP	HR	S	P	ERA	WHIP										
<b>Tim Pugh, R</b> ERA: 2.5 (1, 1)	8.0	W	29	5	1	1	4	0	0	0	0	0	0	61	86	1.12	0.750										
<b>Rob Dibble, R</b> ERA: 3.32 (9, 1)	1.0	S	4	1	0	0	1	0	0	0	0	0	0	10	15	0.00	1.000										


AB	32
R	1
H	6
RBI	1
BB	1
SO	5
LOB	11










Batter	1	2	3	4	5	6	7	8	9	AB	R	H	RBI	BB	SO	LOB	TOP											
Dave Martinez, L (1, 8) OBP: 0.321, SLG: 0.339	1-2 1B		2-3 K			0-0 G3		0-3 K		4	1	2	0	0	2	2	<p>Cincinnati Reds @ San Diego Padres Jack Murphy Stadium, San Diego, CA Sun Sep 13 1992, 6:33 AM EDT Att. 12,895 - Sunny - 79 F</p> <p>livebaseballscores.com</p> <p>AB 29 R 1 H 4 RBI 1 BB 2 SO 8 LOB 9</p> 											
Hal Morris, L (1, 3) OBP: 0.355, SLG: 0.396	2-0 G1-4-6-3		2-2 G3			1-2 G3		1-0 G4-3		4	0	0	1	0	0	3												
Barry Larkin, R (1, 6) OBP: 0.384, SLG: 0.454	0-0 G5-3			2-2 P3		3-H F9		1-0 P6		4	0	0	0	0	0	0												
Paul O'Neill, L (1, 9) OBP: 0.348, SLG: 0.373		1-1 G6-3		1-1 L8		0-0 L4		1-2 G4-3		4	0	0	0	0	0	0												
Willie Greene, L (1, 5) OBP: 0.321, SLG: 0.423		1-3 K		4-1 BB			1-3 K			2	0	0	0	1	2	0												
Jeff Branson, L (1, 4) OBP: 0.310, SLG: 0.358 Bill Doran, S (7, PH) OBP: 0.344, SLG: 0.351	2-0 F7			0-0 G1-3			1-1 L8			2	0	0	0	0	0	1												
Reggie Sanders, R (1, 7) OBP: 0.364, SLG: 0.491			0-0 1B		4-1 BB		1-3 K			2	0	1	0	1	1	0												
Dan Wilson, R (1, 2) OBP: 0.400, SLG: 0.400		1-0 1B		1-2 G6-4-3			1-3 K			3	0	1	0	0	1	1												
Bobby Ayala, R (1, 1) Tom Bolton, L (7, 1) Dwayne Henry, R (7, 1) Bip Roberts, S (8, PH) Steve Foster, R (8, 1)	0-3 K					1-3 K		1-2 G4-3		2	0	0	0	0	2	2												
<b>Inning Stats</b>	R: 0 E: 0 K: 0 S: 7	H: 1 LOB: 0 BB: 0 P: 10	R: 0 E: 0 K: 1 S: 6	H: 0 LOB: 0 BB: 0 P: 10	R: 0 E: 0 K: 2 S: 14	H: 2 LOB: 2 BB: 0 P: 19	R: 0 E: 0 K: 0 S: 8	H: 0 LOB: 1 BB: 1 P: 15	R: 0 E: 0 K: 1 S: 7	H: 0 LOB: 0 BB: 0 P: 13	R: 1 E: 0 K: 0 S: 7	H: 1 LOB: 0 BB: 0 P: 9	R: 0 E: 0 K: 2 S: 8	H: 0 LOB: 0 BB: 0 P: 11	R: 0 E: 0 K: 2 S: 13	H: 0 LOB: 0 BB: 0 P: 15		R: 0 E: 0 K: 0 S: 5	H: 0 LOB: 0 BB: 0 P: 8	1B: 3 2B: 0 3B: 1 HR: 0	SF: 0 SAC: 0 DP: 2 HBP: 0	WP: 0 PB: 0 SB: 0 CS: 0	PA: 31					
<b>PITCHER</b>	IP	WLS	BF	H	R	ER	SO	BB	IBB	HBP	BLK	WP	HR	S	P	ERA		WHIP										
Frank Seminara, R (1, 1) ERA: 3.89	6.0	W	22	4	1	1	4	2	0	0	0	0	0	49	76	1.50		1.000										
Rich Rodriguez, L (7, 1) ERA: 2.41	1.0		3	0	0	0	2	0	0	0	0	0	0	8	11	0.00		0.000										
Jeremy Hernandez, R (8, 1) ERA: 3.23	1.0		3	0	0	0	2	0	0	0	0	0	0	13	15	0.00	0.000											
Randy Myers, L (9, 1) ERA: 4.13	1.0	S	3	0	0	0	0	0	0	0	0	0	0	5	8	0.00	0.000											

Batter	1	2	3	4	5	6	7	8	9	AB	R	H	RBI	BB	SO	LOB	BOTTOM											
Tony Fernandez, S (1, 6) OBP: 0.326, SLG: 0.342	2-2 G4-3	1-2 G3-1		0-2 E6		1-3 K		0-1 G1-3		5	0	0	0	0	1	5	<p>Cincinnati Reds @ San Diego Padres Jack Murphy Stadium, San Diego, CA Sun Sep 13 1992, 6:33 AM EDT Att. 12,895 - Sunny - 79 F</p> <p>livebaseballscores.com</p> <p>AB 33 R 3 H 9 RBI 3 BB 3 SO 5 LOB 14</p> 											
Oscar Azocar, L (1, 7) OBP: 0.221, SLG: 0.223 Jeremy Hernandez, R (8, 1) Jeff Gardner, L (9, 4)	0-2 F8		1-1 G4-3	0-0 G6-3			0-0 G4-3			4	0	0	0	0	0	1												
Gary Sheffield, R (1, 5) OBP: 0.383, SLG: 0.588	4-0 BB		1-1 HR		0-0 G5-3		4-1 BB			2	1	1	1	2	0	0												
Fred McGriff, L (1, 3) OBP: 0.389, SLG: 0.564	4-2 BB		2-2 G4-3		0-3 K		2-0 FC1-4-6			3	0	0	0	1	1	1												
Darrin Jackson, R (1, 8) OBP: 0.291, SLG: 0.410	0-0 P3		0-2 S		0-0 F8		0-1 L9			4	1	1	0	0	0	3												
Jerald Clark, R (1, 9) OBP: 0.292, SLG: 0.402		3-2 1B	0-1 2B		0-1 G6-3		1-3 K			4	0	2	1	0	1	0												
Dan Walters, R (1, 2) OBP: 0.318, SLG: 0.421 Paul Faries, R (6, PR)	1-0 F7		0-0 G5-3		0-0 1B		1-2 1B			3	0	1	0	0	0	2												
Benito Santiago, R (7, 2) OBP: 0.290, SLG: 0.394					1B		1B			1	0	1	0	0	0	0												
Kurt Stillwell, S (1, 4) OBP: 0.278, SLG: 0.315 Randy Myers, L (9, 1) OBP: 0.200, SLG: 0.200	1-3 K			2-1 F7		2-2 SH1-3		0-3 K		4	0	1	0	0	2	2												
Frank Seminara, R (1, 1) OBP: 0.138, SLG: 0.107 Phil Stephenson, L (6, PH) OBP: 0.254, SLG: 0.246 Rich Rodriguez, L (7, 1) Kevin Ward, R (8, 7) OBP: 0.282, SLG: 0.302	1-2 1B			0-1 G6-3		1-0 SH1-3		1-2 1B		2	0	1	0	0	0	0												
<b>Inning Stats</b>	R: 0 E: 0 K: 0 S: 10	H: 0 LOB: 2 BB: 2 P: 20	R: 0 E: 0 K: 1 S: 14	H: 2 LOB: 2 BB: 0 P: 21	R: 2 E: 0 K: 0 S: 13	H: 3 LOB: 1 BB: 0 P: 17	R: 0 E: 1 K: 0 S: 8	H: 0 LOB: 1 BB: 0 P: 10	R: 0 E: 0 K: 1 S: 5	H: 0 LOB: 0 BB: 0 P: 5	R: 1 E: 0 K: 0 S: 13	H: 2 LOB: 1 BB: 0 P: 17	R: 0 E: 0 K: 0 S: 5	H: 0 LOB: 1 BB: 1 P: 11	R: 0 E: 0 K: 2 S: 15	H: 2 LOB: 2 BB: 0 P: 18		R: 0 E: 0 K: 0 S: 1	H: 0 LOB: 0 BB: 0 P: 8	1B: 7 2B: 1 3B: 0 HR: 1	SF: 0 SAC: 1 DP: 0 HBP: 0	WP: 0 PB: 0 SB: 1 CS: 0	PA: 37					
<b>PITCHER</b>	IP	WLS	BF	H	R	ER	SO	BB	IBB	HBP	BLK	WP	HR	S	P	ERA		WHIP										
Bobby Ayala, R (1, 1) ERA: 6.35	6.1	L	30	7	3	3	3	3	0	0	0	0	0	1	3	0.00		0.000										
Tom Bolton, L (7, 1) ERA: 4.59	0.1		1	0	0	0	0	0	0	0	0	0	0	1	3	0.00	0.000											
Dwayne Henry, R (7, 1) ERA: 3.67	0.1		1	0	0	0	0	0	0	0	0	0	0	2	2	0.00	0.000											
Steve Foster, R (8, 1) ERA: 3.46	1.0		5	2	0	0	2	0	0	0	0	0	0	15	18	0.00	2.000											







Batter	1	2	3	4	5	6	7	8	9	AB	R	H	RBI	BB	SO	LOB	TOP	
<b>Otis Nixon, S</b> (1, 9) <small>OBP: 0.362, SLG: 0.369</small> 										4	1	2	0	0	0	0	<b>Atlanta Braves @ Cincinnati Reds</b> Riverfront Stadium, Cincinnati, OH Wed Sep 16 1992, 7:05 PM EDT Att: 22,595 - Sunny - 77 F	
<b>Jeff Blausler, R</b> (1, 6) <small>OBP: 0.358, SLG: 0.471</small> <b>Rafael Belliard, R</b> (8, 6) <small>OBP: 0.266, SLG: 0.249</small>										3	1	1	2	1	0	1		
<b>Terry Pendleton, S</b> (1, 5) <small>OBP: 0.337, SLG: 0.470</small>										4	0	1	0	0	0	1		
<b>Lonnie Smith, R</b> (1, 7) <small>OBP: 0.327, SLG: 0.446</small> <b>Sid Bream, L</b> (8, 3) <small>OBP: 0.346, SLG: 0.434</small>										3	1	0	0	0	0	2		
<b>Brian Hunter, R</b> (1, 3) <small>OBP: 0.292, SLG: 0.498</small> <b>David Justice, L</b> (8, PH) <small>OBP: 0.353, SLG: 0.422</small>										3	0	0	0	0	0	3		
<b>Ron Gant, R</b> (1, 8) <small>OBP: 0.322, SLG: 0.406</small>										4	0	0	0	0	0	1		
<b>Damon Berryhill, S</b> (1, 2) <small>OBP: 0.262, SLG: 0.391</small>										4	0	1	1	0	1	0		
<b>Mark Lemke, S</b> (1, 4) <small>OBP: 0.313, SLG: 0.313</small>										3	0	0	0	1	1	1		
<b>Pete Smith, R</b> (1, 1) <b>Francisco Cabrera, R</b> (7, PH) <small>OBP: 0.333, SLG: 1.333</small> <b>Mike Stanton, L</b> (7, 1) <small>OBP: 0.500, SLG: 0.500</small> <b>Mark Wohlers, R</b> (9, 1)										2	0	0	0	0	1	0		
<b>Inning Stats</b>	R: 0 H: 0 E: 0 LOB: 0 K: 0 BB: 0 S: 5 P: 7	R: 1 H: 1 E: 0 LOB: 1 K: 0 BB: 0 S: 16 P: 26	R: 0 H: 0 E: 0 LOB: 1 K: 0 BB: 1 S: 14 P: 21	R: 0 H: 0 E: 0 LOB: 0 K: 0 BB: 0 S: 5 P: 8	R: 0 H: 0 E: 0 LOB: 0 K: 1 BB: 0 S: 7 P: 8	R: 0 H: 2 E: 0 LOB: 2 K: 0 BB: 0 S: 9 P: 14	R: 0 H: 0 E: 0 LOB: 1 K: 1 BB: 1 S: 8 P: 12	R: 2 H: 2 E: 0 LOB: 0 K: 0 BB: 0 S: 13 P: 15	R: 0 H: 0 E: 0 LOB: 0 K: 1 BB: 0 S: 8 P: 12	1B: 4 SF: 0 2B: 0 SAC: 0 3B: 0 DP: 0 HR: 1 HBP: 1	WP: 0 PA: 35 PB: 0 SB: 1 CS: 0							
<b>PITCHER</b>	IP WLS BF H R ER SO BB IBB HBP BLK WP HR S P ERA WHIP																	
<b>Greg Swindell, L</b> (1, 1) <small>ERA: 2.5</small>	7.0		27	3	1	1	2	2	0	1	0	0	0	0	64	96	1.29	0.714
<b>Scott Ruskin, L</b> (8, 1) <small>ERA: 4.47</small>	0.1	L	3	2	2	2	0	0	0	0	0	0	0	1	8	9	54.00	6.000
<b>Milt Hill, R</b> (8, 1) <small>ERA: 1.76</small>	1.2		5	0	0	0	1	0	0	0	0	0	0	0	13	18	0.00	0.000

Batter	1	2	3	4	5	6	7	8	9	AB	R	H	RBI	BB	SO	LOB	BOTTOM
<b>Bip Roberts, S</b> (1, 7) <small>OBP: 0.377, SLG: 0.405</small> <b>Scott Ruskin, R</b> (8, 1) <b>Milt Hill, R</b> (8, 1) <b>Jeff Reed, L</b> (9, PH) <small>OBP: 0.227, SLG: 0.190</small>										4	1	1	0	0	0	1	<b>Atlanta Braves @ Cincinnati Reds</b> Riverfront Stadium, Cincinnati, OH Wed Sep 16 1992, 7:05 PM EDT Att: 22,595 - Sunny - 77 F
<b>Hal Morris, L</b> (1, 3) <small>OBP: 0.355, SLG: 0.393</small>										3	0	0	1	0	0	0	
<b>Barry Larkin, R</b> (1, 6) <small>OBP: 0.382, SLG: 0.451</small>										4	0	1	0	0	1	0	
<b>Paul O'Neill, L</b> (1, 9) <small>OBP: 0.350, SLG: 0.372</small>										4	1	2	0	0	0	1	
<b>Willie Greene, L</b> (1, 5) <small>OBP: 0.265, SLG: 0.344</small>										4	0	0	0	0	0	3	
<b>Jos Oliver, R</b> (1, 2) <small>OBP: 0.520, SLG: 0.395</small> <b>Freddie Benavides, R</b> (9, PR) <small>OBP: 0.252, SLG: 0.288</small>										4	0	3	0	0	0	1	
<b>Bill Doran, S</b> (1, 4) <small>OBP: 0.343, SLG: 0.353</small>										4	0	1	1	0	0	3	
<b>Dave Martinez, L</b> (1, 8) <small>OBP: 0.321, SLG: 0.337</small> <b>Reggie Sanders, R</b> (9, PH) <small>OBP: 0.359, SLG: 0.484</small>										2	0	0	0	1	0	3	
<b>Greg Swindell, L</b> (1, 1) <small>OBP: 0.141, SLG: 0.158</small> <b>Cesar Hernandez, R</b> (7, PH) <small>OBP: 0.275, SLG: 0.350</small> <b>Jeff Branson, L</b> (9, PH) <small>OBP: 0.318, SLG: 0.368</small>										2	0	0	0	0	0	3	
<b>Inning Stats</b>	R: 1 H: 2 E: 0 LOB: 1 K: 0 BB: 0 S: 9 P: 16	R: 0 H: 1 E: 0 LOB: 1 K: 0 BB: 0 S: 9 P: 13	R: 0 H: 0 E: 0 LOB: 0 K: 1 BB: 0 S: 6 P: 7	R: 1 H: 2 E: 0 LOB: 2 K: 0 BB: 1 S: 10 P: 19	R: 0 H: 0 E: 0 LOB: 0 K: 0 BB: 0 S: 5 P: 7	R: 0 H: 2 E: 0 LOB: 2 K: 0 BB: 0 S: 6 P: 11	R: 0 H: 1 E: 0 LOB: 0 K: 0 BB: 0 S: 4 P: 7	R: 0 H: 0 E: 0 LOB: 0 K: 0 BB: 0 S: 4 P: 8	R: 0 H: 2 E: 0 LOB: 2 K: 1 BB: 0 S: 13 P: 21	1B: 9 SF: 0 2B: 0 SAC: 0 3B: 1 DP: 1 HR: 0 HBP: 1	WP: 0 PA: 38 PB: 0 SB: 0 CS: 0						
<b>PITCHER</b>	IP WLS BF H R ER SO BB IBB HBP BLK WP HR S P ERA WHIP																
<b>Pete Smith, R</b> (1, 1) <small>ERA: 2.21</small>	6.0		26	7	2	2	1	0	0	0	0	0	0	45	73	3.00	1.167
<b>Mike Stanton, L</b> (7, 1) <small>ERA: 4.29</small>	2.1	W	8	2	0	0	0	0	0	0	0	0	1	2	23	0.00	0.857
<b>Mark Wohlers, R</b> (9, 1) <small>ERA: 2.67</small>	0.2	S	3	1	0	0	1	0	0	0	0	0	0	9	13	0.00	1.500









Batter	1	2	3	4	5	6	7	8	9	AB	R	H	RBI	BB	SO	LOB	TOP					
<b>Tony Fernandez, S</b> (1, 6) OBP: 0.330, SLG: 0.355	G4-3		G6-3 2B		F8		G3-6-3 1B			4	0	2	0	0	0	1						
<b>Kurt Stillwell, S</b> (1, 4) OBP: 0.277, SLG: 0.314	G6-3		G6-3		L8		G3-6-3 1-2			4	0	0	0	0	0	4						
<b>Gary Sheffield, R</b> (1, 5) OBP: 0.388, SLG: 0.592	G6-3		P3		P8			F9		4	0	0	0	0	0	2						
<b>Fred McGriff, L</b> (1, 3) OBP: 0.389, SLG: 0.559		F7				3-2 1B		F7		3	0	1	0	1	0	0						
<b>Bento Santiago, R</b> (1, 2) OBP: 0.287, SLG: 0.385		F9	P2			1-3 K		F9		4	0	0	0	0	1	3						
<b>Darin Jackson, R</b> (1, 8) OBP: 0.294, SLG: 0.409		2B BB		P3		2-0 F9		WP 1B		3	1	1	0	1	0	1						
<b>Jerald Clark, R</b> (1, 9) OBP: 0.293, SLG: 0.403		2B		K		2-2 F9		G5-3		4	1	1	0	0	1	2						
<b>Kevin Ward, R</b> (1, 7) OBP: 0.270, SLG: 0.294										3	0	1	2	0	0	0						
<b>Oscar Azocar, L</b> (9, PH) OBP: 0.211, SLG: 0.212				G6-3				K2-3		1	0	0	0	0	1	1						
<b>Bruce Hurst, L</b> (1, 1) Phi Sep 18 1992, SLG: 0.221										2	0	1	0	0	1	1						
<b>Phil Stephenson, L</b> (7, PH) Phi Sep 26 2002, SLG: 0.241										0	0	0	0	0	0	0						
<b>Paul Farries, R</b> (7, PH) Phi Sep 26 2002, SLG: 0.241										0	0	0	0	0	0	0						
<b>Mike Maddux, L</b> (7, 1) Phi Sep 26 2002, SLG: 0.143										0	0	0	0	0	0	0						
<b>Rich Rodriguez, L</b> (7, 1) Phi Sep 26 2002, SLG: 0.143										0	0	0	0	0	0	0						
<b>Jose Melendez, R</b> (7, 1) Phi Sep 26 2002, SLG: 0.143										0	0	0	0	0	0	0						
<b>Guillermo Velasquez, L</b> (9, PH) Phi Sep 26 2002, SLG: 0.331										1	0	0	0	0	1	1						
<b>Inning Stats</b>	R: 0 E: 0 K: 0 S: 4	H: 0 LOB: 0 BB: 0 P: 8	R: 2 E: 0 K: 1 S: 14	H: 2 LOB: 1 BB: 1 P: 21	R: 0 E: 0 K: 0 S: 7	H: 1 LOB: 2 BB: 1 P: 14	R: 0 E: 0 K: 1 S: 7	H: 0 LOB: 0 BB: 0 P: 14	R: 0 E: 0 K: 0 S: 6	H: 1 LOB: 1 BB: 0 P: 8	R: 0 E: 0 K: 1 S: 10	H: 1 LOB: 1 BB: 0 P: 18	R: 0 E: 0 K: 0 S: 9	H: 1 LOB: 2 BB: 1 P: 18	R: 0 E: 0 K: 0 S: 10	H: 0 LOB: 0 BB: 0 P: 15	R: 0 E: 0 K: 2 S: 13	H: 1 LOB: 1 BB: 0 P: 17	1B: 4 2B: 3 3B: 0 HR: 0	SF: 0 SAC: 0 DP: 1 HBP: 0	WP: 2 PB: 0 SB: 0 CS: 0	PA: 36
<b>PITCHER</b>	IP	WLS	BF	H	R	ER	SO	BB	IBB	HBP	BLK	WP	HR	S	P	ERA	WHIP					
<b>Tim Pugh, R</b> (1, 1) ERA: 2.59	6.1	W	28	6	2	2	3	2	1	0	0	0	0	56	100	2.84	1.263					
<b>Steve Foster, R</b> (7, 1) ERA: 3.32	0.2		1	0	0	0	0	0	0	0	0	0	0	1	1	0.00	0.000					
<b>Mitt Hill, R</b> (8, 1) ERA: 1.65	1.0	S	4	1	0	0	2	0	0	0	0	0	0	10	15	0.00	0.000					
<b>Rob Dibble, R</b> (9, 1) ERA: 3.18	1.0	S	4	1	0	0	2	0	0	0	0	1	0	13	17	0.00	1.000					

**San Diego Padres @ Cincinnati Reds**  
Riverfront Stadium, Cincinnati, OH

AB 33  
R 2  
H 7  
RBI 2  
BB 3  
SO 5  
LOB 16



WP: 2 PA: 36  
PB: 0  
SB: 0  
CS: 0

Batter	1	2	3	4	5	6	7	8	9	AB	R	H	RBI	BB	SO	LOB	BOTTOM				
<b>Bip Roberts, S</b> (1, 7) OBP: 0.378, SLG: 0.404	G5-3		3B 1B		G5-3		1B IBB			3	1	1	0	1	0	0					
<b>Willie Greene, L</b> (1, 5) OBP: 0.286, SLG: 0.350	E1 3B 1B		P5		F8		1-2 2-H 1B			4	1	2	1	0	0	1					
<b>Barry Larkin, R</b> (1, 6) OBP: 0.382, SLG: 0.457	2-H 3B		1-H 2B 3B		L4		P3			4	1	2	2	0	0	2					
<b>Reggie Sanders, R</b> (1, 8) OBP: 0.358, SLG: 0.483	K		G5-3 2B		K		K			4	0	1	1	0	3	1					
<b>Joe Oliver, R</b> (1, 2) OBP: 0.319, SLG: 0.392	K		G5-3		F9		F8			4	0	0	0	0	1	2					
<b>Tim Coste, R</b> (1, 3) OBP: 0.250, SLG: 0.500		G5-3	P5		G6-3		2B			4	0	1	0	0	0	1					
<b>Paul O'Neill, L</b> (1, 9) OBP: 0.351, SLG: 0.372					K		G5-3 1B BB			2	1	1	0	1	1	0					
<b>Dave Martinez, L</b> (8, 9) OBP: 0.322, SLG: 0.336		E 1B			K			F7		1	0	0	0	0	0	1					
<b>Bill Doran, S</b> (1, 4) OBP: 0.340, SLG: 0.350		P8			F8		G5-3			3	0	0	0	0	0	2					
<b>Tim Pugh, R</b> (1, 1) ERA: 3.66										2	0	0	0	0	0	1					
<b>Steve Foster, R</b> (7, 1) ERA: 2.56										0	0	0	0	0	0	0					
<b>Jeff Brantley, R</b> (7, PH) Phi Sep 26 2002, SLG: 0.154										0	0	0	0	0	0	0					
<b>Geromimo Berroa, R</b> (7, PH) Phi Sep 26 2002, SLG: 0.154										0	0	0	0	0	0	1					
<b>Mitt Hill, R</b> (8, 1) ERA: 1.65										0	0	0	0	0	0	0					
<b>Rob Dibble, L</b> (9, 1) ERA: 3.07										0	0	0	0	0	0	0					
<b>Inning Stats</b>	R: 1 E: 1 K: 2 S: 11	H: 2 LOB: 1 BB: 0 P: 17	R: 0 E: 1 K: 0 S: 6	H: 1 LOB: 1 BB: 0 P: 6	R: 2 E: 0 K: 0 S: 11	H: 3 LOB: 1 BB: 0 P: 14	R: 0 E: 0 K: 1 S: 10	H: 0 LOB: 0 BB: 0 P: 11	R: 0 E: 0 K: 0 S: 6	H: 0 LOB: 0 BB: 0 P: 12	R: 0 E: 0 K: 1 S: 8	H: 0 LOB: 0 BB: 0 P: 10	R: 1 E: 0 K: 0 S: 8	H: 1 LOB: 2 BB: 2 P: 20	R: 0 E: 0 K: 1 S: 11	H: 1 LOB: 1 BB: 0 P: 14	1B: 4 2B: 2 3B: 2 HR: 0	SF: 0 SAC: 0 DP: 0 HBP: 0	WP: 0 PB: 0 SB: 0 CS: 0	PA: 34	
<b>PITCHER</b>	IP	WLS	BF	H	R	ER	SO	BB	IBB	HBP	BLK	WP	HR	S	P	ERA	WHIP				
<b>Bruce Hurst, L</b> (1, 1) ERA: 3.66	6.0	L	24	6	3	3	4	0	0	0	0	0	0	52	70	4.50	1.000				
<b>Mike Maddux, R</b> (7, 1) ERA: 2.56	0.1		2	0	1	1	0	1	0	0	0	0	0	3	8	27.00	3.000				
<b>Rich Rodriguez, L</b> (7, 1) ERA: 2.39	0.1		3	1	0	0	0	0	1	0	0	0	0	3	9	0.00	3.000				
<b>Jose Melendez, R</b> (7, 1) ERA: 3.07	1.1		5	1	0	0	1	0	0	0	0	0	0	13	17	0.00	0.750				

**San Diego Padres @ Cincinnati Reds**  
Riverfront Stadium, Cincinnati, OH

AB 32  
R 4  
H 8  
RBI 4  
BB 2  
SO 5  
LOB 12



WP: 0 PA: 34  
PB: 0  
SB: 0  
CS: 0



Batter	1	2	3	4	5	6	7	8	9	AB	R	H	RBI	BB	SO	LOB	TOP										
Tony Fernandez, S OBP: 0.330, SLG: 0.356 (1, 6)										4	1	1	0	0	1	1	<b>San Diego Padres @ Cincinnati Reds</b> Riverfront Stadium, Cincinnati, OH Sat Sep 19 1992, 3:33 AM EDT Att: 23,365 - Cloudy - 64 F										
Tony Gwynn, L OBP: 0.371, SLG: 0.415 Jim Vatcher, R OBP: 0.333, SLG: 0.667 (1, 9) (5, 9)										2	0	0	0	0	0	0											
Gary Sheffield, R OBP: 0.387, SLG: 0.589 (1, 5)										4	0	1	0	0	0	2											
Fred McGriff, L OBP: 0.392, SLG: 0.562 (1, 3)										3	0	2	1	1	1	1											
Darrin Jackson, R OBP: 0.292, SLG: 0.406 (1, 8)										4	0	0	0	0	1	4											
Dan Walters, R OBP: 0.321, SLG: 0.428 (1, 2)										4	0	2	0	0	2	0											
Jerald Clark, R OBP: 0.293, SLG: 0.402 (1, 7)										4	0	1	0	0	1	1											
Kurt Stillwell, S OBP: 0.277, SLG: 0.313 (1, 4)										4	0	1	0	0	0	2											
Frank Seminara, R OBP: 0.133, SLG: 0.103 Guillermo Velasquez, L OBP: 0.250, SLG: 0.250 Gene Harris, R OBP: 0.333, SLG: 0.333 Oscar Azocar, L OBP: 0.216, SLG: 0.212 Tim Scott, R (8, 1) (8, 1)										1	0	0	0	0	1	1											
<b>Inning Stats</b>	R: 0 E: 0 K: 1 S: 8	H: 0 LOB: 0 BB: 0 P: 11	R: 0 E: 0 K: 0 S: 7	H: 2 LOB: 1 BB: 0 P: 11	R: 0 E: 0 K: 1 S: 9	H: 1 LOB: 0 BB: 0 P: 11	R: 0 E: 0 K: 1 S: 7	H: 1 LOB: 0 BB: 0 P: 9	R: 0 E: 0 K: 1 S: 10	H: 2 LOB: 2 BB: 1 P: 14	R: 0 E: 0 K: 1 S: 10	H: 0 LOB: 0 BB: 0 P: 12	R: 2 E: 0 K: 0 S: 10	H: 2 LOB: 1 BB: 1 P: 22	R: 0 E: 0 K: 2 S: 7	H: 0 LOB: 0 BB: 0 P: 7		1B: 5 2B: 4 3B: 0 HR: 0	SF: 0 SAC: 0 DP: 2 HBP: 0	WP: 0 PB: 0 SB: 0 CS: 0	PA: 36						
<b>PITCHER</b>	IP	WLS	BF	H	R	ER	SO	BB	IBB	HBP	BLK	WP	HR	S	P	ERA	WHIP										
Bobby Ayala, R ERA: 4.91 (1, 1)	7.0	W	28	8	2	2	6	2	0	0	0	0	0	60	96	2.57	1.429										
Steve Foster, R ERA: 3.25 (8, 1)	1.0		4	1	0	0	0	0	0	0	0	0	0	8	14	0.00	1.000										
Rob Dibble, R ERA: 3.14 (9, 1)	1.0	S	3	0	0	0	2	0	0	0	0	0	0	7	7	0.00	0.000										

AB	33
R	2
H	9
RBI	2
BB	2
SO	8
LOB	15



Batter	1	2	3	4	5	6	7	8	9	AB	R	H	RBI	BB	SO	LOB	BOTTOM										
Bip Roberts, S OBP: 0.381, SLG: 0.409 (1, 7)										4	2	3	0	0	0	0	<b>San Diego Padres @ Cincinnati Reds</b> Riverfront Stadium, Cincinnati, OH Sat Sep 19 1992, 3:33 AM EDT Att: 23,365 - Cloudy - 64 F										
Willie Greene, L OBP: 0.326, SLG: 0.357 (1, 5)										2	1	1	0	2	0	1											
Barry Larkin, R OBP: 0.363, SLG: 0.464 Freddie Benavides, R OBP: 0.252, SLG: 0.288 (1, 6) (7, PR) (8, 6)										2	1	1	3	1	0	1											
Hal Morris, L OBP: 0.353, SLG: 0.389 (1, 3)										3	0	0	0	1	0	3											
Jeff Branson, L OBP: 0.301, SLG: 0.345 (1, 4)										4	1	0	0	0	0	2											
Reggie Sanders, R OBP: 0.354, SLG: 0.478 (1, 8)										4	0	0	0	0	2	1											
Joe Oliver, R OBP: 0.318, SLG: 0.393 (1, 2)										4	0	1	1	0	1	0											
Dave Martinez, L OBP: 0.322, SLG: 0.334 (1, 9)										2	0	0	0	1	1	0											
Bobby Ayala, R (1, 1)										3	0	0	0	0	3	2											
Steve Foster, R OBP: 0.200, SLG: 0.200 Rob Dibble, L OBP: 0.250, SLG: 0.250 (8, 1) (9, 1)										0	0	0	0	0	0	0											
<b>Inning Stats</b>	R: 1 E: 0 K: 0 S: 9	H: 2 LOB: 0 BB: 0 P: 14	R: 0 E: 0 K: 0 S: 4	H: 0 LOB: 0 BB: 0 P: 6	R: 0 E: 0 K: 1 S: 6	H: 0 LOB: 0 BB: 0 P: 8	R: 3 E: 1 K: 2 S: 19	H: 2 LOB: 2 BB: 2 P: 35	R: 1 E: 0 K: 0 S: 6	H: 1 LOB: 1 BB: 2 P: 16	R: 0 E: 0 K: 3 S: 9	H: 0 LOB: 0 BB: 0 P: 15	R: 0 E: 0 K: 1 S: 9	H: 1 LOB: 2 BB: 1 P: 14	R: 0 E: 0 K: 0 S: 7	H: 0 LOB: 0 BB: 0 P: 11	1B: 3 2B: 2 3B: 0 HR: 1	SF: 1 SAC: 0 DP: 1 HBP: 0	WP: 0 PB: 0 SB: 2 CS: 1	PA: 35							
<b>PITCHER</b>	IP	WLS	BF	H	R	ER	SO	BB	IBB	HBP	BLK	WP	HR	S	P	ERA	WHIP										
Frank Seminara, R ERA: 4.02 (1, 1)	4.0	L	18	4	4	3	3	1	0	0	0	0	0	38	63	6.75	1.250										
Gene Harris, R ERA: 4.85 (5, 1)	3.0		13	2	1	1	4	3	0	0	1	0	0	24	45	3.00	1.667										
Tim Scott, R ERA: 4.91 (8, 1)	1.0		3	0	0	0	0	0	0	0	0	0	0	7	11	0.00	0.000										

AB	28
R	5
H	6
RBI	4
BB	5
SO	7
LOB	10





Batter	1	2	3	4	5	6	7	8	9	AB	R	H	RBI	BB	SO	LOB	TOP								
<b>Tony Fernandez, S</b> OBP: 0.332, SLG: 0.359 (1, 6)	3-2 FC6-4 1B		2-2 FC6-4 1B		0-2 2H CS 1B			0-2 P7		4	0	3	1	0	0	0									
<b>Kurt Stillwell, S</b> OBP: 0.274, SLG: 0.309 (1, 4)	1-1 FC6-4 1B		0-1 FC6-4 1-2f		1-1 G3-1 1-2			2-2 G4-3		4	0	0	0	0	0	3									
<b>Gary Sheffield, R</b> OBP: 0.386, SLG: 0.586 (1, 5)	0-2 1B		3-2 F9			0-1 F8		0-1 G6-3		4	0	1	0	0	0	1									
<b>Fred McGriff, L</b> OBP: 0.391, SLG: 0.561 (1, 3)	3-3 K			0-1 G3-1		0-0 1B			0-1 G4-3	3	0	1	0	0	1	2									
<b>Guillermo Velasquez, L</b> OBP: 0.200, SLG: 0.200 (8, 3)										1	0	0	0	0	0	0									
<b>Dan Walters, R</b> OBP: 0.319, SLG: 0.423 (1, 2)	1-2 L8			0-1 1B		3-3 K		1-3 K		4	0	1	0	0	2	3									
<b>Darin Jackson, R</b> OBP: 0.290, SLG: 0.403 (1, 8)		0-3 K		1-3 K		0-3 K		0-0 G6-3		4	0	0	0	0	3	2									
<b>Jerald Clark, R</b> OBP: 0.291, SLG: 0.399 (1, 7)		0-3 K		1-3 K				0-3 K		3	0	0	0	0	3	1									
<b>Jim Vatcher, R</b> OBP: 0.333, SLG: 0.500 (1, 9)		1-3 K			1-0 SH3-4 1B			1-3 K		3	1	1	0	0	2	0									
<b>Greg Harris, R</b> OBP: 0.267, SLG: 0.160 (1, 1)			0-3 K		0-0 SH3-4 1B			3-3 K		1	0	0	0	0	1	0									
<b>Rich Rodriguez, L</b> OBP: 0.258, SLG: 0.237 (7, PH)										0	0	0	0	0	0	0									
<b>Phil Stephenson, L</b> OBP: 0.258, SLG: 0.237 (7, PH)										1	0	0	0	0	1	0									
<b>Jeremy Hernandez, R</b> (7, 1)										0	0	0	0	0	0	0									
<b>Jose Melendez, R</b> (8, 1)										0	0	0	0	0	0	0									
<b>Inning Stats</b>	R: 0 E: 0 K: 1 S: 15	H: 2 LOB: 2 BB: 0 P: 23	R: 0 E: 0 K: 3 S: 10	H: 0 LOB: 0 BB: 0 P: 11	R: 0 E: 0 K: 1 S: 12	H: 1 LOB: 1 BB: 0 P: 17	R: 0 E: 0 K: 2 S: 12	H: 1 LOB: 1 BB: 0 P: 14	R: 1 E: 0 K: 0 S: 7	H: 2 LOB: 0 BB: 0 P: 9	R: 0 E: 0 K: 2 S: 9	H: 1 LOB: 1 BB: 0 P: 12	R: 0 E: 0 K: 3 S: 10	H: 0 LOB: 0 BB: 0 P: 14	R: 0 E: 0 K: 0 S: 9	H: 0 LOB: 0 BB: 0 P: 11	R: 0 E: 0 K: 1 S: 7	H: 0 LOB: 0 BB: 0 P: 8	1B: 7 2B: 3 3B: 0 HR: 0	SF: 0 SAC: 1 DP: 0 HBP: 0	WP: 0 PB: 0 SB: 0 CS: 1	PA: 33			
<b>PITCHER</b> <b>Tim Belcher, R</b> ERA: 4.06 (1, 1)	IP: 9.0 WLS: W BF: 33 H: 7 R: 1 ER: 1 SO: 13 BB: 0 IBB: 0 HBP: 0 BLK: 0 WP: 0 HR: 0 S: 91 P: 119 ERA: 1.00 WHIP: 0.778																								

**San Diego Padres @ Cincinnati Reds**  
Riverfront Stadium, Cincinnati, OH  
Sun Sep 20 1992, 3:33 AM EDT  
Att: 20,484 - Sunny - 71 F

AB 32  
R 1  
H 7  
RBI 1  
BB 0  
SO 13  
LOB 12



Batter	1	2	3	4	5	6	7	8	9	AB	R	H	RBI	BB	SO	LOB	BOTTOM							
<b>Bip Roberts, S</b> OBP: 0.385, SLG: 0.418 (1, 7)	1-1 G4-3 1B						0-1 1B FC5-4 1B			4	3	4	0	0	0	0								
<b>Cesar Hernandez, R</b> OBP: 0.275, SLG: 0.350 (8, 7)		0-2 S 1B								0	0	0	0	0	0	0								
<b>Willie Greene, L</b> OBP: 0.320, SLG: 0.348 (1, 5)	0-0 G4-3	1-1 G4-3			0-0 1B		3-3 K			4	0	1	0	0	1	3								
<b>Barry Larkin, R</b> OBP: 0.380, SLG: 0.461 (1, 6)	2-3 K		1-0 G6-3		2-1 FC5-4 1-2f 3H 1B		1-2 SF7			3	0	0	2	0	1	2								
<b>Paul O'Neill, L</b> OBP: 0.356, SLG: 0.383 (1, 9)	1-2 S 1B		3-2 FC4-6 1B		4-1 1-2 BB		3-2 HR			3	1	3	2	1	0	0								
<b>Hal Morris, L</b> OBP: 0.352, SLG: 0.387 (1, 3)	1-1 G3-1		0-0 FC4-6		2-1 F7		2-1 1B			4	0	1	0	0	0	4								
<b>Jeff Branson, L</b> OBP: 0.289, SLG: 0.330 (1, 4)		0-0 G3-1	1-0 F8		2-3 K		0-3 K			4	0	0	0	0	2	4								
<b>Joe Oliver, R</b> OBP: 0.318, SLG: 0.394 (1, 2)		1-1 HR 2B		0-1 F8		1-1 G6-3		0-1 G6-3		4	1	1	0	0	0	0								
<b>Dave Martinez, L</b> OBP: 0.322, SLG: 0.342 (1, 8)		3-1 HR		1-1 F7		1-3 K		0-0 G4-3		4	1	1	2	0	1	0								
<b>Tim Belcher, R</b> OBP: 0.100, SLG: 0.143 (1, 1)		1-3 K		0-2 G6-3		0-3 K		0-0 G4-3		4	0	0	0	0	2	0								
<b>Inning Stats</b>	R: 1 E: 0 K: 1 S: 11	H: 2 LOB: 1 BB: 0 P: 16	R: 2 E: 0 K: 1 S: 14	H: 3 LOB: 1 BB: 0 P: 20	R: 0 E: 0 K: 0 S: 6	H: 1 LOB: 1 BB: 0 P: 11	R: 0 E: 0 K: 0 S: 8	H: 0 LOB: 0 BB: 0 P: 9	R: 1 E: 0 K: 1 S: 11	H: 2 LOB: 2 BB: 1 P: 21	R: 0 E: 0 K: 2 S: 8	H: 0 LOB: 0 BB: 0 P: 10	R: 2 E: 0 K: 2 S: 15	H: 3 LOB: 1 BB: 0 P: 25	R: 0 E: 0 K: 0 S: 4	H: 0 LOB: 0 BB: 0 P: 4	1B: 6 2B: 3 3B: 0 HR: 2	SF: 1 SAC: 0 DP: 0 HBP: 0	WP: 0 PB: 0 SB: 4 CS: 0	PA: 36				
<b>PITCHER</b> <b>Greg Harris, R</b> ERA: 4.62 (1, 1)	IP: 4.1 WLS: L BF: 22 H: 8 R: 4 ER: 4 SO: 2 BB: 1 IBB: 0 HBP: 0 BLK: 0 WP: 0 HR: 1 S: 45 P: 68 ERA: 8.31 WHIP: 2.077																							
<b>Rich Rodriguez, L</b> ERA: 2.34 (5, 1)	1.2 5 0 0 0 3 0 0 0 0 0 0 0 13 19 0.00 0.000																							
<b>Jeremy Hernandez, R</b> ERA: 3.74 (7, 1)	1.0 6 3 2 2 2 0 0 0 0 0 0 1 15 25 18.00 3.000																							
<b>Jose Melendez, R</b> ERA: 3.03 (8, 1)	1.0 3 0 0 0 0 0 0 0 0 0 0 0 4 4 0.00 0.000																							

**San Diego Padres @ Cincinnati Reds**  
Riverfront Stadium, Cincinnati, OH  
Sun Sep 20 1992, 3:33 AM EDT  
Att: 20,484 - Sunny - 71 F

AB 34  
R 6  
H 11  
RBI 6  
BB 1  
SO 7  
LOB 13






Batter	1	2	3	4	5	6	7	8	9	AB	R	H	RBI	BB	SO	LOB	TOP			
<b>Craig Biggio, R</b> OBP: 0.386, SLG: 0.376 (1, 4)	4-1 1B BB		0-1 1B		0-0 G1-3			2-2 FC3-6 1B	0-3 K2-3	4	0	2	0	1	1	2				
<b>Steve Finley, L</b> OBP: 0.345, SLG: 0.395 (1, 8)	0-1 1B		2-1 F8			1-1 F8		0-0 FC3-6 G4-3		4	0	1	0	0	0	3				
<b>Luis Gonzalez, L</b> OBP: 0.304, SLG: 0.393 (1, 7)	1-2 L7		2-1 G3			4-1 BB		1-1 G4-3		3	0	0	1	1	0	4				
<b>5 Jeff Bagwell, R</b> OBP: 0.361, SLG: 0.425 (1, 3)	1-0 F7			2-3 K		1-0 F9		3-H G6-3		4	0	0	0	0	1	4				
<b>Eric Anthony, L</b> OBP: 0.294, SLG: 0.388 (1, 9)	2-1 G4-3		1-2 L9			0-1 G3			4-2 HR BB	3	1	0	0	1	0	3				
<b>Ken Caminiti, S</b> OBP: 0.353, SLG: 0.449 (1, 5)		0-1 G4-3		1-1 G3			0-1 G3-1		3-2 F7	4	0	0	0	0	0	1				
<b>Eddie Taubensee, L</b> OBP: 0.296, SLG: 0.330 <b>Pete Incaviglia, R</b> OBP: 0.316, SLG: 0.423 (9, PH)		0-3 K		2-1 1B			1-0 P5		1-1 HR	3	0	1	0	0	1	0				
<b>Andujar Cedeno, R</b> OBP: 0.237, SLG: 0.293 <b>Al Osuna, R</b> (7, 1)		1-0 G5-3			1-0 P6		1-2 G6-3		2-3 K	3	0	0	0	0	0	1				
<b>Mike Simms, R</b> OBP: 0.357, SLG: 0.500 <b>Ernest Riles, L</b> OBP: 0.300, SLG: 0.375 (9, PH)										0	0	0	0	0	0	0				
<b>Rich Scheid, L</b> <b>Joe Boever, R</b> <b>Casey Candaele, S</b> OBP: 0.263, SLG: 0.254 (7, 6)				2-3 K		0-3 K		4-2 FC3-6 1B G4-3 BB	4-0 BB	1	0	0	0	0	1	0				
<b>Inning Stats</b>	R: 0 E: 0 K: 0 S: 10	H: 1 LOB: 2 BB: 1 P: 18	R: 0 E: 0 K: 1 S: 6	H: 0 LOB: 0 BB: 0 P: 7	R: 0 E: 0 K: 1 S: 9	H: 1 LOB: 1 BB: 0 P: 15	R: 0 E: 0 K: 1 S: 9	H: 0 LOB: 0 BB: 0 P: 13	R: 0 E: 0 K: 1 S: 7	H: 1 LOB: 1 BB: 0 P: 10	R: 0 E: 0 K: 0 S: 6	H: 0 LOB: 0 BB: 0 P: 8	R: 1 E: 0 K: 0 S: 10	H: 1 LOB: 1 BB: 1 P: 17	R: 2 E: 0 K: 2 S: 13	H: 1 LOB: 1 BB: 2 P: 27	1B: 4 2B: 0 3B: 0 HR: 1	SF: 0 SAC: 0 DP: 0 HBP: 0	WP: 0 PA: 37 PB: 0 SB: 0 CS: 0	
<b>PITCHER</b>	IP	WLS	BF	H	R	ER	SO	BB	IBB	HBP	BLK	WP	HR	S	P	ERA	WHIP			
<b>Jose Rijo, R</b> ERA: 2.6	6.0	W	23	3	0	0	4	2	0	0	0	0	0	47	75	0.00	0.833			
<b>Steve Foster, R</b> ERA: 3.19	1.0		3	0	0	0	0	0	0	0	0	0	0	6	8	0.00	0.000			
<b>Mitt Hill, R</b> ERA: 2.08	1.0		5	1	1	1	0	1	0	0	0	0	0	10	17	9.00	2.000			
<b>Scott Ruskin, L</b> ERA: 4.74	0.1		3	1	2	2	0	1	0	0	0	0	1	7	15	54.00	6.000			
<b>Rob Dioble, R</b> ERA: 3.11	0.2		3	0	0	0	2	1	0	0	0	0	0	6	12	0.00	1.500			

Houston Astros @ Cincinnati Reds  
Riverfront Stadium, Cincinnati, OH  
Tue Sep 22 1992, 3:33 AM EDT  
Cloudy - 65 F


AB 32  
R 3  
H 5  
RBI 3  
BB 5  
SO 6  
LOB 19



Batter	1	2	3	4	5	6	7	8	9	AB	R	H	RBI	BB	SO	LOB	BOTTOM			
<b>Cesar Hernandez, R</b> OBP: 0.256, SLG: 0.326 <b>Dave Martinez, L</b> OBP: 0.323, SLG: 0.341 (5, PH)	1-1 G5-3		0-1 FC1-6 S	1-3 K	4-1 BB		2-1 G4-6-3			3	0	0	0	0	1	2				
<b>Reggie Sanders, R</b> OBP: 0.355, SLG: 0.475 (6, 7)	2-2 G5-3		1-3 K	0-1 1B	0-1 F7			4-2 G5-3 1B SF8 BB		4	1	1	0	1	1	4				
<b>Barry Larkin, R</b> OBP: 0.384, SLG: 0.465 (1, 6)	2-2 S 2B		4-2 BB	2-2 1B		2-2 G6-3		1-1 G5-3 1B		4	0	3	0	1	0	0				
<b>Chris Sabo, R</b> OBP: 0.302, SLG: 0.422 (1, 5)	4-0 PB BB		0-0 P4	0-1 SF9		0-2 G5-3		0-0 G5-3		3	0	0	1	1	0	4				
<b>Joe Oliver, R</b> OBP: 0.319, SLG: 0.393 (1, 2)	1-1 P4					1-3 K2-3				4	1	1	0	1	1	4				
<b>Tim Coste, R</b> OBP: 0.333, SLG: 0.571 (1, 3)		1-1 F9		2-2 2B	1-1 G5-3		4-2 2B BB	1-2 SF8		3	1	1	1	1	0	0				
<b>Paul O'Neill, L</b> OBP: 0.358, SLG: 0.385 (1, 9)		0-3 K		4-2 2B BB	4-1 1B BB		0-0 2B	0-0 P2		3	1	1	0	2	1	2				
<b>Freddie Benavides, R</b> OBP: 0.264, SLG: 0.302 (1, 4)		2-1 G6-3		1-0 1B	1-1 BB		4-1 BB			3	1	2	2	1	0	0				
<b>Jose Rijo, R</b> OBP: 0.296, SLG: 0.239 <b>Steve Foster, R</b> OBP: 0.200, SLG: 0.200 <b>Dan Wilson, R</b> OBP: 0.229, SLG: 0.571 <b>Mitt Hill, R</b> <b>Scott Ruskin, R</b> <b>Rob Dioble, L</b> OBP: 0.250, SLG: 0.250 (9, 1)			0-0 E6	1-2 1B	0-3 K		0-3 K			3	1	1	2	0	1	2				
<b>Inning Stats</b>	R: 0 E: 0 K: 0 S: 13	H: 1 LOB: 2 BB: 1 P: 23	R: 0 E: 0 K: 1 S: 7	H: 0 LOB: 0 BB: 0 P: 10	R: 0 E: 1 K: 1 S: 10	H: 0 LOB: 2 BB: 1 P: 15	R: 5 E: 0 K: 1 S: 24	H: 6 LOB: 2 BB: 1 P: 36	R: 0 E: 0 K: 1 S: 11	H: 1 LOB: 3 BB: 2 P: 21	R: 0 E: 0 K: 1 S: 10	H: 0 LOB: 0 BB: 0 P: 13	R: 0 E: 0 K: 1 S: 9	H: 1 LOB: 2 BB: 2 P: 19	R: 1 E: 0 K: 0 S: 9	H: 1 LOB: 2 BB: 2 P: 19	1B: 6 2B: 4 3B: 0 HR: 0	SF: 2 SAC: 0 DP: 1 HBP: 0	WP: 0 PA: 43 PB: 1 SB: 2 CS: 0	
<b>PITCHER</b>	IP	WLS	BF	H	R	ER	SO	BB	IBB	HBP	BLK	WP	HR	S	P	ERA	WHIP			
<b>Rich Scheid, L</b> ERA: 9.39	3.0	L	18	5	5	5	2	3	0	0	0	0	0	42	68	15.00	2.667			
<b>Joe Boever, R</b> ERA: 2.42	3.0		14	3	0	0	3	2	0	0	0	0	0	33	50	0.00	1.667			
<b>Al Osuna, L</b> ERA: 4.5	2.0		11	2	1	1	1	3	1	0	0	0	0	18	38	4.50	2.500			

Houston Astros @ Cincinnati Reds  
Riverfront Stadium, Cincinnati, OH  
Tue Sep 22 1992, 3:33 AM EDT  
Cloudy - 65 F

AB 32  
R 6  
H 10  
RBI 6  
BB 9  
SO 6  
LOB 24





Batter	1	2	3	4	5	6	7	8	9	AB	R	H	RBI	BB	SO	LOB	TOP											
<b>Craig Biggio, R</b> OBP: 0.386, SLG: 0.374 (1, 4)	G5-3		FC3-6		FC5		BB		FC3-6	3	0	0	0	2	0	3	<b>Houston Astros @ Cincinnati Reds</b> Riverfront Stadium, Cincinnati, OH Tue Sep 22 1992, 3:38 AM EDT Att: 13,732 - Cloudy - 68 F											
<b>Steve Finley, L</b> OBP: 0.345, SLG: 0.394 (1, 8)	CS 1B		F8		F8		F9		FC3-6	4	0	1	0	1	0	4												
<b>Ken Caminiti, S</b> OBP: 0.352, SLG: 0.445 (1, 5)	K		G5-3		F7				P7	4	0	0	0	1	1	5												
<b>5 Jeff Bagwell, R</b> OBP: 0.362, SLG: 0.430 (1, 3)		HR			E5				F8	5	1	2	1	0	0	3												
<b>Pete Incaviglia, R</b> OBP: 0.317, SLG: 0.428 (8, 7)		G6-3			G5-4-3				P2	3	1	1	0	1	0	1												
<b>Luis Gonzalez, L</b> OBP: 0.305, SLG: 0.395 <b>Mike Simms, R</b> OBP: 0.333, SLG: 0.462 (8, PH) (8, 9)	G6-3				F7				G5-4-3	3	0	1	1	0	0	0												
<b>Scott Servais, R</b> <b>Rob Mallicoat, L</b> (9, PR)	K				FC5		G4-3		BB	4	0	2	0	0	1	1												
<b>Casey Candaele, S</b> OBP: 0.265, SLG: 0.260 (1, 6)	F7				BB		G4-3		BB	4	0	2	0	0	0	0												
<b>Shane Reynolds, R</b> OBP: 0.333, SLG: 0.333 <b>Rob Murphy, L</b> (5, 1) <b>Ernest Riles, L</b> OBP: 0.226, SLG: 0.337 <b>Xavier Hernandez, L</b> (7, PH) <b>Rafael Ramirez, R</b> OBP: 0.278, SLG: 0.393 <b>Gerald Young, S</b> OBP: 0.299, SLG: 0.290 (9, PR)			FC3-6		L7		F8		FC3-6	2	0	1	0	0	0	2												
<b>Inning Stats</b>	R: 0 E: 0 K: 1 S: 7	H: 1 LOB: 0 BB: 0 P: 11	R: 2 E: 0 K: 1 S: 11	H: 2 LOB: 0 BB: 0 P: 17	R: 0 E: 0 K: 0 S: 11	H: 1 LOB: 1 BB: 0 P: 13	R: 0 E: 1 K: 0 S: 5	H: 0 LOB: 0 BB: 0 P: 7	R: 0 E: 0 K: 0 S: 8	H: 2 LOB: 3 BB: 1 P: 17	R: 0 E: 0 K: 0 S: 8	H: 1 LOB: 1 BB: 0 P: 10	R: 0 E: 0 K: 0 S: 8	H: 0 LOB: 1 BB: 1 P: 17	R: 0 E: 0 K: 0 S: 13	H: 1 LOB: 1 BB: 1 P: 22		R: 1 E: 0 K: 0 S: 14	H: 3 LOB: 3 BB: 2 P: 28	1B: 7 2B: 2 3B: 1 HR: 1	SF: 0 SAC: 0 DP: 2 HBP: 0	WP: 0 PA: 40 PB: 0 SB: 2 CS: 1						
<b>PITCHER</b>	IP	WLS	BF	H	R	ER	SO	BB	IBB	HBP	BLK	WP	HR	S	P	ERA		WHIP										
<b>Chris Hammond, L</b> ERA: 4.21 (1, 1)	4.2		20	6	2	2	2	1	0	0	0	0	1	39	60	3.86		1.500										
<b>Scott Bankhead, R</b> ERA: 3.07 (5, 1)	2.1	W	9	1	0	0	0	1	0	0	0	0	0	19	32	0.00		0.857										
<b>Steve Foster, R</b> ERA: 3.15 (8, 1)	0.1		3	1	0	0	0	1	0	0	0	0	0	10	17	0.00	6.000											
<b>Norm Charlton, L</b> ERA: 3.1 (8, 1)	1.1		7	3	1	1	0	2	0	0	0	0	0	14	29	6.75	3.750											
<b>Milt Hill, R</b> ERA: 2.04 (9, 1)	0.1	S	1	0	0	0	0	0	0	0	0	0	0	3	4	0.00	0.000											

AB	35
R	3
H	11
RBI	3
BB	5
SO	2
LOB	21



Batter	1	2	3	4	5	6	7	8	9	AB	R	H	RBI	BB	SO	LOB	BOTTOM											
<b>Bip Roberts, S</b> OBP: 0.389, SLG: 0.425 <b>Reggie Sanders, R</b> OBP: 0.354, SLG: 0.474 (7, 7)	G6-3 G4-3		CS 1B		F8		L7			3	2	3	1	0	0	0	<b>Houston Astros @ Cincinnati Reds</b> Riverfront Stadium, Cincinnati, OH Tue Sep 22 1992, 3:38 AM EDT Att: 13,732 - Cloudy - 68 F											
<b>Willis Greene, L</b> OBP: 0.296, SLG: 0.320 (1, 5)	G6-3		K		F8		P7			4	0	0	0	0	1	3												
<b>Barry Larkin, R</b> OBP: 0.383, SLG: 0.465 (1, 6)	G4-3		F7						G6-3	4	0	1	2	0	0	1												
<b>Paul O'Neill, L</b> OBP: 0.355, SLG: 0.381 (1, 9)	G3				L8		P2		G3-1	4	0	0	0	0	0	1												
<b>Hal Morris, L</b> OBP: 0.351, SLG: 0.388 (1, 3)		G4-3							G4-3	4	0	1	0	0	1	0												
<b>Jeff Branson, L</b> OBP: 0.300, SLG: 0.340 (1, 4)		1B			P7					3	1	2	0	0	0	1												
<b>Dan Wilson, R</b> OBP: 0.400, SLG: 0.500 (1, 2)		1B			P2				K	3	0	1	0	0	1	2												
<b>Dave Martinez, L</b> OBP: 0.323, SLG: 0.341 (1, 8)		E3							F8	3	1	1	0	0	0	2												
<b>Chris Hammond, L</b> OBP: 0.235, SLG: 0.227 <b>Scott Bankhead, R</b> ERA: 3.1 <b>Jeff Branson, L</b> OBP: 0.222, SLG: 0.222 <b>Steve Foster, R</b> ERA: 3.15 <b>Norm Charlton, L</b> ERA: 3.1 <b>Milt Hill, R</b> ERA: 2.04 (9, 1)		L3			SH1-4		F8			1	0	0	0	0	0	2												
<b>Inning Stats</b>	R: 1 E: 0 K: 0 S: 10	H: 1 LOB: 1 BB: 0 P: 13	R: 1 E: 1 K: 0 S: 14	H: 2 LOB: 1 BB: 0 P: 19	R: 0 E: 0 K: 1 S: 9	H: 1 LOB: 1 BB: 0 P: 12	R: 0 E: 0 K: 0 S: 5	H: 1 LOB: 1 BB: 0 P: 8	R: 0 E: 0 K: 2 S: 14	H: 1 LOB: 1 BB: 0 P: 18	R: 0 E: 0 K: 0 S: 5	H: 0 LOB: 0 BB: 0 P: 7	R: 0 E: 0 K: 0 S: 6	H: 0 LOB: 0 BB: 0 P: 8	R: 0 E: 0 K: 0 S: 6	H: 0 LOB: 0 BB: 0 P: 8		1B: 5 2B: 5 3B: 0 HR: 0	SF: 0 SAC: 1 DP: 1 HBP: 0	WP: 0 PA: 32 PB: 0 SB: 0 CS: 1								
<b>PITCHER</b>	IP	WLS	BF	H	R	ER	SO	BB	IBB	HBP	BLK	WP	HR	S	P	ERA		WHIP										
<b>Shane Reynolds, R</b> ERA: 3.1 (1, 1)	4.2	L	21	8	4	3	1	0	0	0	0	0	0	47	63	5.79		1.714										
<b>Rob Murphy, L</b> ERA: 4.33 (5, 1)	1.1		5	1	0	0	2	0	0	0	0	0	0	16	22	0.00		0.750										
<b>Xavier Hernandez, R</b> ERA: 2.08 (7, 1)	2.0		6	0	0	0	0	0	0	0	0	0	0	11	15	0.00	0.000											





Batter	1	2	3	4	5	6	7	8	9	AB	R	H	RBI	BB	SO	LOB	TOP								
<b>Bip Roberts, S</b> OBP: 0.389, SLG: 0.424 (1, 7)	2-2 G3 1B		4-1 CS G4-3 BB		0-0 G1-3		0-0 G4-6-3		2-0 G3-1	4	1	1	0	1	0	3	<b>Cincinnati Reds @ Los Angeles Dodgers</b> Dodger Stadium, Los Angeles, CA Wed Sep 23 1992, 7:05 PM PDT Att: 17,688 - Cloudy - 78 F								
<b>Willie Greene, L</b> OBP: 0.276, SLG: 0.296 (1, 5)	3-2 G3		0-0 G4-3			2-0 F8		0-1 G1-3		4	0	0	0	0	0	2									
<b>Barry Larkin, R</b> OBP: 0.384, SLG: 0.466 (1, 6)	0-0 G1-6-3 1B		3-2 G5-3			2-1 F7		1-0 1B 1B		4	1	2	1	0	0	1									
<b>Paul O'Neill, L</b> OBP: 0.356, SLG: 0.382 (1, 9)	2-2 G1-6-3			0-0 1B		3-3 K		0-0 1B		4	0	2	0	0	1	1									
<b>Hal Morris, L</b> OBP: 0.351, SLG: 0.388 (1, 3)		1-3 K		0-0 L8			0-0 1B SF8	0-0 1B		3	0	1	0	0	1	1									
<b>Tim Costo, R</b> OBP: 0.400, SLG: 0.625 (7, PR) (7, 3)								1-2 1B		1	1	1	1	0	0	0									
<b>Jeff Branson, L</b> OBP: 0.320, SLG: 0.361 (1, 4)		1-2 1B FC5-2		0-2 G6-4-3 1B			0-0 1B 1B	3-1 P4		3	0	3	0	0	0	0									
<b>Freddie Benavides, R</b> OBP: 0.263, SLG: 0.300 (8, PH) (8, 4)				1-2 1B			1-3 1B	2-1 P4		1	0	0	0	0	0	2									
<b>Joe Oliver, R</b> OBP: 0.318, SLG: 0.393 (1, 2)		0-1 FC5-2 1B		0-0 G6-4-3			0-0 SF8	0-2 P4		3	0	1	1	0	0	4									
<b>Dave Martinez, L</b> OBP: 0.322, SLG: 0.340 (1, 8)		0-2 FC5-2			1-1 G4-3		0-0 1B	1-0 G4-3		4	0	1	0	0	0	2									
<b>Tim Pugh, R</b> OBP: 0.100, SLG: 0.100 (1, 1)		1-2 3-H			0-0 G4-3				1-3 K	3	0	1	0	0	1	2									
<b>Jeff Reed, L</b> OBP: 0.208, SLG: 0.174 (9, PH)							1-2 2-3 1B			1	0	0	0	0	1	0									
<b>Rob Dibble, L</b> OBP: 0.250, SLG: 0.250 (9, 1)										0	0	0	0	0	0	0									
<b>Inning Stats</b>	R: 1 E: 0 K: 0 S: 11	H: 2 LOB: 0 BB: 0 P: 18	R: 0 E: 0 K: 2 S: 15	H: 2 LOB: 2 BB: 0 P: 17	R: 0 E: 0 K: 0 S: 6	H: 0 LOB: 0 BB: 1 P: 13	R: 0 E: 0 K: 0 S: 6	H: 2 LOB: 1 BB: 0 P: 6	R: 0 E: 0 K: 1 S: 4	H: 0 LOB: 0 BB: 0 P: 5	R: 0 E: 0 K: 0 S: 6	H: 0 LOB: 0 BB: 0 P: 13	R: 1 E: 0 K: 0 S: 7	H: 4 LOB: 2 BB: 0 P: 7	R: 1 E: 0 K: 0 S: 10	H: 3 LOB: 2 BB: 0 P: 13	R: 0 E: 0 K: 1 S: 6	H: 0 LOB: 0 BB: 0 P: 10	1B: 13 2B: 0 3B: 0 HR: 0	SF: 1 SAC: 0 DP: 3 HBP: 0	WP: 0 PB: 0 SB: 1 CS: 1	PA: 37			
<b>PITCHER</b>	IP	WLS	BF	H	R	ER	SO	BB	IBB	HBP	BLK	WP	HR	S	P	ERA	WHIP								
<b>Pedro Astacio, R</b> ERA: 2.05 (1, 1)	7.1	L	32	13	3	3	3	1	0	0	0	0	0	60	85	3.68	1.909								
<b>Steve Wilson, L</b> ERA: 4.55 (8, 1)	0.1		1	0	0	0	0	0	0	0	0	0	0	2	4	0.00	0.000								
<b>Kip Gross, R</b> ERA: 2.91 (8, 1)	0.1		1	0	0	0	0	0	0	0	0	0	0	3	3	0.00	0.000								
<b>Jay Howell, R</b> ERA: 1.64 (9, 1)	1.0		3	0	0	0	1	0	0	0	0	0	0	6	10	0.00	0.000								

Batter	1	2	3	4	5	6	7	8	9	AB	R	H	RBI	BB	SO	LOB	BOTTOM								
<b>Jose Offerman, S</b> OBP: 0.331, SLG: 0.340 (1, 6)	4-0 CS BB			1-0 G4-3		2-3 K		1-2 G4-3		3	0	0	0	1	1	3	<b>Cincinnati Reds @ Los Angeles Dodgers</b> Dodger Stadium, Los Angeles, CA Wed Sep 23 1992, 7:05 PM PDT Att: 17,688 - Cloudy - 78 F								
<b>Brett Butler, L</b> OBP: 0.416, SLG: 0.398 (1, 8)	3-2 G1-3			1-2 G4-3			1-2 FC6-4 1B	1-2 G4-6-3 1B		4	0	2	0	0	0	1									
<b>Lenny Harris, L</b> OBP: 0.322, SLG: 0.308 (1, 4)	2-2 L7			2-1 G3			0-0 FC6-4	1-1 G4-6-3		4	0	0	0	0	0	2									
<b>Eric Karros, R</b> OBP: 0.311, SLG: 0.441 (1, 3)		3-2 G4-6-3 1B			2-2 G6-3		3-0 F8	1-3 K		4	0	1	0	0	1	1									
<b>Mike Scioscia, L</b> OBP: 0.280, SLG: 0.279 (1, 2)		2-2 G4-6-3			0-0 F7		0-0 G4-3			3	0	0	0	0	0	2									
<b>Billy Ashley, R</b> OBP: 0.258, SLG: 0.349 (1, 9)				1-3 K			2-2 F9	1-2 FC6-4 2B		3	0	1	0	0	1	0									
<b>Dave Hansen, L</b> OBP: 0.285, SLG: 0.291 (1, 5)				3-2 G6-3		0-0 1B		2-3 K		3	0	1	0	0	1	1									
<b>Tom Goodwin, L</b> OBP: 0.278, SLG: 0.255 (1, 7)				1-0 G6-3		0-1 L8		4-1 FC6-4 BB		2	0	0	0	1	0	1									
<b>Pedro Astacio, R</b> OBP: 0.053, SLG: 0.053 (1, 1)				0-0 G4-3		1 SAFE 0-2 P3		0-1 FC6-4		2	0	0	0	0	0	1									
<b>Steve Wilson, L</b> OBP: 0.333, SLG: 0.333 (8, 1)								1-2 2-3		0	0	0	0	0	0	0									
<b>Kip Gross, R</b> OBP: 1.000, SLG: 1.000 (8, 1)										0	0	0	0	0	0	0									
<b>Mitch Webster, S</b> OBP: 0.335, SLG: 0.424 (8, PH)										1	0	0	0	0	0	2									
<b>Jay Howell, R</b> ERA: 3.06 (9, 1)										0	0	0	0	0	0	0									
<b>Inning Stats</b>	R: 0 E: 0 K: 0 S: 7	H: 0 LOB: 0 BB: 1 P: 15	R: 0 E: 0 K: 1 S: 9	H: 1 LOB: 0 BB: 0 P: 15	R: 0 E: 0 K: 0 S: 7	H: 0 LOB: 0 BB: 0 P: 11	R: 0 E: 0 K: 0 S: 6	H: 0 LOB: 0 BB: 0 P: 10	R: 0 E: 0 K: 1 S: 10	H: 1 LOB: 1 BB: 0 P: 12	R: 0 E: 0 K: 0 S: 6	H: 1 LOB: 1 BB: 0 P: 10	R: 0 E: 0 K: 1 S: 14	H: 1 LOB: 2 BB: 1 P: 22	R: 0 E: 0 K: 1 S: 8	H: 1 LOB: 0 BB: 0 P: 11	1B: 4 2B: 1 3B: 0 HR: 0	SF: 0 SAC: 0 DP: 2 HBP: 0	WP: 0 PB: 0 SB: 0 CS: 1	PA: 31					
<b>PITCHER</b>	IP	WLS	BF	H	R	ER	SO	BB	IBB	HBP	BLK	WP	HR	S	P	ERA	WHIP								
<b>Tim Pugh, R</b> ERA: 1.95 (1, 1)	8.0	W	28	4	0	0	3	2	0	0	0	0	0	66	106	0.00	0.750								
<b>Rob Dibble, R</b> ERA: 3.06 (9, 1)	1.0	S	3	1	0	0	1	0	0	0	0	0	0	8	11	0.00	1.000								





Batter	1	2	3	4	5	6	7	8	9	AB	R	H	RBI	BB	SO	LOB	TOP					
<b>Reggie Sanders, R</b> OBP: 0.354, SLG: 0.470 (1, 8)	F9		G6-3				BB	P2		3	1	0	0	2	0	0	<b>Cincinnati Reds @ Los Angeles Dodgers</b> Dodger Stadium, Los Angeles, CA Thu Sep 24 1992, 7:05 PM PDT Att: 18,707 - Sunny - 78 F					
<b>Willie Greene, L</b> OBP: 0.270, SLG: 0.328 (1, 5)	F7			G3	SF9		BB	F8		4	1	1	3	0	0							
<b>Barry Larkin, R</b> OBP: 0.384, SLG: 0.465 (1, 6)	F8			K	G6-3		BB	BB		5	1	2	1	0	1							
<b>Tim Costo, R</b> OBP: 0.400, SLG: 0.538 (1, 3)										5	0	2	0	0	1							
<b>Joe Oliver, R</b> OBP: 0.317, SLG: 0.391 <b>Dan Wilson, R</b> OBP: 0.538, SLG: 0.583 (5, 2)		G6-4-3								2	0	0	0	0	2							
<b>Gerónimo Berroa, R</b> OBP: 0.389, SLG: 0.333 <b>Bip Roberts, S</b> OBP: 0.390, SLG: 0.429 <b>Norm Charlton, S</b> OBP: 0.200, SLG: 0.200 (7, 1)										2	1	2	0	1	0							
<b>Paul O'Neill, L</b> OBP: 0.357, SLG: 0.381 (1, 9)										4	0	1	1	1	0							
<b>Freddie Benavides, R</b> OBP: 0.265, SLG: 0.303 <b>Jeff Branson, L</b> OBP: 0.321, SLG: 0.360 (6, 4)										2	1	1	1	0	0							
<b>Bobby Ayala, R</b> <b>Cesar Hernandez, R</b> <b>Dwayne Henry, R</b> <b>Tom Bolton, L</b> <b>Hal Morris, L</b> <b>Chris Hammond, L</b> <b>Dave Martinez, L</b> (7, 8)										1	0	0	0	0	0							
<b>Inning Stats</b>	R: 0 E: 0 K: 0 S: 5	H: 0 LOB: 0 BB: 0 P: 7	R: 0 E: 0 K: 0 S: 6	H: 2 LOB: 1 BB: 0 P: 11	R: 0 E: 0 K: 0 S: 5	H: 0 LOB: 0 BB: 0 P: 5	R: 0 E: 0 K: 1 S: 8	H: 1 LOB: 1 BB: 0 P: 9	R: 2 E: 0 K: 0 S: 21	H: 3 LOB: 2 BB: 1 P: 33	R: 0 E: 0 K: 0 S: 12	H: 1 LOB: 2 BB: 1 P: 23	R: 6 E: 0 K: 0 S: 28	H: 6 LOB: 1 BB: 2 P: 41	R: 0 E: 0 K: 1 S: 9	H: 1 LOB: 1 BB: 0 P: 10		R: 0 E: 0 K: 0 S: 13	H: 1 LOB: 2 BB: 1 P: 19	1B: 11 2B: 3 3B: 2 HR: 0	SF: 1 SAC: 0 DP: 2 HBP: 0	WP: 2 PB: 0 SB: 0 CS: 0
<b>PITCHER</b>	IP	WLS	BF	H	R	ER	SO	BB	IBB	HBP	BLK	WP	HR	S	P	ERA	WHIP			ERA	WHIP	
<b>Bob Ojeda, L</b> ERA: 3.63 <b>Kip Gross, R</b> ERA: 2.96 <b>Roger McDowell, R</b> ERA: 4.16 <b>Jim Gott, R</b> ERA: 2.45 <b>Steve Wilson, L</b> ERA: 4.5	5.2		25	7	2	2	1	2	0	0	0	1	0	55	84	3.18	1.588			0.00	1.500	
<b>PITCHER</b>	IP	WLS	BF	H	R	ER	SO	BB	IBB	HBP	BLK	WP	HR	S	P	ERA	WHIP			ERA	WHIP	
<b>Pedro Martinez, R</b> ERA:	2.0		9	2	0	0	1	1	0	0	0	0	0	22	29	0.00	1.500					



AB 39  
R 8  
H 15  
RBI 8  
BB 5  
SO 2  
LOB 21

Batter	1	2	3	4	5	6	7	8	9	AB	R	H	RBI	BB	SO	LOB	BOTTOM					
<b>Jose Offerman, S</b> OBP: 0.332, SLG: 0.341 (1, 6)	G3									4	1	1	1	1	0	3	<b>Cincinnati Reds @ Los Angeles Dodgers</b> Dodger Stadium, Los Angeles, CA Thu Sep 24 1992, 7:05 PM PDT Att: 18,707 - Sunny - 78 F					
<b>Brett Butler, L</b> OBP: 0.417, SLG: 0.398 (1, 8)										4	0	2	0	1	0							
<b>Lenny Harris, L</b> OBP: 0.322, SLG: 0.309 <b>Mike Sharperson, R</b> OBP: 0.387, SLG: 0.394 (8, 4)										3	0	1	0	0	1							
<b>Eric Karros, R</b> OBP: 0.310, SLG: 0.438 (1, 3)										3	1	0	0	1	2							
<b>Mike Piazza, R</b> OBP: 0.313, SLG: 0.349 (1, 2)										4	0	1	0	0	1							
<b>Mitch Webster, S</b> OBP: 0.335, SLG: 0.423 (1, 9)										3	0	1	0	0	1							
<b>Henry Rodriguez, L</b> OBP: 0.240, SLG: 0.323 <b>Carlos Hernandez, R</b> OBP: 0.316, SLG: 0.335 <b>Tom Goodwin, L</b> OBP: 0.278, SLG: 0.255 (9, 7)										2	1	1	1	1	0							
<b>Dave Hansen, L</b> OBP: 0.286, SLG: 0.289 <b>Dave Anderson, R</b> OBP: 0.315, SLG: 0.446 (9, 4)										2	1	0	0	1	0							
<b>Bip Roberts, S</b> <b>Kip Gross, R</b> <b>Mike Sharperson, R</b> <b>Roger McDowell, R</b> <b>Jim Gott, R</b> <b>Steve Wilson, L</b> <b>Pedro Martinez, R</b> <b>Rodriguez, R</b> (1, 1)										2	0	0	0	0	0							
<b>Inning Stats</b>	R: 0 E: 0 K: 1 S: 10	H: 1 LOB: 1 BB: 1 P: 19	R: 0 E: 0 K: 0 S: 3	H: 1 LOB: 0 BB: 0 P: 6	R: 1 E: 1 K: 2 S: 10	H: 1 LOB: 1 BB: 1 P: 17	R: 3 E: 0 K: 0 S: 14	H: 3 LOB: 2 BB: 2 P: 29	R: 0 E: 0 K: 1 S: 13	H: 1 LOB: 1 BB: 0 P: 17	R: 0 E: 0 K: 0 S: 12	H: 0 LOB: 0 BB: 1 P: 22	R: 0 E: 0 K: 0 S: 6	H: 0 LOB: 0 BB: 0 P: 10	R: 0 E: 0 K: 1 S: 6	H: 0 LOB: 0 BB: 0 P: 8		R: 0 E: 0 K: 1 S: 11	H: 2 LOB: 2 BB: 0 P: 17	1B: 7 2B: 2 3B: 0 HR: 0	SF: 0 SAC: 1 DP: 2 HBP: 1	WP: 1 PB: 0 SB: 0 CS: 1
<b>PITCHER</b>	IP	WLS	BF	H	R	ER	SO	BB	IBB	HBP	BLK	WP	HR	S	P	ERA	WHIP			ERA	WHIP	
<b>Bobby Ayala, R</b> ERA: 5.24 <b>Dwayne Henry, R</b> ERA: 3.61 <b>Tom Bolton, L</b> ERA: 4.54 <b>Norm Charlton, L</b> ERA: 2.99	1.1		7	1	0	0	1	1	0	1	0	0	0	23	34	0.00	1.500					
<b>PITCHER</b>	IP	WLS	BF	H	R	ER	SO	BB	IBB	HBP	BLK	WP	HR	S	P	ERA	WHIP			ERA	WHIP	
<b>Pedro Martinez, R</b> ERA:	2.0		9	2	0	0	1	1	0	0	0	0	0	23	35	0.00	0.667					



AB 32  
R 4  
H 9  
RBI 3  
BB 5  
SO 6  
LOB 14



Batter	1	2	3	4	5	6	7	8	9	AB	R	H	RBI	BB	SO	LOB	TOP								
<b>Bip Roberts, S</b> OBP: 0.390, SLG: 0.429 (1, 7)	G6-3		1B		K	P3			FC4	5	1	2	0	0	1	3	<b>Cincinnati Reds @ San Francisco Giants</b> Candlestick Park, San Francisco, CA Fri Sep 25 1992, 10:05 PM EDT Att: 15,638 - Sunny - 71 F								
<b>Willie Greene, L</b> OBP: 0.279, SLG: 0.323 (1, 5)	F7		1B		K				FC4	4	0	1	1	1	1	1									
<b>Barry Larkin, R</b> OBP: 0.393, SLG: 0.463 <b>Jeff Branson, L</b> OBP: 0.318, SLG: 0.356 (8, 4)	K		1B		F7				F9	4	0	1	1	0	1	1									
<b>Reggie Sanders, R</b> OBP: 0.353, SLG: 0.466 (1, 8)			P3			E4			F8	5	0	1	0	0	0	4									
<b>Tim Costo, R</b> OBP: 0.368, SLG: 0.438 (1, 3)	G5-4-3		K			E4				3	1	0	0	1	1	4									
<b>Joe Oliver, R</b> OBP: 0.316, SLG: 0.390 (1, 2)	L5				G5-4-3	1B				4	0	1	0	0	1	1									
<b>Paul O'Neill, L</b> OBP: 0.356, SLG: 0.380 (1, 9)			K		G5-4-3				G3-1	4	0	1	0	0	1	1									
<b>Freddie Benavides, R</b> OBP: 0.283, SLG: 0.323 (8, 6)			PB							3	1	3	1	1	0	0									
<b>Tim Belcher, R</b> OBP: 0.108, SLG: 0.162 <b>Steve Foster, R</b> OBP: 0.200, SLG: 0.200 (9, 1)			1B		F8				K	4	1	1	1	0	1	5									
<b>Inning Stats</b>	R: 0 E: 0 K: 1 S: 5	H: 0 LOB: 0 BB: 7	R: 0 E: 0 K: 0 S: 7	H: 1 LOB: 0 BB: 10	R: 3 E: 0 K: 2 S: 24	H: 5 LOB: 2 BB: 0 P: 33	R: 0 E: 0 K: 0 S: 11	H: 1 LOB: 1 BB: 1 P: 19	R: 0 E: 0 K: 2 S: 12	H: 0 LOB: 0 BB: 0 P: 14	R: 1 E: 2 K: 0 S: 19	H: 2 LOB: 3 BB: 1 P: 25	R: 0 E: 0 K: 0 S: 8	H: 0 LOB: 1 BB: 1 P: 14	R: 0 E: 0 K: 2 S: 11	H: 1 LOB: 1 BB: 0 P: 14		R: 0 E: 1 K: 0 S: 9	H: 1 LOB: 1 BB: 13	1B: 9 2B: 2 3B: 0 HR: 0	SF: 0 SAC: 0 DP: 2 HBP: 0	WP: 0 PB: 1 SB: 0 CS: 1	PA: 40		
<b>PITCHER</b>	IP	WLS	BF	H	R	ER	SO	BB	IBB	HBP	BLK	WP	HR	S	P	ERA	WHIP								
<b>Kevin Rogers, L</b> ERA: 5.14 (1, 1)	6.0	L	28	9	4	3	5	2	0	0	0	0	0	78	108	4.50	1.833								
<b>Steve Reed, R</b> ERA: 3.09 (7, 1)	2.0		8	1	0	0	2	1	0	0	0	0	0	19	28	0.00	1.000								
<b>Jim Pena, L</b> ERA: 3.27 (9, 1)	1.0		4	1	0	0	0	0	0	0	0	0	0	9	13	0.00	1.000								

AB	37
R	4
H	11
RBI	4
BB	3
SO	7
LOB	21



Batter	1	2	3	4	5	6	7	8	9	AB	R	H	RBI	BB	SO	LOB	BOTTOM								
<b>Mike Felder, S</b> OBP: 0.334, SLG: 0.389 (1, 8)	G1-3			G4-3	F9					4	0	1	0	0	0	1	<b>Cincinnati Reds @ San Francisco Giants</b> Candlestick Park, San Francisco, CA Fri Sep 25 1992, 10:05 PM EDT Att: 15,638 - Sunny - 71 F								
<b>Willie McGee, S</b> OBP: 0.335, SLG: 0.353 (1, 9)	G6-3			2B		G6-3				4	1	1	0	0	0	1									
<b>Will Clark, L</b> OBP: 0.383, SLG: 0.475 (1, 3)	F7					P7				4	1	1	0	0	0	0									
<b>Chris James, R</b> OBP: 0.295, SLG: 0.391 <b>Steve Reed, R</b> OBP: 0.200, SLG: 0.200 <b>John Patterson, S</b> OBP: 0.233, SLG: 0.213 (9, PH)	F8					F8				3	0	1	2	0	0	0									
<b>Matt Williams, R</b> OBP: 0.288, SLG: 0.388 (1, 5)	F8									0	0	0	0	0	0	0									
<b>Robby Thompson, R</b> OBP: 0.340, SLG: 0.426 (1, 4)	K									1	0	1	0	0	0	0									
<b>Steve Decker, R</b> OBP: 0.314, SLG: 0.233 (1, 2)										4	0	0	0	0	1	2									
<b>Jose Uribe, S</b> OBP: 0.306, SLG: 0.355 (1, 6)										3	0	0	0	0	0	0									
<b>Kevin Rogers, L</b> OBP: 0.125, SLG: 0.125 <b>Ted Wood, L</b> OBP: 0.296, SLG: 0.292 (7, 7)										2	0	1	0	0	1	0									
<b>Inning Stats</b>	R: 0 E: 0 K: 0 S: 13	H: 0 LOB: 0 BB: 0 P: 18	R: 0 E: 0 K: 1 S: 10	H: 0 LOB: 0 BB: 0 P: 12	R: 0 E: 0 K: 1 S: 8	H: 0 LOB: 0 BB: 0 P: 13	R: 2 E: 0 K: 2 S: 19	H: 3 LOB: 1 BB: 0 P: 26	R: 0 E: 0 K: 0 S: 6	H: 1 LOB: 1 BB: 0 P: 8	R: 0 E: 0 K: 0 S: 3	H: 0 LOB: 0 BB: 0 P: 5	R: 0 E: 0 K: 0 S: 5	H: 0 LOB: 0 BB: 0 P: 6	R: 0 E: 0 K: 1 S: 16	H: 1 LOB: 0 BB: 0 P: 22		R: 0 E: 0 K: 0 S: 9	H: 1 LOB: 0 BB: 14	1B: 4 2B: 1 3B: 1 HR: 0	SF: 0 SAC: 0 DP: 1 HBP: 0	WP: 0 PB: 0 SB: 0 CS: 0	PA: 32		
<b>PITCHER</b>	IP	WLS	BF	H	R	ER	SO	BB	IBB	HBP	BLK	WP	HR	S	P	ERA	WHIP								
<b>Tim Belcher, R</b> ERA: 4.0 (1, 1)	8.0	W	29	5	2	2	5	0	0	0	0	0	0	80	110	2.25	0.625								
<b>Steve Foster, R</b> ERA: 3.09 (9, 1)	1.0	S	3	1	0	0	0	0	0	0	0	0	0	9	14	0.00	1.000								





Batter	1	2	3	4	5	6	7	8	9	AB	R	H	RBI	BB	SO	LOB	TOP			
<b>Bip Roberts, S</b> OBP: 0.393, SLG: 0.435 (1, 7)	0-0 L3 1B		3-1 2H 3B		1-1 1B		0-0 G1-3		4-1 2B 1B BB	4	1	3	1	1	0	0	<b>Cincinnati Reds @ San Francisco Giants</b> Candlestick Park, San Francisco, CA Sat Sep 26 1992, 6:33 AM EDT Att: 29,391 - Sunny - 87 F			
<b>Willie Greene, L</b> OBP: 0.315, SLG: 0.364 (1, 5)	1-0 L3 1-2		4-2 BB		1-0 1B		2-1 FC6 1B		1-1 1B 2B	4	0	3	1	1	0	1				
<b>Barry Larkin, R</b> OBP: 0.381, SLG: 0.461 (1, 6)	3-2 F8		0-0 G5-3		1-1 F8		0-0 FC6 1-2		0-0 2H 3H 1B	5	0	1	1	1	0	5				
<b>Paul O'Neill, L</b> OBP: 0.354, SLG: 0.378 (1, 9)		0-0 G4-3		3-1 F7		1-1 1B 1B		0-0 G4-3	0-0 L4	5	0	1	0	0	0	2				
<b>Hal Morris, L</b> OBP: 0.349, SLG: 0.387 (1, 3)	1-0 F7		1-1 G3		1-0 F8		0-1 L7		1-3 K	5	0	0	0	0	1	3				
<b>Jeff Branson, L</b> OBP: 0.324, SLG: 0.362 (1, 4)	2-3 K		0-0 1B		2-3 K		1-1 FC6-4 1B			4	0	2	0	0	2	1				
<b>Joe Oliver, R</b> OBP: 0.316, SLG: 0.389 (1, 2)			1-1 F8 P3		0-0 1B		0-0 FC6-4 1-2			4	0	1	0	0	0	2				
<b>Dave Martinez, L</b> OBP: 0.322, SLG: 0.345 (1, 8)			2-0 3B 2B		1-0 F8 G3		0-0 G3		0-0 F8 2B 2B	4	2	2	0	0	0	2				
<b>Greg Swindell, L</b> OBP: 0.136, SLG: 0.154 (6, 1)			0-2 F9		0-0 F8		0-3 K		1-2 F8	2	0	0	0	0	0	1				
<b>Scott Sandstead, R</b> OBP: 0.227, SLG: 0.292 (7, PH)										0	0	0	0	0	0	0				
<b>Reggie Sanders, R</b> OBP: 0.282, SLG: 0.465 (7, 1)										0	0	0	0	0	0	0				
<b>Dwayne Henry, R</b> OBP: 0.250, SLG: 0.290 (8, 1)										0	0	0	0	0	0	0				
<b>Mitt Hill, R</b> OBP: 0.338, SLG: 0.349 (9, PH)										1	0	0	0	0	0	1				
<b>Inning Stats</b>	R: 0 E: 0 K: 0 S: 9	H: 1 LOB: 0 BB: 0 P: 13	R: 0 E: 0 K: 1 S: 5	H: 0 LOB: 0 BB: 0 P: 8	R: 1 E: 0 K: 0 S: 12	H: 2 LOB: 2 BB: 1 P: 22	R: 0 E: 0 K: 0 S: 7	H: 1 LOB: 1 BB: 0 P: 12	R: 0 E: 0 K: 1 S: 9	H: 2 LOB: 2 BB: 0 P: 11	R: 0 E: 0 K: 1 S: 9	H: 1 LOB: 1 BB: 0 P: 9	R: 0 E: 0 K: 0 S: 6	H: 1 LOB: 1 BB: 0 P: 7	R: 2 E: 0 K: 1 S: 12	H: 3 LOB: 2 BB: 1 P: 19	1B: 9 2B: 4 3B: 1 HR: 0	SF: 0 SAC: 0 DP: 1 HBP: 0	WP: 0 PB: 0 SB: 0 CS: 0	PA: 41
<b>PITCHER</b>	IP WLS BF H R ER SO	IP WLS BF H R ER SO	IP WLS BF H R ER SO	IP WLS BF H R ER SO	IP WLS BF H R ER SO	IP WLS BF H R ER SO	IP WLS BF H R ER SO	IP WLS BF H R ER SO	IP WLS BF H R ER SO	IP WLS BF H R ER SO	IP WLS BF H R ER SO	IP WLS BF H R ER SO	IP WLS BF H R ER SO	IP WLS BF H R ER SO	IP WLS BF H R ER SO	IP WLS BF H R ER SO	ERA WHIP	ERA WHIP	ERA WHIP	
<b>John Burkett, R</b> ERA: 3.72	(1, 1)	5.2	W	25	8	1	1	2	1	0	0	0	0	0	0	0	0	1.59	1.588	
<b>Bill Swift, R</b> ERA: 2.12	(6, 1)	2.2		14	5	2	2	1	1	0	0	0	0	0	0	0	0	6.75	2.250	
<b>Bryan Hickerson, L</b> ERA: 2.95	(9, 1)	0.2		2	0	0	0	1	0	0	0	0	0	0	0	0	0	0.00	0.000	

AB	39
R	3
H	13
RBI	3
BB	2
SO	4
LOB	18



Batter	1	2	3	4	5	6	7	8	9	AB	R	H	RBI	BB	SO	LOB	BOTTOM			
<b>John Patterson, S</b> OBP: 0.236, SLG: 0.217 (1, 8)	2-1 F8		0-3 K		0-1 S E 1B		0-2 P6		1-1 G3	3	1	1	1	0	1	0	<b>Cincinnati Reds @ San Francisco Giants</b> Candlestick Park, San Francisco, CA Sat Sep 26 1992, 6:33 AM EDT Att: 29,391 - Sunny - 87 F			
<b>Mike Felder, S</b> OBP: 0.332, SLG: 0.386 (7, 7)					2-2 P6					2	0	0	0	0	0	0				
<b>Robby Thompson, R</b> OBP: 0.425, SLG: 0.425 (1, 4)	0-1 G5-3		2-2 F7		2-2 P6		2-2 WP F8 1B			4	0	1	0	0	0	0				
<b>Will Clark, L</b> OBP: 0.384, SLG: 0.477 (1, 3)	0-0 1B				0-0 P2		3-2 1B 2B		0-0 F8	4	1	2	0	0	0	1				
<b>Chris James, R</b> OBP: 0.296, SLG: 0.391 (1, 7)	2-3 K				2-3 K		0-2 1B 1B		3-2 F8	3	0	1	1	0	2	1				
<b>Darren Lewis, R</b> OBP: 0.297, SLG: 0.271 (6, PR) (7, 8)							2-2 2H 1B 1B		2-3 F8	1	1	0	0	0	0	1				
<b>Cory Snyder, R</b> OBP: 0.308, SLG: 0.444 (1, 5)		1-2 F9		1-1 L5		2-2 WP 1H 1B		1-2 2B SF8 2B	4	1	2	1	0	0	0					
<b>Steve Hasey, R</b> OBP: 0.310, SLG: 0.415 (1, 9)		0-0 FC5-4 1B			2-2 HR		1-1 G6-3		3-2 E HR 2B	4	2	3	1	0	0	2				
<b>Craig Colbert, R</b> OBP: 0.250, SLG: 0.327 (1, 2)	1 SAFE SAFE SAFE SAFE SAFE	3-1 P4		0-1 SH1-4 1B 1B		0-3 K		0-0 SF8	3	1	1	1	0	1	3					
<b>Royce Clayton, R</b> OBP: 0.276, SLG: 0.301 (1, 6)		1-2 FC5-6-4		2-3 K		4-0 K		0-0 HR	3	1	1	2	1	1	2					
<b>John Burkett, R</b> OBP: 0.088, SLG: 0.038 (1, 1)			0-1 G6-3		1-1 SH1-4		1-2 L6		3-H P4	1	0	0	0	0	0	0				
<b>Bill Swift, R</b> OBP: 0.173, SLG: 0.216 (6, 1)										2	0	0	0	0	0	2				
<b>Bryan Hickerson, L</b> ERA: 3.38 (9, 1)										0	0	0	0	0	0	0				
<b>Inning Stats</b>	R: 0 E: 0 K: 1 S: 8	H: 1 LOB: 1 BB: 0 P: 12	R: 0 E: 0 K: 0 S: 9	H: 1 LOB: 0 BB: 0 P: 14	R: 0 E: 0 K: 1 S: 10	H: 0 LOB: 0 BB: 0 P: 12	R: 0 E: 0 K: 1 S: 7	H: 0 LOB: 0 BB: 0 P: 10	R: 3 E: 0 K: 1 S: 15	H: 3 LOB: 0 BB: 0 P: 22	R: 2 E: 0 K: 1 S: 19	H: 3 LOB: 2 BB: 1 P: 30	R: 0 E: 0 K: 0 S: 10	H: 1 LOB: 1 BB: 0 P: 15	R: 3 E: 1 K: 0 S: 15	H: 3 LOB: 0 BB: 0 P: 20	1B: 7 2B: 3 3B: 0 HR: 2	SF: 1 SAC: 1 DP: 0 HBP: 0	WP: 2 PB: 0 SB: 2 CS: 0	PA: 37
<b>PITCHER</b>	IP WLS BF H R ER SO	IP WLS BF H R ER SO	IP WLS BF H R ER SO	IP WLS BF H R ER SO	IP WLS BF H R ER SO	IP WLS BF H R ER SO	IP WLS BF H R ER SO	IP WLS BF H R ER SO	IP WLS BF H R ER SO	IP WLS BF H R ER SO	IP WLS BF H R ER SO	IP WLS BF H R ER SO	IP WLS BF H R ER SO	IP WLS BF H R ER SO	IP WLS BF H R ER SO	IP WLS BF H R ER SO	ERA WHIP	ERA WHIP	ERA WHIP	
<b>Greg Swindell, L</b> ERA: 2.61	(1, 1)	5.0	L	23	8	0	4	4	0	0	0	0	0	0	0	0	0.00	0.000		
<b>Scott Sandstead, R</b> ERA: 3.03	(6, 1)	1.0		4	0	0	0	1	0	1	0	8	14	0.00	0.000					
<b>Dwayne Henry, R</b> ERA: 3.56	(7, 1)	1.0		4	1	0	0	0	0	0	0	10	15	0.00	1.000					
<b>Mitt Hill, R</b> ERA: 3.38	(8, 1)	1.0		6	3	3	3	0	0	0	1	15	20	27.00	3.000					

AB	34
R	8
H	12
RBI	7
BB	1
SO	5
LOB	12





Batter	1	2	3	4	5	6	7	8	9	AB	R	H	RBI	BB	SO	LOB	TOP								
<b>Bip Roberts, S</b> (1, 7) OBP: 0.394, SLG: 0.435 <b>Cesar Hernandez, R</b> (7, 7) OBP: 0.267, SLG: 0.333										3	1	1	0	1	1	1									
<b>Willie Greene, L</b> (1, 5) OBP: 0.312, SLG: 0.371										4	1	1	1	1	0	0									
<b>Bary Larkin, R</b> (1, 6) OBP: 0.362, SLG: 0.460 <b>Freddie Benavides, R</b> (3, 6) OBP: 0.280, SLG: 0.318										1	0	0	0	1	0	0									
<b>Paul O'Neill, L</b> (1, 9) OBP: 0.354, SLG: 0.383										4	1	1	1	0	0	2									
<b>Hal Morris, L</b> (1, 3) OBP: 0.346, SLG: 0.384 <b>Tim Costo, R</b> (6, 3) OBP: 0.400, SLG: 0.471										3	0	0	1	0	0	1									
<b>Jeff Branson, L</b> (1, 4) OBP: 0.322, SLG: 0.358										4	0	1	0	0	0	2									
<b>Joe Oliver, R</b> (1, 2) OBP: 0.319, SLG: 0.392										3	0	2	0	1	1	0									
<b>Dave Martinez, L</b> (1, 8) OBP: 0.321, SLG: 0.347										4	0	1	0	0	1	3									
<b>Jose Rijo, R</b> (1, 1) OBP: 0.200, SLG: 0.229 <b>Steve Foster, R</b> (8, 1) OBP: 0.200, SLG: 0.200 <b>Rob Dibble, L</b> (8, 1) OBP: 0.400, SLG: 0.400										3	0	0	0	0	1	5									
<b>Inning Stats</b>	R: 2 E: 0 K: 0 S: 12	H: 2 LOB: 1 BB: 1 P: 18	R: 0 E: 0 K: 1 S: 10	H: 1 LOB: 1 BB: 0 P: 16	R: 0 E: 0 K: 0 S: 6	H: 0 LOB: 0 BB: 0 P: 10	R: 0 E: 0 K: 0 S: 9	H: 2 LOB: 2 BB: 0 P: 15	R: 0 E: 0 K: 1 S: 9	H: 0 LOB: 0 BB: 0 P: 10	R: 1 E: 0 K: 1 S: 11	H: 2 LOB: 2 BB: 1 P: 19	R: 0 E: 0 K: 0 S: 7	H: 0 LOB: 0 BB: 1 P: 13	R: 0 E: 0 K: 0 S: 11	H: 1 LOB: 0 BB: 0 P: 15	R: 0 E: 0 K: 2 S: 14	H: 1 LOB: 0 BB: 0 P: 19	1B: 5 2B: 3 3B: 0 HR: 1	SF: 0 SAC: 0 DP: 2 HBP: 0	WP: 1 PB: 0 SB: 0 CS: 0	PA: 37			
<b>PITCHER</b>	IP	WLS	BF	H	R	ER	SO	BB	IBB	HBP	BLK	WP	HR	S	P	ERA	WHIP								
<b>Larry Carter, R</b> (1, 1) ERA: 4.03	5.1	L	25	7	3	3	2	2	0	0	0	1	1	53	84	5.06	1.688								
<b>Jim Pena, L</b> (6, 1) ERA: 3.21	0.2		2	0	0	0	1	0	0	0	0	0	0	4	4	0.00	0.000								
<b>Dave Righetti, L</b> (7, 1) ERA: 5.19	1.0		3	0	0	0	0	1	0	0	0	0	0	7	13	0.00	1.000								
<b>Dave Burba, R</b> (8, 1) ERA: 5.32	1.0		3	1	0	0	0	0	0	0	0	0	0	11	15	0.00	1.000								
<b>Rod Beck, R</b> (9, 1) ERA: 1.91	1.0		4	1	0	0	2	0	0	0	0	0	0	14	19	0.00	1.000								

**Cincinnati Reds @ San Francisco Giants**  
Candlestick Park, San Francisco, CA  
Sun Sep 27 1992, 6:33 AM EDT  
Att: 45,630 - Sunny - 88 F

AB	34
R	3
H	9
RBI	3
BB	3
SO	5
LOB	16




Batter	1	2	3	4	5	6	7	8	9	AB	R	H	RBI	BB	SO	LOB	BOTTOM								
<b>Mike Felder, S</b> (1, 8) OBP: 0.330, SLG: 0.384 <b>Royce Clayton, R</b> (6, 6) OBP: 0.280, SLG: 0.305										2	0	0	0	0	0	1									
<b>Willie McGee, S</b> (1, 9) OBP: 0.336, SLG: 0.353 <b>Darren Lewis, R</b> (6, 8) OBP: 0.294, SLG: 0.268										2	0	1	0	0	0	0									
<b>Will Clark, L</b> (1, 3) OBP: 0.363, SLG: 0.475 <b>Dave Righetti, L</b> (7, 1) OBP: 0.143, SLG: 0.143 <b>Steve Decker, R</b> (8, 2) OBP: 0.333, SLG: 0.233 <b>Bill Swift, R</b> (6, PR) OBP: 0.173, SLG: 0.216 <b>Rod Beck, R</b> (9, 1) OBP: 0.500, SLG: 0.500										2	0	0	0	1	0	2									
<b>Chris James, R</b> (1, 7) OBP: 0.293, SLG: 0.388 <b>Mark Leonard, L</b> (6, 7) OBP: 0.331, SLG: 0.400										2	0	0	0	0	0	1									
<b>Matt Williams, R</b> (1, 5) OBP: 0.290, SLG: 0.390 <b>John Patterson, S</b> (7, 4) OBP: 0.242, SLG: 0.224										2	0	2	0	0	0	0									
<b>Robby Thompson, R</b> (1, 4) OBP: 0.338, SLG: 0.423 <b>Cory Snyder, R</b> (7, 5) OBP: 0.309, SLG: 0.444										2	0	0	0	0	1	2									
<b>Kirt Manwaring, R</b> (1, 2) OBP: 0.307, SLG: 0.324 <b>Ted Wood, L</b> (7, PH) OBP: 0.291, SLG: 0.286 <b>Dave Burba, R</b> (8, 1) OBP: 0.133, SLG: 0.071 <b>Craig Colbert, R</b> (9, 2) OBP: 0.256, SLG: 0.333											2	0	0	0	0	1									
<b>Jose Uribe, S</b> (1, 6) OBP: 0.302, SLG: 0.350 <b>Steve Hosley, R</b> (6, 9) OBP: 0.295, SLG: 0.395										2	0	0	0	0	0	0									
<b>Larry Carter, R</b> (1, 1) OBP: 0.300, SLG: 0.222 <b>Jim Pena, L</b> (6, 1) OBP: 0.200, SLG: 0.200 <b>Greg Litton, R</b> (7, 3) OBP: 0.277, SLG: 0.317										2	0	1	0	0	0	0									
<b>Inning Stats</b>	R: 0 E: 0 K: 0 S: 9	H: 0 LOB: 1 BB: 1 P: 16	R: 0 E: 0 K: 1 S: 7	H: 1 LOB: 0 BB: 0 P: 7	R: 0 E: 0 K: 0 S: 16	H: 2 LOB: 0 BB: 0 P: 24	R: 0 E: 0 K: 0 S: 5	H: 1 LOB: 0 BB: 0 P: 8	R: 0 E: 0 K: 0 S: 8	H: 0 LOB: 0 BB: 0 P: 11	R: 0 E: 0 K: 0 S: 9	H: 0 LOB: 0 BB: 0 P: 14	R: 1 E: 0 K: 2 S: 13	H: 2 LOB: 1 BB: 0 P: 16	R: 0 E: 0 K: 2 S: 16	H: 2 LOB: 1 BB: 1 P: 26	R: 1 E: 0 K: 1 S: 12	H: 2 LOB: 2 BB: 1 P: 20	1B: 9 2B: 1 3B: 0 HR: 0	SF: 1 SAC: 0 DP: 2 HBP: 0	WP: 1 PB: 0 SB: 1 CS: 0	PA: 38			
<b>PITCHER</b>	IP	WLS	BF	H	R	ER	SO	BB	IBB	HBP	BLK	WP	HR	S	P	ERA	WHIP								
<b>Jose Rijo, R</b> (1, 1) ERA: 2.56	7.0	W	26	6	1	1	3	1	0	0	0	0	0	67	96	1.29	1.000								
<b>Steve Foster, R</b> (8, 1) ERA: 3.09	0.1		3	2	0	0	0	0	0	0	0	0	0	7	10	0.00	6.000								
<b>Rob Dibble, R</b> (8, 1) ERA: 3.12	1.2	S	9	2	1	1	3	2	0	0	0	1	0	21	36	5.40	2.400								


**Cincinnati Reds @ San Francisco Giants**  
Candlestick Park, San Francisco, CA  
Sun Sep 27 1992, 6:33 AM EDT  
Att: 45,630 - Sunny - 88 F

AB	34
R	2
H	10
RBI	1
BB	3
SO	6
LOB	23





Batter	1	2	3	4	5	6	7	8	9	AB R H RBI BB SO LOB	TOP
Jose Offerman, S OBP: 0.334, SLG: 0.338 Rafael Bourrigal, R OBP: 0.116, SLG: 0.063	4-2 1B SF7 BB	0-0 G6-3			0-0 E4 G4-3 1B		4-2 BB		1-2 G5-3	2 1 1 0 2 0 1 1 0 0 0 0 0 1	<b>Los Angeles Dodgers @ Cincinnati Reds</b> Riverfront Stadium, Cincinnati, OH Tue Sep 29 1992, 7:05 PM EDT Att: 13,538 - Sunny - 56 F  <b>AB 32</b> <b>R 5</b> <b>H 10</b> <b>RBI 3</b> <b>BB 3</b> <b>SO 3</b> <b>LOB 15</b> 
Brett Butler, L OBP: 0.314, SLG: 0.304	0-1 SF7 G4-3 1B		1-2 F8		0-2 G4-3 1-2 3-H 2-1		1-3 BB		4 1 1 0 0 1 2		
Eric Young Sr., R OBP: 0.309, SLG: 0.436	1-0 G4-3 1B		0-1 G4-3		0-0 F9		4-2 BB		3 0 1 0 1 0 0		
Eric Karros, R OBP: 0.287, SLG: 0.282	1-1 SF7 2-3 3-H		0-0 F8		0-0 1B G3-6-3 2B		2-3 BB		3 1 1 1 0 1 1		
Mike Scioscia, L OBP: 0.287, SLG: 0.282	1-0 G4-3		2-2 F9		2-1 G3-6-3 1B		3-0 L6		4 0 1 1 0 0 2		
Henry Rodriguez, L OBP: 0.279, SLG: 0.259 Mitch Webster, S OBP: 0.338, SLG: 0.420	0-0 G6-3		3-2 1B		0-2 F7		3-2 F8		3 0 1 0 0 0 3 1 0 0 0 0 0 1		
Dave Hansen, L OBP: 0.284, SLG: 0.293		1-1 G4-3 1B 2B		0-1 F7		0-2 G3-6-3 1-2 3-H		0-0 F7	4 1 1 0 0 0 2		
Tom Goodwin, L OBP: 0.279, SLG: 0.259 Billy Ashley, R OBP: 0.286, SLG: 0.368		2-2 G4-3		0-1 L7		2-2 F7		1-2 SH1-4 1B	3 0 0 0 0 0 2 1 0 1 0 0 0 0		
Pedro Astacio, R OBP: 0.136, SLG: 0.136		2-0 G6-3 1B		1-2 E 1B G4-3 1B		1-3 K		0-1 SH1-4	3 1 2 1 0 1 0		
<b>Inning Stats</b>	R: 2 H: 2 E: 0 LOB: 1 K: 0 BB: 1 S: 11 P: 18	R: 1 H: 2 E: 0 LOB: 0 K: 0 BB: 0 S: 9 P: 13	R: 0 H: 0 E: 0 LOB: 0 K: 0 BB: 0 S: 6 P: 7	R: 0 H: 1 E: 0 LOB: 1 K: 0 BB: 0 S: 13 P: 18	R: 1 H: 2 E: 1 LOB: 0 K: 0 BB: 0 S: 9 P: 12	R: 1 H: 2 E: 0 LOB: 0 K: 0 BB: 0 S: 9 P: 11	R: 0 H: 0 E: 0 LOB: 1 K: 2 BB: 1 S: 16 P: 24	R: 0 H: 0 E: 1 LOB: 1 K: 1 BB: 1 S: 11 P: 23	R: 0 H: 1 E: 0 LOB: 0 K: 0 BB: 0 S: 9 P: 11	1B: 8 SF: 1 2B: 2 SAC: 1 3B: 0 DP: 3 HR: 0 HBP: 0	
<b>PITCHER</b>	IP WLS BF H R ER SO BB IBB HBP BLK WP HR S P ERA WHIP										
Tim Pugh, R ERA: 2.88	6.0 L 25 9 5 4 0 1 0 0 0 0 0 0 57 79 6.00 1.667										
Dwayne Henry, R ERA: 3.5	1.1 6 0 0 0 3 2 0 0 0 0 0 0 23 37 0.00 1.500										
Scott Ruskin, L ERA: 4.59	1.2 6 1 0 0 0 0 0 0 0 0 0 0 13 21 0.00 0.600										

Batter	1	2	3	4	5	6	7	8	9	AB R H RBI BB SO LOB	BOTTOM
Bip Roberts, S OBP: 0.395, SLG: 0.433	4-2 BB		4-2 BB			1-2 G1-3		2-2 P5		2 0 0 0 2 0 0	<b>Los Angeles Dodgers @ Cincinnati Reds</b> Riverfront Stadium, Cincinnati, OH Tue Sep 29 1992, 7:05 PM EDT Att: 13,538 - Sunny - 56 F  <b>AB 29</b> <b>R 0</b> <b>H 3</b> <b>RBI 0</b> <b>BB 2</b> <b>SO 2</b> <b>LOB 7</b> 
Willie Greene, L OBP: 0.296, SLG: 0.351	3-1 F8		2-2 F9		1-0 G4-3		1-1 G3-1		4 0 0 0 0 0 2		
Barry Larkin, R OBP: 0.379, SLG: 0.457	1-1 F7		0-2 F9		1-1 G6-3		2-2 P5		4 0 0 0 0 0 1		
Paul O'Neill, L OBP: 0.351, SLG: 0.380	0-0 P5		2-1 G4-3		2-0 G4-3		2-0 F8		4 0 0 0 0 0 1		
Jeff Branson, L OBP: 0.331, SLG: 0.384		2-3 K	3-2 3B		1-1 1B		1-1 1B		3 0 2 0 0 1 0		
Joe Oliver, R OBP: 0.319, SLG: 0.392	1-1 F7		2-0 F8		0-0 F8		0-0 G5-4-3 1B		3 0 1 0 0 0 1		
Tim Costo, R OBP: 0.348, SLG: 0.400 Scott Ruskin, R OBP: 0.339, SLG: 0.348		0-0 G4-3		3-2 G6-3		0-0 G5-4-3		1-2 1-2	3 0 0 0 0 0 2 0 0 0 0 0 0 0		
Dave Martinez, L OBP: 0.319, SLG: 0.344			0-0 F7		0-0 P5		3-1 G3		3 0 0 0 0 0 0		
Tim Pugh, R OBP: 0.083, SLG: 0.083 Dwayne Henry, R OBP: 0.250, SLG: 0.250 Bill Doran, S OBP: 0.339, SLG: 0.348		1-0 G4-3		2-3 K		2-2 L7			2 0 0 0 0 1 0 0 0 0 0 0 0 0 1 0 0 0 0 0 0		
<b>Inning Stats</b>	R: 0 H: 0 E: 0 LOB: 1 K: 0 BB: 1 S: 7 P: 15	R: 0 H: 0 E: 0 LOB: 0 K: 1 BB: 0 S: 6 P: 9	R: 0 H: 0 E: 0 LOB: 1 K: 0 BB: 1 S: 10 P: 17	R: 0 H: 1 E: 0 LOB: 1 K: 0 BB: 0 S: 9 P: 16	R: 0 H: 0 E: 0 LOB: 0 K: 1 BB: 0 S: 8 P: 13	R: 0 H: 0 E: 0 LOB: 0 K: 0 BB: 0 S: 6 P: 9	R: 0 H: 2 E: 0 LOB: 1 K: 0 BB: 0 S: 5 P: 8	R: 0 H: 0 E: 0 LOB: 0 K: 0 BB: 0 S: 8 P: 15	R: 0 H: 0 E: 0 LOB: 0 K: 0 BB: 0 S: 6 P: 11	1B: 2 SF: 0 2B: 0 SAC: 0 3B: 1 DP: 1 HR: 0 HBP: 0	
<b>PITCHER</b>	IP WLS BF H R ER SO BB IBB HBP BLK WP HR S P ERA WHIP										
Pedro Astacio, R ERA: 1.8	9.0 W 31 3 0 0 2 2 0 0 0 0 0 0 65 113 0.00 0.556										







Batter	1	2	3	4	5	6	7	8	9	AB	R	H	RBI	BB	SO	LOB	TOP			
Jose Offerman, S (1, 6) OBP: 0.333, SLG: 0.336										4	0	0	0	0	2	1				
Brett Butler, L (1, 8) OBP: 0.414, SLG: 0.392										3	1	0	0	1	0	0				
Eric Young Sr., R (1, 4) OBP: 0.310, SLG: 0.288										4	0	0	0	0	0	2				
Eric Karros, R (1, 3) OBP: 0.307, SLG: 0.432										4	1	1	1	0	1	0				
Mike Piazza, R (1, 2) OBP: 0.311, SLG: 0.357										4	1	3	2	0	1	0				
Mitch Webster, S (1, 7) OBP: 0.339, SLG: 0.424										4	0	1	0	0	1	3				
Billy Ashley, R (1, 9) OBP: 0.294, SLG: 0.381										4	0	2	1	0	1	1	AB 34			
Tom Goodwin, L (9, PR) OBP: 0.292, SLG: 0.262										0	0	0	0	0	0	0	R 4			
Dave Hansen, L (1, 5) OBP: 0.286, SLG: 0.291										3	0	0	0	1	1	1	H 8			
Kevin Gross, R (1, 1) OBP: 0.149, SLG: 0.111										3	1	1	0	0	0	0	RBI 4			
John Candelaria, L (7, 1)										0	0	0	0	0	0	0	BB 2			
Lenny Harris, L (9, PH) OBP: 0.319, SLG: 0.303										0	0	0	0	0	0	0	SO 7			
Dave Anderson, R (9, PH) OBP: 0.311, SLG: 0.440										1	0	0	0	0	0	3	LOB 11			
Jay Howell, R (9, 1)										0	0	0	0	0	0	0				
<b>Inning Stats</b>	R: 0 E: 0 K: 0 S: 6	H: 0 LOB: 0 BB: 0 P: 7	R: 1 E: 0 K: 2 S: 15	H: 2 LOB: 1 BB: 0 P: 22	R: 3 E: 0 K: 0 S: 11	H: 3 LOB: 1 BB: 1 P: 21	R: 0 E: 0 K: 0 S: 8	H: 0 LOB: 0 BB: 0 P: 12	R: 0 E: 0 K: 1 S: 8	H: 1 LOB: 1 BB: 0 P: 16	R: 0 E: 0 K: 1 S: 8	H: 0 LOB: 0 BB: 0 P: 11	R: 0 E: 0 K: 1 S: 10	H: 0 LOB: 0 BB: 0 P: 14	R: 0 E: 0 K: 0 S: 9	H: 2 LOB: 2 BB: 1 P: 18	1B: 4 2B: 4 3B: 0 HR: 0	SF: 0 SAC: 0 DP: 1 HBP: 0	WP: 0 PB: 0 SB: 0 CS: 0	PA: 36
<b>PITCHER</b>	IP WLS BF H R ER SO BB IBB HBP BLK WP HR S P ERA WHIP																			
Greg Swindell, L (1, 1) ERA: 2.7	7.0 L 28 6 4 4 6 1 0 0 0 0 0 0 67 101 5.14 1.000																			
Mitt Hill, R (8, 1) ERA: 3.15	1.1 7 2 0 0 1 0 1 0 0 0 0 0 18 31 0.00 1.500																			
Scott Ruskin, L (9, 1) ERA: 4.53	0.2 1 0 0 0 0 0 0 0 0 0 0 0 1 1 0.00 0.000																			

Los Angeles Dodgers @ Cincinnati Reds  
Riverfront Stadium, Cincinnati, OH  
Thu Oct 01 1992, 7:05 PM EDT  
Att: 13,667 - Sunny - 63 F

AB	34
R	4
H	8
RBI	4
BB	2
SO	7
LOB	11



Batter	1	2	3	4	5	6	7	8	9	AB	R	H	RBI	BB	SO	LOB	BOTTOM					
Bip Roberts, S (1, 7) OBP: 0.397, SLG: 0.436										4	1	2	0	0	0	0						
Dave Martinez, L (1, 8) OBP: 0.321, SLG: 0.345										2	0	0	0	1	0	1						
Reggie Sanders, R (7, PH) OBP: 0.350, SLG: 0.464										1	0	0	0	0	0	3						
Willie Greene, L (1, 5) OBP: 0.315, SLG: 0.415										4	1	2	1	0	2	4						
Paul O'Neill, L (1, 9) OBP: 0.350, SLG: 0.378										4	0	1	1	0	1	2						
Bill Doran, S (1, 4) OBP: 0.339, SLG: 0.348										4	0	2	0	0	0	2						
Joe Oliver, R (1, 2) OBP: 0.317, SLG: 0.388										3	0	0	0	0	1	5						
Dan Wilson, R (8, 2) OBP: 0.500, SLG: 0.538										1	0	0	0	0	0	0						
Tim Costo, R (1, 3) OBP: 0.333, SLG: 0.370										4	0	1	0	0	0	1	AB 35					
Freddie Benavides, R (1, 6) OBP: 0.269, SLG: 0.305										4	0	0	0	0	1	1	R 2					
Greg Swindell, L (1, 1) ERA: 1.34, SLG: 0.150										2	0	0	0	0	0	0	H 9					
Hal Morris, L (7, PH) OBP: 0.348, SLG: 0.386										1	0	1	0	0	0	0	RBI 2					
Chris Hartmond, L (7, PH) OBP: 0.226, SLG: 0.227										0	0	0	0	0	0	0	BB 1					
Mitt Hill, R (8, 1) ERA: 2.89										0	0	0	0	0	0	0	SO 5					
Scott Ruskin, R (9, 1) ERA: 4.53										0	0	0	0	0	0	0	LOB 19					
Jeff Reed, L (9, PH) OBP: 0.200, SLG: 0.167										1	0	0	0	0	0	0						
<b>Inning Stats</b>	R: 1 E: 0 K: 0 S: 5	H: 1 LOB: 0 BB: 0 P: 9	R: 0 E: 0 K: 0 S: 4	H: 1 LOB: 0 BB: 0 P: 5	R: 0 E: 0 K: 0 S: 5	H: 0 LOB: 0 BB: 0 P: 12	R: 0 E: 0 K: 1 S: 13	H: 1 LOB: 2 BB: 1 P: 21	R: 0 E: 0 K: 0 S: 6	H: 0 LOB: 0 BB: 0 P: 11	R: 1 E: 0 K: 1 S: 12	H: 3 LOB: 3 BB: 0 P: 20	R: 0 E: 0 K: 1 S: 12	H: 3 LOB: 3 BB: 0 P: 19	R: 0 E: 0 K: 1 S: 6	H: 0 LOB: 0 BB: 0 P: 8	R: 0 E: 0 K: 1 S: 10	H: 0 LOB: 0 BB: 0 P: 14	1B: 7 2B: 1 3B: 0 HR: 1	SF: 0 SAC: 0 DP: 1 HBP: 0	WP: 0 PB: 0 SB: 0 CS: 0	PA: 36
<b>PITCHER</b>	IP WLS BF H R ER SO BB IBB HBP BLK WP HR S P ERA WHIP																					
Kevin Gross, R (1, 1) ERA: 3.17	6.1 W 28 9 2 2 2 1 0 0 0 0 0 0 53 90 2.84 1.579																					
John Candelaria, L (7, 1) ERA: 2.89	1.2 5 0 0 0 2 0 0 0 0 0 0 0 10 15 0.00 0.000																					
Jay Howell, R (9, 1) ERA: 1.57	1.0 S 3 0 0 0 1 0 0 0 0 0 0 0 10 14 0.00 0.000																					

Los Angeles Dodgers @ Cincinnati Reds  
Riverfront Stadium, Cincinnati, OH  
Thu Oct 01 1992, 7:05 PM EDT  
Att: 13,667 - Sunny - 63 F

AB	35
R	2
H	9
RBI	2
BB	1
SO	5
LOB	19





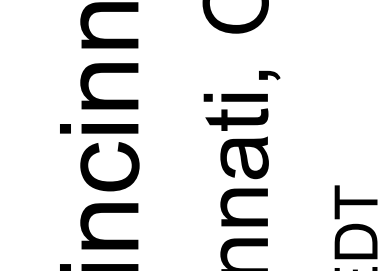
Batter	1	2	3	4	5	6	7	8	9	AB	R	H	RBI	BB	SO	LOB	TOP			
<b>Darren Lewis, R</b> OBP: 0.298, SLG: 0.274 (1, 8)	F8		1B E		F9-5 S BB			G4-3		3	1	1	0	1	0	0	<b>San Francisco Giants @ Cincinnati Reds</b> Riverfront Stadium, Cincinnati, OH Fri Oct 02 1992, 7:05 PM EDT Att: 18,638 - Sunny - 67 F			
<b>John Patterson, S</b> OBP: 0.225, SLG: 0.212 (1, 4)	G1-3		E 1B		K			K		4	1	1	1	0	2	1				
<b>Royce Clayton, R</b> OBP: 0.329, SLG: 0.309 <b>Rod Beck, R</b> OBP: 0.500, SLG: 0.500 (8, 1)	1B		E6 1B FC6-4		F9-5 2-3			F8		4	1	1	0	0	0	1				
<b>Mark Leonard, L</b> OBP: 0.329, SLG: 0.387 <b>Mike Benjamin, R</b> OBP: 0.215, SLG: 0.267 (8, 6)	G4-3		FC6-4 1B		G1-3			K		3	0	1	0	0	0	1				
<b>Craig Colbert, R</b> OBP: 0.256, SLG: 0.320 (1, 5)		F8	FC6-4 1B		G4-6-3 1B			2B BB		3	0	1	1	1	0	1				
<b>Ted Wood, L</b> OBP: 0.300, SLG: 0.283 <b>Bill Swift, R</b> OBP: 0.173, SLG: 0.216 <b>Mike Felder, S</b> OBP: 0.330, SLG: 0.383 (8, 7)		G6-4-3 1B	G4-3		G4-6-3 1-2f			P5		3	0	1	0	0	0	2				
<b>Greg Litton, R</b> OBP: 0.279, SLG: 0.324 (1, 3)	G6-4-3 1-2f			L9				G4-3		4	0	1	0	0	0	1				
<b>Steve Decker, R</b> OBP: 0.277, SLG: 0.195 (1, 2)			SH2-4 1B 1B	G5-3				F8		4	1	1	0	0	0	2				
<b>Dave Burba, R</b> OBP: 0.125, SLG: 0.067 <b>Steve Reed, R</b> (4, 1) <b>Steve Hoesy, R</b> OBP: 0.246, SLG: 0.327 (6, 9)			SH2-4	K				L7		1	0	0	0	0	1	0				
<b>Inning Stats</b>	R: 0 E: 0 K: 0 S: 9	H: 1 LOB: 1 BB: 0 P: 12	R: 0 E: 0 K: 0 S: 7	H: 1 LOB: 0 BB: 0 P: 13	R: 4 E: 1 K: 0 S: 12	H: 4 LOB: 1 BB: 0 P: 21	R: 0 E: 0 K: 1 S: 9	H: 0 LOB: 0 BB: 1 P: 12	R: 0 E: 0 K: 0 S: 6	H: 0 LOB: 0 BB: 0 P: 11	R: 0 E: 0 K: 1 S: 8	H: 0 LOB: 0 BB: 0 P: 13	R: 0 E: 0 K: 1 S: 10	H: 1 LOB: 2 BB: 1 P: 17	1B: 7 2B: 2 3B: 0 HR: 0	SF: 0 SAC: 1 DP: 3 HBP: 0		WP: 0 PA: 35 PB: 0 CS: 1 SB: 0		
<b>PITCHER</b>	IP	WLS	BF	H	R	ER	SO	BB	IBB	HBP	BLK	WP	HR	S	P	ERA		WHIP		
<b>Jose Rijo, R</b> ERA: 2.56 (1, 1)	7.0	L	27	7	4	2	2	1	0	0	0	0	0	59	93	2.57		1.143		
<b>Dwayne Henry, R</b> ERA: 3.42 (8, 1)	2.0		8	1	0	0	2	1	0	0	0	0	0	18	30	0.00	1.000			

Batter	1	2	3	4	5	6	7	8	9	AB	R	H	RBI	BB	SO	LOB	BOTTOM					
<b>Bip Roberts, S</b> OBP: 0.394, SLG: 0.433 <b>Cesar Hernandez, R</b> OBP: 0.267, SLG: 0.333 (9, 7)	G1-6-3		K		F8			K		4	0	0	0	0	2	0	<b>San Francisco Giants @ Cincinnati Reds</b> Riverfront Stadium, Cincinnati, OH Fri Oct 02 1992, 7:05 PM EDT Att: 18,638 - Sunny - 67 F					
<b>Dave Martinez, L</b> OBP: 0.318, SLG: 0.341 (1, 9)	L5			F9		G4-3		K		4	0	0	0	0	1	0						
<b>Reggie Sanders, R</b> OBP: 0.351, SLG: 0.467 (1, 8)	2B		BB 1B	BB 1B		K		G6-3		4	1	2	0	0	1	0						
<b>Willie Greene, L</b> OBP: 0.323, SLG: 0.405 (1, 5)	K		G2-3 BB	1B BB		BB		K		2	0	0	0	2	2	1						
<b>Tim Costo, R</b> OBP: 0.324, SLG: 0.333 (1, 3)	G5-3		G2-3 BB	1B BB		K2-3		L8		3	0	0	0	1	1	1						
<b>Bill Doran, S</b> OBP: 0.341, SLG: 0.348 (1, 4)	P5		1-2 2-3 3H	1B				BB		3	0	1	1	1	0	0						
<b>Dan Wilson, R</b> OBP: 0.444, SLG: 0.471 (1, 2)	K		G2-3	1B				K		4	0	1	0	0	2	4						
<b>Freddie Benavides, R</b> OBP: 0.264, SLG: 0.299 (1, 6)			F9		G6-3			K		3	0	0	0	0	1	1						
<b>Jose Rijo, R</b> OBP: 0.194, SLG: 0.222 <b>Paul O'Neill, L</b> OBP: 0.349, SLG: 0.377 (7, PH) <b>Dwayne Henry, R</b> OBP: 0.250, SLG: 0.250 (8, 1)	K		K		G3			L7		2	0	0	0	0	1	0						
<b>Inning Stats</b>	R: 0 E: 0 K: 1 S: 9	H: 1 LOB: 1 BB: 0 P: 17	R: 0 E: 0 K: 1 S: 5	H: 0 LOB: 0 BB: 0 P: 10	R: 0 E: 0 K: 2 S: 7	H: 0 LOB: 0 BB: 0 P: 9	R: 1 E: 0 K: 0 S: 12	H: 2 LOB: 2 BB: 2 P: 24	R: 0 E: 0 K: 0 S: 4	H: 0 LOB: 0 BB: 0 P: 5	R: 0 E: 0 K: 2 S: 12	H: 0 LOB: 1 BB: 1 P: 20	R: 0 E: 0 K: 1 S: 9	H: 1 LOB: 1 BB: 0 P: 16	R: 0 E: 0 K: 2 S: 7	H: 0 LOB: 0 BB: 0 P: 8		R: 0 E: 0 K: 2 S: 9	H: 0 LOB: 1 BB: 1 P: 15	1B: 3 2B: 1 3B: 0 HR: 0	SF: 0 SAC: 0 DP: 1 HBP: 0	WP: 0 PA: 34 PB: 0 CS: 0 SB: 0
<b>PITCHER</b>	IP	WLS	BF	H	R	ER	SO	BB	IBB	HBP	BLK	WP	HR	S	P	ERA		WHIP				
<b>Dave Burba, R</b> ERA: 4.97 (1, 1)	3.1		15	3	1	1	4	2	0	0	0	0	0	8	12	0.00		0.000				
<b>Steve Reed, R</b> ERA: 2.3 (4, 1)	1.2	W	4	0	0	0	0	0	0	0	0	0	0	8	12	0.00	0.000					
<b>Bill Swift, R</b> ERA: 2.08 (6, 1)	2.0		8	1	0	0	3	1	0	0	0	0	0	21	36	0.00	1.000					
<b>Rod Beck, R</b> ERA: 1.82 (8, 1)	2.0	S	7	0	0	0	4	1	0	0	0	0	0	16	23	0.00	0.500					

AB 32  
R 4  
H 8  
RBI 2  
BB 2  
SO 4  
LOB 10



AB 30  
R 1  
H 4  
RBI 1  
BB 4  
SO 11  
LOB 8





Batter	1	2	3	4	5	6	7	8	9	AB	R	H	RBI	BB	SO	LOB	TOP					
Darren Lewis, R OBP: 0.294, SLG: 0.270	G4-3		F9			G3-1		K		4	0	0	0	0	1	0	<b>San Francisco Giants @ Cincinnati Reds</b> Riverfront Stadium, Cincinnati, OH Sat Oct 03 1992, 3:33 AM EDT Att: 17,292 - Sunny - 74 F					
John Patterson, S OBP: 0.225, SLG: 0.214	1B			K		G4-3		F9		4	0	1	0	0	1	0						
Royce Clayton, R OBP: 0.281, SLG: 0.308	G4-3			P4		K			BB	4	0	1	0	0	1	1						
Mark Leonard, L OBP: 0.333, SLG: 0.386		CS		1B			K		K	3	0	1	0	1	2	1						
Craig Colbert, R OBP: 0.277, SLG: 0.325		CS		1B		G3-1		G4-3-6		1	1	1	0	3	0	0						
Ted Wood, L OBP: 0.281, SLG: 0.263				1B		G3-1		G4-3-6		4	0	0	0	0	1	7						
Greg Litton, R OBP: 0.280, SLG: 0.324					G6-3					3	0	1	1	0	1	2						
Steve Decker, R OBP: 0.280, SLG: 0.186			L7							2	0	0	0	0	1	1						
Larry Carter, R OBP: 0.273, SLG: 0.200										1	0	0	0	0	1	0						
Matt Williams, R OBP: 0.299, SLG: 0.386										1	0	0	0	0	1	1						
Jim Pears, L OBP: 0.260, SLG: 0.200										0	0	0	0	0	0	0						
Francisco Oliveras, R OBP: 0.263, SLG: 0.200										0	0	0	0	0	0	0						
Steve Hovey, R OBP: 0.241, SLG: 0.232										1	0	0	0	0	0	0						
Michael Jackson, R OBP: 0.231, SLG: 0.232										0	0	0	0	0	0	0						
<b>Inning Stats</b>	R: 0 E: 0 K: 0 S: 7	H: 1 LOB: 0 BB: 0 P: 13	R: 0 E: 0 K: 2 S: 10	H: 0 LOB: 1 BB: 2 P: 22	R: 0 E: 0 K: 1 S: 8	H: 0 LOB: 0 BB: 0 P: 16	R: 0 E: 0 K: 1 S: 11	H: 2 LOB: 2 BB: 0 P: 16	R: 0 E: 0 K: 0 S: 6	H: 0 LOB: 0 BB: 0 P: 9	R: 0 E: 0 K: 1 S: 8	H: 0 LOB: 0 BB: 0 P: 12	R: 1 E: 0 K: 2 S: 11	H: 1 LOB: 1 BB: 1 P: 22	R: 0 E: 0 K: 1 S: 7	H: 0 LOB: 0 BB: 0 P: 11	R: 0 E: 0 K: 1 S: 9	H: 1 LOB: 1 BB: 1 P: 16	1B: 5 2B: 0 3B: 0 HR: 0	SF: 0 SAC: 0 DP: 2 HBP: 1	WP: 0 PB: 0 SB: 0 CS: 3	PA: 33
<b>PITCHER</b>	IP WLS BF H R ER SO BB IBB HBP BLK WP HR S P ERA WHIP																					
Bobby Ayala, R ERA: 4.34	(1, 1)	6.2 W 25 4 1 1 6 3 0 0 0 0 0 58 107 1.35 1.050																				
Scott Bankhead, R ERA: 2.93	(7, 1)	2.1 8 1 0 0 3 1 0 0 0 0 0 0 19 30 0.00 0.857																				

Batter	1	2	3	4	5	6	7	8	9	AB	R	H	RBI	BB	SO	LOB	BOTTOM					
Dave Martinez, L OBP: 0.323, SLG: 0.355	F9			WP		P6		FC6-4		4	1	3	1	1	0	1	<b>San Francisco Giants @ Cincinnati Reds</b> Riverfront Stadium, Cincinnati, OH Sat Oct 03 1992, 3:33 AM EDT Att: 17,292 - Sunny - 74 F					
Reggie Sanders, R OBP: 0.352, SLG: 0.463	2B		HR	1B				FC6-4		3	2	0	0	2	2	4						
Willie Greene, L OBP: 0.337, SLG: 0.443	F9			HR						4	1	2	2	1	0	1						
Paul O'Neill, L OBP: 0.350, SLG: 0.378	F7		G3-1			E1		G4-6-3		5	0	2	2	0	0	2						
Tim Costo, R OBP: 0.333, SLG: 0.303				BB						3	0	0	0	2	1	2						
Bill Doran, S OBP: 0.340, SLG: 0.347	F8		P4			F9				4	0	1	0	0	0	4						
Dan Wilson, R OBP: 0.455, SLG: 0.421				1B		G6-3		L6		2	1	0	0	2	0	2						
Freddie Benavides, R OBP: 0.269, SLG: 0.310	F8		L7							4	0	2	0	0	0	2						
Bobby Ayala, R ERA: 4.34										2	1	0	0	0	1	1						
Scott Bankhead, R OBP: 0.222, SLG: 0.222				SH1-4		FC3-6-5-6		SH1-4		0	0	0	0	0	0	0						
<b>Inning Stats</b>	R: 0 E: 0 K: 1 S: 12	H: 1 LOB: 1 BB: 0 P: 20	R: 0 E: 0 K: 1 S: 13	H: 0 LOB: 1 BB: 1 P: 22	R: 3 E: 0 K: 1 S: 14	H: 2 LOB: 1 BB: 2 P: 27	R: 1 E: 0 K: 1 S: 11	H: 1 LOB: 1 BB: 1 P: 19	R: 0 E: 0 K: 0 S: 11	H: 2 LOB: 2 BB: 0 P: 23	R: 2 E: 1 K: 0 S: 24	H: 2 LOB: 3 BB: 3 P: 41	R: 0 E: 0 K: 0 S: 9	H: 1 LOB: 2 BB: 1 P: 15	R: 0 E: 0 K: 0 S: 4	H: 1 LOB: 0 BB: 0 P: 7	R: 0 E: 0 K: 0 S: 4	H: 1 LOB: 0 BB: 0 P: 7	1B: 6 2B: 2 3B: 0 HR: 2	SF: 0 SAC: 2 DP: 1 HBP: 0	WP: 1 PB: 0 SB: 0 CS: 0	PA: 41
<b>PITCHER</b>	IP WLS BF H R ER SO BB IBB HBP BLK WP HR S P ERA WHIP																					
Larry Carter, R ERA: 4.64	(1, 1)	4.0 L 20 4 4 4 4 4 0 0 0 0 0 0 26 48 10.80 3.600																				
Jim Pears, L ERA: 3.48	(5, 1)	1.2 11 4 2 2 0 2 0 0 0 0 0 0 18 31 0.00 2.250																				
Francisco Oliveras, R ERA: 3.63	(6, 1)	1.1 7 1 0 0 0 2 0 0 0 0 0 0 4 7 0.00 1.000																				
Michael Jackson, R ERA: 3.78	(8, 1)	1.0 3 1 0 0 0 0 0 0 0 0 0 0 4 7 0.00 1.000																				



Batter	1	2	3	4	5	6	7	8	9	10	11	12	13	AB R H RBI BB SO LOB	TOP						
Mike Felder, S OBP: 0.330, SLG: 0.382 (1, 8)	1-1 1B G1-3		0-0 G4-6-3		1-0 G1-3		2-0 F8			1-2 P6			2-2 SH5-4	6 2 2 0 0 0 3	<b>San Francisco Giants @ Cincinnati Reds</b> Riverfront Stadium, Cincinnati, OH Sun Oct 04 1992, 3:33 AM EDT Att. 22,470 - Cloudy - 65 F						
Wille McSee, S OBP: 0.339, SLG: 0.354 (1, 9)	SAFE G1-3		4-2 BB		2-0 G4-3		1-2 1B			1-2 G4-3			0-0 SH5-4	4 0 2 0 1 0 0							
Will Clark, L Cory Snyder, R OBP: 0.384, SLG: 0.476 OBP: 0.311, SLG: 0.444 (3, 3)	SAFE SAFE K		2-2 F7		1-1 FC5-4 1B		1-3 K			2-3 K			4-0 HR IBB	2 0 0 0 0 1 3 3 1 1 0 1 2 1							
Chris James, R Dave Righetti, L Greg Litton, R Michael Jackson, R OBP: 0.285, SLG: 0.375 OBP: 0.143, SLG: 0.143 OBP: 0.293, SLG: 0.350 OBP: 0.265, SLG: 0.350 (1, 7)	SAFE SAFE SAFE SAFE G1-3		1-0 L9		3-2 FC5-4		1-3 K			1-3 K			3-2 HR	4 0 0 1 0 1 3 0 0 0 0 0 0 0 1 1 1 4 0 0 0 0 0 0 0 0 0 0							
Matt Williams, R OBP: 0.286, SLG: 0.384 (1, 5)	3-H K		0-1 F8		1-0 F9		1-0 F8			2-3 K			0-3 K	6 0 0 0 0 3 3							
Robby Thompson, R OBP: 0.333, SLG: 0.415 (1, 4)		2-1 G5-3		2-3 K		1-3 K				1-3 K			0-1 G1-3	6 0 0 0 0 4 0							
Kirt Manwaring, R OBP: 0.311, SLG: 0.335 (1, 2)	1-2 F9				2-2 1B		1-2 HR			2-3 K			1-1 L3	5 1 2 1 0 1 0							
Jose Uribe, S Mike Benjamin, R OBP: 0.299, SLG: 0.348 OBP: 0.215, SLG: 0.267 (1, 6)	2-0 F7				0-0 SH3 1B		1-0 G3			0-2 G3-1			0-3 K	5 0 1 0 0 1 0 0 0 0 0 0 0 0							
Kevin Rogers, L Ted Wood, R Bryan Hickerson, L Steve Reed, R Darren Lewis, R Rod Beck, R Mark Lemmon, L OBP: 0.292, SLG: 0.222 OBP: 0.262, SLG: 0.293 OBP: 0.265, SLG: 0.272 OBP: 0.260, SLG: 0.260 OBP: 0.321, SLG: 0.293 (7, 7)			2-2 G4-6-3 1B		0-0 SH3		3-2 2B			0-2 F9			1-2 SH5-4 HR 1B	1 0 1 0 0 0 0 1 0 1 0 0 0 0 0 0 0 0 0 0 0 0 0 0 0 0 0 0 2 1 1 0 0 0 0 1 0 0 0 0 0 0 1 0 0 0 0 1 0							
<b>Inning Stats</b>	R: 1 E: 0 K: 2 S: 15	H: 2 LOB: 1 BB: 0 P: 20	R: 0 E: 0 K: 0 S: 6	H: 0 LOB: 0 BB: 11	R: 0 E: 0 K: 1 S: 6	H: 0 LOB: 0 BB: 0 P: 9	R: 0 E: 0 K: 0 S: 8	H: 2 LOB: 1 BB: 0 P: 15	R: 0 E: 0 K: 1 S: 15	H: 1 LOB: 1 BB: 0 P: 23	R: 0 E: 0 K: 2 S: 9	H: 0 LOB: 0 BB: 0 P: 12	R: 0 E: 0 K: 3 S: 10	H: 0 LOB: 0 BB: 0 P: 15		R: 0 E: 0 K: 2 S: 17	H: 3 LOB: 0 BB: 1 P: 29	1B: 9 2B: 1 3B: 0 HR: 2	SF: 0 SAC: 2 DP: 1 HBP: 0	W/P: 0 PB: 0 SB: 0 CS: 0	PA: 51
<b>PITCHER</b>	IP WLS BF H R ER SO BB IBB HBP BLK WP HR S P ERA WHIP																				
Tim Pugh, R Steve Foster, R Dwayne Henry, R Scott Ruskin, L ERA: 2.58 ERA: 2.88 ERA: 3.33 ERA: 5.03 (1, 1) (8, 1) (10, 1) (12, 1)	7.0 2.0 2.0 2.0	WLS 28 7 10	BF 28 6 10	H 8 0 3	R 2 0 4	ER 2 0 4	SO 4 3 3	BB 1 0 0 1	IBB 0 0 0	HBP 0 0 0	BLK 0 0 0	WP 0 0 0	HR 1 0 1	S 66 27 20 24		P 105 27 27 37	ERA 2.57 0.00 0.00 18.00	WHIP 1.286 0.500 0.000 1.500			

AB	47
R	6
H	12
RBI	6
BB	2
SO	14
LOB	13



Batter	1	2	3	4	5	6	7	8	9	10	11	12	13	AB R H RBI BB SO LOB	BOTTOM												
Cesar Hernandez, R OBP: 0.275, SLG: 0.353 (1, 7)	1-2 1B		2-2 F7		2-2 P4			0-1 E 2B		1-1 F8			3-2 G6-4-3	6 1 2 0 0 0 4	<b>San Francisco Giants @ Cincinnati Reds</b> Riverfront Stadium, Cincinnati, OH Sun Oct 04 1992, 3:33 AM EDT Att. 22,470 - Cloudy - 65 F												
Wille Greene, L OBP: 0.337, SLG: 0.430 (1, 5)	SAFE F9		2-2 L9		1-3 K		1-2 E7 FC6-4 1B			0-0 F9			4-2 SH5-4 BB	5 1 1 0 1 1 2													
Barry Larkin, R Freddie Benavides, R OBP: 0.377, SLG: 0.454 OBP: 0.277, SLG: 0.318 (1, 5)	SAFE F9		0-3 K		2-2 G6-3		0-0 FC6-4 BB 1B			2-2 BB 1B			1-0 SH5-4	3 0 0 0 0 1 1 2 0 2 0 0 0 0													
Reggie Sanders, R OBP: 0.356, SLG: 0.462 (1, 8)	SAFE K		4-2 BB		0-1 1B		4-2 FC6-4 BB			2-0 F9			4-0 G4-3 IBB	3 0 1 0 3 1 2													
Tim Costo, R Dave Martinez, L OBP: 0.310, SLG: 0.278 OBP: 0.323, SLG: 0.354 (1, 3)		2-3 K		0-0 F8		1-2 G4-3		0-2 FC6-4		4-0 BB			2-2 G4-3	3 0 0 0 0 1 2 2 0 0 1 1 0 4													
Paul O'Neill, L OBP: 0.346, SLG: 0.373 (1, 9)		1-1 G3-1		3-2 G5-3		2-2 G6-3		2-2 FC3-2-5		2-2 G4-3			1-2 G6-3	6 0 0 0 0 0 5													
Dan Wilson, R OBP: 0.429, SLG: 0.400 (1, 2)		3-3 K		1-2 G6-3		3-2 E 1B		2-0 L4					2-3 K	6 0 2 0 0 2 2													
Bill Doran, S OBP: 0.342, SLG: 0.349 (1, 4)			0-0 F8		4-2 BB		0-2 E4 G6-4-3 1B			2-2 G3			4-1 G6-4-3 BB	4 0 1 0 2 0 1													
Tim Pugh, R Bip Roberts, S Steve Foster, R Jeff Reed, R Dwayne Henry, R Rod Beck, R Scott Ruskin, L Hal Morris, L OBP: 0.163, SLG: 0.077 OBP: 0.163, SLG: 0.077 OBP: 0.262, SLG: 0.293 OBP: 0.265, SLG: 0.272 OBP: 0.260, SLG: 0.260 OBP: 0.321, SLG: 0.293 OBP: 0.260, SLG: 0.260 OBP: 0.321, SLG: 0.293 (7, 7)			4-0 K		0-3 K		1-1 G6-4-3			1-2 L5			0-2 P8	1 0 0 0 0 1 1 1 0 0 0 0 0 2 0 0 0 0 0 0 0 1 0 0 0 0 0 0 0 0 0 0 0 0 0 1 0 0 0 0 0 2 1 0 0 0 0 0 0 1 0 0 0 0 0 1													
<b>Inning Stats</b>	R: 0 E: 0 K: 1 S: 10	H: 1 LOB: 1 BB: 0 P: 17	R: 0 E: 0 K: 2 S: 8	H: 0 LOB: 0 BB: 11	R: 0 E: 0 K: 1 S: 10	H: 0 LOB: 1 BB: 1 P: 17	R: 0 E: 0 K: 1 S: 14	H: 1 LOB: 1 BB: 0 P: 16	R: 0 E: 1 K: 0 S: 16	H: 1 LOB: 1 BB: 1 P: 22	R: 2 E: 1 K: 0 S: 14	H: 3 LOB: 2 BB: 1 P: 23	R: 0 E: 0 K: 0 S: 8	H: 0 LOB: 0 BB: 0 P: 12		R: 0 E: 0 K: 0 S: 16	H: 1 LOB: 1 BB: 1 P: 18	R: 0 E: 0 K: 0 S: 10	H: 1 LOB: 1 BB: 2 P: 25	R: 0 E: 0 K: 0 S: 10	H: 0 LOB: 1 BB: 2 P: 21	R: 0 E: 0 K: 2 S: 12	H: 1 LOB: 1 BB: 0 P: 16	1B: 7 2B: 2 3B: 0 HR: 0	SF: 0 SAC: 3 DP: 3 HBP: 0	W/P: 0 PB: 0 SB: 1 CS: 0	PA: 54
<b>PITCHER</b>	IP WLS BF H R ER SO BB IBB HBP BLK WP HR S P ERA WHIP																										
Kevin Rogers, L Bryan Hickerson, L Steve Reed, R Rod Beck, R Dave Righetti, L ERA: 4.24 ERA: 3.09 ERA: 2.3 ERA: 1.76 ERA: 5.06 (1, 1) (7, 1) (8, 1) (8, 1) (11, 1)	6.0 1.0 0.0 3.0 2.0	WLS 23 6 11 8	BF 23 3 11 8	H 2 1 0 1	R 0 0 0 0	ER 0 0 0 0	SO 6 2 0 0	BB 3 0 0 2	IBB 0 0 0	HBP 0 0 0	BLK 0 0 0	WP 0 0 0	HR 0 0 0	S 61 28 7 40 26		P 100 28 7 40 46	ERA 0.00 18.00 0.00 0.667 0.00	WHIP 0.833 3.000 0.000 0.667 1.500									
<b>PITCHER</b>	IP WLS BF H R ER SO BB IBB HBP BLK WP HR S P ERA WHIP																										
Michael Jackson, R ERA: 3.73 (13, 1)	1.0	WLS 4	BF 4	H 1	R 0	ER 0	SO 2	BB 0	IBB 0	HBP 0	BLK 0	WP 0	HR 0	S 12	P 16	ERA 0.00	WHIP 1.000										

AB	45
R	2
H	9
RBI	1
BB	8
SO	8
LOB	29

