

Cincinnati Reds - 1993

| Batter | 1 | 2 | 3 | 4 | 5 | 6 | 7 | 8 | 9 | AB | R | H | RBI | BB | SO | LOB | TOP | | | | |
|--|-------------------------------|----------------------------------|------------------------------|----------------------------------|-------------------------------|----------------------------------|------------------------------|----------------------------------|------------------------------|----------------------------------|-------------------------------|----------------------------------|------------------------------|---------------------------------|------------------------------|----------------------------------|----------------------------------|------------------------------------|----------------------------------|--------|--|
| Delino DeShields, L (1,4) OBP: 0.250, SLG: 0.250 | 1-1 F8 S 1B | | 2-3 K | | | 1-2 G3-1 | | 2-1 FC7-2 | | 4 | 0 | 1 | 0 | 0 | 1 | 2 | | | | | |
| Moises Alou, R (1,7) SAFE SAFE | 1-3 K | | 1-0 P3 | | | 0-1 F9 | | | 1-0 P4 | 4 | 0 | 0 | 0 | 0 | 1 | 2 | | | | | |
| Marquis Grissom, R (1,8) BB BB X | 3-1 F8 1-3 | | | 1-0 L4 | | 1-0 P3 | | | 2-1 F9 | 4 | 0 | 0 | 0 | 0 | 0 | 1 | | | | | |
| Larry Walker, L (1,9) OBP: 0.250, SLG: 1.000 | 2-3 K | | | 0-1 G6-3 | | | 2-2 G4-3 | | 0-0 HR | 4 | 1 | 1 | 1 | 0 | 1 | 1 | | | | | |
| Frank Bolick, S (1,5) | | 2-3 K | | 0-1 G3-1 | | | 3-2 G3-1 | | 2-3 K | 4 | 0 | 0 | 0 | 0 | 2 | 0 | | | | | |
| John Vander Wal, L (1,3) OBP: 0.333, SLG: 0.333 | 2-1 P2 | | | | 3-2 F8 | | 3-1 1B | | | 3 | 0 | 1 | 0 | 0 | 0 | 0 | | | | | |
| Wil Cordero, R (1,6) | 1-0 G5-3 | | | | 0-2 P4 | | 1-3 K | | | 3 | 0 | 0 | 0 | 0 | 1 | 1 | | | | | |
| Tim Laker, R (1,2) OBP: 0.667, SLG: 1.333 | | | 2-2 L3 | | 0-0 3B | | | 0-0 E6 G6-3 FC7-2 1B | | 3 | 0 | 2 | 0 | 0 | 0 | 0 | | | | | |
| Dennis Martinez, R (1,1) OBP: 0.500, SLG: 0.500 | | | 0-2 1B | | 1-0 G1 | | | 0-0 G6-3 | | 2 | 0 | 1 | 0 | 0 | 0 | 1 | | | | | |
| Ted Wood, L (8,PH) | | | | | | | | | | 1 | 0 | 0 | 0 | 0 | 0 | 1 | | | | | |
| Jeff Fassero, L (8,1) | | | | | | | | | | 0 | 0 | 0 | 0 | 0 | 0 | 0 | | | | | |
| Inning Stats | R: 0 E: 0 K: 2 S: 11 | H: 1 LOB: 1 BB: 0 P: 17 | R: 0 E: 0 K: 1 S: 6 | H: 0 LOB: 0 BB: 0 P: 11 | R: 0 E: 0 K: 1 S: 10 | H: 1 LOB: 1 BB: 0 P: 15 | R: 0 E: 0 K: 0 S: 5 | H: 0 LOB: 0 BB: 0 P: 6 | R: 0 E: 0 K: 0 S: 8 | H: 1 LOB: 1 BB: 0 P: 12 | R: 0 E: 0 K: 1 S: 16 | H: 1 LOB: 1 BB: 0 P: 25 | R: 0 E: 1 K: 0 S: 4 | H: 1 LOB: 0 BB: 0 P: 6 | R: 1 E: 0 K: 1 S: 7 | H: 1 LOB: 0 BB: 0 P: 12 | 1B: 4 2B: 1 3B: 1 HR: 1 | SF: 0 SAC: 0 DP: 1 HBP: 0 | WP: 0 PB: 0 SB: 1 CS: 0 | PA: 32 | |
| PITCHER | IP | WLS | BF | H | R | ER | SO | BB | IBB | HBP | BLK | WP | HR | S | P | ERA | WHIP | | | | |
| Jose Rijo, R (1,1) ERA: 9.0 | 8.0 | W | 28 | 5 | 0 | 0 | 5 | 0 | 0 | 0 | 0 | 0 | 0 | 66 | 100 | 0.00 | 0.625 | | | | |
| Rob Dibble, R (9,1) ERA: 9.0 | 1.0 | S | 4 | 1 | 1 | 1 | 1 | 0 | 0 | 0 | 0 | 0 | 1 | 7 | 12 | 9.00 | 1.000 | | | | |

Montreal Expos @ Cincinnati Reds
Riverfront Stadium, Cincinnati, OH
Mon Apr 05 1993, 3:33 AM EDT
Att: 55,456 - Overcast - 41 F

| | |
|-----|----|
| AB | 32 |
| R | 1 |
| H | 6 |
| RBI | 1 |
| BB | 0 |
| SO | 6 |
| LOB | 9 |



| Batter | 1 | 2 | 3 | 4 | 5 | 6 | 7 | 8 | 9 | AB | R | H | RBI | BB | SO | LOB | BOTTOM | | | | |
|--|------------------------------|---------------------------------|-------------------------------|----------------------------------|------------------------------|----------------------------------|-------------------------------|----------------------------------|------------------------------|----------------------------------|------------------------------|---------------------------------|------------------------------|----------------------------------|------------------------------|----------------------------------|----------------------------------|------------------------------------|----------------------------------|--------|--|
| Bip Roberts, S (1,4) OBP: 0.250, SLG: 0.250 | 0-2 F9 | | 3-2 G4-3 | | 2-2 FC1-6 BB 1B | | 1-1 E S 1B | | | 4 | 1 | 1 | 0 | 0 | 0 | 1 | | | | | |
| Roberto Kelly, R (1,8) OBP: 0.500, SLG: 0.500 | 0-0 CS 1B | | 1-2 L5 | | 1-0 1B BB 1B | | 2-1 L7 | | | 4 | 0 | 2 | 0 | 0 | 0 | 1 | | | | | |
| Barry Larkin, R (1,6) SAFE SAFE | 1-2 F7 | | 3-0 L8 | | 4-0 1B BB | | 0-0 G3 | | | 3 | 0 | 0 | 0 | 1 | 0 | 2 | | | | | |
| Kevin Mitchell, R (1,7) OBP: 0.500, SLG: 0.333 | | 1-0 F9 | | 2-2 G4-3 | | 0-0 1B | | 4-1 G5-4-3 BB | | 3 | 0 | 1 | 1 | 1 | 0 | 0 | | | | | |
| Cesar Hernandez, R (8,PR) (9,7) | | | | | 1-2 2-3 3-H 1B | | | | | 0 | 0 | 0 | 0 | 0 | 0 | 0 | | | | | |
| Chris Sabo, R (1,5) OBP: 0.500, SLG: 1.250 | | 2-1 HR | | 0-1 1B | | 1-0 F7 | | 1-0 G5-4-3 | | 4 | 1 | 2 | 1 | 0 | 0 | 4 | | | | | |
| Randy Milligan, R (1,3) OBP: 0.500, SLG: 0.750 | | 1-0 WP 2B | | 2-3 K | | 1-0 F4 1B | | 3-2 G5-3 | | 4 | 0 | 2 | 0 | 0 | 1 | 2 | | | | | |
| Rob Dibble, L (9,1) | | | | | | | | | | 0 | 0 | 0 | 0 | 0 | 0 | 0 | | | | | |
| Reggie Sanders, R (1,9) | | 3-3 K | | 2-3 K | | 3-2 F4 | | | | 3 | 0 | 0 | 0 | 0 | 2 | 3 | | | | | |
| Joe Oliver, R (1,2) | | 4-0 IBB | | | | 4-1 FC1-6 BB | | 0-0 P3 | | 1 | 0 | 0 | 0 | 2 | 0 | 0 | | | | | |
| Jose Rijo, R (1,1) ERA: 2.57 | | 3-3 K | | | 0-1 FC1-6 FC1-6 | | 0-3 K | | | 3 | 0 | 0 | 0 | 0 | 2 | 3 | | | | | |
| Tim Costo, R (9,3) | | | | | | | | | | 0 | 0 | 0 | 0 | 0 | 0 | 0 | | | | | |
| Inning Stats | R: 0 E: 0 K: 0 S: 7 | H: 1 LOB: 2 BB: 1 P: 8 | R: 1 E: 0 K: 2 S: 10 | H: 2 LOB: 2 BB: 1 P: 24 | R: 0 E: 0 K: 0 S: 7 | H: 0 LOB: 0 BB: 0 P: 14 | R: 0 E: 0 K: 2 S: 13 | H: 1 LOB: 1 BB: 0 P: 18 | R: 1 E: 0 K: 0 S: 9 | H: 2 LOB: 3 BB: 2 P: 21 | R: 0 E: 0 K: 0 S: 5 | H: 1 LOB: 0 BB: 0 P: 9 | R: 0 E: 1 K: 1 S: 8 | H: 1 LOB: 1 BB: 0 P: 11 | R: 0 E: 0 K: 0 S: 5 | H: 0 LOB: 1 BB: 1 P: 13 | 1B: 6 2B: 2 3B: 0 HR: 1 | SF: 0 SAC: 0 DP: 2 HBP: 0 | WP: 1 PB: 0 SB: 1 CS: 1 | PA: 33 | |
| PITCHER | IP | WLS | BF | H | R | ER | SO | BB | IBB | HBP | BLK | WP | HR | S | P | ERA | WHIP | | | | |
| Dennis Martinez, R (1,1) ERA: 2.57 | 7.0 | L | 30 | 8 | 2 | 2 | 5 | 2 | 1 | 0 | 0 | 0 | 0 | 59 | 105 | 2.57 | 1.429 | | | | |
| Jeff Fassero, L (8,1) ERA: 9.0 | 1.0 | | 3 | 0 | 0 | 0 | 0 | 1 | 0 | 0 | 0 | 0 | 0 | 5 | 13 | 0.00 | 1.000 | | | | |

Montreal Expos @ Cincinnati Reds
Riverfront Stadium, Cincinnati, OH
Mon Apr 05 1993, 3:33 AM EDT
Att: 55,456 - Overcast - 41 F

| | |
|-----|----|
| AB | 29 |
| R | 2 |
| H | 8 |
| RBI | 2 |
| BB | 4 |
| SO | 5 |
| LOB | 16 |



| Batter | 1 | 2 | 3 | 4 | 5 | 6 | 7 | 8 | 9 | AB | R | H | RBI | BB | SO | LOB | TOP | | | | | | | | | |
|--|------------------------------|----------------------------------|-------------------------------|----------------------------------|------------------------------|----------------------------------|------------------------------|----------------------------------|------------------------------|---------------------------------|-------------------------------|----------------------------------|------------------------------|---------------------------------|-------------------------------|----------------------------------|-------------------------------|----------------------------------|----------------------------------|------------------------------------|----------------------------------|--------|--|--|--|--|
| Mike Lansing, R OBP: 0.200, SLG: 0.400 | 1-1 G6-3 | | 1-3 K | | 0-1 G6-3 | | | 0-0 G5-3 | 2-2 1-H 2B | 5 | 0 | 1 | 1 | 0 | 1 | 0 | | | | | | | | | | |
| Will Cordero, R (1.6) | 4-1 G5-3 BB | | 0-1 F7 | | 1-0 F7 | | | 1-1 E5 2B 1B | 2-1 F9 | 4 | 1 | 0 | 0 | 1 | 0 | 1 | | | | | | | | | | |
| Marquis Grissom, R OBP: 0.222, SLG: 0.333 | 1-2 G5-3 | | 3-1 BB 1B | | 1-2 G4-3 | | | 1-2 1B 2B | 0-1 F9 | 5 | 1 | 2 | 0 | 0 | 0 | 2 | | | | | | | | | | |
| Larry Walker, L OBP: 0.375, SLG: 0.667 | 1-1 F9 | | 4-0 BB | | 0-0 F7 | | | 4-0 1B IBB | | 2 | 0 | 0 | 0 | 2 | 0 | 1 | | | | | | | | | | |
| Moises Alou, R OBP: 0.250, SLG: 0.625 | | 2-2 1B SF8 1B | 1-0 L7 | | 2-1 HR | | | 3-2 P4 | | 4 | 2 | 2 | 1 | 0 | 0 | 5 | | | | | | | | | | |
| Sean Berry, R OBP: 0.500, SLG: 0.500 | | 1-2 G3 S 1B | | 1-0 F8 | | | | 2-2 G3 | 2-2 1B | 4 | 0 | 2 | 2 | 0 | 0 | 0 | | | | | | | | | | |
| Tim Laker, R OBP: 0.286, SLG: 0.667 | | 2-1 SF8 | | 1-1 G1-3 | | | | 3-1 G5-3 | 0-1 F8 | 3 | 0 | 0 | 1 | 0 | 0 | 2 | | | | | | | | | | |
| Archi Cianfrocco, R (1.3) | | 3-H 2-1 G3 | | 2-2 F9 | | | | 0-0 F9 | 1-1 E4 2B | 4 | 1 | 0 | 0 | 0 | 0 | 1 | | | | | | | | | | |
| Ken Hill, R Mel Rojas, R (8.1) | | 1-3 K | | 1-3 K | | | | 0-0 F8 | 0-0 B1 | 3 | 0 | 0 | 0 | 0 | 2 | 1 | | | | | | | | | | |
| Inning Stats | R: 0 E: 0 K: 0 S: 8 | H: 0 LOB: 1 BB: 1 P: 15 | R: 1 E: 0 K: 1 S: 16 | H: 2 LOB: 1 BB: 0 P: 24 | R: 0 E: 0 K: 1 S: 8 | H: 1 LOB: 2 BB: 1 P: 17 | R: 0 E: 0 K: 0 S: 7 | H: 0 LOB: 0 BB: 0 P: 11 | R: 0 E: 0 K: 1 S: 7 | H: 0 LOB: 0 BB: 0 P: 9 | R: 1 E: 0 K: 0 S: 10 | H: 1 LOB: 0 BB: 0 P: 15 | R: 0 E: 0 K: 0 S: 4 | H: 0 LOB: 0 BB: 0 P: 7 | R: 2 E: 1 K: 0 S: 16 | H: 2 LOB: 2 BB: 1 P: 27 | R: 1 E: 2 K: 0 S: 10 | H: 1 LOB: 1 BB: 0 P: 15 | 1B: 4 2B: 2 3B: 0 HR: 1 | SF: 1 SAC: 0 DP: 0 HBP: 0 | WP: 0 PB: 0 SB: 2 CS: 0 | PA: 39 | | | | |
| PITCHER | IP | WLS | BF | H | R | ER | SO | BB | IBB | HBP | BLK | WP | HR | S | P | ERA | WHIP | | | | | | | | | |
| John Smiley, L ERA: 2.57 | (1.1) | 7.0 | L | 27 | 4 | 2 | 2 | 3 | 2 | 0 | 0 | 0 | 0 | 1 | 60 | 98 | 2.57 | 0.857 | | | | | | | | |
| Steve Foster, R ERA: | (8.1) | 1.0 | | 7 | 2 | 2 | 0 | 0 | 0 | 1 | 0 | 0 | 0 | 0 | 16 | 27 | 0.00 | 2.000 | | | | | | | | |
| Dwayne Henry, R ERA: | (9.1) | 1.0 | | 5 | 1 | 1 | 0 | 0 | 0 | 0 | 0 | 0 | 0 | 0 | 10 | 15 | 0.00 | 1.000 | | | | | | | | |

Montreal Expos @ Cincinnati Reds
Riverfront Stadium, Cincinnati, OH
Wed Apr 07 1993, 7:05 PM EDT
Att: 26,168 - Unknown - 64 F

| | |
|-----|----|
| AB | 35 |
| R | 5 |
| H | 7 |
| RBI | 5 |
| BB | 3 |
| SO | 3 |
| LOB | 14 |



| Batter | 1 | 2 | 3 | 4 | 5 | 6 | 7 | 8 | 9 | AB | R | H | RBI | BB | SO | LOB | BOTTOM | | | | | | | | | |
|--|-------------------------------|----------------------------------|-------------------------------|----------------------------------|-------------------------------|----------------------------------|-------------------------------|----------------------------------|------------------------------|----------------------------------|-------------------------------|----------------------------------|------------------------------|----------------------------------|------------------------------|----------------------------------|------------------------------|----------------------------------|----------------------------------|------------------------------------|----------------------------------|--------|--|--|--|--|
| Bip Roberts, S OBP: 0.250, SLG: 0.143 | 4-1 F9 S G4-3 BB | | 1-0 G4-3 | | 1-2 G3-1 | | 2-3 K2-3 | | | 3 | 1 | 0 | 0 | 1 | 1 | 3 | | | | | | | | | | |
| Roberto Kelly, R OBP: 0.375, SLG: 0.375 | 1-1 F9 | | 2-2 G5-3 | | 0-0 CS 1B | | | 3-2 F7 | | 4 | 0 | 1 | 0 | 0 | 0 | 1 | | | | | | | | | | |
| Barry Larkin, R (1.6) | 2-2 G4-3 | | 1-2 L4 | | 2-3 K | | | 0-1 G6-3 | | 4 | 0 | 0 | 1 | 0 | 1 | 1 | | | | | | | | | | |
| Kevin Mitchell, R OBP: 0.375, SLG: 0.286 | 3-H 3-2 F9 | | 0-1 1B | | 0-0 G4-3 | | | 2-1 F8 | | 4 | 0 | 1 | 0 | 0 | 0 | 0 | | | | | | | | | | |
| Chris Sabo, R OBP: 0.500, SLG: 0.833 | | 1-1 PB BB HBP | 1-3 K | | 4-2 S BB | | | 2-1 F9 | | 2 | 0 | 0 | 0 | 1 | 1 | 1 | | | | | | | | | | |
| Randy Milligan, R OBP: 0.500, SLG: 0.571 | | 4-0 PB BB | | 0-0 1B | | 2-3 K | | 3-3 K | | 3 | 0 | 1 | 0 | 1 | 2 | 1 | | | | | | | | | | |
| Reggie Sanders, R (1.9) | | 4-2 BB | | 1-3 K | | 2-2 G1-3 | | 2-0 G6-3 | | 3 | 0 | 0 | 0 | 1 | 1 | 2 | | | | | | | | | | |
| Joe Oliver, R (1.2) | | 1-3 K | | 0-3 K | | | | 1-1 G6-3 | | 3 | 0 | 0 | 0 | 0 | 2 | 4 | | | | | | | | | | |
| John Smiley, L Cecil Espy, S Steve Foster, R Dwayne Henry, R (9.1) | | 1-3 K | | 0-0 G1-3 | | | | 2-0 G4-3 | | 2 | 0 | 0 | 0 | 0 | 1 | 4 | | | | | | | | | | |
| Inning Stats | R: 1 E: 0 K: 0 S: 10 | H: 0 LOB: 0 BB: 1 P: 20 | R: 0 E: 0 K: 2 S: 11 | H: 0 LOB: 3 BB: 2 P: 23 | R: 0 E: 0 K: 1 S: 12 | H: 1 LOB: 1 BB: 0 P: 16 | R: 0 E: 0 K: 2 S: 10 | H: 1 LOB: 1 BB: 0 P: 11 | R: 0 E: 0 K: 1 S: 9 | H: 1 LOB: 0 BB: 0 P: 11 | R: 0 E: 0 K: 1 S: 10 | H: 0 LOB: 1 BB: 1 P: 18 | R: 0 E: 0 K: 1 S: 6 | H: 0 LOB: 0 BB: 0 P: 11 | R: 0 E: 0 K: 0 S: 7 | H: 0 LOB: 0 BB: 0 P: 12 | R: 0 E: 0 K: 1 S: 8 | H: 0 LOB: 0 BB: 0 P: 15 | 1B: 3 2B: 0 3B: 0 HR: 0 | SF: 0 SAC: 0 DP: 0 HBP: 1 | WP: 0 PB: 1 SB: 2 CS: 1 | PA: 34 | | | | |
| PITCHER | IP | WLS | BF | H | R | ER | SO | BB | IBB | HBP | BLK | WP | HR | S | P | ERA | WHIP | | | | | | | | | |
| Ken Hill, R ERA: 1.29 | (1.1) | 7.0 | W | 28 | 3 | 1 | 1 | 8 | 4 | 0 | 1 | 0 | 0 | 0 | 68 | 110 | 1.29 | 1.000 | | | | | | | | |
| Mel Rojas, R ERA: | (8.1) | 2.0 | S | 6 | 0 | 0 | 0 | 1 | 0 | 0 | 0 | 0 | 0 | 0 | 15 | 27 | 0.00 | 0.000 | | | | | | | | |

Montreal Expos @ Cincinnati Reds
Riverfront Stadium, Cincinnati, OH
Wed Apr 07 1993, 7:05 PM EDT
Att: 26,168 - Unknown - 64 F

| | |
|-----|----|
| AB | 29 |
| R | 1 |
| H | 3 |
| RBI | 1 |
| BB | 4 |
| SO | 9 |
| LOB | 17 |



| Batter | 1 | 2 | 3 | 4 | 5 | 6 | 7 | 8 | 9 | 10 | AB | R | H | RBI | BB | SO | LOB | TOP | | | | |
|--|------------------------------|---------------------------------|-------------------------------|----------------------------------|-------------------------------|----------------------------------|------------------------------|----------------------------------|-------------------------------|----------------------------------|------------------------------|---------------------------------|------------------------------|---------------------------------|-------------------------------|----------------------------------|-------------------------------|---|-----------------------------------|------------------------------------|----------------------------------|--------|
| Big Roberts, S OBP: 0.348, SLG: 0.286 (1,4) | | | | | | | | | | | 5 | 0 | 1 | 0 | 0 | 0 | 5 | Cincinnati Reds @ St. Louis Cardinals Busch Stadium, St. Louis, MO Sat Apr 10 1993, 7:05 PM CDT Att: 37,916 - Unknown | | | | |
| Roberto Kelly, R OBP: 0.217, SLG: 0.318 (1,8) | | | | | | | | | | | 5 | 0 | 0 | 0 | 0 | 0 | 3 | | | | | |
| Barry Larkin, R OBP: 0.391, SLG: 0.333 (1,6) | | | | | | | | | | | 5 | 0 | 3 | 0 | 0 | 0 | 0 | | | | | |
| Chris Sabo, R OBP: 0.273, SLG: 0.368 (1,5) | | | | | | | | | | | 5 | 0 | 1 | 0 | 0 | 1 | 3 | | | | | |
| Randy Milligan, R OBP: 0.167, SLG: 0.286 (1,3) | | | | | | | | | | | 2 | 0 | 0 | 0 | 2 | 0 | 1 | | | | | |
| Juan Samuel, R (9, PR) | | | | | | | | | | | 0 | 1 | 0 | 0 | 0 | 0 | 0 | | | | | |
| Dan Wilson, R (9, 2) | | | | | | | | | | | 1 | 0 | 0 | 0 | 0 | 0 | 1 | | | | | |
| Reggie Sanders, R OBP: 0.316, SLG: 0.389 (1, 9) | | | | | | | | | | | 4 | 0 | 2 | 0 | 0 | 1 | 2 | | | | | |
| Joe Oliver, R OBP: 0.389, SLG: 0.267 (9, 3) | | | | | | | | | | | 4 | 0 | 2 | 0 | 0 | 0 | 1 | | | | | |
| Cecil Espy, S OBP: 0.143, SLG: 0.167 (1, 7) | | | | | | | | | | | 4 | 0 | 1 | 0 | 0 | 1 | 3 | | | | | |
| Jose Rijo, R OBP: 0.167, SLG: 0.167 (8, 1) | | | | | | | | | | | 3 | 0 | 1 | 0 | 0 | 0 | 2 | | | | | |
| Gary Varsho, L OBP: 0.500, SLG: 1.000 (9, PH) | | | | | | | | | | | 0 | 0 | 0 | 0 | 0 | 0 | 0 | | | | | |
| Steve Foster, R (9, 1) | | | | | | | | | | | 0 | 0 | 0 | 0 | 0 | 0 | 0 | | | | | |
| Inning Stats | R: 0 E: 0 K: 0 S: 6 | H: 0 LOB: 0 BB: 0 P: 7 | R: 0 E: 0 K: 0 S: 10 | H: 1 LOB: 1 BB: 0 P: 13 | R: 0 E: 0 K: 0 S: 11 | H: 1 LOB: 1 BB: 0 P: 15 | R: 0 E: 0 K: 1 S: 7 | H: 1 LOB: 1 BB: 0 P: 14 | R: 0 E: 1 K: 0 S: 11 | H: 1 LOB: 2 BB: 0 P: 17 | R: 0 E: 0 K: 0 S: 8 | H: 2 LOB: 1 BB: 0 P: 9 | R: 0 E: 0 K: 0 S: 6 | H: 1 LOB: 0 BB: 0 P: 9 | R: 1 E: 0 K: 0 S: 10 | H: 2 LOB: 2 BB: 0 P: 18 | R: 0 E: 0 K: 0 S: 10 | H: 1 LOB: 1 BB: 0 P: 15 | 1B: 10 2B: 2 3B: 0 HR: 0 | SF: 1 SAC: 0 DP: 2 HBP: 0 | WP: 1 PB: 0 SB: 0 CS: 1 | PA: 41 |
| PITCHER | IP | WLS | BF | H | R | ER | SO | BB | IBB | HBP | BLK | WP | HR | S | P | ERA | WHIP | | | | | |
| Joe Magrane, L ERA: 3.86 | (1, 1) | 8.0 | 31 | 8 | 0 | 0 | 2 | 1 | 0 | 0 | 0 | 1 | 0 | 65 | 101 | 0.00 | 1.125 | | | | | |
| Lee Smith, R ERA: 3.86 | (9, 1) | 1.0 | 6 | 2 | 1 | 1 | 1 | 1 | 0 | 0 | 0 | 0 | 0 | 10 | 18 | 9.00 | 3.000 | | | | | |
| Mike Perez, R ERA: 5.4 | (10, 1) | 1.0 | W | 4 | 1 | 0 | 0 | 0 | 0 | 0 | 0 | 0 | 0 | 10 | 15 | 0.00 | 1.000 | | | | | |

| Batter | 1 | 2 | 3 | 4 | 5 | 6 | 7 | 8 | 9 | 10 | AB | R | H | RBI | BB | SO | LOB | BOTTOM | | | | |
|--|------------------------------|----------------------------------|------------------------------|----------------------------------|------------------------------|---------------------------------|-------------------------------|----------------------------------|-------------------------------|----------------------------------|------------------------------|----------------------------------|------------------------------|----------------------------------|-------------------------------|----------------------------------|------------------------------|---|----------------------------------|------------------------------------|----------------------------------|--------|
| Geronimo Pena, S OBP: 0.652, SLG: 0.824 (1,4) | | | | | | | | | | | 4 | 0 | 1 | 0 | 1 | 2 | 1 | Cincinnati Reds @ St. Louis Cardinals Busch Stadium, St. Louis, MO Sat Apr 10 1993, 7:05 PM CDT Att: 37,916 - Unknown | | | | |
| Ozzie Smith, S OBP: 0.318, SLG: 0.476 (1,6) | | | | | | | | | | | 5 | 0 | 2 | 2 | 0 | 1 | 0 | | | | | |
| Gregg Jefferies, S OBP: 0.278, SLG: 0.778 (1,3) | | | | | | | | | | | 4 | 0 | 0 | 0 | 0 | 2 | 2 | | | | | |
| Lee Smith, R (9, 1) | | | | | | | | | | | 0 | 0 | 0 | 0 | 0 | 0 | 0 | | | | | |
| Mike Perez, R (10, 1) | | | | | | | | | | | 0 | 0 | 0 | 0 | 0 | 0 | 0 | | | | | |
| Todd Zeile, R OBP: 0.421, SLG: 0.526 (1,5) | | | | | | | | | | | 4 | 0 | 2 | 0 | 0 | 0 | 0 | | | | | |
| Mark Whiten, S OBP: 0.211, SLG: 0.366 (1, 9) | | | | | | | | | | | 4 | 0 | 1 | 0 | 0 | 2 | 1 | | | | | |
| Bernard Gilkey, R OBP: 0.250, SLG: 0.375 (1, 7) | | | | | | | | | | | 4 | 0 | 2 | 0 | 0 | 1 | 2 | | | | | |
| Brian Jordan, R OBP: 0.133, SLG: 0.267 (1, 8) | | | | | | | | | | | 4 | 0 | 0 | 0 | 0 | 1 | 3 | | | | | |
| Tom Pagnozzi, R OBP: 0.214, SLG: 0.091 (1, 2) | | | | | | | | | | | 3 | 0 | 1 | 0 | 1 | 0 | 1 | | | | | |
| Joe Magrane, R (1, 1) | | | | | | | | | | | 1 | 0 | 0 | 0 | 0 | 1 | 0 | | | | | |
| Luis Alicea, S (8, PH) | | | | | | | | | | | 0 | 1 | 0 | 0 | 1 | 0 | 0 | | | | | |
| Rod Brewer, L OBP: 0.333, SLG: 0.333 (9, 3) | | | | | | | | | | | 1 | 0 | 0 | 0 | 0 | 1 | 0 | | | | | |
| Ray Lankford, L OBP: 0.286, SLG: 0.091 (10, PR) | | | | | | | | | | | 0 | 1 | 0 | 0 | 0 | 0 | 0 | | | | | |
| Inning Stats | R: 0 E: 0 K: 2 S: 7 | H: 0 LOB: 0 BB: 0 P: 12 | R: 0 E: 0 K: 2 S: 9 | H: 0 LOB: 0 BB: 0 P: 14 | R: 0 E: 0 K: 0 S: 4 | H: 0 LOB: 1 BB: 1 P: 9 | R: 0 E: 0 K: 1 S: 11 | H: 1 LOB: 1 BB: 0 P: 18 | R: 0 E: 0 K: 2 S: 14 | H: 0 LOB: 0 BB: 0 P: 19 | R: 0 E: 0 K: 1 S: 9 | H: 1 LOB: 1 BB: 0 P: 16 | R: 1 E: 0 K: 0 S: 7 | H: 2 LOB: 1 BB: 1 P: 14 | R: 0 E: 0 K: 0 S: 11 | H: 2 LOB: 1 BB: 0 P: 15 | R: 1 E: 0 K: 0 S: 4 | H: 2 LOB: 2 BB: 1 P: 9 | 1B: 8 2B: 1 3B: 0 HR: 0 | SF: 0 SAC: 1 DP: 2 HBP: 0 | WP: 0 PB: 0 SB: 1 CS: 0 | PA: 38 |
| PITCHER | IP | WLS | BF | H | R | ER | SO | BB | IBB | HBP | BLK | WP | HR | S | P | ERA | WHIP | | | | | |
| Joe Rijo, R ERA: 0.59 | (1, 1) | 7.1 | 29 | 5 | 1 | 1 | 9 | 2 | 0 | 0 | 0 | 0 | 0 | 70 | 115 | 1.23 | 0.955 | | | | | |
| Greg Cadaret, L ERA: 4.91 | (8, 1) | 0.2 | 1 | 0 | 0 | 0 | 0 | 0 | 0 | 0 | 0 | 0 | 0 | 2 | 3 | 0.00 | 0.000 | | | | | |
| Steve Foster, R ERA: 4.91 | (9, 1) | 1.1 | L | 8 | 4 | 1 | 0 | 1 | 0 | 0 | 0 | 0 | 0 | 15 | 24 | 6.75 | 3.750 | | | | | |



| Batter | 1 | 2 | 3 | 4 | 5 | 6 | 7 | 8 | 9 | AB | R | H | RBI | BB | SO | LOB | TOP | | | | | | | | |
|---|-------------------------------|----------------------------------|-------------------------------|----------------------------------|-------------------------------|----------------------------------|-------------------------------|----------------------------------|------------------------------|----------------------------------|------------------------------|----------------------------------|-------------------------------|----------------------------------|-------------------------------|----------------------------------|--|---------------------------------|-----------------------------------|------------------------------------|----------------------------------|--------|--|--|--|
| Bip Roberts, S (1, 4) OBP: 0.393, SLG: 0.320 | L7 | | CS 1B | 1B | 1B | G5-4-3 1B BB | | K | | 4 | 1 | 2 | 0 | 1 | 1 | 1 | Cincinnati Reds @ St. Louis Cardinals Busch Stadium, St. Louis, MO Sun Apr 11 1993, 7:05 PM CDT Att: 26,067 - Unknown - 65 F livebaseballscores.com | | | | | | | | |
| Roberto Kelly, R (1, 8) OBP: 0.321, SLG: 0.407 | 1B | | 1B | 1B | 1B | G5-4-3 1B | | F8 | | 5 | 2 | 4 | 0 | 0 | 0 | 1 | | | | | | | | | |
| Barry Larkin, R (1, 6) OBP: 0.393, SLG: 0.320 | F9 | | F9 | 1B | 1B | G5-4-3 | | | | 4 | 0 | 1 | 1 | 1 | 0 | 4 | | | | | | | | | |
| Chris Sabo, R (1, 5) OBP: 0.333, SLG: 0.417 | 1B | | 1B | 1B | 1B | K | | F7 | | 5 | 1 | 3 | 1 | 0 | 1 | 3 | | | | | | | | | |
| Randy Milligan, R (1, 3) OBP: 0.500, SLG: 0.368 | G5-3 | | 1B | G5-3 | | | | | | 5 | 0 | 3 | 1 | 0 | 0 | 4 | | | | | | | | | |
| Gary Varsho, L (1, 7) OBP: 0.625, SLG: 0.833 | | | | | | | | | | 4 | 0 | 3 | 1 | 0 | 0 | 1 | | | | | | | | | |
| Greg Cadaret, L (8, 1) | | | | | | | | | | 0 | 0 | 0 | 0 | 0 | 0 | 0 | | | | | | | | | |
| Cecil Espy, S (9, PH) OBP: 0.125, SLG: 0.143 | | | | | | | | | | 1 | 0 | 0 | 0 | 0 | 1 | 1 | | | | | | | | | |
| Rob Dibble, L (9, 1) | | | | | | | | | | 0 | 0 | 0 | 0 | 0 | 0 | 0 | | | | | | | | | |
| Reggie Sanders, R (1, 9) OBP: 0.250, SLG: 0.304 | K | | FC6-4 1B | F8 | | | | L3 | | 5 | 0 | 0 | 0 | 0 | 1 | 5 | | | | | | | | | |
| Joe Oliver, R (1, 2) OBP: 0.318, SLG: 0.211 | K | | | G4-3 | G6-3 | | | | | 4 | 0 | 0 | 0 | 0 | 1 | 3 | | | | | | | | | |
| Tim Pugh, R (1, 1) | G4-3 | | | K | K | | | | | 3 | 0 | 0 | 0 | 0 | 2 | 2 | | | | | | | | | |
| Jeff Branson, L (8, PH) OBP: 0.500, SLG: 0.500 | | | | | | | | | | 1 | 0 | 1 | 0 | 0 | 0 | 0 | | | | | | | | | |
| Cesar Hernandez, R (8, 7) | | | | | | | | | | 0 | 0 | 0 | 0 | 0 | 0 | 0 | | | | | | | | | |
| Inning Stats | R: 0 E: 0 K: 0 S: 14 | H: 2 LOB: 2 BB: 0 P: 17 | R: 0 E: 0 K: 2 S: 19 | H: 1 LOB: 1 BB: 0 P: 24 | R: 2 E: 0 K: 0 S: 16 | H: 5 LOB: 2 BB: 0 P: 23 | R: 2 E: 0 K: 1 S: 16 | H: 4 LOB: 2 BB: 0 P: 21 | R: 0 E: 0 K: 1 S: 7 | H: 1 LOB: 1 BB: 0 P: 11 | R: 0 E: 0 K: 1 S: 8 | H: 1 LOB: 1 BB: 1 P: 14 | R: 0 E: 0 K: 0 S: 11 | H: 1 LOB: 1 BB: 0 P: 20 | R: 0 E: 0 K: 1 S: 10 | H: 2 LOB: 0 BB: 1 P: 17 | R: 0 E: 0 K: 1 S: 5 | H: 1 LOB: 0 BB: 0 P: 9 | 1B: 17 2B: 1 3B: 0 HR: 0 | SF: 0 SAC: 0 DP: 2 HBP: 0 | WP: 0 PB: 0 SB: 1 CS: 2 | PA: 43 | | | |
| PITCHER | IP | WLS | BF | H | R | ER | SO | BB | IBB | HBP | BLK | WP | HR | S | P | ERA | WHIP | | | | | | | | |
| Bob Tewksbury, R (1, 1) ERA: 3.86 | 3.2 | L | 22 | 12 | 4 | 4 | 3 | 0 | 0 | 0 | 0 | 0 | 0 | 63 | 82 | 9.82 | 3.273 | | | | | | | | |
| Omar Olivares, R (4, 1) ERA: | 4.1 | | 18 | 4 | 0 | 0 | 3 | 2 | 0 | 0 | 0 | 0 | 0 | 38 | 65 | 0.00 | 1.385 | | | | | | | | |
| Les Lancaster, R (9, 1) ERA: | 1.0 | S | 3 | 1 | 0 | 0 | 1 | 0 | 0 | 0 | 0 | 0 | 0 | 5 | 9 | 0.00 | 1.000 | | | | | | | | |

| Batter | 1 | 2 | 3 | 4 | 5 | 6 | 7 | 8 | 9 | AB | R | H | RBI | BB | SO | LOB | BOTTOM | | | | | | | | |
|--|-------------------------------|----------------------------------|------------------------------|----------------------------------|------------------------------|----------------------------------|-------------------------------|----------------------------------|-------------------------------|----------------------------------|-------------------------------|----------------------------------|------------------------------|---------------------------------|-------------------------------|----------------------------------|--|----------------------------------|----------------------------------|------------------------------------|----------------------------------|--------|--|--|--|
| Gerónimo Pena, S (1, 4) OBP: 0.593, SLG: 0.714 | K | | G4-3 | | | F8 | | FC4-6 1B | | 4 | 0 | 1 | 0 | 0 | 1 | 0 | Cincinnati Reds @ St. Louis Cardinals Busch Stadium, St. Louis, MO Sun Apr 11 1993, 7:05 PM CDT Att: 26,067 - Unknown - 65 F livebaseballscores.com | | | | | | | | |
| Ozzie Smith, S (1, 6) OBP: 0.308, SLG: 0.440 | G5-3 | | G1-3 | | | 2B 1B | | F8 | | 4 | 1 | 1 | 0 | 0 | 0 | 1 | | | | | | | | | |
| Gregg Jefferies, S (1, 3) OBP: 0.273, SLG: 0.773 | 3B | | G4-3 | | | K | | FC4-6 | | 4 | 0 | 1 | 0 | 0 | 1 | 2 | | | | | | | | | |
| Todd Zeile, R (1, 5) OBP: 0.435, SLG: 0.545 | L8 | | P4 | | | 1-H 2B | | FC1-6 1B BB | | 3 | 1 | 1 | 1 | 1 | 0 | 1 | | | | | | | | | |
| Mark Whiten, S (1, 9) OBP: 0.261, SLG: 0.333 | | | G5-3 G6-3 BB | | | G4-3 | | FC1-6 BB | | 2 | 0 | 0 | 0 | 2 | 0 | 1 | | | | | | | | | |
| Bernard Gilkey, R (1, 7) OBP: 0.250, SLG: 0.333 | G6-3 | | G4-3 L1-3 1B | | | P5 | | K | | 4 | 0 | 1 | 0 | 0 | 1 | 3 | | | | | | | | | |
| Brian Jordan, R (1, 8) OBP: 0.105, SLG: 0.211 | G5-3 | | L1-3 | | | L8 | | FC1-6 1B BB | | 4 | 1 | 0 | 0 | 0 | 0 | 4 | | | | | | | | | |
| Tom Pagnozzi, R (1, 2) OBP: 0.176, SLG: 0.071 | G3 | | G4-3 | | | G5-3 | | 1B BB | | 3 | 0 | 0 | 0 | 0 | 0 | 2 | | | | | | | | | |
| Gerald Perry, L (9, PH) OBP: 0.286, SLG: 0.091 | | | | | | | | 1B BB | | 0 | 0 | 0 | 0 | 1 | 0 | 0 | | | | | | | | | |
| Ray Lankford, L (9, PR) OBP: 0.286, SLG: 0.091 | | | | | | | | 1B BB | | 0 | 0 | 0 | 0 | 0 | 0 | 0 | | | | | | | | | |
| Bob Tewksbury, R (1, 1) | | | G5-3 | | | G6-3 | | L8 | | 1 | 0 | 0 | 0 | 0 | 0 | 0 | | | | | | | | | |
| Omar Olivares, R (4, 1) | | | | | | | | | | 1 | 0 | 0 | 0 | 0 | 0 | 1 | | | | | | | | | |
| José Oquendo, S (8, PH) | | | | | | | | | | 1 | 0 | 0 | 0 | 0 | 0 | 0 | | | | | | | | | |
| Les Lancaster, R (9, 1) | | | | | | | | | | 0 | 0 | 0 | 0 | 0 | 0 | 0 | | | | | | | | | |
| Luis Alicaia, S (9, PH) OBP: 0.687, SLG: 0.500 | | | | | | | | 1B | | 1 | 0 | 1 | 2 | 0 | 0 | 0 | | | | | | | | | |
| Inning Stats | R: 0 E: 0 K: 1 S: 12 | H: 1 LOB: 1 BB: 0 P: 18 | R: 0 E: 0 K: 0 S: 9 | H: 0 LOB: 1 BB: 1 P: 16 | R: 0 E: 0 K: 0 S: 6 | H: 0 LOB: 0 BB: 0 P: 10 | R: 0 E: 0 K: 0 S: 11 | H: 0 LOB: 0 BB: 0 P: 18 | R: 0 E: 0 K: 1 S: 13 | H: 1 LOB: 1 BB: 0 P: 13 | R: 1 E: 0 K: 1 S: 13 | H: 2 LOB: 1 BB: 0 P: 17 | R: 0 E: 0 K: 0 S: 4 | H: 0 LOB: 0 BB: 0 P: 7 | R: 0 E: 0 K: 0 S: 11 | H: 1 LOB: 1 BB: 0 P: 15 | R: 2 E: 0 K: 1 S: 12 | H: 1 LOB: 2 BB: 3 P: 29 | 1B: 4 2B: 1 3B: 1 HR: 0 | SF: 0 SAC: 0 DP: 0 HBP: 0 | WP: 0 PB: 0 SB: 0 CS: 0 | PA: 36 | | | |
| PITCHER | IP | WLS | BF | H | R | ER | SO | BB | IBB | HBP | BLK | WP | HR | S | P | ERA | WHIP | | | | | | | | |
| Tim Pugh, R (1, 1) ERA: 1.13 | 7.0 | W | 26 | 4 | 1 | 1 | 2 | 1 | 0 | 0 | 0 | 0 | 0 | 11 | 15 | 0.00 | 1.000 | | | | | | | | |
| Greg Cadaret, L (8, 1) ERA: | 1.0 | | 4 | 1 | 0 | 0 | 0 | 0 | 0 | 0 | 0 | 0 | 0 | 11 | 15 | 0.00 | 1.000 | | | | | | | | |
| Rob Dibble, R (9, 1) ERA: 9.0 | 1.0 | S | 6 | 1 | 2 | 2 | 1 | 3 | 0 | 0 | 0 | 0 | 0 | 12 | 29 | 18.00 | 4.000 | | | | | | | | |



| Batter | 1 | 2 | 3 | 4 | 5 | 6 | 7 | 8 | 9 | AB | R | H | RBI | BB | SO | LOB | TOP | | | | |
|--|------------------------------|----------------------------------|------------------------------|----------------------------------|------------------------------|----------------------------------|-------------------------------|----------------------------------|------------------------------|----------------------------------|------------------------------|----------------------------------|-------------------------------|----------------------------------|------------------------------|----------------------------------|--|----------------------------------|------------------------------------|----------------------------------|--------|
| Bip Roberts, S OBP: 0.333, SLG: 0.267 (1, 4) | | | | | | | | | | 5 | 0 | 0 | 0 | 0 | 1 | 4 | Cincinnati Reds @ Philadelphia Phillies Veterans Stadium, Philadelphia, PA Mon Apr 12 1993, 7:05 PM EDT Att: 20,107 - Unknown - 51 F | | | | |
| Roberto Kelly, R OBP: 0.273, SLG: 0.344 (1, 8) | | | | | | | | | | 5 | 0 | 0 | 0 | 0 | 2 | 0 | | | | | |
| Barry Larkin, R OBP: 0.406, SLG: 0.321 (1, 6) | | | | | | | | | | 3 | 2 | 1 | 0 | 1 | 0 | 0 | | | | | |
| Chris Sabo, R OBP: 0.290, SLG: 0.357 (1, 5) | | | | | | | | | | 4 | 0 | 0 | 0 | 0 | 1 | 2 | | | | | |
| Randy Milligan, R OBP: 0.533, SLG: 0.409 Cesar Hernandez, R (8, PR) Dan Wilson, R (8, 2) | | | | | | | | | | 3 | 2 | 2 | 0 | 1 | 0 | 0 | | | | | |
| Reggie Sanders, R OBP: 0.286, SLG: 0.333 (1, 9) | | | | | | | | | | 4 | 0 | 2 | 2 | 0 | 1 | 1 | | | | | |
| Joe Oliver, R OBP: 0.385, SLG: 0.238 (8, 3) | | | | | | | | | | 2 | 0 | 1 | 1 | 2 | 0 | 0 | | | | | |
| Cecil Espy, S OBP: 0.167, SLG: 0.111 (1, 7) | | | | | | | | | | 2 | 0 | 0 | 1 | 1 | 2 | 3 | | | | | |
| John Smiley, L Gary Varsho, L (6, PH) Steve Foster, R (6, 1) Juan Samuel, R (9, PH) | | | | | | | | | | 1 | 0 | 0 | 0 | 0 | 0 | 0 | | | | | |
| Inning Stats | R: 0 E: 0 K: 1 S: 7 | H: 0 LOB: 0 BB: 0 P: 13 | R: 0 E: 0 K: 0 S: 6 | H: 0 LOB: 0 BB: 0 P: 11 | R: 0 E: 0 K: 0 S: 9 | H: 0 LOB: 1 BB: 1 P: 14 | R: 2 E: 0 K: 3 S: 17 | H: 3 LOB: 2 BB: 1 P: 29 | R: 0 E: 0 K: 0 S: 8 | H: 0 LOB: 0 BB: 0 P: 12 | R: 0 E: 0 K: 0 S: 9 | H: 0 LOB: 0 BB: 0 P: 15 | R: 0 E: 0 K: 2 S: 11 | H: 0 LOB: 1 BB: 2 P: 22 | R: 0 E: 0 K: 1 S: 8 | H: 0 LOB: 0 BB: 0 P: 12 | | 1B: 6 2B: 0 3B: 0 HR: 0 | SF: 1 SAC: 1 DP: 0 HBP: 1 | WP: 1 PB: 0 SB: 1 CS: 1 | PA: 38 |
| PITCHER | IP | WLS | BF | H | R | ER | SO | BB | IBB | HBP | BLK | WP | HR | S | P | ERA | WHIP | | | | |
| Danny Jackson, L ERA: 5.11 (1, 1) | 5.1 | | 25 | 6 | 4 | 4 | 4 | 3 | 0 | 0 | 0 | 0 | 0 | 56 | 96 | 6.75 | 1.688 | | | | |
| Jose DeLeon, R ERA: 2.7 (6, 1) | 1.2 | W | 6 | 0 | 0 | 0 | 1 | 0 | 0 | 1 | 0 | 1 | 0 | 16 | 27 | 0.00 | 0.000 | | | | |
| Larry Andersen, R ERA: (8, 1) | 1.0 | | 4 | 0 | 0 | 0 | 2 | 2 | 0 | 0 | 0 | 0 | 0 | 11 | 22 | 0.00 | 2.000 | | | | |
| Mitch Williams, L ERA: (9, 1) | 1.0 | S | 3 | 0 | 0 | 0 | 1 | 0 | 0 | 0 | 0 | 0 | 0 | 8 | 12 | 0.00 | 0.000 | | | | |

| Batter | 1 | 2 | 3 | 4 | 5 | 6 | 7 | 8 | 9 | AB | R | H | RBI | BB | SO | LOB | BOTTOM | | | | |
|---|-------------------------------|----------------------------------|-------------------------------|----------------------------------|-------------------------------|----------------------------------|------------------------------|----------------------------------|------------------------------|----------------------------------|------------------------------|---------------------------------|-------------------------------|----------------------------------|-------------------------------|----------------------------------|--|----------------------------------|------------------------------------|----------------------------------|--------|
| Lenny Dykstra, L OBP: 0.406, SLG: 0.583 (1, 8) | | | | | | | | | | 3 | 2 | 1 | 1 | 1 | 0 | 2 | Cincinnati Reds @ Philadelphia Phillies Veterans Stadium, Philadelphia, PA Mon Apr 12 1993, 7:05 PM EDT Att: 20,107 - Unknown - 51 F | | | | |
| Mariano Duncan, R OBP: 0.214, SLG: 0.214 Larry Andersen, R Mitch Williams, L (1, 4) (8, 1) (9, 1) | | | | | | | | | | 4 | 0 | 0 | 0 | 0 | 2 | 3 | | | | | |
| John Kruk, L OBP: 0.500, SLG: 0.840 (1, 3) | | | | | | | | | | 4 | 0 | 0 | 1 | 0 | 2 | 0 | | | | | |
| Dave Hollins, S OBP: 0.233, SLG: 0.276 (1, 5) | | | | | | | | | | 4 | 1 | 1 | 0 | 0 | 1 | 0 | | | | | |
| Darren Daulton, L OBP: 0.517, SLG: 0.952 (1, 2) | | | | | | | | | | 2 | 1 | 0 | 0 | 2 | 1 | 0 | | | | | |
| Pete Incaviglia, R OBP: 0.308, SLG: 0.500 (1, 7) | | | | | | | | | | 3 | 1 | 0 | 0 | 1 | 1 | 2 | | | | | |
| Wes Chamberlain, R OBP: 0.250, SLG: 0.143 Jim Eisenreich, L OBP: 0.300, SLG: 0.125 (1, 9) (9, 9) | | | | | | | | | | 3 | 0 | 2 | 2 | 0 | 0 | 0 | | | | | |
| Kim Batiste, R OBP: 0.333, SLG: 0.333 (1, 6) | | | | | | | | | | 3 | 0 | 1 | 1 | 0 | 0 | 2 | | | | | |
| Danny Jackson, R OBP: 0.333, SLG: 0.667 Jose DeLeon, R Mickey Morandini, L OBP: 0.348, SLG: 0.429 (1, 1) (6, 1) (7, PH) (8, 4) | | | | | | | | | | 2 | 0 | 1 | 0 | 0 | 0 | 2 | | | | | |
| Inning Stats | R: 1 E: 0 K: 2 S: 10 | H: 0 LOB: 0 BB: 1 P: 19 | R: 2 E: 0 K: 0 S: 12 | H: 2 LOB: 2 BB: 2 P: 25 | R: 1 E: 1 K: 1 S: 12 | H: 2 LOB: 2 BB: 1 P: 22 | R: 0 E: 0 K: 1 S: 9 | H: 1 LOB: 0 BB: 0 P: 12 | R: 0 E: 0 K: 0 S: 5 | H: 0 LOB: 0 BB: 0 P: 15 | R: 0 E: 0 K: 0 S: 5 | H: 0 LOB: 0 BB: 0 P: 6 | R: 1 E: 0 K: 2 S: 11 | H: 1 LOB: 0 BB: 0 P: 19 | R: 0 E: 0 K: 1 S: 10 | H: 0 LOB: 0 BB: 0 P: 14 | | 1B: 3 2B: 2 3B: 0 HR: 1 | SF: 0 SAC: 0 DP: 0 HBP: 0 | WP: 1 PB: 0 SB: 1 CS: 0 | PA: 33 |
| PITCHER | IP | WLS | BF | H | R | ER | SO | BB | IBB | HBP | BLK | WP | HR | S | P | ERA | WHIP | | | | |
| John Smiley, L ERA: 4.5 (1, 1) | 5.0 | | 23 | 5 | 4 | 4 | 5 | 4 | 0 | 0 | 0 | 0 | 1 | 52 | 93 | 7.20 | 1.800 | | | | |
| Steve Foster, R ERA: 4.05 (6, 1) | 3.0 | L | 10 | 1 | 1 | 1 | 3 | 0 | 0 | 0 | 0 | 0 | 1 | 26 | 39 | 3.00 | 0.333 | | | | |

| Batter | 1 | 2 | 3 | 4 | 5 | 6 | 7 | 8 | 9 | AB | R | H | RBI | BB | SO | LOB | TOP | | | | | | | | | | |
|---|-------------------------------|----------------------------------|-------------------------------|----------------------------------|------------------------------|---------------------------------|------------------------------|----------------------------------|-------------------------------|----------------------------------|------------------------------|---------------------------------|------------------------------|---------------------------------|------------------------------|----------------------------------|--|------------------------------------|-----------------------------------|--|--|--|--|--|--|--|--|
| Juan Samuel, R OBP: 0.167, SLG: 0.167 (1, 4) | | | | | | | | | | 4 | 0 | 1 | 0 | 0 | 3 | 0 | Cincinnati Reds @ Philadelphia Phillies Veterans Stadium, Philadelphia, PA Tue Apr 13 1993, 7:05 PM EDT Att: 20,482 - Unknown - 62 F | | | | | | | | | | |
| Roberto Kelly, R OBP: 0.270, SLG: 0.333 (1, 8) | | | | | | | | | | 4 | 0 | 1 | 0 | 0 | 0 | 1 | | | | | | | | | | | |
| Barry Larkin, R OBP: 0.361, SLG: 0.281 (1, 6) | | | | | | | | | | 4 | 0 | 0 | 0 | 0 | 2 | 2 | | | | | | | | | | | |
| Chris Sabo, R OBP: 0.294, SLG: 0.452 (1, 5) | | | | | | | | | | 3 | 1 | 1 | 1 | 0 | 0 | 0 | | | | | | | | | | | |
| Randy Milligan, R OBP: 0.515, SLG: 0.375 (1, 3) | | | | | | | | | | 2 | 0 | 0 | 0 | 1 | 1 | 0 | | | | | | | | | | | |
| Gary Varsho, L OBP: 0.500, SLG: 0.556 (1, 7) | | | | | | | | | | 3 | 0 | 0 | 0 | 0 | 0 | 1 | | | | | | | | | | | |
| Reggie Sanders, R OBP: 0.290, SLG: 0.333 (1, 9) | | | | | | | | | | 3 | 0 | 1 | 0 | 0 | 2 | 1 | | | | | | | | | | | |
| Joe Oliver, R OBP: 0.345, SLG: 0.208 (1, 2) | | | | | | | | | | 3 | 0 | 0 | 0 | 0 | 1 | 2 | | | | | | | | | | | |
| Tim Belcher, R (1, 1) | | | | | | | | | | 1 | 0 | 0 | 0 | 0 | 0 | 0 | | | | | | | | | | | |
| Cecil Espy, S OBP: 0.154, SLG: 0.100 (6, PH) | | | | | | | | | | 1 | 0 | 0 | 0 | 0 | 0 | 0 | | | | | | | | | | | |
| Bill Landrum, R (6, 1) | | | | | | | | | | 0 | 0 | 0 | 0 | 0 | 0 | 0 | | | | | | | | | | | |
| Jeff Branson, L OBP: 0.333, SLG: 0.333 (8, PH) | | | | | | | | | | 1 | 0 | 0 | 0 | 0 | 0 | 1 | | | | | | | | | | | |
| Jeff Kaiser, R (8, 1) | | | | | | | | | | 0 | 0 | 0 | 0 | 0 | 0 | 0 | | | | | | | | | | | |
| Inning Stats | R: 0 E: 0 K: 1 S: 11 | H: 0 LOB: 0 BB: 0 P: 17 | R: 1 E: 0 K: 2 S: 12 | H: 1 LOB: 0 BB: 0 P: 18 | R: 0 E: 0 K: 1 S: 6 | H: 0 LOB: 0 BB: 0 P: 7 | R: 0 E: 0 K: 1 S: 9 | H: 0 LOB: 0 BB: 0 P: 13 | R: 0 E: 0 K: 2 S: 12 | H: 0 LOB: 1 BB: 1 P: 22 | R: 0 E: 0 K: 0 S: 7 | H: 0 LOB: 0 BB: 0 P: 9 | R: 0 E: 0 K: 0 S: 5 | H: 1 LOB: 0 BB: 0 P: 8 | R: 0 E: 0 K: 1 S: 9 | H: 1 LOB: 0 BB: 0 P: 12 | 1B: 3 2B: 0 3B: 0 HR: 1 | SF: 0 SAC: 0 DP: 2 HBP: 0 | WP: 0 PA: 30 PB: 0 CS: 0 | | | | | | | | |
| PITCHER | IP | WLS | BF | H | R | ER | SO | BB | IBB | HBP | BLK | WP | HR | S | P | ERA | WHIP | | | | | | | | | | |
| Tommy Greene, R ERA: 0.93 (1, 1) | 7.0 | W | 24 | 2 | 1 | 1 | 8 | 1 | 0 | 0 | 0 | 0 | 1 | 66 | 100 | 1.29 | 0.429 | | | | | | | | | | |
| Larry Andersen, R ERA: (8, 1) | 1.0 | | 3 | 1 | 0 | 0 | 0 | 0 | 0 | 0 | 0 | 0 | 0 | 5 | 8 | 0.00 | 1.000 | | | | | | | | | | |
| Mitch Williams, L ERA: (9, 1) | 1.0 | S | 3 | 1 | 0 | 0 | 1 | 0 | 0 | 0 | 0 | 0 | 0 | 9 | 12 | 0.00 | 1.000 | | | | | | | | | | |

| | |
|-----|----|
| AB | 29 |
| R | 1 |
| H | 4 |
| RBI | 1 |
| BB | 1 |
| SO | 9 |
| LOB | 8 |



| Batter | 1 | 2 | 3 | 4 | 5 | 6 | 7 | 8 | 9 | AB | R | H | RBI | BB | SO | LOB | BOTTOM | | | | | | | | | | |
|---|-------------------------------|----------------------------------|------------------------------|----------------------------------|-------------------------------|----------------------------------|------------------------------|----------------------------------|------------------------------|----------------------------------|------------------------------|----------------------------------|-------------------------------|----------------------------------|------------------------------|----------------------------------|--|------------------------------------|-----------------------------------|--|--|--|--|--|--|--|--|
| Lenny Dykstra, L OBP: 0.405, SLG: 0.571 (1, 8) | | | | | | | | | | 4 | 1 | 1 | 0 | 1 | 0 | 4 | Cincinnati Reds @ Philadelphia Phillies Veterans Stadium, Philadelphia, PA Tue Apr 13 1993, 7:05 PM EDT Att: 20,482 - Unknown - 62 F | | | | | | | | | | |
| Mickey Morandini, L OBP: 0.321, SLG: 0.360 (1, 4) | | | | | | | | | | 4 | 1 | 0 | 0 | 1 | 1 | 6 | | | | | | | | | | | |
| John Kruk, L OBP: 0.529, SLG: 0.857 (1, 3) | | | | | | | | | | 3 | 1 | 2 | 2 | 1 | 1 | 0 | | | | | | | | | | | |
| Dave Hollins, S OBP: 0.294, SLG: 0.290 (1, 5) | | | | | | | | | | 2 | 0 | 1 | 0 | 2 | 0 | 1 | | | | | | | | | | | |
| Darren Daulton, L OBP: 0.515, SLG: 0.875 (1, 2) | | | | | | | | | | 3 | 0 | 1 | 2 | 1 | 1 | 1 | | | | | | | | | | | |
| Milt Thompson, L OBP: 0.320, SLG: 0.273 (1, 7) | | | | | | | | | | 4 | 0 | 1 | 0 | 0 | 0 | 5 | | | | | | | | | | | |
| Wes Chamberlain, R OBP: 0.200, SLG: 0.111 (1, 9) | | | | | | | | | | 4 | 0 | 0 | 0 | 0 | 1 | 1 | | | | | | | | | | | |
| Jim Eisenreich, L OBP: 0.300, SLG: 0.125 (9, 9) | | | | | | | | | | 0 | 0 | 0 | 0 | 0 | 0 | 0 | | | | | | | | | | | |
| Juan Bell, R OBP: 0.250, SLG: 0.364 (1, 6) | | | | | | | | | | 4 | 0 | 2 | 0 | 0 | 0 | 0 | | | | | | | | | | | |
| Tommy Greene, R OBP: 0.333, SLG: 0.333 (1, 1) | | | | | | | | | | 3 | 1 | 1 | 0 | 0 | 1 | 1 | | | | | | | | | | | |
| Larry Andersen, R (8, 1) | | | | | | | | | | 0 | 0 | 0 | 0 | 0 | 0 | 0 | | | | | | | | | | | |
| Ricky Jordan, R OBP: 1.000, SLG: 1.000 (6, PH) | | | | | | | | | | 0 | 0 | 0 | 0 | 1 | 0 | 0 | | | | | | | | | | | |
| Mitch Williams, L (9, 1) | | | | | | | | | | 0 | 0 | 0 | 0 | 0 | 0 | 0 | | | | | | | | | | | |
| Inning Stats | R: 0 E: 0 K: 0 S: 11 | H: 1 LOB: 1 BB: 1 P: 19 | R: 0 E: 0 K: 0 S: 8 | H: 0 LOB: 0 BB: 0 P: 13 | R: 2 E: 0 K: 0 S: 17 | H: 2 LOB: 3 BB: 3 P: 32 | R: 0 E: 0 K: 0 S: 7 | H: 0 LOB: 0 BB: 0 P: 12 | R: 2 E: 0 K: 0 S: 9 | H: 3 LOB: 1 BB: 1 P: 17 | R: 0 E: 0 K: 1 S: 8 | H: 1 LOB: 1 BB: 0 P: 16 | R: 0 E: 0 K: 3 S: 10 | H: 0 LOB: 1 BB: 1 P: 17 | R: 0 E: 0 K: 1 S: 7 | H: 2 LOB: 3 BB: 1 P: 18 | 1B: 5 2B: 5 3B: 1 HR: 0 | SF: 0 SAC: 0 DP: 2 HBP: 0 | WP: 0 PA: 38 PB: 0 CS: 0 | | | | | | | | |
| PITCHER | IP | WLS | BF | H | R | ER | SO | BB | IBB | HBP | BLK | WP | HR | S | P | ERA | WHIP | | | | | | | | | | |
| Tim Belcher, R ERA: 11.25 (1, 1) | 5.0 | L | 24 | 6 | 4 | 4 | 4 | 6 | 4 | 4 | 0 | 0 | 0 | 52 | 93 | 7.20 | 2.200 | | | | | | | | | | |
| Bill Landrum, R ERA: (6, 1) | 2.0 | | 8 | 1 | 0 | 0 | 4 | 1 | 0 | 0 | 0 | 0 | 0 | 18 | 33 | 0.00 | 1.000 | | | | | | | | | | |
| Jeff Kaiser, L ERA: (8, 1) | 1.0 | | 6 | 2 | 0 | 0 | 1 | 0 | 1 | 0 | 0 | 0 | 0 | 7 | 18 | 0.00 | 2.000 | | | | | | | | | | |

| | |
|-----|----|
| AB | 31 |
| R | 4 |
| H | 9 |
| RBI | 4 |
| BB | 7 |
| SO | 5 |
| LOB | 19 |



| Batter | 1 | 2 | 3 | 4 | 5 | 6 | 7 | 8 | 9 | AB | R | H | RBI | BB | SO | LOB | TOP | | | | | | | | | | |
|---|------------------------------|----------------------------------|-------------------------------|----------------------------------|------------------------------|---------------------------------|------------------------------|----------------------------------|-------------------------------|----------------------------------|-------------------------------|----------------------------------|-------------------------------|----------------------------------|------------------------------|---------------------------------|--|------------------------------------|----------------------------------|--------|--|--|--|--|--|--|--|
| Juan Samuel, R (1.4) OBP: 0.091, SLG: 0.091 | L9 | | G4-3 | | K | | FC4-6 WP | | F9 | 5 | 1 | 0 | 0 | 0 | 1 | 3 | Cincinnati Reds @ Philadelphia Phillies Veterans Stadium, Philadelphia, PA Wed Apr 14 1993, 7:05 PM EDT Att: 21,111 - Unknown - 59 F | | | | | | | | | | |
| Roberto Kelly, R (1.8) OBP: 0.288, SLG: 0.325 | G1-3 | | P3 | | | BB 1B | CI | | G1-3 | 4 | 0 | 1 | 0 | 0 | 0 | 0 | | | | | | | | | | | |
| Barry Larkin, R (1.6) OBP: 0.375, SLG: 0.286 | G6-3 | | | G4-3 | | BB 1B | WP | | | 3 | 0 | 1 | 0 | 1 | 0 | 0 | | | | | | | | | | | |
| Chris Sabo, R (1.5) OBP: 0.263, SLG: 0.400 | | K | | F8 | | K | P6 | | | 4 | 0 | 0 | 0 | 0 | 2 | 4 | | | | | | | | | | | |
| Randy Milligan, R (1.3) OBP: 0.541, SLG: 0.385 | | BB BB F9-2 1B | | | | | K | | | 2 | 0 | 1 | 0 | 2 | 1 | 2 | | | | | | | | | | | |
| Gary Varsho, L (1.7) OBP: 0.467, SLG: 0.455 | | | | | | | | | | 2 | 0 | 0 | 0 | 1 | 1 | 4 | | | | | | | | | | | |
| Jeff Kaiser, R (6.1) | | | | | | | | | | 0 | 0 | 0 | 0 | 0 | 0 | 0 | | | | | | | | | | | |
| Greg Cadaret, L (7.1) | | | | | | | | | | 0 | 0 | 0 | 0 | 0 | 0 | 0 | | | | | | | | | | | |
| Bip Roberts, S (8. PH) OBP: 0.324, SLG: 0.258 | | | | | | | | | | 1 | 0 | 0 | 0 | 0 | 1 | 0 | | | | | | | | | | | |
| Jeff Reardon, R (8.1) | | | | | | | | | | 0 | 0 | 0 | 0 | 0 | 0 | 0 | | | | | | | | | | | |
| Reggie Sanders, R (1.9) OBP: 0.286, SLG: 0.303 | | | | | | K | K | | K | 3 | 0 | 0 | 0 | 1 | 3 | 3 | | | | | | | | | | | |
| Joe Oliver, R (1.2) OBP: 0.364, SLG: 0.250 | | | | | | | | | | 4 | 1 | 2 | 0 | 0 | 0 | 3 | | | | | | | | | | | |
| Tom Browning, L (1.1) | | | | | | | | | | 2 | 0 | 0 | 0 | 0 | 1 | 1 | | | | | | | | | | | |
| Bill Landrum, R (5.1) | | | | | | | | | | 0 | 0 | 0 | 0 | 0 | 0 | 0 | | | | | | | | | | | |
| Cecil Espy, S (6.7) OBP: 0.200, SLG: 0.167 | | | | | | | | | | 2 | 0 | 1 | 0 | 0 | 0 | 0 | | | | | | | | | | | |
| Inning Stats | R: 0 E: 0 K: 0 S: 8 | H: 0 LOB: 0 BB: 0 P: 13 | R: 0 E: 0 K: 1 S: 10 | H: 1 LOB: 2 BB: 2 P: 25 | R: 0 E: 0 K: 0 S: 7 | H: 0 LOB: 0 BB: 0 P: 8 | R: 0 E: 0 K: 0 S: 8 | H: 0 LOB: 1 BB: 1 P: 14 | R: 0 E: 0 K: 3 S: 13 | H: 2 LOB: 3 BB: 1 P: 19 | R: 2 E: 1 K: 1 S: 23 | H: 2 LOB: 2 BB: 1 P: 31 | R: 0 E: 0 K: 2 S: 10 | H: 0 LOB: 0 BB: 0 P: 15 | R: 0 E: 0 K: 0 S: 8 | H: 0 LOB: 0 BB: 0 P: 9 | 1B: 6 2B: 1 3B: 0 HR: 0 | SF: 0 SAC: 0 DP: 1 HBP: 0 | WP: 2 PB: 2 SB: 0 CS: 0 | PA: 38 | | | | | | | |
| PITCHER | IP | WLS | BF | H | R | ER | SO | BB | IBB | HBP | BLK | WP | HR | S | P | ERA | WHIP | | | | | | | | | | |
| Ben Rivera, R (1.1) ERA: 6.48 | 6.0 | W | 25 | 4 | 0 | 0 | 7 | 4 | 0 | 0 | 0 | 0 | 0 | 58 | 97 | 0.00 | 1.333 | | | | | | | | | | |
| Jose DeLeon, R (7.1) ERA: 6.23 | 1.0 | | 7 | 2 | 2 | 2 | 1 | 1 | 0 | 0 | 0 | 2 | 0 | 23 | 31 | 18.00 | 3.000 | | | | | | | | | | |
| David West, L (8.1) ERA: 4.15 | 2.0 | | 6 | 0 | 0 | 0 | 2 | 0 | 0 | 0 | 0 | 0 | 0 | 18 | 24 | 0.00 | 0.000 | | | | | | | | | | |

| Batter | 1 | 2 | 3 | 4 | 5 | 6 | 7 | 8 | 9 | AB | R | H | RBI | BB | SO | LOB | BOTTOM | | | | | | | | | | |
|--|-------------------------------|----------------------------------|-------------------------------|----------------------------------|-------------------------------|----------------------------------|-------------------------------|----------------------------------|-------------------------------|----------------------------------|-------------------------------|----------------------------------|-------------------------------|----------------------------------|-------------------------------|----------------------------------|--|------------------------------------|----------------------------------|--------|--|--|--|--|--|--|--|
| Lenny Dykstra, L (1.8) OBP: 0.405, SLG: 0.576 | L6 | | 1B S 1B | | F8 | G6-3 1B | L3 | | | 5 | 2 | 2 | 0 | 0 | 0 | 3 | Cincinnati Reds @ Philadelphia Phillies Veterans Stadium, Philadelphia, PA Wed Apr 14 1993, 7:05 PM EDT Att: 21,111 - Unknown - 59 F | | | | | | | | | | |
| Mariano Duncan, R (1.4) OBP: 0.316, SLG: 0.368 | G4-3 1B | | 1B 1B | | G4-3 1B | G6-3 | K | | | 5 | 2 | 3 | 0 | 0 | 1 | 1 | | | | | | | | | | | |
| John Kruk, L (1.3) OBP: 0.487, SLG: 0.758 | G4-3 | | FC4-6 1B 3-H | | G4-3 | G4-3 | G6-3 | | | 5 | 0 | 1 | 1 | 0 | 0 | 3 | | | | | | | | | | | |
| Dave Hollins, S (1.5) OBP: 0.308, SLG: 0.306 | K | | FC4-6 1B 3-H | | K | K | E3 1B | | | 5 | 1 | 2 | 2 | 0 | 2 | 2 | | | | | | | | | | | |
| Darren Daulton, L (1.2) OBP: 0.500, SLG: 0.821 | | | FC4-6 1B 1-2 2-3 | | 1B BB | K | 1B 2B | | | 4 | 2 | 1 | 0 | 1 | 2 | 3 | | | | | | | | | | | |
| Pete Incaviglia, R (1.7) OBP: 0.333, SLG: 0.471 | K | | FC5-4 | | 1B 2B | G5-3 | G5-3 | | | 5 | 1 | 2 | 3 | 0 | 1 | 2 | | | | | | | | | | | |
| Wes Chamberlain, R (1.9) OBP: 0.292, SLG: 0.227 | | | | | 1B | | | | | 4 | 1 | 3 | 1 | 0 | 1 | 0 | | | | | | | | | | | |
| Jim Eisenreich, L (8.9) OBP: 0.273, SLG: 0.111 | | | | | 1B | | | | | 1 | 0 | 0 | 0 | 0 | 0 | 1 | | | | | | | | | | | |
| Juan Bell, R (1.6) OBP: 0.286, SLG: 0.423 | F7 | | | | K | | | | | 4 | 0 | 2 | 2 | 0 | 1 | 2 | | | | | | | | | | | |
| Ben Rivera, R (1.1) Jose DeLeon, R (7.1) | | | G6-3 | | SH1-4 1B | G1-3 | | | | 2 | 0 | 0 | 0 | 0 | 0 | 1 | | | | | | | | | | | |
| Ricky Jordan, R (7. PH) OBP: 1.000, SLG: 1.000 | | | | | K | | | | | 0 | 0 | 0 | 0 | 1 | 0 | 0 | | | | | | | | | | | |
| David West, L (8.1) | | | | | | | | | | 0 | 0 | 0 | 0 | 0 | 0 | 0 | | | | | | | | | | | |
| Inning Stats | R: 0 E: 0 K: 1 S: 12 | H: 1 LOB: 1 BB: 0 P: 19 | R: 0 E: 0 K: 2 S: 10 | H: 1 LOB: 1 BB: 0 P: 11 | R: 2 E: 0 K: 0 S: 18 | H: 4 LOB: 2 BB: 0 P: 33 | R: 0 E: 0 K: 1 S: 10 | H: 1 LOB: 1 BB: 0 P: 15 | R: 4 E: 0 K: 1 S: 14 | H: 4 LOB: 1 BB: 1 P: 23 | R: 1 E: 0 K: 1 S: 13 | H: 2 LOB: 1 BB: 0 P: 18 | R: 0 E: 1 K: 1 S: 12 | H: 1 LOB: 1 BB: 1 P: 20 | R: 2 E: 1 K: 1 S: 17 | H: 2 LOB: 1 BB: 0 P: 23 | 1B: 12 2B: 4 3B: 0 HR: 0 | SF: 0 SAC: 1 DP: 0 HBP: 0 | WP: 0 PB: 0 SB: 2 CS: 0 | PA: 43 | | | | | | | |
| PITCHER | IP | WLS | BF | H | R | ER | SO | BB | IBB | HBP | BLK | WP | HR | S | P | ERA | WHIP | | | | | | | | | | |
| Tom Browning, L (1.1) ERA: 16.71 | 4.2 | L | 24 | 5 | 5 | 5 | 5 | 1 | 0 | 0 | 0 | 0 | 0 | 59 | 94 | 9.64 | 2.143 | | | | | | | | | | |
| Bill Landrum, R (5.1) ERA: 3.95 | 0.1 | | 3 | 2 | 1 | 1 | 0 | 0 | 0 | 0 | 0 | 0 | 0 | 5 | 7 | 27.00 | 6.000 | | | | | | | | | | |
| Jeff Kaiser, L (6.1) ERA: 4.5 | 1.0 | | 5 | 2 | 1 | 1 | 1 | 0 | 0 | 0 | 0 | 0 | 0 | 13 | 18 | 9.00 | 2.000 | | | | | | | | | | |
| Greg Cadaret, L (7.1) ERA | 1.0 | | 5 | 1 | 0 | 0 | 1 | 1 | 0 | 0 | 0 | 0 | 0 | 12 | 20 | 0.00 | 2.000 | | | | | | | | | | |
| Jeff Reardon, R (8.1) ERA | 1.0 | | 6 | 2 | 2 | 0 | 1 | 0 | 0 | 0 | 0 | 0 | 0 | 17 | 23 | 0.00 | 2.000 | | | | | | | | | | |

| | |
|-----|----|
| AB | 32 |
| R | 2 |
| H | 6 |
| RBI | 0 |
| BB | 5 |
| SO | 10 |
| LOB | 20 |



| | |
|-----|----|
| AB | 40 |
| R | 9 |
| H | 16 |
| RBI | 9 |
| BB | 2 |
| SO | 8 |
| LOB | 18 |



| Batter | 1 | 2 | 3 | 4 | 5 | 6 | 7 | 8 | 9 | AB R H RBI BB SO LOB | TOP | | | | | | | | | | | | | |
|--|---|----------------------------------|------------------------------|---------------------------------|------------------------------|----------------------------------|------------------------------|---------------------------------|--|----------------------------------|--|---|----------------------------------|----------------------------------|----------------------------------|-------------------------------|----------------------------------|----------------------------------|------------------------------------|----------------------------------|--------|--|--|--|
| Vince Coleman, S OBP: 0.277, SLG: 0.311 (1, 7) | F8 | | G4-3 | | | G3-1 1B | | L7 | | 4 1 1 1 0 0 1 | New York Mets @ Cincinnati Reds Riverfront Stadium, Cincinnati, OH Sat Apr 17 1993, 3:33 AM EDT Att: 28,598 - Sunny - 49 F | | | | | | | | | | | | | |
| Tony Fernandez, S OBP: 0.436, SLG: 0.513 (1, 6) | 1B BB | | | G5-3 | | G3-1 | | BB | 2 0 0 0 2 0 1 | | | | | | | | | | | | | | | |
| Eddie Murray, S OBP: 0.422, SLG: 0.561 (1, 3) | G6-4-3 1B | | | G6-3 | | 1B | | F9 | 4 0 2 1 0 0 2 | | | | | | | | | | | | | | | |
| Bobby Bonilla, S OBP: 0.364, SLG: 0.436 Dave Gallagher, R OBP: 0.536, SLG: 0.571 (9, PR) (9, 9) | G6-4-3 | | | L4-3 | | G6-3 | | SH5-4 BB 1B BB | 3 0 0 0 1 0 3 0 1 0 0 0 0 0 | | | | | | | | | | | | | | | |
| Howard Johnson, S OBP: 0.295, SLG: 0.206 (1, 5) | | F7 | | | P3 | | F8 | SH5-4 BB 1B BB | 3 1 0 0 1 0 0 | | | | | | | | | | | | | | | |
| Jeff Kent, R OBP: 0.289, SLG: 0.226 (1, 4) | K | | | | G4-6-3 1B | | K | SH5-4 | 3 0 1 0 0 2 0 | | | | | | | | | | | | | | | |
| Ryan Thompson, R OBP: 0.125, SLG: 0.125 (1, 8) | G4-3 | | | | G4-6-3 1-2 | | G6-3 | K | 4 0 0 0 0 1 4 | | | | | | | | | | | | | | | |
| Charlie O'Brien, R OBP: 0.222, SLG: 0.222 (1, 2) | | | F9 | | | SH1-4 1B | | G6-3 | 4 1 2 2 0 0 0 | | | | | | | | | | | | | | | |
| Frank Tanana, L Jeff Innis, R Joe Orsulak, L Mike Maddux, L (1, 1) (7, 1) (8, PH) (8, 1) | | | G1 | | | SH1-4 | | K | 1 0 0 0 0 0 0 0 0 0 0 0 0 0 1 0 1 0 0 0 0 1 0 0 0 0 1 1 | | | | | | | | | | | | | | | |
| Inning Stats | R: 0 E: 0 K: 0 S: 6 | H: 1 LOB: 1 BB: 1 P: 12 | R: 0 E: 0 K: 1 S: 8 | H: 0 LOB: 0 BB: 0 P: 9 | R: 0 E: 0 K: 1 S: 7 | H: 0 LOB: 0 BB: 0 P: 10 | R: 0 E: 0 K: 0 S: 6 | H: 0 LOB: 0 BB: 0 P: 7 | R: 0 E: 0 K: 0 S: 8 | H: 1 LOB: 0 BB: 0 P: 14 | | R: 0 E: 0 K: 1 S: 9 | H: 0 LOB: 0 BB: 0 P: 14 | R: 0 E: 0 K: 0 S: 10 | H: 1 LOB: 2 BB: 1 P: 19 | R: 2 E: 0 K: 2 S: 13 | H: 1 LOB: 2 BB: 2 P: 25 | 1B: 7 2B: 0 3B: 0 HR: 0 | SF: 0 SAC: 2 DP: 2 HBP: 0 | WP: 0 PB: 0 SB: 2 CS: 0 | PA: 36 | | | |
| PITCHER | IP WLS BF H R ER SO BB IBB HBP BLK WP HR S P ERA WHIP | | | | | | | | | | | IP WLS BF H R ER SO BB IBB HBP BLK WP HR S P ERA WHIP | | | | | | | | | | | | |
| John Smiley, L ERA: 4.0 Bill Landrum, R ERA: 2.25 Greg Cadaret, L ERA: Rob Dibble, R ERA: 11.25 | (1, 1) (7, 1) (8, 1) (9, 1) | 6.0 1.2 0.1 1.0 | L 7 1 6 | 22 1 0 2 | 5 1 0 1 | 2 0 0 2 | 2 1 0 2 | 1 0 0 0 | 0 0 0 0 | 0 1 2 13 | 45 18 2 25 | 68 31 2 25 | 3.00 0.00 0.00 18.00 | 1.000 1.200 0.000 3.000 | | | | | | | | | | |

| Batter | 1 | 2 | 3 | 4 | 5 | 6 | 7 | 8 | 9 | AB R H RBI BB SO LOB | BOTTOM | | | | | | | | | | | | | |
|---|---|----------------------------------|------------------------------|----------------------------------|------------------------------|----------------------------------|------------------------------|----------------------------------|------------------------------|--|--|---|----------------------------------|------------------------------|---------------------------------|------------------------------|---------------------------------|-------------------------------|----------------------------------|----------------------------------|------------------------------------|----------------------------------|--------|--|
| Bip Roberts, S OBP: 0.256, SLG: 0.200 (1, 4) | G5-3 | | K | | F8 | | K | | F7 | 5 0 0 0 0 2 2 | New York Mets @ Cincinnati Reds Riverfront Stadium, Cincinnati, OH Sat Apr 17 1993, 3:33 AM EDT Att: 28,598 - Sunny - 49 F | | | | | | | | | | | | | |
| Roberto Kelly, R OBP: 0.240, SLG: 0.327 (1, 8) | 1B 3B | | F9 | | G6-3 | | G1-3 | | L9 | 5 1 1 0 0 0 2 | | | | | | | | | | | | | | |
| Barry Larkin, R OBP: 0.404, SLG: 0.317 (1, 6) | 3H 1B | | F9 | | FC5-4 1B | | F9 | | | 4 0 2 1 0 0 0 | | | | | | | | | | | | | | |
| Kevin Mitchell, R OBP: 0.348, SLG: 0.500 Cesar Hernandez, R (8, PR) (9, 7) | F8 | | | F9 2B | FC5-4 1-2 | | | E5 E | | 4 0 1 0 0 0 3 0 0 0 0 0 0 0 | | | | | | | | | | | | | | |
| Chris Sabo, R OBP: 0.239, SLG: 0.333 (1, 5) | F9 | | L1 | | | F9 | | E7 G6-4-3 | | 4 0 0 0 0 0 3 | | | | | | | | | | | | | | |
| Randy Milligan, R OBP: 0.533, SLG: 0.375 (1, 3) | | FC5-4 BB | | FC5-4 BB | | FC5-4 1B | | B2 | | 2 0 1 0 2 0 2 | | | | | | | | | | | | | | |
| Reggie Sanders, R OBP: 0.279, SLG: 0.366 (1, 9) | | FC5-4 G5-3 WP 1-2 | | F9 | | FC5-4 BB 1-2 | | G6-4-3 1-2 | | 4 0 0 0 0 0 6 | | | | | | | | | | | | | | |
| Joe Oliver, R OBP: 0.366, SLG: 0.314 (1, 2) | | G5-3 | | FC5-4 1-2 | | | | G6-3 | | 3 0 0 0 1 0 3 | | | | | | | | | | | | | | |
| John Smiley, L Juan Samuel, R Bill Landrum, R Greg Cadaret, L Rob Dibble, L Gary Varsho, L (1, 1) (5, PH) (7, 1) (8, 1) (9, 1) (9, PH) | | | G6-3 | | 1B 2B | | L7 | | BB | 2 0 1 0 0 0 1 1 0 0 0 0 0 2 0 1 0 0 | | | | | | | | | | | | | | |
| Inning Stats | R: 1 E: 0 K: 0 S: 8 | H: 2 LOB: 1 BB: 0 P: 12 | R: 0 E: 0 K: 0 S: 9 | H: 0 LOB: 1 BB: 1 P: 20 | R: 0 E: 0 K: 1 S: 8 | H: 0 LOB: 0 BB: 0 P: 12 | R: 0 E: 0 K: 0 S: 8 | H: 1 LOB: 2 BB: 1 P: 17 | R: 0 E: 0 K: 0 S: 9 | H: 2 LOB: 2 BB: 0 P: 14 | | R: 0 E: 0 K: 0 S: 7 | H: 1 LOB: 2 BB: 1 P: 16 | R: 0 E: 0 K: 1 S: 5 | H: 0 LOB: 0 BB: 0 P: 6 | R: 0 E: 2 K: 0 S: 6 | H: 0 LOB: 2 BB: 0 P: 8 | R: 0 E: 0 K: 0 S: 12 | H: 0 LOB: 1 BB: 1 P: 20 | 1B: 3 2B: 2 3B: 1 HR: 0 | SF: 0 SAC: 0 DP: 1 HBP: 0 | WP: 1 PB: 0 SB: 0 CS: 0 | PA: 38 | |
| PITCHER | IP WLS BF H R ER SO BB IBB HBP BLK WP HR S P ERA WHIP | | | | | | | | | | | IP WLS BF H R ER SO BB IBB HBP BLK WP HR S P ERA WHIP | | | | | | | | | | | | |
| Frank Tanana, L ERA: 1.5 Jeff Innis, R ERA: 1.69 Mike Maddux, R ERA: | (1, 1) (7, 1) (8, 1) | 6.0 1.0 2.0 | W 3 S | 27 0 8 | 6 0 0 | 1 0 0 | 1 0 0 | 1 0 0 | 1 0 0 | 0 5 18 | 49 6 28 | 9 6 28 | 1.50 0.00 0.00 | 1.500 0.000 0.500 | | | | | | | | | | |

| | |
|-----|----|
| AB | 30 |
| R | 4 |
| H | 7 |
| RBI | 4 |
| BB | 4 |
| SO | 4 |
| LOB | 12 |



| | |
|-----|----|
| AB | 34 |
| R | 1 |
| H | 6 |
| RBI | 1 |
| BB | 4 |
| SO | 2 |
| LOB | 24 |



| Batter | 1 | 2 | 3 | 4 | 5 | 6 | 7 | 8 | 9 | AB R H RBI BB SO LOB | TOP | | | | | |
|--|---|--|---|--|---|---|--|--|---|--|--|---|----|----|------|-------|
| Vince Coleman, S (1, 7) OBP: 0.275, SLG: 0.327 | G4-3 | | | G3 | | F7 | | | F7 | 4 0 1 0 0 0 0 | New York Mets @ Cincinnati Reds Riverfront Stadium, Cincinnati, OH Sun Apr 18 1993, 3:33 AM EDT Att: 32,435 - Sunny - 63 F AB 31 R 2 H 5 RBI 2 BB 1 SO 8 LOB 7 | | | | | |
| Tony Fernandez, S (1, 6) OBP: 0.396, SLG: 0.278 | F7 | | | G3 | | L9 | | | K | 4 0 0 0 0 1 1 | | | | | | |
| Eddie Murray, S (1, 3) OBP: 0.413, SLG: 0.548 Joe Orsulak, L (4, PH) OBP: 0.333, SLG: 0.348 | G4-3 | | | P6 | | P6 | | | PB 1B | 1 0 0 0 0 0 0 3 0 1 0 0 0 1 | | | | | | |
| Bobby Bonilla, S (1, 9) OBP: 0.354, SLG: 0.405 | | K | | K | | L9 | | | 1B BB | 3 0 0 0 1 2 1 | | | | | | |
| Howard Johnson, S (1, 5) OBP: 0.292, SLG: 0.289 | | K | | | HR | F9 | | | F7 | 4 1 1 1 0 1 2 | | | | | | |
| Jeff Kent, R (1, 4) OBP: 0.293, SLG: 0.235 | | | | | 3B | K | | | | 3 1 1 0 0 1 0 | | | | | | |
| Ryan Thompson, R (1, 8) OBP: 0.156, SLG: 0.263 | | | | G6-3 | | CS 3B | | | K | 3 0 1 1 0 1 0 | | | | | | |
| Todd Hundley, S (1, 2) OBP: 0.324, SLG: 0.419 | | | | K | | G4-3 | | | K | 3 0 0 0 0 2 1 | | | | | | |
| Bret Saberhagen, R (1, 1) OBP: 0.250, SLG: 0.286 | | | | G5-3 | | G6-3 | | | F9 | 3 0 0 0 0 0 1 | | | | | | |
| Inning Stats | R: 0 H: 0 E: 0 LOB: 0 K: 0 BB: 0 S: 9 P: 14 | R: 0 H: 0 E: 0 LOB: 0 K: 2 BB: 0 S: 9 P: 11 | R: 0 H: 0 E: 0 LOB: 0 K: 1 BB: 0 S: 7 P: 9 | R: 0 H: 1 E: 0 LOB: 1 K: 1 BB: 0 S: 9 P: 14 | R: 2 H: 3 E: 0 LOB: 0 K: 0 BB: 0 S: 6 P: 9 | R: 0 H: 0 E: 0 LOB: 0 K: 1 BB: 0 S: 11 P: 15 | R: 0 H: 0 E: 0 LOB: 0 K: 1 BB: 0 S: 8 P: 12 | R: 0 H: 0 E: 0 LOB: 0 K: 2 BB: 0 S: 9 P: 13 | R: 0 H: 1 E: 0 LOB: 2 K: 1 BB: 1 S: 14 P: 25 | 1B: 2 SF: 0 2B: 1 SAC: 0 3B: 1 DP: 0 HR: 1 HBP: 0 | WP: 0 PA: 32 PB: 1 SB: 0 CS: 1 | | | | | |
| PITCHER | IP WLS BF H R ER SO BB IBB HBP BLK WP HR S P ERA WHIP | PITCHER IP WLS BF H R ER SO BB IBB HBP BLK WP HR S P ERA WHIP | | | | | | | | | | | | | | |
| Tim Pugh, R (1, 1) ERA: 1.93 | 6.0 | 21 | 4 | 2 | 2 | 4 | 0 | 0 | 0 | 0 | 0 | 1 | 51 | 72 | 3.00 | 0.667 |
| Steve Foster, R (7, 1) ERA: 2.53 | 2.0 | 6 | 0 | 0 | 0 | 3 | 0 | 0 | 0 | 0 | 0 | 0 | 17 | 25 | 0.00 | 0.000 |
| Rob Dibble, R (9, 1) ERA: 9.0 | 1.0 | 5 | 1 | 0 | 0 | 1 | 1 | 0 | 0 | 0 | 0 | 0 | 14 | 25 | 0.00 | 2.000 |

| Batter | 1 | 2 | 3 | 4 | 5 | 6 | 7 | 8 | 9 | AB R H RBI BB SO LOB | BOTTOM | | | | | |
|--|---|--|---|--|---|--|---|--|--|---|--|---|----|-----|------|-------|
| Roberto Kelly, R (1, 8) OBP: 0.241, SLG: 0.321 | G3 | | F8 | | | F8 | | | SF8 SH1-3 1B | 4 0 1 0 0 0 0 | New York Mets @ Cincinnati Reds Riverfront Stadium, Cincinnati, OH Sun Apr 18 1993, 3:33 AM EDT Att: 32,435 - Sunny - 63 F AB 28 R 3 H 9 RBI 3 BB 1 SO 4 LOB 6 | | | | | |
| Jeff Branson, L (1, 4) OBP: 0.429, SLG: 0.571 | G4-3 | | | G4-6-3 1B | | L5 | | | SH1-3 | 3 0 1 0 0 0 0 | | | | | | |
| Barry Larkin, R (1, 6) OBP: 0.392, SLG: 0.295 | G6-3 | | | G4-6-3 1-2 | | G5-3 | | | IBB | 3 0 0 0 1 0 1 | | | | | | |
| Kevin Mitchell, R (1, 7) OBP: 0.333, SLG: 0.480 Rob Dibble, L (9, 1) | | P4 | | F9 | | 1B | | | SF8 | 3 1 1 1 0 0 0 0 0 0 0 0 0 0 | | | | | | |
| Chris Sabo, R (1, 5) OBP: 0.240, SLG: 0.326 | | K | | | F7 | 1B | | | G1-3 | 4 1 1 0 0 1 2 | | | | | | |
| Randy Milligan, R (1, 3) OBP: 0.583, SLG: 0.429 Dan Wilson, R (7, PR) (8, 2) | | | | FC4-6 1B | | FC4-6 1B | | | | 3 0 3 1 0 0 0 0 0 0 0 0 0 0 | | | | | | |
| Reggie Sanders, R (1, 9) OBP: 0.261, SLG: 0.349 | | | | FC4-6 1-2 | | FC4-6 1-2 | | | SF8 | 2 0 0 1 0 0 2 | | | | | | |
| Joe Oliver, R (1, 2) OBP: 0.364, SLG: 0.342 (8, 3) | | | | K | | P2 | | | | 3 0 1 0 0 1 1 | | | | | | |
| Tim Pugh, R (1, 1) Bip Roberts, S (6, PH) Steve Foster, R (7, 1) Cecil Espy, S (8, PH) Cesar Hernandez, R (9, 7) | | | | K | | K | | | SH1-3 1B SF8 1B | 1 0 0 0 0 1 0 1 0 0 0 0 0 1 0 0 0 0 0 0 0 1 0 1 0 0 0 0 0 1 0 0 0 0 0 | | | | | | |
| Inning Stats | R: 0 H: 0 E: 0 LOB: 0 K: 0 BB: 0 S: 9 P: 10 | R: 0 H: 1 E: 0 LOB: 1 K: 1 BB: 0 S: 10 P: 16 | R: 0 H: 0 E: 0 LOB: 0 K: 2 BB: 0 S: 10 P: 12 | R: 0 H: 1 E: 0 LOB: 0 K: 0 BB: 0 S: 9 P: 13 | R: 0 H: 1 E: 0 LOB: 1 K: 0 BB: 0 S: 12 P: 22 | R: 0 H: 0 E: 0 LOB: 0 K: 1 BB: 0 S: 7 P: 11 | R: 2 H: 4 E: 0 LOB: 3 K: 0 BB: 0 S: 14 P: 19 | R: 1 H: 2 E: 0 LOB: 2 K: 0 BB: 1 S: 9 P: 16 | 1B: 8 SF: 2 2B: 1 SAC: 1 3B: 0 DP: 1 HR: 0 HBP: 0 | WP: 0 PA: 32 PB: 0 SB: 0 CS: 0 | | | | | | |
| PITCHER | IP WLS BF H R ER SO BB IBB HBP BLK WP HR S P ERA WHIP | PITCHER IP WLS BF H R ER SO BB IBB HBP BLK WP HR S P ERA WHIP | | | | | | | | | | | | | | |
| Bret Saberhagen, R (1, 1) ERA: 3.13 | 8.0 | 32 | 9 | 3 | 3 | 4 | 0 | 1 | 0 | 0 | 0 | 0 | 80 | 119 | 3.38 | 1.125 |



| Batter | 1 | 2 | 3 | 4 | 5 | 6 | 7 | 8 | 9 | AB | R | H | RBI | BB | SO | LOB | TOP | | | | | | | | | | |
|--|-------------------------------|----------------------------------|-------------------------------|----------------------------------|------------------------------|----------------------------------|------------------------------|----------------------------------|-------------------------------|----------------------------------|------------------------------|----------------------------------|-------------------------------|----------------------------------|------------------------------|---------------------------------|--|-------------------------------|----------------------------------|----------------------------------|------------------------------------|----------------------------------|--------|--|--|--|--|
| Bip Roberts, S OBP: 0.271, SLG: 0.267 (1, 4) | | | | | | | | | | 4 | 2 | 2 | 0 | 0 | 1 | 1 | Cincinnati Reds @ Pittsburgh Pirates Three Rivers Stadium, Pittsburgh, PA Tue Apr 20 1993, 7:05 PM EDT Alt. 9,074 - Unknown - 64 F | | | | | | | | | | |
| Roberto Kelly, R OBP: 0.241, SLG: 0.316 (1, 8) | | | | | | | | | | 4 | 1 | 1 | 0 | 0 | 0 | 1 | | | | | | | | | | | |
| Barry Larkin, R OBP: 0.426, SLG: 0.362 Jeff Branson, L OBP: 0.375, SLG: 0.500 (7, 6) | | | | | | | | | | 3 | 1 | 3 | 2 | 0 | 0 | 0 | | | | | | | | | | | |
| Kevin Mitchell, R OBP: 0.323, SLG: 0.448 Cesar Hernandez, R (8, 7) | | | | | | | | | | 4 | 0 | 1 | 0 | 0 | 1 | 3 | | | | | | | | | | | |
| Chris Sabo, R OBP: 0.222, SLG: 0.300 (1, 5) | | | | | | | | | | 4 | 0 | 0 | 0 | 0 | 1 | 4 | | | | | | | | | | | |
| Randy Milligan, R OBP: 0.538, SLG: 0.462 (1, 3) | | | | | | | | | | 4 | 1 | 1 | 0 | 0 | 2 | 1 | | | | | | | | | | | |
| Reggie Sanders, R OBP: 0.240, SLG: 0.326 (1, 9) | | | | | | | | | | 3 | 0 | 0 | 1 | 0 | 2 | 0 | | | | | | | | | | | |
| Joe Oliver, R OBP: 0.375, SLG: 0.357 (1, 2) | | | | | | | | | | 4 | 0 | 2 | 0 | 0 | 2 | 0 | | | | | | | | | | | |
| Tim Belcher, R (1, 1) | | | | | | | | | | 4 | 0 | 0 | 0 | 0 | 2 | 2 | | | | | | | | | | | |
| Inning Stats | R: 2 E: 0 K: 3 S: 13 | H: 3 LOB: 1 BB: 0 P: 20 | R: 0 E: 0 K: 2 S: 10 | H: 1 LOB: 1 BB: 0 P: 14 | R: 0 E: 0 K: 0 S: 7 | H: 1 LOB: 1 BB: 0 P: 12 | R: 1 E: 0 K: 1 S: 9 | H: 1 LOB: 0 BB: 0 P: 13 | R: 2 E: 0 K: 0 S: 9 | H: 3 LOB: 0 BB: 0 P: 17 | R: 0 E: 0 K: 1 S: 9 | H: 0 LOB: 0 BB: 0 P: 15 | R: 0 E: 0 K: 2 S: 11 | H: 0 LOB: 0 BB: 0 P: 14 | R: 0 E: 0 K: 0 S: 6 | H: 0 LOB: 0 BB: 0 P: 8 | | R: 0 E: 0 K: 2 S: 12 | H: 1 LOB: 1 BB: 0 P: 17 | 1B: 6 2B: 3 3B: 1 HR: 0 | SF: 1 SAC: 0 DP: 1 HBP: 0 | WP: 1 PB: 2 SB: 2 CS: 0 | PA: 36 | | | | |
| PITCHER | IP | WLS | BF | H | R | ER | SO | BB | IBB | HBP | BLK | WP | HR | S | P | ERA | WHIP | | | | | | | | | | |
| Randy Tomlin, L ERA: 5.93 (1, 1) | 4.1 | L | 21 | 8 | 5 | 5 | 6 | 0 | 0 | 0 | 0 | 1 | 0 | 43 | 66 | 10.38 | 1.846 | | | | | | | | | | |
| Bias Minor, R ERA: 2.0 (5, 1) | 0.2 | | 2 | 1 | 0 | 0 | 0 | 0 | 0 | 0 | 0 | 0 | 0 | 5 | 10 | 0.00 | 1.500 | | | | | | | | | | |
| Dennis Moeller, L ERA: 6.48 (6, 1) | 3.0 | | 9 | 0 | 0 | 0 | 3 | 0 | 0 | 0 | 0 | 0 | 0 | 26 | 37 | 0.00 | 0.000 | | | | | | | | | | |
| Denny Neagle, L ERA: 3.38 (9, 1) | 1.0 | | 4 | 1 | 0 | 0 | 2 | 0 | 0 | 0 | 0 | 0 | 0 | 12 | 17 | 0.00 | 1.000 | | | | | | | | | | |
| Batter | 1 | 2 | 3 | 4 | 5 | 6 | 7 | 8 | 9 | AB | R | H | RBI | BB | SO | LOB | BOTTOM | | | | | | | | | | |
| Al Martin, L OBP: 0.261, SLG: 0.444 (1, 7) | | | | | | | | | | 4 | 0 | 0 | 0 | 0 | 0 | 1 | Cincinnati Reds @ Pittsburgh Pirates Three Rivers Stadium, Pittsburgh, PA Tue Apr 20 1993, 7:05 PM EDT Alt. 9,074 - Unknown - 64 F | | | | | | | | | | |
| Jay Bell, R OBP: 0.345, SLG: 0.491 (1, 6) | | | | | | | | | | 4 | 0 | 0 | 0 | 0 | 1 | 0 | | | | | | | | | | | |
| Andy Van Slyke, L OBP: 0.367, SLG: 0.453 (1, 8) | | | | | | | | | | 4 | 0 | 0 | 0 | 0 | 0 | 0 | | | | | | | | | | | |
| Jeff King, R OBP: 0.350, SLG: 0.260 (1, 5) | | | | | | | | | | 3 | 0 | 0 | 0 | 1 | 2 | 0 | | | | | | | | | | | |
| Orlando Merced, S OBP: 0.367, SLG: 0.326 (1, 9) | | | | | | | | | | 3 | 0 | 1 | 0 | 0 | 1 | 1 | | | | | | | | | | | |
| Kevin Young, R OBP: 0.354, SLG: 0.432 (1, 3) | | | | | | | | | | 3 | 0 | 1 | 0 | 0 | 1 | 0 | | | | | | | | | | | |
| Carlos Garcia, R OBP: 0.326, SLG: 0.366 (1, 4) | | | | | | | | | | 3 | 0 | 0 | 0 | 0 | 2 | 3 | | | | | | | | | | | |
| Tom Prince, R OBP: 0.333, SLG: 0.400 (1, 2) | | | | | | | | | | 3 | 0 | 1 | 0 | 0 | 0 | 2 | | | | | | | | | | | |
| Randy Tomlin, L ERA: 5.29 Bias Minor, R Lonnie Smith, R Dennis Moeller, R John Wehner, R Denny Neagle, L (1, 1) | | | | | | | | | | 1 | 0 | 0 | 0 | 0 | 0 | 1 | | | | | | | | | | | |
| Inning Stats | R: 0 E: 0 K: 1 S: 11 | H: 0 LOB: 0 BB: 0 P: 17 | R: 0 E: 0 K: 1 S: 11 | H: 0 LOB: 1 BB: 1 P: 18 | R: 0 E: 0 K: 1 S: 7 | H: 1 LOB: 1 BB: 0 P: 9 | R: 0 E: 0 K: 1 S: 5 | H: 0 LOB: 0 BB: 0 P: 8 | R: 0 E: 0 K: 2 S: 11 | H: 2 LOB: 2 BB: 0 P: 16 | R: 0 E: 0 K: 0 S: 8 | H: 0 LOB: 0 BB: 0 P: 14 | R: 0 E: 1 K: 2 S: 10 | H: 0 LOB: 1 BB: 0 P: 15 | R: 0 E: 0 K: 1 S: 5 | H: 0 LOB: 0 BB: 0 P: 8 | | R: 0 E: 0 K: 0 S: 6 | H: 0 LOB: 0 BB: 0 P: 10 | 1B: 3 2B: 0 3B: 0 HR: 0 | SF: 0 SAC: 0 DP: 1 HBP: 0 | WP: 0 PB: 0 SB: 0 CS: 0 | PA: 31 | | | | |
| PITCHER | IP | WLS | BF | H | R | ER | SO | BB | IBB | HBP | BLK | WP | HR | S | P | ERA | WHIP | | | | | | | | | | |
| Tim Belcher, R ERA: 5.29 (1, 1) | 9.0 | W | 31 | 3 | 0 | 0 | 9 | 1 | 0 | 0 | 0 | 0 | 0 | 74 | 115 | 0.00 | 0.444 | | | | | | | | | | |
| PITCHER | IP | WLS | BF | H | R | ER | SO | BB | IBB | HBP | BLK | WP | HR | S | P | ERA | WHIP | | | | | | | | | | |
| Tim Belcher, R ERA: 5.29 (1, 1) | 9.0 | W | 31 | 3 | 0 | 0 | 9 | 1 | 0 | 0 | 0 | 0 | 0 | 74 | 115 | 0.00 | 0.444 | | | | | | | | | | |

| | |
|-----|----|
| AB | 35 |
| R | 5 |
| H | 10 |
| RBI | 3 |
| BB | 0 |
| SO | 11 |
| LOB | 12 |



| | |
|-----|----|
| AB | 30 |
| R | 0 |
| H | 3 |
| RBI | 0 |
| BB | 1 |
| SO | 9 |
| LOB | 10 |



| Batter | 1 | 2 | 3 | 4 | 5 | 6 | 7 | 8 | 9 | AB | R | H | RBI | BB | SO | LOB | TOP | | | | | |
|---|---|-------------------------------------|-----------------------------------|----------------------------------|------------------------------|---------------------------------|-------------------------------|----------------------------------|------------------------------|----------------------------------|------------------------------|---------------------------------|------------------------------|----------------------------------|-------------------------------|----------------------------------|------------------------------|----------------------------------|----------------------------------|------------------------------------|----------------------------------|--------|
| Bip Roberts, S (1, 4) OBP: 0.305, SLG: 0.235 | | | | | | | | | | | | | | | | | 2 0 0 0 3 1 1 | | | | | |
| Roberto Kelly, R (1, 8) OBP: 0.288, SLG: 0.359 | | | | | | | | | | | | | | | | | 1 0 1 0 0 0 0 | | | | | |
| Cesar Hernandez, R (1, FR) | | | | | | | | | | | | | | | | | 2 1 0 0 0 0 1 | | | | | |
| Cecil Espy, S (9, PH) OBP: 0.263, SLG: 0.200 | | | | | | | | | | | | | | | | | 0 0 0 0 1 0 0 | | | | | |
| Barry Larkin, R (1, 6) OBP: 0.409, SLG: 0.333 | | | | | | | | | | | | | | | | | 4 1 0 0 1 0 6 | | | | | |
| Kevin Mitchell, R (1, 7) OBP: 0.368, SLG: 0.543 | | | | | | | | | | | | | | | | | 2 0 0 0 0 0 2 | | | | | |
| Gary Varsho, L (4, 7) OBP: 0.444, SLG: 0.385 | | | | | | | | | | | | | | | | | 2 0 0 0 0 0 2 | | | | | |
| Randy Milligan, R (1, 3) OBP: 0.532, SLG: 0.447 | | | | | | | | | | | | | | | | | 3 1 1 1 1 1 0 | | | | | |
| Chris Sabo, R (1, 5) OBP: 0.203, SLG: 0.288 | | | | | | | | | | | | | | | | | 4 0 1 2 0 0 1 | | | | | |
| Greg Cadaret, L (8, 1) | | | | | | | | | | | | | | | | | 0 0 0 0 0 0 0 | | | | | |
| Reggie Sanders, R (1, 9) OBP: 0.250, SLG: 0.309 | | | | | | | | | | | | | | | | | 3 0 0 0 1 1 1 | | | | | |
| Joe Oliver, R (1, 2) OBP: 0.345, SLG: 0.346 | | | | | | | | | | | | | | | | | 4 0 0 0 0 1 2 | | | | | |
| John Smiley, L (1, 1) OBP: 0.333, SLG: 0.400 | | | | | | | | | | | | | | | | | 0 0 0 0 1 0 0 | | | | | |
| Bill Landrum, R (6, 1) | | | | | | | | | | | | | | | | | 0 0 0 0 0 0 0 | | | | | |
| Juan Samuel, R (7, PH) OBP: 0.154, SLG: 0.385 | | | | | | | | | | | | | | | | | 1 1 1 1 0 0 0 | | | | | |
| Jeff Kaiser, R (7, 1) | | | | | | | | | | | | | | | | | 0 0 0 0 0 0 0 | | | | | |
| Jeff Branson, L (8, 5) OBP: 0.455, SLG: 0.500 | | | | | | | | | | | | | | | | | 0 0 0 0 1 0 0 | | | | | |
| Inning Stats | R: 3 E: 0 K: 1 S: 14 | H: 3 LOB: 1 BB: 1 P: 24 | R: 0 E: 0 K: 1 S: 6 | H: 0 LOB: 1 BB: 1 P: 13 | R: 0 E: 0 K: 0 S: 6 | H: 0 LOB: 0 BB: 0 P: 6 | R: 0 E: 0 K: 1 S: 11 | H: 0 LOB: 1 BB: 1 P: 17 | R: 0 E: 0 K: 0 S: 8 | H: 0 LOB: 2 BB: 0 P: 16 | R: 0 E: 0 K: 0 S: 3 | H: 0 LOB: 0 BB: 0 P: 4 | R: 1 E: 0 K: 0 S: 9 | H: 1 LOB: 1 BB: 1 P: 15 | R: 0 E: 0 K: 1 S: 10 | H: 0 LOB: 0 BB: 0 P: 12 | R: 0 E: 0 K: 0 S: 6 | H: 0 LOB: 3 BB: 3 P: 19 | 1B: 2 2B: 1 3B: 0 HR: 1 | SF: 0 SAC: 2 DP: 0 HBP: 0 | WP: 0 PB: 0 SB: 0 CS: 0 | PA: 39 |
| PITCHER Tim Wakefield, R (1, 1) ERA: 5.28 | IP: 9.0 WLS: W BF: 39 H: 4 R: 4 ER: 4 SO: 4 | BB: 9 IBB: 0 HBP: 0 BLK: 0 | WP: 0 HR: 1 S: 73 P: 126 | ERA: 4.00 WHIP: 1.444 | | | | | | | | | | | | | | | | | | |

Cincinnati Reds @ Pittsburgh Pirates
Three Rivers Stadium, Pittsburgh, PA

AB 28
R 4
H 4
RBI 4
BB 9
SO 4
LOB 16



Thu Apr 22 1993, 7:05 PM EDT
Att: 10,500 - Unknown - 49 F

| Batter | 1 | 2 | 3 | 4 | 5 | 6 | 7 | 8 | 9 | AB | R | H | RBI | BB | SO | LOB | BOTTOM | | | |
|---|--|-------------------------------------|----------------------------------|----------------------------------|------------------------------|---------------------------------|------------------------------|----------------------------------|-------------------------------|----------------------------------|-------------------------------|----------------------------------|------------------------------|----------------------------------|-------------------------------|----------------------------------|----------------------------------|------------------------------------|----------------------------------|--------|
| Lonnie Smith, R (1, 7) OBP: 0.444, SLG: 0.409 | | | | | | | | | | | | | | | | | 4 1 3 2 0 0 0 | | | |
| Al Martin, L (7, 7) OBP: 0.264, SLG: 0.462 | | | | | | | | | | | | | | | | | 1 0 0 0 0 1 2 | | | |
| Jay Bell, R (1, 6) OBP: 0.353, SLG: 0.469 | | | | | | | | | | | | | | | | | 3 1 0 0 1 2 2 | | | |
| Kevin Young, R (1, 3) OBP: 0.345, SLG: 0.400 | | | | | | | | | | | | | | | | | 4 0 1 1 0 1 0 | | | |
| Jeff King, R (1, 5) OBP: 0.386, SLG: 0.305 | | | | | | | | | | | | | | | | | 3 1 2 1 1 1 0 | | | |
| Lloyd McClendon, R (1, 9) OBP: 0.200, SLG: 0.091 | | | | | | | | | | | | | | | | | 3 0 0 0 1 1 3 | | | |
| Orlando Merced, S (8, 9) OBP: 0.382, SLG: 0.347 | | | | | | | | | | | | | | | | | 0 0 0 0 0 0 0 | | | |
| Don Slaught, R (1, 2) OBP: 0.500, SLG: 0.513 | | | | | | | | | | | | | | | | | 3 1 2 1 1 1 2 | | | |
| John Wehner, R (1, 8) OBP: 0.111 | | | | | | | | | | | | | | | | | 3 0 0 0 0 3 4 | | | |
| Andy Van Slyke, L (9, 8) OBP: 0.348, SLG: 0.458 | | | | | | | | | | | | | | | | | 0 0 0 0 0 0 0 | | | |
| Carlos Garcia, R (1, 4) OBP: 0.315, SLG: 0.333 | | | | | | | | | | | | | | | | | 4 1 1 0 0 0 1 | | | |
| Tim Wakefield, R (1, 1) OBP: 0.167, SLG: 0.250 | | | | | | | | | | | | | | | | | 4 0 0 0 0 0 3 | | | |
| Inning Stats | R: 0 E: 0 K: 1 S: 10 | H: 0 LOB: 0 BB: 0 P: 15 | R: 0 E: 0 K: 2 S: 9 | H: 1 LOB: 2 BB: 1 P: 17 | R: 0 E: 0 K: 1 S: 8 | H: 1 LOB: 1 BB: 0 P: 9 | R: 1 E: 0 K: 1 S: 8 | H: 1 LOB: 1 BB: 1 P: 14 | R: 2 E: 0 K: 1 S: 13 | H: 3 LOB: 2 BB: 1 P: 22 | R: 2 E: 0 K: 1 S: 16 | H: 3 LOB: 1 BB: 0 P: 25 | R: 0 E: 0 K: 1 S: 8 | H: 0 LOB: 0 BB: 0 P: 11 | R: 0 E: 1 K: 2 S: 13 | H: 0 LOB: 2 BB: 1 P: 21 | 1B: 8 2B: 1 3B: 1 HR: 0 | SF: 0 SAC: 1 DP: 1 HBP: 0 | WP: 0 PB: 0 SB: 1 CS: 1 | PA: 37 |
| PITCHER John Smiley, L (1, 1) ERA: 4.94 | IP: 0.1 WLS: L BF: 1 H: 0 R: 0 ER: 0 SO: 1 | BB: 0 IBB: 0 HBP: 0 BLK: 0 | WP: 0 HR: 0 S: 4 P: 6 | ERA: 0.00 WHIP: 0.000 | | | | | | | | | | | | | | | | |
| Bill Landrum, R (6, 1) ERA: 1.59 | IP: 1.1 WLS: 5 BF: 5 H: 0 R: 0 ER: 0 SO: 2 | BB: 1 IBB: 0 HBP: 0 BLK: 0 | WP: 0 HR: 0 S: 12 P: 19 | ERA: 0.00 WHIP: 0.750 | | | | | | | | | | | | | | | | |
| Jeff Kaiser, L (7, 1) ERA: 2.7 | IP: 0.2 WLS: 3 BF: 0 H: 0 R: 0 ER: 0 SO: 1 | BB: 0 IBB: 0 HBP: 0 BLK: 0 | WP: 0 HR: 0 S: 9 P: 13 | ERA: 0.00 WHIP: 0.000 | | | | | | | | | | | | | | | | |

Cincinnati Reds @ Pittsburgh Pirates
Three Rivers Stadium, Pittsburgh, PA

AB 32
R 5
H 9
RBI 5
BB 4
SO 10
LOB 17



Thu Apr 22 1993, 7:05 PM EDT
Att: 10,500 - Unknown - 49 F

| Batter | 1 | 2 | 3 | 4 | 5 | 6 | 7 | 8 | 9 | AB | R | H | RBI | BB | SO | LOB | TOP | | | | | |
|--|------------------------------|----------------------------------|------------------------------|---------------------------------|------------------------------|----------------------------------|------------------------------|----------------------------------|------------------------------|----------------------------------|------------------------------|----------------------------------|-------------------------------|----------------------------------|------------------------------|---------------------------------|---|----------------------------------|----------------------------------|------------------------------------|----------------------------------|--------|
| Bip Roberts, S OBP: 0.297, SLG: 0.232 (1, 4) | G6-3 | | G4-3 | | | P7 | BB | | FC4-6 | 5 | 0 | 1 | 0 | 0 | 0 | 3 | Cincinnati Reds @ Chicago Cubs Wrigley Field, Chicago, IL Fri Apr 23 1993, 3:33 AM CDT Att: 23,027 - Sunny - 56 F | | | | | |
| Reggie Sanders, R OBP: 0.250, SLG: 0.293 (1, 9) | G5-3 | | | G5-3 | | F8 | BB | | | 3 | 0 | 0 | 0 | 1 | 0 | 1 | | | | | | |
| Barry Larkin, R OBP: 0.386, SLG: 0.311 (1, 6) | G4-3 | | | G4-3 | | FC6 | F8 | | | 4 | 0 | 0 | 0 | 0 | 0 | 4 | | | | | | |
| Randy Milligan, R OBP: 0.515, SLG: 0.431 (1, 3) | | G4-6-3 | | K | | | K | G5-3 | | 4 | 0 | 1 | 0 | 0 | 2 | 0 | | | | | | |
| Gary Varsho, L OBP: 0.455, SLG: 0.471 (1, 7) | G4-6-3 | | | | L7-4 | 1B | 1B | G4-3 | | 4 | 1 | 2 | 0 | 0 | 0 | 1 | | | | | | |
| Chris Sabo, R OBP: 0.235, SLG: 0.365 (1, 5) | | HR | | | | 1B | 2B | G6-3 | | 4 | 2 | 3 | 1 | 0 | 0 | 0 | | | | | | |
| Joe Oliver, R OBP: 0.339, SLG: 0.357 (1, 2) | L8 | | | | P8 | | G4-3 | | | 4 | 1 | 1 | 1 | 0 | 1 | 2 | | | | | | |
| Cesar Hernandez, R (1, 8) | | | K | | L7-4 | | G4-3 | G6-3 | | 4 | 0 | 0 | 1 | 0 | 1 | 3 | | | | | | |
| Tim Lincecum, R OBP: 0.206, SLG: 0.200 (5, PH) Jeff Blashinsky, L OBP: 0.200, SLG: 0.545 (5, 1) Milt Hill, R OBP: 0.330, SLG: 0.250 (7, 1) Cecil Espy, S OBP: 0.294, SLG: 0.395 (9, PH) Bill Landrum, R OBP: 0.274, SLG: 0.395 (9, 1) | | | | | | | | | | 1 | 0 | 1 | 0 | 0 | 0 | 0 | | | | | | |
| Inning Stats | R: 0 E: 0 K: 0 S: 8 | H: 0 LOB: 0 BB: 0 P: 14 | R: 1 E: 0 K: 0 S: 7 | H: 2 LOB: 0 BB: 0 P: 9 | R: 0 E: 0 K: 1 S: 7 | H: 1 LOB: 0 BB: 0 P: 11 | R: 0 E: 0 K: 1 S: 7 | H: 0 LOB: 0 BB: 0 P: 10 | R: 0 E: 0 K: 0 S: 6 | H: 2 LOB: 1 BB: 0 P: 10 | R: 0 E: 0 K: 0 S: 5 | H: 1 LOB: 3 BB: 1 P: 10 | R: 3 E: 0 K: 1 S: 19 | H: 5 LOB: 3 BB: 1 P: 35 | R: 0 E: 0 K: 0 S: 6 | H: 0 LOB: 0 BB: 0 P: 9 | R: 0 E: 0 K: 1 S: 12 | H: 0 LOB: 1 BB: 1 P: 17 | 1B: 8 2B: 3 3B: 0 HR: 1 | SF: 0 SAC: 0 DP: 3 HBP: 0 | WP: 1 PB: 0 SB: 0 CS: 0 | PA: 37 |
| PITCHER | IP | WLS | BF | H | R | ER | SO | BB | IBB | HBP | BLK | WP | HR | S | P | ERA | WHIP | | | | | |
| Jose Guzman, R ERA: 1.61 (1, 1) | 6.2 | W | 27 | 10 | 4 | 4 | 3 | 0 | 0 | 0 | 0 | 1 | 1 | 52 | 85 | 5.40 | 1.500 | | | | | |
| Bob Scanlan, R ERA: 8.14 (7, 1) | 1.1 | | 6 | 1 | 0 | 0 | 0 | 1 | 0 | 0 | 0 | 0 | 0 | 13 | 23 | 0.00 | 1.500 | | | | | |
| Randy Myers, L ERA: (9, 1) | 1.0 | S | 4 | 0 | 0 | 0 | 1 | 1 | 0 | 0 | 0 | 0 | 0 | 12 | 17 | 0.00 | 1.000 | | | | | |

| | |
|-----|----|
| AB | 35 |
| R | 4 |
| H | 11 |
| RBI | 3 |
| BB | 2 |
| SO | 4 |
| LOB | 14 |



| Batter | 1 | 2 | 3 | 4 | 5 | 6 | 7 | 8 | 9 | AB | R | H | RBI | BB | SO | LOB | BOTTOM | | | | |
|--|------------------------------|---------------------------------|------------------------------|----------------------------------|-------------------------------|----------------------------------|-------------------------------|----------------------------------|-------------------------------|----------------------------------|------------------------------|----------------------------------|------------------------------|----------------------------------|------------------------------|----------------------------------|---|------------------------------------|----------------------------------|--------|--|
| Dwight Smith, L OBP: 0.450, SLG: 0.778 (1, 8) | SH5-3 | | 1B | | | | | | | 5 | 1 | 3 | 0 | 0 | 2 | 2 | Cincinnati Reds @ Chicago Cubs Wrigley Field, Chicago, IL Fri Apr 23 1993, 3:33 AM CDT Att: 23,027 - Sunny - 56 F | | | | |
| Randy Myers, L (9, 1) | 2B | | 1B | | | | | | | 0 | 0 | 0 | 0 | 0 | 0 | 0 | | | | | |
| Rey Sanchez, R OBP: 0.290, SLG: 0.283 (1, 6) | SH5-3 | | 1B | | | P4 | | | | 4 | 1 | 1 | 1 | 0 | 0 | 2 | | | | | |
| Mark Grace, L OBP: 0.446, SLG: 0.614 (1, 3) | G1-3 | | 1B | | | G3-1 | | | | 4 | 1 | 1 | 1 | 0 | 0 | 2 | | | | | |
| Derrick May, L OBP: 0.408, SLG: 0.558 (1, 7) | G4-3 | | 1B | | | E4 | | | | 3 | 1 | 0 | 0 | 1 | 0 | 1 | | | | | |
| Sammy Sosa, R OBP: 0.328, SLG: 0.586 (1, 9) | | P3 | | | | | | | | 4 | 2 | 3 | 5 | 0 | 0 | 0 | | | | | |
| Steve Buechele, R OBP: 0.271, SLG: 0.302 (1, 5) | | K | | | | HR | | | | 4 | 0 | 1 | 0 | 0 | 1 | 1 | | | | | |
| Rick Wilkins, L OBP: 0.161, SLG: 0.071 (1, 2) | L7 | | | | | | | | | 4 | 0 | 1 | 0 | 0 | 1 | 0 | | | | | |
| Jose Vizcaino, S OBP: 0.333, SLG: 0.375 (1, 4) | | | 1B | | | | | | | 2 | 1 | 0 | 0 | 2 | 0 | 2 | | | | | |
| Jose Guzman, R (1, 1) | | | 1B | | | | | | | 3 | 0 | 0 | 0 | 0 | 2 | 2 | | | | | |
| Bob Scanlan, R (7, 1) | | | K | | | | | | | 0 | 0 | 0 | 0 | 0 | 0 | 0 | | | | | |
| Willie Wilson, S OBP: 0.294, SLG: 0.367 (9, 8) | | | K | | | | | | | 1 | 0 | 1 | 0 | 0 | 0 | 0 | | | | | |
| Inning Stats | R: 0 E: 0 K: 0 S: 6 | H: 1 LOB: 1 BB: 0 P: 9 | R: 0 E: 0 K: 1 S: 9 | H: 0 LOB: 0 BB: 0 P: 14 | R: 4 E: 0 K: 1 S: 12 | H: 4 LOB: 1 BB: 2 P: 26 | R: 0 E: 0 K: 2 S: 12 | H: 0 LOB: 1 BB: 1 P: 22 | R: 2 E: 0 K: 0 S: 17 | H: 3 LOB: 2 BB: 0 P: 27 | R: 0 E: 0 K: 0 S: 7 | H: 1 LOB: 1 BB: 0 P: 10 | R: 1 E: 0 K: 1 S: 9 | H: 1 LOB: 0 BB: 0 P: 16 | R: 0 E: 0 K: 1 S: 7 | H: 1 LOB: 1 BB: 0 P: 12 | 1B: 5 2B: 3 3B: 1 HR: 2 | SF: 0 SAC: 1 DP: 0 HBP: 0 | WP: 0 PB: 0 SB: 1 CS: 0 | PA: 38 | |
| PITCHER | IP | WLS | BF | H | R | ER | SO | BB | IBB | HBP | BLK | WP | HR | S | P | ERA | WHIP | | | | |
| Tim Lincecum, R ERA: 3.32 (1, 1) | 5.0 | L | 26 | 8 | 6 | 4 | 4 | 3 | 0 | 0 | 0 | 0 | 0 | 7 | 10 | 0.00 | 1.000 | | | | |
| Milt Hill, R ERA: (6, 1) | 1.0 | | 4 | 1 | 0 | 0 | 0 | 0 | 0 | 0 | 0 | 0 | 0 | 7 | 10 | 0.00 | 1.000 | | | | |
| Bill Landrum, R ERA: 2.35 (7, 1) | 2.0 | | 8 | 2 | 1 | 1 | 2 | 0 | 0 | 0 | 0 | 0 | 1 | 16 | 28 | 4.50 | 1.000 | | | | |

| | |
|-----|----|
| AB | 34 |
| R | 7 |
| H | 11 |
| RBI | 7 |
| BB | 3 |
| SO | 6 |
| LOB | 12 |



| Batter | 1 | 2 | 3 | 4 | 5 | 6 | 7 | 8 | 9 | AB | R | H | RBI | BB | SO | LOB | TOP | | |
|---|---|----------------------------------|------------------------------|----------------------------------|------------------------------|----------------------------------|------------------------------|----------------------------------|-------------------------------|----------------------------------|-------------------------------|----------------------------------|-------------------------------|----------------------------------|------------------------------|---------------------------------|---|------------------------------------|--|
| Bip Roberts, S OBP: 0.286, SLG: 0.274 (1, 4) | G5-3 | G5-3 | | HR | | G1-3 | P6 | | G6-3 | 6 | 1 | 1 | 2 | 0 | 0 | 1 | Cincinnati Reds @ Chicago Cubs Wrigley Field, Chicago, IL Sat Apr 24 1993, 3:33 AM CDT Att: 37,094 - Sunny - 67 F | | |
| Cecil Esay, S OBP: 0.320, SLG: 0.286 (1, 7) | HR | | L9 | G3-1 | | | FC4 | | | 5 | 1 | 2 | 0 | 0 | 0 | 1 | | | |
| Barry Larkin, R OBP: 0.411, SLG: 0.339 Jeff Branson, L OBP: 0.429, SLG: 0.462 (6, PH) | HR | | 1B | | | | | | E9 | 1 | 2 | 1 | 0 | 2 | 0 | 0 | | | |
| Randy Milligan, R OBP: 0.507, SLG: 0.429 (1, 3) | HR | | 2B | | | | | | G4-3 | 5 | 3 | 2 | 0 | 0 | 0 | 4 | | | |
| Chris Sabo, R OBP: 0.274, SLG: 0.471 (1, 5) | HR | | E7 | | | | | | G5-3 | 5 | 3 | 4 | 5 | 0 | 0 | 1 | | | |
| Reggie Sanders, R OBP: 0.261, SLG: 0.355 (1, 9) | G5-3 | | SF8 | | | | | | | 4 | 2 | 2 | 3 | 0 | 0 | 1 | | | |
| Joe Oliver, R OBP: 0.328, SLG: 0.393 (1, 2) | F9 | | P8 | | | | | | F9 | 5 | 1 | 1 | 4 | 0 | 0 | 1 | | | |
| Cesar Hernandez, R OBP: 0.143, SLG: 0.077 (1, 8) | | G5-3 | | HR | | G6-3 | | | G2-3 | 5 | 1 | 1 | 0 | 0 | 1 | 1 | | | |
| Tom Browning, L OBP: 0.167, SLG: 0.167 Bobby Ayala, R (8, 1) | | G4-3 | | SH1-4 | | | | | G5-3 | 3 | 0 | 1 | 0 | 0 | 1 | 0 | | | |
| Juan Samuel, R OBP: 0.200, SLG: 0.357 Jeff Reardon, R (9, 1) | | | | 1-2 | | | FC4 | | | 0 | 0 | 0 | 0 | 0 | 0 | 0 | | | |
| Inning Stats | R: 4 E: 0 K: 0 S: 17 | H: 3 LOB: 0 BB: 0 P: 22 | R: 0 E: 0 K: 0 S: 6 | H: 0 LOB: 0 BB: 0 P: 11 | R: 3 E: 1 K: 0 S: 8 | H: 2 LOB: 0 BB: 1 P: 14 | R: 2 E: 0 K: 0 S: 8 | H: 2 LOB: 1 BB: 0 P: 13 | R: 0 E: 0 K: 2 S: 11 | H: 1 LOB: 1 BB: 0 P: 14 | R: 0 E: 0 K: 1 S: 19 | H: 5 LOB: 1 BB: 0 P: 25 | R: 2 E: 1 K: 0 S: 11 | H: 1 LOB: 0 BB: 0 P: 20 | R: 0 E: 0 K: 0 S: 6 | H: 0 LOB: 0 BB: 0 P: 8 | 1B: 8 2B: 3 3B: 0 HR: 4 | SF: 1 SAC: 1 DP: 0 HBP: 0 | WP: 0 PA: 46 PB: 0 SB: 0 CS: 0 |
| PITCHER | IP WLS BF H R ER SO BB IBB HBP BLK WP HR S P ERA WHIP | | | | | | | | | | | | | | | | | | |
| Greg Hibbard, L ERA: 5.4 | (1, 1) 3.0 L 16 5 7 6 0 1 0 0 0 0 0 1 31 47 18.00 2.000 | | | | | | | | | | | | | | | | | | |
| Jose Bautista, R ERA: 12.0 | (4, 1) 1.0 6 2 2 2 0 1 0 0 0 0 0 1 8 13 18.00 3.000 | | | | | | | | | | | | | | | | | | |
| Dan Plesac, L ERA: 7.26 | (5, 1) 3.0 16 7 4 4 3 0 0 0 0 0 0 1 40 50 12.00 2.333 | | | | | | | | | | | | | | | | | | |
| Chuck McElroy, L ERA: 2.84 | (8, 1) 1.0 5 1 2 0 0 0 0 0 0 0 0 1 11 20 0.00 1.000 | | | | | | | | | | | | | | | | | | |
| Paul Assenmacher, L ERA: 4.05 | (9, 1) 1.0 3 0 0 0 0 0 0 0 0 0 0 0 6 8 0.00 0.000 | | | | | | | | | | | | | | | | | | |

| Batter | 1 | 2 | 3 | 4 | 5 | 6 | 7 | 8 | 9 | AB | R | H | RBI | BB | SO | LOB | BOTTOM | | | | |
|--|--|----------------------------------|------------------------------|----------------------------------|------------------------------|----------------------------------|-------------------------------|----------------------------------|------------------------------|---------------------------------|------------------------------|---------------------------------|------------------------------|---------------------------------|------------------------------|----------------------------------|---|-------------------------------|----------------------------------|-----------------------------------|------------------------------------|
| Willie Wilson, S OBP: 0.304, SLG: 0.358 (1, 8) | G6-3 | | 1B | L9 | | | G6-3 | | SF9 | 4 | 0 | 1 | 0 | 0 | 0 | 3 | Cincinnati Reds @ Chicago Cubs Wrigley Field, Chicago, IL Sat Apr 24 1993, 3:33 AM CDT Att: 37,094 - Sunny - 67 F | | | | |
| Rey Sanchez, R OBP: 0.328, SLG: 0.323 (1, 6) | FC5-4 | | 1B | | | G6-4-3 | G4-3 | | HBP | 5 | 0 | 4 | 1 | 0 | 0 | 0 | | | | | |
| Mark Grace, L OBP: 0.414, SLG: 0.574 (1, 3) | L7 | | F7 | | | | | | | 4 | 0 | 0 | 1 | 0 | 0 | 4 | | | | | |
| Candy Maldonado, R OBP: 0.235, SLG: 0.290 (1, 7) | FC5-4 | | | 1B | | G6-4-3 | | | P3 | 5 | 1 | 1 | 0 | 0 | 0 | 4 | | | | | |
| Sammy Sosa, R OBP: 0.308, SLG: 0.548 (1, 9) | | F9 | | F8 | | | G5-3 | | G1-3 | 4 | 0 | 0 | 0 | 0 | 0 | 1 | | | | | |
| Steve Buechele, R OBP: 0.270, SLG: 0.298 (1, 5) | | L7 | | 1B | | | L1-3 | | G5-3 | 4 | 0 | 1 | 0 | 0 | 0 | 0 | | | | | |
| Jose Vizcaino, S OBP: 0.345, SLG: 0.385 (1, 4) | | G6-3 | | 1B | | | G6-3 | | | 4 | 1 | 2 | 1 | 0 | 0 | 0 | | | | | |
| Steve Lake, R OBP: 0.250, SLG: 0.400 Chuck McElroy, L OBP: 1.000, SLG: 1.000 Paul Assenmacher, L OBP: 0.476, SLG: 0.789 Dwight Smith, L OBP: 0.476, SLG: 0.789 (9, PH) | | | F8 | | | | | | 2B | 3 | 1 | 2 | 1 | 0 | 0 | 0 | | | | | |
| Greg Hibbard, L ERA: 9.64 Eric Yelding, R OBP: 0.331, SLG: 0.333 Jose Santiago, R (4, PH) Tommy Shields, L OBP: 0.228, SLG: 0.250 Dan Plesac, L (5, 1) Matt Walbeck, S OBP: 0.333, SLG: 0.600 (8, 2) | | | F9 | | | | | | 1B | 1 | 0 | 0 | 0 | 0 | 0 | 0 | | | | | |
| Inning Stats | R: 0 E: 0 K: 0 S: 7 | H: 1 LOB: 1 BB: 0 P: 14 | R: 0 E: 0 K: 0 S: 6 | H: 0 LOB: 0 BB: 0 P: 10 | R: 0 E: 0 K: 0 S: 8 | H: 2 LOB: 2 BB: 0 P: 10 | R: 1 E: 0 K: 1 S: 13 | H: 4 LOB: 3 BB: 0 P: 19 | R: 0 E: 0 K: 0 S: 4 | H: 1 LOB: 0 BB: 0 P: 6 | R: 0 E: 0 K: 0 S: 5 | H: 0 LOB: 0 BB: 0 P: 7 | R: 1 E: 0 K: 0 S: 5 | H: 1 LOB: 0 BB: 0 P: 8 | R: 0 E: 0 K: 0 S: 5 | H: 0 LOB: 0 BB: 0 P: 10 | | R: 3 E: 0 K: 0 S: 13 | H: 4 LOB: 2 BB: 0 P: 21 | 1B: 11 2B: 1 3B: 0 HR: 1 | SF: 1 SAC: 0 DP: 1 HBP: 1 |
| PITCHER | IP WLS BF H R ER SO BB IBB HBP BLK WP HR S P ERA WHIP | | | | | | | | | | | | | | | | | | | | |
| Tom Browning, L ERA: 9.64 | (1, 1) 7.0 W 29 9 2 2 2 1 0 0 0 0 0 0 5 74 2.57 1.286 | | | | | | | | | | | | | | | | | | | | |
| Bobby Ayala, R ERA: 9.64 | (8, 1) 1.0 3 0 0 0 0 0 0 0 0 0 0 0 5 10 0.00 0.000 | | | | | | | | | | | | | | | | | | | | |
| Jeff Reardon, R ERA: 4.76 | (9, 1) 1.0 8 4 3 3 0 0 0 0 1 0 0 0 0 13 21 27.00 4.000 | | | | | | | | | | | | | | | | | | | | |

| | |
|-----|----|
| AB | 42 |
| R | 15 |
| H | 15 |
| RBI | 14 |
| BB | 2 |
| SO | 3 |
| LOB | 11 |



| | |
|-----|----|
| AB | 38 |
| R | 5 |
| H | 13 |
| RBI | 5 |
| BB | 0 |
| SO | 1 |
| LOB | 15 |



| Batter | 1 | 2 | 3 | 4 | 5 | 6 | 7 | 8 | 9 | AB | R | H | RBI | BB | SO | LOB | TOP | | | | | | | | | | |
|---|-------------------------------|----------------------------------|-------------------------------|----------------------------------|------------------------------|---------------------------------|------------------------------|---------------------------------|------------------------------|----------------------------------|------------------------------|---------------------------------|-------------------------------|----------------------------------|-------------------------------|----------------------------------|---|------------------------------|----------------------------------|----------------------------------|------------------------------------|----------------------------------|--------|--|--|--|--|
| Bip Roberts, S OBP: 0.280, SLG: 0.258 (1, 4) | E4 CS | BB BB | | G1-3 | | | F7 | | G1-4-3 | 4 | 0 | 0 | 0 | 1 | 0 | 1 | Cincinnati Reds @ Chicago Cubs Wrigley Field, Chicago, IL Sun Apr 25 1993, 3:33 AM CDT Att: 30,879 - Sunny - 50 F | | | | | | | | | | |
| Cecil Esay, S OBP: 0.373, SLG: 0.273 (1, 7) | E 2B | BB | | | G6-4-3 BB | | K | | | 1 | 1 | 0 | 0 | 3 | 1 | 1 | | | | | | | | | | | |
| Barry Larkin, R OBP: 0.403, SLG: 0.364 (1, 6) | E9 2B | G4-3 | | | G6-4-3 | | | 3B | | 4 | 0 | 1 | 0 | 0 | 0 | 5 | | | | | | | | | | | |
| Randy Milligan, R OBP: 0.480, SLG: 0.400 (1, 3) | F8 | | | L5 | G6-3 | | | G5-3 | | 4 | 0 | 0 | 0 | 0 | 0 | 3 | | | | | | | | | | | |
| Chris Sabo, R OBP: 0.286, SLG: 0.479 (1, 5) | 2B | | | F9 | | | F7 | | | 3 | 0 | 1 | 1 | 0 | 0 | 0 | | | | | | | | | | | |
| Reggie Sanders, R OBP: 0.260, SLG: 0.338 (1, 9) | F8 | | | HBP | | | F9 | | HBP | 3 | 0 | 0 | 0 | 0 | 1 | 4 | | | | | | | | | | | |
| Joe Oliver, R OBP: 0.310, SLG: 0.369 (1, 2) | | P4 | | G1-3 | | | L7 | | L3 | 4 | 0 | 0 | 0 | 0 | 0 | 3 | | | | | | | | | | | |
| Cesar Hernandez, R OBP: 0.167, SLG: 0.118 (1, 8) | | G1-3 | | | K | | SH1-4 1B | | K | 4 | 0 | 1 | 0 | 0 | 2 | 0 | | | | | | | | | | | |
| Tim Belcher, R (1, 1) | E4 BB | | | G3 | | | SH1-4 | | F7 | 3 | 0 | 0 | 0 | 0 | 0 | 0 | | | | | | | | | | | |
| Inning Stats | R: 1 E: 2 K: 0 S: 12 | H: 1 LOB: 2 BB: 1 P: 22 | R: 0 E: 1 K: 0 S: 15 | H: 0 LOB: 3 BB: 2 P: 28 | R: 0 E: 0 K: 0 S: 6 | H: 0 LOB: 1 BB: 0 P: 9 | R: 0 E: 0 K: 1 S: 5 | H: 0 LOB: 0 BB: 0 P: 5 | R: 0 E: 0 K: 0 S: 5 | H: 0 LOB: 0 BB: 1 P: 12 | R: 0 E: 0 K: 0 S: 5 | H: 0 LOB: 0 BB: 0 P: 6 | R: 0 E: 0 K: 1 S: 11 | H: 1 LOB: 1 BB: 0 P: 16 | R: 0 E: 0 K: 1 S: 12 | H: 1 LOB: 2 BB: 0 P: 19 | | R: 0 E: 0 K: 1 S: 7 | H: 0 LOB: 0 BB: 0 P: 11 | 1B: 1 2B: 1 3B: 1 HR: 0 | SF: 0 SAC: 1 DP: 1 HBP: 2 | WP: 0 PB: 0 SB: 0 CS: 1 | PA: 37 | | | | |
| PITCHER | IP | WLS | BF | H | R | ER | SO | BB | IBB | HBP | BLK | WP | HR | S | P | ERA | WHIP | | | | | | | | | | |
| Frank Castillo, R ERA: 3.97 (1, 1) | 7.1 | | 32 | 3 | 1 | 0 | 2 | 4 | 0 | 2 | 0 | 0 | 0 | 65 | 108 | 0.00 | 0.955 | | | | | | | | | | |
| Bob Scantlan, R ERA: 5.63 (8, 1) | 0.2 | | 2 | 0 | 0 | 0 | 1 | 0 | 0 | 0 | 0 | 0 | 0 | 6 | 9 | 0.00 | 0.000 | | | | | | | | | | |
| Paul Assenmacher, L ERA: 9.52 (9, 1) | 1.0 | W | 3 | 0 | 0 | 0 | 1 | 0 | 0 | 0 | 0 | 0 | 0 | 7 | 11 | 0.00 | 0.000 | | | | | | | | | | |

| | |
|-----|----|
| AB | 30 |
| R | 1 |
| H | 3 |
| RBI | 1 |
| BB | 4 |
| SO | 4 |
| LOB | 17 |



| Batter | 1 | 2 | 3 | 4 | 5 | 6 | 7 | 8 | 9 | AB | R | H | RBI | BB | SO | LOB | BOTTOM | | | | | | | | | | |
|--|------------------------------|----------------------------------|------------------------------|---------------------------------|------------------------------|----------------------------------|------------------------------|---------------------------------|------------------------------|----------------------------------|------------------------------|----------------------------------|------------------------------|----------------------------------|-------------------------------|----------------------------------|---|----------------------------------|----------------------------------|------------------------------------|----------------------------------|--------|--|--|--|--|--|
| Dwight Smith, L OBP: 0.480, SLG: 0.727 (1, 8) | K | | | | | G4-3 | | | | 3 | 0 | 1 | 0 | 1 | 1 | 0 | Cincinnati Reds @ Chicago Cubs Wrigley Field, Chicago, IL Sun Apr 25 1993, 3:33 AM CDT Att: 30,879 - Sunny - 50 F | | | | | | | | | | |
| Rey Sanchez, R OBP: 0.310, SLG: 0.304 (1, 6) | F9 | | | 1B | | L8 | | P4 | | 4 | 0 | 0 | 0 | 0 | 0 | 4 | | | | | | | | | | | |
| Mark Grace, L OBP: 0.392, SLG: 0.538 (1, 3) | G4-3 | | | | F7 | | | F7 | | 4 | 0 | 0 | 0 | 0 | 0 | 2 | | | | | | | | | | | |
| Derrick May, L OBP: 0.396, SLG: 0.532 (1, 7) | | G4-3 | | | P5 | | | G4-3 | | 4 | 1 | 1 | 0 | 0 | 0 | 0 | | | | | | | | | | | |
| Sammy Sosa, R OBP: 0.290, SLG: 0.515 (1, 9) | | B1-3 | | | P6 | | | P3 | | 4 | 0 | 0 | 0 | 0 | 0 | 1 | | | | | | | | | | | |
| Steve Buechele, R OBP: 0.284, SLG: 0.344 (1, 5) | | | | | | G3-1 | | | | 4 | 0 | 2 | 1 | 0 | 1 | 0 | | | | | | | | | | | |
| Eric Yelding, R OBP: 0.333, SLG: 0.333 (8, FR) | | | | | | | | 1B | | 0 | 1 | 0 | 0 | 0 | 0 | 0 | | | | | | | | | | | |
| Rick Wilkins, L OBP: 0.171, SLG: 0.065 (1, 2) | | | | | G3 | | | F8 | | 3 | 0 | 0 | 0 | 1 | 0 | 1 | | | | | | | | | | | |
| Jose Vizcaino, S OBP: 0.387, SLG: 0.429 (1, 4) | | | | | | | | | | 4 | 0 | 4 | 1 | 0 | 0 | 0 | | | | | | | | | | | |
| Frank Castillo, R OBP: 0.200, SLG: 0.200 (1, 1) | | | | | | | | | | 1 | 0 | 0 | 0 | 0 | 0 | 1 | | | | | | | | | | | |
| Bob Scantlan, R (8, 1) | | | | | | | | | | 0 | 0 | 0 | 0 | 0 | 0 | 0 | | | | | | | | | | | |
| Willie Wilson, S OBP: 0.354, SLG: 0.358 (8, PH) | | | | | | | | | | 0 | 0 | 0 | 0 | 0 | 0 | 0 | | | | | | | | | | | |
| Paul Assenmacher, L OBP: 1.000, SLG: 1.000 (9, 1) | | | | | | | | | | 0 | 0 | 0 | 0 | 0 | 0 | 0 | | | | | | | | | | | |
| Inning Stats | R: 0 E: 0 K: 1 S: 8 | H: 0 LOB: 0 BB: 0 P: 12 | R: 0 E: 0 K: 1 S: 6 | H: 0 LOB: 0 BB: 0 P: 7 | R: 0 E: 0 K: 0 S: 8 | H: 2 LOB: 2 BB: 0 P: 14 | R: 0 E: 0 K: 0 S: 5 | H: 0 LOB: 0 BB: 0 P: 9 | R: 0 E: 0 K: 0 S: 7 | H: 1 LOB: 1 BB: 0 P: 10 | R: 0 E: 0 K: 0 S: 5 | H: 0 LOB: 0 BB: 0 P: 14 | R: 0 E: 0 K: 0 S: 8 | H: 1 LOB: 1 BB: 0 P: 12 | R: 0 E: 0 K: 0 S: 12 | H: 1 LOB: 2 BB: 1 P: 20 | R: 2 E: 0 K: 0 S: 9 | H: 3 LOB: 3 BB: 1 P: 14 | 1B: 7 2B: 0 3B: 1 HR: 0 | SF: 0 SAC: 2 DP: 0 HBP: 0 | WP: 0 PB: 0 SB: 0 CS: 0 | PA: 35 | | | | | |
| PITCHER | IP | WLS | BF | H | R | ER | SO | BB | IBB | HBP | BLK | WP | HR | S | P | ERA | WHIP | | | | | | | | | | |
| Tim Belcher, R ERA: 4.26 (1, 1) | 8.1 | L | 35 | 8 | 2 | 2 | 2 | 1 | 1 | 0 | 0 | 0 | 0 | 68 | 112 | 2.16 | 1.080 | | | | | | | | | | |


| | |
|-----|----|
| AB | 31 |
| R | 2 |
| H | 8 |
| RBI | 2 |
| BB | 2 |
| SO | 2 |
| LOB | 9 |



| Batter | 1 | 2 | 3 | 4 | 5 | 6 | 7 | 8 | 9 | AB | R | H | RBI | BB | SO | LOB | TOP | | | | | | | | | | |
|---|------------------------------|---------------------------------|------------------------------|----------------------------------|------------------------------|----------------------------------|------------------------------|----------------------------------|-------------------------------|----------------------------------|------------------------------|----------------------------------|------------------------------|---------------------------------|------------------------------|----------------------------------|------------------------------|----------------------------------|----------------------------------|------------------------------------|----------------------------------|--------|--|--|--|--|--|
| Chuck Carr, S OBP: 0.264, SLG: 0.265 (1, 8) | 1-2 G1-3 | | 3-2 F9 | | | 3-2 F8 | | | 0-1 B3 | 4 | 0 | 0 | 0 | 0 | 0 | 0 | | | | | | | | | | | |
| Junior Felix, S OBP: 0.274, SLG: 0.457 (1, 9) | 0-0 G4-3 | | 1-2 P6 | | | 3-2 P4 | | | 2-2 F9 | 4 | 0 | 0 | 0 | 0 | 0 | 0 | | | | | | | | | | | |
| Dave Magadan, L OBP: 0.361, SLG: 0.403 (1, 5) | 2-0 F8 | | | 3-2 F9 | | 2-1 1B | | | 2-1 1B | 4 | 0 | 2 | 0 | 0 | 0 | 0 | | | | | | | | | | | |
| Orestes Destrade, S OBP: 0.349, SLG: 0.378 (1, 3) | | 2-0 G1-6-3 1B | | 1-0 G3 | | | 0-1 G3 | | 1-1 F7 | 4 | 0 | 1 | 0 | 0 | 0 | 1 | | | | | | | | | | | |
| Benito Santiago, R OBP: 0.329, SLG: 0.463 (1, 2) | 0-0 P4 | | | 4-2 CS BB | | | 0-0 F7 | | | 2 | 0 | 0 | 0 | 1 | 0 | 1 | | | | | | | | | | | |
| Greg Britley, L OBP: 0.211, SLG: 0.167 (1, 7) | 2-1 G1-6-3 | | | 1-2 CS | 3-3 K | | 2-2 G3 | | | 3 | 0 | 0 | 0 | 0 | 1 | 1 | | | | | | | | | | | |
| Alex Arias, R OBP: 0.372, SLG: 0.459 (1, 4) | 4-0 BB | | | | 2-1 F8 | | | 4-0 G6-4-3 BB | | 1 | 0 | 0 | 0 | 2 | 0 | 0 | | | | | | | | | | | |
| Walt Weiss, S OBP: 0.388, SLG: 0.296 (1, 6) | 2-2 G3 | | | | 4-2 BB | | | 3-2 F7 | | 2 | 0 | 0 | 0 | 1 | 0 | 3 | | | | | | | | | | | |
| Charlie Hough, R (1, 1) | | | | | | | | | | 2 | 0 | 0 | 0 | 0 | 0 | 1 | | | | | | | | | | | |
| Bob McClure, R (7, 1) | | | | | | | | | | 0 | 0 | 0 | 0 | 0 | 0 | 0 | | | | | | | | | | | |
| Cris Carpenter, R (7, 1) | | | | | | | | | | 0 | 0 | 0 | 0 | 0 | 0 | 0 | | | | | | | | | | | |
| Jeff Conine, R OBP: 0.389, SLG: 0.369 (7, 7) | | | 0-0 G4-3 | | | 0-2 G6-3 | | | 3-1 G6-4-3 | 1 | 0 | 0 | 0 | 0 | 0 | 1 | | | | | | | | | | | |
| Inning Stats | R: 0 E: 0 K: 0 S: 5 | H: 0 LOB: 0 BB: 0 P: 8 | R: 0 E: 0 K: 0 S: 8 | H: 1 LOB: 2 BB: 1 P: 18 | R: 0 E: 0 K: 0 S: 7 | H: 0 LOB: 0 BB: 0 P: 11 | R: 0 E: 0 K: 0 S: 9 | H: 0 LOB: 0 BB: 1 P: 18 | R: 0 E: 0 K: 1 S: 12 | H: 0 LOB: 1 BB: 1 P: 21 | R: 0 E: 0 K: 0 S: 8 | H: 1 LOB: 1 BB: 0 P: 16 | R: 0 E: 0 K: 0 S: 6 | H: 0 LOB: 0 BB: 0 P: 8 | R: 0 E: 0 K: 0 S: 5 | H: 0 LOB: 0 BB: 1 P: 15 | R: 0 E: 0 K: 0 S: 9 | H: 1 LOB: 1 BB: 0 P: 14 | 1B: 3 2B: 0 3B: 0 HR: 0 | SF: 0 SAC: 0 DP: 1 HBP: 0 | WP: 0 PB: 0 SB: 0 CS: 1 | PA: 32 | | | | | |
| PITCHER | IP | WLS | BF | H | R | ER | SO | BB | IBB | HBP | BLK | WP | HR | S | P | ERA | WHIP | | | | | | | | | | |
| Jose Rijo, R ERA: 2.31 (1, 1) | 7.0 | W | 24 | 2 | 0 | 0 | 1 | 3 | 0 | 0 | 0 | 0 | 0 | 55 | 100 | 0.00 | 0.714 | | | | | | | | | | |
| Steve Foster, R ERA: 1.94 (8, 1) | 1.0 | | 3 | 0 | 0 | 0 | 0 | 1 | 0 | 0 | 0 | 0 | 0 | 5 | 15 | 0.00 | 1.000 | | | | | | | | | | |
| Jeff Reardon, R ERA: 4.05 (9, 1) | 1.0 | S | 4 | 1 | 0 | 0 | 0 | 0 | 0 | 0 | 0 | 0 | 0 | 9 | 14 | 0.00 | 1.000 | | | | | | | | | | |

Florida Marlins @ Cincinnati Reds
Riverfront Stadium, Cincinnati, OH
Mon Apr 26 1993, 7:05 PM EDT
Att: 30,623 - Cloudy - 55 F


AB 27
R 0
H 3
RBI 0
BB 4
SO 1
LOB 8



| Batter | 1 | 2 | 3 | 4 | 5 | 6 | 7 | 8 | 9 | AB | R | H | RBI | BB | SO | LOB | BOTTOM | | | | | | | | | | |
|---|-------------------------------|----------------------------------|-------------------------------|----------------------------------|-------------------------------|----------------------------------|---------------------------------|----------------------------------|-------------------------------|----------------------------------|------------------------------|---------------------------------|-------------------------------|----------------------------------|-------------------------------|----------------------------------|-------------------------------|----------------------------------|----------------------------------|------------------------------------|----------------------------------|--------|--|--|--|--|--|
| Bip Roberts, S OBP: 0.266, SLG: 0.246 (1, 4) | 2-3 K | | 3-3 K | | 1-0 G3 | | 0-2 SF7 | | | 3 | 0 | 0 | 1 | 0 | 2 | 4 | | | | | | | | | | | |
| Roberto Kelly, R OBP: 0.271, SLG: 0.338 (1, 8) | 0-3 K | | 3-3 K | | | 2-1 G5-3 | 3-H K | | | 4 | 0 | 0 | 0 | 0 | 3 | 4 | | | | | | | | | | | |
| Barry Larkin, R OBP: 0.383, SLG: 0.343 (1, 6) | 2-3 K | | | 0-1 G5-3 | | 0-0 F8 | | 1-1 G1-3 | | 4 | 0 | 0 | 0 | 0 | 1 | 0 | | | | | | | | | | | |
| Randy Milligan, R OBP: 0.468, SLG: 0.381 (1, 3) | | 3-3 K | | 3-3 K | | 1-2 G1-3 | | 4-2 2B BB | | 3 | 1 | 0 | 0 | 1 | 2 | 0 | | | | | | | | | | | |
| Chris Sabo, R OBP: 0.284, SLG: 0.467 (1, 5) | | 3-2 G6-3 | | 0-3 K | | | 0-2 FC1-5 WP 1B | 1-0 F7 | | 4 | 0 | 1 | 0 | 0 | 1 | 1 | | | | | | | | | | | |
| Cecil Espy, S OBP: 0.424, SLG: 0.360 (1, 7) | | 2-2 G3 | | | 1-1 WP S 1B | | 4-1 FC1-5 1B BB | 1-1 2B | | 3 | 1 | 2 | 1 | 1 | 0 | 0 | | | | | | | | | | | |
| Reggie Sanders, R OBP: 0.260, SLG: 0.348 (1, 9) | | | 3-1 BB 2B | | 1-1 WP S 1B | 2-3 K | 2-1 FC1-5 BB 1B SF7 | 2-3 K | | 4 | 1 | 1 | 0 | 0 | 2 | 4 | | | | | | | | | | | |
| Joe Oliver, R OBP: 0.311, SLG: 0.368 (1, 2) | | | 0-0 E5 BB | | 3-1 P5 | | 3-1 BB 1B | | | 3 | 0 | 1 | 1 | 0 | 0 | 2 | | | | | | | | | | | |
| Jose Rijo, R OBP: 0.417, SLG: 0.300 (1, 1) | | | 4-0 BB | | 4-0 P5 | | 4-2 BB 1B | | | 0 | 0 | 0 | 0 | 2 | 0 | 0 | | | | | | | | | | | |
| Gary Varsho, L OBP: 0.455, SLG: 0.471 (7, PH) | | | | | | | | | | 0 | 0 | 0 | 0 | 0 | 0 | 0 | | | | | | | | | | | |
| Juan Samuel, R OBP: 0.250, SLG: 0.357 (7, PH) | | | | | | | | | | 0 | 0 | 0 | 0 | 1 | 0 | 0 | | | | | | | | | | | |
| Steve Foster, R (8, 1) | | | | | | | | | | 0 | 0 | 0 | 0 | 0 | 0 | 0 | | | | | | | | | | | |
| Jeff Reardon, R (9, 1) | | | | | | | | | | 0 | 0 | 0 | 0 | 0 | 0 | 0 | | | | | | | | | | | |
| Inning Stats | R: 0 E: 0 K: 3 S: 11 | H: 0 LOB: 0 BB: 0 P: 15 | R: 0 E: 0 K: 1 S: 13 | H: 0 LOB: 0 BB: 0 P: 21 | R: 0 E: 1 K: 2 S: 12 | H: 1 LOB: 2 BB: 1 P: 25 | R: 0 E: 0 K: 2 S: 8 | H: 0 LOB: 0 BB: 0 P: 11 | R: 0 E: 0 K: 1 S: 10 | H: 1 LOB: 2 BB: 1 P: 21 | R: 0 E: 0 K: 0 S: 6 | H: 0 LOB: 0 BB: 0 P: 9 | R: 2 E: 0 K: 1 S: 18 | H: 2 LOB: 2 BB: 2 P: 31 | R: 0 E: 0 K: 1 S: 11 | H: 1 LOB: 1 BB: 1 P: 20 | R: 1 E: 0 K: 1 S: 11 | H: 1 LOB: 1 BB: 1 P: 20 | 1B: 3 2B: 2 3B: 0 HR: 0 | SF: 1 SAC: 0 DP: 0 HBP: 0 | WP: 2 PB: 0 SB: 1 CS: 0 | PA: 34 | | | | | |
| PITCHER | IP | WLS | BF | H | R | ER | SO | BB | IBB | HBP | BLK | WP | HR | S | P | ERA | WHIP | | | | | | | | | | |
| Charlie Hough, R ERA: 3.73 (1, 1) | 6.1 | L | 26 | 4 | 2 | 2 | 9 | 3 | 0 | 0 | 0 | 2 | 0 | 69 | 120 | 2.84 | 1.105 | | | | | | | | | | |
| Bob McClure, L ERA: 9.82 (7, 1) | 0.0 | | 1 | 0 | 0 | 0 | 0 | 1 | 0 | 0 | 0 | 0 | 0 | 3 | 7 | ∞ | ∞ | | | | | | | | | | |
| Cris Carpenter, R ERA: 4.32 (7, 1) | 1.2 | | 7 | 1 | 1 | 1 | 2 | 1 | 0 | 0 | 0 | 0 | 0 | 17 | 26 | 5.40 | 1.200 | | | | | | | | | | |

Florida Marlins @ Cincinnati Reds
Riverfront Stadium, Cincinnati, OH
Mon Apr 26 1993, 7:05 PM EDT
Att: 30,623 - Cloudy - 55 F

AB 28
R 3
H 5
RBI 3
BB 5
SO 11
LOB 15



| Batter | 1 | 2 | 3 | 4 | 5 | 6 | 7 | 8 | 9 | AB | R | H | RBI | BB | SO | LOB | TOP | | | | |
|---|------------------------------|----------------------------------|-------------------------------|----------------------------------|------------------------------|---------------------------------|-------------------------------|----------------------------------|------------------------------|---------------------------------|-------------------------------|----------------------------------|-------------------------------|----------------------------------|------------------------------|----------------------------------|--|----------------------------------|------------------------------------|-------------------------|--------|
| Alex Arias, R OBP: 0.340, SLG: 0.415 (1, 4) | G4-3 | | K | | F9 | | G6-3 | | | 4 | 0 | 0 | 0 | 0 | 1 | 1 | Florida Marlins @ Cincinnati Reds Riverfront Stadium, Cincinnati, OH Tue Apr 27 1993, 7:05 PM EDT Att: 23,807 - Unknown - 68 F | | | | |
| Junior Felix, S OBP: 0.286, SLG: 0.432 (1, 8) (8, 9) | G5-3 | | F8 | | G5-3 | | | G4-3 | | 4 | 0 | 0 | 0 | 0 | 0 | 0 | | | | | |
| Jeff Conine, R OBP: 0.368, SLG: 0.348 (1, 7) | K | | F9 | | F9 | | | K | | 4 | 0 | 0 | 0 | 0 | 2 | 0 | | | | | |
| Orestes Destrade, S OBP: 0.368, SLG: 0.390 (1, 3) | | L8 | | BB | | G4-6-3 | | E | | 3 | 2 | 2 | 0 | 1 | 0 | 0 | | | | | |
| Dave Magadan, L OBP: 0.463, SLG: 0.391 (1, 5) | | 3B | | SF9 | | F9 | | E7 | | 2 | 1 | 0 | 0 | 2 | 0 | 1 | | | | | |
| Monty Faries, R OBP: 0.286, SLG: 0.417 Chuck Carr, S OBP: 0.264, SLG: 0.265 (1, 9) (8, 8) | | FC4-6 | | | | G4-6-3 | | K | | 3 | 1 | 1 | 1 | 1 | 1 | 2 | | | | | |
| Steve Decker, R Bryan Harvey, R (1, 2) (9, 1) | | | | SF9 | | | G6-3 | | F9 | 2 | 0 | 0 | 1 | 1 | 0 | 0 | | | | | |
| Walt Weiss, S OBP: 0.380, SLG: 0.293 (1, 6) | | FC4-6 | | F9 | | | | G6-3 | | 4 | 0 | 1 | 1 | 0 | 0 | 3 | | | | | |
| Jack Armstrong, R Richie Lewis, R Greg Briley, L Trevor Hoffman, R Benito Santiago, R (1, 1) (5, 1) (7, PH) (7, 1) (9, PH) (9, 2) | | K | | L7 | | | | F9 | | 2 | 0 | 0 | 0 | 0 | 0 | 1 | | 3 | | | |
| Inning Stats | R: 0 E: 0 K: 1 S: 8 | H: 0 LOB: 0 BB: 0 P: 13 | R: 2 E: 0 K: 1 S: 15 | H: 1 LOB: 1 BB: 2 P: 28 | R: 0 E: 0 K: 1 S: 5 | H: 0 LOB: 0 BB: 0 P: 9 | R: 1 E: 0 K: 0 S: 11 | H: 0 LOB: 3 BB: 0 P: 25 | R: 0 E: 0 K: 0 S: 5 | H: 1 LOB: 0 BB: 0 P: 9 | R: 0 E: 0 K: 0 S: 12 | H: 1 LOB: 1 BB: 0 P: 17 | R: 1 E: 1 K: 2 S: 12 | H: 1 LOB: 1 BB: 0 P: 20 | R: 0 E: 0 K: 1 S: 9 | H: 0 LOB: 0 BB: 0 P: 16 | | 1B: 3 2B: 0 3B: 1 HR: 0 | SF: 1 SAC: 0 DP: 1 HBP: 0 | WP: 1 PB: 0 CS: 0 | PA: 36 |
| PITCHER | IP | WLS | BF | H | R | ER | SO | BB | IBB | HBP | BLK | WP | HR | S | P | ERA | WHIP | | | | |
| John Smiley, L ERA: 5.02 Bobby Ayala, R ERA Bill Landrum, R ERA: 2.08 | (1, 1) (6, 1) (9, 1) | 5.0 L 1.0 | 21 12 3 | 1 3 0 | 3 1 0 | 3 0 0 | 3 2 1 | 5 0 0 | 0 0 0 | 0 0 0 | 0 0 0 | 0 1 0 | 0 0 0 | 44 30 9 | 83 46 16 | 5.40 0.00 0.00 | 1.200 1.000 0.000 | | | | |

| Batter | 1 | 2 | 3 | 4 | 5 | 6 | 7 | 8 | 9 | AB | R | H | RBI | BB | SO | LOB | BOTTOM | | | | | |
|--|--------------------------------------|----------------------------------|-------------------------------|----------------------------------|-------------------------------|----------------------------------|------------------------------|----------------------------------|-------------------------------|----------------------------------|------------------------------|----------------------------------|------------------------------|----------------------------------|------------------------------|----------------------------------|--|----------------------------------|----------------------------------|------------------------------------|-------------------------|--------|
| Bip Roberts, S OBP: 0.265, SLG: 0.247 Bobby Ayala, R (1, 4) (6, 1) | | G5-3 | | FC3-6 | | G4-3 | | K | | 4 | 1 | 1 | 0 | 0 | 0 | 3 | Florida Marlins @ Cincinnati Reds Riverfront Stadium, Cincinnati, OH Tue Apr 27 1993, 7:05 PM EDT Att: 23,807 - Unknown - 68 F | | | | | |
| Juan Samuel, R OBP: 0.235, SLG: 0.333 Bill Landrum, R (8, PH) (9, 1) | | 3B | | | | | | K | | 0 | 0 | 0 | 0 | 0 | 0 | 0 | | | | | | |
| Roberto Kelly, R OBP: 0.280, SLG: 0.370 (1, 8) | | 1B | | F8 | | K | | K | | 5 | 1 | 2 | 1 | 0 | 2 | 1 | | | | | | |
| Barry Larkin, R OBP: 0.407, SLG: 0.378 (1, 6) | | 1B | | | | L8 | | | | 4 | 0 | 3 | 1 | 1 | 0 | 0 | | | | | | |
| Chris Sabo, R OBP: 0.279, SLG: 0.450 (1, 5) | | F8 | | F8 | | P6 | | F8 | | 5 | 0 | 1 | 0 | 0 | 0 | 5 | | | | | | |
| Cecil Espy, S OBP: 0.421, SLG: 0.321 (1, 7) | | 1B | | K | | | | G1-3 | | 3 | 1 | 0 | 0 | 2 | 2 | 2 | | | | | | |
| Reggie Sanders, R OBP: 0.293, SLG: 0.384 (1, 9) | | BB | | | | | | | | 4 | 0 | 3 | 0 | 1 | 1 | 2 | | | | | | |
| Joe Oliver, R OBP: 0.304, SLG: 0.356 (1, 3) | | K | | G1-3 | | | | F8 | | 5 | 0 | 1 | 1 | 0 | 2 | 7 | | | | | | |
| Dan Wilson, R (1, 2) | | F9 | | K | | | | F9 | | 4 | 0 | 0 | 0 | 0 | 2 | 7 | | | | | | |
| John Smiley, L OBP: 0.375, SLG: 0.429 Gary Varsho, L OBP: 0.435, SLG: 0.444 Jeff Branson, L OBP: 0.400, SLG: 0.429 (1, 1) (5, PH) (6, 4) | | | | G6-3 | | | | K | | 2 | 0 | 1 | 0 | 0 | 0 | 0 | | | | | | |
| Inning Stats | R: 2 E: 0 K: 1 S: 17 | H: 4 LOB: 3 BB: 1 P: 30 | R: 0 E: 0 K: 0 S: 10 | H: 2 LOB: 2 BB: 0 P: 21 | R: 0 E: 0 K: 2 S: 12 | H: 1 LOB: 1 BB: 0 P: 17 | R: 0 E: 0 K: 0 S: 8 | H: 1 LOB: 2 BB: 1 P: 14 | R: 1 E: 1 K: 2 S: 16 | H: 2 LOB: 2 BB: 1 P: 31 | R: 0 E: 0 K: 1 S: 7 | H: 0 LOB: 0 BB: 1 P: 13 | R: 0 E: 0 K: 0 S: 9 | H: 0 LOB: 1 BB: 1 P: 17 | R: 0 E: 0 K: 3 S: 9 | H: 2 LOB: 2 BB: 0 P: 15 | R: 0 E: 0 K: 3 S: 16 | H: 2 LOB: 2 BB: 0 P: 21 | 1B: 9 2B: 2 3B: 1 HR: 0 | SF: 0 SAC: 0 DP: 0 HBP: 0 | WP: 0 PB: 0 CS: 0 | PA: 43 |
| PITCHER | IP | WLS | BF | H | R | ER | SO | BB | IBB | HBP | BLK | WP | HR | S | P | ERA | WHIP | | | | | |
| Jack Armstrong, R ERA: 3.62 Richie Lewis, R ERA: 1.53 Trevor Hoffman, R ERA: 3.38 Bryan Harvey, R ERA: 4.32 | (1, 1) (5, 1) (7, 1) (9, 1) | 4.0 6 2.0 1.0 | 25 6 7 5 | 10 0 0 2 | 3 0 0 0 | 3 0 0 0 | 3 3 1 3 | 0 0 0 0 | 0 0 0 0 | 0 0 0 0 | 0 0 0 0 | 0 0 0 0 | 0 0 0 0 | 17 18 16 | 30 32 21 | 0.00 0.00 0.00 0.00 | 0.000 0.500 2.000 | | | | | |

| Batter | 1 | 2 | 3 | 4 | 5 | 6 | 7 | 8 | 9 | AB | R | H | RBI | BB | SO | LOB | TOP | | | | | | | | | | |
|--|-------------------------------|----------------------------------|------------------------------|----------------------------------|-------------------------------|----------------------------------|------------------------------|----------------------------------|------------------------------|----------------------------------|------------------------------|---------------------------------|------------------------------|----------------------------------|-------------------------------|----------------------------------|-------------------------------|----------------------------------|----------------------------------|------------------------------------|----------------------------------|--------|--|--|--|--|--|
| Al Martin, L OBP: 0.282, SLG: 0.478 Kevin Young, R OBP: 0.324, SLG: 0.344 | 1-2 P7 | | 0-2 F7 | | | 0-2 F7 | | 2-3 K | 1-2 FC6-4 | 3 | 0 | 0 | 0 | 0 | 0 | 0 | | | | | | | | | | | |
| Jay Bell, R OBP: 0.393, SLG: 0.488 | 0-0 CS 1B | | 2-2 G4-3 | | | 0-0 G5-3 | | 3-1 G3-1 1-H 2B | | 4 | 0 | 2 | 1 | 0 | 0 | 0 | | | | | | | | | | | |
| Andy Van Slyke, L OBP: 0.330, SLG: 0.407 | 3-3 K | | | 2-0 FC3-6 1B | | 0-1 1B | | 2-1 G3-1 | | 4 | 0 | 2 | 0 | 0 | 1 | 2 | | | | | | | | | | | |
| Orlando Merced, S OBP: 0.453, SLG: 0.397 | | 4-2 G4-6-3 BB | | 0-1 FC3-6 1B | | 0-1 F7 | | 4-2 BB | | 2 | 0 | 0 | 0 | 2 | 0 | 2 | | | | | | | | | | | |
| Dave Clark, L OBP: 0.379, SLG: 0.320 Lloyd McClendon, R OBP: 0.100, SLG: 0.053 Blas Minor, R | 0-0 G4-6-3 | | 3-1 G5-4-3 1B | | | 1-0 E9 G6-3 2B | | 3-3 K | | 3 | 1 | 2 | 0 | 0 | 0 | 1 | | | | | | | | | | | |
| Jeff King, R OBP: 0.361, SLG: 0.310 | 2-1 1B | | 1-1 G5-4-3 | | | 2-0 G6-3 | | 2-2 F7 | | 4 | 0 | 1 | 1 | 0 | 0 | 2 | | | | | | | | | | | |
| Don Slaught, R OBP: 0.462, SLG: 0.464 | 1-0 1B | | 3-1 G6-3 HBP | | | 1-0 G6-4-3 1B | | 0-0 F9 | | 3 | 0 | 2 | 0 | 0 | 0 | 0 | | | | | | | | | | | |
| Tom Foley, L OBP: 0.333, SLG: 0.500 | 1-1 F8 | | 3-2 G6-3 | | | 2-1 G6-4-3 | | 1-0 BB | | 4 | 0 | 1 | 0 | 0 | 0 | 4 | | | | | | | | | | | |
| Dave Otto, L OBP: 0.143, SLG: 0.143 Lonnie Smith, R OBP: 0.425, SLG: 0.469 | | | 1-3 K | | | 1-3 K | | 2-0 2B 1B | 4-2 FC6-4 BB | 2 | 0 | 0 | 0 | 0 | 2 | 0 | | | | | | | | | | | |
| Inning Stats | R: 0 E: 0 K: 1 S: 10 | H: 1 LOB: 1 BB: 0 P: 14 | R: 0 E: 0 K: 0 S: 8 | H: 2 LOB: 2 BB: 1 P: 16 | R: 0 E: 0 K: 1 S: 10 | H: 0 LOB: 0 BB: 0 P: 13 | R: 0 E: 0 K: 0 S: 7 | H: 2 LOB: 1 BB: 0 P: 13 | R: 0 E: 0 K: 1 S: 7 | H: 0 LOB: 0 BB: 0 P: 14 | R: 0 E: 0 K: 0 S: 8 | H: 1 LOB: 1 BB: 0 P: 8 | R: 1 E: 1 K: 0 S: 5 | H: 2 LOB: 0 BB: 0 P: 11 | R: 1 E: 0 K: 2 S: 13 | H: 2 LOB: 2 BB: 1 P: 29 | R: 0 E: 0 K: 0 S: 10 | H: 1 LOB: 2 BB: 1 P: 18 | 1B: 9 2B: 3 3B: 0 HR: 0 | SF: 0 SAC: 0 DP: 5 HBP: 1 | WP: 0 PB: 0 SB: 0 CS: 1 | PA: 37 | | | | | |
| PITCHER | IP | WLS | BF | H | R | ER | SO | BB | IBB | HBP | BLK | WP | HR | S | P | ERA | WHIP | | | | | | | | | | |
| Tim Pugh, R ERA: 2.77 | 7.0 | W | 27 | 9 | 2 | 1 | 3 | 1 | 0 | 1 | 0 | 0 | 0 | 56 | 92 | 1.29 | 1.429 | | | | | | | | | | |
| Greg Cadaret, L ERA: | 0.2 | | 4 | 1 | 0 | 0 | 1 | 1 | 0 | 0 | 0 | 0 | 0 | 9 | 20 | 0.00 | 3.000 | | | | | | | | | | |
| Jeff Reardon, R ERA: 3.38 | 1.1 | S | 6 | 1 | 0 | 0 | 1 | 1 | 0 | 0 | 0 | 0 | 0 | 13 | 24 | 0.00 | 1.500 | | | | | | | | | | |

Pittsburgh Pirates @ Cincinnati Reds
Riverfront Stadium, Cincinnati, OH
Wed Apr 28 1993, 7:05 PM EDT
Att: 23,603 - Unknown - 76 F

AB 33
R 2
H 11
RBI 2
BB 3
SO 5
LOB 16



| Batter | 1 | 2 | 3 | 4 | 5 | 6 | 7 | 8 | 9 | AB | R | H | RBI | BB | SO | LOB | BOTTOM | | | | | | | | | | |
|---|------------------------------|----------------------------------|-------------------------------|----------------------------------|-------------------------------|----------------------------------|------------------------------|----------------------------------|------------------------------|----------------------------------|------------------------------|---------------------------------|------------------------------|----------------------------------|------------------------------|----------------------------------|----------------------------------|------------------------------------|----------------------------------|--------|--|--|--|--|--|--|--|
| Juan Samuel, R OBP: 0.190, SLG: 0.263 | 3-2 F9 | | 3-3 K | | | 2-1 F8 | | 1-0 F8 | | 4 | 0 | 0 | 0 | 0 | 1 | 0 | | | | | | | | | | | |
| Roberto Kelly, R OBP: 0.278, SLG: 0.403 | 0-0 F9 | | 1-1 HR | | | 3-2 K | | 0-0 G6-3 | | 4 | 1 | 1 | 1 | 0 | 1 | 0 | | | | | | | | | | | |
| Barry Larkin, R OBP: 0.400, SLG: 0.364 | 2-2 G5-3 | | 1-1 L9 | | | 4-0 BB | | 3-1 F8 | | 3 | 0 | 0 | 0 | 1 | 0 | 0 | | | | | | | | | | | |
| Kevin Mitchell, R OBP: 0.390, SLG: 0.579 Cesar Hernandez, R OBP: 0.156, SLG: 0.111 | | 1-0 FC5-4 1B | 3-1 2B | | | 0-0 L5 | | 1-2 G1-3 | | 3 | 0 | 2 | 0 | 0 | 0 | 1 | | | | | | | | | | | |
| Randy Milligan, R OBP: 0.451, SLG: 0.364 | 1-0 F9 | | 1-1 F8 | | | 1-0 G5-3 | | | | 3 | 0 | 0 | 0 | 0 | 2 | | | | | | | | | | | | |
| Chris Sabo, R OBP: 0.270, SLG: 0.434 | 1-2 FC5-4 WP HR | | | 1-0 G1-3 | | 0-0 F8 | | | | 3 | 1 | 0 | 0 | 0 | 1 | | | | | | | | | | | | |
| Reggie Sanders, R OBP: 0.294, SLG: 0.373 | 4-0 HR BB | | | 0-0 G4-3 | | 2-2 F8 | | | | 2 | 1 | 0 | 0 | 1 | 0 | 0 | | | | | | | | | | | |
| Joe Oliver, R OBP: 0.317, SLG: 0.421 | 3-2 HR | | | 2-1 2B | | | | 0-2 G6-3 | | 3 | 1 | 2 | 3 | 0 | 0 | 0 | | | | | | | | | | | |
| Tim Pugh, R OBP: 0.125, SLG: 0.125 Greg Cadaret, L ERA: 1.25 | 1-2 G1-4-3 | | | 0-3 K | | | | 3-3 K | | 3 | 0 | 0 | 0 | 0 | 2 | 1 | | | | | | | | | | | |
| Inning Stats | R: 0 E: 0 K: 0 S: 8 | H: 0 LOB: 0 BB: 0 P: 13 | R: 3 E: 0 K: 0 S: 16 | H: 2 LOB: 0 BB: 1 P: 27 | R: 1 E: 0 K: 1 S: 11 | H: 2 LOB: 1 BB: 0 P: 20 | R: 0 E: 0 K: 1 S: 7 | H: 1 LOB: 0 BB: 0 P: 10 | R: 0 E: 0 K: 0 S: 6 | H: 0 LOB: 0 BB: 1 P: 15 | R: 0 E: 0 K: 0 S: 6 | H: 0 LOB: 0 BB: 0 P: 9 | R: 0 E: 0 K: 1 S: 9 | H: 0 LOB: 0 BB: 0 P: 13 | R: 0 E: 0 K: 0 S: 6 | H: 0 LOB: 0 BB: 0 P: 10 | 1B: 1 2B: 2 3B: 0 HR: 2 | SF: 0 SAC: 0 DP: 0 HBP: 0 | WP: 1 PB: 0 SB: 0 CS: 0 | PA: 31 | | | | | | | |
| PITCHER | IP | WLS | BF | H | R | ER | SO | BB | IBB | HBP | BLK | WP | HR | S | P | ERA | WHIP | | | | | | | | | | |
| Dave Otto, L ERA: 4.5 | 7.0 | L | 28 | 5 | 4 | 4 | 4 | 2 | 0 | 0 | 0 | 1 | 2 | 63 | 107 | 5.14 | 1.000 | | | | | | | | | | |
| Blas Minor, R ERA: 1.25 | 1.0 | | 3 | 0 | 0 | 0 | 0 | 0 | 0 | 0 | 0 | 0 | 0 | 6 | 10 | 0.00 | 0.000 | | | | | | | | | | |

Pittsburgh Pirates @ Cincinnati Reds
Riverfront Stadium, Cincinnati, OH
Wed Apr 28 1993, 7:05 PM EDT
Att: 23,603 - Unknown - 76 F

AB 29
R 4
H 5
RBI 4
BB 2
SO 4
LOB 5



| Batter | 1 | 2 | 3 | 4 | 5 | 6 | 7 | 8 | 9 | AB | R | H | RBI | BB | SO | LOB | TOP | | | | | | |
|---|---|---|---|---|---|---|---|---|---|---|---|---|---|---|---|---|---|---|---|---|---|---|------|
| Dwight Smith, L OBP: 0.462, SLG: 0.743 | | | | | | | | | | 5 | 3 | 3 | 0 | 0 | 1 | 0 | | | | | | | |
| Jose Vizcaino, S OBP: 0.383, SLG: 0.440 | | | | | | | | | | 4 | 1 | 2 | 2 | 0 | 0 | 0 | | | | | | | |
| Mark Grace, L OBP: 0.379, SLG: 0.506 | | | | | | | | | | 3 | 2 | 2 | 3 | 0 | 0 | 0 | | | | | | | |
| 23 Ryne Sandberg, R | | | | | | | | | | 3 | 0 | 0 | 0 | 2 | 2 | 1 | | | | | | | |
| Derrick May, L OBP: 0.400, SLG: 0.517 | | | | | | | | | | 4 | 0 | 1 | 1 | 0 | 0 | 2 | | | | | | | |
| Steve Buechele, R OBP: 0.310, SLG: 0.400 | | | | | | | | | | 4 | 0 | 2 | 1 | 0 | 1 | 2 | | | | | | | |
| Sammy Sosa, R OBP: 0.256, SLG: 0.446 | | | | | | | | | | 4 | 0 | 0 | 0 | 0 | 0 | 5 | | | | | | | |
| Rick Wilkins, L OBP: 0.234, SLG: 0.195 | | | | | | | | | | 3 | 1 | 1 | 0 | 1 | 0 | 1 | | | | | | | |
| Frank Castillo, R Heathcliff Slocumb, R Willie Wilson, S Chuck McElroy, L Eric Yelding, R Bob Scanlan, R Randy Myers, L | | | | | | | | | | 1 | 0 | 0 | 0 | 0 | 0 | 1 | | | | | | | |
| Inning Stats | R: 2 E: 0 K: 0 S: 5 | H: 2 LOB: 0 BB: 0 P: 5 | R: 0 E: 0 K: 0 S: 4 | H: 1 LOB: 0 BB: 0 P: 4 | R: 2 E: 0 K: 0 S: 6 | H: 3 LOB: 2 BB: 1 P: 10 | R: 2 E: 0 K: 2 S: 9 | H: 2 LOB: 1 BB: 1 P: 13 | R: 0 E: 0 K: 1 S: 5 | H: 0 LOB: 0 BB: 0 P: 5 | R: 1 E: 0 K: 0 S: 5 | H: 2 LOB: 2 BB: 1 P: 9 | R: 0 E: 0 K: 1 S: 5 | H: 1 LOB: 0 BB: 0 P: 5 | R: 0 E: 0 K: 1 S: 5 | H: 0 LOB: 0 BB: 0 P: 5 | 1B: 7 2B: 3 3B: 1 HR: 0 | SF: 2 SAC: 1 DP: 1 HBP: 0 | WP: 0 PB: 0 SB: 1 CS: 0 | PA: 40 | | | |
| PITCHER | IP WLS BF H R ER SO BB IBB HBP BLK WP HR S P ERA WHIP | IP WLS BF H R ER SO BB IBB HBP BLK WP HR S P ERA WHIP | IP WLS BF H R ER SO BB IBB HBP BLK WP HR S P ERA WHIP | IP WLS BF H R ER SO BB IBB HBP BLK WP HR S P ERA WHIP | IP WLS BF H R ER SO BB IBB HBP BLK WP HR S P ERA WHIP | IP WLS BF H R ER SO BB IBB HBP BLK WP HR S P ERA WHIP | IP WLS BF H R ER SO BB IBB HBP BLK WP HR S P ERA WHIP | IP WLS BF H R ER SO BB IBB HBP BLK WP HR S P ERA WHIP | IP WLS BF H R ER SO BB IBB HBP BLK WP HR S P ERA WHIP | IP WLS BF H R ER SO BB IBB HBP BLK WP HR S P ERA WHIP | IP WLS BF H R ER SO BB IBB HBP BLK WP HR S P ERA WHIP | IP WLS BF H R ER SO BB IBB HBP BLK WP HR S P ERA WHIP | IP WLS BF H R ER SO BB IBB HBP BLK WP HR S P ERA WHIP | IP WLS BF H R ER SO BB IBB HBP BLK WP HR S P ERA WHIP | IP WLS BF H R ER SO BB IBB HBP BLK WP HR S P ERA WHIP | IP WLS BF H R ER SO BB IBB HBP BLK WP HR S P ERA WHIP | IP WLS BF H R ER SO BB IBB HBP BLK WP HR S P ERA WHIP | IP WLS BF H R ER SO BB IBB HBP BLK WP HR S P ERA WHIP | IP WLS BF H R ER SO BB IBB HBP BLK WP HR S P ERA WHIP | IP WLS BF H R ER SO BB IBB HBP BLK WP HR S P ERA WHIP | IP WLS BF H R ER SO BB IBB HBP BLK WP HR S P ERA WHIP | IP WLS BF H R ER SO BB IBB HBP BLK WP HR S P ERA WHIP | |
| Tim Belcher, R ERA: 5.65 | 4.1 | 2.2 | 7.1 | 9.1 | 1.0 | 3.1 | 4.1 | 5.1 | 6.1 | 7.1 | 8.1 | 9.1 | 10.1 | 11.1 | 12.1 | 13.1 | 14.1 | 15.1 | 16.1 | 17.1 | 18.1 | 19.1 | 20.1 |
| Mike Hill, R ERA: | 2.2 | 2.0 | 1.0 | 1.0 | 1.0 | 1.0 | 1.0 | 1.0 | 1.0 | 1.0 | 1.0 | 1.0 | 1.0 | 1.0 | 1.0 | 1.0 | 1.0 | 1.0 | 1.0 | 1.0 | 1.0 | 1.0 | 1.0 |
| Bobby Ayala, R ERA: 1.5 | 2.0 | 2.0 | 2.0 | 2.0 | 2.0 | 2.0 | 2.0 | 2.0 | 2.0 | 2.0 | 2.0 | 2.0 | 2.0 | 2.0 | 2.0 | 2.0 | 2.0 | 2.0 | 2.0 | 2.0 | 2.0 | 2.0 | 2.0 |
| Greg Cadaret, L ERA: | 1.0 | 1.0 | 1.0 | 1.0 | 1.0 | 1.0 | 1.0 | 1.0 | 1.0 | 1.0 | 1.0 | 1.0 | 1.0 | 1.0 | 1.0 | 1.0 | 1.0 | 1.0 | 1.0 | 1.0 | 1.0 | 1.0 | 1.0 |

Chicago Cubs @ Cincinnati Reds
Riverfront Stadium, Cincinnati, OH
Fri Apr 30 1993, 7:05 PM EDT
Att: 36,052 - Unknown - 67 F

AB 34
R 7
H 11
RBI 7
BB 3
SO 5
LOB 14



| Batter | 1 | 2 | 3 | 4 | 5 | 6 | 7 | 8 | 9 | AB | R | H | RBI | BB | SO | LOB | BOTTOM | | | | | | |
|--|---|---|---|---|---|---|---|---|---|---|---|---|---|---|---|---|---|---|---|---|---|---|-----|
| Bip Roberts, S OBP: 0.261, SLG: 0.234 | | | | | | | | | | 4 | 1 | 0 | 0 | 1 | 2 | 1 | | | | | | | |
| Roberto Kelly, R OBP: 0.298, SLG: 0.420 | | | | | | | | | | 4 | 1 | 2 | 1 | 1 | 2 | 0 | | | | | | | |
| Barry Larkin, R OBP: 0.400, SLG: 0.366 | | | | | | | | | | 5 | 0 | 2 | 1 | 0 | 0 | 1 | | | | | | | |
| Kevin Mitchell, R OBP: 0.378, SLG: 0.548 | | | | | | | | | | 4 | 0 | 1 | 0 | 0 | 0 | 3 | | | | | | | |
| Randy Milligan, R OBP: 0.442, SLG: 0.357 | | | | | | | | | | 4 | 0 | 1 | 0 | 0 | 1 | 5 | | | | | | | |
| Chris Sabo, R OBP: 0.258, SLG: 0.419 | | | | | | | | | | 3 | 0 | 0 | 1 | 0 | 1 | 1 | | | | | | | |
| Gary Varsho, L OBP: 0.444, SLG: 0.429 | | | | | | | | | | 3 | 0 | 1 | 0 | 1 | 1 | 2 | | | | | | | |
| Joe Oliver, R OBP: 0.314, SLG: 0.413 | | | | | | | | | | 4 | 1 | 1 | 0 | 0 | 1 | 3 | | | | | | | |
| Tim Belcher, R Mike Hill, R Cesar Hernandez, R Bobby Ayala, R Jeff Branson, L Greg Cadaret, L | | | | | | | | | | 1 | 0 | 0 | 0 | 0 | 1 | 2 | | | | | | | |
| Inning Stats | R: 2 E: 0 K: 2 S: 9 | H: 2 LOB: 2 BB: 2 P: 17 | R: 1 E: 0 K: 0 S: 6 | H: 3 LOB: 2 BB: 0 P: 6 | R: 0 E: 0 K: 1 S: 6 | H: 1 LOB: 2 BB: 1 P: 10 | R: 0 E: 0 K: 0 S: 5 | H: 1 LOB: 0 BB: 0 P: 5 | R: 0 E: 0 K: 3 S: 9 | H: 0 LOB: 0 BB: 0 P: 9 | R: 0 E: 0 K: 0 S: 3 | H: 0 LOB: 0 BB: 0 P: 3 | R: 0 E: 0 K: 2 S: 8 | H: 1 LOB: 1 BB: 0 P: 8 | R: 0 E: 0 K: 2 S: 7 | H: 0 LOB: 0 BB: 0 P: 7 | 1B: 7 2B: 1 3B: 0 HR: 0 | SF: 1 SAC: 1 DP: 0 HBP: 0 | WP: 1 PB: 0 SB: 1 CS: 0 | PA: 39 | | | |
| PITCHER | IP WLS BF H R ER SO BB IBB HBP BLK WP HR S P ERA WHIP | IP WLS BF H R ER SO BB IBB HBP BLK WP HR S P ERA WHIP | IP WLS BF H R ER SO BB IBB HBP BLK WP HR S P ERA WHIP | IP WLS BF H R ER SO BB IBB HBP BLK WP HR S P ERA WHIP | IP WLS BF H R ER SO BB IBB HBP BLK WP HR S P ERA WHIP | IP WLS BF H R ER SO BB IBB HBP BLK WP HR S P ERA WHIP | IP WLS BF H R ER SO BB IBB HBP BLK WP HR S P ERA WHIP | IP WLS BF H R ER SO BB IBB HBP BLK WP HR S P ERA WHIP | IP WLS BF H R ER SO BB IBB HBP BLK WP HR S P ERA WHIP | IP WLS BF H R ER SO BB IBB HBP BLK WP HR S P ERA WHIP | IP WLS BF H R ER SO BB IBB HBP BLK WP HR S P ERA WHIP | IP WLS BF H R ER SO BB IBB HBP BLK WP HR S P ERA WHIP | IP WLS BF H R ER SO BB IBB HBP BLK WP HR S P ERA WHIP | IP WLS BF H R ER SO BB IBB HBP BLK WP HR S P ERA WHIP | IP WLS BF H R ER SO BB IBB HBP BLK WP HR S P ERA WHIP | IP WLS BF H R ER SO BB IBB HBP BLK WP HR S P ERA WHIP | IP WLS BF H R ER SO BB IBB HBP BLK WP HR S P ERA WHIP | IP WLS BF H R ER SO BB IBB HBP BLK WP HR S P ERA WHIP | IP WLS BF H R ER SO BB IBB HBP BLK WP HR S P ERA WHIP | IP WLS BF H R ER SO BB IBB HBP BLK WP HR S P ERA WHIP | IP WLS BF H R ER SO BB IBB HBP BLK WP HR S P ERA WHIP | IP WLS BF H R ER SO BB IBB HBP BLK WP HR S P ERA WHIP | |
| Frank Castillo, R ERA: 4.5 | 2.1 | 2.2 | 2.0 | 1.0 | 1.0 | 1.0 | 1.0 | 1.0 | 1.0 | 1.0 | 1.0 | 1.0 | 1.0 | 1.0 | 1.0 | 1.0 | 1.0 | 1.0 | 1.0 | 1.0 | 1.0 | 1.0 | 1.0 |
| Heathcliff Slocumb, R ERA: | 2.2 | 2.0 | 1.0 | 1.0 | 1.0 | 1.0 | 1.0 | 1.0 | 1.0 | 1.0 | 1.0 | 1.0 | 1.0 | 1.0 | 1.0 | 1.0 | 1.0 | 1.0 | 1.0 | 1.0 | 1.0 | 1.0 | 1.0 |
| Chuck McElroy, L ERA: 1.59 | 2.0 | 1.0 | 1.0 | 1.0 | 1.0 | 1.0 | 1.0 | 1.0 | 1.0 | 1.0 | 1.0 | 1.0 | 1.0 | 1.0 | 1.0 | 1.0 | 1.0 | 1.0 | 1.0 | 1.0 | 1.0 | 1.0 | 1.0 |
| Bob Scanlan, R ERA: 4.35 | 1.0 | 1.0 | 1.0 | 1.0 | 1.0 | 1.0 | 1.0 | 1.0 | 1.0 | 1.0 | 1.0 | 1.0 | 1.0 | 1.0 | 1.0 | 1.0 | 1.0 | 1.0 | 1.0 | 1.0 | 1.0 | 1.0 | 1.0 |
| Randy Myers, L ERA: | 1.0 | 1.0 | 1.0 | 1.0 | 1.0 | 1.0 | 1.0 | 1.0 | 1.0 | 1.0 | 1.0 | 1.0 | 1.0 | 1.0 | 1.0 | 1.0 | 1.0 | 1.0 | 1.0 | 1.0 | 1.0 | 1.0 | 1.0 |

Chicago Cubs @ Cincinnati Reds
Riverfront Stadium, Cincinnati, OH
Fri Apr 30 1993, 7:05 PM EDT
Att: 36,052 - Unknown - 67 F


AB 34
R 3
H 8
RBI 3
BB 3
SO 10
LOB 19



| Batter | 1 | 2 | 3 | 4 | 5 | 6 | 7 | 8 | 9 | AB R H RBI BB SO LOB | TOP | | | | | | | | |
|--|---|----------------------------------|------------------------------|----------------------------------|------------------------------|----------------------------------|-------------------------------|----------------------------------|------------------------------|---------------------------------|---|---|------------------------------|----------------------------------|-------------------------------|----------------------------------|----------------------------------|------------------------------------|--|
| Dwight Smith, L (1, 8) OBP: 0.432, SLG: 0.675 | 1B SF7 | | K | | FC6-4 2B | | FC4-6 FC6-4 | | K | 5 2 1 1 0 2 3 | Chicago Cubs @ Cincinnati Reds Riverfront Stadium, Cincinnati, OH Sat May 01 1993, 3:33 AM EDT Att: 36,165 - Sunny - 77 F | | | | | | | | |
| Jose Vizcaino, S (1, 6) OBP: 0.384, SLG: 0.430 | 1B G3-6 | | | F9 | 2B | | FC6-4 | | G4-3 | 4 0 1 0 1 0 1 | | | | | | | | | |
| Mark Grace, L (1, 3) OBP: 0.384, SLG: 0.518 | 1B SF7 | | | F8 | 2B | | | | | 2 0 1 3 1 0 0 | | | | | | | | | |
| 23 Ryne Sandberg, R (1, 4) OBP: 0.333, SLG: 0.143 | 1B G3-6 | | | 1B | K | | F9 | | | 4 0 1 0 0 1 5 | | | | | | | | | |
| Derrick May, L (1, 7) OBP: 0.391, SLG: 0.500 | | L4 | | G3 | | | G1-3 | | 1B | 4 0 1 0 0 0 1 | | | | | | | | | |
| Steve Buechele, R (1, 5) OBP: 0.308, SLG: 0.393 | | K | | | BB FC6-4 1B | | F8 | | L8 | 4 1 1 0 0 1 1 | | | | | | | | | |
| Sammy Sosa, R (1, 9) OBP: 0.256, SLG: 0.437 | | K | | | P3 | | | | L5 | 4 0 1 0 0 1 2 | | | | | | | | | |
| Rick Wilkins, L (1, 2) OBP: 0.235, SLG: 0.200 | | | F7 | | FC6-4 2B 1B | | G4-3 | | K | 4 1 1 0 0 1 2 | | | | | | | | | |
| Mike Harkey, R (1, 1) OBP: 0.305, SLG: 0.333 | | | K | | | | | | F7 | 1 0 0 0 0 0 1 0 | | | | | | | | | |
| Jose Bautista, R (3, 1) ERA: 6.0 | | | | | | | | | | 0 0 0 0 0 0 0 0 | | | | | | | | | |
| Willie Wilson, S (5, PH) ERA: 5.11 | | | | | | | | | | 0 0 0 0 0 0 0 0 | | | | | | | | | |
| Dan Plesac, L (5, 1) ERA: 5.11 | | | | | | | | | | 0 0 0 0 0 0 0 0 | | | | | | | | | |
| Rey Sanchez, R (7, PH) ERA: 4.29 | | | | | | | | | | 1 0 1 0 0 0 0 0 | | | | | | | | | |
| Frank Castillo, R (7, 1) ERA: 4.29 | | | | | | | | | | 0 0 0 0 0 0 0 0 | | | | | | | | | |
| Paul Assenmacher, L (8, 1) ERA: 2.88 | | | | | | | | | | 0 0 0 0 0 0 0 0 | | | | | | | | | |
| Candy Maldonado, R (9, PH) ERA: 2.88 | | | | | | | | | | 1 0 0 0 0 0 0 0 | | | | | | | | | |
| Inning Stats | R: 1 E: 0 K: 0 S: 7 | H: 2 LOB: 0 BB: 0 P: 13 | R: 0 E: 0 K: 2 S: 8 | H: 0 LOB: 0 BB: 0 P: 14 | R: 0 E: 0 K: 2 S: 8 | H: 1 LOB: 1 BB: 0 P: 14 | R: 3 E: 0 K: 1 S: 19 | H: 3 LOB: 2 BB: 2 P: 35 | R: 0 E: 0 K: 0 S: 8 | H: 1 LOB: 1 BB: 0 P: 9 | R: 0 E: 1 K: 0 S: 8 | H: 1 LOB: 2 BB: 1 P: 15 | R: 0 E: 0 K: 1 S: 9 | H: 1 LOB: 1 BB: 0 P: 12 | R: 0 E: 0 K: 1 S: 10 | H: 0 LOB: 0 BB: 0 P: 17 | 1B: 8 2B: 1 3B: 0 HR: 0 | SF: 1 SAC: 0 DP: 1 HBP: 0 | WP: 0 PA: 38 PB: 0 SB: 0 CS: 0 |
| PITCHER | IP WLS BF H R ER SO BB IBB HBP BLK WP HR S P ERA WHIP | | | | | | | | | | | IP WLS BF H R ER SO BB IBB HBP BLK WP HR S P ERA WHIP | | | | | | | |
| Jose Rijo, R (1, 1) ERA: 2.79 | 7.0 W 31 8 4 4 5 3 0 0 0 0 0 0 67 114 5.14 1.571 | | | | | | | | | | | | | | | | | | |
| Steve Foster, R (8, 1) ERA: 1.62 | 2.0 7 1 0 0 2 0 0 0 0 0 0 0 19 29 0.00 0.500 | | | | | | | | | | | | | | | | | | |

livebaseballscores.com


AB 34
R 4
H 9
RBI 4
BB 3
SO 7
LOB 15



| Batter | 1 | 2 | 3 | 4 | 5 | 6 | 7 | 8 | 9 | AB R H RBI BB SO LOB | BOTTOM | | | | | | | | |
|---|---|---------------------------------|------------------------------|----------------------------------|-------------------------------|----------------------------------|------------------------------|----------------------------------|------------------------------|----------------------------------|---|---|------------------------------|----------------------------------|------------------------------|----------------------------------|-----------------------------------|------------------------------------|--|
| Bip Roberts, S (1, 4) OBP: 0.280, SLG: 0.256 | G4-3 | | 1B | | F8 | | | G5-4-3 1B | | 5 2 3 2 0 0 1 | Chicago Cubs @ Cincinnati Reds Riverfront Stadium, Cincinnati, OH Sat May 01 1993, 3:33 AM EDT Att: 36,165 - Sunny - 77 F | | | | | | | | |
| Roberto Kelly, R (1, 8) OBP: 0.292, SLG: 0.407 | G1-3 | | G3 | | | L8 | | G5-4-3 1B | | 5 0 1 1 0 0 2 | | | | | | | | | |
| Barry Larkin, R (1, 6) OBP: 0.420, SLG: 0.384 | 1B | | 1B | | | F9 | | PB BB | | 4 1 3 2 1 0 0 | | | | | | | | | |
| Kevin Mitchell, R (1, 7) OBP: 0.380, SLG: 0.553 | G5-3 | | 1B | G3-1 | | | | F8 | | 5 1 2 1 0 0 2 | | | | | | | | | |
| Cesar Hernandez, R (9, 7) OBP: 0.150, SLG: 0.105 | | | 2B | | | 1B | | | | 0 0 0 0 0 0 0 | | | | | | | | | |
| Chris Sabo, R (1, 5) OBP: 0.258, SLG: 0.411 | | C6-4-3 2B 1B | K | K | | | P5 | | | 4 1 1 0 0 2 2 | | | | | | | | | |
| Reggie Sanders, R (1, 9) OBP: 0.303, SLG: 0.372 | | | 1B | G3-1 | | | | F8 | | 3 1 1 0 1 0 0 | | | | | | | | | |
| Joe Oliver, R (1, 3) OBP: 0.311, SLG: 0.405 | | G6-4-3 | 1B | | G3 | | P5 | | | 4 1 1 1 0 0 2 | | | | | | | | | |
| Dan Wilson, R (1, 2) OBP: 0.444, SLG: 0.500 | | 1B | 1B | | | G5-3 1B | | | | 3 1 3 1 1 0 0 | | | | | | | | | |
| Jose Rijo, R (1, 1) ERA: 4.7 | | | | | | | | | | 2 1 1 1 1 0 1 | | | | | | | | | |
| Cecil Espy, S (7, PH) ERA: 4.29 | | | | | | | | | | 1 0 0 0 0 0 1 | | | | | | | | | |
| Steve Foster, R (8, 1) ERA: 2.88 | | | | | | | | | | 0 0 0 0 0 0 0 | | | | | | | | | |
| Inning Stats | R: 0 E: 0 K: 0 S: 6 | H: 1 LOB: 1 BB: 0 P: 9 | R: 1 E: 0 K: 0 S: 9 | H: 4 LOB: 2 BB: 0 P: 14 | R: 3 E: 1 K: 1 S: 26 | H: 7 LOB: 3 BB: 3 P: 48 | R: 0 E: 0 K: 1 S: 7 | H: 0 LOB: 0 BB: 0 P: 11 | R: 0 E: 0 K: 0 S: 8 | H: 1 LOB: 1 BB: 0 P: 12 | R: 0 E: 0 K: 0 S: 11 | H: 1 LOB: 1 BB: 0 P: 16 | R: 0 E: 0 K: 0 S: 7 | H: 1 LOB: 1 BB: 0 P: 10 | R: 0 E: 0 K: 0 S: 5 | H: 1 LOB: 1 BB: 1 P: 10 | 1B: 14 2B: 2 3B: 0 HR: 0 | SF: 0 SAC: 0 DP: 2 HBP: 0 | WP: 0 PA: 40 PB: 1 SB: 1 CS: 0 |
| PITCHER | IP WLS BF H R ER SO BB IBB HBP BLK WP HR S P ERA WHIP | | | | | | | | | | | IP WLS BF H R ER SO BB IBB HBP BLK WP HR S P ERA WHIP | | | | | | | |
| Mike Harkey, R (1, 1) ERA: 4.7 | 2.2 L 18 9 8 8 1 3 0 0 0 0 0 0 33 59 27.00 4.500 | | | | | | | | | | | | | | | | | | |
| Jose Bautista, R (3, 1) ERA: 6.0 | 1.1 6 3 1 1 1 0 0 0 0 0 0 15 23 6.75 2.250 | | | | | | | | | | | | | | | | | | |
| Dan Plesac, L (5, 1) ERA: 5.11 | 2.0 8 2 0 0 0 0 0 0 0 0 0 19 28 0.00 1.000 | | | | | | | | | | | | | | | | | | |
| Frank Castillo, R (7, 1) ERA: 4.29 | 1.0 4 1 0 0 0 0 0 0 0 0 0 7 10 0.00 1.000 | | | | | | | | | | | | | | | | | | |
| Paul Assenmacher, L (8, 1) ERA: 2.88 | 1.0 4 1 0 0 0 1 0 0 0 0 0 5 10 0.00 2.000 | | | | | | | | | | | | | | | | | | |

livebaseballscores.com

AB 36
R 9
H 16
RBI 9
BB 4
SO 2
LOB 11



| Batter | 1 | 2 | 3 | 4 | 5 | 6 | 7 | 8 | 9 | AB | R | H | RBI | BB | SO | LOB | TOP | | | |
|--|---|---|---|---|---|---|---|---|---|---|---|---|---|---|---|---|--|------------------------------------|----------------------------------|--------|
| Willie Wilson, S OBP: 0.278, SLG: 0.309 (1, 8) | G6-3 | | 1B | K | | | K | | G3 | 5 | 1 | 1 | 0 | 0 | 2 | 1 | Chicago Cubs @ Cincinnati Reds Riverfront Stadium, Cincinnati, OH Sun May 02 1993, 3:33 AM EDT Att: 35,450 - Overcast - 77 F | | | |
| Jose Vizcaino, S OBP: 0.355, SLG: 0.429 (1, 6) | F9 | | 1B | G6-3 | | | | | F8 | 5 | 1 | 2 | 0 | 0 | 0 | 1 | | | | |
| Mark Grace, L OBP: 0.379, SLG: 0.506 (1, 3) | G4-3 | | 2B | | | | P6 | | | 4 | 1 | 1 | 1 | 0 | 0 | 1 | | | | |
| 23 Ryne Sandberg, R OBP: 0.462, SLG: 0.364 (1, 4) | | G6-4-3 | 1B | K | | | | | FC5-6 | 4 | 1 | 3 | 1 | 0 | 1 | 0 | | | | |
| Steve Buechele, R OBP: 0.316, SLG: 0.409 (1, 5) | G6-4-3 | | 1B | L5 | | | | | G6-3 | 4 | 0 | 2 | 1 | 0 | 0 | 1 | | | | |
| Candy Maldonado, R OBP: 0.235, SLG: 0.319 Derrick May, L OBP: 0.400, SLG: 0.500 (8, 7) | G6-4-3 | | 2B | | | | | | | 2 | 0 | 0 | 0 | 1 | 0 | 1 | | | | |
| Sammy Sosa, R OBP: 0.245, SLG: 0.418 (1, 9) | G3-1 | | K | | | | P4 | | F7 | 4 | 0 | 0 | 0 | 0 | 1 | 5 | | | | |
| Steve Lake, R OBP: 0.296, SLG: 0.423 (1, 2) | | | F7 | SH2-4 | | | K | | FC5-6 | 4 | 0 | 1 | 0 | 0 | 1 | 2 | | | | |
| Mike Morgan, R Heathcliff Slocumb, R Dwight Smith, L Randy Myers, L (8, 1) | | | K | SH2-4 | | | G6-3 | | P5 | 2 | 0 | 0 | 0 | 0 | 1 | 0 | | | | |
| | | | | | | | | | | 0 | 0 | 0 | 0 | 0 | 0 | 0 | | | | |
| | | | | | | | | | | 0 | 0 | 0 | 0 | 0 | 0 | 0 | | | | |
| | | | | | | | | | | 0 | 0 | 0 | 0 | 0 | 0 | 0 | | | | |
| | | | | | | | | | | 0 | 0 | 0 | 0 | 0 | 0 | 0 | | | | |
| Inning Stats | R: 0 E: 0 K: 0 S: 6 | H: 0 LOB: 0 BB: 0 P: 10 | R: 1 E: 0 K: 0 S: 8 | H: 2 LOB: 0 BB: 0 P: 15 | R: 3 E: 0 K: 2 S: 23 | H: 5 LOB: 3 BB: 0 P: 40 | R: 0 E: 0 K: 1 S: 7 | H: 1 LOB: 1 BB: 0 P: 10 | R: 0 E: 0 K: 1 S: 5 | H: 0 LOB: 0 BB: 0 P: 7 | R: 0 E: 0 K: 1 S: 12 | H: 1 LOB: 1 BB: 0 P: 15 | R: 0 E: 0 K: 0 S: 12 | H: 1 LOB: 2 BB: 1 P: 20 | R: 0 E: 0 K: 0 S: 6 | H: 0 LOB: 0 BB: 0 P: 11 | 1B: 9 2B: 1 3B: 0 HR: 0 | SF: 0 SAC: 1 DP: 1 HBP: 0 | WP: 0 PB: 0 SB: 0 CS: 0 | PA: 38 |
| PITCHER | IP WLS BF H R ER SO BB IBB HBP BLK WP HR S P ERA WHIP | IP WLS BF H R ER SO BB IBB HBP BLK WP HR S P ERA WHIP | IP WLS BF H R ER SO BB IBB HBP BLK WP HR S P ERA WHIP | IP WLS BF H R ER SO BB IBB HBP BLK WP HR S P ERA WHIP | IP WLS BF H R ER SO BB IBB HBP BLK WP HR S P ERA WHIP | IP WLS BF H R ER SO BB IBB HBP BLK WP HR S P ERA WHIP | IP WLS BF H R ER SO BB IBB HBP BLK WP HR S P ERA WHIP | IP WLS BF H R ER SO BB IBB HBP BLK WP HR S P ERA WHIP | IP WLS BF H R ER SO BB IBB HBP BLK WP HR S P ERA WHIP | IP WLS BF H R ER SO BB IBB HBP BLK WP HR S P ERA WHIP | IP WLS BF H R ER SO BB IBB HBP BLK WP HR S P ERA WHIP | IP WLS BF H R ER SO BB IBB HBP BLK WP HR S P ERA WHIP | IP WLS BF H R ER SO BB IBB HBP BLK WP HR S P ERA WHIP | IP WLS BF H R ER SO BB IBB HBP BLK WP HR S P ERA WHIP | IP WLS BF H R ER SO BB IBB HBP BLK WP HR S P ERA WHIP | IP WLS BF H R ER SO BB IBB HBP BLK WP HR S P ERA WHIP | IP WLS BF H R ER SO BB IBB HBP BLK WP HR S P ERA WHIP | | | |
| John Smiley, L ERA: 5.74 | 2.2 | 14 | 7 | 4 | 4 | 1 | 0 | 0 | 0 | 0 | 0 | 30 | 51 | 13.50 | 2.625 | | | | | |
| Bill Landrum, R ERA: 1.8 | 3.1 | 6 | 1 | 0 | 0 | 2 | 1 | 0 | 0 | 0 | 0 | 14 | 24 | 0.00 | 1.500 | | | | | |
| Milt Hill, R ERA: 1.8 | 3.0 | 10 | 1 | 0 | 0 | 3 | 0 | 0 | 0 | 0 | 0 | 22 | 30 | 0.00 | 0.333 | | | | | |
| Steve Foster, R ERA: 1.53 | 1.0 | 5 | 1 | 0 | 0 | 0 | 0 | 1 | 0 | 0 | 0 | 12 | 20 | 0.00 | 1.000 | | | | | |
| Jeff Reardon, R ERA: 3.0 | 1.0 | 3 | 0 | 0 | 0 | 0 | 0 | 0 | 0 | 0 | 0 | 6 | 11 | 0.00 | 0.000 | | | | | |

Chicago Cubs @ Cincinnati Reds
Riverfront Stadium, Cincinnati, OH
Sun May 02 1993, 3:33 AM EDT
Att: 35,450 - Overcast - 77 F

livebaseballscores.com

AB 35
R 4
H 10
RBI 3
BB 2
SO 6
LOB 12




| Batter | 1 | 2 | 3 | 4 | 5 | 6 | 7 | 8 | 9 | AB | R | H | RBI | BB | SO | LOB | BOTTOM | | | |
|---|---|---|---|---|---|---|---|---|---|---|---|---|---|---|---|---|--|------------------------------------|----------------------------------|--------|
| Bip Roberts, S OBP: 0.296, SLG: 0.279 (1, 4) | G5-3 | | 1B | BB | | | 2B | | F8 | 4 | 1 | 2 | 0 | 1 | 0 | 2 | Chicago Cubs @ Cincinnati Reds Riverfront Stadium, Cincinnati, OH Sun May 02 1993, 3:33 AM EDT Att: 35,450 - Overcast - 77 F | | | |
| Roberto Kelly, R OBP: 0.287, SLG: 0.396 (1, 8) | G6-3 | | E1 | F8 | | | G6-3 | | | 5 | 0 | 1 | 1 | 0 | 0 | 5 | | | | |
| Barry Larkin, R OBP: 0.410, SLG: 0.374 (1, 6) | G4-3 | | FC5-4 | | | | G4-3 | | K | 5 | 0 | 1 | 1 | 0 | 1 | 3 | | | | |
| Randy Milligan, R OBP: 0.422, SLG: 0.338 (1, 3) | | K | FC5-4 | | | | F8 | | L6 | 4 | 0 | 0 | 0 | 0 | 1 | 2 | | | | |
| Chris Sabo, R OBP: 0.248, SLG: 0.394 (1, 5) | G6-3 | | G4-3 | | | | F9 | | F8 | 4 | 0 | 0 | 0 | 0 | 0 | 2 | | | | |
| Cecil Espy, S OBP: 0.442, SLG: 0.300 (1, 7) | | | | F7 | | | FC5-4 | | G4-3 | 1 | 0 | 0 | 0 | 3 | 0 | 0 | | | | |
| Reggie Sanders, R OBP: 0.301, SLG: 0.358 (1, 9) | | | | | | | FC5-4 | | K | 3 | 0 | 0 | 0 | 1 | 2 | 2 | | | | |
| Joe Oliver, R OBP: 0.319, SLG: 0.414 (1, 2) | | | 1B | F7 | | | G5-4-3 | | 1B | 3 | 2 | 1 | 0 | 1 | 0 | 3 | | | | |
| John Smiley, L ERA: 5.74 | 7.0 | 30 | 2 | 1 | 3 | 6 | 0 | 0 | 0 | 0 | 0 | 55 | 103 | 1.286 | | | | | | |
| Mike Morgan, R ERA: 4.83 | 1.0 | 3 | 0 | 0 | 0 | 0 | 0 | 6 | 10 | 0.00 | 0.000 | | | | | | | | | |
| Randy Myers, L ERA: 0.84 | 1.0 | 6 | 2 | 1 | 1 | 2 | 1 | 0 | 0 | 0 | 0 | 12 | 20 | 9.00 | 3.000 | | | | | |
| Inning Stats | R: 0 E: 0 K: 0 S: 5 | H: 0 LOB: 0 BB: 0 P: 7 | R: 0 E: 0 K: 2 S: 10 | H: 0 LOB: 1 BB: 1 P: 21 | R: 2 E: 1 K: 0 S: 11 | H: 2 LOB: 2 BB: 1 P: 18 | R: 0 E: 0 K: 1 S: 10 | H: 0 LOB: 3 BB: 0 P: 26 | R: 0 E: 0 K: 0 S: 5 | H: 0 LOB: 0 BB: 1 P: 8 | R: 0 E: 0 K: 0 S: 6 | H: 1 LOB: 1 BB: 0 P: 11 | R: 0 E: 0 K: 0 S: 6 | H: 0 LOB: 0 BB: 0 P: 10 | R: 1 E: 0 K: 2 S: 12 | H: 2 LOB: 2 BB: 1 P: 20 | 1B: 3 2B: 2 3B: 0 HR: 0 | SF: 0 SAC: 1 DP: 1 HBP: 0 | WP: 0 PB: 0 SB: 1 CS: 0 | PA: 39 |
| PITCHER | IP WLS BF H R ER SO BB IBB HBP BLK WP HR S P ERA WHIP | IP WLS BF H R ER SO BB IBB HBP BLK WP HR S P ERA WHIP | IP WLS BF H R ER SO BB IBB HBP BLK WP HR S P ERA WHIP | IP WLS BF H R ER SO BB IBB HBP BLK WP HR S P ERA WHIP | IP WLS BF H R ER SO BB IBB HBP BLK WP HR S P ERA WHIP | IP WLS BF H R ER SO BB IBB HBP BLK WP HR S P ERA WHIP | IP WLS BF H R ER SO BB IBB HBP BLK WP HR S P ERA WHIP | IP WLS BF H R ER SO BB IBB HBP BLK WP HR S P ERA WHIP | IP WLS BF H R ER SO BB IBB HBP BLK WP HR S P ERA WHIP | IP WLS BF H R ER SO BB IBB HBP BLK WP HR S P ERA WHIP | IP WLS BF H R ER SO BB IBB HBP BLK WP HR S P ERA WHIP | IP WLS BF H R ER SO BB IBB HBP BLK WP HR S P ERA WHIP | IP WLS BF H R ER SO BB IBB HBP BLK WP HR S P ERA WHIP | IP WLS BF H R ER SO BB IBB HBP BLK WP HR S P ERA WHIP | IP WLS BF H R ER SO BB IBB HBP BLK WP HR S P ERA WHIP | IP WLS BF H R ER SO BB IBB HBP BLK WP HR S P ERA WHIP | IP WLS BF H R ER SO BB IBB HBP BLK WP HR S P ERA WHIP | | | |
| John Smiley, L ERA: 5.74 | 7.0 | 30 | 2 | 1 | 3 | 6 | 0 | 0 | 0 | 0 | 0 | 55 | 103 | 1.286 | | | | | | |
| Mike Morgan, R ERA: 4.83 | 1.0 | 3 | 0 | 0 | 0 | 0 | 0 | 6 | 10 | 0.00 | 0.000 | | | | | | | | | |
| Randy Myers, L ERA: 0.84 | 1.0 | 6 | 2 | 1 | 1 | 2 | 1 | 0 | 0 | 0 | 0 | 12 | 20 | 9.00 | 3.000 | | | | | |

Chicago Cubs @ Cincinnati Reds
Riverfront Stadium, Cincinnati, OH
Sun May 02 1993, 3:33 AM EDT
Att: 35,450 - Overcast - 77 F

livebaseballscores.com

AB 31
R 3
H 5
RBI 2
BB 7
SO 5
LOB 21




| Batter | 1 | 2 | 3 | 4 | 5 | 6 | 7 | 8 | 9 | AB | R | H | RBI | BB | SO | LOB | TOP | | | | | |
|---|------------------------------|----------------------------------|------------------------------|---------------------------------|------------------------------|----------------------------------|-------------------------------|----------------------------------|------------------------------|----------------------------------|------------------------------|----------------------------------|-------------------------------|----------------------------------|------------------------------|----------------------------------|---|----------------------------------|----------------------------------|------------------------------------|----------------------------------|--------|
| Bip Roberts, S (1,4) OBP: 0.297, SLG: 0.273 Juan Samuel, R (5,4) OBP: 0.167, SLG: 0.227 | G5-3 | | | 1B BLK HR BB | G5-3 | | G6-3 | | K | 2 | 1 | 0 | 0 | 1 | 0 | 0 | Cincinnati Reds @ Florida Marlins Joe Robbie Stadium, Miami, FL Tue May 04 1993, 7:05 PM EDT Att: 38,798 - Unknown - 77 F | | | | | |
| Roberto Kelly, R (1,8) OBP: 0.283, SLG: 0.385 | G4-6-3 1B | | | L8 | G4-3 | | F8 | | K | 5 | 0 | 1 | 0 | 0 | 1 | 2 | | | | | | |
| Barry Larkin, R (1,6) OBP: 0.394, SLG: 0.358 | G4-6-3 1-2 | | | E6 1B HR | | | G1-3 | | G6-3 | 4 | 1 | 0 | 0 | 0 | 2 | | | | | | | |
| Kevin Mitchell, R (1,7) OBP: 0.418, SLG: 0.551 | | L8 | | L8 1B HR | | | G5-3 1B BB | | 2B BB | 2 | 1 | 1 | 0 | 2 | 0 | | | | | | | |
| Chris Sabo, R (1,5) OBP: 0.257, SLG: 0.429 | G4-3 | | | G4-3 1B HR | | | L8 | | L8 | 4 | 1 | 2 | 4 | 0 | 1 | | | | | | | |
| Randy Milligan, R (1,3) OBP: 0.426, SLG: 0.359 Dan Wilson, R (8, PR) OBP: 0.444, SLG: 0.500 (8,2) | L1 | | | L1 FC5-4 1B | | | G5-3 | | G6-3 | 4 | 0 | 2 | 0 | 0 | 2 | | | | | | | |
| Reggie Sanders, R (1,9) OBP: 0.299, SLG: 0.345 | | | F8 | FC5-4 1-2 | | | G3-1 HR BB | | K | 3 | 1 | 0 | 0 | 1 | 3 | | | | | | | |
| Joe Oliver, R (1,2) OBP: 0.327, SLG: 0.451 (8,3) | | | F9 | G5-3 | | | G3-1 HR | | 1B | 4 | 1 | 2 | 2 | 0 | 1 | | | | | | | |
| Tim Pugh, R (1,1) OBP: 0.111, SLG: 0.111 Bobby Ayala, R (4,1) | | | F8 | | G6-3 | | G3 | | K | 1 | 0 | 0 | 0 | 0 | 0 | | | | | | | |
| Cecil Espy, S (7, PH) OBP: 0.432, SLG: 0.290 Greg Cadaret, L (7,1) Gary Varsho, L (9, PH) OBP: 0.429, SLG: 0.409 | | | | | | | | | | 1 | 0 | 0 | 0 | 0 | 0 | | | | | | | |
| Inning Stats | R: 0 E: 0 K: 0 S: 6 | H: 1 LOB: 0 BB: 0 P: 10 | R: 0 E: 0 K: 0 S: 4 | H: 0 LOB: 0 BB: 0 P: 6 | R: 0 E: 0 K: 0 S: 7 | H: 0 LOB: 0 BB: 0 P: 13 | R: 4 E: 1 K: 0 S: 18 | H: 3 LOB: 1 BB: 1 P: 30 | R: 0 E: 0 K: 0 S: 7 | H: 0 LOB: 0 BB: 0 P: 10 | R: 0 E: 0 K: 0 S: 6 | H: 1 LOB: 1 BB: 1 P: 12 | R: 2 E: 0 K: 0 S: 16 | H: 1 LOB: 0 BB: 1 P: 29 | R: 0 E: 0 K: 1 S: 9 | H: 1 LOB: 2 BB: 1 P: 17 | R: 0 E: 0 K: 3 S: 11 | H: 1 LOB: 1 BB: 0 P: 14 | 1B: 5 2B: 1 3B: 0 HR: 2 | SF: 0 SAC: 0 DP: 2 HBP: 0 | WP: 0 PB: 0 SB: 0 CS: 0 | PA: 38 |
| PITCHER | IP | WLS | BF | H | R | ER | SO | BB | IBB | HBP | BLK | WP | HR | S | P | ERA | WHIP | | | | | |
| Chris Hammond, L (1,1) ERA: 5.52 | 6.0 | W | 26 | 6 | 6 | 5 | 0 | 3 | 0 | 0 | 1 | 0 | 2 | 54 | 92 | 7.50 | 1.500 | | | | | |
| Trevor Hoffman, R (7,1) ERA: 2.35 | 1.2 | | 7 | 1 | 0 | 0 | 0 | 1 | 0 | 0 | 0 | 0 | 0 | 16 | 30 | 0.00 | 1.200 | | | | | |
| Bryan Harvey, R (8,1) ERA: 2.84 | 1.1 | S | 5 | 1 | 0 | 0 | 4 | 0 | 0 | 0 | 0 | 0 | 0 | 14 | 19 | 0.00 | 0.750 | | | | | |


| | |
|-----|----|
| AB | 34 |
| R | 6 |
| H | 8 |
| RBI | 6 |
| BB | 4 |
| SO | 4 |
| LOB | 13 |



| Batter | 1 | 2 | 3 | 4 | 5 | 6 | 7 | 8 | 9 | AB | R | H | RBI | BB | SO | LOB | BOTTOM | | | | |
|--|-------------------------------|----------------------------------|-------------------------------|----------------------------------|-------------------------------|----------------------------------|-------------------------------|----------------------------------|-------------------------------|----------------------------------|------------------------------|---------------------------------|------------------------------|----------------------------------|-------------------------------|----------------------------------|---|----------------------------------|------------------------------------|----------------------------------|--------|
| Chuck Carr, S (1,8) OBP: 0.333, SLG: 0.329 | K | G4-6-3 BB | S 1B | | G4-3 G3-1 2B BB | | K | | | 3 | 1 | 1 | 0 | 2 | 2 | 0 | Cincinnati Reds @ Florida Marlins Joe Robbie Stadium, Miami, FL Tue May 04 1993, 7:05 PM EDT Att: 38,798 - Unknown - 77 F | | | | |
| Junior Felix, S (1,9) OBP: 0.294, SLG: 0.380 Bryan Harvey, R (8,1) | 1B HR | G4-6-3 1-2 | K | | G3-1 | | F8 | | | 5 | 1 | 1 | 0 | 0 | 1 | 5 | | | | | |
| Dave Magadan, L (1,5) OBP: 0.377, SLG: 0.430 | 1B HR | BB BB 1B | | E8 1B | G4-3 2B IBB | | G1-3 | | | 4 | 3 | 3 | 0 | 1 | 0 | | | | | | |
| Orestes Destrade, S (1,3) OBP: 0.333, SLG: 0.366 | HR | BB BB 1B | | FC5-4 1B | G4-3 | | K | | | 4 | 1 | 2 | 5 | 1 | 1 | 2 | | | | | |
| Benito Santiago, R (1,2) OBP: 0.324, SLG: 0.419 | E6 CS | BB BB 1B | | P3 | G4-3 2B | | E7 1B 2B | | | 4 | 1 | 2 | 2 | 1 | 0 | 1 | | | | | |
| Jeff Conine, R (1,7) OBP: 0.388, SLG: 0.378 | HBP 1B BB | F9 | | FC5-4 1B | F7 | | K | | | 4 | 1 | 1 | 0 | 1 | 1 | 5 | | | | | |
| Alex Arias, R (1,4) OBP: 0.347, SLG: 0.377 | 1B HBP | | L6 | FC5-4 1-2 2-3 | | | F9 | | 1B | 4 | 0 | 1 | 1 | 0 | 2 | | | | | | |
| Walt Weiss, S (1,6) OBP: 0.371, SLG: 0.266 | 1B | | G4-3 BB | G4-3 | | | F8 | | F8 | 4 | 0 | 1 | 1 | 1 | 0 | 3 | | | | | |
| Chris Hammond, L (1,1) OBP: 0.167, SLG: 0.091 Trevor Hoffman, R (7,1) Greg Briley, L (8,9) OBP: 0.240, SLG: 0.174 | L9 | | G4-3 | | E1 G3-1 G4-3 WP | | F7 | | | 4 | 1 | 0 | 0 | 0 | 3 | | | | | | |
| Inning Stats | R: 4 E: 1 K: 1 S: 18 | H: 4 LOB: 2 BB: 1 P: 29 | R: 0 E: 0 K: 0 S: 13 | H: 1 LOB: 3 BB: 3 P: 28 | R: 0 E: 0 K: 1 S: 10 | H: 1 LOB: 2 BB: 1 P: 17 | R: 1 E: 1 K: 0 S: 12 | H: 3 LOB: 2 BB: 0 P: 20 | R: 3 E: 1 K: 0 S: 12 | H: 1 LOB: 1 BB: 2 P: 28 | R: 0 E: 0 K: 0 S: 4 | H: 0 LOB: 0 BB: 0 P: 5 | R: 0 E: 0 K: 1 S: 7 | H: 0 LOB: 0 BB: 0 P: 13 | R: 1 E: 1 K: 2 S: 11 | H: 2 LOB: 1 BB: 0 P: 18 | | 1B: 9 2B: 2 3B: 0 HR: 1 | SF: 0 SAC: 0 DP: 1 HBP: 1 | WP: 1 PB: 0 SB: 2 CS: 1 | PA: 44 |
| PITCHER | IP | WLS | BF | H | R | ER | SO | BB | IBB | HBP | BLK | WP | HR | S | P | ERA | WHIP | | | | |
| Tim Pugh, R (1,1) ERA: 3.99 | 3.1 | L | 24 | 9 | 5 | 5 | 2 | 5 | 0 | 1 | 0 | 1 | 0 | 49 | 86 | 13.50 | 4.200 | | | | |
| Bobby Ayala, R (4,1) ERA: 1.04 | 2.2 | | 12 | 1 | 3 | 0 | 0 | 1 | 1 | 0 | 0 | 1 | 0 | 20 | 41 | 0.00 | 0.750 | | | | |
| Greg Cadaret, L (7,1) ERA: | 2.0 | | 8 | 2 | 1 | 0 | 3 | 0 | 0 | 0 | 0 | 0 | 0 | 18 | 31 | 0.00 | 1.000 | | | | |



| Batter | 1 | 2 | 3 | 4 | 5 | 6 | 7 | 8 | 9 | AB R H RBI BB SO LOB | TOP | | | | | | | | | | | |
|--|---|----------------------------------|------------------------------|----------------------------------|------------------------------|---------------------------------|-------------------------------|----------------------------------|------------------------------|---|---|---|----------------------------------|-------------------------------|----------------------------------|------------------------------|----------------------------------|-------------------------------|----------------------------------|----------------------------------|------------------------------------|----------------------------------|
| Roberto Kelly, R (1, 8) OBP: 0.279, SLG: 0.406 | 0-2 G1-3 | | 0-0 G4-3 | 1-0 G6-3 | | | 1-1 HR | | 1-3 K | 5 1 1 1 0 1 2 | <p>Cincinnati Reds @ Florida Marlins Joe Robbie Stadium, Miami, FL Wed May 05 1993, 7:05 PM EDT Att: 37,856 - Unknown - 78 F</p> <p>AB 33 R 6 H 6 RBI 5 BB 4 SO 9 LOB 8</p>  | | | | | | | | | | | |
| Jeff Branson, L (1, 4) OBP: 0.391, SLG: 0.368 | 2-0 1B | | | 1-3 K | 3-1 G4-3 | | 4-2 BB | | | 3 0 1 0 1 1 0 | | | | | | | | | | | | |
| Barry Larkin, R (1, 6) OBP: 0.389, SLG: 0.347 | 1-0 F9 | | | 4-1 1B BB | 0-2 G4-3 | | 2-2 G5-3 | | | 3 1 0 0 1 0 2 | | | | | | | | | | | | |
| Kevin Mitchell, R (1, 7) OBP: 0.407, SLG: 0.528 Steve Foster, R (7, 1) Jeff Reardon, R (9, 1) | 1-3 K | | | 1-2 1B | 3-0 P4 | | 0-0 F7 | | | 4 1 1 0 0 1 2 0 0 0 0 0 0 0 0 0 0 0 0 0 0 | | | | | | | | | | | | |
| Chris Sabo, R (1, 5) OBP: 0.257, SLG: 0.422 | | 3-3 K | | 0-1 1B WP | | 2-2 P9 | | 0-1 G3-1 | | 4 1 1 1 0 1 0 | | | | | | | | | | | | |
| Randy Milligan, R (1, 3) OBP: 0.418, SLG: 0.354 | 2-1 G6-3 | | | 1-0 BB WP | | 0-0 G4-3 | | 2-1 G6-3 | | 4 1 1 1 0 0 0 | | | | | | | | | | | | |
| Reggie Sanders, R (1, 9) OBP: 0.307, SLG: 0.379 | 1-3 K | | | 4-2 G6-3 BB | | 2-0 HR | | 2-2 G6-3 | | 3 1 1 1 1 1 0 | | | | | | | | | | | | |
| Joe Oliver, R (1, 2) OBP: 0.324, SLG: 0.436 | | | 1-2 K | 4-2 G6-3 | | 2-3 K | | 1-2 G6-3 | | 3 0 0 0 1 2 0 | | | | | | | | | | | | |
| Tom Browning, L (1, 1) OBP: 0.125, SLG: 0.125 Cecl Espy, S (7, PH) Cesar Hernandez, R (7, 7) | | | 0-3 K | 0-1 G6-3 | | | 0-2 F7 | | 0-3 K | 2 0 0 1 0 1 2 1 0 0 0 0 0 0 1 0 0 0 0 1 0 | | | | | | | | | | | | |
| Inning Stats | R: 0 E: 0 K: 1 S: 9 | H: 1 LOB: 1 BB: 0 P: 13 | R: 0 E: 0 K: 2 S: 8 | H: 0 LOB: 0 BB: 0 P: 14 | R: 0 E: 0 K: 2 S: 7 | H: 0 LOB: 0 BB: 0 P: 8 | R: 4 E: 0 K: 1 S: 17 | H: 3 LOB: 2 BB: 3 P: 33 | R: 0 E: 0 K: 0 S: 6 | H: 0 LOB: 0 BB: 0 P: 12 | | R: 1 E: 0 K: 1 S: 12 | H: 1 LOB: 1 BB: 0 P: 18 | R: 1 E: 0 K: 0 S: 12 | H: 1 LOB: 1 BB: 1 P: 19 | R: 0 E: 0 K: 0 S: 7 | H: 0 LOB: 0 BB: 0 P: 11 | R: 0 E: 0 K: 2 S: 12 | H: 0 LOB: 0 BB: 0 P: 14 | 1B: 4 2B: 0 3B: 0 HR: 2 | SF: 0 SAC: 0 DP: 0 HBP: 0 | WP: 1 PB: 0 SB: 1 CS: 0 |
| PITCHER | IP WLS BF H R ER SO BB IBB HBP BLK WP HR S P ERA WHIP | | | | | | | | | | | IP WLS BF H R ER SO BB IBB HBP BLK WP HR S P ERA WHIP | | | | | | | | | | |
| Ryan Bowen, R (1, 1) ERA: 3.62 | 6.1 L 29 6 6 6 7 4 0 0 0 0 1 2 67 111 8.53 1.579 | | | | | | | | | | | | | | | | | | | | | |
| Richie Lewis, R (7, 1) ERA: 2.7 | 0.2 2 0 0 0 0 0 0 0 0 0 0 0 4 6 0.00 0.000 | | | | | | | | | | | | | | | | | | | | | |
| Joe Klink, L (8, 1) ERA: 4.5 | 1.0 3 0 0 0 0 0 0 0 0 0 0 0 7 11 0.00 0.000 | | | | | | | | | | | | | | | | | | | | | |
| Cris Carpenter, R (9, 1) ERA: 3.18 | 1.0 3 0 0 0 2 0 0 0 0 0 0 0 12 14 0.00 0.000 | | | | | | | | | | | | | | | | | | | | | |

| Batter | 1 | 2 | 3 | 4 | 5 | 6 | 7 | 8 | 9 | AB R H RBI BB SO LOB | BOTTOM | | | | | | | | | | | |
|--|---|----------------------------------|------------------------------|----------------------------------|-------------------------------|----------------------------------|-------------------------------|----------------------------------|------------------------------|--|--|---|----------------------------------|-------------------------------|----------------------------------|-------------------------------|----------------------------------|------------------------------|----------------------------------|----------------------------------|------------------------------------|----------------------------------|
| Chuck Carr, S (1, 8) OBP: 0.314, SLG: 0.308 | 0-1 P4 | | 3-2 F7 | | 0-0 FC5-4 | | 2-3 K | | 0-0 G3 | 5 0 0 0 0 1 3 | <p>Cincinnati Reds @ Florida Marlins Joe Robbie Stadium, Miami, FL Wed May 05 1993, 7:05 PM EDT Att: 37,856 - Unknown - 78 F</p> <p>AB 33 R 2 H 9 RBI 2 BB 3 SO 5 LOB 15</p>  | | | | | | | | | | | |
| Rick Renteria, R (1, 4) OBP: 0.348, SLG: 0.286 | 3-2 FC5-4 1B | | | 2-1 1B SF7 | 1-1 G4-3 | | | 1-1 G5-3 | | 4 1 2 0 0 0 1 | | | | | | | | | | | | |
| Benito Santiago, R (1, 2) OBP: 0.330, SLG: 0.411 | 1-1 F8 | | | 0-0 F9 | | 4-2 G6-4-3 BB | | 4-2 1B BB | | 2 0 0 0 2 0 2 | | | | | | | | | | | | |
| Orestes Destrade, S (1, 3) OBP: 0.331, SLG: 0.362 | 1-1 FC5-4 | | | 0-0 1B | 2-1 G6-4-3 | | | 1-2 F8 | | 4 1 1 0 0 0 3 | | | | | | | | | | | | |
| Dave Magadan, L (1, 5) OBP: 0.378, SLG: 0.432 | | 1-1 F8 | | 1-0 SF7 | | 4-1 BB | | 0-2 1B | | 2 0 1 1 1 0 0 | | | | | | | | | | | | |
| Jeff Conine, R (1, 7) OBP: 0.383, SLG: 0.372 | | 1-1 G3-1 | | 3-H 1B | 1-1 1B | 2-3 K | | 2-2 L9 | | 4 0 1 0 0 1 3 | | | | | | | | | | | | |
| Monty Fariss, R (1, 9) OBP: 0.300, SLG: 0.353 | | 3-2 F7 | | 2-1 1B | 1-2 FC6-4 1B | | 2-1 L5 | | 1-3 K | 4 0 1 1 0 1 0 | | | | | | | | | | | | |
| Alex Arias, R (1, 6) OBP: 0.342, SLG: 0.369 | | | 2-2 G6-3 | 2-1 FC6-4 | | | 2-1 1B | | 1-2 F9 | 4 0 1 0 0 0 2 | | | | | | | | | | | | |
| Ryan Bowen, R (1, 1) OBP: 0.187, SLG: 0.187 Richie Lewis, R (7, PH) Junior Felix, S (7, PH) Joe Klink, L (8, 1) Cris Carpenter, R (9, 1) Greg Britley, L (9, PH) OBP: 0.299, SLG: 0.298 | | | 3-3 K | | 0-0 FC5-4 1B | | 0-3 K | | 2-1 1B | 2 0 1 0 0 1 0 0 0 0 0 0 0 0 1 0 0 0 0 0 1 0 0 0 0 0 0 0 0 0 0 0 0 0 0 1 0 1 0 0 0 0 | | | | | | | | | | | | |
| Inning Stats | R: 0 E: 0 K: 0 S: 9 | H: 1 LOB: 1 BB: 0 P: 14 | R: 0 E: 0 K: 0 S: 7 | H: 0 LOB: 0 BB: 0 P: 12 | R: 0 E: 0 K: 1 S: 13 | H: 0 LOB: 0 BB: 0 P: 21 | R: 2 E: 0 K: 0 S: 11 | H: 4 LOB: 2 BB: 0 P: 19 | R: 0 E: 0 K: 0 S: 5 | H: 1 LOB: 0 BB: 0 P: 5 | | R: 0 E: 0 K: 1 S: 11 | H: 0 LOB: 1 BB: 2 P: 23 | R: 0 E: 0 K: 2 S: 10 | H: 1 LOB: 1 BB: 0 P: 16 | R: 0 E: 0 K: 0 S: 13 | H: 1 LOB: 2 BB: 1 P: 21 | R: 0 E: 0 K: 1 S: 9 | H: 1 LOB: 1 BB: 0 P: 13 | 1B: 9 2B: 0 3B: 0 HR: 0 | SF: 1 SAC: 0 DP: 1 HBP: 0 | WP: 0 PB: 0 SB: 0 CS: 1 |
| PITCHER | IP WLS BF H R ER SO BB IBB HBP BLK WP HR S P ERA WHIP | | | | | | | | | | | IP WLS BF H R ER SO BB IBB HBP BLK WP HR S P ERA WHIP | | | | | | | | | | |
| Tom Browning, L (1, 1) ERA: 7.65 | 6.0 W 24 6 2 2 2 2 1 0 0 0 0 0 23 37 0.00 1.500 | | | | | | | | | | | | | | | | | | | | | |
| Steve Foster, R (7, 1) ERA: 1.37 | 2.0 9 2 0 0 2 1 0 0 0 0 0 0 9 13 0.00 1.000 | | | | | | | | | | | | | | | | | | | | | |
| Jeff Reardon, R (9, 1) ERA: 2.7 | 1.0 4 1 0 0 1 0 0 0 0 0 0 0 9 13 0.00 1.000 | | | | | | | | | | | | | | | | | | | | | |

| Batter | 1 | 2 | 3 | 4 | 5 | 6 | 7 | 8 | 9 | AB | R | H | RBI | BB | SO | LOB | TOP | | | | |
|--|------------------------------|----------------------------------|------------------------------|----------------------------------|------------------------------|----------------------------------|-------------------------------|----------------------------------|------------------------------|----------------------------------|------------------------------|---------------------------------|------------------------------|----------------------------------|-------------------------------|----------------------------------|----------------------------------|------------------------------------|----------------------------------|--------|--|
| Roberto Kelly, R OBP: 0.287, SLG: 0.419 (1, 8) | | | | | | | | | | 4 | 1 | 2 | 0 | 0 | 1 | 1 | | | | | |
| Jeff Branson, L OBP: 0.400, SLG: 0.435 (1, 4) | | | | | | | | | | 4 | 1 | 2 | 1 | 0 | 1 | 1 | | | | | |
| Barry Larkin, R OBP: 0.393, SLG: 0.353 (1, 6) | | | | | | | | | | 4 | 0 | 2 | 0 | 0 | 0 | 2 | | | | | |
| Kevin Mitchell, R OBP: 0.397, SLG: 0.561 (1, 7) | | | | | | | | | | 4 | 1 | 1 | 2 | 0 | 0 | 2 | | | | | |
| Jeff Reardon, R (9, 1) | | | | | | | | | | 0 | 0 | 0 | 0 | 0 | 0 | 0 | | | | | |
| Chris Sabo, R OBP: 0.257, SLG: 0.425 (1, 5) | | | | | | | | | | 4 | 1 | 1 | 0 | 0 | 0 | 1 | | | | | |
| Randy Milligan, R OBP: 0.402, SLG: 0.337 (1, 3) | | | | | | | | | | 4 | 1 | 1 | 0 | 0 | 0 | 1 | | | | | |
| Reggie Sanders, R OBP: 0.314, SLG: 0.418 (1, 9) | | | | | | | | | | 4 | 0 | 0 | 0 | 0 | 0 | 1 | | | | | |
| Joe Oliver, R OBP: 0.311, SLG: 0.418 (1, 2) | | | | | | | | | | 4 | 0 | 0 | 0 | 0 | 0 | 1 | | | | | |
| Tim Belcher, R OBP: 0.091, SLG: 0.091 (1, 1) | | | | | | | | | | 2 | 0 | 1 | 0 | 0 | 0 | 0 | | | | | |
| Gary Varsho, L OBP: 0.414, SLG: 0.391 (8, PH) | | | | | | | | | | 1 | 0 | 0 | 0 | 0 | 0 | 0 | | | | | |
| Mitt Hill, R (8, 1) | | | | | | | | | | 0 | 0 | 0 | 0 | 0 | 0 | 0 | | | | | |
| Cesar Hernandez, R OBP: 0.143, SLG: 0.100 (9, 7) | | | | | | | | | | 0 | 0 | 0 | 0 | 0 | 0 | 0 | | | | | |
| Inning Stats | R: 0 E: 0 K: 1 S: 9 | H: 2 LOB: 1 BB: 0 P: 13 | R: 0 E: 0 K: 0 S: 8 | H: 0 LOB: 0 BB: 0 P: 13 | R: 0 E: 0 K: 0 S: 9 | H: 1 LOB: 0 BB: 0 P: 14 | R: 0 E: 0 K: 0 S: 12 | H: 1 LOB: 1 BB: 0 P: 18 | R: 0 E: 0 K: 0 S: 7 | H: 1 LOB: 0 BB: 0 P: 12 | R: 0 E: 0 K: 1 S: 8 | H: 0 LOB: 0 BB: 0 P: 4 | R: 0 E: 0 K: 1 S: 8 | H: 0 LOB: 0 BB: 0 P: 13 | R: 5 E: 0 K: 0 S: 18 | H: 5 LOB: 0 BB: 0 P: 25 | 1B: 6 2B: 4 3B: 0 HR: 2 | SF: 0 SAC: 0 DP: 2 HBP: 0 | WP: 0 PB: 0 SB: 1 CS: 0 | PA: 35 | |
| PITCHER | IP | WLS | BF | H | R | ER | SO | BB | IBB | HBP | BLK | WP | HR | S | P | ERA | WHIP | | | | |
| Doug Drabek, R ERA: 2.25 (1, 1) | 8.0 | | 29 | 8 | 2 | 2 | 3 | 0 | 0 | 0 | 0 | 0 | 0 | 72 | 109 | 2.25 | 1.000 | | | | |
| Doug Jones, R ERA: 3.06 (9, 1) | 1.0 | L | 6 | 3 | 3 | 3 | 0 | 0 | 0 | 0 | 0 | 0 | 2 | 11 | 14 | 27.00 | 3.000 | | | | |

Cincinnati Reds @ Houston Astros
Astrodome, Houston, TX
Thu May 06 1993, 8:05 PM EDT
Att: 21,453 - Dome

| | |
|-----|----|
| AB | 35 |
| R | 5 |
| H | 11 |
| RBI | 5 |
| BB | 0 |
| SO | 3 |
| LOB | 9 |



| Batter | 1 | 2 | 3 | 4 | 5 | 6 | 7 | 8 | 9 | AB | R | H | RBI | BB | SO | LOB | BOTTOM | | | | | |
|--|------------------------------|----------------------------------|-------------------------------|----------------------------------|------------------------------|----------------------------------|------------------------------|---------------------------------|------------------------------|----------------------------------|------------------------------|---------------------------------|------------------------------|---------------------------------|-------------------------------|----------------------------------|-------------------------------|----------------------------------|----------------------------------|------------------------------------|----------------------------------|--------|
| Craig Biggio, R OBP: 0.383, SLG: 0.450 (1, 4) | | | | | | | | | | 4 | 0 | 0 | 0 | 0 | 1 | 2 | | | | | | |
| Luis Gonzalez, L OBP: 0.340, SLG: 0.479 (1, 7) | | | | | | | | | | 3 | 1 | 1 | 1 | 1 | 0 | 0 | | | | | | |
| 5 Jeff Bagwell, R OBP: 0.405, SLG: 0.563 (1, 3) | | | | | | | | | | 4 | 2 | 2 | 1 | 0 | 2 | 1 | | | | | | |
| Eric Anthony, L OBP: 0.383, SLG: 0.520 (1, 8) | | | | | | | | | | 4 | 1 | 1 | 2 | 0 | 1 | 1 | | | | | | |
| Ken Caminiti, S OBP: 0.287, SLG: 0.426 (1, 5) | | | | | | | | | | 4 | 0 | 1 | 0 | 0 | 1 | 1 | | | | | | |
| Rick Parker, R OBP: 0.200, SLG: 0.111 (9, PR) | | | | | | | | | | 0 | 0 | 0 | 0 | 0 | 0 | 0 | | | | | | |
| Kevin Bass, S OBP: 0.237, SLG: 0.278 (1, 9) | | | | | | | | | | 4 | 0 | 0 | 0 | 0 | 2 | 1 | | | | | | |
| Andujar Cedeno, R OBP: 0.356, SLG: 0.390 (1, 6) | | | | | | | | | | 4 | 0 | 1 | 0 | 0 | 0 | 2 | | | | | | |
| Eddie Taubensee, L OBP: 0.262, SLG: 0.383 (1, 2) | | | | | | | | | | 2 | 0 | 0 | 0 | 1 | 0 | 0 | | | | | | |
| Chris Donnels, L OBP: 0.357, SLG: 0.417 (9, PH) | | | | | | | | | | 0 | 0 | 0 | 0 | 1 | 0 | 0 | | | | | | |
| Doug Drabek, R (1, 1) | | | | | | | | | | 3 | 0 | 0 | 0 | 0 | 2 | 2 | | | | | | |
| Doug Jones, R (9, 1) | | | | | | | | | | 0 | 0 | 0 | 0 | 0 | 0 | 0 | | | | | | |
| Casey Candaele, S OBP: 0.125, SLG: 0.125 (9, PH) | | | | | | | | | | 1 | 0 | 0 | 0 | 0 | 0 | 2 | | | | | | |
| Inning Stats | R: 2 E: 0 K: 1 S: 9 | H: 2 LOB: 0 BB: 0 P: 14 | R: 0 E: 1 K: 2 S: 12 | H: 1 LOB: 2 BB: 1 P: 21 | R: 0 E: 0 K: 2 S: 8 | H: 0 LOB: 1 BB: 1 P: 15 | R: 0 E: 0 K: 0 S: 4 | H: 0 LOB: 0 BB: 0 P: 5 | R: 0 E: 0 K: 2 S: 9 | H: 0 LOB: 0 BB: 0 P: 12 | R: 0 E: 0 K: 1 S: 5 | H: 0 LOB: 0 BB: 0 P: 7 | R: 0 E: 0 K: 0 S: 5 | H: 0 LOB: 0 BB: 0 P: 8 | R: 2 E: 0 K: 0 S: 15 | H: 2 LOB: 0 BB: 0 P: 21 | R: 0 E: 0 K: 1 S: 11 | H: 1 LOB: 2 BB: 1 P: 17 | 1B: 3 2B: 0 3B: 0 HR: 3 | SF: 0 SAC: 0 DP: 0 HBP: 0 | WP: 0 PB: 0 SB: 2 CS: 0 | PA: 36 |
| PITCHER | IP | WLS | BF | H | R | ER | SO | BB | IBB | HBP | BLK | WP | HR | S | P | ERA | WHIP | | | | | |
| Tim Belcher, R ERA: 5.05 (1, 1) | 7.0 | | 26 | 3 | 2 | 2 | 8 | 2 | 0 | 0 | 0 | 0 | 0 | 52 | 82 | 2.57 | 0.714 | | | | | |
| Mitt Hill, R ERA: 2.35 (8, 1) | 1.0 | W | 5 | 2 | 2 | 2 | 0 | 0 | 0 | 0 | 0 | 0 | 2 | 15 | 21 | 18.00 | 2.000 | | | | | |
| Jeff Reardon, R ERA: 2.45 (9, 1) | 1.0 | S | 5 | 1 | 0 | 0 | 1 | 1 | 0 | 0 | 0 | 0 | 0 | 11 | 17 | 0.00 | 2.000 | | | | | |

Cincinnati Reds @ Houston Astros
Astrodome, Houston, TX
Thu May 06 1993, 8:05 PM EDT
Att: 21,453 - Dome

| | |
|-----|----|
| AB | 33 |
| R | 4 |
| H | 6 |
| RBI | 4 |
| BB | 3 |
| SO | 9 |
| LOB | 12 |



| Batter | 1 | 2 | 3 | 4 | 5 | 6 | 7 | 8 | 9 | AB | R | H | RBI | BB | SO | LOB | TOP | | | | | | | | |
|---|-------------------------------|----------------------------------|------------------------------|----------------------------------|-------------------------------|----------------------------------|------------------------------|----------------------------------|-------------------------------|----------------------------------|-------------------------------|----------------------------------|------------------------------|----------------------------------|------------------------------|---------------------------------|------------------------------|---------------------------------|-----------------------------------|------------------------------------|----------------------------------|--------|--|--|--|
| Roberto Kelly, R OBP: 0.283, SLG: 0.409 | F9 | G1-3 | | 1B | | G6-3 | | G1-3 | | 5 | 0 | 1 | 0 | 0 | 0 | 2 | | | | | | | | | |
| Juan Samuel, R OBP: 0.172, SLG: 0.222 | G4-3 | | F8 | K | | F | | G6-3 | | 5 | 1 | 1 | 0 | 0 | 1 | 1 | | | | | | | | | |
| Barry Larkin, R OBP: 0.410, SLG: 0.368 | 1B | | 1B | BB | | 1B | | F9 | | 4 | 1 | 3 | 1 | 1 | 0 | 0 | | | | | | | | | |
| Kevin Mitchell, R OBP: 0.382, SLG: 0.532 | G4-3 | | 1B | HR | | G4-6-3 | | K | | 5 | 1 | 1 | 0 | 0 | 1 | 4 | | | | | | | | | |
| Cesar Hernandez, R OBP: 0.143, SLG: 0.100 | | | 1B | 1B | | G5-4-3 | | | | 0 | 0 | 0 | 0 | 0 | 0 | 0 | | | | | | | | | |
| Chris Sabo, R OBP: 0.280, SLG: 0.445 | | BB | HR | 1B | | G4-3 | | G1-3 | | 4 | 3 | 3 | 1 | 1 | 0 | 0 | | | | | | | | | |
| Randy Milligan, R OBP: 0.398, SLG: 0.367 | F9 | | HR | | | G4-3 | | G1-3 | | 4 | 1 | 1 | 3 | 0 | 0 | 3 | | | | | | | | | |
| Reggie Sanders, R OBP: 0.330, SLG: 0.419 | 1B | | 1B | | | FC3 | | G6-3 | | 2 | 0 | 1 | 0 | 2 | 0 | 0 | | | | | | | | | |
| Joe Oliver, R OBP: 0.309, SLG: 0.412 | SH1-4 | | L4 | | | K | | G6-3 | | 4 | 0 | 1 | 1 | 0 | 1 | 4 | | | | | | | | | |
| Jose Rijo, R OBP: 0.412, SLG: 0.286 | SH1-4 | | K | | | F8 | | G1-3 | | 2 | 0 | 0 | 0 | 0 | 1 | 2 | | | | | | | | | |
| Bill Landrum, R OBP: 0.143, SLG: 0.273 | | | | | | | | | | 0 | 0 | 0 | 0 | 0 | 0 | 0 | | | | | | | | | |
| Cecil Espy, S OBP: 0.143, SLG: 0.273 | | | | | | | | | | 0 | 0 | 0 | 0 | 0 | 0 | 0 | | | | | | | | | |
| Greg Cadaret, L OBP: 0.143, SLG: 0.273 | | | | | | | | | | 0 | 0 | 0 | 0 | 0 | 0 | 0 | | | | | | | | | |
| Steve Foster, R OBP: 0.143, SLG: 0.273 | | | | | | | | | | 0 | 0 | 0 | 0 | 0 | 0 | 0 | | | | | | | | | |
| Jeff Reardon, R OBP: 0.143, SLG: 0.273 | | | | | | | | | | 0 | 0 | 0 | 0 | 0 | 0 | 0 | | | | | | | | | |
| Inning Stats | R: 0 E: 0 K: 0 S: 10 | H: 1 LOB: 1 BB: 0 P: 14 | R: 1 E: 0 K: 0 S: 9 | H: 1 LOB: 2 BB: 2 P: 20 | R: 4 E: 0 K: 1 S: 16 | H: 4 LOB: 1 BB: 1 P: 25 | R: 0 E: 0 K: 1 S: 8 | H: 2 LOB: 1 BB: 0 P: 11 | R: 1 E: 0 K: 1 S: 10 | H: 1 LOB: 1 BB: 0 P: 17 | R: 1 E: 1 K: 0 S: 10 | H: 2 LOB: 0 BB: 0 P: 14 | R: 0 E: 0 K: 0 S: 7 | H: 1 LOB: 1 BB: 1 P: 16 | R: 0 E: 0 K: 0 S: 4 | H: 0 LOB: 0 BB: 0 P: 6 | R: 0 E: 0 K: 1 S: 5 | H: 0 LOB: 0 BB: 0 P: 9 | 1B: 10 2B: 1 3B: 0 HR: 1 | SF: 0 SAC: 1 DP: 3 HBP: 0 | WP: 0 PB: 0 SB: 1 CS: 0 | PA: 41 | | | |
| PITCHER | IP | WLS | BF | H | R | ER | SO | BB | IBB | HBP | BLK | WP | HR | S | P | ERA | WHIP | | | | | | | | |
| Greg Swindell, L ERA: 4.3 | 3.0 | L | 18 | 6 | 5 | 5 | 1 | 3 | 0 | 0 | 0 | 0 | 1 | 35 | 59 | 15.00 | 3.000 | | | | | | | | |
| Mark Grant, R ERA: 1.29 | 2.0 | | 9 | 3 | 1 | 0 | 2 | 0 | 0 | 0 | 0 | 0 | 0 | 18 | 28 | 0.00 | 1.500 | | | | | | | | |
| Tom Edens, R ERA: 0.75 | 1.1 | | 7 | 3 | 1 | 1 | 0 | 0 | 1 | 0 | 0 | 0 | 0 | 15 | 26 | 6.75 | 2.250 | | | | | | | | |
| Brian Williams, R ERA: 3.68 | 1.2 | | 4 | 0 | 0 | 0 | 0 | 0 | 0 | 0 | 0 | 0 | 0 | 6 | 10 | 0.00 | 0.000 | | | | | | | | |
| Xavier Hernandez, R ERA: 1.68 | 1.0 | | 3 | 0 | 0 | 0 | 1 | 0 | 0 | 0 | 0 | 0 | 0 | 5 | 9 | 0.00 | 0.000 | | | | | | | | |

Cincinnati Reds @ Houston Astros
Astrodome, Houston, TX
Fri May 07 1993, 8:05 PM EDT
Att: 31,845 - Dome

| | |
|-----|----|
| AB | 36 |
| R | 7 |
| H | 12 |
| RBI | 6 |
| BB | 4 |
| SO | 4 |
| LOB | 16 |



| Batter | 1 | 2 | 3 | 4 | 5 | 6 | 7 | 8 | 9 | AB | R | H | RBI | BB | SO | LOB | BOTTOM | | | | | | | | |
|---|------------------------------|----------------------------------|------------------------------|---------------------------------|-------------------------------|----------------------------------|-------------------------------|----------------------------------|-------------------------------|----------------------------------|------------------------------|----------------------------------|-------------------------------|----------------------------------|-------------------------------|----------------------------------|----------------------------------|------------------------------------|----------------------------------|--------|--|--|--|--|--|
| Craig Biggio, R OBP: 0.383, SLG: 0.442 | F9 | | P4 | | | G5-4-3 | | | 1B | 4 | 0 | 1 | 0 | 1 | 0 | 2 | | | | | | | | | |
| Luis Gonzalez, L OBP: 0.333, SLG: 0.465 | K | | L1-3 | | G4-3 | | G5-3 | | 1B | 5 | 0 | 1 | 0 | 0 | 1 | 2 | | | | | | | | | |
| 5 Jeff Bagwell, R OBP: 0.405, SLG: 0.593 | G6-3 | | K | | | G3-1 | | HR | F8 | 5 | 2 | 2 | 1 | 0 | 1 | 2 | | | | | | | | | |
| Eric Anthony, L OBP: 0.378, SLG: 0.505 | | G4-3 | | F7 | | G3-1 | | G4-3 | WP | 3 | 0 | 0 | 0 | 1 | 0 | 1 | | | | | | | | | |
| Ken Caminiti, S OBP: 0.286, SLG: 0.419 | | G1-3 | | | | F8 | | G5-3 | | 4 | 1 | 1 | 1 | 0 | 0 | 1 | | | | | | | | | |
| Kevin Bass, S OBP: 0.238, SLG: 0.275 | | G3 | | | | P5 | | G4-3 | | 4 | 0 | 1 | 0 | 0 | 0 | 1 | | | | | | | | | |
| Andujar Cedeno, R OBP: 0.269, SLG: 0.412 | | | | | | FC6-4 | | G6-3 | | 3 | 1 | 2 | 1 | 0 | 0 | 1 | | | | | | | | | |
| Brian Williams, R ERA: 1.64 | | | | | | 1B | | | | 0 | 0 | 0 | 0 | 0 | 0 | 0 | | | | | | | | | |
| Chris James, R OBP: 0.387, SLG: 0.821 | | | | | | 1B | | | | 1 | 0 | 0 | 0 | 0 | 0 | 1 | | | | | | | | | |
| Xavier Hernandez, L OBP: 0.387, SLG: 0.821 | | | | | | 2B | | | | 0 | 0 | 0 | 0 | 0 | 0 | 0 | | | | | | | | | |
| Eddie Taubensee, L OBP: 0.261, SLG: 0.365 | | F9 | | | | G3 | | | F8 | 3 | 1 | 0 | 0 | 1 | 0 | 2 | | | | | | | | | |
| Greg Swindell, L OBP: 0.267, SLG: 0.330 | | | | | | | | | | 0 | 0 | 0 | 0 | 0 | 0 | 0 | | | | | | | | | |
| Caspy, Candelario, S OBP: 0.118, SLG: 0.118 | | | | | | | | | | 1 | 0 | 0 | 0 | 0 | 0 | 1 | | | | | | | | | |
| Mark Grant, R ERA: 1.29 | | | | | | | | | | 0 | 0 | 0 | 0 | 0 | 0 | 0 | | | | | | | | | |
| Chris Donnels, L ERA: 0.93 | | | | | | | | | | 1 | 0 | 2 | 0 | 0 | 0 | 0 | | | | | | | | | |
| Steve Foster, R ERA: 1.33 | | | | | | | | | | 0 | 0 | 0 | 0 | 0 | 0 | 0 | | | | | | | | | |
| Jeff Reardon, R ERA: 2.25 | | | | | | | | | | 1 | 0 | 0 | 0 | 1 | 0 | 0 | | | | | | | | | |
| Inning Stats | R: 0 E: 0 K: 1 S: 9 | H: 0 LOB: 0 BB: 0 P: 17 | R: 0 E: 0 K: 0 S: 5 | H: 0 LOB: 0 BB: 0 P: 8 | R: 0 E: 0 K: 0 S: 13 | H: 1 LOB: 1 BB: 0 P: 16 | R: 0 E: 0 K: 1 S: 11 | H: 0 LOB: 0 BB: 0 P: 19 | R: 2 E: 0 K: 0 S: 13 | H: 3 LOB: 1 BB: 0 P: 20 | R: 0 E: 0 K: 0 S: 7 | H: 0 LOB: 0 BB: 1 P: 14 | R: 1 E: 0 K: 0 S: 10 | H: 1 LOB: 1 BB: 1 P: 20 | R: 0 E: 0 K: 0 S: 16 | H: 2 LOB: 2 BB: 0 P: 21 | 1B: 6 2B: 2 3B: 0 HR: 1 | SF: 0 SAC: 0 DP: 1 HBP: 0 | WP: 1 PB: 0 SB: 0 CS: 0 | PA: 39 | | | | | |
| PITCHER | IP | WLS | BF | H | R | ER | SO | BB | IBB | HBP | BLK | WP | HR | S | P | ERA | WHIP | | | | | | | | |
| Jose Rijo, R ERA: 3.19 | 6.0 | W | 26 | 6 | 4 | 4 | 2 | 2 | 0 | 0 | 0 | 0 | 0 | 7 | 14 | 6.00 | 1.333 | | | | | | | | |
| Bill Landrum, R ERA: 1.64 | 1.0 | | 3 | 0 | 0 | 0 | 0 | 1 | 0 | 0 | 0 | 0 | 0 | 7 | 14 | 0.00 | 1.000 | | | | | | | | |
| Greg Cadaret, L ERA: 0.93 | 0.1 | | 3 | 1 | 1 | 1 | 0 | 1 | 0 | 0 | 0 | 1 | 1 | 8 | 17 | 27.00 | 6.000 | | | | | | | | |
| Steve Foster, R ERA: 1.33 | 0.2 | | 2 | 0 | 0 | 0 | 0 | 0 | 0 | 0 | 0 | 0 | 0 | 2 | 3 | 0.00 | 0.000 | | | | | | | | |
| Jeff Reardon, R ERA: 2.25 | 1.0 | S | 5 | 2 | 0 | 0 | 0 | 0 | 0 | 0 | 0 | 0 | 0 | 16 | 21 | 0.00 | 2.000 | | | | | | | | |

Cincinnati Reds @ Houston Astros
Astrodome, Houston, TX
Fri May 07 1993, 8:05 PM EDT
Att: 31,845 - Dome

| | |
|-----|----|
| AB | 35 |
| R | 5 |
| H | 9 |
| RBI | 5 |
| BB | 4 |
| SO | 2 |
| LOB | 14 |



| Batter | 1 | 2 | 3 | 4 | 5 | 6 | 7 | 8 | 9 | AB | R | H | RBI | BB | SO | LOB | TOP | | | | | | | | | | |
|---|----------------------------------|----------------------------------|-------------------------------|----------------------------------|-------------------------------|----------------------------------|-------------------------------|----------------------------------|-------------------------------|----------------------------------|------------------------------|----------------------------------|-------------------------------|----------------------------------|------------------------------|---------------------------------|-------------------------------|----------------------------------|----------------------------------|------------------------------------|----------------------------------|--------|--|--|--|--|--|
| Roberto Kelly, R OBP: 0.293, SLG: 0.411 Cesar Hernandez, R OBP: 0.130, SLG: 0.091 | 4-2 HBP BB BB | | 1-0 FC6-4 1B | | 0-2 E5 1B SF9 | | 2-1 F9 | | 2-2 F7 | 2 | 1 | 1 | 0 | 1 | 0 | 0 | | | | | | | | | | | |
| Jeff Branson, L OBP: 0.400, SLG: 0.464 | 1-3 SAFE SAFE K | | 3-1 FC6-4 WP 1-2f | | 1-0 F7 | | 2-2 FC4-6 1B | | 2-1 FC4-6 2B | 5 | 0 | 2 | 0 | 0 | 0 | 1 | 3 | | | | | | | | | | |
| Barry Larkin, R OBP: 0.402, SLG: 0.360 | 0-0 F9 | | 1-2 L7 | | 2-2 1B 2-3 1B | | 2-0 FC4-6 1B 1-2f | | 3-2 G4-3 | 5 | 0 | 1 | 0 | 0 | 0 | 4 | | | | | | | | | | | |
| Kevin Mitchell, R OBP: 0.389, SLG: 0.531 Juan Samuel, R OBP: 0.172, SLG: 0.222 | 4-2 SAFE SAFE HBP BB | | 2-2 G5-3 | | 1-0 SF9 | | 3-1 1B | | 1-2 1B | 2 | 0 | 1 | 1 | 1 | 0 | 1 | | | | | | | | | | | |
| Chris Sabo, R OBP: 0.287, SLG: 0.442 | 2-0 HBP | | | | 3-2 G6-3 | | 1-0 1B | | 2-2 F7 | 3 | 0 | 1 | 0 | 0 | 0 | 2 | | | | | | | | | | | |
| Randy Milligan, R OBP: 0.394, SLG: 0.376 Dan Wilson, R OBP: 0.400, SLG: 0.444 | 0-3 SAFE SAFE K | | | | 1-0 G1-3 | | | | 2-1 F9 | 3 | 0 | 1 | 0 | 0 | 1 | 5 | | | | | | | | | | | |
| Reggie Sanders, R OBP: 0.319, SLG: 0.402 | | | 3-3 K | | 2-3 K | | 3-1 G1-3 | | 2-0 F7 | 4 | 0 | 0 | 0 | 0 | 2 | 1 | | | | | | | | | | | |
| Joe Oliver, R OBP: 0.307, SLG: 0.400 | | | 1-3 K | | 4-2 BB | | 3-3 K | | 0-1 F8 | 3 | 0 | 0 | 0 | 1 | 2 | 0 | | | | | | | | | | | |
| John Smiley, L OBP: 0.333, SLG: 0.375 Gary Varsho, L OBP: 0.400, SLG: 0.375 Mitt Hill, R Greg Cadaret, L Cecil Espy, S | 3-2 F7 | | 1-3 K | | 1-3 K | | 0-2 F8 | | | 1 | 0 | 0 | 0 | 0 | 0 | 0 | | | | | | | | | | | |
| Inning Stats | R: 0 E: 0 K: 2 S: 17 | H: 0 LOB: 3 BB: 2 P: 28 | R: 0 E: 0 K: 2 S: 11 | H: 0 LOB: 0 BB: 0 P: 18 | R: 0 E: 0 K: 0 S: 10 | H: 1 LOB: 1 BB: 0 P: 17 | R: 0 E: 0 K: 2 S: 14 | H: 1 LOB: 2 BB: 1 P: 25 | R: 1 E: 0 K: 0 S: 11 | H: 2 LOB: 0 BB: 0 P: 16 | R: 0 E: 0 K: 0 S: 9 | H: 0 LOB: 0 BB: 0 P: 16 | R: 0 E: 0 K: 0 S: 11 | H: 2 LOB: 2 BB: 0 P: 22 | R: 0 E: 0 K: 0 S: 5 | H: 0 LOB: 0 BB: 0 P: 9 | R: 0 E: 0 K: 0 S: 12 | H: 1 LOB: 1 BB: 0 P: 19 | 1B: 5 2B: 2 3B: 0 HR: 0 | SF: 1 SAC: 0 DP: 0 HBP: 1 | WP: 1 PB: 0 SB: 0 CS: 0 | PA: 39 | | | | | |
| PITCHER | IP | WLS | BF | H | R | ER | SO | BB | IBB | HBP | BLK | WP | HR | S | P | ERA | WHIP | | | | | | | | | | |
| Darryl Kile, R ERA: 1.77 | 6.0 | W | 27 | 4 | 1 | 0 | 8 | 3 | 0 | 1 | 0 | 1 | 0 | 72 | 120 | 0.00 | 1.167 | | | | | | | | | | |
| Eric Bell, L ERA: 6.14 | 2.0 | | 8 | 2 | 0 | 0 | 0 | 0 | 0 | 0 | 0 | 0 | 0 | 16 | 31 | 0.00 | 1.000 | | | | | | | | | | |
| Tom Edens, R ERA: 3.86 | 1.0 | | 4 | 1 | 0 | 0 | 0 | 0 | 0 | 0 | 0 | 0 | 0 | 12 | 19 | 0.00 | 1.000 | | | | | | | | | | |

Cincinnati Reds @ Houston Astros
Astrodome, Houston, TX
Sat May 08 1993, 8:05 PM EDT
Att: 25,134 - Dome

AB 34
R 1
H 7
RBI 1
BB 3
SO 8
LOB 18



| Batter | 1 | 2 | 3 | 4 | 5 | 6 | 7 | 8 | 9 | AB | R | H | RBI | BB | SO | LOB | BOTTOM | | | | | | | | | | |
|--|-------------------------------|----------------------------------|-------------------------------|----------------------------------|------------------------------|----------------------------------|-------------------------------|----------------------------------|------------------------------|----------------------------------|------------------------------|----------------------------------|------------------------------|---------------------------------|-------------------------------|----------------------------------|-----------------------------------|------------------------------------|----------------------------------|--------|--|--|--|--|--|--|--|
| Craig Biggio, R OBP: 0.398, SLG: 0.467 Casey Candaele, S OBP: 0.105, SLG: 0.105 | 1-1 5 HR 2B | | 0-1 FC3-6 1B | | 0-1 E5 1B 1B | | 1-1 F8 | | | 3 | 2 | 3 | 0 | 0 | 0 | 0 | | | | | | | | | | | |
| Luis Gonzalez, L OBP: 0.328, SLG: 0.447 | 4-0 5 HR BB | | 1-1 FC3-6 1B 1-2f | | 1-2 P6 | | 0-0 P5 | | 1-2 F8 | 4 | 2 | 0 | 0 | 1 | 0 | 2 | | | | | | | | | | | |
| 5 Jeff Bagwell, R OBP: 0.427, SLG: 0.627 | 2-0 1H 2H HR | | 4-1 1B BB | | 2-2 1B 1B | | 4-1 BB | | 4-2 1B BB | 2 | 3 | 2 | 3 | 3 | 0 | 0 | | | | | | | | | | | |
| Eric Anthony, L OBP: 0.388, SLG: 0.519 | 0-0 HR 2B | | 3-2 G4-6-3 1B | | 0-2 1B 1B 1B | | 0-3 K | | 0-0 F8 | 5 | 2 | 3 | 2 | 0 | 1 | 2 | | | | | | | | | | | |
| Ken Caminiti, S OBP: 0.287, SLG: 0.417 Chris Donnels, L OBP: 0.471, SLG: 0.500 | 1-0 G1-3 | | 2-1 G4-6-3 | | 1-2 BB 1B | | 4-1 BB | | 1-0 1B 1B | 3 | 1 | 1 | 1 | 0 | 0 | 3 | | | | | | | | | | | |
| Chris James, R OBP: 0.382, SLG: 0.871 Rick Parker, R OBP: 0.250, SLG: 0.182 | 1-0 2H HR | | 0-1 F8 | | 2-3 K | | 2-1 P6 | | 1-1 G6-4-3 1B | 3 | 1 | 1 | 2 | 0 | 1 | 2 | | | | | | | | | | | |
| Scott Servais, R OBP: 0.400, SLG: 0.588 | 0-3 K | | 3-2 HR | | 4-1 1B BB | | 2-1 F9 | | 1-1 G6-4-3 1-2f | 4 | 1 | 1 | 1 | 1 | 1 | 3 | | | | | | | | | | | |
| Andujar Cedeno, R OBP: 0.371, SLG: 0.416 Eric Bell, L Tom Edens, R | 1-0 1B | | 1-1 G6-3 | | 1-1 1B | | 1-3 K | | | 4 | 0 | 2 | 2 | 0 | 1 | 1 | | | | | | | | | | | |
| Darryl Kile, R Jose Uribe, S | 1-2 F7 | | 1-1 P6 | | 0-0 P5 | | 1-1 F9 | | | 3 | 0 | 0 | 0 | 0 | 0 | 3 | | | | | | | | | | | |
| Inning Stats | R: 5 E: 0 K: 1 S: 13 | H: 5 LOB: 1 BB: 1 P: 24 | R: 1 E: 0 K: 0 S: 10 | H: 2 LOB: 1 BB: 1 P: 20 | R: 1 E: 0 K: 0 S: 9 | H: 1 LOB: 0 BB: 0 P: 14 | R: 4 E: 1 K: 1 S: 21 | H: 5 LOB: 2 BB: 1 P: 32 | R: 0 E: 0 K: 1 S: 7 | H: 0 LOB: 1 BB: 1 P: 12 | R: 0 E: 0 K: 1 S: 8 | H: 0 LOB: 1 BB: 1 P: 17 | R: 0 E: 0 K: 0 S: 6 | H: 0 LOB: 0 BB: 0 P: 9 | R: 1 E: 0 K: 0 S: 10 | H: 2 LOB: 1 BB: 1 P: 17 | 1B: 10 2B: 2 3B: 0 HR: 3 | SF: 0 SAC: 0 DP: 2 HBP: 0 | WP: 0 PB: 0 SB: 2 CS: 0 | PA: 43 | | | | | | | |
| PITCHER | IP | WLS | BF | H | R | ER | SO | BB | IBB | HBP | BLK | WP | HR | S | P | ERA | WHIP | | | | | | | | | | |
| John Smiley, L ERA: 7.08 | 3.0 | L | 18 | 8 | 7 | 7 | 7 | 2 | 0 | 0 | 0 | 0 | 0 | 3 | 32 | 21.00 | 3.333 | | | | | | | | | | |
| Mitt Hill, R ERA: 4.63 | 4.0 | | 20 | 5 | 4 | 4 | 3 | 3 | 0 | 0 | 0 | 0 | 0 | 42 | 70 | 9.00 | 2.000 | | | | | | | | | | |
| Greg Cadaret, L ERA: 1.69 | 1.0 | | 5 | 2 | 1 | 1 | 0 | 1 | 0 | 0 | 0 | 0 | 0 | 10 | 17 | 9.00 | 3.000 | | | | | | | | | | |

Cincinnati Reds @ Houston Astros
Astrodome, Houston, TX
Sat May 08 1993, 8:05 PM EDT
Att: 25,134 - Dome

AB 37
R 12
H 15
RBI 12
BB 6
SO 4
LOB 17



| Batter | 1 | 2 | 3 | 4 | 5 | 6 | 7 | 8 | 9 | AB | R | H | RBI | BB | SO | LOB | TOP | | | | | | | | | | | |
|---|------------------------------|----------------------------------|------------------------------|----------------------------------|-------------------------------|----------------------------------|-------------------------------|----------------------------------|-------------------------------|----------------------------------|-------------------------------|----------------------------------|------------------------------|----------------------------------|------------------------------|---------------------------------|--|------------------------------------|----------------------------------|--------|--|--|--|--|--|--|--|--|
| Roberto Kelly, R OBP: 0.300, SLG: 0.448 (1, 8) | F8 | | | HR | 2B | | | G6-3 | | 4 | 1 | 2 | 1 | 0 | 0 | 0 | Cincinnati Reds @ Houston Astros Astrodome, Houston, TX Sun May 09, 1993, 8:05 PM EDT Att. 15,040 - Dome | | | | | | | | | | | |
| Jeff Branson, L OBP: 0.412, SLG: 0.469 (1, 4) | K | | | 1B | K | | | FC6-4 1B | | 4 | 0 | 2 | 0 | 0 | 2 | 1 | | | | | | | | | | | | |
| Barry Larkin, R OBP: 0.397, SLG: 0.357 (1, 6) | F7 | | | F9 | | WP 1B | | K | | 4 | 0 | 1 | 0 | 0 | 1 | 2 | | | | | | | | | | | | |
| Kevin Mitchell, R OBP: 0.368, SLG: 0.500 (1, 7) | | | F9 | K | | K | | FC6-4 | | 4 | 0 | 0 | 0 | 0 | 2 | 3 | | | | | | | | | | | | |
| Chris Sabo, R OBP: 0.278, SLG: 0.427 (1, 5) | | | K | G1-3 | | K | | | G5-3 | 4 | 0 | 0 | 0 | 0 | 2 | 2 | | | | | | | | | | | | |
| Randy Milligan, R OBP: 0.381, SLG: 0.361 (1, 3) | | | F8 | | F9 | F8 | | | L6 | 4 | 0 | 0 | 0 | 0 | 0 | 1 | | | | | | | | | | | | |
| Reggie Sanders, R OBP: 0.316, SLG: 0.396 (1, 9) | | | | K | HR 1B | | | | G6-3 | 4 | 1 | 1 | 0 | 0 | 2 | 0 | | | | | | | | | | | | |
| Joe Oliver, R OBP: 0.316, SLG: 0.430 (1, 2) | | | | K | | G4-6-3 BB | | | | 2 | 1 | 1 | 2 | 1 | 1 | 0 | | | | | | | | | | | | |
| Tim Pugh, R OBP: 0.091, SLG: 0.091 Kevin Wickander, L (6, 1) | | | | F7 | | G4-6-3 | | | | 2 | 0 | 0 | 0 | 0 | 1 | 0 | | | | | | | | | | | | |
| Cecil Espy, S OBP: 0.396, SLG: 0.257 Bill Landrum, R (7, 1) | | | | | K | | | G4-6-3 | | 0 | 0 | 0 | 0 | 0 | 0 | 0 | | | | | | | | | | | | |
| Inning Stats | R: 0 E: 0 K: 1 S: 9 | H: 0 LOB: 0 BB: 0 P: 12 | R: 0 E: 0 K: 1 S: 8 | H: 0 LOB: 0 BB: 0 P: 13 | R: 0 E: 0 K: 2 S: 13 | H: 0 LOB: 0 BB: 0 P: 17 | R: 1 E: 0 K: 1 S: 11 | H: 2 LOB: 1 BB: 0 P: 16 | R: 2 E: 0 K: 2 S: 14 | H: 3 LOB: 1 BB: 0 P: 22 | R: 0 E: 0 K: 2 S: 10 | H: 1 LOB: 1 BB: 0 P: 14 | R: 0 E: 0 K: 1 S: 8 | H: 0 LOB: 0 BB: 1 P: 13 | R: 0 E: 0 K: 0 S: 5 | H: 0 LOB: 0 BB: 0 P: 5 | 1B: 4 2B: 1 3B: 0 HR: 2 | SF: 0 SAC: 0 DP: 1 HBP: 0 | WP: 1 PB: 0 SB: 0 CS: 0 | PA: 34 | | | | | | | | |
| PITCHER | IP | WLS | BF | H | R | ER | SO | BB | IBB | HBP | BLK | WP | HR | S | P | ERA | WHIP | | | | | | | | | | | |
| Pete Harnisch, R ERA: 4.1 Xavier Hernandez, R ERA: 1.59 Doug Jones, R ERA: 2.89 | (1, 1) | 7.0 | W | 27 | 6 | 3 | 3 | 10 | 1 | 0 | 0 | 0 | 1 | 2 | 73 | 107 | 3.86 | 1.000 | | | | | | | | | | |
| | (8, 1) | 1.0 | | 4 | 1 | 0 | 0 | 1 | 0 | 0 | 0 | 0 | 0 | 0 | 8 | 12 | 0.00 | 1.000 | | | | | | | | | | |
| | (9, 1) | 1.0 | S | 3 | 0 | 0 | 0 | 0 | 0 | 0 | 0 | 0 | 0 | 0 | 5 | 5 | 0.00 | 0.000 | | | | | | | | | | |

| | |
|-----|----|
| AB | 33 |
| R | 3 |
| H | 7 |
| RBI | 3 |
| BB | 1 |
| SO | 11 |
| LOB | 10 |



| Batter | 1 | 2 | 3 | 4 | 5 | 6 | 7 | 8 | 9 | AB | R | H | RBI | BB | SO | LOB | BOTTOM | | | | | | | | | | | |
|--|-------------------------------|----------------------------------|-------------------------------|----------------------------------|------------------------------|----------------------------------|------------------------------|----------------------------------|-------------------------------|----------------------------------|------------------------------|----------------------------------|------------------------------|----------------------------------|------------------------------|----------------------------------|--|------------------------------------|----------------------------------|--------|--|--|--|--|--|--|--|--|
| Craig Biggio, R OBP: 0.383, SLG: 0.446 (1, 4) | F7 | | K | | F9 | | | P2 | | 5 | 0 | 0 | 0 | 0 | 1 | 4 | Cincinnati Reds @ Houston Astros Astrodome, Houston, TX Sun May 09, 1993, 8:05 PM EDT Att. 15,040 - Dome | | | | | | | | | | | |
| Luis Gonzalez, L OBP: 0.339, SLG: 0.449 (1, 7) | 5 1B | P5 | | 5 G6-3 1B | | 5 P4-6 5 WP HBP | | F8 | | 4 | 1 | 2 | 0 | 0 | 0 | 0 | | | | | | | | | | | | |
| 5 Jeff Bagwell, R OBP: 0.437, SLG: 0.628 (1, 3) | 1B | 1B | | G6-3 | | BB | | | | 3 | 2 | 2 | 0 | 1 | 0 | 1 | | | | | | | | | | | | |
| Eric Anthony, L OBP: 0.392, SLG: 0.518 (1, 8) | 1B | 1B | | K | | F8 | | | | 4 | 1 | 2 | 1 | 0 | 1 | 3 | | | | | | | | | | | | |
| Ken Caminiti, S OBP: 0.277, SLG: 0.402 (1, 5) | E4 1B | FC4-6 HBP | | L9 | | P4-6 | | | | 4 | 1 | 0 | 1 | 0 | 0 | 5 | | | | | | | | | | | | |
| Kevin Bass, S OBP: 0.283, SLG: 0.302 (1, 9) | 1B | 1B | | G4-3 | | G4-3 S | | 1B | | 3 | 1 | 2 | 1 | 0 | 0 | 0 | | | | | | | | | | | | |
| Andujar Cedeno, R OBP: 0.366, SLG: 0.402 (1, 6) | 1B | 1B | | G6-3 | | G6-3 | | G6-3 | | 3 | 0 | 0 | 0 | 1 | 1 | 3 | | | | | | | | | | | | |
| Eddie Taubensee, L OBP: 0.288, SLG: 0.379 (1, 2) | 1B | | | G1-6-3 1B | | BB | | G4-3 | | 3 | 0 | 2 | 2 | 1 | 0 | 1 | | | | | | | | | | | | |
| Pete Harnisch, S OBP: 0.231, SLG: 0.250 Xavier Hernandez, L (8, 1) | | | | G1-6-3 | | BB | | G5-3 | | 2 | 0 | 0 | 0 | 1 | 1 | 3 | | | | | | | | | | | | |
| Chris Donnels, L OBP: 0.444, SLG: 0.487 Doug Jones, R (9, 1) | | | | | | BB | | | | 0 | 0 | 0 | 0 | 0 | 0 | 0 | | | | | | | | | | | | |
| Inning Stats | R: 5 E: 1 K: 1 S: 16 | H: 5 LOB: 2 BB: 1 P: 28 | R: 1 E: 0 K: 1 S: 13 | H: 2 LOB: 2 BB: 0 P: 17 | R: 0 E: 0 K: 1 S: 7 | H: 1 LOB: 0 BB: 0 P: 10 | R: 0 E: 0 K: 1 S: 7 | H: 1 LOB: 1 BB: 0 P: 11 | R: 0 E: 0 K: 0 S: 10 | H: 0 LOB: 2 BB: 2 P: 23 | R: 0 E: 0 K: 0 S: 8 | H: 0 LOB: 1 BB: 1 P: 16 | R: 0 E: 0 K: 0 S: 8 | H: 1 LOB: 0 BB: 0 P: 10 | R: 0 E: 0 K: 0 S: 8 | H: 0 LOB: 0 BB: 0 P: 14 | 1B: 10 2B: 1 3B: 0 HR: 0 | SF: 0 SAC: 0 DP: 2 HBP: 2 | WP: 1 PB: 0 SB: 1 CS: 0 | PA: 38 | | | | | | | | |
| PITCHER | IP | WLS | BF | H | R | ER | SO | BB | IBB | HBP | BLK | WP | HR | S | P | ERA | WHIP | | | | | | | | | | | |
| Tim Pugh, R ERA: 4.72 Kevin Wickander, L ERA: 3.72 Bill Landrum, R ERA: 1.38 | (1, 1) | 5.0 | L | 28 | 9 | 6 | 5 | 4 | 3 | 0 | 1 | 0 | 0 | 1 | 53 | 89 | 9.00 | 2.400 | | | | | | | | | | |
| | (6, 1) | 1.0 | | 4 | 0 | 0 | 0 | 0 | 1 | 0 | 1 | 0 | 1 | 0 | 8 | 16 | 0.00 | 1.000 | | | | | | | | | | |
| | (7, 1) | 2.0 | | 6 | 1 | 0 | 0 | 0 | 0 | 0 | 0 | 0 | 0 | 0 | 16 | 24 | 0.00 | 0.500 | | | | | | | | | | |




| Batter | 1 | 2 | 3 | 4 | 5 | 6 | 7 | 8 | 9 | AB | R | H | RBI | BB | SO | LOB | TOP | | | | | |
|---|---------------------------------------|---------------------------------------|---------------------------------------|---------------------------------------|---------------------------------------|---------------------------------------|---------------------------------------|---------------------------------------|---------------------------------------|---------------------------------------|---------------------------------------|---------------------------------------|---------------------------------------|---------------------------------------|---------------------------------------|---------------------------------------|-----|----------------------------------|------------------------------------|----------------------------------|--------|--|
| Jeff Gardner, L (1,4) OBP: 0.325, SLG: 0.400 | G5-4-3 1B BB | | 1-H 1B 3B | F8 | | | F8 | | | 3 | 1 | 1 | 1 | 1 | 0 | 1 | | | | | | |
| Tony Gwynn, L (1,9) OBP: 0.382, SLG: 0.462 | G5-4-3 1B | | BB HBP 1B | | G4-3 | | | G6-4-3 HBP | | 3 | 0 | 2 | 1 | 0 | 0 | 0 | | | | | | |
| Gary Sheffield, R (1,5) OBP: 0.344, SLG: 0.504 | G5-4-3 1-2 2-3 | | BB HBP | | P6-3-6 1B | | | G6-4-3 1-2 | | 3 | 0 | 1 | 0 | 0 | 0 | 3 | | | | | | |
| Fred McGriff, L (1,3) OBP: 0.328, SLG: 0.404 | G6-3 | | | | P6-3-6 1-2 | | | | | 2 | 0 | 0 | 0 | 2 | 0 | 2 | | | | | | |
| Phil Plantier, L (1,7) OBP: 0.281, SLG: 0.472 | | G3-1 | | | | K | | | | 3 | 0 | 0 | 0 | 0 | 2 | 3 | | | | | | |
| Phil Clark, R (8,PH) OBP: 0.350, SLG: 0.405 | | | K | | | | | F8 | | 1 | 0 | 0 | 0 | 0 | 0 | 1 | | | | | | |
| Derek Bell, R (1,8) OBP: 0.322, SLG: 0.442 | | G5-3 | | | | | | | G5-3 | 4 | 0 | 1 | 0 | 0 | 1 | 3 | | | | | | |
| Kurt Stillwell, S (1,6) OBP: 0.291, SLG: 0.313 | | | | | | | | | | 3 | 0 | 1 | 0 | 0 | 0 | 1 | | | | | | |
| Jeremy Hernandez, R (6,1) | F8 | | | | | G4-3 | | | F9 | 0 | 0 | 0 | 0 | 0 | 0 | 0 | | | | | | |
| Tim Teufel, R (9,PH) OBP: 0.453, SLG: 0.733 | | | | | | | | | | 1 | 0 | 0 | 0 | 0 | 0 | 0 | | | | | | |
| Bob Geren, R (1,2) OBP: 0.308, SLG: 0.444 | | | | | | | | | | 3 | 0 | 0 | 0 | 1 | 0 | 1 | | | | | | |
| Wally Whitehurst, R (1,1) OBP: 0.500, SLG: 0.500 | | | | | | | | | | 2 | 1 | 1 | 0 | 0 | 0 | 1 | | | | | | |
| Ricky Gutierrez, R (6,6) OBP: 0.373, SLG: 0.289 | | | | | | | | | | 1 | 0 | 0 | 0 | 0 | 0 | 0 | | | | | | |
| Inning Stats | R: 0 E: 0 K: 0 S: 9 | H: 1 LOB: 1 BB: 1 P: 17 | R: 0 E: 0 K: 0 S: 7 | H: 0 LOB: 0 BB: 0 P: 10 | R: 2 E: 0 K: 2 S: 17 | H: 2 LOB: 3 BB: 2 P: 30 | R: 0 E: 0 K: 0 S: 10 | H: 2 LOB: 1 BB: 0 P: 15 | R: 0 E: 0 K: 1 S: 7 | H: 1 LOB: 0 BB: 0 P: 11 | R: 0 E: 0 K: 0 S: 8 | H: 0 LOB: 0 BB: 0 P: 11 | R: 0 E: 0 K: 0 S: 11 | H: 0 LOB: 1 BB: 1 P: 17 | R: 0 E: 0 K: 0 S: 6 | H: 0 LOB: 0 BB: 0 P: 11 | | 1B: 6 2B: 1 3B: 1 HR: 0 | SF: 0 SAC: 0 DP: 3 HBP: 2 | WP: 0 PB: 0 SB: 0 CS: 2 | PA: 35 | |
| PITCHER | IP WLS BF H R ER SO | IP WLS BF H R ER SO | IP WLS BF H R ER SO | IP WLS BF H R ER SO | IP WLS BF H R ER SO | IP WLS BF H R ER SO | IP WLS BF H R ER SO | IP WLS BF H R ER SO | IP WLS BF H R ER SO | IP WLS BF H R ER SO | IP WLS BF H R ER SO | IP WLS BF H R ER SO | IP WLS BF H R ER SO | IP WLS BF H R ER SO | IP WLS BF H R ER SO | IP WLS BF H R ER SO | | WP HR S P | ERA WHIP | ERA WHIP | | |
| Tim Belcher, R (1,1) ERA: 5.21 | 2.1 | 13 | 3 | 2 | 2 | 0 | 3 | 0 | 0 | 0 | 26 | 49 | 7.71 | 2.571 | | | | | | | | |
| Mill Hill, R (3,1) ERA: 3.58 | 3.0 | W | 11 | 4 | 0 | 0 | 3 | 0 | 0 | 0 | 27 | 41 | 0.00 | 1.333 | | | | | | | | |
| Bill Landrum, R (6,1) ERA: 1.23 | 1.2 | 4 | 0 | 0 | 0 | 0 | 0 | 0 | 0 | 0 | 11 | 15 | 0.00 | 0.000 | | | | | | | | |
| Greg Cadaret, L (8,1) ERA: 1.38 | 2.0 | S | 7 | 0 | 0 | 0 | 0 | 1 | 0 | 0 | 17 | 28 | 0.00 | 0.500 | | | | | | | | |

San Diego Padres @ Cincinnati Reds
Riverfront Stadium, Cincinnati, OH
Tue May 11, 1993, 7:05 PM EDT
Att: 25,205 - Unknown - 80 F

livebaseballscores.com

AB 29
R 2
H 7
RBI 2
BB 4
SO 3
LOB 16




| Batter | 1 | 2 | 3 | 4 | 5 | 6 | 7 | 8 | 9 | AB | R | H | RBI | BB | SO | LOB | BOTTOM | | | | | |
|---|---------------------------------------|---------------------------------------|---------------------------------------|---------------------------------------|---------------------------------------|---------------------------------------|---------------------------------------|---------------------------------------|---------------------------------------|---------------------------------------|---------------------------------------|---------------------------------------|---------------------------------------|---------------------------------------|---------------------------------------|---------------------------------------|--------|----------------------------------|------------------------------------|----------------------------------|--------|--|
| Bip Roberts, S (1,4) OBP: 0.297, SLG: 0.263 | G1-3 | SF 1B | | E4 | | K | | G4-3 1-2 | | 4 | 0 | 0 | 1 | 0 | 1 | 2 | | | | | | |
| Roberto Kelly, R (1,8) OBP: 0.326, SLG: 0.463 | FC4-6 1B | SF9 | | F9 | | | | | | 3 | 0 | 2 | 1 | 0 | 0 | 1 | | | | | | |
| Barry Larkin, R (1,6) OBP: 0.399, SLG: 0.355 | FC4-6 1B | P4 | | P4 | | G6-3 | | | | 4 | 1 | 0 | 0 | 0 | 0 | 6 | | | | | | |
| Kevin Mitchell, R (1,7) OBP: 0.388, SLG: 0.507 | | | | | | | | | | 4 | 0 | 2 | 0 | 0 | 0 | 0 | | | | | | |
| Greg Cadaret, L (8,1) | | | | | | | | | | 0 | 0 | 0 | 0 | 0 | 0 | 0 | | | | | | |
| Chris Sabo, R (1,5) OBP: 0.269, SLG: 0.411 | | | | | | | | | | 4 | 0 | 1 | 1 | 0 | 1 | 3 | | | | | | |
| Randy Milligan, R (1,3) OBP: 0.364, SLG: 0.337 | | | | | | | | | | 4 | 0 | 0 | 0 | 0 | 1 | 2 | | | | | | |
| Reggie Sanders, R (1,9) OBP: 0.320, SLG: 0.413 | | | | | | | | | | 4 | 2 | 2 | 0 | 0 | 1 | 1 | | | | | | |
| Joe Oliver, R (1,2) OBP: 0.304, SLG: 0.409 | | | | | | | | | | 4 | 1 | 1 | 0 | 0 | 3 | 1 | | | | | | |
| Tim Belcher, R (1,1) ERA: 5.21 | | | | | | | | | | 1 | 0 | 0 | 0 | 0 | 0 | 2 | | | | | | |
| Mill Hill, R (3,1) ERA: 3.58 | | | | | | | | | | 1 | 0 | 0 | 0 | 0 | 1 | 0 | | | | | | |
| Bill Landrum, R (6,1) ERA: 1.23 | | | | | | | | | | 0 | 0 | 0 | 0 | 0 | 1 | 0 | | | | | | |
| Cesar Hernandez, R (8,PH) OBP: 0.500, SLG: 0.270 | | | | | | | | | | 0 | 0 | 0 | 0 | 0 | 0 | 0 | | | | | | |
| Cecil Eszy, S (9,PH) ERA: 4.3 | | | | | | | | | | 1 | 0 | 1 | 1 | 0 | 0 | 0 | | | | | | |
| Inning Stats | R: 1 E: 0 K: 1 S: 12 | H: 3 LOB: 2 BB: 0 P: 20 | R: 2 E: 2 K: 0 S: 11 | H: 3 LOB: 3 BB: 0 P: 16 | R: 0 E: 0 K: 2 S: 10 | H: 0 LOB: 0 BB: 0 P: 18 | R: 0 E: 1 K: 1 S: 9 | H: 0 LOB: 1 BB: 0 P: 11 | R: 0 E: 0 K: 2 S: 13 | H: 0 LOB: 1 BB: 0 P: 18 | R: 0 E: 0 K: 2 S: 15 | H: 1 LOB: 2 BB: 1 P: 23 | R: 0 E: 0 K: 1 S: 9 | H: 0 LOB: 0 BB: 0 P: 11 | R: 1 E: 0 K: 1 S: 10 | H: 2 LOB: 0 BB: 0 P: 14 | | 1B: 8 2B: 1 3B: 0 HR: 0 | SF: 2 SAC: 0 DP: 0 HBP: 0 | WP: 0 PB: 0 SB: 0 CS: 1 | PA: 37 | |
| PITCHER | IP WLS BF H R ER SO | IP WLS BF H R ER SO | IP WLS BF H R ER SO | IP WLS BF H R ER SO | IP WLS BF H R ER SO | IP WLS BF H R ER SO | IP WLS BF H R ER SO | IP WLS BF H R ER SO | IP WLS BF H R ER SO | IP WLS BF H R ER SO | IP WLS BF H R ER SO | IP WLS BF H R ER SO | IP WLS BF H R ER SO | IP WLS BF H R ER SO | IP WLS BF H R ER SO | IP WLS BF H R ER SO | | WP HR S P | ERA WHIP | ERA WHIP | | |
| Wally Whitehurst, R (1,1) ERA: 1.8 | 5.0 | L | 25 | 6 | 3 | 1 | 4 | 0 | 0 | 0 | 55 | 83 | 1.80 | 1.200 | | | | | | | | |
| Jeremy Hernandez, R (6,1) ERA: 4.3 | 3.0 | 12 | 3 | 1 | 1 | 4 | 1 | 0 | 0 | 34 | 48 | 3.00 | 1.333 | | | | | | | | | |

San Diego Padres @ Cincinnati Reds
Riverfront Stadium, Cincinnati, OH
Tue May 11, 1993, 7:05 PM EDT
Att: 25,205 - Unknown - 80 F

livebaseballscores.com

AB 34
R 4
H 9
RBI 4
BB 1
SO 8
LOB 18



| Batter | 1 | 2 | 3 | 4 | 5 | 6 | 7 | 8 | 9 | AB | R | H | RBI | BB | SO | LOB | TOP | | | |
|---|--|----------------------------------|-------------------------------|----------------------------------|-------------------------------|----------------------------------|-------------------------------|----------------------------------|-------------------------------|----------------------------------|---|---|-----|----|----|----------------|---|------------------------------------|----------------------------------|--------|
| Jeff Gardner, L (1,4) OBP: 0.325, SLG: 0.397 | L8 | | FC1-6 1B | | K | | | | | 3 | 0 | 1 | 0 | 0 | 1 | 1 | San Diego Padres @ Cincinnati Reds Riverfront Stadium, Cincinnati, OH Wed May 12 1993, 7:05 PM EDT Att: 22,082 - Unknown - 67 F livebaseballscorecards.com | | | |
| Tony Gwynn, L (1,9) OBP: 0.377, SLG: 0.455 | K | | FC1-6 1-2 | | | | | | | 2 | 0 | 0 | 0 | 0 | 1 | 1 | | | | |
| Gary Sheffield, R (1,5) OBP: 0.338, SLG: 0.496 | G5-3 | | L7 | | | | | | | 2 | 0 | 0 | 0 | 0 | 1 | 1 | | | | |
| Fred McGriff, L (1,3) OBP: 0.338, SLG: 0.440 | | HR | | G1-6-3 1B | | | | | | 2 | 1 | 2 | 1 | 0 | 0 | 0 | | | | |
| Phil Plantier, L (1,7) OBP: 0.271, SLG: 0.455 | K | | K | | | | | | | 2 | 0 | 0 | 0 | 0 | 2 | 1 | | | | |
| Derek Bell, R (1,8) OBP: 0.316, SLG: 0.434 | K | | G1-6-3 1-2 | | | | | | | 2 | 0 | 0 | 0 | 0 | 1 | 1 | | | | |
| Kurt Stillwell, S (1,6) OBP: 0.294, SLG: 0.324 | K | | | FC6-4 1B | | | | | | 2 | 0 | 1 | 0 | 0 | 1 | 0 | | | | |
| Bob Geren, R (1,2) OBP: 0.293, SLG: 0.421 | | | K | FC6-4 SH1-4 1-2 | | | | | | 2 | 0 | 0 | 0 | 0 | 1 | 1 | | | | |
| Andy Benes, R (1,1) OBP: 0.235, SLG: 0.438 | | | HR | SH1-4 1-2 | | | | | | 1 | 1 | 1 | 1 | 0 | 0 | 0 | | | | |
| Inning Stats | R: 0 E: 0 K: 1 S: 10 | H: 0 LOB: 0 BB: 0 P: 13 | R: 1 E: 0 K: 3 S: 14 | H: 1 LOB: 0 BB: 0 P: 19 | R: 1 E: 0 K: 1 S: 10 | H: 2 LOB: 1 BB: 0 P: 13 | R: 0 E: 0 K: 1 S: 10 | H: 1 LOB: 0 BB: 0 P: 13 | R: 0 E: 0 K: 1 S: 14 | H: 1 LOB: 1 BB: 0 P: 19 | | | | | | | 1B: 3 2B: 0 3B: 0 HR: 2 | SF: 0 SAC: 1 DP: 1 HBP: 0 | WP: 0 PB: 0 SB: 0 CS: 0 | PA: 19 |
| PITCHER Jose Rijo, R (1,1) ERA: 3.23 | IP: 5.0 WLS: W BF: 19 H: 5 R: 2 ER: 2 SO: 7 BB: 0 IBB: 0 HBP: 0 BLK: 0 WP: 0 HR: 2 S: 58 P: 77 ERA: 3.60 WHIP: 1.000 | | | | | | | | | | | | | | | PITCHER | IP: WLS: BF: H: R: ER: SO: BB: IBB: HBP: BLK: WP: HR: S: P: ERA: WHIP: | | | |

| Batter | 1 | 2 | 3 | 4 | 5 | 6 | 7 | 8 | 9 | AB | R | H | RBI | BB | SO | LOB | BOTTOM | | | |
|--|--|----------------------------------|------------------------------|----------------------------------|------------------------------|---------------------------------|------------------------------|----------------------------------|-------------------------------|----------------------------------|---|---|-----|----|----|----------------|---|------------------------------------|----------------------------------|--------|
| Bip Roberts, S (1,4) OBP: 0.298, SLG: 0.265 | 1B G5-3 | F8 | | G4-3 | | | | | | 3 | 1 | 1 | 0 | 0 | 0 | 2 | San Diego Padres @ Cincinnati Reds Riverfront Stadium, Cincinnati, OH Wed May 12 1993, 7:05 PM EDT Att: 22,082 - Unknown - 67 F livebaseballscorecards.com | | | |
| Roberto Kelly, R (1,8) OBP: 0.326, SLG: 0.460 | G5-3 2B | G5-3 | | K | | | | | | 3 | 1 | 1 | 0 | 0 | 1 | 1 | | | | |
| Barry Larkin, R (1,6) OBP: 0.390, SLG: 0.347 | G5-3 | P4 | | G4-3 | | | | | | 3 | 0 | 0 | 1 | 0 | 0 | 2 | | | | |
| Kevin Mitchell, R (1,7) OBP: 0.398, SLG: 0.551 | BB 2B | | K | 1B 3B | | | | | | 3 | 1 | 2 | 1 | 0 | 1 | 0 | | | | |
| Chris Sabo, R (1,5) OBP: 0.270, SLG: 0.409 | G5-3 | | K | S 1B | | | | | | 3 | 0 | 1 | 1 | 0 | 1 | 1 | | | | |
| Randy Milligan, R (1,3) OBP: 0.363, SLG: 0.330 | BB BB | | L7 | K | | | | | | 2 | 0 | 0 | 0 | 1 | 1 | 1 | | | | |
| Reggie Sanders, R (1,9) OBP: 0.331, SLG: 0.418 | BB | | | 1B | | | | | | 1 | 0 | 1 | 0 | 1 | 0 | 0 | | | | |
| Joe Oliver, R (1,2) OBP: 0.299, SLG: 0.402 | K | | | F9 | | | | | | 2 | 0 | 0 | 0 | 0 | 1 | 4 | | | | |
| Jose Rijo, R (1,1) OBP: 0.421, SLG: 0.375 | | | | K | | | | | | 2 | 0 | 1 | 0 | 0 | 1 | 1 | | | | |
| Inning Stats | R: 2 E: 0 K: 1 S: 21 | H: 3 LOB: 3 BB: 2 P: 34 | R: 0 E: 0 K: 0 S: 9 | H: 1 LOB: 1 BB: 0 P: 13 | R: 0 E: 0 K: 2 S: 9 | H: 0 LOB: 0 BB: 0 P: 9 | R: 0 E: 0 K: 1 S: 9 | H: 1 LOB: 1 BB: 0 P: 12 | R: 1 E: 0 K: 2 S: 10 | H: 2 LOB: 1 BB: 0 P: 16 | | | | | | | 1B: 4 2B: 2 3B: 1 HR: 0 | SF: 0 SAC: 0 DP: 0 HBP: 0 | WP: 0 PB: 0 SB: 1 CS: 0 | PA: 24 |
| PITCHER Andy Benes, R (1,1) ERA: 2.83 | IP: 5.0 WLS: L BF: 24 H: 7 R: 3 ER: 3 SO: 6 BB: 2 IBB: 0 HBP: 0 BLK: 0 WP: 0 HR: 0 S: 58 P: 84 ERA: 5.40 WHIP: 1.800 | | | | | | | | | | | | | | | PITCHER | IP: WLS: BF: H: R: ER: SO: BB: IBB: HBP: BLK: WP: HR: S: P: ERA: WHIP: | | | |

| Batter | 1 | 2 | 3 | 4 | 5 | 6 | 7 | 8 | 9 | AB | R | H | RBI | BB | SO | LOB | TOP | | | | | |
|---|---|----------------------------------|-------------------------------|----------------------------------|------------------------------|----------------------------------|-------------------------------|----------------------------------|------------------------------|----------------------------------|------------------------------|----------------------------------|------------------------------|---------------------------------|------------------------------|----------------------------------|---|---------------------------------|----------------------------------|------------------------------------|----------------------------------|--------|
| Ricky Gutierrez, R OBP: 0.364, SLG: 0.306 (1, 5) | G4-3 | | F9 | | | | | G6-3 | | 4 | 0 | 1 | 0 | 0 | 0 | 0 | San Diego Padres @ Cincinnati Reds Riverfront Stadium, Cincinnati, OH Thu May 13 1993, 3:33 AM EDT Att: 29,454 - Sunny - 55 F | | | | | |
| Kurt Stillwell, S OBP: 0.316, SLG: 0.324 (1, 6) | L7 | | | | | | | | | 3 | 0 | 1 | 0 | 1 | 0 | 1 | | | | | | |
| Tim Teufel, R OBP: 0.421, SLG: 0.673 (1, 4) | F8 | | F9 | | | | | F7 | | 4 | 0 | 0 | 0 | 0 | 1 | 2 | | | | | | |
| Fred McGriff, L OBP: 0.328, SLG: 0.425 (1, 3) | | G4-3 | | | | | | | | 4 | 0 | 0 | 0 | 0 | 1 | 0 | | | | | | |
| Derek Bell, R OBP: 0.322, SLG: 0.436 (1, 8) | | G4-3 BLK 1B | | | | | | | | 4 | 1 | 2 | 0 | 0 | 1 | 0 | | | | | | |
| Phil Clark, R OBP: 0.341, SLG: 0.375 (1, 9) | | G4-3 | | | | | | | | 3 | 0 | 0 | 0 | 0 | 0 | 2 | | | | | | |
| Dan Walters, R OBP: 0.253, SLG: 0.253 (1, 2) | | | | | | | | | | 4 | 0 | 1 | 1 | 0 | 0 | 2 | | | | | | |
| Darrell Sherman, L OBP: 0.292, SLG: 0.214 (1, 7) | | | | | | | | | | 3 | 0 | 0 | 0 | 0 | 0 | 1 | | | | | | |
| Dave Eiland, R OBP: 0.091, SLG: 0.091 Tim Scott, R (7, 1) | | | | | | | | | | 2 | 0 | 0 | 0 | 0 | 1 | 0 | | | | | | |
| Bob Geren, R OBP: 0.286, SLG: 0.410 Gene Harris, R (8, 1) | | | | | | | | | | 0 | 0 | 0 | 0 | 0 | 0 | 0 | | | | | | |
| Inning Stats | R: 0 E: 0 K: 0 S: 10 | H: 0 LOB: 0 BB: 0 P: 15 | R: 1 E: 0 K: 0 S: 12 | H: 2 LOB: 1 BB: 0 P: 18 | R: 0 E: 0 K: 1 S: 6 | H: 1 LOB: 1 BB: 0 P: 11 | R: 0 E: 0 K: 1 S: 11 | H: 0 LOB: 1 BB: 0 P: 16 | R: 0 E: 0 K: 0 S: 9 | H: 1 LOB: 1 BB: 0 P: 12 | R: 0 E: 0 K: 2 S: 9 | H: 0 LOB: 0 BB: 0 P: 13 | R: 0 E: 0 K: 0 S: 5 | H: 0 LOB: 0 BB: 0 P: 7 | R: 0 E: 0 K: 0 S: 8 | H: 0 LOB: 1 BB: 1 P: 14 | R: 0 E: 0 K: 0 S: 6 | H: 1 LOB: 1 BB: 0 P: 8 | 1B: 4 2B: 1 3B: 0 HR: 0 | SF: 0 SAC: 0 DP: 0 HBP: 1 | WP: 0 PB: 0 SB: 0 CS: 0 | PA: 34 |
| PITCHER John Smiley, L ERA: 5.82 (1, 1) | IP: 9.0 WLS: W BF: 34 H: 5 R: 1 ER: 1 SO: 4 BB: 1 IBB: 0 HBP: 1 BLK: 1 WP: 0 HR: 0 S: 76 P: 114 ERA: 1.00 WHIP: 0.667 | | | | | | | | | | | | | | | PITCHER | | | | | | |

| | |
|-----|----|
| AB | 32 |
| R | 1 |
| H | 5 |
| RBI | 1 |
| BB | 1 |
| SO | 4 |
| LOB | 8 |



| Batter | 1 | 2 | 3 | 4 | 5 | 6 | 7 | 8 | 9 | AB | R | H | RBI | BB | SO | LOB | BOTTOM | | | |
|---|--|----------------------------------|-------------------------------|----------------------------------|-------------------------------|----------------------------------|------------------------------|---------------------------------|------------------------------|---------------------------------|-------------------------------|----------------------------------|-------------------------------|----------------------------------|-------------------------------|----------------------------------|---|----------------------------------|------------------------------------|----------------------------------|
| Bip Roberts, S OBP: 0.288, SLG: 0.255 Jeff Branson, L OBP: 0.432, SLG: 0.514 (1, 4) | G5-3 | | F7 | | | | | | | 4 | 0 | 0 | 0 | 0 | 1 | 3 | San Diego Padres @ Cincinnati Reds Riverfront Stadium, Cincinnati, OH Thu May 13 1993, 3:33 AM EDT Att: 29,454 - Sunny - 55 F | | | |
| Roberto Kelly, R OBP: 0.321, SLG: 0.446 (1, 8) | | | | | | | | | | 4 | 0 | 0 | 0 | 1 | 1 | 0 | | | | |
| Barry Larkin, R OBP: 0.390, SLG: 0.372 (1, 6) | | | | | | | | | | 5 | 2 | 2 | 1 | 0 | 0 | 2 | | | | |
| Kevin Mitchell, R OBP: 0.413, SLG: 0.646 Cesar Hernandez, R OBP: 0.130, SLG: 0.091 (7, PR) (8, 7) | | | | | | | | | | 4 | 2 | 3 | 3 | 0 | 0 | 0 | | | | |
| Chris Sabo, R OBP: 0.270, SLG: 0.412 (1, 5) | | | | | | | | | | 4 | 0 | 1 | 0 | 0 | 1 | 1 | | | | |
| Reggie Sanders, R OBP: 0.328, SLG: 0.412 (1, 9) | | | | | | | | | | 4 | 2 | 1 | 0 | 0 | 1 | 2 | | | | |
| Joe Oliver, R OBP: 0.305, SLG: 0.490 (1, 3) | | | | | | | | | | 3 | 0 | 1 | 0 | 0 | 0 | 1 | | | | |
| Dan Wilson, R OBP: 0.500, SLG: 0.455 (1, 2) | | | | | | | | | | 2 | 1 | 1 | 1 | 2 | 0 | 1 | | | | |
| John Smiley, L OBP: 0.273, SLG: 0.333 (1, 1) | | | | | | | | | | 1 | 0 | 0 | 1 | 0 | 0 | 1 | | | | |
| Inning Stats | R: 0 E: 0 K: 1 S: 9 | H: 0 LOB: 0 BB: 0 P: 13 | R: 2 E: 1 K: 0 S: 15 | H: 2 LOB: 1 BB: 0 P: 25 | R: 2 E: 0 K: 0 S: 12 | H: 3 LOB: 1 BB: 0 P: 19 | R: 0 E: 0 K: 0 S: 4 | H: 0 LOB: 1 BB: 0 P: 8 | R: 0 E: 0 K: 0 S: 5 | H: 0 LOB: 0 BB: 0 P: 7 | R: 1 E: 0 K: 2 S: 17 | H: 2 LOB: 1 BB: 1 P: 23 | R: 0 E: 0 K: 0 S: 14 | H: 2 LOB: 1 BB: 2 P: 30 | R: 1 E: 0 K: 0 S: 14 | H: 1 LOB: 2 BB: 2 P: 30 | | 1B: 4 2B: 3 3B: 0 HR: 3 | SF: 1 SAC: 2 DP: 0 HBP: 1 | WP: 0 PB: 0 SB: 2 CS: 0 |
| PITCHER Dave Eiland, R ERA: 5.08 Tim Scott, R ERA: 2.45 Gene Harris, R ERA: 2.84 (1, 1) | IP: 6.0 WLS: L BF: 28 H: 7 R: 5 ER: 4 SO: 2 BB: 1 IBB: 0 HBP: 1 BLK: 0 WP: 0 HR: 3 S: 56 P: 92 ERA: 6.00 WHIP: 1.333 | | | | | | | | | | | | | | | PITCHER | | | | |

| | |
|-----|----|
| AB | 32 |
| R | 7 |
| H | 10 |
| RBI | 7 |
| BB | 3 |
| SO | 4 |
| LOB | 11 |



| Batter | 1 | 2 | 3 | 4 | 5 | 6 | 7 | 8 | 9 | AB | R | H | RBI | BB | SO | LOB | TOP | | | | | | | | | | | |
|---|------------------------------|---------------------------------|------------------------------|----------------------------------|------------------------------|----------------------------------|------------------------------|----------------------------------|-------------------------------|----------------------------------|-------------------------------|----------------------------------|------------------------------|----------------------------------|------------------------------|----------------------------------|--|----------------------------------|----------------------------------|------------------------------------|--|--|--|--|--|--|--|--|
| Eric Young Sr. R OBP: 0.364, SLG: 0.397 (1, 4) | G6-3 | | L9 | | | | | | | | | | | | | | 5 0 3 2 0 0 0 | | | | | | | | | | | |
| Alex Cole L OBP: 0.333, SLG: 0.321 (1, 8) | G4-3 | | | | | | | | | | | | | | | | 4 0 0 0 1 1 4 | | | | | | | | | | | |
| Jerald Clark R OBP: 0.337, SLG: 0.495 (1, 7) | P1 | | G5-3 | | | | | | | | | | | | | | 5 0 1 1 0 0 3 | | | | | | | | | | | |
| Jay Gainer L OBP: 0.200, SLG: 0.800 (1, 3) | | | | | | | | | | | | | | | | | 5 1 1 1 0 0 3 | | | | | | | | | | | |
| Charlie Hayes R OBP: 0.369, SLG: 0.580 (1, 5) | | | | | | | | | | | | | | | | | 2 1 1 0 2 0 0 | | | | | | | | | | | |
| Daryl Boston L OBP: 0.354, SLG: 0.265 Gerald Young S OBP: 0.227, SLG: 0.056 (1, 9) (6, 9) | | | | | | | | | | | | | | | | | 3 0 0 0 0 0 3 1 0 0 0 0 0 0 | | | | | | | | | | | |
| Joe Girardi R OBP: 0.298, SLG: 0.381 Gary Wayne L (8, FH) Jim Tatum R OBP: 0.156, SLG: 0.281 Willie Blair R (8, 1) | | | | | | | | | | | | | | | | | 2 0 1 1 1 0 1 0 0 0 0 0 0 0 1 0 0 0 0 0 0 0 0 0 0 0 0 0 | | | | | | | | | | | |
| Vinny Castilla R OBP: 0.408, SLG: 0.554 (1, 6) | | | | | | | | | | | | | | | | | 4 2 2 0 0 0 3 | | | | | | | | | | | |
| Andy Ashby R OBP: 0.250, SLG: 0.250 Mark Knudson R (3, 1) Danny Sheaffer R OBP: 0.217, SLG: 0.304 (6, 2) | | | | | | | | | | | | | | | | | 1 0 0 0 0 0 0 1 0 0 0 0 1 0 2 1 1 0 0 0 1 | | | | | | | | | | | |
| Inning Stats | R: 0 E: 0 K: 0 S: 5 | H: 0 LOB: 0 BB: 0 P: 8 | R: 1 E: 0 K: 0 S: 7 | H: 1 LOB: 1 BB: 2 P: 15 | R: 0 E: 1 K: 0 S: 4 | H: 0 LOB: 1 BB: 1 P: 10 | R: 1 E: 0 K: 0 S: 8 | H: 2 LOB: 1 BB: 0 P: 14 | R: 0 E: 0 K: 1 S: 13 | H: 1 LOB: 1 BB: 0 P: 18 | R: 0 E: 0 K: 0 S: 11 | H: 0 LOB: 2 BB: 0 P: 20 | R: 1 E: 0 K: 0 S: 8 | H: 3 LOB: 2 BB: 0 P: 11 | R: 0 E: 0 K: 0 S: 5 | H: 0 LOB: 0 BB: 0 P: 10 | R: 2 E: 0 K: 1 S: 14 | H: 3 LOB: 1 BB: 0 P: 17 | 1B: 6 2B: 2 3B: 1 HR: 1 | SF: 0 SAC: 0 DP: 1 HBP: 0 | WP: 0 PA: 40 PB: 0 SB: 1 CS: 0 | | | | | | | |
| PITCHER | IP | WLS | BF | H | R | ER | SO | BB | IBB | HBP | BLK | WP | HR | S | P | ERA | WHIP | | | | | | | | | | | |
| Tim Pugh R ERA: 4.57 Kevin Wickander L ERA: 4.63 | (1, 1) (8, 1) | 7.0 | W | 31 | 7 | 3 | 3 | 1 | 4 | 0 | 0 | 0 | 0 | 1 | 56 | 96 | 3.86 | 1.571 | | | | | | | | | | |
| PITCHER | IP | WLS | BF | H | R | ER | SO | BB | IBB | HBP | BLK | WP | HR | S | P | ERA | WHIP | | | | | | | | | | | |
| Tim Pugh R ERA: 4.57 Kevin Wickander L ERA: 4.63 | (1, 1) (8, 1) | 2.0 | | 9 | 3 | 2 | 2 | 1 | 0 | 0 | 0 | 0 | 0 | 0 | 19 | 27 | 9.00 | 1.500 | | | | | | | | | | |

Colorado Rockies @ Cincinnati Reds
Riverfront Stadium, Cincinnati, OH
Fri May 14 1993, 7:05 PM EDT
Att: 48,352 - Unknown

| | |
|-----|----|
| AB | 36 |
| R | 5 |
| H | 10 |
| RBI | 5 |
| BB | 4 |
| SO | 2 |
| LOB | 18 |



| Batter | 1 | 2 | 3 | 4 | 5 | 6 | 7 | 8 | 9 | AB | R | H | RBI | BB | SO | LOB | BOTTOM | | | | | | | | | | | |
|--|--------------------------------------|----------------------------------|-------------------------------|----------------------------------|-------------------------------|----------------------------------|------------------------------|----------------------------------|-------------------------------|----------------------------------|------------------------------|----------------------------------|-------------------------------|----------------------------------|------------------------------|---------------------------------|--------------------------------|---------------------------------|----------------------------------|------------------------------------|--|--|--|--|--|--|--|--|
| Bip Roberts S OBP: 0.301, SLG: 0.264 (1, 4) | F9 | | | | | | | | | | | | | | | | 4 1 2 2 1 0 1 | | | | | | | | | | | |
| Roberto Kelly R OBP: 0.324, SLG: 0.440 Cecil Espy S OBP: 0.400, SLG: 0.270 (1, 8) (7, 7) | F9 | | | | | | | | | | | | | | | | 4 1 1 1 1 1 3 0 0 0 0 0 0 0 | | | | | | | | | | | |
| Barry Larkin R OBP: 0.393, SLG: 0.383 Jeff Branson L OBP: 0.447, SLG: 0.556 (1, 6) (6, 6) | | | | | | | | | | | | | | | | | 4 2 2 1 0 1 4 1 0 1 0 0 0 0 | | | | | | | | | | | |
| Kevin Mitchell R OBP: 0.438, SLG: 0.709 Cesar Hernandez R OBP: 0.125, SLG: 0.087 (1, 7) (6, 7) (7, 8) | | | | | | | | | | | | | | | | | 4 3 4 1 0 0 0 1 0 0 0 0 1 1 | | | | | | | | | | | |
| Chris Sabo R OBP: 0.274, SLG: 0.419 (1, 5) | | | | | | | | | | | | | | | | | 5 2 2 4 0 0 2 | | | | | | | | | | | |
| Randy Milligan R OBP: 0.367, SLG: 0.330 Dan Wilson R OBP: 0.467, SLG: 0.417 (1, 3) (6, 2) | | | | | | | | | | | | | | | | | 3 1 1 1 1 0 1 1 0 0 0 0 0 1 | | | | | | | | | | | |
| Reggie Sanders R OBP: 0.331, SLG: 0.432 (1, 9) | | | | | | | | | | | | | | | | | 4 2 1 2 1 0 2 | | | | | | | | | | | |
| Joe Oliver R OBP: 0.301, SLG: 0.403 (1, 2) (6, 3) | | | | | | | | | | | | | | | | | 4 1 1 1 0 0 0 | | | | | | | | | | | |
| Tim Pugh R OBP: 0.133, SLG: 0.071 Kevin Wickander L (8, 1) | | | | | | | | | | | | | | | | | 3 0 0 0 0 3 1 1 0 0 0 0 0 0 | | | | | | | | | | | |
| Inning Stats | R: 5 E: 0 K: 0 S: 16 | H: 5 LOB: 0 BB: 0 P: 29 | R: 0 E: 0 K: 3 S: 17 | H: 0 LOB: 1 BB: 1 P: 25 | R: 3 E: 0 K: 0 S: 16 | H: 2 LOB: 3 BB: 3 P: 32 | R: 1 E: 0 K: 0 S: 9 | H: 1 LOB: 0 BB: 0 P: 15 | R: 4 E: 1 K: 1 S: 15 | H: 6 LOB: 2 BB: 0 P: 25 | R: 0 E: 1 K: 1 S: 7 | H: 0 LOB: 1 BB: 0 P: 10 | R: 0 E: 0 K: 1 S: 12 | H: 1 LOB: 1 BB: 0 P: 16 | R: 0 E: 0 K: 0 S: 4 | H: 0 LOB: 0 BB: 0 P: 6 | R: 0 E: 0 K: 0 S: 4 | H: 0 LOB: 0 BB: 0 P: 6 | 1B: 8 2B: 5 3B: 0 HR: 2 | SF: 1 SAC: 0 DP: 0 HBP: 1 | WP: 0 PA: 45 PB: 0 SB: 2 CS: 0 | | | | | | | |
| PITCHER | IP | WLS | BF | H | R | ER | SO | BB | IBB | HBP | BLK | WP | HR | S | P | ERA | WHIP | | | | | | | | | | | |
| Andy Ashby R ERA: 6.14 Mark Knudson R ERA: 22.24 Gary Wayne L ERA: 3.77 Willie Blair R ERA: 4.5 | (1, 1) (3, 1) (6, 1) (8, 1) | 2.2 | L | 19 | 7 | 5 | 5 | 1 | 1 | 0 | 0 | 0 | 0 | 1 | 27 | 49 | 19.29 | 3.429 | | | | | | | | | | |
| PITCHER | IP | WLS | BF | H | R | ER | SO | BB | IBB | HBP | BLK | WP | HR | S | P | ERA | WHIP | | | | | | | | | | | |
| Andy Ashby R ERA: 6.14 Mark Knudson R ERA: 22.24 Gary Wayne L ERA: 3.77 Willie Blair R ERA: 4.5 | (1, 1) (3, 1) (6, 1) (8, 1) | 1.0 | | 3 | 0 | 0 | 0 | 0 | 0 | 0 | 0 | 0 | 0 | 4 | 6 | 0.00 | 0.000 | | | | | | | | | | | |

Colorado Rockies @ Cincinnati Reds
Riverfront Stadium, Cincinnati, OH
Fri May 14 1993, 7:05 PM EDT
Att: 48,352 - Unknown

| | |
|-----|----|
| AB | 39 |
| R | 13 |
| H | 15 |
| RBI | 13 |
| BB | 4 |
| SO | 6 |
| LOB | 16 |



| Batter | 1 | 2 | 3 | 4 | 5 | 6 | 7 | 8 | 9 | AB | R | H | RBI | BB | SO | LOB | TOP | | | | | | | | | | |
|---|-------------------------------|----------------------------------|-------------------------------|----------------------------------|-------------------------------|----------------------------------|------------------------------|---------------------------------|------------------------------|---------------------------------|------------------------------|----------------------------------|------------------------------|----------------------------------|------------------------------|---------------------------------|------------------------------|----------------------------------|----------------------------------|------------------------------------|----------------------------------|--------|--|--|--|--|--|
| Eric Young Sr. R OBP: 0.365, SLG: 0.397 (1, 4) | | | | | | | | | | 5 | 1 | 2 | 0 | 0 | 1 | 0 | | | | | | | | | | | |
| Joe Girardi R OBP: 0.305, SLG: 0.385 (1, 2) | | | | | | | | | | 4 | 0 | 2 | 0 | 0 | 0 | 2 | | | | | | | | | | | |
| Dante Bichette R OBP: 0.354, SLG: 0.474 (1, 8) | | | | | | | | | | 4 | 1 | 2 | 1 | 0 | 0 | 2 | | | | | | | | | | | |
| Charlie Hayes R OBP: 0.373, SLG: 0.585 (1, 5) | | | | | | | | | | 4 | 1 | 2 | 0 | 0 | 0 | 1 | | | | | | | | | | | |
| Dale Murphy R OBP: 0.250, SLG: 0.189 (1, 9) | | | | | | | | | | 3 | 0 | 1 | 0 | 1 | 1 | 1 | | | | | | | | | | | |
| Jerald Clark R OBP: 0.333, SLG: 0.495 (1, 7) | | | | | | | | | | 4 | 0 | 1 | 2 | 0 | 0 | 2 | | | | | | | | | | | |
| Jay Gainer L OBP: 0.222, SLG: 0.500 (1, 3) | | | | | | | | | | 3 | 0 | 0 | 0 | 1 | 1 | 2 | | | | | | | | | | | |
| Vinny Castilla R OBP: 0.400, SLG: 0.536 (1, 6) | | | | | | | | | | 4 | 0 | 1 | 0 | 0 | 0 | 3 | | | | | | | | | | | |
| Armando Reynoso R OBP: 0.154, SLG: 0.333 Scott Fredrickson R ERA: 3.69 (7, 1) | | | | | | | | | | 3 | 0 | 0 | 0 | 0 | 0 | 2 | | | | | | | | | | | |
| Jeff Parrett R OBP: 0.333, SLG: 0.333 Alex Cole L OBP: 0.331, SLG: 0.318 (9, PH) | | | | | | | | | | 0 | 0 | 0 | 0 | 0 | 0 | 0 | | | | | | | | | | | |
| Inning Stats | R: 0 E: 0 K: 1 S: 13 | H: 2 LOB: 1 BB: 0 P: 20 | R: 0 E: 0 K: 1 S: 10 | H: 2 LOB: 2 BB: 0 P: 13 | R: 3 E: 0 K: 0 S: 12 | H: 4 LOB: 2 BB: 2 P: 25 | R: 0 E: 0 K: 0 S: 6 | H: 1 LOB: 1 BB: 0 P: 7 | R: 0 E: 0 K: 0 S: 5 | H: 1 LOB: 1 BB: 0 P: 7 | R: 0 E: 0 K: 0 S: 9 | H: 0 LOB: 0 BB: 0 P: 13 | R: 0 E: 0 K: 1 S: 8 | H: 1 LOB: 0 BB: 0 P: 13 | R: 0 E: 0 K: 1 S: 6 | H: 0 LOB: 0 BB: 0 P: 8 | R: 0 E: 0 K: 0 S: 5 | H: 0 LOB: 0 BB: 0 P: 11 | 1B: 8 2B: 3 3B: 0 HR: 0 | SF: 0 SAC: 0 DP: 1 HBP: 0 | WP: 0 PB: 0 SB: 2 CS: 1 | PA: 37 | | | | | |
| PITCHER | IP | WLS | BF | H | R | ER | SO | BB | IBB | HBP | BLK | WP | HR | S | P | ERA | WHIP | | | | | | | | | | |
| Tom Browning L ERA: 6.47 Mitt Hill R ERA: 3.45 Steve Foster R ERA: 1.54 Jeff Reardon R ERA: 1.98 | 6.0 | | 28 | 10 | 3 | 3 | 2 | 1 | 1 | 0 | 0 | 0 | 0 | 55 | 85 | 4.50 | 1.833 | | | | | | | | | | |

Colorado Rockies @ Cincinnati Reds
Riverfront Stadium, Cincinnati, OH
Sat May 15 1993, 7:05 PM EDT
Att: 49,697 - Unknown - 77 F

livebaseballscorecards.com

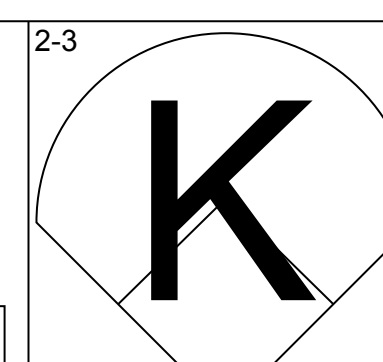
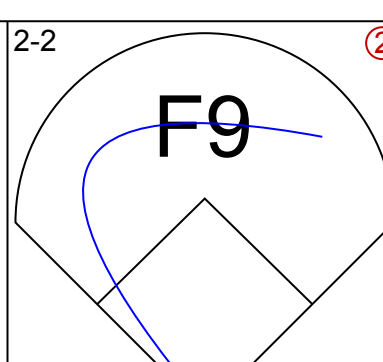
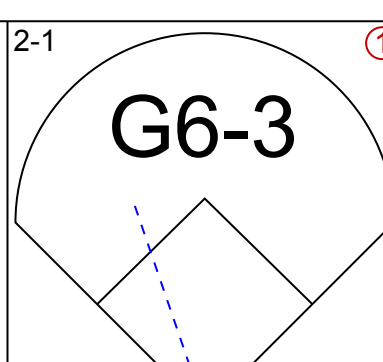
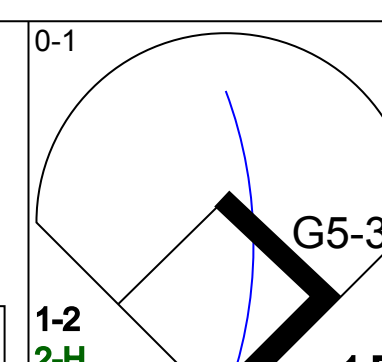
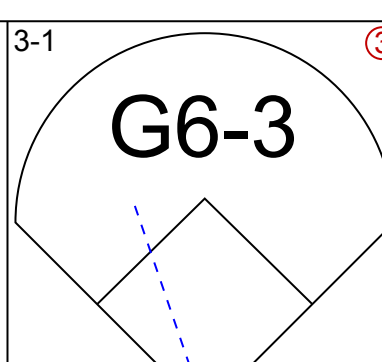
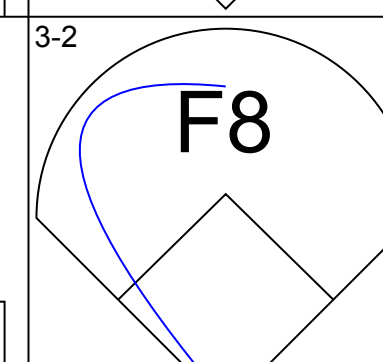
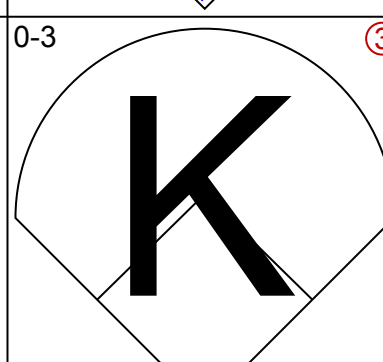
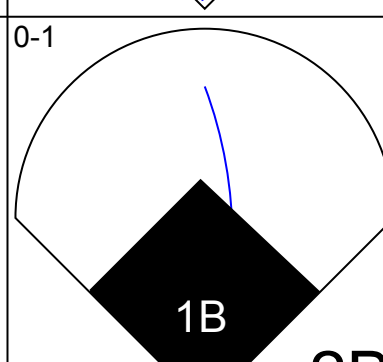
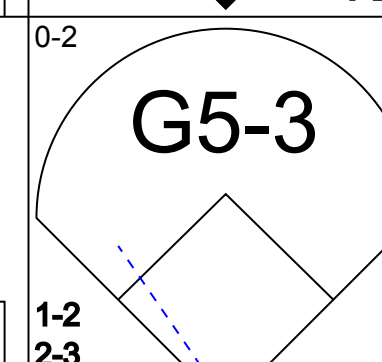
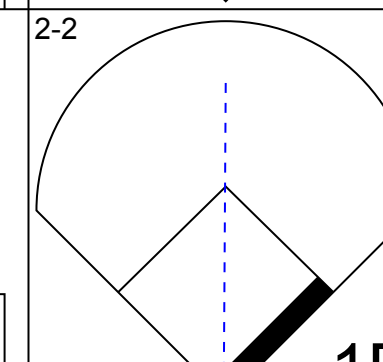
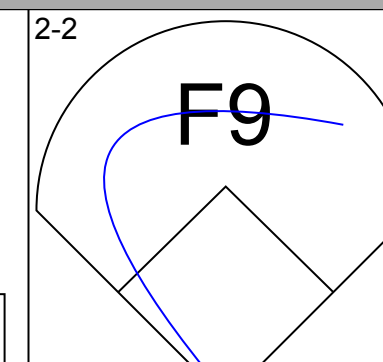
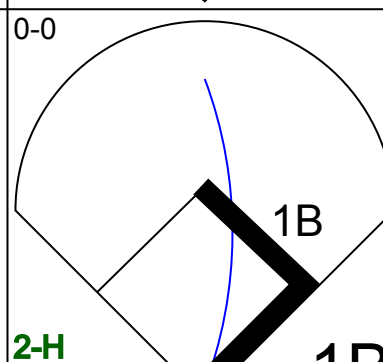
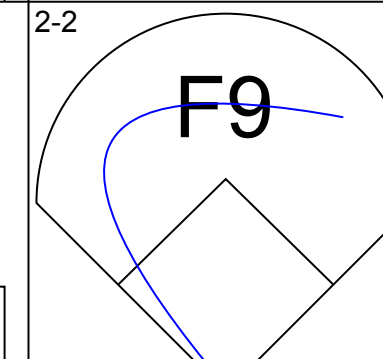
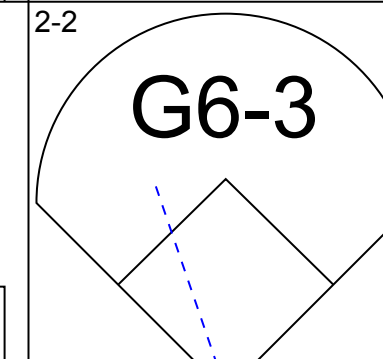
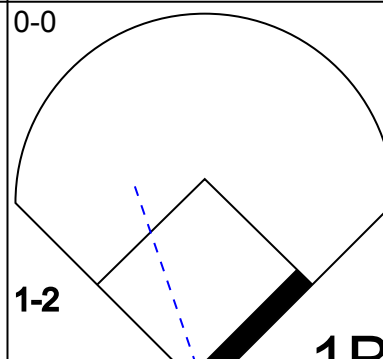
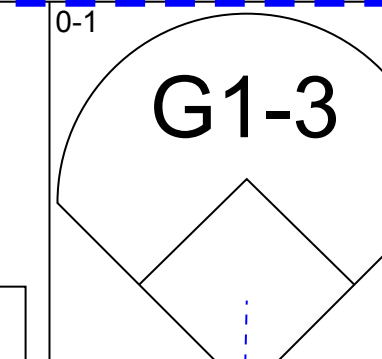
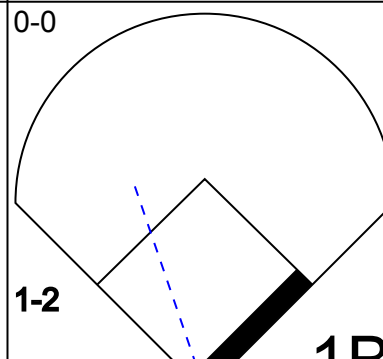
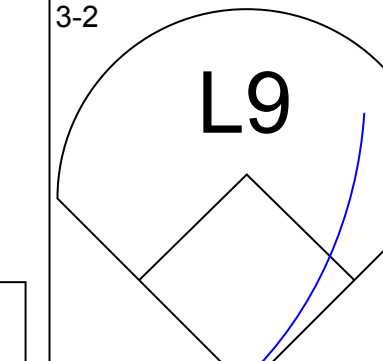
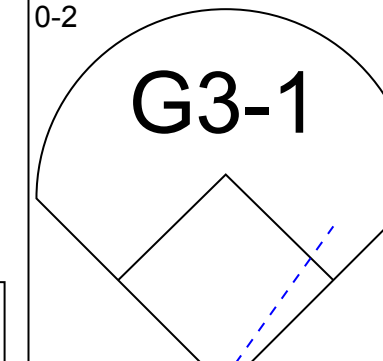
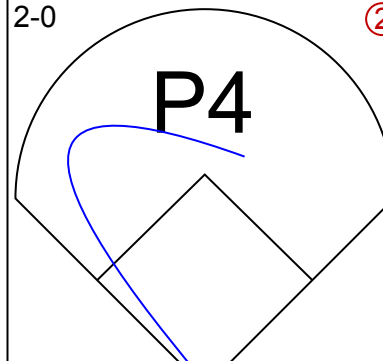
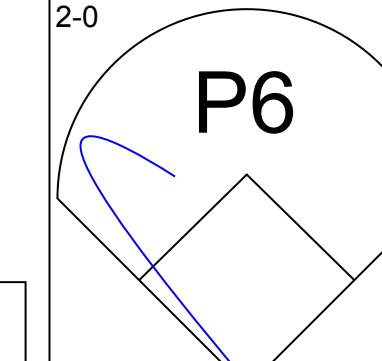
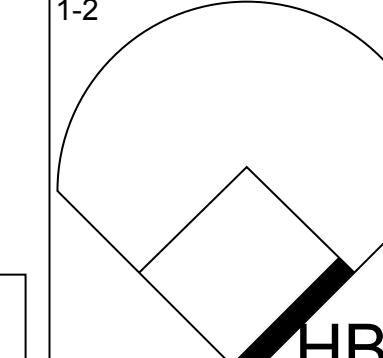
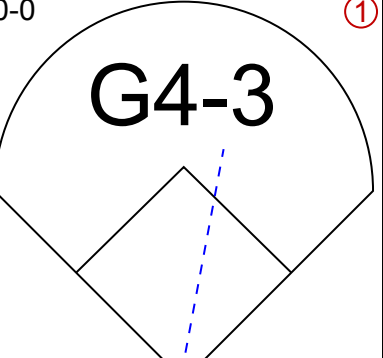
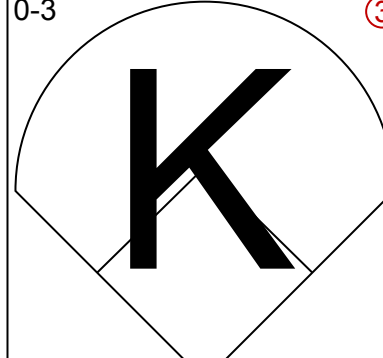
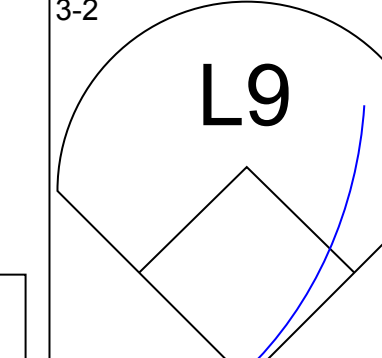
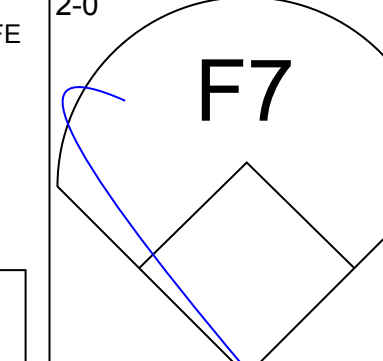
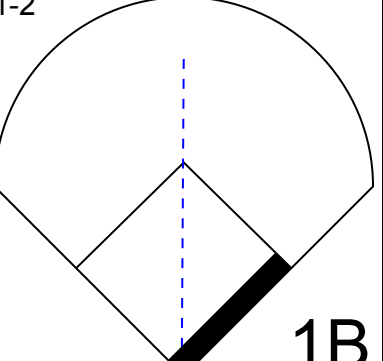
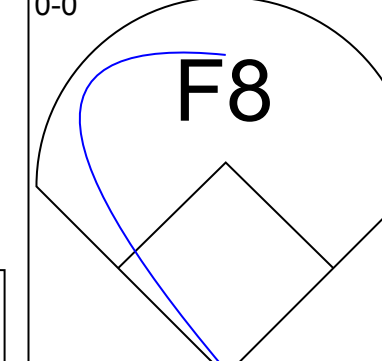
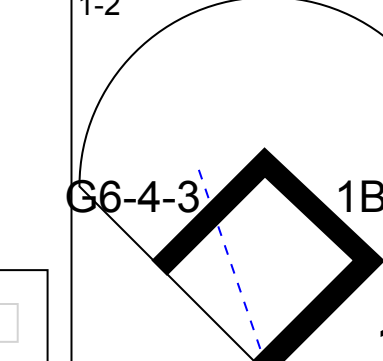
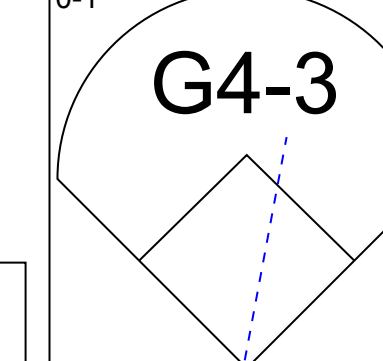
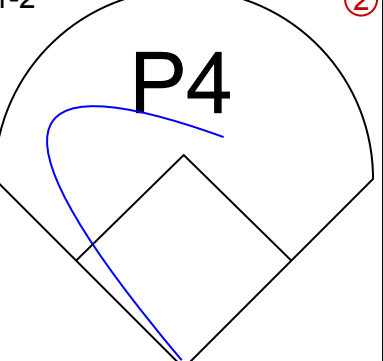
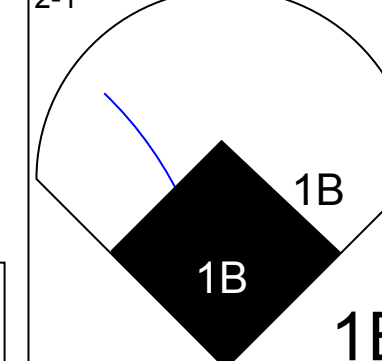
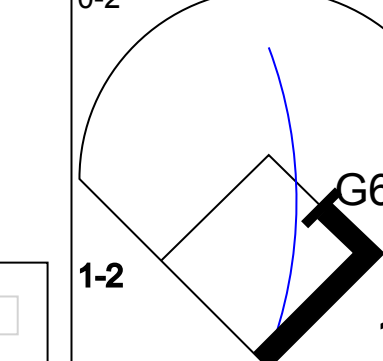
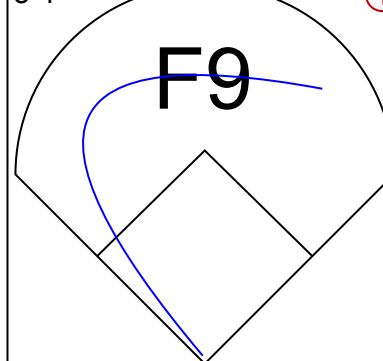
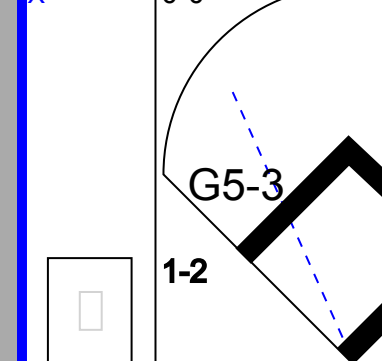
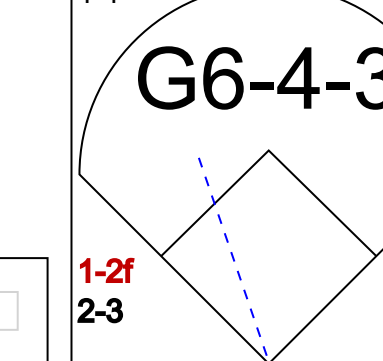
AB 35
R 3
H 11
RBI 3
BB 2
SO 3
LOB 15

| Batter | 1 | 2 | 3 | 4 | 5 | 6 | 7 | 8 | 9 | AB | R | H | RBI | BB | SO | LOB | BOTTOM | | | | | | | | | | |
|--|------------------------------|----------------------------------|-------------------------------|----------------------------------|------------------------------|----------------------------------|-------------------------------|----------------------------------|-------------------------------|----------------------------------|------------------------------|----------------------------------|-------------------------------|----------------------------------|-------------------------------|----------------------------------|----------------------------------|------------------------------------|----------------------------------|--------|--|--|--|--|--|--|--|
| Bip Roberts S OBP: 0.315, SLG: 0.269 Steve Foster R Jeff Reardon R (8, 1) | | | | | | | | | | 2 | 1 | 1 | 0 | 0 | 0 | 0 | | | | | | | | | | | |
| Roberto Kelly R OBP: 0.322, SLG: 0.435 (1, 8) | | | | | | | | | | 4 | 0 | 1 | 0 | 0 | 0 | 3 | | | | | | | | | | | |
| Barry Larkin R OBP: 0.390, SLG: 0.375 (1, 6) | | | | | | | | | | 3 | 0 | 0 | 1 | 1 | 0 | 2 | | | | | | | | | | | |
| Kevin Mitchell R OBP: 0.430, SLG: 0.689 Cesar Hernandez R OBP: 0.125, SLG: 0.087 (7, PR) | | | | | | | | | | 4 | 0 | 1 | 2 | 0 | 0 | 3 | | | | | | | | | | | |
| Chris Sabo R OBP: 0.280, SLG: 0.429 (1, 5) | | | | | | | | | | 4 | 0 | 2 | 0 | 0 | 0 | 0 | | | | | | | | | | | |
| Randy Milligan R OBP: 0.371, SLG: 0.357 (1, 3) | | | | | | | | | | 3 | 1 | 1 | 1 | 1 | 0 | 1 | | | | | | | | | | | |
| Reggie Sanders R OBP: 0.343, SLG: 0.463 (1, 9) | | | | | | | | | | 3 | 1 | 2 | 1 | 1 | 0 | 2 | | | | | | | | | | | |
| Joe Oliver R OBP: 0.293, SLG: 0.391 (1, 2) | | | | | | | | | | 4 | 0 | 0 | 0 | 0 | 2 | 4 | | | | | | | | | | | |
| Tom Browning L OBP: 0.231, SLG: 0.231 Mitt Hill R Gary Varsho L OBP: 0.418, SLG: 0.440 Jeff Branson L OBP: 0.447, SLG: 0.556 (8, 4) | | | | | | | | | | 2 | 1 | 1 | 0 | 0 | 0 | 0 | | | | | | | | | | | |
| Inning Stats | R: 0 E: 0 K: 0 S: 8 | H: 1 LOB: 0 BB: 0 P: 13 | R: 0 E: 0 K: 1 S: 14 | H: 2 LOB: 2 BB: 0 P: 22 | R: 0 E: 0 K: 0 S: 7 | H: 0 LOB: 0 BB: 0 P: 11 | R: 0 E: 0 K: 0 S: 10 | H: 0 LOB: 0 BB: 0 P: 17 | R: 2 E: 0 K: 1 S: 18 | H: 3 LOB: 3 BB: 2 P: 37 | R: 1 E: 0 K: 0 S: 9 | H: 1 LOB: 0 BB: 0 P: 16 | R: 2 E: 0 K: 0 S: 16 | H: 2 LOB: 1 BB: 0 P: 28 | R: 0 E: 0 K: 0 S: 10 | H: 1 LOB: 1 BB: 1 P: 22 | 1B: 6 2B: 3 3B: 0 HR: 2 | SF: 0 SAC: 0 DP: 2 HBP: 2 | WP: 0 PB: 0 SB: 0 CS: 2 | PA: 36 | | | | | | | |
| PITCHER | IP | WLS | BF | H | R | ER | SO | BB | IBB | HBP | BLK | WP | HR | S | P | ERA | WHIP | | | | | | | | | | |
| Armando Reynoso R ERA: 4.0 Scott Fredrickson R ERA: 4.0 Jeff Parrett R ERA: 5.08 | 0.1 | | 2 | 1 | 0 | 0 | 0 | 1 | 0 | 0 | 0 | 0 | 0 | 3 | 12 | 0.00 | 6.000 | | | | | | | | | | |

Colorado Rockies @ Cincinnati Reds
Riverfront Stadium, Cincinnati, OH
Sat May 15 1993, 7:05 PM EDT
Att: 49,697 - Unknown - 77 F

livebaseballscorecards.com

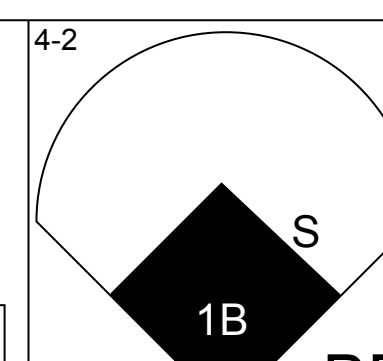
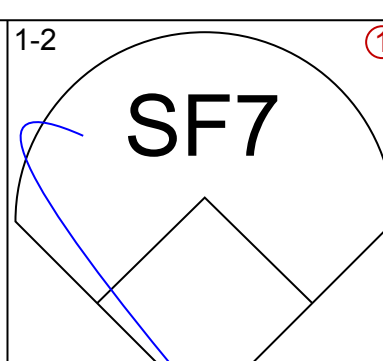
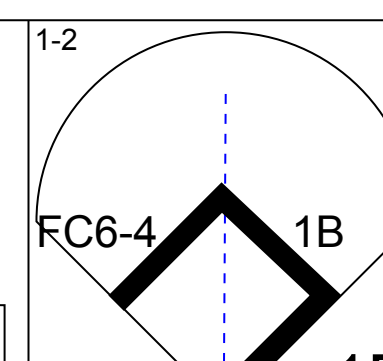
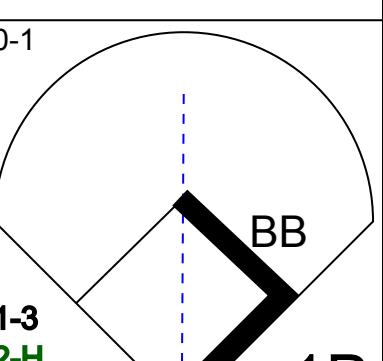
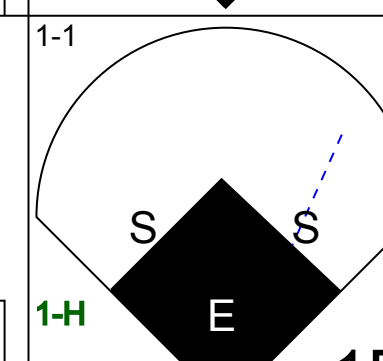
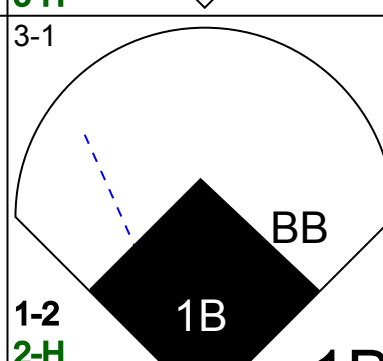
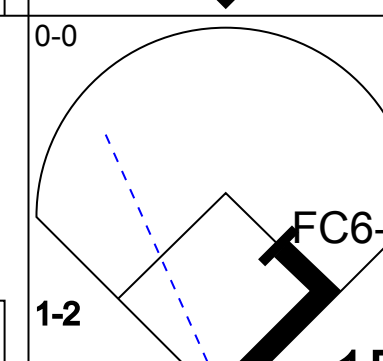
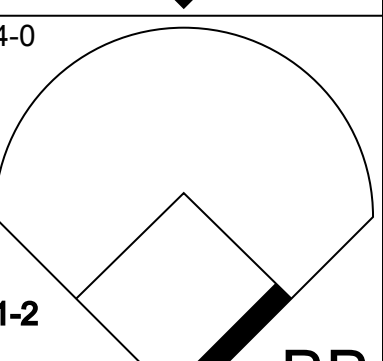
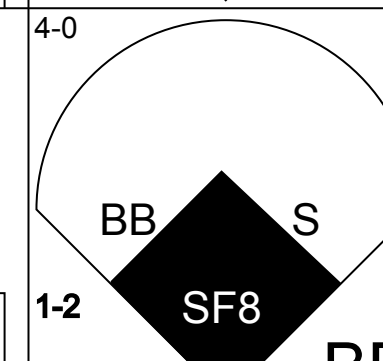
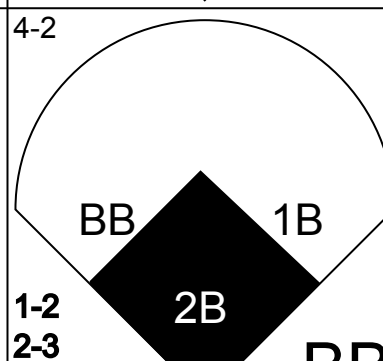
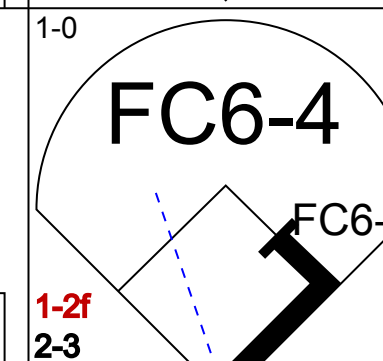
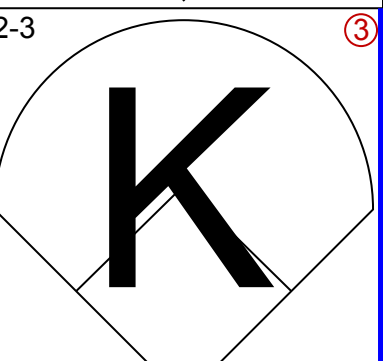
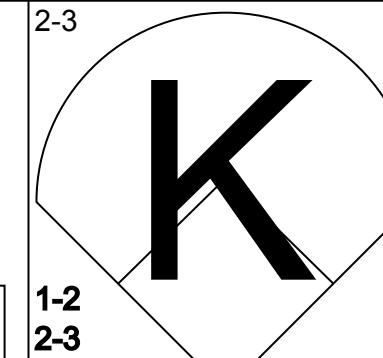
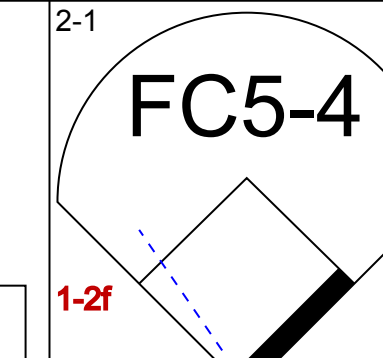
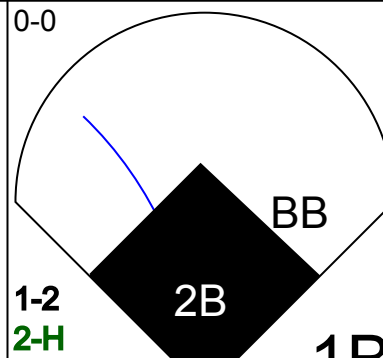
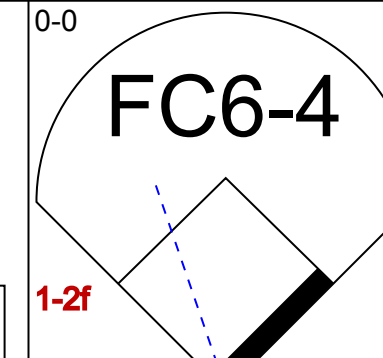
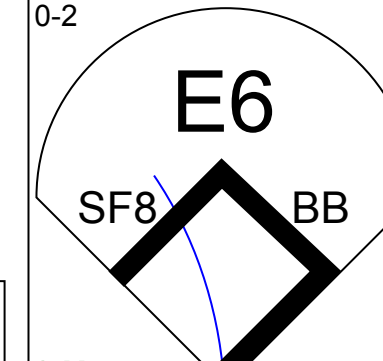

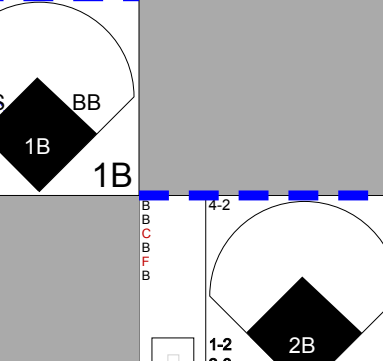
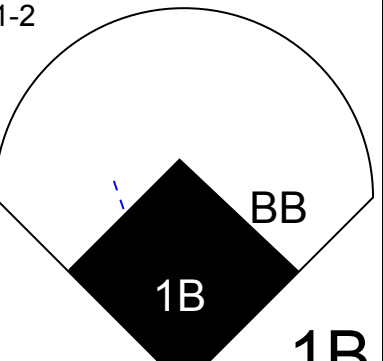
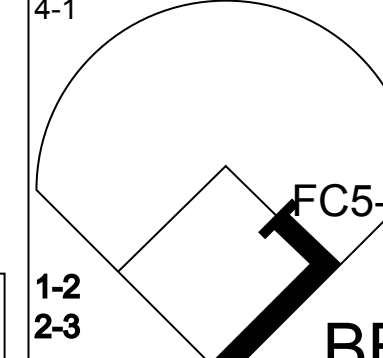

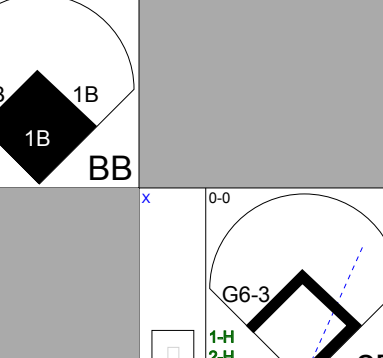

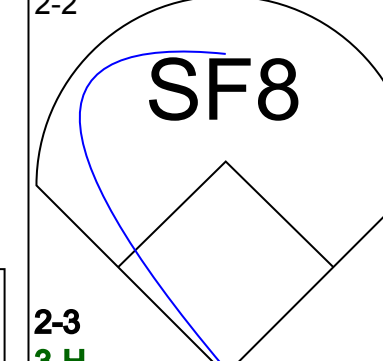

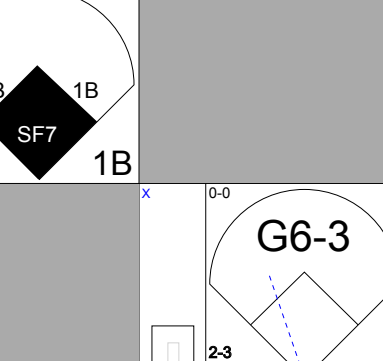

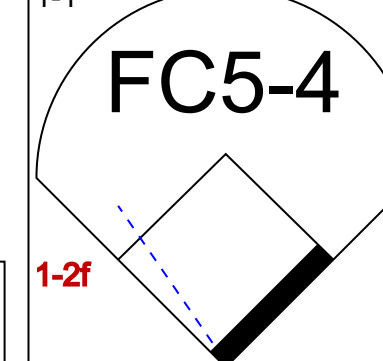
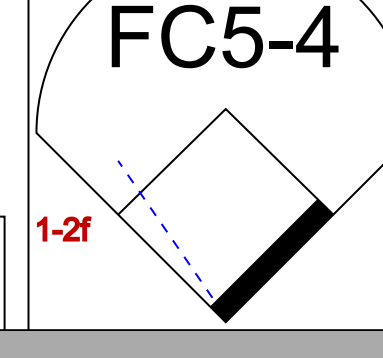

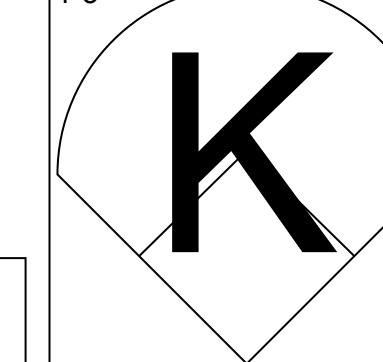
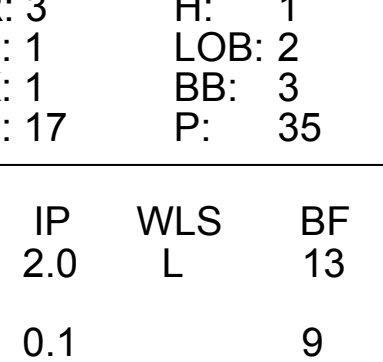
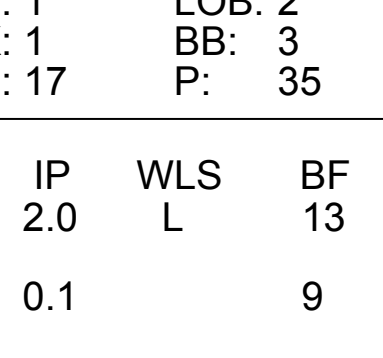


AB 30
R 5
H 10
RBI 5
BB 3
SO 2
LOB 15

| Batter | 1 | 2 | 3 | 4 | 5 | 6 | 7 | 8 | 9 | AB | R | H | RBI | BB | SO | LOB | TOP | | | | | | | | | | | |
|---|---|--|---|---|---|---|---|----------------------------------|---|----------------------------------|-------------------------------|----------------------------------|-------------------------------|----------------------------------|------------------------------|----------------------------------|-------------------------------|----------------------------------|----------------------------------|------------------------------------|--|--|--|--|--|--|--|--|
| Eric Young Sr. R OBP: 0.359, SLG: 0.389 | (1,4)  | | (2,2)  | | | (2,1)  | (0,1)  | | (3,1)  | 5 | 0 | 1 | 1 | 0 | 1 | 1 | | | | | | | | | | | | |
| Daryl Boston L OBP: 0.349, SLG: 0.278 | (1,8)  | | (0,3)  | | | (0,1)  | (0,2)  | | | 4 | 1 | 1 | 0 | 0 | 1 | 2 | | | | | | | | | | | | |
| Dante Bichette R OBP: 0.358, SLG: 0.475 | (1,9)  | | | (2,2)  | | (0,0)  | | | | 4 | 0 | 2 | 1 | 0 | 1 | 2 | | | | | | | | | | | | |
| Charlie Hayes R OBP: 0.368, SLG: 0.577 | (1,5)  | | | (2,2)  | | (0,0)  | | | (0,1)  | 2 | 0 | 0 | 0 | 0 | 0 | 1 | | | | | | | | | | | | |
| Nelson Liriano S OBP: 0.353, SLG: 0.353 | (6, PH) | | | | | (1,2)  | | | | 2 | 0 | 1 | 0 | 0 | 0 | 0 | | | | | | | | | | | | |
| Jay Gainer L OBP: 0.154, SLG: 0.333 | | (3,2)  | | | (0,2)  | | (2,0)  | | (2,0)  | 4 | 0 | 0 | 0 | 0 | 0 | 2 | | | | | | | | | | | | |
| Jerald Clark R OBP: 0.330, SLG: 0.480 | | (1,2)  | | | (0,0)  | | (0,3)  | | (3,2)  | 3 | 0 | 0 | 0 | 0 | 1 | 2 | | | | | | | | | | | | |
| Vinny Castilla R OBP: 0.405, SLG: 0.534 | | (2,0)  | | | (1,2)  | | (0,0)  | | (1,2)  | 4 | 0 | 2 | 0 | 0 | 0 | 1 | | | | | | | | | | | | |
| Danny Sheaffer R OBP: 0.259, SLG: 0.333 | | (0,1)  | | | (1,2)  | | (2,1)  | | (0,2)  | 4 | 1 | 2 | 0 | 0 | 0 | 2 | | | | | | | | | | | | |
| David Nied R OBP: 0.310, SLG: 0.214 | (1,1) | | | (3,1)  | | | (0,0)  | | (1,1)  | 0 | 0 | 0 | 0 | 0 | 0 | 0 | | | | | | | | | | | | |
| Gerald Younsis S OBP: 0.271, SLG: 0.053 | (3, PH) | | | | | | | | | 1 | 0 | 0 | 0 | 0 | 0 | 0 | | | | | | | | | | | | |
| Bryn Smith R OBP: 0.271, SLG: 0.053 | (3,1) | | | | | | | | | 0 | 0 | 0 | 0 | 0 | 0 | 0 | | | | | | | | | | | | |
| Bruce Ruffin S OBP: 0.271, SLG: 0.053 | (3,1) | | | | | | | | | 1 | 0 | 0 | 0 | 0 | 0 | 1 | | | | | | | | | | | | |
| Jim Tatum R OBP: 0.162, SLG: 0.303 | (7, PH) | | | | | | | | | 1 | 0 | 1 | 0 | 0 | 0 | 0 | | | | | | | | | | | | |
| Andy Ashby R OBP: 0.256, SLG: 0.290 | (7,1) | | | | | | | | | 0 | 0 | 0 | 0 | 0 | 0 | 0 | | | | | | | | | | | | |
| Gary Wayne L OBP: 0.256, SLG: 0.290 | (8,1) | | | | | | | | | 0 | 0 | 0 | 0 | 0 | 0 | 0 | | | | | | | | | | | | |
| Dale Murphy R OBP: 0.248, SLG: 0.154 | (9, PH) | | | | | | | | | 1 | 0 | 0 | 0 | 0 | 0 | 2 | | | | | | | | | | | | |
| Inning Stats | R: 0 E: 0 K: 1 S: 12 | H: 1 LOB: 1 BB: 0 P: 21 | R: 0 E: 0 K: 0 S: 8 | H: 0 LOB: 1 BB: 0 P: 14 | R: 0 E: 0 K: 1 S: 8 | H: 0 LOB: 0 BB: 0 P: 13 | R: 0 E: 0 K: 0 S: 10 | H: 0 LOB: 0 BB: 0 P: 14 | R: 0 E: 0 K: 1 S: 12 | H: 1 LOB: 1 BB: 0 P: 17 | R: 1 E: 0 K: 1 S: 11 | H: 3 LOB: 2 BB: 0 P: 15 | R: 1 E: 0 K: 1 S: 12 | H: 3 LOB: 2 BB: 0 P: 14 | R: 0 E: 0 K: 0 S: 6 | H: 0 LOB: 0 BB: 0 P: 11 | R: 0 E: 0 K: 0 S: 10 | H: 2 LOB: 1 BB: 0 P: 15 | 1B: 9 2B: 1 3B: 0 HR: 0 | SF: 0 SAC: 0 DP: 1 HBP: 1 | WP: 0 PA: 37 PB: 0 SB: 0 CS: 0 | | | | | | | |
| PITCHER | IP | WLS | BF | H | R | ER | SO | BB | IBB | HBP | BLK | WP | HR | S | P | ERA | WHIP | | | | | | | | | | | |
| John Roper R ERA: 1.5 | (1,1) | 6.0 | W | 24 | 5 | 1 | 1 | 4 | 0 | 0 | 1 | 0 | 0 | 0 | 61 | 94 | 1.50 | 0.833 | | | | | | | | | | |
| Kevin Wickander L ERA: 4.29 | (7,1) | 1.0 | | 6 | 3 | 1 | 0 | 1 | 0 | 0 | 0 | 0 | 0 | 0 | 12 | 14 | 0.00 | 3.000 | | | | | | | | | | |
| Bill Landrum R ERA: 1.15 | (8,1) | 1.0 | | 3 | 0 | 0 | 0 | 0 | 0 | 0 | 0 | 0 | 0 | 6 | 11 | 0.00 | 0.000 | | | | | | | | | | | |
| Greg Cadaret L ERA: 1.29 | (9,1) | 1.0 | | 4 | 2 | 0 | 0 | 0 | 0 | 0 | 0 | 0 | 0 | 10 | 15 | 0.00 | 2.000 | | | | | | | | | | | |

Colorado Rockies @ Cincinnati Reds
Riverfront Stadium, Cincinnati, OH
Sun May 16 1993, 3:33 AM EDT
Att: 35,434 - Cloudy - 64 F

| | |
|-----|----|
| AB | 36 |
| R | 2 |
| H | 10 |
| RBI | 2 |
| BB | 0 |
| SO | 5 |
| LOB | 16 |



| Batter | 1 | 2 | 3 | 4 | 5 | 6 | 7 | 8 | 9 | AB | R | H | RBI | BB | SO | LOB | BOTTOM | | | | | | | | | | | |
|--|---|----------------------------------|---|---|--|----------------------------------|-------------------------------|----------------------------------|-------------------------------|----------------------------------|------------------------------|----------------------------------|------------------------------|----------------------------------|------------------------------|----------------------------------|-----------------------------------|------------------------------------|--|--|--|--|--|--|--|--|--|--|
| Bip Roberts S OBP: 0.331, SLG: 0.279 | (1,4)  | | (1,2)  | (1,2)  | (0,1)  | | | | | 3 | 1 | 2 | 2 | 2 | 1 | 0 | | | | | | | | | | | | |
| Bill Landrum R | (8,1) | | | | | | | | | 0 | 0 | 0 | 0 | 0 | 0 | 0 | | | | | | | | | | | | |
| Greg Cadaret L | (9,1) | | | | | | | | | 0 | 0 | 0 | 0 | 0 | 0 | 0 | | | | | | | | | | | | |
| Roberto Kelly R OBP: 0.338, SLG: 0.444 | (1,8)  | | (3,1)  | (0,0)  | (4,0)  | | | | | 4 | 2 | 3 | 2 | 1 | 0 | 1 | | | | | | | | | | | | |
| Cecil Espy S OBP: 0.392, SLG: 0.263 | (7,7)  | | (1,2)  | (1,2)  | (1,2)  | | | | | 1 | 0 | 0 | 0 | 0 | 0 | 0 | | | | | | | | | | | | |
| Barry Larkin R OBP: 0.396, SLG: 0.370 | (1,6)  | | (4,1)  | (4,2)  | (1,0)  | | | | | 2 | 2 | 0 | 0 | 3 | 1 | 5 | | | | | | | | | | | | |
| Jeff Branson L OBP: 0.436, SLG: 0.541 | (6,6)  | | (1,2)  | (1,2)  | (2,3)  | | | | | 1 | 0 | 0 | 0 | 0 | 0 | 0 | | | | | | | | | | | | |
| Kevin Mitchell R OBP: 0.429, SLG: 0.674 | (1,7)  | | (2,1)  | (0,0)  | (0,0)  | | | | | 5 | 1 | 2 | 2 | 0 | 1 | 6 | | | | | | | | | | | | |
| Kevin Wickander L | (7,1) | | | | | | | | | 0 | 0 | 0 | 0 | 0 | 0 | 0 | | | | | | | | | | | | |
| Juan Samuel R OBP: 0.181, SLG: 0.207 | (8,4)  | | (1,2)  | (1,2)  | (1,2)  | | | | | 1 | 0 | 0 | 0 | 0 | 0 | 0 | | | | | | | | | | | | |
| Chris Sabo R OBP: 0.288, SLG: 0.428 | (1,5)  | | (0,2)  | | | | | | | 5 | 3 | 2 | 1 | 1 | 0 | 2 | | | | | | | | | | | | |
| Randy Milligan R OBP: 0.387, SLG: 0.374 | (1,3)  | | (4,1)  | | | | | | | 3 | 1 | 2 | 3 | 2 | 1 | 1 | | | | | | | | | | | | |
| Reggie Sanders R OBP: 0.345, SLG: 0.480 | (1,9)  | | (2,2)  | | | | | | | 3 | 2 | 1 | 2 | 1 | 0 | 3 | | | | | | | | | | | | |
| Dan Wilson R OBP: 0.450, SLG: 0.412 | (1,2)  | | (1,1)  | | | | | | | 5 | 1 | 2 | 1 | 0 | 0 | 5 | | | | | | | | | | | | |
| John Roper R OBP: 0.250, SLG: 0.250 | (1,1) | | (1,3) | | | | | | | 4 | 1 | 1 | 1 | 0 | 3 | 2 | | | | | | | | | | | | |
| Cesar Hernandez R OBP: 0.120, SLG: 0.083 | (7,8) | | (1,1) | | | | | | | 1 | 0 | 0 | 0 | 0 | 0 | 0 | | | | | | | | | | | | |
| Inning Stats | R: 3 E: 1 K: 1 S: 17 | H: 1 LOB: 2 BB: 3 P: 35 | R: 0 E: 0 K: 1 S: 12 | H: 0 LOB: 2 BB: 2 P: 24 | R: 9 E: 0 K: 0 S: 38 | H: 7 LOB: 1 BB: 3 P: 62 | R: 0 E: 0 K: 1 S: 11 | H: 2 LOB: 2 BB: 0 P: 14 | R: 2 E: 0 K: 3 S: 17 | H: 3 LOB: 3 BB: 2 P: 29 | R: 0 E: 0 K: 0 S: 7 | H: 2 LOB: 2 BB: 0 P: 14 | R: 0 E: 0 K: 1 S: 8 | H: 0 LOB: 0 BB: 0 P: 14 | R: 0 E: 0 K: 0 S: 7 | H: 0 LOB: 0 BB: 0 P: 10 | 1B: 14 2B: 1 3B: 0 HR: 0 | SF: 2 SAC: 0 DP: 0 HBP: 0 | WP: 0 PA: 50 PB: 0 SB: 5 CS: 0 | | | | | | | | | |
| PITCHER | IP | WLS | BF | H | R | ER | SO | BB | IBB | HBP | BLK | WP | HR | S | P | ERA | WHIP | | | | | | | | | | | |
| David Nied R ERA: 4.91 | (1,1) | 2.0 | L | 13 | 1 | 3 | 2 | 2 | 5 | 0 | 0 | 0 | 0 | 0 | 32 | 51 | 216.00 | 24.000 | | | | | | | | | | |
| Bryn Smith R ERA: 8.31 | (3,1) | 0.1 | | 9 | 6 | 8 | 8 | 0 | 2 | 0 | 0 | 0 | 0 | 0 | 41 | 68 | 7.36 | 3.000 | | | | | | | | | | |
| Bruce Ruffin L ERA: 5.45 | (3,1) | 3.2 | | 22 | 8 | 3 | 3 | 4 | 3 | 0 | 0 | 0 | 0 | 0 | 8 | 14 | 0.00 | 0.000 | | | | | | | | | | |
| Andy Ashby R ERA: 5.97 | (7,1) | 1.0 | | 3 | 0 | 0 | 0 | 1 | 0 | 0 | 0 | 0 | 0 | 8 | 14 | 0.00 | 0.000 | | | | | | | | | | | |
| Gary Wayne L ERA: 3.52 | (8,1) | 1.0 | | 3 | 0 | 0 | 0 | 0 | 0 | 0 | 0 | 0 | 0 | 7 | 10 | 0.00 | 0.000 | | | | | | | | | | | |

Colorado Rockies @ Cincinnati Reds
Riverfront Stadium, Cincinnati, OH
Sun May 16 1993, 3:33 AM EDT
Att: 35,434 - Cloudy - 64 F

| | |
|-----|----|
| AB | 38 |
| R | 14 |
| H | 15 |
| RBI | 14 |
| BB | 10 |
| SO | 7 |
| LOB | 25 |



| Batter | 1 | 2 | 3 | 4 | 5 | 6 | 7 | 8 | 9 | 10 | AB | R | H | RBI | BB | SO | LOB | TOP | | | |
|---|---|-------------------------|--------------------------------|-------------------------|-------------------------------|-------------------------|-------------------------------|-------------------------|------------------------------|-------------------------|-------------------------------|-------------------------|-------------------------------|-------------------------|------------------------------|-------------------------|------------------------------|---|-----------------------------------|------------------------------------|-----------------|
| Big Roberts, S OBP: 0.333, SLG: 0.284 (1, 4) | | | | | | | | | | | 5 | 0 | 2 | 0 | 0 | 2 | 4 | Cincinnati Reds @ Los Angeles Dodgers Dodger Stadium, Los Angeles, CA Mon May 17 1993, 7:05 PM PDT Att: 31,688 - Unknown - 70 F | | | |
| Roberto Kelly, R OBP: 0.340, SLG: 0.449 (1, 8) | | | | | | | | | | | 5 | 1 | 2 | 0 | 0 | 0 | 4 | | | | |
| Barry Larkin, R OBP: 0.396, SLG: 0.371 (1, 6) | | | | | | | | | | | 5 | 0 | 2 | 0 | 0 | 1 | 3 | | | | |
| Kevin Mitchell, R OBP: 0.418, SLG: 0.650 (9, 1) | | | | | | | | | | | 5 | 0 | 1 | 1 | 0 | 2 | 5 | | | | |
| Bill Landrum, R (10, 1) | | | | | | | | | | | 0 | 0 | 0 | 0 | 0 | 0 | 0 | | | | |
| Chris Sabo, R OBP: 0.292, SLG: 0.427 (1, 5) | | | | | | | | | | | | 5 | 2 | 2 | 0 | 0 | 3 | | | | |
| Randy Milligan, R OBP: 0.367, SLG: 0.370 (1, 3) | | | | | | | | | | | | 4 | 1 | 1 | 0 | 1 | 2 | | | | |
| Reggie Sanders, R OBP: 0.347, SLG: 0.465 (1, 9) | | | | | | | | | | | | 5 | 0 | 2 | 0 | 0 | 2 | | | | |
| Joe Oliver, R OBP: 0.290, SLG: 0.391 (1, 2) | | | | | | | | | | | 5 | 0 | 1 | 3 | 0 | 0 | 2 | | | | |
| Jose Rijo, R OBP: 0.478, SLG: 0.450 (8, 1) | | | | | | | | | | | 4 | 0 | 3 | 0 | 0 | 0 | 1 | | | | |
| Cesar Hernandez, R OBP: 0.120, SLG: 0.083 (9, 7) | | | | | | | | | | | 0 | 0 | 0 | 0 | 0 | 0 | 0 | | | | |
| Cecil Espy, S OBP: 0.385, SLG: 0.256 (10, 7) | | | | | | | | | | | 1 | 0 | 0 | 0 | 0 | 0 | 1 | | | | |
| Inning Stats | R: 0 E: 0 K: 2 S: 10 | H: 1 LOB: 1 P: 14 | R: 1 E: 0 K: 18 S: 18 | H: 2 LOB: 1 P: 25 | R: 0 E: 0 K: 1 S: 12 | H: 1 LOB: 1 P: 17 | R: 2 E: 0 K: 0 S: 14 | H: 3 LOB: 2 P: 21 | R: 0 E: 0 K: 1 S: 7 | H: 1 LOB: 1 P: 13 | R: 1 E: 0 K: 0 S: 13 | H: 2 LOB: 1 P: 19 | R: 0 E: 0 K: 1 S: 10 | H: 1 LOB: 1 P: 13 | R: 0 E: 0 K: 0 S: 8 | H: 2 LOB: 1 P: 12 | R: 0 E: 0 K: 1 S: 8 | H: 1 LOB: 1 P: 11 | 1B: 13 2B: 4 3B: 0 HR: 0 | SF: 0 SAC: 0 DP: 1 HBP: 0 | WP: 0 PA: 45 |
| PITCHER | IP WLS BF H R ER SO BB IBB HBP BLK WP HR S P ERA WHIP | | | | | | | | | | | | | | | | | | | | |
| Ramon Martinez, R ERA: 3.73 (1, 1) | 6.1 | 0.2 | 2 | 0 | 0 | 0 | 0 | 0 | 0 | 0 | 0 | 0 | 0 | 0 | 0 | 0 | 0 | 0 | 0 | 0 | 0 |
| Ricky Trlica, R ERA: 3.0 (7, 1) | 0.2 | 2 | 0 | 0 | 0 | 0 | 0 | 0 | 0 | 0 | 0 | 0 | 0 | 0 | 0 | 0 | 0 | 0 | 0 | 0 | 0 |
| Roger McDowell, R ERA: 1.8 (8, 1) | 2.0 | 8 | 3 | 0 | 0 | 1 | 0 | 0 | 0 | 0 | 0 | 0 | 0 | 0 | 0 | 0 | 0 | 0 | 0 | 0 | 0 |
| Jim Gott, R ERA: 0.4 (10, 1) | 1.0 | W | 4 | 1 | 0 | 0 | 1 | 0 | 0 | 0 | 0 | 0 | 0 | 0 | 0 | 0 | 0 | 0 | 0 | 0 | 0 |

| Batter | 1 | 2 | 3 | 4 | 5 | 6 | 7 | 8 | 9 | 10 | AB | R | H | RBI | BB | SO | LOB | BOTTOM | | | |
|--|---|----------------------------------|-------------------------------|-------------------------|-------------------------------|-------------------------|------------------------------|-------------------------|------------------------------|-------------------------|------------------------------|-------------------------|------------------------------|-------------------------|-------------------------------|-------------------------|------------------------------|---|----------------------------------|------------------------------------|-----------------|
| Brett Butler, L OBP: 0.386, SLG: 0.324 (1, 8) | | | | | | | | | | | 4 | 1 | 1 | 1 | 0 | 0 | 1 | Cincinnati Reds @ Los Angeles Dodgers Dodger Stadium, Los Angeles, CA Mon May 17 1993, 7:05 PM PDT Att: 31,688 - Unknown - 70 F | | | |
| Jose Offerman, S OBP: 0.350, SLG: 0.302 (1, 6) | | | | | | | | | | | 4 | 0 | 0 | 0 | 1 | 1 | 2 | | | | |
| Mitch Webster, S OBP: 0.309, SLG: 0.388 (1, 7) | | | | | | | | | | | 4 | 1 | 1 | 0 | 1 | 0 | 2 | | | | |
| Tim Wallach, R OBP: 0.255, SLG: 0.358 (1, 5) | | | | | | | | | | | 4 | 0 | 1 | 1 | 1 | 1 | 2 | | | | |
| Mike Piazza, R OBP: 0.390, SLG: 0.520 (1, 2) | | | | | | | | | | | 4 | 0 | 1 | 0 | 0 | 2 | 2 | | | | |
| Carlos Hernandez, R OBP: 0.167, SLG: 0.167 (9, 2) | | | | | | | | | | | 1 | 0 | 0 | 0 | 0 | 0 | 1 | | | | |
| Henry Rodriguez, L (1, 3) | | | | | | | | | | | 4 | 0 | 0 | 0 | 1 | 2 | 1 | | | | |
| Cory Snyder, R OBP: 0.397, SLG: 0.407 (1, 9) | | | | | | | | | | | 4 | 1 | 2 | 1 | 1 | 0 | 0 | | | | |
| Lenny Harris, L OBP: 0.281, SLG: 0.300 (1, 4) | | | | | | | | | | | 4 | 1 | 2 | 0 | 0 | 0 | 0 | | | | |
| Ramon Martinez, R OBP: 0.211, SLG: 0.278 (7, 1) | | | | | | | | | | | 2 | 0 | 0 | 0 | 0 | 0 | 2 | | | | |
| Inning Stats | R: 0 E: 0 K: 1 S: 7 | H: 0 LOB: 1 BB: 1 P: 12 | R: 0 E: 0 K: 2 S: 14 | H: 1 LOB: 2 P: 24 | R: 1 E: 0 K: 1 S: 14 | H: 2 LOB: 1 P: 21 | R: 0 E: 0 K: 1 S: 7 | H: 0 LOB: 0 P: 11 | R: 0 E: 0 K: 1 S: 9 | H: 1 LOB: 1 P: 14 | R: 0 E: 0 K: 0 S: 9 | H: 1 LOB: 1 P: 13 | R: 0 E: 0 K: 0 S: 6 | H: 0 LOB: 1 P: 16 | R: 3 E: 1 K: 0 S: 15 | H: 3 LOB: 1 P: 20 | R: 1 E: 0 K: 0 S: 9 | H: 2 LOB: 2 P: 15 | 1B: 9 2B: 1 3B: 0 HR: 0 | SF: 1 SAC: 0 DP: 1 HBP: 0 | WP: 0 PA: 43 |
| PITCHER | IP WLS BF H R ER SO BB IBB HBP BLK WP HR S P ERA WHIP | | | | | | | | | | | | | | | | | | | | |
| Jose Rijo, R ERA: 2.97 (1, 1) | 7.2 | 1 | 0 | 0 | 1 | 0 | 0 | 0 | 0 | 0 | 0 | 0 | 0 | 0 | 0 | 0 | 0 | 0 | 0 | 0 | 0 |
| Steve Foster, R ERA: 1.52 (8, 1) | 0.1 | 1 | 0 | 0 | 0 | 0 | 0 | 0 | 0 | 0 | 0 | 0 | 0 | 0 | 0 | 0 | 0 | 0 | 0 | 0 | 0 |
| Jeff Reardon, R ERA: 3.07 (9, 1) | 1.0 | 6 | 3 | 3 | 2 | 0 | 0 | 0 | 0 | 0 | 0 | 0 | 0 | 0 | 0 | 0 | 0 | 0 | 0 | 0 | 0 |
| Bill Landrum, R ERA: 1.65 (10, 1) | 0.2 | L | 5 | 2 | 1 | 1 | 0 | 0 | 0 | 0 | 0 | 0 | 0 | 0 | 0 | 0 | 0 | 0 | 0 | 0 | 0 |

| | |
|-----|----|
| AB | 44 |
| R | 4 |
| H | 16 |
| RBI | 4 |
| BB | 1 |
| SO | 6 |
| LOB | 27 |



| Batter | 1 | 2 | 3 | 4 | 5 | 6 | 7 | 8 | 9 | AB | R | H | RBI | BB | SO | LOB | TOP | | | | | | | | | | | |
|--|-------------------------------|----------------------------------|------------------------------|----------------------------------|------------------------------|----------------------------------|-------------------------------|----------------------------------|-------------------------------|----------------------------------|------------------------------|----------------------------------|------------------------------|---------------------------------|-------------------------------|----------------------------------|------------------------------|----------------------------------|----------------------------------|------------------------------------|----------------------------------|--------|--|--|--|--|--|--|
| Bip Roberts, S OBP: 0.329, SLG: 0.270 (1, 4) | | | | | | | | | | 3 | 1 | 0 | 0 | 1 | 2 | 1 | | | | | | | | | | | | |
| Roberto Kelly, R OBP: 0.341, SLG: 0.445 (1, 8) | | | | | | | | | | 4 | 1 | 1 | 0 | 0 | 0 | 1 | | | | | | | | | | | | |
| Barry Larkin, R OBP: 0.401, SLG: 0.391 (1, 6) | | | | | | | | | | 4 | 0 | 3 | 2 | 0 | 0 | 0 | | | | | | | | | | | | |
| Chris Sabo, R OBP: 0.280, SLG: 0.408 (1, 5) | | | | | | | | | | 3 | 0 | 0 | 0 | 0 | 0 | 2 | | | | | | | | | | | | |
| Randy Milligan, R OBP: 0.387, SLG: 0.360 (1, 3) | | | | | | | | | | 3 | 0 | 0 | 0 | 1 | 0 | 2 | | | | | | | | | | | | |
| Cecil Espy, S OBP: 0.364, SLG: 0.238 Bill Landrum, R (6, 1) | | | | | | | | | | 3 | 0 | 0 | 0 | 0 | 1 | 2 | | | | | | | | | | | | |
| Kevin Mitchell, R OBP: 0.400, SLG: 0.619 Steve Foster, R (6, 1) | | | | | | | | | | 1 | 0 | 0 | 0 | 0 | 0 | 0 | | | | | | | | | | | | |
| Reggie Sanders, R OBP: 0.348, SLG: 0.455 Jacob Brumfield, R (6, 9) | | | | | | | | | | 4 | 0 | 1 | 0 | 0 | 0 | 1 | | | | | | | | | | | | |
| Joe Oliver, R OBP: 0.289, SLG: 0.393 (1, 2) | | | | | | | | | | 1 | 0 | 0 | 0 | 0 | 0 | 0 | | | | | | | | | | | | |
| Tim Pugh, R OBP: 0.125, SLG: 0.067 Keith Hughes, L (6, 7) | | | | | | | | | | 2 | 0 | 0 | 0 | 0 | 0 | 0 | | | | | | | | | | | | |
| Inning Stats | R: 1 E: 0 K: 1 S: 13 | H: 2 LOB: 2 BB: 0 P: 19 | R: 0 E: 0 K: 1 S: 9 | H: 1 LOB: 1 BB: 0 P: 13 | R: 0 E: 0 K: 0 S: 9 | H: 0 LOB: 0 BB: 0 P: 10 | R: 0 E: 0 K: 1 S: 10 | H: 0 LOB: 1 BB: 0 P: 18 | R: 1 E: 0 K: 0 S: 12 | H: 1 LOB: 1 BB: 1 P: 20 | R: 0 E: 0 K: 0 S: 9 | H: 0 LOB: 0 BB: 0 P: 17 | R: 0 E: 0 K: 0 S: 5 | H: 1 LOB: 2 BB: 1 P: 9 | R: 0 E: 0 K: 0 S: 11 | H: 0 LOB: 0 BB: 1 P: 18 | R: 0 E: 0 K: 1 S: 8 | H: 0 LOB: 0 BB: 0 P: 12 | 1B: 4 2B: 1 3B: 0 HR: 0 | SF: 0 SAC: 2 DP: 0 HBP: 1 | WP: 0 PB: 1 SB: 3 CS: 1 | PA: 37 | | | | | | |
| PITCHER | IP | WLS | BF | H | R | ER | SO | BB | IBB | HBP | BLK | WP | HR | S | P | ERA | WHIP | | | | | | | | | | | |
| Tom Candiotti, R ERA: 4.38 Pedro Martinez, R ERA: 2.38 Jim Gott, R ERA: 0.38 | (1, 1) | 7.1 | W | 30 | 5 | 2 | 1 | 3 | 2 | 0 | 1 | 0 | 0 | 0 | 71 | 112 | 1.23 | 0.955 | | | | | | | | | | |
| | (8, 1) | 0.1 | | 2 | 0 | 0 | 0 | 0 | 1 | 0 | 0 | 0 | 0 | 0 | 6 | 11 | 0.00 | 3.000 | | | | | | | | | | |
| | (8, 1) | 1.1 | S | 4 | 0 | 0 | 0 | 1 | 0 | 0 | 0 | 0 | 0 | 9 | 13 | 0.00 | 0.000 | | | | | | | | | | | |

Cincinnati Reds @ Los Angeles Dodgers
Dodger Stadium, Los Angeles, CA
Wed May 19 1993, 7:05 PM PDT
Att: 30,152 - Unknown - 72 F

AB 30
R 2
H 5
RBI 2
BB 3
SO 4
LOB 11

| Batter | 1 | 2 | 3 | 4 | 5 | 6 | 7 | 8 | 9 | AB | R | H | RBI | BB | SO | LOB | BOTTOM | | | | | | | | | | |
|---|-------------------------------|----------------------------------|------------------------------|----------------------------------|------------------------------|----------------------------------|------------------------------|----------------------------------|------------------------------|----------------------------------|-------------------------------|----------------------------------|------------------------------|----------------------------------|------------------------------|---------------------------------|----------------------------------|------------------------------------|----------------------------------|--------|--|--|--|--|--|--|--|
| Brett Butler, L OBP: 0.392, SLG: 0.340 (1, 8) | | | | | | | | | | 5 | 1 | 3 | 1 | 0 | 0 | 0 | | | | | | | | | | | |
| Jose Offerman, S OBP: 0.358, SLG: 0.316 (1, 6) | | | | | | | | | | 3 | 1 | 2 | 1 | 0 | 0 | 2 | | | | | | | | | | | |
| Mitch Webster, S OBP: 0.297, SLG: 0.357 (1, 7) | | | | | | | | | | 2 | 0 | 1 | 2 | 0 | 0 | 2 | | | | | | | | | | | |
| Tim Wallach, R OBP: 0.248, SLG: 0.352 (1, 5) | | | | | | | | | | 4 | 0 | 0 | 0 | 0 | 1 | 4 | | | | | | | | | | | |
| Mike Piazza, R OBP: 0.379, SLG: 0.534 (1, 2) | | | | | | | | | | 4 | 0 | 2 | 0 | 0 | 0 | 0 | | | | | | | | | | | |
| Cory Snyder, R OBP: 0.394, SLG: 0.383 (1, 9) | | | | | | | | | | 3 | 1 | 1 | 0 | 0 | 0 | 1 | | | | | | | | | | | |
| Eric Karros, R OBP: 0.291, SLG: 0.342 Jim Gott, R (8, 1) | | | | | | | | | | 4 | 1 | 1 | 0 | 0 | 0 | 3 | | | | | | | | | | | |
| Jody Reed, R OBP: 0.313, SLG: 0.305 (1, 4) | | | | | | | | | | 2 | 0 | 0 | 0 | 2 | 1 | 2 | | | | | | | | | | | |
| Tom Candiotti, R OBP: 0.250, SLG: 0.267 Pedro Martinez, R Henry Rodriguez, L (8, 1) | | | | | | | | | | 3 | 1 | 1 | 1 | 0 | 0 | 3 | | | | | | | | | | | |
| Inning Stats | R: 1 E: 1 K: 1 S: 12 | H: 2 LOB: 0 BB: 0 P: 14 | R: 0 E: 0 K: 0 S: 8 | H: 1 LOB: 2 BB: 1 P: 15 | R: 1 E: 0 K: 0 S: 7 | H: 1 LOB: 0 BB: 0 P: 11 | R: 0 E: 0 K: 0 S: 9 | H: 0 LOB: 0 BB: 0 P: 13 | R: 0 E: 0 K: 1 S: 6 | H: 1 LOB: 3 BB: 1 P: 14 | R: 3 E: 0 K: 1 S: 23 | H: 5 LOB: 2 BB: 0 P: 31 | R: 0 E: 0 K: 0 S: 9 | H: 1 LOB: 1 BB: 0 P: 12 | R: 0 E: 0 K: 0 S: 6 | H: 0 LOB: 0 BB: 0 P: 7 | 1B: 9 2B: 2 3B: 0 HR: 0 | SF: 1 SAC: 1 DP: 1 HBP: 2 | WP: 0 PB: 0 SB: 0 CS: 1 | PA: 37 | | | | | | | |
| PITCHER | IP | WLS | BF | H | R | ER | SO | BB | IBB | HBP | BLK | WP | HR | S | P | ERA | WHIP | | | | | | | | | | |
| Tim Pugh, R ERA: 4.79 Bill Landrum, R ERA: 1.53 Steve Foster, R ERA: 1.46 | (1, 1) | 5.2 | L | 29 | 10 | 5 | 4 | 2 | 2 | 0 | 2 | 1 | 1 | 62 | 94 | 6.35 | 2.118 | | | | | | | | | | |
| | (6, 1) | 1.1 | | 5 | 1 | 0 | 0 | 0 | 0 | 0 | 0 | 0 | 0 | 12 | 16 | 0.00 | 0.750 | | | | | | | | | | |
| | (8, 1) | 1.0 | | 3 | 0 | 0 | 0 | 0 | 0 | 0 | 0 | 0 | 0 | 6 | 7 | 0.00 | 0.000 | | | | | | | | | | |

Cincinnati Reds @ Los Angeles Dodgers
Dodger Stadium, Los Angeles, CA
Wed May 19 1993, 7:05 PM PDT
Att: 30,152 - Unknown - 72 F

AB 31
R 5
H 11
RBI 5
BB 2
SO 2
LOB 17

| Batter | 1 | 2 | 3 | 4 | 5 | 6 | 7 | 8 | 9 | AB | R | H | RBI | BB | SO | LOB | TOP | | | | | | | | | | |
|--|------------------------------|----------------------------------|------------------------------|---------------------------------|------------------------------|----------------------------------|------------------------------|---------------------------------|-------------------------------|----------------------------------|------------------------------|----------------------------------|------------------------------|---------------------------------|------------------------------|---------------------------------|--|----------------------------------|------------------------------------|----------------------------------|--------|--|--|--|--|--|--|
| Bip Roberts, S (1,4) OBP: 0.331, SLG: 0.264 | 4-0 G5-3 1B BB | | 0-0 F9 | | | 4-0 G5-4-3 BB | 0-3 K | | 0-3 K | 3 | 1 | 0 | 0 | 2 | 2 | 2 | Cincinnati Reds @ San Francisco Giants Candlestick Park, San Francisco, CA Thu May 20 1993, 6:33 AM EDT Att: 20,690 - Sunny - 68 F | | | | | | | | | | |
| Roberto Kelly, R (1,8) OBP: 0.345, SLG: 0.453 | 0-3 K | | 0-0 | | 0-0 G5-4-3 1-2 | | 0-0 | | | 4 | 0 | 2 | 0 | 0 | 1 | 2 | | | | | | | | | | | |
| Barry Larkin, R (1,6) OBP: 0.403, SLG: 0.396 | 0-0 G5-3 1-2 | | 4-0 BB | | | 0-0 2B | 0-0 F9 | | | 3 | 0 | 1 | 0 | 1 | 0 | 3 | | | | | | | | | | | |
| Kevin Mitchell, R (1,7) Bill Landrum, R (8,1) | 0-0 2H 1B | | 0-3 K | | | 0-3 K | | 0-0 G6-3 | | 4 | 0 | 1 | 1 | 0 | 2 | 3 | | | | | | | | | | | |
| Chris Sabo, R (1,5) OBP: 0.279, SLG: 0.400 | 0-0 F7 | | 0-0 F8 | | | 4-0 BB | 0-3 K | 0-0 F8 | | 3 | 0 | 0 | 0 | 1 | 0 | 3 | | | | | | | | | | | |
| Randy Milligan, R (1,3) Milt Hill, R (6,1) Keith Hughes, L (8,PH) (8,7) | | 4-0 BB | | 0-3 K | | 0-3 K | | 0-0 G4-3 | | 2 | 0 | 0 | 0 | 1 | 2 | 2 | | | | | | | | | | | |
| Joe Oliver, R (1,2) OBP: 0.282, SLG: 0.382 | 0-0 F8 | | 0-0 G5-3 | | | 0-3 K | | 0-0 G4-3 | | 4 | 0 | 0 | 0 | 0 | 1 | 3 | | | | | | | | | | | |
| Jacob Brumfield, R (1,9) OBP: 0.333, SLG: 0.200 | 0-0 F8 | | 0-0 F8 | | | 0-3 K | | 0-0 1B | | 4 | 0 | 1 | 0 | 0 | 1 | 1 | | | | | | | | | | | |
| Tom Browning, L (1,1) Dan Wilson, R (6,2) OBP: 0.455, SLG: 0.389 | 0-3 K | | | 0-0 G3-1 | | 4-0 1B BB | | 0-3 K | | 2 | 0 | 0 | 0 | 0 | 1 | 1 | | | | | | | | | | | |
| Inning Stats | R: 1 E: 0 K: 1 S: 6 | H: 1 LOB: 1 BB: 1 P: 10 | R: 0 E: 0 K: 1 S: 5 | H: 0 LOB: 1 BB: 1 P: 9 | R: 0 E: 0 K: 1 S: 6 | H: 1 LOB: 2 BB: 1 P: 10 | R: 0 E: 0 K: 1 S: 5 | H: 0 LOB: 0 BB: 0 P: 6 | R: 0 E: 0 K: 3 S: 10 | H: 1 LOB: 2 BB: 1 P: 14 | R: 0 E: 0 K: 2 S: 8 | H: 1 LOB: 2 BB: 1 P: 12 | R: 0 E: 0 K: 0 S: 3 | H: 0 LOB: 0 BB: 0 P: 3 | R: 0 E: 0 K: 2 S: 8 | H: 1 LOB: 1 BB: 0 P: 8 | | 1B: 3 2B: 2 3B: 0 HR: 0 | SF: 0 SAC: 0 DP: 1 HBP: 0 | WP: 0 PB: 0 SB: 0 CS: 0 | PA: 37 | | | | | | |
| PITCHER | IP | WLS | BF | H | R | ER | SO | BB | IBB | HBP | BLK | WP | HR | S | P | ERA | WHIP | | | | | | | | | | |
| Trevor Wilson, L (1,1) ERA: 3.81 | 5.0 | W | 21 | 3 | 1 | 1 | 4 | 4 | 0 | 0 | 0 | 0 | 0 | 25 | 41 | 1.80 | 1.400 | | | | | | | | | | |
| Dave Burba, R (6,1) ERA: 4.37 | 1.0 | | 4 | 0 | 0 | 0 | 3 | 1 | 0 | 0 | 0 | 0 | 0 | 9 | 13 | 0.00 | 1.000 | | | | | | | | | | |
| Dave Righetti, L (7,1) ERA: 4.4 | 0.2 | | 4 | 1 | 0 | 0 | 2 | 1 | 0 | 0 | 0 | 0 | 0 | 7 | 11 | 0.00 | 3.000 | | | | | | | | | | |
| Michael Jackson, R (7,1) ERA: 1.9 | 1.1 | | 4 | 0 | 0 | 0 | 0 | 0 | 0 | 0 | 0 | 0 | 0 | 4 | 4 | 0.00 | 0.000 | | | | | | | | | | |
| Kevin Rogers, L (9,1) ERA: 3.38 | 1.0 | | 4 | 1 | 0 | 0 | 2 | 0 | 0 | 0 | 0 | 0 | 0 | 8 | 8 | 0.00 | 1.000 | | | | | | | | | | |


| Batter | 1 | 2 | 3 | 4 | 5 | 6 | 7 | 8 | 9 | AB | R | H | RBI | BB | SO | LOB | BOTTOM | | | | | | | | | | |
|---|------------------------------|---------------------------------|------------------------------|---------------------------------|------------------------------|----------------------------------|------------------------------|---------------------------------|------------------------------|---------------------------------|------------------------------|---------------------------------|------------------------------|---------------------------------|------------------------------|---------------------------------|--|----------------------------------|------------------------------------|----------------------------------|--------|--|--|--|--|--|--|
| Darren Lewis, R (1,8) OBP: 0.311, SLG: 0.423 | 0-0 G6-3 | 0-0 G5-3 | | 0-0 2H 1B | | 0-0 1H 3B | | | | 4 | 0 | 2 | 2 | 0 | 0 | 2 | Cincinnati Reds @ San Francisco Giants Candlestick Park, San Francisco, CA Thu May 20 1993, 6:33 AM EDT Att: 20,690 - Sunny - 68 F | | | | | | | | | | |
| Robby Thompson, R (1,4) OBP: 0.314, SLG: 0.360 | 0-3 K | | 0-0 F8 | | 0-0 G4-3 2B | 0-3 K | | | | 4 | 1 | 1 | 0 | 0 | 2 | 1 | | | | | | | | | | | |
| Will Clark, L (1,3) Dave Righetti, L (7,1) Michael Jackson, R (7,1) Kevin Rogers, L (9,1) | 0-0 1B | | 0-0 F9 | | 0-0 G4-3 2-3 | 0-3 K | | | | 4 | 0 | 1 | 0 | 0 | 1 | 2 | | | | | | | | | | | |
| Matt Williams, R (1,5) OBP: 0.371, SLG: 0.628 | 0-0 P4 | | 0-0 F5 | | 0-0 G3-1 3H 2B | 0-3 K | | | | 4 | 0 | 1 | 1 | 0 | 1 | 1 | | | | | | | | | | | |
| Barry Bonds, L (1,7) OBP: 0.542, SLG: 0.788 | | 0-0 1B 2B | | 4-0 2B BB | 0-0 G3-1 2-3 | 0-0 G6-3 | | | | 3 | 2 | 1 | 0 | 1 | 0 | 1 | | | | | | | | | | | |
| Willie McGee, S (1,9) OBP: 0.353, SLG: 0.361 | | 0-0 CS 1B | | 0-0 1H 2B 2B | 4-0 BB | 0-0 F8 | | | | 3 | 1 | 2 | 1 | 1 | 0 | 0 | | | | | | | | | | | |
| Royce Clayton, R (1,6) OBP: 0.321, SLG: 0.353 | | 4-0 SH1-4 1-2 1B BB | | 0-0 F9 | 0-0 F7 | | | 0-0 B1-3 | | 3 | 0 | 0 | 0 | 1 | 0 | 3 | | | | | | | | | | | |
| Kirt Manwaring, R (1,2) OBP: 0.374, SLG: 0.396 | | 0-0 SH1-4 1-2 1B | | 0-0 1B 2B | | 0-0 3B 1B | | 0-3 K | | 4 | 2 | 3 | 2 | 0 | 1 | 0 | | | | | | | | | | | |
| Trevor Wilson, L (1,1) OBP: 0.143, SLG: 0.143 Dave Burba, R (6,1) Luis Mercedes, R (6,PH) Todd Benzinger, S (7,3) OBP: 0.152, SLG: 0.194 | | 0-0 SH1-4 | | 0-0 K | | 0-0 P4 | | 0-0 G4-3 | | 1 | 0 | 0 | 0 | 0 | 1 | 1 | | | | | | | | | | | |
| Inning Stats | R: 0 E: 0 K: 1 S: 6 | H: 3 LOB: 2 BB: 1 P: 9 | R: 0 E: 0 K: 0 S: 3 | H: 0 LOB: 0 BB: 0 P: 3 | R: 3 E: 0 K: 1 S: 7 | H: 3 LOB: 1 BB: 1 P: 11 | R: 1 E: 0 K: 0 S: 5 | H: 2 LOB: 1 BB: 1 P: 9 | R: 1 E: 0 K: 2 S: 9 | H: 2 LOB: 0 BB: 0 P: 9 | R: 0 E: 0 K: 1 S: 5 | H: 0 LOB: 0 BB: 0 P: 5 | R: 0 E: 0 K: 1 S: 5 | H: 0 LOB: 0 BB: 0 P: 5 | R: 0 E: 0 K: 1 S: 5 | H: 0 LOB: 0 BB: 0 P: 5 | | 1B: 5 2B: 5 3B: 1 HR: 0 | SF: 0 SAC: 1 DP: 0 HBP: 0 | WP: 0 PB: 0 SB: 0 CS: 1 | PA: 36 | | | | | | |
| PITCHER | IP | WLS | BF | H | R | ER | SO | BB | IBB | HBP | BLK | WP | HR | S | P | ERA | WHIP | | | | | | | | | | |
| Tom Browning, L (1,1) ERA: 6.99 | 5.1 | L | 28 | 11 | 6 | 6 | 2 | 3 | 0 | 0 | 0 | 0 | 0 | 29 | 41 | 10.12 | 2.625 | | | | | | | | | | |
| Milt Hill, R (6,1) ERA: 3.93 | 1.2 | | 5 | 0 | 0 | 0 | 3 | 0 | 0 | 0 | 0 | 0 | 0 | 11 | 11 | 0.00 | 0.000 | | | | | | | | | | |
| Bill Landrum, R (8,1) ERA: 1.45 | 1.0 | | 3 | 0 | 0 | 0 | 1 | 0 | 0 | 0 | 0 | 0 | 0 | 5 | 5 | 0.00 | 0.000 | | | | | | | | | | |




| Batter | 1 | 2 | 3 | 4 | 5 | 6 | 7 | 8 | 9 | AB | R | H | RBI | BB | SO | LOB | TOP | | | | | | | | | | |
|--|-------------------------------|----------------------------------|------------------------------|----------------------------------|------------------------------|----------------------------------|------------------------------|----------------------------------|------------------------------|----------------------------------|------------------------------|---------------------------------|------------------------------|----------------------------------|------------------------------|----------------------------------|--|----------------------------------|----------------------------------|------------------------------------|----------------------------------|--------|--|--|--|--|--|
| Bip Roberts, S (1,4) OBP: 0.335, SLG: 0.266 | 0-0 FC4-6 1B | | 4-2 G4-6-3 BB | | | 1-1 G4-3 | | | 1-3 K | 3 | 0 | 1 | 0 | 1 | 1 | 0 | Cincinnati Reds @ San Francisco Giants Candlestick Park, San Francisco, CA Fri May 21 1993, 10:05 PM EDT Att: 26,798 - Unknown | | | | | | | | | | |
| Roberto Kelly, R (1,8) OBP: 0.349, SLG: 0.451 | 1-2 FC4-6 1B | | 0-0 G4-6-3 | | | 4-0 G1-6-3 BB | | | 0-1 G6-3 | 3 | 0 | 1 | 0 | 1 | 0 | 1 | | | | | | | | | | | |
| Barry Larkin, R (1,6) OBP: 0.394, SLG: 0.386 | 2-2 FC4-6 G1-6-3 | | | 1-0 G4-3 | | 1-0 G1-6-3 | | | 1-3 K | 4 | 0 | 0 | 0 | 0 | 1 | 3 | | | | | | | | | | | |
| Kevin Mitchell, R (1,7) OBP: 0.393, SLG: 0.598 | 1-1 G1-6-3 | | | 0-0 FC6-4 1B | | | | | 1-0 G5-3 | 3 | 0 | 1 | 0 | 0 | 0 | 2 | | | | | | | | | | | |
| Chris Sabo, R (1,5) OBP: 0.280, SLG: 0.395 | | 3-2 G4-3 S HBP | | 3-2 F7 | | | | | 1-2 G6-3 | 2 | 0 | 0 | 0 | 0 | 0 | 1 | | | | | | | | | | | |
| Randy Milligan, R (1,3) OBP: 0.378, SLG: 0.346 | | 1-0 G4-3 | | 1-1 FC6-4 | | | | | 0-2 G6-3 | 3 | 0 | 0 | 0 | 0 | 0 | 2 | | | | | | | | | | | |
| Reggie Sanders, R (1,9) OBP: 0.346, SLG: 0.449 | | 1-3 K | | | | 1-2 G4-3 | | | 4-1 G6-3 BB | 2 | 0 | 0 | 0 | 1 | 1 | 1 | | | | | | | | | | | |
| Joe Oliver, R (1,2) OBP: 0.277, SLG: 0.374 | | 0-1 G4-3 | | | | 3-2 F8 | | | 0-1 G6-3 | 3 | 0 | 0 | 0 | 0 | 0 | 2 | | | | | | | | | | | |
| Tim Belcher, R (1,1) OBP: 0.071, SLG: 0.071 | | | 0-3 K | | | 1-3 K | | | 1-3 K | 3 | 0 | 0 | 0 | 0 | 2 | 0 | | | | | | | | | | | |
| Cecil Espy, S (8,PH) OBP: 0.357, SLG: 0.233 | | | | | | | | | | | 1 | 0 | 0 | 0 | 0 | 1 | REDS | | | | | | | | | | |
| Mitt Hill, R (8,1) OBP: 0.378, SLG: 0.346 | | | | | | | | | | | 0 | 0 | 0 | 0 | 0 | 0 | | | | | | | | | | | |
| Greg Cadaret, L (8,1) OBP: 0.378, SLG: 0.346 | | | | | | | | | | | 0 | 0 | 0 | 0 | 0 | 0 | | | | | | | | | | | |
| Inning Stats | R: 0 E: 0 K: 0 S: 10 | H: 2 LOB: 1 BB: 0 P: 14 | R: 0 E: 0 K: 1 S: 8 | H: 0 LOB: 1 BB: 0 P: 13 | R: 0 E: 0 K: 1 S: 6 | H: 0 LOB: 0 BB: 1 P: 10 | R: 0 E: 0 K: 0 S: 7 | H: 1 LOB: 1 BB: 0 P: 12 | R: 0 E: 0 K: 1 S: 9 | H: 0 LOB: 0 BB: 0 P: 14 | R: 0 E: 0 K: 0 S: 3 | H: 0 LOB: 0 BB: 1 P: 9 | R: 0 E: 0 K: 0 S: 8 | H: 0 LOB: 0 BB: 0 P: 10 | R: 0 E: 0 K: 1 S: 6 | H: 0 LOB: 0 BB: 1 P: 11 | R: 0 E: 0 K: 2 S: 9 | H: 0 LOB: 0 BB: 0 P: 11 | 1B: 3 2B: 0 3B: 0 HR: 0 | SF: 0 SAC: 0 DP: 4 HBP: 1 | WP: 0 PB: 0 SB: 1 CS: 0 | PA: 30 | | | | | |
| PITCHER | IP | WLS | BF | H | R | ER | SO | BB | IBB | HBP | BLK | WP | HR | S | P | ERA | WHIP | | | | | | | | | | |
| Bill Swift, R (1,1) ERA: 2.67 | 8.0 | W | 27 | 3 | 0 | 0 | 4 | 3 | 0 | 1 | 0 | 0 | 0 | 57 | 93 | 0.00 | 0.750 | | | | | | | | | | |
| Rod Beck, R (9,1) ERA: 1.96 | 1.0 | S | 3 | 0 | 0 | 0 | 2 | 0 | 0 | 0 | 0 | 0 | 0 | 9 | 11 | 0.00 | 0.000 | | | | | | | | | | |

| Batter | 1 | 2 | 3 | 4 | 5 | 6 | 7 | 8 | 9 | AB | R | H | RBI | BB | SO | LOB | BOTTOM | | | | | | | | | | |
|--|---------------------------------|----------------------------------|------------------------------|----------------------------------|------------------------------|---------------------------------|-------------------------------|----------------------------------|-------------------------------|----------------------------------|------------------------------|---------------------------------|------------------------------|----------------------------------|-------------------------------|----------------------------------|--|------------------------------------|----------------------------------|--------|--|--|--|--|--|--|--|
| Darren Lewis, R (1,8) OBP: 0.303, SLG: 0.411 | 3-2 E4 G6-4-3 1B PB | | 0-1 F8 | | 2-2 G3 | | | 2-0 G6-3 | | 4 | 1 | 0 | 0 | 0 | 0 | 1 | Cincinnati Reds @ San Francisco Giants Candlestick Park, San Francisco, CA Fri May 21 1993, 10:05 PM EDT Att: 26,798 - Unknown | | | | | | | | | | |
| Robby Thompson, R (1,4) OBP: 0.318, SLG: 0.364 | 1-2 G6-4-3 1B | | 0-0 G6-3 | | 2-2 P4 | | | 1-2 1B 1B | | 4 | 1 | 2 | 0 | 0 | 0 | 1 | | | | | | | | | | | |
| Will Clark, L (1,3) OBP: 0.328, SLG: 0.312 | 0-0 G6-4-3 | | | 4-2 2B WP BB | 2-3 K | | | 0-1 1B 1B 1B | | 3 | 1 | 1 | 0 | 1 | 1 | 3 | | | | | | | | | | | |
| Matt Williams, R (1,5) OBP: 0.374, SLG: 0.631 | 3-3 K | | | 1-0 WP 2B | 0-0 P3 | | | 0-2 1B 2H 1B | | 4 | 0 | 2 | 1 | 0 | 1 | 0 | | | | | | | | | | | |
| Barry Bonds, L (1,7) OBP: 0.530, SLG: 0.766 | | 2-0 P6 | | 3-3 K | 0-2 G4-3 | | | 1-0 G3 | | 4 | 0 | 0 | 0 | 0 | 1 | 3 | | | | | | | | | | | |
| Willie McGee, S (1,9) OBP: 0.351, SLG: 0.358 | | 0-1 G4-3 | | 0-1 G3 | 1-1 1B | | | 1-1 F8 | | 4 | 0 | 1 | 0 | 0 | 0 | 3 | | | | | | | | | | | |
| Royce Clayton, R (1,6) OBP: 0.333, SLG: 0.362 | | 1-0 1B | | 1-0 FC6 HBP | | | | 1-2 F7-3 1B | | 2 | 0 | 2 | 0 | 0 | 0 | 0 | | | | | | | | | | | |
| Jeff Reed, L (1,2) OBP: 0.327, SLG: 0.362 | | 2-1 P5 | | 0-1 FC6 | 1-2 F7-3 | | | 1-2 F7-3 | | 3 | 0 | 0 | 0 | 0 | 0 | 4 | | | | | | | | | | | |
| Bill Swift, R (1,1) OBP: 0.273, SLG: 0.211 | | | 1-3 K | | 0-2 G3 1B | | | 1-3 K | | 3 | 0 | 1 | 0 | 0 | 2 | 0 | | | | | | | | | | | |
| Rod Beck, R (9,1) ERA: 1.96 | | | | | | | | | | 0 | 0 | 0 | 0 | 0 | 0 | 0 | | | | | | | | | | | |
| Inning Stats | R: 1 E: 1 K: 1 S: 10 | H: 1 LOB: 0 BB: 0 P: 17 | R: 0 E: 0 K: 0 S: 6 | H: 1 LOB: 0 BB: 0 P: 11 | R: 0 E: 0 K: 1 S: 6 | H: 0 LOB: 0 BB: 0 P: 7 | R: 1 E: 0 K: 1 S: 12 | H: 1 LOB: 2 BB: 1 P: 21 | R: 0 E: 0 K: 1 S: 15 | H: 1 LOB: 1 BB: 0 P: 21 | R: 0 E: 0 K: 0 S: 6 | H: 1 LOB: 1 BB: 0 P: 7 | R: 0 E: 0 K: 1 S: 9 | H: 1 LOB: 0 BB: 0 P: 12 | R: 1 E: 0 K: 0 S: 12 | H: 3 LOB: 2 BB: 0 P: 17 | 1B: 8 2B: 2 3B: 0 HR: 0 | SF: 0 SAC: 0 DP: 2 HBP: 1 | WP: 1 PB: 1 SB: 0 CS: 0 | PA: 33 | | | | | | | |
| PITCHER | IP | WLS | BF | H | R | ER | SO | BB | IBB | HBP | BLK | WP | HR | S | P | ERA | WHIP | | | | | | | | | | |
| Tim Belcher, R (1,1) ERA: 4.6 | 7.0 | L | 27 | 6 | 2 | 1 | 5 | 1 | 0 | 1 | 0 | 0 | 0 | 4 | 7 | 1.29 | 1.000 | | | | | | | | | | |
| Mitt Hill, R (8,1) ERA: 4.34 | 0.1 | | 2 | 1 | 1 | 1 | 0 | 0 | 0 | 0 | 0 | 0 | 0 | 4 | 7 | 27.00 | 3.000 | | | | | | | | | | |
| Greg Cadaret, L (8,1) ERA: 1.76 | 0.2 | | 4 | 2 | 0 | 0 | 0 | 0 | 0 | 0 | 0 | 0 | 0 | 8 | 10 | 0.00 | 3.000 | | | | | | | | | | |

AB 26
R 0
H 3
RBI 0
BB 3
SO 6
LOB 12



AB 31
R 3
H 9
RBI 1
BB 1
SO 5
LOB 15



| Batter | 1 | 2 | 3 | 4 | 5 | 6 | 7 | 8 | 9 | AB | R | H | RBI | BB | SO | LOB | TOP | | | |
|---|---|----------------------------------|------------------------------|----------------------------------|-------------------------------|----------------------------------|------------------------------|----------------------------------|-------------------------------|----------------------------------|------------------------------|----------------------------------|------------------------------|---------------------------------|-------------------------------|----------------------------------|---|------------------------------------|----------------------------------|--------|
| Juan Samuel, R (1,4) OBP: 0.194, SLG: 0.294 | F9 | | SF9 3B | | | G6-3 | | G3 | | 5 | 1 | 2 | 0 | 0 | 0 | 2 | Cincinnati Reds @ San Francisco Giants Candlestick Park, San Francisco, CA Sat May 22 1993, 6:33 AM EDT Att: 35,221 - Sunny - 71 F | | | |
| Roberto Kelly, R (1,8) OBP: 0.350, SLG: 0.473 | HR | | G1-3 | | | | | L4 | | 5 | 1 | 2 | 1 | 0 | 1 | 2 | | | | |
| Barry Larkin, R (1,6) OBP: 0.395, SLG: 0.404 | 1B | | SF9 | | | | | G4-3 | | 3 | 1 | 1 | 2 | 1 | 1 | 1 | | | | |
| Kevin Mitchell, R (1,7) OBP: 0.402, SLG: 0.598 Jacob Brumfield, R (9, PR) OBP: 0.333, SLG: 0.200 | 1B | | E5 | | | | | L3 | | 5 | 1 | 3 | 0 | 0 | 0 | 0 | | | | |
| Chris Sabo, R (1,5) OBP: 0.283, SLG: 0.410 | P5 | | G6-3 | | | | | WP | | 4 | 2 | 1 | 2 | 1 | 1 | 4 | | | | |
| Randy Milligan, R (1,3) OBP: 0.381, SLG: 0.346 | F9 | | | | | | | L9 | | 3 | 0 | 1 | 0 | 1 | 0 | 3 | | | | |
| Reggie Sanders, R (1,9) OBP: 0.344, SLG: 0.443 | | | G6-3 | | | | | E5 | | 4 | 0 | 1 | 0 | 0 | 0 | 1 | | | | |
| Joe Oliver, R (1,2) OBP: 0.276, SLG: 0.367 | F8 | | | | | | | SH1-4 | | 3 | 0 | 0 | 0 | 1 | 1 | 2 | | | | |
| Jose Rijo, R (1,1) OBP: 0.423, SLG: 0.391 Jeff Reardon, R (9,1) | G5-3 | | | | | | | SH1-4 | | 3 | 0 | 0 | 0 | 0 | 2 | 2 | | | | |
| Inning Stats | R: 1 E: 0 K: 0 S: 16 | H: 2 LOB: 2 BB: 1 P: 31 | R: 0 E: 0 K: 0 S: 6 | H: 0 LOB: 0 BB: 0 P: 10 | R: 1 E: 1 K: 0 S: 11 | H: 1 LOB: 1 BB: 1 P: 17 | R: 0 E: 0 K: 1 S: 9 | H: 1 LOB: 1 BB: 1 P: 19 | R: 3 E: 0 K: 1 S: 15 | H: 5 LOB: 1 BB: 0 P: 24 | R: 0 E: 0 K: 2 S: 7 | H: 0 LOB: 0 BB: 0 P: 11 | R: 0 E: 0 K: 1 S: 7 | H: 1 LOB: 0 BB: 0 P: 9 | R: 1 E: 1 K: 0 S: 15 | H: 0 LOB: 2 BB: 2 P: 31 | 1B: 6 2B: 2 3B: 1 HR: 3 | SF: 1 SAC: 1 DP: 1 HBP: 0 | WP: 1 PB: 0 SB: 0 CS: 3 | PA: 41 |
| PITCHER | IP WLS BF H R ER SO BB IBB HBP BLK WP HR S P ERA WHIP | | | | | | | | | | | | | | | | | | | |
| Bud Black, L (1,1) ERA: 4.28 | 4.2 L 23 8 5 5 2 2 0 0 0 0 0 3 53 94 9.64 2.143 | | | | | | | | | | | | | | | | | | | |
| Dave Burba, R (5,1) ERA: 4.91 | 0.1 2 1 0 0 0 0 0 0 0 0 0 0 4 7 0.00 3.000 | | | | | | | | | | | | | | | | | | | |
| Bryan Hickerson, L (6,1) ERA: 5.66 | 2.0 6 1 0 0 3 0 0 0 0 0 0 0 14 20 0.00 0.500 | | | | | | | | | | | | | | | | | | | |
| Dave Righetti, L (8,1) ERA: 4.11 | 1.0 6 0 1 0 0 2 0 0 0 0 1 0 15 31 0.00 2.000 | | | | | | | | | | | | | | | | | | | |
| Kevin Rogers, L (9,1) ERA: 3.25 | 1.0 4 1 0 0 1 0 0 0 0 0 0 0 16 20 0.00 1.000 | | | | | | | | | | | | | | | | | | | |

| | |
|-----|----|
| AB | 35 |
| R | 6 |
| H | 11 |
| RBI | 5 |
| BB | 4 |
| SO | 6 |
| LOB | 17 |



| Batter | 1 | 2 | 3 | 4 | 5 | 6 | 7 | 8 | 9 | AB | R | H | RBI | BB | SO | LOB | BOTTOM | | | | | |
|---|---|----------------------------------|-------------------------------|----------------------------------|------------------------------|----------------------------------|-------------------------------|----------------------------------|-------------------------------|----------------------------------|------------------------------|----------------------------------|------------------------------|---------------------------------|------------------------------|----------------------------------|---|----------------------------------|----------------------------------|------------------------------------|----------------------------------|--------|
| Luis Mercedes, R (1,8) OBP: 0.356, SLG: 0.289 | G4-3 | | G3-1 | | | SH2-3 | | F8 | | 3 | 0 | 0 | 0 | 0 | 0 | 0 | Cincinnati Reds @ San Francisco Giants Candlestick Park, San Francisco, CA Sat May 22 1993, 6:33 AM EDT Att: 35,221 - Sunny - 71 F | | | | | |
| Robby Thompson, R (1,4) OBP: 0.317, SLG: 0.382 | G6-3 | | G6-3 | | | | | HR | | 4 | 1 | 1 | 1 | 0 | 1 | 2 | | | | | | |
| Will Clark, L (1,3) OBP: 0.321, SLG: 0.304 | F8 | | | | | G4-3 | | G4-3 | | 4 | 0 | 0 | 0 | 0 | 1 | 2 | | | | | | |
| Matt Williams, R (1,5) OBP: 0.371, SLG: 0.622 | | | P4 | | | G6-3 | | F7 | | 4 | 0 | 1 | 0 | 0 | 0 | 0 | | | | | | |
| Barry Bonds, L (1,7) OBP: 0.530, SLG: 0.757 | F7 | | | | | E2 | | F7 | | 3 | 0 | 1 | 0 | 1 | 0 | 0 | | | | | | |
| Willie McGee, S (1,9) OBP: 0.348, SLG: 0.356 | 1B | | 1B | | | G6-3 | | FC4-6 | | 4 | 0 | 1 | 0 | 0 | 0 | 3 | | | | | | |
| Royce Clayton, R (1,6) OBP: 0.337, SLG: 0.385 | 1B | | | | | | | FC4-6 | | 4 | 1 | 2 | 1 | 0 | 1 | 1 | | | | | | |
| Kirt Manwaring, R (1,2) OBP: 0.378, SLG: 0.400 | K | | | | | | | L9 | | 4 | 1 | 2 | 1 | 0 | 1 | 1 | | | | | | |
| Bud Black, L (1,1) ERA: 4.28 Dave Burba, R (5,1) ERA: 4.91 Jeff Reardon, R (9,1) ERA: 2.87 | | | | | | | | F7 | | 1 | 0 | 0 | 0 | 0 | 1 | 0 | | | | | | |
| Bryan Hickerson, L (6,1) ERA: 5.66 Todd Benzinger, S (7, PR) OBP: 0.417, SLG: 0.188 Dave Righetti, L (8,1) ERA: 4.11 Kevin Rogers, L (9,1) ERA: 3.25 | | | K | | | | | G1-6-3 | | 0 | 0 | 0 | 0 | 0 | 0 | 0 | | | | | | |
| Inning Stats | R: 0 E: 0 K: 0 S: 11 | H: 0 LOB: 2 BB: 0 P: 17 | R: 0 E: 0 K: 1 S: 13 | H: 2 LOB: 2 BB: 0 P: 19 | R: 0 E: 0 K: 1 S: 8 | H: 0 LOB: 0 BB: 0 P: 12 | R: 0 E: 1 K: 0 S: 12 | H: 1 LOB: 1 BB: 1 P: 21 | R: 1 E: 0 K: 1 S: 13 | H: 3 LOB: 2 BB: 0 P: 19 | R: 0 E: 0 K: 1 S: 7 | H: 1 LOB: 1 BB: 0 P: 14 | R: 0 E: 0 K: 0 S: 5 | H: 1 LOB: 0 BB: 0 P: 8 | R: 1 E: 0 K: 1 S: 9 | H: 1 LOB: 0 BB: 0 P: 10 | R: 0 E: 0 K: 0 S: 8 | H: 0 LOB: 0 BB: 0 P: 11 | 1B: 7 2B: 0 3B: 0 HR: 2 | SF: 0 SAC: 1 DP: 1 HBP: 0 | WP: 0 PB: 0 SB: 1 CS: 1 | PA: 35 |
| PITCHER | IP WLS BF H R ER SO BB IBB HBP BLK WP HR S P ERA WHIP | | | | | | | | | | | | | | | | | | | | | |
| Jose Rijo, R (1,1) ERA: 2.88 | 8.0 W 32 9 2 2 5 1 0 0 0 0 0 2 78 120 2.25 1.250 | | | | | | | | | | | | | | | | | | | | | |
| Jeff Reardon, R (9,1) ERA: 2.87 | 1.0 3 0 0 0 0 0 0 0 0 0 0 0 8 11 0.00 0.000 | | | | | | | | | | | | | | | | | | | | | |

| | |
|-----|----|
| AB | 33 |
| R | 2 |
| H | 9 |
| RBI | 2 |
| BB | 1 |
| SO | 5 |
| LOB | 11 |



| Batter | 1 | 2 | 3 | 4 | 5 | 6 | 7 | 8 | 9 | AB | R | H | RBI | BB | SO | LOB | TOP | |
|---|---|--|--|---|--|---|---|--|---|--|---|---|-----|----|----|------|--|-------|
| Juan Samuel, R (1,4) OBP: 0.200, SLG: 0.289 | P5 | | F9 | | | G6-3 | | G6-4-3 | | 4 | 0 | 1 | 1 | 0 | 0 | 0 | Cincinnati Reds @ San Francisco Giants Candlestick Park, San Francisco, CA Sun May 23 1993, 6:33 AM EDT Att: 54,904 - Sunny - 68 F | |
| Roberto Kelly, R (1,8) OBP: 0.343, SLG: 0.462 | G4-3 | | G6-3 | | | K | | G6-4-3 | | 4 | 0 | 0 | 0 | 0 | 1 | 2 | | |
| Barry Larkin, R (1,6) OBP: 0.386, SLG: 0.394 | G1-3 | | | | F9 | L9 | | | F9 | 4 | 0 | 0 | 0 | 0 | 0 | | | |
| Kevin Mitchell, R (1,7) OBP: 0.389, SLG: 0.579 | | P3 | | | P3 | | | | P8 | 4 | 0 | 0 | 0 | 0 | 0 | | | |
| Chris Sabo, R (1,5) OBP: 0.283, SLG: 0.406 | | 1B SF9 1B | | | G6-3 | | | | P4 | 4 | 1 | 1 | 0 | 0 | 0 | | | |
| Randy Milligan, R (1,3) OBP: 0.380, SLG: 0.346 | | | | | P3 | | | | | 3 | 0 | 1 | 0 | 0 | 0 | | | |
| Reggie Sanders, R (1,9) OBP: 0.343, SLG: 0.444 | | | | | F7 | | | SH2-4 1B | | 2 | 1 | 1 | 1 | 0 | 0 | | | |
| Dan Wilson, R (1,2) OBP: 0.456, SLG: 0.400 | | | | | G4-3 | | | SH2-4 | | 2 | 0 | 1 | 0 | 0 | 0 | | | |
| John Smiley, L (1,1) OBP: 0.214, SLG: 0.250 (8, PH) | | | | | | P6 | | | | 2 | 0 | 0 | 0 | 0 | 1 | | | |
| Cecil Espy, S (8, PH) OBP: 0.369, SLG: 0.233 (8, PR) | | | | | | | | | | 0 | 0 | 0 | 0 | 1 | 0 | | | |
| Bip Roberts, S (8, PR) OBP: 0.335, SLG: 0.266 (8, 1) | | | | | | | | | | 0 | 0 | 0 | 0 | 0 | 0 | | | |
| Bill Landrum, R (8, 1) | | | | | | | | | | 0 | 0 | 0 | 0 | 0 | 0 | | | |
| Greg Cadaret, L (9, 1) | | | | | | | | | | 0 | 0 | 0 | 0 | 0 | 0 | | | |
| Inning Stats | R: 0 H: 0 E: 0 LOB: 0 K: 0 BB: 0 S: 7 P: 12 | R: 1 H: 2 E: 0 LOB: 1 K: 0 BB: 0 S: 8 P: 11 | R: 0 H: 0 E: 0 LOB: 0 K: 1 BB: 0 S: 7 P: 12 | R: 0 H: 0 E: 0 LOB: 0 K: 0 BB: 0 S: 3 P: 4 | R: 0 H: 1 E: 0 LOB: 1 K: 0 BB: 0 S: 7 P: 10 | R: 0 H: 0 E: 0 LOB: 0 K: 1 BB: 0 S: 5 P: 8 | R: 0 H: 0 E: 0 LOB: 0 K: 0 BB: 0 S: 5 P: 7 | R: 1 H: 2 E: 0 LOB: 2 K: 0 BB: 1 S: 9 P: 16 | R: 0 H: 0 E: 0 LOB: 0 K: 0 BB: 0 S: 13 P: 18 | 1B: 5 SF: 1 2B: 0 SAC: 1 3B: 0 DP: 1 HR: 0 HBP: 0 | WP: 0 PA: 32 PB: 1 SB: 0 CS: 0 | | | | | | | |
| PITCHER | IP WLS BF H R ER SO BB IBB HBP BLK WP HR S P ERA WHIP | | | | | | | | | | | | | | | | | |
| John Burkett, R (1, 1) ERA: 2.64 | 8.0 | 29 | 5 | 2 | 2 | 2 | 1 | 0 | 0 | 0 | 0 | 0 | 0 | 0 | 51 | 80 | 2.25 | 0.750 |
| Michael Jackson, R (9, 1) ERA: 1.82 | 1.0 | W 3 | 0 | 0 | 0 | 0 | 0 | 0 | 0 | 0 | 0 | 0 | 0 | 13 | 18 | 0.00 | 0.000 | |

| Batter | 1 | 2 | 3 | 4 | 5 | 6 | 7 | 8 | 9 | AB | R | H | RBI | BB | SO | LOB | BOTTOM | |
|--|---|--|--|---|---|---|--|--|--|--|---|---|-----|----|----|------|--|-------|
| Darren Lewis, R (1,8) OBP: 0.301, SLG: 0.407 | G3-1 S 1B | | FC5-4 | | | B2 | | G5-3 | | 4 | 0 | 1 | 0 | 0 | 0 | 1 | Cincinnati Reds @ San Francisco Giants Candlestick Park, San Francisco, CA Sun May 23 1993, 6:33 AM EDT Att: 54,904 - Sunny - 68 F | |
| Robby Thompson, R (1,4) OBP: 0.315, SLG: 0.378 | L4 | | G6-3 | | | F8 | | | BB SH5-4 1B | 4 | 1 | 1 | 0 | 0 | 2 | | | |
| Will Clark, L (1,3) OBP: 0.316, SLG: 0.299 | G3-1 | | | | F8 | | | | SH5-4 | 3 | 0 | 0 | 0 | 0 | 1 | | | |
| Matt Williams, R (1,5) OBP: 0.374, SLG: 0.634 | L7 | | | | K | | | | BB BB IBB | 3 | 1 | 1 | 1 | 1 | 1 | | | |
| Barry Bonds, L (1,7) OBP: 0.529, SLG: 0.769 | | L3 | | | | HR | | | BB BB | 3 | 1 | 1 | 1 | 1 | 0 | | | |
| Mark Carreon, R (1,9) OBP: 0.483, SLG: 0.609 | | P9 | | | | P3 | | | BB | 3 | 0 | 0 | 0 | 0 | 0 | | | |
| Michael Jackson, R (9, 1) | | | | | P2 | | | | | 0 | 0 | 0 | 0 | 0 | 0 | | | |
| Todd Benzinger, S (9, PH) OBP: 0.171, SLG: 0.188 | | | | | | L8 | | | | 0 | 0 | 0 | 1 | 1 | 0 | | | |
| Royce Clayton, R (1,6) OBP: 0.331, SLG: 0.377 | | | | | | | | | | 3 | 0 | 0 | 0 | 0 | 1 | | | |
| Kirt Manwaring, R (1,2) OBP: 0.377, SLG: 0.398 | | | | | | | | | | 3 | 0 | 1 | 0 | 0 | 0 | | | |
| John Burkett, R (1, 1) OBP: 0.167, SLG: 0.130 | | | | | | | | | | 1 | 0 | 0 | 0 | 1 | 0 | | | |
| Willie McGee, S (8, PH) OBP: 0.346, SLG: 0.354 (9, 9) | | | | | | | | | | 1 | 0 | 0 | 0 | 0 | 0 | | | |
| Inning Stats | R: 0 H: 1 E: 0 LOB: 1 K: 0 BB: 0 S: 11 P: 17 | R: 0 H: 0 E: 0 LOB: 0 K: 0 BB: 0 S: 9 P: 14 | R: 0 H: 0 E: 0 LOB: 1 K: 0 BB: 1 S: 7 P: 13 | R: 1 H: 1 E: 0 LOB: 0 K: 1 BB: 0 S: 11 P: 19 | R: 0 H: 1 E: 0 LOB: 0 K: 0 BB: 0 S: 5 P: 7 | R: 0 H: 0 E: 0 LOB: 0 K: 1 BB: 0 S: 5 P: 6 | R: 1 H: 1 E: 0 LOB: 0 K: 1 BB: 0 S: 9 P: 13 | R: 0 H: 0 E: 0 LOB: 0 K: 0 BB: 0 S: 7 P: 10 | R: 1 H: 1 E: 0 LOB: 3 K: 0 BB: 3 S: 5 P: 18 | 1B: 3 SF: 0 2B: 0 SAC: 1 3B: 0 DP: 1 HR: 2 HBP: 0 | WP: 0 PA: 33 PB: 0 SB: 2 CS: 0 | | | | | | | |
| PITCHER | IP WLS BF H R ER SO BB IBB HBP BLK WP HR S P ERA WHIP | | | | | | | | | | | | | | | | | |
| John Smiley, L (1, 1) ERA: 5.69 | 7.0 | 25 | 4 | 2 | 2 | 3 | 1 | 0 | 0 | 0 | 0 | 0 | 0 | 0 | 10 | 14 | 9.00 | 1.000 |
| Bill Landrum, R (8, 1) ERA: 1.53 | 1.0 | L 4 | 1 | 1 | 1 | 0 | 0 | 0 | 0 | 0 | 0 | 0 | 0 | 2 | 14 | 0.00 | 6.000 | |
| Greg Cadaret, L (9, 1) ERA: 1.72 | 0.1 | 4 | 0 | 0 | 0 | 0 | 2 | 1 | 0 | 0 | 0 | 0 | 0 | 2 | 14 | 0.00 | 6.000 | |




| Batter | 1 | 2 | 3 | 4 | 5 | 6 | 7 | 8 | 9 | AB | R | H | RBI | BB | SO | LOB | TOP | | | | | | | | | | | | | | | | | | | | | | | | | | | | | | | | | | | | | | | | | | | | | | | | | | | | | | | | | | | | | | | | | | | | | | | | | | | | | | | | | |
|--|--|---|---|---|--|---|---|---|--|---|---|---|--|---|---|---|--|---|--|---|--|---|---|---|--|---|---|---|--|---|---|---|--|---|---|---|--|---|---|---|--|---|---|---|--|---|---|---|--|---|---|---|--|---|---|---|--|---|---|---|--|---|---|---|--|---|---|---|--|---|---|---|--|---|---|---|--|---|---|---|--|---|---|---|--|---|---|---|--|---|---|---|--|---|---|---|--|--|
| Otis Nixon, S <small>OBP: 0.352, SLG: 0.278</small> (1, 8) | | | | | | | | | | | 4 | 0 | 2 | 2 | 1 | 1 | 1 | Atlanta Braves @ Cincinnati Reds Riverfront Stadium, Cincinnati, OH Tue May 25 1993, 7:05 PM EDT Att: 28,229 - Unknown - 63 F | | | | | | | | | | | | | | | | | | | | | | | | | | | | | | | | | | | | | | | | | | | | | | | | | | | | | | | | | | | | | | | | | | | | | | | | | | | | | | | | |
| Jeff Blausler, R <small>OBP: 0.451, SLG: 0.474</small> (1, 6) | | | | | | | | | | 3 | 0 | 2 | 1 | 2 | 0 | 1 | AB 35 R 5 H 12 RBI 5 BB 4 SO 5 LOB 13 | | | | | | | | | | | | | | | | | | | | | | | | | | | | | | | | | | | | | | | | | | | | | | | | | | | | | | | | | | | | | | | | | | | | | | | | | | | | | | | | | |
| Rafael Belliard, R <small>OBP: 0.286, SLG: 0.263</small> (9, 6) | | | | | | | | | | 0 | 0 | 0 | 0 | 0 | 0 | 0 | | | | | | | | | | | | | | | | | | | | | | | | | | | | | | | | | | | | | | | | | | | | | | | | | | | | | | | | | | | | | | | | | | | | | | | | | | | | | | | | | | |
| Terry Pendleton, S <small>OBP: 0.259, SLG: 0.291</small> (1, 5) | | | | | | | | | | 4 | 0 | 2 | 1 | 0 | 0 | 4 | | | | | | | | | | | | | | | | | | | | | | | | | | | | | | | | | | | | | | | | | | | | | | | | | | | | | | | | | | | | | | | | | | | | | | | | | | | | | | | | | | |
| Ron Gant, R <small>OBP: 0.335, SLG: 0.444</small> (1, 7) | | | | | | | | | | | 4 | 0 | 0 | 0 | 1 | 1 | | | 4 | | | | | | | | | | | | | | | | | | | | | | | | | | | | | | | | | | | | | | | | | | | | | | | | | | | | | | | | | | | | | | | | | | | | | | | | | | | | | | | |
| David Justice, L <small>OBP: 0.304, SLG: 0.477</small> (1, 9) | | | | | | | | | | | 5 | 1 | 1 | 1 | 0 | 0 | | | 2 | | | | | | | | | | | | | | | | | | | | | | | | | | | | | | | | | | | | | | | | | | | | | | | | | | | | | | | | | | | | | | | | | | | | | | | | | | | | | | | |
| Brian Hunter, R <small>OBP: 0.250, SLG: 0.333</small> (1, 3) | | | | | | | | | | | 5 | 0 | 1 | 0 | 0 | 0 | | | 0 | | | | | | | | | | | | | | | | | | | | | | | | | | | | | | | | | | | | | | | | | | | | | | | | | | | | | | | | | | | | | | | | | | | | | | | | | | | | | | | |
| Greg Olson, R <small>OBP: 0.245</small> (1, 2) | | | | | | | | | | | | | | | | | | | AB 35 R 5 H 12 RBI 5 BB 4 SO 5 LOB 13 | | | | | | | | | | | | | | | | | | | | | | | | | | | | | | | | | | | | | | | | | | | | | | | | | | | | | | | | | | | | | | | | | | | | | | | | | | | | | | | |
| Bill Pecota, R <small>OBP: 0.300, SLG: 0.350</small> (7, PR) | | | | | | | | | | 3 | 0 | 1 | 0 | 0 | 0 | 1 | | | | | | | | | | | | | | | | | | | | | | | | | | | | | | | | | | | | | | | | | | | | | | | | | | | | | | | | | | | | | | | | | | | | | | | | | | | | | | | | | | |
| Damon Berryhill, S <small>OBP: 0.260, SLG: 0.382</small> (7, 2) | | | | | | | | | | 0 | 1 | 0 | 0 | 0 | 0 | 1 | | | | | | | | | | | | | | | | | | | | | | | | | | | | | | | | | | | | | | | | | | | | | | | | | | | | | | | | | | | | | | | | | | | | | | | | | | | | | | | | | | |
| Mark Lemke, S <small>OBP: 0.375, SLG: 0.449</small> (1, 4) | | | | | | | | | | 3 | 2 | 1 | 0 | 0 | 1 | 0 | | | | | | | | | | | | | | | | | | | | | | | | | | | | | | | | | | | | | | | | | | | | | | | | | | | | | | | | | | | | | | | | | | | | | | | | | | | | | | | | | | |
| Tom Glavine, L <small>OBP: 0.269, SLG: 0.174</small> (1, 1) | | | | | | | | | | | | | | | | | | | | | | | | | | | | | | | | | | | | | | | | | | | | | | | | | | | | | | | | | | | | | | | | | | | | | | | | | | | | | | | | | | | | | | | | | | | | | | | | | | |
| Deion Sanders, L <small>OBP: 0.282, SLG: 0.474</small> (8, PH) | | | | | | | | | | 2 | 0 | 1 | 0 | 0 | 1 | 0 | | | | | | | | | | | | | | | | | | | | | | | | | | | | | | | | | | | | | | | | | | | | | | | | | | | | | | | | | | | | | | | | | | | | | | | | | | | | | | | | | | |
| Greg McMichael, R <small>OBP: 0.260, SLG: 0.382</small> (8, 1) | | | | | | | | | | | | | | | | | | | | | | | | | | | | | | | | | | | | | | | | | | | | | | | | | | | | | | | | | | | | | | | | | | | | | | | | | | | | | | | | | | | | | | | | | | | | | | | | | | |
| Inning Stats | R: 0 H: 2 E: 0 K: 0 S: 18 | WLS: 2 BF: 31 LOB: 2 BB: 1 P: 31 | R: 0 H: 0 E: 0 K: 1 S: 10 | R: 0 H: 0 E: 0 K: 3 S: 14 | R: 0 H: 2 E: 0 K: 3 S: 14 | R: 0 H: 0 E: 0 K: 0 S: 5 | R: 0 H: 1 E: 0 K: 0 S: 5 | R: 0 H: 1 E: 0 K: 0 S: 6 | R: 0 H: 0 E: 0 K: 0 S: 6 | R: 2 H: 1 E: 1 K: 0 S: 13 | R: 3 H: 5 E: 0 K: 1 S: 19 | R: 0 H: 0 E: 0 K: 0 S: 8 | R: 0 H: 0 E: 0 K: 0 S: 8 | R: 0 H: 0 E: 0 K: 0 S: 8 | R: 0 H: 0 E: 0 K: 0 S: 8 | R: 0 H: 0 E: 0 K: 0 S: 8 | 1B: 9 2B: 2 3B: 0 HR: 1 | SF: 1 SAC: 2 DP: 1 HBP: 0 | WP: 1 PA: 42 FB: 0 SB: 0 CS: 1 | | | | | | | | | | | | | | | | | | | | | | | | | | | | | | | | | | | | | | | | | | | | | | | | | | | | | | | | | | | | | | | | | | | | | | | | | | | | | | | |
| PITCHER | IP: 5.0 WLS: 2 BF: 21 H: 6 R: 0 ER: 0 SO: 4 ERA: 6.17 | IP: 2.0 WLS: 10 BF: 10 H: 1 R: 2 ER: 0 SO: 1 ERA: 0.84 | IP: 0.2 WLS: 7 BF: 5 H: 3 R: 3 ER: 1 SO: 1 ERA: 5.59 | IP: 1.1 WLS: 4 BF: 0 H: 0 R: 0 ER: 0 SO: 0 ERA: 4.11 | IP: 5.0 WLS: 21 BF: 6 H: 0 R: 0 ER: 0 SO: 4 ERA: 6.17 | IP: 2.0 WLS: 10 BF: 10 H: 1 R: 2 ER: 0 SO: 1 ERA: 0.84 | IP: 0.2 WLS: 7 BF: 5 H: 3 R: 3 ER: 1 SO: 1 ERA: 5.59 | IP: 1.1 WLS: 4 BF: 0 H: 0 R: 0 ER: 0 SO: 0 ERA: 4.11 | IP: 5.0 WLS: 21 BF: 6 H: 0 R: 0 ER: 0 SO: 4 ERA: 6.17 | IP: 2.0 WLS: 10 BF: 10 H: 1 R: 2 ER: 0 SO: 1 ERA: 0.84 | IP: 0.2 WLS: 7 BF: 5 H: 3 R: 3 ER: 1 SO: 1 ERA: 5.59 | IP: 1.1 WLS: 4 BF: 0 H: 0 R: 0 ER: 0 SO: 0 ERA: 4.11 | IP: 5.0 WLS: 21 BF: 6 H: 0 R: 0 ER: 0 SO: 4 ERA: 6.17 | IP: 2.0 WLS: 10 BF: 10 H: 1 R: 2 ER: 0 SO: 1 ERA: 0.84 | IP: 0.2 WLS: 7 BF: 5 H: 3 R: 3 ER: 1 SO: 1 ERA: 5.59 | IP: 1.1 WLS: 4 BF: 0 H: 0 R: 0 ER: 0 SO: 0 ERA: 4.11 | IP: 5.0 WLS: 21 BF: 6 H: 0 R: 0 ER: 0 SO: 4 ERA: 6.17 | IP: 2.0 WLS: 10 BF: 10 H: 1 R: 2 ER: 0 SO: 1 ERA: 0.84 | IP: 0.2 WLS: 7 BF: 5 H: 3 R: 3 ER: 1 SO: 1 ERA: 5.59 | IP: 1.1 WLS: 4 BF: 0 H: 0 R: 0 ER: 0 SO: 0 ERA: 4.11 | IP: 5.0 WLS: 21 BF: 6 H: 0 R: 0 ER: 0 SO: 4 ERA: 6.17 | IP: 2.0 WLS: 10 BF: 10 H: 1 R: 2 ER: 0 SO: 1 ERA: 0.84 | IP: 0.2 WLS: 7 BF: 5 H: 3 R: 3 ER: 1 SO: 1 ERA: 5.59 | IP: 1.1 WLS: 4 BF: 0 H: 0 R: 0 ER: 0 SO: 0 ERA: 4.11 | IP: 5.0 WLS: 21 BF: 6 H: 0 R: 0 ER: 0 SO: 4 ERA: 6.17 | IP: 2.0 WLS: 10 BF: 10 H: 1 R: 2 ER: 0 SO: 1 ERA: 0.84 | IP: 0.2 WLS: 7 BF: 5 H: 3 R: 3 ER: 1 SO: 1 ERA: 5.59 | IP: 1.1 WLS: 4 BF: 0 H: 0 R: 0 ER: 0 SO: 0 ERA: 4.11 | IP: 5.0 WLS: 21 BF: 6 H: 0 R: 0 ER: 0 SO: 4 ERA: 6.17 | IP: 2.0 WLS: 10 BF: 10 H: 1 R: 2 ER: 0 SO: 1 ERA: 0.84 | IP: 0.2 WLS: 7 BF: 5 H: 3 R: 3 ER: 1 SO: 1 ERA: 5.59 | IP: 1.1 WLS: 4 BF: 0 H: 0 R: 0 ER: 0 SO: 0 ERA: 4.11 | IP: 5.0 WLS: 21 BF: 6 H: 0 R: 0 ER: 0 SO: 4 ERA: 6.17 | IP: 2.0 WLS: 10 BF: 10 H: 1 R: 2 ER: 0 SO: 1 ERA: 0.84 | IP: 0.2 WLS: 7 BF: 5 H: 3 R: 3 ER: 1 SO: 1 ERA: 5.59 | IP: 1.1 WLS: 4 BF: 0 H: 0 R: 0 ER: 0 SO: 0 ERA: 4.11 | IP: 5.0 WLS: 21 BF: 6 H: 0 R: 0 ER: 0 SO: 4 ERA: 6.17 | IP: 2.0 WLS: 10 BF: 10 H: 1 R: 2 ER: 0 SO: 1 ERA: 0.84 | IP: 0.2 WLS: 7 BF: 5 H: 3 R: 3 ER: 1 SO: 1 ERA: 5.59 | IP: 1.1 WLS: 4 BF: 0 H: 0 R: 0 ER: 0 SO: 0 ERA: 4.11 | IP: 5.0 WLS: 21 BF: 6 H: 0 R: 0 ER: 0 SO: 4 ERA: 6.17 | IP: 2.0 WLS: 10 BF: 10 H: 1 R: 2 ER: 0 SO: 1 ERA: 0.84 | IP: 0.2 WLS: 7 BF: 5 H: 3 R: 3 ER: 1 SO: 1 ERA: 5.59 | IP: 1.1 WLS: 4 BF: 0 H: 0 R: 0 ER: 0 SO: 0 ERA: 4.11 | IP: 5.0 WLS: 21 BF: 6 H: 0 R: 0 ER: 0 SO: 4 ERA: 6.17 | IP: 2.0 WLS: 10 BF: 10 H: 1 R: 2 ER: 0 SO: 1 ERA: 0.84 | IP: 0.2 WLS: 7 BF: 5 H: 3 R: 3 ER: 1 SO: 1 ERA: 5.59 | IP: 1.1 WLS: 4 BF: 0 H: 0 R: 0 ER: 0 SO: 0 ERA: 4.11 | IP: 5.0 WLS: 21 BF: 6 H: 0 R: 0 ER: 0 SO: 4 ERA: 6.17 | IP: 2.0 WLS: 10 BF: 10 H: 1 R: 2 ER: 0 SO: 1 ERA: 0.84 | IP: 0.2 WLS: 7 BF: 5 H: 3 R: 3 ER: 1 SO: 1 ERA: 5.59 | IP: 1.1 WLS: 4 BF: 0 H: 0 R: 0 ER: 0 SO: 0 ERA: 4.11 | IP: 5.0 WLS: 21 BF: 6 H: 0 R: 0 ER: 0 SO: 4 ERA: 6.17 | IP: 2.0 WLS: 10 BF: 10 H: 1 R: 2 ER: 0 SO: 1 ERA: 0.84 | IP: 0.2 WLS: 7 BF: 5 H: 3 R: 3 ER: 1 SO: 1 ERA: 5.59 | IP: 1.1 WLS: 4 BF: 0 H: 0 R: 0 ER: 0 SO: 0 ERA: 4.11 | IP: 5.0 WLS: 21 BF: 6 H: 0 R: 0 ER: 0 SO: 4 ERA: 6.17 | IP: 2.0 WLS: 10 BF: 10 H: 1 R: 2 ER: 0 SO: 1 ERA: 0.84 | IP: 0.2 WLS: 7 BF: 5 H: 3 R: 3 ER: 1 SO: 1 ERA: 5.59 | IP: 1.1 WLS: 4 BF: 0 H: 0 R: 0 ER: 0 SO: 0 ERA: 4.11 | IP: 5.0 WLS: 21 BF: 6 H: 0 R: 0 ER: 0 SO: 4 ERA: 6.17 | IP: 2.0 WLS: 10 BF: 10 H: 1 R: 2 ER: 0 SO: 1 ERA: 0.84 | IP: 0.2 WLS: 7 BF: 5 H: 3 R: 3 ER: 1 SO: 1 ERA: 5.59 | IP: 1.1 WLS: 4 BF: 0 H: 0 R: 0 ER: 0 SO: 0 ERA: 4.11 | IP: 5.0 WLS: 21 BF: 6 H: 0 R: 0 ER: 0 SO: 4 ERA: 6.17 | IP: 2.0 WLS: 10 BF: 10 H: 1 R: 2 ER: 0 SO: 1 ERA: 0.84 | IP: 0.2 WLS: 7 BF: 5 H: 3 R: 3 ER: 1 SO: 1 ERA: 5.59 | IP: 1.1 WLS: 4 BF: 0 H: 0 R: 0 ER: 0 SO: 0 ERA: 4.11 | IP: 5.0 WLS: 21 BF: 6 H: 0 R: 0 ER: 0 SO: 4 ERA: 6.17 | IP: 2.0 WLS: 10 BF: 10 H: 1 R: 2 ER: 0 SO: 1 ERA: 0.84 | IP: 0.2 WLS: 7 BF: 5 H: 3 R: 3 ER: 1 SO: 1 ERA: 5.59 | IP: 1.1 WLS: 4 BF: 0 H: 0 R: 0 ER: 0 SO: 0 ERA: 4.11 | IP: 5.0 WLS: 21 BF: 6 H: 0 R: 0 ER: 0 SO: 4 ERA: 6.17 | IP: 2.0 WLS: 10 BF: 10 H: 1 R: 2 ER: 0 SO: 1 ERA: 0.84 | IP: 0.2 WLS: 7 BF: 5 H: 3 R: 3 ER: 1 SO: 1 ERA: 5.59 | IP: 1.1 WLS: 4 BF: 0 H: 0 R: 0 ER: 0 SO: 0 ERA: 4.11 | IP: 5.0 WLS: 21 BF: 6 H: 0 R: 0 ER: 0 SO: 4 ERA: 6.17 | IP: 2.0 WLS: 10 BF: 10 H: 1 R: 2 ER: 0 SO: 1 ERA: 0.84 | IP: 0.2 WLS: 7 BF: 5 H: 3 R: 3 ER: 1 SO: 1 ERA: 5.59 | IP: 1.1 WLS: 4 BF: 0 H: 0 R: 0 ER: 0 SO: 0 ERA: 4.11 | IP: 5.0 WLS: 21 BF: 6 H: 0 R: 0 ER: 0 SO: 4 ERA: 6.17 | IP: 2.0 WLS: 10 BF: 10 H: 1 R: 2 ER: 0 SO: 1 ERA: 0.84 | IP: 0.2 WLS: 7 BF: 5 H: 3 R: 3 ER: 1 SO: 1 ERA: 5.59 | IP: 1.1 WLS: 4 BF: 0 H: 0 R: 0 ER: 0 SO: 0 ERA: 4.11 | IP: 5.0 WLS: 21 BF: 6 H: 0 R: 0 ER: 0 SO: 4 ERA: 6.17 | IP: 2.0 WLS: 10 BF: 10 H: 1 R: 2 ER: 0 SO: 1 ERA: 0.84 | IP: 0.2 WLS: 7 BF: 5 H: 3 R: 3 ER: 1 SO: 1 ERA: 5.59 | IP: 1.1 WLS: 4 BF: 0 H: 0 R: 0 ER: 0 SO: 0 ERA: 4.11 | IP: 5.0 WLS: 21 BF: 6 H: 0 R: 0 ER: 0 SO: 4 ERA: 6.17 | IP: 2.0 WLS: 10 BF: 10 H: 1 R: 2 ER: 0 SO: 1 ERA: 0.84 | IP: 0.2 WLS: 7 BF: 5 H: 3 R: 3 ER: 1 SO: 1 ERA: 5.59 | IP: 1.1 WLS: 4 BF: 0 H: 0 R: 0 ER: 0 SO: 0 ERA: 4.11 | IP: 5.0 WLS: 21 BF: 6 H: 0 R: 0 ER: 0 SO: 4 ERA: 6.17 | IP: 2.0 WLS: 10 BF: 10 H: 1 R: 2 ER: 0 SO: 1 ERA: 0.84 | IP: 0.2 WLS: 7 BF: 5 H: 3 R: 3 ER: 1 SO: 1 ERA: 5.59 | IP: 1.1 WLS: 4 BF: 0 H: 0 R: 0 ER: 0 SO: 0 ERA: 4.11 | IP: 5.0 WLS: 21 BF: 6 H: 0 R: 0 ER: 0 SO: 4 ERA: 6.17 | IP: 2.0 WLS: 10 BF: 10 H: 1 R: 2 |

| Batter | 1 | 2 | 3 | 4 | 5 | 6 | 7 | 8 | 9 | AB | R | H | RBI | BB | SO | LOB | TOP |
|--|---|--|--|--|--|--|--|--|--|----------------------------------|------------------------------------|--|-----|----|----|-----|-----|
| Otis Nixon, S <small>OBP: 0.350, SLG: 0.273</small> (1, 8) | | | | | | | | | | 3 | 0 | 0 | 0 | 1 | 1 | 0 | |
| Deion Sanders, L <small>OBP: 0.302, SLG: 0.488</small> (1, 7) | | | | | | | | | | 3 | 0 | 1 | 0 | 0 | 1 | 1 | |
| Jeff Blausler, R <small>OBP: 0.442, SLG: 0.463</small> (1, 6) | | | | | | | | | | 4 | 0 | 0 | 0 | 0 | 2 | 2 | |
| David Justice, L <small>OBP: 0.299, SLG: 0.469</small> (1, 9) | | | | | | | | | | 3 | 0 | 0 | 0 | 0 | 0 | 1 | |
| Terry Pendleton, S <small>OBP: 0.255, SLG: 0.286</small> Bill Pecota, R <small>OBP: 0.300, SLG: 0.350</small> (7, 5) | | | | | | | | | | 3 | 0 | 0 | 0 | 0 | 0 | 1 | |
| Sid Bream, L <small>OBP: 0.345, SLG: 0.380</small> (1, 3) | | | | | | | | | | 1 | 0 | 0 | 0 | 2 | 0 | 0 | |
| Damon Berryhill, S <small>OBP: 0.250, SLG: 0.366</small> (1, 2) | | | | | | | | | | 3 | 0 | 0 | 0 | 0 | 2 | 2 | |
| Mark Lemke, S <small>OBP: 0.368, SLG: 0.439</small> (1, 4) | | | | | | | | | | 3 | 0 | 0 | 0 | 0 | 2 | 1 | |
| Greg Maddux, R <small>OBP: 0.286, SLG: 0.296</small> Marvin Freeman, R <small>OBP: 0.326, SLG: 0.436</small> Francisco Cabrera, R <small>OBP: 0.336, SLG: 0.436</small> Jay Howell, R <small>OBP: 0.335, SLG: 0.430</small> (8, 1) | | | | | | | | | | 2 | 0 | 0 | 0 | 0 | 2 | 0 | |
| Inning Stats | R: 0 H: 1 E: 0 LOB: 0 K: 2 S: 7 | R: 0 H: 0 E: 0 LOB: 1 K: 1 S: 5 | R: 0 H: 0 E: 0 LOB: 0 K: 2 S: 7 | R: 0 H: 0 E: 0 LOB: 0 K: 2 S: 7 | R: 0 H: 0 E: 0 LOB: 0 K: 1 S: 5 | R: 0 H: 0 E: 0 LOB: 0 K: 2 S: 7 | R: 0 H: 0 E: 0 LOB: 1 K: 0 S: 3 | R: 0 H: 0 E: 0 LOB: 1 K: 0 S: 2 | R: 0 H: 0 E: 0 LOB: 0 K: 0 S: 2 | 1B: 0 2B: 1 3B: 0 HR: 0 | SF: 0 SAC: 0 DP: 1 HBP: 1 | WP: 1 PA: 30 FB: 0 SB: 1 CS: 1 | | | | | |
| PITCHER Tim Belcher, R <small>ERA: 3.83</small> (1, 1) | IP: 9.0 WLS: W BF: 30 H: 1 R: 0 ER: 0 SO: 10 BB: 3 IBB: 0 HBP: 1 BLK: 0 WP: 1 HR: 0 S: 46 P: 59 ERA: 0.00 WHIP: 0.444 | | | | | | | | | | | | | | | | |

Atlanta Braves @ Cincinnati Reds
 Riverfront Stadium, Cincinnati, OH
 Wed May 26 1993, 7:05 PM EDT
 Att: 29,611 - Unknown - 75 F


AB 26
 R 0
 H 1
 RBI 0
 BB 3
 SO 10
 LOB 9



| Batter | 1 | 2 | 3 | 4 | 5 | 6 | 7 | 8 | 9 | AB | R | H | RBI | BB | SO | LOB | BOTTOM |
|--|--|--|--|--|--|--|--|--|--|----------------------------------|------------------------------------|--|-----|----|----|-----|--------|
| Roberto Kelly, R <small>OBP: 0.337, SLG: 0.450</small> (1, 8) | | | | | | | | | | 4 | 1 | 2 | 0 | 0 | 1 | 1 | |
| Big Roberts, S <small>OBP: 0.329, SLG: 0.257</small> (1, 4) | | | | | | | | | | 4 | 1 | 1 | 0 | 0 | 1 | 2 | |
| Barry Larkin, R <small>OBP: 0.381, SLG: 0.393</small> (1, 6) | | | | | | | | | | 4 | 1 | 1 | 0 | 0 | 0 | 4 | |
| Kevin Mitchell, R <small>OBP: 0.377, SLG: 0.555</small> Jacob Brumfield, R <small>OBP: 0.333, SLG: 0.200</small> (9, 7) | | | | | | | | | | 3 | 0 | 0 | 1 | 0 | 0 | 3 | |
| Chris Sabo, R <small>OBP: 0.283, SLG: 0.418</small> (1, 5) | | | | | | | | | | 3 | 1 | 2 | 2 | 0 | 0 | 1 | |
| Randy Milligan, R <small>OBP: 0.382, SLG: 0.340</small> (1, 3) | | | | | | | | | | 2 | 0 | 0 | 0 | 1 | 2 | 1 | |
| Reggie Sanders, R <small>OBP: 0.335, SLG: 0.430</small> (1, 9) | | | | | | | | | | 3 | 0 | 0 | 0 | 0 | 1 | 1 | |
| Joe Oliver, R <small>OBP: 0.276, SLG: 0.365</small> (1, 2) | | | | | | | | | | 3 | 0 | 0 | 0 | 0 | 1 | 0 | |
| Tim Belcher, R <small>OBP: 0.118, SLG: 0.118</small> (1, 1) | | | | | | | | | | 3 | 0 | 1 | 0 | 0 | 2 | 0 | |
| Inning Stats | R: 0 H: 1 E: 0 LOB: 1 K: 0 S: 4 | R: 1 H: 1 E: 0 LOB: 0 K: 1 S: 5 | R: 2 H: 3 E: 1 LOB: 1 K: 0 S: 6 | R: 0 H: 0 E: 0 LOB: 0 K: 1 S: 5 | R: 0 H: 0 E: 0 LOB: 0 K: 3 S: 9 | R: 0 H: 2 E: 0 LOB: 0 K: 0 S: 6 | R: 0 H: 0 E: 0 LOB: 0 K: 2 S: 7 | R: 0 H: 0 E: 0 LOB: 0 K: 0 S: 3 | R: 0 H: 0 E: 0 LOB: 0 K: 0 S: 3 | 1B: 5 2B: 2 3B: 0 HR: 1 | SF: 0 SAC: 0 DP: 2 HBP: 0 | WP: 1 PA: 31 FB: 0 SB: 1 CS: 1 | | | | | |
| PITCHER Greg Maddux, R <small>ERA: 2.9</small> Marvin Freeman, R <small>ERA: 4.91</small> Jay Howell, R <small>ERA: 3.06</small> (8, 1) | IP: 6.0 WLS: L BF: 24 H: 7 R: 4 ER: 3 SO: 6 BB: 1 IBB: 0 HBP: 0 BLK: 0 WP: 0 HR: 1 S: 35 P: 39 ERA: 4.50 WHIP: 1.333 | | | | | | | | | | | | | | | | |

Atlanta Braves @ Cincinnati Reds
 Riverfront Stadium, Cincinnati, OH
 Wed May 26 1993, 7:05 PM EDT
 Att: 29,611 - Unknown - 75 F

AB 29
 R 4
 H 7
 RBI 3
 BB 1
 SO 8
 LOB 13



| Batter | 1 | 2 | 3 | 4 | 5 | 6 | 7 | 8 | 9 | AB | R | H | RBI | BB | SO | LOB | TOP | | | | | |
|---|-------------------------------|----------------------------------|-------------------------------|----------------------------------|------------------------------|----------------------------------|------------------------------|----------------------------------|-------------------------------|----------------------------------|-------------------------------|----------------------------------|------------------------------|---------------------------------|-------------------------------|----------------------------------|-------------------------------|----------------------------------|----------------------------------|------------------------------------|----------------------------------|--------|
| Otis Nixon, S <small>OBP: 0.341, SLG: 0.266</small> (1, 8) | G6-3 | | L7 | | | E6 | | G4-3 | G4-3 | 5 | 0 | 0 | 0 | 0 | 0 | 4 | | | | | | |
| Jeff Blausler, R <small>OBP: 0.439, SLG: 0.458</small> Rafael Belliard, R <small>OBP: 0.286, SLG: 0.263</small> (1, 6) (8, 6) | K | | | F9 | | G3 | | 1B | | 4 | 0 | 1 | 1 | 0 | 1 | 1 | | | | | | |
| Terry Pendleton, S <small>OBP: 0.250, SLG: 0.280</small> (1, 5) | K | | | F9 | | K | | G3 | | 4 | 0 | 0 | 0 | 0 | 2 | 2 | | | | | | |
| David Justice, L <small>OBP: 0.298, SLG: 0.461</small> (1, 9) | | G4-3 | | G6-3 | | G3 | | | 1B 2B HBP | 3 | 1 | 0 | 0 | 0 | 0 | 1 | | | | | | |
| Ron Gant, R <small>OBP: 0.344, SLG: 0.488</small> (1, 7) | | HR | | | | HR | | L7 | | 4 | 2 | 3 | 2 | 0 | 0 | 0 | | | | | | |
| Sid Bream, L <small>OBP: 0.336, SLG: 0.368</small> (1, 3) | G4-3 | | | G4-3 | | G4-3 | | P7 | P4 | 4 | 0 | 0 | 0 | 0 | 0 | 2 | | | | | | |
| Greg Olson, R <small>OBP: 0.290, SLG: 0.255</small> (1, 2) | K | | | | | 2B | | K | P7 | 4 | 0 | 1 | 0 | 0 | 2 | 2 | | | | | | |
| Mark Lemke, S <small>OBP: 0.377, SLG: 0.458</small> (1, 4) | | | | | | K | | 29 SH1-4 1B | 2B | 3 | 1 | 2 | 1 | 1 | 1 | 1 | | | | | | |
| 29 John Smoltz, R <small>OBP: 0.273, SLG: 0.286</small> Mike Stanton, L <small>OBP: 0.392, SLG: 0.488</small> Deion Sanders, L <small>OBP: 0.341, SLG: 0.436</small> Francisco Cabrera, R <small>OBP: 0.341, SLG: 0.436</small> Greg McMichael, R <small>OBP: 0.341, SLG: 0.436</small> (1, 1) (8, 1) (8, PH) (9, PH) (9, PH) (9, 1) | | | | | | G1-3 | | SH1-4 | BB | 2 | 0 | 0 | 0 | 0 | 1 | 2 | | | | | | |
| Inning Stats | R: 0 E: 0 K: 2 S: 11 | H: 0 LOB: 0 BB: 0 P: 17 | R: 1 E: 0 K: 1 S: 11 | H: 1 LOB: 0 BB: 0 P: 17 | R: 0 E: 0 K: 1 S: 7 | H: 0 LOB: 0 BB: 1 P: 15 | R: 0 E: 0 K: 0 S: 9 | H: 0 LOB: 0 BB: 0 P: 14 | R: 1 E: 0 K: 1 S: 11 | H: 2 LOB: 1 BB: 0 P: 19 | R: 0 E: 0 K: 1 S: 12 | H: 0 LOB: 0 BB: 0 P: 20 | R: 0 E: 0 K: 1 S: 7 | H: 0 LOB: 0 BB: 0 P: 7 | R: 1 E: 0 K: 0 S: 13 | H: 2 LOB: 1 BB: 0 P: 22 | R: 1 E: 0 K: 0 S: 15 | H: 2 LOB: 3 BB: 1 P: 28 | 1B: 2 2B: 3 3B: 0 HR: 2 | SF: 0 SAC: 1 DP: 0 HBP: 1 | WP: 0 PB: 0 SB: 0 CS: 1 | PA: 37 |
| PITCHER | IP | WLS | BF | H | R | ER | SO | BB | IBB | HBP | BLK | WP | HR | S | P | ERA | WHIP | | | | | |
| Jose Rijo, R <small>ERA: 2.85</small> Bill Landrum, R <small>ERA: 2.19</small> Jeff Reardon, R <small>ERA: 3.31</small> Greg Cadaret, L <small>ERA: 1.69</small> (1, 1) (8, 1) (9, 1) (9, 1) | 7.0 | | 25 | 3 | 2 | 2 | 7 | 1 | 0 | 0 | 0 | 0 | 2 | 68 | 109 | 2.57 | 0.571 | | | | | |

Atlanta Braves @ Cincinnati Reds
 Riverfront Stadium, Cincinnati, OH
 Thu May 27 1993, 7:05 PM EDT
 Att: 28,983 - Unknown - 79 F

AB 33
 R 4
 H 7
 RBI 4
 BB 2
 SO 7
 LOB 15

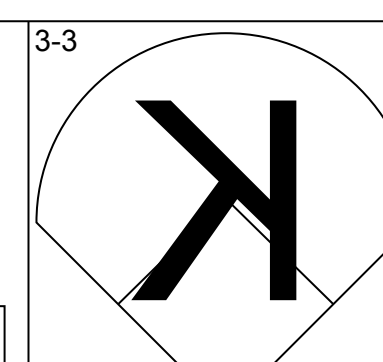
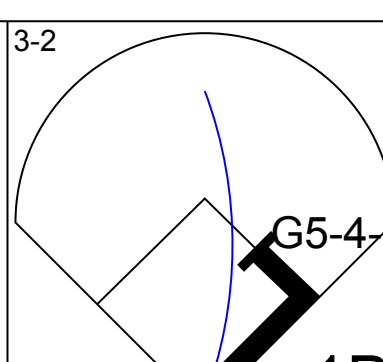
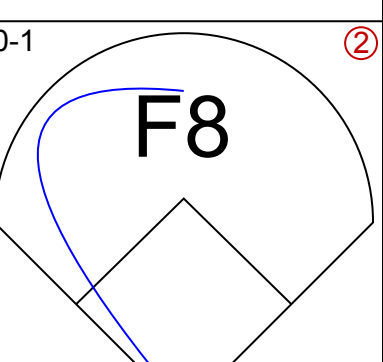
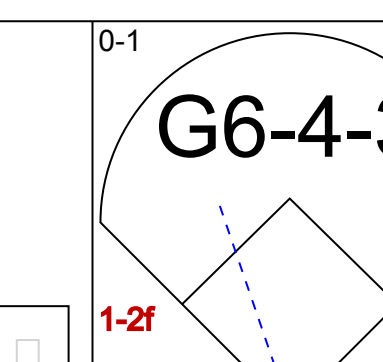
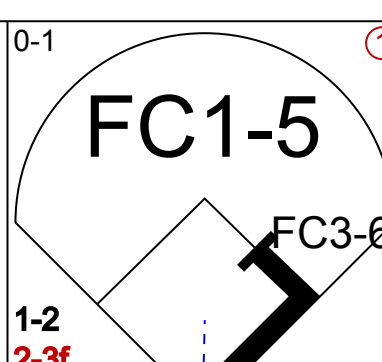
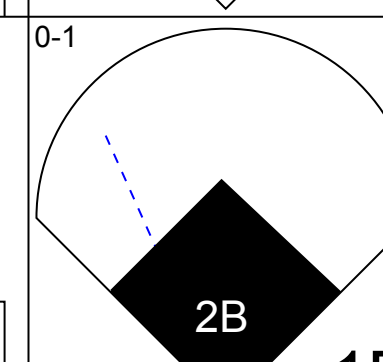
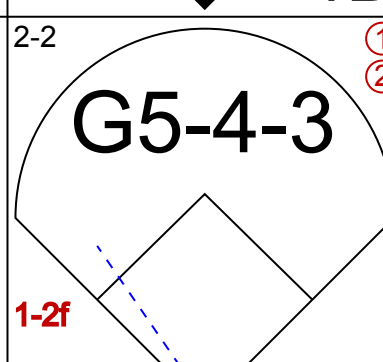
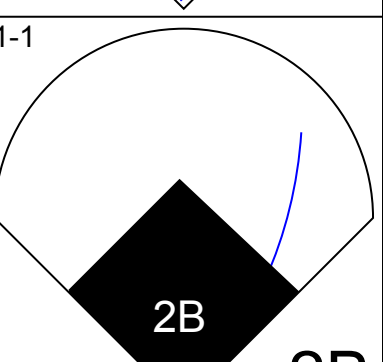
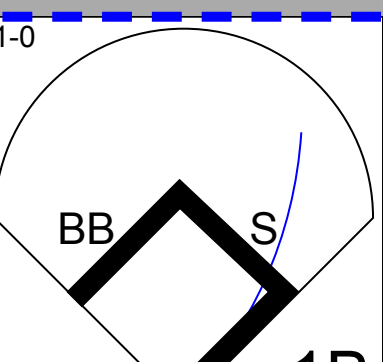
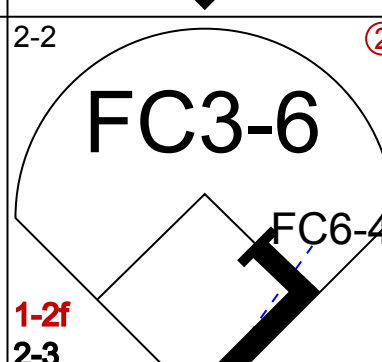
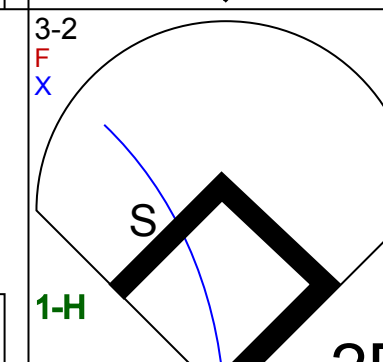
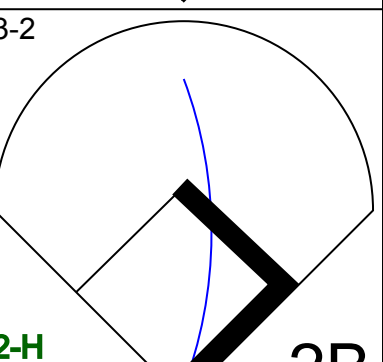
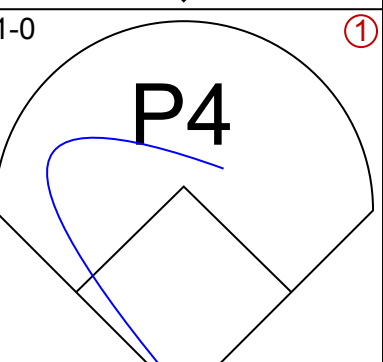
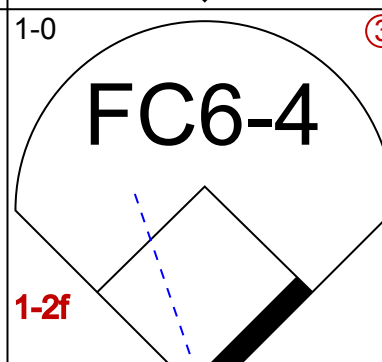
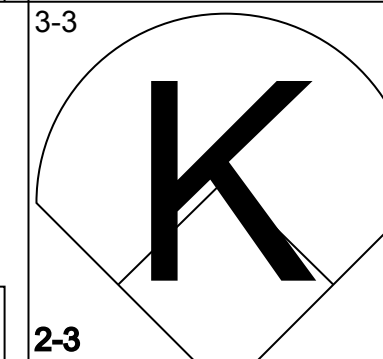
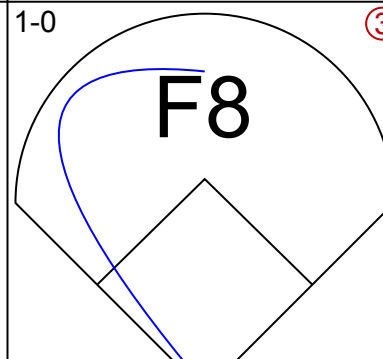
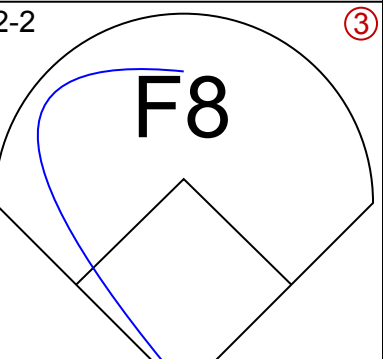
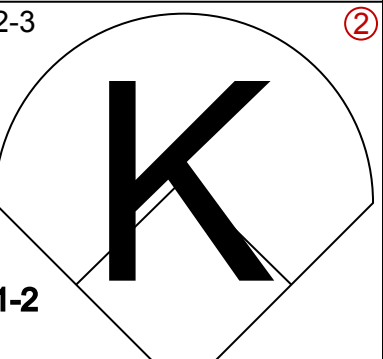
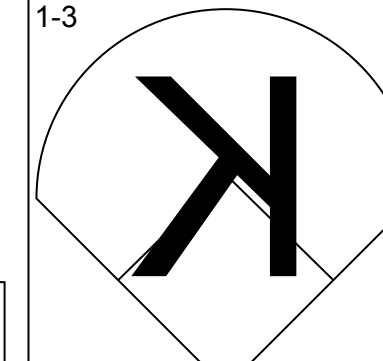
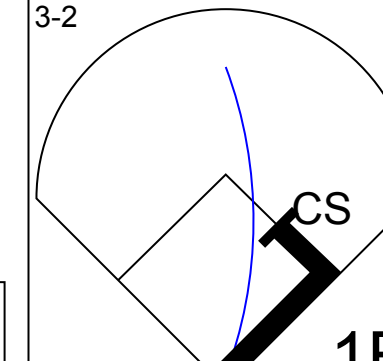
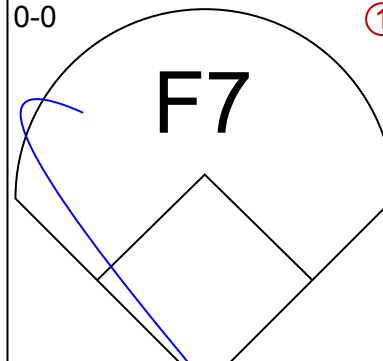
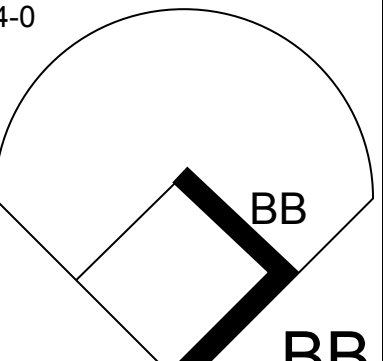
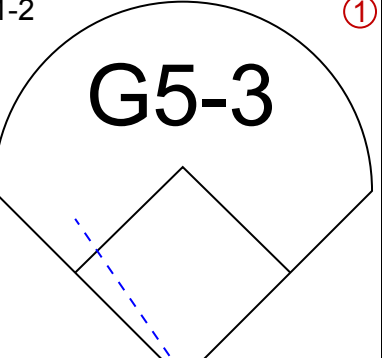
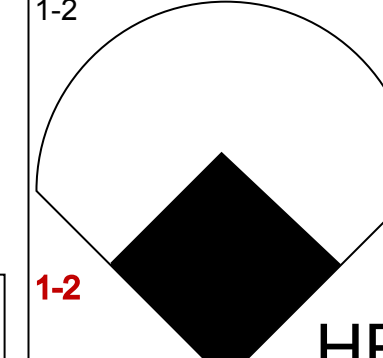
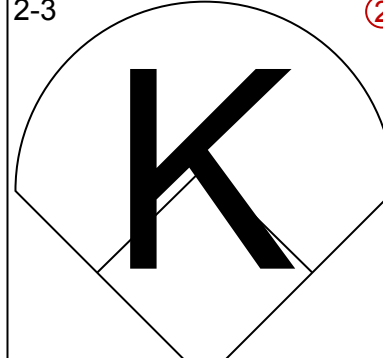
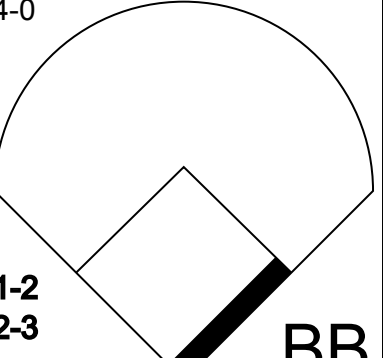

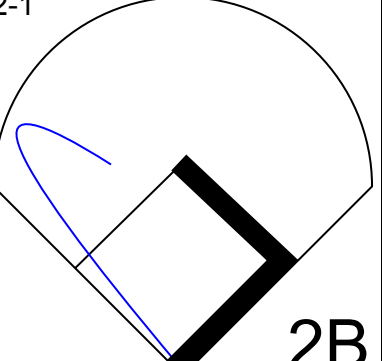
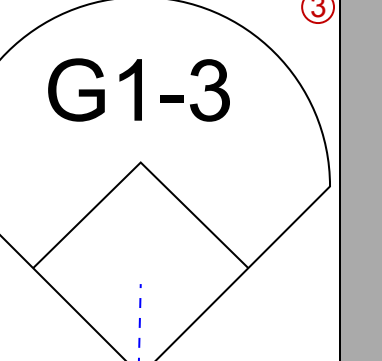
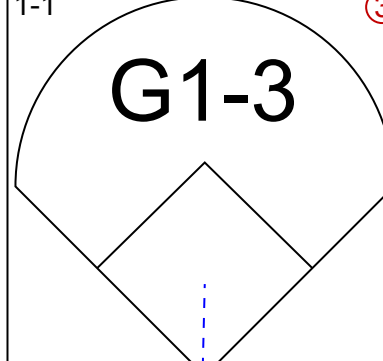
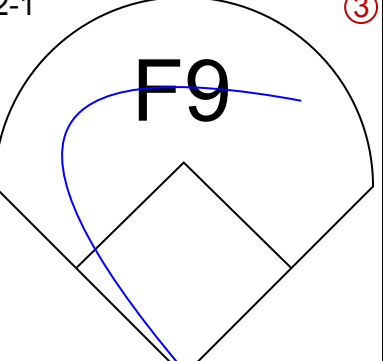
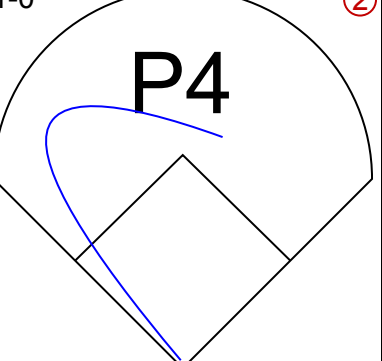
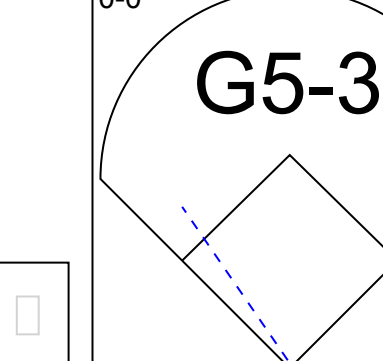
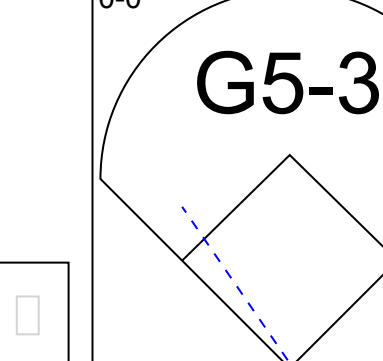
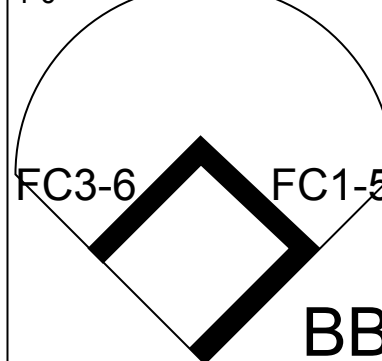
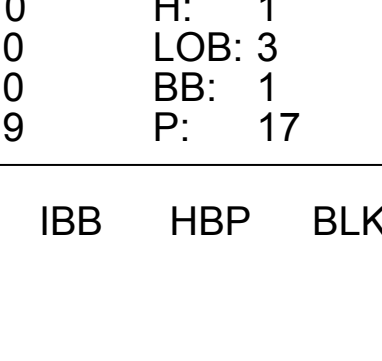

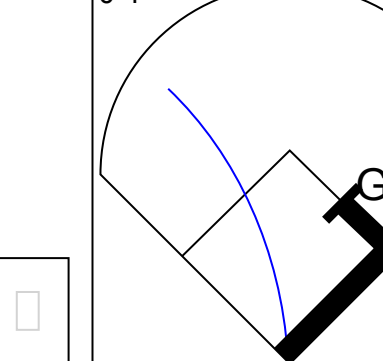
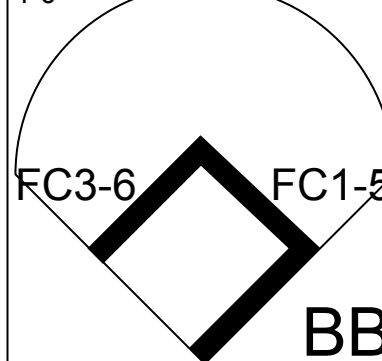


| Batter | 1 | 2 | 3 | 4 | 5 | 6 | 7 | 8 | 9 | AB | R | H | RBI | BB | SO | LOB | BOTTOM | | | | | |
|--|------------------------------|----------------------------------|-------------------------------|----------------------------------|-------------------------------|----------------------------------|------------------------------|----------------------------------|-------------------------------|----------------------------------|------------------------------|----------------------------------|-------------------------------|----------------------------------|------------------------------|----------------------------------|-----------------------------------|------------------------------------|----------------------------------|--------|--|--|
| Roberto Kelly, R <small>OBP: 0.333, SLG: 0.440</small> (1, 8) | P8 | | G6-3 | | | G4-3 | | G4-3 | 1B 1B BB | 4 | 1 | 0 | 0 | 1 | 0 | 0 | | | | | | |
| Bjo Roberts, S <small>OBP: 0.343, SLG: 0.277</small> (1, 4) | G6-3 | | S 1B | | | S 1B | | 1B 2B 1B | 1B 1B 1B | 5 | 1 | 4 | 0 | 0 | 0 | 0 | | | | | | |
| Barry Larkin, R <small>OBP: 0.391, SLG: 0.398</small> (1, 6) | 1B | | 1B BB | | | F7 1B | | 2B 1B 1B | 1B 1B IBB | 3 | 1 | 2 | 0 | 2 | 0 | 1 | | | | | | |
| Kevin Mitchell, R <small>OBP: 0.373, SLG: 0.553</small> Jacob Brumfield, R <small>OBP: 0.429, SLG: 0.533</small> (1, 7) (8, PR) (9, 7) | F9 | | K | | | K | | 1B 2B | 1B | 4 | 0 | 1 | 1 | 0 | 2 | 4 | | | | | | |
| Chris Sabo, R <small>OBP: 0.282, SLG: 0.411</small> (1, 5) | G2-3 | | | | | K | | 1B IBB | | 3 | 0 | 0 | 0 | 1 | 2 | 1 | | | | | | |
| Randy Milligan, R <small>OBP: 0.282, SLG: 0.354</small> Juan Samuel, R <small>OBP: 0.226, SLG: 0.308</small> Gary Varsho, L <small>OBP: 0.419, SLG: 0.440</small> Dan Wilson, R <small>OBP: 0.440, SLG: 0.381</small> (1, 3) (7, PH) (8, PH) (8, PH) (9, 2) | | | | | | L9 | | SH1-4 1B BB | K | 2 | 1 | 1 | 1 | 1 | 0 | 0 | | | | | | |
| Reggie Sanders, R <small>OBP: 0.335, SLG: 0.428</small> (1, 9) | K | | G5-3 | | | G5-3 | | SH1-4 | 1B | 3 | 0 | 1 | 2 | 0 | 1 | 0 | | | | | | |
| Joe Oliver, R <small>OBP: 0.282, SLG: 0.369</small> (1, 2) (9, 3) | P5 | | | | | G2-6-4 1B | | L7 | L7 | 4 | 0 | 2 | 0 | 0 | 0 | 0 | | | | | | |
| Jose Rijo, R <small>OBP: 0.393, SLG: 0.360</small> Cecil Espy, S <small>OBP: 0.373, SLG: 0.244</small> Bill Landrum, R <small>ERA: 3.6</small> Jeff Reardon, R <small>ERA: 3.6</small> Greg Cadaret, L <small>ERA: 3.04</small> (1, 1) (7, PH) (8, 1) (9, 1) (9, 1) | | | K | | | G2-6-4 | | L7 | G2-3 | 2 | 0 | 0 | 0 | 0 | 1 | 1 | | | | | | |
| Inning Stats | R: 0 E: 0 K: 0 S: 9 | H: 1 LOB: 1 BB: 0 P: 11 | R: 1 E: 0 K: 1 S: 10 | H: 1 LOB: 0 BB: 0 P: 15 | R: 0 E: 0 K: 2 S: 12 | H: 1 LOB: 2 BB: 1 P: 25 | R: 0 E: 0 K: 1 S: 7 | H: 0 LOB: 0 BB: 0 P: 11 | R: 0 E: 0 K: 2 S: 11 | H: 1 LOB: 1 BB: 0 P: 19 | R: 0 E: 0 K: 0 S: 7 | H: 1 LOB: 1 BB: 1 P: 15 | R: 3 E: 0 K: 1 S: 21 | H: 4 LOB: 2 BB: 1 P: 35 | R: 1 E: 0 K: 0 S: 6 | H: 2 LOB: 3 BB: 2 P: 17 | 1B: 10 2B: 1 3B: 0 HR: 1 | SF: 0 SAC: 1 DP: 1 HBP: 0 | WP: 0 PB: 0 SB: 2 CS: 0 | PA: 40 | | |
| PITCHER | IP | WLS | BF | H | R | ER | SO | BB | IBB | HBP | BLK | WP | HR | S | P | ERA | WHIP | | | | | |
| 29 John Smoltz, R <small>ERA: 3.84</small> Mike Stanton, L <small>ERA: 3.6</small> Greg McMichael, R <small>ERA: 3.04</small> (1, 1) (8, 1) (9, 1) | 7.1 | | 32 | 9 | 4 | 4 | 6 | 2 | 1 | 0 | 0 | 0 | 1 | 75 | 126 | 4.91 | 1.500 | | | | | |

Atlanta Braves @ Cincinnati Reds
 Riverfront Stadium, Cincinnati, OH
 Thu May 27 1993, 7:05 PM EDT
 Att: 28,983 - Unknown - 79 F

AB 34
 R 5
 H 12
 RBI 5
 BB 5
 SO 7
 LOB 11

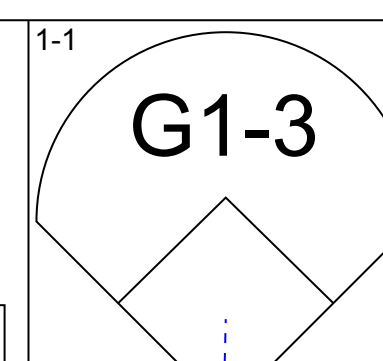
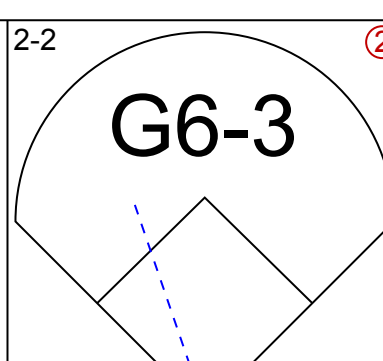
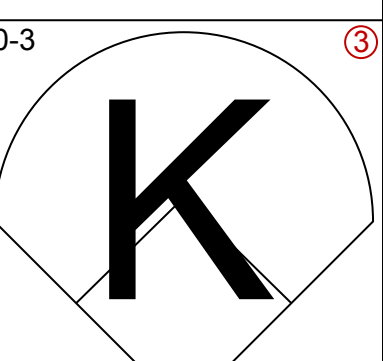
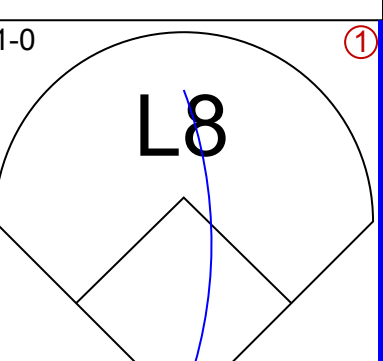
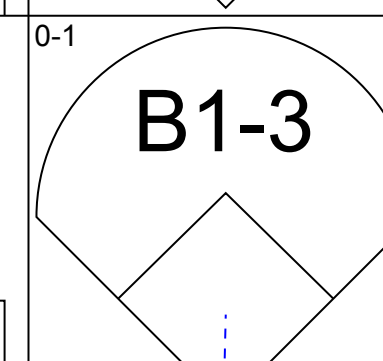
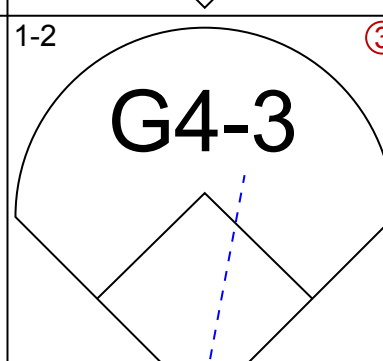
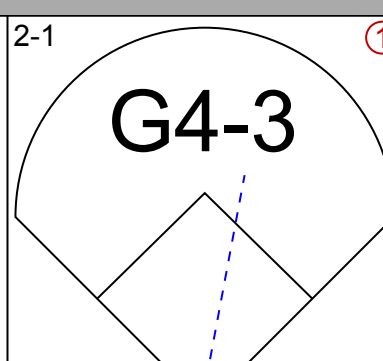
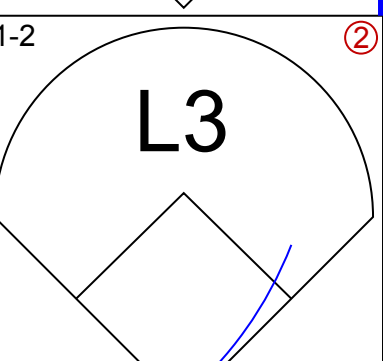
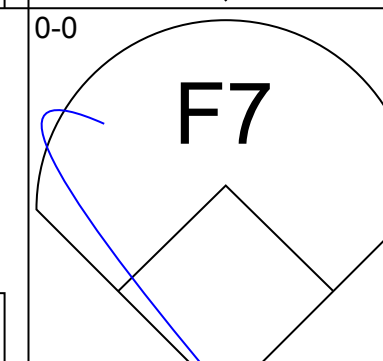
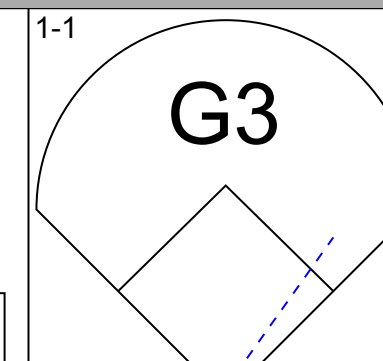
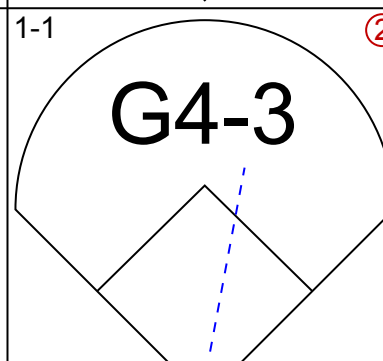
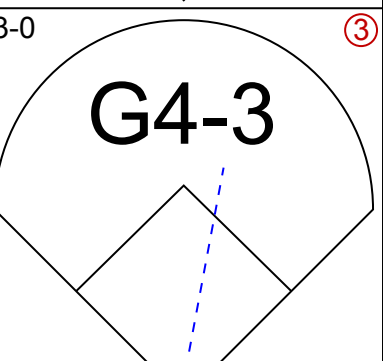
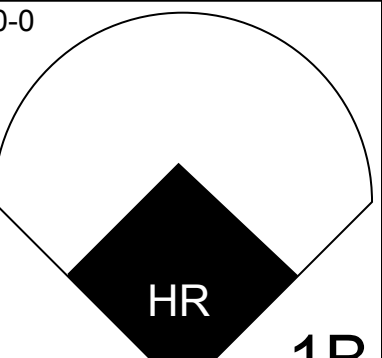
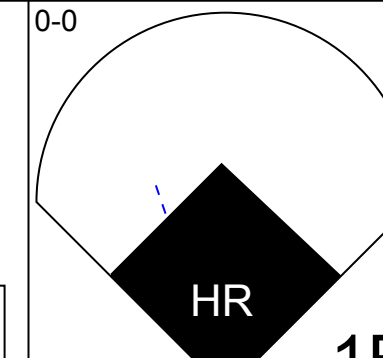
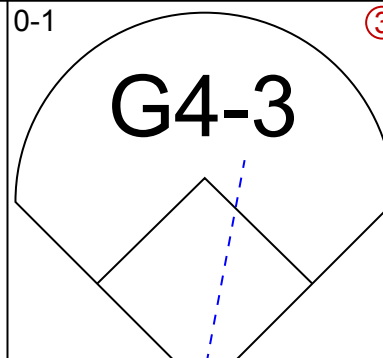
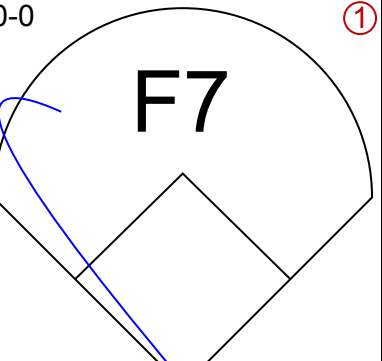
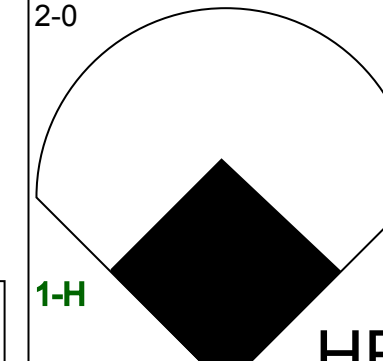
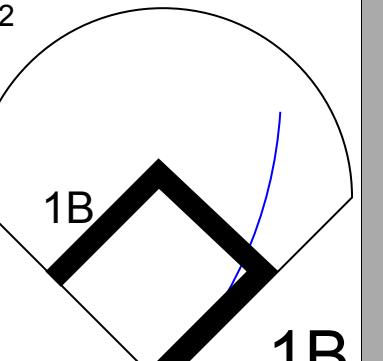
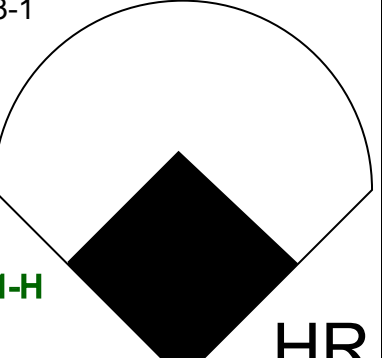
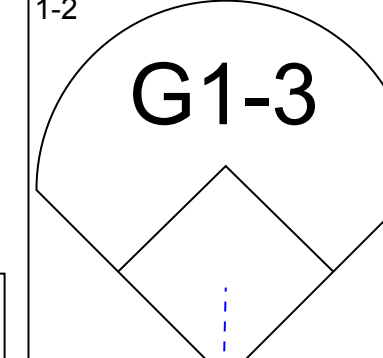
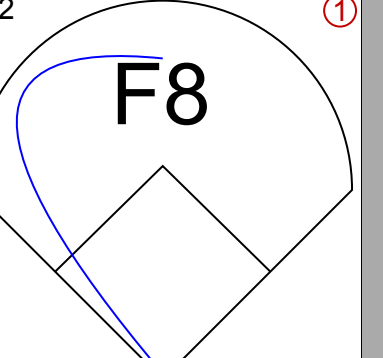
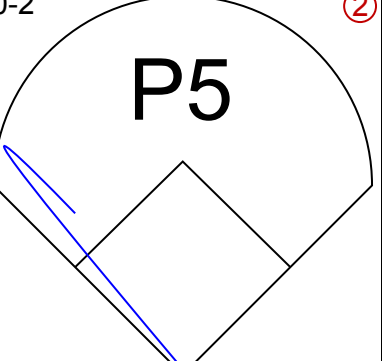
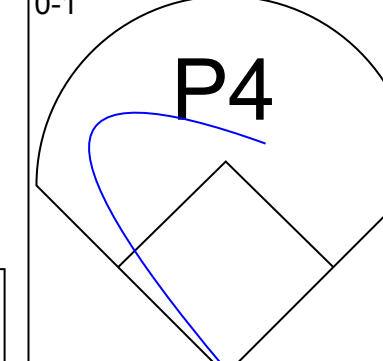
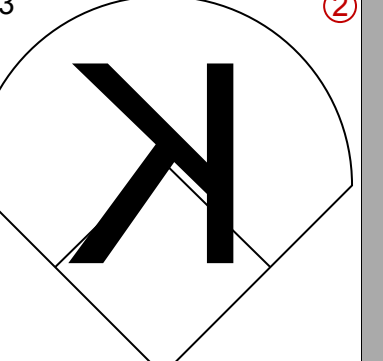
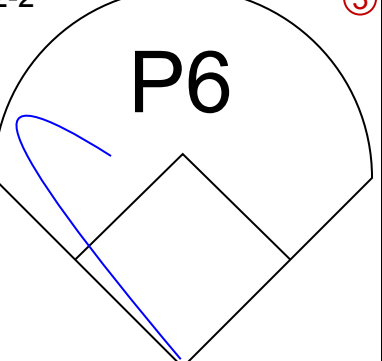
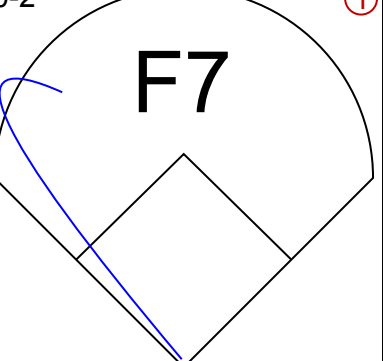
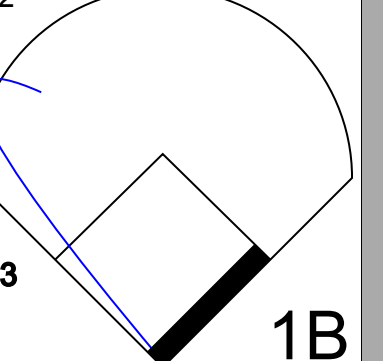
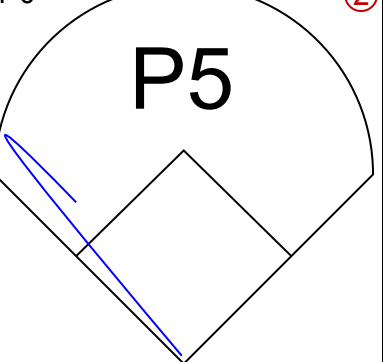
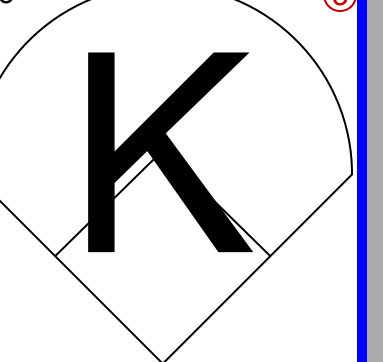


| Batter | 1 | 2 | 3 | 4 | 5 | 6 | 7 | 8 | 9 | AB | R | H | RBI | BB | SO | LOB | TOP | | | | | | | | |
|--|--|---|--|---|---|---|---|--|--|----------------------------------|------------------------------|---------------------------------|------------------------------|---------------------------------|-------------------------------|----------------------------------|------------------------------|----------------------------------|----------------------------------|------------------------------------|----------------------------------|--------|--|--|--|
| Roberto Kelly, R OBP: 0.340, SLG: 0.448 (1,8) |  | |  1B | |  | |  1-2 | |  FC3-6 | 5 | 0 | 1 | 0 | 0 | 1 | 3 | | | | | | | | | |
| Bip Roberts, S OBP: 0.350, SLG: 0.291 (1,4) |  1B | |  1-2 | |  2B | | |  S 1B |  FC6-4 | 5 | 2 | 3 | 0 | 0 | 0 | 3 | | | | | | | | | |
| Barry Larkin, R OBP: 0.396, SLG: 0.408 (1,6) |  1-H 2B | | | |  2B | | |  1B |  1-2 | 4 | 0 | 2 | 2 | 1 | 0 | 4 | | | | | | | | | |
| Chris Sabo, R OBP: 0.275, SLG: 0.397 (1,5) |  2-3 | |  1-0 | |  2-2 | | |  1-2 | | 4 | 0 | 0 | 0 | 0 | 2 | 4 | | | | | | | | | |
| Randy Milligan, R OBP: 0.387, SLG: 0.356 (1,3) |  1-3 | | |  1B | | |  0-0 |  BB | | 3 | 0 | 1 | 0 | 1 | 1 | 1 | | | | | | | | | |
| Reggie Sanders, R OBP: 0.346, SLG: 0.443 (1,9) | |  1-2 | |  1-2 | |  2-3 | |  1-2 |  2-3 | 3 | 1 | 1 | 1 | 1 | 1 | 0 | | | | | | | | | |
| Joe Oliver, R OBP: 0.279, SLG: 0.370 (1,2) | |  2-1 | |  1-3 | |  1-1 | |  2-1 | | 4 | 0 | 1 | 0 | 0 | 1 | 3 | | | | | | | | | |
| Jacob Brumfield, R OBP: 0.364, SLG: 0.400 (1,7) | |  1-0 | |  3-3 | | |  0-0 | |  2B | 4 | 0 | 1 | 0 | 0 | 1 | 1 | | | | | | | | | |
| Tim Pugh, R OBP: 0.168, SLG: 0.111 (1,1) | | |  1-3 | | |  0-3 | |  1B |  FC1-5 BB | 3 | 0 | 1 | 0 | 0 | 2 | 1 | | | | | | | | | |
| Kevin Mitchell, R OBP: 0.378, SLG: 0.553 (9, PH) | | | | | | | | | | 0 | 0 | 0 | 0 | 1 | 0 | 0 | | | | | | | | | |
| Juan Samuel, R OBP: 0.238, SLG: 0.325 (9, PR) | | | | | | | | | | 0 | 0 | 0 | 0 | 0 | 0 | 0 | | | | | | | | | |
| Inning Stats | R: 1 E: 0 K: 3 S: 18 | H: 2 LOB: 1 BB: 0 P: 28 | R: 0 E: 0 K: 1 S: 9 | H: 1 LOB: 1 BB: 0 P: 14 | R: 0 E: 0 K: 0 S: 7 | H: 1 LOB: 0 BB: 1 P: 17 | R: 1 E: 0 K: 2 S: 13 | H: 2 LOB: 0 BB: 0 P: 21 | R: 1 E: 0 K: 1 S: 16 | H: 2 LOB: 1 BB: 0 P: 22 | R: 0 E: 0 K: 0 S: 6 | H: 0 LOB: 0 BB: 0 P: 9 | R: 0 E: 0 K: 0 S: 5 | H: 1 LOB: 0 BB: 0 P: 5 | R: 0 E: 0 K: 1 S: 10 | H: 1 LOB: 3 BB: 2 P: 23 | R: 0 E: 0 K: 0 S: 9 | H: 1 LOB: 1 BB: 1 P: 17 | 1B: 5 2B: 5 3B: 0 HR: 1 | SF: 0 SAC: 0 DP: 2 HBP: 0 | WP: 0 PB: 0 SB: 2 CS: 1 | PA: 39 | | | |
| PITCHER | IP | WLS | BF | H | R | ER | SO | BB | IBB | HBP | BLK | WP | HR | S | P | ERA | WHIP | | | | | | | | |
| Frank Tanana, L ERA: 4.19 (1,1) | 7.0 | W | 28 | 9 | 3 | 3 | 8 | 1 | 0 | 0 | 0 | 0 | 1 | 74 | 116 | 3.86 | 1.429 | | | | | | | | |
| Mike Maddux, R ERA: 3.5 (8,1) | 0.2 | | 4 | 1 | 0 | 0 | 1 | 1 | 0 | 0 | 0 | 0 | 0 | 8 | 15 | 0.00 | 3.000 | | | | | | | | |
| John Franco, L ERA: 1.23 (8,1) | 1.1 | S | 7 | 1 | 0 | 0 | 0 | 2 | 0 | 0 | 0 | 0 | 0 | 11 | 25 | 0.00 | 2.250 | | | | | | | | |

Cincinnati Reds @ New York Mets
Shea Stadium, Flushing, NY
Sat May 29 1993, 3:33 AM EDT
Att: 23,841 - Sunny - 70 F

AB 35
R 3
H 11
RBI 3
BB 4
SO 9
LOB 20



| Batter | 1 | 2 | 3 | 4 | 5 | 6 | 7 | 8 | 9 | AB | R | H | RBI | BB | SO | LOB | BOTTOM | | | | | | | | |
|--|--|--|--|--|---|--|--|--|------------------------------|---------------------------------|------------------------------|---------------------------------|-------------------------------|----------------------------------|------------------------------|----------------------------------|----------------------------------|------------------------------------|----------------------------------|--------|--|--|--|--|--|
| Vince Coleman, S OBP: 0.297, SLG: 0.349 (1,7) |  1-1 | |  2-2 | |  0-3 | | |  1-0 | | 4 | 0 | 0 | 0 | 0 | 1 | 0 | | | | | | | | | |
| Dave Gallagher, R OBP: 0.397, SLG: 0.563 (9,8) | | | | | | | | | | 0 | 0 | 0 | 0 | 0 | 0 | 0 | | | | | | | | | |
| Tony Fernandez, S OBP: 0.318, SLG: 0.279 (1,6) |  0-1 | |  1-2 | | |  2-1 | |  1-2 | | 4 | 0 | 0 | 0 | 0 | 0 | 0 | | | | | | | | | |
| Eddie Murray, S OBP: 0.316, SLG: 0.417 (1,3) |  0-0 | | |  1-1 | |  1-1 | |  3-0 | | 4 | 0 | 0 | 0 | 0 | 0 | 0 | | | | | | | | | |
| Joe Orsulak, L OBP: 0.324, SLG: 0.362 (1,8) | |  1B | |  1B | |  0-1 | | | | 3 | 2 | 2 | 0 | 0 | 0 | 0 | | | | | | | | | |
| Bobby Bonilla, S OBP: 0.315, SLG: 0.436 (1,9) | |  0-0 | |  1-H | | |  1B | | | 3 | 1 | 2 | 2 | 0 | 0 | 1 | | | | | | | | | |
| Jeff McKnight, S OBP: 0.280, SLG: 0.269 (1,4) | |  1-H | |  1-2 | | |  1-2 | | | 3 | 1 | 1 | 2 | 0 | 0 | 1 | | | | | | | | | |
| Todd Hundley, S OBP: 0.289, SLG: 0.390 (1,2) | |  0-2 | |  0-1 | | |  0-3 | | | 3 | 0 | 0 | 0 | 0 | 1 | 1 | | | | | | | | | |
| Tim Bogar, R OBP: 0.244, SLG: 0.237 (1,5) | |  2-2 | | |  0-2 | |  1-2 | | | 3 | 0 | 1 | 0 | 0 | 0 | 0 | | | | | | | | | |
| Frank Tanana, L OBP: 0.059, SLG: 0.059 (1,1) | | | | |  1-0 | |  3-3 | | | 2 | 0 | 0 | 0 | 0 | 0 | 0 | | | | | | | | | |
| Howard Johnson, S OBP: 0.352, SLG: 0.356 (7, PH) | | | | | | | | | | 1 | 0 | 0 | 0 | 0 | 1 | 2 | | | | | | | | | |
| Mike Maddux, L (8,1) | | | | | | | | | | 0 | 0 | 0 | 0 | 0 | 0 | 0 | | | | | | | | | |
| John Franco, L (8,1) | | | | | | | | | | 0 | 0 | 0 | 0 | 0 | 0 | 0 | | | | | | | | | |
| Inning Stats | R: 0 E: 0 K: 0 S: 5 | H: 0 LOB: 0 BB: 0 P: 6 | R: 2 E: 0 K: 0 S: 10 | H: 2 LOB: 0 BB: 0 P: 15 | R: 0 E: 0 K: 0 S: 7 | H: 0 LOB: 0 BB: 0 P: 10 | R: 2 E: 0 K: 0 S: 10 | H: 2 LOB: 0 BB: 0 P: 14 | R: 0 E: 0 K: 1 S: 8 | H: 0 LOB: 0 BB: 0 P: 9 | R: 0 E: 0 K: 0 S: 6 | H: 0 LOB: 0 BB: 0 P: 9 | R: 0 E: 0 K: 2 S: 15 | H: 2 LOB: 2 BB: 0 P: 21 | R: 0 E: 0 K: 0 S: 6 | H: 0 LOB: 0 BB: 0 P: 11 | 1B: 4 2B: 0 3B: 0 HR: 2 | SF: 0 SAC: 0 DP: 0 HBP: 0 | WP: 0 PB: 0 SB: 0 CS: 0 | PA: 30 | | | | | |
| PITCHER | IP | WLS | BF | H | R | ER | SO | BB | IBB | HBP | BLK | WP | HR | S | P | ERA | WHIP | | | | | | | | |
| Tim Pugh, R ERA: 4.75 (1,1) | 8.0 | L | 30 | 6 | 4 | 4 | 3 | 0 | 0 | 0 | 0 | 0 | 2 | 67 | 95 | 4.50 | 0.750 | | | | | | | | |

Cincinnati Reds @ New York Mets
Shea Stadium, Flushing, NY
Sat May 29 1993, 3:33 AM EDT
Att: 23,841 - Sunny - 70 F

AB 30
R 4
H 6
RBI 4
BB 0
SO 3
LOB 5



| Batter | 1 | 2 | 3 | 4 | 5 | 6 | 7 | 8 | 9 | AB | R | H | RBI | BB | SO | LOB | TOP | | | | | | | | |
|---|------------------------------|---------------------------------|-------------------------------|----------------------------------|------------------------------|----------------------------------|-------------------------------|----------------------------------|-------------------------------|----------------------------------|-------------------------------|----------------------------------|-------------------------------|----------------------------------|------------------------------|----------------------------------|--|----------------------------------|----------------------------------|------------------------------------|----------------------------------|--------|--|--|--|
| Roberto Kelly, R OBP: 0.341, SLG: 0.452 | 2-1 G4-3 | | 0-2 FC5-4 | | 1-1 FC3-6 | 2-1 2B | | 1-0 F8 | | 5 | 0 | 2 | 0 | 0 | 0 | 2 | Cincinnati Reds @ New York Mets Shea Stadium, Flushing, NY Sun May 30 1993, 3:33 AM EDT Att: 23,801 - Sunny - 72 F | | | | | | | | |
| Big Roberts, S OBP: 0.341, SLG: 0.282 | 0-0 F8 | | 0-0 G4-3 | | 2-0 FC3-6 | 3-2 G5-3 | | 2-2 G3-1 | | 5 | 1 | 0 | 1 | 0 | 0 | 4 | | | | | | | | | |
| Barry Larkin, R OBP: 0.401, SLG: 0.429 | 1-1 P4 | | 0-0 B1-3 | | 1-0 HR | | 2-1 G4-3 | | 1-0 G1-3 | 5 | 3 | 3 | 2 | 0 | 0 | 1 | | | | | | | | | |
| Chris Sabo, R OBP: 0.274, SLG: 0.394 | | 1-2 L5 | | 2-1 G6-3 | 3-1 1B | | 2-1 G4-3 | | 0-0 G1-3 | 4 | 0 | 1 | 0 | 0 | 0 | 1 | | | | | | | | | |
| Jeff Branson, L OBP: 0.415, SLG: 0.513 | | | | | | | | | 1-2 1B | 1 | 0 | 0 | 0 | 0 | 0 | 1 | | | | | | | | | |
| Randy Milligan, R OBP: 0.382, SLG: 0.357 | | 2-2 L8 | | 1-1 2B | 1-1 F9 | | 3-2 L5 | | 2-2 L3 | 5 | 1 | 1 | 0 | 0 | 0 | 3 | | | | | | | | | |
| Reggie Sanders, R OBP: 0.353, SLG: 0.444 | | 0-0 1B | | 2-3 K | 0-2 F7 | | 4-0 HR | | 1-0 1B | 4 | 1 | 2 | 1 | 1 | 1 | 2 | | | | | | | | | |
| Joe Oliver, R OBP: 0.288, SLG: 0.400 | | 1-3 K | | 2-2 2B | | 3-2 2B | 0-0 HR | | 2-2 F9 | 5 | 1 | 3 | 4 | 0 | 1 | 2 | | | | | | | | | |
| Jacob Brumfield, R OBP: 0.467, SLG: 0.538 | | | 2-2 FC5-4 | 4-0 IBB | | 1-0 P3 | 1-0 1B | | | 3 | 1 | 2 | 0 | 1 | 0 | 1 | | | | | | | | | |
| Tom Browning, L OBP: 0.250, SLG: 0.167 | | | 4-0 BB | 0-2 P2 | | 0-3 K | | 0-3 K | | 2 | 0 | 0 | 0 | 1 | 1 | 3 | | | | | | | | | |
| Bobby Ayala, R (6, 1) | | | | | | | | | | 1 | 0 | 0 | 0 | 0 | 1 | 0 | | | | | | | | | |
| Rob Dibble, L (9, 1) | | | | | | | | | | 0 | 0 | 0 | 0 | 0 | 0 | 0 | | | | | | | | | |
| Inning Stats | R: 0 E: 0 K: 0 S: 5 | H: 0 LOB: 0 BB: 0 P: 8 | R: 0 E: 0 K: 1 S: 12 | H: 1 LOB: 1 BB: 0 P: 16 | R: 1 E: 0 K: 0 S: 9 | H: 1 LOB: 1 BB: 1 P: 15 | R: 1 E: 0 K: 1 S: 13 | H: 2 LOB: 2 BB: 1 P: 24 | R: 2 E: 0 K: 0 S: 11 | H: 3 LOB: 1 BB: 0 P: 19 | R: 0 E: 0 K: 1 S: 14 | H: 2 LOB: 2 BB: 0 P: 23 | R: 3 E: 0 K: 0 S: 10 | H: 3 LOB: 1 BB: 1 P: 22 | R: 0 E: 0 K: 1 S: 7 | H: 0 LOB: 0 BB: 0 P: 10 | R: 1 E: 0 K: 0 S: 11 | H: 2 LOB: 1 BB: 0 P: 16 | 1B: 8 2B: 4 3B: 0 HR: 2 | SF: 0 SAC: 0 DP: 0 HBP: 0 | WP: 0 PB: 0 SB: 0 CS: 0 | PA: 43 | | | |
| PITCHER | IP | WLS | BF | H | R | ER | SO | BB | IBB | HBP | BLK | WP | HR | S | P | ERA | WHIP | | | | | | | | |
| Pete Schourek, L ERA: 5.59 | (1, 1) | 7.0 | L | 35 | 12 | 7 | 3 | 1 | 2 | 0 | 0 | 0 | 2 | 74 | 127 | 9.00 | 1.857 | | | | | | | | |
| Mike Maddux, R ERA: 3.46 | (8, 1) | 1.0 | | 3 | 0 | 0 | 1 | 0 | 0 | 0 | 0 | 0 | 0 | 7 | 10 | 0.00 | 0.000 | | | | | | | | |
| Jeff Innis, R ERA: 4.5 | (9, 1) | 1.0 | | 5 | 2 | 1 | 0 | 0 | 0 | 0 | 0 | 0 | 0 | 11 | 16 | 9.00 | 2.000 | | | | | | | | |

| | |
|-----|----|
| AB | 40 |
| R | 8 |
| H | 14 |
| RBI | 8 |
| BB | 3 |
| SO | 4 |
| LOB | 20 |



| Batter | 1 | 2 | 3 | 4 | 5 | 6 | 7 | 8 | 9 | AB | R | H | RBI | BB | SO | LOB | BOTTOM | | | | | | | | | |
|---|------------------------------|----------------------------------|-------------------------------|----------------------------------|-------------------------------|----------------------------------|------------------------------|----------------------------------|-------------------------------|----------------------------------|-------------------------------|----------------------------------|------------------------------|----------------------------------|------------------------------|----------------------------------|--|----------------------------------|----------------------------------|------------------------------------|----------------------------------|--------|--|--|--|--|
| Vince Coleman, S OBP: 0.294, SLG: 0.342 | 1-1 F9 | | 2-2 G5-3 | | 0-1 P3 | | 1-0 F8 | | 4-0 DI | 4 | 0 | 0 | 0 | 1 | 0 | 2 | Cincinnati Reds @ New York Mets Shea Stadium, Flushing, NY Sun May 30 1993, 3:33 AM EDT Att: 23,801 - Sunny - 72 F | | | | | | | | | |
| Charlie O'Brien, R OBP: 0.271, SLG: 0.267 | 2-2 G5-3 | | 0-0 F8 | | 1-3 K | | 4-2 BB | | 3-3 K | 3 | 0 | 0 | 0 | 0 | 1 | 1 | | | | | | | | | | |
| Howard Johnson, S OBP: 0.354, SLG: 0.354 | (7, PH) | | | | | | 1-2 BB | | 1-2 K | 1 | 0 | 0 | 0 | 1 | 1 | 1 | | | | | | | | | | |
| Eddie Murray, S OBP: 0.320, SLG: 0.416 | 1-1 G5-3 | | | | 1-0 L5 | | 3-2 HR | | 4-1 BB | 3 | 1 | 1 | 0 | 1 | 0 | 0 | | | | | | | | | | |
| Bobby Bonilla, S OBP: 0.318, SLG: 0.472 | | 3-2 F7 | | 0-0 HR | | 1-0 HR | 3-0 F8 | | | 4 | 2 | 2 | 3 | 0 | 0 | 3 | | | | | | | | | | |
| Jeff Kent, R OBP: 0.303, SLG: 0.374 | 1-1 2B | | | | 1-1 E5 | | 2-2 P4 | | 0-0 F7 | 4 | 0 | 1 | 0 | 0 | 0 | 0 | | | | | | | | | | |
| Dave Gallagher, R OBP: 0.377, SLG: 0.529 | 1-1 L7 | | | | 1-1 F9 | | 1-0 F8 | | 3-2 P6 | 4 | 0 | 0 | 0 | 0 | 0 | 2 | | | | | | | | | | |
| Tony Fernandez, S OBP: 0.310, SLG: 0.271 | 2-2 G6-3 | | | | 0-0 F8 | | 0-3 K | | 0-2 G4-3 | 4 | 0 | 0 | 0 | 0 | 1 | 2 | | | | | | | | | | |
| Tim Bogar, R OBP: 0.256, SLG: 0.325 | | | 2-0 HR | | 1-0 F8 | | 1-0 BB | | 1-2 G4-3 | 2 | 1 | 1 | 1 | 0 | 0 | 0 | | | | | | | | | | |
| Chico Walker, S OBP: 0.232, SLG: 0.250 | (7, PH) | | | | | | | | | 1 | 0 | 1 | 0 | 0 | 0 | 0 | | | | | | | | | | |
| Todd Hundley, S OBP: 0.287, SLG: 0.387 | (8, 2) | | | | | | | | | 1 | 0 | 0 | 0 | 0 | 0 | 0 | | | | | | | | | | |
| Pete Schourek, L OBP: 0.286, SLG: 0.167 | (1, 1) | | 2-3 K | | 4-2 BB | | 1-1 F7 | | 2-2 P2 | 1 | 0 | 0 | 0 | 1 | 1 | 0 | | | | | | | | | | |
| Jeff McKnight, S OBP: 0.281, SLG: 0.259 | (7, PH) | | | | | | | | | 1 | 0 | 0 | 0 | 0 | 0 | 1 | | | | | | | | | | |
| Mike Maddux, L (8, 1) | | | | | | | | | | 0 | 0 | 0 | 0 | 0 | 0 | 0 | | | | | | | | | | |
| Jeff Innis, R (9, 1) | | | | | | | | | | 0 | 0 | 0 | 0 | 0 | 0 | 0 | | | | | | | | | | |
| Joe Orsulak, L OBP: 0.321, SLG: 0.358 | (9, PH) | | | | | | | | | 1 | 0 | 0 | 0 | 0 | 0 | 0 | | | | | | | | | | |
| Inning Stats | R: 0 E: 0 K: 0 S: 8 | H: 0 LOB: 0 BB: 0 P: 12 | R: 0 E: 0 K: 0 S: 10 | H: 1 LOB: 1 BB: 0 P: 17 | R: 1 E: 0 K: 1 S: 10 | H: 1 LOB: 0 BB: 0 P: 16 | R: 1 E: 1 K: 0 S: 7 | H: 1 LOB: 1 BB: 0 P: 10 | R: 0 E: 0 K: 1 S: 10 | H: 0 LOB: 1 BB: 1 P: 16 | R: 2 E: 0 K: 1 S: 14 | H: 2 LOB: 0 BB: 0 P: 21 | R: 0 E: 0 K: 0 S: 8 | H: 1 LOB: 3 BB: 2 P: 22 | R: 0 E: 0 K: 0 S: 8 | H: 0 LOB: 0 BB: 0 P: 11 | R: 0 E: 0 K: 1 S: 11 | H: 0 LOB: 1 BB: 1 P: 21 | 1B: 2 2B: 1 3B: 0 HR: 3 | SF: 0 SAC: 0 DP: 0 HBP: 0 | WP: 1 PB: 0 SB: 0 CS: 0 | PA: 38 | | | | |
| PITCHER | IP | WLS | BF | H | R | ER | SO | BB | IBB | HBP | BLK | WP | HR | S | P | ERA | WHIP | | | | | | | | | |
| Tom Browning, L ERA: 6.27 | (1, 1) | 5.0 | | 22 | 5 | 4 | 2 | 1 | 0 | 0 | 0 | 0 | 3 | 50 | 80 | 7.20 | 1.200 | | | | | | | | | |
| Bobby Ayala, R ERA: 0.61 | (6, 1) | 3.0 | W | 12 | 1 | 0 | 0 | 1 | 2 | 0 | 0 | 0 | 1 | 0 | 25 | 45 | 0.00 | 1.000 | | | | | | | | |
| Rob Dibble, R ERA: 6.43 | (9, 1) | 1.0 | | 4 | 0 | 0 | 0 | 1 | 1 | 0 | 0 | 0 | 0 | 11 | 21 | 0.00 | 1.000 | | | | | | | | | |



| Batter | 1 | 2 | 3 | 4 | 5 | 6 | 7 | 8 | 9 | AB | R | H | RBI | BB | SO | LOB | TOP | | | | |
|---|---|---|---|---|---|---|---|---|---|---|---|---|---|---|---|---|--|---|---|---|---|
| Lenny Dykstra, L (1, 8) OBP: 0.372, SLG: 0.384 | 1-1 G3 | | 4-1 K2 BB | | 1-0 G3-6-3 | | 0-1 F8 | | 4-0 FC3-6 BB | 3 | 0 | 0 | 0 | 2 | 0 | 1 | Philadelphia Phillies @ Cincinnati Reds Riverfront Stadium, Cincinnati, OH Mon May 31 1993, 7:05 PM EDT Att: 25,676 - Unknown - 56 F | | | | |
| Mickey Morandini, L (1, 4) OBP: 0.266, SLG: 0.315 | 1-2 F S SF7 1B | | 3-3 K2 | | 1-3 K | | 3-2 G4-3 | | 1-2 FC3-6 BB BB | 5 | 1 | 1 | 0 | 0 | 2 | 2 | | | | | |
| John Kruk, L (1, 3) OBP: 0.493, SLG: 0.547 | 3-2 SF7 1-H | | | 4-1 1B BB FC3-6 BB | | 4-2 1B BB | | 2-2 G4-3 | | 4-1 BB BB | 1 | 2 | 0 | 1 | 3 | 0 | | | | | |
| Dave Hollins, S (1, 5) | 0-1 G4-3 | | | 1-1 P5 | | 4-1 1B FC3 BB | | 1-3 K | | 4-2 BB BB | 3 | 1 | 0 | 0 | 2 | 1 | | | | | |
| Darren Daulton, L (1, 2) OBP: 0.413, SLG: 0.581 Todd Pratt, R (8, 2) OBP: 0.167, SLG: 0.333 | | 2-1 G3-1 | | 4-0 FC3-6 1B BB | | 2-3 K | | 2-2 BB 1B | | 0-2 F9 | 3 | 0 | 1 | 0 | 1 | 1 | | | | | |
| Jim Eisenreich, L (1, 9) OBP: 0.409, SLG: 0.483 | | 0-0 P5 | | 0-1 FC3-6 1B | | 0-0 FC3 | | 1-1 BB 1B | | 2-1 G3 | 5 | 0 | 3 | 1 | 0 | 3 | | | | | |
| Milt Thompson, L (1, 7) Pete Incaviglia, R (8, PH) OBP: 0.294, SLG: 0.237 OBP: 0.306, SLG: 0.579 | | 0-1 E3 1B | | 0-2 FC3-6 1B | | 1-0 FC3 | | 4-1 BB BB | | | 3 | 0 | 1 | 2 | 0 | 3 | | | | | |
| Kim Batiste, R (1, 6) OBP: 0.276, SLG: 0.333 | | 2-1 G6-3 | | 1-2 FC3-6 1B | | 1-2 3-H K | | 1-2 2-3 BB | | 1-3 K | 4 | 0 | 0 | 0 | 2 | 8 | | | | | |
| Curt Schilling, R (1, 1) Ricky Jordan, R (8, PH) Larry Andersen, R (8, 1) David West, L (8, 1) OBP: 0.241, SLG: 0.185 OBP: 0.400, SLG: 0.452 OBP: 1.000, SLG: 1.000 OBP: 1.000, SLG: 1.500 | | | | 0-1 G1-3 | | 1-2 G3-6-3 1B | | 0-1 F8 | | | 3 | 0 | 1 | 0 | 0 | 1 | | | | | |
| Inning Stats | R: 1 E: 0 K: 0 S: 10 | H: 1 LOB: 0 BB: 0 P: 15 | R: 0 E: 1 K: 0 S: 7 | H: 1 LOB: 1 BB: 0 P: 11 | R: 0 E: 0 K: 1 S: 7 | H: 0 LOB: 1 BB: 1 P: 14 | R: 1 E: 0 K: 0 S: 13 | H: 1 LOB: 0 BB: 2 P: 24 | R: 0 E: 0 K: 3 S: 16 | H: 1 LOB: 2 BB: 2 P: 28 | R: 0 E: 0 K: 0 S: 9 | H: 0 LOB: 0 BB: 0 P: 14 | R: 0 E: 0 K: 2 S: 15 | H: 2 LOB: 3 BB: 1 P: 24 | R: 0 E: 0 K: 0 S: 12 | H: 0 LOB: 3 BB: 3 P: 27 | | 1B: 7 2B: 1 3B: 0 HR: 0 | SF: 1 SAC: 0 DP: 2 HBP: 0 | WP: 0 PB: 0 SB: 1 CS: 0 | PA: 42 |
| PITCHER | IP WLS BF H R ER SO BB IBB HBP BLK WP HR S P ERA WHIP | IP WLS BF H R ER SO BB IBB HBP BLK WP HR S P ERA WHIP | IP WLS BF H R ER SO BB IBB HBP BLK WP HR S P ERA WHIP | IP WLS BF H R ER SO BB IBB HBP BLK WP HR S P ERA WHIP | IP WLS BF H R ER SO BB IBB HBP BLK WP HR S P ERA WHIP | IP WLS BF H R ER SO BB IBB HBP BLK WP HR S P ERA WHIP | IP WLS BF H R ER SO BB IBB HBP BLK WP HR S P ERA WHIP | IP WLS BF H R ER SO BB IBB HBP BLK WP HR S P ERA WHIP | IP WLS BF H R ER SO BB IBB HBP BLK WP HR S P ERA WHIP | IP WLS BF H R ER SO BB IBB HBP BLK WP HR S P ERA WHIP | IP WLS BF H R ER SO BB IBB HBP BLK WP HR S P ERA WHIP | IP WLS BF H R ER SO BB IBB HBP BLK WP HR S P ERA WHIP | IP WLS BF H R ER SO BB IBB HBP BLK WP HR S P ERA WHIP | IP WLS BF H R ER SO BB IBB HBP BLK WP HR S P ERA WHIP | IP WLS BF H R ER SO BB IBB HBP BLK WP HR S P ERA WHIP | IP WLS BF H R ER SO BB IBB HBP BLK WP HR S P ERA WHIP | IP WLS BF H R ER SO BB IBB HBP BLK WP HR S P ERA WHIP | IP WLS BF H R ER SO BB IBB HBP BLK WP HR S P ERA WHIP | IP WLS BF H R ER SO BB IBB HBP BLK WP HR S P ERA WHIP | IP WLS BF H R ER SO BB IBB HBP BLK WP HR S P ERA WHIP | IP WLS BF H R ER SO BB IBB HBP BLK WP HR S P ERA WHIP |

| | |
|-----|----|
| AB | 32 |
| R | 4 |
| H | 7 |
| RBI | 4 |
| BB | 9 |
| SO | 7 |
| LOB | 28 |



| Batter | 1 | 2 | 3 | 4 | 5 | 6 | 7 | 8 | 9 | AB | R | H | RBI | BB | SO | LOB | BOTTOM | | | | |
|---|---|---|---|---|---|---|---|---|---|---|---|---|---|---|---|---|--|---|---|---|---|
| Bip Roberts, S (1, 4) OBP: 0.347, SLG: 0.283 | 3-2 CS 1B | | 3-2 L6 | 4-1 1B BB | | 2-0 F7 | | 4-0 BB 1B IBB | | 3 | 0 | 1 | 0 | 2 | 0 | 0 | Philadelphia Phillies @ Cincinnati Reds Riverfront Stadium, Cincinnati, OH Mon May 31 1993, 7:05 PM EDT Att: 25,676 - Unknown - 56 F | | | | |
| Jeff Branson, L (1, 5) OBP: 0.413, SLG: 0.500 | 2-3 K | | 3-3 K | 0-2 FC6 1B | | | 0-1 L8 | 1-1 BB 1B | | 5 | 0 | 2 | 1 | 0 | 2 | 1 | | | | | |
| Barry Larkin, R (1, 6) OBP: 0.410, SLG: 0.435 | 3-2 BB BB 1-2 1B | | 2-1 1B BB 1B | 1-2 FC6 1-2 | | | 3-2 1B | 4-1 1-2 2-3 3-H BB | | 4 | 1 | 3 | 1 | 1 | 0 | 2 | | | | | |
| Kevin Mitchell, R (1, 7) Rob Dibble, L (9, 1) OBP: 0.378, SLG: 0.541 | 4-2 BB 1-2 BB | | 4-2 1B BB | | 1-1 F9 | | 0-1 F9 | 3-3 K | | 3 | 1 | 0 | 0 | 2 | 1 | 4 | | | | | |
| Rob Dibble, L (9, 1) OBP: 0.378, SLG: 0.541 | | | 1-2 1B BB | | | | | | | 0 | 0 | 0 | 0 | 0 | 0 | 0 | | | | | |
| Roberto Kelly, R (1, 8) OBP: 0.343, SLG: 0.448 | 4-1 1-2 2-3 BB | | 0-2 1B 1B | | 0-0 P4 | | 2-2 G4-3 | 0-0 F9 | | 4 | 0 | 1 | 0 | 1 | 0 | 4 | | | | | |
| Randy Milligan, R (1, 3) Juan Samuel, R (8, FR) OBP: 0.384, SLG: 0.357 OBP: 0.238, SLG: 0.325 | 0-1 L8 | | 1-1 1-2 2-H 3-H 1B | | 0-3 K | | | 4-0 BLK 1B BB | | 3 | 0 | 1 | 2 | 1 | 1 | 3 | | | | | |
| Reggie Sanders, R (1, 9) OBP: 0.356, SLG: 0.464 | | 0-0 E4 CS | | 1-2 2-H 3-H 1B | | 0-0 HR | | 1-2 1B BLK 1B | | 4 | 2 | 2 | 1 | 0 | 1 | 2 | | | | | |
| Joe Oliver, R (1, 2) OBP: 0.287, SLG: 0.397 | | 2-3 K | | 0-1 F9 | | 0-0 G4-3 | | 2-2 1B BB G4-3 1B | | 4 | 1 | 1 | 1 | 0 | 1 | 1 | | | | | |
| Tim Belcher, R (1, 1) Kevin Wickander, L (8, 1) Jeff Reardon, R (8, 1) Cecl Espy, S (8, PH) OBP: 0.100, SLG: 0.100 OBP: 3.75 OBP: 0.385, SLG: 0.280 | | 0-3 K | | 0-0 G4-3 | | 2-3 K | | 1-1 G4-3 | | 3 | 0 | 0 | 0 | 0 | 2 | 0 | | | | | |
| Inning Stats | R: 0 E: 0 K: 1 S: 18 | H: 2 LOB: 3 BB: 2 P: 34 | R: 0 E: 1 K: 2 S: 7 | H: 0 LOB: 0 BB: 0 P: 9 | R: 2 E: 0 K: 2 S: 21 | H: 3 LOB: 2 BB: 1 P: 35 | R: 0 E: 0 K: 0 S: 10 | H: 1 LOB: 2 BB: 1 P: 15 | R: 0 E: 0 K: 1 S: 6 | H: 0 LOB: 0 BB: 0 P: 7 | R: 1 E: 0 K: 1 S: 6 | H: 1 LOB: 1 BB: 0 P: 10 | R: 0 E: 0 K: 0 S: 11 | H: 1 LOB: 1 BB: 0 P: 16 | R: 3 E: 0 K: 1 S: 17 | H: 3 LOB: 3 BB: 3 P: 37 | 1B: 10 2B: 0 3B: 0 HR: 1 | SF: 0 SAC: 0 DP: 0 HBP: 0 | WP: 0 PB: 0 SB: 0 CS: 2 | PA: 41 | |
| PITCHER | IP WLS BF H R ER SO BB IBB HBP BLK WP HR S P ERA WHIP | IP WLS BF H R ER SO BB IBB HBP BLK WP HR S P ERA WHIP | IP WLS BF H R ER SO BB IBB HBP BLK WP HR S P ERA WHIP | IP WLS BF H R ER SO BB IBB HBP BLK WP HR S P ERA WHIP | IP WLS BF H R ER SO BB IBB HBP BLK WP HR S P ERA WHIP | IP WLS BF H R ER SO BB IBB HBP BLK WP HR S P ERA WHIP | IP WLS BF H R ER SO BB IBB HBP BLK WP HR S P ERA WHIP | IP WLS BF H R ER SO BB IBB HBP BLK WP HR S P ERA WHIP | IP WLS BF H R ER SO BB IBB HBP BLK WP HR S P ERA WHIP | IP WLS BF H R ER SO BB IBB HBP BLK WP HR S P ERA WHIP | IP WLS BF H R ER SO BB IBB HBP BLK WP HR S P ERA WHIP | IP WLS BF H R ER SO BB IBB HBP BLK WP HR S P ERA WHIP | IP WLS BF H R ER SO BB IBB HBP BLK WP HR S P ERA WHIP | IP WLS BF H R ER SO BB IBB HBP BLK WP HR S P ERA WHIP | IP WLS BF H R ER SO BB IBB HBP BLK WP HR S P ERA WHIP | IP WLS BF H R ER SO BB IBB HBP BLK WP HR S P ERA WHIP | IP WLS BF H R ER SO BB IBB HBP BLK WP HR S P ERA WHIP | IP WLS BF H R ER SO BB IBB HBP BLK WP HR S P ERA WHIP | IP WLS BF H R ER SO BB IBB HBP BLK WP HR S P ERA WHIP | IP WLS BF H R ER SO BB IBB HBP BLK WP HR S P ERA WHIP | IP WLS BF H R ER SO BB IBB HBP BLK WP HR S P ERA WHIP |



| Batter | 1 | 2 | 3 | 4 | 5 | 6 | 7 | 8 | 9 | AB R H RBI BB SO LOB | TOP | | | | | | | | | | | |
|---|---|----------------------------------|-------------------------------|----------------------------------|-------------------------------|----------------------------------|------------------------------|---------------------------------|------------------------------|----------------------------------|--|----------------------------------|---|----------------------------------|-------------------------------|----------------------------------|-------------------------------|----------------------------------|-----------------------------------|------------------------------------|----------------------------------|--------|
| Bernard Gilkey, R OBP: 0.380, SLG: 0.444 | G5-3 | | FC5-4 1B | | F9 | FC6-4 | | K | | 5 0 1 0 0 1 4 | St. Louis Cardinals @ Cincinnati Reds Riverfront Stadium, Cincinnati, OH Thu Jun 03 1993, 7:05 PM EDT Att: 25,141 - Unknown - 73 F | | | | | | | | | | | |
| Ozzie Smith, S OBP: 0.308, SLG: 0.319 | G3 | | FC5-4 1-2 | | G3-1 | | P4 | FC3-6 BB | 4 0 0 0 1 0 3 | | | | | | | | | | | | | |
| Gregg Jefferies, S OBP: 0.344, SLG: 0.432 | S 1B | | G5-3 | | | WP 2B | CS 1B | FC3-6 2B | 5 2 3 0 0 0 2 | | | | | | | | | | | | | |
| Ray Lankford, L OBP: 0.398, SLG: 0.354 | S 1B | | | K | | G4-3 WP 1B | 1-2 1B | FC3-6 2B | 4 2 3 0 1 1 0 | | | | | | | | | | | | | |
| Todd Zeile, R OBP: 0.316, SLG: 0.330 | F9 | | | F9 | | P4 | K | 2B | 5 1 1 2 0 1 4 | | | | | | | | | | | | | |
| Mark Whiten, S OBP: 0.309, SLG: 0.362 | | G4-3 | | G3 | | G4-3 | | HR 1B | 5 2 2 0 0 0 1 | | | | | | | | | | | | | |
| Luis Alica, S OBP: 0.400, SLG: 0.395 | | K | | | 1B | S 1B | F8 | K | 5 1 2 1 0 2 3 | | | | | | | | | | | | | |
| Hector Villanueva, R OBP: 0.218, SLG: 0.353 | | K | | | F8 | S 1B | HR | 2B | 5 1 3 5 0 1 1 | | | | | | | | | | | | | |
| Omar Olivares, R OBP: 0.214, SLG: 0.214 | | | G4-3 | | | | G4-3 | G4-3 | 2 0 1 0 0 0 0 | | | | | | | | | | | | | |
| Paul Kilgus, L OBP: 0.333, SLG: 0.333 | | | | | | FC6-4 1B | | | 3 0 1 0 0 0 1 | | | | | | | | | | | | | |
| Inning Stats | R: 0 E: 0 K: 0 S: 12 | H: 2 LOB: 2 BB: 0 P: 15 | R: 0 E: 0 K: 2 S: 10 | H: 0 LOB: 0 BB: 0 P: 14 | R: 0 E: 0 K: 1 S: 10 | H: 1 LOB: 1 BB: 0 P: 13 | R: 0 E: 0 K: 1 S: 7 | H: 0 LOB: 0 BB: 0 P: 9 | R: 0 E: 0 K: 0 S: 9 | H: 2 LOB: 2 BB: 0 P: 17 | R: 3 E: 0 K: 0 S: 18 | H: 4 LOB: 2 BB: 1 P: 30 | R: 0 E: 0 K: 1 S: 10 | H: 2 LOB: 1 BB: 0 P: 13 | R: 2 E: 0 K: 1 S: 10 | H: 2 LOB: 0 BB: 0 P: 16 | R: 4 E: 0 K: 1 S: 17 | H: 4 LOB: 1 BB: 1 P: 28 | 1B: 11 2B: 5 3B: 0 HR: 1 | SF: 0 SAC: 0 DP: 0 HBP: 0 | WP: 2 PB: 0 SB: 3 CS: 1 | PA: 45 |
| PITCHER | IP WLS BF H R ER SO BB IBB HBP BLK WP HR S P ERA WHIP | | | | | | | | | | | PITCHER | IP WLS BF H R ER SO BB IBB HBP BLK WP HR S P ERA WHIP | | | | | | | | | |
| Tim Pugh, R ERA: 4.72 | 6.0 L 28 9 3 3 3 1 0 0 0 0 2 0 66 98 4.50 1.667 | | | | | | | | | | | | | | | | | | | | | |
| Greg Cadaret, L ERA: 2.94 | 2.0 9 4 2 2 2 0 0 0 0 0 1 20 29 9.00 2.000 | | | | | | | | | | | | | | | | | | | | | |
| Bill Landrum, R ERA: 3.74 | 1.0 8 4 4 4 1 1 0 0 0 0 0 0 17 28 36.00 5.000 | | | | | | | | | | | | | | | | | | | | | |

| Batter | 1 | 2 | 3 | 4 | 5 | 6 | 7 | 8 | 9 | AB R H RBI BB SO LOB | BOTTOM | | | | | | | | | | | |
|---|---|----------------------------------|------------------------------|----------------------------------|------------------------------|----------------------------------|------------------------------|----------------------------------|-------------------------------|----------------------------------|--|----------------------------------|---|----------------------------------|------------------------------|---------------------------------|------------------------------|----------------------------------|----------------------------------|------------------------------------|----------------------------------|--------|
| Roberto Kelly, R OBP: 0.341, SLG: 0.440 | 1B S 1B | | G6-3 | FC1-2 | | | | | F8 | 5 1 2 0 0 0 2 | St. Louis Cardinals @ Cincinnati Reds Riverfront Stadium, Cincinnati, OH Thu Jun 03 1993, 7:05 PM EDT Att: 25,141 - Unknown - 73 F | | | | | | | | | | | |
| Big Roberts, S OBP: 0.346, SLG: 0.285 | G6-4-3 1B | | E 1B | F9 | | G6-3 | | G4-3 | 5 1 2 0 0 0 3 | | | | | | | | | | | | | |
| Barry Larkin, R OBP: 0.403, SLG: 0.420 | G6-4-3 1B | | L4 | | | K | | G5-3 | 5 0 2 1 0 1 1 | | | | | | | | | | | | | |
| Kevin Mitchell, R OBP: 0.375, SLG: 0.527 | G6-4-3 | | 1B | BB | | 1B | | F8 | 3 0 1 0 1 0 3 | | | | | | | | | | | | | |
| Reggie Sanders, R OBP: 0.359, SLG: 0.458 | G6-3 | | FC5-4 1B | | P2 | | F8 | | 4 0 1 1 0 0 3 | | | | | | | | | | | | | |
| Randy Milligan, R OBP: 0.381, SLG: 0.354 | | L6 | FC5-4 | | | F8 | | | 4 0 1 0 0 0 3 | | | | | | | | | | | | | |
| Willie Greene, L OBP: 0.250, SLG: 0.625 | | G4-3 | | | | K | | K | 4 0 1 0 0 2 2 | | | | | | | | | | | | | |
| Joe Oliver, R OBP: 0.290, SLG: 0.409 | | | FC1-2 2B | | | G1-3 | | G6-3 | 4 0 2 0 0 0 0 | | | | | | | | | | | | | |
| Tim Pugh, R OBP: 0.143, SLG: 0.100 | | | | | | | | | 2 0 0 0 0 0 3 | | | | | | | | | | | | | |
| Jacob Brumfield, R OBP: 0.412, SLG: 0.467 | | | | | | | | | 1 0 0 0 0 0 0 | | | | | | | | | | | | | |
| Greg Cadaret, L | | | | | | | | | 0 0 0 0 0 0 0 | | | | | | | | | | | | | |
| Juan Samuel, R | | | | | | | | | 1 0 0 0 0 1 0 | | | | | | | | | | | | | |
| Bill Landrum, R | | | | | | | | | 0 0 0 0 0 0 0 | | | | | | | | | | | | | |
| Inning Stats | R: 1 E: 0 K: 0 S: 15 | H: 3 LOB: 1 BB: 0 P: 20 | R: 0 E: 0 K: 0 S: 8 | H: 1 LOB: 0 BB: 0 P: 11 | R: 1 E: 1 K: 0 S: 7 | H: 2 LOB: 2 BB: 1 P: 19 | R: 0 E: 0 K: 0 S: 6 | H: 2 LOB: 2 BB: 0 P: 12 | R: 0 E: 0 K: 2 S: 14 | H: 2 LOB: 2 BB: 0 P: 19 | R: 0 E: 0 K: 0 S: 12 | H: 1 LOB: 1 BB: 0 P: 19 | R: 0 E: 0 K: 0 S: 6 | H: 1 LOB: 1 BB: 0 P: 10 | R: 0 E: 0 K: 2 S: 7 | H: 0 LOB: 0 BB: 0 P: 9 | R: 0 E: 0 K: 0 S: 7 | H: 0 LOB: 0 BB: 0 P: 10 | 1B: 9 2B: 3 3B: 0 HR: 0 | SF: 0 SAC: 0 DP: 1 HBP: 0 | WP: 0 PB: 0 SB: 2 CS: 0 | PA: 39 |
| PITCHER | IP WLS BF H R ER SO BB IBB HBP BLK WP HR S P ERA WHIP | | | | | | | | | | | PITCHER | IP WLS BF H R ER SO BB IBB HBP BLK WP HR S P ERA WHIP | | | | | | | | | |
| Omar Olivares, R ERA: 3.88 | 4.1 21 8 2 2 1 1 0 0 0 0 0 0 39 65 4.15 2.077 | | | | | | | | | | | | | | | | | | | | | |
| Paul Kilgus, L | 4.2 W 18 4 0 0 3 0 0 0 0 0 0 0 43 64 0.00 0.857 | | | | | | | | | | | | | | | | | | | | | |

| | |
|-----|----|
| AB | 43 |
| R | 9 |
| H | 17 |
| RBI | 8 |
| BB | 2 |
| SO | 6 |
| LOB | 19 |



| | |
|-----|----|
| AB | 38 |
| R | 2 |
| H | 12 |
| RBI | 2 |
| BB | 1 |
| SO | 4 |
| LOB | 20 |



| Batter | 1 | 2 | 3 | 4 | 5 | 6 | 7 | 8 | 9 | AB | R | H | RBI | BB | SO | LOB | TOP | | | | | | | | |
|---|------------------------------|----------------------------------|------------------------------|----------------------------------|------------------------------|----------------------------------|------------------------------|----------------------------------|-------------------------------|----------------------------------|-------------------------------|----------------------------------|-------------------------------|----------------------------------|-------------------------------|----------------------------------|---|----------------------------------|----------------------------------|------------------------------------|----------------------------------|--------|--|--|--|
| Bernard Gilkey, R OBP: 0.374, SLG: 0.442 (1, 7) | F8 | | | L8 | | L9 | | P4 | 2B | 5 | 0 | 1 | 1 | 0 | 0 | 0 | St. Louis Cardinals @ Cincinnati Reds Riverfront Stadium, Cincinnati, OH Sat Jun 05 1993, 7:05 PM EDT Att: 39,885 - Unknown | | | | | | | | |
| Ozzie Smith, S OBP: 0.305, SLG: 0.316 (1, 6) | F8 | | | G4-3 | | FC3-6 1B | | E1 1B | P7 | 5 | 0 | 1 | 0 | 0 | 0 | 1 | | | | | | | | | |
| Gregg Jefferies, S OBP: 0.352, SLG: 0.438 (1, 3) | L8 | | | 1B | | FC3-6 1B | | 1B | | 4 | 0 | 3 | 0 | 0 | 0 | 0 | | | | | | | | | |
| Ray Lankford, L OBP: 0.400, SLG: 0.350 (1, 8) | | P6 | | 1B | | FC3-6 1B | | BB | | 2 | 0 | 0 | 0 | 1 | 0 | 2 | | | | | | | | | |
| Todd Zeile, R OBP: 0.310, SLG: 0.323 (1, 5) | P5 | | | F8 | | F9 | | G4-6-3 | | 4 | 0 | 0 | 0 | 0 | 0 | 7 | | | | | | | | | |
| Mark Whiten, S OBP: 0.308, SLG: 0.360 (1, 9) | K | | | | | | | | | 4 | 1 | 1 | 0 | 0 | 1 | 0 | | | | | | | | | |
| Luis Alica, S OBP: 0.385, SLG: 0.378 (1, 4) | | | | G4-3 | | E4 | | G3-1 | | 4 | 0 | 0 | 0 | 0 | 0 | 1 | | | | | | | | | |
| Erik Pappas, R OBP: 0.403, SLG: 0.403 (1, 2) | | | | P8 | | P9 | | FC4 1B | | 4 | 1 | 2 | 1 | 0 | 0 | 1 | | | | | | | | | |
| Bob Tewksbury, R OBP: 0.304, SLG: 0.273 (3, 1) | | | | P4 | | K | | G4-3 | | 1 | 0 | 0 | 0 | 0 | 0 | 0 | | | | | | | | | |
| Rod Brewer, L OBP: 0.276, SLG: 0.245 (7, 1) | | | | | | | | | | 1 | 0 | 0 | 0 | 0 | 0 | 1 | | | | | | | | | |
| Les Lancaster, R OBP: 0.276, SLG: 0.245 (7, 1) | | | | | | | | | | 1 | 0 | 0 | 0 | 0 | 0 | 0 | | | | | | | | | |
| Mike Perez, R OBP: 0.276, SLG: 0.245 (8, 1) | | | | | | | | | | 0 | 0 | 0 | 0 | 0 | 0 | 0 | | | | | | | | | |
| Gerald Perry, L OBP: 0.276, SLG: 0.245 (8, 1) | | | | | | | | | | 1 | 0 | 0 | 0 | 0 | 0 | 1 | | | | | | | | | |
| Inning Stats | R: 0 E: 0 K: 0 S: 8 | H: 0 LOB: 0 BB: 0 P: 14 | R: 0 E: 0 K: 1 S: 7 | H: 0 LOB: 0 BB: 0 P: 10 | R: 0 E: 0 K: 0 S: 7 | H: 0 LOB: 0 BB: 0 P: 13 | R: 0 E: 0 K: 0 S: 8 | H: 1 LOB: 2 BB: 0 P: 15 | R: 0 E: 1 K: 1 S: 11 | H: 0 LOB: 1 BB: 0 P: 17 | R: 0 E: 0 K: 0 S: 10 | H: 2 LOB: 2 BB: 0 P: 15 | R: 0 E: 0 K: 0 S: 10 | H: 1 LOB: 1 BB: 0 P: 15 | R: 0 E: 1 K: 0 S: 14 | H: 1 LOB: 2 BB: 1 P: 20 | R: 2 E: 0 K: 0 S: 13 | H: 3 LOB: 1 BB: 0 P: 20 | 1B: 7 2B: 1 3B: 0 HR: 0 | SF: 0 SAC: 0 DP: 1 HBP: 1 | WP: 0 PB: 0 SB: 3 CS: 0 | PA: 38 | | | |
| PITCHER | IP | WLS | BF | H | R | ER | SO | BB | IBB | HBP | BLK | WP | HR | S | P | ERA | WHIP | | | | | | | | |
| Tim Belcher, R ERA: 3.38 (1, 1) | 8.0 | W | 32 | 5 | 0 | 0 | 2 | 1 | 0 | 1 | 0 | 0 | 0 | 75 | 119 | 0.00 | 0.750 | | | | | | | | |
| Mitt Hill, R ERA: 6.3 (9, 1) | 0.2 | | 5 | 3 | 2 | 2 | 0 | 0 | 0 | 0 | 0 | 0 | 0 | 11 | 17 | 27.00 | 4.500 | | | | | | | | |
| Rob Dibble, R ERA: 5.4 (9, 1) | 0.1 | | 1 | 0 | 0 | 0 | 0 | 0 | 0 | 0 | 0 | 0 | 0 | 2 | 3 | 0.00 | 0.000 | | | | | | | | |

| | |
|-----|----|
| AB | 36 |
| R | 2 |
| H | 8 |
| RBI | 2 |
| BB | 1 |
| SO | 2 |
| LOB | 15 |



| Batter | 1 | 2 | 3 | 4 | 5 | 6 | 7 | 8 | 9 | AB | R | H | RBI | BB | SO | LOB | BOTTOM | | | | | | | | |
|---|-------------------------------|----------------------------------|-------------------------------|----------------------------------|-------------------------------|----------------------------------|-------------------------------|----------------------------------|-------------------------------|----------------------------------|------------------------------|---------------------------------|------------------------------|----------------------------------|------------------------------|---------------------------------|---|------------------------------------|----------------------------------|--------|--|--|--|--|--|
| Roberto Kelly, R OBP: 0.339, SLG: 0.436 (1, 8) | 2B | L7 | G3 | | | K | | | | 4 | 1 | 1 | 0 | 0 | 1 | 3 | St. Louis Cardinals @ Cincinnati Reds Riverfront Stadium, Cincinnati, OH Sat Jun 05 1993, 7:05 PM EDT Att: 39,885 - Unknown | | | | | | | | |
| Bjo Roberts, S OBP: 0.344, SLG: 0.290 (1, 4) | 1B | F8 | | F8 | | G3 | | | | 4 | 1 | 1 | 1 | 0 | 0 | 1 | | | | | | | | | |
| Juan Samuel, R OBP: 0.222, SLG: 0.302 (8, 4) | 2B | | | | | | | | | 0 | 0 | 0 | 0 | 0 | 0 | 0 | | | | | | | | | |
| Barry Larkin, R OBP: 0.396, SLG: 0.411 (1, 6) | G1-4-3 | L7 | | K | | | | L8 | | 4 | 0 | 0 | 0 | 0 | 1 | 2 | | | | | | | | | |
| Kevin Mitchell, R OBP: 0.384, SLG: 0.547 (7, PR) | 2B | | | F8 | | | | 1B | | 4 | 1 | 3 | 1 | 0 | 0 | 0 | | | | | | | | | |
| Jacob Brumfield, R OBP: 0.412, SLG: 0.487 (8, 7) | 2B | | | SF8 | | F8 | | | | 0 | 0 | 0 | 0 | 0 | 0 | 0 | | | | | | | | | |
| Reggie Sanders, R OBP: 0.357, SLG: 0.450 (1, 9) | K | | | SF8 | BB | | | P4 | | 3 | 1 | 0 | 0 | 0 | 2 | 2 | | | | | | | | | |
| Randy Milligan, R OBP: 0.383, SLG: 0.353 (1, 3) | K | | | HBP | | 1B | | F8 | | 3 | 0 | 1 | 0 | 1 | 1 | 2 | | | | | | | | | |
| Willie Greene, L OBP: 0.250, SLG: 0.545 (1, 5) | | 2B | SF8 | | | K | | G4-3 | | 3 | 1 | 1 | 1 | 0 | 1 | 1 | | | | | | | | | |
| Joe Oliver, R OBP: 0.289, SLG: 0.413 (1, 2) | 1B | 2B | SF8 | | | FC6-4 | | G6-3 | | 3 | 1 | 1 | 1 | 0 | 0 | 1 | | | | | | | | | |
| Tim Belcher, R OBP: 0.174, SLG: 0.217 (8, PH) | | 2B | | | | | | | | 3 | 0 | 2 | 2 | 0 | 0 | 0 | | | | | | | | | |
| Gary Varsho, L OBP: 0.382, SLG: 0.393 (8, 1) | | | | | | | | | | 1 | 0 | 0 | 0 | 0 | 0 | 0 | | | | | | | | | |
| Mitt Hill, R (9, 1) | | | | | | | | | | 0 | 0 | 0 | 0 | 0 | 0 | 0 | | | | | | | | | |
| Rob Dibble, L (9, 1) | | | | | | | | | | 0 | 0 | 0 | 0 | 0 | 0 | 0 | | | | | | | | | |
| Inning Stats | R: 2 E: 0 K: 2 S: 14 | H: 3 LOB: 1 BB: 0 P: 19 | R: 2 E: 0 K: 0 S: 10 | H: 3 LOB: 1 BB: 0 P: 18 | R: 2 E: 0 K: 0 S: 10 | H: 2 LOB: 2 BB: 1 P: 20 | R: 0 E: 0 K: 1 S: 11 | H: 0 LOB: 0 BB: 0 P: 14 | R: 0 E: 0 K: 2 S: 13 | H: 1 LOB: 1 BB: 0 P: 20 | R: 0 E: 0 K: 1 S: 5 | H: 0 LOB: 0 BB: 0 P: 8 | R: 0 E: 0 K: 0 S: 7 | H: 1 LOB: 1 BB: 0 P: 11 | R: 0 E: 0 K: 0 S: 5 | H: 0 LOB: 0 BB: 0 P: 5 | 1B: 5 2B: 5 3B: 0 HR: 0 | SF: 2 SAC: 0 DP: 0 HBP: 1 | WP: 0 PB: 0 SB: 0 CS: 0 | PA: 36 | | | | | |
| PITCHER | IP | WLS | BF | H | R | ER | SO | BB | IBB | HBP | BLK | WP | HR | S | P | ERA | WHIP | | | | | | | | |
| Bob Tewksbury, R ERA: 4.39 (3, 1) | 4.0 | L | 14 | 2 | 0 | 0 | 4 | 0 | 0 | 0 | 0 | 0 | 0 | 33 | 49 | 0.00 | 0.500 | | | | | | | | |
| Tom Urbani, L ERA: 9.35 (7, 1) | 1.0 | | 4 | 1 | 0 | 0 | 0 | 0 | 0 | 0 | 0 | 0 | 0 | 7 | 11 | 0.00 | 1.000 | | | | | | | | |
| Les Lancaster, R ERA: 3.51 (8, 1) | 1.0 | | 3 | 0 | 0 | 0 | 0 | 0 | 0 | 0 | 0 | 0 | 0 | 5 | 5 | 0.00 | 0.000 | | | | | | | | |

| | |
|-----|----|
| AB | 32 |
| R | 6 |
| H | 10 |
| RBI | 6 |
| BB | 1 |
| SO | 6 |
| LOB | 12 |



| Batter | 1 | 2 | 3 | 4 | 5 | 6 | 7 | 8 | 9 | AB | R | H | RBI | BB | SO | LOB | TOP | | | | | | | | |
|---|------------------------------|----------------------------------|------------------------------|----------------------------------|------------------------------|----------------------------------|------------------------------|----------------------------------|------------------------------|----------------------------------|-------------------------------|----------------------------------|-------------------------------|----------------------------------|-------------------------------|----------------------------------|---|----------------------------------|----------------------------------|------------------------------------|----------------------------------|--------|--|--|--|
| Bernard Gilkey, R OBP: 0.381, SLG: 0.448 (1, 7) | 1-1 G5-3 | | 1-0 2B | | | 1-0 2B | 0-0 1B | | 3-2 G6-3 | 5 | 2 | 3 | 1 | 0 | 0 | 0 | St. Louis Cardinals @ Cincinnati Reds Riverfront Stadium, Cincinnati, OH Sun Jun 06 1993, 3:33 AM EDT Att: 34,513 - Cloudy - 72 F | | | | | | | | |
| Luis Alicaes, S OBP: 0.385, SLG: 0.372 (1, 4) | 2-0 F8 | | 3-0 P4 | | | 4-2 2B | 1-1 1B | | 1-1 F9 | 4 | 1 | 1 | 0 | 1 | 0 | 0 | | | | | | | | | |
| Gregg Jefferies, S OBP: 0.355, SLG: 0.444 (1, 3) | 2-2 G5-3 | | | 1-1 2B | | 4-2 2B | 2-1 SF8 | | | 2 | 1 | 1 | 1 | 1 | 0 | 0 | | | | | | | | | |
| Ray Lankford, L OBP: 0.397, SLG: 0.354 (1, 8) | | 2-0 G3-4-1 | | 1-3 K | | 2-2 1B | 3-H F7 | | | 4 | 0 | 1 | 2 | 0 | 1 | 2 | | | | | | | | | |
| Mark Whiten, S OBP: 0.302, SLG: 0.353 (1, 9) | | 1-0 G4-3 | | 0-0 G5-3 | | 0-0 G5-3 | 0-1 G3 | | | 4 | 0 | 0 | 0 | 0 | 0 | 4 | | | | | | | | | |
| Erik Pappas, R OBP: 0.408, SLG: 0.391 (1, 2) | | 4-1 BB | | 2-2 F9 | | 4-0 1B | 2-1 IBB | | 2-1 G6-3 | 2 | 0 | 0 | 0 | 2 | 0 | 1 | | | | | | | | | |
| Tracy Woodson, R OBP: 0.208, SLG: 0.227 (1, 5) | | 1-2 G6-3 | | | 2-1 G6-3 | 2-1 F8 | | | 1-3 K2-3 | 4 | 0 | 0 | 0 | 0 | 1 | 4 | | | | | | | | | |
| José Oquendo, S OBP: 0.381, SLG: 0.278 (1, 6) | | | 4-1 SH1-3 | | 1-2 G4-3 | 2-1 1B | | | 3-2 L6 | 3 | 1 | 1 | 1 | 1 | 0 | 0 | | | | | | | | | |
| Joe Magrane, R (1, 1) | | | 1-2 SH1-3 | | 1-1 G4-3 | 2-2 K | | | 1-3 K | 2 | 0 | 0 | 0 | 0 | 1 | 3 | | | | | | | | | |
| Mike Perez, R (8, 1) | | | | | | | | | | 0 | 0 | 0 | 0 | 0 | 0 | 0 | | | | | | | | | |
| Gerónimo Pena, S OBP: 0.379, SLG: 0.331 (9, PH) | | | | | | | | | | 1 | 0 | 0 | 0 | 0 | 1 | 0 | | | | | | | | | |
| Rob Murphy, L OBP: 1.000, SLG: 1.000 (9, 1) | | | | | | | | | | 0 | 0 | 0 | 0 | 0 | 0 | 0 | | | | | | | | | |
| Inning Stats | R: 0 E: 0 K: 0 S: 6 | H: 0 LOB: 0 BB: 0 P: 11 | R: 0 E: 0 K: 0 S: 6 | H: 0 LOB: 1 BB: 1 P: 14 | R: 1 E: 0 K: 0 S: 6 | H: 1 LOB: 0 BB: 1 P: 15 | R: 0 E: 0 K: 1 S: 9 | H: 1 LOB: 1 BB: 0 P: 13 | R: 0 E: 0 K: 0 S: 8 | H: 0 LOB: 0 BB: 0 P: 12 | R: 3 E: 0 K: 0 S: 19 | H: 3 LOB: 3 BB: 3 P: 40 | R: 1 E: 0 K: 0 S: 10 | H: 2 LOB: 1 BB: 0 P: 12 | R: 0 E: 0 K: 1 S: 11 | H: 0 LOB: 0 BB: 0 P: 17 | R: 0 E: 0 K: 1 S: 8 | H: 0 LOB: 0 BB: 0 P: 13 | 1B: 5 2B: 2 3B: 0 HR: 0 | SF: 1 SAC: 1 DP: 0 HBP: 0 | WP: 0 PB: 0 SB: 0 CS: 0 | PA: 38 | | | |
| PITCHER | IP | WLS | BF | H | R | ER | SO | BB | IBB | HBP | BLK | WP | HR | S | P | ERA | WHIP | | | | | | | | |
| Jose Rijo, R ERA: 3.21 (1, 1) | 7.0 | L | 32 | 7 | 5 | 5 | 2 | 4 | 1 | 0 | 0 | 0 | 0 | 64 | 117 | 6.43 | 1.571 | | | | | | | | |
| Greg Cadaret, L ERA: 2.57 (8, 1) | 2.0 | | 6 | 0 | 0 | 0 | 2 | 0 | 0 | 0 | 0 | 0 | 0 | 19 | 30 | 0.00 | 0.000 | | | | | | | | |

livebaseballscorecards.com

AB 31
R 5
H 7
RBI 5
BB 5
SO 4
LOB 14



| Batter | 1 | 2 | 3 | 4 | 5 | 6 | 7 | 8 | 9 | AB | R | H | RBI | BB | SO | LOB | BOTTOM | | | | | | | | |
|--|-------------------------------|----------------------------------|------------------------------|---------------------------------|------------------------------|----------------------------------|-------------------------------|----------------------------------|------------------------------|----------------------------------|-------------------------------|----------------------------------|-------------------------------|----------------------------------|-------------------------------|----------------------------------|---|----------------------------------|----------------------------------|------------------------------------|----------------------------------|--------|--|--|--|
| Roberto Kelly, R OBP: 0.342, SLG: 0.439 (1, 8) | 3-2 G3 | | 1-1 1B | | | 1-1 G5-3 | | | 0-0 F8 | 3 | 1 | 1 | 0 | 0 | 0 | 2 | St. Louis Cardinals @ Cincinnati Reds Riverfront Stadium, Cincinnati, OH Sun Jun 06 1993, 3:33 AM EDT Att: 34,513 - Cloudy - 72 F | | | | | | | | |
| Juan Samuel, R OBP: 0.204, SLG: 0.277 (1, 4) | 0-1 G3 | | 1-3 K | | | 2-2 G4-3 | | | 1-1 G3 | 4 | 0 | 0 | 0 | 1 | 2 | | | | | | | | | | |
| Barry Larkin, R OBP: 0.398, SLG: 0.412 (1, 6) | 2-2 SF8 | | 2-0 1B | | | 4-0 FC5-6 | | | 2-2 G6-3 | 2 | 0 | 1 | 1 | 1 | 0 | 0 | | | | | | | | | |
| Kevin Mitchell, R OBP: 0.381, SLG: 0.545 (1, 7) | 3-H 2B | | 0-0 F9 | | | 0-1 F9 | | | 0-3 K | 4 | 0 | 1 | 0 | 0 | 1 | 3 | | | | | | | | | |
| Reggie Sanders, R OBP: 0.350, SLG: 0.440 (1, 9) | 0-3 K | | | 0-2 F9 | | 2-2 FC5-6 | | | 2-3 K | 4 | 0 | 0 | 0 | 0 | 2 | 2 | | | | | | | | | |
| Randy Milligan, R OBP: 0.380, SLG: 0.351 (1, 3) | | 0-0 G6-3 | | 3-3 K | | | 0-0 FC6-4 | | 2-2 G4-3 | 4 | 0 | 1 | 0 | 0 | 1 | 0 | | | | | | | | | |
| Willie Greene, L OBP: 0.188, SLG: 0.490 (1, 5) | | 2-3 K | | 0-3 K | | | 3-2 F9 | | 2-2 F9 | 4 | 0 | 0 | 0 | 0 | 2 | 1 | | | | | | | | | |
| Dan Wilson, R OBP: 0.364, SLG: 0.310 (1, 2) | | 0-1 G5-3 | | | 1-0 F8 | | 1-2 FC6-4 | | | 3 | 0 | 1 | 0 | 0 | 0 | 0 | | | | | | | | | |
| Jose Rijo, R OBP: 0.344, SLG: 0.310 (1, 1) | | | 0-0 G6-3 | | 3-3 K2-3 | | 1-1 FC6-4 | | | 2 | 0 | 0 | 0 | 0 | 1 | 0 | | | | | | | | | |
| Cecil Espy, S OBP: 0.379, SLG: 0.275 (7, PH) | | | | | | | | | | 1 | 0 | 0 | 0 | 0 | 0 | 2 | | | | | | | | | |
| Greg Cadaret, L (8, 1) | | | | | | | | | | 0 | 0 | 0 | 0 | 0 | 0 | 0 | | | | | | | | | |
| Inning Stats | R: 1 E: 0 K: 1 S: 15 | H: 2 LOB: 1 BB: 0 P: 22 | R: 0 E: 0 K: 1 S: 7 | H: 0 LOB: 0 BB: 0 P: 9 | R: 0 E: 0 K: 1 S: 7 | H: 1 LOB: 2 BB: 0 P: 11 | R: 0 E: 0 K: 2 S: 10 | H: 0 LOB: 0 BB: 0 P: 13 | R: 0 E: 0 K: 0 S: 6 | H: 0 LOB: 0 BB: 0 P: 11 | R: 0 E: 0 K: 0 S: 12 | H: 0 LOB: 1 BB: 1 P: 20 | R: 0 E: 0 K: 0 S: 12 | H: 2 LOB: 2 BB: 0 P: 17 | R: 0 E: 0 K: 1 S: 10 | H: 0 LOB: 0 BB: 0 P: 13 | R: 0 E: 0 K: 1 S: 11 | H: 0 LOB: 0 BB: 0 P: 17 | 1B: 3 2B: 3 3B: 0 HR: 0 | SF: 1 SAC: 0 DP: 0 HBP: 1 | WP: 0 PB: 0 SB: 0 CS: 0 | PA: 34 | | | |
| PITCHER | IP | WLS | BF | H | R | ER | SO | BB | IBB | HBP | BLK | WP | HR | S | P | ERA | WHIP | | | | | | | | |
| Joe Magrane, L ERA: 4.26 (1, 1) | 7.0 | W | 28 | 5 | 1 | 1 | 6 | 1 | 0 | 1 | 0 | 0 | 0 | 69 | 103 | 1.29 | 0.857 | | | | | | | | |
| Mike Perez, R ERA: 2.7 (8, 1) | 1.0 | | 3 | 0 | 0 | 0 | 1 | 0 | 0 | 0 | 0 | 0 | 0 | 10 | 13 | 0.00 | 0.000 | | | | | | | | |
| Rob Murphy, L ERA: 3.04 (9, 1) | 1.0 | | 3 | 0 | 0 | 0 | 1 | 0 | 0 | 0 | 0 | 0 | 0 | 11 | 17 | 0.00 | 0.000 | | | | | | | | |

livebaseballscorecards.com

AB 31
R 1
H 5
RBI 1
BB 1
SO 8
LOB 12



| Batter | 1 | 2 | 3 | 4 | 5 | 6 | 7 | 8 | 9 | AB | R | H | RBI | BB | SO | LOB | TOP | | | | |
|---|-------------------------------|----------------------------------|------------------------------|----------------------------------|------------------------------|----------------------------------|------------------------------|---------------------------------|-------------------------------|----------------------------------|-------------------------------|----------------------------------|-------------------------------|----------------------------------|------------------------------|---------------------------------|----------------------------------|------------------------------------|----------------------------------|--------|--|
| Bip Roberts, S (1,4) OBP: 0.350, SLG: 0.321 | G1-3 | | G4-3 2B | | L8 | | G4-3 | | F9 | 5 | 0 | 1 | 0 | 0 | 0 | 0 | | | | | |
| Hal Morris, L (1,3) OBP: 0.273, SLG: 0.273 | G5-3 1B | | F7 | | G1-3 | | G4-3 | | F8 | 5 | 0 | 1 | 0 | 0 | 0 | 1 | | | | | |
| Barry Larkin, R (1,6) OBP: 0.398, SLG: 0.414 | G5-3 | | G4-3 | | F9 | | | | 1B | 4 | 1 | 1 | 0 | 0 | 0 | 2 | | | | | |
| Gary Varsho, L (1,9) OBP: 0.395, SLG: 0.387 Jacob Brumfield, R (8, PR) OBP: 0.358, SLG: 0.412 | BB | | G1-3 | | | | K | | 1B | 3 | 0 | 1 | 1 | 1 | 1 | 1 | | | | | |
| Roberto Kelly, R (1,8) OBP: 0.354, SLG: 0.450 | G6-3 | | | | 1B | | G6-3 2B | | 1B | 4 | 0 | 3 | 0 | 0 | 0 | 2 | | | | | |
| Cecil Espy, S (1,7) OBP: 0.371, SLG: 0.259 | | 1B G6-4-3 BB | | | K | | G6-3 | | K | 3 | 1 | 0 | 0 | 1 | 2 | 4 | | | | | |
| Jeff Branson, L (1,5) OBP: 0.406, SLG: 0.450 Jeff Reardon, R (8, 1) | | G6-4-3 1B | | | F8 | | G5-3 | | 1B | 3 | 0 | 1 | 0 | 1 | 0 | 2 | | | | | |
| Dan Wilson, R (1,2) OBP: 0.342, SLG: 0.273 Reggie Sanders, R (8, PH) OBP: 0.345, SLG: 0.429 Joe Oliver, R (8, 2) OBP: 0.295, SLG: 0.419 | | G6-4-3 | | | | | | | K | 2 | 0 | 0 | 0 | 1 | 1 | 1 | | | | | |
| Tim Pugh, R (1,1) OBP: 0.130, SLG: 0.091 Bobby Ayala, R (5, 1) | | 1-2 3-H | | | IBB | | | | K | 1 | 0 | 0 | 0 | 0 | 1 | 3 | | | | | |
| Willie Greene, L (7, PH) OBP: 0.176, SLG: 0.375 Greg Cadaret, L (7, 1) | | G4-3 | | | L3 | | | | | 2 | 0 | 0 | 0 | 0 | 0 | 2 | | | | | |
| Juan Samuel, R (8, 5) OBP: 0.200, SLG: 0.271 | | | | | | | G4-3 | | K | 0 | 0 | 0 | 0 | 0 | 0 | 0 | | | | | |
| Inning Stats | R: 0 E: 0 K: 0 S: 10 | H: 1 LOB: 2 BB: 1 P: 16 | R: 1 E: 0 K: 0 S: 9 | H: 1 LOB: 0 BB: 1 P: 17 | R: 0 E: 0 K: 1 S: 7 | H: 1 LOB: 2 BB: 1 P: 11 | R: 0 E: 0 K: 1 S: 8 | H: 0 LOB: 0 BB: 0 P: 4 | R: 0 E: 0 K: 1 S: 10 | H: 1 LOB: 1 BB: 0 P: 16 | R: 0 E: 0 K: 1 S: 10 | H: 0 LOB: 0 BB: 0 P: 12 | R: 1 E: 0 K: 2 S: 16 | H: 3 LOB: 3 BB: 1 P: 26 | R: 0 E: 0 K: 1 S: 6 | H: 0 LOB: 0 BB: 0 P: 7 | 1B: 6 2B: 2 3B: 0 HR: 0 | SF: 0 SAC: 0 DP: 1 HBP: 0 | WP: 0 PB: 0 SB: 2 CS: 0 | PA: 38 | |
| PITCHER | IP | WLS | BF | H | R | ER | SO | BB | IBB | HBP | BLK | WP | HR | S | P | ERA | WHIP | | | | |
| Dennis Martinez, R (1, 1) ERA: 3.62 | 7.1 | W | 31 | 7 | 2 | 2 | 3 | 2 | 1 | 0 | 0 | 0 | 0 | 63 | 103 | 2.46 | 1.227 | | | | |
| John Wetteland, R (8, 1) ERA: 1.67 | 1.2 | S | 7 | 1 | 0 | 0 | 3 | 1 | 0 | 0 | 0 | 0 | 0 | 16 | 23 | 0.00 | 1.200 | | | | |

Cincinnati Reds @ Montreal Expos
Olympic Stadium, Montreal, QB
Tue Jun 08 1993, 7:05 PM EDT
Att: 11,777 - Dome

AB 34
R 2
H 8
RBI 1
BB 4
SO 6
LOB 18



| Batter | 1 | 2 | 3 | 4 | 5 | 6 | 7 | 8 | 9 | AB | R | H | RBI | BB | SO | LOB | BOTTOM | | | | |
|---|-------------------------------|----------------------------------|------------------------------|----------------------------------|------------------------------|----------------------------------|-------------------------------|----------------------------------|------------------------------|---------------------------------|-------------------------------|----------------------------------|------------------------------|----------------------------------|----------------------------------|------------------------------------|----------------------------------|--------|--|--|--|
| Delino DeShields, L (1,4) OBP: 0.396, SLG: 0.342 | G6-3 | | G6-3 | | WP 1B | | S 2B 1B | | | 4 | 1 | 2 | 0 | 0 | 0 | 0 | | | | | |
| Mike Lansing, R (1,5) OBP: 0.365, SLG: 0.426 | P3 | | G6-3 | | B2 | | 1-H 2B | | | 4 | 0 | 1 | 1 | 0 | 0 | 2 | | | | | |
| Marquis Grissom, R (1,8) OBP: 0.370, SLG: 0.502 | S 1B | | | | P4 1B | | 1-2 2-3 IBB | | | 3 | 2 | 2 | 0 | 1 | 0 | 2 | | | | | |
| John Vander Wal, L (1,7) OBP: 0.350, SLG: 0.413 | 1B BB | | | | G4-3 1B | | L8 | | | 3 | 1 | 1 | 1 | 1 | 0 | 4 | | | | | |
| Moises Alou, R (1,9) OBP: 0.353, SLG: 0.447 | PO 1B | | | | G6-3 BB | | K | | G5-3 | 3 | 0 | 1 | 1 | 1 | 1 | 0 | | | | | |
| Darin Fletcher, L (1,2) OBP: 0.304, SLG: 0.319 Lou Frazier, S (8, PR) OBP: 0.367, SLG: 0.410 Tim Laker, R (9, 2) OBP: 0.190, SLG: 0.225 | PO | | F7 | | G6-3 | | K | | S BB | 3 | 0 | 0 | 0 | 1 | 1 | 2 | | | | | |
| Greg Colbrunn, R (1,3) OBP: 0.308, SLG: 0.465 | | | K | | G6-3 | | F7 | | F7 | 4 | 0 | 0 | 1 | 0 | 1 | 2 | | | | | |
| Wil Cordero, R (1,6) OBP: 0.271, SLG: 0.376 | | | F7 | | G6-3 | | K | | G3-1 | 4 | 0 | 0 | 0 | 0 | 1 | 3 | | | | | |
| Dennis Martinez, R (1, 1) OBP: 0.308, SLG: 0.385 John Wetteland, R (8, 1) | | | K | | | | WP 1B | | K | 3 | 0 | 1 | 0 | 0 | 2 | 0 | | | | | |
| Inning Stats | R: 1 E: 0 K: 0 S: 16 | H: 2 LOB: 1 BB: 1 P: 26 | R: 0 E: 0 K: 1 S: 7 | H: 0 LOB: 0 BB: 0 P: 11 | R: 0 E: 0 K: 1 S: 7 | H: 0 LOB: 0 BB: 0 P: 10 | R: 2 E: 0 K: 0 S: 12 | H: 2 LOB: 1 BB: 1 P: 24 | R: 0 E: 0 K: 2 S: 7 | H: 0 LOB: 0 BB: 0 P: 9 | R: 1 E: 0 K: 2 S: 12 | H: 2 LOB: 2 BB: 1 P: 23 | R: 0 E: 0 K: 0 S: 8 | H: 0 LOB: 2 BB: 1 P: 15 | 1B: 7 2B: 1 3B: 0 HR: 0 | SF: 0 SAC: 0 DP: 0 HBP: 0 | WP: 1 PB: 0 SB: 6 CS: 0 | PA: 36 | | | |
| PITCHER | IP | WLS | BF | H | R | ER | SO | BB | IBB | HBP | BLK | WP | HR | S | P | ERA | WHIP | | | | |
| Tim Pugh, R (1, 1) ERA: 4.82 | 4.1 | L | 20 | 6 | 3 | 3 | 2 | 2 | 0 | 0 | 0 | 1 | 0 | 45 | 74 | 6.23 | 1.846 | | | | |
| Bobby Ayala, R (5, 1) ERA: 1.47 | 1.2 | | 5 | 0 | 0 | 0 | 2 | 0 | 0 | 0 | 0 | 0 | 0 | 11 | 16 | 0.00 | 0.000 | | | | |
| Greg Cadaret, L (7, 1) ERA: 2.82 | 1.1 | | 8 | 2 | 1 | 1 | 2 | 1 | 1 | 0 | 0 | 0 | 0 | 17 | 34 | 6.75 | 2.250 | | | | |
| Jeff Reardon, R (8, 1) ERA: 3.5 | 0.2 | | 2 | 0 | 0 | 0 | 0 | 0 | 0 | 0 | 0 | 0 | 0 | 3 | 4 | 0.00 | 0.000 | | | | |

Cincinnati Reds @ Montreal Expos
Olympic Stadium, Montreal, QB
Tue Jun 08 1993, 7:05 PM EDT
Att: 11,777 - Dome

AB 31
R 4
H 8
RBI 4
BB 4
SO 6
LOB 15



| Batter | 1 | 2 | 3 | 4 | 5 | 6 | 7 | 8 | 9 | 10 | 11 | 12 | AB | R | H | RBI | BB | SO | LOB | TOP | | | | | | | |
|---|-------------------------------|----------------------------------|-------------------------------|----------------------------------|-------------------------------|----------------------------------|------------------------------|----------------------------------|------------------------------|----------------------------------|------------------------------|----------------------------------|------------------------------|----------------------------------|------------------------------|----------------------------------|-------------------------------|----------------------------------|-------------------------------|----------------------------------|----------------------------------|------------------------------------|----------------------------------|--------|--|--|--|
| Bip Roberts, S OBP: 0.350, SLG: 0.318 (1.4) | | | | | | | | | | | | | 5 | 1 | 1 | 0 | 1 | 0 | 4 | | | | | | | | |
| Hal Morris, L OBP: 0.353, SLG: 0.313 (1.3) | | | | | | | | | | | | | 5 | 0 | 2 | 0 | 1 | 0 | 2 | | | | | | | | |
| Barry Larkin, R OBP: 0.396, SLG: 0.409 (1.6) | | | | | | | | | | | | | 5 | 0 | 1 | 0 | 1 | 0 | 4 | | | | | | | | |
| Roberto Kelly, R OBP: 0.345, SLG: 0.439 (1.8) | | | | | | | | | | | | | 6 | 0 | 0 | 0 | 0 | 1 | 5 | | | | | | | | |
| Reggie Sanders, R OBP: 0.336, SLG: 0.415 (1.9) | | | | | | | | | | | | | 6 | 0 | 0 | 0 | 0 | 1 | 6 | | | | | | | | |
| Joe Oliver, R OBP: 0.262, SLG: 0.429 (1.2) | | | | | | | | | | | | | 5 | 1 | 1 | 1 | 0 | 2 | 3 | | | | | | | | |
| Cecil Espy, S OBP: 0.373, SLG: 0.271 Greg Cadaret, L Bobby Ayala, R (11.1) (12.1) | | | | | | | | | | | | | 5 | 0 | 2 | 0 | 0 | 1 | 0 | | | | | | | | |
| Jeff Branson, L OBP: 0.412, SLG: 0.453 (1.5) | | | | | | | | | | | | | 4 | 1 | 2 | 0 | 0 | 1 | 1 | | | | | | | | |
| Tom Browning, L ERA: 3.55 Andy Millen, R ERA: 3.55 Min Hill, K ERA: 3.55 Jeff Reardon, R ERA: 3.55 Gary Varsho, L ERA: 3.55 John Roper, R ERA: 3.55 Rob Dibble, R ERA: 3.55 John Bowler, R ERA: 3.55 | | | | | | | | | | | | | 2 | 0 | 0 | 0 | 0 | 0 | 1 | | | | | | | | |
| Inning Stats | R: 0 E: 0 K: 1 S: 16 | H: 3 LOB: 3 BB: 0 P: 22 | R: 0 E: 0 K: 1 S: 11 | H: 1 LOB: 1 BB: 0 P: 18 | R: 0 E: 0 K: 1 S: 11 | H: 1 LOB: 1 BB: 0 P: 13 | R: 0 E: 0 K: 0 S: 7 | H: 0 LOB: 0 BB: 0 P: 12 | R: 0 E: 0 K: 0 S: 6 | H: 1 LOB: 1 BB: 1 P: 13 | R: 1 E: 0 K: 0 S: 5 | H: 0 LOB: 0 BB: 0 P: 10 | R: 0 E: 0 K: 1 S: 9 | H: 1 LOB: 1 BB: 0 P: 15 | R: 0 E: 0 K: 1 S: 8 | H: 0 LOB: 0 BB: 0 P: 11 | R: 0 E: 0 K: 2 S: 12 | H: 1 LOB: 1 BB: 0 P: 16 | R: 1 E: 1 K: 0 S: 16 | H: 1 LOB: 2 BB: 1 P: 29 | 1B: 9 2B: 1 3B: 0 HR: 1 | SF: 0 SAC: 1 DP: 1 HBP: 0 | WP: 1 PB: 0 SB: 0 CS: 2 | PA: 50 | | | |
| PITCHER | IP | WLS | BF | H | R | ER | SO | BB | IBB | HBP | BLK | WP | HR | S | P | ERA | WHIP | | | | | | | | | | |
| Jeff Shaw, R ERA: 2.3 | (1.1) | | 25 | 6 | 1 | 1 | 3 | 1 | 0 | 0 | 0 | 0 | 0 | 5 | 12 | 27.00 | 9.000 | | | | | | | | | | |
| Jeff Fassero, L ERA: 2.84 | (7.1) | 0.1 | 4 | 2 | 1 | 1 | 0 | 1 | 0 | 0 | 0 | 0 | 0 | 5 | 12 | 27.00 | 9.000 | | | | | | | | | | |
| Mel Rojas, R ERA: 3.55 | (7.1) | 1.2 | 4 | 0 | 0 | 0 | 0 | 0 | 0 | 0 | 0 | 0 | 0 | 6 | 13 | 0.00 | 0.000 | | | | | | | | | | |
| John Wetteland, R ERA: 1.55 | (9.1) | 2.0 | 7 | 1 | 0 | 0 | 2 | 0 | 0 | 0 | 0 | 0 | 0 | 17 | 26 | 0.00 | 0.500 | | | | | | | | | | |
| Mike Gardiner, R ERA: 3.55 | (11.1) | 2.0 | L | 10 | 2 | 1 | 0 | 2 | 1 | 0 | 0 | 0 | 0 | 28 | 45 | 0.00 | 1.500 | | | | | | | | | | |

Cincinnati Reds @ Montreal Expos
Olympic Stadium, Montreal, QB
Wed Jun 09 1993, 7:05 PM EDT
Att. 11,157 - Dome

AB 46
R 3
H 11
RBI 2
BB 3
SO 7
LOB 27



| Batter | 1 | 2 | 3 | 4 | 5 | 6 | 7 | 8 | 9 | 10 | 11 | 12 | AB | R | H | RBI | BB | SO | LOB | BOTTOM | | | | | | | |
|---|------------------------------|----------------------------------|-------------------------------|----------------------------------|-------------------------------|----------------------------------|-------------------------------|----------------------------------|------------------------------|----------------------------------|------------------------------|----------------------------------|------------------------------|----------------------------------|-------------------------------|----------------------------------|------------------------------|----------------------------------|------------------------------|----------------------------------|----------------------------------|------------------------------------|----------------------------------|--------|--|--|--|
| Delino DeShields, L OBP: 0.394, SLG: 0.342 (1.4) | | | | | | | | | | | | | 6 | 0 | 2 | 0 | 0 | 0 | 3 | | | | | | | | |
| Lou Frazier, S OBP: 0.379, SLG: 0.407 (1.7) | | | | | | | | | | | | | 3 | 0 | 1 | 0 | 2 | 0 | 0 | | | | | | | | |
| Marquis Grissom, R OBP: 0.373, SLG: 0.514 (1.8) | | | | | | | | | | | | | 5 | 1 | 2 | 1 | 1 | 0 | 3 | | | | | | | | |
| Moises Alou, R OBP: 0.348, SLG: 0.436 (1.9) | | | | | | | | | | | | | 5 | 0 | 0 | 0 | 1 | 2 | 6 | | | | | | | | |
| Greg Colburn, R ERA: 3.55 Mel Rojas, R ERA: 3.55 Frank Bolock, S ERA: 3.55 John Wetteland, R ERA: 1.55 Sean Barry, R ERA: 3.55 Mike Gardiner, S ERA: 3.55 Tim McIntosh, R ERA: 3.55 | | | | | | | | | | | | | 3 | 0 | 2 | 0 | 0 | 0 | 0 | | | | | | | | |
| Mike Lansing, R OBP: 0.356, SLG: 0.415 (1.5) | | | | | | | | | | | | | 5 | 0 | 0 | 0 | 0 | 2 | 4 | | | | | | | | |
| Wil Cordero, R OBP: 0.269, SLG: 0.376 (1.6) | | | | | | | | | | | | | 5 | 1 | 1 | 0 | 0 | 0 | 1 | | | | | | | | |
| Tim Laker, R OBP: 0.200, SLG: 0.233 Darin Fletcher, L OBP: 0.307, SLG: 0.316 (10.2) | | | | | | | | | | | | | 3 | 0 | 1 | 1 | 0 | 1 | 1 | | | | | | | | |
| Jeff Shaw, R OBP: 0.383, SLG: 0.083 Jeff Fassero, L (7.1) | | | | | | | | | | | | | 2 | 0 | 1 | 0 | 0 | 0 | 1 | | | | | | | | |
| John Vander Wal, L OBP: 0.349, SLG: 0.411 (7.3) | | | | | | | | | | | | | 3 | 0 | 1 | 0 | 0 | 1 | 0 | | | | | | | | |
| Inning Stats | R: 1 E: 0 K: 2 S: 7 | H: 1 LOB: 0 BB: 0 P: 11 | R: 0 E: 0 K: 2 S: 10 | H: 1 LOB: 0 BB: 0 P: 11 | R: 0 E: 0 K: 0 S: 10 | H: 2 LOB: 2 BB: 1 P: 16 | R: 1 E: 0 K: 0 S: 12 | H: 3 LOB: 1 BB: 0 P: 17 | R: 0 E: 0 K: 0 S: 6 | H: 0 LOB: 0 BB: 0 P: 10 | R: 0 E: 0 K: 1 S: 8 | H: 0 LOB: 1 BB: 1 P: 14 | R: 0 E: 0 K: 1 S: 9 | H: 1 LOB: 2 BB: 1 P: 14 | R: 0 E: 0 K: 2 S: 11 | H: 1 LOB: 2 BB: 1 P: 18 | R: 0 E: 0 K: 0 S: 8 | H: 0 LOB: 0 BB: 0 P: 13 | R: 0 E: 0 K: 0 S: 9 | H: 1 LOB: 2 BB: 1 P: 19 | 1B: 9 2B: 1 3B: 0 HR: 1 | SF: 0 SAC: 1 DP: 0 HBP: 0 | WP: 0 PB: 0 SB: 3 CS: 2 | PA: 50 | | | |
| PITCHER | IP | WLS | BF | H | R | ER | SO | BB | IBB | HBP | BLK | WP | HR | S | P | ERA | WHIP | | | | | | | | | | |
| Tom Browning, L ERA: 3.51 | (1.1) | 6.0 | 24 | 7 | 2 | 2 | 2 | 1 | 0 | 0 | 0 | 0 | 1 | 51 | 77 | 3.00 | 1.333 | | | | | | | | | | |
| Min Hill, R ERA: 6.0 | (7.1) | 1.0 | 5 | 1 | 0 | 0 | 1 | 1 | 0 | 0 | 0 | 0 | 0 | 19 | 32 | 0.00 | 2.000 | | | | | | | | | | |
| Jeff Reardon, R ERA: 6.0 | (8.1) | 1.0 | 3 | 0 | 0 | 0 | 1 | 0 | 0 | 0 | 0 | 0 | 0 | 12 | 16 | 0.00 | 0.000 | | | | | | | | | | |
| John Roper, R ERA: 1.29 | (9.1) | 1.0 | 7 | 2 | 0 | 0 | 1 | 2 | 0 | 0 | 0 | 0 | 0 | 13 | 22 | 0.00 | 4.000 | | | | | | | | | | |
| Rob Dibble, R ERA: 4.82 | (10.1) | 1.0 | 3 | 0 | 0 | 0 | 2 | 0 | 0 | 0 | 0 | 0 | 0 | 7 | 10 | 0.00 | 0.000 | | | | | | | | | | |
| PITCHER | IP | WLS | BF | H | R | ER | SO | BB | IBB | HBP | BLK | WP | HR | S | P | ERA | WHIP | | | | | | | | | | |
| Greg Cadaret, L ERA: 2.65 | (11.1) | 1.1 | W | 5 | 1 | 0 | 0 | 0 | 0 | 0 | 0 | 0 | 0 | 13 | 19 | 0.00 | 0.750 | | | | | | | | | | |
| Bobby Ayala, R ERA: 1.42 | (12.1) | 0.2 | S | 3 | 0 | 0 | 0 | 0 | 0 | 0 | 0 | 0 | 0 | 4 | 13 | 0.00 | 0.000 | | | | | | | | | | |

Cincinnati Reds @ Montreal Expos
Olympic Stadium, Montreal, QB
Wed Jun 09 1993, 7:05 PM EDT
Att. 11,157 - Dome

AB 44
R 2
H 11
RBI 2
BB 5
SO 7
LOB 25



| Batter | 1 | 2 | 3 | 4 | 5 | 6 | 7 | 8 | 9 | AB | R | H | RBI | BB | SO | LOB | TOP | | | |
|---|---|---|------------------------------|----------------------------------|------------------------------|----------------------------------|------------------------------|----------------------------------|-------------------------------|----------------------------------|-------------------------------|----------------------------------|------------------------------|----------------------------------|------------------------------|----------------------------------|----------------------------------|------------------------------------|----------------------------------|--------|
| Bip Roberts, S OBP: 0.391, SLG: 0.320 (1, 4) | 0-0 1B 1B | | 0-0 CS 1B | | 2-2 L8 1-2 | | 2-2 F8 | | 2-2 L7 | 5 | 1 | 2 | 0 | 0 | 0 | 1 | | | | |
| Jeff Branson, L OBP: 0.394, SLG: 0.420 (1, 5) | 1-3 K | | 3-3 K 1-2 | | 1-2 G5-3 | | 1-0 L9 | | 1-0 F8 | 5 | 0 | 0 | 0 | 0 | 2 | 3 | | | | |
| Barry Larkin, R OBP: 0.396, SLG: 0.406 (1, 6) | 0-1 F8 1-2 1B | | 0-0 F8 | | | 2-2 P4 | | 4-1 BB | | 1-3 K | 4 | 0 | 1 | 0 | 1 | 1 | | | | |
| Randy Milligan, R OBP: 0.381, SLG: 0.358 (1, 3) | 2-0 1B | | | 3-2 L9 | | 1-2 G5-3 | | 3-2 F8 | | | 4 | 0 | 1 | 1 | 0 | 0 | | | | |
| Hal Morris, L OBP: 0.353, SLG: 0.313 (7, 3) | 1-2 2H 1B | | | | | | | | | | 0 | 0 | 0 | 0 | 0 | 0 | | | | |
| Roberto Kelly, R OBP: 0.348, SLG: 0.438 (1, 8) | 0-0 F8 | | | 4-2 BB | | 0-0 1B 1B | | 1-1 F9 | | | 3 | 1 | 1 | 0 | 1 | 0 | | | | |
| Reggie Sanders, R OBP: 0.339, SLG: 0.414 (1, 9) | 1-2 F9 | | | 0-0 F8 | | 2-0 1B E | | 4-2 S BB | | | 3 | 1 | 1 | 0 | 1 | 0 | | | | |
| Joe Oliver, R OBP: 0.296, SLG: 0.427 (1, 2) | | 4-2 G1-6-3 BB | | 2-2 F9 | | 0-0 E8 | | 2-2 F7 | | | 3 | 0 | 1 | 1 | 1 | 0 | | | | |
| Jacob Brumfield, R OBP: 0.456, SLG: 0.450 (1, 7) | | 2-0 G1-6-3 | | 3-2 S 1B | | 4-0 IBB | | 4-0 IBB | | | 2 | 0 | 1 | 0 | 2 | 0 | | | | |
| Tim Belcher, R OBP: 0.148, SLG: 0.185 (1, 1) | 1-0 P3 | | | 0-3 K | | 1-2 F8 | | 0-1 G3-1 | | | 4 | 0 | 0 | 0 | 0 | 1 | | | | |
| Rob Dibble, L (9, 1) | | | | | | | | | | 0 | 0 | 0 | 0 | 0 | 0 | 0 | | | | |
| Inning Stats | R: 1 E: 0 K: 1 S: 11 | H: 3 LOB: 2 BB: 0 P: 15 | R: 0 E: 0 K: 0 S: 7 | H: 0 LOB: 0 BB: 1 P: 14 | R: 0 E: 0 K: 1 S: 8 | H: 1 LOB: 0 BB: 0 P: 11 | R: 0 E: 0 K: 0 S: 9 | H: 0 LOB: 1 BB: 1 P: 18 | R: 0 E: 0 K: 1 S: 13 | H: 3 LOB: 2 BB: 1 P: 19 | R: 0 E: 0 K: 0 S: 10 | H: 0 LOB: 1 BB: 1 P: 18 | R: 0 E: 0 K: 0 S: 9 | H: 0 LOB: 2 BB: 2 P: 20 | R: 0 E: 0 K: 1 S: 8 | H: 0 LOB: 0 BB: 0 P: 12 | 1B: 8 2B: 0 3B: 0 HR: 0 | SF: 0 SAC: 0 DP: 1 HBP: 0 | WP: 0 PB: 0 SB: 2 CS: 1 | PA: 39 |
| PITCHER | IP WLS BF H R ER SO BB IBB HBP BLK WP HR S P ERA WHIP | IP WLS BF H R ER SO BB IBB HBP BLK WP HR S P ERA WHIP | | | | | | | | | | | | | | | | | | |
| Tom Glavine, L ERA: 3.26 (1, 1) | 6.0 L 27 8 3 2 3 2 1 0 0 0 0 0 61 100 3.00 1.667 | | | | | | | | | | | | | | | | | | | |
| Steve Bedrosian, R ERA: 2.51 (7, 1) | 1.0 4 0 0 0 0 1 0 0 0 0 0 0 10 18 0.00 1.000 | | | | | | | | | | | | | | | | | | | |
| Jay Howell, R ERA: 2.82 (8, 1) | 1.0 5 0 0 0 0 1 0 0 0 0 0 0 9 20 0.00 1.000 | | | | | | | | | | | | | | | | | | | |
| Mark Wohlers, R ERA: 6.0 (9, 1) | 1.0 3 0 0 0 1 0 0 0 0 0 0 0 8 12 0.00 0.000 | | | | | | | | | | | | | | | | | | | |

Cincinnati Reds @ Atlanta Braves
Atlanta-Fulton County Stadium, Atlanta, GA
Thu Jun 10 1993, 7:05 PM EDT
Att: 45,424 - Unknown - 91 F

AB 33
R 3
H 8
RBI 2
BB 6
SO 4
LOB 18



| Batter | 1 | 2 | 3 | 4 | 5 | 6 | 7 | 8 | 9 | AB | R | H | RBI | BB | SO | LOB | BOTTOM | | | |
|---|---|---|------------------------------|---------------------------------|------------------------------|----------------------------------|------------------------------|----------------------------------|------------------------------|----------------------------------|------------------------------|----------------------------------|-------------------------------|----------------------------------|------------------------------|----------------------------------|----------------------------------|------------------------------------|----------------------------------|--------|
| Deion Sanders, L OBP: 0.244, SLG: 0.329 (1, 8) | 1-3 K | | | 0-0 F8 | | 2-2 P5 2-3 | | 1-1 L8 | | 4 | 0 | 0 | 0 | 0 | 1 | 3 | | | | |
| Jeff Blauser, R OBP: 0.425, SLG: 0.424 (1, 6) | 2-1 F7 | | | 2-3 K | | 0-0 L6 | | 3-2 F8 | | 4 | 0 | 0 | 0 | 0 | 1 | 2 | | | | |
| Terry Pendleton, S OBP: 0.265, SLG: 0.308 (1, 5) | 1-2 F7 | | | 0-3 K | | 3-2 1B 1B | | 1-2 HR | | 4 | 1 | 2 | 1 | 0 | 1 | 0 | | | | |
| David Justice, L OBP: 0.312, SLG: 0.457 (1, 9) | | 2-2 F7 | | 0-2 G6-3 | | 0-1 P6 | | 0-0 P5 | | 4 | 0 | 0 | 0 | 0 | 0 | 1 | | | | |
| Ron Gant, R OBP: 0.335, SLG: 0.507 (1, 7) | | 0-0 F7 | | 1-2 G6-3 | | 1-3 1B | | 0-0 G5-3 | | 4 | 0 | 1 | 0 | 0 | 0 | 0 | | | | |
| Sid Bream, L OBP: 0.302, SLG: 0.379 (1, 3) | | 0-0 L8 | | 0-1 F7 | | 1-1 G3-1 | | 4-1 BB | | 3 | 0 | 0 | 0 | 1 | 0 | 2 | | | | |
| Greg Olson, R OBP: 0.295, SLG: 0.271 (1, 2) | | | 0-0 F9 | | 2-1 L8 | | 1-1 1B 1B | | 3-3 K | 4 | 0 | 1 | 0 | 0 | 1 | 1 | | | | |
| Mark Lemke, S OBP: 0.372, SLG: 0.410 (1, 4) | | | 3-1 G1-3 | | 0-0 WP G3 1B | | 1-1 1B 1B | | | 3 | 0 | 2 | 0 | 0 | 0 | 0 | | | | |
| Tom Glavine, L OBP: 0.285, SLG: 0.372 (1, 1) | | | 2-3 K | | 0-0 G3 | | 1-3 K | | | 1 | 0 | 0 | 0 | 0 | 1 | 0 | | | | |
| Darmon Berryhill, S OBP: 0.287, SLG: 0.386 (7, 1) | | | | | | | | | | 0 | 0 | 0 | 0 | 0 | 0 | 0 | | | | |
| Steve Bedrosian, R (7, 1) | | | | | | | | | | 0 | 0 | 0 | 0 | 0 | 0 | 0 | | | | |
| Jay Howell, R (8, 1) | | | | | | | | | | 0 | 0 | 0 | 0 | 0 | 0 | 0 | | | | |
| Francisco Cabrera, R OBP: 0.302, SLG: 0.435 (8, 1) | | | | | | | | | | 1 | 0 | 0 | 0 | 0 | 1 | 2 | | | | |
| Mark Wohlers, R (9, 1) | | | | | | | | | | 0 | 0 | 0 | 0 | 0 | 0 | 0 | | | | |
| Inning Stats | R: 0 E: 0 K: 1 S: 8 | H: 0 LOB: 0 BB: 0 P: 12 | R: 0 E: 0 K: 0 S: 7 | H: 0 LOB: 0 BB: 0 P: 9 | R: 0 E: 0 K: 1 S: 8 | H: 0 LOB: 0 BB: 0 P: 13 | R: 0 E: 0 K: 2 S: 9 | H: 0 LOB: 0 BB: 0 P: 11 | R: 0 E: 0 K: 0 S: 9 | H: 1 LOB: 1 BB: 0 P: 10 | R: 0 E: 0 K: 0 S: 9 | H: 2 LOB: 2 BB: 0 P: 13 | R: 0 E: 0 K: 1 S: 14 | H: 2 LOB: 2 BB: 0 P: 21 | R: 1 E: 0 K: 1 S: 9 | H: 1 LOB: 1 BB: 1 P: 17 | 1B: 5 2B: 0 3B: 0 HR: 1 | SF: 0 SAC: 0 DP: 0 HBP: 0 | WP: 1 PB: 0 SB: 0 CS: 0 | PA: 34 |
| PITCHER | IP WLS BF H R ER SO BB IBB HBP BLK WP HR S P ERA WHIP | IP WLS BF H R ER SO BB IBB HBP BLK WP HR S P ERA WHIP | | | | | | | | | | | | | | | | | | |
| Tim Belcher, R ERA: 3.14 (1, 1) | 8.0 W 30 6 1 1 5 0 0 0 0 0 0 76 106 1.12 0.750 | | | | | | | | | | | | | | | | | | | |
| Rob Dibble, R ERA: 4.35 (9, 1) | 1.0 S 4 0 0 0 1 1 0 0 0 0 0 6 13 0.00 1.000 | | | | | | | | | | | | | | | | | | | |

Cincinnati Reds @ Atlanta Braves
Atlanta-Fulton County Stadium, Atlanta, GA
Thu Jun 10 1993, 7:05 PM EDT
Att: 45,424 - Unknown - 91 F

AB 33
R 1
H 6
RBI 1
BB 1
SO 6
LOB 12



| Batter | 1 | 2 | 3 | 4 | 5 | 6 | 7 | 8 | 9 | 10 | 11 | AB | R | H | RBI | BB | SO | LOB | TOP | | | | | | |
|---|-------------------------------|----------------------------------|------------------------------|---------------------------------|-------------------------------|----------------------------------|-------------------------------|----------------------------------|------------------------------|----------------------------------|------------------------------|----------------------------------|-------------------------------|----------------------------------|------------------------------|----------------------------------|-------------------------------|----------------------------------|-------------------------------|----------------------------------|-----------------------------------|------------------------------------|----------------------------------|--------|--|
| Bip Roberts, S OBP: 0.353, SLG: 0.323 (1, 4) | 2-2 G4-3 1B | 0-0 F9 | | 1-3 K | | | 3-2 F8 | | 0-3 K | | 2-3 K | 1 | 1 | 1 | 0 | 0 | 0 | 0 | | | | | | | |
| Juan Samuel, R OBP: 0.182, SLG: 0.245 (1, 4) | | | | | | | | | | | | 5 | 0 | 0 | 0 | 0 | 3 | 2 | | | | | | | |
| Hal Morris, L OBP: 0.348, SLG: 0.318 (1, 3) | 1 SAFE G4-3 | 0-0 G4-3 | | 2-0 FC6-4 1B | | | 1-1 1B 1B | | 1-2 L9 | | 2-3 K | 6 | 1 | 2 | 0 | 0 | 1 | 3 | | | | | | | |
| Barry Larkin, R OBP: 0.390, SLG: 0.406 (1, 6) | 2-2 HR 1B | | | 2-2 FC6-4 1B | | | 1-2 1B 1B | | 1-2 L5 | | | 5 | 1 | 2 | 1 | 0 | 1 | 1 | | | | | | | |
| Kevin Mitchell, R OBP: 0.386, SLG: 0.568 (1, 7) | 1-1 HR | | | 1-1 SF8 1B | | 1-0 G5-3 | | 0-0 P6 | | 2-2 P3 | | 4 | 2 | 2 | 2 | 0 | 0 | 2 | | | | | | | |
| Jacob Brumfield, R OBP: 0.440, SLG: 0.429 (9, 7) | 1-H HR | | | | | | | | | | | 1 | 0 | 0 | 0 | 0 | 0 | 0 | | | | | | | |
| Roberto Kelly, R OBP: 0.350, SLG: 0.443 (1, 8) | 4-2 FC4-6 BB | | | 0-1 E 1B | | 2-3 K | | 3-2 1B | | 2-2 S 1B | | 4 | 0 | 3 | 1 | 1 | 1 | 0 | | | | | | | |
| Reggie Sanders, R OBP: 0.332, SLG: 0.404 (1, 9) | 0-0 FC4-6 S | | | 3-1 E1 1B | | 0-1 F9 | | 1-2 2-H 1B | | 1 SAFE 0-2 K | | 5 | 0 | 0 | 0 | 0 | 1 | 6 | | | | | | | |
| Joe Oliver, R OBP: 0.290, SLG: 0.419 (1, 2) | 2-2 G3 | | | 0-0 SF8 | | 2-3 K | | 0-3 K2-3 | | 0-0 P5 | | 4 | 0 | 0 | 1 | 0 | 2 | 2 | | | | | | | |
| Jeff Branson, L OBP: 0.385, SLG: 0.419 (1, 5) | | 1-2 1B | | 1-1 G4-3 | | 2-2 G4-3 | | 2-2 G6-3 | | 3-2 SH3-4 1B | | 5 | 0 | 2 | 0 | 0 | 0 | 2 | | | | | | | |
| Jose Rijo, R OBP: 0.281 (1, 1) | | | | | | 2-1 G6-3 | | 3-1 G6-3 | | | | 3 | 0 | 0 | 0 | 0 | 1 | 1 | | | | | | | |
| Bobby Ayala, R OBP: 0.281 (7, 1) | | | | | | | | | | | | 1 | 0 | 0 | 0 | 0 | 0 | 0 | | | | | | | |
| Rob Diabie, L OBP: 0.281 (8, 1) | | | | | | | | | | | | 0 | 0 | 0 | 0 | 0 | 0 | 0 | | | | | | | |
| Greg Cadaret, L OBP: 0.281 (10, 1) | | | | | | | | | | | | 0 | 0 | 0 | 0 | 0 | 0 | 0 | | | | | | | |
| Gary Varsho, L OBP: 0.281 (11, 1) | | | | | | | | | | | | 0 | 0 | 0 | 0 | 0 | 0 | 0 | | | | | | | |
| Tim Pugh, R OBP: 0.281 (11, 1) | | | | | | | | | | | | 0 | 0 | 0 | 0 | 0 | 0 | 0 | | | | | | | |
| Inning Stats | R: 3 E: 0 K: 0 S: 18 | H: 3 LOB: 1 BB: 1 P: 29 | R: 0 E: 0 K: 1 S: 8 | H: 1 LOB: 1 BB: 0 P: 9 | R: 1 E: 1 K: 1 S: 11 | H: 2 LOB: 2 BB: 0 P: 16 | R: 0 E: 0 K: 1 S: 12 | H: 1 LOB: 1 BB: 0 P: 18 | R: 0 E: 0 K: 1 S: 7 | H: 0 LOB: 0 BB: 0 P: 10 | R: 0 E: 0 K: 1 S: 8 | H: 0 LOB: 0 BB: 0 P: 14 | R: 1 E: 0 K: 0 S: 18 | H: 3 LOB: 2 BB: 0 P: 27 | R: 0 E: 0 K: 1 S: 8 | H: 0 LOB: 0 BB: 0 P: 13 | R: 0 E: 0 K: 1 S: 10 | H: 1 LOB: 1 BB: 0 P: 14 | R: 0 E: 0 K: 2 S: 13 | H: 1 LOB: 1 BB: 0 P: 20 | 1B: 11 2B: 0 3B: 0 HR: 1 | SF: 1 SAC: 1 DP: 0 HBP: 0 | WP: 0 PB: 0 SB: 3 CS: 0 | PA: 47 | |
| PITCHER | IP 6.2 | WLS 0.1 | BF 1 | H 0 | R 0 | ER 0 | SO 0 | BB 0 | IBB 0 | HBP 0 | BLK 0 | WP 0 | HR 0 | S 4 | P 5 | ERA 0.00 | WHIP 0.000 | | | | | | | | |
| Greg Maddux, R ERA: 2.99 (1, 1) | | | | | | | | | | | | | | | | | | | | | | | | | |
| Steve Bedrosian, R ERA: 2.45 (7, 1) | | | | | | | | | | | | | | | | | | | | | | | | | |
| Greg McMichael, R ERA: 2.45 (8, 1) | | | | | | | | | | | | | | | | | | | | | | | | | |
| Mark Wohlers, R ERA: 3.86 (10, 1) | | | | | | | | | | | | | | | | | | | | | | | | | |
| Mike Stanton, L ERA: 3.75 (11, 1) | | | | | | | | | | | | | | | | | | | | | | | | | |

Cincinnati Reds @ Atlanta Braves
Atlanta-Fulton County Stadium, Atlanta, GA
Fri Jun 11 1993, 7:05 PM EDT
Att: 48,702 - Unknown

livebaseballscores.com

AB 44
R 5
H 12
RBI 5
BB 1
SO 10
LOB 19



| Batter | 1 | 2 | 3 | 4 | 5 | 6 | 7 | 8 | 9 | 10 | 11 | AB | R | H | RBI | BB | SO | LOB | BOTTOM | | | | | | |
|--|------------------------------|----------------------------------|-------------------------------|----------------------------------|-------------------------------|----------------------------------|------------------------------|---------------------------------|-------------------------------|----------------------------------|-------------------------------|----------------------------------|------------------------------|----------------------------------|-------------------------------|----------------------------------|-------------------------------|----------------------------------|------------------------------|----------------------------------|----------------------------------|------------------------------------|----------------------------------|--------|--|
| Deion Sanders, L OBP: 0.253, SLG: 0.344 (1, 8) | 2-3 K | | 2-2 K | | 1-1 F8 | | 1-2 1B S 1B | | 2-1 1B 2B | | 5 | 1 | 2 | 0 | 0 | 2 | 0 | | | | | | | | |
| Jeff Blauser, R OBP: 0.432, SLG: 0.437 (1, 6) | 1-0 1B | | 3-2 1B 2B | | 0-3 K | | 2-1 1B | | 2-1 CS 1B | | 5 | 1 | 4 | 2 | 0 | 1 | 0 | | | | | | | | |
| Terry Pendleton, S OBP: 0.263, SLG: 0.310 (1, 5) | 3-1 P6 | | 1-2 G6-3 | | 3-2 2B | | 0-0 L3 | | 1 SAFE 1-1 CS | | 0-2 G5-3 | 5 | 0 | 1 | 0 | 0 | 0 | 4 | | | | | | | |
| David Justice, L OBP: 0.310, SLG: 0.452 (1, 9) | 2-0 L3 | | 0-0 E2 1B | | 2-2 G3 | | 1-0 P5 | | 1-1 F8 | | 3-3 K | 5 | 0 | 1 | 1 | 0 | 1 | 2 | | | | | | | |
| Ron Gant, R OBP: 0.332, SLG: 0.500 (1, 7) | | 1-1 S 2B 1B | 2-3 K | | 1-3 K | | 1-1 F8 | | 1-2 F9 | | | 5 | 1 | 1 | 0 | 0 | 3 | 1 | | | | | | | |
| Sid Bream, L OBP: 0.299, SLG: 0.374 (1, 3) | | 2-2 F7 | | | 0-0 P6 | | 1-2 F8 | | 0-0 P6 | | 2-1 SH1-4 BB 1B | 5 | 0 | 1 | 0 | 0 | 0 | 1 | | | | | | | |
| Otis Nixon, S OBP: 0.333, SLG: 0.272 (11, PR) | | | | | | | | | | | | 0 | 1 | 0 | 0 | 0 | 0 | 0 | | | | | | | |
| Damon Berryhill, S OBP: 0.291, SLG: 0.417 (1, 2) | | 0-3 K | | | 1-0 HR | | 3-3 K | | 0-0 2B 1B 1B | | 4-1 1B SH1-4 BB | 4 | 1 | 2 | 1 | 0 | 2 | 1 | | | | | | | |
| Rafael Belliard, R OBP: 0.269, SLG: 0.240 (9, PR) | | | | | | | | | | | | 0 | 1 | 0 | 0 | 0 | 0 | 0 | | | | | | | |
| Greg Olson, R OBP: 0.299, SLG: 0.271 (10, 2) | | 1-2 HR | | | | | | | | | | 0 | 0 | 0 | 0 | 1 | 0 | 0 | | | | | | | |
| Mark Lemke, S OBP: 0.370, SLG: 0.412 (1, 4) | 1-0 2B | | | | 0-0 G6-3 | | 2-1 G4-3 | | 2-3 K | | 0-0 SH1-4 | 4 | 0 | 1 | 1 | 0 | 1 | 1 | | | | | | | |
| Greg Maddux, R ERA: 3.27 (1, 1) | | | | | | | | | | | | 2 | 0 | 0 | 0 | 0 | 1 | 1 | | | | | | | |
| Steve Bedrosian, R ERA: 2.45 (7, 1) | | | | | | | | | | | | 0 | 0 | 0 | 0 | 0 | 0 | 0 | | | | | | | |
| Bill Peacock, R ERA: 4.75 (7, PR) | | | | | | | | | | | | 1 | 0 | 0 | 0 | 1 | 0 | 0 | | | | | | | |
| Greg McMichael, L ERA: 2.55 (8, 1) | | | | | | | | | | | | 0 | 0 | 0 | 0 | 0 | 0 | 0 | | | | | | | |
| Francisco Cabrera, R ERA: 4.28 (8, PR) | | | | | | | | | | | | 1 | 0 | 0 | 0 | 0 | 1 | 1 | | | | | | | |
| Mark Wohlers, R ERA: 3.86 (10, 1) | | | | | | | | | | | | 0 | 0 | 0 | 0 | 0 | 0 | 0 | | | | | | | |
| Mike Stanton, L ERA: 3.75 (11, 1) | | | | | | | | | | | | 0 | 0 | 0 | 0 | 0 | 0 | 0 | | | | | | | |
| Brian Hunter, R ERA: 4.35 (11, PR) | | | | | | | | | | | | 1 | 0 | 1 | 1 | 0 | 0 | 0 | | | | | | | |
| Inning Stats | R: 0 E: 0 K: 1 S: 7 | H: 1 LOB: 1 BB: 0 P: 15 | R: 1 E: 0 K: 1 S: 10 | H: 2 LOB: 1 BB: 0 P: 14 | R: 1 E: 1 K: 2 S: 16 | H: 2 LOB: 1 BB: 0 P: 24 | R: 1 E: 0 K: 1 S: 6 | H: 1 LOB: 0 BB: 0 P: 9 | R: 0 E: 0 K: 1 S: 13 | H: 1 LOB: 0 BB: 0 P: 19 | R: 0 E: 0 K: 2 S: 12 | H: 2 LOB: 2 BB: 0 P: 17 | R: 0 E: 0 K: 0 S: 7 | H: 0 LOB: 0 BB: 0 P: 10 | R: 2 E: 0 K: 2 S: 14 | H: 3 LOB: 1 BB: 0 P: 22 | R: 0 E: 0 K: 2 S: 12 | H: 0 LOB: 0 BB: 0 P: 17 | R: 1 E: 0 K: 0 S: 6 | H: 2 LOB: 2 BB: 1 P: 14 | 1B: 9 2B: 4 3B: 0 HR: 1 | SF: 0 SAC: 1 DP: 0 HBP: 0 | WP: 0 PB: 0 SB: 2 CS: 1 | PA: 46 | |
| PITCHER | IP 6.2 | WLS 1.1 | BF 9 | H 1 | R 3 | ER 3 | SO 0 | BB 0 | IBB 0 | HBP 0 | BLK 0 | WP 0 | HR 1 | S 7 | P 11 | ERA 4.05 | WHIP 1.350 | | | | | | | | |
| Jose Rijo, R ERA: 3.27 (1, 1) | | | | | | | | | | | | | | | | | | | | | | | | | |
| Bobby Ayala, R ERA: 1.77 (7, 1) | | | | | | | | | | | | | | | | | | | | | | | | | |
| Rob Diabie, R ERA: 4.75 (8, 1) | | | | | | | | | | | | | | | | | | | | | | | | | |
| Greg Cadaret, L ERA: 2.55 (10, 1) | | | | | | | | | | | | | | | | | | | | | | | | | |
| Tim Pugh, R ERA: 4.35 (11, 1) | | | | | | | | | | | | | | | | | | | | | | | | | |

Cincinnati Reds @ Atlanta Braves
Atlanta-Fulton County Stadium, Atlanta, GA
Fri Jun 11 1993, 7:05 PM EDT
Att: 48,702 - Unknown

livebaseballscores.com

AB 43
R 6
H 14
RBI 6
BB 1
SO 13
LOB 12



| Batter | 1 | 2 | 3 | 4 | 5 | 6 | 7 | 8 | 9 | AB | R | H | RBI | BB | SO | LOB | TOP | | | | | |
|--|---|--|------------------------------|----------------------------------|------------------------------|----------------------------------|-------------------------------|----------------------------------|------------------------------|----------------------------------|------------------------------|---------------------------------|------------------------------|----------------------------------|-------------------------------|----------------------------------|---|---------------------------------|----------------------------------|------------------------------------|----------------------------------|--------|
| Bip Roberts, S OBP: 0.360, SLG: 0.328 (1, 5) | G3-1 | | | | | G6-4-3 1B | | | | 3 | 0 | 2 | 0 | 1 | 0 | 0 | Cincinnati Reds @ Atlanta Braves Atlanta-Fulton County Stadium, Atlanta, GA Sat Jun 12 1993, 7:05 PM EDT Att: 48,777 - Unknown - 77 F | | | | | |
| Juan Samuel, R OBP: 0.169, SLG: 0.228 (1, 4) | K | | | | | G6-4-3 1-2f | | P5 | | 4 | 0 | 0 | 0 | 0 | 2 | 3 | | | | | | |
| Hal Morris, L OBP: 0.333, SLG: 0.308 (1, 3) | G6-3 | | | | | L6 | | G1-3 | | 4 | 0 | 1 | 0 | 0 | 0 | 1 | | | | | | |
| Kevin Mitchell, R OBP: 0.383, SLG: 0.560 (1, 7) | | K | | | | F8 | | F9 | | 4 | 0 | 1 | 0 | 0 | 1 | 1 | | | | | | |
| Roberto Kelly, R OBP: 0.355, SLG: 0.437 (1, 8) | | | | | | FC5-4 BB | | G5-3 | | 3 | 0 | 0 | 0 | 1 | 1 | 2 | | | | | | |
| Reggie Sanders, R OBP: 0.326, SLG: 0.396 (1, 9) | | F9 | | | | FC6-4 HR | | P6 | | 4 | 1 | 0 | 0 | 0 | 1 | 3 | | | | | | |
| Jeff Branson, L OBP: 0.383, SLG: 0.455 (1, 6) | | FC6-4 1-2f | | | | F9 | | HR | | 3 | 1 | 1 | 2 | 0 | 0 | 1 | | | | | | |
| Dan Wilson, R OBP: 0.317, SLG: 0.250 (1, 2) | | | | | | G4-3 | | F9 | | 3 | 0 | 0 | 0 | 0 | 1 | 0 | | | | | | |
| John Smiley, L OBP: 0.346, SLG: 0.375 (1, 1) | | | | | | G6-3 | | P5 | | 2 | 0 | 0 | 0 | 0 | 1 | 0 | | | | | | |
| Mitt Hill, R (5, 1) | | | | | | | | | | 0 | 0 | 0 | 0 | 0 | 0 | 0 | | | | | | |
| Tom Browning, L OBP: 0.227, SLG: 0.150 (7, 1) | | | | | | | | | | 0 | 0 | 0 | 0 | 0 | 0 | 0 | | | | | | |
| Gary Varsho, L OBP: 0.375, SLG: 0.364 (8, PH) | | | | | | | | | | 1 | 0 | 0 | 0 | 0 | 0 | 0 | | | | | | |
| Jeff Reardon, R (8, 1) | | | | | | | | | | 0 | 0 | 0 | 0 | 0 | 0 | 0 | | | | | | |
| Inning Stats | R: 0 E: 0 K: 1 S: 9 | H: 0 LOB: 0 BB: 0 P: 13 | R: 0 E: 0 K: 1 S: 8 | H: 0 LOB: 1 BB: 1 P: 15 | R: 0 E: 0 K: 1 S: 7 | H: 0 LOB: 1 BB: 1 P: 15 | R: 0 E: 0 K: 2 S: 14 | H: 1 LOB: 1 BB: 0 P: 22 | R: 0 E: 0 K: 2 S: 8 | H: 0 LOB: 0 BB: 0 P: 14 | R: 0 E: 0 K: 0 S: 5 | H: 1 LOB: 0 BB: 0 P: 6 | R: 2 E: 0 K: 0 S: 8 | H: 2 LOB: 0 BB: 0 P: 11 | R: 0 E: 0 K: 0 S: 10 | H: 1 LOB: 1 BB: 0 P: 13 | R: 0 E: 0 K: 0 S: 6 | H: 0 LOB: 0 BB: 0 P: 9 | 1B: 4 2B: 0 3B: 0 HR: 1 | SF: 0 SAC: 0 DP: 1 HBP: 0 | WP: 0 PB: 1 SB: 0 CS: 0 | PA: 33 |
| PITCHER | IP WLS BF H R ER SO BB IBB HBP BLK WP HR S P ERA WHIP | | | | | | | | | | | | | | | | | | | | | |
| 29 John Smoltz, R ERA: 3.24 | (1, 1) | 8.0 W 30 5 2 2 7 2 0 0 0 0 1 69 109 2.25 0.875 | | | | | | | | | | | | | | | | | | | | |
| Jay Howell, R ERA: 2.7 | (9, 1) | 1.0 3 0 0 0 0 0 0 0 0 0 0 6 9 0.00 0.000 | | | | | | | | | | | | | | | | | | | | |

| | |
|-----|----|
| AB | 31 |
| R | 2 |
| H | 5 |
| RBI | 2 |
| BB | 2 |
| SO | 7 |
| LOB | 11 |



| Batter | 1 | 2 | 3 | 4 | 5 | 6 | 7 | 8 | 9 | AB | R | H | RBI | BB | SO | LOB | BOTTOM | | | |
|--|---|--|-------------------------------|----------------------------------|-------------------------------|----------------------------------|------------------------------|---------------------------------|-------------------------------|----------------------------------|------------------------------|----------------------------------|------------------------------|----------------------------------|------------------------------|----------------------------------|---|----------------------------------|------------------------------------|----------------------------------|
| Deion Sanders, L OBP: 0.250, SLG: 0.337 (1, 8) | G1-3 | | | | | P5 | | G6-3 | | 5 | 0 | 1 | 0 | 0 | 1 | 1 | Cincinnati Reds @ Atlanta Braves Atlanta-Fulton County Stadium, Atlanta, GA Sat Jun 12 1993, 7:05 PM EDT Att: 48,777 - Unknown - 77 F | | | |
| Jeff Blauser, R OBP: 0.433, SLG: 0.433 (1, 6) | | | | | | | | | | 2 | 2 | 0 | 0 | 2 | 1 | 1 | | | | |
| Rafael Belliard, R OBP: 0.259, SLG: 0.240 (9, 6) | HR | | | | | E3 BB SF7 | | K | | 0 | 0 | 0 | 0 | 0 | 0 | 0 | | | | |
| Terry Pendleton, S OBP: 0.271, SLG: 0.317 (1, 5) | | | | | | | | | | 4 | 2 | 3 | 0 | 0 | 0 | 2 | | | | |
| Ron Gant, R OBP: 0.343, SLG: 0.534 (1, 7) | | | | | | | | | | 3 | 2 | 3 | 4 | 1 | 0 | 0 | | | | |
| David Justice, L OBP: 0.305, SLG: 0.444 (1, 9) | | | | | | | | | | 4 | 0 | 0 | 0 | 0 | 0 | 5 | | | | |
| Brian Hunter, R OBP: 0.233, SLG: 0.333 (1, 3) | | | | | | | | | | 3 | 1 | 1 | 2 | 0 | 0 | 1 | | | | |
| Greg Olson, R OBP: 0.298, SLG: 0.278 (1, 2) | | | | | | | | | | 4 | 0 | 1 | 1 | 0 | 1 | 3 | | | | |
| Mark Lemke, S OBP: 0.363, SLG: 0.403 (1, 4) | | | | | | | | | | 4 | 0 | 0 | 0 | 0 | 0 | 1 | | | | |
| 29 John Smoltz, R OBP: 0.233, SLG: 0.214 (1, 1) | | | | | | | | | | 2 | 0 | 0 | 0 | 1 | 0 | 0 | | | | |
| Francisco Cabrera, R OBP: 0.360, SLG: 0.417 (8, PH) | | | | | | | | | | 1 | 0 | 0 | 0 | 0 | 0 | 0 | | | | |
| Jay Howell, R ERA: 3.15 (9, 1) | | | | | | | | | | 0 | 0 | 0 | 0 | 0 | 0 | 0 | | | | |
| Inning Stats | R: 4 E: 0 K: 0 S: 12 | H: 4 LOB: 1 BB: 1 P: 22 | R: 0 E: 0 K: 0 S: 11 | H: 1 LOB: 1 BB: 1 P: 19 | R: 1 E: 0 K: 0 S: 10 | H: 1 LOB: 0 BB: 0 P: 16 | R: 0 E: 0 K: 0 S: 5 | H: 0 LOB: 0 BB: 0 P: 7 | R: 1 E: 1 K: 1 S: 12 | H: 1 LOB: 2 BB: 1 P: 22 | R: 0 E: 0 K: 2 S: 9 | H: 0 LOB: 1 BB: 1 P: 18 | R: 1 E: 0 K: 0 S: 9 | H: 2 LOB: 1 BB: 0 P: 14 | R: 0 E: 0 K: 0 S: 8 | H: 0 LOB: 0 BB: 0 P: 11 | | 1B: 5 2B: 2 3B: 0 HR: 2 | SF: 1 SAC: 0 DP: 1 HBP: 0 | WP: 0 PB: 0 SB: 1 CS: 0 |
| PITCHER | IP WLS BF H R ER SO BB IBB HBP BLK WP HR S P ERA WHIP | | | | | | | | | | | | | | | | | | | |
| John Smiley, L ERA: 5.1 | (1, 1) | 4.1 L 23 7 6 5 0 3 1 0 0 0 0 0 13 24 10.38 2.308 | | | | | | | | | | | | | | | | | | |
| Mitt Hill, R ERA: 5.56 | (5, 1) | 1.2 6 0 0 0 0 3 1 0 0 0 0 0 13 24 0.00 0.600 | | | | | | | | | | | | | | | | | | |
| Tom Browning, L ERA: 5.96 | (7, 1) | 1.0 5 2 1 1 0 0 0 0 0 0 0 9 14 9.00 2.000 | | | | | | | | | | | | | | | | | | |
| Jeff Reardon, R ERA: 3.15 (8, 1) | (8, 1) | 1.0 3 0 0 0 0 0 0 0 0 0 0 8 11 0.00 0.000 | | | | | | | | | | | | | | | | | | |



| Batter | 1 | 2 | 3 | 4 | 5 | 6 | 7 | 8 | 9 | AB | R | H | RBI | BB | SO | LOB | TOP | | | | | |
|--|------------------------------|----------------------------------|-------------------------------|----------------------------------|-------------------------------|----------------------------------|-------------------------------|----------------------------------|------------------------------|---------------------------------|------------------------------|----------------------------------|-------------------------------|----------------------------------|-------------------------------|----------------------------------|--|-------------------------------|----------------------------------|----------------------------------|------------------------------------|-------------------------|
| Bip Roberts, S OBP: 0.358, SLG: 0.327 (1, 5) | G5-3 | | F8 | | F9 | | 1-2 | | | 4 | 0 | 1 | 0 | 0 | 0 | 0 | Cincinnati Reds @ Atlanta Braves Atlanta-Fulton County Stadium, Atlanta, GA Sun Jun 13 1993, 3:33 AM EDT Att: 48,536 - Cloudy - 80 F | | | | | |
| Juan Samuel, R OBP: 0.175, SLG: 0.230 (1, 4) | F8 | | 2B | | G5-3 | | P6 | | | 4 | 1 | 1 | 0 | 0 | 0 | 2 | | | | | | |
| Randy Milligan, R OBP: 0.383, SLG: 0.363 (1, 3) | F9 | | 1-H | | | K | | | | 3 | 0 | 1 | 1 | 1 | 1 | 0 | | | | | | |
| Kevin Mitchell, R OBP: 0.388, SLG: 0.562 Cecil Espy, S OBP: 0.356, SLG: 0.267 (6, 7) | | G1-6-3 | | | | 1-2 | | F8 | | 3 | 0 | 2 | 0 | 0 | 1 | 1 | | | | | | |
| Roberto Kelly, R OBP: 0.354, SLG: 0.440 Jacob Brumfield, R OBP: 0.423, SLG: 0.409 (6, 8) | | G1-6-3 | | | S | | | K | | 3 | 0 | 1 | 0 | 0 | 0 | 2 | | | | | | |
| Reggie Sanders, R OBP: 0.325, SLG: 0.393 (1, 9) | | S | | | G3 | | | F7 | | 4 | 1 | 1 | 0 | 0 | 0 | 3 | | | | | | |
| Joe Oliver, R OBP: 0.290, SLG: 0.417 Dan Wilson, R OBP: 0.310, SLG: 0.243 (8, 2) | | 1-H | | | FC6-2-5 | | | K | | 3 | 0 | 1 | 1 | 0 | 1 | 1 | | | | | | |
| Jeff Branson, L OBP: 0.365, SLG: 0.432 (1, 6) | | K | | | K | | | K | | 4 | 0 | 0 | 0 | 0 | 3 | 2 | | | | | | |
| John Roper, R OBP: 0.167, SLG: 0.167 Tim Pugh, R OBP: 0.167, SLG: 0.130 Gary Varsho, L OBP: 0.366, SLG: 0.353 (9, PH) | | | | | F8 | | | K | | 2 | 0 | 0 | 0 | 0 | 0 | 0 | | | | | | |
| Inning Stats | R: 0 E: 0 K: 0 S: 6 | H: 0 LOB: 0 BB: 0 P: 10 | R: 1 E: 0 K: 1 S: 16 | H: 3 LOB: 1 BB: 0 P: 26 | R: 1 E: 0 K: 1 S: 10 | H: 2 LOB: 1 BB: 0 P: 15 | R: 0 E: 0 K: 1 S: 10 | H: 1 LOB: 0 BB: 0 P: 15 | R: 0 E: 0 K: 1 S: 4 | H: 0 LOB: 0 BB: 0 P: 6 | R: 0 E: 0 K: 1 S: 9 | H: 1 LOB: 1 BB: 0 P: 12 | R: 0 E: 0 K: 2 S: 12 | H: 2 LOB: 2 BB: 0 P: 13 | R: 0 E: 0 K: 1 S: 12 | H: 0 LOB: 1 BB: 1 P: 18 | | R: 0 E: 0 K: 1 S: 12 | H: 0 LOB: 0 BB: 0 P: 15 | 1B: 7 2B: 2 3B: 0 HR: 0 | SF: 0 SAC: 0 DP: 1 HBP: 0 | WP: 0 PB: 0 CS: 0 |
| PITCHER | IP | WLS | BF | H | R | ER | SO | BB | IBB | HBP | BLK | WP | HR | S | P | ERA | WHIP | | | | | |
| Steve Avery, L ERA: 2.79 (1, 1) | 7.0 | W | 29 | 9 | 2 | 2 | 6 | 0 | 0 | 0 | 0 | 0 | 0 | 67 | 97 | 2.57 | 1.286 | | | | | |
| Steve Bedrosian, R ERA: 2.3 (8, 1) | 1.0 | | 4 | 0 | 0 | 0 | 1 | 1 | 0 | 0 | 0 | 0 | 0 | 12 | 18 | 0.00 | 1.000 | | | | | |
| Kent Mercker, L ERA: 4.0 (9, 1) | 1.0 | | 3 | 0 | 0 | 0 | 1 | 0 | 0 | 0 | 0 | 0 | 0 | 12 | 15 | 0.00 | 0.000 | | | | | |

| Batter | 1 | 2 | 3 | 4 | 5 | 6 | 7 | 8 | 9 | AB | R | H | RBI | BB | SO | LOB | BOTTOM | | | | |
|--|-------------------------------|----------------------------------|------------------------------|----------------------------------|------------------------------|----------------------------------|-------------------------------|----------------------------------|-------------------------------|----------------------------------|-------------------------------|----------------------------------|------------------------------|----------------------------------|------------------------------|---------------------------------|--|------------------------------------|-------------------------|--------|--|
| Deion Sanders, L OBP: 0.257, SLG: 0.350 (1, 8) | S | | G4-3 | | L8 | | | | | 5 | 2 | 2 | 0 | 0 | 1 | 0 | Cincinnati Reds @ Atlanta Braves Atlanta-Fulton County Stadium, Atlanta, GA Sun Jun 13 1993, 3:33 AM EDT Att: 48,536 - Cloudy - 80 F | | | | |
| Jeff Blausler, R OBP: 0.434, SLG: 0.447 Rafael Belliard, R OBP: 0.259, SLG: 0.240 (7, 6) | E6 | | G4-3 | | G1 | | | | | 4 | 2 | 2 | 1 | 0 | 0 | 1 | | | | | |
| Terry Pendleton, S OBP: 0.270, SLG: 0.317 Bill Pecota, R OBP: 0.308, SLG: 0.346 (7, 5) | G6-4-3 | | SF7 | | G4-3 | | L9 | | | 3 | 0 | 1 | 2 | 0 | 0 | 0 | | | | | |
| David Justice, L OBP: 0.312, SLG: 0.455 (1, 9) | F7 | | BB | | E7 | | | | | 3 | 1 | 2 | 0 | 1 | 0 | 1 | | | | | |
| Ron Gant, R OBP: 0.341, SLG: 0.533 (1, 7) | G6-4-3 | | P3 | | 1B | | | F8 | | 4 | 1 | 1 | 0 | 0 | 0 | 3 | | | | | |
| Sid Bream, L OBP: 0.308, SLG: 0.382 (1, 3) | | G6-4-3 | | | BB | | | K | | 4 | 1 | 3 | 1 | 0 | 1 | 1 | | | | | |
| Greg Olson, R OBP: 0.297, SLG: 0.272 (1, 2) | G6-4-3 | | HR | | HR | | | P9 | | 3 | 1 | 0 | 0 | 1 | 1 | 3 | | | | | |
| Mark Lemke, S OBP: 0.361, SLG: 0.415 (1, 4) | E4 | | HR | | F8 | | | G4-3 | | 4 | 1 | 1 | 3 | 0 | 0 | 1 | | | | | |
| Steve Avery, L OBP: 0.167, SLG: 0.172 Steve Bedrosian, R (8, 1) | G4-3 | | | | K | | | L8 | | 3 | 0 | 0 | 0 | 0 | 2 | 1 | | | | | |
| Damon Berryhill, S OBP: 0.288, SLG: 0.412 Kent Mercker, L (9, 1) | | | | | K | | | | | 1 | 0 | 0 | 0 | 0 | 0 | 0 | | | | | |
| Inning Stats | R: 2 E: 1 K: 0 S: 10 | H: 3 LOB: 0 BB: 0 P: 14 | R: 0 E: 1 K: 0 S: 6 | H: 1 LOB: 1 BB: 0 P: 11 | R: 1 E: 0 K: 0 S: 8 | H: 1 LOB: 1 BB: 1 P: 15 | R: 3 E: 0 K: 1 S: 12 | H: 2 LOB: 0 BB: 1 P: 23 | R: 2 E: 1 K: 1 S: 16 | H: 3 LOB: 1 BB: 0 P: 24 | R: 1 E: 0 K: 1 S: 10 | H: 1 LOB: 0 BB: 0 P: 17 | R: 0 E: 0 K: 1 S: 8 | H: 1 LOB: 1 BB: 0 P: 11 | R: 0 E: 0 K: 1 S: 6 | H: 0 LOB: 0 BB: 0 P: 8 | 1B: 7 2B: 2 3B: 1 HR: 2 | SF: 1 SAC: 0 DP: 2 HBP: 0 | WP: 0 PB: 0 CS: 0 | PA: 37 | |
| PITCHER | IP | WLS | BF | H | R | ER | SO | BB | IBB | HBP | BLK | WP | HR | S | P | ERA | WHIP | | | | |
| John Roper, R ERA: 6.35 (1, 1) | 4.1 | L | 22 | 8 | 7 | 7 | 1 | 2 | 0 | 0 | 0 | 0 | 1 | 44 | 74 | 14.54 | 2.308 | | | | |
| Tim Pugh, R ERA: 4.93 (5, 1) | 3.2 | | 15 | 4 | 2 | 2 | 4 | 0 | 0 | 0 | 0 | 0 | 1 | 32 | 49 | 4.91 | 1.091 | | | | |



| Batter | 1 | 2 | 3 | 4 | 5 | 6 | 7 | 8 | 9 | AB | R | H | RBI | BB | SO | LOB | TOP | | | | | | | | | | | |
|---|-------------------------------|----------------------------------|------------------------------|----------------------------------|------------------------------|---------------------------------|------------------------------|----------------------------------|-------------------------------|----------------------------------|-------------------------------|----------------------------------|-------------------------------|----------------------------------|-------------------------------|----------------------------------|---|-------------------------------|----------------------------------|----------------------------------|------------------------------------|----------------------------------|--------|--|--|--|--|--|
| Darren Lewis, R OBP: 0.318, SLG: 0.377 (1, 8) | | | | | | | | | | 5 | 1 | 2 | 0 | 0 | 1 | 4 | San Francisco Giants @ Cincinnati Reds Riverfront Stadium, Cincinnati, OH Tue Jun 15 1993, 7:05 PM EDT Att: 29,571 - Unknown - 78 F AB 38 R 5 H 12 RBI 5 BB 2 SO 5 LOB 23 | | | | | | | | | | | |
| Robby Thompson, R OBP: 0.359, SLG: 0.437 (1, 4) | | | | | | | | | | 5 | 1 | 2 | 2 | 0 | 0 | 4 | | | | | | | | | | | | |
| Barry Bonds, L OBP: 0.481, SLG: 0.734 (1, 7) | | | | | | | | | | 3 | 1 | 1 | 2 | 2 | 0 | 1 | | | | | | | | | | | | |
| Matt Williams, R OBP: 0.321, SLG: 0.554 (1, 5) | | | | | | | | | | 5 | 0 | 1 | 0 | 0 | 1 | 4 | | | | | | | | | | | | |
| Todd Benzinger, S OBP: 0.283, SLG: 0.286 (1, 3) | | | | | | | | | | 4 | 0 | 2 | 1 | 0 | 0 | 1 | | | | | | | | | | | | |
| Dave Martinez, L OBP: 0.242, SLG: 0.230 Mark Carreon, R OBP: 0.451, SLG: 0.548 (8, PH) (8, 9) | | | | | | | | | | 3 | 0 | 0 | 0 | 0 | 0 | 3 | | | | | | | | | | | | |
| Royce Clayton, R OBP: 0.326, SLG: 0.359 (1, 6) | | | | | | | | | | 4 | 1 | 2 | 0 | 0 | 0 | 1 | | | | | | | | | | | | |
| Kirt Manwaring, R OBP: 0.376, SLG: 0.354 (1, 2) | | | | | | | | | | 4 | 0 | 1 | 0 | 0 | 1 | 2 | | | | | | | | | | | | |
| Jeff Brantley, R OBP: 0.087, SLG: 0.087 Dave Burba, R OBP: 0.335, SLG: 0.500 Andy Blanton, R OBP: 0.200, SLG: 0.333 Dave Righetti, L Kevin Rogers, L Jeff Reed, L OBP: 0.218, SLG: 0.408 (11, 1) (5, 1) (7, PH) (7, 1) (8, 1) (8, 2) | | | | | | | | | | 2 | 0 | 0 | 0 | 0 | 0 | 2 | | | | | | | | | | | | |
| Inning Stats | R: 1 E: 0 K: 0 S: 12 | H: 2 LOB: 2 BB: 1 P: 22 | R: 0 E: 0 K: 2 S: 8 | H: 0 LOB: 0 BB: 0 P: 13 | R: 0 E: 0 K: 1 S: 7 | H: 1 LOB: 0 BB: 0 P: 8 | R: 0 E: 0 K: 0 S: 5 | H: 0 LOB: 0 BB: 0 P: 10 | R: 0 E: 0 K: 0 S: 14 | H: 2 LOB: 2 BB: 0 P: 20 | R: 0 E: 0 K: 0 S: 11 | H: 1 LOB: 1 BB: 0 P: 18 | R: 4 E: 0 K: 0 S: 16 | H: 4 LOB: 0 BB: 0 P: 24 | R: 0 E: 0 K: 1 S: 11 | H: 1 LOB: 1 BB: 0 P: 14 | | R: 0 E: 0 K: 1 S: 13 | H: 1 LOB: 2 BB: 1 P: 21 | 1B: 9 2B: 2 3B: 0 HR: 1 | SF: 0 SAC: 0 DP: 1 HBP: 0 | WP: 0 PB: 0 SB: 0 CS: 0 | PA: 40 | | | | | |
| PITCHER | IP | WLS | BF | H | R | ER | SO | BB | IBB | HBP | BLK | WP | HR | S | P | ERA | WHIP | | | | | | | | | | | |
| Tim Belcher, R ERA: 3.23 | (1, 1) | 6.1 | W | 27 | 8 | 3 | 3 | 3 | 1 | 0 | 0 | 0 | 0 | 0 | 66 | 104 | 4.26 | 1.421 | | | | | | | | | | |
| Bobby Ayala, R ERA: 2.57 | (7, 1) | 0.2 | | 4 | 2 | 2 | 2 | 0 | 0 | 0 | 0 | 0 | 1 | 7 | 11 | 27.00 | 3.000 | | | | | | | | | | | |
| Greg Cadaret, L ERA: 2.55 | (8, 1) | 0.0 | | 1 | 1 | 0 | 0 | 0 | 0 | 0 | 0 | 0 | 0 | 1 | 1 | ∞ | ∞ | | | | | | | | | | | |
| Jeff Reardon, R ERA: 3.0 | (8, 1) | 1.0 | | 3 | 0 | 0 | 0 | 1 | 0 | 0 | 0 | 0 | 0 | 10 | 13 | 0.00 | 0.000 | | | | | | | | | | | |
| Milt Hill, R ERA: 5.32 | (9, 1) | 1.0 | | 5 | 1 | 0 | 0 | 1 | 1 | 0 | 0 | 0 | 0 | 13 | 21 | 0.00 | 2.000 | | | | | | | | | | | |

| Batter | 1 | 2 | 3 | 4 | 5 | 6 | 7 | 8 | 9 | AB | R | H | RBI | BB | SO | LOB | BOTTOM | | | | | | | | | | | |
|--|------------------------------|---------------------------------|-------------------------------|----------------------------------|------------------------------|----------------------------------|-------------------------------|----------------------------------|-------------------------------|----------------------------------|------------------------------|----------------------------------|------------------------------|----------------------------------|-------------------------------|----------------------------------|--|-----------------------------------|------------------------------------|----------------------------------|--------|--|--|--|--|--|--|--|
| Bip Roberts, S OBP: 0.355, SLG: 0.324 (1, 4) | | | | | | | | | | 5 | 0 | 1 | 0 | 0 | 1 | 7 | San Francisco Giants @ Cincinnati Reds Riverfront Stadium, Cincinnati, OH Tue Jun 15 1993, 7:05 PM EDT Att: 29,571 - Unknown - 78 F AB 37 R 10 H 17 RBI 9 BB 1 SO 4 LOB 23 | | | | | | | | | | | |
| Hal Morris, L OBP: 0.375, SLG: 0.355 (1, 3) | | | | | | | | | | 5 | 1 | 3 | 2 | 0 | 0 | 1 | | | | | | | | | | | | |
| Barry Larkin, R OBP: 0.396, SLG: 0.403 (1, 6) | | | | | | | | | | 4 | 1 | 1 | 0 | 1 | 0 | 1 | | | | | | | | | | | | |
| Kevin Mitchell, R OBP: 0.394, SLG: 0.580 Milt Hill, R (9, 1) | | | | | | | | | | 5 | 2 | 3 | 1 | 0 | 1 | 3 | | | | | | | | | | | | |
| Roberto Kelly, R OBP: 0.357, SLG: 0.441 (1, 8) | | | | | | | | | | 4 | 2 | 2 | 2 | 0 | 0 | 2 | | | | | | | | | | | | |
| Chris Sabo, R OBP: 0.278, SLG: 0.393 (1, 5) | | | | | | | | | | 3 | 1 | 1 | 0 | 0 | 0 | 2 | | | | | | | | | | | | |
| Reggie Sanders, R OBP: 0.332, SLG: 0.414 (1, 9) | | | | | | | | | | 4 | 2 | 3 | 3 | 0 | 0 | 0 | | | | | | | | | | | | |
| Joe Oliver, R OBP: 0.294, SLG: 0.419 (1, 2) | | | | | | | | | | 4 | 1 | 2 | 0 | 0 | 1 | 3 | | | | | | | | | | | | |
| Tim Belcher, R OBP: 0.200, SLG: 0.207 Bobby Ayala, R ERA: 4.69 Greg Cadaret, L ERA: 4.15 Jeff Reardon, R Randy Milligan, R OBP: 0.423, SLG: 0.499 (11, 1) (7, 1) (8, 1) (8, 1) (8, PH) (9, 7) | | | | | | | | | | 2 | 0 | 1 | 1 | 0 | 0 | 1 | | | | | | | | | | | | |
| Inning Stats | R: 0 E: 0 K: 0 S: 5 | H: 1 LOB: 0 BB: 0 P: 8 | R: 2 E: 0 K: 0 S: 16 | H: 5 LOB: 2 BB: 0 P: 26 | R: 0 E: 0 K: 1 S: 7 | H: 1 LOB: 1 BB: 0 P: 10 | R: 0 E: 0 K: 0 S: 10 | H: 1 LOB: 1 BB: 0 P: 13 | R: 5 E: 0 K: 1 S: 22 | H: 5 LOB: 0 BB: 0 P: 32 | R: 0 E: 0 K: 0 S: 5 | H: 0 LOB: 0 BB: 0 P: 11 | R: 0 E: 0 K: 0 S: 5 | H: 1 LOB: 0 BB: 0 P: 10 | R: 3 E: 0 K: 2 S: 17 | H: 3 LOB: 2 BB: 1 P: 29 | | 1B: 15 2B: 2 3B: 0 HR: 2 | SF: 0 SAC: 0 DP: 3 HBP: 2 | WP: 1 PB: 0 SB: 0 CS: 1 | PA: 40 | | | | | | | |
| PITCHER | IP | WLS | BF | H | R | ER | SO | BB | IBB | HBP | BLK | WP | HR | S | P | ERA | WHIP | | | | | | | | | | | |
| Jeff Brantley, R ERA: 4.81 | (1, 1) | 4.1 | L | 22 | 11 | 5 | 5 | 1 | 0 | 0 | 0 | 0 | 0 | 1 | 46 | 68 | 10.38 | 2.538 | | | | | | | | | | |
| Dave Burba, R ERA: 4.69 | (5, 1) | 1.2 | | 7 | 2 | 2 | 2 | 1 | 0 | 0 | 1 | 0 | 0 | 19 | 32 | 10.80 | 1.200 | | | | | | | | | | | |
| Dave Righetti, L ERA: 4.15 | (7, 1) | 1.0 | | 6 | 3 | 3 | 3 | 0 | 0 | 0 | 1 | 0 | 0 | 10 | 18 | 27.00 | 3.000 | | | | | | | | | | | |
| Kevin Rogers, L ERA: 2.92 | (8, 1) | 1.0 | | 5 | 1 | 0 | 0 | 2 | 1 | 0 | 0 | 0 | 0 | 12 | 21 | 0.00 | 2.000 | | | | | | | | | | | |


| Batter | 1 | 2 | 3 | 4 | 5 | 6 | 7 | 8 | 9 | 10 | AB | R | H | RBI | BB | SO | LOB | TOP | | | | | | | | | | |
|--|-------------------------------|----------------------------------|-------------------------------|----------------------------------|-------------------------------|----------------------------------|-------------------------------|----------------------------------|------------------------------|----------------------------------|-------------------------------|----------------------------------|-------------------------------|----------------------------------|-------------------------------|----------------------------------|-------------------------------|--|----------------------------------|-------------------------------|----------------------------------|----------------------------------|------------------------------------|--|--|--|--|--|
| Darren Lewis, R OBP: 0.315, SLG: 0.373 (1, 8) | G4-3 | | L9 | | | K | | G4-1 | | 1B | 5 | 1 | 1 | 0 | 0 | 1 | 1 | San Francisco Giants @ Cincinnati Reds Riverfront Stadium, Cincinnati, OH Wed Jun 16 1993, 7:05 PM EDT Att: 31,159 - Unknown - 84 F | | | | | | | | | | |
| Robby Thompson, R OBP: 0.356, SLG: 0.431 (1, 4) | F9 | | G6-3 | | | P6 | | F7 | | 1B | 5 | 1 | 1 | 0 | 0 | 0 | 1 | | | | | | | | | | | |
| Will Clark, L OBP: 0.336, SLG: 0.354 (1, 3) | F9 | | | L9 | | F8 | | | L3 | 1B | 5 | 0 | 1 | 1 | 0 | 0 | 0 | | | | | | | | | | | |
| Matt Williams, R OBP: 0.323, SLG: 0.562 (1, 5) | G4-3 | | | | | HR | | G3 | | G5-3 | 5 | 1 | 2 | 2 | 0 | 0 | 0 | | | | | | | | | | | |
| Barry Bonds, L OBP: 0.476, SLG: 0.735 (1, 7) | K | | | G3-1 | | G3-1 | | F8 | | P4 | 5 | 1 | 1 | 1 | 0 | 1 | 2 | | | | | | | | | | | |
| Dave Martinez, L OBP: 0.271, SLG: 0.344 (1, 9) | HR | | | L9 | | L9 | | HR | | HR | 3 | 2 | 2 | 2 | 1 | 0 | 0 | | | | | | | | | | | |
| Royce Clayton, R OBP: 0.325, SLG: 0.357 (1, 6) | G4-3 | | | | | L6 | | FC6-4 | | L7 | 4 | 0 | 1 | 0 | 0 | 0 | 1 | | | | | | | | | | | |
| Kirt Manwaring, R OBP: 0.373, SLG: 0.351 (1, 2) | | | | | | G5-3 | | FC6-4 | | G5-3 | 4 | 0 | 1 | 0 | 0 | 0 | 1 | | | | | | | | | | | |
| Trevor Wilson, L OBP: 0.196, SLG: 0.330 (8, PH) Todd Stensland, L OBP: 0.276, SLG: 0.281 Bryan Hickerson, L (8, 1) Michael Jackson, R OBP: 0.309, SLG: 1.000 Jeff Reed, L OBP: 0.313, SLG: 0.400 Rod Beck, R (10, 1) | | | | SH1-4 | | B5-3 | | F9 | | K | 1 | 0 | 0 | 0 | 0 | 0 | 0 | | | | | | | | | | | |
| Inning Stats | R: 0 E: 0 K: 0 S: 9 | H: 0 LOB: 0 BB: 0 P: 15 | R: 1 E: 0 K: 1 S: 13 | H: 1 LOB: 0 BB: 0 P: 20 | R: 0 E: 0 K: 0 S: 5 | H: 1 LOB: 1 BB: 0 P: 8 | R: 1 E: 0 K: 0 S: 13 | H: 1 LOB: 0 BB: 0 P: 19 | R: 0 E: 0 K: 0 S: 5 | H: 0 LOB: 0 BB: 0 P: 5 | R: 0 E: 0 K: 1 S: 7 | H: 0 LOB: 0 BB: 0 P: 13 | R: 1 E: 0 K: 0 S: 12 | H: 2 LOB: 1 BB: 0 P: 19 | R: 0 E: 0 K: 0 S: 7 | H: 0 LOB: 0 BB: 0 P: 11 | R: 1 E: 0 K: 0 S: 10 | | H: 1 LOB: 1 BB: 0 P: 18 | R: 2 E: 0 K: 1 S: 15 | H: 4 LOB: 2 BB: 0 P: 24 | 1B: 6 2B: 0 3B: 0 HR: 4 | SF: 0 SAC: 1 DP: 0 HBP: 0 | WP: 0 PA: 41 PB: 0 SB: 0 CS: 0 | | | | |
| PITCHER | IP | WLS | BF | H | R | ER | SO | BB | IBB | HBP | BLK | WP | HR | S | P | ERA | WHIP | | | | | | | | | | | |
| Jose Rijo, R ERA: 3.31 (1, 1) | 7.0 | | 26 | 5 | 3 | 3 | 2 | 0 | 0 | 0 | 0 | 0 | 0 | 3 | 64 | 99 | 3.86 | 0.714 | | | | | | | | | | |
| Jeff Reardon, R ERA: 2.86 (8, 1) | 1.0 | | 3 | 0 | 0 | 0 | 0 | 0 | 0 | 0 | 0 | 0 | 0 | 7 | 11 | 0.00 | 0.000 | | | | | | | | | | | |
| Rob Dibble, R ERA: 5.11 (9, 1) | 1.0 | L | 5 | 1 | 1 | 1 | 0 | 1 | 0 | 0 | 0 | 0 | 1 | 10 | 18 | 9.00 | 2.000 | | | | | | | | | | | |
| Bobby Ayala, R ERA: 3.32 (10, 1) | 0.2 | | 4 | 2 | 2 | 1 | 0 | 0 | 0 | 0 | 0 | 0 | 0 | 11 | 18 | 27.00 | 3.000 | | | | | | | | | | | |
| Greg Cadaret, L ERA: 2.92 (10, 1) | 0.1 | | 3 | 2 | 0 | 0 | 0 | 0 | 0 | 0 | 0 | 0 | 0 | 4 | 6 | 0.00 | 6.000 | | | | | | | | | | | |
| Batter | 1 | 2 | 3 | 4 | 5 | 6 | 7 | 8 | 9 | 10 | AB | R | H | RBI | BB | SO | LOB | BOTTOM | | | | | | | | | | |
| Bip Roberts, S OBP: 0.352, SLG: 0.326 (1, 4) | K | | | | G6-3 | | | | | G6-3 | 5 | 0 | 1 | 1 | 0 | 1 | 1 | San Francisco Giants @ Cincinnati Reds Riverfront Stadium, Cincinnati, OH Wed Jun 16 1993, 7:05 PM EDT Att: 31,159 - Unknown - 84 F | | | | | | | | | | |
| Hal Morris, L OBP: 0.378, SLG: 0.361 (1, 3) | G6-3 | | | | F8 | | | | | SH1-3 | 5 | 1 | 2 | 0 | 0 | 1 | 1 | | | | | | | | | | | |
| Barry Larkin, R OBP: 0.393, SLG: 0.399 (1, 6) | F8 | | | | F7 | | | | | SF8 | 5 | 0 | 1 | 0 | 0 | 0 | 1 | | | | | | | | | | | |
| Kevin Mitchell, R OBP: 0.396, SLG: 0.596 (1, 7) Rob Dibble, L (9, 1) | L8 | | | | | | | | | SH1-3 | 4 | 1 | 2 | 1 | 0 | 0 | 2 | | | | | | | | | | | |
| Bobby Ayala, R (10, 1) Greg Cadaret, L (10, 1) Gary Varsho, L (10, PH) Roberto Kelly, R OBP: 0.354, SLG: 0.436 (1, 8) | G5-3 | | | | HR | | | | | SH1-3 | 0 | 0 | 0 | 0 | 0 | 0 | 0 | | | | | | | | | | | |
| Chris Sabo, R OBP: 0.272, SLG: 0.383 (1, 5) | K | | | | | | | | | SF8 | 3 | 0 | 0 | 1 | 0 | 1 | 1 | | | | | | | | | | | |
| Reggie Sanders, R OBP: 0.339, SLG: 0.431 (1, 9) | | | | | | | | | | K | 5 | 0 | 0 | 0 | 0 | 3 | 4 | | | | | | | | | | | |
| Joe Oliver, R OBP: 0.289, SLG: 0.411 (1, 2) | | | | | | | | | | K | 3 | 3 | 2 | 1 | 0 | 0 | 3 | | | | | | | | | | | |
| Jose Rijo, R OBP: 0.297, SLG: 0.265 (1, 1) Randy Milligan, R OBP: 0.354, SLG: 0.365 (7, PH) Jeff Reardon, R (8, 1) Jacob Brumfield, R OBP: 0.407, SLG: 0.391 (9, 7) | | | | | | | | | | K | 2 | 0 | 0 | 0 | 0 | 1 | 1 | | | | | | | | | | | |
| Inning Stats | R: 0 E: 0 K: 1 S: 10 | H: 0 LOB: 0 BB: 0 P: 14 | R: 0 E: 0 K: 1 S: 6 | H: 0 LOB: 0 BB: 0 P: 9 | R: 1 E: 0 K: 1 S: 10 | H: 2 LOB: 1 BB: 0 P: 12 | R: 1 E: 0 K: 1 S: 10 | H: 1 LOB: 0 BB: 0 P: 13 | R: 1 E: 0 K: 0 S: 7 | H: 1 LOB: 0 BB: 0 P: 11 | R: 0 E: 0 K: 1 S: 10 | H: 1 LOB: 1 BB: 0 P: 15 | R: 1 E: 0 K: 0 S: 9 | H: 1 LOB: 1 BB: 0 P: 13 | R: 0 E: 1 K: 1 S: 14 | H: 1 LOB: 3 BB: 0 P: 25 | R: 0 E: 0 K: 1 S: 8 | | H: 0 LOB: 0 BB: 0 P: 10 | R: 1 E: 0 K: 1 S: 10 | H: 2 LOB: 1 BB: 0 P: 17 | 1B: 6 2B: 1 3B: 0 HR: 2 | SF: 1 SAC: 1 DP: 0 HBP: 2 | WP: 0 PA: 42 PB: 0 SB: 2 CS: 0 | | | | |
| PITCHER | IP | WLS | BF | H | R | ER | SO | BB | IBB | HBP | BLK | WP | HR | S | P | ERA | WHIP | | | | | | | | | | | |
| Trevor Wilson, L ERA: 3.45 (1, 1) | 7.0 | | 28 | 6 | 4 | 4 | 5 | 0 | 0 | 0 | 0 | 0 | 0 | 2 | 62 | 5.14 | 0.857 | | | | | | | | | | | |
| Bryan Hickerson, L (8, 1) | 0.0 | | 1 | 1 | 0 | 0 | 0 | 0 | 0 | 0 | 0 | 0 | 0 | 2 | 4 | ∞ | ∞ | | | | | | | | | | | |
| Michael Jackson, R ERA: 1.75 (8, 1) | 2.0 | W | 8 | 0 | 0 | 0 | 2 | 0 | 0 | 1 | 0 | 0 | 0 | 20 | 31 | 0.00 | 0.000 | | | | | | | | | | | |
| Rod Beck, R ERA: 1.62 (10, 1) | 1.0 | S | 5 | 2 | 1 | 1 | 1 | 0 | 0 | 0 | 0 | 0 | 0 | 10 | 17 | 9.00 | 2.000 | | | | | | | | | | | |



| Batter | 1 | 2 | 3 | 4 | 5 | 6 | 7 | 8 | 9 | AB | R | H | RBI | BB | SO | LOB | TOP | | | |
|--|---|----------------------------------|-------------------------------|----------------------------------|------------------------------|----------------------------------|------------------------------|----------------------------------|------------------------------|----------------------------------|-------------------------------|----------------------------------|-------------------------------|----------------------------------|------------------------------|---------------------------------|----------------------------------|------------------------------------|--|--|
| Darren Lewis, R (1, 8) OBP: 0.313, SLG: 0.369 | 2-2 CS 1B | | 1-1 L4-3 | | | 1-0 F8 | | 1-0 P2 | 1-0 G4-3 | 5 | 0 | 1 | 0 | 0 | 0 | 2 | | | | |
| Robby Thompson, R (1, 4) OBP: 0.358, SLG: 0.432 | 3-3 SAFE SAFE SAFE 1-2 | | | 1-3 K | | 0-0 1B | | 0-0 1B 2B | | 4 | 1 | 2 | 0 | 0 | 2 | 1 | | | | |
| Will Clark, L (1, 3) OBP: 0.335, SLG: 0.352 | 0-0 G3 | | | 1-0 P6 | | 0-0 F7 | | 2-2 2B SF7 | | 4 | 1 | 1 | 1 | 0 | 0 | 1 | | | | |
| Matt Williams, R (1, 5) OBP: 0.329, SLG: 0.584 | | 2-1 1B FC5-4 2B | | 0-0 HR | | 0-0 F9 | | 1-2 WP 1-3 2B | | 4 | 2 | 3 | 2 | 0 | 0 | 1 | | | | |
| Barry Bonds, L (1, 7) OBP: 0.480, SLG: 0.732 | | 0-3 K | | 4-0 S BB | | | 4-2 S BB | | 3-H 4-0 WP IBB | 1 | 0 | 0 | 0 | 3 | 1 | 1 | | | | |
| Mark Carreon, R (1, 9) OBP: 0.440, SLG: 0.538 | | 1-1 FC5-4 1B | | 3-1 G6-3 | | | 1-2 G5-3 | | 1-1 SF7 | 3 | 0 | 1 | 1 | 0 | 0 | 2 | | | | |
| Royce Clayton, R (1, 6) OBP: 0.320, SLG: 0.351 | | 0-1 FC5-4 1-2 3-H | | | 0-0 L6 | | 1-3 K | | 2-3 K | 4 | 0 | 0 | 1 | 0 | 2 | 4 | | | | |
| Andy Allanson, R (1, 2) OBP: 0.250, SLG: 0.143 | | 1-1 CS | | 0-1 G5-3 | | 2-2 G6-3 | | 0-0 F9 | | 2-2 F9 | 4 | 0 | 0 | 0 | 0 | 0 | 1 | | | |
| Bill Swift, R (1, 1) OBP: 0.400, SLG: 0.333 | | | | 4-2 BB | | 2-2 G5-3 | | | 0-1 G4-3 | 2 | 1 | 1 | 0 | 1 | 0 | 0 | | | | |
| Dave Martinez, L (9, PH) OBP: 0.288, SLG: 0.338 | | | | | | | | | | 1 | 0 | 0 | 0 | 0 | 0 | 0 | | | | |
| Kevin Rogers, L (9, 1) | | | | | | | | | | 0 | 0 | 0 | 0 | 0 | 0 | 0 | | | | |
| Inning Stats | R: 0 E: 0 K: 1 S: 9 | H: 1 LOB: 0 BB: 0 P: 14 | R: 1 E: 0 K: 1 S: 10 | H: 2 LOB: 0 BB: 0 P: 14 | R: 0 E: 0 K: 0 S: 6 | H: 0 LOB: 0 BB: 1 P: 11 | R: 1 E: 0 K: 1 S: 7 | H: 1 LOB: 1 BB: 0 P: 16 | R: 0 E: 0 K: 0 S: 4 | H: 0 LOB: 0 BB: 0 P: 11 | R: 0 E: 0 K: 1 S: 10 | H: 0 LOB: 1 BB: 1 P: 16 | R: 3 E: 0 K: 1 S: 20 | H: 4 LOB: 2 BB: 1 P: 31 | R: 0 E: 0 K: 0 S: 6 | H: 0 LOB: 0 BB: 0 P: 9 | 1B: 6 2B: 3 3B: 0 HR: 1 | SF: 1 SAC: 0 DP: 1 HBP: 0 | WP: 1 PA: 38 PB: 0 CS: 2 SB: 2 | |
| PITCHER | IP WLS BF H R ER SO BB IBB HBP BLK WP HR S P ERA WHIP | | | | | | | | | | | | | | | | | | | |
| John Smiley, L (1, 1) ERA: 5.18 | 7.1 L 31 9 5 5 4 3 0 0 0 0 1 64 102 6.14 1.636 | | | | | | | | | | | | | | | | | | | |
| Mitt Hill, R (8, 1) ERA: 4.97 | 1.2 6 0 0 0 0 1 0 1 0 0 1 0 15 25 0.00 0.000 | | | | | | | | | | | | | | | | | | | |

San Francisco Giants @ Cincinnati Reds
Riverfront Stadium, Cincinnati, OH
Thu Jun 17 1993, 3:33 AM EDT
Att: 34,717 - Sunny - 83 F


AB 32
R 5
H 9
RBI 5
BB 4
SO 5
LOB 13



| Batter | 1 | 2 | 3 | 4 | 5 | 6 | 7 | 8 | 9 | AB | R | H | RBI | BB | SO | LOB | BOTTOM | | | | |
|--|---|----------------------------------|------------------------------|---------------------------------|------------------------------|---------------------------------|------------------------------|---------------------------------|------------------------------|----------------------------------|------------------------------|----------------------------------|------------------------------|---------------------------------|------------------------------|----------------------------------|------------------------------|----------------------------------|----------------------------------|------------------------------------|--|
| Bip Roberts, S (1, 4) OBP: 0.346, SLG: 0.320 | 2-2 G4-3 | | | 2-1 G4-3 | | | 1-0 F7 | | 3-2 G4-3 | 4 | 0 | 0 | 0 | 0 | 0 | 0 | | | | | |
| Hal Morris, L (1, 3) OBP: 0.341, SLG: 0.325 | 1-1 F8 | | | 1-0 L4 | | | 1-0 G4-3 | | 1-0 G3 | 4 | 0 | 0 | 0 | 0 | 0 | 0 | | | | | |
| Barry Larkin, R (1, 6) OBP: 0.389, SLG: 0.394 | 0-1 G4-3 | | | 2-0 G6-3 | | | 2-3 K | | | 3 | 0 | 0 | 0 | 0 | 1 | 0 | | | | | |
| Kevin Mitchell, R (1, 7) OBP: 0.395, SLG: 0.591 | | 0-0 F8 | | | 2-3 K | | | 1-0 FC5-4 BB SF8 1B | | 3 | 1 | 1 | 0 | 0 | 1 | 0 | | | | | |
| Roberto Kelly, R (1, 8) OBP: 0.354, SLG: 0.432 | | 1-0 G5-3 | | | 2-3 K | | | 4-1 FC5-4 BB | | 2 | 0 | 0 | 0 | 1 | 1 | 0 | | | | | |
| Reggie Sanders, R (1, 9) OBP: 0.335, SLG: 0.425 | | 1-3 K | | | 0-2 F7 | | | 3-1 FC5-4 FC6-4 | | 3 | 0 | 0 | 0 | 0 | 1 | 2 | | | | | |
| Jeff Branson, L (1, 5) OBP: 0.352, SLG: 0.422 | | | | 0-0 G4-3 | | | 0-2 G3 | | 0-0 SF8 | 2 | 0 | 0 | 1 | 0 | 0 | 0 | | | | | |
| Joe Oliver, R (1, 2) OBP: 0.285, SLG: 0.406 | | | | 1-1 G6-3 | | | 0-3 K | | 3-H 0-0 FC6-4 | 3 | 0 | 0 | 0 | 0 | 1 | 1 | | | | | |
| John Smiley, L (1, 1) OBP: 0.321, SLG: 0.346 | | | | 0-1 G1-3 | | | 1-3 K | | | 2 | 0 | 0 | 0 | 0 | 1 | 0 | | | | | |
| Mitt Hill, R (8, 1) OBP: 0.172, SLG: 0.226 | | | | | | | | | | 0 | 0 | 0 | 0 | 0 | 0 | 0 | | | | | |
| Juan Samuel, R (9, PH) OBP: 0.172, SLG: 0.226 | | | | | | | | | | 1 | 0 | 0 | 0 | 0 | 1 | 0 | | | | | |
| Inning Stats | R: 0 E: 0 K: 0 S: 8 | H: 0 LOB: 0 BB: 0 P: 11 | R: 0 E: 0 K: 1 S: 5 | H: 0 LOB: 0 BB: 0 P: 7 | R: 0 E: 0 K: 0 S: 5 | H: 0 LOB: 0 BB: 0 P: 6 | R: 0 E: 0 K: 0 S: 4 | H: 0 LOB: 0 BB: 0 P: 9 | R: 0 E: 0 K: 2 S: 9 | H: 0 LOB: 0 BB: 0 P: 13 | R: 0 E: 0 K: 2 S: 9 | H: 0 LOB: 0 BB: 0 P: 10 | R: 0 E: 0 K: 1 S: 5 | H: 0 LOB: 0 BB: 0 P: 9 | R: 1 E: 0 K: 0 S: 6 | H: 1 LOB: 1 BB: 1 P: 14 | R: 0 E: 0 K: 1 S: 8 | H: 0 LOB: 0 BB: 0 P: 12 | 1B: 1 2B: 0 3B: 0 HR: 0 | SF: 1 SAC: 0 DP: 0 HBP: 0 | WP: 0 PA: 29 PB: 0 CS: 0 SB: 0 |
| PITCHER | IP WLS BF H R ER SO BB IBB HBP BLK WP HR S P ERA WHIP | | | | | | | | | | | | | | | | | | | | |
| Bill Swift, R (1, 1) ERA: 3.1 | 8.0 W 26 1 1 1 6 1 0 0 0 0 0 51 79 1.12 0.250 | | | | | | | | | | | | | | | | | | | | |
| Kevin Rogers, L (9, 1) ERA: 2.84 | 1.0 3 0 0 0 0 1 0 0 0 0 0 0 8 12 0.00 0.000 | | | | | | | | | | | | | | | | | | | | |

San Francisco Giants @ Cincinnati Reds
Riverfront Stadium, Cincinnati, OH
Thu Jun 17 1993, 3:33 AM EDT
Att: 34,717 - Sunny - 83 F

AB 27
R 1
H 1
RBI 1
BB 1
SO 7
LOB 3



| Batter | 1 | 2 | 3 | 4 | 5 | 6 | 7 | 8 | 9 | AB | R | H | RBI | BB | SO | LOB | TOP | | |
|---|---|----------------------------------|------------------------------|----------------------------------|-------------------------------|----------------------------------|------------------------------|---------------------------------|------------------------------|----------------------------------|------------------------------|----------------------------------|------------------------------|---------------------------------|------------------------------|----------------------------------|--|------------------------------------|--|
| Brett Butler, L OBP: 0.384, SLG: 0.363 (1, 8) | G5-3 | | L6 | | | | | | B1-3 | 4 | 0 | 1 | 0 | 1 | 0 | 2 | Los Angeles Dodgers @ Cincinnati Reds Riverfront Stadium, Cincinnati, OH Sat Jun 19 1993, 3:33 AM EDT Att: 40,808 - Unknown - 86 F | | |
| Jose Offerman, S OBP: 0.341, SLG: 0.332 (1, 6) | K | | 2B | | | | L8-6 | | | 4 | 1 | 1 | 0 | 0 | 1 | 3 | | | |
| Eric Davis, R OBP: 0.303, SLG: 0.320 (1, 7) | K | | 2B | | | | G5-3 | | | 4 | 0 | 1 | 2 | 0 | 1 | 2 | | | |
| Tim Wallach, R OBP: 0.264, SLG: 0.373 (1, 5) | | L6 | F3 | | | | G6-3 | | B1-3 | 4 | 0 | 0 | 0 | 0 | 0 | 1 | | | |
| Mike Piazza, R OBP: 0.384, SLG: 0.575 (1, 2) | | HR | | | | G4-3 | G4-3 | | G6-3 | 4 | 2 | 2 | 1 | 0 | 0 | 0 | | | |
| Cory Snyder, R OBP: 0.386, SLG: 0.439 (1, 9) | P9 | | | | | G4-3 | G4-3 | | G5-3 | 4 | 0 | 1 | 0 | 0 | 0 | 1 | | | |
| Eric Karros, R OBP: 0.314, SLG: 0.398 (1, 3) | P4 | | | | | F9 | F9 | | G4-6-3 | 4 | 0 | 2 | 1 | 0 | 0 | 1 | | | |
| Mike Sharperson, R OBP: 0.212, SLG: 0.276 (1, 4) | | | G5-3 | | | L5 | | | G4-6-3 | 3 | 0 | 0 | 0 | 0 | 1 | 2 | | | |
| Lenny Harris, L OBP: 0.314, SLG: 0.326 (9, PH) | | | | | | K | | | G4-6-3 | 1 | 0 | 0 | 0 | 0 | 0 | 1 | | | |
| Orel Hershiser, R OBP: 0.387, SLG: 0.433 (1, 1) | | | | | | K | | | | 2 | 1 | 1 | 0 | 0 | 1 | 0 | | | |
| Ricky Trliceck, R OBP: 0.310, SLG: 0.464 (7, PH) | | | 1B | | | | | | | 0 | 0 | 0 | 0 | 0 | 0 | 0 | | | |
| Carlos Hernandez, R OBP: 0.500, SLG: 0.500 (7, 1) | | | 2B | | | | | | | 1 | 0 | 1 | 0 | 0 | 0 | 0 | | | |
| Roger McDowell, R OBP: 0.500, SLG: 0.500 (7, 1) | | | 1B | | | | | | | 0 | 0 | 0 | 0 | 0 | 0 | 0 | | | |
| Mitch Webster, S OBP: 0.324, SLG: 0.363 (9, PH) | | | 1B | | | | | | | 0 | 0 | 0 | 0 | 1 | 0 | 0 | | | |
| Inning Stats | R: 0 E: 0 K: 2 S: 11 | H: 0 LOB: 0 BB: 0 P: 16 | R: 1 E: 0 K: 0 S: 7 | H: 1 LOB: 0 BB: 0 P: 11 | R: 2 E: 0 K: 0 S: 14 | H: 3 LOB: 1 BB: 0 P: 23 | R: 0 E: 0 K: 0 S: 5 | H: 1 LOB: 1 BB: 0 P: 8 | R: 0 E: 0 K: 1 S: 9 | H: 2 LOB: 1 BB: 1 P: 16 | R: 0 E: 0 K: 0 S: 8 | H: 2 LOB: 1 BB: 0 P: 14 | R: 0 E: 0 K: 0 S: 5 | H: 0 LOB: 0 BB: 0 P: 6 | R: 0 E: 0 K: 0 S: 8 | H: 1 LOB: 1 BB: 1 P: 14 | 1B: 7 2B: 3 3B: 0 HR: 1 | SF: 0 SAC: 0 DP: 2 HBP: 0 | WP: 0 PA: 37 PB: 0 SB: 0 CS: 0 |
| PITCHER | IP WLS BF H R ER SO BB IBB HBP BLK WP HR S P ERA WHIP | | | | | | | | | | | | | | | | | | |
| Tom Browning, L ERA: 5.97 (1, 1) | 6.0 W 28 9 4 4 4 1 0 0 0 0 1 61 97 6.00 1.667 | | | | | | | | | | | | | | | | | | |
| Bobby Ayala, R ERA: 2.81 (7, 1) | 3.0 S 9 1 0 0 0 1 0 0 0 0 0 0 17 27 0.00 0.667 | | | | | | | | | | | | | | | | | | |

| Batter | 1 | 2 | 3 | 4 | 5 | 6 | 7 | 8 | 9 | AB | R | H | RBI | BB | SO | LOB | BOTTOM | | |
|---|---|----------------------------------|-------------------------------|----------------------------------|-------------------------------|----------------------------------|------------------------------|----------------------------------|-------------------------------|----------------------------------|------------------------------|----------------------------------|------------------------------|---------------------------------|-------------------------------|----------------------------------|--|------------------------------------|--|
| Bip Roberts, S OBP: 0.345, SLG: 0.316 (1, 4) | G6-3 | G1-3 | | | | | | | | 5 | 1 | 2 | 0 | 0 | 0 | 0 | Los Angeles Dodgers @ Cincinnati Reds Riverfront Stadium, Cincinnati, OH Sat Jun 19 1993, 3:33 AM EDT Att: 40,808 - Unknown - 86 F | | |
| Barry Larkin, R OBP: 0.389, SLG: 0.395 (1, 6) | 1B | G6-3 | | | | | | | | 5 | 1 | 3 | 0 | 0 | 0 | 0 | | | |
| Hal Morris, L OBP: 0.380, SLG: 0.354 (1, 3) | 1B | P5 | | | | | | | | 4 | 1 | 3 | 1 | 1 | 0 | 0 | | | |
| Kevin Mitchell, R OBP: 0.394, SLG: 0.582 (1, 7) | 1B | | | | | | | | | 4 | 1 | 2 | 1 | 0 | 0 | 3 | | | |
| Jacob Brumfield, R OBP: 0.393, SLG: 0.375 (9, PH) | 1B | | FC5-4 | | | | | | | 1 | 0 | 0 | 0 | 0 | 1 | 3 | | | |
| Roberto Kelly, R OBP: 0.356, SLG: 0.444 (1, 8) | 1B | | G5-3 | | | | | | | 5 | 1 | 3 | 1 | 0 | 0 | 4 | | | |
| Reggie Sanders, R OBP: 0.335, SLG: 0.426 (1, 9) | K | | FC5-4 | | | | | | | 5 | 0 | 2 | 1 | 0 | 1 | 7 | | | |
| Chris Sabo, R OBP: 0.280, SLG: 0.402 (1, 5) | | HR | G5-3 | | | | | | | 4 | 1 | 2 | 2 | 0 | 1 | 2 | | | |
| Dan Wilson, R OBP: 0.340, SLG: 0.293 (1, 2) | | HR | G6-3 | | | | | | | 3 | 1 | 1 | 0 | 1 | 0 | 2 | | | |
| Tom Browning, L OBP: 0.240, SLG: 0.304 (1, 1) | | 2B | | | | | | | | 3 | 1 | 1 | 2 | 0 | 0 | 2 | | | |
| Bobby Ayala, R ERA: 1.62 (7, 1) | | HR | | | | | | | | 1 | 0 | 0 | 0 | 0 | 0 | 1 | | | |
| Inning Stats | R: 1 E: 0 K: 1 S: 12 | H: 4 LOB: 2 BB: 0 P: 17 | R: 3 E: 0 K: 0 S: 11 | H: 3 LOB: 0 BB: 0 P: 16 | R: 1 E: 0 K: 0 S: 11 | H: 2 LOB: 1 BB: 0 P: 16 | R: 0 E: 0 K: 0 S: 8 | H: 0 LOB: 0 BB: 0 P: 11 | R: 2 E: 1 K: 1 S: 13 | H: 3 LOB: 2 BB: 1 P: 19 | R: 1 E: 0 K: 0 S: 9 | H: 3 LOB: 1 BB: 0 P: 17 | R: 0 E: 0 K: 0 S: 8 | H: 2 LOB: 1 BB: 0 P: 9 | R: 0 E: 0 K: 1 S: 14 | H: 2 LOB: 3 BB: 1 P: 26 | 1B: 15 2B: 2 3B: 0 HR: 2 | SF: 0 SAC: 0 DP: 1 HBP: 0 | WP: 0 PA: 42 PB: 0 SB: 2 CS: 0 |
| PITCHER | IP WLS BF H R ER SO BB IBB HBP BLK WP HR S P ERA WHIP | | | | | | | | | | | | | | | | | | |
| Orel Hershiser, R ERA: 4.11 (1, 1) | 4.1 L 24 12 7 6 1 0 0 1 0 0 0 0 2 48 67 12.46 2.769 | | | | | | | | | | | | | | | | | | |
| Ricky Trliceck, R ERA: 4.94 (5, 1) | 1.2 8 3 1 1 1 0 1 0 0 0 0 0 16 29 5.40 1.800 | | | | | | | | | | | | | | | | | | |
| Roger McDowell, R ERA: 1.62 (7, 1) | 2.0 10 4 0 0 0 1 1 0 0 0 0 0 0 22 35 0.00 2.500 | | | | | | | | | | | | | | | | | | |



| Batter | 1 | 2 | 3 | 4 | 5 | 6 | 7 | 8 | 9 | AB | R | H | RBI | BB | SO | LOB | TOP | | | | | |
|---|------------------------------|----------------------------------|-------------------------------|----------------------------------|-------------------------------|----------------------------------|------------------------------|----------------------------------|------------------------------|----------------------------------|------------------------------|----------------------------------|------------------------------|----------------------------------|------------------------------|----------------------------------|------------------------------|----------------------------------|----------------------------------|------------------------------------|----------------------------------|--------|
| Brett Butler, L OBP: 0.380, SLG: 0.358 (1, 8) | | | | | | | | | | 4 | 0 | 0 | 0 | 1 | 1 | 1 | | | | | | |
| Jose Offerman, S OBP: 0.338, SLG: 0.326 (1, 6) | | | | | | | | | | 4 | 0 | 0 | 0 | 1 | 0 | 1 | | | | | | |
| Eric Davis, R OBP: 0.307, SLG: 0.341 (1, 7) | | | | | | | | | | 4 | 2 | 2 | 1 | 0 | 2 | 2 | | | | | | |
| Tim Wallach, R OBP: 0.264, SLG: 0.375 (1, 5) | | | | | | | | | | 4 | 1 | 1 | 1 | 0 | 0 | 2 | | | | | | |
| Mike Piazza, R OBP: 0.382, SLG: 0.582 (1, 2) | | | | | | | | | | 4 | 1 | 1 | 2 | 0 | 0 | 0 | | | | | | |
| Cory Snyder, R OBP: 0.394, SLG: 0.465 (1, 9) | | | | | | | | | | 4 | 1 | 3 | 1 | 0 | 1 | 0 | | | | | | |
| Eric Karros, R OBP: 0.317, SLG: 0.411 (1, 3) | | | | | | | | | | 4 | 1 | 2 | 1 | 0 | 0 | 2 | | | | | | |
| Lenny Harris, L OBP: 0.291, SLG: 0.300 Jim Gott, R (8, 1) | | | | | | | | | | 4 | 0 | 0 | 0 | 0 | 0 | 2 | | | | | | |
| Pedro Astacio, R OBP: 0.148, SLG: 0.148 Pedro Martinez, R (6, 1) | | | | | | | | | | 3 | 0 | 1 | 0 | 0 | 0 | 1 | | | | | | |
| Mike Sharperson, R OBP: 0.206, SLG: 0.267 (8, 4) | | | | | | | | | | 1 | 0 | 0 | 0 | 0 | 0 | 0 | | | | | | |
| Inning Stats | R: 0 E: 0 K: 1 S: 9 | H: 0 LOB: 1 BB: 2 P: 22 | R: 1 E: 0 K: 0 S: 13 | H: 2 LOB: 1 BB: 0 P: 18 | R: 3 E: 0 K: 0 S: 16 | H: 4 LOB: 1 BB: 0 P: 24 | R: 0 E: 0 K: 0 S: 9 | H: 1 LOB: 0 BB: 0 P: 13 | R: 0 E: 0 K: 1 S: 6 | H: 0 LOB: 0 BB: 0 P: 10 | R: 1 E: 0 K: 1 S: 8 | H: 1 LOB: 0 BB: 0 P: 11 | R: 1 E: 0 K: 0 S: 8 | H: 1 LOB: 0 BB: 0 P: 13 | R: 0 E: 0 K: 0 S: 9 | H: 1 LOB: 1 BB: 0 P: 11 | R: 0 E: 0 K: 1 S: 9 | H: 0 LOB: 0 BB: 0 P: 13 | 1B: 5 2B: 1 3B: 0 HR: 4 | SF: 0 SAC: 0 DP: 1 HBP: 0 | WP: 0 PB: 0 SB: 1 CS: 0 | PA: 38 |
| PITCHER | IP | WLS | BF | H | R | ER | SO | BB | IBB | HBP | BLK | WP | HR | S | P | ERA | WHIP | | | | | |
| Tim Belcher, R ERA: 3.51 Mitt Hill, R ERA: 4.94 Greg Cadaret, L ERA: 2.42 | (1, 1) | 6.0 | L | 27 | 8 | 5 | 5 | 3 | 2 | 0 | 0 | 0 | 0 | 3 | 61 | 98 | 7.50 | 1.667 | | | | |
| | (7, 1) | 2.0 | | 8 | 2 | 1 | 1 | 0 | 0 | 0 | 0 | 0 | 0 | 1 | 17 | 24 | 4.50 | 1.000 | | | | |
| | (9, 1) | 1.0 | | 3 | 0 | 0 | 0 | 1 | 0 | 0 | 0 | 0 | 0 | 0 | 9 | 13 | 0.00 | 0.000 | | | | |

Los Angeles Dodgers @ Cincinnati Reds
Riverfront Stadium, Cincinnati, OH
Sun Jun 20 1993, 3:33 AM EDT
Att: 35,911 - Sunny - 77 F

AB 36
R 6
H 10
RBI 6
BB 2
SO 4
LOB 11

| Batter | 1 | 2 | 3 | 4 | 5 | 6 | 7 | 8 | 9 | AB | R | H | RBI | BB | SO | LOB | BOTTOM | | | | | |
|--|------------------------------|---------------------------------|------------------------------|----------------------------------|------------------------------|---------------------------------|-------------------------------|----------------------------------|------------------------------|----------------------------------|-------------------------------|----------------------------------|------------------------------|----------------------------------|------------------------------|---------------------------------|------------------------------|---------------------------------|----------------------------------|------------------------------------|----------------------------------|--------|
| Bip Roberts, S OBP: 0.340, SLG: 0.310 (1, 4) | | | | | | | | | | 4 | 0 | 0 | 0 | 0 | 0 | 0 | | | | | | |
| Barry Larkin, R OBP: 0.391, SLG: 0.394 (1, 6) | | | | | | | | | | 3 | 1 | 1 | 0 | 1 | 0 | 0 | | | | | | |
| Hal Morris, L OBP: 0.352, SLG: 0.346 (1, 3) | | | | | | | | | | 4 | 1 | 1 | 0 | 0 | 0 | 1 | | | | | | |
| Kevin Mitchell, R OBP: 0.401, SLG: 0.581 (1, 7) | | | | | | | | | | 2 | 1 | 1 | 0 | 2 | 0 | 0 | | | | | | |
| Roberto Kelly, R OBP: 0.355, SLG: 0.441 (1, 8) | | | | | | | | | | 4 | 0 | 1 | 0 | 0 | 1 | 5 | | | | | | |
| Reggie Sanders, R OBP: 0.333, SLG: 0.425 (1, 9) | | | | | | | | | | 3 | 0 | 1 | 3 | 0 | 1 | 2 | | | | | | |
| Chris Sabo, R OBP: 0.279, SLG: 0.396 (1, 5) | | | | | | | | | | 3 | 0 | 0 | 0 | 1 | 0 | 1 | | | | | | |
| Dan Wilson, R OBP: 0.327, SLG: 0.279 Gary Varsho, L OBP: 0.349, SLG: 0.333 Mitt Hill, R (7, 1) Greg Cadaret, L (9, 1) Jeff Branson, L OBP: 0.348, SLG: 0.417 (9, PH) Tim Belcher, R OBP: 0.188, SLG: 0.194 Joe Oliver, R OBP: 0.280, SLG: 0.400 (7, 2) | | | | | | | | | | 2 | 0 | 0 | 0 | 0 | 0 | 0 | | | | | | |
| | | | | | | | | | | 2 | 0 | 0 | 0 | 0 | 0 | 0 | | | | | | |
| Inning Stats | R: 0 E: 0 K: 0 S: 7 | H: 0 LOB: 0 BB: 0 P: 9 | R: 1 E: 0 K: 0 S: 7 | H: 1 LOB: 0 BB: 1 P: 13 | R: 0 E: 0 K: 0 S: 5 | H: 0 LOB: 0 BB: 0 P: 6 | R: 0 E: 0 K: 0 S: 10 | H: 2 LOB: 2 BB: 0 P: 18 | R: 0 E: 0 K: 0 S: 8 | H: 0 LOB: 0 BB: 0 P: 12 | R: 2 E: 0 K: 1 S: 14 | H: 2 LOB: 3 BB: 3 P: 32 | R: 0 E: 0 K: 0 S: 8 | H: 0 LOB: 0 BB: 0 P: 12 | R: 0 E: 0 K: 0 S: 6 | H: 0 LOB: 0 BB: 0 P: 7 | R: 0 E: 0 K: 2 S: 8 | H: 0 LOB: 0 BB: 0 P: 9 | 1B: 5 2B: 0 3B: 0 HR: 0 | SF: 1 SAC: 0 DP: 1 HBP: 0 | WP: 0 PB: 0 SB: 0 CS: 0 | PA: 35 |
| PITCHER | IP | WLS | BF | H | R | ER | SO | BB | IBB | HBP | BLK | WP | HR | S | P | ERA | WHIP | | | | | |
| Pedro Astacio, R ERA: 4.08 Pedro Martinez, R ERA: 2.72 Jim Gott, R ERA: 1.67 | (1, 1) | 5.1 | W | 22 | 4 | 3 | 3 | 0 | 3 | 0 | 0 | 0 | 0 | 43 | 73 | 5.06 | 1.312 | | | | | |
| | (6, 1) | 1.2 | | 7 | 1 | 0 | 0 | 1 | 1 | 0 | 0 | 0 | 0 | 16 | 29 | 0.00 | 1.200 | | | | | |
| | (8, 1) | 2.0 | S | 6 | 0 | 0 | 0 | 2 | 0 | 0 | 0 | 0 | 0 | 14 | 16 | 0.00 | 0.000 | | | | | |

Los Angeles Dodgers @ Cincinnati Reds
Riverfront Stadium, Cincinnati, OH
Sun Jun 20 1993, 3:33 AM EDT
Att: 35,911 - Sunny - 77 F

AB 30
R 3
H 5
RBI 3
BB 4
SO 3
LOB 12

| Batter | 1 | 2 | 3 | 4 | 5 | 6 | 7 | 8 | 9 | 10 | AB | R | H | RBI | BB | SO | LOB | | | | | |
|---|-------------------------------|----------------------------------|--------------------------------|----------------------------------|-------------------------------|----------------------------------|------------------------------|----------------------------------|------------------------------|----------------------------------|------------------------------|----------------------------------|------------------------------|---------------------------------|------------------------------|----------------------------------|------------------------------|----------------------------------|----------------------------------|------------------------------------|-----------------|--|
| BJP Roberts, S OBP: 0.341, SLG: 0.316 (1, 4) | | | | | | | | | | | 5 | 2 | 2 | 0 | 0 | 1 | 1 | | | | | |
| Barry Larkin, R OBP: 0.387, SLG: 0.388 (1, 6) | | | | | | | | | | | 4 | 0 | 0 | 0 | 1 | 0 | 1 | | | | | |
| Hal Morris, L OBP: 0.322, SLG: 0.316 (1, 3) | | | | | | | | | | | 5 | 1 | 0 | 0 | 0 | 3 | 3 | | | | | |
| Chris Sabo, R OBP: 0.274, SLG: 0.389 (1, 5) | | | | | | | | | | | 4 | 0 | 0 | 1 | 0 | 0 | 0 | | | | | |
| Roberto Kelly, R OBP: 0.352, SLG: 0.440 (1, 8) | | | | | | | | | | | 5 | 0 | 1 | 1 | 0 | 0 | 1 | | | | | |
| Reggie Sanders, R OBP: 0.338, SLG: 0.439 (1, 9) | | | | | | | | | | | 4 | 1 | 2 | 1 | 0 | 1 | 2 | | | | | |
| Joe Oliver, R OBP: 0.280, SLG: 0.397 (1, 2) | | | | | | | | | | 4 | 0 | 1 | 0 | 0 | 1 | 2 | | | | | | |
| Jacob Brumfield, R OBP: 0.438, SLG: 0.360 (1, 7) | | | | | | | | | | 1 | 0 | 0 | 0 | 3 | 0 | 1 | | | | | | |
| Jose Rijo, R OBP: 0.282, SLG: 0.250 (9, PH) | | | | | | | | | | 2 | 0 | 0 | 0 | 0 | 0 | 3 | | | | | | |
| Gary Varsho, L OBP: 0.341, SLG: 0.324 (9, 1) | | | | | | | | | | 1 | 0 | 0 | 0 | 0 | 0 | 0 | | | | | | |
| Jeff Reardon, R (9, 1) | | | | | | | | | | 0 | 0 | 0 | 0 | 0 | 0 | 0 | | | | | | |
| Inning Stats | R: 1 E: 1 K: 0 S: 11 | H: 1 LOB: 0 BB: 0 P: 14 | R: 0 E: 0 K: 12 S: 12 | H: 1 LOB: 2 BB: 1 P: 21 | R: 2 E: 0 K: 2 S: 15 | H: 2 LOB: 1 BB: 1 P: 23 | R: 0 E: 0 K: 0 S: 6 | H: 0 LOB: 0 BB: 0 P: 13 | R: 0 E: 0 K: 1 S: 6 | H: 0 LOB: 1 BB: 0 P: 11 | R: 0 E: 0 K: 0 S: 6 | H: 0 LOB: 2 BB: 2 P: 20 | R: 1 E: 0 K: 0 S: 6 | H: 2 LOB: 1 BB: 0 P: 9 | R: 0 E: 0 K: 1 S: 8 | H: 0 LOB: 0 BB: 0 P: 16 | R: 0 E: 0 K: 1 S: 7 | H: 0 LOB: 0 BB: 0 P: 12 | 1B: 3 2B: 2 3B: 0 HR: 1 | SF: 1 SAC: 1 DP: 1 HBP: 0 | WP: 0 PA: 41 | |
| PITCHER | IP 7.2 | WLS 34 | H 6 | R 4 | ER 2 | SO 4 | BB 3 | IBB 0 | HBP 0 | BLK 0 | WP 0 | HR 1 | S 69 | P 118 | ERA 2.35 | WHIP 1.174 | | | | | | |
| Amando Reynoso, R ERA: 3.42 (8, 1) | 2.1 | W | 7 | 0 | 0 | 0 | 2 | 0 | 0 | 0 | 0 | 0 | 0 | 16 | 29 | 0.00 | 0.000 | | | | | |
| Steve Reed, R ERA: 7.36 (8, 1) | | | | | | | | | | | | | | | | | | | | | | |

Cincinnati Reds @ Colorado Rockies
Mile High Stadium, Denver, CO
Mon Jun 21 1993, 9:05 PM EDT
Att: 51,835 - Unknown - 77 F

TOP

| | |
|-----|----|
| AB | 35 |
| R | 4 |
| H | 6 |
| RBI | 3 |
| BB | 4 |
| SO | 6 |
| LOB | 14 |

| Batter | 1 | 2 | 3 | 4 | 5 | 6 | 7 | 8 | 9 | 10 | AB | R | H | RBI | BB | SO | LOB | | | | | | |
|--|------------------------------|---------------------------------|-------------------------------|----------------------------------|------------------------------|----------------------------------|-------------------------------|----------------------------------|------------------------------|---------------------------------|------------------------------|----------------------------------|------------------------------|---------------------------------|------------------------------|----------------------------------|------------------------------|----------------------------------|-------------------------------|----------------------------------|----------------------------------|------------------------------------|-----------------|
| Alex Cole, L OBP: 0.343, SLG: 0.317 (1, 8) | | | | | | | | | | | 5 | 0 | 1 | 0 | 0 | 2 | 0 | | | | | | |
| Pedro Castellano, R OBP: 0.207, SLG: 0.185 (1, 4) | | | | | | | | | | | | 5 | 0 | 0 | 0 | 0 | 2 | | | | | | |
| Dante Bichette, R OBP: 0.365, SLG: 0.515 (1, 9) | | | | | | | | | | | | 5 | 1 | 2 | 1 | 0 | 1 | | | | | | |
| Andres Galaraga, R OBP: 0.454, SLG: 0.076 (1, 3) | | | | | | | | | | | 4 | 1 | 1 | 0 | 0 | 1 | 0 | | | | | | |
| Charlie Hayes, R OBP: 0.355, SLG: 0.506 (1, 5) | | | | | | | | | | | 4 | 1 | 1 | 1 | 0 | 1 | 0 | | | | | | |
| Jerald Clark, R OBP: 0.343, SLG: 0.435 (1, 7) | | | | | | | | | | | 4 | 1 | 2 | 1 | 0 | 0 | 1 | | | | | | |
| Vinny Castilla, R OBP: 0.340, SLG: 0.489 (1, 6) | | | | | | | | | | | 4 | 0 | 1 | 2 | 0 | 0 | 2 | | | | | | |
| Jayhawk Owens, R OBP: 0.462, SLG: 0.478 (1, 2) | | | | | | | | | | | 4 | 0 | 0 | 0 | 0 | 1 | 1 | | | | | | |
| Amando Reynoso, R OBP: 0.107, SLG: 0.185 (8, 1) | | | | | | | | | | | 3 | 0 | 0 | 0 | 0 | 2 | 1 | | | | | | |
| Daryl Boston, L OBP: 0.325, SLG: 0.376 (10, PH) | | | | | | | | | | | 0 | 0 | 0 | 0 | 0 | 0 | 0 | | | | | | |
| Inning Stats | R: 0 E: 0 K: 0 S: 5 | H: 0 LOB: 0 BB: 0 P: 6 | R: 0 E: 0 K: 1 S: 10 | H: 1 LOB: 1 BB: 0 P: 14 | R: 0 E: 0 K: 2 S: 9 | H: 0 LOB: 0 BB: 0 P: 15 | R: 4 E: 0 K: 1 S: 14 | H: 5 LOB: 1 BB: 0 P: 18 | R: 0 E: 0 K: 1 S: 7 | H: 0 LOB: 0 BB: 0 P: 9 | R: 0 E: 1 K: 0 S: 9 | H: 0 LOB: 1 BB: 0 P: 10 | R: 0 E: 0 K: 2 S: 9 | H: 0 LOB: 0 BB: 0 P: 7 | R: 0 E: 0 K: 0 S: 7 | H: 0 LOB: 0 BB: 0 P: 13 | R: 0 E: 0 K: 0 S: 7 | H: 0 LOB: 0 BB: 0 P: 11 | R: 1 E: 0 K: 0 S: 11 | H: 3 LOB: 2 BB: 0 P: 14 | 1B: 8 2B: 0 3B: 1 HR: 0 | SF: 0 SAC: 0 DP: 0 HBP: 0 | WP: 0 PA: 39 |
| PITCHER | IP 8.0 | WLS 31 | H 6 | R 4 | ER 4 | SO 8 | BB 0 | IBB 0 | HBP 0 | BLK 0 | WP 0 | HR 0 | S 69 | P 92 | ERA 4.50 | WHIP 0.750 | | | | | | | |
| Jose Rijo, R ERA: 3.4 (9, 1) | 1.2 | L | 8 | 3 | 1 | 0 | 0 | 0 | 0 | 0 | 0 | 0 | 0 | 18 | 25 | 5.40 | 1.800 | | | | | | |
| Jeff Reardon, R ERA: 2.92 (9, 1) | | | | | | | | | | | | | | | | | | | | | | | |

Cincinnati Reds @ Colorado Rockies
Mile High Stadium, Denver, CO
Mon Jun 21 1993, 9:05 PM EDT
Att: 51,835 - Unknown - 77 F

BOTTOM

| | |
|-----|----|
| AB | 39 |
| R | 5 |
| H | 9 |
| RBI | 5 |
| BB | 0 |
| SO | 8 |
| LOB | 7 |

| Batter | 1 | 2 | 3 | 4 | 5 | 6 | 7 | 8 | 9 | AB | R | H | RBI | BB | SO | LOB | TOP | | | | | | | | | | | |
|--|--------------------------------------|----------------------------------|------------------------------|----------------------------------|-------------------------------|----------------------------------|------------------------------|----------------------------------|-------------------------------|----------------------------------|-------------------------------|----------------------------------|-------------------------------|----------------------------------|-------------------------------|----------------------------------|---|-------------------------------|----------------------------------|-----------------------------------|------------------------------------|----------------------------------|--------|--|--|--|--|--|
| Bip Roberts, S OBP: 0.342, SLG: 0.315 (1, 4) | | | | | | | | | | 4 | 2 | 1 | 0 | 1 | 1 | 1 | Cincinnati Reds @ Colorado Rockies Mile High Stadium, Denver, CO Wed Jun 23 1993, 5:33 AM EDT Att: 60,282 - Cloudy - 80 F | | | | | | | | | | | |
| Barry Larkin, R OBP: 0.391, SLG: 0.390 Juan Samuel, R OBP: 0.211, SLG: 0.309 (1, 6) (8, 4) | | | | | | | | | | 4 | 0 | 1 | 0 | 0 | 0 | 1 | | | | | | | | | | | | |
| Hal Morris, L OBP: 0.328, SLG: 0.328 (1, 3) | | | | | | | | | | 4 | 0 | 2 | 2 | 0 | 0 | 0 | | | | | | | | | | | | |
| Kevin Mitchell, R OBP: 0.410, SLG: 0.615 Jacob Brumfield, R OBP: 0.436, SLG: 0.360 (1, 7) (8, 7) | | | | | | | | | | 4 | 0 | 1 | 0 | 0 | 1 | 2 | | | | | | | | | | | | |
| Roberto Kelly, R OBP: 0.357, SLG: 0.463 (1, 8) | | | | | | | | | | 4 | 1 | 2 | 0 | 0 | 0 | 2 | | | | | | | | | | | | |
| Gary Varsho, L OBP: 0.397, SLG: 0.381 (1, 9) | | | | | | | | | | 4 | 1 | 2 | 1 | 0 | 1 | 1 | | | | | | | | | | | | |
| Chris Sabo, R OBP: 0.274, SLG: 0.386 (1, 5) | | | | | | | | | | 4 | 0 | 1 | 1 | 0 | 0 | 2 | | | | | | | | | | | | |
| Dan Wilson, R OBP: 0.340, SLG: 0.283 (1, 2) | | | | | | | | | | 3 | 0 | 1 | 0 | 1 | 2 | 1 | | | | | | | | | | | | |
| Tim Lincecum, R OBP: 0.344, SLG: 0.400 Greg Cadaret, L OBP: 0.288, SLG: 0.395 (5, PH) (6, 1) (7, 1) (8, 1) | | | | | | | | | | 2 | 0 | 0 | 0 | 0 | 1 | 3 | | | | | | | | | | | | |
| Inning Stats | R: 1 E: 0 K: 0 S: 7 | H: 1 LOB: 0 BB: 1 P: 12 | R: 1 E: 0 K: 1 S: 9 | H: 3 LOB: 1 BB: 0 P: 10 | R: 0 E: 0 K: 0 S: 10 | H: 1 LOB: 2 BB: 1 P: 15 | R: 0 E: 0 K: 0 S: 8 | H: 1 LOB: 1 BB: 1 P: 17 | R: 1 E: 1 K: 1 S: 12 | H: 2 LOB: 1 BB: 0 P: 18 | R: 1 E: 0 K: 1 S: 16 | H: 3 LOB: 1 BB: 0 P: 24 | R: 0 E: 0 K: 2 S: 11 | H: 1 LOB: 0 BB: 0 P: 19 | R: 0 E: 0 K: 2 S: 12 | H: 0 LOB: 0 BB: 0 P: 18 | | R: 1 E: 0 K: 2 S: 10 | H: 1 LOB: 0 BB: 0 P: 16 | 1B: 10 2B: 2 3B: 1 HR: 1 | SF: 1 SAC: 0 DP: 1 HBP: 0 | WP: 1 PB: 0 SB: 2 CS: 0 | PA: 39 | | | | | |
| PITCHER | IP | WLS | BF | H | R | ER | SO | BB | IBB | HBP | BLK | WP | HR | S | P | ERA | WHIP | | | | | | | | | | | |
| Jeff Parrett, R ERA: 5.57 Steve Reed, R ERA: 7.08 Scott Fredrickson, R ERA: 4.82 Darren Holmes, R ERA: 7.03 | (1, 1) (6, 1) (8, 1) (9, 1) | 5.0 | W | 23 | 8 | 3 | 3 | 2 | 1 | 1 | 0 | 0 | 1 | 0 | 46 | 72 | 5.40 | 1.800 | | | | | | | | | | |

| | |
|-----|----|
| AB | 36 |
| R | 5 |
| H | 13 |
| RBI | 5 |
| BB | 2 |
| SO | 7 |
| LOB | 13 |



| Batter | 1 | 2 | 3 | 4 | 5 | 6 | 7 | 8 | 9 | AB | R | H | RBI | BB | SO | LOB | BOTTOM | | | | | | | | | | |
|--|--------------------------------------|----------------------------------|------------------------------|----------------------------------|-------------------------------|----------------------------------|-------------------------------|----------------------------------|-------------------------------|----------------------------------|-------------------------------|----------------------------------|-------------------------------|----------------------------------|-------------------------------|----------------------------------|---|-----------------------------------|------------------------------------|----------------------------------|--------|--|--|--|--|--|--|
| Alex Cole, L OBP: 0.338, SLG: 0.313 (1, 8) | | | | | | | | | | 5 | 1 | 1 | 0 | 0 | 1 | 1 | Cincinnati Reds @ Colorado Rockies Mile High Stadium, Denver, CO Wed Jun 23 1993, 5:33 AM EDT Att: 60,282 - Cloudy - 80 F | | | | | | | | | | |
| Vinny Castilla, R OBP: 0.357, SLG: 0.534 (1, 6) | | | | | | | | | | 5 | 4 | 4 | 5 | 0 | 0 | 0 | | | | | | | | | | | |
| Dante Bichette, R OBP: 0.363, SLG: 0.514 (1, 9) | | | | | | | | | | 5 | 1 | 1 | 0 | 0 | 0 | 1 | | | | | | | | | | | |
| Andres Galarraga, R OBP: 0.456, SLG: 0.685 (1, 3) | | | | | | | | | | 4 | 1 | 1 | 0 | 1 | 0 | 0 | | | | | | | | | | | |
| Charlie Hayes, R OBP: 0.360, SLG: 0.510 (1, 5) | | | | | | | | | | 3 | 2 | 1 | 3 | 0 | 2 | 0 | | | | | | | | | | | |
| Jerald Clark, R OBP: 0.360, SLG: 0.448 (1, 7) | | | | | | | | | | 4 | 2 | 4 | 0 | 1 | 0 | 0 | | | | | | | | | | | |
| Danny Sheaffer, R OBP: 0.271, SLG: 0.398 (1, 2) | | | | | | | | | | 5 | 2 | 2 | 5 | 0 | 0 | 4 | | | | | | | | | | | |
| Pedro Castellano, R OBP: 0.250, SLG: 0.212 Steve Reed, R Scott Fredrickson, R Darren Holmes, R (1, 4) (6, 1) (8, 1) (9, 1) | | | | | | | | | | 2 | 0 | 0 | 0 | 0 | 1 | 1 | | | | | | | | | | | |
| Jeff Parrett, R OBP: 0.250, SLG: 0.250 Eric Young Sr., R OBP: 0.332, SLG: 0.325 (1, 1) (5, PH) (6, 4) | | | | | | | | | | 1 | 0 | 0 | 0 | 0 | 0 | 0 | | | | | | | | | | | |
| Inning Stats | R: 0 E: 0 K: 0 S: 6 | H: 0 LOB: 0 BB: 0 P: 10 | R: 3 E: 0 K: 0 S: 8 | H: 2 LOB: 0 BB: 0 P: 10 | R: 1 E: 0 K: 0 S: 11 | H: 1 LOB: 0 BB: 0 P: 17 | R: 0 E: 0 K: 2 S: 12 | H: 1 LOB: 1 BB: 0 P: 17 | R: 3 E: 0 K: 0 S: 18 | H: 5 LOB: 2 BB: 0 P: 24 | R: 0 E: 0 K: 2 S: 11 | H: 0 LOB: 0 BB: 0 P: 14 | R: 3 E: 1 K: 0 S: 19 | H: 6 LOB: 0 BB: 2 P: 39 | R: 0 E: 0 K: 1 S: 14 | H: 1 LOB: 1 BB: 0 P: 20 | | 1B: 10 2B: 3 3B: 0 HR: 3 | SF: 1 SAC: 1 DP: 0 HBP: 1 | WP: 0 PB: 0 SB: 1 CS: 0 | PA: 43 | | | | | | |
| PITCHER | IP | WLS | BF | H | R | ER | SO | BB | IBB | HBP | BLK | WP | HR | S | P | ERA | WHIP | | | | | | | | | | |
| Tim Lincecum, R ERA: 5.4 Mike Hill, R ERA: 5.65 Greg Cadaret, L ERA: 4.88 Jeff Reardon, R ERA: 2.77 | (1, 1) (5, 1) (6, 1) (7, 1) | 4.2 | L | 24 | 9 | 7 | 7 | 2 | 0 | 0 | 0 | 0 | 0 | 3 | 3 | 0.00 | 0.000 | | | | | | | | | | |

| | |
|-----|----|
| AB | 38 |
| R | 15 |
| H | 16 |
| RBI | 15 |
| BB | 2 |
| SO | 5 |
| LOB | 7 |



| Batter | 1 | 2 | 3 | 4 | 5 | 6 | 7 | 8 | 9 | AB | R | H | RBI | BB | SO | LOB | TOP | | | | | | | | | |
|---|-------------------------------|----------------------------------|-------------------------------|----------------------------------|-------------------------------|----------------------------------|------------------------------|----------------------------------|------------------------------|---------------------------------|-------------------------------|----------------------------------|------------------------------|----------------------------------|------------------------------|----------------------------------|---|----------------------------------|-----------------------------------|------------------------------------|----------------------------------|--------|--|--|--|--|
| Bip Roberts, S OBP: 0.346, SLG: 0.321 | 1-0 3B 1B | | 0-0 E S 1B | | 0-0 L7 | | | 2-0 F9 | 2-1 G6-4-3 1B | 5 | 1 | 3 | 1 | 0 | 0 | 1 | Cincinnati Reds @ San Diego Padres Jack Murphy Stadium, San Diego, CA Thu Jun 24 1993, 6:33 AM EDT Att: 12,182 - Sunny - 71 F | | | | | | | | | |
| Barry Larkin, R OBP: 0.391, SLG: 0.408 | 2-1 1-H SF7 3B | | 1-3 K 1-3 | | | | 2-2 HR | 0-1 L5 | 1-2 G6-4-3 1B | 5 | 2 | 2 | 2 | 0 | 1 | 4 | | | | | | | | | | |
| Hal Morris, L OBP: 0.324, SLG: 0.317 | 1-1 SF7 | | 3-3 K | | | | 0-0 F7 | 4-1 | | 2 | 0 | 0 | 1 | 1 | 1 | 1 | | | | | | | | | | |
| Kevin Mitchell, R OBP: 0.407, SLG: 0.608 | 3-0 G6-3 1B | | | | 0-1 F8 | | | 0-1 P3 | | 4 | 0 | 1 | 0 | 0 | 0 | 1 | | | | | | | | | | |
| Roberto Kelly, R OBP: 0.362, SLG: 0.478 | 1-2 G6-3 | | | | 3-1 CS 1B | | | 2-0 HR | 1-2 | 4 | 2 | 3 | 1 | 0 | 0 | 1 | | | | | | | | | | |
| Gary Varsho, L OBP: 0.346, SLG: 0.356 | | 0-3 K | | | 3-1 G4-3 | | | 0-1 G3 | 0-0 SH1 | 3 | 0 | 0 | 0 | 0 | 1 | 1 | | | | | | | | | | |
| Jacob Brumfield, R OBP: 0.438, SLG: 0.360 | | | | | 1-2 | | | 1-2 | 1-2 SH1 | 0 | 0 | 0 | 0 | 0 | 0 | 0 | | | | | | | | | | |
| Chris Sabo, R OBP: 0.282, SLG: 0.392 | | 1-3 K | | | 0-0 SH3 1B | | | 1-2 CS 1B | 2-0 1B BB 1B | 4 | 1 | 3 | 1 | 0 | 1 | 0 | | | | | | | | | | |
| Joe Oliver, R OBP: 0.286, SLG: 0.396 | | 2-2 F7 | | | 0-1 F8 | | | 3-2 F9 | 4-2 1B 1B BB | 3 | 0 | 0 | 0 | 1 | 0 | 2 | | | | | | | | | | |
| Tom Browning, L OBP: 0.231, SLG: 0.292 | | | 0-3 K | | 1-1 SH3 | | | 0-1 F7 | 0-0 1B | 1 | 0 | 0 | 0 | 0 | 1 | 0 | | | | | | | | | | |
| Bobby Ayala, R OBP: 0.351, SLG: 0.416 | | | | | 1-2 | | | 1-2 2-3 | | 1 | 0 | 0 | 0 | 0 | 0 | 0 | | | | | | | | | | |
| Rob Dibble, L OBP: 0.351, SLG: 0.416 | | | | | | | | | | 0 | 0 | 0 | 0 | 0 | 0 | 0 | | | | | | | | | | |
| Inning Stats | R: 2 E: 0 K: 0 S: 10 | H: 3 LOB: 0 BB: 0 P: 18 | R: 0 E: 0 K: 2 S: 10 | H: 0 LOB: 0 BB: 0 P: 13 | R: 0 E: 0 K: 3 S: 15 | H: 1 LOB: 1 BB: 0 P: 19 | R: 0 E: 0 K: 0 S: 7 | H: 1 LOB: 0 BB: 0 P: 12 | R: 0 E: 0 K: 0 S: 6 | H: 1 LOB: 1 BB: 0 P: 7 | R: 2 E: 0 K: 0 S: 11 | H: 2 LOB: 0 BB: 0 P: 15 | R: 0 E: 0 K: 0 S: 9 | H: 1 LOB: 0 BB: 0 P: 13 | R: 0 E: 0 K: 0 S: 6 | H: 0 LOB: 1 BB: 1 P: 13 | R: 2 E: 0 K: 0 S: 13 | H: 4 LOB: 2 BB: 1 P: 23 | 1B: 10 2B: 0 3B: 1 HR: 2 | SF: 1 SAC: 2 DP: 2 HBP: 0 | WP: 0 PB: 0 SB: 1 CS: 2 | PA: 38 | | | | |
| PITCHER | IP | WLS | BF | H | R | ER | SO | BB | IBB | HBP | BLK | WP | HR | S | P | ERA | WHIP | | | | | | | | | |
| Frank Seminara, R ERA: 5.51 | (1, 1) | 6.0 | L | 24 | 8 | 4 | 4 | 5 | 0 | 0 | 0 | 0 | 0 | 2 | 59 | 84 | 6.00 | 1.333 | | | | | | | | |
| Roger Mason, R ERA: 3.19 | (7, 1) | 2.1 | L | 11 | 3 | 2 | 2 | 0 | 2 | 0 | 0 | 0 | 0 | 0 | 22 | 40 | 7.71 | 2.143 | | | | | | | | |
| Gene Harris, R ERA: 1.63 | (9, 1) | 0.2 | S | 3 | 2 | 0 | 0 | 0 | 0 | 0 | 0 | 0 | 0 | 0 | 6 | 9 | 0.00 | 3.000 | | | | | | | | |

| | |
|-----|----|
| AB | 33 |
| R | 6 |
| H | 13 |
| RBI | 6 |
| BB | 2 |
| SO | 5 |
| LOB | 11 |



| Batter | 1 | 2 | 3 | 4 | 5 | 6 | 7 | 8 | 9 | AB | R | H | RBI | BB | SO | LOB | BOTTOM | | | | | | | | | |
|---|------------------------------|----------------------------------|------------------------------|----------------------------------|-------------------------------|----------------------------------|-------------------------------|----------------------------------|-------------------------------|----------------------------------|-------------------------------|----------------------------------|------------------------------|----------------------------------|------------------------------|----------------------------------|---|----------------------------------|----------------------------------|------------------------------------|----------------------------------|--------|--|--|--|--|
| Ricky Gutierrez, R OBP: 0.361, SLG: 0.331 | 0-3 K | | 2-1 F8 | | 3-0 1B | | | 1-1 E6 | 0-3 K | 5 | 0 | 1 | 1 | 0 | 2 | 1 | Cincinnati Reds @ San Diego Padres Jack Murphy Stadium, San Diego, CA Thu Jun 24 1993, 6:33 AM EDT Att: 12,182 - Sunny - 71 F | | | | | | | | | |
| Jeff Gardner, L OBP: 0.343, SLG: 0.371 | 1-1 2B | | 0-0 1-2 1B | | 3-3 K | | 1-0 F8 | | | 4 | 0 | 2 | 0 | 0 | 1 | 2 | | | | | | | | | | |
| Derek Bell, R OBP: 0.317, SLG: 0.452 | 0-2 F9 | | 1-3 K | | 0-1 G6-3 | | 0-1 P6 | | | 4 | 0 | 0 | 0 | 0 | 1 | 5 | | | | | | | | | | |
| Fred McGriff, L OBP: 0.340, SLG: 0.482 | 1-0 G5-3 | | | | 0-0 F9 | | 1-1 F7 | | 0-0 HR | 4 | 1 | 1 | 1 | 0 | 0 | 1 | | | | | | | | | | |
| Phil Clark, R OBP: 0.361, SLG: 0.462 | | 1-0 L1-3 1B | | | 1-1 F9 | | 0-1 BLK HR 1B | | 0-0 P3 | 4 | 1 | 2 | 0 | 0 | 0 | 0 | | | | | | | | | | |
| Phil Plantier, L OBP: 0.316, SLG: 0.489 | | 0-2 L1-3 | | | 1-2 1B | | 2-1 HR | | 2-0 G4-3 | 4 | 1 | 2 | 2 | 0 | 0 | 1 | | | | | | | | | | |
| Craig Shipley, R OBP: 0.235, SLG: 0.306 | | 1-2 F7 | | | 0-0 G5-3 | | 0-0 G6-3 | | 2-2 G6-3 | 3 | 0 | 0 | 0 | 0 | 0 | 1 | | | | | | | | | | |
| Roger Mason, R OBP: 0.343, SLG: 0.371 | | | | | | | | | | 1 | 0 | 0 | 0 | 0 | 0 | 0 | | | | | | | | | | |
| Gene Harris, R OBP: 0.343, SLG: 0.371 | | | | | | | | | | 0 | 0 | 0 | 0 | 0 | 0 | 0 | | | | | | | | | | |
| Bob Geren, R OBP: 0.292, SLG: 0.303 | | | 1-2 FC1-6 1B | | 0-0 SH5-4 1B | | 3-3 K | | 0-2 G3-1 | 3 | 1 | 2 | 0 | 0 | 1 | 0 | | | | | | | | | | |
| Kevin Higgins, L OBP: 0.354, SLG: 0.268 | | | | | | | | | | 1 | 0 | 0 | 0 | 0 | 0 | 0 | | | | | | | | | | |
| Frank Seminara, R OBP: 0.222, SLG: 0.222 | | | 0-2 FC1-6 1B | | 0-2 SH5-4 | | 2-3 K | | 3-1 G3-1 | 1 | 0 | 0 | 0 | 0 | 0 | 1 | | | | | | | | | | |
| Kurt Stillwell, S OBP: 0.295, SLG: 0.294 | | | 1-2 | | 2-3 | | | | | 2 | 0 | 0 | 0 | 0 | 1 | 0 | | | | | | | | | | |
| Inning Stats | R: 0 E: 0 K: 1 S: 9 | H: 1 LOB: 1 BB: 0 P: 11 | R: 0 E: 0 K: 0 S: 9 | H: 1 LOB: 0 BB: 0 P: 11 | R: 0 E: 0 K: 1 S: 12 | H: 2 LOB: 0 BB: 0 P: 16 | R: 0 E: 0 K: 0 S: 10 | H: 1 LOB: 0 BB: 0 P: 12 | R: 1 E: 0 K: 1 S: 11 | H: 2 LOB: 1 BB: 0 P: 16 | R: 2 E: 0 K: 1 S: 11 | H: 2 LOB: 1 BB: 0 P: 17 | R: 0 E: 1 K: 0 S: 8 | H: 0 LOB: 0 BB: 0 P: 12 | R: 1 E: 0 K: 0 S: 6 | H: 1 LOB: 0 BB: 0 P: 10 | R: 0 E: 0 K: 1 S: 8 | H: 0 LOB: 0 BB: 0 P: 11 | 1B: 6 2B: 3 3B: 0 HR: 2 | SF: 0 SAC: 1 DP: 1 HBP: 0 | WP: 0 PB: 0 SB: 0 CS: 0 | PA: 37 | | | | |
| PITCHER | IP | WLS | BF | H | R | ER | SO | BB | IBB | HBP | BLK | WP | HR | S | P | ERA | WHIP | | | | | | | | | |
| Tom Browning, L ERA: 5.89 | (1, 1) | 5.1 | W | 24 | 9 | 3 | 3 | 3 | 0 | 0 | 0 | 0 | 0 | 1 | 19 | 30 | 3.38 | 0.375 | | | | | | | | |
| Bobby Ayala, R ERA: 3.09 | (6, 1) | 2.2 | W | 10 | 1 | 1 | 1 | 2 | 0 | 0 | 0 | 0 | 0 | 1 | 19 | 30 | 3.38 | 0.375 | | | | | | | | |
| Rob Dibble, R ERA: 4.11 | (9, 1) | 1.0 | S | 3 | 0 | 0 | 0 | 1 | 0 | 0 | 0 | 0 | 0 | 0 | 8 | 11 | 0.00 | 0.000 | | | | | | | | |

| | |
|-----|----|
| AB | 36 |
| R | 4 |
| H | 10 |
| RBI | 4 |
| BB | 0 |
| SO | 6 |
| LOB | 12 |



| Batter | 1 | 2 | 3 | 4 | 5 | 6 | 7 | 8 | 9 | AB R H RBI BB SO LOB | TOP | | | | | | | | | |
|--|---|----------------------------------|-------------------------------|----------------------------------|-------------------------------|----------------------------------|------------------------------|----------------------------------|-------------------------------|----------------------------------|---|--|---|-------------------------------|----------------------------------|-------------------------------|----------------------------------|----------------------------------|------------------------------------|----------------------------------|
| Bip Roberts, S OBP: 0.340, SLG: 0.315 (1, 4) | L9 | | K | | G4-3 | | F7 | | F9 | 5 0 0 0 0 1 0 | Cincinnati Reds @ San Diego Padres Jack Murphy Stadium, San Diego, CA Fri Jun 25 1993, 10:05 PM EDT Att: 17,758 - Unknown | | | | | | | | | |
| Barry Larkin, R OBP: 0.394, SLG: 0.413 (1, 6) | G1-3 | | BB HR 1B | | 2B | | G6-3 | | 1B BB | 4 1 2 0 1 0 0 | | | | | | | | | | |
| Hal Morris, L OBP: 0.329, SLG: 0.313 (1, 3) | 1B | | HR BB | | G4-3 | | G6-3 | | F7 | 4 1 1 0 1 0 2 | | | | | | | | | | |
| Kevin Mitchell, R OBP: 0.409, SLG: 0.618 Jacob Brumfield, R OBP: 0.455, SLG: 0.385 (8, PR) (8, 7) | F8 | | HR | | L6 | | 2B 1B BB | | 1B | 3 1 1 3 1 0 1 1 1 1 0 0 0 0 | | | | | | | | | | |
| Roberto Kelly, R OBP: 0.363, SLG: 0.480 (1, 8) | | K | K | | S 1B | | 1B 2B | | K | 5 0 2 0 0 3 2 | | | | | | | | | | |
| Reggie Sanders, R OBP: 0.339, SLG: 0.434 (1, 9) | K | | | K | BB | | 1B 1B | | | 3 1 1 1 1 2 0 | | | | | | | | | | |
| Chris Sabo, R OBP: 0.285, SLG: 0.394 (1, 5) | FC6-4 1B | | | F8 | BB | | 1B 1B | | 1B 1B | 4 1 2 0 0 0 2 | | | | | | | | | | |
| Joe Oliver, R OBP: 0.285, SLG: 0.393 (1, 2) | FC6-4 | | | K | | | 1B 1B | | 1B | 4 0 1 1 0 2 3 | | | | | | | | | | |
| Tim Belcher, R OBP: 0.167, SLG: 0.171 (1, 1) | | | K | | G5-3 | | B1-3 | | K | 4 0 0 0 0 2 1 | | | | | | | | | | |
| Inning Stats | R: 0 E: 0 K: 0 S: 11 | H: 1 LOB: 1 BB: 0 P: 17 | R: 0 E: 0 K: 2 S: 15 | H: 1 LOB: 1 BB: 0 P: 23 | R: 3 E: 0 K: 3 S: 14 | H: 2 LOB: 0 BB: 1 P: 21 | R: 0 E: 0 K: 2 S: 8 | H: 0 LOB: 0 BB: 0 P: 10 | R: 0 E: 0 K: 1 S: 12 | H: 1 LOB: 2 BB: 1 P: 19 | | R: 0 E: 0 K: 0 S: 4 | H: 0 LOB: 0 BB: 0 P: 6 | R: 3 E: 0 K: 1 S: 14 | H: 4 LOB: 2 BB: 1 P: 24 | R: 0 E: 0 K: 1 S: 13 | H: 1 LOB: 2 BB: 1 P: 23 | 1B: 8 2B: 2 3B: 0 HR: 1 | SF: 0 SAC: 0 DP: 0 HBP: 0 | WP: 0 PB: 3 SB: 1 CS: 0 |
| PITCHER | IP WLS BF H R ER SO BB IBB HBP BLK WP HR S P ERA WHIP | | | | | | | | | | | PITCHER | IP WLS BF H R ER SO BB IBB HBP BLK WP HR S P ERA WHIP | | | | | | | |
| Wally Whitehurst, R ERA: 3.4 (1, 1) | 2.2 L 11 3 1 1 4 0 0 0 0 0 0 0 34 50 3.38 1.125 | | | | | | | | | | | Pat Gomez, L ERA: 5.12 (9, 1) | 1.0 5 1 0 0 1 1 0 0 0 0 0 1 26 40 7.71 1.286 | | | | | | | |
| Tim Worrell, R ERA: 7.71 (3, 1) | 2.1 10 2 2 2 3 1 0 0 0 0 0 1 26 40 7.71 1.286 | | | | | | | | | | | | | | | | | | | |
| Kerry Taylor, R ERA: 7.75 (6, 1) | 1.0 5 1 0 0 1 1 0 0 0 0 0 0 17 26 0.00 2.000 | | | | | | | | | | | | | | | | | | | |
| Mark Ettles, R ERA: 5.91 (7, 1) | 1.0 3 0 0 0 0 0 0 0 0 0 0 0 4 6 0.00 0.000 | | | | | | | | | | | | | | | | | | | |
| Trevor Hoffman, R ERA: 3.68 (8, 1) | 1.0 7 4 3 2 1 1 0 0 0 0 0 0 14 24 18.00 5.000 | | | | | | | | | | | | | | | | | | | |

| | |
|-----|----|
| AB | 37 |
| R | 6 |
| H | 11 |
| RBI | 5 |
| BB | 4 |
| SO | 10 |
| LOB | 11 |




| Batter | 1 | 2 | 3 | 4 | 5 | 6 | 7 | 8 | 9 | AB R H RBI BB SO LOB | BOTTOM | | | | |
|--|---|------|---|-----------|----------------------|---|------|------|----|--|---|----------------------------------|---|--|--|
| Bill Bean, L OBP: 0.244, SLG: 0.286 (1, 3) | F9 | | | HBP 1B | F7 | | | G1-3 | | 4 0 1 0 0 0 1 | Cincinnati Reds @ San Diego Padres Jack Murphy Stadium, San Diego, CA Fri Jun 25 1993, 10:05 PM EDT Att: 17,758 - Unknown | | | | |
| Jeff Gardner, L OBP: 0.336, SLG: 0.363 (1, 4) | K | | | F7 | K | | G4-3 | | | 4 0 0 0 0 2 2 | | | | | |
| Derek Bell, R OBP: 0.316, SLG: 0.447 (1, 8) | F9 | | | HBP | L9 | | K | | | 3 0 0 0 0 1 0 | | | | | |
| Phil Plantier, L OBP: 0.310, SLG: 0.478 (1, 7) | | F7 | | K | F7 | | | P4 | | 4 0 0 0 0 1 2 | | | | | |
| Phil Clark, R OBP: 0.347, SLG: 0.443 (1, 9) | | K | | F9 | F9 | | | F8 | | 4 0 0 0 0 1 2 | | | | | |
| Archi Cianfrocco, R OBP: 0.190, SLG: 0.381 (1, 5) | | G5-3 | | | P3 | | F9 | | G3 | 4 0 0 0 0 0 0 | | | | | |
| Kevin Higgins, L OBP: 0.353, SLG: 0.271 (1, 2) | | | K | | 3B 1B | | F8 | | | 3 1 1 0 0 1 0 | | | | | |
| Ricky Gutierrez, R OBP: 0.367, SLG: 0.348 (1, 6) | | | K | | 1B 3B | | BB | | | 2 1 1 1 1 1 0 | | | | | |
| Wally Whitehurst, R ERA: 3.4 (1, 1) | | | | | 1-1 WP S 1B | | K | | | 0 0 0 0 0 0 0 1 0 0 0 0 0 0 1 0 0 1 0 0 0 0 0 0 0 0 0 0 0 0 0 0 0 0 0 1 0 0 0 0 1 1 0 0 0 0 0 0 0 0 0 0 0 0 0 0 | | | | | |
| Tim Worrell, R ERA: 7.71 (3, 1) | | | | | | | | | | 1B: 3 2B: 0 3B: 1 HR: 0 | | WP: 1 PB: 0 SB: 1 CS: 0 | PA: 33 | | |
| PITCHER | IP WLS BF H R ER SO BB IBB HBP BLK WP HR S P ERA WHIP | | | | | | | | | | | PITCHER | IP WLS BF H R ER SO BB IBB HBP BLK WP HR S P ERA WHIP | | |
| Tim Belcher, R ERA: 3.38 (1, 1) | 9.0 W 33 4 2 2 8 1 0 1 0 1 0 82 119 2.00 0.556 | | | | | | | | | | | | | | |

| | |
|-----|----|
| AB | 31 |
| R | 2 |
| H | 4 |
| RBI | 2 |
| BB | 1 |
| SO | 8 |
| LOB | 8 |



| Batter | 1 | 2 | 3 | 4 | 5 | 6 | 7 | 8 | 9 | AB | R | H | RBI | BB | SO | LOB | TOP | | | | | |
|---|-------------------------------|----------------------------------|-------------------------------|----------------------------------|------------------------------|----------------------------------|-------------------------------|----------------------------------|------------------------------|---------------------------------|------------------------------|----------------------------------|------------------------------|---------------------------------|-------------------------------|----------------------------------|---|----------------------------------|----------------------------------|------------------------------------|----------------------------------|--------|
| Bip Roberts, S OBP: 0.336, SLG: 0.310 (1, 7) | G1-3 | | G3-1 | | | G6-3 | | P6 | | 4 | 0 | 0 | 0 | 0 | 0 | 0 | Cincinnati Reds @ San Diego Padres Jack Murphy Stadium, San Diego, CA Sat Jun 26 1993, 10:05 PM EDT Att: 26,471 - Unknown | | | | | |
| Barry Larkin, R OBP: 0.393, SLG: 0.411 (1, 6) | G5-3 | | G6-3 | | | K | | | FC4-6 1B | 4 | 0 | 1 | 0 | 0 | 1 | 0 | | | | | | |
| Hal Morris, L OBP: 0.325, SLG: 0.310 (1, 3) | G6-3 | | | F8 | | | | | FC4-6 1B | 4 | 0 | 1 | 0 | 0 | 0 | 1 | | | | | | |
| Chris Sabo, R OBP: 0.285, SLG: 0.391 (1, 5) | | L7 | | | FC6 1B | | | | | 4 | 0 | 1 | 0 | 0 | 1 | 2 | | | | | | |
| Roberto Kelly, R OBP: 0.358, SLG: 0.473 (1, 8) | G5-3 | | | FC6 1-2f | | | | | | 4 | 0 | 0 | 0 | 0 | 0 | 2 | | | | | | |
| Reggie Sanders, R OBP: 0.339, SLG: 0.433 (1, 9) | | 1B | | | | | L4 | | | 3 | 0 | 1 | 0 | 0 | 1 | 1 | | | | | | |
| Jeff Branson, L OBP: 0.351, SLG: 0.413 (1, 4) | | | | | | G4-3 | | | | 3 | 0 | 1 | 0 | 0 | 1 | 0 | | | | | | |
| Joe Oliver, R OBP: 0.282, SLG: 0.388 (1, 2) | | | | | | | | | | 3 | 0 | 0 | 0 | 0 | 0 | 2 | | | | | | |
| Jose Rijo, R OBP: 0.268, SLG: 0.237 (1, 1) | | | | | | | | | | 2 | 0 | 0 | 0 | 0 | 1 | 0 | | | | | | |
| Gary Varsho, L OBP: 0.340, SLG: 0.348 (8, PH) | | | K | | | | | | | 1 | 0 | 0 | 0 | 0 | 0 | 0 | | | | | | |
| Steve Foster, R (8, 1) | | | | | | G6-3 | | | | 0 | 0 | 0 | 0 | 0 | 0 | 0 | | | | | | |
| Steve Foster, R (8, 1) | | | | | | | | | | 0 | 0 | 0 | 0 | 0 | 0 | 0 | | | | | | |
| Inning Stats | R: 0 E: 0 K: 0 S: 11 | H: 0 LOB: 0 BB: 0 P: 17 | R: 0 E: 0 K: 0 S: 10 | H: 2 LOB: 2 BB: 0 P: 13 | R: 0 E: 0 K: 1 S: 8 | H: 0 LOB: 0 BB: 0 P: 11 | R: 0 E: 0 K: 1 S: 10 | H: 1 LOB: 1 BB: 0 P: 13 | R: 0 E: 0 K: 0 S: 5 | H: 0 LOB: 0 BB: 0 P: 5 | R: 0 E: 0 K: 1 S: 8 | H: 1 LOB: 1 BB: 0 P: 10 | R: 0 E: 0 K: 1 S: 5 | H: 0 LOB: 0 BB: 0 P: 7 | R: 0 E: 0 K: 0 S: 10 | H: 0 LOB: 0 BB: 0 P: 14 | R: 0 E: 0 K: 1 S: 9 | H: 1 LOB: 1 BB: 0 P: 14 | 1B: 5 2B: 0 3B: 0 HR: 0 | SF: 0 SAC: 0 DP: 0 HBP: 0 | WP: 0 PB: 0 SB: 0 CS: 0 | PA: 32 |
| PITCHER | IP | WLS | BF | H | R | ER | SO | BB | IBB | HBP | BLK | WP | HR | S | P | ERA | WHIP | | | | | |
| Doug Brocail, R ERA: 3.65 (1, 1) | 8.0 | W | 28 | 4 | 0 | 0 | 4 | 0 | 0 | 0 | 0 | 0 | 0 | 67 | 90 | 0.00 | 0.500 | | | | | |
| Gene Harris, R ERA: 1.57 (9, 1) | 1.0 | S | 4 | 1 | 0 | 0 | 1 | 0 | 0 | 0 | 0 | 0 | 0 | 9 | 14 | 0.00 | 1.000 | | | | | |

| | |
|-----|----|
| AB | 32 |
| R | 0 |
| H | 5 |
| RBI | 0 |
| BB | 0 |
| SO | 5 |
| LOB | 8 |



| Batter | 1 | 2 | 3 | 4 | 5 | 6 | 7 | 8 | 9 | AB | R | H | RBI | BB | SO | LOB | BOTTOM | | | | | | |
|---|------------------------------|---------------------------------|-------------------------------|----------------------------------|-------------------------------|----------------------------------|-------------------------------|----------------------------------|------------------------------|----------------------------------|-------------------------------|----------------------------------|------------------------------|---------------------------------|-------------------------------|----------------------------------|---|-------------------------------|----------------------------------|----------------------------------|------------------------------------|----------------------------------|--------|
| Jeff Gardner, L OBP: 0.330, SLG: 0.356 (1, 4) | F7 | | G1-3 | | | K | | G5-3 | | 4 | 0 | 0 | 0 | 0 | 1 | 2 | Cincinnati Reds @ San Diego Padres Jack Murphy Stadium, San Diego, CA Sat Jun 26 1993, 10:05 PM EDT Att: 26,471 - Unknown | | | | | | |
| Ricky Gutierrez, R OBP: 0.394, SLG: 0.346 (1, 6) | L6 | | | | K | | | | | 4 | 0 | 1 | 0 | 0 | 1 | 0 | | | | | | | |
| Tony Gwynn, L OBP: 0.365, SLG: 0.429 (1, 9) | | | | | L6 | | | | | 4 | 0 | 2 | 1 | 0 | 0 | 0 | | | | | | | |
| Gene Harris, R (9, 1) | G6-3 | | | | | | | | | 0 | 0 | 0 | 0 | 0 | 0 | 0 | | | | | | | |
| Derek Bell, R OBP: 0.311, SLG: 0.440 (1, 8) | | K | | E6 3B | | | | | | 4 | 1 | 0 | 0 | 0 | 3 | 3 | | | | | | | |
| Phil Plantier, L OBP: 0.310, SLG: 0.486 (1, 7) | | G5-3 | | | | | | | | 3 | 0 | 1 | 1 | 0 | 0 | 0 | | | | | | | |
| Archi Cianfrocco, R OBP: 0.187, SLG: 0.333 (1, 5) | | | | | | | | | | 3 | 0 | 0 | 0 | 0 | 1 | 1 | | | | | | | |
| Craig Shipley, R OBP: 0.241, SLG: 0.313 (9, 5) | | G4-3 | | | | | | | | 0 | 0 | 0 | 0 | 0 | 0 | 0 | | | | | | | |
| Kevin Higgins, L OBP: 0.352, SLG: 0.274 (1, 2) | | | | | | | | | | 3 | 0 | 1 | 0 | 0 | 0 | 0 | | | | | | | |
| Bill Bean, L OBP: 0.229, SLG: 0.267 (1, 3) | | | | | | | | | | 3 | 0 | 0 | 0 | 0 | 2 | 1 | | | | | | | |
| Doug Brocail, L Kurt Stillwell, S Bob Geren, R | | | | | | | | | | 1 | 0 | 0 | 0 | 0 | 1 | 0 | | | | | | | |
| Inning Stats | R: 0 E: 0 K: 0 S: 5 | H: 0 LOB: 0 BB: 0 P: 7 | R: 0 E: 0 K: 1 S: 10 | H: 0 LOB: 0 BB: 0 P: 14 | R: 0 E: 0 K: 0 S: 10 | H: 1 LOB: 1 BB: 0 P: 15 | R: 1 E: 1 K: 1 S: 14 | H: 1 LOB: 1 BB: 0 P: 23 | R: 0 E: 0 K: 2 S: 8 | H: 0 LOB: 0 BB: 0 P: 11 | R: 0 E: 0 K: 2 S: 10 | H: 1 LOB: 1 BB: 0 P: 18 | R: 0 E: 0 K: 1 S: 8 | H: 0 LOB: 0 BB: 0 P: 9 | R: 1 E: 0 K: 2 S: 16 | H: 3 LOB: 2 BB: 0 P: 27 | R: 0 E: 0 K: 1 S: 9 | R: 1 E: 0 K: 2 S: 16 | H: 3 LOB: 2 BB: 0 P: 27 | 1B: 5 2B: 0 3B: 1 HR: 0 | SF: 0 SAC: 1 DP: 0 HBP: 0 | WP: 0 PB: 0 SB: 1 CS: 0 | PA: 31 |
| PITCHER | IP | WLS | BF | H | R | ER | SO | BB | IBB | HBP | BLK | WP | HR | S | P | ERA | WHIP | | | | | | |
| Jose Rijo, R ERA: 3.19 (1, 1) | 7.0 | L | 25 | 3 | 1 | 0 | 7 | 0 | 0 | 0 | 0 | 0 | 0 | 65 | 97 | 0.00 | 0.429 | | | | | | |
| Steve Foster, R ERA: 1.75 (8, 1) | 1.0 | | 6 | 3 | 1 | 1 | 2 | 0 | 0 | 0 | 0 | 0 | 0 | 16 | 27 | 9.00 | 3.000 | | | | | | |

| | |
|-----|----|
| AB | 30 |
| R | 2 |
| H | 6 |
| RBI | 2 |
| BB | 0 |
| SO | 9 |
| LOB | 7 |



| Batter | 1 | 2 | 3 | 4 | 5 | 6 | 7 | 8 | 9 | 10 | 11 | AB | R | H | RBI | BB | SO | LOB | TOP | |
|--|-------------------------------|----------------------------------|------------------------------|----------------------------------|-------------------------------|----------------------------------|-------------------------------|----------------------------------|------------------------------|----------------------------------|-------------------------------|----------------------------------|------------------------------|----------------------------------|-------------------------------|----------------------------------|----------------------------------|------------------------------------|----------------------------------|--------|
| Bip Roberts, S OBP: 0.334, SLG: 0.309 Jacob Brumfield, R OBP: 0.395, SLG: 0.323 | (1, 7) 3-2 G4-3 | | (2, 3) 2-3 K | | | (3) 2-0 F8 | | (2) 1-2 G1-3 | | (3) 0-0 F8 | (2) 1-0 FC5-4 1B | 1 | 0 | 0 | 0 | 0 | 0 | 0 | | |
| Juan Samuel, R OBP: 0.221, SLG: 0.311 | (1, 4) 0-3 K | | | (1) 1-3 K | | | | (1) 3-2 L9 | | (3) 1-2 F9 | | | 6 | 1 | 2 | 1 | 0 | 2 | 1 | |
| Hal Morris, L OBP: 0.325, SLG: 0.312 | (1, 3) 0-1 F8 | | | (2) 1-3 K | | | | (2) 1-2 E5 FC8-6 E | | (3) 0-0 WP 1B | (1) 1-0 E8 1B | | 6 | 1 | 2 | 1 | 0 | 1 | 2 | |
| Chris Sabo, R OBP: 0.283, SLG: 0.388 | | (3) 1-2 G6-3 | | | (3) 1-1 G5-3 | | | (1) 2-2 E5 FC8-6 | | (1) 2-2 P6 | | | 5 | 1 | 1 | 0 | 0 | 0 | 2 | |
| Roberto Kelly, R OBP: 0.350, SLG: 0.469 | | (2) 1-1 F9 | | | | | | (2) 1-0 FC8-6 | | (2) 3-2 F9 | | | 5 | 1 | 1 | 1 | 0 | 0 | 3 | |
| Reggie Sanders, R OBP: 0.337, SLG: 0.433 | | (3) 3-3 K | | | | | | (2) 2-1 P4 | | (3) 2-3 K | | | 5 | 1 | 1 | 1 | 0 | 2 | 3 | |
| Jeff Branson, L OBP: 0.383, SLG: 0.417 | | | | | | (3) 2-1 F7 | | | | | | | 4 | 2 | 2 | 0 | 1 | 0 | 0 | |
| Dan Wilson, R OBP: 0.333, SLG: 0.271 | | | | (1) 3-3 K | | | | (1) 0-0 SH1-4 2B | | (1) 4-1 BB | | | 2 | 0 | 0 | 1 | 1 | 2 | 1 | |
| John Smiley, L OBP: 0.300 Gary Varsho, R OBP: 0.300 Scotty Aparicio, R OBP: 0.300 Kevin Wickander, L OBP: 0.300 Jeff Reardon, R OBP: 0.300 Randy Milligan, R OBP: 0.300 Greg Cadaret, L OBP: 0.300 Rob Dibble, L OBP: 0.300 | | | (2) 0-3 K | | | (2) 3-3 K | | (2) 0-1 2B | | (3) 0-3 K | | | 2 | 0 | 0 | 0 | 0 | 2 | 1 | |
| Inning Stats | R: 0 E: 0 K: 1 S: 11 | H: 0 LOB: 0 BB: 0 P: 14 | R: 0 E: 0 K: 1 S: 9 | H: 0 LOB: 0 BB: 0 P: 14 | R: 0 E: 0 K: 3 S: 11 | H: 1 LOB: 1 BB: 1 P: 16 | R: 0 E: 0 K: 2 S: 10 | H: 0 LOB: 0 BB: 0 P: 13 | R: 0 E: 0 K: 2 S: 9 | H: 0 LOB: 2 BB: 0 P: 17 | R: 1 E: 0 K: 0 S: 11 | H: 2 LOB: 1 BB: 0 P: 14 | R: 0 E: 0 K: 1 S: 8 | H: 0 LOB: 1 BB: 1 P: 13 | R: 0 E: 1 K: 0 S: 19 | H: 7 LOB: 2 BB: 1 P: 34 | 1B: 9 2B: 2 3B: 0 HR: 0 | SF: 1 SAC: 1 DP: 0 HBP: 0 | WP: 2 PB: 0 SB: 2 CS: 0 | PA: 48 |
| PITCHER | IP 7.0 | WLS 24 | BF 24 | H 1 | R 0 | ER 0 | SO 10 | BB 0 | IBB 0 | HBP 0 | BLK 0 | WP 1 | HR 0 | S 20 | P 31 | ERA 4.50 | WHIP 1.500 | | | |
| Andy Benes, R ERA: 2.6 | (1, 1) | | | | | | | | | | | | | | | | | | | |
| Trevor Hoffman, R ERA: 3.72 | (8, 1) | 2.0 | 9 | 3 | 1 | 1 | 0 | 0 | 0 | 0 | 0 | 1 | 0 | 20 | 31 | 4.50 | 1.500 | | | |
| Gene Harris, R ERA: 2.73 | (10, 1) | 1.0 | L | 8 | 4 | 4 | 1 | 1 | 0 | 0 | 0 | 0 | 0 | 18 | 28 | 36.00 | 5.000 | | | |
| Mark Ettles, R ERA: 6.94 | (11, 1) | 1.0 | | 7 | 3 | 2 | 2 | 0 | 0 | 0 | 0 | 0 | 0 | 9 | 19 | 18.00 | 3.000 | | | |

Cincinnati Reds @ San Diego Padres
Jack Murphy Stadium, San Diego, CA
Sun Jun 27 1993, 6:33 AM EDT
Att: 12,330 - Sunny

AB 44
R 7
H 11
RBI 7
BB 2
SO 11
LOB 19

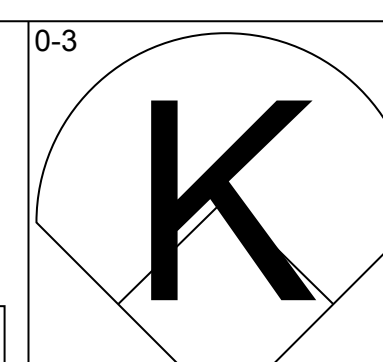
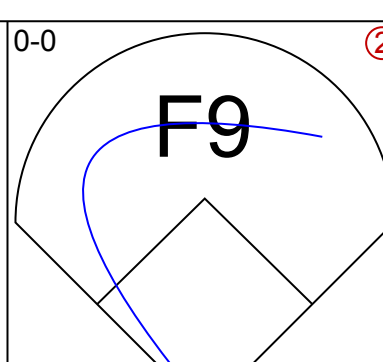
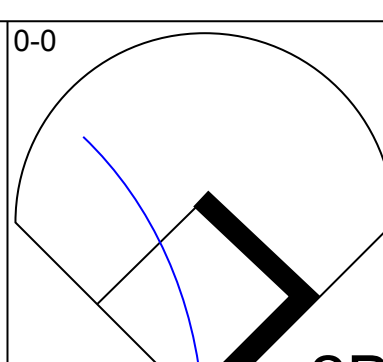
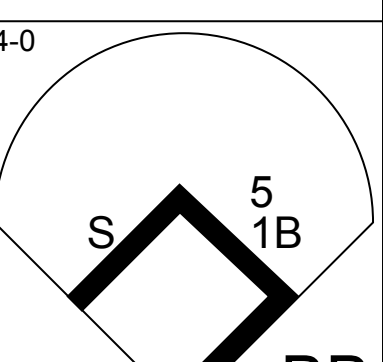
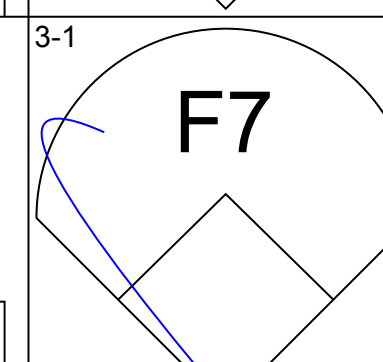
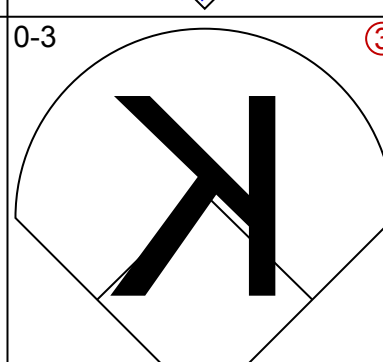
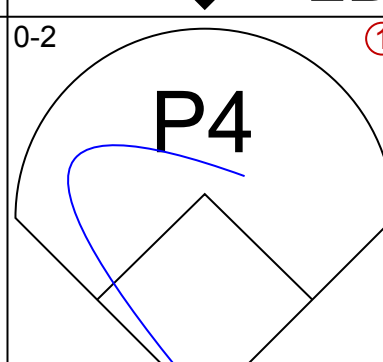
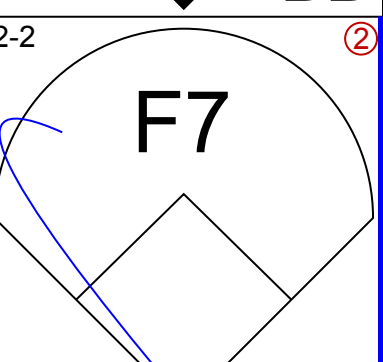
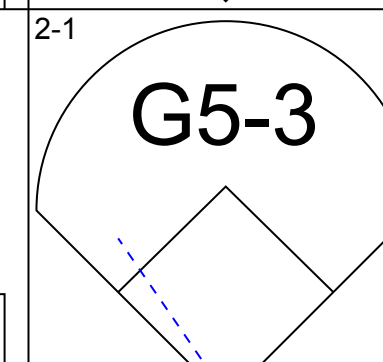
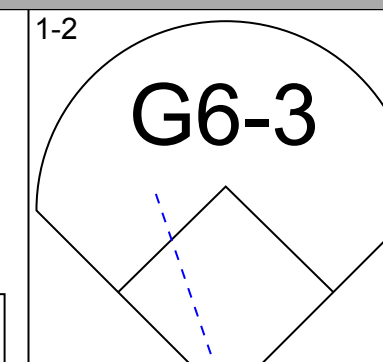
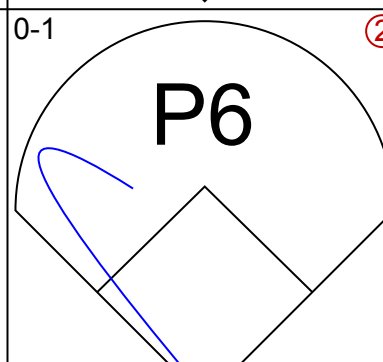
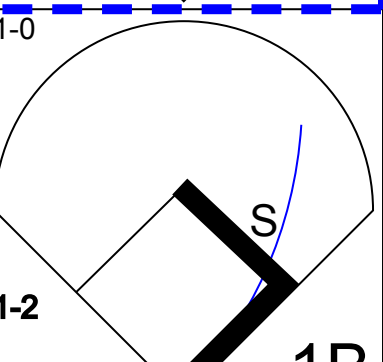
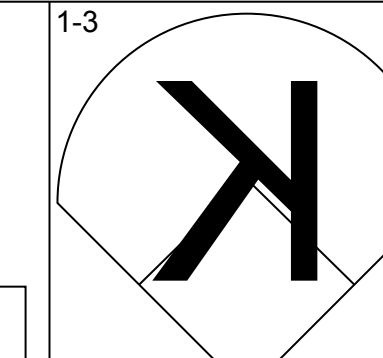
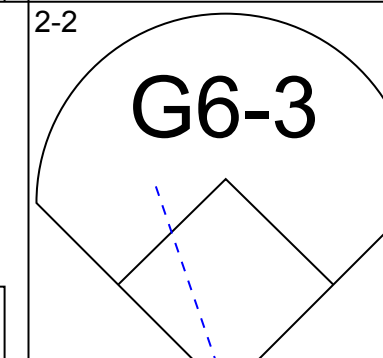
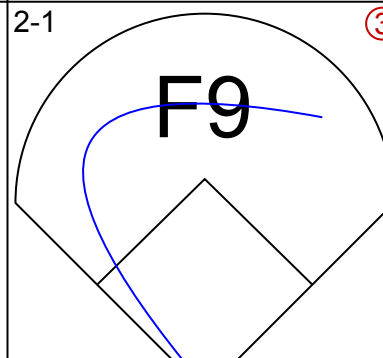
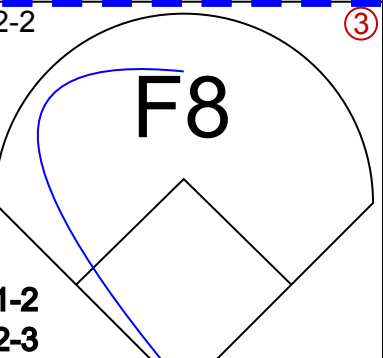
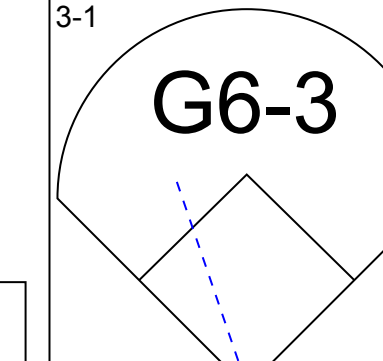
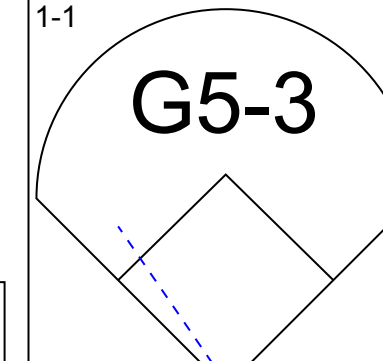
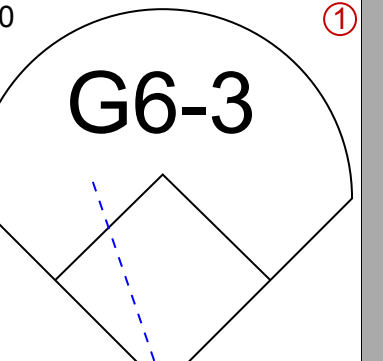
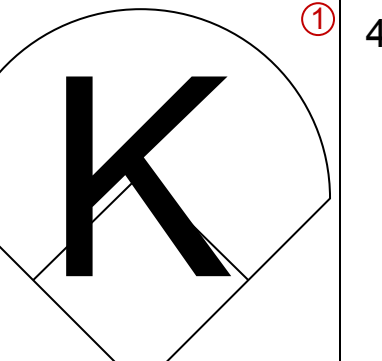
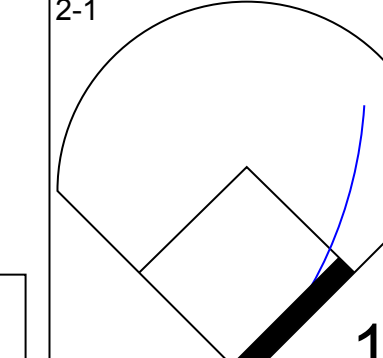
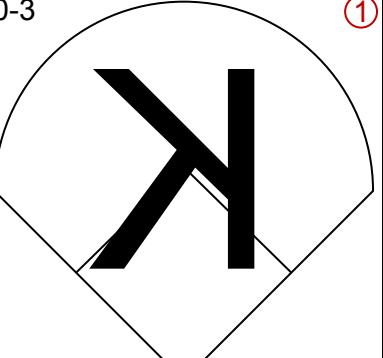
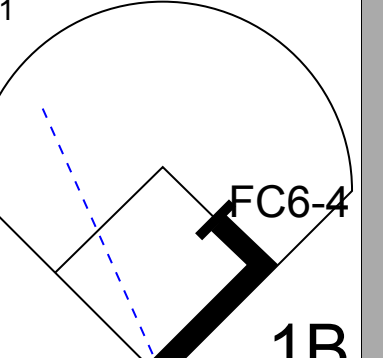
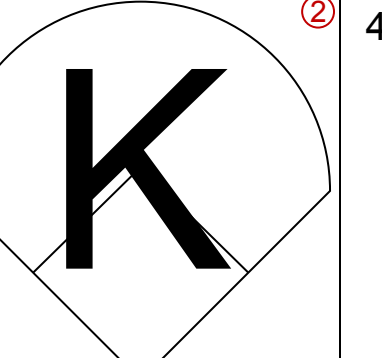
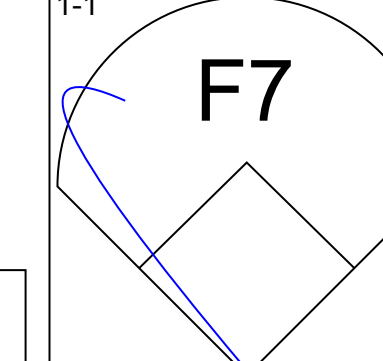
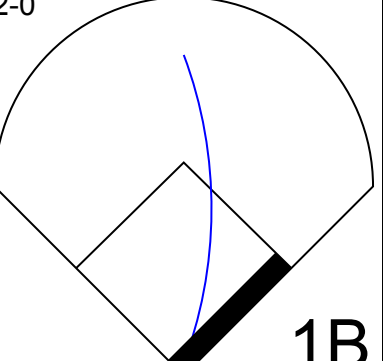
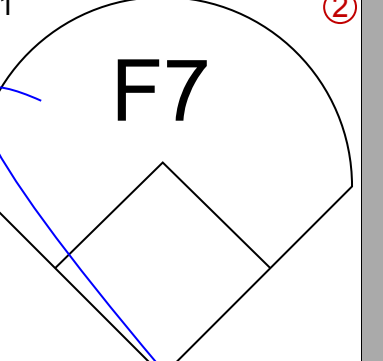
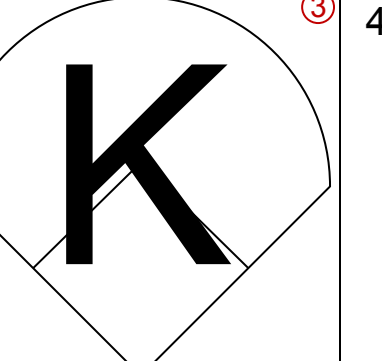
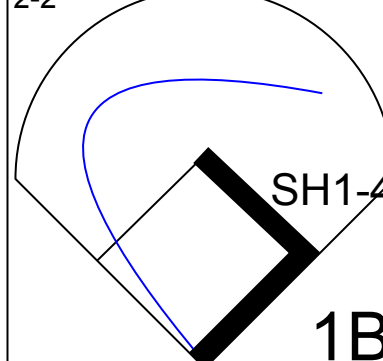
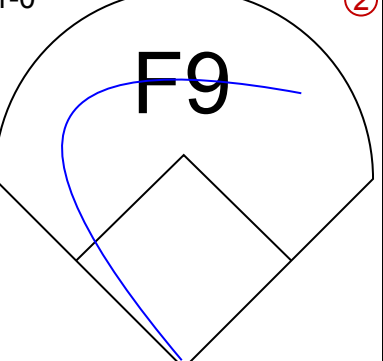
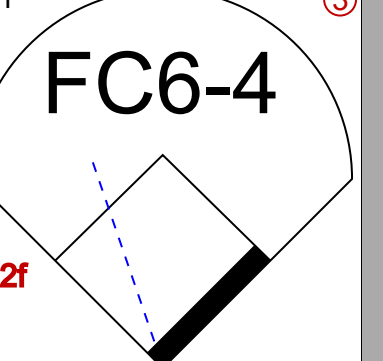
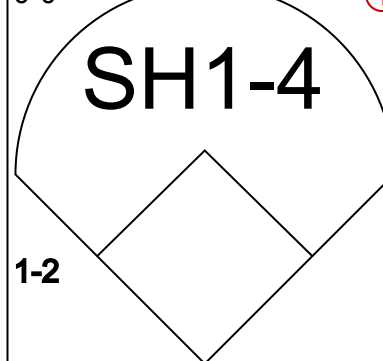
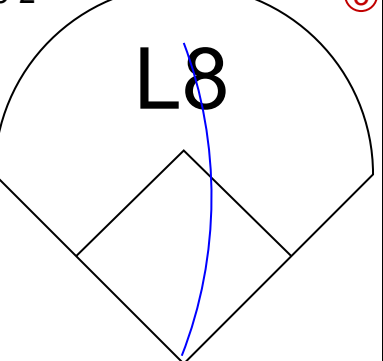
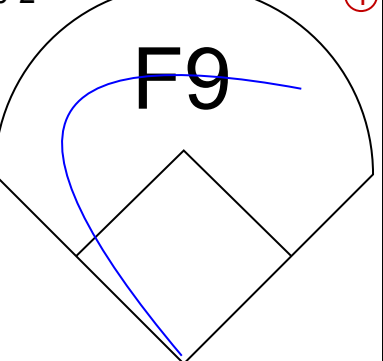


| Batter | 1 | 2 | 3 | 4 | 5 | 6 | 7 | 8 | 9 | 10 | 11 | AB | R | H | RBI | BB | SO | LOB | BOTTOM | | | | | |
|--|-------------------------------|----------------------------------|------------------------------|---------------------------------|-------------------------------|----------------------------------|------------------------------|----------------------------------|------------------------------|----------------------------------|-------------------------------|----------------------------------|-------------------------------|----------------------------------|-------------------------------|----------------------------------|-------------------------------|----------------------------------|-------------------------------|----------------------------------|-----------------------------------|------------------------------------|----------------------------------|--------|
| Ricky Gutierrez, R OBP: 0.363, SLG: 0.345 | (1, 6) 1-3 K | | (2) 1-2 G5-3 | | | | | | | | | | 6 | 0 | 2 | 1 | 0 | 2 | 0 | | | | | |
| Craig Shipley, R OBP: 0.264, SLG: 0.322 | (1, 4) 1-0 G5-3 | | (8, 5) 1-2 1B | | | | | | | | | | 6 | 0 | 3 | 0 | 0 | 0 | 1 | | | | | |
| Phil Clark, R OBP: 0.346, SLG: 0.440 Jeff Gardner, L OBP: 0.339, SLG: 0.356 | (1, 9) 1-2 1B | | (8, 4) 0-0 L8 | | | | | | | | | | 3 | 0 | 1 | 0 | 0 | 0 | 3 | | | | | |
| Fred McGriff, L OBP: 0.347, SLG: 0.483 | (1, 3) 3-1 1B | | | | | | | | | | | | 4 | 0 | 2 | 0 | 2 | 1 | 2 | | | | | |
| Derek Bell, R OBP: 0.310, SLG: 0.435 | (1, 8) 1-2 L8 | | | | | | | | | | | | 5 | 0 | 1 | 0 | 0 | 0 | 5 | | | | | |
| Archi Cianfranco, R OBP: 0.185, SLG: 0.333 Bill Bean, L OBP: 0.229, SLG: 0.267 Tony Gwynn, L OBP: 0.363, SLG: 0.426 | | (3) 0-1 G6-3 | | | | | | | | | | | 3 | 0 | 1 | 0 | 0 | 1 | 0 | | | | | |
| Phil Plantier, L OBP: 0.312, SLG: 0.481 | (1, 7) 1-3 K | | | | | | | | | | | | 4 | 1 | 1 | 0 | 1 | 1 | 4 | | | | | |
| Bob Geren, R OBP: 0.285, SLG: 0.295 Kevin Higgins, L OBP: 0.342, SLG: 0.266 | (1, 2) 0-0 G5-3 | | | | | | | | | | | | 2 | 0 | 0 | 0 | 0 | 0 | 0 | | | | | |
| Andy Benes, R ERA: 5.35 Tim Lincecum, R ERA: 3.67 Trevor Hoffman, R ERA: 3.72 Gene Harris, R ERA: 2.63 Mark Ettles, R ERA: 6.94 Kurt Stillwell, S ERA: 4.36 | | | (1) 3-2 F8 | | | | | | | | | | 2 | 0 | 0 | 0 | 0 | 1 | 0 | | | | | |
| Inning Stats | R: 0 E: 0 K: 1 S: 12 | H: 2 LOB: 2 BB: 0 P: 19 | R: 0 E: 0 K: 1 S: 6 | H: 0 LOB: 0 BB: 0 P: 7 | R: 0 E: 0 K: 0 S: 11 | H: 1 LOB: 1 BB: 1 P: 16 | R: 0 E: 0 K: 0 S: 8 | H: 2 LOB: 1 BB: 0 P: 11 | R: 0 E: 0 K: 1 S: 8 | H: 0 LOB: 0 BB: 0 P: 10 | R: 1 E: 0 K: 0 S: 10 | H: 2 LOB: 1 BB: 0 P: 11 | R: 0 E: 0 K: 1 S: 14 | H: 1 LOB: 3 BB: 2 P: 25 | R: 0 E: 0 K: 2 S: 12 | H: 0 LOB: 0 BB: 0 P: 13 | R: 0 E: 0 K: 2 S: 12 | H: 3 LOB: 3 BB: 3 P: 28 | R: 0 E: 0 K: 2 S: 14 | H: 1 LOB: 2 BB: 1 P: 23 | 1B: 11 2B: 0 3B: 0 HR: 0 | SF: 0 SAC: 1 DP: 1 HBP: 0 | WP: 1 PB: 0 SB: 2 CS: 0 | PA: 49 |
| PITCHER | IP 7.0 | WLS 29 | BF 29 | H 9 | R 1 | ER 1 | SO 4 | BB 0 | IBB 0 | HBP 0 | BLK 0 | WP 1 | HR 0 | S 66 | P 92 | ERA 1.286 | WHIP 1.286 | | | | | | | |
| John Smiley, L ERA: 5.35 | (1, 1) | | | | | | | | | | | | | | | | | | | | | | | |
| Bobby Ayala, R ERA: 3.06 | (8, 1) | 0.0 | 3 | 1 | 0 | 0 | 0 | 2 | 0 | 0 | 0 | 0 | 0 | 2 | 10 | ∞ | ∞ | | | | | | | |
| Kevin Wickander, L ERA: 3.67 | (8, 1) | 0.2 | 2 | 0 | 0 | 0 | 1 | 0 | 0 | 0 | 0 | 0 | 0 | 7 | 9 | 0.00 | 0.000 | | | | | | | |
| Jeff Reardon, R ERA: 2.63 | (8, 1) | 1.1 | 4 | 0 | 0 | 0 | 0 | 0 | 0 | 0 | 0 | 0 | 0 | 13 | 19 | 0.00 | 0.000 | | | | | | | |
| Greg Cadaret, L ERA: 4.36 | (10, 1) | 0.0 | 2 | 0 | 0 | 0 | 0 | 2 | 0 | 0 | 0 | 0 | 0 | 4 | 12 | ∞ | ∞ | | | | | | | |
| PITCHER | IP 2.0 | WLS 9 | BF 9 | H 1 | R 0 | ER 0 | SO 4 | BB 2 | IBB 0 | HBP 0 | BLK 0 | WP 0 | HR 0 | S 22 | P 39 | ERA 0.00 | WHIP 1.500 | | | | | | | |
| Rob Dibble, R ERA: 3.63 | (10, 1) | | | | | | | | | | | | | | | | | | | | | | | |

Cincinnati Reds @ San Diego Padres
Jack Murphy Stadium, San Diego, CA
Sun Jun 27 1993, 6:33 AM EDT
Att: 12,330 - Sunny

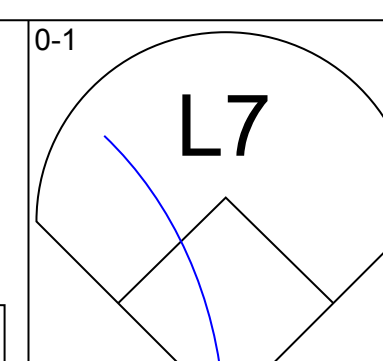
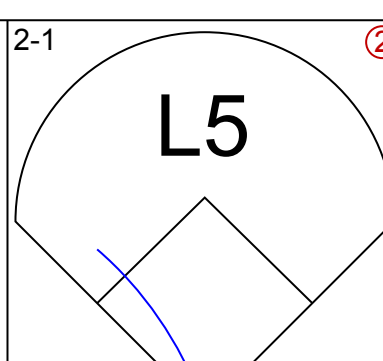
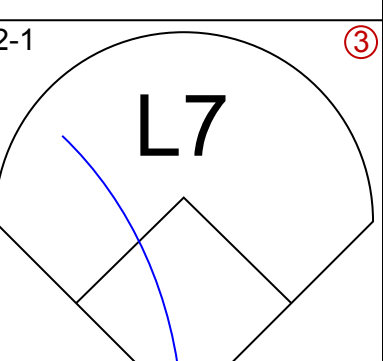
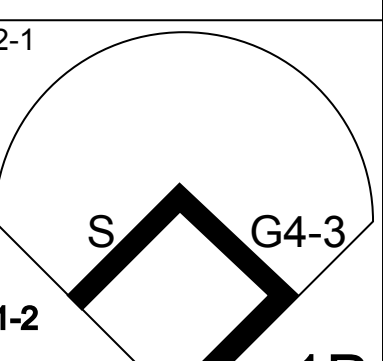
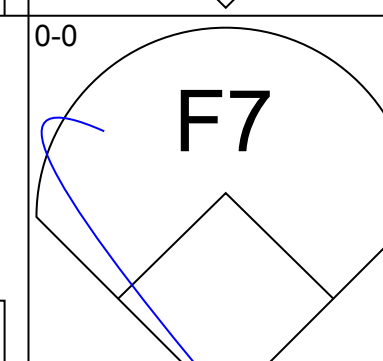
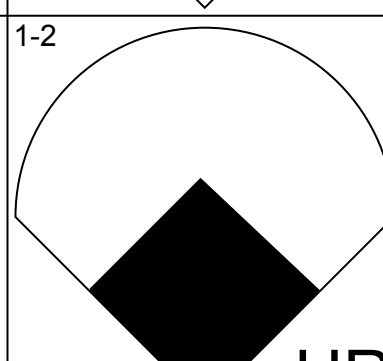
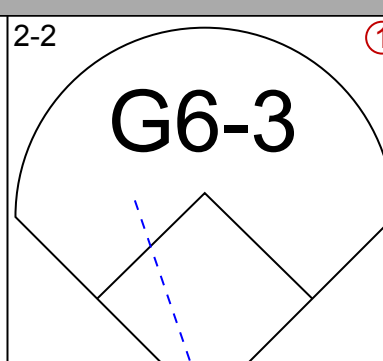
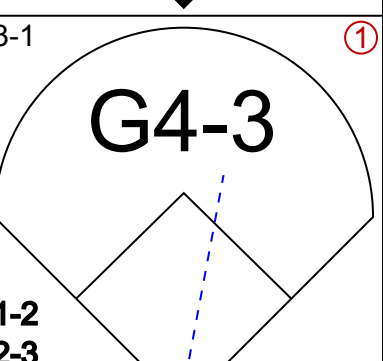
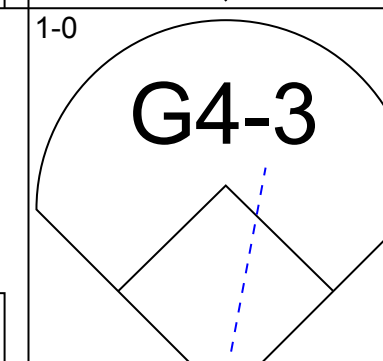
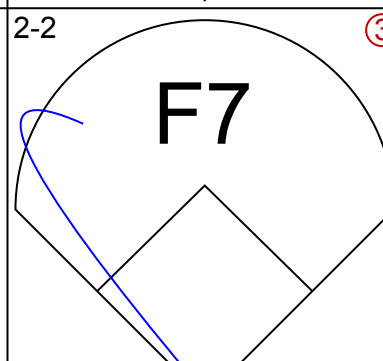
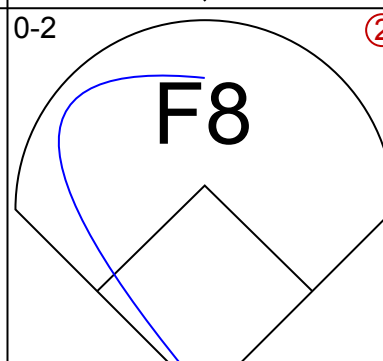
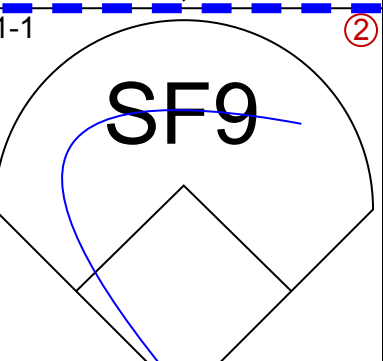
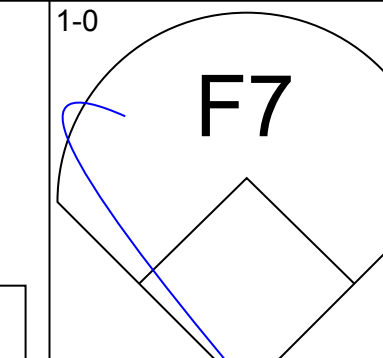
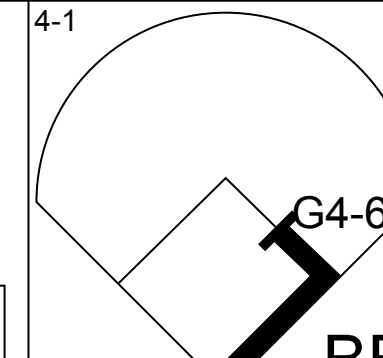
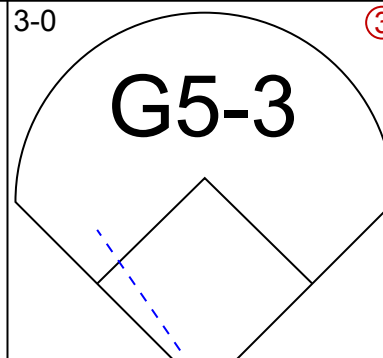
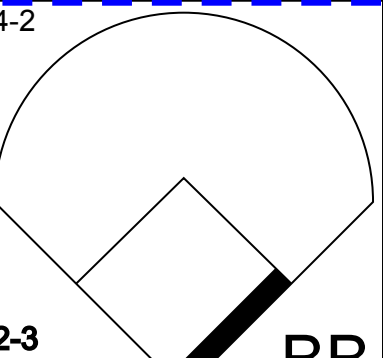
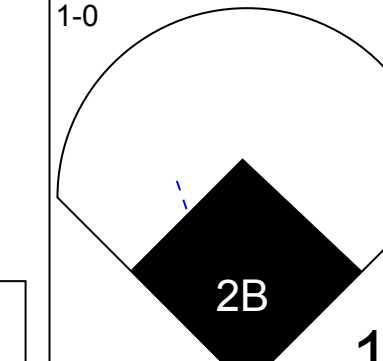
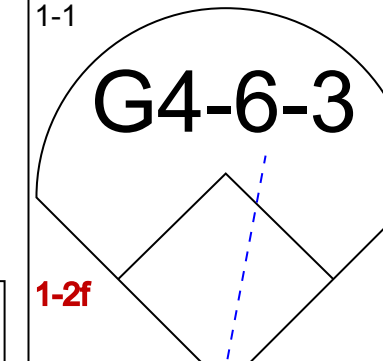
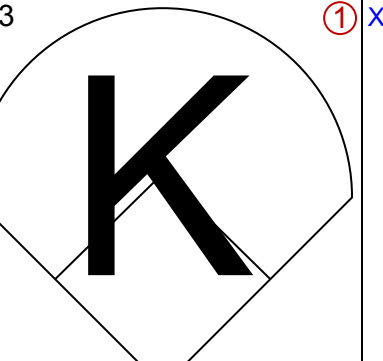
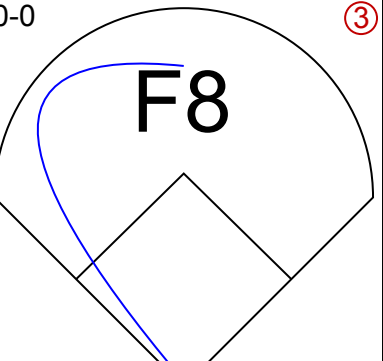
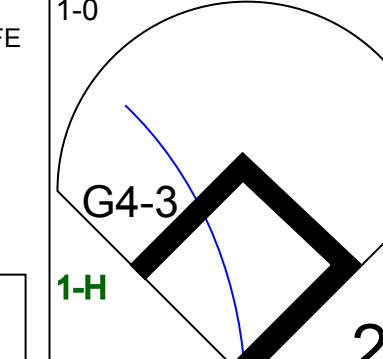
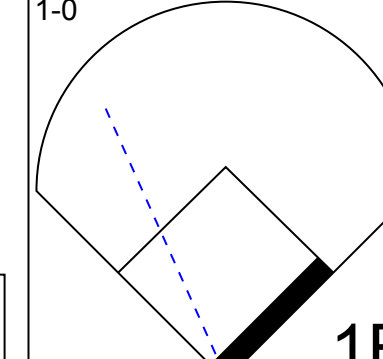
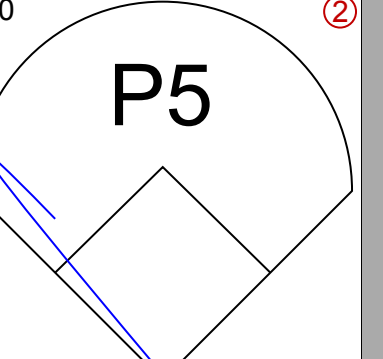
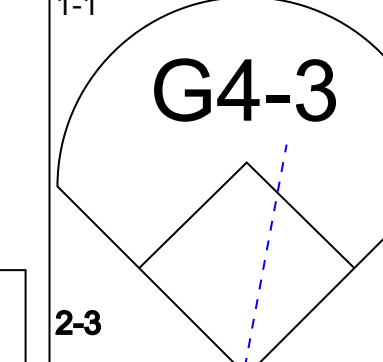
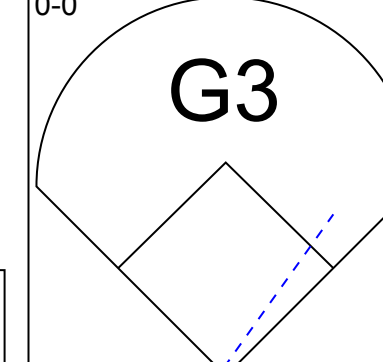
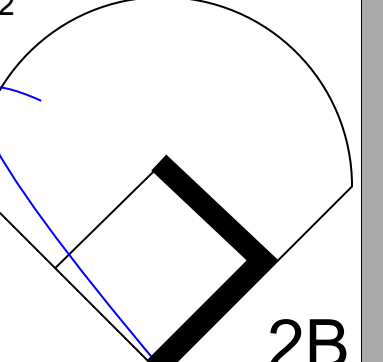
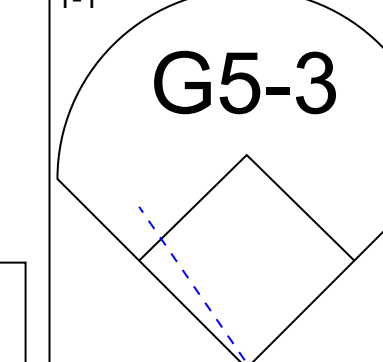
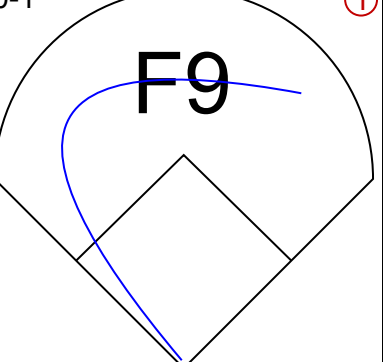
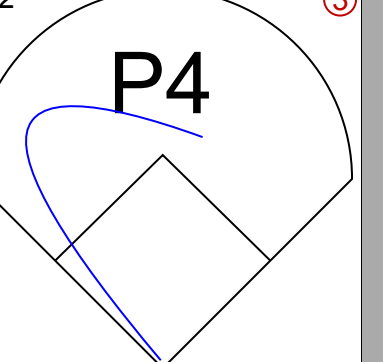
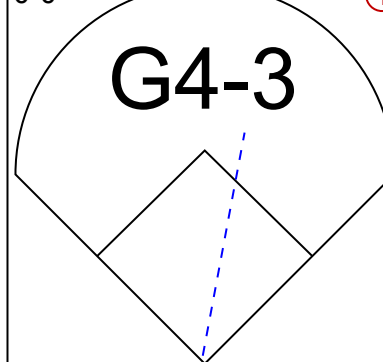
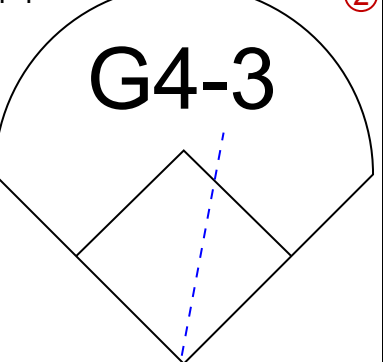
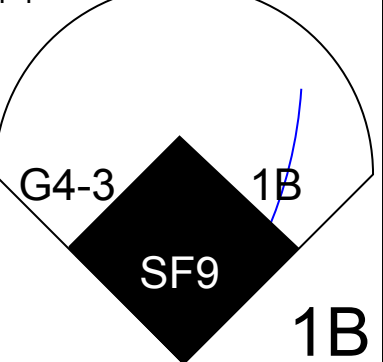
AB 42
R 1
H 11
RBI 1
BB 6
SO 9
LOB 27



| Batter | 1 | 2 | 3 | 4 | 5 | 6 | 7 | 8 | 9 | AB | R | H | RBI | BB | SO | LOB | TOP | | | | | |
|--|---|---|---|---|--|---|--|---|---|----------------------------------|-------------------------------|----------------------------------|------------------------------|----------------------------------|-------------------------------|----------------------------------|---|----------------------------------|----------------------------------|------------------------------------|----------------------------------|--------|
| Craig Biggio, R OBP: 0.391, SLG: 0.472 (1, 4) |  | |  | | |  | |  | | 3 | 0 | 1 | 0 | 1 | 1 | 1 | Houston Astros @ Cincinnati Reds Riverfront Stadium, Cincinnati, OH Tue Jun 29 1993, 7:05 PM EDT Att: 29,215 - Unknown - 83 F | | | | | |
| Steve Finley, L OBP: 0.288, SLG: 0.303 (1, 8) |  | |  | | |  | |  | | 3 | 0 | 0 | 0 | 0 | 1 | 2 | | | | | | |
| Chris James, R OBP: 0.333, SLG: 0.506 (8, PH) | | | | | | | | | | 1 | 0 | 0 | 0 | 0 | 0 | 1 | | | | | | |
| Brian Williams, R (8, 1) | | | | | | | | | | 0 | 0 | 0 | 0 | 0 | 0 | 0 | | | | | | |
| Al Osuna, R (8, 1) | | | | | | | | | | 0 | 0 | 0 | 0 | 0 | 0 | 0 | | | | | | |
| Tom Edens, R (8, 1) | | | | | | | | | | 0 | 0 | 0 | 0 | 0 | 0 | 0 | | | | | | |
| 5 Jeff Bagwell, R OBP: 0.393, SLG: 0.529 (1, 3) |  | | |  | |  | |  | | 4 | 0 | 1 | 0 | 0 | 0 | 1 | | | | | | |
| Ken Caminiti, S OBP: 0.290, SLG: 0.415 (1, 5) | |  | |  | |  | |  | | 4 | 0 | 0 | 0 | 0 | 1 | 3 | | | | | | |
| Kevin Bass, S OBP: 0.288, SLG: 0.357 (1, 9) | |  | |  | | |  | |  | 4 | 0 | 0 | 0 | 0 | 1 | 0 | | | | | | |
| Scott Servais, R OBP: 0.351, SLG: 0.478 (1, 2) | |  | | |  | |  | |  | 4 | 0 | 2 | 0 | 0 | 2 | 0 | | | | | | |
| Luis Gonzalez, L OBP: 0.338, SLG: 0.421 (1, 7) | |  | | |  | |  | |  | 4 | 0 | 1 | 0 | 0 | 1 | 2 | | | | | | |
| Andujar Cedeno, R OBP: 0.370, SLG: 0.459 (1, 6) | | |  | |  | |  | | | 3 | 0 | 1 | 0 | 0 | 0 | 2 | | | | | | |
| Doug Drabek, R OBP: 0.108, SLG: 0.216 (1, 1) | | |  | |  | | |  | | 1 | 0 | 0 | 0 | 0 | 0 | 1 | | | | | | |
| Rick Parker, R OBP: 0.300, SLG: 0.278 (8, PH) | | | | | | | | | | 1 | 0 | 0 | 0 | 0 | 0 | 0 | | | | | | |
| Rick Parker, R (8, 8) | | | | | | | | | | 1 | 0 | 0 | 0 | 0 | 0 | 0 | | | | | | |
| Inning Stats | R: 0 E: 0 K: 1 S: 7 | H: 0 LOB: 0 BB: 0 P: 12 | R: 0 E: 0 K: 1 S: 9 | H: 1 LOB: 1 BB: 0 P: 16 | R: 0 E: 0 K: 1 S: 8 | H: 1 LOB: 0 BB: 0 P: 10 | R: 0 E: 0 K: 0 S: 12 | H: 0 LOB: 0 BB: 0 P: 16 | R: 0 E: 0 K: 1 S: 9 | H: 1 LOB: 1 BB: 0 P: 15 | R: 0 E: 0 K: 0 S: 10 | H: 1 LOB: 1 BB: 0 P: 12 | R: 0 E: 0 K: 0 S: 7 | H: 1 LOB: 1 BB: 0 P: 11 | R: 0 E: 0 K: 0 S: 12 | H: 1 LOB: 2 BB: 1 P: 21 | R: 0 E: 0 K: 3 S: 9 | H: 0 LOB: 0 BB: 0 P: 14 | 1B: 5 2B: 1 3B: 0 HR: 0 | SF: 0 SAC: 1 DP: 0 HBP: 0 | WP: 0 PB: 0 SB: 2 CS: 0 | PA: 34 |
| PITCHER | IP | WLS | BF | H | R | ER | SO | BB | IBB | HBP | BLK | WP | HR | S | P | ERA | WHIP | | | | | |
| Tom Browning, L ERA: 5.28 (1, 1) | 7.2 | W | 29 | 5 | 0 | 0 | 4 | 1 | 0 | 0 | 0 | 0 | 0 | 70 | 106 | 0.00 | 0.783 | | | | | |
| Jeff Reardon, R ERA: 2.53 (8, 1) | 0.0 | | 1 | 1 | 0 | 0 | 0 | 0 | 0 | 0 | 0 | 0 | 0 | 1 | 2 | ∞ | ∞ | | | | | |
| Rob Dibble, R ERA: 3.38 (8, 1) | 1.1 | S | 4 | 0 | 0 | 0 | 3 | 0 | 0 | 0 | 0 | 0 | 0 | 12 | 19 | 0.00 | 0.000 | | | | | |

| | |
|-----|----|
| AB | 32 |
| R | 0 |
| H | 6 |
| RBI | 0 |
| BB | 1 |
| SO | 7 |
| LOB | 13 |



| Batter | 1 | 2 | 3 | 4 | 5 | 6 | 7 | 8 | 9 | AB | R | H | RBI | BB | SO | LOB | BOTTOM | | | | |
|---|---|---|---|---|--|---|---|---|------------------------------|---------------------------------|-------------------------------|----------------------------------|-------------------------------|----------------------------------|------------------------------|----------------------------------|---|------------------------------------|----------------------------------|--------|--|
| Bip Roberts, S OBP: 0.333, SLG: 0.308 (1, 7) |  | |  | |  | | |  | | 4 | 0 | 1 | 0 | 0 | 0 | 0 | Houston Astros @ Cincinnati Reds Riverfront Stadium, Cincinnati, OH Tue Jun 29 1993, 7:05 PM EDT Att: 29,215 - Unknown - 83 F | | | | |
| Barry Larkin, R OBP: 0.391, SLG: 0.419 (1, 6) |  | |  | | |  | |  | | 4 | 1 | 1 | 1 | 0 | 0 | 2 | | | | | |
| Hal Morris, L OBP: 0.310, SLG: 0.300 (1, 3) |  | |  | | |  | |  | | 3 | 0 | 0 | 1 | 0 | 0 | 0 | | | | | |
| Reggie Sanders, R OBP: 0.339, SLG: 0.429 (1, 9) | |  | |  | |  | |  | | 2 | 0 | 0 | 0 | 2 | 0 | 0 | | | | | |
| Roberto Kelly, R OBP: 0.355, SLG: 0.466 (1, 8) | |  | |  | | |  |  | | 4 | 1 | 1 | 0 | 0 | 1 | 3 | | | | | |
| Chris Sabo, R OBP: 0.297, SLG: 0.395 (1, 5) | |  | |  | | |  | | | 3 | 0 | 2 | 1 | 0 | 0 | 0 | | | | | |
| Jeff Branson, L OBP: 0.362, SLG: 0.424 (1, 4) | |  | |  | | |  | | | 3 | 0 | 1 | 0 | 0 | 0 | 2 | | | | | |
| Joe Oliver, R OBP: 0.279, SLG: 0.383 (1, 2) | |  | | |  | |  | | | 3 | 0 | 0 | 0 | 0 | 0 | 2 | | | | | |
| Tom Browning, L OBP: 0.214, SLG: 0.269 (8, 1) | | |  | |  | | |  | | 2 | 0 | 0 | 0 | 0 | 0 | 0 | | | | | |
| Rob Dibble, L OBP: 1.000, SLG: 1.000 (8, 1) | | | | | | | | | | 0 | 0 | 0 | 0 | 0 | 0 | 0 | | | | | |
| Jacob Brumfield, R OBP: 0.410, SLG: 0.344 (8, 7) | | | | | | | | | | 1 | 1 | 1 | 0 | 0 | 0 | 0 | | | | | |
| Inning Stats | R: 0 E: 0 K: 0 S: 4 | H: 0 LOB: 0 BB: 0 P: 5 | R: 1 E: 0 K: 0 S: 7 | H: 2 LOB: 1 BB: 0 P: 12 | R: 1 E: 0 K: 0 S: 9 | H: 1 LOB: 0 BB: 0 P: 14 | R: 0 E: 0 K: 0 S: 5 | H: 1 LOB: 1 BB: 1 P: 11 | R: 0 E: 0 K: 0 S: 7 | H: 0 LOB: 0 BB: 0 P: 9 | R: 0 E: 0 K: 0 S: 11 | H: 1 LOB: 1 BB: 0 P: 17 | R: 1 E: 0 K: 0 S: 12 | H: 2 LOB: 2 BB: 1 P: 22 | R: 1 E: 0 K: 3 S: 9 | H: 0 LOB: 0 BB: 0 P: 14 | 1B: 4 2B: 2 3B: 0 HR: 1 | SF: 1 SAC: 0 DP: 1 HBP: 0 | WP: 0 PB: 0 SB: 1 CS: 0 | PA: 32 | |
| PITCHER | IP | WLS | BF | H | R | ER | SO | BB | IBB | HBP | BLK | WP | HR | S | P | ERA | WHIP | | | | |
| Doug Drabek, R ERA: 3.29 (1, 1) | 7.0 | L | 26 | 5 | 2 | 2 | 1 | 1 | 0 | 0 | 0 | 0 | 0 | 7 | 12 | 27.00 | 6.000 | | | | |
| Brian Williams, R ERA: 4.64 (8, 1) | 0.1 | | 3 | 2 | 1 | 1 | 0 | 0 | 0 | 0 | 0 | 0 | 0 | 2 | 3 | 0.00 | 0.000 | | | | |
| Al Osuna, L ERA: 4.22 (8, 1) | 0.1 | | 1 | 0 | 0 | 0 | 0 | 0 | 0 | 0 | 0 | 0 | 0 | 3 | 7 | 0.00 | 3.000 | | | | |
| Tom Edens, R ERA: 3.77 (8, 1) | 0.1 | | 2 | 0 | 0 | 0 | 0 | 1 | 0 | 0 | 0 | 0 | 0 | 3 | 7 | 0.00 | 3.000 | | | | |

| | |
|-----|----|
| AB | 29 |
| R | 3 |
| H | 7 |
| RBI | 3 |
| BB | 2 |
| SO | 1 |
| LOB | 9 |



| Batter | 1 | 2 | 3 | 4 | 5 | 6 | 7 | 8 | 9 | AB | R | H | RBI | BB | SO | LOB | TOP | | | | |
|--|------------------------------|--------------------------|------------------------------|-------------------------|-------------------------------|----------------------------------|-------------------------------|----------------------------------|------------------------------|----------------------------------|-------------------------------|----------------------------------|------------------------------|-------------------------|------------------------------|--------------------------|------------------------------|-------------------------|----------------------------------|------------------------------------|--|
| Craig Biggio, R OBP: 0.352, SLG: 0.474 (1,4) | F8 | | 1B | | G6-3 | | F8 | | FC5-4 | 5 | 1 | 2 | 1 | 0 | 0 | 0 | | | | | |
| Luis Gonzalez, L OBP: 0.336, SLG: 0.416 (1,7) | F9 | | 1B | | G1 | | G6-3 | | FC5-4 | 5 | 0 | 1 | 0 | 0 | 0 | 1 | | | | | |
| 5 Jeff Bagwell, R OBP: 0.391, SLG: 0.525 (1,3) | K | | 1B | | K | | G6-3 | | | 4 | 0 | 1 | 1 | 0 | 2 | 0 | | | | | |
| Ken Caminiti, S OBP: 0.289, SLG: 0.416 (1,5) | | F9 | F7 | | | G6-3 | | G4-3 | | 4 | 1 | 1 | 0 | 0 | 0 | 2 | | | | | |
| Eric Anthony, L OBP: 0.331, SLG: 0.386 (1,9) | | F8 | G4-3 | | | G6-3 | | G6-3 | | 4 | 0 | 0 | 0 | 0 | 0 | 3 | | | | | |
| Andujar Cedeno, R OBP: 0.372, SLG: 0.460 (8,1) | | | | | P6 | | | | | 4 | 0 | 2 | 1 | 0 | 1 | 0 | | | | | |
| Xavier Hernandez, L OBP: 0.372, SLG: 0.460 (8,1) | | | | | | | | | | 0 | 0 | 0 | 0 | 0 | 0 | 0 | | | | | |
| Al Osuna, R OBP: 0.372, SLG: 0.460 (8,1) | | | | | | | | | | 0 | 0 | 0 | 0 | 0 | 0 | 0 | | | | | |
| Brian Williams, R OBP: 0.289, SLG: 0.357 (9,7) | | | | | | | | | | 0 | 0 | 0 | 0 | 0 | 0 | 0 | | | | | |
| Kevin Bass, S OBP: 0.289, SLG: 0.357 (9,7) | | | | | | | | | | 0 | 0 | 0 | 0 | 0 | 0 | 0 | | | | | |
| Scott Servais, R OBP: 0.349, SLG: 0.493 (1,2) | | | | | F9 | | F9 | | FC6-4 | 4 | 1 | 1 | 1 | 0 | 0 | 2 | | | | | |
| Steve Finley, L OBP: 0.296, SLG: 0.311 (1,8) | | | | | HR | | | | | 4 | 1 | 3 | 0 | 0 | 0 | 0 | | | | | |
| Greg Swindell, L OBP: 0.182, SLG: 0.212 (1,1) | | | | | | | | | | 2 | 0 | 0 | 0 | 0 | 1 | 3 | | | | | |
| Doug Jones, R OBP: 0.182, SLG: 0.212 (7,1) | | | | | | | | | | 0 | 0 | 0 | 0 | 0 | 0 | 0 | | | | | |
| Jose Uribe, S OBP: 0.321, SLG: 0.208 (8,6) | | | | | | | | | | 1 | 0 | 0 | 0 | 0 | 0 | 0 | | | | | |
| Inning Stats | R: 0 E: 0 K: 1 S: 7 | H: 0 LOB: 0 BB: 12 | R: 0 E: 0 K: 1 S: 5 | H: 0 LOB: 0 BB: 8 | R: 3 E: 0 K: 0 S: 14 | H: 5 LOB: 2 BB: 0 P: 21 | R: 0 E: 0 K: 0 S: 10 | H: 1 LOB: 1 BB: 0 P: 16 | R: 0 E: 0 K: 1 S: 8 | H: 0 LOB: 0 BB: 0 P: 13 | R: 1 E: 0 K: 1 S: 15 | H: 3 LOB: 2 BB: 0 P: 20 | R: 0 E: 0 K: 0 S: 7 | H: 0 LOB: 0 BB: 9 | R: 0 E: 0 K: 0 S: 8 | H: 1 LOB: 1 BB: 13 | R: 0 E: 0 K: 0 S: 6 | H: 1 LOB: 1 BB: 7 | 1B: 8 2B: 2 3B: 0 HR: 1 | SF: 0 SAC: 1 DP: 0 HBP: 0 | WP: 0 PA: 38 PB: 0 SB: 0 CS: 0 |
| PITCHER | IP | WLS | BF | H | R | ER | SO | BB | IBB | HBP | BLK | WP | HR | S | P | ERA | WHIP | | | | |
| Tim Belcher, R ERA: 3.49 (1,1) | 7.0 | | 30 | 9 | 4 | 4 | 4 | 0 | 0 | 0 | 0 | 0 | 1 | 66 | 99 | 5.14 | 1.286 | | | | |
| Bobby Ayala, R ERA: 2.97 (8,1) | 1.0 | | 4 | 1 | 0 | 0 | 0 | 0 | 0 | 0 | 0 | 0 | 0 | 8 | 13 | 0.00 | 1.000 | | | | |
| Jeff Reardon, R ERA: 2.54 (9,1) | 1.0 | W | 4 | 1 | 0 | 0 | 0 | 0 | 0 | 0 | 0 | 0 | 0 | 6 | 7 | 0.00 | 1.000 | | | | |

Houston Astros @ Cincinnati Reds
Riverfront Stadium, Cincinnati, OH
Wed Jun 30 1993, 7:05 PM EDT
Att: 27,380 - Unknown - 84 F

AB 37
R 4
H 11
RBI 4
BB 0
SO 4
LOB 11



| Batter | 1 | 2 | 3 | 4 | 5 | 6 | 7 | 8 | 9 | AB | R | H | RBI | BB | SO | LOB | BOTTOM | | | | | |
|---|------------------------------|-------------------------|------------------------------|--------------------------|-------------------------------|----------------------------------|-------------------------------|----------------------------------|------------------------------|---------------------------------|-------------------------------|----------------------------------|------------------------------|----------------------------------|------------------------------|----------------------------------|------------------------------|----------------------------------|----------------------------------|------------------------------------|--|--|
| Barry Larkin, R OBP: 0.391, SLG: 0.422 (1,6) | SH1-3 | | P5 | F9 | | | K | | 1B | 5 | 1 | 2 | 0 | 0 | 1 | 2 | | | | | | |
| Jeff Branson, L OBP: 0.391, SLG: 0.422 (1,4) | SH1-3 | | BB | | B3 | | P4 | | SH | 3 | 0 | 1 | 0 | 0 | 0 | 1 | | | | | | |
| Reggie Sanders, R OBP: 0.340, SLG: 0.426 (1,9) | P2 | | BB | | F8 | | FC6-4 | | BB | 4 | 0 | 1 | 0 | 1 | 0 | 2 | | | | | | |
| Kevin Mitchell, R OBP: 0.406, SLG: 0.611 (1,7) | P3 | | G5-3 | | G5-3 | | | | 1B | 4 | 0 | 1 | 0 | 0 | 0 | 3 | | | | | | |
| Jacob Brumfield, R OBP: 0.410, SLG: 0.344 (8, PR) | | | | | | | | | | 0 | 1 | 0 | 0 | 0 | 0 | 0 | | | | | | |
| Gary Varsho, L OBP: 0.364, SLG: 0.383 (9, PH) | | | | | | | | | BB | 0 | 0 | 0 | 1 | 1 | 0 | 0 | | | | | | |
| Randy Milligan, R OBP: 0.390, SLG: 0.406 (1,3) | | P4 | | | | HR | | | | 4 | 2 | 3 | 2 | 0 | 0 | 0 | | | | | | |
| Juan Samuel, R OBP: 0.221, SLG: 0.311 (8, PR) | | | | | | HR | | | | 0 | 0 | 0 | 0 | 0 | 0 | 0 | | | | | | |
| Roberto Kelly, R OBP: 0.353, SLG: 0.465 (1,8) | | P2 | | G5-3 | | F9 | | SF9 | | 3 | 1 | 1 | 1 | 0 | 0 | 0 | | | | | | |
| Chris Sabo, R OBP: 0.291, SLG: 0.392 (1,5) | | | | G5-3 | | L8 | | | | 2 | 0 | 0 | 0 | 2 | 0 | 1 | | | | | | |
| Joe Oliver, R OBP: 0.274, SLG: 0.377 (1,2) | | L8 | | | | L9 | | | | 4 | 0 | 0 | 0 | 0 | 0 | 4 | | | | | | |
| Tim Belcher, R OBP: 0.184, SLG: 0.189 (1,1) | | | | | | | | | | 2 | 0 | 1 | 1 | 0 | 0 | 0 | | | | | | |
| Bip Roberts, S OBP: 0.336, SLG: 0.308 (7, PH) | | | | | | | | | | 0 | 0 | 0 | 0 | 1 | 0 | 0 | | | | | | |
| Bobby Ayala, R OBP: 0.336, SLG: 0.308 (8,1) | | | | | | | | | | 0 | 0 | 0 | 0 | 0 | 0 | 0 | | | | | | |
| Hal Morris, L OBP: 0.307, SLG: 0.296 (8, PH) | | | | | | | | | | 1 | 0 | 0 | 0 | 0 | 0 | 2 | | | | | | |
| Jeff Reardon, R ERA: 4.64 (9,1) | | | | | | | | | | 0 | 0 | 0 | 0 | 0 | 0 | 0 | | | | | | |
| Inning Stats | R: 0 E: 0 K: 0 S: 7 | H: 1 LOB: 1 BB: 9 | R: 0 E: 0 K: 0 S: 9 | H: 0 LOB: 1 BB: 16 | R: 0 E: 0 K: 0 S: 18 | H: 1 LOB: 2 BB: 1 P: 28 | R: 2 E: 0 K: 0 S: 14 | H: 3 LOB: 1 BB: 0 P: 22 | R: 0 E: 0 K: 0 S: 7 | H: 0 LOB: 0 BB: 0 P: 9 | R: 1 E: 0 K: 0 S: 11 | H: 1 LOB: 1 BB: 0 P: 18 | R: 0 E: 0 K: 1 S: 9 | H: 0 LOB: 1 BB: 1 P: 16 | R: 1 E: 1 K: 0 S: 9 | H: 2 LOB: 2 BB: 1 P: 20 | R: 1 E: 0 K: 0 S: 6 | H: 2 LOB: 3 BB: 1 P: 11 | 1B: 7 2B: 1 3B: 0 HR: 2 | SF: 1 SAC: 2 DP: 0 HBP: 0 | WP: 0 PA: 40 PB: 0 SB: 1 CS: 0 | |
| PITCHER | IP | WLS | BF | H | R | ER | SO | BB | IBB | HBP | BLK | WP | HR | S | P | ERA | WHIP | | | | | |
| Greg Swindell, L ERA: 4.67 (1,1) | 6.0 | | 26 | 6 | 3 | 3 | 0 | 2 | 0 | 0 | 0 | 0 | 0 | 2 | 66 | 102 | 4.50 | 1.333 | | | | |
| Doug Jones, R ERA: 5.09 (7,1) | 1.1 | | 8 | 2 | 1 | 0 | 1 | 1 | 1 | 0 | 0 | 0 | 0 | 15 | 31 | 0.00 | 2.250 | | | | | |
| Xavier Hernandez, R ERA: 3.43 (8,1) | 0.1 | | 1 | 0 | 0 | 0 | 0 | 0 | 0 | 0 | 0 | 0 | 0 | 2 | 2 | 0.00 | 0.000 | | | | | |
| Al Osuna, L ERA: 4.91 (8,1) | 0.1 | L | 3 | 1 | 1 | 1 | 0 | 0 | 0 | 0 | 0 | 0 | 0 | 5 | 8 | 27.00 | 3.000 | | | | | |
| Brian Williams, R ERA: 4.64 (9,1) | 0.0 | | 2 | 1 | 0 | 0 | 0 | 1 | 0 | 0 | 0 | 0 | 0 | 2 | 6 | " | " | | | | | |

Houston Astros @ Cincinnati Reds
Riverfront Stadium, Cincinnati, OH
Wed Jun 30 1993, 7:05 PM EDT
Att: 27,380 - Unknown - 84 F

AB 32
R 5
H 10
RBI 5
BB 5
SO 1
LOB 15



| Batter | 1 | 2 | 3 | 4 | 5 | 6 | 7 | 8 | 9 | AB | R | H | RBI | BB | SO | LOB | TOP | | | | | | | | |
|---|-------------------------------|----------------------------------|------------------------------|---------------------------------|------------------------------|----------------------------------|-------------------------------|----------------------------------|------------------------------|----------------------------------|------------------------------|----------------------------------|------------------------------|----------------------------------|-------------------------------|----------------------------------|------------------------------|----------------------------------|----------------------------------|------------------------------------|----------------------------------|--------|--|--|--|
| Craig Biggio, R (1,4) OBP: 0.352, SLG: 0.469 | 4-2 CS BB | | | 1-2 F9 | | 4-1 G3-1 5 1B BB | | 1-2 P4 | 2-1 F9 | 3 | 1 | 0 | 0 | 2 | 0 | 1 | | | | | | | | | |
| Luis Gonzalez, L (1,7) OBP: 0.333, SLG: 0.424 | 2-3 SAFE SAFE SAFE | | | 1-0 HR | | 0-0 G3-1 | | 0-1 P4 | 0-1 G3-1 | 5 | 1 | 1 | 2 | 0 | 1 | 3 | | | | | | | | | |
| 5 Jeff Bagwell, R (1,3) OBP: 0.394, SLG: 0.524 | 3-2 SAFE SAFE | | | 2-2 CS 1B | | 2-2 FC3-6 1B | | 4-2 1B WP 1B BB | 0-2 G5-3 | 4 | 1 | 2 | 1 | 1 | 1 | 2 | | | | | | | | | |
| Ken Caminiti, S (1,5) OBP: 0.289, SLG: 0.412 | 3-2 SAFE SAFE SAFE | | 1-3 K | 3-3 K | | 0-0 FC3-6 | | 4-1 1B 1B IBB | | 3 | 1 | 0 | 0 | 1 | 2 | 2 | | | | | | | | | |
| Eric Anthony, L (1,9) OBP: 0.337, SLG: 0.389 | | | 0-0 G6-4-3 1B | | 0-3 K | | 4-2 BLK 1B BB | 0-0 1B 1B 1B | | 3 | 2 | 2 | 0 | 1 | 1 | 0 | | | | | | | | | |
| Andujar Cedeno, R (1,6) OBP: 0.370, SLG: 0.456 | | | 0-0 G6-4-3 1-2 | | 1-1 L6 | | 0-0 F9 | 1-2 1B 1B | | 4 | 1 | 1 | 2 | 0 | 0 | 2 | | | | | | | | | |
| Eddie Taubensee, L (1,2) OBP: 0.313, SLG: 0.358 | | | 1-2 G3-1 | | 2-3 K | | 1-2 1B BB | 0-0 1B 1B | | 3 | 0 | 1 | 2 | 1 | 1 | 0 | | | | | | | | | |
| Steve Finley, L (1,8) OBP: 0.300, SLG: 0.315 | | | 1-1 G1-3 | | 0-1 SH1-4 G3-1 1B | | 2-1 1B 1B | 2-0 F7 | | 4 | 1 | 2 | 1 | 0 | 0 | 1 | | | | | | | | | |
| Pete Hamisch, S (1,1) OBP: 0.194, SLG: 0.172 | | | 1-0 G4-3 | | 0-0 SH1-4 | | 0-1 G4-3 | | 2-1 G3-1 2B | 2 | 0 | 0 | 0 | 0 | 0 | 1 | | | | | | | | | |
| Rick Parker, R (9,PH) OBP: 0.333, SLG: 0.368 | | | | | | | | | | 1 | 0 | 1 | 0 | 0 | 0 | 0 | | | | | | | | | |
| Xavier Hernandez, L (9,1) | | | | | | | | | | 0 | 0 | 0 | 0 | 0 | 0 | 0 | | | | | | | | | |
| Inning Stats | R: 0 E: 0 K: 2 S: 15 | H: 0 LOB: 0 BB: 1 P: 26 | R: 0 E: 0 K: 1 S: 5 | H: 1 LOB: 0 BB: 0 P: 6 | R: 0 E: 0 K: 0 S: 7 | H: 0 LOB: 0 BB: 0 P: 10 | R: 1 E: 0 K: 1 S: 11 | H: 2 LOB: 1 BB: 0 P: 18 | R: 0 E: 0 K: 2 S: 8 | H: 0 LOB: 3 BB: 0 P: 11 | R: 2 E: 0 K: 0 S: 8 | H: 2 LOB: 1 BB: 1 P: 13 | R: 1 E: 0 K: 0 S: 9 | H: 1 LOB: 1 BB: 2 P: 19 | R: 4 E: 0 K: 0 S: 17 | H: 3 LOB: 1 BB: 2 P: 29 | R: 0 E: 0 K: 0 S: 9 | H: 1 LOB: 1 BB: 0 P: 13 | 1B: 8 2B: 2 3B: 0 HR: 1 | SF: 0 SAC: 1 DP: 2 HBP: 0 | WP: 1 PB: 0 SB: 1 CS: 2 | PA: 40 | | | |
| PITCHER | IP | WLS | BF | H | R | ER | SO | BB | IBB | HBP | BLK | WP | HR | S | P | ERA | WHIP | | | | | | | | |
| Jose Rijo, R (1,1) ERA: 3.3 | 7.0 | L | 27 | 6 | 4 | 4 | 6 | 4 | 0 | 0 | 1 | 0 | 1 | 63 | 103 | 5.14 | 1.429 | | | | | | | | |
| Kevin Wickander, L (8,1) ERA: 3.53 | 0.2 | | 2 | 0 | 0 | 0 | 0 | 0 | 0 | 0 | 0 | 0 | 0 | 5 | 6 | 0.00 | 0.000 | | | | | | | | |
| Greg Cadaret, L (8,1) ERA: 5.59 | 1.1 | | 10 | 4 | 4 | 4 | 0 | 1 | 1 | 0 | 0 | 1 | 0 | 21 | 36 | 27.00 | 3.750 | | | | | | | | |

Houston Astros @ Cincinnati Reds
Riverfront Stadium, Cincinnati, OH
Thu Jul 01 1993, 7:05 PM EDT
Att: 24,551 - Unknown - 81 F

| | |
|-----|----|
| AB | 32 |
| R | 8 |
| H | 10 |
| RBI | 8 |
| BB | 6 |
| SO | 6 |
| LOB | 12 |



| Batter | 1 | 2 | 3 | 4 | 5 | 6 | 7 | 8 | 9 | AB | R | H | RBI | BB | SO | LOB | BOTTOM | | | | | | | | |
|---|------------------------------|----------------------------------|-------------------------------|----------------------------------|------------------------------|----------------------------------|------------------------------|----------------------------------|-------------------------------|----------------------------------|------------------------------|----------------------------------|------------------------------|----------------------------------|------------------------------|---------------------------------|----------------------------------|------------------------------------|----------------------------------|--------|--|--|--|--|--|
| Barry Larkin, R (1,6) OBP: 0.388, SLG: 0.418 | 0-0 G4-3 | | 2-2 G6-3 | | 0-1 E4 BB | | 0-0 F9 | | 1-0 2H 1B | 5 | 0 | 1 | 0 | 0 | 0 | 1 | | | | | | | | | |
| Jeff Branson, L (1,4) OBP: 0.396, SLG: 0.434 | 3-1 2B | | 1-1 G4-3 | | 0-3 K | | 1-2 2B 1B | | | 4 | 0 | 2 | 0 | 0 | 1 | 2 | | | | | | | | | |
| Hal Morris, L (1,3) OBP: 0.315, SLG: 0.298 | 2-0 F8 | | 1-0 1B | | 4-2 1-2 BB | | 0-0 P4 | | | 3 | 0 | 1 | 0 | 1 | 0 | 2 | | | | | | | | | |
| Kevin Mitchell, R (1,7) OBP: 0.399, SLG: 0.600 | 2-3 K | | 1-0 G6-3 | | 2-2 F9 | | 3-1 F9 | | | 4 | 0 | 0 | 0 | 0 | 1 | 6 | | | | | | | | | |
| Jacob Brumfield, R (9,7) OBP: 0.410, SLG: 0.344 | | | | | | | | | | 0 | 0 | 0 | 0 | 0 | 0 | 0 | | | | | | | | | |
| Roberto Kelly, R (1,8) OBP: 0.355, SLG: 0.478 | | 0-2 HR | | 2-3 K | | 2-1 F8 | | 0-0 1-3 2B | | 4 | 1 | 2 | 1 | 0 | 1 | 0 | | | | | | | | | |
| Reggie Sanders, R (1,9) OBP: 0.336, SLG: 0.420 | | 1-1 F7 | | 0-2 L5 | | 3-3 K | | 0-0 G5-3 | | 4 | 0 | 0 | 0 | 0 | 1 | 2 | | | | | | | | | |
| Chris Sabo, R (1,5) OBP: 0.294, SLG: 0.395 | | 4-2 BB | | 1-1 P3 | | 2-1 G6-3 | | 1-1 1B 2B | | 3 | 0 | 1 | 0 | 1 | 0 | 0 | | | | | | | | | |
| Dan Wilson, R (1,2) OBP: 0.328, SLG: 0.269 | | 2-1 F9 | | 0-1 E SH3-4 1B | | 1-1 F8 | | 1-0 L5 | | 4 | 0 | 1 | 0 | 0 | 0 | 2 | | | | | | | | | |
| Jose Rijo, R (1,1) OBP: 0.262, SLG: 0.231 | | 1-3 K | | 0-0 SH3-4 | | 3-2 G4-3 | | 0-0 F8 | | 1 | 0 | 0 | 0 | 0 | 1 | 1 | | | | | | | | | |
| Bip Roberts, S (7,PH) OBP: 0.334, SLG: 0.307 | | | | | | | | | | 1 | 0 | 0 | 0 | 0 | 0 | 0 | | | | | | | | | |
| Kevin Wickander, L (8,1) ERA: 3.53 | | | | | | | | | | 0 | 0 | 0 | 0 | 0 | 0 | 0 | | | | | | | | | |
| Greg Cadaret, L (8,1) ERA: 5.59 | | | | | | | | | | 0 | 0 | 0 | 0 | 0 | 0 | 0 | | | | | | | | | |
| Gary Varsho, L (9,PH) OBP: 0.357, SLG: 0.375 | | | | | | | | | | 1 | 0 | 0 | 0 | 0 | 0 | 1 | | | | | | | | | |
| Inning Stats | R: 0 E: 0 K: 1 S: 7 | H: 1 LOB: 1 BB: 0 P: 14 | R: 1 E: 0 K: 1 S: 14 | H: 1 LOB: 1 BB: 1 P: 22 | R: 0 E: 0 K: 0 S: 7 | H: 1 LOB: 1 BB: 0 P: 12 | R: 0 E: 0 K: 1 S: 8 | H: 0 LOB: 0 BB: 0 P: 11 | R: 0 E: 0 K: 1 S: 12 | H: 0 LOB: 3 BB: 1 P: 24 | R: 0 E: 0 K: 0 S: 7 | H: 0 LOB: 0 BB: 0 P: 11 | R: 0 E: 0 K: 0 S: 8 | H: 2 LOB: 2 BB: 0 P: 12 | R: 0 E: 0 K: 0 S: 5 | H: 2 LOB: 2 BB: 0 P: 8 | 1B: 4 2B: 3 3B: 0 HR: 1 | SF: 0 SAC: 1 DP: 0 HBP: 0 | WP: 0 PB: 0 SB: 0 CS: 0 | PA: 37 | | | | | |
| PITCHER | IP | WLS | BF | H | R | ER | SO | BB | IBB | HBP | BLK | WP | HR | S | P | ERA | WHIP | | | | | | | | |
| Pete Hamisch, R (1,1) ERA: 3.59 | 8.0 | W | 33 | 6 | 1 | 1 | 5 | 2 | 0 | 0 | 0 | 0 | 0 | 5 | 8 | 0.00 | 2.000 | | | | | | | | |
| Xavier Hernandez, R (9,1) ERA: 3.35 | 1.0 | | 4 | 2 | 0 | 0 | 0 | 0 | 0 | 0 | 0 | 0 | 0 | 5 | 8 | 0.00 | 2.000 | | | | | | | | |

Houston Astros @ Cincinnati Reds
Riverfront Stadium, Cincinnati, OH
Thu Jul 01 1993, 7:05 PM EDT
Att: 24,551 - Unknown - 81 F

| | |
|-----|----|
| AB | 34 |
| R | 1 |
| H | 8 |
| RBI | 1 |
| BB | 2 |
| SO | 5 |
| LOB | 17 |



| Batter | 1 | 2 | 3 | 4 | 5 | 6 | 7 | 8 | 9 | AB R H RBI BB SO LOB | TOP | | | | | | | | | | | | | | | | | | | | | | | | | | |
|--|---|----------------------------------|-------------------------------|----------------------------------|------------------------------|----------------------------------|------------------------------|----------------------------------|-------------------------------|----------------------------------|--|----------------------------------|------------------------------|---------------------------------|------------------------------|----------------------------------|------------------------------|----------------------------------|----------------------------------|------------------------------------|----------------------------------|--------|--|--|--|--|--|--|--|--|--|--|--|--|--|--|--|
| Carlos Garcia, R (1.4) OBP: 0.300, SLG: 0.376 | 0-0 1B BB | 0-0 | | 2-1 L9 | 1-1 G4-3 | | 1-2 F9 | | | 5 0 2 0 0 0 2 | Pittsburgh Pirates @ Cincinnati Reds Riverfront Stadium, Cincinnati, OH Fri Jul 02 1993, 7:05 PM EDT Overcast - 85 F | | | | | | | | | | | | | | | | | | | | | | | | | | |
| Jay Bell, R (1.6) OBP: 0.382, SLG: 0.439 | 1-0 F9 | 3-2 L6 | | 0-1 S 2-H 1B | | 3-3 K | 0-0 F9 | | | 5 0 1 1 0 1 3 | | | | | | | | | | | | | | | | | | | | | | | | | | | |
| Lonnie Smith, R (1.7) OBP: 0.397, SLG: 0.377 | 4-1 1B BB | | 2-0 F7 | 1-3 K | | 2-0 1B 2B | | 4-0 G6-4-3 BB | | 3 1 1 0 2 1 1 | | | | | | | | | | | | | | | | | | | | | | | | | | | |
| Jeff King, R (1.5) OBP: 0.348, SLG: 0.389 | 0-1 F8 | | 4-2 3B BB | | 0-0 1B HR | 4-1 1B HR | | 0-1 G6-4-3 BB | | 3 3 1 0 2 0 3 | | | | | | | | | | | | | | | | | | | | | | | | | | | |
| Orlando Merced, S (1.9) OBP: 0.461, SLG: 0.491 | 1-1 1-2 2-3 1B | | 1-0 SF9 3B | | 0-0 HR | 2-1 HR | 1-3 2-H 1B | 2-2 G4-3 | | 5 3 4 2 0 0 0 | | | | | | | | | | | | | | | | | | | | | | | | | | | |
| Don Slaught, R (1.2) OBP: 0.361, SLG: 0.437 | 2-1 L4 | | 0-0 SF9 | | 0-0 HR | 0-0 HR | | 2-3 K | | 4 2 2 7 0 1 3 | | | | | | | | | | | | | | | | | | | | | | | | | | | |
| Kevin Young, R (1.3) OBP: 0.322, SLG: 0.332 | | 0-2 1B | 1-2 L9 | | 0-0 F8 | 1-2 G4-3 | | 1-3 K | | 5 0 1 0 0 1 0 | | | | | | | | | | | | | | | | | | | | | | | | | | | |
| Stan Belinda, R (9.1) | | | | | | | | | | 0 0 0 0 0 0 0 | | | | | | | | | | | | | | | | | | | | | | | | | | | |
| Will Pennyfeather, R (1.8) OBP: 0.179, SLG: 0.214 | 1-2 1B SH5-4 1B | | 0-0 1B SH3-4 1B | | 1-2 E9 SH3 | 1-2 G1-3 | | 2-2 P6 | | 5 1 2 0 0 0 0 | | | | | | | | | | | | | | | | | | | | | | | | | | | |
| Zane Smith, L (1.1) | 0-2 SH5-4 | | 0-0 SH3-4 | | 0-2 SH3 | | | | | 0 0 0 0 0 0 0 | | | | | | | | | | | | | | | | | | | | | | | | | | | |
| Dave Otto, L (4.1) OBP: 0.222, SLG: 0.389 | | | | | | | | | | 1 0 0 0 0 0 0 | | | | | | | | | | | | | | | | | | | | | | | | | | | |
| Bias Minor, R (7.1) OBP: 0.143, SLG: 0.143 | | | | | | | | | | 0 0 0 0 0 0 0 | | | | | | | | | | | | | | | | | | | | | | | | | | | |
| Dave Clark, L (9.9) OBP: 0.330, SLG: 0.333 | 1-2 | | 1-2 | | 1-2 | | | | | 0 0 0 0 0 0 0 | | | | | | | | | | | | | | | | | | | | | | | | | | | |
| Inning Stats | R: 0 E: 0 K: 0 S: 9 | H: 2 LOB: 3 BB: 1 P: 17 | R: 0 E: 0 K: 0 S: 15 | H: 3 LOB: 2 BB: 0 P: 19 | R: 2 E: 0 K: 0 S: 8 | H: 1 LOB: 0 BB: 1 P: 16 | R: 1 E: 0 K: 1 S: 9 | H: 2 LOB: 1 BB: 0 P: 12 | R: 3 E: 1 K: 0 S: 16 | H: 3 LOB: 1 BB: 0 P: 21 | R: 4 E: 0 K: 1 S: 14 | H: 3 LOB: 0 BB: 1 P: 26 | R: 0 E: 0 K: 0 S: 5 | H: 0 LOB: 0 BB: 0 P: 6 | R: 0 E: 0 K: 2 S: 9 | H: 0 LOB: 0 BB: 1 P: 14 | R: 0 E: 0 K: 2 S: 9 | H: 0 LOB: 0 BB: 0 P: 14 | 1B: 9 2B: 2 3B: 1 HR: 2 | SF: 1 SAC: 3 DP: 1 HBP: 0 | WP: 0 PB: 0 SB: 1 CS: 0 | PA: 44 | | | | | | | | | | | | | | | |
| PITCHER | IP WLS BF H R ER SO BB IBB HBP BLK WP HR S P ERA WHIP | | | | | | | | | | | | | | | | | | | | | | | | | | | | | | | | | | | | |
| John Smiley, L (1.1) ERA: 5.62 | 4.2 | 27 | 11 | 6 | 6 | 1 | 2 | 0 | 0 | 0 | 0 | 0 | 1 | 55 | 82 | 11.57 | 2.786 | | | | | | | | | | | | | | | | | | | | |
| Bobby Ayala, R (5.1) ERA: 3.89 | 1.1 | L | 8 | 3 | 4 | 4 | 1 | 1 | 0 | 0 | 0 | 0 | 0 | 1 | 16 | 29 | 27.00 | 3.000 | | | | | | | | | | | | | | | | | | | |
| Jerry Spradlin, R (7.1) ERA: 2.45 | 2.0 | | 6 | 0 | 0 | 0 | 0 | 1 | 0 | 0 | 0 | 0 | 0 | 12 | 19 | 0.00 | 0.500 | | | | | | | | | | | | | | | | | | | | |
| Jeff Reardon, R (9.1) ERA: 2.45 | 1.0 | | 3 | 0 | 0 | 0 | 2 | 0 | 0 | 0 | 0 | 0 | 0 | 9 | 14 | 0.00 | 0.000 | | | | | | | | | | | | | | | | | | | | |

| | |
|-----|----|
| AB | 36 |
| R | 10 |
| H | 14 |
| RBI | 10 |
| BB | 4 |
| SO | 4 |
| LOB | 12 |



| Batter | 1 | 2 | 3 | 4 | 5 | 6 | 7 | 8 | 9 | AB R H RBI BB SO LOB | BOTTOM | | | | | | | | | | | | | | | | | | | | | | | | |
|--|---|----------------------------------|------------------------------|----------------------------------|-------------------------------|----------------------------------|-------------------------------|----------------------------------|------------------------------|----------------------------------|--|----------------------------------|-------------------------------|----------------------------------|------------------------------|---------------------------------|------------------------------|----------------------------------|------------------------------|----------------------------------|----------------------------------|------------------------------------|----------------------------------|--------|--|--|--|--|--|--|--|--|--|--|--|
| Juan Samuel, R (1.4) OBP: 0.268, SLG: 0.397 | 0-2 G6-3 3B | | 3-2 HR 1B | 2-1 3B | | 2-2 FC6-4 1B | | | 4-0 G4-3 BB | 4 2 4 2 1 0 0 | Pittsburgh Pirates @ Cincinnati Reds Riverfront Stadium, Cincinnati, OH Fri Jul 02 1993, 7:05 PM EDT Overcast - 85 F | | | | | | | | | | | | | | | | | | | | | | | | |
| Barry Larkin, R (1.6) OBP: 0.386, SLG: 0.424 | 1-0 G6-3 | | 1-1 HR | 2-1 F9 | | 1-0 FC6-4 | | | 1-1 G4-3 | 5 1 1 3 0 0 3 | | | | | | | | | | | | | | | | | | | | | | | | | |
| Kevin Mitchell, R (1.7) OBP: 0.395, SLG: 0.605 | 1-1 F8 | | 1-1 F8 | | 1-0 G5-3 | | 3-1 HR | | 0-2 P3 | 5 1 1 1 0 0 1 | | | | | | | | | | | | | | | | | | | | | | | | | |
| Randy Milligan, R (1.3) OBP: 0.392, SLG: 0.421 | 0-0 | | 0-1 G6-3 | | 4-0 | | 0-0 G6-3 | | 4-0 IBB | 3 1 1 1 1 0 0 | | | | | | | | | | | | | | | | | | | | | | | | | |
| Hal Morris, L (9. PH) OBP: 0.323, SLG: 0.298 | | | | | | | | | | 0 0 0 0 1 0 0 | | | | | | | | | | | | | | | | | | | | | | | | | |
| Roberto Kelly, R (1.8) OBP: 0.355, SLG: 0.476 | 1-0 P3 | | | 1-2 2B 1B | 1-0 P9 | | 3-3 K | | 2-2 G4-3 | 3 1 1 0 0 0 1 | | | | | | | | | | | | | | | | | | | | | | | | | |
| Jacob Brumfield, R (7.8) OBP: 0.400, SLG: 0.333 | | | | | | | | | | 1 0 0 0 0 1 0 | | | | | | | | | | | | | | | | | | | | | | | | | |
| Jeff Branson, L (9. PH) OBP: 0.363, SLG: 0.430 | | | | | | | | | | 1 0 0 0 0 0 2 | | | | | | | | | | | | | | | | | | | | | | | | | |
| Reggie Sanders, R (1.9) OBP: 0.334, SLG: 0.421 | | 0-1 F8 | | 1-0 2B 2B | 1-0 G6-3 | | 1-3 K | | | 4 1 1 0 0 1 1 | | | | | | | | | | | | | | | | | | | | | | | | | |
| Chris Sabo, R (1.5) OBP: 0.300, SLG: 0.400 | | 4-2 G6-4-3 BB | | 2-0 G3-1 3B 2B | | 4-2 G4-3 1B BB | | 1-0 F8 | | 2 2 1 2 2 0 0 | | | | | | | | | | | | | | | | | | | | | | | | | |
| Dan Wilson, R (1.2) OBP: 0.308, SLG: 0.250 | | 1-1 G6-4-3 | | 2-3 G3-1 | | 2-2 G4-3 | | 1-3 K2-3 | | 4 0 0 0 0 1 3 | | | | | | | | | | | | | | | | | | | | | | | | | |
| John Smiley, L (1.1) ERA: 6.0 | 3.2 | 19 | 8 | 7 | 7 | 0 | 2 | 0 | 0 | 0 | 0 | 1 | 25 | 64 | 6.75 | 1.500 | | | | | | | | | | | | | | | | | | | |
| Brian Dorsett, R (5. PH) ERA: 4.57 | 2.2 | W | 12 | 2 | 2 | 2 | 0 | 2 | 0 | 0 | 0 | 0 | 12 | 18 | 0.00 | 0.000 | | | | | | | | | | | | | | | | | | | |
| Bias Minor, R (7.1) ERA: 3.66 | 1.2 | | 5 | 0 | 0 | 3 | 0 | 0 | 0 | 0 | 0 | 0 | 9 | 20 | 0.00 | 1.000 | | | | | | | | | | | | | | | | | | | |
| Stan Belinda, R (9.1) ERA: 2.55 | 1.0 | S | 5 | 0 | 0 | 0 | 1 | 1 | 0 | 0 | 0 | 0 | 9 | 20 | 0.00 | 1.000 | | | | | | | | | | | | | | | | | | | |
| Inning Stats | R: 2 E: 0 K: 0 S: 11 | H: 2 LOB: 0 BB: 0 P: 14 | R: 0 E: 0 K: 0 S: 6 | H: 0 LOB: 0 BB: 1 P: 11 | R: 2 E: 0 K: 0 S: 12 | H: 2 LOB: 0 BB: 0 P: 18 | R: 3 E: 0 K: 0 S: 15 | H: 4 LOB: 1 BB: 0 P: 25 | R: 0 E: 0 K: 0 S: 5 | H: 0 LOB: 1 BB: 1 P: 11 | R: 1 E: 0 K: 0 S: 15 | H: 1 LOB: 1 BB: 1 P: 26 | R: 1 E: 0 K: 2 S: 10 | H: 1 LOB: 0 BB: 0 P: 17 | R: 0 E: 0 K: 1 S: 5 | H: 0 LOB: 0 BB: 0 P: 7 | R: 0 E: 0 K: 0 S: 9 | H: 0 LOB: 2 BB: 2 P: 20 | R: 0 E: 0 K: 2 S: 9 | H: 0 LOB: 0 BB: 0 P: 14 | 1B: 3 2B: 2 3B: 2 HR: 3 | SF: 0 SAC: 0 DP: 1 HBP: 0 | WP: 0 PB: 0 SB: 0 CS: 0 | PA: 41 | | | | | | | | | | | |
| PITCHER | IP WLS BF H R ER SO BB IBB HBP BLK WP HR S P ERA WHIP | | | | | | | | | | | | | | | | | | | | | | | | | | | | | | | | | | |
| Zane Smith, L (1.1) ERA: 6.0 | 3.2 | 19 | 8 | 7 | 7 | 0 | 2 | 0 | 0 | 0 | 0 | 1 | 25 | 64 | 6.75 | 1.500 | | | | | | | | | | | | | | | | | | | |
| Dave Otto, L (4.1) ERA: 4.57 | 2.2 | W | 12 | 2 | 2 | 2 | 0 | 2 | 0 | 0 | 0 | 0 | 12 | 18 | 0.00 | 0.000 | | | | | | | | | | | | | | | | | | | |
| Bias Minor, R (7.1) ERA: 3.66 | 1.2 | | 5 | 0 | 0 | 3 | 0 | 0 | 0 | 0 | 0 | 0 | 9 | 20 | 0.00 | 1.000 | | | | | | | | | | | | | | | | | | | |
| Stan Belinda, R (9.1) ERA: 2.55 | 1.0 | S | 5 | 0 | 0 | 0 | 1 | 1 | 0 | 0 | 0 | 0 | 9 | 20 | 0.00 | 1.000 | | | | | | | | | | | | | | | | | | | |

| | |
|-----|----|
| AB | 36 |
| R | 9 |
| H | 10 |
| RBI | 9 |
| BB | 5 |
| SO | 3 |
| LOB | 13 |



| Batter | 1 | 2 | 3 | 4 | 5 | 6 | 7 | 8 | 9 | AB | R | H | RBI | BB | SO | LOB | TOP | | | | | | | | |
|---|------------------------------|----------------------------------|------------------------------|----------------------------------|------------------------------|---------------------------------|------------------------------|---------------------------------|-------------------------------|----------------------------------|-------------------------------|----------------------------------|------------------------------|---------------------------------|------------------------------|----------------------------------|---|----------------------------------|----------------------------------|------------------------------------|----------------------------------|--------|--|--|--|
| Tom Foley, L (1,4) OBP: 0.275, SLG: 0.374 | | | | | | | | | | 4 | 1 | 2 | 1 | 0 | 1 | 0 | Pittsburgh Pirates @ Cincinnati Reds Riverfront Stadium, Cincinnati, OH Fri Jul 02 1993, 7:05 PM EDT Att: 32,681 - Unknown - 82 F | | | | | | | | |
| Jay Bell, R (1,6) OBP: 0.380, SLG: 0.436 | | | | | | | | | | 4 | 0 | 1 | 0 | 0 | 0 | 0 | | | | | | | | | |
| Al Martin, L (1,8) OBP: 0.295, SLG: 0.443 | | | | | | | | | | 4 | 0 | 0 | 0 | 0 | 0 | 2 | | | | | | | | | |
| Orlando Merced, S (1,9) OBP: 0.462, SLG: 0.494 | | | | | | | | | | 3 | 0 | 1 | 0 | 1 | 1 | 2 | | | | | | | | | |
| Jeff King, R (1,5) OBP: 0.344, SLG: 0.384 | | | | | | | | | | 4 | 0 | 0 | 0 | 0 | 2 | | | | | | | | | | |
| Kevin Young, R (1,3) OBP: 0.302, SLG: 0.330 | | | | | | | | | | 4 | 0 | 1 | 0 | 0 | 1 | 1 | | | | | | | | | |
| Ben Shelton, R (1,7) Denny Neagle, L (7,1) Lonnie Smith, R (9,PH) OBP: 0.401, SLG: 0.377 | | | | | | | | | | 3 | 0 | 1 | 0 | 0 | 0 | 1 | | | | | | | | | |
| Tom Prince, R (1,2) OBP: 0.258, SLG: 0.278 | | | | | | | | | | 4 | 0 | 1 | 0 | 0 | 0 | 1 | | | | | | | | | |
| Tim Wakefield, R (1,1) Will Pennyfeather, R (7,7) OBP: 0.103, SLG: 0.172 | | | | | | | | | | 2 | 0 | 0 | 0 | 0 | 0 | 2 | | | | | | | | | |
| | | | | | | | | | | 1 | 0 | 0 | 0 | 0 | 0 | 0 | | | | | | | | | |
| Inning Stats | R: 0 E: 0 K: 1 S: 8 | H: 0 LOB: 0 BB: 0 P: 11 | R: 0 E: 0 K: 0 S: 7 | H: 0 LOB: 1 BB: 1 P: 15 | R: 0 E: 0 K: 0 S: 5 | H: 0 LOB: 0 BB: 0 P: 5 | R: 0 E: 0 K: 1 S: 7 | H: 0 LOB: 0 BB: 0 P: 9 | R: 0 E: 0 K: 0 S: 10 | H: 3 LOB: 2 BB: 0 P: 13 | R: 1 E: 0 K: 0 S: 12 | H: 2 LOB: 1 BB: 0 P: 18 | R: 0 E: 0 K: 0 S: 5 | H: 0 LOB: 0 BB: 0 P: 7 | R: 0 E: 0 K: 0 S: 7 | H: 2 LOB: 2 BB: 0 P: 11 | R: 0 E: 0 K: 1 S: 12 | H: 0 LOB: 1 BB: 1 P: 18 | 1B: 5 2B: 1 3B: 0 HR: 1 | SF: 0 SAC: 0 DP: 0 HBP: 0 | WP: 0 PB: 0 SB: 0 CS: 0 | PA: 35 | | | |
| PITCHER | IP | WLS | BF | H | R | ER | SO | BB | IBB | HBP | BLK | WP | HR | S | P | ERA | WHIP | | | | | | | | |
| Tim Pugh, R (1,1) ERA: 5.06 | 7.0 | W | 26 | 5 | 1 | 1 | 2 | 1 | 0 | 0 | 0 | 0 | 1 | 54 | 78 | 1.29 | 0.857 | | | | | | | | |
| Greg Cadaret, L (8,1) ERA: 5.23 | 2.0 | | 9 | 2 | 0 | 0 | 1 | 1 | 0 | 0 | 0 | 0 | 0 | 19 | 29 | 0.00 | 1.500 | | | | | | | | |

| | |
|-----|----|
| AB | 33 |
| R | 1 |
| H | 7 |
| RBI | 1 |
| BB | 2 |
| SO | 3 |
| LOB | 11 |



| Batter | 1 | 2 | 3 | 4 | 5 | 6 | 7 | 8 | 9 | AB | R | H | RBI | BB | SO | LOB | BOTTOM | | | | | | | | |
|--|------------------------------|---------------------------------|------------------------------|---------------------------------|------------------------------|---------------------------------|-------------------------------|----------------------------------|------------------------------|---------------------------------|-------------------------------|----------------------------------|-------------------------------|----------------------------------|-------------------------------|----------------------------------|---|------------------------------------|----------------------------------|--------|--|--|--|--|--|
| Jeff Branson, L (1,4) OBP: 0.356, SLG: 0.418 | | | | | | | | | | 3 | 1 | 0 | 1 | 1 | 0 | 1 | Pittsburgh Pirates @ Cincinnati Reds Riverfront Stadium, Cincinnati, OH Fri Jul 02 1993, 7:05 PM EDT Att: 32,681 - Unknown - 82 F | | | | | | | | |
| Barry Larkin, R (1,6) Greg Cadaret, L (8,1) OBP: 0.387, SLG: 0.425 | | | | | | | | | | 4 | 1 | 2 | 0 | 0 | 0 | 1 | | | | | | | | | |
| Hal Morris, L (1,3) OBP: 0.320, SLG: 0.287 | | | | | | | | | | 3 | 1 | 0 | 0 | 1 | 0 | 1 | | | | | | | | | |
| Kevin Mitchell, R (1,7) Juan Samuel, R (7,PH) OBP: 0.394, SLG: 0.614 | | | | | | | | | | 3 | 1 | 1 | 1 | 0 | 1 | 3 | | | | | | | | | |
| Chris Sabo, R (1,5) OBP: 0.303, SLG: 0.401 | | | | | | | | | | 2 | 1 | 1 | 1 | 1 | 1 | 0 | | | | | | | | | |
| Reggie Sanders, R (1,9) OBP: 0.333, SLG: 0.419 | | | | | | | | | | 4 | 1 | 1 | 2 | 0 | 1 | 2 | | | | | | | | | |
| Jacob Brumfield, R (1,8) OBP: 0.409, SLG: 0.459 | | | | | | | | | | 4 | 2 | 2 | 2 | 0 | 0 | 0 | | | | | | | | | |
| Brian Dorsett, R (1,2) OBP: 0.200, SLG: 0.400 | | | | | | | | | | 4 | 1 | 1 | 2 | 0 | 0 | 0 | | | | | | | | | |
| Tim Pugh, R (1,1) Gary Varsho, L (8,7) OBP: 0.200, SLG: 0.172 | | | | | | | | | | 3 | 0 | 1 | 0 | 0 | 1 | 0 | | | | | | | | | |
| | | | | | | | | | | 1 | 0 | 1 | 0 | 0 | 0 | 0 | | | | | | | | | |
| Inning Stats | R: 0 E: 0 K: 0 S: 5 | H: 0 LOB: 0 BB: 0 P: 8 | R: 0 E: 0 K: 1 S: 5 | H: 0 LOB: 0 BB: 0 P: 6 | R: 0 E: 0 K: 1 S: 8 | H: 0 LOB: 0 BB: 0 P: 9 | R: 5 E: 1 K: 1 S: 19 | H: 3 LOB: 2 BB: 2 P: 30 | R: 0 E: 0 K: 0 S: 6 | H: 1 LOB: 1 BB: 0 P: 7 | R: 4 E: 0 K: 0 S: 15 | H: 4 LOB: 1 BB: 1 P: 24 | R: 0 E: 0 K: 1 S: 14 | H: 1 LOB: 1 BB: 0 P: 23 | R: 0 E: 0 K: 0 S: 12 | H: 1 LOB: 1 BB: 0 P: 16 | 1B: 6 2B: 2 3B: 0 HR: 2 | SF: 2 SAC: 0 DP: 0 HBP: 0 | WP: 0 PB: 0 SB: 0 CS: 0 | PA: 37 | | | | | |
| PITCHER | IP | WLS | BF | H | R | ER | SO | BB | IBB | HBP | BLK | WP | HR | S | P | ERA | WHIP | | | | | | | | |
| Tim Wakefield, R (1,1) ERA: 6.41 | 6.0 | L | 29 | 8 | 9 | 9 | 3 | 3 | 0 | 0 | 0 | 0 | 2 | 58 | 84 | 13.50 | 1.833 | | | | | | | | |
| Denny Neagle, L (7,1) ERA: 5.33 | 2.0 | | 8 | 2 | 0 | 0 | 1 | 0 | 0 | 0 | 0 | 0 | 0 | 26 | 39 | 0.00 | 1.000 | | | | | | | | |



| Batter | 1 | 2 | 3 | 4 | 5 | 6 | 7 | 8 | 9 | AB | R | H | RBI | BB | SO | LOB | TOP | | | | | |
|--|-------------------------------|----------------------------------|------------------------------|----------------------------------|-------------------------------|----------------------------------|-------------------------------|----------------------------------|-------------------------------|----------------------------------|-------------------------------|----------------------------------|-------------------------------|----------------------------------|-------------------------------|----------------------------------|------------------------------|----------------------------------|----------------------------------|------------------------------------|----------------------------------|--------|
| Carlos Garcia, R (1.4) Freddie Toliver, R (7.1) | L7 | | 1B | | | G1-3 | K | | | 4 | 0 | 1 | 0 | 0 | 1 | 2 | | | | | | |
| Tom Foley, L (1.6) OBP: 0.285, SLG: 0.359 | G4-3 | | K | | | F9 | | K2-3 | | 4 | 0 | 0 | 0 | 0 | 2 | 1 | | | | | | |
| Al Martin, L (1.8) OBP: 0.299, SLG: 0.444 | P2 | | | G3-S G4-3 | | HR | | F8 | | 4 | 2 | 2 | 0 | 0 | 0 | 0 | | | | | | |
| Orlando Merced, S (1.9) OBP: 0.462, SLG: 0.506 | | G6-4-3 | | G3 | | HR | | P5 | | 4 | 1 | 2 | 2 | 0 | 0 | 1 | | | | | | |
| Jeff King, R (1.5) OBP: 0.343, SLG: 0.380 | G6-4-3 | | | G4-3 | | HR | | | B1-3 HBP | 3 | 0 | 0 | 1 | 0 | 0 | 1 | | | | | | |
| Dave Clark, L (1.7) OBP: 0.336, SLG: 0.333 | | | | F7 | | | | P6 | | 3 | 0 | 1 | 0 | 1 | 0 | 1 | | | | | | |
| Don Slaughter, R (1.2) OBP: 0.359, SLG: 0.431 | L9 | | | | | G4-3 | | B1-3 | | 3 | 0 | 0 | 0 | 1 | 0 | 2 | | | | | | |
| Kevin Young, R (1.3) OBP: 0.302, SLG: 0.330 | | | | | | K | | P9 | | 3 | 0 | 1 | 0 | 0 | 1 | 2 | | | | | | |
| Bob Walk, R (1.1) OBP: 0.111, SLG: 0.139 | | | | | | K | | P9 | | 2 | 0 | 0 | 0 | 0 | 2 | 1 | | | | | | |
| Lonnie Smith, R (7, PH) OBP: 0.399, SLG: 0.374 | | | | | | K | | | | 1 | 0 | 0 | 0 | 0 | 0 | 2 | | | | | | |
| Dave Otto, L (7.1) OBP: 0.222, SLG: 0.389 | | | | | | | | | | 0 | 0 | 0 | 0 | 0 | 0 | 0 | | | | | | |
| Jay Bell, R (7.6) OBP: 0.380, SLG: 0.436 | | | | | | | | | | 0 | 0 | 0 | 0 | 0 | 0 | 0 | | | | | | |
| Inning Stats | R: 0 E: 0 K: 0 S: 10 | H: 0 LOB: 0 BB: 0 P: 14 | R: 0 E: 0 K: 0 S: 7 | H: 1 LOB: 1 BB: 1 P: 16 | R: 0 E: 0 K: 2 S: 14 | H: 2 LOB: 1 BB: 0 P: 19 | R: 1 E: 0 K: 0 S: 13 | H: 1 LOB: 0 BB: 0 P: 19 | R: 0 E: 0 K: 2 S: 11 | H: 0 LOB: 0 BB: 0 P: 15 | R: 2 E: 0 K: 0 S: 11 | H: 2 LOB: 0 BB: 0 P: 15 | R: 0 E: 0 K: 1 S: 12 | H: 1 LOB: 2 BB: 1 P: 23 | R: 0 E: 0 K: 1 S: 11 | H: 0 LOB: 0 BB: 0 P: 16 | R: 0 E: 0 K: 0 S: 9 | H: 0 LOB: 0 BB: 0 P: 13 | 1B: 6 2B: 1 3B: 0 HR: 1 | SF: 0 SAC: 0 DP: 2 HBP: 1 | WP: 0 PB: 0 SB: 1 CS: 1 | PA: 34 |
| PITCHER | IP | WLS | BF | H | R | ER | SO | BB | IBB | HBP | BLK | WP | HR | S | P | ERA | WHIP | | | | | |
| Larry Luebbers, R (1.1) ERA: 4.76 | 5.2 | W | 22 | 6 | 3 | 3 | 4 | 1 | 0 | 0 | 0 | 0 | 1 | 64 | 96 | 4.76 | 1.235 | | | | | |
| Bobby Ayala, R (6.1) ERA: 3.82 | 0.2 | | 4 | 1 | 0 | 0 | 0 | 1 | 0 | 0 | 0 | 0 | 0 | 8 | 15 | 0.00 | 3.000 | | | | | |
| Jeff Reardon, R (7.1) ERA: 2.32 | 1.2 | S | 5 | 0 | 0 | 0 | 2 | 0 | 0 | 0 | 0 | 0 | 0 | 17 | 26 | 0.00 | 0.000 | | | | | |
| Rob Dibble, R (9.1) ERA: 3.2 | 1.0 | | 3 | 0 | 0 | 0 | 0 | 0 | 0 | 1 | 0 | 0 | 0 | 9 | 13 | 0.00 | 0.000 | | | | | |

Pittsburgh Pirates @ Cincinnati Reds
Riverfront Stadium, Cincinnati, OH

AB 31
R 3
H 7
RBI 3
BB 2
SO 6
LOB 13



WP: 0
PB: 0
SB: 1
CS: 1

Sat Jul 03 1993, 7:05 PM EDT
Att: 34,771 - Unknown - 88 F

livebaseballscores.com

| Batter | 1 | 2 | 3 | 4 | 5 | 6 | 7 | 8 | 9 | AB | R | H | RBI | BB | SO | LOB | BOTTOM | | | | |
|--|------------------------------|----------------------------------|-------------------------------|----------------------------------|-------------------------------|----------------------------------|------------------------------|----------------------------------|------------------------------|----------------------------------|------------------------------|----------------------------------|-------------------------------|----------------------------------|------------------------------|---------------------------------|----------------------------------|------------------------------------|----------------------------------|--------|--|
| Jeff Branson, L (1.4) OBP: 0.352, SLG: 0.421 | G3-1 | | E 1B | L3 | | | K | | | 4 | 1 | 1 | 0 | 0 | 1 | 1 | | | | | |
| Barry Larkin, R (1.6) OBP: 0.391, SLG: 0.433 | | | 2B SF7 | | G6-3 | | G4-3 | | | 4 | 1 | 3 | 1 | 0 | 0 | 0 | | | | | |
| Hal Morris, L (1.3) OBP: 0.307, SLG: 0.275 | F7 | | F9 | | G4-3 | | G4-3 | | | 4 | 0 | 0 | 0 | 0 | 0 | 3 | | | | | |
| Kevin Mitchell, R (1.7) OBP: 0.396, SLG: 0.615 | F8 | | SF7 | | K | | | | | 3 | 0 | 1 | 0 | 1 | 1 | 1 | | | | | |
| Rob Dibble, L (9.1) OBP: 1.000, SLG: 1.000 | | | 2B | | | | | | | 0 | 0 | 0 | 0 | 0 | 0 | 0 | | | | | |
| Chris Sabo, R (1.5) OBP: 0.302, SLG: 0.400 | | P5 | SF7 | | | 1B | | | | 3 | 1 | 1 | 1 | 0 | 1 | 2 | | | | | |
| Reggie Sanders, R (1.9) OBP: 0.335, SLG: 0.420 | | 2B 1B | K | | | 1B | | F8 | | 4 | 1 | 2 | 0 | 0 | 1 | 1 | | | | | |
| Joe Oliver, R (1.2) OBP: 0.278, SLG: 0.385 | | 1B | | | G6-3 | | SF9-1-6-4-5 | | FC3-6 1B | 3 | 1 | 2 | 1 | 0 | 0 | 0 | | | | | |
| Jacob Brumfield, R (1.8) OBP: 0.417, SLG: 0.450 | | | | | K | | | | FC3-6 | 3 | 0 | 1 | 2 | 1 | 1 | 1 | | | | | |
| Larry Luebbers, R (1.1) OBP: 0.500, SLG: 0.500 | | | | | | | | | | 2 | 0 | 1 | 0 | 0 | 1 | 0 | | | | | |
| Bobby Ayala, R (6.1) ERA: 4.52 | | | | | | | | | | 1 | 0 | 0 | 0 | 0 | 0 | 1 | | | | | |
| Jeff Reardon, R (7.1) ERA: 4.52 | | | | | | | | | | 0 | 0 | 0 | 0 | 0 | 0 | 0 | | | | | |
| Gary Varsho, L (8, PH) OBP: 0.356, SLG: 0.373 | | | | | | | | | | 1 | 0 | 0 | 0 | 0 | 0 | 1 | | | | | |
| Inning Stats | R: 0 E: 0 K: 0 S: 7 | H: 1 LOB: 1 BB: 0 P: 10 | R: 2 E: 0 K: 1 S: 11 | H: 3 LOB: 0 BB: 0 P: 16 | R: 2 E: 1 K: 1 S: 13 | H: 3 LOB: 1 BB: 0 P: 18 | R: 0 E: 0 K: 1 S: 7 | H: 1 LOB: 0 BB: 0 P: 10 | R: 0 E: 0 K: 1 S: 7 | H: 0 LOB: 0 BB: 0 P: 12 | R: 1 E: 0 K: 0 S: 8 | H: 2 LOB: 1 BB: 1 P: 12 | R: 0 E: 0 K: 2 S: 11 | H: 1 LOB: 2 BB: 1 P: 20 | R: 0 E: 0 K: 0 S: 6 | H: 1 LOB: 1 BB: 0 P: 9 | 1B: 8 2B: 5 3B: 0 HR: 0 | SF: 2 SAC: 0 DP: 1 HBP: 0 | WP: 0 PB: 0 SB: 0 CS: 0 | PA: 36 | |
| PITCHER | IP | WLS | BF | H | R | ER | SO | BB | IBB | HBP | BLK | WP | HR | S | P | ERA | WHIP | | | | |
| Bob Walk, R (1.1) ERA: 5.05 | 6.0 | L | 27 | 10 | 5 | 5 | 4 | 1 | 0 | 0 | 0 | 0 | 0 | 7 | 11 | 0.00 | 1.500 | | | | |
| Dave Otto, L (7.1) ERA: 4.52 | 0.2 | | 3 | 1 | 0 | 0 | 1 | 0 | 0 | 0 | 0 | 0 | 0 | 7 | 11 | 0.00 | 1.500 | | | | |
| Freddie Toliver, R (7.1) ERA: 3.66 | 1.1 | | 6 | 1 | 0 | 0 | 1 | 1 | 0 | 0 | 0 | 0 | 0 | 10 | 18 | 0.00 | 1.500 | | | | |

Pittsburgh Pirates @ Cincinnati Reds
Riverfront Stadium, Cincinnati, OH

AB 32
R 5
H 12
RBI 5
BB 2
SO 6
LOB 11



WP: 0
PB: 0
SB: 0
CS: 0

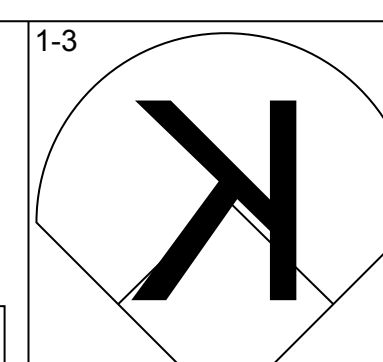
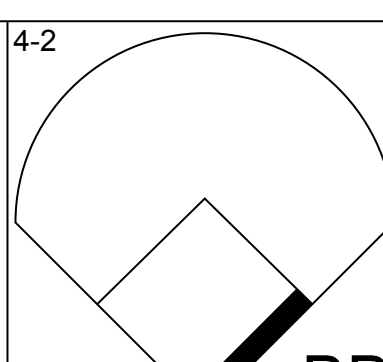
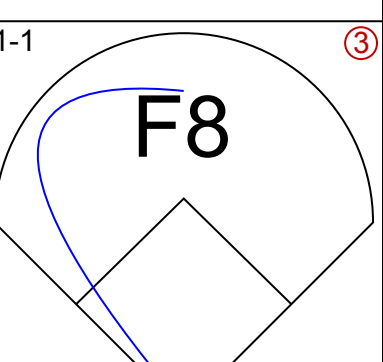
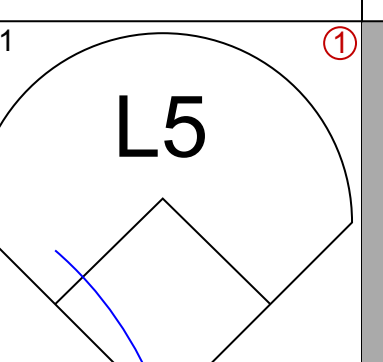
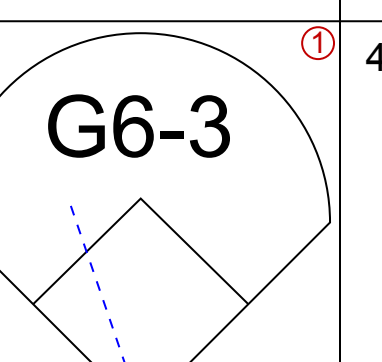
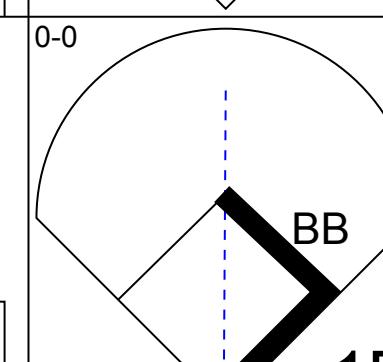
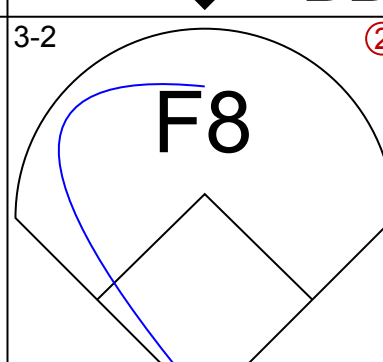
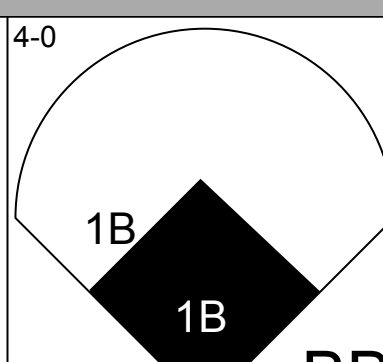
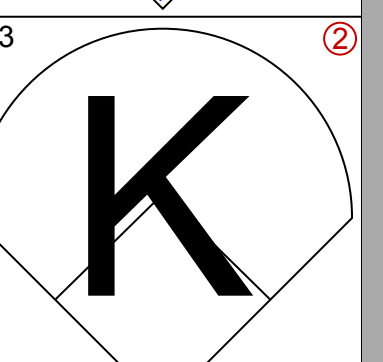
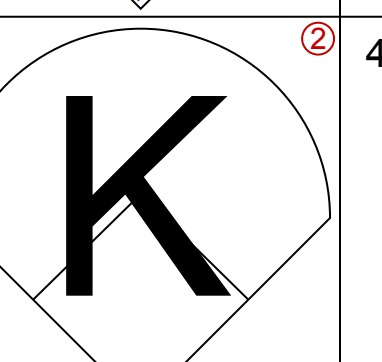
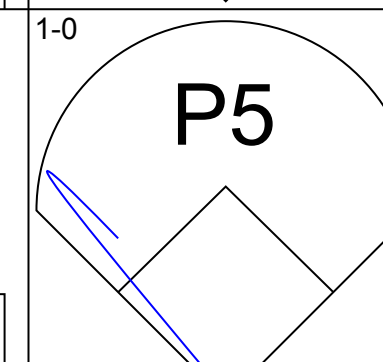
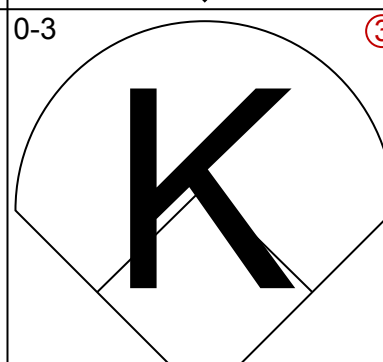
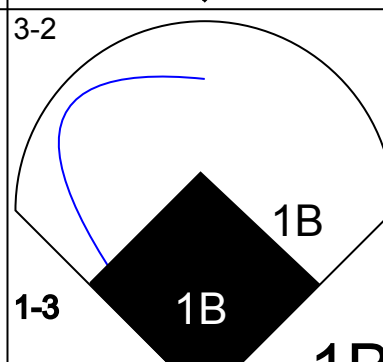
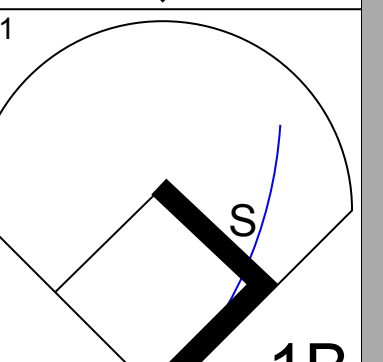
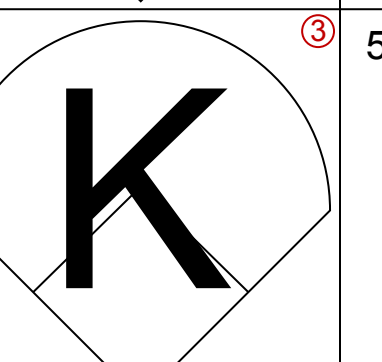
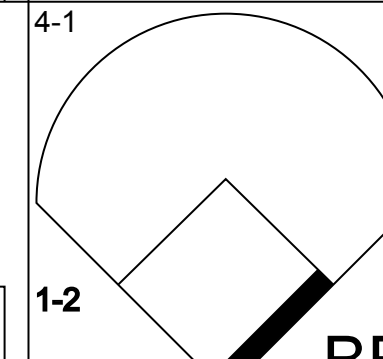
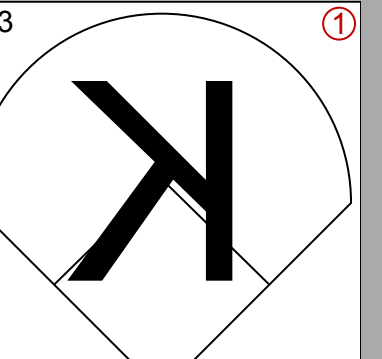
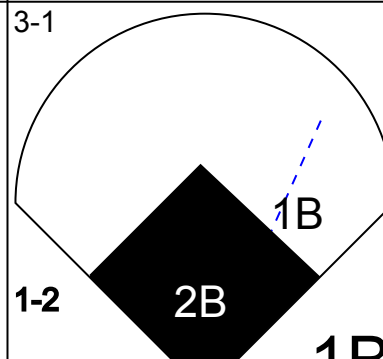
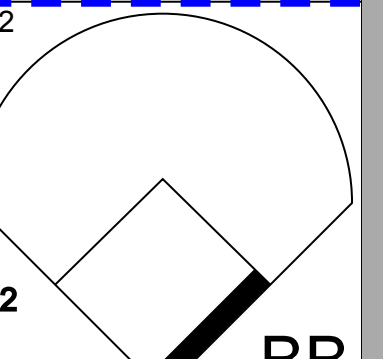
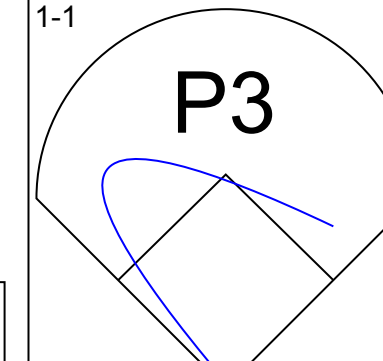
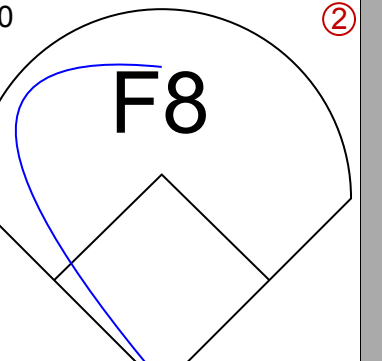
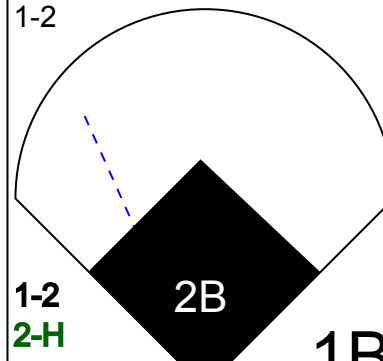
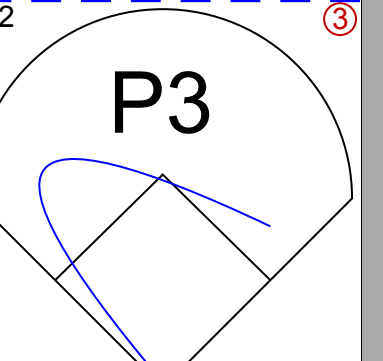
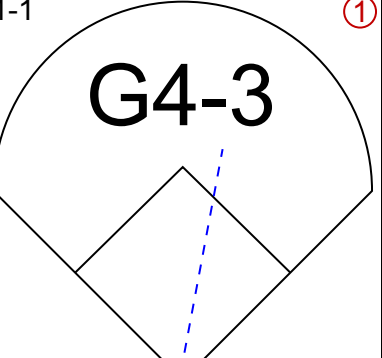
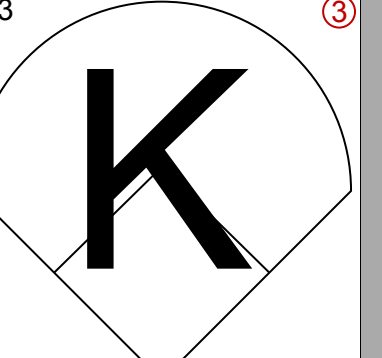
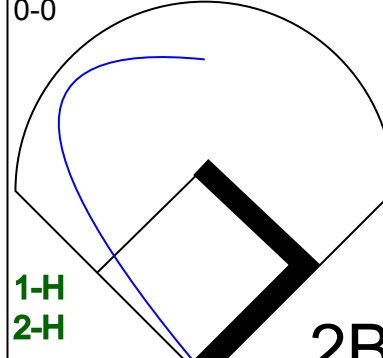
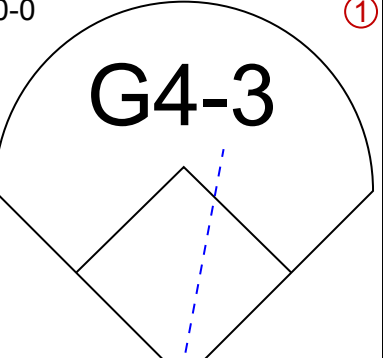
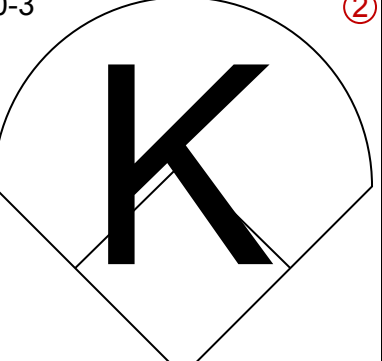
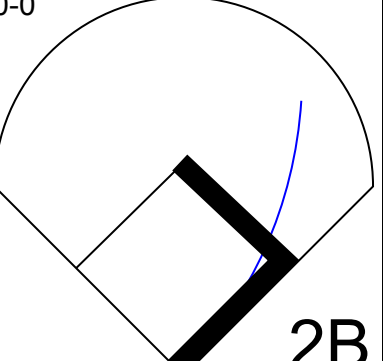
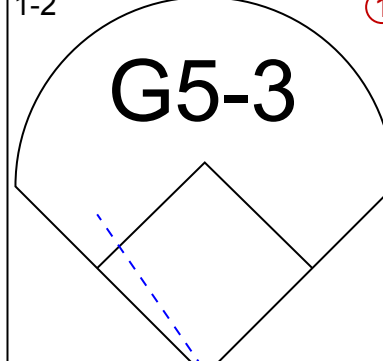
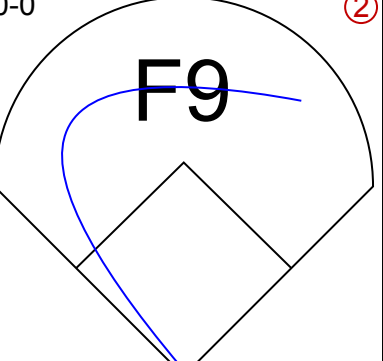
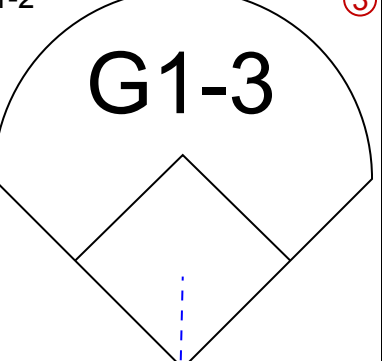
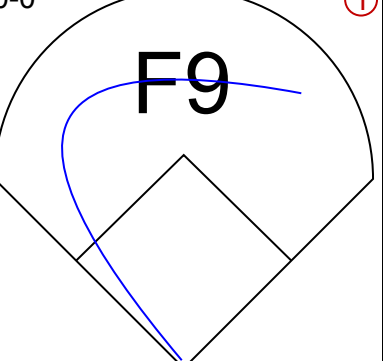
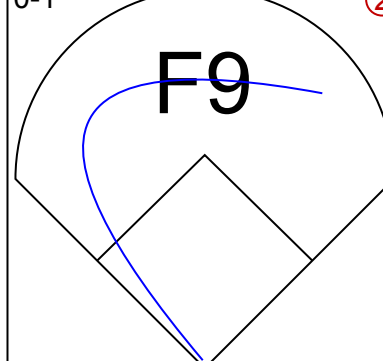
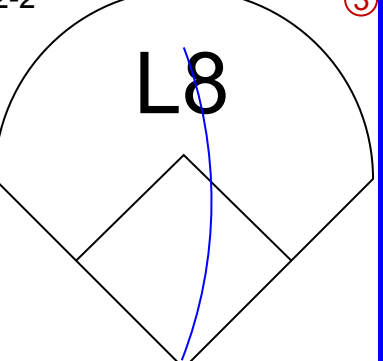
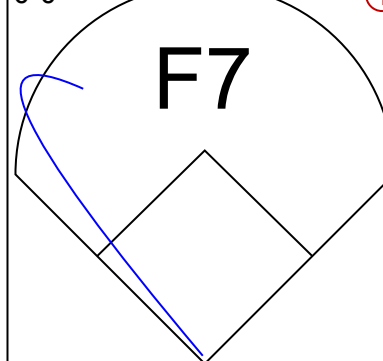
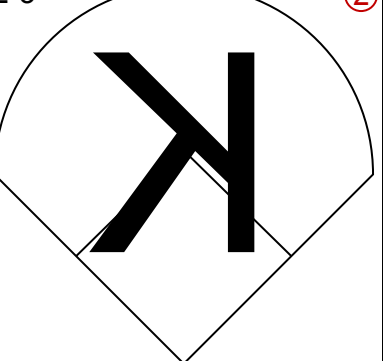
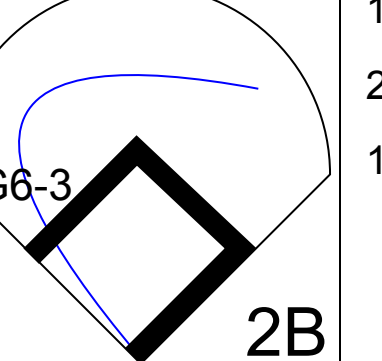
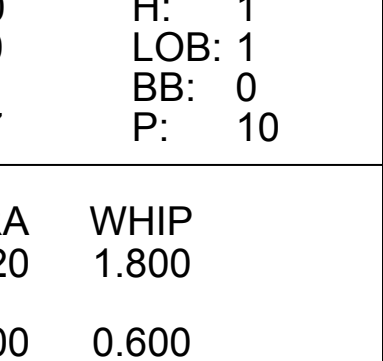
Sat Jul 03 1993, 7:05 PM EDT
Att: 34,771 - Unknown - 88 F

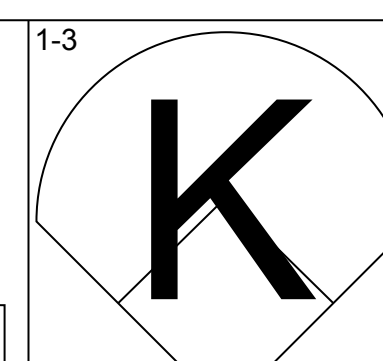
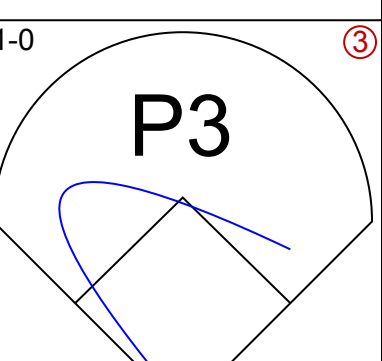
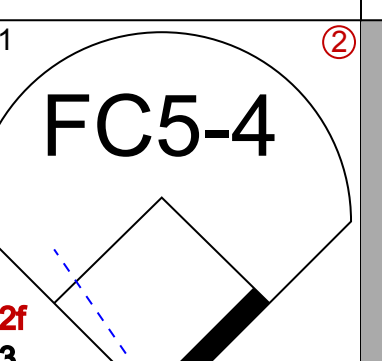
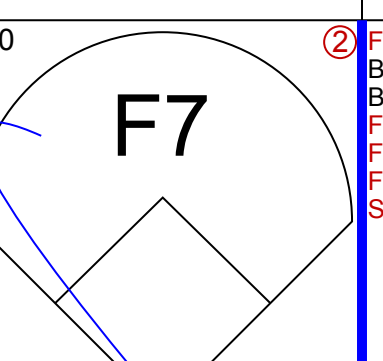
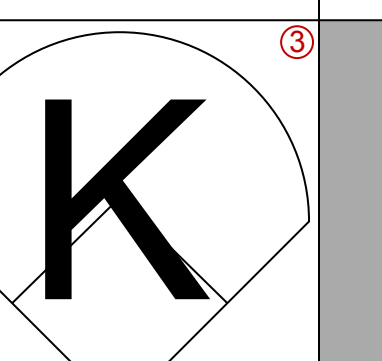
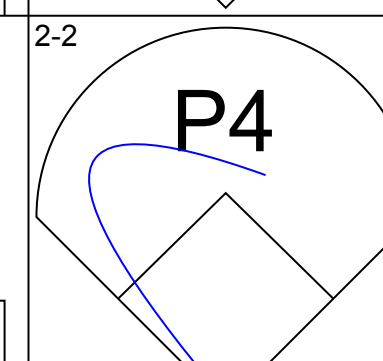
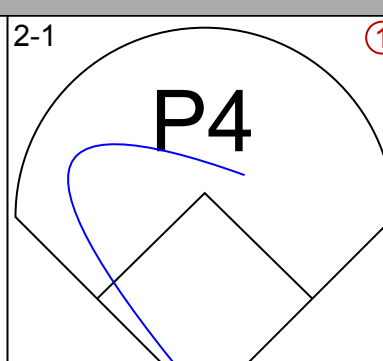
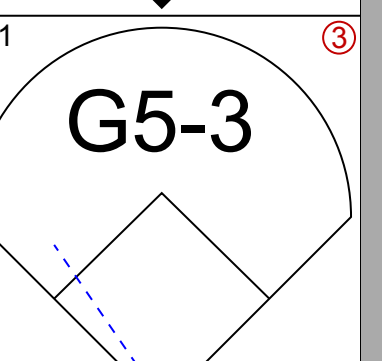
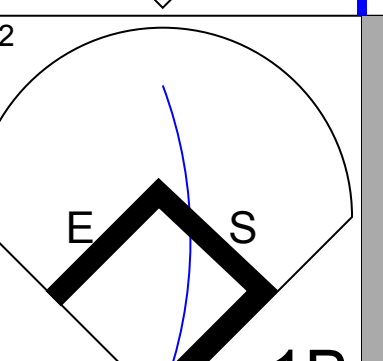
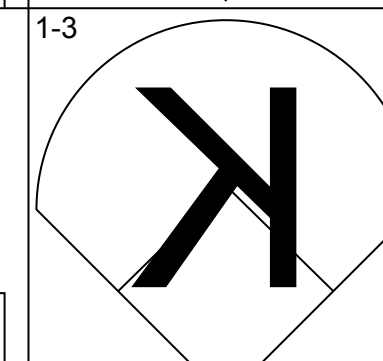
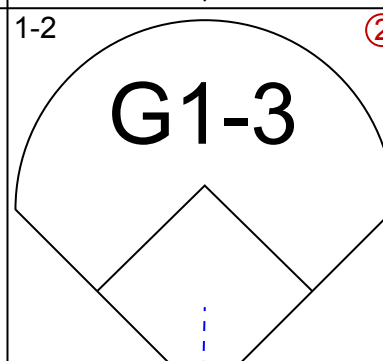
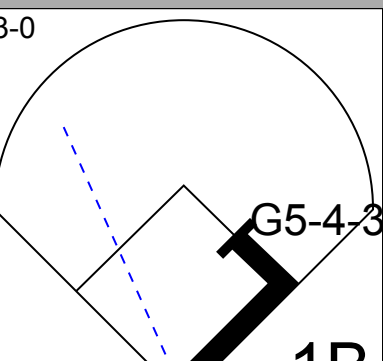
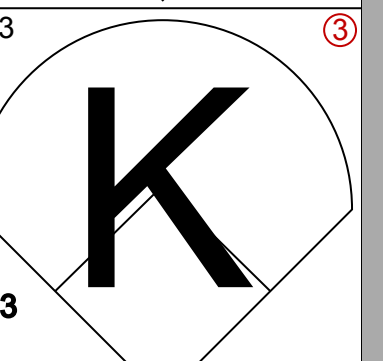
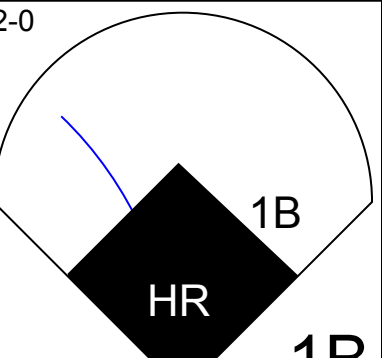
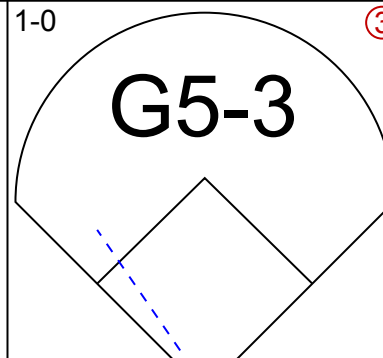
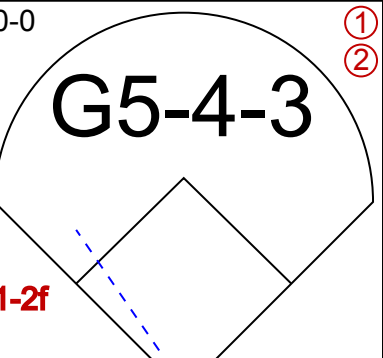
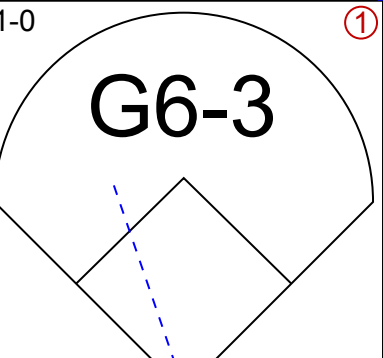
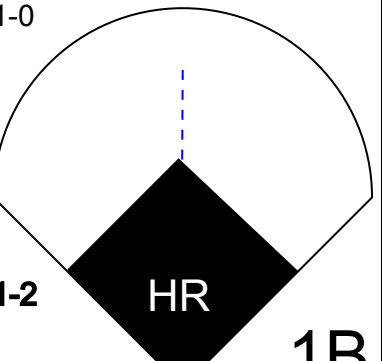
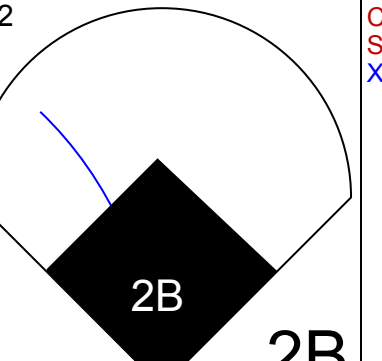
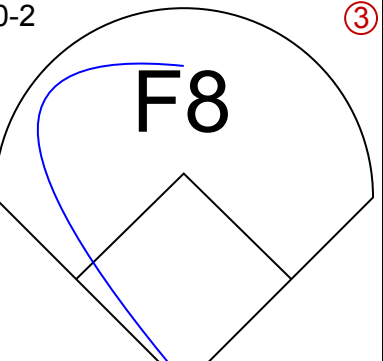
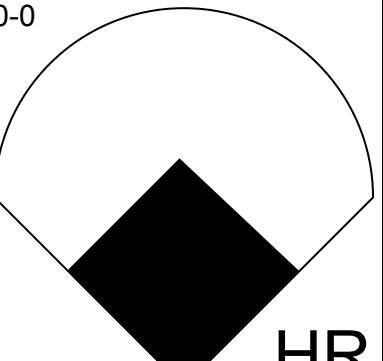
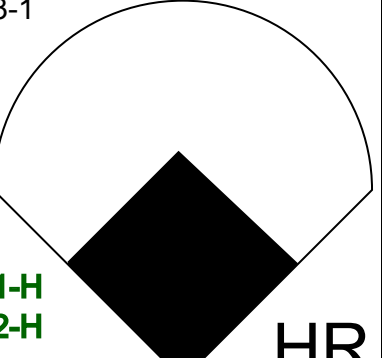
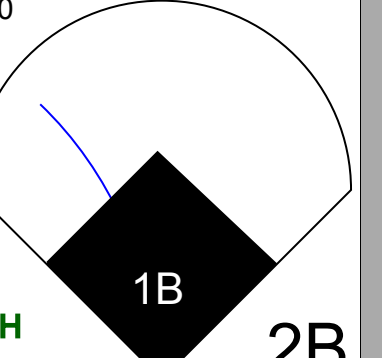
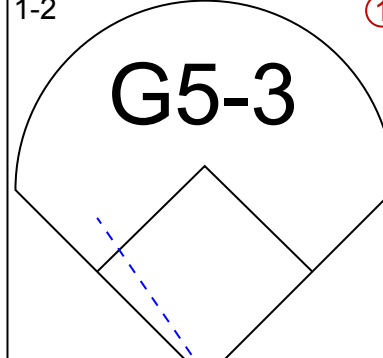
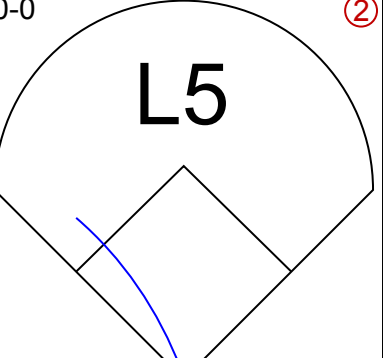
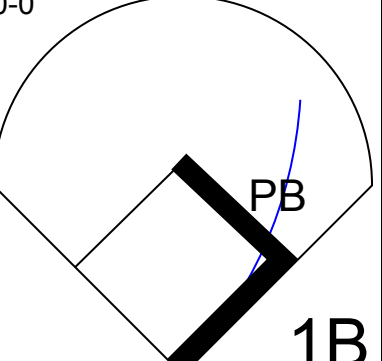
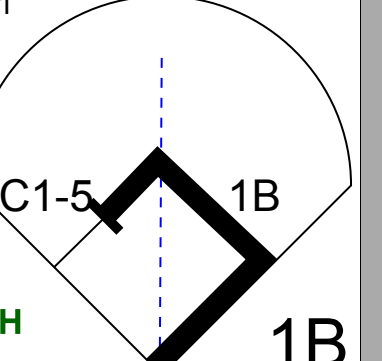
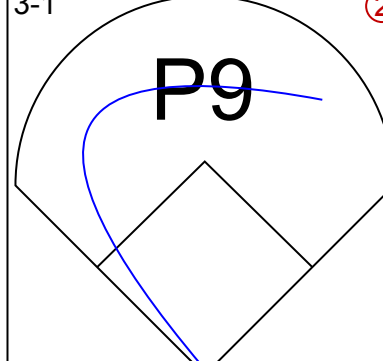
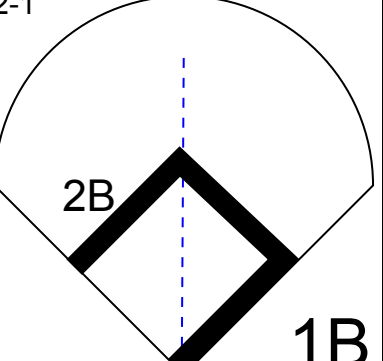
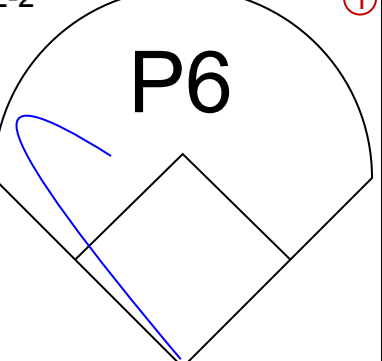
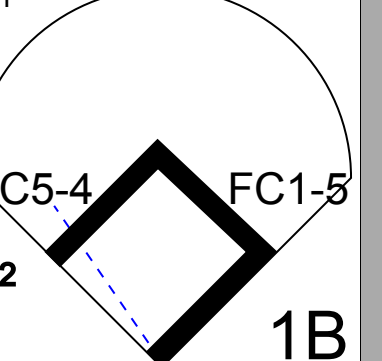

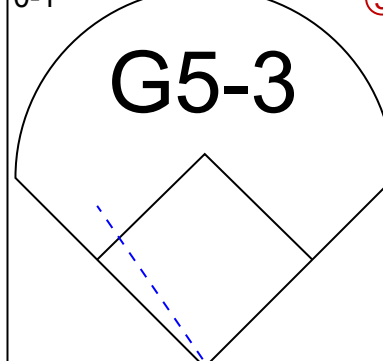
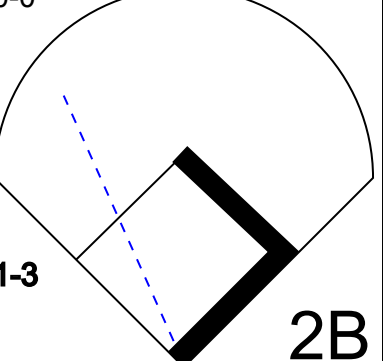
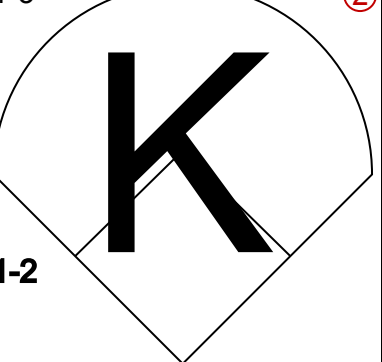
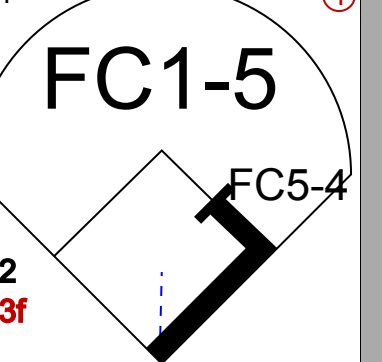
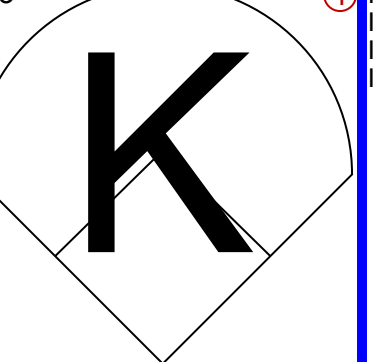
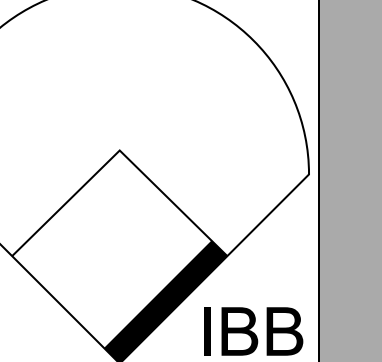
livebaseballscores.com

| Batter | 1 | 2 | 3 | 4 | 5 | 6 | 7 | 8 | 9 | AB | R | H | RBI | BB | SO | LOB | TOP | | | | | | | | | | | |
|---|-------------------------------|----------------------------------|-------------------------------|----------------------------------|-------------------------------|----------------------------------|------------------------------|----------------------------------|-------------------------------|----------------------------------|-------------------------------|----------------------------------|------------------------------|---------------------------------|-------------------------------|----------------------------------|---|--|------------------------------------|----------------------------------|--------|--|--|--|--|--|--|--|
| Carlos Garcia, R OBP: 0.301, SLG: 0.374 (1, 4) | | | | | | | | | | 5 | 0 | 2 | 0 | 0 | 0 | 3 | Pittsburgh Pirates @ Cincinnati Reds Riverfront Stadium, Cincinnati, OH Sun Jul 04 1993, 3:33 AM EDT Att: 28,046 - Sunny - 90 F | | | | | | | | | | | |
| Jay Bell, R OBP: 0.378, SLG: 0.442 (1, 6) | | | | | | | | | | 5 | 1 | 1 | 1 | 0 | 1 | 2 | | | | | | | | | | | | |
| Al Martin, L OBP: 0.298, SLG: 0.441 (1, 8) | | | | | | | | | | 4 | 0 | 1 | 0 | 0 | 1 | 1 | | | | | | | | | | | | |
| Jeff King, R OBP: 0.345, SLG: 0.381 (1, 5) | | | | | | | | | | 4 | 0 | 2 | 0 | 0 | 0 | 0 | | | | | | | | | | | | |
| Orlando Merced, S OBP: 0.459, SLG: 0.502 (1, 9) | | | | | | | | | | 4 | 0 | 1 | 0 | 0 | 1 | 3 | | | | | | | | | | | | |
| Kevin Young, R OBP: 0.305, SLG: 0.333 (1, 3) | | | | | | | | | | 4 | 0 | 2 | 0 | 0 | 1 | 2 | | | | | | | | | | | | |
| Ben Shelton, R OBP: 0.348, SLG: 0.450 John Candelaria, L OBP: 0.167, SLG: 0.200 Freddie Toliver, R OBP: 0.167, SLG: 0.200 Will Pennyfather, R OBP: 0.167, SLG: 0.200 (1, 7) | | | | | | | | | | 3 | 0 | 0 | 0 | 0 | 0 | 2 | | AB 36 R 2 H 11 RBI 2 BB 1 SO 5 LOB 15 | | | | | | | | | | |
| Tom Prince, R OBP: 0.269, SLG: 0.313 (1, 2) | | | | | | | | | | 4 | 1 | 2 | 0 | 0 | 1 | 1 | | | | | | | | | | | | |
| Paul Wagner, R OBP: 0.294, SLG: 0.250 Lonnie Smith, R OBP: 0.393, SLG: 0.371 (1, 1) | | | | | | | | | | 1 | 0 | 0 | 0 | 1 | 0 | 1 | | | | | | | | | | | | |
| Inning Stats | R: 1 E: 0 K: 1 S: 15 | H: 3 LOB: 1 BB: 0 P: 23 | R: 0 E: 0 K: 0 S: 12 | H: 1 LOB: 2 BB: 1 P: 21 | R: 0 E: 0 K: 1 S: 12 | H: 2 LOB: 0 BB: 0 P: 20 | R: 0 E: 0 K: 0 S: 8 | H: 1 LOB: 1 BB: 0 P: 13 | R: 0 E: 1 K: 0 S: 13 | H: 0 LOB: 1 BB: 0 P: 19 | R: 0 E: 0 K: 1 S: 10 | H: 1 LOB: 1 BB: 0 P: 17 | R: 0 E: 0 K: 0 S: 5 | H: 0 LOB: 0 BB: 0 P: 7 | R: 1 E: 0 K: 1 S: 10 | H: 2 LOB: 1 BB: 0 P: 14 | | 1B: 8 2B: 3 3B: 0 HR: 1 | SF: 1 SAC: 0 DP: 1 HBP: 0 | WP: 0 PB: 1 SB: 0 CS: 1 | PA: 39 | | | | | | | |
| PITCHER | IP | WLS | BF | H | R | ER | SO | BB | IBB | HBP | BLK | WP | HR | S | P | ERA | WHIP | | | | | | | | | | | |
| Tom Browning, L ERA: 4.99 Jerry Spradlin, R ERA: 1.8 | (1, 1) | 6.0 | W | 26 | 8 | 1 | 1 | 3 | 1 | 0 | 0 | 0 | 0 | 1 | 68 | 106 | 1.50 | 1.500 | | | | | | | | | | |
| Jerry Spradlin, R ERA: 1.8 | (7, 1) | 3.0 | S | 12 | 3 | 1 | 1 | 2 | 0 | 0 | 0 | 0 | 0 | 0 | 25 | 38 | 3.00 | 1.000 | | | | | | | | | | |

| Batter | 1 | 2 | 3 | 4 | 5 | 6 | 7 | 8 | 9 | AB | R | H | RBI | BB | SO | LOB | BOTTOM | | | | | | | | | | |
|---|------------------------------|----------------------------------|------------------------------|----------------------------------|------------------------------|----------------------------------|------------------------------|----------------------------------|------------------------------|---------------------------------|-------------------------------|----------------------------------|------------------------------|----------------------------------|------------------------------|----------------------------------|---|--|----------------------------------|------------------------------------|----------------------------------|--------|--|--|--|--|--|
| Jeff Branson, L OBP: 0.341, SLG: 0.407 (1, 4) | | | | | | | | | | 4 | 0 | 0 | 0 | 0 | 0 | 1 | Pittsburgh Pirates @ Cincinnati Reds Riverfront Stadium, Cincinnati, OH Sun Jul 04 1993, 3:33 AM EDT Att: 28,046 - Sunny - 90 F | | | | | | | | | | |
| Barry Larkin, R OBP: 0.389, SLG: 0.440 (1, 6) | | | | | | | | | | 4 | 1 | 1 | 2 | 0 | 0 | 0 | | | | | | | | | | | |
| Hal Morris, L OBP: 0.333, SLG: 0.330 (1, 3) | | | | | | | | | | 3 | 1 | 3 | 1 | 0 | 0 | 0 | | | | | | | | | | | |
| Chris Sabo, R OBP: 0.302, SLG: 0.402 (1, 5) | | | | | | | | | | 4 | 1 | 1 | 0 | 0 | 1 | 3 | | | | | | | | | | | |
| Reggie Sanders, R OBP: 0.341, SLG: 0.433 (1, 9) | | | | | | | | | | 3 | 2 | 2 | 2 | 1 | 1 | 0 | | | | | | | | | | | |
| Gary Varsho, L OBP: 0.333, SLG: 0.345 (1, 7) | | | | | | | | | | 4 | 0 | 0 | 0 | 0 | 0 | 2 | | | | | | | | | | | |
| Joe Oliver, R OBP: 0.277, SLG: 0.394 (1, 2) | | | | | | | | | | 4 | 1 | 1 | 1 | 0 | 1 | 1 | | | | | | | | | | | |
| Jacob Brumfield, R OBP: 0.423, SLG: 0.442 (1, 8) | | | | | | | | | | 3 | 0 | 1 | 0 | 1 | 0 | 1 | | | | | | | | | | | |
| Tom Browning, L OBP: 0.233, SLG: 0.286 Randy Milligan, R OBP: 0.391, SLG: 0.418 Jerry Spradlin, S ERA: 3.74 (1, 1) | | | | | | | | | | 2 | 1 | 1 | 0 | 0 | 0 | 0 | | AB 33 R 7 H 10 RBI 6 BB 2 SO 3 LOB 10 | | | | | | | | | |
| Inning Stats | R: 0 E: 0 K: 0 S: 7 | H: 1 LOB: 1 BB: 0 P: 12 | R: 0 E: 0 K: 0 S: 6 | H: 0 LOB: 1 BB: 1 P: 12 | R: 2 E: 1 K: 1 S: 9 | H: 3 LOB: 0 BB: 0 P: 17 | R: 0 E: 0 K: 2 S: 8 | H: 0 LOB: 0 BB: 0 P: 13 | R: 0 E: 0 K: 0 S: 4 | H: 0 LOB: 0 BB: 0 P: 6 | R: 4 E: 0 K: 0 S: 17 | H: 5 LOB: 1 BB: 0 P: 32 | R: 0 E: 0 K: 0 S: 6 | H: 0 LOB: 1 BB: 0 P: 14 | R: 1 E: 0 K: 0 S: 6 | H: 1 LOB: 1 BB: 1 P: 13 | | | 1B: 5 2B: 2 3B: 0 HR: 4 | SF: 0 SAC: 0 DP: 1 HBP: 1 | WP: 2 PB: 0 SB: 2 CS: 1 | PA: 36 | | | | | |
| PITCHER | IP | WLS | BF | H | R | ER | SO | BB | IBB | HBP | BLK | WP | HR | S | P | ERA | WHIP | | | | | | | | | | |
| Paul Wagner, R ERA: 4.78 John Candelaria, L ERA: 8.39 Freddie Toliver, R ERA: 3.74 | (1, 1) | 5.2 | L | 25 | 6 | 6 | 6 | 3 | 1 | 0 | 0 | 0 | 0 | 4 | 84 | 9.53 | 1.588 | | | | | | | | | | |
| John Candelaria, L ERA: 8.39 | (6, 1) | 0.1 | | 2 | 1 | 0 | 0 | 0 | 0 | 0 | 0 | 0 | 0 | 4 | 8 | 0.00 | 3.000 | | | | | | | | | | |
| Freddie Toliver, R ERA: 3.74 | (7, 1) | 2.0 | | 9 | 1 | 1 | 1 | 0 | 1 | 0 | 1 | 0 | 1 | 12 | 27 | 4.50 | 1.000 | | | | | | | | | | |



| Batter | 1 | 2 | 3 | 4 | 5 | 6 | 7 | 8 | 9 | AB | R | H | RBI | BB | SO | LOB | TOP | | | | |
|---|---|--|---|---|---|--|---|--|---|----------------------------------|-------------------------------|----------------------------------|-------------------------------|----------------------------------|------------------------------|---------------------------------|---|----------------------------------|----------------------------------|------------------------------------|--|
| Carlos Garcia, R OBP: 0.299, SLG: 0.368 (1, 4) |  | |  | |  | |  | |  | 4 | 0 | 0 | 0 | 1 | 1 | 2 | Pittsburgh Pirates @ Cincinnati Reds Riverfront Stadium, Cincinnati, OH Mon Jul 05 1993, 3:33 AM EDT Att: 27,851 - Sunny - 91 F | | | | |
| Jay Bell, R OBP: 0.378, SLG: 0.439 (1, 6) |  | |  | | |  |  | |  | 4 | 1 | 1 | 0 | 1 | 2 | 2 | | | | | |
| Al Martin, L OBP: 0.300, SLG: 0.440 (1, 8) |  | |  | | |  |  | |  | 5 | 1 | 2 | 0 | 0 | 2 | 3 | | | | | |
| Orlando Merced, S OBP: 0.463, SLG: 0.502 (1, 9) |  | | |  | |  |  | | | 2 | 1 | 1 | 1 | 2 | 1 | 0 | | | | | |
| Jeff King, R OBP: 0.344, SLG: 0.380 (1, 5) |  | | |  | |  |  | | | 4 | 1 | 1 | 1 | 0 | 0 | 4 | | | | | |
| Dave Clark, L OBP: 0.333, SLG: 0.340 (1, 7) | |  | |  | |  | |  | | 4 | 0 | 1 | 2 | 0 | 1 | 0 | | | | | |
| Don Slaughter, R OBP: 0.357, SLG: 0.432 (1, 2) | |  | | |  |  | |  | | 4 | 0 | 1 | 0 | 0 | 1 | 1 | | | | | |
| Kevin Young, R OBP: 0.300, SLG: 0.328 Stan Belinda, R (8, 1) | |  | | |  |  | |  | | 4 | 0 | 0 | 0 | 0 | 0 | 2 | | | | | |
| Denny Neagle, L (1, 1) | | |  | | |  | | |  | 1 | 0 | 0 | 0 | 0 | 0 | 0 | | | | | |
| Bias Minor, R OBP: 0.111, SLG: 0.111 Tom Foley, L OBP: 0.272, SLG: 0.375 (8, 3) | | | | | |  | | | | 2 | 0 | 0 | 0 | 0 | 2 | 2 | | | | | |
| Inning Stats | R: 0 E: 0 K: 1 S: 8 | H: 1 LOB: 2 BB: 1 P: 15 | R: 0 E: 0 K: 1 S: 8 | H: 0 LOB: 0 BB: 0 P: 10 | R: 0 E: 0 K: 1 S: 10 | H: 0 LOB: 1 BB: 1 P: 17 | R: 0 E: 0 K: 2 S: 7 | H: 0 LOB: 0 BB: 0 P: 9 | R: 0 E: 0 K: 1 S: 7 | H: 1 LOB: 1 BB: 0 P: 10 | R: 4 E: 0 K: 1 S: 18 | H: 4 LOB: 1 BB: 1 P: 30 | R: 0 E: 0 K: 1 S: 14 | H: 1 LOB: 2 BB: 1 P: 22 | R: 0 E: 0 K: 0 S: 5 | H: 0 LOB: 0 BB: 0 P: 7 | R: 0 E: 0 K: 2 S: 14 | H: 1 LOB: 1 BB: 0 P: 19 | 1B: 5 2B: 3 3B: 0 HR: 0 | SF: 0 SAC: 0 DP: 0 HBP: 0 | WP: 0 PA: 39 PB: 0 SB: 1 CS: 0 |
| PITCHER | IP | WLS | BF | H | R | ER | SO | BB | IBB | HBP | BLK | WP | HR | S | P | ERA | WHIP | | | | |
| Tim Belcher, R ERA: 3.66 (1, 1) | 5.0 | W | 24 | 6 | 4 | 4 | 6 | 3 | 0 | 0 | 0 | 0 | 0 | 49 | 81 | 7.20 | 1.800 | | | | |
| Bobby Ayala, R ERA: 3.65 (6, 1) | 1.2 | | 6 | 1 | 0 | 0 | 2 | 0 | 0 | 0 | 0 | 0 | 0 | 16 | 20 | 0.00 | 0.600 | | | | |
| Greg Cadaret, L ERA: 5.23 (7, 1) | 0.0 | | 1 | 0 | 0 | 0 | 0 | 1 | 0 | 0 | 0 | 0 | 0 | 3 | 7 | ∞ | ∞ | | | | |
| Jeff Reardon, R ERA: 2.23 (9, 1) | 1.1 | S | 4 | 1 | 0 | 0 | 2 | 0 | 0 | 0 | 0 | 0 | 0 | 9 | 12 | 0.00 | 0.000 | | | | |
| Rob Dibble, R ERA: 3.65 (9, 1) | 1.0 | S | 4 | 1 | 0 | 0 | 2 | 0 | 0 | 0 | 0 | 0 | 0 | 14 | 19 | 0.00 | 1.000 | | | | |

| Batter | 1 | 2 | 3 | 4 | 5 | 6 | 7 | 8 | 9 | AB | R | H | RBI | BB | SO | LOB | BOTTOM | | | | |
|--|---|---|---|---|--|--|---|---|------------------------------|---------------------------------|------------------------------|----------------------------------|-------------------------------|----------------------------------|-------------------------------|----------------------------------|---|----------------------------------|------------------------------------|--|--|
| Juan Samuel, R OBP: 0.253, SLG: 0.373 Jeff Branson, L OBP: 0.339, SLG: 0.403 (8, 4) |  |  | |  | | |  |  | | 4 | 0 | 0 | 0 | 0 | 1 | 3 | Pittsburgh Pirates @ Cincinnati Reds Riverfront Stadium, Cincinnati, OH Mon Jul 05 1993, 3:33 AM EDT Att: 27,851 - Sunny - 91 F | | | | |
| Bary Larkin, R OBP: 0.388, SLG: 0.438 (1, 6) |  | |  |  | | |  | | | 4 | 0 | 1 | 0 | 0 | 0 | 2 | | | | | |
| Randy Milligan, R OBP: 0.388, SLG: 0.415 Rob Dibble, L OBP: 1.000, SLG: 1.000 (9, 1) |  | |  | |  | |  | | | 4 | 0 | 1 | 0 | 0 | 2 | 1 | | | | | |
| Kevin Mitchell, R OBP: 0.394, SLG: 0.609 (1, 7) | |  |  | |  | | |  | | 4 | 1 | 1 | 0 | 0 | 0 | 1 | | | | | |
| Chris Sabo, R OBP: 0.308, SLG: 0.422 (1, 5) | |  | |  | |  | |  | | 4 | 3 | 3 | 1 | 0 | 0 | 0 | | | | | |
| Reggie Sanders, R OBP: 0.343, SLG: 0.448 (1, 9) | |  | |  | | |  |  | | 4 | 2 | 2 | 4 | 0 | 0 | 0 | | | | | |
| Joe Oliver, R OBP: 0.284, SLG: 0.400 (1, 2) | |  | |  | | |  |  | | 4 | 0 | 3 | 1 | 0 | 0 | 0 | | | | | |
| Jacob Brumfield, R OBP: 0.429, SLG: 0.468 (1, 8) | |  | |  |  | |  |  | | 4 | 0 | 2 | 0 | 0 | 0 | 1 | | | | | |
| Tim Belcher, R OBP: 0.175, SLG: 0.179 Bobby Ayala, R Greg Cadaret, L Jeff Reardon, R Hal Morris, L OBP: 0.340, SLG: 0.330 (9, 3) | |  | |  | | |  |  | | 2 | 0 | 0 | 0 | 0 | 1 | 3 | | | | | |
| Inning Stats | R: 0 E: 0 K: 2 S: 11 | H: 0 LOB: 0 BB: 0 P: 15 | R: 3 E: 0 K: 1 S: 13 | H: 4 LOB: 1 BB: 0 P: 23 | R: 0 E: 0 K: 0 S: 6 | H: 0 LOB: 0 BB: 0 P: 10 | R: 2 E: 0 K: 0 S: 15 | H: 4 LOB: 2 BB: 0 P: 21 | R: 0 E: 0 K: 0 S: 5 | H: 1 LOB: 1 BB: 0 P: 8 | R: 0 E: 0 K: 0 S: 8 | H: 0 LOB: 0 BB: 0 P: 12 | R: 0 E: 0 K: 2 S: 11 | H: 1 LOB: 1 BB: 0 P: 16 | R: 1 E: 0 K: 1 S: 11 | H: 3 LOB: 3 BB: 1 P: 20 | | 1B: 8 2B: 3 3B: 0 HR: 2 | SF: 0 SAC: 0 DP: 1 HBP: 0 | WP: 0 PA: 37 PB: 1 SB: 1 CS: 0 | |
| PITCHER | IP | WLS | BF | H | R | ER | SO | BB | IBB | HBP | BLK | WP | HR | S | P | ERA | WHIP | | | | |
| Denny Neagle, L ERA: 5.86 (1, 1) | 3.0 | L | 15 | 6 | 5 | 5 | 3 | 0 | 0 | 0 | 0 | 0 | 1 | 35 | 57 | 15.00 | 2.000 | | | | |
| Bias Minor, R ERA: 3.51 (4, 1) | 4.2 | | 19 | 6 | 1 | 1 | 2 | 0 | 0 | 0 | 0 | 0 | 1 | 39 | 56 | 1.93 | 1.286 | | | | |
| Stan Belinda, R ERA: 2.52 (8, 1) | 0.1 | | 3 | 1 | 0 | 0 | 1 | 0 | 1 | 0 | 0 | 0 | 0 | 6 | 12 | 0.00 | 3.000 | | | | |



| Batter | 1 | 2 | 3 | 4 | 5 | 6 | 7 | 8 | 9 | AB | R | H | RBI | BB | SO | LOB | TOP | | | | | | | | | | | | | | | | |
|---|---|----------------------------------|-------------------------------|----------------------------------|------------------------------|----------------------------------|------------------------------|----------------------------------|-------------------------------|----------------------------------|------------------------------|----------------------------------|-------------------------------|----------------------------------|------------------------------|----------------------------------|--|------------------------------------|----------------------------------|--------|--|--|--|--|--|--|--|--|--|--|--|--|--|
| Jeff Branson, L (1,4) OBP: 0.333, SLG: 0.390 | L8 | 1B | | F9 | | K | | G4-6-3 | | 4 | 0 | 0 | 0 | 1 | 1 | 2 | Cincinnati Reds @ Chicago Cubs Wrigley Field, Chicago, IL Tue Jul 06 1993, 7:05 PM CDT Att: 38,037 - Unknown - 81 F | | | | | | | | | | | | | | | | |
| Barry Larkin, R (1,6) OBP: 0.395, SLG: 0.444 | PB 1B | 1B | | 1B | | 1B | | 1B | | 4 | 0 | 4 | 0 | 1 | 0 | 0 | | | | | | | | | | | | | | | | | |
| Hal Morris, L (1,3) OBP: 0.333, SLG: 0.323 | 1B | P2 | | G4-3 | | G3-1 | | K | | 5 | 0 | 1 | 0 | 0 | 1 | 8 | | | | | | | | | | | | | | | | | |
| Kevin Mitchell, R (1,7) OBP: 0.390, SLG: 0.600 | K | | | FC6-4 BB WP | | K | | G6-3 | | 5 | 1 | 1 | 0 | 0 | 2 | 2 | | | | | | | | | | | | | | | | | |
| Chris Sabo, R (1,5) OBP: 0.313, SLG: 0.423 | G6-3 | | | FC6-4 BB | | E S | | G1-3 | | 4 | 0 | 2 | 0 | 1 | 1 | 2 | | | | | | | | | | | | | | | | | |
| Reggie Sanders, R (1,9) OBP: 0.341, SLG: 0.445 | | | | FC6-4 BB | | K | | G1-3 | | 2 | 0 | 0 | 0 | 0 | 1 | 2 | | | | | | | | | | | | | | | | | |
| Gary Varsho, L (4,9) OBP: 0.323, SLG: 0.333 | | | | S WP | | K | | | | 2 | 0 | 0 | 0 | 0 | 1 | 2 | | | | | | | | | | | | | | | | | |
| Randy Milligan, R (8, PH) OBP: 0.397, SLG: 0.413 | | | | 1-2 2-3 | | K | | | | 1 | 0 | 0 | 0 | 0 | 1 | 0 | | | | | | | | | | | | | | | | | |
| Joe Oliver, R (1,2) OBP: 0.280, SLG: 0.394 | | | | G6-3 | | G1-3 | | L7 | | 4 | 0 | 0 | 0 | 0 | 1 | 3 | | | | | | | | | | | | | | | | | |
| Jacob Brumfield, R (1,8) OBP: 0.433, SLG: 0.529 | | | | L7 | | | | G4-3 | | 4 | 1 | 2 | 1 | 0 | 0 | 1 | | | | | | | | | | | | | | | | | |
| Jose Rijo, R (1,1) OBP: 0.289, SLG: 0.262 | | | | HR | | | | PB G4-6-3 | | 3 | 0 | 2 | 0 | 0 | 0 | 0 | | | | | | | | | | | | | | | | | |
| Juan Samuel, R (8, PH) OBP: 0.250, SLG: 0.369 | | | | 1B BB | | | | L8 | | 1 | 0 | 0 | 0 | 0 | 0 | 1 | | | | | | | | | | | | | | | | | |
| Jerry Spradlin, S (8,1) | 1B | | | 1B | | | | 1B | | 0 | 0 | 0 | 0 | 0 | 0 | 0 | | | | | | | | | | | | | | | | | |
| Inning Stats | R: 0 E: 0 K: 1 S: 11 | H: 2 LOB: 2 BB: 0 P: 16 | R: 1 E: 0 K: 2 S: 17 | H: 3 LOB: 3 BB: 1 P: 32 | R: 1 E: 0 K: 0 S: 9 | H: 1 LOB: 1 BB: 1 P: 19 | R: 0 E: 0 K: 0 S: 8 | H: 1 LOB: 1 BB: 0 P: 11 | R: 0 E: 0 K: 1 S: 13 | H: 2 LOB: 2 BB: 0 P: 20 | R: 0 E: 0 K: 0 S: 9 | H: 1 LOB: 1 BB: 0 P: 12 | R: 0 E: 0 K: 1 S: 11 | H: 1 LOB: 2 BB: 1 P: 20 | R: 0 E: 0 K: 2 S: 7 | H: 0 LOB: 0 BB: 0 P: 13 | 1B: 11 2B: 9 3B: 0 HR: 1 | SF: 0 SAC: 0 DP: 0 HBP: 0 | WP: 1 PB: 1 SB: 2 CS: 0 | PA: 42 | | | | | | | | | | | | | |
| PITCHER | IP WLS BF H R ER SO BB IBB HBP BLK WP HR S P ERA WHIP | | | | | | | | | | | | | | | | | | | | | | | | | | | | | | | | |
| Jose Guzman, R (1,1) ERA: 4.4 | 3.2 | 20 | 7 | 2 | 2 | 3 | 2 | 0 | 0 | 0 | 0 | 1 | 1 | 44 | 77 | 4.91 | 2.455 | | | | | | | | | | | | | | | | |
| Jose Bautista, R (4,1) ERA: 2.51 | 3.1 | 14 | 4 | 0 | 0 | 3 | 0 | 0 | 0 | 0 | 0 | 0 | 0 | 35 | 52 | 0.00 | 1.200 | | | | | | | | | | | | | | | | |
| Bob Scanlan, R (8,1) ERA: 3.67 | 0.2 | 4 | 1 | 0 | 0 | 0 | 1 | 0 | 0 | 0 | 0 | 0 | 0 | 7 | 14 | 0.00 | 3.000 | | | | | | | | | | | | | | | | |
| Randy Myers, L (8,1) ERA: 2.41 | 1.1 | 4 | 0 | 0 | 0 | 3 | 0 | 0 | 0 | 0 | 0 | 0 | 0 | 11 | 19 | 0.00 | 0.000 | | | | | | | | | | | | | | | | |

| | |
|-----|----|
| AB | 39 |
| R | 2 |
| H | 12 |
| RBI | 1 |
| BB | 3 |
| SO | 9 |
| LOB | 23 |



| Batter | 1 | 2 | 3 | 4 | 5 | 6 | 7 | 8 | 9 | AB | R | H | RBI | BB | SO | LOB | BOTTOM | | | | | | | | | | | | | | | | |
|--|---|----------------------------------|------------------------------|----------------------------------|-------------------------------|----------------------------------|------------------------------|----------------------------------|-------------------------------|----------------------------------|------------------------------|---------------------------------|------------------------------|---------------------------------|------------------------------|---------------------------------|--|------------------------------------|----------------------------------|--------|--|--|--|--|--|--|--|--|--|--|--|--|--|
| Willie Wilson, S (1,8) OBP: 0.293, SLG: 0.329 | K | | | P6 | | G6-3 | | CS | | 4 | 0 | 2 | 0 | 0 | 1 | 1 | Cincinnati Reds @ Chicago Cubs Wrigley Field, Chicago, IL Tue Jul 06 1993, 7:05 PM CDT Att: 38,037 - Unknown - 81 F | | | | | | | | | | | | | | | | |
| Jose Vizcaino, S (1,6) OBP: 0.390, SLG: 0.395 | 23 CS | | | 23 1B | | G6-3 | | G4-3 | | 4 | 1 | 2 | 1 | 0 | 0 | 1 | | | | | | | | | | | | | | | | | |
| 23 Ryne Sandberg, R (1,4) OBP: 0.350, SLG: 0.589 | K | | | 2H | | K | | G3 | | 4 | 0 | 1 | 1 | 0 | 2 | 2 | | | | | | | | | | | | | | | | | |
| Derrick May, L (1,7) OBP: 0.340, SLG: 0.441 | | | | HR | | G6-3 | | F7 | | 4 | 1 | 2 | 1 | 0 | 0 | 0 | | | | | | | | | | | | | | | | | |
| Sammy Sosa, R (1,9) OBP: 0.318, SLG: 0.503 | | | | G4-3 | | P2 | | | | 3 | 0 | 0 | 0 | 0 | 1 | 2 | | | | | | | | | | | | | | | | | |
| Rick Wilkins, L (1,2) OBP: 0.390, SLG: 0.594 | | | | G1-6-3 | | CS | | HBP | | 2 | 0 | 2 | 0 | 0 | 0 | 0 | | | | | | | | | | | | | | | | | |
| Steve Buechele, R (1,5) OBP: 0.278, SLG: 0.398 | | | | G1-6-3 | | K | | G6-3 | | 3 | 0 | 0 | 0 | 0 | 1 | 3 | | | | | | | | | | | | | | | | | |
| Doug Jennings, L (1,3) OBP: 0.273, SLG: 0.355 | | | | SH2-4 | | K | | | | 3 | 1 | 1 | 0 | 0 | 2 | 0 | | | | | | | | | | | | | | | | | |
| Jose Guzman, R (1,1) OBP: 0.111, SLG: 0.086 | | | | SH2-4 | | | | G6-3 | | 0 | 0 | 0 | 0 | 0 | 0 | 0 | | | | | | | | | | | | | | | | | |
| Jose Bautista, R (4,1) OBP: 0.125, SLG: 0.125 | | | | | | | | | | 1 | 0 | 0 | 0 | 0 | 1 | 0 | | | | | | | | | | | | | | | | | |
| Candy Maldonado, R (7, PH) OBP: 0.270, SLG: 0.278 | | | | | | | | | | 1 | 0 | 0 | 0 | 0 | 0 | 0 | | | | | | | | | | | | | | | | | |
| Bob Scanlan, R (8,1) | | | | | | | | | | 0 | 0 | 0 | 0 | 0 | 0 | 0 | | | | | | | | | | | | | | | | | |
| Randy Myers, L (8,1) OBP: 0.687, SLG: 1.000 | | | | | | | | | | 0 | 0 | 0 | 0 | 0 | 0 | 0 | | | | | | | | | | | | | | | | | |
| Inning Stats | R: 0 E: 0 K: 2 S: 11 | H: 1 LOB: 1 BB: 0 P: 14 | R: 1 E: 0 K: 0 S: 9 | H: 2 LOB: 0 BB: 0 P: 15 | R: 2 E: 0 K: 1 S: 15 | H: 4 LOB: 2 BB: 0 P: 25 | R: 0 E: 0 K: 2 S: 9 | H: 0 LOB: 0 BB: 0 P: 13 | R: 0 E: 0 K: 0 S: 12 | H: 1 LOB: 1 BB: 0 P: 18 | R: 0 E: 0 K: 0 S: 9 | H: 1 LOB: 0 BB: 0 P: 9 | R: 0 E: 0 K: 0 S: 6 | H: 0 LOB: 0 BB: 0 P: 9 | R: 0 E: 0 K: 0 S: 6 | H: 0 LOB: 0 BB: 0 P: 9 | 1B: 7 2B: 3 3B: 0 HR: 1 | SF: 0 SAC: 1 DP: 2 HBP: 1 | WP: 0 PB: 0 SB: 0 CS: 3 | PA: 32 | | | | | | | | | | | | | |
| PITCHER | IP WLS BF H R ER SO BB IBB HBP BLK WP HR S P ERA WHIP | | | | | | | | | | | | | | | | | | | | | | | | | | | | | | | | |
| Jose Rijo, R (1,1) ERA: 3.33 | 7.0 | 28 | 10 | 3 | 3 | 8 | 0 | 0 | 0 | 0 | 0 | 0 | 0 | 73 | 110 | 3.86 | 1.429 | | | | | | | | | | | | | | | | |
| Jerry Spradlin, R (8,1) ERA: 1.5 | 1.0 | 3 | 0 | 0 | 0 | 0 | 0 | 0 | 0 | 0 | 0 | 0 | 0 | 6 | 9 | 0.00 | 0.000 | | | | | | | | | | | | | | | | |

| | |
|-----|----|
| AB | 29 |
| R | 3 |
| H | 10 |
| RBI | 3 |
| BB | 0 |
| SO | 8 |
| LOB | 9 |



| Batter | 1 | 2 | 3 | 4 | 5 | 6 | 7 | 8 | 9 | AB | R | H | RBI | BB | SO | LOB | TOP | | | | | | | | | | | |
|--|------------------------------|----------------------------------|-------------------------------|----------------------------------|-------------------------------|----------------------------------|------------------------------|----------------------------------|------------------------------|----------------------------------|------------------------------|----------------------------------|------------------------------|---------------------------------|-------------------------------|----------------------------------|--|----------------------------------|----------------------------------|------------------------------------|----------------------------------|--------|--|--|--|--|--|--|
| Jacob Brumfield, R OBP: 0.431, SLG: 0.536 | 1-3 K | | 1-0 SF8 | 2-0 G6-3 | | 1-2 S | | | 2-1 P7 | 5 | 1 | 2 | 0 | 0 | 1 | 0 | Cincinnati Reds @ Chicago Cubs Wrigley Field, Chicago, IL Wed Jul 07 1993, 3:33 AM CDT Att: 35,459 - Cloudy - 78 F | | | | | | | | | | | |
| Juan Samuel, R OBP: 0.272, SLG: 0.379 Gary Varsho, L OBP: 0.333, SLG: 0.345 | 0-0 G6-3 | | 2-0 HR | 1-0 G4-6-3 | | 1-1 G6-4-3 | | | 1-2 G6-4-3 | 3 | 1 | 2 | 0 | 0 | 0 | 0 | | | | | | | | | | | | |
| Barry Larkin, R OBP: 0.391, SLG: 0.439 | 3-1 G4-3 | | 0-1 SF8 | 3-1 G4-6-3 | | 0-1 G6-4-3 | | | 1-0 G6-4-3 | 4 | 0 | 0 | 1 | 0 | 0 | 4 | | | | | | | | | | | | |
| Kevin Mitchell, R OBP: 0.391, SLG: 0.623 | | | 3-1 HR | 2-0 HR | | 0-1 G6-3 | | | 0-0 G6-3 | 4 | 2 | 2 | 3 | 0 | 0 | 0 | | | | | | | | | | | | |
| Randy Milligan, R OBP: 0.384, SLG: 0.415 | 0-0 1B | | 3-2 F7 | | | 0-0 P6 | | | 2-3 K | 4 | 0 | 1 | 0 | 0 | 1 | 0 | | | | | | | | | | | | |
| Chris Sabo, R OBP: 0.318, SLG: 0.428 | 0-0 2B | | 0-0 2B | | | 1-1 1B | | | 0-1 F9 | 4 | 0 | 3 | 0 | 0 | 0 | 0 | | | | | | | | | | | | |
| Brian Dorsett, R OBP: 0.333, SLG: 0.556 | 2-3 K | | 1-0 2B | | | 3-0 1B | | | 2-2 L7 | 4 | 0 | 2 | 0 | 0 | 1 | 2 | | | | | | | | | | | | |
| Jeff Branson, L OBP: 0.331, SLG: 0.381 | 1 SAFE K | | 2-3 K | | | 1-1 G4-3 | | | 0-3 K | 3 | 0 | 0 | 0 | 1 | 2 | 4 | | | | | | | | | | | | |
| Tim Pugh, R OBP: 0.176, SLG: 0.152 Jeff Reardon, R | 1-0 G5-3 | | 0-0 G6-3 | | | 2-1 P5 | | | 1-3 K2-3 | 4 | 0 | 0 | 0 | 0 | 1 | 5 | | | | | | | | | | | | |
| Rob Dibble, L OBP: 1.000, SLG: 1.000 | | | | | | | | | | 0 | 0 | 0 | 0 | 0 | 0 | 0 | | | | | | | | | | | | |
| Inning Stats | R: 0 E: 0 K: 1 S: 6 | H: 0 LOB: 0 BB: 0 P: 10 | R: 1 E: 0 K: 2 S: 11 | H: 3 LOB: 2 BB: 0 P: 19 | R: 3 E: 0 K: 0 S: 11 | H: 5 LOB: 3 BB: 1 P: 24 | R: 0 E: 0 K: 0 S: 4 | H: 1 LOB: 0 BB: 0 P: 10 | R: 0 E: 0 K: 0 S: 8 | H: 2 LOB: 2 BB: 0 P: 13 | R: 0 E: 0 K: 0 S: 8 | H: 1 LOB: 1 BB: 0 P: 12 | R: 0 E: 0 K: 1 S: 6 | H: 0 LOB: 0 BB: 0 P: 8 | R: 0 E: 0 K: 2 S: 12 | H: 0 LOB: 2 BB: 0 P: 15 | R: 0 E: 0 K: 0 S: 7 | H: 1 LOB: 0 BB: 0 P: 11 | 1B: 8 2B: 3 3B: 0 HR: 2 | SF: 1 SAC: 0 DP: 3 HBP: 1 | WP: 0 PB: 0 SB: 1 CS: 0 | PA: 39 | | | | | | |
| PITCHER | IP | WLS | BF | H | R | ER | SO | BB | IBB | HBP | BLK | WP | HR | S | P | ERA | WHIP | | | | | | | | | | | |
| Greg Hibbard, L ERA: 4.25 | (1, 1) | 5.0 | L | 26 | 11 | 4 | 4 | 3 | 0 | 1 | 0 | 0 | 0 | 2 | 40 | 76 | 7.20 | 2.200 | | | | | | | | | | |
| Shawn Boskie, R ERA: 5.17 | (6, 1) | 2.0 | | 7 | 1 | 0 | 0 | 1 | 0 | 0 | 1 | 0 | 0 | 0 | 14 | 20 | 0.00 | 0.500 | | | | | | | | | | |
| Paul Assenmacher, L ERA: 9.62 | (8, 1) | 2.0 | | 6 | 1 | 0 | 0 | 2 | 0 | 0 | 0 | 0 | 0 | 0 | 19 | 26 | 0.00 | 0.500 | | | | | | | | | | |

| | |
|-----|----|
| AB | 36 |
| R | 4 |
| H | 13 |
| RBI | 4 |
| BB | 1 |
| SO | 6 |
| LOB | 15 |



| Batter | 1 | 2 | 3 | 4 | 5 | 6 | 7 | 8 | 9 | AB | R | H | RBI | BB | SO | LOB | BOTTOM | | | | | | | | | | |
|--|--|----------------------------------|------------------------------|----------------------------------|------------------------------|----------------------------------|------------------------------|----------------------------------|------------------------------|----------------------------------|-------------------------------|----------------------------------|-------------------------------|----------------------------------|----------------------------------|------------------------------------|--|----------------------------------|--------|--|--|--|--|--|--|--|--|
| Willie Wilson, S OBP: 0.290, SLG: 0.320 | 0-1 L7 | | 1-0 G6-3 | | | | | | 1-3 K | 4 | 0 | 0 | 0 | 1 | 1 | 1 | Cincinnati Reds @ Chicago Cubs Wrigley Field, Chicago, IL Wed Jul 07 1993, 3:33 AM CDT Att: 35,459 - Cloudy - 78 F | | | | | | | | | | |
| Jose Vizcaino, S OBP: 0.385, SLG: 0.390 | 4-1 23 HR | | 2-1 G4-3 | | | | | 2-3 K | 4 | 1 | 0 | 0 | 1 | 2 | 3 | | | | | | | | | | | | |
| 23 Ryne Sandberg, R OBP: 0.353, SLG: 0.405 | 1 SAFE 1H | | 1-2 P4 | | | | | 2-1 1B | 4 | 1 | 2 | 2 | 0 | 0 | 0 | | | | | | | | | | | | |
| Derrick May, L OBP: 0.350, SLG: 0.453 | 1-1 1B | | 0-1 1B | | | | | 2-0 1B | 4 | 0 | 4 | 0 | 0 | 0 | 0 | | | | | | | | | | | | |
| Sammy Sosa, R OBP: 0.317, SLG: 0.510 | 0-1 HR | | 0-0 P3 | | | | | 0-3 K | 4 | 1 | 1 | 1 | 0 | 1 | 4 | | | | | | | | | | | | |
| Rick Wilkins, L OBP: 0.388, SLG: 0.587 Dwight Smith, L OBP: 0.335, SLG: 0.498 | 2-1 F8 | | | | | | | 2-2 G1-3 | 4 | 0 | 1 | 0 | 0 | 0 | 1 | | | | | | | | | | | | |
| Rey Sanchez, R OBP: 0.345, SLG: 0.376 | | | 1-2 G4-3 | | | | | 1-1 F7 | 4 | 0 | 0 | 0 | 0 | 0 | 1 | | | | | | | | | | | | |
| Doug Jennings, L OBP: 0.297, SLG: 0.382 | | | 1-0 E9 | | | | | 0-1 L8 | 3 | 0 | 1 | 0 | 1 | 0 | 0 | | | | | | | | | | | | |
| Greg Hibbard, L Eric Yelding, R Shawn Boskie, R Candy Maldonado, R Paul Assenmacher, L Mark Grace Jose Bautista, R | (1, 1) (5, PH) (6, 1) (7, PH) (8, 1) (9, PH) (9, PH) | | 1-2 G3 | | | | | 3-3 K | 1 | 0 | 0 | 0 | 0 | 0 | 1 | | | | | | | | | | | | |
| Inning Stats | R: 3 E: 0 K: 0 S: 10 | H: 3 LOB: 0 BB: 1 P: 18 | R: 0 E: 1 K: 0 S: 9 | H: 1 LOB: 1 BB: 0 P: 13 | R: 0 E: 0 K: 0 S: 8 | H: 1 LOB: 0 BB: 0 P: 11 | R: 0 E: 0 K: 0 S: 9 | H: 0 LOB: 0 BB: 0 P: 11 | R: 0 E: 0 K: 1 S: 7 | H: 0 LOB: 0 BB: 0 P: 11 | R: 0 E: 0 K: 3 S: 12 | H: 2 LOB: 2 BB: 0 P: 19 | R: 0 E: 0 K: 1 S: 19 | H: 1 LOB: 3 BB: 2 P: 31 | 1B: 5 2B: 2 3B: 0 HR: 2 | SF: 0 SAC: 0 DP: 0 HBP: 0 | | WP: 0 PB: 0 SB: 0 CS: 0 | PA: 38 | | | | | | | | |
| PITCHER | IP | WLS | BF | H | R | ER | SO | BB | IBB | HBP | BLK | WP | HR | S | P | ERA | WHIP | | | | | | | | | | |
| Tim Pugh, R ERA: 4.94 | (1, 1) | 7.2 | W | 30 | 7 | 3 | 3 | 3 | 1 | 0 | 0 | 0 | 0 | 65 | 97 | 3.52 | 1.043 | | | | | | | | | | |
| Jeff Reardon, R ERA: 2.2 | (8, 1) | 0.1 | | 2 | 1 | 0 | 0 | 1 | 0 | 0 | 0 | 0 | 0 | 4 | 6 | 0.00 | 3.000 | | | | | | | | | | |
| Rob Dibble, R ERA: 2.91 | (9, 1) | 1.0 | S | 6 | 1 | 0 | 0 | 1 | 2 | 0 | 0 | 0 | 0 | 19 | 31 | 0.00 | 3.000 | | | | | | | | | | |

| | |
|-----|----|
| AB | 35 |
| R | 3 |
| H | 9 |
| RBI | 3 |
| BB | 3 |
| SO | 5 |
| LOB | 13 |

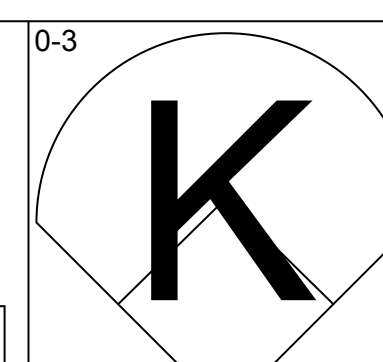
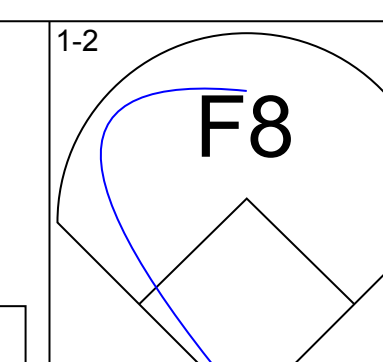
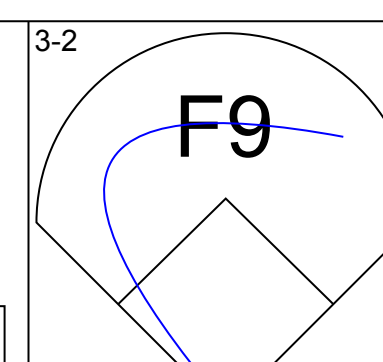
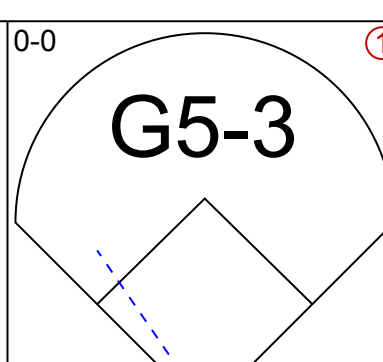
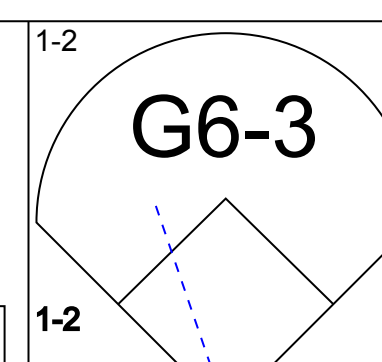
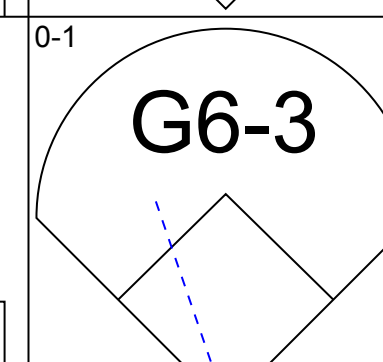
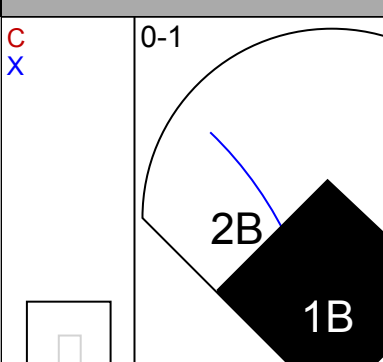
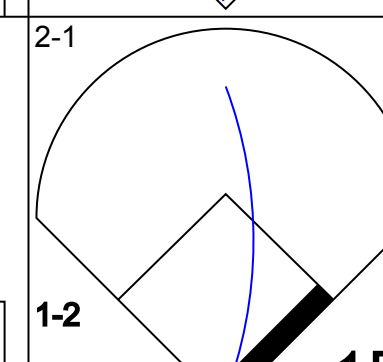
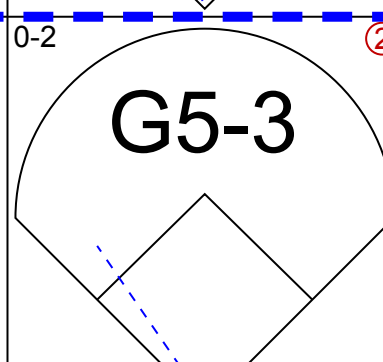
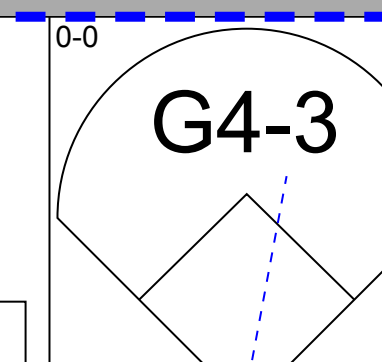
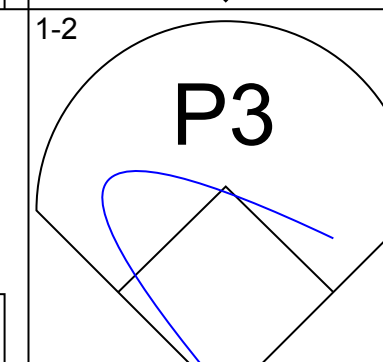
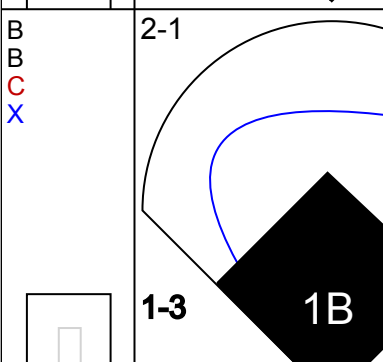
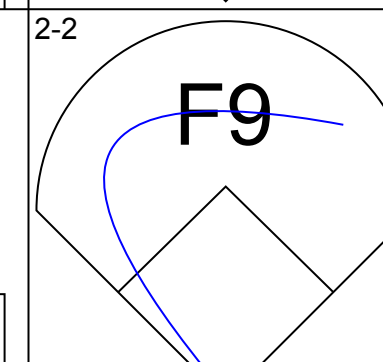
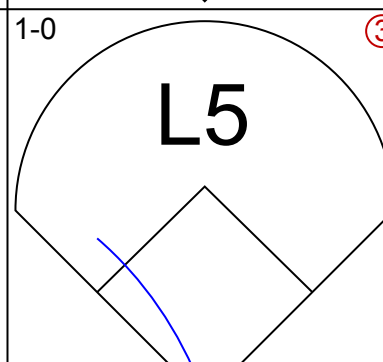
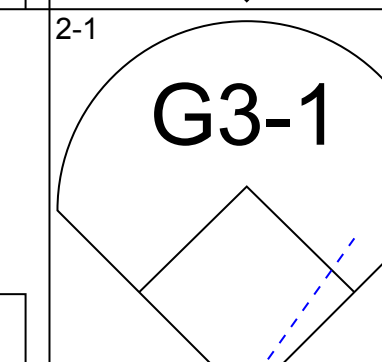
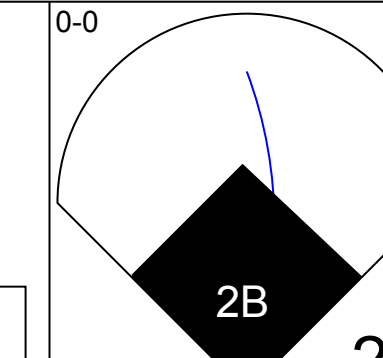
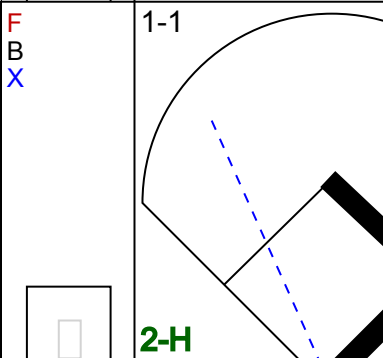
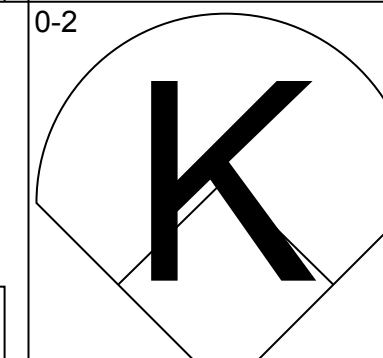
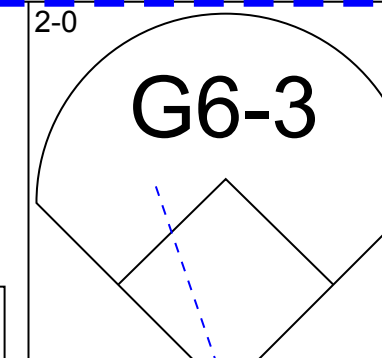
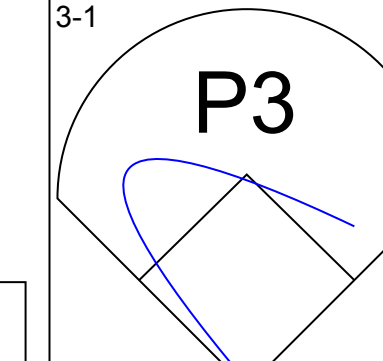
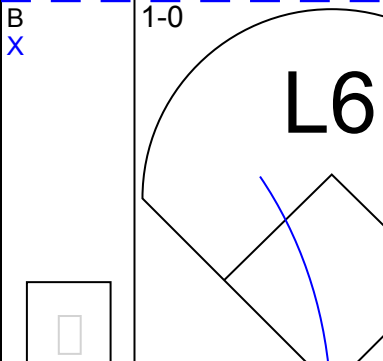


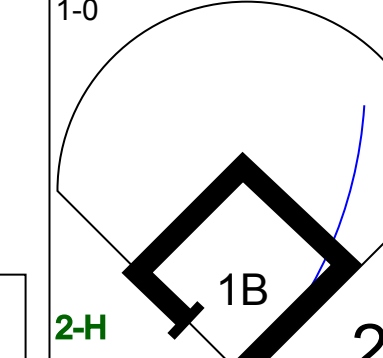
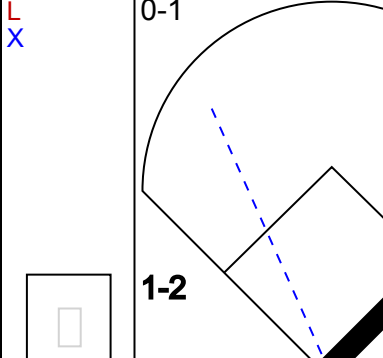
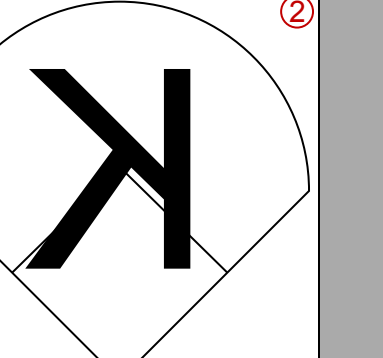
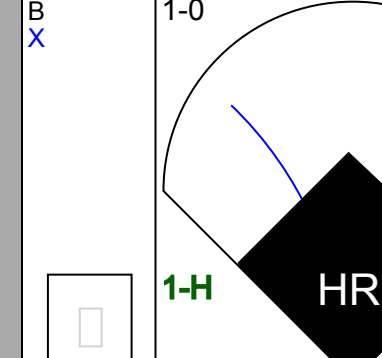
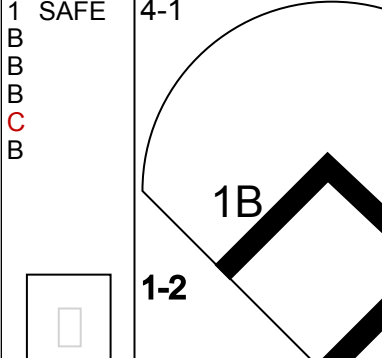
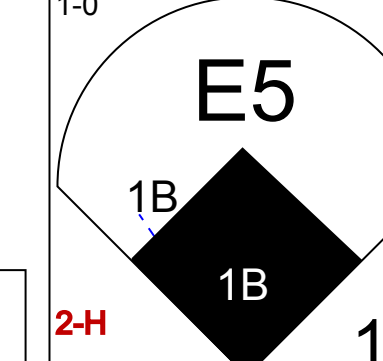
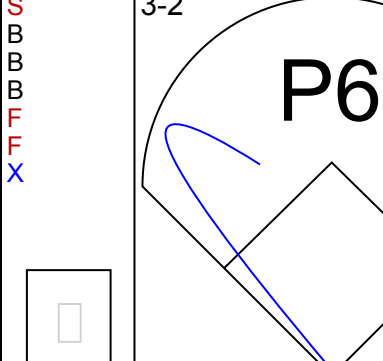
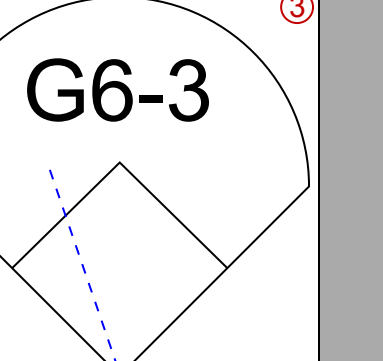
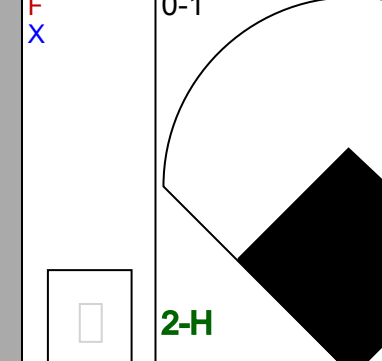
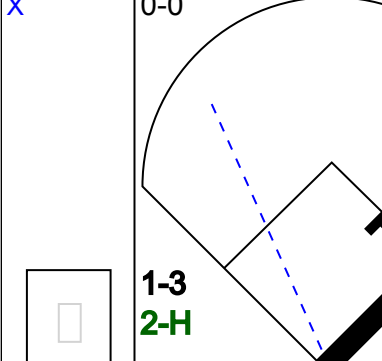
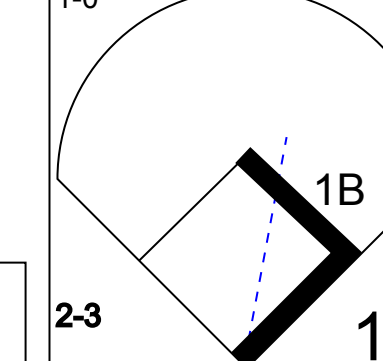
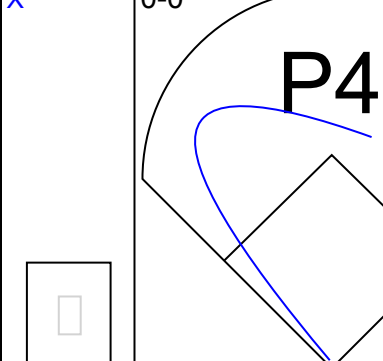
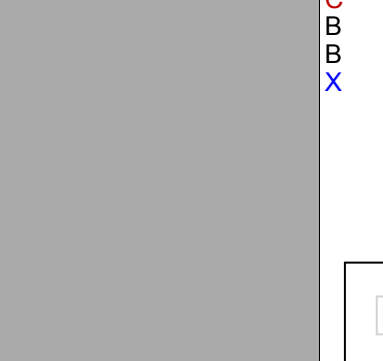
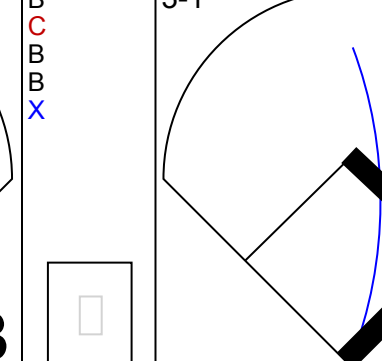
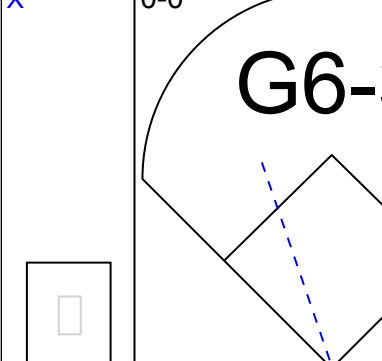
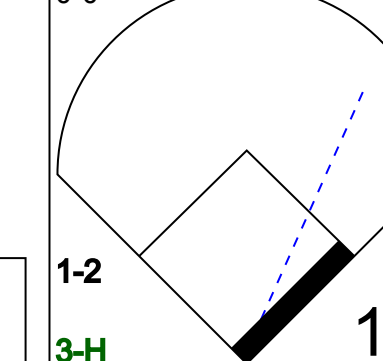

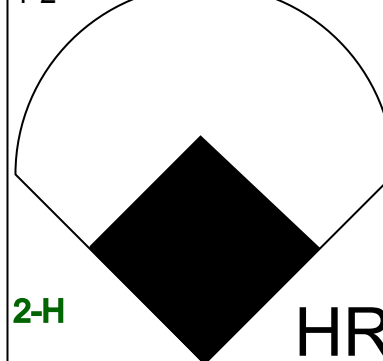
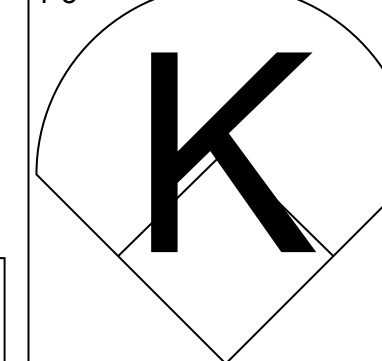
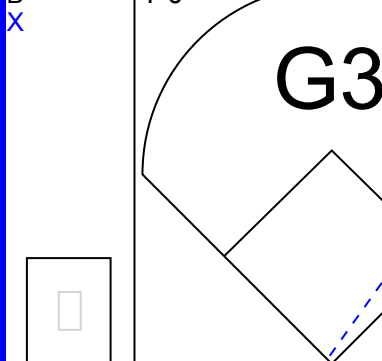
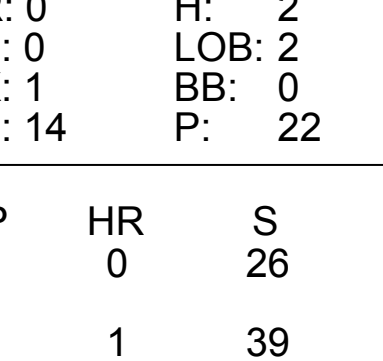
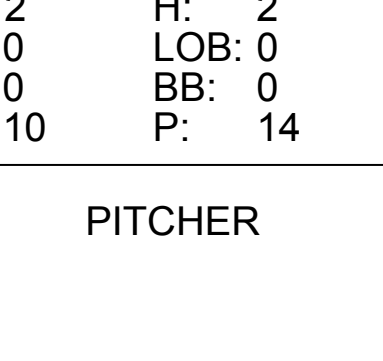
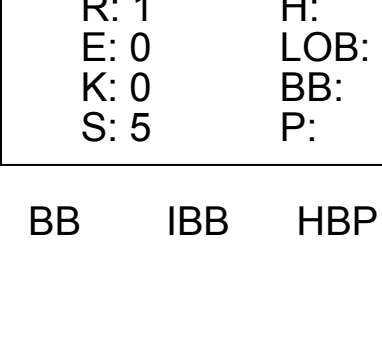


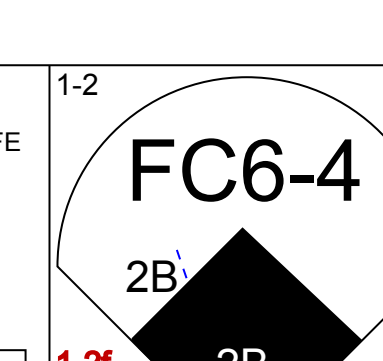
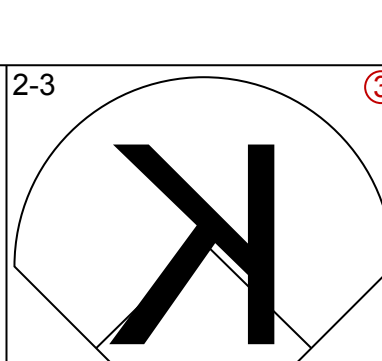
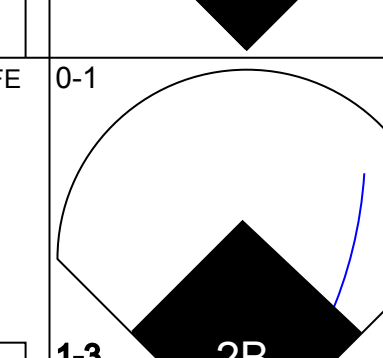
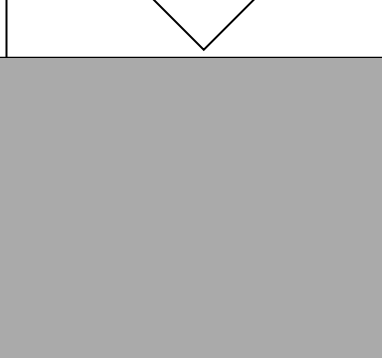
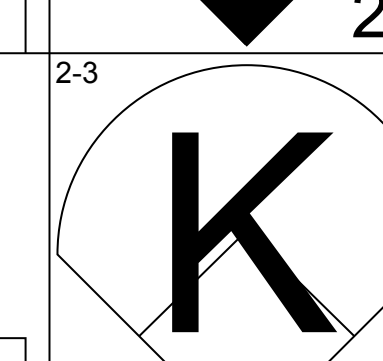



| Batter | 1 | 2 | 3 | 4 | 5 | 6 | 7 | 8 | 9 | AB R H RBI BB SO LOB | TOP | | | | | | | | | |
|--|---|----------------------------------|------------------------------|----------------------------------|------------------------------|----------------------------------|-------------------------------|----------------------------------|-------------------------------|----------------------------------|---|----------------------------------|------------------------------|---------------------------------|-------------------------------|----------------------------------|----------------------------------|------------------------------------|----------------------------------|--------|
| Jeff Branson, L (1.4) OBP: 0.340, SLG: 0.412 | | | | | | | | | | 5 2 3 0 0 0 0 | Cincinnati Reds @ Chicago Cubs Wrigley Field, Chicago, IL Thu Jul 08 1993, 3:33 AM CDT Att: 36,144 - Unknown - 81 F | | | | | | | | | |
| Hal Morris, L (1.3) OBP: 0.326, SLG: 0.311 | | | | | | | | | | 4 1 0 1 1 2 4 | | | | | | | | | | |
| Barry Larkin, R (1.6) OBP: 0.396, SLG: 0.442 | | | | | | | | | | 2 2 1 0 3 0 0 | | | | | | | | | | |
| Kevin Mitchell, R (1.7) OBP: 0.392, SLG: 0.627 | | | | | | | | | | 2 1 1 2 0 1 0 | | | | | | | | | | |
| Juan Samuel, R (4.7) OBP: 0.274, SLG: 0.378 | | | | | | | | | | 3 0 1 2 0 1 5 | | | | | | | | | | |
| Chris Sabo, R (1.5) OBP: 0.323, SLG: 0.427 | | | | | | | | | | 3 0 1 0 2 0 0 | | | | | | | | | | |
| Gary Varsho, L (1.9) OBP: 0.310, SLG: 0.317 | | | | | | | | | | 5 0 0 0 0 1 7 | | | | | | | | | | |
| Joe Oliver, R (1.2) OBP: 0.280, SLG: 0.392 | | | | | | | | | | 4 0 1 1 0 1 0 | | | | | | | | | | |
| Jacob Brumfield, R (1.8) OBP: 0.420, SLG: 0.567 | | | | | | | | | | 4 1 1 1 0 1 0 | | | | | | | | | | |
| Larry Luebbers, R (1.1) OBP: 0.500, SLG: 0.500 | | | | | | | | | | 2 0 1 0 0 0 0 | | | | | | | | | | |
| Bobby Ayala, R (6.1) | | | | | | | | | | 2 0 0 0 0 0 0 | | | | | | | | | | |
| Jeff Reardon, R (8.1) | | | | | | | | | | 0 0 0 0 0 0 0 | | | | | | | | | | |
| Inning Stats | R: 1 E: 0 K: 1 S: 11 | H: 1 LOB: 0 BB: 0 P: 14 | R: 0 E: 0 K: 1 S: 9 | H: 0 LOB: 0 BB: 0 P: 13 | R: 0 E: 0 K: 1 S: 8 | H: 0 LOB: 0 BB: 0 P: 11 | R: 3 E: 0 K: 0 S: 18 | H: 2 LOB: 1 BB: 3 P: 31 | R: 0 E: 0 K: 0 S: 14 | H: 2 LOB: 3 BB: 0 P: 22 | R: 3 E: 0 K: 1 S: 17 | H: 4 LOB: 2 BB: 1 P: 30 | R: 0 E: 0 K: 0 S: 6 | H: 0 LOB: 0 BB: 0 P: 9 | R: 0 E: 1 K: 2 S: 15 | H: 1 LOB: 3 BB: 1 P: 25 | 1B: 5 2B: 4 3B: 1 HR: 1 | SF: 0 SAC: 0 DP: 1 HBP: 0 | WP: 0 PB: 1 SB: 0 CS: 0 | PA: 42 |
| PITCHER | IP WLS BF H R ER SO BB IBB HBP BLK WP HR S P ERA WHIP | | | | | | | | | | | | | | | | | | | |
| Frank Castillo, R (1.1) ERA: 4.78 | 5.0 L 22 5 4 4 3 3 1 0 0 0 0 0 60 91 7.20 1.600 | | | | | | | | | | | | | | | | | | | |
| Dan Plesac, L (6.1) ERA: 4.80 | 1.2 8 2 3 2 2 0 1 0 0 0 1 19 29 10.80 1.200 | | | | | | | | | | | | | | | | | | | |
| Shawn Boskie, R (7.1) ERA: 4.78 | 1.1 6 2 0 0 0 0 0 0 0 0 0 0 14 21 0.00 1.500 | | | | | | | | | | | | | | | | | | | |
| Paul Assenmacher, L (9.1) ERA: 3.51 | 1.0 6 1 0 0 2 0 1 0 0 0 0 0 15 25 0.00 1.000 | | | | | | | | | | | | | | | | | | | |

| Batter | 1 | 2 | 3 | 4 | 5 | 6 | 7 | 8 | 9 | AB R H RBI BB SO LOB | BOTTOM | | | | | | | | | | | |
|---|---|----------------------------------|-------------------------------|----------------------------------|------------------------------|----------------------------------|------------------------------|----------------------------------|------------------------------|----------------------------------|---|---------------------------------|------------------------------|---------------------------------|-------------------------------|----------------------------------|------------------------------|---------------------------------|----------------------------------|------------------------------------|----------------------------------|--------|
| Willie Wilson, S (1.8) OBP: 0.289, SLG: 0.331 | | | | | | | | | | 4 1 1 0 0 1 3 | Cincinnati Reds @ Chicago Cubs Wrigley Field, Chicago, IL Thu Jul 08 1993, 3:33 AM CDT Att: 36,144 - Unknown - 81 F | | | | | | | | | | | |
| Jose Vizcaino, S (1.6) OBP: 0.339, SLG: 0.392 | | | | | | | | | | 3 0 1 0 0 0 1 | | | | | | | | | | | | |
| Steve Lake, R (8. PH) OBP: 0.283, SLG: 0.411 | | | | | | | | | | 1 1 1 1 0 0 0 | | | | | | | | | | | | |
| Paul Assenmacher, L (9.1) OBP: 0.500, SLG: 0.500 | | | | | | | | | | 0 0 0 0 0 0 0 | | | | | | | | | | | | |
| 23 Ryne Sandberg, R (1.4) OBP: 0.351, SLG: 0.599 | | | | | | | | | | 3 0 0 0 1 1 1 | | | | | | | | | | | | |
| Derrick May, L (1.7) OBP: 0.352, SLG: 0.454 | | | | | | | | | | 4 0 2 1 0 0 1 | | | | | | | | | | | | |
| Sammy Sosa, R (1.9) OBP: 0.313, SLG: 0.503 | | | | | | | | | | 4 0 0 0 0 0 4 | | | | | | | | | | | | |
| Rick Wilkins, L (1.2) OBP: 0.386, SLG: 0.595 | | | | | | | | | | 4 1 1 1 0 1 0 | | | | | | | | | | | | |
| Steve Buechele, R (1.5) OBP: 0.274, SLG: 0.391 | | | | | | | | | | 4 0 0 0 0 1 0 | | | | | | | | | | | | |
| Doug Jennings, L (1.3) OBP: 0.317, SLG: 0.395 | | | | | | | | | | 4 0 2 0 0 0 0 | | | | | | | | | | | | |
| Frank Castillo, R (1.1) OBP: 0.192, SLG: 0.192 | | | | | | | | | | 0 0 0 0 0 0 0 | | | | | | | | | | | | |
| Canary Maldonado, R (5. PH) OBP: 0.274, SLG: 0.282 | | | | | | | | | | 1 0 1 0 0 0 0 | | | | | | | | | | | | |
| Dan Plesac, L (6.1) ERA: 4.80 | | | | | | | | | | 0 0 0 0 0 0 0 | | | | | | | | | | | | |
| Shawn Boskie, R (7.1) ERA: 4.78 | | | | | | | | | | 0 0 0 0 0 0 0 | | | | | | | | | | | | |
| Eric Yelding, R (8. PH) OBP: 0.276, SLG: 0.343 | | | | | | | | | | 1 0 0 0 0 0 1 | | | | | | | | | | | | |
| Inning Stats | R: 0 E: 0 K: 1 S: 11 | H: 0 LOB: 0 BB: 0 P: 19 | R: 1 E: 0 K: 0 S: 11 | H: 2 LOB: 0 BB: 0 P: 18 | R: 0 E: 0 K: 0 S: 7 | H: 1 LOB: 1 BB: 0 P: 11 | R: 0 E: 0 K: 0 S: 8 | H: 0 LOB: 0 BB: 0 P: 12 | R: 0 E: 0 K: 0 S: 8 | H: 2 LOB: 2 BB: 0 P: 14 | R: 0 E: 0 K: 1 S: 6 | H: 1 LOB: 1 BB: 0 P: 8 | R: 0 E: 0 K: 2 S: 7 | H: 0 LOB: 0 BB: 0 P: 9 | R: 2 E: 0 K: 1 S: 20 | H: 3 LOB: 1 BB: 1 P: 28 | R: 0 E: 0 K: 0 S: 6 | H: 0 LOB: 0 BB: 0 P: 6 | 1B: 6 2B: 1 3B: 1 HR: 1 | SF: 0 SAC: 1 DP: 2 HBP: 0 | WP: 0 PB: 0 SB: 0 CS: 0 | PA: 35 |
| PITCHER | IP WLS BF H R ER SO BB IBB HBP BLK WP HR S P ERA WHIP | | | | | | | | | | | | | | | | | | | | | |
| Larry Luebbers, R (1.1) ERA: 3.38 | 5.0 W 20 6 1 1 1 0 0 0 0 0 0 46 75 1.80 1.200 | | | | | | | | | | | | | | | | | | | | | |
| Bobby Ayala, R (6.1) ERA: 3.89 | 2.1 11 3 2 2 4 1 0 0 0 0 0 28 38 7.71 1.714 | | | | | | | | | | | | | | | | | | | | | |
| Jeff Reardon, R (8.1) ERA: 2.1 | 1.2 S 4 0 0 0 0 0 0 0 0 0 0 10 12 0.00 0.000 | | | | | | | | | | | | | | | | | | | | | |

| Batter | 1 | 2 | 3 | 4 | 5 | 6 | 7 | 8 | 9 | AB | R | H | RBI | BB | SO | LOB | TOP | | | | |
|--|------------------------------|----------------------------------|------------------------------|----------------------------------|------------------------------|----------------------------------|------------------------------|---------------------------------|------------------------------|----------------------------------|-------------------------------|----------------------------------|-------------------------------|----------------------------------|------------------------------|----------------------------------|--|------------------------------------|----------------------------------|--------|--|
| Jacob Brumfield, R (1, 8) OBP: 0.397, SLG: 0.531 | P9 | | G6-3 | | G5-3 | | K | | | 4 | 0 | 0 | 0 | 0 | 1 | 2 | Cincinnati Reds @ Pittsburgh Pirates Three Rivers Stadium, Pittsburgh, PA Fri Jul 09 1993, 7:05 PM EDT Att: 21,016 - Unknown - 93 F | | | | |
| Jeff Branson, L (1, 4) OBP: 0.331, SLG: 0.400 | L6 | | G4-3 | | F7 | | F9 | | | 4 | 0 | 0 | 0 | 0 | 0 | 2 | | | | | |
| Barry Larkin, R (1, 6) OBP: 0.397, SLG: 0.444 | 2B | | 1B BB | | G3-1 | | K | | | 3 | 0 | 1 | 0 | 1 | 1 | 0 | | | | | |
| Chris Sabo, R (1, 5) OBP: 0.322, SLG: 0.424 | P4 | | 1B | | F9 | | K | | | 4 | 0 | 1 | 0 | 0 | 1 | 1 | | | | | |
| Hal Morris, L (1, 3) | | F7 | F9 | | G6-4-3 1B | | G6-3 | | | 4 | 0 | 1 | 0 | 0 | 0 | 2 | | | | | |
| Reggie Sanders, R (1, 9) OBP: 0.339, SLG: 0.443 | | | | | L4 | | | | F9 | 4 | 1 | 1 | 0 | 0 | 0 | 1 | | | | | |
| Joe Oliver, R (1, 2) OBP: 0.283, SLG: 0.393 | | E5 1B 1-H | | | | | L8 | | L6 | 4 | 0 | 2 | 0 | 0 | 0 | 0 | | | | | |
| Keith Gordon, R (1, 7) OBP: 0.250, SLG: 0.250 | | L6 | | | P8 | | 1B 1B | | K | 4 | 0 | 1 | 0 | 0 | 1 | 2 | | | | | |
| Tom Browning, L (1, 1) OBP: 0.219, SLG: 0.267 Gary Varsho, L (7, PH) OBP: 0.319, SLG: 0.328 Jerry Spradlin, S (7, 1) | | F7 | | | L3 | | 1B | | | 2 | 0 | 0 | 0 | 0 | 0 | 2 | | | | | |
| Inning Stats | R: 0 E: 0 K: 0 S: 6 | H: 1 LOB: 1 BB: 0 P: 10 | R: 1 E: 1 K: 0 S: 9 | H: 2 LOB: 1 BB: 0 P: 15 | R: 0 E: 0 K: 0 S: 8 | H: 1 LOB: 2 BB: 1 P: 17 | R: 0 E: 0 K: 0 S: 5 | H: 1 LOB: 1 BB: 0 P: 7 | R: 0 E: 0 K: 0 S: 4 | H: 0 LOB: 0 BB: 0 P: 12 | R: 0 E: 0 K: 0 S: 12 | H: 2 LOB: 2 BB: 0 P: 19 | R: 0 E: 0 K: 2 S: 11 | H: 0 LOB: 0 BB: 0 P: 17 | R: 0 E: 0 K: 1 S: 6 | H: 0 LOB: 0 BB: 0 P: 10 | 1B: 7 2B: 1 3B: 0 HR: 0 | SF: 0 SAC: 0 DP: 1 HBP: 0 | WP: 0 PB: 0 SB: 0 CS: 0 | PA: 35 | |
| PITCHER | IP | WLS | BF | H | R | ER | SO | BB | IBB | HBP | BLK | WP | HR | S | P | ERA | WHIP | | | | |
| Bob Walk, R (1, 1) ERA: 4.83 | 5.0 | W | 21 | 5 | 1 | 0 | 0 | 1 | 0 | 0 | 0 | 0 | 0 | 36 | 61 | 0.00 | 1.200 | | | | |
| Joel Johnston, R (6, 1) ERA: | 3.0 | | 11 | 3 | 0 | 0 | 3 | 0 | 0 | 0 | 0 | 0 | 0 | 27 | 43 | 0.00 | 1.000 | | | | |
| Stan Belinda, R (9, 1) ERA: 2.41 | 1.0 | S | 3 | 0 | 0 | 0 | 1 | 0 | 0 | 0 | 0 | 0 | 0 | 6 | 10 | 0.00 | 0.000 | | | | |

| Batter | 1 | 2 | 3 | 4 | 5 | 6 | 7 | 8 | 9 | AB | R | H | RBI | BB | SO | LOB | BOTTOM | | | | | |
|---|------------------------------|----------------------------------|------------------------------|----------------------------------|------------------------------|----------------------------------|------------------------------|---------------------------------|-------------------------------|----------------------------------|------------------------------|----------------------------------|-------------------------------|----------------------------------|------------------------------|----------------------------------|--|------------------------------------|----------------------------------|--------|--|--|
| Carlos Garcia, R (1, 4) OBP: 0.315, SLG: 0.402 | F8 1B 1B | | HR | | F8 | | 2B | | | 4 | 2 | 3 | 1 | 0 | 0 | 1 | Cincinnati Reds @ Pittsburgh Pirates Three Rivers Stadium, Pittsburgh, PA Fri Jul 09 1993, 7:05 PM EDT Att: 21,016 - Unknown - 93 F | | | | | |
| Jay Bell, R (1, 6) OBP: 0.368, SLG: 0.428 | F8 1-2 | | K | | 2B | | G6-3 | | | 4 | 0 | 1 | 0 | 0 | 1 | 2 | | | | | | |
| Al Martin, L (1, 8) OBP: 0.302, SLG: 0.423 (8, 7) | G4-3 | | G4-3 | | F7 | | G3 | | | 4 | 0 | 0 | 0 | 0 | 0 | 3 | | | | | | |
| Jeff King, R (1, 5) OBP: 0.354, SLG: 0.407 | 2H 1B | | | | B1 | | G4-3 | | G4-3 | 4 | 0 | 1 | 1 | 0 | 0 | 0 | | | | | | |
| Orlando Merced, S (1, 9) OBP: 0.456, SLG: 0.500 | P7 | | | | G6-3 | | 2B | | 1B 2B | 4 | 1 | 2 | 0 | 0 | 0 | 1 | | | | | | |
| Lonnie Smith, R (1, 7) OBP: 0.382, SLG: 0.352 Will Pennyfeather, R (8, 8) OBP: 0.206, SLG: 0.235 | F8 | | F9 | | F9 | | G1-3 | | FC6-4 1B | 3 | 0 | 0 | 0 | 0 | 0 | 1 | | | | | | |
| Don Slaught, R (1, 2) OBP: 0.361, SLG: 0.451 | K | | | | E 3B | | G6-3 | | FC6-4 1-2 | 4 | 1 | 1 | 0 | 0 | 1 | 2 | | | | | | |
| Kevin Young, R (1, 3) OBP: 0.306, SLG: 0.339 | G6-3 | | | | G6-3 | | F8 | | | 2 | 0 | 0 | 0 | 1 | 0 | 0 | | | | | | |
| Bob Walk, R (1, 1) OBP: 0.105, SLG: 0.132 Joel Johnston, R (6, 1) Stan Belinda, R (9, 1) | | | K | | FC1-6 2B 1-2 3H | | K | | | 2 | 0 | 0 | 0 | 0 | 0 | 0 | | | | | | |
| Inning Stats | R: 1 E: 0 K: 0 S: 7 | H: 2 LOB: 1 BB: 0 P: 11 | R: 0 E: 0 K: 1 S: 8 | H: 0 LOB: 0 BB: 0 P: 13 | R: 1 E: 0 K: 2 S: 9 | H: 1 LOB: 0 BB: 0 P: 11 | R: 0 E: 0 K: 0 S: 5 | H: 0 LOB: 0 BB: 0 P: 8 | R: 1 E: 1 K: 0 S: 10 | H: 2 LOB: 2 BB: 1 P: 17 | R: 0 E: 0 K: 0 S: 8 | H: 1 LOB: 1 BB: 0 P: 12 | R: 0 E: 0 K: 1 S: 11 | H: 1 LOB: 1 BB: 0 P: 18 | R: 1 E: 0 K: 0 S: 7 | H: 2 LOB: 1 BB: 0 P: 11 | 1B: 3 2B: 4 3B: 1 HR: 1 | SF: 0 SAC: 0 DP: 0 HBP: 0 | WP: 0 PB: 0 SB: 0 CS: 0 | PA: 34 | | |
| PITCHER | IP | WLS | BF | H | R | ER | SO | BB | IBB | HBP | BLK | WP | HR | S | P | ERA | WHIP | | | | | |
| Tom Browning, L (1, 1) ERA: 4.96 | 6.0 | L | 25 | 6 | 3 | 3 | 3 | 1 | 0 | 0 | 0 | 0 | 0 | 1 | 47 | 72 | 4.50 | 1.167 | | | | |
| Jerry Spradlin, R (7, 1) ERA: 2.25 | 2.0 | | 9 | 3 | 1 | 1 | 1 | 0 | 0 | 0 | 0 | 0 | 0 | 18 | 29 | 4.50 | 1.500 | | | | | |

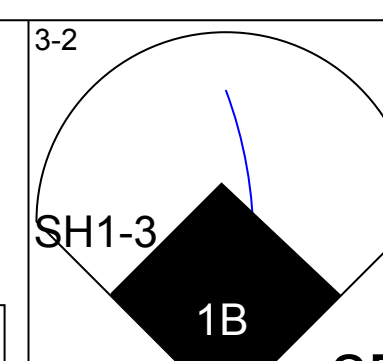
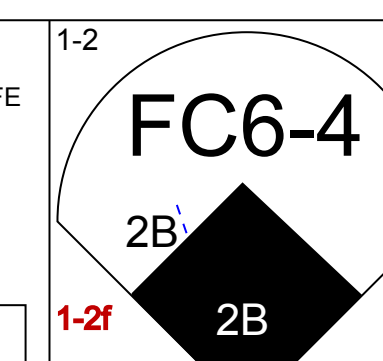
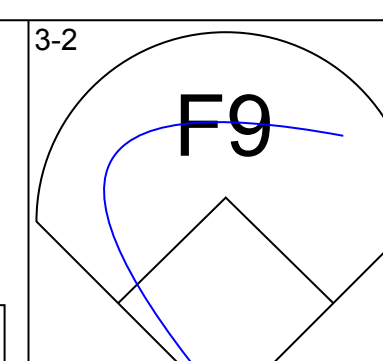
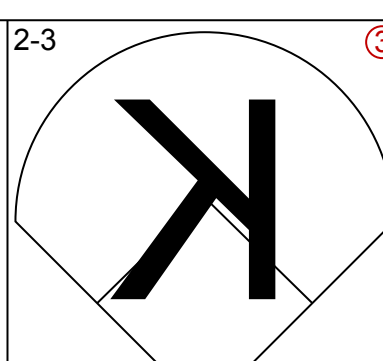
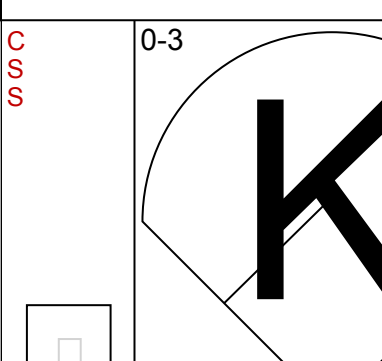
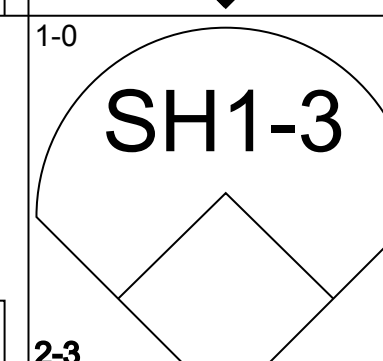

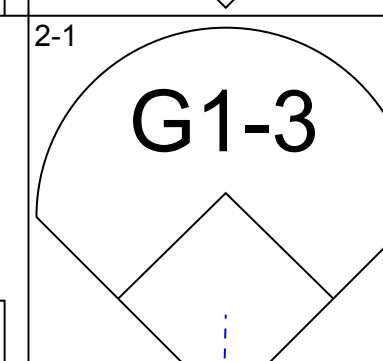
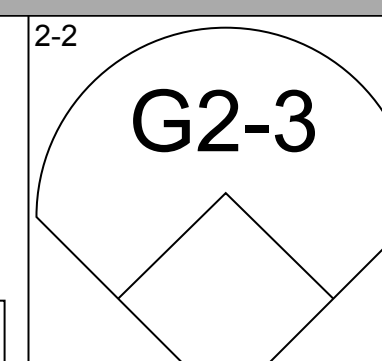
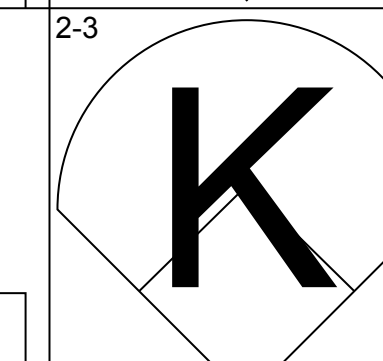

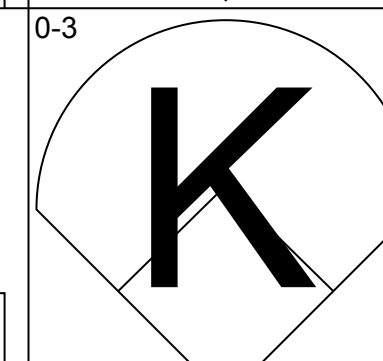
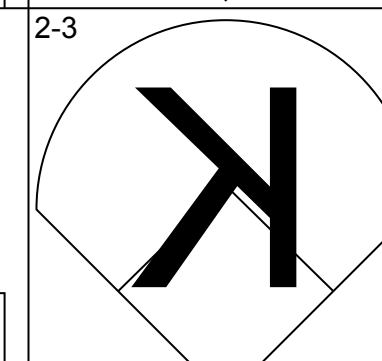
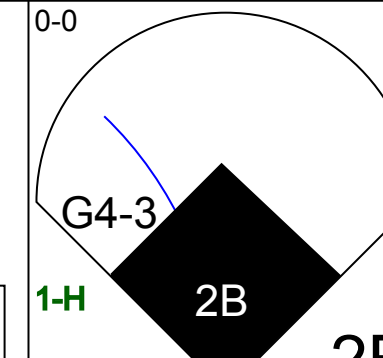

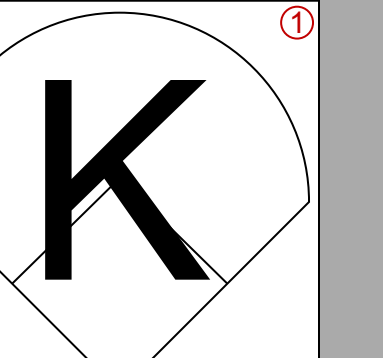
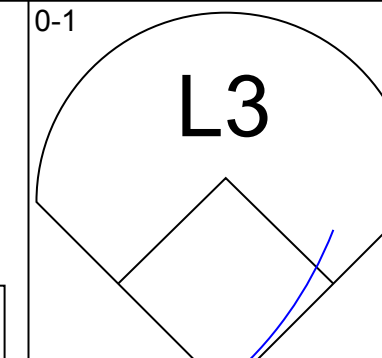
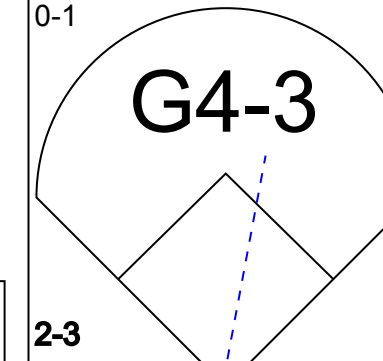

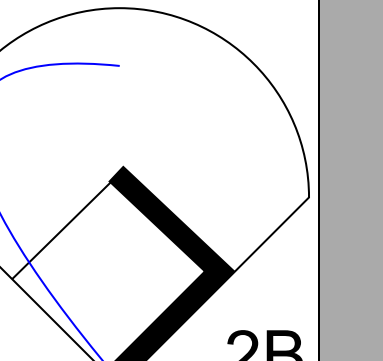
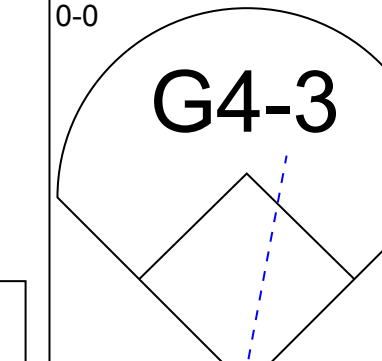
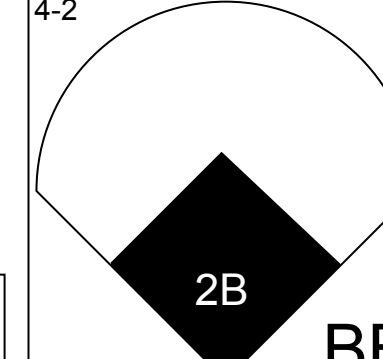

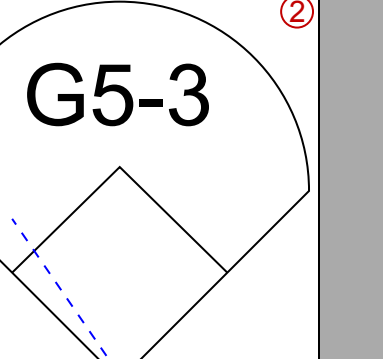
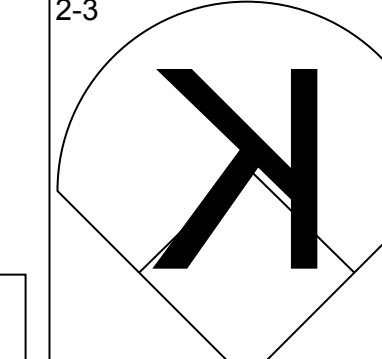
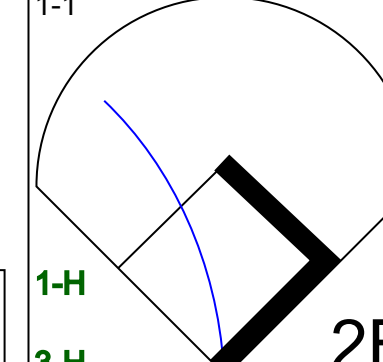
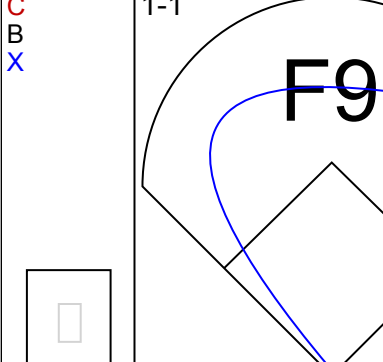
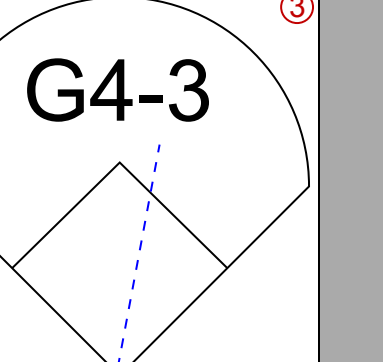
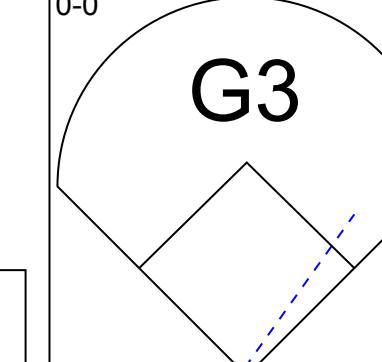
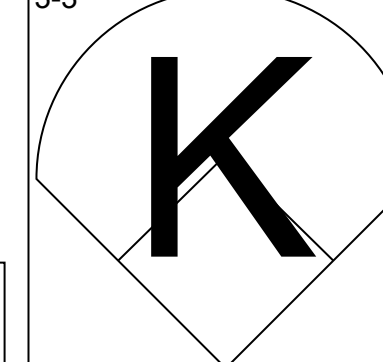
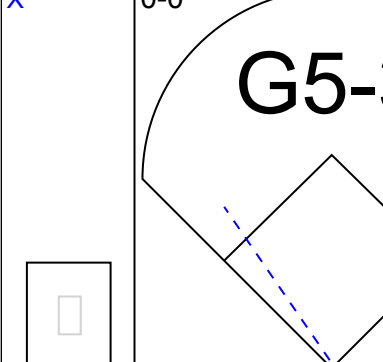
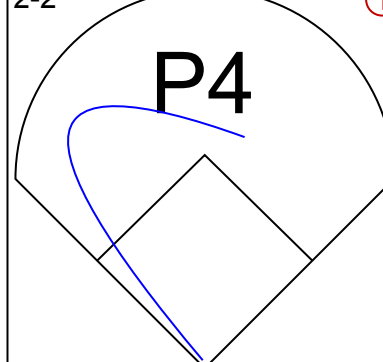
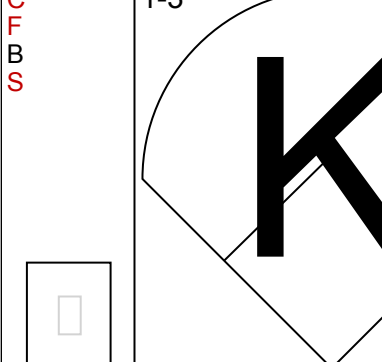
| Batter | 1 | 2 | 3 | 4 | 5 | 6 | 7 | 8 | 9 | AB | R | H | RBI | BB | SO | LOB | TOP | | | | | |
|--|---|---|---|---|---|---|---|---|---|----------------------------------|-------------------------------|----------------------------------|-------------------------------|----------------------------------|------------------------------|----------------------------------|------------------------------|----------------------------------|-----------------------------------|------------------------------------|----------------------------------|--------|
| Juan Samuel, R (1.4) OBP: 0.260, SLG: 0.358 |  |  | |  | |  |  | | | 5 | 0 | 0 | 0 | 0 | 1 | 4 | | | | | | |
| Hal Morris, L (1.3) OBP: 0.326, SLG: 0.313 |  | |  |  | |  | |  | | 5 | 1 | 2 | 0 | 0 | 0 | 0 | | | | | | |
| Barry Larkin, R (1.6) OBP: 0.395, SLG: 0.444 |  | |  |  | |  | |  | | 5 | 1 | 1 | 0 | 0 | 0 | 2 | | | | | | |
| Randy Milligan, R (1.7) OBP: 0.388, SLG: 0.421 | |  |  |  | | |  | | | 4 | 1 | 2 | 2 | 0 | 1 | 2 | | | | | | |
| Roberto Kelly, R (7.8) OBP: 0.354, SLG: 0.475 | |  |  |  | | | |  | | 1 | 0 | 0 | 0 | 0 | 1 | 0 | | | | | | |
| Reggie Sanders, R (1.9) OBP: 0.340, SLG: 0.442 |  |  | | |  | |  | |  | 5 | 2 | 2 | 0 | 0 | 1 | 2 | | | | | | |
| Chris Sabo, R (1.5) OBP: 0.330, SLG: 0.436 |  |  | |  | |  | |  | | 4 | 1 | 3 | 2 | 1 | 1 | 0 | | | | | | |
| Joe Oliver, R (1.2) OBP: 0.288, SLG: 0.408 |  |  | |  | |  | |  | | 5 | 2 | 3 | 3 | 0 | 0 | 2 | | | | | | |
| Jacob Brumfield, R (1.8) OBP: 0.410, SLG: 0.551 |  |  | | |  | |  | |  | 5 | 1 | 3 | 0 | 0 | 0 | 3 | | | | | | |
| Tim Belcher, R (1.1) OBP: 0.214, SLG: 0.220 | | | |  | |  | |  | | 2 | 0 | 2 | 1 | 0 | 0 | 0 | | | | | | |
| Gary Varsho, L (6. PH) OBP: 0.329, SLG: 0.385 |  | | | | |  | | | | 1 | 1 | 1 | 2 | 0 | 0 | 0 | | | | | | |
| Scott Service, R (6.1) OBP: 0.200, SLG: 0.200 |  | | | | |  | | | | 1 | 0 | 0 | 0 | 0 | 1 | 1 | | | | | | |
| Keith Gordon, R (9. PH) OBP: 0.200, SLG: 0.200 |  | | | | |  | | | | 1 | 0 | 0 | 0 | 0 | 0 | 1 | | | | | | |
| Rob Dibble, L (9.1) OBP: 1.000, SLG: 1.000 |  | | | | |  | | | | 0 | 0 | 0 | 0 | 0 | 0 | 0 | | | | | | |
| Inning Stats | R: 0 E: 0 K: 1 S: 8 | H: 0 LOB: 0 BB: 0 P: 9 | R: 2 E: 1 K: 0 S: 12 | H: 5 LOB: 2 BB: 0 P: 19 | R: 2 E: 0 K: 0 S: 14 | H: 4 LOB: 2 BB: 0 P: 21 | R: 0 E: 0 K: 1 S: 14 | H: 2 LOB: 0 BB: 0 P: 22 | R: 0 E: 0 K: 2 S: 11 | H: 0 LOB: 0 BB: 0 P: 16 | R: 2 E: 0 K: 0 S: 10 | H: 2 LOB: 0 BB: 0 P: 14 | R: 3 E: 0 K: 1 S: 17 | H: 4 LOB: 1 BB: 0 P: 26 | R: 0 E: 0 K: 1 S: 9 | H: 0 LOB: 0 BB: 0 P: 14 | R: 1 E: 0 K: 0 S: 5 | H: 2 LOB: 1 BB: 1 P: 10 | 1B: 12 2B: 5 3B: 0 HR: 2 | SF: 0 SAC: 0 DP: 0 HBP: 0 | WP: 0 PB: 0 SB: 1 CS: 0 | PA: 45 |
| PITCHER | IP WLS BF H R ER SO BB IBB HBP BLK WP HR S P ERA WHIP | | | | | | | | | | | | | | | | | | | | | |
| Randy Tomlin, L (1.1) ERA: 4.96 | 2.0 | 13 | 8 | 4 | 4 | 1 | 0 | 0 | 0 | 0 | 0 | 0 | 0 | 26 | 37 | 18.00 | 4.000 | | | | | |
| Tony Menendez, R (3.1) ERA: 5.4 | 3.1 | 15 | 5 | 2 | 2 | 3 | 0 | 0 | 0 | 0 | 0 | 1 | 39 | 59 | 5.40 | 1.500 | | | | | | |
| Jeff Ballard, L (6.1) ERA: 2.89 | 0.2 | 2 | 0 | 0 | 0 | 0 | 0 | 0 | 0 | 0 | 0 | 0 | 4 | 5 | 0.00 | 0.000 | | | | | | |
| Paul Wagner, R (7.1) ERA: 4.86 | 1.0 | L 7 | 4 | 3 | 3 | 1 | 0 | 0 | 0 | 0 | 1 | 17 | 26 | 27.00 | 4.000 | | | | | | | |
| Dave Otto, L (8.1) ERA: 4.43 | 2.0 | 8 | 2 | 1 | 1 | 1 | 1 | 0 | 0 | 0 | 0 | 0 | 14 | 24 | 4.50 | 1.500 | | | | | | |

Cincinnati Reds @ Pittsburgh Pirates
Three Rivers Stadium, Pittsburgh, PA

AB 44
R 10
H 19
RBI 10
BB 1
SO 6
LOB 17



WP: 0 PA: 45
PB: 0
SB: 1
CS: 0

| Batter | 1 | 2 | 3 | 4 | 5 | 6 | 7 | 8 | 9 | AB | R | H | RBI | BB | SO | LOB | BOTTOM | | | | | |
|---|---|---|---|---|--|---|---|---|---|----------------------------------|------------------------------|----------------------------------|------------------------------|----------------------------------|------------------------------|---------------------------------|------------------------------|---------------------------------|----------------------------------|------------------------------------|----------------------------------|--------|
| Carlos Garcia, R (1.4) OBP: 0.313, SLG: 0.402 |  |  | |  | |  | | |  | 5 | 2 | 1 | 0 | 0 | 2 | 1 | | | | | | |
| Jay Bell, R (1.6) OBP: 0.367, SLG: 0.430 |  |  | |  | | |  | | | 3 | 1 | 1 | 0 | 0 | 0 | 0 | | | | | | |
| Al Martin, L (1.8) OBP: 0.301, SLG: 0.421 |  |  | |  | | |  | | | 4 | 1 | 1 | 1 | 0 | 3 | 2 | | | | | | |
| Orlando Merced, S (1.9) OBP: 0.456, SLG: 0.502 |  |  | | |  | |  | | | 3 | 2 | 1 | 1 | 1 | 1 | 0 | | | | | | |
| Dave Clark, L (1.7) OBP: 0.344, SLG: 0.372 |  |  | | |  | | |  | | 4 | 0 | 2 | 3 | 0 | 0 | 1 | | | | | | |
| Don Slaught, R (1.2) OBP: 0.360, SLG: 0.445 |  |  | | |  | | |  | | 3 | 1 | 0 | 0 | 1 | 2 | 2 | | | | | | |
| Tom Foley, L (1.5) OBP: 0.289, SLG: 0.376 |  | |  | |  | | |  | | 4 | 0 | 1 | 2 | 0 | 0 | 1 | | | | | | |
| Kevin Young, R (1.3) OBP: 0.301, SLG: 0.333 |  | |  | | |  | | |  | 4 | 0 | 0 | 0 | 0 | 2 | 1 | | | | | | |
| Randy Tomlin, L (1.1) ERA: 4.05 | 5.0 | 25 | 8 | 7 | 7 | 6 | 1 | 1 | 0 | 0 | 60 | 91 | 12.60 | 1.800 | | | | | | | | |
| Scott Service, R (6.1) ERA: 5.87 | 3.0 | W 9 | 0 | 0 | 0 | 3 | 0 | 0 | 0 | 0 | 20 | 31 | 0.00 | 0.000 | | | | | | | | |
| Rob Dibble, R (9.1) ERA: 2.78 | 1.0 | S 3 | 0 | 0 | 0 | 2 | 0 | 0 | 0 | 0 | 7 | 8 | 0.00 | 0.000 | | | | | | | | |
| Inning Stats | R: 4 E: 0 K: 1 S: 22 | H: 4 LOB: 1 BB: 1 P: 34 | R: 3 E: 0 K: 2 S: 15 | H: 3 LOB: 1 BB: 1 P: 24 | R: 0 E: 0 K: 1 S: 6 | H: 0 LOB: 0 BB: 0 P: 7 | R: 0 E: 0 K: 1 S: 8 | H: 0 LOB: 0 BB: 0 P: 13 | R: 0 E: 0 K: 1 S: 9 | H: 1 LOB: 1 BB: 0 P: 13 | R: 0 E: 0 K: 1 S: 7 | H: 0 LOB: 0 BB: 0 P: 12 | R: 0 E: 0 K: 1 S: 8 | H: 0 LOB: 0 BB: 0 P: 12 | R: 0 E: 0 K: 1 S: 5 | H: 0 LOB: 0 BB: 0 P: 7 | R: 0 E: 0 K: 2 S: 7 | H: 0 LOB: 0 BB: 0 P: 8 | 1B: 2 2B: 6 3B: 0 HR: 0 | SF: 0 SAC: 1 DP: 0 HBP: 0 | WP: 0 PB: 0 SB: 0 CS: 0 | PA: 37 |
| PITCHER | IP WLS BF H R ER SO BB IBB HBP BLK WP HR S P ERA WHIP | | | | | | | | | | | | | | | | | | | | | |

Cincinnati Reds @ Pittsburgh Pirates
Three Rivers Stadium, Pittsburgh, PA

AB 34
R 7
H 8
RBI 7
BB 2
SO 11
LOB 8



WP: 0 PA: 37
PB: 0
SB: 0
CS: 0

| Batter | 1 | 2 | 3 | 4 | 5 | 6 | 7 | 8 | 9 | AB | R | H | RBI | BB | SO | LOB | TOP | | | | | | | | |
|--|---|---|--|--|--|----------------------------------|------------------------------|----------------------------------|------------------------------|---------------------------------|------------------------------|----------------------------------|------------------------------|----------------------------------|------------------------------|----------------------------------|--|----------------------------------|----------------------------------|------------------------------------|----------------------------------|--------|--|--|--|
| Juan Samuel, R (1.4) OBP: 0.260, SLG: 0.364 | F9 | | F9 | | K | | | G6-3 | | 4 | 0 | 1 | 0 | 0 | 1 | 1 | Cincinnati Reds @ Pittsburgh Pirates Three Rivers Stadium, Pittsburgh, PA Sun Jul 11 1993, 3:33 AM EDT Att: 22,772 - Cloudy - 88 F | | | | | | | | |
| Barry Larkin, R (1.6) OBP: 0.393, SLG: 0.450 | F8 | | HR | | F9 | | | G6-3 | | 4 | 1 | 1 | 2 | 0 | 0 | 1 | | | | | | | | | |
| Randy Milligan, R (1.7) OBP: 0.386, SLG: 0.420 | | | P7 | | | | | FC3-2-5-3 | | 3 | 0 | 1 | 0 | 0 | 0 | 0 | | | | | | | | | |
| Hal Morris, L (8, FH) OBP: 0.325, SLG: 0.310 | | | | | | | | | | 1 | 0 | 0 | 0 | 0 | 0 | 1 | | | | | | | | | |
| Chris Sabo, R (1.5) OBP: 0.329, SLG: 0.432 | F9 | | | | L6 | | | | | 3 | 0 | 0 | 0 | 1 | 0 | 1 | | | | | | | | | |
| Reggie Sanders, R (1.9) OBP: 0.339, SLG: 0.439 | | F8 | | | G5-3 | | | | | 4 | 0 | 1 | 0 | 0 | 1 | 2 | | | | | | | | | |
| Joe Oliver, R (1.2) OBP: 0.288, SLG: 0.406 | | F8 | | | | | | | | 4 | 0 | 1 | 0 | 0 | 0 | 0 | | | | | | | | | |
| Brian Dorsett, R (1.3) OBP: 0.417, SLG: 0.636 | | | | | | | | | | 2 | 0 | 1 | 0 | 1 | 0 | 0 | | | | | | | | | |
| Keith Gordon, R (7, PR) OBP: 0.167, SLG: 0.167 | | | | | | | | | | 1 | 0 | 0 | 0 | 0 | 1 | 0 | | | | | | | | | |
| Jeff Reardon, R (9, 1) OBP: 1.000, SLG: 1.000 | | | | | | | | | | 0 | 0 | 0 | 0 | 0 | 0 | 0 | | | | | | | | | |
| Rob Dibble, L (9, 1) OBP: 1.000, SLG: 1.000 | | | | | | | | | | 0 | 0 | 0 | 0 | 0 | 0 | 0 | | | | | | | | | |
| Jacob Brumfield, R (1.8) OBP: 0.402, SLG: 0.534 | | | | | F9 | | | | | 4 | 1 | 1 | 0 | 0 | 1 | 3 | | | | | | | | | |
| Jose Rijo, R (1, 1) OBP: 0.277, SLG: 0.250 | | | | | | | | | | 2 | 0 | 0 | 0 | 0 | 0 | 1 | | | | | | | | | |
| Gary Varsho, L (9, 7) OBP: 0.329, SLG: 0.385 | | | | | | | | | | 0 | 0 | 0 | 0 | 0 | 0 | 0 | | | | | | | | | |
| Inning Stats | R: 0 E: 0 K: 0 S: 13 | H: 1 LOB: 1 BB: 0 P: 14 | R: 0 E: 0 K: 0 S: 7 | H: 0 LOB: 0 BB: 0 P: 8 | R: 2 E: 0 K: 0 S: 11 | H: 2 LOB: 0 BB: 0 P: 18 | R: 0 E: 0 K: 0 S: 7 | H: 1 LOB: 2 BB: 0 P: 16 | R: 0 E: 0 K: 1 S: 6 | H: 0 LOB: 0 BB: 0 P: 7 | R: 0 E: 0 K: 0 S: 5 | H: 1 LOB: 1 BB: 0 P: 10 | R: 0 E: 0 K: 1 S: 8 | H: 1 LOB: 1 BB: 0 P: 13 | R: 0 E: 0 K: 1 S: 9 | H: 1 LOB: 2 BB: 0 P: 23 | R: 0 E: 0 K: 1 S: 9 | H: 0 LOB: 0 BB: 0 P: 12 | 1B: 4 2B: 2 3B: 0 HR: 1 | SF: 0 SAC: 1 DP: 0 HBP: 0 | WP: 0 PB: 0 SB: 1 CS: 0 | PA: 36 | | | |
| PITCHER | IP WLS BF H R ER SO BB IBB HBP BLK WP HR S P ERA WHIP | 7.0 28 7 2 2 2 1 0 0 0 0 0 1 58 89 2.57 1.143 | 0.1 1 0 0 0 0 0 0 0 0 0 0 0 3 6 0.00 0.000 | 0.1 1 0 0 0 0 0 0 0 0 0 0 0 2 4 0.00 0.000 | 1.1 W 5 0 0 0 2 0 1 0 0 0 0 12 22 0.00 0.000 | | | | | | | | | | | | | | | | | | | | |

| | |
|-----|----|
| AB | 32 |
| R | 2 |
| H | 7 |
| RBI | 2 |
| BB | 2 |
| SO | 4 |
| LOB | 10 |



| Batter | 1 | 2 | 3 | 4 | 5 | 6 | 7 | 8 | 9 | AB | R | H | RBI | BB | SO | LOB | BOTTOM | | | | | | | |
|--|---|--|---|----------------------------------|------------------------------|----------------------------------|-------------------------------|----------------------------------|-------------------------------|----------------------------------|------------------------------|----------------------------------|-------------------------------|----------------------------------|-------------------------------|----------------------------------|--|----------------------------------|----------------------------------|------------------------------------|----------------------------------|--------|--|--|
| Carlos Garcia, R (1.4) OBP: 0.312, SLG: 0.399 | F9 | | | | FC6-4 | | | F9 | | 4 | 1 | 1 | 0 | 0 | 0 | 1 | Cincinnati Reds @ Pittsburgh Pirates Three Rivers Stadium, Pittsburgh, PA Sun Jul 11 1993, 3:33 AM EDT Att: 22,772 - Cloudy - 88 F | | | | | | | |
| Jay Bell, R (1.6) OBP: 0.366, SLG: 0.431 | G6-3 | | | | | | | F9 | | 4 | 1 | 1 | 0 | 0 | 0 | 0 | | | | | | | | |
| Al Martin, L (1.8) OBP: 0.304, SLG: 0.422 | P6 | | | | | | | | | 4 | 0 | 2 | 2 | 0 | 1 | 0 | | | | | | | | |
| Orlando Merced, S (1.9) OBP: 0.457, SLG: 0.502 | | G6-3 | | | | | | G4-3 | | 4 | 0 | 2 | 0 | 0 | 0 | 1 | | | | | | | | |
| Dave Clark, L (1.7) OBP: 0.348, SLG: 0.371 | | | | | | | | | | 3 | 0 | 1 | 0 | 1 | 1 | 1 | | | | | | | | |
| Will Pennyfeather, R (9, PR) OBP: 0.260, SLG: 0.235 | | | | | | | | | | 0 | 1 | 0 | 0 | 0 | 0 | 0 | | | | | | | | |
| Jeff King, R (9, 1) OBP: 0.352, SLG: 0.404 | | | | | | | | | | 4 | 0 | 1 | 0 | 0 | 1 | 3 | | | | | | | | |
| Kevin Young, R (1.3) OBP: 0.297, SLG: 0.328 | | | | | | | | | | 4 | 0 | 0 | 0 | 0 | 3 | 2 | | | | | | | | |
| Tom Prince, R (1.2) OBP: 0.260, SLG: 0.303 | | | | | | | | | | 3 | 0 | 1 | 0 | 0 | 1 | 0 | | | | | | | | |
| Tom Foley, L (9, FH) OBP: 0.297, SLG: 0.373 | | | | | | | | | | 1 | 0 | 0 | 0 | 0 | 0 | 2 | | | | | | | | |
| Steve Cooke, R (1, 1) OBP: 0.071, SLG: 0.095 | | | | | | | | | | 3 | 0 | 0 | 0 | 0 | 0 | 1 | | | | | | | | |
| Joel Johnston, R (8, 1) | | | | | | | | | | 0 | 0 | 0 | 0 | 0 | 0 | 0 | | | | | | | | |
| Jeff Ballard, L (8, 1) | | | | | | | | | | 0 | 0 | 0 | 0 | 0 | 0 | 0 | | | | | | | | |
| Bias Minor, R (8, 1) OBP: 0.111, SLG: 0.111 | | | | | | | | | | 0 | 0 | 0 | 0 | 0 | 0 | 0 | | | | | | | | |
| Don Slaught, R (9, FH) OBP: 0.362, SLG: 0.445 | | | | | | | | | | 0 | 0 | 0 | 1 | 1 | 0 | 0 | | | | | | | | |
| Inning Stats | R: 0 E: 0 K: 0 S: 5 | H: 0 LOB: 0 BB: 0 P: 6 | R: 0 E: 0 K: 2 S: 8 | H: 0 LOB: 0 BB: 0 P: 14 | R: 0 E: 0 K: 1 S: 8 | H: 0 LOB: 0 BB: 0 P: 12 | R: 2 E: 0 K: 0 S: 10 | H: 4 LOB: 1 BB: 0 P: 15 | R: 0 E: 0 K: 1 S: 16 | H: 1 LOB: 1 BB: 0 P: 23 | R: 0 E: 0 K: 1 S: 8 | H: 1 LOB: 2 BB: 1 P: 14 | R: 0 E: 0 K: 1 S: 13 | H: 0 LOB: 0 BB: 0 P: 19 | R: 0 E: 0 K: 0 S: 20 | H: 1 LOB: 1 BB: 0 P: 27 | R: 1 E: 1 K: 1 S: 10 | H: 2 LOB: 3 BB: 1 P: 17 | 1B: 8 2B: 1 3B: 0 HR: 0 | SF: 0 SAC: 0 DP: 0 HBP: 0 | WP: 0 PB: 0 SB: 1 CS: 0 | PA: 36 | | |
| PITCHER | IP WLS BF H R ER SO BB IBB HBP BLK WP HR S P ERA WHIP | 8.0 31 4 2 1 0 1 0 0 0 0 0 0 9 12 0.00 6.000 | 0.1 L 4 2 1 0 1 0 0 0 0 0 0 1 5 ∞ ∞ | | | | | | | | | | | | | | | | | | | | | |

| | |
|-----|----|
| AB | 34 |
| R | 3 |
| H | 9 |
| RBI | 3 |
| BB | 2 |
| SO | 7 |
| LOB | 11 |



| Batter | 1 | 2 | 3 | 4 | 5 | 6 | 7 | 8 | 9 | AB | R | H | RBI | BB | SO | LOB | TOP | | | | | | | | | | |
|--|------------------------------|----------------------------------|------------------------------|----------------------------------|------------------------------|----------------------------------|------------------------------|----------------------------------|-------------------------------|----------------------------------|-------------------------------|----------------------------------|------------------------------|---------------------------------|-------------------------------|----------------------------------|------------------------------|---------------------------------|----------------------------------|------------------------------------|-------------------------|--------|--|--|--|--|--|
| Henry Cotto, R OBP: 0.234, SLG: 0.320 (1, 8) | F8 | | P4 | | F8 | | G5-3 | | F7 | 5 | 0 | 0 | 0 | 0 | 0 | 3 | | | | | | | | | | | |
| Rick Renteria, R OBP: 0.349, SLG: 0.420 Matt Turner, R (7, 1) | F8 | | | G6-3 | | WP 1B | G6-3 | | | 4 | 1 | 1 | 0 | 0 | 0 | 0 | | | | | | | | | | | |
| Gary Sheffield, R OBP: 0.354, SLG: 0.476 (1, 5) | F8 | | | K | | 1-3 1B | K | | K | 4 | 0 | 0 | 0 | 0 | 3 | 1 | | | | | | | | | | | |
| Jeff Conine, R OBP: 0.363, SLG: 0.408 (1, 7) | | | | K | | 2-1 HR 1B | | | K | 4 | 1 | 1 | 1 | 0 | 3 | 0 | | | | | | | | | | | |
| Orestes Destrade, S OBP: 0.303, SLG: 0.369 (1, 3) | F9 | | | | F9 | F7 | | | G3-1 | 4 | 0 | 0 | 0 | 0 | 0 | 1 | | | | | | | | | | | |
| Benito Santiago, R OBP: 0.308, SLG: 0.393 (1, 2) | | | | K | | 1-3 HR | | | PB 2B | 4 | 1 | 2 | 2 | 0 | 2 | 0 | | | | | | | | | | | |
| Darrell Whitmore, L OBP: 0.277, SLG: 0.403 (1, 9) | | | | HR | | BB 1B | HBP 1B | | P6 | 4 | 1 | 3 | 1 | 0 | 0 | 1 | | | | | | | | | | | |
| Walt Weiss, S OBP: 0.359, SLG: 0.319 (1, 6) | | | | G4-3 | | 1-2 BB | 1-2 HBP | | P6 | 2 | 0 | 0 | 0 | 1 | 0 | 0 | | | | | | | | | | | |
| Chris Hammond, L OBP: 0.313, SLG: 0.349 (5, PH) David Weathers, R (5, 1) Alex Arias, R OBP: 0.350, SLG: 0.333 (6, PH) Richie Lewis, R (7, 1) Rich Rodriguez, L (7, 1) Gus Polidor, R (7, 4) | | | | K | | 4-2 BB | 3-2 G6-3 | | K | 1 | 0 | 0 | 0 | 0 | 1 | 0 | | | | | | | | | | | |
| Inning Stats | R: 0 E: 0 K: 0 S: 7 | H: 0 LOB: 0 BB: 0 P: 13 | R: 0 E: 0 K: 2 S: 7 | H: 0 LOB: 0 BB: 0 P: 10 | R: 1 E: 0 K: 1 S: 8 | H: 1 LOB: 0 BB: 0 P: 12 | R: 0 E: 0 K: 2 S: 9 | H: 0 LOB: 0 BB: 0 P: 16 | R: 0 E: 0 K: 1 S: 14 | H: 1 LOB: 3 BB: 2 P: 27 | R: 3 E: 0 K: 1 S: 21 | H: 4 LOB: 2 BB: 0 P: 38 | R: 0 E: 0 K: 1 S: 6 | H: 0 LOB: 0 BB: 0 P: 8 | R: 0 E: 0 K: 1 S: 11 | H: 1 LOB: 1 BB: 0 P: 16 | R: 0 E: 0 K: 1 S: 6 | H: 0 LOB: 0 BB: 0 P: 8 | 1B: 4 2B: 1 3B: 0 HR: 2 | SF: 0 SAC: 0 DP: 0 HBP: 1 | WP: 1 PB: 1 CS: 0 | PA: 37 | | | | | |
| PITCHER | IP | WLS | BF | H | R | ER | SO | BB | IBB | HBP | BLK | WP | HR | S | P | ERA | WHIP | | | | | | | | | | |
| Tim Belcher, R ERA: 4.15 (1, 1) | 5.2 | W | 24 | 5 | 4 | 4 | 7 | 2 | 0 | 0 | 0 | 1 | 2 | 58 | 100 | 6.35 | 1.235 | | | | | | | | | | |
| Bobby Ayala, R ERA: 3.75 (6, 1) | 1.1 | | 6 | 1 | 0 | 0 | 1 | 0 | 0 | 1 | 0 | 0 | 0 | 14 | 24 | 0.00 | 0.750 | | | | | | | | | | |
| Jeff Reardon, R ERA: 1.96 (8, 1) | 2.0 | S | 7 | 1 | 0 | 0 | 2 | 0 | 0 | 0 | 0 | 0 | 0 | 17 | 24 | 0.00 | 0.500 | | | | | | | | | | |

Florida Marlins @ Cincinnati Reds
Riverfront Stadium, Cincinnati, OH
Thu Jul 15 1993, 7:05 PM EDT
Att: 28,887 - Unknown - 73 F

AB 34
R 4
H 7
RBI 4
BB 2
SO 10
LOB 8



| Batter | 1 | 2 | 3 | 4 | 5 | 6 | 7 | 8 | 9 | AB | R | H | RBI | BB | SO | LOB | BOTTOM | | | | | | | | | | |
|--|------------------------------|----------------------------------|------------------------------|----------------------------------|------------------------------|----------------------------------|-------------------------------|----------------------------------|-------------------------------|----------------------------------|-------------------------------|----------------------------------|-------------------------------|----------------------------------|-------------------------------|----------------------------------|----------------------------------|------------------------------------|-------------------------|--------|--|--|--|--|--|--|--|
| Jacob Brumfield, R OBP: 0.391, SLG: 0.506 (1, 8) | F7 | | F9 | 1B 1B BB | | G4-3 | G1-3 | | | 4 | 0 | 0 | 0 | 1 | 0 | 2 | | | | | | | | | | | |
| Jeff Branson, L OBP: 0.333, SLG: 0.407 (1, 4) | G5-3 | | | 1B 1B | | G5-3 | | | K | 5 | 0 | 2 | 0 | 0 | 1 | 0 | | | | | | | | | | | |
| Barry Larkin, R OBP: 0.393, SLG: 0.448 (1, 6) | P6 | | | 1B 1B | | F9 | | | G6-3 | 4 | 0 | 1 | 1 | 1 | 0 | 0 | | | | | | | | | | | |
| Randy Milligan, R OBP: 0.383, SLG: 0.414 Juan Samuel, R OBP: 0.260, SLG: 0.364 Jeff Reardon, R (8, 1) | | | | G4-3 | F8 | G5-3 | | | 2B 1B BB | 3 | 0 | 0 | 0 | 1 | 0 | 5 | | | | | | | | | | | |
| Chris Sabo, R OBP: 0.334, SLG: 0.438 (1, 5) | | | | 2B BB | | WP 1B 1B | | | F9 | 3 | 3 | 2 | 0 | 1 | 0 | 0 | | | | | | | | | | | |
| Hal Morris, L OBP: 0.331, SLG: 0.333 (1, 3) | | | | WP 2B | | F9 | FC5 2B | | G5-3 | 4 | 1 | 2 | 1 | 0 | 0 | 4 | | | | | | | | | | | |
| Reggie Sanders, R OBP: 0.344, SLG: 0.440 (1, 9) | | | | G6-4-3 BB | | WP 1B 1B | FC5 WP S | | 1B IBB | 2 | 1 | 1 | 1 | 2 | 0 | 0 | | | | | | | | | | | |
| Joe Oliver, R OBP: 0.290, SLG: 0.405 (1, 2) | | | | G6-4-3 | | K | L9-3 BB | | L9-3 BB | 3 | 0 | 1 | 2 | 1 | 1 | 4 | | | | | | | | | | | |
| Tim Belcher, R OBP: 0.222, SLG: 0.227 Bobby Ayala, R (6, 1) Gary Varsho, L OBP: 0.324, SLG: 0.379 (7, PH) (8, 7) | | | | G4-3 | | 1B 1B 1B | L9-3 BB | | F7 | 3 | 1 | 1 | 2 | 0 | 0 | 2 | | | | | | | | | | | |
| Inning Stats | R: 0 E: 0 K: 0 S: 9 | H: 0 LOB: 0 BB: 0 P: 15 | R: 1 E: 0 K: 0 S: 7 | H: 1 LOB: 2 BB: 2 P: 17 | R: 0 E: 0 K: 0 S: 8 | H: 1 LOB: 2 BB: 1 P: 21 | R: 3 E: 0 K: 1 S: 18 | H: 5 LOB: 3 BB: 1 P: 31 | R: 1 E: 0 K: 0 S: 11 | H: 1 LOB: 1 BB: 1 P: 20 | R: 0 E: 0 K: 0 S: 10 | H: 0 LOB: 0 BB: 0 P: 12 | R: 2 E: 0 K: 0 S: 12 | H: 2 LOB: 2 BB: 2 P: 26 | R: 0 E: 0 K: 2 S: 10 | H: 0 LOB: 0 BB: 0 P: 14 | 1B: 6 2B: 5 3B: 0 HR: 0 | SF: 0 SAC: 0 DP: 2 HBP: 0 | WP: 4 PB: 0 CS: 0 | PA: 40 | | | | | | | |
| PITCHER | IP | WLS | BF | H | R | ER | SO | BB | IBB | HBP | BLK | WP | HR | S | P | ERA | WHIP | | | | | | | | | | |
| Chris Hammond, L ERA: 4.09 (1, 1) | 4.0 | L | 22 | 7 | 4 | 4 | 4 | 3 | 1 | 0 | 0 | 2 | 0 | 11 | 20 | 9.00 | 2.500 | | | | | | | | | | |
| David Weathers, R ERA: 4.91 (5, 1) | 1.0 | | 5 | 1 | 1 | 1 | 0 | 1 | 0 | 0 | 0 | 0 | 0 | 13 | 19 | 18.00 | 2.000 | | | | | | | | | | |
| Richie Lewis, R ERA: 2.79 (6, 1) | 1.0 | | 5 | 1 | 2 | 2 | 0 | 1 | 0 | 0 | 0 | 0 | 0 | 3 | 8 | 0.00 | 0.000 | | | | | | | | | | |
| Rich Rodriguez, L ERA: 3.86 (7, 1) | 0.1 | | 2 | 0 | 0 | 0 | 0 | 0 | 1 | 0 | 0 | 0 | 0 | 3 | 8 | 0.00 | 0.000 | | | | | | | | | | |
| Matt Turner, R ERA: 2.89 (7, 1) | 1.2 | | 6 | 1 | 0 | 0 | 2 | 0 | 0 | 0 | 0 | 0 | 0 | 16 | 25 | 0.00 | 0.600 | | | | | | | | | | |

Florida Marlins @ Cincinnati Reds
Riverfront Stadium, Cincinnati, OH
Thu Jul 15 1993, 7:05 PM EDT
Att: 28,887 - Unknown - 73 F

AB 33
R 7
H 10
RBI 7
BB 7
SO 3
LOB 19



| Batter | 1 | 2 | 3 | 4 | 5 | 6 | 7 | 8 | 9 | AB | R | H | RBI | BB | SO | LOB | TOP | | | | | | | |
|---|---|---|---|---|---|---|---|---|---|---|---|---|---|---|---|---|---|---|---|---|---|---|---|---|
| Jose Vizcaino, S OBP: 0.350, SLG: 0.375 | | | | | | | | | | 2 | 1 | 0 | 1 | 2 | 1 | 2 | | | | | | | | |
| 23 Ryne Sandberg, R OBP: 0.350, SLG: 0.417 | | | | | | | | | | 4 | 1 | 2 | 0 | 1 | 0 | 2 | | | | | | | | |
| Mark Grace, L OBP: 0.394, SLG: 0.500 | | | | | | | | | | 4 | 0 | 1 | 0 | 1 | 0 | 2 | | | | | | | | |
| Derrick May, L OBP: 0.358, SLG: 0.455 | | | | | | | | | | 3 | 1 | 1 | 1 | 2 | 0 | 1 | | | | | | | | |
| Sammy Sosa, R OBP: 0.309, SLG: 0.488 | | | | | | | | | | 5 | 0 | 1 | 1 | 0 | 1 | 5 | | | | | | | | |
| Rick Wilkins, L OBP: 0.378, SLG: 0.581 | | | | | | | | | | | 5 | 1 | 2 | 1 | 0 | 3 | | | | | | | | |
| Kevin Roberson, S OBP: 0.250, SLG: 0.500 | | | | | | | | | | | 4 | 2 | 1 | 1 | 1 | 5 | | | | | | | | |
| Steve Buechele, R OBP: 0.295, SLG: 0.403 | | | | | | | | | | 3 | 0 | 0 | 0 | 1 | 0 | 2 | | | | | | | | |
| Frank Castillo, R OBP: 0.207, SLG: 0.179 | | | | | | | | | | 2 | 0 | 0 | 0 | 1 | 0 | 2 | | | | | | | | |
| Bob Scanlan, R OBP: 0.331, SLG: 0.462 | | | | | | | | | | 0 | 0 | 0 | 0 | 0 | 0 | 0 | | | | | | | | |
| Doug Jennings, L OBP: 0.311, SLG: 0.542 | | | | | | | | | | 1 | 0 | 0 | 0 | 0 | 0 | 0 | | | | | | | | |
| Paul Assenmacher, L OBP: 0.152, SLG: 0.153 | | | | | | | | | | 0 | 0 | 0 | 0 | 0 | 0 | 0 | | | | | | | | |
| Jose Bautista, R OBP: 0.125, SLG: 0.125 | | | | | | | | | | 0 | 0 | 0 | 0 | 0 | 0 | 0 | | | | | | | | |
| Randy Myers, L OBP: 0.067, SLG: 0.100 | | | | | | | | | | 0 | 0 | 0 | 0 | 0 | 0 | 0 | | | | | | | | |
| Inning Stats | R: 1 E: 0 K: 0 S: 9 | H: 1 LOB: 1 BB: 1 P: 16 | R: 2 E: 1 K: 0 S: 15 | H: 1 LOB: 1 BB: 2 P: 28 | R: 0 E: 0 K: 0 S: 7 | H: 0 LOB: 0 BB: 0 P: 10 | R: 0 E: 0 K: 0 S: 8 | H: 0 LOB: 1 BB: 1 P: 15 | R: 2 E: 0 K: 1 S: 10 | H: 3 LOB: 2 BB: 2 P: 22 | R: 0 E: 0 K: 1 S: 13 | H: 0 LOB: 0 BB: 0 P: 19 | R: 0 E: 0 K: 0 S: 4 | H: 1 LOB: 0 BB: 0 P: 4 | R: 1 E: 0 K: 0 S: 9 | H: 2 LOB: 1 BB: 0 P: 18 | R: 0 E: 0 K: 1 S: 14 | H: 1 LOB: 3 BB: 2 P: 27 | 1B: 5 2B: 3 3B: 0 HR: 1 | SF: 1 SAC: 0 DP: 1 HBP: 0 | WP: 1 PB: 0 SB: 1 CS: 1 | PA: 44 | | |
| PITCHER | IP WLS BF H R ER SO BB IBB HBP BLK WP HR S P ERA WHIP | IP WLS BF H R ER SO BB IBB HBP BLK WP HR S P ERA WHIP | IP WLS BF H R ER SO BB IBB HBP BLK WP HR S P ERA WHIP | IP WLS BF H R ER SO BB IBB HBP BLK WP HR S P ERA WHIP | IP WLS BF H R ER SO BB IBB HBP BLK WP HR S P ERA WHIP | IP WLS BF H R ER SO BB IBB HBP BLK WP HR S P ERA WHIP | IP WLS BF H R ER SO BB IBB HBP BLK WP HR S P ERA WHIP | IP WLS BF H R ER SO BB IBB HBP BLK WP HR S P ERA WHIP | IP WLS BF H R ER SO BB IBB HBP BLK WP HR S P ERA WHIP | IP WLS BF H R ER SO BB IBB HBP BLK WP HR S P ERA WHIP | IP WLS BF H R ER SO BB IBB HBP BLK WP HR S P ERA WHIP | IP WLS BF H R ER SO BB IBB HBP BLK WP HR S P ERA WHIP | IP WLS BF H R ER SO BB IBB HBP BLK WP HR S P ERA WHIP | IP WLS BF H R ER SO BB IBB HBP BLK WP HR S P ERA WHIP | IP WLS BF H R ER SO BB IBB HBP BLK WP HR S P ERA WHIP | IP WLS BF H R ER SO BB IBB HBP BLK WP HR S P ERA WHIP | IP WLS BF H R ER SO BB IBB HBP BLK WP HR S P ERA WHIP | IP WLS BF H R ER SO BB IBB HBP BLK WP HR S P ERA WHIP | IP WLS BF H R ER SO BB IBB HBP BLK WP HR S P ERA WHIP | IP WLS BF H R ER SO BB IBB HBP BLK WP HR S P ERA WHIP | IP WLS BF H R ER SO BB IBB HBP BLK WP HR S P ERA WHIP | IP WLS BF H R ER SO BB IBB HBP BLK WP HR S P ERA WHIP | IP WLS BF H R ER SO BB IBB HBP BLK WP HR S P ERA WHIP | IP WLS BF H R ER SO BB IBB HBP BLK WP HR S P ERA WHIP |
| Larry Luebbers, R ERA: 4.11 | (1, 1) | 4.2 | L | 24 | 5 | 5 | 3 | 0 | 6 | 0 | 0 | 0 | 0 | 0 | 0 | 0 | 0 | 0 | 0 | 46 | 87 | 5.79 | 2.357 | |
| Greg Cadaret, L ERA: 4.99 | (5, 1) | 1.2 | | 7 | 1 | 0 | 0 | 2 | 1 | 0 | 0 | 0 | 0 | 0 | 0 | 0 | 0 | 0 | 0 | 18 | 25 | 0.00 | 1.200 | |
| Jerry Spradlin, R ERA: 5.19 | (7, 1) | 0.2 | | 1 | 0 | 0 | 0 | 0 | 0 | 0 | 0 | 0 | 0 | 0 | 0 | 0 | 0 | 0 | 0 | 2 | 2 | 0.00 | 0.000 | |
| Bobby Ayala, R ERA: 3.89 | (8, 1) | 1.0 | | 6 | 3 | 1 | 1 | 0 | 0 | 0 | 0 | 0 | 0 | 0 | 1 | 11 | 21 | 9.00 | 3.000 | | | | | |
| Kevin Wickander, L ERA: 3.93 | (9, 1) | 0.0 | | 2 | 0 | 0 | 0 | 0 | 2 | 0 | 0 | 0 | 0 | 0 | 1 | 0 | 0 | 8 | ∞ | ∞ | | | | |
| PITCHER | IP WLS BF H R ER SO BB IBB HBP BLK WP HR S P ERA WHIP | IP WLS BF H R ER SO BB IBB HBP BLK WP HR S P ERA WHIP | IP WLS BF H R ER SO BB IBB HBP BLK WP HR S P ERA WHIP | IP WLS BF H R ER SO BB IBB HBP BLK WP HR S P ERA WHIP | IP WLS BF H R ER SO BB IBB HBP BLK WP HR S P ERA WHIP | IP WLS BF H R ER SO BB IBB HBP BLK WP HR S P ERA WHIP | IP WLS BF H R ER SO BB IBB HBP BLK WP HR S P ERA WHIP | IP WLS BF H R ER SO BB IBB HBP BLK WP HR S P ERA WHIP | IP WLS BF H R ER SO BB IBB HBP BLK WP HR S P ERA WHIP | IP WLS BF H R ER SO BB IBB HBP BLK WP HR S P ERA WHIP | IP WLS BF H R ER SO BB IBB HBP BLK WP HR S P ERA WHIP | IP WLS BF H R ER SO BB IBB HBP BLK WP HR S P ERA WHIP | IP WLS BF H R ER SO BB IBB HBP BLK WP HR S P ERA WHIP | IP WLS BF H R ER SO BB IBB HBP BLK WP HR S P ERA WHIP | IP WLS BF H R ER SO BB IBB HBP BLK WP HR S P ERA WHIP | IP WLS BF H R ER SO BB IBB HBP BLK WP HR S P ERA WHIP | IP WLS BF H R ER SO BB IBB HBP BLK WP HR S P ERA WHIP | IP WLS BF H R ER SO BB IBB HBP BLK WP HR S P ERA WHIP | IP WLS BF H R ER SO BB IBB HBP BLK WP HR S P ERA WHIP | IP WLS BF H R ER SO BB IBB HBP BLK WP HR S P ERA WHIP | IP WLS BF H R ER SO BB IBB HBP BLK WP HR S P ERA WHIP | IP WLS BF H R ER SO BB IBB HBP BLK WP HR S P ERA WHIP | IP WLS BF H R ER SO BB IBB HBP BLK WP HR S P ERA WHIP | IP WLS BF H R ER SO BB IBB HBP BLK WP HR S P ERA WHIP |
| Jeff Reardon, R ERA: 1.91 | (9, 1) | 1.0 | | 3 | 0 | 0 | 0 | 1 | 0 | 0 | 0 | 0 | 0 | 0 | 0 | 0 | 0 | 0 | 0 | 12 | 16 | 0.00 | 0.000 | |
| Batter | 1 | 2 | 3 | 4 | 5 | 6 | 7 | 8 | 9 | AB | R | H | RBI | BB | SO | LOB | BOTTOM | | | | | | | |
| Juan Samuel, R OBP: 0.257, SLG: 0.346 | | | | | | | | | | 3 | 1 | 1 | 0 | 1 | 1 | 0 | | | | | | | | |
| Jeff Branson, L OBP: 0.339, SLG: 0.404 | | | | | | | | | | 3 | 1 | 0 | 0 | 1 | 1 | 1 | | | | | | | | |
| Jack Daugherty, S OBP: 0.500, SLG: 1.111 | | | | | | | | | | 4 | 1 | 2 | 3 | 0 | 0 | 1 | | | | | | | | |
| Chris Sabo, R OBP: 0.339, SLG: 0.449 | | | | | | | | | | 4 | 1 | 2 | 0 | 0 | 0 | 1 | | | | | | | | |
| Hal Morris, L OBP: 0.363, SLG: 0.379 | | | | | | | | | | 4 | 0 | 3 | 1 | 0 | 0 | 2 | | | | | | | | |
| Reggie Sanders, R OBP: 0.339, SLG: 0.430 | | | | | | | | | | 4 | 0 | 0 | 0 | 0 | 0 | 4 | | | | | | | | |
| Joe Oliver, R OBP: 0.286, SLG: 0.397 | | | | | | | | | | 4 | 0 | 0 | 0 | 0 | 0 | 0 | | | | | | | | |
| Jacob Brumfield, R OBP: 0.363, SLG: 0.457 | | | | | | | | | | 4 | 0 | 1 | 0 | 0 | 0 | 0 | | | | | | | | |
| Larry Luebbers, R ERA: 4.83 | (1, 1) | 5.0 | W | 21 | 5 | 3 | 3 | 3 | 2 | 0 | 0 | 0 | 0 | 0 | 0 | 0 | 0 | 0 | 45 | 71 | 5.40 | 1.400 | | |
| Bob Scanlan, R ERA: 4.03 | (6, 1) | 2.0 | | 7 | 2 | 1 | 1 | 0 | 0 | 0 | 0 | 0 | 0 | 0 | 0 | 0 | 0 | 0 | 30 | 40 | 4.50 | 1.000 | | |
| Paul Assenmacher, L ERA: 3.63 | (8, 1) | 0.1 | | 2 | 1 | 0 | 0 | 1 | 0 | 0 | 0 | 0 | 0 | 0 | 0 | 0 | 0 | 0 | 7 | 10 | 0.00 | 3.000 | | |
| Jose Bautista, R ERA: 2.82 | (8, 1) | 0.1 | | 1 | 0 | 0 | 0 | 0 | 0 | 0 | 0 | 0 | 0 | 0 | 0 | 0 | 0 | 0 | 1 | 1 | 0.00 | 0.000 | | |
| Randy Myers, L ERA: 2.46 | (8, 1) | 1.1 | S | 5 | 1 | 0 | 0 | 1 | 0 | 0 | 0 | 0 | 0 | 0 | 0 | 0 | 0 | 0 | 12 | 17 | 0.00 | 0.750 | | |
| PITCHER | IP WLS BF H R ER SO BB IBB HBP BLK WP HR S P ERA WHIP | IP WLS BF H R ER SO BB IBB HBP BLK WP HR S P ERA WHIP | IP WLS BF H R ER SO BB IBB HBP BLK WP HR S P ERA WHIP | IP WLS BF H R ER SO BB IBB HBP BLK WP HR S P ERA WHIP | IP WLS BF H R ER SO BB IBB HBP BLK WP HR S P ERA WHIP | IP WLS BF H R ER SO BB IBB HBP BLK WP HR S P ERA WHIP | IP WLS BF H R ER SO BB IBB HBP BLK WP HR S P ERA WHIP | IP WLS BF H R ER SO BB IBB HBP BLK WP HR S P ERA WHIP | IP WLS BF H R ER SO BB IBB HBP BLK WP HR S P ERA WHIP | IP WLS BF H R ER SO BB IBB HBP BLK WP HR S P ERA WHIP | IP WLS BF H R ER SO BB IBB HBP BLK WP HR S P ERA WHIP | IP WLS BF H R ER SO BB IBB HBP BLK WP HR S P ERA WHIP | IP WLS BF H R ER SO BB IBB HBP BLK WP HR S P ERA WHIP | IP WLS BF H R ER SO BB IBB HBP BLK WP HR S P ERA WHIP | IP WLS BF H R ER SO BB IBB HBP BLK WP HR S P ERA WHIP | IP WLS BF H R ER SO BB IBB HBP BLK WP HR S P ERA WHIP | IP WLS BF H R ER SO BB IBB HBP BLK WP HR S P ERA WHIP | IP WLS BF H R ER SO BB IBB HBP BLK WP HR S P ERA WHIP | IP WLS BF H R ER SO BB IBB HBP BLK WP HR S P ERA WHIP | IP WLS BF H R ER SO BB IBB HBP BLK WP HR S P ERA WHIP | IP WLS BF H R ER SO BB IBB HBP BLK WP HR S P ERA WHIP | IP WLS BF H R ER SO BB IBB HBP BLK WP HR S P ERA WHIP | IP WLS BF H R ER SO BB IBB HBP BLK WP HR S P ERA WHIP | |
| Frank Castillo, R ERA: 4.83 | (1, 1) | 5.0 | W | 21 | 5 | 3 | 3 | 3 | 2 | 0 | 0 | 0 | 0 | 0 | 0 | 0 | 0 | 0 | 45 | 71 | 5.40 | 1.400 | | |
| Bob Scanlan, R ERA: 4.03 | (6, 1) | 2.0 | | 7 | 2 | 1 | 1 | 0 | 0 | 0 | 0 | 0 | 0 | 0 | 0 | 0 | 0 | 0 | 30 | 40 | 4.50 | 1.000 | | |
| Paul Assenmacher, L ERA: 3.63 | (8, 1) | 0.1 | | 2 | 1 | 0 | 0 | 1 | 0 | 0 | 0 | 0 | 0 | 0 | 0 | 0 | 0 | 0 | 7 | 10 | 0.00 | 3.000 | | |
| Jose Bautista, R ERA: 2.82 | (8, 1) | 0.1 | | 1 | 0 | 0 | 0 | 0 | 0 | 0 | 0 | 0 | 0 | 0 | 0 | 0 | 0 | 0 | 1 | 1 | 0.00 | 0.000 | | |
| Randy Myers, L ERA: 2.46 | (8, 1) | 1.1 | S | 5 | 1 | 0 | 0 | 1 | 0 | 0 | 0 | 0 | 0 | 0 | 0 | 0 | 0 | 0 | 12 | 17 | 0.00 | 0.750 | | |
| PITCHER | IP WLS BF H R ER SO BB IBB HBP BLK WP HR S P ERA WHIP | IP WLS BF H R ER SO BB IBB HBP BLK WP HR S P ERA WHIP | IP WLS BF H R ER SO BB IBB HBP BLK WP HR S P ERA WHIP | IP WLS BF H R ER SO BB IBB HBP BLK WP HR S P ERA WHIP | IP WLS BF H R ER SO BB IBB HBP BLK WP HR S P ERA WHIP | IP WLS BF H R ER SO BB IBB HBP BLK WP HR S P ERA WHIP | IP WLS BF H R ER SO BB IBB HBP BLK WP HR S P ERA WHIP | IP WLS BF H R ER SO BB IBB HBP BLK WP HR S P ERA WHIP | IP WLS BF H R ER SO BB IBB HBP BLK WP HR S P ERA WHIP | IP WLS BF H R ER SO BB IBB HBP BLK WP HR S P ERA WHIP | IP WLS BF H R ER SO BB IBB HBP BLK WP HR S P ERA WHIP | IP WLS BF H R ER SO BB IBB HBP BLK WP HR S P ERA WHIP | IP WLS BF H R ER SO BB IBB HBP BLK WP HR S P ERA WHIP | IP WLS BF H R ER SO BB IBB HBP BLK WP HR S P ERA WHIP | IP WLS BF H R ER SO BB IBB HBP BLK WP HR S P ERA WHIP | IP WLS BF H R ER SO BB IBB HBP BLK WP HR S P ERA WHIP | IP WLS BF H R ER SO BB IBB HBP BLK WP HR S P ERA WHIP | IP WLS BF H R ER SO BB IBB HBP BLK WP HR S P ERA WHIP | IP WLS BF H R ER SO BB IBB HBP BLK WP HR S P ERA WHIP | IP WLS BF H R ER SO BB IBB HBP BLK WP HR S P ERA WHIP | IP WLS BF H R ER SO BB IBB HBP BLK WP HR S P ERA WHIP | IP WLS BF H R ER SO BB IBB HBP BLK WP HR S P ERA WHIP | IP WLS BF H R ER SO BB IBB HBP BLK WP HR S P ERA WHIP | |

Chicago Cubs @ Cincinnati Reds
Riverfront Stadium, Cincinnati, OH
Mon Jul 19 1993, 7:05 PM EDT
Att: 31,587 - Unknown - 83 F

| | |
|-----|----|
| AB | 33 |
| R | 6 |
| H | 9 |
| RBI | 5 |
| BB | 9 |
| SO | 3 |
| LOB | 24 |



Chicago Cubs @ Cincinnati Reds
Riverfront Stadium, Cincinnati, OH
Mon Jul 19 1993, 7:05 PM EDT
Att: 31,587 - Unknown - 83 F

| | |
|-----|----|
| AB | 34 |
| R | 4 |
| H | 9 |
| RBI | 4 |
| BB | 2 |
| SO | 5 |
| LOB | 10 |



| Batter | 1 | 2 | 3 | 4 | 5 | 6 | 7 | 8 | 9 | AB | R | H | RBI | BB | SO | LOB | TOP | | |
|--|---|----------------------------------|-------------------------------|----------------------------------|------------------------------|----------------------------------|-------------------------------|----------------------------------|-------------------------------|----------------------------------|------------------------------|----------------------------------|------------------------------|----------------------------------|-------------------------------|----------------------------------|---|------------------------------------|--|
| Jose Vizcaino, S (1, 5) OBP: 0.352, SLG: 0.375 | G3 | FC3-2 | | | P8 | | G4-3 | | L4 | 5 | 0 | 0 | 0 | 0 | 0 | 3 | Chicago Cubs @ Cincinnati Reds Riverfront Stadium, Cincinnati, OH Wed Jul 21 1993, 7:05 PM EDT Att: 32,094 - Unknown - 77 F livebaseballscores.com | | |
| 23 Ryne Sandberg, R (1, 4) OBP: 0.348, SLG: 0.416 | G4-3 | G3 | | | F8 | | K | | K | 5 | 0 | 1 | 0 | 0 | 2 | 3 | | | |
| Mark Grace, L (1, 3) OBP: 0.388, SLG: 0.490 | | | | G3 | F8 | | L4 | | F7 | 5 | 0 | 1 | 0 | 0 | 0 | 1 | | | |
| Derrick May, L (1, 7) OBP: 0.351, SLG: 0.445 | | | | G1-6-4 | K | | | | 1B | 4 | 1 | 1 | 0 | 0 | 2 | 2 | | | |
| Sammy Sosa, R (1, 8) OBP: 0.311, SLG: 0.497 | | | | G4-3 | | | | | 1B | 4 | 1 | 3 | 1 | 0 | 0 | 0 | | | |
| Rick Wilkins, L (1, 2) OBP: 0.382, SLG: 0.581 | | | | HR | E7 | | P5 | | 1B | 4 | 1 | 2 | 1 | 0 | 0 | 1 | | | |
| Candy Maldonado, R (1, 9) OBP: 0.261, SLG: 0.268 | | | | | | | | | 3B | 3 | 0 | 0 | 0 | 0 | 3 | 3 | | | |
| Doug Jennings, L (8, PH) OBP: 0.326, SLG: 0.465 | | | | | | | | | SH2 | 1 | 1 | 1 | 1 | 0 | 0 | 0 | | | |
| Bob Scanlan, R (8, 1) | | | | | | | | | 3B | 0 | 0 | 0 | 0 | 0 | 0 | 0 | | | |
| Randy Myers, L (9, 1) OBP: 0.667, SLG: 1.000 | | | | | | | | | SH2 | 0 | 0 | 0 | 0 | 0 | 0 | 0 | | | |
| Rey Sanchez, R (1, 6) OBP: 0.350, SLG: 0.374 | | | | | | | | | SH2 | 1 | 0 | 0 | 1 | 2 | 1 | 1 | | | |
| Jose Guzman, R (1, 1) OBP: 0.111, SLG: 0.091 | | | | | | | | | F9 | 3 | 0 | 1 | 0 | 0 | 1 | 3 | | | |
| Willie Wilson, S (8, PH) OBP: 0.281, SLG: 0.319 | | | | | | | | | | 1 | 0 | 0 | 0 | 0 | 0 | 0 | | | |
| Inning Stats | R: 0 E: 0 K: 1 S: 13 | H: 1 LOB: 1 BB: 0 P: 19 | R: 1 E: 0 K: 0 S: 20 | H: 3 LOB: 3 BB: 1 P: 29 | R: 0 E: 0 K: 0 S: 8 | H: 0 LOB: 0 BB: 0 P: 14 | R: 0 E: 1 K: 3 S: 12 | H: 0 LOB: 1 BB: 0 P: 18 | R: 0 E: 0 K: 1 S: 11 | H: 1 LOB: 2 BB: 1 P: 17 | R: 0 E: 0 K: 1 S: 8 | H: 0 LOB: 0 BB: 0 P: 12 | R: 3 E: 0 K: 0 S: 8 | H: 4 LOB: 0 BB: 0 P: 11 | R: 0 E: 0 K: 1 S: 10 | H: 0 LOB: 0 BB: 0 P: 14 | 1B: 5 2B: 3 3B: 1 HR: 1 | SF: 0 SAC: 1 DP: 0 HBP: 0 | WP: 0 PA: 39 PB: 0 SB: 1 CS: 0 |
| PITCHER | IP WLS BF H R ER SO BB IBB HBP BLK WP HR S P ERA WHIP | | | | | | | | | | | | | | | | | | |
| Jose Rijo, R (1, 1) ERA: 3.01 | 7.0 | 30 | 6 | 1 | 1 | 8 | 1 | 1 | 0 | 0 | 0 | 0 | 0 | 1 | 85 | 131 | 1.29 | 1.000 | |
| Jeff Reardon, R (8, 1) ERA: 2.56 | 1.0 | L 6 | 4 | 3 | 3 | 0 | 0 | 0 | 0 | 0 | 0 | 0 | 0 | 8 | 11 | 27.00 | 4.000 | | |
| Bobby Ayala, R (9, 1) ERA: 3.8 | 1.0 | S 3 | 0 | 0 | 0 | 1 | 0 | 0 | 0 | 0 | 0 | 0 | 0 | 10 | 14 | 0.00 | 0.000 | | |

| Batter | 1 | 2 | 3 | 4 | 5 | 6 | 7 | 8 | 9 | AB | R | H | RBI | BB | SO | LOB | BOTTOM | | |
|---|---|---------------------------------|------------------------------|---------------------------------|------------------------------|---------------------------------|------------------------------|----------------------------------|-------------------------------|----------------------------------|------------------------------|----------------------------------|------------------------------|----------------------------------|-------------------------------|----------------------------------|---|------------------------------------|--|
| Jeff Branson, L (1, 6) OBP: 0.328, SLG: 0.384 | G4-3 | | | F7 | | F8 | | | FC6-4 | 3 | 0 | 0 | 0 | 1 | 0 | 0 | Chicago Cubs @ Cincinnati Reds Riverfront Stadium, Cincinnati, OH Wed Jul 21 1993, 7:05 PM EDT Att: 32,094 - Unknown - 77 F livebaseballscores.com | | |
| Juan Samuel, R (1, 4) OBP: 0.275, SLG: 0.360 | P3 | | | K | | K | | | K | 4 | 0 | 0 | 0 | 0 | 3 | 1 | | | |
| Jack Daugherty, S (1, 7) OBP: 0.588, SLG: 1.000 | | | | | | | | | BB | 2 | 0 | 0 | 0 | 1 | 0 | 0 | | | |
| Bip Roberts, S (7, PR) OBP: 0.332, SLG: 0.304 | G4-3 | | | F7 | | G6-3 | | | K | 0 | 0 | 0 | 0 | 0 | 0 | 0 | | | |
| Randy Milligan, R (9, PH) OBP: 0.385, SLG: 0.416 | | | | | | BB | | | FC6-4 | 1 | 0 | 0 | 0 | 0 | 1 | 1 | | | |
| Chris Sabo, R (1, 5) OBP: 0.339, SLG: 0.447 | | | | G6-3 | G5-4-3 | G6-3 | | | FC6-4 | 3 | 1 | 0 | 0 | 1 | 0 | 2 | | | |
| Hal Morris, L (1, 3) OBP: 0.353, SLG: 0.367 | | | | G1-3 | 1B | E4 | | | | 3 | 0 | 1 | 0 | 0 | 0 | 1 | | | |
| Reggie Sanders, R (1, 9) OBP: 0.338, SLG: 0.426 | | | | G5-3 | G5-4-3 | P3 | | | | 3 | 0 | 0 | 0 | 0 | 0 | 3 | | | |
| Joe Oliver, R (1, 2) OBP: 0.289, SLG: 0.407 | | | | K | | L4 | | | | 3 | 0 | 1 | 1 | 0 | 1 | 0 | | | |
| Jacob Brumfield, R (1, 8) OBP: 0.349, SLG: 0.449 | | | | K | | K | | | | 3 | 0 | 0 | 0 | 0 | 3 | 1 | | | |
| Jose Rijo, R (1, 1) OBP: 0.255, SLG: 0.229 | | | | G6-3 | | G6-3 | | | | 2 | 0 | 0 | 0 | 0 | 0 | 0 | | | |
| Jeff Reardon, R (8, 1) | | | | | | | | | | 0 | 0 | 0 | 0 | 0 | 0 | 0 | | | |
| Gary Varsho, L (8, PH) OBP: 0.301, SLG: 0.360 | | | | | | | | | | 1 | 0 | 0 | 0 | 0 | 1 | 0 | | | |
| Bobby Ayala, R (9, 1) ERA: 2.4 | | | | | | | | | | 0 | 0 | 0 | 0 | 0 | 0 | 0 | | | |
| Inning Stats | R: 0 E: 0 K: 0 S: 5 | H: 0 LOB: 0 BB: 0 P: 7 | R: 0 E: 0 K: 0 S: 3 | H: 0 LOB: 0 BB: 0 P: 7 | R: 0 E: 0 K: 2 S: 7 | H: 0 LOB: 0 BB: 0 P: 9 | R: 0 E: 0 K: 1 S: 9 | H: 0 LOB: 0 BB: 0 P: 12 | R: 1 E: 0 K: 1 S: 10 | H: 2 LOB: 1 BB: 1 P: 19 | R: 0 E: 0 K: 1 S: 6 | H: 0 LOB: 0 BB: 1 P: 12 | R: 0 E: 0 K: 2 S: 8 | H: 0 LOB: 0 BB: 0 P: 12 | R: 0 E: 0 K: 2 S: 11 | H: 0 LOB: 1 BB: 1 P: 17 | 1B: 2 2B: 0 3B: 0 HR: 0 | SF: 0 SAC: 0 DP: 2 HBP: 0 | WP: 0 PA: 31 PB: 0 SB: 0 CS: 0 |
| PITCHER | IP WLS BF H R ER SO BB IBB HBP BLK WP HR S P ERA WHIP | | | | | | | | | | | | | | | | | | |
| Jose Guzman, R (1, 1) ERA: 4.13 | 7.0 | W 24 | 2 | 1 | 1 | 5 | 2 | 0 | 0 | 0 | 0 | 0 | 0 | 8 | 74 | 1.29 | 0.571 | | |
| Bob Scanlan, R (8, 1) ERA: 3.94 | 1.0 | S 3 | 0 | 0 | 0 | 2 | 0 | 0 | 0 | 0 | 0 | 0 | 0 | 8 | 12 | 0.00 | 0.000 | | |
| Randy Myers, L (9, 1) ERA: 2.4 | 1.0 | S 4 | 0 | 0 | 0 | 2 | 1 | 0 | 0 | 0 | 0 | 0 | 0 | 11 | 17 | 0.00 | 1.000 | | |

| Batter | 1 | 2 | 3 | 4 | 5 | 6 | 7 | 8 | 9 | AB | R | H | RBI | BB | SO | LOB | TOP | | | | | | | | | | |
|--|-------------------------------|----------------------------------|------------------------------|----------------------------------|------------------------------|----------------------------------|-------------------------------|----------------------------------|------------------------------|---------------------------------|-------------------------------|----------------------------------|-------------------------------|----------------------------------|-------------------------------|----------------------------------|---|------------------------------------|----------------------------------|--------|--|--|--|--|--|--|--|
| Bip Roberts, S OBP: 0.337, SLG: 0.311 (1, 7) | | | | | | | | | | 4 | 0 | 2 | 0 | 1 | 1 | 1 | Cincinnati Reds @ Florida Marlins Joe Robbie Stadium, Miami, FL Thu Jul 22 1993, 7:05 PM EDT Att: 33,668 - Unknown - 84 F | | | | | | | | | | |
| Jeff Branson, L OBP: 0.324, SLG: 0.379 (1, 6) | | | | | | | | | | 5 | 1 | 1 | 0 | 0 | 2 | 3 | | | | | | | | | | | |
| Chris Sabo, R OBP: 0.337, SLG: 0.443 (1, 5) | | | | | | | | | | 5 | 1 | 1 | 0 | 0 | 0 | 2 | | | | | | | | | | | |
| Reggie Sanders, R OBP: 0.339, SLG: 0.434 (1, 9) | | | | | | | | | | 4 | 2 | 1 | 2 | 1 | 1 | 1 | | | | | | | | | | | |
| Hal Morris, L OBP: 0.361, SLG: 0.371 (1, 3) | | | | | | | | | | 4 | 1 | 2 | 1 | 1 | 2 | 2 | | | | | | | | | | | |
| Juan Samuel, R OBP: 0.276, SLG: 0.381 (1, 4) | | | | | | | | | | 4 | 1 | 1 | 3 | 0 | 0 | 2 | | | | | | | | | | | |
| Joe Oliver, R OBP: 0.288, SLG: 0.405 (1, 2) | | | | | | | | | | 4 | 0 | 1 | 0 | 0 | 1 | 1 | | | | | | | | | | | |
| Jacob Brumfield, R OBP: 0.345, SLG: 0.461 (1, 8) | | | | | | | | | | 4 | 1 | 1 | 0 | 0 | 0 | 1 | | | | | | | | | | | |
| Tom Browning, L OBP: 0.194, SLG: 0.242 Scott Service, R (7, 1) | | | | | | | | | | 1 | 0 | 0 | 1 | 0 | 0 | 0 | | | | | | | | | | | |
| Inning Stats | R: 0 E: 0 K: 2 S: 10 | H: 0 LOB: 0 BB: 0 P: 16 | R: 0 E: 0 K: 1 S: 5 | H: 0 LOB: 1 BB: 1 P: 13 | R: 0 E: 0 K: 0 S: 9 | H: 1 LOB: 1 BB: 0 P: 12 | R: 5 E: 1 K: 1 S: 25 | H: 4 LOB: 1 BB: 1 P: 34 | R: 0 E: 0 K: 0 S: 6 | H: 1 LOB: 1 BB: 0 P: 7 | R: 2 E: 0 K: 1 S: 13 | H: 2 LOB: 0 BB: 0 P: 21 | R: 0 E: 0 K: 1 S: 10 | H: 0 LOB: 0 BB: 1 P: 13 | R: 0 E: 0 K: 2 S: 13 | H: 1 LOB: 2 BB: 1 P: 20 | 1B: 6 2B: 3 3B: 1 HR: 2 | SF: 1 SAC: 1 DP: 0 HBP: 0 | WP: 0 PB: 0 SB: 1 CS: 0 | PA: 41 | | | | | | | |
| PITCHER | IP | WLS | BF | H | R | ER | SO | BB | IBB | HBP | BLK | WP | HR | S | P | ERA | WHIP | | | | | | | | | | |
| Jack Armstrong, R ERA: 4.38 David Weathers, R ERA: 5.87 Joe Klink, L ERA: 3.38 | (1, 1) (6, 1) (8, 1) | 5.0 2.0 2.0 | L 9 8 | 24 3 1 | 6 2 0 | 5 2 0 | 3 1 0 | 4 1 3 | 2 0 0 | 0 0 1 | 0 0 0 | 0 0 0 | 0 1 0 | 55 20 23 | 82 32 33 | 5.40 9.00 0.00 | 1.600 1.500 0.500 | | | | | | | | | | |

| | |
|-----|----|
| AB | 36 |
| R | 7 |
| H | 10 |
| RBI | 7 |
| BB | 3 |
| SO | 8 |
| LOB | 13 |



| Batter | 1 | 2 | 3 | 4 | 5 | 6 | 7 | 8 | 9 | AB | R | H | RBI | BB | SO | LOB | BOTTOM | | | | | | | | | | |
|---|---|--|------------------------------|---------------------------------|------------------------------|---------------------------------|-------------------------------|----------------------------------|------------------------------|---------------------------------|------------------------------|---------------------------------|-------------------------------|----------------------------------|------------------------------|----------------------------------|---|----------------------------------|----------------------------------|------------------------------------|----------------------------------|--------|--|--|--|--|--|
| Chuck Carr, S OBP: 0.321, SLG: 0.333 (1, 8) | | | | | | | | | | 4 | 0 | 1 | 0 | 0 | 0 | 1 | Cincinnati Reds @ Florida Marlins Joe Robbie Stadium, Miami, FL Thu Jul 22 1993, 7:05 PM EDT Att: 33,668 - Unknown - 84 F | | | | | | | | | | |
| Henry Cotto, R OBP: 0.240, SLG: 0.325 (1, 9) | | | | | | | | | | 4 | 1 | 1 | 0 | 0 | 1 | 1 | | | | | | | | | | | |
| Jeff Conine, R OBP: 0.381, SLG: 0.427 (1, 7) | | | | | | | | | | 4 | 0 | 3 | 0 | 0 | 0 | 1 | | | | | | | | | | | |
| Gary Sheffield, R OBP: 0.351, SLG: 0.476 (1, 5) | | | | | | | | | | 4 | 0 | 1 | 1 | 0 | 0 | 2 | | | | | | | | | | | |
| Orestes Destrade, S OBP: 0.300, SLG: 0.362 (1, 3) | | | | | | | | | | 4 | 1 | 1 | 0 | 0 | 0 | 2 | | | | | | | | | | | |
| Benito Santiago, R OBP: 0.302, SLG: 0.383 (1, 2) | | | | | | | | | | 4 | 1 | 1 | 0 | 0 | 0 | 1 | | | | | | | | | | | |
| Rick Renteria, R OBP: 0.326, SLG: 0.380 (1, 4) | | | | | | | | | | 4 | 0 | 1 | 1 | 0 | 1 | 0 | | | | | | | | | | | |
| Walt Weiss, S OBP: 0.353, SLG: 0.313 (1, 6) | | | | | | | | | | 2 | 0 | 0 | 1 | 0 | 0 | 0 | | | | | | | | | | | |
| Jack Armstrong, R OBP: 0.130, SLG: 0.152 Gus Frazier, R OBP: 0.167, SLG: 0.220 David Weathers, R OBP: 0.302, SLG: 0.352 Alex Arias, R OBP: 0.302, SLG: 0.336 Greg Briley, L OBP: 0.244, SLG: 0.352 Joe Klink, L (8, 1) | (1, 1) (5, PH) (8, 1) (7, PH) (7, PH) (8, 1) | 0.0 0.0 0.0 0.0 0.0 0.0 | L L L L L L | 26 3 3 3 3 3 | 9 3 3 3 3 3 | 2 2 2 2 2 2 | 1 1 1 1 1 1 | 0 0 0 0 0 0 | 0 0 0 0 0 0 | 0 0 0 0 0 0 | 0 0 0 0 0 0 | 0 0 0 0 0 0 | 0 0 0 0 0 0 | 0 0 0 0 0 0 | 0 0 0 0 0 0 | 0 0 0 0 0 0 | | | | | | | | | | | |
| Inning Stats | R: 0 E: 0 K: 1 S: 8 | H: 1 LOB: 1 BB: 0 P: 10 | R: 0 E: 0 K: 0 S: 5 | H: 0 LOB: 0 BB: 0 P: 7 | R: 0 E: 0 K: 0 S: 7 | H: 1 LOB: 0 BB: 0 P: 9 | R: 1 E: 0 K: 0 S: 10 | H: 3 LOB: 1 BB: 0 P: 18 | R: 0 E: 0 K: 0 S: 4 | H: 0 LOB: 0 BB: 0 P: 6 | R: 0 E: 0 K: 0 S: 5 | H: 1 LOB: 0 BB: 0 P: 6 | R: 2 E: 1 K: 0 S: 13 | H: 3 LOB: 1 BB: 0 P: 21 | R: 0 E: 0 K: 0 S: 8 | H: 1 LOB: 1 BB: 0 P: 11 | R: 0 E: 0 K: 1 S: 8 | H: 0 LOB: 0 BB: 0 P: 11 | 1B: 8 2B: 3 3B: 0 HR: 0 | SF: 1 SAC: 0 DP: 3 HBP: 0 | WP: 0 PB: 0 SB: 0 CS: 0 | PA: 34 | | | | | |
| PITCHER | IP | WLS | BF | H | R | ER | SO | BB | IBB | HBP | BLK | WP | HR | S | P | ERA | WHIP | | | | | | | | | | |
| Tom Browning, L ERA: 4.73 Scott Service, R ERA: 3.75 | (1, 1) (7, 1) | 6.2 2.1 | W 8 | 26 1 | 9 0 | 3 0 | 2 0 | 1 1 | 0 0 | 0 0 | 0 0 | 0 0 | 0 0 | 17 23 | 26 23 | 2.70 0.00 | 1.350 0.429 | | | | | | | | | | |

| | |
|-----|----|
| AB | 33 |
| R | 3 |
| H | 10 |
| RBI | 3 |
| BB | 0 |
| SO | 2 |
| LOB | 9 |



| Batter | 1 | 2 | 3 | 4 | 5 | 6 | 7 | 8 | 9 | AB | R | H | RBI | BB | SO | LOB | TOP | | | | | | | | |
|--|-------------------------------|----------------------------------|-------------------------------|----------------------------------|-------------------------------|----------------------------------|------------------------------|----------------------------------|------------------------------|----------------------------------|------------------------------|----------------------------------|------------------------------|----------------------------------|------------------------------|---------------------------------|---|----------------------------------|----------------------------------|------------------------------------|----------------------------------|--------|--|--|--|
| Bip Roberts, S OBP: 0.338, SLG: 0.310 (1, 7) | | | | | | | | | | 3 | 0 | 1 | 0 | 1 | 1 | 1 | Cincinnati Reds @ Florida Marlins Joe Robbie Stadium, Miami, FL Sat Jul 24 1993, 7:05 PM EDT Att: 44,363 - Unknown - 89 F | | | | | | | | |
| Jeff Branson, L OBP: 0.323, SLG: 0.375 (1, 6) | | | | | | | | | | 4 | 0 | 1 | 0 | 0 | 0 | 2 | | | | | | | | | |
| Chris Sabo, R OBP: 0.332, SLG: 0.433 (1, 5) | | | | | | | | | | 3 | 0 | 0 | 0 | 0 | 3 | 2 | | | | | | | | | |
| Reggie Sanders, R OBP: 0.334, SLG: 0.424 (1, 9) | | | | | | | | | | 3 | 0 | 0 | 0 | 1 | 0 | 2 | | | | | | | | | |
| Hal Morris, L OBP: 0.349, SLG: 0.358 (1, 3) | | | | | | | | | | 4 | 0 | 1 | 0 | 0 | 1 | 2 | | | | | | | | | |
| Juan Samuel, R OBP: 0.276, SLG: 0.373 (1, 4) | | | | | | | | | | 4 | 0 | 1 | 0 | 0 | 1 | 2 | | | | | | | | | |
| Joe Oliver, R OBP: 0.285, SLG: 0.400 (1, 2) | | | | | | | | | | 4 | 0 | 0 | 0 | 0 | 2 | 2 | | | | | | | | | |
| Jacob Brumfield, R OBP: 0.358, SLG: 0.491 (1, 8) | | | | | | | | | 3 | 0 | 1 | 0 | 1 | 0 | 1 | | | | | | | | | | |
| Larry Luebbers, R OBP: 0.286, SLG: 0.286 (7, PH) | | | | | | | | | | 2 | 0 | 0 | 0 | 0 | 1 | 2 | | | | | | | | | |
| Gary Varsho, L OBP: 0.298, SLG: 0.355 (7, 1) | | | | | | | | | | 1 | 0 | 0 | 0 | 0 | 0 | 1 | | | | | | | | | |
| Jerry Spradlin, S (7, 1) | | | | | | | | | | 0 | 0 | 0 | 0 | 0 | 0 | 0 | | | | | | | | | |
| Inning Stats | R: 0 E: 0 K: 1 S: 10 | H: 0 LOB: 1 BB: 1 P: 19 | R: 0 E: 0 K: 1 S: 13 | H: 1 LOB: 2 BB: 1 P: 22 | R: 0 E: 0 K: 2 S: 14 | H: 1 LOB: 0 BB: 0 P: 18 | R: 0 E: 0 K: 1 S: 6 | H: 0 LOB: 0 BB: 0 P: 12 | R: 0 E: 0 K: 1 S: 9 | H: 1 LOB: 1 BB: 0 P: 13 | R: 0 E: 0 K: 0 S: 5 | H: 0 LOB: 1 BB: 1 P: 13 | R: 0 E: 0 K: 1 S: 9 | H: 1 LOB: 1 BB: 0 P: 13 | R: 0 E: 0 K: 1 S: 6 | H: 0 LOB: 0 BB: 0 P: 8 | R: 0 E: 0 K: 1 S: 8 | H: 1 LOB: 1 BB: 0 P: 12 | 1B: 5 2B: 1 3B: 0 HR: 0 | SF: 0 SAC: 0 DP: 1 HBP: 1 | WP: 0 PB: 0 SB: 2 CS: 0 | PA: 35 | | | |
| PITCHER | IP | WLS | BF | H | R | ER | SO | BB | IBB | HBP | BLK | WP | HR | S | P | ERA | WHIP | | | | | | | | |
| Ryan Bowen, R ERA: 3.84 (1, 1) | 8.0 | W | 31 | 4 | 0 | 0 | 8 | 3 | 0 | 1 | 0 | 0 | 0 | 72 | 118 | 0.00 | 0.875 | | | | | | | | |
| Bryan Harvey, R ERA: 1.69 (9, 1) | 1.0 | S | 4 | 1 | 0 | 0 | 1 | 0 | 0 | 0 | 0 | 0 | 0 | 8 | 12 | 0.00 | 1.000 | | | | | | | | |

| | |
|-----|----|
| AB | 31 |
| R | 0 |
| H | 5 |
| RBI | 0 |
| BB | 3 |
| SO | 9 |
| LOB | 17 |



| Batter | 1 | 2 | 3 | 4 | 5 | 6 | 7 | 8 | 9 | AB | R | H | RBI | BB | SO | LOB | BOTTOM | | | | | | | | |
|---|------------------------------|----------------------------------|------------------------------|----------------------------------|-------------------------------|----------------------------------|------------------------------|----------------------------------|------------------------------|----------------------------------|------------------------------|----------------------------------|------------------------------|----------------------------------|------------------------------|----------------------------------|---|------------------------------------|----------------------------------|--------|--|--|--|--|--|
| Chuck Carr, S OBP: 0.318, SLG: 0.328 (1, 8) | | | | | | | | | | 4 | 0 | 1 | 0 | 0 | 0 | 0 | Cincinnati Reds @ Florida Marlins Joe Robbie Stadium, Miami, FL Sat Jul 24 1993, 7:05 PM EDT Att: 44,363 - Unknown - 89 F | | | | | | | | |
| Rick Renteria, R OBP: 0.317, SLG: 0.369 (1, 4) | | | | | | | | | | 4 | 0 | 0 | 0 | 0 | 2 | | | | | | | | | | |
| Jeff Conine, R OBP: 0.381, SLG: 0.426 (1, 3) | | | | | | | | | | 4 | 1 | 1 | 0 | 0 | 2 | | | | | | | | | | |
| Gary Sheffield, R OBP: 0.347, SLG: 0.472 (1, 5) | | | | | | | | | | 3 | 0 | 1 | 1 | 0 | 0 | | | | | | | | | | |
| Darrell Whitmore, L OBP: 0.300, SLG: 0.435 (1, 9) | | | | | | | | | | 3 | 0 | 1 | 0 | 0 | 1 | | | | | | | | | | |
| Benito Santiago, R OBP: 0.299, SLG: 0.378 (1, 2) | | | | | | | | | | 3 | 0 | 0 | 0 | 0 | 2 | 1 | | | | | | | | | |
| Greg Briley, L OBP: 0.283, SLG: 0.349 (1, 7) | | | | | | | | | | 3 | 0 | 0 | 0 | 0 | 0 | 0 | | | | | | | | | |
| Walt Weiss, S OBP: 0.357, SLG: 0.320 (1, 6) | | | | | | | | | | 2 | 1 | 1 | 0 | 1 | 0 | 0 | | | | | | | | | |
| Ryan Bowen, R OBP: 0.146, SLG: 0.200 (1, 1) | | | | | | | | | | 3 | 0 | 1 | 1 | 0 | 2 | 1 | | | | | | | | | |
| Bryan Harvey, R (9, 1) | | | | | | | | | | 0 | 0 | 0 | 0 | 0 | 0 | 0 | | | | | | | | | |
| Inning Stats | R: 0 E: 0 K: 0 S: 7 | H: 0 LOB: 0 BB: 0 P: 12 | R: 0 E: 0 K: 1 S: 7 | H: 1 LOB: 1 BB: 0 P: 10 | R: 1 E: 0 K: 0 S: 15 | H: 3 LOB: 2 BB: 0 P: 22 | R: 0 E: 0 K: 1 S: 8 | H: 0 LOB: 0 BB: 0 P: 10 | R: 0 E: 0 K: 1 S: 8 | H: 0 LOB: 0 BB: 0 P: 12 | R: 1 E: 0 K: 0 S: 8 | H: 2 LOB: 1 BB: 0 P: 11 | R: 0 E: 0 K: 1 S: 8 | H: 0 LOB: 1 BB: 1 P: 16 | R: 0 E: 0 K: 0 S: 8 | H: 0 LOB: 0 BB: 0 P: 13 | 1B: 3 2B: 4 3B: 0 HR: 0 | SF: 0 SAC: 0 DP: 1 HBP: 0 | WP: 0 PB: 0 SB: 0 CS: 1 | PA: 30 | | | | | |
| PITCHER | IP | WLS | BF | H | R | ER | SO | BB | IBB | HBP | BLK | WP | HR | S | P | ERA | WHIP | | | | | | | | |
| Larry Luebbers, R ERA: 3.8 (1, 1) | 6.0 | L | 23 | 6 | 2 | 2 | 3 | 0 | 0 | 0 | 0 | 0 | 0 | 53 | 77 | 3.00 | 1.000 | | | | | | | | |
| Jerry Spradlin, R ERA: 3.46 (7, 1) | 2.0 | | 7 | 0 | 0 | 0 | 1 | 1 | 0 | 0 | 0 | 0 | 0 | 16 | 29 | 0.00 | 0.500 | | | | | | | | |

| | |
|-----|----|
| AB | 29 |
| R | 2 |
| H | 6 |
| RBI | 2 |
| BB | 1 |
| SO | 4 |
| LOB | 7 |



| Batter | 1 | 2 | 3 | 4 | 5 | 6 | 7 | 8 | 9 | AB | R | H | RBI | BB | SO | LOB | TOP | | | | | | | | | | |
|--|------------------------------|----------------------------------|------------------------------|----------------------------------|------------------------------|----------------------------------|-------------------------------|----------------------------------|------------------------------|---------------------------------|------------------------------|----------------------------------|------------------------------|----------------------------------|-------------------------------|----------------------------------|---|----------------------------------|----------------------------------|------------------------------------|----------------------------------|--------|--|--|--|--|--|
| Juan Samuel, R (1.4) OBP: 0.275, SLG: 0.364 | P2 | | | K | | G6-3 | | | | 3 | 0 | 0 | 0 | 1 | 1 | 0 | <p>Cincinnati Reds @ Florida Marlins</p> <p>Joe Robbie Stadium, Miami, FL</p> <p>Sun Jul 25 1993, 7:05 PM EDT</p> <p>Att: 43,020 - Sunny - 90 F</p> | | | | | | | | | | |
| Jack Daugherty, S (1.7) OBP: 0.417, SLG: 0.667 | K | | | L5 | | K | | P6 | | 4 | 0 | 0 | 0 | 0 | 2 | 1 | | | | | | | | | | | |
| Hal Morris, L (1.3) OBP: 0.347, SLG: 0.351 | K | | | E3 | | P5 | | | | 3 | 1 | 0 | 0 | 1 | 1 | 0 | | | | | | | | | | | |
| Chris Sabo, R (1.5) OBP: 0.331, SLG: 0.440 | | K | | | | | | | | 4 | 1 | 1 | 2 | 0 | 2 | 1 | | | | | | | | | | | |
| Reggie Sanders, R (1.9) OBP: 0.336, SLG: 0.425 | | G6-3 | | | | G6-3 | | | | 4 | 0 | 2 | 0 | 0 | 0 | 0 | | | | | | | | | | | |
| Joe Oliver, R (1.2) OBP: 0.284, SLG: 0.401 | | K | | | | | | | | 4 | 1 | 1 | 0 | 0 | 1 | 3 | | | | | | | | | | | |
| Jeff Branson, L (1.6) OBP: 0.318, SLG: 0.369 | | | | | | | | | | 3 | 0 | 0 | 0 | 0 | 2 | 2 | | | | | | | | | | | |
| Jacob Brumfield, R (1.8) OBP: 0.350, SLG: 0.482 | | | | | | | | | | 2 | 0 | 0 | 1 | 0 | 1 | 0 | | | | | | | | | | | |
| Tim Belcher, R (1.1) OBP: 0.220, SLG: 0.224 | | | | | | | | | | 2 | 0 | 0 | 0 | 0 | 1 | 0 | | | | | | | | | | | |
| Scott Service, R (6.1) | | | | | | | | | | 0 | 0 | 0 | 0 | 0 | 0 | 0 | | | | | | | | | | | |
| Kevin Wickander, L (7.1) | | | | | | | | | | 0 | 0 | 0 | 0 | 0 | 0 | 0 | | | | | | | | | | | |
| Gary Varsho, L (8, PH) OBP: 0.294, SLG: 0.351 | | | | | | | | | | 1 | 0 | 0 | 0 | 0 | 0 | 0 | | | | | | | | | | | |
| Bobby Ayala, R (8.1) | | | | | | | | | | 0 | 0 | 0 | 0 | 0 | 0 | 0 | | | | | | | | | | | |
| Inning Stats | R: 0 E: 0 K: 2 S: 9 | H: 0 LOB: 0 BB: 0 P: 16 | R: 0 E: 0 K: 2 S: 9 | H: 0 LOB: 0 BB: 0 P: 11 | R: 0 E: 0 K: 2 S: 9 | H: 0 LOB: 0 BB: 0 P: 13 | R: 2 E: 1 K: 1 S: 14 | H: 1 LOB: 0 BB: 0 P: 19 | R: 1 E: 0 K: 0 S: 5 | H: 1 LOB: 0 BB: 0 P: 7 | R: 0 E: 0 K: 1 S: 7 | H: 0 LOB: 0 BB: 0 P: 12 | R: 0 E: 0 K: 1 S: 8 | H: 1 LOB: 1 BB: 0 P: 16 | R: 0 E: 0 K: 1 S: 11 | H: 0 LOB: 1 BB: 1 P: 19 | R: 0 E: 0 K: 1 S: 10 | H: 1 LOB: 1 BB: 1 P: 16 | 1B: 2 2B: 1 3B: 0 HR: 1 | SF: 1 SAC: 0 DP: 1 HBP: 0 | WP: 1 PB: 0 SB: 0 CS: 0 | PA: 33 | | | | | |
| PITCHER | IP | WLS | BF | H | R | ER | SO | BB | IBB | HBP | BLK | WP | HR | S | P | ERA | WHIP | | | | | | | | | | |
| Robb Nen, R (1.1) ERA: 5.7 | 6.0 | W | 21 | 2 | 3 | 1 | 8 | 0 | 0 | 0 | 0 | 0 | 1 | 53 | 78 | 1.50 | 0.333 | | | | | | | | | | |
| Matt Turner, R (7.1) ERA: 2.34 | 2.0 | | 8 | 1 | 0 | 0 | 2 | 1 | 0 | 0 | 0 | 1 | 0 | 19 | 35 | 0.00 | 1.000 | | | | | | | | | | |
| Rich Rodriguez, L (9.1) ERA: 4.19 | 0.1 | S | 3 | 1 | 0 | 0 | 1 | 1 | 0 | 0 | 0 | 0 | 0 | 8 | 13 | 0.00 | 6.000 | | | | | | | | | | |
| Bryan Harvey, R (9.1) ERA: 1.66 | 0.2 | S | 1 | 0 | 0 | 0 | 0 | 0 | 0 | 0 | 0 | 0 | 0 | 2 | 3 | 0.00 | 0.000 | | | | | | | | | | |

AB 30
R 3
H 4
RBI 3
BB 2
SO 11
LOB 7



| Batter | 1 | 2 | 3 | 4 | 5 | 6 | 7 | 8 | 9 | AB | R | H | RBI | BB | SO | LOB | BOTTOM | | | | | | | | | | |
|---|-------------------------------|----------------------------------|-------------------------------|----------------------------------|------------------------------|----------------------------------|------------------------------|----------------------------------|-------------------------------|----------------------------------|------------------------------|----------------------------------|-------------------------------|----------------------------------|-------------------------------|----------------------------------|---|------------------------------------|----------------------------------|--------|--|--|--|--|--|--|--|
| Chuck Carr, S (1.8) OBP: 0.323, SLG: 0.333 | F9 | | | | | | | | | 4 | 1 | 3 | 0 | 0 | 0 | 0 | <p>Cincinnati Reds @ Florida Marlins</p> <p>Joe Robbie Stadium, Miami, FL</p> <p>Sun Jul 25 1993, 7:05 PM EDT</p> <p>Att: 43,020 - Sunny - 90 F</p> | | | | | | | | | | |
| Rick Renner, R (1.5) OBP: 0.330, SLG: 0.374 | G6-3 | | | | | | | | | 3 | 0 | 2 | 1 | 2 | 0 | 1 | | | | | | | | | | | |
| Bret Barberie, S (1.4) OBP: 0.387, SLG: 0.359 | G6-3 | | | | | | | | | 5 | 1 | 0 | 0 | 0 | 1 | 5 | | | | | | | | | | | |
| Jeff Conine, R (1.7) OBP: 0.381, SLG: 0.426 | F9 | | | | | | | | | 5 | 2 | 2 | 0 | 0 | 1 | 3 | | | | | | | | | | | |
| Darrell Whitmore, L (1.9) OBP: 0.298, SLG: 0.427 | | | | | | | | | | 4 | 1 | 1 | 1 | 0 | 2 | 1 | | | | | | | | | | | |
| Orestes Destrade, S (1.3) OBP: 0.308, SLG: 0.375 | | | | | | | | | | 3 | 1 | 3 | 3 | 1 | 0 | 0 | | | | | | | | | | | |
| Rob Natal, R (1.2) OBP: 0.240, SLG: 0.348 | | | | | | | | | | 2 | 0 | 1 | 1 | 0 | 1 | 1 | | | | | | | | | | | |
| Walt Weiss, S (1.6) OBP: 0.356, SLG: 0.319 | | | | | | | | | | 4 | 0 | 1 | 0 | 0 | 1 | 4 | | | | | | | | | | | |
| Robb Nen, R (1.1) ERA: 4.26 | | | | | | | | | | 2 | 0 | 0 | 0 | 0 | 0 | 4 | | | | | | | | | | | |
| Greg Briley, L (6, PH) OBP: 0.281, SLG: 0.346 | | | | | | | | | | 1 | 1 | 0 | 0 | 0 | 0 | 0 | | | | | | | | | | | |
| Matt Turner, R (7.1) ERA: 4.29 | | | | | | | | | | 1 | 0 | 0 | 0 | 0 | 1 | 1 | | | | | | | | | | | |
| Rich Rodriguez, L (9.1) ERA: 4.12 | | | | | | | | | | 0 | 0 | 0 | 0 | 0 | 0 | 0 | | | | | | | | | | | |
| Bryan Harvey, R (9.1) ERA: 3.6 | | | | | | | | | | 0 | 0 | 0 | 0 | 0 | 0 | 0 | | | | | | | | | | | |
| Inning Stats | R: 0 E: 0 K: 0 S: 10 | H: 0 LOB: 1 BB: 1 P: 22 | R: 0 E: 1 K: 2 S: 15 | H: 1 LOB: 2 BB: 1 P: 21 | R: 0 E: 0 K: 0 S: 9 | H: 1 LOB: 1 BB: 1 P: 12 | R: 0 E: 0 K: 2 S: 9 | H: 1 LOB: 2 BB: 0 P: 14 | R: 4 E: 1 K: 0 S: 14 | H: 5 LOB: 1 BB: 0 P: 23 | R: 1 E: 1 K: 1 S: 9 | H: 1 LOB: 0 BB: 0 P: 14 | R: 2 E: 0 K: 1 S: 18 | H: 3 LOB: 1 BB: 0 P: 22 | R: 0 E: 0 K: 1 S: 10 | H: 1 LOB: 1 BB: 0 P: 15 | 1B: 11 2B: 1 3B: 0 HR: 1 | SF: 1 SAC: 1 DP: 0 HBP: 1 | WP: 0 PB: 0 SB: 1 CS: 2 | PA: 40 | | | | | | | |
| PITCHER | IP | WLS | BF | H | R | ER | SO | BB | IBB | HBP | BLK | WP | HR | S | P | ERA | WHIP | | | | | | | | | | |
| Tim Belcher, R (1.1) ERA: 4.26 | 5.1 | L | 28 | 8 | 5 | 4 | 4 | 3 | 0 | 1 | 0 | 0 | 0 | 60 | 97 | 6.75 | 2.062 | | | | | | | | | | |
| Scott Service, R (6.1) ERA: 4.29 | 0.2 | | 3 | 2 | 1 | 1 | 1 | 0 | 0 | 0 | 0 | 0 | 0 | 9 | 13 | 13.50 | 3.000 | | | | | | | | | | |
| Kevin Wickander, L (7.1) ERA: 4.12 | 1.0 | | 5 | 2 | 1 | 1 | 1 | 0 | 0 | 0 | 0 | 0 | 1 | 15 | 18 | 9.00 | 2.000 | | | | | | | | | | |
| Bobby Ayala, R (8.1) ERA: 3.6 | 1.0 | | 4 | 1 | 0 | 0 | 1 | 0 | 0 | 0 | 0 | 0 | 0 | 10 | 15 | 0.00 | 1.000 | | | | | | | | | | |

AB 34
R 7
H 13
RBI 6
BB 3
SO 7
LOB 20



| Batter | 1 | 2 | 3 | 4 | 5 | 6 | 7 | 8 | 9 | AB | R | H | RBI | BB | SO | LOB | TOP | | | | | | | | |
|---|---------------------------------|----------------------------------|--------------------------------|----------------------------------|-------------------------------|----------------------------------|------------------------------|----------------------------------|-------------------------------|----------------------------------|------------------------------|----------------------------------|-------------------------------|----------------------------------|-------------------------------|----------------------------------|-------------------------------|----------------------------------|----------------------------------|------------------------------------|----------------------------------|--------|--|--|--|
| Bip Roberts, S OBP: 0.335, SLG: 0.308 (1, 4) | 2-2 BB G5-3 1B | 1-3 K | 2-1 FC4-6 1-2 | | | 0-0 F9 | | | 2-2 G5-3 | 5 | 1 | 1 | 0 | 0 | 1 | 5 | | | | | | | | | |
| Hal Morris, L OBP: 0.343, SLG: 0.342 (1, 3) | 4-0 G5-3 BB G5-3 BB | 2-3 K | | 1-0 G4-3 | | 3-3 K | | | 1-2 F7 | 4 | 1 | 0 | 0 | 1 | 2 | 3 | | | | | | | | | |
| Chris Sabo, R OBP: 0.332, SLG: 0.447 (1, 5) | 4-1 G5-3 BB G5-3 BB | | 0-2 F8 | 3-1 G4-3 | | | 1-2 G4-3 | | 3-2 HR | 4 | 1 | 1 | 1 | 1 | 0 | 0 | | | | | | | | | |
| Kevin Mitchell, R OBP: 0.394, SLG: 0.629 Barry Larkin, R OBP: 0.392, SLG: 0.444 (7, PR) (7, 6) | 1-0 G5-3 | | 2-1 1B 1B | 2-2 L7 | | | 1-2 2B | | 0-0 1B | 4 | 1 | 2 | 1 | 0 | 0 | 2 | | | | | | | | | |
| Reggie Sanders, R OBP: 0.334, SLG: 0.422 (1, 9) | 1-2 G5-3 2-3 3-H | | 1-2 1B 1B | | 3-3 K | | 3-3 K | | 2-2 G5-3 | 5 | 1 | 1 | 1 | 0 | 2 | 3 | | | | | | | | | |
| Joe Oliver, R OBP: 0.284, SLG: 0.399 (1, 2) | 0-3 K | | 2-2 1B 1B | | 3-3 K | | 0-0 F8 | | | 4 | 1 | 1 | 0 | 0 | 2 | 2 | | | | | | | | | |
| Jeff Branson, L OBP: 0.321, SLG: 0.368 (7, 4) | | 4-2 SH1-4 HBP BB | 0-1 1B 1-2 2-H 3-H | | 2-1 G4-3 | | | 2-3 K | | 3 | 0 | 1 | 2 | 1 | 1 | 0 | | | | | | | | | |
| Jacob Brumfield, R OBP: 0.354, SLG: 0.478 (1, 8) | | 1-0 SH1-4 HBP | 1-2 HBP | | 2-1 SH3-4 1B | | | 0-0 E5 CS | | 3 | 0 | 1 | 0 | 0 | 1 | 2 | | | | | | | | | |
| Jose Rijo, R OBP: 0.264, SLG: 0.240 Kevin Wickander, L (9, 1) Rob Dibble, L OBP: 1.000, SLG: 1.000 (9, 1) | | 0-0 SH1-4 | 0-1 FC4-6 1B | | | 0-0 SH3-4 | | 1-2 F7 | | 2 | 0 | 1 | 1 | 0 | 0 | 1 | | | | | | | | | |
| Inning Stats | R: 2 E: 0 K: 1 S: 13 | H: 1 LOB: 1 BB: 2 P: 25 | R: 0 E: 0 K: 2 S: 12 | H: 0 LOB: 2 BB: 1 P: 20 | R: 3 E: 0 K: 1 S: 22 | H: 5 LOB: 2 BB: 0 P: 31 | R: 0 E: 0 K: 0 S: 6 | H: 0 LOB: 0 BB: 0 P: 12 | R: 0 E: 0 K: 2 S: 10 | H: 0 LOB: 0 BB: 0 P: 18 | R: 0 E: 0 K: 1 S: 8 | H: 1 LOB: 1 BB: 0 P: 13 | R: 0 E: 0 K: 1 S: 10 | H: 1 LOB: 1 BB: 0 P: 15 | R: 0 E: 1 K: 1 S: 10 | H: 0 LOB: 0 BB: 1 P: 13 | R: 1 E: 0 K: 0 S: 17 | H: 2 LOB: 1 BB: 0 P: 25 | 1B: 8 2B: 1 3B: 0 HR: 1 | SF: 0 SAC: 2 DP: 0 HBP: 1 | WP: 0 PB: 0 SB: 0 CS: 1 | PA: 41 | | | |
| PITCHER | IP | WLS | BF | H | R | ER | SO | BB | IBB | HBP | BLK | WP | HR | S | P | ERA | WHIP | | | | | | | | |
| Darryl Kile, R ERA: 3.12 Todd Jones, R ERA: 1.54 Greg Swindell, L ERA: 4.82 Tom Edens, R ERA: 3.18 | 2.2 | L | 18 | 6 | 5 | 5 | 4 | 3 | 0 | 1 | 0 | 0 | 0 | 45 | 72 | 16.88 | 3.375 | | | | | | | | |
| | 3.1 | | 7 | 0 | 0 | 0 | 2 | 0 | 0 | 0 | 0 | 0 | 0 | 18 | 34 | 0.00 | 0.000 | | | | | | | | |
| | 6.1 | | 11 | 2 | 0 | 0 | 3 | 0 | 0 | 0 | 0 | 0 | 0 | 28 | 41 | 0.00 | 0.667 | | | | | | | | |
| | 9.1 | | 5 | 2 | 1 | 1 | 0 | 0 | 0 | 0 | 0 | 0 | 1 | 17 | 25 | 9.00 | 2.000 | | | | | | | | |

Cincinnati Reds @ Houston Astros
Astrodome, Houston, TX
Mon Jul 26 1993, 8:05 PM EDT
Att: 16,161 - Dome

AB 35
R 6
H 10
RBI 6
BB 3
SO 9
LOB 18



| Batter | 1 | 2 | 3 | 4 | 5 | 6 | 7 | 8 | 9 | AB | R | H | RBI | BB | SO | LOB | BOTTOM | | | | | | | | |
|--|-------------------------------|----------------------------------|------------------------------|----------------------------------|-------------------------------|----------------------------------|-------------------------------|----------------------------------|------------------------------|---------------------------------|-------------------------------|----------------------------------|-------------------------------|----------------------------------|-------------------------------|----------------------------------|-------------------------------|----------------------------------|----------------------------------|------------------------------------|----------------------------------|--------|--|--|--|
| Craig Biggio, R OBP: 0.360, SLG: 0.468 (1, 4) | 1-2 5 1B | | 0-2 E3 5 S | | 2-1 G3 | | | 1-0 FC4-6 1B | | 4 | 1 | 2 | 0 | 0 | 0 | 0 | | | | | | | | | |
| Steve Finley, L OBP: 0.302, SLG: 0.337 (1, 8) | 1-3 K | | 1 SAFE 2-3 K | | 1-2 G4-3 | | | 0-2 FC4-6 DI | | 4 | 0 | 0 | 0 | 0 | 2 | 4 | | | | | | | | | |
| 5 Jeff Bagwell, R OBP: 0.378, SLG: 0.509 (1, 3) | 3-2 E9 1-H 1B | | 2-1 F8 | | 3-2 1B | | | 1-3 K | | 4 | 0 | 2 | 0 | 0 | 1 | 3 | | | | | | | | | |
| Luis Gonzalez, L OBP: 0.368, SLG: 0.471 Tom Edens, R (9, 1) | 3-3 K | | 0-2 L8 | | 2-2 L4 | | | 3-1 F9 | | 4 | 0 | 0 | 0 | 0 | 1 | 5 | | | | | | | | | |
| Ken Caminiti, S OBP: 0.302, SLG: 0.409 (1, 5) | 2-3 K | | | 1-1 F7 | | 0-0 G4-3 | | | 2-2 F8 | 4 | 0 | 0 | 0 | 0 | 1 | 2 | | | | | | | | | |
| Eric Anthony, L OBP: 0.330, SLG: 0.401 (1, 9) | | 0-1 G3 | | 2-3 K | | | 0-3 K | | 4-2 BB BB | 3 | 0 | 0 | 0 | 1 | 2 | 0 | | | | | | | | | |
| Andujar Cedeno, R OBP: 0.353, SLG: 0.427 (1, 6) | | 2-1 2B | | 2-3 K | | | 1-3 K | | 4-2 BB | 3 | 0 | 1 | 0 | 1 | 2 | 0 | | | | | | | | | |
| Eddie Taubensee, L OBP: 0.321, SLG: 0.424 Scott Servais, R OBP: 0.326, SLG: 0.434 (9, PH) (9, 1) | | 0-1 L8 | | | 0-0 F7 | | 1-1 L3 | | 0-3 K | 3 | 0 | 0 | 0 | 0 | 0 | 1 | | | | | | | | | |
| Darryl Kile, R ERA: 3.12 Todd Jones, L ERA: 1.54 Chris Donnels, L ERA: 4.05 Greg Swindell, L ERA: 4.82 Kevin Bass, S ERA: 3.18 (9, 7) | | 1-3 K | | | 1-0 G4-3 | | | 4-2 FC4-6 1B BB | 2-0 F8 | 1 | 0 | 0 | 0 | 0 | 1 | 1 | | | | | | | | | |
| Inning Stats | R: 1 E: 1 K: 3 S: 15 | H: 2 LOB: 1 BB: 0 P: 25 | R: 0 E: 0 K: 1 S: 9 | H: 1 LOB: 0 BB: 0 P: 12 | R: 0 E: 1 K: 1 S: 12 | H: 0 LOB: 1 BB: 0 P: 16 | R: 0 E: 0 K: 2 S: 10 | H: 0 LOB: 0 BB: 0 P: 15 | R: 0 E: 0 K: 0 S: 4 | H: 0 LOB: 0 BB: 0 P: 7 | R: 0 E: 0 K: 0 S: 13 | H: 1 LOB: 1 BB: 0 P: 19 | R: 0 E: 0 K: 2 S: 10 | H: 0 LOB: 0 BB: 0 P: 12 | R: 0 E: 0 K: 1 S: 15 | H: 1 LOB: 2 BB: 1 P: 24 | R: 0 E: 0 K: 1 S: 14 | H: 0 LOB: 2 BB: 2 P: 26 | 1B: 4 2B: 1 3B: 0 HR: 0 | SF: 0 SAC: 0 DP: 0 HBP: 0 | WP: 0 PB: 0 SB: 1 CS: 0 | PA: 36 | | | |
| PITCHER | IP | WLS | BF | H | R | ER | SO | BB | IBB | HBP | BLK | WP | HR | S | P | ERA | WHIP | | | | | | | | |
| Jose Rijo, R ERA: 2.87 Kevin Wickander, L ERA: 4.05 Rob Dibble, R ERA: 2.39 | 8.0 | W | 31 | 5 | 1 | 0 | 10 | 1 | 0 | 0 | 0 | 0 | 0 | 10 | 20 | 0.00 | 0.750 | | | | | | | | |
| | 9.1 | | 3 | 0 | 0 | 0 | 0 | 2 | 0 | 0 | 0 | 0 | 0 | 4 | 6 | 0.00 | 0.000 | | | | | | | | |

Cincinnati Reds @ Houston Astros
Astrodome, Houston, TX
Mon Jul 26 1993, 8:05 PM EDT
Att: 16,161 - Dome

AB 33
R 1
H 5
RBI 0
BB 3
SO 11
LOB 20



| Batter | 1 | 2 | 3 | 4 | 5 | 6 | 7 | 8 | 9 | AB | R | H | RBI | BB | SO | LOB | TOP | | | | |
|---|------------------------------|----------------------------------|------------------------------|----------------------------------|-------------------------------|----------------------------------|------------------------------|----------------------------------|-------------------------------|----------------------------------|-------------------------------|----------------------------------|------------------------------|---------------------------------|------------------------------|----------------------------------|-------------------------------|----------------------------------|----------------------------------|------------------------------------|--|
| Bip Roberts, S OBP: 0.340, SLG: 0.308 (1, 4) | 4-0 L7-3 BB | | 3-3 K | | | 0-2 1-2 1B | 2-2 G1-3 | | 4-1 BB | 3 | 0 | 1 | 0 | 2 | 1 | 2 | | | | | |
| Hal Morris, L OBP: 0.333, SLG: 0.331 (1, 3) | 2-1 L7-3 1-2 | | 0-0 G3-1 | | | 0-1 L7 | | 0-0 G5-3 | 2-2 F7 | 5 | 0 | 0 | 0 | 0 | 0 | 5 | | | | | |
| Barry Larkin, R OBP: 0.393, SLG: 0.444 (1, 6) | 1-3 K | | | 0-0 G1-3 | | 2-2 G1-3 HBP 2B 1B | 1-2 G6-4-3 1B | | | 4 | 1 | 2 | 0 | 0 | 1 | 0 | | | | | |
| Kevin Mitchell, R OBP: 0.392, SLG: 0.621 (1, 7) | | 0-0 G4-3 | | 2-0 G6-3 | | 1-0 G1-3 HBP 2B 1B | 1-0 G6-4-3 | | | 3 | 1 | 0 | 0 | 0 | 0 | 1 | | | | | |
| Chris Sabo, R OBP: 0.329, SLG: 0.442 (1, 5) | | 2-3 K | | 3-3 K | | 0-0 G1-3 | | 2-3 K | | 4 | 0 | 0 | 0 | 0 | 3 | 2 | | | | | |
| Reggie Sanders, R OBP: 0.339, SLG: 0.438 (1, 9) | 1-1 1B | | | | 0-1 HR | 0-0 2B 2B | | 3-1 P4 | | 4 | 2 | 3 | 3 | 0 | 0 | 0 | | | | | |
| Joe Oliver, R OBP: 0.281, SLG: 0.394 (1, 2) | 1-2 G5-3 | | | | 0-1 F9 | 1-0 G6-3 | | 1-3 K | | 4 | 0 | 0 | 0 | 0 | 1 | 2 | | | | | |
| Jacob Brumfield, R OBP: 0.359, SLG: 0.483 (1, 8) | | | 3-3 K | | 4-2 1B BB | 2-2 1B 2B | | 1-2 G4-3 | | 3 | 1 | 1 | 1 | 1 | 1 | 0 | | | | | |
| Tom Browning, L OBP: 0.216, SLG: 0.294 (1, 1) | | | 1-2 2B | | 0-1 F9 | 1-2 1B | | 3-2 F9 | | 1 | 0 | 1 | 0 | 0 | 0 | 0 | | | | | |
| Scott Service, R OBP: 0.345, SLG: 0.345 (5, PH) | | | | | | | | | | 0 | 0 | 0 | 0 | 0 | 0 | 0 | | | | | |
| Gary Varsho, L OBP: 0.345, SLG: 0.345 (5, PH) | | | | | | | | | | 0 | 0 | 0 | 0 | 0 | 0 | 0 | | | | | |
| Jerry Spradlin, S OBP: 0.345, SLG: 0.345 (5, PH) | | | | | | | | | | 0 | 0 | 0 | 0 | 0 | 0 | 0 | | | | | |
| Jack Daugherty, S OBP: 0.345, SLG: 0.345 (5, PH) | | | | | | | | | | 0 | 0 | 1 | 1 | 0 | 0 | 0 | | | | | |
| Bobby Ayala, R OBP: 0.345, SLG: 0.345 (5, PH) | | | | | | | | | | 0 | 0 | 0 | 0 | 0 | 0 | 0 | | | | | |
| Jeff Branson, L OBP: 0.345, SLG: 0.345 (5, PH) | | | | | | | | | | 1 | 0 | 0 | 0 | 0 | 0 | 0 | | | | | |
| Inning Stats | R: 0 E: 0 K: 1 S: 6 | H: 0 LOB: 0 BB: 1 P: 13 | R: 0 E: 0 K: 1 S: 9 | H: 1 LOB: 1 BB: 0 P: 13 | R: 0 E: 0 K: 2 S: 12 | H: 1 LOB: 1 BB: 0 P: 19 | R: 0 E: 0 K: 1 S: 7 | H: 0 LOB: 0 BB: 0 P: 12 | R: 1 E: 0 K: 0 S: 15 | H: 2 LOB: 2 BB: 1 P: 19 | R: 4 E: 0 K: 0 S: 17 | H: 4 LOB: 1 BB: 0 P: 26 | R: 0 E: 0 K: 2 S: 5 | H: 0 LOB: 0 BB: 0 P: 7 | R: 0 E: 0 K: 2 S: 9 | H: 0 LOB: 0 BB: 0 P: 15 | R: 0 E: 0 K: 0 S: 15 | H: 0 LOB: 1 BB: 1 P: 24 | 1B: 5 2B: 4 3B: 0 HR: 1 | SF: 0 SAC: 0 DP: 2 HBP: 1 | WP: 0 PA: 38 PB: 0 SB: 0 CS: 0 |
| PITCHER | IP | WLS | BF | H | R | ER | SO | BB | IBB | HBP | BLK | WP | HR | S | P | ERA | WHIP | | | | |
| Brian Williams, R ERA: 4.8 (1, 1) | 5.2 | W | 26 | 7 | 5 | 5 | 5 | 2 | 0 | 1 | 0 | 0 | 1 | 58 | 91 | 7.94 | 1.588 | | | | |
| Xavier Hernandez, R ERA: 3.0 (6, 1) | 2.1 | | 8 | 2 | 0 | 0 | 2 | 0 | 0 | 0 | 0 | 0 | 0 | 22 | 33 | 0.00 | 0.857 | | | | |
| Doug Jones, R ERA: 4.99 (9, 1) | 1.0 | S | 4 | 0 | 0 | 0 | 0 | 1 | 0 | 0 | 0 | 0 | 0 | 15 | 24 | 0.00 | 1.000 | | | | |

Cincinnati Reds @ Houston Astros
Astrodome, Houston, TX
Tue Jul 27 1993, 8:05 PM EDT
Att: 17,232 - Dome

AB 34
R 5
H 9
RBI 5
BB 3
SO 7
LOB 13



| Batter | 1 | 2 | 3 | 4 | 5 | 6 | 7 | 8 | 9 | AB | R | H | RBI | BB | SO | LOB | BOTTOM | | | | |
|---|------------------------------|---------------------------------|-------------------------------|----------------------------------|-------------------------------|----------------------------------|-------------------------------|----------------------------------|-------------------------------|----------------------------------|------------------------------|---------------------------------|------------------------------|----------------------------------|------------------------------|----------------------------------|----------------------------------|------------------------------------|--|--|--|
| Craig Biggio, R OBP: 0.362, SLG: 0.467 (1, 4) | 2-0 CS G1-3 HBP | | 3-1 FC5-2 1B | 2-3 K | | 3-3 K | | | | 3 | 1 | 1 | 0 | 0 | 2 | 1 | | | | | |
| Rick Parker, R OBP: 0.375, SLG: 0.433 (1, 8) | 0-1 G1-3 | | 0-0 FC5-2 1B | 0-0 1B | | 3-3 K | | | | 4 | 1 | 2 | 0 | 0 | 1 | 2 | | | | | |
| 5 Jeff Bagwell, R OBP: 0.375, SLG: 0.504 (1, 3) | 1-1 F8 | | 0-1 FC5-2 1B HR | 1-3 K | | 0-0 G6-3 | | | | 4 | 1 | 0 | 0 | 0 | 1 | 5 | | | | | |
| Ken Caminiti, S OBP: 0.301, SLG: 0.407 (1, 5) | | 1-1 G6-3 | 1-2 HR 1B | 0-0 G6-3 | | 1-1 G6-3 | | | | 4 | 1 | 1 | 2 | 0 | 0 | 1 | | | | | |
| Kevin Bass, S OBP: 0.301, SLG: 0.383 (1, 9) | | 2-0 FC4-6 1B | 1-1 HR | | 2-1 F7 | | | 2-0 G4-3 | | 4 | 1 | 2 | 3 | 0 | 0 | 0 | | | | | |
| Luis Gonzalez, L OBP: 0.387, SLG: 0.473 (1, 7) | | 1-1 FC4-6 | 2-1 2B | | 1-1 G4-3 | | | 1-3 K | | 3 | 1 | 1 | 0 | 0 | 0 | 1 | | | | | |
| Xavier Hernandez, L OBP: 0.329, SLG: 0.399 (6, PH) | | | 1-2 2B | | | | | | | 0 | 0 | 0 | 0 | 0 | 0 | 0 | | | | | |
| Eric Anthony, L OBP: 0.329, SLG: 0.399 (8, PH) | | | | | | | | | | 0 | 0 | 0 | 0 | 0 | 0 | 0 | | | | | |
| Doug Jones, R OBP: 0.304, SLG: 0.342 (9, 1) | | | | | | | | | | 0 | 0 | 0 | 0 | 0 | 0 | 0 | | | | | |
| Scott Servais, R OBP: 0.324, SLG: 0.436 (1, 2) | | 0-2 2B | 1-0 P6 | | 3-1 P4 | | | 1-1 G6-3 | | 4 | 0 | 1 | 1 | 0 | 0 | 1 | | | | | |
| Andujar Cedeno, R OBP: 0.352, SLG: 0.423 (1, 6) | | 2-2 G4-3 | 4-2 BB | | | 3-2 G6-3 | | 3-1 G6-3 | | 3 | 0 | 0 | 0 | 1 | 0 | 1 | | | | | |
| Brian Williams, R OBP: 0.200, SLG: 0.300 (1, 1) | | | | | | | | | | 2 | 0 | 1 | 0 | 0 | 1 | 2 | | | | | |
| Steve Finley, L OBP: 0.304, SLG: 0.342 (6, 8) | | | | | | | | | | 1 | 0 | 1 | 0 | 0 | 0 | 0 | | | | | |
| Inning Stats | R: 0 E: 0 K: 0 S: 4 | H: 0 LOB: 0 BB: 0 P: 7 | R: 1 E: 0 K: 0 S: 12 | H: 2 LOB: 1 BB: 0 P: 18 | R: 5 E: 0 K: 1 S: 24 | H: 6 LOB: 2 BB: 1 P: 38 | R: 0 E: 0 K: 2 S: 10 | H: 1 LOB: 0 BB: 0 P: 13 | R: 0 E: 0 K: 2 S: 10 | H: 1 LOB: 1 BB: 0 P: 19 | R: 0 E: 0 K: 0 S: 4 | H: 0 LOB: 0 BB: 0 P: 7 | R: 0 E: 0 K: 1 S: 7 | H: 0 LOB: 0 BB: 0 P: 12 | R: 0 E: 0 K: 0 S: 7 | H: 0 LOB: 0 BB: 0 P: 12 | 1B: 6 2B: 3 3B: 0 HR: 1 | SF: 0 SAC: 0 DP: 0 HBP: 1 | WP: 0 PA: 35 PB: 0 SB: 0 CS: 1 | | |
| PITCHER | IP | WLS | BF | H | R | ER | SO | BB | IBB | HBP | BLK | WP | HR | S | P | ERA | WHIP | | | | |
| Tom Browning, L ERA: 5.15 (1, 1) | 2.1 | L | 15 | 8 | 6 | 6 | 0 | 0 | 0 | 0 | 0 | 0 | 0 | 18 | 26 | 0.00 | 1.200 | | | | |
| Scott Service, R ERA: 3.77 (3, 1) | 1.2 | | 7 | 1 | 0 | 0 | 3 | 1 | 0 | 0 | 0 | 0 | 0 | 6 | 12 | 0.00 | 0.000 | | | | |
| Jerry Spradlin, R ERA: 3.21 (5, 1) | 1.0 | | 3 | 0 | 0 | 0 | 0 | 0 | 0 | 0 | 0 | 0 | 0 | 6 | 12 | 0.00 | 0.000 | | | | |
| Bobby Ayala, R ERA: 3.38 (6, 1) | 3.0 | | 10 | 1 | 0 | 0 | 3 | 0 | 0 | 0 | 0 | 0 | 0 | 21 | 38 | 0.00 | 0.333 | | | | |

Cincinnati Reds @ Houston Astros
Astrodome, Houston, TX
Tue Jul 27 1993, 8:05 PM EDT
Att: 17,232 - Dome

AB 33
R 6
H 10
RBI 6
BB 1
SO 6
LOB 14



| Batter | 1 | 2 | 3 | 4 | 5 | 6 | 7 | 8 | 9 | AB | R | H | RBI | BB | SO | LOB | TOP | | | | | |
|---|---|----------------------------------|-------------------------------|----------------------------------|-------------------------------|----------------------------------|------------------------------|----------------------------------|------------------------------|----------------------------------|-------------------------------|----------------------------------|-------------------------------|----------------------------------|------------------------------|---------------------------------|-------------------------------|----------------------------------|-----------------------------------|------------------------------------|----------------------------------|--------|
| Bip Roberts, S OBP: 0.334, SLG: 0.303 (1, 4) | L8 | K | | | G6-3 | | K | | K | 5 | 0 | 0 | 0 | 0 | 3 | 2 | | | | | | |
| Hal Morris, L OBP: 0.335, SLG: 0.333 (1, 3) | G1-3 | | | FC4-6 1B | G5-4-3 1B | | G3 | | K | 5 | 0 | 2 | 0 | 0 | 1 | 0 | | | | | | |
| Barry Larkin, R OBP: 0.394, SLG: 0.448 (1, 6) | 1B | | | FC4-6 1B 1-2 | G5-4-3 1-2 | | 2B | | | 4 | 1 | 2 | 0 | 0 | 0 | 2 | | | | | | |
| Kevin Mitchell, R OBP: 0.397, SLG: 0.627 (1, 7) | 1B | | | F9 | | 1B E | 1B WP | | | 4 | 1 | 3 | 1 | 0 | 0 | 1 | | | | | | |
| Chris Sabo, R OBP: 0.331, SLG: 0.442 (1, 5) | K | | | 1-3 1B | | 1-2 E | G5-3 | | | 4 | 0 | 2 | 0 | 0 | 1 | 3 | | | | | | |
| Reggie Sanders, R OBP: 0.338, SLG: 0.435 (1, 9) | | K | | F7 | | E9 1-3 2-H | 1B | | G5-3 | 4 | 0 | 1 | 0 | 0 | 1 | 2 | | | | | | |
| Joe Oliver, R OBP: 0.280, SLG: 0.393 (1, 2) | | 1B | | | G5-3 | | K | | F7 | 4 | 0 | 1 | 0 | 0 | 1 | 2 | AB 38 | | | | | |
| Jacob Brumfield, R OBP: 0.348, SLG: 0.467 (1, 8) | | P4 | | | K | | K | | L7 | 4 | 0 | 0 | 0 | 0 | 2 | 3 | R 2 | | | | | |
| Tim Pugh, R OBP: 0.326, SLG: 0.179 (5, 1) | | | | | L1 | | | | | | | | | | | | H 12 | | | | | |
| Kevin Wickander, L OBP: 0.352, SLG: 0.652 (6, 1) | | | | | | | F8 | | G6-3 | 2 | 0 | 1 | 0 | 0 | 0 | 0 | RBI 1 | | | | | |
| Jack Daugherty, S OBP: 0.342, SLG: 0.652 (6, 1) | | | | | | | | | | 1 | 0 | 0 | 0 | 0 | 0 | 0 | BB 0 | | | | | |
| Jerry Spradlin, S OBP: 0.318, SLG: 0.394 (6, 1) | | | | | | | | | | 0 | 0 | 0 | 0 | 0 | 0 | 0 | SO 9 | | | | | |
| Jeff Reardon, R OBP: 0.318, SLG: 0.394 (6, 1) | | | | | | | | | | 1 | 0 | 0 | 0 | 0 | 0 | 0 | LOB 17 | | | | | |
| Jeff Branson, L OBP: 0.318, SLG: 0.394 (6, 1) | | | | | | | | | | 0 | 0 | 0 | 0 | 0 | 0 | 0 | | | | | | |
| Inning Stats | R: 0 E: 0 K: 1 S: 13 | H: 2 LOB: 2 BB: 0 P: 21 | R: 0 E: 0 K: 2 S: 13 | H: 2 LOB: 2 BB: 0 P: 17 | R: 0 E: 0 K: 0 S: 13 | H: 2 LOB: 2 BB: 0 P: 18 | R: 0 E: 0 K: 1 S: 8 | H: 0 LOB: 0 BB: 0 P: 13 | R: 0 E: 0 K: 0 S: 8 | H: 1 LOB: 0 BB: 0 P: 10 | R: 1 E: 1 K: 2 S: 13 | H: 3 LOB: 2 BB: 0 P: 16 | R: 1 E: 0 K: 1 S: 14 | H: 2 LOB: 1 BB: 0 P: 19 | R: 0 E: 0 K: 0 S: 4 | H: 0 LOB: 0 BB: 0 P: 6 | R: 0 E: 0 K: 2 S: 10 | H: 0 LOB: 0 BB: 0 P: 14 | 1B: 10 2B: 2 3B: 0 HR: 0 | SF: 0 SAC: 0 DP: 1 HBP: 0 | WP: 1 PB: 0 SB: 0 CS: 0 | PA: 38 |
| PITCHER | IP WLS BF H R ER SO BB IBB HBP BLK WP HR S P ERA WHIP | | | | | | | | | | | | | | | | | | | | | |
| Mark Portugal, R ERA: 3.15 (1, 1) | 6.2 W 31 12 2 1 7 0 0 0 0 0 0 0 79 109 1.35 1.800 | | | | | | | | | | | | | | | | | | | | | |
| Xavier Hernandez, R ERA: 2.89 (7, 1) | 2.1 S 7 0 0 0 2 0 0 0 0 0 1 0 0 17 25 0.00 0.000 | | | | | | | | | | | | | | | | | | | | | |

Cincinnati Reds @ Houston Astros
Astrodome, Houston, TX
Wed Jul 28 1993, 8:05 PM EDT
Att: 22,567 - Dome

| | |
|-----|----|
| AB | 38 |
| R | 2 |
| H | 12 |
| RBI | 1 |
| BB | 0 |
| SO | 9 |
| LOB | 17 |



| Batter | 1 | 2 | 3 | 4 | 5 | 6 | 7 | 8 | 9 | AB | R | H | RBI | BB | SO | LOB | BOTTOM | | | |
|---|---|----------------------------------|------------------------------|----------------------------------|------------------------------|---------------------------------|-------------------------------|----------------------------------|-------------------------------|----------------------------------|------------------------------|----------------------------------|------------------------------|----------------------------------|------------------------------|----------------------------------|----------------------------------|------------------------------------|----------------------------------|--------|
| Craig Biggio, R OBP: 0.363, SLG: 0.467 (1, 4) | 1B 5 FC5-2 | | | | | G6-3 | | | | 4 | 0 | 2 | 2 | 0 | 1 | 1 | | | | |
| Steve Finley, L OBP: 0.307, SLG: 0.351 (1, 8) | 1B 5 FC5-2 | F8 | | | | SF7 | | | F7 | 4 | 1 | 2 | 0 | 0 | 0 | 1 | | | | |
| 5 Jeff Bagwell, R OBP: 0.374, SLG: 0.506 (1, 3) | FC5-2 | | | | | G6-3 | | | F8 | 4 | 1 | 1 | 0 | 0 | 0 | 3 | | | | |
| Luis Gonzalez, L OBP: 0.366, SLG: 0.472 (1, 7) | 1B | | | | G3-1 | | | | G5-3 | 3 | 0 | 1 | 2 | 0 | 0 | 0 | | | | |
| Ken Caminiti, S OBP: 0.301, SLG: 0.405 (1, 5) | G4-6-3 | | | | G5-3 | | | | G4-3 | 4 | 0 | 1 | 0 | 0 | 0 | 3 | | | | |
| Eric Anthony, L OBP: 0.331, SLG: 0.397 (1, 9) | | L7 | | | F7 | | | | G5-3 | 2 | 0 | 0 | 0 | 2 | 0 | 0 | | | | |
| Eddie Taubensee, L OBP: 0.325, SLG: 0.426 (1, 2) | | SH5-4 | | | | G5-4-3 | | | G5-3 | 4 | 1 | 2 | 0 | 0 | 1 | 3 | AB 30 | | | |
| Andujar Cedeno, R OBP: 0.351, SLG: 0.421 (1, 6) | | SH5-4 | | | | G5-4-3 | | | G3 | 4 | 1 | 1 | 0 | 0 | 0 | 2 | R 4 | | | |
| Mark Portugal, R OBP: 0.233, SLG: 0.256 (1, 1) | | | | | | | | | P3 | 1 | 0 | 0 | 0 | 1 | 0 | 0 | H 10 | | | |
| Xavier Hernandez, L (7, 1) | | | | | | | | | P6 | 0 | 0 | 0 | 0 | 0 | 0 | 0 | RBI 4 | | | |
| Inning Stats | R: 0 E: 0 K: 0 S: 11 | H: 3 LOB: 1 BB: 0 P: 19 | R: 2 E: 0 K: 0 S: 8 | H: 3 LOB: 1 BB: 0 P: 14 | R: 1 E: 0 K: 0 S: 4 | H: 1 LOB: 0 BB: 0 P: 7 | R: 0 E: 0 K: 1 S: 10 | H: 1 LOB: 1 BB: 1 P: 18 | R: 1 E: 0 K: 0 S: 12 | H: 2 LOB: 2 BB: 1 P: 23 | R: 0 E: 0 K: 0 S: 8 | H: 0 LOB: 0 BB: 0 P: 11 | R: 0 E: 0 K: 0 S: 8 | H: 0 LOB: 0 BB: 0 P: 14 | R: 0 E: 0 K: 0 S: 5 | H: 0 LOB: 1 BB: 1 P: 10 | 1B: 8 2B: 0 3B: 2 HR: 0 | SF: 1 SAC: 1 DP: 2 HBP: 0 | WP: 0 PB: 0 SB: 1 CS: 0 | PA: 35 |
| PITCHER | IP WLS BF H R ER SO BB IBB HBP BLK WP HR S P ERA WHIP | | | | | | | | | | | | | | | | | | | |
| Tim Pugh, R ERA: 4.85 (1, 1) | 4.2 L 23 10 0 0 4 1 1 0 0 0 0 0 0 41 73 7.71 2.357 | | | | | | | | | | | | | | | | | | | |
| Kevin Wickander, L ERA: 3.98 (5, 1) | 0.1 2 0 0 0 1 1 0 0 0 0 0 0 4 8 0.00 3.000 | | | | | | | | | | | | | | | | | | | |
| Jerry Spradlin, R ERA: 2.81 (6, 1) | 2.0 6 0 0 0 0 0 0 0 0 0 0 0 16 25 0.00 0.000 | | | | | | | | | | | | | | | | | | | |
| Jeff Reardon, R ERA: 2.43 (8, 1) | 1.0 4 0 0 0 0 1 0 0 0 0 0 0 5 10 0.00 1.000 | | | | | | | | | | | | | | | | | | | |

Cincinnati Reds @ Houston Astros
Astrodome, Houston, TX
Wed Jul 28 1993, 8:05 PM EDT
Att: 22,567 - Dome

| | |
|-----|----|
| AB | 30 |
| R | 4 |
| H | 10 |
| RBI | 4 |
| BB | 3 |
| SO | 2 |
| LOB | 13 |



| Batter | 1 | 2 | 3 | 4 | 5 | 6 | 7 | 8 | 9 | AB | R | H | RBI | BB | SO | LOB | TOP | | | | | |
|--|---|----------------------------------|-------------------------------|----------------------------------|-------------------------------|----------------------------------|-------------------------------|----------------------------------|------------------------------|----------------------------------|-------------------------------|----------------------------------|-------------------------------|----------------------------------|-------------------------------|----------------------------------|-------------------------------|----------------------------------|----------------------------------|------------------------------------|----------------------------------|--------|
| Jeff Gardner, L <small>OBP: 0.351, SLG: 0.382</small> (1, 4) | F7 | F8 | | CS 1B | | 1B | | G4-3 1B BB | 2B 1B | 5 | 2 | 3 | 0 | 1 | 0 | 0 | | | | | | |
| Ricky Gutierrez, R <small>OBP: 0.366, SLG: 0.378</small> (1, 6) | E6 2B 1B | | S 3B | F PB BB | | K | | K | F9 | 5 | 3 | 2 | 0 | 1 | 2 | 4 | | | | | | |
| Tony Gwynn, L <small>OBP: 0.378, SLG: 0.474</small> (1, 9) | HR 2B | | E S 1B BB | PB 1B | | P6 | | G4-3 | 2B | 5 | 2 | 2 | 3 | 1 | 0 | 3 | | | | | | |
| Phil Plantier, L <small>OBP: 0.307, SLG: 0.488</small> Gene Harris, R <small>OBP: 0.333, SLG: 0.333</small> (9, 1) | HR | | P5 | PB IBB | | | | E 1B IBB | BB | 3 | 2 | 2 | 3 | 3 | 0 | 2 | | | | | | |
| Derek Bell, R <small>OBP: 0.295, SLG: 0.402</small> (1, 8) | PB 1B | | P3 | K | | | | L7 | E8 1B | 6 | 0 | 2 | 1 | 0 | 2 | 6 | | | | | | |
| Guillermo Velasquez, L <small>OBP: 0.225, SLG: 0.262</small> (1, 3) | K | | 1B IBB | | | F8 | | G3-1 | K | 4 | 0 | 0 | 0 | 1 | 2 | 3 | | | | | | |
| Archi Cianfrocco, R <small>OBP: 0.273, SLG: 0.452</small> (1, 5) | K | | 1B | | | L7 | | 2B | HR | 5 | 1 | 3 | 2 | 0 | 1 | 1 | | | | | | |
| Brad Ausmus, R <small>OBP: 0.333, SLG: 0.143</small> (1, 2) | | F8 | K | | | K | | FC6-4 BB | K | 4 | 0 | 0 | 0 | 1 | 3 | 2 | | | | | | |
| Tim Worrell, R Kerry Taylor, R Tim Teufel, R Trevor Hoffman, R Bill Bean, L | K | | | G6-3 | | G6-3 | | FC6-4 | PB 1B 2B BB | 2 | 0 | 0 | 0 | 0 | 1 | 0 | | | | | | |
| Inning Stats | R: 3 E: 1 K: 2 S: 20 | H: 4 LOB: 1 BB: 0 P: 31 | R: 0 E: 0 K: 1 S: 11 | H: 0 LOB: 0 BB: 0 P: 15 | R: 2 E: 0 K: 1 S: 14 | H: 2 LOB: 2 BB: 2 P: 29 | R: 1 E: 1 K: 1 S: 10 | H: 1 LOB: 1 BB: 2 P: 22 | R: 0 E: 0 K: 1 S: 8 | H: 0 LOB: 0 BB: 0 P: 13 | R: 0 E: 0 K: 1 S: 13 | H: 1 LOB: 1 BB: 0 P: 21 | R: 1 E: 0 K: 0 S: 13 | H: 2 LOB: 2 BB: 1 P: 22 | R: 1 E: 1 K: 2 S: 11 | H: 1 LOB: 2 BB: 2 P: 20 | R: 3 E: 0 K: 2 S: 20 | H: 3 LOB: 2 BB: 2 P: 36 | 1B: 7 2B: 3 3B: 1 HR: 3 | SF: 0 SAC: 0 DP: 0 HBP: 0 | WP: 0 PB: 3 SB: 2 CS: 1 | PA: 50 |
| PITCHER | IP WLS BF H R ER SO BB IBB HBP BLK WP HR S P ERA WHIP | | | | | | | | | | | | | | | | | | | | | |
| Tim Belcher, R <small>ERA: 4.47</small> (1, 1) | 4.0 | 23 | 7 | 6 | 5 | 5 | 2 | 2 | 0 | 0 | 0 | 0 | 1 | 55 | 97 | 11.25 | 2.250 | | | | | |
| Scott Service, R <small>ERA: 3.71</small> (5, 1) | 2.2 | 11 | 3 | 1 | 1 | 2 | 0 | 0 | 0 | 0 | 0 | 0 | 1 | 30 | 48 | 3.38 | 1.125 | | | | | |
| Bobby Ayala, R <small>ERA: 3.49</small> (7, 1) | 1.0 | 7 | 1 | 1 | 1 | 1 | 2 | 1 | 0 | 0 | 0 | 0 | 0 | 12 | 25 | 9.00 | 3.000 | | | | | |
| Kevin Wickander, L <small>ERA: 3.92</small> (8, 1) | 0.1 | 1 | 0 | 0 | 0 | 1 | 0 | 0 | 0 | 0 | 0 | 0 | 0 | 3 | 3 | 0.00 | 0.000 | | | | | |
| Jeff Reardon, R <small>ERA: 2.81</small> (9, 1) | 1.0 | L 8 | 3 | 3 | 2 | 2 | 2 | 0 | 0 | 0 | 0 | 1 | 20 | 36 | 18.00 | 5.000 | | | | | | |

| Batter | 1 | 2 | 3 | 4 | 5 | 6 | 7 | 8 | 9 | AB | R | H | RBI | BB | SO | LOB | BOTTOM | | | | | |
|---|---|----------------------------------|-------------------------------|----------------------------------|-------------------------------|----------------------------------|-------------------------------|----------------------------------|------------------------------|----------------------------------|------------------------------|---------------------------------|------------------------------|---------------------------------|-------------------------------|----------------------------------|-------------------------------|----------------------------------|----------------------------------|------------------------------------|----------------------------------|--------|
| Jacob Brumfield, R <small>OBP: 0.355, SLG: 0.464</small> (1, 8) | F9 | K | | BB 1B BB | F8 | | | E5 1B | BB 1B | 5 | 1 | 2 | 0 | 1 | 1 | 4 | | | | | | |
| Barry Larkin, R <small>OBP: 0.391, SLG: 0.441</small> (1, 6) | G6-3 | F7 | | F9 | | G2-3 | | G5-3 | BB | 5 | 0 | 0 | 1 | 1 | 0 | 6 | | | | | | |
| Chris Sabo, R <small>OBP: 0.331, SLG: 0.437</small> (1, 5) | G5-3 | | G5-3 2B BB | E 1B BB | | F7 | | P6 | K | 4 | 2 | 0 | 0 | 2 | 1 | 4 | | | | | | |
| Kevin Mitchell, R <small>OBP: 0.401, SLG: 0.624</small> (1, 7) | | BB 2B BB | G5-3 | E2 1B 1B | | K | | S IBB | | 3 | 1 | 1 | 2 | 2 | 1 | 1 | | | | | | |
| Reggie Sanders, R <small>OBP: 0.341, SLG: 0.439</small> (1, 9) | | BB 2B BB | G3-1 2B | 1B | | F8 | | K | | 4 | 1 | 2 | 2 | 1 | 1 | 2 | | | | | | |
| Hal Morris, L <small>OBP: 0.332, SLG: 0.335</small> (1, 3) | 1B 2B | | G3-1 | G5-3 | | K | | | G3-1 | 5 | 0 | 1 | 2 | 0 | 1 | 3 | | | | | | |
| Joe Oliver, R <small>OBP: 0.282, SLG: 0.393</small> (1, 2) | BB 1B | | G5-3 | | K | | | F8 | FC4-6 1B | 5 | 0 | 2 | 0 | 0 | 1 | 1 | | | | | | |
| Jeff Branson, L <small>OBP: 0.325, SLG: 0.367</small> (1, 4) | BB | | | P6 | | | | 1B BB 1B | FC4-6 BB BB | 4 | 2 | 2 | 0 | 1 | 0 | 1 | | | | | | |
| Tim Worrell, R Gary Valerio, L Scott Service, R Bobby Ayala, R Kevin Wickander, L Bip Roberts, S Jeff Reardon, R Jack Daugherty, S | F8 | | | F9 BB 1B BB | | K | | E 1B BB | BB 1B | 1 | 0 | 0 | 0 | 0 | 0 | 3 | | | | | | |
| Inning Stats | R: 0 E: 0 K: 0 S: 10 | H: 0 LOB: 0 BB: 0 P: 18 | R: 2 E: 0 K: 1 S: 18 | H: 2 LOB: 3 BB: 3 P: 40 | R: 1 E: 0 K: 0 S: 12 | H: 1 LOB: 1 BB: 1 P: 23 | R: 3 E: 1 K: 0 S: 11 | H: 2 LOB: 2 BB: 3 P: 29 | R: 0 E: 0 K: 2 S: 8 | H: 1 LOB: 1 BB: 0 P: 13 | R: 0 E: 0 K: 1 S: 6 | H: 0 LOB: 0 BB: 0 P: 9 | R: 0 E: 0 K: 1 S: 6 | H: 0 LOB: 0 BB: 0 P: 7 | R: 2 E: 1 K: 1 S: 15 | H: 2 LOB: 2 BB: 2 P: 31 | R: 1 E: 0 K: 1 S: 10 | H: 2 LOB: 3 BB: 2 P: 20 | 1B: 8 2B: 2 3B: 0 HR: 0 | SF: 0 SAC: 0 DP: 0 HBP: 0 | WP: 0 PB: 0 SB: 1 CS: 0 | PA: 48 |
| PITCHER | IP WLS BF H R ER SO BB IBB HBP BLK WP HR S P ERA WHIP | | | | | | | | | | | | | | | | | | | | | |
| Tim Worrell, R <small>ERA: 6.19</small> (1, 1) | 3.1 | 19 | 3 | 5 | 5 | 1 | 0 | 0 | 0 | 0 | 0 | 0 | 15 | 30 | 0.00 | 2.400 | | | | | | |
| Kerry Taylor, R <small>ERA: 6.5</small> (4, 1) | 1.2 | 9 | 3 | 1 | 0 | 2 | 1 | 0 | 0 | 0 | 0 | 0 | 7 | 16 | 13.50 | 6.000 | | | | | | |
| Trevor Hoffman, R <small>ERA: 4.22</small> (6, 1) | 3.0 | W 13 | 2 | 2 | 1 | 3 | 1 | 1 | 0 | 0 | 0 | 0 | 27 | 47 | 3.00 | 1.000 | | | | | | |
| Gene Harris, R <small>ERA: 3.35</small> (9, 1) | 0.2 | 6 | 2 | 1 | 1 | 0 | 2 | 0 | 0 | 0 | 0 | 0 | 7 | 16 | 13.50 | 6.000 | | | | | | |
| Mark Davis, L <small>ERA: 4.71</small> (9, 1) | 0.1 | S 1 | 0 | 0 | 0 | 1 | 0 | 0 | 0 | 0 | 0 | 0 | 3 | 4 | 0.00 | 0.000 | | | | | | |

San Diego Padres @ Cincinnati Reds
 Riverfront Stadium, Cincinnati, OH
 Fri Jul 30 1993, 7:05 PM EDT
 Att: 35,062 - Unknown

AB 41
 R 11
 H 14
 RBI 9
 BB 9
 SO 11
 LOB 23



San Diego Padres @ Cincinnati Reds
 Riverfront Stadium, Cincinnati, OH
 Fri Jul 30 1993, 7:05 PM EDT
 Att: 35,062 - Unknown

AB 37
 R 9
 H 10
 RBI 7
 BB 11
 SO 7
 LOB 26



| Batter | 1 | 2 | 3 | 4 | 5 | 6 | 7 | 8 | 9 | AB | R | H | RBI | BB | SO | LOB | TOP | | | | |
|---|---|--|---|----------------------------------|-------------------------------|----------------------------------|------------------------------|---------------------------------|-------------------------------|----------------------------------|------------------------------|----------------------------------|------------------------------|---------------------------------|------------------------------|----------------------------------|----------------------------------|------------------------------------|----------------------------------|--------|--|
| Jeff Gardner, L (1,4) OBP: 0.355, SLG: 0.388 Craig Shipley, R (3,4) OBP: 0.263, SLG: 0.322 (7,6) | 4-2 FC3-6 BB | 3-2 2H 3H 2B | | | 0-1 F9 | | 0-3 K | | | 1 | 0 | 1 | 2 | 1 | 0 | 0 | | | | | |
| Ricky Gutierrez, R (1,6) OBP: 0.381, SLG: 0.373 Tim Mauser, R (7,1) | 1-1 FC3-6 E 1-2 | 0-1 F9 | | | 1-0 F9 | | 1-2 F8 | | | 4 | 0 | 0 | 0 | 0 | 0 | 2 | | | | | |
| Tony Gwynn, L (1,9) OBP: 0.374, SLG: 0.469 | 1-1 E4 FC3-6 | | 1-2 G6-3 | | 0-2 G6-3 | | | 2-2 F8 | | 4 | 0 | 0 | 0 | 0 | 0 | 1 | | | | | |
| Phil Plantier, L (1,7) OBP: 0.306, SLG: 0.483 | 0-0 FC3-6 1-2 2-3 | | 2-3 K | | | 4-2 1B BB | | 0-0 P6 | | 3 | 1 | 0 | 0 | 1 | 1 | 2 | | | | | |
| Derek Bell, R (1,8) OBP: 0.297, SLG: 0.403 | 1-2 G5-3 | | 2-2 S 1B | | 1-1 1B 1-2 1B | | 0-1 G6-3 | | | 4 | 0 | 2 | 0 | 0 | 0 | 2 | | | | | |
| Guillermo Velasquez, L (1,3) OBP: 0.213, SLG: 0.246 | | 1-1 E7 SH2-4 2B | 1-2 L6 | | 0-0 F7 | | | 0-1 P6 | | 4 | 1 | 0 | 0 | 0 | 0 | 3 | | | | | |
| Archi Cianfrocco, R (1,5) OBP: 0.273, SLG: 0.445 | | 2-3 K | | 0-1 F9 | | 1-2 G4-3 1B | | 0-1 F9 | | 4 | 0 | 1 | 1 | 0 | 1 | 1 | | | | | |
| Kevin Higgins, L (1,2) OBP: 0.308, SLG: 0.258 | | 4-2 SH2-4 2B BB | | 0-1 F8 | | 0-2 G4-3 1-2 | | 4-2 BB | | 2 | 1 | 0 | 0 | 2 | 0 | 2 | | | | | |
| Andy Ashby, R (1,1) OBP: 0.250, SLG: 0.250 Tim Teufel, R (7,PH) OBP: 0.348, SLG: 0.424 (7,4) | 0-1 SH2-4 | | 2-3 K | | 0-0 G6-3 | | | 1-3 K | | 1 | 0 | 0 | 0 | 0 | 1 | 0 | | | | | |
| Inning Stats | R: 0 E: 1 K: 0 S: 11 | H: 0 LOB: 2 BB: 1 P: 18 | R: 2 E: 1 K: 1 S: 14 | H: 1 LOB: 1 BB: 0 P: 24 | R: 0 E: 0 K: 1 S: 15 | H: 1 LOB: 1 BB: 0 P: 21 | R: 0 E: 0 K: 1 S: 7 | H: 0 LOB: 0 BB: 0 P: 9 | R: 1 E: 0 K: 0 S: 11 | H: 2 LOB: 1 BB: 1 P: 17 | R: 0 E: 0 K: 1 S: 9 | H: 0 LOB: 0 BB: 0 P: 10 | R: 0 E: 0 K: 0 S: 7 | H: 0 LOB: 0 BB: 0 P: 9 | R: 0 E: 0 K: 1 S: 9 | H: 0 LOB: 1 BB: 1 P: 14 | 1B: 3 2B: 1 3B: 0 HR: 0 | SF: 0 SAC: 1 DP: 1 HBP: 0 | WP: 0 PB: 0 SB: 1 CS: 0 | PA: 36 | |
| PITCHER | IP WLS BF H R ER SO BB IBB HBP BLK WP HR S P ERA WHIP | 8.0 W 32 4 3 1 4 3 0 0 0 0 0 80 115 1.12 0.875 | 1.0 S 4 0 0 0 1 1 0 0 0 0 0 9 14 0.00 1.000 | | | | | | | | | | | | | | | | | | |

San Diego Padres @ Cincinnati Reds
Riverfront Stadium, Cincinnati, OH
Sat Jul 31 1993, 3:33 AM EDT
Att: 34,930 - Unknown - 76 F

AB 31
R 3
H 4
RBI 3
BB 4
SO 5
LOB 14



| Batter | 1 | 2 | 3 | 4 | 5 | 6 | 7 | 8 | 9 | AB | R | H | RBI | BB | SO | LOB | BOTTOM | | | | |
|---|---|---|--|----------------------------------|------------------------------|---------------------------------|------------------------------|----------------------------------|------------------------------|----------------------------------|------------------------------|----------------------------------|-------------------------------|----------------------------------|------------------------------|----------------------------------|----------------------------------|------------------------------------|----------------------------------|--------|--|
| Bip Roberts, S (1,8) OBP: 0.334, SLG: 0.299 (8,7) | 1-3 K | 4-0 F9 1B BB | | 0-0 G6-3 | | 1-3 K | | 3-3 K | | 4 | 0 | 0 | 0 | 1 | 3 | 0 | | | | | |
| Barry Larkin, R (1,6) OBP: 0.392, SLG: 0.441 | 4-1 1B FC5 BB | 1-1 1-2 2-3 1B | | 1-2 F8 | | 1-0 F7 | | | | 3 | 1 | 1 | 0 | 1 | 0 | 0 | | | | | |
| Chris Sabo, R (1,5) OBP: 0.330, SLG: 0.436 | 1-0 FC5 BB 1B | 0-2 SF8 | | | 2-1 P6 | | 1-3 K | | | 3 | 0 | 1 | 1 | 0 | 1 | 0 | | | | | |
| Randy Milligan, R (1,7) OBP: 0.392, SLG: 0.417 (7,PR) Juan Samuel, R (8,PH) OBP: 0.275, SLG: 0.364 Jacob Brumfield, R (8,8) OBP: 0.355, SLG: 0.464 | 4-0 BB FC5 1B BB | 0-0 F9 | | | 4-0 FC5-4 BB | | 4-2 CS BB | | | 1 | 1 | 0 | 0 | 3 | 0 | 2 | | | | | |
| Reggie Sanders, R (1,9) OBP: 0.338, SLG: 0.434 | 0-1 FC5 1B BB | 2-0 P3 | | | 0-0 FC5-4 1B 1-2 | | 3-2 F9 | | | 4 | 2 | 0 | 1 | 0 | 0 | 6 | | | | | |
| Hal Morris, L (1,3) OBP: 0.345, SLG: 0.352 | 4-2 1B BB | | 0-0 G6-3 1B | | 1-1 1B 1-3 1B | | 2-2 2B | | | 3 | 0 | 3 | 0 | 1 | 0 | 0 | | | | | |
| Joe Oliver, R (1,2) OBP: 0.285, SLG: 0.394 | 2-0 1-3 2H 3H 1B | | 1-0 G6-3 | | 0-0 G6-3 1-2 | | 1-2 P5 | | | 4 | 0 | 2 | 3 | 0 | 0 | 3 | | | | | |
| Jeff Branson, L (1,4) OBP: 0.319, SLG: 0.359 | 1-2 L8 | | 1-0 G4-3 | | 1-0 G3-1 | | | 0-2 G4-3 | | 4 | 0 | 0 | 0 | 0 | 0 | 4 | | | | | |
| Jose Rijo, R (1,1) OBP: 0.286, SLG: 0.321 (8,PH) Gary Varsho, L (8,PH) OBP: 0.295, SLG: 0.342 Rob Dibble, L (9,1) OBP: 1.000, SLG: 1.000 | | 1-1 1B BB SF8 1B | | 3-3 K | | 1-1 HR | | 1-3 K | | 3 | 2 | 2 | 1 | 0 | 1 | 0 | | | | | |
| Inning Stats | R: 3 E: 0 K: 1 S: 15 | H: 2 LOB: 3 BB: 3 P: 32 | R: 1 E: 0 K: 0 S: 10 | H: 2 LOB: 2 BB: 1 P: 17 | R: 0 E: 0 K: 0 S: 3 | H: 1 LOB: 0 BB: 0 P: 5 | R: 0 E: 0 K: 1 S: 7 | H: 0 LOB: 0 BB: 0 P: 11 | R: 1 E: 0 K: 0 S: 7 | H: 2 LOB: 2 BB: 1 P: 15 | R: 1 E: 0 K: 2 S: 9 | H: 1 LOB: 0 BB: 0 P: 13 | R: 0 E: 0 K: 0 S: 14 | H: 1 LOB: 2 BB: 1 P: 24 | R: 0 E: 0 K: 2 S: 9 | H: 0 LOB: 0 BB: 0 P: 13 | 1B: 7 2B: 1 3B: 0 HR: 1 | SF: 1 SAC: 0 DP: 1 HBP: 0 | WP: 0 PB: 0 SB: 0 CS: 1 | PA: 37 | |
| PITCHER | IP WLS BF H R ER SO BB IBB HBP BLK WP HR S P ERA WHIP | 6.0 L 30 8 6 6 4 8 6 6 0 0 0 23 37 9.00 2.167 | 2.0 7 1 0 0 2 1 0 0 0 0 0 0 23 37 0.00 1.000 | | | | | | | | | | | | | | | | | | |

San Diego Padres @ Cincinnati Reds
Riverfront Stadium, Cincinnati, OH
Sat Jul 31 1993, 3:33 AM EDT
Att: 34,930 - Unknown - 76 F

AB 30
R 6
H 9
RBI 6
BB 6
SO 6
LOB 15



| Batter | 1 | 2 | 3 | 4 | 5 | 6 | 7 | 8 | 9 | AB | R | H | RBI | BB | SO | LOB | TOP | |
|--|---|--|--|---|---|---|--|--|--|--|---|---|-----|----|----|-----|-----|--|
| Jarvis Brown, R (1, 7) <small>OBP: 0.400, SLG: 0.444</small> | | | | | | | | | | 4 | 0 | 2 | 0 | 0 | 0 | 0 | | |
| Ricky Gutierrez, R (1, 6) <small>OBP: 0.360, SLG: 0.371</small> | | | | | | | | | | 4 | 1 | 1 | 0 | 0 | 0 | 2 | | |
| Tony Gwynn, L (1, 9) <small>OBP: 0.373, SLG: 0.474</small> | | | | | | | | | | 4 | 1 | 1 | 1 | 0 | 0 | 2 | | |
| Derek Bell, R (1, 8) <small>OBP: 0.299, SLG: 0.406</small> Mark Davis, L (8, 1) <small>OBP: 0.333, SLG: 0.333</small> Gene Harris, R (9, 1) | | | | | | | | | | 4 | 0 | 2 | 1 | 0 | 1 | 1 | | |
| Phil Clark, R (1, 3) <small>OBP: 0.350, SLG: 0.471</small> Guillermo Velasquez, L (9, 3) <small>OBP: 0.213, SLG: 0.246</small> | | | | | | | | | | 4 | 0 | 0 | 0 | 0 | 0 | 2 | | |
| Tim Lincecum, R (1, 4) <small>OBP: 0.356, SLG: 0.455</small> | | | | | | | | | | 4 | 1 | 3 | 1 | 0 | 1 | 0 | | |
| Archi Cianfrocco, R (1, 5) <small>OBP: 0.265, SLG: 0.431</small> | | | | | | | | | | 4 | 0 | 0 | 0 | 0 | 1 | 2 | | |
| Brad Ausmus, R (1, 2) <small>OBP: 0.231, SLG: 0.091</small> | | | | | | | | | | 4 | 0 | 0 | 0 | 0 | 1 | 1 | | |
| Andy Benes, R (1, 1) <small>OBP: 0.173, SLG: 0.260</small> Trevor Hoffman, R (8, 1) | | | | | | | | | | 3 | 0 | 0 | 0 | 0 | 0 | 1 | | |
| Bill Bean, L (8, 7) <small>OBP: 0.278, SLG: 0.373</small> | | | | | | | | | | 0 | 0 | 0 | 0 | 0 | 0 | 0 | | |
| Inning Stats | R: 0 H: 1 E: 0 LOB: 1 K: 0 BB: 0 S: 11 P: 15 | R: 1 H: 1 E: 0 LOB: 0 K: 0 BB: 0 S: 7 P: 12 | R: 0 H: 0 E: 0 LOB: 0 K: 0 BB: 0 S: 9 P: 11 | R: 1 H: 3 E: 0 LOB: 1 K: 0 BB: 0 S: 6 P: 8 | R: 0 H: 1 E: 0 LOB: 1 K: 1 BB: 0 S: 6 P: 6 | R: 0 H: 0 E: 0 LOB: 0 K: 0 BB: 0 S: 6 P: 7 | R: 0 H: 1 E: 0 LOB: 1 K: 0 BB: 0 S: 8 P: 14 | R: 1 H: 2 E: 0 LOB: 1 K: 2 BB: 0 S: 9 P: 11 | R: 0 H: 0 E: 0 LOB: 0 K: 2 BB: 2 S: 9 P: 13 | 1B: 5 SF: 0 2B: 2 SAC: 0 3B: 0 DP: 0 HR: 2 HBP: 0 | WP: 0 PA: 35 PB: 0 SB: 0 CS: 0 | | | | | | | |
| PITCHER | IP WLS BF H R ER SO BB IBB HBP BLK WP HR S P ERA WHIP | | | | | | | | | | | | | | | | | |
| Tom Browning, L (1, 1) <small>ERA: 4.98</small> | 7.0 L 27 7 2 2 2 0 0 0 0 0 0 2 53 73 2.57 1.000 | | | | | | | | | | | | | | | | | |
| Jerry Spradlin, R (8, 1) <small>ERA: 3.0</small> | 2.0 8 2 1 1 2 0 0 0 0 0 0 0 18 24 4.50 1.000 | | | | | | | | | | | | | | | | | |

San Diego Padres @ Cincinnati Reds
 Riverfront Stadium, Cincinnati, OH
 Sun Aug 01 1993, 3:33 AM EDT
 Att: 34,379 - Sunny - 85 F

AB 35
 R 3
 H 9
 RBI 3
 BB 0
 SO 4
 LOB 11





| Batter | 1 | 2 | 3 | 4 | 5 | 6 | 7 | 8 | 9 | AB | R | H | RBI | BB | SO | LOB | BOTTOM | |
|--|---|--|--|---|---|--|---|---|---|--|---|---|-----|----|----|-----|--------|--|
| Bip Roberts, S (1, 4) <small>OBP: 0.330, SLG: 0.295</small> Jeff Branson, L (9, PH) <small>OBP: 0.322, SLG: 0.359</small> Jacob Brumfield, R (9, PR) <small>OBP: 0.355, SLG: 0.464</small> | | | | | | | | | | 4 | 0 | 0 | 0 | 0 | 1 | 3 | | |
| Barry Larkin, R (1, 6) <small>OBP: 0.390, SLG: 0.436</small> | | | | | | | | | | 4 | 0 | 0 | 0 | 1 | 1 | 3 | | |
| Chris Sabo, R (1, 5) <small>OBP: 0.332, SLG: 0.440</small> | | | | | | | | | | 4 | 1 | 2 | 0 | 0 | 0 | 2 | | |
| Kevin Mitchell, R (1, 7) <small>OBP: 0.395, SLG: 0.614</small> | | | | | | | | | | 4 | 0 | 0 | 0 | 0 | 3 | 2 | | |
| Reggie Sanders, R (1, 9) <small>OBP: 0.337, SLG: 0.432</small> | | | | | | | | | | 4 | 0 | 1 | 1 | 0 | 0 | 1 | | |
| Hal Morris, L (1, 3) <small>OBP: 0.348, SLG: 0.352</small> | | | | | | | | | | 3 | 0 | 1 | 0 | 1 | 1 | 1 | | |
| Joe Oliver, R (1, 2) <small>OBP: 0.211, SLG: 0.390</small> Juan Samuel, R (9, PR) <small>OBP: 0.275, SLG: 0.364</small> | | | | | | | | | | 3 | 0 | 0 | 0 | 1 | 1 | 3 | | |
| Greg Tubbs, R (1, 8) <small>OBP: 0.750, SLG: 0.500</small> | | | | | | | | | | 2 | 0 | 1 | 0 | 2 | 0 | 1 | | |
| Tom Browning, L (1, 1) <small>OBP: 0.211, SLG: 0.286</small> Gary Varsho, L (7, PH) <small>OBP: 0.296, SLG: 0.342</small> Jerry Spradlin, S (8, 1) | | | | | | | | | | 1 | 0 | 0 | 0 | 0 | 0 | 1 | | |
| Jack Daugherty, S (9, PH) <small>OBP: 0.429, SLG: 0.625</small> | | | | | | | | | | 1 | 0 | 0 | 0 | 0 | 1 | 2 | | |
| Inning Stats | R: 0 H: 0 E: 0 LOB: 0 K: 0 BB: 0 S: 9 P: 11 | R: 0 H: 0 E: 0 LOB: 0 K: 1 BB: 0 S: 9 P: 14 | R: 0 H: 1 E: 0 LOB: 1 K: 1 BB: 0 S: 8 P: 12 | R: 1 H: 2 E: 0 LOB: 2 K: 1 BB: 1 S: 11 P: 23 | R: 0 H: 0 E: 0 LOB: 2 K: 1 BB: 2 S: 12 P: 23 | R: 0 H: 1 E: 0 LOB: 1 K: 0 BB: 0 S: 9 P: 19 | R: 0 H: 0 E: 0 LOB: 1 K: 1 BB: 1 S: 10 P: 18 | R: 0 H: 1 E: 0 LOB: 1 K: 2 BB: 0 S: 11 P: 13 | R: 0 H: 0 E: 0 LOB: 3 K: 1 BB: 2 S: 11 P: 26 | 1B: 4 SF: 0 2B: 1 SAC: 2 3B: 0 DP: 0 HR: 0 HBP: 0 | WP: 1 PA: 38 PB: 0 SB: 2 CS: 0 | | | | | | | |
| PITCHER | IP WLS BF H R ER SO BB IBB HBP BLK WP HR S P ERA WHIP | | | | | | | | | | | | | | | | | |
| Andy Benes, R (1, 1) <small>ERA: 2.55</small> | 7.0 W 29 4 1 0 5 4 0 0 0 0 0 0 68 120 0.00 1.143 | | | | | | | | | | | | | | | | | |
| Trevor Hoffman, R (8, 1) <small>ERA: 4.17</small> | 0.2 3 1 0 0 1 0 0 0 0 0 0 0 8 10 0.00 1.500 | | | | | | | | | | | | | | | | | |
| Mark Davis, L (8, 1) <small>ERA: 4.68</small> | 0.1 1 0 0 0 1 0 0 0 0 0 0 0 3 3 0.00 0.000 | | | | | | | | | | | | | | | | | |
| Gene Harris, R (9, 1) <small>ERA: 3.27</small> | 1.0 S 5 0 0 0 1 2 0 0 0 0 1 0 11 26 0.00 2.000 | | | | | | | | | | | | | | | | | |

San Diego Padres @ Cincinnati Reds
 Riverfront Stadium, Cincinnati, OH
 Sun Aug 01 1993, 3:33 AM EDT
 Att: 34,379 - Sunny - 85 F

AB 30
 R 1
 H 5
 RBI 1
 BB 6
 SO 8
 LOB 19



| Batter | 1 | 2 | 3 | 4 | 5 | 6 | 7 | 8 | 9 | AB | R | H | RBI | BB | SO | LOB | TOP | | | | | |
|---|--|---------------------------------|------------------------------|----------------------------------|------------------------------|----------------------------------|------------------------------|---------------------------------|------------------------------|---------------------------------|-------------------------------|----------------------------------|--|----------------------------------|-------------------------------|----------------------------------|--|----------------------------------|----------------------------------|------------------------------------|----------------------------------|--------|
| Eric Young Sr., R OBP: 0.332, SLG: 0.339 (1, 7) | G2-3 | | F9 | | | G5-3 | FC6-4 | | G4-3 | 5 | 0 | 0 | 0 | 0 | 0 | 4 | Colorado Rockies @ Cincinnati Reds Riverfront Stadium, Cincinnati, OH Mon Aug 02 1993, 7:05 PM EDT Att: 29,088 - Unknown - 81 F AB 36 R 2 H 10 RBI 2 BB 1 SO 6 LOB 16  | | | | | |
| Freddie Benavides, R OBP: 0.300, SLG: 0.373 (1, 4) | L3 | | G6-3 | | | G3-1 | | G6-3 | | 4 | 0 | 0 | 0 | 0 | 0 | 1 | | | | | | |
| Dante Bichette, R OBP: 0.355, SLG: 0.541 (1, 9) | 1B | | | | | 1B | | G5-3 | | 4 | 0 | 3 | 0 | 0 | 0 | 0 | | | | | | |
| Charlie Hayes, R OBP: 0.361, SLG: 0.523 (1, 5) | G5-3 | | | | | L8 | | K | | 4 | 0 | 1 | 0 | 0 | 1 | 2 | | | | | | |
| Jerald Clark, R OBP: 0.325, SLG: 0.422 (1, 3) | | | K | | | P3 | | | | 4 | 0 | 0 | 0 | 0 | 1 | 3 | | | | | | |
| Danny Sheaffer, R OBP: 0.281, SLG: 0.394 (1, 2) | G6-3 | | | | | K | | | | 4 | 1 | 1 | 0 | 0 | 2 | 1 | | | | | | |
| Alex Cole, L OBP: 0.348, SLG: 0.325 (1, 8) | | | K | | | CS | | 1B | | 4 | 0 | 2 | 0 | 0 | 1 | 1 | | | | | | |
| Vinny Castilla, R OBP: 0.308, SLG: 0.446 (1, 6) | | | | | | P9 | | | | 4 | 1 | 3 | 2 | 0 | 0 | 1 | | | | | | |
| Willie Blair, R OBP: 0.111, SLG: 0.148 Curt Leskanic, R (5, 1) | | | | | | 1B | | 1B | | 2 | 0 | 0 | 0 | 0 | 1 | 1 | | | | | | |
| Daryl Boston, L OBP: 0.298, SLG: 0.354 Marcus Moore, S (7, PH) | | | K | | | P5 | | | | 0 | 0 | 0 | 0 | 0 | 0 | 0 | | | | | | |
| Chris Jones, R OBP: 0.326, SLG: 0.511 (9, PH) | | | | | | | | FC4-6 | | 0 | 0 | 0 | 0 | 0 | 0 | 0 | | | | | | |
| Inning Stats | R: 0 E: 0 K: 0 S: 6 | H: 1 LOB: 1 BB: 0 P: 9 | R: 0 E: 0 K: 2 S: 7 | H: 0 LOB: 0 BB: 0 P: 12 | R: 0 E: 0 K: 1 S: 8 | H: 1 LOB: 1 BB: 0 P: 13 | R: 0 E: 0 K: 1 S: 7 | H: 1 LOB: 1 BB: 0 P: 8 | R: 0 E: 0 K: 0 S: 6 | H: 1 LOB: 2 BB: 0 P: 9 | R: 0 E: 0 K: 0 S: 14 | H: 2 LOB: 2 BB: 0 P: 18 | R: 0 E: 0 K: 1 S: 12 | H: 2 LOB: 2 BB: 0 P: 16 | R: 0 E: 0 K: 1 S: 10 | H: 0 LOB: 0 BB: 0 P: 14 | R: 2 E: 0 K: 0 S: 14 | H: 2 LOB: 1 BB: 1 P: 24 | 1B: 9 2B: 0 3B: 0 HR: 1 | SF: 0 SAC: 0 DP: 0 HBP: 0 | WP: 0 PB: 0 SB: 1 CS: 1 | PA: 37 |
| PITCHER Tim Pugh, R ERA: 4.64 (1, 1) | IP: 9.0 WLS: W BF: 37 H: 10 R: 2 ER: 2 SO: 6 BB: 1 IBB: 0 HBP: 0 BLK: 0 WP: 0 HR: 1 S: 84 P: 123 ERA: 2.00 WHIP: 1.222 | | | | | | | | | | | PITCHER | IP: 0 WLS: 0 BF: 0 H: 0 R: 0 ER: 0 SO: 0 BB: 0 IBB: 0 HBP: 0 BLK: 0 WP: 0 HR: 0 S: 0 P: 0 ERA: 0 WHIP: 0 | | | | | | | | | |

| Batter | 1 | 2 | 3 | 4 | 5 | 6 | 7 | 8 | 9 | AB | R | H | RBI | BB | SO | LOB | BOTTOM | | | |
|---|---|----------------------------------|-------------------------------|----------------------------------|-------------------------------|----------------------------------|------------------------------|----------------------------------|-------------------------------|----------------------------------|------------------------------|----------------------------------|--|----------------------------------|------------------------------|----------------------------------|--|----------------------------------|------------------------------------|----------------------------------|
| Greg Tubbs, R OBP: 0.667, SLG: 0.571 (7, 7) | G6-3 | | SH2-3 1B 3B | E S 1B | 1-2 1B | | F8 | | | 5 | 1 | 3 | 0 | 0 | 0 | 1 | Colorado Rockies @ Cincinnati Reds Riverfront Stadium, Cincinnati, OH Mon Aug 02 1993, 7:05 PM EDT Att: 29,088 - Unknown - 81 F AB 34 R 6 H 11 RBI 6 BB 6 SO 3 LOB 22  | | | |
| Hal Morris, L OBP: 0.345, SLG: 0.348 (1, 3) | G4-3 | | SH2-3 1B 3B | F8 | G4-3 | | | G4-3 | | 5 | 1 | 1 | 0 | 0 | 0 | 3 | | | | |
| Barry Larkin, R OBP: 0.393, SLG: 0.439 (1, 6) | 2B | | SH2-3 1B 2-3 | F8 | | | | FC4-6 BB | | 2 | 0 | 1 | 0 | 2 | 0 | 1 | | | | |
| Kevin Mitchell, R OBP: 0.396, SLG: 0.618 Jacob Brumfield, R OBP: 0.352, SLG: 0.460 (6, PR) (7, 8) | G6-3 | | 2B 3B | HR BB | 1B BB | | FC5-4 FC5-4 | FC6-4 BB | | 3 | 2 | 1 | 2 | 1 | 0 | 2 | | | | |
| Chris Sabo, R OBP: 0.332, SLG: 0.441 (1, 5) | | | 1B BB | F7 | K | | | P9 | | 4 | 0 | 1 | 1 | 1 | 1 | 3 | | | | |
| Reggie Sanders, R OBP: 0.338, SLG: 0.431 (1, 9) | F7 | | BB | HR 1B | FC5-4 | | | | | 3 | 1 | 1 | 0 | 1 | 0 | 2 | | | | |
| Joe Oliver, R OBP: 0.287, SLG: 0.399 (1, 2) | F7 | | K | HR | | | | G3 BB | | 3 | 1 | 1 | 3 | 1 | 1 | 3 | | | | |
| Jeff Branson, L OBP: 0.321, SLG: 0.357 (1, 4) | 1B | | G4-3 | P5 | | | | G3 | | 4 | 0 | 1 | 0 | 0 | 0 | 3 | | | | |
| Tim Pugh, R OBP: 0.205, SLG: 0.186 (1, 1) | K2-3 | | | G5-3 | 1B | | | G5-3 | | 4 | 0 | 1 | 0 | 0 | 1 | 3 | | | | |
| Inning Stats | R: 0 E: 0 K: 0 S: 10 | H: 1 LOB: 1 BB: 0 P: 17 | R: 0 E: 0 K: 1 S: 16 | H: 1 LOB: 2 BB: 1 P: 23 | R: 3 E: 0 K: 1 S: 18 | H: 4 LOB: 2 BB: 1 P: 27 | R: 0 E: 0 K: 0 S: 9 | H: 1 LOB: 1 BB: 0 P: 15 | R: 3 E: 0 K: 0 S: 12 | H: 4 LOB: 2 BB: 1 P: 24 | R: 0 E: 0 K: 1 S: 7 | H: 0 LOB: 1 BB: 1 P: 13 | R: 0 E: 0 K: 0 S: 12 | H: 0 LOB: 1 BB: 1 P: 17 | R: 0 E: 0 K: 0 S: 7 | H: 0 LOB: 1 BB: 1 P: 14 | | 1B: 7 2B: 2 3B: 1 HR: 1 | SF: 0 SAC: 1 DP: 0 HBP: 0 | WP: 0 PB: 0 SB: 1 CS: 0 |
| PITCHER Willie Blair, R ERA: 5.05 Curt Leskanic, R ERA: 5.79 Marcus Moore, R ERA: 3.0 (1, 1) (5, 1) (7, 1) | IP: 4.2 WLS: L BF: 28 H: 11 R: 6 ER: 6 SO: 2 BB: 1 IBB: 0 HBP: 0 BLK: 0 WP: 0 HR: 1 S: 64 P: 105 ERA: 11.57 WHIP: 3.000 | | | | | | | | | | | PITCHER | IP: 0 WLS: 0 BF: 0 H: 0 R: 0 ER: 0 SO: 0 BB: 0 IBB: 0 HBP: 0 BLK: 0 WP: 0 HR: 0 S: 0 P: 0 ERA: 0 WHIP: 0 | | | | | | | |

| Batter | 1 | 2 | 3 | 4 | 5 | 6 | 7 | 8 | 9 | AB | R | H | RBI | BB | SO | LOB | TOP | | | |
|---|---|---------------------------------|------------------------------|---------------------------------|------------------------------|---------------------------------|------------------------------|---------------------------------|------------------------------|---------------------------------|------------------------------|---------------------------------|-------------------------------|----------------------------------|------------------------------|---------------------------------|---|------------------------------------|----------------------------------|--------|
| Eric Young Sr. R OBP: 0.332, SLG: 0.337 (1, 7) | | | | | | | | | | 4 | 0 | 1 | 0 | 1 | 0 | 4 | Colorado Rockies @ Cincinnati Reds Riverfront Stadium, Cincinnati, OH Wed Aug 04 1993, 7:05 PM EDT Att: 22,939 - Sunny - 76 F | | | |
| Roberto Mejia R OBP: 0.321, SLG: 0.458 (1, 4) | | | | | | | | | | 4 | 0 | 0 | 0 | 0 | 1 | 4 | | | | |
| Dante Bichette R OBP: 0.353, SLG: 0.552 (1, 9) | | | | | | | | | | 4 | 1 | 1 | 1 | 0 | 2 | 2 | | | | |
| Charlie Hayes R OBP: 0.359, SLG: 0.521 (1, 5) | | | | | | | | | | 4 | 0 | 1 | 0 | 0 | 1 | 1 | | | | |
| Chris Jones R OBP: 0.322, SLG: 0.497 (1, 8) | | | | | | | | | | 4 | 1 | 1 | 0 | 0 | 2 | 2 | | | | |
| Jerald Clark R OBP: 0.319, SLG: 0.414 (1, 3) | | | | | | | | | | 4 | 0 | 0 | 0 | 0 | 1 | 1 | | | | |
| Danny Sheaffer R OBP: 0.280, SLG: 0.389 (1, 2) | | | | | | | | | | 2 | 1 | 0 | 1 | 1 | 0 | 0 | | | | |
| Freddie Benavides R OBP: 0.313, SLG: 0.384 (1, 6) | | | | | | | | | | 4 | 0 | 3 | 0 | 0 | 1 | 0 | | | | |
| Greg Harris R OBP: 0.213, SLG: 0.214 (1, 1) | | | | | | | | | | 2 | 0 | 0 | 0 | 0 | 2 | 1 | | | | |
| Bruce Ruffin S OBP: 0.174, SLG: 0.143 (7, PH) | | | | | | | | | | 0 | 0 | 0 | 0 | 0 | 0 | 0 | | | | |
| Daryl Boston L OBP: 0.300, SLG: 0.352 (7, 1) | | | | | | | | | | 1 | 0 | 1 | 1 | 0 | 0 | 0 | | | | |
| Gary Wayne L (7, 1) | | | | | | | | | | 0 | 0 | 0 | 0 | 0 | 0 | 0 | | | | |
| Jim Tatum R (9, PH) | | | | | | | | | | 1 | 0 | 1 | 0 | 0 | 0 | 0 | | | | |
| Inning Stats | R: 0 E: 0 K: 1 S: 5 | H: 0 LOB: 0 BB: 0 P: 5 | R: 0 E: 0 K: 0 S: 3 | H: 0 LOB: 0 BB: 0 P: 3 | R: 0 E: 0 K: 2 S: 7 | H: 0 LOB: 0 BB: 0 P: 7 | R: 0 E: 0 K: 1 S: 5 | H: 0 LOB: 1 BB: 1 P: 9 | R: 1 E: 0 K: 1 S: 7 | H: 2 LOB: 1 BB: 0 P: 7 | R: 0 E: 0 K: 1 S: 7 | H: 2 LOB: 2 BB: 0 P: 7 | R: 1 E: 0 K: 3 S: 10 | H: 1 LOB: 0 BB: 0 P: 10 | R: 0 E: 0 K: 0 S: 4 | H: 2 LOB: 1 BB: 0 P: 4 | 1B: 7 2B: 1 3B: 0 HR: 1 | SF: 1 SAC: 0 DP: 1 HBP: 0 | WP: 0 PB: 0 SB: 2 CS: 0 | PA: 37 |
| PITCHER | IP WLS BF H R ER SO BB IBB HBP BLK WP HR S P ERA WHIP | | | | | | | | | | | | | | | | | | | |
| John Roper R ERA: 4.05 (1, 1) | 6.0 W 23 4 1 1 6 1 0 0 0 0 0 0 34 38 1.50 0.833 | | | | | | | | | | | | | | | | | | | |
| Scott Service R ERA: 4.25 (7, 1) | 2.0 10 3 2 2 4 1 0 0 0 0 1 17 21 9.00 2.000 | | | | | | | | | | | | | | | | | | | |
| Jeff Reardon R ERA: 2.74 (9, 1) | 1.0 4 2 0 0 0 0 0 0 0 0 0 0 4 4 0.00 2.000 | | | | | | | | | | | | | | | | | | | |

| Batter | 1 | 2 | 3 | 4 | 5 | 6 | 7 | 8 | 9 | AB | R | H | RBI | BB | SO | LOB | BOTTOM | | | |
|--|---|---------------------------------|------------------------------|---------------------------------|------------------------------|---------------------------------|------------------------------|---------------------------------|-------------------------------|----------------------------------|------------------------------|---------------------------------|------------------------------|---------------------------------|------------------------------|---------------------------------|---|------------------------------------|----------------------------------|--------|
| Greg Tubbs R OBP: 0.500, SLG: 0.357 (1, 8) (6, 7) | | | | | | | | | | 5 | 1 | 1 | 0 | 0 | 2 | 1 | Colorado Rockies @ Cincinnati Reds Riverfront Stadium, Cincinnati, OH Wed Aug 04 1993, 7:05 PM EDT Att: 22,939 - Sunny - 76 F | | | |
| Hal Morris L OBP: 0.363, SLG: 0.365 (1, 3) | | | | | | | | | | 4 | 2 | 3 | 0 | 0 | 0 | 1 | | | | |
| Barry Larkin R OBP: 0.394, SLG: 0.445 (1, 6) | | | | | | | | | | 4 | 2 | 3 | 1 | 0 | 1 | 1 | | | | |
| Kevin Mitchell R OBP: 0.394, SLG: 0.614 Jacob Brumfield R OBP: 0.359, SLG: 0.469 (1, 7) (6, 8) | | | | | | | | | | 1 | 1 | 0 | 1 | 1 | 0 | 2 | | | | |
| Chris Sabo R OBP: 0.336, SLG: 0.448 (1, 5) | | | | | | | | | | 3 | 2 | 2 | 5 | 0 | 1 | 0 | | | | |
| Reggie Sanders R OBP: 0.336, SLG: 0.427 (1, 9) | | | | | | | | | | 4 | 1 | 1 | 1 | 0 | 1 | 1 | | | | |
| Brian Dorsett R OBP: 0.318, SLG: 0.571 (1, 2) | | | | | | | | | | 4 | 0 | 1 | 0 | 0 | 1 | 1 | | | | |
| Jeff Branson L OBP: 0.323, SLG: 0.358 (1, 4) | | | | | | | | | | 4 | 0 | 1 | 1 | 0 | 0 | 1 | | | | |
| John Roper R OBP: 0.111, SLG: 0.111 Randy Milligan R OBP: 0.390, SLG: 0.416 Scott Service R (1, 1) (6, PH) (7, 1) | | | | | | | | | | 2 | 0 | 0 | 0 | 0 | 0 | 1 | | | | |
| Juan Samuel R OBP: 0.273, SLG: 0.362 Jeff Reardon R (9, 1) | | | | | | | | | | 1 | 0 | 0 | 0 | 0 | 0 | 1 | | | | |
| Inning Stats | R: 0 E: 0 K: 0 S: 4 | H: 2 LOB: 1 BB: 0 P: 4 | R: 0 E: 0 K: 1 S: 5 | H: 0 LOB: 0 BB: 0 P: 5 | R: 0 E: 0 K: 1 S: 5 | H: 0 LOB: 0 BB: 0 P: 5 | R: 4 E: 0 K: 0 S: 8 | H: 5 LOB: 1 BB: 0 P: 8 | R: 4 E: 0 K: 2 S: 10 | H: 3 LOB: 0 BB: 1 P: 14 | R: 0 E: 0 K: 1 S: 5 | H: 0 LOB: 0 BB: 0 P: 5 | R: 1 E: 0 K: 1 S: 7 | H: 2 LOB: 1 BB: 0 P: 7 | R: 0 E: 0 K: 0 S: 4 | H: 1 LOB: 1 BB: 0 P: 4 | 1B: 8 2B: 3 3B: 1 HR: 1 | SF: 2 SAC: 0 DP: 1 HBP: 0 | WP: 0 PB: 0 SB: 0 CS: 0 | PA: 37 |
| PITCHER | IP WLS BF H R ER SO BB IBB HBP BLK WP HR S P ERA WHIP | | | | | | | | | | | | | | | | | | | |
| Greg Harris R ERA: 4.21 (1, 1) | 4.1 L 23 10 8 8 2 0 0 0 0 0 0 0 11 11 0.00 0.000 | | | | | | | | | | | | | | | | | | | |
| Bruce Ruffin L ERA: 4.93 (5, 1) | 1.2 5 0 0 0 3 0 0 0 0 0 0 0 11 11 0.00 0.000 | | | | | | | | | | | | | | | | | | | |
| Gary Wayne L ERA: 5.71 (7, 1) | 2.0 9 3 1 1 1 0 0 0 0 0 0 0 11 11 4.50 1.500 | | | | | | | | | | | | | | | | | | | |

| | |
|-----|----|
| AB | 34 |
| R | 3 |
| H | 9 |
| RBI | 3 |
| BB | 2 |
| SO | 10 |
| LOB | 15 |



| | |
|-----|----|
| AB | 34 |
| R | 9 |
| H | 13 |
| RBI | 9 |
| BB | 1 |
| SO | 6 |
| LOB | 10 |



| Batter | 1 | 2 | 3 | 4 | 5 | 6 | 7 | 8 | 9 | AB | R | H | RBI | BB | SO | LOB | TOP | | | | | | | | |
|--|-------------------------------|----------------------------------|-------------------------------|----------------------------------|-------------------------------|----------------------------------|-------------------------------|----------------------------------|------------------------------|----------------------------------|-------------------------------|----------------------------------|------------------------------|----------------------------------|-------------------------------|----------------------------------|---|-------------------------------|----------------------------------|----------------------------------|------------------------------------|----------------------------------|--------|--|--|
| Eric Young Sr., R OBP: 0.333, SLG: 0.336 (1, 8) C X | 0-1 PB S 1B | | 0-0 G6-3 | | 2-1 FC4-6 1-2 | | 0-2 G4-3 | | 4-2 1B BB | 4 | 0 | 1 | 0 | 1 | 0 | 1 | Colorado Rockies @ Cincinnati Reds Riverfront Stadium, Cincinnati, OH Thu Aug 05 1993, 3:33 AM EDT Att: 33,871 - Unknown - 69 F | | | | | | | | |
| Freddie Benavides, R OBP: 0.309, SLG: 0.378 (1, 6) SAFE | 1-3 K | | 1-1 F9 | | 1-0 G4-3 | | 0-1 G4-3 | 0-2 G3-6-3 1B | 5 | 0 | 1 | 0 | 0 | 1 | 2 | | | | | | | | | | |
| Dante Bichette, R OBP: 0.357, SLG: 0.553 Chris Jones, R OBP: 0.325, SLG: 0.493 (1, 9) (6, 9) | 0-3 K | | 3-2 | | 0-2 G6-3 | | 4-2 BB BB | 3-2 G3-6-3 1B | 3 | 0 | 1 | 0 | 0 | 1 | 1 | | | | | | | | | | |
| Charlie Hayes, R OBP: 0.357, SLG: 0.518 Pedro Castellano, R OBP: 0.306, SLG: 0.372 (1, 5) (5, 5) | 3-2 F8 | | 1-3 K | | 2-0 HR | | 4-1 HR BB | 1-2 HR BB | 2 | 0 | 0 | 0 | 0 | 1 | 2 | | | | | | | | | | |
| Daryl Boston, L OBP: 0.309, SLG: 0.382 (1, 7) | | 1-2 | | | 2-2 G4-3 | | 1-0 1B | 1-0 HR | 4 | 1 | 3 | 3 | 0 | 0 | 0 | | | | | | | | | | |
| Jim Tatum, R OBP: 0.253, SLG: 0.317 (1, 3) | | 0-3 K | | | 0-3 K | | 0-0 1B | | 4 | 0 | 1 | 0 | 0 | 3 | 2 | | | | | | | | | | |
| Roberto Mejia, R OBP: 0.306, SLG: 0.434 (1, 4) | | 2-3 K | | | 3-2 P4 | | 1-0 F8 | | 4 | 0 | 0 | 0 | 0 | 1 | 3 | | | | | | | | | | |
| Jayhawk Owens, R OBP: 0.289, SLG: 0.390 (1, 2) | | 4-2 BB | | | 1-3 K | | 1-3 K | 1-3 K | 3 | 0 | 0 | 0 | 1 | 3 | 1 | | | | | | | | | | |
| Kent Bottenfield, R OBP: 0.250, SLG: 0.200 Curt Leskanic, R (5, 1) Alex Cole, L OBP: 0.345, SLG: 0.323 (7, PH) Marcus Moore, S (7, 1) Jerald Clark, R OBP: 0.318, SLG: 0.413 (9, PH) | 0-0 L9 | | 0-1 FC4-6 1B | | 0-1 P5 | | 2-1 G4-3 | | 2 | 0 | 1 | 0 | 0 | 0 | 2 | | | | | | | | | | |
| Inning Stats | R: 0 E: 0 K: 2 S: 12 | H: 1 LOB: 1 BB: 0 P: 16 | R: 0 E: 0 K: 2 S: 13 | H: 1 LOB: 2 BB: 1 P: 20 | R: 0 E: 0 K: 1 S: 13 | H: 1 LOB: 1 BB: 0 P: 18 | R: 0 E: 0 K: 1 S: 11 | H: 0 LOB: 0 BB: 0 P: 19 | R: 0 E: 0 K: 1 S: 8 | H: 1 LOB: 1 BB: 0 P: 12 | R: 1 E: 0 K: 1 S: 13 | H: 2 LOB: 1 BB: 0 P: 17 | R: 0 E: 0 K: 1 S: 8 | H: 0 LOB: 0 BB: 0 P: 11 | R: 3 E: 0 K: 1 S: 11 | H: 2 LOB: 1 BB: 2 P: 22 | | R: 0 E: 0 K: 0 S: 12 | H: 1 LOB: 1 BB: 1 P: 21 | 1B: 5 2B: 2 3B: 0 HR: 2 | SF: 0 SAC: 0 DP: 1 HBP: 0 | WP: 0 PB: 1 SB: 1 CS: 0 | PA: 39 | | |
| PITCHER | IP | WLS | BF | H | R | ER | SO | BB | IBB | HBP | BLK | WP | HR | S | P | ERA | WHIP | | | | | | | | |
| Jose Rijo, R ERA: 2.73 (1, 1) | 7.0 | W | 28 | 6 | 1 | 1 | 9 | 1 | 0 | 0 | 0 | 0 | 1 | 78 | 113 | 1.29 | 1.000 | | | | | | | | |
| Kevin Wickander, L ERA: 4.59 (8, 1) | 1.0 | | 7 | 2 | 3 | 3 | 1 | 2 | 0 | 0 | 0 | 0 | 1 | 11 | 22 | 27.00 | 4.000 | | | | | | | | |
| Jerry Spradlin, R ERA: 2.7 (9, 1) | 1.0 | | 4 | 1 | 0 | 0 | 0 | 1 | 0 | 0 | 0 | 0 | 0 | 12 | 21 | 0.00 | 2.000 | | | | | | | | |

| | |
|-----|----|
| AB | 35 |
| R | 4 |
| H | 9 |
| RBI | 4 |
| BB | 4 |
| SO | 10 |
| LOB | 16 |



| Batter | 1 | 2 | 3 | 4 | 5 | 6 | 7 | 8 | 9 | AB | R | H | RBI | BB | SO | LOB | BOTTOM | | | | | | | | |
|--|----------------------------------|----------------------------------|-------------------------------|----------------------------------|------------------------------|---------------------------------|------------------------------|----------------------------------|------------------------------|----------------------------------|------------------------------|---------------------------------|------------------------------|----------------------------------|------------------------------|----------------------------------|---|----------------------------------|------------------------------------|----------------------------------|--------|--|--|--|--|
| Jacob Brumfield, R OBP: 0.358, SLG: 0.473 Tommy Gregg, L (5, PH) (6, 7) | 0-1 1B 2B | | 1-2 G1-3 | | 0-0 G6-3 | | 1-0 L8 | | | 3 | 1 | 1 | 0 | 0 | 0 | 0 | Colorado Rockies @ Cincinnati Reds Riverfront Stadium, Cincinnati, OH Thu Aug 05 1993, 3:33 AM EDT Att: 33,871 - Unknown - 69 F | | | | | | | | |
| Jeff Branson, L OBP: 0.324, SLG: 0.364 (1, 6) | 0-0 G5-4-3 1B 2-3 1B | | 2-2 1B E 2B | | 3-2 G1-3 | | 3-3 K | | 5 | 2 | 2 | 0 | 0 | 1 | 2 | | | | | | | | | | |
| Hal Morris, L OBP: 0.359, SLG: 0.360 (1, 3) SAFE | 3-2 SAFE 1-2 3-H 1B | | 2-3 K | | 0-1 F9 | | 2-1 G4-3 | | 5 | 0 | 1 | 1 | 0 | 2 | 1 | | | | | | | | | | |
| Kevin Mitchell, R OBP: 0.397, SLG: 0.614 Greg Tubbs, R OBP: 0.500, SLG: 0.333 (5, PR) (6, 8) | 1-1 G5-4-3 | | 2-2 E 1B | | 0-1 2B 2B 1B | | 4-0 1B BB | | 3 | 1 | 2 | 0 | 0 | 0 | 2 | | | | | | | | | | |
| Chris Sabo, R OBP: 0.340, SLG: 0.459 (1, 5) | 4-0 1B 2B BB | | 1-0 E2 3B | | 3-2 F9 | | 0-0 F9 | | 3 | 3 | 2 | 2 | 1 | 0 | 1 | | | | | | | | | | |
| Reggie Sanders, R OBP: 0.338, SLG: 0.427 Jack Daugherty, S OBP: 0.467, SLG: 0.692 (1, 9) (6, PH) (7, 9) | 1-0 2B 1B | | 1-0 P2 | | 4-0 2B BB | | 3-2 FC5-4 1B | | 2 | 2 | 1 | 1 | 1 | 0 | 0 | | | | | | | | | | |
| Joe Oliver, R OBP: 0.288, SLG: 0.404 Brian Dorsett, R OBP: 0.304, SLG: 0.545 (1, 2) (6, PH) (7, 2) | 1-2 1-H 2-H 2B | | 1-1 G6-3 | | 3-2 FC5-4 SF7 2B | | 1-1 FC5-4 1-2 | | 3 | 1 | 2 | 5 | 0 | 0 | 0 | | | | | | | | | | |
| Juan Samuel, R OBP: 0.280, SLG: 0.356 (1, 4) | 4-0 IBB | | 1-1 G6-3 | | 4-0 FC5-4 BB | | 2-2 F9 | | 2 | 0 | 0 | 0 | 2 | 0 | 0 | | | | | | | | | | |
| Jose Rijo, R OBP: 0.271, SLG: 0.304 Scott Service, R (7, PH) Kevin Wickander, L (8, 1) Jerry Spradlin, S (9, 1) | 2-2 P3 | | 0-2 L8 | | 0-0 FC5-4 SF7 | | 0-0 G4-3 | | 3 | 0 | 0 | 0 | 0 | 0 | 4 | | | | | | | | | | |
| Inning Stats | R: 4 E: 0 K: 0 S: 17 | H: 5 LOB: 2 BB: 2 P: 33 | R: 3 E: 1 K: 1 S: 17 | H: 3 LOB: 0 BB: 0 P: 27 | R: 0 E: 0 K: 0 S: 7 | H: 0 LOB: 0 BB: 0 P: 9 | R: 0 E: 0 K: 0 S: 7 | H: 0 LOB: 0 BB: 0 P: 10 | R: 0 E: 0 K: 1 S: 9 | H: 1 LOB: 1 BB: 1 P: 19 | R: 0 E: 0 K: 0 S: 6 | H: 0 LOB: 0 BB: 0 P: 9 | R: 0 E: 0 K: 1 S: 7 | H: 0 LOB: 0 BB: 0 P: 14 | R: 0 E: 0 K: 1 S: 7 | H: 0 LOB: 0 BB: 0 P: 14 | | 1B: 6 2B: 5 3B: 1 HR: 0 | SF: 1 SAC: 0 DP: 1 HBP: 0 | WP: 0 PB: 0 SB: 0 CS: 0 | PA: 40 | | | | |
| PITCHER | IP | WLS | BF | H | R | ER | SO | BB | IBB | HBP | BLK | WP | HR | S | P | ERA | WHIP | | | | | | | | |
| Kent Bottenfield, R ERA: 5.25 (1, 1) | 4.0 | L | 25 | 11 | 11 | 10 | 1 | 2 | 1 | 0 | 0 | 0 | 0 | 58 | 99 | 22.50 | 3.250 | | | | | | | | |
| Curt Leskanic, R ERA: 5.63 (5, 1) | 2.0 | | 9 | 1 | 0 | 0 | 1 | 2 | 0 | 0 | 0 | 0 | 0 | 20 | 40 | 0.00 | 1.500 | | | | | | | | |
| Marcus Moore, R ERA: 2.16 (7, 1) | 2.0 | | 6 | 0 | 0 | 0 | 1 | 0 | 0 | 0 | 0 | 0 | 0 | 13 | 23 | 0.00 | 0.000 | | | | | | | | |



| Batter | 1 | 2 | 3 | 4 | 5 | 6 | 7 | 8 | 9 | AB | R | H | RBI | BB | SO | LOB | TOP | | | | | | | | | | | | | | | | |
|---|---|----------------------------------|-------------------------------|----------------------------------|------------------------------|---------------------------------|------------------------------|----------------------------------|------------------------------|---------------------------------|------------------------------|----------------------------------|------------------------------|----------------------------------|-------------------------------|----------------------------------|-------------------------------|----------------------------------|----------------------------------|------------------------------------|----------------------------------|--------|--|--|--|--|--|--|--|--|--|--|--|
| Greg Tubbs, R OBP: 0.500, SLG: 0.368 (1, 8) | | G1-3 | | | FC6-4 | | | 1B | | 4 | 0 | 2 | 0 | 0 | 0 | 3 | | | | | | | | | | | | | | | | | |
| Jeff Branson, L OBP: 0.319, SLG: 0.357 (1, 6) | G3 | | G4-1 | | L3 | | | F8 | | 4 | 0 | 0 | 0 | 0 | 0 | 3 | | | | | | | | | | | | | | | | | |
| Hal Morris, L OBP: 0.357, SLG: 0.358 (1, 3) | K | | G1 | | | F8 | | 1B | | 4 | 0 | 1 | 0 | 0 | 1 | 1 | | | | | | | | | | | | | | | | | |
| Kevin Mitchell, R OBP: 0.392, SLG: 0.605 Jacob Brumfield, R OBP: 0.359, SLG: 0.473 (1, 7) (8, 8) | K | | G6-3 | | | G5-3 | | F9 | | 4 | 0 | 0 | 0 | 0 | 1 | 3 | | | | | | | | | | | | | | | | | |
| Chris Sabo, R OBP: 0.339, SLG: 0.464 (1, 5) | | L7 | | P1 | | K | | | HR | 4 | 1 | 1 | 1 | 0 | 1 | 0 | | | | | | | | | | | | | | | | | |
| Reggie Sanders, R OBP: 0.337, SLG: 0.434 (1, 9) | | HR | | K | | | | F7 | | 4 | 1 | 1 | 1 | 0 | 2 | 0 | | | | | | | | | | | | | | | | | |
| Joe Oliver, R OBP: 0.285, SLG: 0.399 (1, 2) | | B2-3 | | F8 | | | K | K | | 4 | 0 | 0 | 0 | 0 | 2 | 0 | | | | | | | | | | | | | | | | | |
| Juan Samuel, R OBP: 0.286, SLG: 0.356 (1, 4) | | 1B | | | B2 | | G5-3 | | BB | 3 | 0 | 1 | 0 | 1 | 0 | 0 | | | | | | | | | | | | | | | | | |
| Tom Browning, L OBP: 0.250, SLG: 0.324 Bobby Ayala, R (6, 1) | | 1B | | | | | | L6 | F8 | 2 | 0 | 2 | 0 | 0 | 0 | 0 | | | | | | | | | | | | | | | | | |
| Kevin Wickander, L Tommy Gregg, L Rob Dibble, L (9, PH) (9, 1) | | 1B | | | | | | | | 1 | 0 | 0 | 0 | 0 | 0 | 0 | | | | | | | | | | | | | | | | | |
| Inning Stats | R: 0 E: 0 K: 2 S: 13 | H: 1 LOB: 1 BB: 0 P: 21 | R: 1 E: 0 K: 0 S: 10 | H: 3 LOB: 2 BB: 0 P: 15 | R: 0 E: 0 K: 0 S: 5 | H: 0 LOB: 0 BB: 0 P: 8 | R: 0 E: 0 K: 1 S: 8 | H: 0 LOB: 0 BB: 0 P: 13 | R: 0 E: 0 K: 0 S: 8 | H: 1 LOB: 1 BB: 0 P: 9 | R: 0 E: 0 K: 1 S: 7 | H: 0 LOB: 0 BB: 0 P: 11 | R: 0 E: 0 K: 2 S: 8 | H: 0 LOB: 0 BB: 0 P: 10 | R: 0 E: 0 K: 0 S: 12 | H: 2 LOB: 2 BB: 0 P: 16 | R: 1 E: 0 K: 1 S: 15 | H: 1 LOB: 1 BB: 1 P: 24 | 1B: 6 2B: 0 3B: 0 HR: 2 | SF: 0 SAC: 0 DP: 0 HBP: 0 | WP: 0 PB: 0 SB: 1 CS: 0 | PA: 36 | | | | | | | | | | | |
| PITCHER | IP WLS BF H R ER SO BB IBB HBP BLK WP HR S P ERA WHIP | | | | | | | | | | | | | | | | | | | | | | | | | | | | | | | | |
| Ramon Martinez, R ERA: 3.01 Pedro Martinez, R ERA: 2.32 | (1, 1) (9, 1) | 8.0 W 5 | 31 BF 1 | 7 H 1 | 1 R 1 | 1 ER 1 | 6 SO 1 | 0 BB 1 | 0 IBB 0 | 0 HBP 0 | 0 BLK 0 | 0 WP 0 | 1 HR 1 | 71 S 15 | 103 P 24 | 1.12 ERA 9.00 | 0.875 WHIP 2.000 | | | | | | | | | | | | | | | | |

Cincinnati Reds @ Los Angeles Dodgers
Dodger Stadium, Los Angeles, CA
Fri Aug 06 1993, 7:05 PM PDT
Att: 38,363 - Unknown

| | |
|-----|----|
| AB | 35 |
| R | 2 |
| H | 8 |
| RBI | 2 |
| BB | 1 |
| SO | 7 |
| LOB | 11 |



| Batter | 1 | 2 | 3 | 4 | 5 | 6 | 7 | 8 | 9 | AB | R | H | RBI | BB | SO | LOB | BOTTOM | | | | | | | | | | | | | | | | |
|---|---|----------------------------------|------------------------------|----------------------------------|------------------------------|----------------------------------|-------------------------------|----------------------------------|------------------------------|----------------------------------|------------------------------|----------------------------------|-------------------------------|----------------------------------|------------------------------|----------------------------------|----------------------------------|------------------------------------|----------------------------------|--------|--|--|--|--|--|--|--|--|--|--|--|--|--|
| Brett Butler, L OBP: 0.388, SLG: 0.384 (1, 8) | K | | L1-4 | | F7 | | SH1-3 | K | | 4 | 0 | 1 | 0 | 0 | 2 | 2 | | | | | | | | | | | | | | | | | |
| Jose Offerman, S OBP: 0.338, SLG: 0.328 (1, 6) | G3-1 | | 1B | | F8 | | SH1-3 | | HR | 3 | 1 | 1 | 0 | 1 | 0 | 0 | | | | | | | | | | | | | | | | | |
| Eric Davis, R OBP: 0.313, SLG: 0.368 (1, 7) | 1B | | L1-4 | | E8 | | K | | K | 5 | 0 | 1 | 0 | 0 | 2 | 4 | | | | | | | | | | | | | | | | | |
| Eric Karros, R OBP: 0.305, SLG: 0.416 (1, 3) | 1B | | F8 | | P9 | | G5-3 | | HR | 5 | 1 | 2 | 2 | 0 | 0 | 3 | | | | | | | | | | | | | | | | | |
| Mike Piazza, R OBP: 0.353, SLG: 0.535 (1, 2) | F8 | | | | F9 | | G1-6-3 | HR | | 4 | 1 | 2 | 1 | 0 | 0 | 2 | | | | | | | | | | | | | | | | | |
| Cory Snyder, R OBP: 0.331, SLG: 0.400 (1, 5) | | | FC4-6 | | E4 | | G1-6-3 | G6-3 | | 4 | 0 | 1 | 0 | 0 | 0 | 1 | | | | | | | | | | | | | | | | | |
| Raul Mondesi, R OBP: 0.276 Henry Rodriguez, L OBP: 0.295, SLG: 0.440 (8, PH) (9, 9) | | | F8 | | F8 | | G1-3 | K | | 3 | 0 | 0 | 0 | 0 | 0 | 3 | | | | | | | | | | | | | | | | | |
| Jody Reed, R OBP: 0.336, SLG: 0.352 (1, 4) | | F9 | | | FC4-6 | | | 1B | | 3 | 0 | 2 | 0 | 1 | 0 | 1 | | | | | | | | | | | | | | | | | |
| Ramon Martinez, R OBP: 0.111, SLG: 0.132 Mitch Webster, S OBP: 0.318, SLG: 0.373 Pedro Martinez, R (9, 1) | | FC4-6 | | | FC4-6 | | G4-3 | 1B | | 3 | 0 | 0 | 0 | 0 | 0 | 5 | | | | | | | | | | | | | | | | | |
| Inning Stats | R: 0 E: 0 K: 1 S: 15 | H: 2 LOB: 2 BB: 0 P: 20 | R: 0 E: 0 K: 0 S: 9 | H: 1 LOB: 1 BB: 0 P: 12 | R: 0 E: 0 K: 0 S: 8 | H: 2 LOB: 1 BB: 0 P: 11 | R: 0 E: 1 K: 0 S: 12 | H: 1 LOB: 2 BB: 0 P: 17 | R: 0 E: 0 K: 0 S: 9 | H: 0 LOB: 1 BB: 1 P: 14 | R: 0 E: 0 K: 1 S: 9 | H: 0 LOB: 1 BB: 0 P: 14 | R: 0 E: 0 K: 2 S: 15 | H: 3 LOB: 2 BB: 0 P: 23 | R: 2 E: 0 K: 1 S: 6 | H: 1 LOB: 0 BB: 1 P: 13 | 1B: 8 2B: 2 3B: 0 HR: 2 | SF: 0 SAC: 1 DP: 1 HBP: 1 | WP: 0 PB: 0 SB: 1 CS: 0 | PA: 40 | | | | | | | | | | | | | |
| PITCHER | IP WLS BF H R ER SO BB IBB HBP BLK WP HR S P ERA WHIP | | | | | | | | | | | | | | | | | | | | | | | | | | | | | | | | |
| Tom Browning, L ERA: 4.74 Bobby Ayala, R ERA: 3.4 Kevin Wickander, L ERA: 4.91 Rob Dibble, R ERA: 3.45 | (1, 1) (6, 1) (8, 1) (9, 1) | 5.2 2.0 0.1 0.1 | 26 10 1 3 | 7 H 3 | 0 R 1 | 0 ER 1 | 2 SO 2 | 0 BB 0 | 0 IBB 0 | 1 HBP 1 | 0 BLK 0 | 0 WP 0 | 1 HR 1 | 61 S 22 | 89 P 36 | 0.00 ERA 4.50 | 1.235 WHIP 1.500 | | | | | | | | | | | | | | | | |

Cincinnati Reds @ Los Angeles Dodgers
Dodger Stadium, Los Angeles, CA
Fri Aug 06 1993, 7:05 PM PDT
Att: 38,363 - Unknown

| | |
|-----|----|
| AB | 36 |
| R | 3 |
| H | 11 |
| RBI | 3 |
| BB | 2 |
| SO | 5 |
| LOB | 21 |



| Batter | 1 | 2 | 3 | 4 | 5 | 6 | 7 | 8 | 9 | AB | R | H | RBI | BB | SO | LOB | TOP | | | | | | | | | | | | | | | | |
|---|---|---|------------------------------|---------------------------------|------------------------------|---------------------------------|-------------------------------|----------------------------------|------------------------------|---------------------------------|------------------------------|---------------------------------|------------------------------|---------------------------------|------------------------------|----------------------------------|---|-----------------------------------|------------------------------------|----------------------------------|--------|--|--|--|--|--|--|--|--|--|--|--|--|
| Greg Tubbs, R OBP: 0.493, SLG: 0.318 (1, 8) | | | | | | | | | | 3 | 0 | 0 | 0 | 1 | 1 | 3 | Cincinnati Reds @ Los Angeles Dodgers Dodger Stadium, Los Angeles, CA Sat Aug 07 1993, 7:05 PM PDT Att: 43,806 - Unknown - 78 F | | | | | | | | | | | | | | | | |
| Jeff Branson, L OBP: 0.325, SLG: 0.362 (1, 6) | | | | | | | | | | 5 | 1 | 3 | 1 | 0 | 0 | 2 | | | | | | | | | | | | | | | | | |
| Hal Morris, L OBP: 0.354, SLG: 0.351 (1, 3) | | | | | | | | | | 4 | 0 | 0 | 0 | 1 | 2 | 2 | | | | | | | | | | | | | | | | | |
| Kevin Mitchell, R OBP: 0.395, SLG: 0.605 Jacob Brumfield, R OBP: 0.359, SLG: 0.473 (9, PR) (9, 8) | | | | | | | | | | 5 | 1 | 3 | 1 | 0 | 1 | 1 | | | | | | | | | | | | | | | | | |
| Chris Sabo, R OBP: 0.337, SLG: 0.461 (1, 5) | | | | | | | | | | 5 | 1 | 1 | 0 | 0 | 0 | 3 | | | | | | | | | | | | | | | | | |
| Reggie Sanders, R OBP: 0.343, SLG: 0.442 (1, 9) | | | | | | | | | | 4 | 3 | 3 | 2 | 1 | 0 | 2 | | | | | | | | | | | | | | | | | |
| Joe Oliver, R OBP: 0.284, SLG: 0.405 (1, 2) | | | | | | | | | | 5 | 1 | 1 | 2 | 0 | 2 | 2 | | | | | | | | | | | | | | | | | |
| Juan Samuel, R OBP: 0.289, SLG: 0.360 (1, 4) | | | | | | | | | | 4 | 0 | 1 | 0 | 1 | 1 | 1 | | | | | | | | | | | | | | | | | |
| Tim Pugh, R OBP: 0.206, SLG: 0.182 Scott Service, R OBP: 0.200, SLG: 0.200 Tommy Gregg, L OBP: 0.200, SLG: 0.200 Jerry Spradlin, S OBP: 0.200, SLG: 0.200 Jack Daugherty, S OBP: 0.200, SLG: 0.200 Jeff Reardon, R OBP: 0.200, SLG: 0.200 Rob Dibble, L OBP: 0.200, SLG: 0.200 (1, 1) (3, 1) (6, PH) (6, 1) (8, PH) (8, 1) (9, 1) | | | | | | | | | | 1 | 0 | 0 | 0 | 0 | 0 | 0 | | | | | | | | | | | | | | | | | |
| Inning Stats | R: 0 E: 0 K: 2 S: 8 | H: 1 LOB: 1 BB: 0 P: 8 | R: 0 E: 0 K: 0 S: 3 | H: 1 LOB: 0 BB: 0 P: 3 | R: 0 E: 0 K: 1 S: 4 | H: 0 LOB: 0 BB: 0 P: 5 | R: 4 E: 0 K: 1 S: 10 | H: 5 LOB: 2 BB: 1 P: 14 | R: 0 E: 0 K: 0 S: 4 | H: 1 LOB: 2 BB: 1 P: 8 | R: 0 E: 0 K: 1 S: 5 | H: 0 LOB: 0 BB: 0 P: 5 | R: 3 E: 1 K: 1 S: 8 | H: 3 LOB: 0 BB: 0 P: 8 | R: 2 E: 1 K: 1 S: 7 | H: 1 LOB: 1 BB: 1 P: 11 | | 1B: 10 2B: 1 3B: 1 HR: 1 | SF: 0 SAC: 0 DP: 1 HBP: 1 | WP: 0 PB: 1 SB: 2 CS: 2 | PA: 46 | | | | | | | | | | | | |
| PITCHER | IP WLS BF H R ER SO BB IBB HBP BLK WP HR S P ERA WHIP | IP WLS BF H R ER SO BB IBB HBP BLK WP HR S P ERA WHIP | | | | | | | | | | | | | | | | | | | | | | | | | | | | | | | |
| Orel Hershiser, R ERA: 4.02 Jim Gott, R ERA: 2.14 | (1, 1) (8, 1) | 7.1 8 | L 8 | 36 2 | 11 2 | 7 0 | 6 1 | 7 0 | 7 1 | 0 0 | 0 1 | 0 0 | 0 9 | 59 13 | 0.00 1.200 | 1.773 | | | | | | | | | | | | | | | | | |

| | |
|-----|----|
| AB | 39 |
| R | 9 |
| H | 13 |
| RBI | 7 |
| BB | 4 |
| SO | 8 |
| LOB | 17 |



| Batter | 1 | 2 | 3 | 4 | 5 | 6 | 7 | 8 | 9 | AB | R | H | RBI | BB | SO | LOB | BOTTOM | | | | | | | | | | | | | | | | | | |
|---|---|---|------------------------------|---------------------------------|------------------------------|----------------------------------|------------------------------|---------------------------------|------------------------------|---------------------------------|------------------------------|---------------------------------|------------------------------|---------------------------------|-------------------------------|---------------------------------|---|---|---------------------------------|----------------------------------|------------------------------------|----------------------------------|--------|--|--|--|--|--|--|--|--|--|--|--|--|
| Brett Butler, L OBP: 0.393, SLG: 0.387 (1, 8) | | | | | | | | | | 4 | 0 | 3 | 0 | 1 | 0 | 1 | Cincinnati Reds @ Los Angeles Dodgers Dodger Stadium, Los Angeles, CA Sat Aug 07 1993, 7:05 PM PDT Att: 43,806 - Unknown - 78 F | | | | | | | | | | | | | | | | | | |
| Jose Offerman, S OBP: 0.335, SLG: 0.324 (1, 6) | | | | | | | | | | 5 | 1 | 0 | 0 | 0 | 1 | 5 | | | | | | | | | | | | | | | | | | | |
| Eric Davis, R OBP: 0.314, SLG: 0.381 (1, 7) | | | | | | | | | | 5 | 2 | 2 | 3 | 0 | 2 | 1 | | | | | | | | | | | | | | | | | | | |
| Eric Karros, R OBP: 0.305, SLG: 0.414 Jim Gott, R Lenny Harris, L OBP: 0.314, SLG: 0.323 (1, 3) (8, 1) (9, PH) | | | | | | | | | | 4 | 0 | 1 | 1 | 0 | 1 | 0 | | | | | | | | | | | | | | | | | | | |
| Mike Piazza, R OBP: 0.355, SLG: 0.533 (1, 2) | | | | | | | | | | 3 | 0 | 1 | 0 | 1 | 1 | 0 | | | | | | | | | | | | | | | | | | | |
| Cory Snyder, R OBP: 0.332, SLG: 0.404 (1, 5) | | | | | | | | | | 4 | 1 | 2 | 0 | 0 | 2 | 3 | | | | | | | | | | | | | | | | | | | |
| Henry Rodriguez, L OBP: 0.293, SLG: 0.468 (8, 3) | | | | | | | | | | 4 | 1 | 1 | 2 | 0 | 0 | 2 | | | | | | | | | | | | | | | | | | | |
| Jody Reed, R OBP: 0.331, SLG: 0.347 (1, 4) | | | | | | | | | | 4 | 0 | 0 | 0 | 0 | 0 | 1 | | | | | | | | | | | | | | | | | | | |
| Orel Hershiser, R OBP: 0.431, SLG: 0.480 Mitch Webster, S OBP: 0.316, SLG: 0.371 (1, 1) (8, 9) | | | | | | | | | | 3 | 1 | 2 | 0 | 0 | 0 | 0 | | | | | | | | | | | | | | | | | | | |
| Inning Stats | R: 0 E: 0 K: 0 S: 3 | H: 1 LOB: 0 BB: 0 P: 3 | R: 0 E: 0 K: 2 S: 8 | H: 1 LOB: 1 BB: 0 P: 8 | R: 3 E: 0 K: 1 S: 8 | H: 3 LOB: 2 BB: 2 P: 16 | R: 0 E: 0 K: 0 S: 4 | H: 1 LOB: 1 BB: 0 P: 4 | R: 1 E: 0 K: 1 S: 6 | H: 1 LOB: 0 BB: 0 P: 6 | R: 2 E: 0 K: 0 S: 6 | H: 3 LOB: 1 BB: 0 P: 6 | R: 0 E: 0 K: 2 S: 7 | H: 0 LOB: 0 BB: 0 P: 7 | R: 0 E: 0 K: 0 S: 4 | H: 1 LOB: 1 BB: 0 P: 4 | | R: 0 E: 0 K: 1 S: 6 | H: 1 LOB: 1 BB: 0 P: 6 | 1B: 8 2B: 2 3B: 0 HR: 2 | SF: 0 SAC: 0 DP: 0 HBP: 0 | WP: 0 PB: 0 SB: 1 CS: 1 | PA: 40 | | | | | | | | | | | | |
| PITCHER | IP WLS BF H R ER SO BB IBB HBP BLK WP HR S P ERA WHIP | IP WLS BF H R ER SO BB IBB HBP BLK WP HR S P ERA WHIP | | | | | | | | | | | | | | | | | | | | | | | | | | | | | | | | | |
| Tim Pugh, R ERA: 4.76 Scott Service, R ERA: 4.22 Jerry Spradlin, R ERA: 3.27 Jeff Reardon, R ERA: 2.68 Rob Dibble, R ERA: 3.34 | (1, 1) (3, 1) (6, 1) (8, 1) (9, 1) | 2.2 2.1 2.0 1.0 1.0 | WLS 10 W 4 S | BF 13 9 4 4 | H 5 3 1 1 | R 3 1 2 0 | ER 3 1 2 0 | SO 3 2 0 0 | BB 3 0 0 0 | IBB 0 0 0 0 | HBP 0 0 0 0 | BLK 0 0 0 0 | WP 0 0 0 0 | HR 1 1 1 0 | S 16 13 13 4 4 | P 20 17 13 4 6 | ERA 10.12 3.86 9.00 0.00 0.00 | WHIP 2.250 1.286 1.500 1.000 1.000 | | | | | | | | | | | | | | | | | |

| | |
|-----|----|
| AB | 38 |
| R | 6 |
| H | 12 |
| RBI | 6 |
| BB | 2 |
| SO | 7 |
| LOB | 15 |



| Batter | 1 | 2 | 3 | 4 | 5 | 6 | 7 | 8 | 9 | AB | R | H | RBI | BB | SO | LOB | TOP | | | |
|---|---|---|------------------------------|---------------------------------|-------------------------------|----------------------------------|-------------------------------|----------------------------------|-------------------------------|----------------------------------|-------------------------------|----------------------------------|-------------------------------|----------------------------------|------------------------------|----------------------------------|----------------------------------|------------------------------------|----------------------------------|--------|
| Greg Tubbs, R OBP: 0.492, SLG: 0.300 | 2-1 G6-3 | | 2-1 3B 1B | 4-2 BB | | 4-2 BB | | 0-1 G5-3 | | 3 | 1 | 1 | 0 | 2 | 0 | 1 | | | | |
| Willie Greene, L OBP: 0.308, SLG: 0.522 | 1-0 HR | | 2-2 SF7 3B | 3-2 K | | 1-2 G4-3 | | | 2-3 K | 5 | 2 | 2 | 1 | 0 | 2 | 3 | | | | |
| Hal Morris, L OBP: 0.364, SLG: 0.390 | 2-2 HR | | 0-0 SF7 | | 0-0 HR | | 1-2 FC6-4 1B | | 4-2 E BB | 3 | 2 | 3 | 4 | 1 | 0 | 0 | | | | |
| Kevin Mitchell, R OBP: 0.399, SLG: 0.611 | 2-0 HR | | 3-1 F8 | | 4-2 BB | | 1-2 F9 | | 1-1 E6 | 4 | 1 | 1 | 1 | 1 | 0 | 2 | | | | |
| Chris Sabo, R OBP: 0.334, SLG: 0.455 | 0-1 1B | | 2-2 G4-3 | | 2-3 K | | 2-2 FC6-4 | | 0-1 P3 | 5 | 0 | 1 | 0 | 0 | 1 | 4 | | | | |
| Reggie Sanders, R OBP: 0.342, SLG: 0.436 | 2-1 P4 | | | 1-2 E 1B | 3-3 K | | 0-1 L9 | | 2-2 F8 | 5 | 1 | 1 | 0 | 0 | 1 | 4 | | | | |
| Joe Oliver, R OBP: 0.284, SLG: 0.403 | | 1-1 P5 | | 0-3 K | 0-3 K | | | 0-0 1B | | 4 | 0 | 1 | 0 | 0 | 2 | 2 | | | | |
| Jeff Branson, L OBP: 0.325, SLG: 0.361 | | 2-2 G5-4-3 1B | | 0-1 E9 G4-3 2H 1B | | 1-0 F7 | | 0-0 F8 | | 4 | 0 | 2 | 1 | 0 | 0 | 1 | | | | |
| John Roper, R OBP: 0.083, SLG: 0.083 | | 0-0 G5-4-3 | | 1-1 G4-3 | | 2-3 K | | 1-2 F7 | | 3 | 0 | 0 | 0 | 0 | 1 | 2 | | | | |
| Johnny Ruffin, R | | | | | | | | | | 0 | 0 | 0 | 0 | 0 | 0 | 0 | | | | |
| Kevin Wickander, L | | | | | | | | | | 0 | 0 | 0 | 0 | 0 | 0 | 0 | | | | |
| Jack Daugherty, S (8, PH) | | | | | | | | | | 1 | 0 | 0 | 0 | 0 | 0 | 1 | | | | |
| Jeff Reardon, R | | | | | | | | | | 0 | 0 | 0 | 0 | 0 | 0 | 0 | | | | |
| Inning Stats | R: 3 E: 0 K: 0 S: 11 | H: 4 LOB: 0 BB: 0 P: 20 | R: 0 E: 0 K: 0 S: 6 | H: 1 LOB: 0 BB: 0 P: 9 | R: 2 E: 0 K: 0 S: 11 | H: 2 LOB: 0 BB: 0 P: 20 | R: 1 E: 1 K: 2 S: 18 | H: 2 LOB: 2 BB: 1 P: 27 | R: 1 E: 0 K: 3 S: 14 | H: 1 LOB: 1 BB: 1 P: 23 | R: 0 E: 0 K: 0 S: 15 | H: 0 LOB: 1 BB: 1 P: 23 | R: 0 E: 0 K: 0 S: 15 | H: 1 LOB: 1 BB: 0 P: 19 | R: 0 E: 0 K: 0 S: 8 | H: 1 LOB: 2 BB: 1 P: 23 | 1B: 8 2B: 0 3B: 1 HR: 3 | SF: 1 SAC: 0 DP: 1 HBP: 0 | WP: 0 PB: 0 SB: 1 CS: 0 | PA: 42 |
| PITCHER | IP WLS BF H R ER SO BB IBB HBP BLK WP HR S P ERA WHIP | IP WLS BF H R ER SO BB IBB HBP BLK WP HR S P ERA WHIP | | | | | | | | | | | | | | | | | | |
| Greg Brummett, R ERA: 4.7 | 3.1 | 17 | 9 | 6 | 6 | 1 | 0 | 0 | 0 | 0 | 0 | 0 | 0 | 0 | 2 | 37 | 59 | 16.20 | 2.700 | |
| Dave Burba, R ERA: 3.93 | 2.2 | 12 | 1 | 1 | 1 | 5 | 3 | 0 | 0 | 0 | 0 | 0 | 1 | 38 | 63 | 3.38 | 1.500 | | | |
| Kevin Rogers, L ERA: 2.7 | 1.0 | 4 | 1 | 0 | 0 | 0 | 0 | 0 | 0 | 0 | 0 | 0 | 0 | 15 | 19 | 0.00 | 1.000 | | | |
| Michael Jackson, R ERA: 2.81 | 1.0 | 4 | 1 | 0 | 0 | 0 | 0 | 0 | 0 | 0 | 0 | 0 | 0 | 8 | 9 | 0.00 | 1.000 | | | |
| Rod Beck, R ERA: 1.49 | 1.0 | 5 | 0 | 0 | 0 | 1 | 1 | 0 | 0 | 0 | 0 | 0 | 0 | 14 | 23 | 0.00 | 1.000 | | | |


Cincinnati Reds @ San Francisco Giants
 Candlestick Park, San Francisco, CA
 Mon Aug 09 1993, 6:33 AM EDT
 Att: 21,385 - Sunny - 73 F




| Batter | 1 | 2 | 3 | 4 | 5 | 6 | 7 | 8 | 9 | AB | R | H | RBI | BB | SO | LOB | BOTTOM | | | |
|--|---|---|------------------------------|----------------------------------|------------------------------|----------------------------------|------------------------------|----------------------------------|------------------------------|---------------------------------|-------------------------------|----------------------------------|-------------------------------|----------------------------------|-------------------------------|----------------------------------|----------------------------------|------------------------------------|----------------------------------|--------|
| Dave Martinez, L OBP: 0.317, SLG: 0.370 | 3-2 2B | | | 0-3 K | | 0-1 HBP 3B 1B | | 0-0 G4-3 | | 4 | 2 | 2 | 0 | 1 | 1 | 1 | | | | |
| Robby Thompson, R OBP: 0.373, SLG: 0.469 | 3-1 1B | | | | 4-0 G4-3 BB | 1-1 3B HBP | | 2-2 G6-3 | | 3 | 2 | 1 | 1 | 1 | 0 | 1 | | | | |
| Will Clark, L OBP: 0.357, SLG: 0.426 | 1-2 1B G6-4-3 2H | | 2-0 2B | | 0-1 G4-3 | 0-0 1-2 3B | | 0-1 G6-3 | | 5 | 1 | 3 | 3 | 0 | 0 | 1 | | | | |
| Matt Williams, R OBP: 0.329, SLG: 0.552 | 0-2 G6-4-3 WP E 1B | | 1-0 F9 | | 0-0 G6-3 | 0-0 G6-3 | | 0-1 1B | | 5 | 1 | 2 | 0 | 0 | 0 | 3 | | | | |
| Barry Bonds, L OBP: 0.466, SLG: 0.703 | 4-0 G6-4-3 IBB | | 2-1 2B | | 1-0 L9 | | 1-2 S 2B 2B | | 1-3 K | 4 | 1 | 2 | 0 | 1 | 1 | 2 | | | | |
| Willie McGee, S OBP: 0.380, SLG: 0.429 | 0-0 G6-4-3 | | 4-0 G5-4-3 IBB | | | 0-2 HR 1B | | 2-3 K | | 3 | 1 | 1 | 0 | 1 | 1 | 3 | | | | |
| Kirt Manwaring, R OBP: 0.376, SLG: 0.397 | 3-0 E5 | | 1-0 G5-4-3 | | | 1-1 HR | | 0-1 2B 2B | | 4 | 2 | 2 | 3 | 0 | 0 | 3 | | | | |
| Mike Benjamin, R OBP: 0.281, SLG: 0.376 | 0-1 L8 | | | | 0-0 P6 | | 0-3 K | | 1-1 2B 2B | 4 | 0 | 1 | 1 | 0 | 1 | 1 | | | | |
| Michael Jackson, R OBP: 0.607, SLG: 1.333 | | | | | | | | | | 0 | 0 | 0 | 0 | 0 | 0 | 0 | | | | |
| Rod Beck, R | | | | | | | | | | 0 | 0 | 0 | 0 | 0 | 0 | 0 | | | | |
| Greg Brummett, R | | | | | | | | | | 1 | 0 | 0 | 0 | 0 | 1 | 0 | | | | |
| Dave Burba, R | | | | | | | | | | 1 | 0 | 0 | 0 | 0 | 1 | 0 | | | | |
| Steve Schrock, R | | | | | | | | | | 1 | 0 | 0 | 0 | 0 | 1 | 0 | | | | |
| Kevin Rogers, L | | | | | | | | | | 0 | 0 | 0 | 0 | 0 | 0 | 0 | | | | |
| Royce Clayton, R OBP: 0.526, SLG: 0.376 | | | | | | | | | | 1 | 0 | 0 | 0 | 0 | 1 | 1 | | | | |
| Inning Stats | R: 4 E: 1 K: 0 S: 16 | H: 4 LOB: 1 BB: 1 P: 30 | R: 0 E: 0 K: 1 S: 6 | H: 0 LOB: 1 BB: 1 P: 14 | R: 0 E: 0 K: 0 S: 5 | H: 2 LOB: 2 BB: 1 P: 15 | R: 0 E: 0 K: 2 S: 8 | H: 0 LOB: 0 BB: 0 P: 11 | R: 0 E: 0 K: 0 S: 4 | H: 0 LOB: 1 BB: 1 P: 9 | R: 4 E: 0 K: 2 S: 18 | H: 4 LOB: 1 BB: 0 P: 20 | R: 2 E: 0 K: 2 S: 15 | H: 3 LOB: 1 BB: 0 P: 19 | R: 0 E: 0 K: 1 S: 10 | H: 1 LOB: 1 BB: 0 P: 13 | 1B: 7 2B: 5 3B: 1 HR: 1 | SF: 0 SAC: 0 DP: 2 HBP: 1 | WP: 1 PB: 0 SB: 1 CS: 0 | PA: 41 |
| PITCHER | IP WLS BF H R ER SO BB IBB HBP BLK WP HR S P ERA WHIP | IP WLS BF H R ER SO BB IBB HBP BLK WP HR S P ERA WHIP | | | | | | | | | | | | | | | | | | |
| John Roper, R ERA: 5.04 | 5.0 | 25 | 5 | 4 | 4 | 4 | 0 | 0 | 1 | 0 | 0 | 0 | 26 | 31 | 21.60 | 3.000 | | | | |
| Johnny Ruffin, R ERA: 13.5 | 1.2 | 11 | 5 | 4 | 4 | 4 | 0 | 0 | 0 | 0 | 0 | 0 | 1 | 1 | 0.00 | 0.000 | | | | |
| Kevin Wickander, L ERA: 4.84 | 0.1 | 1 | 0 | 0 | 0 | 0 | 0 | 0 | 0 | 0 | 0 | 0 | 1 | 1 | 0.00 | 0.000 | | | | |
| Jeff Reardon, R ERA: 2.62 | 1.0 | 4 | 1 | 0 | 0 | 1 | 0 | 0 | 0 | 0 | 0 | 0 | 10 | 13 | 0.00 | 1.000 | | | | |

Cincinnati Reds @ San Francisco Giants
 Candlestick Park, San Francisco, CA
 Mon Aug 09 1993, 6:33 AM EDT
 Att: 21,385 - Sunny - 73 F




| Batter | 1 | 2 | 3 | 4 | 5 | 6 | 7 | 8 | 9 | AB | R | H | RBI | BB | SO | LOB | TOP | | | |
|---|---|----------------------------------|------------------------------|----------------------------------|------------------------------|----------------------------------|------------------------------|----------------------------------|-------------------------------|----------------------------------|------------------------------|----------------------------------|-------------------------------|----------------------------------|------------------------------|----------------------------------|---|------------------------------------|----------------------------------|--------|
| Jeff Branson, L (1,4) OBP: 0.321, SLG: 0.357 | 2-2 K | | 1-3 K | | | 3-3 K | | | 0-0 SH1-4 | 3 | 0 | 0 | 0 | 0 | 3 | 0 | <p>Cincinnati Reds @ San Francisco Giants Candlestick Park, San Francisco, CA</p> <p>Tue Aug 10 1993, 6:33 AM EDT Att: 23,308 - Unknown - 67 F</p> <p>livebaseballscores.com</p> <p>AB 27 R 1 H 2 RBI 1 BB 2 SO 7 LOB 6</p>  | | | |
| Willie Greene, L (1,6) OBP: 0.297, SLG: 0.444 | 2-2 G3 | | | 3-1 G4-3 | | | 0-0 F8 | 2-2 P6 | 4 | 0 | 0 | 0 | 0 | 0 | 2 | | | | | |
| Jack Daugherty, S (1,3) OBP: 0.432, SLG: 0.581 | 4-2 BB | | | 1-2 L5 | | | 3-1 G1-3 | 0-3 K | 3 | 0 | 0 | 0 | 1 | 1 | 2 | | | | | |
| Kevin Mitchell, R (1,7) OBP: 0.399, SLG: 0.618 | 3-2 L9 | | | 0-1 G4-3 | | | 1-0 HR | | 3 | 1 | 1 | 1 | 0 | 0 | 1 | | | | | |
| Chris Sabo, R (1,5) OBP: 0.332, SLG: 0.451 | | 1-3 K | | | 0-0 G1-3 | | 1-1 G6-3 | | 3 | 0 | 0 | 0 | 0 | 1 | 0 | | | | | |
| Reggie Sanders, R (1,9) OBP: 0.342, SLG: 0.435 | | 3-3 K | | | 2-2 CS 1B | | | 1-3 K | 3 | 0 | 1 | 0 | 0 | 2 | 0 | | | | | |
| Joe Oliver, R (1,2) OBP: 0.282, SLG: 0.399 | | 0-1 G4-3 | | | 2-1 P4 | | | 2-2 G6-3 | 3 | 0 | 0 | 0 | 0 | 0 | 1 | | | | | |
| Jacob Brumfield, R (1,8) OBP: 0.351, SLG: 0.463 | | | 2-2 F8 | | | 0-0 B1-3 | | 0-0 E6 CS | 3 | 0 | 0 | 0 | 0 | 0 | 0 | | | | | |
| Jose Rijo, R (1,1) OBP: 0.262, SLG: 0.293 | | | 0-0 G5-3 | | | 3-2 G6-3 | | 0-1 CS | 2 | 0 | 0 | 0 | 0 | 0 | 0 | | | | | |
| Tommy Gregg, L (8, PH) OBP: 0.143, SLG: 0.167 | | | | | | | | 4-1 SH1-4 BB | 0 | 0 | 0 | 0 | 0 | 0 | 0 | | | | | |
| Jeff Reardon, R (8, PH) OBP: 0.391, SLG: 0.414 | | | | | | | | 1-2 | 0 | 0 | 0 | 0 | 1 | 0 | 0 | | | | | |
| Randy Milligan, R (9, PH) OBP: 0.290, SLG: 0.359 | | | | | | | | | 0 | 0 | 0 | 0 | 0 | 0 | 0 | | | | | |
| Juan Samuel, R (9, PR) | | | | | | | | | | | | | | | | | | | | |
| Inning Stats | R: 0 E: 0 K: 1 S: 14 | H: 0 LOB: 1 BB: 1 P: 25 | R: 0 E: 0 K: 2 S: 8 | H: 0 LOB: 0 BB: 0 P: 12 | R: 0 E: 0 K: 1 S: 8 | H: 0 LOB: 0 BB: 0 P: 11 | R: 0 E: 0 K: 0 S: 7 | H: 1 LOB: 0 BB: 0 P: 11 | R: 0 E: 0 K: 1 S: 10 | H: 0 LOB: 0 BB: 0 P: 12 | R: 1 E: 0 K: 0 S: 6 | H: 1 LOB: 0 BB: 0 P: 11 | R: 0 E: 1 K: 1 S: 10 | H: 0 LOB: 2 BB: 1 P: 13 | R: 0 E: 0 K: 1 S: 8 | H: 0 LOB: 0 BB: 1 P: 14 | 1B: 1 2B: 0 3B: 0 HR: 1 | SF: 0 SAC: 1 DP: 0 HBP: 0 | WP: 0 PB: 0 SB: 0 CS: 2 | PA: 31 |
| PITCHER | IP WLS BF H R ER SO BB IBB HBP BLK WP HR S P ERA WHIP | | | | | | | | | | | | | | | | | | | |
| Bill Swift, R (1,1) ERA: 2.61 | 8.0 W 26 2 1 1 6 1 0 0 0 0 1 70 108 1.12 0.375 | | | | | | | | | | | | | | | | | | | |
| Rod Beck, R (9,1) ERA: 1.46 | 1.0 S 4 0 0 0 1 1 0 0 0 0 0 8 14 0.00 1.000 | | | | | | | | | | | | | | | | | | | |

| Batter | 1 | 2 | 3 | 4 | 5 | 6 | 7 | 8 | 9 | AB | R | H | RBI | BB | SO | LOB | BOTTOM | |
|---|---|----------------------------------|-------------------------------|----------------------------------|------------------------------|----------------------------------|------------------------------|----------------------------------|-------------------------------|----------------------------------|------------------------------|---------------------------------|------------------------------|----------------------------------|----------------------------------|------------------------------------|---|--------|
| Dave Martinez, L (1,8) OBP: 0.310, SLG: 0.361 | 2-1 P5 | | 1-2 G3 | | | 1-1 G6-3 | | 3-1 L4 | | 4 | 0 | 0 | 0 | 0 | 0 | | <p>Cincinnati Reds @ San Francisco Giants Candlestick Park, San Francisco, CA</p> <p>Tue Aug 10 1993, 6:33 AM EDT Att: 23,308 - Unknown - 67 F</p> <p>livebaseballscores.com</p> <p>AB 29 R 2 H 6 RBI 1 BB 0 SO 6 LOB 6</p>  | |
| Robby Thompson, R (1,4) OBP: 0.377, SLG: 0.487 | 1-2 G3 1B | | | 2-0 HR | | 0-0 E4 3B | | 1-3 K | | 4 | 2 | 3 | 1 | 0 | 1 | 0 | | |
| Will Clark, L (1,3) OBP: 0.357, SLG: 0.425 | 2-2 G3 | | | 2-1 F8 | | 2-0 1B | | | | 3 | 0 | 1 | 0 | 0 | 1 | | | |
| Matt Williams, R (1,5) OBP: 0.327, SLG: 0.548 | 1-0 G6-3 | | | 0-3 K | | 0-3 K | | | | 3 | 0 | 0 | 0 | 2 | 2 | | | |
| Barry Bonds, L (1,7) OBP: 0.463, SLG: 0.697 | | 1-3 K | | 3-0 P4 | | 1-3 K | | | | 3 | 0 | 0 | 0 | 2 | 1 | | | |
| Willie McGee, S (1,9) OBP: 0.380, SLG: 0.428 | | 3-2 G6-4-3 1B | | | 0-0 G4-3 | | 1-0 G3-1 | | | 3 | 0 | 1 | 0 | 0 | 0 | | | |
| Royce Clayton, R (1,6) OBP: 0.324, SLG: 0.373 | | 0-0 G6-4-3 | | | 0-0 G4-3 | | 2-2 F9 | | | 3 | 0 | 0 | 0 | 0 | 1 | | | |
| Kirt Manwaring, R (1,2) OBP: 0.378, SLG: 0.396 | | | 1-3 K | | 1-1 1B | | 0-0 G5-3 | | | 3 | 0 | 1 | 0 | 0 | 1 | | | |
| Bill Swift, R (1,1) ERA: 2.72 | | | 0-1 G6-3 | | 3-2 G4-3 | | 0-0 P6 | | | 2 | 0 | 0 | 0 | 0 | 1 | | | |
| Todd Benzinger, S (8, PH) OBP: 0.281, SLG: 0.310 | | | | | | | | | | 1 | 0 | 0 | 0 | 0 | 0 | | | |
| Rod Beck, R (9,1) ERA: 2.56 | | | | | | | | | | 0 | 0 | 0 | 0 | 0 | 0 | | | |
| Inning Stats | R: 0 E: 0 K: 0 S: 9 | H: 1 LOB: 1 BB: 0 P: 15 | R: 0 E: 0 K: 1 S: 11 | H: 1 LOB: 0 BB: 0 P: 15 | R: 0 E: 0 K: 1 S: 8 | H: 0 LOB: 0 BB: 0 P: 10 | R: 1 E: 0 K: 1 S: 8 | H: 1 LOB: 0 BB: 0 P: 15 | R: 0 E: 0 K: 2 S: 10 | H: 1 LOB: 1 BB: 0 P: 14 | R: 0 E: 0 K: 0 S: 5 | H: 0 LOB: 0 BB: 0 P: 8 | R: 0 E: 0 K: 1 S: 6 | H: 0 LOB: 0 BB: 0 P: 10 | 1B: 4 2B: 0 3B: 1 HR: 1 | SF: 0 SAC: 0 DP: 1 HBP: 0 | WP: 0 PB: 0 SB: 0 CS: 0 | PA: 29 |
| PITCHER | IP WLS BF H R ER SO BB IBB HBP BLK WP HR S P ERA WHIP | | | | | | | | | | | | | | | | | |
| Jose Rijo, R (1,1) ERA: 2.72 | 7.0 L 26 6 2 2 5 0 0 0 0 0 0 6 88 2.57 0.857 | | | | | | | | | | | | | | | | | |
| Jeff Reardon, R (8,1) ERA: 2.56 | 1.0 3 0 0 0 1 0 0 0 0 0 0 6 10 0.00 0.000 | | | | | | | | | | | | | | | | | |

| Batter | 1 | 2 | 3 | 4 | 5 | 6 | 7 | 8 | 9 | AB | R | H | RBI | BB | SO | LOB | TOP | | | |
|--|---|----------------------------------|------------------------------|---------------------------------|------------------------------|----------------------------------|------------------------------|----------------------------------|------------------------------|---------------------------------|-------------------------------|----------------------------------|-------------------------------|----------------------------------|-------------------------------|----------------------------------|----------------------------------|------------------------------------|----------------------------------|--------|
| Jacob Brumfield, R OBP: 0.348, SLG: 0.457 | G3 | | P3 | | | G4-6-3 1B | | G5-3 | | 4 | 0 | 1 | 0 | 0 | 0 | 1 | | | | |
| Willie Greene, L OBP: 0.235, SLG: 0.387 | G3 | | K | | | G4-6-3 1-2 | | | K | 4 | 0 | 0 | 0 | 0 | 2 | 2 | | | | |
| Hal Morris, L OBP: 0.371, SLG: 0.394 | BB | | | G3-1 | | | 1B 1B | | FC6-4 1B | 3 | 0 | 2 | 0 | 1 | 0 | 0 | | | | |
| Kevin Mitchell, R OBP: 0.397, SLG: 0.613 | F8 | | | P4 | | | 1B 1-2 | | K | 4 | 0 | 1 | 0 | 0 | 1 | 2 | | | | |
| Chris Sabo, R OBP: 0.329, SLG: 0.447 | | K | | P3 | | | 1B | | FC6-4 1-2 | 4 | 0 | 0 | 0 | 0 | 2 | 3 | | | | |
| Reggie Sanders, R OBP: 0.339, SLG: 0.432 | | F8 | | | G1-3 | | | F8 | | 3 | 0 | 0 | 0 | 0 | 0 | 2 | | | | |
| Jeff Branson, L OBP: 0.317, SLG: 0.352 | | G3 | | | F7 | | | K | | 3 | 0 | 0 | 0 | 0 | 1 | 2 | | | | |
| Brian Dorsett, R OBP: 0.333, SLG: 0.500 | | | | SH5-4 BB | | K | | P2 | | 2 | 0 | 0 | 0 | 1 | 1 | 0 | | | | |
| Bobby Ayala, R Jerry Spradlin, S Tommy Gregg, L Scott Service, R Jack Daugherty, S Kevin Wickander, L | | | | SH5-4 | | G6-3 | | K | | 0 | 0 | 0 | 0 | 0 | 0 | 0 | | | | |
| Inning Stats | R: 0 E: 0 K: 0 S: 8 | H: 0 LOB: 1 BB: 1 P: 14 | R: 0 E: 0 K: 1 S: 5 | H: 0 LOB: 0 BB: 0 P: 7 | R: 0 E: 0 K: 1 S: 9 | H: 0 LOB: 1 BB: 1 P: 18 | R: 0 E: 0 K: 0 S: 9 | H: 0 LOB: 0 BB: 0 P: 12 | R: 0 E: 0 K: 1 S: 6 | H: 1 LOB: 0 BB: 0 P: 8 | R: 0 E: 0 K: 2 S: 15 | H: 2 LOB: 2 BB: 0 P: 18 | R: 0 E: 0 K: 1 S: 10 | H: 0 LOB: 0 BB: 0 P: 14 | R: 0 E: 0 K: 2 S: 11 | H: 1 LOB: 1 BB: 0 P: 16 | 1B: 4 2B: 0 3B: 0 HR: 0 | SF: 0 SAC: 1 DP: 1 HBP: 0 | WP: 0 PB: 0 SB: 0 CS: 0 | PA: 32 |
| PITCHER John Burkett, R ERA: 3.09 | IP: 9.0 WLS: W BF: 32 H: 4 R: 0 ER: 0 SO: 8 BB: 2 IBB: 0 HBP: 0 BLK: 0 WP: 0 HR: 0 S: 78 P: 115 ERA: 0.00 WHIP: 0.667 | | | | | | | | | | | | | | | | | | | |

Cincinnati Reds @ San Francisco Giants
Candlestick Park, San Francisco, CA
Wed Aug 11, 1993, 6:33 AM EDT
Att: 32,639 - Sunny - 69 F


| | |
|-----|----|
| AB | 29 |
| R | 0 |
| H | 4 |
| RBI | 0 |
| BB | 2 |
| SO | 8 |
| LOB | 12 |



| Batter | 1 | 2 | 3 | 4 | 5 | 6 | 7 | 8 | 9 | AB | R | H | RBI | BB | SO | LOB | BOTTOM | | | |
|---|--|----------------------------------|-------------------------------|----------------------------------|------------------------------|---------------------------------|------------------------------|----------------------------------|-------------------------------|----------------------------------|-------------------------------|----------------------------------|------------------------------|----------------------------------|-------------------------------|----------------------------------|----------------------------------|------------------------------------|----------------------------------|--------|
| Darren Lewis, R OBP: 0.323, SLG: 0.355 | G4-3 | E 1B WP | | SH5-3 | P3 | | | F8 | | 4 | 1 | 1 | 2 | 0 | 0 | 2 | | | | |
| Robby Thompson, R OBP: 0.374, SLG: 0.483 | P2 | WP E 1B | | P6 | | K | | F9 | | 5 | 0 | 1 | 1 | 0 | 1 | 1 | | | | |
| Will Clark, L OBP: 0.357, SLG: 0.424 | BB | E4 WP 1B | | G4-3 | | K | | 1B | | 4 | 0 | 1 | 0 | 1 | 1 | 3 | | | | |
| Matt Williams, R OBP: 0.328, SLG: 0.548 | K | K | | | 1B E 1B | 2B | | F7 | | 5 | 1 | 2 | 0 | 0 | 2 | 4 | | | | |
| Willie McGee, S OBP: 0.375, SLG: 0.422 | | G3-1 | G6-3 | | E6 1B | K | | | | 4 | 1 | 0 | 0 | 0 | 1 | 2 | | | | |
| Todd Benzinger, S OBP: 0.312, SLG: 0.333 | | G4-3 HBP 1B | 1B | | SH2-4 1B | | | BB | | 3 | 1 | 3 | 0 | 1 | 0 | 0 | | | | |
| Royce Clayton, R OBP: 0.326, SLG: 0.375 | | G4-3 HBP 1B | S 1B | | SH2-4 1B | | | K | | 3 | 1 | 2 | 2 | 0 | 1 | 1 | | | | |
| Kirt Manwaring, R OBP: 0.373, SLG: 0.391 | | G4-3 | G4-3 | | K | | | K | | 4 | 0 | 0 | 0 | 0 | 2 | 6 | | | | |
| John Burkett, R OBP: 0.210, SLG: 0.140 | | 1B BB | | SH5-3 BB | SH2-4 | | | G1-3 | | 1 | 1 | 0 | 0 | 2 | 0 | 1 | | | | |
| Inning Stats | R: 0 E: 0 K: 1 S: 11 | H: 0 LOB: 1 BB: 1 P: 19 | R: 4 E: 1 K: 1 S: 18 | H: 3 LOB: 2 BB: 1 P: 32 | R: 0 E: 0 K: 0 S: 4 | H: 2 LOB: 1 BB: 0 P: 8 | R: 0 E: 0 K: 0 S: 6 | H: 0 LOB: 1 BB: 1 P: 11 | R: 2 E: 1 K: 1 S: 11 | H: 3 LOB: 2 BB: 0 P: 15 | R: 0 E: 0 K: 3 S: 14 | H: 1 LOB: 1 BB: 0 P: 21 | R: 0 E: 0 K: 2 S: 9 | H: 0 LOB: 1 BB: 1 P: 17 | R: 0 E: 0 K: 0 S: 11 | H: 1 LOB: 1 BB: 0 P: 14 | 1B: 9 2B: 1 3B: 0 HR: 0 | SF: 0 SAC: 2 DP: 0 HBP: 1 | WP: 1 PB: 0 SB: 1 CS: 0 | PA: 40 |
| PITCHER Bobby Ayala, R ERA: 3.79 Jerry Spradlin, R ERA: 2.92 Scott Service, R ERA: 3.42 Kevin Wickander, L ERA: 4.63 | IP: 4.0 WLS: L BF: 25 H: 8 R: 4 ER: 4 SO: 2 BB: 3 IBB: 0 HBP: 0 BLK: 0 WP: 1 HR: 0 S: 44 P: 78 ERA: 9.00 WHIP: 2.750 | | | | | | | | | | | | | | | | | | | |

Cincinnati Reds @ San Francisco Giants
Candlestick Park, San Francisco, CA
Wed Aug 11, 1993, 6:33 AM EDT
Att: 32,639 - Sunny - 69 F

| | |
|-----|----|
| AB | 33 |
| R | 6 |
| H | 10 |
| RBI | 5 |
| BB | 4 |
| SO | 8 |
| LOB | 20 |




| Batter | 1 | 2 | 3 | 4 | 5 | 6 | 7 | 8 | 9 | AB R H RBI BB SO LOB | TOP | | | | | | | | | | | | | | |
|--|-------------------------------|----------------------------------|------------------------------|----------------------------------|-------------------------------|----------------------------------|-------------------------------|----------------------------------|------------------------------|---------------------------------|---|---------------------------------|------------------------------|----------------------------------|------------------------------|----------------------------------|-------------------------------|----------------------------------|----------------------------------|------------------------------------|----------------------------------|--------|--|--|--|
| Deion Sanders, L (1, 8) OBP: 0.309, SLG: 0.450 | | | | | | | | | | 4 1 1 0 0 1 0 | Atlanta Braves @ Cincinnati Reds Riverfront Stadium, Cincinnati, OH Sun Aug 15 1993, 7:05 PM EDT Att: 33,760 - Unknown - 86 F | | | | | | | | | | | | | | |
| Jeff Blausler, R (1, 6) OBP: 0.398, SLG: 0.417 | | | | | | | | | | 4 0 1 1 0 2 0 | | | | | | | | | | | | | | | |
| Ron Gant, R (1, 7) OBP: 0.340, SLG: 0.541 | | | | | | | | | | 4 0 0 0 0 3 1 | | | | | | | | | | | | | | | |
| Fred McGriff, L (1, 3) OBP: 0.361, SLG: 0.538 | | | | | | | | | | 3 0 0 0 1 1 0 | | | | | | | | | | | | | | | |
| David Justice, L (1, 9) OBP: 0.348, SLG: 0.502 | | | | | | | | | | 4 0 1 0 0 1 1 | | | | | | | | | | | | | | | |
| Terry Pendleton, S (1, 5) OBP: 0.299, SLG: 0.369 | | | | | | | | | | | | 4 0 2 0 0 2 1 | | | | | | | | | | | | | |
| Damon Berryhill, S (1, 2) OBP: 0.264, SLG: 0.366 | | | | | | | | | | 2 0 0 0 1 0 1 | | | | | | | | | | | | | | | |
| Mark Lemke, S (1, 4) OBP: 0.353, SLG: 0.381 | | | | | | | | | | 3 0 0 0 0 2 2 | | | | | | | | | | | | | | | |
| Greg Maddux, R (1, 1) OBP: 0.147, SLG: 0.149 | | | | | | | | | | 3 0 0 0 0 0 0 | | | | | | | | | | | | | | | |
| Inning Stats | R: 0 E: 0 K: 3 S: 14 | H: 0 LOB: 0 BB: 0 P: 21 | R: 0 E: 0 K: 0 S: 9 | H: 1 LOB: 1 BB: 1 P: 18 | R: 1 E: 0 K: 2 S: 12 | H: 2 LOB: 1 BB: 0 P: 19 | R: 0 E: 0 K: 1 S: 12 | H: 1 LOB: 2 BB: 1 P: 21 | R: 0 E: 0 K: 1 S: 5 | H: 0 LOB: 0 BB: 0 P: 6 | R: 0 E: 0 K: 2 S: 8 | H: 0 LOB: 0 BB: 0 P: 9 | R: 0 E: 0 K: 2 S: 8 | H: 0 LOB: 0 BB: 0 P: 11 | R: 0 E: 0 K: 0 S: 7 | H: 0 LOB: 0 BB: 0 P: 10 | R: 0 E: 0 K: 1 S: 10 | H: 1 LOB: 1 BB: 0 P: 18 | 1B: 4 2B: 0 3B: 1 HR: 0 | SF: 0 SAC: 0 DP: 1 HBP: 0 | WP: 0 PB: 0 SB: 1 CS: 0 | PA: 33 | | | |
| PITCHER | IP | WLS | BF | H | R | ER | SO | BB | IBB | HBP | BLK | WP | HR | S | P | ERA | WHIP | | | | | | | | |
| Jose Rijo, R (1, 1) ERA: 2.67 | 7.0 | L | 26 | 4 | 1 | 1 | 11 | 2 | 0 | 0 | 0 | 0 | 0 | 68 | 105 | 1.29 | 0.857 | | | | | | | | |
| Jerry Spradlin, R (8, 1) ERA: 3.39 | 1.0 | | 3 | 0 | 0 | 0 | 0 | 0 | 0 | 0 | 0 | 0 | 0 | 7 | 10 | 0.00 | 0.000 | | | | | | | | |
| Jeff Reardon, R (9, 1) ERA: 2.64 | 1.0 | | 4 | 1 | 0 | 0 | 1 | 0 | 0 | 0 | 0 | 0 | 0 | 10 | 18 | 0.00 | 1.000 | | | | | | | | |


| | |
|-----|----|
| AB | 31 |
| R | 1 |
| H | 5 |
| RBI | 1 |
| BB | 2 |
| SO | 12 |
| LOB | 6 |



| Batter | 1 | 2 | 3 | 4 | 5 | 6 | 7 | 8 | 9 | AB R H RBI BB SO LOB | BOTTOM | | | | | | | | | | | | | | |
|--|------------------------------|----------------------------------|------------------------------|---------------------------------|------------------------------|----------------------------------|------------------------------|---------------------------------|------------------------------|---------------------------------|------------------------------|---|------------------------------|----------------------------------|------------------------------|----------------------------------|------------------------------|----------------------------------|----------------------------------|------------------------------------|----------------------------------|--------|--|--|--|
| Jacob Brumfield, R (1, 8) OBP: 0.341, SLG: 0.432 | | | | | | | | | | | 2 0 0 0 2 1 0 | Atlanta Braves @ Cincinnati Reds Riverfront Stadium, Cincinnati, OH Sun Aug 15 1993, 7:05 PM EDT Att: 33,760 - Unknown - 86 F | | | | | | | | | | | | | |
| Jeff Branson, L (1, 4) OBP: 0.309, SLG: 0.342 | | | | | | | | | | 4 0 0 0 0 1 2 | | | | | | | | | | | | | | | |
| Hal Morris, L (1, 3) OBP: 0.367, SLG: 0.393 | | | | | | | | | | 4 0 2 0 0 0 0 | | | | | | | | | | | | | | | |
| Kevin Mitchell, R (1, 7) OBP: 0.391, SLG: 0.613 | | | | | | | | | | 3 0 0 0 0 0 2 | | | | | | | | | | | | | | | |
| Chris Sabo, R (1, 5) OBP: 0.323, SLG: 0.438 | | | | | | | | | | 3 0 0 0 0 1 0 | | | | | | | | | | | | | | | |
| Tommy Gregg, L (1, 9) OBP: 0.182, SLG: 0.200 | | | | | | | | | | 3 0 1 0 0 0 0 | | | | | | | | | | | | | | | |
| Greg Tubbs, R (8, FR) OBP: 0.455, SLG: 0.273 | | | | | | | | | | 0 0 0 0 0 0 0 | | | | | | | | | | | | | | | |
| Joe Oliver, R (1, 2) OBP: 0.276, SLG: 0.391 | | | | | | | | | | 2 0 0 0 0 1 0 | | | | | | | | | | | | | | | |
| Willie Greene, L (1, 6) OBP: 0.225, SLG: 0.351 | | | | | | | | | | 3 0 1 0 0 1 2 | | | | | | | | | | | | | | | |
| Jose Rijo, R (1, 1) OBP: 0.258, SLG: 0.288 | | | | | | | | | | 1 0 0 0 0 1 0 | | | | | | | | | | | | | | | |
| Jerry Spradlin, S (8, 1) | | | | | | | | | | 0 0 0 0 0 0 0 | | | | | | | | | | | | | | | |
| Jack Daugherty, S (8, PH) OBP: 0.400, SLG: 0.529 | | | | | | | | | | 1 0 0 0 0 0 2 | | | | | | | | | | | | | | | |
| Jeff Reardon, R (9, 1) | | | | | | | | | | 0 0 0 0 0 0 0 | | | | | | | | | | | | | | | |
| Inning Stats | R: 0 E: 0 K: 1 S: 8 | H: 1 LOB: 1 BB: 0 P: 11 | R: 0 E: 0 K: 2 S: 7 | H: 0 LOB: 0 BB: 0 P: 8 | R: 0 E: 0 K: 1 S: 9 | H: 0 LOB: 1 BB: 1 P: 15 | R: 0 E: 0 K: 0 S: 6 | H: 1 LOB: 0 BB: 0 P: 7 | R: 0 E: 0 K: 0 S: 7 | H: 0 LOB: 0 BB: 0 P: 8 | R: 0 E: 0 K: 0 S: 7 | H: 1 LOB: 1 BB: 1 P: 13 | R: 0 E: 0 K: 0 S: 9 | H: 0 LOB: 0 BB: 0 P: 12 | R: 0 E: 0 K: 1 S: 9 | H: 1 LOB: 2 BB: 0 P: 13 | R: 0 E: 0 K: 1 S: 6 | H: 0 LOB: 0 BB: 0 P: 10 | 1B: 3 2B: 1 3B: 0 HR: 0 | SF: 0 SAC: 2 DP: 2 HBP: 0 | WP: 0 PB: 0 SB: 0 CS: 1 | PA: 31 | | | |
| PITCHER | IP | WLS | BF | H | R | ER | SO | BB | IBB | HBP | BLK | WP | HR | S | P | ERA | WHIP | | | | | | | | |
| Greg Maddux, R (1, 1) ERA: 2.63 | 9.0 | W | 30 | 4 | 0 | 0 | 6 | 2 | 0 | 0 | 0 | 0 | 0 | 68 | 97 | 0.00 | 0.667 | | | | | | | | |



| Batter | 1 | 2 | 3 | 4 | 5 | 6 | 7 | 8 | 9 | AB R H RBI BB SO LOB | TOP | | | | | | | |
|---|---|----------------------------------|-------------------------------|----------------------------------|------------------------------|----------------------------------|-------------------------------|----------------------------------|-------------------------------|----------------------------------|---|---|---------------------------------|------------------------------|---------------------------------|----------------------------------|------------------------------------|----------------------------------|
| Ryan Thompson, R (1, 8) OBP: 0.290, SLG: 0.407 | 0-0 G4-3 1B | 2-1 FC5-2 | | | 2-2 G4-3 | | 0-2 SF7 HR 2B | | 0-2 F8 | 5 1 2 0 0 0 2 | <p>New York Mets @ Cincinnati Reds Riverfront Stadium, Cincinnati, OH Mon Aug 16 1993, 7:05 PM EDT Att: 27,113 - Unknown - 73 F</p> <p>livebaseballscores.com</p> <p>AB 34 R 6 H 10 RBI 5 BB 1 SO 6 LOB 11</p>  | | | | | | | |
| Todd Hundley, S (1, 2) OBP: 0.291, SLG: 0.337 | 2-0 G4-3 | 1-1 F8 | | | 2-3 K | | 0-0 SF7 | | | 3 0 0 1 0 1 3 | | | | | | | | |
| Eddie Murray, S (1, 3) OBP: 0.305, SLG: 0.448 | 1-1 F8 | | 1-2 G4-3 | | 2-2 G6-3 | | 3-1 HR | | | 4 1 1 2 0 0 1 | | | | | | | | |
| Bobby Bonilla, S (1, 5) OBP: 0.343, SLG: 0.493 | 1-2 P6 | | 1-0 F7 | | 0-0 G6-4-3 1B | | 3-1 G5-3 | | | 4 0 1 0 0 0 1 | | | | | | | | |
| Joe Orsulak, L (1, 7) OBP: 0.342, SLG: 0.409 | | 0-0 1B WP PB 1B | 0-1 G6-3 | | 1-1 G6-4-3 1B | | 0-1 P6 | | | 4 1 1 0 0 0 1 | | | | | | | | |
| Jeff Kent, R (1, 4) OBP: 0.317, SLG: 0.438 | | 3-2 PB 1B | | 3-3 K | | 3-2 G5-3 | | 0-3 K | | 4 1 1 0 0 2 0 | | | | | | | | |
| Jeromy Burnitz, L (1, 9) Mike Maddux, L (8, 1) | 2-0 1B FC5-2 1B | | 1-0 G3 | | 0-0 E7 SH 1B | | 0-0 3B | | | 4 1 2 1 0 0 0 0 0 0 0 0 0 0 | | | | | | | | |
| Kevin Baez, R (1, 6) | 2-1 FC5-2 1B | | 4-0 BB | | 0-1 SH 2B | | 0-0 F9 | | | 2 0 1 0 1 0 0 | | | | | | | | |
| Sid Fernandez, L (1, 1) Ced Landrum, L (8, 7) | 0-3 K | | 2-3 K | | 2-2 2B SF7 1B | | 1-3 K | | | 3 1 1 1 0 2 3 1 0 0 0 0 1 0 | | | | | | | | |
| Inning Stats | R: 0 E: 0 K: 1 S: 8 | H: 1 LOB: 1 BB: 0 P: 11 | R: 2 E: 0 K: 1 S: 15 | H: 4 LOB: 2 BB: 0 P: 25 | R: 0 E: 0 K: 2 S: 7 | H: 0 LOB: 1 BB: 1 P: 17 | R: 0 E: 0 K: 1 S: 11 | H: 1 LOB: 0 BB: 0 P: 10 | R: 4 E: 2 K: 0 S: 15 | H: 3 LOB: 0 BB: 0 P: 20 | | R: 0 E: 0 K: 1 S: 6 | H: 1 LOB: 1 BB: 0 P: 6 | R: 0 E: 0 K: 1 S: 7 | H: 0 LOB: 0 BB: 0 P: 8 | 1B: 7 2B: 1 3B: 1 HR: 1 | SF: 1 SAC: 1 DP: 1 HBP: 0 | WP: 1 PB: 1 SB: 0 CS: 0 |
| PITCHER | IP WLS BF H R ER SO BB IBB HBP BLK WP HR S P ERA WHIP | | | | | | | | | | | IP WLS BF H R ER SO BB IBB HBP BLK WP HR S P ERA WHIP | | | | | | |
| Larry Luebbers, R (1, 1) ERA: 4.46 | 6.2 L 30 9 6 2 4 1 0 0 0 0 1 1 68 108 2.70 1.500 | | | | | | | | | | | | | | | | | |
| Jerry Spradlin, R (7, 1) ERA: 3.33 | 0.1 1 0 0 0 0 0 0 0 0 0 0 0 1 1 0.00 0.000 | | | | | | | | | | | | | | | | | |
| Johnny Ruffin, R (8, 1) ERA: 6.75 | 2.0 6 1 0 0 2 0 0 0 0 0 0 0 13 14 0.00 0.500 | | | | | | | | | | | | | | | | | |

| Batter | 1 | 2 | 3 | 4 | 5 | 6 | 7 | 8 | 9 | AB R H RBI BB SO LOB | BOTTOM | | | | | | | | | |
|---|---|----------------------------------|------------------------------|----------------------------------|------------------------------|---------------------------------|-------------------------------|----------------------------------|------------------------------|--|--|---|-------------------------------|----------------------------------|------------------------------|----------------------------------|----------------------------------|------------------------------------|----------------------------------|--------|
| Greg Tubbs, R (1, 8) OBP: 0.438, SLG: 0.270 | 0-2 E7 1B WP 1B | | 0-1 F7 | | 1-3 K | | 0-1 G5-3 | | 2-0 P4 | 4 1 1 0 0 1 2 1 0 0 0 0 0 2 | <p>New York Mets @ Cincinnati Reds Riverfront Stadium, Cincinnati, OH Mon Aug 16 1993, 7:05 PM EDT Att: 27,113 - Unknown - 73 F</p> <p>livebaseballscores.com</p> <p>AB 34 R 2 H 7 RBI 1 BB 4 SO 9 LOB 23</p>  | | | | | | | | | |
| Tommy Gregg, L (9, FH) OBP: 0.167, SLG: 0.182 | | | 0-0 G3 | | 1-1 F7 | | | 0-2 G1-3 | 1-1 F9 | 4 0 0 0 1 0 2 | | | | | | | | | | |
| Hal Morris, L (1, 3) OBP: 0.384, SLG: 0.386 | 4-0 WP 1B BB | | 2-1 G3 | | | | | 1-0 BB 1B | | 4 1 2 1 0 1 2 | | | | | | | | | | |
| Kevin Mitchell, R (1, 9) OBP: 0.392, SLG: 0.621 | 0-3 K | | 2-1 HR | | 0-2 L7 | | | 4-0 FC5-4 BB | | 3 0 1 0 1 1 0 | | | | | | | | | | |
| Randy Milligan, R (1, 7) OBP: 0.394, SLG: 0.406 | 0-2 WP 1B | | 0-1 P3 | | 0-3 K | | | 1-2 FC5-4 BB | | 4 0 0 0 0 1 5 | | | | | | | | | | |
| Chris Sabo, R (1, 5) OBP: 0.321, SLG: 0.434 | 2-2 P2 | | | 2-2 G5-3 | | 2-1 L7 | | 1-3 K | | 4 0 0 0 0 1 5 | | | | | | | | | | |
| Joe Oliver, R (1, 2) OBP: 0.276, SLG: 0.392 | 3-2 G6-3 | | | 0-1 P8 | | | 0-0 2B | 0-2 FC5-4 | | 4 0 1 0 0 0 4 | | | | | | | | | | |
| Juan Samuel, R (1, 4) OBP: 0.291, SLG: 0.347 | | 0-1 G5-3 | | 4-2 S BB | | | 4-0 BB BB | 0-1 1B 1B | | 2 0 1 0 2 0 0 | | | | | | | | | | |
| Willie Greene, L (1, 6) OBP: 0.205, SLG: 0.317 | | 2-3 K | | 2-3 K | | | 1-0 P2 | 1-3 K | | 4 0 0 0 0 3 4 | | | | | | | | | | |
| Larry Luebbers, R (1, 1) OBP: 0.167, SLG: 0.167 | | 1-3 K | | | 1-3 K | | 2-2 P7 | 0-0 1B | | 2 0 0 0 0 2 0 0 0 0 0 0 0 0 1 0 0 0 0 0 2 0 0 0 0 0 0 0 | | | | | | | | | | |
| Jack Daugherty, S (7, PH) OBP: 0.390, SLG: 0.514 | | | | | | | | | | 1 0 0 0 0 0 2 | | | | | | | | | | |
| Johnny Ruffin, R (8, 1) OBP: 0.311, SLG: 0.344 | | | | | | | | | | 1 0 1 0 0 0 0 | | | | | | | | | | |
| Inning Stats | R: 1 E: 1 K: 1 S: 19 | H: 2 LOB: 2 BB: 1 P: 28 | R: 0 E: 0 K: 2 S: 8 | H: 0 LOB: 0 BB: 0 P: 11 | R: 1 E: 0 K: 0 S: 7 | H: 1 LOB: 0 BB: 0 P: 9 | R: 0 E: 0 K: 1 S: 12 | H: 0 LOB: 1 BB: 1 P: 20 | R: 0 E: 0 K: 2 S: 8 | H: 0 LOB: 0 BB: 0 P: 11 | R: 0 E: 0 K: 1 S: 9 | H: 0 LOB: 0 BB: 0 P: 11 | R: 0 E: 0 K: 1 S: 10 | H: 1 LOB: 2 BB: 1 P: 16 | R: 0 E: 0 K: 1 S: 9 | H: 2 LOB: 2 BB: 0 P: 13 | 1B: 5 2B: 1 3B: 0 HR: 1 | SF: 0 SAC: 0 DP: 0 HBP: 0 | WP: 1 PB: 0 SB: 1 CS: 0 | PA: 38 |
| PITCHER | IP WLS BF H R ER SO BB IBB HBP BLK WP HR S P ERA WHIP | | | | | | | | | | | IP WLS BF H R ER SO BB IBB HBP BLK WP HR S P ERA WHIP | | | | | | | | |
| Sid Fernandez, L (1, 1) ERA: 3.49 | 7.1 W 31 5 2 2 7 4 0 0 0 0 1 1 74 113 2.46 1.227 | | | | | | | | | | | | | | | | | | | |
| Mike Maddux, R (8, 1) ERA: 3.53 | 1.2 S 7 2 0 0 2 0 0 0 0 0 0 0 15 20 0.00 1.200 | | | | | | | | | | | | | | | | | | | |

| Batter | 1 | 2 | 3 | 4 | 5 | 6 | 7 | 8 | 9 | AB | R | H | RBI | BB | SO | LOB | TOP | | | | | | | | | | |
|---|---------------------------------------|----------------------------------|---------------------------------------|--------------------------|--------------------------------------|---------------------------------|--------------------------------------|----------------------------------|--------------------------------------|----------------------------------|---------------------------------------|----------------------------------|---------------------------------------|----------------------------------|---------------------------------------|----------------------------------|---------------------------------------|----------------------------------|----------------------------------|------------------------------------|--|--|--|--|--|--|--|
| Ryan Thompson, R (1,8) OBP: 0.277, SLG: 0.379 | G5-3 | F7 | | K | | P4 | | K | FC6-4 HBP | 5 | 0 | 0 | 0 | 0 | 2 | 4 | | | | | | | | | | | |
| Todd Hundley, S (1,2) OBP: 0.260, SLG: 0.343 | 1B 3B | | G6-3 | | L8 | | K | FC6-4 | | 6 | 2 | 2 | 2 | 0 | 1 | 5 | | | | | | | | | | | |
| Eddie Murray, S (1,3) Dave Gallagher, R (8,PH) OBP: 0.356, SLG: 0.483 | 1B 3B | | G3-6-3 BB | | G3 | | L8 | | | 3 | 1 | 1 | 0 | 1 | 0 | 0 | | | | | | | | | | | |
| Bobby Bonilla, S (1,5) Jeff McKnight, S (7,5) OBP: 0.311, SLG: 0.280 | F9 | | G3-6-3 | | K | | K | G4-3 | | 4 | 0 | 0 | 0 | 0 | 2 | 3 | | | | | | | | | | | |
| Joe Orsulak, L (1,7) | 1H 2H 3B | | | | G4-3 | | WP 1B | | G1-3 1B 2B | 5 | 2 | 4 | 2 | 0 | 0 | 0 | | | | | | | | | | | |
| Jeff Kent, R (1,4) | L8 | | | | HR BB | | L7 | | G1-3 | 3 | 2 | 0 | 0 | 2 | 0 | 3 | | | | | | | | | | | |
| Jeromy Burnitz, L (1,9) | | | G3 | | HR | | G3-1 | | HBP 1B BB | 3 | 2 | 1 | 3 | 2 | 0 | 1 | | | | | | | | | | | |
| Kevin Baez, R (1,6) | | | G6-3 | | P6 | | 3B BB | | 1B BB | 3 | 2 | 0 | 0 | 2 | 1 | 2 | | | | | | | | | | | |
| Frank Tanana, L (1,1) Chico Walker, S (9,PH) Jeff Innis, R (9,1) | | | | | F7 | | HR 3B | | E4 1B HBP | 4 | 1 | 2 | 3 | 0 | 0 | 1 | | | | | | | | | | | |
| Inning Stats | R: 2 H: 3 E: 0 K: 0 S: 14 | H: 3 LOB: 1 BB: 0 P: 18 | R: 0 H: 1 E: 0 K: 0 S: 11 | LOB: 1 BB: 0 P: 12 | R: 0 H: 0 E: 0 K: 0 S: 4 | H: 0 LOB: 0 BB: 1 P: 8 | R: 3 H: 2 E: 0 K: 1 S: 7 | H: 2 LOB: 0 BB: 1 P: 13 | R: 0 H: 0 E: 0 K: 1 S: 8 | H: 0 LOB: 0 BB: 0 P: 11 | R: 5 H: 2 E: 0 K: 0 S: 18 | H: 2 LOB: 1 BB: 3 P: 35 | R: 0 H: 1 E: 0 K: 1 S: 12 | H: 1 LOB: 1 BB: 0 P: 15 | R: 1 H: 1 E: 1 K: 2 S: 12 | H: 1 LOB: 2 BB: 1 P: 20 | R: 1 H: 2 E: 0 K: 1 S: 14 | H: 2 LOB: 3 BB: 1 P: 25 | 1B: 6 2B: 2 3B: 2 HR: 2 | SF: 0 SAC: 0 DP: 1 HBP: 1 | WP: 1 PA: 47 PB: 0 SB: 0 CS: 0 | | | | | | |
| PITCHER | IP | WLS | BF | H | R | ER | SO | BB | IBB | HBP | BLK | WP | HR | S | P | ERA | WHIP | | | | | | | | | | |
| Tim Pugh, R (1,1) ERA: 5.39 | 5.1 | L | 26 | 6 | 8 | 8 | 2 | 5 | 0 | 0 | 0 | 0 | 1 | 53 | 85 | 13.50 | 2.062 | | | | | | | | | | |
| Jery Spradlin, R (6,1) ERA: 3.9 | 0.2 | | 4 | 2 | 2 | 2 | 0 | 0 | 0 | 0 | 0 | 0 | 1 | 9 | 12 | 27.00 | 3.000 | | | | | | | | | | |
| Johnny Ruffin, R (7,1) ERA: 5.4 | 2.0 | | 10 | 2 | 1 | 0 | 3 | 1 | 0 | 0 | 0 | 1 | 0 | 24 | 35 | 0.00 | 1.500 | | | | | | | | | | |
| Kevin Wickander, L (9,1) ERA: 5.96 | 1.0 | | 7 | 2 | 1 | 1 | 1 | 1 | 0 | 1 | 0 | 0 | 0 | 14 | 25 | 9.00 | 3.000 | | | | | | | | | | |

New York Mets @ Cincinnati Reds
Riverfront Stadium, Cincinnati, OH
Wed Aug 18 1993, 7:05 PM EDT
Att: 27,191 - Unknown - 86 F

AB 39
R 12
H 12
RBI 12
BB 7
SO 6
LOB 21





| Batter | 1 | 2 | 3 | 4 | 5 | 6 | 7 | 8 | 9 | AB | R | H | RBI | BB | SO | LOB | BOTTOM | | | | | | | | | | |
|---|--------------------------------------|----------------------------------|--------------------------------------|--------------------------|---------------------------------------|----------------------------------|---------------------------------------|----------------------------------|--------------------------------------|----------------------------------|---------------------------------------|----------------------------------|--------------------------------------|----------------------------------|--------------------------------------|----------------------------------|--------------------------------------|---------------------------------|----------------------------------|------------------------------------|--|--|--|--|--|--|--|
| Greg Tubbs, R (1,8) Johnny Ruffin, R (7,1) | F7 | | G5-3 | | | F8 | | P3 | | 3 | 0 | 0 | 0 | 0 | 0 | 0 | | | | | | | | | | | |
| Juan Samuel, R (8,PH) Kevin Wickander, L (9,1) | | | | | | | | | | 0 | 0 | 0 | 0 | 0 | 0 | 0 | | | | | | | | | | | |
| Hal Morris, L (1,3) | G6-3 | | G3 | | | 2B | | | F7 | 4 | 0 | 1 | 0 | 0 | 0 | 0 | | | | | | | | | | | |
| Tim Costo, R (1,9) | F9 | | | | G4-6-3 1B | L8 | | | F9 | 4 | 0 | 1 | 0 | 0 | 0 | 1 | | | | | | | | | | | |
| Kevin Mitchell, R (1,7) Brian Dorsett, R (8,2) | | | G5-3 | | G4-6-3 | | | G6-3 | G5-3 | 3 | 0 | 0 | 0 | 0 | 0 | 1 | | | | | | | | | | | |
| Chris Sabo, R (1,5) | | | | | L8 | | | | | 3 | 0 | 1 | 0 | 0 | 0 | 0 | | | | | | | | | | | |
| Joe Oliver, R (1,2) Jack Daugherty, S (8,7) | | | | | | | | | | 3 | 0 | 0 | 0 | 0 | 0 | 1 | | | | | | | | | | | |
| Jeff Branson, L (1,4) | | | | | G1-3 | | | | F9 | 3 | 1 | 1 | 1 | 0 | 0 | 1 | | | | | | | | | | | |
| Willie Greene, L (1,6) | | | | | HR | L8 | | | K | 3 | 1 | 1 | 1 | 0 | 1 | 0 | | | | | | | | | | | |
| Tim Pugh, R (1,1) Jerry Spradlin, S (6,1) | | | | | K2-3 | | | | P4 | 1 | 0 | 0 | 0 | 0 | 1 | 0 | | | | | | | | | | | |
| Jacob Brumfield, R (6,PH) Jeff Innis, R (9,1) | | | | | | | | | | 2 | 0 | 0 | 0 | 0 | 0 | 0 | | | | | | | | | | | |
| Inning Stats | R: 0 H: 0 E: 0 K: 0 S: 9 | H: 0 LOB: 0 BB: 0 P: 15 | R: 0 H: 0 E: 0 K: 0 S: 7 | LOB: 0 BB: 0 P: 11 | R: 2 H: 2 E: 0 K: 1 S: 11 | H: 2 LOB: 0 BB: 0 P: 14 | R: 0 H: 1 E: 0 K: 0 S: 12 | H: 1 LOB: 0 BB: 0 P: 19 | R: 0 H: 0 E: 0 K: 0 S: 7 | H: 0 LOB: 0 BB: 0 P: 12 | R: 0 H: 1 E: 0 K: 0 S: 14 | H: 1 LOB: 1 BB: 0 P: 20 | R: 0 H: 1 E: 0 K: 1 S: 6 | H: 1 LOB: 1 BB: 0 P: 10 | R: 0 H: 0 E: 0 K: 1 S: 6 | H: 0 LOB: 0 BB: 0 P: 11 | R: 0 H: 0 E: 0 K: 0 S: 8 | H: 0 LOB: 0 BB: 0 P: 9 | 1B: 1 2B: 2 3B: 0 HR: 2 | SF: 0 SAC: 0 DP: 1 HBP: 0 | WP: 0 PA: 31 PB: 0 SB: 0 CS: 0 | | | | | | |
| PITCHER | IP | WLS | BF | H | R | ER | SO | BB | IBB | HBP | BLK | WP | HR | S | P | ERA | WHIP | | | | | | | | | | |
| Frank Tanana, L (1,1) ERA: 4.41 | 8.0 | W | 28 | 5 | 2 | 2 | 2 | 0 | 0 | 0 | 0 | 0 | 2 | 73 | 112 | 2.25 | 0.625 | | | | | | | | | | |
| Jeff Innis, R (9,1) ERA: 4.85 | 1.0 | | 3 | 0 | 0 | 0 | 0 | 0 | 0 | 0 | 0 | 0 | 0 | 8 | 9 | 0.00 | 0.000 | | | | | | | | | | |

New York Mets @ Cincinnati Reds
Riverfront Stadium, Cincinnati, OH
Wed Aug 18 1993, 7:05 PM EDT
Att: 27,191 - Unknown - 86 F

AB 31
R 2
H 5
RBI 2
BB 0
SO 2
LOB 4



| Batter | 1 | 2 | 3 | 4 | 5 | 6 | 7 | 8 | 9 | AB | R | H | RBI | BB | SO | LOB | TOP | | | | | | | | | | |
|---|------------------------------|----------------------------------|-------------------------------|----------------------------------|------------------------------|----------------------------------|-------------------------------|----------------------------------|------------------------------|---------------------------------|-------------------------------|----------------------------------|-------------------------------|----------------------------------|------------------------------|---------------------------------|---|----------------------------------|----------------------------------|------------------------------------|----------------------------------|--------|--|--|--|--|--|
| Marquis Grissom, R (1,8) OBP: 0.335, SLG: 0.412 | G5-3 | | FC6-4 | | G1-6-3 | | G4-3 | | G6-3 | 5 | 0 | 2 | 0 | 0 | 0 | 2 | <p>Montreal Expos @ Cincinnati Reds Riverfront Stadium, Cincinnati, OH</p> <p>Fri Aug 20 1993, 7:05 PM EDT Att: 31,022 - Unknown</p> <p>livebaseballscorecards.com</p> <p>AB 35 R 2 H 9 RBI 1 BB 3 SO 4 LOB 18</p>  | | | | | | | | | | |
| Randy Ready, R (1,4) OBP: 0.318, SLG: 0.359 | P5 | | G4-3 | | G1-6-3 | | K | | G6-3 | 5 | 0 | 0 | 0 | 0 | 1 | 4 | | | | | | | | | | | |
| John Vander Wal, L (1,3) Mel Rojas, R (7,1) Jeff Shaw, R (8,1) OBP: 0.067, SLG: 0.067 | L6 | | | F7 | | L1-3 | | | | 3 | 0 | 1 | 0 | 1 | 0 | 0 | | | | | | | | | | | |
| Larry Walker, L (1,9) OBP: 0.368, SLG: 0.455 | | L8 | | G3 | | L1-3 | | G4-3 | | 4 | 0 | 1 | 0 | 0 | 0 | 3 | | | | | | | | | | | |
| Darrin Fletcher, L (1,2) OBP: 0.330, SLG: 0.359 | | | | E9 | | | | | P4 | 4 | 1 | 2 | 0 | 0 | 0 | 1 | | | | | | | | | | | |
| Moises Alou, R (1,7) OBP: 0.332, SLG: 0.462 | | | | G3 | | | | | F9 | 3 | 1 | 0 | 0 | 1 | 1 | 3 | | | | | | | | | | | |
| Mike Lansing, R (1,6) OBP: 0.345, SLG: 0.364 | | | | G4-3 | | | | | L9 | 3 | 0 | 1 | 1 | 1 | 0 | 1 | | | | | | | | | | | |
| Sean Berry, R (1,5) OBP: 0.337, SLG: 0.397 | | | K | | L8 | | | | L9 | 4 | 0 | 0 | 0 | 0 | 2 | 4 | | | | | | | | | | | |
| Gil Heredia, R (1,1) Frank Bolick, S (7,PH) Oreste Marrero, L (7,3) OBP: 0.190, SLG: 0.158 | | | | | G1-3 | | | | G3 | 2 | 0 | 1 | 0 | 0 | 0 | 0 | | | | | | | | | | | |
| | | | | | | | | | | 1 | 0 | 1 | 0 | 0 | 0 | 0 | | | | | | | | | | | |
| | | | | | | | | | | 1 | 0 | 0 | 0 | 0 | 0 | 0 | | | | | | | | | | | |
| Inning Stats | R: 0 E: 0 K: 0 S: 8 | H: 0 LOB: 0 BB: 0 P: 15 | R: 0 E: 0 K: 1 S: 10 | H: 1 LOB: 1 BB: 0 P: 17 | R: 0 E: 0 K: 1 S: 9 | H: 1 LOB: 1 BB: 0 P: 12 | R: 0 E: 1 K: 0 S: 11 | H: 3 LOB: 3 BB: 1 P: 21 | R: 0 E: 0 K: 0 S: 4 | H: 1 LOB: 0 BB: 0 P: 4 | R: 2 E: 1 K: 1 S: 13 | H: 3 LOB: 1 BB: 1 P: 23 | R: 0 E: 0 K: 1 S: 13 | H: 1 LOB: 2 BB: 1 P: 26 | R: 0 E: 0 K: 0 S: 5 | H: 0 LOB: 0 BB: 0 P: 6 | R: 0 E: 0 K: 0 S: 9 | H: 1 LOB: 1 BB: 0 P: 13 | 1B: 8 2B: 2 3B: 0 HR: 0 | SF: 0 SAC: 0 DP: 2 HBP: 0 | WP: 0 PB: 0 SB: 2 CS: 0 | PA: 38 | | | | | |
| PITCHER | IP | WLS | BF | H | R | ER | SO | BB | IBB | HBP | BLK | WP | HR | S | P | ERA | WHIP | | | | | | | | | | |
| Jose Rijo, R (1,1) ERA: 2.62 | 7.0 | | 31 | 8 | 2 | 1 | 4 | 3 | 0 | 0 | 0 | 0 | 0 | 68 | 118 | 1.29 | 1.571 | | | | | | | | | | |
| Jeff Reardon, R (8,1) ERA: 2.59 | 1.0 | W | 3 | 0 | 0 | 0 | 0 | 0 | 0 | 0 | 0 | 0 | 0 | 5 | 6 | 0.00 | 0.000 | | | | | | | | | | |
| Rob Dibble, R (9,1) ERA: 3.03 | 1.0 | S | 4 | 1 | 0 | 0 | 0 | 0 | 0 | 0 | 0 | 0 | 0 | 9 | 13 | 0.00 | 1.000 | | | | | | | | | | |

| Batter | 1 | 2 | 3 | 4 | 5 | 6 | 7 | 8 | 9 | AB | R | H | RBI | BB | SO | LOB | BOTTOM | | | | | | | | | | |
|---|------------------------------|----------------------------------|------------------------------|----------------------------------|------------------------------|----------------------------------|-------------------------------|----------------------------------|-------------------------------|----------------------------------|------------------------------|----------------------------------|-------------------------------|----------------------------------|-------------------------------|----------------------------------|--|------------------------------------|----------------------------------|--------|--|--|--|--|--|--|--|
| Thomas Howard, S (1,8) OBP: 0.278, SLG: 0.324 | G6-3 | | G6-3 | | | | E3 | | | 4 | 0 | 1 | 0 | 0 | 0 | 1 | <p>Montreal Expos @ Cincinnati Reds Riverfront Stadium, Cincinnati, OH</p> <p>Fri Aug 20 1993, 7:05 PM EDT Att: 31,022 - Unknown</p> <p>livebaseballscorecards.com</p> <p>AB 34 R 4 H 11 RBI 3 BB 0 SO 7 LOB 13</p>  | | | | | | | | | | |
| Jeff Branson, L (1,4) OBP: 0.306, SLG: 0.349 | G3 | | G4-3 | | | | K | | | 4 | 0 | 0 | 0 | 0 | 2 | 3 | | | | | | | | | | | |
| Hal Morris, L (1,3) OBP: 0.362, SLG: 0.385 | G6-3 | | | G3 | | | | | | 4 | 1 | 1 | 0 | 0 | 0 | 0 | | | | | | | | | | | |
| Chris Sabo, R (1,5) OBP: 0.328, SLG: 0.456 | | G6-3 | | | | | | | | 4 | 2 | 3 | 1 | 0 | 0 | 0 | | | | | | | | | | | |
| Reggie Sanders, R (1,9) Greg Tubbs, R (9,7) OBP: 0.342, SLG: 0.433 OBP: 0.400, SLG: 0.318 | | | | | | | | | | 3 | 0 | 2 | 0 | 0 | 0 | 1 | | | | | | | | | | | |
| Tim Coste, R (1,7) Rob Dibble, L (9,1) OBP: 0.200, SLG: 0.267 OBP: 1.000, SLG: 1.000 | | | | | | | | | | 4 | 0 | 2 | 2 | 0 | 2 | 2 | | | | | | | | | | | |
| Joe Oliver, R (1,2) OBP: 0.271, SLG: 0.391 | | | | | | | | | | 4 | 0 | 0 | 0 | 0 | 0 | 4 | | | | | | | | | | | |
| Willie Greene, L (1,6) Juan Samuel, R (7,4) OBP: 0.189, SLG: 0.340 OBP: 0.232, SLG: 0.346 | | | | | | | | | | 2 | 0 | 0 | 0 | 0 | 1 | 0 | | | | | | | | | | | |
| Jose Rijo, R (1,1) Jack Daugherty, S (7,PH) Jeff Reardon, R (8,1) Jacob Brumfield, R (9,9) OBP: 0.266, SLG: 0.311 OBP: 0.381, SLG: 0.500 OBP: 0.331, SLG: 0.418 | | | | | | | | | | 2 | 0 | 1 | 0 | 0 | 0 | 0 | | | | | | | | | | | |
| | | | | | | | | | | 1 | 0 | 0 | 0 | 0 | 1 | 1 | | | | | | | | | | | |
| | | | | | | | | | | 0 | 0 | 0 | 0 | 0 | 0 | 0 | | | | | | | | | | | |
| | | | | | | | | | | 0 | 0 | 0 | 0 | 0 | 0 | 0 | | | | | | | | | | | |
| Inning Stats | R: 0 E: 0 K: 0 S: 7 | H: 0 LOB: 0 BB: 0 P: 13 | R: 0 E: 0 K: 1 S: 9 | H: 1 LOB: 1 BB: 0 P: 14 | R: 0 E: 0 K: 0 S: 7 | H: 1 LOB: 1 BB: 0 P: 13 | R: 1 E: 0 K: 0 S: 13 | H: 3 LOB: 1 BB: 0 P: 18 | R: 0 E: 0 K: 2 S: 12 | H: 1 LOB: 1 BB: 0 P: 18 | R: 0 E: 0 K: 1 S: 7 | H: 1 LOB: 0 BB: 0 P: 10 | R: 1 E: 1 K: 2 S: 11 | H: 1 LOB: 1 BB: 0 P: 15 | R: 2 E: 0 K: 1 S: 10 | H: 3 LOB: 1 BB: 0 P: 14 | 1B: 8 2B: 2 3B: 0 HR: 1 | SF: 0 SAC: 1 DP: 1 HBP: 0 | WP: 0 PB: 0 SB: 2 CS: 0 | PA: 35 | | | | | | | |
| PITCHER | IP | WLS | BF | H | R | ER | SO | BB | IBB | HBP | BLK | WP | HR | S | P | ERA | WHIP | | | | | | | | | | |
| Gil Heredia, R (1,1) ERA: 4.17 | 6.0 | | 24 | 7 | 1 | 1 | 4 | 0 | 0 | 0 | 0 | 0 | 0 | 16 | 21 | 13.50 | 3.000 | | | | | | | | | | |
| Mel Rojas, R (7,1) ERA: 3.25 | 1.1 | L | 9 | 4 | 3 | 2 | 2 | 0 | 0 | 0 | 0 | 0 | 0 | 5 | 8 | 0.00 | 0.000 | | | | | | | | | | |
| Jeff Shaw, R (8,1) ERA: 4.0 | 0.2 | | 2 | 0 | 0 | 0 | 1 | 0 | 0 | 0 | 0 | 0 | 0 | 5 | 8 | 0.00 | 0.000 | | | | | | | | | | |

| Batter | 1 | 2 | 3 | 4 | 5 | 6 | 7 | 8 | 9 | AB | R | H | RBI | BB | SO | LOB | TOP | | | | | |
|--|---|----------------------------------|------------------------------|----------------------------------|------------------------------|---------------------------------|-------------------------------|----------------------------------|-------------------------------|----------------------------------|------------------------------|----------------------------------|-------------------------------|----------------------------------|------------------------------|----------------------------------|-------------------------------|----------------------------------|-----------------------------------|------------------------------------|----------------------------------|--------|
| Marquis Grissom, R OBP: 0.340, SLG: 0.420 | | | | | | | | | | 4 | 0 | 2 | 0 | 1 | 0 | 1 | | | | | | |
| Lou Frazier, S OBP: 0.364, SLG: 0.367 | | | | | | | | | | 4 | 0 | 1 | 0 | 0 | 0 | 4 | | | | | | |
| Oreste Marrero, L OBP: 0.174, SLG: 0.143 | | | | | | | | | | 1 | 0 | 0 | 0 | 0 | 0 | 0 | | | | | | |
| John Vander Wal, L OBP: 0.327, SLG: 0.381 | | | | | | | | | | 4 | 1 | 1 | 0 | 0 | 0 | 3 | | | | | | |
| Moises Alou, R OBP: 0.334, SLG: 0.468 | | | | | | | | | | 1 | 1 | 1 | 1 | 0 | 0 | 0 | | | | | | |
| Larry Walker, L OBP: 0.369, SLG: 0.459 | | | | | | | | | | 4 | 2 | 1 | 0 | 1 | 0 | 0 | | | | | | |
| Darrin Fletcher, L OBP: 0.335, SLG: 0.364 | | | | | | | | | | 5 | 1 | 3 | 0 | 0 | 0 | 2 | | | | | | |
| Sean Berry, R OBP: 0.338, SLG: 0.427 | | | | | | | | | | 4 | 2 | 2 | 6 | 0 | 0 | 1 | | | | | | |
| Randy Ready, R OBP: 0.370, SLG: 0.370 | | | | | | | | | | 4 | 0 | 2 | 0 | 0 | 0 | 0 | | | | | | |
| Mike Lansing, R OBP: 0.347, SLG: 0.364 | | | | | | | | | | 5 | 0 | 2 | 0 | 0 | 1 | 4 | | | | | | |
| Dennis Martinez, R OBP: 0.175, SLG: 0.218 | | | | | | | | | | 2 | 0 | 0 | 0 | 0 | 1 | 2 | | | | | | |
| Wil Cordero, R OBP: 0.306, SLG: 0.370 | | | | | | | | | | 1 | 0 | 0 | 0 | 0 | 1 | 0 | | | | | | |
| Mel Rojas, R OBP: 0.338, SLG: 0.427 | | | | | | | | | | 0 | 0 | 0 | 0 | 0 | 0 | 0 | | | | | | |
| Inning Stats | R: 0 E: 0 K: 0 S: 7 | H: 1 LOB: 0 BB: 0 P: 11 | R: 0 E: 0 K: 0 S: 8 | H: 0 LOB: 0 BB: 0 P: 10 | R: 0 E: 0 K: 0 S: 5 | H: 1 LOB: 1 BB: 0 P: 7 | R: 3 E: 0 K: 0 S: 12 | H: 3 LOB: 2 BB: 0 P: 16 | R: 0 E: 0 K: 2 S: 14 | H: 2 LOB: 2 BB: 1 P: 23 | R: 2 E: 0 K: 0 S: 7 | H: 3 LOB: 3 BB: 1 P: 15 | R: 1 E: 0 K: 0 S: 14 | H: 2 LOB: 2 BB: 1 P: 24 | R: 0 E: 0 K: 1 S: 9 | H: 0 LOB: 0 BB: 0 P: 12 | R: 1 E: 0 K: 0 S: 11 | H: 3 LOB: 2 BB: 0 P: 15 | 1B: 12 2B: 0 3B: 0 HR: 3 | SF: 1 SAC: 1 DP: 1 HBP: 1 | WP: 0 PB: 0 SB: 0 CS: 0 | PA: 44 |
| PITCHER | IP WLS BF H R ER SO BB IBB HBP BLK WP HR S P ERA WHIP | | | | | | | | | | | | | | | | | | | | | |
| Bobby Ayala, R ERA: 3.75 | (1, 1) 5.2 L 28 10 5 5 2 1 0 1 0 0 0 0 1 52 81 7.94 1.941 | | | | | | | | | | | | | | | | | | | | | |
| Jerry Spradlin, R ERA: 3.9 | (6, 1) 1.1 7 2 1 1 0 1 0 0 0 0 0 0 1 15 25 6.75 2.250 | | | | | | | | | | | | | | | | | | | | | |
| Kevin Wickander, L ERA: 5.86 | (8, 1) 1.1 6 2 1 1 1 0 0 0 0 0 0 0 1 16 20 6.75 1.500 | | | | | | | | | | | | | | | | | | | | | |
| Rob Dibble, R ERA: 2.97 | (9, 1) 0.2 3 1 0 0 0 0 0 0 0 0 0 0 0 4 7 0.00 1.500 | | | | | | | | | | | | | | | | | | | | | |

Montreal Expos @ Cincinnati Reds
Riverfront Stadium, Cincinnati, OH
Sun Aug 22 1993, 3:33 AM EDT
Att: 30,655 - Sunny - 80 F

AB 39
R 7
H 15
RBI 7
BB 2
SO 3
LOB 17



| Batter | 1 | 2 | 3 | 4 | 5 | 6 | 7 | 8 | 9 | AB | R | H | RBI | BB | SO | LOB | BOTTOM | | | |
|---|---|----------------------------------|------------------------------|----------------------------------|------------------------------|----------------------------------|-------------------------------|----------------------------------|-------------------------------|----------------------------------|------------------------------|----------------------------------|-------------------------------|----------------------------------|------------------------------|---------------------------------|----------------------------------|------------------------------------|----------------------------------|--------|
| Thomas Howard, S OBP: 0.281, SLG: 0.342 | | | | | | | | | | 4 | 1 | 2 | 1 | 0 | 0 | 0 | | | | |
| Jeff Branson, L OBP: 0.305, SLG: 0.363 | | | | | | | | | | 4 | 1 | 1 | 1 | 0 | 0 | 1 | | | | |
| Hal Morris, L OBP: 0.352, SLG: 0.372 | | | | | | | | | | 4 | 0 | 0 | 0 | 0 | 0 | 1 | | | | |
| Kevin Mitchell, R OBP: 0.387, SLG: 0.611 | | | | | | | | | | 4 | 0 | 1 | 0 | 0 | 2 | 1 | | | | |
| Chris Sabo, R OBP: 0.325, SLG: 0.448 | | | | | | | | | | 3 | 0 | 0 | 0 | 1 | 3 | 0 | | | | |
| Reggie Sanders, R OBP: 0.342, SLG: 0.433 | | | | | | | | | | 3 | 0 | 1 | 0 | 1 | 0 | 0 | | | | |
| Joe Oliver, R OBP: 0.271, SLG: 0.390 | | | | | | | | | | 4 | 0 | 1 | 0 | 0 | 1 | 4 | | | | |
| Brian Koelling, R OBP: 0.271, SLG: 0.390 | | | | | | | | | | 3 | 0 | 0 | 0 | 0 | 1 | 1 | | | | |
| Bobby Ayala, R ERA: 4.23 | (1, 1) 7.0 W 27 5 2 2 7 2 0 0 0 0 0 0 0 75 115 2.57 1.000 | | | | | | | | | | | | | | | | | | | |
| Mel Rojas, R ERA: 3.15 | (8, 1) 2.0 7 1 0 0 2 0 0 0 0 0 0 0 0 17 23 0.00 0.500 | | | | | | | | | | | | | | | | | | | |
| Inning Stats | R: 1 E: 0 K: 1 S: 13 | H: 1 LOB: 0 BB: 0 P: 20 | R: 0 E: 0 K: 2 S: 8 | H: 1 LOB: 0 BB: 0 P: 11 | R: 0 E: 0 K: 2 S: 9 | H: 0 LOB: 0 BB: 0 P: 13 | R: 0 E: 0 K: 0 S: 12 | H: 1 LOB: 3 BB: 2 P: 29 | R: 0 E: 0 K: 1 S: 18 | H: 0 LOB: 0 BB: 0 P: 23 | R: 0 E: 0 K: 1 S: 8 | H: 1 LOB: 1 BB: 0 P: 10 | R: 0 E: 0 K: 1 S: 11 | H: 1 LOB: 1 BB: 0 P: 14 | R: 0 E: 0 K: 1 S: 6 | H: 0 LOB: 0 BB: 0 P: 9 | 1B: 3 2B: 2 3B: 0 HR: 2 | SF: 0 SAC: 0 DP: 1 HBP: 0 | WP: 0 PB: 0 SB: 0 CS: 1 | PA: 34 |
| PITCHER | IP WLS BF H R ER SO BB IBB HBP BLK WP HR S P ERA WHIP | | | | | | | | | | | | | | | | | | | |

Montreal Expos @ Cincinnati Reds
Riverfront Stadium, Cincinnati, OH
Sun Aug 22 1993, 3:33 AM EDT
Att: 30,655 - Sunny - 80 F


AB 32
R 2
H 6
RBI 2
BB 2
SO 9
LOB 9



| Batter | 1 | 2 | 3 | 4 | 5 | 6 | 7 | 8 | 9 | AB | R | H | RBI | BB | SO | LOB | TOP | | | |
|---|---|---|---|---|---|---|---|---|---|---|---|---|---|---|---|---|---|---|---|---|
| Thomas Howard, S OBP: 0.288, SLG: 0.342 (1, 8) | F7 | | BB 2B BB | BB BB | | | P3 | | CS 1B | 3 | 1 | 1 | 0 | 2 | 0 | 0 | | | | |
| Jeff Branson, L OBP: 0.307, SLG: 0.359 (1, 6) | K | | 2B 1B BB | FC6 BB | | | K | | K | 3 | 1 | 0 | 0 | 2 | 3 | 1 | | | | |
| Hal Morris, L OBP: 0.350, SLG: 0.375 (1, 3) | K | | 1B 2B | FC6 | | | P6 | | | 4 | 1 | 1 | 2 | 0 | 1 | 2 | | | | |
| Kevin Mitchell, R OBP: 0.391, SLG: 0.610 Jacob Brumfield, R OBP: 0.331, SLG: 0.418 (8, 8) | | | 1B BB | | G5-4-3 BB | | | | 1B SF8 1B | 2 | 0 | 1 | 0 | 2 | 1 | 0 | | | | |
| Chris Sabo, R OBP: 0.324, SLG: 0.447 (1, 5) | F9 | | K | | K | | | | 1B | 4 | 0 | 1 | 0 | 0 | 2 | 4 | | | | |
| Reggie Sanders, R OBP: 0.344, SLG: 0.443 (1, 9) | HR | | 1B | | G5-4-3 | | | | SF8 | 3 | 1 | 2 | 4 | 0 | 0 | 1 | | | | |
| Brian Dorsett, R OBP: 0.289, SLG: 0.500 (1, 2) | L9 | | L7 | | K | | | | L7 | 4 | 0 | 0 | 0 | 0 | 1 | 3 | | | | |
| Brian Koelling, R Jeff Reardon, R (1, 4) (8, 1) | | | BB SH3 2B HBP | | F8 | | | | P6 | 3 | 1 | 0 | 0 | 0 | 0 | 1 | | | | |
| Tim Pugh, R OBP: 0.184, SLG: 0.167 Juan Samuel, R OBP: 0.288, SLG: 0.342 (1, 1) (8, 4) | | | SH3 | | P3 | | | | K | 2 | 0 | 0 | 0 | 0 | 0 | 0 | | | | |
| | | | | | | | | | | 1 | 0 | 0 | 0 | 0 | 1 | 0 | | | | |
| Inning Stats | R: 0 E: 0 K: 2 S: 9 | H: 0 LOB: 0 BB: 0 P: 14 | R: 1 E: 0 K: 1 S: 8 | H: 1 LOB: 0 BB: 0 P: 13 | R: 4 E: 0 K: 1 S: 20 | H: 2 LOB: 3 BB: 3 P: 39 | R: 0 E: 0 K: 0 S: 11 | H: 0 LOB: 2 BB: 2 P: 20 | R: 0 E: 0 K: 1 S: 6 | H: 0 LOB: 0 BB: 1 P: 12 | R: 0 E: 0 K: 1 S: 9 | H: 0 LOB: 0 BB: 0 P: 12 | R: 1 E: 0 K: 0 S: 8 | H: 2 LOB: 1 BB: 0 P: 10 | R: 0 E: 0 K: 2 S: 9 | H: 1 LOB: 0 BB: 0 P: 11 | 1B: 4 2B: 1 3B: 0 HR: 1 | SF: 1 SAC: 1 DP: 1 HBP: 1 | WP: 0 PB: 0 SB: 0 CS: 1 | PA: 38 |
| PITCHER | IP WLS BF H R ER SO BB IBB HBP BLK WP HR S P ERA WHIP | IP WLS BF H R ER SO BB IBB HBP BLK WP HR S P ERA WHIP | IP WLS BF H R ER SO BB IBB HBP BLK WP HR S P ERA WHIP | IP WLS BF H R ER SO BB IBB HBP BLK WP HR S P ERA WHIP | IP WLS BF H R ER SO BB IBB HBP BLK WP HR S P ERA WHIP | IP WLS BF H R ER SO BB IBB HBP BLK WP HR S P ERA WHIP | IP WLS BF H R ER SO BB IBB HBP BLK WP HR S P ERA WHIP | IP WLS BF H R ER SO BB IBB HBP BLK WP HR S P ERA WHIP | IP WLS BF H R ER SO BB IBB HBP BLK WP HR S P ERA WHIP | IP WLS BF H R ER SO BB IBB HBP BLK WP HR S P ERA WHIP | IP WLS BF H R ER SO BB IBB HBP BLK WP HR S P ERA WHIP | IP WLS BF H R ER SO BB IBB HBP BLK WP HR S P ERA WHIP | IP WLS BF H R ER SO BB IBB HBP BLK WP HR S P ERA WHIP | IP WLS BF H R ER SO BB IBB HBP BLK WP HR S P ERA WHIP | IP WLS BF H R ER SO BB IBB HBP BLK WP HR S P ERA WHIP | IP WLS BF H R ER SO BB IBB HBP BLK WP HR S P ERA WHIP | IP WLS BF H R ER SO BB IBB HBP BLK WP HR S P ERA WHIP | IP WLS BF H R ER SO BB IBB HBP BLK WP HR S P ERA WHIP | IP WLS BF H R ER SO BB IBB HBP BLK WP HR S P ERA WHIP | IP WLS BF H R ER SO BB IBB HBP BLK WP HR S P ERA WHIP |

Cincinnati Reds @ New York Mets
Shea Stadium, Flushing, NY
Mon Aug 23 1993, 7:05 PM EDT
Att: 19,729 - Unknown - 75 F


AB 29
R 6
H 6
RBI 6
BB 6
SO 9
LOB 12



| Batter | 1 | 2 | 3 | 4 | 5 | 6 | 7 | 8 | 9 | AB | R | H | RBI | BB | SO | LOB | BOTTOM | | | | | |
|--|---|---|---|---|---|---|---|---|---|---|---|---|---|---|---|---|---|---|---|---|----------------------------------|--------|
| Joe Orsulak, L OBP: 0.347, SLG: 0.418 (1, 7) | L6 | | E 1B SF7 | | G1-3 | | | | L7 | 4 | 1 | 1 | 0 | 0 | 0 | 0 | | | | | | |
| Jeromy Burnitz, L OBP: 0.333, SLG: 0.484 (1, 9) | G5-3 1B | | E 1B | | 1B SF9 | | | | F8 | 4 | 1 | 3 | 0 | 0 | 0 | 0 | | | | | | |
| Eddie Murray, S OBP: 0.303, SLG: 0.438 (1, 3) | 1B | | E4 | | 1B | | | | G5-3 | 4 | 0 | 2 | 0 | 0 | 0 | 2 | | | | | | |
| Bobby Bonilla, S OBP: 0.347, SLG: 0.492 (1, 5) | G5-3 | | SF7 | | SF9 | | | | L3 | 2 | 0 | 0 | 2 | 0 | 0 | 2 | | | | | | |
| Jeff Kent, R OBP: 0.324, SLG: 0.451 Mike Maddux, L (1, 4) (9, 1) | | | G6-3 | | K | | | | F7 | 4 | 0 | 0 | 0 | 0 | 2 | 3 | | | | | | |
| Ryan Thompson, R OBP: 0.274, SLG: 0.372 (1, 8) | F7 | | K | | K2-3 | | | | K | 4 | 0 | 0 | 0 | 0 | 2 | 0 | | | | | | |
| Charlie O'Brien, R OBP: 0.302, SLG: 0.358 (1, 2) | | | FC5-4 HBP | | BB | | | | G6-3 | 2 | 0 | 0 | 0 | 1 | 0 | 0 | | | | | | |
| Kevin Baez, R OBP: 0.350, SLG: 0.300 Pete Schourek, L OBP: 0.276, SLG: 0.200 Chico Walker, S OBP: 0.281, SLG: 0.343 (1, 6) (7, 1) (9, 4) | | | FC5-4 | | K | | | | L8 | 3 | 0 | 0 | 0 | 0 | 1 | 2 | | | | | | |
| Dwight Gooden, R OBP: 0.200, SLG: 0.354 Josias Manzanillo, R Ced Landrum, L OBP: 0.230, SLG: 0.200 Dave Telgheder, R OBP: 0.167, SLG: 0.333 Jeff McKnight, S OBP: 0.306, SLG: 0.276 (1, 1) (3, 1) (4, PH) (5, 1) (7, 6) | | | K | | P6 | | | | G3 | 0 | 0 | 0 | 0 | 0 | 0 | 0 | | | | | | |
| Inning Stats | R: 0 E: 0 K: 0 S: 10 | H: 2 LOB: 1 BB: 0 P: 16 | R: 0 E: 0 K: 0 S: 8 | H: 0 LOB: 1 BB: 0 P: 12 | R: 1 E: 1 K: 2 S: 15 | H: 2 LOB: 2 BB: 0 P: 22 | R: 0 E: 0 K: 2 S: 10 | H: 0 LOB: 1 BB: 1 P: 17 | R: 1 E: 0 K: 1 S: 9 | H: 2 LOB: 1 BB: 0 P: 14 | R: 0 E: 0 K: 1 S: 10 | H: 0 LOB: 0 BB: 0 P: 12 | R: 0 E: 0 K: 0 S: 5 | H: 0 LOB: 0 BB: 0 P: 8 | R: 0 E: 0 K: 0 S: 3 | H: 0 LOB: 0 BB: 0 P: 7 | R: 0 E: 0 K: 0 S: 9 | H: 0 LOB: 0 BB: 0 P: 13 | 1B: 6 2B: 0 3B: 0 HR: 0 | SF: 2 SAC: 0 DP: 1 HBP: 1 | WP: 0 PB: 0 SB: 0 CS: 0 | PA: 35 |
| PITCHER | IP WLS BF H R ER SO BB IBB HBP BLK WP HR S P ERA WHIP | IP WLS BF H R ER SO BB IBB HBP BLK WP HR S P ERA WHIP | IP WLS BF H R ER SO BB IBB HBP BLK WP HR S P ERA WHIP | IP WLS BF H R ER SO BB IBB HBP BLK WP HR S P ERA WHIP | IP WLS BF H R ER SO BB IBB HBP BLK WP HR S P ERA WHIP | IP WLS BF H R ER SO BB IBB HBP BLK WP HR S P ERA WHIP | IP WLS BF H R ER SO BB IBB HBP BLK WP HR S P ERA WHIP | IP WLS BF H R ER SO BB IBB HBP BLK WP HR S P ERA WHIP | IP WLS BF H R ER SO BB IBB HBP BLK WP HR S P ERA WHIP | IP WLS BF H R ER SO BB IBB HBP BLK WP HR S P ERA WHIP | IP WLS BF H R ER SO BB IBB HBP BLK WP HR S P ERA WHIP | IP WLS BF H R ER SO BB IBB HBP BLK WP HR S P ERA WHIP | IP WLS BF H R ER SO BB IBB HBP BLK WP HR S P ERA WHIP | IP WLS BF H R ER SO BB IBB HBP BLK WP HR S P ERA WHIP | IP WLS BF H R ER SO BB IBB HBP BLK WP HR S P ERA WHIP | IP WLS BF H R ER SO BB IBB HBP BLK WP HR S P ERA WHIP | IP WLS BF H R ER SO BB IBB HBP BLK WP HR S P ERA WHIP | IP WLS BF H R ER SO BB IBB HBP BLK WP HR S P ERA WHIP | IP WLS BF H R ER SO BB IBB HBP BLK WP HR S P ERA WHIP | IP WLS BF H R ER SO BB IBB HBP BLK WP HR S P ERA WHIP | | |

Cincinnati Reds @ New York Mets
Shea Stadium, Flushing, NY
Mon Aug 23 1993, 7:05 PM EDT
Att: 19,729 - Unknown - 75 F

AB 31
R 2
H 6
RBI 2
BB 1
SO 6
LOB 10



| Batter | 1 | 2 | 3 | 4 | 5 | 6 | 7 | 8 | 9 | AB | R | H | RBI | BB | SO | LOB | TOP | | | | | | | | |
|--|-------------------------------|----------------------------------|------------------------------|----------------------------------|-------------------------------|----------------------------------|------------------------------|----------------------------------|-------------------------------|----------------------------------|-------------------------------|----------------------------------|------------------------------|----------------------------------|------------------------------|----------------------------------|--|------------------------------------|----------------------------------|------------------------------------|----------------------------------|--------|--|--|--|
| Juan Samuel, R OBP: 0.286, SLG: 0.333 | F8 | | | | | | G3 | | P1 | 4 | 0 | 0 | 0 | 1 | 0 | 2 | Cincinnati Reds @ New York Mets Shea Stadium, Flushing, NY Tue Aug 24 1993, 7:05 PM EDT Att: 19,517 - Unknown - 78 F | | | | | | | | |
| Hal Morris, L OBP: 0.345, SLG: 0.369 | G4-1 | | | | | | | | L4 | 4 | 0 | 0 | 0 | 0 | 2 | 4 | | | | | | | | | |
| Chris Sabo, R OBP: 0.323, SLG: 0.443 | | | | | | | | | | 3 | 0 | 0 | 0 | 1 | 2 | 2 | | | | | | | | | |
| Kevin Mitchell, R OBP: 0.386, SLG: 0.602 | | | | | | | | | | 4 | 0 | 0 | 0 | 0 | 0 | 5 | | | | | | | | | |
| Reggie Sanders, R OBP: 0.343, SLG: 0.439 | | | | | | | | | | 3 | 1 | 0 | 0 | 1 | 0 | 0 | | | | | | | | | |
| Tim Coste, R OBP: 0.190, SLG: 0.381 | | | | | | | | | | 3 | 1 | 1 | 1 | 0 | 0 | 0 | | | | | | | | | |
| Thomas Howard, S OBP: 0.287, SLG: 0.340 | | | | | | | | | | 1 | 1 | 0 | 0 | 0 | 0 | 1 | | | | | | | | | |
| Brian Dorsett, R OBP: 0.268, SLG: 0.462 | | | | | | | | | | 3 | 0 | 0 | 0 | 0 | 2 | 0 | | | | | | | | | |
| Jack Daugherty, S OBP: 0.364, SLG: 0.474 | | | | | | | | | | 1 | 0 | 0 | 0 | 0 | 0 | 2 | | | | | | | | | |
| Jerry Spradlin, S OBP: 0.167, SLG: 0.167 | | | | | | | | | | 0 | 0 | 0 | 0 | 0 | 0 | 0 | | | | | | | | | |
| Kevin Wickander, L OBP: 0.272, SLG: 0.394 | | | | | | | | | | 1 | 0 | 1 | 1 | 0 | 0 | 0 | | | | | | | | | |
| Jeff Branson, L OBP: 0.306, SLG: 0.357 | | | | | | | | | | 4 | 1 | 1 | 0 | 0 | 1 | 2 | | | | | | | | | |
| Larry Luebbers, R OBP: 0.286, SLG: 0.231 | | | | | | | | | | 1 | 0 | 1 | 0 | 0 | 0 | 0 | | | | | | | | | |
| Jacob Brumfield, R OBP: 0.329, SLG: 0.416 | | | | | | | | | | 1 | 0 | 0 | 0 | 0 | 0 | 0 | | | | | | | | | |
| Scott Service, R OBP: 0.167, SLG: 0.167 | | | | | | | | | | 0 | 0 | 0 | 0 | 0 | 0 | 0 | | | | | | | | | |
| Joe Oliver, R OBP: 0.272, SLG: 0.394 | | | | | | | | | | 1 | 0 | 1 | 1 | 0 | 0 | 0 | | | | | | | | | |
| Inning Stats | R: 0 E: 0 K: 1 S: 10 | H: 0 LOB: 0 BB: 0 P: 14 | R: 1 E: 0 K: 0 S: 7 | H: 1 LOB: 0 BB: 0 P: 11 | R: 1 E: 0 K: 1 S: 12 | H: 1 LOB: 2 BB: 1 P: 19 | R: 0 E: 0 K: 1 S: 8 | H: 0 LOB: 0 BB: 0 P: 12 | R: 0 E: 1 K: 1 S: 13 | H: 1 LOB: 3 BB: 1 P: 20 | R: 0 E: 0 K: 0 S: 8 | H: 0 LOB: 0 BB: 0 P: 10 | R: 0 E: 0 K: 0 S: 9 | H: 0 LOB: 0 BB: 0 P: 14 | R: 0 E: 0 K: 1 S: 8 | H: 0 LOB: 0 BB: 0 P: 9 | R: 2 E: 1 K: 1 S: 17 | H: 1 LOB: 1 BB: 1 P: 29 | 1B: 2 2B: 1 3B: 0 HR: 1 | SF: 0 SAC: 0 DP: 0 HBP: 1 | WP: 1 PB: 0 SB: 3 CS: 0 | PA: 37 | | | |
| PITCHER | IP | WLS | BF | H | R | ER | SO | BB | IBB | HBP | BLK | WP | HR | S | P | ERA | WHIP | | | | | | | | |
| Frank Tanana, L ERA: 4.33 | 7.0 | | 28 | 3 | 2 | 2 | 5 | 2 | 0 | 1 | 0 | 1 | 1 | 67 | 100 | 2.57 | 0.714 | | | | | | | | |
| Jeff Innis, R ERA: 4.59 | 1.0 | | 5 | 0 | 2 | 0 | 1 | 1 | 0 | 0 | 0 | 0 | 0 | 10 | 17 | 0.00 | 1.000 | | | | | | | | |
| Mike Maddux, R ERA: 3.41 | 1.0 | W | 4 | 1 | 0 | 0 | 1 | 0 | 0 | 0 | 1 | 0 | 0 | 15 | 21 | 0.00 | 1.000 | | | | | | | | |
| Batter | 1 | 2 | 3 | 4 | 5 | 6 | 7 | 8 | 9 | AB | R | H | RBI | BB | SO | LOB | BOTTOM | | | | | | | | |
| Joe Orsulak, L OBP: 0.346, SLG: 0.419 | | | | | | | | | | 4 | 1 | 1 | 0 | 0 | 0 | 1 | Cincinnati Reds @ New York Mets Shea Stadium, Flushing, NY Tue Aug 24 1993, 7:05 PM EDT Att: 19,517 - Unknown - 78 F | | | | | | | | |
| Todd Hundley, S OBP: 0.259, SLG: 0.339 | | | | | | | | | | 1 | 0 | 0 | 0 | 0 | 0 | 0 | | | | | | | | | |
| Jeremy Burnitz, L OBP: 0.326, SLG: 0.473 | | | | | | | | | | 4 | 0 | 0 | 0 | 0 | 0 | 1 | | | | | | | | | |
| Eddie Murray, S OBP: 0.304, SLG: 0.442 | | | | | | | | | | 4 | 2 | 2 | 0 | 0 | 0 | 0 | | | | | | | | | |
| Bobby Bonilla, S OBP: 0.350, SLG: 0.499 | | | | | | | | | | 2 | 1 | 1 | 2 | 2 | 0 | 1 | | | | | | | | | |
| Jeff Kent, R OBP: 0.326, SLG: 0.450 | | | | | | | | | | 3 | 0 | 1 | 1 | 1 | 0 | 2 | | | | | | | | | |
| Ryan Thompson, R OBP: 0.273, SLG: 0.369 | | | | | | | | | | 4 | 0 | 1 | 0 | 0 | 1 | 4 | | | | | | | | | |
| Charlie O'Brien, R OBP: 0.294, SLG: 0.348 | | | | | | | | | | 4 | 0 | 0 | 0 | 0 | 1 | 4 | | | | | | | | | |
| Kevin Baez, R OBP: 0.333, SLG: 0.283 | | | | | | | | | | 3 | 0 | 0 | 0 | 0 | 0 | 0 | | | | | | | | | |
| Chico Walker, S OBP: 0.279, SLG: 0.340 | | | | | | | | | | 1 | 0 | 0 | 0 | 0 | 0 | 0 | | | | | | | | | |
| Frank Tanana, L OBP: 0.170, SLG: 0.212 | | | | | | | | | | 2 | 0 | 0 | 0 | 0 | 1 | 0 | | | | | | | | | |
| Ced Landrum, L OBP: 0.333, SLG: 0.500 | | | | | | | | | | 1 | 0 | 1 | 0 | 0 | 0 | 0 | | | | | | | | | |
| Jeff Innis, R ERA: 4.15 | | | | | | | | | | 0 | 0 | 0 | 0 | 0 | 0 | 0 | | | | | | | | | |
| Mike Maddux, L OBP: 0.312, SLG: 0.303 | | | | | | | | | | 1 | 1 | 1 | 0 | 0 | 0 | 0 | | | | | | | | | |
| Inning Stats | R: 3 E: 1 K: 1 S: 15 | H: 2 LOB: 1 BB: 1 P: 29 | R: 0 E: 0 K: 1 S: 5 | H: 0 LOB: 0 BB: 0 P: 8 | R: 0 E: 0 K: 0 S: 14 | H: 0 LOB: 1 BB: 1 P: 24 | R: 0 E: 0 K: 1 S: 8 | H: 1 LOB: 0 BB: 0 P: 13 | R: 0 E: 0 K: 0 S: 7 | H: 1 LOB: 1 BB: 0 P: 13 | R: 0 E: 0 K: 0 S: 16 | H: 1 LOB: 1 BB: 0 P: 23 | R: 0 E: 0 K: 0 S: 9 | H: 2 LOB: 2 BB: 1 P: 17 | R: 1 E: 0 K: 0 S: 5 | H: 1 LOB: 0 BB: 0 P: 10 | 1B: 3 2B: 2 3B: 2 HR: 1 | SF: 0 SAC: 0 DP: 0 HBP: 0 | WP: 1 PB: 0 SB: 1 CS: 1 | PA: 37 | | | | | |
| PITCHER | IP | WLS | BF | H | R | ER | SO | BB | IBB | HBP | BLK | WP | HR | S | P | ERA | WHIP | | | | | | | | |
| Larry Luebbers, R ERA: 4.25 | 6.0 | | 24 | 4 | 3 | 2 | 3 | 2 | 0 | 0 | 0 | 0 | 0 | 25 | 40 | 4.50 | 1.500 | | | | | | | | |
| Scott Service, R ERA: 3.19 | 2.0 | | 10 | 3 | 1 | 1 | 0 | 0 | 1 | 0 | 0 | 0 | 0 | 4 | 7 | 27.00 | 3.000 | | | | | | | | |
| Jerry Spradlin, R ERA: 4.15 | 0.1 | L | 2 | 1 | 1 | 1 | 0 | 0 | 0 | 0 | 0 | 0 | 0 | 1 | 3 | ∞ | ∞ | | | | | | | | |
| Kevin Wickander, L ERA: 5.86 | 0.0 | | 1 | 0 | 0 | 0 | 0 | 0 | 0 | 0 | 0 | 1 | 0 | 1 | 3 | ∞ | ∞ | | | | | | | | |

| | |
|-----|----|
| AB | 33 |
| R | 4 |
| H | 4 |
| RBI | 2 |
| BB | 3 |
| SO | 7 |
| LOB | 18 |



| Batter | 1 | 2 | 3 | 4 | 5 | 6 | 7 | 8 | 9 | AB | R | H | RBI | BB | SO | LOB | TOP | | | | | |
|--|---|---|---|---|---|---|---|---|---|---|---|---|---|---|---|---|--|---|---|---|---|---|
| Jacob Brumfield, R (1, 8) OBP: 0.331, SLG: 0.421 | G3-1 | | 1B 2B | | | | FC5 SF8 1B | | L9 | 5 | 2 | 2 | 0 | 0 | 0 | 1 | Cincinnati Reds @ New York Mets Shea Stadium, Flushing, NY Wed Aug 25 1993, 3:33 AM EDT Att: 19,483 - Sunny - 86 F | | | | | |
| Thomas Howard, S (1, 7) OBP: 0.285, SLG: 0.338 | G4-3 | | 2B 1B | | | K | SF8 | | G4-3 | 4 | 1 | 1 | 1 | 0 | 1 | 1 | | | | | | |
| Reggie Sanders, R (1, 9) OBP: 0.344, SLG: 0.442 | E5 | | F8 1-H 3-H | | | F9 | F9 | | | 4 | 0 | 2 | 3 | 0 | 0 | 1 | | | | | | |
| Chris Sabo, R (1, 5) OBP: 0.323, SLG: 0.442 | 1B | | K | | | L9 | F9 | | | 4 | 0 | 1 | 0 | 0 | 1 | 3 | | | | | | |
| Tim Costo, R (1, 3) OBP: 0.208, SLG: 0.375 Hal Morris, L (7, PH) OBP: 0.344, SLG: 0.367 | L4 | | F8 | | | | G5-3 | | | 3 | 0 | 1 | 0 | 0 | 0 | 3 | | | | | | |
| Joe Oliver, R (1, 2) OBP: 0.270, SLG: 0.390 | | | F9 | | | | F8 | | F9 | 4 | 0 | 0 | 0 | 0 | 0 | 2 | | | | | | |
| Juan Samuel, R (1, 4) OBP: 0.279, SLG: 0.325 | | | F7 | | | K | P8 | | E5 | 4 | 0 | 0 | 0 | 0 | 1 | 1 | | | | | | |
| Brian Koelling, R (1, 6) OBP: 0.154, SLG: 0.083 Jeff Branson, L (7, 6) OBP: 0.305, SLG: 0.356 | | | FC6-4 1B | | | B1-3 | P9 | | L8 | 3 | 0 | 1 | 0 | 0 | 0 | 1 | | | | | | |
| Jose Rijo, R (1, 1) OBP: 0.269, SLG: 0.313 Greg Tubbs, R (9, PH) OBP: 0.386, SLG: 0.304 Rob Dibble, L (9, 1) OBP: 1.000, SLG: 1.000 | | | FC6-4 | | | L7 | | | P5 | 3 | 1 | 1 | 0 | 0 | 0 | 1 | | | | | | |
| | | | 1-2 | | | | E SF8 1B | | | 1 | 0 | 0 | 0 | 0 | 0 | 0 | | | | | | |
| Inning Stats | R: 0 E: 1 K: 0 S: 9 | H: 1 LOB: 2 BB: 0 P: 11 | R: 0 E: 0 K: 0 S: 7 | H: 1 LOB: 1 BB: 0 P: 9 | R: 2 E: 0 K: 1 S: 14 | H: 3 LOB: 1 BB: 0 P: 21 | R: 0 E: 0 K: 1 S: 6 | H: 0 LOB: 0 BB: 0 P: 10 | R: 0 E: 0 K: 1 S: 7 | H: 1 LOB: 1 BB: 0 P: 11 | R: 0 E: 1 K: 0 S: 8 | H: 2 LOB: 1 BB: 0 P: 13 | R: 0 E: 1 K: 0 S: 7 | H: 0 LOB: 0 BB: 0 P: 12 | R: 0 E: 0 K: 0 S: 7 | H: 0 LOB: 0 BB: 0 P: 11 | 1B: 7 2B: 2 3B: 0 HR: 0 | SF: 1 SAC: 0 DP: 0 HBP: 0 | WP: 0 PB: 0 CS: 0 | PA: 38 | | |
| PITCHER | IP WLS BF H R ER SO BB IBB HBP BLK WP HR S P ERA WHIP | IP WLS BF H R ER SO BB IBB HBP BLK WP HR S P ERA WHIP | IP WLS BF H R ER SO BB IBB HBP BLK WP HR S P ERA WHIP | IP WLS BF H R ER SO BB IBB HBP BLK WP HR S P ERA WHIP | IP WLS BF H R ER SO BB IBB HBP BLK WP HR S P ERA WHIP | IP WLS BF H R ER SO BB IBB HBP BLK WP HR S P ERA WHIP | IP WLS BF H R ER SO BB IBB HBP BLK WP HR S P ERA WHIP | IP WLS BF H R ER SO BB IBB HBP BLK WP HR S P ERA WHIP | IP WLS BF H R ER SO BB IBB HBP BLK WP HR S P ERA WHIP | IP WLS BF H R ER SO BB IBB HBP BLK WP HR S P ERA WHIP | IP WLS BF H R ER SO BB IBB HBP BLK WP HR S P ERA WHIP | IP WLS BF H R ER SO BB IBB HBP BLK WP HR S P ERA WHIP | IP WLS BF H R ER SO BB IBB HBP BLK WP HR S P ERA WHIP | IP WLS BF H R ER SO BB IBB HBP BLK WP HR S P ERA WHIP | IP WLS BF H R ER SO BB IBB HBP BLK WP HR S P ERA WHIP | IP WLS BF H R ER SO BB IBB HBP BLK WP HR S P ERA WHIP | IP WLS BF H R ER SO BB IBB HBP BLK WP HR S P ERA WHIP | IP WLS BF H R ER SO BB IBB HBP BLK WP HR S P ERA WHIP | IP WLS BF H R ER SO BB IBB HBP BLK WP HR S P ERA WHIP | IP WLS BF H R ER SO BB IBB HBP BLK WP HR S P ERA WHIP | IP WLS BF H R ER SO BB IBB HBP BLK WP HR S P ERA WHIP | IP WLS BF H R ER SO BB IBB HBP BLK WP HR S P ERA WHIP |

| | |
|-----|----|
| AB | 37 |
| R | 4 |
| H | 9 |
| RBI | 4 |
| BB | 0 |
| SO | 3 |
| LOB | 15 |



| Batter | 1 | 2 | 3 | 4 | 5 | 6 | 7 | 8 | 9 | AB | R | H | RBI | BB | SO | LOB | BOTTOM | | | | | |
|---|---|---|---|---|---|---|---|---|---|---|---|---|---|---|---|---|--|---|---|---|---|---|
| Joe Orsulak, L (1, 7) OBP: 0.342, SLG: 0.414 | F7 | | P6 | | | F8 | | F7 | | 4 | 0 | 0 | 0 | 0 | 0 | 1 | Cincinnati Reds @ New York Mets Shea Stadium, Flushing, NY Wed Aug 25 1993, 3:33 AM EDT Att: 19,483 - Sunny - 86 F | | | | | |
| Jeremy Burnitz, L (1, 9) OBP: 0.325, SLG: 0.464 Pete Schourek, L (9, 1) OBP: 0.276, SLG: 0.200 | K | | BB | | | K | | G4-3 | | 3 | 0 | 0 | 0 | 1 | 2 | 1 | | | | | | |
| Eddie Murray, S (1, 3) OBP: 0.302, SLG: 0.439 | F7 | | G1-3 | | | G3-1 | | | F7 | 4 | 0 | 0 | 0 | 0 | 0 | 1 | | | | | | |
| Bobby Bonilla, S (1, 5) OBP: 0.353, SLG: 0.507 | | | 1B BB | | | P7 | | FC6-4 1B | | 3 | 1 | 2 | 1 | 1 | 0 | 0 | | | | | | |
| Jeff Kent, R (1, 4) OBP: 0.325, SLG: 0.448 | | | L8 | | | L8 | | FC6-4 | | 4 | 0 | 1 | 0 | 0 | 0 | 1 | | | | | | |
| Ryan Thompson, R (1, 8) OBP: 0.288, SLG: 0.362 Ced Landrum, L (9, PH) OBP: 0.286, SLG: 0.429 | | | K | | | F8 | | F8 | | 3 | 0 | 0 | 0 | 0 | 1 | 3 | | | | | | |
| Todd Hundley, S (1, 2) OBP: 0.257, SLG: 0.335 | | | F8 | | | G6-3 | | | K | 1 | 0 | 0 | 0 | 0 | 1 | 0 | | | | | | |
| Kevin Baez, R (1, 6) OBP: 0.323, SLG: 0.273 Jeff McKnight, S (9, PH) OBP: 0.316, SLG: 0.310 | | | K | | | | | FC4-8 1B | | 2 | 0 | 0 | 0 | 0 | 2 | 2 | | | | | | |
| Eric Hillman, L (1, 1) OBP: 0.167, SLG: 0.200 Jeff Innis, R (7, 1) Chico Walker, S (9, PH) OBP: 0.277, SLG: 0.338 | | | G3 | | | K | | FC4-6 | | 2 | 0 | 0 | 0 | 0 | 1 | 0 | | | | | | |
| | | | | | | | | 1-2 | | 1 | 0 | 0 | 0 | 0 | 0 | 1 | | | | | | |
| Inning Stats | R: 0 E: 0 K: 1 S: 6 | H: 0 LOB: 0 BB: 0 P: 9 | R: 0 E: 0 K: 2 S: 12 | H: 1 LOB: 2 BB: 1 P: 21 | R: 0 E: 0 K: 0 S: 9 | H: 0 LOB: 1 BB: 1 P: 17 | R: 0 E: 0 K: 0 S: 5 | H: 0 LOB: 0 BB: 0 P: 7 | R: 0 E: 0 K: 1 S: 7 | H: 0 LOB: 0 BB: 0 P: 10 | R: 0 E: 0 K: 0 S: 7 | H: 1 LOB: 1 BB: 0 P: 13 | R: 0 E: 0 K: 0 S: 10 | H: 1 LOB: 1 BB: 0 P: 16 | R: 1 E: 0 K: 1 S: 11 | H: 1 LOB: 0 BB: 0 P: 15 | 1B: 3 2B: 0 3B: 0 HR: 1 | SF: 0 SAC: 0 DP: 0 HBP: 0 | WP: 0 PB: 0 CS: 0 | PA: 33 | | |
| PITCHER | IP WLS BF H R ER SO BB IBB HBP BLK WP HR S P ERA WHIP | IP WLS BF H R ER SO BB IBB HBP BLK WP HR S P ERA WHIP | IP WLS BF H R ER SO BB IBB HBP BLK WP HR S P ERA WHIP | IP WLS BF H R ER SO BB IBB HBP BLK WP HR S P ERA WHIP | IP WLS BF H R ER SO BB IBB HBP BLK WP HR S P ERA WHIP | IP WLS BF H R ER SO BB IBB HBP BLK WP HR S P ERA WHIP | IP WLS BF H R ER SO BB IBB HBP BLK WP HR S P ERA WHIP | IP WLS BF H R ER SO BB IBB HBP BLK WP HR S P ERA WHIP | IP WLS BF H R ER SO BB IBB HBP BLK WP HR S P ERA WHIP | IP WLS BF H R ER SO BB IBB HBP BLK WP HR S P ERA WHIP | IP WLS BF H R ER SO BB IBB HBP BLK WP HR S P ERA WHIP | IP WLS BF H R ER SO BB IBB HBP BLK WP HR S P ERA WHIP | IP WLS BF H R ER SO BB IBB HBP BLK WP HR S P ERA WHIP | IP WLS BF H R ER SO BB IBB HBP BLK WP HR S P ERA WHIP | IP WLS BF H R ER SO BB IBB HBP BLK WP HR S P ERA WHIP | IP WLS BF H R ER SO BB IBB HBP BLK WP HR S P ERA WHIP | IP WLS BF H R ER SO BB IBB HBP BLK WP HR S P ERA WHIP | IP WLS BF H R ER SO BB IBB HBP BLK WP HR S P ERA WHIP | IP WLS BF H R ER SO BB IBB HBP BLK WP HR S P ERA WHIP | IP WLS BF H R ER SO BB IBB HBP BLK WP HR S P ERA WHIP | IP WLS BF H R ER SO BB IBB HBP BLK WP HR S P ERA WHIP | IP WLS BF H R ER SO BB IBB HBP BLK WP HR S P ERA WHIP |



| Batter | 1 | 2 | 3 | 4 | 5 | 6 | 7 | 8 | 9 | AB | R | H | RBI | BB | SO | LOB | TOP | | | | | | | | | | |
|--|-------------------------------|----------------------------------|-------------------------------|----------------------------------|-------------------------------|----------------------------------|-------------------------------|----------------------------------|-------------------------------|----------------------------------|-------------------------------|----------------------------------|------------------------------|----------------------------------|-------------------------------|----------------------------------|------------------------------|----------------------------------|----------------------------------|------------------------------------|----------------------------------|--------|--|--|--|--|--|
| Thomas Howard, S (1.7) OBP: 0.288, SLG: 0.360 | 0-0 1B | 1-3 K | | 0-2 S | | 0-2 HR | 3-2 F9 | | | 5 | 2 | 3 | 3 | 0 | 1 | 1 | | | | | | | | | | | |
| Jacob Brumfield, R (1.8) OBP: 0.351, SLG: 0.437 | 2-2 CS | 4-1 1B | | 0-3 K | | 1-1 S | | 4-2 BB | | 3 | 1 | 2 | 0 | 2 | 1 | 1 | | | | | | | | | | | |
| Hal Morris, L (1.3) OBP: 0.349, SLG: 0.376 | 3-2 FC4-6 | 0-0 BB | | 1-0 F7 | | 1-1 S | | 2-2 G4-6-3 | | 5 | 1 | 3 | 2 | 0 | 0 | 2 | | | | | | | | | | | |
| Chris Sabo, R (1.5) OBP: 0.320, SLG: 0.437 | 2-3 K | | 3-1 P8 | | 0-2 G6-3 | 4-1 2B | | 3-3 K | | 4 | 0 | 0 | 0 | 1 | 2 | 1 | | | | | | | | | | | |
| Tim Costo, R (1.9) OBP: 0.212, SLG: 0.364 | 0-2 FC4-6 | | 1-0 1B | | 1-2 L9 | 1-3 K | | 3-2 L8 | | 5 | 0 | 1 | 0 | 0 | 1 | 4 | | | | | | | | | | | |
| Joe Oliver, R (1.2) OBP: 0.273, SLG: 0.390 | | 3-2 2B | | 2-1 G3 | | 0-2 K | | 4-2 BB | | 4 | 1 | 2 | 2 | 1 | 1 | 1 | | | | | | | | | | | |
| Juan Samuel, R (1.4) OBP: 0.287, SLG: 0.333 | | 0-0 2B | | 3-2 S | | 0-1 F9 | | 0-0 F8 | | 5 | 1 | 2 | 0 | 0 | 0 | 3 | | | | | | | | | | | |
| Jeff Branson, L (1.6) OBP: 0.300, SLG: 0.354 | | 2-0 SF7 | | 1-3 K | | 2-1 HR | | 1-0 G3 | | 4 | 1 | 1 | 1 | 0 | 1 | 3 | | | | | | | | | | | |
| Bobby Ayala, R (1.1) OBP: 0.063, SLG: 0.125 | | 1-2 WP | | 0-3 K | | 4-0 HR | | 1-2 K | | 2 | 1 | 1 | 1 | 0 | 1 | 0 | | | | | | | | | | | |
| Scott Service, R (5.1) OBP: 0.167, SLG: 0.167 | | | | | | | | | | 0 | 0 | 0 | 0 | 0 | 0 | 0 | | | | | | | | | | | |
| Jack Daugherty, S (6. PH) OBP: 0.378, SLG: 0.474 | | | | | | | | | | 0 | 1 | 0 | 0 | 1 | 0 | 0 | | | | | | | | | | | |
| Kevin Wickander, L (6.1) OBP: 0.300, SLG: 0.354 | | | | | | | | | | 1 | 0 | 0 | 0 | 1 | 0 | 0 | | | | | | | | | | | |
| Jeff Reardon, R (7.1) OBP: 0.300, SLG: 0.354 | | | | | | | | | | 0 | 0 | 0 | 0 | 0 | 0 | 0 | | | | | | | | | | | |
| Inning Stats | R: 1 E: 0 K: 1 S: 20 | H: 3 LOB: 1 BB: 0 P: 26 | R: 3 E: 0 K: 1 S: 14 | H: 4 LOB: 2 BB: 1 P: 25 | R: 0 E: 0 K: 1 S: 12 | H: 2 LOB: 0 BB: 0 P: 22 | R: 0 E: 0 K: 2 S: 11 | H: 1 LOB: 1 BB: 0 P: 11 | R: 0 E: 0 K: 1 S: 10 | H: 0 LOB: 0 BB: 0 P: 11 | R: 5 E: 0 K: 1 S: 21 | H: 5 LOB: 2 BB: 2 P: 34 | R: 0 E: 0 K: 1 S: 7 | H: 0 LOB: 0 BB: 0 P: 11 | R: 0 E: 0 K: 1 S: 11 | H: 0 LOB: 1 BB: 1 P: 20 | R: 0 E: 0 K: 0 S: 9 | H: 0 LOB: 1 BB: 1 P: 17 | 1B: 9 2B: 5 3B: 0 HR: 1 | SF: 1 SAC: 0 DP: 1 HBP: 0 | WP: 1 PB: 0 SB: 3 CS: 1 | PA: 44 | | | | | |
| PITCHER | IP | WLS | BF | H | R | ER | SO | BB | IBB | HBP | BLK | WP | HR | S | P | ERA | WHIP | | | | | | | | | | |
| Tommy Greene, R (1.1) ERA: 3.66 | 5.0 | | 24 | 10 | 4 | 4 | 6 | 1 | 0 | 0 | 0 | 1 | 0 | 67 | 95 | 7.20 | 2.200 | | | | | | | | | | |
| Bobby Thigpen, R (6.1) ERA: 6.21 | 0.1 | L | 7 | 4 | 5 | 5 | 0 | 2 | 0 | 0 | 0 | 0 | 1 | 13 | 25 | 135.00 | 18.000 | | | | | | | | | | |
| Mike Williams, R (6.1) ERA: 6.14 | 0.2 | | 3 | 1 | 0 | 0 | 1 | 0 | 0 | 0 | 0 | 0 | 0 | 8 | 9 | 0.00 | 1.500 | | | | | | | | | | |
| David West, L (7.1) ERA: 2.74 | 2.0 | | 6 | 0 | 0 | 0 | 2 | 1 | 0 | 0 | 0 | 0 | 0 | 18 | 31 | 0.00 | 0.500 | | | | | | | | | | |
| Ben Rivera, R (9.1) ERA: 5.39 | 1.0 | | 4 | 0 | 0 | 0 | 0 | 1 | 0 | 0 | 0 | 0 | 0 | 9 | 17 | 0.00 | 1.000 | | | | | | | | | | |

Cincinnati Reds @ Philadelphia Phillies
Veterans Stadium, Philadelphia, PA
Sat Aug 28 1993, 7:05 PM EDT
Att: 42,924 - Unknown - 92 F

AB 38
R 9
H 15
RBI 9
BB 5
SO 9
LOB 16



| Batter | 1 | 2 | 3 | 4 | 5 | 6 | 7 | 8 | 9 | AB | R | H | RBI | BB | SO | LOB | BOTTOM | | | | | | | | | | |
|---|------------------------------|----------------------------------|-------------------------------|----------------------------------|------------------------------|----------------------------------|-------------------------------|----------------------------------|-------------------------------|----------------------------------|------------------------------|----------------------------------|------------------------------|----------------------------------|-------------------------------|----------------------------------|-------------------------------|----------------------------------|----------------------------------|------------------------------------|----------------------------------|--------|--|--|--|--|--|
| Lenny Dykstra, L (1.8) OBP: 0.417, SLG: 0.467 | 4-0 L6 | 3-1 P8 | | 2-3 K | | 1-3 K | | 1-2 HBP | | 4 | 0 | 1 | 0 | 1 | 2 | 4 | | | | | | | | | | | |
| Mariano Duncan, R (1.4) OBP: 0.295, SLG: 0.391 | 0-3 K | | 0-0 P9 | | 2-0 FC3-6 | | | 1-2 HBP | | 4 | 0 | 1 | 0 | 0 | 1 | 3 | | | | | | | | | | | |
| John Kruk, L (1.3) OBP: 0.452, SLG: 0.495 | 3-2 L6 | | 3-1 F8 | | 0-3 K | | | 2-1 F8 | | 5 | 0 | 0 | 0 | 0 | 2 | 6 | | | | | | | | | | | |
| Dave Hollins, S (1.5) OBP: 0.373, SLG: 0.447 | | 2-1 HR | | 4-1 1B | | 2-2 G6-3 | | 1-0 2B | | 4 | 1 | 2 | 0 | 1 | 0 | 2 | | | | | | | | | | | |
| Darren Daulton, L (1.2) OBP: 0.398, SLG: 0.503 | | 0-0 HR | | 0-1 1B | | 3-2 K | | 0-0 P3 | | 5 | 1 | 2 | 2 | 0 | 1 | 1 | | | | | | | | | | | |
| Jim Eisenreich, L (1.9) OBP: 0.362, SLG: 0.474 | | 1-H HR | | 1-2 1B | | 2-2 HR | | 2-2 P6 | | 4 | 1 | 1 | 0 | 0 | 1 | 3 | | | | | | | | | | | |
| Pete Incaviglia, R (1.7) OBP: 0.329, SLG: 0.568 | | 4-2 SH5-4 | | 0-0 HR | | 3-2 HR | | 0-0 2B | | 4 | 2 | 3 | 3 | 1 | 1 | 1 | | | | | | | | | | | |
| Kevin Stocker, S (1.6) OBP: 0.432, SLG: 0.490 | | 0-0 SH5-4 | | 0-0 FC3-6 | | 0-0 G4-3 | | 2-3 K | | 5 | 0 | 2 | 0 | 0 | 1 | 3 | | | | | | | | | | | |
| Tommy Greene, R (1.1) ERA: 3.66 | | | | | | | | | | 0 | 0 | 0 | 0 | 0 | 0 | 0 | | | | | | | | | | | |
| Bobby Thigpen, R (6.1) ERA: 6.21 | | | | | | | | | | 0 | 0 | 0 | 0 | 0 | 0 | 0 | | | | | | | | | | | |
| Mike Williams, R (6.1) ERA: 6.14 | | | | | | | | | | 0 | 0 | 0 | 0 | 0 | 0 | 0 | | | | | | | | | | | |
| Wes Chamberlain, R (6. PH) OBP: 0.362, SLG: 0.474 | | | | | | | | | | 1 | 0 | 0 | 0 | 0 | 0 | 0 | | | | | | | | | | | |
| David West, L (7.1) ERA: 2.74 | | | | | | | | | | 0 | 0 | 0 | 0 | 0 | 0 | 0 | | | | | | | | | | | |
| Ben Rivera, R (9.1) ERA: 5.39 | | | | | | | | | | 1 | 0 | 0 | 0 | 1 | 0 | 0 | | | | | | | | | | | |
| Inning Stats | R: 0 E: 0 K: 1 S: 6 | H: 0 LOB: 0 BB: 1 P: 13 | R: 2 E: 0 K: 1 S: 12 | H: 3 LOB: 1 BB: 1 P: 23 | R: 0 E: 0 K: 0 S: 9 | H: 1 LOB: 2 BB: 1 P: 16 | R: 1 E: 0 K: 2 S: 11 | H: 2 LOB: 0 BB: 0 P: 15 | R: 2 E: 0 K: 1 S: 15 | H: 1 LOB: 0 BB: 0 P: 25 | R: 0 E: 0 K: 2 S: 8 | H: 1 LOB: 1 BB: 0 P: 10 | R: 0 E: 0 K: 1 S: 9 | H: 2 LOB: 2 BB: 0 P: 14 | R: 0 E: 0 K: 1 S: 11 | H: 1 LOB: 1 BB: 0 P: 19 | R: 0 E: 0 K: 1 S: 13 | H: 1 LOB: 1 BB: 0 P: 19 | 1B: 7 2B: 3 3B: 0 HR: 3 | SF: 0 SAC: 2 DP: 1 HBP: 2 | WP: 0 PB: 0 SB: 1 CS: 0 | PA: 44 | | | | | |
| PITCHER | IP | WLS | BF | H | R | ER | SO | BB | IBB | HBP | BLK | WP | HR | S | P | ERA | WHIP | | | | | | | | | | |
| Bobby Ayala, R (1.1) ERA: 4.12 | 4.2 | | 25 | 7 | 5 | 5 | 5 | 3 | 0 | 1 | 0 | 0 | 3 | 52 | 91 | 9.64 | 2.143 | | | | | | | | | | |
| Scott Service, R (5.1) ERA: 3.16 | 0.1 | W | 1 | 0 | 0 | 0 | 0 | 0 | 0 | 0 | 0 | 0 | 0 | 1 | 1 | 0.00 | 0.000 | | | | | | | | | | |
| Kevin Wickander, L (6.1) ERA: 5.52 | 1.2 | | 7 | 2 | 0 | 0 | 2 | 0 | 0 | 0 | 0 | 0 | 0 | 13 | 18 | 0.00 | 1.200 | | | | | | | | | | |
| Jeff Reardon, R (7.1) ERA: 2.38 | 2.1 | | 11 | 3 | 0 | 0 | 3 | 0 | 0 | 1 | 0 | 0 | 0 | 28 | 44 | 0.00 | 1.286 | | | | | | | | | | |

Cincinnati Reds @ Philadelphia Phillies
Veterans Stadium, Philadelphia, PA
Sat Aug 28 1993, 7:05 PM EDT
Att: 42,924 - Unknown - 92 F

AB 37
R 5
H 12
RBI 5
BB 3
SO 10
LOB 23



| Batter | 1 | 2 | 3 | 4 | 5 | 6 | 7 | 8 | 9 | AB | R | H | RBI | BB | SO | LOB | TOP | | | | |
|--|------------------------------|---------------------------------|------------------------------|---------------------------------|------------------------------|---------------------------------|------------------------------|---------------------------------|------------------------------|----------------------------------|------------------------------|---------------------------------|------------------------------|---------------------------------|------------------------------|---------------------------------|--|------------------------------------|----------------------------------|--------|--|
| Jacob Brumfield, R OBP: 0.342, SLG: 0.424 | G6-3 | | L7 | | K | | L8 | | K | 5 | 0 | 0 | 0 | 0 | 2 | 1 | Cincinnati Reds @ Philadelphia Phillies Veterans Stadium, Philadelphia, PA Sun Aug 29 1993, 3:33 AM EDT Att: 58,363 - Sunny - 86 F | | | | |
| Hal Morris, L OBP: 0.383, SLG: 0.381 Johnny Ruffin, R (5, 1) | K | | G6-3 | | HBP | | 1B | | | 2 | 0 | 1 | 0 | 0 | 1 | 0 | | | | | |
| Jack Daugherty, S OBP: 0.391, SLG: 0.487 Jerry Spradlin, S (7, 1) | K | | 2B | | | | | | | 0 | 0 | 0 | 0 | 0 | 0 | 0 | | | | | |
| Thomas Howard, S OBP: 0.283, SLG: 0.353 | E6 | | G6-3 | | K | | K | | | 4 | 0 | 0 | 0 | 0 | 2 | 3 | | | | | |
| Chris Sabo, R OBP: 0.321, SLG: 0.436 Brian Koelling, R OBP: 0.133, SLG: 0.071 | K | | FC5-4 | | | F9 | | K | | 1 | 0 | 0 | 0 | 1 | 1 | 1 | | | | | |
| Tim Costo, R OBP: 0.216, SLG: 0.351 | | G4-3 | FC5-4 | | | 2B | | K | | 4 | 0 | 1 | 0 | 0 | 1 | 2 | | | | | |
| Brian Dorsett, R OBP: 0.283, SLG: 0.455 | | 1B | | | F9 | | F7 | | G6-3 | 4 | 0 | 1 | 0 | 0 | 0 | 1 | | | | | |
| Juan Samuel, R OBP: 0.286, SLG: 0.337 | | K | | | L3 | | 2B | | G6-3 | 4 | 0 | 1 | 0 | 0 | 1 | 1 | | | | | |
| Jeff Branson, L OBP: 0.300, SLG: 0.353 | | FC6-4 | | | K | | F7 | | G4-3 | 4 | 0 | 1 | 0 | 0 | 1 | 2 | | | | | |
| Tim Pugh, R OBP: 0.180, SLG: 0.163 Scott Service, R OBP: 0.167, SLG: 0.167 Greg Tubbs, R OBP: 0.377, SLG: 0.286 | FC6-4 | | | | K | | F9 | | BB | 1 | 0 | 0 | 0 | 0 | 0 | 2 | | | | | |
| Inning Stats | R: 0 E: 1 K: 2 S: 8 | H: 0 LOB: 1 BB: 0 P: 8 | R: 0 E: 0 K: 1 S: 7 | H: 2 LOB: 2 BB: 0 P: 7 | R: 0 E: 0 K: 0 S: 4 | H: 1 LOB: 2 BB: 1 P: 8 | R: 0 E: 0 K: 1 S: 5 | H: 0 LOB: 0 BB: 0 P: 5 | R: 0 E: 0 K: 3 S: 9 | H: 2 LOB: 1 BB: 0 P: 10 | R: 0 E: 0 K: 1 S: 6 | H: 1 LOB: 0 BB: 0 P: 6 | R: 0 E: 0 K: 2 S: 7 | H: 0 LOB: 0 BB: 0 P: 7 | R: 0 E: 0 K: 1 S: 5 | H: 0 LOB: 1 BB: 1 P: 9 | 1B: 4 2B: 2 3B: 0 HR: 0 | SF: 0 SAC: 0 DP: 0 HBP: 1 | WP: 0 PB: 0 SB: 0 CS: 0 | PA: 37 | |
| PITCHER | IP | WLS | BF | H | R | ER | SO | BB | IBB | HBP | BLK | WP | HR | S | P | ERA | WHIP | | | | |
| Danny Jackson, L ERA: 3.4 | 7.0 | W | 30 | 6 | 0 | 0 | 8 | 1 | 0 | 1 | 0 | 0 | 0 | 44 | 49 | 0.00 | 1.000 | | | | |
| Roger Mason, R ERA: 3.45 | 2.0 | | 7 | 0 | 0 | 0 | 3 | 1 | 0 | 0 | 0 | 0 | 0 | 12 | 16 | 0.00 | 0.500 | | | | |

| Batter | 1 | 2 | 3 | 4 | 5 | 6 | 7 | 8 | 9 | AB | R | H | RBI | BB | SO | LOB | BOTTOM | | | | |
|--|------------------------------|----------------------------------|------------------------------|----------------------------------|------------------------------|---------------------------------|------------------------------|----------------------------------|------------------------------|---------------------------------|------------------------------|---------------------------------|------------------------------|---------------------------------|------------------------------|---------------------------------|--|-----------------------------------|------------------------------------|----------------------------------|--------|
| Lenny Dykstra, L OBP: 0.418, SLG: 0.470 Roger Mason, R OBP: 0.200, SLG: 0.200 | G6-3 | 3B | | 2B | 3B | | F8 | | | 3 | 2 | 1 | 1 | 2 | 0 | 2 | Cincinnati Reds @ Philadelphia Phillies Veterans Stadium, Philadelphia, PA Sun Aug 29 1993, 3:33 AM EDT Att: 58,363 - Sunny - 86 F | | | | |
| Mickey Morandini, L OBP: 0.286, SLG: 0.344 | F8 | 1B | | F7 | 1B | | 3B | | | 5 | 1 | 3 | 4 | 0 | 0 | 1 | | | | | |
| Ricky Jordan, R OBP: 0.328, SLG: 0.429 | 1B | 1B | | 2B | F3 | | G5-3 | | | 5 | 2 | 3 | 1 | 0 | 0 | 2 | | | | | |
| Dave Hollins, S OBP: 0.376, SLG: 0.447 Kim Batiste, R OBP: 0.307, SLG: 0.453 | 1B | 1B | | 2B | | G3-1 | | 1B | | 2 | 2 | 1 | 0 | 2 | 0 | 0 | | | | | |
| Pete Incaviglia, R OBP: 0.330, SLG: 0.565 | 1B | 1B | | K | K | | K | | 1B | 5 | 0 | 2 | 2 | 0 | 3 | 5 | | | | | |
| Wes Chamberlain, R OBP: 0.323, SLG: 0.522 | 1B | P5 | | 2B | 2B | | F8 | | K | 5 | 0 | 2 | 4 | 0 | 1 | 3 | | | | | |
| Todd Pratt, R OBP: 0.329, SLG: 0.581 | K | | | K | K | | 1B | | F8 | 5 | 0 | 1 | 0 | 0 | 2 | 4 | | | | | |
| Kevin Stocker, S OBP: 0.425, SLG: 0.480 | | F9 | | G1-3 | SH1 | | FC3-6 | | G4-3 | 5 | 2 | 1 | 0 | 0 | 0 | 2 | | | | | |
| Danny Jackson, R OBP: 0.158, SLG: 0.132 Milt Thompson, L OBP: 0.348, SLG: 0.370 | BB | 1B | | K | SH1 | | 3B | | 1B | 2 | 1 | 1 | 0 | 0 | 1 | 0 | | | | | |
| Inning Stats | R: 2 E: 0 K: 1 S: 8 | H: 3 LOB: 2 BB: 1 P: 12 | R: 3 E: 0 K: 1 S: 9 | H: 4 LOB: 2 BB: 1 P: 13 | R: 0 E: 0 K: 1 S: 5 | H: 0 LOB: 0 BB: 0 P: 5 | R: 3 E: 0 K: 2 S: 9 | H: 2 LOB: 1 BB: 2 P: 17 | R: 1 E: 0 K: 0 S: 5 | H: 3 LOB: 1 BB: 0 P: 5 | R: 0 E: 0 K: 1 S: 5 | H: 0 LOB: 0 BB: 0 P: 5 | R: 2 E: 0 K: 0 S: 6 | H: 3 LOB: 1 BB: 0 P: 6 | R: 1 E: 0 K: 1 S: 7 | H: 2 LOB: 1 BB: 0 P: 7 | | 1B: 11 2B: 3 3B: 3 HR: 0 | SF: 0 SAC: 1 DP: 0 HBP: 0 | WP: 0 PB: 0 SB: 0 CS: 0 | PA: 44 |
| PITCHER | IP | WLS | BF | H | R | ER | SO | BB | IBB | HBP | BLK | WP | HR | S | P | ERA | WHIP | | | | |
| Tim Pugh, R ERA: 5.45 | 1.1 | L | 13 | 7 | 5 | 5 | 1 | 2 | 0 | 0 | 0 | 0 | 0 | 13 | 21 | 33.75 | 6.750 | | | | |
| Scott Service, R ERA: 3.71 | 2.2 | | 12 | 2 | 3 | 3 | 4 | 1 | 1 | 0 | 0 | 0 | 0 | 18 | 26 | 10.12 | 1.125 | | | | |
| Johnny Ruffin, R ERA: 4.02 | 2.0 | | 8 | 3 | 1 | 1 | 1 | 0 | 0 | 0 | 0 | 0 | 0 | 10 | 10 | 4.50 | 1.500 | | | | |
| Jerry Spradlin, R ERA: 4.88 | 2.0 | | 11 | 5 | 3 | 3 | 1 | 0 | 0 | 0 | 0 | 0 | 0 | 13 | 13 | 13.50 | 2.500 | | | | |

| Batter | 1 | 2 | 3 | 4 | 5 | 6 | 7 | 8 | 9 | AB | R | H | RBI | BB | SO | LOB | TOP | | | | | | | | |
|--|-------------------------------|----------------------------------|------------------------------|----------------------------------|------------------------------|----------------------------------|-------------------------------|----------------------------------|-------------------------------|----------------------------------|------------------------------|----------------------------------|------------------------------|----------------------------------|------------------------------|----------------------------------|--|----------------------------------|-----------------------------------|------------------------------------|----------------------------------|--------|--|--|--|
| Thomas Howard, S (1, 7) OBP: 0.290, SLG: 0.373 | | | | | | | | | | 5 | 2 | 3 | 2 | 0 | 0 | 2 | Cincinnati Reds @ St. Louis Cardinals Busch Stadium, St. Louis, MO Mon Aug 30 1993, 7:05 PM CDT Att: 30,820 - Unknown - 89 F | | | | | | | | |
| Jacob Brumfield, R (1, 8) OBP: 0.338, SLG: 0.418 | | | | | | | | | | 5 | 1 | 1 | 0 | 0 | 3 | 1 | | | | | | | | | |
| Hal Morris, L (1, 3) OBP: 0.357, SLG: 0.382 | | | | | | | | | | 4 | 0 | 2 | 1 | 1 | 0 | 0 | | | | | | | | | |
| Chris Sabo, R (1, 5) OBP: 0.322, SLG: 0.440 | | | | | | | | | | 5 | 1 | 2 | 0 | 0 | 1 | 3 | | | | | | | | | |
| Tim Costo, R (1, 9) OBP: 0.262, SLG: 0.488 | | | | | | | | | | 4 | 3 | 3 | 3 | 0 | 0 | 2 | | | | | | | | | |
| Joe Oliver, R (1, 2) OBP: 0.277, SLG: 0.394 | | | | | | | | | | 4 | 1 | 2 | 0 | 1 | 0 | 2 | | | | | | | | | |
| Juan Samuel, R (1, 4) OBP: 0.284, SLG: 0.333 | | | | | | | | | | 5 | 1 | 1 | 1 | 0 | 0 | 4 | | | | | | | | | |
| Jeff Branson, L (1, 6) OBP: 0.301, SLG: 0.353 | | | | | | | | | | 5 | 1 | 2 | 1 | 0 | 0 | 1 | | | | | | | | | |
| Jose Rijo, R (1, 1) OBP: 0.275, SLG: 0.318 | | | | | | | | | | 2 | 0 | 1 | 0 | 0 | 0 | 0 | | | | | | | | | |
| Jack Daugherty, S (7, PH) OBP: 0.353, SLG: 0.475 | | | | | | | | | | 1 | 0 | 0 | 0 | 0 | 0 | 0 | | | | | | | | | |
| Johnny Ruffin, R (7, 1) | | | | | | | | | | 1 | 0 | 0 | 0 | 0 | 0 | 2 | | | | | | | | | |
| Inning Stats | R: 1 E: 1 K: 1 S: 12 | H: 3 LOB: 3 BB: 1 P: 21 | R: 0 E: 0 K: 0 S: 8 | H: 1 LOB: 0 BB: 0 P: 13 | R: 0 E: 0 K: 2 S: 8 | H: 0 LOB: 0 BB: 0 P: 10 | R: 5 E: 1 K: 1 S: 18 | H: 4 LOB: 1 BB: 1 P: 31 | R: 1 E: 0 K: 0 S: 10 | H: 3 LOB: 2 BB: 0 P: 14 | R: 1 E: 0 K: 0 S: 8 | H: 2 LOB: 1 BB: 0 P: 16 | R: 0 E: 0 K: 0 S: 6 | H: 0 LOB: 0 BB: 0 P: 10 | R: 0 E: 0 K: 0 S: 6 | H: 0 LOB: 0 BB: 0 P: 11 | R: 2 E: 0 K: 0 S: 7 | H: 4 LOB: 1 BB: 0 P: 14 | 1B: 11 2B: 4 3B: 0 HR: 2 | SF: 1 SAC: 1 DP: 1 HBP: 0 | WP: 0 PB: 0 SB: 0 CS: 1 | PA: 46 | | | |
| PITCHER | IP | WLS | BF | H | R | ER | SO | BB | IBB | HBP | BLK | WP | HR | S | P | ERA | WHIP | | | | | | | | |
| Rene Arocha, R (1, 1) ERA: 3.66 | 3.1 | L | 19 | 8 | 6 | 5 | 3 | 1 | 0 | 0 | 0 | 0 | 1 | 41 | 63 | 13.50 | 2.700 | | | | | | | | |
| Omar Olivares, R (4, 1) ERA: 4.44 | 2.2 | | 14 | 5 | 2 | 2 | 1 | 1 | 0 | 0 | 0 | 0 | 0 | 23 | 42 | 6.75 | 2.250 | | | | | | | | |
| Todd Burns, R (7, 1) ERA: 5.38 | 2.0 | | 6 | 0 | 0 | 0 | 0 | 0 | 0 | 0 | 0 | 0 | 0 | 14 | 21 | 0.00 | 0.000 | | | | | | | | |
| Rob Murphy, L (9, 1) ERA: 4.47 | 1.0 | | 6 | 4 | 2 | 2 | 0 | 0 | 0 | 0 | 0 | 0 | 1 | 7 | 14 | 18.00 | 4.000 | | | | | | | | |

| Batter | 1 | 2 | 3 | 4 | 5 | 6 | 7 | 8 | 9 | AB | R | H | RBI | BB | SO | LOB | BOTTOM | | | | | | | | |
|--|-------------------------------|----------------------------------|------------------------------|---------------------------------|-------------------------------|----------------------------------|------------------------------|----------------------------------|-------------------------------|----------------------------------|-------------------------------|----------------------------------|-------------------------------|----------------------------------|------------------------------|----------------------------------|--|----------------------------------|----------------------------------|------------------------------------|----------------------------------|--------|--|--|--|
| Luis Altea, S (1, 4) OBP: 0.378, SLG: 0.381 | | | | | | | | | | 5 | 0 | 2 | 0 | 0 | 2 | 1 | Cincinnati Reds @ St. Louis Cardinals Busch Stadium, St. Louis, MO Mon Aug 30 1993, 7:05 PM CDT Att: 30,820 - Unknown - 89 F | | | | | | | | |
| Ozzie Smith, S (1, 6) OBP: 0.332, SLG: 0.349 | | | | | | | | | | 4 | 1 | 3 | 0 | 0 | 0 | 1 | | | | | | | | | |
| Todd Burns, R (7, 1) OBP: 0.356, SLG: 0.447 | | | | | | | | | | 1 | 0 | 0 | 0 | 0 | 0 | 0 | | | | | | | | | |
| Gerald Perry, L (8, PH) OBP: 0.356, SLG: 0.447 | | | | | | | | | | 4 | 1 | 1 | 0 | 1 | 0 | 4 | | | | | | | | | |
| Gregg Jefferies, S (1, 3) OBP: 0.398, SLG: 0.501 | | | | | | | | | | 0 | 0 | 0 | 0 | 0 | 0 | 0 | | | | | | | | | |
| Rob Murphy, L (9, 1) OBP: 0.500, SLG: 0.500 | | | | | | | | | | 0 | 0 | 0 | 0 | 0 | 0 | 0 | | | | | | | | | |
| Todd Zeile, R (1, 5) OBP: 0.349, SLG: 0.426 | | | | | | | | | | 3 | 0 | 0 | 0 | 2 | 1 | 4 | | | | | | | | | |
| Bernard Gilkey, R (1, 7) OBP: 0.376, SLG: 0.490 | | | | | | | | | | 5 | 1 | 2 | 1 | 0 | 0 | 6 | | | | | | | | | |
| Mark Whiten, S (1, 8) OBP: 0.316, SLG: 0.409 | | | | | | | | | | 5 | 0 | 3 | 1 | 0 | 0 | 1 | | | | | | | | | |
| Rod Brewer, L (1, 9) OBP: 0.319, SLG: 0.317 | | | | | | | | | | 3 | 0 | 0 | 0 | 1 | 1 | 3 | | | | | | | | | |
| Tom Pagnozzi, R (1, 2) OBP: 0.278, SLG: 0.370 | | | | | | | | | | 3 | 0 | 0 | 0 | 1 | 1 | 4 | | | | | | | | | |
| Rene Arocha, R (1, 1) OBP: 0.125, SLG: 0.128 | | | | | | | | | | 1 | 0 | 0 | 0 | 0 | 1 | 0 | | | | | | | | | |
| Omar Olivares, R (4, 1) OBP: 0.250, SLG: 0.300 | | | | | | | | | | 1 | 0 | 0 | 0 | 0 | 0 | 1 | | | | | | | | | |
| Tim Jones, L (6, PH) OBP: 0.371, SLG: 0.286 | | | | | | | | | | 1 | 0 | 0 | 0 | 1 | 0 | 1 | | | | | | | | | |
| Inning Stats | R: 0 E: 0 K: 0 S: 14 | H: 1 LOB: 2 BB: 2 P: 28 | R: 0 E: 0 K: 0 S: 4 | H: 1 LOB: 0 BB: 0 P: 6 | R: 0 E: 0 K: 1 S: 16 | H: 2 LOB: 3 BB: 1 P: 30 | R: 0 E: 0 K: 1 S: 9 | H: 1 LOB: 1 BB: 0 P: 15 | R: 2 E: 0 K: 2 S: 18 | H: 4 LOB: 3 BB: 1 P: 32 | R: 0 E: 0 K: 1 S: 15 | H: 1 LOB: 2 BB: 1 P: 26 | R: 1 E: 0 K: 0 S: 10 | H: 1 LOB: 1 BB: 1 P: 18 | R: 0 E: 0 K: 0 S: 9 | H: 0 LOB: 0 BB: 0 P: 11 | R: 0 E: 0 K: 0 S: 8 | H: 0 LOB: 0 BB: 0 P: 12 | 1B: 9 2B: 2 3B: 0 HR: 0 | SF: 0 SAC: 0 DP: 2 HBP: 0 | WP: 1 PB: 0 SB: 3 CS: 0 | PA: 42 | | | |
| PITCHER | IP | WLS | BF | H | R | ER | SO | BB | IBB | HBP | BLK | WP | HR | S | P | ERA | WHIP | | | | | | | | |
| Jose Rijo, R (1, 1) ERA: 2.53 | 6.0 | W | 31 | 10 | 2 | 2 | 5 | 5 | 0 | 0 | 0 | 1 | 0 | 76 | 137 | 3.00 | 2.500 | | | | | | | | |
| Johnny Ruffin, R (7, 1) ERA: 3.96 | 3.0 | S | 11 | 1 | 1 | 1 | 1 | 1 | 0 | 0 | 0 | 1 | 0 | 27 | 41 | 3.00 | 0.667 | | | | | | | | |



| Batter | 1 | 2 | 3 | 4 | 5 | 6 | 7 | 8 | 9 | AB | R | H | RBI | BB | SO | LOB | TOP | | | | | |
|--|---|----------------------------------|-------------------------------|----------------------------------|------------------------------|----------------------------------|------------------------------|----------------------------------|------------------------------|----------------------------------|-------------------------------|----------------------------------|------------------------------|----------------------------------|-------------------------------|----------------------------------|--|----------------------------------|----------------------------------|------------------------------------|----------------------------------|--------|
| Jacob Brumfield, R OBP: 0.335, SLG: 0.412 | F8 | | FC6-5 | | | G1-3 | B1-3 | | G5-3 | 5 | 0 | 1 | 1 | 0 | 0 | 1 | Cincinnati Reds @ St. Louis Cardinals Busch Stadium, St. Louis, MO Tue Aug 31 1993, 7:05 PM CDT Att: 24,836 - Unknown - 73 F | | | | | |
| Thomas Howard, S OBP: 0.286, SLG: 0.366 | E5 | | CS | F8 | | G5-3 | G5-3 | | G5-3 | 4 | 1 | 0 | 0 | 1 | 0 | 1 | | | | | | |
| Hal Morris, L OBP: 0.361, SLG: 0.395 | G6-3 | | | BB | | 1B | | | K | 4 | 2 | 2 | 1 | 1 | 1 | 2 | | | | | | |
| Chris Sabo, R OBP: 0.325, SLG: 0.446 | | FC6-4 | | BB | | F7 | | | | 3 | 0 | 2 | 0 | 1 | 0 | 2 | | | | | | |
| Tim Costo, R OBP: 0.283, SLG: 0.489 | FC6-4 | | G6-4-3 | | | 1B | | | | 4 | 1 | 2 | 1 | 0 | 0 | 3 | | | | | | |
| Joe Oliver, R OBP: 0.276, SLG: 0.395 | F9 | | | | G5-4-3 | 1B | | | B1 | 4 | 1 | 2 | 0 | 0 | 0 | 2 | | | | | | |
| Juan Samuel, R OBP: 0.289, SLG: 0.333 | F8 | | | | 1B | | | | K | 3 | 0 | 1 | 2 | 1 | 1 | 2 | | | | | | |
| Jeff Branson, L OBP: 0.297, SLG: 0.348 | | | G6-3 | | G5-4-3 | G3 | | | G6-3 | 4 | 0 | 0 | 0 | 0 | 0 | 4 | | | | | | |
| Larry Luebbers, R OBP: 0.313, SLG: 0.333 | | | | | | | | | | 2 | 0 | 1 | 0 | 0 | 1 | 0 | | | | | | |
| Kevin Wickander, L OBP: 0.287, SLG: 0.167 | | | | | | | | | | 0 | 0 | 0 | 0 | 0 | 0 | 0 | | | | | | |
| Scott Service, R OBP: 0.287, SLG: 0.167 | | | | | | | | | | 0 | 0 | 0 | 0 | 0 | 0 | 0 | | | | | | |
| Jack Baugherty, R OBP: 0.287, SLG: 0.167 | | | | | | | | | | 0 | 0 | 0 | 0 | 0 | 0 | 0 | | | | | | |
| Jerry Spradlin, R OBP: 0.287, SLG: 0.167 | | | | | | | | | | 0 | 0 | 0 | 0 | 0 | 0 | 0 | | | | | | |
| Greg Tubbs, R OBP: 0.271, SLG: 0.270 | | | | | | | | | | 1 | 1 | 0 | 0 | 0 | 0 | 0 | | | | | | |
| Rob DiBlie, R OBP: 1.000, SLG: 1.000 | | | | | | | | | | 0 | 0 | 0 | 0 | 0 | 0 | 0 | | | | | | |
| Inning Stats | R: 0 E: 1 K: 0 S: 7 | H: 0 LOB: 0 BB: 0 P: 10 | R: 0 E: 1 K: 0 S: 10 | H: 1 LOB: 1 BB: 0 P: 11 | R: 0 E: 0 K: 0 S: 5 | H: 1 LOB: 0 BB: 0 P: 11 | R: 0 E: 0 K: 0 S: 7 | H: 0 LOB: 1 BB: 2 P: 17 | R: 1 E: 0 K: 1 S: 7 | H: 1 LOB: 0 BB: 1 P: 12 | R: 3 E: 0 K: 0 S: 12 | H: 4 LOB: 2 BB: 1 P: 20 | R: 0 E: 0 K: 1 S: 8 | H: 0 LOB: 0 BB: 0 P: 12 | R: 1 E: 0 K: 1 S: 16 | H: 3 LOB: 1 BB: 0 P: 21 | R: 1 E: 1 K: 1 S: 14 | H: 1 LOB: 1 BB: 0 P: 23 | 1B: 8 2B: 1 3B: 1 HR: 1 | SF: 0 SAC: 0 DP: 3 HBP: 0 | WP: 0 PB: 0 SB: 0 CS: 1 | PA: 40 |
| PITCHER | IP WLS BF H R ER SO BB IBB HBP BLK WP HR S P ERA WHIP | | | | | | | | | | | | | | | | | | | | | |
| Tom Urbani, L ERA: 5.9 | (1, 1) 5.2 24 6 4 4 1 4 0 0 0 0 0 0 0 45 76 6.35 1.765 | | | | | | | | | | | | | | | | | | | | | |
| Lee Guetterman, L ERA: 4.02 | (6, 1) 0.1 2 1 0 0 0 0 0 0 0 0 0 0 0 3 5 0.00 3.000 | | | | | | | | | | | | | | | | | | | | | |
| Mike Perez, R ERA: 2.11 | (7, 1) 2.0 8 3 1 1 2 0 0 0 0 0 0 0 0 24 33 4.50 1.500 | | | | | | | | | | | | | | | | | | | | | |
| Rob Murphy, L ERA: 4.4 | (9, 1) 1.0 W 5 1 1 0 1 0 0 0 0 0 0 0 0 14 23 0.00 1.000 | | | | | | | | | | | | | | | | | | | | | |

| | |
|-----|----|
| AB | 35 |
| R | 6 |
| H | 11 |
| RBI | 5 |
| BB | 4 |
| SO | 4 |
| LOB | 17 |



| Batter | 1 | 2 | 3 | 4 | 5 | 6 | 7 | 8 | 9 | AB | R | H | RBI | BB | SO | LOB | BOTTOM | | | | | |
|--|--|----------------------------------|------------------------------|----------------------------------|-------------------------------|----------------------------------|-------------------------------|----------------------------------|-------------------------------|----------------------------------|-------------------------------|----------------------------------|------------------------------|----------------------------------|------------------------------|----------------------------------|--|----------------------------------|-----------------------------------|------------------------------------|----------------------------------|--------|
| Luis Altea, S OBP: 0.379, SLG: 0.382 | F8 | | K | | | G6-3 | | | G4-3 | 5 | 1 | 2 | 1 | 0 | 1 | 1 | Cincinnati Reds @ St. Louis Cardinals Busch Stadium, St. Louis, MO Tue Aug 31 1993, 7:05 PM CDT Att: 24,836 - Unknown - 73 F | | | | | |
| Ozzie Smith, S OBP: 0.333, SLG: 0.350 | B1 | | | 1B | | G6-3 | | | SF9 | 4 | 2 | 2 | 1 | 0 | 0 | 2 | | | | | | |
| Gregg Jefferies, S OBP: 0.400, SLG: 0.499 | L8 | | | 1B | | 1B | | | F8 | 2 | 0 | 0 | 0 | 3 | 0 | 2 | | | | | | |
| Todd Zeile, R OBP: 0.350, SLG: 0.426 | | F7 | | 1B | | 1B | | | L4 | 5 | 1 | 2 | 2 | 0 | 0 | 2 | | | | | | |
| Bernard Gilkey, R OBP: 0.374, SLG: 0.491 | L6 | | | P6 | | F8 | | | K | 5 | 0 | 1 | 2 | 0 | 1 | 5 | | | | | | |
| Mark Whiten, S OBP: 0.316, SLG: 0.408 | G1-6-3 | | | | | G4-3 | | | K | 4 | 0 | 1 | 1 | 0 | 1 | 0 | | | | | | |
| Rod Brewer, L OBP: 0.319, SLG: 0.317 | | | | | | | | | | 3 | 1 | 1 | 0 | 0 | 0 | 3 | | | | | | |
| Brian Jordan, R OBP: 0.349, SLG: 0.540 | | | | | | | | | | 1 | 0 | 0 | 0 | 0 | 0 | 0 | | | | | | |
| Tom Pagnozzi, R OBP: 0.281, SLG: 0.370 | | | | | | | | | | 3 | 1 | 1 | 0 | 1 | 0 | 0 | | | | | | |
| Tom Urbani, L ERA: 4.72 | (1, 1) 5.1 26 8 5 5 1 2 1 0 0 0 0 0 0 50 95 8.44 1.875 | | | | | | | | | | | | | | | | | | | | | |
| Lee Guetterman, L ERA: 5.52 | (6, 1) 0.0 2 1 0 0 0 0 1 0 0 0 0 0 0 5 10 " " " " | | | | | | | | | | | | | | | | | | | | | |
| Scott Service, R ERA: 3.63 | (6, 1) 0.2 2 0 0 0 0 0 0 0 0 0 0 0 0 4 5 0.00 0.000 | | | | | | | | | | | | | | | | | | | | | |
| Jerry Spradlin, R ERA: 4.41 | (7, 1) 2.0 6 0 0 0 0 2 0 0 0 0 0 0 0 14 25 0.00 0.000 | | | | | | | | | | | | | | | | | | | | | |
| Rob DiBlie, R ERA: 3.5 | (9, 1) 0.2 L 5 2 2 2 0 1 0 0 0 0 0 0 0 11 17 27.00 4.500 | | | | | | | | | | | | | | | | | | | | | |
| Inning Stats | R: 0 E: 0 K: 0 S: 6 | H: 0 LOB: 0 BB: 0 P: 13 | R: 0 E: 0 K: 0 S: 8 | H: 0 LOB: 0 BB: 0 P: 13 | R: 0 E: 0 K: 1 S: 10 | H: 1 LOB: 1 BB: 0 P: 15 | R: 1 E: 0 K: 0 S: 10 | H: 3 LOB: 2 BB: 1 P: 21 | R: 2 E: 0 K: 0 S: 11 | H: 3 LOB: 2 BB: 1 P: 21 | R: 2 E: 0 K: 0 S: 14 | H: 2 LOB: 2 BB: 2 P: 27 | R: 0 E: 0 K: 2 S: 9 | H: 0 LOB: 0 BB: 0 P: 15 | R: 0 E: 0 K: 0 S: 5 | H: 0 LOB: 0 BB: 0 P: 10 | R: 2 E: 0 K: 0 S: 11 | H: 2 LOB: 1 BB: 1 P: 17 | 1B: 10 2B: 0 3B: 1 HR: 0 | SF: 1 SAC: 0 DP: 1 HBP: 0 | WP: 0 PB: 0 SB: 1 CS: 0 | PA: 41 |
| PITCHER | IP WLS BF H R ER SO BB IBB HBP BLK WP HR S P ERA WHIP | | | | | | | | | | | | | | | | | | | | | |
| Larry Luebbers, R ERA: 4.72 | (1, 1) 5.1 26 8 5 5 1 2 1 0 0 0 0 0 0 50 95 8.44 1.875 | | | | | | | | | | | | | | | | | | | | | |
| Kevin Wickander, L ERA: 5.52 | (6, 1) 0.0 2 1 0 0 0 0 1 0 0 0 0 0 0 5 10 " " " " | | | | | | | | | | | | | | | | | | | | | |
| Scott Service, R ERA: 3.63 | (6, 1) 0.2 2 0 0 0 0 0 0 0 0 0 0 0 0 4 5 0.00 0.000 | | | | | | | | | | | | | | | | | | | | | |
| Jerry Spradlin, R ERA: 4.41 | (7, 1) 2.0 6 0 0 0 0 2 0 0 0 0 0 0 0 14 25 0.00 0.000 | | | | | | | | | | | | | | | | | | | | | |
| Rob DiBlie, R ERA: 3.5 | (9, 1) 0.2 L 5 2 2 2 0 1 0 0 0 0 0 0 0 11 17 27.00 4.500 | | | | | | | | | | | | | | | | | | | | | |

| | |
|-----|----|
| AB | 35 |
| R | 7 |
| H | 11 |
| RBI | 7 |
| BB | 5 |
| SO | 3 |
| LOB | 16 |



| Batter | 1 | 2 | 3 | 4 | 5 | 6 | 7 | 8 | 9 | AB | R | H | RBI | BB | SO | LOB | TOP | | | | | |
|---------------------------|---|----------------------------------|------------------------------|----------------------------------|-------------------------------|----------------------------------|------------------------------|---------------------------------|-------------------------------|----------------------------------|------------------------------|---------------------------------|------------------------------|---------------------------------|-------------------------------|----------------------------------|------------------------------|---------------------------------|----------------------------------|------------------------------------|----------------------------------|--------|
| Thomas Howard, S (1, 7) | G6-3 | | G3 PB 1B | | 1B 2B | | G4-3 | | F8 | 5 | 1 | 2 | 0 | 0 | 0 | 0 | | | | | | |
| Jacob Brumfield, R (1, 8) | 1B 2B | | P2 | | 2H 1B | | | BB 1B BB | | 3 | 2 | 2 | 1 | 1 | 0 | 1 | | | | | | |
| Hal Morris, L (1, 3) | 2H 1B | | G3 | | P4 | | | L5 | | 4 | 0 | 1 | 1 | 0 | 0 | 3 | | | | | | |
| Chris Sabo, R (1, 5) | F8 | | G5-3 | | | P1 | | 1B BB | | 3 | 0 | 0 | 0 | 1 | 0 | 2 | | | | | | |
| Tim Costo, R (1, 9) | F9 | | | P5 | | HR | | F7 | | 4 | 1 | 1 | 1 | 0 | 0 | 3 | | | | | | |
| Joe Oliver, R (1, 2) | | F8 | | F7 | | G6-3 | | FC6-4 1B | | 4 | 0 | 1 | 1 | 0 | 0 | 0 | | | | | | |
| Juan Samuel, R (1, 4) | | F8 | | G5-3 | | G5-3 | | FC6-4 1B | | 4 | 0 | 0 | 0 | 0 | 0 | 2 | | | | | | |
| Jeff Branson, L (1, 6) | | | | | P6 | | G4-3 | | G6-3 | 4 | 0 | 1 | 0 | 0 | 0 | 0 | | | | | | |
| John Roper, R (1, 1) | | | | | G4-3 | | G6-3 | | F7 | 2 | 0 | 0 | 0 | 0 | 0 | 1 | | | | | | |
| Scott Service, R (6, 1) | | | | | | | | | | 1 | 0 | 0 | 0 | 0 | 0 | 0 | | | | | | |
| Jeff Reardon, R (7, 1) | | | | | | | | | | 0 | 0 | 0 | 0 | 0 | 0 | 0 | | | | | | |
| Jerry Spradlin, S (8, 1) | | | | | | | | | | 0 | 0 | 0 | 0 | 0 | 0 | 0 | | | | | | |
| Jack Daugherty, S (9, PH) | | | | | | | | | | 1 | 0 | 0 | 0 | 0 | 0 | 0 | | | | | | |
| Inning Stats | R: 1 E: 0 K: 0 S: 12 | H: 2 LOB: 1 BB: 0 P: 19 | R: 0 E: 0 K: 0 S: 7 | H: 1 LOB: 1 BB: 0 P: 10 | R: 0 E: 0 K: 0 S: 12 | H: 1 LOB: 1 BB: 0 P: 18 | R: 0 E: 0 K: 0 S: 4 | H: 0 LOB: 0 BB: 0 P: 6 | R: 1 E: 0 K: 0 S: 10 | H: 2 LOB: 1 BB: 0 P: 13 | R: 1 E: 0 K: 0 S: 6 | H: 1 LOB: 0 BB: 0 P: 9 | R: 0 E: 0 K: 0 S: 6 | H: 0 LOB: 0 BB: 0 P: 6 | R: 1 E: 0 K: 0 S: 12 | H: 1 LOB: 2 BB: 0 P: 21 | R: 0 E: 0 K: 0 S: 4 | H: 0 LOB: 0 BB: 0 P: 5 | 1B: 5 2B: 2 3B: 0 HR: 1 | SF: 0 SAC: 0 DP: 0 HBP: 0 | WP: 0 PB: 1 SB: 0 CS: 0 | PA: 37 |
| PITCHER | IP WLS BF H R ER SO BB IBB HBP BLK WP HR S P ERA WHIP | | | | | | | | | | | | | | | | | | | | | |
| Bob Tewksbury, R (1, 1) | 7.0 W 28 7 3 3 0 0 0 0 0 0 0 1 57 81 3.86 1.000 | | | | | | | | | | | | | | | | | | | | | |
| Omar Olivares, R (8, 1) | 0.1 3 0 1 1 0 2 0 0 0 0 0 0 5 13 27.00 6.000 | | | | | | | | | | | | | | | | | | | | | |
| Todd Burns, R (8, 1) | 0.2 3 1 0 0 0 0 0 0 0 0 0 0 7 8 0.00 1.500 | | | | | | | | | | | | | | | | | | | | | |
| Mike Perez, R (9, 1) | 1.0 S 3 0 0 0 0 0 0 0 0 0 0 0 4 5 0.00 0.000 | | | | | | | | | | | | | | | | | | | | | |

Cincinnati Reds @ St. Louis Cardinals
 Busch Stadium, St. Louis, MO
 Wed Sep 01 1993, 7:05 PM CDT
 Att: 22,444 - Unknown - 80 F

AB 35
 R 4
 H 8
 RBI 4
 BB 2
 SO 0
 LOB 12



| Batter | 1 | 2 | 3 | 4 | 5 | 6 | 7 | 8 | 9 | AB | R | H | RBI | BB | SO | LOB | BOTTOM | | | |
|---------------------------|---|----------------------------------|-------------------------------|----------------------------------|------------------------------|----------------------------------|------------------------------|----------------------------------|-------------------------------|----------------------------------|-------------------------------|----------------------------------|-------------------------------|----------------------------------|-------------------------------|----------------------------------|----------------------------------|------------------------------------|----------------------------------|--------|
| Luis Altea, S (1, 4) | K | | G4-3 | | L7 | | 1B HBP | SF7 | | 3 | 1 | 0 | 1 | 0 | 1 | 2 | | | | |
| Ozzie Smith, S (1, 6) | G6-4-3 1B | | 1B 2B | | | HBP 1B BB | 1B S 1B | G6-3 | | 4 | 1 | 3 | 2 | 1 | 0 | 1 | | | | |
| Gregg Jefferies, S (1, 3) | G6-4-3 1-2 | | 3H 1B | | | F7 | F7 | | | 4 | 0 | 1 | 0 | 0 | 0 | 4 | | | | |
| Todd Zeile, R (1, 5) | | G6-3 | | L9 | | HBP 1B | HR 1B | | | 4 | 1 | 2 | 2 | 0 | 0 | 0 | | | | |
| Bernard Gilkey, R (1, 7) | | L4 | | F9 | | F8 | HR | | | 4 | 1 | 1 | 2 | 0 | 0 | 2 | | | | |
| Mark Whiten, S (1, 9) | | | | G4-3 | | | G3 | | | 3 | 0 | 1 | 0 | 0 | 0 | 1 | | | | |
| Brian Jordan, R (1, 8) | | 5-3 | | | G3 S BB | | F9 | | E S SF7 1B | 3 | 1 | 1 | 0 | 1 | 0 | 4 | | | | |
| Tom Pagnozzi, R (1, 2) | | | G4-3 SH3-4 2B 1B | | G3 | | F7 | | SF7 BB | 3 | 1 | 1 | 0 | 1 | 0 | 1 | | | | |
| Bob Tewksbury, R (1, 1) | | | SH3-4 1B | | | | | | | 1 | 0 | 0 | 0 | 0 | 1 | 1 | | | | |
| Rod Brewer, L (7, PH) | | | | | | | | | | 1 | 0 | 1 | 0 | 0 | 0 | 0 | | | | |
| Douglas Dobson, S (7, PH) | | | | | | | | | | 0 | 1 | 0 | 0 | 0 | 0 | 0 | | | | |
| Omar Olivares, S (8, 1) | | | | | | | | | | 0 | 0 | 0 | 0 | 0 | 0 | 0 | | | | |
| Todd Burns, R (8, 1) | | | | | | | | | | 0 | 0 | 0 | 0 | 0 | 0 | 0 | | | | |
| Gerald Perry, L (8, PH) | | | | | | | | | | 1 | 0 | 0 | 0 | 0 | 0 | 2 | | | | |
| Mike Perez, R (9, 1) | | | | | | | | | | 0 | 0 | 0 | 0 | 0 | 0 | 0 | | | | |
| Inning Stats | R: 0 E: 0 K: 1 S: 9 | H: 1 LOB: 0 BB: 0 P: 12 | R: 0 E: 0 K: 0 S: 13 | H: 1 LOB: 1 BB: 0 P: 20 | R: 1 E: 0 K: 0 S: 8 | H: 3 LOB: 2 BB: 0 P: 11 | R: 0 E: 0 K: 0 S: 8 | H: 0 LOB: 0 BB: 0 P: 13 | R: 0 E: 0 K: 1 S: 11 | H: 0 LOB: 1 BB: 1 P: 17 | R: 0 E: 0 K: 0 S: 10 | H: 1 LOB: 3 BB: 1 P: 22 | R: 5 E: 0 K: 0 S: 17 | H: 4 LOB: 1 BB: 0 P: 29 | R: 1 E: 0 K: 0 S: 10 | H: 1 LOB: 1 BB: 1 P: 14 | 1B: 9 2B: 1 3B: 0 HR: 1 | SF: 1 SAC: 1 DP: 1 HBP: 2 | WP: 0 PB: 0 SB: 3 CS: 0 | PA: 38 |
| PITCHER | IP WLS BF H R ER SO BB IBB HBP BLK WP HR S P ERA WHIP | | | | | | | | | | | | | | | | | | | |
| John Roper, R (1, 1) | 5.1 22 6 1 1 2 0 0 0 0 0 0 0 8 15 9.00 1.000 | | | | | | | | | | | | | | | | | | | |
| Scott Service, R (6, 1) | 1.0 5 1 1 1 0 0 0 0 1 0 0 0 8 15 9.00 1.000 | | | | | | | | | | | | | | | | | | | |
| Jeff Reardon, R (7, 1) | 0.2 L 6 3 4 4 0 0 0 0 1 0 0 1 14 24 54.00 4.500 | | | | | | | | | | | | | | | | | | | |
| Jerry Spradlin, R (8, 1) | 1.0 5 1 1 0 0 1 0 0 0 0 0 0 10 14 0.00 2.000 | | | | | | | | | | | | | | | | | | | |

Cincinnati Reds @ St. Louis Cardinals
 Busch Stadium, St. Louis, MO
 Wed Sep 01 1993, 7:05 PM CDT
 Att: 22,444 - Unknown - 80 F


AB 31
 R 7
 H 11
 RBI 7
 BB 3
 SO 2
 LOB 18



| Batter | 1 | 2 | 3 | 4 | 5 | 6 | 7 | 8 | 9 | AB | R | H | RBI | BB | SO | LOB | TOP | | | | | | | | | | |
|--|-------------------------------|----------------------------------|------------------------------|---------------------------------|------------------------------|----------------------------------|-------------------------------|----------------------------------|-------------------------------|----------------------------------|------------------------------|----------------------------------|------------------------------|----------------------------------|------------------------------|---------------------------------|----------------------------------|------------------------------------|-------------------------|--------|--|--|--|--|--|--|--|
| Lenny Dykstra, L OBP: 0.421, SLG: 0.478 Ruben Amaro Jr. S OBP: 0.432, SLG: 0.667 | 1-3 K | | 0-0 2B | | 3-2 G4-6-3 | | | 1-2 L4 | | 3 | 2 | 1 | 1 | 2 | 1 | 1 | | | | | | | | | | | |
| Mariano Duncan, R OBP: 0.301, SLG: 0.401 Mickey Morandini, L OBP: 0.300, SLG: 0.349 | 2-2 P1 | | 0-2 L9 | | | | 2-2 F9 | | | 5 | 1 | 2 | 1 | 0 | 0 | 1 | | | | | | | | | | | |
| John Kruk, L OBP: 0.442, SLG: 0.485 Ricky Jordan, R OBP: 0.328, SLG: 0.429 | 2-3 K | | | 0-3 K | | | | 0-0 G4-3 | | 4 | 0 | 0 | 0 | 1 | 3 | 2 | | | | | | | | | | | |
| Dave Hollins, S OBP: 0.374, SLG: 0.455 Kim Batiste, R OBP: 0.307, SLG: 0.453 | | 0-3 K | | 1-2 F7 | | | | 0-2 G4-3 | | 5 | 1 | 1 | 3 | 0 | 2 | 2 | | | | | | | | | | | |
| Darren Daulton, L OBP: 0.400, SLG: 0.510 | | 1-2 G4-3 | | 2-2 1B | 4-2 1B | | 1-1 HR | | 2-3 K2-3 | 4 | 3 | 2 | 1 | 1 | 1 | 0 | | | | | | | | | | | |
| Jim Eisenreich, L OBP: 0.362, SLG: 0.472 | | 1-0 P5 | | 4-2 1B | 2-0 1B | 2-1 E | | 0-3 K | | 4 | 3 | 2 | 0 | 1 | 1 | 0 | | | | | | | | | | | |
| Pete Incaviglia, R OBP: 0.332, SLG: 0.557 Tony Longmire, L (7.7) | | | 0-1 SH1-4 | 4-2 1B | 3-2 FC6-4 | 2-1 P3 | | 1-1 P8 | | 3 | 1 | 2 | 1 | 1 | 0 | 1 | | | | | | | | | | | |
| Kevin Stocker, S OBP: 0.414, SLG: 0.455 | | | 2-0 F7 | 2-2 1B | 1-0 FC6-4 | 0-1 E4 | | 0-3 K | | 5 | 2 | 1 | 3 | 0 | 1 | 2 | | | | | | | | | | | |
| Tommy Greene, R OBP: 0.210, SLG: 0.276 | | | 0-0 SH1-4 | 0-0 G6-3 | 2-0 HR | 2-2 G4-6-3 | | 0-0 P6 | | 4 | 1 | 2 | 2 | 0 | 0 | 2 | | | | | | | | | | | |
| Inning Stats | R: 0 E: 0 K: 2 S: 12 | H: 0 LOB: 0 BB: 0 P: 17 | R: 0 E: 0 K: 1 S: 7 | H: 0 LOB: 0 BB: 0 P: 9 | R: 1 E: 0 K: 0 S: 8 | H: 2 LOB: 1 BB: 0 P: 10 | R: 2 E: 0 K: 1 S: 20 | H: 2 LOB: 2 BB: 2 P: 33 | R: 3 E: 1 K: 0 S: 15 | H: 3 LOB: 0 BB: 0 P: 25 | R: 0 E: 0 K: 0 S: 8 | H: 0 LOB: 0 BB: 0 P: 10 | R: 0 E: 0 K: 2 S: 9 | H: 0 LOB: 0 BB: 0 P: 12 | R: 0 E: 0 K: 1 S: 8 | H: 0 LOB: 0 BB: 0 P: 9 | 1B: 7 2B: 3 3B: 0 HR: 3 | SF: 0 SAC: 1 DP: 1 HBP: 0 | WP: 2 PB: 0 CS: 0 | PA: 46 | | | | | | | |
| PITCHER | IP | WLS | BF | H | R | ER | SO | BB | IBB | HBP | BLK | WP | HR | S | P | ERA | WHIP | | | | | | | | | | |
| Bobby Ayala, R ERA: 4.92 | 4.1 | L | 25 | 8 | 9 | 9 | 5 | 4 | 0 | 0 | 0 | 0 | 1 | 63 | 100 | 18.69 | 2.769 | | | | | | | | | | |
| Kevin Wickander, L ERA: 6.0 | 0.2 | | 6 | 2 | 2 | 2 | 1 | 2 | 0 | 0 | 0 | 1 | 1 | 12 | 24 | 27.00 | 6.000 | | | | | | | | | | |
| Chris Bushing, R ERA: 18.0 | 1.0 | | 6 | 3 | 3 | 2 | 0 | 0 | 0 | 0 | 0 | 1 | 1 | 15 | 25 | 18.00 | 3.000 | | | | | | | | | | |
| Johnny Ruffin, R ERA: 3.48 | 2.0 | | 6 | 0 | 0 | 0 | 2 | 0 | 0 | 0 | 0 | 0 | 0 | 17 | 22 | 0.00 | 0.000 | | | | | | | | | | |
| Jerry Spradlin, R ERA: 4.17 | 1.0 | | 3 | 0 | 0 | 0 | 1 | 0 | 0 | 0 | 0 | 0 | 0 | 8 | 9 | 0.00 | 0.000 | | | | | | | | | | |

Philadelphia Phillies @ Cincinnati Reds
Riverfront Stadium, Cincinnati, OH
Fri Sep 03 1993, 7:05 PM EDT
Att: 26,157 - Unknown - 69 F


AB 39
R 14
H 13
RBI 12
BB 6
SO 9
LOB 11



| Batter | 1 | 2 | 3 | 4 | 5 | 6 | 7 | 8 | 9 | AB | R | H | RBI | BB | SO | LOB | BOTTOM | | | | | | | | | | |
|---|------------------------------|----------------------------------|------------------------------|----------------------------------|-------------------------------|----------------------------------|-------------------------------|----------------------------------|-------------------------------|----------------------------------|------------------------------|----------------------------------|------------------------------|----------------------------------|------------------------------|---------------------------------|----------------------------------|------------------------------------|-------------------------|--------|--|--|--|--|--|--|--|
| Thomas Howard, S OBP: 0.294, SLG: 0.371 | 2-1 CS | | 4-2 BB | | 2-3 K | | | 1-3 K | | 3 | 0 | 1 | 0 | 1 | 2 | 1 | | | | | | | | | | | |
| Jacob Brumfield, R OBP: 0.336, SLG: 0.413 | 3-1 G5-3 | | 0-1 F8 | | 0-0 F7 | | | 1-3 K | | 4 | 0 | 0 | 0 | 0 | 1 | 3 | | | | | | | | | | | |
| Hal Morris, L OBP: 0.355, SLG: 0.387 | 2-1 F7 | | | 0-3 K | | 2-3 K | | 0-0 G3 | | 4 | 0 | 0 | 0 | 0 | 2 | 0 | | | | | | | | | | | |
| Chris Sabo, R OBP: 0.324, SLG: 0.444 | | 1-1 F8 | | 2-2 E5 | | 1-3 K | | 0-0 L9 | | 4 | 2 | 1 | 0 | 0 | 1 | 0 | | | | | | | | | | | |
| Tim Costo, R OBP: 0.278, SLG: 0.509 | | 2-3 K | | 1-1 E6 | | 2-3 K | | 1-2 G3-1 | | 4 | 0 | 1 | 0 | 0 | 2 | 1 | | | | | | | | | | | |
| Joe Oliver, R OBP: 0.277, SLG: 0.391 | | 0-0 F8 | | 1-1 P3 | | | 0-3 K | | | 3 | 0 | 0 | 0 | 0 | 1 | 2 | | | | | | | | | | | |
| Jeff Branson, L OBP: 0.294, SLG: 0.344 | | 3-0 P5 | | 2-2 G4-3 | | | 2-3 K | | | 3 | 0 | 0 | 0 | 0 | 1 | 1 | | | | | | | | | | | |
| Greg Tubbs, R OBP: 0.369, SLG: 0.269 | | | 3-2 F8 | | 4-2 BB | | 2-1 F9 | | | 2 | 0 | 0 | 0 | 1 | 0 | 0 | | | | | | | | | | | |
| Bobby Ayala, R OBP: 0.328, SLG: 0.415 Kevin Wickander, L OBP: 0.328, SLG: 0.415 Brian Koelling, R OBP: 0.278, SLG: 0.367 Chris Bushing, R OBP: 0.307, SLG: 0.453 Johnny Ruffin, R OBP: 0.328, SLG: 0.429 Jack Daugherty, S OBP: 0.306, SLG: 0.442 Jerry Spradlin, S OBP: 0.307, SLG: 0.453 | | | 1-3 K | | 1-1 F7 | | | 2-1 P6 | | 1 | 0 | 0 | 0 | 0 | 1 | 0 | | | | | | | | | | | |
| Inning Stats | R: 0 E: 0 K: 0 S: 6 | H: 1 LOB: 0 BB: 0 P: 13 | R: 1 E: 0 K: 1 S: 8 | H: 1 LOB: 0 BB: 0 P: 14 | R: 0 E: 0 K: 1 S: 12 | H: 0 LOB: 1 BB: 1 P: 20 | R: 1 E: 2 K: 1 S: 15 | H: 1 LOB: 1 BB: 0 P: 21 | R: 0 E: 0 K: 3 S: 10 | H: 0 LOB: 0 BB: 0 P: 15 | R: 0 E: 0 K: 2 S: 8 | H: 0 LOB: 0 BB: 0 P: 12 | R: 0 E: 0 K: 2 S: 8 | H: 0 LOB: 0 BB: 0 P: 12 | R: 0 E: 0 K: 0 S: 5 | H: 0 LOB: 0 BB: 0 P: 6 | 1B: 2 2B: 1 3B: 0 HR: 0 | SF: 0 SAC: 0 DP: 0 HBP: 0 | WP: 2 PB: 0 CS: 1 | PA: 32 | | | | | | | |
| PITCHER | IP | WLS | BF | H | R | ER | SO | BB | IBB | HBP | BLK | WP | HR | S | P | ERA | WHIP | | | | | | | | | | |
| Tommy Greene, R ERA: 3.51 | 9.0 | W | 32 | 3 | 2 | 1 | 11 | 2 | 0 | 0 | 0 | 2 | 0 | 80 | 128 | 1.00 | 0.556 | | | | | | | | | | |

Philadelphia Phillies @ Cincinnati Reds
Riverfront Stadium, Cincinnati, OH
Fri Sep 03 1993, 7:05 PM EDT
Att: 26,157 - Unknown - 69 F

AB 30
R 2
H 3
RBI 0
BB 2
SO 11
LOB 9



| Batter | 1 | 2 | 3 | 4 | 5 | 6 | 7 | 8 | 9 | AB R H RBI BB SO LOB | TOP | | | | | | | | | | |
|---|---|----------------------------------|------------------------------|----------------------------------|------------------------------|----------------------------------|-------------------------------|----------------------------------|-------------------------------|---|--|---|---------------------------------|-------------------------------|----------------------------------|-------------------------------|----------------------------------|-------------------------------|----------------------------------|----------------------------------|------------------------------------|
| Lenny Dykstra, L (1,8) OBP: 0.423, SLG: 0.478 | F7 | | P8 | | | | | | | 4 1 2 0 1 0 1 | Philadelphia Phillies @ Cincinnati Reds Riverfront Stadium, Cincinnati, OH Sat Sep 04 1993, 7:05 PM EDT Att: 31,166 - Unknown - 74 F | | | | | | | | | | |
| Mariano Duncan, R (1,4) OBP: 0.300, SLG: 0.399 | K | | P3 | | FC4 | | K | | | 5 1 1 0 0 2 5 | | | | | | | | | | | |
| John Kruk, L (1,3) OBP: 0.444, SLG: 0.487 | | | | G3 | | | L7 | | | 3 2 1 1 2 1 4 | | | | | | | | | | | |
| Dave Hollins, S (1,5) OBP: 0.370, SLG: 0.450 | K | | | G3 | | F8 | | | | 5 0 0 1 0 2 4 | | | | | | | | | | | |
| Darren Daulton, L (1,2) OBP: 0.400, SLG: 0.508 | | G4-3 | | SF7 | | G6-3 | | | | 3 0 1 1 1 0 0 | | | | | | | | | | | |
| Jim Eisenreich, L (1,9) OBP: 0.372, SLG: 0.482 | | | | | | | | | | 4 0 4 1 1 0 0 | | | | | | | | | | | |
| Milt Thompson, L (1,7) OBP: 0.343, SLG: 0.362 | | | | | | | | | | 5 0 0 1 0 1 7 | | | | | | | | | | | |
| Kevin Stocker, S (1,6) OBP: 0.408, SLG: 0.444 | | | | | | | | | | 4 0 0 0 1 2 4 | | | | | | | | | | | |
| Danny Jackson, R (1,1) Tony Lomonaco, L (5,PH) Donn Fall, R (5,PH) Mickey Morandini, L (7,PH) Bobby Thigpen, R (7,PH) Mitch Williams, L (8,PH) Ricky Jordan, R (9,PH) | | | | | | | | | | 0 0 0 0 0 0 0 1 0 1 0 0 0 0 0 0 0 0 0 0 0 0 0 0 0 1 0 0 0 0 0 0 0 0 0 0 0 0 0 0 0 0 0 1 0 0 1 0 0 | | | | | | | | | | | |
| Inning Stats | R: 0 E: 0 K: 2 S: 13 | H: 0 LOB: 1 BB: 1 P: 22 | R: 0 E: 0 K: 0 S: 9 | H: 1 LOB: 0 BB: 0 P: 16 | R: 0 E: 0 K: 0 S: 8 | H: 0 LOB: 1 BB: 1 P: 15 | R: 1 E: 0 K: 0 S: 14 | H: 2 LOB: 1 BB: 0 P: 24 | R: 0 E: 0 K: 2 S: 10 | H: 1 LOB: 2 BB: 0 P: 15 | | R: 0 E: 0 K: 0 S: 7 | H: 1 LOB: 1 BB: 0 P: 9 | R: 0 E: 0 K: 1 S: 20 | H: 1 LOB: 2 BB: 1 P: 32 | R: 0 E: 0 K: 3 S: 13 | H: 1 LOB: 2 BB: 1 P: 22 | R: 4 E: 0 K: 0 S: 16 | H: 2 LOB: 2 BB: 4 P: 42 | 1B: 8 2B: 2 3B: 0 HR: 0 | SF: 1 SAC: 1 DP: 1 HBP: 0 |
| PITCHER | IP WLS BF H R ER SO BB IBB HBP BLK WP HR S P ERA WHIP | | | | | | | | | | | IP WLS BF H R ER SO BB IBB HBP BLK WP HR S P ERA WHIP | | | | | | | | | |
| Jose Rijo, R (1,1) ERA: 2.49 | 7.0 W 30 7 1 1 5 3 0 0 0 0 0 0 81 133 1.29 1.429 | | | | | | | | | | | | | | | | | | | | |
| Jeff Reardon, R (8,1) ERA: 2.96 | 1.0 5 1 0 0 3 1 0 0 0 0 0 0 13 22 0.00 2.000 | | | | | | | | | | | | | | | | | | | | |
| Rob Dibble, R (9,1) ERA: 4.46 | 0.1 7 2 4 4 0 4 0 0 0 0 0 0 11 33 108.00 18.000 | | | | | | | | | | | | | | | | | | | | |
| Scott Service, R (9,1) ERA: 3.72 | 0.2 S 2 0 0 0 0 0 0 0 0 0 0 0 5 9 0.00 0.000 | | | | | | | | | | | | | | | | | | | | |

| Batter | 1 | 2 | 3 | 4 | 5 | 6 | 7 | 8 | 9 | AB R H RBI BB SO LOB | BOTTOM | | | | | | | | |
|--|---|----------------------------------|-------------------------------|----------------------------------|------------------------------|----------------------------------|-------------------------------|----------------------------------|-------------------------------|----------------------------------|--|---|------------------------------|----------------------------------|------------------------------|----------------------------------|-----------------------------------|------------------------------------|--|
| Jacob Brumfield, R (1,8) OBP: 0.329, SLG: 0.402 | L8 | F7 | | F8 | | | | | | 5 0 0 0 0 1 3 | Philadelphia Phillies @ Cincinnati Reds Riverfront Stadium, Cincinnati, OH Sat Sep 04 1993, 7:05 PM EDT Att: 31,166 - Unknown - 74 F | | | | | | | | |
| Hal Morris, L (1,3) OBP: 0.355, SLG: 0.389 | | | G1-3 | G6-3 | | | | | | 4 1 1 0 1 1 1 | | | | | | | | | |
| Reggie Sanders, R (1,9) OBP: 0.345, SLG: 0.441 | K | | E5 | | | | | | | 4 1 1 1 1 2 1 | | | | | | | | | |
| Chris Sabo, R (1,5) OBP: 0.325, SLG: 0.444 | | | | | | | | | | 4 0 2 0 0 1 1 | | | | | | | | | |
| Tim Costo, R (1,7) OBP: 0.276, SLG: 0.482 | | | | | | | | | | 3 0 0 0 1 0 1 | | | | | | | | | |
| Jeff Reardon, R (8,1) ERA: 2.96 | | | | | | | | | | 0 0 0 0 0 0 0 | | | | | | | | | |
| Rob Dibble, L (9,1) OBP: 1.000, SLG: 1.000 | | | | | | | | | | 0 0 0 0 0 0 0 | | | | | | | | | |
| Scott Service, R (9,1) OBP: 0.143, SLG: 0.143 | | | | | | | | | | 0 0 0 0 0 0 0 | | | | | | | | | |
| Joe Oliver, R (1,2) OBP: 0.276, SLG: 0.390 | | | | | | | | | | 3 2 1 0 1 0 2 | | | | | | | | | |
| Juan Samuel, R (1,4) OBP: 0.297, SLG: 0.340 | | | | | | | | | | 4 2 4 1 0 0 0 | | | | | | | | | |
| Jeff Branson, L (1,6) OBP: 0.293, SLG: 0.342 | | | | | | | | | | 4 0 1 0 0 0 5 | | | | | | | | | |
| Jose Rijo, R (1,1) OBP: 0.292, SLG: 0.348 | | | | | | | | | | 3 0 2 4 0 0 0 | | | | | | | | | |
| Thomas Howard, S (8,7) OBP: 0.293, SLG: 0.369 | | | | | | | | | | 1 0 0 0 0 0 0 | | | | | | | | | |
| Inning Stats | R: 0 E: 0 K: 2 S: 8 | H: 0 LOB: 0 BB: 0 P: 11 | R: 2 E: 0 K: 1 S: 18 | H: 3 LOB: 2 BB: 1 P: 25 | R: 0 E: 1 K: 0 S: 9 | H: 1 LOB: 1 BB: 0 P: 12 | R: 2 E: 0 K: 0 S: 15 | H: 3 LOB: 1 BB: 0 P: 20 | R: 1 E: 0 K: 0 S: 12 | H: 1 LOB: 2 BB: 2 P: 26 | R: 1 E: 0 K: 1 S: 16 | H: 3 LOB: 0 BB: 0 P: 24 | R: 0 E: 0 K: 0 S: 8 | H: 1 LOB: 1 BB: 0 P: 12 | R: 0 E: 0 K: 1 S: 7 | H: 0 LOB: 1 BB: 1 P: 14 | 1B: 10 2B: 2 3B: 0 HR: 0 | SF: 0 SAC: 0 DP: 0 HBP: 0 | WP: 0 PA: 39 PB: 1 CS: 1 SB: 0 |
| PITCHER | IP WLS BF H R ER SO BB IBB HBP BLK WP HR S P ERA WHIP | | | | | | | | | | | IP WLS BF H R ER SO BB IBB HBP BLK WP HR S P ERA WHIP | | | | | | | |
| Danny Jackson, L (1,1) ERA: 3.52 | 4.0 L 20 7 4 4 3 2 0 0 0 0 0 0 28 68 9.00 2.000 | | | | | | | | | | | | | | | | | | |
| Donn Fall, R (5,1) ERA: 3.26 | 2.0 11 4 2 1 1 2 0 0 0 0 0 0 11 22 4.50 3.000 | | | | | | | | | | | | | | | | | | |
| Bobby Thigpen, R (7,1) ERA: 5.8 | 1.0 4 1 0 0 0 0 0 0 0 0 0 0 8 12 0.00 1.000 | | | | | | | | | | | | | | | | | | |
| Mitch Williams, L (8,1) ERA: 3.16 | 1.0 4 0 0 0 1 1 0 0 0 0 0 0 7 14 0.00 1.000 | | | | | | | | | | | | | | | | | | |

| Batter | 1 | 2 | 3 | 4 | 5 | 6 | 7 | 8 | 9 | AB | R | H | RBI | BB | SO | LOB | TOP | | | | | |
|--|---|----------------------------------|------------------------------|---------------------------------|------------------------------|---------------------------------|------------------------------|---------------------------------|------------------------------|---------------------------------|------------------------------|----------------------------------|-------------------------------|----------------------------------|------------------------------|---------------------------------|--|----------------------------------|----------------------------------|------------------------------------|----------------------------------|--------|
| Geronimo Pena, S OBP: 0.333, SLG: 0.379 (1, 4) | | | | | | | | | | 3 | 1 | 1 | 1 | 1 | 1 | 1 | St. Louis Cardinals @ Cincinnati Reds Riverfront Stadium, Cincinnati, OH Tue Sep 07 1993, 7:05 PM EDT Att: 22,606 - Unknown - 69 F | | | | | |
| Lonnie Maclin, L OBP: 0.111, SLG: 0.125 (1, 7) | | | | | | | | | | 4 | 1 | 0 | 1 | 0 | 1 | 2 | | | | | | |
| Bernard Gilkey, R OBP: 0.374, SLG: 0.493 (1, 9) | | | | | | | | | | 5 | 1 | 1 | 0 | 0 | 1 | 1 | | | | | | |
| Todd Zeile, R OBP: 0.361, SLG: 0.435 Stan Royer, R OBP: 0.231, SLG: 0.231 (7, 5) | | | | | | | | | | 2 | 3 | 1 | 0 | 2 | 0 | 0 | | | | | | |
| Gerald Perry, L OBP: 0.423, SLG: 0.476 (1, 3) | | | | | | | | | | 4 | 4 | 3 | 1 | 1 | 1 | 0 | | | | | | |
| Mark Whiten, S OBP: 0.322, SLG: 0.432 (1, 8) | | | | | | | | | | 5 | 4 | 4 | 12 | 0 | 0 | 0 | | | | | | |
| Tom Pagnozzi, R OBP: 0.282, SLG: 0.368 (1, 2) | | | | | | | | | | 5 | 0 | 1 | 0 | 0 | 1 | 0 | | | | | | |
| Tripp Cromer, R (1, 6) | | | | | | | | | | 5 | 0 | 0 | 0 | 0 | 3 | 1 | | | | | | |
| Bob Tewksbury, R OBP: 0.250, SLG: 0.219 (1, 1) | | | | | | | | | | 2 | 1 | 0 | 0 | 2 | 2 | 0 | | | | | | |
| Inning Stats | R: 4 E: 0 K: 0 S: 5 | H: 2 LOB: 0 BB: 2 P: 13 | R: 0 E: 0 K: 1 S: 5 | H: 0 LOB: 1 BB: 1 P: 9 | R: 0 E: 0 K: 1 S: 5 | H: 0 LOB: 0 BB: 0 P: 5 | R: 0 E: 0 K: 1 S: 5 | H: 0 LOB: 0 BB: 0 P: 5 | R: 1 E: 0 K: 0 S: 3 | H: 0 LOB: 0 BB: 1 P: 7 | R: 3 E: 0 K: 1 S: 6 | H: 1 LOB: 0 BB: 2 P: 14 | R: 4 E: 0 K: 2 S: 12 | H: 5 LOB: 1 BB: 0 P: 12 | R: 1 E: 0 K: 2 S: 8 | H: 1 LOB: 0 BB: 0 P: 8 | R: 2 E: 0 K: 3 S: 11 | H: 2 LOB: 0 BB: 0 P: 11 | 1B: 6 2B: 0 3B: 0 HR: 5 | SF: 1 SAC: 1 DP: 0 HBP: 0 | WP: 1 PB: 0 SB: 1 CS: 0 | PA: 44 |
| PITCHER | IP WLS BF H R ER SO BB IBB HBP BLK WP HR S P ERA WHIP | | | | | | | | | | | | | | | | | | | | | |
| Larry Luebbers, R ERA: 5.13 (1, 1) | 5.0 L 21 2 5 5 3 4 0 0 0 0 1 1 23 39 9.00 1.200 | | | | | | | | | | | | | | | | | | | | | |
| Mike Anderson, R ERA: 37.8 (6, 1) | 1.2 13 6 7 7 2 2 0 0 0 0 0 2 15 23 37.80 4.800 | | | | | | | | | | | | | | | | | | | | | |
| Chris Bushing, R ERA: 13.5 (7, 1) | 0.1 1 0 0 0 1 0 0 0 0 0 0 0 3 3 0.00 0.000 | | | | | | | | | | | | | | | | | | | | | |
| Rob Dibble, R ERA: 5.63 (8, 1) | 2.0 9 3 3 3 5 0 0 0 0 0 0 2 19 19 13.50 1.500 | | | | | | | | | | | | | | | | | | | | | |

| Batter | 1 | 2 | 3 | 4 | 5 | 6 | 7 | 8 | 9 | AB | R | H | RBI | BB | SO | LOB | BOTTOM | | | | | |
|---|---|---------------------------------|------------------------------|---------------------------------|------------------------------|---------------------------------|------------------------------|---------------------------------|------------------------------|---------------------------------|------------------------------|---------------------------------|------------------------------|---------------------------------|------------------------------|---------------------------------|--|---------------------------------|----------------------------------|------------------------------------|----------------------------------|--------|
| Thomas Howard, S OBP: 0.296, SLG: 0.372 Rob Dibble, L OBP: 1.000, SLG: 1.000 (8, 1) | | | | | | | | | | 3 | 1 | 0 | 0 | 1 | 0 | 1 | St. Louis Cardinals @ Cincinnati Reds Riverfront Stadium, Cincinnati, OH Tue Sep 07 1993, 7:05 PM EDT Att: 22,606 - Unknown - 69 F | | | | | |
| Jacob Brumfield, R OBP: 0.333, SLG: 0.417 (1, 8) | | | | | | | | | | 4 | 1 | 2 | 0 | 0 | 0 | 1 | | | | | | |
| Hal Morris, L OBP: 0.350, SLG: 0.380 Jack Daugherty, S OBP: 0.365, SLG: 0.455 (8, 9) | | | | | | | | | | 2 | 0 | 1 | 1 | 0 | 1 | 1 | | | | | | |
| Chris Sabo, R OBP: 0.326, SLG: 0.448 Gary Varsho, L OBP: 0.300, SLG: 0.346 (8, 7) | | | | | | | | | | 3 | 0 | 0 | 0 | 0 | 0 | 1 | | | | | | |
| Tim Costo, R OBP: 0.304, SLG: 0.485 (8, 5) | | | | | | | | | | 4 | 0 | 1 | 0 | 0 | 1 | 3 | | | | | | |
| Juan Samuel, R OBP: 0.302, SLG: 0.353 (1, 4) | | | | | | | | | | 4 | 0 | 0 | 0 | 0 | 1 | 2 | | | | | | |
| Dan Wilson, R OBP: 0.300, SLG: 0.246 (1, 2) | | | | | | | | | | 4 | 0 | 0 | 0 | 0 | 1 | 1 | | | | | | |
| Jeff Branson, L OBP: 0.292, SLG: 0.339 (1, 6) | | | | | | | | | | 4 | 0 | 1 | 0 | 0 | 0 | 0 | | | | | | |
| Larry Luebbers, R OBP: 0.294, SLG: 0.313 Greg Tubbs, R OBP: 0.358, SLG: 0.259 Mike Anderson, R Chris Bushing, R Brian Dorsett, R (8, 3) | | | | | | | | | | 1 | 0 | 0 | 0 | 0 | 0 | 1 | | | | | | |
| Inning Stats | R: 2 E: 0 K: 0 S: 4 | H: 1 LOB: 0 BB: 1 P: 8 | R: 0 E: 0 K: 0 S: 4 | H: 1 LOB: 1 BB: 0 P: 4 | R: 0 E: 1 K: 1 S: 7 | H: 1 LOB: 2 BB: 0 P: 7 | R: 0 E: 0 K: 0 S: 3 | H: 0 LOB: 0 BB: 0 P: 3 | R: 0 E: 0 K: 1 S: 6 | H: 1 LOB: 1 BB: 0 P: 6 | R: 0 E: 0 K: 0 S: 4 | H: 1 LOB: 1 BB: 0 P: 4 | R: 0 E: 0 K: 1 S: 4 | H: 1 LOB: 1 BB: 0 P: 4 | R: 0 E: 0 K: 1 S: 6 | H: 1 LOB: 1 BB: 0 P: 6 | R: 0 E: 0 K: 1 S: 5 | H: 0 LOB: 0 BB: 0 P: 5 | 1B: 6 2B: 1 3B: 0 HR: 0 | SF: 1 SAC: 0 DP: 0 HBP: 0 | WP: 0 PB: 0 SB: 1 CS: 0 | PA: 36 |
| PITCHER | IP WLS BF H R ER SO BB IBB HBP BLK WP HR S P ERA WHIP | | | | | | | | | | | | | | | | | | | | | |
| Bob Tewksbury, R ERA: 3.7 (1, 1) | 9.0 W 36 7 2 2 4 1 0 0 0 0 0 0 43 47 2.00 0.889 | | | | | | | | | | | | | | | | | | | | | |

AB 36
R 15
H 11
RBI 15
BB 6
SO 11
LOB 5



AB 34
R 2
H 7
RBI 1
BB 1
SO 4
LOB 12



| Batter | 1 | 2 | 3 | 4 | 5 | 6 | 7 | 8 | 9 | AB | R | H | RBI | BB | SO | LOB | TOP | | | | | | | | | | |
|--|------------------------------|----------------------------------|-------------------------------|----------------------------------|------------------------------|---------------------------------|------------------------------|----------------------------------|------------------------------|---------------------------------|------------------------------|----------------------------------|-------------------------------|----------------------------------|-------------------------------|----------------------------------|---|------------------------------------|----------------------------------|--------|--|--|--|--|--|--|--|
| Geronimo Pena, S (1, 4) OBP: 0.335, SLG: 0.376 | 4-0 1B BB | 0-0 E6 | | | 2-3 K | | 1-3 K | | 0-2 BB 1B | 4 | 0 | 1 | 0 | 1 | 2 | 3 | St. Louis Cardinals @ Cincinnati Reds Riverfront Stadium, Cincinnati, OH Wed Sep 08 1993, 7:05 PM EDT Att: 22,709 - Unknown - 70 F livebaseballscores.com | | | | | | | | | | |
| Ozzie Smith, S (1, 6) OBP: 0.338, SLG: 0.358 | 2-1 F9 | 0-0 G3 | | | 2-1 G6-4-3 1B | | 2-1 P5 | | 0-0 BB 1B | 5 | 0 | 2 | 0 | 0 | 0 | 5 | | | | | | | | | | | |
| Gregg Jefferies, S (1, 3) OBP: 0.397, SLG: 0.489 | 1-3 K | | | 0-0 L6 | | | | 1-0 1B 1B | 4 | 0 | 1 | 0 | 1 | 1 | 2 | | | | | | | | | | | | |
| Todd Zeile, R (1, 5) OBP: 0.362, SLG: 0.434 | 2-2 FC6-4 1B | | | 1-1 L5-3 1B | | | | 0-3 K | 5 | 0 | 2 | 0 | 0 | 1 | 4 | | | | | | | | | | | | |
| Bernard Gilkey, R (1, 7) OBP: 0.371, SLG: 0.489 | 0-0 FC6-4 1-2 | | | 1-0 L5-3 1-2 | | | | 0-1 F8 | 4 | 0 | 0 | 0 | 0 | 0 | 4 | | | | | | | | | | | | |
| Mark Whiten, S (1, 8) OBP: 0.324, SLG: 0.432 | | 2-2 E S 2B 1B | | | 3-3 K | | | 1-0 G4-3 | 4 | 1 | 2 | 0 | 0 | 1 | 0 | | | | | | | | | | | | |
| Rod Brewer, L (1, 9) OBP: 0.342, SLG: 0.368 | | 2-2 E 1-H 2B | | | 1-0 HR | | | 0-0 1B 1B | 4 | 1 | 3 | 2 | 0 | 0 | 2 | | | | | | | | | | | | |
| Tom Pagnozzi, R (1, 2) OBP: 0.279, SLG: 0.363 | | 0-1 G6-3 | | | 0-0 P4 | | | 0-3 K | 4 | 0 | 0 | 0 | 0 | 1 | 2 | | | | | | | | | | | | |
| Allen Watson, L (1, 1) OBP: 0.261, SLG: 0.318 | | 0-1 L5 | | | 0-2 L7 | | | 1-0 1-2 1B | 2 | 0 | 0 | 0 | 0 | 0 | 1 | | | | | | | | | | | | |
| Gerald Perry, L (7, PH) OBP: 0.429, SLG: 0.482 | | | | | | | | | 2-3 K | 1 | 0 | 1 | 0 | 0 | 0 | 0 | | | | | | | | | | | |
| Omar Olivares, R (7, 1) OBP: 0.250, SLG: 0.300 | | | | | | | | | | 0 | 0 | 0 | 0 | 0 | 0 | 0 | | | | | | | | | | | |
| Luis Alicea, S (9, PH) OBP: 0.368, SLG: 0.381 | | | | | | | | | | 1 | 0 | 0 | 0 | 0 | 1 | 0 | | | | | | | | | | | |
| Inning Stats | R: 0 E: 0 K: 1 S: 9 | H: 1 LOB: 2 BB: 1 P: 18 | R: 1 E: 1 K: 0 S: 13 | H: 2 LOB: 2 BB: 0 P: 17 | R: 0 E: 0 K: 0 S: 4 | H: 1 LOB: 0 BB: 0 P: 6 | R: 1 E: 0 K: 1 S: 9 | H: 1 LOB: 0 BB: 0 P: 13 | R: 0 E: 0 K: 0 S: 6 | H: 0 LOB: 0 BB: 0 P: 7 | R: 0 E: 0 K: 0 S: 5 | H: 2 LOB: 2 BB: 0 P: 14 | R: 0 E: 0 K: 1 S: 11 | H: 2 LOB: 2 BB: 0 P: 13 | R: 0 E: 0 K: 1 S: 13 | H: 2 LOB: 3 BB: 1 P: 19 | 1B: 10 2B: 2 3B: 0 HR: 1 | SF: 0 SAC: 0 DP: 2 HBP: 0 | WP: 0 PB: 0 SB: 1 CS: 0 | PA: 40 | | | | | | | |
| PITCHER | IP | WLS | BF | H | R | ER | SO | BB | IBB | HBP | BLK | WP | HR | S | P | ERA | WHIP | | | | | | | | | | |
| Bobby Ayala, R (1, 1) ERA: 4.73 | 7.0 | W | 29 | 8 | 2 | 2 | 5 | 1 | 0 | 0 | 0 | 0 | 1 | 56 | 85 | 2.57 | 1.286 | | | | | | | | | | |
| Johnny Ruffin, R (8, 1) ERA: 3.2 | 2.0 | S | 11 | 4 | 0 | 0 | 2 | 1 | 0 | 0 | 0 | 0 | 0 | 24 | 32 | 0.00 | 2.500 | | | | | | | | | | |

| Batter | 1 | 2 | 3 | 4 | 5 | 6 | 7 | 8 | 9 | AB | R | H | RBI | BB | SO | LOB | BOTTOM | | | | | | | | | | | |
|--|-------------------------------|----------------------------------|------------------------------|----------------------------------|-------------------------------|----------------------------------|-------------------------------|----------------------------------|------------------------------|---------------------------------|-------------------------------|----------------------------------|-------------------------------|----------------------------------|-------------------------------|----------------------------------|---|------------------------------------|----------------------------------|--------|--|--|--|--|--|--|--|--|
| Jacob Brumfield, R (1, 8) OBP: 0.338, SLG: 0.413 | 0-0 G6-3 | | | | 0-0 F8 | | | | | 4 | 0 | 1 | 0 | 0 | 0 | 0 | St. Louis Cardinals @ Cincinnati Reds Riverfront Stadium, Cincinnati, OH Wed Sep 08 1993, 7:05 PM EDT Att: 22,709 - Unknown - 70 F livebaseballscores.com | | | | | | | | | | | |
| Hal Morris, L (1, 3) OBP: 0.382, SLG: 0.385 | 3-3 K | | | 3-2 2B | | | | | 0-0 1B | 4 | 0 | 2 | 0 | 0 | 1 | 1 | | | | | | | | | | | | |
| Reggie Sanders, R (1, 9) OBP: 0.352, SLG: 0.452 | 1-2 2B | | | 2-2 K | | | | | 0-0 P6 | 4 | 1 | 2 | 0 | 0 | 1 | 2 | | | | | | | | | | | | |
| Chris Sabo, R (1, 5) OBP: 0.327, SLG: 0.447 | 2-2 F8 | | | 4-2 E HR BB | | | | | 1-2 P6 | 3 | 1 | 1 | 0 | 1 | 0 | 2 | | | | | | | | | | | | |
| Tim Costo, R (1, 7) OBP: 0.306, SLG: 0.478 | | 2-2 F7 | | | 1-1 E6 | | | | 0-0 G6-3 | 3 | 1 | 1 | 0 | 0 | 0 | 0 | | | | | | | | | | | | |
| Thomas Howard, S (8, PH) OBP: 0.295, SLG: 0.370 | | | | 1-3 HR 1B | | | | | 3-2 G4-6-3 | 1 | 0 | 0 | 0 | 0 | 0 | 1 | | | | | | | | | | | | |
| Joe Oliver, R (1, 2) OBP: 0.282, SLG: 0.408 | | 0-1 HR | | | 1-0 HR | | | | 2-3 K | 4 | 2 | 2 | 4 | 0 | 2 | 0 | | | | | | | | | | | | |
| Juan Samuel, R (1, 4) OBP: 0.298, SLG: 0.348 | | 0-0 G4-3 | | | 2-H 3-H K | | | | 1-0 F8 | 3 | 0 | 0 | 0 | 0 | 1 | 0 | | | | | | | | | | | | |
| Jeff Branson, L (1, 6) OBP: 0.289, SLG: 0.335 | | 1-2 G4-3 | | | 1-0 G6-3 | | | | 2-2 G4-3 | 3 | 0 | 0 | 0 | 0 | 0 | 0 | | | | | | | | | | | | |
| Bobby Ayala, R (1, 1) ERA: 4.66 | | | | | 0-1 P4 | | | | 0-1 HR | 2 | 0 | 0 | 0 | 0 | 0 | 0 | | | | | | | | | | | | |
| Gary Varsho, L (7, PH) OBP: 0.308, SLG: 0.390 | | | | | | | | | | 1 | 1 | 1 | 1 | 0 | 0 | 0 | | | | | | | | | | | | |
| Johnny Ruffin, R (8, 1) ERA: 4.51 | | | | | | | | | | 0 | 0 | 0 | 0 | 0 | 0 | 0 | | | | | | | | | | | | |
| Inning Stats | R: 0 E: 0 K: 1 S: 12 | H: 1 LOB: 1 BB: 0 P: 18 | R: 1 E: 0 K: 0 S: 9 | H: 1 LOB: 0 BB: 0 P: 12 | R: 0 E: 0 K: 1 S: 10 | H: 1 LOB: 1 BB: 0 P: 16 | R: 3 E: 1 K: 1 S: 12 | H: 2 LOB: 1 BB: 1 P: 21 | R: 0 E: 0 K: 0 S: 6 | H: 0 LOB: 0 BB: 0 P: 9 | R: 1 E: 0 K: 0 S: 11 | H: 2 LOB: 2 BB: 0 P: 17 | R: 1 E: 0 K: 1 S: 11 | H: 2 LOB: 0 BB: 0 P: 17 | R: 1 E: 0 K: 1 S: 11 | H: 2 LOB: 0 BB: 0 P: 17 | 1B: 5 2B: 2 3B: 0 HR: 3 | SF: 0 SAC: 0 DP: 1 HBP: 0 | WP: 0 PB: 0 SB: 0 CS: 1 | PA: 33 | | | | | | | | |
| PITCHER | IP | WLS | BF | H | R | ER | SO | BB | IBB | HBP | BLK | WP | HR | S | P | ERA | WHIP | | | | | | | | | | | |
| Allen Watson, L (1, 1) ERA: 4.66 | 6.0 | L | 25 | 6 | 4 | 4 | 4 | 1 | 0 | 0 | 0 | 0 | 0 | 2 | 55 | 83 | 6.00 | 1.167 | | | | | | | | | | |
| Omar Olivares, R (7, 1) ERA: 4.51 | 2.0 | | 8 | 4 | 2 | 2 | 1 | 0 | 0 | 0 | 0 | 0 | 1 | 22 | 34 | 9.00 | 2.000 | | | | | | | | | | | |



| Batter | 1 | 2 | 3 | 4 | 5 | 6 | 7 | 8 | 9 | 10 | AB | R | H | RBI | BB | SO | LOB | | | | | | | |
|--|---|----------------------------------|-------------------------------|----------------------------------|-------------------------------|----------------------------------|-------------------------------|----------------------------------|------------------------------|---------------------------------|-------------------------------|----------------------------------|------------------------------|---------------------------------|-------------------------------|----------------------------------|------------------------------|----------------------------------|------------------------------|----------------------------------|----------------------------------|------------------------------------|----------------------------------|--------|
| Thomas Howard, S OBP: 0.293, SLG: 0.371 | (1, 7) 2-2 SH1-3 E 2B | | (1, 0) L3 | | (0, 1) G6-3 | | (1, 0) FC1-5 CS | | (0, 1) G6-3 | | 5 | 1 | 1 | 0 | 0 | 0 | 2 | | | | | | | |
| Jacob Brumfield, R OBP: 0.332, SLG: 0.406 | (1, 8) 0-0 SH1-3 | | (0, 2) E4 1B | | (0, 1) F9 | | (1, 2) G6-3 | | (0, 2) P4 | | 4 | 0 | 0 | 0 | 0 | 0 | 2 | | | | | | | |
| Hal Morris, L OBP: 0.353, SLG: 0.392 | (1, 3) 2-1 E4 G1-6-3 | | (1, 0) L7 | | (0, 0) G4-3 | | | | (0, 0) 2B | | 5 | 1 | 2 | 1 | 0 | 0 | 1 | | | | | | | |
| Reggie Sanders, R OBP: 0.355, SLG: 0.453 | (1, 9) 1-0 G1-6-3 | | (0, 1) 1B | | | | (0, 1) G5-4-3 1B | | (0, 0) SF8 1B | | 5 | 1 | 3 | 0 | 0 | 0 | 2 | | | | | | | |
| Chris Sabo, R OBP: 0.321, SLG: 0.442 | (1, 5) F8 | (2, 0) F7 | (2, 2) F7 | | (0, 2) G5-4-3 1B | | (1, 1) WP 1B | | (2, 3) K | | 5 | 0 | 0 | 0 | 0 | 1 | 5 | | | | | | | |
| Joe Oliver, R OBP: 0.281, SLG: 0.407 | (1, 2) G1-3 | | | (0, 0) G4-3 | | | | | (2, 2) SF8 | | 4 | 0 | 1 | 1 | 0 | 0 | 1 | | | | | | | |
| Juan Samuel, R OBP: 0.301, SLG: 0.345 | (1, 4) E6 1B | | | (4, 2) BLK S BB | | | | | (3, H) G4-3 | | 2 | 0 | 0 | 0 | 2 | 0 | 0 | | | | | | | |
| Jeff Branson, L OBP: 0.292, SLG: 0.338 | (1, 6) F8 1B | | | (2, 2) F8 1-3 | | | | | | | 4 | 0 | 2 | 0 | 0 | 0 | 3 | | | | | | | |
| Jose Rijo, R OBP: 0.293, SLG: 0.381 | (1, 1) K | | | (0, 0) G4-3 | | | | | (1, 1) SH1-4 1B | | 3 | 0 | 1 | 0 | 0 | 1 | 3 | | | | | | | |
| Jeff Reardon, R OBP: 1.000, SLG: 1.000 | (8, 1) K | | | | | | | | (1, 2) SH1-4 | | 0 | 0 | 0 | 0 | 0 | 0 | 0 | | | | | | | |
| Rob Dibble, L OBP: 1.000, SLG: 1.000 | (10, 1) K | | | | | | | | (0, 0) FC1-5 2B | | 0 | 0 | 0 | 0 | 0 | 0 | 0 | | | | | | | |
| Inning Stats | R: 1 E: 1 K: 0 S: 7 | H: 1 LOB: 0 BB: 0 P: 12 | R: 0 E: 1 K: 1 S: 11 | H: 1 LOB: 2 BB: 0 P: 18 | R: 0 E: 1 K: 0 S: 11 | H: 1 LOB: 2 BB: 0 P: 15 | R: 0 E: 0 K: 0 S: 11 | H: 0 LOB: 1 BB: 1 P: 17 | R: 0 E: 0 K: 0 S: 5 | H: 0 LOB: 0 BB: 0 P: 5 | R: 0 E: 0 K: 0 S: 13 | H: 2 LOB: 2 BB: 1 P: 20 | R: 0 E: 0 K: 0 S: 5 | H: 1 LOB: 0 BB: 0 P: 8 | R: 2 E: 1 K: 1 S: 11 | H: 2 LOB: 0 BB: 0 P: 15 | R: 0 E: 0 K: 0 S: 8 | H: 1 LOB: 1 BB: 0 P: 10 | R: 0 E: 0 K: 0 S: 9 | H: 1 LOB: 1 BB: 0 P: 11 | 1B: 6 2B: 4 3B: 0 HR: 0 | SF: 1 SAC: 2 DP: 2 HBP: 0 | WP: 1 PB: 0 SB: 3 CS: 1 | PA: 42 |
| PITCHER | IP WLS BF H R ER SO BB IBB HBP BLK WP HR S P ERA WHIP | | | | | | | | | | | | | | | | | | | | | | | |
| Ken Hill, R ERA: 2.75 | (1, 1) 8.0 34 8 3 2 2 2 0 0 0 1 0 74 110 2.25 1.250 | | | | | | | | | | | | | | | | | | | | | | | |
| Brian Barnes, L ERA: 4.19 | (9, 1) 1.0 4 1 0 0 0 0 0 0 0 0 0 8 10 0.00 1.000 | | | | | | | | | | | | | | | | | | | | | | | |
| Mel Rojas, R ERA: 2.96 | (10, 1) 1.0 W 4 1 0 0 0 0 0 0 0 0 0 9 11 0.00 1.000 | | | | | | | | | | | | | | | | | | | | | | | |

Cincinnati Reds @ Montreal Expos
Olympic Stadium, Montreal, QB

Fri Sep 10 1993, 7:05 PM EDT
Att. 16,420 - Dome

| | |
|-----|----|
| AB | 37 |
| R | 3 |
| H | 10 |
| RBI | 2 |
| BB | 2 |
| SO | 2 |
| LOB | 19 |

| Batter | 1 | 2 | 3 | 4 | 5 | 6 | 7 | 8 | 9 | 10 | AB | R | H | RBI | BB | SO | LOB | | | | | | | |
|--|--|----------------------------------|-------------------------------|----------------------------------|------------------------------|----------------------------------|------------------------------|---------------------------------|------------------------------|---------------------------------|-------------------------------|----------------------------------|------------------------------|----------------------------------|------------------------------|---------------------------------|-------------------------------|----------------------------------|------------------------------|----------------------------------|----------------------------------|------------------------------------|----------------------------------|--------|
| Lou Frazier, S OBP: 0.355, SLG: 0.367 | (1, 7) 2-2 G1-3 | | (1, 2) G3 | | | (1, 0) F9 1B | | (3, 2) G5-3 | | (4, 1) F9 1B | 4 | 2 | 1 | 0 | 1 | 0 | 0 | | | | | | | |
| Oreste Marrero, L OBP: 0.360, SLG: 0.381 | (1, 3) 0-1 G6-3 | | (4, 2) BB | | | (1, 1) BB 1B | | | | (1, 1) F9 | 3 | 0 | 0 | 0 | 2 | 0 | 1 | | | | | | | |
| Marquis Grissom, R OBP: 0.347, SLG: 0.434 | (1, 8) 1-1 2B | | (2, 1) F7 | | | (0, 0) F9 | | (1, 1) F8 | | (2, 1) 1B | 5 | 0 | 2 | 1 | 0 | 0 | 3 | | | | | | | |
| Larry Walker, L OBP: 0.375, SLG: 0.480 | (1, 9) 3-3 K | | | (1, 2) L6 | | (1, 0) L6 | | (1, 2) G6-3 | | (3, H) 1B | 4 | 0 | 1 | 1 | 0 | 1 | 1 | | | | | | | |
| Darrin Fletcher, L OBP: 0.331, SLG: 0.373 | (1, 2) F7 | | | (0, 0) G3-1 | | (2, 2) L9 | | | | (3, 2) F7 | 4 | 0 | 0 | 0 | 0 | 0 | 2 | | | | | | | |
| Randy Ready, R OBP: 0.360, SLG: 0.312 | (1, 4) L6 | | | (1, 1) G4-3 | | (4, 2) G4-3 | | (1, 2) BB | | (1, 2) HR 1B | 3 | 1 | 1 | 0 | 1 | 0 | 0 | | | | | | | |
| Mike Lansing, R OBP: 0.341, SLG: 0.348 | (1, 5) BB | | | | | (1, 2) F9 | | (1, 2) G4-3 | | (0, 0) P2 | 2 | 0 | 0 | 0 | 1 | 0 | 3 | | | | | | | |
| John Vander Wal, L OBP: 0.317, SLG: 0.363 | (9, PH) | | | | | | | | | | 1 | 0 | 0 | 0 | 0 | 0 | 1 | | | | | | | |
| Mel Rojas, R OBP: 0.348, SLG: 0.480 | (10, 1) | | | | | | | | | | 0 | 0 | 0 | 0 | 0 | 0 | 0 | | | | | | | |
| Wil Cordero, R OBP: 0.310, SLG: 0.391 | (1, 6) K | | | | | (2, 1) G6-3 | | | | (1, 2) HR | 4 | 1 | 1 | 2 | 0 | 1 | 1 | | | | | | | |
| Ken Hill, R OBP: 0.196, SLG: 0.170 | (1, 1) | | | | | (0, 0) G4-3 | | | | (1, H) HR | 3 | 0 | 0 | 0 | 0 | 1 | 0 | | | | | | | |
| Brian Barnes, L ERA: 3.12 | (9, 1) | | | | | | | | | (2, 3) K | 0 | 0 | 0 | 0 | 0 | 0 | 0 | | | | | | | |
| Sean Berry, R OBP: 0.348, SLG: 0.480 | (9, PH) | | | | | | | | | | 1 | 0 | 0 | 0 | 0 | 1 | 0 | | | | | | | |
| Rob Dibble, R ERA: 5.82 | (10, 1) | | | | | | | | | | 0 | 0 | 0 | 0 | 0 | 0 | 0 | | | | | | | |
| Inning Stats | R: 0 E: 0 K: 1 S: 10 | H: 1 LOB: 1 BB: 0 P: 16 | R: 0 E: 0 K: 1 S: 10 | H: 0 LOB: 1 BB: 1 P: 17 | R: 0 E: 0 K: 0 S: 9 | H: 0 LOB: 1 BB: 1 P: 16 | R: 0 E: 0 K: 0 S: 6 | H: 0 LOB: 0 BB: 0 P: 8 | R: 0 E: 0 K: 0 S: 6 | H: 0 LOB: 0 BB: 0 P: 9 | R: 1 E: 0 K: 0 S: 15 | H: 2 LOB: 3 BB: 2 P: 28 | R: 0 E: 0 K: 1 S: 8 | H: 0 LOB: 0 BB: 0 P: 12 | R: 0 E: 0 K: 0 S: 7 | H: 0 LOB: 0 BB: 0 P: 9 | R: 2 E: 0 K: 1 S: 15 | H: 2 LOB: 0 BB: 0 P: 22 | R: 1 E: 0 K: 0 S: 5 | H: 1 LOB: 1 BB: 0 P: 12 | 1B: 4 2B: 1 3B: 0 HR: 1 | SF: 0 SAC: 0 DP: 0 HBP: 0 | WP: 0 PB: 0 SB: 1 CS: 0 | PA: 39 |
| PITCHER | IP WLS BF H R ER SO BB IBB HBP BLK WP HR S P ERA WHIP | | | | | | | | | | | | | | | | | | | | | | | |
| Jose Rijo, R ERA: 2.45 | (1, 1) 7.0 28 3 1 1 3 4 0 0 0 0 0 64 106 1.29 1.000 | | | | | | | | | | | | | | | | | | | | | | | |
| Jeff Reardon, R ERA: 3.12 | (8, 1) 2.0 8 2 2 2 1 0 0 0 0 0 0 1 22 31 9.00 1.000 | | | | | | | | | | | | | | | | | | | | | | | |
| Rob Dibble, R ERA: 5.82 | (10, 1) 0.1 L 3 1 1 1 0 1 0 0 0 0 0 0 5 12 27.00 6.000 | | | | | | | | | | | | | | | | | | | | | | | |

Cincinnati Reds @ Montreal Expos
Olympic Stadium, Montreal, QB

Fri Sep 10 1993, 7:05 PM EDT
Att. 16,420 - Dome

| | |
|-----|----|
| AB | 34 |
| R | 4 |
| H | 6 |
| RBI | 4 |
| BB | 5 |
| SO | 4 |
| LOB | 12 |

| Batter | 1 | 2 | 3 | 4 | 5 | 6 | 7 | 8 | 9 | AB | R | H | RBI | BB | SO | LOB | TOP | | |
|---|---|---|---|---|------------------------------|----------------------------------|-------------------------------|----------------------------------|-------------------------------|---------------------------------|-------------------------------|----------------------------------|-------------------------------|----------------------------------|-------------------------------|----------------------------------|----------------------------------|------------------------------------|--|
| Thomas Howard, S (1, 7) OBP: 0.287, SLG: 0.361 | 0-3 K | | 2-1 G4-6-3 | | 1-2 G3-1 | | 0-2 G6-3 | | 1-3 K | 5 | 0 | 0 | 0 | 0 | 2 | 2 | | | |
| Jacob Brumfield, R (1, 8) OBP: 0.337, SLG: 0.420 | 4-0 S S BB | | 2-2 G6-3 | | 0-0 P7 | | | 0-2 HR | | 3 | 1 | 1 | 1 | 1 | 0 | 0 | | | |
| Hal Morris, L (1, 3) OBP: 0.353, SLG: 0.390 | 4-0 S BB | | | 1-1 G3 | 1-1 1B | | | 2-1 F9 SH3 1B | | 3 | 0 | 2 | 0 | 1 | 0 | 0 | | | |
| Reggie Sanders, R (1, 9) OBP: 0.354, SLG: 0.456 | 2-3 K | | | 1-1 HR | 1-3 K | | | 0-1 SH3 | | 3 | 1 | 1 | 1 | 0 | 2 | 3 | | | |
| Chris Sabo, R (1, 5) OBP: 0.325, SLG: 0.445 | 2-3 K | | | 3-2 WP 2B | | | 0-2 G3 | 1-2 F9 | | 4 | 0 | 1 | 0 | 0 | 1 | 3 | | | |
| Juan Samuel, R (1, 4) OBP: 0.305, SLG: 0.354 | | 0-1 G6-3 | | 4-2 S BB | | | 1-1 L8 | 0-0 G5-3 | | 3 | 0 | 0 | 0 | 1 | 0 | 1 | | | |
| Jeff Branson, L (1, 6) OBP: 0.286, SLG: 0.331 | 1-3 K | | | 1-3 K | | | 0-2 G5-3 | | 1-0 F7 | 4 | 0 | 0 | 0 | 0 | 2 | 2 | | | |
| Dan Wilson, R (1, 2) OBP: 0.301, SLG: 0.238 | | | | 4-1 IBB | | | 0-2 G4-3 | 2-2 S 1B | | 2 | 0 | 0 | 0 | 1 | 1 | 0 | | | |
| Gary Varsho, L (9, PH) OBP: 0.315, SLG: 0.398 | | | | 1-2 IBB | | | | | | 1 | 0 | 1 | 0 | 0 | 0 | 0 | | | |
| Scott Service, R (9, 1) OBP: 0.143, SLG: 0.143 | | | | | | | | | | 0 | 0 | 0 | 0 | 0 | 0 | 0 | | | |
| Kevin Wickander, L (9, 1) | | | | | | | | | | 0 | 0 | 0 | 0 | 0 | 0 | 0 | | | |
| John Roper, R (1, 1) OBP: 0.091, SLG: 0.091 | | | | 2-1 G4-6-3 1B | 1-3 K | | 1-3 K | 1-2 L5 | | 2 | 0 | 1 | 0 | 0 | 1 | 3 | | | |
| Jack Daugherty, S (7, PH) OBP: 0.358, SLG: 0.444 | | | | | | | | | | 1 | 0 | 0 | 0 | 0 | 1 | 0 | | | |
| Johnny Ruffin, R (7, 1) | | | | | | | | | | 0 | 0 | 0 | 0 | 0 | 0 | 0 | | | |
| Brian Dorsett, R (9, PH) OBP: 0.296, SLG: 0.442 | | | | | | | | | | 1 | 0 | 0 | 0 | 0 | 0 | 1 | | | |
| Inning Stats | R: 0 E: 0 K: 3 S: 9 | H: 0 LOB: 2 BB: 2 P: 21 | R: 0 E: 0 K: 2 S: 8 | H: 0 LOB: 0 BB: 0 P: 11 | R: 0 E: 0 K: 0 S: 7 | H: 1 LOB: 0 BB: 0 P: 13 | R: 1 E: 0 K: 2 S: 20 | H: 2 LOB: 3 BB: 2 P: 35 | R: 0 E: 0 K: 1 S: 10 | H: 0 LOB: 0 BB: 0 P: 9 | R: 0 E: 0 K: 1 S: 11 | H: 0 LOB: 0 BB: 0 P: 12 | R: 1 E: 0 K: 0 S: 12 | H: 2 LOB: 1 BB: 0 P: 15 | R: 0 E: 0 K: 1 S: 10 | H: 1 LOB: 1 BB: 0 P: 15 | 1B: 4 2B: 1 3B: 0 HR: 2 | SF: 0 SAC: 1 DP: 1 HBP: 0 | WP: 1 PA: 37 PB: 0 SB: 5 CS: 0 |
| PITCHER | IP WLS BF H R ER SO BB IBB HBP BLK WP HR S P ERA WHIP | 7.0 28 4 1 1 9 3 1 0 0 1 1 73 114 1.29 1.000 | 1.0 5 2 1 1 0 0 0 0 0 0 1 12 15 9.00 2.000 | 1.0 W 4 1 0 0 1 0 0 0 0 0 10 15 0.00 1.000 | PITCHER | | | | | | | | | | | | | | |

Cincinnati Reds @ Montreal Expos
Olympic Stadium, Montreal, QB
Sun Sep 12 1993, 3:33 AM EDT
Att: 21,055 - Dome

AB 32
R 2
H 7
RBI 2
BB 4
SO 10
LOB 15



| Batter | 1 | 2 | 3 | 4 | 5 | 6 | 7 | 8 | 9 | AB | R | H | RBI | BB | SO | LOB | BOTTOM | | | | |
|---|---|--|--|--|-------------------------------|----------------------------------|-------------------------------|----------------------------------|------------------------------|----------------------------------|-------------------------------|----------------------------------|-------------------------------|----------------------------------|------------------------------|----------------------------------|-------------------------------|----------------------------------|----------------------------------|------------------------------------|--|
| Marquis Grissom, R (1, 8) OBP: 0.348, SLG: 0.434 | 2-2 1B FC3-6 1B | | 2-1 FC6-5 S 1B | 3-2 G6-3 | | | 2-1 G5-3 | | 1-1 BB S 1B | 5 | 2 | 3 | 0 | 0 | 0 | 2 | | | | | |
| Oreste Marrero, L (1, 3) OBP: 0.375, SLG: 0.394 | 1-2 F9 | | 4-1 FC6-5 BB | | 2-1 G4-3 | | 2-1 2B | | 4-2 1B BB BB | 3 | 0 | 1 | 0 | 2 | 0 | 1 | | | | | |
| Moises Alou, R (1, 7) OBP: 0.334, SLG: 0.468 | 0-2 FC3-6 1B | | 0-2 FC6-5 1B | | 0-1 G6-3 | | 1-2 F7 | | 4-2 1B BB | 4 | 0 | 1 | 0 | 1 | 0 | 3 | | | | | |
| Larry Walker, L (1, 9) OBP: 0.377, SLG: 0.485 | 1-0 FC3-6 1B | | 2-3 K | | 2-3 K | | 4-0 IBB | | 1-1 1B | 4 | 0 | 2 | 1 | 1 | 2 | 2 | | | | | |
| Darrin Fletcher, L (1, 2) OBP: 0.330, SLG: 0.375 | 0-1 FC3-6 1B | | 2-1 L9 | | | 2-2 G6-3 2B 2B | 3-2 L7 | | | 4 | 1 | 1 | 1 | 0 | 0 | 6 | | | | | |
| Mike Lansing, R (1, 5) OBP: 0.341, SLG: 0.347 | 1-3 K | | | | 2-2 L8 | | 1-2 G6-3 | | 0-0 L6 | 4 | 0 | 0 | 0 | 0 | 1 | 3 | | | | | |
| Randy Ready, R (1, 4) OBP: 0.378, SLG: 0.350 | | 2-0 G5-3 | | 1-0 SH1-4 2B | | 2-2 G6-3 | | 1-2 F8 | | 4 | 0 | 2 | 1 | 0 | 0 | 0 | | | | | |
| Wil Cordero, R (1, 6) OBP: 0.309, SLG: 0.386 | | | 2-3 K | | 2-1 SH1-4 HBP | | 3-0 P4 | | 2-3 K | 3 | 0 | 0 | 0 | 0 | 2 | 1 | | | | | |
| John Wetteland, R (9, 1) | | | | | | | | | | 0 | 0 | 0 | 0 | 0 | 0 | 0 | | | | | |
| Dennis Martinez, R (1, 1) OBP: 0.167, SLG: 0.190 | | 1-0 G6-3 | | 0-2 SH1-4 | | 0-0 G6-3 | | | 1-3 K | 2 | 0 | 0 | 0 | 0 | 0 | 1 | | | | | |
| Mel Rojas, R (8, 1) | | | | | | | | | | 0 | 0 | 0 | 0 | 0 | 0 | 0 | | | | | |
| Sean Berry, R (9, 5) OBP: 0.346, SLG: 0.472 | | | | | 1-2 2-3 | | | | | 1 | 0 | 0 | 0 | 0 | 1 | 0 | | | | | |
| Inning Stats | R: 1 E: 0 K: 1 S: 18 | H: 3 LOB: 0 BB: 0 P: 23 | R: 0 E: 0 K: 1 S: 5 | H: 0 LOB: 0 BB: 0 P: 10 | R: 0 E: 0 K: 1 S: 11 | H: 1 LOB: 2 BB: 1 P: 21 | R: 0 E: 0 K: 0 S: 16 | H: 1 LOB: 0 BB: 0 P: 24 | R: 0 E: 0 K: 1 S: 7 | H: 0 LOB: 0 BB: 0 P: 11 | R: 1 E: 0 K: 0 S: 14 | H: 2 LOB: 1 BB: 0 P: 22 | R: 0 E: 0 K: 0 S: 11 | H: 1 LOB: 2 BB: 1 P: 23 | R: 0 E: 0 K: 1 S: 8 | H: 0 LOB: 0 BB: 0 P: 11 | R: 1 E: 0 K: 1 S: 12 | H: 2 LOB: 3 BB: 2 P: 23 | 1B: 6 2B: 4 3B: 0 HR: 0 | SF: 0 SAC: 1 DP: 0 HBP: 1 | WP: 0 PA: 40 PB: 0 SB: 2 CS: 0 |
| PITCHER | IP WLS BF H R ER SO BB IBB HBP BLK WP HR S P ERA WHIP | 6.0 27 7 2 2 4 1 0 1 0 0 0 19 34 3.00 1.333 | 2.0 8 1 0 0 1 0 1 0 0 0 0 10 20 27.00 9.000 | 0.1 L 4 1 1 1 2 0 0 0 0 0 2 3 ∞ ∞ | PITCHER | | | | | | | | | | | | | | | | |

Cincinnati Reds @ Montreal Expos
Olympic Stadium, Montreal, QB
Sun Sep 12 1993, 3:33 AM EDT
Att: 21,055 - Dome

AB 34
R 3
H 10
RBI 3
BB 4
SO 6
LOB 19



| Batter | 1 | 2 | 3 | 4 | 5 | 6 | 7 | 8 | 9 | AB | R | H | RBI | BB | SO | LOB | TOP | | | | | |
|---|---|---------------------------------|------------------------------|---------------------------------|------------------------------|---------------------------------|------------------------------|---------------------------------|------------------------------|---------------------------------|------------------------------|---------------------------------|------------------------------|---------------------------------|-------------------------------|----------------------------------|--|---------------------------------|----------------------------------|------------------------------------|----------------------------------|--------|
| Jacob Brumfield, R OBP: 0.339, SLG: 0.420 (1,8) (6,4) | | | | | | | | | | 5 | 0 | 2 | 0 | 0 | 2 | 2 | <p>Cincinnati Reds @ Atlanta Braves Atlanta-Fulton County Stadium, Atlanta, GA</p> <p>Tue Sep 14 1993, 7:05 PM EDT Att: 48,975 - Unknown - 89 F</p> <p>livebaseballscorecards.com</p> <p>AB 37 R 3 H 12 RBI 3 BB 1 SO 10 LOB 12</p> | | | | | |
| Thomas Howard, S OBP: 0.285, SLG: 0.358 (1,7) (6,8) | | | | | | | | | 5 | 0 | 1 | 0 | 0 | 2 | 1 | | | | | | | |
| Reggie Sanders, R OBP: 0.353, SLG: 0.455 (1,9) | | | | | | | | | 4 | 0 | 1 | 0 | 0 | 2 | 2 | | | | | | | |
| Chris Sabo, R OBP: 0.325, SLG: 0.445 Kevin Wickander, L (6,1) | | | | | | | | | | 3 | 0 | 1 | 0 | 0 | 0 | 1 | | | | | | |
| Gary Varsho, L OBP: 0.323, SLG: 0.398 Rob Dibble, L OBP: 1.000, SLG: 1.000 (8, PH) (8,1) | | | | | | | | | 0 | 0 | 0 | 0 | 0 | 0 | 0 | | | | | | | |
| Hal Morris, L OBP: 0.355, SLG: 0.391 (1,3) | | | | | | | | | 4 | 1 | 2 | 0 | 0 | 1 | 0 | | | | | | | |
| Joe Oliver, R OBP: 0.277, SLG: 0.400 Dan Wilson, R OBP: 0.311, SLG: 0.266 (8, PH) (8,2) | | | | | | | | | 3 | 0 | 0 | 0 | 0 | 1 | 2 | | | | | | | |
| Juan Samuel, R OBP: 0.313, SLG: 0.370 (6,5) | | | | | | | | | 4 | 0 | 3 | 1 | 0 | 0 | 0 | | | | | | | |
| Jeff Branson, L OBP: 0.285, SLG: 0.330 (1,6) | | | | | | | | | 4 | 0 | 1 | 0 | 0 | 1 | 2 | | | | | | | |
| Bobby Ayala, R OBP: 0.053, SLG: 0.105 Mike Anderson, R (2,1) | | | | | | | | | 0 | 0 | 0 | 0 | 0 | 0 | 0 | | | | | | | |
| Greg Tubbs, R OBP: 0.348, SLG: 0.250 Chris Bushing, R (5, PH) (5,1) | | | | | | | | | 1 | 0 | 0 | 0 | 0 | 0 | 0 | | | | | | | |
| Jack Daugherty, S OBP: 0.345, SLG: 0.426 (6,7) | | | | | | | | | 2 | 0 | 0 | 0 | 0 | 1 | 1 | | | | | | | |
| Inning Stats | R: 0 E: 0 K: 0 S: 4 | H: 2 LOB: 1 BB: 0 P: 4 | R: 0 E: 0 K: 1 S: 5 | H: 1 LOB: 1 BB: 0 P: 5 | R: 0 E: 0 K: 0 S: 5 | H: 2 LOB: 2 BB: 0 P: 5 | R: 0 E: 0 K: 1 S: 5 | H: 0 LOB: 0 BB: 0 P: 5 | R: 0 E: 0 K: 1 S: 6 | H: 1 LOB: 1 BB: 0 P: 6 | R: 0 E: 0 K: 1 S: 7 | H: 2 LOB: 2 BB: 0 P: 7 | R: 0 E: 0 K: 2 S: 8 | H: 1 LOB: 1 BB: 0 P: 8 | R: 3 E: 0 K: 2 S: 10 | H: 3 LOB: 1 BB: 1 P: 14 | R: 0 E: 0 K: 2 S: 7 | H: 0 LOB: 0 BB: 0 P: 7 | 1B: 9 2B: 3 3B: 0 HR: 0 | SF: 0 SAC: 0 DP: 0 HBP: 0 | WP: 2 PB: 0 SB: 0 CS: 0 | PA: 38 |
| PITCHER | IP WLS BF H R ER SO BB IBB HBP BLK WP HR S P ERA WHIP | | | | | | | | | | | | | | | | | | | | | |
| Tom Glavine, L ERA: 3.11 (1,1) | 7.0 W 28 9 0 0 6 0 0 0 0 0 1 0 40 40 0.00 1.286 | | | | | | | | | | | | | | | | | | | | | |
| Mark Wohlers, R ERA: 3.74 (8,1) | 0.2 5 2 3 3 2 1 0 0 0 0 0 0 8 12 40.50 4.500 | | | | | | | | | | | | | | | | | | | | | |
| Steve Bedrosian, R ERA: 1.62 (8,1) | 0.1 2 1 0 0 0 2 0 0 0 0 0 1 0 2 2 0.00 3.000 | | | | | | | | | | | | | | | | | | | | | |
| Jay Howell, R ERA: 2.55 (9,1) | 1.0 3 0 0 0 2 0 0 0 0 0 0 0 7 7 0.00 0.000 | | | | | | | | | | | | | | | | | | | | | |

| Batter | 1 | 2 | 3 | 4 | 5 | 6 | 7 | 8 | 9 | AB | R | H | RBI | BB | SO | LOB | BOTTOM | | | | | |
|---|---|----------------------------------|-------------------------------|----------------------------------|------------------------------|---------------------------------|------------------------------|---------------------------------|------------------------------|----------------------------------|------------------------------|----------------------------------|------------------------------|---------------------------------|------------------------------|---------------------------------|---|---------------------------------|----------------------------------|------------------------------------|----------------------------------|--------|
| Otis Nixon, S OBP: 0.330, SLG: 0.293 Deion Sanders, L OBP: 0.320, SLG: 0.458 (1,8) (7, PH) (8,8) | | | | | | | | | | 2 | 2 | 1 | 0 | 2 | 0 | 1 | <p>Cincinnati Reds @ Atlanta Braves Atlanta-Fulton County Stadium, Atlanta, GA</p> <p>Tue Sep 14 1993, 7:05 PM EDT Att: 48,975 - Unknown - 89 F</p> <p>livebaseballscorecards.com</p> <p>AB 36 R 10 H 14 RBI 10 BB 8 SO 6 LOB 22</p> | | | | | |
| Jeff Blauser, R OBP: 0.408, SLG: 0.443 10 Chipper Jones, S OBP: 1.000, SLG: 1.000 (1,6) (7, PH) (8,6) | | | | | | | | | | 2 | 2 | 1 | 1 | 2 | 0 | 1 | | | | | | |
| Ron Gant, R OBP: 0.349, SLG: 0.522 (1,7) | | | | | | | | | | 4 | 2 | 3 | 4 | 1 | 0 | 0 | | | | | | |
| Fred McGriff, L OBP: 0.365, SLG: 0.546 Sid Bream, L OBP: 0.330, SLG: 0.414 (1,3) (7,3) | | | | | | | | | | 4 | 0 | 2 | 2 | 0 | 0 | 2 | | | | | | |
| David Justice, L OBP: 0.346, SLG: 0.505 Tony Tarasco, L OBP: 0.226, SLG: 0.241 (6, PR) (7,9) | | | | | | | | | 3 | 1 | 1 | 0 | 1 | 1 | 2 | | | | | | | |
| Terry Pendleton, S OBP: 0.311, SLG: 0.394 Bill Pecota, R OBP: 0.345, SLG: 0.393 (1,5) (6, PR) (7,5) | | | | | | | | | 2 | 1 | 2 | 2 | 2 | 0 | 0 | | | | | | | |
| Damon Berryhill, S OBP: 0.292, SLG: 0.379 (1,2) | | | | | | | | | 5 | 0 | 1 | 1 | 0 | 2 | 6 | | | | | | | |
| Rafael Belliard, R OBP: 0.297, SLG: 0.319 (1,4) | | | | | | | | | 5 | 1 | 1 | 0 | 0 | 1 | 4 | | | | | | | |
| Tom Glavine, L OBP: 0.211, SLG: 0.181 Mark Wohlers, R (8,1) | | | | | | | | | 4 | 0 | 1 | 0 | 0 | 2 | 4 | | | | | | | |
| Steve Bedrosian, R (8,1) | | | | | | | | | 0 | 0 | 0 | 0 | 0 | 0 | 0 | | | | | | | |
| Jay Howell, R (9,1) | | | | | | | | | 0 | 0 | 0 | 0 | 0 | 0 | 0 | | | | | | | |
| Inning Stats | R: 2 E: 0 K: 1 S: 7 | H: 3 LOB: 2 BB: 2 P: 15 | R: 4 E: 0 K: 2 S: 10 | H: 3 LOB: 3 BB: 3 P: 22 | R: 0 E: 0 K: 0 S: 4 | H: 1 LOB: 1 BB: 0 P: 4 | R: 2 E: 0 K: 1 S: 7 | H: 2 LOB: 0 BB: 0 P: 7 | R: 1 E: 0 K: 1 S: 6 | H: 1 LOB: 2 BB: 2 P: 14 | R: 1 E: 0 K: 1 S: 6 | H: 1 LOB: 3 BB: 1 P: 10 | R: 0 E: 0 K: 0 S: 4 | H: 2 LOB: 1 BB: 0 P: 4 | R: 0 E: 0 K: 0 S: 4 | H: 1 LOB: 1 BB: 0 P: 4 | R: 0 E: 0 K: 0 S: 4 | H: 1 LOB: 1 BB: 0 P: 4 | 1B: 8 2B: 5 3B: 0 HR: 2 | SF: 0 SAC: 0 DP: 1 HBP: 0 | WP: 0 PB: 0 SB: 0 CS: 1 | PA: 44 |
| PITCHER | IP WLS BF H R ER SO BB IBB HBP BLK WP HR S P ERA WHIP | | | | | | | | | | | | | | | | | | | | | |
| Bobby Ayala, R ERA: 5.26 (1,1) | 1.2 L 15 6 6 6 2 5 0 0 0 0 0 1 14 34 7.71 1.286 | | | | | | | | | | | | | | | | | | | | | |
| Mike Anderson, R ERA: 20.25 (2,1) | 2.1 10 3 2 2 2 0 0 0 0 0 0 1 14 14 0.00 1.000 | | | | | | | | | | | | | | | | | | | | | |
| Chris Bushing, R ERA: 10.13 (5,1) | 1.0 6 1 1 1 1 2 0 0 0 0 0 0 6 14 9.00 3.000 | | | | | | | | | | | | | | | | | | | | | |
| Kevin Wickander, L ERA: 5.82 Rob Dibble, R ERA: 5.67 (6,1) (8,1) | 2.0 9 3 1 1 1 1 0 0 0 0 0 0 10 14 4.50 2.000 | | | | | | | | | | | | | | | | | | | | | |
| Jay Howell, R ERA: 5.67 (9,1) | 1.0 4 1 0 0 0 0 0 0 0 0 0 0 4 4 0.00 1.000 | | | | | | | | | | | | | | | | | | | | | |

| Batter | 1 | 2 | 3 | 4 | 5 | 6 | 7 | 8 | 9 | AB | R | H | RBI | BB | SO | LOB | TOP | | | | | |
|--|---|----------------------------------|-------------------------------|----------------------------------|-------------------------------|----------------------------------|-------------------------------|----------------------------------|-------------------------------|----------------------------------|-------------------------------|----------------------------------|------------------------------|----------------------------------|-------------------------------|----------------------------------|---|---------------------------------|--------------------------|------------------------------------|----------------------------------|--------|
| Jacob Brumfield, R OBP: 0.340, SLG: 0.437 | F8 | | HR | | P9 | | G5-3 | 2B | | 5 | 1 | 2 | 2 | 0 | 0 | 1 | <p>Cincinnati Reds @ Atlanta Braves Atlanta-Fulton County Stadium, Atlanta, GA</p> <p>Wed Sep 15 1993, 7:05 PM EDT Att: 48,825 - Unknown - 86 F</p> | | | | | |
| Greg Tubbs, R OBP: 0.347, SLG: 0.241 | K | | F8 WP BB | | P7 | | P6 | G5-3 | | 2 | 0 | 0 | 0 | 1 | 1 | | | | | | | |
| Thomas Howard, S OBP: 0.283, SLG: 0.355 | | | | | | | | | | 2 | 0 | 0 | 0 | 0 | 0 | 2 | | | | | | |
| Reggie Sanders, R OBP: 0.351, SLG: 0.452 | 1B | | F8 | | F9 | | K | | P4 | 5 | 0 | 1 | 0 | 0 | 1 | 2 | | | | | | |
| Chris Sabo, R OBP: 0.325, SLG: 0.443 | K | | G5-3 | | | 1B E 1B | | SH1 1B BB | F7 | 4 | 2 | 1 | 0 | 1 | 1 | 2 | | | | | | |
| Hal Morris, L OBP: 0.359, SLG: 0.394 | | 1B | G5-3 | | | E4 1B 1B | | SH1 1B 1B | G3 | 5 | 2 | 3 | 0 | 0 | 0 | 1 | | | | | | |
| Joe Oliver, R OBP: 0.276, SLG: 0.398 | K | | | G5-4-3 BB | | P9 | | SH1 | | 2 | 0 | 0 | 0 | 1 | 1 | 2 | | | | | | |
| Juan Samuel, R OBP: 0.316, SLG: 0.373 | K | | | K | | | CS 1B | 2B 1B | | 4 | 1 | 2 | 2 | 0 | 2 | 2 | | | | | | |
| Keith Kessinger, S OBP: 0.500, SLG: 0.500 | | | | G5-4-3 | | | | L5 | | 2 | 0 | 1 | 0 | 0 | 0 | 1 | | | | | | |
| Jeff Branson, L OBP: 0.297, SLG: 0.331 | 1B | | | 1-2 | | CS 1B | | | | 2 | 0 | 1 | 1 | 0 | 0 | 1 | | | | | | |
| Jose Rijo, R OBP: 0.295, SLG: 0.360 | | | | | | | | 2B 1B | | 3 | 0 | 1 | 0 | 0 | 1 | 4 | | | | | | |
| Johnny Ruffin, R OBP: 0.333, SLG: 0.333 | | | | | | | | | | 1 | 0 | 1 | 0 | 0 | 0 | 0 | | | | | | |
| Jeff Reardon, R OBP: 1.000, SLG: 1.000 | | | | | | | | | | 0 | 0 | 0 | 0 | 0 | 0 | 0 | | | | | | |
| Rob Dibble, L OBP: 1.000, SLG: 1.000 | | | | | | | | | | 0 | 0 | 0 | 0 | 0 | 0 | 0 | | | | | | |
| Inning Stats | R: 0 E: 0 K: 2 S: 10 | H: 1 LOB: 1 BB: 0 P: 18 | R: 0 E: 0 K: 2 S: 14 | H: 2 LOB: 2 BB: 0 P: 19 | R: 1 E: 0 K: 0 S: 13 | H: 1 LOB: 1 BB: 1 P: 23 | R: 0 E: 0 K: 1 S: 10 | H: 0 LOB: 0 BB: 1 P: 16 | R: 0 E: 0 K: 0 S: 11 | H: 1 LOB: 1 BB: 0 P: 15 | R: 2 E: 1 K: 1 S: 18 | H: 4 LOB: 1 BB: 0 P: 22 | R: 0 E: 0 K: 1 S: 9 | H: 0 LOB: 0 BB: 0 P: 11 | R: 3 E: 0 K: 0 S: 24 | H: 4 LOB: 2 BB: 1 P: 33 | R: 0 E: 0 K: 0 S: 5 | H: 0 LOB: 0 BB: 0 P: 7 | 1B: 11 3B: 0 HR: 1 | SF: 0 SAC: 1 DP: 1 HBP: 0 | WP: 1 PB: 0 SB: 0 CS: 2 | PA: 41 |
| PITCHER | IP WLS BF H R ER SO BB IBB HBP BLK WP HR S P ERA WHIP | | | | | | | | | | | | | | | | | | | | | |
| Kent Mercker, L ERA: 2.89 | 5.1 25 8 3 3 5 2 0 0 0 0 1 1 69 105 5.06 1.875 | | | | | | | | | | | | | | | | | | | | | |
| Jay Howell, R ERA: 2.47 | 1.2 5 1 0 0 2 0 0 0 0 0 0 0 16 19 0.00 0.600 | | | | | | | | | | | | | | | | | | | | | |
| Mark Wohlers, R ERA: 4.33 | 0.1 4 2 3 3 0 1 0 0 0 0 0 0 15 21 81.00 9.000 | | | | | | | | | | | | | | | | | | | | | |
| Mike Stanton, L ERA: 4.89 | 0.2 4 2 0 0 0 0 0 0 0 0 0 0 9 12 0.00 3.000 | | | | | | | | | | | | | | | | | | | | | |
| Pete Smith, R ERA: 4.36 | 1.0 W 3 0 0 0 0 0 0 0 0 0 0 0 5 7 0.00 0.000 | | | | | | | | | | | | | | | | | | | | | |

| Batter | 1 | 2 | 3 | 4 | 5 | 6 | 7 | 8 | 9 | AB | R | H | RBI | BB | SO | LOB | BOTTOM | | | | | |
|---|---|----------------------------------|-------------------------------|----------------------------------|-------------------------------|----------------------------------|-------------------------------|----------------------------------|-------------------------------|----------------------------------|-------------------------------|----------------------------------|------------------------------|---------------------------------|------------------------------|---------------------------------|---|----------------------------------|-------------------------|------------------------------------|----------------------------------|--------|
| Otis Nixon, S OBP: 0.330, SLG: 0.302 | F7 | | 1B 3B | | F8 | | G4-6-3 | | 1B HR 2B | 5 | 2 | 2 | 0 | 0 | 0 | 2 | <p>Cincinnati Reds @ Atlanta Braves Atlanta-Fulton County Stadium, Atlanta, GA</p> <p>Wed Sep 15 1993, 7:05 PM EDT Att: 48,825 - Unknown - 86 F</p> | | | | | |
| Jeff Blausen, R OBP: 0.408, SLG: 0.443 | K | | 1B | | K | | | G5-3 | HR 1B | 5 | 1 | 2 | 1 | 0 | 2 | 0 | | | | | | |
| Ron Gant, R OBP: 0.349, SLG: 0.527 | P6 | | 3H 1B | | | | | G4-3 | | 5 | 1 | 2 | 3 | 0 | 0 | 0 | | | | | | |
| Fred McGriff, L OBP: 0.367, SLG: 0.553 | | G4-3 | 4-2 BB | | | HR | | | | 3 | 1 | 2 | 1 | 1 | 0 | 0 | | | | | | |
| David Justice, L OBP: 0.346, SLG: 0.503 | | | 1B | | G4-3 | | P6 | E4 | | 4 | 0 | 1 | 0 | 0 | 0 | 4 | | | | | | |
| Terry Pendleton, S OBP: 0.305, SLG: 0.391 | K | | | | F8 | | L7 | G4-3 | | 4 | 0 | 0 | 0 | 0 | 1 | 3 | | | | | | |
| Javy Lopez, R OBP: 0.338, SLG: 0.800 | | | | | | | | | | 2 | 0 | 0 | 0 | 0 | 1 | 1 | | | | | | |
| Deion Sanders, L OBP: 0.319, SLG: 0.456 | | | | | | | | | | 1 | 0 | 0 | 0 | 0 | 0 | 0 | | | | | | |
| Damon Berryhill, S OBP: 0.294, SLG: 0.385 | | | | | | | | | | 0 | 1 | 0 | 1 | 0 | 0 | 0 | | | | | | |
| Bill Peacock, R OBP: 0.345, SLG: 0.393 | | | | | | | | | | 0 | 1 | 0 | 0 | 0 | 0 | 0 | | | | | | |
| Rafael Bellard, R OBP: 0.298, SLG: 0.310 | | | | | | | | | | 2 | 0 | 0 | 0 | 0 | 1 | 0 | | | | | | |
| Tony Larasco, L OBP: 0.290, SLG: 0.287 | | | | | | | | | | 1 | 0 | 1 | 0 | 0 | 0 | 0 | | | | | | |
| Mark Wohlers, R ERA: 4.33 | | | | | | | | | | 0 | 0 | 0 | 0 | 0 | 0 | 0 | | | | | | |
| Mike Stanton, L ERA: 4.89 | | | | | | | | | | 0 | 0 | 0 | 0 | 0 | 0 | 0 | | | | | | |
| Pete Smith, R ERA: 4.36 | | | | | | | | | | 0 | 0 | 0 | 0 | 0 | 0 | 0 | | | | | | |
| 10 Chipper Jones, S OBP: 0.300, SLG: 0.300 | | | | | | | | | | 1 | 0 | 0 | 0 | 0 | 1 | 1 | | | | | | |
| Kent Mercker, L ERA: 2.89 | | | | | | | | | | 2 | 0 | 0 | 0 | 0 | 2 | 0 | | | | | | |
| Jay Howell, R ERA: 2.47 | | | | | | | | | | 0 | 0 | 0 | 0 | 0 | 0 | 0 | | | | | | |
| Sid Bream, L OBP: 0.332, SLG: 0.419 | | | | | | | | | | 1 | 0 | 1 | 0 | 0 | 0 | 0 | | | | | | |
| Ramon Caraballo, S ERA: 4.33 | | | | | | | | | | 0 | 0 | 0 | 0 | 0 | 0 | 0 | | | | | | |
| Ryan Klesko, L OBP: 0.400, SLG: 0.769 | | | | | | | | | | 1 | 1 | 1 | 2 | 0 | 0 | 0 | | | | | | |
| Inning Stats | R: 0 E: 0 K: 1 S: 7 | H: 0 LOB: 0 BB: 0 P: 14 | R: 0 E: 0 K: 1 S: 11 | H: 1 LOB: 1 BB: 0 P: 20 | R: 1 E: 0 K: 1 S: 18 | H: 3 LOB: 3 BB: 1 P: 30 | R: 0 E: 0 K: 2 S: 14 | H: 0 LOB: 0 BB: 0 P: 19 | R: 0 E: 0 K: 0 S: 12 | H: 0 LOB: 0 BB: 0 P: 18 | R: 1 E: 0 K: 0 S: 12 | H: 1 LOB: 0 BB: 0 P: 20 | R: 0 E: 0 K: 0 S: 6 | H: 2 LOB: 2 BB: 0 P: 8 | R: 0 E: 1 K: 0 S: 5 | H: 1 LOB: 2 BB: 0 P: 7 | R: 5 E: 0 K: 1 S: 15 | H: 5 LOB: 1 BB: 0 P: 20 | 1B: 7 3B: 1 HR: 3 | SF: 0 SAC: 0 DP: 1 HBP: 0 | WP: 0 PB: 0 SB: 1 CS: 0 | PA: 39 |
| PITCHER | IP WLS BF H R ER SO BB IBB HBP BLK WP HR S P ERA WHIP | | | | | | | | | | | | | | | | | | | | | |
| Jose Rijo, R ERA: 2.47 | 6.0 24 5 2 2 7 1 0 0 0 0 0 1 74 121 3.00 1.000 | | | | | | | | | | | | | | | | | | | | | |
| Johnny Ruffin, R ERA: 3.34 | 2.1 12 5 3 3 1 0 0 0 0 0 0 1 19 26 11.57 2.143 | | | | | | | | | | | | | | | | | | | | | |
| Jeff Reardon, R ERA: 3.43 | 0.0 2 2 0 0 0 0 0 0 0 0 0 0 6 8 ∞ ∞ | | | | | | | | | | | | | | | | | | | | | |
| Rob Dibble, R ERA: 5.9 | 0.0 L 1 1 2 2 0 0 0 0 0 0 0 1 1 1 ∞ ∞ | | | | | | | | | | | | | | | | | | | | | |

| | |
|-----|----|
| AB | 37 |
| R | 6 |
| H | 13 |
| RBI | 5 |
| BB | 3 |
| SO | 7 |
| LOB | 19 |



| Batter | 1 | 2 | 3 | 4 | 5 | 6 | 7 | 8 | 9 | 10 | 11 | 12 | AB | R | H | RBI | BB | SO | LOB | | | | | | | | |
|--|------------------------------|----------------------------------|------------------------------|----------------------------------|------------------------------|----------------------------------|------------------------------|----------------------------------|------------------------------|---------------------------------|------------------------------|---------------------------------|------------------------------|----------------------------------|-------------------------------|----------------------------------|-------------------------------|----------------------------------|-------------------------------|----------------------------------|------------------------------|----------------------------------|----------------------------------|------------------------------------|----------------------------------|--------|--|
| Thomas Howard, S OBP: 0.284, SLG: 0.355 | G4-3 | | CS | | | FC5-4 1B | | G3-1 | | | G4-3 | L7 | 6 | 0 | 2 | 0 | 0 | 0 | 3 | | | | | | | | |
| Jacob Brumfield, R OBP: 0.345, SLG: 0.453 | 1B | | CS | K | | FC5-4 2B | | | HR | | 1B | | 5 | 1 | 3 | 1 | 0 | 1 | 2 | | | | | | | | |
| Hal Morris, L OBP: 0.358, SLG: 0.394 | F8 | | | G5-3 | | | | | G3-1 | | F7 | | 5 | 0 | 1 | 1 | 0 | 0 | 2 | | | | | | | | |
| Reggie Sanders, R OBP: 0.350, SLG: 0.449 | K | | | K | | | | | G6-3 | | FC5-4 1B | | 5 | 0 | 1 | 0 | 0 | 3 | 1 | | | | | | | | |
| Chris Sabo, R OBP: 0.322, SLG: 0.439 | | | K | | | | | | G5-3 | | FC5-4 | | 5 | 0 | 0 | 0 | 0 | 1 | 2 | | | | | | | | |
| Jos Oliver, R OBP: 0.277, SLG: 0.397 | | | | | | | | | | | | | 4 | 0 | 1 | 0 | 0 | 0 | 0 | | | | | | | | |
| Greg Tubbs, R OBP: 0.347, SLG: 0.241 | G4-3 | | | F8 | | | | | G6-3 | | | | 0 | 0 | 0 | 0 | 0 | 0 | 0 | | | | | | | | |
| Dan Wilson, R OBP: 0.307, SLG: 0.262 | | | | | | | | | | | | | 1 | 0 | 0 | 0 | 0 | 0 | 0 | | | | | | | | |
| Juan Samuel, R OBP: 0.309, SLG: 0.384 | | | K | | | | | | | | | | 5 | 0 | 0 | 0 | 0 | 3 | 1 | | | | | | | | |
| Jeff Branson, L OBP: 0.282, SLG: 0.326 | | | G4-3 | | | G1-3 | | G3-1 | | FC6-4 | | E4 | 5 | 0 | 0 | 0 | 0 | 0 | 1 | | | | | | | | |
| Larry Luebbers, R OBP: 0.330, SLG: 0.368 | | | L8 | | | FC5-4 1B | | | | | | | 3 | 1 | 2 | 0 | 0 | 0 | 0 | | | | | | | | |
| Jerry Spradlin, S OBP: 0.331, SLG: 0.393 | | | | | | | | | | | | | 0 | 0 | 0 | 0 | 0 | 0 | 0 | | | | | | | | |
| Ross Powell, L OBP: 0.331, SLG: 0.393 | | | | | | | | | | | | | 0 | 0 | 0 | 0 | 0 | 0 | 1 | | | | | | | | |
| Jack Daugherty, S OBP: 0.331, SLG: 0.393 | | | | | | | | | | | | | 0 | 0 | 0 | 0 | 0 | 0 | 0 | | | | | | | | |
| Scott Ruskin, R OBP: 0.331, SLG: 0.393 | | | | | | | | | | | | | 0 | 0 | 0 | 0 | 0 | 1 | 0 | | | | | | | | |
| Scott Service, R OBP: 0.331, SLG: 0.393 | | | | | | | | | | | | | 0 | 0 | 0 | 0 | 0 | 0 | 0 | | | | | | | | |
| Scott Service, R OBP: 0.331, SLG: 0.393 | | | | | | | | | | | | | 0 | 0 | 0 | 0 | 0 | 0 | 0 | | | | | | | | |
| Inning Stats | R: 0 E: 0 K: 1 S: 9 | H: 1 LOB: 1 BB: 0 P: 15 | R: 0 E: 0 K: 2 S: 9 | H: 0 LOB: 0 BB: 0 P: 12 | R: 0 E: 0 K: 0 S: 9 | H: 1 LOB: 0 BB: 0 P: 10 | R: 0 E: 0 K: 2 S: 8 | H: 0 LOB: 0 BB: 0 P: 12 | R: 0 E: 0 K: 0 S: 4 | H: 0 LOB: 0 BB: 0 P: 5 | R: 1 E: 0 K: 1 S: 6 | H: 3 LOB: 2 BB: 0 P: 7 | R: 0 E: 0 K: 1 S: 9 | H: 1 LOB: 1 BB: 0 P: 11 | R: 1 E: 0 K: 0 S: 11 | H: 1 LOB: 0 BB: 0 P: 17 | R: 0 E: 0 K: 1 S: 12 | H: 1 LOB: 1 BB: 0 P: 14 | R: 0 E: 0 K: 0 S: 11 | H: 2 LOB: 2 BB: 0 P: 14 | R: 0 E: 1 K: 1 S: 9 | H: 0 LOB: 2 BB: 1 P: 15 | 1B: 8 2B: 1 3B: 0 HR: 1 | SF: 0 SAC: 0 DP: 0 HBP: 0 | WP: 0 PB: 0 SB: 2 CS: 1 | PA: 47 | |
| PITCHER | IP | WLS | BF | H | R | ER | SO | BB | IBB | HBP | BLK | WP | HR | S | P | ERA | WHIP | | | | | | | | | | |
| 29 John Smoltz, R ERA: 3.29 | (1, 1) | | 9.0 | 32 | 7 | 2 | 7 | 0 | 0 | 0 | 0 | 0 | 0 | 1 | 74 | 2.00 | 0.778 | | | | | | | | | | |
| Greg McMichael, R ERA: 1.98 | (10, 1) | | 2.0 | 9 | 3 | 0 | 0 | 0 | 0 | 0 | 0 | 0 | 0 | 23 | 28 | 0.00 | 1.500 | | | | | | | | | | |
| Steve Bedrosian, R ERA: 1.59 | (12, 1) | W | 5 | 0 | 0 | 0 | 1 | 1 | 0 | 0 | 0 | 0 | 0 | 9 | 15 | 0.00 | 1.000 | | | | | | | | | | |

Cincinnati Reds @ Atlanta Braves
Atlanta-Fulton County Stadium, Atlanta, GA

Thu Sep 16 1993, 7:05 PM EDT
Att. 49,115 - Unknown - 81 F

| | |
|-----|----|
| AB | 45 |
| R | 2 |
| H | 10 |
| RBI | 2 |
| BB | 1 |
| SO | 8 |
| LOB | 13 |

| Batter | 1 | 2 | 3 | 4 | 5 | 6 | 7 | 8 | 9 | 10 | 11 | 12 | AB | R | H | RBI | BB | SO | LOB | | | | | | | | |
|--|------------------------------|----------------------------------|------------------------------|----------------------------------|------------------------------|----------------------------------|-------------------------------|----------------------------------|------------------------------|----------------------------------|------------------------------|---------------------------------|-------------------------------|----------------------------------|-------------------------------|----------------------------------|-------------------------------|----------------------------------|------------------------------|---------------------------------|------------------------------|----------------------------------|----------------------------------|------------------------------------|----------------------------------|--------|--|
| Otis Nixon, S OBP: 0.337, SLG: 0.306 | CS | | | 1B | FC6-4 | | | FC5-2 1B | | | | | 4 | 1 | 3 | 0 | 2 | 0 | 2 | | | | | | | | |
| Jeff Blauser, R OBP: 0.407, SLG: 0.441 | P6 | | | 1B | | B1-3 | | FC5-2 | | F7 | | | 6 | 0 | 2 | 1 | 0 | 0 | 4 | | | | | | | | |
| Ron Gant, R OBP: 0.346, SLG: 0.523 | K | | | SF7 | | P3 | | F9 | | | | L7 | 4 | 0 | 0 | 1 | 0 | 1 | 3 | | | | | | | | |
| Fred McGriff, L OBP: 0.364, SLG: 0.548 | CS | | | L8 | | K | | | | F9 | | | 5 | 0 | 0 | 0 | 0 | 2 | 1 | | | | | | | | |
| David Justice, L OBP: 0.344, SLG: 0.506 | | | | K | | | G3 | | | | | G3 | 5 | 1 | 1 | 1 | 0 | 1 | 1 | | | | | | | | |
| Terry Pendleton, S OBP: 0.310, SLG: 0.393 | | | | | | | | | | | | | 5 | 0 | 2 | 0 | 0 | 1 | 0 | | | | | | | | |
| 10 Chipper Jones, S OBP: 0.500, SLG: 0.500 | | | | | | | | | | | | | 0 | 0 | 0 | 0 | 0 | 0 | 0 | | | | | | | | |
| Greg Olson, R OBP: 0.297, SLG: 0.312 | | | | | | | | | | | | | 3 | 0 | 0 | 0 | 0 | 0 | 1 | | | | | | | | |
| Sid Bream, L OBP: 0.331, SLG: 0.415 | | | | | | | | | | | | | 1 | 0 | 0 | 0 | 0 | 0 | 0 | | | | | | | | |
| Greg McMichael, R OBP: 0.331, SLG: 0.415 | | | | | | | | | | | | | 0 | 0 | 0 | 0 | 0 | 0 | 0 | | | | | | | | |
| Steve Bedrosian, R OBP: 0.345, SLG: 0.393 | | | | | | | | | | | | | 0 | 1 | 0 | 0 | 0 | 0 | 0 | | | | | | | | |
| Bill Peacock, R OBP: 0.345, SLG: 0.393 | | | | | | | | | | | | | 0 | 1 | 0 | 0 | 0 | 0 | 0 | | | | | | | | |
| Rafael Belliard, R OBP: 0.295, SLG: 0.315 | | | | | | | | | | | | | 2 | 0 | 1 | 0 | 0 | 0 | 0 | | | | | | | | |
| Deion Sanders, L OBP: 0.322, SLG: 0.462 | | | | | | | | | | | | | 1 | 0 | 1 | 0 | 0 | 0 | 0 | | | | | | | | |
| Ramon Caraballo, S OBP: 0.331, SLG: 0.415 | | | | | | | | | | | | | 0 | 0 | 0 | 0 | 0 | 0 | 0 | | | | | | | | |
| Francisco Cabrera, R OBP: 0.322, SLG: 0.443 | | | | | | | | | | | | | 1 | 0 | 0 | 0 | 0 | 1 | 0 | | | | | | | | |
| Mark Lemke, S OBP: 0.336, SLG: 0.354 | | | | | | | | | | | | | 0 | 0 | 0 | 0 | 1 | 0 | 0 | | | | | | | | |
| 29 John Smoltz, R OBP: 0.297, SLG: 0.312 | | | | | | | | | | | | | 2 | 0 | 0 | 0 | 1 | 0 | 1 | | | | | | | | |
| Damon Berryhill, S OBP: 0.292, SLG: 0.382 | | | | | | | | | | | | | 2 | 0 | 0 | 0 | 0 | 0 | 3 | | | | | | | | |
| Inning Stats | R: 0 E: 0 K: 1 S: 8 | H: 0 LOB: 0 BB: 1 P: 15 | R: 0 E: 0 K: 1 S: 9 | H: 0 LOB: 0 BB: 0 P: 13 | R: 0 E: 0 K: 0 S: 9 | H: 0 LOB: 0 BB: 0 P: 11 | R: 1 E: 0 K: 1 S: 12 | H: 2 LOB: 1 BB: 0 P: 17 | R: 0 E: 0 K: 0 S: 9 | H: 1 LOB: 2 BB: 1 P: 17 | R: 0 E: 0 K: 0 S: 6 | H: 0 LOB: 0 BB: 0 P: 9 | R: 0 E: 0 K: 0 S: 10 | H: 2 LOB: 2 BB: 0 P: 13 | R: 1 E: 0 K: 0 S: 12 | H: 1 LOB: 0 BB: 0 P: 18 | R: 0 E: 0 K: 1 S: 13 | H: 1 LOB: 1 BB: 0 P: 23 | R: 0 E: 0 K: 1 S: 5 | H: 0 LOB: 0 BB: 0 P: 9 | R: 0 E: 1 K: 0 S: 8 | H: 2 LOB: 3 BB: 2 P: 20 | 1B: 7 2B: 2 3B: 0 HR: 1 | SF: 1 SAC: 1 DP: 2 HBP: 0 | WP: 0 PB: 0 SB: 0 CS: 1 | PA: 48 | |
| PITCHER | IP | WLS | BF | H | R | ER | SO | BB | IBB | HBP | BLK | WP | HR | S | P | ERA | WHIP | | | | | | | | | | |
| Larry Luebbers, R ERA: 4.55 | (1, 1) | | 7.1 | 28 | 6 | 1 | 4 | 2 | 0 | 0 | 0 | 0 | 0 | 63 | 101 | 1.23 | 1.091 | | | | | | | | | | |
| Jerry Spradlin, R ERA: 4.1 | (8, 1) | | 1.2 | 6 | 1 | 1 | 1 | 0 | 0 | 0 | 0 | 0 | 1 | 16 | 22 | 5.40 | 0.600 | | | | | | | | | | |
| Ross Powell, L ERA: 4.1 | (10, 1) | | 2.0 | 7 | 1 | 0 | 0 | 0 | 0 | 0 | 0 | 0 | 0 | 18 | 32 | 0.00 | 0.500 | | | | | | | | | | |
| Scott Ruskin, L ERA: 18.0 | (12, 1) | | 0.0 | 1 | 1 | 1 | 0 | 0 | 0 | 0 | 0 | 0 | 0 | 3 | 4 | ∞ | ∞ | | | | | | | | | | |
| Scott Service, R ERA: 4.5 | (12, 1) | L | 5 | 1 | 0 | 0 | 0 | 0 | 2 | 0 | 0 | 0 | 0 | 5 | 16 | 0.00 | 1.500 | | | | | | | | | | |

Cincinnati Reds @ Atlanta Braves
Atlanta-Fulton County Stadium, Atlanta, GA

Thu Sep 16 1993, 7:05 PM EDT
Att. 49,115 - Unknown - 81 F

| | |
|-----|----|
| AB | 41 |
| R | 3 |
| H | 10 |
| RBI | 3 |
| BB | 4 |
| SO | 6 |
| LOB | 16 |

| Batter | 1 | 2 | 3 | 4 | 5 | 6 | 7 | 8 | 9 | AB | R | H | RBI | BB | SO | LOB | TOP | | | | | | | | | | |
|---|------------------------------|----------------------------------|------------------------------|----------------------------------|-------------------------------|----------------------------------|-------------------------------|----------------------------------|-------------------------------|----------------------------------|-------------------------------|----------------------------------|------------------------------|----------------------------------|-------------------------------|----------------------------------|------------------------------|---------------------------------|-----------------------------------|------------------------------------|----------------------------------|--------|--|--|--|--|--|
| Darren Lewis, R OBP: 0.306, SLG: 0.330 Rikkert Faneyte, R OBP: 0.267, SLG: 0.154 | G3 | G6-3 | | | FC6-4 E S 1B | 1B WP 1B | | 1B BB 3B 1B | F8 | 5 | 2 | 2 | 2 | 0 | 0 | 3 | | | | | | | | | | | |
| Robby Thompson, R OBP: 0.383, SLG: 0.520 Paul Faries, R OBP: 0.242, SLG: 0.355 | K | | K | | 1B | 1B | | 1B BB | | 4 | 0 | 2 | 2 | 1 | 2 | 0 | | | | | | | | | | | |
| Will Clark, L OBP: 0.352, SLG: 0.409 Todd Benzinger, S OBP: 0.311, SLG: 0.419 | HR | | G3-1 | | G4-6-3 1B | P6 | | 3B 1B | | 2 | 1 | 1 | 0 | 1 | 0 | 0 | | | | | | | | | | | |
| Matt Williams, R OBP: 0.333, SLG: 0.577 Steve Scarson, R OBP: 0.312, SLG: 0.420 | HR | | G5-3 | | G4-6-3 1B | | 1B BB G4-3 1B | K | | 4 | 2 | 2 | 2 | 0 | 0 | 2 | | | | | | | | | | | |
| Barry Bonds, L OBP: 0.459, SLG: 0.663 Luis Mercedes, R OBP: 0.339, SLG: 0.313 | G4-3 | | | CS BB | | G6-4-3 BB | G4-3 1B BB | G4-3 3B | | 1 | 2 | 0 | 0 | 3 | 0 | 0 | | | | | | | | | | | |
| Dave Martinez, L OBP: 0.311, SLG: 0.354 | | G3 | | CS 1B | | G6-4-3 BB | G4-3 1B | G4-3 | | 4 | 0 | 2 | 1 | 1 | 0 | 1 | | | | | | | | | | | |
| Royce Clayton, R OBP: 0.343, SLG: 0.373 Mike Benjamin, R OBP: 0.269, SLG: 0.346 | SH5-4 1B BB | | F8 | | G6-4-3 BB | G4-3 | G4-3 | K | | 4 | 0 | 0 | 0 | 1 | 1 | 6 | | | | | | | | | | | |
| Kirt Manwaring, R OBP: 0.343, SLG: 0.355 Craig Colbert, R OBP: 0.225, SLG: 0.297 | SH5-4 1B | | CS | | E 1B FC6-4 1B | 1B 2B | | F9 | | 5 | 2 | 4 | 2 | 0 | 0 | 0 | | | | | | | | | | | |
| Bill Swift, R OBP: 0.325, SLG: 0.296 | SH5-4 | | | | E6 FC6-4 1B | WP 1B 1B 1B | | F8 | | 4 | 1 | 2 | 0 | 0 | 0 | 1 | | | | | | | | | | | |
| Inning Stats | R: 2 E: 0 K: 1 S: 9 | H: 1 LOB: 0 BB: 1 P: 16 | R: 0 E: 0 K: 0 S: 8 | H: 1 LOB: 2 BB: 1 P: 13 | R: 0 E: 0 K: 1 S: 11 | H: 0 LOB: 0 BB: 0 P: 19 | R: 0 E: 0 K: 0 S: 13 | H: 1 LOB: 0 BB: 1 P: 19 | R: 2 E: 1 K: 0 S: 15 | H: 4 LOB: 1 BB: 0 P: 23 | R: 3 E: 0 K: 0 S: 17 | H: 4 LOB: 2 BB: 2 P: 32 | R: 2 E: 0 K: 0 S: 8 | H: 3 LOB: 1 BB: 1 P: 14 | R: 4 E: 0 K: 2 S: 15 | H: 3 LOB: 1 BB: 1 P: 23 | R: 0 E: 0 K: 0 S: 6 | H: 0 LOB: 0 BB: 0 P: 7 | 1B: 14 2B: 1 3B: 1 HR: 1 | SF: 0 SAC: 1 DP: 3 HBP: 0 | WP: 1 PB: 0 CS: 1 SB: 2 | PA: 47 | | | | | |
| PITCHER | IP | WLS | BF | H | R | ER | SO | BB | IBB | HBP | BLK | WP | HR | S | P | ERA | WHIP | | | | | | | | | | |
| John Roper, R ERA: 5.43 | 5.0 | L | 22 | 7 | 4 | 4 | 2 | 3 | 0 | 0 | 0 | 0 | 1 | 56 | 90 | 7.20 | 2.000 | | | | | | | | | | |
| Kevin Wickander, L ERA: 6.09 | 0.0 | | 2 | 0 | 2 | 2 | 0 | 2 | 0 | 0 | 0 | 0 | 0 | 3 | 11 | ∞ | ∞ | | | | | | | | | | |
| Chris Bushing, R ERA: 13.5 | 0.2 | | 5 | 4 | 1 | 1 | 0 | 0 | 0 | 0 | 0 | 1 | 0 | 11 | 18 | 13.50 | 6.000 | | | | | | | | | | |
| Mike Anderson, R ERA: 18.56 | 1.1 | | 7 | 3 | 2 | 2 | 0 | 1 | 0 | 0 | 0 | 0 | 0 | 11 | 17 | 13.50 | 3.000 | | | | | | | | | | |
| Rob Dibble, R ERA: 6.49 | 2.0 | | 10 | 3 | 4 | 4 | 2 | 1 | 0 | 0 | 0 | 0 | 0 | 21 | 30 | 18.00 | 2.000 | | | | | | | | | | |

San Francisco Giants @ Cincinnati Reds
Riverfront Stadium, Cincinnati, OH
Fri Sep 17 1993, 7:05 PM EDT
Att: 29,743 - Unknown - 69 F

AB 38
R 13
H 17
RBI 12
BB 7
SO 4
LOB 18



| Batter | 1 | 2 | 3 | 4 | 5 | 6 | 7 | 8 | 9 | AB | R | H | RBI | BB | SO | LOB | BOTTOM | | | | | | | | | | |
|---|------------------------------|---------------------------------|------------------------------|----------------------------------|------------------------------|---------------------------------|------------------------------|---------------------------------|------------------------------|---------------------------------|------------------------------|----------------------------------|-------------------------------|----------------------------------|------------------------------|---------------------------------|------------------------------|---------------------------------|----------------------------------|------------------------------------|----------------------------------|--------|--|--|--|--|--|
| Thomas Howard, S OBP: 0.280, SLG: 0.350 | G4-3 | | G4-3 | | | G4-3 | | G6-3 | | 4 | 0 | 0 | 0 | 0 | 0 | 1 | | | | | | | | | | | |
| Jacob Brumfield, R OBP: 0.345, SLG: 0.451 Greg Tubbs, R OBP: 0.342, SLG: 0.237 | K | | | G5-3 | | G6-4-3 1B | | | G6-3 | 3 | 0 | 1 | 0 | 0 | 1 | 0 | | | | | | | | | | | |
| Hal Morris, L OBP: 0.356, SLG: 0.394 Keith Kessinger, S OBP: 0.333, SLG: 0.333 | G4-3 | | | FC6-4 1B | | G6-4-3 | | | G6-3 | 3 | 0 | 1 | 0 | 0 | 0 | 1 | | | | | | | | | | | |
| Reggie Sanders, R OBP: 0.348, SLG: 0.446 Jack Daugherty, S OBP: 0.351, SLG: 0.417 | | G6-3 | | FC6-4 1B | | | K | | K | 3 | 0 | 0 | 0 | 0 | 1 | 1 | | | | | | | | | | | |
| Chris Sabo, R OBP: 0.324, SLG: 0.442 Rob Dibble, L OBP: 1.000, SLG: 1.000 | | 1B | | G6-3 | | | G4-3 2B | | | 3 | 0 | 2 | 0 | 0 | 0 | 1 | | | | | | | | | | | |
| Joe Oliver, R OBP: 0.276, SLG: 0.396 | | | | | G6-3 | | G4-3 | | | 3 | 0 | 1 | 0 | 0 | 0 | 1 | | | | | | | | | | | |
| Juan Samuel, R OBP: 0.310, SLG: 0.364 | | | | | | | G3 | | | 3 | 0 | 1 | 0 | 0 | 0 | 2 | | | | | | | | | | | |
| Jeff Branson, L OBP: 0.280, SLG: 0.323 | | | G3 | | FC1-6 1B | | | P6 | | 3 | 0 | 0 | 0 | 0 | 0 | 1 | | | | | | | | | | | |
| John Roper, R OBP: 0.130, SLG: 0.130 Garret Anderson, R OBP: 0.116, SLG: 0.288 Kevin Wickander, L OBP: 0.116, SLG: 0.288 Chris Bushing, R OBP: 0.116, SLG: 0.288 Mike Anderson, R OBP: 0.116, SLG: 0.288 Brian Dorsett, R OBP: 0.116, SLG: 0.288 | | | | | G4-3 1B | | | K | | 1 | 0 | 1 | 0 | 0 | 0 | 0 | | | | | | | | | | | |
| Inning Stats | R: 0 E: 0 K: 1 S: 6 | H: 0 LOB: 0 BB: 0 P: 7 | R: 0 E: 0 K: 0 S: 8 | H: 2 LOB: 0 BB: 0 P: 11 | R: 0 E: 0 K: 0 S: 4 | H: 1 LOB: 0 BB: 0 P: 6 | R: 0 E: 0 K: 0 S: 4 | H: 1 LOB: 1 BB: 0 P: 5 | R: 0 E: 0 K: 0 S: 5 | H: 1 LOB: 1 BB: 0 P: 9 | R: 0 E: 0 K: 0 S: 8 | H: 1 LOB: 0 BB: 0 P: 11 | R: 0 E: 0 K: 1 S: 11 | H: 1 LOB: 1 BB: 0 P: 17 | R: 0 E: 0 K: 1 S: 7 | H: 0 LOB: 0 BB: 0 P: 8 | R: 0 E: 0 K: 1 S: 5 | H: 0 LOB: 0 BB: 0 P: 8 | 1B: 6 2B: 1 3B: 0 HR: 0 | SF: 0 SAC: 0 DP: 2 HBP: 0 | WP: 0 PB: 0 CS: 0 SB: 0 | PA: 31 | | | | | |
| PITCHER | IP | WLS | BF | H | R | ER | SO | BB | IBB | HBP | BLK | WP | HR | S | P | ERA | WHIP | | | | | | | | | | |
| Bill Swift, R ERA: 3.05 | 9.0 | W | 31 | 7 | 0 | 0 | 4 | 0 | 0 | 0 | 0 | 0 | 0 | 58 | 82 | 0.00 | 0.778 | | | | | | | | | | |

San Francisco Giants @ Cincinnati Reds
Riverfront Stadium, Cincinnati, OH
Fri Sep 17 1993, 7:05 PM EDT
Att: 29,743 - Unknown - 69 F

AB 31
R 0
H 7
RBI 0
BB 0
SO 4
LOB 9



| Batter | 1 | 2 | 3 | 4 | 5 | 6 | 7 | 8 | 9 | AB | R | H | RBI | BB | SO | LOB | TOP | | | | |
|--|-------------------------------|----------------------------------|-------------------------------|----------------------------------|------------------------------|----------------------------------|-------------------------------|---|------------------------------|----------------------------------|------------------------------|----------------------------------|-------------------------------|----------------------------------|------------------------------|----------------------------------|----------------------------------|------------------------------------|----------------------------------|--------|--|
| Darren Lewis, R OBP: 0.307, SLG: 0.330 (1, 8) | 4-1 SH1-3 1B S BB | 0-3 K | | 2-2 HR 1B S | | 1-2 G6-3 | | 3-2 P6 | | 4 | 2 | 1 | 0 | 1 | 1 | 1 | | | | | |
| Robby Thompson, R OBP: 0.392, SLG: 0.517 (1, 4) | 1-0 SH1-3 1-3 | 3-2 F7 | | 4-0 HR BB 1-2 | | 3-2 G5-3 | | 0-0 P2 | | 3 | 1 | 0 | 0 | 1 | 0 | 1 | | | | | |
| Todd Benzinger, S OBP: 0.326, SLG: 0.465 (1, 3) | 4-0 BB 1B BB | | 0-0 HR | 0-0 HR 1-H 2-H | | 0-1 L8 | | 2-0 1B G3-1 1B | | 4 | 3 | 3 | 4 | 1 | 0 | 0 | | | | | |
| Matt Williams, R OBP: 0.332, SLG: 0.573 (1, 5) | 2-3 K | | 1-3 K | 1-1 G6-3 | | 1-2 F8 | | 1-0 G3-1 BB 1-3 1B | | 5 | 0 | 1 | 0 | 0 | 2 | 2 | | | | | |
| Barry Bonds, L OBP: 0.460, SLG: 0.663 (1, 7) | 1-2 BB 1B 3-H | | 0-0 2B | 2-0 F7 | | 1-2 G4-3 | | 4-0 G3-1 BB 1-2 | | 4 | 0 | 2 | 1 | 1 | 0 | 0 | | | | | |
| Willie McGee, S OBP: 0.353, SLG: 0.393 Michael Jackson, R OBP: 0.667, SLG: 1.333 J.R. Phillips, L OBP: 0.385, SLG: 0.846 Trevor Wilson, L OBP: 0.194, SLG: 0.241 (9, PH) | 4-2 FC6-4 BB | | 2-2 F7 | 1-3 K | | 4-1 FC6-4 BB | | 2-1 G3-1 1-2 2-3 3-H 4-1 | | 2 | 0 | 0 | 0 | 2 | 1 | 1 | | | | | |
| Royce Clayton, R OBP: 0.328, SLG: 0.372 (1, 6) | 1-0 FC6-4 1-2 | | 2-0 G5-3 | 1-2 S 1B | | 0-0 FC6-4 1-2 | | 4-1 BB | | 4 | 0 | 1 | 0 | 1 | 0 | 5 | | | | | |
| Kirt Manwaring, R OBP: 0.343, SLG: 0.354 (1, 2) | | 0-1 SH5-4 1B | | 1-2 G5-3 | | 4-0 IBB | | 1-1 G5-3 | | 4 | 0 | 1 | 0 | 1 | 0 | 3 | | | | | |
| John Burkett, R OBP: 0.192, SLG: 0.132 Dave Martinez, L OBP: 0.310, SLG: 0.352 (7, 9) | | 0-0 SH5-4 1-2 | | 1-3 K | | 0-1 G5-3 | | 3-2 G4-3 | | 2 | 0 | 0 | 0 | 0 | 1 | 2 | | | | | |
| Inning Stats | R: 1 E: 0 K: 1 S: 12 | H: 1 LOB: 3 BB: 3 P: 29 | R: 0 E: 0 K: 1 S: 10 | H: 1 LOB: 1 BB: 0 P: 13 | R: 1 E: 0 K: 1 S: 9 | H: 2 LOB: 1 BB: 0 P: 14 | R: 3 E: 0 K: 1 S: 13 | H: 2 LOB: 0 BB: 1 P: 22 | R: 0 E: 0 K: 0 S: 8 | H: 0 LOB: 0 BB: 0 P: 12 | R: 0 E: 0 K: 0 S: 8 | H: 0 LOB: 1 BB: 1 P: 14 | R: 0 E: 0 K: 0 S: 11 | H: 0 LOB: 0 BB: 0 P: 18 | R: 1 E: 0 K: 0 S: 7 | H: 2 LOB: 3 BB: 2 P: 20 | 1B: 6 2B: 1 3B: 0 HR: 2 | SF: 0 SAC: 2 DP: 0 HBP: 0 | WP: 0 PB: 0 SB: 3 CS: 0 | PA: 44 | |
| PITCHER | IP | WLS | BF | H | R | ER | SO | BB | IBB | HBP | BLK | WP | HR | S | P | ERA | WHIP | | | | |
| Tim Pugh, R ERA: 5.7 (1, 1) | 5.0 | L | 27 | 7 | 5 | 5 | 5 | 4 | 1 | 0 | 0 | 0 | 2 | 53 | 95 | 9.00 | 2.200 | | | | |
| Jerry Spradlin, R ERA: 3.92 (6, 1) | 2.0 | | 7 | 0 | 0 | 0 | 0 | 1 | 0 | 0 | 0 | 0 | 0 | 16 | 26 | 0.00 | 0.500 | | | | |
| Johnny Ruffin, R ERA: 3.41 (8, 1) | 2.0 | | 10 | 2 | 1 | 1 | 0 | 2 | 0 | 0 | 0 | 0 | 0 | 18 | 38 | 4.50 | 2.000 | | | | |

San Francisco Giants @ Cincinnati Reds
Riverfront Stadium, Cincinnati, OH
Sat Sep 18 1993, 3:33 AM EDT
Att: 31,247 - Unknown - 69 F

AB 34
R 6
H 9
RBI 6
BB 8
SO 5
LOB 17

GIANTS

| Batter | 1 | 2 | 3 | 4 | 5 | 6 | 7 | 8 | 9 | AB | R | H | RBI | BB | SO | LOB | BOTTOM | | | | |
|--|------------------------------|----------------------------------|------------------------------|----------------------------------|-------------------------------|----------------------------------|-------------------------------|----------------------------------|-------------------------------|----------------------------------|-------------------------------|----------------------------------|-------------------------------|----------------------------------|------------------------------|---------------------------------|----------------------------------|------------------------------------|----------------------------------|--------|--|
| Thomas Howard, S OBP: 0.283, SLG: 0.352 (1, 7) | 3-2 F9 | | 1-2 1B | | 1-0 P6 | | 1-1 1B | | | 4 | 0 | 2 | 0 | 0 | 0 | 1 | | | | | |
| Jacob Brumfield, R OBP: 0.340, SLG: 0.444 (1, 8) | 2-2 P6 | | 1-3 K | | 1-0 F9 | | 2-1 P2 | | | 4 | 0 | 0 | 0 | 0 | 1 | 5 | | | | | |
| Hal Morris, L OBP: 0.358, SLG: 0.393 (1, 3) | 4-2 FC5-4 BB | | 2-0 F8 | | 1-1 1B | | 1-2 P5 | | | 3 | 0 | 1 | 0 | 1 | 0 | 2 | | | | | |
| Reggie Sanders, R OBP: 0.347, SLG: 0.443 (1, 9) | 0-0 FC5-4 1-2 | | | 4-2 WP SF8 BB | | 2-3 K | | 3-3 K | | 3 | 1 | 0 | 0 | 1 | 2 | 2 | | | | | |
| Chris Sabo, R OBP: 0.326, SLG: 0.440 (1, 5) | | 4-2 G4-6-3 BB | | 3-3 K | | 0-0 P4 | | 4-1 FC4-6 BB | | 2 | 0 | 0 | 0 | 2 | 1 | 2 | | | | | |
| Juan Samuel, R OBP: 0.305, SLG: 0.359 (1, 4) | | 1-2 G4-6-3 1-2 | | 1-1 SF8 2-H | | 2-2 G3 | | 1-2 FC4-6 1-2 | | 3 | 0 | 0 | 1 | 0 | 0 | 3 | | | | | |
| Jeff Branson, L OBP: 0.280, SLG: 0.323 (1, 6) | | 1-3 K | | 1-0 F8 | | | 0-0 1B 1B | | 0-0 G4-3 | 4 | 0 | 1 | 0 | 0 | 1 | 0 | | | | | |
| Dan Wilson, R OBP: 0.304, SLG: 0.261 (1, 2) | | | 2-2 G3-1 | | 0-1 1B | | 2-2 F8 | | 1-3 K2-3 | 4 | 0 | 1 | 0 | 0 | 1 | 1 | | | | | |
| Tim Pugh, R OBP: 0.196, SLG: 0.180 Gary Varsho, L OBP: 0.317, SLG: 0.384 Jerry Spradlin, S Jack Daugherty, S Johnny Ruffin, R Brian Dorsett, R OBP: 0.256, SLG: 0.425 (5, PH) | | | 3-2 1B | | 1-1 F7 | | 2-2 F7 | | 0-0 F9 | 1 | 0 | 1 | 0 | 0 | 0 | 0 | | | | | |
| Inning Stats | R: 0 E: 0 K: 0 S: 9 | H: 0 LOB: 1 BB: 1 P: 18 | R: 0 E: 0 K: 1 S: 9 | H: 0 LOB: 0 BB: 1 P: 15 | R: 0 E: 0 K: 1 S: 13 | H: 2 LOB: 0 BB: 0 P: 22 | R: 1 E: 0 K: 1 S: 10 | H: 0 LOB: 0 BB: 1 P: 19 | R: 0 E: 0 K: 1 S: 10 | H: 1 LOB: 1 BB: 0 P: 15 | R: 0 E: 0 K: 0 S: 12 | H: 2 LOB: 2 BB: 0 P: 19 | R: 0 E: 0 K: 1 S: 10 | H: 0 LOB: 1 BB: 1 P: 19 | R: 0 E: 0 K: 1 S: 5 | H: 0 LOB: 0 BB: 0 P: 6 | 1B: 6 2B: 0 3B: 0 HR: 0 | SF: 1 SAC: 0 DP: 1 HBP: 0 | WP: 1 PB: 0 SB: 1 CS: 0 | PA: 36 | |
| PITCHER | IP | WLS | BF | H | R | ER | SO | BB | IBB | HBP | BLK | WP | HR | S | P | ERA | WHIP | | | | |
| John Burkett, R ERA: 3.71 (1, 1) | 6.2 | W | 28 | 6 | 1 | 1 | 4 | 3 | 0 | 0 | 0 | 0 | 0 | 67 | 113 | 1.35 | 1.350 | | | | |
| Michael Jackson, R ERA: 3.3 (7, 1) | 1.1 | | 5 | 0 | 0 | 0 | 1 | 1 | 0 | 0 | 0 | 0 | 0 | 12 | 23 | 0.00 | 0.750 | | | | |
| Trevor Wilson, L ERA: 3.62 (9, 1) | 1.0 | | 3 | 0 | 0 | 0 | 1 | 0 | 0 | 0 | 0 | 0 | 0 | 5 | 6 | 0.00 | 0.000 | | | | |


San Francisco Giants @ Cincinnati Reds
Riverfront Stadium, Cincinnati, OH
Sat Sep 18 1993, 3:33 AM EDT
Att: 31,247 - Unknown - 69 F


AB 31
R 1
H 6
RBI 1
BB 4
SO 6
LOB 18

REDS

| Batter | 1 | 2 | 3 | 4 | 5 | 6 | 7 | 8 | 9 | AB R H RBI BB SO LOB | TOP | | | | | | | | | |
|---|---|----------------------------------|------------------------------|----------------------------------|------------------------------|----------------------------------|-------------------------------|----------------------------------|------------------------------|---|---|---|-------------------------------|----------------------------------|-------------------------------|----------------------------------|----------------------------------|------------------------------------|----------------------------------|--------|
| Darren Lewis, R (1, 8) OBP: 0.306, SLG: 0.328 | | | | | | | | | | 5 0 1 0 0 1 2 | San Francisco Giants @ Cincinnati Reds Riverfront Stadium, Cincinnati, OH Sun Sep 19 1993, 3:33 AM EDT Att: 31,039 - Unknown - 71 F livebaseballscorecards.com | | | | | | | | | |
| Robby Thompson, R (1, 4) OBP: 0.362, SLG: 0.514 | | | | | | | | | | 3 1 0 0 0 2 1 | | | | | | | | | | |
| Todd Benzinger, S (1, 3) OBP: 0.328, SLG: 0.457 | | | | | | | | | | 3 2 0 0 2 2 3 | | | | | | | | | | |
| Matt Williams, R (1, 5) OBP: 0.333, SLG: 0.584 | | | | | | | | | | 4 2 2 5 0 0 1 | | | | | | | | | | |
| Barry Bonds, L (1, 7) | | | | | | | | | | 4 0 1 0 0 0 0 | | | | | | | | | | |
| Willie McGee, S (1, 9) OBP: 0.352, SLG: 0.390 | | | | | | | | | | 3 0 0 0 1 1 1 | | | | | | | | | | |
| Royce Clayton, R (1, 6) OBP: 0.330, SLG: 0.373 | | | | | | | | | | 2 2 1 0 1 1 0 | | | | | | | | | | |
| Kirt Manwaring, R (1, 2) OBP: 0.343, SLG: 0.354 | | | | | | | | | | 3 0 1 0 0 0 1 | | | | | | | | | | |
| Scott Sanderson, R (1, 1) Dave Burba, R (6, 1) John Patterson, S (7, PH) Kevin Rogers, L (7, 1) Michael Jackson, R (7, 1) Dave Martinez, L (8, PH) Rod Beck, R (8, 1) | | | | | | | | | | 2 0 0 0 0 1 0 0 0 0 0 0 0 0 1 0 0 0 0 1 1 0 0 0 0 0 0 0 0 0 0 0 0 0 0 0 0 0 0 1 0 0 0 0 0 0 0 0 0 | | | | | | | | | | |
| Inning Stats | R: 0 E: 1 K: 2 S: 13 | H: 1 LOB: 1 BB: 0 P: 17 | R: 0 E: 0 K: 1 S: 9 | H: 0 LOB: 0 BB: 0 P: 12 | R: 0 E: 0 K: 0 S: 5 | H: 0 LOB: 0 BB: 0 P: 10 | R: 4 E: 2 K: 0 S: 12 | H: 3 LOB: 1 BB: 1 P: 23 | R: 0 E: 0 K: 1 S: 7 | H: 0 LOB: 0 BB: 0 P: 10 | R: 0 E: 0 K: 1 S: 10 | H: 0 LOB: 1 BB: 1 P: 17 | R: 2 E: 0 K: 2 S: 14 | H: 2 LOB: 1 BB: 1 P: 27 | R: 1 E: 0 K: 0 S: 10 | H: 0 LOB: 2 BB: 2 P: 25 | 1B: 4 2B: 0 3B: 0 HR: 2 | SF: 0 SAC: 2 DP: 0 HBP: 2 | WP: 2 PB: 0 SB: 1 CS: 0 | PA: 39 |
| PITCHER | IP WLS BF H R ER SO BB IBB HBP BLK WP HR S P ERA WHIP | | | | | | | | | | | IP WLS BF H R ER SO BB IBB HBP BLK WP HR S P ERA WHIP | | | | | | | | |
| Bobby Ayala, R (1, 1) ERA: 5.32 | 4.0 L 17 4 4 3 3 1 0 1 0 0 0 1 39 62 6.75 1.250 | | | | | | | | | | | | | | | | | | | |
| Ross Powell, L (5, 1) ERA: 1.8 | 2.0 6 0 0 0 3 0 0 0 0 0 0 0 15 22 0.00 0.000 | | | | | | | | | | | | | | | | | | | |
| Scott Service, R (7, 1) ERA: 4.73 | 2.0 10 2 2 2 3 2 0 0 0 0 0 1 24 44 9.00 2.000 | | | | | | | | | | | | | | | | | | | |
| Jeff Reardon, R (9, 1) ERA: 3.53 | 1.0 6 0 1 1 0 2 0 1 0 2 0 10 25 9.00 2.000 | | | | | | | | | | | | | | | | | | | |

| Batter | 1 | 2 | 3 | 4 | 5 | 6 | 7 | 8 | 9 | AB R H RBI BB SO LOB | BOTTOM | | | | | | | | | | | |
|---|---|----------------------------------|------------------------------|----------------------------------|-------------------------------|----------------------------------|------------------------------|---------------------------------|------------------------------|----------------------------------|---|---|-------------------------------|----------------------------------|-------------------------------|----------------------------------|------------------------------|---------------------------------|----------------------------------|------------------------------------|----------------------------------|--------|
| Thomas Howard, S (1, 7) OBP: 0.286, SLG: 0.365 | | | | | | | | | | 4 1 2 2 0 2 1 | San Francisco Giants @ Cincinnati Reds Riverfront Stadium, Cincinnati, OH Sun Sep 19 1993, 3:33 AM EDT Att: 31,039 - Unknown - 71 F livebaseballscorecards.com | | | | | | | | | | | |
| Jacob Brumfield, R (1, 8) OBP: 0.338, SLG: 0.441 | | | | | | | | | | 4 0 1 0 0 1 1 | | | | | | | | | | | | |
| Hal Morris, L (1, 3) OBP: 0.359, SLG: 0.393 | | | | | | | | | | 3 0 1 0 1 0 0 | | | | | | | | | | | | |
| Chris Sabo, R (1, 5) OBP: 0.323, SLG: 0.437 | | | | | | | | | | 4 0 0 0 0 3 4 | | | | | | | | | | | | |
| Joe Oliver, R (1, 9) OBP: 0.275, SLG: 0.393 | | | | | | | | | | 4 0 0 0 0 2 2 | | | | | | | | | | | | |
| Jeff Reardon, R (9, 1) | | | | | | | | | | 0 0 0 0 0 0 0 | | | | | | | | | | | | |
| Juan Samuel, R (1, 4) OBP: 0.302, SLG: 0.356 | | | | | | | | | | 2 0 0 0 0 0 0 | | | | | | | | | | | | |
| Ross Powell, L (5, 1) ERA: 3.77 | | | | | | | | | | 0 0 0 0 0 0 0 | | | | | | | | | | | | |
| Gary Varsho, L (6, PH) OBP: 0.309, SLG: 0.379 | | | | | | | | | | 1 0 0 0 0 1 0 | | | | | | | | | | | | |
| Scott Service, R (7, 1) OBP: 0.143, SLG: 0.143 | | | | | | | | | | 0 0 0 0 0 0 0 | | | | | | | | | | | | |
| Jack Daugherty, S (9, 9) OBP: 0.339, SLG: 0.490 | | | | | | | | | | 1 0 0 0 0 0 0 | | | | | | | | | | | | |
| Jeff Brannon, L (1, 6) OBP: 0.277, SLG: 0.319 | | | | | | | | | | 4 0 0 0 0 3 0 | | | | | | | | | | | | |
| Dan Wilson, R (1, 2) OBP: 0.301, SLG: 0.260 | | | | | | | | | | 4 0 1 0 0 1 0 | | | | | | | | | | | | |
| Bobby Ayala, R (1, 1) OBP: 0.100, SLG: 0.150 | | | | | | | | | | 1 0 1 0 0 0 0 | | | | | | | | | | | | |
| Keith Kessinger, S (5, 6) OBP: 0.500, SLG: 1.167 | | | | | | | | | | 3 2 2 1 0 0 1 | | | | | | | | | | | | |
| Inning Stats | R: 0 E: 0 K: 3 S: 17 | H: 2 LOB: 2 BB: 0 P: 24 | R: 0 E: 0 K: 2 S: 9 | H: 0 LOB: 0 BB: 0 P: 12 | R: 0 E: 1 K: 2 S: 11 | H: 1 LOB: 2 BB: 1 P: 21 | R: 0 E: 0 K: 0 S: 7 | H: 0 LOB: 0 BB: 0 P: 8 | R: 2 E: 0 K: 0 S: 7 | H: 2 LOB: 0 BB: 0 P: 11 | R: 0 E: 0 K: 1 S: 7 | H: 0 LOB: 0 BB: 0 P: 11 | R: 1 E: 0 K: 2 S: 13 | H: 2 LOB: 1 BB: 0 P: 18 | R: 0 E: 0 K: 2 S: 10 | H: 0 LOB: 0 BB: 0 P: 13 | R: 0 E: 0 K: 1 S: 8 | H: 1 LOB: 1 BB: 0 P: 9 | 1B: 5 2B: 2 3B: 0 HR: 2 | SF: 0 SAC: 0 DP: 1 HBP: 0 | WP: 0 PB: 1 SB: 0 CS: 1 | PA: 36 |
| PITCHER | IP WLS BF H R ER SO BB IBB HBP BLK WP HR S P ERA WHIP | | | | | | | | | | | IP WLS BF H R ER SO BB IBB HBP BLK WP HR S P ERA WHIP | | | | | | | | | | |
| Scott Sanderson, R (1, 1) ERA: 4.27 | 5.0 W 21 5 2 2 7 0 0 0 0 0 0 0 7 11 3.60 1.000 | | | | | | | | | | | | | | | | | | | | | |
| Dave Burba, R (6, 1) ERA: 3.77 | 1.0 3 0 0 0 1 0 0 0 0 0 0 0 7 11 0.00 0.000 | | | | | | | | | | | | | | | | | | | | | |
| Kevin Rogers, L (7, 1) ERA: 2.8 | 0.2 4 2 1 1 1 0 0 0 0 0 0 0 10 12 13.50 3.000 | | | | | | | | | | | | | | | | | | | | | |
| Michael Jackson, R (7, 1) ERA: 3.24 | 1.1 4 0 0 0 3 0 0 0 0 0 0 0 13 19 0.00 0.000 | | | | | | | | | | | | | | | | | | | | | |
| Rod Beck, R (9, 1) ERA: 1.83 | 1.0 4 1 0 0 1 0 0 0 0 0 0 0 8 9 0.00 1.000 | | | | | | | | | | | | | | | | | | | | | |

| Batter | 1 | 2 | 3 | 4 | 5 | 6 | 7 | 8 | 9 | AB | R | H | RBI | BB | SO | LOB | TOP | | | | | | | | | | |
|---|-------------------------------|----------------------------------|------------------------------|----------------------------------|-------------------------------|----------------------------------|-------------------------------|----------------------------------|------------------------------|---------------------------------|------------------------------|----------------------------------|-------------------------------|----------------------------------|------------------------------|----------------------------------|---|------------------------------|----------------------------------|----------------------------------|------------------------------------|--|--|--|--|--|--|
| Brett Butler, L OBP: 0.383, SLG: 0.371 (1, 8) | 1-2 SH1-4 1B | 2-1 G3 | | 3-2 G3 | | | 2-1 SH5-3 | | 0-0 SH1-3 | 3 | 1 | 1 | 0 | 0 | 0 | 1 | Los Angeles Dodgers @ Cincinnati Reds Riverfront Stadium, Cincinnati, OH Mon Sep 20 1993, 7:05 PM EDT Att: 20,877 - Unknown - 65 F AB 34 R 5 H 12 RBI 5 BB 2 SO 5 LOB 18  | | | | | | | | | | |
| Jose Offerman, S OBP: 0.347, SLG: 0.339 (1, 6) | 0-1 SH1-4 | 0-0 P5 | | | 0-0 1B FC4-6 | | 4-2 2B BB | | 2-1 F7 | 3 | 2 | 1 | 0 | 1 | 0 | 1 | | | | | | | | | | | |
| Pedro Martinez, R (1, 5) | | | | | | | | | | 0 | 0 | 0 | 0 | 0 | 0 | 0 | | | | | | | | | | | |
| Dave Hansen, L OBP: 0.475, SLG: 0.513 (1, PH) (1, 5) | 1B BB | | | | 0-0 FC4-6 | | 1-0 F9 | | 1-1 G5-3 | 4 | 0 | 3 | 3 | 0 | 1 | 0 | | | | | | | | | | | |
| Mike Sharperson, R OBP: 0.287, SLG: 0.369 (7, PR) Tim Wallach, R OBP: 0.265, SLG: 0.344 (7, 5) | 2-H 1B | | | | 1-3 1B | | 1-H 2-H 2B | | | 0 | 0 | 0 | 0 | 0 | 0 | 0 | | | | | | | | | | | |
| Mike Piazza, R OBP: 0.356, SLG: 0.534 (1, 2) | 4-2 1B SAFE | | | | 0-1 FC4-6 G6-4-3 | | 1-2 F9 | | | 3 | 0 | 0 | 1 | 1 | 0 | 2 | | | | | | | | | | | |
| Eric Karros, R OBP: 0.292, SLG: 0.414 (1, 3) | 3-2 1B | | | | 1-0 G6-4-3 | | 2-2 G3 | | | 4 | 0 | 2 | 0 | 0 | 0 | 3 | | | | | | | | | | | |
| Henry Rodriguez, L OBP: 0.287, SLG: 0.455 Raul Mondesi, R OBP: 0.304, SLG: 0.409 (8, 7) | 2-3 K | | | | 3-2 G5-3 | | 1-1 G1-4-3 1B | | 2-3 K | 4 | 0 | 1 | 0 | 0 | 2 | 4 | | | | | | | | | | | |
| Cory Snyder, R OBP: 0.339, SLG: 0.408 (1, 9) | 0-3 K | | | | 0-0 G6-3 | | 0-3 K | | 2-1 G5-3 | 4 | 0 | 0 | 0 | 0 | 2 | 4 | | | | | | | | | | | |
| Lenny Harris, L OBP: 0.313, SLG: 0.342 (1, 4) | | 1-2 HR | | | 1-1 G4-3 2B | | 1-2 G1-4-3 | | 1-2 P3 | 4 | 1 | 2 | 1 | 0 | 0 | 1 | | | | | | | | | | | |
| Ramon Martinez, R OBP: 0.132, SLG: 0.149 Todd Worrell, R (8, 1) Rafael Bourimigal, R OBP: 0.667, SLG: 0.833 (8, 4) | | 0-0 G6-3 | | | 1-2 G4-3 | | 2-2 SH5-3 2B 1B | | 1-2 SH1-3 1B | 3 | 1 | 1 | 0 | 0 | 0 | 1 | | | | | | | | | | | |
| Inning Stats | R: 1 E: 0 K: 2 S: 17 | H: 3 LOB: 3 BB: 1 P: 30 | R: 1 E: 0 K: 0 S: 7 | H: 1 LOB: 0 BB: 0 P: 10 | R: 0 E: 0 K: 1 S: 11 | H: 1 LOB: 1 BB: 0 P: 17 | R: 0 E: 0 K: 0 S: 11 | H: 1 LOB: 1 BB: 0 P: 16 | R: 1 E: 0 K: 0 S: 5 | H: 2 LOB: 0 BB: 0 P: 6 | R: 0 E: 0 K: 1 S: 9 | H: 1 LOB: 0 BB: 0 P: 11 | R: 2 E: 0 K: 0 S: 18 | H: 2 LOB: 2 BB: 1 P: 30 | R: 0 E: 0 K: 1 S: 8 | H: 0 LOB: 0 BB: 0 P: 13 | | R: 0 E: 0 K: 0 S: 8 | H: 1 LOB: 1 BB: 0 P: 12 | 1B: 9 2B: 2 3B: 0 HR: 1 | SF: 0 SAC: 3 DP: 2 HBP: 0 | WP: 0 PA: 39 PB: 0 SB: 0 CS: 0 | | | | | |
| PITCHER | IP | WLS | BF | H | R | ER | SO | BB | IBB | HBP | BLK | WP | HR | S | P | ERA | | WHIP | | | | | | | | | |
| Jose Rijo, R ERA: 2.57 Jerry Spradlin, R ERA: 3.83 | (1, 1) 8.0 | L 35 | 11 | 5 | 5 | 5 | 5 | 2 | 0 | 0 | 0 | 0 | 0 | 1 | 86 | 133 | | 5.62 | 1.625 | | | | | | | | |
| | (9, 1) 1.0 | 4 | 1 | 0 | 0 | 0 | 0 | 0 | 0 | 0 | 0 | 0 | 0 | 0 | 8 | 12 | | 0.00 | 1.000 | | | | | | | | |

| Batter | 1 | 2 | 3 | 4 | 5 | 6 | 7 | 8 | 9 | AB | R | H | RBI | BB | SO | LOB | BOTTOM | | | | | | | | | | |
|---|-------------------------------|----------------------------------|------------------------------|----------------------------------|-------------------------------|----------------------------------|-------------------------------|----------------------------------|------------------------------|---------------------------------|-------------------------------|----------------------------------|------------------------------|----------------------------------|------------------------------|----------------------------------|--|-------------------------------|----------------------------------|----------------------------------|------------------------------------|--|--|--|--|--|--|
| Thomas Howard, S OBP: 0.292, SLG: 0.375 (1, 7) | 1-2 G4-3 3B | | 3-2 FC6-4 1B | | 1-0 G3-1 | | | 4-0 BB | | 3 | 1 | 2 | 0 | 1 | 0 | 0 | Los Angeles Dodgers @ Cincinnati Reds Riverfront Stadium, Cincinnati, OH Mon Sep 20 1993, 7:05 PM EDT Att: 20,877 - Unknown - 65 F AB 32 R 2 H 4 RBI 2 BB 2 SO 9 LOB 15  | | | | | | | | | | |
| Jacob Brumfield, R OBP: 0.333, SLG: 0.434 (1, 8) | 0-1 L4 | | 2-0 FC6-4 1-2 2-3 | | | 2-3 K | | 1-3 K | | 4 | 0 | 0 | 0 | 0 | 2 | 5 | | | | | | | | | | | |
| Hal Morris, L OBP: 0.355, SLG: 0.388 (1, 3) | 1-2 G4-3 | | 1-0 G5-3 | | | 3-2 L9 | | 0-0 F7 | | 4 | 0 | 0 | 1 | 0 | 0 | 4 | | | | | | | | | | | |
| Chris Sabo, R OBP: 0.323, SLG: 0.436 Keith Kessinger, S OBP: 0.375, SLG: 0.875 Jack Daugherty, S OBP: 0.333, SLG: 0.392 Jerry Spradlin, S (9, 1) | 2-3 K | | | | 2-3 K2-3 | | 2-2 G3 | | 1-3 K | 1 | 0 | 0 | 0 | 0 | 1 | 0 | | | | | | | | | | | |
| Tim Costo, R OBP: 0.303, SLG: 0.479 (9, 5) | | 2-2 G6-3 | | | 0-1 F8 | | 0-0 G4-3 2B | | 0-2 G6-3 | 4 | 0 | 1 | 0 | 0 | 0 | 0 | | | | | | | | | | | |
| Joe Oliver, R OBP: 0.273, SLG: 0.389 (1, 2) | | 0-3 K | | | 1-3 K | | 0-0 G4-3 | | 1-2 F8 | 4 | 0 | 0 | 0 | 0 | 2 | 1 | | | | | | | | | | | |
| Juan Samuel, R OBP: 0.298, SLG: 0.350 (1, 4) (2, 5) (9, 4) | | 1-0 P5 | | | 0-0 E6 G4-3 G6-3 | | 1-0 L6 | | 3-2 G6-3 | 4 | 1 | 0 | 0 | 0 | 0 | 1 | | | | | | | | | | | |
| Jeff Branson, L OBP: 0.274, SLG: 0.316 (1, 6) (2, 4) (9, 6) | | | | | 1-3 K | | 0-0 G4-3 | | 3-3 K | 3 | 0 | 0 | 0 | 0 | 2 | 2 | | | | | | | | | | | |
| Jose Rijo, R OBP: 0.300, SLG: 0.364 Gary Varsho, L OBP: 0.316, SLG: 0.379 (8, PH) (9, 9) | | | | | 1-0 FC6-4 1B 1B | | 0-2 G6-3 | | 4-1 BB BB | 2 | 0 | 1 | 1 | 0 | 0 | 0 | | | | | | | | | | | |
| Inning Stats | R: 1 E: 0 K: 1 S: 15 | H: 1 LOB: 0 BB: 0 P: 19 | R: 0 E: 0 K: 1 S: 7 | H: 0 LOB: 0 BB: 0 P: 10 | R: 0 E: 0 K: 1 S: 11 | H: 2 LOB: 2 BB: 0 P: 19 | R: 0 E: 0 K: 2 S: 11 | H: 0 LOB: 0 BB: 0 P: 14 | R: 1 E: 1 K: 0 S: 6 | H: 0 LOB: 0 BB: 0 P: 7 | R: 0 E: 0 K: 1 S: 10 | H: 0 LOB: 0 BB: 0 P: 17 | R: 0 E: 0 K: 1 S: 6 | H: 1 LOB: 1 BB: 0 P: 10 | R: 0 E: 0 K: 2 S: 8 | H: 0 LOB: 2 BB: 2 P: 18 | | R: 0 E: 0 K: 0 S: 15 | H: 0 LOB: 0 BB: 0 P: 19 | 1B: 2 2B: 1 3B: 1 HR: 0 | SF: 0 SAC: 0 DP: 0 HBP: 0 | WP: 0 PA: 34 PB: 0 SB: 0 CS: 0 | | | | | |
| PITCHER | IP | WLS | BF | H | R | ER | SO | BB | IBB | HBP | BLK | WP | HR | S | P | ERA | | WHIP | | | | | | | | | |
| Ramon Martinez, R ERA: 3.16 Todd Worrell, R ERA: 5.66 | (1, 1) 7.0 | L 28 | 4 | 2 | 1 | 7 | 7 | 2 | 0 | 0 | 0 | 0 | 0 | 0 | 67 | 105 | | 1.29 | 0.857 | | | | | | | | |
| | (8, 1) 2.0 | S 6 | 0 | 0 | 0 | 2 | 0 | 0 | 0 | 0 | 0 | 0 | 0 | 22 | 28 | 0.00 | | 0.000 | | | | | | | | | |

| Batter | 1 | 2 | 3 | 4 | 5 | 6 | 7 | 8 | 9 | 10 | 11 | AB | R | H | RBI | BB | SO | LOB | TOP | |
|--|------------------------------|----------------------------------|-------------------------------|----------------------------------|-------------------------------|----------------------------------|------------------------------|---------------------------------|------------------------------|----------------------------------|------------------------------|---------------------------------|-------------------------------|----------------------------------|-------------------------------|----------------------------------|----------------------------------|------------------------------------|----------------------------------|--------|
| Brett Butler, L OBP: 0.382, SLG: 0.371 (1, 8) | G5-3 | BB | | F9 | | | B1-3 | | | G1-3 | 2B | 5 | 0 | 1 | 2 | 1 | 0 | 0 | | |
| Jose Offerman, S OBP: 0.345, SLG: 0.336 (1, 6) | G1-3 | BB | | | L7 | | F7 | | | E1 | F7 | 5 | 0 | 0 | 1 | 1 | 0 | 1 | | |
| Dave Hansen, L OBP: 0.456, SLG: 0.488 (1, 5) | F8 | L4 | | | G3 | | | F7 | | | | 4 | 0 | 0 | 0 | 0 | 0 | 3 | | |
| Tim Wallach, R OBP: 0.266, SLG: 0.346 (8, 5) | | | | | | | | | | | 1B | 1 | 0 | 1 | 0 | 0 | 0 | 0 | | |
| Mike Piazza, R OBP: 0.357, SLG: 0.533 (1, 2) | | G2-3 | BB | | F8 | | | G6-3 | | F9 | | 5 | 1 | 2 | 0 | 0 | 0 | 2 | | |
| Eric Karros, R OBP: 0.289, SLG: 0.410 (1, 3) | | BB | | L7 | | | | K | | F8 | | 5 | 0 | 0 | 0 | 0 | 3 | 4 | | |
| Henry Rodriguez, L OBP: 0.290, SLG: 0.448 (1, 7) | | G2-3 | BB | | | | P5 | | | | 2B | 2 | 1 | 0 | 0 | 1 | 1 | 1 | | |
| Cory Snyder, R OBP: 0.340, SLG: 0.409 (9, PH) | BB | BB | | K | | | | | | | 1B | 2 | 1 | 1 | 0 | 0 | 1 | 0 | | |
| Raul Mondesi, R OBP: 0.297, SLG: 0.394 (9, 7) | G2-3 | | | G4-3 | | | | K | | K | | 5 | 0 | 1 | 0 | 0 | 2 | 4 | | |
| Lenny Harris, L OBP: 0.312, SLG: 0.328 (1, 4) | | BB | | G4-3 | | | F9 | | | | 2B | 2 | 1 | 0 | 0 | 1 | 0 | 1 | | |
| Mike Sharperson, R OBP: 0.342, SLG: 0.376 (9, PH) | | BB | | | | | | | | | | 1 | 0 | 1 | 0 | 0 | 0 | 0 | | |
| Tom Gooden OBP: 0.333, SLG: 0.400 (9, PH) | | BB | | | | | | | | | | 0 | 0 | 0 | 0 | 0 | 0 | 0 | | |
| Todd Worrell, R OBP: 0.300, SLG: 0.300 (9, PH) | | BB | | | | | | | | | | 0 | 0 | 0 | 0 | 0 | 0 | 0 | | |
| Roger McDowell, R OBP: 0.260, SLG: 0.300 (11, PH) | | BB | | | | | | | | | | 1 | 1 | 0 | 0 | 0 | 0 | 0 | | |
| Jerry Brice, R OBP: 0.260, SLG: 0.290 (11, 1) | | BB | | | | | | | | | | 0 | 0 | 0 | 0 | 0 | 0 | 0 | | |
| Orel Hershiser, R OBP: 0.390, SLG: 0.420 (1, 1) | | BB | | | | | | | | | | 2 | 0 | 0 | 1 | 1 | 0 | 0 | | |
| Kip Gross, R (8, 1) | | BB | | | | | | | | | | 0 | 0 | 0 | 0 | 0 | 0 | 0 | | |
| Jody Reed, R OBP: 0.333, SLG: 0.349 (9, PH) | | BB | | | | | | | | | | 1 | 0 | 1 | 1 | 0 | 0 | 0 | | |
| Inning Stats | R: 0 E: 0 K: 0 S: 7 | H: 0 LOB: 0 BB: 0 P: 11 | R: 3 E: 0 K: 1 S: 16 | H: 1 LOB: 3 BB: 5 P: 39 | R: 0 E: 0 K: 1 S: 10 | H: 1 LOB: 1 BB: 0 P: 13 | R: 0 E: 0 K: 0 S: 3 | H: 0 LOB: 0 BB: 0 P: 4 | R: 0 E: 0 K: 0 S: 8 | H: 1 LOB: 1 BB: 0 P: 12 | R: 0 E: 0 K: 1 S: 5 | H: 0 LOB: 0 BB: 0 P: 8 | R: 0 E: 1 K: 0 S: 12 | H: 1 LOB: 2 BB: 0 P: 19 | R: 2 E: 0 K: 1 S: 14 | H: 3 LOB: 1 BB: 0 P: 20 | 1B: 7 2B: 2 3B: 0 HR: 0 | SF: 1 SAC: 0 DP: 0 HBP: 0 | WP: 0 PB: 1 SB: 2 CS: 0 | PA: 47 |
| PITCHER | IP 7.0 | WLS 3 | BF 29 | H 3 | R 3 | ER 3 | SO 3 | BB 0 | IBB 0 | HBP 0 | BLK 0 | WP 0 | HR 0 | S 56 | P 98 | ERA 3.86 | WHIP 1.000 | | | |
| Larry Luebbers, R ERA: 4.57 (1, 1) | 1.0 | 3 | 0 | 0 | 0 | 1 | 0 | 0 | 0 | 0 | 0 | 0 | 0 | 5 | 8 | 0.00 | 0.000 | | | |
| Johnny Ruffin, R ERA: 3.31 (8, 1) | 1.0 | 4 | 2 | 0 | 0 | 2 | 0 | 0 | 0 | 0 | 0 | 0 | 0 | 11 | 17 | 0.00 | 2.000 | | | |
| Ross Powell, L ERA: 1.94 (9, 1) | 2.0 | L | 11 | 4 | 2 | 2 | 1 | 0 | 0 | 0 | 0 | 0 | 0 | 26 | 39 | 9.00 | 2.000 | | | |
| Jeff Reardon, R ERA: 3.71 (10, 1) | | | | | | | | | | | | | | | | | | | | |

Los Angeles Dodgers @ Cincinnati Reds
Riverfront Stadium, Cincinnati, OH
Tue Sep 21 1993, 7:05 PM EDT
Att. 21,353 - Unknown - 66 F

livebaseballscores.com

AB 41
R 5
H 9
RBI 5
BB 5
SO 7
LOB 16



| Batter | 1 | 2 | 3 | 4 | 5 | 6 | 7 | 8 | 9 | 10 | 11 | AB | R | H | RBI | BB | SO | LOB | BOTTOM | |
|---|------------------------------|---------------------------------|------------------------------|----------------------------------|------------------------------|----------------------------------|------------------------------|---------------------------------|-------------------------------|----------------------------------|------------------------------|---------------------------------|-------------------------------|----------------------------------|------------------------------|----------------------------------|----------------------------------|------------------------------------|----------------------------------|--------|
| Jacob Brumfield, R OBP: 0.331, SLG: 0.429 (1, 8) | FC4-6 | | FC1-4 | | K | | | FC3-6 | | G6-3 | | 5 | 1 | 1 | 0 | 0 | 1 | 2 | | |
| Thomas Howard, S OBP: 0.294, SLG: 0.374 (1, 7) | FC4-6 | | E9 | | | | G6-3 | | | K | | 4 | 0 | 1 | 1 | 1 | 1 | 1 | | |
| Tim Costo, R OBP: 0.284, SLG: 0.449 (1, 9) | K | | K | | | | P4 | | | FC5-4 | | 5 | 0 | 0 | 0 | 0 | 2 | 4 | | |
| Chris Sabo, R OBP: 0.322, SLG: 0.439 (1, 5) | G4-3 | | | | | | G6-3 | | | FC5-4 | | 5 | 1 | 1 | 1 | 0 | 1 | 3 | | |
| Jack Daugherty, S OBP: 0.308, SLG: 0.357 (1, 3) | | G3-1 | | | HR | | G4-3 | | | L3 | | 5 | 0 | 0 | 0 | 0 | 0 | 0 | | |
| Juan Samuel, R OBP: 0.300, SLG: 0.351 (1, 4) | | G5-3 | | | | | K | | | | | 5 | 1 | 2 | 0 | 0 | 2 | 0 | | |
| Joe Oliver, R OBP: 0.273, SLG: 0.388 (1, 2) | | L4 | | | | | G4-3 | | | F9 | | 4 | 0 | 1 | 1 | 0 | 0 | 1 | | |
| Keith Kessinger, S OBP: 0.333, SLG: 0.667 (1, 6) | | | | | | | G6-3 | | | F8 | | 4 | 0 | 1 | 0 | 0 | 1 | 2 | | |
| Larry Luebbers, R ERA: 3.56 (1, 1) | 1.0 | 5 | 1 | 0 | 0 | 0 | 1 | 0 | 0 | 0 | 0 | 2 | 0 | 0 | 0 | 0 | 1 | 1 | | |
| Johnny Ruffin, R ERA: 3.31 (8, 1) | 1.0 | 5 | 2 | 1 | 1 | 1 | 0 | 0 | 0 | 0 | 0 | 1 | 0 | 1 | 0 | 0 | 0 | 0 | | |
| Cory Snyder, R OBP: 0.340, SLG: 0.386 (9, PH) | 1.0 | W | 3 | 0 | 0 | 0 | 1 | 0 | 0 | 0 | 0 | 0 | 0 | 0 | 0 | 0 | 0 | 0 | | |
| Greg Luebbers, R OBP: 0.340, SLG: 0.237 (9, PH) | 1.0 | S | 3 | 0 | 0 | 0 | 2 | 0 | 0 | 0 | 0 | 0 | 0 | 0 | 0 | 0 | 0 | 0 | | |
| Ross Powell, L ERA: 1.94 (9, 1) | 1.0 | S | 3 | 0 | 0 | 0 | 2 | 0 | 0 | 0 | 0 | 0 | 0 | 0 | 0 | 0 | 0 | 0 | | |
| Hal Morris, L OBP: 0.260, SLG: 0.387 (10, 1) | 1.0 | S | 3 | 0 | 0 | 0 | 2 | 0 | 0 | 0 | 0 | 0 | 0 | 0 | 0 | 0 | 0 | 0 | | |
| Jeff Reardon, R ERA: 4.11 (10, 1) | | | | | | | | | | | | | | | | | | | | |
| Inning Stats | R: 0 E: 0 K: 1 S: 7 | H: 1 LOB: 1 BB: 0 P: 8 | R: 0 E: 0 K: 0 S: 7 | H: 0 LOB: 0 BB: 0 P: 10 | R: 1 E: 1 K: 1 S: 9 | H: 2 LOB: 1 BB: 0 P: 14 | R: 1 E: 0 K: 1 S: 7 | H: 1 LOB: 0 BB: 0 P: 9 | R: 0 E: 0 K: 0 S: 10 | H: 0 LOB: 0 BB: 0 P: 14 | R: 0 E: 0 K: 0 S: 4 | H: 1 LOB: 1 BB: 0 P: 4 | R: 0 E: 0 K: 0 S: 10 | H: 1 LOB: 2 BB: 1 P: 18 | R: 1 E: 0 K: 1 S: 9 | H: 2 LOB: 1 BB: 0 P: 11 | 1B: 7 2B: 0 3B: 0 HR: 1 | SF: 0 SAC: 0 DP: 0 HBP: 0 | WP: 0 PB: 0 SB: 4 CS: 0 | PA: 42 |
| PITCHER | IP 7.0 | WLS 5 | BF 26 | H 5 | R 2 | ER 2 | SO 5 | BB 0 | IBB 0 | HBP 0 | BLK 0 | WP 0 | HR 1 | S 54 | P 75 | ERA 2.57 | WHIP 0.714 | | | |
| Orel Hershiser, R ERA: 3.56 (1, 1) | 1.0 | 5 | 1 | 0 | 0 | 0 | 0 | 0 | 0 | 0 | 0 | 0 | 0 | 10 | 18 | 0.00 | 2.000 | | | |
| Kip Gross, R ERA: 3.75 (8, 1) | 1.0 | 5 | 2 | 1 | 1 | 1 | 0 | 0 | 0 | 0 | 0 | 0 | 0 | 9 | 11 | 9.00 | 2.000 | | | |
| Todd Worrell, R ERA: 1.96 (9, 1) | 1.0 | W | 3 | 0 | 0 | 0 | 1 | 0 | 0 | 0 | 0 | 0 | 0 | 7 | 11 | 0.00 | 0.000 | | | |
| Roger McDowell, R ERA: 1.96 (10, 1) | 1.0 | S | 3 | 0 | 0 | 0 | 2 | 0 | 0 | 0 | 0 | 0 | 0 | 7 | 13 | 0.00 | 0.000 | | | |
| Ricky Tricek, R ERA: 4.11 (11, 1) | | | | | | | | | | | | | | | | | | | | |

Los Angeles Dodgers @ Cincinnati Reds
Riverfront Stadium, Cincinnati, OH
Tue Sep 21 1993, 7:05 PM EDT
Att. 21,353 - Unknown - 66 F

livebaseballscores.com

AB 41
R 3
H 8
RBI 3
BB 1
SO 9
LOB 15



| Batter | 1 | 2 | 3 | 4 | 5 | 6 | 7 | 8 | 9 | AB | R | H | RBI | BB | SO | LOB | TOP | | | | | | | | | | |
|--|--------------------------------------|----------------------------------|--------------------------------------|----------------------------------|--------------------------------------|----------------------------------|---------------------------------------|----------------------------------|--------------------------------------|----------------------------------|---------------------------------------|----------------------------------|--------------------------------------|----------------------------------|---------------------------------------|----------------------------------|--|------------------------------------|----------------------------------|--------|--|--|--|--|--|--|--|
| Brett Butler, L OBP: 0.381, SLG: 0.370 (1, 8) | | | | | | | | | | 4 | 0 | 1 | 0 | 0 | 1 | 1 | Los Angeles Dodgers @ Cincinnati Reds Riverfront Stadium, Cincinnati, OH Wed Sep 22 1993, 7:05 PM EDT Att: 23,933 - Unknown - 70 F AB 33 R 3 H 8 RBI 3 BB 3 SO 10 LOB 15 | | | | | | | | | | |
| Lenny Harris, L OBP: 0.306, SLG: 0.329 (1, 4) | | | | | | | | | | 4 | 0 | 0 | 0 | 0 | 0 | 2 | | | | | | | | | | | |
| Jody Reed, R OBP: 0.333, SLG: 0.349 (7, 4) | | | | | | | | | | 0 | 0 | 0 | 0 | 0 | 0 | 0 | | | | | | | | | | | |
| Dave Hansen, L OBP: 0.458, SLG: 0.483 (6, PR) | | | | | | | | | | 3 | 0 | 1 | 0 | 1 | 0 | 0 | | | | | | | | | | | |
| Tom Goodwin, L OBP: 0.333, SLG: 0.400 (8, 1) | | | | | | | | | | 0 | 0 | 0 | 0 | 0 | 0 | 0 | | | | | | | | | | | |
| Kip Gross, R (8, 1) | | | | | | | | | | 0 | 0 | 0 | 0 | 0 | 0 | 0 | | | | | | | | | | | |
| Raul Mondesi, R OBP: 0.297, SLG: 0.394 (9, 7) | | | | | | | | | | 0 | 0 | 0 | 0 | 0 | 0 | 0 | | | | | | | | | | | |
| Mike Piazza, R OBP: 0.356, SLG: 0.530 (1, 2) | | | | | | | | | | 4 | 0 | 1 | 0 | 0 | 2 | 3 | | | | | | | | | | | |
| Eric Karros, R OBP: 0.291, SLG: 0.415 (1, 3) | | | | | | | | | | 3 | 2 | 1 | 1 | 1 | 0 | 2 | | | | | | | | | | | |
| Cory Snyder, R OBP: 0.341, SLG: 0.409 (1, 9) | | | | | | | | | | 4 | 1 | 2 | 0 | 0 | 1 | 1 | | | | | | | | | | | |
| Billy Ashley, R OBP: 0.250, SLG: 0.226 (9, PH) | | | | | | | | | | 2 | 0 | 0 | 0 | 1 | 1 | 1 | | | | | | | | | | | |
| Henry Rodriguez, L OBP: 0.265, SLG: 0.445 (9, 1) | | | | | | | | | | 1 | 0 | 0 | 0 | 0 | 1 | 1 | | | | | | | | | | | |
| Omar Daal, L (9, 1) | | | | | | | | | | 0 | 0 | 0 | 0 | 0 | 0 | 0 | | | | | | | | | | | |
| Todd Worrell, R (9, 1) | | | | | | | | | | 0 | 0 | 0 | 0 | 0 | 0 | 0 | | | | | | | | | | | |
| Rafael Bourquim, R OBP: 0.550, SLG: 0.667 (9, PH) | | | | | | | | | | 3 | 0 | 1 | 2 | 0 | 1 | 0 | | | | | | | | | | | |
| Jose Offerman, S OBP: 0.345, SLG: 0.336 (9, 6) | | | | | | | | | | 1 | 0 | 0 | 0 | 0 | 1 | 1 | | | | | | | | | | | |
| Kevin Gross, R OBP: 0.266, SLG: 0.276 (1, 1) | | | | | | | | | | 3 | 0 | 0 | 0 | 0 | 2 | 3 | | | | | | | | | | | |
| Tim Wallach, R OBP: 0.268, SLG: 0.347 (8, 5) | | | | | | | | | | 1 | 0 | 1 | 0 | 0 | 0 | 0 | | | | | | | | | | | |
| Inning Stats | R: 0 H: 1 E: 1 K: 0 S: 9 | H: 1 LOB: 1 BB: 1 P: 14 | R: 1 H: 1 E: 0 K: 1 S: 8 | H: 1 LOB: 0 BB: 0 P: 14 | R: 0 H: 0 E: 0 K: 2 S: 7 | H: 0 LOB: 2 BB: 2 P: 10 | R: 2 H: 2 E: 0 K: 1 S: 17 | H: 2 LOB: 2 BB: 2 P: 34 | R: 0 H: 0 E: 0 K: 0 S: 6 | H: 1 LOB: 1 BB: 0 P: 10 | R: 0 H: 0 E: 0 K: 2 S: 11 | H: 0 LOB: 1 BB: 0 P: 13 | R: 0 H: 1 E: 0 K: 1 S: 6 | H: 1 LOB: 2 BB: 0 P: 10 | R: 0 H: 2 E: 0 K: 2 S: 10 | H: 2 LOB: 2 BB: 0 P: 17 | 1B: 7 2B: 0 3B: 0 HR: 1 | SF: 0 SAC: 0 DP: 1 HBP: 0 | WP: 1 PB: 0 SB: 0 CS: 1 | PA: 36 | | | | | | | |
| PITCHER | IP | WLS | BF | H | R | ER | SO | BB | IBB | HBP | BLK | WP | HR | S | P | ERA | WHIP | | | | | | | | | | |
| John Roper, R ERA: 5.2 (1, 1) | 8.0 | L | 32 | 6 | 3 | 3 | 8 | 3 | 0 | 0 | 0 | 1 | 1 | 72 | 114 | 3.38 | 1.125 | | | | | | | | | | |
| Jerry Spradlin, R ERA: 3.74 (9, 1) | 1.0 | | 4 | 2 | 0 | 0 | 2 | 0 | 0 | 0 | 0 | 0 | 0 | 10 | 17 | 0.00 | 2.000 | | | | | | | | | | |

| Batter | 1 | 2 | 3 | 4 | 5 | 6 | 7 | 8 | 9 | AB | R | H | RBI | BB | SO | LOB | BOTTOM | | | | | | | | | | | |
|---|--------------------------------------|----------------------------------|---------------------------------------|----------------------------------|--------------------------------------|----------------------------------|--------------------------------------|----------------------------------|--------------------------------------|---------------------------------|--------------------------------------|----------------------------------|---------------------------------------|----------------------------------|--------------------------------------|---------------------------------|---|----------------------------------|------------------------------------|----------------------------------|--------|--|--|--|--|--|--|--|
| Thomas Howard, S OBP: 0.294, SLG: 0.370 (1, 7) | | | | | | | | | | 3 | 0 | 0 | 0 | 1 | 0 | 3 | Los Angeles Dodgers @ Cincinnati Reds Riverfront Stadium, Cincinnati, OH Wed Sep 22 1993, 7:05 PM EDT Att: 23,933 - Unknown - 70 F AB 31 R 1 H 6 RBI 1 BB 1 SO 8 LOB 13 | | | | | | | | | | | |
| Jacob Brumfield, R OBP: 0.326, SLG: 0.422 (1, 4) | | | | | | | | | | 4 | 0 | 0 | 0 | 0 | 2 | 4 | | | | | | | | | | | | |
| Hal Morris, L OBP: 0.353, SLG: 0.386 (1, 3) | | | | | | | | | | 4 | 0 | 1 | 0 | 0 | 1 | 0 | | | | | | | | | | | | |
| Reggie Sanders, R OBP: 0.344, SLG: 0.439 (1, 8) | | | | | | | | | | 4 | 0 | 0 | 0 | 0 | 2 | 1 | | | | | | | | | | | | |
| Chris Sabo, R OBP: 0.321, SLG: 0.444 (1, 5) | | | | | | | | | | 4 | 1 | 1 | 1 | 0 | 1 | 1 | | | | | | | | | | | | |
| Tim Coste, R OBP: 0.274, SLG: 0.432 (1, 9) | | | | | | | | | | 3 | 0 | 0 | 0 | 0 | 1 | 0 | | | | | | | | | | | | |
| Joe Oliver, R OBP: 0.160, SLG: 0.390 (1, 2) | | | | | | | | | | 3 | 0 | 2 | 0 | 0 | 1 | 0 | | | | | | | | | | | | |
| Greg Tubbs, R OBP: 0.342, SLG: 0.237 (6, PR) | | | | | | | | | | 0 | 0 | 0 | 0 | 0 | 0 | 0 | | | | | | | | | | | | |
| Jerry Spradlin, S (9, 1) | | | | | | | | | | 0 | 0 | 0 | 0 | 0 | 0 | 0 | | | | | | | | | | | | |
| Jeff Branson, L OBP: 0.275, SLG: 0.316 (1, 6) | | | | | | | | | | 3 | 0 | 1 | 0 | 0 | 0 | 1 | | | | | | | | | | | | |
| John Roper, R OBP: 0.160, SLG: 0.160 (1, 1) | | | | | | | | | | 2 | 0 | 1 | 0 | 0 | 0 | 1 | | | | | | | | | | | | |
| Gary Varsho, L OBP: 0.320, SLG: 0.382 (8, PH) | | | | | | | | | | 1 | 0 | 0 | 0 | 0 | 0 | 2 | | | | | | | | | | | | |
| Dan Wilson, R OBP: 0.301, SLG: 0.260 (9, 2) | | | | | | | | | | 0 | 0 | 0 | 0 | 0 | 0 | 0 | | | | | | | | | | | | |
| Inning Stats | R: 0 H: 0 E: 0 K: 2 S: 7 | H: 0 LOB: 0 BB: 1 P: 15 | R: 1 H: 1 E: 0 K: 2 S: 11 | H: 1 LOB: 0 BB: 0 P: 15 | R: 0 H: 1 E: 0 K: 0 S: 8 | H: 1 LOB: 1 BB: 0 P: 12 | R: 0 H: 1 E: 0 K: 1 S: 8 | H: 1 LOB: 0 BB: 0 P: 11 | R: 0 H: 0 E: 0 K: 0 S: 4 | H: 0 LOB: 0 BB: 0 P: 8 | R: 0 H: 0 E: 0 K: 0 S: 8 | H: 0 LOB: 0 BB: 0 P: 12 | R: 0 H: 2 E: 0 K: 1 S: 12 | H: 2 LOB: 2 BB: 0 P: 19 | R: 0 H: 0 E: 0 K: 1 S: 6 | H: 0 LOB: 0 BB: 0 P: 8 | | 1B: 5 2B: 0 3B: 0 HR: 1 | SF: 0 SAC: 0 DP: 1 HBP: 0 | WP: 0 PB: 0 SB: 0 CS: 0 | PA: 32 | | | | | | | |
| PITCHER | IP | WLS | BF | H | R | ER | SO | BB | IBB | HBP | BLK | WP | HR | S | P | ERA | | WHIP | | | | | | | | | | |
| Kevin Gross, R ERA: 4.18 (1, 1) | 7.0 | | 24 | 4 | 1 | 1 | 6 | 1 | 0 | 0 | 0 | 0 | 0 | 55 | 84 | 1.29 | | 0.714 | | | | | | | | | | |
| Kip Gross, R ERA: 4.18 (8, 1) | 1.0 | | 5 | 2 | 0 | 0 | 1 | 0 | 0 | 0 | 0 | 0 | 0 | 12 | 19 | 0.00 | 2.000 | | | | | | | | | | | |
| Omar Daal, L ERA: 3.86 (9, 1) | 0.1 | S | 1 | 0 | 0 | 0 | 0 | 0 | 0 | 0 | 0 | 0 | 0 | 1 | 1 | 0.00 | 0.000 | | | | | | | | | | | |
| Todd Worrell, R ERA: 5.65 (9, 1) | 0.2 | | 2 | 0 | 0 | 0 | 1 | 0 | 0 | 0 | 0 | 0 | 0 | 5 | 7 | 0.00 | 0.000 | | | | | | | | | | | |

| Batter | 1 | 2 | 3 | 4 | 5 | 6 | 7 | 8 | 9 | AB | R | H | RBI | BB | SO | LOB | TOP | | | | | | | | | | | |
|--|-------------------------------|----------------------------------|------------------------------|---------------------------------|------------------------------|----------------------------------|------------------------------|---------------------------------|-------------------------------|----------------------------------|------------------------------|----------------------------------|-------------------------------|----------------------------------|------------------------------|---------------------------------|---|----------------------------------|------------------------------------|----------------------------------|--------|--|--|--|--|--|--|--|
| Brett Butler, L OBP: 0.381, SLG: 0.372 Jerry Brooks, R OBP: 0.400, SLG: 1.200 | | | | | | | | | | 3 | 1 | 1 | 0 | 0 | 1 | 0 | Los Angeles Dodgers @ Cincinnati Reds Riverfront Stadium, Cincinnati, OH Thu Sep 23 1993, 3:33 AM EDT Att: 25,063 - Cloudy - 67 F | | | | | | | | | | | |
| Jody Reed, R OBP: 0.332, SLG: 0.348 | | | | | | | | | | 4 | 1 | 1 | 0 | 0 | 0 | | | | | | | | | | | | | |
| Dave Hansen, L OBP: 0.459, SLG: 0.478 | | | | | | | | | | 3 | 0 | 1 | 1 | 1 | 1 | 0 | | | | | | | | | | | | |
| Mike Piazza, R OBP: 0.359, SLG: 0.530 Carlos Hernandez, R OBP: 0.288, SLG: 0.358 | | | | | | | | | | 2 | 0 | 1 | 0 | 1 | 0 | 0 | | | | | | | | | | | | |
| Eric Karros, R OBP: 0.291, SLG: 0.414 | | | | | | | | | | 4 | 0 | 1 | 0 | 0 | 1 | 5 | | | | | | | | | | | | |
| Henry Rodriguez, L OBP: 0.295, SLG: 0.436 Raul Mondesi, R OBP: 0.293, SLG: 0.389 | | | | | | | | | | 3 | 0 | 0 | 1 | 0 | 0 | 4 | | | | | | | | | | | | |
| Cory Snyder, R OBP: 0.339, SLG: 0.407 John DeSilva, R OBP: 0.242, SLG: 0.219 | | | | | | | | | | 3 | 0 | 0 | 0 | 0 | 1 | 2 | | | | | | | | | | | | |
| Rafael Bourimigal, R OBP: 0.462, SLG: 0.538 | | | | | | | | | | 4 | 0 | 1 | 0 | 0 | 1 | 0 | | | | | | | | | | | | |
| Tom Candiotti, R OBP: 0.153, SLG: 0.172 Lenny Harris, L OBP: 0.299, SLG: 0.327 Omar Daal, L OBP: 0.256, SLG: 0.250 Ricky Tricek, R OBP: 0.350, SLG: 0.375 | | | | | | | | | | 1 | 0 | 0 | 0 | 0 | 0 | 0 | | | | | | | | | | | | |
| Inning Stats | R: 2 E: 0 K: 1 S: 14 | H: 4 LOB: 2 BB: 0 P: 23 | R: 0 E: 0 K: 1 S: 7 | H: 0 LOB: 0 BB: 0 P: 9 | R: 0 E: 0 K: 0 S: 8 | H: 0 LOB: 0 BB: 0 P: 11 | R: 0 E: 0 K: 0 S: 5 | H: 0 LOB: 0 BB: 0 P: 7 | R: 0 E: 0 K: 1 S: 13 | H: 1 LOB: 2 BB: 1 P: 23 | R: 0 E: 0 K: 1 S: 9 | H: 0 LOB: 1 BB: 1 P: 14 | R: 0 E: 0 K: 1 S: 12 | H: 1 LOB: 2 BB: 1 P: 19 | R: 0 E: 0 K: 0 S: 4 | H: 1 LOB: 0 BB: 0 P: 7 | | 1B: 5 2B: 2 3B: 0 HR: 0 | SF: 0 SAC: 0 DP: 1 HBP: 0 | WP: 1 PB: 0 SB: 0 CS: 0 | PA: 36 | | | | | | | |
| PITCHER | IP | WLS | BF | H | R | ER | SO | BB | IBB | HBP | BLK | WP | HR | S | P | ERA | WHIP | | | | | | | | | | | |
| Tim Lincecum, R ERA: 5.56 | (1, 1) | 7.0 | W | 28 | 5 | 2 | 2 | 5 | 2 | 0 | 0 | 0 | 0 | 0 | 61 | 95 | 2.57 | 1.000 | | | | | | | | | | |
| Scott Service, R ERA: 4.5 | (8, 1) | 2.0 | | 8 | 2 | 0 | 0 | 1 | 1 | 0 | 0 | 0 | 0 | 0 | 16 | 26 | 0.00 | 1.500 | | | | | | | | | | |

| Batter | 1 | 2 | 3 | 4 | 5 | 6 | 7 | 8 | 9 | AB | R | H | RBI | BB | SO | LOB | BOTTOM | | | | | | | | | | | |
|--|------------------------------|----------------------------------|-------------------------------|----------------------------------|------------------------------|---------------------------------|-------------------------------|----------------------------------|-------------------------------|----------------------------------|-------------------------------|----------------------------------|------------------------------|----------------------------------|------------------------------|----------------------------------|---|----------------------------------|------------------------------------|----------------------------------|--------|--|--|--|--|--|--|--|
| Thomas Howard, S OBP: 0.295, SLG: 0.372 | | | | | | | | | | 4 | 1 | 1 | 1 | 1 | 0 | 3 | Los Angeles Dodgers @ Cincinnati Reds Riverfront Stadium, Cincinnati, OH Thu Sep 23 1993, 3:33 AM EDT Att: 25,063 - Cloudy - 67 F | | | | | | | | | | | |
| Jeff Branson, L OBP: 0.277, SLG: 0.318 | | | | | | | | | | 4 | 1 | 1 | 1 | 1 | 1 | 3 | | | | | | | | | | | | |
| Hal Morris, L OBP: 0.355, SLG: 0.385 Joe Oliver, R OBP: 0.275, SLG: 0.389 | | | | | | | | | | 3 | 1 | 1 | 0 | 1 | 0 | 0 | | | | | | | | | | | | |
| Reggie Sanders, R OBP: 0.345, SLG: 0.441 | | | | | | | | | | 5 | 2 | 2 | 2 | 0 | 0 | 1 | | | | | | | | | | | | |
| Chris Sabo, R OBP: 0.323, SLG: 0.453 | | | | | | | | | | 5 | 2 | 3 | 3 | 0 | 0 | 0 | | | | | | | | | | | | |
| Tim Costo, R OBP: 0.287, SLG: 0.427 Jacob Brumfield, R OBP: 0.325, SLG: 0.421 | | | | | | | | | | 1 | 2 | 0 | 0 | 2 | 0 | 0 | | | | | | | | | | | | |
| Brian Dorsett, R OBP: 0.300, SLG: 0.421 | | | | | | | | | | 3 | 1 | 1 | 1 | 1 | 0 | 2 | | | | | | | | | | | | |
| Juan Samuel, R OBP: 0.299, SLG: 0.348 | | | | | | | | | | 2 | 0 | 0 | 1 | 1 | 0 | 1 | | | | | | | | | | | | |
| Tim Lincecum, R OBP: 0.226, SLG: 0.231 Gary Varsho, L OBP: 0.317, SLG: 0.378 Scott Service, R OBP: 0.143, SLG: 0.143 | | | | | | | | | | 2 | 1 | 2 | 1 | 0 | 0 | 0 | | | | | | | | | | | | |
| Inning Stats | R: 0 E: 0 K: 0 S: 5 | H: 0 LOB: 1 BB: 1 P: 10 | R: 2 E: 0 K: 1 S: 13 | H: 2 LOB: 2 BB: 2 P: 27 | R: 0 E: 0 K: 0 S: 5 | H: 0 LOB: 0 BB: 0 P: 8 | R: 3 E: 0 K: 0 S: 19 | H: 3 LOB: 1 BB: 1 P: 31 | R: 2 E: 0 K: 0 S: 12 | H: 2 LOB: 1 BB: 1 P: 22 | R: 4 E: 0 K: 0 S: 21 | H: 4 LOB: 1 BB: 1 P: 32 | R: 0 E: 0 K: 1 S: 9 | H: 0 LOB: 0 BB: 0 P: 19 | R: 0 E: 0 K: 1 S: 9 | H: 0 LOB: 0 BB: 0 P: 11 | | 1B: 5 2B: 5 3B: 0 HR: 1 | SF: 1 SAC: 1 DP: 0 HBP: 0 | WP: 1 PB: 1 SB: 0 CS: 0 | PA: 41 | | | | | | | |
| PITCHER | IP | WLS | BF | H | R | ER | SO | BB | IBB | HBP | BLK | WP | HR | S | P | ERA | WHIP | | | | | | | | | | | |
| Tom Candiotti, R ERA: 3.04 | (1, 1) | 4.0 | | 20 | 4 | 5 | 5 | 0 | 2 | 0 | 0 | 0 | 0 | 1 | 25 | 42 | 33.75 | 4.500 | | | | | | | | | | |
| Omar Daal, L ERA: 5.03 | (5, 1) | 1.1 | | 10 | 4 | 5 | 5 | 0 | 0 | 0 | 0 | 0 | 0 | 8 | 12 | 13.50 | 3.000 | | | | | | | | | | | |
| Ricky Tricek, R ERA: 4.21 | (6, 1) | 0.2 | | 4 | 2 | 1 | 1 | 0 | 0 | 0 | 0 | 0 | 0 | 0 | 0 | 0 | 0 | 0 | | | | | | | | | | |
| John DeSilva, R ERA: 7.2 | (7, 1) | 2.0 | | 7 | 0 | 0 | 0 | 1 | 1 | 0 | 0 | 0 | 0 | 0 | 18 | 30 | 0.00 | 0.500 | | | | | | | | | | |



| Batter | 1 | 2 | 3 | 4 | 5 | 6 | 7 | 8 | 9 | AB | R | H | RBI | BB | SO | LOB | TOP | | | | | |
|--|---|----------------------------------|------------------------------|----------------------------------|------------------------------|----------------------------------|------------------------------|---------------------------------|-------------------------------|----------------------------------|------------------------------|----------------------------------|------------------------------|----------------------------------|------------------------------|---------------------------------|---|---------------------------------|----------------------------------|------------------------------------|----------------------------------|--------|
| Jacob Brumfield, R OBP: 0.321, SLG: 0.414 (1, 8) | L5 | | G3-1 | | F8 | | G6-3 | | | 4 | 0 | 0 | 0 | 0 | 0 | 3 | Cincinnati Reds @ Colorado Rockies Mile High Stadium, Denver, CO Fri Sep 24 1993, 9:05 PM EDT Att: 57,330 - Unknown - 57 F | | | | | |
| Hal Morris, L OBP: 0.356, SLG: 0.385 (1, 3) | F8 | | | | | | | G4-3 | | 3 | 0 | 1 | 1 | 1 | 0 | 0 | | | | | | |
| Reggie Sanders, R OBP: 0.346, SLG: 0.447 (1, 9) | HR | | F8 | | | | | F9 | | 3 | 1 | 1 | 1 | 1 | 0 | 2 | | | | | | |
| Chris Sabo, R OBP: 0.321, SLG: 0.450 (1, 5) | P6 | | | | F8 | | | F8 | | 4 | 0 | 0 | 0 | 0 | 0 | 3 | | | | | | |
| Tim Costo, R OBP: 0.275, SLG: 0.407 (1, 7) | | P7 | | G3 | | | | G4-3 | | 4 | 0 | 0 | 0 | 0 | 1 | 0 | | | | | | |
| Joe Oliver, R OBP: 0.273, SLG: 0.386 (1, 2) | L7 | | | P3 | | | | L5 | | 4 | 0 | 0 | 0 | 0 | 0 | 0 | | | | | | |
| Juan Samuel, R OBP: 0.295, SLG: 0.343 (1, 4) | | | | | | | | G6-3 | | 4 | 0 | 0 | 0 | 0 | 2 | 0 | | | | | | |
| Jeff Branson, L OBP: 0.280, SLG: 0.321 (1, 6) | | | | | | | | | | 3 | 1 | 2 | 0 | 0 | 0 | 0 | | | | | | |
| Bobby Ayala, R OBP: 0.412, SLG: 0.619 (1, 1) | | | | | | | | | | 0 | 0 | 0 | 0 | 0 | 0 | 0 | | | | | | |
| Jerry Spradlin, S OBP: 0.333, SLG: 0.357 (5, PH) | | | | | | | | | | 0 | 0 | 0 | 0 | 0 | 0 | 0 | | | | | | |
| Jack Daugherty, S OBP: 0.333, SLG: 0.374 (5, 1) | | | | | | | | | | 0 | 0 | 0 | 0 | 0 | 0 | 0 | | | | | | |
| Ross Powell, L OBP: 0.333, SLG: 0.333 (7, PH) | | | | | | | | | | 0 | 0 | 0 | 0 | 0 | 0 | 0 | | | | | | |
| Gary Varsho, L OBP: 0.333, SLG: 0.333 (7, 1) | | | | | | | | | | 0 | 0 | 0 | 0 | 0 | 0 | 0 | | | | | | |
| Johnny Ruffin, R OBP: 0.333, SLG: 0.333 (8, 1) | | | | | | | | | | 0 | 0 | 0 | 0 | 0 | 0 | 0 | | | | | | |
| Chris Bushing, R (8, 1) | | | | | | | | | | 0 | 0 | 0 | 0 | 0 | 0 | 0 | | | | | | |
| Inning Stats | R: 1 E: 0 K: 0 S: 9 | H: 1 LOB: 0 BB: 0 P: 15 | R: 0 E: 0 K: 1 S: 9 | H: 0 LOB: 0 BB: 0 P: 14 | R: 0 E: 0 K: 0 S: 8 | H: 1 LOB: 2 BB: 1 P: 17 | R: 0 E: 0 K: 0 S: 4 | H: 0 LOB: 0 BB: 0 P: 5 | R: 1 E: 0 K: 1 S: 10 | H: 2 LOB: 3 BB: 2 P: 23 | R: 0 E: 0 K: 1 S: 8 | H: 0 LOB: 0 BB: 0 P: 12 | R: 0 E: 0 K: 0 S: 7 | H: 0 LOB: 0 BB: 0 P: 14 | R: 0 E: 0 K: 0 S: 6 | H: 0 LOB: 0 BB: 0 P: 9 | R: 0 E: 0 K: 0 S: 8 | H: 0 LOB: 0 BB: 0 P: 8 | 1B: 3 2B: 0 3B: 0 HR: 1 | SF: 0 SAC: 1 DP: 0 HBP: 0 | WP: 0 PB: 0 SB: 0 CS: 0 | PA: 34 |
| PITCHER | IP WLS BF H R ER SO BB IBB HBP BLK WP HR S P ERA WHIP | | | | | | | | | | | | | | | | | | | | | |
| Bruce Hurst, L ERA: 7.62 (1, 1) | 2.0 | 7 | 1 | 1 | 1 | 1 | 0 | 0 | 0 | 0 | 0 | 0 | 0 | 0 | 1 | 18 | 29 | 4.50 | 0.500 | | | |
| Willie Blair, R ERA: 4.53 (3, 1) | 3.0 | 15 | 3 | 1 | 1 | 1 | 3 | 0 | 0 | 0 | 0 | 0 | 0 | 0 | 0 | 22 | 45 | 3.00 | 2.000 | | | |
| Steve Reed, R ERA: 4.52 (6, 1) | 2.0 | W | 6 | 0 | 0 | 0 | 1 | 0 | 0 | 0 | 0 | 0 | 0 | 0 | 0 | 15 | 26 | 0.00 | 0.000 | | | |
| Bruce Ruffin, L ERA: 3.86 (8, 1) | 2.0 | 6 | 0 | 0 | 0 | 0 | 0 | 0 | 0 | 0 | 0 | 0 | 0 | 0 | 0 | 14 | 17 | 0.00 | 0.000 | | | |

| | |
|-----|----|
| AB | 30 |
| R | 2 |
| H | 4 |
| RBI | 2 |
| BB | 3 |
| SO | 3 |
| LOB | 8 |



| Batter | 1 | 2 | 3 | 4 | 5 | 6 | 7 | 8 | 9 | AB | R | H | RBI | BB | SO | LOB | BOTTOM | | | |
|---|---|----------------------------------|-------------------------------|----------------------------------|-------------------------------|----------------------------------|------------------------------|----------------------------------|------------------------------|----------------------------------|------------------------------|----------------------------------|-------------------------------|----------------------------------|------------------------------|----------------------------------|---|------------------------------------|----------------------------------|--------|
| Nelson Liriano, S OBP: 0.383, SLG: 0.408 (1, 6) | E3 | FC3-6 | | | | G5-3 | | SF9 | | 4 | 1 | 1 | 1 | 0 | 0 | 1 | Cincinnati Reds @ Colorado Rockies Mile High Stadium, Denver, CO Fri Sep 24 1993, 9:05 PM EDT Att: 57,330 - Unknown - 57 F | | | |
| Joe Girardi, R OBP: 0.333, SLG: 0.395 (1, 2) | | | | | | | | F9 | | 4 | 1 | 1 | 0 | 1 | 0 | 3 | | | | |
| Danny Sheaffer, R OBP: 0.304, SLG: 0.390 (9, 2) | | G1-3 | | | G6-4-3 | | HR | | | 0 | 0 | 0 | 0 | 0 | 0 | 0 | | | | |
| Andres Galarraga, R OBP: 0.266, SLG: 0.338 (1, 3) | P3 | | | | | | | FC6-4 | | 5 | 0 | 0 | 0 | 0 | 1 | 4 | | | | |
| Pedro Castellano, R OBP: 0.266, SLG: 0.338 (9, 3) | | | | | | | | | | 0 | 0 | 0 | 0 | 0 | 0 | 0 | | | | |
| Charlie Hayes, R OBP: 0.357, SLG: 0.524 (1, 5) | FC6-4 | | | | | | | | | 4 | 2 | 2 | 3 | 0 | 1 | 1 | | | | |
| Daryl Boston, L OBP: 0.324, SLG: 0.446 (1, 8) | | | | | | | | | | 1 | 1 | 0 | 0 | 1 | 0 | 1 | | | | |
| Chris Jones, R OBP: 0.303, SLG: 0.435 (5, PH) | G3 | | | | | | | | | 1 | 0 | 1 | 0 | 1 | 0 | 0 | | | | |
| Johnny Ruffin, R OBP: 0.333, SLG: 0.333 (7, 1) | | | | | | | | | | 4 | 1 | 1 | 1 | 0 | 0 | 2 | | | | |
| Jerald Clark, R OBP: 0.331, SLG: 0.457 (1, 9) | | | | | | | | | | 4 | 1 | 1 | 1 | 0 | 0 | 2 | | | | |
| Eric Young Sr., R OBP: 0.352, SLG: 0.341 (1, 7) | | | | | | | | | | 2 | 1 | 0 | 1 | 1 | 0 | 2 | | | | |
| Roberto Mejia, R OBP: 0.283, SLG: 0.400 (1, 4) | | | | | | | | | | 4 | 2 | 3 | 0 | 0 | 0 | 0 | | | | |
| Bruce Hurst, L (1, 1) | | | | | | | | | | 0 | 0 | 0 | 0 | 0 | 0 | 0 | | | | |
| Eric Wedge, R OBP: 0.333, SLG: 0.333 (2, PH) | | | | | | | | | | 1 | 0 | 1 | 1 | 0 | 0 | 0 | | | | |
| Willie Blair, R OBP: 0.135, SLG: 0.139 (3, 1) | | | | | | | | | | 1 | 0 | 0 | 0 | 0 | 0 | 1 | | | | |
| Steve Reed, R (6, 1) | | | | | | | | | | 1 | 0 | 0 | 0 | 0 | 1 | 0 | | | | |
| Bruce Ruffin, S OBP: 0.179, SLG: 0.120 (8, 1) | | | | | | | | | | 0 | 0 | 0 | 0 | 1 | 0 | 0 | | | | |
| Inning Stats | R: 1 E: 1 K: 0 S: 11 | H: 1 LOB: 1 BB: 0 P: 18 | R: 2 E: 1 K: 0 S: 13 | H: 2 LOB: 1 BB: 1 P: 23 | R: 3 E: 0 K: 0 S: 13 | H: 3 LOB: 1 BB: 1 P: 22 | R: 0 E: 0 K: 0 S: 7 | H: 1 LOB: 0 BB: 0 P: 10 | R: 0 E: 0 K: 1 S: 9 | H: 1 LOB: 1 BB: 0 P: 15 | R: 0 E: 0 K: 1 S: 8 | H: 0 LOB: 0 BB: 0 P: 12 | R: 2 E: 0 K: 1 S: 12 | H: 1 LOB: 1 BB: 2 P: 22 | R: 1 E: 0 K: 0 S: 9 | H: 1 LOB: 1 BB: 1 P: 17 | 1B: 5 2B: 2 3B: 0 HR: 1 | SF: 2 SAC: 0 DP: 1 HBP: 0 | WP: 1 PB: 0 SB: 1 CS: 0 | PA: 39 |
| PITCHER | IP WLS BF H R ER SO BB IBB HBP BLK WP HR S P ERA WHIP | | | | | | | | | | | | | | | | | | | |
| Bobby Ayala, R ERA: 5.57 (1, 1) | 1.2 | 6 | 2 | 0 | 0 | 0 | 0 | 0 | 0 | 0 | 0 | 0 | 0 | 0 | 1 | 0 | 14 | 21 | 0.00 | 1.200 |
| Jerry Spradlin, R ERA: 3.51 (3, 1) | 2.0 | 7 | 1 | 0 | 0 | 2 | 0 | 0 | 0 | 0 | 0 | 0 | 0 | 0 | 0 | 17 | 27 | 0.00 | 0.500 | |
| Ross Powell, L ERA: 1.38 (5, 1) | 1.0 | 6 | 1 | 2 | 2 | 1 | 2 | 0 | 0 | 0 | 0 | 0 | 1 | 12 | 22 | 18.00 | 3.000 | | | |
| Johnny Ruffin, R ERA: 3.74 (7, 1) | 1.0 | 5 | 1 | 1 | 1 | 0 | 1 | 0 | 0 | 0 | 0 | 0 | 0 | 9 | 17 | 9.00 | 2.000 | | | |
| Chris Bushing, R ERA: 12.46 (8, 1) | | | | | | | | | | | | | | | | | | | | |



| Batter | 1 | 2 | 3 | 4 | 5 | 6 | 7 | 8 | 9 | AB | R | H | RBI | BB | SO | LOB | TOP | | | | |
|--|---|---|---|---|---|---|---|---|---|---|---|---|---|---|---|---|---|---|---|---|---|
| Thomas Howard, S OBP: 0.303, SLG: 0.391 | 1-2 P6 | | 2-2 1B HR | | 4-2 SH3-4 BB | | 1-3 K | | 1-1 FC3-6 | 4 | 1 | 1 | 0 | 1 | 1 | 2 | | | | | |
| Jeff Branson, L OBP: 0.279, SLG: 0.320 | 0-1 1B | | 0-2 HR | | 0-0 SH3-4 | | 2-0 G4-3 | | 2-2 P5 | 4 | 1 | 2 | 1 | 0 | 0 | 2 | | | | | |
| Hal Morris, L OBP: 0.360, SLG: 0.401 | 1-3 K | | 3-0 HR | | 4-0 G5-4-3 IBB | | | 1-1 G6-3 | | 3 | 1 | 1 | 3 | 1 | 1 | 1 | | | | | |
| Reggie Sanders, R OBP: 0.347, SLG: 0.453 | 1-2 F9 | | 1-3 2H HR | | 0-0 G5-4-3 | | | 4-2 BB | | 3 | 0 | 0 | 0 | 1 | 0 | 4 | | | | | |
| Chris Sabo, R OBP: 0.318, SLG: 0.441 | | 0-1 P4 | 1-0 P4 | | 1-0 F8 | | | 1-2 F9 | | 4 | 0 | 0 | 0 | 0 | 0 | 1 | | | | | |
| Tim Costo, R OBP: 0.271, SLG: 0.396 | | 3-3 K | | 1-3 K | | 0-1 F9 | | 0-0 G4-3 | | 4 | 0 | 0 | 0 | 0 | 2 | 1 | | | | | |
| Joe Oliver, R OBP: 0.278, SLG: 0.389 | | 1-1 L6 | | 1-2 K | | 4-2 BB | | | 0-0 FC3-6 1B | 3 | 0 | 1 | 0 | 1 | 1 | 0 | | | | | |
| Keith Kessinger, S OBP: 0.316, SLG: 0.529 | | | 4-2 1B BB | | 1-0 G3 | | | 1-0 F7 | | 2 | 1 | 0 | 0 | 1 | 0 | 1 | | | | | |
| Bobby Ayala, R OBP: 0.100, SLG: 0.150 | | | | | | | | | 2-2 F7 | 0 | 0 | 0 | 0 | 0 | 0 | 0 | | | | | |
| Johnny Ruffin, R OBP: 0.333, SLG: 0.333 | | | | | | | | | | 0 | 0 | 0 | 0 | 0 | 0 | 0 | | | | | |
| Gary Varsho, L OBP: 0.306, SLG: 0.366 | | | | | | | | | | 1 | 0 | 0 | 0 | 0 | 0 | 1 | | | | | |
| John Roper, R OBP: 0.148, SLG: 0.148 | | | 2-3 K | | 3-2 E1 SH3-4 | | | 0-1 F9 | | 2 | 0 | 0 | 0 | 0 | 1 | 1 | | | | | |
| Ross Powell, L OBP: 0.295, SLG: 0.342 | | | | | | | | | 3-2 FC3-6 1B | 2 | 0 | 1 | 0 | 0 | 0 | 0 | | | | | |
| Inning Stats | R: 0 E: 0 K: 1 S: 11 | H: 1 LOB: 1 BB: 0 P: 14 | R: 0 E: 0 K: 1 S: 10 | H: 0 LOB: 0 BB: 0 P: 14 | R: 4 E: 0 K: 1 S: 18 | H: 3 LOB: 0 BB: 1 P: 31 | R: 0 E: 0 K: 2 S: 7 | H: 0 LOB: 0 BB: 2 P: 10 | R: 0 E: 1 K: 0 S: 8 | H: 0 LOB: 2 BB: 1 P: 13 | R: 0 E: 0 K: 1 S: 6 | H: 0 LOB: 0 BB: 0 P: 9 | R: 0 E: 0 K: 0 S: 8 | H: 0 LOB: 1 BB: 1 P: 14 | R: 0 E: 0 K: 0 S: 13 | H: 2 LOB: 2 BB: 0 P: 21 | 1B: 5 2B: 0 3B: 0 HR: 1 | SF: 0 SAC: 1 DP: 1 HBP: 0 | WP: 0 PB: 0 SB: 0 CS: 0 | PA: 38 | |
| PITCHER | IP WLS BF H R ER SO BB IBB HBP BLK WP HR S P ERA WHIP | IP WLS BF H R ER SO BB IBB HBP BLK WP HR S P ERA WHIP | IP WLS BF H R ER SO BB IBB HBP BLK WP HR S P ERA WHIP | IP WLS BF H R ER SO BB IBB HBP BLK WP HR S P ERA WHIP | IP WLS BF H R ER SO BB IBB HBP BLK WP HR S P ERA WHIP | IP WLS BF H R ER SO BB IBB HBP BLK WP HR S P ERA WHIP | IP WLS BF H R ER SO BB IBB HBP BLK WP HR S P ERA WHIP | IP WLS BF H R ER SO BB IBB HBP BLK WP HR S P ERA WHIP | IP WLS BF H R ER SO BB IBB HBP BLK WP HR S P ERA WHIP | IP WLS BF H R ER SO BB IBB HBP BLK WP HR S P ERA WHIP | IP WLS BF H R ER SO BB IBB HBP BLK WP HR S P ERA WHIP | IP WLS BF H R ER SO BB IBB HBP BLK WP HR S P ERA WHIP | IP WLS BF H R ER SO BB IBB HBP BLK WP HR S P ERA WHIP | IP WLS BF H R ER SO BB IBB HBP BLK WP HR S P ERA WHIP | IP WLS BF H R ER SO BB IBB HBP BLK WP HR S P ERA WHIP | IP WLS BF H R ER SO BB IBB HBP BLK WP HR S P ERA WHIP | IP WLS BF H R ER SO BB IBB HBP BLK WP HR S P ERA WHIP | IP WLS BF H R ER SO BB IBB HBP BLK WP HR S P ERA WHIP | IP WLS BF H R ER SO BB IBB HBP BLK WP HR S P ERA WHIP | IP WLS BF H R ER SO BB IBB HBP BLK WP HR S P ERA WHIP | IP WLS BF H R ER SO BB IBB HBP BLK WP HR S P ERA WHIP |

Cincinnati Reds @ San Diego Padres
Jack Murphy Stadium, San Diego, CA
Tue Sep 28 1993, 10:05 PM EDT
Att: 6,732 - Unknown - 78 F

| | |
|-----|----|
| AB | 32 |
| R | 4 |
| H | 6 |
| RBI | 4 |
| BB | 5 |
| SO | 6 |
| LOB | 14 |



| Batter | 1 | 2 | 3 | 4 | 5 | 6 | 7 | 8 | 9 | AB | R | H | RBI | BB | SO | LOB | BOTTOM | | | | |
|---|---|---|---|---|---|---|---|---|---|---|---|---|---|---|---|---|---|---|---|---|---|
| Jeff Gardner, L OBP: 0.333, SLG: 0.355 | 2-1 2B SF8 | | | 1-3 K | | | | 1-2 F9 | | 5 | 2 | 3 | 2 | 1 | 1 | 1 | | | | | |
| Ricky Gutierrez, R OBP: 0.340, SLG: 0.338 | 1-3 K | 0-0 L3 | | 3-2 1B | | | | | | 5 | 1 | 2 | 2 | 0 | 2 | 4 | | | | | |
| Derek Bell, R OBP: 0.307, SLG: 0.422 | 3-2 2B | 0-0 F7 | | 1-1 P4 | | 0-2 1B 1B | | 0-0 F7 | | 5 | 1 | 2 | 0 | 0 | 0 | 2 | | | | | |
| Phil Plantier, L OBP: 0.333, SLG: 0.509 | 4-0 IBB | | 4-1 BB | | 2-0 F8 | 3-2 1B 1B | | 4-0 FC6-4 BB | | 2 | 1 | 1 | 0 | 3 | 0 | 0 | | | | | |
| Phil Clark, R OBP: 0.352, SLG: 0.504 | 0-0 SF8 | | 1-0 F7 | | 1-1 1B | 1-3 HR | | 3-1 FC6-4 BB | | 3 | 2 | 2 | 2 | 0 | 0 | 1 | | | | | |
| Craig Shipley, R OBP: 0.279, SLG: 0.332 | | | | | | 1-2 1B 2B | | 1-2 HR | | 1 | 0 | 0 | 0 | 0 | 0 | 1 | | | | | |
| Archi Cianfrocco, R OBP: 0.290, SLG: 0.424 | 3H G4-3 | | 1-1 F8 | | 2-1 1B | 0-0 1B | | 1-3 K | | 5 | 1 | 2 | 3 | 0 | 1 | 4 | | | | | |
| Dave Staton, R OBP: 0.344, SLG: 0.643 | | 1-0 F8 | | 4-2 BB | | 1-0 1B | | 1-1 F7 | | 2 | 0 | 1 | 1 | 1 | 0 | 0 | | | | | |
| Jarvis Brown, R OBP: 0.347, SLG: 0.349 | | | 1-2 BB | | 1-2 G4-3 1B | 3H 1B | | FC4 HBP | | 1 | 0 | 0 | 0 | 0 | 0 | 0 | | | | | |
| Kevin Higgins, L OBP: 0.296, SLG: 0.256 | | 1-0 2B 3B | | 3-1 F8 | | 3-1 G4-3 | | 3-2 FC4 BB | | 5 | 2 | 1 | 0 | 0 | 0 | 5 | | | | | |
| Tim Worrell, R ERA: 5.17 | | 1-2 3B 2B | | 1-3 K | | | | 4-2 BB | | 2 | 1 | 1 | 1 | 0 | 1 | 0 | | | | | |
| Tim Worrell, R ERA: 5.17 | | | | | | | | | | 1 | 0 | 0 | 0 | 0 | 0 | 0 | | | | | |
| Mark Davis, L ERA: 3.92 | | | | | | | | | | 0 | 0 | 0 | 0 | 0 | 0 | 0 | | | | | |
| Wally Whitehurst, R ERA: 3.73 | | | | | | | | | | 0 | 0 | 0 | 0 | 0 | 0 | 0 | | | | | |
| Trevor Hoffman, R ERA: 3.99 | | | | | | | | | | 0 | 0 | 0 | 0 | 0 | 0 | 0 | | | | | |
| Inning Stats | R: 1 E: 0 K: 1 S: 12 | H: 2 LOB: 2 BB: 1 P: 23 | R: 2 E: 0 K: 0 S: 9 | H: 3 LOB: 1 BB: 0 P: 12 | R: 0 E: 0 K: 0 S: 8 | H: 0 LOB: 2 BB: 2 P: 21 | R: 0 E: 0 K: 2 S: 15 | H: 1 LOB: 1 BB: 0 P: 21 | R: 1 E: 0 K: 0 S: 8 | H: 3 LOB: 1 BB: 0 P: 17 | R: 7 E: 0 K: 2 S: 28 | H: 6 LOB: 2 BB: 2 P: 46 | R: 0 E: 0 K: 1 S: 6 | H: 0 LOB: 1 BB: 1 P: 14 | R: 0 E: 0 K: 0 S: 11 | H: 0 LOB: 1 BB: 1 P: 16 | 1B: 8 2B: 3 3B: 2 HR: 2 | SF: 1 SAC: 0 DP: 1 HBP: 1 | WP: 0 PB: 0 SB: 0 CS: 0 | PA: 46 | |
| PITCHER | IP WLS BF H R ER SO BB IBB HBP BLK WP HR S P ERA WHIP | IP WLS BF H R ER SO BB IBB HBP BLK WP HR S P ERA WHIP | IP WLS BF H R ER SO BB IBB HBP BLK WP HR S P ERA WHIP | IP WLS BF H R ER SO BB IBB HBP BLK WP HR S P ERA WHIP | IP WLS BF H R ER SO BB IBB HBP BLK WP HR S P ERA WHIP | IP WLS BF H R ER SO BB IBB HBP BLK WP HR S P ERA WHIP | IP WLS BF H R ER SO BB IBB HBP BLK WP HR S P ERA WHIP | IP WLS BF H R ER SO BB IBB HBP BLK WP HR S P ERA WHIP | IP WLS BF H R ER SO BB IBB HBP BLK WP HR S P ERA WHIP | IP WLS BF H R ER SO BB IBB HBP BLK WP HR S P ERA WHIP | IP WLS BF H R ER SO BB IBB HBP BLK WP HR S P ERA WHIP | IP WLS BF H R ER SO BB IBB HBP BLK WP HR S P ERA WHIP | IP WLS BF H R ER SO BB IBB HBP BLK WP HR S P ERA WHIP | IP WLS BF H R ER SO BB IBB HBP BLK WP HR S P ERA WHIP | IP WLS BF H R ER SO BB IBB HBP BLK WP HR S P ERA WHIP | IP WLS BF H R ER SO BB IBB HBP BLK WP HR S P ERA WHIP | IP WLS BF H R ER SO BB IBB HBP BLK WP HR S P ERA WHIP | IP WLS BF H R ER SO BB IBB HBP BLK WP HR S P ERA WHIP | IP WLS BF H R ER SO BB IBB HBP BLK WP HR S P ERA WHIP | IP WLS BF H R ER SO BB IBB HBP BLK WP HR S P ERA WHIP | IP WLS BF H R ER SO BB IBB HBP BLK WP HR S P ERA WHIP |

Cincinnati Reds @ San Diego Padres
Jack Murphy Stadium, San Diego, CA
Tue Sep 28 1993, 10:05 PM EDT
Att: 6,732 - Unknown - 78 F

| | |
|-----|----|
| AB | 37 |
| R | 11 |
| H | 15 |
| RBI | 11 |
| BB | 7 |
| SO | 6 |
| LOB | 18 |



| Batter | 1 | 2 | 3 | 4 | 5 | 6 | 7 | 8 | 9 | AB | R | H | RBI | BB | SO | LOB | TOP | | | | | |
|---|------------------------------|---------------------------------|-------------------------------|----------------------------------|------------------------------|----------------------------------|-------------------------------|----------------------------------|-------------------------------|----------------------------------|------------------------------|----------------------------------|------------------------------|----------------------------------|------------------------------|----------------------------------|--------------------------------|----------------------------------|----------------------------------|------------------------------------|----------------------------------|--------|
| Thomas Howard, S OBP: 0.299, SLG: 0.384 (1, 8) | F7 | | G4-3 | | | E6 | G3-1 | | G4-3 | | | | | | | | 5 0 0 0 0 0 4 | | | | | |
| Jeff Branson, L OBP: 0.291, SLG: 0.319 (1, 4) | G3 | | | | FC4-6 | FC4-6 | | L4 | | | | | | | | | 4 3 1 0 1 0 2 | | | | | |
| Hal Morris, L OBP: 0.365, SLG: 0.404 (1, 3) | F8 | | | | | | | | | | | | | | | | 4 2 3 1 1 0 0 | | | | | |
| Reggie Sanders, R OBP: 0.347, SLG: 0.452 (1, 9) | | | | | | | | | | | | | | | | | 5 1 2 2 0 0 2 | | | | | |
| Chris Sabo, R OBP: 0.317, SLG: 0.445 (1, 5) | | | | | | | | | | | | | | | | | 5 1 1 3 0 3 3 | | | | | |
| Tim Coste, R OBP: 0.283, SLG: 0.387 Greg Tubbs, R OBP: 0.351, SLG: 0.237 (1, 7) (7, 7) | | | | | | | | | | | | | | | | | 2 0 0 1 0 1 0 0 0 0 0 1 0 0 | | | | | |
| Joe Oliver, R OBP: 0.276, SLG: 0.385 (1, 2) | | | | | | | | | | | | | | | | | 4 0 0 0 0 1 3 | | | | | |
| Keith Kessinger, S OBP: 0.348, SLG: 0.474 (1, 6) | | | | | | | | | | | | | | | | | 2 0 0 0 2 0 0 | | | | | |
| Tim Pugh, R OBP: 0.236, SLG: 0.241 (1, 1) | | | | | | | | | | | | | | | | | 2 1 1 0 0 1 0 | | | | | |
| Inning Stats | R: 0 E: 0 K: 0 S: 6 | H: 0 LOB: 0 BB: 0 P: 8 | R: 0 E: 1 K: 1 S: 10 | H: 0 LOB: 1 BB: 0 P: 16 | R: 0 E: 0 K: 1 S: 7 | H: 0 LOB: 0 BB: 0 P: 13 | R: 2 E: 0 K: 1 S: 12 | H: 2 LOB: 1 BB: 1 P: 22 | R: 5 E: 1 K: 1 S: 19 | H: 4 LOB: 0 BB: 0 P: 27 | R: 0 E: 0 K: 0 S: 9 | H: 0 LOB: 1 BB: 1 P: 14 | R: 0 E: 0 K: 1 S: 7 | H: 0 LOB: 1 BB: 1 P: 15 | R: 0 E: 0 K: 0 S: 9 | H: 0 LOB: 2 BB: 2 P: 20 | R: 1 E: 0 K: 1 S: 10 | H: 2 LOB: 0 BB: 0 P: 14 | 1B: 7 2B: 0 3B: 0 HR: 1 | SF: 1 SAC: 2 DP: 1 HBP: 0 | WP: 0 PB: 1 SB: 0 CS: 0 | PA: 41 |
| PITCHER | IP | WLS | BF | H | R | ER | SO | BB | IBB | HBP | BLK | WP | HR | S | P | ERA | WHIP | | | | | |
| Scott Sanders, R ERA: 4.13 (1, 1) | 5.0 | L | 24 | 6 | 7 | 2 | 4 | 1 | 0 | 0 | 0 | 0 | 1 | 54 | 86 | 3.60 | 1.400 | | | | | |
| Frank Seminara, R ERA: 4.34 (6, 1) | 2.0 | | 8 | 0 | 0 | 0 | 1 | 2 | 0 | 0 | 0 | 0 | 0 | 16 | 29 | 0.00 | 1.000 | | | | | |
| Rudy Seanez, R ERA: 13.5 (8, 1) | 2.0 | | 9 | 2 | 1 | 1 | 1 | 2 | 0 | 0 | 0 | 0 | 0 | 19 | 34 | 4.50 | 2.000 | | | | | |

Cincinnati Reds @ San Diego Padres
 Jack Murphy Stadium, San Diego, CA
 Wed Sep 29 1993, 10:05 PM EDT
 Att. 7,644 - Unknown - 77 F

| | |
|-----|----|
| AB | 33 |
| R | 8 |
| H | 8 |
| RBI | 7 |
| BB | 5 |
| SO | 6 |
| LOB | 14 |

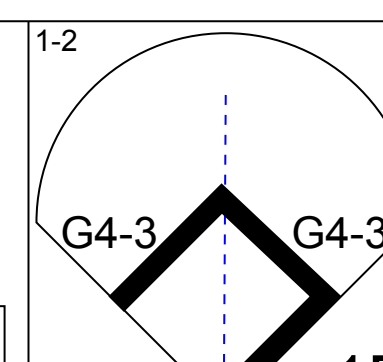
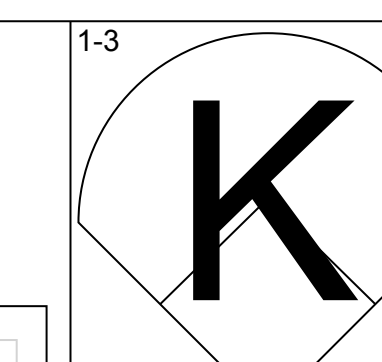
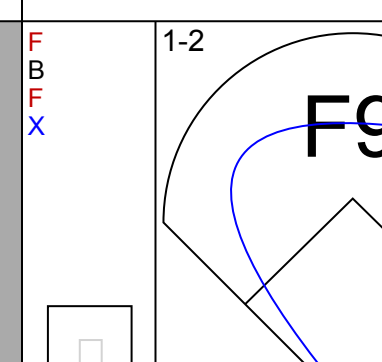
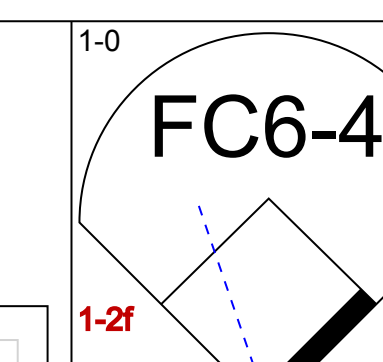
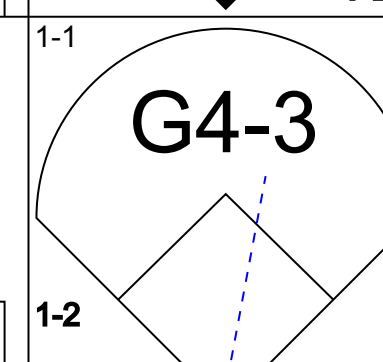
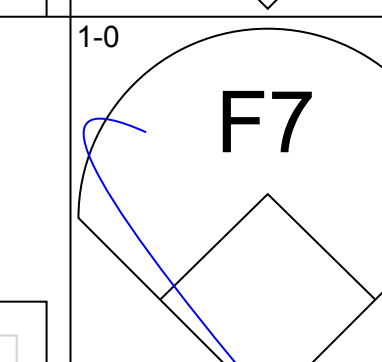
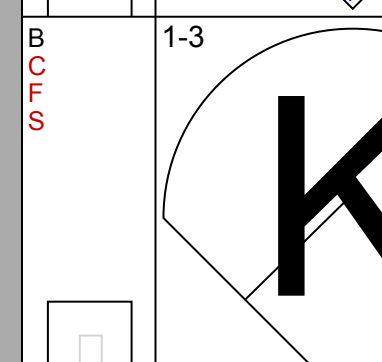
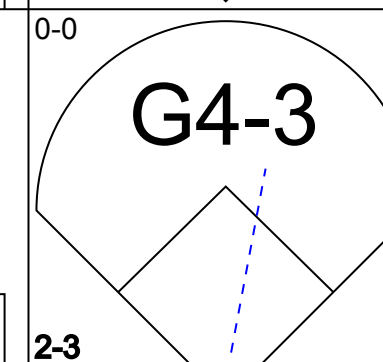
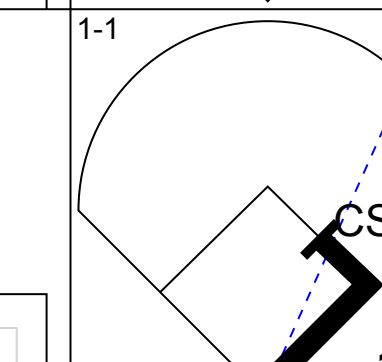
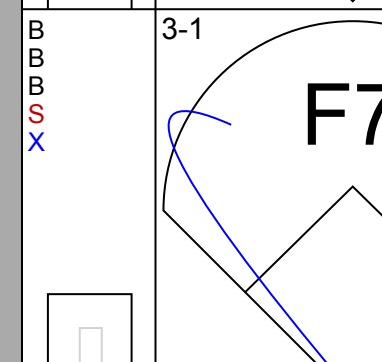
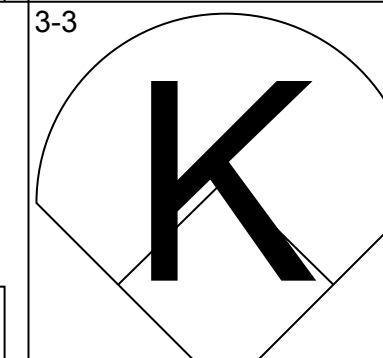
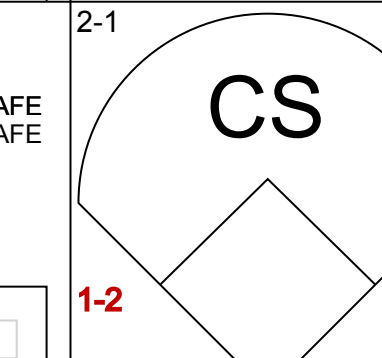
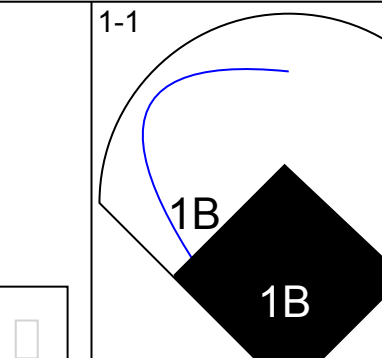

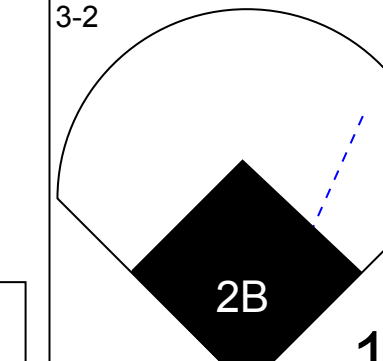
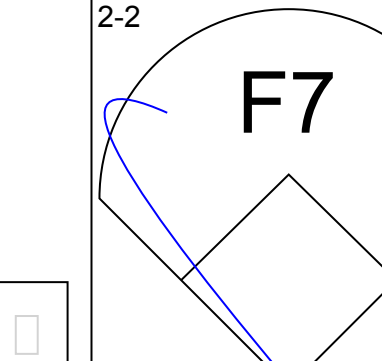
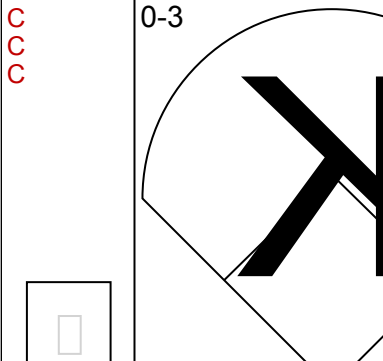
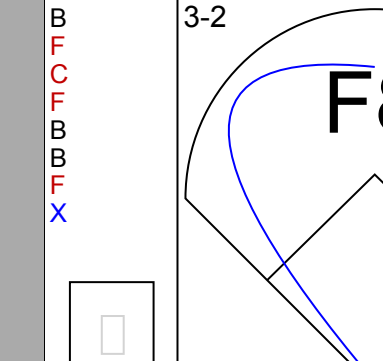
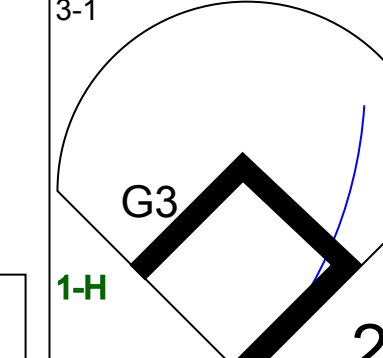
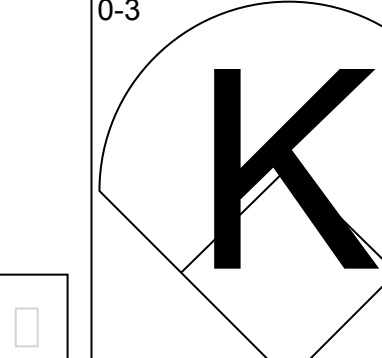
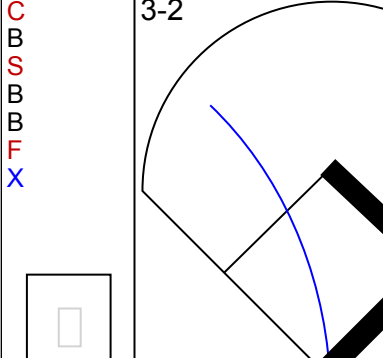
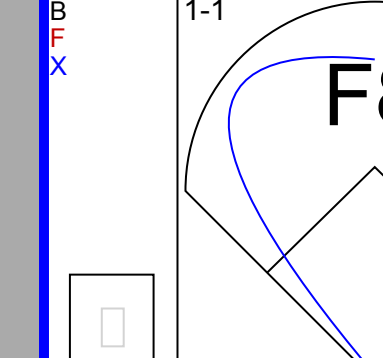
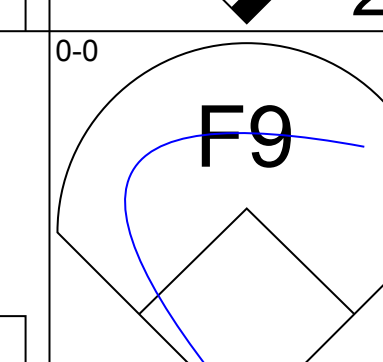
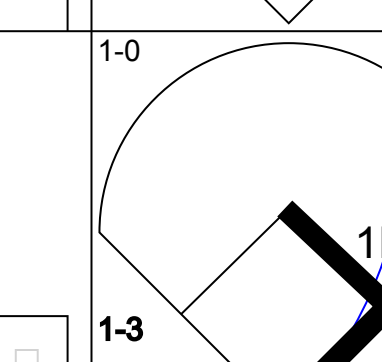
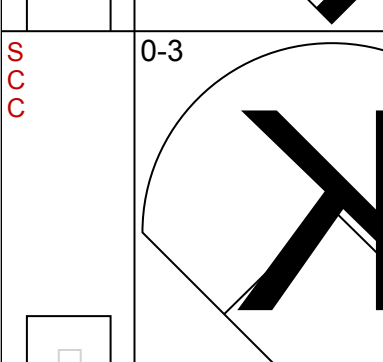
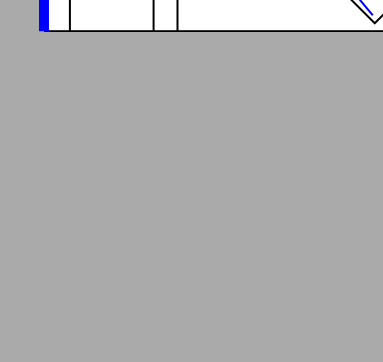
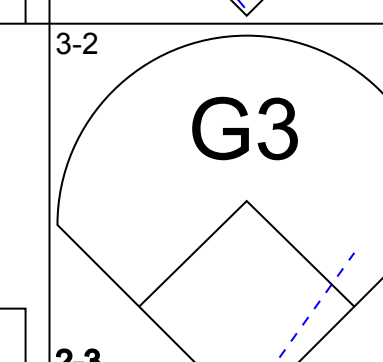
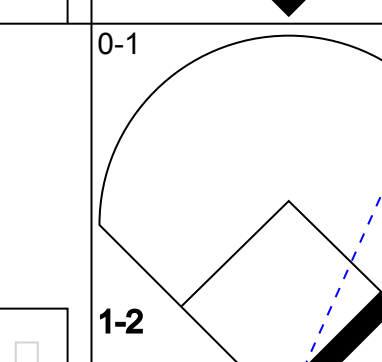
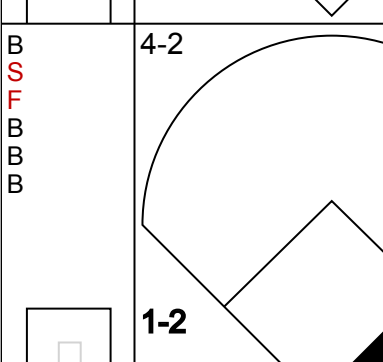

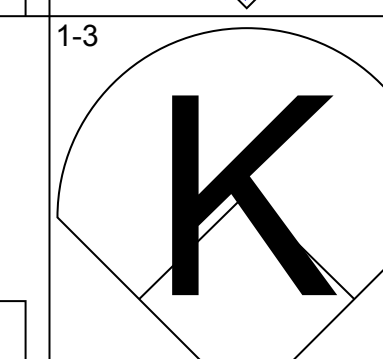
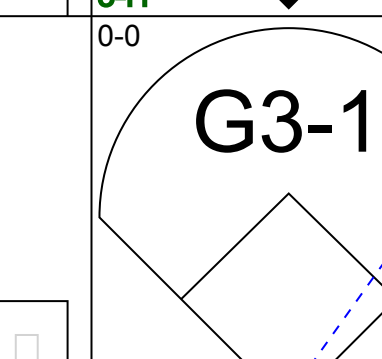
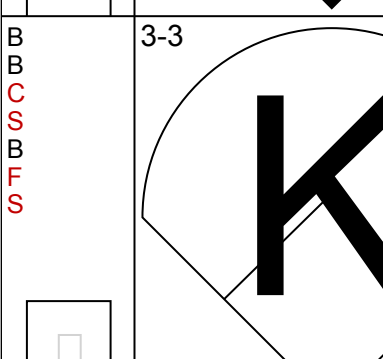

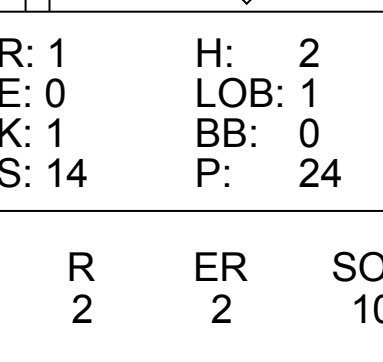
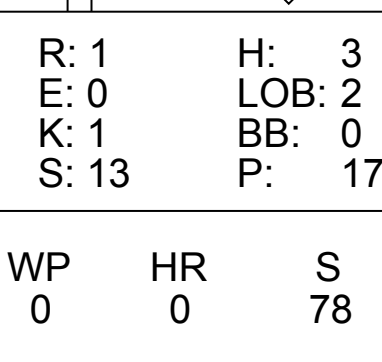
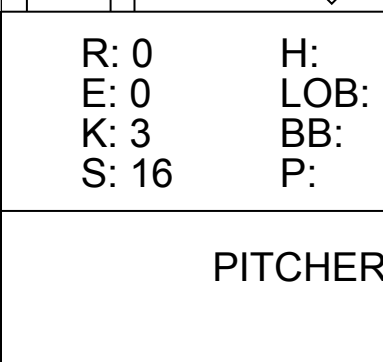
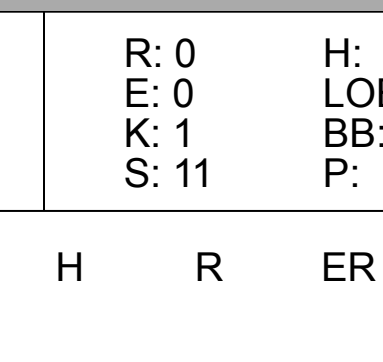


| Batter | 1 | 2 | 3 | 4 | 5 | 6 | 7 | 8 | 9 | AB | R | H | RBI | BB | SO | LOB | BOTTOM | | | | | |
|---|------------------------------|----------------------------------|------------------------------|----------------------------------|------------------------------|---------------------------------|------------------------------|----------------------------------|------------------------------|---------------------------------|------------------------------|---------------------------------|------------------------------|----------------------------------|------------------------------|---------------------------------|---|----------------------------------|----------------------------------|------------------------------------|----------------------------------|--------|
| Jarvis Brown, R OBP: 0.344, SLG: 0.341 (1, 8) | G6-3 | | | | | | | | | | | | | | | | 3 0 0 0 1 1 0 | | | | | |
| Jeff Gardner, L OBP: 0.336, SLG: 0.354 Rudy Seanez, R (8, 1) Guillermo Velasquez, L (9, PH) OBP: 0.271, SLG: 0.284 | | | | | | | | | | | | | | | | | 1 0 0 0 0 2 0 0 0 0 0 0 0 0 0 0 0 0 0 0 0 1 0 0 | | | | | |
| Derek Bell, R OBP: 0.305, SLG: 0.419 (1, 9) | | | | | | | | | | | | | | | | | 4 0 0 0 0 0 5 | | | | | |
| Phil Plantier, L OBP: 0.331, SLG: 0.506 (1, 7) | | | | | | | | | | | | | | | | | 3 0 0 0 0 0 0 | | | | | |
| Phil Clark, R OBP: 0.348, SLG: 0.498 (6, 5) | | | | | | | | | | | | | | | | | 3 0 0 0 0 0 0 | | | | | |
| Archi Cianfrocco, R OBP: 0.288, SLG: 0.421 Frank Seminara, R OBP: 0.230, SLG: 0.200 Luis Lopez, S OBP: 0.079, SLG: 0.081 (1, 5) (6, 1) (8, 4) | | | | | | | | | | | | | | | | | 2 0 0 0 0 0 0 0 0 0 0 0 0 0 0 0 1 0 0 0 0 1 0 0 | | | | | |
| Ricky Gutierrez, R OBP: 0.338, SLG: 0.336 (1, 6) | | | | | | | | | | | | | | | | | 3 0 0 0 0 1 0 | | | | | |
| Kevin Higgins, L OBP: 0.293, SLG: 0.253 Bill Bean, L OBP: 0.282, SLG: 0.402 (9, PH) | | | | | | | | | | | | | | | | | 2 0 0 0 0 0 0 0 1 0 1 0 0 0 0 0 | | | | | |
| Scott Sanders, R OBP: 0.063, SLG: 0.063 Dave Staton, R OBP: 0.324, SLG: 0.600 (1, 1) (6, 3) | | | | | | | | | | | | | | | | | 1 0 0 0 0 0 0 0 2 0 0 0 0 1 1 | | | | | |
| Inning Stats | R: 0 E: 0 K: 0 S: 6 | H: 0 LOB: 1 BB: 1 P: 13 | R: 0 E: 0 K: 0 S: 9 | H: 0 LOB: 0 BB: 0 P: 12 | R: 0 E: 0 K: 1 S: 3 | H: 0 LOB: 0 BB: 0 P: 6 | R: 0 E: 0 K: 1 S: 7 | H: 0 LOB: 1 BB: 1 P: 14 | R: 0 E: 0 K: 0 S: 4 | H: 0 LOB: 0 BB: 0 P: 5 | R: 0 E: 0 K: 0 S: 6 | H: 0 LOB: 0 BB: 0 P: 9 | R: 0 E: 0 K: 0 S: 9 | H: 0 LOB: 0 BB: 0 P: 14 | R: 0 E: 0 K: 1 S: 6 | H: 0 LOB: 0 BB: 0 P: 7 | R: 0 E: 0 K: 2 S: 17 | H: 1 LOB: 3 BB: 2 P: 29 | 1B: 1 2B: 0 3B: 0 HR: 0 | SF: 0 SAC: 0 DP: 2 HBP: 0 | WP: 0 PB: 0 SB: 0 CS: 0 | PA: 30 |
| PITCHER | IP | WLS | BF | H | R | ER | SO | BB | IBB | HBP | BLK | WP | HR | S | P | ERA | WHIP | | | | | |
| Tim Pugh, R ERA: 5.26 (1, 1) | 9.0 | W | 30 | 1 | 0 | 0 | 4 | 4 | 0 | 0 | 0 | 0 | 0 | 67 | 109 | 0.00 | 0.556 | | | | | |

Cincinnati Reds @ San Diego Padres
 Jack Murphy Stadium, San Diego, CA
 Wed Sep 29 1993, 10:05 PM EDT
 Att. 7,644 - Unknown - 77 F

| | |
|-----|----|
| AB | 26 |
| R | 0 |
| H | 1 |
| RBI | 0 |
| BB | 4 |
| SO | 4 |
| LOB | 6 |

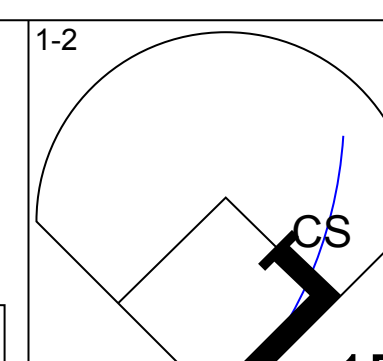
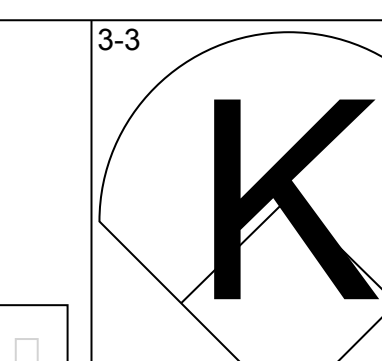
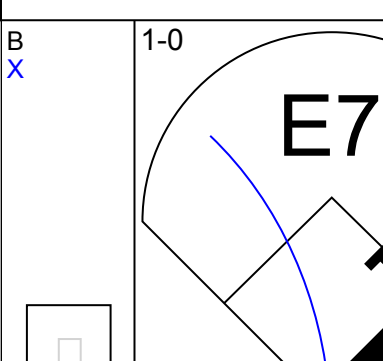
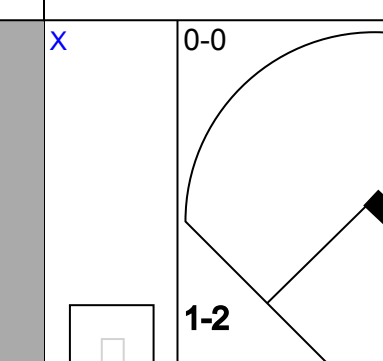
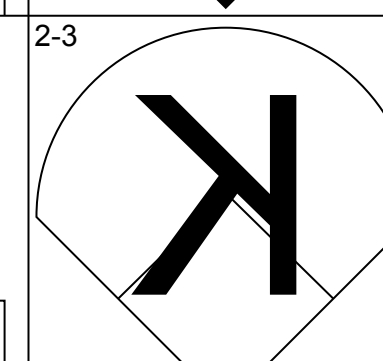
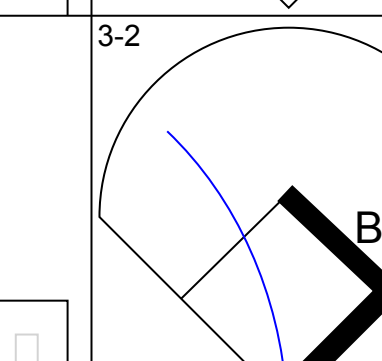
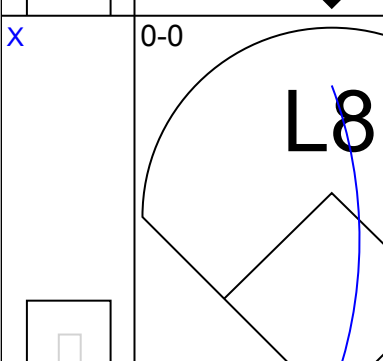
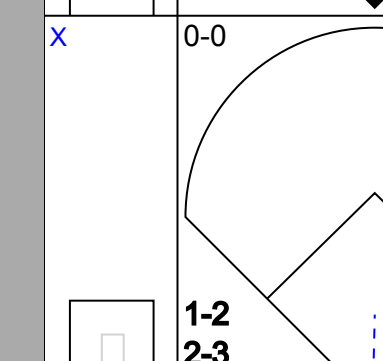
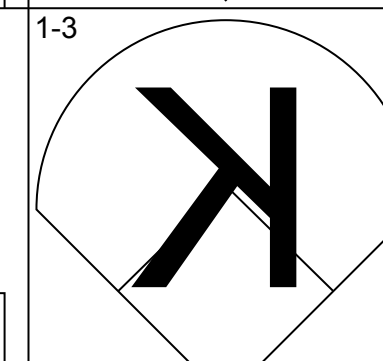
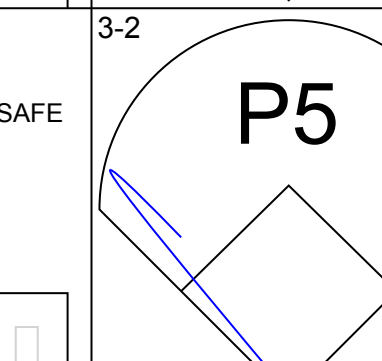
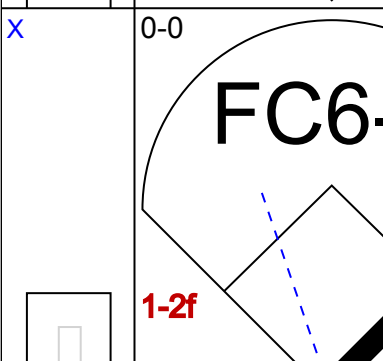
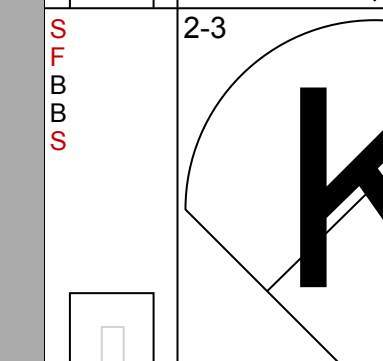
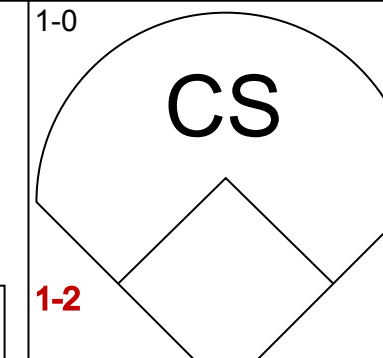
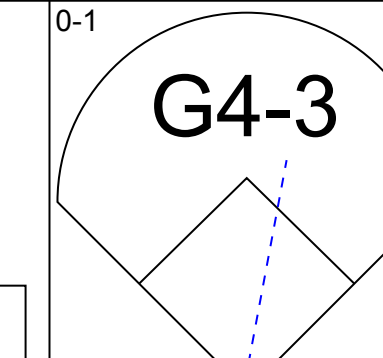
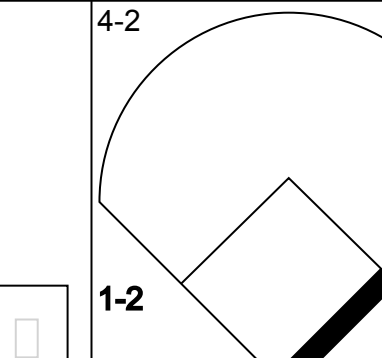
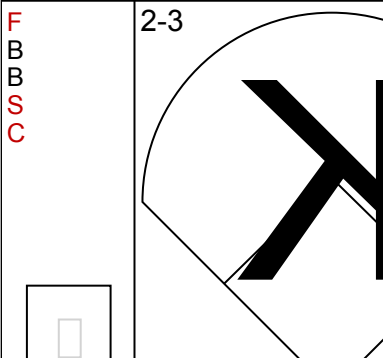
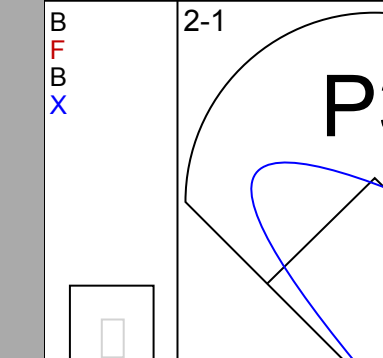
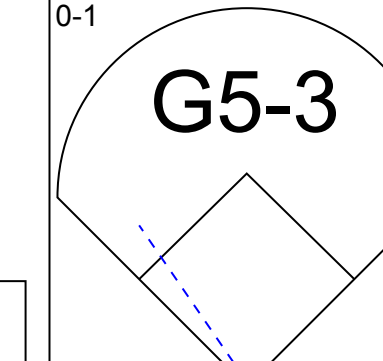
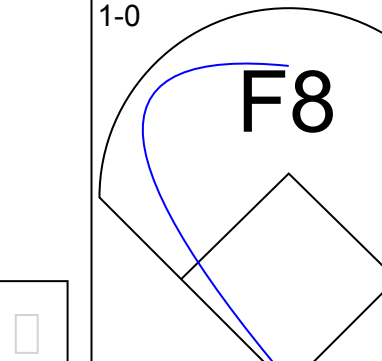

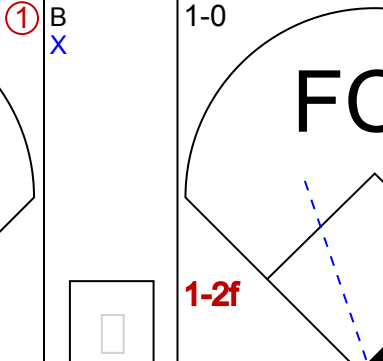
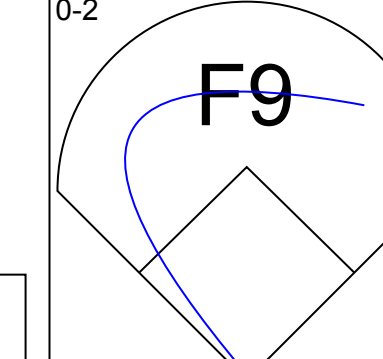
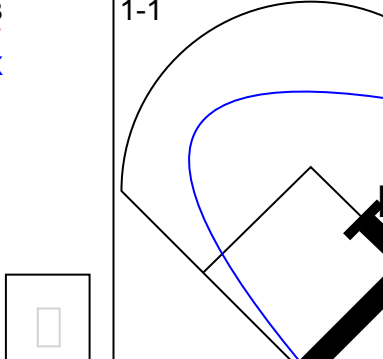
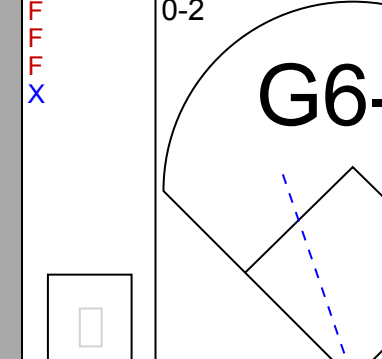
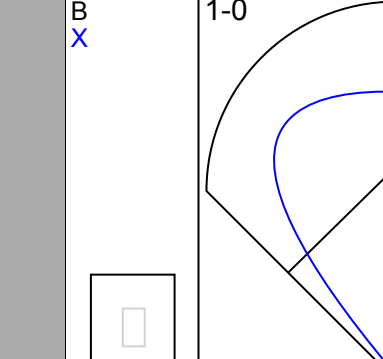
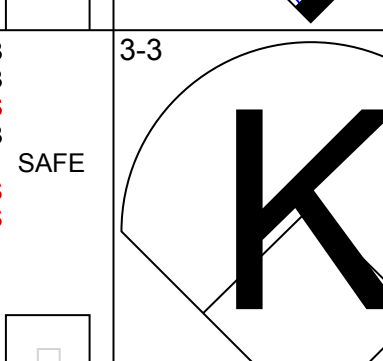
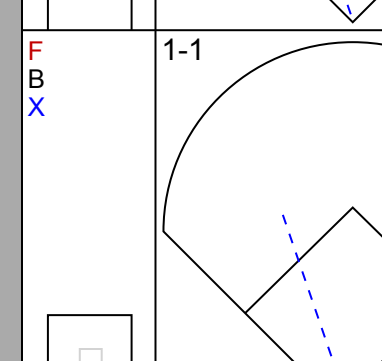
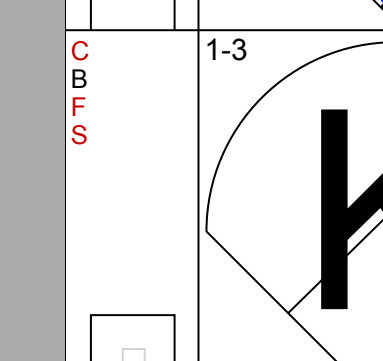
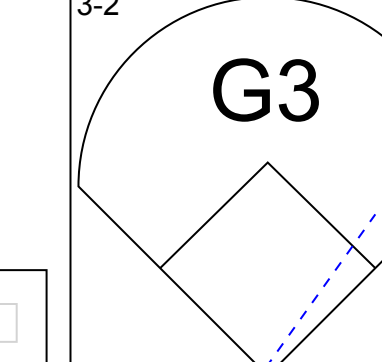
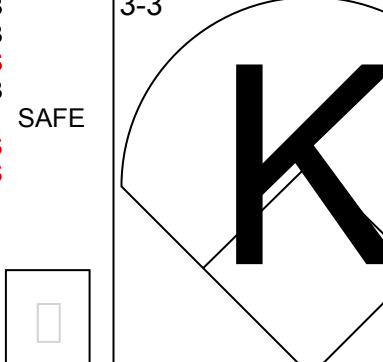
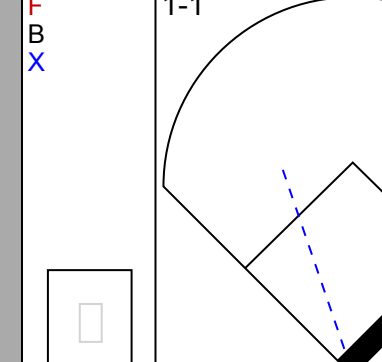
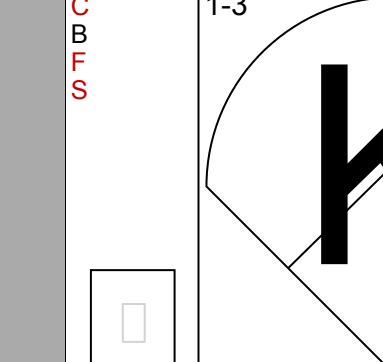
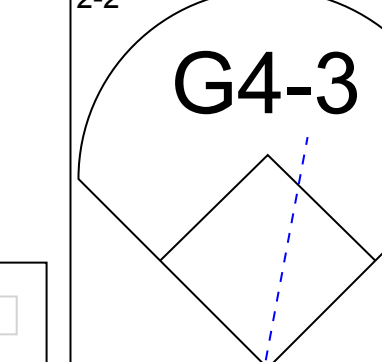
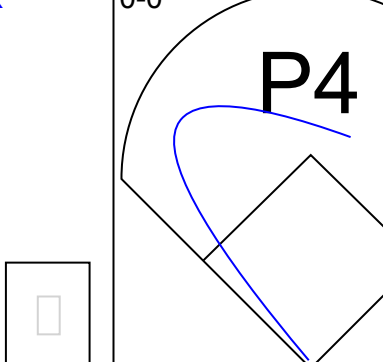
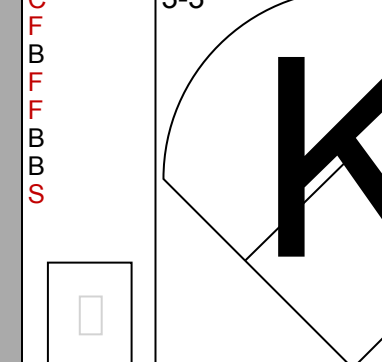
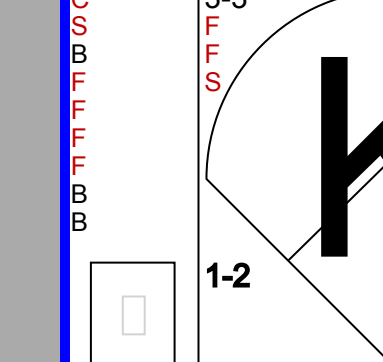
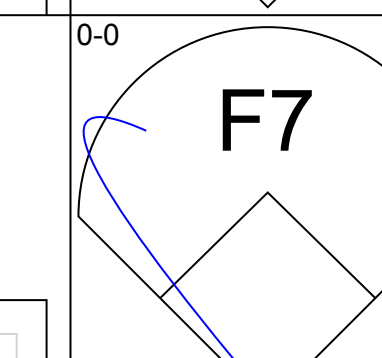
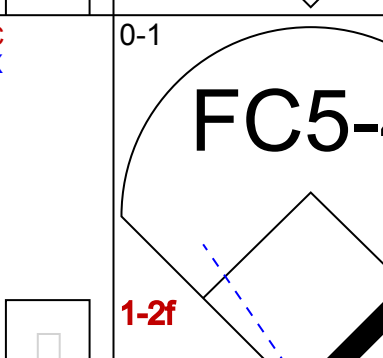

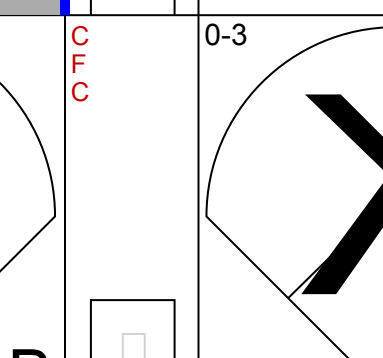
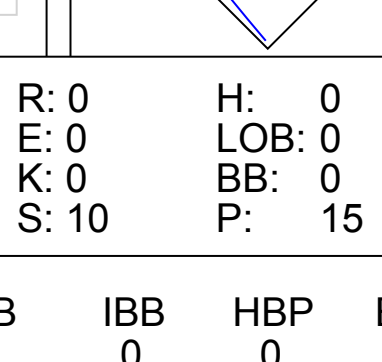
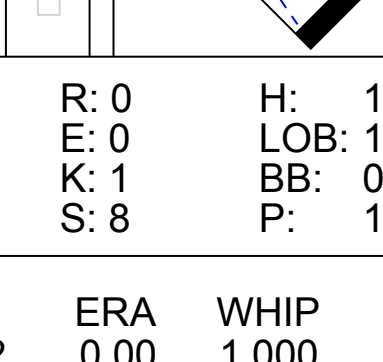
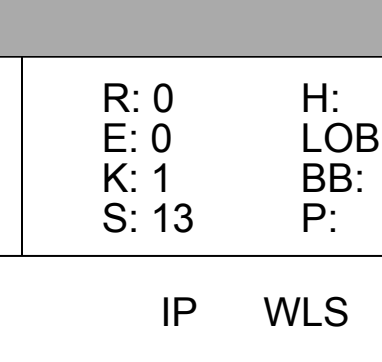
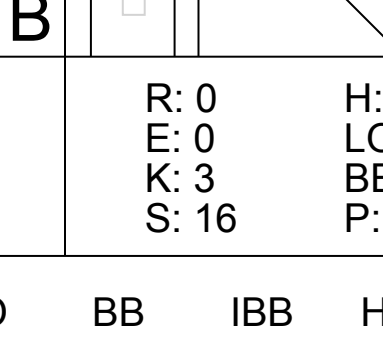









| Batter | 1 | 2 | 3 | 4 | 5 | 6 | 7 | 8 | 9 | AB | R | H | RBI | BB | SO | LOB | TOP | | | |
|---|---|---|---|---|------------------------------|----------------------------------|---|----------------------------------|---|----------------------------------|-------------------------------|----------------------------------|-------------------------------|----------------------------------|------------------------------|----------------------------------|----------------------------------|------------------------------------|--|--|
| Craig Biggio, R OBP: 0.373, SLG: 0.474 (1, 4) |  | |  | | | |  | |  | 5 | 0 | 2 | 0 | 0 | 1 | 1 | | | | |
| Steve Finley, L OBP: 0.303, SLG: 0.385 (1, 8) |  | |  | | | |  | | | 4 | 0 | 0 | 0 | 0 | 2 | 2 | | | | |
| Luis Gonzalez, L OBP: 0.361, SLG: 0.460 (1, 7) |  | |  | | | |  | | | 4 | 0 | 1 | 0 | 0 | 0 | 2 | | | | |
| Ken Caminiti, S OBP: 0.321, SLG: 0.390 (1, 5) |  | |  |  | | |  | | | 4 | 1 | 1 | 0 | 0 | 3 | 2 | | | | |
| Kevin Bass, S OBP: 0.360, SLG: 0.409 (1, 9) | |  | |  | | |  | |  | 4 | 1 | 1 | 0 | 0 | 1 | 1 | | | | |
| Chris Donnels, L OBP: 0.323, SLG: 0.364 (8, PH) | |  | |  | | |  | |  | 3 | 0 | 2 | 1 | 0 | 1 | 1 | | | | |
| Jim Lindeman, R OBP: 0.400, SLG: 0.533 (8, 3) | |  | |  | | |  | |  | 1 | 0 | 0 | 0 | 0 | 0 | 0 | | | | |
| Andujar Cedeno, R OBP: 0.348, SLG: 0.415 (1, 6) | |  | |  | | |  | |  | 4 | 0 | 1 | 0 | 0 | 1 | 2 | | | | |
| Eddie Taubensee, L OBP: 0.301, SLG: 0.392 (1, 2) | |  | |  | | |  | |  | 3 | 0 | 1 | 1 | 1 | 1 | 1 | | | | |
| Greg Swindell, L OBP: 0.183, SLG: 0.200 (1, 1) | |  | |  | | |  | |  | 4 | 0 | 1 | 0 | 0 | 2 | 5 | | | | |
| Inning Stats | R: 0 E: 0 K: 1 S: 10 | H: 1 LOB: 1 BB: 0 P: 15 | R: 1 E: 0 K: 1 S: 14 | H: 2 LOB: 1 BB: 0 P: 24 | R: 0 E: 0 K: 1 S: 7 | H: 1 LOB: 0 BB: 0 P: 12 | R: 1 E: 0 K: 1 S: 13 | H: 3 LOB: 2 BB: 0 P: 17 | R: 0 E: 0 K: 2 S: 16 | H: 1 LOB: 1 BB: 0 P: 15 | R: 0 E: 0 K: 3 S: 16 | H: 0 LOB: 0 BB: 0 P: 13 | R: 0 E: 0 K: 1 S: 11 | H: 0 LOB: 0 BB: 0 P: 18 | R: 0 E: 0 K: 1 S: 7 | H: 1 LOB: 1 BB: 0 P: 10 | 1B: 9 2B: 1 3B: 0 HR: 0 | SF: 0 SAC: 0 DP: 0 HBP: 0 | WP: 0 PA: 38 PB: 0 SB: 1 CS: 1 | |
| PITCHER | IP | WLS | BF | H | R | ER | SO | BB | IBB | HBP | BLK | WP | HR | S | P | ERA | WHIP | | | |
| Jose Rijo, R ERA: 2.48 (1, 1) | 7.0 | L | 30 | 9 | 2 | 2 | 10 | 1 | 0 | 0 | 0 | 0 | 0 | 78 | 122 | 2.57 | 1.429 | | | |
| Ross Powell, L ERA: 3.38 (8, 1) | 2.0 | | 7 | 1 | 0 | 0 | 2 | 0 | 0 | 0 | 0 | 0 | 0 | 18 | 28 | 0.00 | 0.500 | | | |

Houston Astros @ Cincinnati Reds
Riverfront Stadium, Cincinnati, OH
Fri Oct 01 1993, 7:05 PM EDT
Att: 26,944 - Unknown

AB 36
R 2
H 10
RBI 2
BB 1
SO 12
LOB 17



| Batter | 1 | 2 | 3 | 4 | 5 | 6 | 7 | 8 | 9 | AB | R | H | RBI | BB | SO | LOB | BOTTOM | | | | |
|---|---|---|---|---|--|----------------------------------|---|----------------------------------|---|----------------------------------|------------------------------|---------------------------------|-------------------------------|----------------------------------|-------------------------------|----------------------------------|-------------------------------|----------------------------------|----------------------------------|------------------------------------|--|
| Juan Samuel, R OBP: 0.298, SLG: 0.345 (1, 4) |  | | |  | | |  | |  | 4 | 0 | 2 | 0 | 0 | 1 | 0 | | | | | |
| Hal Morris, L OBP: 0.367, SLG: 0.405 (1, 3) |  | | |  | | |  | |  | 4 | 0 | 2 | 0 | 0 | 1 | 2 | | | | | |
| Reggie Sanders, R OBP: 0.345, SLG: 0.449 (1, 9) |  | | |  | | |  | |  | 4 | 0 | 0 | 0 | 0 | 2 | 6 | | | | | |
| Chris Sabo, R OBP: 0.316, SLG: 0.442 (1, 5) |  |  | |  | | |  | |  | 3 | 0 | 0 | 0 | 1 | 1 | 4 | | | | | |
| Tim Costo, R OBP: 0.252, SLG: 0.371 (1, 7) | |  | |  | | |  | |  | 4 | 0 | 0 | 0 | 0 | 0 | 5 | | | | | |
| Joe Oliver, R OBP: 0.276, SLG: 0.386 (1, 2) | |  | | |  | |  | |  | 4 | 0 | 2 | 0 | 0 | 0 | 0 | | | | | |
| Greg Tubbs, R OBP: 0.351, SLG: 0.237 (9, FR) | | | | |  | |  | |  | 0 | 0 | 0 | 0 | 0 | 0 | 0 | | | | | |
| Thomas Howard, S OBP: 0.298, SLG: 0.383 (1, 8) | | |  | |  | |  | |  | 4 | 0 | 1 | 0 | 0 | 2 | 2 | | | | | |
| Jeff Branson, L OBP: 0.278, SLG: 0.316 (8, 1) | | |  | |  | |  | |  | 3 | 0 | 0 | 0 | 0 | 1 | 2 | | | | | |
| Ross Powell, L OBP: 0.288, SLG: 0.413 (9, PH) | | |  | |  | |  | |  | 0 | 0 | 0 | 0 | 0 | 0 | 0 | | | | | |
| Brian Dorsett, R OBP: 0.288, SLG: 0.413 (9, PH) | | |  | |  | |  | |  | 1 | 0 | 0 | 0 | 0 | 1 | 1 | | | | | |
| Jose Rijo, R OBP: 0.294, SLG: 0.354 (1, 1) | | |  | |  | |  | |  | 2 | 0 | 0 | 0 | 0 | 0 | 1 | | | | | |
| Keith Kessinger, S OBP: 0.360, SLG: 0.476 (8, 6) | | | | |  | |  | |  | 2 | 0 | 1 | 0 | 0 | 1 | 2 | | | | | |
| Inning Stats | R: 0 E: 0 K: 2 S: 9 | H: 1 LOB: 0 BB: 0 P: 14 | R: 0 E: 0 K: 0 S: 9 | H: 0 LOB: 0 BB: 0 P: 9 | R: 0 E: 0 K: 0 S: 10 | H: 0 LOB: 0 BB: 0 P: 15 | R: 0 E: 0 K: 1 S: 14 | H: 1 LOB: 2 BB: 1 P: 28 | R: 0 E: 0 K: 1 S: 8 | H: 1 LOB: 1 BB: 0 P: 12 | R: 0 E: 0 K: 1 S: 6 | H: 0 LOB: 1 BB: 0 P: 9 | R: 0 E: 0 K: 1 S: 13 | H: 1 LOB: 0 BB: 0 P: 18 | R: 0 E: 0 K: 1 S: 10 | H: 3 LOB: 3 BB: 0 P: 16 | R: 0 E: 0 K: 3 S: 16 | H: 1 LOB: 2 BB: 0 P: 21 | 1B: 8 2B: 0 3B: 0 HR: 0 | SF: 0 SAC: 0 DP: 0 HBP: 0 | WP: 0 PA: 37 PB: 0 SB: 0 CS: 1 |
| PITCHER | IP | WLS | BF | H | R | ER | SO | BB | IBB | HBP | BLK | WP | HR | S | P | ERA | WHIP | | | | |
| Greg Swindell, L ERA: 4.16 (1, 1) | 9.0 | W | 36 | 8 | 0 | 0 | 10 | 1 | 0 | 0 | 0 | 0 | 0 | 95 | 142 | 0.00 | 1.000 | | | | |

Houston Astros @ Cincinnati Reds
Riverfront Stadium, Cincinnati, OH
Fri Oct 01 1993, 7:05 PM EDT
Att: 26,944 - Unknown

AB 35
R 0
H 8
RBI 0
BB 1
SO 10
LOB 25



| Batter | 1 | 2 | 3 | 4 | 5 | 6 | 7 | 8 | 9 | AB | R | H | RBI | BB | SO | LOB | TOP | | | | | | | | |
|---|------------------------------|---------------------------------|-------------------------------|----------------------------------|------------------------------|----------------------------------|------------------------------|----------------------------------|------------------------------|---------------------------------|-------------------------------|----------------------------------|------------------------------|---------------------------------|-------------------------------|----------------------------------|------------------------------|----------------------------------|----------------------------------|------------------------------------|----------------------------------|--------|--|--|--|
| Casey Candaele, S OBP: 0.299, SLG: 0.333 (1, 4) | | | | | | | | | | 4 | 0 | 1 | 0 | 0 | 0 | 2 | | | | | | | | | |
| Steve Finley, L OBP: 0.304, SLG: 0.386 (1, 8) | | | | | | | | | | 4 | 2 | 2 | 0 | 0 | 0 | 2 | | | | | | | | | |
| Kevin Bass, S OBP: 0.362, SLG: 0.405 (1, 9) | | | | | | | | | | 2 | 1 | 0 | 0 | 2 | 1 | 1 | | | | | | | | | |
| Luis Gonzalez, L OBP: 0.360, SLG: 0.457 (1, 7) | | | | | | | | | | 3 | 0 | 0 | 0 | 1 | 0 | 3 | | | | | | | | | |
| Chris Donnels, L OBP: 0.323, SLG: 0.371 Mike Brumley, S OBP: 0.286, SLG: 0.286 (8, PH) (8, 5) | | | | | | | | | | 2 | 0 | 1 | 1 | 0 | 0 | 0 | | | | | | | | | |
| Andujar Cedeno, R OBP: 0.346, SLG: 0.412 (1, 6) | | | | | | | | | | 4 | 0 | 0 | 0 | 0 | 1 | 4 | | | | | | | | | |
| Jim Lindeman, R OBP: 0.421, SLG: 0.579 (1, 3) | | | | | | | | | | 4 | 0 | 2 | 0 | 0 | 1 | 0 | | | | | | | | | |
| Eddie Taubensee, L OBP: 0.300, SLG: 0.390 (1, 2) | | | | | | | | | | 4 | 0 | 1 | 0 | 0 | 1 | 2 | | | | | | | | | |
| Mark Portugal, R OBP: 0.257, SLG: 0.277 Xavier Hernandez, L OBP: 0.345, SLG: 0.245 (8, 1) (8, 6) | | | | | | | | | | 3 | 0 | 2 | 0 | 0 | 0 | 1 | | | | | | | | | |
| Inning Stats | R: 0 E: 0 K: 1 S: 6 | H: 1 LOB: 1 BB: 0 P: 6 | R: 0 E: 0 K: 2 S: 13 | H: 0 LOB: 0 BB: 0 P: 18 | R: 0 E: 0 K: 1 S: 9 | H: 1 LOB: 1 BB: 0 P: 12 | R: 0 E: 0 K: 0 S: 7 | H: 1 LOB: 0 BB: 0 P: 10 | R: 0 E: 0 K: 0 S: 3 | H: 1 LOB: 0 BB: 2 P: 3 | R: 1 E: 0 K: 0 S: 13 | H: 1 LOB: 1 BB: 0 P: 26 | R: 0 E: 0 K: 0 S: 4 | H: 2 LOB: 1 BB: 0 P: 5 | R: 2 E: 0 K: 0 S: 10 | H: 2 LOB: 0 BB: 1 P: 15 | R: 0 E: 0 K: 0 S: 9 | H: 1 LOB: 0 BB: 0 P: 11 | 1B: 8 2B: 3 3B: 0 HR: 0 | SF: 1 SAC: 0 DP: 3 HBP: 0 | WP: 2 PB: 0 SB: 1 CS: 0 | PA: 36 | | | |
| PITCHER | IP | WLS | BF | H | R | ER | SO | BB | IBB | HBP | BLK | WP | HR | S | P | ERA | WHIP | | | | | | | | |
| Larry Luebbers, R ERA: 4.54 (1, 1) | 7.0 | | 28 | 7 | 1 | 1 | 4 | 1 | 1 | 0 | 0 | 1 | 0 | 55 | 80 | 1.29 | 1.143 | | | | | | | | |
| Ross Powell, L ERA: 4.41 (8, 1) | 0.1 | L | 3 | 1 | 2 | 2 | 0 | 1 | 0 | 0 | 0 | 0 | 0 | 7 | 12 | 54.00 | 6.000 | | | | | | | | |
| Johnny Ruffin, R ERA: 3.58 (8, 1) | 0.2 | | 2 | 1 | 0 | 0 | 0 | 0 | 0 | 0 | 0 | 0 | 0 | 3 | 3 | 0.00 | 1.500 | | | | | | | | |
| Jerry Spradlin, R ERA: 3.49 (9, 1) | 1.0 | | 3 | 1 | 0 | 0 | 0 | 0 | 0 | 0 | 0 | 1 | 0 | 9 | 11 | 0.00 | 1.000 | | | | | | | | |

Houston Astros @ Cincinnati Reds
Riverfront Stadium, Cincinnati, OH
Sat Oct 02 1993, 3:33 AM EDT
Att: 26,820 - Unknown

AB 32
R 3
H 10
RBI 3
BB 3
SO 4
LOB 16



| Batter | 1 | 2 | 3 | 4 | 5 | 6 | 7 | 8 | 9 | AB | R | H | RBI | BB | SO | LOB | BOTTOM | | | | | | | | |
|--|-------------------------------|----------------------------------|------------------------------|---------------------------------|-------------------------------|----------------------------------|-------------------------------|----------------------------------|-------------------------------|----------------------------------|------------------------------|---------------------------------|------------------------------|----------------------------------|------------------------------|----------------------------------|------------------------------|----------------------------------|----------------------------------|------------------------------------|----------------------------------|--------|--|--|--|
| Thomas Howard, S OBP: 0.300, SLG: 0.385 (1, 8) | | | | | | | | | | 3 | 1 | 1 | 0 | 1 | 0 | 0 | | | | | | | | | |
| Jeff Branson, L OBP: 0.276, SLG: 0.313 (1, 4) | | | | | | | | | | 4 | 0 | 0 | 0 | 0 | 2 | 3 | | | | | | | | | |
| Hal Morris, L OBP: 0.365, SLG: 0.404 (1, 3) | | | | | | | | | | 4 | 0 | 1 | 1 | 0 | 1 | 0 | | | | | | | | | |
| Reggie Sanders, R OBP: 0.344, SLG: 0.447 (1, 9) | | | | | | | | | | 4 | 0 | 1 | 0 | 0 | 1 | 1 | | | | | | | | | |
| Chris Sabo, R OBP: 0.314, SLG: 0.439 (1, 5) | | | | | | | | | | 4 | 0 | 0 | 0 | 0 | 2 | 1 | | | | | | | | | |
| Jack Daugherty, S OBP: 0.314, SLG: 0.350 (1, 7) | | | | | | | | | | 3 | 0 | 1 | 0 | 0 | 1 | 0 | | | | | | | | | |
| Dan Wilson, R OBP: 0.302, SLG: 0.263 (1, 2) | | | | | | | | | | 3 | 0 | 1 | 0 | 0 | 0 | 1 | | | | | | | | | |
| Keith Kessinger, S OBP: 0.321, SLG: 0.417 (1, 6) | | | | | | | | | | 3 | 0 | 0 | 0 | 0 | 1 | 2 | | | | | | | | | |
| Larry Luebbers, R OBP: 0.280, SLG: 0.292 (8, 1) | | | | | | | | | | 2 | 0 | 0 | 0 | 0 | 0 | 1 | | | | | | | | | |
| Johnny Ruffin, R OBP: 0.333, SLG: 0.333 Gary Varsho, L OBP: 0.305, SLG: 0.362 Jerry Spradlin, S (8, PH) (9, 1) | | | | | | | | | | 0 | 0 | 0 | 0 | 0 | 0 | 0 | | | | | | | | | |
| Inning Stats | R: 1 E: 0 K: 1 S: 14 | H: 2 LOB: 0 BB: 0 P: 16 | R: 0 E: 0 K: 1 S: 8 | H: 0 LOB: 0 BB: 0 P: 9 | R: 0 E: 0 K: 1 S: 10 | H: 0 LOB: 0 BB: 0 P: 12 | R: 0 E: 0 K: 2 S: 12 | H: 1 LOB: 1 BB: 0 P: 16 | R: 0 E: 0 K: 0 S: 12 | H: 1 LOB: 0 BB: 0 P: 15 | R: 0 E: 0 K: 0 S: 6 | H: 0 LOB: 0 BB: 0 P: 8 | R: 0 E: 0 K: 0 S: 9 | H: 0 LOB: 0 BB: 0 P: 13 | R: 0 E: 0 K: 0 S: 6 | H: 1 LOB: 2 BB: 1 P: 16 | R: 0 E: 0 K: 3 S: 9 | H: 0 LOB: 0 BB: 0 P: 14 | 1B: 4 2B: 1 3B: 0 HR: 0 | SF: 0 SAC: 0 DP: 1 HBP: 0 | WP: 0 PB: 0 SB: 1 CS: 0 | PA: 32 | | | |
| PITCHER | IP | WLS | BF | H | R | ER | SO | BB | IBB | HBP | BLK | WP | HR | S | P | ERA | WHIP | | | | | | | | |
| Mark Portugal, R ERA: 2.77 (1, 1) | 7.0 | | 25 | 5 | 1 | 1 | 5 | 0 | 0 | 0 | 0 | 0 | 0 | 74 | 95 | 1.29 | 0.714 | | | | | | | | |
| Xavier Hernandez, R ERA: 2.61 (8, 1) | 2.0 | S | 7 | 0 | 0 | 0 | 3 | 1 | 0 | 0 | 0 | 0 | 0 | 12 | 24 | 0.00 | 0.500 | | | | | | | | |

Houston Astros @ Cincinnati Reds
Riverfront Stadium, Cincinnati, OH
Sat Oct 02 1993, 3:33 AM EDT
Att: 26,820 - Unknown

AB 31
R 1
H 5
RBI 1
BB 1
SO 8
LOB 10



| Batter | 1 | 2 | 3 | 4 | 5 | 6 | 7 | 8 | 9 | AB | R | H | RBI | BB | SO | LOB | TOP | | | | | | | | |
|--|-------------------------------|----------------------------------|------------------------------|---------------------------------|-------------------------------|----------------------------------|------------------------------|---------------------------------|------------------------------|---------------------------------|------------------------------|----------------------------------|------------------------------|---------------------------------|------------------------------|----------------------------------|------------------------------|----------------------------------|----------------------------------|------------------------------------|----------------------------------|--------|--|--|--|
| Casey Candaele, S OBP: 0.298, SLG: 0.331 | F9 | | 1B HR | F7 | | | K | | | 4 | 1 | 1 | 0 | 0 | 1 | 1 | | | | | | | | | |
| Mike Brumley, S OBP: 0.394, SLG: 0.300 | 1B BB | | 1B HR | | | | G6-3 | | | 3 | 1 | 1 | 0 | 1 | 1 | 1 | | | | | | | | | |
| Chris Donnels, L OBP: 0.327, SLG: 0.391 | 1B | | HR | | | | G6-3 | | | 4 | 1 | 2 | 3 | 0 | 0 | 0 | | | | | | | | | |
| Luis Gonzalez, L OBP: 0.361, SLG: 0.457 | K | | 1B | | | | G4-3 | | | 2 | 1 | 1 | 0 | 0 | 1 | 2 | | | | | | | | | |
| Kevin Bass, S OBP: 0.359, SLG: 0.402 | K | | 1B | | | | F9 | | | 2 | 0 | 0 | 0 | 0 | 0 | 0 | | | | | | | | | |
| Jim Lindeman, R OBP: 0.348, SLG: 0.478 | G1-3 | | K | | | | G4-3 | | | 4 | 0 | 0 | 0 | 0 | 2 | 3 | | | | | | | | | |
| Rick Parker, R OBP: 0.375, SLG: 0.400 | | CS 1B | L7 | | | | G5-3 | | | 4 | 0 | 2 | 0 | 0 | 0 | 0 | | | | | | | | | |
| Scooter Tucker, R OBP: 0.250, SLG: 0.231 | F9 | | P3 | | | | G6-3 | | | 4 | 0 | 0 | 0 | 0 | 0 | 2 | | | | | | | | | |
| Jose Uribe, S OBP: 0.355, SLG: 0.264 | 1B | | F7 | | | | G4-3 | | | 4 | 0 | 2 | 0 | 0 | 0 | 2 | | | | | | | | | |
| Shane Reynolds, R OBP: 0.500, SLG: 0.500 | F7 | | | | | | G4-3 | | | 1 | 0 | 0 | 0 | 0 | 0 | 1 | | | | | | | | | |
| Eric Anthony, L OBP: 0.195, SLG: 0.397 | F7 | | | | | | G4-3 | | | 1 | 0 | 0 | 0 | 0 | 0 | 0 | | | | | | | | | |
| Steve Finley, L OBP: 0.300, SLG: 0.300 | | | | | | | G4-3 | | | 1 | 0 | 0 | 0 | 0 | 0 | 0 | | | | | | | | | |
| Brian Williams, R OBP: 0.300, SLG: 0.300 | | | | | | | G4-3 | | | 1 | 0 | 0 | 0 | 0 | 0 | 0 | | | | | | | | | |
| Al Osuna, R OBP: 0.300, SLG: 0.300 | | | | | | | G4-3 | | | 1 | 0 | 0 | 0 | 0 | 0 | 0 | | | | | | | | | |
| Todd Jones, L OBP: 0.290, SLG: 0.290 | | | | | | | G4-3 | | | 1 | 0 | 0 | 0 | 0 | 0 | 0 | | | | | | | | | |
| Eddie Taubensee, L OBP: 0.290, SLG: 0.290 | | | | | | | G4-3 | | | 1 | 0 | 0 | 0 | 0 | 0 | 2 | | | | | | | | | |
| Inning Stats | R: 0 E: 0 K: 1 S: 13 | H: 1 LOB: 2 BB: 1 P: 19 | R: 0 E: 0 K: 0 S: 7 | H: 2 LOB: 1 BB: 0 P: 8 | R: 4 E: 0 K: 1 S: 20 | H: 4 LOB: 0 BB: 0 P: 31 | R: 0 E: 0 K: 1 S: 6 | H: 0 LOB: 0 BB: 0 P: 9 | R: 0 E: 0 K: 0 S: 5 | H: 0 LOB: 0 BB: 0 P: 6 | R: 0 E: 0 K: 0 S: 6 | H: 0 LOB: 0 BB: 0 P: 10 | R: 0 E: 0 K: 1 S: 8 | H: 1 LOB: 1 BB: 0 P: 9 | R: 0 E: 0 K: 1 S: 8 | H: 0 LOB: 0 BB: 0 P: 11 | R: 0 E: 1 K: 0 S: 8 | H: 1 LOB: 1 BB: 0 P: 14 | 1B: 8 2B: 0 3B: 0 HR: 1 | SF: 0 SAC: 0 DP: 1 HBP: 0 | WP: 1 PB: 0 SB: 1 CS: 1 | PA: 36 | | | |
| PITCHER | IP | WLS | BF | H | R | ER | SO | BB | IBB | HBP | BLK | WP | HR | S | P | ERA | WHIP | | | | | | | | |
| John Roper, R ERA: 5.63 | (1, 1) | 3.0 | 16 | 7 | 4 | 4 | 2 | 1 | 0 | 0 | 0 | 1 | 1 | 40 | 58 | 12.00 | 2.667 | | | | | | | | |
| Bobby Ayala, R ERA: 5.8 | (4, 1) | 4.0 | W | 13 | 1 | 0 | 0 | 3 | 0 | 0 | 0 | 0 | 0 | 25 | 34 | 0.00 | 0.250 | | | | | | | | |
| Scott Service, R ERA: 4.3 | (8, 1) | 2.0 | S | 7 | 1 | 0 | 0 | 1 | 0 | 0 | 0 | 0 | 0 | 16 | 25 | 0.00 | 0.500 | | | | | | | | |

Houston Astros @ Cincinnati Reds
Riverfront Stadium, Cincinnati, OH
Sun Oct 03 1993, 3:33 AM EDT
Att: 26,491 - Unknown - 57 F

AB 35
R 4
H 9
RBI 3
BB 1
SO 6
LOB 15



| Batter | 1 | 2 | 3 | 4 | 5 | 6 | 7 | 8 | 9 | AB | R | H | RBI | BB | SO | LOB | BOTTOM | | | | | | | | |
|--|------------------------------|----------------------------------|-------------------------------|----------------------------------|-------------------------------|----------------------------------|-------------------------------|----------------------------------|-------------------------------|----------------------------------|-------------------------------|----------------------------------|-------------------------------|----------------------------------|------------------------------|----------------------------------|----------------------------------|------------------------------------|----------------------------------|--------|--|--|--|--|--|
| Thomas Howard, S OBP: 0.302, SLG: 0.386 | G6-3 | | | S 2B | K | | F7 | | | 5 | 1 | 2 | 0 | 0 | 1 | 5 | | | | | | | | | |
| Jeff Branson, L OBP: 0.275, SLG: 0.310 | G6-4-3 | | K | 2B SF9 | BB | | G5-3 | | | 4 | 1 | 0 | 0 | 1 | 2 | 1 | | | | | | | | | |
| Hal Morris, L OBP: 0.371, SLG: 0.420 | 1B | | BB E | 1B | 2B | | HR | | | 5 | 2 | 4 | 2 | 0 | 1 | 0 | | | | | | | | | |
| Reggie Sanders, R OBP: 0.343, SLG: 0.444 | K | | 1B BB | K | K | | K | | | 4 | 1 | 0 | 0 | 1 | 4 | 3 | | | | | | | | | |
| Chris Sabo, R OBP: 0.315, SLG: 0.440 | | G4-3 1B | E5 1B | 1B | IBB | | L6 | | | 3 | 2 | 1 | 0 | 1 | 0 | 1 | | | | | | | | | |
| Joe Oliver, R OBP: 0.276, SLG: 0.384 | G4-3 | | K | SF9 | | | G4-3 | | | 3 | 0 | 0 | 1 | 0 | 1 | 3 | | | | | | | | | |
| Jack Daugherty, S OBP: 0.358, SLG: 0.355 | 1B BB | | 1B | K | | | FC1-4 | | | 2 | 0 | 1 | 1 | 2 | 1 | 2 | | | | | | | | | |
| Greg Tubbs, R OBP: 0.351, SLG: 0.237 | 1B BB | | 1B | K | | | FC1-4 | | | 0 | 0 | 0 | 0 | 0 | 0 | 0 | | | | | | | | | |
| Keith Kessinger, S OBP: 0.344, SLG: 0.407 | 1B BB | | 1B | G3 | | | E6 | | | 3 | 0 | 1 | 1 | 1 | 0 | 1 | | | | | | | | | |
| John Roper, R OBP: 0.179, SLG: 0.179 | (1, 1) | 3.0 | 18 | 7 | 4 | 1 | 4 | 3 | 0 | 0 | 0 | 0 | 0 | 0 | 0 | 0 | | | | | | | | | |
| Gary Varsho, L OBP: 0.302, SLG: 0.358 | (3, PH) | 3.0 | L | 14 | 3 | 3 | 3 | 4 | 1 | 1 | 0 | 0 | 0 | 0 | 1 | 2 | | | | | | | | | |
| Bobby Ayala, R OBP: 0.095, SLG: 0.143 | (4, 1) | 1.0 | 5 | 0 | 0 | 0 | 0 | 0 | 1 | 0 | 0 | 0 | 0 | 0 | 0 | 0 | | | | | | | | | |
| Tim Costo, R OBP: 0.250, SLG: 0.367 | (7, PH) | 0.2 | 2 | 0 | 0 | 0 | 2 | 0 | 0 | 0 | 0 | 0 | 0 | 0 | 0 | 0 | | | | | | | | | |
| Scott Service, R OBP: 0.143, SLG: 0.143 | (8, 1) | 0.1 | 1 | 0 | 0 | 0 | 1 | 0 | 0 | 0 | 0 | 0 | 0 | 0 | 0 | 0 | | | | | | | | | |
| Inning Stats | R: 0 E: 0 K: 1 S: 9 | H: 2 LOB: 1 BB: 0 P: 11 | R: 3 E: 0 K: 0 S: 17 | H: 2 LOB: 2 BB: 2 P: 26 | R: 3 E: 1 K: 3 S: 23 | H: 3 LOB: 2 BB: 1 P: 37 | R: 2 E: 0 K: 2 S: 14 | H: 2 LOB: 2 BB: 2 P: 27 | R: 0 E: 0 K: 1 S: 10 | H: 0 LOB: 0 BB: 0 P: 13 | R: 1 E: 0 K: 1 S: 14 | H: 1 LOB: 0 BB: 0 P: 17 | R: 0 E: 1 K: 0 S: 11 | H: 0 LOB: 2 BB: 1 P: 17 | R: 0 E: 0 K: 3 S: 9 | H: 0 LOB: 0 BB: 0 P: 11 | 1B: 7 2B: 2 3B: 0 HR: 1 | SF: 1 SAC: 0 DP: 2 HBP: 0 | WP: 0 PB: 0 SB: 1 CS: 0 | PA: 40 | | | | | |
| PITCHER | IP | WLS | BF | H | R | ER | SO | BB | IBB | HBP | BLK | WP | HR | S | P | ERA | WHIP | | | | | | | | |
| Shane Reynolds, R ERA: 0.82 | (1, 1) | 3.0 | L | 14 | 3 | 3 | 3 | 4 | 1 | 1 | 0 | 0 | 0 | 0 | 1 | 2 | | | | | | | | | |
| Jeff Juden, R ERA: 5.4 | (4, 1) | 1.0 | 5 | 0 | 0 | 0 | 0 | 1 | 0 | 0 | 0 | 0 | 0 | 0 | 0 | 0 | | | | | | | | | |
| Brian Williams, R ERA: 4.83 | (7, 1) | 0.2 | 2 | 0 | 0 | 0 | 2 | 0 | 0 | 0 | 0 | 0 | 0 | 0 | 0 | 0 | | | | | | | | | |
| Al Osuna, L ERA: 3.2 | (8, 1) | 0.1 | 1 | 0 | 0 | 0 | 1 | 0 | 0 | 0 | 0 | 0 | 0 | 0 | 0 | 0 | | | | | | | | | |
| Todd Jones, R ERA: 3.13 | (8, 1) | 0.1 | 1 | 0 | 0 | 0 | 1 | 0 | 0 | 0 | 0 | 0 | 0 | 0 | 0 | 0 | | | | | | | | | |

Houston Astros @ Cincinnati Reds
Riverfront Stadium, Cincinnati, OH
Sun Oct 03 1993, 3:33 AM EDT
Att: 26,491 - Unknown - 57 F

AB 33
R 7
H 10
RBI 6
BB 6
SO 11
LOB 20

