

Cincinnati Reds - 1994

Batter	1	2	3	4	5	6	7	8	9	AB R H RBI BB SO LOB
Tony Fernandez, S OBP: 0.200, SLG: 0.200 (1, 5)	1-1 G1-3	2-0 G4-3			3-2 G4-3		0-2 BB WP 1B		0-0 G6-3	5 0 1 0 0 0 1
Barry Larkin, R (1, 6)	3-2 G5-3		4-2 G6-4-3 BB		2-2 P8		4-2 BB 1-2 BB		2-3 K	3 0 0 0 2 1 0
Hal Morris, L (1, 3)	1-1 F9		0-0 F7			1-0 G4-3	1-3 K			4 0 0 0 0 1 3
Kevin Mitchell, R (1, 7)		1-1 1B 2B	3-1 G6-4-3			0-2 G6-3	4-0 1-2 2-3 BB			3 1 1 0 1 0 1
Reggie Sanders, R (1, 9)		0-0 1B E 1B		0-0 G6-3		1-1 HR	3-3 K			4 2 2 1 0 1 3
Roberto Kelly, R (1, 8)		1-1 S 1B 1B	2-2 FC6-4 1B		4-2 1B BB		0-3 K			3 1 2 1 1 1 0
Bret Boone, R (1, 4)		1 SAFE 1-3 K	1 SAFE 1-3 FC6-4		1 SAFE 1-3 1B		2-1 G1-3			4 0 1 0 0 1 2
Joe Oliver, R (1, 2) Thomas Howard, S (8, PH) Brian Dorsett, R (9, 2)		1-1 WP SH2-4 1B	0-0 L9		0-1 P6		3-3 K			3 0 1 1 0 0 3 1 0 0 0 0 1 0 0 0 0 0 0 0 0
Jose Rijo, R (1, 1) Lenny Harris, L (5, PH) Johnny Ruffin, R (6, 1) Jeff Branson, L (7, PH) Jeff Brantley, R (8, 1) Willie Greene, L (9, PH)		0-1 SH2-4		0-2 G6-3		1-2 P3		2-3 K		0 0 0 0 0 0 0 1 0 0 0 0 0 0 0 0 0 0 0 0 0 1 0 0 0 0 0 0 0 0 0 0 0 0 0 1 0 0 0 0 0 0

Inning Stats	R: 0 E: 0 K: 0 S: 9	H: 0 LOB: 0 BB: 0 P: 14	R: 3 E: 0 K: 1 S: 13	H: 4 LOB: 1 BB: 0 P: 19	R: 0 E: 0 K: 0 S: 12	H: 0 LOB: 0 BB: 1 P: 19	R: 0 E: 0 K: 0 S: 6	H: 1 LOB: 1 BB: 0 P: 8	R: 0 E: 0 K: 0 S: 9	H: 0 LOB: 0 BB: 0 P: 14	R: 1 E: 0 K: 0 S: 12	H: 2 LOB: 2 BB: 1 P: 18	R: 0 E: 0 K: 2 S: 20	H: 1 LOB: 3 BB: 2 P: 33	R: 0 E: 0 K: 2 S: 10	H: 0 LOB: 0 BB: 0 P: 15	R: 0 E: 0 K: 2 S: 7	H: 0 LOB: 0 BB: 0 P: 11	1B: 6 2B: 1 3B: 0 HR: 1	SF: 0 SAC: 1 DP: 1 HBP: 0	WP: 2 PB: 0 SB: 2 CS: 0	PA: 38
--------------	------------------------------	----------------------------------	-------------------------------	----------------------------------	-------------------------------	----------------------------------	------------------------------	---------------------------------	------------------------------	----------------------------------	-------------------------------	----------------------------------	-------------------------------	----------------------------------	-------------------------------	----------------------------------	------------------------------	----------------------------------	----------------------------------	------------------------------------	----------------------------------	--------

PITCHER	IP	WLS	BF	H	R	ER	SO	BB	IBB	HBP	BLK	WP	HR	S	P	ERA	WHIP
Bob Tewksbury, R (1, 1) ERA: 4.5	6.0	W	26	7	4	3	1	2	0	0	0	1	1	61	92	4.50	1.500
Vicente Palacios, R (7, 1) ERA:	2.0		9	1	0	0	4	2	0	0	0	1	0	30	48	0.00	1.500
Mike Perez, R (9, 1) ERA:	1.0	S	3	0	0	0	2	0	0	0	0	0	0	7	11	0.00	0.000

BOTTOM

St. Louis Cardinals @ Cincinnati Reds
Riverfront Stadium, Cincinnati, OH

livebaseballscorecards.com

AB	33
R	4
H	8
RBI	3
BB	4
SO	7
LOB	13



Sun Apr 03 1994, 7:05 PM EDT
Att: 32,803 - Unknown - 39 F

BOTTOM

St. Louis Cardinals @ Cincinnati Reds
Riverfront Stadium, Cincinnati, OH

Mon Apr 04 1994, 3:33 AM EDT
Att: 55,093 - Sunny - 50 F

livebaseballscorecards.com



AB	R	H	RBI	BB	SO	LOB
3	0	0	0	1	1	0
5	0	2	0	0	0	3
5	1	1	0	0	0	2
5	1	2	1	0	3	2
4	1	2	2	0	1	1
4	0	0	0	0	2	2
3	1	1	0	0	0	2
1	0	0	0	0	0	0
3	1	1	2	1	0	1
0	0	0	0	0	0	0
0	0	0	0	0	0	0
1	0	0	0	0	0	1
0	0	0	0	0	0	0

AB	37
R	5
H	9
RBI	5
BB	2
SO	9
LOB	14

WP	3	PA	40
PB	0		
SB	2		
CS	0		

1B	6	SF	0
2B	0	SAC	0
3B	0	DP	0
HR	3	HBP	1

ERA	9.00	WHIP	1.250
ERA	0.00	WHIP	1.000
ERA	0.00	WHIP	1.000
ERA	0.00	WHIP	0.600
ERA	13.50	WHIP	1.500

Batter	1	2	3	4	5	6	7	8	9	10
Tony Fernandez, S OBP: 0.300, SLG: 0.125 (1, 5)	L8		HBP		F8		K		WP IBB	
Hal Morris, L OBP: 0.222, SLG: 0.222 (1, 3)	G5-3		G4-3		WP G3 1B		1B		G5-3	
Barry Larkin, R OBP: 0.300, SLG: 0.125 (1, 6)	G5-3			E S HR 1B	G3		F7		F9	
Kevin Mitchell, R OBP: 0.444, SLG: 0.875 (1, 7)		WP 1B		K	K			K		HR
Reggie Sanders, R OBP: 0.500, SLG: 1.250 (1, 9)		K		HR			S 1B	G1-3		
Roberto Kelly, R OBP: 0.375, SLG: 0.286 (1, 8)		K		P4			K	F8		
Bret Boone, R OBP: 0.286, SLG: 0.286 (1, 4) Lenny Harris, L (9, PH) (10, 4)		G1		HR 1B			F7		P2	
Joe Oliver, R OBP: 0.429, SLG: 0.833 Jerome Walton, R (9, PR) Brian Dorsett, R (10, 2)			G4-3	HR			P6		WP BLK BB	
John Smiley, L (1, 1) Tim Pugh, R (8, 1) Chuck McEroy, L (8, 1) Jeff Brantley, R (9, 1) Thomas Howard, S (9, PH) Hector Carrasco, R (10, 1)			K	K			P3		F7	

Inning Stats	R: 0	H: 0	E: 0	K: 0	S: 10	R: 0	H: 1	E: 0	K: 2	S: 8	R: 0	H: 0	E: 0	K: 1	S: 8	R: 4	H: 4	E: 0	K: 2	S: 15	R: 0	H: 1	E: 0	K: 1	S: 10	R: 0	H: 1	E: 0	K: 1	S: 8	R: 0	H: 1	E: 0	K: 1	S: 13	R: 0	H: 0	E: 0	K: 1	S: 7	R: 0	H: 0	E: 0	K: 0	S: 8	R: 1	H: 1	E: 0	K: 0	S: 6	1B: 6	SF: 0	2B: 0	3B: 0	HR: 3
--------------	------	------	------	------	-------	------	------	------	------	------	------	------	------	------	------	------	------	------	------	-------	------	------	------	------	-------	------	------	------	------	------	------	------	------	------	-------	------	------	------	------	------	------	------	------	------	------	------	------	------	------	------	-------	-------	-------	-------	-------

PITCHER	IP	WLS	BF	H	R	ER	SO	BB	IBB	HBP	BLK	WP	HR	S	P	ERA	WHIP
Rheal Cormier, L ERA: 9.0 (1, 1)	4.0		18	5	4	4	5	0	0	1	0	1	2	41	69	9.00	1.250
John Habyan, R ERA: (5, 1)	1.0		4	1	0	0	1	0	0	0	0	1	0	10	16	0.00	1.000
Rich Rodriguez, L ERA: (6, 1)	2.0		8	2	0	0	2	0	0	0	0	0	0	21	33	0.00	1.000
Rick Sutcliffe, R ERA: (8, 1)	1.2		6	0	0	0	1	1	0	0	0	0	0	13	22	0.00	0.600
Rob Murphy, L ERA: 13.5 (9, 1)	0.2	L	4	1	1	1	0	0	1	0	1	1	1	8	16	13.50	1.500

Batter	1	2	3	4	5	6	7	8	9	AB	R	H	RBI	BB	SO	LOB
Tony Fernandez, S OBP: 0.385, SLG: 0.273 (1, 5)	1-0 G3 G1-3 1B	2-3 K		2-0 BB FC2-5 1B						3	1	2	0	0	1	1
Barry Larkin, R OBP: 0.231, SLG: 0.091 (1, 6)	2-2 G1-3 1-2	2-0 G4-3		1-0 FC2-5 BB 1B						3	1	0	0	0	0	4
Hal Morris, L OBP: 0.333, SLG: 0.364 (1, 3)	1-2 G3 2-3		3-2 1B 1B 2B	4-2 1B WP BB						2	2	1	0	1	0	1
Kevin Mitchell, R OBP: 0.417, SLG: 0.727 (1, 7)	3-0 F8		1-0 G5-3	2-0 WP 1B						3	0	1	2	0	0	2
Reggie Sanders, R OBP: 0.636, SLG: 1.400 (1, 9)		1-0 E 3B	3-1 1B 1B	4-2 G5-4-3 BB						2	2	2	0	1	0	0
Roberto Kelly, R OBP: 0.400, SLG: 0.333 (1, 8)		1-1 CI HBP E	1-1 1B 1B	0-1 G5-4-3						2	1	1	1	0	0	2
Bret Boone, R OBP: 0.400, SLG: 0.333 (1, 4)		1-1 E HBP	0-1 G6-3 1B		1-0 G5-3					2	1	1	1	0	0	0
Joe Oliver, R OBP: 0.400, SLG: 0.667 (1, 2)		2-1 E8 1B	0-1 G6-3		3-2 F8					3	0	1	2	0	0	2
Tom Browning, L Kevin Jarvis, L Jacob Brumfield, R Johnny Ruffin, R		1-3 K		0-0 FC2-5 1B	1-3 K					1	0	0	0	0	1	1

Inning Stats	R: 0 E: 0 K: 8 S: 8	H: 1 LOB: 1 BB: 0 P: 15	R: 3 E: 2 K: 13 S: 13	H: 2 LOB: 1 BB: 0 P: 23	R: 2 E: 0 K: 0 S: 12	H: 4 LOB: 1 BB: 0 P: 20	R: 3 E: 0 K: 0 S: 11	H: 3 LOB: 1 BB: 2 P: 24	R: 0 E: 0 K: 1 S: 7	H: 0 LOB: 0 BB: 0 P: 12	1B: 8 2B: 1 3B: 1 HR: 0	SF: 0 SAC: 0 DP: 2 HBP: 1	WP: 1 PB: 0 SB: 0 CS: 0	PA: 27
---------------------	------------------------------	----------------------------------	--------------------------------	----------------------------------	-------------------------------	----------------------------------	-------------------------------	----------------------------------	------------------------------	----------------------------------	----------------------------------	------------------------------------	----------------------------------	--------

PITCHER	IP	WLS	BF	H	R	ER	SO	BB	IBB	HBP	BLK	WP	HR	S	P	ERA	WHIP
Rene Arocha, R ERA: 9.0 (1, 1)	3.0		17	7	5	3	2	0	0	0	0	0	0	33	58	9.00	2.333
Tom Urbani, L ERA: 81.0 (4, 1)	0.1		5	3	3	3	0	1	0	0	0	0	0	7	16	81.00	12.000
John Habyan, R ERA: (4, 1)	0.2		2	0	0	0	0	1	0	0	0	1	0	4	8	0.00	1.500
Rick Sutcliffe, R ERA: (5, 1)	1.0		3	0	0	0	1	0	0	0	0	0	0	7	12	0.00	0.000


BOTTOM

St. Louis Cardinals @ Cincinnati Reds
Riverfront Stadium, Cincinnati, OH

Wed Apr 06 1994, 3:33 AM EDT
Att: 20,179 - Overcast - 38 F

livebaseballscorecards.com

AB	23
R	8
H	10
RBI	6
BB	2
SO	3
LOB	13



Batter	1	2	3	4	5	6	7	8	9	10	AB R H RBI BB SO LOB	TOP												
Lenny Dykstra, L (1, 8) OBP: 0.409, SLG: 0.500	0-0 G4-3		0-0 F8		0-0 S 1B		0-0 G3		0-0 F2		5 0 1 1 0 0 1	Philadelphia Phillies @ Cincinnati Reds Riverfront Stadium, Cincinnati, OH Fri Apr 08 1994, 7:05 PM EDT Att: 27,868 - Unknown - 52 F												
Mickey Morandini, L (1, 4) OBP: 0.400, SLG: 0.250	0-0 L8			0-0 G5-3 1B	4-0 FC6-4 BB			0-0 F8		0-0 G4-3	4 0 1 0 1 0 0													
Ricky Jordan, R (1, 3) OBP: 0.381, SLG: 0.526	0-0 G6-3			0-0 G5-3 1-2	0-0 FC6-4 1-2f			0-0 HR 1B		0-0 G5-3	5 1 1 0 0 0 3													
Dave Hollins, S (1, 5) OBP: 0.524, SLG: 0.688		0-0 G4-3 1B		0-3 K		0-0 G4-3		0-0 1-H HR		4-0 BB	4 1 2 2 1 1 1													
Jim Eisenreich, L (1, 9) OBP: 0.400, SLG: 0.444	0-0 P4			0-0 G6-3		0-0 G3-6-3 1B		0-0 S 1B		0-0 F7	5 0 2 0 0 0 3													
Milt Thompson, L (1, 7) OBP: 0.375, SLG: 0.429	0-0 G4-3 1-2				0-0 1B FC3-6 2B	0-0 G3-6-3 1-2f		0-0 L7			4 1 1 0 0 0 3													
Todd Pratt, R (1, 2) OBP: 0.250, SLG: 0.250	0-3 K				0-0 FC3-6 1B		0-0 F2	0-3 K			4 0 1 0 0 2 2													
Kevin Stocker, S (1, 6) OBP: 0.368, SLG: 0.200			0-0 G3-1		0-0 FC3-6 1B		0-3 K		0-0 F7		4 1 0 1 0 1 1													
Ben Rivera, R (1, 1) Tony Longmire, L (5, PH) Mike Williams, R (5, 1) Kim Batiste, R (7, PH) Roger Mason, R (7, 1) Pete Incaviglia, R (9, PH) David West, L (9, 1)			0-3 K		0-3 K		0-0 1B		0-3 K		1 0 0 0 0 1 0 1 0 0 0 0 1 1 0 0 0 0 0 0 0 1 0 1 0 0 0 0 0 0 0 0 0 0 0 1 0 0 0 0 1 0 0 0 0 0 0 0 0													
Inning Stats	R: 0 E: 0 K: 0 S: 3	H: 0 LOB: 0 BB: 0 P: 3	R: 0 E: 0 K: 1 S: 6	H: 1 LOB: 1 BB: 0 P: 6	R: 0 E: 0 K: 1 S: 5	H: 0 LOB: 0 BB: 0 P: 5	R: 0 E: 0 K: 1 S: 6	H: 1 LOB: 1 BB: 0 P: 6	R: 0 E: 0 K: 1 S: 8	H: 3 LOB: 2 BB: 1 P: 12	R: 0 E: 0 K: 0 S: 3		H: 1 LOB: 0 BB: 0 P: 3	R: 0 E: 0 K: 1 S: 6	H: 1 LOB: 1 BB: 0 P: 6	R: 2 E: 0 K: 1 S: 8	H: 3 LOB: 1 BB: 0 P: 8	R: 0 E: 0 K: 1 S: 5	H: 0 LOB: 0 BB: 0 P: 5	R: 0 E: 0 K: 0 S: 3	H: 0 LOB: 1 BB: 1 P: 7	1B: 8 2B: 1 3B: 0 HR: 1	SF: 0 SAC: 0 DP: 1 HBP: 0	WP: 0 PB: 0 SB: 3 CS: 0
PITCHER	IP WLS BF H R ER SO BB IBB HBP BLK WP HR S P ERA WHIP																							
Jose Rijo, R (1, 1) ERA: 5.4	5.0	21	5	2	2	4	1	0	0	0	0	0	0	0	28	32	3.60	1.200						
Johnny Ruffin, R (6, 1) ERA: 1.69	2.0	7	2	0	0	1	0	0	0	0	0	0	0	9	9	0.00	1.000							
Jeff Brantley, R (8, 1) ERA: 3.86	2.0	9	3	2	2	2	0	0	0	0	1	13	13	9.00	1.500									
Hector Carrasco, R (10, 1) ERA:	1.0	W 4	0	0	0	0	1	0	0	0	0	0	0	3	7	0.00	1.000							

livebaseballscorecards.com

AB	39
R	4
H	10
RBI	4
BB	2
SO	7
LOB	15



BOTTOM

Philadelphia Phillies @ Cincinnati Reds
Riverfront Stadium, Cincinnati, OH

Fri Apr 08 1994, 7:05 PM EDT
Att. 27,868 - Unknown - 52 F

livebaseballscorecards.com

AB	35
R	5
H	8
RBI	5
BB	2
SO	4
LOB	8



WP:	2	PA:	38
PB:	0		
SB:	1		
CS:	0		

AB R H RBI BB SO LOB

4	0	0	0	1	0	5
5	0	1	1	0	1	1
3	1	1	0	1	0	0
4	2	2	3	0	0	1
4	0	0	0	0	1	0
4	0	0	0	0	1	0
4	0	0	0	0	1	0
4	1	1	0	0	0	0
0	0	0	0	0	0	0
4	0	0	0	0	1	1
1	0	1	1	0	0	0
0	0	0	0	0	0	0
1	0	1	0	0	0	0
0	0	0	0	0	0	0
0	0	0	0	0	0	0
1	1	1	0	0	0	0

1B:	6	SF:	0
2B:	0	SAC:	1
3B:	0	DP:	2
HR:	2	HBP:	0

Batter	1	2	3	4	5	6	7	8	9	10
Tony Fernandez, S OBP: 0.333, SLG: 0.200 (1, 5)	G6-3	L5		G1-6-3			L8			4-0 BB BB BB
Barry Larkin, R OBP: 0.222, SLG: 0.125 (1, 6)	G1-3		K		F9		F9			0-0 1-2
Hal Morris, L OBP: 0.375, SLG: 0.357 (1, 3)	HR BB		G6-3		G4-3			G6-4-3 1B		
Kevin Mitchell, R OBP: 0.438, SLG: 1.067 (1, 7)	1-H HR		HR		G1-3			G6-4-3 1-2f		
Reggie Sanders, R OBP: 0.467, SLG: 1.000 (1, 9)	F8		K		G6-3			G6-3		
Roberto Kelly, R OBP: 0.286, SLG: 0.231 (1, 8)		G6-3		K		G1-3			F8	
Bret Boone, R OBP: 0.357, SLG: 0.308 (1, 4)		F9		WP SH 1B		F9			G5-3	
Hector Carrasco, R (10, 1)										
Joe Oliver, R OBP: 0.286, SLG: 0.462 (1, 2)		E5 1B		K SH 1-3			F8		G4-3	
Jose Rijo, R OBP: 1.000, SLG: 1.000 (1, 1)				SH						
Johnny Ruffin, R (6, 1)				G1-6-3						
Willie Greene, L OBP: 0.500, SLG: 0.500 (7, PH)										
Jacob Brumfield, R OBP: 1.000, SLG: 1.000 (7, PR)										
Jeff Brantley, R (8, 1)										
Jeff Branson, L OBP: 0.500, SLG: 0.500 (10, 4)		1-2 1B								0-0 BB 1B 1B

Inning Stats	R: 2	H: 1	E: 0	K: 0	S: 4	LOB: 0	BB: 1	P: 8	R: 0	H: 1	E: 1	K: 0	S: 5	LOB: 2	BB: 0	P: 5	R: 1	H: 1	E: 0	K: 2	S: 8	LOB: 0	BB: 0	P: 8	R: 1	H: 1	E: 0	K: 2	S: 9	LOB: 1	BB: 0	P: 9	R: 0	H: 0	E: 0	K: 0	S: 3	LOB: 0	BB: 0	P: 3	R: 0	H: 0	E: 0	K: 0	S: 3	LOB: 0	BB: 0	P: 3	R: 0	H: 1	E: 0	K: 0	S: 4	LOB: 2	BB: 0	P: 4	R: 0	H: 1	E: 0	K: 0	S: 3	LOB: 0	BB: 0	P: 3	R: 0	H: 0	E: 0	K: 0	S: 3	LOB: 0	BB: 0	P: 3	R: 0	H: 2	E: 0	K: 0	S: 2	LOB: 2	BB: 1	P: 6	1B: 6	SF: 0	2B: 0	3B: 0	HR: 2	SAC: 1	DP: 2	HBP: 0	WP: 2	PA: 38
--------------	------	------	------	------	------	--------	-------	------	------	------	------	------	------	--------	-------	------	------	------	------	------	------	--------	-------	------	------	------	------	------	------	--------	-------	------	------	------	------	------	------	--------	-------	------	------	------	------	------	------	--------	-------	------	------	------	------	------	------	--------	-------	------	------	------	------	------	------	--------	-------	------	------	------	------	------	------	--------	-------	------	------	------	------	------	------	--------	-------	------	-------	-------	-------	-------	-------	--------	-------	--------	-------	--------

PITCHER	IP	WLS	BF	H	R	ER	SO	BB	IBB	HBP	BLK	WP	HR	S	P	ERA	WHIP
Ben Rivera, R ERA: 9.0 (1, 1)	4.0		19	4	4	4	4	1	0	0	0	1	2	26	30	9.00	1.250
Mike Williams, R ERA: (5, 1)	2.0		6	0	0	0	0	0	0	0	0	0	0	6	6	0.00	0.000
Roger Mason, R ERA: 2.25 (7, 1)	2.0		7	2	0	0	0	0	0	0	0	0	0	7	7	0.00	1.000
David West, L ERA: 3.0 (9, 1)	1.0	L	6	2	1	1	0	1	0	0	0	0	0	5	9	9.00	3.000

Batter	1	2	3	4	5	6	7	8	9	AB R H RBI BB SO LOB	TOP																
Lenny Dykstra, L OBP: 0.346, SLG: 0.409 (1, 8)	2-1 G5-3		0-3 K		2-0 L9-3			0-1 G4-3		4 0 0 0 0 1 2																	
Mariano Duncan, R OBP: 0.350, SLG: 0.700 (1, 4) (8, 3)	0-2 P3		0-0 G6-3			0-0 G5-3		2-0 BB 1B		4 0 1 0 0 0 1																	
Ricky Jordan, R OBP: 0.320, SLG: 0.435 Doug Jones, R (8, 1)	1-3 K			3-1 G6-3		2-3 K		1-3 K		4 0 0 0 0 3 1 0 0 0 0 0 0 0																	
Dave Hollins, S OBP: 0.560, SLG: 0.789 (1, 5)		3-2 G5-3		1-2 3B		0-0 1B 1B		4-1 1-2 BB		3 0 2 0 1 0 0																	
Darren Daulton, L OBP: 0.500, SLG: 0.571 (1, 2)		1-3 K		4-2 BB		2-0 1-2 1B		0-1 P6		3 0 1 0 1 1 2																	
Pete Incaviglia, R OBP: 0.313, SLG: 0.467 (1, 7)		2-2 FC6-4 1B		0-1 P4		0-1 P3			0-0 HR	4 1 2 1 0 0 4																	
Kim Batiste, R OBP: 0.250, SLG: 0.250 Milt Thompson, L (9, PH) OBP: 0.333, SLG: 0.375		0-0 FC6-4		1-1 L3			1-3 K		1-1 G6-3	3 0 0 0 0 1 3 1 0 0 0 0 0 0	AB 34 R 1 H 8 RBI 1 BB 2 SO 7 LOB 13																
Tom Marsh, R OBP: 0.143, SLG: 0.143 Jim Eisenreich, L (9, PH) OBP: 0.381, SLG: 0.421			0-2 F7		0-1 G5-3		1-1 P4		1-3 K	3 0 0 0 0 0 0 1 0 0 0 0 1 0																	
Curt Schilling, R OBP: 0.400, SLG: 0.400 Mickey Morandini, L (8, 4) OBP: 0.333, SLG: 0.200			0-1 1B		2-2 L9-3 1B		1-2 G4-3		0-2 G4-3	3 0 2 0 0 0 0 1 0 0 0 0 0 0																	
Inning Stats	R: 0 E: 0 K: 1 S: 9	H: 0 LOB: 0 BB: 0 P: 12	R: 0 E: 0 K: 1 S: 10	H: 1 LOB: 1 BB: 0 P: 16	R: 0 E: 0 K: 1 S: 10	H: 1 LOB: 1 BB: 0 P: 10	R: 0 E: 0 K: 0 S: 6	H: 1 LOB: 0 BB: 0 P: 10	R: 0 E: 0 K: 1 S: 9	H: 2 LOB: 2 BB: 0 P: 13	R: 0 E: 0 K: 1 S: 8	H: 0 LOB: 0 BB: 0 P: 11	R: 0 E: 0 K: 1 S: 9	H: 1 LOB: 2 BB: 1 P: 16	R: 1 E: 0 K: 1 S: 10	H: 1 LOB: 0 BB: 0 P: 12	1B: 6 2B: 1 3B: 1 HR: 1	SF: 0 SAC: 0 DP: 1 HBP: 0	WP: 0 PB: 0 SB: 0 CS: 0	PA: 36							
PITCHER	IP	WLS	BF	H	R	ER	SO	BB	IBB	HBP	BLK	WP	HR	S	P	ERA	WHIP										
John Smiley, L ERA: 2.08 (1, 1)	7.1	W	29	7	0	0	5	1	0	0	0	0	0	68	99	0.00	1.091										
Jeff Brantley, R ERA: 3.6 (8, 1)	0.1		2	0	0	0	1	1	0	0	0	0	0	4	9	0.00	3.000										
Chuck McElroy, L ERA: (8, 1)	0.1		1	0	0	0	0	0	0	0	0	0	0	2	2	0.00	0.000										
Hector Carrasco, R ERA: 3.0 (9, 1)	1.0	S	4	1	1	1	1	0	0	0	0	0	1	10	12	9.00	1.000										

Philadelphia Phillies @ Cincinnati Reds
Riverfront Stadium, Cincinnati, OH
Sat Apr 09 1994, 3:33 AM EDT
Att. 25,666 - Overcast - 58 F

livebaseballscorecards.com



Batter	1	2	3	4	5	6	7	8	9
Thomas Howard, S (1, 8) OBP: 0.500, SLG: 0.400	1-2 F9 E 1B		3-2 CS 1B		1-0 F7		4-2 BB		
Barry Larkin, R (1, 6) OBP: 0.273, SLG: 0.111	4-2 SAFE 1-2 BB		4-2 SAFE 1-2 BB		2-1 G3-1		0-0 L3		
Hal Morris, L (1, 3) OBP: 0.400, SLG: 0.556	2-0 F7		1-1 SAFE F7		0-0 1B		1-2 HR		
Kevin Mitchell, R (1, 7) OBP: 0.350, SLG: 0.842	1-2 F9		3-3 K		0-0 L9		0-3 K		
Reggie Sanders, R (1, 9) OBP: 0.368, SLG: 0.778	2-2 G3		1-1 F9		3-3 K		0-1 G6-3		
Willie Greene, L (1, 5) Hector Carrasco, R (9, 1) OBP: 0.333, SLG: 0.500		1-1 G1-3	3-1 1B 2B		2-3 K		2-2 P6		
Brian Dorsett, R (1, 2) OBP: 0.333, SLG: 0.333		1-1 F9	2-2 1B		0-0 F7				
Jeff Branson, L (1, 4) OBP: 0.400, SLG: 0.400		0-0 G4-3	1-0 F8		2-1 SH1-4 1B				
John Smiley, L (1, 1) Jeff Brantley, R (8, 1) Chuck McElroy, L (8, 1) Tony Fernandez, S (9, 5) OBP: 0.333, SLG: 0.200			0-0 G5-3		1-2 G1-3		2-2 SH1-4		

AB	R	H	RBI	BB	SO	LOB
3	0	2	0	1	0	0
2	0	0	0	2	0	2
4	1	2	1	0	0	3
4	0	0	0	0	2	3
4	0	0	0	0	1	3
4	1	1	0	0	1	1
0	0	0	0	0	0	0
3	0	1	1	0	0	0
3	0	1	0	0	0	1
2	0	0	0	0	0	0
0	0	0	0	0	0	0
0	0	0	0	0	0	0
0	0	0	0	0	0	0

BOTTOM

Philadelphia Phillies @ Cincinnati Reds
Riverfront Stadium, Cincinnati, OH

Sat Apr 09 1994, 3:33 AM EDT
Att. 25,666 - Overcast - 58 F

livebaseballscorecards.com

AB	29
R	2
H	7
RBI	2
BB	3
SO	4
LOB	13



WP: 0	PA: 33
PB: 0	
SB: 0	
CS: 1	

Inning Stats	R: 0	H: 1	E: 1	K: 0	S: 14	H: 0	LOB: 0	BB: 0	P: 7	R: 0	H: 1	E: 0	K: 0	S: 9	R: 0	H: 2	E: 0	K: 1	S: 12	R: 0	H: 0	E: 0	K: 0	S: 7	R: 0	H: 1	E: 0	K: 2	S: 10	R: 0	H: 1	E: 0	K: 0	S: 9	R: 1	H: 1	E: 0	K: 1	S: 11

PITCHER	IP	WLS	BF	H	R	ER	SO	BB	IBB	HBP	BLK	WP	HR	S	P	ERA	WHIP
Curt Schilling, R (1, 1) ERA: 3.46	7.0	L	29	6	1	1	3	3	0	0	0	0	0	66	113	1.29	1.286
Doug Jones, R (8, 1) ERA: 4.5	1.0		4	1	1	1	1	0	0	0	0	0	1	11	14	9.00	1.000

Batter	1	2	3	4	5	6	7	8	9	10	11	AB R H RBI BB SO LOB	TOP
Jerome Walton, R (1, 7) OBP: 0.400, SLG: 0.400 Brian Dorsett, R (9, 2) OBP: 0.500, SLG: 1.250	2-1 1B G4-3 1B		2-1 2B SF8 1B	1-0 G5-3			0-1 F8		1-2 F9		0-0 HR	5 2 2 0 0 0 2 1 1 1 2 0 0 0	
Tony Fernandez, S (1, 5) OBP: 0.333, SLG: 0.261 Hector Carrasco, R (10, 1)	0-3 SAFE K		0-1 SAFE SF8 1B 2B		0-0 G4-3			1-0 L8		1-2 F8	1-3 K	5 1 1 0 0 1 1 1 0 0 0 0 1 0	
Barry Larkin, R (1, 6) OBP: 0.250, SLG: 0.115	3-1 SAFE G4-3 1B		1-1 SAFE SF8		1-2 L1			2-2 F8		1-0 F9	1-0 G4-3	5 0 1 1 0 0 0	
Reggie Sanders, R (1, 9) OBP: 0.393, SLG: 0.741	0-0 G4-3		0-1 S 1B 1B		3-3 K			0-0 2B		2-3 K		5 1 2 2 0 2 1	
Roberto Kelly, R (1, 8) OBP: 0.364, SLG: 0.350 Jeff Brantley, R (8, 1) Willie Greene, L (10, 5) OBP: 0.286, SLG: 0.429	1-0 L7		1-1 SAFE G5-3		3-2 CS HBP			1-0 F9			1-0 G4-3	3 0 0 0 0 0 3 0 0 0 0 0 0 0 1 0 0 0 0 0 0	
Hal Morris, L (1, 3) OBP: 0.429, SLG: 0.560 Jacob Brumfield, R (9, PR) OBP: 1.000, SLG: 1.500		1-2 G6-3	0-0 2-H 1B		0-0 F8			3-2 FC6-5 SH3-4 1B			1-0 CS 1B 2B	4 0 2 1 0 0 1 1 1 1 0 0 0 0	
Bret Boone, R (1, 4) OBP: 0.333, SLG: 0.300 Johnny Ruffin, R (6, 1) Chuck McElroy, L (7, 1) Thomas Howard, S (8, 8) OBP: 0.500, SLG: 0.429		1-1 F8	1-3 K		0-0 F8			0-0 SH3-4			2-2 2B 1B	3 0 0 0 0 1 2 0 0 0 0 0 0 0 0 0 0 0 0 0 0 1 1 1 1 0 0 0	AB 45 R 9 H 15 RBI 9 BB 0 SO 8 LOB 13
Joe Oliver, R (1, 2) OBP: 0.286, SLG: 0.368 Lenny Harris, L (9, PH) OBP: 0.200, SLG: 0.400		3-2 1B		0-3 K		1-1 SAFE CS	3-2 P2		2-2 FC6-5 1B		0-0 1B 2B	3 0 1 0 0 1 0 2 1 1 1 0 0 2	
Tom Browning, L (1, 1) Jeff Branson, L (6, 4) OBP: 0.500, SLG: 0.500		1-3 K		1-3 K			1-0 P4		0-0 1B		1-2 HR 1B	2 0 0 0 0 2 1 3 1 2 1 0 0 0	
Inning Stats	R: 1 H: 2 E: 0 LOB: 1 K: 1 BB: 0 S: 12 P: 18	R: 0 H: 1 E: 0 LOB: 1 K: 1 BB: 0 S: 14 P: 20	R: 3 H: 4 E: 0 LOB: 1 K: 1 BB: 0 S: 14 P: 19	R: 0 H: 0 E: 0 LOB: 0 K: 2 BB: 0 S: 8 P: 10	R: 0 H: 0 E: 0 LOB: 0 K: 1 BB: 0 S: 9 P: 13	R: 0 H: 0 E: 0 LOB: 0 K: 0 BB: 0 S: 5 P: 9	R: 0 H: 0 E: 0 LOB: 0 K: 0 BB: 0 S: 9 P: 13	R: 0 H: 1 E: 0 LOB: 1 K: 0 BB: 0 S: 6 P: 10	R: 0 H: 2 E: 0 LOB: 2 K: 0 BB: 0 S: 12 P: 18	R: 0 H: 0 E: 0 LOB: 0 K: 1 BB: 0 S: 7 P: 11	R: 5 H: 5 E: 0 LOB: 0 K: 1 BB: 0 S: 16 P: 23	1B: 10 SF: 1 2B: 4 SAC: 1 3B: 0 DP: 0 HR: 1 HBP: 1	WP: 0 PA: 49 PB: 0 SB: 1 CS: 2
PITCHER	IP WLS BF H R ER SO BB IBB HBP BLK WP HR S P ERA WHIP												
Kirk Rueter, L (1, 1) ERA: 7.04	2.2 15 7 4 4 2 0 0 0 0 0 0 0 37 53 13.50 2.625												
Jeff Shaw, R (3, 1) ERA: 5.06	3.1 10 0 0 0 4 0 0 1 0 0 0 0 25 36 0.00 0.000												
Tim Scott, R (7, 1) ERA: 4.91	1.2 6 1 0 0 0 0 0 0 0 0 0 0 14 21 0.00 0.600												
Mel Rojas, R (8, 1) ERA: 1.8	0.1 1 0 0 0 0 0 0 0 0 0 0 0 1 2 0.00 0.000												
John Wetteland, R (9, 1) ERA: 2.84	2.0 8 2 0 0 1 0 0 0 0 0 0 0 19 29 0.00 1.000												
PITCHER	IP WLS BF H R ER SO BB IBB HBP BLK WP HR S P ERA WHIP												
Gil Heredia, R (11, 1) ERA: 6.43	1.0 8 5 5 4 1 0 0 0 0 0 0 0 5 5 6.43 5.000												

Cincinnati Reds @ Montreal Expos
Olympic Stadium, Montreal, QB
Mon Apr 11 1994, 7:05 PM EDT
Att. 12,526 - Dome

livebaseballscorecards.com



Batter	1	2	3	4	5	6	7	8	9	AB R H RBI BB SO LOB	TOP											
Tony Fernandez, S (1, 5) OBP: 0.375, SLG: 0.407	2-1 G1-3 1B		4-0 3B BB	0-0 HR			1-0 L8		1-0 FC6-4 1-2f	4 2 2 3 1 0 1												
Barry Larkin, R (1, 6) OBP: 0.250, SLG: 0.133	0-0 G1-3 1-2		3-2 3B 1B	3-2 G4-3			2-1 F9			4 1 1 0 0 0 1												
Reggie Sanders, R (1, 9) OBP: 0.375, SLG: 0.742	1-1 F9		0-0 SF9 3B			1-0 F8				4 1 1 3 0 1 1												
Kevin Mitchell, R (1, 7) OBP: 0.296, SLG: 0.680 Thomas Howard, S (8, 7) OBP: 0.500, SLG: 0.429	2-3 K		0-0 SF9			1-2 1B				3 0 1 1 0 2 1 0 0 0 0 0 0 0												
Roberto Kelly, R (1, 8) OBP: 0.346, SLG: 0.333		1-1 G6-4-3 1B	3-3 K			0-3 K		1-3 K		4 0 1 0 0 2 1												
Hal Morris, L (1, 3) OBP: 0.375, SLG: 0.483		0-0 G6-4-3 1-2f		1-1 F8		0-1 G3		1-1 F9		4 0 0 0 0 0 2												
Bret Boone, R (1, 4) OBP: 0.280, SLG: 0.250				1-3 K			0-2 F8		2-1 P4	4 0 0 0 0 1 0												
Brian Dorsett, R (1, 2) OBP: 0.625, SLG: 1.000			3-2 1B SH3-4 3B 1B	4-2 1B HR BB			1-0 G5-3		4-1 FC6-4 BB	2 2 1 0 2 0 0												
Tim Pugh, R (1, 1) OBP: 0.333, SLG: 0.333 Willie Greene, L (9, PH) OBP: 0.250, SLG: 0.375 Pete Schourek, L (9, 1)			1-0 SH3-4	1-0 HR 1B			0-0 G6-3		1-3 K	2 1 1 0 0 0 0 1 0 0 0 0 1 1 0 0 0 0 0 0 0												
Inning Stats	R: 0 E: 0 K: 1 S: 10	H: 1 LOB: 1 BB: 0 P: 15	R: 0 E: 0 K: 0 S: 4	H: 1 LOB: 0 BB: 0 P: 6	R: 4 E: 0 K: 1 S: 12	H: 3 LOB: 0 BB: 1 P: 26	R: 3 E: 0 K: 1 S: 12	H: 2 LOB: 0 BB: 1 P: 22	R: 0 E: 0 K: 1 S: 9	H: 1 LOB: 1 BB: 0 P: 11	R: 0 E: 0 K: 0 S: 5	H: 0 LOB: 0 BB: 0 P: 6	R: 0 E: 0 K: 1 S: 6	H: 0 LOB: 0 BB: 0 P: 10	R: 0 E: 0 K: 1 S: 7	H: 0 LOB: 0 BB: 0 P: 9	R: 0 E: 0 K: 1 S: 7	H: 0 LOB: 1 BB: 1 P: 15	1B: 6 2B: 0 3B: 1 HR: 1	SF: 1 SAC: 1 DP: 1 HBP: 0	WP: 0 PB: 0 SB: 0 CS: 0	PA: 37
PITCHER	IP WLS BF H R ER SO BB IBB HBP BLK WP HR S P ERA WHIP																					
Denis Boucher, L (1, 1) ERA: 13.5	4.0 L 20 7 7 7 3 2 0 0 0 0 0 1 38 69 15.75 2.250																					
Jeff Shaw, R (5, 1) ERA: 3.24	3.0 10 1 0 0 2 0 0 0 0 0 0 0 20 27 0.00 0.333																					
Mel Rojas, R (8, 1) ERA: 1.29	2.0 7 0 0 0 2 1 0 0 0 0 0 0 14 24 0.00 0.500																					

Cincinnati Reds @ Montreal Expos
Olympic Stadium, Montreal, QB
Tue Apr 12 1994, 7:05 PM EDT
Att. 12,466 - Dome

livebaseballscorecards.com

AB	32
R	7
H	8
RBI	7
BB	3
SO	7
LOB	8



BOTTOM

Cincinnati Reds @ Montreal Expos
Olympic Stadium, Montreal, QB

Tue Apr 12 1994, 7:05 PM EDT
Att. 12,466 - Dome

livebaseballscorecards.com

AB	30
R	1
H	6
RBI	1
BB	3
SO	5
LOB	12



WP:	0	PA:	35
PB:	1		
SB:	0		
CS:	1		

AB	2	R	0	H	0	RBI	0	BB	1	SO	0	LOB	1
	1	0	0	0	0	0	0	0	0	0	0	0	0

AB	2	R	0	H	1	RBI	0	BB	2	SO	0	LOB	1
----	---	---	---	---	---	-----	---	----	---	----	---	-----	---

AB	4	R	0	H	1	RBI	0	BB	0	SO	1	LOB	2
----	---	---	---	---	---	-----	---	----	---	----	---	-----	---

AB	4	R	1	H	1	RBI	1	BB	1	SO	1	LOB	4
----	---	---	---	---	---	-----	---	----	---	----	---	-----	---

AB	2	R	0	H	0	RBI	0	BB	0	SO	0	LOB	0
	1	0	0	0	0	0	0	0	0	0	0	0	0

AB	4	R	0	H	1	RBI	0	BB	0	SO	1	LOB	1
----	---	---	---	---	---	-----	---	----	---	----	---	-----	---

AB	4	R	0	H	1	RBI	0	BB	0	SO	0	LOB	1
----	---	---	---	---	---	-----	---	----	---	----	---	-----	---

AB	3	R	0	H	1	RBI	0	BB	0	SO	1	LOB	1
	1	0	0	0	0	0	0	0	0	0	0	0	1

AB	1	R	0	H	0	RBI	0	BB	0	SO	0	LOB	0
----	---	---	---	---	---	-----	---	----	---	----	---	-----	---

AB	1	R	0	H	0	RBI	0	BB	0	SO	0	LOB	0
----	---	---	---	---	---	-----	---	----	---	----	---	-----	---

AB	1	R	0	H	0	RBI	0	BB	0	SO	0	LOB	0
----	---	---	---	---	---	-----	---	----	---	----	---	-----	---

AB	1	R	0	H	0	RBI	0	BB	0	SO	0	LOB	0
----	---	---	---	---	---	-----	---	----	---	----	---	-----	---

AB	1	R	0	H	0	RBI	0	BB	0	SO	0	LOB	0
----	---	---	---	---	---	-----	---	----	---	----	---	-----	---

AB	1	R	0	H	0	RBI	0	BB	0	SO	0	LOB	0
----	---	---	---	---	---	-----	---	----	---	----	---	-----	---

AB	1	R	0	H	0	RBI	0	BB	0	SO	0	LOB	0
----	---	---	---	---	---	-----	---	----	---	----	---	-----	---

Batter	1	2	3	4	5	6	7	8	9
Mike Lansing, R (1, 4) OBP: 0.333, SLG: 0.290 Jeff Gardner, L (8, 5) OBP: 0.222, SLG: 0.125	4-2 CS BB		2-1 G6-3		2-1 F7			0-0 L8	
Wil Cordero, R (1, 6) OBP: 0.486, SLG: 0.607	4-0 PB BB 1-2		4-1 1B BB		1-1 G1-3			0-1 FC5-4 1B	
Marquis Grissom, R (1, 8) OBP: 0.275, SLG: 0.257	1-2 F8		0-0 1B			1-3 K		0-0 FC5-4 1-2f	
Larry Walker, L (1, 9) OBP: 0.447, SLG: 0.727	2-3 K 1-2		0-0 G1-3			2-0 HR		3-2 G6-3	
Darrin Fletcher, L (1, 2) OBP: 0.348, SLG: 0.263 Tim Spehr, R (7, 2)		1-2 G6-4-3 HBP		0-0 F7		0-1 G3		1-1 F8	
Rondell White, R (1, 7) OBP: 0.294, SLG: 0.353		2-2 G6-4-3 1-2f		1-2 G6-3		0-3 K		2-1 FC3-6 1B	
Cliff Floyd, L (1, 3) OBP: 0.231, SLG: 0.240		2-1 2B		2-2 G6-3			0-0 G4-3	0-1 FC3-6 1-2f	
Sean Berry, R (1, 5) OBP: 0.387, SLG: 0.481 Freddie Benavides, R (8, 4) OBP: 0.333, SLG: 0.333		3-3 K			2-2 SH1-4 1B		1-0 F8	1-1 G1-3	
Denis Boucher, R (1, 1) Jeff Shaw, R (5, 1) OBP: 1.000, SLG: 1.000 Lou Frazier, S (7, PH) Mel Rojas, R (8, 1)			1-3 K			0-0 SH1-4 1-2			0-0 F8

Inning Stats	R: 0	H: 0	E: 0	K: 10	S: 10	H: 0	LOB: 1	BB: 2	P: 21	R: 0	H: 1	E: 0	K: 1	S: 11	H: 1	LOB: 1	BB: 0	P: 19	R: 0	H: 1	E: 0	K: 1	S: 8	H: 1	LOB: 2	BB: 1	P: 15	R: 0	H: 0	E: 0	K: 0	S: 8	H: 0	LOB: 0	BB: 0	P: 11	R: 0	H: 1	E: 0	K: 0	S: 8	H: 1	LOB: 1	BB: 0	P: 13	R: 1	H: 1	E: 0	K: 2	S: 10	H: 1	LOB: 0	BB: 0	P: 13	R: 0	H: 0	E: 0	K: 0	S: 3	H: 0	LOB: 0	BB: 0	P: 4	R: 0	H: 1	E: 0	K: 0	S: 8	H: 1	LOB: 1	BB: 0	P: 12	1B: 4	SF: 0	2B: 1	SAC: 1	3B: 0	DP: 1	HR: 1	HBP: 1	WP: 0	PA: 35	ERA	WHIP
PITCHER	IP	WLS	BF	H	R	ER	SO	BB	IBB	HBP	BLK	WP	HR	S	P	ERA	WHIP																																																																			
Tim Pugh, R (1, 1) ERA: 1.8	8.0	W	31	5	1	1	5	3	0	1	0	0	0	66	107	1.12	1.000																																																																			
Pete Schourek, L (9, 1) ERA:	1.0		4	1	0	0	0	0	0	0	0	0	0	8	12	0.00	1.000																																																																			

Batter	1	2	3	4	5	6	7	8	9	AB R H RBI BB SO LOB	TOP											
Tony Fernandez, S (1, 4) OBP: 0.361, SLG: 0.367	3-1 G6-3			1-2 G1-3			0-0 G6-3		4-2 SF7 SF9 BB	3 0 0 0 1 0 0												
Barry Larkin, R (1, 6) OBP: 0.225, SLG: 0.121	2-0 F8			0-0 P4			0-1 G6-3		1-0 SF9	3 0 0 1 0 0 0												
Hal Morris, L (1, 3) OBP: 0.333, SLG: 0.438	3-2 G6-3			0-1 G1-4-3			0-1 L9		1-1 SF7	3 0 0 1 0 0 0												
Kevin Mitchell, R (1, 7) OBP: 0.290, SLG: 0.607			0-0 L8			1-3 K		1-0 F7	4-0 IBB	3 0 0 0 1 1 0												
Reggie Sanders, R (1, 9) OBP: 0.371, SLG: 0.697			2-3 K			3-3 K		1-2 WP HBP	1-0 G4-3	2 0 0 0 0 2 0 0 0 0 0 0 0 0												
Jerome Walton, R (8, PR) OBP: 0.400, SLG: 0.400										1 0 0 0 0 0 2 0 0 0 0 0 0 0												
Lenny Harris, L (9, PH) OBP: 0.187, SLG: 0.333										0 0 0 0 0 0 0 0 0 0 0 0 0 0												
Chuck McElroy, L (9, 1) OBP: 0.187, SLG: 0.333																						
Hector Carrasco, R (9, 1)																						
Roberto Kelly, R (1, 8) OBP: 0.310, SLG: 0.296			1-1 G6-3			2-3 K		2-3 K		3 0 0 0 0 2 1												
Willie Greene, L (1, 5) OBP: 0.182, SLG: 0.273				1-3 K			1-3 K			3 0 0 0 0 2 1												
Brian Dorsett, R (1, 2) OBP: 0.545, SLG: 0.778				1-2 F8			0-1 F8			3 1 1 0 0 0 0												
Jose Rijo, R (1, 1) OBP: 0.333, SLG: 0.333									1-2 BB 1B SF9 1B													
Thomas Howard, S (9, PH) OBP: 0.556, SLG: 0.500				0-2 G6-3			0-3 K		0-0 SF9 BB SF7 1B	2 0 0 0 0 1 0 1 1 1 0 0 0 0												
Inning Stats	R: 0 E: 0 K: 0 S: 7	H: 0 LOB: 0 BB: 0 P: 15	R: 0 E: 0 K: 1 S: 6	H: 0 LOB: 0 BB: 0 P: 9	R: 0 E: 0 K: 1 S: 10	H: 0 LOB: 0 BB: 0 P: 12	R: 0 E: 0 K: 0 S: 6	H: 0 LOB: 0 BB: 0 P: 7	R: 0 E: 0 K: 3 S: 12	H: 0 LOB: 0 BB: 0 P: 18	R: 0 E: 0 K: 2 S: 8	H: 0 LOB: 0 BB: 0 P: 9	R: 0 E: 0 K: 0 S: 5	H: 0 LOB: 0 BB: 0 P: 5	R: 0 E: 0 K: 1 S: 9	H: 0 LOB: 2 BB: 0 P: 15	R: 2 E: 0 K: 0 S: 11	H: 2 LOB: 2 BB: 2 P: 23	1B: 2 2B: 0 3B: 0 HR: 0	SF: 2 SAC: 0 DP: 0 HBP: 1	WP: 2 PB: 0 SB: 0 CS: 0	PA: 32
PITCHER	IP WLS BF H R ER SO BB IBB HBP BLK WP HR S P ERA WHIP																					
Pedro Martinez, R (1, 1) ERA: 1.29	8.0 26 1 1 1 8 0 0 1 0 1 0 66 94 1.12 0.125																					
John Wetteland, R (9, 1) ERA: 3.68	1.0 W 6 1 1 1 0 1 1 0 0 0 0 8 19 9.00 2.000																					

Cincinnati Reds @ Montreal Expos
Olympic Stadium, Montreal, QB
Wed Apr 13 1994, 7:05 PM EDT
Att. 14,072 - Dome

livebaseballscorecards.com

AB	27
R	2
H	2
RBI	2
BB	2
SO	8
LOB	4



BOTTOM

Cincinnati Reds @ Montreal Expos
 Olympic Stadium, Montreal, QB
 Wed Apr 13 1994, 7:05 PM EDT
 Att. 14,072 - Dome

livebaseballscorecards.com

AB	34
R	3
H	8
RBI	3
BB	1
SO	5
LOB	10



WP: 0	PA: 35
PB: 1	
SB: 1	
CS: 0	

AB	R	H	RBI	BB	SO	LOB
3	0	1	0	0	0	0
1	0	0	0	0	0	0

3	0	0	0	1	0	1
---	---	---	---	---	---	---

4	0	0	0	0	0	2
---	---	---	---	---	---	---

4	0	0	0	0	0	1
---	---	---	---	---	---	---

4	2	4	2	0	0	0
0	1	0	0	0	0	0

4	0	1	0	0	1	2
---	---	---	---	---	---	---

4	0	1	0	0	1	2
---	---	---	---	---	---	---

3	0	0	0	0	2	1
1	0	1	1	0	0	0

3	0	0	0	0	1	1
0	0	0	0	0	0	0

1B: 5	SF: 0
2B: 1	SAC: 0
3B: 0	DP: 0
HR: 2	HBP: 0

Batter	1	2	3	4	5	6	7	8	9
Jeff Gardner, L (1, 5) OBP: 0.250, SLG: 0.182 Sean Berry, R (7, 5) OBP: 0.375, SLG: 0.464	1-1 FC6-4 1B		0-0 G5-3		1-1 G3			2-2 F9	
Wil Cordero, R (1, 6) OBP: 0.462, SLG: 0.548	0-2 FC6-4 FC5-4 1-2f		1-1 G6-3			1-0 F9		4-2 S BB	
Marquis Grissom, R (1, 8) OBP: 0.250, SLG: 0.231	0-0 FC5-4 1-2f		0-0 F8			1-0 G6-3		1-0 G6-3 1-2	
Larry Walker, L (1, 9) OBP: 0.405, SLG: 0.649	3-1 G4-3			3-1 G5-3		3-0 G4-3			0-0 G4-3
Darrin Fletcher, L (1, 2) OBP: 0.444, SLG: 0.652 Tim Spehr, R (9, PR)		2-2 HR		2-1 G4-3 PB 1B			3-2 HR		1-1 1B 1B
Moises Alou, R (1, 7) OBP: 0.333, SLG: 0.560		0-0 G6-3 2B		1-2 G4-3 1-3		1-1 F8		0-3 K	
Cliff Floyd, L (1, 3) OBP: 0.233, SLG: 0.241		2-1 G6-3 2-3		1-0 G4-3		3-3 K		0-0 1B 1B	
Freddie Benavides, R (1, 4) OBP: 0.167, SLG: 0.167 Lou Frazier, S (9, PH)		2-3 K			0-0 G1-3		3-3 K		3-1 1-2 2-H 1B
Pedro Martinez, R (1, 1) John Wetteland, R (9, 1)		0-1 G1-3			3-3 K			0-0 P3	

Inning Stats	R: 0	H: 1	E: 0	K: 0	S: 8	R: 1	H: 2	E: 0	K: 1	S: 11	R: 0	H: 0	E: 0	K: 0	S: 4	R: 0	H: 1	E: 0	K: 0	S: 8	R: 0	H: 0	E: 0	K: 1	S: 6	R: 0	H: 0	E: 0	K: 0	S: 3	R: 1	H: 1	E: 0	K: 2	S: 13	R: 0	H: 0	E: 0	K: 0	S: 7	R: 1	H: 3	E: 0	K: 1	S: 9	1B: 5	2B: 1	3B: 0	HR: 2	SF: 0	SAC: 0	DP: 0	HBP: 0	WP: 0	PA: 35
--------------	------	------	------	------	------	------	------	------	------	-------	------	------	------	------	------	------	------	------	------	------	------	------	------	------	------	------	------	------	------	------	------	------	------	------	-------	------	------	------	------	------	------	------	------	------	------	-------	-------	-------	-------	-------	--------	-------	--------	-------	--------

PITCHER	IP	WLS	BF	H	R	ER	SO	BB	IBB	HBP	BLK	WP	HR	S	P	ERA	WHIP
Jose Rijo, R (1, 1) ERA: 4.0	8.0		30	5	2	2	4	1	0	0	0	0	2	60	104	2.25	0.750
Chuck McElroy, L (9, 1) ERA: 1.8	0.2	L	4	2	1	1	1	0	0	0	0	0	0	7	8	13.50	3.000
Hector Carrasco, R (9, 1) ERA: 1.8	0.0		1	1	0	0	0	0	0	0	0	0	0	2	5	∞	∞

Batter	1	2	3	4	5	6	7	8	9	AB R H RBI BB SO LOB	TOP		
Tony Fernandez, S (1, 4) OBP: 0.350, SLG: 0.333	4-2 CS BB		1-3 K			1-3 K		0-1 L8		3 0 0 0 1 2 1			
Barry Larkin, R (1, 6) OBP: 0.227, SLG: 0.111	4-1 SAFE BB		2-3 K			0-0 G6-3			2-0 L1	3 0 0 0 1 1 0			
Hal Morris, L (1, 3) OBP: 0.350, SLG: 0.472	1-3 K			1-0 G6-3			2-2 G6-4-3 1B		0-1 2B	4 0 2 0 0 1 1			
Kevin Mitchell, R (1, 7) OBP: 0.257, SLG: 0.531	1-3 K			3-3 K			0-1 G6-4-3 1-2f		2-3 K	4 0 0 0 0 3 3			
Reggie Sanders, R (1, 9) OBP: 0.333, SLG: 0.622		2-3 K		0-3 K			1-1 G5-3		2-1 F8	4 0 0 0 0 2 1			
Roberto Kelly, R (1, 8) OBP: 0.313, SLG: 0.276		1-3 K			1-2 G6-3			4-0 G1-3 BB G3-4-1 BB		2 1 0 0 1 1 0			
Willie Greene, L (1, 5) OBP: 0.286, SLG: 0.250		4-2 FC6-4 BB			1-1 P8			4-0 G3-4-1 BB G1-3 BB		1 0 0 0 2 0 0			
Brian Dorsett, R (1, 2) OBP: 0.429, SLG: 0.583		0-2 SAFE FC6-4 1-2f			2-0 F9			2-2 G1-3 1-2 2-3		3 0 0 0 0 0 3			
John Smiley, L (1, 1) Lenny Harris, L (8, PH) Johnny Ruffin, R (8, 1)			1-2 G4-3			0-1 G4-3		1-2 G3-4-1 2-3 3-H		2 0 0 0 0 0 0 1 0 0 1 0 0 1 0 0 0 0 0 0 0			
Inning Stats	R: 0 E: 0 K: 2 S: 11 H: 0 LOB: 1 BB: 2 P: 21	R: 0 E: 0 K: 2 S: 13 H: 0 LOB: 1 BB: 1 P: 20	R: 0 E: 0 K: 2 S: 9 H: 0 LOB: 0 BB: 0 P: 13	R: 0 E: 0 K: 2 S: 8 H: 0 LOB: 0 BB: 0 P: 12	R: 0 E: 0 K: 0 S: 6 H: 0 LOB: 0 BB: 0 P: 10	R: 0 E: 0 K: 1 S: 6 H: 0 LOB: 0 BB: 0 P: 7	R: 0 E: 0 K: 0 S: 8 H: 1 LOB: 0 BB: 0 P: 11	R: 1 E: 0 K: 0 S: 8 H: 0 LOB: 1 BB: 2 P: 19	R: 0 E: 0 K: 1 S: 8 H: 1 LOB: 1 BB: 0 P: 14	1B: 1 2B: 1 3B: 0 HR: 0 SF: 0 SAC: 0 DP: 1 HBP: 0	WP: 0 PB: 0 SB: 0 CS: 1 PA: 32		
PITCHER	IP WLS BF H R ER SO BB IBB HBP BLK WP HR S P ERA WHIP											PITCHER	IP WLS BF H R ER SO BB IBB HBP BLK WP HR S P ERA WHIP
Jeff Juden, R (1, 1) ERA: 4.26	7.0 W 25 1 1 1 9 5 0 0 0 0 0 61 102 1.29 0.857												
Doug Jones, R (8, 1) ERA: 1.5	2.0 S 7 1 0 0 1 0 0 0 0 0 0 0 16 25 0.00 0.500												

Cincinnati Reds @ Philadelphia Phillies
Veterans Stadium, Philadelphia, PA
Fri Apr 15 1994, 7:05 PM EDT
Att. 32,980 - Unknown - 76 F

livebaseballscorecards.com

AB 27
R 1
H 2
RBI 1
BB 5
SO 10
LOB 10



Batter	1	2	3	4	5	6	7	8	9
Lenny Dykstra, L OBP: 0.347, SLG: 0.366 (1, 8)	3-3 K		1-0 P6			4-2 HR BB		1-2 SH1 FC3-2 2B	
Mariano Duncan, R OBP: 0.317, SLG: 0.538 (1, 4)	1-2 S 1B			0-3 K		0-0 HR 1-H 2-H		0-1 SH1 2-3	
John Kruk, L OBP: 0.389, SLG: 0.438 (1, 3)	1-3 K			1-2 L8		1-2 F8		0-0 FC3-2 WP BB 3-H	
Dave Hollins, S OBP: 0.489, SLG: 0.545 (1, 5)	3-2 P3 1-2			0-2 L9		0-0 G5-3		4-2 WP BB 1-2	
Darren Daulton, L OBP: 0.488, SLG: 0.818 (1, 2)		3-3 K			0-2 G4-3		1-2 G3	2-3 K 1-2 2-3	
Pete Incaviglia, R OBP: 0.313, SLG: 0.345 Milt Thompson, L OBP: 0.357, SLG: 0.538 (1, 7) (8, 7)		0-2 G5-3		2-1 G4-6-3 1B		0-0 F8			
Tony Longmire, L OBP: 0.143, SLG: 0.143 Jim Eisenreich, L OBP: 0.316, SLG: 0.343 (1, 9) (8, 9)		1-3 K		2-1 G4-6-3 1-2f		2-0 BB 1B			
Kevin Stocker, S OBP: 0.410, SLG: 0.267 (1, 6)			0-0 P7			3-2 SH3-4 HR 1B	4-2 SAFE SAFE BB	1-2 BB	
Jeff Juden, R OBP: 0.200, SLG: 0.200 Doug Jones, R (8, 1)			0-3 K			0-0 SH3-4 1-2	0-0 G6-3		

AB	R	H	RBI	BB	SO	LOB
3	1	1	0	1	1	0
3	1	2	3	0	1	0
4	0	0	0	0	1	2
3	0	0	0	1	0	1
4	0	0	0	0	2	2
3	0	1	0	0	0	0
0	0	0	0	0	0	0
3	0	1	0	0	1	1
0	0	0	0	0	0	0
2	1	1	0	1	0	0
2	0	0	0	0	1	2
0	0	0	0	0	0	0

Cincinnati Reds @ Philadelphia Phillies
Veterans Stadium, Philadelphia, PA

Fri Apr 15 1994, 7:05 PM EDT
Att: 32,980 - Unknown - 76 F

AB	27
R	3
H	6
RBI	3
BB	3
SO	7
LOB	8



1B:	4	SF:	0
2B:	1	SAC:	2
3B:	0	DP:	1
HR:	1	HBP:	0

WP:	1	PA:	32
PB:	0		
SB:	1		
CS:	0		

Inning Stats	Pitcher										Pitcher									
	R	E	K	S	H	LOB	BB	IBB	HBP	BLK	R	E	K	S	H	LOB	BB	IBB	HBP	BLK
John Smiley, L ERA: 2.7 (1, 1)	0	0	2	7	1	0	0	0	0	3	3	0	14	10	2	0	1	0	0	0
Johnny Ruffin, R ERA: 2.25 (8, 1)	0	0	1	1	0	0	0	0	0	1	0	0	1	19	0	0	0	0	0	0

Batter	1	2	3	4	5	6	7	8	9	AB R H RBI BB SO LOB	TOP											
Tony Fernandez, S (1, 4) OBP: 0.356, SLG: 0.324	3-2 G6-3		0-0 F8		4-1 FC4-6 BB		1-3 K		1-2 L8 S 1B	4 1 1 0 1 1 1												
Barry Larkin, R (1, 6) OBP: 0.245, SLG: 0.103	4-1 FC6-4 BB		1-2 P4		1-1 FC4-6 HR		4-1 WP BB		2-1 L8	3 1 0 0 2 0 2												
Reggie Sanders, R (1, 9) OBP: 0.318, SLG: 0.643	2-1 F9		2-2 F9		1-0 HR		3-3 K		1-3 K	5 1 1 2 0 2 4												
Kevin Mitchell, R (1, 7) OBP: 0.275, SLG: 0.514	0-2 FC6-4			3-1 G5-3		0-1 F9		1-2 FC5-4 1B	0-1 1B	5 0 2 1 0 0 1												
Roberto Kelly, R (1, 8) OBP: 0.351, SLG: 0.324		2-2 1B		0-0 1B		2-1 G3		1-0 FC5-4 1B	1-2 1B	5 1 3 0 0 0 1												
Hal Morris, L (1, 3) OBP: 0.378, SLG: 0.488		1-2 S 1B		2-0 1B		1-0 G3-1		1-0 1B	0-0 G1-3	5 0 3 0 0 0 2												
Bret Boone, R (1, 5) OBP: 0.276, SLG: 0.250		1-1 P4		1-3 K		0-0 G6-3		1-0 1B		4 0 1 1 0 1 4												
Brian Dorsett, R (1, 2) OBP: 0.333, SLG: 0.438		1-3 K		3-1 L4			1-0 P3	1-1 L7		4 0 0 0 0 1 6												
Erik Hanson, R (1, 1) Jerome Walton, R (5, PH) Pete Schourek, L (5, 1) Jacob Brumfield, R (7, PH) Chuck McElroy, L (7, 1) Thomas Howard, S (8, PH) Jeff Brantley, R (8, 1)		1-1 P4		1-3 K			3-2 WP BB 1B	2-3 K		1 0 0 0 0 0 2 1 0 0 0 0 1 0 0 0 0 0 0 0 0 1 0 1 0 0 0 0 0 0 0 0 0 0 0 1 0 0 0 0 1 2 0 0 0 0 0 0 0												
Inning Stats	R: 0 E: 0 K: 0 S: 9	H: 0 LOB: 1 BB: 1 P: 18	R: 0 E: 0 K: 1 S: 16	H: 2 LOB: 2 BB: 0 P: 22	R: 0 E: 0 K: 0 S: 8	H: 0 LOB: 0 BB: 0 P: 11	R: 0 E: 0 K: 1 S: 10	H: 2 LOB: 2 BB: 0 P: 19	R: 2 E: 0 K: 1 S: 9	H: 1 LOB: 0 BB: 1 P: 16	R: 0 E: 0 K: 0 S: 4	H: 0 LOB: 0 BB: 0 P: 7	R: 0 E: 0 K: 2 S: 12	H: 1 LOB: 2 BB: 1 P: 24	R: 1 E: 0 K: 1 S: 13	H: 3 LOB: 2 BB: 0 P: 20	R: 1 E: 0 K: 1 S: 16	H: 3 LOB: 2 BB: 0 P: 21	1B: 11 2B: 0 3B: 0 HR: 1	SF: 0 SAC: 0 DP: 0 HBP: 0	WP: 1 PB: 0 SB: 2 CS: 0	PA: 42
PITCHER	IP WLS BF H R ER SO BB IBB HBP BLK WP HR S P ERA WHIP																					
Danny Jackson, L (1, 1) ERA: 3.38	6.2 W 29 6 2 2 4 3 0 0 0 0 1 65 111 2.70 1.350																					
Heathcliff Slocumb, R (7, 1) ERA: 3.68	0.2 5 3 1 1 1 0 0 0 0 1 0 11 18 13.50 4.500																					
Roger Mason, R (8, 1) ERA: 4.76	0.1 1 0 0 0 0 0 0 0 0 0 0 2 3 0.00 0.000																					
David West, L (8, 1) ERA: 4.15	0.1 1 0 0 0 1 0 0 0 0 0 0 3 5 0.00 0.000																					
Doug Jones, R (9, 1) ERA: 2.57	1.0 S 6 3 1 1 1 0 0 0 0 0 0 0 16 21 9.00 3.000																					

Cincinnati Reds @ Philadelphia Phillies
Veterans Stadium, Philadelphia, PA
Sat Apr 16 1994, 7:05 PM EDT
Att. 36,070 - Unknown - 65 F

livebaseballscorecards.com

AB	39
R	4
H	12
RBI	4
BB	3
SO	7
LOB	25



Batter	1	2	3	4	5	6	7	8	9	AB	R	H	RBI	BB	SO	LOB
Lenny Dykstra, L OBP: 0.333, SLG: 0.348 (1, 8)	2-2 G4-3	0-1 BB 1B		0-0 F9		3-2 F7		2-1 F7		5	0	1	1	0	0	0
Mickey Morandini, L OBP: 0.467, SLG: 0.273 (1, 4)	1-0 2B 1B	4-1 BB 1B		1-2 L8		2-0 1B		0-0 L5		4	1	2	0	1	0	0
Mariano Duncan, R OBP: 0.311, SLG: 0.535 (1, 3)	0-1 1-H 2B	2-3 K		2-0 G4-3		0-1 G4-3				4	0	1	1	0	1	4
Dave Hollins, S OBP: 0.471, SLG: 0.541 (1, 5)	1-2 G6-3			3-2 1B SF9 2B		0-0 G6-3		3-2 P6		4	1	1	0	0	0	0
Darren Daulton, L OBP: 0.511, SLG: 0.889 (1, 2)				4-2 HR SF9 1B SH5-3 BB		3-2 F7		0-0 FC4-6 1B		3	2	2	1	1	0	0
Jim Eisenreich, L OBP: 0.357, SLG: 0.385 (1, 9)				1-1 P4 SH5-3 1B		3-1 1B E 1B		2-2 FC4-6 1B		4	1	3	0	0	0	0
Milt Thompson, L OBP: 0.333, SLG: 0.500 (1, 7)				1-2 2-3 1B		0-0 E7 1B		3-2 FC4-6 1B		3	0	1	1	0	0	2
Kevin Stocker, S OBP: 0.405, SLG: 0.273 (1, 6)				0-0 1B 1B		2-0 P4		2-0 L6		3	1	1	1	0	0	3
Danny Jackson, R OBP: 0.143, SLG: 0.143 (7, 1)				1-2 1B 1B		0-0 G6-3		0-3 K		3	0	1	0	0	1	1
Heathcliff Slocumb, R OBP: 1.000, SLG: 1.000 (8, 1)				1-3 1B				1-3 K		0	0	0	0	0	0	0
Roger Mason, R (8, 1)										0	0	0	0	0	0	0
David West, L (8, 1)										0	0	0	0	0	0	0
Tony Longmire, L OBP: 0.125, SLG: 0.125 (8, PH)										1	0	0	0	0	1	0
Doug Jones, R (9, 1)										0	0	0	0	0	0	0

Inning Stats	R: 1	H: 2	E: 0	K: 10	S: 10	LOB: 0	BB: 14	R: 2	H: 4	E: 0	K: 25	S: 25	LOB: 3	BB: 1	P: 35	R: 2	H: 2	E: 0	K: 12	S: 12	LOB: 1	BB: 1	P: 19	R: 0	H: 0	E: 0	K: 5	S: 5	LOB: 0	BB: 8	R: 1	H: 2	E: 1	K: 8	S: 8	LOB: 1	BB: 0	P: 16	R: 0	H: 1	E: 0	K: 9	S: 9	LOB: 1	BB: 14	R: 0	H: 2	E: 0	K: 13	S: 13	LOB: 2	BB: 0	P: 23	R: 0	H: 0	E: 0	K: 7	S: 7	LOB: 0	BB: 10
--------------	------	------	------	-------	-------	--------	--------	------	------	------	-------	-------	--------	-------	-------	------	------	------	-------	-------	--------	-------	-------	------	------	------	------	------	--------	-------	------	------	------	------	------	--------	-------	-------	------	------	------	------	------	--------	--------	------	------	------	-------	-------	--------	-------	-------	------	------	------	------	------	--------	--------

PITCHER	IP	WLS	BF	H	R	ER	SO	BB	IBB	HBP	BLK	WP	HR	S	P	ERA	WHIP
Erik Hanson, R ERA: 10.0 (1, 1)	4.0	L	21	8	5	5	1	2	0	0	0	0	1	52	76	11.25	2.500
Pete Schourek, L ERA: (5, 1)	2.0		9	3	1	0	1	0	0	0	0	0	0	17	30	0.00	1.500
Chuck McElroy, L ERA: 1.5 (7, 1)	1.0		5	2	0	0	0	0	0	0	0	0	0	13	23	0.00	2.000
Jeff Brantley, R ERA: 2.25 (8, 1)	1.0		3	0	0	0	1	0	0	0	0	0	0	7	10	0.00	0.000

BOTTOM

Cincinnati Reds @ Philadelphia Phillies
Veterans Stadium, Philadelphia, PA

Sat Apr 16 1994, 7:05 PM EDT
Att: 36,070 - Unknown - 65 F

livebaseballscorecards.com

AB	34
R	6
H	13
RBI	5
BB	2
SO	3
LOB	10



1B: 10	SF: 1	WP: 0	PA: 38
2B: 2	SAC: 1	PB: 0	
3B: 0	DP: 0	SB: 0	
HR: 1	HBP: 0	CS: 0	

Batter	1	2	3	4	5	6	7	8	9	AB R H RBI BB SO LOB	TOP									
Barry Larkin, R OBP: 0.241, SLG: 0.114 (1, 6)	3-2 P3		0-0 F8		1-1 G4-3	3-2 G4-3		0-1 G4-6-3 1B		5 0 1 0 0 0 2										
Hal Morris, L OBP: 0.380, SLG: 0.500 (1, 3)	1-1 G3-1		0-2 2B		3-1 1B 1B		0-1 G4-3	0-0 G4-6-3 1-2f		5 0 2 0 0 0 1										
Reggie Sanders, R OBP: 0.327, SLG: 0.630 (1, 9)	4-2 BB		0-1 G5-3		0-0 P2		2-1 1B E 2B		0-3 K	4 1 1 0 1 1 2										
Kevin Mitchell, R OBP: 0.295, SLG: 0.500 Thomas Howard, S OBP: 0.545, SLG: 0.500 (1, 7) (7, 7)	0-0 G4-3		3-3 K		1-2 1B		2-2 E SF7 HBP 1B		1-1 1B SF4 1B	3 1 1 0 0 1 2 1 1 1 0 0 0 0										
Roberto Kelly, R OBP: 0.381, SLG: 0.359 (1, 8)		1-2 1B G4-3 1B		1-3 K		1-3 K		3-1 E6 1-3 2-H 2B 1B	0-1 1B S 1B	5 3 3 0 0 2 2										
Willie Greene, L OBP: 0.368, SLG: 0.333 (1, 5)		3-1 SAFE 1B 1B		1-0 E 1B		0-0 G3		0-0 SF7	4-0 1B 1-2 IBB	3 1 2 1 1 0 0										
Bret Boone, R OBP: 0.294, SLG: 0.313 (1, 4)		1-1 SAFE G4-3		1-2 E5		0-1 2B 1B		0-0 2B	2-0 SF4	4 0 2 3 0 0 2										
Brian Dorsett, R OBP: 0.348, SLG: 0.429 (1, 2)		0-1 2-H 1B		2-0 P3		3-2 P4		1-2 G5-3	0-0 1-2 2-H 1B	5 0 2 2 0 0 4										
Tom Browning, L OBP: 0.125, SLG: 0.250 (1, 1)		0-3 K		2-2 F7		1-0 2B		0-1 G4-3	1-3 K	5 0 1 0 0 2 4										
Inning Stats	R: 0 E: 0 K: 0 S: 9	H: 0 LOB: 1 BB: 1 P: 17	R: 2 E: 0 K: 1 S: 12	H: 3 LOB: 0 BB: 0 P: 17	R: 0 E: 0 K: 1 S: 9	H: 1 LOB: 1 BB: 0 P: 12	R: 0 E: 1 K: 1 S: 11	H: 1 LOB: 2 BB: 0 P: 18	R: 0 E: 0 K: 1 S: 11	H: 2 LOB: 2 BB: 0 P: 17	R: 3 E: 1 K: 0 S: 14	H: 3 LOB: 1 BB: 0 P: 22	R: 0 E: 0 K: 0 S: 5	H: 1 LOB: 0 BB: 0 P: 5	R: 2 E: 0 K: 2 S: 14	H: 3 LOB: 2 BB: 1 P: 22	1B: 12 2B: 4 3B: 0 HR: 0	SF: 2 SAC: 0 DP: 1 HBP: 1	WP: 0 PB: 0 SB: 1 CS: 0	PA: 45
PITCHER	IP WLS BF H R ER SO BB IBB HBP BLK WP HR S P ERA WHIP																			
Shawn Boskie, R ERA: 1.86 (1, 1)	6.0 L 28 9 2 2 4 1 0 0 0 0 0 0 63 99 3.00 1.667																			
Bobby Munoz, R ERA: 5.68 (7, 1)	2.0 10 4 3 2 0 0 0 0 1 0 0 0 19 27 9.00 2.000																			
Mike Williams, R ERA: 6.0 (9, 1)	1.0 7 3 2 2 2 0 1 0 0 0 0 0 14 22 18.00 3.000																			

Cincinnati Reds @ Philadelphia Phillies
Veterans Stadium, Philadelphia, PA
Sun Apr 17 1994, 3:33 AM EDT
Att. 43,400 - Overcast - 59 F

AB	40
R	7
H	16
RBI	6
BB	2
SO	6
LOB	19



Batter	1	2	3	4	5	6	7	8	9	AB R H RBI BB SO LOB
Lenny Dykstra, L OBP: 0.310, SLG: 0.320 (1, 8)	0-0 F9		1-1 F7			1-0 L9			1-2 G3	4 0 0 0 0 0 1
Mariano Duncan, R OBP: 0.286, SLG: 0.489 (1, 4)	2-2 L7			0-0 P3			1-2 P6		0-0 E6	4 0 0 0 0 0 1
Ricky Jordan, R OBP: 0.290, SLG: 0.379 (1, 3)	1-3 K			1-2 G6-4-3 1B			1-3 K		1-0 F8	4 0 1 0 0 2 2
Dave Hollins, S OBP: 0.455, SLG: 0.512 (1, 5)		2-2 G6-3		0-1 G6-4-3 1-2f			0-0 1B		0-1 F9	4 0 1 0 0 0 3
Pete Incaviglia, R OBP: 0.286, SLG: 0.313 (1, 7)		1-3 K			0-0 P4		2-0 P6			3 0 0 0 0 1 1
Todd Pratt, R OBP: 0.286, SLG: 0.167 (1, 2)		4-0 BB			1-2 E4 G5-4-3			2-1 F8		2 0 0 0 1 0 0
Kim Batiste, R OBP: 0.125, SLG: 0.125 (1, 6)		2-3 K			1-1 G5-4-3 1-2f			0-1 G5-3		3 0 0 0 0 1 2
Tony Longmire, L OBP: 0.091, SLG: 0.091 (1, 9)			0-2 F7			0-1 F8		0-0 P6		3 0 0 0 0 0 0
Shawn Boskie, R (1, 1)			0-1 G1-6-3			2-2 P6			4-2 E G3 BB	1 0 0 0 0 0 0 1 0 1 0 0

Inning Stats	R: 0	H: 0	E: 0	LOB: 0	K: 1	BB: 0	S: 7	R: 0	H: 0	E: 0	LOB: 1	K: 2	BB: 1	S: 10	R: 0	H: 0	E: 0	LOB: 0	K: 0	BB: 0	S: 7	R: 0	H: 1	E: 0	LOB: 0	K: 0	BB: 0	S: 6	R: 0	H: 0	E: 1	LOB: 0	K: 0	BB: 0	S: 6	R: 0	H: 0	E: 0	LOB: 0	K: 0	BB: 0	S: 6	R: 0	H: 1	E: 0	LOB: 1	K: 1	BB: 0	S: 8	R: 0	H: 0	E: 0	LOB: 0	K: 0	BB: 0	S: 5	R: 0	H: 0	E: 1	LOB: 2	K: 0	BB: 1	S: 10	1B: 2	SF: 0	2B: 0	SAC: 0	3B: 0	DP: 2	HR: 0	HBP: 0	WP: 0	PA: 31
PITCHER Tom Browning, L ERA: 4.67 (1, 1)	IP	WLS	BF	H	R	ER	SO	BB	IBB	HBP	BLK	WP	HR	S	P	ERA	WHIP																			IP	WLS	BF	H	R	ER	SO	BB	IBB	HBP	BLK	WP	HR	S	P	ERA	WHIP																					

BOTTOM

Cincinnati Reds @ Philadelphia Phillies
Veterans Stadium, Philadelphia, PA

Sun Apr 17 1994, 3:33 AM EDT
Att. 43,400 - Overcast - 59 F

livebaseballscorecards.com

AB	29
R	0
H	2
RBI	0
BB	2
SO	4
LOB	10



Batter	1	2	3	4	5	6	7	8	9	AB R H RBI BB SO LOB	TOP
Carlos Garcia, R (1, 4) OBP: 0.319, SLG: 0.400	2-2 G4-3		3-1 P4		0-0 F9			1-3 K		4 0 0 0 0 1 2	
Jay Bell, R (1, 6) OBP: 0.217, SLG: 0.186	0-0 F9		3-1 G5-3		2-3 K			0-1 G6-3		4 0 0 0 0 1 2	
Andy Van Slyke, L (1, 8) OBP: 0.340, SLG: 0.378	2-2 G6-3			3-3 K		2-2 F7		3-3 K		4 0 0 0 0 2 0	
Jeff King, R (1, 5) OBP: 0.310, SLG: 0.375		0-3 K		0-3 K		1-0 F8			1-3 K	4 0 0 0 0 3 0	
Orlando Merced, S (1, 9) OBP: 0.395, SLG: 0.303		4-2 BB		4-2 HR BB		4-0 BB			1-1 F8	1 1 0 0 3 0 0	
Brian Hunter, R (1, 3) OBP: 0.250, SLG: 0.583		2-1 F7		2-1 1-H HR		1-3 K			0-2 G1-3	4 1 1 2 0 1 2	
Al Martin, L (1, 7) OBP: 0.333, SLG: 0.475		1-0 G1-3		3-2 CS 1B			1-2 G3			3 0 1 0 0 0 1	
Don Slaught, R (1, 2) OBP: 0.379, SLG: 0.292		4-0 SH2-4 BB		1 SAFE 0-0 CS 1-2		4-0 BB		3-3 K		1 0 0 0 2 1 0	
Denny Neagle, L (1, 1) Blas Minor, R (4, 1) Tom Foley, L (5, PH) Ravelo Manzanillo, L (5, 1) Lloyd McClendon, R (7, PH) Jeff Tabbeka, R (7, 1)		0-0 SH2-4		1 SAFE 0-0 SH2-4		1-2 L9		2-2 P6		0 0 0 0 0 0 0 0 0 0 0 0 0 0 1 0 0 0 0 0 1 0 0 0 0 0 0 0 1 0 0 0 0 0 0 0 0 0 0 0 0 0	
Inning Stats	R: 0 H: 0 E: 0 LOB: 0 K: 0 BB: 0 S: 9 P: 13	R: 0 H: 0 E: 0 LOB: 1 K: 1 BB: 1 S: 10 P: 17	R: 0 H: 0 E: 0 LOB: 1 K: 0 BB: 1 S: 5 P: 15	R: 2 H: 2 E: 0 LOB: 0 K: 2 BB: 1 S: 17 P: 29	R: 0 H: 0 E: 0 LOB: 1 K: 1 BB: 1 S: 7 P: 14	R: 0 H: 0 E: 0 LOB: 1 K: 1 BB: 1 S: 10 P: 18	R: 0 H: 0 E: 0 LOB: 0 K: 1 BB: 0 S: 10 P: 16	R: 0 H: 0 E: 0 LOB: 0 K: 2 BB: 0 S: 11 P: 15	R: 0 H: 0 E: 0 LOB: 0 K: 1 BB: 0 S: 8 P: 10	1B: 1 SF: 0 2B: 0 SAC: 1 3B: 0 DP: 0 HR: 1 HBP: 0	WP: 0 PA: 34 PB: 0 SB: 0 CS: 1
PITCHER	IP WLS BF H R ER SO BB IBB HBP BLK WP HR S P ERA WHIP										
Jose Rijo, R (1, 1) ERA: 3.6	7.0 W 27 2 2 2 6 5 0 0 0 0 1 68 122 2.57 1.000										
Jeff Brantley, R (8, 1) ERA: 1.8	2.0 6 0 0 0 3 0 0 0 0 0 0 19 25 0.00 0.000										

Pittsburgh Pirates @ Cincinnati Reds
Riverfront Stadium, Cincinnati, OH

Tue Apr 19 1994, 7:05 PM EDT
Att. 23,891 - Unknown - 72 F

livebaseballscorecards.com

AB	27
R	2
H	2
RBI	2
BB	5
SO	9
LOB	8



Batter	1	2	3	4	5	6	7	8	9	AB	R	H	RBI	BB	SO	LOB
Barry Larkin, R (1, 6) OBP: 0.254, SLG: 0.106	4-1 FC6-4 BB	4-0 BB		1-0 F9	1-1 G6-3		3-3 K			3	0	0	0	2	1	0
Tony Fernandez, S (1, 4) OBP: 0.340, SLG: 0.308	1-1 FC6-4	1-2 F9		3-2 1B 1B 2B	2-3 K		2-2 G4-3			2	0	0	0	0	0	4
Willie Greene, L (4, 5) OBP: 0.364, SLG: 0.389	1-2f FC6-4									3	1	1	0	0	1	0
Reggie Sanders, R (1, 9) OBP: 0.333, SLG: 0.608	1-3 K		3-2 2B SF9 1B	1-0 1B HR 1B		0-0 1B 1B		1-0 F7		5	3	2	0	0	1	1
Kevin Mitchell, R (1, 7) OBP: 0.347, SLG: 0.622	2-1 F9		0-1 SF9 2B	1-1 HR 1B		0-0 1B 1B		0-2 HR		5	2	4	2	0	0	1
Jacob Brumfield, R (9, 7) OBP: 1.000, SLG: 1.333			1-3 2B	1-2 HR 1B		1-2 1B 1B				0	0	0	0	0	0	0
Roberto Kelly, R (1, 8) OBP: 0.404, SLG: 0.442		3-2 CS 1B	4-2 BB BB	0-1 HR		3-1 F8		1-1 G3-1		4	1	2	3	1	0	2
Hal Morris, L (1, 3) OBP: 0.382, SLG: 0.480	1 SAFE 2B HBP	2-1 2B HBP	1-3 K	2-3 K		3-2 1B		1-1 G5-3		4	1	1	1	0	2	3
Bret Boone, R (1, 5) OBP: 0.316, SLG: 0.371		3-2 SH1-4 2B	0-1 SF9 1B	3-2 FC6-4 1B		3-3 K				3	0	2	2	0	1	2
Brian Dorsett, R (1, 2) OBP: 0.370, SLG: 0.391		4-2 SH1-4 BB	4-0 BB	0-0 FC6-4		2-2 F9				2	0	0	0	2	0	3
Jose Rijo, R (1, 1) OBP: 0.200, SLG: 0.200		0-0 SH1-4	2-3 K		1-3 K		3-2 G5-3			2	0	0	0	0	2	3
Jerome Walton, R (7, PH) OBP: 0.286, SLG: 0.286		1-2 2-3								1	0	0	0	0	0	0
Jeff Brantley, R (8, 1)										0	0	0	0	0	0	0

Inning Stats	R: 0	H: 0	E: 0	K: 1	S: 8	H: 0	LOB: 1	BB: 1	P: 16	R: 1	H: 2	E: 0	K: 0	S: 15	H: 2	LOB: 3	BB: 2	P: 32	R: 1	H: 2	E: 0	K: 2	S: 17	R: 4	H: 5	E: 0	K: 1	S: 18	H: 0	LOB: 0	BB: 0	P: 13	R: 1	H: 2	E: 1	K: 1	S: 15	H: 0	LOB: 2	BB: 0	P: 26	R: 0	H: 0	E: 0	K: 1	S: 12	H: 0	LOB: 0	BB: 0	P: 20	R: 1	H: 1	E: 0	K: 0	S: 8	H: 1	LOB: 0	BB: 0	P: 11
1B: 7	SF: 1	2B: 3	SAC: 1	3B: 0	DP: 0	HR: 2	HBP: 1	WP: 0	PA: 42	1B: 7	SF: 1	2B: 3	SAC: 1	3B: 0	DP: 0	HR: 2	HBP: 1	WP: 0	PA: 42	1B: 7	SF: 1	2B: 3	SAC: 1	3B: 0	DP: 0	HR: 2	HBP: 1	WP: 0	PA: 42	1B: 7	SF: 1	2B: 3	SAC: 1	3B: 0	DP: 0	HR: 2	HBP: 1	WP: 0	PA: 42	1B: 7	SF: 1	2B: 3	SAC: 1	3B: 0	DP: 0	HR: 2	HBP: 1	WP: 0	PA: 42										

PITCHER	IP	WLS	BF	H	R	ER	SO	BB	IBB	HBP	BLK	WP	HR	S	P	ERA	WHIP
Denny Neagle, L (1, 1) ERA: 5.17	3.1	L	21	6	4	4	3	5	0	0	0	0	0	45	89	10.80	3.300
Bias Minor, R (4, 1) ERA: 7.71	0.2		5	3	2	2	1	0	0	0	0	0	1	13	19	27.00	4.500
Ravelo Manzanillo, L (5, 1) ERA: 5.4	2.0		9	2	1	0	3	0	0	0	0	0	0	24	39	0.00	1.000
Jeff Tabaka, L (7, 1) ERA: 4.5	2.0		7	1	1	1	1	0	0	0	0	0	1	20	31	4.50	0.500

BOTTOM

Pittsburgh Pirates @ Cincinnati Reds
Riverfront Stadium, Cincinnati, OH

livebaseballscores.com

AB	34
R	8
H	12
RBI	8
BB	5
SO	8
LOB	19



WP: 0	PA: 42
PB: 0	
SB: 0	
CS: 1	

PITCHER	IP	WLS	BF	H	R	ER	SO	BB	IBB	HBP	BLK	WP	HR	S	P	ERA	WHIP
Denny Neagle, L (1, 1) ERA: 5.17	3.1	L	21	6	4	4	3	5	0	0	0	0	0	45	89	10.80	3.300
Bias Minor, R (4, 1) ERA: 7.71	0.2		5	3	2	2	1	0	0	0	0	0	1	13	19	27.00	4.500
Ravelo Manzanillo, L (5, 1) ERA: 5.4	2.0		9	2	1	0	3	0	0	0	0	0	0	24	39	0.00	1.000
Jeff Tabaka, L (7, 1) ERA: 4.5	2.0		7	1	1	1	1	0	0	0	0	0	1	20	31	4.50	0.500

Tue Apr 19 1994, 7:05 PM EDT
Att: 23,891 - Unknown - 72 F

Batter	1	2	3	4	5	6	7	8	9	AB R H RBI BB SO LOB	TOP										
Al Martin, L (1, 7) OBP: 0.320, SLG: 0.432	4-2 S 1B BB		1-0 F8		0-2 F8		1-0 L7		3-2 G4-3	4 1 0 0 1 0 0											
Jay Bell, R (1, 6) OBP: 0.235, SLG: 0.271	0-1 F9		0-0 2B		3-3 K		1-2 FC6-4 3B		2-3 K	5 1 2 0 0 2 1											
Andy Van Slyke, L (1, 8) OBP: 0.352, SLG: 0.362	2-3 K SAFE		4-1 BB		0-1 F8		4-2 FC6-4 BB			2 0 0 0 2 1 1											
Jeff King, R (1, 5) OBP: 0.326, SLG: 0.386	3-0 1-H 1B		0-1 F8		2-2 1B 1B		1-0 FC6-4			4 1 2 2 0 0 3											
Dave Clark, L (1, 9) OBP: 0.412, SLG: 0.750 Jeff Tabaka, R (8, 1)	1-1 F8		1-0 F8		0-0 1B 1B		2-2 L7			4 1 1 0 0 0 2 0 0 0 0 0 0 0											
Don Slaught, R (1, 2) OBP: 0.333, SLG: 0.250		0-1 L4		1-3 K		1-0 F9		1-0 F9		4 0 0 0 0 1 2											
Orlando Merced, S (1, 3) OBP: 0.404, SLG: 0.324 (7, 9)		2-0 G3-1		1-2 1B 1B		1-0 1B 1B		2-3 K		4 0 2 1 0 1 0											
Carlos Garcia, R (1, 4) OBP: 0.314, SLG: 0.388		1-1 P5		3-3 K		3-2 1B 1B		0-0 G6-3		4 0 1 1 0 1 1											
Paul Wagner, R (1, 1) Jeff Ballard, L (7, 1) Mark Dewey, R (7, 1) Brian Hunter, R (7, 3) OBP: 0.240, SLG: 0.560			0-0 G4-3		0-2 G6-3		0-0 G5-3		2-2 G5-3	3 0 0 0 0 0 2 0 0 0 0 0 0 0 0 0 0 0 0 0 0 1 0 0 0 0 0 0											
Inning Stats	R: 1 E: 0 K: 1 S: 13	H: 1 LOB: 1 BB: 1 P: 23	R: 0 E: 0 K: 0 S: 5	H: 0 LOB: 0 BB: 0 P: 8	R: 0 E: 0 K: 0 S: 6	H: 1 LOB: 2 BB: 1 P: 11	R: 0 E: 0 K: 2 S: 12	H: 1 LOB: 1 BB: 0 P: 18	R: 0 E: 0 K: 1 S: 9	H: 0 LOB: 0 BB: 0 P: 12	R: 2 E: 0 K: 0 S: 13	H: 4 LOB: 2 BB: 0 P: 20	R: 1 E: 0 K: 0 S: 13	H: 1 LOB: 1 BB: 1 P: 22	R: 0 E: 0 K: 1 S: 5	H: 0 LOB: 0 BB: 0 P: 8	R: 0 E: 0 K: 1 S: 9	H: 0 LOB: 0 BB: 0 P: 16	1B: 6 2B: 1 3B: 1 HR: 0	SF: 0 SAC: 0 DP: 0 HBP: 0	WP: 0 PA: 38 PB: 0 SB: 1 CS: 0
PITCHER	IP WLS BF H R ER SO BB IBB HBP BLK WP HR S P ERA WHIP																				
Tim Pugh, R (1, 1) ERA: 2.81	6.0		27	7	3	3	4	2	0	0	0	0	0	0	58	92	4.50	1.500			
Chuck McElroy, L (7, 1) ERA: 2.84	0.1		3	1	1	1	0	1	0	0	0	0	0	8	14	27.00	6.000				
Johnny Ruffin, R (7, 1) ERA: 1.86	1.2	W	5	0	0	0	1	0	0	0	0	0	0	10	16	0.00	0.000				
Hector Carrasco, R (9, 1) ERA: 1.5	1.0	S	3	0	0	0	1	0	0	0	0	0	0	9	16	0.00	0.000				

Pittsburgh Pirates @ Cincinnati Reds
Riverfront Stadium, Cincinnati, OH
Wed Apr 20 1994, 7:05 PM EDT
Att. 20,341 - Unknown - 66 F

livebaseballscorecards.com

AB	35
R	4
H	8
RBI	4
BB	3
SO	6
LOB	12



Batter	1	2	3	4	5	6	7	8	9	AB R H RBI BB SO LOB	TOP											
Jerry Browne, S (1, 8) OBP: 0.341, SLG: 0.212	1-2 G6-3		4-2 1B BB		2-1 2B			0-1 BB BB 1B		3 0 2 0 1 0 0	Florida Marlins @ Cincinnati Reds Riverfront Stadium, Cincinnati, OH Fri Apr 22 1994, 7:05 PM EDT Att. 32,198 - Unknown - 59 F											
Dave Magadan, L (1, 5) OBP: 0.366, SLG: 0.265	1-3 K		0-1 1B 1-2 2-H		0-0 F9			4-1 SAFE BB BB 1-2 BB		3 0 1 1 1 1 1												
Gary Sheffield, R (1, 9) OBP: 0.433, SLG: 0.685	0-0 G5-3		1-0 P4				1-1 G4-3	4-0 BB BB BB 1-2 2-3 BB G6-4-3		3 0 0 0 1 0 2												
Jeff Conine, R (1, 7) OBP: 0.380, SLG: 0.692		1-2 F9		3-1 HR		2-1 F7		0-3 K		4 1 1 1 0 1 3												
Benito Santiago, R (1, 2) OBP: 0.286, SLG: 0.311		0-0 F9		0-2 L9		1-1 G1-3		0-0 G6-4-3 1-2f		4 0 0 0 0 0 3												
Orestes Destrade, S (1, 3) OBP: 0.309, SLG: 0.375		2-3 K		2-3 K			1-2 1B		2-3 K	4 0 1 0 0 3 0												
Bret Barberie, S (1, 4) OBP: 0.281, SLG: 0.467			2-3 K	0-3 K			0-3 K		0-3 K	4 0 0 0 0 4 1												
Kurt Abbott, R (1, 6) OBP: 0.393, SLG: 0.500			0-1 SH3-4 1B 1B		0-2 P2		0-0 P6		0-1 G4-3	4 1 1 0 0 0 1												
Charlie Hough, R (1, 1) OBP: 0.500, SLG: 0.429			1-1 SH3-4		0-2 K		3-1 P4			1 0 0 0 0 1 0												
Alex Arias, R (7, PH) OBP: 0.368, SLG: 0.438										1 0 0 0 0 0 1												
Richie Lewis, R (7, 1)										0 0 0 0 0 0 0												
Yorkis Perez, L (7, 1)										0 0 0 0 0 0 0												
Inning Stats	R: 0 E: 0 K: 1 S: 7	H: 0 LOB: 0 BB: 0 P: 9	R: 0 E: 0 K: 1 S: 8	H: 0 LOB: 0 BB: 0 P: 11	R: 1 E: 0 K: 1 S: 12	H: 2 LOB: 2 BB: 1 P: 20	R: 1 E: 0 K: 2 S: 13	H: 1 LOB: 0 BB: 0 P: 18	R: 0 E: 0 K: 1 S: 9	H: 1 LOB: 1 BB: 0 P: 11	R: 0 E: 0 K: 0 S: 6	H: 0 LOB: 0 BB: 0 P: 10	R: 0 E: 0 K: 1 S: 9	H: 1 LOB: 1 BB: 0 P: 13	R: 0 E: 0 K: 1 S: 7	H: 1 LOB: 2 BB: 2 P: 15	R: 0 E: 0 K: 2 S: 8	H: 0 LOB: 0 BB: 0 P: 10	1B: 4 2B: 1 3B: 0 HR: 1	SF: 0 SAC: 1 DP: 1 HBP: 0	WP: 0 PB: 0 SB: 0 CS: 0	PA: 35
PITCHER	IP WLS BF H R ER SO BB IBB HBP BLK WP HR S P ERA WHIP																					
John Smiley, L (1, 1) ERA: 2.67	7.0 W 27 5 2 2 7 1 0 0 0 0 0 1 64 92 2.57 0.857																					
Johnny Ruffin, R (8, 1) ERA: 1.86	0.0 3 1 0 0 0 2 0 0 0 0 0 0 3 11 ∞ ∞																					
Jeff Brantley, R (8, 1) ERA: 1.5	2.0 S 5 0 0 0 3 0 0 0 0 0 0 0 12 14 0.00 0.000																					

livebaseballscores.com

AB	31
R	2
H	6
RBI	2
BB	3
SO	10
LOB	12



Batter	1	2	3	4	5	6	7	8	9	AB	R	H	RBI	BB	SO	LOB	BOTTOM
--------	---	---	---	---	---	---	---	---	---	----	---	---	-----	----	----	-----	--------

Barry Larkin, R OBP: 0.313, SLG: 0.176 (1, 6)	2-2 G5-3		3-2 WP S 2B		4-0 BB G3-1 BB		4-1 S E WP BB			2	2	1	0	2	0	0	
Hal Morris, L OBP: 0.381, SLG: 0.491 (1, 3)	1-2 G4-3		2-3 SAFE S 2-3 SAFE 2-3 SAFE 2-3 SAFE		3-2 G3-1		0-0 E7 WP BB FC6-4			4	1	0	0	0	1	4	
Reggie Sanders, R OBP: 0.339, SLG: 0.554 (1, 9)	1-1 F8		4-1 S 1B BB		4-1 BB HBP		4-0 FC6-4 WP BB			1	0	0	0	2	0	0	
Kevin Mitchell, R OBP: 0.351, SLG: 0.569 (1, 7)		1-0 G5-3	1-2 SAFE 1-2 SAFE 1-H		4-1 BB BB		4-1 FC6-4 IBB			2	0	1	1	2	0	0	
Roberto Kelly, R OBP: 0.345, SLG: 0.373 (1, 8)		3-3 K		1-3 K		4-1 BB BB BB		4-1 FC6-4 IBB		4	0	0	1	0	2	5	
Willie Greene, L OBP: 0.321, SLG: 0.304 (1, 5)		4-1 BB BB		0-0 F8		1-0 F7		3-2 F8		2	0	0	0	1	0	0	
Jacob Brumfield, R OBP: 0.750, SLG: 1.000 (7, PH)										1	0	0	0	0	0	2	
Johnny Ruffin, R (8, 1)										0	0	0	0	0	0	0	
Jeff Brantley, R (8, 1)										0	0	0	0	0	0	0	
Bret Boone, R OBP: 0.326, SLG: 0.357 (1, 4)		4-0 SAFE SAFE 1-2 SAFE BB		0-0 G6-3		1-0 G6-3		1-1 G4-3		3	0	0	0	1	0	0	
Brian Dorsett, R OBP: 0.387, SLG: 0.407 (1, 2)		2-2 F7		0-1 G3-1 SH2-4 BB 1B		2-2 F8		0-2 G6-4-3 1B		4	1	2	0	0	0	2	
John Smiley, L (1, 1)										1	0	0	0	0	0	0	
Lenny Harris, L OBP: 0.125, SLG: 0.250 (7, PH)										1	0	0	0	0	0	0	
Jeff Branson, L OBP: 0.500, SLG: 0.500 (8, 5)										1	0	0	0	0	0	1	

Florida Marlins @ Cincinnati Reds
Riverfront Stadium, Cincinnati, OH

Fri Apr 22 1994, 7:05 PM EDT
Att: 32,198 - Unknown - 59 F

livebaseballscorecards.com

AB	26
R	4
H	4
RBI	2
BB	8
SO	3
LOB	14



Inning Stats																	1B: 3	SF: 0	WP: 2	PA: 36																							
R: 0		H: 0		R: 0		H: 0		R: 1		H: 2		R: 0		H: 0		R: 1		H: 1		R: 0		H: 1		R: 0		H: 1																	
E: 0		LOB: 0		E: 0		LOB: 2		E: 0		LOB: 2		E: 0		LOB: 0		E: 0		LOB: 3		E: 1		LOB: 0		E: 0		LOB: 0																	
K: 0		BB: 0		K: 1		BB: 2		K: 0		BB: 0		K: 1		BB: 0		K: 0		BB: 2		K: 0		BB: 3		K: 0		BB: 0																	
S: 8		P: 12		S: 9		P: 23		S: 14		P: 25		S: 5		P: 6		S: 11		P: 29		S: 5		P: 9		S: 9		P: 7																	
PITCHER		IP	WLS	BF	H	R	ER	SO	BB	IBB	HBP	BLK	WP	HR	S	P	ERA	WHIP	PITCHER								IP	WLS	BF	H	R	ER	SO	BB	IBB	HBP	BLK	WP	HR	S	P	ERA	WHIP
Charlie Hough, R ERA: 2.84 (1, 1)		6.0		26	3	2	2	3	5	0	1	0	1	0	52	104	3.00	1.333									6.0		26	3	2	2	3	5	0	1	0	1	0	6	20	0.00	3.000
Richie Lewis, R ERA: (7, 1)		0.2	L	6	0	2	0	0	2	1	0	0	1	0	6	20	0.00	3.000									0.2		6	0	2	0	0	2	1	0	0	1	0	6	20	0.00	3.000
Yorkis Perez, L ERA: 1.93 (7, 1)		1.1		4	1	0	0	0	0	0	0	0	0	0	9	13	0.00	0.750									1.1		4	1	0	0	0	0	0	0	0	0	9	13	0.00	0.750	

Batter	1	2	3	4	5	6	7	8	9	AB R H RBI BB SO LOB	TOP										
Matias Carrillo, L (1, 8) <small>OBP: 0.286, SLG: 0.316</small> (9, 7)										5 1 1 0 0 2 4											
Dave Magadan, L (1, 5) <small>OBP: 0.391, SLG: 0.289</small> Bryan Harvey, R (9, 1)										4 0 2 0 1 0 2 0 0 0 0 0 0 0											
Gary Sheffield, R (1, 9) <small>OBP: 0.408, SLG: 0.649</small>										3 0 0 1 0 1 1											
Jeff Conine, R (1, 7) <small>OBP: 0.373, SLG: 0.667</small> (9, 3)										4 0 1 0 0 0 1											
Kurt Abbott, R (1, 6) <small>OBP: 0.367, SLG: 0.463</small>										4 0 0 0 0 3 3											
Orestes Destrade, S (1, 3) <small>OBP: 0.322, SLG: 0.373</small> Chuck Carr, S (9, PR) <small>OBP: 0.271, SLG: 0.304</small> (9, 8)										3 0 1 0 1 1 2 0 1 0 0 0 0 0											
Benito Santiago, R (1, 2) <small>OBP: 0.308, SLG: 0.396</small>										3 1 2 1 0 0 1											
Rick Renteria, R (1, 4) <small>OBP: 0.154, SLG: 0.154</small> (9, 5)										4 0 1 1 0 1 2											
Ryan Bowen, R (1, 1) <small>OBP: 0.333, SLG: 0.500</small> Alex Arias, R (7, PH) <small>OBP: 0.350, SLG: 0.412</small> Jeremy Hernandez, R (7, 1) Bret Barberie, S (9, PH) <small>OBP: 0.292, SLG: 0.475</small> (9, 4)										2 0 0 0 0 1 2 1 0 0 0 0 1 0 0 0 0 0 0 0 0 1 0 1 0 0 0 0											
Inning Stats	R: 1 E: 0 K: 1 S: 12	H: 2 LOB: 1 BB: 0 P: 18	R: 0 E: 0 K: 1 S: 14	H: 1 LOB: 2 BB: 1 P: 21	R: 0 E: 0 K: 1 S: 13	H: 1 LOB: 2 BB: 1 P: 25	R: 1 E: 0 K: 1 S: 8	H: 1 LOB: 0 BB: 0 P: 13	R: 0 E: 0 K: 3 S: 12	H: 1 LOB: 1 BB: 0 P: 18	R: 0 E: 0 K: 1 S: 6	H: 1 LOB: 1 BB: 0 P: 7	R: 0 E: 0 K: 1 S: 9	H: 0 LOB: 0 BB: 0 P: 12	R: 1 E: 0 K: 1 S: 12	H: 2 LOB: 3 BB: 0 P: 18	1B: 8 2B: 0 3B: 0 HR: 1	SF: 1 SAC: 1 DP: 0 HBP: 0	WP: 0 PB: 2 SB: 0 CS: 0	PA: 38	
PITCHER	IP WLS BF H R ER SO BB IBB HBP BLK WP HR S P ERA WHIP																				
Erik Hanson, R (1, 1) <small>ERA: 7.2</small>	6.0		26	6	2	2	7	2	0	0	0	0	0	1	66	103	3.00	1.333			
Chuck McElroy, L (7, 1) <small>ERA: 2.45</small>	1.0		3	1	0	0	1	0	0	0	0	0	0	6	7	0.00	1.000				
Hector Carrasco, R (8, 1) <small>ERA: 1.13</small>	2.0	L	9	2	1	0	2	0	0	0	0	0	0	21	30	0.00	1.000				

Florida Marlins @ Cincinnati Reds
 Riverfront Stadium, Cincinnati, OH

Sat Apr 23 1994, 3:33 AM EDT
 Att. 29,075 - Sunny - 68 F

livebaseballscorecards.com

AB	34
R	3
H	9
RBI	3
BB	2
SO	10
LOB	18



BOTTOM

Florida Marlins @ Cincinnati Reds
 Riverfront Stadium, Cincinnati, OH

Sat Apr 23 1994, 3:33 AM EDT
 Att: 29,075 - Sunny - 68 F

livebaseballscorecards.com

AB	31
R	2
H	9
RBI	2
BB	4
SO	8
LOB	15



WP: 0	PA: 37
PB: 0	
SB: 2	
CS: 2	

AB R H RBI BB SO LOB

3	0	2	0	1	0	0
4	0	0	0	0	2	4
3	0	2	1	1	1	0
4	0	0	0	0	0	6
3	1	2	0	1	0	0
2	0	0	0	1	0	1
0	0	0	0	0	0	0
1	0	0	0	0	1	1

4 0 2 1 0 1 1

4 1 1 0 0 0 2

1	0	0	0	0	1	0
1	0	0	0	0	1	0
0	0	0	0	0	0	0
1	0	0	0	0	1	0

1B: 7	SF: 0
2B: 2	SAC: 1
3B: 0	DP: 2
HR: 0	HBP: 0

Batter 1 2 3 4 5 6 7 8 9

<p>Barry Larkin, R (1, 6) OBP: 0.338, SLG: 0.204</p>	<p>Hal Morris, L (1, 3) OBP: 0.358, SLG: 0.459</p>	<p>Reggie Sanders, R (1, 9) OBP: 0.364, SLG: 0.576</p>	<p>Thomas Howard, S (1, 7) OBP: 0.438, SLG: 0.357</p>	<p>Roberto Kelly, R (1, 8) OBP: 0.373, SLG: 0.407</p>	<p>Tony Fernandez, S (1, 4) OBP: 0.340, SLG: 0.293</p> <p>Chuck McElroy, L (7, 1)</p> <p>Bret Boone, R (8, 4) OBP: 0.319, SLG: 0.349</p>	<p>Willie Greene, L (1, 5) OBP: 0.344, SLG: 0.333</p>	<p>Eddie Taubensee, L (1, 2) OBP: 0.167, SLG: 0.167</p>	<p>Erik Hanson, R (1, 1)</p> <p>Jeff Branson, L (7, 4) OBP: 0.455, SLG: 0.455</p> <p>Hector Carrasco, R (8, 1)</p> <p>Lenny Harris, L (9, PH) OBP: 0.111, SLG: 0.222</p>
--	--	--	---	---	---	---	---	--

Inning Stats	R: 0 E: 0 K: 1 S: 8	H: 1 LOB: 0 BB: 0 P: 13	R: 1 E: 0 K: 0 S: 7	H: 1 LOB: 1 BB: 1 P: 13	R: 0 E: 1 K: 1 S: 13	H: 1 LOB: 2 BB: 1 P: 25	R: 0 E: 0 K: 1 S: 6	H: 1 LOB: 0 BB: 1 P: 13	R: 1 E: 0 K: 1 S: 13	H: 2 LOB: 2 BB: 1 P: 22	R: 0 E: 0 K: 0 S: 7	H: 1 LOB: 1 BB: 0 P: 12	R: 0 E: 0 K: 2 S: 9	H: 0 LOB: 0 BB: 0 P: 12	R: 0 E: 0 K: 1 S: 14	H: 2 LOB: 1 BB: 0 P: 19	R: 0 E: 0 K: 1 S: 8	H: 0 LOB: 0 BB: 0 P: 10	1B: 7 2B: 2 3B: 0 HR: 0	SF: 0 SAC: 1 DP: 2 HBP: 0
---------------------	------------------------------	----------------------------------	------------------------------	----------------------------------	-------------------------------	----------------------------------	------------------------------	----------------------------------	-------------------------------	----------------------------------	------------------------------	----------------------------------	------------------------------	----------------------------------	-------------------------------	----------------------------------	------------------------------	----------------------------------	----------------------------------	------------------------------------

PITCHER	IP	WLS	BF	H	R	ER	SO	BB	IBB	HBP	BLK	WP	HR	S	P	ERA	WHIP
Ryan Bowen, R (1, 1) ERA: 5.48	6.0		26	7	2	2	4	4	0	0	0	0	0	54	98	3.00	1.833
Jeremy Hernandez, R (7, 1) ERA: 2.0	2.0	W	7	2	0	0	3	0	0	0	0	0	0	23	31	0.00	1.000
Bryan Harvey, R (9, 1) ERA:	1.0	S	3	0	0	0	1	0	0	0	0	0	0	8	10	0.00	0.000

WP: 0	PA: 37
PB: 0	
SB: 2	
CS: 2	

Batter	1	2	3	4	5	6	7	8	9	AB R H RBI BB SO LOB	TOP	
Chuck Carr, S (1, 8) OBP: 0.270, SLG: 0.317 FFCFC FBB X	3-2 P3 ①		1-1 F8 ③		0-0 2B X			2-2 P6 ②		4 0 1 0 0 0 0	Florida Marlins @ Cincinnati Reds Riverfront Stadium, Cincinnati, OH Sun Apr 24 1994, 3:33 AM EDT Att. 27,416 - Sunny - 74 F livebaseballscorecards.com	
Rick Renteria, R (1, 5) OBP: 0.176, SLG: 0.125 C BB X	1-2 F8 ②			1-0 1B E HBP X	0-1 G1-3 ③		2-1 G3 ③		3 1 0 0 0 0 1			
Gary Sheffield, R (1, 9) OBP: 0.387, SLG: 0.607 BFC X	1-2 P6 ③			1-1 F7 ①		0-3 K ①		2-1 F7 ①	4 0 0 0 0 1 1			
Jeff Conine, R (1, 7) OBP: 0.367, SLG: 0.644 B X		1-0 F9 ①		0-0 1 SAFE E SF7 1B X	1-2 P3 ②		1-2 F8 ②	1-2 F8 ②	4 1 1 0 0 0 0			
Orestes Destrade, S (1, 3) OBP: 0.317, SLG: 0.364 CC X		0-2 FC6-4 1B X		1-0 E3 1-3 X	0-0 F8 ③		0-1 L7 ③	0-1 L7 ③	4 0 1 1 0 0 1			
Benito Santiago, R (1, 2) OBP: 0.291, SLG: 0.380 X		0-0 FC6-4 1-2f ②		0-0 SF7 3-H ②		1-2 F9 ①			2 0 0 1 0 0 1			
Bret Barberie, S (1, 4) OBP: 0.279, SLG: 0.453 1 SAFE S X		0-1 L4 ③		1-1 L9 ③		3-3 K ②			3 0 0 0 0 1 2			
Alex Arias, R (1, 6) OBP: 0.304, SLG: 0.350 B X			1-0 G5-3 ①		2-3 K ①		3-2 F9 ③		3 0 0 0 0 1 0			
Chris Hammond, L (1, 1) OBP: 0.250, SLG: 0.143 Richie Lewis, R (7, 1) Jerry Browne, S (8, PH) OBP: 0.333, SLG: 0.206 Luis Aquino, R (8, 1)			2-3 K ②		1-3 K ②		1-2 L7 ①		2 0 0 0 0 2 0 0 0 0 0 0 0 0 1 0 0 0 0 0 0 0 0 0 0 0 0 0			
Inning Stats	R: 0 H: 0 E: 0 LOB: 0 K: 0 BB: 0 S: 10 P: 15	R: 0 H: 1 E: 0 LOB: 1 K: 0 BB: 0 S: 7 P: 8	R: 0 H: 0 E: 0 LOB: 0 K: 1 BB: 0 S: 7 P: 11	R: 2 H: 1 E: 1 LOB: 1 K: 0 BB: 0 S: 7 P: 11	R: 0 H: 1 E: 0 LOB: 1 K: 2 BB: 0 S: 11 P: 14	R: 0 H: 0 E: 0 LOB: 0 K: 1 BB: 0 S: 7 P: 8	R: 0 H: 0 E: 0 LOB: 0 K: 1 BB: 0 S: 12 P: 19	R: 0 H: 0 E: 0 LOB: 0 K: 0 BB: 0 S: 8 P: 13	R: 0 H: 0 E: 0 LOB: 0 K: 0 BB: 0 S: 7 P: 10	1B: 2 SF: 1 2B: 1 SAC: 0 3B: 0 DP: 0 HR: 0 HBP: 1		WP: 0 PA: 32 PB: 0 SB: 0 CS: 0
PITCHER Tom Browning, L (1, 1) ERA: 3.42	IP WLS BF H R ER SO BB IBB HBP BLK WP HR S P ERA WHIP 9.0 W 32 3 2 1 5 0 0 1 0 0 0 0 76 109 1.00 0.333											PITCHER IP WLS BF H R ER SO BB IBB HBP BLK WP HR S P ERA WHIP

BOTTOM

Florida Marlins @ Cincinnati Reds
Riverfront Stadium, Cincinnati, OH

Sun Apr 24 1994, 3:33 AM EDT
Att: 27,416 - Sunny - 74 F

livebaseballscorecards.com

AB	30
R	5
H	9
RBI	4
BB	3
SO	5
LOB	13



WP	1	PA	34
PB	0	SB	0
CS	0		

AB	R	H	RBI	BB	SO	LOB
4	0	1	0	0	1	1
3	1	1	0	1	1	1
4	2	3	3	0	0	1
4	0	2	0	0	0	1
0	1	0	0	0	0	0
4	0	0	0	0	1	3
2	0	1	1	1	0	0
3	0	0	0	1	0	4
3	0	0	0	0	1	2
3	1	1	0	0	1	0
1B	4	SF	1			
2B	3	SAC	0			
3B	1	DP	2			
HR	1	HBP	0			

Batter	1	2	3	4	5	6	7	8	9								
Barry Larkin, R OBP: 0.333, SLG: 0.207 (1, 6)	G6-3		G6-4-3 1B		L9		K										
Hal Morris, L OBP: 0.366, SLG: 0.469 (1, 3)	K		G6-4-3 1-2f		HR BB		2B										
Reggie Sanders, R OBP: 0.386, SLG: 0.683 (1, 9)	3B			1B WP 2B	HR		P3										
Kevin Mitchell, R OBP: 0.361, SLG: 0.582 (1, 7)	G5-3			1B WP 1B	P4		G3 SF8 2B										
Jacob Brumfield, R OBP: 0.750, SLG: 1.000 (8, PR) (9, 7)																	
Roberto Kelly, R OBP: 0.349, SLG: 0.379 (1, 8)		P6		K		G6-3	G3										
Bret Boone, R OBP: 0.333, SLG: 0.356 (1, 4)		BB		G6-4-3 1B		G6-3	SF8										
Brian Dorsett, R OBP: 0.371, SLG: 0.367 (1, 2)		F8		G6-4-3 1-2f		BB	L9										
Willie Greene, L OBP: 0.314, SLG: 0.300 (1, 5)		P4			F7	K											
Tom Browning, L OBP: 0.182, SLG: 0.273 (1, 1)			K		HR 1B		G3										
Inning Stats	R: 0 E: 0 K: 1 S: 14	H: 1 LOB: 1 BB: 0 P: 23	R: 0 E: 0 K: 0 S: 7	H: 0 LOB: 1 BB: 1 P: 14	R: 0 E: 0 K: 1 S: 9	H: 1 LOB: 0 BB: 0 P: 13	R: 1 E: 0 K: 1 S: 13	H: 3 LOB: 1 BB: 0 P: 18	R: 3 E: 0 K: 0 S: 14	H: 2 LOB: 0 BB: 1 P: 25	R: 0 E: 0 K: 1 S: 7	H: 0 LOB: 1 BB: 1 P: 13	R: 0 E: 0 K: 1 S: 10	H: 1 LOB: 1 BB: 0 P: 14	R: 1 E: 0 K: 0 S: 9	H: 1 LOB: 1 BB: 0 P: 15	
PITCHER	IP	WLS	BF	H	R	ER	SO	BB	IBB	HBP	BLK	WP	HR	S	P	ERA	WHIP
Chris Hammond, L ERA: 2.42 (1, 1)	6.2	L	29	8	4	4	5	3	0	0	0	1	1	72	116	5.40	1.650
Richie Lewis, R ERA: (7, 1)	0.1		1	0	0	0	0	0	0	0	0	0	0	2	4	0.00	0.000
Luis Aquino, R ERA: 7.36 (8, 1)	1.0		4	1	1	1	0	0	0	0	0	0	0	9	15	9.00	1.000

Batter	1	2	3	4	5	6	7	8	9	10	AB R H RBI BB SO LOB	TOP												
Karl Rhodes, L OBP: 0.394, SLG: 0.557 (1, 8) (8, 7)	3-3 K		0-1 2B 1B		2-2 G6-3 1B		1-3 K			3-3 K	5 0 2 0 0 3 1	Chicago Cubs @ Cincinnati Reds Riverfront Stadium, Cincinnati, OH Mon Apr 25 1994, 7:05 PM EDT Att: 25,427 - Unknown - 80 F												
23 Ryne Sandberg, R OBP: 0.382, SLG: 0.514 (1, 4)	2-1 2B 3B		2-1 SF8 3B		0-1 L9			0-0 P6			4 2 2 0 0 0 1													
Mark Grace, L OBP: 0.293, SLG: 0.300 (1, 3)	0-2 E 2B		3-2 SF8		1-1 G6-3			1-0 G4-3			3 1 1 2 0 0 1													
Derrick May, L OBP: 0.389, SLG: 0.510 Glenallen Hill, R OBP: 0.364, SLG: 0.381 Chuck Crim, R Randy Myers, L (1, 7) (8, PH) (8, 1) (9, 1)	1-2 F7		4-0 BB		2-1 F7			0-1 F8			2 0 0 0 1 0 1 1 0													
Sammy Sosa, R OBP: 0.329, SLG: 0.406 (1, 9)	0-1 E9 2-H		1-3 K		2-3 K			0-0 G6-3			4 0 0 0 0 2 1													
Rick Wilkins, L OBP: 0.286, SLG: 0.291 (1, 2)	1-3 K				2-2 F7		1-3 K			3-3 K	4 0 0 0 0 3 1													
Rey Sanchez, R OBP: 0.270, SLG: 0.265 (1, 5)		0-0 F8 CS 2B			0-0 G6-3			2-2 SH1 1B		1-1 P4	4 0 2 0 0 0 0													
Shawon Dunston, R OBP: 0.304, SLG: 0.381 (1, 6)		0-0 F8 2-3			0-1 1B			0-0 SH1 1-2		1-2 F8	3 0 1 0 0 0 1													
Anthony Young, R Eduardo Zambrano, R OBP: 0.353, SLG: 0.706 Jose Bautista, R Dan Plesac, L Willie Wilson, S OBP: 0.286, SLG: 0.450 (1, 1) (7, PH) (7, 1) (7, 1) (8, 8)		1-3 K 3-H			1-2 F9			2-3 K		3-3 K	2 0 0 0 0 1 2 1 0 0 0 0 1 1 0 0 0 0 0 0 0 0 0 0 0 0 0 0 1 0 0 0 0 1 0													
Inning Stats	R: 2 E: 1 K: 2 S: 18	H: 2 LOB: 1 BB: 0 P: 25	R: 0 E: 0 K: 1 S: 5	H: 1 LOB: 0 BB: 0 P: 6	R: 1 E: 0 K: 1 S: 13	H: 2 LOB: 1 BB: 1 P: 23	R: 0 E: 0 K: 0 S: 9	H: 1 LOB: 1 BB: 0 P: 12	R: 0 E: 0 K: 0 S: 7	H: 0 LOB: 0 BB: 0 P: 10	R: 0 E: 0 K: 2 S: 9		H: 0 LOB: 0 BB: 0 P: 14	R: 0 E: 0 K: 2 S: 11	H: 1 LOB: 1 BB: 0 P: 16	R: 0 E: 0 K: 0 S: 4	H: 0 LOB: 0 BB: 0 P: 5	R: 0 E: 0 K: 1 S: 7	H: 0 LOB: 0 BB: 0 P: 11	R: 0 E: 0 K: 2 S: 10	H: 0 LOB: 0 BB: 0 P: 17	1B: 4 2B: 2 3B: 2 HR: 0	SF: 1 SAC: 1 DP: 1 HBP: 0	WP: 0 PB: 0 SB: 0 CS: 1
PITCHER	IP WLS BF H R ER SO BB IBB HBP BLK WP HR S P ERA WHIP																							
Jose Rijo, R ERA: 3.38 (1, 1)	7.0		8	3	2	8	1	0	0	0	0	0	0	106	2.57	1.286								
Chuck McElroy, L ERA: 1.93 (8, 1)	2.0		6	0	0	1	0	0	0	0	0	0	0	11	0.00	0.000								
Jeff Brantley, R ERA: 1.38 (10, 1)	1.0	W	3	0	0	2	0	0	0	0	0	0	0	10	0.00	0.000								

livebaseballscorecards.com

AB	34
R	3
H	8
RBI	2
BB	1
SO	11
LOB	10



Batter	1	2	3	4	5	6	7	8	9	10	AB	R	H	RBI	BB	SO	LOB
Barry Larkin, R OBP: 0.338, SLG: 0.197 (1, 6)	0-2 G3		0-2 G4-3		3-2 G5-4-3		4-1 BB			4-2 F8 SH 1B BB	3	1	0	0	2	0	2
Hal Morris, L OBP: 0.373, SLG: 0.471 (1, 3)	3-1 FC5-4 1B			0-1 WP 1B		3-1 G3	1-3 K			0-1 SH 1B DI	4	0	2	0	0	1	3
Reggie Sanders, R OBP: 0.360, SLG: 0.632 (1, 9)	0-0 F9			1-1 L5		0-0 F9			2-3 K	1-1 F9	5	0	0	0	0	1	4
Kevin Mitchell, R OBP: 0.364, SLG: 0.617 (1, 7)	0-0 FC5-4			2-3 K		2-1 HR			1-0 L1-3 1B	2-1 F8	5	1	2	1	0	1	4
Roberto Kelly, R OBP: 0.338, SLG: 0.365 (1, 8)				1-3 K		0-2 F7			0-0 L1-3	2-2 1B	5	0	1	1	0	2	2
Willie Greene, L OBP: 0.316, SLG: 0.281 (1, 5)				3-3 K		4-1 3B BB			0-3 K		2	1	0	0	1	2	0
Tony Fernandez, S OBP: 0.353, SLG: 0.381 (9, PH) (10, 5)										0-0 HR	1	1	1	1	0	0	0
Bret Boone, R OBP: 0.327, SLG: 0.388 (1, 4)				3-3 K		0-1 1-H 3B			2-2 G1-3	2-2 L8	4	0	1	1	0	1	0
Brian Dorsett, R OBP: 0.395, SLG: 0.375 (1, 2)				1-1 G5-3		4-1 FC5-2-5-1-6 BB			0-2 WP 1B	3-1 P2	2	0	1	0	1	0	0
Lenny Harris, L OBP: 0.111, SLG: 0.222 (7, PR)											0	0	0	0	0	0	0
Chuck McElroy, L (8, 1)											0	0	0	0	0	0	0
Jacob Brumfield, R OBP: 0.600, SLG: 0.800 (9, PH)											1	0	0	0	0	0	0
Jeff Brantley, R (10, 1)											0	0	0	0	0	0	0
Jose Rijo, R OBP: 0.143, SLG: 0.143 (1, 1)				0-0 L6		0-2 FC5-2-5-1-6 G5-4-3			1-0 WP 1B	1-2 P5	2	0	0	0	0	0	2
Thomas Howard, S OBP: 0.471, SLG: 0.400 (7, PH)											1	0	1	0	0	0	0
Eddie Taubensee, L OBP: 0.158, SLG: 0.158 (8, 2)											1	0	0	0	0	0	0

BOTTOM	
AB	36
R	4
H	9
RBI	4
BB	4
SO	8
LOB	17

Inning Stats	
R: 0 E: 0 K: 0 S: 8	H: 1 LOB: 1 BB: 0 P: 11
R: 0 E: 0 K: 3 S: 9	H: 0 LOB: 0 BB: 0 P: 17
R: 0 E: 0 K: 0 S: 6	H: 0 LOB: 0 BB: 0 P: 7
R: 0 E: 0 K: 2 S: 10	H: 1 LOB: 1 BB: 0 P: 14
R: 1 E: 0 K: 0 S: 10	H: 1 LOB: 1 BB: 2 P: 21
R: 1 E: 0 K: 0 S: 8	H: 1 LOB: 0 BB: 0 P: 13
R: 0 E: 0 K: 2 S: 14	H: 2 LOB: 3 BB: 1 P: 22
R: 0 E: 0 K: 1 S: 5	H: 1 LOB: 0 BB: 0 P: 8
R: 1 E: 0 K: 0 S: 9	H: 1 LOB: 0 BB: 0 P: 15
R: 1 E: 0 K: 0 S: 15	H: 1 LOB: 2 BB: 1 P: 24
1B: 6 2B: 1 3B: 1 HR: 2	SF: 0 SAC: 1 DP: 2 HBP: 0
WP: 2 PB: 0 SB: 0 CS: 0	PA: 41

PITCHER	
Anthony Young, R ERA: 7.32 (1, 1)	IP: 6.0 WLS: 23 BF: 4 H: 2 R: 2 ER: 2 SO: 5 BB: 2 IBB: 0 HBP: 0 BLK: 0 WP: 1 HR: 1 S: 51 P: 83 ERA: 3.00 WHIP: 1.000
Jose Bautista, R ERA: 4.97 (7, 1)	IP: 0.2 WLS: 5 BF: 2 H: 0 R: 0 ER: 0 SO: 1 BB: 1 IBB: 0 HBP: 0 BLK: 0 WP: 1 HR: 0 S: 11 P: 18 ERA: 0.00 WHIP: 4.500
Dan Plesac, L ERA: 3.46 (7, 1)	IP: 0.1 WLS: 1 BF: 0 H: 0 R: 0 ER: 0 SO: 1 BB: 0 IBB: 0 HBP: 0 BLK: 0 WP: 0 HR: 0 S: 3 P: 4 ERA: 0.00 WHIP: 0.000
Chuck Crim, R ERA: (8, 1)	IP: 1.0 WLS: 3 BF: 1 H: 0 R: 0 ER: 0 SO: 1 BB: 0 IBB: 0 HBP: 0 BLK: 0 WP: 0 HR: 0 S: 5 P: 8 ERA: 0.00 WHIP: 1.000
Randy Myers, L ERA: 1.29 (9, 1)	IP: 1.2 WLS: L BF: 9 H: 2 R: 2 ER: 1 SO: 0 BB: 1 IBB: 0 HBP: 0 BLK: 0 WP: 0 HR: 1 S: 24 P: 39 ERA: 5.40 WHIP: 1.800

Chicago Cubs @ Cincinnati Reds
Riverfront Stadium, Cincinnati, OH
Mon Apr 25 1994, 7:05 PM EDT
Att. 25,427 - Unknown - 80 F

livebaseballscorecards.com



Batter	1	2	3	4	5	6	7	8	9	AB R H RBI BB SO LOB	TOP	
Karl Rhodes, L (1, 8) OBP: 0.387, SLG: 0.538	1-2 P6		3-1 G3-1		2-1 G5-4-3 1B			0-0 G4-3		4 0 1 0 0 0 0		
23 Ryne Sandberg, R (1, 4) OBP: 0.375, SLG: 0.493	0-0 G6-3		4-0 E BB		2-1 G5-4-3 1-2f			2-2 F7		3 0 0 0 1 0 1		
Mark Grace, L (1, 3) OBP: 0.274, SLG: 0.278	1-1 G3		3-1 F9				0-0 L8	2-2 G3-1		4 0 0 0 0 0 1		
Derrick May, L (1, 7) OBP: 0.379, SLG: 0.481		3-1 G3	1-1 E3 FC6-4				4-2 BB	0-0 F9		3 0 0 0 1 0 1		
Sammy Sosa, R (1, 9) OBP: 0.338, SLG: 0.412		0-2 E S SF9 1B	2-0 FC6-4 1-2f				1-3 K	2-1 1B 1B		4 1 2 0 0 1 3		
Rick Wilkins, L (1, 2) OBP: 0.284, SLG: 0.276		4-2 SF9 E 1B BB		1-2 F8			1-0 P5	0-1 F8		3 1 0 0 1 0 2		
Rey Sanchez, R (1, 5) OBP: 0.268, SLG: 0.270		2-1 SF9		0-0 G6-3			1-0 G6-3	0-0 FC5-4 1B		3 0 1 1 0 0 0		
Shawon Dunston, R (1, 6) OBP: 0.300, SLG: 0.370		0-1 1B		2-2 G5-3			0-1 G5-3	1-1 FC5-4 1-2f		4 0 1 1 0 0 2		
Turk Wendell, L (1, 1) Blaise Ilesley, L (5, 1) Willie Wilson, S (7, PH) Jim Bullinger, R (7, 1)		0-1 P6			0-1 F8		1-2 G6-3			2 0 0 0 0 0 1		
Inning Stats	R: 0 H: 0 E: 0 LOB: 0 K: 0 BB: 0 S: 6 P: 8	R: 2 H: 2 E: 1 LOB: 1 K: 0 BB: 1 S: 16 P: 24	R: 0 H: 0 E: 1 LOB: 2 K: 0 BB: 1 S: 7 P: 20	R: 0 H: 0 E: 0 LOB: 0 K: 0 BB: 0 S: 7 P: 10	R: 0 H: 1 E: 0 LOB: 0 K: 0 BB: 0 S: 6 P: 10	R: 0 H: 0 E: 0 LOB: 1 K: 1 BB: 1 S: 8 P: 14	R: 0 H: 0 E: 0 LOB: 0 K: 0 BB: 0 S: 6 P: 8	R: 0 H: 0 E: 0 LOB: 0 K: 0 BB: 0 S: 7 P: 11	R: 0 H: 2 E: 0 LOB: 2 K: 0 BB: 0 S: 8 P: 11	1B: 5 SF: 1 2B: 0 SAC: 0 3B: 0 DP: 1 HR: 0 HBP: 0	WP: 0 PA: 35 PB: 0 SB: 1 CS: 0	
PITCHER Tim Pugh, R (1, 1) ERA: 2.16	IP WLS BF H R ER SO BB IBB HBP BLK WP HR S P ERA WHIP	9.0 W 35 5 2 1 1 3 0 0 0 0 0 0 71 116 1.00 0.889										

Chicago Cubs @ Cincinnati Reds
Riverfront Stadium, Cincinnati, OH

Tue Apr 26 1994, 7:05 PM EDT
Att. 22,217 - Unknown - 82 F

livebaseballscorecards.com

AB	31
R	2
H	5
RBI	2
BB	3
SO	1
LOB	11



Batter	1	2	3	4	5	6	7	8	9	AB	R	H	RBI	BB	SO	LOB
Barry Larkin, R OBP: 0.345, SLG: 0.203 (1, 6)	0-0 1B	3-2 L1		0-1 G4-3		4-1 FC6-4 BB				3	0	1	0	1	0	2
Hal Morris, L OBP: 0.380, SLG: 0.465 (1, 3)	2-2 P5		0-0 WP 1B		4-0 1B E BB	0-1 FC6-4 2-4 1-2f				3	2	1	0	1	0	2
Reggie Sanders, R OBP: 0.354, SLG: 0.611 (1, 9)	0-3 K		2-3 K		0-0 E 1B	1-0 2-4	2-3 K			4	1	1	0	0	3	2
Kevin Mitchell, R OBP: 0.343, SLG: 0.578 (1, 7)	2-2 F8		2-3 K		3-2 E5 2B		2-2 G5-3			4	1	0	0	0	1	3
Jacob Brumfield, R OBP: 0.600, SLG: 0.800 (8, 7)					1-3 2-H					0	0	0	0	0	0	0
Thomas Howard, S OBP: 0.524, SLG: 0.632 (1, 8)		1-2 HR	2-2 2-H 1B		2-1 2B		1-1 G3			4	2	3	3	0	0	0
Tony Fernandez, S OBP: 0.364, SLG: 0.478 (1, 5)		3-3 K	0-0 G6-3		2-2 1-H 2-H 2B			1-0 HR		4	1	2	3	0	1	1
Jeff Branson, L OBP: 0.333, SLG: 0.333 (1, 4)		1-2 G5-3		1-0 L7	1-0 G3-1			1-3 K2-3		4	0	0	0	0	1	0
Eddie Taubensee, L OBP: 0.174, SLG: 0.217 (1, 2)		2-2 2B		0-2 G1-3	0-1 L1			1-3 K		4	1	1	0	0	1	0
Tim Pugh, R OBP: 0.444, SLG: 0.500 (1, 1)		0-0 2B		2-0 1B		2-2 G5-3		2-3 K		4	0	2	1	0	1	0

Inning Stats	R: 0	H: 1	E: 0	K: 1	S: 10	H: 1	LOB: 1	BB: 0	P: 14	R: 2	H: 3	E: 0	K: 1	S: 18	H: 2	LOB: 1	BB: 0	P: 28	R: 1	H: 2	E: 0	K: 2	S: 12	H: 1	LOB: 1	BB: 0	P: 18	R: 0	H: 1	E: 0	K: 0	S: 7	H: 1	LOB: 1	BB: 1	P: 10	R: 4	H: 3	E: 1	K: 0	S: 12	H: 3	LOB: 0	BB: 1	P: 24	R: 0	H: 0	E: 0	K: 1	S: 6	H: 0	LOB: 1	BB: 1	P: 13	R: 0	H: 0	E: 0	K: 1	S: 9	H: 0	LOB: 0	BB: 0	P: 14	R: 1	H: 1	E: 0	K: 3	S: 12	H: 1	LOB: 0	BB: 0	P: 17
--------------	------	------	------	------	-------	------	--------	-------	-------	------	------	------	------	-------	------	--------	-------	-------	------	------	------	------	-------	------	--------	-------	-------	------	------	------	------	------	------	--------	-------	-------	------	------	------	------	-------	------	--------	-------	-------	------	------	------	------	------	------	--------	-------	-------	------	------	------	------	------	------	--------	-------	-------	------	------	------	------	-------	------	--------	-------	-------

PITCHER	IP	WLS	BF	H	R	ER	SO	BB	IBB	HBP	BLK	WP	HR	S	P	ERA	WHIP
Turk Wendell, R ERA: 11.25 (1, 1)	4.0	L	22	8	6	6	4	1	0	0	0	1	1	51	81	13.50	2.250
Blaise Ilsley, L ERA: 8.76 (5, 1)	2.0		8	2	1	0	0	1	0	0	0	0	0	14	26	0.00	1.500
Jim Bullinger, R ERA: 11.05 (7, 1)	2.0		7	1	1	1	4	0	0	0	0	0	1	21	31	4.50	0.500


BOTTOM

Chicago Cubs @ Cincinnati Reds
Riverfront Stadium, Cincinnati, OH

Tue Apr 26 1994, 7:05 PM EDT
Att: 22,217 - Unknown - 82 F

livebaseballscorecards.com

AB	34
R	8
H	11
RBI	7
BB	2
SO	8
LOB	10



1B:	6	SF:	0	WP:	1	PA:	36
2B:	3	SAC:	0	PB:	0		
3B:	0	DP:	0	SB:	0		
HR:	2	HBP:	0	CS:	0		

Batter	1	2	3	4	5	6	7	8	9	AB R H RBI BB SO LOB	TOP											
Barry Larkin, R (1, 6) OBP: 0.341, SLG: 0.206	0-2 G1-3		1-2 G2-3 1B		0-0 G3			2-3 K		4 0 1 0 0 1 1												
Hal Morris, L (1, 3) OBP: 0.361, SLG: 0.440	2-3 K		0-0 G2-3			1-0 G6-3			0-2 F7	4 0 0 0 0 1 2												
Reggie Sanders, R (1, 9) OBP: 0.337, SLG: 0.579	1-0 F7		2-2 P3			0-1 G4-3			0-2 G5-3	4 0 0 0 0 0 2												
Kevin Mitchell, R (1, 7) OBP: 0.324, SLG: 0.544		2-3 K		0-0 F9		1-1 G4-3			2-2 G6-3	4 0 0 0 0 1 0												
Roberto Kelly, R (1, 8) OBP: 0.324, SLG: 0.348		0-3 K		2-2 G6-3			0-0 L6			3 0 0 0 0 1 0												
Tony Fernandez, S (1, 5) OBP: 0.362, SLG: 0.531		0-1 HR		1-3 K			2-2 F8			3 1 1 1 0 1 0												
Bret Boone, R (1, 4) OBP: 0.310, SLG: 0.365		3-2 G6-3			2-1 F8		0-3 K			3 0 0 0 0 1 0												
Brian Dorsett, R (1, 2) OBP: 0.390, SLG: 0.371			2-2 G2-3 SH1-4 1B		2-0 G5-3			1-1 F8		3 0 1 0 0 0 0												
John Smiley, L (1, 1) OBP: 0.125, SLG: 0.125			0-0 SH1-4		0-1 1B			1-2 G6-3		1 0 1 0 0 0 0												
Jacob Brumfield, R (8, PH) OBP: 0.500, SLG: 0.667										1 0 0 0 0 0 0												
Johnny Ruffin, R (8, 1)										0 0 0 0 0 0 0												
Inning Stats	R: 0 E: 0 K: 1 S: 7	H: 0 LOB: 0 BB: 0 P: 10	R: 1 E: 0 K: 2 S: 12	H: 1 LOB: 0 BB: 0 P: 17	R: 0 E: 0 K: 0 S: 17	H: 2 LOB: 2 BB: 0 P: 22	R: 0 E: 0 K: 1 S: 7	H: 0 LOB: 0 BB: 0 P: 10	R: 0 E: 0 K: 0 S: 6	H: 1 LOB: 1 BB: 0 P: 10	R: 0 E: 0 K: 0 S: 5	H: 0 LOB: 0 BB: 0 P: 7	R: 0 E: 0 K: 1 S: 7	H: 0 LOB: 0 BB: 0 P: 9	R: 0 E: 0 K: 1 S: 12	H: 0 LOB: 0 BB: 0 P: 16	R: 0 E: 0 K: 0 S: 10	H: 0 LOB: 0 BB: 0 P: 12	1B: 3 2B: 0 3B: 0 HR: 1	SF: 0 SAC: 1 DP: 0 HBP: 0	WP: 0 PB: 0 SB: 0 CS: 0	PA: 31
PITCHER Zane Smith, L (1, 1) ERA: 3.16	IP: 9.0 WLS: W BF: 31 H: 4 R: 1 ER: 1 SO: 6 BB: 0 IBB: 0 HBP: 0 BLK: 0 WP: 0 HR: 1 S: 83 P: 113 ERA: 1.00 WHIP: 0.444																					
PITCHER	IP	WLS	BF	H	R	ER	SO	BB	IBB	HBP	BLK	WP	HR	S	P	ERA	WHIP					

Cincinnati Reds @ Pittsburgh Pirates
Three Rivers Stadium, Pittsburgh, PA

Wed Apr 27 1994, 7:05 PM EDT
Att. 10,343 - Unknown - 77 F

livebaseballscorecards.com

AB	30
R	1
H	4
RBI	1
BB	0
SO	6
LOB	5



Batter	1	2	3	4	5	6	7	8	9	AB	R	H	RBI	BB	SO	LOB
Carlos Garcia, R OBP: 0.315, SLG: 0.400 (1, 4)	0-1 G5-3	0-0 FC5		3-0 2B		1-0 P3		0-0 B2-3		5	0	1	1	0	0	3
Jay Bell, R OBP: 0.278, SLG: 0.290 (1, 6)	2-2 1B		0-0 F9	4-2 BB			0-0 HR	4-0 BB		3	1	2	1	2	0	0
Andy Van Slyke, L OBP: 0.293, SLG: 0.274 (1, 8)	0-0 F9		2-1 G3-1	0-1 G4-3			0-2 F7	0-0 G3		5	0	0	0	0	0	4
Jeff King, R OBP: 0.290, SLG: 0.323 (1, 5)	2-1 G4-3		2-2 BB 1B		2-3 K		0-2 E5 1B 1B			4	0	1	0	0	1	1
Brian Hunter, R OBP: 0.263, SLG: 0.472 (1, 7)		0-2 G6-3	4-1 BB		2-3 K		2-2 1B 1B			3	0	1	0	1	1	0
Al Martin, L OBP: 0.333, SLG: 0.456 (7, PR) (8, 7)			1-2 BB				1-2 1B 1B			0	0	0	0	0	0	0
Orlando Merced, S OBP: 0.414, SLG: 0.386 (1, 9)		0-0 F8 1B 1B	1-0 F7		0-3 K		0-0 P5			4	1	1	0	0	1	4
Don Slaught, R OBP: 0.440, SLG: 0.341 (1, 2)		0-0 FC5 1B 1B		0-0 G5-3		0-1 L8	1-1 1B	1-2 2-3 1B		4	0	2	0	0	0	0
Kevin Young, R OBP: 0.225, SLG: 0.289 (1, 3)		0-1 F8		0-0 SH5-4 2B 1B		1-3 K	3-3 K			4	1	1	0	0	2	5
Zane Smith, L OBP: 0.500, SLG: 0.500 (1, 1)		1-2 1B		0-1 SH5-4		0-0 1B		1-2 F7		3	0	2	1	0	0	0

Inning Stats	R: 0	H: 1	E: 0	K: 0	S: 10	R: 1	H: 3	E: 0	K: 0	S: 13	R: 0	H: 1	E: 0	K: 0	S: 8	R: 1	H: 2	E: 0	K: 0	S: 11	R: 0	H: 0	E: 0	K: 3	S: 10	R: 0	H: 1	E: 0	K: 1	S: 7	R: 1	H: 3	E: 1	K: 1	S: 20	R: 0	H: 0	E: 0	K: 0	S: 6
	0	1	0	0	14	1	3	0	0	14	0	1	0	0	17	1	2	0	0	18	0	0	0	0	0	14	0	1	0	0	9	1	3	1	1	26	0	0	0	11

PITCHER	IP	WLS	BF	H	R	ER	SO	BB	IBB	HBP	BLK	WP	HR	S	P	ERA	WHIP
John Smiley, L ERA: 2.91 (1, 1)	7.0	L	35	11	3	3	5	2	0	0	0	0	1	79	112	3.86	1.857
Johnny Ruffin, R ERA: 1.69 (8, 1)	1.0		4	0	0	0	0	1	0	0	0	0	0	6	11	0.00	1.000

BOTTOM

Cincinnati Reds @ Pittsburgh Pirates
Three Rivers Stadium, Pittsburgh, PA

Wed Apr 27 1994, 7:05 PM EDT
Att: 10,343 - Unknown - 77 F

AB	35
R	3
H	11
RBI	3
BB	3
SO	5
LOB	17



WP	HR	S	P	ERA	WHIP
0	0	0	0	0	0

Batter	1	2	3	4	5	6	7	8	9	AB	R	H	RBI	BB	SO	LOB	TOP					
Barry Larkin, R (1, 6) OBP: 0.359, SLG: 0.310 Jeff Branson, L (7, PH) OBP: 0.412, SLG: 0.333 (7, 6)	4-0 BB G6-4-3		1-1 HR		1-1 HR	1-0 G4-3	4-2 2B BB	4-2 HR BB		3	2	2	4	1	0	0	<p>Cincinnati Reds @ Pittsburgh Pirates</p> <p>Three Rivers Stadium, Pittsburgh, PA</p> <p>Thu Apr 28 1994, 7:05 PM EDT</p> <p>Att. 10,846 - Unknown - 74 F</p>					
Hal Morris, L (1, 3) OBP: 0.371, SLG: 0.494	2-2 G6-4-3 1-2f		2-3 K		3-2 G4-3	2-2 1B	3-2 2B 1-H 3-H	2-1 HR		6	1	3	6	0	1	1						
Reggie Sanders, R (1, 9) OBP: 0.330, SLG: 0.556 Pete Schourek, L (7, 1) Hector Carrasco, R (8, 1)	0-0 G5-3		2-3 K		1-2 HR 1B	2-3 K	3-1 L9	1-3 K		5	1	1	0	0	2	2						
Kevin Mitchell, R (1, 7) OBP: 0.346, SLG: 0.543 Thomas Howard, S (7, 7) OBP: 0.522, SLG: 0.600		2-0 G2-3		0-0 1B 1B	4-1 HR BB		4-2 2B E BB	4-2 G3 1B BB	1-2 G5-3	2	2	1	0	2	0	0						
Roberto Kelly, R (1, 8) OBP: 0.325, SLG: 0.361		0-1 CS 1B		1-0 P6	2-3 K		1-1 E7 2B 2B	1-2 G3	1-0 L5	6	1	2	0	0	1	4						
Tony Fernandez, S (1, 5) OBP: 0.387, SLG: 0.596 Jacob Brumfield, R (7, 9) OBP: 0.375, SLG: 0.500		3-2 P6 1-2		3-2 1B	0-1 HR		4-0 2B G4-3 BB	1-2 G5-3	2-1 F9	3	2	2	3	1	0	1						
Bret Boone, R (1, 4) OBP: 0.349, SLG: 0.411			4-2 2B BB		1-3 K		1-0 G4-3 2B 2B	1-0 BB BB 1B		4	3	3	2	1	1	2						
Brian Dorsett, R (1, 2) OBP: 0.370, SLG: 0.333			0-0 P6		1-3 K		3-2 K	4-2 BB BB HR BB		4	1	0	0	1	2	6						
Erik Hanson, R (1, 1) OBP: 0.333, SLG: 0.500 Willie Greene, L (7, PH) OBP: 0.325, SLG: 0.273 (7, 5)			0-1 HR 2B		0-2 HR 1B		2-3 K	0-1 G4-3	4-0 HR BB	3	2	2	1	0	1	0						
										1	1	0	1	1	0	1						
Inning Stats	R: 0 E: 0 K: 0 S: 4	H: 0 LOB: 0 BB: 1 P: 10	R: 0 E: 0 K: 0 S: 6	H: 1 LOB: 0 BB: 0 P: 11	R: 3 E: 0 K: 2 S: 16	H: 2 LOB: 0 BB: 1 P: 25	R: 0 E: 0 K: 2 S: 11	H: 2 LOB: 2 BB: 0 P: 17	R: 5 E: 0 K: 1 S: 26	H: 5 LOB: 1 BB: 1 P: 42	R: 0 E: 0 K: 2 S: 11	H: 1 LOB: 1 BB: 0 P: 18	R: 5 E: 1 K: 1 S: 21	H: 3 LOB: 1 BB: 3 P: 43	R: 6 E: 0 K: 1 S: 25	H: 2 LOB: 0 BB: 4 P: 47	R: 0 E: 0 K: 0 S: 6	H: 0 LOB: 0 BB: 0 P: 10	1B: 8 2B: 4 3B: 0 HR: 4	SF: 0 SAC: 0 DP: 1 HBP: 0	WP: 0 PB: 0 SB: 2 CS: 1	PA: 51
PITCHER	IP WLS BF H R ER SO	IP WLS BF H R ER SO	IP WLS BF H R ER SO	IP WLS BF H R ER SO	IP WLS BF H R ER SO	IP WLS BF H R ER SO	IP WLS BF H R ER SO	IP WLS BF H R ER SO	IP WLS BF H R ER SO	IP WLS BF H R ER SO	IP WLS BF H R ER SO	IP WLS BF H R ER SO	IP WLS BF H R ER SO	IP WLS BF H R ER SO	IP WLS BF H R ER SO	IP WLS BF H R ER SO	IP WLS BF H R ER SO	IP WLS BF H R ER SO	ERA WHIP	ERA WHIP		
Randy Tomlin, L (1, 1) ERA: 3.95	3.1 L 15 5 3 3 2																			8.10 2.100		
Dan Miceli, R (4, 1) ERA: 18.0	1.1 10 5 5 5 3																			33.75 4.500		
Ravelo Manzanillo, L (5, 1) ERA: 4.7	0.1 1 0 0 0 0																			0.00 0.000		
Bias Minor, R (6, 1) ERA: 10.24	1.1 9 3 4 4 3																			27.00 3.750		
Jeff Tabaka, L (7, 1) ERA: 18.0	1.1 11 2 6 6 0																			40.50 5.250		
Mark Dewey, R (8, 1) ERA: 1.69	1.1 5 1 1 1 1																			6.75 0.750		

AB	41
R	19
H	16
RBI	18
BB	10
SO	9
LOB	18



Batter	1	2	3	4	5	6	7	8	9	AB	R	H	RBI	BB	SO	LOB
Carlos Garcia, R OBP: 0.321, SLG: 0.400 (1, 4)	F9		FC5-4					G6-3		5	1	2	1	0	0	2
Jay Bell, R OBP: 0.274, SLG: 0.278 (1, 6)	F8			F9			SF7	K		3	0	0	1	1	1	1
Andy Van Slyke, L OBP: 0.287, SLG: 0.269 (1, 8)	G6-3			K	F7				L4	5	0	1	0	0	1	3
Dave Clark, L OBP: 0.370, SLG: 0.577 (1, 9)		P6		G6-3		G3			K	5	0	1	1	0	1	0
Jeff King, R OBP: 0.288, SLG: 0.333 (1, 5)		K					L4		F9	4	1	1	0	0	1	2
Mark Dewey, R (8, 1)										0	0	0	0	0	0	0
Lloyd McClendon, R (9, PH) OBP: 0.250, SLG: 0.375										1	0	0	0	0	0	0
Orlando Merced, S OBP: 0.411, SLG: 0.383 (1, 3)										3	1	1	1	0	1	0
Jeff Tabaka, R (7, 1)										0	0	0	0	0	0	0
Brian Hunter, R OBP: 0.282, SLG: 0.472 (8, 3)										0	1	0	0	1	0	0
Al Martin, L OBP: 0.357, SLG: 0.525 (1, 7)			G4-3							4	2	3	2	0	0	0
Jerry Goff, L OBP: 0.080, SLG: 0.080 (1, 2)			K							4	0	0	0	0	2	3
Randy Tomlin, L (1, 1) OBP: 0.080, SLG: 0.600										1	0	1	0	0	0	0
Dan Miceli, R (4, 1)										0	0	0	0	0	0	0
Ravelo Manzanillo, L (5, 1)										0	0	0	0	0	0	0
Tom Foley, L (5, PH) OBP: 0.222, SLG: 0.174										0	0	0	1	0	0	0
Blas Minor, R (6, 1)										0	0	0	0	0	0	0
Kevin Young, R (7, 3) OBP: 0.262, SLG: 0.350 (8, 5)										2	1	2	0	0	0	0

Inning Stats	R: 0	H: 0	E: 0	K: 0	S: 8	R: 0	H: 0	E: 0	K: 2	S: 8	R: 0	H: 1	E: 0	K: 1	S: 10	R: 0	H: 0	E: 0	K: 1	S: 9	R: 2	H: 4	E: 0	K: 0	S: 16	R: 0	H: 0	E: 0	K: 0	S: 6	R: 3	H: 5	E: 0	K: 0	S: 12	R: 2	H: 2	E: 0	K: 2	S: 16	R: 0	H: 0	E: 0	K: 1	S: 7	1B: 9	SF: 2	2B: 2	SAC: 0	3B: 0	DP: 0	HR: 1	HBP: 0	WP: 0	PA: 41
--------------	------	------	------	------	------	------	------	------	------	------	------	------	------	------	-------	------	------	------	------	------	------	------	------	------	-------	------	------	------	------	------	------	------	------	------	-------	------	------	------	------	-------	------	------	------	------	------	-------	-------	-------	--------	-------	-------	-------	--------	-------	--------


PITCHER	IP	WLS	BF	H	R	ER	SO	BB	IBB	HBP	BLK	WP	HR	S	P	ERA	WHIP
Erik Hanson, R (1, 1) ERA: 6.0	6.0		24	5	2	2	4	1	0	0	0	0	0	57	90	3.00	1.000
Pete Schourek, L (7, 1) ERA: 8.44	1.1		12	7	5	5	1	1	0	0	0	0	1	20	40	33.75	6.000
Hector Carrasco, R (8, 1) ERA: 0.93	1.2		5	0	0	0	2	0	0	0	0	0	0	15	22	0.00	0.000

BOTTOM

Cincinnati Reds @ Pittsburgh Pirates
 Three Rivers Stadium, Pittsburgh, PA

Thu Apr 28 1994, 7:05 PM EDT
 Att: 10,846 - Unknown - 74 F

AB	37
R	7
H	12
RBI	7
BB	2
SO	7
LOB	11



PITCHER	IP	WLS	BF	H	R	ER	SO	BB	IBB	HBP	BLK	WP	HR	S	P	ERA	WHIP
---------	----	-----	----	---	---	----	----	----	-----	-----	-----	----	----	---	---	-----	------

Batter	1	2	3	4	5	6	7	8	9	AB R H RBI BB SO LOB	TOP											
Barry Larkin, R (1, 6) OBP: 0.381, SLG: 0.315	1-0 G5-4-3 1B		4-0 G4-3 3B BB		4-0 1B FC6-4 BB		2-1 G4-3	4-0 IBB		2 2 1 0 3 0 0												
Hal Morris, L (1, 3) OBP: 0.372, SLG: 0.494	2-0 G5-4-3 1-2f		2-1 G4-3		3-2 1 SAFE 1 SAFE 1-3 1-3 1B FC6-4		1-1 WP 2B 1B	3-1 SF7		4 1 2 1 0 0 3												
Reggie Sanders, R (1, 9) OBP: 0.323, SLG: 0.558	2-0 P6		1-0 3B 2-H 3-H		1-1 FC6-4 1-2f 3-H		2-3 K	0-0 F9		5 0 1 3 0 1 4												
Kevin Mitchell, R (1, 7) Jerome Walton, R (9, 7) OBP: 0.349, SLG: 0.560 OBP: 0.286, SLG: 0.286		2-1 2B		1-1 E6 2B SF8		1-1 P7	3-2 1-H 1B 2B		1-3 K	5 1 2 1 0 1 1 0 0 0 0 0 0 0												
Roberto Kelly, R (1, 8) OBP: 0.341, SLG: 0.390	1-0 L5		2-1 2B F8		2-1 F8		2-1 1B		1-2 CS 1B	5 0 3 0 0 0 2												
Tony Fernandez, S (1, 5) OBP: 0.388, SLG: 0.571		2-3 K		1-1 P3		2-0 SH3 2B 1B		4-1 S 2B BB	3-2 G5-3 1-2	4 2 1 0 1 1 4												
Bret Boone, R (1, 4) OBP: 0.348, SLG: 0.404	2-0 F7		1-1 SF8		0-0 SH3		4-1 2B SF7 BB			1 1 0 1 1 0 1												
Brian Dorsett, R (1, 2) OBP: 0.420, SLG: 0.429		1-2 3B SH2-4 1B		4-0 IBB		2-1 L6-4 2B		0-0 L7		3 1 3 2 1 0 0												
Tom Browning, L (1, 1) Jacob Brumfield, R (6, PH) Lenny Harris, L (6, PH) Johnny Ruffin, R (6, 1) Jeff Brantley, R (7, 1) OBP: 0.167, SLG: 0.250 OBP: 0.375, SLG: 0.500 OBP: 0.100, SLG: 0.200		1-1 SH2-4		0-1 L6		0-0 L6-4		1-0 L7		1 0 0 0 0 0 2 0 0 0 0 0 0 0 1 0 0 0 0 0 1 0 0 0 0 0 0 0 1 0 0 0 0 0 2												
Inning Stats	R: 0 E: 0 K: 0 S: 3	H: 1 LOB: 0 BB: 0 P: 8	R: 0 E: 0 K: 1 S: 10	H: 1 LOB: 1 BB: 0 P: 17	R: 2 E: 0 K: 0 S: 8	H: 2 LOB: 1 BB: 1 P: 17	R: 1 E: 1 K: 0 S: 10	H: 1 LOB: 2 BB: 1 P: 19	R: 1 E: 0 K: 0 S: 9	H: 1 LOB: 1 BB: 1 P: 20	R: 1 E: 0 K: 0 S: 5	H: 2 LOB: 0 BB: 0 P: 9	R: 1 E: 0 K: 1 S: 13	H: 3 LOB: 2 BB: 0 P: 23	R: 2 E: 0 K: 0 S: 7	H: 1 LOB: 2 BB: 3 P: 23	R: 0 E: 0 K: 1 S: 9	H: 1 LOB: 0 BB: 0 P: 14	1B: 7 2B: 6 3B: 1 HR: 0	SF: 2 SAC: 2 DP: 2 HBP: 0	WP: 1 PB: 0 SB: 1 CS: 1	PA: 42
PITCHER	IP WLS BF H R ER SO BB IBB HBP BLK WP HR S P ERA WHIP																					
Chris Hammond, L (1, 1) ERA: 3.16	5.1 L 26 8 5 4 1 2 1 0 0 0 0 0 44 89 6.75 1.875																					
Robb Nen, R (6, 1) ERA: 5.4	1.2 6 3 1 1 1 0 0 0 0 1 0 14 24 5.40 1.800																					
Luis Aquino, R (8, 1) ERA: 11.25	0.1 5 1 2 2 0 2 1 0 0 0 0 4 17 54.00 9.000																					
Jeff Mutis, L (8, 1) ERA: 7.71	1.2 5 1 0 0 1 0 0 0 0 0 0 12 20 0.00 0.600																					

Cincinnati Reds @ Florida Marlins
Joe Robbie Stadium, Miami, FL
Fri Apr 29 1994, 7:05 PM EDT
Att: 29,030 - Unknown

livebaseballscorecards.com

AB	32
R	8
H	13
RBI	8
BB	6
SO	3
LOB	20



Batter	1	2	3	4	5	6	7	8	9	AB	R	H	RBI	BB	SO	LOB
Chuck Carr, S OBP: 0.337, SLG: 0.363 (1, 8)	0-1 G4-3		0-0 F8		1-1 F8		4-0 SF9 BB	0-0 1B		4	0	1	1	1	0	0
Rick Renteria, R OBP: 0.261, SLG: 0.364 (1, 4) (8, 7)	3-1 1B		1-0 1B		3-2 HR		2-1 F8	1-2 P4		5	1	3	1	0	0	4
Gary Sheffield, R OBP: 0.429, SLG: 0.734 (1, 9)	0-1 L6		1-1 P2		0-0 HR		4-1 1-2 2-3 BB		0-2 FC6-4 1B	4	1	2	1	1	0	2
Jeff Conine, R OBP: 0.347, SLG: 0.554 (1, 7) (8, 3)	1-1 1-3 1B		2-0 F8		1-2 G6-3		0-0 SF9		1-1 FC6-4 1-2	4	0	1	1	0	0	2
Orestes Destrade, S OBP: 0.321, SLG: 0.419 (1, 3) Luis Aquino, R (8, 1) Jeff Mutis, L (8, 1) Jerry Browne, S OBP: 0.396, SLG: 0.302 (9, PH)	2-3 K				0-0 HR		3-2 G4-3		2-2 L4-3 1-2	4	1	1	1	0	1	4
Benito Santiago, R OBP: 0.306, SLG: 0.403 (1, 2)		0-0 G5-3		3-1 G6-3		0-1 P4		1-0 F8		4	0	0	0	0	0	0
Kurt Abbott, R OBP: 0.347, SLG: 0.409 (1, 6)		4-1 BB		1-0 F8		3-2 G4-3		4-2 1B BB		2	1	0	0	2	0	0
Alex Arias, R OBP: 0.355, SLG: 0.429 (1, 5)		2-2 F9		1-0 1B		1-2 G4-3		1-2 1B 1B		4	0	2	0	0	0	1
Chris Hammond, L OBP: 0.200, SLG: 0.111 (1, 1) Robb Nen, R (6, 1) Bret Barberie, S OBP: 0.265, SLG: 0.390 (7, PH) (8, 4)		0-1 F7		0-0 L9			4-0 BB BB SF9 BB	1-2 K		2	0	0	0	0	0	2
										0	0	0	0	0	0	0
										1	1	0	0	1	1	2

Inning Stats	R: 0	H: 2	E: 0	K: 1	S: 12	R: 0	H: 0	E: 0	K: 0	S: 7	R: 0	H: 1	E: 0	K: 0	S: 5	R: 1	H: 2	E: 0	K: 0	S: 6	R: 2	H: 2	E: 0	K: 0	S: 14	R: 0	H: 0	E: 0	K: 0	S: 8	R: 1	H: 0	E: 0	K: 0	S: 7	R: 1	H: 2	E: 0	K: 1	S: 16	R: 0	H: 1	E: 0	K: 0	S: 8	1B: 7	SF: 1	2B: 1	3B: 0	HR: 3
	LOB: 2	BB: 0	P: 18			LOB: 1	BB: 1	P: 13			LOB: 1	BB: 0	P: 9			LOB: 0	BB: 0	P: 22			LOB: 2	BB: 3	P: 24			LOB: 2	BB: 1	P: 24			LOB: 0	BB: 0	P: 11			LOB: 0	BB: 0	P: 11			LOB: 0	BB: 0	P: 11			SAC: 0	DP: 1	HBP: 0		

PITCHER	IP	WLS	BF	H	R	ER	SO	BB	IBB	HBP	BLK	WP	HR	S	P	ERA	WHIP
Tom Browning, L ERA: 3.73 (1, 1)	5.0	W	23	7	3	3	1	1	0	0	0	0	3	44	73	5.40	1.600
Johnny Ruffin, R ERA: 2.25 (6, 1)	1.1		7	0	1	1	0	3	0	0	0	0	0	11	29	6.75	2.250
Jeff Brantley, R ERA: 1.72 (7, 1)	2.2	S	11	3	1	1	1	1	0	0	0	0	0	28	42	3.38	1.500

BOTTOM

Cincinnati Reds @ Florida Marlins
Joe Robbie Stadium, Miami, FL
 Fri Apr 29 1994, 7:05 PM EDT
 Att. 29,030 - Unknown

AB	35
R	5
H	10
RBI	5
BB	5
SO	2
LOB	18



WP	PA	ERA	WHIP
0	41		
0			
0			

Batter	1	2	3	4	5	6	7	8	9	AB R H RBI BB SO LOB	TOP										
Barry Larkin, R (1, 6) OBP: 0.386, SLG: 0.325	3-2 	0-1 			1-0 		3-3 			4 0 2 2 0 1 1											
Hal Morris, L (1, 3) OBP: 0.357, SLG: 0.472	0-3 	1-1 			1-2 			1-0 		4 0 0 0 0 1 2											
Reggie Sanders, R (1, 9) OBP: 0.320, SLG: 0.544	2-3 				1-2 		2-2 	1-3 		4 0 1 0 0 2 1											
Thomas Howard, S (1, 7) OBP: 0.481, SLG: 0.542	0-2 				0-3 		2-2 	1-0 		4 0 1 0 0 1 2											
Roberto Kelly, R (1, 8) OBP: 0.349, SLG: 0.388		3-2 			3-2 		0-0 	4-2 		3 1 1 0 1 0 0											
Tony Fernandez, S (1, 5) OBP: 0.380, SLG: 0.550		1-0 			1-0 		1-0 	3-1 		4 0 1 0 0 0 4											
Lenny Harris, L (1, 4) OBP: 0.077, SLG: 0.154		1-2 			1-3 		2-1 		2-3 	3 1 0 0 0 1 2											
Jacob Brumfield, R (9, PH) OBP: 0.333, SLG: 0.444		1-2 			1-3 					1 0 0 0 0 1 0	AB 34										
Eddie Taubensee, L (1, 2) OBP: 0.231, SLG: 0.269		1-1 			2-2 		0-2 		3-2 	3 1 2 0 0 0 1	R 3										
Bret Boone, R (9, PH) OBP: 0.348, SLG: 0.404		1-2 			1-2 					0 0 0 0 0 0 0	H 8										
Jeff Branson, L (9, PH) OBP: 0.389, SLG: 0.313		2-3 			1-2 					1 0 0 0 0 0 0	RBI 3										
Jose Rijo, R (1, 1) OBP: 0.111, SLG: 0.111		2-2 			0-1 		1-2 		1-1 	2 0 0 1 0 0 2	BB 1										
Kevin Mitchell, R (9, PH) OBP: 0.345, SLG: 0.553		1-2 								1 0 0 0 0 0 0	SO 7										
Inning Stats	R: 0 E: 0 K: 2 S: 14	H: 1 LOB: 1 BB: 0 P: 19	R: 3 E: 2 K: 0 S: 19	H: 2 LOB: 1 BB: 0 P: 28	R: 0 E: 0 K: 1 S: 9	H: 0 LOB: 0 BB: 0 P: 13	R: 0 E: 0 K: 1 S: 7	H: 1 LOB: 0 BB: 0 P: 11	R: 0 E: 0 K: 0 S: 9	H: 2 LOB: 1 BB: 0 P: 14	R: 0 E: 0 K: 1 S: 12	H: 1 LOB: 1 BB: 0 P: 18	R: 0 E: 0 K: 1 S: 9	H: 1 LOB: 2 BB: 1 P: 19	R: 0 E: 0 K: 1 S: 8	H: 0 LOB: 0 BB: 0 P: 14	1B: 8 2B: 0 3B: 0 HR: 0	SF: 0 SAC: 1 DP: 0 HBP: 0	WP: 0 PB: 0 SB: 1 CS: 2	PA: 36	
PITCHER	IP WLS BF H R ER SO BB IBB HBP BLK WP HR S P ERA WHIP																				
David Weathers, R (1, 1) ERA: 2.1	7.2 W 32 8 3 0 6 1 0 0 0 0 0 86 128 0.00 1.174																				
Richie Lewis, R (8, 1) ERA: 1.17	0.1 1 0 0 0 0 0 0 0 0 0 0 2 5 0.00 0.000																				
Yorkis Perez, L (9, 1) ERA: 2.84	0.1 1 0 0 0 1 0 0 0 0 0 0 3 5 0.00 0.000																				
Jeremy Hernandez, R (9, 1) ERA: 1.42	0.2 S 2 0 0 0 0 0 0 0 0 0 0 5 9 0.00 0.000																				

Cincinnati Reds @ Florida Marlins
Joe Robbie Stadium, Miami, FL

Sat Apr 30 1994, 7:05 PM EDT
Att. 40,731 - Unknown - 82 F

livebaseballscorecards.com



Batter	1	2	3	4	5	6	7	8	9
Chuck Carr, S OBP: 0.356, SLG: 0.381 (1, 8)	1-2 2B 1B	3-2 1B		0-1 G1-3			1-0 1B		
Jerry Browne, S OBP: 0.404, SLG: 0.340 (1, 4)	1-1 1B 2B	2-2 G6-3 1-2		1-2 G4-3			1-1 1B		
Gary Sheffield, R OBP: 0.441, SLG: 0.768 (1, 9)	2-2 1B 2B	0-1 P2			0-1 HR		4-2 1B		
Jeff Conine, R OBP: 0.352, SLG: 0.552 (1, 7) (8, 3)	1-1 2B 1B	0-0 1B		2-2 G4-3			0-3 K		
Orestes Destrade, S OBP: 0.318, SLG: 0.423 Matias Carrillo, L OBP: 0.250, SLG: 0.273 (1, 3) (8, 7)	1-1 2B	3-2 P7		3-3 K			2-1 F7		
Benito Santiago, R OBP: 0.303, SLG: 0.386 (1, 2)	4-0 IBB		X	0-0 G4-3			0-3 K		
Kurt Abbott, R OBP: 0.329, SLG: 0.386 (1, 6)	0-3 K		S	0-3 K		X	0-0 F7		
Alex Arias, R OBP: 0.343, SLG: 0.406 (1, 5)	1-3 K		B	1-0 G5-3		B	2-1 G6-3		
David Weathers, R OBP: 0.071, SLG: 0.071 Richie Lewis, R Dave Magadan, L OBP: 0.426, SLG: 0.320 Yorkis Perez, L Jeremy Hernandez, R (1, 1) (8, 1) (8, PH) (9, 1) (9, 1)	0-0 F9			1-3 K		X	0-0 G6-3		

Inning Stats	R: 3 E: 0 K: 2 S: 20	H: 5 LOB: 3 BB: 1 P: 32	R: 0 E: 0 K: 0 S: 12	H: 2 LOB: 2 BB: 0 P: 20	R: 0 E: 0 K: 1 S: 6	H: 0 LOB: 0 BB: 0 P: 7	R: 0 E: 0 K: 1 S: 8	H: 0 LOB: 0 BB: 0 P: 10	R: 1 E: 0 K: 2 S: 12	H: 1 LOB: 0 BB: 0 P: 17	R: 0 E: 0 K: 0 S: 4	H: 0 LOB: 0 BB: 0 P: 6	R: 0 E: 0 K: 1 S: 10	H: 2 LOB: 2 BB: 1 P: 18	R: 0 E: 0 K: 3 S: 11	H: 1 LOB: 1 BB: 0 P: 19
--------------	-------------------------------	----------------------------------	-------------------------------	----------------------------------	------------------------------	---------------------------------	------------------------------	----------------------------------	-------------------------------	----------------------------------	------------------------------	---------------------------------	-------------------------------	----------------------------------	-------------------------------	----------------------------------

PITCHER	IP	WLS	BF	H	R	ER	SO	BB	IBB	HBP	BLK	WP	HR	S	P	ERA	WHIP
Jose Rijo, R ERA: 3.6 (1, 1)	8.0	L	36	11	4	4	10	1	1	0	0	0	1	83	129	4.50	1.500

AB	R	H	RBI	BB	SO	LOB
4	1	3	0	0	0	0
4	1	2	1	0	0	1
3	2	2	2	1	0	1
4	0	2	0	0	1	2
4	0	1	1	0	1	4
0	0	0	0	0	0	0
3	0	0	0	1	2	0
4	0	0	0	0	3	3
4	0	1	0	0	1	3
3	0	0	0	0	1	3
0	0	0	0	0	0	0
1	0	0	0	0	1	1
0	0	0	0	0	0	0
0	0	0	0	0	0	0

1B	2B	3B	HR	SF	SAC	DP	HBP
8	2	0	1	0	0	0	0

WP	PA
0	36

AB	34
R	4
H	11
RBI	4
BB	2
SO	10
LOB	18



Cincinnati Reds @ Florida Marlins
Joe Robbie Stadium, Miami, FL
 Sat Apr 30 1994, 7:05 PM EDT
 Att: 40,731 - Unknown - 82 F

livebaseballscorecards.com

Batter	1	2	3	4	5	6	7	8	9
Chuck Carr, S (1, 8) <small>OBP: 0.347, SLG: 0.364</small>	0-0 P4	2-1 HR BB HBP	1-0 P6		0-2 P3			0-0 L9	
Dave Magadan, L (1, 5) <small>OBP: 0.439, SLG: 0.333</small>	2-2 2B 1B	4-1 HR BB	1-2 1B		1-3 K			1-1 L8	
Gary Sheffield, R (1, 9) <small>OBP: 0.439, SLG: 0.793</small> Luis Aquino, R (9, 1)	1-2 1B 2B	0-1 HR	3-3 K		3-2 F8			1-3 K	
Jeff Conine, R (1, 7) <small>OBP: 0.358, SLG: 0.580</small> (7, 3)	0-0 E6 1B	1-2 HR	1-0 F8		0-2 P6				
Orestes Destrade, S (1, 3) <small>OBP: 0.337, SLG: 0.425</small> Yorkis Perez, L (7, 1) Matias Carrillo, L (9, 9) <small>OBP: 0.250, SLG: 0.273</small>	4-0 1B BB	2-1 1B E 1B		4-2 1B BB	2-3 K				
Benito Santiago, R (1, 2) <small>OBP: 0.313, SLG: 0.392</small>	0-0 G6-4-3 1B	0-1 BB E 1B	1-3 K		2-1 G5-3				
Jerry Browne, S (1, 4) <small>OBP: 0.410, SLG: 0.340</small> (7, 7)	1-2 G6-4-3 1-2f	4-2 E BB	1-0 1B		0-2 L6				
Alex Arias, R (1, 6) <small>OBP: 0.308, SLG: 0.361</small>		F8 E5	1-0 F7		0-1 F9				
Pat Rapp, R (1, 1) Rick Renteria, R (7, 4) <small>OBP: 0.250, SLG: 0.348</small>		G5-3 P8	1-1 P4		1-3 K				

Inning Stats	R: 3	H: 4	E: 1	LOB: 1	K: 0	P: 20	R: 6	H: 4	E: 1	LOB: 2	K: 0	P: 28	R: 0	H: 1	E: 0	LOB: 2	K: 1	P: 17	R: 0	H: 0	E: 0	LOB: 0	K: 1	P: 14	R: 0	H: 0	E: 0	LOB: 0	K: 1	P: 10	R: 0	H: 0	E: 0	LOB: 0	K: 1	P: 10	R: 0	H: 0	E: 0	LOB: 0	K: 1	P: 8
--------------	------	------	------	--------	------	-------	------	------	------	--------	------	-------	------	------	------	--------	------	-------	------	------	------	--------	------	-------	------	------	------	--------	------	-------	------	------	------	--------	------	-------	------	------	------	--------	------	------

PITCHER	IP	WLS	BF	H	R	ER	SO	BB	IBB	HBP	BLK	WP	HR	S	P	ERA	WHIP
Tim Pugh, R (1, 1) <small>ERA: 4.39</small>	1.2	L	15	8	9	7	0	2	0	1	0	0	2	30	49	37.80	6.000
Pete Schourek, L (2, 1) <small>ERA: 4.66</small>	4.1		18	2	0	0	4	2	0	0	0	0	0	45	74	0.00	0.923
Johnny Ruffin, R (7, 1) <small>ERA: 1.93</small>	2.0		6	0	0	0	2	0	0	0	0	0	0	15	18	0.00	0.000

BOTTOM

AB	R	H	RBI	BB	SO	LOB
4	1	0	0	0	0	0
4	2	2	0	1	1	0
5	2	2	3	0	2	1
0	0	0	0	0	0	0
4	2	2	2	0	0	1
2	1	1	0	2	1	0
0	0	0	0	0	0	0
0	0	0	0	0	0	0
4	1	2	2	0	1	1
3	0	1	0	1	0	2
4	0	0	0	0	0	3
3	0	0	0	0	0	4
1	0	0	0	0	1	0

AB 34
R 9
H 10
RBI 7
BB 4
SO 6
LOB 12

WP: 0 PA: 39
PB: 0
SB: 0
CS: 0



Cincinnati Reds @ Florida Marlins
Joe Robbie Stadium, Miami, FL
 Sun May 01 1994, 3:33 AM EDT
 Att: 41,409 - Sunny - 82 F

livebaseballscorecards.com

Batter	1	2	3	4	5	6	7	8	9	AB R H RBI BB SO LOB
Barry Larkin, R (1, 6) OBP: 0.368, SLG: 0.305	3-2 F8		1-2 G4-3	1-0 G6-3	0-3 K			0-1 G5-3		5 0 0 0 0 1 1
Hal Morris, L (1, 3) OBP: 0.349, SLG: 0.442	2-2 P4		1-2 G4-3	4-0 BB					2-0 G3	3 0 0 0 2 0 0
Reggie Sanders, R (1, 9) OBP: 0.324, SLG: 0.532	2-3 K		1-2 1B	2-0 P4					4-1 BB	4 1 1 0 1 1 2
Thomas Howard, S (1, 7) OBP: 0.405, SLG: 0.529		1-2 HR	1-2 1B		0-3 K				3-3 K	5 2 2 1 0 2 1
Roberto Kelly, R (1, 8) OBP: 0.355, SLG: 0.384		2-1 G6-3	0-1 2B		4-1 2B				1-1 G1-3	4 2 1 1 1 0 1
Tony Fernandez, S (1, 5) OBP: 0.385, SLG: 0.545		1-1 1B	1-2 HR		4-2 2B				0-1 P5	3 2 2 2 1 0 0
Bret Boone, R (1, 4) OBP: 0.392, SLG: 0.554		0-2 1B	0-2 HR		2-2 G3				1-0 G4-3	4 2 3 4 0 0 0
Brian Dorsett, R (1, 2) OBP: 0.389, SLG: 0.391		2-3 K	0-3 K		1-1 G3				1-0 F8	4 0 0 0 0 2 3
John Smiley, L (1, 1) OBP: 0.167, SLG: 0.250		1-3 K		2-0 G4-3	0-0 2B				2-2 F7	4 0 1 1 0 1 2

Inning Stats	R: 0 E: 0 K: 1 S: 11	H: 0 LOB: 0 BB: 0 P: 18	R: 1 E: 0 K: 2 S: 17	H: 3 LOB: 2 BB: 0 P: 24	R: 5 E: 0 K: 1 S: 27	H: 5 LOB: 0 BB: 0 P: 32	R: 0 E: 0 K: 0 S: 3	H: 0 LOB: 1 BB: 1 P: 12	R: 3 E: 0 K: 2 S: 16	H: 2 LOB: 1 BB: 2 P: 27	R: 0 E: 0 K: 0 S: 5	H: 0 LOB: 0 BB: 1 P: 11	R: 0 E: 0 K: 0 S: 6	H: 0 LOB: 0 BB: 0 P: 8	R: 0 E: 0 K: 0 S: 7	H: 0 LOB: 0 BB: 0 P: 10	R: 0 E: 0 K: 1 S: 7	H: 0 LOB: 1 BB: 1 P: 17	1B: 5 2B: 3 3B: 0 HR: 2	SF: 0 SAC: 0 DP: 1 HBP: 0	WP: 0 PB: 1 SB: 0 CS: 0	PA: 41
--------------	-------------------------------	----------------------------------	-------------------------------	----------------------------------	-------------------------------	----------------------------------	------------------------------	----------------------------------	-------------------------------	----------------------------------	------------------------------	----------------------------------	------------------------------	---------------------------------	------------------------------	----------------------------------	------------------------------	----------------------------------	----------------------------------	------------------------------------	----------------------------------	--------

PITCHER	IP	WLS	BF	H	R	ER	SO	BB	IBB	HBP	BLK	WP	HR	S	P	ERA	WHIP
Willie Banks, R (1, 1) ERA: 6.29	3.0	L	17	8	6	6	4	0	0	0	0	0	2	55	74	18.00	2.667
Turk Wendell, R (4, 1) ERA: 12.0	2.0		11	2	3	3	2	3	0	0	0	0	0	19	39	13.50	2.500
Dave Otto, L (6, 1) ERA:	3.0		9	0	0	0	0	1	0	0	0	0	0	18	29	0.00	0.333
Jim Bullinger, R (9, 1) ERA: 8.68	1.0		4	0	0	0	1	1	0	0	0	0	0	7	17	0.00	1.000

Cincinnati Reds @ Chicago Cubs
Wrigley Field, Chicago, IL
Mon May 02 1994, 7:05 PM CDT
Att. 25,889 - Unknown - 50 F

livebaseballscorecards.com

AB	36
R	9
H	10
RBI	9
BB	5
SO	7
LOB	10



Batter	1	2	3	4	5	6	7	8	9	AB	R	H	RBI	BB	SO	LOB
Karl Rhodes, L (1, 8) OBP: 0.374, SLG: 0.552 Jim Bullinger, R (9, 1)	0-3 K		1-1 F7			1-0 G3		0-0 F7		4	0	0	0	0	1	1
23 Ryne Sandberg, R (1, 4) OBP: 0.353, SLG: 0.457 José Hernández, R (7, 4) (9, 8)	0-1 G4-3			1-0 G4-3		1-1 F9			2-1 G1-3	3	0	0	0	0	0	0
Mark Grace, L (1, 3) OBP: 0.333, SLG: 0.310	0-0 L8			4-2 FC5-4 BB		4-1 FC5-4 BB			0-0 FC5-4 1B	2	0	1	0	2	0	0
Glenallen Hill, R (1, 7) OBP: 0.267, SLG: 0.276		0-3 K		1-1 FC5-4		0-1 FC5-4			0-0 FC5-4	4	0	0	0	0	1	3
Sammy Sosa, R (1, 9) OBP: 0.287, SLG: 0.333		0-3 K		0-1 G6-3			1-2 L8		1-2 F8	4	0	0	0	0	1	2
Steve Buechele, R (1, 5) OBP: 0.354, SLG: 0.493		1-3 K			1-1 F9		0-3 K			3	0	0	0	0	2	0
Shawon Dunston, R (1, 6) OBP: 0.250, SLG: 0.300			0-1 G4-3 1B		0-1 G5-3		1-0 F7			3	0	1	0	0	0	0
Mark Parent, R (1, 2) OBP: 0.529, SLG: 0.500			0-0 G4-3		4-2 BB			2-2 G5-3		2	0	0	0	1	0	1
Willie Banks, R (1, 1) Kevin Roberson, S (3, PH) Turk Wendell, L (4, 1) Eduardo Zambrano, R (5, PH) Dave Otto, L (6, 1) Rey Sanchez, R (8, PH) (9, 4)			0-0 E6		3-3 K			0-1 G6-3		0	0	0	0	0	0	0


Inning Stats	R: 0	H: 0	E: 0	LOB: 0	K: 1	BB: 0	S: 6	P: 6	R: 0	H: 0	E: 0	LOB: 0	K: 3	BB: 0	S: 10	P: 11	R: 0	H: 1	E: 1	LOB: 1	K: 0	BB: 0	S: 6	P: 7	R: 0	H: 0	E: 0	LOB: 1	K: 0	BB: 1	S: 9	P: 15	R: 0	H: 0	E: 0	LOB: 1	K: 1	BB: 1	S: 10	P: 18	R: 0	H: 0	E: 0	LOB: 1	K: 0	BB: 1	S: 6	P: 12	R: 0	H: 0	E: 0	LOB: 0	K: 1	BB: 0	S: 8	P: 10	R: 0	H: 0	E: 0	LOB: 0	K: 0	BB: 0	S: 6	P: 8	R: 0	H: 1	E: 0	LOB: 1	K: 0	BB: 0	S: 7	P: 10	1B: 2	SF: 0	2B: 0	SAC: 0	3B: 0	DP: 1	HR: 0	HBP: 0	WP: 0	PA: 32
PITCHER John Smiley, L (1, 1) ERA: 2.3	IP	WLS	BF	H	R	ER	SO	BB	IBB	HBP	BLK	WP	HR	S	P	ERA	WHIP	IP	WLS	BF	H	R	ER	SO	BB	IBB	HBP	BLK	WP	HR	S	P	ERA	WHIP	IP	WLS	BF	H	R	ER	SO	BB	IBB	HBP	BLK	WP	HR	S	P	ERA	WHIP																															

BOTTOM

Cincinnati Reds @ Chicago Cubs
 Wrigley Field, Chicago, IL
 Mon May 02 1994, 7:05 PM CDT
 Att: 25,889 - Unknown - 50 F

livebaseballscorecards.com

AB	29
R	0
H	2
RBI	0
BB	3
SO	6
LOB	8



Batter	1	2	3	4	5	6	7	8	9	AB	R	H	RBI	BB	SO	LOB	TOP					
Barry Larkin, R OBP: 0.378, SLG: 0.314 (1, 6)	1-1 G6-4-3 1B	4-2 1B 1-2 2-3 BB		3-2 G6-3		1-1 1-2 2-3 3-H 1B			1-3 K	4	0	2	1	1	1	1						
Hal Morris, L OBP: 0.351, SLG: 0.440 (1, 3)	0-0 G6-4-3 1B	2-2 1-3 2-H 3-H 1B			3-3 K	1-1 G6-3			1-2 G3-1	5	0	2	2	0	1	3						
Reggie Sanders, R OBP: 0.311, SLG: 0.510 (1, 9)	3-2 G6-4-3 1-2f 2-3	3-3 K			2-3 K				2-3 K	4	0	0	0	0	3	4						
Thomas Howard, S OBP: 0.390, SLG: 0.526 (1, 7)	0-0 G4-3		2-2 G6-3 SF8 2B		1-0 G6-3			0-0 F7		4	1	1	0	0	0	1						
Chuck McElroy, L (7, 1)										0	0	0	0	0	0	0						
Jeff Brantley, R (9, 1)										0	0	0	0	0	0	0						
Roberto Kelly, R OBP: 0.361, SLG: 0.389 (1, 8)		2-2 2B 1B		0-1 G6-3		2-0 1B FC3-2 1B		0-2 G6-3		4	1	2	0	0	0	1						
Tony Fernandez, S OBP: 0.390, SLG: 0.559 (1, 5)		0-0 FC6-5 1-H 2B	2-2 SF8		4-1 FC3-2 1B 1-2 BB			0-0 F8		2	1	1	2	1	0	0						
Bret Boone, R OBP: 0.372, SLG: 0.522 (1, 4)		2-3 K		1-0 G4-3		1-3 K		2-3 K		4	0	0	0	0	3	3						
Brian Dorsett, R OBP: 0.379, SLG: 0.380 (1, 2)		1-2 FC6-5 BB 1B 2-3		2-1 G6-3		1-2 1B FC3-2 1-2 2-3 1B		0-1 F9		4	1	1	0	0	0	1						
Erik Hanson, R OBP: 0.375, SLG: 0.500 (1, 1)		1-0 1B		0-3 K		1-1 FC3-2 1B			1-2 CS 1B	2	1	1	0	0	1	0						
Jacob Brumfield, R OBP: 0.273, SLG: 0.364 (6, PH)										0	0	0	0	0	0	0						
Lenny Harris, L OBP: 0.188, SLG: 0.375 (6, PH)										1	0	0	0	0	0	3						
Johnny Ruffin, R (6, 1)										0	0	0	0	0	0	0						
Jerome Walton, R OBP: 0.333, SLG: 0.333 (7, 7)		1-2 1B								1	0	1	0	0	0	0						
Inning Stats	R: 0 E: 0 K: 0 S: 7	H: 2 LOB: 1 BB: 0 P: 11	R: 3 E: 0 K: 2 S: 20	H: 4 LOB: 2 BB: 1 P: 35	R: 1 E: 0 K: 0 S: 9	H: 1 LOB: 0 BB: 0 P: 14	R: 0 E: 0 K: 1 S: 9	H: 0 LOB: 0 BB: 0 P: 14	R: 0 E: 0 K: 2 S: 7	H: 0 LOB: 0 BB: 0 P: 13	R: 1 E: 0 K: 1 S: 14	H: 3 LOB: 3 BB: 1 P: 25	R: 0 E: 0 K: 1 S: 7	H: 0 LOB: 0 BB: 0 P: 9	R: 0 E: 0 K: 1 S: 6	H: 0 LOB: 0 BB: 0 P: 8	R: 0 E: 0 K: 1 S: 9	H: 1 LOB: 0 BB: 0 P: 12	1B: 9 2B: 2 3B: 0 HR: 0	SF: 1 SAC: 0 DP: 1 HBP: 0	WP: 0 PB: 0 SB: 0 CS: 1	PA: 38
PITCHER	IP WLS BF H R ER SO BB IBB HBP BLK WP HR S P ERA WHIP																	PITCHER	IP WLS BF H R ER SO BB IBB HBP BLK WP HR S P ERA WHIP			
Mike Morgan, R ERA: 6.38 (1, 1)	4.0 L 19 7 4 4 3 1 0 0 0 0 0 45 74 9.00 2.000																					
Dan Plesac, L ERA: 3.77 (5, 1)	1.1 7 2 1 1 3 1 0 0 0 0 0 0 15 29 6.75 2.250																					
Jose Bautista, R ERA: 4.74 (6, 1)	0.2 3 1 0 0 0 0 0 0 0 0 0 0 6 9 0.00 1.500																					
Chuck Crim, R ERA: 0.84 (7, 1)	3.0 9 1 0 0 3 0 0 0 0 0 0 0 22 29 0.00 0.333																					

Cincinnati Reds @ Chicago Cubs
Wrigley Field, Chicago, IL
Tue May 03 1994, 3:33 AM CDT
Att. 25,430 - Sunny - 53 F

livebaseballscorecards.com

AB	35
R	5
H	11
RBI	5
BB	2
SO	9
LOB	17



Batter	1	2	3	4	5	6	7	8	9	AB	R	H	RBI	BB	SO	LOB
Sammy Sosa, R OBP: 0.273, SLG: 0.315 (1, 9)	0-0 B1		3-2 P9	1-2 L9		2-1 FC5-4			1-3 K	5	0	0	0	0	1	5
Karl Rhodes, L OBP: 0.375, SLG: 0.533 (1, 8)	4-1 1B BB		2-2 L8	2-2 G3			4-1 G4-6-3 BB		3-2 P6	3	0	0	0	2	0	4
Mark Grace, L OBP: 0.341, SLG: 0.320 (1, 3)	1-0 1B		0-0 1B		0-0 F8		2-1 G4-6-3			4	0	2	0	0	0	1
Derrick May, L OBP: 0.378, SLG: 0.446 (1, 7)	1-2 L8		1-2 P5		2-3 K		1-2 G4-3			1	0	0	0	0	0	2
Glenallen Hill, R OBP: 0.242, SLG: 0.250 (3, 7)										3	0	0	0	0	1	2
23 Ryne Sandberg, R OBP: 0.349, SLG: 0.442 (1, 4)	1-2 G4-3			0-1 E4 1B	4-0 BB			1-1 G4-3		3	1	0	0	1	0	2
Rick Wilkins, L OBP: 0.321, SLG: 0.347 (1, 2)		1-3 K	3-2 1B 1B	2-3 K2-3			4-1 G6-4-3 BB			3	1	1	0	1	2	1
Steve Buechele, R OBP: 0.361, SLG: 0.486 (1, 5)		0-0 F7	0-0 1B 1B		4-1 F9-3 BB			0-2 G6-4-3		3	0	1	1	1	0	1
Rey Sanchez, R OBP: 0.278, SLG: 0.292 (1, 6)		0-0 F9	1-0 P9		1-1 F9-3			0-0 F9		4	0	0	0	0	0	3
Mike Morgan, R OBP: 0.143, SLG: 0.143 (1, 1)			0-1 1B 1B	3-2 1B 1B		4-1 FC5-4 BB		4-0 BB		1	0	1	0	0	0	0
Kevin Roberson, S OBP: 0.500, SLG: 0.500 (4, PH)										1	0	1	1	0	0	0
Dan Plesac, L OBP: 0.500, SLG: 0.500 (5, 1)										0	0	0	0	0	0	0
Jose Bautista, R OBP: 0.500, SLG: 0.500 (6, 1)										0	0	0	0	0	0	0
Eduardo Zambrano, R OBP: 0.333, SLG: 0.545 (6, PH)										0	0	0	0	0	1	0
Chuck Crim, R OBP: 0.262, SLG: 0.300 (7, 1)										0	0	0	0	0	0	0
Shawon Dunston, R OBP: 0.262, SLG: 0.300 (9, PH)										0	0	0	0	0	1	0

Inning Stats	R: 0	H: 1	E: 0	K: 0	S: 9	H: 0	LOB: 2	BB: 1	P: 16	R: 0	H: 0	E: 0	K: 1	S: 5	H: 0	LOB: 0	BB: 0	P: 6	R: 0	H: 2	E: 0	K: 0	S: 14	H: 3	LOB: 2	BB: 0	P: 20	R: 0	H: 0	E: 0	K: 2	S: 11	H: 0	LOB: 1	BB: 1	P: 19	R: 0	H: 0	E: 0	K: 0	S: 6	H: 0	LOB: 1	BB: 2	P: 17	R: 0	H: 0	E: 0	K: 0	S: 7	H: 0	LOB: 0	BB: 1	P: 14	R: 0	H: 0	E: 0	K: 0	S: 7	H: 0	LOB: 0	BB: 1	P: 12	R: 0	H: 0	E: 0	K: 1	S: 9	H: 0	LOB: 1	BB: 1	P: 17	1B: 6	SF: 0	2B: 1	SAC: 0	3B: 0	DP: 3	HR: 0	HBP: 0	WP: 0	PA: 38
--------------	------	------	------	------	------	------	--------	-------	-------	------	------	------	------	------	------	--------	-------	------	------	------	------	------	-------	------	--------	-------	-------	------	------	------	------	-------	------	--------	-------	-------	------	------	------	------	------	------	--------	-------	-------	------	------	------	------	------	------	--------	-------	-------	------	------	------	------	------	------	--------	-------	-------	------	------	------	------	------	------	--------	-------	-------	-------	-------	-------	--------	-------	-------	-------	--------	-------	--------

PITCHER	IP	WLS	BF	H	R	ER	SO	BB	IBB	HBP	BLK	WP	HR	S	P	ERA	WHIP
Erik Hanson, R ERA: 5.19 (1, 1)	5.0		24	6	2	1	3	2	0	0	0	0	0	58	90	1.80	1.600
Johnny Ruffin, R ERA: 1.8 (6, 1)	1.0		4	0	0	0	0	2	0	0	0	0	0	6	17	0.00	2.000
Chuck McElroy, L ERA: 1.59 (7, 1)	2.0		6	0	0	0	0	2	0	0	0	0	0	14	26	0.00	1.000
Jeff Brantley, R ERA: 1.62 (9, 1)	1.0	S	4	0	0	0	1	1	0	0	0	0	0	9	17	0.00	1.000

BOTTOM

Cincinnati Reds @ Chicago Cubs
Wrigley Field, Chicago, IL
Tue May 03 1994, 3:33 AM CDT
Att: 25,430 - Sunny - 53 F

livebaseballscores.com

AB	31
R	2
H	6
RBI	2
BB	7
SO	4
LOB	21



Batter	1	2	3	4	5	6	7	8	9	AB R H RBI BB SO LOB	TOP											
Barry Larkin, R (1, 6) OBP: 0.365, SLG: 0.300	0-3 K		0-0 F9		0-0 F8		0-0 F3			4 0 0 0 0 1 1												
Hal Morris, L (1, 3) OBP: 0.348, SLG: 0.427	4-0 BB BB		0-0 F7		0-0 F8			0-0 G4-3		3 0 0 0 1 0 0												
Thomas Howard, S (1, 9) OBP: 0.356, SLG: 0.476	0-3 K		0-0 G4-3					0-0 G6-3		4 0 0 0 0 1 1												
Kevin Mitchell, R (1, 7) OBP: 0.374, SLG: 0.630	4-0 FC5-4 1-2 BB			0-0 HR		1-0 G6-3 HBP		0-0 1B		2 1 2 1 1 0 0												
Roberto Kelly, R (1, 8) OBP: 0.347, SLG: 0.372	0-0 FC5-4 1-2f			0-0 G6-3		0-0 G6-3 1-2f		0-0 F8		4 0 0 0 0 0 4												
Tony Fernandez, S (1, 5) OBP: 0.384, SLG: 0.535		0-0 G4-3		4-0 BB			0-0 G1-3		0-3 K	3 0 0 0 1 1 0												
Bret Boone, R (1, 4) OBP: 0.366, SLG: 0.507		0-0 FC4-6 1B		0-0 F9			0-0 G5-3		0-3 K	4 0 1 0 0 1 1												
Eddie Taubensee, L (1, 2) OBP: 0.273, SLG: 0.303		0-0 FC4-6 1-2f		0-0 G3			0-0 2B 1B		0-3 K	3 1 1 0 0 0 2												
Jacob Brumfield, R (9, PH) OBP: 0.250, SLG: 0.333										1 0 0 0 0 1 0												
Tom Browning, L (1, 1) OBP: 0.154, SLG: 0.231		0-0 G4-3				0-0 G6-3				1 0 0 0 0 0 1												
Kevin Jarvis, L (4, 1)										1 0 0 0 0 0 0												
Lenny Harris, L (7, PH) OBP: 0.235, SLG: 0.471										1 0 1 1 0 0 0												
Hector Carrasco, R (7, 1)										0 0 0 0 0 0 0												
Inning Stats	R: 0 E: 0 K: 2 S: 7	H: 0 LOB: 2 BB: 2 P: 15	R: 0 E: 0 K: 0 S: 4	H: 1 LOB: 1 BB: 0 P: 4	R: 0 E: 0 K: 0 S: 3	H: 0 LOB: 0 BB: 0 P: 3	R: 1 E: 0 K: 0 S: 4	H: 1 LOB: 1 BB: 1 P: 8	R: 0 E: 0 K: 0 S: 3	H: 0 LOB: 0 BB: 0 P: 3	R: 0 E: 0 K: 0 S: 2	H: 0 LOB: 0 BB: 0 P: 3	R: 1 E: 0 K: 0 S: 5	H: 2 LOB: 1 BB: 0 P: 5	R: 0 E: 0 K: 0 S: 4	H: 1 LOB: 1 BB: 0 P: 4	R: 0 E: 0 K: 3 S: 9	H: 0 LOB: 0 BB: 0 P: 9	1B: 3 2B: 1 3B: 0 HR: 1	SF: 0 SAC: 0 DP: 1 HBP: 1	WP: 0 PB: 0 SB: 0 CS: 0	PA: 35
PITCHER	IP WLS BF H R ER SO BB IBB HBP BLK WP HR S P ERA WHIP																					
Steve Trachsel, R (1, 1) ERA: 3.92	7.0 W 28 4 2 2 2 3 0 1 0 0 1 28 41 2.57 1.000																					
Dan Plesac, L (8, 1) ERA: 3.6	0.2 2 0 0 0 0 0 0 0 0 0 0 2 2 0.00 0.000																					
Jose Bautista, R (8, 1) ERA: 4.66	0.1 2 1 0 0 0 0 0 0 0 0 0 2 2 0.00 3.000																					
Randy Myers, L (9, 1) ERA: 1.0	1.0 S 3 0 0 0 3 0 0 0 0 0 0 9 9 0.00 0.000																					

Cincinnati Reds @ Chicago Cubs
Wrigley Field, Chicago, IL
Wed May 04 1994, 3:33 AM CDT
Att. 18,509 - Sunny - 58 F

livebaseballscorecards.com

AB	31
R	2
H	5
RBI	2
BB	3
SO	5
LOB	10



Houston Astros @ Cincinnati Reds

Riverfront Stadium, Cincinnati, OH

Thu May 05 1994, 7:05 PM EDT
Att: 24,620 - Unknown - 69 F

livebaseballscorecards.com



AB	38
R	8
H	12
RBI	8
BB	3
SO	5
LOB	16

WP:	0	PA:	45
PB:	0		
SB:	2		
CS:	0		

AB R H RBI BB SO LOB

4	2	2	0	0	0	2
---	---	---	---	---	---	---

5	2	3	1	0	1	1
---	---	---	---	---	---	---

5	1	1	1	0	1	3
---	---	---	---	---	---	---

3	1	1	2	1	0	1
---	---	---	---	---	---	---

5	1	2	2	0	0	2
---	---	---	---	---	---	---

4	1	2	0	1	0	1
---	---	---	---	---	---	---

3	0	1	1	0	0	0
0	0	0	0	1	0	0
0	0	0	0	0	0	0
0	0	0	0	0	0	0

5	0	0	1	0	1	4
---	---	---	---	---	---	---

3	0	0	0	0	2	0
0	0	0	0	0	0	0
0	0	0	0	0	0	0
1	0	0	0	0	0	2
0	0	0	0	0	0	0

1B:	7	SF:	2
2B:	4	SAC:	1
3B:	1	DP:	1
HR:	0	HBP:	1

Batter	1	2	3	4	5	6	7	8	9	10
James Mouton, R (1, 9) OBP: 0.308, SLG: 0.316	1-1 FC4-6 1B HBP	2-2 P4			0-1 E9 1B 2B		1-2 S 1B		0-2 G6-3	
Steve Finley, L (1, 8) OBP: 0.372, SLG: 0.586	2-2 FC4-6 1B		3-2 G4-3 5 G6-3 2B		3-1 2B 5 SF9 1B		0-1 P6 1-2		1-3 K	
Craig Biggio, R (1, 4) OBP: 0.412, SLG: 0.571	1-0 FC4-6 5 1B		0-0 G4-3		2-1 5 SF9 2B		1-2 G5-3			1-3 K
5 Jeff Bagwell, R (1, 3) OBP: 0.393, SLG: 0.594	0-1 G4-6-3 1B		0-1 G6-3		3-1 SF9		2-2 P8			4-2 S 1B BB
Luis Gonzalez, L (1, 7) OBP: 0.344, SLG: 0.412	0-1 G4-6-3		2-2 F8		2-2 2B			0-0 G4-3		3-2 BB G5-3 1B
Ken Caminiti, S (1, 5)		3-2 SH1-4 1B		0-0 P6	2-1 L9		1-1 SF9 3B		4-0 G5-3 BB IBB	
Tony Eusebio, R (1, 2) OBP: 0.185, SLG: 0.385		0-1 SH1-4 1B		2-1 F9		1-1 G6-3		1-0 SF9	4-1 G5-3 BB	
Sid Bream, L (10, PH) OBP: 0.444, SLG: 0.286										
Andy Stankiewicz, R (10, PR) OBP: 0.478, SLG: 0.684										
Scott Servais, R (10, 2) OBP: 0.253, SLG: 0.269										
Andujar Cedeno, R (1, 6) OBP: 0.379, SLG: 0.614		2-1 P2		1-3 K		0-1 G5-3		0-2 G1-3	1-2 G5-3	
Greg Swindell, L (1, 1) OBP: 0.308, SLG: 0.462		0-0 SH1-4			3-3 K	0-0 G6-3			1-3 K	1-2 2-3 3-H F7
Tom Edens, R (9, 1)										
Mitch Williams, L (9, 1)										
Kevin Bass, S (10, PH) OBP: 0.343, SLG: 0.485										
John Hudek, S (10, 1)										

Inning Stats	R: 1	H: 2	E: 0	LOB: 1	K: 0	BB: 0	S: 9	R: 0	H: 2	E: 0	LOB: 2	K: 0	BB: 0	S: 14	R: 1	H: 1	E: 0	LOB: 0	K: 0	BB: 0	S: 10	R: 0	H: 0	E: 0	LOB: 0	K: 1	BB: 0	S: 6	R: 3	H: 4	E: 1	LOB: 1	K: 1	BB: 0	S: 17	R: 0	H: 0	E: 0	LOB: 0	K: 0	BB: 0	S: 5	R: 0	H: 1	E: 0	LOB: 1	K: 0	BB: 0	S: 17	R: 1	H: 1	E: 0	LOB: 0	K: 0	BB: 0	S: 7	R: 0	H: 0	E: 0	LOB: 0	K: 2	BB: 0	S: 9	R: 2	H: 1	E: 0	LOB: 2	K: 1	BB: 3	S: 20	P: 39	1B: 7	2B: 4	3B: 1	HR: 0	SF: 2	SAC: 1	DP: 1	HBP: 1	WP: 0	PA: 45
--------------	------	------	------	--------	------	-------	------	------	------	------	--------	------	-------	-------	------	------	------	--------	------	-------	-------	------	------	------	--------	------	-------	------	------	------	------	--------	------	-------	-------	------	------	------	--------	------	-------	------	------	------	------	--------	------	-------	-------	------	------	------	--------	------	-------	------	------	------	------	--------	------	-------	------	------	------	------	--------	------	-------	-------	-------	-------	-------	-------	-------	-------	--------	-------	--------	-------	--------

PITCHER	IP	WLS	BF	H	R	ER	SO	BB	IBB	HBP	BLK	WP	HR	S	P	ERA	WHIP
Jose Rijo, R (1, 1) ERA: 4.2	5.0		24	9	5	5	2	0	0	1	0	0	0	56	9	9.00	1.800
Jerry Spradlin, R (6, 1) ERA: 3.0	3.0		11	2	1	1	0	0	0	0	0	0	0	29	36	3.00	0.667
Johnny Ruffin, R (9, 1) ERA: 1.69	1.0		3	0	0	0	2	0	0	0	0	0	0	9	11	0.00	0.000
Jeff Brantley, R (10, 1) ERA: 2.55	1.0	L	7	1	2	2	1	2	1	0	0	0	0	20	39	18.00	3.000

BOTTOM

Houston Astros @ Cincinnati Reds
Riverfront Stadium, Cincinnati, OH

Thu May 05 1994, 7:05 PM EDT
Att. 24,620 - Unknown - 69 F

livebaseballscorecards.com

AB	38
R	6
H	10
RBI	6
BB	1
SO	3
LOB	8



AB R H RBI BB SO LOB

5	0	0	0	0	1	2
5	0	0	0	0	0	1
5	0	0	0	0	1	0
4	0	2	0	0	0	0
4	2	1	0	0	0	2
4	1	1	0	0	0	1
3	2	2	2	1	0	0
4	1	2	4	0	0	1
1	0	1	0	0	0	0
1	0	0	0	0	0	1
0	0	0	0	0	0	0
1	0	1	0	0	0	0
0	0	0	0	0	0	0
0	0	0	0	0	0	0
1	0	0	0	0	1	0
0	0	0	0	0	0	0

1B:	8	SF:	0
2B:	0	SAC:	0
3B:	0	DP:	2
HR:	2	HBP:	0
WP:	0	PA:	39
PB:	0	SB:	0
CS:	0		

Batter	1	2	3	4	5	6	7	8	9	10
Barry Larkin, R OBP: 0.350, SLG: 0.284 (1, 6)	1-1 G5-3		1-0 FC6-4			1-2 P3		2-3 SAFE		1-1 L3
Hal Morris, L OBP: 0.333, SLG: 0.407 (1, 3)	2-2 F9			0-0 F7		1-2 L8		0-0 G3-6-3		2-2 G4-3
Reggie Sanders, R OBP: 0.297, SLG: 0.485 (1, 9)	3-2 P3			0-0 G5-3		1-1 F7			0-2 F8	2-3 K
Kevin Mitchell, R OBP: 0.379, SLG: 0.624 (1, 7)		1-0 F8		0-0 1B			0-0 FC6-4 1B		2-1 G2	
Roberto Kelly, R OBP: 0.343, SLG: 0.367 (1, 8)		2-1 F8		2-1 F8			1-2 FC6-4 HR		2-1 BB 1B HR 1B	
Tony Fernandez, S OBP: 0.378, SLG: 0.520 (1, 5)		3-1 F8			2-1 L4		0-1 SAFE L7		1-2 BB HR 1B	
Bret Boone, R OBP: 0.384, SLG: 0.553 (1, 4)			2-0 G6-4-3 1B		0-2 G4-3		0-0 HR		4-2 HR BB	
Brian Dorsett, R OBP: 0.387, SLG: 0.444 (1, 2)			2-2 SAFE SAFE G6-4-3 1-2f		0-0 1B		1-1 L5		2-0 HR	
Jose Rijo, R OBP: 0.200, SLG: 0.200 (5, PH)			1-0 FC6-4 1B		0-1 F7			3-2 G3-6-3 1B	2-3 K	
Jacob Brumfield, R OBP: 0.231, SLG: 0.308 (6, 1)										
Jerry Spradlin, S (6, 1)										
Jerome Walton, R OBP: 0.400, SLG: 0.400 (8, PH)										
Johnny Ruffin, R (9, 1)										
Thomas Howard, S OBP: 0.348, SLG: 0.485 (9, PH)										
Jeff Brantley, R (10, 1)										

Inning Stats	R: 0	H: 0	E: 0	K: 0	S: 8	P: 14	R: 0	H: 0	E: 0	K: 0	S: 5	P: 11	R: 0	H: 2	E: 0	K: 0	S: 6	R: 0	H: 1	E: 0	K: 0	S: 5	P: 7	R: 0	H: 1	E: 0	K: 0	S: 8	P: 10	R: 0	H: 0	E: 0	K: 0	S: 11	P: 14	R: 2	H: 2	E: 0	K: 0	S: 9	P: 11	R: 0	H: 1	E: 0	K: 1	S: 9	P: 14	R: 4	H: 3	E: 0	K: 1	S: 20	P: 33	R: 0	H: 0	E: 0	K: 1	S: 10	P: 15	1B: 8	SF: 0	2B: 0	SAC: 0	3B: 0	DP: 2	HR: 2	HBP: 0	WP: 0	PA: 39
--------------	------	------	------	------	------	-------	------	------	------	------	------	-------	------	------	------	------	------	------	------	------	------	------	------	------	------	------	------	------	-------	------	------	------	------	-------	-------	------	------	------	------	------	-------	------	------	------	------	------	-------	------	------	------	------	-------	-------	------	------	------	------	-------	-------	-------	-------	-------	--------	-------	-------	-------	--------	-------	--------

PITCHER	IP	WLS	BF	H	R	ER	SO	BB	IBB	HBP	BLK	WP	HR	S	P	ERA	WHIP
Greg Swindell, L ERA: 2.27 (1, 1)	8.2		33	9	4	4	1	0	0	0	0	0	1	73	110	4.15	1.038
Tom Edens, R ERA: 3.38 (9, 1)	0.0		2	1	2	2	0	1	0	0	0	0	1	3	9	∞	∞
Mitch Williams, L ERA: 7.11 (9, 1)	0.1	W	1	0	0	0	1	0	0	0	0	0	0	5	7	0.00	0.000
John Hudek, R ERA: (10, 1)	1.0	S	3	0	0	0	1	0	0	0	0	0	0	10	15	0.00	0.000

PITCHER	IP	WLS	BF	H	R	ER	SO	BB	IBB	HBP	BLK	WP	HR	S	P	ERA	WHIP
Greg Swindell, L ERA: 2.27 (1, 1)	8.2		33	9	4	4	1	0	0	0	0	0	1	73	110	4.15	1.038
Tom Edens, R ERA: 3.38 (9, 1)	0.0		2	1	2	2	0	1	0	0	0	0	1	3	9	∞	∞
Mitch Williams, L ERA: 7.11 (9, 1)	0.1	W	1	0	0	0	1	0	0	0	0	0	0	5	7	0.00	0.000
John Hudek, R ERA: (10, 1)	1.0	S	3	0	0	0	1	0	0	0	0	0	0	10	15	0.00	0.000

Batter	1	2	3	4	5	6	7	8	9	AB R H RBI BB SO LOB	TOP	
James Mouton, R (1, 9) OBP: 0.321, SLG: 0.323	0-0 5 BB 1B		0-1 L3		4-0 5 WP BB	0-1 1-2 3-H 1B			3-1 F9	4 1 2 1 1 0 0		
Steve Finley, L (1, 8) OBP: 0.365, SLG: 0.565	1-3 K		1-1 G6-3		4-2 5 WP BB	0-0 P6			1-1 P7	4 0 0 0 1 1 3		
Craig Biggio, R (1, 4) OBP: 0.411, SLG: 0.556	4-0 5 BB 1-2 SF8 BB		1-3 K2-3		0-0 F8			0-1 L5	4-2 BB	3 1 0 0 2 1 2		
5 Jeff Bagwell, R (1, 3) OBP: 0.410, SLG: 0.596	3-2 1-3 2-H 1B			1-1 E 1B	4-2 1-2 2-3 BB			4-2 BB	1-1 F8	3 0 2 1 2 0 1		
Luis Gonzalez, L (1, 7) OBP: 0.330, SLG: 0.398	1-1 SF8			2-1 L9	2-2 G5-3			0-1 F8		3 0 0 1 0 0 5		
Ken Caminiti, S (1, 5) OBP: 0.287, SLG: 0.407	0-0 L8			2-2 E4		0-2 F9		0-3 K		4 0 0 0 0 1 3		
Scott Servais, R (1, 2) OBP: 0.253, SLG: 0.282		1-1 L7		1-3 K		2-0 G6-3 1B 2B		1-3 K		4 1 1 0 0 2 2		
Andujar Cedeno, R (1, 6) OBP: 0.364, SLG: 0.566		1-3 K		1-3 K		0-0 G6-3		2-3 K		4 0 0 0 0 3 3		
Pete Harnisch, S (1, 1) OBP: 0.182, SLG: 0.273 Todd Jones, L (5, 1) Chris Donnels, L (6, PH) Shane Reynolds, R (6, 1) Kevin Bass, S (8, PH) Tom Edens, R (8, 1)		1-2 G6-3			0-0 F5	4-2 1B BB		1-0 F7		2 0 0 0 0 0 0 0 0 0 0 0 0 0 0 0 0 0 1 0 0 0 0 0 0 0 0 0 1 0 0 0 0 0 0 0 0 0 0 0 0 0		
Inning Stats	R: 2 H: 2 E: 0 LOB: 1 K: 1 BB: 1 S: 12 P: 20	R: 0 H: 0 E: 0 LOB: 0 K: 1 BB: 0 S: 8 P: 11	R: 0 H: 0 E: 0 LOB: 0 K: 1 BB: 0 S: 7 P: 9	R: 0 H: 1 E: 1 LOB: 2 K: 2 BB: 0 S: 13 P: 20	R: 0 H: 0 E: 0 LOB: 3 K: 0 BB: 3 S: 12 P: 25	R: 1 H: 2 E: 0 LOB: 2 K: 0 BB: 1 S: 12 P: 18	R: 0 H: 0 E: 0 LOB: 1 K: 1 BB: 1 S: 9 P: 13	R: 0 H: 0 E: 0 LOB: 0 K: 2 BB: 0 S: 12 P: 16	R: 0 H: 0 E: 0 LOB: 1 K: 0 BB: 1 S: 8 P: 17	1B: 4 SF: 1 2B: 1 SAC: 0 3B: 0 DP: 0 HR: 0 HBP: 0	WP: 1 PA: 40 PB: 0 SB: 1 CS: 0	
PITCHER	IP WLS BF H R ER SO BB IBB HBP BLK WP HR S P ERA WHIP											
Tim Lincecum, R (1, 1) ERA: 4.45	5.2 W 28 5 3 3 5 5 0 0 0 1 0 63 102 4.76 1.765											
Chuck McLroy, L (6, 1) ERA: 1.28	3.0 10 0 0 0 3 1 0 0 0 0 0 26 38 0.00 0.333											
Hector Carrasco, R (9, 1) ERA: 0.75	0.1 S 2 0 0 0 0 1 0 0 0 0 0 4 9 0.00 3.000											

Houston Astros @ Cincinnati Reds
Riverfront Stadium, Cincinnati, OH

Fri May 06 1994, 7:05 PM EDT
Att. 27,482 - Unknown - 53 F

livebaseballscorecards.com

AB	32
R	3
H	5
RBI	3
BB	7
SO	8
LOB	19



Batter	1	2	3	4	5	6	7	8	9
Barry Larkin, R OBP: 0.352, SLG: 0.283 (1, 6)	1-2 G1-3	0-0 1B		4-0 1B BB	3-3 K			1-1 F8	
Tony Fernandez, S OBP: 0.389, SLG: 0.519 (1, 5)	4-1 BB	2-2 F9		2-2 1B		0-3 K		0-0 1B	
Hal Morris, L OBP: 0.320, SLG: 0.389 (1, 3)	2-3 K		1-2 G4-3	1-1 F8		3-3 K		0-0 G4-3	
Kevin Mitchell, R OBP: 0.384, SLG: 0.652 (1, 7)	1-3 K		2-1 1B		2-0 HR		2-2 F7		
Roberto Kelly, R OBP: 0.339, SLG: 0.356 (1, 8)		1-2 G6-3	3-2 F9		4-1 S BB		2-3 K		
Reggie Sanders, R OBP: 0.304, SLG: 0.481 (1, 9)		3-1 WP 1B	2-3 K		1 SAFE 2-3 K		4-2 G2-3 BB		
Bret Boone, R OBP: 0.367, SLG: 0.525 (1, 4)		1-3 K		2-0 G1-3	0-3 K		0-0 G2-3		
Brian Dorsett, R OBP: 0.409, SLG: 0.436 (1, 2)		4-1 1B BB		0-0 P4	4-1 BB		4-0 BB IBB		
Tim Pugh, R OBP: 0.583, SLG: 0.600 (1, 1)		1-1 1B		2-1 BB 1B	4-2 BB		1-3 K		
Chuck McElroy, L (6, 1)		1-2 2-H 1B							
Hector Carrasco, R (9, 1)									

AB	R	H	RBI	BB	SO	LOB
4	0	1	1	1	1	3
4	0	2	1	1	1	2
5	0	0	0	0	2	3
4	1	2	1	0	1	1
3	0	0	0	1	1	1
3	1	1	0	1	2	2
4	0	0	0	0	2	3
1	1	0	0	3	0	0
2	1	2	1	1	0	0
1	0	0	0	0	1	2
0	0	0	0	0	0	0

BOTTOM	
AB	31
R	4
H	8
RBI	4
BB	8
SO	11
LOB	17

1B	2B	3B	HR	SF	SAC	DP	HBP	WP	HR	S	P	ERA	WHIP
7	0	0	1	0	0	0	0	1	0	3	117	7.71	2.786
1	0	0	0	0	0	0	0	0	0	5	8	0.00	0.000
0	0	0	0	0	0	0	0	0	0	19	35	0.00	0.500
0	0	0	0	0	0	0	0	0	0	4	5	0.00	1.000

PITCHER	IP	WLS	BF	H	R	ER	SO	BB	IBB	HBP	BLK	WP	HR	S	P	ERA	WHIP
Pete Harnisch, R ERA: 6.69 (1, 1)	4.2	L	27	7	4	4	6	6	0	0	0	1	1	62	117	7.71	2.786
Todd Jones, R ERA: 5.54 (5, 1)	0.1		1	0	0	0	1	0	0	0	0	0	0	5	8	0.00	0.000
Shane Reynolds, R ERA: 4.67 (6, 1)	2.0		8	0	0	0	4	1	1	0	0	0	0	19	35	0.00	0.500
Tom Edens, R ERA: 3.2 (8, 1)	1.0		3	1	0	0	0	0	0	0	0	0	0	4	5	0.00	1.000

Houston Astros @ Cincinnati Reds
Riverfront Stadium, Cincinnati, OH
Fri May 06 1994, 7:05 PM EDT
Att: 27,482 - Unknown - 53 F

livebaseballscorecards.com



Batter	1	2	3	4	5	6	7	8	9	AB R H RBI BB SO LOB	TOP											
James Mouton, R (1, 8) OBP: 0.325, SLG: 0.327	0-3 K	0-0 1B			0-0 WP	0-3 K			0-0 G5-3	5 2 2 1 0 2 2												
Mike Felder, S (1, 9) OBP: 0.323, SLG: 0.323	0-0 5 HR	0-0 1B			0-0 L9			0-0 G6-3 WP	0-3 K	5 2 3 1 0 1 1												
Craig Biggio, R (1, 4) OBP: 0.411, SLG: 0.545	0-0 5 HR	0-0 F7			4-0 BB			0-0 G6-3	0-0 G1-3	4 1 1 0 1 0 2												
5 Jeff Bagwell, R (1, 3) OBP: 0.405, SLG: 0.611	0-0 HR		0-0 F8		0-0 F9			0-3 K		4 1 1 3 0 1 2												
Kevin Bass, S (1, 7) OBP: 0.350, SLG: 0.459	4-0 BB		0-0 P6		0-3 K			0-0 1B		3 0 1 1 1 1 1												
Ken Caminiti, S (1, 5) OBP: 0.276, SLG: 0.389	0-0 G6-4-3		0-3 K			0-0 G6-3		0-0 P4		4 0 0 0 0 1 2												
Scott Servais, R (1, 2) OBP: 0.256, SLG: 0.297		0-3 K		0-0 F9		0-0 2B		0-0 P5		3 0 1 0 0 1 0												
Steve Finley, L (8, PH) OBP: 0.362, SLG: 0.560										1 0 0 0 0 0 0	AB 35											
Tony Eusebio, R (8, 2) OBP: 0.185, SLG: 0.385										0 0 0 0 0 0 0	R 7											
Andujar Cedeno, R (1, 6) OBP: 0.350, SLG: 0.560		0-0 E1		0-3 K		0-3 K		0-0 G6-3		4 1 0 0 0 2 1	H 9											
Brian Williams, R (1, 1) OBP: 0.400, SLG: 0.400		0-0 SH2-4		0-0 F9		4-0 BB		0-3 K		1 0 0 0 0 0 0	RBI 6											
Todd Jones, L (4, 1) OBP: 0.690, SLG: 0.694										0 0 0 0 0 0 0	BB 3											
Andy Stankiewicz, R (6, PH) OBP: 0.690, SLG: 0.694										0 0 0 0 0 0 0	SO 10											
Shane Reynolds, R (6, 1) OBP: 0.690, SLG: 0.694										0 0 0 0 0 0 0	LOB 11											
Mike Hampton, R (7, 1) OBP: 0.690, SLG: 0.694										0 0 0 0 0 0 0												
Luis Gonzalez, L (7, 7) OBP: 0.327, SLG: 0.393		1-2								1 0 0 0 0 1 0												
John Hudek, S (7, 1) OBP: 0.327, SLG: 0.393										0 0 0 0 0 0 0												
Inning Stats	R: 3 E: 0 K: 1 S: 7	H: 3 LOB: 0 BB: 1 P: 11	R: 2 E: 1 K: 1 S: 8	H: 2 LOB: 1 BB: 0 P: 8	R: 0 E: 0 K: 1 S: 5	H: 0 LOB: 0 BB: 0 P: 5	R: 0 E: 0 K: 1 S: 5	H: 0 LOB: 0 BB: 0 P: 5	R: 1 E: 0 K: 1 S: 6	H: 1 LOB: 1 BB: 1 P: 10	R: 0 E: 0 K: 2 S: 8	H: 1 LOB: 2 BB: 1 P: 12	R: 1 E: 0 K: 1 S: 7	H: 2 LOB: 1 BB: 0 P: 7	R: 0 E: 0 K: 1 S: 5	H: 0 LOB: 0 BB: 0 P: 5	R: 0 E: 0 K: 1 S: 5	H: 0 LOB: 0 BB: 0 P: 5	1B: 7 2B: 1 3B: 0 HR: 1	SF: 0 SAC: 1 DP: 1 HBP: 0	WP: 2 PB: 0 SB: 2 CS: 0	PA: 39
PITCHER	IP WLS BF H R ER SO BB IBB HBP BLK WP HR S P ERA WHIP																					
John Smiley, L (1, 1) ERA: 2.59	5.2 W 27 7 6 3 6 3 0 0 0 1 1 36 48 4.76 1.765																					
Johnny Ruffin, R (6, 1) ERA: 2.08	1.1 6 2 1 1 2 0 0 0 0 1 0 10 10 6.75 1.500																					
Jeff Brantley, R (8, 1) ERA: 2.29	2.0 6 0 0 0 2 0 0 0 0 0 0 10 10 0.00 0.000																					

Houston Astros @ Cincinnati Reds
Riverfront Stadium, Cincinnati, OH

Sat May 07 1994, 7:05 PM EDT
Att. 26,735 - Unknown - 55 F

livebaseballscorecards.com



Batter	1	2	3	4	5	6	7	8	9	AB R H RBI BB SO LOB	TOP
James Mouton, R (1, 9) OBP: 0.322, SLG: 0.324	0-0 F2		0-0 1B		0-0 B5-3		0-0 G5-3			4 0 1 0 0 0 0	Houston Astros @ Cincinnati Reds Riverfront Stadium, Cincinnati, OH Sun May 08 1994, 3:33 AM EDT Att. 27,174 - Sunny - 59 F
Steve Finley, L (1, 8) OBP: 0.359, SLG: 0.550	0-0 G3		0-3 K		0-0 G4-3		0-0 CS 1B			4 0 1 0 0 1 2	
Craig Biggio, R (1, 4) OBP: 0.406, SLG: 0.534	0-0 G6-3		0-0 FC5		0-0 F8		0-0 CS 1B	0-0 S 1B		4 0 1 0 0 0 2	
5 Jeff Bagwell, R (1, 3) OBP: 0.400, SLG: 0.598		0-3 K		0-0 F8		0-0 HR 1B		0-0 F9		4 1 1 0 0 1 1	
Luis Gonzalez, L (1, 7) OBP: 0.333, SLG: 0.441		0-0 HR		0-0 HR 2B		0-0 F5		0-0 F8		4 2 2 1 0 0 2	
Ken Caminiti, S (1, 5) OBP: 0.275, SLG: 0.414		0-0 P6		0-0 HR 2-H		0-0 F8		0-0 G6-3 1-2		4 1 1 2 0 0 2	
Scott Servais, R (1, 2) OBP: 0.256, SLG: 0.333		0-0 G6-3		0-0 G6-3		0-0 HR 1-H		0-0 F9		4 1 1 2 0 0 0	
Andy Stankiewicz, R (1, 6) OBP: 0.464, SLG: 0.609			0-0 G4-3		0-0 1B		0-0 F9		0-3 K	4 0 1 0 0 1 0	
Doug Drabek, R (1, 1) OBP: 0.100, SLG: 0.056			1-0 FC5 1B HBP		0-0 F9		0-0 G6-3		0-0 F9	3 0 0 0 0 0 1	
Inning Stats	R: 0 H: 0 E: 0 LOB: 0 K: 0 BB: 0 S: 3 P: 3	R: 1 H: 1 E: 0 LOB: 0 K: 1 BB: 0 S: 6 P: 6	R: 0 H: 1 E: 0 LOB: 2 K: 1 BB: 0 S: 6 P: 7	R: 2 H: 3 E: 0 LOB: 1 K: 0 BB: 0 S: 6 P: 6	R: 0 H: 0 E: 0 LOB: 0 K: 0 BB: 0 S: 3 P: 3	R: 2 H: 2 E: 0 LOB: 0 K: 0 BB: 0 S: 5 P: 5	R: 0 H: 1 E: 0 LOB: 0 K: 0 BB: 0 S: 3 P: 3	R: 0 H: 1 E: 0 LOB: 1 K: 0 BB: 0 S: 4 P: 4	R: 0 H: 0 E: 0 LOB: 0 K: 1 BB: 0 S: 5 P: 5	1B: 5 SF: 0 2B: 1 SAC: 0 3B: 0 DP: 0 HR: 3 HBP: 1	WP: 0 PA: 37 PB: 0 SB: 1 CS: 1
PITCHER	IP WLS BF H R ER SO BB IBB HBP BLK WP HR S P ERA WHIP										
Erik Hanson, R (1, 1) ERA: 5.63	6.0 L 26 7 5 5 2 0 0 1 0 0 0 3 29 30 7.50 1.167										
Pete Schourek, L (7, 1) ERA: 3.86	2.0 7 2 0 0 0 0 0 0 0 0 0 0 7 7 0.00 1.000										
Hector Carrasco, R (9, 1) ERA: 0.69	1.0 3 0 0 0 0 1 0 0 0 0 0 0 5 5 0.00 0.000										

livebaseballscorecards.com

AB	35
R	5
H	9
RBI	5
BB	0
SO	3
LOB	10



BOTTOM

Cincinnati Reds @ San Diego Padres
Jack Murphy Stadium, San Diego, CA
Mon May 09 1994, 10:05 PM EDT
Att: 12,764 - Unknown - 64 F

livebaseballscorecards.com

AB 31
R 2
H 4
RBI 1
BB 2
SO 9
LOB 11



WP: 1 PA: 33
PB: 0
SB: 1
CS: 0

AB R H RBI BB SO LOB

4 0 1 0 0 1 0

3 0 0 0 1 0 2

3 0 0 0 1 0 1

4 1 1 1 0 0 3

3 0 1 0 0 2 2
0 0 0 0 0 0 0
1 0 0 0 0 1 0

3 0 0 0 0 1 1
1 0 0 0 0 0 0

3 0 0 0 0 2 1

3 0 0 0 0 1 1

1 0 0 0 0 1 0
1 1 1 0 0 0 0
0 0 0 0 0 0 0
1 0 0 0 0 0 0

1B: 3 SF: 0
2B: 0 2B: 0 SAC: 0
3B: 0 DP: 0
HR: 1 HBP: 0

Batter	1	2	3	4	5	6	7	8	9
Bip Roberts, S (1, 4) OBP: 0.314, SLG: 0.277	0-0 L8			1-1 F7		2-2 WP G3-1 1B		3-3 K	
Tony Gwynn, L (1, 9) OBP: 0.444, SLG: 0.560	1-2 G5-3			3-0 F9		2-1 G3-1		4-2 FC4-6 BB	
Derek Bell, R (1, 8) OBP: 0.311, SLG: 0.421	0-2 G6-3			0-1 L9		4-0 WP IBB		0-1 FC4-6	
Phil Plantier, L (1, 7) OBP: 0.321, SLG: 0.590			1-0 F7		1-1 HR	0-2 P6		0-0 F8	
Archi Cianfrocco, R (1, 5) OBP: 0.259, SLG: 0.413 Donnie Elliott, R (7, 1) Phil Clark, R (9, PH) OBP: 0.250, SLG: 0.403			1-3 K		0-1 S 1B	1-3 K		0-3 K	
Dave Staton, R (1, 3) OBP: 0.282, SLG: 0.413 Bill Bean, L (9, PH) OBP: 0.259, SLG: 0.280			2-1 P3		0-1 P4		1-3 K	3-2 F8	
Ricky Gutierrez, R (1, 6) OBP: 0.195, SLG: 0.256			0-0 L8		0-3 K		1-3 K		
Brad Ausmus, R (1, 2) OBP: 0.315, SLG: 0.392			0-2 G5-3		0-0 G1-3		2-3 K		
A.J. Sager, R (1, 1) OBP: 0.200, SLG: 0.600 Ray Holbert, R (6, PH) OBP: 0.333, SLG: 0.333 Pedro Martinez, L (7, 1) Keith Lockhart, L (7, 5) OBP: 0.308, SLG: 0.412			2-3 K			1-0 G3-1 1B WP 1B		0-1 P6	

Inning Stats	R: 0	H: 0	E: 0	K: 0	S: 8	R: 0	H: 0	E: 0	K: 1	S: 7	R: 0	H: 0	E: 0	K: 1	S: 7	R: 0	H: 0	E: 0	K: 0	S: 5	R: 1	H: 2	E: 0	K: 1	S: 11	R: 1	H: 2	E: 0	K: 1	S: 15	R: 0	H: 0	E: 0	K: 3	S: 9	R: 0	H: 0	E: 0	K: 1	S: 10	R: 0	H: 0	E: 0	K: 1	S: 13	R: 0	H: 0	E: 0	K: 1	S: 16
	LOB: 0	BB: 0	P: 9			LOB: 0	BB: 0	P: 11			LOB: 0	BB: 0	P: 9			LOB: 1	BB: 0	P: 12			LOB: 2	BB: 1	P: 24			LOB: 0	BB: 0	P: 13			LOB: 1	BB: 1	P: 17			LOB: 0	BB: 0	P: 16			1B: 3	SF: 0	2B: 0	SAC: 0	3B: 0	DP: 0	HR: 1	HBP: 0		

PITCHER	IP	WLS	BF	H	R	ER	SO	BB	IBB	HBP	BLK	WP	HR	S	P	ERA	WHIP
Tom Browning, L (1, 1) ERA: 4.2	5.2		22	4	2	2	3	0	1	0	0	0	1	50	70	3.18	0.706
Johnny Ruffin, R (6, 1) ERA: 1.83	2.1	W	8	0	0	0	5	1	0	0	0	1	0	22	34	0.00	0.429
Chuck McElroy, L (9, 1) ERA: 1.23	0.1		1	0	0	0	0	0	0	0	0	0	0	1	1	0.00	0.000
Jeff Brantley, R (9, 1) ERA: 2.21	0.2	S	2	0	0	0	1	0	0	0	0	0	0	12	15	0.00	0.000

Batter	1	2	3	4	5	6	7	8	9	AB R H RBI BB SO LOB	TOP											
Barry Larkin, R OBP: 0.343, SLG: 0.316 (1, 6)	0-0 F9		3-2 1B 3B		1-2 2B	1-3 K			1-0 G1-3	5 1 2 0 0 1 2												
Hal Morris, L OBP: 0.345, SLG: 0.430 (1, 3)	3-2 L6		2-2 CS 1B		1-0 G3			0-1 G5-3		4 0 1 1 0 0 2												
Roberto Kelly, R OBP: 0.317, SLG: 0.342 (1, 8)	3-2 P3		1 SAFE 2-1 1B		0-1 G5-3			0-1 L6		4 0 1 0 0 0 2												
Kevin Mitchell, R OBP: 0.395, SLG: 0.644 Thomas Howard, S OBP: 0.373, SLG: 0.500 (1, 7) (5, 7)		2-2 HR	1-3 K		2-1 E FC5-2 1B 1B	2-3 K				2 1 1 1 0 1 1 2 0 1 0 0 1 0												
Reggie Sanders, R OBP: 0.305, SLG: 0.455 (1, 9)		1-3 K		1-3 K		1-0 E8 FC5-2 1B 1B		1-1 L7		4 1 1 0 0 2 0												
Tony Fernandez, S OBP: 0.364, SLG: 0.457 (1, 5)		2-2 G4-3		4-1 G6-4-3 BB		4-0 FC5-2 1B IBB		1-2 L8		2 1 0 0 2 0 0												
Bret Boone, R OBP: 0.350, SLG: 0.495 Chuck McElroy, L (8, 1)		1-2 G4-3		1-0 G6-4-3		1-0 FC5-2 SH1-3 1B		0-2 F9		4 0 0 0 0 0 4 0 0 0 0 0 0 0												
Brian Dorsett, R OBP: 0.405, SLG: 0.500 (1, 2)			2-1 HR		1-0 F8			2-2 L4		4 1 2 3 0 0 0												
Jose Rijo, R OBP: 0.250, SLG: 0.250 Jeff Branson, L OBP: 0.304, SLG: 0.238 (1, 1) (8, 4)			0-0 G6-3		2-2 2B 1B			0-1 SH1-3		2 0 1 0 0 0 0 1 0 0 0 0 0 0												
Inning Stats	R: 0 E: 0 K: 0 S: 9	H: 0 LOB: 0 BB: 0 P: 15	R: 1 E: 0 K: 1 S: 12	H: 1 LOB: 0 BB: 0 P: 18	R: 2 E: 0 K: 1 S: 16	H: 4 LOB: 1 BB: 0 P: 26	R: 0 E: 0 K: 1 S: 5	H: 0 LOB: 0 BB: 1 P: 11	R: 0 E: 0 K: 0 S: 10	H: 2 LOB: 2 BB: 0 P: 15	R: 2 E: 1 K: 1 S: 10	H: 3 LOB: 2 BB: 1 P: 19	R: 0 E: 0 K: 1 S: 7	H: 0 LOB: 0 BB: 0 P: 9	R: 0 E: 0 K: 0 S: 9	H: 0 LOB: 0 BB: 0 P: 11	R: 0 E: 0 K: 0 S: 6	H: 0 LOB: 0 BB: 0 P: 9	1B: 6 2B: 1 3B: 1 HR: 2	SF: 0 SAC: 1 DP: 1 HBP: 0	WP: 0 PB: 0 SB: 0 CS: 1	PA: 37
PITCHER	IP WLS BF H R ER SO BB IBB HBP BLK WP HR S P ERA WHIP																				PITCHER	IP WLS BF H R ER SO BB IBB HBP BLK WP HR S P ERA WHIP
Jose Martinez, R ERA: 6.23 (1, 1)	4.1 L 19 7 3 3 3 1 0 0 0 0 2 49 81 6.23 1.846																					
Gene Harris, R ERA: 8.03 (5, 1)	1.2 9 3 2 2 1 0 1 0 0 0 0 0 13 23 10.80 1.800																					
Mark Davis, L ERA: 7.43 (7, 1)	2.0 6 0 0 0 1 0 0 0 0 0 0 0 16 20 0.00 0.000																					
Trevor Hoffman, R ERA: 0.52 (9, 1)	1.0 3 0 0 0 0 0 0 0 0 0 0 0 6 9 0.00 0.000																					

Cincinnati Reds @ San Diego Padres
 Jack Murphy Stadium, San Diego, CA
 Tue May 10 1994, 10:05 PM EDT
 Att. 7,311 - Unknown - 65 F

livebaseballscorecards.com

AB	34
R	5
H	10
RBI	5
BB	2
SO	5
LOB	11



Batter	1	2	3	4	5	6	7	8	9	AB	R	H	RBI	BB	SO	LOB
Bip Roberts, S OBP: 0.312, SLG: 0.276 (1, 4) C C X	0-2 G6-3 1B 1B	1-0 G4-3			1-2 G4-3			3-2 L9		4	0	1	0	0	0	2
Tim Hyers, L OBP: 0.350, SLG: 0.333 (1, 3) B SAFE X	1-0 G6-3 1B		2-2 G4-3			1-2 G1-3		2-3 K		3	0	1	0	0	0	0
Mark Davis, L (7, 1) B SAFE X	1-2 G6-3 1B									0	0	0	0	0	0	0
Ray Holbert, R OBP: 0.250, SLG: 0.250 (8, PH) C F B B F F X										1	0	0	0	0	1	0
Trevor Hoffman, R (9, 1) B SAFE X										0	0	0	0	0	0	0
Tony Gwynn, L OBP: 0.429, SLG: 0.538 (1, 9) B C B X	2-1 G6-3 1-2f 2-3		0-1 G3-1			3-2 L7			1-3 K	4	0	0	0	0	1	2
Phil Plantier, L OBP: 0.319, SLG: 0.573 (1, 7) B B B B	4-0 FC3 BB		2-3 K			1-2 G6-3			2-0 F8	3	0	0	0	1	1	0
Derek Bell, R OBP: 0.302, SLG: 0.407 (1, 8) C C B X	2-2 FC3 1-2				2-1 G6-3		1-1 G4-3		1-2 E6 FC6-4	4	0	0	0	0	0	2
Keith Lockhart, L OBP: 0.293, SLG: 0.389 (1, 5) X		0-0 F8			1-2 G1-3		1-3 K		0-0 FC6-4 1-2f	2	0	0	0	0	0	0
Gene Harris, R (5, 1) B SAFE X										0	0	0	0	0	0	0
Phil Clark, R OBP: 0.243, SLG: 0.391 (7, 3) B SAFE X										2	0	0	0	0	1	1
Brad Ausmus, R OBP: 0.324, SLG: 0.400 (1, 2) L X		0-1 1B 1B			1-2 G5-3		1-1 1B			3	0	2	0	0	0	0
Luis Lopez, S OBP: 0.382, SLG: 0.419 (1, 6) X		0-0 1B 1B					1-0 G3		1-0 F8	3	0	1	0	0	0	1
Jose Martinez, R (1, 1) B L C M		1-3 K					1-3 K		1-2 G6-3	1	0	0	0	0	1	2
Arch Cianfrocco, R OBP: 0.254, SLG: 0.405 (5, 5) C F B B F F X										2	0	0	0	0	1	0

Inning Stats	R: 0	H: 2	E: 0	K: 0	S: 9	R: 0	H: 2	E: 0	K: 1	S: 8	R: 0	H: 0	E: 0	K: 1	S: 9	R: 0	H: 0	E: 0	K: 1	S: 8	R: 0	H: 0	E: 0	K: 0	S: 9	R: 0	H: 1	E: 0	K: 1	S: 9	R: 0	H: 0	E: 1	K: 1	S: 9	R: 0	H: 0	E: 0	K: 1	S: 13	R: 0	H: 0	E: 0	K: 1	S: 13	R: 0	H: 0	E: 1	K: 1	S: 9					
	0	2	0	0	9	0	2	0	1	8	0	0	0	0	9	0	0	0	0	1	8	0	0	0	0	9	0	1	0	0	9	0	0	1	0	0	9	0	0	0	1	13	0	0	0	1	13	0	0	1	0	13			
PITCHER	IP	WLS	BF	H	R	ER	SO	BB	IBB	HBP	BLK	WP	HR	S	P	ERA	WHIP																			IP	WLS	BF	H	R	ER	SO	BB	IBB	HBP	BLK	WP	HR	S	P	ERA	WHIP			
Jose Rijo, R ERA: 3.63 (1, 1)	7.0	W	26	5	0	0	4	1	0	0	0	0	0	61	92	0.00	0.857																																						
Chuck McElroy, L ERA: 1.08 (8, 1)	2.0		7	0	0	0	2	0	0	0	0	0	0	22	32	0.00	0.000																																						

BOTTOM

Cincinnati Reds @ San Diego Padres
Jack Murphy Stadium, San Diego, CA
Tue May 10 1994, 10:05 PM EDT
Att. 7,311 - Unknown - 65 F

AB	32
R	0
H	5
RBI	0
BB	1
SO	6
LOB	10



WP: 0	PA: 33
PB: 0	
SB: 0	
CS: 0	

livebaseballscores.com


Batter	1	2	3	4	5	6	7	8	9	AB	R	H	RBI	BB	SO	LOB	TOP					
Barry Larkin, R OBP: 0.351, SLG: 0.336 (1, 6)	2-2 S 2B	1-2 3-H 1B		1-2 F9		0-1 CS 1B		1-2 F9		5	0	3	2	0	0	3						
Hal Morris, L OBP: 0.347, SLG: 0.436 (1, 3)	3-2 F7	0-1 F8			2-2 HR 2B	1-0 CS 1B	1-3 K		0-1 FC1-5 1B	5	1	2	0	0	1	2						
Roberto Kelly, R OBP: 0.328, SLG: 0.372 (1, 8)	2-3 K			1-1 F9		3-2 HR 2B	4-2 BB BB		1-2 FC1-5 1B	4	2	2	2	1	1	1						
Thomas Howard, S OBP: 0.339, SLG: 0.453 (1, 7)	0-1 P2			1-2 G4-3		0-2 F7	1-3 K		0-1 FC1-5 1B	5	1	0	0	0	1	4						
Reggie Sanders, R OBP: 0.316, SLG: 0.480 (1, 9)		0-1 1B 2B 2B		2-2 F8		1-3 K	4-2 BB BB		0-1 G6-3 3B	4	2	2	2	1	1	0						
Jeff Branson, L OBP: 0.357, SLG: 0.280 (1, 5)		3-1 1B 2B 1B		1-0 1B WP 1B		1-0 G3	2-3 K2-3		4-0 G6-3 IBB	4	1	2	0	1	1	2						
Bret Boone, R OBP: 0.361, SLG: 0.505 (1, 4)		1-0 G4-3 1B 2B		4-0 L6-4 1B BB		1-1 SH2-3 1B 1B		2-2 F9	0-2 G6-3	4	2	2	3	1	0	1						
Brian Dorsett, R OBP: 0.422, SLG: 0.507 (1, 2)		0-2 G4-3		0-2 1B		0-1 SH2-3		0-0 WP 1B	4-0 IBB	3	0	2	0	1	0	1						
Tim Pugh, R OBP: 0.538, SLG: 0.545 (3, 1)		0-0 G5-3		0-1 L6-4		2-3 K		1-3 K	0-3 K	1	0	0	0	0	0	1						
Pete Schourek, L OBP: 0.250, SLG: 0.250 (6, PH)										1	0	0	0	0	0	3						
Lenny Harris, L OBP: 0.253, SLG: 0.474 (6, PH)										1	0	0	0	0	1	1						
Johnny Ruffin, R (6, 1)										0	0	0	0	0	0	0						
Jerome Walton, R OBP: 0.417, SLG: 0.417 (8, PH)										1	0	0	0	0	1	1						
Hector Carrasco, R (8, 1)										1	0	0	0	0	1	2						
Inning Stats	R: 0 E: 0 K: 1 S: 16	H: 1 LOB: 1 BB: 0 P: 23	R: 3 E: 0 K: 0 S: 14	H: 4 LOB: 1 BB: 0 P: 19	R: 0 E: 0 K: 0 S: 8	H: 0 LOB: 0 BB: 0 P: 12	R: 0 E: 0 K: 0 S: 9	H: 2 LOB: 2 BB: 1 P: 15	R: 2 E: 0 K: 1 S: 18	H: 2 LOB: 0 BB: 0 P: 25	R: 1 E: 0 K: 1 S: 9	H: 2 LOB: 0 BB: 0 P: 13	R: 0 E: 0 K: 3 S: 14	H: 0 LOB: 2 BB: 2 P: 26	R: 0 E: 0 K: 1 S: 10	H: 1 LOB: 1 BB: 0 P: 14	R: 3 E: 0 K: 1 S: 17	H: 3 LOB: 2 BB: 2 P: 26	1B: 9 2B: 5 3B: 1 HR: 1	SF: 0 SAC: 1 DP: 1 HBP: 0	WP: 2 PB: 0 SB: 1 CS: 1	PA: 46
PITCHER	IP	WLS	BF	H	R	ER	SO	BB	IBB	HBP	BLK	WP	HR	S	P	ERA	WHIP					
Andy Benes, R ERA: 4.18 (1, 1)	5.2	L	28	11	6	6	3	1	0	0	0	1	1	74	106	9.53	2.118					
Pedro Martinez, L ERA: 3.22 (6, 1)	1.1		5	0	0	0	3	2	0	0	0	0	0	14	27	0.00	1.500					
Donnie Elliott, R ERA: 2.89 (8, 1)	1.0		4	1	0	0	1	0	0	0	0	1	0	10	14	0.00	1.000					
Mark Davis, L ERA: 8.56 (9, 1)	0.1		3	2	2	2	0	0	0	0	0	0	0	7	8	54.00	6.000					
Trevor Hoffman, R ERA: 1.0 (9, 1)	0.2		5	1	1	1	1	0	2	0	0	0	0	10	18	13.50	1.500					

Cincinnati Reds @ San Diego Padres
Jack Murphy Stadium, San Diego, CA
 Wed May 11 1994, 10:05 PM EDT
 Att. 13,296 - Unknown - 66 F

livebaseballscorecards.com

AB	39
R	9
H	15
RBI	9
BB	5
SO	8
LOB	22



Batter	1	2	3	4	5	6	7	8	9	AB R H RBI BB SO LOB	TOP														
Barry Larkin, R (1, 6) OBP: 0.346, SLG: 0.325	0-0 G4-3	3-1 L9			4-0 HBP 1B BB		2-0 FC1-6 2B		2-3 K	4 1 0 0 1 1 2	<p>Cincinnati Reds @ San Francisco Giants Candlestick Park, San Francisco, CA</p> <p>Sat May 14 1994, 10:05 PM EDT Att. 34,103 - Sunny - 65 F</p> <p>livebaseballscorecards.com</p> <table border="1"> <tr><td>AB</td><td>32</td></tr> <tr><td>R</td><td>1</td></tr> <tr><td>H</td><td>8</td></tr> <tr><td>RBI</td><td>1</td></tr> <tr><td>BB</td><td>5</td></tr> <tr><td>SO</td><td>8</td></tr> <tr><td>LOB</td><td>21</td></tr> </table> 	AB	32	R	1	H	8	RBI	1	BB	5	SO	8	LOB	21
AB	32																								
R	1																								
H	8																								
RBI	1																								
BB	5																								
SO	8																								
LOB	21																								
Hal Morris, L (1, 3) OBP: 0.363, SLG: 0.458	1-2 2B 1B		4-0 G4-6-3 BB		0-1 HBP 1B	0-0 1B 2B		1-0 1B	4 0 4 1 1 0 0																
Roberto Kelly, R (1, 8) OBP: 0.329, SLG: 0.372	2-2 2B		0-1 G4-6-3		1-1 HBP 1B	2-3 K		1-2 F9	4 0 1 0 0 1 3																
Kevin Mitchell, R (1, 7) Thomas Howard, S (7, PH) OBP: 0.405, SLG: 0.673 OBP: 0.328, SLG: 0.436	4-0 FC6-4 IBB		1-0 2B		0-0 G5-4-3 HBP	1-3 K			2 0 1 0 1 0 3 1 0 0 0 0 1 1																
Reggie Sanders, R (1, 9) OBP: 0.333, SLG: 0.511	1-3 K		3-0 F7		3-2 G6-3 G3 1B		0-3 K		4 0 1 0 0 2 4																
Tony Fernandez, S (1, 5) Jeff Branson, L (6, PH) OBP: 0.353, SLG: 0.459 OBP: 0.323, SLG: 0.250	3-1 FC6-4		0-0 G5-3		0-0 G3		0-0 G1-4-3		2 0 0 0 0 0 3 2 0 0 0 0 0 1																
Bret Boone, R (1, 4) OBP: 0.353, SLG: 0.495		2-1 SH5-3 2B		2-0 G5-3		0-0 G6-3		4-1 BB	3 0 1 0 1 0 1																
Eddie Taubensee, L (1, 2) OBP: 0.256, SLG: 0.282		1-0 SH5-3		3-2 G3		3-2 F7		2-3 K	3 0 0 0 0 1 2																
Erik Hanson, R (1, 1) Lenny Harris, L (7, PH) Johnny Ruffin, R (7, 1) Jerome Walton, R (9, PH) OBP: 0.300, SLG: 0.400 OBP: 0.360, SLG: 0.500		1-3 K		2-3 K		4-2 FC1-6 BB		0-0 B3	2 0 0 0 0 2 1 0 0 0 0 1 0 0 0 0 0 0 0 0 0 1 0 0 0 0 0 0																
Inning Stats	R: 0 E: 0 K: 1 S: 14	H: 2 LOB: 3 BB: 1 P: 25	R: 0 E: 0 K: 1 S: 8	H: 1 LOB: 1 BB: 0 P: 15	R: 0 E: 0 K: 0 S: 4	H: 1 LOB: 1 BB: 1 P: 12	R: 0 E: 0 K: 0 S: 5	H: 0 LOB: 0 BB: 0 P: 10	R: 0 E: 0 K: 1 S: 7	H: 1 LOB: 2 BB: 1 P: 14	R: 0 E: 0 K: 0 S: 9	H: 1 LOB: 1 BB: 0 P: 15	R: 1 E: 0 K: 2 S: 12	H: 1 LOB: 1 BB: 1 P: 21	R: 0 E: 0 K: 2 S: 9	H: 0 LOB: 1 BB: 1 P: 15	R: 0 E: 0 K: 1 S: 10	H: 1 LOB: 1 BB: 0 P: 14	1B: 4 2B: 4 3B: 0 HR: 0	SF: 0 SAC: 1 DP: 2 HBP: 1	WP: 0 PB: 0 SB: 0 CS: 0	PA: 39			
PITCHER	IP WLS BF H R ER SO BB IBB HBP BLK WP HR S P ERA WHIP																								
Salomon Torres, R (1, 1) ERA: 4.23	6.1 W 29 7 1 1 3 3 1 1 0 0 0 0 51 101 1.42 1.579																								
Dave Burba, R (7, 1) ERA: 3.09	1.2 6 0 0 0 4 1 0 0 0 0 0 0 17 26 0.00 0.600																								
Rod Beck, R (9, 1) ERA:	1.0 S 4 1 0 0 1 0 0 0 0 0 0 0 10 14 0.00 1.000																								

Batter	1	2	3	4	5	6	7	8	9	AB	R	H	RBI	BB	SO	LOB
Darren Lewis, R OBP: 0.355, SLG: 0.331 (1, 8)	1-0 1B S	2-2 G5-3		0-0 SH1-3			2-3 K			3	1	1	0	0	1	1
John Patterson, S OBP: 0.302, SLG: 0.292 (1, 4)	1-2 F8		1-1 E S 1B	1-2 P2			1-3 K			4	1	1	0	0	1	2
Matt Williams, R OBP: 0.338, SLG: 0.626 (1, 5)	1-2 G5-3		1-3 K	1-2		1-1 F8	0-1 P3			4	0	0	0	0	1	2
Barry Bonds, L OBP: 0.389, SLG: 0.566 (1, 7)	4-2 1B BB		0-3 K			1-3 K		1-3 K		3	0	0	0	1	3	1
Willie McGee, S OBP: 0.325, SLG: 0.398 (1, 9)	1-0 1B 2-H		0-0 E3 2B	2-2 1B		2-2 1B		0-0 G3-1		4	1	2	1	0	0	0
Royce Clayton, R OBP: 0.315, SLG: 0.424 (1, 6)	2-0 F8		1-0 2B 2-H			1-3 K		0-2 F9		4	0	1	1	0	1	3
Todd Benzinger, S OBP: 0.288, SLG: 0.357 (1, 3)		0-0 G4-3 2B	1-3 K			1-0 F8				3	0	1	0	0	1	1
Kirt Manwaring, R OBP: 0.303, SLG: 0.347 (1, 2)		0-0 G4-3		2-1 FC1-6 1B		1-1 CS 1B				3	0	2	0	0	0	1
Salomon Torres, R OBP: 0.167, SLG: 0.167 (1, 1)		2-1 G6-3		0-0 FC1-6 SH1-3		2-3 K				3	0	0	0	0	1	3
Dave Burba, R (7, 1)				1-2f						0	0	0	0	0	0	0
Rod Beck, R (9, 1)										0	0	0	0	0	0	0

Inning Stats	R: 1	H: 2	E: 0	K: 0	S: 13	LOB: 2	BB: 1	P: 23	R: 0	H: 1	E: 0	K: 0	S: 7	LOB: 1	BB: 0	P: 11	R: 2	H: 2	E: 1	K: 3	S: 14	LOB: 1	BB: 0	P: 18	R: 0	H: 1	E: 0	K: 0	S: 7	LOB: 1	BB: 0	P: 10	R: 0	H: 1	E: 0	K: 2	S: 12	LOB: 0	BB: 0	P: 17	R: 0	H: 0	E: 0	K: 2	S: 9	LOB: 0	BB: 0	P: 12	R: 0	H: 0	E: 0	K: 1	S: 7	LOB: 0	BB: 0	P: 8
1B: 6	SF: 0	2B: 2	SAC: 1	3B: 0	DP: 0	HR: 0	HBP: 0	WP: 0	PA: 33																																															

PITCHER	IP	WLS	BF	H	R	ER	SO	BB	IBB	HBP	BLK	WP	HR	S	P	ERA	WHIP
Erik Hanson, R ERA: 4.97 (1, 1)	6.0	L	27	8	3	1	6	1	0	0	0	0	0	59	89	1.50	1.500
Johnny Ruffin, R ERA: 1.52 (7, 1)	2.0		6	0	0	0	3	0	0	0	0	0	0	16	20	0.00	0.000

BOTTOM

Cincinnati Reds @ San Francisco Giants
Candlestick Park, San Francisco, CA
Sat May 14 1994, 10:05 PM EDT
Att. 34,103 - Sunny - 65 F

livebaseballscores.com

AB	31
R	3
H	8
RBI	2
BB	1
SO	9
LOB	14



Batter	1	2	3	4	5	6	7	8	9	10	AB R H RBI BB SO LOB	TOP
Deion Sanders, L OBP: 0.361, SLG: 0.422 Dave Gallagher, R OBP: 0.319, SLG: 0.341	(1, 8) F X 0-1 L5		(1, 8) C B B X 2-2 G3		(1, 8) B X 1-0 1B SF7 2B		(1, 8) C X 0-1 G6-4-3 1B			(1, 8) B B C B B 4-1 WP SH2-3 BB	2 0 0 0 0 0 0 2 1 2 2 1 0 0	
Terry Pendleton, S OBP: 0.284, SLG: 0.400	(1, 5) B B F B X 3-1 F9		(1, 5) B B B X 2-2 G1-3		(1, 5) X 0-0 SF7 1B		(1, 5) F T F F X 0-2 G6-4-3 1-2f			(1, 5) X 0-0 SH2-3 1-2	4 0 1 0 0 0 1	
Ryan Klesko, L OBP: 0.385, SLG: 0.620 Jarvis Brown, R Tony Tarasco, L OBP: 0.333, SLG: 0.558	(1, 7) F B B B (7, 8) B B (10, PH) (10, 7) BB		(1, 7) S B B F 1-3 K		(1, 7) B X 1-0 SF7 1-2 3-H		(1, 7) X 0-0 G1			(1, 7) B C X 1-1 G4-3 2-3	2 0 0 1 1 1 0 0 0 0 0 0 0 0 1 0 0 0 0 0 1	
Fred McGriff, L OBP: 0.361, SLG: 0.577	(1, 3) X 0-0 P6		(1, 3) F S B B X 2-2 G3		(1, 3) X 0-0 F8					(1, 3) B B F X 2-1 P5	5 0 0 0 0 1 3	
David Justice, L OBP: 0.370, SLG: 0.417	(1, 9)	(1, 9) B X 1-0 BB 1B FC5-2 1B		(1, 9) B B B X 2-0 F7		(1, 9) S X 0-1 G4-3				(1, 9) C B X 1-2 F7	4 0 1 0 0 0 0	
Javy Lopez, R OBP: 0.330, SLG: 0.565	(1, 2)	(1, 2) B B 1 SAFE 2-0 FC5-2 BB 1B		(1, 2) F X 0-1 G6-3		(1, 2) C F B X 1-2 1B WP 1B				(1, 2) F S B F S 1-3 K	4 0 2 0 0 1 0	
Mark Lemke, S OBP: 0.368, SLG: 0.396	(1, 4)	(1, 4) B B B B 4-0 FC5-2 BB 1-2 2-3		(1, 4) B B B B 4-0 SH1-4 HBP 2B BB		(1, 4) B X 1-0 1B				(1, 4) F S B S 1-3 K	2 1 1 0 2 1 0	
Rafael Belliard, R OBP: 0.288, SLG: 0.339	(1, 6)	(1, 6) S X 0-1 FC5-2 G4-6-3 1-2 2-3 3-Hf		(1, 6) F C F B H 2-2 SH1-4 2B HBP		(1, 6) X 0-0 F9				(1, 6) X 0-0 F9	3 1 0 0 0 0 5	
Greg Maddux, R OBP: 0.200, SLG: 0.250 Bill Pecota, R OBP: 0.409, SLG: 0.368 Greg McMichael, R	(1, 1) (9, PH) (9, 1)	(1, 1) S B B X 2-1 G4-6-3 1-2f		(1, 1) X 0-0 SH1-4 1-2 2-3		(1, 1) S C S 0-3 K				(1, 1) B C B B X 1-2 G5-3	2 0 0 0 0 1 5 1 0 0 0 0 0 0 0 0 0 0 0 0 0	
Inning Stats	R: 0 H: 0 E: 0 LOB: 1 K: 0 BB: 1 S: 6 P: 13	R: 0 H: 2 E: 0 LOB: 2 K: 0 BB: 1 S: 6 P: 15	R: 0 H: 0 E: 0 LOB: 0 K: 1 BB: 0 S: 9 P: 14	R: 0 H: 0 E: 0 LOB: 0 K: 0 BB: 0 S: 6 P: 10	R: 3 H: 2 E: 0 LOB: 1 K: 0 BB: 1 S: 7 P: 15	R: 0 H: 2 E: 0 LOB: 2 K: 1 BB: 0 S: 10 P: 12	R: 0 H: 1 E: 0 LOB: 0 K: 0 BB: 0 S: 9 P: 9	R: 0 H: 0 E: 0 LOB: 0 K: 1 BB: 0 S: 9 P: 13	R: 0 H: 0 E: 0 LOB: 0 K: 1 BB: 0 S: 8 P: 10	R: 0 H: 0 E: 0 LOB: 1 K: 1 BB: 1 S: 8 P: 15	1B: 6 SF: 1 2B: 1 SAC: 2 3B: 0 DP: 2 HR: 0 HBP: 1	WP: 2 PA: 40 PB: 0 SB: 0 CS: 0
PITCHER	IP WLS BF H R ER SO BB IBB HBP BLK WP HR S P ERA WHIP											
Tim Pugh, R ERA: 5.45	(1, 1) 5.1											
Johnny Ruffin, R ERA: 1.48	(6, 1) 0.2											
Chuck McElroy, L ERA: 0.92	(7, 1) 1.0											
Tim Fortugno, L ERA:	(8, 1) 2.0											
Jeff Brantley, R ERA: 1.93	(10, 1) 1.0											

Atlanta Braves @ Cincinnati Reds
Riverfront Stadium, Cincinnati, OH
Tue May 17 1994, 7:05 PM EDT
Att. 27,836 - Unknown - 67 F

livebaseballscorecards.com

AB 32
R 3
H 7
RBI 3
BB 4
SO 5
LOB 15



BOTTOM

Atlanta Braves @ Cincinnati Reds
Riverfront Stadium, Cincinnati, OH
Tue May 17 1994, 7:05 PM EDT
Att. 27,836 - Unknown - 67 F

livebaseballscorecards.com

AB 37
R 4
H 10
RBI 4
BB 4
SO 8
LOB 19



WP: 0 PA: 44
PB: 0
SB: 1
CS: 0

AB R H RBI BB SO LOB

5 0 1 1 0 1 1

4 1 1 0 1 1 1
0 0 0 0 0 0 0

4 0 3 0 0 0 1
1 0 0 0 0 0 3

5 1 1 1 0 2 3

4 1 0 0 1 0 4

4 0 1 0 1 1 1

4 1 2 0 0 0 1

2 0 0 0 0 2 0
0 0 0 1 0 0 0
0 0 0 0 0 0 0
0 0 0 1 1 0 0

1 0 0 0 0 0 0
0 0 0 0 0 0 0
1 0 1 0 0 0 0
0 0 0 0 0 0 0
2 0 0 0 0 1 4

1B: 8 SF: 2
2B: 2 SAC: 0
3B: 0 DP: 1
HR: 0 HBP: 1

Batter	1	2	3	4	5	6	7	8	9	10
Barry Larkin, R OBP: 0.354, SLG: 0.321 (1, 6)	K		G5-3			F8		G4-3	IBB 1B	
Roberto Kelly, R OBP: 0.338, SLG: 0.403 Jeff Brantley, R (10, 1)	F9			K		G6-3		1B FC5-4 1B	IBB	
Hal Morris, L OBP: 0.380, SLG: 0.477 Jerome Walton, R OBP: 0.357, SLG: 0.357 (8, PR) (9, 3)	2B			1B		G5-3		1B FC5-4 1B	F9	
Kevin Mitchell, R OBP: 0.397, SLG: 0.667 (1, 7)	K			K			FC5-4 1B	FC5-4 FC6-4		E1 1B SF7
Reggie Sanders, R OBP: 0.338, SLG: 0.504 (1, 9)				L9			FC5-4 1B SF9	FC6-4		P4
Tony Fernandez, S OBP: 0.355, SLG: 0.451 (1, 5)						K2-3		SF9 HBP 1B		1B IBB
Bret Boone, R OBP: 0.360, SLG: 0.523 (1, 4)						G4-3		1B HBP		1B IBB
Brian Dorsett, R OBP: 0.383, SLG: 0.451 Thomas Howard, S OBP: 0.317, SLG: 0.429 (7, PH) Tim Fortugno, L (8, 1) Jacob Brumfield, R OBP: 0.267, SLG: 0.308 (9, PH) (10, 8)						K		SF9		SF7
Tim Lincecum, R OBP: 0.309, SLG: 0.500 (6, 1) Johnny Ruffin, R (6, PH) Lenny Harris, L OBP: 0.370, SLG: 0.500 Chuck McEroy, L (7, 1) Eddie Taubensee, L OBP: 0.244, SLG: 0.268 (8, 2)						G4-3		G1-3		K

Inning Stats	R: 0	H: 1	E: 0	K: 2	S: 11	H: 1	LOB: 1	BB: 0	P: 19	R: 0	H: 0	E: 0	K: 0	S: 8	H: 0	LOB: 0	BB: 1	P: 12	R: 0	H: 0	E: 0	K: 1	S: 8	H: 0	LOB: 0	BB: 0	P: 11	R: 0	H: 1	E: 0	K: 2	S: 10	H: 0	LOB: 1	BB: 0	P: 16	R: 0	H: 0	E: 0	K: 2	S: 9	H: 0	LOB: 0	BB: 0	P: 13	R: 0	H: 1	E: 0	K: 0	S: 10	H: 1	LOB: 1	BB: 0	P: 16	R: 1	H: 2	E: 0	K: 0	S: 13	H: 2	LOB: 2	BB: 0	P: 21	R: 1	H: 2	E: 0	K: 0	S: 11	H: 2	LOB: 1	BB: 0	P: 15	R: 1	H: 2	E: 0	K: 1	S: 12	H: 2	LOB: 3	BB: 2	P: 24	R: 1	H: 1	E: 1	K: 0	S: 10	H: 1	LOB: 2	BB: 1	P: 18	1B: 8	SF: 2	2B: 2	SAC: 0	3B: 0	DP: 1	HR: 0	HBP: 1	WP: 0	PA: 44
--------------	------	------	------	------	-------	------	--------	-------	-------	------	------	------	------	------	------	--------	-------	-------	------	------	------	------	------	------	--------	-------	-------	------	------	------	------	-------	------	--------	-------	-------	------	------	------	------	------	------	--------	-------	-------	------	------	------	------	-------	------	--------	-------	-------	------	------	------	------	-------	------	--------	-------	-------	------	------	------	------	-------	------	--------	-------	-------	------	------	------	------	-------	------	--------	-------	-------	------	------	------	------	-------	------	--------	-------	-------	-------	-------	-------	--------	-------	-------	-------	--------	-------	--------

PITCHER	IP	WLS	BF	H	R	ER	SO	BB	IBB	HBP	BLK	WP	HR	S	P	ERA	WHIP
Greg Maddux, R ERA: 1.25 (1, 1)	8.0		32	7	2	2	7	1	0	1	0	0	0	80	123	2.25	1.000
Greg McMichael, R ERA: 2.82 (9, 1)	1.2	L	12	3	2	1	1	1	2	0	0	0	0	22	42	5.40	2.400

Batter	1	2	3	4	5	6	7	8	9	AB R H RBI BB SO LOB	TOP											
Deion Sanders, L (1, 8) OBP: 0.359, SLG: 0.417	1-1 G3		1-0 CS 1B			0-1 B3			0-2 L6	4 0 1 0 0 0 0												
Dave Gallagher, R (1, 7) OBP: 0.314, SLG: 0.333	0-1 P4		0-0 CS 1-2	1-1 G6-3		0-0 L7			2-2 2B 1B	4 1 1 0 0 0 0												
Terry Pendleton, S (1, 5) OBP: 0.277, SLG: 0.390	0-1 L3			2-1 P3		2-1 L7			1-1 F8	4 0 0 0 0 0 1												
Fred McGriff, L (1, 3) OBP: 0.377, SLG: 0.617		1-1 HR		3-2 1B		2-1 CS 1B			1-1 1-H 2B	4 1 4 2 0 0 0												
Javy Lopez, R (1, 2) OBP: 0.319, SLG: 0.545		1-3 K		0-1 F2		1-2 F8			0-0 G6-3	4 0 0 0 0 1 3												
David Justice, L (1, 9) OBP: 0.369, SLG: 0.425		3-1 L9			0-2 SH2-3 SH1-4 2B	2-0 L8				3 1 1 0 0 0 1												
Mark Lemke, S (1, 4) OBP: 0.362, SLG: 0.389		2-1 P2			0-0 SH2-3	0-1 CS 1-2	2-2 P5			2 0 0 0 0 0 0												
Rafael Belliard, R (1, 6) OBP: 0.311, SLG: 0.362			1-2 B1-4 1B		0-0 SH1-4	1-2 CS 1B				2 0 2 1 0 0 0												
Tom Glavine, L (1, 1) OBP: 0.261, SLG: 0.238			1-0 B1-4		0-0 G4-3		1-3 K			2 0 0 0 0 0 1												
Bill Pecota, R (8, PH) OBP: 0.391, SLG: 0.350										1 0 0 0 0 1 1												
Mark Wohlers, R (8, 1) OBP: 1.000, SLG: 1.000										0 0 0 0 0 0 0												
Mike Stanton, L (9, 1) OBP: 1.000, SLG: 1.000										0 0 0 0 0 0 0												
Inning Stats	R: 0 E: 0 K: 0 S: 6	H: 0 LOB: 0 BB: 0 P: 7	R: 1 E: 0 K: 1 S: 9	H: 1 LOB: 0 BB: 0 P: 16	R: 0 E: 0 K: 0 S: 6	H: 2 LOB: 0 BB: 0 P: 9	R: 0 E: 0 K: 0 S: 9	H: 1 LOB: 1 BB: 0 P: 15	R: 1 E: 0 K: 0 S: 6	H: 1 LOB: 0 BB: 0 P: 6	R: 0 E: 0 K: 0 S: 5	H: 0 LOB: 0 BB: 0 P: 7	R: 0 E: 0 K: 0 S: 9	H: 1 LOB: 0 BB: 0 P: 14	R: 0 E: 0 K: 1 S: 10	H: 1 LOB: 0 BB: 0 P: 14	R: 1 E: 0 K: 0 S: 11	H: 2 LOB: 1 BB: 0 P: 15	1B: 6 2B: 3 3B: 0 HR: 1	SF: 0 SAC: 2 DP: 1 HBP: 0	WP: 0 PB: 0 SB: 0 CS: 3	PA: 34
PITCHER	IP WLS BF H R ER SO BB IBB HBP BLK WP HR S P ERA WHIP																					
John Smiley, L (1, 1) ERA: 2.44	8.0 L 27 7 2 2 2 0 0 0 0 0 0 1 60 88 2.25 0.875																					
Chuck McElroy, L (9, 1) ERA: 1.31	1.0 5 2 1 1 0 0 0 0 0 0 0 0 11 15 9.00 2.000																					

Atlanta Braves @ Cincinnati Reds
Riverfront Stadium, Cincinnati, OH

Wed May 18 1994, 7:05 PM EDT
Att. 28,375 - Unknown - 68 F

livebaseballscorecards.com

AB	30
R	3
H	9
RBI	3
BB	0
SO	2
LOB	7



Batter	1	2	3	4	5	6	7	8	9	AB	R	H	RBI	BB	SO	LOB
Barry Larkin, R OBP: 0.351, SLG: 0.319 (1, 6)	P6		FC6-4 FC5-4		G5-3			1B		4	1	1	0	0	0	2
Jacob Brumfield, R OBP: 0.222, SLG: 0.250 Hal Morris, L OBP: 0.377, SLG: 0.474 (1, 7) (8, PH) (9, 3)	L5		FC5-4			F9		K2-3		3	0	0	0	0	0	1
Roberto Kelly, R OBP: 0.342, SLG: 0.401 (1, 8)	E5				G6-3			1B		3	0	1	1	1	0	0
Kevin Mitchell, R OBP: 0.393, SLG: 0.650 Jerome Walton, R OBP: 0.357, SLG: 0.357 (1, 3) (8, PR) (9, 7)	G5-3				F7		K			3	0	0	0	1	1	2
Reggie Sanders, R OBP: 0.335, SLG: 0.493 (1, 9)		F8					F8		K	0	0	0	0	1	1	3
Tony Fernandez, S OBP: 0.344, SLG: 0.434 (1, 5)		G5-3			G5-3				K	4	0	0	0	0	1	1
Bret Boone, R OBP: 0.357, SLG: 0.509 (1, 4)						G4-3				3	0	0	0	1	1	0
Brian Dorsett, R OBP: 0.388, SLG: 0.465 (1, 2)							F9			4	0	2	0	0	0	1
John Smiley, L OBP: 0.316, SLG: 0.444 Lenny Harris, L OBP: 0.357, SLG: 0.481 Chuck McElroy, L OBP: 0.328, SLG: 0.439 (1, 1) (8, PH) (9, 1) (9, PH)										2	0	0	0	0	1	2
										1	0	0	0	0	1	0
										0	0	0	0	0	0	0
										1	0	1	0	0	0	0

Inning Stats	R: 0	H: 0	R: 0	H: 0	R: 0	H: 1	R: 0	H: 1	R: 0	H: 0	R: 0	H: 0	R: 1	H: 2	R: 0	H: 1	1B: 4	SF: 0
	E: 1	LOB: 1	E: 0	LOB: 0	E: 0	LOB: 1	E: 0	LOB: 1	E: 0	LOB: 1	E: 0	LOB: 0	E: 0	LOB: 2	E: 0	LOB: 2	2B: 1	SAC: 0
	K: 0	BB: 0	K: 1	BB: 0	K: 0	BB: 0	K: 1	BB: 0	K: 1	BB: 1	K: 0	BB: 0	K: 3	BB: 1	K: 1	BB: 1	3B: 0	DP: 0
	S: 9	P: 15	S: 7	P: 12	S: 12	P: 16	S: 5	P: 13	S: 9	P: 13	S: 11	P: 19	S: 9	P: 11	S: 15	P: 26	HR: 0	HBP: 0

PITCHER	IP	WLS	BF	H	R	ER	SO	BB	IBB	HBP	BLK	WP	HR	S	P	ERA	WHIP
Tom Glavine, L ERA: 2.76 (1, 1)	7.0	W	26	2	0	0	3	2	0	0	0	0	0	62	99	0.00	0.571
Mark Wohlers, R ERA: 4.86 (8, 1)	1.2		9	2	1	1	4	1	1	0	0	0	0	21	39	5.40	1.800
Mike Stanton, L ERA: 1.96 (9, 1)	0.1	S	1	1	0	0	0	0	0	0	0	0	0	1	1	0.00	3.000

BOTTOM

Atlanta Braves @ Cincinnati Reds
Riverfront Stadium, Cincinnati, OH

Wed May 18 1994, 7:05 PM EDT
Att: 28,375 - Unknown - 68 F

AB	32
R	1
H	5
RBI	1
BB	4
SO	7
LOB	13



WP	PA	ERA	WHIP
0	36		
1			
4			
0			

Batter	1	2	3	4	5	6	7	8	9	AB R H RBI BB SO LOB	TOP										
Deion Sanders, L OBP: 0.351, SLG: 0.406 (1, 8)	3-3 K ①		3-2 P4 ③			2-3 K ②			3-3 K ①	4 0 0 0 0 3 0	Atlanta Braves @ Cincinnati Reds Riverfront Stadium, Cincinnati, OH Thu May 19 1994, 3:33 AM EDT Att. 34,714 - Cloudy - 59 F										
Terry Pendleton, S OBP: 0.276, SLG: 0.386 (1, 5)	2-3 K ②			1-1 F7-3 1B ③		0-1 L7 ③			2-3 K ②	4 0 1 0 0 2 0											
Ryan Klesko, L OBP: 0.383, SLG: 0.632 Jarvis Brown, R (1, 7) (9, PH)	2-2 3B ③			3-1 F7-3 1-2 ① ②			3-2 F7 ①		3-1 F9 ③	3 0 1 0 0 0 1 1 0 0 0 0 0 0											
Fred McGriff, L OBP: 0.377, SLG: 0.608 (1, 3)	3-0 G1 ③			4-2 BB ③			1-0 G4-1 ②			2 0 0 0 1 0 1											
David Justice, L OBP: 0.360, SLG: 0.413 (1, 9)			1-2 F8 ①		0-3 K ③		0-0 G3-1 ③			3 0 0 0 0 1 1											
Mark Lemke, S OBP: 0.377, SLG: 0.405 (1, 4)			2-1 L4-3 1B ②		2-2 G6-4-3 1B ③			0-0 BLK 1B ①		3 0 3 0 0 0 0											
Charlie O'Brien, R OBP: 0.325, SLG: 0.487 Dave Gallagher, R OBP: 0.308, SLG: 0.326 (8, PH) Mike Mordecai, R OBP: 0.400, SLG: 1.000 (8, 6)			0-0 L4-3 1-2 ② ③		1-3 K ①			1-0 F8 ①		2 0 0 0 0 1 2 1 0 0 0 0 0 1 0 0 0 0 0 0 0											
Rafael Belliard, R OBP: 0.302, SLG: 0.350 Javy Lopez, R OBP: 0.317, SLG: 0.540 (8, 2) (8, 2)			1-1 G4-3 ①		0-0 G6-4-3 1-2f ② ③			2-3 K ②		2 0 0 0 0 0 1 1 0 0 0 0 1 1											
29 John Smoltz, R OBP: 0.133, SLG: 0.071 Tony Tarasco, L OBP: 0.326, SLG: 0.545 (8, PH) Mike Stanton, L OBP: 1.000, SLG: 1.000 (8, 1)			2-3 K ②			1-1 F9 ①		3-1 G4-3 ③		2 0 0 0 0 1 0 1 0 0 0 0 0 1 0 0 0 0 0 0 0											
Inning Stats	R: 0 E: 0 K: 2 S: 10	H: 1 LOB: 1 BB: 0 P: 20	R: 0 E: 0 K: 0 S: 6	H: 1 LOB: 0 BB: 0 P: 9	R: 0 E: 0 K: 1 S: 8	H: 0 LOB: 0 BB: 0 P: 14	R: 0 E: 0 K: 1 S: 9	H: 1 LOB: 1 BB: 1 P: 17	R: 0 E: 0 K: 1 S: 9	H: 0 LOB: 0 BB: 0 P: 12	R: 0 E: 0 K: 0 S: 5	H: 0 LOB: 0 BB: 0 P: 9	R: 0 E: 0 K: 0 S: 7	H: 1 LOB: 1 BB: 0 P: 13	R: 0 E: 0 K: 2 S: 11	H: 0 LOB: 0 BB: 0 P: 19	1B: 4 2B: 2 3B: 1 HR: 0	SF: 0 SAC: 0 DP: 3 HBP: 0	WP: 0 PB: 0 SB: 0 CS: 0	PA: 30	
PITCHER Erik Hanson, R ERA: 4.11 Chuck McElroy, L ERA: 1.25	IP 8.0	WLS W	BF 27	H 5	R 0	ER 0	SO 7	BB 1	IBB 0	HBP 0	BLK 1	WP 0	HR 0	S 62	P 105	ERA 0.00	WHIP 0.750				
	IP 1.0	WLS S	BF 3	H 0	R 0	ER 0	SO 2	BB 0	IBB 0	HBP 0	BLK 0	WP 0	HR 0	S 11	P 19	ERA 0.00	WHIP 0.000				

livebaseballscorecards.com

AB	29
R	0
H	5
RBI	0
BB	1
SO	9
LOB	9



Batter	1	2	3	4	5	6	7	8	9
Barry Larkin, R OBP: 0.360, SLG: 0.348 (1, 6)	0-0 HR		2-2 E7 PB SF9 1B		4-2 BB			1 SAFE 1 SAFE 1 SAFE 1 SAFE 1 SAFE 1 SAFE 1-2 G4-3	
Tony Fernandez, S OBP: 0.357, SLG: 0.440 (1, 5)	3-1 E7 G3 BB 1B		4-2 BB 2-3 BB		2-1 L8			1-0 2-H 1B	
Hal Morris, L OBP: 0.368, SLG: 0.465 (1, 3)	0-0 G3		1-1 SF9		0-0 L8			2-0 F7	
Kevin Mitchell, R OBP: 0.394, SLG: 0.645 (1, 7)	4-2 BB		2-3 K		0-3 K			2-3 K	
Reggie Sanders, R OBP: 0.331, SLG: 0.486 (5, 9)	3-H BB								
Thomas Howard, S OBP: 0.313, SLG: 0.417 (1, 9) (5, 7)	0-1 P5				1-1 G4-3			1-3 K	
Roberto Kelly, R OBP: 0.335, SLG: 0.393 (1, 8)		3-2 F9		0-0 G3				1-2 G4-3	
Bret Boone, R OBP: 0.348, SLG: 0.496 (1, 4)		1-3 K		0-3 K				1-0 G4-3	
Eddie Taubensee, L OBP: 0.227, SLG: 0.250 (1, 2)		0-0 G4-3			3-2 P5			1-2 G4-3	
Erik Hanson, R OBP: 0.250, SLG: 0.333 (1, 1)			1-1 F8		0-3 K			4-0 G4-3 1B BB	
Jacob Brumfield, R OBP: 0.263, SLG: 0.250 (8, PH)									
Chuck McElroy, L (9, 1)									

AB	R	H	RBI	BB	SO	LOB
3	2	2	1	1	0	1
3	0	2	1	1	0	1
3	0	0	1	0	0	2
1	0	0	0	1	1	1
2	0	0	0	0	2	1
3	0	0	0	0	1	1
3	0	0	0	0	0	0
3	0	0	0	0	2	0
3	0	0	0	0	0	0
2	0	0	0	0	1	0
0	1	0	0	1	0	0
0	0	0	0	0	0	0
1B: 3	SF: 1	WP: 0	PA: 31			
2B: 0	SAC: 0	PB: 1				
3B: 0	DP: 0	SB: 0				
HR: 1	HBP: 0	CS: 0				

BOTTOM

Atlanta Braves @ Cincinnati Reds
Riverfront Stadium, Cincinnati, OH

Thu May 19 1994, 3:33 AM EDT
Att: 34,714 - Cloudy - 59 F

livebaseballscorecards.com

AB	26
R	3
H	4
RBI	3
BB	4
SO	7
LOB	7



Inning Stats		R: 1	H: 2	R: 0	H: 0	R: 1	H: 1	R: 0	H: 0	R: 0	H: 0	R: 0	H: 0	R: 0	H: 0	R: 1	H: 1	
Pitcher		E: 1	LOB: 1	E: 0	LOB: 0	E: 1	LOB: 1	E: 0	LOB: 0	E: 0	LOB: 1	E: 0	LOB: 0	E: 0	LOB: 0	E: 0	LOB: 1	
Pitcher		K: 0	BB: 1	K: 1	BB: 0	K: 1	BB: 1	K: 1	BB: 0	K: 2	BB: 0	K: 1	BB: 1	K: 0	BB: 0	K: 1	BB: 1	
Pitcher		S: 9	P: 16	S: 7	P: 11	S: 13	P: 23	S: 6	P: 7	S: 13	P: 21	S: 7	P: 8	S: 7	P: 10	S: 9	P: 20	
PITCHER		IP	WLS	BF	H	R	ER	SO	BB	IBB	HBP	BLK	WP	HR	S	P	ERA	WHIP
29 John Smoltz, R ERA: 3.58 (1, 1)		7.0	L	26	3	2	1	6	3	0	0	0	0	1	62	96	1.29	0.857
Mike Stanton, L ERA: 2.33 (8, 1)		1.0		5	1	1	1	1	1	0	0	0	0	0	9	20	9.00	2.000

Batter	1	2	3	4	5	6	7	8	9	AB R H RBI BB SO LOB	TOP																	
Brett Butler, L (1, 8) OBP: 0.460, SLG: 0.477	4-2 BB G4-6-3		0-3 BB		1-2 CS 1B		2-3 K		4-1 BB 1-2	3 0 1 0 2 2 0																		
Delino DeShields, L (1, 4) OBP: 0.340, SLG: 0.269	2-2 F9 SAFE		1-2 BB FC5-4 1B		4-2 S BB 1-2 G6-3		1-3 K		0-1 L9	4 0 1 0 1 1 3																		
Henry Rodriguez, L (1, 7) OBP: 0.396, SLG: 0.561 Cory Snyder, R (7, PH) OBP: 0.394, SLG: 0.678	3-2 BB G4-6-3 1-2f		4-0 BB FC5-4 1-2 BB		3-2 G6-3 1-3		0-1 F9			2 0 0 0 1 0 2 1 0 0 0 0 0 0																		
Tim Wallach, R (1, 5) OBP: 0.381, SLG: 0.589		0-2 1B G1-3 2B	0-1 BB FC5-4 1-2f 2-3		2-0 P4			0-1 G6-3		4 1 1 0 0 0 3																		
Eric Karros, R (1, 3) OBP: 0.337, SLG: 0.430		1-2 G3-1 1B 2-3	2-2 L4		2-3 K			0-1 G4-3		4 1 1 0 0 1 2																		
Raul Mondesi, R (1, 9) OBP: 0.344, SLG: 0.586		1-1 G1-3		2-3 K		1-1 BB 1B		3-3 K		4 0 1 1 0 2 1																		
Carlos Hernandez, R (1, 2) OBP: 0.231, SLG: 0.231 Chris Gwynn, L (9, PH) OBP: 0.292, SLG: 0.364 Jim Gott, R (9, 1)		0-0 G3-1		2-3 K		1-3 K		2-2 G3		3 0 0 0 0 2 2 1 0 0 0 0 0 0 0 0 0 0 0 0 0	AB 32																	
Jose Offerman, S (1, 6) OBP: 0.320, SLG: 0.317		3-2 1B 3-H		3-2 2B		4-1 BB 1-2 BB		4-2 S BB		2 0 2 1 2 0 0	R 2																	
Tom Candiotti, R (1, 1) OBP: 0.158, SLG: 0.158 Mike Piazza, R (9, PH) OBP: 0.341, SLG: 0.527		1-1 G4-3		2-2 K		2-2 F9		1-2 F8		3 0 0 0 0 1 4 1 0 0 0 0 0 1	H 7																	
Inning Stats	R: 0 E: 0 K: 0 S: 8	H: 0 LOB: 0 BB: 1 P: 17	R: 2 E: 0 K: 0 S: 14	H: 3 LOB: 1 BB: 0 P: 20	R: 0 E: 0 K: 1 S: 12	H: 1 LOB: 2 BB: 1 P: 19	R: 0 E: 0 K: 3 S: 12	H: 1 LOB: 1 BB: 0 P: 21	R: 0 E: 0 K: 0 S: 12	H: 1 LOB: 1 BB: 1 P: 22	R: 0 E: 0 K: 2 S: 8	H: 0 LOB: 0 BB: 0 P: 11	R: 0 E: 0 K: 1 S: 7	H: 0 LOB: 0 BB: 0 P: 10	R: 0 E: 0 K: 0 S: 13	H: 0 LOB: 2 BB: 2 P: 24	1B: 5 2B: 2 3B: 0 HR: 0	SF: 0 SAC: 0 DP: 1 HBP: 0	WP: 0 PB: 0 SB: 2 CS: 1	PA: 38								
PITCHER	IP WLS BF H R ER SO BB IBB HBP BLK WP HR S P ERA WHIP																											
Jose Rijo, R (1, 1) ERA: 3.38	6.0		27	7	2	2	6	4	0	0	0	0	0	72	122	3.00	1.833											
Tim Fortugno, L (7, 1) ERA:	1.0		3	0	0	0	2	0	0	0	0	0	0	8	11	0.00	0.000											
Johnny Ruffin, R (8, 1) ERA: 1.37	2.0	W	8	0	0	0	1	2	0	0	0	0	0	20	34	0.00	1.000											

Los Angeles Dodgers @ Cincinnati Reds
Riverfront Stadium, Cincinnati, OH

Fri May 20 1994, 7:05 PM EDT
Att. 33,374 - Unknown

livebaseballscorecards.com



BOTTOM

Los Angeles Dodgers @ Cincinnati Reds
Riverfront Stadium, Cincinnati, OH

livebaseballscorecards.com

AB	30
R	3
H	7
RBI	3
BB	3
SO	4
LOB	8



WP:	2	PA:	35
PB:	0		
SB:	1		
CS:	1		

Fri May 20 1994, 7:05 PM EDT
Att. 33,374 - Unknown

AB	R	H	RBI	BB	SO	LOB
4	0	2	1	0	0	0
4	0	0	0	0	0	3
0	0	0	0	0	0	0
4	0	0	0	0	1	1
4	0	0	0	0	1	1
4	1	1	0	0	1	0
3	1	2	1	0	0	0
1	0	0	0	2	1	0
2	0	0	0	1	0	3
1	1	1	1	0	0	0
2	0	0	0	0	0	0
0	0	0	0	0	0	0
1	0	1	0	0	0	0
0	0	0	0	0	0	0

Batter	1	2	3	4	5	6	7	8	9
Barry Larkin, R OBP: 0.364, SLG: 0.352 (1, 6)	2-1 1B		1-0 F7		0-1 L8		1-0 1B		
Roberto Kelly, R OBP: 0.327, SLG: 0.383 Johnny Ruffin, R (8, 1)	2-1 F9		3-2 F8		1-2 G1-3		0-0 F9		
Hal Morris, L OBP: 0.360, SLG: 0.453 (1, 3)	2-3 K2-3			2-2 G4-3		0-1 F8		1-2 G1-3	
Thomas Howard, S OBP: 0.294, SLG: 0.391 (1, 7)	2-2 F8			2-2 P2		3-3 K		2-1 F7	
Reggie Sanders, R OBP: 0.329, SLG: 0.479 (1, 9)				1-0 WP 1B		2-3 K		3-1 G4-3	
Tony Fernandez, S OBP: 0.368, SLG: 0.446 (1, 5)				1-0 1B			2-2 G3		2-2 WP SH3-4 1B
Bret Boone, R OBP: 0.356, SLG: 0.492 (1, 4)				4-0 BB			1-3 K		2-1 SH3-4
Brian Dorsett, R OBP: 0.386, SLG: 0.455 Jerome Walton, R OBP: 0.400, SLG: 0.400 (7, PR) (8, 8)				0-1 F9			4-2 1B BB		2-1 1B
Jose Rijo, R OBP: 0.250, SLG: 0.250 Tim Fortugno, L (7, 1)							0-1 1B		
Lenny Harris, L OBP: 0.379, SLG: 0.500 Eddie Taubensee, L OBP: 0.227, SLG: 0.250 (8, 2)							2-2 G6-3		

Inning	R	H	E	K	S	H	LOB	BB	P
1	0	1	0	1	18	0	1	0	18
2	0	0	0	0	9	0	0	1	18
3	0	0	0	0	7	0	0	0	11
4	1	2	0	0	13	2	2	1	23
5	0	0	0	0	8	0	0	0	11
6	0	0	0	2	8	0	0	0	13
7	1	2	0	1	14	2	2	1	22
8	0	0	0	0	7	0	0	0	13
9	1	2	0	0	7	2	1	0	13

PITCHER	IP	WLS	BF	H	R	ER	SO	BB	IBB	HBP	BLK	WP	HR	S	P	ERA	WHIP
Tom Candiotti, R ERA: 4.17 (1, 1)	8.0		32	5	2	2	4	3	0	1	0	1	0	76	129	2.25	1.000
Jim Gott, R ERA: 4.7 (9, 1)	0.1	L	3	2	1	1	0	0	0	0	0	1	0	7	13	27.00	6.000

Batter	1	2	3	4	5	6	7	8	9	AB	R	H	RBI	BB	SO	LOB	TOP					
Brett Butler, L (1, 8) OBP: 0.458, SLG: 0.471	0-1 G3	4-0 BB			2-2 L6		1-2 G5-3	0-1 1B BB		4	1	1	1	1	0	0						
Delino DeShields, L (1, 4) OBP: 0.348, SLG: 0.265	4-1 1B BB	1-1 G3-1			1-2 F7		4-0 1B F9-2 BB	4-1 1B BB		2	0	0	1	3	0	2						
Mike Piazza, R (1, 2) OBP: 0.348, SLG: 0.529	1-2 1B				2-1 F8		0-0 1B	1-0 1B		5	0	3	2	0	0	0						
Cory Snyder, R (1, 5) OBP: 0.394, SLG: 0.672	2-0 F7				2-0 1B		3-1 F7 1B 2B	0-1 F9-2		5	1	2	0	0	0	4						
Henry Rodriguez, L (1, 7) OBP: 0.387, SLG: 0.548	3-3 K2-3				2-3 K		0-0 F7	3-1 G6-3		3	0	0	0	0	2	4						
Tim Wallach, R (7, 5) OBP: 0.377, SLG: 0.581							2-3			2	0	0	0	0	0	0						
Eric Karros, R (1, 3) OBP: 0.341, SLG: 0.429		2-0 G6-3			1-3 K		0-0	4-2 1B BB		3	0	1	1	1	1	1						
Garey Ingram, R (8, PR) OBP: 1.000, SLG: 4.000							3-H 1B			0	1	0	0	0	0	0						
Mitch Webster, S (8, 7) OBP: 0.316, SLG: 0.273								1-2 1B BB		1	0	0	0	0	0	0						
Raul Mondesi, R (1, 9) OBP: 0.347, SLG: 0.581		1-0 1B E HBP			3-2 F9		1-2 F9	1-2 1B BB 1B		3	2	1	0	0	0	1						
Jose Offerman, S (1, 6) OBP: 0.318, SLG: 0.311		0-1 P6			1-1 G3		4-0 BB	3-2 P5		3	0	0	0	1	0	3						
Ramon Martinez, R (1, 1) OBP: 0.227, SLG: 0.273		2-1 E7 1B			0-0 G3		0-3 K2-3	4-2 BB 1B BB		3	0	1	0	0	1	2						
Jeff Treadway, L (8, PH) OBP: 0.395, SLG: 0.375								1-2 1B BB		0	1	0	0	1	0	0						
37 Darren Dreifort, R (8, 1)										0	0	0	0	0	0	0						
Inning Stats	R: 0 E: 0 K: 1 S: 13	H: 1 LOB: 2 BB: 1 P: 23	R: 1 E: 1 K: 0 S: 7	H: 1 LOB: 2 BB: 1 P: 17	R: 0 E: 0 K: 2 S: 9	H: 1 LOB: 1 BB: 0 P: 15	R: 0 E: 0 K: 0 S: 8	H: 0 LOB: 0 BB: 0 P: 12	R: 0 E: 0 K: 0 S: 8	H: 0 LOB: 0 BB: 0 P: 13	R: 1 E: 0 K: 1 S: 12	H: 2 LOB: 2 BB: 1 P: 20	R: 0 E: 0 K: 0 S: 6	H: 1 LOB: 1 BB: 1 P: 11	R: 4 E: 0 K: 0 S: 21	H: 3 LOB: 2 BB: 3 P: 39	R: 0 E: 0 K: 0 S: 4	H: 0 LOB: 0 BB: 0 P: 6	1B: 8 2B: 2 3B: 0 HR: 0	SF: 0 SAC: 0 DP: 1 HBP: 1	WP: 0 PB: 0 SB: 0 CS: 0	PA: 42
PITCHER	IP	WLS	BF	H	R	ER	SO	BB	IBB	HBP	BLK	WP	HR	S	P	ERA	WHIP					
John Roper, R (1, 1) ERA: 1.5	6.0		27	5	2	1	4	3	0	1	0	0	0	57	100	1.50	1.333					
Chuck McElroy, L (7, 1) ERA: 1.19	1.0		4	1	0	0	0	1	0	0	0	0	0	6	11	0.00	2.000					
Jeff Brantley, R (8, 1) ERA: 3.33	1.0	L	8	3	4	4	0	3	0	0	0	0	0	21	39	36.00	6.000					
Tim Fortugno, L (9, 1) ERA:	1.0		3	0	0	0	0	0	0	0	0	0	0	4	6	0.00	0.000					


Los Angeles Dodgers @ Cincinnati Reds
Riverfront Stadium, Cincinnati, OH

Sat May 21 1994, 7:05 PM EDT
Att. 44,530 - Unknown - 79 F

AB	34
R	6
H	9
RBI	5
BB	7
SO	4
LOB	17



WP: 0	PA: 42
-------	--------

Batter	1	2	3	4	5	6	7	8	9	AB R H RBI BB SO LOB	BOTTOM	
Barry Larkin, R OBP: 0.359, SLG: 0.347 (1, 6) C BB X	2-2 1B HBP 1B		0-0 CS 1B		2-1 G4-3 2B		1-0 G4-3		2-1 1B DI 1B	5 0 1 0 0 0 1	Los Angeles Dodgers @ Cincinnati Reds Riverfront Stadium, Cincinnati, OH Sat May 21 1994, 7:05 PM EDT Att: 44,530 - Unknown - 79 F AB 36 R 4 H 12 RBI 3 BB 4 SO 1 LOB 22 	
Roberto Kelly, R OBP: 0.341, SLG: 0.399 (1, 8) C H	1-1 BB 1B 1-2 HBP		1-0 1B		1-2 G4-3		0-0 BB 1B		4-2 1B 1B FC6-4 BB	4 1 3 0 0 0 0		
Hal Morris, L OBP: 0.372, SLG: 0.460 (1, 3) B C F BB SAFE 2 X	3-2 BB 1B 1-2 2-3		0-0 F7		0-0 B1-3		4-2 SAFE 1-2 BB		0-0 FC6-4 1B 1-2 2-3 1B	4 1 3 1 1 0 1		
Thomas Howard, S OBP: 0.301, SLG: 0.382 (1, 7) C X	0-1 F7		0-1 F7		0-1 SH3-1 E 2B		2-1 F9		0-0 FC6-4 1B 1-2 2-3 3-H 1B	4 0 1 0 1 0 5		
Reggie Sanders, R OBP: 0.333, SLG: 0.483 (1, 9) B S S S B F B B	4-2 BB		0-2 CS	1-2 F7		2-0 SH3-1 2-3		2-1 G4-3	1-2 FC6-4 S	3 1 1 0 1 0 4 0 0 0 0 0 0 0 0 0 0 0 0 0 0 1 0 1 1 0 0 0		
Jeff Brantley, R (8, 1) Tim Fortugno, L (9, 1) Jeff Branson, L (9, PH) OBP: 0.297, SLG: 0.235	1-2 2-3 BB		2-3						1-2 2-2 G3	4 0 0 1 0 0 5		
Tony Fernandez, S OBP: 0.358, SLG: 0.431 (1, 5) B B F X	2-1 G4-3		0-2 P4	0-2 P4		3-3 K		0-0 G5-3 1B 1B	1-2 G3	4 0 0 1 0 0 5		
Brian Dorsett, R OBP: 0.381, SLG: 0.446 (1, 2) C B BB X		2-1 G3	1-1 G4-3		2-0 E5 3-H		2-1 1B			4 0 1 0 0 1 3		
Bret Boone, R OBP: 0.353, SLG: 0.484 (1, 4) X		0-0 F2			4-1 2B G4-3 BB		0-2 G6-3		2-2 G5-3	4 0 1 0 0 0 0		
John Roper, R (1, 1) Lenny Harris, L (6, PH) OBP: 0.367, SLG: 0.483 Chuck McElroy, L (7, 1) Jerome Walton, R (8, 9) OBP: 0.375, SLG: 0.375		0-1 F9			1 SAFE 1-2 F9		1-0 F9		1-2 F8	1 1 0 0 1 0 0 1 0 0 0 0 0 1 0 0 0 0 0 0 0 1 0 0 0 0 0 2		
Inning Stats	R: 0 H: 2 E: 0 LOB: 3 K: 0 BB: 1 S: 15 P: 27	R: 0 H: 0 E: 0 LOB: 0 K: 0 BB: 0 S: 5 P: 7	R: 0 H: 2 E: 0 LOB: 1 K: 0 BB: 0 S: 7 P: 8	R: 0 H: 0 E: 0 LOB: 0 K: 0 BB: 0 S: 9 P: 11	R: 1 H: 1 E: 0 LOB: 1 K: 0 BB: 1 S: 10 P: 18	R: 1 H: 1 E: 1 LOB: 1 K: 1 BB: 0 S: 10 P: 17	R: 0 H: 1 E: 0 LOB: 2 K: 0 BB: 1 S: 7 P: 15	R: 0 H: 2 E: 0 LOB: 1 K: 0 BB: 0 S: 9 P: 15	R: 2 H: 3 E: 0 LOB: 2 K: 0 BB: 1 S: 21 P: 31	1B: 10 SF: 0 2B: 2 SAC: 1 3B: 0 DP: 1 HR: 0 HBP: 1		WP: 0 PA: 43 PB: 0 SB: 1 CS: 1
PITCHER Ramon Martinez, R (1, 1) ERA: 4.43 37 Darren Dreifort, R (8, 1) ERA: 4.68	IP WLS BF H R ER SO 7.0 W 31 7 2 1 1	IP WLS BF H R ER SO 2.0 11 5 2 2 0	IP WLS BF H R ER SO 3.0 0 0 0 0 0	IP WLS BF H R ER SO 0.0 0 0 0 0 0	IP WLS BF H R ER SO 10.3 63 103 1.29 1.429	IP WLS BF H R ER SO 3.0 46 9.00 3.000	IP WLS BF H R ER SO 15.0 15 15 15 15 15	IP WLS BF H R ER SO 15.0 15 15 15 15 15	IP WLS BF H R ER SO 31.0 31 31 31 31 31	IP WLS BF H R ER SO 31.0 31 31 31 31 31		ERA WHIP 4.43 1.429 4.68 3.000

livebaseballscorecards.com



Batter	1	2	3	4	5	6	7	8	9	AB R H RBI BB SO LOB	TOP
Brett Butler, L (1, 8) OBP: 0.467, SLG: 0.513	0-0 G4-3 3B	3-2 1B 1B			3-2 HR	1-1 2B HR 1B		2-3 K		5 3 4 3 0 1 0	
Delino DeShields, L (1, 4) OBP: 0.352, SLG: 0.279 Garey Ingram, R (6, 4) OBP: 0.500, SLG: 2.000	0-0 G4-3	1-0 1B			3-2 P6	1-2 HR 2B		0-3 K		4 1 2 1 0 0 0 1 0 0 0 0 1 0	
Mike Piazza, R (1, 2) OBP: 0.357, SLG: 0.549 Carlos Hernandez, R (8, 2) OBP: 0.214, SLG: 0.214	4-0 1B WP SF7 BB				1-0 F9	0-1 1B HR		3-1 F8		3 2 2 3 1 0 0 1 0 0 0 0 0 0	
Tim Wallach, R (1, 5) OBP: 0.374, SLG: 0.573 Jeff Treadway, L (7, 5) OBP: 0.385, SLG: 0.364	1-2 1-3 1B				0-0 G5-4-3 1-2f	0-1 P6		1-1 G6-3		4 0 1 0 0 0 1 1 0 0 0 0 0 0	
Henry Rodriguez, L (1, 7) OBP: 0.386, SLG: 0.555 Cory Snyder, R (7, PH) OBP: 0.389, SLG: 0.662	1-0 SF7				1-1 L9	3-1 2B 2B		0-3 K		2 1 1 1 0 0 0 1 0 0 0 0 1 0	
Eric Karros, R (1, 3) OBP: 0.333, SLG: 0.418 Mitch Webster, S (7, 7) OBP: 0.316, SLG: 0.273	0-2 G1-3				0-0 G5-3	2-2 G5-3		3-3 K		4 0 0 0 0 1 2 0 0 0 0 0 0 0	
Raul Mondesi, R (1, 9) OBP: 0.351, SLG: 0.591		2-2 F9 1B 2B			2-1 G6-3	0-2 1B 2B		0-1 G4-3		4 2 2 1 0 0 0	
Jose Offerman, S (1, 6) OBP: 0.322, SLG: 0.311		0-0 F9			4-2 BB	2-2 1B SH5-4 1B		0-3 K		3 1 1 1 1 1 1	
Pedro Astacio, R (1, 1) OBP: 0.056, SLG: 0.056 Al Osuna, R (9, 1)		2-3 K			0-1 L8	0-1 SH5-4		0-3 K		3 0 0 0 0 2 2 0 0 0 0 0 0 0	
Inning Stats	R: 2 H: 2 E: 0 LOB: 1 K: 0 BB: 1 S: 9 P: 15	R: 1 H: 3 E: 0 LOB: 2 K: 1 BB: 0 S: 13 P: 21	R: 0 H: 0 E: 0 LOB: 0 K: 0 BB: 0 S: 5 P: 7	R: 0 H: 0 E: 0 LOB: 1 K: 0 BB: 1 S: 8 P: 14	R: 1 H: 2 E: 0 LOB: 0 K: 0 BB: 0 S: 8 P: 15	R: 6 H: 6 E: 0 LOB: 0 K: 2 BB: 0 S: 26 P: 35	R: 0 H: 0 E: 0 LOB: 0 K: 2 BB: 0 S: 12 P: 15	R: 0 H: 0 E: 0 LOB: 0 K: 3 BB: 0 S: 11 P: 13	R: 0 H: 0 E: 0 LOB: 0 K: 1 BB: 0 S: 7 P: 11	1B: 6 SF: 1 2B: 4 SAC: 1 3B: 1 DP: 1 HR: 2 HBP: 0	WP: 1 PA: 40 PB: 0 SB: 0 CS: 0
PITCHER	IP WLS BF H R ER SO BB IBB HBP BLK WP HR S P ERA WHIP	IP WLS BF H R ER SO BB IBB HBP BLK WP HR S P ERA WHIP									
Tim Pugh, R (1, 1) ERA: 5.64 Pete Schourek, L (6, 1) ERA: 5.3	5.0 L 22 7 4 4 1 2 0 0 0 0 1 1 43 72 7.20 1.800	4.0 18 6 6 6 6 0 0 0 0 0 1 56 74 13.50 1.500									

Los Angeles Dodgers @ Cincinnati Reds
Riverfront Stadium, Cincinnati, OH
Sun May 22 1994, 3:33 AM EDT
Att. 33,012 - Sunny - 80 F

AB	36
R	10
H	13
RBI	10
BB	2
SO	7
LOB	6



WP: 1	PA: 40
PB: 0	
SB: 0	
CS: 0	

PITCHER	IP	WLS	BF	H	R	ER	SO	BB	IBB	HBP	BLK	WP	HR	S	P	ERA	WHIP
Tim Pugh, R	5.0	L	22	7	4	4	1	2	0	0	0	1	1	43	72	7.20	1.800
Pete Schourek, L	4.0		18	6	6	6	6	0	0	0	0	0	1	56	74	13.50	1.500

Batter	1	2	3	4	5	6	7	8	9	AB R H RBI BB SO LOB
Barry Larkin, R (1, 6) OBP: 0.364, SLG: 0.349 Jacob Brumfield, R (7, 8) OBP: 0.238, SLG: 0.222	3-2 G6-3		4-1 BB		1-1 1B			3-1 G5-3	2-3 K	2 0 1 0 1 0 0 2 0 0 0 0 1 1
Tony Fernandez, S (1, 5) OBP: 0.350, SLG: 0.420 Lenny Harris, L (7, 5) OBP: 0.406, SLG: 0.516	1-2 L7		0-1 L8		0-2 F7			1-0 3B 1B	0-2 1B 1B	3 0 0 0 0 0 2 2 1 2 0 0 0 0
Hal Morris, L (1, 3) OBP: 0.378, SLG: 0.476	1-0 1B		0-0 L8				0-1 F8	0-2 1-H 3B	0-1 1-2 3-H 1B	5 0 3 2 0 0 1
Roberto Kelly, R (1, 8) OBP: 0.335, SLG: 0.391 Bret Boone, R (7, 4) OBP: 0.348, SLG: 0.476	2-2 F7			2-2 F8		2-2 L3		1-2 P4	0-1 F9	3 0 0 0 0 0 1 2 0 0 0 0 0 3
Reggie Sanders, R (1, 9) OBP: 0.343, SLG: 0.487		2-2 1B		2-1 1B		0-0 F9		4-2 BB		3 0 2 0 1 0 0
Thomas Howard, S (1, 7) OBP: 0.286, SLG: 0.361		2-1 P6		1-3 SAFE K			1-2 G3	1-0 G3		4 0 0 0 0 1 4
Jeff Branson, L (1, 4) OBP: 0.293, SLG: 0.237		0-1 F8		1-3 K			1-1 G1-3		0-0 FC3-6 1B	4 0 1 0 0 1 2
Eddie Taubensee, L (1, 2) OBP: 0.229, SLG: 0.250		1-0 F7			1-2 G3-1		2-0 1B		1-0 FC3-6 2B	4 1 1 0 0 0 2
Tim Pugh, R (1, 1) OBP: 0.467, SLG: 0.462 Jerome Walton, R (5, PH) OBP: 0.353, SLG: 0.353 Pete Schourek, L (6, 1) OBP: 0.200, SLG: 0.200 Brian Dorsett, R (9, PH) OBP: 0.387, SLG: 0.462			0-2 P3		1-3 K		1-1 G3-1		2-1 1B 1B 2B	1 0 0 0 0 0 0 1 0 0 0 0 1 0 1 0 0 0 0 0 1 1 1 1 1 0 0 0

Inning Stats	R: 0 E: 0 K: 12	H: 1 LOB: 1 BB: 0 P: 19	R: 0 E: 0 K: 9	H: 1 LOB: 1 BB: 0 P: 13	R: 0 E: 0 K: 7	H: 0 LOB: 1 BB: 1 P: 11	R: 0 E: 0 K: 16	H: 1 LOB: 1 BB: 0 P: 22	R: 0 E: 0 K: 12	H: 1 LOB: 1 BB: 0 P: 15	R: 0 E: 0 K: 6	H: 0 LOB: 0 BB: 0 P: 8	R: 0 E: 0 K: 8	H: 1 LOB: 1 BB: 0 P: 13	R: 1 E: 0 K: 16	H: 2 LOB: 2 BB: 1 P: 26	R: 2 E: 0 K: 15	H: 4 LOB: 2 BB: 0 P: 20	1B: 9 2B: 1 3B: 1 HR: 0	SF: 0 SAC: 0 DP: 0 HBP: 0
--------------	-----------------------	----------------------------------	----------------------	----------------------------------	----------------------	----------------------------------	-----------------------	----------------------------------	-----------------------	----------------------------------	----------------------	---------------------------------	----------------------	----------------------------------	-----------------------	----------------------------------	-----------------------	----------------------------------	----------------------------------	------------------------------------

PITCHER	IP	WLS	BF	H	R	ER	SO	BB	IBB	HBP	BLK	WP	HR	S	P	ERA	WHIP
Pedro Astacio, R (1, 1) ERA: 3.77	8.0	W	33	7	1	1	3	2	0	0	0	0	0	86	127	1.12	1.125
Al Osuna, L (9, 1) ERA: 5.4	1.0		7	4	2	2	1	0	0	0	0	0	0	15	20	18.00	4.000

Los Angeles Dodgers @ Cincinnati Reds
Riverfront Stadium, Cincinnati, OH
Sun May 22 1994, 3:33 AM EDT
Att: 33,012 - Sunny - 80 F

AB	38
R	3
H	11
RBI	3
BB	2
SO	4
LOB	17



WP: 0	PA: 40
PB: 0	
SB: 1	
CS: 0	

WP	HR	S	P	ERA	WHIP
0	0	0	0		

Batter	1	2	3	4	5	6	7	8	9	AB R H RBI BB SO LOB	TOP											
Barry Larkin, R (1, 6) OBP: 0.354, SLG: 0.338	2-1 F8		0-0 G4-3		3-1 G6-3		0-3 K		3-3 K	5 0 0 0 0 2 1												
Roberto Kelly, R (1, 8) OBP: 0.343, SLG: 0.394	1-1 L5-3 1B			1-1 G4-3	1-0 1B		4-2 CS BB		2-3 K	4 0 2 0 1 1 0												
Hal Morris, L (1, 3) OBP: 0.386, SLG: 0.483	2-1 L5-3 1-2			0-0 FC6-4 1B	0-0 1B		3-2 CS 1-2	1-0 L6-3 1B		4 0 3 0 0 0 1												
Thomas Howard, S (1, 7) OBP: 0.272, SLG: 0.342		1-1 G3		2-1 FC6-4 1B 2B	0-0 G4-3			3-2 L6-3 1-2		4 1 0 0 0 0 4												
Reggie Sanders, R (1, 9) OBP: 0.347, SLG: 0.506		3-1 P4		0-1 2B 1-2 1B		1-3 K		2-0 HR		4 2 2 1 0 1 0												
Tony Fernandez, S (1, 5) OBP: 0.361, SLG: 0.439		0-0 G3		2-2 1B 1-3 2B 2-H		0-0 G4-3 1B		1-2 1B		4 0 3 1 0 0 0												
Bret Boone, R (1, 4) OBP: 0.352, SLG: 0.477			1-0 G2	0-0 1B 2-3 3-H		0-0 G4-3		0-1 1B		4 0 2 1 0 0 1												
Brian Dorsett, R (1, 2) OBP: 0.373, SLG: 0.443			1-0 P5	2-1 F8		2-1 P4		3-3 K		4 0 0 0 0 1 5												
John Smiley, L (1, 1) OBP: 0.333, SLG: 0.450			1-0 1B		1-3 K		0-0 G6-3		0-0 G3	2 0 1 0 0 0 1 0 0 0 0 0 0 0 0 0 1 0 1 0 0 0 0 0 0 0												
Jerry Spradlin, S (6, 1)																						
Jeff Branson, L (7, PH) OBP: 0.299, SLG: 0.231																						
Johnny Ruffin, R (7, 1)																						
Tim Fortugno, L (8, 1)																						
Jerome Walton, R (9, PH) OBP: 0.333, SLG: 0.333																						
Inning Stats	R: 0 E: 0 K: 0 S: 7	H: 1 LOB: 0 BB: 0 P: 11	R: 0 E: 0 K: 0 S: 5	H: 0 LOB: 0 BB: 0 P: 9	R: 0 E: 0 K: 0 S: 4	H: 1 LOB: 1 BB: 0 P: 7	R: 2 E: 0 K: 0 S: 13	H: 4 LOB: 2 BB: 0 P: 20	R: 0 E: 0 K: 1 S: 8	H: 2 LOB: 2 BB: 0 P: 13	R: 0 E: 0 K: 1 S: 7	H: 1 LOB: 1 BB: 0 P: 10	R: 0 E: 0 K: 1 S: 9	H: 0 LOB: 0 BB: 1 P: 16	R: 1 E: 0 K: 1 S: 17	H: 4 LOB: 2 BB: 0 P: 27	R: 0 E: 0 K: 2 S: 7	H: 0 LOB: 0 BB: 0 P: 12	1B: 11 2B: 3 3B: 0 HR: 1	SF: 0 SAC: 0 DP: 2 HBP: 0	WP: 0 PB: 0 SB: 0 CS: 1	PA: 39
PITCHER	IP WLS BF H R ER SO BB IBB HBP BLK WP HR S P ERA WHIP																					
Marvin Freeman, R (1, 1) ERA: 3.38	5.0 W 22 8 2 2 1 0 0 0 0 0 0 0 37 60 3.60 1.600																					
Steve Reed, R (6, 1) ERA: 3.75	1.0 4 1 0 0 1 0 0 0 0 0 0 0 7 10 0.00 1.000																					
Willie Blair, R (7, 1) ERA: 7.23	1.2 8 4 1 1 1 1 0 0 0 0 0 1 20 34 5.40 3.000																					
Bruce Ruffin, L (8, 1) ERA: 2.45	1.1 S 4 0 0 0 3 0 0 0 0 0 0 0 13 21 0.00 0.000																					

Cincinnati Reds @ Colorado Rockies
Mile High Stadium, Denver, CO
Mon May 23 1994, 9:05 PM EDT
Att. 45,713 - Unknown - 73 F

livebaseballscorecards.com

AB	37
R	3
H	13
RBI	3
BB	1
SO	6
LOB	12



Batter	1	2	3	4	5	6	7	8	9
Walt Weiss, S OBP: 0.344, SLG: 0.337 (1, 6)	0-0 1B HR 1B		1-1 G5-3	2-0 P3		0-1 1B		1-0 F9	
Eric Young Sr., R OBP: 0.300, SLG: 0.413 (1, 7) Mike Kingery, L OBP: 0.397, SLG: 0.473 (8, 8)	0-1 1B HR 1B		0-1 1B 2B 1B		0-2 G6-3	1-1 G4-1		2-2 1B	
Dante Bichette, R OBP: 0.345, SLG: 0.612 (1, 9)	1-0 1B HR		1-0 F7		1-3 K		0-3 K	1-0 F9	
Andres Galarraga, R OBP: 0.353, SLG: 0.628 (1, 3)	1-0 F9		0-0 2B 1B		1-1 G5-3		0-1 1B		
Charlie Hayes, R OBP: 0.313, SLG: 0.396 (1, 5)	0-1 1B		3-1 2B			0-2 1B 1B	0-1 F8		
Joe Girardi, R OBP: 0.304, SLG: 0.271 (1, 2)	1-2 G6-4-3		0-2 G6-3			2-2 1B SH1-3 1B	0-0 F9		
Chris Jones, R OBP: 0.273, SLG: 0.273 (1, 8) (8, 7)		3-3 K		1-3 K		0-3 K		0-2 3B 1B	
Nelson Liriano, S OBP: 0.362, SLG: 0.375 (1, 4)		1-0 G1-3		0-0 SH5-4 1B		0-0 SH1-3		0-0 1B 3B	
Marvin Freeman, R (1, 1) Steve Reed, R (6, 1) Danny Sheaffer, R (6, PH) Willie Blair, R (7, 1) Bruce Ruffin, S (8, 1) OBP: 0.667, SLG: 0.500		0-3 K		0-0 SH5-4		2-1 1B		1-0 F9 1B	

Inning Stats	R: 3 E: 0 K: 0 S: 10	H: 4 LOB: 0 BB: 0 P: 13	R: 0 E: 0 K: 2 S: 10	H: 0 LOB: 0 BB: 0 P: 14	R: 1 E: 0 K: 0 S: 11	H: 3 LOB: 2 BB: 0 P: 16	R: 0 E: 0 K: 1 S: 6	H: 1 LOB: 1 BB: 0 P: 9	R: 0 E: 0 K: 1 S: 9	H: 0 LOB: 0 BB: 0 P: 11	R: 2 E: 0 K: 1 S: 17	H: 4 LOB: 2 BB: 0 P: 22	R: 0 E: 0 K: 1 S: 8	H: 1 LOB: 1 BB: 0 P: 8	R: 2 E: 0 K: 0 S: 10	H: 4 LOB: 1 BB: 0 P: 15
--------------	-------------------------------	----------------------------------	-------------------------------	----------------------------------	-------------------------------	----------------------------------	------------------------------	---------------------------------	------------------------------	----------------------------------	-------------------------------	----------------------------------	------------------------------	---------------------------------	-------------------------------	----------------------------------

PITCHER	IP	WLS	BF	H	R	ER	SO	BB	IBB	HBP	BLK	WP	HR	S	P	ERA	WHIP
John Smiley, L ERA: 3.03 (1, 1)	5.2	L	28	12	6	6	5	0	0	0	0	0	1	61	82	9.53	2.118
Jerry Spradlin, R ERA: 5.79 (6, 1)	0.1		1	0	0	0	0	0	0	0	0	0	0	2	3	0.00	0.000
Johnny Ruffin, R ERA: 1.98 (7, 1)	1.0		6	3	2	2	1	0	0	0	0	0	0	12	12	18.00	3.000
Tim Fortugno, L ERA: (8, 1)	1.0		4	2	0	0	0	0	0	0	0	0	0	6	11	0.00	2.000


BOTTOM

AB	R	H	RBI	BB	SO	LOB
5	1	2	1	0	0	2
4	2	2	0	0	0	2
1	0	1	0	0	0	0
5	1	1	3	0	2	2
4	0	2	0	0	0	0
4	1	3	1	0	0	1
4	1	1	0	0	0	4
4	1	1	0	0	3	2
3	1	2	1	0	0	0
1	0	0	0	0	1	0
0	0	0	0	0	0	0
1	0	1	1	0	0	0
0	0	0	0	0	0	0
1	0	1	1	0	0	0

AB 37
R 8
H 17
RBI 8
BB 0
SO 6
LOB 13

WP: 0 PA: 39
PB: 0
SB: 0
CS: 0

CINCINNATI REDS @ COLORADO ROCKIES
Mile High Stadium, Denver, CO
Mon May 23 1994, 9:05 PM EDT
Att: 45,713 - Unknown - 73 F



1B	2B	3B	HR	SF	SAC	DP	HBP	WP	HR	S	P	ERA	WHIP
14	1	1	1	0	2	1	0	0	0	0	0	0	0

Batter	1	2	3	4	5	6	7	8	9	AB R H RBI BB SO LOB	TOP						
Barry Larkin, R OBP: 0.361, SLG: 0.370 (1, 6)	2-2 1B 2B 1B		2-1 HR	0-2 F9		3-3 K 1-2			0-1 1B 2B	5 3 3 1 0 1 1							
Roberto Kelly, R OBP: 0.350, SLG: 0.400 (1, 8)	1-2 2B 1-3 SF8 1B		0-3 K		2-2 G4-3 1B WP	1-0 F8			1-2 2B 1B G6-4-3	5 2 3 1 0 1 1							
Hal Morris, L OBP: 0.392, SLG: 0.492 (1, 3)	1-0 1-3 2B 3-H		2-2 FC5-4 1B		1-2 G4-3 1-3		1-2 G5-4-3 1B		2-2 G6-4-3 1-2f	5 0 3 1 0 0 2							
Kevin Mitchell, R OBP: 0.383, SLG: 0.629 Jeff Branson, L OBP: 0.279, SLG: 0.225 (1, 7) (8, 5)	3-1 SF8 3-H		0-3 K		2-1 G5-3		1-2 G5-4-3 1-2f		0-0 F8	3 0 0 1 0 1 3 1 0 0 0 0 0 0							
Reggie Sanders, R OBP: 0.344, SLG: 0.500 (1, 9)	3-3 K		0-0 FC5-4 1-2f		2-1 1B 3-H		1-3 K			4 0 1 1 0 2 2							
Tony Fernandez, S OBP: 0.358, SLG: 0.433 Jerry Spradlin, S (8, 1)	2-0 G1		1-1 E3 HR		0-0 1-3 1B			3-3 K		4 1 1 0 0 1 1 0 0 0 0 0 0 0							
Bret Boone, R OBP: 0.342, SLG: 0.462 (1, 4)		2-2 G4-3		0-3 K		1-1 G5-3		3-3 K		4 0 0 0 0 2 3							
Eddie Taubensee, L OBP: 0.231, SLG: 0.308 (1, 2)		0-1 F7		2-2 1-H HR		2-3 K		0-1 E6 BLK		4 1 1 2 0 1 0							
Erik Hanson, R OBP: 0.214, SLG: 0.286 Lenny Harris, L OBP: 0.424, SLG: 0.531 Pete Schourek, L OBP: 0.290, SLG: 0.200 Johnny Ruffin, R Chuck McElroy, L Thomas Howard, S OBP: 0.268, SLG: 0.338 (1, 1) (8, PH) (6, 1) (6, 1) (7, 1) (7, 7)		2-3 K		0-0 G6-3		2-2 1B S		2-1 G4-3 1-2		2 0 0 0 0 1 0 1 0 1 0 1 0 0 0 0 0 1							
Inning Stats	R: 2 H: 3 E: 0 LOB: 1 K: 1 BB: 0 S: 15 P: 27	R: 0 H: 0 E: 0 LOB: 0 K: 1 BB: 0 S: 8 P: 12	R: 1 H: 2 E: 0 LOB: 1 K: 2 BB: 0 S: 13 P: 17	R: 2 H: 1 E: 1 LOB: 0 K: 1 BB: 0 S: 13 P: 16	R: 1 H: 3 E: 0 LOB: 2 K: 0 BB: 0 S: 14 P: 22	R: 0 H: 1 E: 0 LOB: 1 K: 2 BB: 0 S: 11 P: 19	R: 0 H: 1 E: 0 LOB: 0 K: 1 BB: 0 S: 10 P: 13	R: 0 H: 0 E: 1 LOB: 1 K: 2 BB: 0 S: 10 P: 18	R: 1 H: 2 E: 0 LOB: 0 K: 0 BB: 0 S: 14 P: 17	1B: 9 SF: 1 2B: 2 SAC: 0 3B: 0 DP: 2 HR: 2 HBP: 0	WP: 1 PA: 40 PB: 0 SB: 1 CS: 0						
PITCHER	IP WLS BF H R ER SO BB IBB HBP BLK WP HR S P ERA WHIP																
David Nied, R ERA: 5.14 (1, 1)	4.0		19	6	5	4	5	0	0	0	0	0	2	49	72	9.00	1.500
Kent Bottenfield, R ERA: 4.63 (5, 1)	2.0	W	10	4	1	1	2	0	0	0	0	1	0	25	41	4.50	2.000
Steve Reed, R ERA: 3.6 (7, 1)	1.0		3	1	0	0	1	0	0	0	0	0	0	10	13	0.00	1.000
Marcus Moore, R ERA: 4.34 (8, 1)	1.0		4	0	0	0	2	0	0	0	1	0	0	10	18	0.00	0.000
Bruce Ruffin, L ERA: 2.74 (9, 1)	1.0		4	2	1	1	0	0	0	0	0	0	0	14	17	9.00	2.000

Cincinnati Reds @ Colorado Rockies
 Mile High Stadium, Denver, CO
 Tue May 24 1994, 9:05 PM EDT
 Att. 47,885 - Unknown - 66 F

livebaseballscorecards.com

AB	39
R	7
H	13
RBI	7
BB	0
SO	10
LOB	14



BOTTOM

Cincinnati Reds @ Colorado Rockies
Mile High Stadium, Denver, CO
Tue May 24 1994, 9:05 PM EDT
Att: 47,885 - Unknown - 66 F

livebaseballscorecards.com

AB 38
R 11
H 17
RBI 10
BB 3
SO 5
LOB 13



WP: 2 PA: 42
PB: 0
SB: 0
CS: 2

AB R H RBI BB SO LOB

5 3 4 0 0 0 0

4 2 2 3 1 0 1

5 1 1 2 0 0 2

4 1 3 2 1 0 0

5 2 3 0 0 0 1

4 1 1 1 0 1 4

3 1 2 0 1 0 0

4 0 0 1 0 2 4

1 0 0 0 0 1 1
1 0 0 0 0 0 0
0 0 0 0 0 0 0
1 0 0 0 0 1 0
0 0 0 0 0 0 0
1 0 1 1 0 0 0
0 0 0 0 0 0 0
0 0 0 0 0 0 0

1B: 14 SF: 0
2B: 1 SAC: 0
3B: 1 DP: 1
HR: 1 HBP: 0

Batter	1	2	3	4	5	6	7	8	9
Walt Weiss, S OBP: 0.355, SLG: 0.361 (1, 6)	2-1 G4-3 3B	2-1 1B 1B		2-2 F8		2-2 BB 1B	1-2 CS	0-0 HR 1B	
Eric Young Sr., R OBP: 0.320, SLG: 0.463 (1, 7)	1-2 P3	3-1 1B 2B 1B		1-2 G4-3		4-1 BB G6-4-3 1B		3-2 HR 1B	
Dante Bichette, R OBP: 0.341, SLG: 0.600 (1, 9)	1-0 G4-3	0-0 2B 1B			1-0 P4	1-1 G6-4-3		0-2 G6-3	
Andres Galarraga, R OBP: 0.365, SLG: 0.636 (1, 3)	1-2 WP 1B 1B	0-0 1B 2B			1-0 1B 1B		4-2 FC1-5 BB 1B	0-2 G6-3	
Charlie Hayes, R OBP: 0.320, SLG: 0.402 (1, 5)	2-2 WP 1B	2-1 G5-3			1-1 1B WP 1B		0-1 BB FC1-5 FC4-6 1B	3-1 G6-3	
Mike Kingery, L OBP: 0.388, SLG: 0.458 (1, 8)	2-2 G6-3		1-3 K		2-0 CS 1B		0-0 FC1-5 FC4-6 BB 1B		
Joe Girardi, R OBP: 0.317, SLG: 0.281 (1, 2)		1-0 1B 1B	2-2 F8		1 SAFE 1 SAFE 3-2 FC5-4 1B		4-2 FC4-6 BB		
Nelson Liriano, S OBP: 0.333, SLG: 0.341 (1, 4)		2-3 K	3-3 K		2-0 FC5-4		1-0 FC4-6 1B		
David Nied, R OBP: 0.116, SLG: 0.063 (4, PH) Chris Jones, R OBP: 0.250, SLG: 0.250 (5, 1) Kent Sotterfield, R OBP: 0.314, SLG: 0.442 (6, PH) Steve Reed, R OBP: 0.310, SLG: 0.256 (7, PH) Danny Sheaffer, R OBP: 0.310, SLG: 0.256 (8, 1) Marcus Moore, S OBP: 0.667, SLG: 0.500 (9, 1)		1 SAFE 1 SAFE 1-3 K		2-0 G6-3		1-3 K	1-0 CS 1B		

Inning Stats	R: 1	H: 3	LOB: 2	K: 0	S: 17	R: 4	H: 5	LOB: 1	K: 2	S: 15	R: 0	H: 0	LOB: 0	K: 2	S: 11	R: 0	H: 0	LOB: 0	K: 0	S: 7	R: 2	H: 4	LOB: 1	K: 0	S: 11	R: 0	H: 1	LOB: 1	K: 1	S: 10	R: 2	H: 2	LOB: 1	K: 0	S: 13	R: 2	H: 2	LOB: 0	K: 0	S: 14
--------------	------	------	--------	------	-------	------	------	--------	------	-------	------	------	--------	------	-------	------	------	--------	------	------	------	------	--------	------	-------	------	------	--------	------	-------	------	------	--------	------	-------	------	------	--------	------	-------

PITCHER	IP	WLS	BF	H	R	ER	SO	BB	IBB	HBP	BLK	WP	HR	S	P	ERA	WHIP
Erik Hanson, R ERA: 4.94 (1, 1)	5.0	L	26	12	7	7	4	0	0	0	0	2	0	61	101	12.60	2.400
Pete Schourek, L ERA: 5.21 (6, 1)	0.1		3	1	0	0	1	0	0	0	0	0	0	8	15	0.00	6.000
Johnny Ruffin, R ERA: 2.57 (6, 1)	0.2		3	1	2	2	0	1	0	0	0	0	0	8	13	27.00	3.000
Chuck McElroy, L ERA: 1.14 (7, 1)	1.0		4	1	0	0	0	1	0	0	0	0	0	7	14	0.00	2.000
Jerry Spradlin, R ERA: 7.94 (8, 1)	1.0		5	2	2	2	0	0	0	0	0	0	1	14	20	18.00	2.000

Batter	1	2	3	4	5	6	7	8	9	AB R H RBI BB SO LOB	TOP
Barry Larkin, R (1, 6) OBP: 0.365, SLG: 0.372 Jeff Branson, L (5, 5) OBP: 0.295, SLG: 0.268	2-1 WP 1B	3-2 G3-6-3			4-0 BB		0-1 2B			2 1 1 0 1 0 1 1 0 1 0 0 0 0	
Roberto Kelly, R (1, 8) OBP: 0.342, SLG: 0.391	1-3 K		1-2 G4-3		0-3 K		1-1 G4-3			4 0 0 0 0 2 4	
Hal Morris, L (1, 3) OBP: 0.389, SLG: 0.486	3-1 1B		2-0 G3		3-2 L7		2-3 K			4 1 1 1 0 1 2	
Kevin Mitchell, R (1, 7) OBP: 0.379, SLG: 0.617	3-2 BB 1B		2-2 G4-3		3-3 K		0-0 G6-3			4 0 1 0 0 1 0	
Reggie Sanders, R (1, 9) OBP: 0.342, SLG: 0.494	3-2 BB 1B			2-3 K		3-3 K		2-1 G4-3		4 0 1 1 0 2 0	
Tony Fernandez, S (1, 5) OBP: 0.362, SLG: 0.438	4-2 BB		0-0 B3		0-1 2B			1-0 F9		3 0 1 0 0 1 0 0	
Bret Boone, R (1, 4) OBP: 0.340, SLG: 0.456	1-0 G4-3		1-3 K		3-2 G4-3			3-2 1B		4 0 1 0 0 1 4	
Brian Dorsett, R (1, 2) OBP: 0.372, SLG: 0.440 Lenny Harris, L (9, PH) OBP: 0.424, SLG: 0.531 Jacob Brumfield, R (9, PH) OBP: 0.227, SLG: 0.211			1-2 L9		2-2 SH1-4 1B		2-2 F9		0-3 K	3 0 1 0 0 0 0 0 0 0 0 0 0 0 1 0 0 0 0 1 1	
Jose Rijo, R (1, 1) OBP: 0.278, SLG: 0.278 Jerome Walton, R (9, PH) OBP: 0.316, SLG: 0.316			0-0 G3-6-3 1B		1-0 SH1-4		1-2 G4-3		3-3 K	2 0 1 0 0 0 0 1 0 0 0 0 1 1	

Cincinnati Reds @ Colorado Rockies
Mile High Stadium, Denver, CO
 Wed May 25 1994, 9:05 PM EDT
 Att. 47,264 - Unknown - 57 F

AB	33
R	2
H	9
RBI	2
BB	2
SO	9
LOB	13



Inning Stats	R: 2 E: 0 K: 1 S: 17	H: 4 LOB: 2 BB: 1 P: 34	R: 0 E: 0 K: 0 S: 7	H: 1 LOB: 0 BB: 0 P: 11	R: 0 E: 0 K: 0 S: 10	H: 0 LOB: 0 BB: 0 P: 15	R: 0 E: 0 K: 2 S: 10	H: 0 LOB: 0 BB: 0 P: 13	R: 0 E: 0 K: 1 S: 14	H: 1 LOB: 2 BB: 1 P: 24	R: 0 E: 0 K: 2 S: 13	H: 1 LOB: 1 BB: 0 P: 22	R: 0 E: 0 K: 0 S: 10	H: 1 LOB: 1 BB: 0 P: 14	R: 0 E: 0 K: 1 S: 6	H: 0 LOB: 0 BB: 0 P: 10	R: 0 E: 0 K: 2 S: 12	H: 1 LOB: 1 BB: 0 P: 19	1B: 7 2B: 2 3B: 0 HR: 0	SF: 0 SAC: 1 DP: 2 HBP: 0	WP: 2 PB: 0 SB: 0 CS: 0	PA: 36
--------------	-------------------------------	----------------------------------	------------------------------	----------------------------------	-------------------------------	----------------------------------	-------------------------------	----------------------------------	-------------------------------	----------------------------------	-------------------------------	----------------------------------	-------------------------------	----------------------------------	------------------------------	----------------------------------	-------------------------------	----------------------------------	----------------------------------	------------------------------------	----------------------------------	--------

PITCHER	IP	WLS	BF	H	R	ER	SO	BB	IBB	HBP	BLK	WP	HR	S	P	ERA	WHIP
Kevin Ritz, R (1, 1) ERA: 3.6	5.0		21	6	2	2	4	2	0	0	0	1	0	58	97	3.60	1.600
Mike Harkey, R (6, 1) ERA: 7.21	2.0	W	8	2	0	0	2	0	0	0	0	0	0	23	36	0.00	1.000
Mike Munoz, L (8, 1) ERA: 4.61	0.1		1	0	0	0	1	0	0	0	0	0	0	3	5	0.00	0.000
Steve Reed, R (8, 1) ERA: 3.46	1.0		4	1	0	0	0	0	0	0	0	0	0	9	15	0.00	1.000
Bruce Ruffin, L (9, 1) ERA: 2.66	0.2	S	2	0	0	0	2	0	0	0	0	0	0	6	9	0.00	0.000

Batter	1	2	3	4	5	6	7	8	9	AB R H RBI BB SO LOB
Walt Weiss, S (1, 6) OBP: 0.353, SLG: 0.359	0-2 2B 1B		0-3 K		3-2 G4-3			0-0 L8		4 0 1 0 0 1 0
Eric Young Sr., R (1, 7) OBP: 0.316, SLG: 0.465 Chris Jones, R (9, 7) OBP: 0.250, SLG: 0.250	1-0 2B		3-2 G5-3		1-2 G6-3			1-1 G6-3		4 0 1 0 0 0 0 0 0 0 0 0 0 0
Dante Bichette, R (1, 9) OBP: 0.333, SLG: 0.586	3-3 K		2-0 P4					0-2 F8		4 0 0 0 0 1 2
Andres Galarraga, R (1, 3) OBP: 0.363, SLG: 0.648	1-3 K			1-3 K				1-2 HR		3 1 1 1 0 2 2
Charlie Hayes, R (1, 5) OBP: 0.321, SLG: 0.398	4-2 BB			1-0 G3-1				1-0 G1-3		2 0 0 0 1 0 0
Mike Kingery, L (1, 8) OBP: 0.371, SLG: 0.435	2-1 P9			2-2 G3				2-3 K2-3		3 0 0 0 0 1 3
Joe Girardi, R (1, 2) OBP: 0.324, SLG: 0.290										3 1 2 0 0 1 0
Nelson Liriano, S (1, 4) OBP: 0.315, SLG: 0.319										3 0 0 0 0 0 2
Kevin Ritz, R (1, 1) John Vander Wal, L (5, PH) Mike Hartney, R (6, 1) Howard Johnson, S (7, PH) Mike Munoz, L (8, 1) Steve Reed, R (8, 1) Bruce Ruffin, S (9, 1) OBP: 0.667, SLG: 0.500										1 0 0 0 0 1 0 1 1 1 2 0 0 0 0 0 0 0 0 0 0 1 0 0 0 0 1 0
Inning Stats	R: 0 H: 2 E: 0 LOB: 3 K: 2 BB: 1 S: 14 P: 25	R: 0 H: 1 E: 0 LOB: 0 K: 1 BB: 0 S: 6 P: 8	R: 0 H: 0 E: 0 LOB: 0 K: 1 BB: 0 S: 9 P: 14	R: 0 H: 0 E: 0 LOB: 0 K: 1 BB: 0 S: 8 P: 12	R: 2 H: 2 E: 0 LOB: 0 K: 0 BB: 0 S: 9 P: 17	R: 1 H: 1 E: 0 LOB: 0 K: 1 BB: 0 S: 11 P: 15	R: 0 H: 0 E: 0 LOB: 0 K: 2 BB: 0 S: 7 P: 13	R: 0 H: 0 E: 0 LOB: 0 K: 0 BB: 0 S: 7 P: 8		1B: 3 SF: 0 2B: 1 SAC: 0 3B: 0 DP: 1 HR: 2 HBP: 0
PITCHER Jose Rijo, R (1, 1) ERA: 3.38	IP WLS BF H R ER SO BB IBB HBP BLK WP HR S P ERA WHIP	8.0 L 30 6 3 3 8 1 0 0 0 0 2 71 112 3.38 0.875								

BOTTOM

Cincinnati Reds @ Colorado Rockies
Mile High Stadium, Denver, CO
 Wed May 25 1994, 9:05 PM EDT
 Att: 47,264 - Unknown - 57 F

livebaseballscorecards.com

AB	29
R	3
H	6
RBI	3
BB	1
SO	8
LOB	9



WP: 0	PA: 30
PB: 0	
SB: 0	
CS: 0	

Batter	1	2	3	4	5	6	7	8	9	AB R H RBI BB SO LOB	TOP											
Lenny Harris, L (1, 5) OBP: 0.410, SLG: 0.486	4-1 S 3B BB	0-0 1B BB 1B	3-2 FC5-4 G5-4-3		0-1 F8	0-0 L8			2-2 L7	5 2 1 1 1 0 2												
Roberto Kelly, R (1, 8) OBP: 0.344, SLG: 0.392 Jacob Brumfield, R (3, PH) OBP: 0.231, SLG: 0.217	2-3 K	1-1 BB SF9 1B	3-0 G5-4-3		0-1 3B 1B				0-0 G2-3	2 1 1 1 0 1 1 4 1 1 0 0 1 1												
Hal Morris, L (1, 3) OBP: 0.394, SLG: 0.511	3-1 SF7 3B	0-0 SF9 BB 1B 1B			3-2 G6-3	2-0 G4-3 3B			1-1 G3	5 3 3 2 0 0 0												
Kevin Mitchell, R (1, 7) OBP: 0.381, SLG: 0.617 Thomas Howard, S (2, 7) OBP: 0.271, SLG: 0.338	2-0 SF7	4-0 1B SF9 FC4-6 BB			0-1 S 1B	2-0 G4-3			2-1 G4-3	0 1 0 2 1 0 0 3 1 1 1 0 0 0												
Reggie Sanders, R (1, 9) OBP: 0.333, SLG: 0.482	2-0 L6	2-0 SF9			2-3 K	0-0 P4			0-1 E5	4 0 0 1 0 1 1												
Tony Fernandez, S (1, 6) OBP: 0.378, SLG: 0.447 Jeff Branson, L (6, 6) OBP: 0.289, SLG: 0.262					4-1 1B BB	4-2 WP E BB			0-3 K	2 2 2 1 2 0 0 1 0 0 0 0 1 1												
Bret Boone, R (1, 4) OBP: 0.348, SLG: 0.461					0-0 BB 1B	1-2 E8 FC6-4 1B			3-3 K	5 1 3 2 0 1 2												
Eddie Taubensee, L (1, 2) OBP: 0.246, SLG: 0.291					4-2 BB	0-1 F7			2-3 K	3 1 0 0 2 2 3												
John Roper, R (1, 1) OBP: 0.500, SLG: 0.400 Tim Fortugno, L (8, 1) Jerome Walton, R (9, PH) OBP: 0.300, SLG: 0.300 Jeff Brantley, R (9, 1)					1-2 BB	0-1 FC6-4			0-1 G5-3	4 1 2 2 0 1 4 0 0 0 0 0 0 0 1 0 0 0 0 0 0 0 0 0 0 0 0 0												
Inning Stats	R: 2 E: 0 K: 1 S: 8	H: 1 LOB: 0 BB: 1 P: 21	R: 8 E: 0 K: 0 S: 21	H: 7 LOB: 1 BB: 2 P: 43	R: 0 E: 0 K: 0 S: 8	H: 1 LOB: 0 BB: 0 P: 15	R: 1 E: 0 K: 2 S: 15	H: 2 LOB: 3 BB: 2 P: 28	R: 2 E: 0 K: 0 S: 7	H: 2 LOB: 0 BB: 0 P: 11	R: 1 E: 1 K: 0 S: 11	H: 1 LOB: 1 BB: 1 P: 16	R: 0 E: 0 K: 1 S: 9	H: 0 LOB: 0 BB: 0 P: 14	R: 0 E: 1 K: 3 S: 14	H: 0 LOB: 1 BB: 0 P: 19	R: 0 E: 0 K: 0 S: 7	H: 0 LOB: 0 BB: 0 P: 9	1B: 12 2B: 0 3B: 2 HR: 0	SF: 2 SAC: 0 DP: 1 HBP: 0	WP: 1 PB: 0 SB: 2 CS: 0	PA: 47
PITCHER	IP WLS BF H R ER SO BB IBB HBP BLK WP HR S P ERA WHIP																					
Greg Harris, R (1, 1) ERA: 6.31	1.0 L 10 5 7 7 1 2 0 0 0 0 0 0 17 40 63.00 7.000																					
Willie Blair, R (2, 1) ERA: 7.76	3.0 17 6 4 4 3 3 0 0 0 0 0 0 35 67 12.00 3.000																					
Kent Bottenfield, R (5, 1) ERA: 5.52	3.0 13 3 3 3 1 1 0 0 0 1 0 27 41 9.00 1.333																					
Marcus Moore, R (8, 1) ERA: 4.12	1.0 4 0 0 0 3 0 0 0 0 0 0 0 14 19 0.00 0.000																					
Mike Munoz, L (9, 1) ERA: 4.3	1.0 3 0 0 0 0 0 0 0 0 0 0 0 7 9 0.00 0.000																					

Cincinnati Reds @ Colorado Rockies
 Mile High Stadium, Denver, CO
 Thu May 26 1994, 5:33 AM EDT
 Att. 53,407 - Cloudy - 65 F

livebaseballscorecards.com

AB	39
R	14
H	14
RBI	13
BB	6
SO	8
LOB	15




BOTTOM

Cincinnati Reds @ Colorado Rockies
Mile High Stadium, Denver, CO
Thu May 26 1994, 5:33 AM EDT
Att: 53,407 - Cloudy - 65 F

livebaseballscorecards.com

AB 35
R 4
H 8
RBI 3
BB 6
SO 7
LOB 21



WP: 2 PA: 41
PB: 0
SB: 2
CS: 0

AB R H RBI BB SO LOB
2 1 2 1 1 0 0
0 0 0 0 2 0 0

4 0 1 0 1 1 3

4 0 1 0 1 1 3

3 0 0 0 0 1 2
2 0 0 0 0 1 4

5 0 0 0 0 0 4

4 1 2 0 0 0 0

2 0 0 0 0 1 0
0 0 0 0 0 0 0
1 0 0 0 0 1 1
0 0 0 0 0 0 0
0 0 0 0 1 0 0
0 0 0 0 0 0 0

4 2 2 2 0 0 3

0 0 0 0 0 0 0
1 0 0 0 0 1 1
3 0 0 0 0 0 0

1B: 5 SF: 0
2B: 1 SAC: 0
3B: 1 DP: 0
HR: 1 HBP: 0

Batter	1	2	3	4	5	6	7	8	9
Walt Weiss, S (1, 6) Roberto Mejia, R (6, 4) OBP: 0.362, SLG: 0.376 OBP: 0.325, SLG: 0.442	4-2 BB S		0-2 BLK 3B 2-H		3-2 1B		4-1 BB		4-2 BB 1B
Eric Young Sr., R (1, 7) OBP: 0.321, SLG: 0.453	1-3 K 1-2		4-1 BLK S BB		0-1 F9		0-0 G5-3		1-2 BB 1B 1-3
Dante Bichette, R (1, 9) OBP: 0.335, SLG: 0.579	1-2 G1-3		0-2 P3			0-3 K1-3		0-0 FC3-6 1B	4-1 BB 1-2
Andres Galarraga, R (1, 3) John Vander Wal, L (7, 3) OBP: 0.359, SLG: 0.637 OBP: 0.294, SLG: 0.469	0-1 G6-3		1-3 K 1-3 3-H			0-1 G6-3		0-0 F8	1-3 K
Charlie Hayes, R (1, 5) OBP: 0.312, SLG: 0.386		0-1 G5-3		2-2 F7		1-0 G3		2-2 FC3-6 WP 1B 1-2f	0-0 G4-3
Mike Kingery, L (1, 8) OBP: 0.378, SLG: 0.439		1-0 F8		0-1 F9			3-2 WP HR 1B	3-1 WP 1B 1-2	
Joe Girardi, R (1, 2) Kent Sotterfield, R (5, 1) Chris Jones, R (7, PH) Marcus Moore, S (8, 1) Howard Johnson, S (8, PH) Mike Munoz, L (9, 1) OBP: 0.319, SLG: 0.286 OBP: 0.231, SLG: 0.231		0-0 G4-3		0-3 K			2-3 K 1-2 FC6-4 BB	4-1 BB 1-2 2-3	
Nelson Liriano, S (1, 4) OBP: 0.328, SLG: 0.412 (6, 6)			1-1 3B 2B		3-2 L1		3-2 1-H HR	0-1 FC6-4 1-2f	
Greg Harris, R (1, 1) Willie Blair, R (2, 1) Danny Sheaffer, R (5, 2) OBP: 0.286, SLG: 0.263 OBP: 0.289, SLG: 0.238			1-3 K		2-1 G6-3		0-0 G5-3	1-1 L7	

Inning Stats	R: 0	H: 0	E: 0	K: 1	S: 10	LOB: 1	BB: 1	P: 16
	R: 0	H: 0	E: 0	K: 0	S: 4	LOB: 0	BB: 0	P: 5
	R: 2	H: 2	E: 0	K: 2	S: 15	LOB: 1	BB: 1	P: 22
	R: 0	H: 0	E: 0	K: 1	S: 8	LOB: 0	BB: 0	P: 10
	R: 0	H: 1	E: 0	K: 0	S: 11	LOB: 1	BB: 0	P: 19
	R: 0	H: 0	E: 0	K: 1	S: 6	LOB: 0	BB: 0	P: 7
	R: 2	H: 2	E: 0	K: 1	S: 12	LOB: 1	BB: 1	P: 24
	R: 0	H: 2	E: 0	K: 0	S: 10	LOB: 3	BB: 1	P: 19
	R: 0	H: 1	E: 0	K: 1	S: 13	LOB: 3	BB: 2	P: 24

PITCHER	IP	WLS	BF	H	R	ER	SO	BB	IBB	HBP	BLK	WP	HR	S	P	ERA	WHIP
John Roper, R (1, 1) ERA: 3.46	7.0		29	5	4	4	6	3	0	0	1	1	1	66	103	5.14	1.143
Tim Fortugno, L (8, 1) ERA:	1.0		6	2	0	0	0	1	0	0	0	1	0	10	19	0.00	3.000
Jeff Brantley, R (9, 1) ERA: 3.2	1.0		6	1	0	0	1	2	0	0	0	0	0	13	24	0.00	3.000

PITCHER

PITCHER

Batter	1	2	3	4	5	6	7	8	9	AB R H RBI BB SO LOB	TOP	
Barry Larkin, R (1, 6) OBP: 0.358, SLG: 0.363 Jerry Spradlin, S (8, 1)	1-0 F7		3-3 K		1-1 G6-3			1-1 F8		4 0 0 0 0 1 2 0 0 0 0 0 0 0		
Jerome Walton, R (1, 7) OBP: 0.292, SLG: 0.292	1-0 1B		1-2 G5-3			0-1 B1-3		1-2 P6		4 0 1 0 0 0 2		
Hal Morris, L (1, 3) OBP: 0.386, SLG: 0.500	1-3 K			0-0 L6		0-0 L8		0-0 F9		4 0 0 0 0 1 1		
Roberto Kelly, R (1, 8) OBP: 0.353, SLG: 0.400		0-1 CS 1B		0-1 WP 1B		3-1 F8			0-2 FC6-4 1B	4 0 3 0 0 0 0		
Reggie Sanders, R (1, 9) OBP: 0.326, SLG: 0.471		3-2 G4-3		3-3 K			2-3 K		0-0 FC6-4 BB	4 0 0 0 0 2 3		
Tony Fernandez, S (1, 5) OBP: 0.381, SLG: 0.444 (8, 6)		1-0 G4-3		1-0 G3-1			2-0 1B		4-2 G6-4-3 BB	3 0 1 0 1 0 1		
Bret Boone, R (1, 4) OBP: 0.352, SLG: 0.490			1-1 E 2B		0-2 HR		1-1 F7		0-0 G6-4-3	4 2 2 1 0 0 3		
Brian Dorsett, R (1, 2) OBP: 0.362, SLG: 0.427			3-2 FC6		2-2 G4-3		0-2 F9			3 0 0 0 0 0 1		
Tim Pugh, R (1, 1) OBP: 0.438, SLG: 0.429 Pete Schourek, L (4, 1) OBP: 0.167, SLG: 0.167 Jeff Branson, L (8, PH) OBP: 0.304, SLG: 0.279 (8, 5)			0-0 G5-3		0-0 G5-3			0-0 1B		1 0 0 0 0 0 1 1 0 0 0 0 0 0 1 0 1 0 0 0 0		
Inning Stats	R: 0 H: 1 E: 0 LOB: 0 K: 1 BB: 0 S: 5 P: 8	R: 0 H: 1 E: 0 LOB: 0 K: 0 BB: 0 S: 6 P: 10	R: 1 H: 1 E: 1 LOB: 1 K: 1 BB: 0 S: 13 P: 21	R: 0 H: 1 E: 0 LOB: 1 K: 1 BB: 0 S: 7 P: 11	R: 1 H: 1 E: 0 LOB: 0 K: 0 BB: 0 S: 9 P: 12	R: 0 H: 0 E: 0 LOB: 0 K: 0 BB: 0 S: 5 P: 8	R: 0 H: 1 E: 0 LOB: 1 K: 1 BB: 0 S: 9 P: 14	R: 0 H: 1 E: 0 LOB: 1 K: 0 BB: 0 S: 7 P: 9	R: 0 H: 1 E: 0 LOB: 1 K: 0 BB: 1 S: 7 P: 11	1B: 6 SF: 0 2B: 1 SAC: 0 3B: 0 DP: 1 HR: 1 HBP: 0	WP: 1 PA: 34 PB: 0 SB: 0 CS: 1	
PITCHER Pete Smith, R (1, 1) ERA: 4.88	IP WLS BF H R ER SO BB IBB HBP BLK WP HR S P ERA WHIP	9.0 W 34 8 2 1 4 1 0 0 0 1 1 68 104 1.00 1.000										

Cincinnati Reds @ New York Mets
Shea Stadium, Flushing, NY
Fri May 27 1994, 7:05 PM EDT
Att. 23,303 - Unknown

AB	33
R	2
H	8
RBI	1
BB	1
SO	4
LOB	14



livebaseballscorecards.com

Batter	1	2	3	4	5	6	7	8	9
Luis Rivera, R OBP: 0.429, SLG: 0.947 (1, 6)	1-1 G4-3	2-1 HR	3-2 G6-3		0-0 E9			4-2 1B BB	
David Segui, S OBP: 0.322, SLG: 0.391 (1, 3)	0-0 E 1B SF9	4-2 G4-3 1B BB		1-2 P3	0-0 G6-3			1-2 F8 1B SF8 1B	
Joe Orsulak, L OBP: 0.321, SLG: 0.413 (1, 9)	1-1 E BB 1B	0-0 G4-3		1-0 BB 1B G1-2-3		0-0 G4-3		1-1 PB F8 1B 2-H	
Bobby Bonilla, S OBP: 0.418, SLG: 0.550 (1, 5)	2-2 E3 BB E 1-2 2-3	1-1 1B		1-1 BB 1B		1-2 F8		1-2 F8 1-2 2-3	
Jeff Kent, R OBP: 0.362, SLG: 0.563 (1, 4)	1-1 SF9 1-2 2-3 3-H	2-3 K		4-1 1-2 2-3 BB		1-2 F8		1-2 SF8 3-H	
Shawn Hare, L OBP: 0.400, SLG: 0.250 (1, 7)	4-2 BB BB		2-2 WP 3B 1B	1-0 G1-2-3 3-H		3-1 G4-3		2-3 K 2-3	
Ryan Thompson, R OBP: 0.324, SLG: 0.512 (1, 8)	4-1 1-2 2-3 3-H BB		2-3 K		3-2 HR HBP		2-1 2B		
Todd Hundley, S OBP: 0.319, SLG: 0.587 (1, 2)	3-2 G1-3		2-2 1-H 3B		1-1 HR		3-2 G6-3		
Pete Smith, R OBP: 0.240, SLG: 0.182 (1, 1)		3-2 HR 1B	1-3 K		1-2 K		2-0 G6-3		

Inning Stats	R: 2 E: 2 K: 0 S: 20	H: 2 LOB: 3 BB: 2 P: 36	R: 3 E: 0 K: 1 S: 13	H: 3 LOB: 0 BB: 1 P: 25	R: 1 E: 0 K: 2 S: 18	H: 2 LOB: 1 BB: 0 P: 28	R: 0 E: 0 K: 0 S: 10	H: 2 LOB: 2 BB: 1 P: 18	R: 2 E: 1 K: 1 S: 9	H: 1 LOB: 0 BB: 0 P: 14	R: 0 E: 0 K: 0 S: 7	H: 0 LOB: 0 BB: 0 P: 9	R: 0 E: 0 K: 0 S: 8	H: 1 LOB: 1 BB: 0 P: 18	R: 2 E: 0 K: 1 S: 19	H: 2 LOB: 1 BB: 1 P: 29
--------------	-------------------------------	----------------------------------	-------------------------------	----------------------------------	-------------------------------	----------------------------------	-------------------------------	----------------------------------	------------------------------	----------------------------------	------------------------------	---------------------------------	------------------------------	----------------------------------	-------------------------------	----------------------------------

PITCHER	IP	WLS	BF	H	R	ER	SO	BB	IBB	HBP	BLK	WP	HR	S	P	ERA	WHIP
Tim Pugh, R ERA: 6.04 (1, 1)	3.0	L	19	7	6	4	3	3	0	0	0	1	1	51	89	12.00	3.333
Pete Schourek, L ERA: 5.09 (4, 1)	4.0		17	4	2	2	1	1	0	1	0	0	1	34	59	4.50	1.250
Jerry Spradlin, R ERA: 9.45 (8, 1)	1.0		6	2	2	2	1	1	0	0	0	0	0	19	29	18.00	3.000

AB	R	H	RBI	BB	SO	LOB
4	2	2	2	1	0	1
4	3	2	0	1	0	0
5	1	3	1	0	0	1
5	0	2	1	0	0	4
2	0	0	2	1	1	0
4	1	1	0	1	1	4
2	1	1	1	1	1	1
4	1	2	3	0	0	4
4	1	1	0	0	2	2

WP	HR	S	P	ERA	WHIP
1	1	28	28	12.00	3.333
1	1	28	28	4.50	1.250
1	0	28	28	18.00	3.000

Cincinnati Reds @ New York Mets
Shea Stadium, Flushing, NY
 Fri May 27 1994, 7:05 PM EDT
 Att. 23,303 - Unknown

AB	34
R	10
H	13
RBI	10
BB	5
SO	5
LOB	17



1B:	9	SF:	2	WP:	1	PA:	42
2B:	1	SAC:	0	PB:	1		
3B:	1	DP:	1	SB:	0		
HR:	2	HBP:	1	CS:	0		

Batter	1	2	3	4	5	6	7	8	9	AB R H RBI BB SO LOB	TOP																
Barry Larkin, R (1, 6) OBP: 0.364, SLG: 0.372	2-1 F8	1-2 2-H 2B		2-2 WP BB 1B		2-1 F9			4-2 G6-4-3 BB	4 0 2 2 1 0 0																	
Tony Fernandez, S (1, 5) OBP: 0.388, SLG: 0.442	0-0 B1-3	4-0 BB		4-0 WP BB 1-2			1-1 G6-3 1B		0-1 G6-4-3 1-2f	3 0 1 0 2 0 1																	
Hal Morris, L (1, 3) OBP: 0.384, SLG: 0.495	1-1 1B 1B	1-2 G4-3		1-2 G6-3 1-2 2-3			1-2 G6-3 1-2f			4 1 1 0 0 0 5																	
Roberto Kelly, R (1, 8) OBP: 0.351, SLG: 0.397	2-2 1B 1-3 1B		2-1 L9		2-0 G4-3		1-1 F8			4 0 1 0 0 0 0																	
Thomas Howard, S (1, 7) OBP: 0.270, SLG: 0.333	2-1 1-3 3-H 1B		2-1 G5-3		0-1 G6-3		1-1 G4-3			4 0 1 1 0 0 0																	
Reggie Sanders, R (1, 9) OBP: 0.330, SLG: 0.472	0-3 K		1-3 K		0-2 E S 1B		1-0 CS 1B			4 0 2 0 0 2 2																	
Bret Boone, R (1, 4) OBP: 0.355, SLG: 0.490		0-1 SH3-4 2B 1B		1-1 1B CS 1B		2-3 K 1-3		1-3 K 1-2		4 1 2 0 0 2 2																	
Brian Dorsett, R (1, 2) OBP: 0.358, SLG: 0.421		1-2 L7		2-2 G4-3 CS 1B 1B		0-0 G1-3		1-3 K		4 1 1 0 0 1 1																	
John Smiley, L (1, 1) OBP: 0.304, SLG: 0.409		0-0 SH3-4		1-2 G4-3		1-2 G6-3		0-2 HR		2 0 0 0 0 0 2																	
Johnny Ruffin, R (8, 1)										0 0 0 0 0 0 0																	
Kevin Mitchell, R (9, PH) OBP: 0.385, SLG: 0.643										1 1 1 1 0 0 0																	
Inning Stats	R: 1 E: 0 K: 1 S: 13	H: 3 LOB: 2 BB: 0 P: 20	R: 1 E: 0 K: 0 S: 14	H: 2 LOB: 2 BB: 1 P: 21	R: 0 E: 0 K: 1 S: 7	H: 0 LOB: 0 BB: 0 P: 12	R: 1 E: 0 K: 0 S: 15	H: 3 LOB: 2 BB: 1 P: 26	R: 0 E: 0 K: 1 S: 9	H: 1 LOB: 1 BB: 0 P: 13	R: 0 E: 0 K: 0 S: 7	H: 0 LOB: 0 BB: 0 P: 10	R: 0 E: 0 K: 0 S: 7	H: 1 LOB: 0 BB: 0 P: 10	R: 0 E: 0 K: 1 S: 6	H: 1 LOB: 0 BB: 0 P: 9	R: 1 E: 0 K: 1 S: 11	H: 1 LOB: 0 BB: 1 P: 16	1B: 10 2B: 1 3B: 0 HR: 1	SF: 0 SAC: 1 DP: 2 HBP: 0	WP: 1 PB: 0 SB: 1 CS: 3	PA: 38					
PITCHER	IP WLS BF H R ER SO BB IBB HBP BLK WP HR S P ERA WHIP																										
Doug Linton, R (1, 1) ERA: 4.64	3.2		20	8	3	3	2	2	0	0	0	0	0	46	75	7.36	2.727										
Mike Maddux, R (4, 1) ERA: 4.57	3.1	W	11	2	0	0	1	0	0	0	0	1	0	26	37	0.00	0.600										
Josias Manzanillo, R (8, 1) ERA: 3.05	1.0		3	1	0	0	1	0	0	0	0	0	0	6	9	0.00	1.000										
John Franco, L (9, 1) ERA: 2.91	1.0	S	4	1	1	1	1	1	0	0	0	0	1	11	16	9.00	2.000										

Cincinnati Reds @ New York Mets
 Shea Stadium, Flushing, NY
 Sat May 28 1994, 3:33 AM EDT
 Att. 20,605 - Sunny

livebaseballscorecards.com

AB	34
R	4
H	12
RBI	4
BB	3
SO	5
LOB	13



Batter	1	2	3	4	5	6	7	8	9	AB R H RBI BB SO LOB	TOP	
Lenny Harris, L OBP: 0.432, SLG: 0.488 (1, 9) (6, 5)	1-0 FC4-6 1B		3-2 G6-3		4-1 1B BB		0-0 2-H 1B		0-3 K	4 0 2 1 1 1 1		
Barry Larkin, R OBP: 0.360, SLG: 0.367 (1, 6)	1-0 FC4-6 G1-3 1-2f			2-0 F9	0-0 1B		1-0 P3		2-2 F7	5 0 1 2 0 0 3		
Hal Morris, L OBP: 0.379, SLG: 0.487 Tim Fortugno, L (5, 1)	3-2 G1-3			2-3 K	0-0 F8			2-3 K		3 0 0 0 0 1 3		
Reggie Sanders, R OBP: 0.328, SLG: 0.469 Chuck McElroy, L (8, 1)	1-2									0 0 0 0 0 0 0		
Thomas Howard, S OBP: 0.269, SLG: 0.330 (1, 7)	0-3 K			0-2 P6		1-2 F7		1-0 E8 1B		4 1 1 0 0 1 1		
Tony Fernandez, S OBP: 0.387, SLG: 0.440 Jerome Walton, R OBP: 0.280, SLG: 0.280 (1, 5) (6, 9)		1-2 F7			3-3 K	2-0 G5-4-3 1B		0-0 P3		3 0 1 0 0 1 0		
Bret Boone, R OBP: 0.359, SLG: 0.490 (1, 4)		0-2 G4-3			1-0 1B 1B	1-0 G5-4-3 1-2f		2-1 1B		4 1 2 1 0 0 1		
Jacob Brumfield, R OBP: 0.200, SLG: 0.185 (1, 8)		2-2 F9			2-1 F8		0-0 B1-3	2-2 G5-3		4 0 0 0 0 0 2		
Eddie Taubensee, L OBP: 0.267, SLG: 0.328 Brian Dorsett, R OBP: 0.364, SLG: 0.426 (1, 2) (9, PH)			0-3 K		1-1 1B 1B 1B		1-2 1B 2B		2-1 G4-1 WP 1B	3 2 2 0 0 1 0		
Erik Hanson, R OBP: 0.200, SLG: 0.267 Jerry Spradlin, S (3, 1)					1-2 1B BB 1B		2-3 K		2-2 G4-1	1 0 0 0 0 1 0		
Jeff Branson, L OBP: 0.306, SLG: 0.283 (5, PH) (5, 3)										0 0 0 0 0 0 0		
										3 1 1 1 0 1 2		
Inning Stats	R: 0 H: 1 E: 0 LOB: 1 K: 1 BB: 0 S: 8 P: 13	R: 0 H: 0 E: 0 LOB: 0 K: 0 BB: 0 S: 10 P: 13	R: 0 H: 0 E: 0 LOB: 0 K: 2 BB: 0 S: 10 P: 14	R: 0 H: 0 E: 0 LOB: 0 K: 1 BB: 0 S: 7 P: 11	R: 3 H: 4 E: 0 LOB: 2 K: 1 BB: 1 S: 15 P: 27	R: 0 H: 1 E: 0 LOB: 0 K: 0 BB: 0 S: 5 P: 9	R: 1 H: 2 E: 0 LOB: 1 K: 1 BB: 0 S: 9 P: 13	R: 1 H: 2 E: 1 LOB: 1 K: 1 BB: 0 S: 12 P: 19	R: 0 H: 1 E: 0 LOB: 1 K: 1 BB: 0 S: 14 P: 20	1B: 10 SF: 0 2B: 1 SAC: 0 3B: 0 DP: 1 HR: 0 HBP: 0	WP: 1 PA: 38 PB: 0 SB: 0 CS: 0	
PITCHER Bobby Jones, R ERA: 3.13 John Franco, L ERA: 2.78	IP WLS BF H R ER SO BB IBB HBP BLK WP HR S P ERA WHIP											
	(1, 1) 8.0 W 34 10 5 4 7 1 0 0 0 0 0 0 76 119 4.50 1.375											
	(9, 1) 1.0 S 4 1 0 0 1 0 0 0 0 0 1 0 14 20 0.00 1.000											

Cincinnati Reds @ New York Mets
Shea Stadium, Flushing, NY
Sun May 29 1994, 3:33 AM EDT
Att. 24,997 - Sunny

livebaseballscorecards.com

AB	37
R	5
H	11
RBI	5
BB	1
SO	8
LOB	14



Batter	1	2	3	4	5	6	7	8	9	AB	R	H	RBI	BB	SO	LOB	BOTTOM															
Luis Rivera, R OBP: 0.367, SLG: 0.704 (1, 6)	2-0 P6	2-0 1B 1B	1-2 G3		1-1 CS HBP			0-0 F8		4	1	1	0	0	0	1	Cincinnati Reds @ New York Mets Shea Stadium, Flushing, NY Sun May 29 1994, 3:33 AM EDT Att. 24,997 - Sunny															
David Segui, S OBP: 0.326, SLG: 0.389 (1, 3)	2-2 BB 1B	3-2 SAFE 1B		4-2 1B BB	1 SAFE 0-0 CS	2-1 P6				3	2	2	1	1	0	0																
Joe Orsulak, L OBP: 0.331, SLG: 0.415 (1, 9)	4-1 1B BB	2-2 1B		1-0 1B 1B		0-0 G3				3	2	2	1	1	0	0																
Bobby Bonilla, S OBP: 0.427, SLG: 0.573 (1, 5)	1-0 1B	3-3 K		1-0 G5-3 1B		0-3 K2-3				4	0	2	2	0	2	2																
Jeff Kent, R OBP: 0.373, SLG: 0.589 (1, 4)	2-1 1B		0-0 1B 1B	1-2 1B		1-0 F8				4	1	3	2	0	0	0																
Shawn Hare, L OBP: 0.375, SLG: 0.286 (1, 7)	1-3 K		0-1 1B 1B	3-3 K		0-3 K				3	1	1	0	0	2	3																
Jim Lindeman, R OBP: 0.393, SLG: 0.480 (7, PH)			1-2 G3 1B							1	0	0	0	0	1	0																
John Cangelosi, S OBP: 0.351, SLG: 0.277 (8, 7)										0	0	0	0	0	0	0																
Ryan Thompson, R OBP: 0.322, SLG: 0.523 (1, 8)		2-2 F8	0-0 WP G3 1B	2-0 G5-3		2-3 K				4	0	1	1	0	1	2																
Todd Hundley, S OBP: 0.308, SLG: 0.566 (1, 2)		2-3 K	0-0 G3		2-3 K			2-3 K		4	0	0	1	0	3	1																
Bobby Jones, R OBP: 0.087, SLG: 0.130 (1, 1)		1-0 1B 2B	2-2 P8		0-3 K			2-1 F9		3	1	1	0	0	1	1																
Kelly Stinnett, R OBP: 0.307, SLG: 0.309 (8, PH)										1	0	0	0	0	0	0																
John Franco, L (9, 1)										0	0	0	0	0	0	0																
Inning Stats	R: 2 E: 0 K: 1 S: 12	H: 3 LOB: 1 BB: 1 P: 24	R: 2 E: 0 K: 2 S: 21	H: 4 LOB: 2 BB: 0 P: 36	R: 2 E: 0 K: 0 S: 11	H: 3 LOB: 1 BB: 0 P: 14	R: 2 E: 0 K: 1 S: 13	H: 3 LOB: 1 BB: 1 P: 26	R: 0 E: 0 K: 2 S: 8	H: 0 LOB: 0 BB: 0 P: 11	R: 0 E: 0 K: 1 S: 6	H: 0 LOB: 0 BB: 0 P: 8	R: 0 E: 0 K: 2 S: 7	H: 0 LOB: 0 BB: 0 P: 10	R: 0 E: 0 K: 1 S: 8	H: 0 LOB: 0 BB: 0 P: 12	1B: 12 2B: 1 3B: 0 HR: 0	SF: 0 SAC: 0 DP: 1 HBP: 1	WP: 1 PB: 0 SB: 0 CS: 1	PA: 38												
PITCHER	IP WLS L	BF H R	ER LOB SO	BB IBB HBP BLK	WP HR S P	ERA WHIP	PITCHER														IP WLS BF H R ER SO BB IBB HBP BLK WP HR S P ERA WHIP											
Erik Hanson, R ERA: 5.7 (1, 1)	2.2	18	10	6	6	3	1	0	0	0	0	0	0	0	0	0	20.25	4.125														
Jerry Spradlin, R ERA: 10.13 (3, 1)	1.1	7	3	2	2	1	1	0	0	0	0	0	0	0	0	0	13.50	3.000														
Tim Fortugno, L ERA: (5, 1)	3.0	9	0	0	0	5	0	0	1	0	0	0	0	0	0	0	0.00	0.000														
Chuck McElroy, L ERA: 1.09 (8, 1)	1.0	3	0	0	0	1	0	0	0	0	0	0	0	0	0	0	0.00	0.000														



Batter	1	2	3	4	5	6	7	8	9	AB R H RBI BB SO LOB	TOP
Marquis Grissom, R (1, 8) OBP: 0.303, SLG: 0.349	1-2 1B	3-2 F9		0-0 P3		4-2 BB		0-0 L9		4 1 1 0 1 0 3	
Juan Bell, R (1, 4) OBP: 0.474, SLG: 0.452	3-2 E9 1B		4-2 BB		3-2 2B	4-0 BB		1-3 K	2 1 1 0 2 0 1		
Moises Alou, R (1, 7) OBP: 0.401, SLG: 0.512	3-3 K		1-2 G5-4-3 1-2f		2-1 G1-3	2-3 K		1-1 G6-3	5 0 0 0 0 2 7		
Larry Walker, L (1, 9) OBP: 0.356, SLG: 0.522	1-0 G4-3		4-1 BB		2-1 P6		3-3 K	2-3 K	4 0 0 1 1 2 2		
Darrin Fletcher, L (1, 2) OBP: 0.359, SLG: 0.418	2-0 1B		1-0 FC6 1-2f		4-2 BB		0-0 P8		3 0 1 1 1 0 1		
Cliff Floyd, L (1, 3) OBP: 0.329, SLG: 0.397	2-2 FC6-4 1-2f			1-0 1B HBP		0-2 L9		1-2 G6-3	3 0 0 0 0 0 3		
Wil Cordero, R (1, 6) OBP: 0.342, SLG: 0.402		1-0 HR		1-0 1B		0-0 2B		0-0 1B	4 1 4 1 0 0 0		AB 33 R 3 H 7 RBI 3 BB 5 SO 7 LOB 23
Mike Lansing, R (1, 5) OBP: 0.296, SLG: 0.342		2-0 L9		1-1 L8		0-0 G1-3		0-1 FC5-4 1-2f	4 0 0 0 0 0 4		
Ken Hill, R (1, 1) OBP: 0.208, SLG: 0.136 Jeff Shaw, R (6, 1) OBP: 0.333, SLG: 0.200 Sean Berry, R (6, 5) OBP: 0.361, SLG: 0.397 Lou Frazier, S (9, PH) OBP: 0.389, SLG: 0.388		2-2 G6-3		0-1 SH1-3		1-3 K		2-3 K	2 0 0 0 0 1 1 0 0 0 0 0 0 0 1 0 0 0 0 1 1 1 0 0 0 0 1 0		
Inning Stats	R: 2 H: 2 E: 1 LOB: 1 K: 1 BB: 0 S: 14 P: 26	R: 1 H: 1 E: 0 LOB: 0 K: 0 BB: 0 S: 10 P: 18	R: 0 H: 0 E: 0 LOB: 1 K: 0 BB: 2 S: 7 P: 17	R: 0 H: 1 E: 0 LOB: 2 K: 0 BB: 0 S: 6 P: 9	R: 0 H: 1 E: 0 LOB: 2 K: 0 BB: 1 S: 15 P: 26	R: 0 H: 1 E: 0 LOB: 3 K: 2 BB: 2 S: 11 P: 22	R: 0 H: 0 E: 0 LOB: 0 K: 1 BB: 0 S: 11 P: 15	R: 0 H: 1 E: 0 LOB: 1 K: 1 BB: 0 S: 7 P: 9	R: 0 H: 0 E: 0 LOB: 0 K: 2 BB: 0 S: 9 P: 13	1B: 4 SF: 0 2B: 2 SAC: 1 3B: 0 DP: 1 HR: 1 HBP: 1	WP: 0 PA: 40 PB: 0 SB: 2 CS: 0
PITCHER	Jose Rijo, R (1, 1) ERA: 3.23 Chuck McElroy, L (7, 1) ERA: 1.05 Jeff Brantley, R (8, 1) ERA: 2.96	IP WLS BF H R ER SO BB IBB HBP BLK WP HR S P ERA WHIP	PITCHER	IP WLS BF H R ER SO BB IBB HBP BLK WP HR S P ERA WHIP							

Montreal Expos @ Cincinnati Reds
 Riverfront Stadium, Cincinnati, OH

Mon May 30 1994, 7:05 PM EDT
 Att. 27,875 - Unknown - 82 F

livebaseballscorecards.com



Batter	1	2	3	4	5	6	7	8	9
Deion Sanders, L OBP: 0.341, SLG: 0.400 (1, 8)	0-0 G3		0-2 1B		0-0 F9	2-1 F7			
Barry Larkin, R OBP: 0.353, SLG: 0.359 (1, 6)	0-1 G6-3		0-3 K		1-3 K			0-0 G4-3	
Hal Morris, L OBP: 0.376, SLG: 0.488 (1, 3)	3-2 G4-3			2-2 HR 2B	2-3 K			1-3 K	
Kevin Mitchell, R OBP: 0.395, SLG: 0.692 Jeff Brantley, R (8, 1)		3-2 F8		0-0 HR		3-2 1B 1B		1-1 HR	
Reggie Sanders, R OBP: 0.332, SLG: 0.486 (1, 9)		2-3 K		1-0 HR		1-2 1B 1B		2-2 L8	
Tony Fernandez, S OBP: 0.395, SLG: 0.444 (1, 5)		1-0 1B		4-2 F8 SH1-4 BB		2-0 2B SF8 1B		1-2 G1-3	
Bret Boone, R OBP: 0.358, SLG: 0.494 (1, 4)		0-3 K		0-0 SH1-4		0-0 G3 2B		0-0 G5-3	
Brian Dorsett, R OBP: 0.360, SLG: 0.423 (1, 2)			0-0 G5-3	0-1 F8		0-1 SF8		2-0 1B	
Jose Rijo, R OBP: 0.250, SLG: 0.250 Lenny Harris, L OBP: 0.422, SLG: 0.476 Chuck McElroy, L Jerome Walton, R OBP: 0.269, SLG: 0.269 (6, PH) (7, 1) (8, 7)			0-0 G6-3	0-1 G5-3		0-0 G3		1-1 G1-3	

Inning Stats	R: 0	H: 0	E: 0	K: 0	S: 8	LOB: 0	BB: 0	P: 11
	R: 0	H: 1	E: 0	K: 2	S: 10	LOB: 1	BB: 0	P: 16
	R: 0	H: 1	E: 0	K: 1	S: 8	LOB: 1	BB: 0	P: 8
	R: 3	H: 3	E: 0	K: 0	S: 15	LOB: 1	BB: 1	P: 22
	R: 0	H: 0	E: 0	K: 2	S: 8	LOB: 0	BB: 0	P: 11
	R: 3	H: 4	E: 0	K: 0	S: 15	LOB: 1	BB: 0	P: 23
	R: 1	H: 1	E: 0	K: 1	S: 12	LOB: 0	BB: 0	P: 16
	R: 0	H: 1	E: 0	K: 0	S: 7	LOB: 1	BB: 0	P: 11

PITCHER	IP	WLS	BF	H	R	ER	SO	BB	IBB	HBP	BLK	WP	HR	S	P	ERA	WHIP
Ken Hill, R ERA: 3.27 (1, 1)	5.0	L	24	8	6	6	5	1	0	0	0	0	2	58	83	10.80	1.800
Jeff Shaw, R ERA: 3.34 (6, 1)	3.0		12	3	1	1	1	0	0	0	0	0	1	25	35	3.00	1.000

BOTTOM

4 0 1 0 0 0 1

4 0 0 0 0 2 1

4 1 1 0 0 2 0

4 3 3 3 0 0 0
0 0 0 0 0 0 0

4 2 2 1 0 1 0

3 1 2 1 1 0 0

3 0 1 1 0 1 1

3 0 1 1 0 0 1


2 0 0 0 0 0 1
1 0 0 0 0 0 1
0 0 0 0 0 0 0
1 0 0 0 0 0 1

AB 33
R 7
H 11
RBI 7
BB 1
SO 6
LOB 7

WP: 0 PA: 36
PB: 0
SB: 0
CS: 0

MONTEAL EXPOS @ CINCINNATI REDS
Riverfront Stadium, Cincinnati, OH

Mon May 30 1994, 7:05 PM EDT
Att: 27,875 - Unknown - 82 F



1B	2B	3B	HR	SF	SAC	DP	HBP
6	2	0	3	1	1	0	0

Batter	1	2	3	4	5	6	7	8	9	10	11	12	13	AB R H RBI BB SO LOB	TOP																	
Marquis Grissom, R OBP: 0.303, SLG: 0.359	1-3 K		4-2 S BB		2-2 G1-3		1-0 HR		2-1 F8		1-2 F7		2-2 G4-3	6 1 1 1 1 1 0																		
Juan Bell, R OBP: 0.452, SLG: 0.457 John Wetteland, R OBP: 0.286, SLG: 0.167	1-2 L9 2B		2-2 F8		0-0 G3		3-1 F8		4-1 BB		0-2 F7		1-2 G6-3	4 0 1 0 0 0 1 1 0 0 0 0 0 0 1 0 0 0 0 0 0																		
Moises Alou, R OBP: 0.409, SLG: 0.534	0-0 L9			0-1 G3 2B 1B		1-0 HR	2-2 1B		0-1 F9		0-1 CS 1B			6 2 4 1 0 0 2																		
Larry Walker, L OBP: 0.360, SLG: 0.516	2-3 K			0-0 G3		4-1 1B PB BB	3-2 1B		0-1 G1-3		2-2 CS			4 1 1 0 2 1 3																		
Cliff Floyd, L OBP: 0.326, SLG: 0.400 Randy Milligan, R OBP: 0.305, SLG: 0.206		2-3 K		1-2 FC5 2B		0-0 F8	0-2 P5			4-0 FC1-6 BB		1-1 F8		4 0 1 1 0 1 3 1 0 0 0 1 0 1																		
Lenny Webster, R OBP: 0.369, SLG: 0.417 Lou Frazier, S OBP: 0.389, SLG: 0.388 Tim Spehr, R OBP: 0.350, SLG: 0.444		1-0 G5-3		2-1 FC5 1B		1-2 PB PB 1B	4-2 SH1-3 BB		1-0 FC1-6 1B		3-3 K			3 0 1 0 1 0 1 0 0 0 0 0 0 0 2 0 0 0 0 1 2																		
Wil Cordero, R OBP: 0.344, SLG: 0.399		2-1 P3		1-0 FC6-4 1B		2-0 P9	0-1 SH1-3		1-0 F8		4-0 IBB			4 0 1 0 1 0 2																		
Mike Lansing, R OBP: 0.291, SLG: 0.337 Tim Scott, R OBP: 0.225, SLG: 0.275 Darin Fletcher, L OBP: 0.354, SLG: 0.418			0-1 L8	1-0 FC6-4 1B		2-2 G5-3	1-3 K		1-0 F9		0-2 G5-3			3 0 0 0 0 0 3 0 0 0 0 0 0 0 0 0 0 0 0 0 0 3 0 1 0 0 1 4 0 0 0 0 1 0 0																		
Butch Henry, L OBP: 0.333, SLG: 0.333 Sean Berry, R OBP: 0.351, SLG: 0.385			1-1 P7		1-2 G2-3		0-2 G6-3		1-3 K		1-1 F9		1-1 F7	2 0 0 0 0 0 0 0 0 0 0 0 0 0 4 0 0 0 0 1 4																		
Inning Stats	R: 0 E: 0 S: 11	H: 1 LOB: 1 BB: 0 P: 15	R: 0 E: 0 K: 1 S: 6	H: 0 LOB: 0 BB: 0 P: 11	R: 0 E: 0 K: 0 S: 10	H: 0 LOB: 1 BB: 1 P: 17	R: 1 E: 0 K: 0 S: 10	H: 3 LOB: 2 BB: 0 P: 15	R: 0 E: 0 K: 0 S: 7	H: 0 LOB: 0 BB: 0 P: 10	R: 2 E: 0 K: 0 S: 11	H: 2 LOB: 1 BB: 1 P: 21	R: 1 E: 0 K: 0 S: 15	H: 3 LOB: 2 BB: 0 P: 24	R: 0 E: 0 K: 2 S: 10	H: 0 LOB: 2 BB: 1 P: 16	R: 0 E: 0 K: 0 S: 7	H: 0 LOB: 1 BB: 1 P: 13	R: 0 E: 0 K: 0 S: 5	H: 1 LOB: 2 BB: 1 P: 13	R: 0 E: 0 K: 0 S: 12	H: 1 LOB: 0 BB: 0 P: 15	R: 0 E: 0 K: 1 S: 14	H: 0 LOB: 2 BB: 2 P: 26	R: 0 E: 0 K: 0 S: 12	H: 0 LOB: 0 BB: 0 P: 16	1B: 7 2B: 2 3B: 0 HR: 2	SF: 0 SAC: 1 DP: 0 HBP: 0	WP: 0 PA: 57 PB: 2 SB: 1 CS: 1			
PITCHER	IP WLS BF H R ER SO BB IBB HBP BLK WP HR S P ERA WHIP	5.1 1.1 0.1 2.0 2.0	24 6 2 8 8	6 2 1 0 2	3 1 0 0 0	2 1 0 2 0	0 0 0 0 0	0 0 0 0 0	0 0 0 0 0	0 1 6 17 17	80 14 9 29 28	3.38 6.75 0.00 0.00 0.00	1.500 1.500 3.000 1.000 1.500																			
PITCHER	IP WLS BF H R ER SO BB IBB HBP BLK WP HR S P ERA WHIP	12.1	2.0	8	0	0	0	0	0	0	0	0	0	0	0	0	0	0	0	0	0	0	0	0	0	0	0	0	0	0	0	0

Montreal Expos @ Cincinnati Reds
Riverfront Stadium, Cincinnati, OH
Tue May 31 1994, 7:05 PM EDT
Att: 25,046 - Unknown - 83 F

livebaseballscorecards.com

AB	48
R	4
H	11
RBI	3
BB	7
SO	6
LOB	26



Batter	1	2	3	4	5	6	7	8	9	10	11	12	13
Deion Sanders, L OBP: 0.341, SLG: 0.403 (1, 8)	0-0 L7		1-2 L8		0-0 P7		1-0 SF9 1B			2-3 K		2-2 2B	
Jerome Walton, R OBP: 0.276, SLG: 0.276 Hal Morris, L OBP: 0.376, SLG: 0.485 (7, PH) (8, 3)	0-1 F8			2-2 HR 1B	1-3 K		1-2 SF9			2-2 L4		4-0 IBB	
Barry Larkin, R OBP: 0.344, SLG: 0.348 (1, 6)	2-0 L9			1-3 SAFE 1-3 SAFE 1-3 SAFE 1-3 SAFE 1-3 SAFE 1-3 SAFE 1-3 SAFE 1-3 SAFE	K		1-2 P9		0-0 G6-3	1-1 G6-3		3-2 P2	
Kevin Mitchell, R OBP: 0.399, SLG: 0.703 (1, 7)		1-0 F8		0-0 HR 1B		1-0 FC5 1B		3-1 F7			4-2 G3-1 SH1-4 BB	0-0 L7	
Reggie Sanders, R OBP: 0.333, SLG: 0.516 (1, 9)		1-0 HR		3-1 P3		2-3 K		2-3 K			1-1 SH1-4		3-2 HR
Tony Fernandez, S OBP: 0.395, SLG: 0.439 (1, 5)		2-2 P3		2-2 G4-3		0-0 1B		0-0 G6-3			4-0 G3-1 IBB		
Bret Boone, R OBP: 0.358, SLG: 0.491 Tim Fortugno, L Eddie Taubensee, L OBP: 0.258, SLG: 0.317 (8, 2)		0-0 L9			0-2 HBP 1B		2-1 FC5			3-2 P4		1-2 G3-1	
Brian Dorsett, R OBP: 0.362, SLG: 0.420 Lenny Harris, L OBP: 0.435, SLG: 0.488 Jeff Brantley, R Thomas Howard, S OBP: 0.296, SLG: 0.326 Chuck Wicksroy, L Jacob Brumfield, R OBP: 0.194, SLG: 0.179 Pete Schourek, L OBP: 0.167, SLG: 0.167 (12, 1)			2-1 G5-3		2-2 HBP		0-0 1B SH3-4 SF9 1B		3-2 G6-3		2-3 K		
John Roper, R OBP: 0.375, SLG: 0.286 Johnny Ruffin, R Jeff Branson, L OBP: 0.294, SLG: 0.271 (7, 4)			0-1 G6-3		0-3 K		0-0 SH3-4		0-3 K			0-0 G4-3	

BOTTOM	
AB R H RBI BB SO LOB	6 0 2 0 0 1 2
	3 1 1 0 0 1 2
	1 0 0 1 1 0 0
	6 0 0 0 0 1 4
	5 1 2 2 1 0 2
	5 2 2 2 0 2 1
	4 0 1 0 1 0 0
	3 0 1 0 0 0 2
	0 0 0 0 0 0 0
	2 0 0 0 0 0 2
	1 0 0 0 0 0 0
	1 1 1 0 0 0 0
	0 0 0 0 0 0 0
	1 0 0 0 0 0 0
	0 0 0 0 0 0 0
	1 0 0 0 0 1 2
	0 0 0 0 0 0 0
	2 0 0 0 0 1 0

AB	43
R	5
H	10
RBI	5
BB	3
SO	8
LOB	19



WP: 0	PA: 50
PB: 0	
SB: 1	
CS: 0	

Montreal Expos @ Cincinnati Reds
 Riverfront Stadium, Cincinnati, OH
 Tue May 31 1994, 7:05 PM EDT
 Att: 25,046 - Unknown - 83 F

Inning Stats	R:	H:	E:	K:	S:	WLS:	BF:	H:	R:	ER:	SO:	BB:	IBB:	HBP:	BLK:	WP:	HR:	S:	P:	ERA:	WHIP:
Butch Henry, L ERA: 2.22 Gil Heredia, R ERA: 4.67 Tim Scott, R ERA: 3.86 Mel Rojas, R ERA: 1.63 John Wetteland, R ERA: 2.63	0	0	0	4	6	0.2	20	4	3	3	3	0	0	1	0	0	2	47	67	5.40	0.800
	1	1	0	6	10	0.1	2	1	1	1	0	0	0	0	0	0	3	5	27.00	3.000	
	0	0	0	7	12	2.0	7	1	0	0	1	0	0	0	0	0	12	19	0.00	0.500	
	0	0	0	11	17	3.0	11	0	0	0	3	1	1	0	0	0	38	61	0.00	0.333	

Inning Stats	R:	H:	E:	K:	S:	WLS:	BF:	H:	R:	ER:	SO:	BB:	IBB:	HBP:	BLK:	WP:	HR:	S:	P:	ERA:	WHIP:
Jeff Shaw, R ERA: 3.51	1	2	0	10	16	1.0	6	2	1	1	0	0	1	0	0	0	1	14	26	9.00	2.000


Batter	1	2	3	4	5	6	7	8	9	AB	R	H	RBI	BB	SO	LOB
Deion Sanders, L OBP: 0.351, SLG: 0.424 (1, 8)	3-2 2B 1B	1-2 2B			4-2 2B BB	2-0 1-H 3B		1-2 G1-3		4	2	3	1	1	0	0
Jerome Walton, R Hal Morris, L OBP: 0.303, SLG: 0.364 OBP: 0.378, SLG: 0.488 (1, 3) (8, 3)	1-0 G4-3 1-H FC5-2 2B	1-0 P3			1-0 1-H 2B 2B	3-3			1-2 1B 2B 1B	4	1	2	2	0	1	2
Barry Larkin, R OBP: 0.341, SLG: 0.344 (1, 6)	2-2 G4-3		1-0 F8		0-1 F8		1-1 G4-3		0-0 2B 1-H HR 1B	5	1	1	0	0	0	2
Kevin Mitchell, R OBP: 0.405, SLG: 0.704 (1, 7)	1-0 FC5-2 3B		2-1 F8		4-1 2B BB		2-2 2B 1B		1-2 1-H HR 2B	4	2	2	1	1	0	1
Reggie Sanders, R OBP: 0.340, SLG: 0.539 (1, 9)	2-1 1-H 3B		3-1 L9		2-1 1-3 2-H 2B		1-0 1-3 2B		2-3 K	5	0	3	2	0	1	2
Tony Fernandez, S OBP: 0.401, SLG: 0.457 (1, 5)	4-2 S BB			0-2 G5-3	1-1 G4-3		4-0 L4-3 IBB		2-0 2-H 3-H HR	3	1	1	3	2	0	2
Bret Boone, R Eddie Taubensee, L OBP: 0.356, SLG: 0.485 OBP: 0.254, SLG: 0.311 (1, 4) (9, 2)	3-2 P3 1-2		2-2 F7		0-0 G6-4-3 1B		2-1 L4-3		1-0 F9	4	0	1	0	0	0	5
Brian Dorsett, R Lenny Harris, L Pete Schourek, L Erik Hanson, R Thomas Howard, S OBP: 0.354, SLG: 0.409 OBP: 0.426, SLG: 0.477 OBP: 0.167, SLG: 0.167 OBP: 0.200, SLG: 0.267 OBP: 0.263, SLG: 0.322 (1, 2) (8, PH) (9, 1) (9, 1) (9, PH)		3-1 F7		1-3 K		1-0 1 SAFE 1 SAFE G6-4-3		0-0 G1-3	3-3 K	3	0	0	0	0	1	1
Kevin Jarvis, L Tim Fortugno, L Johnny Ruffin, R Hector Carrasco, R Jeff Branson, L Jeff Brantley, R OBP: 0.286, SLG: 0.285 (1, 1) (6, 1) (6, 1) (8, 1) (8, 4) (8, 1)		0-0 L8		0-3 K		1-0 E5 S 3B		0-1 F7		2	0	0	0	0	1	0

Inning Stats	R: 2	H: 3	E: 0	K: 0	S: 22	LOB: 2	BB: 1	P: 38	R: 0	H: 1	E: 0	K: 0	S: 7	LOB: 1	BB: 0	P: 12	R: 0	H: 0	E: 0	K: 0	S: 5	LOB: 0	BB: 0	P: 11	R: 0	H: 0	E: 0	K: 1	S: 10	LOB: 0	BB: 0	P: 13	R: 2	H: 2	E: 1	K: 1	S: 8	LOB: 2	BB: 2	P: 25	R: 0	H: 2	E: 0	K: 0	S: 8	LOB: 2	BB: 1	P: 18	R: 0	H: 0	E: 0	K: 0	S: 6	LOB: 0	BB: 0	P: 7	R: 4	H: 4	E: 0	K: 2	S: 16	LOB: 0	BB: 0	P: 26	1B: 5	2B: 7	3B: 2	HR: 1	SF: 0	SAC: 0	DP: 2	HBP: 0	WP: 0	PA: 44
--------------	------	------	------	------	-------	--------	-------	-------	------	------	------	------	------	--------	-------	-------	------	------	------	------	------	--------	-------	-------	------	------	------	------	-------	--------	-------	-------	------	------	------	------	------	--------	-------	-------	------	------	------	------	------	--------	-------	-------	------	------	------	------	------	--------	-------	------	------	------	------	------	-------	--------	-------	-------	-------	-------	-------	-------	-------	--------	-------	--------	-------	--------

PITCHER	IP	WLS	BF	H	R	ER	SO	BB	IBB	HBP	BLK	WP	HR	S	P	ERA	WHIP
Gabe White, L ERA: 4.22 (1, 1)	4.2		23	6	4	4	2	3	0	0	0	0	0	55	96	7.71	1.929
Heath Haynes, R ERA: (5, 1)	1.1		6	2	1	0	1	0	0	0	0	0	0	10	18	0.00	1.500
Tim Scott, R ERA: 3.7 (7, 1)	1.0	W	5	2	0	0	0	0	1	0	0	0	0	8	18	0.00	2.000
Mel Rojas, R ERA: 2.48 (8, 1)	1.1		8	4	4	4	1	0	0	0	0	0	1	17	24	27.00	3.000
Pedro Martinez, R ERA: 2.97 (9, 1)	0.2	S	2	0	0	0	1	0	0	0	0	0	0	5	9	0.00	0.000

Montreal Expos @ Cincinnati Reds
Riverfront Stadium, Cincinnati, OH
Wed Jun 01 1994, 7:05 PM EDT
Att: 23,653 - Unknown - 78 F

AB	40
R	9
H	14
RBI	9
BB	4
SO	5
LOB	15



New York Mets @ Cincinnati Reds
 Riverfront Stadium, Cincinnati, OH

Fri Jun 03 1994, 7:05 PM EDT
 Att: 32,028 - Unknown

livebaseballscorecards.com



Batter	1	2	3	4	5	6	7	8	9	AB R H RBI BB SO LOB	TOP											
Jose Vizcaino, S (1, 6) OBP: 0.344, SLG: 0.358 C X	0-1 G5-3		0-0 2B 1B		0-3 K		0-0 FC5-4 2-H 1B			4 1 2 1 0 1 0												
David Segui, S (1, 3) OBP: 0.332, SLG: 0.434 F B S F B S	3-3 K		0-1 1-H 2B		1-1 HR		0-2 FC5-4 1-2f			4 1 2 2 0 1 1												
Jim Lindeman, R (1, 9) OBP: 0.364, SLG: 0.433 John Cangelosi, S (8, PH) OBP: 0.373, SLG: 0.291 B F B F B F X	2-2 F7		2-3 K		3-2 F9		4-0 G4-6-3 BB			3 0 0 0 0 1 1 0 0 0 0 1 0 0												
Bobby Bonilla, S (1, 5) OBP: 0.416, SLG: 0.541 F B B X		2-1 F9		1-1 L5		2-1 CS 1B		0-1 G4-6-3 1-2f		4 0 1 0 0 0 1												
Jeff Kent, R (1, 4) OBP: 0.378, SLG: 0.587 S B B X		1-1 1B		4-0 S 1B BB		1-3 K 1-2		1-1 G5-3		3 1 1 0 1 1 1												
Kevin McReynolds, R (1, 7) OBP: 0.315, SLG: 0.360 Joe Orsulak, L (9, PH) OBP: 0.325, SLG: 0.400 X		0-0 F9		4-2 1B 1-2 BB		2-3 K		3-2 G3-1		2 0 0 0 1 1 1 1 0 0 0 0 0 0												
Ryan Thompson, R (1, 8) OBP: 0.307, SLG: 0.507 B C B S		1-3 K		1-1 1-3 2-H 1B		1-0 P2		0-1 F7		4 0 1 1 0 1 1												
Todd Hundley, S (1, 2) OBP: 0.296, SLG: 0.516 B B B B X			3-2 G6-3		1-2 G5-3		0-0 G6-3		0-3 K	4 0 0 0 0 1 1												
Bret Saberhagen, R (1, 1) OBP: 0.219, SLG: 0.172 John Franco, L (9, 1) X			0-0 P3		1-1 G6-3		1-0 1B 2B			3 1 1 0 0 0 0 0 0 0 0 0 0 0												
Inning Stats	R: 0 E: 0 K: 1 S: 10	H: 0 LOB: 0 BB: 0 P: 15	R: 0 E: 0 K: 1 S: 8	H: 1 LOB: 1 BB: 0 P: 12	R: 1 E: 0 K: 1 S: 10	H: 2 LOB: 1 BB: 0 P: 15	R: 1 E: 0 K: 0 S: 9	H: 1 LOB: 1 BB: 2 P: 20	R: 1 E: 0 K: 1 S: 12	H: 1 LOB: 0 BB: 0 P: 17	R: 0 E: 0 K: 2 S: 11	H: 1 LOB: 0 BB: 0 P: 16	R: 1 E: 0 K: 0 S: 8	H: 2 LOB: 1 BB: 0 P: 10	R: 0 E: 0 K: 0 S: 4	H: 0 LOB: 0 BB: 1 P: 9	R: 0 E: 0 K: 1 S: 8	H: 0 LOB: 0 BB: 0 P: 11	1B: 5 2B: 2 3B: 0 HR: 1	SF: 0 SAC: 0 DP: 1 HBP: 0	WP: 0 PB: 0 SB: 1 CS: 1	PA: 35
PITCHER	IP WLS BF H R ER SO BB IBB HBP BLK WP HR S P ERA WHIP																					
John Smiley, L (1, 1) ERA: 3.39 Hector Carrasco, R (8, 1) ERA: 2.12	7.0 L 29 8 4 4 6 2 0 0 0 0 0 1 68 105 5.14 1.429																					
	2.0 6 0 0 0 1 1 0 0 0 0 0 0 12 20 0.00 0.500																					

AB	32
R	4
H	8
RBI	4
BB	3
SO	7
LOB	7

Batter	1	2	3	4	5	6	7	8	9	AB R H RBI BB SO LOB	TOP									
Jose Vizcaino, S (1, 6) OBP: 0.343, SLG: 0.361	3-2 G4-3 2B		1-2 G5-3		0-1 G6-3			0-0 FC1-6-5 1B		4 2 1 0 0 0 1										
David Segui, S (1, 3) OBP: 0.327, SLG: 0.427	0-1 G4-3		0-0 G6-3			0-1 G4-3		1-1 CI 1B		3 1 0 0 0 0 1										
Joe Orsulak, L (1, 9) OBP: 0.329, SLG: 0.410	2-0 2B			1-2 G3		0-0 G5-3		1-1 E9 1B		4 0 2 2 0 0 0										
Bobby Bonilla, S (1, 5) OBP: 0.408, SLG: 0.528	2-3 K			3-3 K		1-1 G4-3		1-3 K		4 0 0 0 0 3 2										
Jeff Kent, R (1, 4) OBP: 0.371, SLG: 0.575	0-3 K			0-0 G6-3			2-3 K		2-3 K	4 0 0 0 0 3 1										
Kevin McReynolds, R (1, 7) OBP: 0.305, SLG: 0.347		2-3 K			2-1 F9		1-0 F8		0-0 B5-3	4 0 0 0 0 1 0										
Todd Hundley, S (1, 2) OBP: 0.295, SLG: 0.504		0-0 F8			4-2 HR BB		2-2 G6-3		3-3 K	3 1 0 0 1 1 0										
Ryan Thompson, R (1, 8) OBP: 0.314, SLG: 0.530		2-2 G5-3			2-2 HR			0-0 SH1 1B		3 1 2 2 0 0 0										
Bobby Jones, R (1, 1) OBP: 0.080, SLG: 0.120			3-3 K		1-0 G5-3			1-0 SH1		2 0 0 0 0 1 0										
Josias Manzanillo, R (7, 1)										0 0 0 0 0 0 0										
Roger Mason, R (8, 1)										0 0 0 0 0 0 0										
Mike Maddux, L (8, 1)										0 0 0 0 0 0 0										
Inning Stats	R: 1 E: 0 K: 2 S: 13	H: 2 LOB: 1 BB: 0 P: 20	R: 0 E: 0 K: 1 S: 7	H: 0 LOB: 0 BB: 0 P: 11	R: 0 E: 0 K: 1 S: 7	H: 0 LOB: 0 BB: 0 P: 11	R: 0 E: 0 K: 1 S: 7	H: 0 LOB: 0 BB: 0 P: 11	R: 2 E: 0 K: 0 S: 5	H: 1 LOB: 0 BB: 1 P: 20	R: 0 E: 0 K: 1 S: 9	H: 0 LOB: 0 BB: 0 P: 14	R: 2 E: 2 K: 1 S: 10	H: 2 LOB: 1 BB: 0 P: 14	R: 0 E: 0 K: 2 S: 8	H: 0 LOB: 0 BB: 0 P: 13	1B: 2 2B: 2 3B: 0 HR: 1	SF: 0 SAC: 1 DP: 0 HBP: 0	WP: 0 PB: 0 SB: 0 CS: 0	PA: 34
PITCHER	IP WLS BF H R ER SO BB IBB HBP BLK WP HR S P ERA WHIP																			
Jose Rijo, R (1, 1) ERA: 3.24	8.0 W 31 5 5 3 7 1 0 0 0 0 0 1 69 107 3.38 0.750																			
Jeff Brantley, R (9, 1) ERA: 2.59	1.0 S 3 0 0 0 2 0 0 0 0 0 0 0 8 13 0.00 0.000																			

New York Mets @ Cincinnati Reds
Riverfront Stadium, Cincinnati, OH
Sat Jun 04 1994, 7:05 PM EDT
Att. 38,890 - Unknown - 82 F

livebaseballscorecards.com

AB	31
R	5
H	5
RBI	4
BB	1
SO	9
LOB	5



New York Mets @ Cincinnati Reds

Riverfront Stadium, Cincinnati, OH

Sun Jun 05 1994, 3:33 AM EDT
Att: 27,992 - Sunny - 83 F

livebaseballscorecards.com



WP: 0 PA: 46
PB: 0
SB: 0
CS: 0

AB 42
R 6
H 12
RBI 6
BB 4
SO 8
LOB 27

AB R H RBI BB SO LOB

5 0 3 2 1 1 0

5 0 0 0 0 1 8

4 0 1 0 1 1 3

5 1 2 0 0 1 2

4 2 1 0 1 1 2

5 1 1 0 0 2 5

4 2 1 3 1 0 3

5 0 2 0 0 0 0

2	0	1	1	0	0	0	0
0	0	0	0	0	0	0	0
0	0	0	0	0	0	1	3
0	0	0	0	0	0	0	0
0	0	0	0	0	0	0	0
0	0	0	0	0	0	0	0
0	0	0	0	0	0	0	0
0	0	0	0	0	0	0	0
0	0	0	0	0	0	0	0
0	0	0	0	0	0	0	0

1B: 8 SF: 0
2B: 3 SAC: 0
3B: 0 DP: 0
HR: 1 HBP: 0

TOP

Batter	1	2	3	4	5	6	7	8	9	10
Jose Vizcaino, S OBP: 0.351, SLG: 0.367 (1, 6) L	0-1 F8		2-2 G1 1B	4-0 BB		X 0-0 FC4-6 1B		X 0-0 1-3 1B		2-3 K
David Segui, S OBP: 0.319, SLG: 0.415 (1, 3) B	1-0 F7		1-0 G1	2-3 K		X 0-0 F9		B 1 SAFE F 1 SAFE X 2-1 G4-3		
Joe Orsulak, L OBP: 0.331, SLG: 0.405 (1, 9) C	2-2 G4-3		3-3 K		C 0 B 1 X 1-2 K BLK 1B	X 0-0 FC4-6		B 1 SAFE F 1 SAFE X 4-1 FC1-6 1B BB		
Bobby Bonilla, S OBP: 0.408, SLG: 0.530 (1, 5) B		2-2 F8 HR 2B	0-0 G1-3		1 SAFE 1-3 K		B 1 SAFE X 2-1 F9	B 1 SAFE B 1 SAFE S 1 SAFE X 3-1 FC1-6 1B		
Jeff Kent, R OBP: 0.372, SLG: 0.569 (1, 4) B		4-1 F8 HR BB		B 1 SAFE X 1-0 1B 2B 1B	B 1 SAFE X 1-0 P4		B 1 SAFE X 1-0 F8	F 1 SAFE F 1 SAFE S 1 SAFE X 1-3 K		
Kevin McReynolds, R OBP: 0.301, SLG: 0.350 (1, 7) S		3-2 F8		S 1 SAFE B 1 SAFE X 1-3 K		B 1 SAFE X 2-1 1B 2B	B 1 SAFE F 1 SAFE S 1 SAFE X 2-3 K	X 0-0 FC1-6		1-2 2-3
Todd Hundley, S OBP: 0.299, SLG: 0.519 (1, 2) S		0-2 HR		1 SAFE X 0-2 P4		B 1 SAFE F 1 SAFE S 1 SAFE X 4-2 1B BB		B 1 SAFE F 1 SAFE S 1 SAFE X 1-2 G4-3	B 1 SAFE F 1 SAFE S 1 SAFE X 3-2 L9	
Ryan Thompson, R OBP: 0.316, SLG: 0.526 (1, 8) B		1-2 G6-3		C 0 B 1 X 0-2 2B 1B		B 1 SAFE F 1 SAFE S 1 SAFE X 2-1 F9 1B		B 1 SAFE F 1 SAFE S 1 SAFE X 3-2 E5 1B		1-1 L6
Mauri Gozzo, R Shawn Green, L Jim Lindeman, R Roger Mason, R Jeff Minton, S Joaquin Andujar, R John Franco, L John Cangelosi, S Frank Seminara, R		1-1 G5-3		X 0-0 K		F 1 SAFE F 1 SAFE S 1 SAFE X 1-3 K		C 0 B 1 X 0-1 F9		B 1 SAFE F 1 SAFE S 1 SAFE X 3-2 G4-3

Inning Stats	R: 0	H: 0	E: 0	K: 0	S: 9	R: 3	H: 2	E: 0	K: 0	S: 15	R: 0	H: 1	E: 0	K: 1	S: 9	R: 1	H: 3	E: 0	K: 2	S: 15	R: 0	H: 1	E: 0	K: 1	S: 9	R: 2	H: 3	E: 0	K: 1	S: 12	R: 0	H: 0	E: 0	K: 1	S: 7	R: 0	H: 1	E: 0	K: 0	S: 13	R: 0	H: 1	E: 0	K: 1	S: 10	R: 0	H: 0	E: 0	K: 1	S: 12	R: 0	H: 0	E: 0	K: 1	S: 12
	0	0	0	0	9	3	2	0	0	15	0	1	0	1	9	1	3	0	2	15	0	1	0	0	9	2	3	0	1	12	0	0	0	7	0	0	1	13	0	1	0	10	0	0	0	12	0	0	0	12					

PITCHER	IP	WLS	BF	H	R	ER	SO	BB	IBB	HBP	BLK	WP	HR	S	P	ERA	WHIP
John Roper, R ERA: 4.5	3.2		19	6	4	4	2	2	0	0	0	0	1	0	70	9.82	2.182
Tim Fortugno, L ERA: 1.59	1.1		6	2	2	2	2	1	0	0	1	0	0	17	28	13.50	2.250
Johnny Ruffin, R ERA: 3.13	0.0		1	1	0	0	0	0	0	0	0	0	0	2	4	∞	∞
Chuck McElroy, L ERA: 0.91	2.0		7	1	0	0	2	0	0	0	0	0	0	13	19	0.00	0.500
Hector Carrasco, R ERA: 1.89	2.0		10	2	0	0	1	1	0	0	0	0	0	23	40	0.00	1.500

PITCHER	IP	WLS	BF	H	R	ER	SO	BB	IBB	HBP	BLK	WP	HR	S	P	ERA	WHIP
Jeff Brantley, R ERA: 2.51	1.0		3	0	0	0	1	0	0	0	0	0	0	12	18	0.00	0.000

New York Mets @ Cincinnati Reds
Riverfront Stadium, Cincinnati, OH

Sun Jun 05 1994, 3:33 AM EDT
Att. 27,992 - Sunny - 83 F

livebaseballscorecards.com



Batter	1	2	3	4	5	6	7	8	9	10	AB	R	H	RBI	BB	SO	LOB	BOTTOM					
Deion Sanders, L OBP: 0.347, SLG: 0.417 (1, 8)	F7 2-1 ①		G6-3 0-0 ②		G4-3 0-1 ①			G3-1 1-1 ①	E 1-0 2B		5	1	1	0	0	0	0	AB 39 R 9 H 11 RBI 8 BB 4 SO 5 LOB 10					
Lenny Harris, L OBP: 0.421, SLG: 0.481 (1, 5)	G4-3 3-2 ②		1B 1-2		4-3 1-0 ②			2B 1-0 BB	E2 1-2 S		5	0	3	1	0	0	0						
Jeff Brantley, R (10, 1)								2B 0-3	1B 1-2 S 2-H 3-H		0	0	0	0	0	0	0						
Hal Morris, L OBP: 0.369, SLG: 0.484 (1, 3)	HR 2-1 1B		F8 2-1 ③		F7 3-2			SAFE 0-3	G1-3 1-2		5	1	1	0	0	1	3						
Kevin Mitchell, R OBP: 0.418, SLG: 0.724 (1, 7)	HR 0-1 1-H				HR 4-0 BB		P4 2-2 ①	BB 4-1 FC5		G5-3 0-1 ①	3	2	1	2	2	0	0						
Thomas Howard, S OBP: 0.276, SLG: 0.394 (1, 9)	G4-3 0-0 ③				HR 2-2 1-H		G5-4-3 4-0 BB			HR 3-2 E E 1B	2	1	1	2	1	0	0						
Barry Larkin, R OBP: 0.338, SLG: 0.342 (8, PH)								BB 4-2			1	1	1	0	1	0	0						
Bret Boone, R OBP: 0.352, SLG: 0.469 (1, 4)			P2 2-0 ①		K 1-3 ①		G5-4-3 1-0 ②	BB 1-2 2-3		HR 0-1 E 1-2	5	1	0	0	0	1	5						
Jeff Branson, L OBP: 0.304, SLG: 0.302 (1, 6)			G4-3 1-2 ②		FC3-6 0-0 1B		F8 0-0 ①		L7 0-0	HR 3-2 1-H 2-H	3	0	1	0	0	0	0						
Jerome Walton, R OBP: 0.306, SLG: 0.444 (9, PH)											2	1	1	3	0	0	0						
Eddie Taubensee, L OBP: 0.254, SLG: 0.323 (1, 2)			F8 1-1 ③		FC3-6 0-2 ②		G3 0-0 ②		K 3-3 ②		3	0	0	0	0	0	1						
Tony Fernandez, S OBP: 0.398, SLG: 0.458 (9, PH)											1	0	0	0	0	1	0						
John Roper, R OBP: 0.333, SLG: 0.250 (1, 1)			G6-3 0-0 ①		K 0-3 ③		K 1-3 ③		2B 3-1 1B		1	0	0	0	0	0	0						
Tim Fortugno, L (4, 1)											1	0	0	0	0	1	1						
Johanny Ruffin, R (6, 1)											0	0	0	0	0	0	0						
Chuck McElroy, L (6, 1)											0	0	0	0	0	0	0						
Jacob Brumfield, R OBP: 0.188, SLG: 0.172 (7, PH)											1	0	0	0	0	1	0						
Hector Carrasco, R (8, 1)											0	0	0	0	0	0	0						
Brian Dorsett, R OBP: 0.385, SLG: 0.418 (9, PH)											1	1	1	0	0	0	0						
											0	0	0	0	0	0	0						
Inning Stats	R: 2 E: 0 K: 0 S: 11	H: 2 LOB: 0 BB: 0 P: 18	R: 0 E: 0 K: 0 S: 6	H: 0 LOB: 0 BB: 0 P: 10	R: 0 E: 0 K: 0 S: 7	H: 1 LOB: 1 BB: 0 P: 10	R: 2 E: 0 K: 2 S: 14	H: 2 LOB: 1 BB: 1 P: 21	R: 0 E: 0 K: 0 S: 9	H: 0 LOB: 0 BB: 0 P: 13	R: 0 E: 0 K: 1 S: 5	H: 0 LOB: 0 BB: 0 P: 6	R: 0 E: 0 K: 1 S: 17	H: 1 LOB: 3 BB: 2 P: 28	R: 2 E: 1 K: 1 S: 15	H: 3 LOB: 1 BB: 0 P: 24	R: 3 E: 2 K: 0 S: 12	H: 2 LOB: 0 BB: 0 P: 18	1B: 6 2B: 2 3B: 0 HR: 3	SF: 0 SAC: 0 DP: 1 HBP: 0	WP: 0 PB: 0 SB: 2 CS: 0	PA: 43	
PITCHER	IP WLS BF H R ER SO BB IBB HBP BLK WP HR S P ERA WHIP	IP WLS BF H R ER SO BB IBB HBP BLK WP HR S P ERA WHIP	IP WLS BF H R ER SO BB IBB HBP BLK WP HR S P ERA WHIP	IP WLS BF H R ER SO BB IBB HBP BLK WP HR S P ERA WHIP	IP WLS BF H R ER SO BB IBB HBP BLK WP HR S P ERA WHIP	IP WLS BF H R ER SO BB IBB HBP BLK WP HR S P ERA WHIP	IP WLS BF H R ER SO BB IBB HBP BLK WP HR S P ERA WHIP	IP WLS BF H R ER SO BB IBB HBP BLK WP HR S P ERA WHIP	IP WLS BF H R ER SO BB IBB HBP BLK WP HR S P ERA WHIP	IP WLS BF H R ER SO BB IBB HBP BLK WP HR S P ERA WHIP	IP WLS BF H R ER SO BB IBB HBP BLK WP HR S P ERA WHIP	IP WLS BF H R ER SO BB IBB HBP BLK WP HR S P ERA WHIP	IP WLS BF H R ER SO BB IBB HBP BLK WP HR S P ERA WHIP	IP WLS BF H R ER SO BB IBB HBP BLK WP HR S P ERA WHIP	IP WLS BF H R ER SO BB IBB HBP BLK WP HR S P ERA WHIP	IP WLS BF H R ER SO BB IBB HBP BLK WP HR S P ERA WHIP	IP WLS BF H R ER SO BB IBB HBP BLK WP HR S P ERA WHIP	IP WLS BF H R ER SO BB IBB HBP BLK WP HR S P ERA WHIP	IP WLS BF H R ER SO BB IBB HBP BLK WP HR S P ERA WHIP	IP WLS BF H R ER SO BB IBB HBP BLK WP HR S P ERA WHIP	IP WLS BF H R ER SO BB IBB HBP BLK WP HR S P ERA WHIP	IP WLS BF H R ER SO BB IBB HBP BLK WP HR S P ERA WHIP	
Mauro Gozzo, R ERA: 4.57 (1, 1)	5.0	21	5	4	4	2	1	0	0	0	0	0	2	47	72	7.20	1.200						
Roger Mason, R ERA: 3.42 (6, 1)	2.0	6	0	0	0	1	1	0	0	0	0	0	0	12	20	0.00	0.500						
Josias Manzanillo, R ERA: 3.52 (8, 1)	0.2	4	1	0	0	1	1	0	0	0	0	0	0	8	14	0.00	3.000						
John Franco, L ERA: 2.88 (8, 1)	1.1	8	3	2	1	1	1	0	0	0	0	0	0	24	38	6.75	3.000						
Frank Seminara, R ERA: 5.82 (10, 1)	0.1	L 4	2	3	2	0	0	0	0	0	0	0	1	12	18	54.00	6.000						

Batter	1	2	3	4	5	6	7	8	9	AB R H RBI BB SO LOB	TOP
Deion Sanders, L (1, 8) OBP: 0.344, SLG: 0.413	1-0 L8		1-2 G1-3		1-1 G1	2-1 CS 1B			1-1 F8	5 0 1 1 0 0 0	
Barry Larkin, R (1, 6) OBP: 0.339, SLG: 0.343	0-0 S 1B		1-2 P4		1-1 G4-3	2-0 CS 1-2	0-1 G6-3		0-0 S 1B	5 0 2 0 0 0 0	
Hal Morris, L (1, 3) OBP: 0.373, SLG: 0.482	2-3 K 1-2		4-0 BB			0-0 1B 2B 1B	3-2 F7		4-1 SAFE SAFE SAFE SAFE IBB G6-4-3	3 1 1 0 2 1 1	
Kevin Mitchell, R (1, 7) Jerome Walton, R (7, 9) OBP: 0.420, SLG: 0.731 OBP: 0.297, SLG: 0.432	0-1 P4		0-1 G5-3			0-0 2B 3B 1B	2-0 K 3B		2-1 G6-4-3 1-2f	4 1 2 0 0 0 2 1 0 0 0 0 0 2	
Thomas Howard, S (1, 9) (7, 7) OBP: 0.275, SLG: 0.398		0-0 G4-3		0-1 G4-3		0-0 3B 2B	1-3 K			4 1 1 1 0 1 1	
Tony Fernandez, S (1, 5) OBP: 0.405, SLG: 0.484		3-2 1B 1B		1-1 G3-1		1-1 2B 3B	0-0 WP 2B			4 1 3 2 0 0 0	
Bret Boone, R (1, 4) OBP: 0.360, SLG: 0.480		2-2 SAFE SAFE 1-3 1B		0-0 1B		0-1 G4-3 1B 2B	2-1 G5-3			4 1 3 1 0 0 1	
Eddie Taubensee, L (1, 2) OBP: 0.254, SLG: 0.309		1-3 K		SAFE 2-3 K		3-0 G4-3	4-2 G6-4-3 BB			3 0 0 0 1 2 4	
Erik Hanson, R (1, 1) Chuck McElroy, L (9, 1) OBP: 0.158, SLG: 0.211		2-2 G3			0-0 G5-3	0-2 G6-3	1-0 G6-4-3 1-2f			4 0 0 0 0 0 5 0 0 0 0 0 0 0	
Inning Stats	R: 0 E: 0 K: 1 S: 7 H: 1 LOB: 1 BB: 0 P: 10	R: 0 E: 0 K: 1 S: 14 H: 2 LOB: 2 BB: 0 P: 22	R: 0 E: 0 K: 0 S: 8 H: 0 LOB: 1 BB: 0 P: 14	R: 0 E: 0 K: 1 S: 9 H: 1 LOB: 1 BB: 0 P: 12	R: 0 E: 0 K: 0 S: 5 H: 0 LOB: 0 BB: 0 P: 7	R: 5 E: 0 K: 0 S: 13 H: 6 LOB: 0 BB: 0 P: 21	R: 0 E: 0 K: 1 S: 11 H: 1 LOB: 1 BB: 0 P: 17	R: 0 E: 0 K: 0 S: 7 H: 1 LOB: 1 BB: 1 P: 14	R: 0 E: 0 K: 0 S: 6 H: 1 LOB: 1 BB: 1 P: 13	1B: 8 2B: 3 3B: 2 HR: 0 SF: 0 SAC: 0 DP: 2 HBP: 0	WP: 1 PB: 0 SB: 2 CS: 1 PA: 41
PITCHER	IP WLS BF H R ER SO BB IBB HBP BLK WP HR S P ERA WHIP										
Bob Tewksbury, R (1, 1) ERA: 4.96	5.0 L 25 9 5 5 3 1 0 0 0 0 0 0 50 73 9.00 2.000										
Rob Murphy, L (6, 1) ERA: 4.64	1.0 3 1 0 0 0 0 0 0 0 0 0 0 6 13 0.00 1.000										
Rich Rodriguez, L (7, 1) ERA: 3.19	2.0 8 2 0 0 1 1 0 0 0 1 0 18 31 0.00 1.500										
John Habyan, R (9, 1) ERA: 3.23	1.0 4 1 0 0 0 0 0 1 0 0 0 0 6 13 0.00 1.000										

Cincinnati Reds @ St. Louis Cardinals
 Busch Stadium, St. Louis, MO
 Tue Jun 07 1994, 7:05 PM CDT
 Att. 28,353 - Unknown - 84 F

livebaseballscorecards.com

AB	37
R	5
H	13
RBI	5
BB	3
SO	4
LOB	16



Batter	1	2	3	4	5	6	7	8	9	AB R H RBI BB SO LOB
Ray Lankford, L OBP: 0.394, SLG: 0.538 (1, 8) B X	1-0 P4			3-2 F7			0-0 P6		0-1 L8	4 0 0 0 0 0 1
Ozzie Smith, S OBP: 0.308, SLG: 0.299 (1, 6) B X	1-0 G6-4-3 1B			0-0 G4-3			2-1 F9		0-3 K	4 0 1 0 0 1 1
Gregg Jefferies, S OBP: 0.410, SLG: 0.467 (1, 3) C 1 SAFE X	0-1 G6-4-3 1-2f			1-1 F8			1-0 F7			3 0 0 0 0 0 1
Todd Zeile, R OBP: 0.328, SLG: 0.432 (1, 5) C X B B X		1-2 G4-3			0-0 F7			3-2 L5		3 0 0 0 0 0 0
Mark Whiten, S OBP: 0.352, SLG: 0.473 (1, 9) C C C X		0-2 G3			1-3 K			4-2 FC5-4 BB		2 0 0 0 1 1 0
Brian Jordan, R OBP: 0.312, SLG: 0.336 (1, 7) F B X		1-1 L4			3-1 G6-3			2-0 L9		3 0 0 0 0 0 1
Tom Pagnozzi, R OBP: 0.361, SLG: 0.516 (1, 2) C B B X			2-1 P3			1-0 F9		0-0 FC5-4 1-2f		3 0 0 0 0 0 1
José Oquendo, S OBP: 0.372, SLG: 0.232 (1, 4) F B B X			2-1 G1-3			1-2 G6-3			1-2 K 1B	3 0 1 0 0 0 0
Bob Tewksbury, R OBP: 0.235, SLG: 0.219 (6, 1) F B B X			2-1 G6-3			1-1 G6-3			1-3 K	1 0 0 0 0 0 0 0 0 0 0 0 0 0 1 0 1 0 0 0 0 1 1

BOTTOM

Cincinnati Reds @ St. Louis Cardinals
 Busch Stadium, St. Louis, MO
 Tue Jun 07 1994, 7:05 PM CDT
 Att: 28,353 - Unknown - 84 F

livebaseballscorecards.com

AB	28
R	0
H	2
RBI	0
BB	1
SO	3
LOB	6



Inning Stats	R: 0	H: 1	E: 0	K: 0	S: 4	LOB: 0	BB: 0	P: 6	R: 0	H: 0	E: 0	K: 0	S: 8	LOB: 0	BB: 0	P: 10	R: 0	H: 0	E: 0	K: 0	S: 6	LOB: 0	BB: 0	P: 12	R: 0	H: 0	E: 0	K: 1	S: 7	LOB: 0	BB: 0	P: 11	R: 0	H: 0	E: 0	K: 0	S: 6	LOB: 0	BB: 0	P: 9	R: 0	H: 0	E: 0	K: 0	S: 4	LOB: 1	BB: 1	P: 16	R: 0	H: 1	E: 0	K: 2	S: 11	LOB: 1	BB: 0	P: 13	1B: 2	2B: 0	3B: 0	HR: 0	SF: 0	SAC: 0	DP: 1	HBP: 0	WP: 0	PB: 0	SB: 0	CS: 0	PA: 29
--------------	------	------	------	------	------	--------	-------	------	------	------	------	------	------	--------	-------	-------	------	------	------	------	------	--------	-------	-------	------	------	------	------	------	--------	-------	-------	------	------	------	------	------	--------	-------	------	------	------	------	------	------	--------	-------	-------	------	------	------	------	-------	--------	-------	-------	-------	-------	-------	-------	-------	--------	-------	--------	-------	-------	-------	-------	--------

PITCHER	IP	WLS	BF	H	R	ER	SO	BB	IBB	HBP	BLK	WP	HR	S	P	ERA	WHIP
Erik Hanson, R ERA: 4.94 (1, 1)	8.0	W	25	1	0	0	1	1	0	0	0	0	0	48	81	0.00	0.250
Chuck McElroy, L ERA: 0.88 (9, 1)	1.0		4	1	0	0	2	0	0	0	0	0	0	11	13	0.00	1.000

Batter	1	2	3	4	5	6	7	8	9	AB R H RBI BB SO LOB	TOP											
Deion Sanders, L (1, 8) OBP: 0.343, SLG: 0.407	4-2 S S 1B BB		1-1 G5-3		1-2 P2			2-0 L6		3 1 0 0 1 0 1												
Jerome Walton, R (1, 9) OBP: 0.325, SLG: 0.436	1-3 SAFE K		2-1 CS 1B			4-0 G4-3 BB		0-0 P3		2 0 1 0 1 1 1												
Thomas Howard, S (8, PH) OBP: 0.273, SLG: 0.394	1-2 SAFE S		1-0 CS			0-0 G4-3		1-1 G4-3		1 0 0 0 0 0 0												
Barry Larkin, R (1, 6) OBP: 0.337, SLG: 0.341	3-1 S 2-H 1B		1-0 CS		0-0 F8		1-2 G4-3			4 1 1 1 0 0 1												
Kevin Mitchell, R (1, 7) OBP: 0.411, SLG: 0.713	0-1 SAFE F9		3-2 F8			0-3 K		0-0 F8		4 0 0 0 0 1 2												
Tony Fernandez, S (1, 5) OBP: 0.412, SLG: 0.488	0-1 SAFE 1-H 1B		1-2 1B			4-1 BB		3-2 L6		3 0 2 1 1 0 0												
Hal Morris, L (1, 3) OBP: 0.376, SLG: 0.477		2-2 FC4-6 HBP		0-1 G4-3		0-1 G4-3		4-2 DI BB		2 0 0 0 1 0 3												
Bret Boone, R (1, 4) OBP: 0.358, SLG: 0.473		1-2 SAFE FC4-6 G4-6-3		4-0 S BB		1-1 L8		1-3 K2-3		3 0 0 0 1 1 2												
Brian Dorsett, R (1, 2) OBP: 0.357, SLG: 0.408		2-2 G4-6-3		1-2 P4		3-2 G5-3		1-2 K		3 0 0 0 0 0 2												
John Smiley, L (1, 1) OBP: 0.296, SLG: 0.385			0-3 K		1-3 K		2-1 P5			2 0 0 0 0 2 1												
Johnny Ruffin, R (6, 1)										0 0 0 0 0 0 0												
Jeff Branson, L (7, PH) OBP: 0.298, SLG: 0.296										1 0 0 0 0 0 0												
Tim Fortugno, L (7, 1)										0 0 0 0 0 0 0												
Hector Carrasco, R (8, 1)										0 0 0 0 0 0 0												
Inning Stats	R: 2 E: 0 K: 1 S: 11	H: 2 LOB: 1 BB: 1 P: 19	R: 0 E: 0 K: 0 S: 11	H: 0 LOB: 0 BB: 0 P: 17	R: 0 E: 0 K: 1 S: 7	H: 1 LOB: 0 BB: 0 P: 11	R: 0 E: 0 K: 1 S: 9	H: 1 LOB: 1 BB: 0 P: 13	R: 0 E: 0 K: 1 S: 9	H: 0 LOB: 1 BB: 1 P: 16	R: 0 E: 0 K: 1 S: 7	H: 0 LOB: 2 BB: 2 P: 15	R: 0 E: 0 K: 0 S: 8	H: 0 LOB: 0 BB: 0 P: 14	R: 0 E: 0 K: 0 S: 4	H: 0 LOB: 0 BB: 0 P: 7	R: 0 E: 0 K: 1 S: 12	H: 0 LOB: 1 BB: 1 P: 20	1B: 4 2B: 0 3B: 0 HR: 0	SF: 0 SAC: 0 DP: 1 HBP: 1	WP: 0 PB: 0 SB: 4 CS: 1	PA: 35
PITCHER	IP WLS BF H R ER SO BB IBB HBP BLK WP HR S P ERA WHIP																					
Allen Watson, L (1, 1) ERA: 6.42	5.0 W 20 4 2 2 3 3 0 1 0 0 0 0 47 80 3.60 1.400																					
John Habyan, R (6, 1) ERA: 3.13	1.0 4 0 0 0 1 1 0 0 0 0 0 0 7 11 0.00 1.000																					
Rene Arocha, R (7, 1) ERA: 5.51	2.0 6 0 0 0 0 0 0 0 0 0 0 0 12 21 0.00 0.000																					
Mike Perez, R (9, 1) ERA: 6.61	1.0 4 0 0 0 1 1 0 0 0 0 0 0 12 20 0.00 1.000																					

Cincinnati Reds @ St. Louis Cardinals

Busch Stadium, St. Louis, MO

Wed Jun 08 1994, 3:33 AM CDT
Att. 32,500 - Overcast - 73 F

livebaseballscorecards.com

AB	28
R	2
H	4
RBI	2
BB	5
SO	5
LOB	13



Batter	1	2	3	4	5	6	7	8	9	AB R H RBI BB SO LOB	BOTTOM
--------	---	---	---	---	---	---	---	---	---	----------------------	--------

Bernard Gilkey, R (1, 7) <small>OBP: 0.351, SLG: 0.381</small>										5 2 1 1 0 1 3	Cincinnati Reds @ St. Louis Cardinals Busch Stadium, St. Louis, MO Wed Jun 08 1994, 3:33 AM CDT Att. 32,500 - Overcast - 73 F <small>livebaseballscorecards.com</small>
Ozzie Smith, S (1, 6) <small>OBP: 0.319, SLG: 0.319</small>										4 1 3 1 1 0 1	
Gregg Jefferies, S (1, 3) <small>OBP: 0.419, SLG: 0.472</small> Mike Perez, R (9, 1)										4 0 3 0 1 1 1 0 0 0 0 0 0 0	
Todd Zeile, R (1, 5) <small>OBP: 0.322, SLG: 0.426</small>									3 0 0 1 0 0 5		
Brian Jordan, R (1, 8) <small>OBP: 0.310, SLG: 0.333</small>									4 0 1 0 0 0 3		
Mark Whiten, S (1, 9) <small>OBP: 0.349, SLG: 0.462</small>									3 2 0 0 0 0 2		
Geronimo Pena, S (1, 4) <small>OBP: 0.307, SLG: 0.446</small>									4 2 3 0 0 0 0		
Terry McGriff, R (1, 2) <small>OBP: 0.382, SLG: 0.357</small>									3 1 1 3 0 0 1		
Allen Watson, L (1, 1) <small>OBP: 0.238, SLG: 0.333</small> John Habyan, R (6, 1) <small>OBP: 0.333, SLG: 0.367</small> Luis Alicea, S (6, PH) <small>OBP: 0.333, SLG: 0.367</small> Rene Arocha, R (7, 1) <small>OBP: 0.176, SLG: 0.353</small> Stan Royer, R (8, PH) <small>OBP: 0.176, SLG: 0.353</small>									1 0 1 0 0 0 0 0 0 0 0 0 0 0 1 0 1 1 0 0 0 0 0 0 0 0 0 0 1 0 0 0 0 1 1		

Inning Stats	R: 0 H: 2 E: 0 K: 11 S: 11	H: 2 LOB: 2 BB: 0 P: 16	R: 2 H: 2 E: 0 K: 10 S: 10	H: 2 LOB: 1 BB: 0 P: 17	R: 0 H: 1 E: 0 K: 5 S: 5	H: 1 LOB: 0 BB: 0 P: 7	R: 0 H: 0 E: 0 K: 5 S: 5	H: 0 LOB: 0 BB: 0 P: 6	R: 1 H: 3 E: 0 K: 13 S: 13	H: 3 LOB: 1 BB: 0 P: 19	R: 2 H: 3 E: 0 K: 12 S: 12	H: 3 LOB: 1 BB: 0 P: 16	R: 1 H: 0 E: 0 K: 10 S: 10	H: 0 LOB: 1 BB: 2 P: 22	R: 2 H: 3 E: 0 K: 17 S: 17	H: 3 LOB: 1 BB: 0 P: 23	1B: 10 2B: 3 3B: 2 HR: 0	SF: 1 SAC: 2 DP: 2 HBP: 1	WP: 1 PB: 0 SB: 3 CS: 0	PA: 39
--------------	----------------------------	-------------------------	----------------------------	-------------------------	--------------------------	------------------------	--------------------------	------------------------	----------------------------	-------------------------	----------------------------	-------------------------	----------------------------	-------------------------	----------------------------	-------------------------	--------------------------	---------------------------	-------------------------	--------

PITCHER	IP	WLS	BF	H	R	ER	SO	BB	IBB	HBP	BLK	WP	HR	S	P	ERA	WHIP
John Smiley, L (1, 1) <small>ERA: 3.7</small>	5.1	L	25	10	5	5	1	0	0	1	0	0	0	49	71	8.44	1.875
Johnny Ruffin, R (6, 1) <small>ERA: 3.06</small>	0.2		3	1	0	0	0	0	0	0	0	0	0	7	10	0.00	1.500
Tim Fortugno, L (7, 1) <small>ERA: 2.77</small>	1.2		8	1	2	2	1	2	0	0	1	1	0	20	36	10.80	1.800
Hector Carrasco, R (8, 1) <small>ERA: 2.33</small>	0.1		3	2	1	1	1	0	0	0	0	0	0	7	9	27.00	6.000

Batter	1	2	3	4	5	6	7	8	9	AB R H RBI BB SO LOB	TOP
Walt Weiss, S (1, 6) OBP: 0.349, SLG: 0.346 Willie Blair, R (8, 1)	2-2 P6		1-3 K			4-2 BB BB		1-0 G5-3		3 0 0 0 1 1 1 0 0 0 0 0 0 0	
Nelson Liriano, S (1, 4) OBP: 0.356, SLG: 0.413	3-2 L7			2-2 G6-3		4-1 BB BB		0-2 G6-3		3 0 0 0 1 0 0	
Howard Johnson, S (1, 7) OBP: 0.340, SLG: 0.407	1-0 G3			3-3 K		3-3 SAFE SAFE			3-3 K	4 0 0 0 0 3 2	
Andres Galarraga, R (1, 3) OBP: 0.359, SLG: 0.621		0-0 G3-1		1-3 K		3-3 K			1-2 G6-3	4 0 0 0 0 2 2	
Dante Bichette, R (1, 9) OBP: 0.336, SLG: 0.550		1-2 G1-3			1-0 G4-3 S 2B		0-0 1B 1B		1-2 F7	4 1 2 0 0 0 0	
Charlie Hayes, R (1, 5) OBP: 0.311, SLG: 0.401		2-2 P3			2-3 K		0-1 F7			3 0 0 0 0 1 2	
Mike Kingery, L (1, 8) OBP: 0.388, SLG: 0.514			3-2 K 2B		2-1 G4-3 2-H		2-1 G4-6-3 1B			3 0 2 1 0 0 0	
Joe Girardi, R (1, 2) OBP: 0.326, SLG: 0.318			3-3 K		2-1 F7		1-2 G4-6-3 1-2f			3 0 0 0 0 1 3	
Kevin Ritz, R (1, 1) Eric Young Sr., R (3, PH) Kent Bottenfield, R (3, 1) Chris Jones, R (6, PH) Mike Harkey, R (6, 1) Vinny Castilla, R (8, PH) OBP: 0.278, SLG: 0.529			3-1 G5-3			0-3 K		0-1 F8		0 0 0 0 0 0 0 1 0 0 0 0 0 1 0 0 0 0 0 0 0 1 0 0 0 0 0 1 0 0 0 0 0 0 0 1 0 0 0 0 0 0	
Inning Stats	R: 0 H: 0 E: 0 LOB: 0 K: 0 BB: 0 S: 7 P: 13	R: 0 H: 0 E: 0 LOB: 0 K: 0 BB: 0 S: 11 P: 14	R: 0 H: 1 E: 0 LOB: 1 K: 2 BB: 0 S: 17 P: 27	R: 0 H: 0 E: 0 LOB: 0 K: 2 BB: 0 S: 9 P: 15	R: 1 H: 1 E: 0 LOB: 0 K: 1 BB: 0 S: 9 P: 16	R: 0 H: 0 E: 0 LOB: 2 K: 3 BB: 2 S: 12 P: 26	R: 0 H: 2 E: 0 LOB: 1 K: 0 BB: 0 S: 8 P: 11	R: 0 H: 0 E: 0 LOB: 0 K: 1 BB: 0 S: 10 P: 15	1B: 2 SF: 0 2B: 2 SAC: 0 3B: 0 DP: 1 HR: 0 HBP: 0	WP: 0 PA: 32 PB: 0 SB: 1 CS: 0	
PITCHER	IP WLS BF H R ER SO BB IBB HBP BLK WP HR S P ERA WHIP										
Jose Rijo, R (1, 1) ERA: 3.1	7.0 W 26 4 1 1 8 2 0 0 0 0 0 0 73 122 1.29 0.857										
Chuck McElroy, L (8, 1) ERA: 0.83	2.0 6 0 0 0 1 0 0 0 0 0 0 0 16 22 0.00 0.000										

Colorado Rockies @ Cincinnati Reds
Riverfront Stadium, Cincinnati, OH

Thu Jun 09 1994, 7:05 PM EDT
Att. 31,990 - Unknown - 76 F

livebaseballscorecards.com

AB	30
R	1
H	4
RBI	1
BB	2
SO	9
LOB	11



Batter	1	2	3	4	5	6	7	8	9
Deion Sanders, L OBP: 0.344, SLG: 0.407 (1, 8) C X	0-1 1B 1B	0-0 1B SF9 1B		2-2 P5		2-0 F7		3-1 F7	
Barry Larkin, R OBP: 0.340, SLG: 0.344 (1, 6) 1 SAFE 1 SAFE X	1-0 2B 1B	0-1 F8		0-1 G5-3		1-0 2B 1B			
Hal Morris, L OBP: 0.386, SLG: 0.493 (1, 3) 1 SAFE X	1-0 E 2B	0-0 1-3 3-H 1B		1-1 HBP		1-1 2B			
Kevin Mitchell, R OBP: 0.402, SLG: 0.699 Chuck McElroy, L (8, 1) B F B F T	3-2 K	2-1 SF9		1-0 P2		2-1 F9			
Reggie Sanders, R OBP: 0.338, SLG: 0.531 (1, 9) B B B B	4-0 E BB	2-2 L6			2-3 K		2-3 K		
Tony Fernandez, S OBP: 0.414, SLG: 0.488 (1, 5) B X	1-0 E7 1B		3-2 G4-3		2-2 1B		2-0 L1-3 1B		
Bret Boone, R OBP: 0.361, SLG: 0.473 (1, 4) X	0-0 2-H 1B		1-1 G5-3 1B		1-1 P6		1-1 L1-3 1-2		
Brian Dorsett, R OBP: 0.347, SLG: 0.395 (1, 2) B C X	1-2 P3		1-0 G5-3		2-3 K		1-3 K		
Jose Rijo, R OBP: 0.250, SLG: 0.292 Jerome Walton, R OBP: 0.317, SLG: 0.425 (8, 7)		2-2 1B 1B 2B	3-2 L7			1-2 G6-3		1-2 G4-3	

Inning Stats	R: 4	H: 4	E: 1	LOB: 1	K: 1	S: 12	P: 23	R: 2	H: 3	E: 0	LOB: 1	K: 0	S: 13	P: 19	R: 0	H: 1	E: 0	LOB: 1	K: 0	S: 12	R: 0	H: 0	E: 0	LOB: 1	K: 0	S: 7	R: 0	H: 1	E: 0	LOB: 1	K: 2	S: 12	R: 1	H: 2	E: 0	LOB: 1	K: 0	S: 9	R: 0	H: 1	E: 0	LOB: 0	K: 1	S: 7	R: 0	H: 0	E: 0	LOB: 0	K: 1	S: 8	1B: 9	SF: 1	2B: 4	SAC: 0	3B: 0	DP: 1	HR: 0	HBP: 1	WP: 0	PA: 37
--------------	------	------	------	--------	------	-------	-------	------	------	------	--------	------	-------	-------	------	------	------	--------	------	-------	------	------	------	--------	------	------	------	------	------	--------	------	-------	------	------	------	--------	------	------	------	------	------	--------	------	------	------	------	------	--------	------	------	-------	-------	-------	--------	-------	-------	-------	--------	-------	--------

PITCHER	IP	WLS	BF	H	R	ER	SO	BB	IBB	HBP	BLK	WP	HR	S	P	ERA	WHIP
Kevin Ritz, R ERA: 4.34 (1, 1)	2.0	L	14	7	6	3	1	1	0	0	0	0	0	25	42	13.50	4.000
Kent Bottenfield, R ERA: 5.73 (3, 1)	3.0		12	2	0	0	2	0	0	1	0	0	0	31	50	0.00	0.667
Mike Harkey, R ERA: 7.1 (6, 1)	2.0		8	3	1	1	1	0	0	0	0	0	0	16	28	4.50	1.500
Willie Blair, R ERA: 6.17 (8, 1)	1.0		3	0	0	0	1	0	0	0	0	0	0	8	13	0.00	0.000

BOTTOM

Colorado Rockies @ Cincinnati Reds
Riverfront Stadium, Cincinnati, OH
Thu Jun 09 1994, 7:05 PM EDT
Att: 31,990 - Unknown - 76 F

livebaseballscorecards.com

AB	34
R	7
H	12
RBI	5
BB	1
SO	5
LOB	12



Colorado Rockies @ Cincinnati Reds
 Riverfront Stadium, Cincinnati, OH

Fri Jun 10 1994, 7:05 PM EDT
 Att. 33,610 - Unknown - 82 F

livebaseballscorecards.com

AB	35
R	4
H	10
RBI	4
BB	2
SO	4
LOB	13



Batter	1	2	3	4	5	6	7	8	9	AB R H RBI BB SO LOB
Walt Weiss, S (1, 6) OBP: 0.350, SLG: 0.347	3-2 CS 1B		1-0 FC5 BB 1B		2-2 G1-6-3 1-2f		2-2 G4-3 1-3		0-1 G4-3	5 0 2 0 0 0 2
Nelson Liriano, S (1, 4) OBP: 0.358, SLG: 0.406	2-2 K 1-2		4-2 FC5 1-2 BB		0-2 FC5-4 1B		3-3 K		1-0 L8	4 0 1 0 1 2 2
Dante Bichette, R (1, 9) OBP: 0.335, SLG: 0.558	2-0 G5-3		0-2 FC5 1-2 2-3f		1-2 FC5-4 1-2f			1-0 HR		4 1 1 1 0 0 3
Andres Galarraga, R (1, 3) OBP: 0.353, SLG: 0.610		1-0 G5-3	1-1 G1-3			1-3 K		1-3 K		4 0 0 0 0 2 2
John Vander Wal, L (1, 7) OBP: 0.308, SLG: 0.560		0-1 G1-3		0-0 L6		1-0 G4-3 2B		0-0 HR		4 1 2 1 0 0 0
Vinny Castilla, R (1, 5) OBP: 0.318, SLG: 0.714		0-1 2B		2-0 P3		0-1 G4-3 2-3		0-0 HR		4 2 2 1 0 0 1
Mike Kingery, L (1, 8) OBP: 0.392, SLG: 0.518		0-0 2B 2-H		3-0 HBP		0-0 P4		1-1 F8		3 0 1 1 0 0 1
Joe Girardi, R (1, 2) OBP: 0.320, SLG: 0.310		0-0 P3		3-1 L5		2-2 P2		2-1 F8		4 0 0 0 0 0 2
Greg Harris, R (1, 1) OBP: 0.276, SLG: 0.259			1-0 L4		0-0 G1-6-3 1B		4-1 G4-3 S BB		2-2 G3	2 0 1 0 0 0 0
Steve Reed, R (5, 1)										0 0 0 0 0 0 0
Mike Munoz, L (6, 1)										0 0 0 0 0 0 0
Eric Young Sr., R (7, PH)										0 0 0 0 0 1 0 0
Marcus Moore, S (7, 1)										0 0 0 0 0 0 0 0
Howard Johnson, S (8, PH)										1 0 0 0 0 0 0 0

Inning Stats	R: 0 E: 0 K: 1 S: 7	H: 1 LOB: 0 BB: 0 P: 13	R: 1 E: 0 K: 0 S: 7	H: 2 LOB: 1 BB: 0 P: 8	R: 0 E: 0 K: 0 S: 10	H: 1 LOB: 2 BB: 1 P: 17	R: 0 E: 0 K: 0 S: 4	H: 0 LOB: 1 BB: 0 P: 12	R: 0 E: 0 K: 0 S: 10	H: 2 LOB: 1 BB: 0 P: 13	R: 0 E: 0 K: 1 S: 7	H: 1 LOB: 1 BB: 0 P: 9	R: 0 E: 0 K: 1 S: 10	H: 0 LOB: 1 BB: 1 P: 21	R: 3 E: 0 K: 1 S: 10	H: 3 LOB: 0 BB: 0 P: 15	R: 0 E: 0 K: 0 S: 6	H: 0 LOB: 0 BB: 0 P: 9	1B: 4 2B: 3 3B: 0 HR: 3	SF: 0 SAC: 0 DP: 1 HBP: 1	WP: 0 PB: 0 SB: 1 CS: 1	PA: 38
--------------	------------------------------	----------------------------------	------------------------------	---------------------------------	-------------------------------	----------------------------------	------------------------------	----------------------------------	-------------------------------	----------------------------------	------------------------------	---------------------------------	-------------------------------	----------------------------------	-------------------------------	----------------------------------	------------------------------	---------------------------------	----------------------------------	------------------------------------	----------------------------------	--------

PITCHER	IP	WLS	BF	H	R	ER	SO	BB	IBB	HBP	BLK	WP	HR	S	P	ERA	WHIP
John Roper, R (1, 1) ERA: 4.3	7.1	W	32	9	3	3	4	2	0	1	0	0	2	60	100	3.68	1.500
Hector Carrasco, R (8, 1) ERA: 2.7	0.2		3	1	1	1	0	0	0	0	0	0	1	5	8	13.50	1.500
Jeff Brantley, R (9, 1) ERA: 2.43	1.0		3	0	0	0	0	0	0	0	0	0	0	6	9	0.00	0.000

PITCHER	IP	WLS	BF	H	R	ER	SO	BB	IBB	HBP	BLK	WP	HR	S	P	ERA	WHIP
---------	----	-----	----	---	---	----	----	----	-----	-----	-----	----	----	---	---	-----	------

Batter	1	2	3	4	5	6	7	8	9
Deion Sanders, L OBP: 0.349, SLG: 0.411 (1, 8)	1-1 SH1-3 1B		0-1 B1-3	0-0 CS 1B		2-0 G3		1-0 2B 1B	
Barry Larkin, R OBP: 0.341, SLG: 0.347 (1, 6)	4-1 SH1-3 BB		1-0 G6-3	3-1 F8		2-1 G1-3		2-1 2B 2B	
Tony Fernandez, S OBP: 0.416, SLG: 0.494 (1, 5)	0-1 SH1-3		1-0 S 1B		1-3 K	1-0 E4		2-1 2B	
Hal Morris, L OBP: 0.386, SLG: 0.491 (1, 3)	1-3 K2-3		2-0 1B 2B 1B		1-0 1B 1B	0-0 G4-3		2-1 F7	
Bret Boone, R OBP: 0.362, SLG: 0.471 (1, 4)	1-3 K		1-2 2B 1B		1-2 1B G3 1B		3-3 K	2-3 K	
Reggie Sanders, R OBP: 0.339, SLG: 0.533 (1, 9)		0-0 F9	3-2 1B 2B		3-1 G3 S 1B		0-0 F7	2-0 F8	
Thomas Howard, S OBP: 0.289, SLG: 0.402 Jerome Walton, R OBP: 0.317, SLG: 0.425 (8, 7)		1-0 G6-3 1B	1-2 CS 1B		4-1 G3 IBB		0-0 G4-3		
Brian Dorsett, R OBP: 0.345, SLG: 0.391 Jacob Brumfield, R OBP: 0.188, SLG: 0.172 Eddie Taubensee, L OBP: 0.254, SLG: 0.309 (9, 2)		2-1 G6-3	2-2 CS		0-0 G5-3	0-1 G3		0-2 1B 1B 2B 1B	
John Roper, R OBP: 0.333, SLG: 0.364 Hector Carrasco, R (8, 1) Lenny Harris, L OBP: 0.431, SLG: 0.491 Jeff Brantley, R (9, 1)		1-1 G5-3			0-0 E9 1B 2B	2-2 P2		0-0 1B 2B 1B	

Inning Stats	R: 0 E: 0 K: 2 S: 13	H: 1 LOB: 2 BB: 1 P: 19	R: 0 E: 0 K: 0 S: 6	H: 1 LOB: 1 BB: 0 P: 10	R: 3 E: 0 K: 0 S: 17	H: 5 LOB: 1 BB: 0 P: 28	R: 1 E: 1 K: 0 S: 5	H: 2 LOB: 0 BB: 0 P: 8	R: 2 E: 0 K: 1 S: 16	H: 3 LOB: 2 BB: 1 P: 28	R: 0 E: 1 K: 0 S: 5	H: 0 LOB: 1 BB: 0 P: 10	R: 0 E: 0 K: 1 S: 5	H: 0 LOB: 0 BB: 0 P: 8	R: 4 E: 0 K: 1 S: 15	H: 5 LOB: 1 BB: 0 P: 26
--------------	-------------------------------	----------------------------------	------------------------------	----------------------------------	-------------------------------	----------------------------------	------------------------------	---------------------------------	-------------------------------	----------------------------------	------------------------------	----------------------------------	------------------------------	---------------------------------	-------------------------------	----------------------------------

PITCHER	IP	WLS	BF	H	R	ER	SO	BB	IBB	HBP	BLK	WP	HR	S	P	ERA	WHIP
Greg Harris, R ERA: 6.02 (1, 1)	4.1	L	24	12	6	6	3	1	0	0	0	0	0	50	80	12.46	3.000
Steve Reed, R ERA: 2.97 (5, 1)	0.2		3	0	0	0	0	0	1	0	0	0	0	7	13	0.00	0.000
Mike Munoz, L ERA: 3.22 (6, 1)	1.0		4	0	0	0	0	0	0	0	0	0	0	5	10	0.00	0.000
Marcus Moore, R ERA: 5.88 (7, 1)	2.0		11	5	4	4	2	0	0	0	0	0	0	20	34	18.00	2.500

AB R H RBI BB SO LOB

5	1	3	1	0	0	0
4	1	1	2	1	0	1
4	1	2	2	0	1	0
5	2	2	1	0	1	4
5	2	2	0	0	3	3
5	0	2	3	0	0	1
3	0	2	0	1	0	0
0	0	0	0	0	0	0
4	0	1	1	0	0	3
0	1	0	0	0	0	0
0	0	0	0	0	0	0
3	1	1	0	0	0	3
0	0	0	0	0	0	0
1	1	1	0	0	0	0
0	0	0	0	0	0	0

AB	39
R	10
H	17
RBI	10
BB	2
SO	5
LOB	15



WP	PA
0	43

PITCHER	IP	WLS	BF	H	R	ER	SO	BB	IBB	HBP	BLK	WP	HR	S	P	ERA	WHIP
---------	----	-----	----	---	---	----	----	----	-----	-----	-----	----	----	---	---	-----	------

Colorado Rockies @ Cincinnati Reds
Riverfront Stadium, Cincinnati, OH
Fri Jun 10 1994, 7:05 PM EDT
Att: 33,610 - Unknown - 82 F

livebaseballscorecards.com

Batter	1	2	3	4	5	6	7	8	9	AB R H RBI BB SO LOB	TOP																									
Walt Weiss, S (1, 6) OBP: 0.347, SLG: 0.342	0-1 P6	0-0 G5-3		0-2 L8		4-2 BB			1-0 F8	4 0 0 0 1 0 1																										
Vinny Castilla, R (1, 4) OBP: 0.296, SLG: 0.731	1-0 HR		2-3 K	3-2 G5-3		1-3 K			2-1 P4	5 1 1 1 0 2 2																										
Howard Johnson, S (1, 7) OBP: 0.327, SLG: 0.390	0-1 F8		2-3 K		1-3 K	0-0 G3			1-2 P6	5 0 0 0 0 2 2																										
Dante Bichette, R (1, 9) OBP: 0.341, SLG: 0.564	4-2 S BB		0-0 HR 1B		1-2 S 2B		1-3 K			3 1 2 0 1 1 0																										
John Vander Wal, L (1, 3) OBP: 0.304, SLG: 0.593	1-2 F7		0-0 HR		2-3 K		1-3 K			4 1 1 2 0 2 2																										
Charlie Hayes, R (1, 5) OBP: 0.314, SLG: 0.400		0-0 G5-3	2-0 1B		4-2 BB		1-3 K			3 0 1 0 1 1 0																										
Mike Munoz, L (7, 1)										0 0 0 0 0 0 0																										
Mike Kingery, L (1, 8) OBP: 0.398, SLG: 0.531	0-1 2B		0-1 1B		1-0 G3			0-2 P4		3 1 2 0 0 0 2																										
Chris Jones, R (8, PH) OBP: 0.208, SLG: 0.208			1-2 FC6-4 1B		2-3					1 0 0 0 0 0 0	AB 35 R 4 H 10 RBI 4 BB 3 SO 9 LOB 13																									
Joe Girardi, R (1, 2) OBP: 0.328, SLG: 0.326		0-0 E 2B	2-0 FC6-4			1-2 SH1-3 1B		1-0 CS 1B		4 0 3 1 0 0 2																										
David Nied, R (1, 1) OBP: 0.095, SLG: 0.050		2-1 G1-3		3-2 G5-3		1-0 SH1-3		3-3 K		2 0 0 0 0 0 1																										
Eric Young Sr., R (6, PH) OBP: 0.305, SLG: 0.405										0 0 0 0 0 0 0																										
Kent Bottenfield, R (6, 1)										0 0 0 0 0 0 0																										
Nelson Liriano, S (7, 5) OBP: 0.355, SLG: 0.402		2-3				1-2		1-2		1 0 0 0 0 1 1																										
Inning Stats	R: 1 E: 0 K: 0 S: 18	H: 1 LOB: 1 BB: 1 P: 24	R: 1 E: 1 K: 0 S: 8	H: 2 LOB: 1 BB: 0 P: 9	R: 2 E: 0 K: 2 S: 13	H: 4 LOB: 2 BB: 0 P: 21	R: 0 E: 0 K: 0 S: 10	H: 0 LOB: 0 BB: 0 P: 16	R: 0 E: 0 K: 2 S: 13	H: 1 LOB: 2 BB: 1 P: 22	R: 0 E: 0 K: 3 S: 10	H: 0 LOB: 0 BB: 0 P: 13	R: 0 E: 0 K: 1 S: 7	H: 1 LOB: 1 BB: 0 P: 11	R: 0 E: 0 K: 0 S: 8	H: 0 LOB: 0 BB: 0 P: 12	1B: 5 2B: 4 3B: 0 HR: 2	SF: 0 SAC: 1 DP: 1 HBP: 0	WP: 0 PB: 0 SB: 2 CS: 1	PA: 39																
PITCHER	IP WLS BF H R ER SO BB IBB HBP BLK WP HR S P ERA WHIP																																			
Kevin Jarvis, R (1, 1) ERA: 6.17	3.0		17	7	4	4	2	1	0	0	0	0	2	39	54	12.00	2.667																			
Tim Fortugno, L (4, 1) ERA: 2.35	2.1	W	11	2	0	0	2	2	0	0	0	0	0	32	53	0.00	1.714																			
Johnny Ruffin, R (6, 1) ERA: 2.91	1.2		5	0	0	0	4	0	0	0	0	0	0	15	19	0.00	0.000																			
Chuck McElroy, L (8, 1) ERA: 0.78	2.0	S	6	1	0	0	1	0	0	0	0	0	0	15	23	0.00	0.500																			

Colorado Rockies @ Cincinnati Reds
Riverfront Stadium, Cincinnati, OH

Sat Jun 11 1994, 7:05 PM EDT
Att. 36,887 - Unknown - 86 F

livebaseballscorecards.com



Batter	1	2	3	4	5	6	7	8	9
Deion Sanders, L OBP: 0.346, SLG: 0.407 (1, 8)	0-3 K	0-1 F8			3-2 P7		2-0 E 1B	0-1 G1-3	
Barry Larkin, R OBP: 0.338, SLG: 0.348 (1, 6)	1-0 BLK 1B 2B		0-1 G3		3-2 E5 S WP G3		3-2 G6-3	3-2 P5	
Tony Fernandez, S OBP: 0.422, SLG: 0.494 (1, 5)	0-0 L4		4-2 1B WP BB		4-1 G3 S 1-2 HR BB		2-0 BB 1B 1B		
Hal Morris, L OBP: 0.388, SLG: 0.491 (1, 3)	2-2 2-H 1B		0-0 WP WP 1B		1-0 G3		3-H 1-3 C K		
Reggie Sanders, R OBP: 0.342, SLG: 0.547 (1, 9)	1-3 K		3-3 K		1-0 HR		1-2 BB 1B		
Bret Boone, R OBP: 0.357, SLG: 0.464 Johnny Ruffin, R (6, 1) Jerome Walton, R OBP: 0.333, SLG: 0.425 (7, PH) (8, 7)		0-0 G5-3	1-3 K		1-2 G6-3		4-1 FC4 BB		
Thomas Howard, S OBP: 0.288, SLG: 0.396 Chuck McElroy, L (8, 1)		0-1 SH2-4 BB 1B		1-2 G3		1-2 G4-3	2-2 FC4		
Eddie Taubensee, L OBP: 0.267, SLG: 0.310 (1, 2)		4-2 1 SAFE 1 SAFE B SH2-4 BB		1-0 F8		1-1 G4-3		1-0 WP G1-3 1B	
Kevin Jarvis, L (1, 1) Tim Fortugno, L (4, 1) Jeff Branson, L OBP: 0.288, SLG: 0.286 (6, 4)		0-1 SH2-4		1-3 K		3-1 G3-1		1-0 B2	

Inning Stats	R: 1	H: 2	E: 0	K: 2	S: 13	LOB: 1	BB: 0	P: 17	R: 0	H: 1	E: 0	K: 0	S: 12	LOB: 2	BB: 1	P: 16	R: 1	H: 1	E: 0	K: 2	S: 14	LOB: 1	BB: 1	P: 22	R: 0	H: 0	E: 0	K: 1	S: 8	LOB: 0	BB: 0	P: 11	R: 3	H: 1	E: 1	K: 0	S: 13	LOB: 0	BB: 1	P: 26	R: 0	H: 0	E: 0	K: 0	S: 7	LOB: 0	BB: 0	P: 12	R: 1	H: 3	E: 1	K: 1	S: 20	LOB: 3	BB: 1	P: 35	R: 0	H: 1	E: 0	K: 0	S: 12	LOB: 1	BB: 0	P: 17
--------------	------	------	------	------	-------	--------	-------	-------	------	------	------	------	-------	--------	-------	-------	------	------	------	------	-------	--------	-------	-------	------	------	------	------	------	--------	-------	-------	------	------	------	------	-------	--------	-------	-------	------	------	------	------	------	--------	-------	-------	------	------	------	------	-------	--------	-------	-------	------	------	------	------	-------	--------	-------	-------

PITCHER	IP	WLS	BF	H	R	ER	SO	BB	IBB	HBP	BLK	WP	HR	S	P	ERA	WHIP
David Nied, R ERA: 4.95 (1, 1)	5.0	L	24	5	5	2	5	3	0	0	1	3	1	60	92	3.60	1.600
Kent Bottenfield, R ERA: 5.79 (6, 1)	1.1		6	2	1	1	0	0	0	0	0	0	0	13	25	6.75	1.500
Mike Munoz, L ERA: 3.0 (7, 1)	1.2		8	2	0	0	1	1	0	0	0	1	0	26	39	0.00	1.800

BOTTOM

AB R H RBI BB SO LOB

5	1	1	0	0	1	3
5	2	1	0	0	0	2
2	2	1	1	2	0	1
4	0	2	2	0	1	2
4	1	2	2	0	2	3
3	0	0	0	0	1	1
0	0	0	0	0	0	0
0	0	0	0	1	0	0
4	0	1	0	0	0	3
0	0	0	0	0	0	0
3	0	1	0	1	0	0
0	0	0	0	0	0	0
1	0	0	0	0	1	0
2	0	0	0	0	0	1

livebaseballscorecards.com

AB 33
R 6
H 9
RBI 5
BB 4
SO 6
LOB 16



WP: 4 PA: 38
PB: 0
SB: 2
CS: 0

Colorado Rockies @ Cincinnati Reds
Riverfront Stadium, Cincinnati, OH
Sat Jun 11 1994, 7:05 PM EDT
Att: 36,887 - Unknown - 86 F

Batter	1	2	3	4	5	6	7	8	9	AB R H RBI BB SO LOB	TOP
--------	---	---	---	---	---	---	---	---	---	----------------------	-----

Walt Weiss, S (1, 6) <small>OBP: 0.341, SLG: 0.335</small>	1-0 		3-2 		2-3 		1-0 		2-0 	5 0 0 0 0 1 4	
Joe Girardi, R (1, 2) <small>OBP: 0.327, SLG: 0.324</small>	2-2 		2-2 		0-0 		1-2 			4 0 1 0 0 1 0	
Dante Bichette, R (1, 9) <small>OBP: 0.336, SLG: 0.554</small>	3-2 			0-0 		0-1 		0-0 		4 0 0 0 0 0 1	
Andres Galarraga, R (1, 3) <small>OBP: 0.355, SLG: 0.613</small>		0-0 		2-3 		2-0 		1-2 		4 1 2 0 0 1 1	
John Vander Wal, L (1, 7) <small>OBP: 0.283, SLG: 0.552</small>			0-3 		3-1 		2-2 		3-1 	4 0 0 0 0 1 3	
Charlie Hayes, R (1, 5) <small>OBP: 0.321, SLG: 0.428</small>		2-2 			1-2 		2-2 		1-1 	4 2 3 2 0 0 0	
Mike Kingery, L (1, 8) <small>OBP: 0.389, SLG: 0.517</small>		1-0 			1-3 		1-1 		0-0 	3 0 0 0 0 1 1	
Vinny Castilla, R (1, 4) <small>OBP: 0.333, SLG: 0.724</small> Nelson Liriano, S (7, PR) <small>OBP: 0.360, SLG: 0.408</small>		2-0 			2-1 		3-2 		1-0 	3 0 2 0 0 0 1 1 0 1 1 0 0 0	
Lance Painter, L (1, 1) Willie Blair, R (5, 1) Howard Johnson, S (7, PH) <small>OBP: 0.331, SLG: 0.390</small> Steve Reed, R (7, 1) Eric Young Sr., R (9, PH) <small>OBP: 0.302, SLG: 0.400</small> Bruce Ruffin, S (9, 1) <small>OBP: 0.667, SLG: 0.500</small>			1-0 		1-1 		4-1 		1-0 	1 0 0 0 0 0 0 0 0 0 0 0 0 0 0 0 0 0 0 1 0 0 0 0 0 0 0 0 0 0 1 0 0 0 0 0 0 1 0 0 0 0 0 0 0 0	

Inning Stats	R: 0 H: 0 E: 0 K: 1 S: 8	H: 0 LOB: 0 BB: 0 P: 14	R: 1 H: 2 E: 0 K: 1 S: 9	H: 2 LOB: 1 BB: 0 P: 14	R: 0 H: 0 E: 0 K: 0 S: 7	H: 0 LOB: 0 BB: 0 P: 13	R: 0 H: 0 E: 0 K: 1 S: 6	H: 0 LOB: 0 BB: 0 P: 11	R: 1 H: 2 E: 0 K: 2 S: 15	H: 2 LOB: 1 BB: 0 P: 22	R: 0 H: 1 E: 0 K: 0 S: 7	H: 1 LOB: 1 BB: 0 P: 11	R: 0 H: 1 E: 0 K: 0 S: 10	H: 1 LOB: 2 BB: 1 P: 21	R: 0 H: 1 E: 0 K: 0 S: 9	H: 1 LOB: 1 BB: 0 P: 14	R: 1 H: 2 E: 0 K: 0 S: 7	H: 2 LOB: 1 BB: 0 P: 11	1B: 5 SF: 0 2B: 3 SAC: 2 3B: 0 DP: 0 HR: 1 HBP: 0	WP: 0 PA: 37 PB: 0 SB: 0 CS: 0
--------------	--------------------------	-------------------------	--------------------------	-------------------------	--------------------------	-------------------------	--------------------------	-------------------------	---------------------------	-------------------------	--------------------------	-------------------------	---------------------------	-------------------------	--------------------------	-------------------------	--------------------------	-------------------------	--	---

PITCHER	Erik Hanson, R (1, 1) <small>ERA: 4.76</small> Johnny Ruffin, R (7, 1) <small>ERA: 2.75</small> Hector Carrasco, R (9, 1) <small>ERA: 3.0</small>	IP	WLS	BF	H	R	ER	SO	BB	IBB	HBP	BLK	WP	HR	S	P	ERA	WHIP		
	6.0		23	5	2	2	5	0	0	0	0	0	0	1	52	85	3.00	0.833		
	2.0		9	2	0	0	0	1	0	0	0	0	0	0	19	35	0.00	1.500		
	1.0	L	5	2	1	1	0	0	0	0	0	0	0	0	7	11	9.00	2.000		

Colorado Rockies @ Cincinnati Reds
 Riverfront Stadium, Cincinnati, OH
 Sun Jun 12 1994, 3:33 AM EDT
 Att. 30,992 - Sunny - 84 F

livebaseballscorecards.com

AB	34
R	3
H	9
RBI	3
BB	1
SO	5
LOB	12



BOTTOM

Colorado Rockies @ Cincinnati Reds
Riverfront Stadium, Cincinnati, OH

livebaseballscorecards.com

AB 33
R 2
H 7
RBI 2
BB 6
SO 4
LOB 22



WP: 0 PA: 40
PB: 0
SB: 2
CS: 0

Sun Jun 12 1994, 3:33 AM EDT
Att: 30,992 - Sunny - 84 F

AB R H RBI BB SO LOB

3	1	0	0	2	1	0
4	0	1	0	1	0	1
3	0	0	1	1	0	2
4	1	0	0	1	0	4
4	0	1	0	0	0	1
4	0	3	0	0	0	1
2	0	1	0	0	0	1
2	0	0	0	0	1	3
3	0	1	1	1	0	3
2	0	0	0	0	1	2
1	0	0	0	0	1	2
0	0	0	0	0	0	0
1	0	0	0	0	0	2
0	0	0	0	0	0	0

Batter	1	2	3	4	5	6	7	8	9
Deion Sanders, L (1, 8) OBP: 0.347, SLG: 0.402	3-2 L4		4-1 SF8 BB		3-3 K		2-2 G4-3		4-2 G1-3 BB
Barry Larkin, R (1, 6) OBP: 0.340, SLG: 0.346	1-1 1B		4-2 1-3 BB		1-2 G4-3		1-0 L7		1-1 G1-3
Tony Fernandez, S (1, 5) OBP: 0.417, SLG: 0.486	1-0 F8		1-2 SF8		2-1 G4-3		4-0 BB		1-0 L8
Reggie Sanders, R (1, 9) OBP: 0.339, SLG: 0.536	0-0 L6		3-0 P4		4-0 1B BB		1-1 L4		1-2 G5-3
Bret Boone, R (1, 4) OBP: 0.355, SLG: 0.460		0-0 G6-3		2-2 G6-3		1-1 G6-3		1-1 BB 1B	
Hal Morris, L (1, 3) OBP: 0.393, SLG: 0.500		3-1 2B		1-1 F9 1B 1B		1-1 1B 1B		0-0 F7	
Jacob Brumfield, R (1, 7) OBP: 0.206, SLG: 0.194		1-1 L7		3-1 1-2 1B		2-2 P7		2-3 K	
Thomas Howard, S (6, PH) OBP: 0.283, SLG: 0.389				2-1 F9		1-2 1B		4-2 BB	
Brian Dorsett, R (1, 2) OBP: 0.349, SLG: 0.390		1-0 L7		2-3 1B		2-3 K		0-0 L8	
Erik Hanson, R (1, 1) OBP: 0.143, SLG: 0.190			1-3 K		1-1 L1				
Lenny Harris, L (6, PH) OBP: 0.424, SLG: 0.482									
Johnny Ruffin, R (7, 1)									
Jeff Branson, L (8, PH) OBP: 0.283, SLG: 0.281									
Hector Carrasco, R (9, 1)									

Inning Stats	R: 0	H: 1	E: 0	LOB: 1	K: 0	BB: 0	S: 8	R: 0	H: 1	E: 0	LOB: 1	K: 0	BB: 0	S: 6	R: 1	H: 0	E: 0	LOB: 1	K: 1	BB: 2	S: 10	R: 0	H: 2	E: 0	LOB: 2	K: 0	BB: 0	S: 11	R: 0	H: 0	E: 0	LOB: 0	K: 1	BB: 0	S: 8	R: 1	H: 2	E: 0	LOB: 2	K: 1	BB: 1	S: 14	R: 0	H: 0	E: 0	LOB: 1	K: 0	BB: 1	S: 6	R: 0	H: 1	E: 0	LOB: 2	K: 1	BB: 1	S: 9	R: 0	H: 0	E: 0	LOB: 1	K: 0	BB: 1	S: 8	R: 0	H: 0	E: 0	LOB: 1	K: 0	BB: 1	S: 8	R: 0	H: 0	E: 0	LOB: 1	K: 0	BB: 1	S: 8	1B: 6	SF: 1	2B: 1	SAC: 0	3B: 0	DP: 0	HR: 0	HBP: 0	WP: 0	PA: 40
--------------	------	------	------	--------	------	-------	------	------	------	------	--------	------	-------	------	------	------	------	--------	------	-------	-------	------	------	------	--------	------	-------	-------	------	------	------	--------	------	-------	------	------	------	------	--------	------	-------	-------	------	------	------	--------	------	-------	------	------	------	------	--------	------	-------	------	------	------	------	--------	------	-------	------	------	------	------	--------	------	-------	------	------	------	------	--------	------	-------	------	-------	-------	-------	--------	-------	-------	-------	--------	-------	--------

PITCHER	IP	WLS	BF	H	R	ER	SO	BB	IBB	HBP	BLK	WP	HR	S	P	ERA	WHIP
Lance Painter, L (1, 1) ERA: 6.87	4.1		19	4	1	1	2	2	0	0	0	0	0	38	73	2.08	1.385
Willie Blair, R (5, 1) ERA: 6.14	1.2		8	2	1	1	1	1	0	0	0	0	0	19	33	5.40	1.800
Steve Reed, R (7, 1) ERA: 2.8	2.0	W	9	1	0	0	1	2	0	0	0	0	0	15	30	0.00	1.500
Bruce Ruffin, L (9, 1) ERA: 3.48	1.0	S	4	0	0	0	0	1	0	0	0	0	0	8	15	0.00	1.000

Batter	1	2	3	4	5	6	7	8	9	AB R H RBI BB SO LOB	TOP											
Deion Sanders, L (1, 8) OBP: 0.344, SLG: 0.398	3-2 L4-3 1B		3-3 K		2-3 K		0-0 G6-3		2-2 P5	5 0 1 0 0 2 1												
Barry Larkin, R (1, 6) OBP: 0.344, SLG: 0.358	1-2 L4-3 1-2		1-2 1B SF9 1B		4-1 BB			2-2 1B 3B	3-3 K	4 2 2 0 1 1 1												
Hal Morris, L (1, 3) OBP: 0.398, SLG: 0.502	4-2 BB BB		0-2 1-3 1B		0-1 P7			1-0 FC6 1B 1B		3 1 2 1 1 0 1												
Kevin Mitchell, R (1, 7) OBP: 0.404, SLG: 0.697	4-2 FC6-4 BB		0-0 SF9 3-H		1-1 P3			1-1 FC6 1-2 1B		2 0 1 1 1 0 0												
Reggie Sanders, R (1, 9) OBP: 0.333, SLG: 0.526	1-1 FC6-4 1-2f		3-3 K		3-3 K			2-3 K		4 0 0 0 0 3 5												
Tony Fernandez, S (1, 5) OBP: 0.409, SLG: 0.475		1-0 G5-3		2-1 G4-3		1-2 G6-3		2-0 FC6 1-2f 2-3 1B		4 0 0 0 0 0 2												
Bret Boone, R (1, 4) OBP: 0.353, SLG: 0.455		0-0 F7		1-3 K			0-1 E4 G3	0-0 1-2 3-H 1B		4 0 1 1 0 1 0												
Brian Dorsett, R (1, 2) OBP: 0.340, SLG: 0.379		2-3 K		1-0 P2			2-3 K	1-0 F9		4 0 0 0 0 2 3												
Pete Schourek, L (1, 1) OBP: 0.250, SLG: 0.625 Kevin Jarvis, L (6, 1) Tim Fortugno, L (6, 1) Thomas Howard, S (7, PH) Hector Carrasco, R (7, 1) Lenny Harris, L (9, PH) OBP: 0.417, SLG: 0.474			0-0 HR		0-2 L7		0-0 G3 1-2		0-3 K	2 1 1 1 0 0 0 0 0 0 0 0 0 0 0 0 0 0 0 0 0 1 0 0 0 0 0 1 0 0 0 0 0 0 0 1 0 0 0 0 1 0												
Inning Stats	R: 0 E: 0 K: 0 S: 13	H: 1 LOB: 2 BB: 2 P: 26	R: 0 E: 0 K: 1 S: 5	H: 0 LOB: 0 BB: 0 P: 8	R: 2 E: 0 K: 2 S: 14	H: 3 LOB: 1 BB: 0 P: 21	R: 0 E: 0 K: 1 S: 8	H: 0 LOB: 0 BB: 0 P: 12	R: 0 E: 0 K: 1 S: 9	H: 0 LOB: 1 BB: 1 P: 15	R: 0 E: 0 K: 1 S: 8	H: 0 LOB: 0 BB: 0 P: 13	R: 0 E: 1 K: 1 S: 7	H: 0 LOB: 1 BB: 0 P: 9	R: 2 E: 0 K: 1 S: 13	H: 4 LOB: 2 BB: 0 P: 22	R: 0 E: 0 K: 2 S: 9	H: 0 LOB: 0 BB: 0 P: 14	1B: 6 2B: 1 3B: 1 HR: 1	SF: 1 SAC: 0 DP: 1 HBP: 0	WP: 0 PB: 0 SB: 0 CS: 0	PA: 38
PITCHER	IP WLS BF H R ER SO BB IBB HBP BLK WP HR S P ERA WHIP																					
Ramon Martinez, R (1, 1) ERA: 3.59	8.0 W 35 8 4 4 8 3 0 0 0 0 0 1 77 126 4.50 1.375																					
Todd Worrell, R (9, 1) ERA: 2.5	1.0 S 3 0 0 0 2 0 0 0 0 0 0 0 9 14 0.00 0.000																					

Cincinnati Reds @ Los Angeles Dodgers
 Dodger Stadium, Los Angeles, CA
 Mon Jun 13 1994, 7:05 PM PDT
 Att. 39,535 - Unknown - 73 F

AB	34
R	4
H	8
RBI	4
BB	3
SO	10
LOB	14



Batter	1	2	3	4	5	6	7	8	9
Brett Butler, L OBP: 0.432, SLG: 0.463 (1, 8)	1-0 CS 1B		2-1 G4-6-3 1-2f 3-H		1-2 FC6-4 1-2f		2-2 CS SH1-3 1B		
Garey Ingram, R OBP: 0.343, SLG: 0.393 (1, 4)	2-2 F9		2-2 F7		1-0 F9		1-0 SH1-3 1-2		
Mike Piazza, R OBP: 0.378, SLG: 0.560 (1, 2)	3-2 G5-3 1-2			0-0 HR	1-3 K		4-1 BB		
Tim Wallach, R OBP: 0.361, SLG: 0.540 (1, 5)		2-3 K		4-2 1B BB		0-0 1B 1B	1-0 F7		
Eric Karros, R OBP: 0.353, SLG: 0.471 (1, 3)		1-2 P4		0-2 1B		3-0 1B 1B	2-0 G6-3		
Raul Mondesi, R OBP: 0.349, SLG: 0.552 (1, 9)		0-0 1B		1-3 K		3-2 1B 1B	0-2 S 1B		
Cory Snyder, R OBP: 0.320, SLG: 0.484 (1, 7)		3-3 K		1-3 K		0-1 1B	0-0 F8		
Dave Hansen, L OBP: 0.294, SLG: 0.313 (6, PH)						1-H 3-H 1B			
Mitch Webster, S OBP: 0.357, SLG: 0.392 (6, PH)									
Todd Worrell, R (9, 1)									
Jose Offerman, S OBP: 0.305, SLG: 0.288 (1, 6)			0-0 1B G4-6-3 1B	1-0 L6		1-2 K 2B	2-0 F7 1-2		
Ramon Martinez, R OBP: 0.270, SLG: 0.297 (1, 1)			3-2 G4-6-3 1B		0-1 FC6-4 1B				
Henry Rodriguez, L OBP: 0.344, SLG: 0.449 (9, 7)						2-3 K			

AB	R	H	RBI	BB	SO	LOB
4	0	2	0	0	0	2
3	0	0	0	0	0	2
3	1	1	1	1	1	2
3	1	1	0	1	1	1
4	1	2	0	0	0	0
4	1	3	1	0	1	2
2	0	0	0	0	2	3
0	0	0	0	0	0	0
2	0	1	1	0	0	1
0	0	0	0	0	0	0
4	1	2	0	0	0	3
3	0	2	0	0	1	1
0	0	0	0	0	0	0

WP	HR	S	P	ERA	WHIP
0	0	0	35	3.86	1.714
0	0	0	16	81.00	9.000
0	0	11	14	0.00	2.000
0	0	12	24	0.00	1.500

1B	2B	3B	HR	SF	SAC	DP	HBP
12	1	0	1	0	1	1	0
0	0	0	0	0	0	0	0
0	0	0	0	0	0	0	0
1	1	0	0	0	0	0	0

AB	R	H	RBI	BB	SO	LOB
32	5	14	3	2	6	17

Cincinnati Reds @ Los Angeles Dodgers
 Dodger Stadium, Los Angeles, CA
 Mon Jun 13 1994, 7:05 PM PDT
 Att: 39,535 - Unknown - 73 F

livebaseballscorecards.com

Inning Stats	R: 0	H: 1	E: 0	LOB: 0	K: 0	P: 13	R: 0	H: 1	E: 0	LOB: 1	K: 2	P: 19	R: 1	H: 2	E: 0	LOB: 2	K: 2	P: 24	R: 0	H: 1	E: 0	LOB: 1	K: 1	P: 13	R: 3	H: 5	E: 0	LOB: 0	K: 1	P: 25	R: 0	H: 1	E: 0	LOB: 1	K: 0	P: 14	R: 0	H: 1	E: 0	LOB: 1	K: 0	P: 10
	S: 7	P: 13	S: 13	P: 19	S: 11	P: 18	S: 17	P: 24	S: 10	P: 13	S: 16	P: 25	S: 6	P: 14	S: 6	P: 10																										
PITCHER	IP	WLS	BF	H	R	ER	SO	BB	IBB	HBP	BLK	WP	HR	S	P	ERA	WHIP																									
Pete Schourek, L ERA: 5.04 (1, 1)	4.2		20	7	2	2	4	1	0	0	0	0	0	1	54	82	3.86	1.714																								
Kevin Jarvis, R ERA: 8.25 (5, 1)	0.1	L	4	3	3	3	1	0	0	0	0	0	0	9	16	81.00	9.000																									
Tim Fortugno, L ERA: 2.2 (6, 1)	1.0		3	2	0	0	1	0	0	0	0	0	0	11	14	0.00	2.000																									
Hector Carrasco, R ERA: 2.74 (7, 1)	2.0		8	2	0	0	0	1	0	0	0	0	0	12	24	0.00	1.500																									

Batter	1	2	3	4	5	6	7	8	9	AB R H RBI BB SO LOB	TOP																				
Deion Sanders, L OBP: 0.343, SLG: 0.395 (1, 8)	1-0 F7		1-2 G4-6-3 1B			2-2 F7		0-0 F8		4 0 1 0 0 0 0	<p>Cincinnati Reds @ Los Angeles Dodgers</p> <p>Dodger Stadium, Los Angeles, CA</p> <p>Tue Jun 14 1994, 7:05 PM PDT</p> <p>Att. 31,826 - Unknown - 70 F</p>																				
Barry Larkin, R OBP: 0.347, SLG: 0.360 (1, 6)	1-1 F8 1B		1-0 G4-6-3 1-2f			3-2 E6 FC5-4 1B		1-1 1B		4 0 2 0 0 0 1																					
Hal Morris, L OBP: 0.400, SLG: 0.502 (1, 3)	1-2 F8 1B		2-0 L3			0-0 FC5-4 1B		1-2 K		4 0 2 0 0 1 1																					
Kevin Mitchell, R OBP: 0.396, SLG: 0.680 Jeff Brantley, R (8, 1)	3-0 F8 1-2 2-3			0-0 P5		0-0 FC5-4 1-2f 2-3		2-2 F7		4 0 0 0 0 0 5 0 0 0 0 0 0 0																					
Tony Fernandez, S OBP: 0.402, SLG: 0.464 (1, 5)	1-2 P5			2-3 K		1-2 G4-3			0-0 B1	4 0 0 0 0 1 4																					
Reggie Sanders, R OBP: 0.332, SLG: 0.535 (1, 9)		0-0 G6-3		2-1 F9			0-0 G6-3		0-2 HR	4 1 1 1 0 0 0																					
Bret Boone, R OBP: 0.348, SLG: 0.449 Johnny Ruffin, R Thomas Howard, S OBP: 0.287, SLG: 0.400 (7, 1)		1-2 L8			2-1 G6-3		1-0 G5-3		0-0 G3-1 2B	3 0 0 0 0 0 0 0 0 0 0 0 0 0 1 0 1 0 0 0 0																					
Eddie Taubensee, L OBP: 0.266, SLG: 0.307 (1, 2)		2-2 1B			0-0 G5-3		1-3 K		3-1 G3-1 2-3	4 0 1 0 0 1 1																					
Jose Rijo, R OBP: 0.231, SLG: 0.269 Jeff Branson, L OBP: 0.290, SLG: 0.339 (7, 4)		0-2 G5-3			1-1 B1			2-1 HR	0-1 G3-1	2 0 0 0 0 0 1 2 1 1 1 0 0 1																					
Inning Stats	R: 0 E: 0 K: 0 S: 11	H: 2 LOB: 2 BB: 0 P: 18	R: 0 E: 0 K: 0 S: 10	H: 1 LOB: 1 BB: 0 P: 13	R: 0 E: 0 K: 0 S: 5	H: 1 LOB: 0 BB: 0 P: 9	R: 0 E: 0 K: 1 S: 6	H: 0 LOB: 0 BB: 0 P: 10	R: 0 E: 0 K: 0 S: 5	H: 0 LOB: 0 BB: 0 P: 8	R: 0 E: 1 K: 0 S: 11	H: 1 LOB: 2 BB: 0 P: 17	R: 0 E: 0 K: 1 S: 5	H: 0 LOB: 0 BB: 0 P: 7	R: 1 E: 0 K: 1 S: 12	H: 2 LOB: 1 BB: 0 P: 18	R: 1 E: 0 K: 0 S: 9	H: 2 LOB: 1 BB: 0 P: 12	1B: 6 2B: 1 3B: 0 HR: 2	SF: 0 SAC: 0 DP: 1 HBP: 0	WP: 0 PB: 0 SB: 0 CS: 0	PA: 36									
PITCHER Pedro Astacio, R ERA: 4.66 (1, 1)	IP 9.0	WLS W	BF 36	H 9	R 2	ER 2	SO 3	BB 0	IBB 0	HBP 0	BLK 0	WP 0	HR 2	S 74	P 112	ERA 2.00	WHIP 1.000														
											PITCHER	IP	WLS	BF	H	R	ER	SO	BB	IBB	HBP	BLK	WP	HR	S	P	ERA	WHIP			

livebaseballscorecards.com

AB	36
R	2
H	9
RBI	2
BB	0
SO	3
LOB	14



BOTTOM

Cincinnati Reds @ Los Angeles Dodgers
 Dodger Stadium, Los Angeles, CA
 Tue Jun 14 1994, 7:05 PM PDT
 Att. 31,826 - Unknown - 70 F

livebaseballscorecards.com

AB 36
R 5
H 13
RBI 5
BB 4
SO 8
LOB 23



WP: 1 PA: 41
 PB: 0
 SB: 2
 CS: 2

AB R H RBI BB SO LOB

3 1 1 0 2 0 0

3 1 2 0 2 0 0

5 1 2 1 0 2 5

5 1 3 1 0 1 2

4 0 1 1 0 1 2

4 0 1 0 0 0 3

4 0 1 0 0 1 5


4 1 2 2 0 1 3

1B: 11 SF: 0
 2B: 1 SAC: 0
 3B: 0 DP: 0
 HR: 1 HBP: 0

Batter	1	2	3	4	5	6	7	8	9							
Brett Butler, L OBP: 0.435, SLG: 0.461 (1, 8)	4-2 1B 1B BB	3-2 1B CS 1B		4-0 S BB		1-0 P6 ①		0-1 G6-3 ②								
Jose Offerman, S OBP: 0.315, SLG: 0.293 (1, 6)	1-0 1B 1-2 1B	1 SAFE 1 SAFE 1 SAFE 1 SAFE 3-2 1 SAFE 1 SAFE 1 SAFE 1-3 1B		4-1 BB		3-2 P5 ②		4-2 1B BB								
Mike Piazza, R OBP: 0.379, SLG: 0.556 (1, 2)	0-0 E 1B 1-2 2-H 1B	2-3 K ②		2-3 K ③		0-0 G6-3 ③		1-1 1B 1-3 1B								
Tim Wallach, R OBP: 0.365, SLG: 0.542 (1, 5)	3-1 E7 1B 1-3 2-H 1B	3-2 CS ③ 1-2 3-H	1-3 K ①		0-0 1B 1B		3-2 FC6-5 WP 1B ③	3-2 G4-3 ③								
Henry Rodriguez, L OBP: 0.342, SLG: 0.444 (1, 7)	2-0 FC6-4 1B 2-3 3-H		0-1 G4-3 ②		1-2 F8 ①		3-3 K ① 1-2									
Eric Karros, R OBP: 0.352, SLG: 0.467 (1, 3)	0-0 F9 ①		2-2 G6-3 ③		2-0 1B 1-2 1B		3-1 FC6-5 ② 2-3									
Raul Mondesi, R OBP: 0.348, SLG: 0.551 (1, 9)	2-3 K ②			0-0 S 2B	1-0 F8 ②		2-2 F9 ③									
Garey Ingram, R OBP: 0.352, SLG: 0.446 (1, 4)	0-0 FC6-4 1-2f			3-3 K ① 2B	1-2 1B 1-2 2-H 1B			2-0 HR								
Pedro Astacio, R OBP: 0.071, SLG: 0.071 (1, 1)		0-0 G4-3 ①		3-3 K ② 2-3	0-0 G4-3 ③			1-3 K ①								
Inning Stats	R: 3 E: 1 K: 1 S: 12	H: 4 LOB: 2 BB: 1 P: 24	R: 0 E: 0 K: 1 S: 15	H: 2 LOB: 1 BB: 0 P: 26	R: 0 E: 0 K: 1 S: 9	H: 0 LOB: 0 BB: 0 P: 12	R: 0 E: 0 K: 3 S: 12	H: 1 LOB: 3 BB: 2 P: 28	R: 1 E: 0 K: 0 S: 10	H: 3 LOB: 2 BB: 0 P: 15	R: 0 E: 0 K: 1 S: 6	H: 0 LOB: 0 BB: 0 P: 10	R: 0 E: 0 K: 1 S: 13	H: 1 LOB: 1 BB: 0 P: 24	R: 1 E: 0 K: 1 S: 15	H: 2 LOB: 2 BB: 1 P: 26

PITCHER	IP	WLS	BF	H	R	ER	SO	BB	IBB	HBP	BLK	WP	HR	S	P	ERA	WHIP
Jose Rijo, R ERA: 3.18 (1, 1)	6.0	L	30	10	4	3	6	3	0	0	0	0	0	64	115	4.50	2.167
Johnny Ruffin, R ERA: 2.68 (7, 1)	1.0		4	1	0	0	1	0	0	0	0	1	0	13	24	0.00	1.000
Jeff Brantley, R ERA: 2.62 (8, 1)	1.0		6	2	1	1	1	1	0	0	0	0	1	15	26	9.00	3.000

PITCHER	IP	WLS	BF	H	R	ER	SO	BB	IBB	HBP	BLK	WP	HR	S	P	ERA	WHIP
Jose Rijo, R ERA: 3.18 (1, 1)	6.0	L	30	10	4	3	6	3	0	0	0	0	0	64	115	4.50	2.167
Johnny Ruffin, R ERA: 2.68 (7, 1)	1.0		4	1	0	0	1	0	0	0	0	1	0	13	24	0.00	1.000
Jeff Brantley, R ERA: 2.62 (8, 1)	1.0		6	2	1	1	1	1	0	0	0	0	1	15	26	9.00	3.000

Batter	1	2	3	4	5	6	7	8	9	AB R H RBI BB SO LOB	TOP	
Deion Sanders, L OBP: 0.345, SLG: 0.395 (1, 8)	1-3 K ①		3-2 G3-1 ③		4-1 1B BB ①		3-1 BLK 1B 1B			3 2 1 0 1 1 0		
Lenny Harris, L OBP: 0.422, SLG: 0.475 (1, 5)	1-0 G3-1 ②			1-0 G6-3 ①	0-1 1B 1B ①		1-2 1B 1B			4 0 2 1 0 0 0		
Hal Morris, L OBP: 0.401, SLG: 0.506 (1, 3)	1-1 G4-3 ③			2-2 1B 2B ①	0-0 1B 1B ①		0-0 F7 ③			4 1 2 2 0 0 1		
Kevin Mitchell, R OBP: 0.388, SLG: 0.665 Jeff Brantley, R (8, 1)			0-1 P5 ①	2-3 K ②	1-3 K ③			0-0 G6-3 ①		4 0 0 0 0 2 3 0 0 0 0 0 0 0		
Tony Fernandez, S OBP: 0.399, SLG: 0.460 (1, 6)			0-2 E6 FC4-6 ②	0-0 1B ③		2-2 G3-1 ①		1-1 F8 ②		4 0 1 1 0 0 0		
Reggie Sanders, R OBP: 0.326, SLG: 0.525 (1, 9)			1-2 FC4-6 E S 1-2f ②	0-0 FC6-4 1-2f ③		2-1 G6-3 ②		1-0 P4 ③		4 0 0 0 0 0 2		
Bret Boone, R OBP: 0.342, SLG: 0.440 (1, 4)			1-3 K 1-3 ③		1-3 K ①	1-1 F7 ③			1-1 G5-3 ①	4 0 0 0 0 2 1	AB 35 R 4 H 7 RBI 4 BB 1 SO 8 LOB 8	
Brian Dorsett, R OBP: 0.338, SLG: 0.375 (1, 2)			2-3 K ①		1-2 1B BB 1B ①		3-1 G1-3 ①		3-1 L9 ②	4 1 1 0 0 1 0		
John Roper, R OBP: 0.267, SLG: 0.286 Thomas Howard, S OBP: 0.285, SLG: 0.397 (8, 7)			2-3 K ②		0-3 K ②		1-1 G4-3 ②		1-2 F9 ③	3 0 0 0 0 2 1 1 0 0 0 0 0 0		
Inning Stats	R: 0 E: 0 K: 1 S: 7 H: 0 LOB: 0 BB: 0 P: 10	R: 0 E: 1 K: 1 S: 11 H: 0 LOB: 1 BB: 0 P: 13	R: 0 E: 0 K: 2 S: 10 H: 0 LOB: 0 BB: 0 P: 17	R: 1 E: 0 K: 1 S: 12 H: 2 LOB: 1 BB: 0 P: 17	R: 2 E: 0 K: 3 S: 17 H: 3 LOB: 2 BB: 1 P: 24	R: 0 E: 0 K: 0 S: 7 H: 0 LOB: 0 BB: 0 P: 12	R: 1 E: 0 K: 0 S: 10 H: 2 LOB: 1 BB: 0 P: 18	R: 0 E: 0 K: 0 S: 4 H: 0 LOB: 0 BB: 0 P: 6	R: 0 E: 0 K: 0 S: 7 H: 0 LOB: 0 BB: 0 P: 12	1B: 6 2B: 1 3B: 0 HR: 0 SF: 0 SAC: 0 DP: 0 HBP: 0	WP: 0 PB: 0 SB: 1 CS: 0 PA: 36	
PITCHER	IP WLS BF H R ER SO BB IBB HBP BLK WP HR S P ERA WHIP											
Kevin Gross, R ERA: 3.84 (1, 1)	6.2 L 29 7 4 4 8 1 0 0 0 0 0 0 73 110 5.40 1.200											
Al Osuna, L ERA: 6.23 (7, 1)	0.1 1 0 0 0 0 0 0 0 0 0 0 0 1 1 0.00 0.000											
Ismael Valdez, R ERA: (8, 1)	2.0 6 0 0 0 0 0 0 0 0 0 0 0 0 11 18 0.00 0.000											

Cincinnati Reds @ Los Angeles Dodgers
 Dodger Stadium, Los Angeles, CA
 Wed Jun 15 1994, 7:05 PM PDT
 Att. 51,736 - Unknown - 65 F

livebaseballscorecards.com

Batter	1	2	3	4	5	6	7	8	9	AB	R	H	RBI	BB	SO	LOB
--------	---	---	---	---	---	---	---	---	---	----	---	---	-----	----	----	-----

Brett Butler, L OBP: 0.432, SLG: 0.457 (1, 8)	1-3 	2-2 L8			3-2 FC5-4 1B		2-1 B1-3			4	0	1	0	0	1	3
Jose Offerman, S OBP: 0.314, SLG: 0.289 (1, 6)	1-0 L8		4-1 G6-4-3 1B 2B BB		0-1 F7			3-2 G4-3		3	1	0	0	1	0	1
Mike Piazza, R OBP: 0.377, SLG: 0.551 (1, 2)	1-1 G5-3		0-0 G6-4-3 1B		0-0 F9			0-1 G1-3		4	0	1	0	0	0	1
Tim Wallach, R OBP: 0.364, SLG: 0.541 (1, 5)		0-0 1B SF8 2B	0-1 G6-4-3		2-0 FC5-4			0-2 G6-3		4	1	1	0	0	0	3
Henry Rodriguez, L OBP: 0.350, SLG: 0.457 (1, 7)		1-1 BB 1B	1-1 FC5 2B		2-2 G5-4-3 1B			3-3 K		4	0	3	1	0	1	0
Eric Karros, R OBP: 0.346, SLG: 0.461 (1, 3)		0-0 SF8	0-1 FC5		0-0 G5-4-3			3-2 P6		3	0	0	1	0	0	2
Raul Mondesi, R OBP: 0.346, SLG: 0.547 (1, 9)		0-1 BB 1B		0-1 G6-3		2-3 K		0-0 G4-3		4	0	1	0	0	1	0
Garey Ingram, R OBP: 0.338, SLG: 0.426 (1, 4)		2-3 K		0-0 L7			0-0 G6-3			3	0	0	0	0	1	2
Kevin Gross, R OBP: 0.200, SLG: 0.222 (1, 1)		4-2 BB		0-0 L7			1-2 G3-1			1	0	0	0	1	0	0
Al Osuna, R (7, 1)										0	0	0	0	0	0	0
Chris Gwynn, L OBP: 0.282, SLG: 0.324 (7, PH)										1	0	0	0	0	0	0
Ismael Valdez, R (8, 1)		1-2 2-3 BB								0	0	0	0	0	0	0

Inning Stats	R: 0	H: 0	E: 0	K: 1	S: 6	R: 1	H: 3	E: 0	K: 1	S: 16	R: 1	H: 2	E: 0	K: 0	S: 8	R: 0	H: 0	E: 0	K: 0	S: 4	R: 0	H: 1	E: 0	K: 0	S: 8	R: 0	H: 1	E: 0	K: 1	S: 7	R: 0	H: 0	E: 0	K: 0	S: 7	R: 0	H: 0	E: 0	K: 0	S: 10	R: 0	H: 0	E: 0	K: 1	S: 8	R: 0	H: 0	E: 0	K: 1	S: 14	1B: 5	SF: 1	2B: 2	SAC: 0	3B: 0	DP: 2	HR: 0	HBP: 0	WP: 0	PA: 34	PB: 0	SB: 0	CS: 0
--------------	------	------	------	------	------	------	------	------	------	-------	------	------	------	------	------	------	------	------	------	------	------	------	------	------	------	------	------	------	------	------	------	------	------	------	------	------	------	------	------	-------	------	------	------	------	------	------	------	------	------	-------	-------	-------	-------	--------	-------	-------	-------	--------	-------	--------	-------	-------	-------

PITCHER	IP	WLS	BF	H	R	ER	SO	BB	IBB	HBP	BLK	WP	HR	S	P	ERA	WHIP
John Roper, R ERA: 3.96 (1, 1)	7.0	W	28	7	2	2	3	2	0	0	0	0	0	56	84	2.57	1.286
Jeff Brantley, R ERA: 2.48 (8, 1)	2.0	S	6	0	0	0	1	0	0	0	0	0	0	18	27	0.00	0.000

BOTTOM

Cincinnati Reds @ Los Angeles Dodgers
Dodger Stadium, Los Angeles, CA
 Wed Jun 15 1994, 7:05 PM PDT
 Att: 51,736 - Unknown - 65 F

livebaseballscorecards.com

AB	31
R	2
H	7
RBI	2
BB	2
SO	4
LOB	12



Batter	1	2	3	4	5	6	7	8	9	AB R H RBI BB SO LOB	TOP
Deion Sanders, L OBP: 0.346, SLG: 0.395 (1, 8) CBS BS X	2-2 L6		1-0 P5		1-0 G6-3			2-0 S 2B 1B	0-1 2B 1B 1-2 2-3	5 1 2 0 0 0 0	
Barry Larkin, R OBP: 0.348, SLG: 0.365 (1, 6) L F X	0-2 G4-3		1-2 G5-3			0-2 F7 E 1B		3-3 K 1-2	1-1 2B 1-3 2-H 3-H	5 0 2 2 0 1 1	
Hal Morris, L OBP: 0.399, SLG: 0.502 Lenny Harris, L OBP: 0.415, SLG: 0.468 Jerome Walton, R OBP: 0.318, SLG: 0.405 (1, 3) (5, 3) (8, PH) (8, 3) B C F S	1-3 K			2-3 K		3-1 E6 1-2		2-3 K 2-3	0-2 G5-3	2 0 0 0 0 2 0 1 0 0 0 0 0 1 2 0 0 0 0 1 3	
Kevin Mitchell, R OBP: 0.385, SLG: 0.661 (1, 7) F C T B B B		2-3 K		0-0 G5-3		2-2 F7 2-3		2-1 2B 2-H		4 0 1 1 0 1 2	
Tony Fernandez, S OBP: 0.392, SLG: 0.450 (1, 5) F B B B B		3-1 G6-3		1-0 G6-3		0-3 K		2-2 L7		4 0 0 0 0 1 2	
Reggie Sanders, R OBP: 0.329, SLG: 0.534 (1, 9) F B B B B		2-1 3B			0-2 2B 1B		0-3 K		1-3 K	4 1 2 0 0 2 0	
Bret Boone, R OBP: 0.349, SLG: 0.448 (1, 4) H T B C F		3-2 HBP			2-2 G6-3 1-H 2B		1-3 K		2-2 1B 2B G3 1B	3 2 2 1 0 1 0	
Eddie Taubensee, L OBP: 0.265, SLG: 0.316 (1, 2) C T B B B		2-3 K			0-0 G6-3 2-3		1-1 2B		2-2 G3 1-2	4 0 1 0 0 1 4	
Erik Hanson, R OBP: 0.130, SLG: 0.174 Thomas Howard, S OBP: 0.282, SLG: 0.393 Chuck McElroy, L Hector Carrasco, R Jacob Brumfield, R OBP: 0.229, SLG: 0.194 Jeff Brantley, R (1, 1) (7, PH) (7, 1) (8, 1) (9, PH) (9, 1) B X			1-0 G4-3		0-1 G6-3 3-H		0-0 G5-3		4-1 1B 2B BB	2 0 0 1 0 0 0 1 0 0 0 0 0 1 0 0 0 0 0 0 0 0 0 0 0 0 0 0 0 1 0 0 1 0 0 0 0 0 0 0 0 0	
Inning Stats	R: 0 E: 0 K: 1 S: 10 H: 0 LOB: 0 P: 13	R: 0 E: 0 K: 2 S: 13 H: 1 LOB: 2 BB: 0 P: 25	R: 0 E: 0 K: 0 S: 5 H: 0 LOB: 0 BB: 0 P: 8	R: 0 E: 0 K: 1 S: 6 H: 0 LOB: 0 BB: 0 P: 9	R: 2 E: 0 K: 0 S: 12 H: 2 LOB: 0 BB: 0 P: 14	R: 0 E: 1 K: 1 S: 12 H: 1 LOB: 1 BB: 0 P: 17	R: 0 E: 0 K: 2 S: 9 H: 1 LOB: 1 BB: 0 P: 11	R: 1 E: 0 K: 2 S: 17 H: 2 LOB: 1 BB: 0 P: 28	R: 2 E: 0 K: 1 S: 17 H: 3 LOB: 2 BB: 1 P: 27	1B: 5 2B: 4 3B: 1 HR: 0 SF: 0 SAC: 0 DP: 0 HBP: 1	WP: 0 PB: 0 SB: 1 CS: 0 PA: 39
PITCHER	IP WLS BF H R ER SO BB IBB HBP BLK WP HR S P ERA WHIP	IP WLS BF H R ER SO BB IBB HBP BLK WP HR S P ERA WHIP	IP WLS BF H R ER SO BB IBB HBP BLK WP HR S P ERA WHIP	IP WLS BF H R ER SO BB IBB HBP BLK WP HR S P ERA WHIP	IP WLS BF H R ER SO BB IBB HBP BLK WP HR S P ERA WHIP	IP WLS BF H R ER SO BB IBB HBP BLK WP HR S P ERA WHIP	IP WLS BF H R ER SO BB IBB HBP BLK WP HR S P ERA WHIP	IP WLS BF H R ER SO BB IBB HBP BLK WP HR S P ERA WHIP	IP WLS BF H R ER SO BB IBB HBP BLK WP HR S P ERA WHIP	IP WLS BF H R ER SO BB IBB HBP BLK WP HR S P ERA WHIP	IP WLS BF H R ER SO BB IBB HBP BLK WP HR S P ERA WHIP
Greg Maddux, R ERA: 1.52 (1, 1)	7.1 WLS: 1 BF: 29 H: 6 R: 3 ER: 3 SO: 8 BB: 0 IBB: 0 HBP: 1 BLK: 0 WP: 0 HR: 0 S: 71 P: 106 ERA: 3.68 WHIP: 0.818										
Mike Stanton, L ERA: 3.54 (8, 1)	0.1 WLS: 0 BF: 1 H: 0 R: 0 ER: 0 SO: 1 BB: 0 IBB: 0 HBP: 0 BLK: 0 WP: 0 HR: 0 S: 3 P: 5 ERA: 0.00 WHIP: 0.000										
Steve Bedrosian, R ERA: 3.86 (8, 1)	0.1 WLS: 0 BF: 2 H: 1 R: 0 ER: 0 SO: 0 BB: 0 IBB: 0 HBP: 0 BLK: 0 WP: 0 HR: 0 S: 10 P: 14 ERA: 0.00 WHIP: 3.000										
Greg McMichael, R ERA: 3.18 (9, 1)	1.0 W WLS: 1 BF: 7 H: 3 R: 2 ER: 2 SO: 1 BB: 1 IBB: 0 HBP: 0 BLK: 0 WP: 0 HR: 0 S: 17 P: 27 ERA: 18.00 WHIP: 4.000										

Cincinnati Reds @ Atlanta Braves
Atlanta-Fulton County Stadium, Atlanta, GA

Fri Jun 17 1994, 7:05 PM EDT
 Att: 49,330 - Unknown

livebaseballscorecards.com

AB	37
R	5
H	10
RBI	5
BB	1
SO	10
LOB	14



Batter	1	2	3	4	5	6	7	8	9	AB	R	H	RBI	BB	SO	LOB
Roberto Kelly, R OBP: 0.366, SLG: 0.440 (1, 8)	1-0 WP SF9 2B		3-2 G5-3		2-2 1B 2B		0-0 G6-3		1-2 HR 1B	5	3	3	1	0	0	0
Jeff Blausler, R OBP: 0.323, SLG: 0.356 (1, 6)	1-0 G5-3		0-0 FC6-4 1B		2-2 G3 1B		1-0 FC1-4-6 1B		1-0 HR	5	1	4	3	0	0	1
Tony Tarasco, L OBP: 0.330, SLG: 0.468 (1, 9)	2-1 SF9 2-H		1-3 K		0-0 G3		0-0 FC1-4-6 2B			3	1	0	1	0	1	3
Fred McGriff, L OBP: 0.386, SLG: 0.599 (1, 3)	0-0 1B		0-0 FC6-4 1-2f		4-0 IBB		0-0 1-H 2B			3	0	2	1	1	0	1
Ryan Klesko, L OBP: 0.365, SLG: 0.617 (1, 7)	1-1 F7			1-1 2B	1-3 K		2-1 G4-3			3	0	1	0	0	1	3
Dave Gallagher, R OBP: 0.333, SLG: 0.338 (7, PH) (8, 7)										1	0	0	0	0	0	1
Javy Lopez, R OBP: 0.297, SLG: 0.453 (1, 2)		0-0 P8		1-0 F9	2-3 K			1-0 SH3 1B		4	0	1	0	0	1	3
Jarvis Brown, R OBP: 0.100, SLG: 0.400 (8, PR)										0	0	0	0	0	0	0
Greg McMichael, R (9, 1)										0	0	0	0	0	0	0
Mark Lemke, S OBP: 0.357, SLG: 0.364 (1, 4)		2-3 K		1-3 K		1-1 G6-3		0-1 SH3		3	0	0	0	0	2	1
Bill Pecota, R OBP: 0.368, SLG: 0.367 (1, 5)		4-2 BB		0-1 G6-3		3-2 L8		1-0 G6-3		3	0	0	0	1	0	3
Greg Maddux, R OBP: 0.229, SLG: 0.265 (1, 1)			1-3 K		2-1 2B 1B		2-0 F7		2-3 K	3	1	1	0	0	1	1
Mike Stanton, L OBP: 1.000, SLG: 1.000 (8, 1)										0	0	0	0	0	0	0
Steve Bedrosian, R (8, 1)										0	0	0	0	0	0	0
Charlie O'Brien, R OBP: 0.329, SLG: 0.542 (8, PH) (9, 2)										1	0	0	0	0	1	2

Inning Stats	R: 1	H: 2	E: 0	K: 0	S: 7	H: 2	LOB: 1	BB: 0	P: 12	R: 0	H: 0	E: 0	K: 2	S: 10	H: 0	LOB: 1	BB: 1	P: 17	R: 0	H: 1	E: 0	K: 1	S: 10	H: 1	LOB: 1	BB: 0	P: 14	R: 0	H: 1	E: 0	K: 1	S: 8	H: 1	LOB: 1	BB: 0	P: 11	R: 2	H: 3	E: 0	K: 2	S: 16	H: 0	LOB: 2	BB: 1	P: 29	R: 0	H: 0	E: 0	K: 0	S: 6	H: 0	LOB: 0	BB: 0	P: 12	R: 1	H: 2	E: 0	K: 0	S: 6	H: 2	LOB: 1	BB: 0	P: 9	R: 0	H: 1	E: 0	K: 1	S: 7	H: 1	LOB: 2	BB: 0	P: 11	R: 2	H: 2	E: 0	K: 0	S: 4	H: 2	LOB: 0	BB: 0	P: 6	1B: 7	2B: 4	3B: 0	HR: 1	SF: 1	SAC: 1	DP: 0	HBP: 0	WP: 1	PB: 0	SB: 0	CS: 0	PA: 38
--------------	------	------	------	------	------	------	--------	-------	-------	------	------	------	------	-------	------	--------	-------	-------	------	------	------	------	-------	------	--------	-------	-------	------	------	------	------	------	------	--------	-------	-------	------	------	------	------	-------	------	--------	-------	-------	------	------	------	------	------	------	--------	-------	-------	------	------	------	------	------	------	--------	-------	------	------	------	------	------	------	------	--------	-------	-------	------	------	------	------	------	------	--------	-------	------	-------	-------	-------	-------	-------	--------	-------	--------	-------	-------	-------	-------	--------

PITCHER	IP	WLS	BF	H	R	ER	SO	BB	IBB	HBP	BLK	WP	HR	S	P	ERA	WHIP
Erik Hanson, R ERA: 4.74 (1, 1)	6.0		27	7	3	3	6	1	1	0	0	1	0	57	95	4.50	1.333
Chuck McElroy, L ERA: 1.0 (7, 1)	1.1		7	3	1	1	0	0	0	0	0	0	0	9	13	6.75	2.250
Hector Carrasco, R ERA: 2.66 (8, 1)	0.2		2	0	0	0	1	0	0	0	0	0	0	4	7	0.00	0.000
Jeff Brantley, R ERA: 2.97 (9, 1)	0.0	L	2	2	2	2	0	0	0	0	0	0	1	4	6	∞	∞


BOTTOM

Cincinnati Reds @ Atlanta Braves
Atlanta-Fulton County Stadium, Atlanta, GA

Fri Jun 17 1994, 7:05 PM EDT
Att. 49,330 - Unknown

livebaseballscorecards.com

AB	34
R	6
H	12
RBI	6
BB	2
SO	7
LOB	19



Batter	1	2	3	4	5	6	7	8	9	AB R H RBI BB SO LOB	TOP											
Deion Sanders, L OBP: 0.342, SLG: 0.390 (1, 8)	2-3 K	0-0 L8			3-2 L8	3-2 G6-3	0-0 1B		2-2 G4-3	6 0 1 2 0 1 1												
Jerome Walton, R OBP: 0.340, SLG: 0.417 (1, 3)	1-0 2B 1B		1-2 P4		1-2 WP 1B				1-0 3B 1B	6 2 3 0 0 0 2												
Barry Larkin, R OBP: 0.358, SLG: 0.386 (1, 6)	3-2 FC6-4 1B 2B		1-1 G6-3		1-1 WP 1B		2-1 BB HR 1B	4-2 1B BB	2-2 1B 3B	5 4 4 2 1 0 0												
Kevin Mitchell, R OBP: 0.395, SLG: 0.659 Jacob Brumfield, R OBP: 0.250, SLG: 0.219 (8, PR) (8, 7)	4-2 FC6-4 BB		0-0 F7		4-1 IBB		4-0 HR BB	1-1 1B BB SF9 1B	1-2 2B G3 1B	2 1 1 1 3 0 0 1 2 1 1 0 0 0												
Reggie Sanders, R OBP: 0.333, SLG: 0.548 (1, 9)	1-0 FC6-4 BB 1B			1-3 K	1-0 P3		2-2 HR	4-1 1B BB	3-2 G3 1B 2B	5 3 2 3 1 1 5												
Tony Fernandez, S OBP: 0.397, SLG: 0.462 Hector Carrasco, R (8, 1)	4-0 1B BB			2-1 3B	2-3 K		2-1 1B S 1B	2-3 K	2-2 G3	4 1 2 0 1 2 5 0 0 0 0 0 0 0 1 0 0 1 0 0 1 0 0 0 0 0 0 0												
Thomas Howard, S OBP: 0.280, SLG: 0.390 Tim Fortugno, L (9, 1)	1-2 BB																					
Bret Boone, R OBP: 0.361, SLG: 0.456 (1, 4)	1-1 1B			2-3 K		1-2 SH1-3 1B	4-2 1B BB	0-1 1B	1-0 HR 1B	5 2 4 3 1 1 1												
Brian Dorsett, R OBP: 0.343, SLG: 0.399 (1, 2)		1-1 L4		4-0 IBB		1-2 F8	1-2 1B 1B	0-0 SF9	1-0 HR	4 1 2 3 1 0 1												
John Smiley, L OBP: 0.267, SLG: 0.345 Jeff Branson, L OBP: 0.281, SLG: 0.328 (8, PH) (8, 5)		0-3 K		2-3 K		0-0 SH1-3	0-3 K	0-3 K	1-3 K	3 0 0 0 0 3 5 2 0 0 0 0 2 2												
Inning Stats	R: 3 E: 0 K: 1 S: 14	H: 3 LOB: 2 BB: 2 P: 30	R: 0 E: 0 K: 1 S: 6	H: 0 LOB: 0 BB: 0 P: 7	R: 0 E: 0 K: 0 S: 6	H: 0 LOB: 0 BB: 0 P: 8	R: 0 E: 0 K: 3 S: 12	H: 1 LOB: 2 BB: 1 P: 23	R: 0 E: 0 K: 1 S: 16	H: 2 LOB: 3 BB: 1 P: 27	R: 0 E: 0 K: 0 S: 11	H: 1 LOB: 1 BB: 0 P: 16	R: 5 E: 0 K: 1 S: 22	H: 5 LOB: 2 BB: 2 P: 40	R: 2 E: 0 K: 2 S: 15	H: 2 LOB: 2 BB: 2 P: 26	R: 6 E: 0 K: 1 S: 24	H: 6 LOB: 0 BB: 0 P: 38	1B: 14 2B: 2 3B: 2 HR: 2	SF: 1 SAC: 1 DP: 0 HBP: 0	WP: 1 PB: 0 SB: 2 CS: 0	PA: 54
PITCHER	IP WLS BF H R ER SO BB IBB HBP BLK WP HR S P ERA WHIP																					
Tom Glavine, L ERA: 3.91 (1, 1)	6.1 L 32 9 6 6 6 3 2 0 0 1 1 73 128 8.53 1.895																					
Mark Wohlers, R ERA: 3.82 (7, 1)	0.2 6 3 2 2 1 1 0 0 0 0 0 14 23 27.00 6.000																					
Gregg Olson, R ERA: 7.5 (8, 1)	1.0 7 2 2 2 2 2 0 0 1 0 0 15 26 18.00 4.000																					
Mike Bielecki, R ERA: 5.82 (9, 1)	1.0 9 6 6 6 1 0 0 0 0 0 1 24 38 54.00 6.000																					

Cincinnati Reds @ Atlanta Braves
Atlanta-Fulton County Stadium, Atlanta, GA

Sat Jun 18 1994, 7:05 PM EDT
Att: 49,081 - Unknown

AB	44
R	16
H	20
RBI	16
BB	8
SO	10
LOB	23



Batter	1	2	3	4	5	6	7	8	9	AB	R	H	RBI	BB	SO	LOB	BOTTOM				
Jarvis Brown, R OBP: 0.071, SLG: 0.286 (1, 9) CBX 1-1 G5-3 ①			1-2 G3 ② 1-1f			2-1 G6-3 ② 2-3			X 0-0 F8 ②	4	0	0	0	0	0	2	Cincinnati Reds @ Atlanta Braves Atlanta-Fulton County Stadium, Atlanta, GA Sat Jun 18 1994, 7:05 PM EDT Att. 49,081 - Unknown				
Jeff Blauser, R OBP: 0.319, SLG: 0.351 (1, 6) Rafael Belliard, R OBP: 0.304, SLG: 0.348 (7, 6) CBBCX 3-2 F9 ②				2-0 L8 ① BBX		3-3 K ③ CBBCBTTT			S F X 0-2 G5-3 ③	3	0	0	0	0	1	1					
Roberto Kelly, R OBP: 0.366, SLG: 0.439 (1, 8) CBX 1-1 1B				1-0 F7 ② BX			1-1 G5-3 ① BCX			3	0	1	0	0	0	0					
Fred McGriff, L OBP: 0.382, SLG: 0.592 (1, 3) Ryan Klesko, L OBP: 0.365, SLG: 0.617 (8, 3) BSX 1-1 SAFE L4 ③				2-2 F7 ③ BTTTSSX			3-2 F8 ② BBOCBTTT			3	0	0	0	0	0	1					
										0	0	0	0	0	0	0					
Javy Lopez, R OBP: 0.292, SLG: 0.445 (1, 2) S 3-3 K ① SBTTTTS					1-2 P3 ① BTTTSS			0-0 G6-3 ③ X		3	0	0	0	0	1	0					
Bill Pecota, R OBP: 0.367, SLG: 0.365 (1, 5) S 2-2 F8 ② XTTTS					2-3 K ② BCS			2-2 G4-6-3 1B ② B S X		3	0	1	0	0	1	0					
Dave Gallagher, R OBP: 0.323, SLG: 0.325 (1, 7) BBX 1-1 F9 ③					2-2 L6 ③ BTTTSS			1-1 G4-6-3 ① ② 1-2f		3	0	0	0	0	0	1					
Mark Lemke, S OBP: 0.357, SLG: 0.364 (1, 4) BCX 1-1 G4-3 ①								X 0-0 G6-3 SH1-3 1B ①		3	0	1	0	0	0	0					
Tom Glavine, L OBP: 0.278, SLG: 0.265 (1, 1) Mark Wohlers, R OBP: 1.000, SLG: 1.000 (7, 1) Gregg Olson, R (8, 1) Mike Bielecki, R (9, 1) Tony Tarasco, L (9, PH) OBP: 0.326, SLG: 0.463								X 0-0 SH1-3 ① 1-2													
Inning Stats	R: 0 E: 0 K: 9	H: 1 LOB: 1 BB: 0 P: 15	R: 0 E: 0 K: 1 S: 11	H: 0 LOB: 0 BB: 0 P: 17	R: 0 E: 0 K: 6 S: 6	H: 1 LOB: 0 BB: 0 P: 8	R: 0 E: 0 K: 5	H: 0 LOB: 0 BB: 0 P: 10	R: 0 E: 0 K: 1 S: 10	H: 1 LOB: 1 BB: 0 P: 15	R: 0 E: 0 K: 6 S: 6	H: 0 LOB: 0 BB: 0 P: 10	R: 0 E: 0 K: 6 S: 6	H: 1 LOB: 0 BB: 0 P: 9	R: 0 E: 0 K: 7 S: 7	H: 0 LOB: 0 BB: 0 P: 10		1B: 4 2B: 0 3B: 0 HR: 0	SF: 0 SAC: 1 DP: 2 HBP: 0	WP: 0 PB: 0 SB: 0 CS: 0	PA: 29
PITCHER	IP	WLS	BF	H	R	ER	SO	BB	IBB	HBP	BLK	WP	HR	S	P	ERA	WHIP				
John Smiley, L (1, 1) ERA: 3.42	7.0		23	3	0	0	3	0	0	0	0	0	0	57	90	0.00	0.429				
Hector Carrasco, R (8, 1) ERA: 2.55	1.0		3	1	0	0	0	0	0	0	0	0	0	6	9	0.00	1.000				
Tim Fortugno, L (9, 1) ERA: 2.08	1.0		3	0	0	0	1	0	0	0	0	0	0	7	10	0.00	0.000				

Cincinnati Reds @ Atlanta Braves
Atlanta-Fulton County Stadium, Atlanta, GA
Sat Jun 18 1994, 7:05 PM EDT
Att. 49,081 - Unknown

livebaseballscorecards.com

AB 28
R 0
H 4
RBI 0
BB 0
SO 4
LOB 5



Batter	1	2	3	4	5	6	7	8	9	AB R H RBI BB SO LOB	TOP																
Deion Sanders, L OBP: 0.346, SLG: 0.399 (1, 8)										6 2 3 0 0 1 2																	
Barry Larkin, R OBP: 0.364, SLG: 0.390 (1, 6)										5 1 3 2 1 0 2																	
Hal Morris, L OBP: 0.397, SLG: 0.508 (1, 3)										5 1 1 2 1 2 3																	
Kevin Mitchell, R OBP: 0.400, SLG: 0.674 Jerome Walton, R OBP: 0.340, SLG: 0.417 (8, PR) (8, 7)										5 1 3 2 0 0 0 0 0 0 0 0 0 0																	
Tony Fernandez, S OBP: 0.388, SLG: 0.450 (1, 5)										5 0 0 0 0 0 4																	
Reggie Sanders, R OBP: 0.335, SLG: 0.545 (1, 9)										5 1 2 0 0 2 3																	
Jeff Branson, L OBP: 0.304, SLG: 0.385 (1, 4)										4 2 2 2 1 0 0																	
Eddie Taubensee, L OBP: 0.285, SLG: 0.429 (1, 2)										5 3 4 3 0 1 2																	
Jose Rijo, R OBP: 0.241, SLG: 0.276 Chuck McElroy, L (6, 1) Thomas Howard, S OBP: 0.286, SLG: 0.403 Jeff Brantley, R (9, 1)										3 0 1 1 0 1 1 1 0 0 0 0 1 2 1 1 1 0 0 0 0 0 0 0 0 0 0 0																	
Inning Stats	R: 7 E: 1 K: 0 S: 27	H: 8 LOB: 1 BB: 0 P: 42	R: 0 E: 0 K: 0 S: 8	H: 0 LOB: 0 BB: 0 P: 11	R: 2 E: 0 K: 2 S: 14	H: 3 LOB: 1 BB: 0 P: 22	R: 0 E: 0 K: 0 S: 6	H: 0 LOB: 0 BB: 0 P: 9	R: 0 E: 0 K: 1 S: 11	H: 1 LOB: 1 BB: 0 P: 14	R: 0 E: 0 K: 0 S: 12	H: 2 LOB: 2 BB: 1 P: 20	R: 0 E: 0 K: 2 S: 7	H: 1 LOB: 1 BB: 1 P: 14	R: 1 E: 0 K: 2 S: 16	H: 2 LOB: 3 BB: 1 P: 27	R: 2 E: 0 K: 1 S: 15	H: 3 LOB: 1 BB: 0 P: 23	1B: 12 2B: 2 3B: 1 HR: 5	SF: 0 SAC: 0 DP: 0 HBP: 0	WP: 0 PB: 0 SB: 0 CS: 1	PA: 48					
PITCHER	IP	WLS	BF	H	R	ER	SO	BB	IBB	HBP	BLK	WP	HR	S	P	ERA	WHIP										
29 John Smoltz, R ERA: 3.77 (1, 1)	3.0	L	20	11	9	9	2	0	0	0	0	0	4	49	75	27.00	3.667										
Steve Bedrosian, R ERA: 3.58 (4, 1)	2.0		7	1	0	0	1	0	0	0	0	0	0	17	23	0.00	0.500										
Mike Stanton, L ERA: 3.3 (6, 1)	2.0		9	3	0	0	2	2	0	0	0	0	0	19	34	0.00	2.500										
Mark Wohlers, R ERA: 3.97 (8, 1)	1.0		6	2	1	1	2	1	0	0	0	0	0	16	27	9.00	3.000										
Gregg Olson, R ERA: 9.0 (9, 1)	1.0		6	3	2	2	1	0	0	0	0	0	1	15	23	18.00	3.000										

Cincinnati Reds @ Atlanta Braves
Atlanta-Fulton County Stadium, Atlanta, GA

Sun Jun 19 1994, 3:33 AM EDT
Att. 49,233 - Sunny - 88 F

livebaseballscorecards.com

AB 45
R 12
H 20
RBI 12
BB 3
SO 8
LOB 19



Batter	1	2	3	4	5	6	7	8	9	AB	R	H	RBI	BB	SO	LOB
Roberto Kelly, R OBP: 0.370, SLG: 0.446 (1, 8)										5	1	3	0	0	1	2
Jeff Blausler, R OBP: 0.325, SLG: 0.357 (1, 6)										5	0	3	2	0	0	2
Tony Tarasco, L OBP: 0.330, SLG: 0.459 (1, 7)										5	0	2	1	0	0	3
Fred McGriff, L OBP: 0.379, SLG: 0.596 (1, 3)										5	1	1	1	0	0	8
David Justice, L OBP: 0.436, SLG: 0.531 Gregg Olson, R (9, 1)										4	0	1	0	1	0	6
Terry Pendleton, S OBP: 0.266, SLG: 0.360 Mark Wohlers, R OBP: 1.000, SLG: 1.000 Dave Gallagher, R OBP: 0.330, SLG: 0.325 (1, 5), (8, 1), (9, 9)										4	0	0	0	0	2	2
Mark Lemke, S OBP: 0.361, SLG: 0.368 Mike Stanton, L OBP: 1.000, SLG: 1.000 Bill Pecota, R OBP: 0.371, SLG: 0.370 (7, PH), (8, 5)										3	1	2	0	0	0	0
Charlie O'Brien, R OBP: 0.309, SLG: 0.506 (1, 2)										5	0	0	0	0	2	5
29 John Smoltz, R OBP: 0.259, SLG: 0.240 Ryan Klesko, L OBP: 0.368, SLG: 0.619 Steve Bedrosian, R (4, 1) Rafael Belliard, R OBP: 0.292, SLG: 0.333 (6, 4)										1	1	1	0	0	0	0

Inning Stats	R: 2	H: 2	E: 0	K: 1	S: 15	H: 2	LOB: 1	BB: 1	P: 29	R: 2	H: 5	E: 0	K: 1	S: 20	H: 2	LOB: 3	BB: 0	P: 27	R: 0	H: 2	E: 0	K: 2	S: 16	H: 1	LOB: 1	BB: 0	P: 8	R: 0	H: 0	E: 0	K: 0	S: 10	H: 1	LOB: 2	BB: 0	P: 11	R: 0	H: 1	E: 1	K: 0	S: 9	H: 2	LOB: 2	BB: 0	P: 12	R: 0	H: 2	E: 0	K: 0	S: 14	H: 2	LOB: 2	BB: 0	P: 16	R: 0	H: 2	E: 0	K: 1	S: 12	H: 0	LOB: 1	BB: 1	P: 18	1B: 12	2B: 2	3B: 0	HR: 1	SF: 0	SAC: 0	DP: 0	HBP: 0	WP: 0	PA: 45
--------------	------	------	------	------	-------	------	--------	-------	-------	------	------	------	------	-------	------	--------	-------	-------	------	------	------	------	-------	------	--------	-------	------	------	------	------	------	-------	------	--------	-------	-------	------	------	------	------	------	------	--------	-------	-------	------	------	------	------	-------	------	--------	-------	-------	------	------	------	------	-------	------	--------	-------	-------	--------	-------	-------	-------	-------	--------	-------	--------	-------	--------

PITCHER	IP	WLS	BF	H	R	ER	SO	BB	IBB	HBP	BLK	WP	HR	S	P	ERA	WHIP
Jose Rijo, R ERA: 3.36 (1, 1)	5.1		29	11	4	4	4	1	0	0	0	0	1	71	104	6.75	2.250
Chuck McElroy, L ERA: 0.93 (6, 1)	2.2		12	4	0	0	1	0	0	0	0	0	0	30	42	0.00	1.500
Jeff Brantley, R ERA: 2.89 (9, 1)	1.0		4	0	0	0	1	1	0	0	0	0	0	11	18	0.00	1.000

BOTTOM

Cincinnati Reds @ Atlanta Braves
Atlanta-Fulton County Stadium, Atlanta, GA

Sun Jun 19 1994, 3:33 AM EDT
Att: 49,233 - Sunny - 88 F

livebaseballscores.com

AB	43
R	4
H	15
RBI	4
BB	2
SO	6
LOB	32

Braves

Batter	1	2	3	4	5	6	7	8	9	AB R H RBI BB SO LOB	TOP
Dave Martinez, L (1, 9) OBP: 0.321, SLG: 0.339 Mark Carreon, R (9, PH) OBP: 0.221, SLG: 0.281 Mike Benjamin, R (9, PR) OBP: 0.353, SLG: 0.393	1-2 		1-2 			0-0 			2-2 	3 1 1 1 0 0 0 1 0 1 0 0 0 0 0 0 0 0 0 0 0	San Francisco Giants @ Cincinnati Reds Riverfront Stadium, Cincinnati, OH Tue Jun 21 1994, 7:05 PM EDT Att. 25,896 - Unknown - 75 F
Darren Lewis, R (1, 8) OBP: 0.355, SLG: 0.327	0-2 			3-2 		0-1 		0-3 	4 0 0 0 0 1 1		
Matt Williams, R (1, 5) OBP: 0.296, SLG: 0.545	1-2 			1-1 			1-2 	0-1 	4 0 0 0 0 0 1		
Barry Bonds, L (1, 7) OBP: 0.421, SLG: 0.546		4-2 		1-1 			4-1 		1 0 0 0 2 0 0		
Todd Benzinger, S (1, 3) OBP: 0.295, SLG: 0.367		1 SAFE 	2-3 		0-0 		0-1 		3 0 0 0 0 1 2		
Royce Clayton, R (1, 6) OBP: 0.304, SLG: 0.347		0-0 			1-0 		1-3 		3 0 0 0 0 1 2		
John Patterson, S (1, 4) OBP: 0.260, SLG: 0.254		0-1 			3-2 		1-0 		3 0 0 0 0 0 1		
Kirt Manwaring, R (1, 2) OBP: 0.299, SLG: 0.327			1-3 			0-0 		1-2 	3 0 0 0 0 1 0		
John Burkett, R (1, 1) OBP: 0.059, SLG: 0.030 Rich Monteleone, R (8, 1)			0-1 			1-3 		1-3 	3 0 0 0 0 2 0 0 0 0 0 0 0 0		
Inning Stats	R: 0 H: 0 E: 0 LOB: 0 K: 0 BB: 0 S: 11 P: 13	R: 0 H: 0 E: 0 LOB: 1 K: 1 BB: 1 S: 10 P: 16	R: 0 H: 0 E: 0 LOB: 0 K: 1 BB: 0 S: 10 P: 12	R: 0 H: 0 E: 0 LOB: 0 K: 0 BB: 0 S: 8 P: 13	R: 0 H: 0 E: 0 LOB: 0 K: 0 BB: 0 S: 5 P: 9	R: 1 H: 1 E: 0 LOB: 0 K: 1 BB: 0 S: 7 P: 8	R: 0 H: 0 E: 0 LOB: 1 K: 1 BB: 1 S: 10 P: 16	R: 0 H: 0 E: 0 LOB: 0 K: 1 BB: 0 S: 12 P: 15	R: 0 H: 1 E: 0 LOB: 1 K: 1 BB: 0 S: 10 P: 12	1B: 1 SF: 0 2B: 0 SAC: 0 3B: 0 DP: 1 HR: 1 HBP: 0	
PITCHER John Roper, R (1, 1) ERA: 3.53 Chuck McElroy, L (8, 1) ERA: 0.91 Jeff Brantley, R (9, 1) ERA: 2.82	IP WLS BF H R ER SO BB IBB HBP BLK WP HR S P ERA WHIP 7.0 0 24 1 1 1 4 2 0 0 0 1 1 61 87 1.29 0.429 1.0 W 3 0 0 0 1 0 0 0 0 0 0 0 12 15 0.00 0.000 1.0 S 3 1 0 0 0 1 0 0 0 0 0 0 10 12 0.00 1.000	PITCHER IP WLS BF H R ER SO BB IBB HBP BLK WP HR S P ERA WHIP									

AB	28
R	1
H	2
RBI	1
BB	2
SO	6
LOB	7



Batter	1	2	3	4	5	6	7	8	9	AB	R	H	RBI	BB	SO	LOB
Deion Sanders, L (1, 8) OBP: 0.344, SLG: 0.397	1-2 G4-3		0-1 PO 1B		2-3 K			2-1 F8		4	0	1	0	0	1	2
Barry Larkin, R (1, 6) OBP: 0.369, SLG: 0.406	2-2 2B 1B		0-2 K		4-2 FC6-4 BB			0-0 HR		3	2	2	1	1	1	1
Hal Morris, L (1, 3) OBP: 0.392, SLG: 0.500	2-2 L7		0-0 PO 1-2	0-0 G4-3	0-2 FC6-4 1-2f			0-0 F8		4	0	0	0	0	0	4
Kevin Mitchell, R (1, 7) OBP: 0.406, SLG: 0.684	1-2 2B			0-0 2B		2-3 K		4-1 FC6 BB		3	0	2	1	1	1	0
Jerome Walton, R (8, PR) OBP: 0.340, SLG: 0.417										0	0	0	0	0	0	0
Reggie Sanders, R (1, 9) OBP: 0.330, SLG: 0.536	1-1 G6-3			1-1 G6-3		1-1 G5-3		1-0 FC6 1-2f		4	0	0	0	0	0	3
Tony Fernandez, S (1, 5) OBP: 0.383, SLG: 0.443				2-0 F8		1-2 G5-3				3	0	0	0	0	1	1
Bret Boone, R (1, 4) OBP: 0.361, SLG: 0.455										3	0	1	0	0	0	0
Eddie Taubensee, L (1, 2) OBP: 0.297, SLG: 0.425										3	0	1	0	0	0	0
John Roper, R (1, 1) OBP: 0.250, SLG: 0.267										1	0	0	0	0	0	0
Thomas Howard, S (7, PH) OBP: 0.283, SLG: 0.400										1	0	0	0	0	0	0
Chuck McElroy, L (8, 1)										0	0	0	0	0	0	0
Jeff Brantley, R (9, 1)										0	0	0	0	0	0	0
Inning Stats	R: 1 H: 2 E: 0 LOB: 1 K: 0 BB: 0 S: 18 P: 23	R: 0 H: 0 E: 0 LOB: 0 K: 1 BB: 0 S: 8 P: 11	R: 0 H: 1 E: 0 LOB: 0 K: 1 BB: 0 S: 6 P: 6	R: 0 H: 1 E: 0 LOB: 1 K: 0 BB: 0 S: 5 P: 8	R: 0 H: 2 E: 0 LOB: 3 K: 1 BB: 1 S: 15 P: 24	R: 0 H: 0 E: 0 LOB: 0 K: 1 BB: 0 S: 9 P: 13	R: 0 H: 0 E: 0 LOB: 0 K: 0 BB: 0 S: 5 P: 9	R: 1 H: 1 E: 0 LOB: 1 K: 0 BB: 1 S: 6 P: 13		1B: 4 SF: 0 2B: 2 SAC: 1 3B: 0 DP: 0 HR: 1 HBP: 0	WP: 0 PA: 33 PB: 0 SB: 0 CS: 0					
PITCHER	IP WLS BF H R ER SO BB IBB HBP BLK WP HR S P ERA WHIP															
John Burkett, R (1, 1) ERA: 3.62	7.2 L 31 7 2 2 4 2 0 0 0 0 0 1 71 105 2.35 1.174															
Rich Monteleone, R (8, 1) ERA: 4.34	0.1 1 0 0 0 0 0 0 0 0 0 0 1 2 0.00 0.000															

BOTTOM

San Francisco Giants @ Cincinnati Reds
Riverfront Stadium, Cincinnati, OH

Tue Jun 21 1994, 7:05 PM EDT
Att: 25,896 - Unknown - 75 F

livebaseballscorecards.com

AB	29
R	2
H	7
RBI	2
BB	2
SO	4
LOB	11



Batter	1	2	3	4	5	6	7	8	9	AB R H RBI BB SO LOB	TOP				
Darren Lewis, R OBP: 0.351, SLG: 0.322 (1, 8)	2-1 G5-3		0-0 G5-3		2-1 G6-3			0-0 G1-3		4 0 0 0 0 0 2					
Mike Benjamin, R OBP: 0.316, SLG: 0.344 (1, 4) (7, 6)	1-0 P2		3-1 L7			2-3 K		0-1 F8		4 0 0 0 0 1 2					
Barry Bonds, L OBP: 0.419, SLG: 0.554 (1, 7)	3-2 F8			2-0 HR		0-1 L4			1-2 G4-3	4 1 1 1 0 0 0					
Matt Williams, R OBP: 0.295, SLG: 0.551 (1, 5)		1-1 P2		2-2 G5-3		2-3 K			0-1 HR	4 1 1 1 0 1 0					
Dave Martinez, L OBP: 0.326, SLG: 0.355 (1, 9)		2-1 1B 3B		4-1 BB			0-0 F8		1-0 P6	3 1 1 0 1 0 0					
Royce Clayton, R OBP: 0.304, SLG: 0.347 John Patterson, S OBP: 0.258, SLG: 0.252 (7, PR) (7, 4)		2-3 K		1-2 K			2-1 CS 1B		1-3 K	3 0 1 0 0 2 2 1 0 0 0 0 1 0					
Bryan Hickerson, L OBP: 0.304, SLG: 0.286 Rod Beck, R (9, 1) (9, 1)										0 0 0 0 0 0 0 0 0 0 0 0 0 0					
J.R. Phillips, L OBP: 0.135, SLG: 0.222 Steve Frey, R Rich Monteleone, R Steve Scarsone, R OBP: 0.261, SLG: 0.326 (1, 3) (8, 1) (8, 1) (9, 4)		1-0 1B		3-3 SAFE K			1 SAFE 3-3 K			3 0 1 1 0 2 2 0	AB 31 R 3 H 6 RBI 3 BB 1 SO 8 LOB 9				
Jeff Reed, L OBP: 0.246, SLG: 0.164 Rikkert Faneyte, R OBP: 0.333, SLG: 0.286 Kirt Manwaring, R OBP: 0.299, SLG: 0.327 (1, 2) (8, PR) (8, 2)		0-3 K			1-0 G3-1			0-2 SH1 BLK 1B		3 0 1 0 0 1 1 0 0 0 0 0 0 0 0 0 0 0 0 0 0					
Bud Black, L Dave Burba, R Todd Benzinger, S OBP: 0.285, SLG: 0.367 (1, 1) (7, 1) (7, 3)			1-1 L6		3-2 G4-3			1-0 SH1		2 0					
Inning Stats	R: 0 E: 0 K: 0 S: 8 H: 0 LOB: 0 BB: 0 P: 14	R: 1 E: 0 K: 2 S: 12 H: 2 LOB: 1 BB: 0 P: 18	R: 0 E: 0 K: 0 S: 5 H: 0 LOB: 0 BB: 0 P: 9	R: 1 E: 0 K: 2 S: 14 H: 1 LOB: 1 BB: 1 P: 26	R: 0 E: 0 K: 0 S: 9 H: 0 LOB: 0 BB: 0 P: 15	R: 0 E: 0 K: 2 S: 9 H: 0 LOB: 0 BB: 0 P: 13	R: 0 E: 0 K: 1 S: 8 H: 1 LOB: 1 BB: 0 P: 13	R: 0 E: 0 K: 0 S: 7 H: 1 LOB: 2 BB: 0 P: 8	R: 1 E: 0 K: 1 S: 11 H: 1 LOB: 0 BB: 0 P: 14	1B: 3 2B: 0 3B: 1 HR: 2 SF: 0 SAC: 1 DP: 0 HBP: 0	WP: 0 PB: 0 SB: 0 CS: 1 PA: 33				
PITCHER	IP WLS BF H R ER SO BB IBB HBP BLK WP HR S P ERA WHIP												PITCHER	IP WLS BF H R ER SO BB IBB HBP BLK WP HR S P ERA WHIP	
Erik Hanson, R ERA: 4.56 Johnny Ruffin, R ERA: 2.61 Jeff Brantley, R ERA: 2.97	(1, 1) (8, 1) (9, 1)	7.0 4 1 1	25 1 4	4 1 1	2 0 1	2 0 1	7 0 1	1 0 0	0 0 0	0 0 0	0 1 11	0 0 14	108 8 14	2.57 0.00 9.00	0.714 1.000 1.000

San Francisco Giants @ Cincinnati Reds
Riverfront Stadium, Cincinnati, OH
Wed Jun 22 1994, 7:05 PM EDT
Att. 29,744 - Unknown - 95 F

livebaseballscorecards.com



BOTTOM

San Francisco Giants @ Cincinnati Reds
Riverfront Stadium, Cincinnati, OH

livebaseballscorecards.com

AB	32
R	4
H	9
RBI	4
BB	5
SO	2
LOB	13



WP	1	PA	38
PB	0		
SB	2		
CS	0		

Wed Jun 22 1994, 7:05 PM EDT
Att: 29,744 - Unknown - 95 F

AB R H RBI BB SO LOB

5	2	2	0	0	0	2
4	0	2	2	0	1	1
4	0	0	0	0	1	2
2	0	1	0	2	0	0
3	0	1	1	1	0	3
4	0	0	0	0	0	3
3	1	1	0	1	0	0
4	0	2	1	0	0	1
0	1	0	0	0	0	0
2	0	0	0	0	0	1
1	0	0	0	0	0	0
0	0	0	0	0	0	0
0	0	0	0	0	0	0
0	0	0	0	0	0	0
0	0	0	0	0	0	0
0	0	0	0	1	0	0

Batter	1	2	3	4	5	6	7	8	9											
Deion Sanders, L OBP: 0.345, SLG: 0.404 (1, 8)	2-2 SF9 2B		1-1 G3		2-2 F9			1-1 G4-3 1B 2B	1-0 F8											
Barry Larkin, R OBP: 0.370, SLG: 0.407 (1, 6)	3-1 SF9 2-H		2-1 S WP 1B		1-2 L3			3-3 K 1B	0-1 1B											
Hal Morris, L OBP: 0.386, SLG: 0.492 (1, 3)	1-0 G4-3		1 SAFE 1 SAFE 2 SAFE 1-2 L9					2-1 G4-3 2-3												
Kevin Mitchell, R OBP: 0.413, SLG: 0.688 (1, 7)	1-2 2B		4-0 FC5-4 IBB					4-0 1B IBB												
Reggie Sanders, R OBP: 0.332, SLG: 0.533 (1, 9)	1-0 F7		1-2 FC5-4 1-2f 2-3					3-1 1B 1B												
Tony Fernandez, S OBP: 0.377, SLG: 0.435 (1, 5)		1-0 G3-1		3-2 G6-3				0-1 L7												
Bret Boone, R OBP: 0.363, SLG: 0.457 (1, 4)		3-1 E7 1B 2B		0-0 G6-3				F X 0-1 P2												
Brian Dorsett, R OBP: 0.347, SLG: 0.408 Jerome Walton, R OBP: 0.340, SLG: 0.417 (1, 2) (9, PR)		2-0 G1-6-3 1B 3-H		0-2 L4				B B X 2-0 F8 1B 2B												
Erik Hanson, R OBP: 0.120, SLG: 0.160 Lenny Harris, L OBP: 0.409, SLG: 0.460 Johnny Kuffin, R OBP: 0.409, SLG: 0.460 Jeff Brantley, R OBP: 0.409, SLG: 0.460 Thomas Howard, S OBP: 0.283, SLG: 0.400 Jacob Brumfield, R OBP: 0.270, SLG: 0.219 (1, 1) (7, PH) (8, 1) (9, 1) (9, PH) (9, PH)		1-1 G1-6-3 1-2f		1-1 P3				B B F B B X 4-1 1B BB												
Inning Stats	R: 1 E: 0 K: 0 S: 11	H: 2 LOB: 1 BB: 0 P: 19	R: 1 E: 1 K: 0 S: 6	H: 2 LOB: 0 BB: 13	R: 0 E: 0 K: 0 S: 9	H: 1 LOB: 2 BB: 1 P: 20	R: 0 E: 0 K: 0 S: 7	H: 0 LOB: 0 BB: 0 P: 10	R: 0 E: 0 K: 0 S: 8	H: 0 LOB: 0 BB: 0 P: 12	R: 0 E: 0 K: 1 S: 11	H: 0 LOB: 1 BB: 1 P: 17	R: 0 E: 0 K: 0 S: 7	H: 0 LOB: 0 BB: 1 P: 12	R: 1 E: 0 K: 1 S: 11	H: 2 LOB: 2 BB: 1 P: 24	R: 1 E: 0 K: 0 S: 7	H: 2 LOB: 2 BB: 1 P: 14	1B: 4 2B: 5 3B: 0 HR: 0	SF: 1 SAC: 0 DP: 2 HBP: 0

PITCHER	IP	WLS	BF	H	R	ER	SO	BB	IBB	HBP	BLK	WP	HR	S	P	ERA	WHIP
Bud Black, L ERA: 3.0 (1, 1)	6.0		25	5	2	2	1	2	1	0	0	1	0	56	99	3.00	1.167
Dave Burba, R ERA: 3.77 (7, 1)	1.1		4	1	1	1	1	0	0	0	0	0	0	8	13	6.75	0.750
Steve Frey, L ERA: 6.86 (8, 1)	0.1		2	0	0	0	0	0	1	0	0	0	0	2	8	0.00	0.000
Rich Monteleone, R ERA: 4.66 (8, 1)	0.2	L	4	2	1	1	0	0	0	0	0	0	0	7	12	13.50	3.000
Bryan Hickerson, L ERA: 4.94 (9, 1)	0.1		2	0	0	0	0	1	0	0	0	0	0	2	7	0.00	3.000

PITCHER	IP	WLS	BF	H	R	ER	SO	BB	IBB	HBP	BLK	WP	HR	S	P	ERA	WHIP
Rod Beck, R ERA: 4.3 (9, 1)	0.0		1	1	0	0	0	0	0	0	0	0	0	2	2	∞	∞

San Francisco Giants @ Cincinnati Reds
Riverfront Stadium, Cincinnati, OH

Thu Jun 23 1994, 3:33 AM EDT
Att. 32,107 - Unknown - 87 F

AB	36
R	5
H	10
RBI	5
BB	4
SO	8
LOB	15



WP:	0	PA:	40
PB:	0		
SB:	1		
CS:	0		

Batter	1	2	3	4	5	6	7	8	9	AB	R	H	RBI	BB	SO	LOB
Rikkert Faneyte, R OBP: 0.286, SLG: 0.333 (1, 8)	3-3 K		0-3 K		1-3 K		1-2 G3		3-2 HR	5	1	1	0	0	3	0
Steve Scarsone, R OBP: 0.275, SLG: 0.396 (1, 4) (6, 6)	2-0 P3		1-3 K		2-2 BB		1-2 G6-3		1-0 HR	5	1	2	2	0	1	0
Barry Bonds, L OBP: 0.422, SLG: 0.564 (1, 7)	4-0 S		0-0 L8		4-1 FC4		1-2 BB		1-0 HR	3	1	1	1	2	0	0
Matt Williams, R OBP: 0.300, SLG: 0.572 (1, 5)	4-1 FC6-4				0-0 HR		0-0 FC4		0-1 HR	4	2	2	2	1	0	2
Mark Carreon, R OBP: 0.250, SLG: 0.299 (1, 9)	0-1 FC6-4				3-2 1B		0-1 G5-3		4-0 G5-3	3	0	2	0	1	0	2
Todd Benzinger, S OBP: 0.294, SLG: 0.365 (1, 3)			0-2 L8		3-2 P4		1-2 G5-3		0-0 G5-3	4	0	1	0	0	0	2
Kirt Manwaring, R OBP: 0.298, SLG: 0.330 (1, 2)			0-0 2B		1-2 F8		0-0 P6		0-1 G5-3	4	0	1	0	0	0	4
Mike Benjamin, R OBP: 0.293, SLG: 0.314 Rich Monteleone, R (6, 1)			2-3 K		1-3 K		0-0 P4		0-1 G6-3	3	0	0	0	0	2	3
Darren Lewis, R OBP: 0.350, SLG: 0.321 Pat Gomez, L (8, 1)										0	0	0	0	0	0	0
Bill Swift, R OBP: 0.250, SLG: 0.240 Dave Burba, R (4, 1)			1-1 G3-1				1-3 K		1-1 G4-3	1	0	0	0	0	0	1
John Patterson, S OBP: 0.255, SLG: 0.248 (6, 4)									0-3 K	1	0	0	0	0	1	0
										2	0	0	0	0	1	0

Batter	1	2	3	4	5	6	7	8	9
Rikkert Faneyte, R OBP: 0.286, SLG: 0.333 (1, 8)	3-3 K		0-3 K		1-3 K		1-2 G3		3-2 HR
Steve Scarsone, R OBP: 0.275, SLG: 0.396 (1, 4) (6, 6)	2-0 P3		1-3 K		2-2 BB		1-2 G6-3		1-0 HR
Barry Bonds, L OBP: 0.422, SLG: 0.564 (1, 7)	4-0 S		0-0 L8		4-1 FC4		1-2 BB		1-0 HR
Matt Williams, R OBP: 0.300, SLG: 0.572 (1, 5)	4-1 FC6-4				0-0 HR		0-0 FC4		0-1 HR
Mark Carreon, R OBP: 0.250, SLG: 0.299 (1, 9)	0-1 FC6-4				3-2 1B		0-1 G5-3		4-0 G5-3
Todd Benzinger, S OBP: 0.294, SLG: 0.365 (1, 3)			0-2 L8		3-2 P4		1-2 G5-3		0-0 G5-3
Kirt Manwaring, R OBP: 0.298, SLG: 0.330 (1, 2)			0-0 2B		1-2 F8		0-0 P6		0-1 G5-3
Mike Benjamin, R OBP: 0.293, SLG: 0.314 Rich Monteleone, R (6, 1)			2-3 K		1-3 K		0-0 P4		0-1 G6-3
Darren Lewis, R OBP: 0.350, SLG: 0.321 Pat Gomez, L (8, 1)									
Bill Swift, R OBP: 0.250, SLG: 0.240 Dave Burba, R (4, 1)			1-1 G3-1				1-3 K		1-1 G4-3
John Patterson, S OBP: 0.255, SLG: 0.248 (6, 4)									0-3 K

Inning Stats	R: 0	H: 0	E: 0	K: 1	S: 8	P: 21	R: 0	H: 1	E: 0	K: 1	S: 9	P: 12	R: 0	H: 0	E: 0	K: 2	S: 9	P: 10	R: 1	H: 2	E: 0	K: 1	S: 16	P: 24	R: 0	H: 1	E: 0	K: 2	S: 13	P: 21	R: 0	H: 1	E: 0	K: 0	S: 7	P: 8	R: 0	H: 0	E: 0	K: 0	S: 9	P: 12	R: 2	H: 3	E: 0	K: 0	S: 8	P: 13	R: 2	H: 2	E: 0	K: 1	S: 16	P: 26	1B: 4	SF: 0	2B: 2	SAC: 0	3B: 0	DP: 1	HR: 4	HBP: 0	WP: 0	PA: 40
--------------	------	------	------	------	------	-------	------	------	------	------	------	-------	------	------	------	------	------	-------	------	------	------	------	-------	-------	------	------	------	------	-------	-------	------	------	------	------	------	------	------	------	------	------	------	-------	------	------	------	------	------	-------	------	------	------	------	-------	-------	-------	-------	-------	--------	-------	-------	-------	--------	-------	--------

PITCHER	IP	WLS	BF	H	R	ER	SO	BB	IBB	HBP	BLK	WP	HR	S	P	ERA	WHIP
John Smiley, L ERA: 3.31 (1, 1)	6.0	W	26	5	1	1	7	2	1	0	0	0	1	62	96	1.50	1.167
Johnny Ruffin, R ERA: 3.0 (7, 1)	1.0		6	2	2	2	0	1	0	0	0	0	2	12	20	18.00	3.000
Chuck McElroy, L ERA: 1.3 (8, 1)	2.0	S	8	3	2	2	1	0	0	0	0	0	1	21	31	9.00	1.500

PITCHER	IP	WLS	BF	H	R	ER	SO	BB	IBB	HBP	BLK	WP	HR	S	P	ERA	WHIP
---------	----	-----	----	---	---	----	----	----	-----	-----	-----	----	----	---	---	-----	------

Batter	1	2	3	4	5	6	7	8	9	AB	R	H	RBI	BB	SO	LOB				
Deion Sanders, L (1, 8) OBP: 0.344, SLG: 0.402 Jacob Brumfield, R (8, 8) OBP: 0.289, SLG: 0.242	0-0 G1-3	1-2 S 1B		2-0 F8		1-2 G6-3		0-2 WP 1B		4	0	1	0	0	0	2				
Barry Larkin, R (1, 6) OBP: 0.377, SLG: 0.412	1-0 1B 2B	1-1 G6-3		4-0 2B BB		4-1 1B BB		4-2 WP 1B 1-H L7-2 BB		2	2	1	0	3	0	1				
Hal Morris, L (1, 3) OBP: 0.390, SLG: 0.498	0-3 K		0-0 CS 1B	0-0 1B 2B		0-1 1B WP 1B		2-2 L7-2 2-H		5	1	3	2	0	1	2				
Kevin Mitchell, R (1, 7) OBP: 0.420, SLG: 0.688 Thomas Howard, S (5, 7) OBP: 0.289, SLG: 0.405	4-0 1B IBB		4-2 1B BB	4-0 1B IBB		1-2 S 1B		1-3 2-H		0	0	0	0	3	0	0				
Reggie Sanders, R (1, 9) OBP: 0.331, SLG: 0.529	2-1 1B		2-1 F9	3-3 K		2-2 G3				4	0	1	1	0	1	5				
Tony Fernandez, S (1, 5) OBP: 0.379, SLG: 0.431	0-1 G4-3		0-0 G6-3		4-2 CS BB		4-1 G6-4-3 BB			2	0	0	0	2	0	3				
Bret Boone, R (1, 4) OBP: 0.357, SLG: 0.449		2-3 K		1-3 K	3-3 K		0-1 G6-4-3			4	0	0	0	0	3	2				
Eddie Taubensee, L (1, 2) OBP: 0.305, SLG: 0.462		0-0 HR		1-0 BB 2B 1B	0-1 L7		0-1 G3			4	2	2	1	0	0	0				
John Smiley, L (1, 1) OBP: 0.250, SLG: 0.323 Jeff Branson, L (6, PH) OBP: 0.300, SLG: 0.379 Johnny Ruffin, R (7, 1) Chuck McElroy, L (8, 1)		0-3 K		1-2 FC1 BB 2B		1-3 K		1-1 L8		2	1	0	0	0	1	1				
Inning Stats	R: 1 E: 0 K: 1 S: 9	H: 2 LOB: 2 BB: 1 P: 16	R: 1 E: 0 K: 2 S: 12	H: 2 LOB: 1 BB: 0 P: 16	R: 0 E: 0 K: 0 S: 6	H: 1 LOB: 1 BB: 1 P: 12	R: 2 E: 1 K: 2 S: 15	H: 2 LOB: 3 BB: 2 P: 30	R: 0 E: 0 K: 1 S: 9	H: 0 LOB: 0 BB: 1 P: 16	R: 2 E: 0 K: 1 S: 21	H: 2 LOB: 1 BB: 1 P: 30	R: 0 E: 0 K: 0 S: 5	H: 0 LOB: 0 BB: 1 P: 9	R: 1 E: 1 K: 0 S: 14	H: 1 LOB: 0 BB: 1 P: 21	1B: 7 2B: 3 3B: 0 HR: 1	SF: 0 SAC: 0 DP: 2 HBP: 0	WP: 4 PB: 0 SB: 3 CS: 2	PA: 39
PITCHER	IP WLS BF H R ER SO	IP WLS BF H R ER SO	IP WLS BF H R ER SO	IP WLS BF H R ER SO	IP WLS BF H R ER SO	IP WLS BF H R ER SO	IP WLS BF H R ER SO	IP WLS BF H R ER SO	IP WLS BF H R ER SO	IP WLS BF H R ER SO	IP WLS BF H R ER SO	IP WLS BF H R ER SO	IP WLS BF H R ER SO	IP WLS BF H R ER SO	IP WLS BF H R ER SO	IP WLS BF H R ER SO	ERA WHIP	ERA WHIP		
Bill Swift, R (1, 1) ERA: 2.64	3.2 L	2.0	1.1	1.0	2.0	1.1	3.2	1.1	1.0	4.91	2.455									
Dave Burba, R (4, 1) ERA: 3.99	2.0									9.00	2.000									
Rich Monteleone, R (6, 1) ERA: 4.35	1.1									0.00	0.750									
Pat Gomez, L (8, 1) ERA: 1.15	1.0									9.00	2.000									

San Francisco Giants @ Cincinnati Reds
Riverfront Stadium, Cincinnati, OH
Thu Jun 23 1994, 3:33 AM EDT
Att: 32,107 - Unknown - 87 F

livebaseballscorecards.com

AB	31
R	7
H	10
RBI	5
BB	8
SO	7
LOB	16



Batter	1	2	3	4	5	6	7	8	9	10	AB R H RBI BB SO LOB	TOP									
Bip Roberts, S OBP: 0.386, SLG: 0.378 (1, 4) C X	0-1 G3-1 3B		1-2 BLK 1B		0-0 G6-3		0-2 E WP 1B		0-0 F8		5 1 3 0 0 0 0										
Scott Livingstone, L OBP: 0.287, SLG: 0.362 Tim Mauser, R OBP: 1.000, SLG: 1.000 (1, 5) X (10, 1)	0-0 G3-1		4-1 1B BB		2-0 L9		3-3 K		0-0 G4-3		4 0 0 1 1 1 1 0 0 0 0 0 0 0										
Tony Gwynn, L OBP: 0.441, SLG: 0.560 (1, 9) B C X	1-1 G6-3		1-2 G3		1-1 S BB 1B		0-1 E5		1-0 G4-3		5 1 1 0 0 0 3										
Phil Plantier, L OBP: 0.324, SLG: 0.502 (1, 7) C B F X	3-3 K		1-1 S 1B		0-3 K		1-3 K		1-1 F9		5 0 1 0 0 3 3										
Derek Bell, R OBP: 0.325, SLG: 0.396 (1, 8)		2-3 K		2-3 K		0-3 K		1-3 K			4 0 0 0 0 4 2										
Eddie Williams, R OBP: 0.563, SLG: 0.846 Craig Shipley, R OBP: 0.344, SLG: 0.466 (1, 3) (10, 5)		3-2 G5-3		4-2 1B BB		4-2 1B BB		3-2 L5			2 0 0 0 2 0 0 0 0 0 0 0 0 0										
Luis Lopez, S OBP: 0.380, SLG: 0.422 (1, 6)		3-2 G3		1-3 K		2-2 1B		0-0 F8			4 0 1 1 0 1 2										
Brad Ausmus, R OBP: 0.306, SLG: 0.350 (1, 2)		1-0 G5-3		3-3 K		2-2 F8		1-0 G5-3			4 0 0 0 0 1 4										
Scott Sanders, R OBP: 0.158, SLG: 0.059 Jeff Tabaka, R (8, 1) Donnie Elliott, R (8, 1) Pedro Martinez, L (8, 1) Bill Bean, L OBP: 0.237, SLG: 0.247 (8, 3)		2-3 K		0-2 L9		1-3 K		1-0 F7			3 0 0 0 0 2 0 1 0 0 0 0 0 0										
Inning Stats	R: 1 E: 0 K: 1 S: 9	H: 1 LOB: 0 BB: 0 P: 13	R: 0 E: 0 K: 1 S: 11	H: 0 LOB: 0 BB: 0 P: 19	R: 0 E: 0 K: 1 S: 13	H: 1 LOB: 2 BB: 1 P: 21	R: 0 E: 0 K: 3 S: 16	H: 1 LOB: 2 BB: 1 P: 27	R: 0 E: 0 K: 0 S: 5	H: 2 LOB: 2 BB: 1 P: 28	R: 0 E: 1 K: 3 S: 16	H: 1 LOB: 2 BB: 0 P: 21	R: 0 E: 0 K: 1 S: 9	H: 0 LOB: 0 BB: 0 P: 13	R: 0 E: 0 K: 0 S: 4	H: 0 LOB: 0 BB: 0 P: 6	1B: 5 2B: 0 3B: 1 HR: 0	SF: 0 SAC: 0 DP: 0 HBP: 0	WP: 1 PB: 0 SB: 3 CS: 0	PA: 40	
PITCHER	IP WLS BF H R ER SO BB IBB HBP BLK WP HR S P ERA WHIP																				
Jose Rijo, R ERA: 3.34 (1, 1)	6.0		5	2	2	8	3	0	0	0	1	0	73	115	3.00	1.333					
Tim Fortugno, L ERA: 1.96 (7, 1)	1.0	5	1	0	0	3	0	0	0	0	1	0	16	21	0.00	1.000					
Rich DeLucia, R ERA: (8, 1)	1.0	3	0	0	0	1	0	0	0	0	0	0	9	13	0.00	0.000					
Hector Carrasco, R ERA: 2.36 (9, 1)	2.0	W 6	0	0	0	0	0	0	0	0	0	0	7	11	0.00	0.000					

San Diego Padres @ Cincinnati Reds
Riverfront Stadium, Cincinnati, OH
Fri Jun 24 1994, 7:05 PM EDT
Att. 28,267 - Unknown - 68 F

livebaseballscores.com

AB	37
R	2
H	6
RBI	2
BB	3
SO	12
LOB	15



San Diego Padres @ Cincinnati Reds
 Riverfront Stadium, Cincinnati, OH

Fri Jun 24 1994, 7:05 PM EDT
 Att. 28,267 - Unknown - 68 F

AB	36
R	3
H	8
RBI	3
BB	7
SO	9
LOB	25



WP	0	PA	43
PB	0		
SB	1		
CS	1		

AB	2	0	1	0	2	1	1
R	0	0	0	0	0	0	0
H	1	0	0	0	0	0	1
RBI	0	0	0	0	0	0	0
BB	0	0	0	0	0	1	0
SO	0	0	0	0	0	0	0
LOB	0	0	0	0	0	0	0

AB	3	1	1	0	2	2	2
R							
H							
RBI							
BB							
SO							
LOB							

AB	5	1	1	0	0	1	4
R							
H							
RBI							
BB							
SO							
LOB							

AB	2	0	0	0	2	0	2
R	1	0	0	0	0	0	0
H							
RBI							
BB							
SO							
LOB							

AB	5	1	2	2	0	1	5
R							
H							
RBI							
BB							
SO							
LOB							

AB	3	0	0	0	0	0	3
R	1	0	0	0	1	1	2
H							
RBI							
BB							
SO							
LOB							

AB	3	0	1	0	0	0	0
R	2	0	1	1	0	1	2
H							
RBI							
BB							
SO							
LOB							

AB	3	0	0	0	0	1	1
R	1	0	0	0	0	0	2
H							
RBI							
BB							
SO							
LOB							

AB	2	0	0	0	0	0	1
R	0	0	0	0	0	0	0
H	0	0	0	0	0	0	0
RBI	0	0	0	0	0	0	0
BB	0	0	0	0	0	0	0
SO	0	0	0	0	0	0	0
LOB	0	0	0	0	0	0	0

1B	8	SF	0
2B	0	SAC	0
3B	0	DP	0
HR	0	HBP	0

Batter	1	2	3	4	5	6	7	8	9	10
Deion Sanders, L (1, 8) OBP: 0.349, SLG: 0.403 Rich DeLucia, R (8, 1) Hector Carrasco, R (9, 1)	4-2 BLK S BB		1-0 BB 1B 1B		4-2 CS BB		1-3 K		1-3 K	
Barry Larkin, R (1, 6) OBP: 0.381, SLG: 0.411	4-2 BLK 1-2 BB		0-3 K		2-3 K 1-2			4-0 BB E 1B BB	2-2 1B	
Hal Morris, L (1, 3) OBP: 0.387, SLG: 0.493	0-0 F8		1-1 FC5 1-2 BB 1B		2-1 G6-3			2-2 E1 1-2 BB 1B	1-3 K	
Kevin Mitchell, R (1, 7) OBP: 0.422, SLG: 0.681 Jerome Walton, R (8, PR) OBP: 0.333, SLG: 0.408	2-2 G1-3 1-2 2-3		4-2 BB 1-2 2-3 BB		0-0 G6-3			4-2 1B 1-2 2-3 BB		1-2 F7
Reggie Sanders, R (1, 9) OBP: 0.332, SLG: 0.526	2-1 F7		0-3 K		3-1 F9			1-2 1-3 2-H 3-H 1B		0-0 BB 1B
Lenny Harris, L (1, 5) OBP: 0.391, SLG: 0.439 Tony Fernandez, S (8, PH) OBP: 0.380, SLG: 0.429		1-0 G4-3	2-1 FC5 2-3f		0-1 G3-1			3-3 K	4-0 1B 1-2 BB	
Jeff Branson, L (1, 4) OBP: 0.301, SLG: 0.377 Bret Boone, R (8, PH) OBP: 0.359, SLG: 0.450		1-0 FC4-6 1B		0-0 F7			2-2 G4-3	0-3 K		0-1 1-2 2-H 1B
Eddie Taubensee, L (1, 2) OBP: 0.296, SLG: 0.447 Brian Dorsett, R (8, PH) OBP: 0.345, SLG: 0.405		1-2 FC4-6 1-2f		2-3 K			3-1 G4-3	1-0 P2		
Jose Rijo, R (1, 1) OBP: 0.226, SLG: 0.258 Tim Fortugno, L (7, 1) Thomas Howard, S (7, PH) OBP: 0.292, SLG: 0.407		0-0 P6		0-2 F8			0-0 1B		0-1 F8	

Inning Stats	R: 0	H: 0	E: 0	K: 0	S: 12	P: 23	R: 0	H: 1	E: 0	K: 0	S: 6	P: 9	R: 0	H: 2	E: 0	K: 2	S: 13	P: 21	R: 0	H: 0	E: 0	K: 1	S: 7	P: 9	R: 0	H: 0	E: 0	K: 1	S: 10	P: 17	R: 0	H: 1	E: 0	K: 1	S: 10	P: 16	R: 2	H: 1	E: 1	K: 2	S: 17	P: 32	R: 0	H: 1	E: 0	K: 2	S: 11	P: 15	R: 1	H: 2	E: 0	K: 0	S: 7	P: 12	1B: 8	SF: 0	2B: 0	3B: 0	HR: 0	SAC: 0	DP: 0	HBP: 0	WP: 0	PA: 43
--------------	------	------	------	------	-------	-------	------	------	------	------	------	------	------	------	------	------	-------	-------	------	------	------	------	------	------	------	------	------	------	-------	-------	------	------	------	------	-------	-------	------	------	------	------	-------	-------	------	------	------	------	-------	-------	------	------	------	------	------	-------	-------	-------	-------	-------	-------	--------	-------	--------	-------	--------

PITCHER	IP	WLS	BF	H	R	ER	SO	BB	IBB	HBP	BLK	WP	HR	S	P	ERA	WHIP
Scott Sanders, R (1, 1) ERA: 5.01	7.0		29	4	1	1	5	5	0	0	1	0	0	63	107	1.29	1.286
Jeff Tabaka, L (8, 1) ERA: 6.75	0.0		1	0	0	0	0	0	0	0	0	0	0	5	7	∞	∞
Donnie Elliott, R (8, 1) ERA: 2.19	0.0		2	1	1	0	0	1	0	0	0	0	0	5	10	∞	∞
Pedro Martinez, L (8, 1) ERA: 2.28	2.0		7	1	0	0	4	0	0	0	0	0	0	18	26	0.00	0.500
Tim Mauser, R (10, 1) ERA: 3.04	0.1	L	4	2	1	1	0	1	0	0	0	0	0	7	12	27.00	9.000

Batter	1	2	3	4	5	6	7	8	9	AB R H RBI BB SO LOB	TOP
Bip Roberts, S (1, 4) OBP: 0.390, SLG: 0.380	1-2 F8	2-2 1B		0-0 G3		4-2 BB		1-2 BB 1B		4 0 2 2 1 0 0	
Craig Shipley, R (1, 5) OBP: 0.346, SLG: 0.463	3-2 1B CS 1B	3-2 G1-6-3		0-0 F8		0-0 G6-3		1-0 BB 1B		5 0 2 0 0 0 2	
Tony Gwynn, L (1, 9) OBP: 0.444, SLG: 0.559	0-1 CS 1B		0-0 1B 2B 1B	1-1 L8			1-2 F8	4-1 BB		4 2 2 0 1 0 0	
Derek Bell, R (1, 8) OBP: 0.327, SLG: 0.396	3-2 1B 1B		1-2 2B 1B	0-0 L8			1-1 G6-3	0-1 F8		5 1 2 1 0 0 3	
Eddie Williams, R (1, 3) OBP: 0.619, SLG: 0.875	1-0 1B		0-0 G4-3 1B 2B	4-1 BB			4-2 BB	1-0 F7		3 1 2 2 2 0 0	
Phil Plantier, L (1, 7) OBP: 0.322, SLG: 0.494	0-0 F7		2-2 G4-3 1B 2B	2-2 F8			0-3 K	4-0 1B BB		4 0 0 0 1 1 5	
Ricky Gutierrez, R (1, 6) OBP: 0.329, SLG: 0.337			1-3 K	1-0 1B		1-2 F9		1-2 WP 1B 1B	3-2 1B	5 1 3 1 0 1 1	AB 38 R 6 H 14 RBI 6 BB 5 SO 6 LOB 16
Brad Ausmus, R (1, 2) OBP: 0.303, SLG: 0.346		3-2 SH3 1B	1-0 F8	0-0 G6-3		1-0 G6-3		3-3 K	2-3 K	5 1 1 0 0 2 3	
Joey Hamilton, R (1, 1) OBP: 0.303, SLG: 0.346		0-1 SH3	3-2 F9	3-3 K		3-3 K		0-3 K		3 0 0 0 0 2 2	
Inning Stats	R: 1 H: 4 E: 0 LOB: 2 K: 0 BB: 0 S: 16 P: 24	R: 1 H: 2 E: 0 LOB: 1 K: 1 BB: 0 S: 18 P: 27	R: 3 H: 4 E: 0 LOB: 1 K: 0 BB: 0 S: 17 P: 24	R: 0 H: 0 E: 0 LOB: 0 K: 0 BB: 0 S: 4 P: 5	R: 0 H: 0 E: 0 LOB: 1 K: 0 BB: 1 S: 10 P: 17	R: 0 H: 0 E: 0 LOB: 1 K: 1 BB: 1 S: 9 P: 17	R: 0 H: 0 E: 0 LOB: 1 K: 1 BB: 1 S: 12 P: 18	R: 1 H: 3 E: 0 LOB: 3 K: 2 BB: 1 S: 22 P: 32	R: 0 H: 1 E: 0 LOB: 1 K: 1 BB: 1 S: 8 P: 18	1B: 13 SF: 0 2B: 1 SAC: 1 3B: 0 DP: 0 HR: 0 HBP: 0	WP: 1 PA: 44 PB: 0 SB: 0 CS: 2
PITCHER	IP WLS BF H R ER SO BB IBB HBP BLK WP HR S P ERA WHIP										
Pete Schourek, L (1, 1) ERA: 5.85	2.0 L 13 8 4 4 1 0 0 0 0 0 0 0 39 57 18.00 4.000										
Johnny Ruffin, R (3, 1) ERA: 3.0	3.0 12 2 1 1 0 1 0 0 0 0 0 0 26 40 3.00 1.000										
Rich DeLucia, R (6, 1) ERA: 2.45	2.2 13 3 1 1 4 2 0 0 0 1 0 0 40 60 3.38 1.875										
Tim Fortugno, L (8, 1) ERA: 1.83	1.1 6 1 0 0 1 2 0 0 0 0 0 0 11 25 0.00 2.250										

San Diego Padres @ Cincinnati Reds
Riverfront Stadium, Cincinnati, OH
Sat Jun 25 1994, 7:05 PM EDT
Att. 38,844 - Unknown

livebaseballscorecards.com



Batter	1	2	3	4	5	6	7	8	9	AB	R	H	RBI	BB	SO	LOB
Thomas Howard, S OBP: 0.306, SLG: 0.413 (1, 8)	4-0 G4-3 G6-3 BB		1-1 F7			0-1 G4-3 1B		1-2 1B 1B		3	0	2	0	1	0	0
Barry Larkin, R OBP: 0.379, SLG: 0.408 (1, 6)	3-2 G6-3 1-2		2-2 G6-3			1-2 G4-3 1-2f		0-1 G4-6-3 1B 1-2		4	0	1	0	0	0	2
Hal Morris, L OBP: 0.388, SLG: 0.491 (1, 3)	3-2 G4-3 2-3				1-0 FC4-6 HBP	2-2 1B 1B		0-0 G4-6-3 1-2f		3	0	1	0	0	0	3
Kevin Mitchell, R OBP: 0.419, SLG: 0.672 (1, 7)	0-0 F9				1-0 FC4-6 FC6-4 1-2f	1-2 1B 1-3			0-1 G5-3	4	0	1	0	0	0	2
Reggie Sanders, R OBP: 0.327, SLG: 0.518 (1, 9)		0-0 G6-3			1-0 FC6-4 1-2f			0-2 G6-3	1-3 K	4	0	0	0	0	1	1
Tony Fernandez, S OBP: 0.382, SLG: 0.432 (1, 5)		3-2 2B			0-0 P4			4-1 BB	1-1 G6-3	3	0	1	0	1	0	1
Bret Boone, R OBP: 0.358, SLG: 0.446 (1, 4)		1-1 HBP			1-0 E5 G5-4-3			0-0 F9		2	0	0	0	0	0	1
Brian Dorsett, R OBP: 0.339, SLG: 0.397 Tim Fortugno, L (8, 1)		0-1 G5-4-3 1-2f			1-1 G5-4-3 1-2f			0-0 L5		3	0	0	0	0	0	4
Pete Schourek, L OBP: 0.250, SLG: 0.625 Johnny Ruffin, R (3, 1)			2-0 G6-3			0-2 G4-3		0-1 G4-3		0	0	0	0	0	0	0
Jeff Branson, L OBP: 0.297, SLG: 0.371 Rich DeLucia, R (6, 1)										1	0	0	0	0	0	0
Eddie Taubensee, L OBP: 0.293, SLG: 0.442 (8, 2)										1	0	0	0	0	0	0

Inning Stats	R: 0	H: 0	E: 0	K: 0	S: 13	R: 0	H: 1	E: 0	K: 0	S: 7	R: 0	H: 0	E: 0	K: 0	S: 6	R: 0	H: 0	E: 1	K: 0	S: 6	R: 0	H: 3	E: 0	K: 0	S: 12	R: 0	H: 0	E: 0	K: 0	S: 6	R: 0	H: 2	E: 0	K: 0	S: 8	R: 0	H: 0	E: 0	K: 1	S: 7	1B: 5	SF: 0	2B: 1	SAC: 0	3B: 0	DP: 4	HR: 0	HBP: 2	WP: 0	PA: 33
Joeey Hamilton, R ERA: 1.78 (1, 1)	IP: 9.0	WLS: W	BF: 33	H: 6	R: 0	ER: 0	SO: 1	BB: 2	IBB: 0	HBP: 2	BLK: 0	WP: 0	HR: 0	S: 68	P: 103	ERA: 0.00	WHIP: 0.889																																	

BOTTOM

San Diego Padres @ Cincinnati Reds
Riverfront Stadium, Cincinnati, OH
Sat Jun 25 1994, 7:05 PM EDT
Att. 38,844 - Unknown

livebaseballscorecards.com

AB	29
R	0
H	6
RBI	0
BB	2
SO	1
LOB	14



Batter	1	2	3	4	5	6	7	8	9	AB R H RBI BB SO LOB	TOP											
Bip Roberts, S (1, 4) OBP: 0.386, SLG: 0.375 Luis Lopez, S (5, 4) OBP: 0.374, SLG: 0.415	1-1 F8		1-0 P6		0-1 G4-3		3-2 F9		0-3 K	3 0 0 0 0 0 0 2 0 0 0 0 1 1												
Scott Livingstone, L (1, 5) OBP: 0.274, SLG: 0.345	3-1 F7		3-2 F8		2-0 G4-3		0-0 F7		3-2 G4-3	5 0 0 0 0 0 1												
Tony Gwynn, L (1, 9) OBP: 0.444, SLG: 0.562 Bill Bean, L (7, 9) OBP: 0.235, SLG: 0.244	1-0 G3				3-2 1B 2B		1-1 G4-3		0-0 G4-3	4 2 2 0 0 0 0 1 0 0 0 0 0 1												
Derek Bell, R (1, 8) OBP: 0.329, SLG: 0.401		0-0 G5-3		2-2 2B 1B		0-0 2B		0-1 E4 1B		4 1 2 1 0 0 0												
Phil Plantier, L (1, 7) OBP: 0.325, SLG: 0.498		3-2 BB HBP 1B		0-0 E4 G4-3 2B		1-1 P5		2-3 K		4 1 2 1 0 1 2												
Eddie Williams, R (1, 3) OBP: 0.600, SLG: 0.789		2-2 BB HBP 1-2		1-1 G4-3		1-2 G6-3		0-1 1B		3 0 1 1 0 0 0												
Ricky Gutierrez, R (1, 6) OBP: 0.327, SLG: 0.332 Trevor Hoffman, R (8, 1)		4-0 G4-6-3 BB		1-0 F8		1-0 F9		2-3 K		3 0 0 0 1 1 2 0 0 0 0 0 0 0												
Brad Ausmus, R (1, 2) OBP: 0.307, SLG: 0.346		1-0 G4-6-3		0-2 1B		4-0 S BB		1-3 K		3 0 1 0 1 1 5												
Kerry Taylor, R (1, 1) Tim Mauser, R (5, 1) Phil Clark, R (6, PH) Jeff Tabaka, R (6, 1) Donnie Elliott, R (6, 1) A.J. Sager, R (7, 1) Craig Shipley, R (8, 8) OBP: 0.100, SLG: 0.300 OBP: 0.552, SLG: 0.463			1-3 K		0-1 F9		2-2 F8		4-2 G4-3 BB	2 0 0 0 0 0 1 1 0 0 0 0 0 0 0 0 1 0 0 0 0 0 0 1 0 1 0 0												
Inning Stats	R: 0 E: 0 K: 0 S: 5	H: 0 LOB: 0 BB: 0 P: 10	R: 0 E: 0 K: 0 S: 7	H: 1 LOB: 2 BB: 1 P: 17	R: 0 E: 0 K: 1 S: 7	H: 0 LOB: 0 BB: 0 P: 12	R: 3 E: 1 K: 0 S: 16	H: 4 LOB: 1 BB: 0 P: 23	R: 1 E: 0 K: 0 S: 9	H: 2 LOB: 1 BB: 0 P: 14	R: 0 E: 0 K: 0 S: 8	H: 0 LOB: 1 BB: 1 P: 15	R: 0 E: 0 K: 0 S: 8	H: 0 LOB: 0 BB: 0 P: 12	R: 0 E: 1 K: 3 S: 14	H: 1 LOB: 2 BB: 0 P: 19	R: 0 E: 0 K: 1 S: 12	H: 0 LOB: 1 BB: 1 P: 19	1B: 5 2B: 3 3B: 0 HR: 0	SF: 0 SAC: 0 DP: 1 HBP: 1	WP: 0 PB: 0 SB: 1 CS: 0	PA: 39
PITCHER	IP WLS BF H R ER SO BB IBB HBP BLK WP HR S P ERA WHIP																					
John Roper, R (1, 1) ERA: 3.83	6.0 W 27 7 4 4 1 2 0 1 0 0 0 0 52 91 6.00 1.500																					
Chuck McElroy, L (7, 1) ERA: 1.24	2.0 8 1 0 0 3 0 0 0 0 0 0 0 22 31 0.00 0.500																					
Hector Carrasco, R (9, 1) ERA: 2.28	1.0 4 0 0 0 1 1 0 0 0 0 0 0 12 19 0.00 1.000																					

San Diego Padres @ Cincinnati Reds
Riverfront Stadium, Cincinnati, OH

Sun Jun 26 1994, 3:33 AM EDT
Att. 26,357 - Cloudy - 70 F

livebaseballscorecards.com

AB	35
R	4
H	8
RBI	3
BB	3
SO	5
LOB	14



Batter	1	2	3	4	5	6	7	8	9
Thomas Howard, S OBP: 0.300, SLG: 0.402 (1, 8) (7, 7)	2-3 K	0-0 F8		2-2 F7		1-2 1B 1B	1-0 F7	1-1 G4-3	
Barry Larkin, R OBP: 0.382, SLG: 0.412 (1, 6)	1-0 L8		0-0 3B 1B	1-2 G4-3		3-2 G6-3 1B 1-3 1B 1B	0-1 G1-4-3 1B 1B		
Hal Morris, L OBP: 0.395, SLG: 0.504 (1, 3)	2-2 1B 1B		2-1 1-H HR 3B		1-0 1B HBP SF9 1B	1-1 G6-3 1B 1-2 1B 1B	2-1 G1-4-3		
Kevin Mitchell, R OBP: 0.424, SLG: 0.687 Chuck McElroy, L OBP: 0.200, SLG: 0.200 Jacob Brumfield, R OBP: 0.289, SLG: 0.242 (1, 7) (7, 1) (9, 9)	0-0 1-2 1B		2-1 3-H HR		3-2 SF9 1B 1-2 HBP	2-1 G6-3 1-2 2-3	0-0 FC6-4 1B		
Reggie Sanders, R OBP: 0.325, SLG: 0.512 Hector Carrasco, R (1, 9) (9, 1)	2-3 K		2-2 F9		2-1 F7	1-0 2B 1B 3-H 3-H	2-0 FC6-4		
Tony Fernandez, S OBP: 0.386, SLG: 0.433 (1, 5)		3-1 G4-3	0-0 G3		0-0 1-2 2-3 1B	4-1 2B E BB	1-2 3B 1B		
Bret Boone, R OBP: 0.359, SLG: 0.451 (1, 4)		2-2 G5-3	1-2 1B		3-2 SF9	1-1 E7 1B 2B 1-H 2-H	1-3 K		
Eddie Taubensee, L OBP: 0.308, SLG: 0.465 (1, 2)		4-1 1B BB	0-0 F7		2-2 G6-3	0-1 1B 2-3	3-2 1-H WP 3B		
John Roper, R OBP: 0.278, SLG: 0.294 Jerome Walton, R OBP: 0.315, SLG: 0.385 (1, 1) (6, PH) (7, 8)		2-1 1B		1-3 K		L5 F8	2-0 F9		

Inning Stats	R: 0	H: 2	E: 0	K: 2	S: 14	LOB: 2	BB: 0	P: 21
	R: 0	H: 1	E: 0	K: 0	S: 9 <td>LOB: 2</td> <td>BB: 1</td> <td>P: 20</td>	LOB: 2	BB: 1	P: 20
	R: 3	H: 4	E: 0	K: 0	S: 13 <td>LOB: 1</td> <td>BB: 0</td> <td>P: 20</td>	LOB: 1	BB: 0	P: 20
	R: 0	H: 0	E: 0	K: 1	S: 9 <td>LOB: 0</td> <td>BB: 0</td> <td>P: 13</td>	LOB: 0	BB: 0	P: 13
	R: 1	H: 2	E: 0	K: 0	S: 14 <td>LOB: 2</td> <td>BB: 0</td> <td>P: 25</td>	LOB: 2	BB: 0	P: 25
	R: 5	H: 6	E: 1	K: 0	S: 19 <td>LOB: 2</td> <td>BB: 1</td> <td>P: 34</td>	LOB: 2	BB: 1	P: 34
	R: 1	H: 2	E: 0	K: 0	S: 7 <td>LOB: 1</td> <td>BB: 0</td> <td>P: 12</td>	LOB: 1	BB: 0	P: 12
	R: 2	H: 2	E: 0	K: 1	S: 15 <td>LOB: 0</td> <td>BB: 0</td> <td>P: 23</td>	LOB: 0	BB: 0	P: 23

PITCHER	IP	WLS	BF	H	R	ER	SO	BB	IBB	HBP	BLK	WP	HR	S	P	ERA	WHIP
Kerry Taylor, R ERA: 8.31 (1, 1)	4.1		24	9	4	4	3	1	0	0	0	0	1	51	86	8.31	2.308
Tim Mauser, R ERA: 2.96 (5, 1)	0.2		2	0	0	0	0	0	0	0	0	0	0	8	13	0.00	0.000
Jeff Tabaka, L ERA: 7.97 (6, 1)	0.1	L	4	3	3	3	0	0	0	0	0	0	0	10	16	81.00	9.000
Donnie Elliott, R ERA: 2.84 (6, 1)	0.2		6	3	2	2	0	1	0	0	0	0	0	9	18	27.00	6.000
A.J. Sager, R ERA: 5.83 (7, 1)	1.0		5	2	1	1	0	0	0	0	0	0	0	7	12	9.00	2.000

BOTTOM

AB	R	H	RBI	BB	SO	LOB
6	1	1	0	0	1	2
5	3	3	0	0	0	0
5	3	4	2	0	0	1
3	1	2	2	0	0	2
1	0	1	1	0	0	0
0	0	0	0	0	0	0
5	1	1	2	0	1	5
0	0	0	0	0	0	0
4	2	2	0	1	0	0
4	0	2	2	0	1	1
4	1	2	1	1	0	3
2	0	1	0	0	1	0
3	0	0	0	0	0	2

San Diego Padres @ Cincinnati Reds
Riverfront Stadium, Cincinnati, OH

Sun Jun 26 1994, 3:33 AM EDT
Att: 26,357 - Cloudy - 70 F

AB	42
R	12
H	19
RBI	10
BB	2
SO	4
LOB	16

WP: 1 PA: 46
PB: 0
SB: 1
CS: 0




PITCHER	IP	WLS	BF	H	R	ER	SO	BB	IBB	HBP	BLK	WP	HR	S	P	ERA	WHIP
Trevor Hoffman, R ERA: 2.25 (8, 1)	1.0		5	2	2	2	1	0	0	0	0	1	0	15	23	18.00	2.000

Batter	1	2	3	4	5	6	7	8	9	10	11	AB R H RBI BB SO LOB	TOP																		
Jerome Walton, R OBP: 0.317, SLG: 0.368 (1, 8)	G4-3	FC6-4			B5-3				L8			5 0 1 0 1 0 3	<p>Cincinnati Reds @ Houston Astros</p> <p>Astrodome, Houston, TX</p> <p>Mon Jun 27 1994, 8:05 PM EDT</p> <p>Att. 21,197 - Dome</p>																		
Barry Larkin, R OBP: 0.378, SLG: 0.404 (1, 6)	K		G6-3			G3	L8		L8		BB	5 1 0 0 1 2 3																			
Hal Morris, L OBP: 0.392, SLG: 0.509 (1, 3)	G6-3		L3			F8	G4-3				HR	5 1 1 2 0 0 1																			
Thomas Howard, S OBP: 0.303, SLG: 0.409 Jeff Brantley, R (9, 1)		G4-3	F7			1B		K	K			5 1 2 0 0 2 0 0 0 0 0 0 0 0																			
Reggie Sanders, R OBP: 0.323, SLG: 0.504 (1, 9)		G5-3			L6			G1-3			F9	4 0 0 0 1 0 1																			
Tony Fernandez, S OBP: 0.383, SLG: 0.428 (1, 5)		G4-3			F8			G5-3			G6-3	5 0 1 0 0 0 1																			
Bret Boone, R OBP: 0.360, SLG: 0.452 (1, 4)		1B			G1-3			FC6-4			HR	4 1 1 1 1 1 3																			
Eddie Taubensee, L OBP: 0.321, SLG: 0.524 (1, 2)		1B			G4-3						HR	4 2 2 3 1 1 0																			
Erik Hanson, R OBP: 0.154, SLG: 0.192 Jeff Brantley, L OBP: 0.293, SLG: 0.366 Johnny Ruffin, R OBP: 0.389, SLG: 0.433 Lenny Harris, L OBP: 0.389, SLG: 0.433 Rich DeLucia, R OBP: 0.300, SLG: 0.235 (5, PH) (5, PH) (7, PH) (7, PH) (9, PH) (9, PH)		FC6-4			K				G4-3		CS	1 0 1 0 0 0 0 1 0 0 0 0 0 1 0 0 0 0 0 0 0 1 0 0 0 0 0 0 0 0 0 0 0 0 0 1 0 0 0 1 0 0																			
Inning Stats	R: 0 E: 0 K: 1 S: 5	H: 0 LOB: 0 P: 5	R: 1 E: 0 K: 0 S: 16	H: 3 LOB: 3 BB: 1 P: 32	R: 0 E: 0 K: 0 S: 9	H: 0 LOB: 0 BB: 0 P: 16	R: 0 E: 0 K: 0 S: 6	H: 0 LOB: 0 BB: 0 P: 9	R: 0 E: 0 K: 1 S: 8	H: 0 LOB: 0 BB: 0 P: 10	R: 0 E: 0 K: 0 S: 13	H: 2 LOB: 3 BB: 1 P: 21		R: 1 E: 0 K: 0 S: 8	H: 2 LOB: 1 BB: 0 P: 12	R: 0 E: 0 K: 1 S: 6	H: 0 LOB: 0 BB: 0 P: 9	R: 4 E: 0 K: 1 S: 22	H: 2 LOB: 0 BB: 2 P: 37	R: 0 E: 0 K: 1 S: 10	H: 0 LOB: 0 BB: 0 P: 14	R: 0 E: 0 K: 2 S: 11	H: 0 LOB: 1 BB: 2 P: 23	1B: 4 2B: 2 3B: 0 HR: 3	SF: 0 SAC: 0 DP: 0 HBP: 0	WP: 0 PB: 0 SB: 1 CS: 1	PA: 47				
PITCHER	IP WLS BF H R ER SO BB IBB HBP BLK WP HR S P ERA WHIP																														
Darryl Kile, R ERA: 4.83 (1, 1)	6.2		7	2	2	2	1	1	0	0	0	0	0	1	64	104	2.70	1.200													
Mike Hampton, L ERA: 3.58 (7, 1)	1.1	4	0	0	0	1	0	0	0	0	0	0	0	7	10	0.00	0.000														
John Hudek, R ERA: 2.03 (9, 1)	0.2	6	2	4	4	0	2	0	0	0	0	0	2	19	31	54.00	6.000														
Ross Powell, L ERA: (9, 1)	0.1	1	0	0	0	1	0	0	0	0	0	0	0	3	6	0.00	0.000														
Todd Jones, R ERA: 3.02 (10, 1)	2.0	W 7	0	0	0	3	2	0	0	0	0	0	0	21	37	0.00	1.000														

livebaseballscorecards.com

AB	41
R	6
H	9
RBI	6
BB	6
SO	7
LOB	12



Batter	1	2	3	4	5	6	7	8	9	10	11	AB R H RBI BB SO LOB	BOTTOM											
Brian Hunter, R OBP: 0.200, SLG: 0.200 (1, 8)	0-0 WP S 1B	1-2 G1-3		0-0 L6		1-1 F7			0-0 SH1-4		2-3 K	5 1 1 0 0 1 3	<p>Cincinnati Reds @ Houston Astros Astrodome, Houston, TX Mon Jun 27 1994, 8:05 PM EDT Att. 21,197 - Dome</p>											
Craig Biggio, R OBP: 0.388, SLG: 0.445 (1, 4)	0-0 G5-3		3-1 G5-3	0-0 1B			3-3 K		0-0 L6		0-0 2B	6 0 2 2 0 1 3												
5 Jeff Bagwell, R OBP: 0.432, SLG: 0.714 (1, 3)	4-0 1B IBB		0-0 G6-3 1B	1-2 F7			2-1 HR		4-0 IBB			3 3 2 1 2 0 2												
Ken Caminiti, S OBP: 0.358, SLG: 0.542 (1, 5)	0-0 2B 1B		1-2 G6-3		0-1 L9		2-0 F8		1-0 G4-3			5 1 1 1 0 0 4												
Luis Gonzalez, L OBP: 0.314, SLG: 0.376 (1, 7)	0-0 1B 2B		3-1 3B 1B		1-2 G5-3 1B		0-0 G4-1			0-3 K		5 0 3 2 0 1 0												
James Mouton, R OBP: 0.308, SLG: 0.289 (1, 9)	0-0 G6-4-3 1B		3-2 F7		0-1 G5-3			0-3 K		0-0 F8		5 0 1 1 0 1 2												
Andy Stankiewicz, R OBP: 0.393, SLG: 0.392 (1, 6)	1-1 G6-4-3			0-0 1B G4-3 1B		1-0 F9		3-3 K		4-2 BB		4 1 1 0 1 1 3												
Scott Servais, R OBP: 0.235, SLG: 0.354 (1, 2)		1-0 G6-3		2-2 G4-3		3-2 F7		2-3 K		1-0 G4-3		4 0 0 0 0 1 1												
Chris Donnels, L OBP: 0.389, SLG: 0.468 (10, PH)				1-2								1 0 0 0 0 0 1												
Tony Eusebio, R OBP: 0.280, SLG: 0.402 (11, 2)												0 0 0 0 0 0 0												
Darryl Kile, R OBP: 0.181, SLG: 0.258 (7, 1)		1-3 K		1-0 1B		1-2 G4-3			2-0 SH1-4 2B		3-2 2B 1B	3 0 1 0 0 1 0												
Mike Hampton, R OBP: 0.244, SLG: 0.274 (9, 1)				2-3 1B								0 0 0 0 0 0 0												
John Hudek, S OBP: 0.244, SLG: 0.274 (9, 1)												0 0 0 0 0 0 0												
Ross Powell, L OBP: 0.244, SLG: 0.274 (9, 1)												0 0 0 0 0 0 0												
Sid Bream, L OBP: 0.244, SLG: 0.274 (9, PH)												1 0 1 0 0 0 0												
Mike Felder, S OBP: 0.244, SLG: 0.274 (9, PH)												0 0 0 0 0 0 0												
Todd Jones, L OBP: 0.244, SLG: 0.274 (10, 1)												0 0 0 0 0 0 0												
Kevin Bass, S OBP: 0.244, SLG: 0.274 (11, PH)												1 1 1 0 0 0 0												
Inning Stats	R: 3 E: 0 K: 0 S: 8	H: 4 LOB: 1 BB: 1 P: 12	R: 0 E: 0 K: 1 S: 8	H: 0 LOB: 0 BB: 0 P: 11	R: 1 E: 0 K: 0 S: 15	H: 2 LOB: 1 BB: 0 P: 25	R: 1 E: 0 K: 0 S: 11	H: 3 LOB: 2 BB: 0 P: 15	R: 0 E: 0 K: 0 S: 8	H: 1 LOB: 1 BB: 0 P: 10	R: 0 E: 0 K: 3 S: 10	H: 0 LOB: 0 BB: 0 P: 15	R: 0 E: 0 K: 3 S: 10	H: 0 LOB: 0 BB: 0 P: 15	R: 0 E: 0 K: 0 S: 4	H: 1 LOB: 3 BB: 1 P: 11	R: 0 E: 0 K: 1 S: 7	H: 0 LOB: 1 BB: 1 P: 12	R: 1 E: 0 K: 1 S: 8	H: 2 LOB: 1 BB: 0 P: 13	1B: 9 2B: 3 3B: 1 HR: 1	SF: 0 SAC: 1 DP: 1 HBP: 0	WP: 1 PB: 1 SB: 1 CS: 0	PA: 47
PITCHER	IP WLS BF H R ER SO BB IBB HBP BLK WP HR S P ERA WHIP																							
Erik Hanson, R ERA: 4.87 (1, 1)	4.0	21	9	5	5	1	0	0	0	0	0	0	0	0	0	11.25	2.250							
Johnny Ruffin, R ERA: 2.86 (5, 1)	2.0	7	1	0	0	0	0	0	0	0	0	0	0	0	0	0.00	0.500							
Rich DeLucia, R ERA: 3.18 (7, 1)	2.0	7	1	1	1	4	0	0	0	0	0	0	0	1	19	4.50	0.500							
Jeff Brantley, R ERA: 2.81 (9, 1)	2.1	L 12	3	1	0	2	1	1	0	0	0	0	0	0	19	0.00	1.714							

livebaseballscores.com

AB 43
R 7
H 14
RBI 7
BB 3
SO 7
LOB 19

Batter	1	2	3	4	5	6	7	8	9	AB	R	H	RBI	BB	SO	LOB
Brian Hunter, R (1, 8) OBP: 0.250, SLG: 0.250 Sid Bream, L (7, PH) OBP: 0.500, SLG: 0.545 Luis Gonzalez, L (7, PR) OBP: 0.314, SLG: 0.376 (8, 7)	0-1 G1-3		0-0 1B		3-3 K		1-0 2B			3	0	1	0	0	1	0
Craig Biggio, R (1, 4) OBP: 0.389, SLG: 0.449	2-2 2B		0-1 1B		2-1 G6-3		2-1 G4-3			4	0	2	0	0	0	1
5 Jeff Bagwell, R (1, 3) OBP: 0.427, SLG: 0.703	2-1 P3		1-1 G5-4-3		1-1 L5			0-2 L7		4	0	0	0	0	0	4
Ken Caminiti, S (1, 5) OBP: 0.353, SLG: 0.534 Mike Hampton, R (9, 1)	0-1 P9			2-3 K		0-2 F8		1-3 K		4	0	0	0	0	2	1
Kevin Bass, S (1, 7) OBP: 0.361, SLG: 0.410 (8, 9)		0-2 G6-3		3-1 HR		1-0 F8		1-0 G4-3		4	1	1	0	0	0	0
James Mouton, R (1, 9) OBP: 0.304, SLG: 0.285 (8, 8)		1-0 F8		1-3 K		0-1 P4			0-1 P4	4	0	0	0	0	1	1
Tony Eusebio, R (1, 2) OBP: 0.288, SLG: 0.448		1-2 G5-3		0-0 HR			0-0 1B 2B		0-2 G4-3	4	1	2	2	0	0	0
Andujar Cedeno, R (1, 6) OBP: 0.336, SLG: 0.440			2-3 K2-3		1-1 1B		0-2 2B 1B		0-0 F8	4	1	2	0	0	1	0
Greg Swindell, L (1, 1) OBP: 0.250, SLG: 0.313 Mike Felder, S (7, PH) OBP: 0.241, SLG: 0.271 Tom Edens, R (8, 1) Ross Powell, L (9, 1) Dave Veres, R (9, 1) OBP: 0.667, SLG: 0.500 Chris Donnels, L (9, 5) OBP: 0.389, SLG: 0.468			0-0 1B		1-3 K		1-3 K			2	0	1	0	0	1	1

Inning Stats	R: 0	H: 1	E: 0	K: 10	S: 10	R: 0	H: 0	E: 0	K: 7	S: 7	R: 0	H: 3	E: 0	K: 1	S: 9	R: 2	H: 3	E: 0	K: 3	S: 14	R: 0	H: 0	E: 0	K: 7	S: 6	R: 1	H: 3	E: 0	K: 1	S: 10	R: 0	H: 0	E: 0	K: 10	S: 10	R: 0	H: 0	E: 0	K: 6	S: 6	1B: 6	2B: 3	3B: 0	HR: 1	SF: 0	SAC: 0	DP: 1	HBP: 0	WP: 0	PB: 0	SB: 1	CS: 0	PA: 35
--------------	------	------	------	-------	-------	------	------	------	------	------	------	------	------	------	------	------	------	------	------	-------	------	------	------	------	------	------	------	------	------	-------	------	------	------	-------	-------	------	------	------	------	------	-------	-------	-------	-------	-------	--------	-------	--------	-------	-------	-------	-------	--------

PITCHER	IP	WLS	BF	H	R	ER	SO	BB	IBB	HBP	BLK	WP	HR	S	P	ERA	WHIP
John Smiley, L (1, 1) ERA: 3.36	6.1	W	26	9	3	3	5	0	0	0	0	0	1	57	81	4.26	1.421
Hector Carrasco, R (7, 1) ERA: 2.15	1.2		6	1	0	0	2	0	0	0	0	0	0	16	22	0.00	0.600
Jeff Brantley, R (9, 1) ERA: 2.74	1.0	S	3	0	0	0	0	0	0	0	0	0	0	6	6	0.00	0.000

BOTTOM

Cincinnati Reds @ Houston Astros
Astrodome, Houston, TX
Tue Jun 28 1994, 8:05 PM EDT
Att. 24,016 - Dome

livebaseballscorecards.com

AB	35
R	3
H	10
RBI	3
BB	0
SO	7
LOB	9



Batter	1	2	3	4	5	6	7	8	9	AB R H RBI BB SO LOB	TOP																												
Deion Sanders, L (1, 8) OBP: 0.345, SLG: 0.397	1-0 F7		1-3 K		1-2 G3			0-1 SH3-4		3 0 0 0 0 1 3																													
Barry Larkin, R (1, 6) OBP: 0.378, SLG: 0.401	1-0 F9		0-0 L9			4-2 1B S G6-4-3 BB		3-3 K		3 1 0 0 1 1 2																													
Hal Morris, L (1, 3) OBP: 0.391, SLG: 0.503	0-1 1B			2-0 G3-1		2-1 1B G6-4-3		4-0 BB		3 0 2 0 1 0 0																													
Kevin Mitchell, R (1, 7) OBP: 0.416, SLG: 0.670 Chuck McElroy, L (8, 1) OBP: 0.200, SLG: 0.200	3-3 K		2-3 K		1-2 G6-4-3		0-0 L3			4 0 0 0 0 2 4 0 0 0 0 0 0 0																													
Reggie Sanders, R (1, 9) OBP: 0.328, SLG: 0.520		0-1 G6-3		3-3 K		0-2 L8		3-3 K		4 0 0 0 0 2 0																													
Tony Fernandez, S (1, 5) OBP: 0.379, SLG: 0.419		2-3 K			1-2 F7		1-2 F7		2-1 BB HBP	3 0 0 0 0 1 0																													
Bret Boone, R (1, 4) OBP: 0.364, SLG: 0.455		0-1 G5-3			0-2 1B 1B		0-0 G5-3		2-3 K	4 0 1 0 0 1 1																													
Eddie Taubensee, L (1, 2) OBP: 0.336, SLG: 0.547			2-0 3B		1-0 1B		0-3 K		4-0 BB	3 0 2 0 1 1 0																													
Jose Rijo, R (1, 1) OBP: 0.212, SLG: 0.242 Jerome Walton, R (8, PH) OBP: 0.323, SLG: 0.361 (8, 7) Lenny Harris, L (9, PH) OBP: 0.389, SLG: 0.435			0-3 K		0-3 K			4-1 SH3-4 BB	1-1 G1	2 0 0 0 0 2 3 0 0 0 0 1 0 0 1 0 0 0 0 0 2																													
Inning Stats	R: 0 E: 0 K: 1 S: 7	H: 1 LOB: 1 BB: 0 P: 12	R: 0 E: 0 K: 1 S: 9	H: 0 LOB: 0 BB: 0 P: 11	R: 0 E: 0 K: 2 S: 8	H: 1 LOB: 1 BB: 0 P: 11	R: 0 E: 0 K: 2 S: 8	H: 0 LOB: 0 BB: 0 P: 15	R: 0 E: 0 K: 1 S: 16	H: 2 LOB: 2 BB: 0 P: 19	R: 1 E: 0 K: 0 S: 11	H: 1 LOB: 0 BB: 1 P: 18	R: 0 E: 0 K: 1 S: 8	H: 0 LOB: 0 BB: 0 P: 9	R: 0 E: 0 K: 1 S: 8	H: 0 LOB: 2 BB: 2 P: 19	R: 0 E: 0 K: 2 S: 9	H: 0 LOB: 2 BB: 1 P: 21	1B: 4 2B: 0 3B: 1 HR: 0	SF: 0 SAC: 1 DP: 1 HBP: 1	WP: 0 PB: 0 SB: 1 CS: 0	PA: 36																	
PITCHER	IP WLS BF H R ER SO BB IBB HBP BLK WP HR S P ERA WHIP																					PITCHER	IP WLS BF H R ER SO BB IBB HBP BLK WP HR S P ERA WHIP																
Shane Reynolds, R (1, 1) ERA: 3.28	7.0		26	5	1	1	8	1	0	0	0	0	0	0	67	95	1.29	0.857																					
Ross Powell, L (8, 1) ERA:	0.1		2	0	0	0	0	1	0	0	0	0	0	3	7	0.00	3.000																						
Dave Veres, R (8, 1) ERA: 2.7	0.2	W	3	0	0	0	1	1	0	0	0	0	0	5	12	0.00	1.500																						
John Hudek, R (9, 1) ERA: 1.95	1.0	S	5	0	0	0	2	1	0	1	0	0	0	9	21	0.00	1.000																						

Cincinnati Reds @ Houston Astros
Astrodome, Houston, TX
Wed Jun 29 1994, 4:33 AM EDT
Att. 24,477 - Dome

livebaseballscorecards.com

AB	30
R	1
H	5
RBI	0
BB	4
SO	11
LOB	15



Batter	1	2	3	4	5	6	7	8	9	AB	R	H	RBI	BB	SO	LOB
Brian Hunter, R OBP: 0.333, SLG: 0.364 (1, 8)	G6-3 CS BB		G3-1				G4-3			3	0	1	0	1	0	1
Craig Biggio, R OBP: 0.390, SLG: 0.450 (1, 4)	G6-3		1B					5 CS 1B		4	0	2	0	0	1	2
5 Jeff Bagwell, R OBP: 0.425, SLG: 0.708 (1, 3)	P6		K					HR		4	1	1	1	0	2	3
Ken Caminiti, S OBP: 0.359, SLG: 0.539 (1, 5)	G3							HR 1B		3	1	2	0	0	0	1
Kevin Bass, S OBP: 0.366, SLG: 0.435 (1, 9)		G5-3						HR 1B		3	1	1	2	1	0	1
John Hudek, S (9, 1)								HR		0	0	0	0	0	0	0
Luis Gonzalez, L OBP: 0.313, SLG: 0.375 (1, 7)								G4-3		4	0	1	0	0	0	2
Tony Eusebio, R OBP: 0.278, SLG: 0.430 (1, 2)										4	0	0	0	0	2	3
Scott Servais, R OBP: 0.235, SLG: 0.354 (9, 2)										0	0	0	0	0	0	0
Andujar Cedeno, R OBP: 0.332, SLG: 0.435 (1, 6)										3	0	0	0	0	2	3
Shane Reynolds, R OBP: 0.150, SLG: 0.105 (1, 1)										2	0	0	0	0	1	0
Chris Donnels, L OBP: 0.397, SLG: 0.492 (7, PH)										1	0	1	0	0	0	0
Ross Powell, L (8, 1)										0	0	0	0	0	0	0
Dave Veres, R OBP: 0.667, SLG: 0.500 (8, 1)										0	0	0	0	0	0	0
James Mouton, R OBP: 0.304, SLG: 0.285 (9, 9)										0	0	0	0	0	0	0
Inning Stats	R: 0 H: 0 E: 0 LOB: 1 K: 0 BB: 1 S: 11 P: 20	R: 0 H: 1 E: 0 LOB: 1 K: 0 BB: 0 S: 6 P: 10	R: 0 H: 1 E: 0 LOB: 1 K: 1 BB: 0 S: 9 P: 12	R: 0 H: 1 E: 0 LOB: 2 K: 1 BB: 1 S: 13 P: 22	R: 0 H: 1 E: 0 LOB: 1 K: 3 BB: 0 S: 10 P: 17	R: 0 H: 0 E: 0 LOB: 0 K: 0 BB: 0 S: 4 P: 10	R: 0 H: 1 E: 0 LOB: 1 K: 2 BB: 0 S: 13 P: 22	R: 3 H: 4 E: 0 LOB: 0 K: 1 BB: 0 S: 13 P: 21	1B: 4 SF: 0 2B: 3 SAC: 0 3B: 0 DP: 1 HR: 2 HBP: 1							

BOTTOM

Cincinnati Reds @ Houston Astros
Astrodome, Houston, TX

Wed Jun 29 1994, 4:33 AM EDT
Att. 24,477 - Dome

livebaseballscorecards.com

AB	31
R	3
H	9
RBI	3
BB	2
SO	8
LOB	16



WP: 0	PA: 34
PB: 0	
SB: 0	
CS: 2	

PITCHER	IP	WLS	BF	H	R	ER	SO	BB	IBB	HBP	BLK	WP	HR	S	P	ERA	WHIP
Jose Rijo, R ERA: 3.14 (1, 1)	7.0		28	5	0	0	7	2	0	1	0	0	0	66	113	0.00	1.000
Chuck McElroy, L ERA: 1.81 (8, 1)	1.0	L	6	4	3	3	1	0	0	0	0	0	2	13	21	27.00	4.000

Batter	1	2	3	4	5	6	7	8	9	AB R H RBI BB SO LOB	TOP														
Jerome Walton, R (1, 8) OBP: 0.343, SLG: 0.409	2-3 		2-1 G4-3 1-H 2B		2-1 G1-3			1-0 E 1B 1B	3-1 	5 1 3 2 0 1 0															
Tony Fernandez, S (1, 5) OBP: 0.379, SLG: 0.419	2-2 		2-0 G4-3 2-3			1-1 L8		2-0 E9 1B SF4 1B	1-0 G6-3	5 1 2 0 0 0 2															
Barry Larkin, R (1, 6) OBP: 0.377, SLG: 0.399	3-2 F9		3-2 L7			1-3 		2-2 S 1B		4 0 1 1 0 1 2															
Kevin Mitchell, R (1, 7) OBP: 0.413, SLG: 0.665	2-0 G5-3 1-2			1-0 L6		0-0 		1-0 SF4		3 0 1 1 0 0 1															
Reggie Sanders, R (1, 9) OBP: 0.330, SLG: 0.520		1-2 		1-1 		2-1 F8		3-2 G6-3 1-3		4 0 2 0 0 0 2															
Hal Morris, L (1, 3) OBP: 0.393, SLG: 0.502		1-2 SAFE G5-3 1-2		2-1 SAFE G4-6-3 1B			2-2 G5-3		4-2 	3 1 1 0 1 0 1															
Bret Boone, R (1, 4) OBP: 0.366, SLG: 0.454				1-0 G4-6-3 1-2f			0-0 L4		0-0 	3 1 1 0 1 0 2															
Brian Dorsett, R (1, 2) OBP: 0.328, SLG: 0.383					0-0 F7		2-1 G4-3		2-3 K	3 0 0 0 0 0 2															
Lenny Harris, L (9, PH) OBP: 0.384, SLG: 0.429									2-3 K	1 0 0 0 0 1 2															
Pete Schourek, L (1, 1) OBP: 0.300, SLG: 0.600									0-0 P3	2 0 1 0 0 0 0															
Johnny Ruffin, R (7, 1)										0 0 0 0 0 0 0															
Jacob Brumfield, R (8, PH) OBP: 0.273, SLG: 0.216										1 0 0 0 0 0 0															
Hector Carrasco, R (8, 1)										0 0 0 0 0 0 0															
Chuck McElroy, L (8, 1) OBP: 0.200, SLG: 0.200										0 0 0 0 0 0 0															
Rich Delucchi, R (8, 1)										0 0 0 0 0 0 0															
Thomas Howard, S (9, PH) OBP: 0.301, SLG: 0.406										1 0 0 0 0 0 2															
Inning Stats	R: 0 E: 0 K: 1 S: 13	H: 1 LOB: 1 BB: 0 P: 22	R: 0 E: 0 K: 0 S: 8	H: 1 LOB: 1 BB: 1 P: 16	R: 0 E: 0 K: 0 S: 11	H: 2 LOB: 1 BB: 0 P: 21	R: 0 E: 0 K: 0 S: 6	H: 2 LOB: 1 BB: 0 P: 11	R: 0 E: 0 K: 0 S: 5	H: 0 LOB: 0 BB: 0 P: 7	R: 0 E: 0 K: 1 S: 8	H: 1 LOB: 1 BB: 0 P: 12	R: 0 E: 0 K: 0 S: 6	H: 0 LOB: 0 BB: 0 P: 10	R: 2 E: 1 K: 0 S: 15	H: 3 LOB: 1 BB: 0 P: 26	R: 2 E: 0 K: 1 S: 10	H: 2 LOB: 1 BB: 1 P: 20	1B: 10 2B: 3 3B: 0 HR: 0	SF: 1 SAC: 0 DP: 2 HBP: 0	WP: 0 PB: 0 SB: 5 CS: 0	PA: 38			
PITCHER	IP WLS BF H R ER SO BB IBB HBP BLK WP HR S P ERA WHIP																								
Zane Smith, L (1, 1) ERA: 3.38	7.1		30	10	2	2	2	1	0	0	0	0	0	68	117	2.46	1.500								
Mike Dyer, R (8, 1) ERA: 27.0	0.2	W	4	1	2	2	0	1	0	0	0	0	0	7	15	27.00	3.000								
Ravelo Manzanillo, L (9, 1) ERA: 2.81	1.0	S	4	1	0	0	1	0	0	0	0	0	0	7	13	0.00	1.000								

Cincinnati Reds @ Pittsburgh Pirates
Three Rivers Stadium, Pittsburgh, PA

Thu Jun 30 1994, 7:05 PM EDT
Att. 16,330 - Unknown - 76 F

livebaseballscorecards.com

AB	35
R	4
H	12
RBI	4
BB	2
SO	3
LOB	16



Batter	1	2	3	4	5	6	7	8	9	AB	R	H	RBI	BB	SO	LOB	BOTTOM			
Carlos Garcia, R OBP: 0.314, SLG: 0.342 (1, 4)	2-3 K		1-2 E9 SF8 1B		2-0 E6 S 1B		2-0 G3-1			4	2	2	0	0	1	0				
Jay Bell, R OBP: 0.334, SLG: 0.419 (1, 6)	3-3 K		1-1 L1		3-2 1B 2-H			4-2 BB 2B BB		3	1	1	1	1	1	1				
Andy Van Slyke, L OBP: 0.359, SLG: 0.358 (1, 8)	4-2 2B BB		2-2 SF8 3-H		0-1 1B 1-2			4-0 2B BB		1	1	1	1	2	0	0				
Brian Hunter, R OBP: 0.305, SLG: 0.509 (1, 3) Kevin Young, R OBP: 0.276, SLG: 0.345 (9, 3)	2-2 2B		0-3 K		0-2 F7			0-0 P6		4	0	1	0	0	1	4				
Orlando Merced, S OBP: 0.364, SLG: 0.442 (1, 9)	1-0 P7			1-2 G4-3		2-2 G4-3		1-0 HR 2B		4	1	1	2	0	0	2				
Jeff King, R OBP: 0.324, SLG: 0.387 (1, 5)		3-1 F9		2-1 F7		1-3 K		0-3 K		4	0	0	0	0	2	1				
Al Martin, L OBP: 0.376, SLG: 0.473 (1, 7)		2-1 2B		3-1 F7		2-0 G4-3		1-2 HR		4	1	2	2	0	0	0				
Don Slaught, R OBP: 0.374, SLG: 0.329 (1, 2)		0-0 F8		0-0 G5-3			3-2 F7	2-2 G5-3		4	0	0	0	0	0	1				
Zane Smith, L OBP: 0.220, SLG: 0.220 (1, 1) Mike Dyer, R (8, 1) Ravelo Manzanillo, L OBP: 0.500, SLG: 0.500 (9, 1)		1-1 F7		0-2 G1-3			1-0 F9			3	0	0	0	0	0	1				
Inning Stats	R: 0 E: 0 K: 2 S: 15	H: 1 LOB: 2 BB: 1 P: 27	R: 0 E: 0 K: 0 S: 7	H: 1 LOB: 1 BB: 0 P: 13	R: 1 E: 1 K: 1 S: 11	H: 1 LOB: 0 BB: 0 P: 15	R: 0 E: 0 K: 0 S: 7	H: 0 LOB: 0 BB: 0 P: 13	R: 1 E: 1 K: 0 S: 13	H: 3 LOB: 2 BB: 0 P: 18	R: 0 E: 0 K: 1 S: 7	H: 0 LOB: 0 BB: 0 P: 12	R: 0 E: 0 K: 0 S: 5	H: 0 LOB: 0 BB: 0 P: 11	R: 4 E: 0 K: 1 S: 17	H: 2 LOB: 0 BB: 2 P: 29	1B: 4 2B: 3 3B: 0 HR: 1	SF: 1 SAC: 0 DP: 0 HBP: 0	WP: 0 PB: 0 SB: 1 CS: 0	PA: 35 ERA WHIP

Cincinnati Reds @ Pittsburgh Pirates

Three Rivers Stadium, Pittsburgh, PA

Thu Jun 30 1994, 7:05 PM EDT
Att: 16,330 - Unknown - 76 F

AB	31
R	6
H	8
RBI	6
BB	3
SO	5
LOB	10



Batter	1	2	3	4	5	6	7	8	9	AB R H RBI BB SO LOB	TOP									
Thomas Howard, S (1, 8) OBP: 0.305, SLG: 0.408	1-1 G4-3		0-0 F9		2-0 1B 2B		4-0 G5-3 FC1-5 BB		2-1 G5-3	4 1 1 1 1 0 0	Cincinnati Reds @ Pittsburgh Pirates Three Rivers Stadium, Pittsburgh, PA Fri Jul 01 1994, 7:05 PM EDT Att. 32,956 - Unknown - 78 F									
Barry Larkin, R (1, 6) OBP: 0.375, SLG: 0.397	2-2 F8			2-2 F7 S 1B	1-1 F8	0-0 FC1-5	1-2 2-3f			4 1 1 0 0 0 3										
Hal Morris, L (1, 3) OBP: 0.391, SLG: 0.498	1-3 K			1-0 F7	2-2 1B	1-2 2-3f	1-2 G5-3			4 0 1 1 0 1 3										
Kevin Mitchell, R (1, 7) OBP: 0.414, SLG: 0.660		4-1 G6-3 PB BB		1-0 1B 1B	2-1 G5-3		0-3 K			3 0 1 1 1 1 1										
Reggie Sanders, R (1, 9) OBP: 0.329, SLG: 0.516		1-3 K		2-0 F9		1-0 PB S 1B	0-0 L5			4 1 1 0 0 1 2										
Tony Fernandez, S (1, 5) OBP: 0.384, SLG: 0.429		0-1 G6-3		0-0 1B		2-2 G5-4-3 1B	2-0 2B			4 0 3 1 0 0 1										
Bret Boone, R (1, 4) OBP: 0.361, SLG: 0.447		0-1 G1-3		0-3 K		1-1 G5-4-3	2-3 K			4 0 0 0 0 2 5										
Eddie Taubensee, L (1, 2) OBP: 0.333, SLG: 0.536			2-2 F8		1-1 SH1-4 2B 1B	0-1 F9		1-2 F8		4 1 1 0 0 0 0										
John Roper, R (1, 1) OBP: 0.300, SLG: 0.316			1-1 G4-3		0-2 SH1-4		0-1 FC1-5 BB 1B		0-3 K	2 0 1 0 0 0 0										
Chuck McElroy, L (8, 1) OBP: 0.167, SLG: 0.167										1 0 0 0 0 1 0										
Jeff Brantley, R (9, 1)										0 0 0 0 0 0 0										
Inning Stats	R: 0 H: 0 E: 0 K: 1 S: 8	H: 0 LOB: 0 BB: 0 P: 12	R: 0 H: 0 E: 0 K: 1 S: 8	H: 0 LOB: 1 BB: 1 P: 13	R: 0 H: 0 E: 0 K: 0 S: 6	H: 0 LOB: 0 BB: 0 P: 9	R: 1 H: 3 E: 0 K: 1 S: 10	H: 3 LOB: 2 BB: 0 P: 16	R: 2 H: 3 E: 0 K: 0 S: 13	H: 3 LOB: 1 BB: 0 P: 21	R: 1 H: 2 E: 0 K: 0 S: 9	H: 2 LOB: 0 BB: 0 P: 12	R: 0 H: 1 E: 0 K: 0 S: 6	H: 1 LOB: 1 BB: 1 P: 11	R: 0 H: 1 E: 0 K: 2 S: 9	H: 1 LOB: 1 BB: 0 P: 13	R: 0 H: 0 E: 0 K: 1 S: 9	H: 0 LOB: 0 BB: 0 P: 12	1B: 8 SF: 0 2B: 2 SAC: 1 3B: 0 DP: 2 HR: 0 HBP: 0	WP: 0 PA: 37 PB: 2 SB: 2 CS: 0
PITCHER	IP WLS BF H R ER SO BB IBB HBP BLK WP HR S P ERA WHIP																			
Paul Wagner, R (1, 1) ERA: 4.6	6.0 L 28 9 4 4 3 2 0 0 0 0 0 0 56 89 6.00 1.833																			
Rick White, R (7, 1) ERA: 4.54	1.0 2 0 0 0 0 0 0 0 0 0 0 0 4 5 0.00 0.000																			
Blas Minor, R (8, 1) ERA: 8.79	1.0 4 1 0 0 2 0 0 0 0 0 0 0 9 13 0.00 1.000																			
Jeff Ballard, L (9, 1) ERA: 5.73	1.0 3 0 0 0 1 0 0 0 0 0 0 0 9 12 0.00 0.000																			

livebaseballscorecards.com

AB	34
R	4
H	10
RBI	4
BB	2
SO	6
LOB	15



Batter	1	2	3	4	5	6	7	8	9	AB	R	H	RBI	BB	SO	LOB
Carlos Garcia, R OBP: 0.313, SLG: 0.344 (1, 4)	2-2 G4-3		0-1 G6-3		1-1 2B		0-0 G1-6-3			4	0	1	0	0	0	2
Jay Bell, R OBP: 0.333, SLG: 0.414 (1, 6)	4-1 G1-3 1B BB		2-3 K		3-2 F8			1-3 K		3	0	0	0	1	2	1
Andy Van Slyke, L OBP: 0.364, SLG: 0.373 (1, 8)	0-0 G1-3 1B		4-2 BB		1-0 G4-3			2-2 HR		3	1	2	1	1	0	1
Dave Clark, L OBP: 0.384, SLG: 0.507 (1, 9)	2-0 G1-3		1-1 P6		4-2 G3-6-3 BB			0-3 K		2	0	0	0	1	0	3
Brian Hunter, R OBP: 0.304, SLG: 0.506 (8, PH)	1-2 2-3									1	0	0	0	0	1	0
Orlando Merced, S OBP: 0.363, SLG: 0.451 (1, 3)	0-0 G3			1-0 HR		1-1 G3-6-3		2-1 G6-3		4	1	1	1	0	0	3
Al Martin, L OBP: 0.374, SLG: 0.470 (1, 7)		0-1 1B S 1B		1-1 F7		0-3 K			3-3 K	4	0	1	0	0	2	0
Lance Parrish, R OBP: 0.385, SLG: 0.370 (1, 2)		1 SAFE 3-2 G4-6-3 1B		1-1 G6-3			3-3 K		0-0 1B	4	0	2	0	0	1	0
Tom Foley, L OBP: 0.278, SLG: 0.333 (1, 5)		1-3 K		2-0 F8			0-1 1B 1B		1-1 F7	3	0	1	0	0	1	2
Jeff King, R OBP: 0.322, SLG: 0.385 (9, PH)										1	0	0	0	0	0	1
Paul Wagner, R OBP: 0.147, SLG: 0.178 (1, 1)		2-1 G4-6-3			1-3 K			2-2 G1-6-3 1B		2	0	0	0	0	1	2
Rick White, R OBP: 0.283, SLG: 0.381 (7, PH)										0	0	0	0	0	0	0
Gary Varsho, L OBP: 0.283, SLG: 0.381 (7, PH)										1	0	1	0	0	0	0
Bias Minor, R OBP: 0.268, SLG: 0.294 (8, 1)										0	0	0	0	0	0	0
Jeff Ballard, L OBP: 0.590, SLG: 0.500 (9, PH)										0	0	0	0	0	0	0
Lloyd McClendon, R OBP: 0.268, SLG: 0.294 (9, PH)										1	0	0	0	0	0	1

Inning Stats	R: 0	H: 1	E: 0	K: 0	S: 8	H: 1	LOB: 2	BB: 1	P: 16	R: 0	H: 2	E: 0	K: 1	S: 11	H: 2	LOB: 1	BB: 0	P: 17	R: 0	H: 0	E: 0	K: 1	S: 11	R: 1	H: 1	E: 0	K: 0	S: 6	H: 1	LOB: 0	BB: 0	P: 11	R: 0	H: 1	E: 0	K: 1	S: 10	R: 0	H: 0	E: 0	K: 1	S: 11	H: 0	LOB: 0	BB: 1	P: 16	R: 0	H: 2	E: 0	K: 1	S: 11	H: 1	LOB: 1	BB: 0	P: 16	R: 1	H: 1	E: 0	K: 2	S: 11	H: 1	LOB: 0	BB: 0	P: 16	R: 0	H: 1	E: 0	K: 1	S: 8	H: 1	LOB: 1	BB: 0	P: 15	1B: 6	SF: 0	2B: 1	SAC: 0	3B: 0	DP: 3	HR: 2	HBP: 0	WP: 0	PA: 36
PITCHER	IP	WLS	BF	H	R	ER	SO	BB	IBB	HBP	BLK	WP	HR	S	P	ERA	WHIP																																																																		
John Roper, R ERA: 3.65 (1, 1)	7.1	W	30	8	2	2	6	3	0	0	0	0	0	74	119	2.46	1.500																																																																		
Chuck McElroy, L ERA: 1.97 (8, 1)	1.0		4	1	0	0	2	0	0	0	0	0	0	9	14	0.00	1.000																																																																		
Jeff Brantley, R ERA: 2.7 (9, 1)	0.2	S	2	0	0	0	0	0	0	0	0	0	0	4	8	0.00	0.000																																																																		

BOTTOM

Cincinnati Reds @ Pittsburgh Pirates
Three Rivers Stadium, Pittsburgh, PA

Fri Jul 01 1994, 7:05 PM EDT
Att: 32,956 - Unknown - 78 F

livebaseballscorecards.com

AB	33
R	2
H	9
RBI	2
BB	3
SO	8
LOB	16



Batter	1	2	3	4	5	6	7	8	9	AB R H RBI BB SO LOB	TOP											
Jacob Brumfield, R (1, 8) OBP: 0.300, SLG: 0.326	0-1 FC1-5 2B 1B		0-1 WP 3B	0-1 G5-3	0-0 FC6-4 1-2f		0-1 F8		2-2 1B 2B	6 2 3 0 0 0 3												
Tony Fernandez, S (1, 5) OBP: 0.394, SLG: 0.440	2-2 SAFE 1B SAFE 1B SAFE 1B SAFE 2B		3-1 WP 1B 1B		1-2 G4-3	1-1 CS HBP		0-1 2B HBP 1B	0-0 1B 1B	5 2 4 0 0 0 0												
Barry Larkin, R (1, 6) OBP: 0.375, SLG: 0.399	2-2 P4		2-2 F8		3-1 F8	0-3 K 1-2		1-2 HBP 2B	1-1 G1-4-3 1B	6 0 2 1 0 1 4												
Kevin Mitchell, R (1, 7) OBP: 0.412, SLG: 0.654	2-1 FC1-5		1-0 F7		2-2 1B 2B	4-2 BB 1B BB		2-2 G5-3	0-0 G1-4-3 1B	5 1 1 0 1 0 7												
Reggie Sanders, R (1, 9) OBP: 0.337, SLG: 0.521	0-0 P6		2-2 SAFE 1B SAFE 1B SAFE 1B SAFE 1B		1-0 E BLK 1B	1-0 BB 1B		2-1 HBP 1B		5 2 4 2 0 0 2												
Hal Morris, L (1, 3) OBP: 0.397, SLG: 0.500		4-1 G3 G6-3 BB	3-2 S 1B 1B		2-0 2B 1B	4-2 1-2 2-3 BB		2-3 K		3 1 2 1 2 1 3												
Bret Boone, R (1, 4) OBP: 0.365, SLG: 0.451		1-2 SAFE G6-3	3-2 SAFE 1B		0-2 1B 2B	1-1 G1-3		3-1 HBP		4 0 2 1 0 0 4												
Brian Dorsett, R (1, 2) OBP: 0.324, SLG: 0.373		3-2 G3		1-2 P4	4-0 1B IBB		1-3 K	2-2 F8		4 0 0 0 1 1 4												
Hector Carrasco, R (8, 1)		2-3 G1-3		1-2 G4-3	1-0 FC6-4 1B		1-3 K		1-0 G4-3	0 0 0 0 0 0 0												
Erik Hanson, R (1, 1) OBP: 0.167, SLG: 0.200		0-1 G1-3			1-2 2-3 3-H					4 0 1 1 0 1 1												
Tim Fortugno, L (7, 1)										0 0 0 0 0 0 0												
Eddie Taubensee, L (8, 2) OBP: 0.331, SLG: 0.532										1 0 0 0 0 0 0												
Inning Stats	R: 0 E: 0 K: 0 S: 12	H: 2 LOB: 2 BB: 0 P: 18	R: 0 E: 0 K: 0 S: 9	H: 0 LOB: 1 BB: 1 P: 17	R: 3 E: 0 K: 0 S: 17	H: 5 LOB: 2 BB: 0 P: 31	R: 0 E: 0 K: 0 S: 8	H: 0 LOB: 0 BB: 0 P: 10	R: 3 E: 1 K: 0 S: 17	H: 5 LOB: 3 BB: 1 P: 31	R: 0 E: 0 K: 1 S: 12	H: 1 LOB: 3 BB: 2 P: 23	R: 0 E: 0 K: 2 S: 8	H: 0 LOB: 0 BB: 0 P: 10	R: 1 E: 0 K: 1 S: 21	H: 3 LOB: 3 BB: 0 P: 33	R: 1 E: 0 K: 0 S: 8	H: 3 LOB: 1 BB: 0 P: 12	1B: 13 2B: 6 3B: 1 HR: 0	SF: 0 SAC: 0 DP: 2 HBP: 2	WP: 2 PB: 0 SB: 2 CS: 1	PA: 49
PITCHER	IP WLS BF H R ER SO BB IBB HBP BLK WP HR S P ERA WHIP																					
Steve Cooke, L (1, 1) ERA: 4.56	3.0 L 16 7 3 3 0 1 0 0 0 2 0 38 66 9.00 2.667																					
Rick White, R (4, 1) ERA: 4.97	2.0 12 5 3 3 0 0 0 1 0 1 0 0 25 41 13.50 2.500																					
Mike Dyer, R (6, 1) ERA: 6.75	2.0 9 1 0 0 3 2 0 0 1 0 0 0 20 33 0.00 1.500																					
Mark Dewey, R (8, 1) ERA: 3.56	2.0 12 6 2 2 1 0 0 0 1 0 0 0 29 45 9.00 3.000																					

Cincinnati Reds @ Pittsburgh Pirates
 Three Rivers Stadium, Pittsburgh, PA
 Sat Jul 02 1994, 7:05 PM EDT
 Att. 27,376 - Unknown - 71 F

livebaseballscorecards.com

AB	43
R	8
H	19
RBI	6
BB	4
SO	4
LOB	28



BOTTOM

Cincinnati Reds @ Pittsburgh Pirates
Three Rivers Stadium, Pittsburgh, PA
Sat Jul 02 1994, 7:05 PM EDT
Att: 27,376 - Unknown - 71 F

livebaseballscorecards.com

AB 34
R 2
H 9
RBI 2
BB 5
SO 11
LOB 20



WP: 0 PA: 39
PB: 0
SB: 0
CS: 0

AB R H RBI BB SO LOB

5 0 2 1 0 1 1

4 0 1 0 1 2 2

5 0 0 0 0 2 6

4 1 2 1 0 2 1

3 0 0 0 1 2 0

4 0 1 0 0 1 2

3 0 1 0 1 0 1

3 1 2 0 1 0 3

1 0 0 0 0 0 2
0 0 0 0 0 0 0
1 0 0 0 0 0 1
0 0 0 0 0 0 0
1 0 0 0 0 0 1
0 0 0 0 0 0 0
0 0 0 0 1 0 0

1B: 6 SF: 0
2B: 2 SAC: 0
3B: 0 DP: 2
HR: 1 HBP: 0

Batter	1	2	3	4	5	6	7	8	9
Carlos Garcia, R (1, 4) OBP: 0.314, SLG: 0.345	2-0 L8		1-3 K		2-1 1B		2-2 1B		0-1 FC4-6
Jay Bell, R (1, 6) OBP: 0.334, SLG: 0.415	2-1 G1-4-3		3-1 2B		1-3 K		4-1 1B		2-3 K
Andy Van Slyke, L (1, 8) OBP: 0.358, SLG: 0.366	0-0 L9		0-0 F9		3-3 K		0-0 F8		0-3 K
Dave Clark, L (1, 9) OBP: 0.387, SLG: 0.527		2-1 HR	2-3 K		1-3 K			0-0 1B	
Orlando Merced, S (1, 3) OBP: 0.361, SLG: 0.446		3-3 K		3-1 F9		1-3 K		4-0 1B	
Al Martin, L (1, 7) OBP: 0.373, SLG: 0.467		2-3 K		1-2 1B		3-2 G4-3		1-0 F7	
Jeff King, R (1, 5) OBP: 0.325, SLG: 0.384		1-2 1B		3-1 1B			0-0 L5	4-2 1B	
Lance Parrish, R (1, 2) OBP: 0.400, SLG: 0.393		0-1 1B			3-2 2B		4-1 1B	0-0 G5-4-3	
Steve Cooke, R (1, 1) OBP: 0.219, SLG: 0.219		1-2 G1-3			1-2 G6-3		1-3 K		4-2 FC4-6
Rick White, R (4, 1)									
Kevin Young, R (5, PH) OBP: 0.273, SLG: 0.342									
Mike Dyer, R (6, 1)									
Gary Varsho, L (7, PH) OBP: 0.277, SLG: 0.372									
Mark Dewey, R (8, 1) OBP: 1.000, SLG: 1.000									
Tom Foley, L (9, PH) OBP: 0.286, SLG: 0.333									

Inning Stats	R: 0	H: 0	E: 0	K: 0	S: 4	R: 1	H: 3	E: 0	K: 2	S: 19	R: 0	H: 1	E: 0	K: 2	S: 9	R: 0	H: 1	E: 0	K: 0	S: 7	R: 1	H: 2	E: 0	K: 2	S: 15	R: 0	H: 0	E: 0	K: 2	S: 11	R: 0	H: 1	E: 0	K: 1	S: 11	R: 0	H: 1	E: 0	K: 0	S: 5	R: 0	H: 0	E: 0	K: 2	S: 11	1B: 6	SF: 0	2B: 2	SAC: 0	3B: 0	DP: 2	HR: 1	HBP: 0	WP: 0	PA: 39
--------------	------	------	------	------	------	------	------	------	------	-------	------	------	------	------	------	------	------	------	------	------	------	------	------	------	-------	------	------	------	------	-------	------	------	------	------	-------	------	------	------	------	------	------	------	------	------	-------	-------	-------	-------	--------	-------	-------	-------	--------	-------	--------

PITCHER	IP	WLS	BF	H	R	ER	SO	BB	IBB	HBP	BLK	WP	HR	S	P	ERA	WHIP
Erik Hanson, R (1, 1) ERA: 4.71	6.2	W	29	8	2	2	9	2	0	0	0	0	1	75	127	2.70	1.500
Tim Fortugno, L (7, 1) ERA: 1.77	0.2		4	1	0	0	0	1	0	0	0	0	0	3	8	0.00	3.000
Hector Carrasco, R (8, 1) ERA: 2.59	1.2		6	0	0	0	2	2	0	0	1	0	0	14	24	0.00	1.200

Batter	1	2	3	4	5	6	7	8	9	AB R H RBI BB SO LOB	TOP
Thomas Howard, S (1, 7) OBP: 0.303, SLG: 0.400	2-3 K		0-1 G3		0-0 F7			4-0 G6-4-3 BB		3 0 0 0 1 1 0	
Lenny Harris, L (1, 5) OBP: 0.368, SLG: 0.411	0-0 G6-3			0-1 E3 2B		0-1 G3		2-1 F9		3 1 0 0 0 0 0	
Barry Larkin, R (7, 6) OBP: 0.374, SLG: 0.398										1 0 0 0 0 0 1	
Hal Morris, L (1, 3) OBP: 0.395, SLG: 0.500	0-2 G6-3			0-0 G6-3 1-H HR 2B		1-1 G4-1		1-0 G6-4-3 1-2f		4 1 1 1 0 0 1	
Reggie Sanders, R (1, 9) OBP: 0.332, SLG: 0.514		1-1 P4		1-2 G6-3		2-0 F8			3-1 L9	4 0 0 0 0 0 1	
Tony Fernandez, S (1, 6) OBP: 0.395, SLG: 0.457		1-1 2B		2-1 HR		1-2 G4-3			1-1 P3	4 1 2 2 0 0 0	
Jeff Branson, L (1, 4) OBP: 0.291, SLG: 0.400		0-0 G5-3		3-2 F9		0-0 HR			2-1 G4-3	4 1 1 1 0 0 1	
Jeff Brantley, R (9, 1)										0 0 0 0 0 0 0	
Eddie Taubensee, L (1, 2) OBP: 0.322, SLG: 0.518		0-0 G6-3		0-3 K		1-1 G3				3 0 0 0 0 0 1 1	
Jacob Brumfield, R (1, 8) OBP: 0.302, SLG: 0.348			0-2 G6-3		3-2 K		0-0 2B			3 0 1 0 0 1 0	
John Smiley, L (1, 1) OBP: 0.211, SLG: 0.270			1-3 K		0-3 K		0-3 K			3 0 0 0 0 0 3 1	
Johnny Ruffin, R (7, 1)										0 0 0 0 0 0 0	
Chuck McElroy, L (9, 1) OBP: 0.167, SLG: 0.167										0 0 0 0 0 0 0	
Bret Boone, R (9, 4) OBP: 0.365, SLG: 0.451										0 0 0 0 0 0 0	
Inning Stats	R: 0 E: 0 K: 1 S: 8 H: 0 LOB: 0 BB: 0 P: 10	R: 0 E: 0 K: 0 S: 6 H: 1 LOB: 1 BB: 0 P: 8	R: 0 E: 0 K: 1 S: 9 H: 0 LOB: 0 BB: 0 P: 10	R: 3 E: 1 K: 1 S: 16 H: 2 LOB: 0 BB: 0 P: 22	R: 0 E: 0 K: 2 S: 8 H: 0 LOB: 0 BB: 0 P: 11	R: 0 E: 0 K: 0 S: 5 H: 0 LOB: 0 BB: 0 P: 8	R: 1 E: 0 K: 1 S: 10 H: 2 LOB: 1 BB: 0 P: 12	R: 0 E: 0 K: 0 S: 3 H: 0 LOB: 0 BB: 1 P: 10	R: 0 E: 0 K: 0 S: 6 H: 0 LOB: 0 BB: 0 P: 12	1B: 0 2B: 3 3B: 0 HR: 2 SF: 0 SAC: 0 DP: 1 HBP: 0	WP: 0 PB: 0 SB: 0 CS: 0 PA: 33
PITCHER	IP WLS BF H R ER SO BB IBB HBP BLK WP HR S P ERA WHIP										
Jon Lieber, R (1, 1) ERA: 2.89	7.0 L 27 5 4 3 6 0 0 0 0 0 2 62 81 3.86 0.714										
Ravelo Manzanillo, L (8, 1) ERA: 2.65	2.0 6 0 0 0 0 1 0 0 0 0 0 9 22 0.00 0.500										

Cincinnati Reds @ Pittsburgh Pirates
Three Rivers Stadium, Pittsburgh, PA

Sun Jul 03 1994, 3:33 AM EDT
Att. 27,499 - Overcast - 76 F

livebaseballscorecards.com

AB	32
R	4
H	5
RBI	4
BB	1
SO	6
LOB	6



Batter	1	2	3	4	5	6	7	8	9	AB	R	H	RBI	BB	SO	LOB
Carlos Garcia, R (1, 4) OBP: 0.317, SLG: 0.347 Dave Clark, L (9, PH) OBP: 0.384, SLG: 0.523	0-0 S 1B	1-2 G6-3		2-0 FC5-4 1-2f			2-1 G6-3 1B		0-0 FC4-6 1-2f 2-3	4	1	2	0	0	0	3
Jay Bell, R (1, 6) OBP: 0.332, SLG: 0.415	2-2 G6-3 1-2		2-1 G3-1 2B		0-1 P4		2-1 SAFE G6-3 1-2		1-1 F9	5	0	1	0	0	0	4
Andy Van Slyke, L (1, 8) OBP: 0.356, SLG: 0.376	3-2 K		3-2 G3-1 2-3		1-0 HR		0-0 G3-1			4	1	1	1	0	1	3
Brian Hunter, R (1, 3) OBP: 0.303, SLG: 0.500	3-2 1B 2-H		0-1 P8		1-1 G1-3			1-1 F8		4	0	1	1	0	0	1
Orlando Merced, S (1, 9) OBP: 0.356, SLG: 0.439	0-0 F8		2-2 G1-3		2-2 G3			1-1 G6-3		4	0	0	0	0	0	2
Jeff King, R (1, 5) OBP: 0.324, SLG: 0.386		3-1 G5-3		1-1 1B 2B		0-0 F8		3-3 K		4	0	1	0	0	1	0
Don Slaught, R (1, 2) OBP: 0.376, SLG: 0.340 Gary Varsho, L (9, PR) OBP: 0.277, SLG: 0.372		1-2 1B 2B		2-3 K		0-0 G1-3			0-0 FC4-6 1B	4	1	2	0	0	1	1
Lloyd McClendon, R (1, 7) OBP: 0.271, SLG: 0.296 Al Martin, L (9, PH) OBP: 0.375, SLG: 0.467		1-2 G1-3 1B 2-H		0-0 P4		1-3 K			4-0 FC4-6 BB	3	0	1	1	0	1	1
Jon Lieber, L (1, 1) OBP: 0.091, SLG: 0.091 Kevin Young, R (7, PH) OBP: 0.272, SLG: 0.339 Ravelo Manzanillo, L (8, 1) OBP: 0.500, SLG: 0.500 Tom Foley, L (9, PH) OBP: 0.283, SLG: 0.329		0-1 G1-3		0-0 FC5-4 1B			1-3 K		1-2 K	2	0	1	0	0	0	1

Inning Stats	R: 1	H: 2	E: 0	LOB: 1	K: 1	S: 12	R: 1	H: 2	E: 0	LOB: 1	K: 0	S: 13	R: 0	H: 1	E: 0	LOB: 1	K: 0	S: 11	R: 0	H: 2	E: 0	LOB: 2	K: 1	S: 9	R: 1	H: 1	E: 0	LOB: 0	K: 0	S: 8	R: 0	H: 0	E: 0	LOB: 0	K: 1	S: 5	R: 0	H: 1	E: 0	LOB: 1	K: 1	S: 8	R: 0	H: 0	E: 0	LOB: 0	K: 1	S: 9	R: 0	H: 1	E: 0	LOB: 2	K: 1	S: 7	1B: 6	2B: 3	3B: 0	HR: 1	SF: 0	SAC: 0	DP: 0	HBP: 0
--------------	------	------	------	--------	------	-------	------	------	------	--------	------	-------	------	------	------	--------	------	-------	------	------	------	--------	------	------	------	------	------	--------	------	------	------	------	------	--------	------	------	------	------	------	--------	------	------	------	------	------	--------	------	------	------	------	------	--------	------	------	-------	-------	-------	-------	-------	--------	-------	--------

PITCHER	IP	WLS	BF	H	R	ER	SO	BB	IBB	HBP	BLK	WP	HR	S	P	ERA	WHIP
John Smiley, L (1, 1) ERA: 3.41	6.1		28	9	3	3	4	0	0	0	0	0	1	63	97	4.26	1.421
Johnny Ruffin, R (7, 1) ERA: 2.7	1.2		6	1	0	0	1	0	0	0	0	0	0	13	20	0.00	0.600
Chuck McElroy, L (9, 1) ERA: 1.96	0.1		2	0	0	0	1	1	0	0	0	0	0	3	8	0.00	3.000
Jeff Brantley, R (9, 1) ERA: 2.66	0.2	S	2	0	0	0	0	0	0	0	0	0	0	3	4	0.00	0.000

BOTTOM

Cincinnati Reds @ Pittsburgh Pirates
Three Rivers Stadium, Pittsburgh, PA

Sun Jul 03 1994, 3:33 AM EDT
Att. 27,499 - Overcast - 76 F

livebaseballscores.com

AB	37
R	3
H	10
RBI	3
BB	1
SO	6
LOB	20



WP: 0	PA: 38
PB: 0	
SB: 1	
CS: 0	

Batter	1	2	3	4	5	6	7	8	9	AB R H RBI BB SO LOB	TOP	
Deion Sanders, L (1, 8) OBP: 0.352, SLG: 0.409	2-1 1B 3B		1-1 BB S 1B		1-1 CS HBP			2-1 HR 1B	3-3 K	4 2 3 0 0 1 0		
Barry Larkin, R (1, 6) OBP: 0.372, SLG: 0.396	2-3 K		1-2 P4		3-1 2-4 1B			2-3 K		4 0 1 0 0 2 3		
Hal Morris, L (1, 3) OBP: 0.397, SLG: 0.498	1-2 1B		4-2 BB 1-2 BB		0-1 F7			0-3 K		3 0 1 1 1 1 2		
Reggie Sanders, R (1, 9) OBP: 0.334, SLG: 0.528	1-0 WP 2B		2-3 K		1-0 2-4	0-2 F9		1-1 HR		4 2 2 2 0 1 2		
Tony Fernandez, S (1, 5) OBP: 0.400, SLG: 0.468	1-2 2B		4-1 BB 1-2 2-3 BB		3-2 F7			0-0 2B		3 1 2 1 1 0 0		
Thomas Howard, S (1, 7) OBP: 0.302, SLG: 0.403	0-1 G3-1		1-0 F7		1-1 F8			1-2 2B		4 0 1 1 0 0 4		
Bret Boone, R (1, 4) OBP: 0.363, SLG: 0.446		4-1 CS BB		1-3 K			2-3 K2-3	0-1 G4-3		3 0 0 0 1 2 1		
Eddie Taubensee, L (1, 2) OBP: 0.312, SLG: 0.500		1-3 K		2-3 K			3-3 K		1-2 G4-3	4 0 0 0 0 3 1		
Jose Rijo, R (1, 1) OBP: 0.200, SLG: 0.229		2-2 F9		0-0 G4-3			1-0 F9		1-1 G4-3	2 0 0 0 0 0 1		
Jacob Brumfield, R (7, PH) OBP: 0.296, SLG: 0.340										1 0 0 0 0 0 0		
Hector Carrasco, R (7, 1)										1 0 0 0 0 0 0		
Inning Stats	R: 2 H: 4 E: 0 LOB: 1 K: 1 BB: 0 S: 16 P: 23	R: 0 H: 0 E: 0 LOB: 0 K: 1 BB: 1 S: 8 P: 14	R: 0 H: 1 E: 0 LOB: 3 K: 1 BB: 2 S: 13 P: 26	R: 0 H: 0 E: 0 LOB: 0 K: 2 BB: 0 S: 7 P: 10	R: 0 H: 1 E: 0 LOB: 1 K: 0 BB: 0 S: 6 P: 10	R: 0 H: 0 E: 0 LOB: 0 K: 0 BB: 0 S: 8 P: 12	R: 0 H: 0 E: 0 LOB: 0 K: 2 BB: 0 S: 8 P: 14	R: 3 H: 4 E: 0 LOB: 1 K: 2 BB: 0 S: 16 P: 22	R: 0 H: 0 E: 0 LOB: 0 K: 1 BB: 0 S: 8 P: 13	1B: 4 SF: 0 2B: 4 SAC: 0 3B: 1 DP: 0 HR: 1 HBP: 1	WP: 1 PA: 37 PB: 0 SB: 1 CS: 2	
PITCHER	IP WLS BF H R ER SO BB IBB HBP BLK WP HR S P ERA WHIP											
Pat Rapp, R (1, 1) ERA: 4.16	6.0 L 25 6 2 2 5 3 0 1 0 1 0 58 95 3.00 1.500											
Yorkis Perez, L (7, 1) ERA: 3.38	1.2 6 1 1 1 4 0 0 0 0 0 0 0 16 26 5.40 0.600											
Robb Nen, R (8, 1) ERA: 3.27	0.1 4 3 2 2 0 0 0 0 0 0 0 1 8 10 54.00 9.000											
John Johnstone, R (9, 1) ERA:	1.0 3 0 0 0 1 0 0 0 0 0 0 0 8 13 0.00 0.000											

Cincinnati Reds @ Florida Marlins
Joe Robbie Stadium, Miami, FL
Mon Jul 04 1994, 3:33 AM EDT
Att. 25,952 - Sunny - 87 F

livebaseballscorecards.com

AB 33
R 5
H 10
RBI 5
BB 3
SO 10
LOB 14



Batter	1	2	3	4	5	6	7	8	9	AB	R	H	RBI	BB	SO	LOB
Chuck Carr, S OBP: 0.321, SLG: 0.349 (1, 8)	1-2 1B S 1B	0-1 G3			2-3 K		1-0 E 1B	0-0 F8		5	1	2	0	0	1	4
Jerry Browne, S OBP: 0.395, SLG: 0.371 (1, 5) (9, 7)	1-1 L7 1-2		4-2 1B BB		1-0 G5-3 1B		0-1 E4 F7-4 BB 1B 1-H		3-3 K	4	0	2	0	1	1	1
Gary Sheffield, R OBP: 0.385, SLG: 0.582 (1, 9)	0-0 S 1B		1-1 F8		3-2 G5-3		4-2 SAFE 1-2 BB		1-2 G1-3	4	0	1	0	1	0	2
Jeff Conine, R OBP: 0.369, SLG: 0.514 (1, 7) (9, 3)	2-3 K 1-2		0-0 1B		3-3 K		0-0 P3		1-3 K	5	0	1	0	0	3	5
Greg Colbrunn, R OBP: 0.337, SLG: 0.494 Robb Nen, R Mario Diaz, R OBP: 0.469, SLG: 0.556 (1, 3) (8, 1) (9, 5)	0-2 G1-3		1-3 K		2-2 G5-3		0-1 F7-4			4	0	0	0	0	1	6
Bret Barberie, S OBP: 0.337, SLG: 0.384 (1, 4)		3-2 G1-3	0-1 F9		0-0 G3-1 1B 1B		2-2 G4-3			4	0	1	0	0	0	2
Alex Arias, R OBP: 0.316, SLG: 0.307 (1, 6)		1-1 FC3-5 1B 1B		1-0 G5-3		1-0 SAFE G3-1 1B		2-3 K		4	0	2	0	0	1	0
Rob Natal, R OBP: 0.375, SLG: 0.286 (1, 2)		2-2 FC3-5 1B		1-3 K		2-1 G3-1		4-1 WP BB		3	0	1	0	1	1	2
Pat Rapp, R OBP: 0.103, SLG: 0.138 Matias Carrillo, L OBP: 0.319, SLG: 0.321 Yorkis Perez, L Dave Magadan, L OBP: 0.377, SLG: 0.313 John Johnstone, R (1, 1) (6, PH) (7, 1) (8, 3) (9, 1)		0-0 FC3-5		1-3 K		3-1 L4		4-2 BB		2	0	0	0	0	1	2
		1-2 2-3f								1	0	0	0	0	0	2
										0	0	0	0	0	0	0
										0	0	0	0	1	0	0
										0	0	0	0	0	0	0

Inning Stats	R: 0	H: 2	E: 0	K: 1	S: 12	R: 0	H: 2	E: 0	K: 0	S: 12	R: 0	H: 1	E: 0	K: 1	S: 11	R: 0	H: 0	E: 0	K: 2	S: 7	R: 0	H: 1	E: 0	K: 2	S: 12	R: 0	H: 2	E: 0	K: 10	S: 10	R: 1	H: 2	E: 2	K: 0	S: 9	R: 0	H: 0	E: 0	K: 1	S: 11	R: 0	H: 0	E: 0	K: 2	S: 14
	LOB: 2	BB: 0	P: 16			LOB: 2	BB: 0	P: 18			LOB: 0	BB: 0	P: 10			LOB: 2	BB: 0	P: 21			LOB: 1	BB: 0	P: 14			LOB: 2	BB: 0	P: 18			LOB: 1	BB: 1	P: 14			LOB: 2	BB: 2	P: 23			LOB: 0	BB: 0	P: 19		

PITCHER	IP	WLS	BF	H	R	ER	SO	BB	IBB	HBP	BLK	WP	HR	S	P	ERA	WHIP
Jose Rijo, R ERA: 2.99 Hector Carrasco, R ERA: 2.36	(1, 1) (7, 1)	6.0 3.0	W S	27 13	8 2	0 1	0 0	6 3	1 3	0 0	0 0	0 1	0 0	64 34	100 56	0.00 0.00	1.500 1.667

BOTTOM


Cincinnati Reds @ Florida Marlins
 Joe Robbie Stadium, Miami, FL
 Mon Jul 04 1994, 3:33 AM EDT
 Att. 25,952 - Sunny - 87 F

AB	36
R	1
H	10
RBI	0
BB	4
SO	9
LOB	26



WP: 1	PA: 40
PB: 0	
SB: 2	
CS: 0	

PITCHER	IP	WLS	BF	H	R	ER	SO	BB	IBB	HBP	BLK	WP	HR	S	P	ERA	WHIP
---------	----	-----	----	---	---	----	----	----	-----	-----	-----	----	----	---	---	-----	------

Batter	1	2	3	4	5	6	7	8	9	AB R H RBI BB SO LOB	TOP	
Deion Sanders, L (1, 8) OBP: 0.350, SLG: 0.405	0-3 K		1-0 G3		1-0 G3		3-1 G5-3		2-2 1B 1B	5 1 1 0 0 1 1		
Barry Larkin, R (1, 6) OBP: 0.375, SLG: 0.409	0-0 HR		2-2 G5-3		1-1 G5-3		1-1 1B SF9 1B	1-1 1B G3 1B	1-0 1B 1B	5 2 3 1 0 0 0		
Hal Morris, L (1, 3) OBP: 0.399, SLG: 0.509	0-0 HR		1-0 G3		2-1 WP HR 1B		1-1 G3	1-1 G3	0-1 1B	5 2 3 3 0 0 1		
Kevin Mitchell, R (1, 7) OBP: 0.418, SLG: 0.683 Thomas Howard, S (8, PR) OBP: 0.300, SLG: 0.400 (8, 7)	0-3 K			0-1 HR	3-1 1-H HR		1-0 1B	1-0 1B	0-2 F7	4 2 3 3 0 1 0 1 0 0 0 0 0 2		
Reggie Sanders, R (1, 9) OBP: 0.330, SLG: 0.522	0-0 F3			0-0 F8	0-3 K		1-1 SF9	1-1 SF9		3 0 0 1 0 1 0		
Tony Fernandez, S (1, 5) OBP: 0.398, SLG: 0.476		3-2 HR		1-1 G4-3	3-3 K		3-3 K	2-1 G4-3		4 1 1 1 0 1 1		
Bret Boone, R (1, 4) OBP: 0.362, SLG: 0.441		1-0 G5-3		0-0 L7			2-2 G6-4-3 1B HBP		2-3 K	3 0 0 0 0 1 0	AB 38 R 9 H 13 RBI 9 BB 0 SO 5 LOB 8	
Brian Dorsett, R (1, 2) OBP: 0.328, SLG: 0.376		2-0 G5-3			0-0 G5-3		0-0 G6-4-3 1B		0-1 1B 1B 1B	4 1 2 0 0 0 0		
Pete Schourek, L (1, 1) OBP: 0.250, SLG: 0.500 Jacob Brumfield, R (7, PH) OBP: 0.291, SLG: 0.333 Johnny Ruffin, R (7, 1) Rich DeLucia, R (9, 1)		3-1 F9			0-0 F8		1-1 G6-4-3		2-2 P6	2 0 0 0 0 0 0 1 0 0 0 0 0 2 1 0 0 0 0 0 1 0 0 0 0 0 0 0		
Inning Stats	R: 2 H: 2 E: 0 LOB: 0 K: 2 BB: 0 S: 9 P: 9	R: 1 H: 1 E: 0 LOB: 0 K: 0 BB: 0 S: 7 P: 16	R: 0 H: 0 E: 0 LOB: 0 K: 0 BB: 0 S: 5 P: 9	R: 1 H: 1 E: 0 LOB: 0 K: 0 BB: 0 S: 6 P: 7	R: 0 H: 0 E: 0 LOB: 0 K: 0 BB: 0 S: 3 P: 4	R: 2 H: 2 E: 0 LOB: 0 K: 2 BB: 0 S: 12 P: 21	R: 0 H: 1 E: 0 LOB: 1 K: 0 BB: 0 S: 7 P: 13	R: 1 H: 2 E: 0 LOB: 1 K: 0 BB: 0 S: 9 P: 15	R: 2 H: 4 E: 0 LOB: 2 K: 1 BB: 0 S: 18 P: 25	1B: 8 SF: 1 2B: 0 SAC: 0 3B: 0 DP: 1 HR: 5 HBP: 1	WP: 1 PA: 40 PB: 0 SB: 0 CS: 0	
PITCHER	IP WLS BF H R ER SO BB IBB HBP BLK WP HR S P ERA WHIP											
Charlie Hough, R (1, 1) ERA: 4.46	4.0 L 16 4 4 4 2 0 0 0 0 0 0 4 27 41 9.00 1.000											
Brian Drahman, R (5, 1) ERA: 6.23	2.0 8 2 2 2 2 0 0 0 0 1 1 15 25 9.00 1.000											
Jeff Mutis, L (7, 1) ERA: 4.85	2.0 9 3 1 1 0 0 0 0 1 0 0 0 16 28 4.50 1.500											
Richie Lewis, R (9, 1) ERA: 4.43	1.0 7 4 2 2 1 0 0 0 0 0 0 0 18 25 18.00 4.000											

Cincinnati Reds @ Florida Marlins
Joe Robbie Stadium, Miami, FL
Tue Jul 05 1994, 7:05 PM EDT
Att. 25,003 - Unknown - 87 F

livebaseballscorecards.com

Batter	1	2	3	4	5	6	7	8	9	10	AB R H RBI BB SO LOB	TOP												
Deion Sanders, L (1, 8) OBP: 0.350, SLG: 0.401	4-1 CS BB		4-1 1B BB	1-2 P3			3-1 F8		1-3 K		3 0 0 0 2 1 2	<p>Cincinnati Reds @ Florida Marlins</p> <p>Joe Robbie Stadium, Miami, FL</p> <p>Wed Jul 06 1994, 7:05 PM EDT</p> <p>Att. 25,365 - Unknown - 86 F</p>												
Barry Larkin, R (1, 6) OBP: 0.378, SLG: 0.413	0-3 SAFE SAFE SAFE SAFE SAFE SAFE SAFE SAFE SAFE SAFE		0-0 G4-6-3 1B		4-1 S BB		2-2 G3 2B		0-2 G5-3		4 0 2 0 1 1 2													
Hal Morris, L (1, 3) OBP: 0.397, SLG: 0.503	4-1 SAFE SAFE SAFE SAFE SAFE SAFE SAFE SAFE SAFE SAFE		1-0 G4-6-3		2-0 F7		2-2 G3		2-3 K		4 0 0 0 1 1 5													
Kevin Mitchell, R (1, 7) OBP: 0.410, SLG: 0.668	3-3 SAFE SAFE SAFE SAFE SAFE SAFE SAFE SAFE SAFE SAFE			0-0 G4-3		3-3 K		2-3 K		1-2 G5-3	5 0 0 0 0 3 3													
Reggie Sanders, R (1, 9) OBP: 0.334, SLG: 0.525		4-2 CS BB		3-2 2B		1-0 P4		2-2 L7		0-2 1B	4 1 2 0 1 0 1													
Tony Fernandez, S (1, 5) OBP: 0.401, SLG: 0.484		3-2 SAFE SAFE SAFE SAFE SAFE SAFE SAFE SAFE SAFE SAFE		4-0 2B		0-0 3B		1-2 F8		1-1 1B	4 1 2 0 1 0 1													
Bret Boone, R (1, 4) OBP: 0.359, SLG: 0.440			0-1 G6-3		1-1 2B		3-2 F9		0-3 K		5 1 1 2 0 1 3													
Chuck McElroy, L (10, 1) OBP: 0.167, SLG: 0.167					1-H 2-H 2B					2-1 P4	0 0 0 0 0 0 0													
Eddie Taubensee, L (1, 2) OBP: 0.320, SLG: 0.512			2-2 1B		0-1 2B		1-0 G5-3		2-3 K		3 0 2 1 0 0 1													
Jacob Brumfield, R (9, PH) OBP: 0.286, SLG: 0.327					2-H 2B						1 0 0 0 0 1 0													
Brian Dorsett, R (9, 2) OBP: 0.328, SLG: 0.376											0 0 0 0 0 0 0													
John Roper, R (1, 1) OBP: 0.261, SLG: 0.273			0-0 B2		1-3 K		1-2 L4		4-2 BB		3 0 0 0 0 1 3													
Jeff Brantley, R (8, 1)											0 0 0 0 0 0 0													
Steve Pegues, R (9, PH)											0 0 0 0 0 1 0 0													
Hector Carrasco, R (9, 1)											0 0 0 0 0 0 0 0													
Jeff Branson, L (10, 4) OBP: 0.291, SLG: 0.400											0 0 0 0 0 0 0 0													
Inning Stats	R: 0 E: 0 K: 2 S: 11	H: 0 LOB: 1 BB: 2 P: 21	R: 0 E: 0 K: 0 S: 10	H: 0 LOB: 0 BB: 1 P: 17	R: 0 E: 0 K: 0 S: 7	H: 2 LOB: 2 BB: 1 P: 14	R: 3 E: 0 K: 1 S: 22	H: 3 LOB: 1 BB: 1 P: 32	R: 0 E: 0 K: 1 S: 7	H: 0 LOB: 1 BB: 1 P: 17	R: 0 E: 0 K: 0 S: 9	H: 1 LOB: 1 BB: 0 P: 14	R: 0 E: 0 K: 1 S: 16	H: 1 LOB: 1 BB: 0 P: 25	R: 0 E: 0 K: 1 S: 9	H: 0 LOB: 0 BB: 0 P: 12	R: 0 E: 0 K: 2 S: 15	H: 0 LOB: 1 BB: 1 P: 22	R: 0 E: 0 K: 1 S: 14	H: 2 LOB: 2 BB: 0 P: 20	1B: 4 2B: 4 3B: 1 HR: 0	SF: 0 SAC: 0 DP: 1 HBP: 0	WP: 0 PB: 0 SB: 1 CS: 2	PA: 43
PITCHER	IP WLS BF H R ER SO BB IBB HBP BLK WP HR S P ERA WHIP																							
Mark Gardner, R (1, 1) ERA: 4.5	5.1	25	6	3	3	4	6	0	0	0	0	0	0	0	0	5.06	2.250							
Jeff Mutis, L (6, 1) ERA: 4.75	0.2	2	0	0	0	0	0	0	0	0	0	0	0	0	5	7	0.00	0.000						
Terry Mathews, R (7, 1) ERA: 3.86	2.0	7	1	0	0	2	0	0	0	0	0	0	0	0	25	37	0.00	0.500						
Yorkis Perez, L (9, 1) ERA: 3.18	1.2	8	2	0	0	3	1	0	0	0	0	0	0	0	27	38	0.00	1.800						
Robb Nen, R (10, 1) ERA: 3.24	0.1	W 1	0	0	0	0	0	0	0	0	0	0	0	0	2	4	0.00	0.000						

livebaseballscorecards.com

AB	36
R	3
H	9
RBI	3
BB	7
SO	9
LOB	21



BOTTOM

Cincinnati Reds @ Florida Marlins
Joe Robbie Stadium, Miami, FL
Wed Jul 06 1994, 7:05 PM EDT
Att. 25,365 - Unknown - 86 F

livebaseballscorecards.com

AB 36
R 4
H 9
RBI 4
BB 3
SO 3
LOB 17



WP: 0 PA: 41
PB: 1
SB: 0
CS: 0

AB R H RBI BB SO LOB

5	2	1	0	0	0	2
4	0	1	0	1	1	4
3	0	1	1	2	0	1
5	0	2	1	0	1	5
4	0	0	0	0	0	4
1	0	1	1	0	0	0
4	0	0	0	0	0	1
4	1	1	0	0	0	0
4	1	2	0	0	0	0
0	0	0	0	0	0	0
0	0	0	0	0	0	0
0	0	0	0	0	0	0
0	0	0	1	0	0	0
0	0	0	0	0	0	0
1	0	0	0	0	0	0

1B: 9 SF: 1
2B: 0 SAC: 0
3B: 0 DP: 2
HR: 0 HBP: 1

Batter	1	2	3	4	5	6	7	8	9	10
Chuck Carr, S OBP: 0.314, SLG: 0.341 (1, 8)	G4-3		FC4-6 G6-4-3			G4-3		1B 1B		E6 BB PB 1B
Jerry Browne, S OBP: 0.407, SLG: 0.377 (1, 5)	G5-3 1B		G6-4-3			G4-3		K		1B BB BB
Gary Sheffield, R OBP: 0.386, SLG: 0.584 (1, 9)	G5-3			F8			FC5-4 BB	1B 1B		1B BB
Jeff Conine, R OBP: 0.367, SLG: 0.508 (1, 7)	K			G4-6-3 1B			FC5-4 1-2f	1B 1B		P4
Dave Magadan, L OBP: 0.373, SLG: 0.306 (1, 3)		G6-3		G4-6-3			F7	L9		1B
Greg Colbrunn, R OBP: 0.358, SLG: 0.528 (10, PH)										
Benito Santiago, R OBP: 0.322, SLG: 0.398 (1, 2)		G5-3			G5-3				K	
Kurt Abbott, R OBP: 0.292, SLG: 0.388 (1, 6)		G4-3			G5-3			SF8 1B	G6-3	
Bret Barberie, S OBP: 0.338, SLG: 0.382 (1, 4)			FC4-6 HBP 1B		F8			1B 1B	G4-3	
Robb Nen, R (10, 1)								1B 1B		
Mark Gardner, R OBP: 0.143, SLG: 0.077 (1, 1)										
Jeff Mutis, L (6, 1)										
Alex Arias, R OBP: 0.310, SLG: 0.300 (6, PH)										
Terry Mathews, L OBP: 0.500, SLG: 0.667 (7, 1)										
Mattias Carrillo, L OBP: 0.316, SLG: 0.321 (8, PH)			FC4-6 HBP							
Yorkis Perez, L (9, 1)										
Mario Diaz, R OBP: 0.441, SLG: 0.517 (10, 4)										

Inning Stats	R: 0	H: 1	E: 0	K: 1	S: 13	R: 0	H: 0	E: 0	K: 0	S: 6	R: 0	H: 1	E: 0	K: 0	S: 6	R: 0	H: 1	E: 0	K: 0	S: 4	R: 0	H: 0	E: 0	K: 0	S: 5	R: 0	H: 0	E: 0	K: 0	S: 7	R: 0	H: 0	E: 0	K: 0	S: 6	R: 3	H: 5	E: 0	K: 1	S: 14	R: 0	H: 0	E: 0	K: 1	S: 6	R: 1	H: 1	E: 0	K: 0	S: 11	1B: 9	SF: 1	2B: 0	3B: 0	HR: 0
	1	0	0	0	23	0	0	0	0	10	1	0	0	0	9	0	0	0	0	6	0	0	0	0	5	0	0	0	0	9	0	0	0	0	12	5	2	0	0	18	0	0	0	0	8	1	3	0	2	21					

PITCHER	IP	WLS	BF	H	R	ER	SO	BB	IBB	HBP	BLK	WP	HR	S	P	ERA	WHIP
John Roper, R (1, 1)	7.1		28	6	3	3	1	1	0	1	0	0	0	52	81	3.68	0.955
Jeff Brantley, R (8, 1)	0.2		4	2	0	0	1	0	0	0	0	0	0	9	11	0.00	3.000
Hector Carrasco, R (9, 1)	1.2	L	8	0	1	0	1	2	0	0	0	0	0	16	28	0.00	1.200
Chuck McElroy, L (10, 1)	0.0		1	1	0	0	0	0	0	0	0	0	0	1	1	∞	∞

PITCHER	IP	WLS	BF	H	R	ER	SO	BB	IBB	HBP	BLK	WP	HR	S	P	ERA	WHIP
John Roper, R (1, 1)	7.1		28	6	3	3	1	1	0	1	0	0	0	52	81	3.68	0.955
Jeff Brantley, R (8, 1)	0.2		4	2	0	0	1	0	0	0	0	0	0	9	11	0.00	3.000
Hector Carrasco, R (9, 1)	1.2	L	8	0	1	0	1	2	0	0	0	0	0	16	28	0.00	1.200
Chuck McElroy, L (10, 1)	0.0		1	1	0	0	0	0	0	0	0	0	0	1	1	∞	∞

Pittsburgh Pirates @ Cincinnati Reds
 Riverfront Stadium, Cincinnati, OH

Thu Jul 07 1994, 7:05 PM EDT
 Att: 28,488 - Unknown - 86 F

AB	47
R	7
H	16
RBI	7
BB	3
SO	9
LOB	23



Batter	1	2	3	4	5	6	7	8	9	10	11	AB	R	H	RBI	BB	SO	LOB								
Carlos Garcia, R (1, 4) OBP: 0.313, SLG: 0.340	G4-3		G3		L4		G4-3	CS 1B		1B		6	1	2	2	0	0	1								
Jay Bell, R (1, 6) OBP: 0.338, SLG: 0.438	G5-3		WP 1B 2B		E 1B HBP		K 2B FC3-6	2-2		1B		5	2	3	3	0	1	0								
Andy Van Slyke, L (1, 8) OBP: 0.363, SLG: 0.375	K		S 1B 2-H		E 1B 1-2		FC3-6 BB	3-3		K		5	0	2	1	1	3	3								
Brian Hunter, R (1, 3) OBP: 0.278, SLG: 0.456		G4-3	K		E6 G6-4-3		FC3-6 2B			K		6	0	0	0	0	2	5								
Orlando Merced, S (1, 9) OBP: 0.353, SLG: 0.433		1B	F9		G6-4-3		2B			F7		6	0	2	1	0	0	4								
Jeff King, R (1, 5) OBP: 0.322, SLG: 0.379		F8		G6-3		K	BB			BB		4	0	1	0	2	1	1								
Al Martin, L (1, 7) OBP: 0.367, SLG: 0.457		G4-3		F8		K	G5-3			F8		6	0	0	0	0	1	6								
Don Slaught, R (1, 2) OBP: 0.381, SLG: 0.359			2B G3 1B		2B		FC6 1B			1B 2B		5	2	5	0	0	0	0								
Gary Varsho, L (10, PR) OBP: 0.292, SLG: 0.409										SH5-4 1B		0	1	0	0	0	0	0								
Lance Parrish, R (10, 2) OBP: 0.398, SLG: 0.391												0	0	0	0	0	0	0								
Steve Cooke, R (1, 1) OBP: 0.229, SLG: 0.257												3	1	1	0	0	1	2								
Mike Dyer, R (7, 1)												0	0	0	0	0	0	0								
Lloyd McClendon, R (8, PH) OBP: 0.262, SLG: 0.333												1	0	0	0	0	0	1								
Ravelo Manzanillo, L (8, 1) OBP: 0.500, SLG: 0.500												0	0	0	0	0	0	0								
Mark Dewey, R (8, 1) OBP: 1.000, SLG: 1.000												0	0	0	0	0	0	0								
Jeff Ballard, L (8, 1) OBP: 0.500, SLG: 0.500												0	0	0	0	0	0	0								
Bias Minor, R (8, 1)												0	0	0	0	0	0	0								
Inning Stats	R: 0 E: 0 K: 1 S: 8	H: 0 LOB: 0 BB: 0 P: 11	R: 0 E: 0 K: 0 S: 6	H: 1 LOB: 1 BB: 0 P: 12	R: 3 E: 0 K: 1 S: 19	H: 4 LOB: 1 BB: 0 P: 30	R: 0 E: 0 K: 1 S: 10	H: 1 LOB: 1 BB: 0 P: 14	R: 0 E: 1 K: 0 S: 9	H: 1 LOB: 2 BB: 0 P: 13	R: 0 E: 0 K: 2 S: 11	H: 1 LOB: 1 BB: 0 P: 18	R: 1 E: 0 K: 1 S: 12	H: 1 LOB: 3 BB: 2 P: 25	R: 1 E: 0 K: 1 S: 11	H: 3 LOB: 2 BB: 0 P: 17	R: 0 E: 0 K: 1 S: 14	H: 0 LOB: 1 BB: 1 P: 23	R: 2 E: 0 K: 1 S: 11	H: 3 LOB: 1 BB: 0 P: 18	R: 0 E: 0 K: 0 S: 7	H: 1 LOB: 1 BB: 0 P: 13	1B: 11 2B: 6 3B: 0 HR: 0	SF: 0 SAC: 1 DP: 2 HBP: 1	WP: 1 PB: 1 SB: 1 CS: 1	PA: 52
PITCHER	IP WLS BF H R ER SO BB IBB HBP BLK WP HR S P ERA WHIP																				IP WLS BF H R ER SO BB IBB HBP BLK WP HR S P ERA WHIP					
Erik Hanson, R (1, 1) ERA: 4.7	6.0 0.2 27 8 3 3 5 0 0 1 0 1 0 63 98 4.50 1.333																				1.0 W 4 1 0 0 0 0 0 0 0 0 0 7 13 0.00 1.000					
Rich DeLucia, R (7, 1) ERA: 4.7	0.2 4 2 1 1 0 0 0 0 0 0 0 0 7 9 13.50 3.000																				1.0 W 4 1 0 0 0 0 0 0 0 0 0 7 13 0.00 1.000					
Chuck McElroy, L (7, 1) ERA: 2.12	0.2 2 1 0 0 1 0 0 0 0 0 0 0 6 11 0.00 1.500																				1.0 W 4 1 0 0 0 0 0 0 0 0 0 7 13 0.00 1.000					
Jeff Brantley, R (8, 1) ERA: 2.58	1.0 4 0 0 0 0 1 1 0 0 0 0 0 14 23 0.00 1.000																				1.0 W 4 1 0 0 0 0 0 0 0 0 0 7 13 0.00 1.000					
Hector Carrasco, R (9, 1) ERA: 2.19																										

livebaseballscorecards.com

Batter	1	2	3	4	5	6	7	8	9	10	11	AB R H RBI BB SO LOB	BOTTOM	
Deion Sanders, L (1, 8) OBP: 0.349, SLG: 0.400 Jacob Brumfield, R (3, 8) OBP: 0.328, SLG: 0.423	1-3 K			1-0 P6		1-0 HR		4-2 F8 1B 1-2 FC5-2 BB	0-0 2B		4-2 SH2-3 1B BB	1 0 0 0 0 1 0 3 2 2 2 2 0 0	Pittsburgh Pirates @ Cincinnati Reds Riverfront Stadium, Cincinnati, OH Thu Jul 07 1994, 7:05 PM EDT Att: 28,488 - Unknown - 86 F	
Tony Fernandez, S (1, 5) OBP: 0.401, SLG: 0.481	1-2 G6-3			2-2 G5-3		2-0 G3		1-2 FC5-2 F8 1-2 BB 1B	4-0 IBB		1-1 SH2-3 1-2	4 1 1 1 1 0 0		
Barry Larkin, R (1, 6) OBP: 0.375, SLG: 0.407	2-1 F8			0-0 F9		1-3 K		1-0 F8 1-2 2-3	3-1 L9		4-2 1B BB	5 0 0 0 1 1 4		
Kevin Mitchell, R (1, 7) OBP: 0.412, SLG: 0.667			1-1 F8					4-0 BB FC5-2 IBB		2-1 HR 2B	1-0 1-2 2-H 1B	5 1 2 1 1 0 0		
Reggie Sanders, R (1, 9) Hector Carrasco, R (9, 1) Tim Fortugno, L (10, 1) Lenny Harris, L (10, PH) OBP: 0.384, SLG: 0.405 (11, 9)			0-1 F8					0-2 FC5-2 BB				4 1 1 0 0 0 3 0 0 0 0 0 0 0 0 0 0 0 0 0 0 1 0 0 0 0 1 1		
Hal Morris, L (1, 3) OBP: 0.402, SLG: 0.519			2-2 G6-3					4-2 FC4-6 BB		2-H HR		4 1 3 3 1 0 0		
Bret Boone, R (1, 4) OBP: 0.353, SLG: 0.432			2-0 G5-3					1-2 2-3 3-H 1B				5 0 0 0 0 1 5		
Brian Dorsett, R (1, 2) Eddie Taubensee, L (9, PH) OBP: 0.323, SLG: 0.508 (10, 2)			1-1 P5					1-2 2-3 3-H 1B				3 0 0 0 0 1 1 1 0 0 0 1 0 0		
Erik Hanson, R (1, 1) Steve Pedersen, R (8, PH) Rich DeLucia, R (7, 1) Chuck McElroy, L (7, 1) Jeff Brantley, R (8, 1) Thomas Howard, S (8, PH) OBP: 0.301, SLG: 0.399 (9, 9) Johnny Ruffin, R (11, 1)			1-3 K					1-2 BB 1B				1 0 0 0 0 1 0 1 1 1 0 3 1 1 0 0 0 1 0 0 0 0 0 0 0		
Inning Stats	R: 0 H: 0 E: 0 LOB: 0 K: 1 BB: 0 S: 8 P: 12	R: 0 H: 0 E: 0 LOB: 0 K: 0 BB: 0 S: 7 P: 10	R: 0 H: 0 E: 0 LOB: 0 K: 1 BB: 0 S: 7 P: 11	R: 0 H: 0 E: 0 LOB: 0 K: 0 BB: 0 S: 5 P: 8	R: 0 H: 1 E: 0 LOB: 1 K: 1 BB: 0 S: 10 P: 17	R: 2 H: 2 E: 0 LOB: 0 K: 2 BB: 0 S: 11 P: 19	R: 1 H: 2 E: 1 LOB: 1 K: 0 BB: 0 S: 10 P: 17	R: 2 H: 2 E: 0 LOB: 3 K: 0 BB: 3 S: 19 P: 34	R: 0 H: 1 E: 0 LOB: 2 K: 0 BB: 1 S: 7 P: 16	R: 2 H: 2 E: 0 LOB: 1 K: 1 BB: 1 S: 9 P: 18	R: 1 H: 1 E: 0 LOB: 2 K: 0 BB: 2 S: 8 P: 17	1B: 6 SF: 0 2B: 3 SAC: 1 3B: 0 DP: 0 HR: 2 HBP: 0		WP: 0 PA: 49 PB: 0 SB: 0 CS: 0
PITCHER	IP WLS BF H R ER SO BB IBB HBP BLK WP HR S P ERA WHIP													
Steve Cooke, L (1, 1) ERA: 4.46	6.1 24 5 3 2 5 0 0 0 0 0 0 1 55 89 2.84 0.789													
Mike Dyer, R (7, 1) ERA: 4.15	0.2 2 0 0 0 0 0 0 0 0 0 0 0 3 5 0.00 0.000													
Ravelo Manzanillo, L (8, 1) ERA: 3.09	0.1 5 2 2 2 0 1 1 0 0 0 0 0 10 21 54.00 9.000													
Mark Dewey, R (8, 1) ERA: 3.41	0.1 1 0 0 0 0 0 0 0 0 0 0 0 3 3 0.00 0.000													
Jeff Ballard, L (8, 1) ERA: 5.64	0.0 1 0 0 0 0 1 0 0 0 0 0 0 3 7 ∞ ∞													
PITCHER	IP WLS BF H R ER SO BB IBB HBP BLK WP HR S P ERA WHIP													
Blas Minor, R (8, 1) ERA: 9.0	2.2 L 16 4 3 3 1 3 1 0 0 0 0 1 27 54 10.12 2.625													

AB	41
R	8
H	11
RBI	7
BB	7
SO	6
LOB	15



livebaseballscores.com

Batter	1	2	3	4	5	6	7	8	9	AB	R	H	RBI	BB	SO	LOB
Jacob Brumfield, R OBP: 0.318, SLG: 0.404 (1, 8)	P4		1B 2B 1B	FC8-4 2B	L5			G5-3		5	2	1	1	0	0	2
Lenny Harris, L OBP: 0.341, SLG: 0.385 (1, 5)	K		SF7	K	G4-3			K		4	0	0	1	0	3	2
Hal Morris, L OBP: 0.403, SLG: 0.521 Brian Dorsett, R OBP: 0.321, SLG: 0.368 (1, 3) (7, 3)	K		2B HR 1B	2B	F8			P4		4	1	2	1	0	1	0
Reggie Sanders, R OBP: 0.333, SLG: 0.520 Steve Pegues, R OBP: 0.667, SLG: 0.500 (1, 9) (6, PH) (7, 9)		CS 1B	K	G5-3	G6-3					3	0	1	0	0	1	4
Tony Fernandez, S OBP: 0.399, SLG: 0.481 Bret Boone, R OBP: 0.353, SLG: 0.432 (1, 6) (8, 4)	F7		HR 2B		P4			K		4	1	1	2	0	1	1
Thomas Howard, S OBP: 0.305, SLG: 0.420 (1, 7)	K		HR					G3-1		4	2	2	3	0	1	1
Jeff Branson, L OBP: 0.313, SLG: 0.468 (1, 4) (8, 6)			1B 2B		HR 2B			G3		4	3	3	1	0	0	0
Eddie Taubensee, L OBP: 0.336, SLG: 0.540 (1, 2)			SF7 1B					1B		4	2	3	2	0	0	0
John Smiley, L OBP: 0.262, SLG: 0.282 Tim Fortugno, L (1, 1) (9, 1)			1B 1B 2B BB	FC8-4 BB	1B			G4-3		2	1	1	0	2	0	1

Inning Stats	R: 0	H: 0	E: 0	K: 2	S: 9	LOB: 0	BB: 0	P: 11	R: 0	H: 1	E: 0	K: 1	S: 6	LOB: 0	BB: 0	P: 8	R: 8	H: 7	E: 1	K: 1	S: 22	LOB: 0	BB: 1	P: 37	R: 1	H: 1	E: 0	K: 1	S: 9	LOB: 1	BB: 1	P: 17	R: 3	H: 4	E: 0	K: 0	S: 19	LOB: 1	BB: 0	P: 31	R: 0	H: 0	E: 0	K: 1	S: 6	LOB: 0	BB: 0	P: 9	R: 0	H: 1	E: 0	K: 0	S: 9	LOB: 1	BB: 0	P: 13	R: 0	H: 0	E: 0	K: 1	S: 5	LOB: 0	BB: 0	P: 7
--------------	------	------	------	------	------	--------	-------	-------	------	------	------	------	------	--------	-------	------	------	------	------	------	-------	--------	-------	-------	------	------	------	------	------	--------	-------	-------	------	------	------	------	-------	--------	-------	-------	------	------	------	------	------	--------	-------	------	------	------	------	------	------	--------	-------	-------	------	------	------	------	------	--------	-------	------

PITCHER	IP	WLS	BF	H	R	ER	SO	BB	IBB	HBP	BLK	WP	HR	S	P	ERA	WHIP
Jon Lieber, R ERA: 3.69 (1, 1)	3.0	L	17	8	8	7	4	1	0	0	0	0	1	37	56	21.00	3.000
Jeff Ballard, L ERA: 6.66 (4, 1)	2.0		12	5	4	4	1	1	0	0	0	0	1	28	48	18.00	3.000
Blas Minor, R ERA: 8.5 (6, 1)	1.0		3	0	0	0	1	0	0	0	0	0	0	6	9	0.00	0.000
Mark Dewey, R ERA: 3.21 (7, 1)	2.0		7	1	0	0	1	0	0	0	0	0	0	14	20	0.00	0.500


BOTTOM

Pittsburgh Pirates @ Cincinnati Reds
Riverfront Stadium, Cincinnati, OH

Fri Jul 08 1994, 7:05 PM EDT
Att: 34,167 - Unknown - 78 F

AB	36
R	12
H	14
RBI	11
BB	2
SO	7
LOB	11

WP: 0 PA: 39
PB: 0
SB: 1
CS: 1



PITCHER	IP	WLS	BF	H	R	ER	SO	BB	IBB	HBP	BLK	WP	HR	S	P	ERA	WHIP
---------	----	-----	----	---	---	----	----	----	-----	-----	-----	----	----	---	---	-----	------

Batter	1	2	3	4	5	6	7	8	9	AB R H RBI BB SO LOB	TOP		
Gary Varsho, L (1, 7) OBP: 0.296, SLG: 0.420 Kevin Young, R (7, PH) OBP: 0.260, SLG: 0.322 (7, 3)	1-1 L4		2-2 L4		1-2 G4-3		3-2 F8		3-2 F8	3 0 0 0 0 0 0 2 0 0 0 0 0 2			
Jay Bell, R (1, 6) OBP: 0.341, SLG: 0.444	1-1 HR		4-1 PO BB		3-2 1B		1-1 P3		1-2 G6-3	4 1 2 1 1 0 2			
Andy Van Slyke, L (1, 8) OBP: 0.363, SLG: 0.376	3-2 G4-6-3 1B		0-0 PO 1-2		4-0 HR BB		2-2 G4-3			3 1 1 0 1 1 1			
Dave Clark, L (1, 9) OBP: 0.374, SLG: 0.522 (7, 7)	0-0 G4-6-3 1-2f			1-0 HR		3-3 K		3-2 F8		4 1 1 2 0 1 1			
Orlando Merced, S (1, 3) OBP: 0.350, SLG: 0.428 (7, 9)		0-0 G4-3 1B		1-3 K		0-3 K		3-1 P5		4 0 1 0 0 2 0			
Jeff King, R (1, 5) OBP: 0.316, SLG: 0.370		0-1 P9		0-0 G5-3		0-2 BB BB 1B		0-0 F8		4 0 1 0 0 0 1			
Don Slaught, R (1, 2) OBP: 0.395, SLG: 0.369		1 SAFE SAFE SAFE 1-2	2-2 G4-3	2-2 1B		1 SAFE BB SAFE 1-2 BB BB			3-1 F8 1B 1B	3 0 2 0 1 0 1			
Tom Foley, L (1, 4) OBP: 0.287, SLG: 0.307		2-2 F7		1-3 K		4-2 BB 1-2 2-3 BB			1-2 K	3 0 0 0 1 2 3			
Rick White, R (1, 1) Zane Smith, L (5, 1) Paul Wagner, R (7, 1) Brian Hunter, R (9, PH) Al Martin, L (9, PR) OBP: 0.367, SLG: 0.457			2-3 K		0-1 G6-3		1-3 K		0-2 1B	2 0 0 0 0 1 0 1 0 0 0 0 1 3 0 0 0 0 0 0 0 1 0 1 0 0 0 0 0 0 0 0 0 0 0			
Inning Stats	R: 1 H: 2 E: 0 LOB: 0 K: 0 BB: 0 S: 9 P: 14	R: 0 H: 1 E: 0 LOB: 1 K: 0 BB: 0 S: 10 P: 14	R: 0 H: 0 E: 0 LOB: 0 K: 1 BB: 1 S: 9 P: 17	R: 2 H: 2 E: 0 LOB: 1 K: 2 BB: 1 S: 11 P: 20	R: 0 H: 1 E: 0 LOB: 1 K: 0 BB: 0 S: 12 P: 18	R: 0 H: 1 E: 0 LOB: 3 K: 3 BB: 2 S: 17 P: 29	R: 0 H: 0 E: 0 LOB: 0 K: 1 BB: 0 S: 9 P: 13	R: 0 H: 0 E: 0 LOB: 0 K: 0 BB: 0 S: 9 P: 15	R: 0 H: 2 E: 0 LOB: 2 K: 1 BB: 0 S: 16 P: 24	1B: 7 SF: 0 2B: 0 SAC: 0 3B: 0 DP: 1 HR: 2 HBP: 0	WP: 0 PA: 39 PB: 0 SB: 0 CS: 0		
PITCHER	IP WLS BF H R ER SO BB IBB HBP BLK WP HR S P ERA WHIP											PITCHER	IP WLS BF H R ER SO BB IBB HBP BLK WP HR S P ERA WHIP
Jose Rijo, R (1, 1) ERA: 3.06	6.0 W 27 7 3 3 6 4 0 0 0 0 0 2 68 112 4.50 1.833												
Chuck McElroy, L (7, 1) ERA: 2.05	1.2 5 0 0 0 1 0 0 0 0 0 0 0 17 27 0.00 0.000												
Hector Carrasco, R (8, 1) ERA: 2.15	0.2 4 2 0 0 1 0 0 0 0 0 0 0 11 15 0.00 3.000												
Jeff Brantley, R (9, 1) ERA: 2.54	0.2 S 2 0 0 0 0 0 0 0 0 0 0 0 6 10 0.00 0.000												

Pittsburgh Pirates @ Cincinnati Reds
Riverfront Stadium, Cincinnati, OH

Sat Jul 09 1994, 7:05 PM EDT
Att. 42,044 - Unknown - 78 F

AB	34
R	3
H	9
RBI	3
BB	4
SO	8
LOB	14



livebaseballscorecards.com

Batter	1	2	3	4	5	6	7	8	9	10	11	AB R H RBI BB SO LOB	TOP											
Carlos Garcia, R (1, 4) OBP: 0.307, SLG: 0.332	0-1 P6		0-0 FC6			1-0 1B HR 1B	2-3 K		2-2 FC5-4		0-0 G4-3	6 1 1 0 0 1 5	Pittsburgh Pirates @ Cincinnati Reds Riverfront Stadium, Cincinnati, OH Sun Jul 10 1994, 3:33 AM EDT Att: 33,419 - Sunny - 78 F											
Jay Bell, R (1, 6) OBP: 0.343, SLG: 0.448	1-1 F8			1-0 2B		1-2 1B HR 1B		2-1 2B WP 1B	1-0 F7	1-0 P2	6 2 3 0 0 0 3													
Andy Van Slyke, L (1, 8) OBP: 0.363, SLG: 0.380	2-2 F8			3-3 K		0-1 1B HR 1B		0-0 WP 1B 2B		2-3 K	5 2 2 0 0 2 1													
Brian Hunter, R (1, 3) (8, 7)		2-2 P6		0-2 K		1-0 1B HR		0-3 K2-3		1-3 K	5 1 1 4 0 3 3													
Orlando Merced, S (1, 9) OBP: 0.351, SLG: 0.425		0-1 G3		3-1 G3		0-0 G4-3		1-2 1B		4-1 BB	4 0 1 1 1 0 1													
Jeff King, R (1, 5) OBP: 0.310, SLG: 0.363		2-1 G5-3			3-2 P2	1-0 F8		2-0 F8		2-2 G4-3	5 0 0 0 0 0 2													
Dave Clark, L (1, 7) OBP: 0.371, SLG: 0.516			2-3 K		2-3 K		0-0 FC1-6 1B	1-0 F7		4-1 SH1-3 2B BB	4 0 1 0 0 2 1													
Steve Cooke, R (8, 1) OBP: 0.229, SLG: 0.257											0 0 0 0 0 0 0													
Don Slaught, R (11, PH) OBP: 0.398, SLG: 0.369											0 0 0 0 1 0 0													
Al Martin, L (11, PR) OBP: 0.367, SLG: 0.457											0 1 0 0 0 0 0													
Blas Minor, R (11, 1)											0 0 0 0 0 0 0													
Lance Parrish, R (1, 2) OBP: 0.380, SLG: 0.370			0-0 F8		3-1 F8		3-3 K		1-3 K		0-0 SH1-3	4 0 0 0 0 2 1												
Denny Neagle, L (1, 1) OBP: 0.152, SLG: 0.152			0-0 FC6 1B			0-3 K	1 SAFE FC1-6	2-0 FC1-6		0-1 FC5-4 1B	0-0 G4-3 2B	1 0 1 0 0 0 0												
Kevin Young, R (6, PH) OBP: 0.285, SLG: 0.320												1 0 0 0 0 0 1												
Mike Dyer, R (6, 1)												0 0 0 0 0 0 0												
Gary Varsho, L (7, PH) OBP: 0.291, SLG: 0.412												1 0 0 0 0 0 0												
Ravelo Manzanillo, L (7, 1) OBP: 0.500, SLG: 0.500												0 0 0 0 0 0 0												
Mark Dewey, R (7, 1) OBP: 1.000, SLG: 1.000												0 0 0 0 0 0 0												
Tom Foley, L (8, 3) OBP: 0.301, SLG: 0.333												2 0 2 1 0 0 0												
Inning Stats	R: 0 H: 0 E: 0 K: 0 S: 8	H: 0 LOB: 0 BB: 0 P: 11	R: 0 H: 0 E: 0 K: 0 S: 7	H: 0 LOB: 0 BB: 0 P: 11	R: 0 H: 1 E: 0 K: 1 S: 6	H: 1 LOB: 1 BB: 0 P: 8	R: 0 H: 1 E: 0 K: 2 S: 9	H: 1 LOB: 1 BB: 0 P: 16	R: 0 H: 0 E: 0 K: 1 S: 9	H: 0 LOB: 0 BB: 0 P: 17	R: 4 H: 4 E: 0 K: 1 S: 12	H: 4 LOB: 0 BB: 0 P: 16	R: 0 H: 1 E: 0 K: 2 S: 9	H: 1 LOB: 1 BB: 0 P: 16	R: 2 H: 3 E: 0 K: 1 S: 14	H: 3 LOB: 1 BB: 0 P: 20	R: 0 H: 1 E: 0 K: 1 S: 12	H: 1 LOB: 1 BB: 0 P: 16	R: 0 H: 0 E: 0 K: 2 S: 11	H: 0 LOB: 1 BB: 1 P: 20	R: 1 H: 1 E: 0 K: 0 S: 5	H: 1 LOB: 2 BB: 1 P: 10	1B: 8 SF: 0 2B: 3 SAC: 1 3B: 0 DP: 0 HR: 1 HBP: 0	WP: 1 PA: 47
PITCHER	IP WLS BF H R ER SO BB IBB HBP BLK WP HR S P ERA WHIP												IP WLS BF H R ER SO BB IBB HBP BLK WP HR S P ERA WHIP											
Pete Schourek, L (1, 1) ERA: 4.71	5.1 22 6 4 4 5 0 0 0 0 0 0 1 49 76 6.75 1.125												Hector Carrasco, R (11, 1) ERA: 2.33	1.0 L 5 1 1 1 0 1 0 0 0 0 0 0 5 10 9.00 2.000										
Johnny Ruffin, R (6, 1) ERA: 2.79	1.2 6 1 0 0 2 0 0 0 0 0 0 0 11 19 0.00 0.600																							
John Roper, R (8, 1) ERA: 3.92	0.1 3 2 2 2 1 0 0 0 0 0 0 0 9 11 54.00 6.000																							
Chuck McElroy, L (8, 1) ERA: 2.02	0.2 3 1 0 0 0 0 0 0 0 0 1 0 5 9 0.00 1.500																							
Jeff Brantley, R (9, 1) ERA: 2.44	2.0 8 1 0 0 3 1 0 0 0 0 0 0 23 36 0.00 1.000																							

AB	44
R	7
H	12
RBI	6
BB	2
SO	11
LOB	18



livebaseballscorecards.com

Batter	1	2	3	4	5	6	7	8	9	10	11	AB	R	H	RBI	BB	SO	LOB	BOTTOM						
Jacob Brumfield, R OBP: 0.338, SLG: 0.477	G6-3 S 2B		G4-3	HR		G6-3		P2		SH3-4		5	2	2	2	0	0	0							
Barry Larkin, R OBP: 0.376, SLG: 0.409	F8		2B	F9		S 1B		S G5-3 1B		BB IBB		5	1	3	0	1	0	1							
Reggie Sanders, R OBP: 0.341, SLG: 0.519	G6-3		2B	BB		K S 2B WP		G5-3		BB		3	1	0	0	3	1	2							
Kevin Mitchell, R OBP: 0.412, SLG: 0.661												2	0	1	1	1	1	1							
Johnny Ruffin, R Eddie Taubensee, L OBP: 0.329, SLG: 0.519												1	0	0	0	0	1	2							
Eddie Taubensee, L OBP: 0.329, SLG: 0.519												1	0	0	0	1	1	3							
Tony Fernandez, S OBP: 0.401, SLG: 0.480	L8											4	0	1	0	1	0	4							
Jeff Brantley, R												0	0	0	0	0	0	0							
Thomas Howard, S OBP: 0.304, SLG: 0.416												1	0	0	0	0	0	3							
Hector Carrasco, R												0	0	0	0	0	0	0							
Hal Morris, L OBP: 0.406, SLG: 0.525			L5									4	1	1	1	2	1	3							
Bret Boone, R OBP: 0.357, SLG: 0.441												6	1	3	1	0	0	1							
Brian Dorsett, R OBP: 0.315, SLG: 0.360												4	0	0	0	0	0	4							
John Roper, R OBP: 0.261, SLG: 0.273												0	0	0	0	0	0	0							
Chuck McElroy, L OBP: 0.167, SLG: 0.167												0	0	0	0	0	0	0							
Jeff Branson, L OBP: 0.310, SLG: 0.458												2	0	0	0	0	1	0							
Pete Schourek, L OBP: 0.214, SLG: 0.429												2	0	0	0	0	1	1							
Steve Pegues, R OBP: 0.429, SLG: 0.333												3	0	1	0	0	1	2							
Inning Stats	R: 1 E: 0 K: 0 S: 15	H: 1 LOB: 1 BB: 1 P: 25	R: 0 E: 0 K: 1 S: 7	H: 0 LOB: 0 BB: 0 P: 12	R: 1 E: 0 K: 1 S: 12	H: 2 LOB: 3 BB: 2 P: 25	R: 2 E: 0 K: 0 S: 10	H: 2 LOB: 0 BB: 0 P: 13	R: 2 E: 0 K: 2 S: 12	H: 2 LOB: 1 BB: 0 P: 17	R: 0 E: 0 K: 2 S: 12	H: 1 LOB: 2 BB: 1 P: 21	R: 0 E: 0 K: 0 S: 16	H: 1 LOB: 2 BB: 1 P: 28	R: 0 E: 0 K: 0 S: 8	H: 0 LOB: 0 BB: 0 P: 15	R: 0 E: 0 K: 1 S: 10	H: 1 LOB: 3 BB: 2 P: 23	R: 0 E: 0 K: 1 S: 7	H: 0 LOB: 0 BB: 1 P: 15	1B: 6 2B: 4 3B: 1 HR: 1	SF: 0 SAC: 1 DP: 1 HBP: 0	WP: 2 PB: 0 SB: 5 CS: 0	PA: 53	
PITCHER	IP	WLS	BF	H	R	ER	SO	BB	IBB	HBP	BLK	WP	HR	S	P	ERA	WHIP								
Denny Neagle, L ERA: 4.6	(1, 1)	5.0	26	7	6	6	4	2	1	0	0	2	1	56	92	10.80	1.800								
Mike Dyer, R ERA: 3.38	(6, 1)	1.0	5	1	0	0	2	0	1	0	0	0	0	12	21	0.00	1.000								
Ravelo Manzanillo, L ERA: 3.09	(7, 1)	0.0	1	1	0	0	0	0	0	0	0	0	0	4	5	∞	∞								
Mark Dewey, R ERA: 3.06	(7, 1)	1.2	7	2	0	0	0	0	1	0	1	0	0	22	36	0.00	1.200								
Steve Cooke, L ERA: 4.37	(8, 1)	2.1	W	11	1	0	1	2	1	0	0	0	0	20	47	0.00	1.286								
PITCHER	IP	WLS	BF	H	R	ER	SO	BB	IBB	HBP	BLK	WP	HR	S	P	ERA	WHIP								
Blas Minor, R ERA: 8.05	(11, 1)	1.0	S	3	0	0	1	1	0	0	0	0	0	7	15	0.00	1.000								

Pittsburgh Pirates @ Cincinnati Reds
Riverfront Stadium, Cincinnati, OH

Sun Jul 10 1994, 3:33 AM EDT
Att: 33,419 - Sunny - 78 F

AB	43
R	6
H	12
RBI	5
BB	9
SO	8
LOB	27



Batter	1	2	3	4	5	6	7	8	9	AB R H RBI BB SO LOB	TOP											
Shawon Dunston, R (1, 6) OBP: 0.312, SLG: 0.423	0-1 G5-3		0-2 L5			2-2 G1	0-2 F8		0-1 G6-3	5 0 0 0 0 0 4												
Rey Sanchez, R (1, 4) OBP: 0.335, SLG: 0.303	0-1 L8		0-2 FC6-4			2-3 K		1-0 1B 1B	2-2 L8	5 1 1 1 0 1 2												
Mark Grace, L (1, 3) OBP: 0.357, SLG: 0.369	1-3 K		1-0 G4-3			0-1 1B 1B		0-1 1B 1B		4 0 2 0 0 1 2												
Sammy Sosa, R (1, 9) OBP: 0.335, SLG: 0.548		1-3 K			2-2 2B	1-0 1B		1-2 WP 1B		4 0 3 1 0 1 0												
Glenallen Hill, R (1, 8) OBP: 0.354, SLG: 0.448		3-2 CS 1B			1-0 F8	0-0 F7		1-3 K		4 0 1 0 0 1 4												
Derrick May, L (1, 7) OBP: 0.336, SLG: 0.391		2-1 G3-1			0-0 P4			4-0 IBB		3 0 0 0 1 0 1												
Steve Buechele, R (1, 5) OBP: 0.333, SLG: 0.397			4-1 SH BB FC6-4 BB			1-2 P6		1-0 P6		1 1 0 0 2 0 0												
Todd Haney, R (7, PR)										0 1 0 0 0 0 0	AB 33											
José Hernández, R (8, PH)										1 0 0 0 0 0 3	R 4											
Mark Parent, R (1, 2) OBP: 0.405, SLG: 0.493			4-2 FC6-4 SH BB			2-0 F8		0-3 K		3 1 1 2 1 1 3	H 8											
Dan Plesac, L (8, 1)										0 0 0 0 0 0 0	RBI 4											
Chuck Crim, R (8, 1)										0 0 0 0 0 0 0	BB 4											
Randy Myers, L (8, 1)										0 0 0 0 0 0 0	SO 5											
Steve Trachsel, R (1, 1) OBP: 0.211, SLG: 0.216			0-0 SH FC6-4			0-2 G6-3				1 0 0 0 0 0 0	LOB 20											
Eduardo Zambrano, R (7, PH) OBP: 0.353, SLG: 0.477										1 0 0 0 0 0 1												
Dave Otto, L (7, 1)										0 0 0 0 0 0 0												
Jose Bautista, R (7, 1)										0 0 0 0 0 0 0												
Rick Wilkins, L (8, 2) OBP: 0.304, SLG: 0.360			1-2 2-3							1 0 0 0 0 0 0												
Inning Stats	R: 0 E: 0 K: 1 S: 7	H: 0 LOB: 0 BB: 0 P: 8	R: 0 E: 0 K: 1 S: 10	H: 1 LOB: 0 BB: 0 P: 16	R: 1 E: 0 K: 0 S: 12	H: 0 LOB: 2 BB: 2 P: 21	R: 0 E: 0 K: 0 S: 9	H: 1 LOB: 0 BB: 0 P: 12	R: 0 E: 0 K: 0 S: 7	H: 0 LOB: 0 BB: 0 P: 10	R: 0 E: 0 K: 1 S: 10	H: 2 LOB: 2 BB: 0 P: 15	R: 2 E: 0 K: 0 S: 11	H: 1 LOB: 1 BB: 1 P: 16	R: 1 E: 0 K: 2 S: 15	H: 3 LOB: 3 BB: 1 P: 23	R: 0 E: 0 K: 0 S: 8	H: 0 LOB: 0 BB: 0 P: 10	1B: 6 2B: 1 3B: 0 HR: 1	SF: 0 SAC: 1 DP: 0 HBP: 0	WP: 1 PB: 0 SB: 0 CS: 1	PA: 38
PITCHER	IP WLS BF H R ER SO BB IBB HBP BLK WP HR S P ERA WHIP																					
John Smiley, L (1, 1) ERA: 3.51	7.0 L 28 5 3 3 3 3 3 0 0 0 0 1 66 98 3.86 1.143																					
Johnny Ruffin, R (8, 1) ERA: 2.91	1.0 7 3 1 1 2 0 1 0 0 1 0 15 23 9.00 3.000																					
Chuck McElroy, L (9, 1) ERA: 1.98	1.0 3 0 0 0 0 0 0 0 0 0 0 8 10 0.00 0.000																					

Chicago Cubs @ Cincinnati Reds
Riverfront Stadium, Cincinnati, OH

Thu Jul 14 1994, 7:05 PM EDT
Att. 28,497 - Unknown - 82 F

livebaseballscorecards.com



Batter	1	2	3	4	5	6	7	8	9	AB	R	H	RBI	BB	SO	LOB
Deion Sanders, L (1, 8) OBP: 0.347, SLG: 0.395	4-2 G6-3 BB BB	0-0 G4-3			2-2 F8		1-0 F8	0-0 L7		4	0	0	0	1	0	3
Barry Larkin, R (1, 6) OBP: 0.379, SLG: 0.410	4-0 G6-3 1-2 BB		1-0 S 1B		2-1 G4-3		0-2 G4-3 1B		1-0 F9	4	0	2	0	1	0	0
Hal Morris, L (1, 3) OBP: 0.403, SLG: 0.529	1-2 G6-3 1-2 2-3		3-2 F7 SAFE SAFE SAFE SAFE		1-1 HR		1-1 G4-3		2-3 K	5	1	1	1	0	1	4
Reggie Sanders, R (1, 9) OBP: 0.342, SLG: 0.516	4-0 G6-4-3 BB		3-3 K SAFE SAFE		2-2 L5		1-1 G3		0-1 FC4-6 1B	4	0	1	0	1	1	2
Tony Fernandez, S (1, 5) OBP: 0.394, SLG: 0.471	2-2 G6-4-3 1-2f		2-0 L9				1-3 K		1-2 P4 SAFE SAFE	5	0	0	0	0	1	5
Bret Boone, R (1, 4) OBP: 0.365, SLG: 0.461		2-2 2B 1B		3-2 2B		4-2 BB BB		0-0 HR		3	2	3	1	1	0	0
Thomas Howard, S (1, 7) OBP: 0.314, SLG: 0.429		0-1 G4-3 1-H 2B		0-0 F7		4-1 BB SAFE		2-1 S 1B		3	0	2	1	1	0	1
Eddie Taubensee, L (1, 2) OBP: 0.322, SLG: 0.507		0-1 G4-3		3-2 P6		0-0 L8		3-2 F7		3	0	0	0	0	0	4
Brian Dorsett, R (8, PH) OBP: 0.313, SLG: 0.358 (9, 2)		2-3 K		1-3 K		0-0 L6		4-2 BB		1	0	0	0	0	0	1
John Smiley, L (1, 1) OBP: 0.244, SLG: 0.262		2-3 K		1-3 K		0-0 L6		4-2 BB		3	0	0	0	0	2	4
Johnny Ruffin, R (8, 1)										0	0	0	0	0	0	0
Kevin Mitchell, R (8, PH) OBP: 0.414, SLG: 0.661										0	0	0	0	1	0	0
Steve Pegues, R (8, PR) OBP: 0.429, SLG: 0.333										0	0	0	0	0	0	0
Chuck McElroy, L (9, 1) OBP: 0.167, SLG: 0.167										0	0	0	0	0	0	0

BOTTOM	
AB	35
R	3
H	9
RBI	3
BB	6
SO	5
LOB	24

Inning Stats	
R: 0	H: 0
E: 0	LOB: 2
K: 0	BB: 3
S: 10	P: 25
R: 1	H: 2
E: 0	LOB: 1
K: 1	BB: 0
S: 11	P: 15
R: 0	H: 1
E: 0	LOB: 1
K: 1	BB: 0
S: 10	P: 19
R: 0	H: 1
E: 0	LOB: 0
K: 0	BB: 0
S: 11	P: 18
R: 0	H: 0
E: 0	LOB: 2
K: 1	BB: 2
S: 8	P: 17
R: 0	H: 1
E: 1	LOB: 1
K: 0	BB: 0
S: 8	P: 11
R: 1	H: 2
E: 0	LOB: 2
K: 0	BB: 1
S: 12	P: 22
R: 0	H: 1
E: 0	LOB: 1
K: 1	BB: 0
S: 9	P: 14
1B: 5	SF: 0
2B: 2	SAC: 0
3B: 0	DP: 1
HR: 2	HBP: 0
WP: 0	PA: 41
PB: 0	
SB: 2	
CS: 0	

PITCHER	
Steve Trachsel, R (1, 1) ERA: 3.56	IP: 6.0 WLS: 27 BF: 5 H: 2 R: 2 ER: 2 SO: 4 BB: 5 IBB: 0 HBP: 0 BLK: 0 WP: 0 HR: 1 S: 62 P: 113 ERA: 3.00 WHIP: 1.667
Dave Otto, L (7, 1) ERA: 4.1	IP: 0.2 WLS: 3 BF: 1 H: 0 R: 0 ER: 0 SO: 0 BB: 0 IBB: 0 HBP: 0 BLK: 0 WP: 0 HR: 0 S: 6 P: 8 ERA: 0.00 WHIP: 1.500
Jose Bautista, R (7, 1) ERA: 3.9	IP: 0.2 WLS: 4 BF: 2 H: 1 R: 1 ER: 1 SO: 0 BB: 0 IBB: 0 HBP: 0 BLK: 0 WP: 0 HR: 0 S: 8 P: 12 ERA: 13.50 WHIP: 3.000
Dan Plesac, L (8, 1) ERA: 5.08	IP: 0.1 WLS: 1 BF: 0 H: 0 R: 0 ER: 0 SO: 0 BB: 0 IBB: 0 HBP: 0 BLK: 0 WP: 0 HR: 0 S: 3 P: 6 ERA: 0.00 WHIP: 0.000
Chuck Crim, R (8, 1) ERA: 3.68	IP: 0.0 WLS: 1 BF: 0 H: 0 R: 0 ER: 0 SO: 0 BB: 1 IBB: 0 HBP: 0 BLK: 0 WP: 0 HR: 0 S: 2 P: 6 ERA: ∞ WHIP: ∞
PITCHER	
Randy Myers, L (8, 1) ERA: 3.34	IP: 1.1 WLS: 5 BF: 1 H: 0 R: 0 ER: 0 SO: 1 BB: 0 IBB: 0 HBP: 0 BLK: 0 WP: 0 HR: 0 S: 10 P: 15 ERA: 0.00 WHIP: 0.750

Chicago Cubs @ Cincinnati Reds
Riverfront Stadium, Cincinnati, OH
Thu Jul 14 1994, 7:05 PM EDT
Att: 28,497 - Unknown - 82 F

livebaseballscorecards.com



Batter	1	2	3	4	5	6	7	8	9	AB R H RBI BB SO LOB	TOP		
Shawon Dunston, R (1, 6) OBP: 0.315, SLG: 0.424	2-1 G6-3 1B		0-0 P4		1-2 G4-6-3 1B		0-2 L9			4 0 2 0 0 0 1			
Derrick May, L (1, 7) OBP: 0.334, SLG: 0.389	1-2 G6-3 1-2		2-2 1B		0-0 G4-6-3 1-2			1-3 K		4 0 1 0 0 1 3			
Mark Grace, L (1, 3) OBP: 0.356, SLG: 0.368	1-1 E7 1B		2-2 G1-3			1-3 K		2-2 G4-3		4 0 1 0 0 1 1			
Sammy Sosa, R (1, 9) OBP: 0.337, SLG: 0.555	4-1 BB			0-0 HR		3-2 L9		3-1 F9		3 1 1 1 1 0 0			
Glenallen Hill, R (1, 8) OBP: 0.352, SLG: 0.444	2-3 K			1-1 F8		1-0 1B		2-3 K		4 0 1 0 0 2 2			
Rick Wilkins, L (1, 2) OBP: 0.301, SLG: 0.355		1-2 P3		0-0 G4-3		2-3 K		1-3 K		3 0 0 0 0 1 1			
Jim Bullinger, R (6, 1) OBP: 0.273, SLG: 0.222										0 0 0 0 0 0 0			
Eduardo Zambrano, R (9, PH) OBP: 0.350, SLG: 0.472										1 0 0 0 0 1 0			
Steve Buechele, R (1, 5) OBP: 0.329, SLG: 0.391		2-2 L9		2-1 F8			2-1 P4		3-2 F8	4 0 0 0 0 0 0	AB 33		
Rey Sanchez, R (1, 4) OBP: 0.339, SLG: 0.308		2-1 F8			0-1 1B S 1B			2-1 1B		3 0 2 0 0 0 0	R 1		
Willie Banks, R (1, 1) OBP: 0.139, SLG: 0.143			1-3 K			3-3 K		3-2 P6		1 0 0 0 0 1 0	H 8		
Karl Rhodes, L (5, PH) OBP: 0.321, SLG: 0.385										1 0 0 0 0 1 1	RBI 1		
Chuck Crim, R (5, 1)										0 0 0 0 0 0 0	BB 1		
Mike Maksudian, L (6, 2) OBP: 0.438, SLG: 0.385										1 0 0 0 0 0 1	SO 8		
											LOB 10		
Inning Stats	R: 0 H: 2 E: 1 LOB: 2 K: 1 BB: 1 S: 11 P: 21	R: 0 H: 0 E: 0 LOB: 0 K: 0 BB: 0 S: 13 P: 18	R: 0 H: 1 E: 0 LOB: 1 K: 1 BB: 0 S: 10 P: 15	R: 1 H: 1 E: 0 LOB: 0 K: 0 BB: 0 S: 6 P: 9	R: 0 H: 2 E: 0 LOB: 1 K: 1 BB: 0 S: 11 P: 15	R: 0 H: 1 E: 0 LOB: 1 K: 2 BB: 0 S: 11 P: 18	R: 0 H: 1 E: 0 LOB: 1 K: 0 BB: 0 S: 11 P: 18	R: 0 H: 0 E: 0 LOB: 0 K: 1 BB: 0 S: 8 P: 14	R: 0 H: 0 E: 0 LOB: 0 K: 2 BB: 0 S: 10 P: 16	1B: 7 SF: 0 2B: 0 SAC: 0 3B: 0 DP: 1 HR: 1 HBP: 0	WP: 0 PA: 34 PB: 0 SB: 1 CS: 0		
PITCHER	IP WLS BF H R ER SO BB IBB HBP BLK WP HR S P ERA WHIP											PITCHER	IP WLS BF H R ER SO BB IBB HBP BLK WP HR S P ERA WHIP
Jose Rijo, R (1, 1) ERA: 2.97	7.0 W 28 8 1 1 5 1 0 0 0 0 0 1 73 114 1.29 1.286												
Hector Carrasco, R (8, 1) ERA: 2.21	2.0 6 0 0 0 0 3 0 0 0 0 0 0 0 18 30 0.00 0.000												

Chicago Cubs @ Cincinnati Reds
Riverfront Stadium, Cincinnati, OH

Fri Jul 15 1994, 7:05 PM EDT
Att. 34,791 - Unknown - 77 F

livebaseballscorecards.com



Batter	1	2	3	4	5	6	7	8	9	AB	R	H	RBI	BB	SO	LOB	BOTTOM			
Jacob Brumfield, R OBP: 0.367, SLG: 0.515 (1, 8)	1-1 G4-3 3B		4-0 1B E BB	4-1 FC6 BB		1-1 F8		2-1 G5-4-3 1B		3	2	2	0	2	0	0	Chicago Cubs @ Cincinnati Reds Riverfront Stadium, Cincinnati, OH Fri Jul 15 1994, 7:05 PM EDT Att: 34,791 - Unknown - 77 F			
Barry Larkin, R OBP: 0.379, SLG: 0.408 (1, 6)	0-0 G4-3		1-0 E SF7 1B	1-1 FC6		4-1 BB 1B BB		1-2 G5-4-3 1-2f		4	1	1	1	1	0	2				
Hal Morris, L OBP: 0.401, SLG: 0.525 (1, 3)	0-1 F7		3-2 E6 HR	0-0 F7		2-2 BB 1B		3-3 K		5	1	1	1	0	1	2				
Kevin Mitchell, R OBP: 0.412, SLG: 0.655 Steve Pegues, R OBP: 0.429, SLG: 0.333 (1, 7) (9, 7)	0-1 F9		2-2 SF7	0-0 P6		4-1 BB				2	0	0	1	1	0	1				
Reggie Sanders, R OBP: 0.344, SLG: 0.525 (1, 9)		1-0 F9	2-1 HR		2-2 FC4-6 1B	1-2 G6-3				4	1	2	2	0	0	3				
Tony Fernandez, S OBP: 0.390, SLG: 0.465 Hector Carrasco, R (8, 1)	1-1 G1-3		1-0 G4-3		0-0 FC4-6 1-2f		1-1 G4-3			4	0	0	0	0	0	1				
Bret Boone, R OBP: 0.367, SLG: 0.460 (1, 4)	2-2 WP 1B		4-2 FC5 E BB		2-3 K		1-0 G5-3			3	0	1	0	1	1	1				
Eddie Taubensee, L OBP: 0.313, SLG: 0.493 (1, 2)	1-3 K		1-0 E3		3-1 L8		1-0 G1-3			4	0	0	0	0	1	3				
Jose Rijo, R OBP: 0.225, SLG: 0.300 Jeff Branson, L OBP: 0.318, SLG: 0.500 (1, 1) (8, 5)						1-0 G5-3		0-0 HR		3	1	1	0	0	0	2				
										1	1	1	1	0	0	0				
Inning Stats	R: 1 E: 0 K: 0 S: 7	H: 1 LOB: 0 BB: 0 P: 8	R: 0 E: 0 K: 1 S: 9	H: 1 LOB: 1 BB: 0 P: 14	R: 5 E: 2 K: 0 S: 15	H: 3 LOB: 2 BB: 2 P: 33	R: 0 E: 0 K: 0 S: 5	H: 0 LOB: 1 BB: 1 P: 10	R: 0 E: 0 K: 1 S: 10	H: 1 LOB: 1 BB: 0 P: 16	R: 0 E: 0 K: 0 S: 12	H: 1 LOB: 3 BB: 2 P: 25	R: 0 E: 0 K: 0 S: 4	H: 0 LOB: 0 BB: 0 P: 7	R: 1 E: 0 K: 1 S: 10	H: 2 LOB: 0 BB: 0 P: 16	1B: 5 2B: 1 3B: 1 HR: 2	SF: 1 SAC: 0 DP: 1 HBP: 0	WP: 1 PB: 0 SB: 0 CS: 0	PA: 39
PITCHER	IP WLS BF H R ER SO	IP WLS BF H R ER SO	IP WLS BF H R ER SO	IP WLS BF H R ER SO	IP WLS BF H R ER SO	IP WLS BF H R ER SO	IP WLS BF H R ER SO	IP WLS BF H R ER SO	IP WLS BF H R ER SO	IP WLS BF H R ER SO	IP WLS BF H R ER SO	IP WLS BF H R ER SO	IP WLS BF H R ER SO	IP WLS BF H R ER SO	IP WLS BF H R ER SO	IP WLS BF H R ER SO	ERA WHIP	ERA WHIP		
Willie Banks, R ERA: 4.75 (1, 1)	4.0 L	22	5	6	5	1	3	0	0	0	0	0	0	0	0	0	11.25	2.000		
Chuck Crim, R ERA: 3.55 (5, 1)	1.2	9	2	0	0	1	2	0	0	0	0	0	0	0	0	0	0.00	2.400		
Jim Bullinger, R ERA: 3.53 (6, 1)	2.1	8	2	1	1	1	0	0	0	0	0	0	0	0	0	0	3.86	0.857		

livebaseballscorecards.com

AB 33
R 7
H 9
RBI 6
BB 5
SO 3
LOB 15



Batter	1	2	3	4	5	6	7	8	9	AB	R	H	RBI	BB	SO	LOB
Jacob Brumfield, R OBP: 0.386, SLG: 0.535 (1, 8)	2-1 WP G4-3 1B		4-1 WP BB			0-2 2B		0-0 F9		3	1	2	0	1	0	0
Barry Larkin, R OBP: 0.375, SLG: 0.404 (1, 6)	0-1 G4-3 1-2		3-1 P4			2-2 L7		0-1 G4-3		4	0	0	0	0	0	3
Hal Morris, L OBP: 0.396, SLG: 0.519 (1, 3)	1-3 K		1-1 G4-3 1-2			1-3 K2-3		2-2 L7		4	0	0	0	0	2	3
Kevin Mitchell, R OBP: 0.413, SLG: 0.665 (1, 7)	2-1 FC5-4 1B			3-1 G5-3		2-2 F9		0-2 HR		4	1	2	2	0	0	1
Reggie Sanders, R OBP: 0.343, SLG: 0.522 (1, 9)	2-1 FC5-4 1-2f			3-2 CS S 1B		2-2 P6		1-3 K		4	0	1	0	0	1	1
Tony Fernandez, S OBP: 0.385, SLG: 0.458 (1, 5)		1-2 G6-3		3-3 K 1-3		3-2 G4-3		1-3 K		4	0	0	0	0	2	1
Bret Boone, R OBP: 0.370, SLG: 0.466 (1, 4)		0-2 G6-3 1B			1-1 G5-3		1-0 2B			3	0	2	0	0	0	0
Eddie Taubensee, L OBP: 0.307, SLG: 0.482 (1, 2)		0-0 G6-3 1-2f			1-2 F7		3-1 F7			3	0	0	0	0	0	2
John Roper, R OBP: 0.240, SLG: 0.250 (1, 1)			1-1 G6-3		0-3 K			3-2 L9		2	0	0	0	0	1	0
Tim Fortugno, L (7, 1)										0	0	0	0	0	0	0
Rich DeLucia, R (7, 1)										0	0	0	0	0	0	0
Lenny Harris, L OBP: 0.337, SLG: 0.380 (8, PH)										1	0	0	0	0	0	0
Jeff Brantley, R (9, 1)										0	0	0	0	0	0	0

Inning Stats	R: 1	H: 2	E: 0	K: 1	S: 11	H: 2	LOB: 1	BB: 0	P: 18	R: 0	H: 1	E: 0	K: 0	S: 7	H: 1	LOB: 0	BB: 0	P: 8	R: 0	H: 0	E: 0	K: 0	S: 7	R: 0	H: 1	E: 0	K: 1	S: 8	H: 0	LOB: 0	BB: 0	P: 10	R: 0	H: 1	E: 0	K: 1	S: 13	H: 1	LOB: 1	BB: 0	P: 18	R: 0	H: 1	E: 0	K: 0	S: 10	H: 0	LOB: 0	BB: 0	P: 9	R: 1	H: 1	E: 0	K: 2	S: 12	H: 1	LOB: 0	BB: 0	P: 16	1B: 4	SF: 0	2B: 2	SAC: 0	3B: 0	DP: 1	HR: 1	HBP: 0	WP: 2	PA: 33
--------------	------	------	------	------	-------	------	--------	-------	-------	------	------	------	------	------	------	--------	-------	------	------	------	------	------	------	------	------	------	------	------	------	--------	-------	-------	------	------	------	------	-------	------	--------	-------	-------	------	------	------	------	-------	------	--------	-------	------	------	------	------	------	-------	------	--------	-------	-------	-------	-------	-------	--------	-------	-------	-------	--------	-------	--------

PITCHER	IP	WLS	BF	H	R	ER	SO	BB	IBB	HBP	BLK	WP	HR	S	P	ERA	WHIP
Mike Morgan, R ERA: 6.98 (1, 1)	9.0	W	33	7	2	2	6	1	0	0	0	2	1	82	131	2.00	0.889

BOTTOM

Chicago Cubs @ Cincinnati Reds
Riverfront Stadium, Cincinnati, OH

Sat Jul 16 1994, 7:05 PM EDT
Att. 44,271 - Unknown

AB	32
R	2
H	7
RBI	2
BB	1
SO	6
LOB	11



Batter	1	2	3	4	5	6	7	8	9	10	AB R H RBI BB SO LOB	TOP												
Shawon Dunston, R OBP: 0.314, SLG: 0.431	0-2 G1-3		1-0 G6-3		0-0 FC4-6 1B		1-0 CS 1B	2-2 L4			5 0 2 1 0 0 4	Chicago Cubs @ Cincinnati Reds Riverfront Stadium, Cincinnati, OH Sun Jul 17 1994, 3:33 AM EDT Att. 36,475 - Sunny - 85 F												
Derrick May, L OBP: 0.337, SLG: 0.391	1-1 1B		2-2 1B		2-1 FC4-6		3-1 G6-3		0-0 F9		5 0 2 1 0 0 3													
Mark Grace, L OBP: 0.361, SLG: 0.376	2-2 G5-4-3 1B		2-0 F8		1-0 P6		0-0 FC6-4 1B		3-3 K		5 0 2 0 0 1 3													
Sammy Sosa, R OBP: 0.329, SLG: 0.540	2-2 G5-4-3			2-3 K	3-2 P3		0-0 FC6-4		1-3 K		5 0 0 0 0 2 5													
Glenallen Hill, R OBP: 0.362, SLG: 0.478 Eduardo Zambrano, R OBP: 0.346, SLG: 0.467		1-3 K		0-0 S 1B		2-1 G5-3		0-0 BB 1B		1-0 P6	4 0 2 0 0 1 0 1 0 0 0 0 0 0													
Rick Wilkins, L OBP: 0.302, SLG: 0.371		1-1 F7		1-3 K		2-1 G1-3		0-2 F7		1-1 1B	5 0 1 0 0 1 2													
José Hernández, R OBP: 0.337, SLG: 0.384 Jose Bautista, R (10, 1)		3-2 F9		1-3 K		0-0 WP E 1B		1-0 F9		1-1 F8	5 0 1 0 0 1 3 0 0 0 0 0 0 0													
Rey Sanchez, R OBP: 0.339, SLG: 0.311			0-1 G6-3 1B 2B		0-0 E 1B 1B		0-0 E4		4-2 BB		4 2 2 0 1 0 2													
Kevin Foster, R OBP: 0.167, SLG: 0.118 Dave Otto, L Chuck Crim, R Karl Rhodes, L Dan Fiesac, L Steve Buechele, R OBP: 0.328, SLG: 0.402			1-0 P5		0-0 E3 FC4-6 1B		1-1 G4-3		4-1 BB		3 0 0 0 0 0 4 0 0 0 0 0 0 0 0 0 0 0 0 0 0 0 0 0 0 0 1 0 0 0 0 0 0 0 0 0 0 0 0 0 0 0 0													
Inning Stats	R: 0 E: 0 K: 0 S: 15	H: 2 LOB: 1 BB: 0 P: 20	R: 0 E: 0 K: 1 S: 9	H: 0 LOB: 0 BB: 0 P: 14	R: 1 E: 0 K: 0 S: 8	H: 2 LOB: 1 BB: 0 P: 14	R: 0 E: 0 K: 3 S: 12	H: 1 LOB: 1 BB: 0 P: 16	R: 1 E: 1 K: 0 S: 10	H: 2 LOB: 2 BB: 0 P: 16	R: 0 E: 1 K: 0 S: 8		H: 1 LOB: 2 BB: 0 P: 13	R: 0 E: 0 K: 0 S: 6	H: 2 LOB: 1 BB: 0 P: 9	R: 0 E: 0 K: 0 S: 13	H: 1 LOB: 3 BB: 2 P: 23	R: 0 E: 0 K: 2 S: 7	H: 0 LOB: 0 BB: 0 P: 11	R: 0 E: 0 K: 0 S: 6	H: 1 LOB: 1 BB: 0 P: 9	1B: 11 2B: 1 3B: 0 HR: 0	SF: 0 SAC: 0 DP: 1 HBP: 0	WP: 1 PB: 0 SB: 1 CS: 1
PITCHER	IP WLS BF H R ER SO BB IBB HBP BLK WP HR S P ERA WHIP												IP WLS BF H R ER SO BB IBB HBP BLK WP HR S P ERA WHIP											
Erik Hanson, R ERA: 4.51	(1, 1) 6.0																							
Chuck McElroy, L ERA: 1.94	(7, 1) 1.0																							
Hector Carrasco, R ERA: 2.18	(8, 1) 0.2																							
Jeff Brantley, R ERA: 2.32	(8, 1) 1.1																							
Johnny Ruffin, R ERA: 2.85	(10, 1) 1.0																							

livebaseballscores.com

AB	42
R	2
H	12
RBI	2
BB	2
SO	6
LOB	26



BOTTOM

Chicago Cubs @ Cincinnati Reds
 Riverfront Stadium, Cincinnati, OH
 Sun Jul 17 1994, 3:33 AM EDT
 Att. 36,475 - Sunny - 85 F

livebaseballscorecards.com

AB	36
R	3
H	10
RBI	3
BB	4
SO	11
LOB	16



WP	1	PA	41
PB	0		
SB	1		
CS	0		

Batter	1	2	3	4	5	6	7	8	9	10	AB	R	H	RBI	BB	SO	LOB
Jacob Brumfield, R OBP: 0.409, SLG: 0.560 (1, 8)	L3 BB		K			F7 1B 1B	1-2 2B			BB SH1-4 1B	4	2	3	0	1	1	1
Barry Larkin, R OBP: 0.374, SLG: 0.402 (1, 6)	F8		K			BB 1B 1B	G1-3			SH1-4	4	0	1	0	0	1	2
Hal Morris, L OBP: 0.396, SLG: 0.516 (1, 3)	L3			WP S 1B		F7				F8	4	0	1	0	1	0	3
Kevin Mitchell, R OBP: 0.413, SLG: 0.658 (1, 7)			K			BB 1B				K	4	0	1	1	1	3	1
Reggie Sanders, R OBP: 0.343, SLG: 0.520 (1, 9)			K			K				K	4	0	1	1	1	3	1
Bret Boone, R OBP: 0.371, SLG: 0.474 (1, 4)	F8					HR	BB			FC5-4 1B	3	1	1	1	1	0	1
Jeff Branson, L OBP: 0.319, SLG: 0.494 (1, 5)						G4-3				G4-3	3	0	1	0	0	1	3
Steve Pegues, R OBP: 0.375, SLG: 0.286 (9, PH)											1	0	0	0	0	0	0
Johnny Ruffin, R (10, 1)											0	0	0	0	0	0	0
Brian Dorsett, R OBP: 0.307, SLG: 0.350 (1, 2)	F8					P4				F8	4	0	0	0	0	0	1
Erik Hanson, R OBP: 0.192, SLG: 0.182 (1, 1)											2	0	0	0	0	2	1
Chuck McElroy, L OBP: 0.167, SLG: 0.167 (7, 1)											0	0	0	0	0	0	0
Lenny Harris, L OBP: 0.333, SLG: 0.375 (7, PH)											1	0	0	0	0	0	0
Hector Carrasco, R OBP: 0.333, SLG: 0.375 (8, 1)											0	0	0	0	0	0	0
Jeff Brantley, R (8, 1)											0	0	0	0	0	0	0
Tony Fernandez, S OBP: 0.394, SLG: 0.456 (9, PH)											1	0	0	0	0	0	0
Tony Fernandez, S OBP: 0.394, SLG: 0.456 (10, 5)											0	0	0	0	0	0	0

Inning Stats	R: 0	H: 0	E: 0	K: 0	S: 6	R: 0	H: 0	E: 0	K: 2	S: 9	R: 0	H: 1	E: 0	K: 2	S: 10	R: 0	H: 1	E: 0	K: 3	S: 14	R: 1	H: 1	E: 0	K: 2	S: 11	R: 1	H: 3	E: 0	K: 1	S: 17	R: 0	H: 1	E: 0	K: 0	S: 10	R: 0	H: 1	E: 0	K: 1	S: 8	R: 0	H: 0	E: 0	K: 0	S: 4	R: 1	H: 2	E: 0	K: 0	S: 6	1B: 8	SF: 0	2B: 2	3B: 0	HR: 1	WP: 1	PA: 41
--------------	------	------	------	------	------	------	------	------	------	------	------	------	------	------	-------	------	------	------	------	-------	------	------	------	------	-------	------	------	------	------	-------	------	------	------	------	-------	------	------	------	------	------	------	------	------	------	------	------	------	------	------	------	-------	-------	-------	-------	-------	-------	--------

PITCHER	IP	WLS	BF	H	R	ER	SO	BB	IBB	HBP	BLK	WP	HR	S	P	ERA	WHIP
Kevin Foster, R ERA: 3.15 (1, 1)	5.2		24	6	2	2	10	2	0	0	0	1	1	65	109	3.18	1.412
Dave Otto, L ERA: 4.06 (6, 1)	0.1		1	0	0	0	0	0	0	0	0	0	0	2	3	0.00	0.000
Chuck Crim, R ERA: 3.47 (7, 1)	1.0		4	1	0	0	0	0	0	0	0	0	0	10	12	0.00	1.000
Dan Plesac, L ERA: 4.86 (8, 1)	2.0		7	1	0	0	1	0	0	0	0	0	0	12	18	0.00	0.500
Jose Bautista, R ERA: 4.03 (10, 1)	0.1	L	5	2	1	1	0	1	1	0	0	0	0	6	15	27.00	9.000

Batter	1	2	3	4	5	6	7	8	9	AB R H RBI BB SO LOB	TOP											
Jerry Browne, S (1, 5) OBP: 0.390, SLG: 0.368	2-3 K		1-2 G6-3		4-0 HBP BB		0-1 L8			3 0 0 0 1 1 0												
Chuck Carr, S (1, 8) OBP: 0.302, SLG: 0.321	1-3 K		1-1 F9		1-0 HBP G6-4-3			2-2 G6-3		3 0 0 0 0 1 0												
Gary Sheffield, R (1, 9) OBP: 0.383, SLG: 0.573	2-1 HR			4-1 G6-3 1B BB	2-2 G6-4-3			0-0 G5-3		3 2 1 1 1 0 3												
Jeff Conine, R (1, 7) OBP: 0.374, SLG: 0.524	2-0 G4-3			2-1 L8		3-0 HR		1-3 K		4 1 1 1 0 1 1												
Bret Barberie, S (1, 4) OBP: 0.357, SLG: 0.401		3-3 K		0-2 G6-3		2-2 G5-3		0-0 G4-6-3 1B		4 0 1 0 0 1 1												
Dave Magadan, L (1, 3) OBP: 0.380, SLG: 0.322		4-2 1B BB		0-0 1B		2-2 G4-3		2-1 G4-6-3		3 0 1 1 1 0 1												
Kurt Abbott, R (1, 6) OBP: 0.290, SLG: 0.385		1-1 P4		2-2 G5-3		0-3 K		0-1 G4-3		4 0 0 0 0 1 2												
Rob Natal, R (1, 2) OBP: 0.467, SLG: 0.417		2-2 1B		3-2 SH5-4 2B		1-1 G5-3				3 0 2 0 0 0 0												
Charlie Hough, R (1, 1) OBP: 0.147, SLG: 0.121			3-1 L9		0-0 SH5-4		0-1 F9			1 0 0 0 0 0 0												
Richie Lewis, R (6, 1)										0 0 0 0 0 0 0												
Alex Arias, R (7, PH) OBP: 0.314, SLG: 0.305										1 0 0 0 0 0 0												
Luis Aquino, R (7, 1)										0 0 0 0 0 0 0												
Inning Stats	R: 1 E: 0 K: 2 S: 9	H: 1 LOB: 0 BB: 0 P: 16	R: 0 E: 0 K: 1 S: 13	H: 1 LOB: 2 BB: 1 P: 23	R: 0 E: 0 K: 0 S: 7	H: 0 LOB: 0 BB: 0 P: 12	R: 1 E: 0 K: 0 S: 10	H: 1 LOB: 1 BB: 1 P: 18	R: 0 E: 0 K: 0 S: 8	H: 1 LOB: 2 BB: 1 P: 18	R: 1 E: 0 K: 1 S: 10	H: 1 LOB: 0 BB: 0 P: 17	R: 0 E: 0 K: 0 S: 6	H: 0 LOB: 0 BB: 0 P: 7	R: 0 E: 0 K: 1 S: 8	H: 0 LOB: 0 BB: 0 P: 11	R: 0 E: 0 K: 0 S: 5	H: 1 LOB: 0 BB: 0 P: 7	1B: 3 2B: 1 3B: 0 HR: 2	SF: 0 SAC: 1 DP: 2 HBP: 1	WP: 0 PB: 0 SB: 0 CS: 0	PA: 34
PITCHER	IP WLS BF H R ER SO BB IBB HBP BLK WP HR S P ERA WHIP																				PITCHER	IP WLS BF H R ER SO BB IBB HBP BLK WP HR S P ERA WHIP
Pete Schourek, L (1, 1) ERA: 4.61	7.0 W 28 5 3 3 4 3 0 1 0 0 2 63 111 3.86 1.143																				Johnny Ruffin, R (8, 1) ERA: 2.75	2.0 S 6 1 0 0 1 0 0 0 0 0 0 13 18 0.00 0.500

Florida Marlins @ Cincinnati Reds
Riverfront Stadium, Cincinnati, OH
Mon Jul 18 1994, 7:05 PM EDT
Att. 27,424 - Unknown - 84 F

livebaseballscorecards.com

AB	29
R	3
H	6
RBI	3
BB	3
SO	5
LOB	8



Batter	1	2	3	4	5	6	7	8	9	AB	R	H	RBI	BB	SO	LOB
Jacob Brumfield, R OBP: 0.413, SLG: 0.551 (1, 8)	0-0 3B 1B		4-2 SH1-3 BLK 2B BB		2-2 L7		0-2 G5-3			3	2	1	0	1	0	0
Barry Larkin, R OBP: 0.373, SLG: 0.407 (1, 6)	1-2 G4-3 3B		1-1 SH1-3 1-3		3-1 P4			1-0 G6-3		3	1	1	1	0	0	0
Hal Morris, L OBP: 0.392, SLG: 0.510 (1, 3)	2-1 G4-3		0-0 G4-3			1-2 G4-3		1-3 K		4	0	0	1	0	1	1
Kevin Mitchell, R OBP: 0.414, SLG: 0.672 (1, 7)	2-2 F9		0-1 2B			1-1 HR		0-2 G5-3		4	1	2	2	0	0	0
Reggie Sanders, R OBP: 0.346, SLG: 0.529 (1, 9)	4-1 BB		1-2 G6-3			2-0 HR				2	1	1	1	1	0	1
Bret Boone, R OBP: 0.371, SLG: 0.471 (1, 4)	0-1 F9				1-0 G5-3		4-0 BB			2	0	0	0	1	0	1
Jeff Branson, L OBP: 0.309, SLG: 0.478 (1, 5)			0-1 G6-3		2-2 P2		1-0 G3-6-3			3	0	0	0	0	0	1
Brian Dorsett, R OBP: 0.302, SLG: 0.344 (1, 2)			0-3 K		1-3 K2-3			0-0 F8		3	0	0	0	0	2	0
Pete Schourek, L OBP: 0.188, SLG: 0.375 Lenny Harris, L OBP: 0.329, SLG: 0.370 Johnny Ruffin, R (8, 1)			0-1 G4-3			2-2 G3		3-2 G4-3		2	0	0	0	0	0	0

Inning Stats	R: 2	H: 2	E: 0	K: 0	S: 12	H: 2	LOB: 1	BB: 1	P: 21	R: 0	H: 0	E: 0	K: 1	S: 7	R: 0	H: 1	E: 0	K: 0	S: 11	R: 0	H: 0	E: 0	K: 1	S: 8	R: 0	H: 0	E: 0	K: 0	S: 8	R: 2	H: 2	E: 0	K: 0	S: 7	R: 0	H: 0	E: 0	K: 0	S: 8	R: 0	H: 0	E: 0	K: 1	S: 7	R: 0	H: 0	E: 0	K: 1	S: 9
--------------	------	------	------	------	-------	------	--------	-------	-------	------	------	------	------	------	------	------	------	------	-------	------	------	------	------	------	------	------	------	------	------	------	------	------	------	------	------	------	------	------	------	------	------	------	------	------	------	------	------	------	------


PITCHER	IP	WLS	BF	H	R	ER	SO	BB	IBB	HBP	BLK	WP	HR	S	P	ERA	WHIP
Charlie Hough, R ERA: 4.76 (1, 1)	5.1	L	23	5	5	5	2	2	0	0	1	0	2	52	82	8.44	1.312
Richie Lewis, R ERA: 4.25 (6, 1)	0.2		2	0	0	0	0	1	0	0	0	0	0	1	6	0.00	1.500
Luis Aquino, R ERA: 4.6 (7, 1)	2.0		6	0	0	0	1	0	0	0	0	0	0	15	20	0.00	0.000

BOTTOM

Florida Marlins @ Cincinnati Reds
Riverfront Stadium, Cincinnati, OH

Mon Jul 18 1994, 7:05 PM EDT
Att: 27,424 - Unknown - 84 F

AB	27
R	5
H	5
RBI	5
BB	3
SO	3
LOB	4



WP	HR	S	P	ERA	WHIP
0	0	1	31		


Batter	1	2	3	4	5	6	7	8	9	AB R H RBI BB SO LOB	TOP
Jerry Browne, S (1, 5) OBP: 0.384, SLG: 0.361	1-2 F7			2-2 F8	1-0 L3		0-0 G6-3		2-2 P5	5 0 0 0 0 0 3	
Chuck Carr, S (1, 8) OBP: 0.307, SLG: 0.327	1-3 K			1-1 E E		0-2 HR	3-1 2B		1-3 K	3 2 2 0 0 1 0	
Robb Nen, R (8, 1)				1B		2B	E			0 0 0 0 0 0 0	
Rob Natal, R (9, PH) OBP: 0.438, SLG: 0.385							HBP			1 0 0 0 0 0 1 0	
Gary Sheffield, R (1, 9) OBP: 0.384, SLG: 0.581	0-0 G5-3			1-2 E5		1-0 HR	3-2 F7		2-2 BB	5 1 2 2 0 0 2	
				1-3		2H			1B		
Jeff Conine, R (1, 7) OBP: 0.377, SLG: 0.526		1-1 F9		0-3 K		1-1 1B	0-0 E7		4-1 BB	4 0 2 0 1 1 2	
						1B	1H		1-2 BB		
Benito Santiago, R (1, 2) OBP: 0.329, SLG: 0.401		3-3 K2-3		0-1 F9		1-2 P6	0-3 K		1-0 F7	5 0 0 0 0 0 2 6	
Dave Magadan, L (1, 3) OBP: 0.378, SLG: 0.317		3-1 F7			1-2 G4-3	0-0 F8			4-1 BB	3 0 0 0 1 0 1	
Bret Barberie, S (1, 4) OBP: 0.354, SLG: 0.397			1-2 G5-3		2-1 F9	1-3 K			3-1 F8	3 0 0 0 0 1 1	
Jeff Mutis, L (6, 1)										0 0 0 0 0 0 0	
Carl Everett, S (8, PH) OBP: 0.255, SLG: 0.364										1 0 0 0 0 0 1	
Kurt Abbott, R (1, 6) OBP: 0.289, SLG: 0.383			3-3 K		2-2 E4		0-0 2B		3-3 K	4 1 1 0 0 2 1	
					1B		1B				
Mark Gardner, R (1, 1) OBP: 0.111, SLG: 0.059			1-3 K		2-0		1-1 G6-3		1-1 F9	1 0 0 0 0 1 0	
Terry Mathews, L (4, 1) OBP: 0.500, SLG: 0.667					1-2		1H			0 0 0 0 0 0 0	
Alex Arias, R (5, PH) OBP: 0.321, SLG: 0.313							BLK			1 0 1 0 0 0 0	
John Johnstone, R (5, 1)							2B			0 0 0 0 0 0 0	
Mario Diaz, R (6, 4) OBP: 0.417, SLG: 0.558					1B					2 1 1 1 0 0 1	
Inning Stats	R: 0 H: 0 E: 0 LOB: 0 K: 1 BB: 0 S: 9 P: 11	R: 0 H: 0 E: 0 LOB: 0 K: 1 BB: 0 S: 8 P: 15	R: 0 H: 0 E: 0 LOB: 0 K: 2 BB: 0 S: 13 P: 18	R: 0 H: 1 E: 1 LOB: 2 K: 1 BB: 0 S: 14 P: 18	R: 0 H: 1 E: 1 LOB: 2 K: 0 BB: 0 S: 10 P: 18	R: 2 H: 3 E: 0 LOB: 1 K: 1 BB: 0 S: 14 P: 18	R: 3 H: 3 E: 1 LOB: 1 K: 1 BB: 0 S: 18 P: 25	R: 0 H: 0 E: 0 LOB: 1 K: 1 BB: 1 S: 10 P: 21	R: 0 H: 1 E: 0 LOB: 2 K: 1 BB: 1 S: 11 P: 21	1B: 5 SF: 0 2B: 3 SAC: 0 3B: 0 DP: 0 HR: 1 HBP: 1	WP: 0 PA: 41 PB: 0 SB: 0 CS: 0
PITCHER	IP WLS BF H R ER SO BB IBB HBP BLK WP HR S P ERA WHIP										
John Smiley, L (1, 1) ERA: 3.61	6.1 W 29 7 5 4 6 0 0 1 1 0 1 73 107 5.68 1.105										
Rich DeLucia, R (7, 1) ERA: 4.22	1.2 7 1 0 0 2 1 0 0 0 0 0 0 23 37 0.00 1.200										
Tim Fortugno, L (9, 1) ERA: 2.63	1.0 5 1 0 0 1 1 0 0 0 0 0 0 11 21 0.00 2.000										

Florida Marlins @ Cincinnati Reds
Riverfront Stadium, Cincinnati, OH

Tue Jul 19 1994, 7:05 PM EDT
Att. 26,847 - Unknown - 92 F

livebaseballscorecards.com

AB	38
R	5
H	9
RBI	3
BB	2
SO	9
LOB	18



Batter	1	2	3	4	5	6	7	8	9
Jacob Brumfield, R OBP: 0.423, SLG: 0.590 (1, 8)	3-2 1B 2B 1B	0-1 P1		3-1 HR		2-3 1-2 HR	2-1 1B BLK 1B		
Barry Larkin, R OBP: 0.377, SLG: 0.409 Tony Fernandez, S OBP: 0.386, SLG: 0.466 (4, PH) (5, 6)	1-2 2B 1B	4-2 1B BB		0-0 G4-3		1-1 2-H HR 3B	2-1 1-3 2-H 1B		
Hal Morris, L OBP: 0.395, SLG: 0.522 Tim Fortugno, L (9, 1)	2-2 1B 2B	1 SAFE 0-2 1B		0-0 F7		2-1 3-H HR	0-1 G6-3 1-2f		
Kevin Mitchell, R OBP: 0.412, SLG: 0.665 Steve Pegues, R OBP: 0.333, SLG: 0.250 (1, 7) (7, 7)	1-2 1B 1B	1-3 K		2-2 F8		3-3 K	0-3 K		
Reggie Sanders, R OBP: 0.348, SLG: 0.533 Rich DeLucia, R (7, 1) Jeff Branson, L OBP: 0.305, SLG: 0.473 (8, PH) (9, 5)	4-1 1B BB	1-3 K		1-1 G1-3		2-2 1B 3B	0-1 P6		
Lenny Harris, L OBP: 0.344, SLG: 0.384 (9, 3)	1-1 1B G3-6-4 1B		1-0 PB SF7 1B		1-1 F8	1-1 3-H 1B	3-2 G4-3		
Bret Boone, R OBP: 0.369, SLG: 0.468 (1, 4)	2-1 F7		3-2 G6-3		1-2 1B	3-1 F9			
Eddie Taubensee, L OBP: 0.312, SLG: 0.486 (1, 2)	0-1 1B		3-1 SF7		0-0 P6		0-0 BLK 1B 1B		
John Smiley, L OBP: 0.250, SLG: 0.267 Thomas Howard, S OBP: 0.312, SLG: 0.426 (1, 1) (7, 9)	1-1 G3-6-4		1-3 K		0-2 PB 3B 1B	1-1 F8			

Inning Stats	R: 6 E: 0 K: 0 S: 23	H: 6 LOB: 0 BB: 1 P: 38	R: 0 E: 0 K: 2 S: 13	H: 1 LOB: 2 BB: 1 P: 19	R: 1 E: 0 K: 1 S: 10	H: 1 LOB: 0 BB: 0 P: 18	R: 1 E: 0 K: 0 S: 8	H: 1 LOB: 0 BB: 0 P: 13	R: 0 E: 0 K: 0 S: 9	H: 1 LOB: 1 BB: 0 P: 12	R: 4 E: 0 K: 2 S: 20	H: 5 LOB: 1 BB: 0 P: 34	R: 1 E: 0 K: 0 S: 9	H: 3 LOB: 1 BB: 0 P: 14	R: 0 E: 0 K: 1 S: 10	H: 0 LOB: 0 BB: 0 P: 13
--------------	-------------------------------	----------------------------------	-------------------------------	----------------------------------	-------------------------------	----------------------------------	------------------------------	----------------------------------	------------------------------	----------------------------------	-------------------------------	----------------------------------	------------------------------	----------------------------------	-------------------------------	----------------------------------


PITCHER	IP	WLS	BF	H	R	ER	SO	BB	IBB	HBP	BLK	WP	HR	S	P	ERA	WHIP
Mark Gardner, R ERA: 5.13 (1, 1)	3.0	L	18	8	7	6	3	2	0	0	0	0	0	46	75	18.00	3.333
Terry Mathews, R ERA: 3.41 (4, 1)	1.0		4	1	1	1	0	0	0	0	0	0	1	8	13	9.00	1.000
John Johnstone, R ERA: 5.4 (5, 1)	1.2		10	5	4	4	2	0	0	0	0	0	1	25	38	21.60	3.000
Jeff Mutis, L ERA: 4.54 (6, 1)	1.1		7	4	1	1	0	0	0	0	1	0	0	13	22	6.75	3.000
Robb Nen, R ERA: 2.87 (8, 1)	1.0		3	0	0	0	1	0	0	0	0	0	0	10	13	0.00	0.000

BOTTOM

AB	R	H	RBI	BB	SO	LOB
5	2	3	1	0	1	1
1	1	1	0	1	0	0
3	1	2	2	0	0	0
5	2	3	3	0	0	2
0	0	0	0	0	0	0
4	1	1	1	0	2	2
1	0	0	0	0	1	0
3	2	1	0	1	1	2
0	0	0	0	0	0	0
1	0	0	0	0	0	0
5	2	3	2	0	0	0
4	0	1	0	0	0	5
3	1	2	3	0	0	1
3	1	1	0	0	1	1
1	0	0	0	0	0	1

AB	39
R	13
H	18
RBI	12
BB	2
SO	6
LOB	15

WP: 0 PA: 42
PB: 2
SB: 0
CS: 0



Florida Marlins @ Cincinnati Reds
Riverfront Stadium, Cincinnati, OH
Tue Jul 19 1994, 7:05 PM EDT
Att: 26,847 - Unknown - 92 F

livebaseballscorecards.com


Batter	1	2	3	4	5	6	7	8	9	AB R H RBI BB SO LOB	TOP						
Jerry Browne, S (1, 5) OBP: 0.386, SLG: 0.363	2-1 F8	3-2 F8			2-0 1B 2B	4-2 BB		4-0 BB	0-0 F8	4 1 1 1 2 0 2							
Chuck Carr, S (1, 8) OBP: 0.303, SLG: 0.322	1-3 K		2-1 G3		1-3 K	2-3 K		1-1 P8		5 0 0 0 0 3 4							
Carl Everett, S (1, 9) OBP: 0.269, SLG: 0.367	2-2 1B S PB 1B		2-3 K		1-1 1B		1-2 G5-3	0-1 F9		5 1 2 1 0 1 1							
Yorkis Perez, L (8, 1)										0 0 0 0 0 0 0							
Robb Nen, R (8, 1)										0 0 0 0 0 0 0							
Jeff Conine, R (1, 7) OBP: 0.380, SLG: 0.527	3-2 PB BB 1B		1-3 K		0-1 1B		0-0 1B	2-2 F8		5 1 3 0 0 1 1							
Dave Magadan, L (1, 3) OBP: 0.386, SLG: 0.322	4-1 1B PB BB				0-1 1B		3-2 1B		3-2 1B 1B FC5-4 HBP	3 2 2 0 1 0 2							
Bret Barberie, S (1, 4) OBP: 0.352, SLG: 0.393	3-2 FC6-4 1B		2-3 K		0-3 K		1-0 F9		0-0 B3	5 0 1 2 0 2 6							
Alex Arias, R (1, 6) OBP: 0.315, SLG: 0.307	1 SAFE 0-2 FC6-4				0-0 F8		2-2 G4-3	2-2 G5-3	0-1 FC5-4 1B	5 0 1 0 0 0 4							
Rob Natal, R (1, 2) OBP: 0.429, SLG: 0.389		3-2 G6-3			2-3 K		3-2 F8		1-0 HR 1B	5 1 2 0 0 1 1							
David Weathers, R (1, 1) OBP: 0.116, SLG: 0.050							0-0 2B 1B		1-2 FC5-4 1B	1 0 0 0 0 0 0							
Luis Aquino, R (2, 1) OBP: 0.333, SLG: 0.333		0-0 G5-3					1-0 BB 1B		1-2 FC5-4	1 1 1 0 0 0 0							
Matias Carrillo, L (6, PH) OBP: 0.295, SLG: 0.298									1-2 FC5-4	1 0 1 0 0 0 0							
Terry Mathews, L (6, 1) OBP: 0.590, SLG: 0.667									1-2 FC5-4	0 0 0 0 0 0 0							
Gary Sheffield, R (8, PH) OBP: 0.384, SLG: 0.593									1-2 FC5-4	2 1 1 3 0 0 2							
Inning Stats	R: 3 H: 3 E: 0 LOB: 1 K: 1 BB: 1 S: 19 P: 34	R: 0 H: 0 E: 0 LOB: 0 K: 0 BB: 0 P: 15	R: 0 H: 0 E: 0 LOB: 0 K: 2 BB: 0 P: 13	R: 0 H: 1 E: 0 LOB: 1 K: 2 BB: 0 P: 16	R: 2 H: 4 E: 0 LOB: 2 K: 2 BB: 0 P: 22	R: 0 H: 1 E: 0 LOB: 2 K: 1 BB: 1 P: 22	R: 0 H: 2 E: 0 LOB: 2 K: 0 BB: 0 P: 20	R: 2 H: 2 E: 0 LOB: 1 K: 0 BB: 1 P: 19	R: 1 H: 2 E: 0 LOB: 2 K: 0 BB: 0 P: 18	1B: 13 SF: 0 2B: 1 SAC: 0 3B: 0 DP: 0 HR: 1 HBP: 1	WP: 0 PA: 46 PB: 1 SB: 1 CS: 0						
PITCHER	IP WLS BF H R ER SO BB IBB HBP BLK WP HR S P ERA WHIP																
Jose Rijo, R (1, 1) ERA: 3.1	6.0	29	9	5	4	8	2	0	0	0	0	0	0	76	122	6.00	1.833
Chuck McElroy, L (7, 1) ERA: 1.92	0.2		4	2	0	0	0	0	0	0	0	0	0	9	14	0.00	3.000
Jeff Brantley, R (7, 1) ERA: 2.61	1.1	L	7	2	2	2	0	1	0	0	0	1	14	25	13.50	2.250	
Hector Carrasco, R (9, 1) ERA: 2.34	1.0		6	2	1	1	0	0	0	1	0	0	0	12	18	9.00	2.000

Florida Marlins @ Cincinnati Reds
Riverfront Stadium, Cincinnati, OH

Wed Jul 20 1994, 7:05 PM EDT
Att. 25,555 - Cloudy - 87 F

livebaseballscorecards.com

AB	42
R	8
H	15
RBI	7
BB	3
SO	8
LOB	23



Batter	1	2	3	4	5	6	7	8	9	AB R H RBI BB SO LOB
Jacob Brumfield, R OBP: 0.422, SLG: 0.575 (1, 8)										4 1 1 0 1 0 2
Barry Larkin, R OBP: 0.374, SLG: 0.409 (1, 6)										5 1 1 0 0 1 4
Hal Morris, L OBP: 0.393, SLG: 0.518 (1, 3)										5 0 1 1 0 0 1
Kevin Mitchell, R OBP: 0.412, SLG: 0.660 (1, 7)										2 1 0 1 2 0 2
Reggie Sanders, R OBP: 0.349, SLG: 0.530 (1, 9)										4 1 1 0 1 1 1
Tony Fernandez, S OBP: 0.388, SLG: 0.466 (1, 5)										4 1 2 0 0 0 2
Bret Boone, R OBP: 0.371, SLG: 0.479 (1, 4)										4 2 2 3 0 0 1
Eddie Taubensee, L OBP: 0.312, SLG: 0.483 (1, 2)										3 0 1 1 0 0 1
Brian Dorsett, R OBP: 0.301, SLG: 0.342 (8, PH) (9, 2)										1 0 0 0 0 0 0
Jose Rijo, R OBP: 0.220, SLG: 0.293 (6, PH) Lenny Harris, L OBP: 0.352, SLG: 0.391 (7, 1) Chuck McElroy, L OBP: 0.167, SLG: 0.167 (7, 1) Jeff Brantley, R OBP: 0.460, SLG: 0.333 (8, PH) Steve Pegues, R OBP: 0.140, SLG: 0.333 (9, 1)										1 0 0 0 0 1 0

Inning Stats	R: 0	H: 1	E: 0	LOB: 0	K: 1	S: 6	P: 12										
R: 5 H: 4 E: 0 LOB: 2 K: 0 S: 16	R: 0 H: 0 E: 0 LOB: 0 K: 0 S: 7	R: 0 H: 0 E: 0 LOB: 1 K: 0 S: 6	R: 0 H: 0 E: 0 LOB: 0 K: 1 S: 7	R: 0 H: 0 E: 0 LOB: 1 K: 0 S: 8	R: 1 H: 2 E: 0 LOB: 1 K: 0 S: 9	R: 0 H: 1 E: 0 LOB: 1 K: 0 S: 9	R: 0 H: 1 E: 0 LOB: 1 K: 0 S: 14	R: 1 H: 1 E: 0 LOB: 0 K: 1 S: 7	1B: 9 2B: 1 3B: 0 HR: 1	SF: 1 SAC: 1 DP: 0 HBP: 0							
PITCHER	IP	WLS	BF	H	R	ER	SO	BB	IBB	HBP	BLK	WP	HR	S	P	ERA	WHIP
David Weathers, R ERA: 4.49 (1, 1)	1.2		12	5	5	5	1	3	0	0	0	0	0	20	44	27.00	4.800
Luis Aquino, R ERA: 4.15 (2, 1)	3.1		12	1	0	0	1	1	0	0	0	0	0	23	34	0.00	0.600
Terry Mathews, R ERA: 3.48 (6, 1)	2.0	W	9	3	1	1	0	0	0	0	0	1	1	18	28	4.50	1.500
Yorkis Perez, L ERA: 3.45 (8, 1)	0.2		3	1	0	0	0	0	0	0	0	0	0	11	17	0.00	1.500
Robb Nen, R ERA: 2.98 (8, 1)	1.1	S	5	1	1	1	1	0	0	0	0	1	0	10	17	6.75	0.750

BOTTOM

Florida Marlins @ Cincinnati Reds

Riverfront Stadium, Cincinnati, OH

Wed Jul 20 1994, 7:05 PM EDT
Att. 25,555 - Cloudy - 87 F

	AB 35
	R 7
	H 11
	RBI 6
	BB 4
	SO 3
	LOB 14

livebaseballscorecards.com

WP	HR	S	P	ERA	WHIP
WP: 2	HR: 1	S: 41	P: 1	ERA: 4.49	WHIP: 1.49

Batter	1	2	3	4	5	6	7	8	9	AB R H RBI BB SO LOB	TOP													
Jacob Brumfield, R (1, 8) OBP: 0.411, SLG: 0.554	3-2 FC1-6 1B	1-0 FC6			2-2 G6-3		2-2 L7		2-1 F8	5 0 1 0 0 0 2														
Barry Larkin, R (1, 6) OBP: 0.375, SLG: 0.412	0-1 FC1-6 1B HR		4-0 G3-6-3 BB		1-0 G4-3		3-1 1B 3B		1-0 G1-3	4 2 1 0 1 0 1														
Hal Morris, L (1, 3) OBP: 0.396, SLG: 0.520	3-2 HR		2-2 G3-6-3		2-2 1B		0-0 WP 1B		2-3 K	4 1 3 1 0 0 1														
Jeff Branson, L (7, 3) OBP: 0.305, SLG: 0.473	1-3 HR		1-2f		3-2 1B		3-H			0 0 0 0 0 0 0														
Steve Pegues, R (9, PH) OBP: 0.364, SLG: 0.300			1-2f							1 0 0 0 0 1 0														
Kevin Mitchell, R (1, 7) OBP: 0.416, SLG: 0.671	3-1 HR		4-0 FC6-4 BB		3-2 P3		4-1 1-2 BB			2 1 1 3 2 0 1														
Reggie Sanders, R (1, 9) OBP: 0.345, SLG: 0.524	3-3 K		1-2 FC6-4				1-0 L9		1-0 F7	4 0 0 0 0 1 3														
Tony Fernandez, S (1, 5) OBP: 0.389, SLG: 0.466	2-3 K				3-2 SH1 PB SF7 1B		3-2 G4-3		1-1 G5-3 1B	4 1 2 0 0 1 0														
Bret Boone, R (1, 4) OBP: 0.368, SLG: 0.474					1-1 SH1		1-3 K		1-2 G5-3	3 0 0 0 0 2 1														
Eddie Taubensee, L (1, 2) OBP: 0.319, SLG: 0.510					1-3																			
Brian Dorsett, R (8, PH) OBP: 0.300, SLG: 0.340					2-1 SF7				2-3 K	2 1 2 2 0 0 0														
John Roper, R (1, 1) OBP: 0.222, SLG: 0.231					3-H					1 0 0 0 0 1 1														
Johnny Ruffin, R (6, 1) OBP: 0.359, SLG: 0.398					1-0 G3				0-2 G6-3	2 0 0 0 0 0 1 1														
Lenny Harris, L (7, PH) OBP: 0.359, SLG: 0.398										0 0 0 0 0 0 0														
Scott Service, R (7, 1) OBP: 0.310, SLG: 0.423										1 0 0 0 0 0 0														
Thomas Howard, S (8, PH) OBP: 0.310, SLG: 0.423										0 0 0 0 0 0 0														
Hector Carrasco, R (8, 1)										0 0 0 0 0 0 0														
Inning Stats	R: 3 E: 0 K: 2 S: 23	H: 3 LOB: 0 BB: 0 P: 37	R: 0 E: 0 K: 2 S: 8	H: 1 LOB: 1 BB: 0 P: 12	R: 0 E: 0 K: 0 S: 6	H: 0 LOB: 1 BB: 2 P: 17	R: 1 E: 0 K: 0 S: 9	H: 1 LOB: 0 BB: 0 P: 16	R: 0 E: 0 K: 0 S: 10	H: 1 LOB: 1 BB: 0 P: 18	R: 0 E: 0 K: 1 S: 8	H: 0 LOB: 0 BB: 0 P: 12	R: 2 E: 0 K: 0 S: 11	H: 4 LOB: 2 BB: 1 P: 22	R: 0 E: 0 K: 1 S: 9	H: 1 LOB: 1 BB: 0 P: 12	R: 0 E: 0 K: 1 S: 10	H: 0 LOB: 0 BB: 0 P: 15	1B: 8 2B: 0 3B: 1 HR: 2	SF: 1 SAC: 1 DP: 1 HBP: 0	WP: 1 PB: 1 SB: 0 CS: 1	PA: 39		
PITCHER	IP WLS BF H R ER SO BB IBB HBP BLK WP HR S P ERA WHIP	IP WLS BF H R ER SO BB IBB HBP BLK WP HR S P ERA WHIP																						
Mike Morgan, R (1, 1) ERA: 6.78	6.0		25	6	4	3	5	2	0	0	0	0	1	64	112	4.50	1.333							
Randy Veres, R (7, 1) ERA: 5.4	0.0		1	1	1	1	0	0	0	0	0	0	1	2	2	∞	∞							
Dave Otto, L (7, 1) ERA: 4.23	0.2		4	3	1	1	0	0	0	0	0	0	0	7	13	13.50	4.500							
Chuck Crim, R (7, 1) ERA: 3.56	0.2	W	4	1	0	0	0	1	0	0	0	1	0	5	11	0.00	3.000							
Dan Plesac, L (8, 1) ERA: 4.75	0.2		2	0	0	0	1	0	0	0	0	0	0	6	8	0.00	0.000							
PITCHER	IP WLS BF H R ER SO BB IBB HBP BLK WP HR S P ERA WHIP	IP WLS BF H R ER SO BB IBB HBP BLK WP HR S P ERA WHIP																						
Randy Myers, L (9, 1) ERA: 3.24	1.0		3	0	0	0	1	0	0	0	0	0	0	10	15	0.00	0.000							

Cincinnati Reds @ Chicago Cubs
 Wrigley Field, Chicago, IL
 Fri Jul 22 1994, 3:33 AM CDT
 Att. 40,001 - Sunny - 77 F

livebaseballscorecards.com

AB	34
R	6
H	11
RBI	6
BB	3
SO	7
LOB	12



Batter	1	2	3	4	5	6	7	8	9	AB	R	H	RBI	BB	SO	LOB
Shawon Dunston, R OBP: 0.317, SLG: 0.432 Todd Haney, R OBP: 0.143, SLG: 0.143	0-1 FC4-6 1B		3-3 K			2-2 G6-3		0-2 1B		4	1	2	1	0	1	0
Derrick May, L OBP: 0.326, SLG: 0.376 Randy Veres, R Dave Otto, L Chuck Crim, R Dan Plesac, L Randy Myers, L	1-2 FC4-6 1B		2-1 F8			1-1 G4-3		1-3 K		4	0	1	0	0	1	2
Mark Grace, L OBP: 0.369, SLG: 0.405	1-1 FC4-6 1-2f 3-H		3-2 E1 FC6-4			4-2 HR BB		0-0 HR		3	2	1	2	1	0	1
Sammy Sosa, R OBP: 0.331, SLG: 0.568	2-0 L4-6-3		0-1 FC6-4 1-2f			0-1 HR		1-0 P5		4	1	1	2	0	0	2
Glenallen Hill, R OBP: 0.367, SLG: 0.470	0-3 K					2-3 K		0-2 G1-3		4	0	0	0	0	3	1
Rick Wilkins, L OBP: 0.309, SLG: 0.374						1-2 F9		0-1 G4-3		4	1	1	0	0	0	0
Steve Buechele, R OBP: 0.332, SLG: 0.399 José Hernández, R OBP: 0.327, SLG: 0.386						4-0 1B BB		2-0 2B 2B		2	0	2	1	1	0	0
Rey Sanchez, R OBP: 0.346, SLG: 0.330						3-1 1-2 1B		2-1 G3-1 1B 2B		4	1	2	1	0	1	1
Mike Morgan, R OBP: 0.167, SLG: 0.130 Karl Rhodes, L OBP: 0.322, SLG: 0.393						3-2 G4-3		2-2 G3-1 2-3		2	0	0	0	0	0	2
										2	0	0	0	0	0	1

Inning Stats	R: 1	H: 2	E: 0	LOB: 1	K: 1	P: 15	R: 1	H: 2	E: 1	LOB: 0	K: 0	P: 17	R: 0	H: 0	E: 1	LOB: 1	K: 1	P: 18	R: 0	H: 1	E: 0	LOB: 2	K: 1	P: 24	R: 2	H: 1	E: 0	LOB: 0	K: 1	P: 24	R: 2	H: 3	E: 0	LOB: 2	K: 1	P: 22	R: 1	H: 1	E: 0	LOB: 0	K: 0	P: 10	R: 0	H: 0	E: 0	LOB: 0	K: 1	P: 15
--------------	------	------	------	--------	------	-------	------	------	------	--------	------	-------	------	------	------	--------	------	-------	------	------	------	--------	------	-------	------	------	------	--------	------	-------	------	------	------	--------	------	-------	------	------	------	--------	------	-------	------	------	------	--------	------	-------


PITCHER																	PITCHER																																		
IP	WLS	BF	H	R	ER	SO	BB	IBB	HBP	BLK	WP	HR	S	P	ERA	WHIP	IP	WLS	BF	H	R	ER	SO	BB	IBB	HBP	BLK	WP	HR	S	P	ERA	WHIP																		
John Roper, R ERA: 4.64	(1, 1)	5.1		26	8	6	4	2	0	0	0	0	61	107	10.12	1.875																																			
Johnny Ruffin, R ERA: 2.72	(6, 1)	0.2		3	1	0	1	0	0	0	0	0	11	13	0.00	1.500																																			
Scott Service, R ERA: 9.0	(7, 1)	1.0	L	4	1	1	0	0	0	0	0	0	8	10	9.00	1.000																																			
Hector Carrasco, R ERA: 2.28	(8, 1)	1.0		3	0	0	1	0	0	0	0	0	12	15	0.00	0.000																																			

BOTTOM

Cincinnati Reds @ Chicago Cubs
Wrigley Field, Chicago, IL
 Fri Jul 22 1994, 3:33 AM CDT
 Att: 40,001 - Sunny - 77 F

AB	R	H	RBI	BB	SO	LOB
34	7	10	7	2	6	10

WP: 0 PA: 36
 PB: 0
 SB: 0
 CS: 0



AB	R	H	RBI	BB	SO	LOB
4	1	2	1	0	1	0
0	0	0	0	0	0	0
4	0	1	0	0	1	2
0	0	0	0	0	0	0
0	0	0	0	0	0	0
0	0	0	0	0	0	0
0	0	0	0	0	0	0
3	2	1	2	1	0	1
4	1	1	2	0	0	2
4	0	0	0	0	3	1
4	1	1	0	0	0	0
2	0	2	1	1	0	0
1	1	0	0	0	0	0
4	1	2	1	0	1	1
2	0	0	0	0	0	2
2	0	0	0	0	0	1

Batter	1	2	3	4	5	6	7	8	9	10	11	12	13	AB R H RBI BB SO LOB	TOP														
Jacob Brumfield, R (1, 8) OBP: 0.416, SLG: 0.571	0-2 P3		3-2 F7			1-0 2B			2-1 2B	SAFE SAFE SAFE SAFE SAFE SAFE SAFE SAFE			0-0 S IBB 2-H 1B	6 2 3 1 0 1 2															
Barry Larkin, R (1, 6) OBP: 0.376, SLG: 0.415	2-3 K		0-0 FC6-4			3-3 K			1-2 SH3-4 2-H 2B			0-2 FC6-4 1B	4-0 1B IBB 1-2 IBB	5 0 2 1 1 2 2															
Lenny Harris, L (1, 3) OBP: 0.347, SLG: 0.385	0-1 P6			1-0 F9		2-2 L6			2-2 SH3-4			SAFE SAFE SAFE SAFE SAFE SAFE SAFE SAFE	3-2 1B IBB 1-2 IBB	3 0 0 0 0 0 1 2 0 1 1 0 1 1															
Kevin Mitchell, R (1, 7) OBP: 0.417, SLG: 0.665				2-3 K					4-0 IBB			SAFE 0-0 FC6-4 SAFE 1-2f CS	3-2 F9	2 0 0 0 2 2 0 0 0 0 0 0 0 0 1 0 0 0 0 0 1 1 0 0 0 0 0 1															
Jeff Brantley, R (9, 1)																													
Deion Sanders, L (11, PH) OBP: 0.346, SLG: 0.394																													
Johnny Ruffin, R (11, 1)																													
Reggie Sanders, R (1, 9) OBP: 0.340, SLG: 0.516				3-2 F9					3-3 K			SAFE 0-2 CS SAFE 1-2	0-0 F9	5 0 0 0 0 3 3															
Tony Fernandez, S (1, 5) OBP: 0.384, SLG: 0.459						1-2 K			1-1 G1-3				0-0 G3-1	5 0 0 0 0 1 3															
Bret Boone, R (1, 4) OBP: 0.362, SLG: 0.466				1-3 K		1-3 K			2-0 F8				0-3 K	5 0 0 0 0 3 1															
Eddie Taubensee, L (1, 2) OBP: 0.321, SLG: 0.506						1-3 K			0-2 G6-3 1B				2-0 SH3-4 1B	5 1 2 0 0 1 0															
Erik Hanson, R (1, 1) OBP: 0.171, SLG: 0.200									3-2 G6-3 1-2f				0-0 SH3-4	2 0 1 0 0 0 0 1 0 0 0 0 0 1 0 0 0 0 0 0 0 0 0 0 0 0 0 0 1 0 1 0 0 0 0															
Jeff Branson, L (8, PH) OBP: 0.302, SLG: 0.467																													
Chuck McElroy, L (8, 1) OBP: 0.167, SLG: 0.167																													
Hector Carrasco, R (8, 1)																													
Thomas Howard, S (9, 7) OBP: 0.314, SLG: 0.427																													
Inning Stats	R: 0 E: 0 K: 1 S: 10	H: 0 LOB: 0 BB: 0 P: 12	R: 0 E: 0 K: 2 S: 8	H: 0 LOB: 1 BB: 1 P: 14	R: 0 E: 0 K: 0 S: 9	H: 1 LOB: 1 BB: 0 P: 15	R: 0 E: 0 K: 1 S: 10	H: 0 LOB: 0 BB: 0 P: 16	R: 0 E: 0 K: 3 S: 9	H: 0 LOB: 0 BB: 0 P: 12	R: 0 E: 0 K: 2 S: 8	H: 1 LOB: 0 BB: 0 P: 12	R: 0 E: 0 K: 1 S: 7	H: 1 LOB: 0 BB: 0 P: 12	R: 1 E: 0 K: 1 S: 18	H: 2 LOB: 2 BB: 1 P: 32	R: 0 E: 0 K: 1 S: 11	H: 1 LOB: 1 BB: 0 P: 15	R: 0 E: 0 K: 1 S: 11	H: 1 LOB: 0 BB: 0 P: 11	R: 0 E: 0 K: 1 S: 5	H: 0 LOB: 0 BB: 0 P: 5	R: 2 E: 0 K: 0 S: 9	H: 3 LOB: 1 BB: 1 P: 19	1B: 7 2B: 3 3B: 0 HR: 0	SF: 0 SAC: 2 DP: 1 HBP: 0	WP: 0 PB: 0 SB: 2 CS: 1	PA: 50	
PITCHER	IP WLS BF H R ER SO BB IBB HBP BLK WP HR S P ERA WHIP	IP WLS BF H R ER SO BB IBB HBP BLK WP HR S P ERA WHIP														IP WLS BF H R ER SO BB IBB HBP BLK WP HR S P ERA WHIP													
Kevin Foster, R (1, 1) ERA: 2.89	8.0																												
Randy Myers, L (9, 1) ERA: 3.15	1.0	4	0	0	0	1	0	1	0	0	0	0	0	0	11	22	0.00	0.000											
Jose Bautista, R (10, 1) ERA: 3.77	2.0	7	2	0	0	2	0	0	0	0	0	0	0	0	22	26	0.00	1.000											
Chuck Crim, R (12, 1) ERA: 3.78	2.0	L 9	3	2	2	1	0	1	0	0	0	0	0	0	14	24	9.00	1.500											


Cincinnati Reds @ Chicago Cubs
Wrigley Field, Chicago, IL
Sat Jul 23 1994, 3:33 AM CDT
Att. 41,010 - Sunny

livebaseballscorecards.com

AB	44
R	3
H	10
RBI	3
BB	3
SO	14
LOB	16



Batter	1	2	3	4	5	6	7	8	9	10	11	12	13	AB R H RBI BB SO LOB
José Hernández, R (1, 6) <small>OBP: 0.319, SLG: 0.368</small> Eduardo Zambrano, R (13, PH) <small>OBP: 0.349, SLG: 0.482</small>	G4-3		K		K			G6-3	G5-3				FC5-4	5 0 0 0 1 2 3 1 0 0 0 0 0 1
Derrick May, L (1, 7) <small>OBP: 0.324, SLG: 0.377</small> Jose Bautista, R (10, 1) <small>OBP: 0.500, SLG: 0.385</small> Mike Maksudian, L (11, PH) <small>OBP: 0.500, SLG: 0.385</small> Chuck Crim, R (12, 1)	L8 2B		P6			G1-3		G4-3	G3				BB BB	5 0 1 0 0 0 1 0 0 0 0 0 0 0 0 0 0 0 1 0 0 0 0 0 0 0 0 0
Mark Grace, L (1, 3) <small>OBP: 0.371, SLG: 0.405</small>	BB			L8		G6-3		1B 1B		FC6-4 1B			G3	5 1 2 0 1 0 2
Sammy Sosa, R (1, 9) <small>OBP: 0.333, SLG: 0.567</small>	L8			FC5-4 1B		1B		HBP 1B		FC6-4 1B			P4	6 0 3 1 0 0 3
Glenallen Hill, R (1, 8) <small>OBP: 0.370, SLG: 0.465</small>	K			FC5-4 CS		BB		HBP BB		1B			G6-3	4 0 1 0 2 1 3
Rick Wilkins, L (1, 2) <small>OBP: 0.309, SLG: 0.368</small>		G4-3		CS		F9		HBP		K			F8	4 0 0 0 1 1 4
Steve Buechele, R (1, 5) <small>OBP: 0.329, SLG: 0.394</small>		K		FC3-5 1B		K		K		K			G6-3	6 0 1 0 0 4 5
Rey Sanchez, R (1, 4) <small>OBP: 0.338, SLG: 0.322</small>		K		FC1-5 FC3-5		G4-3		G6-3					P4	6 0 0 0 0 1 2
Kevin Foster, R (1, 1) <small>OBP: 0.143, SLG: 0.100</small> Randy Myers, L (9, 1) Karl Rhodes, L (9, PH) <small>OBP: 0.322, SLG: 0.396</small> (10, 7)			K		FC3-5		K		2B				L6	3 0 0 0 0 2 2 0 0 0 0 0 0 0 3 0 1 0 0 0 0
Erik Hanson, R (1, 1) <small>ERA: 4.23</small> Chuck McElroy, L (8, 1) <small>ERA: 2.06</small> Hector Carrasco, R (8, 1) <small>ERA: 2.27</small> Jeff Brantley, R (9, 1) <small>ERA: 2.52</small> Johnny Ruffin, R (11, 1) <small>ERA: 2.58</small>	IP WLS BF H R ER SO BB IBB HBP BLK WP HR S P ERA WHIP													

BOTTOM	
Cincinnati Reds @ Chicago Cubs Wrigley Field, Chicago, IL Sat Jul 23 1994, 3:33 AM CDT Att: 41,010 - Sunny	AB 48 R 1 H 9 RBI 1 BB 6 SO 11 LOB 26
	WP: 0 PA: 56 PB: 0 SB: 3 CS: 1

livebaseballscorecards.com

Batter	1	2	3	4	5	6	7	8	9	AB R H RBI BB SO LOB	TOP											
Deion Sanders, L (1, 8) OBP: 0.348, SLG: 0.393	3-2 K		4-1 BB		0-1 F7			1-2 CS 1B		3 0 1 0 1 1 1												
Jacob Brumfield, R (1, 9) OBP: 0.402, SLG: 0.549	1-1 F8		0-2 P6			1-3 K		1-1 F7		4 0 0 0 0 1 3												
Barry Larkin, R (1, 6) OBP: 0.375, SLG: 0.412	0-0 G4-3			2-1 G4-3		4-0 G4-3 S BB		1-2 G5-3		3 0 0 0 1 0 0												
Hal Morris, L (1, 3) OBP: 0.395, SLG: 0.517		0-0 G4-3		1-1 1B		3-1 G4-3			3-2 F7	4 0 1 0 0 0 1												
Tony Fernandez, S (1, 5) OBP: 0.379, SLG: 0.453		0-1 B2-3		0-2 L5		0-1 P4			1-1 G4-3	4 0 0 0 0 0 2												
Thomas Howard, S (1, 7) OBP: 0.309, SLG: 0.419 Reggie Sanders, R (9, PH) OBP: 0.339, SLG: 0.514		3-3 K		1-0 F8			0-0 G1-3		1-1 F8	3 0 0 0 0 1 1 1 0 0 0 0 0 0												
Jeff Branson, L (1, 4) OBP: 0.313, SLG: 0.474			3-1 F7		1-1 G4-3 G6-3 1B		0-0 1B			3 0 2 0 0 0 0												
Brian Dorsett, R (1, 2) OBP: 0.300, SLG: 0.340			2-2 BB 1B		2-0 G6-3		2-3 K			3 0 1 0 0 1 2												
Pete Schourek, L (1, 1) OBP: 0.167, SLG: 0.333 Lenny Harris, L (7, PH) OBP: 0.344, SLG: 0.380 Scott Service, R (7, 1)			0-1 B5		1-0 G4-3		3-1 L6			2 0 0 0 0 0 2 1 0 0 0 0 0 1 0 0 0 0 0 0 0												
Inning Stats	R: 0 E: 0 K: 1 S: 6	H: 0 LOB: 0 BB: 0 P: 10	R: 0 E: 0 K: 1 S: 6	H: 0 LOB: 0 BB: 0 P: 9	R: 0 E: 0 K: 0 S: 11	H: 1 LOB: 2 BB: 1 P: 20	R: 0 E: 0 K: 0 S: 8	H: 1 LOB: 1 BB: 0 P: 12	R: 0 E: 0 K: 1 S: 7	H: 1 LOB: 1 BB: 0 P: 10	R: 0 E: 0 K: 1 S: 7	H: 0 LOB: 1 BB: 1 P: 15	R: 0 E: 0 K: 1 S: 7	H: 1 LOB: 1 BB: 0 P: 12	R: 0 E: 0 K: 0 S: 9	H: 1 LOB: 0 BB: 0 P: 12	R: 0 E: 0 K: 0 S: 10	H: 0 LOB: 0 BB: 0 P: 15	1B: 5 2B: 0 3B: 0 HR: 0	SF: 0 SAC: 0 DP: 0 HBP: 0	WP: 0 PB: 0 SB: 1 CS: 1	PA: 33
PITCHER	IP WLS BF H R ER SO BB IBB HBP BLK WP HR S P ERA WHIP																					
Jim Bullinger, R (1, 1) ERA: 3.12	8.0 W 30 5 0 0 4 2 0 0 0 0 0 0 61 100 0.00 0.875																					
Randy Myers, L (9, 1) ERA: 3.06	1.0 S 3 0 0 0 0 0 0 0 0 0 0 0 10 15 0.00 0.000																					

Cincinnati Reds @ Chicago Cubs
Wrigley Field, Chicago, IL
Sun Jul 24 1994, 3:33 AM CDT
Att. 39,317 - Sunny - 79 F

AB	31
R	0
H	5
RBI	0
BB	2
SO	4
LOB	13



WP	0	PA	33
PB	0		
SB	1		
CS	1		

livebaseballscorecards.com

Batter	1	2	3	4	5	6	7	8	9	AB	R	H	RBI	BB	SO	LOB
Shawon Dunston, R OBP: 0.313, SLG: 0.426 (1, 6)	F7		G5-3		G1-3		K			4	0	0	0	0	1	2
Eduardo Zambrano, R OBP: 0.365, SLG: 0.463 José Hernández, R OBP: 0.319, SLG: 0.368 (1, 7) (9, 5)	K			2B 1B		2B 1B	E7 BB 2-H			4	2	2	0	0	1	0
Mark Grace, L OBP: 0.375, SLG: 0.413 (1, 3)	K			1-H 2B		BB G5-2-3 2B	FC5-4 BB 1-2			3	0	2	1	1	1	0
Sammy Sosa, R OBP: 0.332, SLG: 0.562 (1, 9)		K		P3		G5-2-3 BB IBB	FC5-4 1-2f			3	0	0	0	1	1	3
Glenallen Hill, R OBP: 0.368, SLG: 0.459 (1, 8)		K		K		G5-2-3 BB 1-2 2-3 3-H	F8			3	0	0	1	1	2	1
Mark Parent, R OBP: 0.387, SLG: 0.456 (1, 2)		K		BB		G5-2-3 1-2 2-3 3-Hf	K			3	0	0	0	1	2	3
Steve Buechele, R OBP: 0.328, SLG: 0.390 Randy Myers, L (1, 5) (9, 1)			SH2-3 BB	K		K	F7			3	0	0	0	1	2	4
Rey Sanchez, R OBP: 0.342, SLG: 0.324 (1, 4)			K		CS BB		SH1-4 E 1B			2	1	1	0	1	1	1
Jim Bullinger, R OBP: 0.313, SLG: 0.357 Karl Rhodes, L OBP: 0.322, SLG: 0.396 (1, 1) (9, 7)			SH2-3		K		SH1-4			1	0	0	0	0	1	1
										0	0	0	0	0	0	0


Inning Stats	R: 0	H: 0	E: 0	LOB: 0	K: 2	S: 8	P: 10	R: 0	H: 0	E: 0	LOB: 0	K: 3	S: 9	P: 13	R: 0	H: 0	E: 0	LOB: 1	K: 1	S: 8	R: 1	H: 2	E: 0	LOB: 2	K: 2	S: 14	P: 23	R: 0	H: 0	E: 0	LOB: 0	K: 1	S: 7	P: 14	R: 1	H: 2	E: 0	LOB: 2	K: 1	S: 11	P: 22	R: 1	H: 1	E: 1	LOB: 2	K: 1	S: 10	P: 17	R: 0	H: 0	E: 0	LOB: 0	K: 1	S: 5	P: 5
PITCHER	IP	WLS	BF	H	R	ER	SO	BB	IBB	HBP	BLK	WP	HR	S	P	ERA	WHIP																																						
Pete Schourek, L ERA: 4.45 (1, 1)	6.0	L	25	4	2	2	10	4	1	0	0	0	0	57	95	3.00	1.333																																						
Scott Service, R ERA: 3.0 (7, 1)	2.0		9	1	1	0	2	1	0	0	0	0	0	15	22	0.00	1.000																																						

BOTTOM

Cincinnati Reds @ Chicago Cubs
Wrigley Field, Chicago, IL
Sun Jul 24 1994, 3:33 AM CDT
Att: 39,317 - Sunny - 79 F

livebaseballscorecards.com

AB	26
R	3
H	5
RBI	2
BB	6
SO	12
LOB	15



WP: 0	PA: 34
PB: 0	
SB: 0	
CS: 1	

Houston Astros @ Cincinnati Reds

Riverfront Stadium, Cincinnati, OH

Mon Jul 25 1994, 7:05 PM EDT
 Att. 28,693 - Unknown - 74 F

livebaseballscorecards.com



AB	32
R	4
H	5
RBI	4
BB	4
SO	5
LOB	10

WP:	0	PA:	36
PB:	0		
SB:	1		
CS:	0		

Batter	1	2	3	4	5	6	7	8	9	AB	R	H	RBI	BB	SO	LOB
Craig Biggio, R (1, 4) OBP: 0.406, SLG: 0.481	G5-3	G6-3 5 1B 2B		P2			FC4-6 BB			3	1	1	2	1	0	0
Steve Finley, L (1, 8) OBP: 0.322, SLG: 0.420	G4-3	G6-3		L9			FC4-6			4	0	0	0	0	0	2
5 Jeff Bagwell, R (1, 3) OBP: 0.441, SLG: 0.729	4-1 S 2B BB	2-2 1B			4-0 BB BB BB		G5-4-3 BB			2	1	1	1	2	1	1
Ken Caminiti, S (1, 5) OBP: 0.355, SLG: 0.520	4-1 2B 1-2 BB	0-0 F9		G5-4-3			G3-1			3	0	0	0	1	0	2
Kevin Bass, S (1, 9) OBP: 0.403, SLG: 0.497	0-1 2B		2-2 F9		0-0		F7			4	0	1	1	0	0	0
Luis Gonzalez, L (1, 7) OBP: 0.339, SLG: 0.424	0-1 G3-1		1-1 F7		1-3 K		G6-3			4	0	0	0	0	1	2
Dave Veres, R (8, 1) OBP: 0.667, SLG: 0.500										0	0	0	0	0	0	0
Tony Eusebio, R (1, 2) OBP: 0.308, SLG: 0.437		3-2 E6 2B 2B	1-1 1B		1-1 G3				3-2 F7	3	1	1	0	0	0	0
Chris Donnels, L (9, PH) OBP: 0.352, SLG: 0.429										1	0	0	0	0	0	0
Andujar Cedeno, R (1, 6) OBP: 0.339, SLG: 0.434		0-1 2B 2B	1-3 K		2-3 K				2-3 K	4	1	1	0	0	3	1
Greg Swindell, L (1, 1) OBP: 0.211, SLG: 0.263		1-2 G5-3		0-0 F9			3-2 F8			1	0	0	0	0	0	2
Brian Williams, R (3, 1) OBP: 0.261, SLG: 0.261										1	0	0	0	0	0	0
James Mouton, R (7, PH) OBP: 0.316, SLG: 0.300										1	0	0	0	0	0	0
Tom Edens, R (7, 1)										0	0	0	0	0	0	0
Mike Hampton, R (8, 1)										0	0	0	0	0	0	0
Mike Felder, S (8, 7) OBP: 0.260, SLG: 0.297										1	0	0	0	0	0	0

Inning Stats	R: 1	H: 1	E: 0	K: 0	S: 12	P: 21	R: 3	H: 3	E: 1	K: 0	S: 20	P: 26	R: 0	H: 1	E: 0	K: 1	S: 11	P: 16	R: 0	H: 0	E: 0	K: 0	S: 5	P: 8	R: 0	H: 0	E: 0	K: 0	S: 2	P: 6	R: 0	H: 0	E: 0	K: 2	S: 9	P: 13	R: 0	H: 0	E: 0	K: 1	S: 10	P: 20	R: 0	H: 0	E: 0	K: 0	S: 10	P: 15	R: 0	H: 0	E: 0	K: 1	S: 8	P: 13	1B: 2	2B: 3	3B: 0	HR: 0	SF: 0	SAC: 0	DP: 1	HBP: 0	WP: 0	PA: 36
--------------	------	------	------	------	-------	-------	------	------	------	------	-------	-------	------	------	------	------	-------	-------	------	------	------	------	------	------	------	------	------	------	------	------	------	------	------	------	------	-------	------	------	------	------	-------	-------	------	------	------	------	-------	-------	------	------	------	------	------	-------	-------	-------	-------	-------	-------	--------	-------	--------	-------	--------

PITCHER	IP	WLS	BF	H	R	ER	SO	BB	IBB	HBP	BLK	WP	HR	S	P	ERA	WHIP
John Smiley, L (1, 1) ERA: 3.57	6.2	W	29	5	4	2	3	4	0	0	0	0	0	64	102	2.70	1.350
Hector Carrasco, R (7, 1) ERA: 2.15	2.1	S	7	0	0	0	2	0	0	0	0	0	0	23	36	0.00	0.000

PITCHER	IP	WLS	BF	H	R	ER	SO	BB	IBB	HBP	BLK	WP	HR	S	P	ERA	WHIP
---------	----	-----	----	---	---	----	----	----	-----	-----	-----	----	----	---	---	-----	------

Batter	1	2	3	4	5	6	7	8	9	AB	R	H	RBI	BB	SO	LOB
Jacob Brumfield, R OBP: 0.393, SLG: 0.542 (1, 8) (8, 7)	2-2 F7		1-1 G4-3 SF8 2B	1-1 G4-3		0-0 F9	3-1 FC6-4 1-2f			5	1	1	0	0	0	3
Tony Fernandez, S OBP: 0.380, SLG: 0.450 (1, 5)	0-1 HR 1B		0-0 G4-3 2-3	0-2 P6		3-2 E6		1-1 G6-3 HBP		4	1	1	0	0	0	1
Barry Larkin, R OBP: 0.373, SLG: 0.410 (1, 6)	2-1 L7		0-0 SF8 3-H	0-2 1B		1-0 L7		3-3 K 1-2		4	0	1	1	0	1	3
Kevin Mitchell, R OBP: 0.421, SLG: 0.690 Deion Sanders, L OBP: 0.347, SLG: 0.392 (1, 7) (7, PR) (8, 8)	1-0 HR		1-0 HR				0-1 S 1B 1B	2-1 G6-3 2-3		4	2	3	3	0	0	1
Reggie Sanders, R OBP: 0.340, SLG: 0.513 (1, 9)	2-0 1B		3-2 2B 1B				0-0 F7	1-1 G5-3		5	1	2	0	0	1	2
Hal Morris, L OBP: 0.400, SLG: 0.524 (1, 3)		0-0 1B	2-0 2B 1B			1-0 1B 1B		4-0 1B 1-2 IBB		3	1	3	0	1	0	0
Bret Boone, R OBP: 0.367, SLG: 0.471 (1, 4)		2-2 F9	1-2 2B			0-2 G6-4-3 1B		4-1 1B 1-2 2-3 IBB		3	0	2	2	1	0	1
Brian Dorsett, R OBP: 0.304, SLG: 0.340 (1, 2)		0-0 F8	4-0 IBB			1-0 G6-4-3 1-2f		1-1 FC6-4 1B		3	0	1	1	1	0	3
John Smiley, L OBP: 0.235, SLG: 0.250 Hector Carrasco, R (7, 1)	1-2 F7		0-3 K				1-3 K	0-3 K		3	0	0	0	0	2	3
										1	0	0	0	0	1	3

Inning Stats	R: 2	H: 3	E: 0	K: 0	S: 12	LOB: 1	BB: 0	P: 19	R: 0	H: 1	E: 0	K: 0	S: 9	LOB: 1	BB: 0	P: 12	R: 4	H: 5	E: 0	K: 1	S: 15	LOB: 2	BB: 1	P: 27	R: 0	H: 1	E: 0	K: 0	S: 9	LOB: 1	BB: 0	P: 10	R: 0	H: 2	E: 0	K: 1	S: 10	LOB: 1	BB: 0	P: 12	R: 0	H: 0	E: 1	K: 1	S: 8	LOB: 1	BB: 0	P: 13	R: 1	H: 2	E: 0	K: 1	S: 12	LOB: 3	BB: 2	P: 23	R: 0	H: 0	E: 0	K: 1	S: 10	LOB: 1	BB: 0	P: 17
--------------	------	------	------	------	-------	--------	-------	-------	------	------	------	------	------	--------	-------	-------	------	------	------	------	-------	--------	-------	-------	------	------	------	------	------	--------	-------	-------	------	------	------	------	-------	--------	-------	-------	------	------	------	------	------	--------	-------	-------	------	------	------	------	-------	--------	-------	-------	------	------	------	------	-------	--------	-------	-------


PITCHER	IP	WLS	BF	H	R	ER	SO	BB	IBB	HBP	BLK	WP	HR	S	P	ERA	WHIP
Greg Swindell, L ERA: 4.17	(1, 1)	2.2	L	15	8	6	6	0	0	0	0	0	0	30	47	20.25	3.000
Brian Williams, R ERA: 5.66	(3, 1)	3.1		15	4	0	3	0	1	0	0	0	0	33	46	0.00	1.200
Tom Edens, R ERA: 4.59	(7, 1)	1.1		9	2	1	2	0	2	1	0	0	0	18	33	6.75	1.500
Mike Hampton, L ERA: 3.26	(8, 1)	0.1		1	0	0	0	0	0	0	0	0	0	2	4	0.00	0.000
Dave Veres, R ERA: 2.23	(8, 1)	0.1		1	0	0	0	0	0	0	0	0	0	2	3	0.00	0.000

BOTTOM

Houston Astros @ Cincinnati Reds
Riverfront Stadium, Cincinnati, OH

Mon Jul 25 1994, 7:05 PM EDT
Att: 28,693 - Unknown - 74 F

AB	36
R	7
H	14
RBI	7
BB	3
SO	5
LOB	21



WP	HR	S	P	ERA	WHIP
0	0	0	0	0	0
0	0	0	0	0	0
0	0	0	0	0	0
0	0	0	0	0	0
0	0	0	0	0	0

Batter	1	2	3	4	5	6	7	8	9	AB R H RBI BB SO LOB	TOP																									
Craig Biggio, R OBP: 0.406, SLG: 0.483 (1, 4)	1-0 G4-3	0-0 F8		1-2 F8			1-1 FC4-6 2B	3-2 S 1B		5 1 2 0 0 0 0																										
Steve Finley, L OBP: 0.320, SLG: 0.420 (1, 8)	1-2 5 HR 2B	2-2 G4-3		2-3 K			0-0 B1	1-0 G1-3		5 1 1 0 0 1 2																										
5 Jeff Bagwell, R OBP: 0.445, SLG: 0.740 (1, 3)	3-2 2-H HR	3-1 1B 2B			2-1 CS 1B		4-0 FC4-6 IBB		1-0 F7	4 2 3 2 1 0 0																										
Ken Caminiti, S OBP: 0.356, SLG: 0.518 (1, 5)	3-2 S 1B	0-2 2-H 1B			1-0 F8		0-0 FC4-6 2B		2-0 F8	5 1 2 1 0 0 3																										
Luis Gonzalez, L OBP: 0.339, SLG: 0.425 (1, 7)	4-2 1B BB	3-2 G3-1			1-1 G6-3		0-0 G1-3		1-0 G1-4-3	4 1 1 1 1 0 2																										
Kevin Bass, S OBP: 0.405, SLG: 0.494 (1, 9)	0-1 1B		0-3 K				3-2 G1-3			3 0 1 1 1 1 0																										
James Mouton, R OBP: 0.316, SLG: 0.300 (8, 9)	1-2 2-H 1B						4-0 IBB			0 0 0 0 0 0 0																										
Scott Servais, R OBP: 0.252, SLG: 0.389 (1, 2)	1-1 1B		0-0 G6-3				0-0 1B			4 0 2 1 0 1 3																										
Orlando Miller, R OBP: 0.429, SLG: 0.613 (1, 6)	0-3 K		1-3 K				1-3 K			4 0 0 0 0 2 3																										
Pete Harnisch, S OBP: 0.161, SLG: 0.258 (1, 1)	0-0 G4-3			1-3 K			2-0 F7		0-1 P3	3 0 0 0 0 1 3																										
Mike Hampton, R (6, 1)							0-2 G4-3			0 0 0 0 0 0 0																										
Todd Jones, L OBP: 0.500, SLG: 0.500 (6, 1)										1 0 0 0 0 0 0																										
Inning Stats	R: 4 E: 0 K: 1 S: 20	H: 5 LOB: 2 BB: 1 P: 33	R: 1 E: 0 K: 0 S: 13	H: 2 LOB: 1 BB: 0 P: 21	R: 0 E: 0 K: 2 S: 7	H: 0 LOB: 0 BB: 0 P: 8	R: 0 E: 0 K: 2 S: 9	H: 0 LOB: 0 BB: 0 P: 13	R: 0 E: 0 K: 0 S: 5	H: 1 LOB: 0 BB: 0 P: 9	R: 0 E: 0 K: 0 S: 8	H: 1 LOB: 1 BB: 0 P: 13	R: 1 E: 0 K: 1 S: 8	H: 2 LOB: 3 BB: 2 P: 18	R: 0 E: 0 K: 0 S: 8	H: 1 LOB: 1 BB: 0 P: 12	R: 0 E: 0 K: 0 S: 3	H: 0 LOB: 0 BB: 0 P: 7	1B: 7 2B: 4 3B: 0 HR: 1	SF: 0 SAC: 0 DP: 0 HBP: 0	WP: 0 PB: 0 SB: 2 CS: 1	PA: 41														
PITCHER	IP WLS BF H R ER SO BB IBB HBP BLK WP HR S P ERA WHIP																																			
Jose Rijo, R ERA: 3.28 (1, 1)	6.0		27	9	5	5	5	1	0	0	0	0	1	62	97	7.50	1.667																			
Johnny Ruffin, R ERA: 2.66 (7, 1)	1.2	L	10	3	1	1	1	0	2	0	0	0	0	15	28	5.40	1.800																			
Chuck McElroy, L ERA: 2.05 (8, 1)	0.1		1	0	0	0	0	0	0	0	0	0	0	1	2	0.00	0.000																			
Jeff Brantley, R ERA: 2.47 (9, 1)	1.0		3	0	0	0	0	0	0	0	0	0	0	3	7	0.00	0.000																			

Houston Astros @ Cincinnati Reds
Riverfront Stadium, Cincinnati, OH

Tue Jul 26 1994, 7:05 PM EDT
Att. 35,595 - Unknown - 76 F

livebaseballscorecards.com

AB	38
R	6
H	12
RBI	6
BB	3
SO	6
LOB	16



Batter	1	2	3	4	5	6	7	8	9	10	11	12	AB	R	H	RBI	BB	SO	LOB	TOP						
Craig Biggio, R OBP: 0.405, SLG: 0.478 (1, 4)	E6 PB		4-2 BB		2-0 FC1-6 1B 1-2f			0-0 L7		0-0 SH5-4	1-2 F9	1-2 HBP	4	0	0	0	1	0	3							
Steve Finley, L OBP: 0.322, SLG: 0.426 (1, 8)	2-3 K		2-2 G4-3		1-0 1B			1-0 1B 1B		2-2 G3-1		3B P4	7	1	3	0	0	1	5							
5 Jeff Bagwell, R OBP: 0.446, SLG: 0.744 (1, 3)	1-1 G5-3			0-2 HR	0-0 F8			1-0 P6		4-0 IBB		HBP BB 2B 1B	5	2	2	2	1	0	4							
Ken Caminiti, S OBP: 0.358, SLG: 0.515 (1, 5)	3-0 P4			0-0 F7				0-0 1B		4-0 IBB		3-H HBP BB 1B	4	1	1	0	2	0	1							
Luis Gonzalez, L OBP: 0.339, SLG: 0.420 (1, 7)		0-0 G3		4-2 1B BB				0-1 F8		4-0 BB		1-2 BB	4	1	0	0	1	0	5							
Kevin Bass, S OBP: 0.407, SLG: 0.494 James Mouton, R OBP: 0.317, SLG: 0.305 (9, PR) (9, 9)		1-0 F8		0-2 G6-4-3 1B				0-0 F7		2-1 G1-6-4 1B		3-2 SH1-4 2B	4	0	2	0	0	0	0							
Scott Servais, R OBP: 0.247, SLG: 0.381 (1, 2)		1-0 F8		0-1 G6-4-3 1-2f				1-0 F7		0-0 G1-6-4		0-1 B1	5	0	0	0	0	0	6							
Andujar Cedeno, R OBP: 0.339, SLG: 0.439 (1, 6)			0-2 G6-3		0-0 L5			0-2 2B		3-2 P4		1-2 L6	6	1	2	2	0	0	2							
Doug Drabek, R John Roper, R Sid Bream, L Orlando Miller, R Clayton Kershaw, R Chris Contreras, L Brian Williams, R Tony Gonsouves, R Todd Worsham, L (1, 1) (1, 1) (1, 1) (1, 1) (1, 1) (1, 1) (1, 1) (1, 1) (1, 1)			3-1 G4-3		1-2 FC1-6 1B			2-2 G4-3		1-0 G3-1 SH5-4 1B		4-2 BB	3	0	1	0	0	0	0							
Inning Stats	R: 0 E: 1 K: 11 S: 11	H: 0 LOB: 1 BB: 0 P: 16	R: 0 E: 0 K: 3 S: 3	H: 0 LOB: 0 BB: 0 P: 5	R: 0 E: 0 K: 10 S: 10	H: 0 LOB: 1 BB: 1 P: 19	R: 1 E: 0 K: 13 S: 13	H: 2 LOB: 1 BB: 1 P: 17	R: 0 E: 0 K: 7 S: 7	H: 0 LOB: 0 BB: 0 P: 9	R: 0 E: 0 K: 8 S: 8	H: 1 LOB: 0 BB: 0 P: 11	R: 0 E: 0 K: 7 S: 7	H: 2 LOB: 2 BB: 0 P: 11	R: 0 E: 0 K: 6 S: 6	H: 1 LOB: 1 BB: 0 P: 11	R: 0 E: 0 K: 12 S: 12	H: 1 LOB: 3 BB: 2 P: 25	R: 0 E: 0 K: 13 S: 13	H: 1 LOB: 2 BB: 1 P: 23	R: 6 E: 0 K: 1 S: 18	H: 4 LOB: 1 BB: 1 P: 30	1B: 8 2B: 3 3B: 1 HR: 2	SF: 0 SAC: 2 DP: 2 HBP: 2	WP: 0 PB: 1 SB: 0 CS: 0	PA: 56
PITCHER	IP	WLS	BF	H	R	ER	SO	BB	IBB	HBP	BLK	WP	HR	S	P	ERA	WHIP									
John Roper, R ERA: 4.41 (1, 1)	6.0		24	4	1	1	1	2	0	0	0	0	0	50	77	1.50	1.000									
Johnny Ruffin, R ERA: 2.61 (7, 1)	1.0		3	1	0	0	0	0	0	0	0	0	0	8	11	0.00	1.000									
Hector Carrasco, R ERA: 2.12 (8, 1)	0.2		4	2	0	0	0	0	0	0	0	0	0	4	6	0.00	3.000									
Chuck McElroy, L ERA: 2.04 (8, 1)	0.1		2	1	0	0	0	0	0	0	0	0	0	5	9	0.00	3.000									
Jeff Brantley, R ERA: 2.38 (9, 1)	2.0		8	1	0	0	0	1	1	0	0	0	0	16	32	0.00	1.000									
PITCHER	IP	WLS	BF	H	R	ER	SO	BB	IBB	HBP	BLK	WP	HR	S	P	ERA	WHIP									
Scott Service, R ERA: 6.75 (11, 1)	1.0		7	3	2	2	0	1	0	2	0	0	0	15	25	36.00	3.000									
Tim Fortugno, L ERA: 3.95 (12, 1)	1.0		8	2	4	4	1	1	0	2	0	0	1	15	25	36.00	3.000									

Houston Astros @ Cincinnati Reds
Riverfront Stadium, Cincinnati, OH
Wed Jul 27 1994, 3:33 AM EDT
Att. 37,258 - Cloudy - 70 F

livebaseballscorecards.com

AB	46
R	7
H	14
RBI	7
BB	6
SO	2
LOB	29



Batter	1	2	3	4	5	6	7	8	9	10	11	12	AB R H RBI BB SO LOB	BOTTOM														
Deion Sanders, L OBP: 0.339, SLG: 0.388 (1, 8)	 3-3 S		 0-1	 0-3 1 SAFE			 0-0		 0-0			 0-2	6 0 0 0 0 2 4	<p>Houston Astros @ Cincinnati Reds Riverfront Stadium, Cincinnati, OH</p> <p>Wed Jul 27 1994, 3:33 AM EDT Att. 37,258 - Cloudy - 70 F</p> <p>livebaseballscorecards.com</p> <table> <tr><td>AB</td><td>43</td></tr> <tr><td>R</td><td>1</td></tr> <tr><td>H</td><td>7</td></tr> <tr><td>RBI</td><td>0</td></tr> <tr><td>BB</td><td>7</td></tr> <tr><td>SO</td><td>9</td></tr> <tr><td>LOB</td><td>20</td></tr> </table>	AB	43	R	1	H	7	RBI	0	BB	7	SO	9	LOB	20
AB	43																											
R	1																											
H	7																											
RBI	0																											
BB	7																											
SO	9																											
LOB	20																											
Barry Larkin, R OBP: 0.378, SLG: 0.413 (1, 6)	 0-3		 0-0 1B				 1-0	 2-2	 3-2			 4-2 BB	5 1 1 0 1 1 3															
Hal Morris, L OBP: 0.400, SLG: 0.519 (1, 3)	 2-2		 1-0 1B				 0-0 1B	 0-0		 1-3		 2-1 1B	6 0 3 0 0 1 1															
Kevin Mitchell, R OBP: 0.426, SLG: 0.679 (1, 7)	 0-0 1B		 4-1 BB				 1-2 1B		 4-0	 3-2		 4-1 BB	3 0 1 0 3 0 1															
Reggie Sanders, R OBP: 0.335, SLG: 0.503 Scott Service, R (11, 1) Tim Fortugno, L (12, 1) Jeff Branson, L OBP: 0.310, SLG: 0.469 (12, PH)	 1-0	 1-1	 2-0				 0-2	 2-1		 0-1		 1-3	4 0 0 0 0 0 3 0 0 0 0 0 0 0 0 0 0 0 0 0 0 1 0 0 0 0 1 3															
Tony Fernandez, S OBP: 0.373, SLG: 0.441 (1, 5)		 3-3	 2-1				 2-0		 1-2		 0-0		5 0 0 0 0 1 3															
Bret Boone, R OBP: 0.369, SLG: 0.486 (1, 4)		 2-2		 2-2			 2-3		 1-1		 0-3		5 0 2 0 0 2 0															
Eddie Taubensee, L OBP: 0.328, SLG: 0.497 (1, 2)		 1-0 1 SAFE		 4-0			 0-0		 4-0		 3-2		3 0 0 0 2 0 1															
John Roper, R OBP: 0.316, SLG: 0.214 (7, 1) Johnny Kuffner, R OBP: 0.306, SLG: 0.414 (8, 1) Thomas Howard, S OBP: 0.306, SLG: 0.414 (7, PH) Hector Carrasco, R (8, 1) Chuck McElroy, L OBP: 0.167, SLG: 0.167 (8, 1) Jeff Brantley, R OBP: 0.385, SLG: 0.537 (9, 9) Jacob Brumfield, R OBP: 0.385, SLG: 0.537 (9, 9) Lenny Harris, L OBP: 0.347, SLG: 0.383 (10, PH)			 0-0	 0-3			 0-1		 4-2		 1-0	2 0 0 0 0 1 1 0 0 0 0 0 0 0 1 0 1 0 0 0 1 0 0 1 0 0 0 0 0 0																
Inning Stats	R: 0 E: 0 K: 2 S: 14	H: 2 LOB: 2 BB: 0 P: 20	R: 0 E: 0 K: 1 S: 11	H: 1 LOB: 1 BB: 0 P: 18	R: 1 E: 2 K: 0 S: 9	H: 1 LOB: 3 BB: 1 P: 18	R: 0 E: 0 K: 2 S: 10	H: 0 LOB: 1 BB: 1 P: 16	R: 0 E: 0 K: 1 S: 5	H: 0 LOB: 0 BB: 0 P: 11	R: 0 E: 0 K: 0 S: 4	H: 0 LOB: 0 BB: 0 P: 4	R: 0 E: 0 K: 0 S: 6	H: 0 LOB: 1 BB: 1 P: 14	R: 0 E: 0 K: 0 S: 11	H: 1 LOB: 3 BB: 2 P: 24	R: 0 E: 0 K: 1 S: 9	H: 0 LOB: 0 BB: 0 P: 13	R: 0 E: 0 K: 1 S: 8	H: 0 LOB: 0 BB: 0 P: 11	R: 0 E: 0 K: 1 S: 12	H: 1 LOB: 3 BB: 2 P: 24	1B: 6 2B: 2 3B: 0 HR: 0	SF: 0 SAC: 0 DP: 1 HBP: 0	WP: 0 PB: 0 SB: 0 CS: 0	PA: 50		

PITCHER	IP	WLS	BF	H	R	ER	SO	BB	IBB	HBP	BLK	WP	HR	S	P	ERA	WHIP
Doug Drabek, R ERA: 2.91 (1, 1)	8.1		35	6	1	0	6	3	0	0	0	0	0	71	115	0.00	1.080
John Hudek, R ERA: 1.77 (9, 1)	0.2		4	0	0	0	0	1	1	0	0	0	0	6	17	0.00	1.500
Dave Veres, R ERA: 2.16 (10, 1)	1.0		3	0	0	0	1	0	0	0	0	0	0	9	13	0.00	0.000
Brian Williams, R ERA: 5.59 (11, 1)	1.0	W	3	0	0	0	1	0	0	0	0	0	0	8	11	0.00	0.000
Todd Jones, R ERA: 3.28 (12, 1)	1.0		6	1	0	0	1	2	0	0	0	0	0	12	24	0.00	3.000

Batter	1	2	3	4	5	6	7	8	9	10	AB R H RBI BB SO LOB	TOP							
Deion Sanders, L (1, 8) OBP: 0.337, SLG: 0.385	0-0 B5			0-2 G4-3		1-3 K		3-2 1B		2-3 K	5 0 1 0 0 2 3	Cincinnati Reds @ San Diego Padres Jack Murphy Stadium, San Diego, CA Thu Jul 28 1994, 10:05 PM EDT Att: 10,538 - Unknown - 73 F							
Tony Fernandez, S (1, 5) OBP: 0.371, SLG: 0.443	1-2 G6-3			0-1 G3		2-0 3B		1-1 G4-3		1-0 P5	5 0 1 2 0 0 2								
Barry Larkin, R (1, 6) OBP: 0.374, SLG: 0.409	1-0 L6			1-1 G6-3		0-1 F8				2-2 F8	4 0 0 0 0 0 1								
Kevin Mitchell, R (1, 7) OBP: 0.423, SLG: 0.672 Jacob Brumfield, R (9, PR) OBP: 0.395, SLG: 0.537			1-2 L1		2-3 K2-3		2-2 F7			4-2 BB	3 0 0 0 1 1 0 0 0 0 0 0 0 0								
Reggie Sanders, R (1, 9) OBP: 0.334, SLG: 0.499			4-2 CS BB		0-0 G1-3		1-3 K			2-3 K	3 0 0 0 1 2 1								
Hal Morris, L (1, 3) OBP: 0.400, SLG: 0.518			2-3 K		1-3 K		2-1 1B			4-1 BB	3 0 1 0 1 2 1								
Bret Boone, R (1, 4) OBP: 0.367, SLG: 0.483			2-2 G3			1-2 3B 1B		1-0 G1-3		1-0 P6	4 1 1 0 0 0 3								
Brian Dorsett, R (1, 2) OBP: 0.304, SLG: 0.340 Eddie Taubensee, L (10, PH) OBP: 0.326, SLG: 0.494			2-2 G6-3			2-1 3B 1B		2-2 G4-3		1-1 G4-3	3 1 1 0 0 0 0 1 0 0 0 0 0 0								
Erik Hanson, R (1, 1) OBP: 0.162, SLG: 0.189 Brian Hunter, R (8, PH) OBP: 0.299, SLG: 0.440 Chuck McElroy, L (8, 1) OBP: 0.167, SLG: 0.167 Hector Carrasco, R (8, 1) Jeff Branson, L (10, PH) OBP: 0.317, SLG: 0.474 Johnny Rutin, R (10, 1)			0-3 K			1-3 K		0-3 K		2-0 1B	2 0 0 0 0 2 2 1 0 0 0 0 1 0 0 0 0 0 0 0 0 0 0 0 0 0 0 0 1 0 1 0 0 0 0 0 0 0 0 0 0 0								
Inning Stats	R: 0 E: 0 K: 0 S: 5	H: 0 LOB: 0 BB: 0 P: 7	R: 0 E: 0 K: 1 S: 8	H: 0 LOB: 0 BB: 1 P: 15	R: 0 E: 0 K: 1 S: 11	H: 0 LOB: 0 BB: 0 P: 15	R: 0 E: 0 K: 2 S: 7	H: 0 LOB: 0 BB: 0 P: 8	R: 0 E: 0 K: 2 S: 14	H: 1 LOB: 1 BB: 0 P: 15	R: 0 E: 0 K: 1 S: 10		H: 0 LOB: 2 BB: 2 P: 23	R: 0 E: 0 K: 1 S: 7	H: 1 LOB: 1 BB: 0 P: 13	1B: 5 2B: 0 3B: 1 HR: 0	SF: 0 SAC: 0 DP: 0 HBP: 0	WP: 0 PB: 0 SB: 0 CS: 1	PA: 38
PITCHER Bill Krueger, L (1, 1) ERA: 6.85 Trevor Hoffman, R (9, 1) ERA: 2.4	IP 8.0	WLS 29	H 5	R 2	ER 2	SO 8	BB 1	IBB 0	HBP 0	BLK 0	WP 0	HR 0	S 72	P 108	ERA 2.25	WHIP 0.750			
	IP 2.0	WLS 9	H 1	R 0	ER 0	SO 2	BB 2	IBB 0	HBP 0	BLK 0	WP 0	HR 0	S 17	P 36	ERA 0.00	WHIP 1.500			

livebaseballscorecards.com



Batter	1	2	3	4	5	6	7	8	9	10	AB	R	H	RBI	BB	SO	LOB
Bip Roberts, S OBP: 0.370, SLG: 0.377 (1, 4)	1-3 K		2-1 G1-3			1-1 G6-3		4-0 BB 1B BB		0-2 2-H 1B	4	0	1	2	1	1	1
Tony Gwynn, L OBP: 0.451, SLG: 0.560 (1, 9)	2-1 G4-3			1-1 F9		0-1 3-H 1B		0-1 1-2 2-H 1B			4	0	2	1	0	0	0
Derek Bell, R OBP: 0.352, SLG: 0.452 (1, 8)	4-2 BB			1-1 G5-3		0-3 K1-3		4-1 1-2 2-3 BB			2	0	0	0	2	1	1
Eddie Williams, R OBP: 0.401, SLG: 0.587 (1, 3)	0-0 F8			2-3 K				2-2 G6-4-3			4	0	0	0	0	2	4
Trevor Hoffman, R (9, 1)								1-2f			0	0	0	0	0	0	0
Phil Plantier, L OBP: 0.307, SLG: 0.462 (1, 7)			1-3 K			0-3 K		1-3 K		3-3 K	4	0	0	0	0	4	0
Scott Livingstone, L OBP: 0.283, SLG: 0.348 (1, 5)			2-2 E4 CS			0-0 F7		0-0 1B		0-0 P4	4	0	1	0	0	0	0
Luis Lopez, S OBP: 0.341, SLG: 0.401 (1, 6)			3-3 SAFE K			0-3 K		0-1 G5-3		2-0 G4-3	4	0	0	0	0	2	2
Brad Ausmus, R OBP: 0.316, SLG: 0.362 (1, 2)			4-2 CS SH3-4 BB			3-1 SH1-4 G6-3 2B		1-1 SH2-4 1B 1B		0-0 WP 1B 1B	3	3	3	0	1	0	0
Bill Krueger, L OBP: 0.333, SLG: 0.500 (1, 1)			0-1 SH3-4			0-0 SH1-4		0-0 SH2-4		1 SAFE 2-3 K	0	0	0	0	0	0	0
Ricky Gutierrez, R OBP: 0.333, SLG: 0.322 (8, PH)			1-2 SH3-4			2-3		1-2		1-2 K	0	0	0	0	0	0	0
Bill Bean, L OBP: 0.263, SLG: 0.285 (9, 3)											1	0	0	0	0	1	1

Inning Stats	R: 0	H: 0	E: 0	K: 1	S: 11	P: 18	R: 0	H: 0	E: 1	K: 2	S: 12	P: 18	R: 0	H: 0	E: 0	K: 0	S: 6	R: 0	H: 0	E: 0	K: 1	S: 8	P: 12	R: 0	H: 0	E: 0	K: 2	S: 7	P: 7	R: 1	H: 2	E: 0	K: 1	S: 10	P: 14	R: 0	H: 1	E: 0	K: 2	S: 11	P: 14	R: 1	H: 2	E: 0	K: 0	S: 9	P: 20	R: 0	H: 0	E: 0	K: 1	S: 6	P: 11	R: 0	H: 2	E: 0	K: 1	S: 7	P: 9	1B: 6	SF: 0	2B: 2	SAC: 3	3B: 0	DP: 2	HR: 0	HBP: 0	WP: 1	PA: 37
--------------	------	------	------	------	-------	-------	------	------	------	------	-------	-------	------	------	------	------	------	------	------	------	------	------	-------	------	------	------	------	------	------	------	------	------	------	-------	-------	------	------	------	------	-------	-------	------	------	------	------	------	-------	------	------	------	------	------	-------	------	------	------	------	------	------	-------	-------	-------	--------	-------	-------	-------	--------	-------	--------


PITCHER	IP	WLS	BF	H	R	ER	SO	BB	IBB	HBP	BLK	WP	HR	S	P	ERA	WHIP
Erik Hanson, R ERA: 4.05 (1, 1)	7.0		25	3	1	1	9	2	0	0	0	0	0	65	95	1.29	0.714
Chuck McElroy, L ERA: 2.19 (8, 1)	0.1		4	2	1	1	0	1	0	0	0	0	0	5	10	27.00	9.000
Hector Carrasco, R ERA: 2.05 (8, 1)	1.2		5	0	0	0	1	1	0	0	0	0	0	10	21	0.00	0.600
Johnny Ruffin, R ERA: 2.74 (10, 1)	0.1	L	3	2	1	1	1	0	0	0	0	1	0	7	9	27.00	6.000

BOTTOM

Cincinnati Reds @ San Diego Padres
Jack Murphy Stadium, San Diego, CA
 Thu Jul 28 1994, 10:05 PM EDT
 Att. 10,538 - Unknown - 73 F

livebaseballscorecards.com

AB	30
R	3
H	7
RBI	3
BB	4
SO	11
LOB	9



Batter	1	2	3	4	5	6	7	8	9	AB R H RBI BB SO LOB													
Deion Sanders, L OBP: 0.341, SLG: 0.386 (1, 8)	1-1 G1-3		0-1 S 1B		4-1 S BB		0-0 FC1-6 CS 1-2f		1-1 S 1B	4 0 2 0 1 0 1													
Barry Larkin, R OBP: 0.372, SLG: 0.406 (1, 6)	2-1 G6-4-3 1B		2-3 K		2-3 K		1-0 CS 1-2	1-0 F7	1-0 G5-3	5 0 1 0 0 2 3													
Kevin Mitchell, R OBP: 0.427, SLG: 0.669 Jacob Brumfield, R OBP: 0.395, SLG: 0.537 (1, 7) (8, 7)	2-0 G6-4-3 1-2f		4-2 B BB		4-2 S 1B BB		4-0 S 1B BB			1 2 0 0 3 0 1 0 0 0 0 0 0 0													
Hal Morris, L OBP: 0.397, SLG: 0.513 (1, 3)		0-3 K	0-0 G4-3		3-2 G5-3		2-3 K			4 0 0 0 0 2 4													
Bret Boone, R OBP: 0.372, SLG: 0.486 (1, 4)		2-0 G5-3		3-2 G4-6-3 1B		0-1 S 1B 2-H		2-1 S 1B 2-H		4 0 3 2 0 0 0													
Reggie Sanders, R OBP: 0.336, SLG: 0.500 (1, 9)		1-0 HR 2B		3-2 F9		1-3 K		4-1 BB		3 1 1 0 1 1 2													
Jeff Branson, L OBP: 0.314, SLG: 0.495 (1, 5)		1-1 HR		2-2 G4-6-3 1-2f		0-0 G4-3		1-2 G1-3		4 1 1 2 0 0 4													
Brian Dorsett, R OBP: 0.299, SLG: 0.333 (1, 2)		1-3 K		1-3 K		1-0 F9		1-3 K		4 0 0 0 0 3 0													
Pete Schourek, L OBP: 0.190, SLG: 0.300 Jeff Brantley, R (7, 1)			0-0 G4-3		0-0 G3		4-2 FC1-6 BB		0-3 K	2 0 0 0 1 0 0 1 0 0 0 0 1 0													
Inning Stats	R: 0 E: 0 K: 0 S: 5	H: 1 LOB: 0 BB: 0 P: 10	R: 2 E: 0 K: 2 S: 10	H: 2 LOB: 0 BB: 0 P: 15	R: 0 E: 0 K: 1 S: 13	H: 1 LOB: 2 BB: 1 P: 19	R: 0 E: 0 K: 0 S: 10	H: 1 LOB: 0 BB: 0 P: 18	R: 0 E: 0 K: 2 S: 9	H: 0 LOB: 1 BB: 1 P: 15	R: 1 E: 0 K: 1 S: 13	H: 1 LOB: 1 BB: 1 P: 21	R: 0 E: 0 K: 0 S: 5	H: 0 LOB: 0 BB: 1 P: 11	R: 1 E: 0 K: 1 S: 10	H: 1 LOB: 2 BB: 2 P: 24	R: 0 E: 0 K: 2 S: 10	H: 1 LOB: 1 BB: 0 P: 13	1B: 6 2B: 1 3B: 0 HR: 1	SF: 0 SAC: 0 DP: 2 HBP: 0	WP: 0 PB: 0 SB: 4 CS: 1	PA: 39	
PITCHER	IP WLS BF H R ER SO BB IBB HBP BLK WP HR S P ERA WHIP																						
Andy Ashby, R ERA: 3.52 Jeff Tabaka, L ERA: 5.68 Bryce Florie, R ERA: 1.59	(1, 1) 6.0 L 25 6 3 3 6 3 0 0 0 0 1 60 98 4.50 1.500	(7, 1) 1.2 6 0 1 1 1 2 0 0 0 0 0 9 22 5.40 1.200	(8, 1) 1.1 7 2 0 0 2 1 0 0 0 0 0 16 26 0.00 2.250																				

Cincinnati Reds @ San Diego Padres
 Jack Murphy Stadium, San Diego, CA
 Fri Jul 29 1994, 10:05 PM EDT
 Att: 18,393 - Unknown

livebaseballscorecards.com

AB	32
R	4
H	8
RBI	4
BB	6
SO	9
LOB	15



Batter	1	2	3	4	5	6	7	8	9	AB	R	H	RBI	BB	SO	LOB
Bip Roberts, S OBP: 0.370, SLG: 0.377 (1, 4)	2-1 F7		0-0 F9		3-2 FC5-2 1B		2-3 K		1-1 1B	5	0	2	0	0	1	1
Tony Gwynn, L OBP: 0.450, SLG: 0.561 (1, 9)	2-3 K		0-0 1B		0-0 FC5-2 2B		0-1 G4-3		0-1 G4-3	5	0	2	1	0	1	1
Derek Bell, R OBP: 0.353, SLG: 0.451 (1, 8)	1-2 K		0-0 P6		4-0 FC5-2 IBB		1-1 1B			3	0	1	0	1	1	2
Eddie Williams, R OBP: 0.390, SLG: 0.569 (1, 3)		3-2 F7	1-2 P6		2-2 FC5-2		1-2 G4-3			4	0	0	0	0	0	6
Craig Shipley, R OBP: 0.364, SLG: 0.453 (1, 5)		1-2 1B		3-2 P3	0-1 G6-3			2-3 K		4	0	1	0	0	1	3
Phil Plantier, L OBP: 0.306, SLG: 0.459 (1, 7)		2-0 1B		2-3 K		0-0 B2-3		1-1 F8		4	0	1	0	0	1	0
Ricky Gutierrez, R OBP: 0.329, SLG: 0.317 (1, 6)		2-3 K		0-0 G5-3		1-1 F7		1-2 G5-3		4	0	0	0	0	1	2
Brad Ausmus, R OBP: 0.318, SLG: 0.364 (1, 2)		0-3 K			0-2 SH2-4 2B		1-2 1B		2-3 K	4	1	2	0	0	2	2
Andy Ashby, R OBP: 0.182, SLG: 0.163 (1, 1)			1-2 1B		1-1 SH2-4		1-2 F9		1-2 G4-3	1	0	1	0	0	0	0
Archi Cianfrocco, R OBP: 0.245, SLG: 0.352 (6, PH)										1	0	0	0	0	0	1
Jeff Tabaka, R OBP: 1.000, SLG: 2.000 (7, 1)										0	0	0	0	0	0	0
Bryce Florie, R (8, 1)										0	0	0	0	0	0	0
Bill Bean, L OBP: 0.261, SLG: 0.282 (9, PH)										1	0	0	0	0	0	0

Inning Stats	R: 0	H: 0	E: 0	K: 2	S: 9	H: 2	LOB: 2	BB: 0	P: 14	R: 0	H: 2	E: 0	K: 2	S: 15	H: 2	LOB: 2	BB: 0	P: 23	R: 0	H: 0	E: 0	K: 1	S: 8	H: 0	LOB: 0	BB: 0	P: 13	R: 1	H: 3	E: 0	K: 0	S: 14	H: 1	LOB: 1	BB: 0	P: 13	R: 0	H: 1	E: 0	K: 1	S: 11	H: 0	LOB: 1	BB: 0	P: 15	R: 0	H: 0	E: 0	K: 1	S: 9	H: 0	LOB: 0	BB: 0	P: 13	R: 0	H: 1	E: 0	K: 1	S: 10	H: 1	LOB: 1	BB: 0	P: 14	1B: 9	SF: 0	2B: 1	SAC: 1	3B: 0	DP: 0	HR: 0	HBP: 0	WP: 0	PA: 38
--------------	------	------	------	------	------	------	--------	-------	-------	------	------	------	------	-------	------	--------	-------	-------	------	------	------	------	------	------	--------	-------	-------	------	------	------	------	-------	------	--------	-------	-------	------	------	------	------	-------	------	--------	-------	-------	------	------	------	------	------	------	--------	-------	-------	------	------	------	------	-------	------	--------	-------	-------	-------	-------	-------	--------	-------	-------	-------	--------	-------	--------

PITCHER	IP	WLS	BF	H	R	ER	SO	BB	IBB	HBP	BLK	WP	HR	S	P	ERA	WHIP
Pete Schourek, L ERA: 4.15 (1, 1)	6.2	W	30	9	1	1	6	0	1	0	0	0	0	73	109	1.35	1.350
Jeff Brantley, R ERA: 2.29 (7, 1)	2.1	S	8	1	0	0	2	0	0	0	0	0	0	22	31	0.00	0.429

BOTTOM

Cincinnati Reds @ San Diego Padres
Jack Murphy Stadium, San Diego, CA
 Fri Jul 29 1994, 10:05 PM EDT
 Att. 18,393 - Unknown

livebaseballscorecards.com

AB	36
R	1
H	10
RBI	1
BB	1
SO	8
LOB	18



Batter	1	2	3	4	5	6	7	8	9	AB R H RBI BB SO LOB	TOP																	
Deion Sanders, L (1, 8) OBP: 0.336, SLG: 0.381	0-1 E4 FC1-6-5	1-1 F8			1-3 K		1-1 G1-3		1-1 G4-3	5 0 0 0 0 1 3	<p>Cincinnati Reds @ San Diego Padres Jack Murphy Stadium, San Diego, CA Sat Jul 30 1994, 10:05 PM EDT Att. 16,553 - Unknown - 70 F</p>																	
Barry Larkin, R (1, 6) OBP: 0.370, SLG: 0.404	0-0 B2		1-0 G6-3		1-1 HR 1B 1B		1-2 F8		2-3 K	5 1 1 0 0 1 1																		
Hal Morris, L (1, 3) OBP: 0.395, SLG: 0.510	2-1 FC1-6-5 2-3		1-1 G4-3		1-1 HR 1B 1-2		0-0 G3-1			4 1 1 0 0 0 1																		
Kevin Mitchell, R (1, 7) OBP: 0.428, SLG: 0.681	0-0 P6		0-1 HR 2B		1-2 HR 1-H 2-H		3-2 G6-3			4 2 2 3 0 0 1																		
Bret Boone, R (1, 4) OBP: 0.373, SLG: 0.496		0-1 BB CS 1B	2-1 HR 2-H		3-2 G5-3		2-3 K			4 1 2 2 0 1 0																		
Reggie Sanders, R (1, 9) OBP: 0.335, SLG: 0.496		3-3 K	2-3 K		4-2 BB CS		2-3 K			3 0 0 0 1 3 1																		
Chuck McElroy, L (8, 1) OBP: 0.167, SLG: 0.167										0 0 0 0 0 0 0																		
Hector Carrasco, R (8, 1)										0 0 0 0 0 0 0																		
Jeff Branson, L (1, 5) OBP: 0.306, SLG: 0.481		0-0 F7		0-0 G3-1	2-1 CS	0-0 P2			4-2 HR BB	3 0 0 0 0 0 1																		
Jacob Brumfield, R (9, PH) OBP: 0.400, SLG: 0.537					1-2					0 1 0 0 1 0 0																		
Eddie Taubensee, L (1, 2) OBP: 0.326, SLG: 0.488		4-0 BB BB		0-0 F9		1-3 K			2-3 K	2 0 0 0 1 1 0																		
Brian Dorsett, R (9, PH) OBP: 0.297, SLG: 0.332										1 0 0 0 0 1 1																		
John Smiley, L (1, 1) OBP: 0.241, SLG: 0.240		4-2 BB		0-0 L6		2-3 K			0-2 HR 1-H	2 0 0 0 1 1 0																		
Johnny Ruffin, R (7, 1)										0 0 0 0 0 0 0																		
Brian Hunter, R (8, 9) OBP: 0.272, SLG: 0.455										1 1 1 2 0 0 0																		
Lenny Harris, L (9, 5) OBP: 0.347, SLG: 0.383		1-2 2-3 BB								0 0 0 0 0 0 0																		
Inning Stats	R: 0 E: 1 K: 0 S: 6	H: 0 LOB: 1 BB: 0 P: 8	R: 0 E: 0 K: 1 S: 11	H: 1 LOB: 3 BB: 2 P: 23	R: 2 E: 0 K: 1 S: 10	H: 2 LOB: 0 BB: 0 P: 16	R: 0 E: 0 K: 0 S: 3	H: 0 LOB: 0 BB: 0 P: 3	R: 3 E: 0 K: 1 S: 19	H: 3 LOB: 0 BB: 1 P: 31	R: 0 E: 0 K: 2 S: 8	H: 0 LOB: 0 BB: 0 P: 11	R: 0 E: 0 K: 0 S: 6	H: 0 LOB: 0 BB: 0 P: 8	R: 0 E: 0 K: 2 S: 9	H: 0 LOB: 0 BB: 0 P: 16	R: 2 E: 0 K: 2 S: 13	H: 1 LOB: 0 BB: 1 P: 22	1B: 3 2B: 1 3B: 0 HR: 3	SF: 0 SAC: 0 DP: 0 HBP: 0	WP: 0 PB: 0 SB: 0 CS: 2	PA: 39						
PITCHER	IP WLS BF H R ER SO BB IBB HBP BLK WP HR S P ERA WHIP																											
Andy Benes, R (1, 1) ERA: 3.97	8.0		33	6	5	5	7	3	0	0	0	0	2	72	116	5.62	1.125											
Pedro Martinez, L (9, 1) ERA: 2.42	0.0		1	0	1	1	0	1	0	0	0	0	0	2	6	∞	∞											
Trevor Hoffman, R (9, 1) ERA: 2.54	1.0	L	4	1	1	1	2	0	0	0	0	0	1	11	16	9.00	1.000											

livebaseballscorecards.com



Batter	1	2	3	4	5	6	7	8	9	AB	R	H	RBI	BB	SO	LOB
Bip Roberts, S OBP: 0.373, SLG: 0.386 (1, 4)	0-0 HR 2B	0-1 2B		2-0 G5-3		0-0 F9		1-1 FC4-2 WP 1B		5	1	3	0	0	0	3
Tony Gwynn, L OBP: 0.450, SLG: 0.557 (1, 9)	1-0 F7	1-2 L7			1-2 1B 2B 1B	0-0 P6		4-0 FC4-2 1B		4	1	1	0	1	0	3
Derek Bell, R OBP: 0.354, SLG: 0.458 (1, 8)	3-2 HR 2-H		0-0 P4		2-1 1B 2B 1B		0-1 G6-3	1-0 FC4-2 G5-4-3		5	2	2	2	0	0	3
Eddie Williams, R OBP: 0.391, SLG: 0.593 Pedro Martinez, L (9, 1) Trevor Hoffman, R (9, 1)	0-1 1B 2B		0-0 F8		2-3 K 1-2		1-0 HR	2-2 G5-4-3 1-2f		5	1	2	1	0	1	5
Phil Clark, R OBP: 0.252, SLG: 0.358 Bill Bean, L OBP: 0.267, SLG: 0.288 (1, 7) (8, 7)	0-0 2-3 1B		1-1 F9		1-1 P4		4-2 3B BB		3-1 SH1-4 1B	3	1	1	0	1	0	2
Craig Shipley, R OBP: 0.367, SLG: 0.468 (1, 5)	1-2 P8			2-2 P6	0-1 2B		1-2 FC5-2 3B		0-0 SH1-4 1-2	4	0	2	3	0	0	2
Brian Johnson, R OBP: 0.291, SLG: 0.438 (1, 2)	1-2 F9			1-1 G4-3	1-3 K		1-2 FC5-2		1-0 G6-3	5	0	0	0	0	1	5
Ricky Gutierrez, R OBP: 0.331, SLG: 0.317 Phil Plantier, L OBP: 0.306, SLG: 0.458 (1, 6) (9, PH)		0-0 F9		1-2 1B HBP		0-1 F9 SH3-4 1B		2-0 L8		0-2 F7	3	0	1	0	0	1
Andy Benes, R OBP: 0.188, SLG: 0.191 Archi Cianfrocco, R OBP: 0.250, SLG: 0.357 (1, 1) (8, PH) (9, 3)		1-3 K		1-2 1B		0-0 SH3-4		0-2 WP FC4-2 1B		2	0	1	0	0	1	0
										1	0	1	0	0	0	0

Inning Stats	R: 2	H: 4	E: 0	K: 0	S: 15	H: 4	LOB: 2	BB: 0	P: 21	R: 0	H: 1	E: 0	K: 1	S: 9	H: 1	LOB: 1	BB: 0	P: 11	R: 0	H: 0	E: 0	K: 0	S: 4	H: 0	LOB: 0	BB: 0	P: 5	R: 0	H: 1	E: 0	K: 0	S: 11	H: 1	LOB: 2	BB: 0	P: 18	R: 2	H: 3	E: 0	K: 2	S: 16	H: 3	LOB: 1	BB: 0	P: 23	R: 0	H: 1	E: 0	K: 0	S: 5	H: 1	LOB: 1	BB: 0	P: 5	R: 2	H: 2	E: 0	K: 0	S: 16	H: 2	LOB: 1	BB: 1	P: 25	R: 0	H: 2	E: 0	K: 0	S: 11	H: 2	LOB: 2	BB: 1	P: 19	R: 0	H: 1	E: 0	K: 0	S: 8	H: 1	LOB: 1	BB: 0	P: 12	1B: 8	2B: 4	3B: 1	SF: 0	SAC: 2	DP: 1	HBP: 1	WP: 1	HR: 2	S: 0	P: 0	ERA: 0.00	WHIP: 0.500
--------------	------	------	------	------	-------	------	--------	-------	-------	------	------	------	------	------	------	--------	-------	-------	------	------	------	------	------	------	--------	-------	------	------	------	------	------	-------	------	--------	-------	-------	------	------	------	------	-------	------	--------	-------	-------	------	------	------	------	------	------	--------	-------	------	------	------	------	------	-------	------	--------	-------	-------	------	------	------	------	-------	------	--------	-------	-------	------	------	------	------	------	------	--------	-------	-------	-------	-------	-------	-------	--------	-------	--------	-------	-------	------	------	-----------	-------------

PITCHER	IP	WLS	BF	H	R	ER	SO	BB	IBB	HBP	BLK	WP	HR	S	P	ERA	WHIP
John Smiley, L ERA: 3.67 (1, 1)	6.0		29	10	4	4	3	0	0	1	0	0	1	60	83	6.00	1.667
Johnny Ruffin, R ERA: 2.98 (7, 1)	1.0		6	2	2	2	0	1	0	0	0	0	1	16	25	18.00	3.000
Chuck McElroy, L ERA: 2.19 (8, 1)	0.0		3	2	0	0	0	0	1	0	0	1	0	6	11	∞	∞
Hector Carrasco, R ERA: 1.97 (8, 1)	2.0	W	6	1	0	0	0	0	0	0	0	0	0	13	20	0.00	0.500

BOTTOM

Cincinnati Reds @ San Diego Padres
Jack Murphy Stadium, San Diego, CA

Sat Jul 30 1994, 10:05 PM EDT
Att: 16,553 - Unknown - 70 F

AB	39
R	6
H	15
RBI	6
BB	2
SO	3
LOB	25



PITCHER	IP	WLS	BF	H	R	ER	SO	BB	IBB	HBP	BLK	WP	HR	S	P	ERA	WHIP
John Smiley, L ERA: 3.67 (1, 1)	6.0		29	10	4	4	3	0	0	1	0	0	1	60	83	6.00	1.667
Johnny Ruffin, R ERA: 2.98 (7, 1)	1.0		6	2	2	2	0	1	0	0	0	0	1	16	25	18.00	3.000
Chuck McElroy, L ERA: 2.19 (8, 1)	0.0		3	2	0	0	0	0	1	0	0	1	0	6	11	∞	∞
Hector Carrasco, R ERA: 1.97 (8, 1)	2.0	W	6	1	0	0	0	0	0	0	0	0	0	13	20	0.00	0.500

Batter	1	2	3	4	5	6	7	8	9	10	AB R H RBI BB SO LOB	TOP										
Deion Sanders, L (1, 8) OBP: 0.334, SLG: 0.376	2-1 G6-3	1-3 K		3-3 K			4-2 BB		0-0 F7		4 0 0 0 1 2 6	Cincinnati Reds @ San Diego Padres Jack Murphy Stadium, San Diego, CA Sun Jul 31 1994, 6:33 AM EDT Att. 28,147 - Sunny - 75 F										
Barry Larkin, R (1, 6) OBP: 0.368, SLG: 0.399	2-2 L6		1-0 G6-3		2-2 F8		0-1 P4		4-2 SH1-3 BB G6-3 BB	4 1 0 0 1 0 1												
Hal Morris, L (1, 3) OBP: 0.394, SLG: 0.507	1-2 1B 1B		1-2 G3		3-3 K			3-2 G6-3	0-0 SH1-3	4 0 1 0 0 1 0												
Kevin Mitchell, R (1, 7) OBP: 0.428, SLG: 0.675	1-2 1B		1-0 F8		3-1 P4			1-0 F7	4-0 G6-3 BB IBB	4 0 1 0 1 0 0												
Brian Hunter, R (1, 9) OBP: 0.274, SLG: 0.464	3-2 G6-3			2-0 HR		3-1 F7		3-1 F7	4-1 G6-3 BB	4 1 1 1 1 0 2												
Bret Boone, R (1, 4) OBP: 0.371, SLG: 0.490		1-1 F7		1-3 K		2-2 G6-3		4-2 SH1-4 BB	0-0 G6-3	4 0 0 1 1 1 2												
Jeff Branson, L (1, 5) OBP: 0.313, SLG: 0.477		1-0 1B 1B		0-1 L3-1		0-2 F7		1-1 SH1-4	4-0 IBB	3 0 1 0 1 0 0												
Eddie Taubensee, L (1, 2) OBP: 0.331, SLG: 0.488 Reggie Sanders, R (9, PH) OBP: 0.334, SLG: 0.495 Jeff Brantley, R (9, 1)		2-1 1B 1B		4-0 2B BB		3-1 P6		2-2 F8	0-0 L3	2 0 1 0 1 0 0 1 0 0 0 0 0 1 1 0 0 0 0 0 3												
Jose Rijo, R (1, 1) OBP: 0.222, SLG: 0.311 Thomas Howard, S (9, PH) OBP: 0.306, SLG: 0.414 Brian Dorsett, R (9, 2) OBP: 0.300, SLG: 0.332		0-0 P6		1-2 2B		2-0 G6-3		4-0 IBB		3 0 1 0 0 0 2 0 0 0 0 0 0 0 0 0 0 0 1 0 0												
Inning Stats	R: 0 E: 0 K: 0 S: 18	H: 2 LOB: 2 BB: 0 P: 27	R: 0 E: 0 K: 1 S: 9	H: 2 LOB: 2 BB: 0 P: 14	R: 0 E: 0 K: 0 S: 5	H: 0 LOB: 0 BB: 0 P: 8	R: 1 E: 0 K: 2 S: 12	H: 2 LOB: 2 BB: 1 P: 23	R: 0 E: 0 K: 1 S: 10	H: 0 LOB: 0 BB: 0 P: 18	R: 0 E: 0 K: 0 S: 8		H: 0 LOB: 0 BB: 0 P: 13	R: 0 E: 0 K: 0 S: 6	H: 0 LOB: 0 BB: 0 P: 13	R: 0 E: 0 K: 0 S: 12	H: 0 LOB: 2 BB: 2 P: 23	R: 1 E: 0 K: 0 S: 6	H: 0 LOB: 3 BB: 4 P: 22	1B: 4 2B: 1 3B: 0 HR: 1	SF: 0 SAC: 2 DP: 0 HBP: 0	WP: 0 PB: 0 SB: 0 CS: 0
PITCHER	IP WLS BF H R ER SO BB IBB HBP BLK WP HR S P ERA WHIP																					
Scott Sanders, R (1, 1) ERA: 5.08	7.0	29	6	1	1	4	2	0	0	0	0	0	0	0	0	1.29	1.143					
Jeff Tabaka, L (8, 1) ERA: 5.49	1.1	5	0	0	0	0	1	0	0	0	0	0	0	0	14	26	0.00	0.750				
Bryce Florie, R (9, 1) ERA: 1.5	0.1	1	0	0	0	0	0	0	0	0	0	0	0	3	5	0.00	0.000					
Pedro Martinez, L (9, 1) ERA: 2.51	1.1	L 9	0	1	1	0	2	3	0	0	0	0	0	7	27	6.75	1.500					

AB	34
R	2
H	6
RBI	2
BB	8
SO	4
LOB	17



BOTTOM

Cincinnati Reds @ San Diego Padres
Jack Murphy Stadium, San Diego, CA

Sun Jul 31 1994, 6:33 AM EDT
Att: 28,147 - Sunny - 75 F

livebaseballscorecards.com

AB	33
R	1
H	6
RBI	1
BB	2
SO	10
LOB	9



AB R H RBI BB SO LOB

3 0 0 0 0 1 0
4 0 0 0 0 3 1
0 0 0 0 0 0 0

4 0 1 0 0 0 0

4 1 2 0 0 0 1

3 0 1 0 1 1 1

4 0 0 0 0 1 3

3 0 0 0 1 1 0

4 0 2 1 0 1 0

2 0 0 0 0 1 1
1 0 0 0 0 0 2
0 0 0 0 0 0 0
0 0 0 0 0 0 0
1 0 0 0 0 1 0

1B: 5 SF: 0
E: 0 LOB: 0 2B: 1 SAC: 0
K: 3 BB: 0 3B: 0 DP: 2
S: 14 P: 19 HR: 0 HBP: 1

WP: 0 PA: 36
PB: 0
SB: 1
CS: 1

Batter	1	2	3	4	5	6	7	8	9	10
Bip Roberts, S OBP: 0.372, SLG: 0.383 (1, 4)	1-0 G4-3		2-2 HBP			1-1 G3-1		3-3 K		
Bill Bean, L OBP: 0.259, SLG: 0.279 (1, 8)	1-3 K		3-3 K			2-3 K		0-0 G6-3		
Pedro Martinez, L (9, 1)			1-2 K							
Tony Gwynn, L OBP: 0.448, SLG: 0.557 (1, 9)	0-0 2B			1-0 G6-3		0-0 G3		3-2 G3-1		
Eddie Williams, R OBP: 0.394, SLG: 0.590 (1, 3)	1-2 G6-3		1-2 G4-6-3 1B				1-0 G6-3 1B 1B		1-0 P6	
Phil Plantier, L OBP: 0.308, SLG: 0.457 (1, 7)		4-0 CS BB		1-1 G4-6-3 1-2f			3-2 G6-3 1B		0-3 K	
Scott Livingstone, L OBP: 0.277, SLG: 0.341 (1, 5)		2-2 F7 1-2			1-3 K		2-2 G6-3 1-2f 2-3		3-1 F9	
Luis Lopez, S OBP: 0.339, SLG: 0.395 (1, 6)		0-1 G6-3			2-2 G6-3		4-1 1B BB			1-3 K
Brad Ausmus, R OBP: 0.320, SLG: 0.365 (1, 2)			0-0 G6-3		2-2 1B		0-2 1-2 3-H 1B			1-3 K
Scott Sanders, R OBP: 0.200, SLG: 0.143 (1, 1)			2-3 K			0-0 F8		1-0 F9		3-3 K
Phil Clark, R OBP: 0.250, SLG: 0.356 (7, PH)										
Jeff Tabaka, R OBP: 1.000, SLG: 2.000 (8, 1)										
Bryce Florie, R (9, 1)										
Derek Bell, R OBP: 0.353, SLG: 0.457 (9, 8)										

Inning Stats	R: 0	H: 1	E: 0	K: 1	S: 8	P: 11	R: 0	H: 0	E: 0	K: 0	S: 6	P: 12	R: 0	H: 0	E: 0	K: 2	S: 10	P: 17	R: 0	H: 1	E: 0	K: 1	S: 10	P: 15	R: 0	H: 0	E: 0	K: 1	S: 7	P: 10	R: 1	H: 3	E: 0	K: 0	S: 12	P: 23	R: 0	H: 0	E: 0	K: 1	S: 12	P: 18	R: 0	H: 0	E: 0	K: 1	S: 7	P: 11	R: 0	H: 0	E: 0	K: 3	S: 14	P: 19	1B: 5	SF: 0	2B: 1	3B: 0	HR: 0	WP: 0	PA: 36
--------------	------	------	------	------	------	-------	------	------	------	------	------	-------	------	------	------	------	-------	-------	------	------	------	------	-------	-------	------	------	------	------	------	-------	------	------	------	------	-------	-------	------	------	------	------	-------	-------	------	------	------	------	------	-------	------	------	------	------	-------	-------	-------	-------	-------	-------	-------	-------	--------

PITCHER	IP	WLS	BF	H	R	ER	SO	BB	IBB	HBP	BLK	WP	HR	S	P	ERA	WHIP
Jose Rijo, R ERA: 3.17 (1, 1)	8.0		30	6	1	1	6	2	0	1	0	0	0	72	116	1.12	1.000
Jeff Brantley, R ERA: 2.21 (9, 1)	2.0	W	6	0	0	0	4	0	0	0	0	0	0	21	30	0.00	0.000

Batter	1	2	3	4	5	6	7	8	9	AB R H RBI BB SO LOB	TOP																								
Deion Sanders, L (1, 8) OBP: 0.333, SLG: 0.375	2-1 L6		1-1 F8		0-0 CS 1B			2-1 G4-3		4 0 1 0 0 0 0	<p>Cincinnati Reds @ San Francisco Giants Candlestick Park, San Francisco, CA</p> <p>Mon Aug 01 1994, 6:33 AM EDT Att. 20,087 - Sunny - 66 F</p>																								
Barry Larkin, R (1, 6) OBP: 0.367, SLG: 0.398	0-1 S 1B 1B		3-2 G6-3		2-1 P5			2-1 G4-3		4 0 1 0 0 0 1																									
Hal Morris, L (1, 3) OBP: 0.397, SLG: 0.517	0-1 S 1B 1-2 1B		0-0 HR		2-2 CS 1-2		2-1 G4-6-3 1B			4 1 3 1 0 0 0																									
Kevin Mitchell, R (1, 7) OBP: 0.423, SLG: 0.665 Jeff Brantley, R (9, 1)	3-3 K 1-2 2-3		1-0 G1-3		0-2 G4-6-3 1-2f			2-2 F8		4 0 0 0 0 1 3 0 0 0 0 0 0 0																									
Brian Hunter, R (1, 9) OBP: 0.278, SLG: 0.475 Jacob Brumfield, R (9, PR) OBP: 0.400, SLG: 0.537 (9, 7)	1-0 G5-3			0-0 G5-3		3-2 HR		4-2 G3-1 PB BB		3 1 1 1 1 0 2 0 1 0 0 0 0 0																									
Tony Fernandez, S (1, 5) OBP: 0.369, SLG: 0.439		1-0 F7		3-2 G4-3		0-0 G4-3		4-2 PB G3-1 BB		3 0 0 0 1 0 0																									
Bret Boone, R (1, 4) OBP: 0.369, SLG: 0.496		1-2 E3		1-2 HR			0-1 G5-3		1-1 G3-1	4 1 1 1 0 0 2																									
Eddie Taubensee, L (1, 2) OBP: 0.326, SLG: 0.479 Brian Dorsett, R (9, PH) OBP: 0.304, SLG: 0.332 (9, 2)		2-3 K		1-0 G1-3			0-1 G6-3		4-1 BB	3 0 0 0 0 1 1 0 0 0 0 1 0 0																									
Erik Hanson, R (1, 1) OBP: 0.154, SLG: 0.179 Chuck McElroy, L (6, 1) OBP: 0.167, SLG: 0.167 Lenny Harris, L (7, PH) OBP: 0.353, SLG: 0.379 Johnny Ruffin, R (7, 1) Thomas Howard, S (9, PH) OBP: 0.304, SLG: 0.412 (9, 9)		1-3 K		2-3 K			0-1 G3		3-3 K	2 0 0 0 0 2 1 0 0 0 0 0 0 0 1 0 0 0 0 0 0 0 0 0 0 0 0 0 1 0 0 0 0 1 2																									
Inning Stats	R: 0 E: 0 K: 1 S: 10	H: 2 LOB: 2 BB: 0 P: 16	R: 0 E: 1 K: 2 S: 11	H: 0 LOB: 1 BB: 0 P: 16	R: 1 E: 0 K: 0 S: 7	H: 1 LOB: 0 BB: 0 P: 13	R: 0 E: 0 K: 1 S: 8	H: 1 LOB: 0 BB: 0 P: 14	R: 1 E: 0 K: 0 S: 10	H: 2 LOB: 0 BB: 0 P: 15	R: 0 E: 0 K: 0 S: 6	H: 0 LOB: 0 BB: 0 P: 6	R: 0 E: 0 K: 0 S: 5	H: 0 LOB: 0 BB: 0 P: 11	R: 1 E: 0 K: 1 S: 17	H: 0 LOB: 2 BB: 3 P: 35	1B: 4 2B: 0 3B: 0 HR: 3	SF: 0 SAC: 0 DP: 1 HBP: 0	WP: 0 PB: 1 SB: 3 CS: 1	PA: 37															
PITCHER	IP WLS BF H R ER SO BB IBB HBP BLK WP HR S P ERA WHIP																																		
Bill Swift, R (1, 1) ERA: 2.89	8.0		7	3	3	4	0	0	0	0	0	3	65	103	3.38	0.875																			
Dave Burba, R (9, 1) ERA: 4.43	0.2	L	4	0	1	0	2	0	0	0	0	0	10	21	0.00	3.000																			
Steve Frey, L (9, 1) ERA: 5.22	0.1		2	0	0	0	1	1	0	0	0	0	7	14	0.00	3.000																			

livebaseballscorecards.com

AB	33
R	4
H	7
RBI	3
BB	3
SO	5
LOB	12



Batter	1	2	3	4	5	6	7	8	9	AB	R	H	RBI	BB	SO	LOB
Darren Lewis, R OBP: 0.342, SLG: 0.358 (1, 8)	1-3 K			2-2 G3-1		0-1 B2		0-0 G6-3		4	0	0	0	0	1	2
John Patterson, S OBP: 0.313, SLG: 0.329 (1, 4)	3-2 G3			3-2 G3-6-3 1B		1-0 BB 1-3 2-H 2B		1-0 F9		4	0	2	1	0	0	0
Barry Bonds, L OBP: 0.420, SLG: 0.622 (1, 7)	1-0 G4-3			1-1 G3-6-3 1-2f		1-2 P5		2-2 G4-1		4	0	0	0	0	0	3
Matt Williams, R OBP: 0.323, SLG: 0.611 (1, 5)			1-2 P3		1-1 HR		4-0 BB IBB		2-3 K	3	1	1	1	1	1	0
Darryl Strawberry, L OBP: 0.400, SLG: 0.507 (1, 9)			2-1 G3-1		2-3 K		4-1 BB		2-1 F9	3	0	0	1	1	1	0
Dave Martinez, L OBP: 0.328, SLG: 0.377 (1, 3)			1-0 G6-3		2-2 G6-3		2-3 K		4-0 BB 1B	3	0	0	0	0	1	3
Mark Carreon, R OBP: 0.330, SLG: 0.417 (9, PH)										0	0	0	0	1	0	0
Mike Benjamin, R OBP: 0.344, SLG: 0.393 (9, PR)										0	0	0	0	0	0	0
Royce Clayton, R OBP: 0.302, SLG: 0.332 (1, 6)																
Todd Benzinger, S OBP: 0.287, SLG: 0.370 (9, PH)																
Kirt Manwaring, R OBP: 0.297, SLG: 0.311 (1, 2)																
Mark Leonard, L OBP: 0.500, SLG: 0.778 (9, PH)																
Bill Swift, R OBP: 0.265, SLG: 0.290 (1, 1)																
Dave Burba, R (9, 1)																
Steve Frey, R (9, 1)																

Inning Stats	R: 0	H: 0	E: 0	K: 1	S: 7	H: 0	LOB: 0	BB: 0	P: 12	R: 0	H: 0	E: 0	K: 0	S: 6	H: 0	LOB: 0	BB: 0	P: 10	R: 0	H: 0	E: 0	K: 0	S: 7	H: 0	LOB: 0	BB: 0	P: 8	R: 1	H: 1	E: 0	K: 2	S: 13	H: 3	LOB: 3	BB: 2	P: 31	R: 0	H: 0	E: 0	K: 1	S: 9	H: 0	LOB: 0	BB: 0	P: 12	R: 0	H: 0	E: 0	K: 0	S: 7	H: 0	LOB: 0	BB: 0	P: 10	R: 0	H: 1	E: 0	K: 1	S: 8	H: 1	LOB: 2	BB: 1	P: 18	1B: 4	SF: 0	2B: 1	SAC: 0	3B: 0	DP: 1	HR: 1	HBP: 0	WP: 0	PA: 35
--------------	------	------	------	------	------	------	--------	-------	-------	------	------	------	------	------	------	--------	-------	-------	------	------	------	------	------	------	--------	-------	------	------	------	------	------	-------	------	--------	-------	-------	------	------	------	------	------	------	--------	-------	-------	------	------	------	------	------	------	--------	-------	-------	------	------	------	------	------	------	--------	-------	-------	-------	-------	-------	--------	-------	-------	-------	--------	-------	--------

PITCHER	IP	WLS	BF	H	R	ER	SO	BB	IBB	HBP	BLK	WP	HR	S	P	ERA	WHIP
Erik Hanson, R ERA: 4.11 (1, 1)	5.0		18	4	3	3	3	0	0	0	0	0	1	47	72	5.40	0.800
Chuck McElroy, L ERA: 2.15 (6, 1)	1.0		6	1	0	0	1	1	1	0	0	0	0	10	22	0.00	2.000
Johnny Ruffin, R ERA: 2.89 (7, 1)	2.0	W	6	0	0	0	1	0	0	0	0	0	0	16	22	0.00	0.000
Jeff Brantley, R ERA: 2.16 (9, 1)	1.0	S	5	1	0	0	1	1	0	0	0	0	0	8	18	0.00	2.000

BOTTOM

Cincinnati Reds @ San Francisco Giants
Candlestick Park, San Francisco, CA

Mon Aug 01 1994, 6:33 AM EDT
Att: 20,087 - Sunny - 66 F

AB	32
R	3
H	6
RBI	3
BB	3
SO	6
LOB	10

GIANTS

Batter	1	2	3	4	5	6	7	8	9	AB	R	H	RBI	BB	SO	LOB	TOP								
Deion Sanders, L OBP: 0.337, SLG: 0.374 (1, 8) C H	1-1 HR HBP	0-0 G4-3		1-0 P6 2-H 1B			4-2 FC4-6 SH1-4 BB	1-3 K		3	2	1	1	1	1	1									
Barry Larkin, R OBP: 0.371, SLG: 0.419 (1, 6) SAFE	0-0 HR 1-H		1-1 FC5-4 2B	2-0 P6 1-2			0-0 SH1-4 1-2	2-2 HR		4	3	3	3	0	0	1									
Hal Morris, L OBP: 0.395, SLG: 0.512 (1, 3) C B B B S X	3-2 L3		3-2 E6 FC5-4 HBP 2-3			3-1 G1-3	4-0 FC4-6 E 2B IBB	2-1 G5-3		4	1	0	0	1	0	1									
Brian Hunter, R OBP: 0.272, SLG: 0.466 (1, 7) B S S B F X	2-2 G6-3		0-1 P6			2-2 F8	0-1 E5 FC4-6 1-2 2-3	1-0 G6-3		5	0	0	0	0	0	4									
Bret Boone, R OBP: 0.370, SLG: 0.491 (1, 4) C H	1-1 HBP		1-0 FC5-4 1-2 HBP			2-2 F8	0-1 FC4-6 2B 1-2f 2-3 3-H		1-1 F9	3	1	0	1	0	0	2									
Tony Fernandez, S OBP: 0.370, SLG: 0.441 (1, 5) C B B 1 B 1 X	2-1 P4		1-1 FC5-4 FC6-4 1-2f 2-3 3-H			1-2 1B	3-1 SAFE 1B 2B	1-0 G4-3		5	1	2	3	0	0	3									
Reggie Sanders, R OBP: 0.335, SLG: 0.492 (1, 9) Chuck McElroy, L OBP: 0.167, SLG: 0.167 (9, 1)		1-1 G6-3	1-0 FC6-4 1-2f			0-0 B1	1-2 SAFE 1B BB 1B	4-1 BB BB	4-1 BB BB	4	0	1	1	1	0	3	AB 35								
Eddie Taubensee, L OBP: 0.339, SLG: 0.491 (1, 2)		1-1 2B		1-0 SH1-4 1B 1B		1-2 SAFE 1B G4-6-3 1B	1-1 SAFE 1B BB	2-1 G4-3		4	1	3	0	1	0	1	R 9								
Pete Schourek, L OBP: 0.182, SLG: 0.286 (8, PH) Thomas Howard, S OBP: 0.302, SLG: 0.409 (6, 1) Scott Service, R (6, 1) Kevin Mitchell, R OBP: 0.422, SLG: 0.663 (7, PH) Hector Carrasco, R (7, 1) Jacob Brumfield, R OBP: 0.400, SLG: 0.537 (8, 9)		0-0 P6		1-1 SH1-4 1-2		0-1 G4-6-3 1-2f	1-1 F8			1	0	0	0	0	0	1	H 10								
Inning Stats	R: 2 E: 0 K: 0 S: 12	H: 1 LOB: 1 BB: 0 P: 21	R: 0 E: 0 K: 0 S: 6	H: 1 LOB: 1 BB: 0 P: 8	R: 1 E: 1 K: 0 S: 12	H: 1 LOB: 2 BB: 0 P: 19	R: 1 E: 0 K: 0 S: 5	H: 2 LOB: 0 BB: 0 P: 10	R: 0 E: 0 K: 0 S: 9	H: 0 LOB: 0 BB: 0 P: 16	R: 0 E: 0 K: 0 S: 9	H: 2 LOB: 1 BB: 0 P: 11	R: 4 E: 1 K: 0 S: 16	H: 2 LOB: 2 BB: 3 P: 32	R: 1 E: 0 K: 1 S: 9	H: 1 LOB: 0 BB: 0 P: 15	R: 0 E: 0 K: 0 S: 6	H: 0 LOB: 1 BB: 1 P: 14	1B: 5 2B: 3 3B: 0 HR: 2	SF: 0 SAC: 2 DP: 1 HBP: 3	WP: 0 PB: 0 SB: 0 CS: 0	PA: 44			
PITCHER	IP	WLS	BF	H	R	ER	SO	BB	IBB	HBP	BLK	WP	HR	S	P	ERA	WHIP								
John Burkett, R ERA: 3.52 (1, 1)	6.2	L	33	8	8	3	0	1	1	3	0	0	1	62	105	4.05	1.350								
Rich Monteleone, R ERA: 3.38 (7, 1)	0.1		3	1	0	0	0	1	0	0	0	0	0	7	12	0.00	6.000								
Bryan Hickerson, L ERA: 4.88 (8, 1)	1.0		4	1	1	1	1	0	0	0	0	0	1	9	15	9.00	1.000								
Pat Gomez, L ERA: 2.08 (9, 1)	1.0		4	0	0	0	0	1	0	0	0	0	0	6	14	0.00	1.000								

Cincinnati Reds @ San Francisco Giants
Candlestick Park, San Francisco, CA
Tue Aug 02 1994, 6:33 AM EDT
Att. 23,727 - Sunny - 63 F

AB	35
R	9
H	10
RBI	9
BB	4
SO	1
LOB	21



Batter	1	2	3	4	5	6	7	8	9	AB R H RBI BB SO LOB
Darren Lewis, R (1, 8) OBP: 0.342, SLG: 0.357	0-3 K		0-2 F7	1-2 1B			4-2 1B WP BB		3-3 K	4 1 1 1 1 2 0
Steve Scarsons, R (1, 4) OBP: 0.333, SLG: 0.383 John Patterson, S (9, PH) OBP: 0.311, SLG: 0.327	1-1 F7		4-1 HR BB	1-3 K			2-2 1-3 WP 1B		2-2 F8	3 2 1 0 1 1 2 1 0 0 0 0 0 0
Barry Bonds, L (1, 7) OBP: 0.424, SLG: 0.649	0-1 E S 1B		1-0 1-H HR		1-0 HR		3-1 F7 1-H 3-H		0-0 HR	5 3 4 4 0 0 0
Matt Williams, R (1, 5) OBP: 0.324, SLG: 0.609	2-3 K		3-2 F7		0-1 G3-6-3 1B		2-3 K		0-0 1B	5 0 2 0 0 2 1
Darryl Strawberry, L (1, 9) OBP: 0.389, SLG: 0.479		4-0 CS BB	2-3 K		3-2 G3-6-3 1-2f		2-1 G3-1		1-1 G4-3	4 0 0 0 1 1 2
Todd Benzinger, S (1, 3) OBP: 0.289, SLG: 0.372		0-0 P4		0-1 FC3-6 1B	1-2 L6			2-2 BB 1B		4 0 2 0 0 0 1
Royce Clayton, R (1, 6) OBP: 0.301, SLG: 0.330		4-1 BB BB 1-2		1-1 FC3-6 1B 1-2f		0-3 K		2-3 K		3 1 0 0 1 2 2
Kirt Manwaring, R (1, 2) OBP: 0.303, SLG: 0.312		4-2 SAFE 1B BB 1-2		1-1 SAFE 1B 1-3 1B		3-3 K		4-2 SAFE G4-6-3 1-2 BB		2 0 1 0 2 1 0
John Burkett, R (1, 1) OBP: 0.080, SLG: 0.061 Rich Monteleone, R (7, 1)		0-3 K		0-3 K		0-0 G5-3		0-0 G4-6-3 1-2f		3 0 0 0 0 2 4 0 0 0 0 0 0 0 0 0 0 0 0 0 0 1 0 0 0 0 0 2 0 0 0 0 0 0 0
Bryan Hickerson, L (8, 1) OBP: 0.241, SLG: 0.222 Dave Martinez, L (8, PH) OBP: 0.326, SLG: 0.375 Pat Gomez, L (9, 1)										

Inning Stats	R: 0 E: 0 K: 2 S: 11	H: 1 LOB: 1 BB: 0 P: 14	R: 0 E: 0 K: 1 S: 8	H: 0 LOB: 2 BB: 3 P: 20	R: 2 E: 0 K: 1 S: 13	H: 1 LOB: 0 BB: 1 P: 23	R: 1 E: 0 K: 2 S: 17	H: 3 LOB: 2 BB: 0 P: 21	R: 1 E: 0 K: 0 S: 11	H: 2 LOB: 0 BB: 0 P: 16	R: 0 E: 0 K: 2 S: 7	H: 0 LOB: 0 BB: 0 P: 10	R: 2 E: 0 K: 1 S: 12	H: 1 LOB: 0 BB: 1 P: 25	R: 0 E: 0 K: 1 S: 11	H: 1 LOB: 1 BB: 1 P: 19	R: 1 E: 0 K: 1 S: 13	H: 2 LOB: 1 BB: 0 P: 19	1B: 8 2B: 0 3B: 0 HR: 3	SF: 0 SAC: 0 DP: 2 HBP: 0
--------------	-------------------------------	----------------------------------	------------------------------	----------------------------------	-------------------------------	----------------------------------	-------------------------------	----------------------------------	-------------------------------	----------------------------------	------------------------------	----------------------------------	-------------------------------	----------------------------------	-------------------------------	----------------------------------	-------------------------------	----------------------------------	----------------------------------	------------------------------------

BOTTOM

Cincinnati Reds @ San Francisco Giants
Candlestick Park, San Francisco, CA

Tue Aug 02 1994, 6:33 AM EDT
Att. 23,727 - Sunny - 63 F

AB	35
R	7
H	11
RBI	5
BB	6
SO	11
LOB	14

WP: 3 PA: 41
PB: 0
SB: 1
CS: 1



PITCHER	IP	WLS	BF	H	R	ER	SO	BB	IBB	HBP	BLK	WP	HR	S	P	ERA	WHIP
Pete Schourek, L (1, 1) ERA: 4.36	5.0		24	7	4	4	6	4	0	0	0	0	2	60	94	7.20	2.200
Scott Service, R (6, 1) ERA: 5.4	1.0	W	3	0	0	0	2	0	0	0	0	0	0	7	10	0.00	0.000
Hector Carrasco, R (7, 1) ERA: 2.38	2.2		13	4	3	3	3	2	0	0	0	1	1	34	60	10.12	2.250
Chuck McElroy, L (9, 1) ERA: 2.14	0.1	S	1	0	0	0	0	0	0	0	0	0	0	2	3	0.00	0.000

Batter	1	2	3	4	5	6	7	8	9	AB	R	H	RBI	BB	SO	LOB	TOP										
Jacob Brumfield, R OBP: 0.397, SLG: 0.553 (1, 8)	2-2 HR	0-3 K	3-3 K		0-0 L4	2-2 FC5-2 2B 1B		1-2 G6-4-3		6	2	2	1	0	2	3											
Bret Boone, R OBP: 0.374, SLG: 0.506 (1, 4)	0-1 HR	1-3 K		0-2 2B 1B	1-2 1B BB SF9 1B	FC5-2 2B 1B		2-0 HR 2B		6	5	4	1	0	1	3											
Barry Larkin, R OBP: 0.373, SLG: 0.421 Jeff Branson, L OBP: 0.319, SLG: 0.509 (1, 6) (7, 6)	2-2 E5 HR	4-2 2B BB		1-3 K	4-0 SF9 1B BB	3-1 1B 2B		1-1 HR		3	3	1	2	2	1	1											
Kevin Mitchell, R OBP: 0.430, SLG: 0.686 Thomas Howard, S OBP: 0.301, SLG: 0.407 (1, 7) (6, 7)	0-0 HR	1-0 2B		0-2 2B	1-2 1B	0-1 1B		1-2 G6-3		5	2	5	5	0	0	0											
Brian Hunter, R OBP: 0.277, SLG: 0.484 (1, 3)	1-0 BLK 1B	1-2 F8		1-2 2B 2B	0-0 SF9	3-2 F8			0-1 HR	5	3	3	4	0	0	2											
Reggie Sanders, R OBP: 0.333, SLG: 0.489 (1, 9)	3-3 K		3-3 K	0-0 G4-3 2B	3-3 K		0-0 F9		1-3 K	6	0	1	1	0	4	3											
Tony Fernandez, S OBP: 0.373, SLG: 0.444 Tim Fortugno, L OBP: 0.333, SLG: 0.333 Scott Service, R (1, 5) (7, 1) (9, 1)	3-2 1B		2-1 1B 1B	2-2 G4-3		1-1 1B FC5-2 1B	1-0 G6-3		0-1 1B	5	0	3	1	0	0	1											
Brian Dorsett, R OBP: 0.309, SLG: 0.333 (1, 2)	1-0 1B		2-1 F7	4-0 BB		1-2 FC5-2 2B 1B	0-0 F9		3-3 K	5	1	2	0	1	1	2											
John Roper, R OBP: 0.212, SLG: 0.219 Lenny Harris, L OBP: 0.347, SLG: 0.375 (1, 1) (7, 5)	2-3 K		2-0 1B	1-3 K		2-2 F9		4-0 BB	3-1 P5	4	0	1	0	0	2	5											
										1	0	0	0	1	0	1											
Inning Stats	R: 5 E: 1 K: 2 S: 24	H: 6 LOB: 1 BB: 0 P: 38	R: 1 E: 0 K: 2 S: 14	H: 1 LOB: 1 BB: 1 P: 21	R: 0 E: 0 K: 2 S: 13	H: 2 LOB: 2 BB: 0 P: 25	R: 3 E: 0 K: 2 S: 23	H: 4 LOB: 2 BB: 1 P: 32	R: 1 E: 0 K: 1 S: 13	H: 2 LOB: 2 BB: 1 P: 22	R: 4 E: 0 K: 0 S: 23	H: 5 LOB: 1 BB: 0 P: 36	R: 0 E: 0 K: 0 S: 3	H: 0 LOB: 0 BB: 0 P: 4	R: 2 E: 0 K: 0 S: 10	H: 2 LOB: 0 BB: 1 P: 19	R: 1 E: 0 K: 2 S: 16	H: 2 LOB: 1 BB: 0 P: 23	1B: 13 2B: 6 3B: 0 HR: 5	SF: 1 SAC: 0 DP: 1 HBP: 0	WP: 0 PB: 0 SB: 0 CS: 0	PA: 54					
PITCHER	IP	WLS	BF	H	R	ER	SO	BB	IBB	HBP	BLK	WP	HR	S	P	ERA	WHIP										
Bud Black, L ERA: 4.66 (1, 1)	0.2	L	7	5	5	4	1	0	0	0	1	0	3	19	30	54.00	7.500										
Dave Burba, R ERA: 4.74 (1, 1)	3.1		20	8	4	4	7	2	0	0	0	0	0	55	86	10.80	3.000										
Pat Gomez, L ERA: 3.54 (5, 1)	2.0		14	7	5	5	1	1	0	0	0	0	0	36	58	22.50	4.000										
Bryan Hickerson, L ERA: 4.97 (7, 1)	2.0		8	2	2	2	0	1	0	0	0	0	1	13	23	9.00	1.500										
Rod Beck, R ERA: 3.02 (9, 1)	1.0		5	2	1	1	2	0	0	0	0	0	1	16	23	9.00	2.000										

Cincinnati Reds @ San Francisco Giants
Candlestick Park, San Francisco, CA
Wed Aug 03 1994, 6:33 AM EDT
Att. 32,282 - Sunny - 67 F

livebaseballscorecards.com

AB	49
R	17
H	24
RBI	17
BB	4
SO	11
LOB	21



Atlanta Braves @ Cincinnati Reds

Riverfront Stadium, Cincinnati, OH

Fri Aug 05 1994, 7:05 PM EDT
Att. 47,072 - Cloudy - 68 F

AB	40
R	16
H	14
RBI	16
BB	8
SO	8
LOB	11



WP	2	PA	51
PB	1		
SB	1		
CS	0		

Batter	1	2	3	4	5	6	7	8	9	AB	R	H	RBI	BB	SO	LOB						
Roberto Kelly, R (1, 8) OBP: 0.350, SLG: 0.424	2-1 HR	0-0 1B		2-0 2B	4-2 BB		4-2 HR	3-1 1B		4	4	4	4	2	0	0						
Jeff Blauser, R (1, 6) OBP: 0.328, SLG: 0.377	1-3 K	2-2 P3		0-0 SH5-3	2-0 F8		2-0 HR	4-2 BB		4	1	1	2	1	1	2						
Mike Kelly, R (1, 7) OBP: 0.271, SLG: 0.439	2-1 G5-3	4-2 1B		3-1 G3	0-2 HR		1-1 G6-3	3-3 K		5	2	2	2	1	1	2						
Fred McGriff, L (1, 3) OBP: 0.382, SLG: 0.597	2-2 WP	2-2 1B		0-0 G3	1-0 HR		2-2 L6		2-3 K	5	1	3	3	0	0	1						
Ryan Klesko, L (8, 3) OBP: 0.336, SLG: 0.574	1-3 1B	1-3 1B		2-3 G3	2-3 HR					1	0	0	0	0	1	0						
David Justice, L (1, 9) OBP: 0.433, SLG: 0.520	4-0 1B	1-1 G4-3		4-2 3B	0-1 G4-3			0-0 F9	1-2 F7	3	1	0	0	2	0	2						
Dave Gallagher, R (8, 9) OBP: 0.321, SLG: 0.289	1-2 BB			3B	BB					1	0	0	0	0	0	0						
Terry Pendleton, S (1, 5) OBP: 0.274, SLG: 0.397	1-1 F7		1-2 P8	0-0 3B	1-1 HR			1-3 K	0-3 K	5	2	2	3	0	1	2						
Gregg Olson, R (8, 1)				1-H				2B		1	0	0	0	0	1	0						
Mike Stanton, L (9, 1) OBP: 0.667, SLG: 0.667				3-H				1B		0	0	0	0	0	0	0						
Charlie O'Brien, R (1, 2) OBP: 0.319, SLG: 0.490		4-2 SH5-4	0-0 P8	1-3 K	3-2 L7			3-1 1B		4	2	1	0	1	1	1						
Rafael Belliard, R (1, 4) OBP: 0.282, SLG: 0.303		0-1 SH	0-1 F9		0-1 G4-3	1-1 G3-1		0-0 WP		4	2	1	2	0	0	0						
Tom Glavine, L (1, 1) OBP: 0.241, SLG: 0.204		1-2 1B						1B														
Steve Bedrosian, R (7, 1)																						
Tony Tarasco, L (8, PH) OBP: 0.317, SLG: 0.441		0-0 SH5-4		4-2 SH5-3	1-3 K			2-1 F7	2-3 K	2	1	0	0	1	1	0						
Bill Pecota, R (8, PH) OBP: 0.310, SLG: 0.313		1-2 2-3		2B	BB					0	0	0	0	0	0	0						
Inning Stats	R: 1 E: 0 K: 1 S: 12	H: 2 LOB: 2 BB: 1 P: 24	R: 3 E: 1 K: 0 S: 18	H: 2 LOB: 2 BB: 2 P: 31	R: 0 E: 0 K: 0 S: 7	H: 0 LOB: 0 BB: 0 P: 8	R: 4 E: 0 K: 1 S: 14	H: 3 LOB: 1 BB: 2 P: 28	R: 0 E: 0 K: 1 S: 9	H: 0 LOB: 1 BB: 1 P: 16	R: 3 E: 0 K: 0 S: 13	H: 3 LOB: 0 BB: 0 P: 18	R: 2 E: 0 K: 0 S: 13	H: 1 LOB: 0 BB: 1 P: 24	R: 3 E: 0 K: 3 S: 19	H: 3 LOB: 2 BB: 1 P: 35	R: 0 E: 0 K: 2 S: 11	H: 0 LOB: 0 BB: 0 P: 14	1B: 6 2B: 3 3B: 1 HR: 4	SF: 0 SAC: 3 DP: 0 HBP: 0	WP: 2 PB: 1 SB: 1 CS: 0	PA: 51
PITCHER	IP	WLS	BF	H	R	ER	SO	BB	IBB	HBP	BLK	WP	HR	S	P	ERA	WHIP					
John Smiley, L (1, 1) ERA: 3.93	3.2	L	24	7	8	6	1	5	0	0	0	1	1	48	87	14.73	3.273					
Johnny Ruffin, R (4, 1) ERA: 3.19	2.1		11	3	3	3	2	1	0	0	0	0	2	25	38	11.57	1.714					
Scott Service, R (7, 1) ERA: 7.36	1.1		9	3	5	3	1	1	0	0	0	0	1	20	35	20.25	3.000					
Tim Fortugno, L (8, 1) ERA: 4.08	1.2		7	1	0	0	4	1	0	0	0	1	0	23	38	0.00	1.200					

livebaseballscorecards.com

Batter	1	2	3	4	5	6	7	8	9	AB R H RBI BB SO LOB	TOP	
Roberto Kelly, R (1, 8) OBP: 0.350, SLG: 0.424	1-1 FC6-4 1B		1-1 L8		1-3 K		0-1 1B		1-0 G6-3	5 0 2 0 0 1 1		
Jeff Blauser, R (1, 6) OBP: 0.328, SLG: 0.379	1-2 FC6-4 G6-3 1-2f		0-2 2B		0-0 F7		0-0 P3			4 0 1 0 0 0 3		
Ryan Klesko, L (1, 7) OBP: 0.332, SLG: 0.567 Dave Gallagher, R (6, 7) OBP: 0.319, SLG: 0.287	2-0 G6-3 1-2		3-3 K			0-3 K	3-0 L9			3 0 0 0 0 2 2 1 0 0 0 0 0 1		
Fred McGriff, L (1, 3) OBP: 0.381, SLG: 0.594	0-0 F7			2-0 G4-3		3-2 1B		2-3 K		4 1 1 0 0 1 1		
David Justice, L (1, 9) OBP: 0.431, SLG: 0.526		1-1 HR		2-3 K		0-0 P8		0-3 K		4 1 1 1 0 2 1		
Terry Pendleton, S (1, 5) OBP: 0.277, SLG: 0.397		1-3 K		4-1 BB		1-0 1B		3-2 P6		3 0 1 1 1 1 0		
Javy Lopez, R (1, 2) OBP: 0.298, SLG: 0.423 Mike Kelly, R (9, PR) OBP: 0.271, SLG: 0.439 Charlie O'Brien, R (9, 2) OBP: 0.319, SLG: 0.490		0-1 G5-3		1-3 K		4-0 BB		1-2 BB	1-2 FC3-6 1B	3 0 1 0 1 1 1 0 0 0 0 0 0 0 0 0 0 0 0 0 0	AB 35 R 2 H 7 RBI 2 BB 2 SO 13 LOB 14	
Rafael Belliard, R (1, 4) OBP: 0.252, SLG: 0.291		3-3 K		1-2 K		1-3 K		0-3 K	0-3 K	4 0 0 0 0 4 3		
Greg Maddux, R (1, 1) OBP: 0.203, SLG: 0.224 Tony Tarasco, L (9, PH) OBP: 0.314, SLG: 0.438 Mike Stanton, L (9, 1) OBP: 0.667, SLG: 0.667 Mark Wohlers, R (9, 1) OBP: 1.000, SLG: 1.000			1-2 G4-3		0-2 G4-3		0-3 K		1-1 FC3-6 1-2f	3 0 0 0 0 1 0 1 0 0 0 0 0 1 0 0 0 0 0 0 0 0 0 0 0 0 0 0		
Inning Stats	R: 0 H: 1 E: 0 LOB: 1 K: 0 BB: 0 S: 7 P: 11	R: 1 H: 1 E: 0 LOB: 0 K: 2 BB: 0 S: 11 P: 16	R: 0 H: 1 E: 0 LOB: 1 K: 1 BB: 0 S: 14 P: 19	R: 0 H: 0 E: 0 LOB: 1 K: 2 BB: 1 S: 11 P: 20	R: 0 H: 0 E: 0 LOB: 1 K: 2 BB: 0 S: 11 P: 13	R: 1 H: 2 E: 0 LOB: 2 K: 2 BB: 1 S: 13 P: 22	R: 0 H: 1 E: 0 LOB: 1 K: 1 BB: 0 S: 7 P: 10	R: 0 H: 0 E: 0 LOB: 0 K: 2 BB: 0 S: 10 P: 15	R: 0 H: 1 E: 0 LOB: 2 K: 1 BB: 0 S: 10 P: 13	1B: 5 SF: 0 2B: 1 SAC: 0 3B: 0 DP: 0 HR: 1 HBP: 0	WP: 1 PA: 37 PB: 1 SB: 3 CS: 0	
PITCHER	IP WLS BF H R ER SO BB IBB HBP BLK WP HR S P ERA WHIP											
Jose Rijo, R (1, 1) ERA: 3.12	8.0 L 33 6 2 2 12 2 0 0 0 1 1 84 126 2.25 1.000											
Hector Carrasco, R (9, 1) ERA: 2.33	1.0 4 1 0 0 1 0 0 0 0 0 0 0 10 13 0.00 1.000											

Atlanta Braves @ Cincinnati Reds
Riverfront Stadium, Cincinnati, OH

Sat Aug 06 1994, 7:05 PM EDT
Att. 52,567 - Unknown - 69 F

livebaseballscorecards.com



Batter	1	2	3	4	5	6	7	8	9	AB	R	H	RBI	BB	SO	LOB
Deion Sanders, L OBP: 0.345, SLG: 0.381 (1, 8)	2-1 P3 S 1B			2-3 K 1		4-1 BB			3-1 FC5-4 1B	3	0	2	0	1	1	0
Barry Larkin, R OBP: 0.369, SLG: 0.417 (1, 6)	2-2 P3 1-3			2-2 G6-3		3-3 K 3			2-2 FC5-4 1B 1-2f	4	1	0	0	0	1	4
Hal Morris, L OBP: 0.395, SLG: 0.507 (1, 3)	1-2 G5-3			1-1 G4-3				2-2 G4-3	1-1 1B 1-3	4	0	1	0	0	0	0
Kevin Mitchell, R OBP: 0.431, SLG: 0.689 Jacob Brumfield, R OBP: 0.391, SLG: 0.543 (1, 7) (9, PR)			0-1 L9		0-3 K			1-1 G6-3	3-1 1B 1-3	4	0	1	1	0	0	1
Bret Boone, R OBP: 0.368, SLG: 0.496 (1, 4)			0-1 G4-3		0-1 G1-3			1-2 G3	1-3 K 3-H	4	0	0	0	0	1	2
Tony Fernandez, S OBP: 0.365, SLG: 0.435 (1, 5)			1-3 K		3-3 K				1-0 L9	4	0	0	0	0	2	2
Reggie Sanders, R OBP: 0.333, SLG: 0.488 (1, 9)			2-3 K		0-0 G4-3			2-2 1B		3	0	1	0	0	1	0
Eddie Taubensee, L OBP: 0.339, SLG: 0.489 (1, 2)			2-2 G6-3		1-1 FC1-4 1B			1-3 K		3	0	1	0	0	1	1
Jose Rijo, R OBP: 0.213, SLG: 0.298 Lenny Harris, L OBP: 0.340, SLG: 0.367 Hector Carrasco, R (8, PH) (9, 1)			0-0 G5-3		0-0 FC1-4 BB 1-2f			0-0 L6		2	0	0	0	0	0	1

Inning Stats	R: 0	H: 1	E: 0	K: 0	S: 8	R: 0	H: 0	E: 0	K: 1	S: 7	R: 0	H: 0	E: 0	K: 1	S: 7	R: 0	H: 0	E: 0	K: 1	S: 8	R: 0	H: 1	E: 0	K: 1	S: 11	R: 0	H: 0	E: 0	K: 0	S: 10	R: 0	H: 1	E: 0	K: 1	S: 9	R: 1	H: 3	E: 0	K: 1	S: 14	1B: 6	2B: 0	3B: 0	HR: 0	SF: 0	SAC: 0	DP: 0	HBP: 0	WP: 0	PB: 0	SB: 1	CS: 0	PA: 33
--------------	------	------	------	------	------	------	------	------	------	------	------	------	------	------	------	------	------	------	------	------	------	------	------	------	-------	------	------	------	------	-------	------	------	------	------	------	------	------	------	------	-------	-------	-------	-------	-------	-------	--------	-------	--------	-------	-------	-------	-------	--------

PITCHER	IP	WLS	BF	H	R	ER	SO	BB	IBB	HBP	BLK	WP	HR	S	P	ERA	WHIP
Greg Maddux, R ERA: 1.63 (1, 1)	8.0	W	27	3	0	0	7	1	0	0	0	0	0	68	101	0.00	0.500
Mike Stanton, L ERA: 3.4 (9, 1)	0.1		3	2	1	1	0	0	0	0	0	0	0	7	13	27.00	6.000
Mark Wohlers, R ERA: 4.06 (9, 1)	0.2	S	3	1	0	0	1	0	0	0	0	0	0	7	12	0.00	1.500

BOTTOM

Atlanta Braves @ Cincinnati Reds
Riverfront Stadium, Cincinnati, OH
Sat Aug 06 1994, 7:05 PM EDT
Att: 52,567 - Unknown - 69 F

livebaseballscorecards.com

AB	32
R	1
H	6
RBI	1
BB	1
SO	8
LOB	11



Batter	1	2	3	4	5	6	7	8	9	AB R H RBI BB SO LOB	TOP											
Roberto Kelly, R (1, 8) OBP: 0.347, SLG: 0.420	3-1 G4-3			2-2 G5-3		2-0 P3		0-2 F8		4 0 0 0 0 0 4	<p>Atlanta Braves @ Cincinnati Reds Riverfront Stadium, Cincinnati, OH</p> <p>Sun Aug 07 1994, 3:33 AM EDT Att. 44,543 - Sunny - 75 F</p>											
Jeff Blauser, R (1, 6) OBP: 0.327, SLG: 0.377	3-1 G6-3			3-3 K		2-2 L7		2-0 1B		4 0 1 1 0 1 2												
Mike Kelly, R (1, 7) OBP: 0.270, SLG: 0.475	1-3 K			3-1 L9			3-2 HR	2-1 P3		4 1 1 1 0 1 2												
Steve Bedrosian, R (8, 1)										0 0 0 0 0 0 0												
Mike Stanton, L (8, 1) OBP: 0.667, SLG: 0.667										0 0 0 0 0 0 0												
Fred McGriff, L (1, 3) OBP: 0.382, SLG: 0.595		2-3 K			2-2 G1-6-3 1B		0-0 F9		1-0 G3-1 2B	4 0 2 0 0 1 0												
David Justice, L (1, 9) OBP: 0.426, SLG: 0.519		0-0 G4-3			1-1 G1-6-3 1-2f		1-0 F9		0-0 P2	4 0 0 0 0 0 2												
Terry Pendleton, S (1, 5) OBP: 0.273, SLG: 0.391		2-0 F9			1-3 K		0-0 G3		1-0 G3-1 2-3	4 0 0 0 0 1 1												
Javy Lopez, R (1, 2) OBP: 0.297, SLG: 0.419				1-0 G4-3		4-2 1B BB		2-3 K	1-3 K	3 0 0 0 1 2 1												
Rafael Belliard, R (1, 4) OBP: 0.257, SLG: 0.295				0-3 K		2-2 SAFE 1B		2-2 BB 1B		2 0 1 0 0 1 0												
Tony Tarasco, L (8, PH) OBP: 0.319, SLG: 0.442						1-2 1B				1 1 1 0 0 0 0												
Kent Mercker, L (1, 1) OBP: 0.100, SLG: 0.054				2-3 K		0-0 B3		4-2 1B		2 0 0 0 0 1 2												
Ryan Klesko, L (8, PH) OBP: 0.335, SLG: 0.567								1-2 BB		0 0 0 0 1 0 0												
Bill Pecota, R (8, 4) OBP: 0.310, SLG: 0.313										0 0 0 0 0 0 0												
Inning Stats	R: 0 E: 0 K: 1 S: 7	H: 0 LOB: 0 BB: 0 P: 14	R: 0 E: 0 K: 1 S: 6	H: 0 LOB: 0 BB: 0 P: 10	R: 0 E: 0 K: 2 S: 7	H: 0 LOB: 0 BB: 0 P: 10	R: 0 E: 0 K: 1 S: 8	H: 0 LOB: 0 BB: 0 P: 16	R: 0 E: 0 K: 1 S: 11	H: 1 LOB: 0 BB: 0 P: 15	R: 0 E: 0 K: 0 S: 13	H: 1 LOB: 2 BB: 1 P: 23	R: 1 E: 0 K: 0 S: 6	H: 1 LOB: 0 BB: 0 P: 10	R: 1 E: 0 K: 1 S: 15	H: 2 LOB: 2 BB: 1 P: 27	R: 0 E: 0 K: 1 S: 6	H: 1 LOB: 1 BB: 0 P: 9	1B: 4 2B: 1 3B: 0 HR: 1	SF: 0 SAC: 0 DP: 1 HBP: 0	WP: 0 PB: 0 SB: 0 CS: 0	PA: 34
PITCHER	IP WLS BF H R ER SO BB IBB HBP BLK WP HR S P ERA WHIP																					
Pete Schourek, L (1, 1) ERA: 4.09	7.0 W 24 3 1 1 6 1 0 0 0 0 1 58 98 1.29 0.571																					
Jeff Brantley, R (8, 1) ERA: 2.25	2.0 S 10 3 1 1 2 1 0 0 0 0 0 0 21 36 4.50 2.000																					

AB	32
R	2
H	6
RBI	2
BB	2
SO	8
LOB	14



Batter	1	2	3	4	5	6	7	8	9	AB	R	H	RBI	BB	SO	LOB	TOP											
Roberto Kelly, R OBP: 0.347, SLG: 0.422 Dave Gallagher, R OBP: 0.321, SLG: 0.290	1-0 L4		0-2 FC6-5 2B	1-3 K		2-0 2-H 3-H 1B			0-1 G6-3	3	0	1	0	0	1	0												
Jeff Blauser, R OBP: 0.328, SLG: 0.379	2-2 G6-3		0-2 FC6-5 HR		3-2 G6-3		1-1 G4-3 2B		4-1 BB	4	1	1	0	1	0	1												
Ryan Klesko, L OBP: 0.338, SLG: 0.567 Mike Kelly, R OBP: 0.262, SLG: 0.460	4-0 HR BB		3-1 F8		0-0 1B 1B		2-2 F7		2-2 F9	2	1	1	0	1	0	1												
Fred McGriff, L OBP: 0.385, SLG: 0.611	2-2 1-H HR		1-0 1-H HR		2-1 G1-6-3 1B		3-2 G4-3			4	2	3	4	0	0	1												
David Justice, L OBP: 0.427, SLG: 0.528	0-1 1B		1-0 HR		1-2 G1-6-3		1-1 G4-3			4	1	2	1	0	0	3												
Terry Pendleton, S OBP: 0.276, SLG: 0.391	0-0 F8		4-2 BB			0-1 P5			0-1 G6-4-3 1B	3	0	1	0	1	0	1												
Charlie O'Brien, R OBP: 0.317, SLG: 0.480		0-0 P6	0-0 F8			4-2 2B 1B BB			0-0 G6-4-3	3	1	0	0	1	0	2												
Rafael Belliard, R OBP: 0.257, SLG: 0.303		0-2 G4-3		0-3 K		0-2 1B 2B			0-3 K	4	0	1	0	0	2	0												
Steve Avery, L OBP: 0.115, SLG: 0.143 Tony Tarasco, L OBP: 0.317, SLG: 0.438 Mark Wohlers, R OBP: 1.000, SLG: 1.000 Mike Stanton, L OBP: 0.667, SLG: 0.667 Greg McMichael, R	0-0 G5-3		0-0 P5		0-0 P5		0-1 G3		0-0 P8	3	0	0	0	0	0	2												
Inning Stats	R: 2 E: 0 K: 0 S: 10	H: 2 LOB: 1 BB: 1 P: 19	R: 0 E: 0 K: 0 S: 6	H: 0 LOB: 0 BB: 0 P: 6	R: 3 E: 0 K: 0 S: 13	H: 3 LOB: 1 BB: 1 P: 22	R: 0 E: 0 K: 2 S: 7	H: 0 LOB: 0 BB: 0 P: 8	R: 0 E: 0 K: 0 S: 9	H: 2 LOB: 1 BB: 0 P: 15	R: 1 E: 0 K: 0 S: 12	H: 2 LOB: 2 BB: 1 P: 18	R: 0 E: 0 K: 0 S: 14	H: 1 LOB: 1 BB: 0 P: 21	R: 0 E: 0 K: 1 S: 6	H: 1 LOB: 0 BB: 0 P: 6	R: 0 E: 0 K: 0 S: 7	H: 0 LOB: 1 BB: 1 P: 13	1B: 5 2B: 3 3B: 0 HR: 3	SF: 0 SAC: 0 DP: 2 HBP: 0	WP: 0 PB: 0 SB: 0 CS: 0	PA: 39						
PITCHER	IP	WLS	BF	H	R	ER	SO	BB	IBB	HBP	BLK	WP	HR	S	P	ERA	WHIP											
John Roper, R ERA: 4.5	(1, 1)	4.1	L	21	6	5	5	2	2	0	0	0	0	3	40	62	10.38	1.846										
Tim Fortugno, L ERA: 4.2	(5, 1)	1.1		6	2	1	1	0	1	0	0	0	0	0	16	23	6.75	2.250										
Johnny Ruffin, R ERA: 3.18	(6, 1)	0.1		1	1	0	0	0	0	0	0	0	0	1	3	0.00	3.000											
Chuck McElroy, L ERA: 2.06	(7, 1)	2.0		7	2	0	0	1	0	0	0	0	0	0	20	27	0.00	1.000										
Hector Carrasco, R ERA: 2.29	(9, 1)	1.0		4	0	0	0	0	1	0	0	0	0	0	7	13	0.00	1.000										

Atlanta Braves @ Cincinnati Reds
Riverfront Stadium, Cincinnati, OH

Mon Aug 08 1994, 7:05 PM EDT
Att. 35,041 - Unknown - 81 F

livebaseballscorecards.com

AB	35
R	6
H	11
RBI	6
BB	4
SO	3
LOB	13



Batter	1	2	3	4	5	6	7	8	9	AB	R	H	RBI	BB	SO	LOB
Deion Sanders, L (1, 8) OBP: 0.343, SLG: 0.378	1-3 K		1-3 K			2-3 K		2-1 1B	0-0 G4-3	5	0	1	0	0	3	2
Tony Fernandez, S (1, 5) OBP: 0.360, SLG: 0.428	0-2 G6-3			1-0 G5-3		2-2 G4-3		2-1 F8		4	0	0	0	0	0	2
Barry Larkin, R (1, 6) OBP: 0.371, SLG: 0.422	3-1 G6-3			2-2 L5			4-2 BB		4-1 DI 1B	2	1	0	0	2	0	0
Kevin Mitchell, R (1, 7) OBP: 0.430, SLG: 0.690			1-3 K	1-3 K			0-1 F9		2-0 HBP 1B FC5-4 1B	4	1	1	1	0	2	1
Bret Boone, R (1, 4) OBP: 0.369, SLG: 0.493			0-3 K		0-1 BB 1B		0-3 K		3-2 FC5-4 HBP 1-2 2B 1B	4	1	2	0	0	2	1
Hal Morris, L (1, 3) OBP: 0.390, SLG: 0.499			3-1 G4-3	1-3 K			2-0 F8		2-2 FC5-4 1-2 2-3 HBP	3	0	0	0	0	1	2
Reggie Sanders, R (1, 9) OBP: 0.332, SLG: 0.481			2-3 K		4-0 BB 1-2 BB			1-1 G1-3	2-0 P9	3	0	0	0	1	1	3
Brian Dorsett, R (1, 2) OBP: 0.313, SLG: 0.352			1-1 2B		0-0 G5-4-3 1-2			4-2 1B BB	1-2 FC5-4 DI 2B	2	0	1	0	1	0	2
Lenny Harris, L (9, PH) OBP: 0.337, SLG: 0.364									1-2 2-3 3-H	1	1	0	1	0	0	2
John Roper, R (1, 1) OBP: 0.206, SLG: 0.212			2-3 K			2-3 K		2-0 P3	1-1 1-H	1	0	0	0	0	1	1
Tim Fortugno, L (5, 1) OBP: 0.333, SLG: 0.333										0	0	0	0	0	0	0
Johnny Kuffin, R (6, 1) OBP: 0.384, SLG: 0.529										0	0	0	0	0	0	0
Jacob Brumfield, R (6, PH) OBP: 0.384, SLG: 0.529										1	0	0	0	0	1	0
Chuck McElroy, L (7, 1) OBP: 0.167, SLG: 0.167										0	0	0	0	0	0	0
Brian Hunter, R (8, PH) OBP: 0.277, SLG: 0.480										1	0	0	0	0	0	1
Hector Carrasco, R (9, 1) OBP: 0.303, SLG: 0.414										0	0	0	0	0	0	0
Thomas Howard, S (9, PH) OBP: 0.303, SLG: 0.414										1	0	1	2	0	0	0

BOTTOM

Atlanta Braves @ Cincinnati Reds
Riverfront Stadium, Cincinnati, OH
Mon Aug 08 1994, 7:05 PM EDT
Att: 35,041 - Unknown - 81 F

livebaseballscores.com

AB	32
R	4
H	6
RBI	4
BB	4
SO	11
LOB	17



Inning Stats	R: 0	H: 0	E: 0	K: 1	S: 8	H: 0	LOB: 0	BB: 0	P: 12	R: 0	H: 0	E: 0	K: 2	S: 8	H: 1	LOB: 1	BB: 0	P: 17	R: 0	H: 0	E: 0	K: 1	S: 7	R: 0	H: 1	E: 0	K: 3	S: 11	R: 0	H: 0	E: 0	K: 1	S: 7	R: 0	H: 0	E: 0	K: 2	S: 9	R: 0	H: 0	E: 0	K: 1	S: 8	R: 0	H: 1	E: 0	K: 0	S: 10	R: 4	H: 3	E: 0	K: 0	S: 19	1B: 4	SF: 0	2B: 2	SAC: 0	3B: 0	DP: 1	HR: 0	HBP: 1	WP: 0	PA: 37
--------------	------	------	------	------	------	------	--------	-------	-------	------	------	------	------	------	------	--------	-------	-------	------	------	------	------	------	------	------	------	------	-------	------	------	------	------	------	------	------	------	------	------	------	------	------	------	------	------	------	------	------	-------	------	------	------	------	-------	-------	-------	-------	--------	-------	-------	-------	--------	-------	--------

PITCHER	IP	WLS	BF	H	R	ER	SO	BB	IBB	HBP	BLK	WP	HR	S	P	ERA	WHIP
Steve Avery, L (1, 1) ERA: 4.04	8.0		29	3	0	0	11	3	0	0	0	0	0	67	113	0.00	0.750
Mark Wohlers, R (9, 1) ERA: 4.59	0.0		3	2	3	3	0	1	0	0	0	0	0	9	18	∞	∞
Mike Stanton, L (9, 1) ERA: 3.55	0.0		1	0	0	0	0	0	0	1	0	0	0	3	5	∞	∞
Greg McMichael, R (9, 1) ERA: 4.04	1.0	S	4	1	1	1	0	0	0	0	0	0	0	7	11	9.00	1.000

Los Angeles Dodgers @ Cincinnati Reds

Riverfront Stadium, Cincinnati, OH

Tue Aug 09 1994, 7:05 PM EDT
Att. 31,177 - Unknown - 76 F

AB	31
R	3
H	5
RBI	2
BB	1
SO	9
LOB	4



AB	R	H	RBI	BB	SO	LOB
4	2	2	0	0	1	0
3	1	0	0	1	2	1
3	0	1	1	0	1	1
1	0	0	0	0	0	0
4	0	2	1	0	1	0
4	0	0	0	0	1	2
3	0	0	0	0	0	0
3	0	0	0	0	2	0
3	0	0	0	0	0	0
1	0	0	0	0	0	0
0	0	0	0	0	0	0
1	0	0	0	0	1	0
0	0	0	0	0	0	0
1	0	0	0	0	0	0
0	0	0	0	0	0	0

Batter	1	2	3	4	5	6	7	8	9													
Brett Butler, L (1, 8) OBP: 0.413, SLG: 0.441	2-1 S 1B		3-1 G6-3			2-2 E S WP 1B		3-3 K														
Delino DeShields, L (1, 4) OBP: 0.358, SLG: 0.324	3-2 F8			1-3 K		4-1 1 SAFE 1 SAFE 2B BB		2-3 K														
Henry Rodriguez, L (1, 7) OBP: 0.311, SLG: 0.411 Cory Snyder, R (9, PH) OBP: 0.305, SLG: 0.400	3-2 2-H 1B		0-1 G4-3			3-3 1-2 3-H K		0-0 G5-3														
Tim Wallach, R (1, 5) OBP: 0.356, SLG: 0.499	2-3 K		0-2 1B			1-1 2-H 2B		3-2 F8														
Eric Karros, R (1, 3) OBP: 0.309, SLG: 0.419		0-0 P9		1-2 F7		1-0 P3		0-3 K														
Raul Mondesi, R (1, 9) OBP: 0.332, SLG: 0.515		0-0 G5-3			1-2 G3		1-0 F8															
Carlos Hernandez, R (1, 2) OBP: 0.234, SLG: 0.349		0-3 K2-3			3-3 K		2-1 F9															
Rafael Bournigal, R (1, 6) OBP: 0.298, SLG: 0.273			0-1 G6-3			2-2 G4-3		0-0 F7														
Tom Candiotti, R (1, 1) OBP: 0.157, SLG: 0.160 Omar Daal, L (4, 1) OBP: 0.253, SLG: 0.394 Chris Gwynn, L (6, PH) OBP: 0.341, SLG: 0.451 Roger McDowell, R (6, 1) Mitch Webster, S (8, PH) Rudy Seanez, R (8, 1)			1-0 P2			1-3 K		0-0 F8														
Inning Stats	R: 1 E: 0 K: 1 S: 13	H: 2 LOB: 0 BB: 0 P: 23	R: 0 E: 0 K: 1 S: 5	H: 0 LOB: 0 BB: 0 P: 5	R: 0 E: 0 K: 0 S: 5	H: 0 LOB: 0 BB: 0 P: 9	R: 0 E: 0 K: 1 S: 12	H: 1 LOB: 1 BB: 0 P: 14	R: 0 E: 0 K: 1 S: 9	H: 0 LOB: 0 BB: 0 P: 15	R: 2 E: 0 K: 2 S: 14	H: 2 LOB: 1 BB: 1 P: 26	R: 0 E: 0 K: 0 S: 4	H: 0 LOB: 0 BB: 0 P: 7	R: 0 E: 0 K: 2 S: 7	H: 0 LOB: 0 BB: 0 P: 12	R: 0 E: 0 K: 1 S: 7	H: 0 LOB: 0 BB: 0 P: 10	1B: 4 2B: 1 3B: 0 HR: 0	SF: 0 SAC: 0 DP: 0 HBP: 0	WP: 1 PB: 0 SB: 2 CS: 0	PA: 32
PITCHER	IP	WLS	BF	H	R	ER	SO	BB	IBB	HBP	BLK	WP	HR	S	P	ERA	WHIP					
Kevin Jarvis, R (1, 1) ERA: 7.13	5.2	W	22	5	3	3	6	1	0	0	0	1	0	57	90	4.76	1.059					
Johnny Ruffin, R (6, 1) ERA: 3.12	1.1		4	0	0	0	0	0	0	0	0	0	0	5	9	0.00	0.000					
Chuck McElroy, L (8, 1) ERA: 2.03	1.0		3	0	0	0	2	0	0	0	0	0	0	7	12	0.00	0.000					
Jeff Brantley, R (9, 1) ERA: 2.22	1.0	S	3	0	0	0	1	0	0	0	0	0	0	7	10	0.00	0.000					

livebaseballscorecards.com

Los Angeles Dodgers @ Cincinnati Reds
 Riverfront Stadium, Cincinnati, OH

Wed Aug 10 1994, 7:05 PM EDT
 Att. 28,456 - Unknown - 77 F



Batter	1	2	3	4	5	6	7	8	9	AB R H RBI BB SO LOB
Brett Butler, L OBP: 0.412, SLG: 0.443 (1, 8) X	0-0 F9 ①			2-2 G1-3 ①		0-0 1B ①		2-1 G5-3 ②	1-1 L6-4 ②	5 1 2 1 0 0 1
Delino DeShields, L OBP: 0.361, SLG: 0.326 (1, 4) (8, 6) C C B B B B F X	3-2 F8 ②			0-2 G4-3 ②		3-2 1B ②		4-2 1B BB ②	0-0 1B ②	4 0 2 2 1 0 0
Mike Piazza, R OBP: 0.373, SLG: 0.546 (1, 2) B C B S S	2-3 K2-3 ③			2-2 L5 ③		4-0 1B ③		0-0 1B ③	1-1 L6-4 ③	4 0 1 1 1 1 2
Tim Wallach, R OBP: 0.355, SLG: 0.496 (1, 5) B S X		1-1 P3 ①			2-1 FC6-4 1B ①	0-0 L9 ③		1-2 P3 ③		4 0 1 0 0 0 4
Eric Karros, R OBP: 0.309, SLG: 0.424 (1, 3) X T T B		1-2 F8 ②			0-0 F8 ①		1-2 G6-3 ①		2-2 HR ②	4 1 1 1 0 0 1
Raul Mondesi, R OBP: 0.331, SLG: 0.517 (1, 9) X		0-0 G5-3 ③			1 SAFE 2-2 FC6-4 ②		1-2 G4-3 ②		1-0 1B 3B ③	4 1 1 0 0 0 1
Cory Snyder, R OBP: 0.300, SLG: 0.392 (1, 7) F S B B C			3-3 K ①		1 SAFE 0-3 K ③		0-3 K ③		2-3 K ①	3 0 0 0 0 3 1
Henry Rodriguez, L OBP: 0.310, SLG: 0.409 (9, PH) (9, 7) C O S					1-2 K ③					1 0 0 0 0 1 1
Rafael Bournigal, R OBP: 0.293, SLG: 0.268 (1, 6) X				0-0 L8 ②		0-2 G5-3 ①		0-0 G4-3 1B 2B ①	4-0 1B 2B BB ②	2 0 0 0 0 0 0
Mitch Webster, S OBP: 0.348, SLG: 0.470 (8, PH) P B B B										1 1 1 0 0 0 0
Jeff Treadway, L OBP: 0.351, SLG: 0.343 (8, 4) C										0 1 0 0 1 0 0
Kevin Gross, R OBP: 0.200, SLG: 0.213 (1, 1) F B B S C				2-3 K ③		0-0 L9 ②		1-1 G4-3 ①	3-1 2B 1B ③	2 0 0 0 0 1 0
Carlos Hernandez, R OBP: 0.231, SLG: 0.344 (8, PH) X										1 0 0 0 0 0 1
Ismael Valdez, R (8, 1) F B B S C										0 0 0 0 0 0 0
Dave Hansen, L OBP: 0.408, SLG: 0.409 (9, PH) X										1 1 1 1 0 0 0
Todd Worrell, R (9, 1) F B B S C										0 0 0 0 0 0 0

Inning Stats	R: 0 E: 0 K: 1 S: 8	H: 0 LOB: 0 BB: 0 P: 13	R: 0 E: 0 K: 0 S: 6	H: 0 LOB: 0 BB: 0 P: 8	R: 0 E: 0 K: 2 S: 7	H: 0 LOB: 0 BB: 0 P: 12	R: 0 E: 0 K: 0 S: 11	H: 0 LOB: 0 BB: 0 P: 15	R: 0 E: 0 K: 1 S: 9	H: 1 LOB: 1 BB: 0 P: 13	R: 1 E: 0 K: 0 S: 10	H: 2 LOB: 2 BB: 1 P: 17	R: 0 E: 0 K: 1 S: 9	H: 0 LOB: 0 BB: 0 P: 11	R: 1 E: 0 K: 0 S: 12	H: 2 LOB: 2 BB: 1 P: 20	R: 4 E: 0 K: 1 S: 17	H: 5 LOB: 1 BB: 1 P: 29	1B: 6 2B: 3 3B: 1 HR: 1	SF: 0 SAC: 0 DP: 1 HBP: 0	WP: 0 PB: 0 SB: 2 CS: 0	PA: 39
--------------	------------------------------	----------------------------------	------------------------------	---------------------------------	------------------------------	----------------------------------	-------------------------------	----------------------------------	------------------------------	----------------------------------	-------------------------------	----------------------------------	------------------------------	----------------------------------	-------------------------------	----------------------------------	-------------------------------	----------------------------------	----------------------------------	------------------------------------	----------------------------------	--------

PITCHER	IP	WLS	BF	H	R	ER	SO	BB	IBB	HBP	BLK	WP	HR	S	P	ERA	WHIP
John Smiley, L ERA: 3.86 (1, 1)	7.2		29	4	2	2	5	1	1	0	0	0	0	68	104	2.35	0.652
Hector Carrasco, R ERA: 2.28 (8, 1)	0.1		2	1	0	0	0	0	0	0	0	0	0	4	5	0.00	3.000
Jeff Brantley, R ERA: 2.48 (9, 1)	0.1	L	3	2	2	2	1	0	0	0	0	0	1	8	13	54.00	6.000
Chuck McElroy, L ERA: 2.34 (9, 1)	0.0		4	3	2	2	0	1	0	0	0	0	0	7	13	∞	∞
Johnny Ruffin, R ERA: 3.09 (9, 1)	0.2		1	0	0	0	0	0	0	0	0	0	0	2	3	0.00	0.000

AB	R	H	RBI	BB	SO	LOB
36	6	10	6	3	6	12

Batter	1	2	3	4	5	6	7	8	9	AB	R	H	RBI	BB	SO	LOB
Deion Sanders, L OBP: 0.341, SLG: 0.377	2-3 K		0-0 B1-3		1-1 G3		1-0 2B		1-1 1B	5	0	2	0	0	1	1
Tony Fernandez, S OBP: 0.360, SLG: 0.425	0-0 E1 1B			1-1 G4-3		2-1 2B 1B		0-1 FC4-6 SH1-4 1B	0-0 F8	5	2	3	0	0	0	1
Barry Larkin, R OBP: 0.372, SLG: 0.423	3-3 K			0-0 FC4-6 1B		2-0 L9		2-1 SH1-4		3	0	1	0	0	1	2
Hal Morris, L OBP: 0.388, SLG: 0.495	1-3 K			2-2 FC4-6 1-2f		0-0 L7		4-0 FC4-6 IBB		3	0	0	0	1	1	3
Bret Boone, R OBP: 0.366, SLG: 0.491		1-2 F8		3-3 K		1 SAFE 0-2 2B		0-1 FC4-6 1B 1-2f 2-3		4	0	1	1	0	1	3
Thomas Howard, S OBP: 0.302, SLG: 0.410		2-2 P5			1-3 K		0-1 G3-1		2-2 1B	4	0	1	1	0	1	1
Jeff Brantley, R (9, 1)										0	0	0	0	0	0	0
Chuck McElroy, L OBP: 0.167, SLG: 0.167										0	0	0	0	0	0	0
Johnny Ruffin, R (9, 1)										0	0	0	0	0	0	0
Reggie Sanders, R OBP: 0.330, SLG: 0.482		1-2 L3			1-1 G6-3		2-3 K		0-2 F8	4	0	0	0	0	1	2
Eddie Taubensee, L OBP: 0.340, SLG: 0.486			2-2 G4-3		0-0 WP 1B 2B		1-2 G5-3		2-2 P3	4	1	1	0	0	0	0
John Smiley, L OBP: 0.254, SLG: 0.255			0-3 K		2-2 1B		0-0 2B 1B		0-2 G1-3	3	0	2	1	0	1	0
Hector Carrasco, R (8, 1)										0	0	0	0	0	0	0
Jacob Brumfield, R OBP: 0.381, SLG: 0.525										1	0	0	0	0	0	0

Inning Stats	R: 0	H: 1	E: 1	K: 3	S: 13	R: 0	H: 0	E: 0	K: 0	S: 9	R: 0	H: 0	E: 0	K: 1	S: 7	R: 0	H: 1	E: 0	K: 1	S: 9	R: 1	H: 2	E: 0	K: 1	S: 11	R: 1	H: 2	E: 0	K: 10	R: 0	H: 2	E: 0	K: 8	R: 1	H: 2	E: 0	K: 12	R: 0	H: 1	E: 0	K: 0	S: 9	1B: 8	2B: 3	3B: 0	HR: 0	SF: 0	SAC: 1	DP: 0	HBP: 0	WP: 1	PB: 0	SB: 1	CS: 0	PA: 38
--------------	------	------	------	------	-------	------	------	------	------	------	------	------	------	------	------	------	------	------	------	------	------	------	------	------	-------	------	------	------	-------	------	------	------	------	------	------	------	-------	------	------	------	------	------	-------	-------	-------	-------	-------	--------	-------	--------	-------	-------	-------	-------	--------

PITCHER	IP	WLS	BF	H	R	ER	SO	BB	IBB	HBP	BLK	WP	HR	S	P	ERA	WHIP
Kevin Gross, R ERA: 3.6	(1, 1)	7.0	28	8	2	2	7	0	0	0	0	1	0	67	97	2.57	1.143
Ismael Valdez, R ERA: 3.18	(8, 1)	1.0	6	2	1	1	0	0	1	0	0	0	0	12	20	9.00	2.000
Todd Worrell, R ERA: 4.29	(9, 1)	1.0	4	1	0	0	0	0	0	0	0	0	0	9	12	0.00	1.000

BOTTOM

Los Angeles Dodgers @ Cincinnati Reds
Riverfront Stadium, Cincinnati, OH
Wed Aug 10 1994, 7:05 PM EDT
Att: 28,456 - Unknown - 77 F

livebaseballscorecards.com

AB	36
R	3
H	11
RBI	3
BB	1
SO	7
LOB	13



Batter	1	2	3	4	5	6	7	8	9	AB R H RBI BB SO LOB	TOP											
Brett Butler, L (1, 8) OBP: 0.411, SLG: 0.446	0-0 		1-0 G5-3 			0-0 		0-3 		4 0 1 0 0 1 0	Los Angeles Dodgers @ Cincinnati Reds Riverfront Stadium, Cincinnati, OH Thu Aug 11 1994, 3:33 AM EDT Att. 33,876 - Unknown - 75 F livebaseballscorecards.com											
Delino DeShields, L (1, 4) OBP: 0.357, SLG: 0.322	0-3 K 			0-1 G6-3 		2-3 K 		3-3 K 		4 0 0 0 0 3 1												
Mike Piazza, R (1, 2) OBP: 0.370, SLG: 0.541	0-0 			0-0 P6 		0-0 G6-3 		2-3 K 		4 0 0 0 0 1 1												
Tim Wallach, R (1, 5) OBP: 0.356, SLG: 0.502		0-0 HR 		2-1 G4-3 		4-0 BB BB 		2-3 K 		3 1 1 1 1 1 0												
Eric Karros, R (1, 3) OBP: 0.310, SLG: 0.426		0-0 F7 			2-0 F8 	4-2 BB BB 		0-0 G4-3 2B 		3 0 1 0 1 0 0												
Henry Rodriguez, L (1, 7) OBP: 0.307, SLG: 0.405		0-3 K 			1-3 K 	1-3 K K 		1-0 G4-3 2B 		3 0 0 0 0 3 3												
Mitch Webster, S (7, 7) OBP: 0.344, SLG: 0.464								2-3 K 		1 0 0 0 0 0 1												
Raul Mondesi, R (1, 9) OBP: 0.333, SLG: 0.516		0-3 K 			0-0 BLK 1B 		1-1 G5-3 		4-0 IBB 	3 1 1 0 1 1 0												
Rafael Bournigal, R (1, 6) OBP: 0.291, SLG: 0.267			0-0 P3 		2-2 1B 		0-2 G4-3 		0-0 G6-3 	4 0 1 1 0 0 2												
Ramon Martinez, R (1, 1) OBP: 0.284, SLG: 0.318			1-3 K 		0-3 K 		0-3 K 			3 0 0 0 0 3 1												
Inning Stats	R: 0 E: 0 K: 1 S: 5	H: 0 LOB: 0 BB: 0 P: 5	R: 1 E: 0 K: 2 S: 8	H: 1 LOB: 0 BB: 0 P: 8	R: 0 E: 0 K: 1 S: 5	H: 0 LOB: 0 BB: 0 P: 7	R: 0 E: 0 K: 0 S: 5	H: 0 LOB: 0 BB: 0 P: 7	R: 1 E: 0 K: 2 S: 12	H: 2 LOB: 1 BB: 0 P: 17	R: 0 E: 0 K: 2 S: 11	H: 1 LOB: 3 BB: 2 P: 22	R: 0 E: 0 K: 1 S: 8	H: 0 LOB: 0 BB: 0 P: 9	R: 0 E: 0 K: 3 S: 9	H: 0 LOB: 0 BB: 0 P: 14	R: 0 E: 0 K: 1 S: 6	H: 1 LOB: 2 BB: 1 P: 13	1B: 2 2B: 1 3B: 1 HR: 1	SF: 0 SAC: 0 DP: 0 HBP: 0	WP: 0 PB: 0 SB: 0 CS: 0	PA: 35
PITCHER	IP WLS BF H R ER SO BB IBB HBP BLK WP HR S P ERA WHIP																					
Jose Rijo, R (1, 1) ERA: 3.08	8.0 L 30 4 2 2 12 2 0 0 0 1 0 1 63 89 2.25 0.750																					
Hector Carrasco, R (9, 1) ERA: 2.24	1.0 5 1 0 0 1 0 1 0 0 0 0 0 6 13 0.00 1.000																					



Batter	1	2	3	4	5	6	7	8	9	AB	R	H	RBI	BB	SO	LOB	
Deion Sanders, L (1, 8) OBP: 0.342, SLG: 0.381	0-0 1B		3-3 K			2-3 K		0-0 G3 2B		4	0	2	0	0	2	0	
Barry Larkin, R (1, 6) OBP: 0.369, SLG: 0.419	0-0 F9		1-1 F8			2-2 G3-1		0-1 G3 2-3		4	0	0	0	0	0	2	
Hal Morris, L (1, 3) OBP: 0.385, SLG: 0.491	0-0 F8		1-3 K			1-3 K		0-1 G3-1		4	0	0	0	0	2	2	
Kevin Mitchell, R (1, 7) OBP: 0.429, SLG: 0.681	0-0 1-3 1B			1-1 F8			0-3 K		3-2 G5-3	4	0	1	0	0	1	0	
Bret Boone, R (1, 4) OBP: 0.368, SLG: 0.491	0-0 F9			1-3 K			2-2 1B		0-0 1B 1B	4	0	2	0	0	1	2	
Tony Fernandez, S (1, 5) OBP: 0.361, SLG: 0.426		2-1 F9			1-0 F7		0-0 1-3 1B		3-2 1-2 1B	4	0	2	0	0	0	0	
Reggie Sanders, R (1, 9) OBP: 0.332, SLG: 0.480			4-2 BB			3-2 F8		4-1 BB		0-3 K	2	0	0	0	2	1	2
Eddie Taubensee, L (1, 2) OBP: 0.333, SLG: 0.476		1 SAFE 0-0 F8				1-0 G3-4-1		1-0 P5		1-1 F8	4	0	0	0	0	5	
Jose Rijo, R (1, 1) OBP: 0.204, SLG: 0.286 Lenny Harris, L (8, PH) OBP: 0.340, SLG: 0.360 Hector Carrasco, R (9, 1)		1-1 G5-3				0-2 P6		2-1 G4-3			2	0	0	0	0	1	
											1	0	0	0	0	0	
											0	0	0	0	0	0	

Inning Stats	R: 0	H: 2	E: 0	LOB: 2	K: 0	BB: 0	S: 5	R: 0	H: 0	E: 0	LOB: 1	K: 0	BB: 1	S: 7	R: 0	H: 0	E: 0	LOB: 0	K: 2	BB: 0	S: 8	R: 0	H: 0	E: 0	LOB: 0	K: 1	BB: 0	S: 6	R: 0	H: 0	E: 0	LOB: 0	K: 0	BB: 0	S: 7	R: 0	H: 0	E: 0	LOB: 0	K: 2	BB: 0	S: 11	R: 0	H: 2	E: 0	LOB: 2	K: 1	BB: 1	S: 11	R: 0	H: 1	E: 0	LOB: 1	K: 0	BB: 0	S: 7	R: 0	H: 2	E: 0	LOB: 2	K: 1	BB: 0	S: 15	1B: 6	SF: 0	2B: 1	SAC: 0	3B: 0	DP: 0	HR: 0	HBP: 0	WP: 0	PA: 35
PITCHER Ramon Martinez, R (1, 1) ERA: 3.97	IP	WLS	BF	H	R	ER	SO	BB	IBB	HBP	BLK	WP	HR	S	P	ERA	WHIP																																																								
	9.0	W	35	7	0	0	7	2	0	0	0	0	0	77	117	0.00	1.000																																																								
																		PITCHER	IP	WLS	BF	H	R	ER	SO	BB	IBB	HBP	BLK	WP	HR	S	P	ERA	WHIP																																						

BOTTOM

Los Angeles Dodgers @ Cincinnati Reds

Riverfront Stadium, Cincinnati, OH

Thu Aug 11 1994, 3:33 AM EDT

Att: 33,876 - Unknown - 75 F

livebaseballscorecards.com

AB	33
R	0
H	7
RBI	0
BB	2
SO	7
LOB	14

