

Cincinnati Reds - 1994

Batter	1	2	3	4	5	6	7	8	9	10	AB	R	H	RBI	BB	SO	LOB	TOP			
Ray Lankford, L OBP: 0.545, SLG: 0.889	(1, 8) 4-0 BB 1B S BB		(1, 3) K		(3, 2) F8-6-3 1-2 1B	(2, 2) L9		(4, 1) BB 1-3 3-H		(3, 3) K	4	0	1	0	2	2	4				
Ozzie Smith, S OBP: 0.200, SLG: 0.111	(1, 6) 3-2 BB 1 SAFE 1 SAFE		(1, 3) K		(1, 2) F8-6-3 1-2		(1, 2) F8	(3, 2) G5-3		(4, 1) BB 1-2 2-3	5	0	0	0	1	1	5				
Gregg Jefferies, S OBP: 0.455, SLG: 0.400	(1, 3) 1-0 2-3 1B		(1, 2) CS 1B			(1, 2) G5-3	(0, 3) K		(0, 0) F8	(3, 2) P4	6	0	2	0	0	1	3				
Todd Zeile, R OBP: 0.300, SLG: 0.333	(1, 5) 1-1 F9		(1, 1) CS 1B	(2, 2) P6		(2, 2) WP 1B 2B	(4, 0) BB		(1, 1) P3		4	1	1	0	1	0	2				
Mark Whiten, S OBP: 0.222, SLG: 0.222	(1, 9) 1 SAFE K			(0, 3) K		(1, 1) WP 1B 1B	(2, 3) K		(2, 1) 1B		5	1	2	0	0	3	3				
Brian Jordan, R OBP: 0.167, SLG: 0.333	(1, 7) 2-3 K			(0, 1) 2B		(1, 3) K		(1, 1) G5-3	(1, 2) F9		5	0	1	0	0	2	3				
Rob Murphy, L (9, 1)						(1, 2) 2-3 1B					0	0	0	0	0	0	0				
Luis Alicaia, S OBP: 0.444, SLG: 0.286	(1, 4) 1-1 F7 1B			(2, 2) G6-3		(0, 0) 1B 2H 3H		(1, 2) F9		(3, 2) K	5	1	2	2	0	1	1				
Erik Pappas, R OBP: 0.667, SLG: 0.400	(1, 2) 0-0 F7 1-2					(4, 2) 1B BB		(0, 2) 1B WP 1B		(4, 2) BB 1B BB	2	1	1	0	3	0	1				
Rheal Cormier, L (5, PH) José Oquendo, S (5, 1) John Habyan, R (5, PH) Gerónimo Peña, S (5, 1) Rich Rodríguez, L (5, 1) Gerardo Peñalva, L (5, PH) Ruck Sotomayor, L (5, 1) Bernard Gilkey, R (9, 1)	(1, 11) 2-3 K					(0, 1) P6		(2, 2) WP 1B		(0, 1) BB 1B	1	0	0	0	0	1	1				
Inning Stats	R: 0 E: 0 K: 1 S: 12	H: 1 LOB: 2 BB: 1 P: 20	R: 0 E: 0 K: 2 S: 10	H: 1 LOB: 1 BB: 0 P: 15	R: 0 E: 0 K: 2 S: 13	H: 1 LOB: 1 BB: 0 P: 17	R: 0 E: 0 K: 1 S: 14	H: 1 LOB: 2 BB: 1 P: 22	R: 3 E: 0 K: 1 S: 21	H: 4 LOB: 2 BB: 1 P: 32	R: 0 E: 0 K: 2 S: 9	H: 0 LOB: 1 BB: 1 P: 16	R: 1 E: 0 K: 0 S: 18	H: 2 LOB: 2 BB: 1 P: 29	R: 0 E: 0 K: 0 S: 8	H: 1 LOB: 3 BB: 2 P: 12	R: 0 E: 0 K: 2 S: 20	H: 1 LOB: 0 BB: 2 P: 37	1B: 11 2B: 3 3B: 0 HR: 0	SF: 0 SAC: 0 DP: 1 HBP: 0	WP: 3 PA: 49
PITCHER	IP WLS BF H R ER SO BB IBB HBP BLK WP HR S P ERA WHIP	5.2 2.0 0.2 0.2 1.0	WLS BF H R ER SO BB IBB HBP BLK WP HR S P ERA WHIP	25 11 3 0 0 0 0 0 0 0 0 0 0 0 6	H R ER SO BB IBB HBP BLK WP HR S P ERA WHIP	8 3 1 0 0 0 0 0 0 0 0 0 0 0 1	R ER SO BB IBB HBP BLK WP HR S P ERA WHIP	3 1 0 0 0 0 0 0 0 0 0 0 0 0 0	IP WLS BF H R ER SO BB IBB HBP BLK WP HR S P ERA WHIP	4.76 4.5 1.500 1.500 3.000	2.0 0.2 0.2 1.0	11 3 0 0 0 0 0 0 0 0 0 0 0 0 6	3 0 0 0 0 0 0 0 0 0 0 0 0 0 1	48 12 11 37	4.76 4.5 1.500 1.500 3.000	108 5 7 20	108 12 11 37	4.76 4.5 1.500 1.500 3.000	4.76 4.5 1.500 1.500 3.000	4.76 4.5 1.500 1.500 3.000	4.76 4.5 1.500 1.500 3.000

St. Louis Cardinals @ Cincinnati Reds
Riverfront Stadium, Cincinnati, OH
Mon Apr 04 1994, 3:33 AM EDT
Att. 55,093 - Sunny - 50 F

AB 41
R 4
H 13
RBI 3
BB 7
SO 11
LOB 24

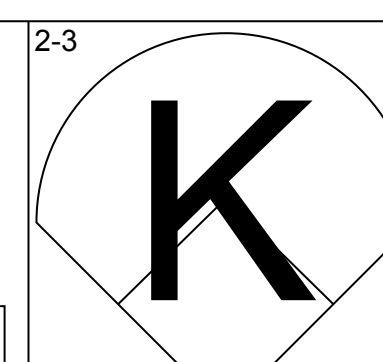
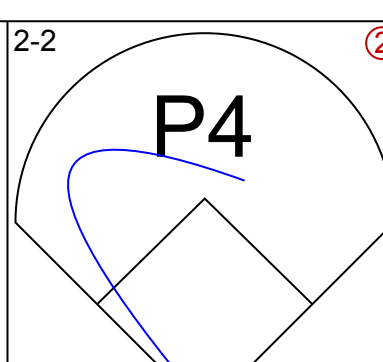
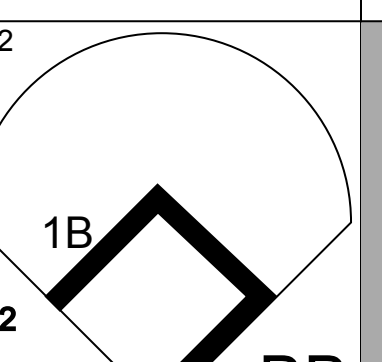
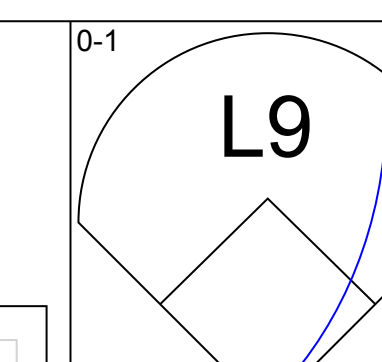
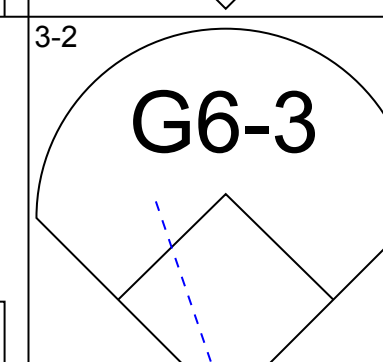
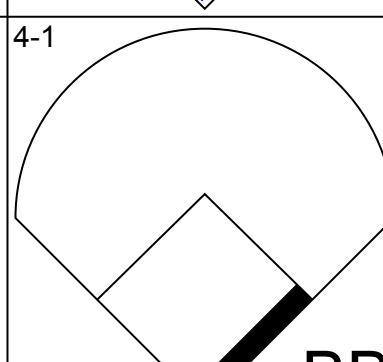
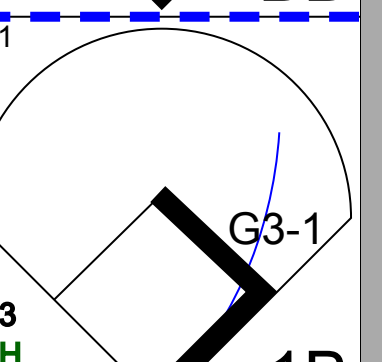
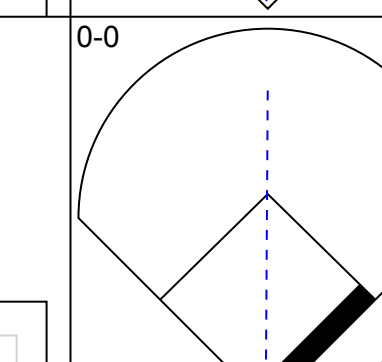
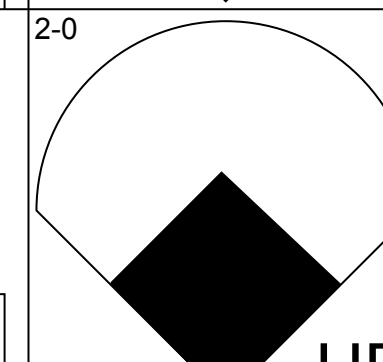
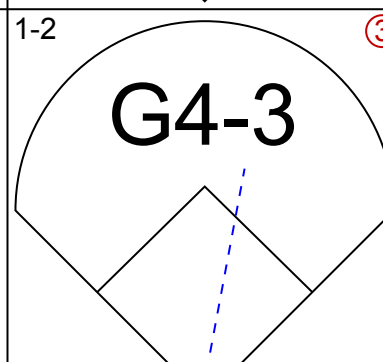
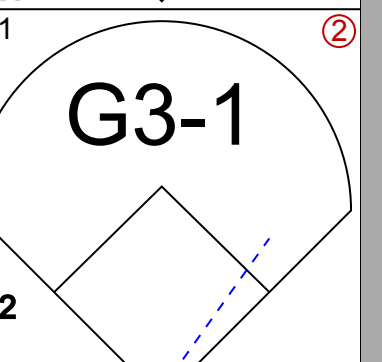
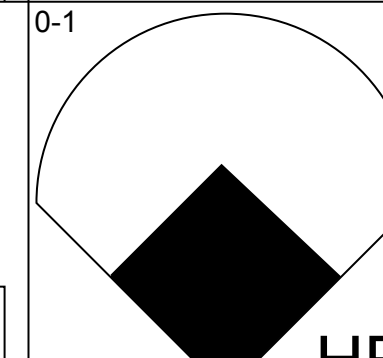
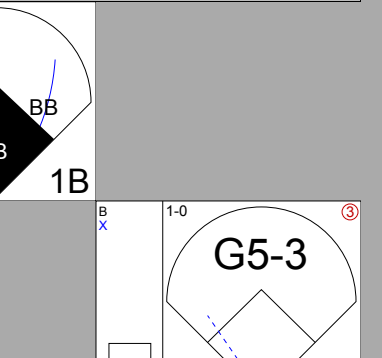
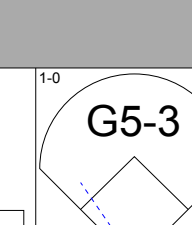
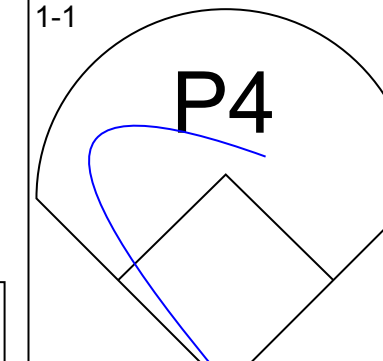
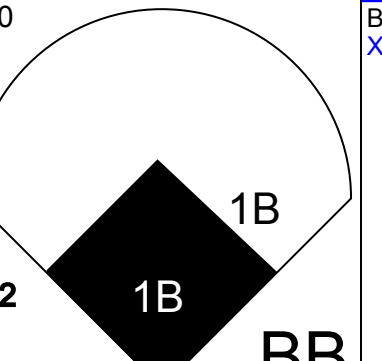
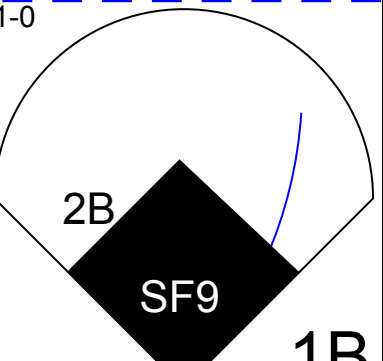
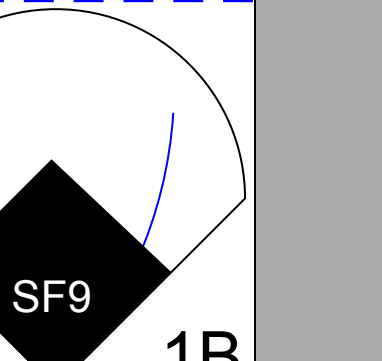
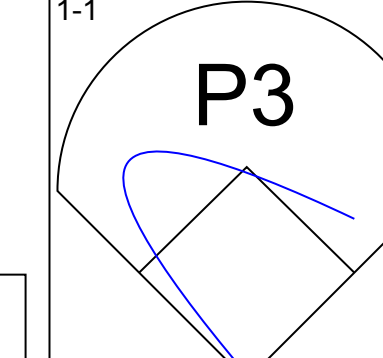
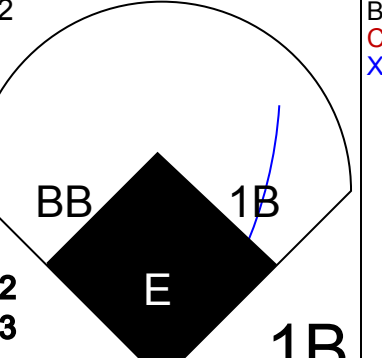
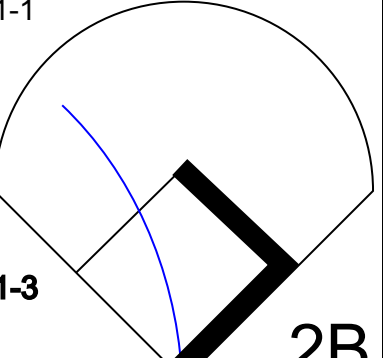
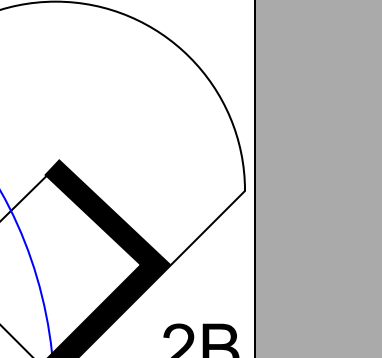
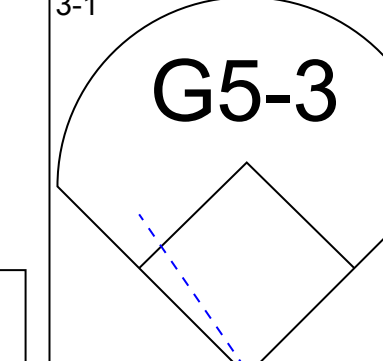
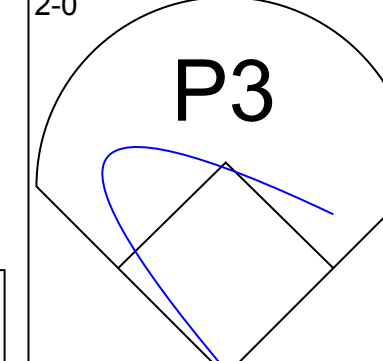
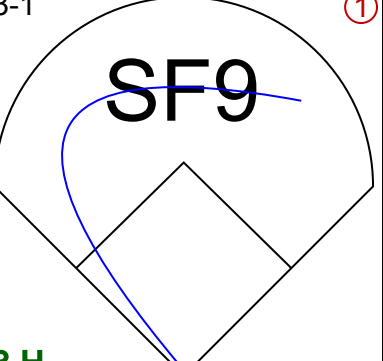
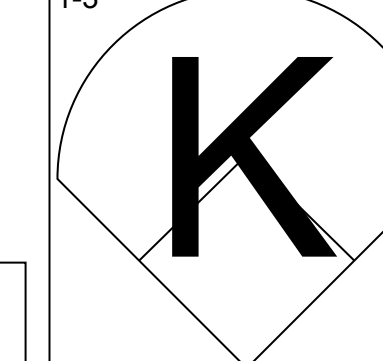
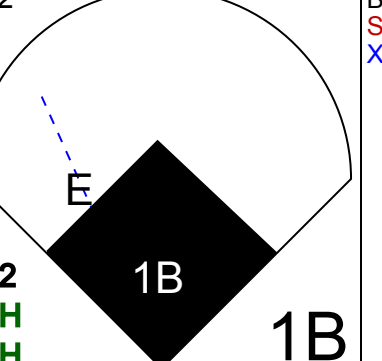
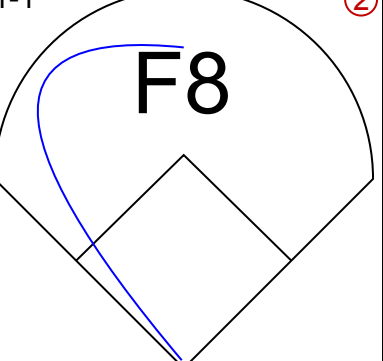

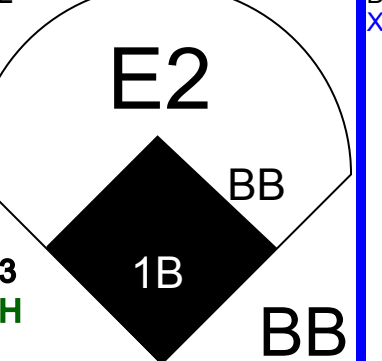
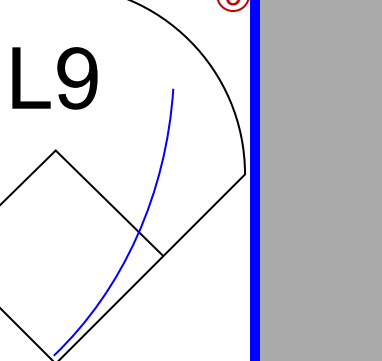


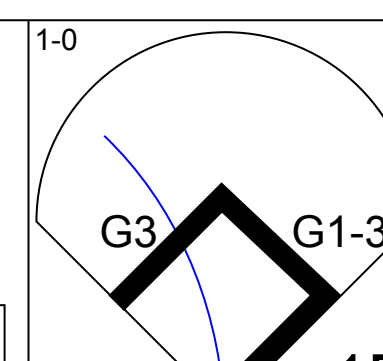
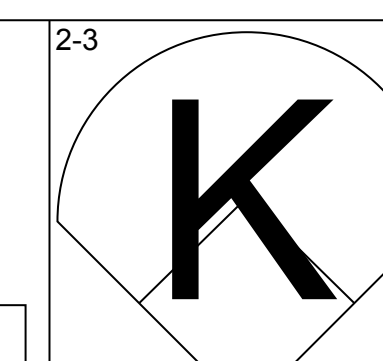
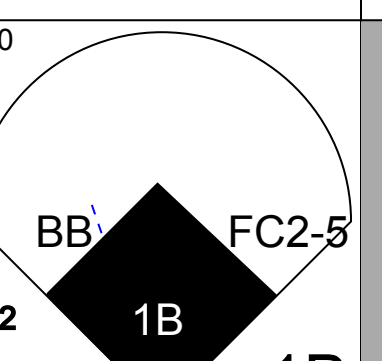

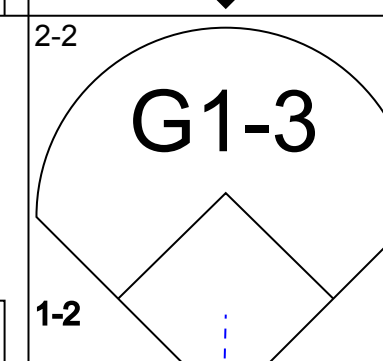
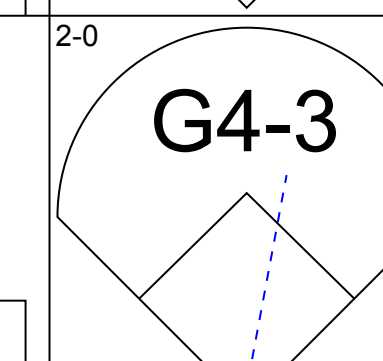
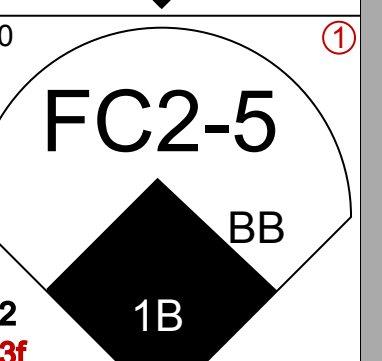

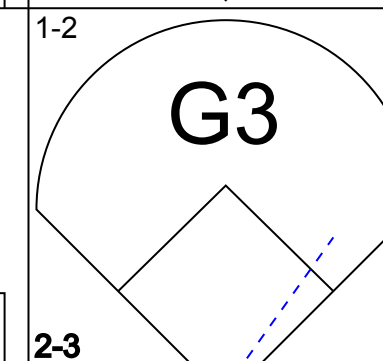
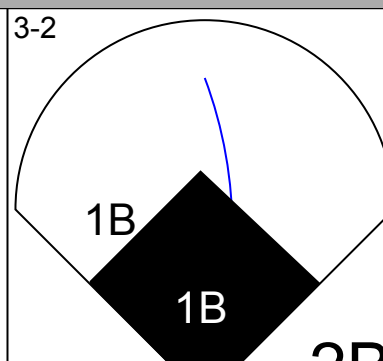
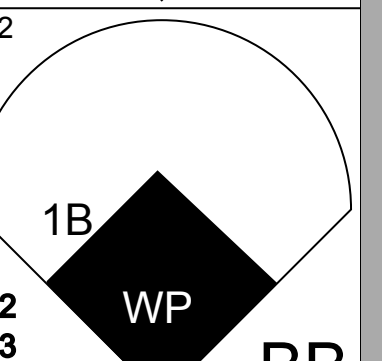


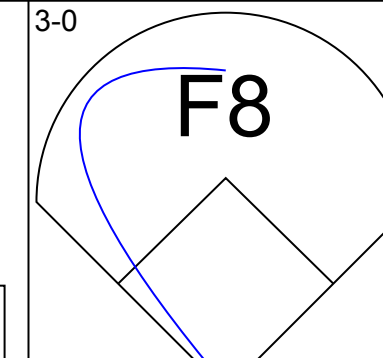
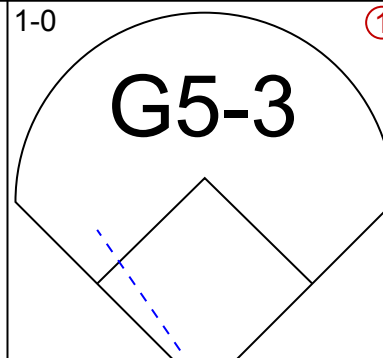
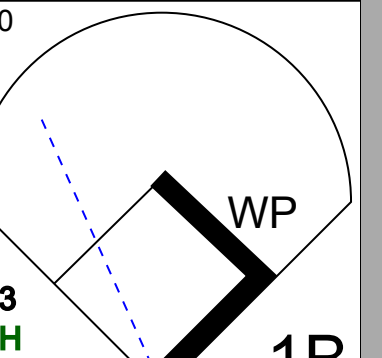

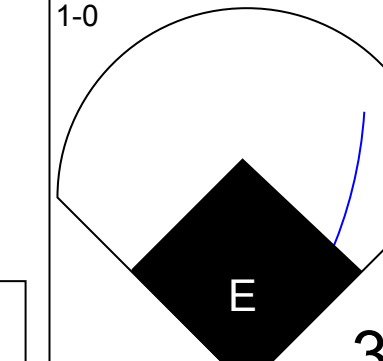
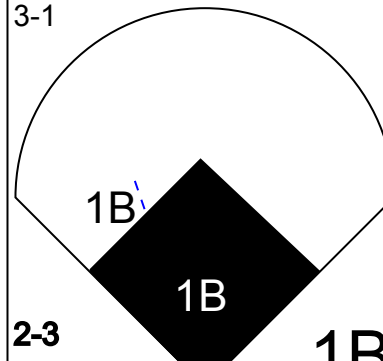
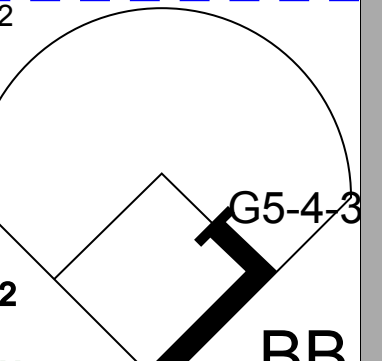

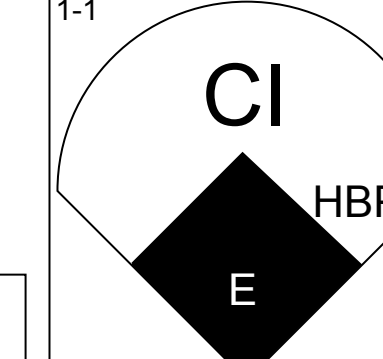
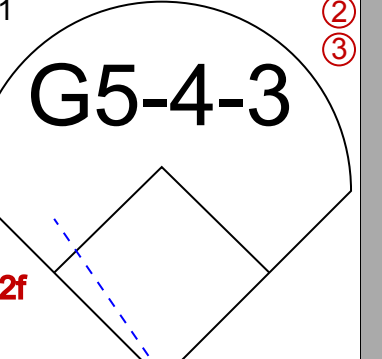
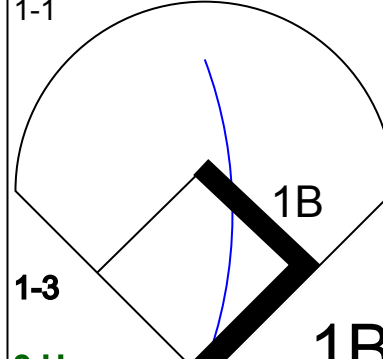
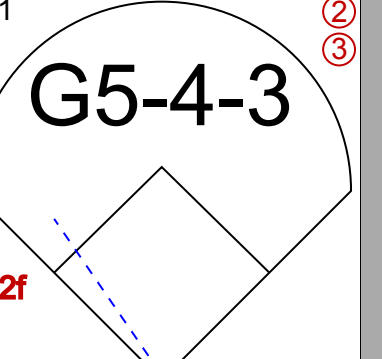
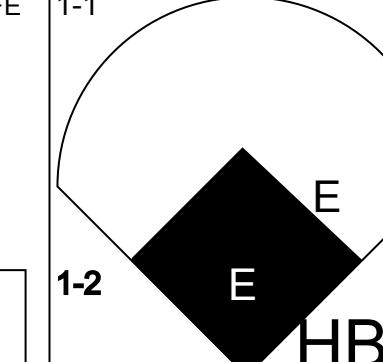

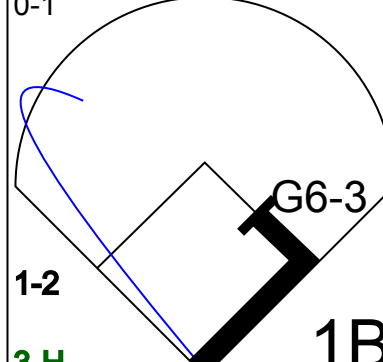

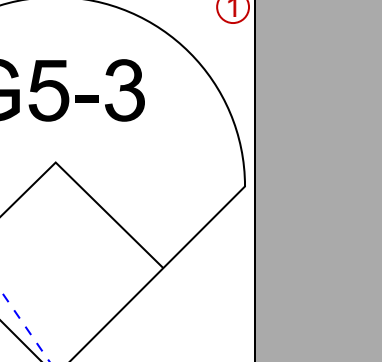
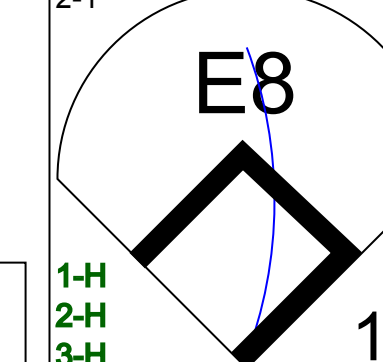

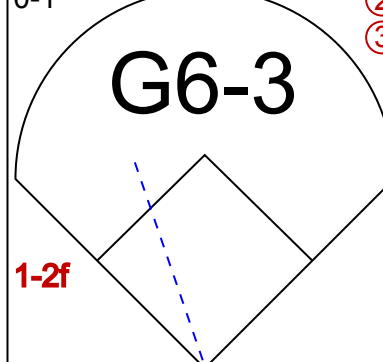
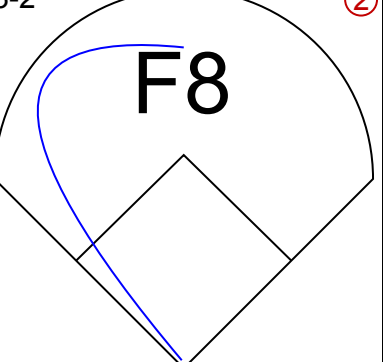
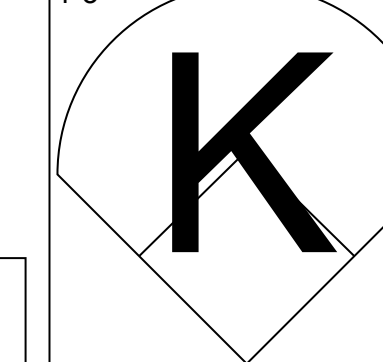
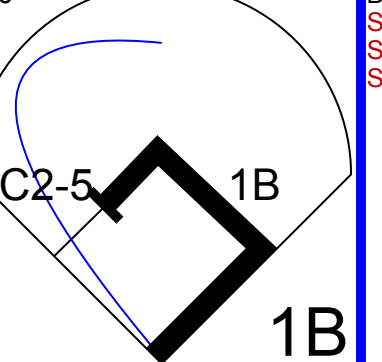
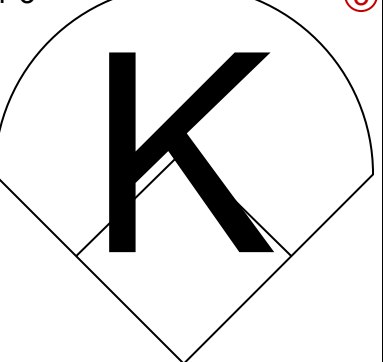
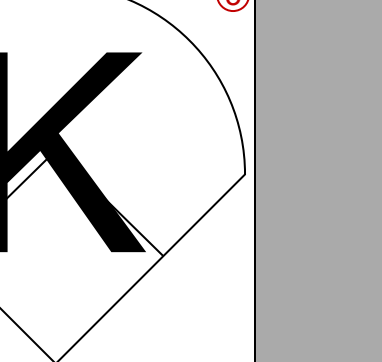
Batter	1	2	3	4	5	6	7	8	9	10	AB	R	H	RBI	BB	SO	LOB	BOTTOM			
Tony Fernandez, S OBP: 0.300, SLG: 0.125	(1, 5) 2-2 L8		(1, 2) HBP		(0, 2) F8		(3, 3) K		(1, 4) WP 1B IBB		3	0	0	0	1	1	0				
Hal Morris, L OBP: 0.222, SLG: 0.222	(1, 3) 2-2 G5-3		(0, 0) G4-3		(1, 0) WP G3 1B		(3, 2) 1B		(2, 1) G5-3		5	0	2	0	0	0	3				
Barry Larkin, R OBP: 0.300, SLG: 0.125	(1, 6) 2-1 G5-3			(1, 1) HR 1B	(2, 2) G3		(2, 2) F7		(2, 2) F9		5	1	1	0	0	0	2				
Kevin Mitchell, R OBP: 0.444, SLG: 0.875		(0, 0) WP 1B		(2, 3) K	(3, 3) K		(2, 3) K		(0, 1) HR		5	1	2	1	0	3	2				
Reggie Sanders, R OBP: 0.500, SLG: 1.250		(3, 3) K		(2, 1) HR		(1, 0) S 1B		(1, 2) G1-3			4	1	2	2	0	1	1				
Roberto Kelly, R OBP: 0.375, SLG: 0.286		(2, 3) K		(2, 1) P4		(0, 3) K		(1, 0) F8			4	0	0	0	0	2	2				
Bret Boone, R OBP: 0.286, SLG: 0.286	(1, 4) 1-0 G1			(2, 1) HR 1B		(1, 2) F7		(1, 1) P2			3	1	1	0	0	0	2				
Lenny Harris, L (9, PH) (10, 4)											1	0	0	0	0	0	0				
Joe Oliver, R OBP: 0.429, SLG: 0.833	(1, 2) 2-1 G4-3			(0, 0) HR		(1, 0) P6		(4, 2) WP BLK BB			3	1	1	2	1	0	1				
Jerome Walton, R (9, PR) Brian Dorsett, R (10, 2)											0	0	0	0	0	0	0				
John Smiley, L (1, 11) Tim Pugh, R (5, 1) Chuck McElroy, L (5, 1) Jeff Brantley, R (5, 1) Thomas Howard, S (5, PH) Hector Carrasco, R (9, 1)	(1, 11) 1-3 K			(3, 3) K				(1, 0) P3		(0, 0) F7	2	0	0	0	0	2	0				
Inning Stats	R: 0 E: 0 K: 0 S: 10	H: 0 LOB: 0 BB: 0 P: 16	R: 0 E: 0 K: 2 S: 8	H: 1 LOB: 1 BB: 0 P: 14	R: 0 E: 0 K: 1 S: 8	H: 0 LOB: 1 BB: 0 P: 12	R: 4 E: 0 K: 2 S: 15	H: 4 LOB: 0 BB: 0 P: 27	R: 0 E: 0 K: 1 S: 10	H: 1 LOB: 1 BB: 0 P: 16	R: 0 E: 0 K: 1 S: 13	H: 1 LOB: 1 BB: 0 P: 22	R: 0 E: 0 K: 1 S: 7	H: 0 LOB: 0 BB: 0 P: 11	R: 0 E: 0 K: 0 S: 8	H: 0 LOB: 3 BB: 2 P: 19	R: 1 E: 0 K: 0 S: 6	H: 1 LOB: 0 BB: 0 P: 8	1B: 6 2B: 0 3B: 0 HR: 3	SF: 0 SAC: 0 DP: 0 HBP: 1	WP: 3 PA: 40
PITCHER	IP WLS BF H R ER SO BB IBB HBP BLK WP HR S P ERA WHIP	4.0 1.0 2.0 1.2 0.2	5 4 8 2 0	4 0 0 0 0	5 1 0 0 0	0 0 0 0 0	4 1 0 0 0	2 0 0 0 0	IP WLS BF H R ER SO BB IBB HBP BLK WP HR S P ERA WHIP	9.00 0.00 0.00 0.00 13.50	4.0 1.0 2.0 1.2 0.2	18 4 8 6 4	5 0 0 0 1	41 10 21 13 8	69 16 33 22 16	9.00 0.00 0.00 0.00 13.50	69 10 33 22 16	9.00 0.00 0.00 0.00 13.50	9.00 0.00 0.00 0.00 13.50	9.00 0.00 0.00 0.00 13.50	9.00 0.00 0.00 0.00 13.50

St. Louis Cardinals @ Cincinnati Reds
Riverfront Stadium, Cincinnati, OH
Mon Apr 04 1994, 3:33 AM EDT
Att. 55,093 - Sunny - 50 F

AB 37
R 5
H 9
RBI 5
BB 2
SO 9
LOB 14



Batter	1	2	3	4	5	6	7	8	9	AB	R	H	RBI	BB	SO	LOB	TOP		
Ray Lankford, L OBP: 0.467, SLG: 0.667										3	0	0	0	1	1	0	St. Louis Cardinals @ Cincinnati Reds Riverfront Stadium, Cincinnati, OH Wed Apr 06 1994, 3:33 AM EDT Att: 20,179 - Overcast - 38 F		
Ozzie Smith, S OBP: 0.357, SLG: 0.250										3	0	2	2	1	0	0			
Gregg Jefferies, S OBP: 0.429, SLG: 0.615										3	1	1	1	0	0	3			
Todd Zeile, R OBP: 0.385, SLG: 0.667										3	2	2	1	0	0	2			
Mark Whiten, S OBP: 0.333, SLG: 0.273										2	2	1	0	1	0	0			
Bernard Gilkey, R OBP: 0.625, SLG: 0.750										3	1	2	0	0	0	0			
Luis Alica, S OBP: 0.333, SLG: 0.222										2	0	0	1	0	0	3			
Erik Pappas, R OBP: 0.583, SLG: 0.375										3	1	1	2	0	1	1			
Rene Arocha, R Geronimo Pena, S Tom Urbani, L John Habyan, R Gerald Perry, L Rick Sutcliffe, L										1	0	0	0	0	1	0			
Inning Stats	R: 2 E: 0 K: 1 S: 12	H: 2 LOB: 0 BB: 0 P: 20	R: 0 E: 0 K: 1 S: 8	H: 0 LOB: 1 BB: 1 P: 13	R: 0 E: 0 K: 1 S: 12	H: 0 LOB: 1 BB: 1 P: 20	R: 5 E: 1 K: 0 S: 22	H: 4 LOB: 2 BB: 3 P: 46	R: 1 E: 0 K: 0 S: 8	H: 2 LOB: 1 BB: 0 P: 15	R: 0 E: 0 K: 3 S: 3	H: 1 LOB: 1 BB: 0 P: 3					1B: 6 2B: 1 3B: 0 HR: 2	SF: 1 SAC: 0 DP: 0 HBP: 0	WP: 0 PA: 29 PB: 0 SB: 0 CS: 0
PITCHER	IP WLS BF H R ER SO BB IBB HBP BLK WP HR S P ERA WHIP																		
Tom Browning, L ERA: 18.9	(1, 1) 3.1 19 5 7 7 3 4 0 0 0 0 2 49 90 18.90 2.700																		
Kevin Jarvis, R ERA:	(4, 1) 0.2 3 1 0 0 0 0 0 0 0 0 0 5 9 0.00 1.500																		
Johnny Ruffin, R ERA: 2.7	(5, 1) 1.1 7 3 1 1 0 0 0 0 0 0 0 0 11 18 6.75 2.250																		


Batter	1	2	3	4	5	6	7	8	9	AB	R	H	RBI	BB	SO	LOB	BOTTOM		
Tony Fernandez, S OBP: 0.385, SLG: 0.273										3	1	2	0	0	1	1	St. Louis Cardinals @ Cincinnati Reds Riverfront Stadium, Cincinnati, OH Wed Apr 06 1994, 3:33 AM EDT Att: 20,179 - Overcast - 38 F		
Barry Larkin, R OBP: 0.231, SLG: 0.091										3	1	0	0	0	0	4			
Hal Morris, L OBP: 0.333, SLG: 0.364										2	2	1	0	1	0	1			
Kevin Mitchell, R OBP: 0.417, SLG: 0.727										3	0	1	2	0	0	2			
Reggie Sanders, R OBP: 0.636, SLG: 1.400										2	2	2	0	1	0	0			
Roberto Kelly, R OBP: 0.400, SLG: 0.333										2	1	1	1	0	0	2			
Bret Boone, R OBP: 0.400, SLG: 0.333										2	1	1	1	0	0	0			
Joe Oliver, R OBP: 0.400, SLG: 0.667										3	0	1	2	0	0	2			
Tom Browning, L Kevin Jarvis, L Jacob Brumfield, R Johnny Ruffin, R										1	0	0	0	0	1	1			
Inning Stats	R: 0 E: 0 K: 0 S: 8	H: 1 LOB: 1 BB: 0 P: 15	R: 3 E: 2 K: 2 S: 13	H: 2 LOB: 1 BB: 0 P: 23	R: 2 E: 0 K: 0 S: 12	H: 4 LOB: 1 BB: 0 P: 20	R: 3 E: 0 K: 0 S: 11	H: 3 LOB: 1 BB: 2 P: 24	R: 0 E: 0 K: 1 S: 7	H: 0 LOB: 0 BB: 0 P: 12							1B: 8 2B: 1 3B: 1 HR: 0	SF: 0 SAC: 0 DP: 2 HBP: 1	WP: 1 PA: 27 PB: 0 SB: 0 CS: 0
PITCHER	IP WLS BF H R ER SO BB IBB HBP BLK WP HR S P ERA WHIP																		
Rene Arocha, R ERA: 9.0	(1, 1) 3.0 17 7 5 3 2 0 0 0 0 0 0 7 16 81.00 12.000																		
Tom Urbani, L ERA: 81.0	(4, 1) 0.1 5 3 3 3 0 1 0 0 0 0 0 0 4 8 0.00 1.500																		
John Habyan, R ERA:	(4, 1) 0.2 2 0 0 0 0 1 0 0 0 0 1 0 4 8 0.00 1.500																		
Rick Sutcliffe, R ERA:	(5, 1) 1.0 3 0 0 0 1 0 0 0 0 0 0 0 7 12 0.00 0.000																		

Batter	1	2	3	4	5	6	7	8	9	10	AB	R	H	RBI	BB	SO	LOB										
Lenny Dykstra, L OBP: 0.409, SLG: 0.500 (1, 8)	G4-3 1B		F8 1B				G3 1B		F2 1B		5	0	1	1	0	0	1										
Mickey Morandini, L OBP: 0.400, SLG: 0.250 (1, 4)	L8			G5-3 1B	FC6-4 BB			F8 1B		G4-3 1B	4	0	1	0	1	0	0										
Ricky Jordan, R OBP: 0.381, SLG: 0.526 (1, 3)	G6-3			G5-3 1-2	FC6-4 1-2				HR 1B	G5-3 1B	5	1	1	0	0	0	3										
Dave Hollins, S OBP: 0.524, SLG: 0.688 (1, 5)						G4-3 1B					4	1	2	2	1	1	1										
Jim Eisenreich, L OBP: 0.400, SLG: 0.444 (1, 9)	P4			G6-3			G3-6-3 1B			HR BB	5	0	2	0	0	0	3										
Milt Thompson, L OBP: 0.375, SLG: 0.429 (1, 7)	G4-3 1-2						G3-6-3 1B		L7 1B		4	1	1	0	0	0	3										
Todd Pratt, R OBP: 0.250, SLG: 0.250 (1, 2)	K								F2 1-2	K 1-2	4	0	1	0	0	2	2										
Kevin Stocker, S OBP: 0.368, SLG: 0.200 (1, 6)			G3-1		FC3-6 1B				K		4	1	0	1	0	1	1										
Ben Rivera, R Tony Longmire, L Mike Williams, R Kim Ballew, R Roger Mason, R Pete Incauilla, R David West, L			K		K					K	1	0	0	0	0	0	1										
Inning Stats	R: 0 E: 0 K: 0 S: 3	H: 0 LOB: 0 BB: 0 P: 3	R: 0 E: 0 K: 1 S: 6	H: 1 LOB: 1 BB: 0 P: 6	R: 0 E: 0 K: 1 S: 5	H: 0 LOB: 0 BB: 0 P: 5	R: 0 E: 0 K: 1 S: 6	H: 1 LOB: 1 BB: 0 P: 6	R: 2 E: 0 K: 1 S: 8	H: 3 LOB: 2 BB: 1 P: 12	R: 0 E: 0 K: 0 S: 3	H: 1 LOB: 0 BB: 0 P: 3	R: 0 E: 0 K: 1 S: 6	H: 1 LOB: 1 BB: 0 P: 6	R: 2 E: 0 K: 1 S: 8	H: 3 LOB: 1 BB: 0 P: 8	R: 0 E: 0 K: 1 S: 5	H: 0 LOB: 0 BB: 0 P: 5	R: 0 E: 0 K: 0 S: 3	H: 0 LOB: 1 BB: 1 P: 7	1B: 8 2B: 1 3B: 0 HR: 1	SF: 0 SAC: 0 DP: 1 HBP: 0	WP: 0 PB: 0 SB: 3 CS: 0	PA: 41			
PITCHER	IP 5.0	WLS 21	BF 5	H 2	R 2	ER 2	SO 4	BB 1	IBB 0	HBP 0	BLK 0	WP 0	HR 0	S 28	P 32	ERA 3.60	WHIP 1.200										
Jose Rijo, R ERA: 5.4	2.0	7	2	0	0	1	0	0	0	0	0	0	0	9	9	0.00	1.000										
Johnny Ruffin, R ERA: 1.89	2.0	9	3	2	2	2	0	0	0	0	0	0	1	13	13	9.00	1.500										
Jeff Brantley, R ERA: 3.86	1.0	W	4	0	0	0	0	1	0	0	0	0	0	3	7	0.00	1.000										
Hector Carrasco, R ERA:																											

TOP

Philadelphia Phillies @ Cincinnati Reds
Riverfront Stadium, Cincinnati, OH
Fri Apr 08 1994, 7:05 PM EDT
Att: 27,868 - Unknown - 52 F

AB 39
R 4
H 10
RBI 4
BB 2
SO 7
LOB 15




WP: 0 PA: 41
PB: 0
SB: 3
CS: 0

Batter	1	2	3	4	5	6	7	8	9	10	AB	R	H	RBI	BB	SO	LOB										
Tony Fernandez, S OBP: 0.333, SLG: 0.200 (1, 5)	G6-3	L5		G1-6-3 1-2			L8				4	0	0	0	1	0	5										
Barry Larkin, R OBP: 0.222, SLG: 0.125 (1, 6)	G1-3		K			F9	F9				5	0	1	1	0	1	1										
Hal Morris, L OBP: 0.375, SLG: 0.357 (1, 3)	HR BB		G6-3			G4-3					3	1	1	0	1	0	0										
Kevin Mitchell, R OBP: 0.438, SLG: 1.067 (1, 7)	HR		HR			G1-3			G6-4-3 1-2		4	2	2	3	0	0	1										
Reggie Sanders, R OBP: 0.457, SLG: 1.000 (1, 9)	F8		K						G6-3		4	0	0	0	0	1	0										
Roberto Kelly, R OBP: 0.286, SLG: 0.231 (1, 8)		G6-3		K			G1-3			F8	4	0	0	0	0	1	0										
Bret Boone, R OBP: 0.357, SLG: 0.308 Hector Carrasco, R		F9		WP SH 1B			F9			G5-3	4	1	1	0	0	0	0										
Joe Oliver, R OBP: 0.286, SLG: 0.462 (1, 2)		E5 1B		K SH					F8	G4-3	4	0	0	0	0	1	1										
Jose Rijo, R Johnny Ruffin, R Willie Greene, L Jacob Brumfield, R Jeff Brantley, R Jeff Brantley, R				SH G1-6-3							1	0	1	1	0	0	0										
Jeff Brantley, R Jeff Brantley, R											0	0	0	0	0	0	0										
Jeff Brantley, R Jeff Brantley, R											0	0	0	0	0	0	0										
Jeff Brantley, R Jeff Brantley, R											0	0	0	0	0	0	0										
Jeff Brantley, R Jeff Brantley, R											1	1	1	0	0	0	0										
Inning Stats	R: 2 E: 0 K: 0 S: 4	H: 1 LOB: 1 BB: 1 P: 8	R: 0 E: 1 K: 0 S: 5	H: 1 LOB: 2 BB: 0 P: 5	R: 1 E: 0 K: 2 S: 8	H: 1 LOB: 1 BB: 0 P: 9	R: 0 E: 0 K: 0 S: 3	H: 0 LOB: 0 BB: 0 P: 3	R: 0 E: 0 K: 0 S: 3	H: 1 LOB: 2 BB: 0 P: 4	R: 0 E: 0 K: 0 S: 3	H: 1 LOB: 0 BB: 0 P: 3	R: 0 E: 0 K: 0 S: 3	H: 0 LOB: 0 BB: 0 P: 3	R: 0 E: 0 K: 0 S: 3	H: 0 LOB: 0 BB: 0 P: 3	R: 1 E: 0 K: 0 S: 2	H: 2 LOB: 2 BB: 1 P: 6	1B: 6 2B: 0 3B: 0 HR: 2	SF: 0 SAC: 1 DP: 2 HBP: 0	WP: 2 PB: 0 SB: 1 CS: 0	PA: 38					
PITCHER	IP 4.0	WLS 19	BF 4	H 4	R 4	ER 4	SO 4	BB 1	IBB 0	HBP 0	BLK 0	WP 1	HR 2	S 26	P 30	ERA 9.00	WHIP 1.250										
Ben Rivera, R ERA: 9.0	2.0	6	0	0	0	0	0	0	0	0	0	0	0	6	6	0.00	0.000										
Mike Williams, R ERA:	2.0	7	2	0	0	0	0	0	0	0	0	0	0	7	7	0.00	1.000										
Roger Mason, R ERA: 2.25	1.0	L	6	2	1	1	0	1	0	0	0	0	0	5	9	9.00	3.000										
David West, L ERA: 3.0																											

BOTTOM

Philadelphia Phillies @ Cincinnati Reds
Riverfront Stadium, Cincinnati, OH
Fri Apr 08 1994, 7:05 PM EDT
Att: 27,868 - Unknown - 52 F

AB 35
R 5
H 8
RBI 5
BB 2
SO 4
LOB 8



WP: 2 PA: 38
PB: 0
SB: 1
CS: 0

Batter	1	2	3	4	5	6	7	8	9	AB	R	H	RBI	BB	SO	LOB	TOP	
Lenny Dykstra, L OBP: 0.346, SLG: 0.409	G5-3		K		L9-3			G4-3		4	0	0	0	0	1	2	Philadelphia Phillies @ Cincinnati Reds Riverfront Stadium, Cincinnati, OH Sat Apr 09 1994, 3:33 AM EDT Att: 25,666 - Overcast - 58 F	
Mariano Duncan, R OBP: 0.350, SLG: 0.700	P3		G6-3				G5-3	BB 1B	4	0	1	0	0	0	1			
Ricky Jordan, R OBP: 0.320, SLG: 0.435 Doug Jones, R	K			G6-3		K		K	4	0	0	0	0	3	1			
Dave Hollins, S OBP: 0.560, SLG: 0.789		G5-3		1-2 3B		1B		1-2 BB	3	0	2	0	1	0	0			
Darren Daulton, L OBP: 0.500, SLG: 0.571	K			4-2 BB		1B		0-1 P6	3	0	1	0	1	1	2			
Pete Incaviglia, R OBP: 0.313, SLG: 0.467	FC6-4 1B			0-1 P4		P3			4	1	2	1	0	0	4			
Kim Batiste, R OBP: 0.250, SLG: 0.250 Milt Thompson, L OBP: 0.333, SLG: 0.375	FC6-4 1B			1-1 L3			K	G6-3	3	0	0	0	0	1	3			
Tom Marsh, R OBP: 0.143, SLG: 0.143 Jim Eisenreich, L OBP: 0.391, SLG: 0.421			F7		G5-3		P4	K	3	0	0	0	0	0	0			
Curt Schilling, R OBP: 0.400, SLG: 0.400 Mickey Morandini, L OBP: 0.333, SLG: 0.200							G4-3	G4-3	3	0	2	0	0	0	0			
									1	0	0	0	0	0	0			
Inning Stats	R: 0 E: 0 K: 1 S: 9	H: 0 LOB: 0 BB: 0 P: 12	R: 0 E: 0 K: 1 S: 10	H: 1 LOB: 1 BB: 0 P: 16	R: 0 E: 0 K: 1 S: 10	H: 1 LOB: 2 BB: 1 P: 10	R: 0 E: 0 K: 0 S: 13	H: 2 LOB: 2 BB: 0 P: 22	R: 0 E: 0 K: 1 S: 9	H: 0 LOB: 0 BB: 0 P: 11	R: 0 E: 0 K: 1 S: 9	H: 1 LOB: 2 BB: 0 P: 16	R: 1 E: 0 K: 1 S: 10	H: 1 LOB: 0 BB: 0 P: 12	1B: 6 2B: 1 3B: 1 HR: 1	SF: 0 SAC: 0 DP: 1 HBP: 0	WP: 0 PA: 36 PB: 0 SB: 0 CS: 0	
PITCHER	IP	WLS	BF	H	R	ER	SO	BB	IBB	HBP	BLK	WP	HR	S	P	ERA	WHIP	
John Smiley, L ERA: 2.08	(1, 1)	7.1	W	29	7	0	5	1	0	0	0	0	0	68	99	0.00	1.091	
Jeff Brantley, R ERA: 3.5	(8, 1)	0.1		2	0	0	0	1	0	0	0	0	0	4	9	0.00	3.000	
Chuck McElroy, L ERA:	(8, 1)	0.1		1	0	0	0	0	0	0	0	0	0	2	2	0.00	0.000	
Hector Carrasco, R ERA: 3.0	(9, 1)	1.0	S	4	1	1	1	0	0	0	0	0	1	10	12	9.00	1.000	

Batter	1	2	3	4	5	6	7	8	9	AB	R	H	RBI	BB	SO	LOB	BOTTOM		
Thomas Howard, S OBP: 0.500, SLG: 0.400	F9 1B		CS 1B		F7			BB		3	0	2	0	1	0	0	Philadelphia Phillies @ Cincinnati Reds Riverfront Stadium, Cincinnati, OH Sat Apr 09 1994, 3:33 AM EDT Att: 25,666 - Overcast - 58 F		
Barry Larkin, R OBP: 0.273, SLG: 0.111	1B BB		1B BB		G3-1		L3		2	0	0	0	2	0	2				
Hal Morris, L OBP: 0.400, SLG: 0.556	F7		F7					HR	4	1	2	1	0	0	3				
Kevin Mitchell, R OBP: 0.350, SLG: 0.842	F9			K		L9		K	4	0	0	0	0	2	3				
Reggie Sanders, R OBP: 0.368, SLG: 0.778	G3			F9		K		G6-3	4	0	0	0	0	1	3				
Willie Greene, L OBP: 0.333, SLG: 0.500 Hector Carrasco, R		G1-3		1B 2B		K		P6	4	1	1	0	0	1	1				
Brian Dorsett, R OBP: 0.333, SLG: 0.333		F9		2B 1B					3	0	1	1	0	0	0				
Jeff Branson, L OBP: 0.400, SLG: 0.400		G4-3		F8				SH1-4 1B	3	0	1	0	0	0	1				
John Smiley, L Jeff Brantley, R Chuck McElroy, L Tony Fernandez, S OBP: 0.333, SLG: 0.200				G5-3				SH1-4 1B	2	0	0	0	0	0	0				
									0	0	0	0	0	0	0				
									0	0	0	0	0	0	0				
Inning Stats	R: 0 E: 1 K: 0 S: 14	H: 1 LOB: 2 BB: 1 P: 24	R: 0 E: 0 K: 0 S: 5	H: 0 LOB: 0 BB: 0 P: 7	R: 0 E: 0 K: 0 S: 9	H: 1 LOB: 1 BB: 1 P: 17	R: 1 E: 0 K: 1 S: 12	H: 2 LOB: 1 BB: 0 P: 22	R: 0 E: 0 K: 0 S: 7	H: 0 LOB: 0 BB: 0 P: 11	R: 0 E: 0 K: 2 S: 10	H: 1 LOB: 1 BB: 0 P: 15	R: 0 E: 0 K: 0 S: 9	H: 1 LOB: 2 BB: 1 P: 17	R: 1 E: 0 K: 1 S: 11	H: 1 LOB: 0 BB: 0 P: 14	1B: 5 2B: 1 3B: 0 HR: 1	SF: 0 SAC: 1 DP: 0 HBP: 0	WP: 0 PA: 33 PB: 0 SB: 0 CS: 1
PITCHER	IP	WLS	BF	H	R	ER	SO	BB	IBB	HBP	BLK	WP	HR	S	P	ERA	WHIP		
Curt Schilling, R ERA: 3.46	(1, 1)	7.0	L	29	6	1	3	3	0	0	0	0	0	66	113	1.29	1.286		
Doug Jones, R ERA: 4.5	(8, 1)	1.0		4	1	1	1	0	0	0	0	0	1	11	14	9.00	1.000		

AB	34
R	1
H	8
RBI	1
BB	2
SO	7
LOB	13



Batter	1	2	3	4	5	6	7	8	9	10	11	AB	R	H	RBI	BB	SO	LOB	TOP			
Jerome Walton, R OBP: 0.400, SLG: 0.400 Brian Dorsett, R OBP: 0.500, SLG: 1.250	2-1 1B G4-3 1B		2-1 2B SF8 1B	1-0 G5-3			0-1 F8		1-2 F9		0-0 HR	5	2	2	0	0	0	2				
Tony Fernandez, S OBP: 0.333, SLG: 0.261 Hector Carrasco, R OBP: 0.500, SLG: 0.741	1 SAFE K		0-1 SF8 1B 2B		0-0 G4-3			1-0 L8		1-2 F8	1-3 K	5	1	1	0	0	1	1				
Barry Larkin, R OBP: 0.250, SLG: 0.115	3-1 1B G4-3 1B		1-1 SF8		1-2 L1			2-2 F8		1-0 F9	1-0 G4-3	5	0	1	1	0	0	0				
Reggie Sanders, R OBP: 0.393, SLG: 0.741	0-0 G4-3		0-1 S 1B 1B		3-3 K			0-0		2-3 K		5	1	2	2	0	2	1				
Roberto Kelly, R OBP: 0.354, SLG: 0.350 Jeff Brantley, R OBP: 0.288, SLG: 0.429	1-2 L7		1-1 G5-3		3-2 CS HBP			1-0 F9		1-0 G4-3		3	0	0	0	0	0	3				
Hal Morris, L OBP: 0.429, SLG: 0.560 Jacob Brumfield, R OBP: 1.000, SLG: 1.500		1-2 G6-3	0-0 1B		0-0 F8			3-2 FC6-5 SH3-4 1B		1-0 CS 1B 2B		4	0	2	1	0	0	1				
Bret Boone, R OBP: 0.333, SLG: 0.300 Johnny Ruffin, R OBP: 0.500, SLG: 0.429		1-1 F8	1-3 K		0-0 F8			0-0 SH3-4		2-2 2B 1B		3	0	0	0	0	1	2				
Joe Oliver, R OBP: 0.286, SLG: 0.368 Lenny Harris, L OBP: 0.200, SLG: 0.400		3-2 1B		0-3 K		1-1 CS	3-2 P2		2-2 FC6-5 1B	0-0 1B 2B		3	0	1	0	0	1	0				
Tom Browning, L OBP: 0.500, SLG: 0.500		1-3 K		1-3 K			1-0 P4		0-0 1B	1-2 HR 1B		2	0	0	0	0	2	1				
Inning Stats	R: 1 E: 0 K: 1 S: 12	H: 2 LOB: 1 BB: 0 P: 18	R: 0 E: 0 K: 1 S: 14	H: 1 LOB: 1 BB: 0 P: 20	R: 3 E: 1 K: 1 S: 14	H: 4 LOB: 1 BB: 0 P: 19	R: 0 E: 0 K: 2 S: 8	H: 0 LOB: 0 BB: 0 P: 10	R: 0 E: 0 K: 1 S: 9	H: 0 LOB: 0 BB: 0 P: 13	R: 0 E: 0 K: 0 S: 6	H: 1 LOB: 1 BB: 0 P: 10	R: 0 E: 0 K: 0 S: 12	H: 2 LOB: 2 BB: 0 P: 18	R: 0 E: 0 K: 1 S: 7	H: 0 LOB: 0 BB: 0 P: 11	R: 5 E: 0 K: 1 S: 16	H: 5 LOB: 1 BB: 0 P: 23	1B: 10 2B: 4 3B: 0 HR: 1	SF: 1 SAC: 1 DP: 0 HBP: 1	WP: 0 PB: 0 SB: 1 CS: 2	PA: 49
PITCHER	IP ERA WLS BF H R ER SO BB IBB HBP BLK WP HR S P ERA WHIP	1.1 7.04 2.2 15 7 4 4 2 0 0 0 0 0 0 0 14 21 0.00 0.600	3.1 5.06 1.2 6 1 0 0 0 0 0 0 0 0 0 0 1 2 0.00 0.000	7.1 4.91 0.1 1 0 0 0 0 0 0 0 0 0 0 0 1 2 0.00 0.000	8.1 1.8 2.0 8 2 0 0 1 0 0 0 0 0 0 0 19 29 0.00 1.000	11.1 6.43 1.0 8 5 5 4 1 0 0 0 0 0 0 13 13.50 2.625																

Cincinnati Reds @ Montreal Expos
Olympic Stadium, Montreal, QB
Mon Apr 11 1994, 7:05 PM EDT
Att: 12,526 - Dome

AB	45
R	9
H	15
RBI	9
BB	0
SO	8
LOB	13



Batter	1	2	3	4	5	6	7	8	9	10	11	AB	R	H	RBI	BB	SO	LOB	BOTTOM					
Mike Lansing, R OBP: 0.333, SLG: 0.310	3-3 K		0-0 F9	2-2 G3			4-2 1B BB	1-2 FC5-4		3-2 G6-3		5	0	0	0	1	1	4						
Wil Cordero, R OBP: 0.462, SLG: 0.615 Gil Heredia, R OBP: 1.000, SLG: 1.000	1-2 F7		3-1 HR		4-0 1B BB		0-2 L6		0-3 K	2-3 K		5	1	1	1	1	2	2						
Marquis Grissom, R OBP: 0.278, SLG: 0.258	1-2 G1-3		2-1 G1-3		1-1 F8		2-0 1B 1B	1-2 1B 1B	1-2 G4-3		1-2 FC6-4 1B	6	1	2	0	0	0	1						
Larry Walker, L OBP: 0.471, SLG: 0.690		4-2 1B BB	4-1 BB		1-1 1B		0-0 1B PB 1B	1-2 PB 1B	0-0 1B 2B		2-2 FC6-4 1B	4	2	3	0	2	0	1						
Moises Alou, R OBP: 0.348, SLG: 0.571		1-2 FC1-6 1B	1-2 F9		0-0 F9		2-2 PB 1B	2-2 PB 1B	4-0 1B 1BB		2-1 F8	5	0	2	1	1	0	4						
Randy Milligan, R OBP: 0.350, SLG: 0.294 Rondell White, R OBP: 0.308, SLG: 0.385 Cliff Floyd, L OBP: 0.227, SLG: 0.190		0-3 K		2-2 G5-3	1-2 G3		1-2 G6-3		1-0 1B		0-0 G4-3	3	0	0	0	0	1	4						
Sean Berry, R OBP: 0.393, SLG: 0.500		1-0 FC1-6 1B		2-3 K		2-3 K		2-0 P2	2-2 G1-3			5	0	1	1	0	2	3						
Lenny Webster, R OBP: 0.444, SLG: 0.444		1-2 FC1-6		2-1 1B 1B		2-3 K		1-1 FC5-4 1B		3-2 G5-3		5	0	2	0	0	1	2						
Kirk Rueter, L ERA: 7.04 Jeff Shaw, R ERA: 5.06 Tim Scott, R ERA: 4.91 Mel Rojas, R ERA: 1.8 John Wetteland, R ERA: 2.94	1.1 7.04 3.1 5.06 7.1 4.91 0.1 1.8 2.0 2.94	3.1 5.06 1.2 6 1 0 0 0 0 0 0 0 0 0 1 2 0.00 0.000	7.1 4.91 0.1 1 0 0 0 0 0 0 0 0 0 0 0 1 2 0.00 0.000	8.1 1.8 2.0 8 2 0 0 1 0 0 0 0 0 0 0 19 29 0.00 1.000	11.1 6.43 1.0 8 5 5 4 1 0 0 0 0 0 0 13 13.50 2.625																			
PITCHER	IP ERA WLS BF H R ER SO BB IBB HBP BLK WP HR S P ERA WHIP	5.0 9.72 1.2 8 3 2 1 2 1 0 0 0 0 0 0 18 31 5.40 2.400	2.57 2.57 0.1 1 0 0 0 0 0 0 0 0 0 0 3 4 0.00 0.000	2.57 2.57 2.0 10 3 0 0 2 0 1 0 0 0 0 20 34 0.00 1.500	1.8 1.8 2.0 8 2 0 0 1 0 0 0 0 0 0 19 29 0.00 1.000																			
Inning Stats	R: 0 E: 0 K: 1 S: 11	H: 0 LOB: 0 BB: 0 P: 16	R: 1 E: 0 K: 2 S: 15	H: 2 LOB: 2 BB: 1 P: 22	R: 1 E: 0 K: 0 S: 9	H: 1 LOB: 1 BB: 1 P: 19	R: 0 E: 0 K: 1 S: 15	H: 2 LOB: 2 BB: 0 P: 24	R: 0 E: 0 K: 2 S: 8	H: 0 LOB: 0 BB: 1 P: 13	R: 2 E: 0 K: 0 S: 13	H: 3 LOB: 1 BB: 1 P: 22	R: 0 E: 0 K: 1 S: 9	H: 1 LOB: 1 BB: 0 P: 15	R: 0 E: 0 K: 1 S: 11	H: 2 LOB: 3 BB: 1 P: 19	R: 0 E: 0 K: 1 S: 10	H: 1 LOB: 1 BB: 0 P: 18	R: 0 E: 0 K: 0 S: 9	H: 1 LOB: 1 BB: 0 P: 14	1B: 12 2B: 1 3B: 0 HR: 1	SF: 0 SAC: 0 DP: 0 HBP: 0	WP: 0 PB: 1 SB: 0 CS: 0	PA: 51
PITCHER	IP ERA WLS BF H R ER SO BB IBB HBP BLK WP HR S P ERA WHIP	9.72 9.72 1.2 8 3 2 1 2 1 0 0 0 0 0 18 31 5.40 2.400	2.57 2.57 0.1 1 0 0 0 0 0 0 0 0 0 0 3 4 0.00 0.000	2.57 2.57 2.0 10 3 0 0 2 0 1 0 0 0 0 20 34 0.00 1.500	1.8 1.8 2.0 8 2 0 0 1 0 0 0 0 0 0 19 29 0.00 1.000																			

Cincinnati Reds @ Montreal Expos
Olympic Stadium, Montreal, QB
Mon Apr 11 1994, 7:05 PM EDT
Att: 12,526 - Dome

AB	46
R	4
H	14
RBI	3
BB	5
SO	9
LOB	26



Batter	1	2	3	4	5	6	7	8	9	AB	R	H	RBI	BB	SO	LOB	TOP								
Tony Fernandez, S (1, 5) OBP: 0.375, SLG: 0.407	2-1 G1-3 1B		4-0 1B 3B BB	0-0 HR			1-0 L8		1-0 FC6-4	4	2	3	1	0	1										
Barry Larkin, R (1, 6) OBP: 0.250, SLG: 0.133	0-0 G1-3		3-2 3B 1B	3-2 G4-3			2-1 F9			4	1	1	0	0	0	1									
Reggie Sanders, R (1, 9) OBP: 0.375, SLG: 0.742	1-1 F9		0-0 SF9 3B		1-0 F8		1-3 K			4	1	1	3	0	1	1									
Kevin Mitchell, R (1, 7) OBP: 0.296, SLG: 0.680	2-3 K		0-0 SF9		1-2 1B			1-3 K		3	0	1	1	0	2	1									
Thomas Howard, S (8, 7) OBP: 0.500, SLG: 0.429			3-3 K		0-3 K			0-1 G6-3		0	0	0	0	0	0	0									
Roberto Kelly, R (1, 8) OBP: 0.346, SLG: 0.333		1-1 G6-4-3 1B			0-3 K			0-1 G6-3		4	0	1	0	0	2	1									
Hal Morris, L (1, 3) OBP: 0.375, SLG: 0.483	0-0 G6-4-3			1-1 F8	0-1 G3			1-1 F9		4	0	0	0	0	0	2									
Bret Boone, R (1, 4) OBP: 0.280, SLG: 0.250	1-0 F8			1-3 K		0-2 F8		2-1 P4		4	0	0	0	0	1	0									
Brian Dorsett, R (1, 2) OBP: 0.625, SLG: 1.000			3-2 1B SH3-4 3B 1B	4-2 1B HR BB		1-0 G5-3		4-1 FC6-4 BB		2	2	1	0	2	0	0									
Tim Pugh, R (1, 1) OBP: 0.333, SLG: 0.333			1-0 SH3-4	1-0 HR		0-0 G6-3		1-3 K		2	1	1	0	0	0	0									
Willie Greene, L (9, PH) OBP: 0.250, SLG: 0.375										1	0	0	0	0	1	1									
Pete Schourek, L (9, 1)				1-2 HR						0	0	0	0	0	0	0									
Inning Stats	R: 0 E: 0 K: 1 S: 10	H: 1 LOB: 1 BB: 0 P: 15	R: 0 E: 0 K: 0 S: 4	H: 1 LOB: 0 BB: 6 P: 6	R: 4 E: 0 K: 1 S: 12	H: 3 LOB: 0 BB: 1 P: 26	R: 3 E: 0 K: 1 S: 12	H: 2 LOB: 0 BB: 1 P: 22	R: 0 E: 0 K: 0 S: 9	H: 1 LOB: 1 BB: 0 P: 11	R: 0 E: 0 K: 0 S: 5	H: 0 LOB: 0 BB: 0 P: 6	R: 0 E: 0 K: 1 S: 6	H: 0 LOB: 0 BB: 0 P: 10	R: 0 E: 0 K: 1 S: 7	H: 0 LOB: 0 BB: 0 P: 9	R: 0 E: 0 K: 1 S: 7	H: 0 LOB: 1 BB: 1 P: 15	1B: 6 2B: 0 3B: 1 HR: 1	SF: 1 SAC: 1 DP: 1 HBP: 0	WP: 0 PB: 0 SB: 0 CS: 0	PA: 37			
PITCHER	IP	WLS	BF	H	R	ER	SO	BB	IBB	HBP	BLK	WP	HR	S	P	ERA	WHIP								
Denis Boucher, L (1, 1) ERA: 13.5	4.0	L	20	7	7	7	3	2	0	0	0	0	1	38	69	15.75	2.250								
Jeff Shaw, R (5, 1) ERA: 3.24	3.0		10	1	0	0	2	0	0	0	0	0	0	20	27	0.00	0.333								
Mel Rojas, R (8, 1) ERA: 1.29	2.0		7	0	0	0	2	1	0	0	0	0	0	14	24	0.00	0.500								

Cincinnati Reds @ Montreal Expos
Olympic Stadium, Montreal, QB
Tue Apr 12 1994, 7:05 PM EDT
Att: 12,466 - Dome

AB 32
R 7
H 8
RBI 7
BB 3
SO 7
LOB 8



Batter	1	2	3	4	5	6	7	8	9	AB	R	H	RBI	BB	SO	LOB	BOTTOM								
Mike Lansing, R (1, 4) OBP: 0.333, SLG: 0.290	4-2 CS BB		2-1 G6-3		2-1 F7			0-0 L8		2	0	0	0	1	0	1									
Jeff Gardner, L (8, 5) OBP: 0.222, SLG: 0.125										1	0	0	0	0	0	0									
Wil Cordero, R (1, 6) OBP: 0.486, SLG: 0.607	0-0 PB BB		4-1 1B BB		1-1 G1-3			0-1 FC5-4 1B		2	0	1	0	2	0	1									
Marquis Grissom, R (1, 8) OBP: 0.275, SLG: 0.257	1-2 F8		0-0 1B		1-3 K			0-0 FC5-4		4	0	1	0	0	1	2									
Larry Walker, L (1, 9) OBP: 0.447, SLG: 0.727	2-3 K		0-0 G1-3		2-0 HR			3-2 G6-3		4	1	1	1	0	1	4									
Darrin Fletcher, L (1, 2) OBP: 0.348, SLG: 0.263		1-2 G6-4-3 HBP		0-0 F7		0-1 G3		1-1 F8		2	0	0	0	0	0	0									
Tim Spehr, R (7, 2)										1	0	0	0	0	0	0									
Rondell White, R (1, 7) OBP: 0.294, SLG: 0.353	2-2 G6-4-3		1-2 G6-3		0-3 K			2-1 FC3-6 1B		4	0	1	0	0	1	1									
Cliff Floyd, L (1, 3) OBP: 0.231, SLG: 0.240	2-1 2B		2-2 G6-3		0-0 G4-3			0-1 FC3-6		4	0	1	0	0	0	1									
Sean Berry, R (1, 5) OBP: 0.387, SLG: 0.461		3-3 K			2-2 SH1-4 1B			1-1 G1-3		3	0	1	0	0	1	1									
Freddie Benavides, R (8, 4) OBP: 0.333, SLG: 0.333										1	0	0	0	0	0	1									
Denis Boucher, R (1, 1) OBP: 1.000, SLG: 1.000			1-3 K		0-0 SH1-4			0-0 F8		1	0	0	0	0	1	0									
Jeff Shaw, R (5, 1) OBP: 1.000, SLG: 1.000										0	0	0	0	0	0	0									
Lou Frazier, S (7, PH)										1	0	0	0	0	0	0									
Mel Rojas, R (8, 1)					1-2					0	0	0	0	0	0	0									
Inning Stats	R: 0 E: 0 K: 1 S: 10	H: 0 LOB: 1 BB: 2 P: 21	R: 0 E: 0 K: 1 S: 11	H: 1 LOB: 1 BB: 0 P: 19	R: 0 E: 0 K: 1 S: 8	H: 1 LOB: 2 BB: 1 P: 15	R: 0 E: 0 K: 0 S: 8	H: 0 LOB: 0 BB: 0 P: 11	R: 0 E: 0 K: 0 S: 8	H: 1 LOB: 1 BB: 0 P: 13	R: 1 E: 0 K: 2 S: 10	H: 1 LOB: 0 BB: 0 P: 13	R: 0 E: 0 K: 0 S: 3	H: 0 LOB: 0 BB: 0 P: 4	R: 0 E: 0 K: 0 S: 8	H: 1 LOB: 1 BB: 0 P: 11	R: 0 E: 0 K: 0 S: 8	H: 1 LOB: 1 BB: 0 P: 12	1B: 4 2B: 1 3B: 0 HR: 1	SF: 0 SAC: 1 DP: 1 HBP: 1	WP: 0 PB: 1 SB: 0 CS: 1	PA: 35			
PITCHER	IP	WLS	BF	H	R	ER	SO	BB	IBB	HBP	BLK	WP	HR	S	P	ERA	WHIP								
Tim Pugh, R (1, 1) ERA: 1.8	8.0	W	31	5	1	1	5	3	0	1	0	0	0	66	107	1.12	1.000								
Pete Schourek, L (9, 1) ERA:	1.0		4	1	0	0	0	0	0	0	0	0	0	8	12	0.00	1.000								

Cincinnati Reds @ Montreal Expos
Olympic Stadium, Montreal, QB
Tue Apr 12 1994, 7:05 PM EDT
Att: 12,466 - Dome

AB 30
R 1
H 6
RBI 1
BB 3
SO 5
LOB 12



Batter	1	2	3	4	5	6	7	8	9	AB	R	H	RBI	BB	SO	LOB	TOP								
Tony Fernandez, S (1,4) OBP: 0.350, SLG: 0.533	4-2 CS BB		1-3 K			1-3 K		0-1 L8		3	0	0	0	1	2	1									
Barry Larkin, R (1,6) OBP: 0.227, SLG: 0.111	4-1 SAFE BB		2-3 K			0-0 G6-3			2-0 L1	3	0	0	0	1	1	0									
Hal Morris, L (1,3) OBP: 0.350, SLG: 0.472	1-3 K			1-0 G6-3			2-2 G6-4-3 1B		0-1 2B	4	0	2	0	0	1	1									
Kevin Mitchell, R (1,7) OBP: 0.257, SLG: 0.531	1-3 K			3-3 K			0-1 G6-4-3 1-2		2-3 K	4	0	0	0	0	3	3									
Reggie Sanders, R (1,9) OBP: 0.333, SLG: 0.622		2-3 K		0-3 K			1-1 G5-3		2-1 F8	4	0	0	0	0	2	1									
Roberto Kelly, R (1,8) OBP: 0.313, SLG: 0.276		1-3 K			1-2 G6-3			4-0 G1-3 BB G3-4-1 BB		2	1	0	0	1	1	0									
Willie Greene, L (1,5) OBP: 0.286, SLG: 0.250		4-2 FC6-4 BB			1-1 P8			4-0 G3-4-1 G1-3 1-2 BB		1	0	0	0	2	0	0									
Brian Dorsett, R (1,2) OBP: 0.429, SLG: 0.583		0-2 FC6-4			2-0 F9			2-2 G1-3 1-2 2-3		3	0	0	0	0	0	3									
John Smiley, L (1,1) Lenny Harris, L (8,PH) Johnny Ruffin, R (8,1)				1-2 G4-3			0-1 G4-3		1-2 G3-4-1 2-3 3-H	2	0	0	0	0	0	0									
Inning Stats	R: 0 E: 0 K: 2 S: 11	H: 0 LOB: 1 BB: 2 P: 21	R: 0 E: 0 K: 2 S: 13	H: 0 LOB: 1 BB: 1 P: 20	R: 0 E: 0 K: 2 S: 9	H: 0 LOB: 0 BB: 0 P: 13	R: 0 E: 0 K: 2 S: 8	H: 0 LOB: 0 BB: 0 P: 12	R: 0 E: 0 K: 0 S: 6	H: 0 LOB: 0 BB: 0 P: 10	R: 0 E: 0 K: 0 S: 6	H: 0 LOB: 0 BB: 0 P: 7	R: 0 E: 0 K: 0 S: 8	H: 1 LOB: 0 BB: 0 P: 11	R: 1 E: 0 K: 0 S: 8	H: 0 LOB: 1 BB: 2 P: 19	R: 0 E: 0 K: 1 S: 8	H: 1 LOB: 1 BB: 0 P: 14	1B: 1 2B: 1 3B: 0 HR: 0	SF: 0 SAC: 0 DP: 1 HBP: 0	WP: 0 PB: 0 SB: 0 CS: 1	PA: 32			
PITCHER	IP	WLS	BF	H	R	ER	SO	BB	IBB	HBP	BLK	WP	HR	S	P	ERA	WHIP								
Jeff Juden, R (1,1) ERA: 4.26	7.0	W	25	1	1	1	9	5	0	0	0	0	0	61	102	1.29	0.857								
Doug Jones, R (8,1) ERA: 1.5	2.0	S	7	1	0	0	1	0	0	0	0	0	0	16	25	0.00	0.500								

Cincinnati Reds @ Philadelphia Phillies
Veterans Stadium, Philadelphia, PA

Fri Apr 15 1994, 7:05 PM EDT
Att: 32,980 - Unknown - 76 F

AB	27
R	1
H	2
RBI	1
BB	5
SO	10
LOB	10

Batter	1	2	3	4	5	6	7	8	9	AB	R	H	RBI	BB	SO	LOB	BOTTOM								
Lenny Dykstra, L (1,8) OBP: 0.347, SLG: 0.366	3-3 K		1-0 P6			4-2 HR BB		1-2 SH1 FC3-2 2B		3	1	1	0	1	1	0									
Mariano Duncan, R (1,4) OBP: 0.317, SLG: 0.538	1-2 S 1B			0-3 K		0-0 1-H 2-H HR		0-1 SH1		3	1	2	3	0	1	0									
John Kruk, L (1,3) OBP: 0.389, SLG: 0.438	1-3 SAFE K			1-2 L8		1-2 F8		0-0 FC3-2 WP BB		4	0	0	0	0	1	2									
Dave Hollins, S (1,5) OBP: 0.489, SLG: 0.545	3-2 P3			0-2 L9		0-0 G5-3		4-2 3-H WP BB		3	0	0	0	1	0	1									
Darren Daulton, L (1,2) OBP: 0.488, SLG: 0.818		3-3 K			0-2 G4-3		1-2 G3	2-3 K		4	0	0	0	0	2	2									
Pete Incaviglia, R (1,7) OBP: 0.313, SLG: 0.345		0-2 G5-3			2-1 G4-6-3 1B		0-0 F8			3	0	1	0	0	0	0									
Milt Thompson, L (8,7) OBP: 0.357, SLG: 0.538					2-1 G4-6-3 1-2		2-0 BB 1B			0	0	0	0	0	0	0									
Tony Longmire, L (1,9) OBP: 0.143, SLG: 0.143					2-1 G4-6-3 1-2					3	0	1	0	0	1	1									
Jim Eisenreich, L (8,9) OBP: 0.316, SLG: 0.343										0	0	0	0	0	0	0									
Kevin Stocker, S (1,6) OBP: 0.410, SLG: 0.267				0-0 P7		3-2 SH3-4 HR 1B	4-2 SAFE BB	1-2 BB		2	1	1	0	1	0	0									
Jeff Juden, R (1,1) ERA: 2.7				0-3 K		0-0 SAFE SH3-4 1B	0-0 G6-3			2	0	0	0	0	1	2									
Doug Jones, R (8,1) ERA: 2.25										0	0	0	0	0	0	0									
Inning Stats	R: 0 E: 0 K: 2 S: 14	H: 1 LOB: 1 BB: 0 P: 22	R: 0 E: 0 K: 2 S: 12	H: 0 LOB: 0 BB: 0 P: 16	R: 0 E: 0 K: 1 S: 5	H: 0 LOB: 0 BB: 0 P: 6	R: 0 E: 0 K: 1 S: 9	H: 0 LOB: 0 BB: 0 P: 10	R: 0 E: 0 K: 0 S: 7	H: 1 LOB: 0 BB: 0 P: 11	R: 3 E: 0 K: 0 S: 14	H: 2 LOB: 1 BB: 1 P: 22	R: 0 E: 0 K: 0 S: 10	H: 1 LOB: 2 BB: 1 P: 17	R: 0 E: 0 K: 1 S: 12	H: 1 LOB: 2 BB: 1 P: 19	1B: 4 2B: 1 3B: 0 HR: 1	SF: 0 SAC: 2 DP: 1 HBP: 0	WP: 1 PB: 0 SB: 1 CS: 0	PA: 32					
PITCHER	IP	WLS	BF	H	R	ER	SO	BB	IBB	HBP	BLK	WP	HR	S	P	ERA	WHIP								
John Smiley, L (1,1) ERA: 2.7	7.0	L	27	5	3	3	6	2	0	0	0	1	0	71	104	3.86	1.000								
Johnny Ruffin, R (8,1) ERA: 2.25	1.0		5	1	0	0	1	1	0	0	0	1	0	12	19	0.00	2.000								

Cincinnati Reds @ Philadelphia Phillies
Veterans Stadium, Philadelphia, PA

Fri Apr 15 1994, 7:05 PM EDT
Att: 32,980 - Unknown - 76 F

AB	27
R	3
H	6
RBI	3
BB	3
SO	7
LOB	8

Batter	1	2	3	4	5	6	7	8	9	AB R H RBI BB SO LOB	TOP									
Barry Larkin, R OBP: 0.241, SLG: 0.114 (1, 6)	P3		F8		G4-3	G4-3		G4-3 1B		5 0 1 0 0 0 2	Cincinnati Reds @ Philadelphia Phillies Veterans Stadium, Philadelphia, PA Sun Apr 17 1994, 3:33 AM EDT Att: 43,400 - Overcast - 59 F									
Hal Morris, L OBP: 0.380, SLG: 0.500 (1, 3)	G3-1						G4-3	G4-6-3 1-2		5 0 2 0 0 0 1										
Reggie Sanders, R OBP: 0.327, SLG: 0.630 (1, 9)			G5-3		P2		1B E		K	4 1 1 0 1 1 2										
Kevin Mitchell, R OBP: 0.295, SLG: 0.500 Thomas Howard, S OBP: 0.545, SLG: 0.590 (7, 7)	G4-3							E SF7 HBP	1B SF4 1B	3 1 1 0 0 1 2 1 1 1 0 0 0 0										
Roberto Kelly, R OBP: 0.381, SLG: 0.359 (1, 8)					K	K		E6 2B 1B	1B S 1B	5 3 3 0 0 2 2										
Willie Greene, L OBP: 0.368, SLG: 0.333 (1, 5)							G3	SF7	1B IBB	3 1 2 1 1 0 0										
Bret Boone, R OBP: 0.294, SLG: 0.313 (1, 4)					E5		2B 1B		SF4	4 0 2 3 0 0 2										
Brian Dorsett, R OBP: 0.348, SLG: 0.429 (1, 2)					P3		P4	G5-3		5 0 2 2 0 0 4										
Tom Browning, L OBP: 0.125, SLG: 0.250 (1, 1)					F7			G4-3	K	5 0 1 0 0 2 4										
Inning Stats	R: 0 E: 0 K: 0 S: 9	H: 0 LOB: 1 BB: 1 P: 17	R: 2 E: 0 K: 1 S: 12	H: 3 LOB: 0 BB: 0 P: 17	R: 0 E: 0 K: 1 S: 9	H: 1 LOB: 1 BB: 0 P: 12	R: 0 E: 1 K: 1 S: 11	H: 1 LOB: 2 BB: 0 P: 18	R: 0 E: 0 K: 0 S: 11	H: 2 LOB: 2 BB: 0 P: 17		R: 0 E: 1 K: 0 S: 14	H: 3 LOB: 1 BB: 0 P: 22	R: 0 E: 0 K: 0 S: 5	H: 1 LOB: 0 BB: 0 P: 5	R: 2 E: 0 K: 2 S: 14	H: 3 LOB: 2 BB: 1 P: 22	1B: 12 2B: 4 3B: 0 HR: 0	SF: 2 SAC: 0 DP: 1 HBP: 1	WP: 0 PB: 0 SB: 1 CS: 0
PITCHER	IP WLS BF H R ER SO BB IBB HBP BLK WP HR S P ERA WHIP											IP WLS BF H R ER SO BB IBB HBP BLK WP HR S P ERA WHIP								
Shawn Boskie, R ERA: 1.86 (1, 1)	6.0 L 28 9 2 2 4 1 0 0 0 0 0 0 63 99 3.00 1.667																			
Bobby Munoz, R ERA: 5.69 (7, 1)	2.0 10 4 3 2 0 0 0 1 0 0 0 0 19 27 9.00 2.000																			
Mike Williams, R ERA: 6.0 (9, 1)	1.0 7 3 2 2 2 0 1 0 0 0 0 0 14 22 18.00 3.000																			

Batter	1	2	3	4	5	6	7	8	9	AB R H RBI BB SO LOB	BOTTOM											
Lenny Dykstra, L OBP: 0.310, SLG: 0.320 (1, 8)	F9		F7			L9			G3	4 0 0 0 0 0 1	Cincinnati Reds @ Philadelphia Phillies Veterans Stadium, Philadelphia, PA Sun Apr 17 1994, 3:33 AM EDT Att: 43,400 - Overcast - 59 F											
Mariano Duncan, R OBP: 0.286, SLG: 0.489 (1, 4)	L7				P3		P6		E6	4 0 0 0 0 0 1												
Ricky Jordan, R OBP: 0.290, SLG: 0.379 (1, 3)					G6-4-3 1B		K		F8	4 0 1 0 0 2 2												
Dave Hollins, S OBP: 0.455, SLG: 0.512 (1, 5)					G6-4-3 1-2				F9	4 0 1 0 0 0 3												
Pete Incaviglia, R OBP: 0.286, SLG: 0.313 (1, 7)					P4		P6			3 0 0 0 0 1 1												
Todd Pratt, R OBP: 0.286, SLG: 0.167 (1, 2)					E4 G5-4-3				F8	2 0 0 0 1 0 0												
Kim Batiste, R OBP: 0.125, SLG: 0.125 (1, 6)					G5-4-3 1-2				G5-3	3 0 0 0 0 1 2												
Tony Longmire, L OBP: 0.091, SLG: 0.091 (1, 9)					F7				P6	3 0 0 0 0 0 0												
Shawn Boskie, R (1, 1)										1 0 0 0 0 0 0												
Mickey Morandini, L OBP: 0.438, SLG: 0.250 (6, PH) Bobby Munoz, R OBP: 1.000, SLG: 1.000 (7, 1) Mike Williams, R (9, 1) John Kruk, L OBP: 0.421, SLG: 0.438 (9, PH)					G1-6-3				E G3 BB	1 0 0 0 0 0 0 1 0 1 0 0												
Inning Stats	R: 0 E: 1 K: 1 S: 7	H: 0 LOB: 0 BB: 0 P: 10	R: 0 E: 0 K: 2 S: 10	H: 0 LOB: 1 BB: 1 P: 19	R: 0 E: 0 K: 0 S: 7	H: 0 LOB: 0 BB: 0 P: 8	R: 0 E: 0 K: 0 S: 6	H: 1 LOB: 0 BB: 0 P: 7	R: 0 E: 1 K: 0 S: 6	H: 0 LOB: 0 BB: 0 P: 8	R: 0 E: 0 K: 0 S: 6	H: 0 LOB: 0 BB: 0 P: 9	R: 0 E: 0 K: 1 S: 8	H: 1 LOB: 1 BB: 0 P: 12	R: 0 E: 0 K: 0 S: 5	H: 0 LOB: 0 BB: 0 P: 7	R: 0 E: 1 K: 0 S: 10	H: 0 LOB: 2 BB: 1 P: 16	1B: 2 2B: 0 3B: 0 HR: 0	SF: 0 SAC: 0 DP: 2 HBP: 0	WP: 0 PB: 0 SB: 0 CS: 0	PA: 31
PITCHER	IP WLS BF H R ER SO BB IBB HBP BLK WP HR S P ERA WHIP											IP WLS BF H R ER SO BB IBB HBP BLK WP HR S P ERA WHIP										
Tom Browning, L ERA: 4.67 (1, 1)	9.0 W 31 2 0 0 4 2 0 0 0 0 0 0 65 96 0.00 0.444																					

Batter	1	2	3	4	5	6	7	8	9	AB	R	H	RBI	BB	SO	LOB	TOP				
Carlos Garcia, R OBP: 0.319, SLG: 0.400 (1, 4)	G4-3		P4		F9			K		4	0	0	0	0	1	2	Pittsburgh Pirates @ Cincinnati Reds Riverfront Stadium, Cincinnati, OH Tue Apr 19 1994, 7:05 PM EDT Att: 23,891 - Unknown - 72 F				
Jay Bell, R OBP: 0.217, SLG: 0.186 (1, 6)	F9		G5-3					G6-3		4	0	0	0	0	1	2					
Andy Van Slyke, L OBP: 0.340, SLG: 0.378 (1, 8)	G6-3			K				K		4	0	0	0	0	2	0					
Jeff King, R OBP: 0.310, SLG: 0.375 (1, 5)		K		K				F8		4	0	0	0	0	3	0					
Orlando Merced, S OBP: 0.395, SLG: 0.303 (1, 9)				HR				F8		1	1	0	0	3	0	0					
Brian Hunter, R OBP: 0.250, SLG: 0.583 (1, 3)	F7			HR				G1-3		4	1	1	2	0	1	2					
Al Martin, L OBP: 0.333, SLG: 0.475 (1, 7)	G1-3			CS				G3		3	0	1	0	0	0	1					
Don Slaught, R OBP: 0.379, SLG: 0.292 (1, 2)			SH2-4	CS				K		1	0	0	0	2	1	0					
Denny Neagle, L Bias Minor, R Tom Foley, L Ravelo Manzanillo, L Lloyd McClendon, R Jeff Tabaka, R (1, 1) (4, 1) (5, PH) (5, 1) (7, PH) (7, 1)			SH2-4		L9			P6		0	0	0	0	0	0	0					
Inning Stats	R: 0 E: 0 K: 0 S: 9	H: 0 LOB: 0 BB: 0 P: 13	R: 0 E: 0 K: 1 S: 10	H: 0 LOB: 1 BB: 1 P: 17	R: 0 E: 0 K: 0 S: 5	H: 0 LOB: 1 BB: 1 P: 15	R: 2 E: 0 K: 2 S: 17	H: 2 LOB: 0 BB: 1 P: 29	R: 0 E: 0 K: 1 S: 7	H: 0 LOB: 1 BB: 1 P: 14	R: 0 E: 0 K: 1 S: 10	H: 0 LOB: 0 BB: 0 P: 16	R: 0 E: 0 K: 2 S: 11	H: 0 LOB: 0 BB: 0 P: 15	R: 0 E: 0 K: 1 S: 8	H: 0 LOB: 0 BB: 0 P: 10		1B: 1 2B: 0 3B: 0 HR: 1	SF: 0 SAC: 1 DP: 0 HBP: 0	WP: 0 PB: 0 SB: 0 CS: 1	PA: 34
PITCHER	IP	WLS	BF	H	R	ER	SO	BB	IBB	HBP	BLK	WP	HR	S	P	ERA	WHIP				
Jose Rijo, R ERA: 3.6 (1, 1)	7.0	W	27	2	2	2	6	5	0	0	0	0	1	68	122	2.57	1.000				
Jeff Brantley, R ERA: 1.6 (8, 1)	2.0		6	0	0	0	3	0	0	0	0	0	0	19	25	0.00	0.000				

Batter	1	2	3	4	5	6	7	8	9	AB	R	H	RBI	BB	SO	LOB	BOTTOM				
Barry Larkin, R OBP: 0.254, SLG: 0.106 (1, 6)	FC6-4			F9	G6-3			K		3	0	0	0	2	1	0	Pittsburgh Pirates @ Cincinnati Reds Riverfront Stadium, Cincinnati, OH Tue Apr 19 1994, 7:05 PM EDT Att: 23,891 - Unknown - 72 F				
Tony Fernandez, S OBP: 0.340, SLG: 0.308 Willie Greene, L OBP: 0.364, SLG: 0.389 (1, 4) (4, 5)	FC6-4			1B				G4-3		2	0	0	0	0	4						
Reggie Sanders, R OBP: 0.333, SLG: 0.608 (1, 9)	K			2B	HR			E6		5	3	2	0	0	1	1					
Kevin Mitchell, R OBP: 0.347, SLG: 0.622 Jacob Brumfield, R OBP: 1.000, SLG: 1.333 (1, 7) (9, 7)	F9			HR				F7		5	2	4	2	0	0	1					
Roberto Kelly, R OBP: 0.404, SLG: 0.442 (1, 8)				HR				F8		4	1	2	3	1	0	2					
Hal Morris, L OBP: 0.382, SLG: 0.480 (1, 3)				K	K			G3-1		4	1	1	1	0	2	3					
Bret Boone, R OBP: 0.316, SLG: 0.371 (1, 5) (4, 4)				HR				G5-3		4	1	1	1	0	2	3					
Brian Dorsett, R OBP: 0.370, SLG: 0.391 (1, 2)				HR				K		3	0	2	2	0	1	2					
Jose Rijo, R ERA: 5.17 Bias Minor, R Ravelo Manzanillo, L Jeff Tabaka, L (1, 1) (7, PH) (7, 1) (7, 1)				FC6-4				F9		2	0	0	0	2	0	3					
Inning Stats	R: 0 E: 0 K: 1 S: 8	H: 0 LOB: 1 BB: 1 P: 16	R: 1 E: 0 K: 0 S: 15	H: 2 LOB: 3 BB: 2 P: 32	R: 1 E: 0 K: 2 S: 17	H: 2 LOB: 2 BB: 2 P: 31	R: 4 E: 0 K: 1 S: 18	H: 5 LOB: 1 BB: 0 P: 29	R: 0 E: 0 K: 2 S: 9	H: 0 LOB: 0 BB: 0 P: 13	R: 1 E: 0 K: 1 S: 15	H: 2 LOB: 2 BB: 0 P: 26	R: 0 E: 0 K: 1 S: 12	H: 0 LOB: 0 BB: 0 P: 20	R: 1 E: 0 K: 0 S: 8	H: 1 LOB: 0 BB: 0 P: 11		1B: 7 2B: 3 3B: 0 HR: 2	SF: 1 SAC: 1 DP: 0 HBP: 1	WP: 0 PB: 0 SB: 0 CS: 1	PA: 42
PITCHER	IP	WLS	BF	H	R	ER	SO	BB	IBB	HBP	BLK	WP	HR	S	P	ERA	WHIP				
Denny Neagle, L ERA: 5.17 (1, 1)	3.1	L	21	6	4	4	3	5	0	1	0	0	1	13	19	27.00	4.500				
Ravelo Manzanillo, L ERA: 5.4 (5, 1)	2.0		9	2	1	0	3	0	0	0	0	0	0	24	39	0.00	1.000				
Jeff Tabaka, L ERA: 4.5 (7, 1)	2.0		7	1	1	1	1	0	0	0	0	0	1	20	31	4.50	0.500				



Batter	1	2	3	4	5	6	7	8	9	AB	R	H	RBI	BB	SO	LOB	TOP								
Al Martin, L OBP: 0.320, SLG: 0.432 (1, 7)										4	1	0	0	1	0	0	Pittsburgh Pirates @ Cincinnati Reds Riverfront Stadium, Cincinnati, OH Wed Apr 20 1994, 7:05 PM EDT Att: 20,341 - Unknown - 66 F								
Jay Bell, R OBP: 0.235, SLG: 0.271 (1, 6)										5	1	2	0	0	2	1									
Andy Van Slyke, L OBP: 0.352, SLG: 0.362 (1, 8)										2	0	0	0	2	1	1									
Jeff King, R OBP: 0.326, SLG: 0.386 (1, 5)										4	1	2	2	0	0	3									
Dave Clark, L OBP: 0.412, SLG: 0.750 Jeff Tabaka, R (8, 1)										4	1	1	0	0	0	2									
Don Slaught, R OBP: 0.333, SLG: 0.250 (1, 2)										4	0	0	0	0	1	2									
Orlando Merced, S OBP: 0.404, SLG: 0.324 (7, 9)										4	0	2	1	0	1	0									
Carlos Garcia, R OBP: 0.314, SLG: 0.388 (1, 4)										4	0	1	1	0	1	1									
Paul Wagner, R (1, 1) Jeff Ballard, L (7, 1) Mark Dewey, R (7, 1) Brian Hunter, R (7, 3)										3	0	0	0	0	0	2	P								
Inning Stats	R: 1 E: 0 K: 1 S: 13	H: 1 LOB: 1 BB: 1 P: 23	R: 0 E: 0 K: 0 S: 5	H: 0 LOB: 0 BB: 0 P: 8	R: 0 E: 0 K: 0 S: 6	H: 1 LOB: 2 BB: 1 P: 11	R: 0 E: 0 K: 2 S: 12	H: 1 LOB: 1 BB: 0 P: 18	R: 0 E: 0 K: 1 S: 9	H: 0 LOB: 0 BB: 0 P: 12	R: 2 E: 0 K: 0 S: 13	H: 4 LOB: 2 BB: 0 P: 20	R: 1 E: 0 K: 0 S: 13	H: 1 LOB: 1 BB: 1 P: 22	R: 0 E: 0 K: 1 S: 5	H: 0 LOB: 0 BB: 0 P: 8		R: 0 E: 0 K: 1 S: 9	H: 0 LOB: 0 BB: 0 P: 16	1B: 6 2B: 1 3B: 1 HR: 0	SF: 0 SAC: 0 DP: 0 HBP: 0	WP: 0 PB: 0 SB: 1 CS: 0	PA: 38		
PITCHER	IP	WLS	BF	H	R	ER	SO	BB	IBB	HBP	BLK	WP	HR	S	P	ERA	WHIP								
Tim Pugh, R (1, 1) Chuck McElroy, L (7, 1) Johnny Ruffin, R (7, 1) Hector Carrasco, R (9, 1)	6.0		27	7	3	3	4	2	0	0	0	0	0	8	14	4.50	1.500								
	0.1	3	1	1	1	0	1	0	0	0	0	0	0	8	14	27.00	6.000								
	1.2	W	5	0	0	0	1	0	0	0	0	0	0	10	16	0.00	0.000								
	1.0	S	3	0	0	0	1	0	0	0	0	0	0	9	16	0.00	0.000								

Batter	1	2	3	4	5	6	7	8	9	AB	R	H	RBI	BB	SO	LOB	BOTTOM								
Barry Larkin, R OBP: 0.286, SLG: 0.143 (1, 6)										2	2	1	0	2	0	2	Pittsburgh Pirates @ Cincinnati Reds Riverfront Stadium, Cincinnati, OH Wed Apr 20 1994, 7:05 PM EDT Att: 20,341 - Unknown - 66 F								
Hal Morris, L OBP: 0.407, SLG: 0.528 (1, 3)										3	0	3	5	0	0	0									
Reggie Sanders, R OBP: 0.310, SLG: 0.564 (1, 9)										4	0	0	0	0	1	5									
Kevin Mitchell, R OBP: 0.321, SLG: 0.571 Hector Carrasco, R (9, 1)										4	0	0	0	0	0	1									
Roberto Kelly, R OBP: 0.373, SLG: 0.404 (1, 8)										4	0	0	0	0	2	0									
Willie Greene, L OBP: 0.320, SLG: 0.333 Chuck McElroy, L (7, 1) Johnny Ruffin, R (7, 1) Thomas Howard, S (8, PH) (9, 7)										3	0	0	0	0	3	0									
Bret Boone, R OBP: 0.333, SLG: 0.385 (1, 4)										4	1	2	0	0	0	0									
Eddie Taubensee, L OBP: 0.143, SLG: 0.143 (1, 2)										4	1	1	0	0	0	3									
Tim Pugh, R (1, 1) Jeff Branson, L (7, 5)										1	0	0	0	1	1	0	REDS								
Inning Stats	R: 1 E: 1 K: 0 S: 7	H: 2 LOB: 0 BB: 0 P: 10	R: 0 E: 0 K: 1 S: 9	H: 0 LOB: 0 BB: 0 P: 15	R: 1 E: 0 K: 1 S: 16	H: 1 LOB: 1 BB: 1 P: 25	R: 0 E: 0 K: 2 S: 10	H: 0 LOB: 0 BB: 0 P: 14	R: 1 E: 0 K: 1 S: 10	H: 1 LOB: 2 BB: 2 P: 22	R: 0 E: 0 K: 1 S: 10	H: 0 LOB: 0 BB: 0 P: 14	R: 2 E: 0 K: 0 S: 12	H: 3 LOB: 1 BB: 0 P: 18	R: 0 E: 0 K: 1 S: 8	H: 1 LOB: 2 BB: 1 P: 14		1B: 6 2B: 3 3B: 0 HR: 0	SF: 1 SAC: 0 DP: 1 HBP: 0	WP: 0 PB: 0 SB: 0 CS: 0	PA: 35				
PITCHER	IP	WLS	BF	H	R	ER	SO	BB	IBB	HBP	BLK	WP	HR	S	P	ERA	WHIP								
Paul Wagner, R (1, 1) Jeff Ballard, L (7, 1) Mark Dewey, R (7, 1) Jeff Tabaka, L (8, 1)	6.2	L	28	6	5	5	6	3	0	0	0	0	0	2	3	6.75	1.350								
	0.0		1	1	0	0	0	0	0	0	0	0	0	2	3	∞	∞								
	1.0		5	1	0	0	1	1	0	0	0	0	0	8	16	0.00	2.000								
	0.1		1	0	0	0	0	0	0	0	0	0	0	1	1	0.00	0.000								

Batter	1	2	3	4	5	6	7	8	9	AB	R	H	RBI	BB	SO	LOB	TOP				
Jerry Browne, S (1,8) OBP: 0.341, SLG: 0.212	G6-3		1B BB					BB BB 1B		3	0	2	0	1	0	0	Florida Marlins @ Cincinnati Reds Riverfront Stadium, Cincinnati, OH Fri Apr 22 1994, 7:05 PM EDT Att: 32,198 - Unknown - 59 F				
Dave Magadan, L (1,5) OBP: 0.366, SLG: 0.265	K		1-2 2-H 1B				F9	BB BB 1B		3	0	1	1	1	1	1					
Gary Sheffield, R (1,9) OBP: 0.433, SLG: 0.685	G5-3		P4					G6-4-3 BB		3	0	0	0	1	0	2					
Jeff Conine, R (1,7) OBP: 0.380, SLG: 0.692		F9		HR			F7	K		4	1	1	1	0	1	3					
Bento Santiago, R (1,2) OBP: 0.286, SLG: 0.311		F9		L9			G1-3	G6-4-3		4	0	0	0	0	0	3					
Orestes Destrade, S (1,3) OBP: 0.369, SLG: 0.375		K		K				1B		4	0	1	0	0	3	0					
Bret Barberie, S (1,4) OBP: 0.281, SLG: 0.467			K	K				K		4	0	0	0	0	4	1					
Kurt Abbott, R (1,6) OBP: 0.393, SLG: 0.500			SH3-4 1B				P2	P6		4	1	1	0	0	0	1					
Charlie Hough, R (1,1) OBP: 0.500, SLG: 0.429			SH3-4				K	P4		1	0	0	0	0	1	0					
Alex Arias, R (7, PH) OBP: 0.368, SLG: 0.438										1	0	0	0	0	0	1					
Richie Lewis, R (7,1)										0	0	0	0	0	0	0					
Yorkis Perez, L (7,1)										0	0	0	0	0	0	0					
Inning Stats	R: 0 E: 0 K: 1 S: 7	H: 0 LOB: 0 BB: 0 P: 9	R: 0 E: 0 K: 1 S: 8	H: 0 LOB: 0 BB: 0 P: 11	R: 1 E: 0 K: 1 S: 12	H: 2 LOB: 2 BB: 1 P: 20	R: 1 E: 0 K: 2 S: 13	H: 1 LOB: 0 BB: 0 P: 18	R: 0 E: 0 K: 0 S: 6	H: 0 LOB: 0 BB: 0 P: 10	R: 0 E: 0 K: 1 S: 9	H: 1 LOB: 1 BB: 0 P: 13	R: 0 E: 0 K: 1 S: 7	H: 1 LOB: 2 BB: 2 P: 15	R: 0 E: 0 K: 2 S: 8	H: 0 LOB: 0 BB: 0 P: 10	1B: 4 2B: 1 3B: 0 HR: 1	SF: 0 SAC: 1 DP: 1 HBP: 0	WP: 0 PB: 0 SB: 0 CS: 0	PA: 35	
PITCHER	IP WLS BF H R ER SO	IP WLS BF H R ER SO	IP WLS BF H R ER SO	IP WLS BF H R ER SO	IP WLS BF H R ER SO	IP WLS BF H R ER SO	IP WLS BF H R ER SO	IP WLS BF H R ER SO	IP WLS BF H R ER SO	IP WLS BF H R ER SO	IP WLS BF H R ER SO	IP WLS BF H R ER SO	IP WLS BF H R ER SO	IP WLS BF H R ER SO	IP WLS BF H R ER SO	IP WLS BF H R ER SO	ERA WHIP	ERA WHIP			
John Smiley, L (1,1) ERA: 2.67	7.0	W	27	5	2	2	7	1	0	0	0	0	0	0	0	0	0	2.57	0.857		
Johnny Ruffin, R (8,1) ERA: 1.95	0.0		3	1	0	0	0	2	0	0	0	0	0	0	0	0	0	∞	∞		
Jeff Brantley, R (8,1) ERA: 1.5	2.0	S	5	0	0	0	3	0	0	0	0	0	0	0	0	0	0	0.00	0.000		

Batter	1	2	3	4	5	6	7	8	9	AB	R	H	RBI	BB	SO	LOB	BOTTOM			
Barry Larkin, R (1,6) OBP: 0.313, SLG: 0.176	G5-3		WP S 2B					S E WP BB		2	2	1	0	2	0	0	Florida Marlins @ Cincinnati Reds Riverfront Stadium, Cincinnati, OH Fri Apr 22 1994, 7:05 PM EDT Att: 32,198 - Unknown - 59 F			
Hal Morris, L (1,3) OBP: 0.381, SLG: 0.491	G4-3		K				G3-1	E7 WP FC6-4 BB		4	1	0	0	0	1	4				
Reggie Sanders, R (1,9) OBP: 0.339, SLG: 0.554	F8		S 1B BB					FC6-4 WP BB		1	0	0	0	2	0	0				
Kevin Mitchell, R (1,7) OBP: 0.351, SLG: 0.569	G5-3		1-2 3-H 1B					FC6-4 IBB		2	0	1	1	2	0	0				
Roberto Kelly, R (1,8) OBP: 0.345, SLG: 0.373	K			K			G5-3	FC6-4		4	0	0	1	0	2	5				
Willie Greene, L (1,5) OBP: 0.321, SLG: 0.304								1-2 2-3 3-H		2	0	0	0	1	0	0				
Jacob Brumfield, R (7, PH) OBP: 0.750, SLG: 1.000										1	0	0	0	0	0	2				
Johnny Ruffin, R (8,1)										0	0	0	0	0	0	0				
Jeff Brantley, R (8,1)										0	0	0	0	0	0	0				
Bret Boone, R (1,4) OBP: 0.326, SLG: 0.357		BB								3	0	0	0	1	0	0				
Brian Dorsett, R (1,2) OBP: 0.387, SLG: 0.407		BB								4	1	2	0	0	0	2				
John Smiley, L (1,1)										1	0	0	0	0	0	0				
Lenny Harris, L (7, PH) OBP: 0.125, SLG: 0.250										1	0	0	0	0	0	0				
Jeff Branson, L (8,5) OBP: 0.500, SLG: 0.500										1	0	0	0	0	0	1				
Inning Stats	R: 0 E: 0 K: 0 S: 8	H: 0 LOB: 0 BB: 0 P: 12	R: 0 E: 0 K: 1 S: 9	H: 0 LOB: 2 BB: 2 P: 23	R: 1 E: 0 K: 1 S: 14	H: 2 LOB: 2 BB: 1 P: 25	R: 0 E: 0 K: 1 S: 5	H: 0 LOB: 0 BB: 0 P: 6	R: 1 E: 0 K: 0 S: 11	H: 1 LOB: 3 BB: 2 P: 29	R: 0 E: 0 K: 0 S: 5	H: 0 LOB: 0 BB: 0 P: 9	R: 2 E: 1 K: 0 S: 9	H: 0 LOB: 2 BB: 3 P: 26	R: 0 E: 0 K: 0 S: 6	H: 1 LOB: 0 BB: 0 P: 7	1B: 3 2B: 1 3B: 0 HR: 0	SF: 0 SAC: 1 DP: 1 HBP: 1	WP: 2 PB: 0 SB: 3 CS: 0	PA: 36
PITCHER	IP WLS BF H R ER SO	IP WLS BF H R ER SO	IP WLS BF H R ER SO	IP WLS BF H R ER SO	IP WLS BF H R ER SO	IP WLS BF H R ER SO	IP WLS BF H R ER SO	IP WLS BF H R ER SO	IP WLS BF H R ER SO	IP WLS BF H R ER SO	IP WLS BF H R ER SO	IP WLS BF H R ER SO	IP WLS BF H R ER SO	IP WLS BF H R ER SO	IP WLS BF H R ER SO	IP WLS BF H R ER SO	ERA WHIP	ERA WHIP		
Charlie Hough, R (1,1) ERA: 2.84	6.0		26	3	2	2	3	5	0	1	0	0	0	0	0	0	3.00	1.333		
Richie Lewis, R (7,1) ERA: 1.93	0.2	L	6	0	2	0	0	2	1	0	0	0	1	0	6	20	0.00	3.000		
Yorkis Perez, L (7,1) ERA: 1.93	1.1		4	1	0	0	0	0	0	0	0	0	0	0	9	13	0.00	0.750		



Batter	1	2	3	4	5	6	7	8	9	AB	R	H	RBI	BB	SO	LOB	TOP				
Matias Carrillo, L OBP: 0.286, SLG: 0.316 (1, 8) (9, 7)										5	1	1	0	0	2	4	Florida Marlins @ Cincinnati Reds Riverfront Stadium, Cincinnati, OH Sat Apr 23 1994, 3:33 AM EDT Att: 29,075 - Sunny - 68 F				
Dave Magadan, L OBP: 0.391, SLG: 0.289 Bryan Harvey, R (1, 5) (9, 1)										4	0	2	0	1	0	2					
Gary Sheffield, R OBP: 0.408, SLG: 0.649 (1, 9)										3	0	0	1	0	1	1					
Jeff Conine, R OBP: 0.373, SLG: 0.667 (1, 7) (9, 3)										4	0	1	0	0	0	1					
Kurt Abbott, R OBP: 0.367, SLG: 0.463 (1, 6)										4	0	0	0	0	3	3					
Orestes Destrade, S OBP: 0.322, SLG: 0.373 Chuck Carr, S OBP: 0.271, SLG: 0.304 (1, 3) (9, PR) (9, 8)										3	0	1	0	1	1	2					
Benito Santiago, R OBP: 0.308, SLG: 0.396 (1, 2)										3	1	2	1	0	0	1					
Rick Renteria, R OBP: 0.154, SLG: 0.154 (1, 4) (9, 5)										4	0	1	1	0	1	2					
Ryan Bowen, R OBP: 0.333, SLG: 0.500 Alex Arias, R OBP: 0.350, SLG: 0.412 Jeremy Hernandez, R Bret Barberie, S OBP: 0.292, SLG: 0.475 (1, 1) (7, PH) (7, 1) (9, PH) (9, 4)										2	0	0	0	0	1	2					
Inning Stats	R: 1 E: 0 K: 1 S: 12	H: 2 LOB: 1 BB: 0 P: 18	R: 0 E: 0 K: 1 S: 14	H: 1 LOB: 2 BB: 1 P: 21	R: 0 E: 0 K: 1 S: 13	H: 1 LOB: 0 BB: 1 P: 25	R: 1 E: 0 K: 1 S: 8	H: 1 LOB: 0 BB: 0 P: 13	R: 0 E: 0 K: 3 S: 12	H: 1 LOB: 1 BB: 0 P: 18	R: 0 E: 0 K: 1 S: 6	H: 1 LOB: 1 BB: 0 P: 7	R: 0 E: 0 K: 1 S: 9	H: 0 LOB: 0 BB: 0 P: 12	R: 1 E: 0 K: 1 S: 12	H: 2 LOB: 3 BB: 0 P: 18		1B: 8 2B: 0 3B: 0 HR: 1	SF: 1 SAC: 1 DP: 0 HBP: 0	WP: 0 PB: 2 SB: 0 CS: 0	PA: 38
PITCHER	IP	WLS	BF	H	R	ER	SO	BB	IBB	HBP	BLK	WP	HR	S	P	ERA	WHIP				
Erik Hanson, R ERA: 7.2 Chuck McElroy, L ERA: 2.45 Hector Carrasco, R ERA: 1.13	(1, 1) (7, 1) (8, 1)	6.0 1.0 2.0	L 3 9	26 1 9	6 1 2	2 0 1	7 1 2	2 0 0	0 0 0	0 0 0	0 0 0	0 0 0	1 6 21	66 7 30	103 7 30	3.00 0.00 0.00	1.333 1.000 1.000				

Batter	1	2	3	4	5	6	7	8	9	AB	R	H	RBI	BB	SO	LOB	BOTTOM				
Barry Larkin, R OBP: 0.338, SLG: 0.204 (1, 6)										3	0	2	0	1	0	0	Florida Marlins @ Cincinnati Reds Riverfront Stadium, Cincinnati, OH Sat Apr 23 1994, 3:33 AM EDT Att: 29,075 - Sunny - 68 F				
Hal Morris, L OBP: 0.358, SLG: 0.459 (1, 3)										4	0	0	0	0	2	4					
Reggie Sanders, R OBP: 0.364, SLG: 0.576 (1, 9)										3	0	2	1	1	1	0					
Thomas Howard, S OBP: 0.438, SLG: 0.357 (1, 7)										4	0	0	0	0	0	6					
Roberto Kelly, R OBP: 0.373, SLG: 0.407 (1, 8)										3	1	2	0	1	0	0					
Tony Fernandez, S OBP: 0.340, SLG: 0.293 Chuck McElroy, L Bret Boone, R OBP: 0.319, SLG: 0.349 (1, 4) (7, 1) (8, 4)										2	0	0	0	1	0	1					
Willie Greene, L OBP: 0.344, SLG: 0.333 (1, 5)										4	0	2	1	0	1	1					
Eddie Taubensee, L OBP: 0.167, SLG: 0.167 (1, 2)										4	1	1	0	0	0	2					
Erik Hanson, R Jeff Branson, L OBP: 0.455, SLG: 0.455 Hector Carrasco, R Lenny Harris, L OBP: 0.111, SLG: 0.222 (1, 1) (7, 4) (8, 1) (9, PH)										1	0	0	0	0	1	0					
Inning Stats	R: 0 E: 0 K: 1 S: 8	H: 1 LOB: 0 BB: 0 P: 13	R: 1 E: 0 K: 0 S: 7	H: 1 LOB: 1 BB: 1 P: 13	R: 0 E: 0 K: 1 S: 6	H: 1 LOB: 0 BB: 1 P: 13	R: 1 E: 0 K: 1 S: 13	H: 2 LOB: 2 BB: 1 P: 22	R: 0 E: 0 K: 2 S: 9	H: 1 LOB: 1 BB: 0 P: 12	R: 0 E: 0 K: 2 S: 14	H: 2 LOB: 1 BB: 0 P: 19	R: 0 E: 0 K: 1 S: 8	H: 0 LOB: 0 BB: 0 P: 10	R: 0 E: 0 K: 1 S: 8	H: 0 LOB: 0 BB: 0 P: 10		1B: 7 2B: 2 3B: 0 HR: 0	SF: 0 SAC: 1 DP: 2 HBP: 0	WP: 0 PB: 0 SB: 2 CS: 2	PA: 37
PITCHER	IP	WLS	BF	H	R	ER	SO	BB	IBB	HBP	BLK	WP	HR	S	P	ERA	WHIP				
Ryan Bowen, R ERA: 5.48 Jeremy Hernandez, R ERA: 2.0 Bryan Harvey, R ERA:	(1, 1) (7, 1) (9, 1)	6.0 2.0 1.0	W 7 3	7 2 0	2 0 0	2 0 0	4 3 1	4 0 0	0 0 0	0 0 0	0 0 0	0 0 0	0 0 8	54 23 10	98 31 10	3.00 0.00 0.00	1.833 1.000 0.000				



Batter	1	2	3	4	5	6	7	8	9	AB	R	H	RBI	BB	SO	LOB	TOP			
Chuck Carr, S OBP: 0.270, SLG: 0.317 (1, 8)										4	0	1	0	0	0	0	Florida Marlins @ Cincinnati Reds Riverfront Stadium, Cincinnati, OH Sun Apr 24 1994, 3:33 AM EDT Att: 27,416 - Sunny - 74 F			
Rick Renteria, R OBP: 0.176, SLG: 0.125 (1, 5)										3	1	0	0	0	0	1				
Gary Sheffield, R OBP: 0.387, SLG: 0.607 (1, 9)										4	0	0	0	0	1	1				
Jeff Conine, R OBP: 0.367, SLG: 0.644 (1, 7)										4	1	1	0	0	0	0				
Orestes Destrade, S OBP: 0.317, SLG: 0.364 (1, 3)										4	0	1	1	0	0	1				
Benito Santiago, R OBP: 0.291, SLG: 0.380 (1, 2)										2	0	0	1	0	0	1				
Bret Barberie, S OBP: 0.279, SLG: 0.453 (1, 4)										3	0	0	0	0	1	2				
Alex Arias, R OBP: 0.304, SLG: 0.350 (1, 6)										3	0	0	0	0	1	0				
Chris Hammond, L OBP: 0.250, SLG: 0.143 Richie Lewis, R (7, 1)										2	0	0	0	0	2	0				
Jerry Browne, S OBP: 0.333, SLG: 0.206 Luis Aquino, R (8, 1)										0	0	0	0	0	0	0				
Inning Stats	R: 0 E: 0 K: 0 S: 10	H: 0 LOB: 0 BB: 0 P: 15	R: 0 E: 0 K: 0 S: 7	H: 1 LOB: 1 BB: 0 P: 8	R: 0 E: 0 K: 1 S: 7	H: 0 LOB: 0 BB: 0 P: 11	R: 2 E: 1 K: 0 S: 7	H: 1 LOB: 1 BB: 0 P: 11	R: 0 E: 0 K: 1 S: 11	H: 1 LOB: 1 BB: 0 P: 14	R: 0 E: 0 K: 1 S: 12	H: 0 LOB: 0 BB: 0 P: 19	R: 0 E: 0 K: 0 S: 8	H: 0 LOB: 0 BB: 0 P: 13	R: 0 E: 0 K: 0 S: 7	H: 0 LOB: 0 BB: 0 P: 10	1B: 2 2B: 1 3B: 0 HR: 0	SF: 1 SAC: 0 DP: 0 HBP: 1	WP: 0 PB: 0 CS: 0	PA: 32
PITCHER Tom Browning, L ERA: 3.42 (1, 1)	IP: 9.0 WLS: W BF: 32 H: 3 R: 2 ER: 1 SO: 5 BB: 0 IBB: 0 HBP: 1 BLK: 0 WP: 0 HR: 0 S: 76 P: 109 ERA: 1.00 WHIP: 0.333															PITCHER Tom Browning, L ERA: 3.42 (1, 1)	IP: 9.0 WLS: W BF: 32 H: 3 R: 2 ER: 1 SO: 5 BB: 0 IBB: 0 HBP: 1 BLK: 0 WP: 0 HR: 0 S: 76 P: 109 ERA: 1.00 WHIP: 0.333			

Batter	1	2	3	4	5	6	7	8	9	AB	R	H	RBI	BB	SO	LOB	BOTTOM			
Barry Larkin, R OBP: 0.333, SLG: 0.207 (1, 6)										4	0	1	0	0	1	1	Florida Marlins @ Cincinnati Reds Riverfront Stadium, Cincinnati, OH Sun Apr 24 1994, 3:33 AM EDT Att: 27,416 - Sunny - 74 F			
Hal Morris, L OBP: 0.366, SLG: 0.469 (1, 3)										3	1	1	0	1	1	1				
Reggie Sanders, R OBP: 0.386, SLG: 0.683 (1, 9)										4	2	3	3	0	0	1				
Kevin Mitchell, R OBP: 0.361, SLG: 0.582 Jacob Brumfield, R OBP: 0.750, SLG: 1.000 (8, PR) (9, 7)										4	0	2	0	0	0	1				
Roberto Kelly, R OBP: 0.349, SLG: 0.379 (1, 8)										4	0	0	0	0	1	3				
Bret Boone, R OBP: 0.333, SLG: 0.356 (1, 4)										2	0	1	1	1	0	0				
Brian Dorsett, R OBP: 0.371, SLG: 0.367 (1, 2)										3	0	0	0	1	0	4				
Willie Greene, L OBP: 0.314, SLG: 0.300 (1, 5)										3	0	0	0	0	1	2				
Tom Browning, L OBP: 0.182, SLG: 0.273 (1, 1)										3	1	1	0	0	1	0				
Inning Stats	R: 0 E: 0 K: 1 S: 14	H: 1 LOB: 1 BB: 0 P: 23	R: 0 E: 0 K: 0 S: 7	H: 0 LOB: 1 BB: 1 P: 14	R: 0 E: 0 K: 1 S: 9	H: 1 LOB: 0 BB: 0 P: 13	R: 1 E: 0 K: 1 S: 13	H: 3 LOB: 1 BB: 0 P: 18	R: 3 E: 0 K: 0 S: 14	H: 2 LOB: 0 BB: 1 P: 25	R: 0 E: 0 K: 1 S: 7	H: 0 LOB: 1 BB: 1 P: 13	R: 0 E: 0 K: 1 S: 10	H: 1 LOB: 1 BB: 0 P: 14	R: 1 E: 0 K: 0 S: 9	H: 1 LOB: 1 BB: 0 P: 15		1B: 4 2B: 3 3B: 1 HR: 1	SF: 1 SAC: 0 DP: 2 HBP: 0	WP: 1 PB: 0 CS: 0
PITCHER Chris Hammond, L ERA: 2.42 Richie Lewis, R ERA: Luis Aquino, R ERA: 7.36 (7, 1) (8, 1)	IP: 6.2 WLS: L BF: 29 H: 8 R: 4 ER: 4 SO: 5 BB: 3 IBB: 0 HBP: 0 BLK: 0 WP: 1 HR: 1 S: 72 P: 116 ERA: 5.40 WHIP: 1.650															PITCHER Chris Hammond, L ERA: 2.42 Richie Lewis, R ERA: Luis Aquino, R ERA: 7.36 (7, 1) (8, 1)	IP: 6.2 WLS: L BF: 29 H: 8 R: 4 ER: 4 SO: 5 BB: 3 IBB: 0 HBP: 0 BLK: 0 WP: 1 HR: 1 S: 72 P: 116 ERA: 5.40 WHIP: 1.650			

AB	30
R	2
H	3
RBI	2
BB	0
SO	5
LOB	6



Batter	1	2	3	4	5	6	7	8	9	10	AB	R	H	RBI	BB	SO	LOB	TOP							
Karl Rhodes, L OBP: 0.304, SLG: 0.557 (1, 8) (8, 7)	3-3 K		0-1 1B		2-2 1B		1-3 K			3-3 K	5	0	2	0	0	3	1								
23 Ryne Sandberg, R OBP: 0.382, SLG: 0.514 (1, 4)	2-1 2B		2-1 SF8		0-1 L9		0-0 P6				4	2	2	0	0	0	1								
Mark Grace, L OBP: 0.293, SLG: 0.300 (1, 3)	0-2 E		3-2 SF8		1-1 G6-3		1-0 G4-3				3	1	1	2	0	0	1								
Derrick May, L OBP: 0.369, SLG: 0.510 (1, 7) Glenallen Hill, R OBP: 0.364, SLG: 0.381 (8, PH) Chuck Crim, R (8, 1) Randy Myers, L (9, 1)	1-2 F7		4-0 BB		2-1 F7		0-1 F8				2	0	0	0	1	0	1								
Sammy Sosa, R OBP: 0.329, SLG: 0.406 (1, 9)	0-1 E9		1-3 K		2-3 K				0-0 G6-3		4	0	0	0	0	2	1								
Rick Wilkins, L OBP: 0.288, SLG: 0.291 (1, 2)	1-3 K				2-2 F7		1-3 K			3-3 K	4	0	0	0	0	3	1								
Rey Sanchez, R OBP: 0.270, SLG: 0.265 (1, 5)		0-0 F8			0-0 G6-3		2-2 SH1			1-1 P4	4	0	2	0	0	0	0								
Shawon Dunston, R OBP: 0.304, SLG: 0.381 (1, 6)		0-0 F8			0-1 1B		0-0 SH1			1-2 F8	3	0	1	0	0	0	1								
Anthony Young, R Eduardo Zambrano, R OBP: 0.353, SLG: 0.706 Jose Bautista, R (7, 1) Dan Plesac, L (7, 1) Willie Wilson, S OBP: 0.286, SLG: 0.450 (8, 8)		1-3 K			1-2 F9		2-3 K			3-3 K	2	0	0	0	0	1	2								
Inning Stats	R: 2 E: 1 K: 2 S: 18	H: 2 LOB: 1 BB: 0 P: 25	R: 0 E: 0 K: 1 S: 5	H: 1 LOB: 0 BB: 0 P: 6	R: 1 E: 0 K: 1 S: 13	H: 2 LOB: 1 BB: 1 P: 23	R: 0 E: 0 K: 0 S: 9	H: 1 LOB: 1 BB: 0 P: 12	R: 0 E: 0 K: 2 S: 9	H: 0 LOB: 0 BB: 0 P: 14	R: 0 E: 0 K: 2 S: 11	H: 1 LOB: 1 BB: 0 P: 16	R: 0 E: 0 K: 0 S: 4	H: 0 LOB: 0 BB: 0 P: 5	R: 0 E: 0 K: 1 S: 7	H: 0 LOB: 0 BB: 0 P: 11	R: 0 E: 0 K: 0 S: 10	H: 0 LOB: 2 BB: 0 P: 17	1B: 4 2B: 2 3B: 2 HR: 0	SF: 1 SAC: 1 DP: 1 HBP: 0	WP: 0 PB: 0 SB: 0 CS: 1	PA: 37			
PITCHER	IP WLS BF H R ER SO ERA WHIP	IP WLS BF H R ER SO ERA WHIP	IP WLS BF H R ER SO ERA WHIP	IP WLS BF H R ER SO ERA WHIP	IP WLS BF H R ER SO ERA WHIP	IP WLS BF H R ER SO ERA WHIP	IP WLS BF H R ER SO ERA WHIP	IP WLS BF H R ER SO ERA WHIP	IP WLS BF H R ER SO ERA WHIP	IP WLS BF H R ER SO ERA WHIP	IP WLS BF H R ER SO ERA WHIP	IP WLS BF H R ER SO ERA WHIP	IP WLS BF H R ER SO ERA WHIP	IP WLS BF H R ER SO ERA WHIP	IP WLS BF H R ER SO ERA WHIP	IP WLS BF H R ER SO ERA WHIP	IP WLS BF H R ER SO ERA WHIP	IP WLS BF H R ER SO ERA WHIP	IP WLS BF H R ER SO ERA WHIP	IP WLS BF H R ER SO ERA WHIP	IP WLS BF H R ER SO ERA WHIP	IP WLS BF H R ER SO ERA WHIP	IP WLS BF H R ER SO ERA WHIP	IP WLS BF H R ER SO ERA WHIP	
Jose Rijo, R ERA: 3.38	(1, 1)	7.0	28	8	3	2	8	BB: 1	IBB: 0	HBP: 0	BLK: 0	WP: 0	HR: 0	S: 72	P: 106	ERA: 2.57	WHIP: 1.286								
Chuck McElroy, L ERA: 1.93	(8, 1)	2.0	6	0	0	0	1	BB: 0	IBB: 0	HBP: 0	BLK: 0	WP: 0	HR: 0	S: 11	P: 16	ERA: 0.00	WHIP: 0.000								
Jeff Brantley, R ERA: 1.35	(10, 1)	1.0	3	0	0	0	2	BB: 0	IBB: 0	HBP: 0	BLK: 0	WP: 0	HR: 0	S: 10	P: 17	ERA: 0.00	WHIP: 0.000								

Chicago Cubs @ Cincinnati Reds
Riverfront Stadium, Cincinnati, OH
Mon Apr 25 1994, 7:05 PM EDT
Att: 25,427 - Unknown - 80 F

AB	34
R	3
H	8
RBI	2
BB	1
SO	11
LOB	10



Batter	1	2	3	4	5	6	7	8	9	10	AB	R	H	RBI	BB	SO	LOB	BOTTOM							
Barry Larkin, R OBP: 0.338, SLG: 0.197 (1, 6)	0-2 G3		0-2 G4-3		3-2 G5-4-3		4-1 BB			4-2 F8	3	1	0	0	2	0	2								
Hal Morris, L OBP: 0.373, SLG: 0.471 (1, 3)	3-1 FC5-4				0-1 WP		3-1 G3			0-1 SH	4	0	2	0	0	1	3								
Reggie Sanders, R OBP: 0.360, SLG: 0.632 (1, 9)	0-0 F9				1-1 L5		0-0 F9			1-1 F9	5	0	0	0	0	1	4								
Kevin Mitchell, R OBP: 0.364, SLG: 0.617 (1, 7)	0-0 FC5-4				2-3 K		2-1 HR			2-1 F8	5	1	2	1	0	1	4								
Roberto Kelly, R OBP: 0.338, SLG: 0.365 (1, 8)		2-3 K			1-3 K		0-2 F7			2-2 L1-3	5	0	1	1	0	2	2								
Willie Greene, L OBP: 0.316, SLG: 0.281 Tony Fernandez, S OBP: 0.353, SLG: 0.381 (9, PH) (10, 5)		3-3 K			4-1 3B					0-3 K	2	1	1	1	0	0	0								
Bret Boone, R OBP: 0.327, SLG: 0.388 (1, 4)		3-3 K			0-1 3B					2-2 L8	4	0	1	1	0	1	0								
Brian Dorsett, R OBP: 0.395, SLG: 0.375 Lenny Harris, L OBP: 0.111, SLG: 0.222 Chuck McElroy, L (8, 1) Jacob Brumfield, R OBP: 0.800, SLG: 0.800 Jeff Brantley, R (10, 1)					1-1 G5-3		4-1 WP			0-2 P2	2	0	1	0	1	0	0								
Jose Rijo, R OBP: 0.143, SLG: 0.143 Thomas Howard, S OBP: 0.471, SLG: 0.400 Eddie Taubensee, L OBP: 0.158, SLG: 0.158 (8, 2)					0-0 L6		0-2 FC5-2-5-1-6			1-2 P5	2	0	0	0	0	0	2								
Inning Stats	R: 0 E: 0 K: 0 S: 8	H: 1 LOB: 1 BB: 0 P: 11	R: 0 E: 0 K: 3 S: 9	H: 0 LOB: 0 BB: 0 P: 17	R: 0 E: 0 K: 0 S: 6	H: 0 LOB: 0 BB: 0 P: 7	R: 0 E: 0 K: 2 S: 10	H: 1 LOB: 1 BB: 0 P: 14	R: 1 E: 0 K: 0 S: 10	H: 1 LOB: 3 BB: 1 P: 22	R: 0 E: 0 K: 1 S: 5	H: 1 LOB: 0 BB: 0 P: 8	R: 1 E: 0 K: 0 S: 9	H: 1 LOB: 0 BB: 0 P: 15	R: 1 E: 1 K: 0 S: 15	H: 1 LOB: 2 BB: 1 P: 24	1B: 6 2B: 1 3B: 1 HR: 2	SF: 0 SAC: 1 DP: 2 HBP: 0	WP: 2 PB: 0 SB: 0 CS: 0	PA: 41					
PITCHER	IP WLS BF H R ER SO ERA WHIP	IP WLS BF H R ER SO ERA WHIP	IP WLS BF H R ER SO ERA WHIP	IP WLS BF H R ER SO ERA WHIP	IP WLS BF H R ER SO ERA WHIP	IP WLS BF H R ER SO ERA WHIP	IP WLS BF H R ER SO ERA WHIP	IP WLS BF H R ER SO ERA WHIP	IP WLS BF H R ER SO ERA WHIP	IP WLS BF H R ER SO ERA WHIP	IP WLS BF H R ER SO ERA WHIP	IP WLS BF H R ER SO ERA WHIP	IP WLS BF H R ER SO ERA WHIP	IP WLS BF H R ER SO ERA WHIP	IP WLS BF H R ER SO ERA WHIP	IP WLS BF H R ER SO ERA WHIP	IP WLS BF H R ER SO ERA WHIP	IP WLS BF H R ER SO ERA WHIP	IP WLS BF H R ER SO ERA WHIP	IP WLS BF H R ER SO ERA WHIP	IP WLS BF H R ER SO ERA WHIP	IP WLS BF H R ER SO ERA WHIP	IP WLS BF H R ER SO ERA WHIP		
Anthony Young, R ERA: 7.32	(1, 1)	6.0	23	4	2	2	5	BB: 2	IBB: 1	HBP: 0	BLK: 0	WP: 1	HR: 1	S: 51	P: 83	ERA: 3.00	WHIP: 1.000								
Jose Bautista, R ERA: 4.97	(7, 1)	0.2	5	2	0	0	1	BB: 0	IBB: 0	HBP: 0	BLK: 0	WP: 1	HR: 0	S: 11	P: 18	ERA: 0.00	WHIP: 4.500								
Dan Plesac, L ERA: 3.48	(7, 1)	0.1	1	0	0	0	1	BB: 0	IBB: 0	HBP: 0	BLK: 0	WP: 0	HR: 0	S: 3	P: 4	ERA: 0.00	WHIP: 0.000								
Chuck Crim, R ERA: 1.0	(8, 1)	1.0	3	1	0	0	1	BB: 0	IBB: 0	HBP: 0	BLK: 0	WP: 0	HR: 0	S: 5	P: 8	ERA: 0.00	WHIP: 1.000								
Randy Myers, L ERA: 1.29	(9, 1)	1.2	9	2	2	1	0	BB: 1	IBB: 0	HBP: 0	BLK: 0	WP: 0	HR: 1	S: 24	P: 39	ERA: 5.40	WHIP: 1.800								

Chicago Cubs @ Cincinnati Reds
Riverfront Stadium, Cincinnati, OH
Mon Apr 25 1994, 7:05 PM EDT
Att: 25,427 - Unknown - 80 F

AB	36
R	4
H	9
RBI	4
BB	4
SO	8
LOB	17



Batter	1	2	3	4	5	6	7	8	9	AB	R	H	RBI	BB	SO	LOB	TOP		
Karl Rhoades, L (1, 8) OBP: 0.387, SLG: 0.538	1-2 P6		3-1 G3-1		2-1 G5-4-3 1B			0-0 G4-3		4	0	1	0	0	0	0			
23 Ryne Sandberg, R (1, 4) OBP: 0.375, SLG: 0.493	0-0 G6-3		4-0 E BB		2-1 G5-4-3 1-2			2-2 F7		3	0	0	0	1	0	1			
Mark Grace, L (1, 3) OBP: 0.274, SLG: 0.278	1-1 G3		3-1 F9					2-2 G3-1		4	0	0	0	0	0	1			
Derrick May, L (1, 7)		3-1 G3	1-1 E3 FC6-4					4-2 BB		3	0	0	0	1	0	1			
Sammy Sosa, R (1, 9) OBP: 0.338, SLG: 0.412		0-2 E S SF9 1B	2-0 FC6-4 1-2					1-3 BB		4	1	2	0	0	1	3			
Rick Wilkins, L (1, 2) OBP: 0.284, SLG: 0.276		1-2 SF9 E 1B BB		1-2 F8				1-0 P5		3	1	0	0	1	0	2			
Rey Sanchez, R (1, 5) OBP: 0.288, SLG: 0.270		2-1 SF9		0-0 G6-3				1-0 G6-3		3	0	1	1	0	0	0			
Shawon Dunston, R (1, 6) OBP: 0.300, SLG: 0.370		0-1 3-H 1B		2-2 G5-3				0-1 G5-3		4	0	1	1	0	0	2			
Turk Wendell, L (1, 1)		0-1 P6			0-1 F8			1-2 G6-3		2	0	0	0	0	0	1			
Blaise Ilsley, L (5, 1)										0	0	0	0	0	0	0			
Willie Wilson, S (7, PH) OBP: 0.273, SLG: 0.429										1	0	0	0	0	0	0			
Jim Bullinger, R (7, 1)										0	0	0	0	0	0	0			
Inning Stats	R: 0 E: 0 K: 0 S: 6	H: 0 LOB: 0 BB: 0 P: 8	R: 2 E: 1 K: 0 S: 16	H: 2 LOB: 1 BB: 1 P: 24	R: 0 E: 1 K: 0 S: 7	H: 0 LOB: 0 BB: 1 P: 20	R: 0 E: 0 K: 0 S: 7	H: 0 LOB: 0 BB: 0 P: 10	R: 0 E: 0 K: 1 S: 8	H: 1 LOB: 0 BB: 1 P: 10	R: 0 E: 0 K: 0 S: 6	H: 0 LOB: 0 BB: 0 P: 8	R: 0 E: 0 K: 0 S: 7	H: 0 LOB: 0 BB: 0 P: 11	R: 0 E: 0 K: 0 S: 8	H: 2 LOB: 2 BB: 0 P: 11	1B: 5 2B: 0 3B: 0 HR: 0	SF: 1 SAC: 0 DP: 1 HBP: 0	WP: 0 PA: 35 PB: 0 SB: 1 CS: 0
PITCHER Tim Pugh, R (1, 1) ERA: 2.16	IP: 9.0 WLS: W BF: 35 H: 5 R: 2 ER: 1 SO: 1 BB: 3 IBB: 0 HBP: 0 BLK: 0 WP: 0 HR: 0 S: 71 P: 116 ERA: 1.00 WHIP: 0.889															PITCHER			

Chicago Cubs @ Cincinnati Reds
Riverfront Stadium, Cincinnati, OH
Tue Apr 26 1994, 7:05 PM EDT
Att: 22,217 - Unknown - 82 F

AB	31
R	2
H	5
RBI	2
BB	3
SO	1
LOB	11



Batter	1	2	3	4	5	6	7	8	9	AB	R	H	RBI	BB	SO	LOB	BOTTOM		
Barry Larkin, R (1, 6) OBP: 0.345, SLG: 0.203	0-0 1B	3-2 L1		0-1 G4-3		4-1 FC6-4 BB				3	0	1	0	1	0	2			
Hal Morris, L (1, 3) OBP: 0.380, SLG: 0.465	2-2 P5		0-0 WP 1B		4-0 E BB	0-1 FC6-4 1-2				3	2	1	0	1	0	2			
Reggie Sanders, R (1, 9) OBP: 0.354, SLG: 0.611	0-3 K		2-3 K 1-2		0-0 E 1B	1-0 2-4 1-2	2-3 K			4	1	1	0	0	3	2			
Kevin Mitchell, R (1, 7) OBP: 0.343, SLG: 0.578	2-2 F8		2-3 K		3-2 E5 2B		2-2 G5-3			4	1	0	0	0	1	3			
Jacob Brumfield, R (8, 7) OBP: 0.600, SLG: 0.800					1-3 2-H 2B					0	0	0	0	0	0	0			
Thomas Howard, S (1, 8) OBP: 0.524, SLG: 0.632		1-2 HR	2-2 2-H 1B		2-1 3-H 2B		1-1 G3			4	2	3	3	0	0	0			
Tony Fernandez, S (1, 5) OBP: 0.384, SLG: 0.478		3-3 K	0-0 G6-3		0-0 1-H 2-H 2B			1-0 HR		4	1	2	3	0	1	1			
Jeff Branson, L (1, 4) OBP: 0.333, SLG: 0.333	1-2 G5-3			1-0 L7	1-0 G3-1			1-3 K2-3		4	0	0	0	0	1	0			
Eddie Taubensee, L (1, 2) OBP: 0.174, SLG: 0.217	2-2 2B			0-2 G1-3	0-1 L1			1-3 K		4	1	1	0	0	1	0			
Tim Pugh, R (1, 1) OBP: 0.444, SLG: 0.500		0-0 2B		2-0 1B		2-2 G5-3		2-3 K		4	0	2	1	0	1	0			
Inning Stats	R: 0 E: 0 K: 1 S: 10	H: 1 LOB: 1 BB: 0 P: 14	R: 2 E: 0 K: 1 S: 18	H: 3 LOB: 1 BB: 0 P: 28	R: 1 E: 0 K: 2 S: 12	H: 2 LOB: 1 BB: 0 P: 18	R: 0 E: 0 K: 0 S: 7	H: 1 LOB: 0 BB: 0 P: 10	R: 4 E: 1 K: 0 S: 12	H: 3 LOB: 0 BB: 1 P: 24	R: 0 E: 0 K: 0 S: 6	H: 0 LOB: 1 BB: 1 P: 13	R: 0 E: 0 K: 1 S: 9	H: 0 LOB: 0 BB: 0 P: 14	R: 1 E: 0 K: 3 S: 12	H: 1 LOB: 0 BB: 0 P: 17	1B: 6 2B: 3 3B: 0 HR: 2	SF: 0 SAC: 0 DP: 0 HBP: 0	WP: 1 PA: 36 PB: 0 SB: 0 CS: 0
PITCHER Turk Wendell, R (1, 1) ERA: 11.25	IP: 4.0 WLS: L BF: 22 H: 8 R: 6 ER: 6 SO: 4 BB: 1 IBB: 0 HBP: 0 BLK: 0 WP: 0 HR: 1 S: 51 P: 81 ERA: 13.50 WHIP: 2.250															PITCHER			
Blaise Ilsley, L (5, 1) ERA: 8.79	IP: 2.0 WLS: 8 BF: 2 H: 2 R: 1 ER: 0 SO: 0 BB: 1 IBB: 0 HBP: 0 BLK: 0 WP: 0 HR: 0 S: 14 P: 26 ERA: 0.00 WHIP: 1.500															PITCHER			
Jim Bullinger, R (7, 1) ERA: 11.05	IP: 2.0 WLS: 7 BF: 1 H: 1 R: 1 ER: 1 SO: 4 BB: 0 IBB: 0 HBP: 0 BLK: 0 WP: 0 HR: 1 S: 21 P: 31 ERA: 4.50 WHIP: 0.500															PITCHER			

Chicago Cubs @ Cincinnati Reds
Riverfront Stadium, Cincinnati, OH
Tue Apr 26 1994, 7:05 PM EDT
Att: 22,217 - Unknown - 82 F

AB	34
R	8
H	11
RBI	7
BB	2
SO	8
LOB	10



Batter	1	2	3	4	5	6	7	8	9	AB	R	H	RBI	BB	SO	LOB	TOP					
Barry Larkin, R OBP: 0.341, SLG: 0.206 (1, 6)	G1-3		G2-3 1B		G3			K		4	0	1	0	0	1	1						
Hal Morris, L OBP: 0.361, SLG: 0.440 (1, 3)	K		G2-3			G6-3			F7	4	0	0	0	0	1	2						
Reggie Sanders, R OBP: 0.337, SLG: 0.579 (1, 9)	F7		P3			G4-3			G5-3	4	0	0	0	0	0	2						
Kevin Mitchell, R OBP: 0.324, SLG: 0.544 (1, 7)					F9				G6-3	4	0	0	0	0	1	0						
Roberto Kelly, R OBP: 0.324, SLG: 0.348 (1, 8)					G6-3				L6	3	0	0	0	0	1	0						
Tony Fernandez, S OBP: 0.382, SLG: 0.531 (1, 5)									F8	3	1	1	1	0	1	0						
Bret Boone, R OBP: 0.310, SLG: 0.365 (1, 4)									F8	3	0	0	0	0	1	0						
Brian Dorsett, R OBP: 0.390, SLG: 0.371 (1, 2)									F8	3	0	1	0	0	0	0						
John Smiley, L OBP: 0.125, SLG: 0.125 (8, PH)									G6-3	1	0	1	0	0	0	0						
Jacob Brumfield, R OBP: 0.500, SLG: 0.667 (8, 1)										1	0	0	0	0	0	0						
Johnny Ruffin, R (8, 1)										0	0	0	0	0	0	0						
Inning Stats	R: 0 E: 0 K: 1 S: 7	H: 0 LOB: 0 BB: 0 P: 10	R: 1 E: 0 K: 2 S: 12	H: 1 LOB: 0 BB: 0 P: 17	R: 0 E: 0 K: 0 S: 17	H: 2 LOB: 2 BB: 0 P: 22	R: 0 E: 0 K: 1 S: 7	H: 0 LOB: 0 BB: 0 P: 10	R: 0 E: 0 K: 0 S: 6	H: 1 LOB: 1 BB: 0 P: 10	R: 0 E: 0 K: 0 S: 5	H: 0 LOB: 0 BB: 0 P: 7	R: 0 E: 0 K: 1 S: 7	H: 0 LOB: 0 BB: 0 P: 9	R: 0 E: 0 K: 1 S: 12	H: 0 LOB: 0 BB: 0 P: 16	R: 0 E: 0 K: 0 S: 10	H: 0 LOB: 0 BB: 0 P: 12	1B: 3 2B: 0 3B: 0 HR: 1	SF: 0 SAC: 1 DP: 0 HBP: 0	WP: 0 PB: 0 SB: 0 CS: 0	PA: 31
PITCHER Zane Smith, L ERA: 3.16 (1, 1)	IP: 9.0 WLS: W BF: 31 H: 4 R: 1 ER: 1 SO: 6 BB: 0 IBB: 0 HBP: 0 BLK: 0 WP: 0 HR: 1 S: 83 P: 113 ERA: 1.00 WHIP: 0.444															PITCHER	IP: 9.0 WLS: W BF: 31 H: 4 R: 1 ER: 1 SO: 6 BB: 0 IBB: 0 HBP: 0 BLK: 0 WP: 0 HR: 1 S: 83 P: 113 ERA: 1.00 WHIP: 0.444					

Cincinnati Reds @ Pittsburgh Pirates
Three Rivers Stadium, Pittsburgh, PA
Wed Apr 27 1994, 7:05 PM EDT
Att: 10,343 - Unknown - 77 F

AB	30
R	1
H	4
RBI	1
BB	0
SO	6
LOB	5



Batter	1	2	3	4	5	6	7	8	9	AB	R	H	RBI	BB	SO	LOB	BOTTOM			
Carlos Garcia, R OBP: 0.315, SLG: 0.400 (1, 4)	G5-3	FC5				P3		B2-3		5	0	1	1	0	0	3				
Jay Bell, R OBP: 0.278, SLG: 0.290 (1, 6)										3	1	2	1	2	0	0				
Andy Van Slyke, L OBP: 0.293, SLG: 0.274 (1, 8)										5	0	0	0	0	0	4				
Jeff King, R OBP: 0.290, SLG: 0.323 (1, 5)										4	0	1	0	0	1	1				
Brian Hunter, R OBP: 0.263, SLG: 0.472 Al Martin, L OBP: 0.333, SLG: 0.456 (7, PR) (8, 7)										3	0	1	0	1	1	0				
Orlando Merced, S OBP: 0.414, SLG: 0.386 (1, 9)										4	1	1	0	0	1	4				
Don Slaught, R OBP: 0.440, SLG: 0.341 (1, 2)										4	0	2	0	0	0	0				
Kevin Young, R OBP: 0.225, SLG: 0.289 (1, 3)										4	1	1	0	0	2	5				
Zane Smith, L OBP: 0.500, SLG: 0.500 (1, 1)										3	0	2	1	0	0	0				
Inning Stats	R: 0 E: 0 K: 0 S: 10	H: 1 LOB: 1 BB: 0 P: 14	R: 1 E: 0 K: 0 S: 13	H: 3 LOB: 2 BB: 0 P: 14	R: 0 E: 0 K: 0 S: 8	H: 1 LOB: 2 BB: 1 P: 17	R: 1 E: 0 K: 0 S: 11	H: 2 LOB: 2 BB: 1 P: 18	R: 0 E: 0 K: 3 S: 10	H: 0 LOB: 0 BB: 0 P: 14	R: 0 E: 0 K: 1 S: 7	H: 1 LOB: 1 BB: 0 P: 9	R: 1 E: 1 K: 1 S: 20	H: 3 LOB: 3 BB: 0 P: 26	R: 0 E: 0 K: 0 S: 6	H: 0 LOB: 1 BB: 1 P: 11	1B: 9 2B: 1 3B: 0 HR: 1	SF: 0 SAC: 1 DP: 0 HBP: 0	WP: 0 PB: 0 SB: 0 CS: 0	PA: 39
PITCHER John Smiley, L ERA: 2.91 Johnny Ruffin, R ERA: 1.69 (8, 1)	IP: 7.0 WLS: L BF: 35 H: 11 R: 3 ER: 3 SO: 5 BB: 1 IBB: 0 HBP: 0 BLK: 0 WP: 0 HR: 1 S: 79 P: 112 ERA: 3.86 WHIP: 1.857															PITCHER	IP: 7.0 WLS: L BF: 35 H: 11 R: 3 ER: 3 SO: 5 BB: 1 IBB: 0 HBP: 0 BLK: 0 WP: 0 HR: 1 S: 79 P: 112 ERA: 3.86 WHIP: 1.857			

Cincinnati Reds @ Pittsburgh Pirates
Three Rivers Stadium, Pittsburgh, PA
Wed Apr 27 1994, 7:05 PM EDT
Att: 10,343 - Unknown - 77 F

AB	35
R	3
H	11
RBI	3
BB	3
SO	5
LOB	17



Batter	1	2	3	4	5	6	7	8	9	AB	R	H	RBI	BB	SO	LOB	TOP			
Barry Larkin, R (1,6) OBP: 0.381, SLG: 0.315	1-0 G5-4-3 1B		4-0 G4-3 3B BB		4-0 1B FC6-4 BB		2-1 G4-3	4-0 IBB		2	2	1	0	3	0	0				
Hal Morris, L (1,3) OBP: 0.372, SLG: 0.494	2-0 G5-4-3 1-2		2-1 G4-3		3-2 SAFE 1-3 1B FC6-4		1-1 WP 2B 1B	3-1 SF7		4	1	2	1	0	0	3				
Reggie Sanders, R (1,9) OBP: 0.323, SLG: 0.558	2-0 P6		1-0 3B		1-1 FC6-4 1-2 3-H		2-3 K	0-0 F9		5	0	1	3	0	1	4				
Kevin Mitchell, R (1,7) OBP: 0.349, SLG: 0.560					1-1 E6 2B SF8		3-2 1B 2B		1-3 K	5	1	2	1	0	1	1				
Jerome Walton, R (9,7) OBP: 0.296, SLG: 0.286										0	0	0	0	0	0	0				
Roberto Kelly, R (1,8) OBP: 0.341, SLG: 0.390	1-0 L5		2-1 2B		2-1 F8		2-1 2B		1-2 CS 1B	5	0	3	0	0	0	2				
Tony Fernandez, S (1,5) OBP: 0.388, SLG: 0.571	2-3 K		1-1 P3		2-0 SH3 1B		4-1 S 2B BB		3-2 G5-3 1-2	4	2	1	0	1	1	4				
Bret Boone, R (1,4) OBP: 0.348, SLG: 0.404	2-0 F7		1-1 SF8		0-0 SH3		4-1 2B SF7 BB			1	1	0	1	1	0	1				
Brian Dorsett, R (1,2) OBP: 0.420, SLG: 0.429			1-2 G4-3 3B 1B IBB		2-1 L6-4 2B		0-0 L7			3	1	3	2	1	0	0				
Tom Browning, L (1,1) OBP: 0.167, SLG: 0.250			1-1 SH2-4		0-1 L6		1-0 L7			1	0	0	0	0	0	2				
Jacob Brumfield, R (6,PH) OBP: 0.375, SLG: 0.500										0	0	0	0	0	0	0				
Lenny Harris, L (6,PH) OBP: 0.100, SLG: 0.200										1	0	0	0	0	0	1				
Johnny Ruffin, R (6,1)										0	0	0	0	0	0	0				
Jeff Brantley, R (7,1)										1	0	0	0	0	0	2				
Inning Stats	R: 0 E: 0 K: 1 S: 3	H: 1 LOB: 0 BB: 0 P: 8	R: 0 E: 0 K: 1 S: 10	H: 1 LOB: 1 BB: 0 P: 17	R: 2 E: 0 K: 0 S: 8	H: 2 LOB: 1 BB: 1 P: 17	R: 1 E: 1 K: 0 S: 10	H: 1 LOB: 2 BB: 1 P: 19	R: 1 E: 0 K: 0 S: 9	H: 2 LOB: 0 BB: 0 P: 9	R: 1 E: 0 K: 1 S: 13	H: 3 LOB: 2 BB: 0 P: 23	R: 2 E: 0 K: 0 S: 7	H: 1 LOB: 2 BB: 0 P: 23	R: 0 E: 0 K: 1 S: 9	H: 1 LOB: 0 BB: 0 P: 14	1B: 7 2B: 8 3B: 1 HR: 0	SF: 2 SAC: 2 DP: 2 HBP: 0	WP: 1 PA: 42 PB: 0 SB: 1 CS: 1	
PITCHER	IP WLS BF H R ER SO BB IBB HBP BLK WP HR S P ERA WHIP	5.1 L 26 8 5 4 1 2 1 0 0 0 0 0 44 89 6.75 1.875	1.2 6 3 1 1 1 0 0 0 0 1 0 14 24 5.40 1.800	0.1 5 1 2 2 0 2 1 0 0 0 0 0 4 17 54.00 9.000	1.2 5 1 0 0 1 0 0 0 0 0 0 12 20 0.00 0.600															

Cincinnati Reds @ Florida Marlins
Joe Robbie Stadium, Miami, FL
Fri Apr 29 1994, 7:05 PM EDT
Att: 29,030 - Unknown

AB	32
R	8
H	13
RBI	8
BB	6
SO	3
LOB	20



Batter	1	2	3	4	5	6	7	8	9	AB	R	H	RBI	BB	SO	LOB	BOTTOM				
Chuck Carr, S (1,8) OBP: 0.337, SLG: 0.363	0-1 G4-3		0-0 F8		1-1 F8		4-0 SF9 BB BB	0-0 1B		4	0	1	1	1	0	0					
Rick Renteria, R (1,4) OBP: 0.281, SLG: 0.364	3-1 1B		1-0 1B		3-2 HR		2-1 F8	1-2 P4		5	1	3	1	0	0	4					
Gary Sheffield, R (1,9) OBP: 0.429, SLG: 0.734	0-1 L6		1-1 P2		0-0 HR		4-1 BB BB	0-2 FC6-4 1B		4	1	2	1	1	0	2					
Jeff Conine, R (1,7) OBP: 0.347, SLG: 0.554	1-1 1B		2-0 F8		1-2 G6-3		0-0 SF9	1-1 FC6-4 L4-3		4	0	1	1	0	0	2					
Orestes Destrade, S (1,3) OBP: 0.321, SLG: 0.419	2-3 K		0-0 HR		3-2 G4-3		3-2 G3	2-2 L4-3		4	1	1	1	0	1	4					
Luis Aquino, R (8,1) OBP: 0.396, SLG: 0.302										0	0	0	0	0	0	0					
Jeff Mutis, L (8,1)										0	0	0	0	0	0	0					
Jerry Browne, S (9,PH)										1	0	0	0	0	0	1					
Bento Santiago, R (1,2) OBP: 0.306, SLG: 0.403			0-0 G5-3		3-1 G6-3		0-1 P4	1-0 F8		4	0	0	0	0	0	0					
Kurt Abbott, R (1,6) OBP: 0.347, SLG: 0.409			4-1 BB		1-0 F8		3-2 G4-3	4-2 1B BB		2	1	0	0	2	0	0					
Alex Arias, R (1,5) OBP: 0.355, SLG: 0.429			1-2 F9		1-0 1B		1-2 G4-3	1-2 1B		4	0	2	0	0	0	1					
Chris Hammond, L (1,1) OBP: 0.200, SLG: 0.111			0-1 F7		0-0 L9		4-0 BB SF9 BB	1-2 K		2	0	0	0	0	0	2					
Robb Nen, R (6,1)										0	0	0	0	0	0	0					
Bret Barberie, S (7,PH) OBP: 0.265, SLG: 0.390										1	1	0	0	1	1	2					
Inning Stats	R: 0 E: 0 K: 1 S: 12	H: 2 LOB: 2 BB: 0 P: 18	R: 0 E: 0 K: 0 S: 7	H: 0 LOB: 1 BB: 1 P: 13	R: 0 E: 0 K: 0 S: 5	H: 1 LOB: 1 BB: 0 P: 9	R: 1 E: 0 K: 0 S: 6	H: 2 LOB: 0 BB: 0 P: 11	R: 2 E: 0 K: 0 S: 14	H: 2 LOB: 0 BB: 0 P: 22	R: 0 E: 0 K: 0 S: 8	H: 0 LOB: 0 BB: 0 P: 12	R: 1 E: 0 K: 0 S: 7	H: 0 LOB: 2 BB: 3 P: 24	R: 1 E: 0 K: 1 S: 16	H: 2 LOB: 2 BB: 1 P: 24	R: 0 E: 0 K: 1 S: 8	H: 1 LOB: 0 BB: 0 P: 11	1B: 7 2B: 1 3B: 0 HR: 3	SF: 1 SAC: 0 DP: 1 HBP: 0	WP: 0 PA: 41 PB: 0 SB: 0 CS: 0
PITCHER	IP WLS BF H R ER SO BB IBB HBP BLK WP HR S P ERA WHIP	5.0 W 23 7 3 3 1 1 0 0 0 0 0 11 29 6.75 2.250	1.1 7 0 1 1 0 3 0 0 0 0 0 11 29 6.75 2.250	2.2 S 11 3 1 1 1 1 0 0 0 0 0 28 42 3.38 1.500																	

Cincinnati Reds @ Florida Marlins
Joe Robbie Stadium, Miami, FL
Fri Apr 29 1994, 7:05 PM EDT
Att: 29,030 - Unknown

AB	35
R	5
H	10
RBI	5
BB	5
SO	2
LOB	18



Batter	1	2	3	4	5	6	7	8	9	AB	R	H	RBI	BB	SO	LOB	TOP			
Barry Larkin, R OBP: 0.386, SLG: 0.325										4	0	2	2	0	1	1				
Hal Morris, L OBP: 0.367, SLG: 0.472										4	0	0	0	0	1	2				
Reggie Sanders, R OBP: 0.320, SLG: 0.544										4	0	1	0	0	2	1				
Thomas Howard, S OBP: 0.481, SLG: 0.542										4	0	1	0	0	1	2				
Roberto Kelly, R OBP: 0.349, SLG: 0.388										3	1	1	0	1	0	0				
Tony Fernandez, S OBP: 0.380, SLG: 0.550										4	0	1	0	0	0	4				
Lenny Harris, L OBP: 0.077, SLG: 0.154										3	1	0	0	0	1	2				
Jacob Brumfield, R OBP: 0.333, SLG: 0.444										1	0	0	0	0	1	0				
Eddie Taubensee, L OBP: 0.231, SLG: 0.269										3	1	2	0	0	0	1				
Bret Boone, R OBP: 0.348, SLG: 0.404										0	0	0	0	0	0	0				
Jeff Branson, L OBP: 0.389, SLG: 0.313										1	0	0	0	0	0	0				
Jose Rijo, R OBP: 0.111, SLG: 0.111										2	0	0	1	0	0	2				
Kevin Mitchell, R OBP: 0.345, SLG: 0.553										1	0	0	0	0	0	0				
Inning Stats	R: 0 E: 0 K: 2 S: 14	H: 1 LOB: 1 BB: 0 P: 19	R: 3 E: 2 K: 0 S: 19	H: 2 LOB: 1 BB: 0 P: 28	R: 0 E: 0 K: 1 S: 9	H: 0 LOB: 0 BB: 0 P: 13	R: 0 E: 0 K: 1 S: 7	H: 1 LOB: 0 BB: 0 P: 11	R: 0 E: 0 K: 0 S: 9	H: 2 LOB: 1 BB: 0 P: 14	R: 0 E: 0 K: 1 S: 12	H: 1 LOB: 2 BB: 1 P: 18	R: 0 E: 0 K: 1 S: 9	H: 1 LOB: 0 BB: 1 P: 19	R: 0 E: 0 K: 1 S: 8	H: 0 LOB: 0 BB: 0 P: 14	1B: 8 2B: 2 3B: 0 HR: 0	SF: 0 SAC: 1 DP: 0 HBP: 0	WP: 0 PB: 0 SB: 1 CS: 2	PA: 36
PITCHER	IP	WLS	BF	H	R	ER	SO	BB	IBB	HBP	BLK	WP	HR	S	P	ERA	WHIP			
David Weathers, R ERA: 2.1	7.2	W	32	8	3	0	6	1	0	0	0	0	0	86	128	0.00	1.174			
Richie Lewis, R ERA: 1.17	0.1		1	0	0	0	0	0	0	0	0	0	0	2	5	0.00	0.000			
Yorkis Perez, L ERA: 2.94	0.1		1	0	0	0	1	0	0	0	0	0	0	3	5	0.00	0.000			
Jeremy Hernandez, R ERA: 1.42	0.2	S	2	0	0	0	0	0	0	0	0	0	0	5	9	0.00	0.000			

Cincinnati Reds @ Florida Marlins
Joe Robbie Stadium, Miami, FL
Sat Apr 30 1994, 7:05 PM EDT
Att: 40,731 - Unknown - 82 F

AB 34
R 3
H 8
RBI 3
BB 1
SO 7
LOB 15



Batter	1	2	3	4	5	6	7	8	9	AB	R	H	RBI	BB	SO	LOB	BOTTOM			
Chuck Carr, S OBP: 0.356, SLG: 0.381										4	1	3	0	0	0	0				
Jerry Browne, S OBP: 0.404, SLG: 0.340										4	1	2	1	0	0	1				
Gary Sheffield, R OBP: 0.441, SLG: 0.768										3	2	2	2	1	0	1				
Jeff Conine, R OBP: 0.352, SLG: 0.552										4	0	2	0	0	1	2				
Orestes Destrade, S OBP: 0.318, SLG: 0.423										4	0	1	1	0	1	4				
Matias Carrillo, L OBP: 0.250, SLG: 0.273										0	0	0	0	0	0	0				
Benito Santiago, R OBP: 0.303, SLG: 0.386										3	0	0	0	1	2	0				
Kurt Abbott, R OBP: 0.329, SLG: 0.386										4	0	0	0	0	3	3				
Alex Arias, R OBP: 0.343, SLG: 0.406										4	0	1	0	0	1	3				
David Weathers, R OBP: 0.071, SLG: 0.071										3	0	0	0	0	1	3				
Richie Lewis, R										0	0	0	0	0	0	0				
Dave Magadan, L OBP: 0.428, SLG: 0.320										1	0	0	0	0	1	1				
Yorkis Perez, L										0	0	0	0	0	0	0				
Jeremy Hernandez, R										0	0	0	0	0	0	0				
Inning Stats	R: 3 E: 0 K: 2 S: 20	H: 5 LOB: 3 BB: 1 P: 32	R: 0 E: 0 K: 0 S: 12	H: 2 LOB: 2 BB: 0 P: 20	R: 0 E: 0 K: 1 S: 6	H: 0 LOB: 0 BB: 0 P: 7	R: 0 E: 0 K: 1 S: 8	H: 0 LOB: 0 BB: 0 P: 10	R: 1 E: 0 K: 2 S: 12	H: 1 LOB: 0 BB: 0 P: 17	R: 0 E: 0 K: 0 S: 4	H: 0 LOB: 0 BB: 0 P: 6	R: 0 E: 0 K: 1 S: 10	H: 2 LOB: 2 BB: 1 P: 18	R: 0 E: 0 K: 3 S: 11	H: 1 LOB: 1 BB: 0 P: 19	1B: 8 2B: 2 3B: 0 HR: 1	SF: 0 SAC: 0 DP: 0 HBP: 0	WP: 0 PB: 0 SB: 1 CS: 0	PA: 36
PITCHER	IP	WLS	BF	H	R	ER	SO	BB	IBB	HBP	BLK	WP	HR	S	P	ERA	WHIP			
Jose Rijo, R ERA: 3.6	8.0	L	36	11	4	4	10	1	1	0	0	0	1	83	129	4.50	1.500			

Cincinnati Reds @ Florida Marlins
Joe Robbie Stadium, Miami, FL
Sat Apr 30 1994, 7:05 PM EDT
Att: 40,731 - Unknown - 82 F

AB 34
R 4
H 11
RBI 4
BB 2
SO 10
LOB 18



Batter	1	2	3	4	5	6	7	8	9	AB	R	H	RBI	BB	SO	LOB	TOP				
Thomas Howard, S OBP: 0.406, SLG: 0.448	(1,9) F B X L8		(1,2) B X E4			(1,0) X F7	(3,3) K		(3,1) F X F8	5	0	0	0	0	1	4					
Tony Fernandez, S OBP: 0.385, SLG: 0.524	(1,6) X G4-3		(2,2) B X L6			(0,1) L X F7		(1,0) B X L7		3	0	0	0	0	0	2					
Jeff Branson, L OBP: 0.368, SLG: 0.294	(6,6)		(2,2) B X L6			(2,0) B X G3		(3,2) B X F7		3	0	0	0	0	0	0					
Hal Morris, L OBP: 0.347, SLG: 0.457	(1,3) B C X G6-3			(0,0) X E3						3	0	0	0	0	0	0					
Jerome Walton, R OBP: 0.250, SLG: 0.250	(7,3)			(0,0) X E3						1	0	0	0	0	0	0					
Kevin Mitchell, R OBP: 0.345, SLG: 0.582	(1,7)		(2,3) B X K		(1,2) X FC4-6					3	1	1	1	0	1	1					
Johnny Ruffin, R (7,1)				(1,2) X FC4-6						1	0	0	0	0	0	0					
Roberto Kelly, R OBP: 0.352, SLG: 0.390	(1,8)		(2,3) B X K		(1,0) B X G4-6-3					2	0	1	0	0	1	0					
Jacob Brumfield, R OBP: 0.273, SLG: 0.364	(6,8)			(1,2) B X G4-6-3						2	0	0	0	0	0	0					
Willie Greene, L OBP: 0.318, SLG: 0.270	(1,5) B X G6-3		(3,2) B X WP		(1,0) B X G4-6-3					4	0	1	0	0	1	2					
Bret Boone, R OBP: 0.371, SLG: 0.475	(1,4)		(2,2) B X G6-3		(0,0) X CS					4	2	3	1	0	0	1					
Eddie Taubensee, L OBP: 0.267, SLG: 0.300	(1,2)		(2,2) B X F7		(2,0) X F7					4	1	2	0	0	0	1					
Tim Pugh, R OBP: 0.444, SLG: 0.500	(1,1)		(2,2) B X L6		(3,3) B X K					0	0	0	0	0	0	0					
Pete Schourek, L OBP: 0.333, SLG: 0.333	(2,1)		(2,2) B X L6		(3,3) B X K					2	0	1	0	0	1	0					
Lenny Harris, L OBP: 0.200, SLG: 0.400	(7,5)		(2,2) B X L6		(3,3) B X K					2	0	2	2	0	0	0					
Inning Stats	R: 0 E: 0 K: 0 S: 5	H: 0 LOB: 0 BB: 0 P: 8	R: 0 E: 0 K: 2 S: 13	H: 1 LOB: 1 BB: 0 P: 22	R: 0 E: 1 K: 0 S: 18	H: 1 LOB: 1 BB: 0 P: 25	R: 0 E: 1 K: 0 S: 6	H: 1 LOB: 1 BB: 0 P: 9	R: 0 E: 0 K: 1 S: 6	H: 0 LOB: 0 BB: 0 P: 6	R: 2 E: 0 K: 2 S: 19	H: 4 LOB: 2 BB: 0 P: 35	R: 0 E: 0 K: 0 S: 6	H: 0 LOB: 0 BB: 0 P: 10	R: 2 E: 0 K: 0 S: 12	H: 3 LOB: 1 BB: 0 P: 20	1B: 8 2B: 1 3B: 1 HR: 2	SF: 0 SAC: 0 DP: 2 HBP: 0	WP: 2 PB: 0 SB: 0 CS: 1	PA: 37	
PITCHER	IP	WLS	BF	H	R	ER	SO	BB	IBB	HBP	BLK	WP	HR	S	P	ERA	WHIP				
Pat Rapp, R ERA: 4.62	(1,1)	6.2	W	26	7	2	2	4	0	0	0	0	1	2	66	107	2.70	1.050			
Yorkis Perez, L ERA: 2.35	(7,1)	1.1		5	1	0	0	1	0	0	0	0	1	0	11	19	0.00	0.750			
Luis Aquino, R ERA: 12.0	(9,1)	1.0		6	3	2	2	0	0	0	0	0	0	0	12	20	18.00	3.000			

Cincinnati Reds @ Florida Marlins
Joe Robbie Stadium, Miami, FL
Sun May 01 1994, 3:33 AM EDT
Att: 41,409 - Sunny - 82 F

AB	37
R	4
H	11
RBI	4
BB	0
SO	5
LOB	11



Batter	1	2	3	4	5	6	7	8	9	AB	R	H	RBI	BB	SO	LOB	BOTTOM				
Chuck Carr, S OBP: 0.347, SLG: 0.364	(1,8) X P4		(1,0) B X P6			(0,2) X P3			(0,0) X L9	4	1	0	0	0	0	0					
Dave Magadan, L OBP: 0.439, SLG: 0.333	(1,5) B X 2B		(1,2) B X 1B		(1,3) B X K			(1,1) B X L8		4	2	2	0	1	1	0					
Gary Sheffield, R OBP: 0.459, SLG: 0.793	(1,9) B X E		(0,1) B X 1B		(3,3) B X K			(1,3) B X K		5	2	2	3	0	2	1					
Luis Aquino, R (9,1)			(1,3) B X 2B		(3,2) B X F8					0	0	0	0	0	0	0					
Jeff Conine, R OBP: 0.358, SLG: 0.580	(1,7) X E6		(1,2) B X 1B		(1,0) B X F8					4	2	2	2	0	0	1					
Orestes Destrade, S OBP: 0.337, SLG: 0.425	(1,3) B X 1B		(2,1) B X 1B		(4,2) B X 1B					2	1	1	0	2	1	0					
Yorkis Perez, L ERA: 4.66	(7,1)		(2,1) B X 1B		(4,2) B X 1B					0	0	0	0	0	0	0					
Matias Carrillo, L OBP: 0.250, SLG: 0.273	(9,9)		(1,2) B X BB		(1,3) B X K					0	0	0	0	0	0	0					
Bento Santiago, R OBP: 0.313, SLG: 0.392	(1,2) X G6-4-3		(0,1) B X 1B		(1,3) B X K					4	1	2	2	0	1	1					
Jerry Browne, S OBP: 0.410, SLG: 0.340	(1,4) B X G6-4-3		(1,2) B X 1B		(1,0) B X 1B					3	0	1	0	1	0	2					
Alex Arias, R OBP: 0.308, SLG: 0.361	(1,6)		(1,2) B X F8		(1,0) B X F7					4	0	0	0	0	0	3					
Pat Rapp, R (1,1)			(1,2) B X G5-3		(1,1) B X P4					3	0	0	0	0	0	4					
Rick Renteria, R OBP: 0.250, SLG: 0.348	(7,4)		(1,2) B X P8							1	0	0	0	0	1	0					
Inning Stats	R: 3 E: 1 K: 0 S: 12	H: 4 LOB: 1 BB: 1 P: 20	R: 6 E: 1 K: 0 S: 28	H: 4 LOB: 2 BB: 2 P: 46	R: 0 E: 0 K: 1 S: 8	H: 1 LOB: 1 BB: 0 P: 14	R: 0 E: 0 K: 1 S: 9	H: 1 LOB: 2 BB: 1 P: 17	R: 0 E: 0 K: 1 S: 10	H: 0 LOB: 0 BB: 0 P: 14	R: 0 E: 0 K: 1 S: 8	H: 0 LOB: 0 BB: 0 P: 12	R: 0 E: 0 K: 1 S: 9	H: 0 LOB: 0 BB: 0 P: 10	R: 0 E: 0 K: 1 S: 6	H: 0 LOB: 0 BB: 0 P: 8	1B: 7 2B: 1 3B: 0 HR: 2	SF: 0 SAC: 0 DP: 1 HBP: 1	WP: 0 PB: 0 SB: 0 CS: 0	PA: 39	
PITCHER	IP	WLS	BF	H	R	ER	SO	BB	IBB	HBP	BLK	WP	HR	S	P	ERA	WHIP				
Tim Pugh, R ERA: 4.39	(1,1)	1.2	L	15	8	9	7	0	2	0	0	0	0	2	30	49	37.80	6.000			
Pete Schourek, L ERA: 4.66	(2,1)	4.1		18	2	0	0	4	2	0	0	0	0	45	74	0.00	0.923				
Johnny Ruffin, R ERA: 1.93	(7,1)	2.0		6	0	0	0	2	0	0	0	0	0	15	18	0.00	0.000				

Cincinnati Reds @ Florida Marlins
Joe Robbie Stadium, Miami, FL
Sun May 01 1994, 3:33 AM EDT
Att: 41,409 - Sunny - 82 F

AB	34
R	9
H	10
RBI	7
BB	4
SO	6
LOB	12



Batter	1	2	3	4	5	6	7	8	9	AB	R	H	RBI	BB	SO	LOB	TOP					
Barry Larkin, R OBP: 0.368, SLG: 0.305 (1, 6)	F8		G4-3	G6-3	K			G5-3		5	0	0	0	0	1	1						
Hal Morris, L OBP: 0.349, SLG: 0.442 (1, 3)	P4		G4-3						G3	3	0	0	0	2	0	0						
Reggie Sanders, R OBP: 0.324, SLG: 0.532 (1, 9)	K									4	1	1	0	1	1	2						
Thomas Howard, S OBP: 0.405, SLG: 0.529 (1, 7)										5	2	2	1	0	2	1						
Roberto Kelly, R OBP: 0.355, SLG: 0.384 (1, 8)										4	2	1	1	1	0	1						
Tony Fernandez, S OBP: 0.385, SLG: 0.545 (1, 5)										3	2	2	2	1	0	0						
Bret Boone, R OBP: 0.392, SLG: 0.554 (1, 4)										4	2	3	4	0	0	0						
Brian Dorsett, R OBP: 0.389, SLG: 0.391 (1, 2)										4	0	0	0	0	2	3						
John Smiley, L OBP: 0.167, SLG: 0.250 (1, 1)										4	0	1	1	0	1	2						
Inning Stats	R: 0 E: 0 K: 1 S: 11	H: 0 LOB: 0 BB: 0 P: 18	R: 1 E: 0 K: 2 S: 17	H: 3 LOB: 2 BB: 0 P: 24	R: 5 E: 0 K: 1 S: 27	H: 5 LOB: 0 BB: 0 P: 32	R: 0 E: 0 K: 0 S: 3	H: 0 LOB: 1 BB: 1 P: 12	R: 3 E: 0 K: 2 S: 16	H: 2 LOB: 1 BB: 2 P: 27	R: 0 E: 0 K: 0 S: 5	H: 0 LOB: 0 BB: 0 P: 11	R: 0 E: 0 K: 0 S: 6	H: 0 LOB: 0 BB: 0 P: 8	R: 0 E: 0 K: 0 S: 7	H: 0 LOB: 0 BB: 0 P: 10	R: 0 E: 0 K: 1 S: 7	H: 0 LOB: 1 BB: 1 P: 17	1B: 5 2B: 3 3B: 0 HR: 2	SF: 0 SAC: 0 DP: 1 HBP: 0	WP: 0 PB: 1 SB: 0 CS: 0	PA: 41
PITCHER	IP	WLS	BF	H	R	ER	SO	BB	IBB	HBP	BLK	WP	HR	S	P	ERA	WHIP					
Willie Banks, R ERA: 6.29	3.0	L	17	8	6	6	4	0	0	0	0	0	2	55	74	18.00	2.667					
Turk Wendell, R ERA: 12.0	2.0		11	2	3	3	2	3	0	0	0	0	0	19	39	13.50	2.500					
Dave Otto, L ERA:	3.0		9	0	0	0	0	1	0	0	0	0	0	18	29	0.00	0.333					
Jim Bullinger, R ERA: 8.68	1.0		4	0	0	0	1	1	0	0	0	0	0	7	17	0.00	1.000					

Cincinnati Reds @ Chicago Cubs
Wrigley Field, Chicago, IL
Mon May 02 1994, 7:05 PM CDT
Att: 25,889 - Unknown - 50 F

AB	36
R	9
H	10
RBI	9
BB	5
SO	7
LOB	10



Batter	1	2	3	4	5	6	7	8	9	AB	R	H	RBI	BB	SO	LOB	BOTTOM					
Karl Rhoads, L OBP: 0.374, SLG: 0.552 (1, 8) Jim Bullinger, R (9, 1)	K		F7					F7		4	0	0	0	0	1	1						
23 Ryne Sandberg, R OBP: 0.353, SLG: 0.457 José Hernández, R OBP: 0.333, SLG: 0.273 (1, 4) (7, 4) (9, 8)	G4-3								G1-3	3	0	0	0	0	0	0						
Mark Grace, L OBP: 0.333, SLG: 0.310 (1, 3)	L8									2	0	1	0	2	0	0						
Glenallen Hill, R OBP: 0.267, SLG: 0.276 (1, 7)										4	0	0	0	0	1	3						
Sammy Sosa, R OBP: 0.287, SLG: 0.333 (1, 9)										4	0	0	0	0	1	2						
Steve Buechele, R OBP: 0.354, SLG: 0.493 (1, 5)										3	0	0	0	0	2	0						
Shawon Dunston, R OBP: 0.250, SLG: 0.300 (1, 6)										3	0	1	0	0	0	0						
Mark Parent, R OBP: 0.529, SLG: 0.500 (1, 2)										2	0	0	0	1	0	1						
Willie Banks, R OBP: 0.385, SLG: 0.547 Kevin Robertson, S Turk Wendell, L Eduardo Zambrano, R Dave Otto, L Rey Sanchez, R OBP: 0.300, SLG: 0.318 (1, 1) (3, PH) (4, 1) (5, PH) (6, 1) (8, PH) (9, 4)										0	0	0	0	0	0	0						
Inning Stats	R: 0 E: 0 K: 1 S: 6	H: 0 LOB: 0 BB: 0 P: 6	R: 0 E: 0 K: 3 S: 10	H: 0 LOB: 0 BB: 0 P: 11	R: 0 E: 1 K: 0 S: 6	H: 1 LOB: 1 BB: 0 P: 7	R: 0 E: 0 K: 0 S: 9	H: 0 LOB: 1 BB: 1 P: 15	R: 0 E: 0 K: 1 S: 10	H: 0 LOB: 1 BB: 1 P: 18	R: 0 E: 0 K: 0 S: 6	H: 0 LOB: 0 BB: 1 P: 12	R: 0 E: 0 K: 1 S: 8	H: 0 LOB: 0 BB: 0 P: 10	R: 0 E: 0 K: 0 S: 6	H: 0 LOB: 0 BB: 0 P: 8	R: 0 E: 0 K: 0 S: 7	H: 1 LOB: 1 BB: 0 P: 10	1B: 2 2B: 0 3B: 0 HR: 0	SF: 0 SAC: 0 DP: 1 HBP: 0	WP: 0 PB: 0 SB: 0 CS: 0	PA: 32
PITCHER	IP	WLS	BF	H	R	ER	SO	BB	IBB	HBP	BLK	WP	HR	S	P	ERA	WHIP					
John Smiley, L ERA: 2.3	9.0	W	32	2	0	0	6	3	0	0	0	0	0	68	97	0.00	0.556					

Cincinnati Reds @ Chicago Cubs
Wrigley Field, Chicago, IL
Mon May 02 1994, 7:05 PM CDT
Att: 25,889 - Unknown - 50 F

AB	29
R	0
H	2
RBI	0
BB	3
SO	6
LOB	8



Batter	1	2	3	4	5	6	7	8	9	AB	R	H	RBI	BB	SO	LOB	TOP										
Barry Larkin, R OBP: 0.378, SLG: 0.514	1-1 G6-4-3 1B	4-2 1B		3-2 G6-3		1-1 1B		1-3 K	4 0 2 1 1 1 1								Cincinnati Reds @ Chicago Cubs Wrigley Field, Chicago, IL Tue May 03 1994, 3:33 AM CDT Att: 25,430 - Sunny - 53 F										
Hal Morris, L OBP: 0.351, SLG: 0.440	0-0 G6-4-3 1B	2-2 1B			3-3 K	1-1 G6-3		1-2 G3-1	5 0 2 2 0 1 3																		
Reggie Sanders, R OBP: 0.311, SLG: 0.510	3-2 G6-4-3				2-3 K		2-3 K		4 0 0 0 0 3 4																		
Thomas Howard, S OBP: 0.390, SLG: 0.526	0-0 G4-3			2-2 G6-3			0-0 F7		4 1 1 0 0 0 1																		
Chuck McElroy, L Jeff Brantley, R				SF8 2B					0 0 0 0 0 0 0																		
Roberto Kelly, R OBP: 0.361, SLG: 0.389		2-2 2B		0-1 G6-3		2-0 1B	0-2 G6-3		4 1 2 0 0 0 1																		
Tony Fernandez, S OBP: 0.390, SLG: 0.559		0-0 2B		2-2 SF8		4-1 1B	0-0 F8		2 1 1 2 1 0 0																		
Bret Boone, R OBP: 0.372, SLG: 0.522		2-3 K		1-0 G4-3		1-3 K	2-3 K		4 0 0 0 0 3 3																		
Brian Dorsett, R OBP: 0.379, SLG: 0.380		1-2 FC6-5		2-1 G6-3		1-2 1B	0-1 F9		4 1 1 0 0 0 1																		
Erik Hanson, R OBP: 0.375, SLG: 0.500		1-0 BB		0-3 K		1-1 FC3-2	1-2 1B		2 1 1 0 0 1 0																		
Jacob Brumfield, R OBP: 0.273, SLG: 0.364									0 0 0 0 0 0 0																		
Lenny Harris, L OBP: 0.188, SLG: 0.375									1 0 0 0 0 0 3																		
Johnny Ruffin, R Jerome Walton, R OBP: 0.333, SLG: 0.333		1-2 1B							0 0 0 0 0 0 0																		
Inning Stats	R: 0 E: 0 K: 0 S: 7	H: 2 LOB: 1 BB: 0 P: 11	R: 3 E: 0 K: 2 S: 20	H: 4 LOB: 2 BB: 1 P: 35	R: 1 E: 0 K: 0 S: 9	H: 1 LOB: 0 BB: 0 P: 14	R: 0 E: 0 K: 1 S: 9	H: 0 LOB: 0 BB: 0 P: 14	R: 0 E: 0 K: 2 S: 7	H: 0 LOB: 0 BB: 0 P: 13	R: 1 E: 0 K: 1 S: 14	H: 3 LOB: 3 BB: 1 P: 25	R: 0 E: 0 K: 1 S: 7	H: 0 LOB: 0 BB: 0 P: 9	R: 0 E: 0 K: 1 S: 6	H: 0 LOB: 0 BB: 0 P: 8	R: 0 E: 0 K: 1 S: 9	H: 1 LOB: 0 BB: 0 P: 12	1B: 9 2B: 2 3B: 0 HR: 0	SF: 1 SAC: 0 DP: 1 HBP: 0	WP: 0 PB: 0 SB: 0 CS: 1	PA: 38					
PITCHER	IP	WLS	BF	H	R	ER	SO	BB	IBB	HBP	BLK	WP	HR	S	P	ERA	WHIP										
Mike Morgan, R ERA: 6.38	4.0	L	19	7	4	4	3	1	0	0	0	0	0	45	74	9.00	2.000										
Dan Plesac, L ERA: 3.77	1.1		7	2	1	1	3	1	0	0	0	0	0	15	29	6.75	2.250										
Jose Bautista, R Chuck Crim, R ERA: 4.74	0.2		3	1	0	0	0	0	0	0	0	0	0	6	9	0.00	1.500										
Chuck Crim, R ERA: 0.84	3.0		9	1	0	0	3	0	0	0	0	0	0	22	29	0.00	0.333										

AB 35
R 5
H 11
RBI 5
BB 2
SO 9
LOB 17



Batter	1	2	3	4	5	6	7	8	9	AB	R	H	RBI	BB	SO	LOB	BOTTOM										
Sammy Sosa, R OBP: 0.273, SLG: 0.315	0-0 B1		3-2 P9	1-2 L9		2-1 FC5-4			1-3 K	5 0 0 0 0 1 5							Cincinnati Reds @ Chicago Cubs Wrigley Field, Chicago, IL Tue May 03 1994, 3:33 AM CDT Att: 25,430 - Sunny - 53 F										
Karl Rhodes, L OBP: 0.375, SLG: 0.533	4-1 1B		2-2 L8	2-2 G3			4-1 BB		3-2 P6	3 0 0 0 2 0 4																	
Mark Grace, L OBP: 0.341, SLG: 0.320	1-0 1B		0-0 1B		0-0 F8		2-1 G4-6-3			4 0 2 0 0 0 1																	
Derrick May, L OBP: 0.378, SLG: 0.446	1-2 L8		1-2 P5		2-3 K		1-2 G4-3			1 0 0 0 0 0 2																	
Glenallen Hill, R OBP: 0.242, SLG: 0.250										3 0 0 0 0 1 2																	
23 Ryne Sandberg, R OBP: 0.349, SLG: 0.442	1-2 G4-3			0-1 E4	4-0 BB			1-1 G4-3		3 1 0 0 1 0 2																	
Rick Wilkins, L OBP: 0.321, SLG: 0.347		1-3 K		3-2 1B	2-3 K2-3			4-1 BB		3 1 1 0 1 2 1																	
Steve Buechele, R OBP: 0.361, SLG: 0.486		0-0 F7		0-0 1B		4-1 BB		0-2 G6-4-3		3 0 1 1 1 0 1																	
Rey Sanchez, R OBP: 0.278, SLG: 0.292		0-0 F9		1-0 P9		1-1 F9-3		0-0 F9		4 0 0 0 0 0 3																	
Mike Morgan, R OBP: 0.443, SLG: 0.543			0-1 1B	3-2 1B		4-1 BB		4-0 BB		1 0 1 0 0 0 0																	
Kevin Robertson, S OBP: 0.200, SLG: 0.200										1 0 1 1 0 0 0																	
Dan Plesac, L ERA: 3.77										0 0 0 0 0 0 0																	
Jose Bautista, R Eduardo Zambrano, R OBP: 0.333, SLG: 0.545										0 0 0 0 0 1 0																	
Chuck Crim, R Shawon Dunston, R OBP: 0.260, SLG: 0.320										0 0 0 0 0 1 0																	
Inning Stats	R: 0 E: 0 K: 0 S: 9	H: 1 LOB: 2 BB: 1 P: 16	R: 0 E: 0 K: 1 S: 5	H: 0 LOB: 0 BB: 0 P: 6	R: 0 E: 0 K: 0 S: 14	H: 2 LOB: 2 BB: 0 P: 20	R: 2 E: 1 K: 0 S: 19	H: 3 LOB: 3 BB: 0 P: 29	R: 0 E: 0 K: 2 S: 11	H: 0 LOB: 1 BB: 1 P: 19	R: 0 E: 0 K: 0 S: 6	H: 0 LOB: 0 BB: 2 P: 17	R: 0 E: 0 K: 0 S: 7	H: 0 LOB: 0 BB: 1 P: 14	R: 0 E: 0 K: 0 S: 7	H: 0 LOB: 0 BB: 1 P: 12	R: 0 E: 0 K: 1 S: 9	H: 0 LOB: 1 BB: 1 P: 17	1B: 6 2B: 1 3B: 0 HR: 0	SF: 0 SAC: 0 DP: 3 HBP: 0	WP: 0 PB: 0 SB: 0 CS: 0	PA: 38					
PITCHER	IP	WLS	BF	H	R	ER	SO	BB	IBB	HBP	BLK	WP	HR	S	P	ERA	WHIP										
Erik Hanson, R ERA: 5.19	5.0	W	24	6	2	1	3	2	0	0	0	0	0	58	90	1.80	1.600										
Johnny Ruffin, R ERA: 1.5	1.0		4	0	0	0	0	2	0	0	0	0	0	6	17	0.00	2.000										
Chuck McElroy, L Jeff Brantley, R ERA: 1.59	2.0		6	0	0	0	0	2	0	0	0	0	0	14	26	0.00	1.000										
Jeff Brantley, R ERA: 1.62	1.0	S	4	0	0	0	1	1	0	0	0	0	0	9	17	0.00	1.000										

AB 31
R 2
H 6
RBI 2
BB 7
SO 4
LOB 21



Batter	1	2	3	4	5	6	7	8	9	AB	R	H	RBI	BB	SO	LOB	TOP							
Barry Larkin, R (1, 6) OBP: 0.365, SLG: 0.300										4	0	0	0	0	1	1	Cincinnati Reds @ Chicago Cubs Wrigley Field, Chicago, IL Wed May 04 1994, 3:33 AM CDT Att. 18,509 - Sunny - 58 F							
Hal Morris, L (1, 3) OBP: 0.348, SLG: 0.427										3	0	0	0	1	0	0								
Thomas Howard, S (1, 9) OBP: 0.356, SLG: 0.476										4	0	0	0	0	1	1								
Kevin Mitchell, R (1, 7) OBP: 0.374, SLG: 0.630										2	1	2	1	1	0	0								
Roberto Kelly, R (1, 8) OBP: 0.347, SLG: 0.372										4	0	0	0	0	0	4								
Tony Fernandez, S (1, 5) OBP: 0.384, SLG: 0.535										3	0	0	0	1	1	0								
Bret Boone, R (1, 4) OBP: 0.366, SLG: 0.507										4	0	1	0	0	1	1								
Eddie Taubensee, L (1, 2) OBP: 0.273, SLG: 0.303										3	1	1	0	0	0	2								
Jacob Brumfield, R (9, PH) OBP: 0.250, SLG: 0.333										1	0	0	0	0	1	0								
Tom Browning, L (1, 1) OBP: 0.154, SLG: 0.231										1	0	0	0	0	0	1								
Kevin Jarvis, L (4, 1)										1	0	0	0	0	0	0								
Lenny Harris, L (7, PH) OBP: 0.235, SLG: 0.471										1	0	1	1	0	0	0								
Hector Carrasco, R (7, 1)										0	0	0	0	0	0	0								
Inning Stats	R: 0 E: 0 K: 2 S: 7	H: 0 LOB: 2 BB: 2 P: 15	R: 0 E: 0 K: 0 S: 4	H: 1 LOB: 1 BB: 0 P: 4	R: 0 E: 0 K: 0 S: 3	H: 0 LOB: 0 BB: 0 P: 3	R: 1 E: 0 K: 0 S: 4	H: 1 LOB: 1 BB: 1 P: 8	R: 0 E: 0 K: 0 S: 3	H: 0 LOB: 0 BB: 0 P: 3	R: 1 E: 0 K: 0 S: 5	H: 2 LOB: 1 BB: 0 P: 5	R: 0 E: 0 K: 3 S: 4	H: 1 LOB: 1 BB: 0 P: 4	R: 0 E: 0 K: 3 S: 9	H: 0 LOB: 0 BB: 0 P: 9	1B: 3 2B: 1 3B: 0 HR: 1	SF: 0 SAC: 0 DP: 1 HBP: 1	WP: 0 PB: 0 SB: 0 CS: 0	PA: 35				
PITCHER	IP WLS BF H R ER SO BB IBB HBP BLK WP HR S P ERA WHIP																							
Steve Trachsel, R (1, 1) ERA: 3.92	7.0 W 28	4 2 2 2 2	3 0 1 0 0	0 0 0 0 0	0 0 2 2	0 0 2 2	0 0 9 9	2.57 1.000																
Dan Plesac, L (8, 1) ERA: 3.5	0.2	2 0 0 0 0	0 0 0 0 0	0 0 2 2	0 0 2 2	0 0 3.000																		
Jose Bautista, R (8, 1) ERA: 4.66	0.1	2 1 0 0 0	0 0 0 0 0	0 0 2 2	0 0 3.000																			
Randy Myers, L (9, 1) ERA: 1.0	1.0 S 3	0 0 0 3	0 0 0 0	0 0 9 9	0 0 0.000																			

AB	31
R	2
H	5
RBI	2
BB	3
SO	5
LOB	10



Batter	1	2	3	4	5	6	7	8	9	AB	R	H	RBI	BB	SO	LOB	BOTTOM					
Sammy Sosa, R (1, 8) OBP: 0.279, SLG: 0.344										4	2	1	1	1	0	5	Cincinnati Reds @ Chicago Cubs Wrigley Field, Chicago, IL Wed May 04 1994, 3:33 AM CDT Att. 18,509 - Sunny - 58 F					
23 Ryne Sandberg, R (1, 4) OBP: 0.364, SLG: 0.459										3	0	2	0	1	0	0						
Mark Grace, L (1, 3) OBP: 0.326, SLG: 0.308										3	0	0	1	0	0	2						
Glenallen Hill, R (1, 7) OBP: 0.270, SLG: 0.278										4	1	2	0	0	0	0						
Eduardo Zambrano, R (1, 9) OBP: 0.393, SLG: 0.680										3	1	2	1	1	1	1						
Dan Plesac, L (8, 1)										0	0	0	0	0	0	0						
Jose Bautista, R (8, 1)										0	0	0	0	0	0	0						
Randy Myers, L (9, 1)										0	0	0	0	0	0	0						
Rick Wilkins, L (1, 2) OBP: 0.318, SLG: 0.333										3	1	0	0	1	0	4						
Steve Buechele, R (1, 5) OBP: 0.368, SLG: 0.481										3	0	1	1	1	0	4						
Shawon Dunston, R (1, 6) OBP: 0.275, SLG: 0.302										3	0	1	0	1	1	3						
Steve Trachsel, R (1, 1) OBP: 0.286, SLG: 0.308										2	0	1	1	0	0	0						
Karl Rhodes, L (8, 8) OBP: 0.371, SLG: 0.527										1	0	0	0	0	1	1						
Inning Stats	R: 1 E: 0 K: 0 S: 4	H: 2 LOB: 0 BB: 0 P: 4	R: 0 E: 0 K: 0 S: 4	H: 1 LOB: 1 BB: 0 P: 4	R: 1 E: 0 K: 0 S: 3	H: 1 LOB: 0 BB: 1 P: 7	R: 2 E: 0 K: 2 S: 10	H: 3 LOB: 2 BB: 1 P: 14	R: 0 E: 0 K: 0 S: 3	H: 0 LOB: 0 BB: 0 P: 3	R: 1 E: 0 K: 0 S: 4	H: 1 LOB: 2 BB: 2 P: 12	R: 0 E: 0 K: 0 S: 4	H: 1 LOB: 3 BB: 2 P: 12	R: 0 E: 0 K: 1 S: 5	H: 1 LOB: 0 BB: 0 P: 5	1B: 7 2B: 2 3B: 0 HR: 2	SF: 1 SAC: 1 DP: 2 HBP: 0	WP: 0 PB: 0 SB: 1 CS: 1	PA: 38		
PITCHER	IP WLS BF H R ER SO BB IBB HBP BLK WP HR S P ERA WHIP																					
Tom Browning, L (1, 1) ERA: 4.37	3.2 L 18	7 4 4 2 2	2 0 0 0 0	0 0 1 8	0 0 16	9.82 2.455																
Kevin Jarvis, R (4, 1) ERA: 3.0	2.1	10 1 1 1 0	2 0 0 0 0	0 0 8 16	3.86 1.286																	
Hector Carrasco, R (7, 1) ERA: 0.77	2.0	9 2 0 0 1	2 0 0 0 0	0 0 9 17	0.00 2.000																	

AB	29
R	5
H	10
RBI	5
BB	6
SO	3
LOB	20



Batter	1	2	3	4	5	6	7	8	9	AB	R	H	RBI	BB	SO	LOB	TOP					
James Mouton, R (1, 9) OBP: 0.322, SLG: 0.324	F2		1-2 1B		B5-3		G5-3			4	0	1	0	0	0	0						
Steve Finley, L (1, 8) OBP: 0.355, SLG: 0.550	G3		K		G4-3		CS 1B			4	0	1	0	0	1	2						
Craig Biggio, R (1, 4) OBP: 0.406, SLG: 0.534	G6-3		FC5		F8		CS 1B			4	0	1	0	0	0	2						
5 Jeff Bagwell, R (1, 3) OBP: 0.400, SLG: 0.598		K			F8		HR 1B		F9	4	1	1	0	0	1	1						
Luis Gonzalez, L (1, 7) OBP: 0.333, SLG: 0.441		HR			F5		F8		F8	4	2	2	1	0	0	2						
Ken Caminiti, S (1, 5) OBP: 0.275, SLG: 0.414	P6				F8		G6-3		G6-3	4	1	1	2	0	0	2						
Scott Servais, R (1, 2) OBP: 0.256, SLG: 0.333	G6-3				G6-3		HR		F9	4	1	1	2	0	0	0						
Andy Stankiewicz, R (1, 6) OBP: 0.464, SLG: 0.609			G4-3		F9		F9		K	4	0	1	0	0	1	0						
Doug Drabek, R (1, 1) OBP: 0.100, SLG: 0.056			FC5 1B HBP		F9		G6-3		F9	3	0	0	0	0	0	1						
Inning Stats	R: 0 E: 0 K: 0 S: 3	H: 0 LOB: 0 BB: 0 P: 3	R: 1 E: 0 K: 1 S: 6	H: 1 LOB: 0 BB: 0 P: 6	R: 0 E: 0 K: 1 S: 6	H: 1 LOB: 2 BB: 0 P: 7	R: 2 E: 0 K: 0 S: 6	H: 3 LOB: 1 BB: 0 P: 6	R: 0 E: 0 K: 0 S: 3	H: 0 LOB: 0 BB: 0 P: 3	R: 2 E: 0 K: 0 S: 5	H: 2 LOB: 0 BB: 0 P: 5	R: 0 E: 0 K: 0 S: 3	H: 1 LOB: 0 BB: 0 P: 3	R: 0 E: 0 K: 0 S: 4	H: 1 LOB: 1 BB: 0 P: 4	R: 0 E: 0 K: 1 S: 5	H: 0 LOB: 0 BB: 0 P: 5	1B: 5 2B: 1 3B: 0 HR: 3	SF: 0 SAC: 0 DP: 0 HBP: 1	WP: 0 PB: 0 SB: 1 CS: 1	PA: 37
PITCHER	IP	WLS	BF	H	R	ER	SO	BB	IBB	HBP	BLK	WP	HR	S	P	ERA	WHIP					
Erik Hanson, R (1, 1) ERA: 5.63	6.0	L	26	7	5	5	2	0	0	1	0	0	3	29	30	7.50	1.167					
Pete Schourek, L (7, 1) ERA: 3.95	2.0		7	2	0	0	0	0	0	0	0	0	0	7	7	0.00	1.000					
Hector Carrasco, R (9, 1) ERA: 0.69	1.0		3	0	0	0	1	0	0	0	0	0	0	5	5	0.00	0.000					

Houston Astros @ Cincinnati Reds
Riverfront Stadium, Cincinnati, OH
Sun May 08 1994, 3:33 AM EDT
Att: 27,174 - Sunny - 59 F

AB 35
R 5
H 9
RBI 5
BB 0
SO 3
LOB 10



Batter	1	2	3	4	5	6	7	8	9	AB	R	H	RBI	BB	SO	LOB	BOTTOM					
Barry Larkin, R (1, 6) OBP: 0.351, SLG: 0.296	L4		K			F8		G1-3		4	0	0	0	0	1	3						
Hal Morris, L (1, 3) OBP: 0.336, SLG: 0.421	F8				K	G4-3			F7	4	0	0	0	0	1	1						
Roberto Kelly, R (1, 8) OBP: 0.322, SLG: 0.349	G6-3				G5-3	K			F8	4	0	0	0	0	1	1						
Kevin Mitchell, R (1, 7) OBP: 0.398, SLG: 0.632		K							G5-3	4	0	2	0	0	1	0						
Reggie Sanders, R (1, 9) OBP: 0.317, SLG: 0.478		K			F9		K			3	0	0	0	0	2	2						
Tony Fernandez, S (1, 5) OBP: 0.373, SLG: 0.488		G1-3				F8		G4-6-3		3	0	0	0	0	0	1						
Jeff Branson, L (1, 4) OBP: 0.318, SLG: 0.250			K			F9			G4-3	3	0	0	0	0	1	0						
Eddie Taubensee, L (1, 2) OBP: 0.278, SLG: 0.306									F7	3	0	1	0	0	0	0						
Erik Hanson, R (1, 1) OBP: 0.375, SLG: 0.500										0	0	0	0	0	0	0						
Jerome Walton, R (6, PH) OBP: 0.455, SLG: 0.455			SH1-4							1	0	1	0	0	0	0						
Pete Schourek, L (7, 1) OBP: 0.333, SLG: 0.333										0	0	0	0	0	0	0						
Thomas Howard, S (8, PH) OBP: 0.367, SLG: 0.500										1	0	1	0	0	0	0						
Hector Carrasco, R (9, 1)										0	0	0	0	0	0	0						
Inning Stats	R: 0 E: 0 K: 0 S: 3	H: 0 LOB: 0 BB: 0 P: 3	R: 0 E: 0 K: 2 S: 7	H: 0 LOB: 0 BB: 0 P: 7	R: 0 E: 0 K: 2 S: 8	H: 1 LOB: 1 BB: 0 P: 8	R: 0 E: 0 K: 1 S: 6	H: 1 LOB: 1 BB: 0 P: 6	R: 0 E: 0 K: 0 S: 3	H: 0 LOB: 0 BB: 0 P: 3	R: 0 E: 0 K: 1 S: 6	H: 1 LOB: 1 BB: 0 P: 6	R: 0 E: 0 K: 1 S: 5	H: 1 LOB: 0 BB: 0 P: 5	R: 0 E: 0 K: 0 S: 4	H: 1 LOB: 1 BB: 0 P: 4	R: 0 E: 0 K: 0 S: 3	H: 0 LOB: 0 BB: 0 P: 3	1B: 4 2B: 1 3B: 0 HR: 0	SF: 0 SAC: 1 DP: 1 HBP: 0	WP: 0 PB: 0 SB: 0 CS: 0	PA: 31
PITCHER	IP	WLS	BF	H	R	ER	SO	BB	IBB	HBP	BLK	WP	HR	S	P	ERA	WHIP					
Doug Drabek, R (1, 1) ERA: 2.77	9.0	W	31	5	0	0	7	0	0	0	0	0	0	45	45	0.00	0.556					

Houston Astros @ Cincinnati Reds
Riverfront Stadium, Cincinnati, OH
Sun May 08 1994, 3:33 AM EDT
Att: 27,174 - Sunny - 59 F

AB 30
R 0
H 5
RBI 0
BB 0
SO 7
LOB 8



Batter	1	2	3	4	5	6	7	8	9	AB	R	H	RBI	BB	SO	LOB	TOP										
Barry Larkin, R OBP: 0.341, SLG: 0.286 (1, 6)	L4		G5-3		G4-3		SH2-3		G3-1	4	0	0	0	0	0	3	Cincinnati Reds @ San Diego Padres Jack Murphy Stadium, San Diego, CA Mon May 09 1994, 10:05 PM EDT Att: 12,764 - Unknown - 64 F										
Hal Morris, L OBP: 0.346, SLG: 0.435 (1, 3)	G6-3		G3-1			F8 1B	FC6-4			3	1	2	0	1	0	1											
Roberto Kelly, R OBP: 0.320, SLG: 0.345 (1, 8)	G6-3			K		F8 1B	FC6-4			4	0	1	0	0	1	2											
Kevin Mitchell, R OBP: 0.393, SLG: 0.616 Jerome Walton, R OBP: 0.455, SLG: 0.455 (1, 7) (8, 7)	F8			G4-3 1B		P3		F9		4	0	1	0	0	0	3											
Reggie Sanders, R OBP: 0.307, SLG: 0.462 (1, 9)		G1-3		G4-3		F8		F8		4	0	0	0	0	0	3											
Tony Fernandez, S OBP: 0.358, SLG: 0.467 (1, 5)	G3			L8		K		F7		4	0	0	0	0	1	2											
Bret Boone, R OBP: 0.364, SLG: 0.517 (1, 4)		K			G4-1		1B 2B		G5-3	4	1	1	0	0	1	0											
Brian Dorsett, R OBP: 0.400, SLG: 0.453 (1, 2)			SH2-4 2B		G4-3 2B		SH2-3 1B		L7	4	1	3	1	0	0	0											
Tom Browning, L OBP: 0.143, SLG: 0.214 Johnny Ruffin, R (6, 1)			SH2-4		G4-3		K			1	0	0	0	0	0	1											
Lenny Harris, L OBP: 0.278, SLG: 0.500 Chuck McElroy, L (9, 1) Jeff Brantley, R (9, 1)									S 1B	1	0	0	0	0	0	0											
Inning Stats	R: 0 E: 0 K: 0 S: 9	H: 1 LOB: 1 BB: 0 P: 15	R: 0 E: 0 K: 1 S: 9	H: 0 LOB: 0 BB: 0 P: 13	R: 0 E: 0 K: 0 S: 6	H: 1 LOB: 1 BB: 0 P: 9	R: 0 E: 0 K: 1 S: 10	H: 1 LOB: 1 BB: 0 P: 13	R: 0 E: 0 K: 0 S: 5	H: 2 LOB: 1 BB: 0 P: 8	R: 1 E: 0 K: 1 S: 12	H: 2 LOB: 1 BB: 0 P: 20	R: 2 E: 0 K: 1 S: 14	H: 2 LOB: 1 BB: 1 P: 22	R: 0 E: 0 K: 0 S: 9	H: 0 LOB: 0 BB: 0 P: 13	R: 0 E: 0 K: 0 S: 9	H: 1 LOB: 1 BB: 0 P: 12	1B: 5 2B: 4 3B: 0 HR: 0	SF: 0 SAC: 2 DP: 0 HBP: 0	WP: 2 PA: 37 PB: 0 SB: 3 CS: 0						
PITCHER	IP	WLS	BF	H	R	ER	SO	BB	IBB	HBP	BLK	WP	HR	S	P	ERA	WHIP										
A.J. Sager, R ERA: 5.68 (1, 1)	6.0		24	6	1	1	3	0	0	0	0	0	0	51	78	1.50	1.000										
Pedro Martinez, L ERA: 3.43 (7, 1)	0.2	L	5	2	2	2	1	1	0	0	0	1	0	12	18	27.00	4.500										
Donnie Elliott, R ERA: 3.24 (7, 1)	2.1		8	1	0	0	0	0	0	0	0	0	0	20	29	0.00	0.429										



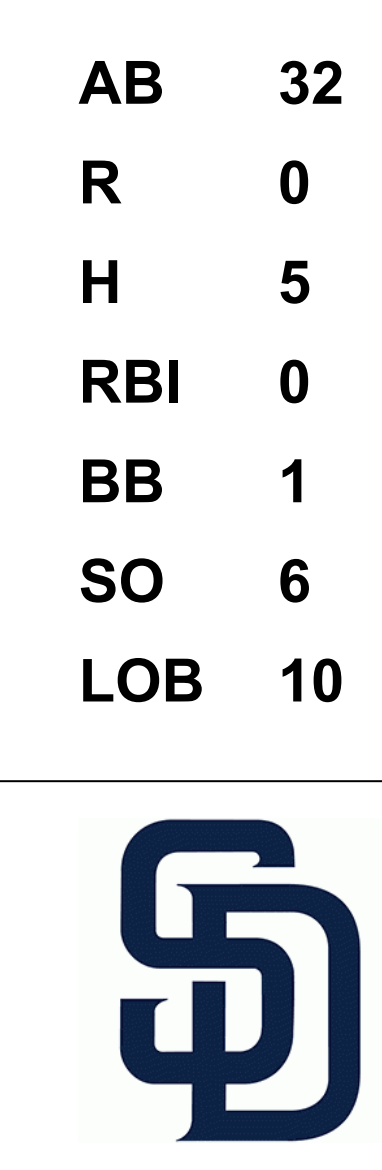
Batter	1	2	3	4	5	6	7	8	9	AB	R	H	RBI	BB	SO	LOB	BOTTOM										
Bip Roberts, S OBP: 0.314, SLG: 0.277 (1, 4)	L8			F7		WP G3-1 1B		K		4	0	1	0	0	1	0	Cincinnati Reds @ San Diego Padres Jack Murphy Stadium, San Diego, CA Mon May 09 1994, 10:05 PM EDT Att: 12,764 - Unknown - 64 F										
Tony Gwynn, L OBP: 0.444, SLG: 0.560 (1, 9)	G5-3			F9		G3-1		FC4-6 BB		3	0	0	0	1	0	2											
Derek Bell, R OBP: 0.311, SLG: 0.421 (1, 8)	G6-3			L9		WP IBB		FC4-6		3	0	0	0	1	0	1											
Phil Plantier, L OBP: 0.321, SLG: 0.590 (1, 7)		F7			HR	P6		F8		4	1	1	1	0	0	3											
Archi Cianfrocco, R OBP: 0.259, SLG: 0.413 Donnie Elliott, R (7, 1) Phil Clark, R OBP: 0.250, SLG: 0.403 (9, PH)		K			S 1B	K		K		3	0	1	0	0	2	2											
Dave Staton, R OBP: 0.282, SLG: 0.413 Bill Bean, L OBP: 0.259, SLG: 0.280 (9, PH)		P3				P4		K		3	0	0	0	0	1	1											
Ricky Gutierrez, R OBP: 0.195, SLG: 0.256 (1, 6)			L8			K		K		3	0	0	0	0	2	1											
Brad Ausmus, R OBP: 0.315, SLG: 0.392 (1, 2)			G5-3			G1-3		K		3	0	0	0	0	1	1											
A.J. Sager, R OBP: 0.200, SLG: 0.600 Ray Holbert, R OBP: 0.333, SLG: 0.333 Pedro Martinez, L (7, 1) Keith Lockhart, L OBP: 0.308, SLG: 0.412 (7, 5)			K			G3-1 1B		P6		1	0	0	0	0	1	0											
Inning Stats	R: 0 E: 0 K: 0 S: 8	H: 0 LOB: 0 BB: 0 P: 9	R: 0 E: 0 K: 1 S: 7	H: 0 LOB: 0 BB: 0 P: 11	R: 0 E: 0 K: 1 S: 7	H: 0 LOB: 0 BB: 0 P: 9	R: 0 E: 0 K: 0 S: 5	H: 0 LOB: 0 BB: 0 P: 9	R: 1 E: 0 K: 1 S: 11	H: 2 LOB: 1 BB: 0 P: 12	R: 1 E: 0 K: 1 S: 15	H: 2 LOB: 2 BB: 1 P: 24	R: 0 E: 0 K: 3 S: 9	H: 0 LOB: 0 BB: 0 P: 13	R: 0 E: 0 K: 1 S: 10	H: 0 LOB: 1 BB: 1 P: 17		R: 0 E: 0 K: 1 S: 13	H: 0 LOB: 0 BB: 0 P: 16	1B: 3 2B: 0 3B: 0 HR: 1	SF: 0 SAC: 0 DP: 0 HBP: 0	WP: 1 PA: 33 PB: 0 SB: 1 CS: 0					
PITCHER	IP	WLS	BF	H	R	ER	SO	BB	IBB	HBP	BLK	WP	HR	S	P	ERA	WHIP										
Tom Browning, L ERA: 4.2 (1, 1)	5.2		22	4	2	2	3	4	2	2	3	0	1	50	70	3.18	0.706										
Johnny Ruffin, R ERA: 1.53 (6, 1)	2.1	W	8	0	0	0	5	1	0	0	0	1	0	22	34	0.00	0.429										
Chuck McElroy, L ERA: 1.23 (9, 1)	0.1		1	0	0	0	0	0	0	0	0	0	0	1	1	0.00	0.000										
Jeff Brantley, R ERA: 2.21 (9, 1)	0.2	S	2	0	0	0	1	0	0	0	0	0	0	12	15	0.00	0.000										



Batter	1	2	3	4	5	6	7	8	9	AB	R	H	RBI	BB	SO	LOB	TOP								
Barry Larkin, R OBP: 0.343, SLG: 0.316 (1, 6)	F9		1B						G1-3	5	1	2	0	0	1	2	<p>Cincinnati Reds @ San Diego Padres Jack Murphy Stadium, San Diego, CA Tue May 10 1994, 10:05 PM EDT Att. 7,311 - Unknown - 65 F</p> <p>livebaseballscorecards.com</p>								
Hal Morris, L OBP: 0.345, SLG: 0.430 (1, 3)	L6		3B						G5-3	4	0	1	1	0	0	2									
Roberto Kelly, R OBP: 0.317, SLG: 0.342 (1, 8)	P3		1B						L6	4	0	1	0	0	0	2									
Kevin Mitchell, R OBP: 0.395, SLG: 0.644 Thomas Howard, S OBP: 0.373, SLG: 0.590 (5, 7)			K						K	2	1	1	1	0	1	1									
Reggie Sanders, R OBP: 0.305, SLG: 0.455 (1, 9)			HR						K	2	0	1	0	0	1	0									
Tony Fernandez, S OBP: 0.384, SLG: 0.457 (1, 5)	G4-3								L7	4	1	1	0	0	2	0									
Bret Boone, R OBP: 0.395, SLG: 0.495 Chuck McElroy, L (8, 1)	G4-3								L8	2	1	0	0	2	0	0									
Brian Dorsett, R OBP: 0.405, SLG: 0.500 (1, 2)									F9	4	0	0	0	0	0	4									
Jose Rijo, R OBP: 0.250, SLG: 0.250 Jeff Branson, L OBP: 0.304, SLG: 0.238 (8, 4)	G6-3								L4	4	1	2	3	0	0	0									
	G6-3								L8	2	0	1	0	0	0	0									
Inning Stats	R: 0 E: 0 K: 0 S: 9	H: 0 LOB: 0 BB: 0 P: 15	R: 1 E: 0 K: 1 S: 12	H: 1 LOB: 0 BB: 0 P: 18	R: 2 E: 0 K: 1 S: 16	H: 4 LOB: 1 BB: 0 P: 26	R: 0 E: 0 K: 1 S: 5	H: 0 LOB: 0 BB: 1 P: 11	R: 0 E: 0 K: 0 S: 10	H: 2 LOB: 2 BB: 0 P: 15	R: 2 E: 1 K: 1 S: 10	H: 3 LOB: 2 BB: 1 P: 19	R: 0 E: 0 K: 1 S: 7	H: 0 LOB: 0 BB: 0 P: 9	R: 0 E: 0 K: 0 S: 9	H: 0 LOB: 0 BB: 0 P: 11	R: 0 E: 0 K: 0 S: 6	H: 0 LOB: 0 BB: 0 P: 9	1B: 6 2B: 1 3B: 1 HR: 2	SF: 0 SAC: 1 DP: 1 HBP: 0	WP: 0 PB: 0 SB: 0 CS: 1	PA: 37			
PITCHER	IP	WLS	BF	H	R	ER	SO	BB	IBB	HBP	BLK	WP	HR	S	P	ERA	WHIP								
Jose Martinez, R ERA: 6.23 (1, 1)	4.1	L	19	7	3	3	3	1	0	0	0	0	2	49	81	6.23	1.846								
Gene Harris, R ERA: 8.03 (5, 1)	1.2		9	3	2	2	1	0	1	0	0	0	0	13	23	10.80	1.800								
Mark Davis, L ERA: 7.43 (7, 1)	2.0		6	0	0	0	1	0	0	0	0	0	0	16	20	0.00	0.000								
Trevor Hoffman, R ERA: 0.52 (9, 1)	1.0		3	0	0	0	0	0	0	0	0	0	0	6	9	0.00	0.000								

Batter	1	2	3	4	5	6	7	8	9	AB	R	H	RBI	BB	SO	LOB	BOTTOM								
Bip Roberts, S OBP: 0.312, SLG: 0.276 (1, 4)	G6-3	G4-3			G4-3				L9	4	0	1	0	0	0	2	<p>Cincinnati Reds @ San Diego Padres Jack Murphy Stadium, San Diego, CA Tue May 10 1994, 10:05 PM EDT Att. 7,311 - Unknown - 65 F</p> <p>livebaseballscorecards.com</p>								
Tim Hyers, L OBP: 0.350, SLG: 0.333 Mark Davis, L (7, 1)	G6-3		G4-3			G1-3			K	3	0	1	0	0	0	0									
Ray Holbert, R OBP: 0.250, SLG: 0.250 Trevor Hoffman, R (8, PH)	G6-3									1	0	0	0	0	1	0									
Tony Gwynn, L OBP: 0.429, SLG: 0.538 (1, 9)	G6-3		G3-1			L7			K	4	0	0	0	0	1	2									
Phil Plantier, L OBP: 0.319, SLG: 0.573 (1, 7)	FC3		K			G6-3			F8	3	0	0	0	1	1	0									
Derek Bell, R OBP: 0.302, SLG: 0.407 (1, 8)	FC3				G6-3				E6	4	0	0	0	0	0	2									
Keith Lockhart, L OBP: 0.293, SLG: 0.389 Gene Harris, R (5, 1)	F8				G1-3				FC6-4	2	0	0	0	0	0	0									
Phil Clark, R OBP: 0.243, SLG: 0.391 (7, 3)									FC6-4	2	0	0	0	0	1	1									
Brad Ausmus, R OBP: 0.324, SLG: 0.400 (1, 2)					G5-3					3	0	2	0	0	0	0									
Luis Lopez, S OBP: 0.382, SLG: 0.419 (1, 6)					G3				F8	3	0	1	0	0	0	1									
Jose Martinez, R ERA: 3.63 Arch Cianfrocco, R OBP: 0.254, SLG: 0.405 (5, 5)									G6-3	1	0	0	0	0	1	2									
Inning Stats	R: 0 E: 0 K: 0 S: 9	H: 2 LOB: 2 BB: 1 P: 18	R: 0 E: 0 K: 1 S: 8	H: 2 LOB: 2 BB: 0 P: 10	R: 0 E: 0 K: 1 S: 9	H: 0 LOB: 0 BB: 0 P: 13	R: 0 E: 0 K: 0 S: 9	H: 0 LOB: 0 BB: 0 P: 13	R: 0 E: 0 K: 1 S: 8	H: 0 LOB: 0 BB: 0 P: 11	R: 0 E: 0 K: 0 S: 9	H: 0 LOB: 0 BB: 0 P: 14	R: 0 E: 0 K: 1 S: 9	H: 1 LOB: 0 BB: 0 P: 13	R: 0 E: 0 K: 1 S: 13	H: 0 LOB: 0 BB: 0 P: 19	R: 0 E: 1 K: 1 S: 9	H: 0 LOB: 1 BB: 0 P: 13	1B: 5 2B: 0 3B: 0 HR: 0	SF: 0 SAC: 0 DP: 1 HBP: 0	WP: 0 PB: 0 SB: 0 CS: 0	PA: 33			
PITCHER	IP	WLS	BF	H	R	ER	SO	BB	IBB	HBP	BLK	WP	HR	S	P	ERA	WHIP								
Jose Rijo, R ERA: 3.63 (1, 1)	7.0	W	26	5	0	0	4	1	0	0	0	0	0	61	92	0.00	0.857								
Chuck McElroy, L ERA: 1.09 (8, 1)	2.0		7	0	0	0	2	0	0	0	0	0	0	22	32	0.00	0.000								

AB 34
R 5
H 10
RBI 5
BB 2
SO 5
LOB 11



Batter	1	2	3	4	5	6	7	8	9	AB	R	H	RBI	BB	SO	LOB	TOP										
Barry Larkin, R OBP: 0.391, SLG: 0.336 (1, 6)										5	0	3	2	0	0	3	Cincinnati Reds @ San Diego Padres Jack Murphy Stadium, San Diego, CA Wed May 11 1994, 10:05 PM EDT Att: 13,296 - Unknown - 66 F										
Hal Morris, L OBP: 0.347, SLG: 0.436 (1, 3)										5	1	2	0	0	1	2											
Roberto Kelly, R OBP: 0.328, SLG: 0.372 (1, 8)										4	2	2	2	1	1	1											
Thomas Howard, S OBP: 0.339, SLG: 0.453 (1, 7)										5	1	0	0	0	1	4											
Reggie Sanders, R OBP: 0.316, SLG: 0.480 (1, 9)										4	2	2	2	1	1	0											
Jeff Branson, L OBP: 0.397, SLG: 0.280 (1, 5)										4	1	2	0	1	1	2											
Bret Boone, R OBP: 0.361, SLG: 0.505 (1, 4)										4	2	2	3	1	0	1											
Brian Dorsett, R OBP: 0.422, SLG: 0.507 (1, 2)										3	0	2	0	1	0	1											
Tim Pugh, R OBP: 0.338, SLG: 0.545 (1, 1)										1	0	0	0	0	0	1											
Pete Schourek, L OBP: 0.295, SLG: 0.290 (1, 1)										1	0	0	0	0	0	3											
Lenny Harris, R OBP: 0.345, SLG: 0.474 (1, 1)										0	0	0	0	0	0	0											
Johnny Ruffin, R OBP: 0.417, SLG: 0.617 (1, 1)										1	0	0	0	0	0	1											
Jerome Walton, R OBP: 0.417, SLG: 0.617 (1, 1)										1	0	0	0	0	0	1											
Hector Carrasco, R OBP: 0.417, SLG: 0.617 (1, 1)										1	0	0	0	0	1	2											
Inning Stats	R: 0 E: 0 K: 1 S: 16	H: 1 LOB: 1 BB: 0 P: 23	R: 3 E: 0 K: 0 S: 14	H: 4 LOB: 1 BB: 0 P: 19	R: 0 E: 0 K: 0 S: 8	H: 0 LOB: 0 BB: 0 P: 12	R: 0 E: 0 K: 0 S: 9	H: 2 LOB: 2 BB: 1 P: 15	R: 2 E: 0 K: 1 S: 18	H: 2 LOB: 0 BB: 0 P: 25	R: 1 E: 0 K: 1 S: 9	H: 2 LOB: 0 BB: 0 P: 13	R: 0 E: 0 K: 3 S: 14	H: 0 LOB: 2 BB: 2 P: 26	R: 0 E: 0 K: 1 S: 10	H: 1 LOB: 1 BB: 0 P: 14	R: 3 E: 0 K: 1 S: 17	H: 3 LOB: 2 BB: 2 P: 26	1B: 9 2B: 5 3B: 1 HR: 1	SF: 0 SAC: 1 DP: 1 HBP: 0	WP: 2 PB: 0 SB: 1 CS: 1	PA: 46					
PITCHER	IP	WLS	BF	H	R	ER	SO	BB	IBB	HBP	BLK	WP	HR	S	P	ERA	WHIP										
Andy Benes, R ERA: 4.18 (1, 1)	5.2	L	28	11	6	6	3	1	0	0	0	1	1	74	106	9.53	2.118										
Pedro Martinez, L ERA: 3.22 (6, 1)	1.1		5	0	0	0	3	2	0	0	0	0	0	14	27	0.00	1.500										
Donnie Elliott, R ERA: 2.89 (8, 1)	1.0		4	1	0	0	1	0	0	0	0	1	0	10	14	0.00	1.000										
Mark Davis, L ERA: 8.96 (9, 1)	0.1		3	2	2	2	0	0	0	0	0	0	0	7	8	54.00	6.000										
Trevor Hoffman, R ERA: 1.0 (9, 1)	0.2		5	1	1	1	1	0	2	0	0	0	0	10	18	13.50	1.500										

AB	39
R	9
H	15
RBI	9
BB	5
SO	8
LOB	22



Batter	1	2	3	4	5	6	7	8	9	AB	R	H	RBI	BB	SO	LOB	BOTTOM										
Bip Roberts, S OBP: 0.298, SLG: 0.262 (1, 4)										5	0	0	0	0	1	0	Cincinnati Reds @ San Diego Padres Jack Murphy Stadium, San Diego, CA Wed May 11 1994, 10:05 PM EDT Att: 13,296 - Unknown - 66 F										
Tim Hyers, L OBP: 0.320, SLG: 0.304 (1, 3)										5	1	1	0	0	0	0											
Tony Gwynn, L OBP: 0.436, SLG: 0.560 (1, 9)										5	2	3	0	0	0	0											
Phil Plantier, L OBP: 0.325, SLG: 0.579 (1, 7)										4	1	2	2	0	0	2											
Derek Bell, R OBP: 0.308, SLG: 0.405 (1, 8)										3	1	1	0	1	0	2											
Keith Lockhart, L OBP: 0.302, SLG: 0.356 (1, 5)										2	0	1	2	0	0	0											
Pedro Martinez, L ERA: 3.22 (6, 1)										0	0	0	0	0	0	0											
Donnie Elliott, R ERA: 2.89 (8, 1)										0	0	0	0	0	0	0											
Ray Holbert, R OBP: 0.220, SLG: 0.200 (1, 1)										0	0	0	0	0	0	0											
Mark Davis, L ERA: 8.96 (9, 1)										0	0	0	0	0	0	0											
Arch Cianfranco, R OBP: 0.254, SLG: 0.405 (1, 5)										0	0	0	0	0	0	0											
Brad Ausmus, R OBP: 0.322, SLG: 0.388 (1, 2)										3	0	0	1	1	1	1											
Ricky Gutierrez, R OBP: 0.198, SLG: 0.247 (1, 6)										3	0	0	0	1	1	4											
Andy Benes, R OBP: 0.059, SLG: 0.059 (1, 1)										2	0	0	0	0	1	3											
Luis Lopez, S OBP: 0.361, SLG: 0.394 (6, 5)										2	0	0	0	0	1	1											
Trevor Hoffman, R ERA: 1.0 (9, 1)										0	0	0	0	0	0	0											
Inning Stats	R: 4 E: 0 K: 1 S: 17	H: 5 LOB: 1 BB: 0 P: 26	R: 0 E: 0 K: 1 S: 5	H: 0 LOB: 0 BB: 0 P: 9	R: 1 E: 0 K: 1 S: 11	H: 2 LOB: 3 BB: 2 P: 27	R: 0 E: 1 K: 0 S: 9	H: 0 LOB: 1 BB: 0 P: 15	R: 0 E: 0 K: 0 S: 5	H: 0 LOB: 0 BB: 0 P: 8	R: 0 E: 0 K: 1 S: 5	H: 0 LOB: 0 BB: 0 P: 8	R: 0 E: 1 K: 0 S: 7	H: 1 LOB: 1 BB: 0 P: 7	R: 0 E: 0 K: 2 S: 9	H: 0 LOB: 1 BB: 1 P: 18	R: 0 E: 0 K: 0 S: 12	H: 0 LOB: 0 BB: 0 P: 14	1B: 6 2B: 1 3B: 1 HR: 0	SF: 0 SAC: 1 DP: 1 HBP: 0	WP: 0 PB: 0 SB: 2 CS: 0	PA: 39					
PITCHER	IP	WLS	BF	H	R	ER	SO	BB	IBB	HBP	BLK	WP	HR	S	P	ERA	WHIP										
Tim Pugh, R ERA: 5.5 (1, 1)	2.0		14	7	5	5	2	1	0	0	0	0	0	27	47	22.50	4.000										
Pete Schourek, L ERA: 3.07 (3, 1)	3.0	W	11	0	0	0	1	0	1	0	0	0	0	20	38	0.00	0.000										
Johnny Ruffin, R ERA: 1.66 (6, 1)	2.0		7	1	0	0	1	0	0	0	0	0	0	12	15	0.00	0.500										
Hector Carrasco, R ERA: 0.6 (8, 1)	2.0	S	7	0	0	0	2	1	0	0	0	0	0	21	32	0.00	0.500										

AB	35
R	5
H	8
RBI	5
BB	3
SO	6
LOB	13



Batter	1	2	3	4	5	6	7	8	9	AB	R	H	RBI	BB	SO	LOB	TOP									
Barry Larkin, R OBP: 0.346, SLG: 0.325	G4-3	L9					FC1-6		K	4	1	0	0	1	1	2	Cincinnati Reds @ San Francisco Giants Candlestick Park, San Francisco, CA Sat May 14 1994, 10:05 PM EDT Att: 34,103 - Sunny - 65 F									
Hal Morris, L OBP: 0.363, SLG: 0.458	2B	1B		G4-6-3	HBP	1B	1-2	2B	1B	4	0	4	1	1	0	0										
Roberto Kelly, R OBP: 0.329, SLG: 0.372	2B		G4-6-3		G5-4-3		K		F9	4	0	1	0	0	1	3										
Kevin Mitchell, R OBP: 0.405, SLG: 0.673	FC6-4						K			2	0	1	0	1	0	3										
Thomas Howard, S OBP: 0.256, SLG: 0.436	IBB				G5-4-3		K			1	0	0	0	0	1	1										
Reggie Sanders, R OBP: 0.333, SLG: 0.511	K		F7							4	0	1	0	0	2	4										
Tony Fernandez, S OBP: 0.353, SLG: 0.459	FC6-4									2	0	0	0	0	0	3										
Jeff Branson, L OBP: 0.323, SLG: 0.250	1-2				G5-3		G3		G1-4-3	2	0	0	0	0	0	1										
Bret Boone, R OBP: 0.353, SLG: 0.495		SH5-3		G5-3			G6-3			3	0	1	0	1	0	1										
Eddie Taubensee, L OBP: 0.256, SLG: 0.282		SH5-3		G3			F7			3	0	0	0	0	1	2										
Erik Hanson, R OBP: 0.300, SLG: 0.400										2	0	0	0	0	2	1										
Lenny Harris, L OBP: 0.360, SLG: 0.500		K					K		B3	0	0	0	0	1	0	0										
Johnny Ruffin, R OBP: 0.385, SLG: 0.385							FC1-6			0	0	0	0	0	0	0										
Jerome Walton, R OBP: 0.385, SLG: 0.385										1	0	0	0	0	0	0										
Inning Stats	R: 0 E: 0 K: 1 S: 14	H: 2 LOB: 3 BB: 1 P: 25	R: 0 E: 0 K: 1 S: 8	H: 1 LOB: 1 BB: 0 P: 15	R: 0 E: 0 K: 0 S: 4	H: 1 LOB: 1 BB: 1 P: 12	R: 0 E: 0 K: 0 S: 5	H: 0 LOB: 0 BB: 0 P: 10	R: 0 E: 0 K: 1 S: 7	H: 1 LOB: 2 BB: 1 P: 14	R: 0 E: 0 K: 0 S: 9	H: 1 LOB: 1 BB: 0 P: 15	R: 1 E: 0 K: 2 S: 12	H: 1 LOB: 1 BB: 1 P: 21	R: 0 E: 0 K: 2 S: 9	H: 0 LOB: 1 BB: 1 P: 15	R: 0 E: 0 K: 1 S: 10	H: 1 LOB: 1 BB: 0 P: 14	1B: 4 2B: 4 3B: 0 HR: 0	SF: 0 SAC: 1 DP: 2 HBP: 1	WP: 0 PB: 0 SB: 0 CS: 0	PA: 39				
PITCHER	IP	WLS	BF	H	R	ER	SO	BB	IBB	HBP	BLK	WP	HR	S	P	ERA	WHIP									
Salomon Torres, R ERA: 4.23	(1, 1)	6.1	W	29	7	1	1	3	3	1	1	0	0	0	51	101	1.42	1.579								
Dave Burba, R ERA: 3.09	(7, 1)	1.2		6	0	0	0	4	1	0	0	0	0	0	17	26	0.00	0.600								
Rod Beck, R ERA:	(9, 1)	1.0	S	4	1	0	0	1	0	0	0	0	0	0	10	14	0.00	1.000								

Batter	1	2	3	4	5	6	7	8	9	AB	R	H	RBI	BB	SO	LOB	BOTTOM									
Darren Lewis, R OBP: 0.355, SLG: 0.331	1B	G5-3		SH1-3			K			3	1	1	0	0	1	1	Cincinnati Reds @ San Francisco Giants Candlestick Park, San Francisco, CA Sat May 14 1994, 10:05 PM EDT Att: 34,103 - Sunny - 65 F									
John Patterson, S OBP: 0.302, SLG: 0.292	F8			P2			K			4	1	1	0	0	1	2										
Matt Williams, R OBP: 0.338, SLG: 0.626	G5-3			K			F8		P3	4	0	0	0	0	1	2										
Barry Bonds, L OBP: 0.389, SLG: 0.566	1B			K			K			3	0	0	0	1	3	1										
Willie McGee, S OBP: 0.325, SLG: 0.398	1B			E3			G3-1			4	1	2	1	0	0	0										
Royce Clayton, R OBP: 0.315, SLG: 0.424	F8			2B			K		F9	4	0	1	1	0	1	3										
Todd Benzinger, S OBP: 0.288, SLG: 0.357				G4-3			F8			3	0	1	0	0	1	1										
Kirt Manwaring, R OBP: 0.303, SLG: 0.347				G4-3			FC1-6		CS	3	0	2	0	0	0	1										
Salomon Torres, R OBP: 0.167, SLG: 0.167				G6-3			FC1-6			3	0	0	0	0	1	3										
Dave Burba, R OBP: 0.315, SLG: 0.424							K			0	0	0	0	0	0	0										
Rod Beck, R ERA:	(9, 1)									0	0	0	0	0	0	0										
Inning Stats	R: 1 E: 0 K: 0 S: 13	H: 2 LOB: 2 BB: 1 P: 23	R: 0 E: 0 K: 0 S: 7	H: 1 LOB: 0 BB: 0 P: 11	R: 2 E: 1 K: 3 S: 14	H: 2 LOB: 1 BB: 0 P: 18	R: 0 E: 0 K: 0 S: 7	H: 1 LOB: 1 BB: 0 P: 10	R: 0 E: 0 K: 2 S: 12	H: 1 LOB: 1 BB: 0 P: 17	R: 0 E: 0 K: 1 S: 6	H: 1 LOB: 0 BB: 0 P: 10	R: 0 E: 0 K: 2 S: 9	H: 0 LOB: 0 BB: 0 P: 12	R: 0 E: 0 K: 1 S: 7	H: 0 LOB: 0 BB: 0 P: 8	1B: 6 2B: 2 3B: 0 HR: 0	SF: 0 SAC: 1 DP: 0 HBP: 0	WP: 0 PB: 0 SB: 2 CS: 1	PA: 33						
PITCHER	IP	WLS	BF	H	R	ER	SO	BB	IBB	HBP	BLK	WP	HR	S	P	ERA	WHIP									
Erik Hanson, R ERA: 4.97	(1, 1)	6.0	L	27	8	3	1	6	1	0	0	0	0	0	59	89	1.50	1.500								
Johnny Ruffin, R ERA: 1.52	(7, 1)	2.0		6	0	0	0	3	0	0	0	0	0	16	20	0.00	0.000									



Batter	1	2	3	4	5	6	7	8	9	10	AB	R	H	RBI	BB	SO	LOB	TOP				
Deion Sanders, L OBP: 0.361, SLG: 0.422 Dave Gallagher, R OBP: 0.319, SLG: 0.341 (1, 8) (3, 8) (7, 7) (10, 8)	L5		G3		SF7		G6-4-3			WP SH2-3 BB	2	0	0	0	0	0	0					
Terry Pendleton, S OBP: 0.284, SLG: 0.400 (1, 5)	F9		G1-3		SF7		G6-4-3			SH2-3	4	0	1	0	0	0	1					
Ryan Klesko, L OBP: 0.385, SLG: 0.620 Jarvis Brown, R (7, 8) Tony Tarasco, L OBP: 0.333, SLG: 0.558 (10, PH) (10, 7)	BB		K		SF7		G1			G4-3	2	0	0	1	1	1	0					
Fred McGriff, L OBP: 0.361, SLG: 0.577 (1, 3)	P6		G3		F8					K	5	0	0	0	0	1	3					
David Justice, L OBP: 0.370, SLG: 0.417 (1, 9)			F7		G4-3					F7	4	0	1	0	0	0	0					
Javy Lopez, R OBP: 0.330, SLG: 0.565 (1, 2)			G6-3		G6-3					K	4	0	2	0	0	1	0					
Mark Lemke, S OBP: 0.368, SLG: 0.396 (1, 4)					SH1-4 HBP 2B					K	2	1	1	0	2	1	0					
Rafael Belliard, R OBP: 0.288, SLG: 0.339 (1, 6)			FC5-2		F9					F9	3	1	0	0	0	0	5					
Greg Maddux, R OBP: 0.200, SLG: 0.250 Bill Pecola, R OBP: 0.409, SLG: 0.368 Greg McMichael, R (9, PH) (9, 1)			G4-6-3		SH1-4					G5-3	2	0	0	0	0	1	5					
Inning Stats	R: 0 E: 0 K: 0 S: 6	H: 0 LOB: 1 BB: 1 P: 13	R: 0 E: 0 K: 0 S: 6	H: 2 LOB: 2 BB: 1 P: 15	R: 0 E: 0 K: 1 S: 9	H: 0 LOB: 0 BB: 0 P: 14	R: 0 E: 0 K: 0 S: 6	H: 0 LOB: 0 BB: 0 P: 10	R: 3 E: 0 K: 0 S: 7	H: 2 LOB: 1 BB: 1 P: 15	R: 0 E: 0 K: 0 S: 10	H: 2 LOB: 2 BB: 0 P: 12	R: 0 E: 0 K: 0 S: 9	H: 1 LOB: 0 BB: 0 P: 9	R: 0 E: 0 K: 1 S: 8	H: 0 LOB: 0 BB: 0 P: 13	R: 0 E: 0 K: 1 S: 8	H: 0 LOB: 1 BB: 1 P: 15	1B: 6 2B: 1 3B: 0 HR: 0	SF: 1 SAC: 2 DP: 2 HBP: 1	WP: 2 PA: 40	
PITCHER	IP WLS BF H R ER SO ERA WHIP	IP WLS BF H R ER SO ERA WHIP	IP WLS BF H R ER SO ERA WHIP	IP WLS BF H R ER SO ERA WHIP	IP WLS BF H R ER SO ERA WHIP	IP WLS BF H R ER SO ERA WHIP	IP WLS BF H R ER SO ERA WHIP	IP WLS BF H R ER SO ERA WHIP	IP WLS BF H R ER SO ERA WHIP	IP WLS BF H R ER SO ERA WHIP	IP WLS BF H R ER SO ERA WHIP	IP WLS BF H R ER SO ERA WHIP	IP WLS BF H R ER SO ERA WHIP	IP WLS BF H R ER SO ERA WHIP	IP WLS BF H R ER SO ERA WHIP	IP WLS BF H R ER SO ERA WHIP	IP WLS BF H R ER SO ERA WHIP	IP WLS BF H R ER SO ERA WHIP	IP WLS BF H R ER SO ERA WHIP	IP WLS BF H R ER SO ERA WHIP	IP WLS BF H R ER SO ERA WHIP	IP WLS BF H R ER SO ERA WHIP
Tim Pugh, R ERA: 5.45 Johnny Ruffin, R ERA: 1.48 Chuck McElroy, L ERA: 0.92 Tim Fortugno, L ERA: 2.0 Jeff Brantley, R ERA: 1.95	(1, 1) (6, 1) (7, 1) (8, 1) (10, 1)	(1, 1) (6, 1) (7, 1) (8, 1) (10, 1)	(1, 1) (6, 1) (7, 1) (8, 1) (10, 1)	(1, 1) (6, 1) (7, 1) (8, 1) (10, 1)	(1, 1) (6, 1) (7, 1) (8, 1) (10, 1)	(1, 1) (6, 1) (7, 1) (8, 1) (10, 1)	(1, 1) (6, 1) (7, 1) (8, 1) (10, 1)	(1, 1) (6, 1) (7, 1) (8, 1) (10, 1)	(1, 1) (6, 1) (7, 1) (8, 1) (10, 1)	(1, 1) (6, 1) (7, 1) (8, 1) (10, 1)	(1, 1) (6, 1) (7, 1) (8, 1) (10, 1)	(1, 1) (6, 1) (7, 1) (8, 1) (10, 1)	(1, 1) (6, 1) (7, 1) (8, 1) (10, 1)	(1, 1) (6, 1) (7, 1) (8, 1) (10, 1)	(1, 1) (6, 1) (7, 1) (8, 1) (10, 1)	(1, 1) (6, 1) (7, 1) (8, 1) (10, 1)	(1, 1) (6, 1) (7, 1) (8, 1) (10, 1)	(1, 1) (6, 1) (7, 1) (8, 1) (10, 1)	(1, 1) (6, 1) (7, 1) (8, 1) (10, 1)	(1, 1) (6, 1) (7, 1) (8, 1) (10, 1)	(1, 1) (6, 1) (7, 1) (8, 1) (10, 1)	(1, 1) (6, 1) (7, 1) (8, 1) (10, 1)

Atlanta Braves @ Cincinnati Reds
Riverfront Stadium, Cincinnati, OH
Tue May 17 1994, 7:05 PM EDT
Att: 27,836 - Unknown - 67 F

AB 32
R 3
H 7
RBI 3
BB 4
SO 5
LOB 15



Batter	1	2	3	4	5	6	7	8	9	10	AB	R	H	RBI	BB	SO	LOB	BOTTOM					
Barry Larkin, R OBP: 0.354, SLG: 0.521 (1, 6)	K		G5-3			F8		G4-3		IBB	5	0	1	1	0	1	1						
Roberto Kelly, R OBP: 0.338, SLG: 0.403 Jeff Brantley, R (1, 8) (10, 1)	F9				K	G6-3		1B		FC5-4	4	1	1	0	1	1	1						
Hal Morris, L OBP: 0.360, SLG: 0.477 Jerome Walton, R OBP: 0.357, SLG: 0.357 (8, PR) (9, 3)	2B				1B	G5-3		G5-3		F9	4	0	3	0	0	0	1						
Kevin Mitchell, R OBP: 0.397, SLG: 0.667 (1, 7)	K				K			FC5-4		FC6-4	5	1	1	1	0	2	3						
Reggie Sanders, R OBP: 0.338, SLG: 0.504 (1, 9)			G4-3		L9			FC5-4		FC6-4	4	1	0	0	1	0	4						
Tony Fernandez, S OBP: 0.355, SLG: 0.451 (1, 5)	F8				K2-3			SF9		HBP	4	0	1	0	1	1	1						
Bret Boone, R OBP: 0.360, SLG: 0.523 (1, 4)	G4-3				G4-3			HBP		1B	4	1	2	0	0	0	1						
Brian Dorsett, R OBP: 0.383, SLG: 0.451 Thomas Howard, S OBP: 0.317, SLG: 0.429 Tim Fortugno, L (8, 1) Jacob Brumfield, R OBP: 0.267, SLG: 0.308 (9, PH) (10, 8)			K		K			SF9		1B	2	0	0	0	0	2	0						
Tim Pugh, R Johnny Ruffin, R Lenny Harris, L Chuck McElroy, L Eddie Taubensee, L	(1, 1) (6, 1) (7, 1) (8, 1) (10, 8)	(1, 1) (6, 1) (7, 1) (8, 1) (10, 8)	(1, 1) (6, 1) (7, 1) (8, 1) (10, 8)	(1, 1) (6, 1) (7, 1) (8, 1) (10, 8)	(1, 1) (6, 1) (7, 1) (8, 1) (10, 8)	(1, 1) (6, 1) (7, 1) (8, 1) (10, 8)	(1, 1) (6, 1) (7, 1) (8, 1) (10, 8)	(1, 1) (6, 1) (7, 1) (8, 1) (10, 8)	(1, 1) (6, 1) (7, 1) (8, 1) (10, 8)	(1, 1) (6, 1) (7, 1) (8, 1) (10, 8)	(1, 1) (6, 1) (7, 1) (8, 1) (10, 8)	(1, 1) (6, 1) (7, 1) (8, 1) (10, 8)	(1, 1) (6, 1) (7, 1) (8, 1) (10, 8)	(1, 1) (6, 1) (7, 1) (8, 1) (10, 8)	(1, 1) (6, 1) (7, 1) (8, 1) (10, 8)	(1, 1) (6, 1) (7, 1) (8, 1) (10, 8)	(1, 1) (6, 1) (7, 1) (8, 1) (10, 8)	(1, 1) (6, 1) (7, 1) (8, 1) (10, 8)	(1, 1) (6, 1) (7, 1) (8, 1) (10, 8)	(1, 1) (6, 1) (7, 1) (8, 1) (10, 8)	(1, 1) (6, 1) (7, 1) (8, 1) (10, 8)	(1, 1) (6, 1) (7, 1) (8, 1) (10, 8)	
Inning Stats	R: 0 E: 0 K: 2 S: 11	H: 1 LOB: 1 BB: 0 P: 19	R: 0 E: 0 K: 0 S: 8	H: 0 LOB: 0 BB: 1 P: 12	R: 0 E: 0 K: 1 S: 8	H: 0 LOB: 0 BB: 0 P: 11	R: 0 E: 0 K: 2 S: 10	H: 1 LOB: 1 BB: 0 P: 16	R: 0 E: 0 K: 2 S: 9	H: 0 LOB: 0 BB: 0 P: 13	R: 0 E: 0 K: 0 S: 10	H: 1 LOB: 1 BB: 0 P: 16	R: 1 E: 0 K: 0 S: 13	H: 2 LOB: 2 BB: 0 P: 21	R: 1 E: 0 K: 0 S: 11	H: 2 LOB: 1 BB: 0 P: 15	R: 0 E: 0 K: 1 S: 12	H: 2 LOB: 3 BB: 0 P: 24	R: 1 E: 1 K: 0 S: 10	H: 1 LOB: 2 BB: 1 P: 18	1B: 8 2B: 2 3B: 0 HR: 0	SF: 2 SAC: 0 DP: 1 HBP: 1	WP: 0 PA: 44
PITCHER	IP WLS BF H R ER SO ERA WHIP	IP WLS BF H R ER SO ERA WHIP	IP WLS BF H R ER SO ERA WHIP	IP WLS BF H R ER SO ERA WHIP	IP WLS BF H R ER SO ERA WHIP	IP WLS BF H R ER SO ERA WHIP	IP WLS BF H R ER SO ERA WHIP	IP WLS BF H R ER SO ERA WHIP	IP WLS BF H R ER SO ERA WHIP	IP WLS BF H R ER SO ERA WHIP	IP WLS BF H R ER SO ERA WHIP	IP WLS BF H R ER SO ERA WHIP	IP WLS BF H R ER SO ERA WHIP	IP WLS BF H R ER SO ERA WHIP	IP WLS BF H R ER SO ERA WHIP	IP WLS BF H R ER SO ERA WHIP	IP WLS BF H R ER SO ERA WHIP	IP WLS BF H R ER SO ERA WHIP	IP WLS BF H R ER SO ERA WHIP	IP WLS BF H R ER SO ERA WHIP	IP WLS BF H R ER SO ERA WHIP	IP WLS BF H R ER SO ERA WHIP	
Greg Maddux, R ERA: 1.25 Greg McMichael, R ERA: 2.82	(1, 1) (9, 1)	(1, 1) (9, 1)	(1, 1) (9, 1)	(1, 1) (9, 1)	(1, 1) (9, 1)	(1, 1) (9, 1)	(1, 1) (9, 1)	(1, 1) (9, 1)	(1, 1) (9, 1)	(1, 1) (9, 1)	(1, 1) (9, 1)	(1, 1) (9, 1)	(1, 1) (9, 1)	(1, 1) (9, 1)	(1, 1) (9, 1)	(1, 1) (9, 1)	(1, 1) (9, 1)	(1, 1) (9, 1)	(1, 1) (9, 1)	(1, 1) (9, 1)	(1, 1) (9, 1)	(1, 1) (9, 1)	(1, 1) (9, 1)

Atlanta Braves @ Cincinnati Reds
Riverfront Stadium, Cincinnati, OH
Tue May 17 1994, 7:05 PM EDT
Att: 27,836 - Unknown - 67 F

AB 37
R 4
H 10
RBI 4
BB 4
SO 8
LOB 19



Batter	1	2	3	4	5	6	7	8	9	AB	R	H	RBI	BB	SO	LOB	TOP			
Deion Sanders, L (1, 8) OBP: 0.351, SLG: 0.406										4	0	0	0	0	3	0				
Terry Pendleton, S (1, 5) OBP: 0.276, SLG: 0.386										4	0	1	0	0	2	0				
Ryan Klesko, L (1, 7) OBP: 0.383, SLG: 0.632										3	0	1	0	0	0	1				
Jarvis Brown, R (9, PH)										1	0	0	0	0	0	0				
Fred McGriff, L (1, 3) OBP: 0.377, SLG: 0.608										2	0	0	0	1	0	1				
David Justice, L (1, 9) OBP: 0.360, SLG: 0.413										3	0	0	0	0	1	1				
Mark Lemke, S (1, 4) OBP: 0.377, SLG: 0.405										3	0	3	0	0	0	0				
Charlie O'Brien, R (1, 2) OBP: 0.487										2	0	0	0	0	1	2				
Dave Gallagher, R (8, PH) OBP: 0.308, SLG: 0.326										1	0	0	0	0	0	1				
Mike Mordecai, R (8, 6) OBP: 0.400, SLG: 1.000										0	0	0	0	0	0	0				
Rafael Belliard, R (1, 6) OBP: 0.302, SLG: 0.350										2	0	0	0	0	0	1				
Javy Lopez, R (8, PH) OBP: 0.317, SLG: 0.540										1	0	0	0	0	1	1				
29 John Smoltz, R (1, 1) OBP: 0.133, SLG: 0.071										2	0	0	0	0	1	0				
Tony Tarasco, L (8, PH) OBP: 0.326, SLG: 0.545										1	0	0	0	0	0	1				
Mike Stanton, L (8, 1) OBP: 1.000, SLG: 1.000										0	0	0	0	0	0	0				
Inning Stats	R: 0 E: 0 K: 2 S: 10	H: 1 LOB: 1 BB: 0 P: 20	R: 0 E: 0 K: 0 S: 6	H: 1 LOB: 0 BB: 0 P: 9	R: 0 E: 0 K: 1 S: 8	H: 0 LOB: 0 BB: 0 P: 14	R: 0 E: 0 K: 1 S: 9	H: 1 LOB: 1 BB: 1 P: 17	R: 0 E: 0 K: 1 S: 9	H: 0 LOB: 0 BB: 0 P: 12	R: 0 E: 0 K: 0 S: 5	H: 0 LOB: 0 BB: 0 P: 9	R: 0 E: 0 K: 1 S: 7	H: 1 LOB: 1 BB: 0 P: 13	R: 0 E: 0 K: 2 S: 11	H: 0 LOB: 0 BB: 0 P: 19	1B: 4 2B: 2 3B: 1 HR: 0	SF: 0 SAC: 0 DP: 3 HBP: 0	WP: 0 PB: 0 SB: 0 CS: 0	PA: 30
PITCHER	IP	WLS	BF	H	R	ER	SO	BB	IBB	HBP	BLK	WP	HR	S	P	ERA	WHIP			
Erik Hanson, R (1, 1) ERA: 4.11	8.0	W	27	5	0	0	7	1	0	0	1	0	0	62	105	0.00	0.750			
Chuck McElroy, L (9, 1) ERA: 1.25	1.0	S	3	0	0	0	2	0	0	0	0	0	0	11	19	0.00	0.000			

Atlanta Braves @ Cincinnati Reds
Riverfront Stadium, Cincinnati, OH
Thu May 19 1994, 3:33 AM EDT
Att: 34,714 - Cloudy - 59 F

AB 29
R 0
H 5
RBI 0
BB 1
SO 9
LOB 9



Batter	1	2	3	4	5	6	7	8	9	AB	R	H	RBI	BB	SO	LOB	BOTTOM			
Barry Larkin, R (1, 6) OBP: 0.360, SLG: 0.348										3	2	2	1	1	0	1				
Tony Fernandez, S (1, 5) OBP: 0.357, SLG: 0.440										3	0	2	1	1	0	1				
Hal Morris, L (1, 3) OBP: 0.368, SLG: 0.465										3	0	0	1	0	0	2				
Kevin Mitchell, R (1, 7) OBP: 0.394, SLG: 0.645										1	0	0	0	1	1	1				
Reggie Sanders, R (5, 9) OBP: 0.331, SLG: 0.486										2	0	0	0	0	2	1				
Thomas Howard, S (1, 9) OBP: 0.313, SLG: 0.417										3	0	0	0	0	1	1				
Roberto Kelly, R (1, 8) OBP: 0.335, SLG: 0.393										3	0	0	0	0	0	0				
Bret Boone, R (1, 4) OBP: 0.348, SLG: 0.496										3	0	0	0	0	2	0				
Eddie Taubensee, L (1, 2) OBP: 0.227, SLG: 0.250										3	0	0	0	0	0	0				
Erik Hanson, R (1, 1) OBP: 0.250, SLG: 0.333										2	0	0	0	0	1	0				
Jacob Brumfield, R (8, PH) OBP: 0.283, SLG: 0.250										0	1	0	0	1	0	0				
Chuck McElroy, L (9, 1) ERA: 2.33										0	0	0	0	0	0	0				
Inning Stats	R: 1 E: 1 K: 0 S: 9	H: 2 LOB: 1 BB: 1 P: 16	R: 0 E: 0 K: 1 S: 7	H: 0 LOB: 0 BB: 0 P: 11	R: 1 E: 1 K: 1 S: 13	H: 1 LOB: 1 BB: 1 P: 23	R: 0 E: 0 K: 1 S: 6	H: 0 LOB: 0 BB: 0 P: 7	R: 0 E: 0 K: 2 S: 7	H: 0 LOB: 0 BB: 1 P: 21	R: 0 E: 0 K: 0 S: 5	H: 0 LOB: 0 BB: 0 P: 10	R: 1 E: 0 K: 1 S: 9	H: 1 LOB: 1 BB: 1 P: 20	1B: 3 2B: 0 3B: 0 HR: 1	SF: 1 SAC: 0 DP: 0 HBP: 0	WP: 0 PB: 1 SB: 0 CS: 0	PA: 31		
PITCHER	IP	WLS	BF	H	R	ER	SO	BB	IBB	HBP	BLK	WP	HR	S	P	ERA	WHIP			
29 John Smoltz, R (1, 1) ERA: 3.58	7.0	L	26	3	2	1	6	3	0	0	0	0	0	62	96	1.29	0.857			
Mike Stanton, L (8, 1) ERA: 2.33	1.0		5	1	1	1	1	1	0	0	0	0	0	9	20	9.00	2.000			

Atlanta Braves @ Cincinnati Reds
Riverfront Stadium, Cincinnati, OH
Thu May 19 1994, 3:33 AM EDT
Att: 34,714 - Cloudy - 59 F

AB 26
R 3
H 4
RBI 3
BB 4
SO 7
LOB 7



Batter	1	2	3	4	5	6	7	8	9	AB	R	H	RBI	BB	SO	LOB	TOP										
Brett Butler, L OBP: 0.460, SLG: 0.477 (1, 8)										3	0	1	0	2	2	0	Los Angeles Dodgers @ Cincinnati Reds Riverfront Stadium, Cincinnati, OH Fri May 20 1994, 7:05 PM EDT Att: 33,374 - Unknown										
Delino DeShields, L OBP: 0.340, SLG: 0.209 (1, 4)										4	0	1	0	1	1	3											
Henry Rodriguez, L OBP: 0.396, SLG: 0.561 Cory Snyder, R OBP: 0.394, SLG: 0.678 (7, PH) (7, 7)										2	0	0	0	1	0	2											
Tim Wallach, R OBP: 0.381, SLG: 0.589 (1, 5)										4	1	1	0	0	0	3											
Eric Karros, R OBP: 0.337, SLG: 0.430 (1, 3)										4	1	1	0	0	1	2											
Raul Mondesi, R OBP: 0.344, SLG: 0.586 (1, 9)										4	0	1	1	0	2	1											
Carlos Hernandez, R OBP: 0.231, SLG: 0.231 Chris Gwynn, L OBP: 0.292, SLG: 0.364 Jim Gott, R (9, 1)										3	0	0	0	0	2	2		AB 32 R 2 H 7 RBI 2 BB 6 SO 9 LOB 18									
Jose Offerman, S OBP: 0.320, SLG: 0.317 (1, 6)										2	0	2	1	2	0	0											
Tom Candiotti, R OBP: 0.158, SLG: 0.158 Mike Piazza, R OBP: 0.341, SLG: 0.527 (9, PH) (9, 2)										3	0	0	0	0	1	4											
Inning Stats	R: 0 E: 0 K: 0 S: 8	H: 0 LOB: 0 BB: 1 P: 17	R: 2 E: 0 K: 0 S: 14	H: 3 LOB: 1 BB: 0 P: 20	R: 0 E: 0 K: 1 S: 12	H: 1 LOB: 2 BB: 1 P: 19	R: 0 E: 0 K: 3 S: 12	H: 1 LOB: 1 BB: 1 P: 21	R: 0 E: 0 K: 0 S: 14	H: 0 LOB: 0 BB: 0 P: 11	R: 0 E: 0 K: 1 S: 7	H: 0 LOB: 0 BB: 0 P: 10	R: 0 E: 0 K: 0 S: 13	H: 0 LOB: 2 BB: 2 P: 24	1B: 5 2B: 2 3B: 0 HR: 0	SF: 0 SAC: 0 DP: 1 HBP: 0			WP: 0 PB: 0 SB: 2 CS: 1	PA: 38							
PITCHER	IP	WLS	BF	H	R	ER	SO	BB	IBB	HBP	BLK	WP	HR	S	P	ERA	WHIP										
Jose Rijo, R ERA: 3.38 Tim Fortugno, L ERA: Johnny Ruffin, R ERA: 1.37	(1, 1) (7, 1) (8, 1)	6.0 1.0 2.0	27 3 8	7 0 0	2 0 0	2 0 0	6 2 1	4 0 2	0 0 0	0 0 0	0 0 0	0 0 0	0 8 20	0 11 34	122	3.00 0.00 0.00	1.833 0.000 1.000										

Batter	1	2	3	4	5	6	7	8	9	AB	R	H	RBI	BB	SO	LOB	BOTTOM										
Barry Larkin, R OBP: 0.364, SLG: 0.352 (1, 6)										4	0	2	1	0	0	0	Los Angeles Dodgers @ Cincinnati Reds Riverfront Stadium, Cincinnati, OH Fri May 20 1994, 7:05 PM EDT Att: 33,374 - Unknown										
Roberto Kelly, R OBP: 0.327, SLG: 0.383 Johnny Ruffin, R (8, 1)										4	0	0	0	0	0	3											
Hal Morris, L OBP: 0.360, SLG: 0.453 (1, 3)										4	0	0	0	0	1	1											
Thomas Howard, S OBP: 0.294, SLG: 0.391 (1, 7)										4	0	0	0	0	1	1											
Reggie Sanders, R OBP: 0.329, SLG: 0.479 (1, 9)										4	1	1	0	0	1	0											
Tony Fernandez, S OBP: 0.388, SLG: 0.446 (1, 5)										3	1	2	1	0	0	0											
Bret Boone, R OBP: 0.356, SLG: 0.492 (1, 4)										1	0	0	0	2	1	0											
Brian Dorsett, R OBP: 0.386, SLG: 0.455 Jerome Walton, R OBP: 0.400, SLG: 0.400 (7, PR) (8, 8)										2	0	0	0	1	0	3											
Jose Rijo, R OBP: 0.250, SLG: 0.250 Tim Fortugno, L Lenny Harris, L OBP: 0.379, SLG: 0.500 Eddie Taubensee, L OBP: 0.227, SLG: 0.250 (7, PH) (8, 2)										2	0	0	0	0	0	0											
Inning Stats	R: 0 E: 0 K: 1 S: 10	H: 1 LOB: 1 BB: 0 P: 18	R: 0 E: 0 K: 0 S: 9	H: 0 LOB: 1 BB: 1 P: 18	R: 0 E: 0 K: 0 S: 7	H: 0 LOB: 0 BB: 0 P: 11	R: 1 E: 0 K: 0 S: 13	H: 2 LOB: 2 BB: 1 P: 23	R: 0 E: 0 K: 2 S: 8	H: 0 LOB: 0 BB: 0 P: 13	R: 1 E: 0 K: 1 S: 14	H: 2 LOB: 1 BB: 1 P: 22	R: 0 E: 0 K: 0 S: 7	H: 0 LOB: 0 BB: 0 P: 13	R: 1 E: 0 K: 0 S: 7	H: 2 LOB: 1 BB: 0 P: 13		1B: 7 2B: 0 3B: 0 HR: 0	SF: 0 SAC: 1 DP: 0 HBP: 1	WP: 2 PB: 0 SB: 1 CS: 1	PA: 35						
PITCHER	IP	WLS	BF	H	R	ER	SO	BB	IBB	HBP	BLK	WP	HR	S	P	ERA	WHIP										
Tom Candiotti, R ERA: 4.17 Jim Gott, R ERA: 4.7	(1, 1) (9, 1)	8.0 0.1	32 3	5 2	2 1	2 1	4 0	3 0	0 0	0 0	0 0	1 0	0 7	13	27.00	6.000											

Batter	1	2	3	4	5	6	7	8	9	AB	R	H	RBI	BB	SO	LOB	TOP					
Brett Butler, L OBP: 0.458, SLG: 0.471 (1, 8)	G3	BB			L6		G5-3	BB 1B		4	1	1	1	1	0	0	Los Angeles Dodgers @ Cincinnati Reds Riverfront Stadium, Cincinnati, OH Sat May 21 1994, 7:05 PM EDT Att: 44,530 - Unknown - 79 F					
Delino DeShields, L OBP: 0.348, SLG: 0.285 (1, 4)	1B BB	G3-1			F7		1B F9-2 BB	1B BB		2	0	0	1	3	0	2						
Mike Piazza, R OBP: 0.348, SLG: 0.529 (1, 2)	SAFE 1-2 1B			G6-3	F8		1-3 1B	1-3 2-H 3-H 1B		5	0	3	2	0	0	0						
Cory Snyder, R OBP: 0.394, SLG: 0.672 (7, 7) (8, 3)	F7			1B		3-1 F7 1B 2B	F9-2		F7	5	1	2	0	0	0	4						
Henry Rodriguez, L OBP: 0.387, SLG: 0.548 Tim Wallach, R OBP: 0.377, SLG: 0.581 (7, 5)	K2-3			K		F7		G6-3	P4	3	0	0	0	0	2	4						
Eric Karros, R OBP: 0.341, SLG: 0.429 Garey Ingram, R OBP: 1.000, SLG: 4.000 Mitch Webster, S OBP: 0.316, SLG: 0.273 (8, 7)		G6-3		K		0-0 BB 1B		1B BB	F9	3	0	1	1	1	1	1						
Raul Mondesi, R OBP: 0.347, SLG: 0.581 (1, 9)		1B E HBP			F9		F9	1B BB 1B		3	2	1	0	0	0	1						
Jose Offerman, S OBP: 0.318, SLG: 0.311 (1, 6)		P6		G3		4-0 BB		P5		3	0	0	0	1	0	3						
Ramon Martinez, R OBP: 0.227, SLG: 0.273 Jeff Treadway, L OBP: 0.396, SLG: 0.375 37 Darren Dreifort, R (8, 1)		E7 1B		G3		0-3 K2-3		BB 1B BB		3	0	1	0	0	1	2						
Inning Stats	R: 0 E: 0 K: 1 S: 13	H: 1 LOB: 2 BB: 1 P: 23	R: 1 E: 1 K: 0 S: 7	H: 1 LOB: 2 BB: 1 P: 17	R: 0 E: 0 K: 2 S: 9	H: 1 LOB: 1 BB: 0 P: 15	R: 0 E: 0 K: 0 S: 8	H: 0 LOB: 0 BB: 0 P: 12	R: 0 E: 0 K: 0 S: 8	H: 0 LOB: 0 BB: 0 P: 13	R: 1 E: 0 K: 1 S: 12	H: 2 LOB: 2 BB: 1 P: 20	R: 0 E: 0 K: 0 S: 6	H: 1 LOB: 1 BB: 1 P: 11	R: 4 E: 0 K: 0 S: 21	H: 3 LOB: 2 BB: 3 P: 39		R: 0 E: 0 K: 0 S: 4	H: 0 LOB: 0 BB: 0 P: 6	1B: 8 2B: 2 3B: 0 HR: 0	SF: 0 SAC: 0 DP: 1 HBP: 1	WP: 0 PA: 42 PB: 0 SB: 0 CS: 0
PITCHER	IP	WLS	BF	H	R	ER	SO	BB	IBB	HBP	BLK	WP	HR	S	P	ERA	WHIP					
John Roper, R ERA: 1.5 (1, 1)	6.0		27	5	2	1	4	3	0	1	0	0	0	0	57	100	1.50	1.333				
Chuck McElroy, L ERA: 1.19 (7, 1)	1.0		4	1	0	0	0	1	0	0	0	0	0	6	11	0.00	2.000					
Jeff Brantley, R ERA: 3.33 (8, 1)	1.0	L	8	3	4	4	0	3	0	0	0	0	0	21	39	36.00	6.000					
Tim Fortugno, L ERA: (9, 1)	1.0		3	0	0	0	0	0	0	0	0	0	0	4	6	0.00	0.000					

Batter	1	2	3	4	5	6	7	8	9	AB	R	H	RBI	BB	SO	LOB	BOTTOM				
Barry Larkin, R OBP: 0.359, SLG: 0.347 (1, 6)	1B HBP 1B		CS 1B		G4-3 2B		G4-3		1B DI 1B	5	0	1	0	0	0	1	Los Angeles Dodgers @ Cincinnati Reds Riverfront Stadium, Cincinnati, OH Sat May 21 1994, 7:05 PM EDT Att: 44,530 - Unknown - 79 F				
Roberto Kelly, R OBP: 0.341, SLG: 0.359 (1, 8)	BB 1B HBP		1B		G4-3		BB 1B	1B FC6-4 BB		4	1	3	0	0	0	0					
Hal Morris, L OBP: 0.372, SLG: 0.460 (1, 3)	SAFE 1-2 2-3 1B		F7		B1-3		4-2 SAFE 1-2 BB	FC6-4 1B		4	1	3	1	1	0	1					
Thomas Howard, S OBP: 0.301, SLG: 0.382 (1, 7)	F7		F7			0-1 SH3-1 E 2B	F9	FC6-4 1B		4	0	1	0	1	0	5					
Reggie Sanders, R OBP: 0.333, SLG: 0.483 Jeff Brantley, R (8, 1)			CS		F7		SH3-1	G4-3	FC6-4 S	3	1	1	0	1	0	4					
Tim Fortugno, L OBP: 0.297, SLG: 0.235 Jeff Branson, L (8, PH)	1-2 2-3 BB					2-3		G4-3	1-2 2-3 3-H 2-2	4	0	0	0	0	0	0					
Tony Fernandez, S OBP: 0.358, SLG: 0.431 (1, 5)	G4-3				P4		K	G5-3 1B	G3	4	0	0	1	0	0	5					
Brian Dorsett, R OBP: 0.381, SLG: 0.446 (1, 2)		G3		G4-3		2-0 E5		1B		4	0	1	0	0	1	3					
Bret Boone, R OBP: 0.353, SLG: 0.484 (1, 4)		F2				4-1 2B G4-3 BB		G6-3	G5-3	4	0	1	0	0	0	0					
John Roper, R (1, 1)					F9			F9		1	1	0	0	1	0	0					
Lenny Harris, L OBP: 0.387, SLG: 0.483 Chuck McElroy, L (7, 1)					F9			F9		1	0	0	0	0	0	1					
Jerome Walton, R OBP: 0.375, SLG: 0.375 (8, 9)								F9		1	0	0	0	0	0	2					
Inning Stats	R: 0 E: 0 K: 0 S: 15	H: 2 LOB: 3 BB: 1 P: 27	R: 0 E: 0 K: 0 S: 5	H: 0 LOB: 0 BB: 0 P: 7	R: 0 E: 0 K: 0 S: 7	H: 2 LOB: 1 BB: 0 P: 8	R: 0 E: 0 K: 0 S: 9	H: 0 LOB: 0 BB: 0 P: 11	R: 1 E: 0 K: 1 S: 10	H: 1 LOB: 1 BB: 1 P: 18	R: 1 E: 1 K: 1 S: 10	H: 1 LOB: 1 BB: 0 P: 17	R: 0 E: 0 K: 0 S: 7	H: 1 LOB: 2 BB: 1 P: 15	R: 0 E: 0 K: 0 S: 9	H: 2 LOB: 1 BB: 0 P: 15	R: 2 E: 0 K: 0 S: 21	H: 3 LOB: 2 BB: 1 P: 31	1B: 10 2B: 2 3B: 0 HR: 0	SF: 0 SAC: 1 DP: 1 HBP: 1	WP: 0 PA: 43 PB: 0 SB: 1 CS: 1
PITCHER	IP	WLS	BF	H	R	ER	SO	BB	IBB	HBP	BLK	WP	HR	S	P	ERA	WHIP				
Ramon Martinez, R ERA: 4.43 37 Darren Dreifort, R ERA: 4.68 (8, 1)	7.0		31	5	2	2	0	3	0	0	0	0	0	30	46	9.00	3.000				



Batter	1	2	3	4	5	6	7	8	9	AB	R	H	RBI	BB	SO	LOB	TOP				
Brett Butler, L OBP: 0.467, SLG: 0.513 (1, 8)	0-0 G4-3 3B	3-2 1B			3-2 HR	1-1 2B HR		2-3 K		5	3	4	3	0	1	0	Los Angeles Dodgers @ Cincinnati Reds Riverfront Stadium, Cincinnati, OH Sun May 22 1994, 3:33 AM EDT Att: 33,012 - Sunny - 80 F				
Delino DeShields, L OBP: 0.332, SLG: 0.279 Garey Ingram, R OBP: 0.500, SLG: 2.000 (1, 4) (6, 4)	0-0 G4-3	1-0 3-H 1B			3-2 P6	1-2 HR 1B		0-3 K		4	1	2	1	0	0	0					
Mike Piazza, R OBP: 0.397, SLG: 0.549 Carlos Hernandez, R OBP: 0.214, SLG: 0.214 (1, 2) (8, 2)	4-0 1B WP SF7 BB		0-0 F9		1-0 G5-4-3 1B	0-1 HR		3-1 F8		3	2	2	3	1	0	0					
Tim Wallach, R OBP: 0.374, SLG: 0.573 Jeff Treadway, L OBP: 0.395, SLG: 0.364 (1, 5) (7, 5)	1-2 1B		1-1 G6-3		0-0 G5-4-3	0-1 P6		1-1 G6-3		4	0	1	0	0	0	1					
Henry Rodriguez, L OBP: 0.386, SLG: 0.555 Cory Snyder, R (7, PH) OBP: 0.389, SLG: 0.662 (1, 7) (7, 3)	1-0 SF7		1-1 L9		3-1 2B		0-3 K			2	1	1	1	0	0	0					
Eric Karros, R OBP: 0.333, SLG: 0.418 Mitch Webster, S OBP: 0.316, SLG: 0.273 (1, 3) (7, 7)	0-2 G1-3		0-0 G5-3		2-2 G5-3	3-3 K				4	0	0	0	0	1	2					
Raul Mondesi, R OBP: 0.351, SLG: 0.591 (1, 9)		2-2 F9 1B 2B		2-1 G6-3		0-2 1B 2B		0-1 G4-3		4	2	2	1	0	0	0					
Jose Offerman, S OBP: 0.322, SLG: 0.311 (1, 6)		0-0 F9		4-2 BB		2-2 SH5-4 1B 1B		0-3 K		3	1	1	1	1	1	1					
Pedro Astacio, R OBP: 0.056, SLG: 0.056 Al Osuna, R (1, 1) (9, 1)		2-3 K		0-1 L8		0-1 SH5-4		0-3 K		3	0	0	0	0	2	2					
Inning Stats	R: 2 H: 2 E: 0 K: 0 S: 9	H: 2 R: 4 ER: 1 LOB: 1 BB: 1 P: 15	R: 1 H: 3 E: 0 K: 1 S: 13	H: 3 R: 4 ER: 4 LOB: 2 BB: 0 P: 21	R: 0 H: 0 E: 0 K: 0 S: 5	H: 0 R: 1 ER: 0 LOB: 1 BB: 0 P: 7	R: 0 H: 0 E: 0 K: 0 S: 8	H: 0 R: 1 ER: 0 LOB: 1 BB: 1 P: 14	R: 1 H: 2 E: 0 K: 0 S: 8	H: 2 R: 4 ER: 7 LOB: 1 BB: 0 P: 15	R: 0 H: 0 E: 0 K: 2 S: 12	H: 0 R: 0 ER: 0 LOB: 0 BB: 0 P: 15	R: 0 H: 0 E: 0 K: 3 S: 11	H: 0 R: 0 ER: 0 LOB: 0 BB: 0 P: 13	R: 0 H: 0 E: 0 K: 1 S: 7	H: 0 R: 0 ER: 0 LOB: 0 BB: 0 P: 11		1B: 6 2B: 4 3B: 1 HR: 2 SF: 1 SAC: 1 DP: 1 HBP: 0	WP: 1 PB: 0 SB: 0 CS: 0	PA: 40	
PITCHER	IP WLS BF H R ER SO BB IBB HBP BLK WP HR S P ERA WHIP	IP WLS BF H R ER SO BB IBB HBP BLK WP HR S P ERA WHIP	IP WLS BF H R ER SO BB IBB HBP BLK WP HR S P ERA WHIP	IP WLS BF H R ER SO BB IBB HBP BLK WP HR S P ERA WHIP	IP WLS BF H R ER SO BB IBB HBP BLK WP HR S P ERA WHIP	IP WLS BF H R ER SO BB IBB HBP BLK WP HR S P ERA WHIP	IP WLS BF H R ER SO BB IBB HBP BLK WP HR S P ERA WHIP	IP WLS BF H R ER SO BB IBB HBP BLK WP HR S P ERA WHIP	IP WLS BF H R ER SO BB IBB HBP BLK WP HR S P ERA WHIP	IP WLS BF H R ER SO BB IBB HBP BLK WP HR S P ERA WHIP	IP WLS BF H R ER SO BB IBB HBP BLK WP HR S P ERA WHIP	IP WLS BF H R ER SO BB IBB HBP BLK WP HR S P ERA WHIP	IP WLS BF H R ER SO BB IBB HBP BLK WP HR S P ERA WHIP	IP WLS BF H R ER SO BB IBB HBP BLK WP HR S P ERA WHIP	IP WLS BF H R ER SO BB IBB HBP BLK WP HR S P ERA WHIP	IP WLS BF H R ER SO BB IBB HBP BLK WP HR S P ERA WHIP	IP WLS BF H R ER SO BB IBB HBP BLK WP HR S P ERA WHIP	IP WLS BF H R ER SO BB IBB HBP BLK WP HR S P ERA WHIP	IP WLS BF H R ER SO BB IBB HBP BLK WP HR S P ERA WHIP	IP WLS BF H R ER SO BB IBB HBP BLK WP HR S P ERA WHIP	IP WLS BF H R ER SO BB IBB HBP BLK WP HR S P ERA WHIP

AB	36
R	10
H	13
RBI	10
BB	2
SO	7
LOB	6



Batter	1	2	3	4	5	6	7	8	9	AB	R	H	RBI	BB	SO	LOB	BOTTOM				
Barry Larkin, R OBP: 0.364, SLG: 0.349 Jacob Brumfield, R OBP: 0.238, SLG: 0.222 (1, 6) (7, 8)	3-2 G6-3		4-1 BB		1-1 1B			3-1 G5-3	2-3 K	2	0	1	0	1	0	0	Los Angeles Dodgers @ Cincinnati Reds Riverfront Stadium, Cincinnati, OH Sun May 22 1994, 3:33 AM EDT Att: 33,012 - Sunny - 80 F				
Tony Fernandez, S OBP: 0.350, SLG: 0.420 Lenny Harris, L OBP: 0.406, SLG: 0.516 (1, 5) (7, 5)	1-2 L7		0-1 L8		0-2 F7			1-0 3B 1B	0-2 1B	3	0	0	0	0	2						
Hal Morris, L OBP: 0.376, SLG: 0.476 (1, 3)	1-0 1B		0-0 L8		0-1 F8			0-2 1B 3B	0-1 1B	5	0	3	2	0	1						
Roberto Kelly, R OBP: 0.335, SLG: 0.391 Bret Boone, R OBP: 0.346, SLG: 0.476 (1, 8) (7, 4)	2-2 F7		2-2 F8		2-2 L3			1-2 P4	0-1 F9	3	0	0	0	0	1						
Reggie Sanders, R OBP: 0.343, SLG: 0.487 (1, 9)		2-2 1B		2-1 1B		0-0 F9		4-2 BB		3	0	2	0	1	0	0					
Thomas Howard, S OBP: 0.286, SLG: 0.361 (1, 7)		2-1 P6		1-3 K		1-2 G3		1-0 G3		4	0	0	0	1	4						
Jeff Branson, L OBP: 0.293, SLG: 0.237 (1, 4) (7, 6)		0-1 F8		1-3 K		1-1 G1-3		0-0 FC3-6 1B		4	0	1	0	0	1	2					
Eddie Taubensee, L OBP: 0.229, SLG: 0.250 (1, 2)		1-0 F7		1-2 G3-1		2-0 1B		1-0 FC3-6 2B		4	1	1	0	0	2						
Tim Pugh, R OBP: 0.467, SLG: 0.462 Jerome Walton, R (5, PH) OBP: 0.353, SLG: 0.353 Pete Schourek, L OBP: 0.200, SLG: 0.200 Brian Dorsett, R OBP: 0.387, SLG: 0.462 (1, 1) (5, PH) (6, 1) (9, PH)			0-2 P3		1-3 K		1-1 G3-1		2-1 1B 2B	1	0	0	0	0	0	0					
Inning Stats	R: 0 H: 1 E: 0 K: 0 S: 12	H: 1 R: 1 ER: 1 LOB: 1 BB: 0 P: 19	R: 0 H: 1 E: 0 K: 0 S: 9	H: 1 R: 1 ER: 1 LOB: 1 BB: 0 P: 13	R: 0 H: 0 E: 0 K: 0 S: 7	H: 0 R: 1 ER: 0 LOB: 1 BB: 1 P: 11	R: 0 H: 1 E: 0 K: 2 S: 16	H: 1 R: 1 ER: 0 LOB: 1 BB: 0 P: 22	R: 0 H: 0 E: 0 K: 1 S: 12	H: 0 R: 1 ER: 0 LOB: 1 BB: 0 P: 15	R: 0 H: 0 E: 0 K: 0 S: 6	H: 0 R: 0 ER: 0 LOB: 0 BB: 0 P: 8	R: 0 H: 1 E: 0 K: 0 S: 8	H: 1 R: 0 ER: 0 LOB: 1 BB: 0 P: 13	R: 1 H: 2 E: 0 K: 0 S: 16	H: 2 R: 0 ER: 0 LOB: 2 BB: 1 P: 26		R: 2 H: 4 E: 0 K: 1 S: 15	H: 4 R: 1 ER: 0 LOB: 2 BB: 0 P: 20	1B: 9 2B: 1 3B: 1 HR: 0 SF: 0 SAC: 0 DP: 0 HBP: 0	WP: 0 PB: 0 SB: 1 CS: 0
PITCHER	IP WLS BF H R ER SO BB IBB HBP BLK WP HR S P ERA WHIP	IP WLS BF H R ER SO BB IBB HBP BLK WP HR S P ERA WHIP	IP WLS BF H R ER SO BB IBB HBP BLK WP HR S P ERA WHIP	IP WLS BF H R ER SO BB IBB HBP BLK WP HR S P ERA WHIP	IP WLS BF H R ER SO BB IBB HBP BLK WP HR S P ERA WHIP	IP WLS BF H R ER SO BB IBB HBP BLK WP HR S P ERA WHIP	IP WLS BF H R ER SO BB IBB HBP BLK WP HR S P ERA WHIP	IP WLS BF H R ER SO BB IBB HBP BLK WP HR S P ERA WHIP	IP WLS BF H R ER SO BB IBB HBP BLK WP HR S P ERA WHIP	IP WLS BF H R ER SO BB IBB HBP BLK WP HR S P ERA WHIP	IP WLS BF H R ER SO BB IBB HBP BLK WP HR S P ERA WHIP	IP WLS BF H R ER SO BB IBB HBP BLK WP HR S P ERA WHIP	IP WLS BF H R ER SO BB IBB HBP BLK WP HR S P ERA WHIP	IP WLS BF H R ER SO BB IBB HBP BLK WP HR S P ERA WHIP	IP WLS BF H R ER SO BB IBB HBP BLK WP HR S P ERA WHIP	IP WLS BF H R ER SO BB IBB HBP BLK WP HR S P ERA WHIP	IP WLS BF H R ER SO BB IBB HBP BLK WP HR S P ERA WHIP	IP WLS BF H R ER SO BB IBB HBP BLK WP HR S P ERA WHIP	IP WLS BF H R ER SO BB IBB HBP BLK WP HR S P ERA WHIP	IP WLS BF H R ER SO BB IBB HBP BLK WP HR S P ERA WHIP	IP WLS BF H R ER SO BB IBB HBP BLK WP HR S P ERA WHIP



Batter	1	2	3	4	5	6	7	8	9	AB	R	H	RBI	BB	SO	LOB	TOP			
Barry Larkin, R OBP: 0.354, SLG: 0.338 (1, 6)	F8		G4-3		G6-3		K		K	5	0	0	0	0	2	1	Cincinnati Reds @ Colorado Rockies Mile High Stadium, Denver, CO Mon May 23 1994, 9:05 PM EDT Att: 45,713 - Unknown - 73 F			
Roberto Kelly, R OBP: 0.343, SLG: 0.394 (1, 8)	L5-3 1B			G4-3	1B		CS BB		K	4	0	2	0	1	1	0				
Hal Morris, L OBP: 0.386, SLG: 0.483 (1, 3)	L5-3			FC6-4 1B	1B		CS	L6-3 1B		4	0	3	0	0	0	1				
Thomas Howard, S OBP: 0.272, SLG: 0.342 (1, 7)		G3		FC6-4 1B 2B	G4-3			L6-3 1B		4	1	0	0	0	0	4				
Reggie Sanders, R OBP: 0.347, SLG: 0.506 (1, 9)	P4			2B 1B		K		HR		4	2	2	1	0	1	0				
Tony Fernandez, S OBP: 0.381, SLG: 0.439 (1, 5)	G3			1B 2B		G4-3 1B		1B		4	0	3	1	0	0	0				
Bret Boone, R OBP: 0.352, SLG: 0.477 (1, 4)			G2	1B		G4-3		1B		4	0	2	1	0	0	1				
Brian Dorsett, R OBP: 0.373, SLG: 0.443 (1, 2)			P5	F8		P4		K		4	0	0	0	0	1	5				
John Smiley, L Jery Spradlin, S Jeff Branson, L Johnny Ruffin, R Tim Fortugno, L Jerome Walton, R OBP: 0.333, SLG: 0.333 (1, 1) (6, 1) (7, PH) (7, 1) (8, 1) (8, PH)				1B		K		G6-3	G3	2	0	1	0	0	1	0				
Inning Stats	R: 0 E: 0 K: 0 S: 7	H: 1 LOB: 0 BB: 0 P: 11	R: 0 E: 0 K: 0 S: 5	H: 0 LOB: 0 BB: 0 P: 9	R: 0 E: 0 K: 0 S: 4	H: 1 LOB: 1 BB: 0 P: 7	R: 2 E: 0 K: 0 S: 13	H: 4 LOB: 2 BB: 0 P: 20	R: 0 E: 0 K: 1 S: 8	H: 1 LOB: 1 BB: 0 P: 10	R: 0 E: 0 K: 1 S: 9	H: 0 LOB: 0 BB: 1 P: 16	R: 1 E: 0 K: 1 S: 17	H: 4 LOB: 2 BB: 0 P: 27	R: 0 E: 0 K: 2 S: 7	H: 0 LOB: 0 BB: 0 P: 12		1B: 11 2B: 3 3B: 0 HR: 1	SF: 0 SAC: 0 DP: 2 HBP: 0	WP: 0 PB: 0 SB: 0 CS: 1
PITCHER	IP WLS BF H R ER SO BB IBB HBP BLK WP HR S P ERA WHIP	IP WLS BF H R ER SO BB IBB HBP BLK WP HR S P ERA WHIP	IP WLS BF H R ER SO BB IBB HBP BLK WP HR S P ERA WHIP	IP WLS BF H R ER SO BB IBB HBP BLK WP HR S P ERA WHIP	IP WLS BF H R ER SO BB IBB HBP BLK WP HR S P ERA WHIP	IP WLS BF H R ER SO BB IBB HBP BLK WP HR S P ERA WHIP	IP WLS BF H R ER SO BB IBB HBP BLK WP HR S P ERA WHIP	IP WLS BF H R ER SO BB IBB HBP BLK WP HR S P ERA WHIP	IP WLS BF H R ER SO BB IBB HBP BLK WP HR S P ERA WHIP	IP WLS BF H R ER SO BB IBB HBP BLK WP HR S P ERA WHIP	IP WLS BF H R ER SO BB IBB HBP BLK WP HR S P ERA WHIP	IP WLS BF H R ER SO BB IBB HBP BLK WP HR S P ERA WHIP	IP WLS BF H R ER SO BB IBB HBP BLK WP HR S P ERA WHIP	IP WLS BF H R ER SO BB IBB HBP BLK WP HR S P ERA WHIP	IP WLS BF H R ER SO BB IBB HBP BLK WP HR S P ERA WHIP	IP WLS BF H R ER SO BB IBB HBP BLK WP HR S P ERA WHIP	IP WLS BF H R ER SO BB IBB HBP BLK WP HR S P ERA WHIP			

AB	37
R	3
H	13
RBI	3
BB	1
SO	6
LOB	12

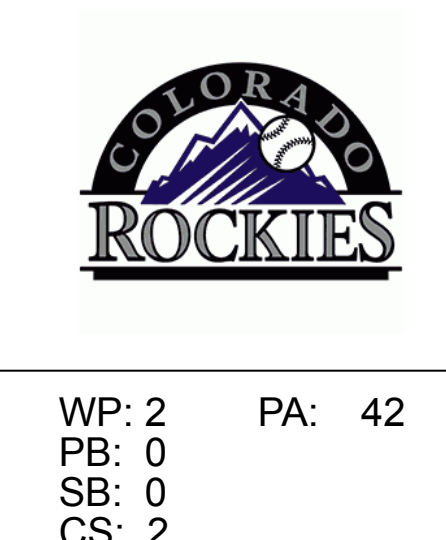


Batter	1	2	3	4	5	6	7	8	9	AB	R	H	RBI	BB	SO	LOB	BOTTOM			
Walt Weiss, S OBP: 0.344, SLG: 0.337 (1, 6)	HR 1B		G5-3	P3		1B		F9		5	1	2	1	0	0	2	Cincinnati Reds @ Colorado Rockies Mile High Stadium, Denver, CO Mon May 23 1994, 9:05 PM EDT Att: 45,713 - Unknown - 73 F			
Eric Young Sr., R OBP: 0.300, SLG: 0.413 Mike Kingery, L OBP: 0.397, SLG: 0.473 (1, 7) (8, 8)	HR 1B			2B 1B		G6-3 G4-1		1B		4	2	2	0	0	0	2				
Dante Bichette, R OBP: 0.345, SLG: 0.612 (1, 9)	HR		F7			K		F9		5	1	1	3	0	2	2				
Andres Galarraga, R OBP: 0.353, SLG: 0.628 (1, 3)	F9			2B 1B		G5-3		1B		4	0	2	0	0	0	0				
Charlie Hayes, R OBP: 0.313, SLG: 0.396 (1, 5)	G6-4-3 1B			2B		1B 1B		F8		4	1	3	1	0	0	1				
Joe Girardi, R OBP: 0.304, SLG: 0.271 (1, 2)	G6-4-3		G6-3			1B SH1-3 1B		F9		4	1	1	0	0	0	4				
Chris Jones, R OBP: 0.273, SLG: 0.273 (8, 7)		K				K		3B 1B		4	1	1	0	0	3	2				
Nelson Liriano, S OBP: 0.362, SLG: 0.375 (1, 4)	G1-3			SH5-4 1B		SH1-3		1B 3B		3	1	2	1	0	0	0				
Marvin Freeman, R Steve Reed, R Danny Sheaffer, R Willie Blair, R Bruce Ruffin, S OBP: 0.303, SLG: 0.237 OBP: 0.293, SLG: 0.237 OBP: 0.313, SLG: 0.396 OBP: 0.304, SLG: 0.271 OBP: 0.087, SLG: 0.500 (1, 1) (6, 1) (6, PH) (7, 1) (8, 1)	K			SH5-4		1B		F9 1B		1	0	0	0	0	1	0				
Inning Stats	R: 3 E: 0 K: 0 S: 10	H: 4 LOB: 0 BB: 0 P: 13	R: 0 E: 0 K: 2 S: 10	H: 0 LOB: 0 BB: 0 P: 14	R: 1 E: 0 K: 0 S: 11	H: 3 LOB: 1 BB: 0 P: 16	R: 0 E: 0 K: 1 S: 6	H: 1 LOB: 1 BB: 0 P: 9	R: 0 E: 0 K: 1 S: 9	H: 0 LOB: 0 BB: 0 P: 11	R: 2 E: 0 K: 1 S: 17	H: 4 LOB: 2 BB: 0 P: 22	R: 0 E: 0 K: 1 S: 8	H: 1 LOB: 1 BB: 0 P: 8	R: 2 E: 0 K: 0 S: 10	H: 4 LOB: 1 BB: 0 P: 15		1B: 14 2B: 1 3B: 1 HR: 1	SF: 0 SAC: 2 DP: 1 HBP: 0	WP: 0 PB: 0 SB: 0 CS: 0
PITCHER	IP WLS BF H R ER SO BB IBB HBP BLK WP HR S P ERA WHIP	IP WLS BF H R ER SO BB IBB HBP BLK WP HR S P ERA WHIP	IP WLS BF H R ER SO BB IBB HBP BLK WP HR S P ERA WHIP	IP WLS BF H R ER SO BB IBB HBP BLK WP HR S P ERA WHIP	IP WLS BF H R ER SO BB IBB HBP BLK WP HR S P ERA WHIP	IP WLS BF H R ER SO BB IBB HBP BLK WP HR S P ERA WHIP	IP WLS BF H R ER SO BB IBB HBP BLK WP HR S P ERA WHIP	IP WLS BF H R ER SO BB IBB HBP BLK WP HR S P ERA WHIP	IP WLS BF H R ER SO BB IBB HBP BLK WP HR S P ERA WHIP	IP WLS BF H R ER SO BB IBB HBP BLK WP HR S P ERA WHIP	IP WLS BF H R ER SO BB IBB HBP BLK WP HR S P ERA WHIP	IP WLS BF H R ER SO BB IBB HBP BLK WP HR S P ERA WHIP	IP WLS BF H R ER SO BB IBB HBP BLK WP HR S P ERA WHIP	IP WLS BF H R ER SO BB IBB HBP BLK WP HR S P ERA WHIP	IP WLS BF H R ER SO BB IBB HBP BLK WP HR S P ERA WHIP	IP WLS BF H R ER SO BB IBB HBP BLK WP HR S P ERA WHIP	IP WLS BF H R ER SO BB IBB HBP BLK WP HR S P ERA WHIP			



Batter	1	2	3	4	5	6	7	8	9	AB	R	H	RBI	BB	SO	LOB	TOP					
Barry Larkin, R OBP: 0.361, SLG: 0.370										5	3	3	1	0	1	1	Cincinnati Reds @ Colorado Rockies Mile High Stadium, Denver, CO Tue May 24 1994, 9:05 PM EDT Att: 47,885 - Unknown - 66 F livebaseballscorecards.com					
Roberto Kelly, R OBP: 0.350, SLG: 0.400										5	2	3	1	0	1	1						
Hal Morris, L OBP: 0.392, SLG: 0.492										5	0	3	1	0	0	2						
Kevin Mitchell, R OBP: 0.383, SLG: 0.629										3	0	0	1	0	1	3						
Jeff Branson, L OBP: 0.279, SLG: 0.225										1	0	0	0	0	0	0						
Reggie Sanders, R OBP: 0.344, SLG: 0.500										4	0	1	1	0	2	2						
Tony Fernandez, S OBP: 0.398, SLG: 0.433										4	1	1	0	0	1	1						
Jerry Spradlin, S (8.1)										0	0	0	0	0	0	0						
Bret Boone, R OBP: 0.342, SLG: 0.462										4	0	0	0	0	2	3						
Eddie Taubensee, L OBP: 0.231, SLG: 0.308										4	1	1	2	0	1	0						
Erik Hanson, R OBP: 0.214, SLG: 0.286										2	0	0	0	0	1	0						
Lenny Hibberd, L OBP: 0.429, SLG: 0.531										1	0	1	0	0	0	0						
Pete Schourek, R OBP: 0.290, SLG: 0.200										0	0	0	0	0	0	0						
Johnny Ruffin, R OBP: 0.310, SLG: 0.250										0	0	0	0	0	0	0						
Chuck McElroy, L OBP: 0.299, SLG: 0.336										0	0	0	0	0	0	1						
Inning Stats	R: 2 E: 0 K: 1 S: 15	H: 3 LOB: 1 BB: 0 P: 27	R: 0 E: 0 K: 1 S: 8	H: 0 LOB: 0 BB: 0 P: 12	R: 1 E: 0 K: 2 S: 13	H: 2 LOB: 1 BB: 0 P: 17	R: 2 E: 1 K: 1 S: 13	H: 1 LOB: 0 BB: 0 P: 16	R: 1 E: 0 K: 0 S: 14	H: 3 LOB: 2 BB: 0 P: 22	R: 0 E: 0 K: 2 S: 11	H: 1 LOB: 0 BB: 0 P: 19	R: 0 E: 0 K: 1 S: 10	H: 1 LOB: 0 BB: 0 P: 13	R: 0 E: 0 K: 2 S: 10	H: 0 LOB: 1 BB: 0 P: 18	R: 1 E: 0 K: 0 S: 14	H: 2 LOB: 0 BB: 0 P: 17	1B: 9 2B: 2 3B: 0 HR: 2	SF: 1 SAC: 0 DP: 2 HBP: 0	WP: 1 PB: 0 SB: 1 CS: 0	PA: 40
PITCHER	IP WLS BF H R ER SO BB IBB HBP BLK WP HR S P ERA WHIP																					
David Nied, R ERA: 5.14	(1.1) 4.0 19 6 5 4 5 0 0 0 0 0 2 49 72 9.00 1.500																					
Kent Bottenfield, R ERA: 4.63	(5.1) 2.0 W 10 4 1 1 2 0 0 0 0 1 0 25 41 4.50 2.000																					
Steve Reed, R ERA: 3.6	(7.1) 1.0 3 1 0 0 1 0 0 0 0 0 0 10 13 0.00 1.000																					
Marcus Moore, R ERA: 4.34	(8.1) 1.0 4 0 0 0 2 0 0 0 1 0 0 10 18 0.00 0.000																					
Bruce Ruffin, L ERA: 2.74	(9.1) 1.0 4 2 1 1 0 0 0 0 0 0 0 14 17 9.00 2.000																					

Batter	1	2	3	4	5	6	7	8	9	AB	R	H	RBI	BB	SO	LOB	BOTTOM					
Walt Weiss, S OBP: 0.355, SLG: 0.361										5	3	4	0	0	0	0	Cincinnati Reds @ Colorado Rockies Mile High Stadium, Denver, CO Tue May 24 1994, 9:05 PM EDT Att: 47,885 - Unknown - 66 F livebaseballscorecards.com					
Eric Young Sr., R OBP: 0.320, SLG: 0.463										4	2	2	3	1	0	1						
Dante Bichette, R OBP: 0.341, SLG: 0.600										5	1	1	2	0	0	2						
Andres Galarraga, R OBP: 0.365, SLG: 0.636										4	1	3	2	1	0	0						
Charlie Hayes, R OBP: 0.320, SLG: 0.402										5	2	3	0	0	0	1						
Mike Kingery, L OBP: 0.388, SLG: 0.458										4	1	1	1	0	1	4						
Joe Girardi, R OBP: 0.317, SLG: 0.281										3	1	2	0	1	0	0						
Nelson Liriano, S OBP: 0.333, SLG: 0.341										4	0	0	1	0	2	4						
David Nied, R OBP: 0.118, SLG: 0.063										1	0	0	0	0	1	1						
Chris Jones, R OBP: 0.295, SLG: 0.290										1	0	0	0	0	0	0						
Roberto Mejia, R OBP: 0.310, SLG: 0.442										0	0	0	0	0	0	0						
Steve Reed, R OBP: 0.310, SLG: 0.250										0	0	0	0	0	0	0						
Danny Sheaffer, R OBP: 0.310, SLG: 0.250										0	0	0	0	0	0	0						
Marcus Moore, S OBP: 0.299, SLG: 0.336										0	0	0	0	0	0	0						
Bruce Ruffin, S ERA: 2.74										0	0	0	0	0	0	0						
Inning Stats	R: 1 E: 0 K: 0 S: 17	H: 3 LOB: 2 BB: 0 P: 26	R: 4 E: 0 K: 2 S: 15	H: 5 LOB: 1 BB: 0 P: 26	R: 0 E: 0 K: 2 S: 11	H: 0 LOB: 0 BB: 0 P: 17	R: 0 E: 0 K: 0 S: 7	H: 0 LOB: 0 BB: 0 P: 12	R: 2 E: 0 K: 1 S: 11	H: 4 LOB: 1 BB: 0 P: 20	R: 0 E: 0 K: 1 S: 10	H: 1 LOB: 1 BB: 1 P: 18	R: 2 E: 0 K: 0 S: 13	H: 2 LOB: 1 BB: 2 P: 24	R: 2 E: 0 K: 0 S: 14	H: 2 LOB: 0 BB: 0 P: 20	R: 2 E: 0 K: 0 S: 14	H: 2 LOB: 0 BB: 0 P: 20	1B: 14 2B: 1 3B: 1 HR: 1	SF: 0 SAC: 0 DP: 1 HBP: 0	WP: 2 PB: 0 SB: 0 CS: 2	PA: 42
PITCHER	IP WLS BF H R ER SO BB IBB HBP BLK WP HR S P ERA WHIP																					
Erik Hanson, R ERA: 4.94	(1.1) 5.0 L 26 12 7 7 4 0 0 0 0 0 0 8 15 12.60 2.400																					
Pete Schourek, L ERA: 5.21	(6.1) 0.1 3 1 0 0 1 1 0 0 0 0 0 8 15 0.00 6.000																					
Johnny Ruffin, R ERA: 2.57	(6.1) 0.2 3 1 2 2 0 1 0 0 0 0 0 8 13 27.00 3.000																					
Chuck McElroy, L ERA: 1.14	(7.1) 1.0 4 1 0 0 0 1 0 0 0 0 0 7 14 0.00 2.000																					
Jerry Spradlin, R ERA: 7.94	(8.1) 1.0 5 2 2 2 0 0 0 0 0 0 1 14 20 18.00 2.000																					



Batter	1	2	3	4	5	6	7	8	9	AB	R	H	RBI	BB	SO	LOB	TOP																
Barry Larkin, R (1, 6) OBP: 0.365, SLG: 0.372 Jeff Branson, L (5, 5) OBP: 0.295, SLG: 0.268	2-1 WP 1B	3-2 G3-6-3			4-0 BB		0-1 2B			2	1	1	0	1	0	1	Cincinnati Reds @ Colorado Rockies Mile High Stadium, Denver, CO Wed May 25 1994, 9:05 PM EDT Att: 47,264 - Unknown - 57 F																
Roberto Kelly, R (1, 8) OBP: 0.342, SLG: 0.391	1-3 K		1-2 G4-3		0-3 K		1-1 G4-3			4	0	0	0	0	2	4																	
Hal Morris, L (1, 3) OBP: 0.389, SLG: 0.486	3-1 1B		2-0 G3		3-2 L7			2-3 K		4	1	1	1	0	1	2																	
Kevin Mitchell, R (1, 7) OBP: 0.379, SLG: 0.617	3-2 BB 1B		2-2 G4-3			3-3 K		0-0 G6-3		4	0	1	0	0	1	0																	
Reggie Sanders, R (1, 9) OBP: 0.342, SLG: 0.494	3-2 BB 1B			2-3 K		3-3 K		2-1 G4-3		4	0	1	1	0	2	0																	
Tony Fernandez, S (5, 6) OBP: 0.382, SLG: 0.438	4-2 BB		0-0 B3		0-1 2B			1-0 F9		3	0	1	0	1	0	0																	
Bret Boone, R (1, 4) OBP: 0.340, SLG: 0.456	1-0 G4-3		1-3 K		3-2 G4-3			3-2 1B		4	0	1	0	0	1	4																	
Brian Dorsett, R (1, 2) OBP: 0.372, SLG: 0.440 Lenny Harris, L (9, PH) OBP: 0.424, SLG: 0.531 Jacob Brumfield, R (9, PH) OBP: 0.227, SLG: 0.211		1-2 L9		2-2 SH1-4 1B			2-2 F9		0-3 K	3	0	1	0	0	0	0																	
Jose Rijo, R (1, 1) OBP: 0.278, SLG: 0.278 Jerome Walton, R (9, PH) OBP: 0.316, SLG: 0.316		0-0 G3-6-3 1B		1-0 SH1-4		1-2 G4-3		3-3 K	2	0	1	0	0	0	0	0																	
Inning Stats	R: 2 E: 0 K: 1 S: 17	H: 4 LOB: 2 BB: 1 P: 34	R: 0 E: 0 K: 0 S: 7	H: 1 LOB: 0 BB: 0 P: 11	R: 0 E: 0 K: 0 S: 10	H: 0 LOB: 0 BB: 0 P: 15	R: 0 E: 0 K: 2 S: 10	H: 0 LOB: 0 BB: 0 P: 13	R: 0 E: 0 K: 1 S: 14	H: 1 LOB: 2 BB: 1 P: 24	R: 0 E: 0 K: 0 S: 13	H: 1 LOB: 1 BB: 0 P: 22	R: 0 E: 0 K: 0 S: 10	H: 0 LOB: 0 BB: 0 P: 14	R: 0 E: 0 K: 1 S: 6	H: 0 LOB: 0 BB: 0 P: 10		R: 0 E: 0 K: 2 S: 12	H: 1 LOB: 1 BB: 0 P: 19	1B: 7 2B: 2 3B: 0 HR: 0	SF: 0 SAC: 1 DP: 2 HBP: 0	WP: 2 PB: 0 SB: 0 CS: 0	PA: 36										
PITCHER	IP WLS BF H R ER SO BB IBB HBP BLK WP HR S P ERA WHIP																																
Kevin Ritz, R (1, 1) ERA: 3.6	5.0	W 8	2	0	2	4	2	0	0	0	0	1	0	58	97	3.60		1.600															
Mike Harkey, R (6, 1) ERA: 7.21	2.0	W 8	2	0	0	2	0	0	0	0	0	0	0	23	36	0.00	1.000																
Mike Munoz, L (8, 1) ERA: 4.61	0.1	1	0	0	0	1	0	0	0	0	0	0	0	3	5	0.00	0.000																
Steve Reed, R (8, 1) ERA: 3.46	1.0	4	1	0	0	0	0	0	0	0	0	0	0	9	15	0.00	1.000																
Bruce Ruffin, L (9, 1) ERA: 2.69	0.2	S 2	0	0	0	2	0	0	0	0	0	0	0	6	9	0.00	0.000																

Batter	1	2	3	4	5	6	7	8	9	AB	R	H	RBI	BB	SO	LOB	BOTTOM															
Walt Weiss, S (1, 6) OBP: 0.353, SLG: 0.359	0-2 2B 1B		0-3 K		3-2 G4-3			0-0 L8		4	0	1	0	0	1	0	Cincinnati Reds @ Colorado Rockies Mile High Stadium, Denver, CO Wed May 25 1994, 9:05 PM EDT Att: 47,264 - Unknown - 57 F															
Eric Young Sr., R (1, 7) OBP: 0.316, SLG: 0.465 Chris Jones, R (9, 7) OBP: 0.250, SLG: 0.250	1-0 2B		3-2 G5-3		1-2 G6-3			1-1 G6-3		4	0	1	0	0	0	0																
Dante Bichette, R (1, 9) OBP: 0.333, SLG: 0.586	3-3 K		2-0 P4			0-2 G6-3		0-2 F8		4	0	0	0	0	1	2																
Andres Galarraga, R (1, 3) OBP: 0.365, SLG: 0.648	1-3 K			1-3 K		1-2 HR				3	1	1	1	0	2	2																
Charlie Hayes, R (1, 5) OBP: 0.321, SLG: 0.398	4-2 BB		1-0 G3-1		1-0 G1-3					2	0	0	0	1	0	0																
Mike Kingery, L (1, 8) OBP: 0.371, SLG: 0.435	2-1 P9		2-2 G3		2-3 K2-3					3	0	0	0	0	1	3																
Joe Girardi, R (1, 2) OBP: 0.324, SLG: 0.290		0-1 G4-6-3 1B			1-0 HR 1B		3-3 K			3	1	2	0	0	1	0																
Nelson Liriano, S (1, 4) OBP: 0.315, SLG: 0.319		0-0 G4-6-3			2-0 L6		2-0 G3			3	0	0	0	0	2	2																
Kevin Ritz, R (1, 1) John Vander Wal, L (5, PH) Mike Harkey, R (6, 1) Howard Johnson, S (7, PH) Mike Munoz, L (8, 1) Steve Reed, R (8, 1) Bruce Ruffin, S (9, 1)		2-3 K		1-0 HR		1-3 K				1	0	0	0	0	1	0																
Inning Stats	R: 0 E: 0 K: 2 S: 14	H: 2 LOB: 3 BB: 1 P: 25	R: 0 E: 0 K: 1 S: 6	H: 1 LOB: 0 BB: 0 P: 8	R: 0 E: 0 K: 1 S: 9	H: 0 LOB: 0 BB: 0 P: 14	R: 0 E: 0 K: 1 S: 8	H: 0 LOB: 0 BB: 0 P: 12	R: 2 E: 0 K: 0 S: 9	H: 2 LOB: 0 BB: 0 P: 17	R: 1 E: 0 K: 1 S: 11	H: 1 LOB: 0 BB: 0 P: 15	R: 0 E: 0 K: 2 S: 7	H: 0 LOB: 0 BB: 0 P: 13	R: 0 E: 0 K: 0 S: 7	H: 0 LOB: 0 BB: 0 P: 8		1B: 3 2B: 1 3B: 0 HR: 2	SF: 0 SAC: 0 DP: 1 HBP: 0	WP: 0 PB: 0 SB: 0 CS: 0	PA: 30											
PITCHER	IP WLS BF H R ER SO BB IBB HBP BLK WP HR S P ERA WHIP																															
Jose Rijo, R (1, 1) ERA: 3.38	8.0	L 30	6	3	3	8	1	0	0	0	0	2	71	112	3.38	0.875																



Batter	1	2	3	4	5	6	7	8	9	AB	R	H	RBI	BB	SO	LOB	TOP					
Barry Larkin, R OBP: 0.358, SLG: 0.363 Jerry Spradlin, S (8, 1)	F7		K		G6-3			F8		4	0	0	0	0	1	2	Cincinnati Reds @ New York Mets Shea Stadium, Flushing, NY Fri May 27 1994, 7:05 PM EDT Att: 23,303 - Unknown					
Jerome Walton, R OBP: 0.292, SLG: 0.292	1B		G5-3			B1-3		P6		4	0	1	0	0	0	2						
Hal Morris, L OBP: 0.386, SLG: 0.500	K			L6		L8		F9		4	0	0	0	0	1	1						
Roberto Kelly, R OBP: 0.353, SLG: 0.400				WP		F8		FC6-4		4	0	3	0	0	0	0						
Reggie Sanders, R OBP: 0.326, SLG: 0.471	G4-3			1B				FC6-4		4	0	0	0	0	2	3						
Tony Fernandez, S OBP: 0.381, SLG: 0.444 (8, 6)	G4-3			G3-1				G6-4-3		3	0	1	0	1	0	1						
Bret Boone, R OBP: 0.352, SLG: 0.490			E					G6-4-3		4	2	2	1	0	0	3						
Brian Dorsett, R OBP: 0.362, SLG: 0.427			FC6		G4-3					3	0	0	0	0	0	1						
Tim Pugh, R OBP: 0.438, SLG: 0.429 Pete Schourek, L OBP: 0.167, SLG: 0.167 Jeff Branson, L OBP: 0.304, SLG: 0.279 (8, 5)	G5-3		G5-3		G5-3			1B		1	0	0	0	0	0	1						
										1	0	0	0	0	0	0						
										1	0	1	0	0	0	0						
Inning Stats	R: 0 E: 0 K: 1 S: 5	H: 1 LOB: 0 BB: 0 P: 8	R: 0 E: 0 K: 0 S: 6	H: 1 LOB: 0 BB: 0 P: 10	R: 1 E: 1 K: 1 S: 13	H: 1 LOB: 1 BB: 0 P: 21	R: 0 E: 0 K: 1 S: 7	H: 1 LOB: 1 BB: 0 P: 11	R: 1 E: 0 K: 0 S: 9	H: 1 LOB: 0 BB: 0 P: 12	R: 0 E: 0 K: 0 S: 5	H: 0 LOB: 0 BB: 0 P: 8	R: 0 E: 0 K: 1 S: 9	H: 1 LOB: 1 BB: 0 P: 14	R: 0 E: 0 K: 0 S: 7	H: 1 LOB: 1 BB: 0 P: 9	R: 0 E: 0 K: 0 S: 7	H: 1 LOB: 1 BB: 1 P: 11	1B: 6 2B: 1 3B: 0 HR: 1	SF: 0 SAC: 0 DP: 1 HBP: 0	WP: 1 PB: 0 SB: 0 CS: 1	PA: 34
PITCHER Pete Smith, R ERA: 4.88	IP: 9.0 WLS: W BF: 34 H: 8 R: 2 ER: 1 SO: 4 BB: 1 IBB: 0 HBP: 0 BLK: 0 WP: 1 HR: 1 S: 68 P: 104 ERA: 1.00 WHIP: 1.000															PITCHER						

Batter	1	2	3	4	5	6	7	8	9	AB	R	H	RBI	BB	SO	LOB	BOTTOM					
Luis Rivera, R OBP: 0.429, SLG: 0.947	G4-3		G6-3		E9			1B		4	2	1	2	1	0	1	Cincinnati Reds @ New York Mets Shea Stadium, Flushing, NY Fri May 27 1994, 7:05 PM EDT Att: 23,303 - Unknown					
David Sequi, S OBP: 0.322, SLG: 0.391	1B				G6-3			1B		4	3	2	0	1	0	0						
Joe Orsulak, L OBP: 0.321, SLG: 0.413	1B							1B		5	1	3	1	0	0	1						
Bobby Bonilla, S OBP: 0.418, SLG: 0.550	1B							1B		5	0	2	1	0	0	4						
Jeff Kent, R OBP: 0.362, SLG: 0.563	1B							1B		2	0	0	2	1	1	0						
Shawn Hare, L OBP: 0.400, SLG: 0.250	1B							1B		4	1	1	0	1	1	4						
Ryan Thompson, R OBP: 0.324, SLG: 0.512	1B							1B		2	1	1	1	1	1	1						
Todd Hundley, S OBP: 0.319, SLG: 0.587	1B							1B		4	1	2	3	0	0	4						
Pete Smith, R OBP: 0.240, SLG: 0.182								1B		4	1	1	0	0	2	2						
										1B: 9 2B: 1 3B: 1 HR: 2	SF: 2 SAC: 0 DP: 1 HBP: 1	WP: 1 PB: 1 SB: 0 CS: 0	PA: 42									
Inning Stats	R: 2 E: 2 K: 0 S: 20	H: 2 LOB: 3 BB: 2 P: 36	R: 3 E: 0 K: 1 S: 13	H: 3 LOB: 0 BB: 1 P: 25	R: 1 E: 0 K: 2 S: 18	H: 2 LOB: 1 BB: 0 P: 28	R: 0 E: 0 K: 0 S: 10	H: 2 LOB: 2 BB: 1 P: 18	R: 2 E: 0 K: 1 S: 9	H: 1 LOB: 0 BB: 0 P: 14	R: 0 E: 0 K: 0 S: 7	H: 0 LOB: 0 BB: 0 P: 9	R: 0 E: 0 K: 0 S: 8	H: 1 LOB: 1 BB: 0 P: 18	R: 2 E: 0 K: 1 S: 19	H: 2 LOB: 1 BB: 1 P: 29	R: 2 E: 0 K: 1 S: 19	H: 2 LOB: 1 BB: 1 P: 29	1B: 9 2B: 1 3B: 1 HR: 2	SF: 2 SAC: 0 DP: 1 HBP: 1	WP: 1 PB: 1 SB: 0 CS: 0	PA: 42
PITCHER Tim Pugh, R ERA: 6.04 Pete Schourek, L ERA: 5.09 Jerry Spradlin, R ERA: 9.45	IP: 3.0 WLS: L BF: 19 H: 7 R: 6 ER: 4 SO: 3 BB: 3 IBB: 0 HBP: 0 BLK: 0 WP: 0 HR: 1 S: 51 P: 89 ERA: 12.00 WHIP: 3.333															PITCHER						



Batter	1	2	3	4	5	6	7	8	9	AB	R	H	RBI	BB	SO	LOB	TOP					
Barry Larkin, R OBP: 0.364, SLG: 0.372 (1, 6)	F8	2B		1B		F9			G6-4-3 BB	4	0	2	2	1	0	0	Cincinnati Reds @ New York Mets Shea Stadium, Flushing, NY Sat May 28 1994, 3:33 AM EDT Att: 20,605 - Sunny					
Tony Fernandez, S OBP: 0.398, SLG: 0.442 (1, 5)	B1-3			1B			1B		G6-4-3	3	0	1	0	2	0	1						
Hal Morris, L OBP: 0.384, SLG: 0.495 (1, 3)	1B	G4-3		G6-3			G6-3			4	1	1	0	0	0	5						
Roberto Kelly, R OBP: 0.351, SLG: 0.397 (1, 8)	1B			L9		G4-3		F8		4	0	1	0	0	0	0						
Thomas Howard, S OBP: 0.270, SLG: 0.333 (1, 7)	1B			G5-3		G6-3		G4-3		4	0	1	1	0	0	0						
Reggie Sanders, R OBP: 0.330, SLG: 0.472 (1, 9)	K			K		E S	1B		CS	4	0	2	0	0	2	2						
Bret Boone, R OBP: 0.355, SLG: 0.490 (1, 4)		SH3-4 2B		1B		1B	CS	1B		4	1	2	0	0	2	2						
Brian Dorsett, R OBP: 0.358, SLG: 0.421 (1, 2)		L7		G4-3 CS		G1-3			K	4	1	1	0	0	1	1						
John Smiley, L OBP: 0.304, SLG: 0.409 ERA: 4.64 Johnny Ruffin, R (8, 1)	SH3-4			G4-3		G6-3				2	0	0	0	0	0	2						
Kevin Mitchell, R OBP: 0.385, SLG: 0.643 (9, PH)									HR	0	0	0	0	0	0	0						
Inning Stats	R: 1 E: 0 K: 1 S: 13	H: 3 LOB: 2 BB: 0 P: 20	R: 1 E: 0 K: 0 S: 14	H: 2 LOB: 2 BB: 1 P: 21	R: 0 E: 0 K: 1 S: 7	H: 0 LOB: 0 BB: 1 P: 12	R: 1 E: 0 K: 0 S: 15	H: 3 LOB: 2 BB: 1 P: 26	R: 0 E: 0 K: 1 S: 9	H: 1 LOB: 1 BB: 0 P: 13	R: 0 E: 0 K: 0 S: 7	H: 0 LOB: 0 BB: 0 P: 10	R: 0 E: 0 K: 1 S: 6	H: 1 LOB: 0 BB: 0 P: 9	R: 0 E: 0 K: 1 S: 11	H: 1 LOB: 0 BB: 1 P: 16	1B: 10 2B: 1 3B: 0 HR: 1	SF: 0 SAC: 1 DP: 2 HBP: 0	WP: 1 PB: 0 CS: 1	PA: 38		
PITCHER	IP	WLS	BF	H	R	ER	SO	BB	IBB	HBP	BLK	WP	HR	S	P	ERA	WHIP					
Doug Linton, R ERA: 4.64	(1, 1)	3.2		20	8	3	3	2	2	0	0	0	0	0	46	75	7.36	2.727				
Mike Maddux, R ERA: 4.57	(4, 1)	3.1	W	11	2	0	0	1	0	0	0	0	1	0	26	37	0.00	0.600				
Josias Manzanillo, R ERA: 3.05	(8, 1)	1.0		3	1	0	0	1	0	0	0	0	0	6	9	0.00	1.000					
John Franco, L ERA: 2.91	(9, 1)	1.0	S	4	1	1	1	1	1	0	0	0	0	11	16	9.00	2.000					

AB	34
R	4
H	12
RBI	4
BB	3
SO	5
LOB	13




Batter	1	2	3	4	5	6	7	8	9	AB	R	H	RBI	BB	SO	LOB	BOTTOM					
Luis Rivera, R OBP: 0.360, SLG: 0.783 (1, 6)	G5-3			K		K			K	4	0	0	0	0	3	0	Cincinnati Reds @ New York Mets Shea Stadium, Flushing, NY Sat May 28 1994, 3:33 AM EDT Att: 20,605 - Sunny					
Rick Parker, R OBP: 0.063, SLG: 0.063 (8, 7)	K			L8		L7				4	0	0	0	0	1	0						
John Franco, L (9, 1)										0	0	0	0	0	0	0						
Jim Lindeman, R OBP: 0.497, SLG: 0.500 Josias Manzanillo, R (8, 1)	K			L5						3	0	1	0	0	1	0						
Joe Orsulak, L OBP: 0.319, SLG: 0.409 (8, PH) (9, 7)										0	0	0	0	0	0	0						
Bobby Bonilla, S OBP: 0.425, SLG: 0.575 (1, 5)		1B		HR		HR			G6-3	4	2	3	1	0	0	0						
Jeff Kent, R OBP: 0.365, SLG: 0.585 (1, 4)	K			SH2-3 G4-3		F8			HR	4	2	2	1	0	1	2						
David Segui, S OBP: 0.317, SLG: 0.384 (1, 3)	F7			SH2-3		L6			K	3	0	0	0	0	1	2						
Ryan Thompson, R OBP: 0.324, SLG: 0.531 (1, 8)	E5			G4-3		HR				3	1	1	3	0	0	1						
Kelly Stinnett, R OBP: 0.311, SLG: 0.313 (1, 2)	FC6			1B		G4-3				3	0	2	0	0	0	0						
Doug Linton, R (1, 1)										1	0	0	0	0	0	3						
Mike Maddux, L (4, 1)	FC6			K						1	0	0	0	0	1	1						
John Cangelosi, S OBP: 0.351, SLG: 0.277 (7, PH) (8, 9)										1	0	0	0	0	0	0						
Inning Stats	R: 0 E: 0 K: 2 S: 12	H: 0 LOB: 0 BB: 0 P: 17	R: 0 E: 1 K: 1 S: 14	H: 2 LOB: 3 BB: 0 P: 20	R: 0 E: 0 K: 1 S: 10	H: 0 LOB: 0 BB: 0 P: 14	R: 2 E: 0 K: 1 S: 11	H: 3 LOB: 1 BB: 0 P: 13	R: 0 E: 0 K: 1 S: 6	H: 1 LOB: 1 BB: 0 P: 11	R: 2 E: 0 K: 0 S: 8	H: 2 LOB: 0 BB: 0 P: 9	R: 0 E: 0 K: 1 S: 6	H: 0 LOB: 0 BB: 0 P: 10	R: 1 E: 0 K: 1 S: 10	H: 1 LOB: 0 BB: 0 P: 14	1B: 5 2B: 1 3B: 0 HR: 3	SF: 0 SAC: 1 DP: 0 HBP: 0	WP: 0 PB: 0 CS: 0	PA: 33		
PITCHER	IP	WLS	BF	H	R	ER	SO	BB	IBB	HBP	BLK	WP	HR	S	P	ERA	WHIP					
John Smiley, L ERA: 3.23	(1, 1)	7.0	L	29	8	4	4	7	0	0	0	0	0	2	67	94	5.14	1.143				
Johnny Ruffin, R ERA: 2.79	(8, 1)	1.0		4	1	1	1	1	0	0	0	0	0	1	10	14	9.00	1.000				



Batter	1	2	3	4	5	6	7	8	9	AB	R	H	RBI	BB	SO	LOB	TOP								
Lenny Harris, L (1,9) OBP: 0.432, SLG: 0.488	1-0 FC4-6 1B		3-2 G6-3		4-1 1B 1-2 BB		0-0 2H 1B		0-3 K	4	0	2	1	1	1	1									
Bary Larkin, R (1,6) OBP: 0.360, SLG: 0.367	1-0 FC4-6 G1-3 1-2			2-0 F9	0-0 1B		1-0 P3		2-2 F7	5	0	1	2	0	0	3									
Hal Morris, L (1,3) OBP: 0.379, SLG: 0.487 Tim Fortugno, L (5,1) Reggie Sanders, R (8,PH) Chuck McElroy, L (8,1)	3-2 G1-3			2-3 K	0-0 F8				2-3 K	3	0	0	0	0	0	1	3								
Thomas Howard, S (1,7) OBP: 0.269, SLG: 0.330	0-3 K			0-2 P6			1-2 F7		1-0 E8 1B	4	1	1	0	0	1	1									
Tony Fernandez, S (1,5) OBP: 0.387, SLG: 0.440 Jerome Walton, R (6,9) OBP: 0.280, SLG: 0.280		1-2 F7			3-3 K		2-0 G5-4-3 1B		0-0 P3	3	0	1	0	0	1	0									
Bret Boone, R (1,4) OBP: 0.358, SLG: 0.490		0-2 G4-3			1-0 1B		1-0 G5-4-3 1B		2-1 1B	4	1	2	1	0	0	1									
Jacob Brumfield, R (1,8) OBP: 0.200, SLG: 0.185		2-2 F9			2-1 F8		0-0 B1-3		3-H G5-3 1B	4	0	0	0	0	0	2									
Eddie Taubensee, L (1,2) OBP: 0.267, SLG: 0.328 Brian Dorsett, R (9,PH) OBP: 0.364, SLG: 0.426			0-3 K		1-1 1B		1-2 1B		2-1 G4-1 WP 1B	3	2	2	0	0	1	0									
Erik Hanson, R (1,1) OBP: 0.200, SLG: 0.267 Jerry Spradlin, S (3,1) Jeff Branson, L (5,PH) OBP: 0.306, SLG: 0.283			1-3 K		1-2 1B		2-3 K		2-2 G4-1	1	0	0	0	0	1	0									
Inning Stats	R: 0 E: 0 K: 1 S: 8	H: 1 LOB: 1 BB: 0 P: 13	R: 0 E: 0 K: 0 S: 10	H: 0 LOB: 0 BB: 0 P: 13	R: 0 E: 0 K: 2 S: 10	H: 0 LOB: 0 BB: 0 P: 14	R: 0 E: 0 K: 1 S: 7	H: 0 LOB: 0 BB: 0 P: 11	R: 3 E: 0 K: 1 S: 15	H: 4 LOB: 2 BB: 1 P: 27	R: 0 E: 0 K: 0 S: 5	H: 1 LOB: 0 BB: 0 P: 9	R: 1 E: 0 K: 1 S: 9	H: 2 LOB: 1 BB: 0 P: 13	R: 1 E: 1 K: 1 S: 12	H: 2 LOB: 1 BB: 0 P: 19	R: 0 E: 0 K: 1 S: 14	H: 1 LOB: 1 BB: 0 P: 20	1B: 10 2B: 1 3B: 0 HR: 0	SF: 0 SAC: 0 DP: 1 HBP: 0	WP: 1 PB: 0 SB: 0 CS: 0	PA: 38			
PITCHER	IP WLS BF H R ER SO BB IBB HBP BLK WP HR S P ERA WHIP	8.0 W 34 10 5 4 7 1 0 0 0 0 0 76 119 4.50 1.375	1.0 S 4 1 0 0 1 0 0 0 0 1 0 14 20 0.00 1.000																						

Cincinnati Reds @ New York Mets
Shea Stadium, Flushing, NY
Sun May 29 1994, 3:33 AM EDT
Att: 24,997 - Sunny


AB	37
R	5
H	11
RBI	5
BB	1
SO	8
LOB	14



Batter	1	2	3	4	5	6	7	8	9	AB	R	H	RBI	BB	SO	LOB	BOTTOM							
Luis Rivera, R (1,6) OBP: 0.367, SLG: 0.704	2-0 P6		1-2 G3		1-1 CS HBP			0-0 F8		4	1	1	0	0	0	1								
David Segui, S (1,3) OBP: 0.326, SLG: 0.389	2-2 BB 1B	3-2 1B		4-2 1B	0-0 CS		2-1 P6			3	2	2	1	1	0	0								
Joe Orsulak, L (1,9) OBP: 0.331, SLG: 0.415	4-1 1B	2-2 1B		1-0 1B	0-0 G3					3	2	2	1	1	0	0								
Bobby Bonilla, S (1,5) OBP: 0.427, SLG: 0.573	1-2 BB	1-2 1B		1-2 1B	1-0 K2-3					4	0	2	2	0	2	2								
Jeff Kent, R (1,4) OBP: 0.373, SLG: 0.589	1-0 1B			0-0 1B	2-2 1B		1-0 F8			4	1	3	2	0	0	0								
Shawn Hare, L (1,7) OBP: 0.375, SLG: 0.286 Jim Lindeman, R (7,PH) John Cangelosi, S (8,7) OBP: 0.351, SLG: 0.277	3-H 1B	1-3 K		0-0 1B	1-2 1B		0-3 K			3	1	1	0	0	2	3								
Ryan Thompson, R (1,8) OBP: 0.322, SLG: 0.523		2-2 F8		0-0 WP G3 1B	2-0 G5-3		2-3 K			4	0	1	1	0	1	2								
Todd Hundley, S (1,2) OBP: 0.308, SLG: 0.566		2-3 K		0-0 G3			2-3 K			4	0	0	1	0	3	1								
Bobby Jones, R (1,1) OBP: 0.087, SLG: 0.130 Kelly Stinnett, R (8,PH) John Franco, L (9,1) OBP: 0.307, SLG: 0.309		1-0 1B		1-2 3-H 2B	2-2 P8		0-3 K		2-1 F9	3	1	1	0	0	1	1								
Inning Stats	R: 2 E: 0 K: 1 S: 12	H: 3 LOB: 1 BB: 1 P: 24	R: 2 E: 0 K: 2 S: 21	H: 4 LOB: 2 BB: 0 P: 36	R: 2 E: 0 K: 0 S: 11	H: 3 LOB: 1 BB: 0 P: 14	R: 2 E: 0 K: 1 S: 13	H: 3 LOB: 1 BB: 1 P: 26	R: 0 E: 0 K: 2 S: 8	H: 0 LOB: 0 BB: 0 P: 11	R: 0 E: 0 K: 1 S: 6	H: 0 LOB: 0 BB: 0 P: 8	R: 0 E: 0 K: 2 S: 7	H: 0 LOB: 0 BB: 0 P: 10	R: 0 E: 0 K: 1 S: 8	H: 0 LOB: 0 BB: 0 P: 12	1B: 12 2B: 1 3B: 0 HR: 0	SF: 0 SAC: 0 DP: 1 HBP: 1	WP: 1 PB: 0 SB: 0 CS: 1	PA: 38				
PITCHER	IP WLS BF H R ER SO BB IBB HBP BLK WP HR S P ERA WHIP	2.2 L 18 10 6 6 3 1 0 0 0 0 0 16 30 13.50 3.000	1.1 7 3 2 2 1 1 0 0 0 0 0 0 21 29 0.00 0.000	3.0 9 0 0 0 5 0 0 0 1 0 0 0 8 12 0.00 0.000	1.0 3 0 0 0 0 1 0 0 0 0 0 0 8 12 0.00 0.000																			

Cincinnati Reds @ New York Mets
Shea Stadium, Flushing, NY
Sun May 29 1994, 3:33 AM EDT
Att: 24,997 - Sunny

AB	34
R	8
H	13
RBI	8
BB	2
SO	10
LOB	10



Batter	1	2	3	4	5	6	7	8	9	AB	R	H	RBI	BB	SO	LOB	TOP					
Jose Vizcaino, S OBP: 0.344, SLG: 0.358	G5-3		2B		K		FC5-4			4	1	2	1	0	1	0	New York Mets @ Cincinnati Reds Riverfront Stadium, Cincinnati, OH Fri Jun 03 1994, 7:05 PM EDT Att: 32,028 - Unknown					
David Segui, S OBP: 0.332, SLG: 0.434	K		2B		HR		FC5-4			4	1	2	2	0	1	1						
Jim Lindeman, R John Cangelosi, S OBP: 0.433, SLG: 0.291	F7		2B		F9			G4-6-3		3	0	0	0	0	1	1						
Bobby Bonilla, S OBP: 0.416, SLG: 0.541		F9		L5				G4-6-3		4	0	1	0	0	0	1						
Jeff Kent, R OBP: 0.378, SLG: 0.587		1B		S				G5-3		3	1	1	0	1	1	1						
Kevin McReynolds, R Joe Orsulak, L OBP: 0.315, SLG: 0.360		F9		1B						2	0	0	0	1	1	1						
Ryan Thompson, R OBP: 0.307, SLG: 0.507				1B						1	0	0	0	0	0	0						
Todd Hundley, S OBP: 0.296, SLG: 0.516			G6-3		G5-3					4	0	0	0	0	1	1						
Bret Saberhagen, R John Franco, L OBP: 0.219, SLG: 0.172			P3		G6-3					3	1	1	0	0	0	0						
										0	0	0	0	0	0	0						
Inning Stats	R: 0 H: 0 E: 0 K: 1 S: 10	H: 0 LOB: 0 BB: 0 P: 15	R: 0 H: 1 E: 0 K: 1 S: 8	LOB: 1 BB: 0 P: 12	R: 1 H: 2 E: 0 K: 1 S: 10	LOB: 1 BB: 0 P: 15	R: 1 H: 1 E: 0 K: 0 S: 9	LOB: 0 BB: 2 P: 20	R: 1 H: 1 E: 0 K: 1 S: 12	LOB: 0 BB: 0 P: 17	R: 0 H: 1 E: 0 K: 2 S: 11	LOB: 1 BB: 0 P: 16	R: 1 H: 2 E: 0 K: 0 S: 8	LOB: 1 BB: 0 P: 10	R: 0 H: 0 E: 0 K: 1 S: 4	LOB: 0 BB: 1 P: 9	R: 0 H: 0 E: 0 K: 1 S: 8	LOB: 0 BB: 0 P: 11	1B: 5 2B: 2 3B: 0 HR: 1	SF: 0 SAC: 0 DP: 1 HBP: 0	WP: 0 PB: 0 SB: 1 CS: 1	PA: 35
PITCHER	IP	WLS	BF	H	R	ER	SO	BB	IBB	HBP	BLK	WP	HR	S	P	ERA	WHIP					
John Smiley, L ERA: 3.39	7.0	L	29	8	4	4	6	2	0	0	0	0	1	68	105	5.14	1.429					
Hector Carrasco, R ERA: 2.12	2.0		6	0	0	0	1	1	0	0	0	0	0	12	20	0.00	0.500					

Batter	1	2	3	4	5	6	7	8	9	AB	R	H	RBI	BB	SO	LOB	BOTTOM					
Deion Sanders, L OBP: 0.345, SLG: 0.416	G4-3		P5		K			K		4	0	0	0	0	2	2	New York Mets @ Cincinnati Reds Riverfront Stadium, Cincinnati, OH Fri Jun 03 1994, 7:05 PM EDT Att: 32,028 - Unknown					
Barry Larkin, R OBP: 0.335, SLG: 0.337	K				K		G1-3	G6-3		4	0	0	0	0	2	0						
Hal Morris, L OBP: 0.376, SLG: 0.498	F7				K		HR	F7		4	1	1	1	0	1	0						
Kevin Mitchell, R OBP: 0.407, SLG: 0.719		K			HR		FC1-6	K		4	1	2	1	0	2	0						
Thomas Howard, S OBP: 0.263, SLG: 0.330		F8			K		FC1-6	2B		4	0	1	0	0	1	1						
Tony Fernandez, S Jerome Walton, R OBP: 0.400, SLG: 0.461		F8			1B		F8	K		3	1	1	0	0	0	1						
					2B			K		1	0	0	0	0	1	1						
Bret Boone, R OBP: 0.353, SLG: 0.479					P6			G4-3		4	0	1	0	0	0	2						
Brian Dorsett, R OBP: 0.353, SLG: 0.407			G4-6-3		G4-6-3					3	0	1	1	0	1	1						
John Smiley, L Lenny Harris, L Hector Carrasco, R OBP: 0.320, SLG: 0.417					B3			K		2	0	1	0	0	0	1						
										1	0	0	0	0	1	0						
										0	0	0	0	0	0	0						
Inning Stats	R: 0 H: 0 E: 0 K: 1 S: 9	H: 0 LOB: 0 BB: 0 P: 12	R: 0 H: 0 E: 0 K: 1 S: 10	LOB: 0 BB: 0 P: 14	R: 0 H: 2 E: 0 K: 0 S: 10	LOB: 1 BB: 0 P: 13	R: 1 H: 1 E: 0 K: 3 S: 11	LOB: 0 BB: 0 P: 13	R: 1 H: 2 E: 0 K: 1 S: 11	LOB: 1 BB: 0 P: 17	R: 1 H: 2 E: 0 K: 0 S: 14	LOB: 1 BB: 0 P: 18	R: 0 H: 0 E: 0 K: 2 S: 12	LOB: 0 BB: 0 P: 16	R: 0 H: 0 E: 0 K: 1 S: 12	LOB: 0 BB: 0 P: 19	R: 0 H: 1 E: 0 K: 2 S: 13	LOB: 1 BB: 0 P: 20	1B: 4 2B: 2 3B: 0 HR: 2	SF: 0 SAC: 0 DP: 1 HBP: 0	WP: 0 PB: 0 SB: 0 CS: 0	PA: 34
PITCHER	IP	WLS	BF	H	R	ER	SO	BB	IBB	HBP	BLK	WP	HR	S	P	ERA	WHIP					
Bret Saberhagen, R ERA: 3.54	8.0	W	30	7	3	3	9	0	0	0	0	0	0	89	122	3.38	0.875					
John Franco, L ERA: 2.66	1.0	S	4	1	0	0	2	0	0	0	0	0	0	13	20	0.00	1.000					

AB 32
R 4
H 8
RBI 4
BB 3
SO 7
LOB 7



AB 34
R 3
H 8
RBI 3
BB 0
SO 11
LOB 9



Batter	1	2	3	4	5	6	7	8	9	AB	R	H	RBI	BB	SO	LOB	TOP					
Deion Sanders, L (1, 8) OBP: 0.344, SLG: 0.413	L8		G1-3		G1	G1			F8	5	0	1	1	0	0	0	Cincinnati Reds @ St. Louis Cardinals Busch Stadium, St. Louis, MO Tue Jun 07 1994, 7:05 PM CDT Att: 28,353 - Unknown - 84 F livebaseballscorecards.com					
Barry Larkin, R (1, 6) OBP: 0.339, SLG: 0.343			P4		G4-3	CS	G6-3			5	0	2	0	0	0	0						
Hal Morris, L (1, 3) OBP: 0.373, SLG: 0.482	K					1B	F7			3	1	1	0	2	1	1						
Kevin Mitchell, R (1, 7) Jerome Walton, R (7, 9) OBP: 0.420, SLG: 0.731 OBP: 0.297, SLG: 0.432	P4		G5-3			2B			G6-4-3	4	1	2	0	0	0	2						
Thomas Howard, S (1, 9) (7, 7)			G4-3		G4-3					4	1	1	1	0	1	1						
Tony Fernandez, S (1, 5) OBP: 0.495, SLG: 0.484					G3-1					4	1	3	2	0	0	0						
Bret Boone, R (1, 4) OBP: 0.360, SLG: 0.480										4	1	3	1	0	0	1						
Eddie Taubensee, L (1, 2) OBP: 0.254, SLG: 0.309										3	0	0	0	1	2	4						
Erik Hanson, R (1, 1) Chuck McElroy, L (9, 1)			G3							4	0	0	0	0	0	5						
					G5-3	G6-3			G6-4-3	0	0	0	0	0	0	0						
Inning Stats	R: 0 E: 0 K: 1 S: 7	H: 1 LOB: 1 BB: 0 P: 10	R: 0 E: 0 K: 1 S: 14	H: 2 LOB: 2 BB: 0 P: 22	R: 0 E: 0 K: 0 S: 8	H: 0 LOB: 1 BB: 1 P: 14	R: 0 E: 0 K: 1 S: 9	H: 1 LOB: 0 BB: 0 P: 12	R: 0 E: 0 K: 0 S: 5	H: 0 LOB: 0 BB: 0 P: 7	R: 5 E: 0 K: 0 S: 13	H: 6 LOB: 0 BB: 0 P: 21	R: 0 E: 0 K: 1 S: 11	H: 1 LOB: 1 BB: 0 P: 17	R: 0 E: 0 K: 0 S: 7	H: 1 LOB: 1 BB: 1 P: 14	R: 0 E: 0 K: 0 S: 6	H: 1 LOB: 1 BB: 1 P: 13	1B: 8 2B: 3 3B: 2 HR: 0	SF: 0 SAC: 0 DP: 2 HBP: 0	WP: 1 PB: 0 SB: 2 CS: 1	PA: 41
PITCHER	IP	WLS	BF	H	R	ER	SO	BB	IBB	HBP	BLK	WP	HR	S	P	ERA	WHIP					
Bob Tewksbury, R (1, 1) ERA: 4.96	5.0	L	25	9	5	5	3	1	0	0	0	0	0	50	73	9.00	2.000					
Rob Murphy, L (6, 1) ERA: 4.94	1.0		3	1	0	0	0	0	0	0	0	0	0	6	13	0.00	1.000					
Rich Rodriguez, L (7, 1) ERA: 3.19	2.0		8	2	0	0	1	1	0	0	0	1	0	18	31	0.00	1.500					
John Habyan, R (9, 1) ERA: 3.23	1.0		4	1	0	0	0	0	1	0	0	0	0	6	13	0.00	1.000					

Batter	1	2	3	4	5	6	7	8	9	AB	R	H	RBI	BB	SO	LOB	BOTTOM					
Ray Lankford, L (1, 8) OBP: 0.394, SLG: 0.538	P4			F7					L8	4	0	0	0	0	0	1	Cincinnati Reds @ St. Louis Cardinals Busch Stadium, St. Louis, MO Tue Jun 07 1994, 7:05 PM CDT Att: 28,353 - Unknown - 84 F livebaseballscorecards.com					
Ozzie Smith, S (1, 6) OBP: 0.308, SLG: 0.299				G4-3			F9			4	0	1	0	0	1	1						
Gregg Jefferies, S (1, 3) OBP: 0.410, SLG: 0.467			G6-4-3		F8		F7			3	0	0	0	0	0	1						
Todd Zeile, R (1, 5) OBP: 0.328, SLG: 0.432				G4-3		F7			L5	3	0	0	0	0	0	0						
Mark Whiten, S (1, 9) OBP: 0.352, SLG: 0.473				G3		K			FC5-4	2	0	0	0	1	1	0						
Brian Jordan, R (1, 7) OBP: 0.312, SLG: 0.336				L4		G6-3			L9	3	0	0	0	0	0	1						
Tom Pagnozzi, R (1, 2) OBP: 0.361, SLG: 0.516									FC5-4	3	0	0	0	0	0	1						
José Oquendo, S (1, 4) OBP: 0.372, SLG: 0.232										3	0	1	0	0	0	0						
Bob Tewksbury, R (1, 1) Rob Murphy, L (6, 1) Stan Royer, R (7, 1) Rich Rodriguez, L (9, 1) John Habyan, R (9, 1) Gerónimo Peña, S (9, 1) OBP: 0.235, SLG: 0.219 OBP: 0.364, SLG: 0.364 OBP: 0.292, SLG: 0.410										1	0	0	0	0	0	0						
										0	0	0	0	0	0	0						
										0	0	0	0	0	0	0						
										1	0	0	0	0	1	1						
Inning Stats	R: 0 E: 0 K: 0 S: 4	H: 1 LOB: 0 BB: 0 P: 6	R: 0 E: 0 K: 0 S: 8	H: 0 LOB: 0 BB: 0 P: 10	R: 0 E: 0 K: 0 S: 6	H: 0 LOB: 0 BB: 0 P: 10	R: 0 E: 0 K: 1 S: 7	H: 0 LOB: 0 BB: 0 P: 11	R: 0 E: 0 K: 0 S: 6	H: 0 LOB: 0 BB: 0 P: 9	R: 0 E: 0 K: 0 S: 4	H: 0 LOB: 0 BB: 0 P: 7	R: 0 E: 0 K: 0 S: 7	H: 0 LOB: 1 BB: 1 P: 16	R: 0 E: 0 K: 2 S: 11	H: 1 LOB: 1 BB: 0 P: 13	R: 0 E: 0 K: 0 S: 6	H: 1 LOB: 1 BB: 0 P: 13	1B: 2 2B: 0 3B: 0 HR: 0	SF: 0 SAC: 0 DP: 1 HBP: 0	WP: 0 PB: 0 SB: 0 CS: 0	PA: 29
PITCHER	IP	WLS	BF	H	R	ER	SO	BB	IBB	HBP	BLK	WP	HR	S	P	ERA	WHIP					
Erik Hanson, R (1, 1) ERA: 4.94	8.0		25	1	0	0	1	1	0	0	0	0	0	48	81	0.00	0.250					
Chuck McElroy, L (9, 1) ERA: 0.89	1.0		4	1	0	0	2	0	0	0	0	0	0	11	13	0.00	1.000					

Batter	1	2	3	4	5	6	7	8	9	AB	R	H	RBI	BB	SO	LOB	TOP					
Deion Sanders, L (1, 8) OBP: 0.343, SLG: 0.407										3	1	0	0	1	0	1	Cincinnati Reds @ St. Louis Cardinals Busch Stadium, St. Louis, MO Wed Jun 08 1994, 3:33 AM CDT Att: 32,500 - Overcast - 73 F					
Jerome Walton, R (1, 9) OBP: 0.325, SLG: 0.436										2	0	1	0	1	1	1						
Thomas Howard, S (8, PH) OBP: 0.273, SLG: 0.394										1	0	0	0	0	0	0						
Barry Larkin, R (1, 6) OBP: 0.337, SLG: 0.341										4	1	1	1	0	0	1						
Kevin Mitchell, R (1, 7) OBP: 0.411, SLG: 0.713										4	0	0	0	0	1	2						
Tony Fernandez, S (1, 5) OBP: 0.412, SLG: 0.488										3	0	2	1	1	0	0						
Hal Morris, L (1, 3) OBP: 0.376, SLG: 0.477										2	0	0	0	1	0	3						
Bret Boone, R (1, 4) OBP: 0.358, SLG: 0.473										3	0	0	0	1	1	2						
Brian Dorsett, R (1, 2) OBP: 0.357, SLG: 0.408										3	0	0	0	0	0	2						
John Smiley, L (1, 1) OBP: 0.296, SLG: 0.385										2	0	0	0	0	2	1						
Johnny Ruffin, R (6, 1)										0	0	0	0	0	0	0						
Jeff Branson, L (7, PH) OBP: 0.298, SLG: 0.296										1	0	0	0	0	0	0						
Tim Fortugno, L (7, 1)										0	0	0	0	0	0	0						
Hector Carrasco, R (8, 1)										0	0	0	0	0	0	0						
Inning Stats	R: 2 E: 0 K: 1 S: 11	H: 2 LOB: 1 BB: 1 P: 19	R: 0 E: 0 K: 0 S: 11	H: 0 LOB: 0 BB: 0 P: 17	R: 0 E: 0 K: 1 S: 7	H: 1 LOB: 0 BB: 0 P: 11	R: 0 E: 0 K: 0 S: 9	H: 1 LOB: 1 BB: 0 P: 13	R: 0 E: 0 K: 1 S: 9	H: 0 LOB: 2 BB: 1 P: 16	R: 0 E: 0 K: 1 S: 7	H: 0 LOB: 2 BB: 2 P: 15	R: 0 E: 0 K: 0 S: 8	H: 0 LOB: 0 BB: 0 P: 14	R: 0 E: 0 K: 0 S: 4	H: 0 LOB: 1 BB: 1 P: 7	R: 0 E: 0 K: 1 S: 12	H: 0 LOB: 1 BB: 1 P: 20	1B: 4 2B: 0 3B: 0 HR: 0	SF: 0 SAC: 0 DP: 1 HBP: 1	WP: 0 PB: 0 SB: 4 CS: 1	PA: 35
PITCHER	IP WLS BF H R ER SO BB IBB HBP BLK WP HR S P ERA WHIP																					
Allen Watson, L (1, 1) ERA: 6.42	5.0 W 20 4 2 2 3 3 0 1 0 0 0 0 7 80 3.60 1.400																					
John Habyan, R (6, 1) ERA: 3.13	1.0 4 0 0 0 1 1 0 0 0 0 0 0 7 11 0.00 1.000																					
Rene Arocha, R (7, 1) ERA: 5.51	2.0 6 0 0 0 0 0 0 0 0 0 0 0 12 21 0.00 0.000																					
Mike Perez, R (9, 1) ERA: 6.61	1.0 4 0 0 0 1 1 0 0 0 0 0 0 12 20 0.00 1.000																					

Batter	1	2	3	4	5	6	7	8	9	AB	R	H	RBI	BB	SO	LOB	BOTTOM			
Bernard Gilkey, R (1, 7) OBP: 0.391, SLG: 0.381										5	2	1	1	0	1	3	Cincinnati Reds @ St. Louis Cardinals Busch Stadium, St. Louis, MO Wed Jun 08 1994, 3:33 AM CDT Att: 32,500 - Overcast - 73 F			
Ozzie Smith, S (1, 6) OBP: 0.319, SLG: 0.319										4	1	3	1	1	0	1				
Gregg Jefferies, S (1, 3) OBP: 0.333, SLG: 0.472									4	0	3	0	1	1	1	1				
Mike Perez, R (9, 1)										3	0	0	1	0	0	5				
Todd Zeile, R (1, 5) OBP: 0.322, SLG: 0.426										3	0	0	1	0	0	5				
Brian Jordan, R (1, 8) OBP: 0.310, SLG: 0.333									4	0	1	0	0	0	3					
Mark Whiten, S (1, 9) OBP: 0.349, SLG: 0.462									3	2	0	0	0	0	2					
Geronimo Pena, S (1, 4) OBP: 0.307, SLG: 0.446									4	2	3	0	0	0	0					
Terry McGriff, R (1, 2) OBP: 0.382, SLG: 0.357									3	1	1	3	0	0	1					
Allen Watson, L (1, 1) OBP: 0.228, SLG: 0.333									1	0	1	0	0	0	0	0				
John Habyan, R (6, 1) ERA: 3.09										0	0	0	0	0	0	0				
Luis Alicea, S (6, PH) OBP: 0.333, SLG: 0.367										1	0	1	0	0	0	0				
Rene Arocha, R (7, 1)										0	0	0	0	0	0	0				
Stan Royer, R (8, PH) OBP: 0.176, SLG: 0.353										1	0	0	0	0	1	1				
Inning Stats	R: 0 E: 0 K: 0 S: 11	H: 2 LOB: 2 BB: 0 P: 16	R: 2 E: 0 K: 1 S: 10	H: 2 LOB: 1 BB: 0 P: 17	R: 0 E: 0 K: 0 S: 5	H: 1 LOB: 0 BB: 0 P: 7	R: 0 E: 0 K: 0 S: 5	H: 0 LOB: 0 BB: 0 P: 6	R: 1 E: 0 K: 0 S: 13	H: 3 LOB: 1 BB: 0 P: 19	R: 2 E: 0 K: 0 S: 12	H: 3 LOB: 1 BB: 0 P: 16	R: 1 E: 0 K: 0 S: 10	H: 0 LOB: 2 BB: 2 P: 22	R: 2 E: 0 K: 2 S: 17	H: 3 LOB: 1 BB: 0 P: 23	1B: 10 2B: 3 3B: 2 HR: 0	SF: 1 SAC: 2 DP: 2 HBP: 1	WP: 1 PB: 0 SB: 3 CS: 0	PA: 39
PITCHER	IP WLS BF H R ER SO BB IBB HBP BLK WP HR S P ERA WHIP																			
John Smiley, L (1, 1) ERA: 3.7	5.1 L 25 10 5 5 5 0 0 0 0 0 0 0 7 71 8.44 1.875																			
Johnny Ruffin, R (6, 1) ERA: 3.09	0.2 3 1 0 0 0 0 0 0 0 0 0 0 7 10 0.00 1.500																			
Tim Fortugno, L (7, 1) ERA: 2.77	1.2 8 1 2 2 1 2 0 0 1 1 0 20 36 10.80 1.800																			
Hector Carrasco, R (8, 1) ERA: 2.33	0.1 3 2 1 1 1 0 0 0 0 0 0 7 9 27.00 6.000																			

Batter	1	2	3	4	5	6	7	8	9	AB	R	H	RBI	BB	SO	LOB	TOP																					
Walt Weiss, S OBP: 0.349, SLG: 0.346 Willie Blair, R (8, 1)	2-2 P6		1-3 K			4-2 BB BB		1-0 G5-3		3	0	0	0	1	1	1	Colorado Rockies @ Cincinnati Reds Riverfront Stadium, Cincinnati, OH Thu Jun 09 1994, 7:05 PM EDT Att: 31,990 - Unknown - 76 F																					
Nelson Liriano, S OBP: 0.356, SLG: 0.413	3-2 L7			2-2 G6-3		4-1 BB		0-2 G6-3		3	0	0	0	1	0	0																						
Howard Johnson, S OBP: 0.340, SLG: 0.407	1-0 G3			3-3 K		3-3 SAFE K			3-3 K		4	0	0	0	0	3		2																				
Andres Galarraga, R OBP: 0.359, SLG: 0.621		0-0 G3-1		1-3 K		3-3 K			1-2 G6-3		4	0	0	0	0	2		2																				
Dante Bichette, R OBP: 0.336, SLG: 0.550		1-2 G1-3			1-0 S G4-3 2B				1-2 F7		4	1	2	0	0	0		0																				
Charlie Hayes, R OBP: 0.311, SLG: 0.401		2-2 P3			2-3 K			0-1 F7		3	0	0	0	0	1	2																						
Mike Kingery, L OBP: 0.388, SLG: 0.514			3-2 2B		2-1 G4-3			2-1 G4-6-3 1B		3	0	2	1	0	0	0																						
Joe Girardi, R OBP: 0.326, SLG: 0.318			3-3 K		2-1 F7			1-2 G4-6-3		3	0	0	0	0	1	3																						
Kevin Ritz, R Eric Young Sr., R Kent Bottenfield, R Chris Jones, R Mike Harkey, R Vinny Castilla, R			3-1 G5-3		0-3 K			0-1 F8		0	0	0	0	0	0	0																						
Inning Stats	R: 0 E: 0 K: 0 S: 7	H: 0 LOB: 0 BB: 0 P: 13	R: 0 E: 0 K: 0 S: 11	H: 0 LOB: 0 BB: 0 P: 14	R: 0 E: 0 K: 2 S: 17	H: 1 LOB: 1 BB: 0 P: 27	R: 0 E: 0 K: 2 S: 9	H: 0 LOB: 0 BB: 0 P: 15	R: 1 E: 0 K: 1 S: 9	H: 1 LOB: 0 BB: 0 P: 16	R: 0 E: 0 K: 3 S: 12	H: 0 LOB: 2 BB: 2 P: 26	R: 0 E: 0 K: 0 S: 8	H: 2 LOB: 1 BB: 0 P: 11	R: 0 E: 0 K: 0 S: 6	H: 0 LOB: 0 BB: 0 P: 7		R: 0 E: 0 K: 1 S: 10	H: 0 LOB: 0 BB: 0 P: 15	1B: 2 2B: 2 3B: 0 HR: 0	SF: 0 SAC: 0 DP: 1 HBP: 0	WP: 0 PB: 0 SB: 1 CS: 0	PA: 32															
PITCHER	IP	WLS	BF	H	R	ER	SO	BB	IBB	HBP	BLK	WP	HR	S	P	ERA	WHIP	PITCHER				IP	WLS	BF	H	R	ER	SO	BB	IBB	HBP	BLK	WP	HR	S	P	ERA	WHIP
Jose Rijo, R ERA: 3.1	(1, 1)	7.0	W	26	4	1	1	8	2	0	0	0	0	0	73	122	1.29	0.857																				
Chuck McElroy, L ERA: 0.83	(8, 1)	2.0		6	0	0	0	1	0	0	0	0	0	0	16	22	0.00	0.000																				

AB	30
R	1
H	4
RBI	1
BB	2
SO	9
LOB	11



Batter	1	2	3	4	5	6	7	8	9	AB	R	H	RBI	BB	SO	LOB	BOTTOM																					
Deion Sanders, L OBP: 0.344, SLG: 0.407	0-1 1B	0-0 1B SF9 1B		2-2 P5		2-0 F7		3-1 F7		5	1	2	0	0	0	0	Colorado Rockies @ Cincinnati Reds Riverfront Stadium, Cincinnati, OH Thu Jun 09 1994, 7:05 PM EDT Att: 31,990 - Unknown - 76 F																					
Barry Larkin, R OBP: 0.340, SLG: 0.344	1-0 2B	0-1 F8		0-1 G5-3		1-0 2B 1B				4	2	2	0	0	0	2																						
Hal Morris, L OBP: 0.386, SLG: 0.493	1-0 E 2B	0-0 1-3 3-H 1B		1-1 HBP		1-1 1-H 2B				3	1	3	3	0	0	0																						
Kevin Mitchell, R OBP: 0.402, SLG: 0.699 Chuck McElroy, L	3-2 K	2-1 SF9		1-0 P2		2-1 F9				3	0	0	1	0	1	3																						
Reggie Sanders, R OBP: 0.338, SLG: 0.531	4-0 E BB	2-2 L6			2-3 K			2-3 K		3	1	0	0	1	2	1																						
Tony Fernandez, S OBP: 0.414, SLG: 0.488	1-0 E7 1B		3-2 G4-3		2-2 1B		3-2 1-3 1B			4	1	2	0	0	0	0																						
Bret Boone, R OBP: 0.361, SLG: 0.473	0-0 2H 1B		1-1 G5-3 1B		1-1 P6		1-1 L1-3			4	0	2	1	0	0	2																						
Brian Dorsett, R OBP: 0.347, SLG: 0.395	1-2 P3		1-0 G5-3		2-3 K			1-3 K		4	0	0	0	0	2	3																						
Jose Rijo, R ERA: 3.1 Jerome Walton, R ERA: 6.17		2-2 1B 2B	3-2 L7		1-2 G6-3			1-2 G4-3		3	1	1	0	0	0	1																						
Inning Stats	R: 4 E: 1 K: 1 S: 12	H: 4 LOB: 1 BB: 1 P: 23	R: 2 E: 0 K: 0 S: 13	H: 3 LOB: 1 BB: 0 P: 19	R: 0 E: 0 K: 0 S: 12	H: 1 LOB: 1 BB: 0 P: 20	R: 0 E: 0 K: 0 S: 7	H: 0 LOB: 1 BB: 0 P: 11	R: 0 E: 0 K: 2 S: 12	H: 1 LOB: 1 BB: 0 P: 19	R: 1 E: 0 K: 0 S: 9	H: 2 LOB: 1 BB: 0 P: 16	R: 0 E: 0 K: 1 S: 7	H: 1 LOB: 0 BB: 0 P: 12	R: 0 E: 0 K: 1 S: 8	H: 0 LOB: 0 BB: 0 P: 13		R: 0 E: 0 K: 1 S: 8	H: 0 LOB: 0 BB: 0 P: 13	1B: 9 2B: 4 3B: 0 HR: 0	SF: 1 SAC: 0 DP: 1 HBP: 1	WP: 0 PB: 0 SB: 0 CS: 0	PA: 37															
PITCHER	IP	WLS	BF	H	R	ER	SO	BB	IBB	HBP	BLK	WP	HR	S	P	ERA	WHIP	PITCHER				IP	WLS	BF	H	R	ER	SO	BB	IBB	HBP	BLK	WP	HR	S	P	ERA	WHIP
Kevin Ritz, R ERA: 4.34	(1, 1)	2.0	L	14	7	6	3	1	1	0	0	0	0	25	42	13.50	4.000																					
Kent Bottenfield, R ERA: 5.73	(3, 1)	3.0		12	2	0	0	2	0	0	1	0	0	31	50	0.00	0.667																					
Mike Harkey, R ERA: 7.1	(6, 1)	2.0		8	3	1	1	1	0	0	0	0	0	16	28	4.50	1.500																					
Willie Blair, R ERA: 6.17	(8, 1)	1.0		3	0	0	0	1	0	0	0	0	0	8	13	0.00	0.000																					




Batter	1	2	3	4	5	6	7	8	9	AB	R	H	RBI	BB	SO	LOB	TOP																
Walt Weiss, S OBP: 0.347, SLG: 0.342	P6	G5-3		L8					F8	4	0	0	0	1	0	1																	
Vinny Castilla, R OBP: 0.296, SLG: 0.731	HR		K	G5-3					P4	5	1	1	1	0	2	2																	
Howard Johnson, S OBP: 0.327, SLG: 0.390	F8		K						P6	5	0	0	0	0	2	2																	
Dante Bichette, R OBP: 0.341, SLG: 0.564	S		HR							3	1	2	0	1	1	0																	
John Vander Wal, L OBP: 0.304, SLG: 0.593	F7									4	1	1	2	0	2	2																	
Charlie Hayes, R OBP: 0.314, SLG: 0.400										3	0	1	0	1	1	0																	
Mike Munoz, L (7, 1)		G5-3								0	0	0	0	0	0	0																	
Mike Kingery, L OBP: 0.395, SLG: 0.531										3	1	2	0	0	0	2																	
Chris Jones, R OBP: 0.208, SLG: 0.208										1	0	0	0	0	0	0																	
Joe Girardi, R OBP: 0.328, SLG: 0.326										4	0	3	1	0	0	2																	
David Nied, R OBP: 0.095, SLG: 0.050										2	0	0	0	0	0	1																	
Eric Young Sr., R OBP: 0.269, SLG: 0.405										0	0	0	0	0	0	0																	
Kent Bottenfield, R (6, 1)										0	0	0	0	0	0	0																	
Nelson Liriano, S OBP: 0.355, SLG: 0.402										1	0	0	0	0	1	1																	
Inning Stats	R: 1 E: 0 K: 0 S: 18	H: 1 LOB: 1 BB: 1 P: 24	R: 1 E: 1 K: 0 S: 8	H: 2 LOB: 1 BB: 0 P: 9	R: 2 E: 0 K: 2 S: 13	H: 4 LOB: 2 BB: 0 P: 21	R: 0 E: 0 K: 0 S: 10	H: 0 LOB: 0 BB: 0 P: 16	R: 0 E: 0 K: 2 S: 13	H: 1 LOB: 2 BB: 1 P: 22	R: 0 E: 0 K: 3 S: 10	H: 0 LOB: 0 BB: 0 P: 13	R: 0 E: 0 K: 1 S: 7	H: 1 LOB: 1 BB: 0 P: 11	R: 0 E: 0 K: 0 S: 8	H: 0 LOB: 0 BB: 0 P: 12	1B: 5 2B: 4 3B: 0 HR: 2	SF: 0 SAC: 1 DP: 1 HBP: 0	WP: 0 PA: 39 PB: 0 SB: 2 CS: 1														
PITCHER	IP WLS BF H R ER SO BB IBB HBP BLK WP HR S P ERA WHIP																																
Kevin Jarvis, R ERA: 6.17	(1, 1) 3.0	WLS: 17	BF: 7	H: 4	R: 4	ER: 4	SO: 2	BB: 1	IBB: 0	HBP: 0	BLK: 0	WP: 0	HR: 2	S: 39	P: 54	ERA: 12.00	WHIP: 2.667																
Tim Fortugno, L ERA: 2.35	(4, 1) 2.1	WLS: 11	BF: 2	H: 0	R: 0	ER: 0	SO: 2	BB: 2	IBB: 0	HBP: 0	BLK: 0	WP: 0	HR: 0	S: 32	P: 53	ERA: 0.00	WHIP: 1.714																
Johnny Ruffin, R ERA: 2.91	(6, 1) 1.2	WLS: 5	BF: 0	H: 0	R: 0	ER: 0	SO: 4	BB: 0	IBB: 0	HBP: 0	BLK: 0	WP: 0	HR: 0	S: 15	P: 19	ERA: 0.00	WHIP: 0.000																
Chuck McElroy, L ERA: 0.78	(8, 1) 2.0	WLS: 6	BF: 1	H: 0	R: 0	ER: 0	SO: 1	BB: 0	IBB: 0	HBP: 0	BLK: 0	WP: 0	HR: 0	S: 15	P: 23	ERA: 0.00	WHIP: 0.500																

Colorado Rockies @ Cincinnati Reds
Riverfront Stadium, Cincinnati, OH
Sat Jun 11 1994, 7:05 PM EDT
Att: 36,887 - Unknown - 86 F

livebaseballscorecards.com

AB 35
R 4
H 10
RBI 4
BB 3
SO 9
LOB 13




Batter	1	2	3	4	5	6	7	8	9	AB	R	H	RBI	BB	SO	LOB	BOTTOM																	
Deion Sanders, L OBP: 0.346, SLG: 0.407	K	F8			P7				G1-3	5	1	1	0	0	1	3																		
Barry Larkin, R OBP: 0.338, SLG: 0.348	BLK			G3	E5				P5	5	2	1	0	0	0	2																		
Tony Fernandez, S OBP: 0.422, SLG: 0.494	L4				G3					2	2	1	1	2	0	1																		
Hal Morris, L OBP: 0.388, SLG: 0.491					G3					4	0	2	2	0	1	2																		
Reggie Sanders, R OBP: 0.342, SLG: 0.547	K									4	1	2	2	0	2	3																		
Bret Boone, R OBP: 0.357, SLG: 0.464										3	0	0	0	0	1	1																		
Johnny Ruffin, R OBP: 0.333, SLG: 0.425		G5-3								0	0	0	0	0	0	0																		
Jerome Walton, R OBP: 0.333, SLG: 0.425										0	0	0	0	1	0	0																		
Thomas Howard, S OBP: 0.288, SLG: 0.396										4	0	1	0	0	0	3																		
Chuck McElroy, L (8, 1)										0	0	0	0	0	0	0																		
Eddie Taubensee, L OBP: 0.267, SLG: 0.310										3	0	1	0	1	0	0																		
Kevin Jarvis, L (1, 1)										0	0	0	0	0	0	0																		
Tim Fortugno, L (4, 1)										1	0	0	0	0	1	0																		
Jeff Branson, L OBP: 0.288, SLG: 0.286										2	0	0	0	0	0	1																		
Inning Stats	R: 1 E: 0 K: 2 S: 13	H: 2 LOB: 1 BB: 0 P: 17	R: 0 E: 0 K: 0 S: 12	H: 1 LOB: 2 BB: 1 P: 16	R: 1 E: 0 K: 2 S: 14	H: 1 LOB: 1 BB: 1 P: 22	R: 0 E: 0 K: 1 S: 8	H: 0 LOB: 0 BB: 0 P: 11	R: 3 E: 1 K: 0 S: 13	H: 1 LOB: 0 BB: 1 P: 26	R: 0 E: 0 K: 0 S: 7	H: 0 LOB: 0 BB: 0 P: 12	R: 1 E: 1 K: 1 S: 20	H: 3 LOB: 3 BB: 1 P: 35	R: 0 E: 0 K: 0 S: 12	H: 1 LOB: 1 BB: 0 P: 17	1B: 7 2B: 1 3B: 0 HR: 1	SF: 0 SAC: 1 DP: 0 HBP: 0	WP: 4 PA: 38 PB: 0 SB: 2 CS: 0															
PITCHER	IP WLS BF H R ER SO BB IBB HBP BLK WP HR S P ERA WHIP																																	
David Nied, R ERA: 4.95	(1, 1) 5.0	L	WLS: 24	BF: 5	H: 5	R: 2	ER: 5	SO: 2	BB: 3	IBB: 0	HBP: 0	BLK: 1	WP: 3	HR: 1	S: 60	P: 92	ERA: 3.60	WHIP: 1.600																
Kent Bottenfield, R ERA: 5.79	(6, 1) 1.1	WLS: 6	BF: 2	H: 1	R: 1	ER: 1	SO: 0	BB: 0	IBB: 0	HBP: 0	BLK: 0	WP: 0	HR: 0	S: 13	P: 25	ERA: 6.75	WHIP: 1.500																	
Mike Munoz, L ERA: 3.0	(7, 1) 1.2	WLS: 8	BF: 2	H: 0	R: 0	ER: 0	SO: 1	BB: 1	IBB: 0	HBP: 0	BLK: 0	WP: 1	HR: 0	S: 26	P: 39	ERA: 0.00	WHIP: 1.800																	

Colorado Rockies @ Cincinnati Reds
Riverfront Stadium, Cincinnati, OH
Sat Jun 11 1994, 7:05 PM EDT
Att: 36,887 - Unknown - 86 F

livebaseballscorecards.com

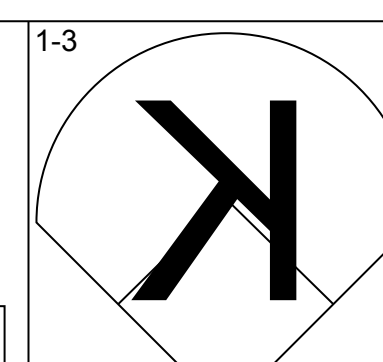
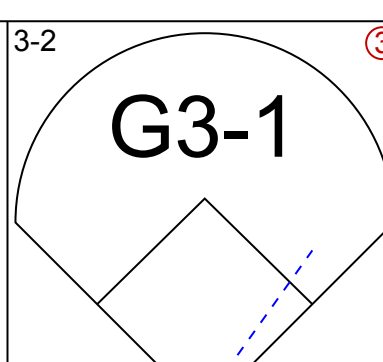
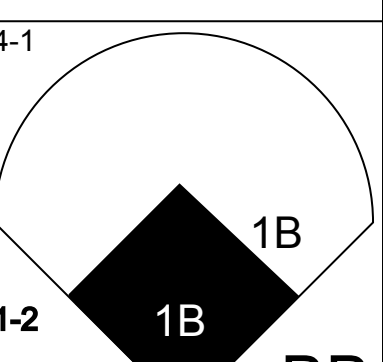
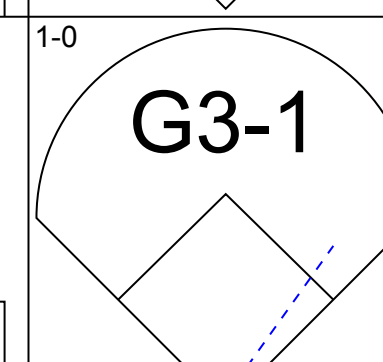
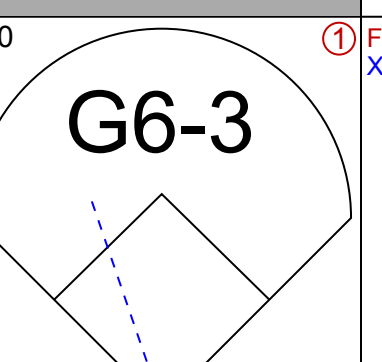
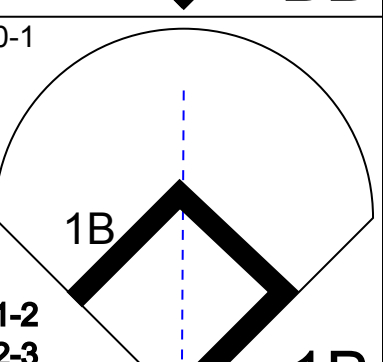
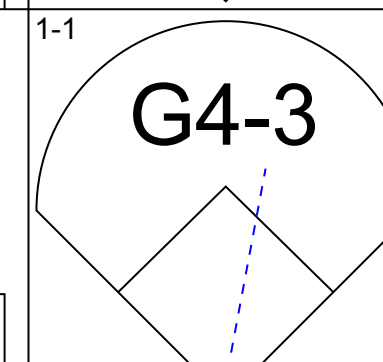
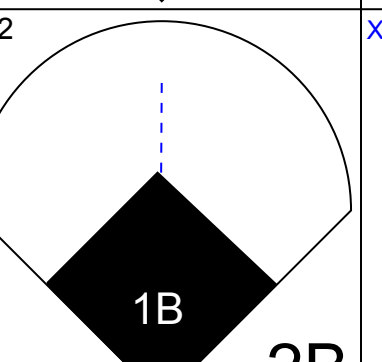
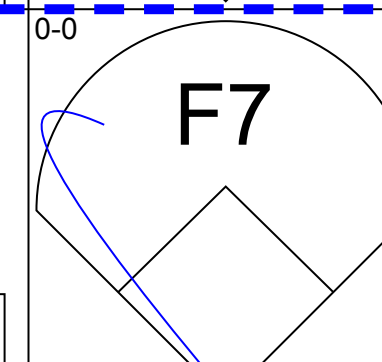
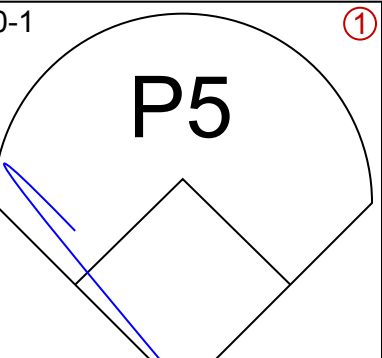
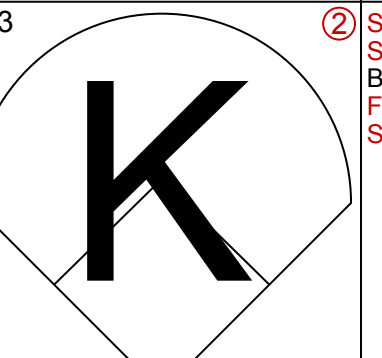
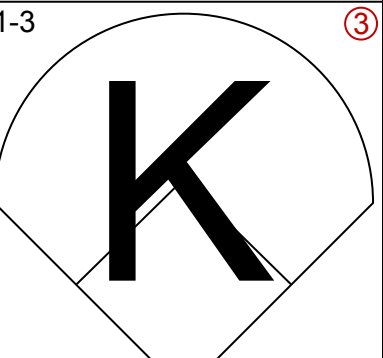
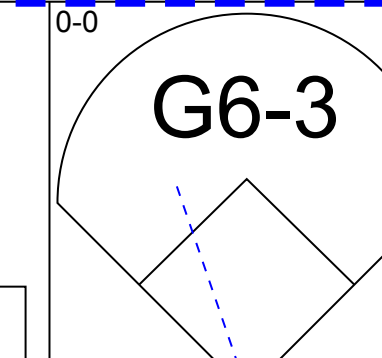
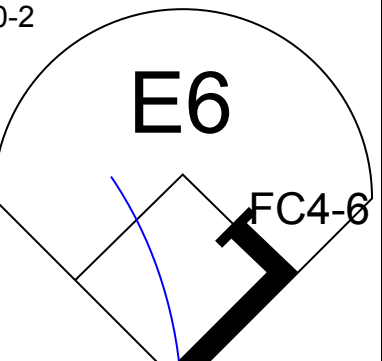
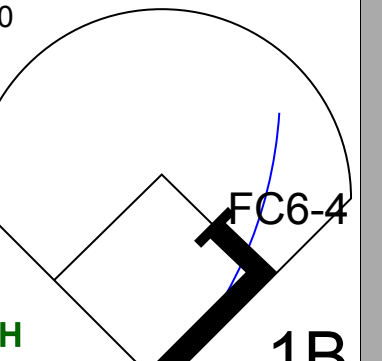
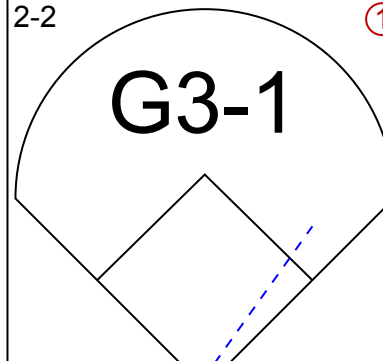
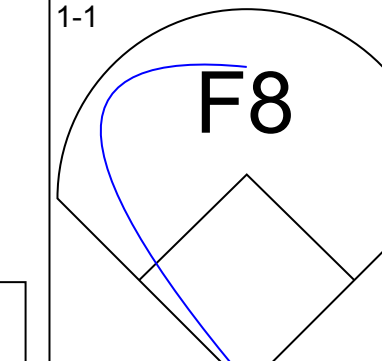
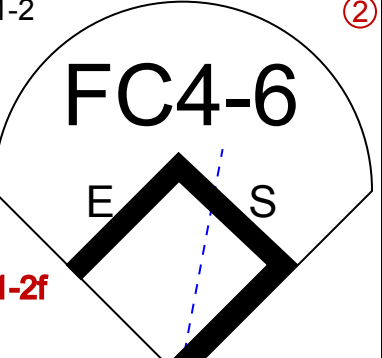
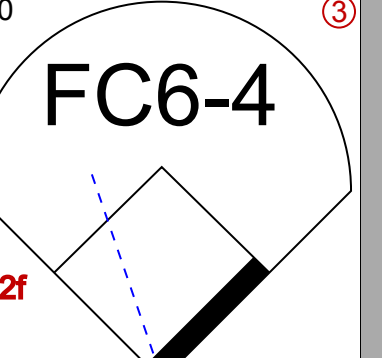
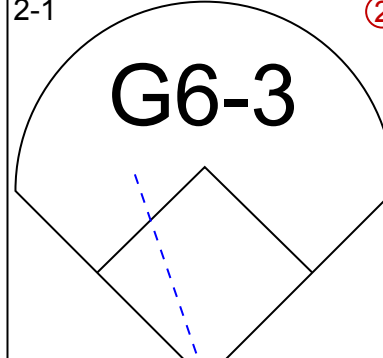
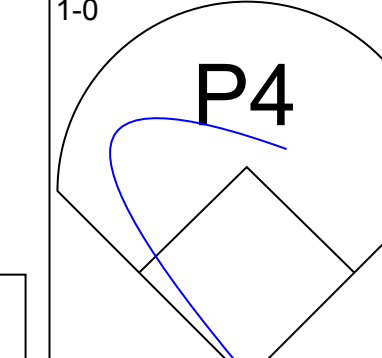
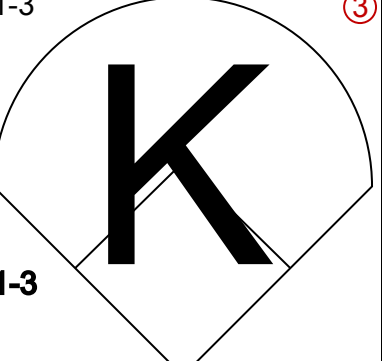
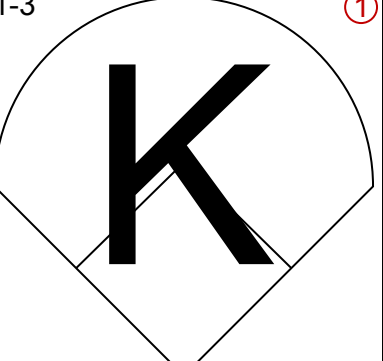
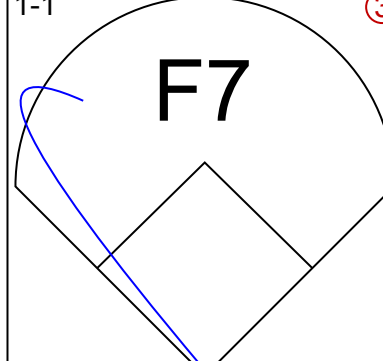
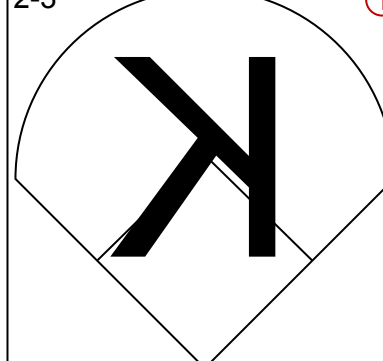
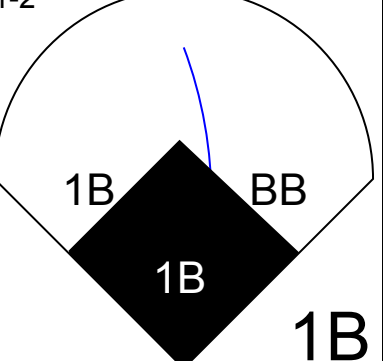
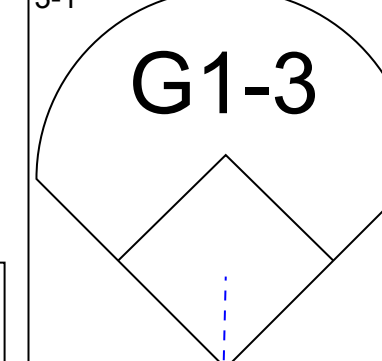

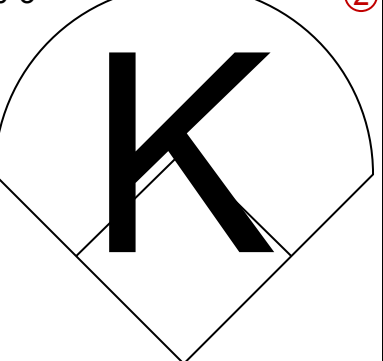
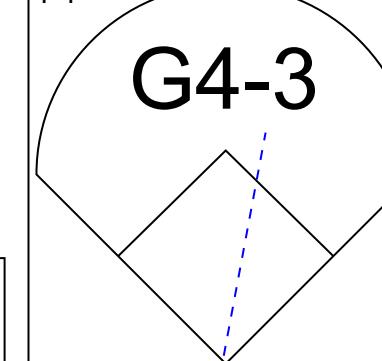
AB 33
R 6
H 9
RBI 5
BB 4
SO 6
LOB 16

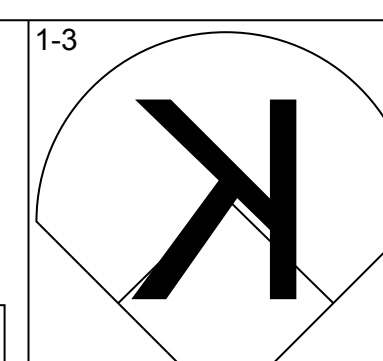
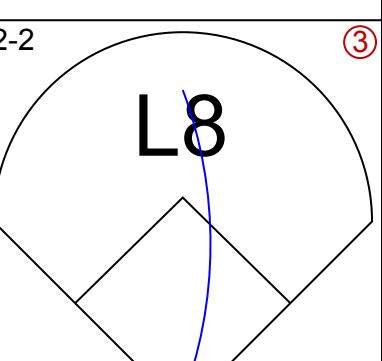
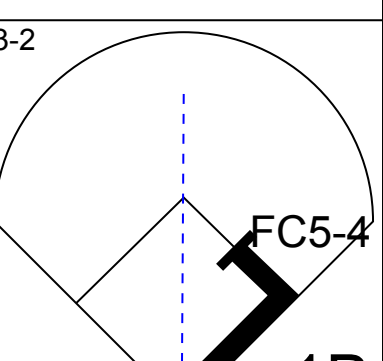
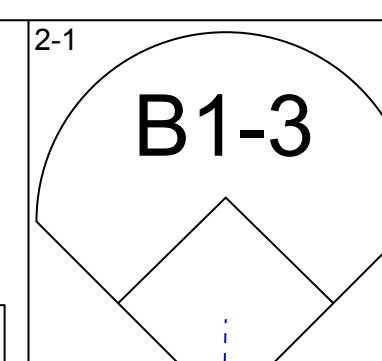
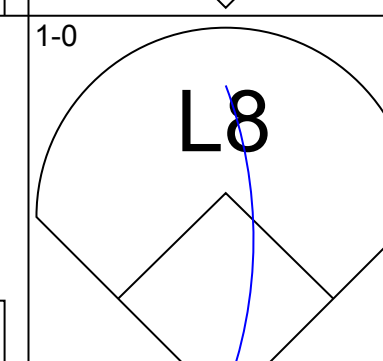
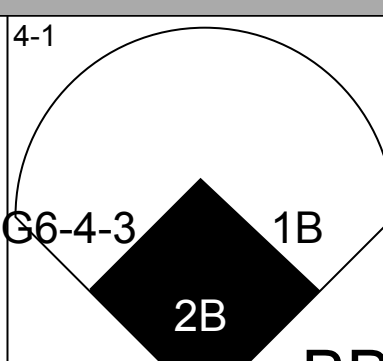
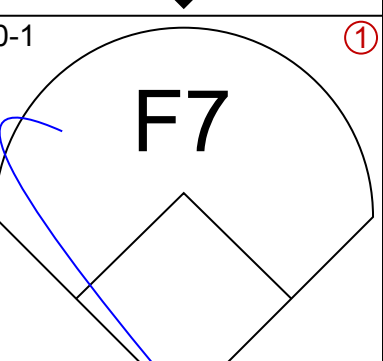
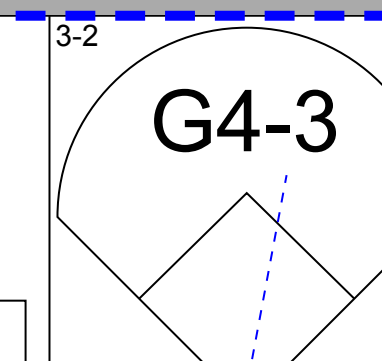
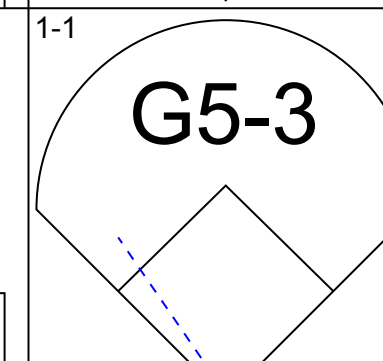
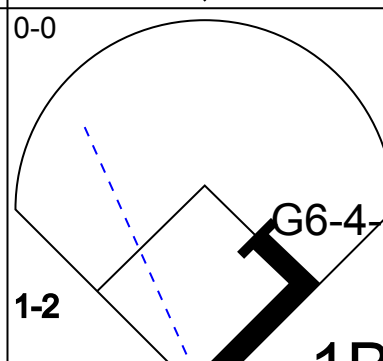
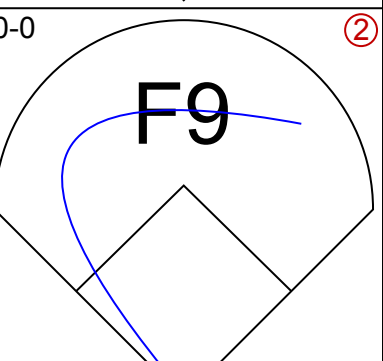
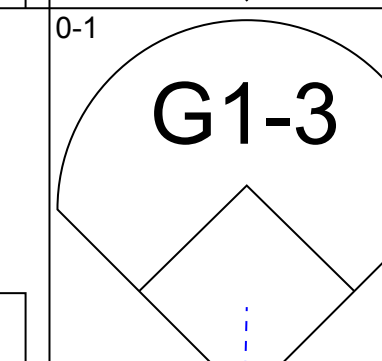
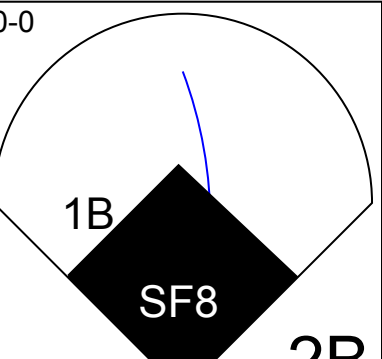
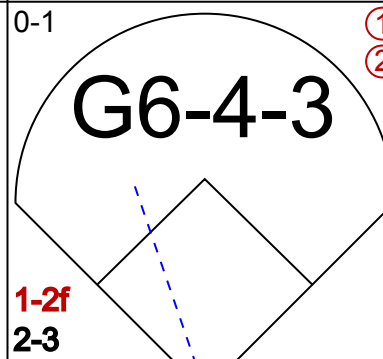
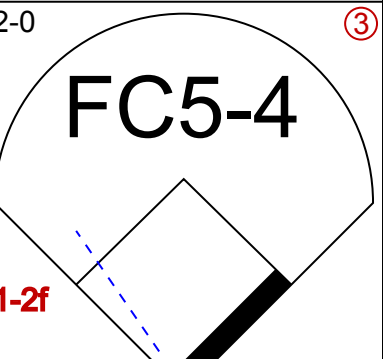
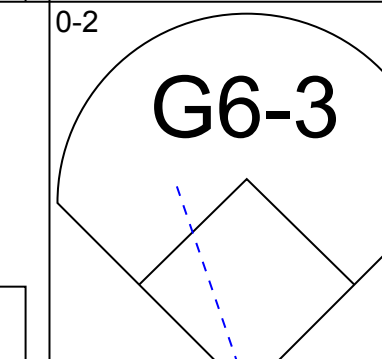
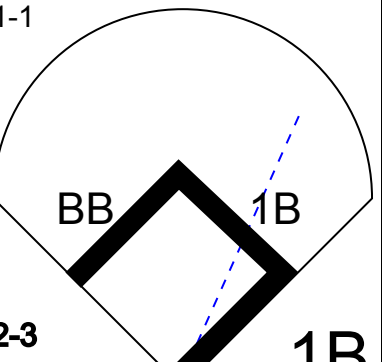
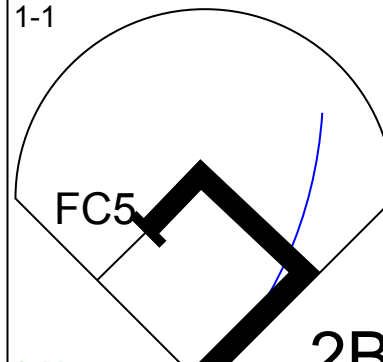
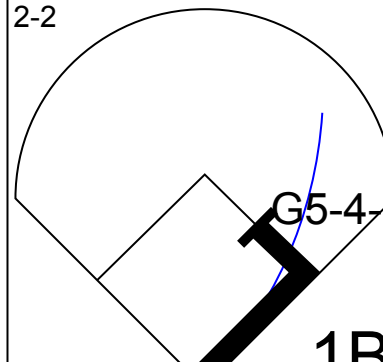
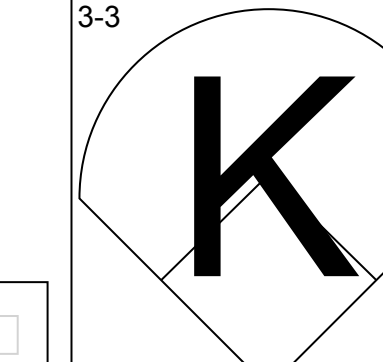
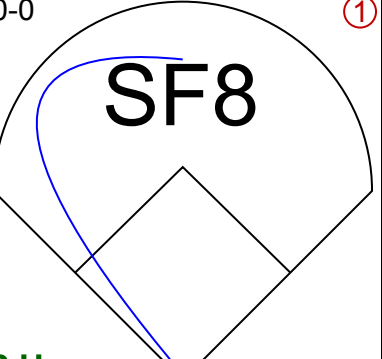
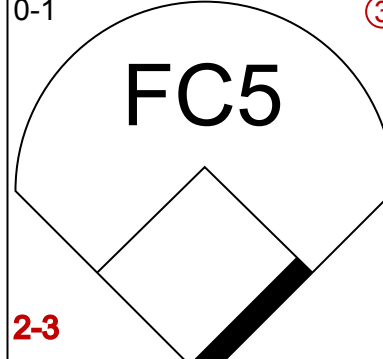
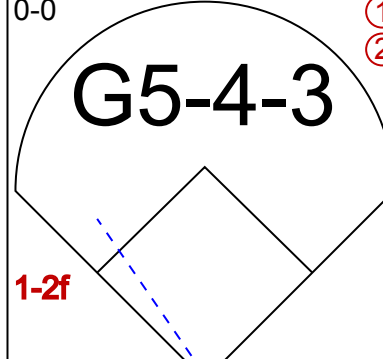
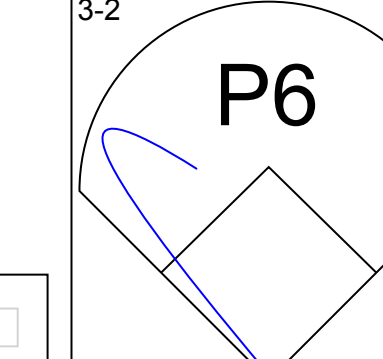
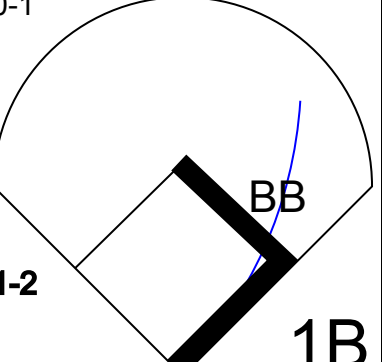
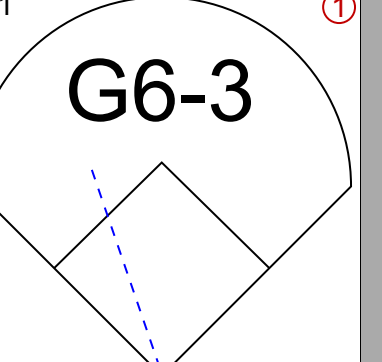
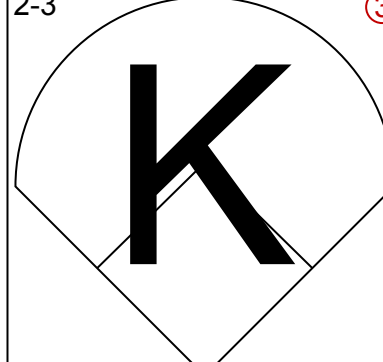
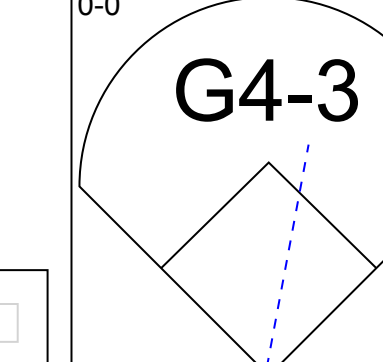
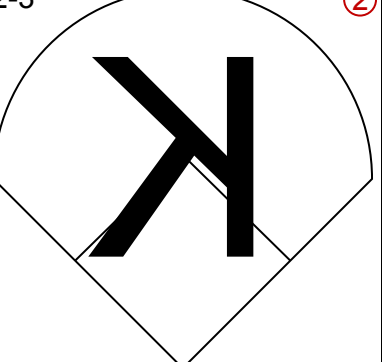
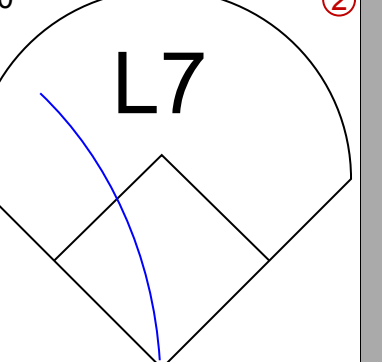
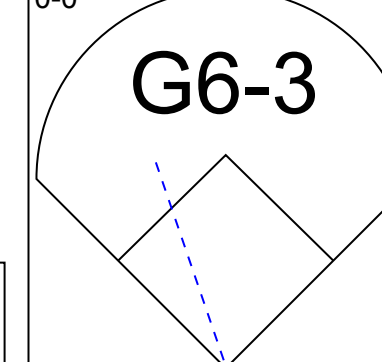
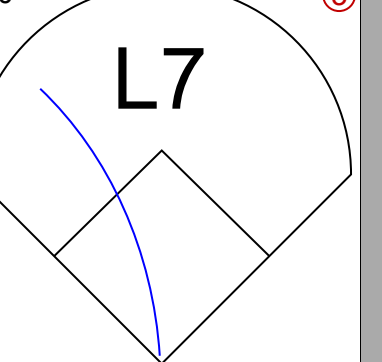
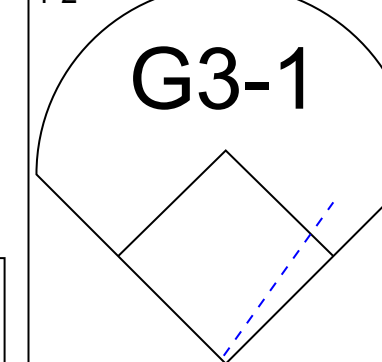
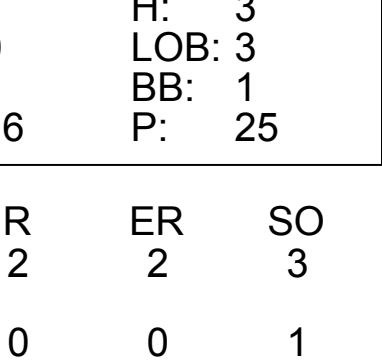


Batter	1	2	3	4	5	6	7	8	9	AB	R	H	RBI	BB	SO	LOB	TOP					
Deion Sanders, L OBP: 0.344, SLG: 0.398 (1, 8)										5	0	1	0	0	2	1	Cincinnati Reds @ Los Angeles Dodgers Dodger Stadium, Los Angeles, CA Mon Jun 13 1994, 7:05 PM PDT Att: 39,535 - Unknown - 73 F					
Barry Larkin, R OBP: 0.404, SLG: 0.358 (1, 6)										4	2	0	0	1	1	1						
Hal Morris, L OBP: 0.398, SLG: 0.502 (1, 3)										3	1	2	1	1	0	1						
Kevin Mitchell, R OBP: 0.404, SLG: 0.697 (1, 7)										2	0	1	1	1	0	0						
Reggie Sanders, R OBP: 0.333, SLG: 0.526 (1, 9)										4	0	0	0	0	3	5						
Tony Fernandez, S OBP: 0.409, SLG: 0.475 (1, 5)										4	0	0	0	0	0	2						
Bret Boone, R OBP: 0.353, SLG: 0.455 (1, 4)										4	0	1	1	0	1	0						
Brian Dorsett, R OBP: 0.340, SLG: 0.379 (1, 2)										4	0	0	0	0	2	3						
Pete Schourek, L OBP: 0.256, SLG: 0.625 (5, 1)										2	1	1	0	0	0	0						
Kevin Jarvis, L OBP: 0.289, SLG: 0.356 (7, PH)										0	0	0	0	0	0	0						
Tim Fortugno, L OBP: 0.289, SLG: 0.313 (6, PH)										0	0	0	0	0	0	0						
Thomas Howard, S OBP: 0.357, SLG: 0.392 (7, PH)										0	0	0	0	0	0	1						
Hector Carrasco, R OBP: 0.417, SLG: 0.474 (9, PH)										0	0	0	0	0	0	1						
Lenny Harris, L OBP: 0.417, SLG: 0.474 (9, PH)										0	0	0	0	0	0	1						
Inning Stats	R: 0 E: 0 K: 0 S: 13	H: 1 LOB: 2 BB: 2 P: 26	R: 0 E: 0 K: 1 S: 5	H: 0 LOB: 0 BB: 0 P: 8	R: 2 E: 0 K: 2 S: 14	H: 3 LOB: 1 BB: 0 P: 21	R: 0 E: 0 K: 1 S: 8	H: 0 LOB: 0 BB: 0 P: 12	R: 0 E: 0 K: 1 S: 9	H: 0 LOB: 1 BB: 1 P: 15	R: 0 E: 0 K: 1 S: 8	H: 0 LOB: 0 BB: 0 P: 13	R: 0 E: 1 K: 1 S: 7	H: 0 LOB: 1 BB: 0 P: 9	R: 2 E: 0 K: 1 S: 13	H: 4 LOB: 2 BB: 0 P: 22	R: 0 E: 0 K: 2 S: 9	H: 0 LOB: 0 BB: 0 P: 14	1B: 6 2B: 1 3B: 1 HR: 1	SF: 1 SAC: 0 DP: 1 HBP: 0	WP: 0 PB: 0 SB: 0 CS: 0	PA: 38
PITCHER	IP	WLS	BF	H	R	ER	SO	BB	IBB	HBP	BLK	WP	HR	S	P	ERA	WHIP					
Ramon Martinez, R ERA: 3.59	8.0	W	35	8	4	4	8	3	0	0	0	0	1	77	126	4.50	1.375					
Todd Worrell, R ERA: 2.5	1.0	S	3	0	0	0	2	0	0	0	0	0	0	9	14	0.00	0.000					

Batter	1	2	3	4	5	6	7	8	9	AB	R	H	RBI	BB	SO	LOB	BOTTOM				
Brett Butler, L OBP: 0.432, SLG: 0.463 (1, 8)										4	0	2	0	0	0	2	Cincinnati Reds @ Los Angeles Dodgers Dodger Stadium, Los Angeles, CA Mon Jun 13 1994, 7:05 PM PDT Att: 39,535 - Unknown - 73 F				
Garey Ingram, R OBP: 0.343, SLG: 0.393 (1, 4)										3	0	0	0	0	2						
Mike Piazza, R OBP: 0.378, SLG: 0.560 (1, 2)										3	1	1	1	1	2						
Tim Wallach, R OBP: 0.361, SLG: 0.540 (1, 5)										3	1	1	0	1	1						
Eric Karros, R OBP: 0.353, SLG: 0.471 (1, 3)										4	1	2	0	0	0						
Raul Mondesi, R OBP: 0.348, SLG: 0.552 (1, 9)										4	1	3	1	0	1	2					
Cory Snyder, R OBP: 0.320, SLG: 0.484 (1, 7)										2	0	0	0	0	2	3					
Dave Hansen, L OBP: 0.294, SLG: 0.313 (6, PH)										0	0	0	0	0	0	0					
Mitch Webster, S OBP: 0.357, SLG: 0.392 (7, 7)										2	0	1	1	0	0	1					
Todd Worrell, R OBP: 0.344, SLG: 0.449 (9, 7)										0	0	0	0	0	0	0					
Jose Offerman, S OBP: 0.305, SLG: 0.288 (1, 6)										4	1	2	0	0	0	3					
Ramon Martinez, R OBP: 0.270, SLG: 0.297 (1, 1)										3	0	2	0	0	1	1					
Henry Rodriguez, L OBP: 0.344, SLG: 0.449 (9, 7)										0	0	0	0	0	0	0					
Inning Stats	R: 0 E: 0 K: 0 S: 7	H: 1 LOB: 0 BB: 0 P: 13	R: 0 E: 0 K: 2 S: 13	H: 1 LOB: 1 BB: 0 P: 19	R: 1 E: 0 K: 0 S: 11	H: 2 LOB: 0 BB: 0 P: 18	R: 1 E: 0 K: 2 S: 17	H: 2 LOB: 2 BB: 1 P: 24	R: 0 E: 0 K: 1 S: 10	H: 1 LOB: 1 BB: 0 P: 13	R: 3 E: 0 K: 1 S: 16	H: 5 LOB: 0 BB: 0 P: 25	R: 0 E: 0 K: 0 S: 6	H: 1 LOB: 1 BB: 1 P: 14	R: 0 E: 0 K: 0 S: 6	H: 1 LOB: 1 BB: 0 P: 10	1B: 12 2B: 1 3B: 0 HR: 1	SF: 0 SAC: 1 DP: 1 HBP: 0	WP: 0 PB: 0 SB: 1 CS: 2	PA: 35	
PITCHER	IP	WLS	BF	H	R	ER	SO	BB	IBB	HBP	BLK	WP	HR	S	P	ERA	WHIP				
Pete Schourek, L ERA: 5.04	4.2	L	4	3	3	3	1	0	0	0	0	0	0	9	16	81.00	9.000				
Kevin Jarvis, R ERA: 8.25	0.1	L	4	3	3	3	1	0	0	0	0	0	0	9	16	81.00	9.000				
Tim Fortugno, L ERA: 2.2	1.0	S	3	2	0	0	1	0	0	0	0	0	0	11	14	0.00	2.000				
Hector Carrasco, R ERA: 2.74	2.0	S	8	2	0	0	0	1	0	0	0	0	0	12	24	0.00	1.500				

Batter	1	2	3	4	5	6	7	8	9	AB	R	H	RBI	BB	SO	LOB	BOTTOM				
Brett Butler, L OBP: 0.432, SLG: 0.463 (1, 8)										4	0	2	0	0	0	2	Cincinnati Reds @ Los Angeles Dodgers Dodger Stadium, Los Angeles, CA Mon Jun 13 1994, 7:05 PM PDT Att: 39,535 - Unknown - 73 F				
Garey Ingram, R OBP: 0.343, SLG: 0.393 (1, 4)										3	0	0	0	0	2						
Mike Piazza, R OBP: 0.378, SLG: 0.560 (1, 2)										3	1	1	1	1	2						
Tim Wallach, R OBP: 0.361, SLG: 0.540 (1, 5)										3	1	1	0	1	1						
Eric Karros, R OBP: 0.353, SLG: 0.471 (1, 3)										4	1	2	0	0	0						
Raul Mondesi, R OBP: 0.348, SLG: 0.552 (1, 9)										4	1	3	1	0	1	2					
Cory Snyder, R OBP: 0.320, SLG: 0.484 (1, 7)										2	0	0	0	0	2	3					
Dave Hansen, L OBP: 0.294, SLG: 0.313 (6, PH)										0	0	0	0	0	0	0					
Mitch Webster, S OBP: 0.357, SLG: 0.392 (7, 7)										2	0	1	1	0	0	1					
Todd Worrell, R OBP: 0.344, SLG: 0.449 (9, 7)										0	0	0	0	0	0	0					
Jose Offerman, S OBP: 0.305, SLG: 0.288 (1, 6)										4	1	2	0	0	0	3					
Ramon Martinez, R OBP: 0.270, SLG: 0.297 (1, 1)										3	0	2	0	0	1	1					
Henry Rodriguez, L OBP: 0.344, SLG: 0.449 (9, 7)										0	0	0	0	0	0	0					
Inning Stats	R: 0 E: 0 K: 0 S: 7	H: 1 LOB: 0 BB: 0 P: 13	R: 0 E: 0 K: 2 S: 13	H: 1 LOB: 1 BB: 0 P: 19	R: 1 E: 0 K: 0 S: 11	H: 2 LOB: 0 BB: 0 P: 18	R: 1 E: 0 K: 2 S: 17	H: 2 LOB: 2 BB: 1 P: 24	R: 0 E: 0 K: 1 S: 10	H: 1 LOB: 1 BB: 0 P: 13	R: 3 E: 0 K: 1 S: 16	H: 5 LOB: 0 BB: 0 P: 25	R: 0 E: 0 K: 0 S: 6	H: 1 LOB: 1 BB: 1 P: 14	R: 0 E: 0 K: 0 S: 6	H: 1 LOB: 1 BB: 0 P: 10	1B: 12 2B: 1 3B: 0 HR: 1	SF: 0 SAC: 1 DP: 1 HBP: 0	WP: 0 PB: 0 SB: 1 CS: 2	PA: 35	
PITCHER	IP	WLS	BF	H	R	ER	SO	BB	IBB	HBP	BLK	WP	HR	S	P	ERA	WHIP				
Pete Schourek, L ERA: 5.04	4.2	L	4	3	3	3	1	0	0	0	0	0	0	9	16	81.00	9.000				
Kevin Jarvis, R ERA: 8.25	0.1	L	4	3	3	3	1	0	0	0	0	0	0	9	16	81.00	9.000				
Tim Fortugno, L ERA: 2.2	1.0	S	3	2	0	0	1	0	0	0	0	0	0	11	14	0.00	2.000				
Hector Carrasco, R ERA: 2.74	2.0	S	8	2	0	0	0	1	0	0	0	0	0	12	24	0.00	1.500				

Batter	1	2	3	4	5	6	7	8	9	AB	R	H	RBI	BB	SO	LOB	TOP					
Deion Sanders, L (1, 8) OBP: 0.345, SLG: 0.395										3	2	1	0	1	1	0	Cincinnati Reds @ Los Angeles Dodgers Dodger Stadium, Los Angeles, CA Wed Jun 15 1994, 7:05 PM PDT Att: 51,736 - Unknown - 65 F					
Lenny Harris, L (1, 5) OBP: 0.422, SLG: 0.475										4	0	2	1	0	0	0						
Hal Morris, L (1, 3) OBP: 0.401, SLG: 0.506										4	1	2	2	0	0	1						
Kevin Mitchell, R (1, 7) Jeff Brantley, R (8, 1)										4	0	0	0	0	2	3						
Tony Fernandez, S (1, 6) OBP: 0.399, SLG: 0.460										4	0	1	1	0	0	0						
Reggie Sanders, R (1, 9) OBP: 0.326, SLG: 0.525										4	0	0	0	0	0	2						
Bret Boone, R (1, 4) OBP: 0.342, SLG: 0.440																						
Brian Dorsett, R (1, 2) OBP: 0.338, SLG: 0.375																						
John Roper, R (1, 1) Thomas Howard, S (8, 7)																						
Inning Stats	R: 0 E: 0 K: 1 S: 7	H: 0 LOB: 0 BB: 0 P: 10	R: 0 E: 1 K: 1 S: 11	H: 0 LOB: 1 BB: 0 P: 13	R: 0 E: 0 K: 2 S: 10	H: 0 LOB: 0 BB: 0 P: 17	R: 1 E: 0 K: 1 S: 12	H: 2 LOB: 1 BB: 0 P: 17	R: 2 E: 0 K: 3 S: 17	H: 3 LOB: 2 BB: 1 P: 24	R: 0 E: 0 K: 0 S: 7	H: 0 LOB: 0 BB: 0 P: 12	R: 1 E: 0 K: 0 S: 10	H: 2 LOB: 1 BB: 0 P: 18	R: 0 E: 0 K: 0 S: 4	H: 0 LOB: 0 BB: 0 P: 6	R: 0 E: 0 K: 0 S: 7	H: 0 LOB: 0 BB: 0 P: 12	1B: 6 2B: 1 3B: 0 HR: 0	SF: 0 SAC: 0 DP: 0 HBP: 0	WP: 0 PB: 0 SB: 1 CS: 1	PA: 36
PITCHER	IP	WLS	BF	H	R	ER	SO	BB	IBB	HBP	BLK	WP	HR	S	P	ERA	WHIP					
Kevin Gross, R (1, 1) ERA: 3.84	6.2	L	29	7	4	4	8	1	0	0	0	0	0	73	110	5.40	1.200					
Al Osuna, L (7, 1) ERA: 6.23	0.1		1	0	0	0	0	0	0	0	0	0	0	1	1	0.00	0.000					
Ismael Valdez, R (8, 1) ERA:	2.0	S	6	0	0	0	0	0	0	0	0	0	0	11	18	0.00	0.000					

Batter	1	2	3	4	5	6	7	8	9	AB	R	H	RBI	BB	SO	LOB	BOTTOM					
Brett Butler, L (1, 8) OBP: 0.432, SLG: 0.457										4	0	1	0	0	1	3	Cincinnati Reds @ Los Angeles Dodgers Dodger Stadium, Los Angeles, CA Wed Jun 15 1994, 7:05 PM PDT Att: 51,736 - Unknown - 65 F					
Jose Offerman, S (1, 6) OBP: 0.314, SLG: 0.289										3	1	0	0	1	0	1						
Mike Piazza, R (1, 2) OBP: 0.377, SLG: 0.551										4	0	1	0	0	0	1						
Tim Wallach, R (1, 5) OBP: 0.364, SLG: 0.541										4	1	1	0	0	0	3						
Henry Rodriguez, L (1, 7) OBP: 0.350, SLG: 0.457										4	0	3	1	0	1	0						
Eric Karros, R (1, 3) OBP: 0.346, SLG: 0.461										3	0	0	1	0	0	2						
Raul Mondesi, R (1, 9) OBP: 0.346, SLG: 0.547										4	0	1	0	0	1	0						
Garey Ingram, R (1, 4) OBP: 0.338, SLG: 0.426										3	0	0	0	0	1	2						
Kevin Gross, R (1, 1) OBP: 0.200, SLG: 0.222										1	0	0	0	1	0	0						
Chris Gwynn, L (7, PH) Ismael Valdez, R (8, 1)										0	0	0	0	0	0	0						
Inning Stats	R: 0 E: 0 K: 1 S: 6	H: 3 LOB: 3 BB: 1 P: 9	R: 1 E: 0 K: 1 S: 16	H: 3 LOB: 1 BB: 1 P: 25	R: 1 E: 0 K: 0 S: 8	H: 2 LOB: 1 BB: 1 P: 13	R: 0 E: 0 K: 0 S: 4	H: 0 LOB: 0 BB: 0 P: 4	R: 0 E: 0 K: 0 S: 8	H: 1 LOB: 1 BB: 0 P: 12	R: 0 E: 0 K: 1 S: 7	H: 1 LOB: 0 BB: 0 P: 11	R: 0 E: 0 K: 0 S: 7	H: 0 LOB: 0 BB: 0 P: 10	R: 0 E: 0 K: 0 S: 10	H: 0 LOB: 0 BB: 0 P: 13	R: 0 E: 0 K: 1 S: 8	H: 0 LOB: 0 BB: 0 P: 14	1B: 5 2B: 2 3B: 0 HR: 0	SF: 1 SAC: 0 DP: 2 HBP: 0	WP: 0 PB: 0 SB: 0 CS: 0	PA: 34
PITCHER	IP	WLS	BF	H	R	ER	SO	BB	IBB	HBP	BLK	WP	HR	S	P	ERA	WHIP					
John Roper, R (1, 1) ERA: 3.96	7.0	W	28	7	2	2	3	2	0	0	0	0	0	56	84	2.57	1.286					
Jeff Brantley, R (8, 1) ERA: 2.45	2.0	S	6	0	0	0	1	0	0	0	0	0	0	18	27	0.00	0.000					



Batter	1	2	3	4	5	6	7	8	9	AB	R	H	RBI	BB	SO	LOB	TOP					
Deion Sanders, L (1,8) OBP: 0.346, SLG: 0.395	L6		P5		G6-3			2B	1B	5	1	2	0	0	0	0	<p>Cincinnati Reds @ Atlanta Braves Atlanta-Fulton County Stadium, Atlanta, GA</p> <p>Fri Jun 17 1994, 7:05 PM EDT Att: 49,330 - Unknown</p>					
Barry Larkin, R (1,6) OBP: 0.348, SLG: 0.365	G4-3		G5-3			F7		K	1B	5	0	2	2	0	1	1						
Hal Morris, L (1,3) OBP: 0.399, SLG: 0.502										2	0	0	0	0	2	0						
Lenny Harris, L (5,3) OBP: 0.415, SLG: 0.468	K									1	0	0	0	0	0	1						
Jerome Walton, R (8, FH) OBP: 0.318, SLG: 0.405										2	0	0	0	0	1	3						
Kevin Mitchell, R (1,7) OBP: 0.385, SLG: 0.661										4	0	1	1	0	1	2						
Tony Fernandez, S (1,5) OBP: 0.392, SLG: 0.450										4	0	0	0	0	1	2						
Reggie Sanders, R (1,9) OBP: 0.329, SLG: 0.534										4	1	2	0	0	2	0						
Bret Boone, R (1,4) OBP: 0.349, SLG: 0.448										3	2	2	1	0	1	0						
Eddie Taubensee, L (1,2) OBP: 0.265, SLG: 0.316										4	0	1	0	0	1	4						
Erik Hanson, R (11, 1) OBP: 0.136, SLG: 0.174										2	0	0	1	0	0	0						
Thomas Howard, S (7, PH) OBP: 0.287, SLG: 0.390										1	0	0	0	0	0	1						
Chuck McElroy, L (7, 1) OBP: 0.287, SLG: 0.390										0	0	0	0	0	0	0						
Hector Carrasco, R (8, 1) OBP: 0.229, SLG: 0.194										0	0	0	0	0	0	0						
Jacob Brumfield, R (9, PH) OBP: 0.229, SLG: 0.194										0	1	0	0	1	0	0						
Jeff Brantley, R (9, 1) OBP: 0.229, SLG: 0.194										0	0	0	0	0	0	0						
Inning Stats	R: 0 E: 0 K: 1 S: 10	H: 0 LOB: 0 BB: 0 P: 13	R: 0 E: 0 K: 2 S: 13	H: 1 LOB: 2 BB: 0 P: 25	R: 0 E: 0 K: 0 S: 5	H: 0 LOB: 0 BB: 0 P: 8	R: 0 E: 0 K: 1 S: 6	H: 0 LOB: 0 BB: 0 P: 9	R: 2 E: 0 K: 0 S: 12	H: 2 LOB: 0 BB: 0 P: 14	R: 0 E: 1 K: 1 S: 12	H: 1 LOB: 1 BB: 0 P: 17	R: 0 E: 0 K: 2 S: 9	H: 1 LOB: 1 BB: 0 P: 11	R: 1 E: 0 K: 2 S: 17	H: 2 LOB: 1 BB: 0 P: 28	R: 2 E: 0 K: 1 S: 17	H: 3 LOB: 2 BB: 1 P: 27	1B: 5 2B: 4 3B: 1 HR: 0	SF: 0 SAC: 0 DP: 0 HBP: 1	WP: 0 PB: 0 SB: 1 CS: 0	PA: 39
PITCHER	IP WLS BF H R ER SO BB IBB HBP BLK WP HR S P ERA WHIP																					
Greg Maddux, R (1, 1) ERA: 1.52	7.1	29	6	3	3	8	0	0	1	0	0	0	0	0	71	106	3.68	0.818				
Mike Stanton, L (8, 1) ERA: 3.54	0.1	1	0	0	0	1	0	0	0	0	0	0	0	0	3	5	0.00	0.000				
Steve Bedrosian, R (8, 1) ERA: 3.86	0.1	2	1	0	0	0	0	0	0	0	0	0	0	10	14	0.00	3.000					
Greg McMichael, R (9, 1) ERA: 3.18	1.0	W 7	3	2	2	1	1	0	0	0	0	0	0	17	27	18.00	4.000					

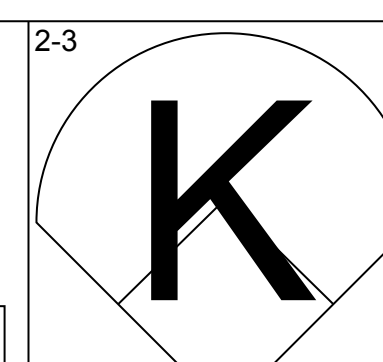
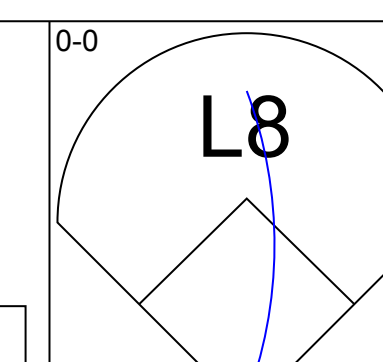
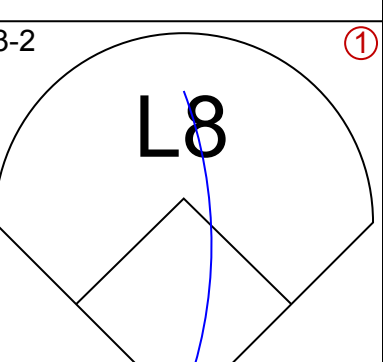
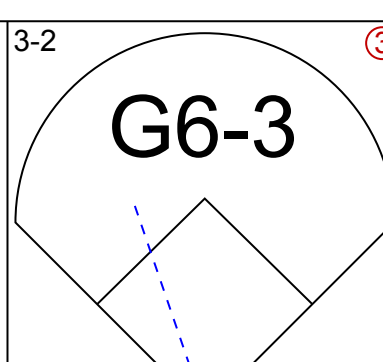
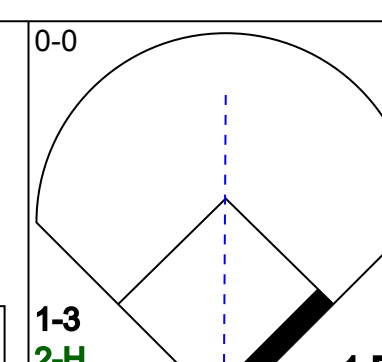
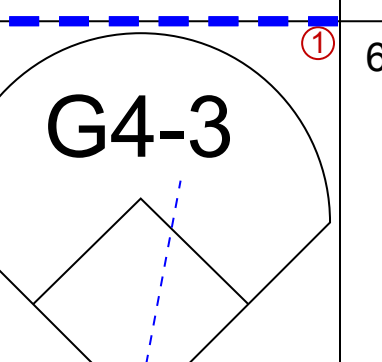
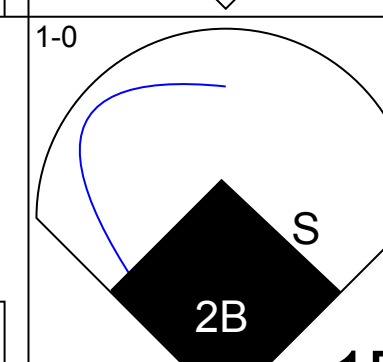
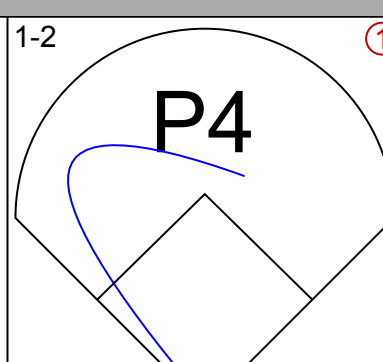
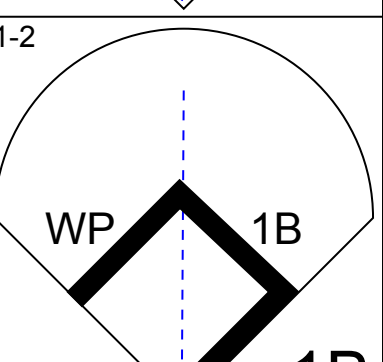
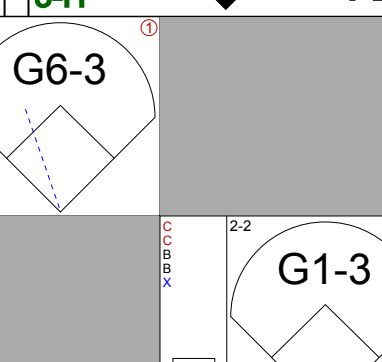
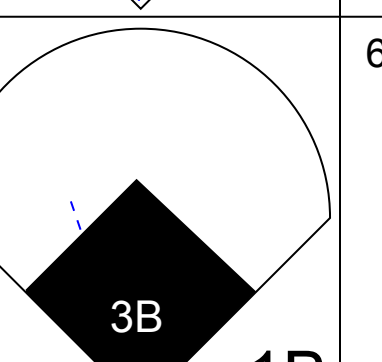
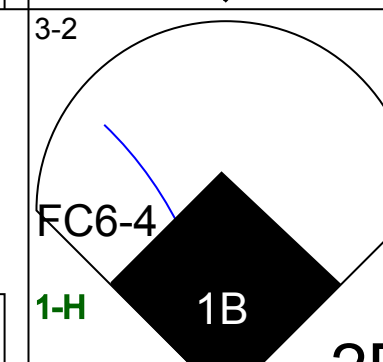
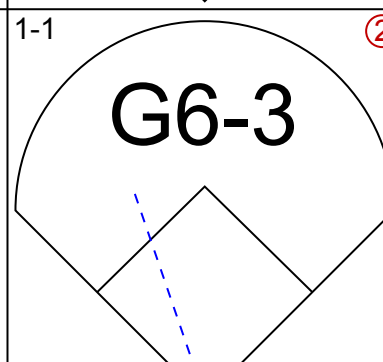
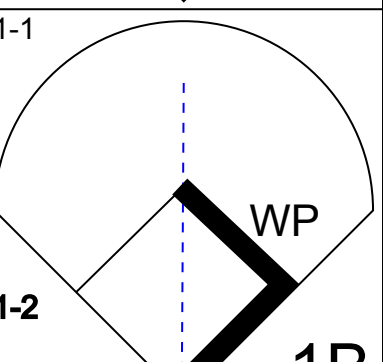
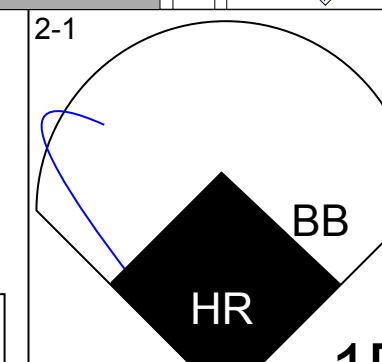
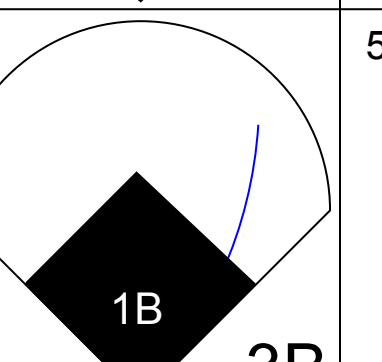
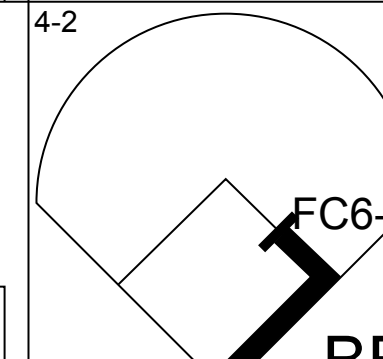
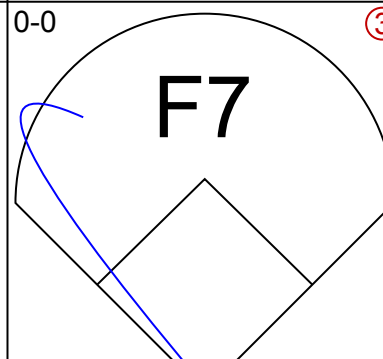
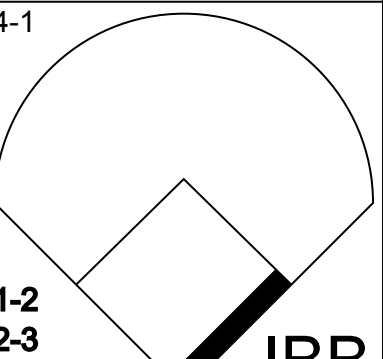
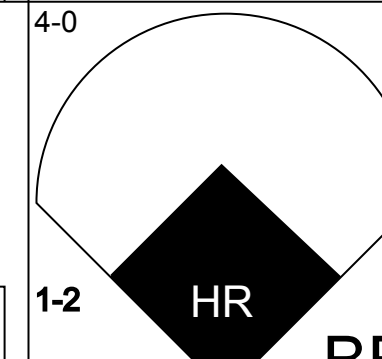
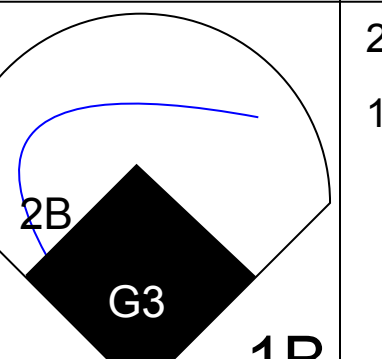
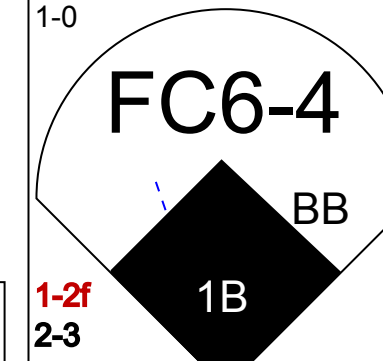
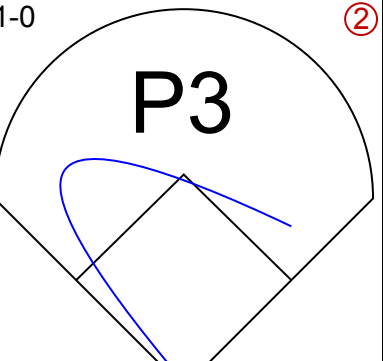
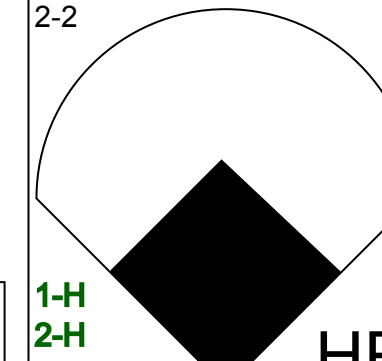
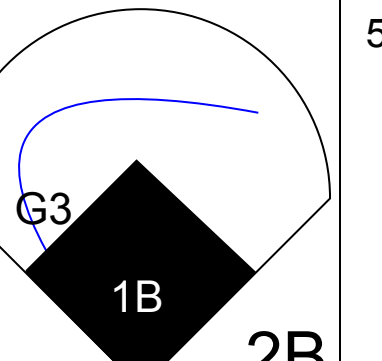
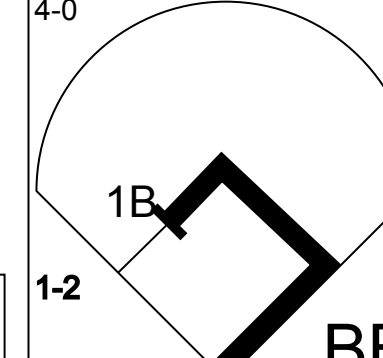
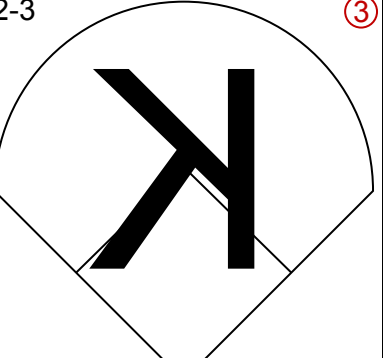
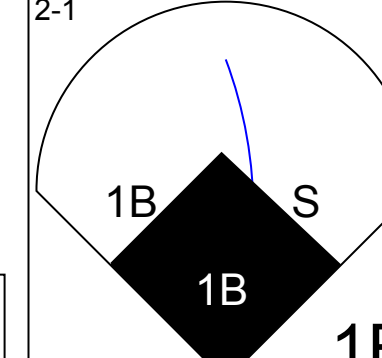
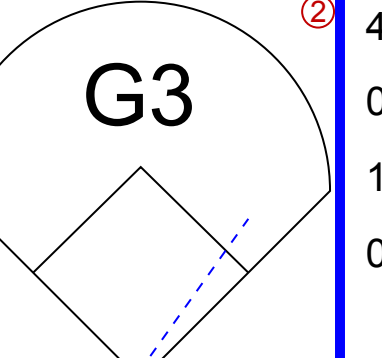
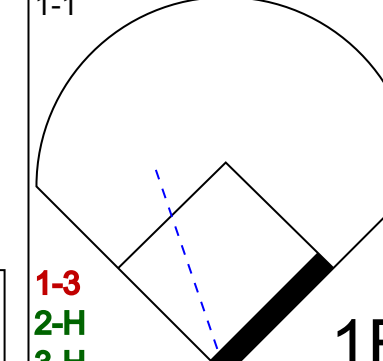
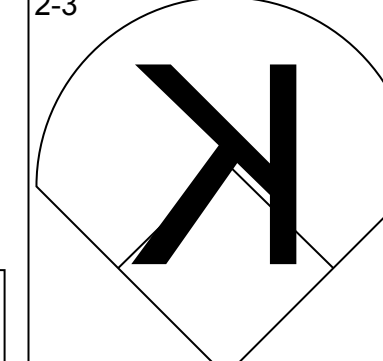
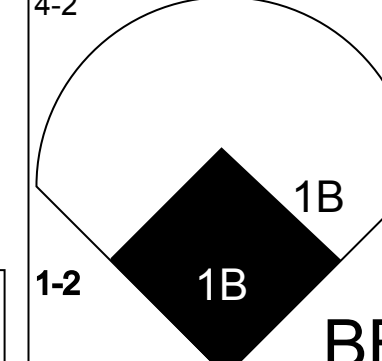
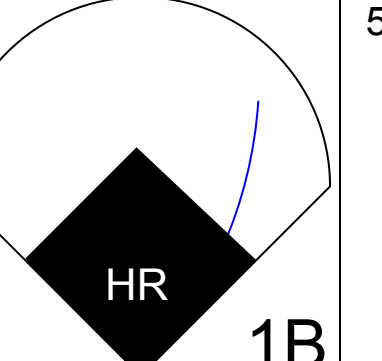

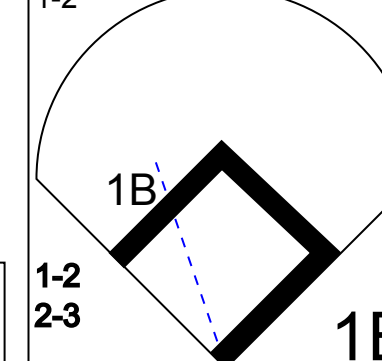
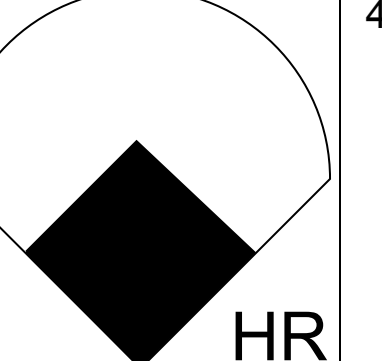

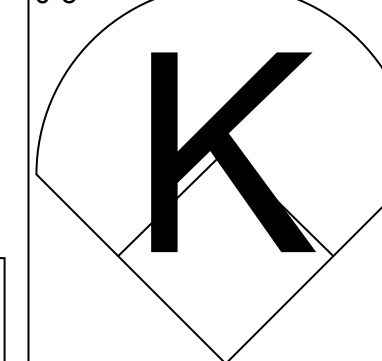
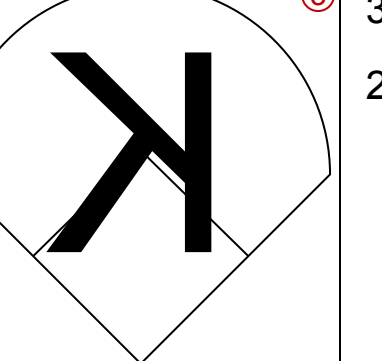
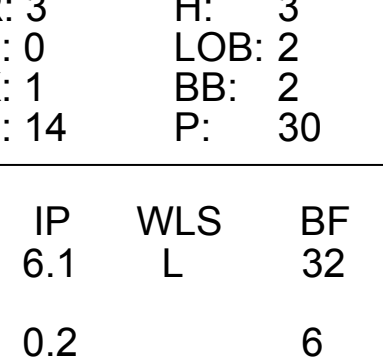
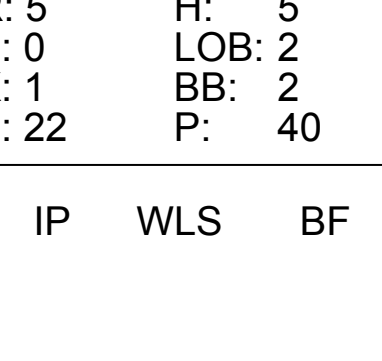
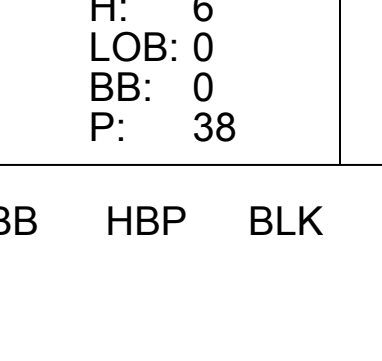










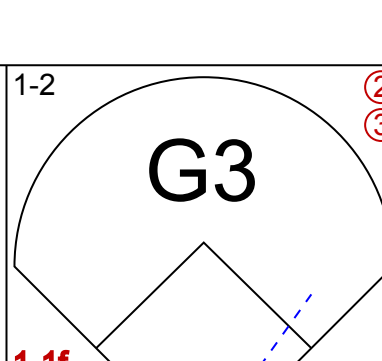

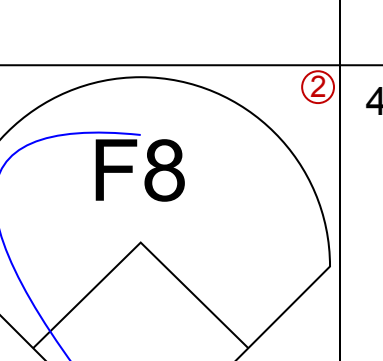
Batter	1	2	3	4	5	6	7	8	9	AB	R	H	RBI	BB	SO	LOB	BOTTOM					
Roberto Kelly, R (1,8) OBP: 0.366, SLG: 0.440	WP SF9 2B		G5-3		1B		G6-3		HR	5	3	3	1	0	0	0	<p>Cincinnati Reds @ Atlanta Braves Atlanta-Fulton County Stadium, Atlanta, GA</p> <p>Fri Jun 17 1994, 7:05 PM EDT Att: 49,330 - Unknown</p>					
Jeff Blauser, R (1,6) OBP: 0.323, SLG: 0.356	G5-3		FC6-4 1B		G3		FC1-4-6 2B		HR	5	1	4	3	0	0	1						
Tony Tarasco, L (1,9) OBP: 0.330, SLG: 0.468	SF9		K		G3		FC1-4-6 2B			3	1	0	1	0	1	3						
Fred McGriff, L (1,3) OBP: 0.386, SLG: 0.599	1B		FC6-4		IBB		1B			3	0	2	1	1	0	1						
Ryan Klesko, L (1,7) OBP: 0.365, SLG: 0.617	F7				K		G4-3			3	0	1	0	0	1	3						
Dave Gallagher, R (7, PH) OBP: 0.333, SLG: 0.338										1	0	0	0	0	0	1						
Javy Lopez, R (1,2) OBP: 0.297, SLG: 0.453										4	0	1	0	0	1	3						
Jarvis Brown, R (8, FR) OBP: 0.100, SLG: 0.400										0	0	0	0	0	0	0						
Greg McMichael, R (9, 1) OBP: 0.333, SLG: 0.338										0	0	0	0	0	0	0						
Mark Lemke, S (1,4) OBP: 0.357, SLG: 0.364										3	0	0	0	0	2	1						
Bill Pecota, R (1,5) OBP: 0.368, SLG: 0.367										3	0	0	0	1	0	3						
Greg Maddux, R (1, 1) OBP: 0.229, SLG: 0.265										3	1	1	0	0	1	1						
Mike Stanton, L (8, 1) OBP: 1.000, SLG: 1.000										0	0	0	0	0	0	0						
Steve Bedrosian, R (8, 1) OBP: 0.229, SLG: 0.194										0	0	0	0	0	0	0						
Charlie O'Brien, R (8, PH) OBP: 0.329, SLG: 0.542										1	0	0	0	0	1	2						
Inning Stats	R: 1 E: 0 K: 0 S: 7	H: 2 LOB: 1 BB: 0 P: 12	R: 0 E: 0 K: 2 S: 10	H: 0 LOB: 1 BB: 1 P: 17	R: 0 E: 0 K: 1 S: 10	H: 1 LOB: 0 BB: 0 P: 14	R: 0 E: 0 K: 1 S: 8	H: 1 LOB: 1 BB: 0 P: 11	R: 2 E: 0 K: 0 S: 16	H: 3 LOB: 2 BB: 1 P: 29	R: 0 E: 0 K: 0 S: 6	H: 0 LOB: 0 BB: 0 P: 12	R: 1 E: 0 K: 0 S: 6	H: 2 LOB: 1 BB: 0 P: 9	R: 0 E: 0 K: 1 S: 7	H: 1 LOB: 2 BB: 0 P: 11	R: 2 E: 0 K: 0 S: 4	H: 2 LOB: 0 BB: 0 P: 6	1B: 7 2B: 4 3B: 0 HR: 1	SF: 1 SAC: 1 DP: 0 HBP: 0	WP: 1 PB: 0 SB: 0 CS: 0	PA: 38
PITCHER	IP WLS BF H R ER SO BB IBB HBP BLK WP HR S P ERA WHIP																					
Erik Hanson, R (1, 1) ERA: 4.74	6.0	27	7	3	3	6	1	1	0	0	0	0	0	0	57	95	4.50	1.333				
Chuck McElroy, L (7, 1) ERA: 1.0	1.1	7	3	1	1	0	0	0	0	0	0	0	0	9	13	6.75	2.250					
Hector Carrasco, R (8, 1) ERA: 2.66	0.2	2	0	0	0	1	0	0	0	0	0	0	0	4	7	0.00	0.000					
Jeff Brantley, R (9, 1) ERA: 2.97	0.0	L 2	2	2	2	0	0	0	0	0	1	4	6	∞	∞							

AB	37
R	5
H	10
RBI	5
BB	1
SO	10
LOB	14



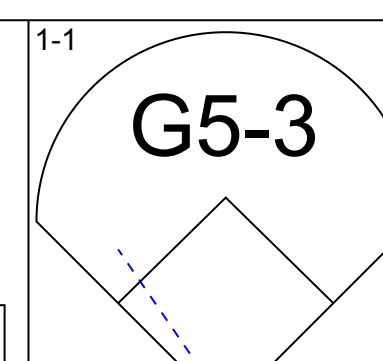
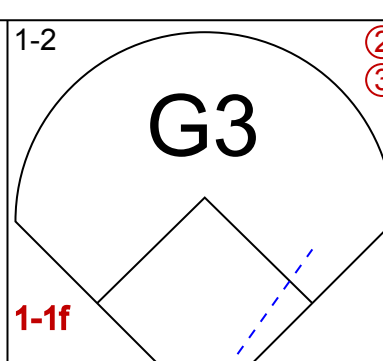
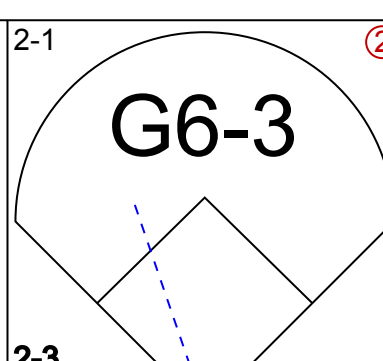
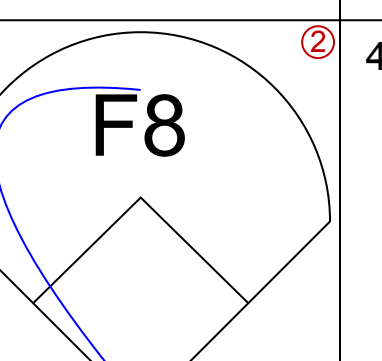
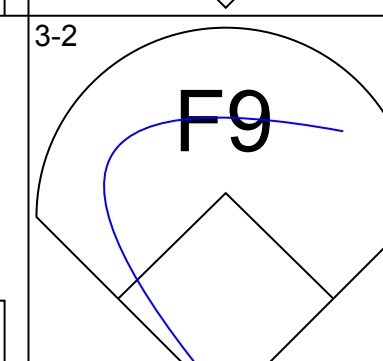
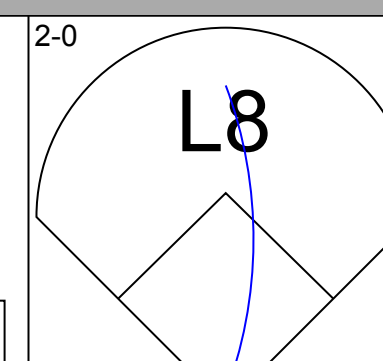
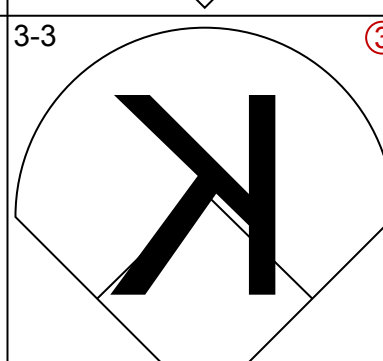
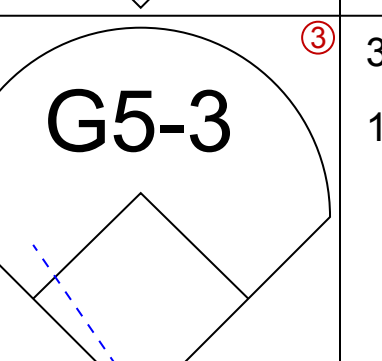
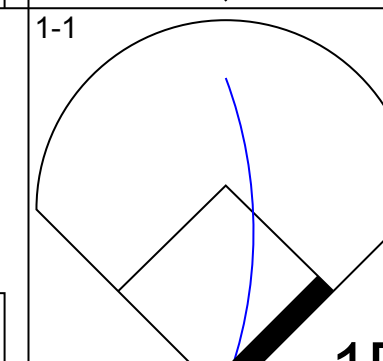
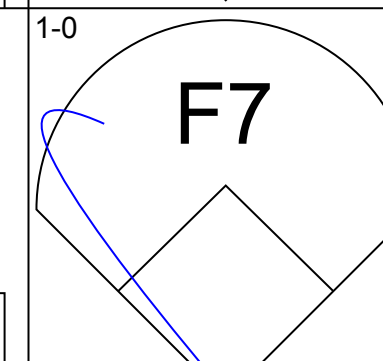
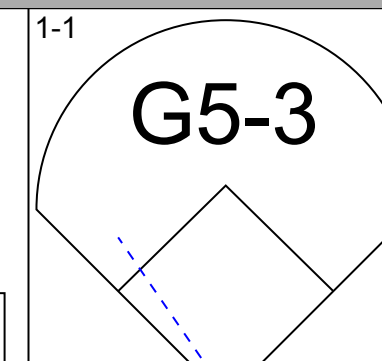
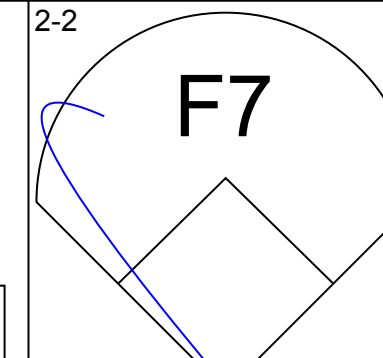
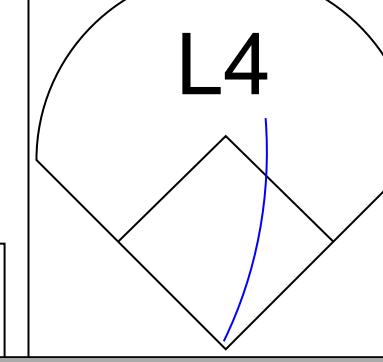
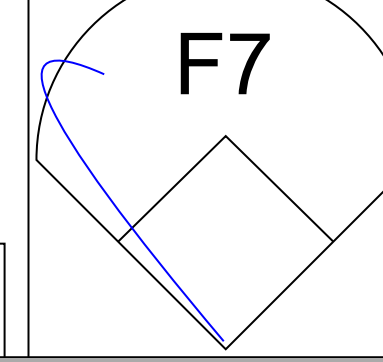
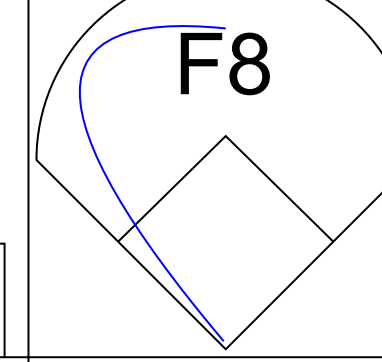
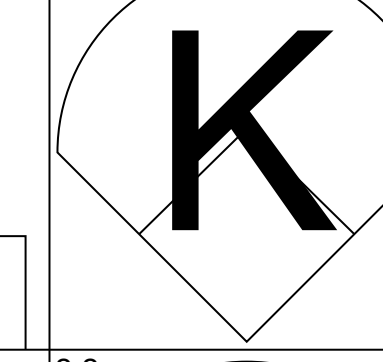
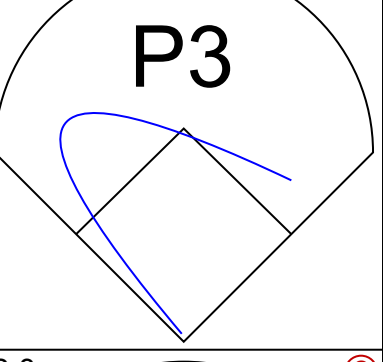
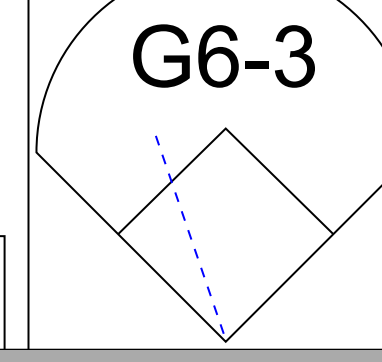
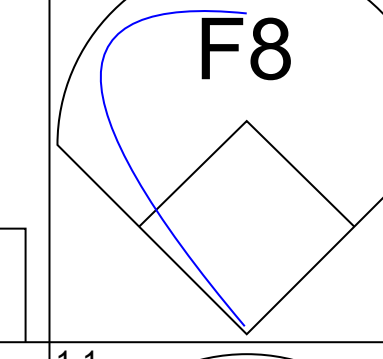
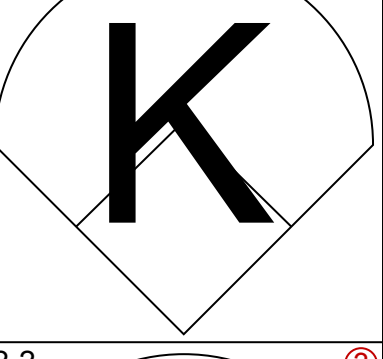
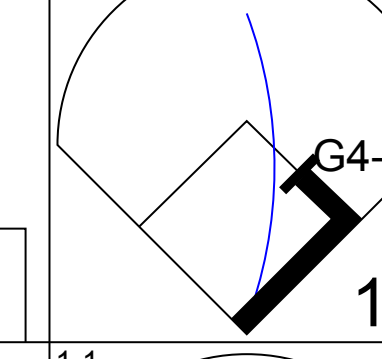
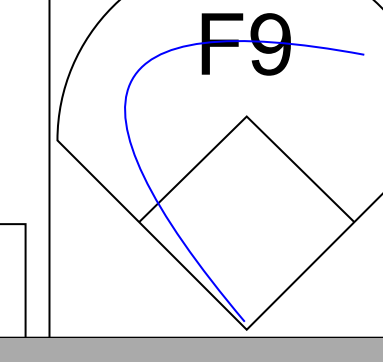
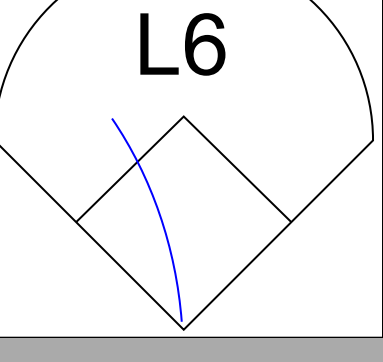
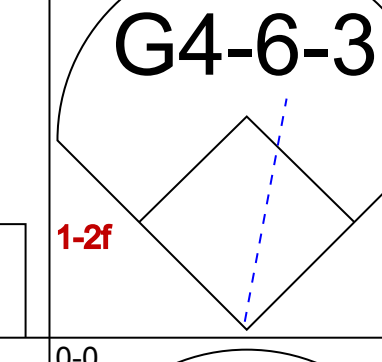
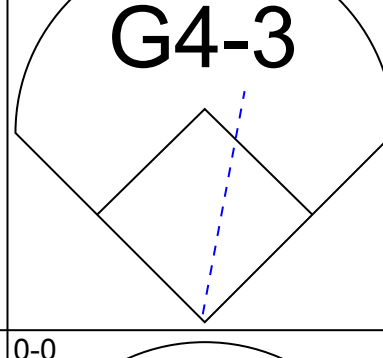
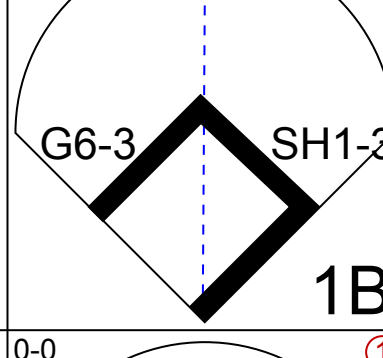
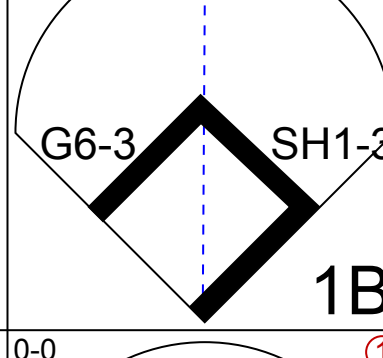
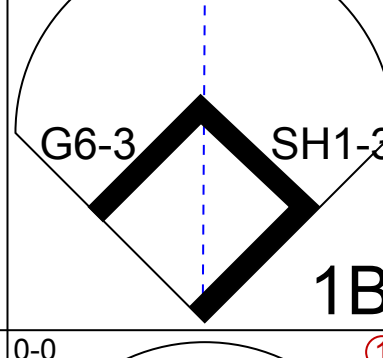
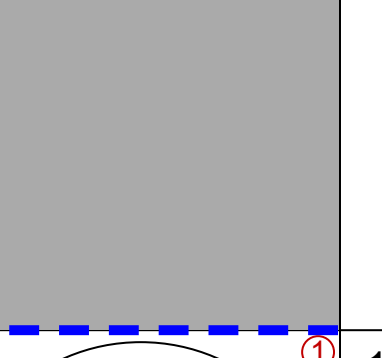
AB	34
R	6
H	12
RBI	6
BB	2
SO	7
LOB	19



Batter	1	2	3	4	5	6	7	8	9	AB	R	H	RBI	BB	SO	LOB	TOP				
Deion Sanders, L OBP: 0.342, SLG: 0.390										6	0	1	2	0	1	1	Cincinnati Reds @ Atlanta Braves Atlanta-Fulton County Stadium, Atlanta, GA Sat Jun 18 1994, 7:05 PM EDT Att: 49,081 - Unknown				
Jerome Walton, R OBP: 0.340, SLG: 0.417									6	2	3	0	0	0	2						
Barry Larkin, R OBP: 0.359, SLG: 0.386									5	4	4	2	1	0	0						
Kevin Mitchell, R OBP: 0.395, SLG: 0.659									2	1	1	1	3	0	0						
Jacob Brumfield, R OBP: 0.250, SLG: 0.219									1	2	1	1	0	0	0						
Reggie Sanders, R OBP: 0.333, SLG: 0.548									5	3	2	3	1	1	5						
Tony Fernandez, S OBP: 0.397, SLG: 0.462										4	1	2	0	1	2	5					
Hector Carrasco, R										0	0	0	0	0	0	0					
Thomas Howard, S OBP: 0.280, SLG: 0.390										1	0	0	1	0	0	1					
Tim Fortugno, L										0	0	0	0	0	0	0					
Bret Boone, R OBP: 0.361, SLG: 0.456										5	2	4	3	1	1	1					
Brian Dorsett, R OBP: 0.343, SLG: 0.399										4	1	2	3	1	0	1					
John Smiley, L OBP: 0.267, SLG: 0.345										3	0	0	0	0	3	5					
Jeff Branson, L OBP: 0.281, SLG: 0.328										2	0	0	0	0	2	2					
Inning Stats	R: 3 E: 0 K: 1 S: 14	H: 3 LOB: 2 BB: 2 P: 30	R: 0 E: 0 K: 1 S: 6	H: 0 LOB: 0 BB: 0 P: 7	R: 0 E: 0 K: 0 S: 6	H: 0 LOB: 0 BB: 0 P: 8	R: 0 E: 0 K: 3 S: 12	H: 1 LOB: 2 BB: 1 P: 23	R: 0 E: 0 K: 1 S: 16	H: 2 LOB: 3 BB: 1 P: 27	R: 5 E: 0 K: 1 S: 22	H: 5 LOB: 2 BB: 2 P: 40	R: 2 E: 0 K: 1 S: 15	H: 2 LOB: 2 BB: 2 P: 26	R: 6 E: 0 K: 1 S: 24	H: 6 LOB: 0 BB: 0 P: 38	1B: 14 2B: 2 3B: 2 HR: 2	SF: 1 SAC: 1 DP: 0 HBP: 0	WP: 1 PB: 0 CS: 0	PA: 54	
PITCHER	IP WLS BF H R ER SO BB IBB HBP BLK WP HR S P ERA WHIP	6.1 L 32 9 6 6 6 3 2 0 0 0 1 1 73 128 8.53 1.895	0.2 6 3 2 2 1 1 0 0 0 0 0 0 14 23 27.00 6.000	1.0 7 2 2 2 2 2 0 0 0 1 0 0 15 26 18.00 4.000	9.1 9 6 6 6 1 0 0 0 0 0 0 1 24 38 54.00 6.000																

AB	44
R	16
H	20
RBI	16
BB	8
SO	10
LOB	23



Batter	1	2	3	4	5	6	7	8	9	AB	R	H	RBI	BB	SO	LOB	BOTTOM			
Jarvis Brown, R OBP: 0.071, SLG: 0.286										4	0	0	0	0	0	2	Cincinnati Reds @ Atlanta Braves Atlanta-Fulton County Stadium, Atlanta, GA Sat Jun 18 1994, 7:05 PM EDT Att: 49,081 - Unknown			
Jeff Blausler, R OBP: 0.319, SLG: 0.351										3	0	0	0	0	1	1				
Rafael Belliard, R OBP: 0.304, SLG: 0.348										1	0	0	0	0	0	0				
Roberto Kelly, R OBP: 0.366, SLG: 0.439										3	0	1	0	0	0	0				
Fred McGriff, L OBP: 0.382, SLG: 0.592										3	0	0	0	0	0	1				
Ryan Klesko, L OBP: 0.365, SLG: 0.617										0	0	0	0	0	0	0				
Javy Lopez, R OBP: 0.292, SLG: 0.445										3	0	0	0	0	1	0				
Bill Peacock, R OBP: 0.367, SLG: 0.365									3	0	1	0	0	1	0	0				
Dave Gallagher, R OBP: 0.323, SLG: 0.325									3	0	0	0	0	0	1	0				
Mark Lemke, S OBP: 0.357, SLG: 0.364										3	0	1	0	0	0	0				
Tom Glavine, L OBP: 0.278, SLG: 0.265										1	0	1	0	0	0	0				
Mark Wohlers, R OBP: 1.000, SLG: 1.000										0	0	0	0	0	0	0				
Gregg Olson, R										0	0	0	0	0	0	0				
Mike Bielecki, R										0	0	0	0	0	0	0				
Tony Tarasco, L OBP: 0.326, SLG: 0.463										1	0	0	0	0	1	0				
Inning Stats	R: 0 E: 0 K: 0 S: 9	H: 1 LOB: 1 BB: 0 P: 15	R: 0 E: 0 K: 1 S: 11	H: 0 LOB: 0 BB: 0 P: 17	R: 0 E: 0 K: 0 S: 6	H: 1 LOB: 0 BB: 0 P: 8	R: 0 E: 0 K: 0 S: 5	H: 0 LOB: 0 BB: 0 P: 10	R: 0 E: 0 K: 1 S: 10	H: 0 LOB: 1 BB: 0 P: 15	R: 0 E: 0 K: 0 S: 6	H: 0 LOB: 0 BB: 0 P: 10	R: 0 E: 0 K: 0 S: 6	H: 1 LOB: 0 BB: 0 P: 9	R: 0 E: 0 K: 1 S: 7	H: 0 LOB: 0 BB: 0 P: 10	1B: 4 2B: 0 3B: 0 HR: 0	SF: 0 SAC: 1 DP: 2 HBP: 0	WP: 0 PB: 0 CS: 0	PA: 29
PITCHER	IP WLS BF H R ER SO BB IBB HBP BLK WP HR S P ERA WHIP	7.0 W 23 3 0 0 3 0 0 0 0 0 0 6 9 0.00 1.000	1.0 3 1 0 0 0 0 0 0 0 0 0 0 7 10 0.00 0.000	1.0 3 0 0 0 1 0 0 0 0 0 0 0 7 10 0.00 0.000																



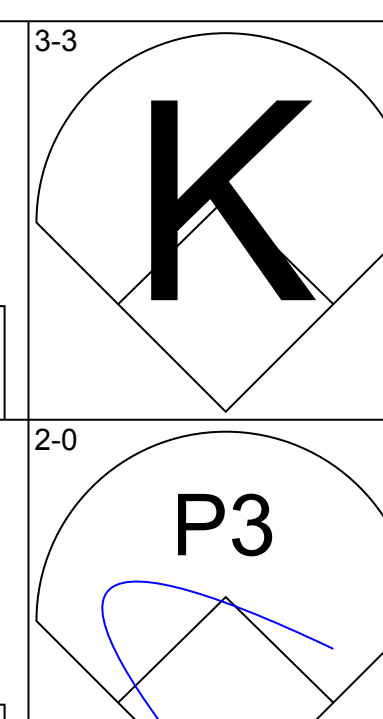
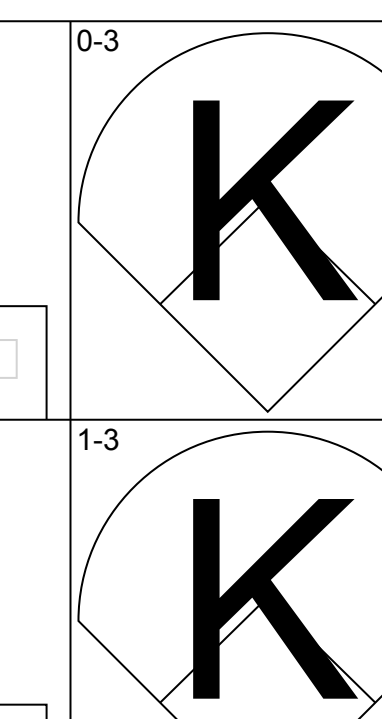
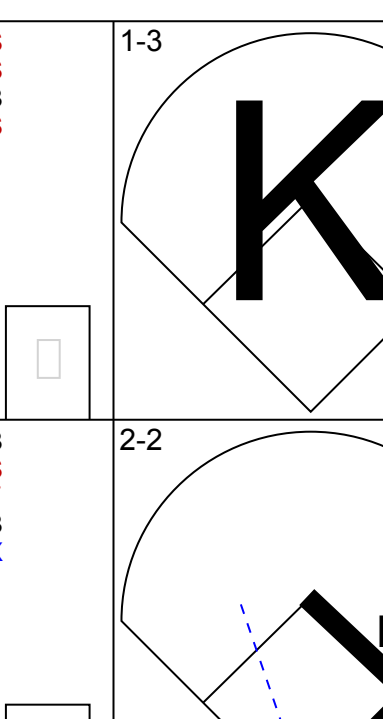
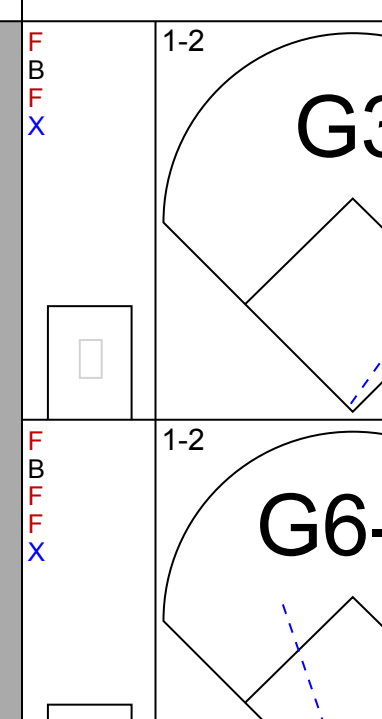
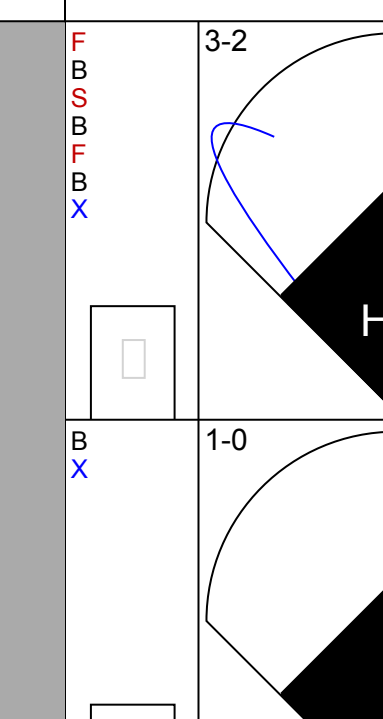
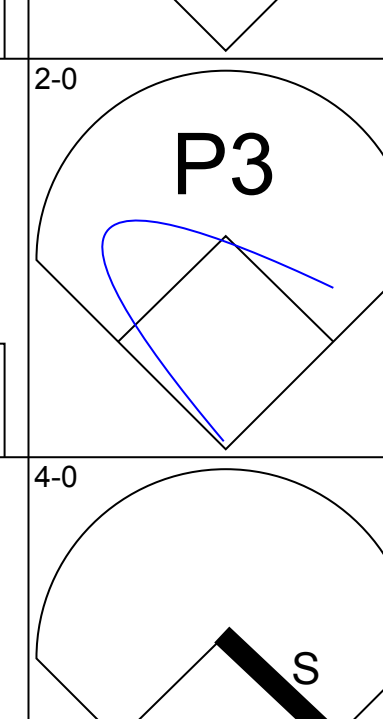
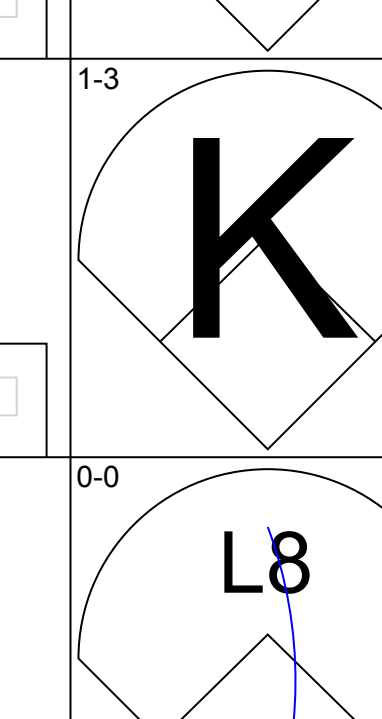
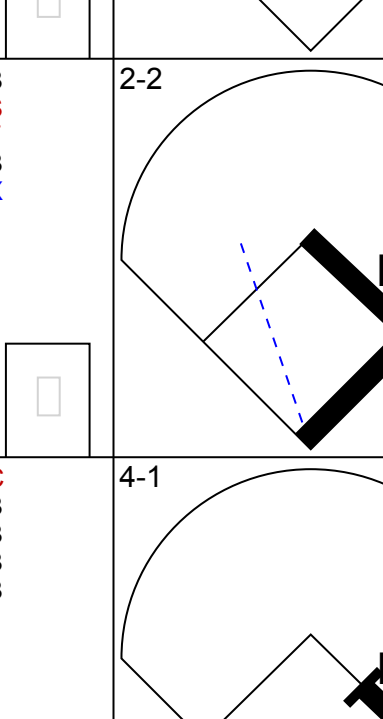
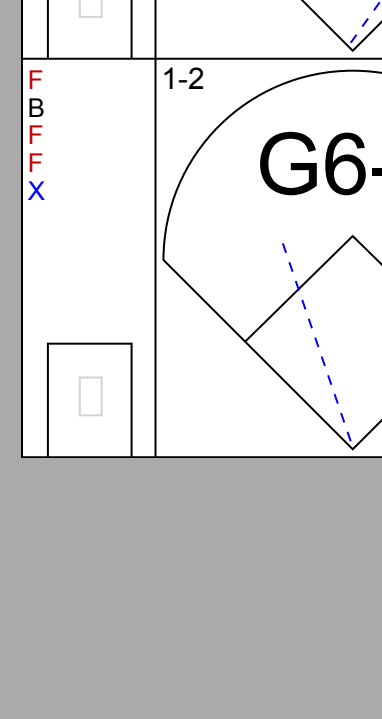
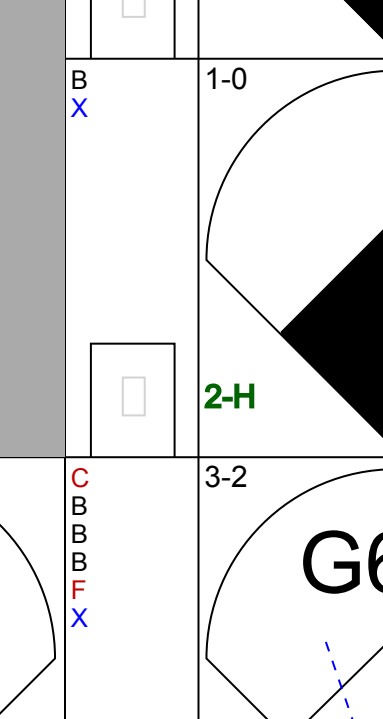
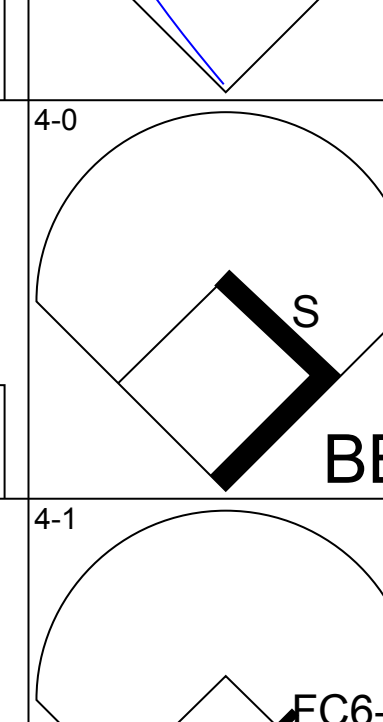
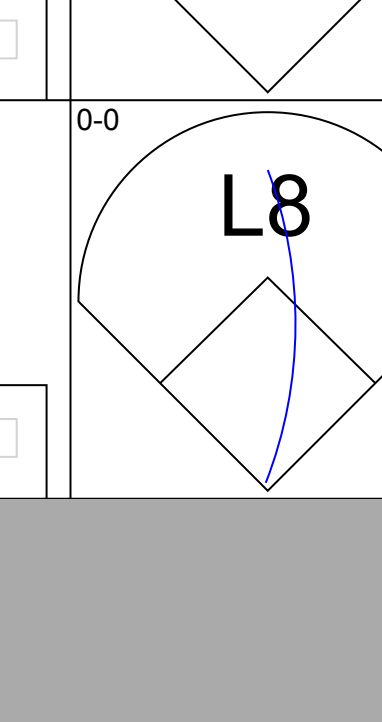
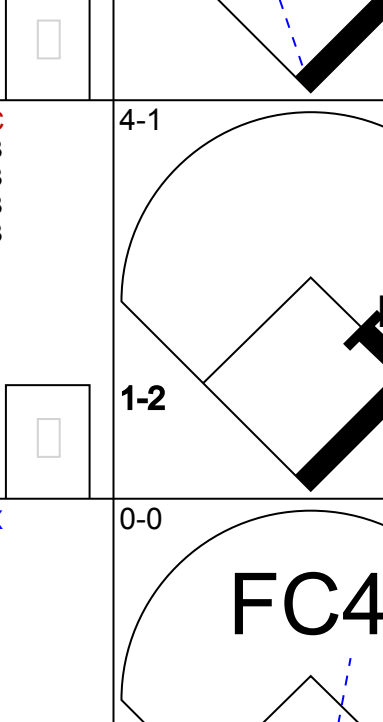
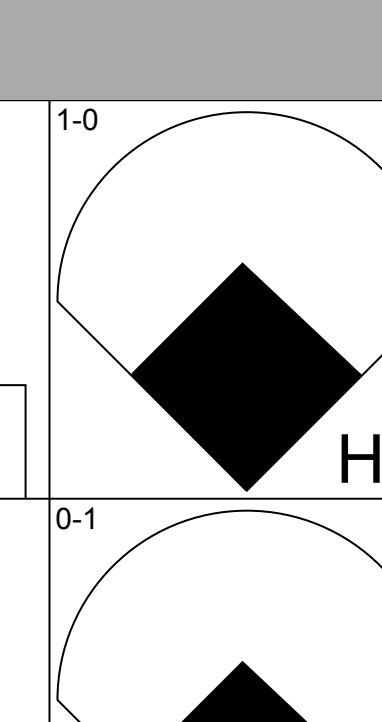
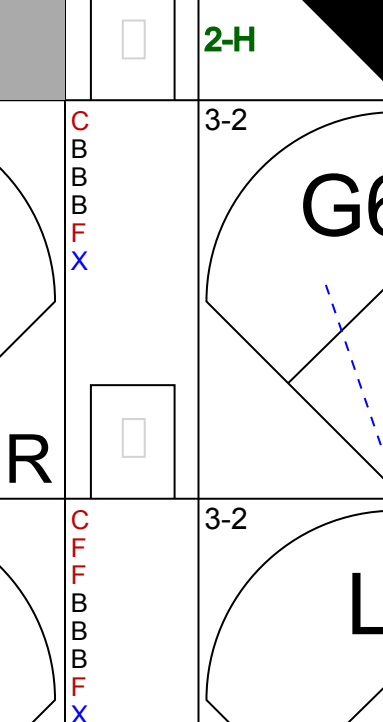
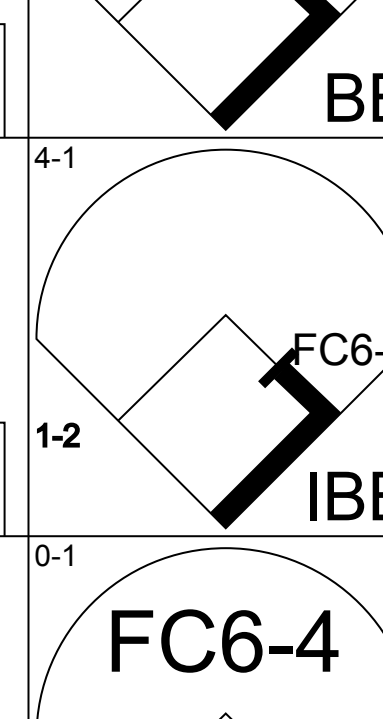
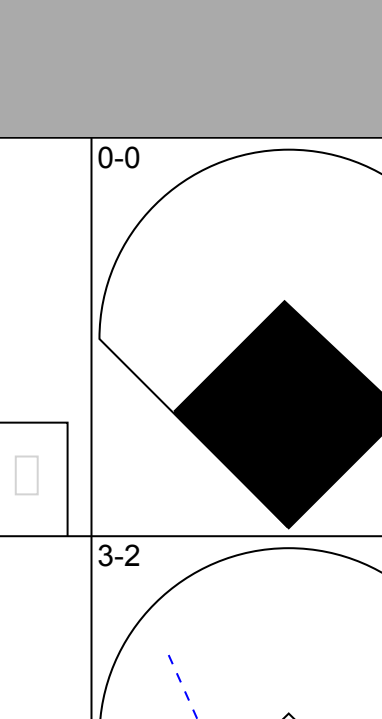
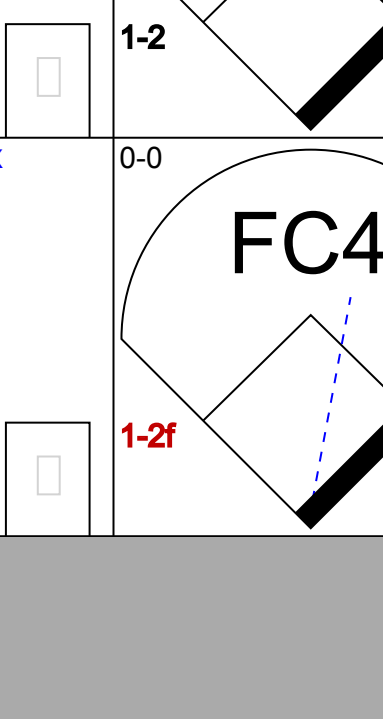
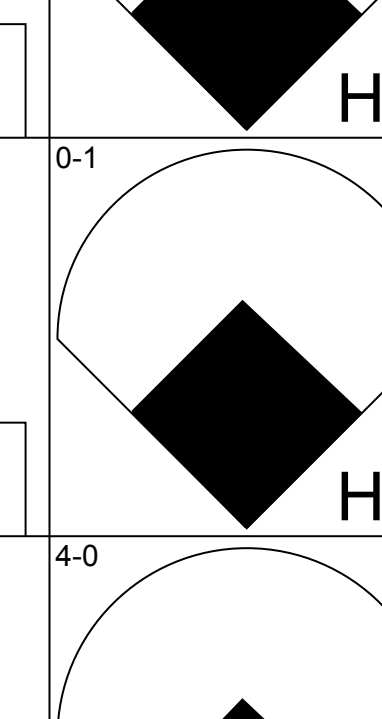
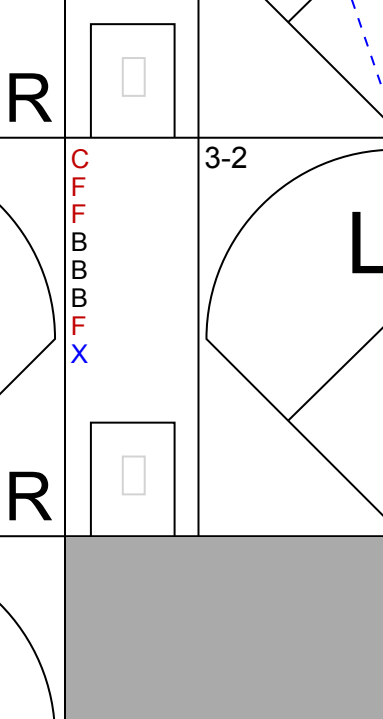
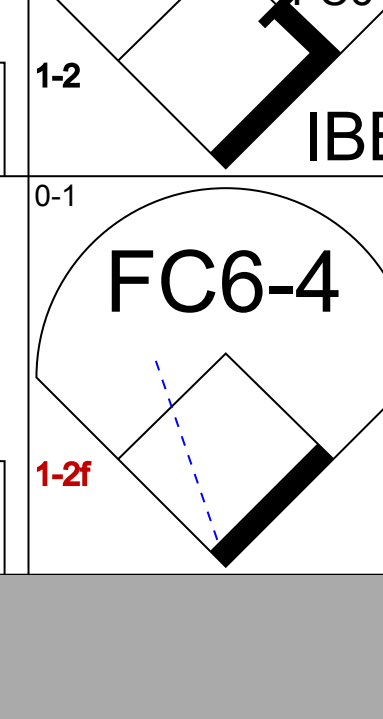
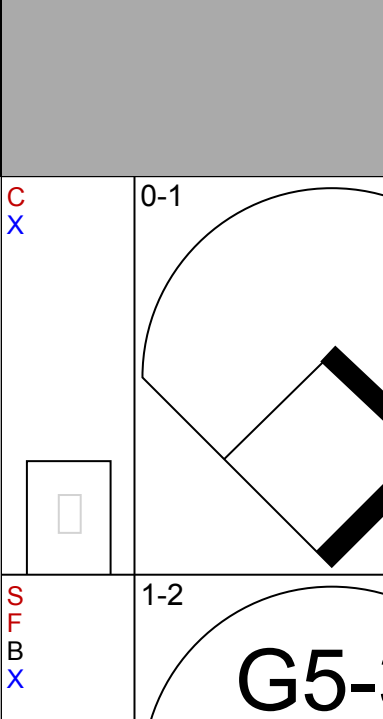
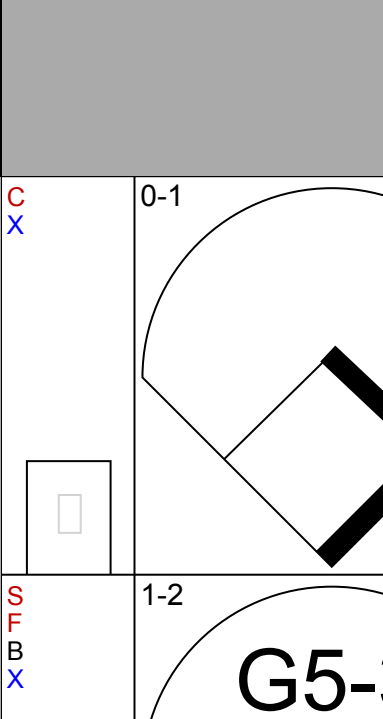
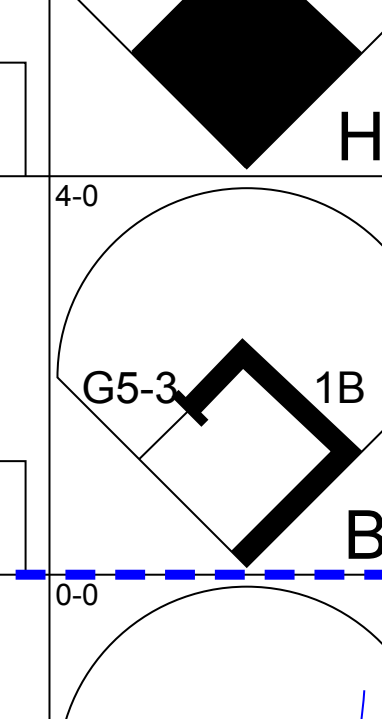
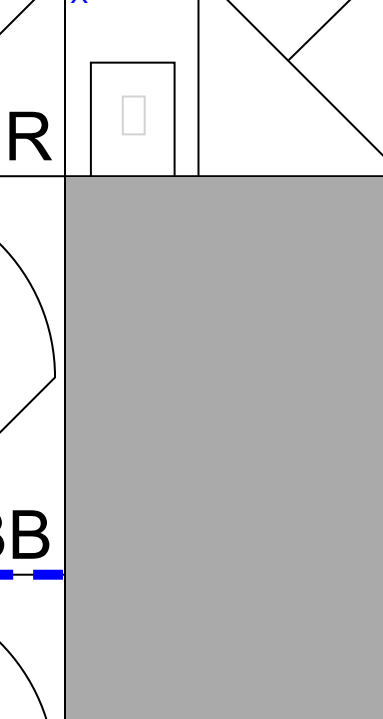
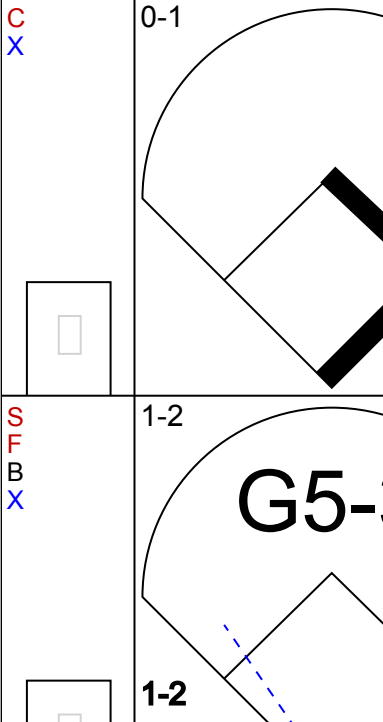
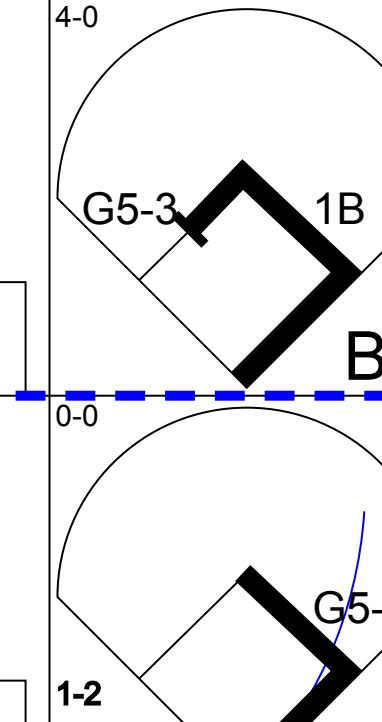
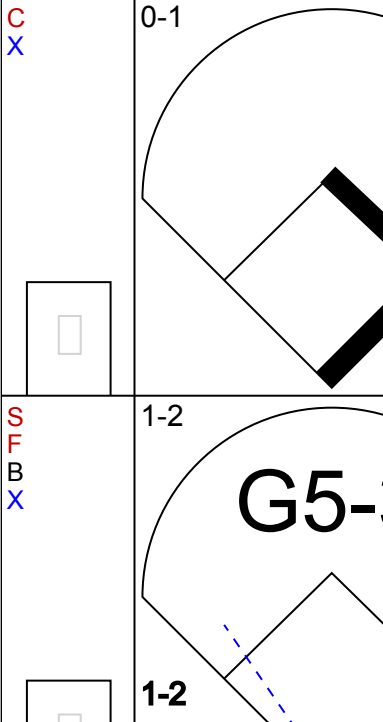
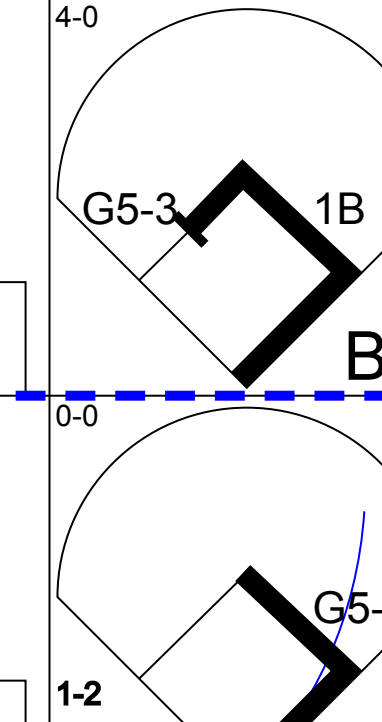
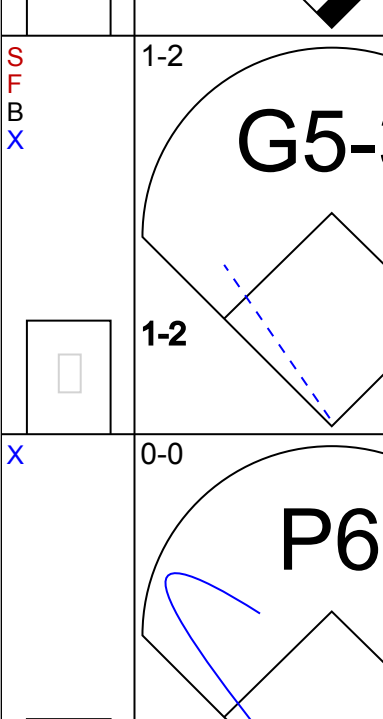
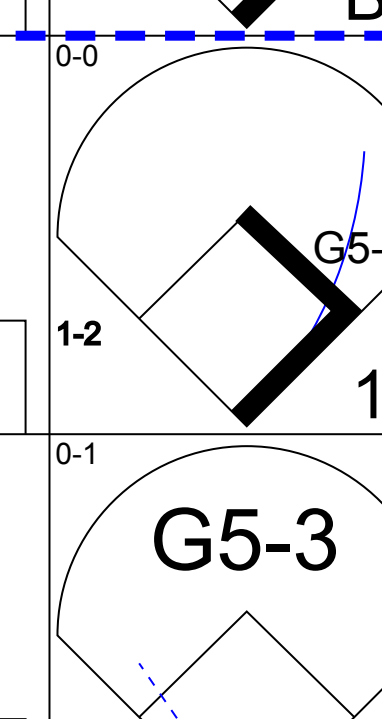
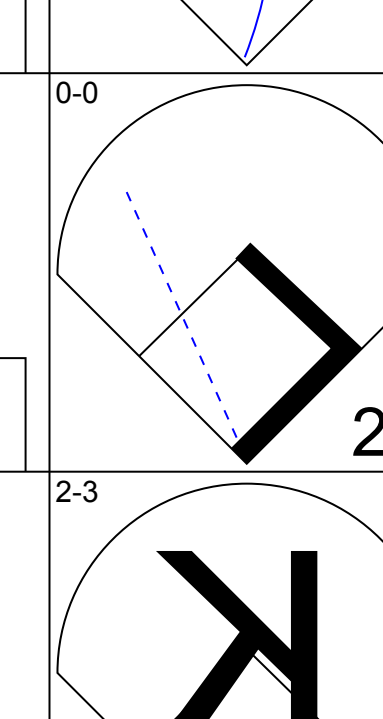
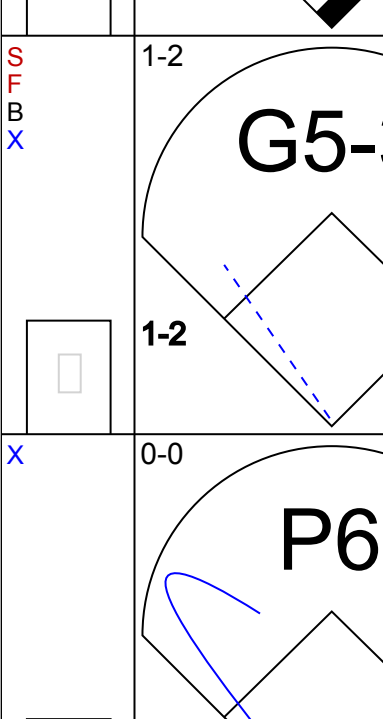
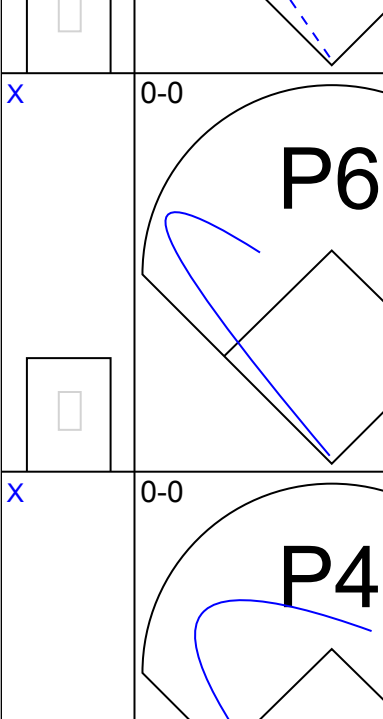
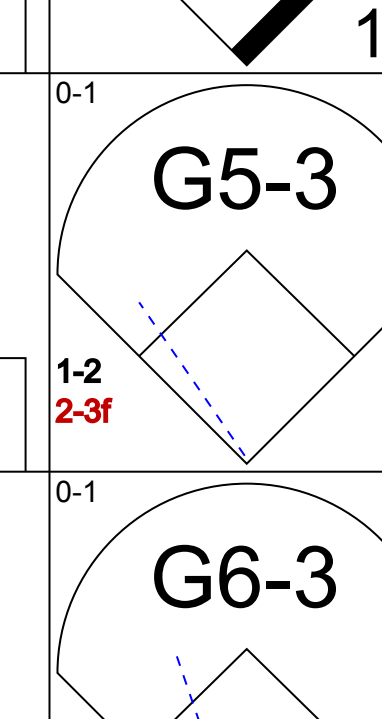

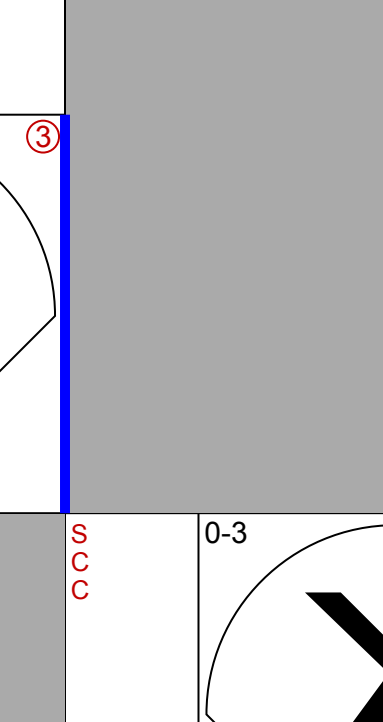
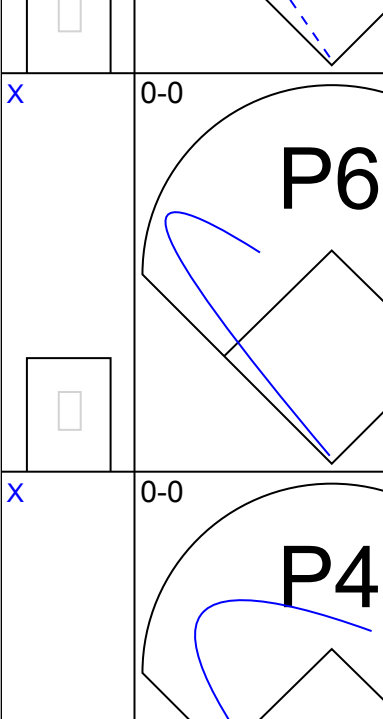
Batter	1	2	3	4	5	6	7	8	9	AB	R	H	RBI	BB	SO	LOB	TOP					
Deion Sanders, L OBP: 0.346, SLG: 0.399										6	2	3	0	0	1	2	Cincinnati Reds @ Atlanta Braves Atlanta-Fulton County Stadium, Atlanta, GA Sun Jun 19 1994, 3:33 AM EDT Att: 49,233 - Sunny - 88 F					
Barry Larkin, R OBP: 0.394, SLG: 0.390										5	1	3	2	1	0	2						
Hal Morris, L OBP: 0.397, SLG: 0.508										5	1	1	2	1	2	3						
Kevin Mitchell, R OBP: 0.400, SLG: 0.674										5	1	3	2	0	0	0						
Jerome Walton, R OBP: 0.340, SLG: 0.417										0	0	0	0	0	0	0						
Tony Fernandez, S OBP: 0.388, SLG: 0.450										5	0	0	0	0	0	4						
Reggie Sanders, R OBP: 0.335, SLG: 0.545										5	1	2	0	0	2	3						
Jeff Branson, L OBP: 0.304, SLG: 0.385										4	2	2	2	1	0	0						
Eddie Taubensee, L OBP: 0.295, SLG: 0.429										5	3	4	3	0	1	2						
Jose Rijo, R OBP: 0.241, SLG: 0.276										3	0	1	1	0	1	1						
Chuck McLeroy, L OBP: 0.286, SLG: 0.403										1	0	0	0	0	1	2						
Jeff Brantley, R OBP: 0.286, SLG: 0.403										1	1	1	0	0	0	0						
Jeff Brantley, R OBP: 0.286, SLG: 0.403										0	0	0	0	0	0	0						
Inning Stats	R: 7 E: 1 K: 0 S: 27	H: 8 LOB: 1 BB: 0 P: 42	R: 0 E: 0 K: 0 S: 8	H: 0 LOB: 0 BB: 0 P: 11	R: 2 E: 0 K: 2 S: 14	H: 3 LOB: 1 BB: 0 P: 22	R: 0 E: 0 K: 0 S: 6	H: 0 LOB: 0 BB: 0 P: 9	R: 0 E: 0 K: 1 S: 11	H: 1 LOB: 1 BB: 0 P: 14	R: 0 E: 0 K: 0 S: 12	H: 2 LOB: 2 BB: 1 P: 20	R: 0 E: 0 K: 2 S: 7	H: 1 LOB: 1 BB: 1 P: 14	R: 1 E: 0 K: 2 S: 16	H: 2 LOB: 3 BB: 1 P: 27	R: 2 E: 0 K: 1 S: 15	H: 3 LOB: 1 BB: 0 P: 23	1B: 12 2B: 2 3B: 1 HR: 5	SF: 0 SAC: 0 DP: 0 HBP: 0	WP: 0 PB: 0 SB: 0 CS: 1	PA: 48
PITCHER	IP WLS BF H R ER SO BB IBB HBP BLK WP HR S P ERA WHIP																					
29 John Smoltz, R ERA: 3.77	(1, 1) 3.0 L 20 11 9 9 2 0 0 0 0 0 0 4 49 75 27.00 3.667																					
Steve Bedrosian, R ERA: 3.59	(4, 1) 2.0 7 1 0 0 1 0 0 0 0 0 0 17 23 0.00 0.500																					
Mike Stanton, L ERA: 3.3	(6, 1) 2.0 9 3 0 0 2 2 0 0 0 0 0 19 34 0.00 2.500																					
Mark Wohlers, R ERA: 3.97	(8, 1) 1.0 6 2 1 1 2 1 0 0 0 0 0 16 27 9.00 3.000																					
Gregg Olson, R ERA: 9.0	(9, 1) 1.0 6 3 2 2 1 0 0 0 0 0 1 15 23 18.00 3.000																					
Batter	1	2	3	4	5	6	7	8	9	AB	R	H	RBI	BB	SO	LOB	BOTTOM					
Roberto Kelly, R OBP: 0.370, SLG: 0.446										5	1	3	0	0	1	2	Cincinnati Reds @ Atlanta Braves Atlanta-Fulton County Stadium, Atlanta, GA Sun Jun 19 1994, 3:33 AM EDT Att: 49,233 - Sunny - 88 F					
Jeff Blauser, R OBP: 0.325, SLG: 0.357										5	0	3	2	0	0	2						
Tony Tarasco, L OBP: 0.330, SLG: 0.459										5	0	2	1	0	0	3						
Fred McGriff, L OBP: 0.379, SLG: 0.596										5	1	1	1	0	0	8						
David Justice, L OBP: 0.436, SLG: 0.531										4	0	1	0	1	0	6						
Gregg Olson, R ERA: 9.0										0	0	0	0	0	0	0						
Terry Pendleton, S OBP: 0.296, SLG: 0.360										4	0	0	0	0	2	2						
Mark Wohlers, R OBP: 1.000, SLG: 1.000										0	0	0	0	0	0	0						
Dave Gallagher, R OBP: 0.330, SLG: 0.325										0	0	0	0	1	0	0						
Mark Lemke, S OBP: 0.361, SLG: 0.368										3	1	2	0	0	0	0						
Mike Stanton, L OBP: 1.000, SLG: 1.000										0	0	0	0	0	0	0						
Bill Pecota, R OBP: 0.371, SLG: 0.370										2	0	1	0	0	0	1						
Charlie O'Brien, R OBP: 0.309, SLG: 0.506										5	0	0	0	0	2	5						
29 John Smoltz, R OBP: 0.259, SLG: 0.240										1	1	1	0	0	0	0						
Ryan Klesko, L OBP: 0.368, SLG: 0.619										1	0	1	0	0	0	0						
Steve Bedrosian, R ERA: 3.59										0	0	0	0	0	0	0						
Rafael Belliard, R OBP: 0.292, SLG: 0.333										3	0	0	0	1	3							
Inning Stats	R: 2 E: 0 K: 1 S: 15	H: 2 LOB: 1 BB: 1 P: 29	R: 2 E: 0 K: 1 S: 20	H: 5 LOB: 3 BB: 0 P: 27	R: 0 E: 0 K: 2 S: 16	H: 2 LOB: 2 BB: 0 P: 23	R: 0 E: 0 K: 0 S: 5	H: 1 LOB: 1 BB: 0 P: 8	R: 0 E: 0 K: 0 S: 10	H: 0 LOB: 0 BB: 0 P: 11	R: 0 E: 1 K: 0 S: 9	H: 1 LOB: 2 BB: 0 P: 12	R: 0 E: 0 K: 0 S: 14	H: 2 LOB: 2 BB: 0 P: 16	R: 0 E: 0 K: 1 S: 12	H: 2 LOB: 2 BB: 0 P: 20	R: 0 E: 0 K: 1 S: 11	H: 0 LOB: 1 BB: 1 P: 18	1B: 12 2B: 2 3B: 0 HR: 1	SF: 0 SAC: 0 DP: 0 HBP: 0	WP: 0 PB: 0 SB: 0 CS: 0	PA: 45
PITCHER	IP WLS BF H R ER SO BB IBB HBP BLK WP HR S P ERA WHIP																					
Jose Rijo, R ERA: 3.36	(1, 1) 5.1 W 29 11 4 4 4 4 0 0 0 0 0 0 71 104 6.75 2.250																					
Chuck McLeroy, L ERA: 9.93	(6, 1) 2.2 12 4 0 0 1 0 0 0 0 0 0 30 42 0.00 1.500																					
Jeff Brantley, R ERA: 2.89	(9, 1) 1.0 4 0 0 0 1 1 0 0 0 0 0 11 18 0.00 1.000																					
REDS																	AB 45 R 12 H 20 RBI 12 BB 3 SO 8 LOB 19					
Braves																	AB 43 R 4 H 15 RBI 4 BB 2 SO 6 LOB 32					

Batter	1	2	3	4	5	6	7	8	9	AB	R	H	RBI	BB	SO	LOB	TOP										
Dave Martinez, L (1, 9) OBP: 0.321, SLG: 0.339 Mark Carreon, R (9, PH) OBP: 0.221, SLG: 0.281 Mike Benjamin, R (9, PR) OBP: 0.353, SLG: 0.393	G5-3		G3			HR			G5-4-3 1B	3	1	1	1	0	0	0	San Francisco Giants @ Cincinnati Reds Riverfront Stadium, Cincinnati, OH Tue Jun 21 1994, 7:05 PM EDT Att: 25,896 - Unknown - 75 F AB 28 R 1 H 2 RBI 1 BB 2 SO 6 LOB 7										
Darren Lewis, R (1, 8) OBP: 0.355, SLG: 0.327	G6-3			G4-3		G6-3			K	4	0	0	0	0	1	1											
Matt Williams, R (1, 5) OBP: 0.296, SLG: 0.545	F9			L9			G3-1		G5-4-3 1-2	4	0	0	0	0	0	1											
Barry Bonds, L (1, 7) OBP: 0.421, SLG: 0.546		G1-3 WP BB		P8			S BB			1	0	0	0	2	0	0											
Todd Benzinger, S (1, 3) OBP: 0.295, SLG: 0.367		K			G6-3		P5			3	0	0	0	0	1	2											
Royce Clayton, R (1, 6) OBP: 0.304, SLG: 0.347			G1-3		F8		K			3	0	0	0	0	1	2											
John Patterson, S (1, 4) OBP: 0.260, SLG: 0.254			L6		F7			F9		3	0	0	0	0	0	1											
Kirt Manwaring, R (1, 2) OBP: 0.299, SLG: 0.327			K			P3		G5-3		3	0	0	0	0	1	0											
John Burkett, R (1, 1) OBP: 0.059, SLG: 0.030 Rich Monteleone, R (8, 1)			G3			K		K		3	0	0	0	0	2	0											
										0	0	0	0	0	0	0											
Inning Stats	R: 0 E: 0 K: 0 S: 11	H: 0 LOB: 0 BB: 0 P: 13	R: 0 E: 0 K: 1 S: 10	H: 0 LOB: 1 BB: 1 P: 16	R: 0 E: 0 K: 1 S: 10	H: 0 LOB: 0 BB: 0 P: 12	R: 0 E: 0 K: 0 S: 8	H: 0 LOB: 0 BB: 0 P: 13	R: 0 E: 0 K: 0 S: 5	H: 0 LOB: 0 BB: 0 P: 9	R: 1 E: 0 K: 1 S: 7	H: 1 LOB: 0 BB: 0 P: 8	R: 0 E: 0 K: 1 S: 10	H: 0 LOB: 1 BB: 1 P: 16	R: 0 E: 0 K: 1 S: 12	H: 0 LOB: 0 BB: 0 P: 15	R: 0 E: 0 K: 1 S: 10	H: 1 LOB: 1 BB: 0 P: 12	1B: 1 2B: 0 3B: 0 HR: 1	SF: 0 SAC: 0 DP: 1 HBP: 0	WP: 1 PB: 0 SB: 1 CS: 0	PA: 30					
PITCHER	IP	WLS	BF	H	R	ER	SO	BB	IBB	HBP	BLK	WP	HR	S	P	ERA	WHIP										
John Roper, R (1, 1) ERA: 3.53	7.0		24	1	1	1	4	2	0	0	0	1	1	61	87	1.29	0.429										
Chuck McElroy, L (8, 1) ERA: 9.91	1.0	W	3	0	0	0	1	0	0	0	0	0	0	12	15	0.00	0.000										
Jeff Brantley, R (9, 1) ERA: 2.82	1.0	S	3	1	0	0	1	0	0	0	0	0	0	10	12	0.00	1.000										

Batter	1	2	3	4	5	6	7	8	9	AB	R	H	RBI	BB	SO	LOB	BOTTOM										
Deion Sanders, L (1, 8) OBP: 0.344, SLG: 0.397	G4-3		PO 1B					F8		4	0	1	0	0	1	2	San Francisco Giants @ Cincinnati Reds Riverfront Stadium, Cincinnati, OH Tue Jun 21 1994, 7:05 PM EDT Att: 25,896 - Unknown - 75 F AB 29 R 2 H 7 RBI 2 BB 2 SO 4 LOB 11										
Barry Larkin, R (1, 6) OBP: 0.365, SLG: 0.406	2B 1B		K		FC6-4 BB			HR		3	2	2	1	1	1	1											
Hal Morris, L (1, 3) OBP: 0.392, SLG: 0.500	L7		PO	G4-3	FC6-4 1-2		F8		4	0	0	0	0	0	4												
Kevin Mitchell, R (1, 7) OBP: 0.406, SLG: 0.684 Jerome Walton, R (8, PR) OBP: 0.340, SLG: 0.417	1-H 2B					K		FC6 BB		3	0	2	1	1	1	0											
Reggie Sanders, R (1, 9) OBP: 0.330, SLG: 0.536	G6-3			G6-3		G5-3		FC6		4	0	0	0	0	0	3											
Tony Fernandez, S (1, 5) OBP: 0.383, SLG: 0.443			K		F8		G5-3		3	0	0	0	0	1	1												
Bret Boone, R (1, 4) OBP: 0.361, SLG: 0.455		G4-3					G5-3		3	0	1	0	0	0	0												
Eddie Taubensee, L (1, 2) OBP: 0.297, SLG: 0.425			F7				G5-3		3	0	1	0	0	0	0												
John Roper, R (1, 1) ERA: 3.62 Thomas Howard, S (7, PH) OBP: 0.283, SLG: 0.400 Chuck McElroy, L (8, 1) Jeff Brantley, R (9, 1)			F8					L7		1	0	0	0	0	0	0											
										1	0	0	0	0	0	0											
										0	0	0	0	0	0	0											
										0	0	0	0	0	0	0											
Inning Stats	R: 1 E: 0 K: 0 S: 18	H: 2 LOB: 1 BB: 0 P: 23	R: 0 E: 0 K: 1 S: 8	H: 0 LOB: 0 BB: 0 P: 11	R: 0 E: 0 K: 1 S: 6	H: 1 LOB: 0 BB: 0 P: 6	R: 0 E: 0 K: 0 S: 5	H: 1 LOB: 1 BB: 0 P: 8	R: 0 E: 0 K: 1 S: 15	H: 2 LOB: 3 BB: 1 P: 24	R: 0 E: 0 K: 1 S: 9	H: 0 LOB: 0 BB: 0 P: 13	R: 0 E: 0 K: 0 S: 5	H: 0 LOB: 0 BB: 0 P: 9	R: 1 E: 0 K: 0 S: 6	H: 1 LOB: 1 BB: 1 P: 13	R: 0 E: 0 K: 0 S: 6	H: 1 LOB: 1 BB: 0 P: 13	1B: 4 2B: 2 3B: 0 HR: 1	SF: 0 SAC: 1 DP: 0 HBP: 0	WP: 0 PB: 0 SB: 0 CS: 0	PA: 33					
PITCHER	IP	WLS	BF	H	R	ER	SO	BB	IBB	HBP	BLK	WP	HR	S	P	ERA	WHIP										
John Burkett, R (1, 1) ERA: 3.62	7.2	L	31	7	2	2	4	2	0	0	0	0	0	71	105	2.35	1.174										
Rich Monteleone, R (8, 1) ERA: 4.34	0.1		1	0	0	0	0	0	0	0	0	0	0	1	2	0.00	0.000										

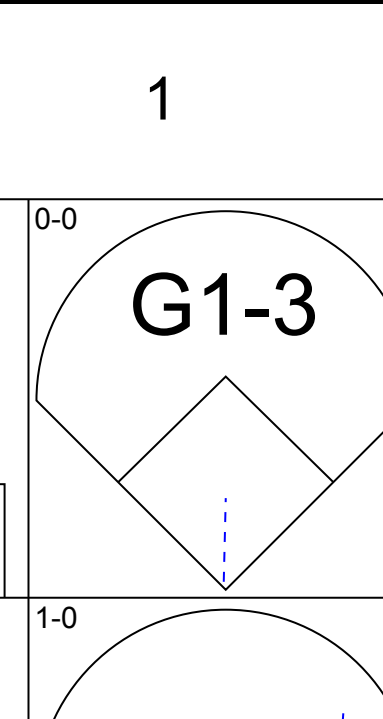
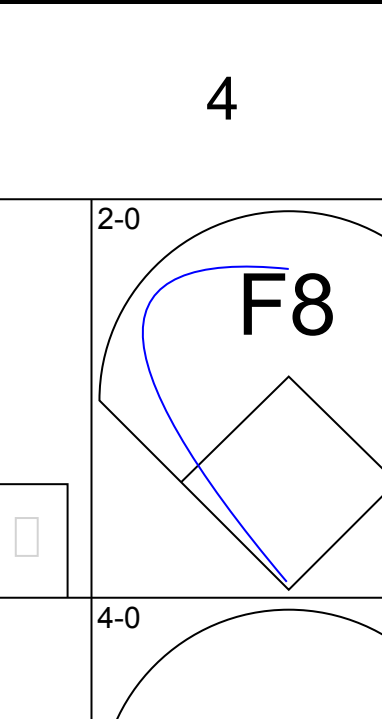
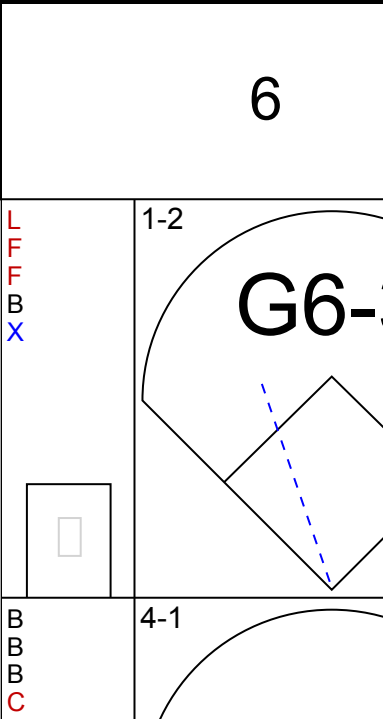
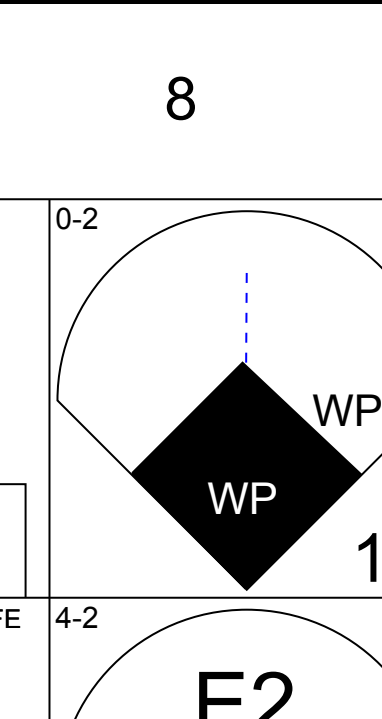
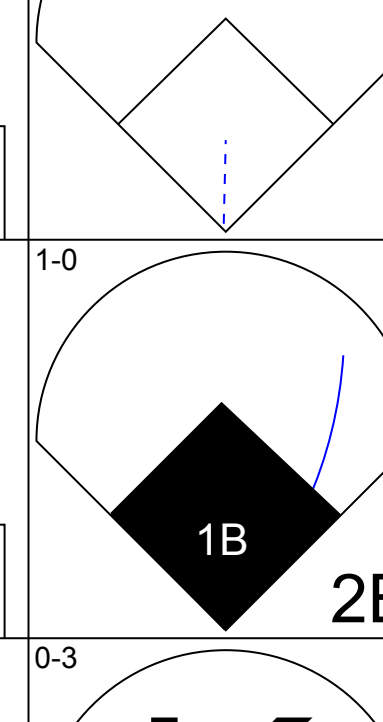
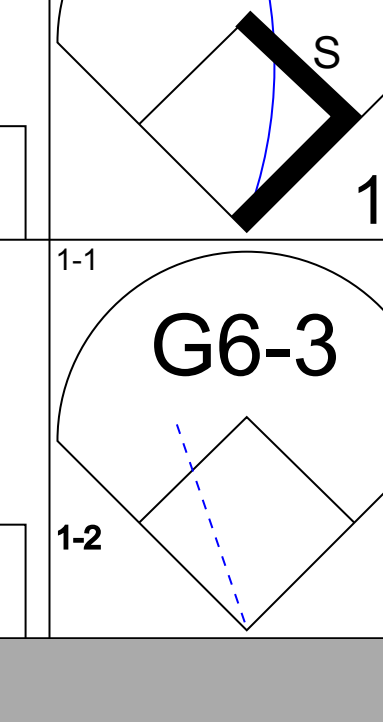
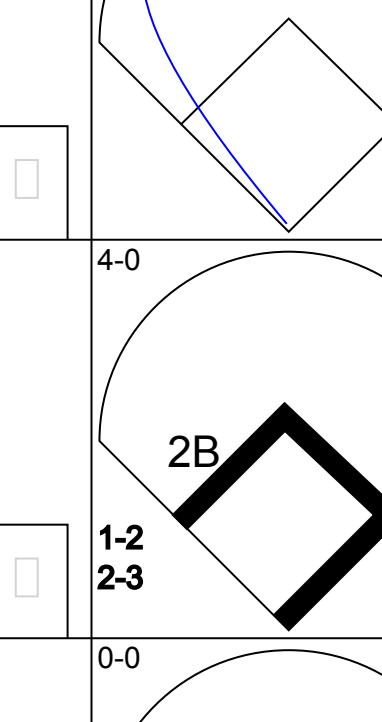
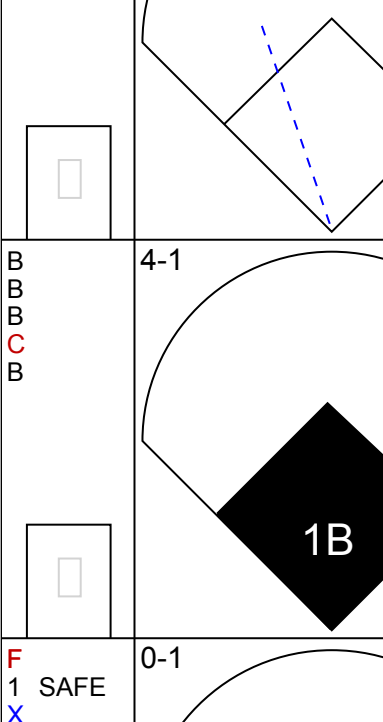
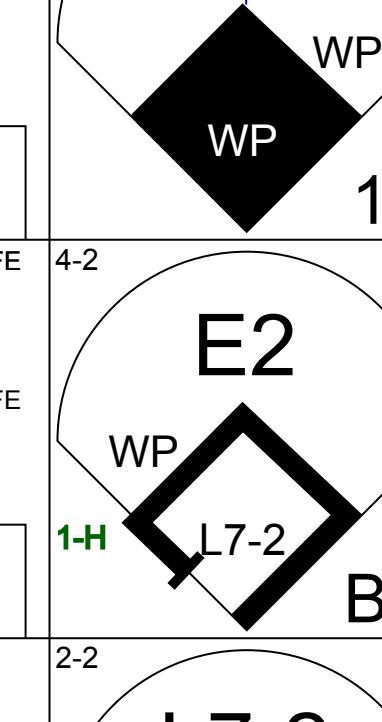
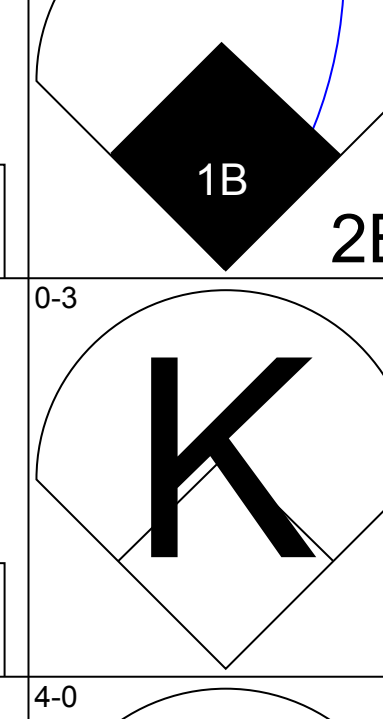
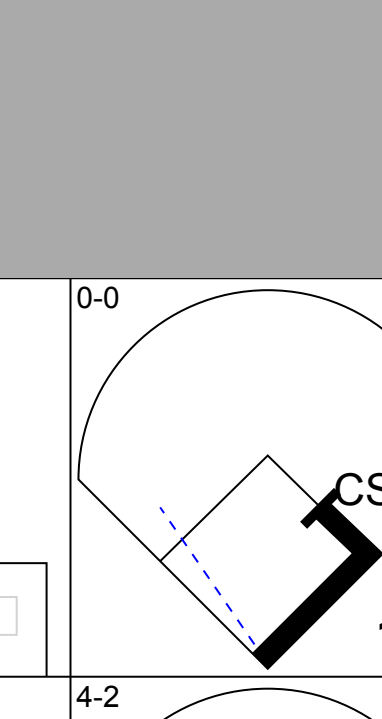
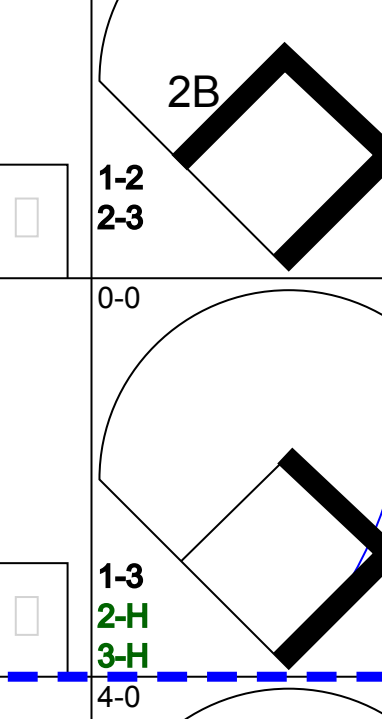
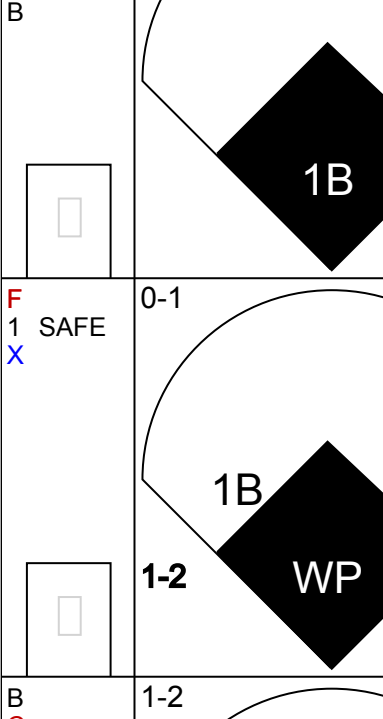
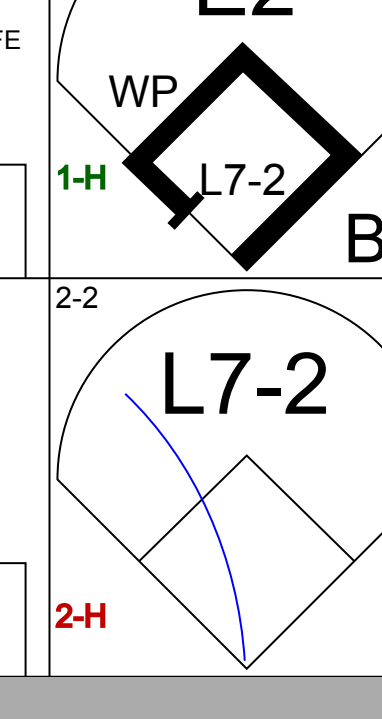
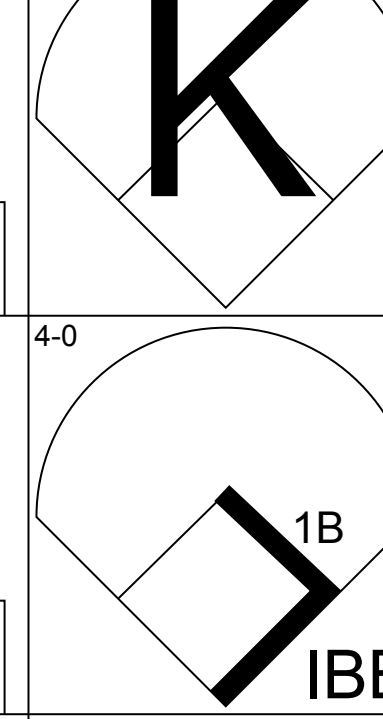
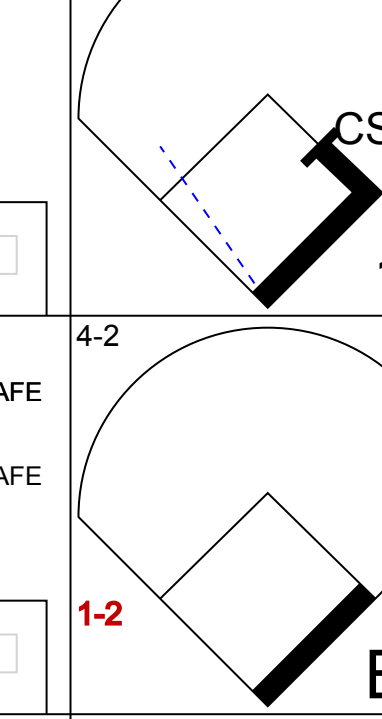
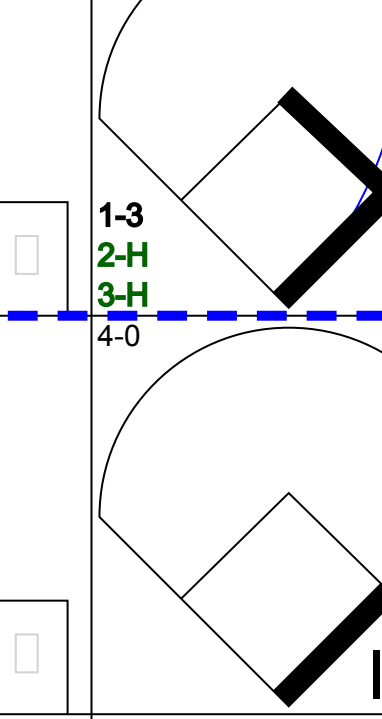
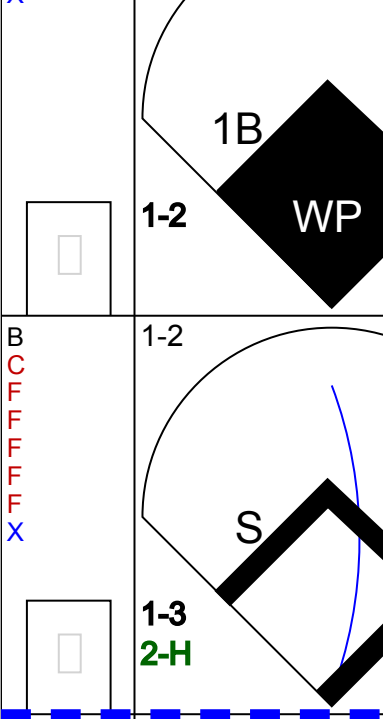
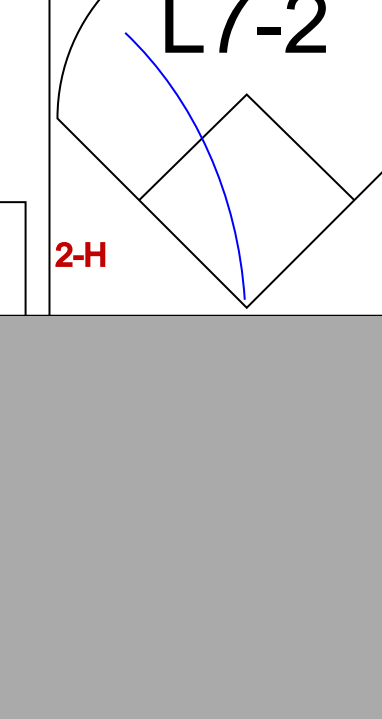
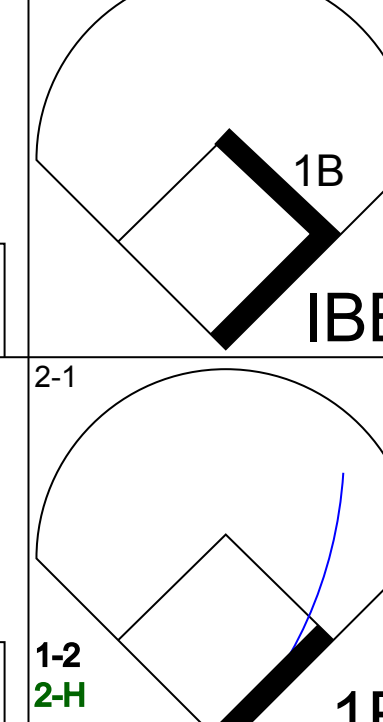

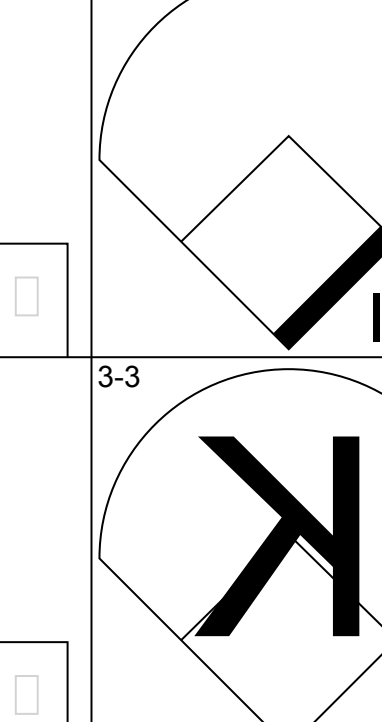
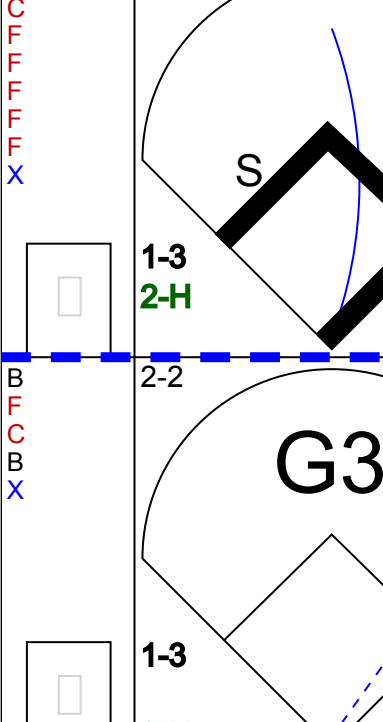
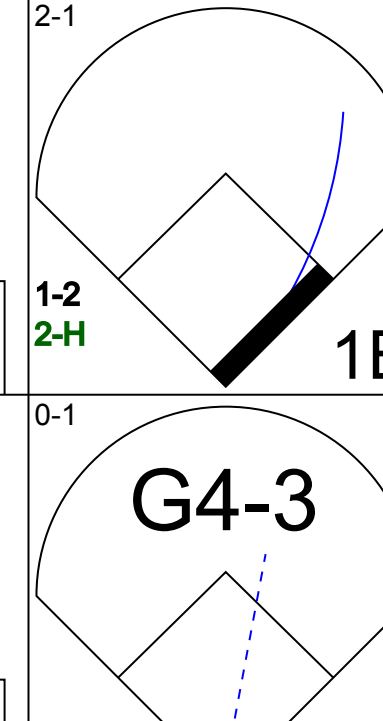

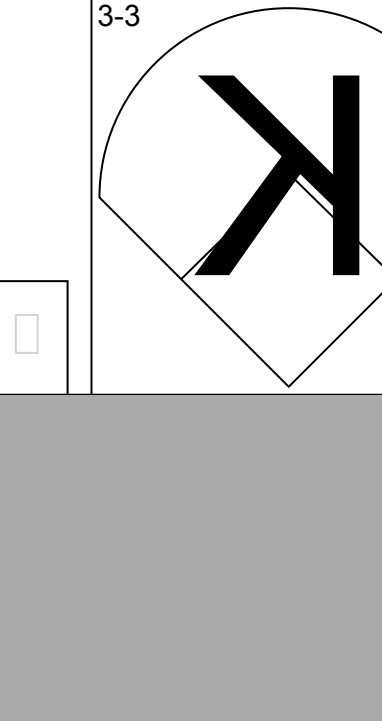
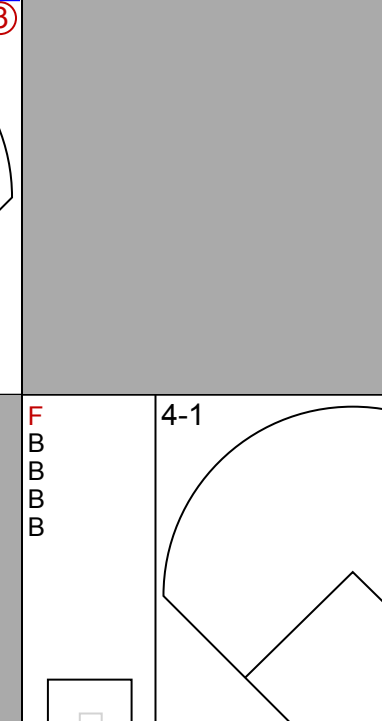
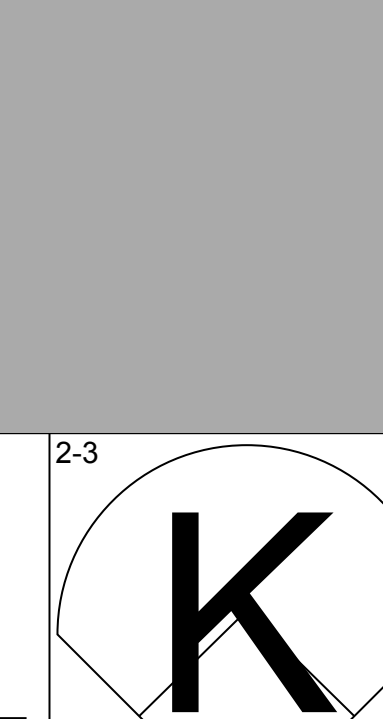
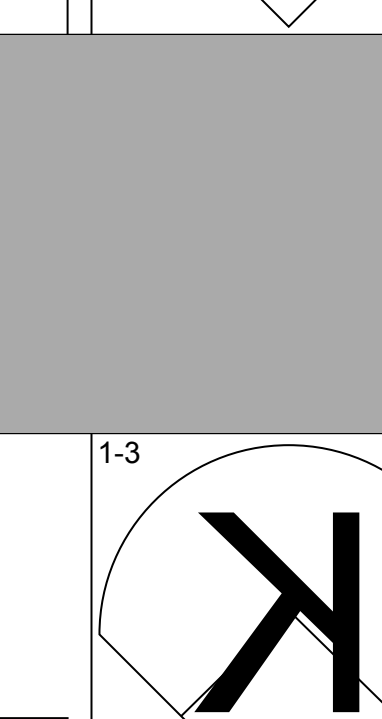
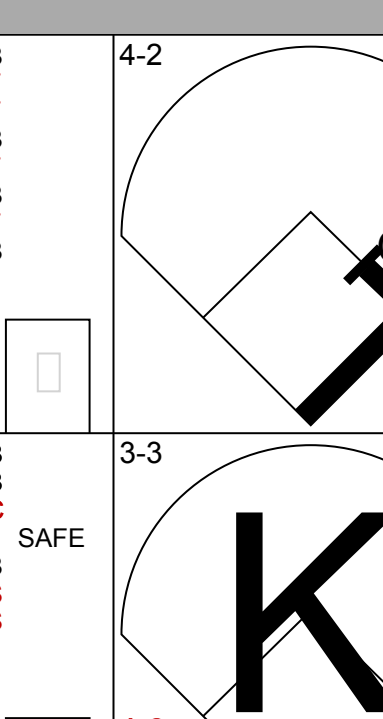
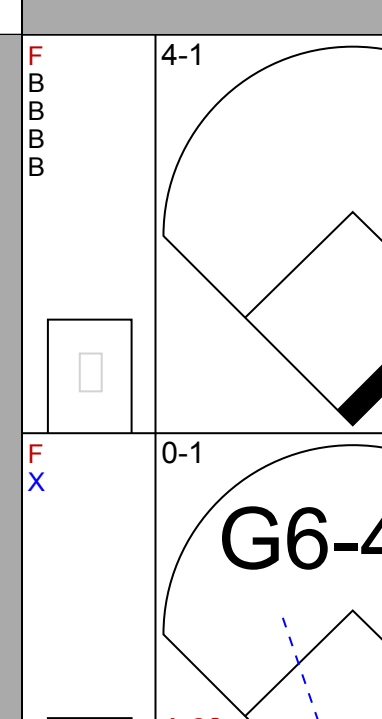
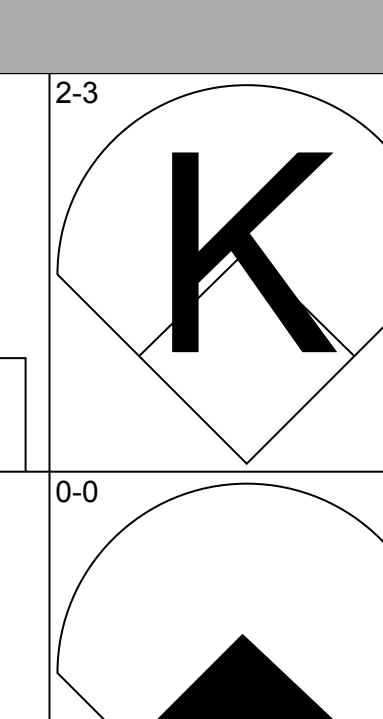
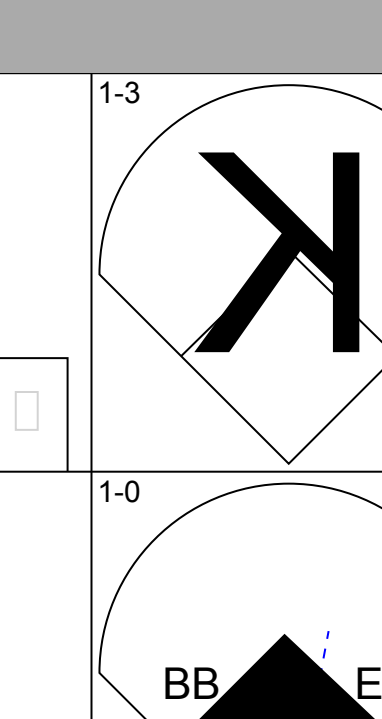
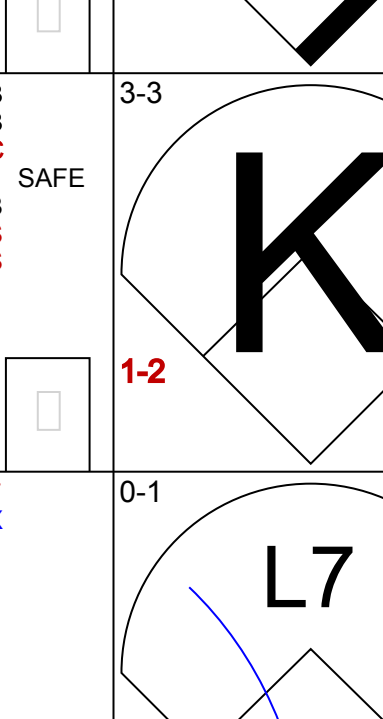
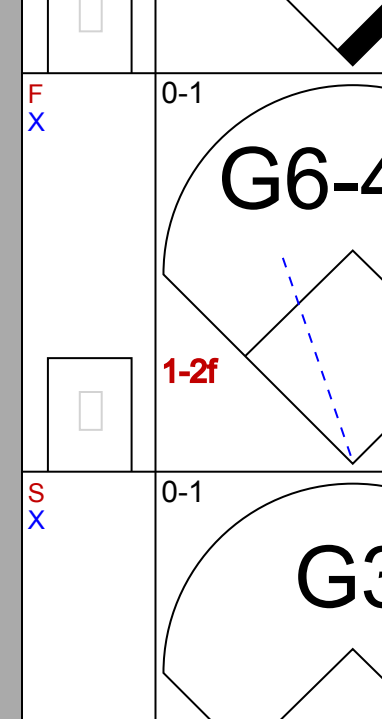
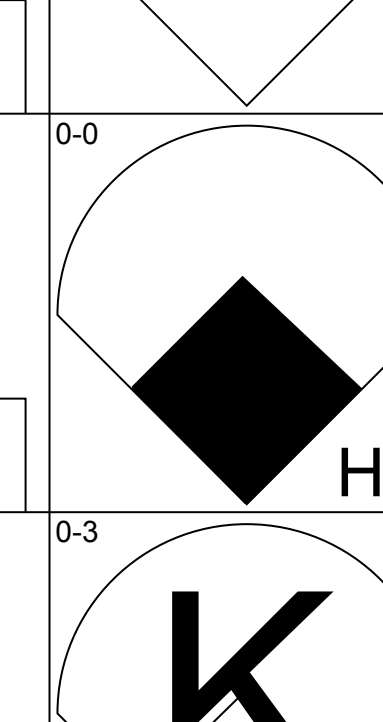
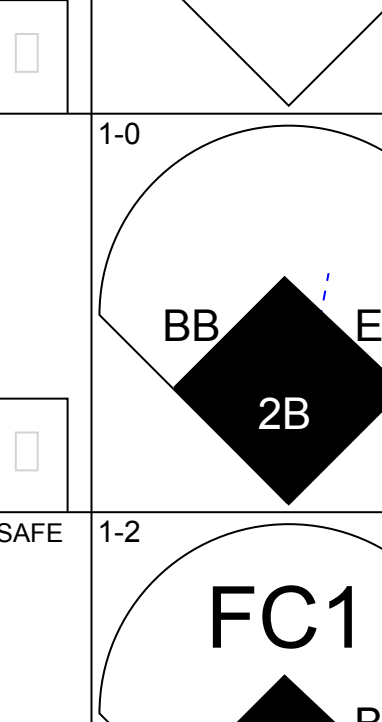
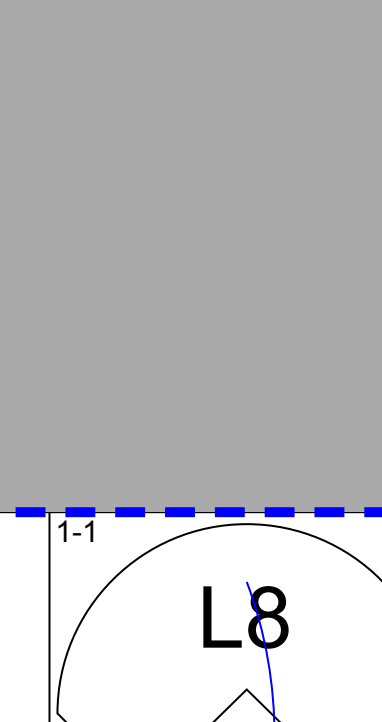
Batter	1	2	3	4	5	6	7	8	9	AB	R	H	RBI	BB	SO	LOB	TOP										
Darren Lewis, R OBP: 0.391, SLG: 0.322 (1, 8)	2-1 G5-3		0-0 G5-3		2-1 G6-3			0-0 G1-3		4	0	0	0	0	0	2	San Francisco Giants @ Cincinnati Reds Riverfront Stadium, Cincinnati, OH Wed Jun 22 1994, 7:05 PM EDT Att: 29,744 - Unknown - 95 F livebaseballscores.com										
Mike Benjamin, R OBP: 0.316, SLG: 0.344 (1, 4) (7, 6)	1-0 P2		3-1 L7			2-3 K		0-1 F8		4	0	0	0	0	1	2											
Barry Bonds, L OBP: 0.419, SLG: 0.554 (1, 7)	3-2 F8			2-0 HR		0-1 L4		1-2 G4-3		4	1	1	1	0	0	0											
Matt Williams, R OBP: 0.295, SLG: 0.551 (1, 5)		1-1 P2		2-2 G5-3		2-3 K		0-1 HR		4	1	1	1	0	1	0											
Dave Martinez, L OBP: 0.326, SLG: 0.355 (1, 9)		2-1 1B 3B		4-1 BB			0-0 F8	1-0 P6		3	1	1	0	1	0	0											
Royce Clayton, R OBP: 0.304, SLG: 0.347 John Patterson, S OBP: 0.258, SLG: 0.252 (7, 4) (7, 4)		2-3 K		1-2 K			2-1 CS	1-3 K		3	0	1	0	0	2	2											
Bryan Hickerson, L OBP: 0.304, SLG: 0.286 Rod Beck, R (9, 1) (9, 1)		1-0 1B		3-3 K			1 SAFE 3-3 1B			0	0	0	0	0	0	0											
J.R. Phillips, L OBP: 0.135, SLG: 0.222 Steve Frey, R (8, 1) (8, 1)		1-0 1B					1 SAFE 3-3 K			3	0	1	1	0	2	2											
Steve Scarsone, R OBP: 0.261, SLG: 0.326 (9, 4)		3-H 0-3 K					1-2 K			0	0	0	0	0	0	0											
Jeff Reed, L OBP: 0.246, SLG: 0.164 Rikkert Faneyst, R OBP: 0.333, SLG: 0.286 Kirt Manwaring, R OBP: 0.299, SLG: 0.327 (8, PR) (8, 2) (8, 2)				1-0 G3-1			0-2 SH1 BLK 1B			3	0	1	0	0	1	1											
Bud Black, L Dave Burba, R Todd Benzinger, S OBP: 0.295, SLG: 0.367 (1, 1) (7, 1) (7, 3)			1-1 L6		3-2 G4-3			1-3 SH1		2	0	0	0	0	0	0											
Inning Stats	R: 0 E: 0 K: 0 S: 8	H: 0 LOB: 0 BB: 0 P: 14	R: 1 E: 0 K: 2 S: 12	H: 2 LOB: 1 BB: 0 P: 18	R: 0 E: 0 K: 0 S: 5	H: 0 LOB: 0 BB: 0 P: 9	R: 1 E: 0 K: 2 S: 14	H: 1 LOB: 1 BB: 1 P: 26	R: 0 E: 0 K: 0 S: 9	H: 0 LOB: 0 BB: 0 P: 15	R: 0 E: 0 K: 1 S: 9	H: 0 LOB: 0 BB: 0 P: 13	R: 0 E: 0 K: 1 S: 8	H: 1 LOB: 1 BB: 0 P: 13	R: 0 E: 0 K: 0 S: 7	H: 1 LOB: 2 BB: 0 P: 8		R: 1 E: 0 K: 1 S: 11	H: 1 LOB: 0 BB: 0 P: 14	1B: 3 2B: 0 3B: 1 HR: 2	SF: 0 SAC: 1 DP: 0 HBP: 0	WP: 0 PB: 0 SB: 0 CS: 1	PA: 33				
PITCHER	IP	WLS	BF	H	R	ER	SO	BB	IBB	HBP	BLK	WP	HR	S	P	ERA		WHIP									
Erik Hanson, R ERA: 4.56 Johnny Ruffin, R ERA: 2.61 Jeff Brantley, R ERA: 2.97	(1, 1)		7.0	25	4	2	2	7	1	0	0	0	0	0	0	108		2.57	0.714								
	(8, 1)		1.0	4	1	0	0	0	0	0	0	1	0	0	7	8		0.00	1.000								
	(9, 1)	W	4	1	1	1	1	0	0	0	0	0	0	1	11	14	9.00	1.000									

Batter	1	2	3	4	5	6	7	8	9	AB	R	H	RBI	BB	SO	LOB	BOTTOM										
Deion Sanders, L OBP: 0.345, SLG: 0.404 (1, 8)	2-2 S SF9 2B		1-1 G3		2-2 F9			1-1 G4-3 1B 2B	1-0 F8	5	2	2	0	0	0	2	San Francisco Giants @ Cincinnati Reds Riverfront Stadium, Cincinnati, OH Wed Jun 22 1994, 7:05 PM EDT Att: 29,744 - Unknown - 95 F livebaseballscores.com										
Barry Larkin, R OBP: 0.370, SLG: 0.407 (1, 6)	3-1 SF9 2-H		2-1 S WP 1B		1-2 L3		3-3 K	0-1 1-2 3-H 1B		4	0	2	2	0	1	1											
Hal Morris, L OBP: 0.386, SLG: 0.492 (1, 3)	1-0 G4-3		3-1 L9		1-3 K		2-1 G4-3			4	0	0	0	0	1	2											
Kevin Mitchell, R OBP: 0.413, SLG: 0.688 (1, 7)	1-2 2B		4-0 FC5-4 IBB		0-1 F9		4-0 1B IBB			2	0	1	0	2	0	0											
Reggie Sanders, R OBP: 0.332, SLG: 0.533 (1, 9)	1-0 F7		1-2 FC5-4		4-2 BB		3-1 1-2 3-H 1B			3	0	1	1	1	0	3											
Tony Fernandez, S OBP: 0.377, SLG: 0.435 (1, 5)		1-0 G3-1		3-2 G6-3		2-2 G6-3		0-1 L7		4	0	0	0	0	0	3											
Bret Boone, R OBP: 0.363, SLG: 0.457 (1, 4)		3-1 E7 1B 2B		0-0 G6-3		4-2 G3-6-4 BB		0-1 P2		3	1	1	0	1	0	0											
Brian Dorsett, R OBP: 0.347, SLG: 0.408 Jerome Walton, R OBP: 0.340, SLG: 0.417 (9, PR) (9, PR)		2-0 G1-6-3 1B		0-2 L4		0-0 G3-6-4		2-0 F8 1B 2B		4	0	2	1	0	0	1											
Erik Hanson, R ERA: 3.77 Lenny Harris, L OBP: 0.299, SLG: 0.460 Johnny Ruffin, R ERA: 2.61 Jeff Brantley, R ERA: 2.97 Thomas Howard, S OBP: 0.330, SLG: 0.460 Jacob Brunfield, R OBP: 0.270, SLG: 0.219 (7, PR) (8, 1) (8, 1) (9, PR) (9, PR)		1-1 G1-6-3		1-1 P3		1-1 G6-3		4-1 1B BB		2	0	0	0	0	0	1											
Inning Stats	R: 1 E: 0 K: 0 S: 11	H: 2 LOB: 1 BB: 0 P: 19	R: 1 E: 1 K: 0 S: 6	H: 2 LOB: 0 BB: 0 P: 13	R: 0 E: 0 K: 0 S: 9	H: 1 LOB: 2 BB: 1 P: 20	R: 0 E: 0 K: 0 S: 7	H: 0 LOB: 0 BB: 0 P: 10	R: 0 E: 0 K: 1 S: 11	H: 0 LOB: 1 BB: 1 P: 17	R: 0 E: 0 K: 0 S: 7	H: 0 LOB: 0 BB: 1 P: 12	R: 1 E: 0 K: 1 S: 11	H: 2 LOB: 2 BB: 1 P: 24	R: 1 E: 0 K: 0 S: 7	H: 2 LOB: 2 BB: 1 P: 14		1B: 4 2B: 5 3B: 0 HR: 0	SF: 1 SAC: 0 DP: 2 HBP: 0	WP: 1 PB: 0 SB: 2 CS: 0	PA: 38						
PITCHER	IP	WLS	BF	H	R	ER	SO	BB	IBB	HBP	BLK	WP	HR	S	P	ERA		WHIP									
Bud Black, L ERA: 3.0 Dave Burba, R ERA: 6.86 Steve Frey, L ERA: 6.86 Rich Monteleone, R ERA: 4.68 Bryan Hickerson, L ERA: 4.94	(1, 1)		6.0	25	5	2	2	1	2	0	0	0	0	0	0	56		3.00	1.167								
	(7, 1)		1.1	4	1	1	1	0	0	0	0	0	0	0	8	13		6.75	0.750								
	(8, 1)	L	2	0	0	0	0	0	1	0	0	0	0	0	2	8		0.00	0.000								
	(8, 1)		0.2	4	2	1	1	0	0	0	0	0	0	0	7	12		13.50	3.000								
	(9, 1)		0.1	2	0	0	0	0	1	0	0	0	0	0	2	7	0.00	3.000									

Batter	1	2	3	4	5	6	7	8	9	AB	R	H	RBI	BB	SO	LOB	TOP				
Rikkert FaneYTE, R OBP: 0.286, SLG: 0.333 (1, 8)										5	1	1	0	0	3	0	San Francisco Giants @ Cincinnati Reds Riverfront Stadium, Cincinnati, OH Thu Jun 23 1994, 3:33 AM EDT Att: 32,107 - Unknown - 87 F				
Steve ScarSONE, R OBP: 0.275, SLG: 0.396 (6, 6)										5	1	2	2	0	1	0					
Barry BONDS, L OBP: 0.422, SLG: 0.564 (1, 7)										3	1	1	1	2	0	0					
Matt WILLIAMS, R OBP: 0.300, SLG: 0.572 (1, 5)																					
Mark CARREON, R OBP: 0.250, SLG: 0.299 (1, 9)																					
Todd BENZINGER, S OBP: 0.294, SLG: 0.365 (1, 3)																					
Kirt MANWARING, R OBP: 0.298, SLG: 0.330 (1, 2)																					
Mike BENJAMIN, R OBP: 0.293, SLG: 0.314 Rich MONTELEONE, R (6, 1)																					
Darren LEWIS, R OBP: 0.350, SLG: 0.321 Pat GOMEZ, L (8, 1)																					
Bill SWIFT, R OBP: 0.250, SLG: 0.240 Dave BURBA, R (4, 1)																					
John PATTERSON, S OBP: 0.255, SLG: 0.248 (6, 4)																					
Inning Stats	R: 0 E: 0 K: 1 S: 8	H: 0 LOB: 2 BB: 2 P: 21	R: 0 E: 0 K: 1 S: 9	H: 1 LOB: 1 BB: 0 P: 12	R: 0 E: 0 K: 2 S: 9	H: 0 LOB: 0 BB: 0 P: 10	R: 1 E: 0 K: 1 S: 16	H: 2 LOB: 1 BB: 0 P: 24	R: 0 E: 0 K: 0 S: 7	H: 1 LOB: 2 BB: 1 P: 8	R: 0 E: 0 K: 0 S: 9	H: 0 LOB: 0 BB: 0 P: 12	R: 2 E: 0 K: 0 S: 8	H: 3 LOB: 1 BB: 1 P: 13	R: 2 E: 0 K: 1 S: 16	H: 2 LOB: 0 BB: 0 P: 26	1B: 4 2B: 2 3B: 0 HR: 4	SF: 0 SAC: 0 DP: 1 HBP: 0	WP: 0 PB: 0 SB: 1 CS: 0	PA: 40	
PITCHER	IP	WLS	BF	H	R	ER	SO	BB	IBB	HBP	BLK	WP	HR	S	P	ERA	WHIP				
John SMILEY, L ERA: 3.31 Johnny RUFFIN, R ERA: 3.0 Chuck McELROY, L ERA: 1.3	(1, 1)	6.0	W	26	5	1	1	7	2	1	0	0	0	1	62	96	1.50	1.167			
	(7, 1)	1.0		6	2	2	2	0	1	0	0	0	0	2	12	20	18.00	3.000			
	(8, 1)	2.0	S	8	3	2	2	1	0	0	0	0	0	1	21	31	9.00	1.500			


AB	36
R	5
H	10
RBI	5
BB	4
SO	8
LOB	15




Batter	1	2	3	4	5	6	7	8	9	AB	R	H	RBI	BB	SO	LOB	BOTTOM				
Deion SANDERS, L OBP: 0.344, SLG: 0.402 Jacob BRUMFIELD, R OBP: 0.289, SLG: 0.242 (8, 8)										4	0	1	0	0	0	2	San Francisco Giants @ Cincinnati Reds Riverfront Stadium, Cincinnati, OH Thu Jun 23 1994, 3:33 AM EDT Att: 32,107 - Unknown - 87 F				
Barry LARKIN, R OBP: 0.377, SLG: 0.412 (1, 6)																					
Hal MORRIS, L OBP: 0.390, SLG: 0.498 (1, 3)																					
Kevin MITCHELL, R OBP: 0.420, SLG: 0.688 Thomas HOWARD, S OBP: 0.299, SLG: 0.405 (5, 7)																					
Reggie SANDERS, R OBP: 0.331, SLG: 0.529 (1, 9)																					
Tony FERNANDEZ, S OBP: 0.379, SLG: 0.431 (1, 5)																					
Bret BOONE, R OBP: 0.357, SLG: 0.449 (1, 4)																					
Eddie TAUBENSEE, L OBP: 0.305, SLG: 0.462 (1, 2)																					
John SMILEY, L OBP: 0.250, SLG: 0.323 Jeff BRANSON, L OBP: 0.300, SLG: 0.379 Johnny RUFFIN, R (7, 1) Chuck McELROY, L (8, 1)																					
Inning Stats	R: 1 E: 0 K: 1 S: 9	H: 2 LOB: 1 BB: 1 P: 16	R: 1 E: 0 K: 2 S: 12	H: 2 LOB: 0 BB: 0 P: 16	R: 0 E: 0 K: 0 S: 6	H: 1 LOB: 1 BB: 1 P: 12	R: 2 E: 1 K: 2 S: 15	H: 2 LOB: 3 BB: 2 P: 30	R: 0 E: 0 K: 1 S: 9	H: 0 LOB: 0 BB: 1 P: 16	R: 2 E: 0 K: 1 S: 21	H: 2 LOB: 1 BB: 1 P: 30	R: 0 E: 0 K: 0 S: 5	H: 0 LOB: 0 BB: 1 P: 9	R: 1 E: 1 K: 0 S: 14	H: 1 LOB: 0 BB: 1 P: 21		1B: 7 2B: 3 3B: 0 HR: 1	SF: 0 SAC: 0 DP: 2 HBP: 0	WP: 4 PB: 0 SB: 3 CS: 2	PA: 39
PITCHER	IP	WLS	BF	H	R	ER	SO	BB	IBB	HBP	BLK	WP	HR	S	P	ERA	WHIP				
Bill SWIFT, R ERA: 2.64 Dave BURBA, R ERA: 3.99 Rich MONTELEONE, R ERA: 4.35 Pat GOMEZ, L ERA: 1.15	(1, 1)	3.2	L	21	7	4	2	4	2	1	0	0	0	0	37	62	4.91	2.455			
	(4, 1)	2.0		10	2	2	2	3	2	1	0	0	0	0	32	53	9.00	2.000			
	(6, 1)	1.1		4	0	0	0	0	1	0	0	0	1	0	8	14	0.00	0.750			
	(8, 1)	1.0		4	1	1	1	0	1	0	0	0	2	0	14	21	9.00	2.000			

AB	31
R	7
H	10
RBI	5
BB	8
SO	7
LOB	16



Batter	1	2	3	4	5	6	7	8	9	AB	R	H	RBI	BB	SO	LOB	TOP			
Bip Roberts, S OBP: 0.390, SLG: 0.380 (1, 4)	1-2 F8	2-2 2H 1B		0-0 G3		4-2 BB		1-2 BB 1B		4	0	2	2	1	0	0	San Diego Padres @ Cincinnati Reds Riverfront Stadium, Cincinnati, OH Sat Jun 25 1994, 7:05 PM EDT Att: 38,844 - Unknown AB 38 R 6 H 14 RBI 6 BB 5 SO 6 LOB 16 			
Craig Shipley, R OBP: 0.346, SLG: 0.463 (1, 5)	3-2 1B CS 1B	3-2 G1-6-3		0-0 F8		0-0 G6-3		1-0 BB 1B		5	0	2	0	0	0	2				
Tony Gwynn, L OBP: 0.444, SLG: 0.559 (1, 9)	0-1 CS 1B 1B		0-0 1B 2B 1B	1-1 L8				4-1 BB 1B		4	2	2	0	1	0	0				
Derek Bell, R OBP: 0.327, SLG: 0.396 (1, 8)	3-2 1B 1H 3H 1B		1-2 2B 1B	0-0 L8				1-1 G6-3 F8		5	1	2	1	0	0	3				
Eddie Williams, R OBP: 0.619, SLG: 0.875 (1, 3)	1-0 1B		0-0 1B 2B	4-1 BB				4-2 BB		3	1	2	2	2	0	0				
Phil Plantier, L OBP: 0.322, SLG: 0.494 (1, 7)	0-0 F7		2-2 G4-3	2-2 F8				0-3 K		4	0	0	0	1	1	5				
Ricky Gutierrez, R OBP: 0.329, SLG: 0.337 (1, 6)		1-3 K	1-0 1B	1-2 F9				1-2 WP 1B 1B		5	1	3	1	0	1	1				
Brad Ausmus, R OBP: 0.303, SLG: 0.346 (1, 2)		3-2 SH3 1B 1B	0-0 F8	1-0 G6-3				3-3 K 1-2 K		5	1	1	0	0	2	3				
Joey Hamilton, R (1, 1)		0-1 SH3 1-2	3-2 F9	3-3 K				0-3 K		3	0	0	0	0	2	2				
Inning Stats	R: 1 E: 0 K: 0 S: 16	H: 4 LOB: 2 BB: 0 P: 24	R: 1 E: 0 K: 1 S: 18	H: 2 LOB: 1 BB: 0 P: 27	R: 3 E: 0 K: 0 S: 17	H: 4 LOB: 1 BB: 0 P: 24	R: 0 E: 0 K: 0 S: 4	H: 0 LOB: 0 BB: 0 P: 5	R: 0 E: 0 K: 1 S: 10	H: 0 LOB: 1 BB: 1 P: 17	R: 0 E: 0 K: 1 S: 12	H: 0 LOB: 1 BB: 1 P: 18	R: 1 E: 0 K: 2 S: 22	H: 3 LOB: 3 BB: 1 P: 32	R: 0 E: 0 K: 1 S: 8	H: 1 LOB: 1 BB: 1 P: 18	1B: 13 2B: 1 3B: 0 HR: 0	SF: 0 SAC: 1 DP: 0 HBP: 0	WP: 1 PB: 0 SB: 0 CS: 2	PA: 44
PITCHER	IP WLS BF H R ER SO BB IBB HBP BLK WP HR S P ERA WHIP	IP WLS BF H R ER SO BB IBB HBP BLK WP HR S P ERA WHIP	IP WLS BF H R ER SO BB IBB HBP BLK WP HR S P ERA WHIP	IP WLS BF H R ER SO BB IBB HBP BLK WP HR S P ERA WHIP	IP WLS BF H R ER SO BB IBB HBP BLK WP HR S P ERA WHIP	IP WLS BF H R ER SO BB IBB HBP BLK WP HR S P ERA WHIP	IP WLS BF H R ER SO BB IBB HBP BLK WP HR S P ERA WHIP	IP WLS BF H R ER SO BB IBB HBP BLK WP HR S P ERA WHIP	IP WLS BF H R ER SO BB IBB HBP BLK WP HR S P ERA WHIP	IP WLS BF H R ER SO BB IBB HBP BLK WP HR S P ERA WHIP	IP WLS BF H R ER SO BB IBB HBP BLK WP HR S P ERA WHIP	IP WLS BF H R ER SO BB IBB HBP BLK WP HR S P ERA WHIP	IP WLS BF H R ER SO BB IBB HBP BLK WP HR S P ERA WHIP	IP WLS BF H R ER SO BB IBB HBP BLK WP HR S P ERA WHIP	IP WLS BF H R ER SO BB IBB HBP BLK WP HR S P ERA WHIP	IP WLS BF H R ER SO BB IBB HBP BLK WP HR S P ERA WHIP	IP WLS BF H R ER SO BB IBB HBP BLK WP HR S P ERA WHIP			
Pete Schourek, L ERA: 5.85 (1, 1)	2.0 L	13 8	4 4	4 4	1 1	0 0	0 0	0 0	0 0	0 0	26 40	3.00 1.000								
Johnny Ruffin, R ERA: 3.0 (3, 1)	3.0	12 2	1 1	1 1	0 4	0 2	0 0	0 0	0 0	1 0	40 60	3.38 1.875								
Rich DeLucia, R ERA: 2.45 (6, 1)	2.2	13 3	1 1	1 4	0 2	0 0	0 0	0 0	0 0	0 0	11 25	0.00 2.250								
Tim Fortugno, L ERA: 1.83 (8, 1)	1.1	6 1	0 0	0 1	0 1	0 0	0 0	0 0	0 0	0 0	11 25	0.00 2.250								

Batter	1	2	3	4	5	6	7	8	9	AB	R	H	RBI	BB	SO	LOB	BOTTOM					
Thomas Howard, S OBP: 0.306, SLG: 0.413 (1, 8)	4-0 G4-3 BB		1-1 F7			0-1 G4-3 1B		1-2 1B 1B		3	0	2	0	1	0	0	San Diego Padres @ Cincinnati Reds Riverfront Stadium, Cincinnati, OH Sat Jun 25 1994, 7:05 PM EDT Att: 38,844 - Unknown AB 29 R 0 H 6 RBI 0 BB 2 SO 1 LOB 14 					
Barry Larkin, R OBP: 0.379, SLG: 0.408 (1, 6)	3-2 G6-3		2-2 G6-3			1-2 G4-3 1-2		0-1 G4-6-3 1B		4	0	1	0	0	0	2						
Hal Morris, L OBP: 0.388, SLG: 0.491 (1, 3)	3-2 G4-3			1-0 FC4-6 HBP		2-2 1B 1B		0-0 G4-6-3 1-2		3	0	1	0	0	0	3						
Kevin Mitchell, R OBP: 0.419, SLG: 0.672 (1, 7)	0-0 F9			1-0 FC4-6 FC6-4 1-2		1-2 1B 1-3 1B				4	0	1	0	0	0	2						
Reggie Sanders, R OBP: 0.327, SLG: 0.518 (1, 9)		0-0 G6-3		1-0 FC6-4 1-2		0-2 G6-3		1-3 K		4	0	0	0	0	1	1						
Tony Fernandez, S OBP: 0.382, SLG: 0.432 (1, 5)		3-2 2B		0-0 P4		4-1 BB		1-1 G6-3		3	0	1	0	1	0	1						
Bret Boone, R OBP: 0.358, SLG: 0.446 (1, 4)		1-1 G5-4-3 HBP		1-0 E5 G5-4-3		0-0 F9				2	0	0	0	0	0	1						
Brian Dorsett, R OBP: 0.339, SLG: 0.397 Tim Fortugno, L (8, 1)		0-1 G5-4-3 1-2		1-1 G5-4-3 1-2		0-0 L5				3	0	0	0	0	0	4						
Pete Schourek, L OBP: 0.250, SLG: 0.625 Johnny Ruffin, R (3, 1)			2-0 G6-3		0-2 G4-3			0-1 G4-3		0	0	0	0	0	0	0						
Jeff Branson, L OBP: 0.297, SLG: 0.371 Rich DeLucia, R (6, 1)										1	0	0	0	0	0	0						
Eddie Taubensee, L OBP: 0.293, SLG: 0.442 (8, 2)										1	0	0	0	0	0	0						
Inning Stats	R: 0 E: 0 K: 0 S: 13	H: 0 LOB: 1 BB: 1 P: 23	R: 0 E: 0 K: 0 S: 7	H: 1 LOB: 0 BB: 0 P: 11	R: 0 E: 0 K: 0 S: 6	H: 0 LOB: 0 BB: 0 P: 11	R: 0 E: 0 K: 0 S: 3	H: 0 LOB: 1 BB: 0 P: 6	R: 0 E: 0 K: 0 S: 6	H: 0 LOB: 0 BB: 0 P: 8	R: 0 E: 0 K: 0 S: 12	H: 3 LOB: 2 BB: 0 P: 16	R: 0 E: 0 K: 0 S: 6	H: 0 LOB: 1 BB: 1 P: 10	R: 0 E: 0 K: 0 S: 8	H: 2 LOB: 1 BB: 0 P: 9	R: 0 E: 0 K: 1 S: 7	H: 0 LOB: 0 BB: 0 P: 9	1B: 5 2B: 1 3B: 0 HR: 0	SF: 0 SAC: 0 DP: 4 HBP: 2	WP: 0 PB: 0 SB: 0 CS: 0	PA: 33
PITCHER	IP WLS BF H R ER SO BB IBB HBP BLK WP HR S P ERA WHIP	IP WLS BF H R ER SO BB IBB HBP BLK WP HR S P ERA WHIP	IP WLS BF H R ER SO BB IBB HBP BLK WP HR S P ERA WHIP	IP WLS BF H R ER SO BB IBB HBP BLK WP HR S P ERA WHIP	IP WLS BF H R ER SO BB IBB HBP BLK WP HR S P ERA WHIP	IP WLS BF H R ER SO BB IBB HBP BLK WP HR S P ERA WHIP	IP WLS BF H R ER SO BB IBB HBP BLK WP HR S P ERA WHIP	IP WLS BF H R ER SO BB IBB HBP BLK WP HR S P ERA WHIP	IP WLS BF H R ER SO BB IBB HBP BLK WP HR S P ERA WHIP	IP WLS BF H R ER SO BB IBB HBP BLK WP HR S P ERA WHIP	IP WLS BF H R ER SO BB IBB HBP BLK WP HR S P ERA WHIP	IP WLS BF H R ER SO BB IBB HBP BLK WP HR S P ERA WHIP	IP WLS BF H R ER SO BB IBB HBP BLK WP HR S P ERA WHIP	IP WLS BF H R ER SO BB IBB HBP BLK WP HR S P ERA WHIP	IP WLS BF H R ER SO BB IBB HBP BLK WP HR S P ERA WHIP	IP WLS BF H R ER SO BB IBB HBP BLK WP HR S P ERA WHIP						
Joey Hamilton, R ERA: 1.78 (1, 1)	9.0 W	33 6	0 0	0 0	1 1	2 0	0 0	2 2	0 0	0 0	68 103	0.00 0.889										

Batter	1	2	3	4	5	6	7	8	9	AB	R	H	RBI	BB	SO	LOB	TOP				
Bip Roberts, S OBP: 0.386, SLG: 0.375 Luis Lopez, S OBP: 0.374, SLG: 0.415	F8		P6		G4-3		F9		K	3	0	0	0	0	0	0					
Scott Livingstone, L OBP: 0.274, SLG: 0.345	F7		F8		G4-3		F7		G4-3	5	0	0	0	0	0	1					
Tony Gwynn, L OBP: 0.444, SLG: 0.562 Bill Bean, L OBP: 0.235, SLG: 0.244	G3				1B 2B		G4-3		G4-3	4	2	2	0	0	0	0					
Derek Bell, R OBP: 0.329, SLG: 0.401		G5-3			2B 1B				E4	4	1	2	1	0	0	0					
Phil Plantier, L OBP: 0.325, SLG: 0.498		BB HBP 1B			E4 G4-3 2B				K	4	1	2	1	0	1	2					
Eddie Williams, R OBP: 0.600, SLG: 0.789		BB HBP			G4-3				G6-3	3	0	1	1	0	0	0					
Ricky Gutierrez, R OBP: 0.327, SLG: 0.332 Trevor Hoffman, R					F8				F9	3	0	0	0	1	1	2					
Brad Ausmus, R OBP: 0.307, SLG: 0.346					G4-6-3				K	3	0	1	0	1	1	5					
Kerry Taylor, R Tim Mauser, R Phil Calfari, R Jeff Tabaka, L Donnie Elliott, R A.J. Sager, R Craig Shipley, R					K				F9	2	0	0	0	0	1	1					
Inning Stats	R: 0 E: 0 K: 0 S: 5	H: 0 LOB: 0 BB: 0 P: 10	R: 0 E: 0 K: 0 S: 7	H: 1 LOB: 2 BB: 1 P: 17	R: 0 E: 0 K: 1 S: 7	H: 0 LOB: 0 BB: 0 P: 12	R: 3 E: 1 K: 0 S: 16	H: 4 LOB: 1 BB: 0 P: 23	R: 1 E: 0 K: 0 S: 9	H: 2 LOB: 1 BB: 0 P: 14	R: 0 E: 0 K: 0 S: 8	H: 0 LOB: 0 BB: 0 P: 12	R: 0 E: 1 K: 3 S: 14	H: 1 LOB: 2 BB: 0 P: 19	R: 0 E: 0 K: 1 S: 12	H: 0 LOB: 1 BB: 1 P: 19	1B: 5 2B: 3 3B: 0 HR: 0	SF: 0 SAC: 0 DP: 1 HBP: 1	WP: 0 PB: 0 SB: 1 CS: 0	PA: 39	
PITCHER	IP	WLS	BF	H	R	ER	SO	BB	IBB	HBP	BLK	WP	HR	S	P	ERA	WHIP				
John Roper, R ERA: 3.83	6.0	W	27	7	4	4	1	2	0	1	0	0	0	52	91	6.00	1.500				
Chuck McElroy, L ERA: 1.24	2.0		8	1	0	0	3	0	0	0	0	0	0	22	31	0.00	0.500				
Hector Carrasco, R ERA: 2.28	1.0		4	0	0	0	1	1	0	0	0	0	0	12	19	0.00	1.000				

San Diego Padres @ Cincinnati Reds
Riverfront Stadium, Cincinnati, OH
Sun Jun 26 1994, 3:33 AM EDT
Att: 26,357 - Cloudy - 70 F

AB 35
R 4
H 8
RBI 3
BB 3
SO 5
LOB 14



Batter	1	2	3	4	5	6	7	8	9	AB	R	H	RBI	BB	SO	LOB	BOTTOM				
Thomas Howard, S OBP: 0.300, SLG: 0.402	K		F8		F7		F7		G4-3	6	1	1	0	0	1	2					
Bary Larkin, R OBP: 0.382, SLG: 0.412	L8				G4-3					5	3	3	0	0	0	0					
Hal Morris, L OBP: 0.395, SLG: 0.504										5	3	4	2	0	0	1					
Kevin Mitchell, R OBP: 0.424, SLG: 0.687 Chuck McElroy, L OBP: 0.200, SLG: 0.200 Jacob Brumfield, R OBP: 0.289, SLG: 0.242										3	1	2	2	0	0	2					
Reggie Sanders, R OBP: 0.325, SLG: 0.512 Hector Carrasco, R										1	0	1	1	0	0	0					
Reggie Sanders, R OBP: 0.325, SLG: 0.512 Hector Carrasco, R										5	1	1	2	0	1	5					
Reggie Sanders, R OBP: 0.325, SLG: 0.512 Hector Carrasco, R										0	0	0	0	0	0	0					
Tony Fernandez, S OBP: 0.386, SLG: 0.433										4	2	2	0	1	0	0					
Bret Boone, R OBP: 0.359, SLG: 0.451										4	0	2	2	0	1	1					
Eddie Taubensee, L OBP: 0.308, SLG: 0.465										4	1	2	1	1	0	3					
John Roper, R OBP: 0.278, SLG: 0.294 Jerome Walton, R OBP: 0.315, SLG: 0.385										2	0	1	0	0	1	0					
Inning Stats	R: 0 E: 0 K: 2 S: 14	H: 2 LOB: 2 BB: 0 P: 21	R: 0 E: 0 K: 0 S: 9	H: 1 LOB: 1 BB: 1 P: 20	R: 3 E: 0 K: 0 S: 13	H: 4 LOB: 1 BB: 0 P: 20	R: 0 E: 0 K: 1 S: 9	H: 0 LOB: 0 BB: 0 P: 13	R: 1 E: 0 K: 0 S: 14	H: 2 LOB: 2 BB: 0 P: 25	R: 5 E: 1 K: 0 S: 19	H: 6 LOB: 2 BB: 1 P: 34	R: 1 E: 0 K: 0 S: 7	H: 2 LOB: 1 BB: 0 P: 12	R: 2 E: 0 K: 1 S: 15	H: 2 LOB: 0 BB: 0 P: 23	1B: 15 2B: 1 3B: 2 HR: 1	SF: 1 SAC: 0 DP: 0 HBP: 1	WP: 1 PB: 0 SB: 1 CS: 0	PA: 46	
PITCHER	IP	WLS	BF	H	R	ER	SO	BB	IBB	HBP	BLK	WP	HR	S	P	ERA	WHIP				
Kerry Taylor, R ERA: 8.31	4.1		24	9	4	4	3	1	0	1	0	0	0	51	86	8.31	2.308				
Tim Mauser, R ERA: 2.90	0.2		2	0	0	0	0	0	0	0	0	0	0	8	13	0.00	0.000				
Jeff Tabaka, L ERA: 7.97	0.1	L	4	3	3	3	0	0	0	0	0	0	0	10	16	81.00	9.000				
Donnie Elliott, R ERA: 2.84	0.2		6	3	2	2	0	1	0	0	0	0	0	9	18	27.00	6.000				
A.J. Sager, R ERA: 5.53	1.0		5	2	1	1	0	0	0	0	0	0	0	7	12	9.00	2.000				
Trevor Hoffman, R ERA: 2.25	1.0		5	2	2	2	1	0	0	0	0	0	0	15	23	18.00	2.000				

San Diego Padres @ Cincinnati Reds
Riverfront Stadium, Cincinnati, OH
Sun Jun 26 1994, 3:33 AM EDT
Att: 26,357 - Cloudy - 70 F

AB 42
R 12
H 19
RBI 10
BB 2
SO 4
LOB 16



Batter	1	2	3	4	5	6	7	8	9	10	11	AB	R	H	RBI	BB	SO	LOB	TOP					
Jerome Walton, R OBP: 0.317, SLG: 0.368 (1, 8)	G4-3	FC6-4			B5-3		L8		L8				5	0	1	0	1	0	3					
Bary Larkin, R OBP: 0.378, SLG: 0.404 (1, 6)	K		G6-3			G3	L8		HR		K	5	1	0	0	1	2	3						
Hal Morris, L OBP: 0.392, SLG: 0.509 (1, 3)	G6-3		L3			F8	G4-3		HR			5	1	1	2	0	0	1						
Thomas Howard, S OBP: 0.303, SLG: 0.409 Jeff Brantley, R (9, 1)		G4-3	F7			1B	1B		K		K	5	1	2	0	0	2	0						
Reggie Sanders, R OBP: 0.323, SLG: 0.504 (1, 9)		G5-3			L6		1B		G1-3		F9	4	0	0	0	1	0	1						
Tony Fernandez, S OBP: 0.383, SLG: 0.428 (1, 5)		G4-3			F8		1B		G5-3		G6-3	5	0	1	0	0	0	1						
Bret Boone, R OBP: 0.360, SLG: 0.452 (1, 4)		1B			G1-3		FC6-4				K	4	1	1	1	1	1	3						
Eddie Taubensee, L OBP: 0.321, SLG: 0.524 (1, 2)		1B			G4-3				HR		K	4	2	2	3	1	1	0						
Erik Hanson, R OBP: 0.304, SLG: 0.192 Jeff Brantley, R Johnny Ruffin, R Lenny Harris, L Rich DeLucia, R Jacob Brumfield, R (1, 1) (5, PH) (8, 1) (7, PH) (7, 1) (8, PH) (8, 7)		1B			K		P5		G4-3		CS	1	0	1	0	0	0	0						
Inning Stats	R: 0 E: 0 K: 1 S: 5	H: 0 LOB: 0 BB: 0 P: 5	R: 1 E: 0 K: 0 S: 16	H: 3 LOB: 3 BB: 1 P: 32	R: 0 E: 0 K: 0 S: 9	H: 0 LOB: 0 BB: 0 P: 16	R: 0 E: 0 K: 1 S: 8	H: 2 LOB: 3 BB: 1 P: 21	R: 1 E: 0 K: 0 S: 8	H: 2 LOB: 1 BB: 0 P: 12	R: 0 E: 0 K: 1 S: 6	H: 0 LOB: 0 BB: 0 P: 9	R: 4 E: 0 K: 1 S: 22	H: 2 LOB: 0 BB: 2 P: 37	R: 0 E: 0 K: 1 S: 10	H: 0 LOB: 0 BB: 0 P: 14	R: 0 E: 0 K: 2 S: 11	H: 0 LOB: 1 BB: 2 P: 23	1B: 4 2B: 2 3B: 0 HR: 3	SF: 0 SAC: 0 DP: 0 HBP: 0	WP: 0 PB: 0 SB: 1 CS: 1	PA: 47		
PITCHER	IP ERA WLS BF H R ER SO BB IBB HBP BLK WP HR S P ERA WHIP	Darryl Kile, R ERA: 4.83 (1, 1)	6.2 1.1 4 0 0 0 1 0 0 0 0 0 0 0 7 10 0.00 0.000	John Hudson, R ERA: 2.03 (9, 1)	0.2 6 2 4 4 0 0 2 0 0 0 0 0 2 19 31 54.00 6.000	Ross Powell, L ERA: (9, 1)	0.1 1 0 0 0 1 0 0 0 0 0 0 0 0 3 6 0.00 0.000	Todd Jones, R ERA: 3.02 (10, 1)	2.0 W 7 0 0 0 3 2 0 0 0 0 0 0 21 37 0.00 1.000	PITCHER	IP WLS BF H R ER SO BB IBB HBP BLK WP HR S P ERA WHIP													

Cincinnati Reds @ Houston Astros
Astrodome, Houston, TX
Mon Jun 27 1994, 8:05 PM EDT
Att: 21,197 - Dome

AB	41
R	6
H	9
RBI	6
BB	6
SO	7
LOB	12



Batter	1	2	3	4	5	6	7	8	9	10	11	AB	R	H	RBI	BB	SO	LOB	BOTTOM					
Brian Hunter, R OBP: 0.200, SLG: 0.200 (1, 8)	WP	G1-3		L6		F7			SH1-4		K	5	1	1	0	0	1	3						
Craig Biggio, R OBP: 0.369, SLG: 0.445 (1, 4)	G5-3		G5-3				K		L6		2B	6	0	2	2	0	1	3						
5 Jeff Bagwell, R OBP: 0.432, SLG: 0.714 (1, 3)	1B		G6-3		F7		HR		1B			3	3	2	1	2	0	2						
Ken Caminiti, S OBP: 0.358, SLG: 0.542 (1, 5)	2B	G6-3		L9		F8		G4-3				5	1	1	1	0	0	4						
Luis Gonzalez, L OBP: 0.314, SLG: 0.376 (1, 7)	1B		G5-3		G4-1				K			5	0	3	2	0	1	0						
James Mouton, R OBP: 0.368, SLG: 0.289 (1, 9)	G6-4-3		F7		G5-3				F8			5	0	1	1	0	1	2						
Andy Stankiewicz, R OBP: 0.393, SLG: 0.392 (1, 6)	G6-4-3			1B	F9				K		BB	4	1	1	0	1	1	3						
Scott Servais, R OBP: 0.235, SLG: 0.354 Chris Donnels, L Tony Eusebio, R (1, 2) (10, PH) (11, 2)	G6-3		G4-3		F7				K		G4-3	4	0	0	0	0	1	1						
Darryl Kile, R OBP: 0.304, SLG: 0.208 Mike Hampton, R John Hudson, S Ross Powell, L Sid Bream, L Mike Felder, S Todd Jones, L Kevin Bass, S (1, 1) (7, 1) (8, 1) (8, 1) (8, PH) (8, PH) (10, 1) (10, 1) (10, PH)	K			1B		G4-3		SH1-4			2B	3	0	1	0	0	1	0						
Inning Stats	R: 3 E: 0 K: 0 S: 8	H: 4 LOB: 1 BB: 1 P: 12	R: 0 E: 0 K: 1 S: 8	H: 0 LOB: 0 BB: 0 P: 11	R: 1 E: 0 K: 0 S: 15	H: 2 LOB: 1 BB: 0 P: 25	R: 1 E: 0 K: 0 S: 11	H: 3 LOB: 2 BB: 0 P: 15	R: 0 E: 0 K: 0 S: 8	H: 0 LOB: 0 BB: 0 P: 10	R: 1 E: 0 K: 1 S: 9	H: 1 LOB: 0 BB: 0 P: 16	R: 0 E: 0 K: 3 S: 10	H: 0 LOB: 0 BB: 0 P: 15	R: 0 E: 0 K: 1 S: 7	H: 0 LOB: 1 BB: 1 P: 12	R: 1 E: 0 K: 1 S: 8	H: 2 LOB: 1 BB: 0 P: 13	1B: 9 2B: 3 3B: 1 HR: 1	SF: 0 SAC: 1 DP: 1 HBP: 0	WP: 1 PB: 1 SB: 1 CS: 0	PA: 47		
PITCHER	IP ERA WLS BF H R ER SO BB IBB HBP BLK WP HR S P ERA WHIP	Erik Hanson, R ERA: 4.87 (5, 1)	4.0 2.0 7 1 0 0 0 0 0 0 0 0 0 0 16 23 0.00 0.500	Rich DeLucia, R ERA: 3.18 (7, 1)	2.0 7 1 1 1 4 0 0 0 0 0 0 1 19 31 4.50 0.500	Jeff Brantley, R ERA: 2.81 (9, 1)	2.1 L 12 3 1 0 2 1 1 0 0 0 0 0 19 36 0.00 1.714	PITCHER	IP WLS BF H R ER SO BB IBB HBP BLK WP HR S P ERA WHIP															

Cincinnati Reds @ Houston Astros
Astrodome, Houston, TX
Mon Jun 27 1994, 8:05 PM EDT
Att: 21,197 - Dome

AB	43
R	7
H	14
RBI	7
BB	3
SO	7
LOB	19



Batter	1	2	3	4	5	6	7	8	9	AB	R	H	RBI	BB	SO	LOB	TOP			
Jerome Walton, R OBP: 0.313, SLG: 0.361 (1, 8)										4	0	1	0	0	1	0	Cincinnati Reds @ Houston Astros Astrodome, Houston, TX Tue Jun 28 1994, 8:05 PM EDT Att: 24,016 - Dome			
Tony Fernandez, S OBP: 0.391, SLG: 0.425 (1, 5)										4	0	1	0	0	0	1				
Barry Larkin, R OBP: 0.380, SLG: 0.406 (1, 6)										4	1	2	0	0	0	1				
Reggie Sanders, R OBP: 0.332, SLG: 0.528 (1, 9)										3	2	3	1	1	0	0				
Bret Boone, R OBP: 0.366, SLG: 0.459 (1, 4)									3	2	2	2	1	0	2					
Hal Morris, L OBP: 0.387, SLG: 0.502 (1, 3)									4	0	0	0	0	0	0	6				
Jacob Brumfield, R OBP: 0.279, SLG: 0.222 Kevin Mitchell, R OBP: 0.423, SLG: 0.683 Eddie Taubensee, L OBP: 0.321, SLG: 0.524 (1, 7)									2	0	0	1	0	1	0	0				
Brian Dorsett, R OBP: 0.333, SLG: 0.390 Lenny Harris, L OBP: 0.394, SLG: 0.441 Jeff Brantley, R (9, 1)									3	0	0	0	0	1	0	0				
John Smiley, L OBP: 0.229, SLG: 0.294 Hector Carrasco, R (7, 1)									3	0	0	0	0	0	3	0				
Deion Sanders, L OBP: 0.348, SLG: 0.401 (9, 8)									1	0	0	0	0	0	1	2				
Inning Stats	R: 2 E: 0 K: 0 S: 10	H: 4 LOB: 1 BB: 0 P: 19	R: 0 E: 0 K: 2 S: 9	H: 0 LOB: 0 BB: 0 P: 10	R: 0 E: 0 K: 1 S: 9	H: 1 LOB: 0 BB: 0 P: 13	R: 2 E: 0 K: 1 S: 10	H: 2 LOB: 0 BB: 0 P: 18	R: 0 E: 0 K: 1 S: 7	H: 1 LOB: 1 BB: 0 P: 14	R: 0 E: 0 K: 0 S: 13	H: 0 LOB: 0 BB: 0 P: 15	R: 0 E: 0 K: 0 S: 6	H: 0 LOB: 0 BB: 0 P: 12	R: 1 E: 0 K: 1 S: 14	H: 2 LOB: 2 BB: 1 P: 32	1B: 6 2B: 3 3B: 0 HR: 1	SF: 1 SAC: 0 DP: 1 HBP: 0	WP: 0 PB: 0 SB: 0 CS: 2	PA: 36
PITCHER	IP WLS BF H R ER SO BB IBB HBP BLK WP HR S P ERA WHIP	IP WLS BF H R ER SO BB IBB HBP BLK WP HR S P ERA WHIP																		
Greg Swindell, L ERA: 3.87 (1, 1)	7.0 L 27 8 4 4 6 1 0 0 0 0 1 66 98 5.14 1.286																			
Tom Edens, R ERA: 3.29 (8, 1)	1.0 5 1 1 1 0 1 0 0 0 0 0 0 11 24 9.00 2.000																			
Ross Powell, L ERA: (9, 1)	0.1 1 0 0 0 0 0 0 0 0 0 0 0 1 3 0.00 0.000																			
Dave Veres, R ERA: 2.79 (9, 1)	0.1 1 0 0 0 0 0 0 0 0 0 0 0 3 6 0.00 0.000																			
Mike Hampton, L ERA: 3.54 (9, 1)	0.1 2 1 0 0 1 0 0 0 0 0 0 0 5 11 0.00 3.000																			

Batter	1	2	3	4	5	6	7	8	9	AB	R	H	RBI	BB	SO	LOB	BOTTOM					
Brian Hunter, R OBP: 0.250, SLG: 0.250 Sid Bream, L OBP: 0.500, SLG: 0.545 Luis Gonzalez, L OBP: 0.314, SLG: 0.376 (1, 8)										3	0	1	0	0	1	0	Cincinnati Reds @ Houston Astros Astrodome, Houston, TX Tue Jun 28 1994, 8:05 PM EDT Att: 24,016 - Dome					
Craig Biggio, R OBP: 0.389, SLG: 0.449 (1, 4)										4	0	2	0	0	0	1						
5 Jeff Bagwell, R OBP: 0.427, SLG: 0.703 (1, 3)										4	0	0	0	0	0	4						
Ken Caminiti, S OBP: 0.353, SLG: 0.534 Mike Hampton, R (9, 1)										4	0	0	0	0	2	1						
Kevin Bass, S OBP: 0.361, SLG: 0.410 (8, 9)										4	1	1	0	0	0	0						
James Mouton, R OBP: 0.304, SLG: 0.285 (8, 8)										4	0	0	0	0	1	1						
Tony Eusebio, R OBP: 0.288, SLG: 0.448 (1, 2)										4	1	2	2	0	0	0						
Andujar Cedeno, R OBP: 0.336, SLG: 0.440 (1, 6)										4	1	2	0	0	1	0						
Greg Swindell, L ERA: 3.87 Mike Felder, S OBP: 0.241, SLG: 0.271 Tom Edens, R (8, 1)										2	0	1	0	0	1	1						
Ross Powell, L ERA: (9, 1)										0	0	0	0	0	0	0						
Dave Veres, R ERA: 2.79 Chris Donnels, L OBP: 0.338, SLG: 0.495 (9, 9)										0	0	0	0	0	0	0						
Inning Stats	R: 0 E: 0 K: 0 S: 10	H: 1 LOB: 1 BB: 0 P: 14	R: 0 E: 0 K: 0 S: 7	H: 0 LOB: 0 BB: 0 P: 9	R: 0 E: 0 K: 1 S: 9	H: 3 LOB: 2 BB: 0 P: 12	R: 2 E: 0 K: 3 S: 14	H: 3 LOB: 1 BB: 0 P: 22	R: 0 E: 0 K: 1 S: 7	H: 0 LOB: 0 BB: 0 P: 13	R: 0 E: 0 K: 0 S: 6	H: 0 LOB: 0 BB: 0 P: 7	R: 1 E: 0 K: 1 S: 10	H: 3 LOB: 1 BB: 0 P: 14	R: 0 E: 0 K: 1 S: 10	H: 0 LOB: 0 BB: 0 P: 12	R: 0 E: 0 K: 0 S: 6	H: 0 LOB: 0 BB: 0 P: 6	1B: 6 2B: 3 3B: 0 HR: 1	SF: 0 SAC: 0 DP: 1 HBP: 0	WP: 0 PB: 0 SB: 1 CS: 0	PA: 35
PITCHER	IP WLS BF H R ER SO BB IBB HBP BLK WP HR S P ERA WHIP	IP WLS BF H R ER SO BB IBB HBP BLK WP HR S P ERA WHIP																				
John Smiley, L ERA: 3.36 (1, 1)	6.1 W 26 9 3 3 5 0 0 0 0 0 0 57 81 4.26 1.421																					
Hector Carrasco, R ERA: 2.15 (7, 1)	1.2 6 1 0 0 2 0 0 0 0 0 0 0 16 22 0.00 0.600																					
Jeff Brantley, R ERA: 2.74 (9, 1)	1.0 S 3 0 0 0 0 0 0 0 0 0 0 6 6 0.00 0.000																					

AB	33
R	5
H	10
RBI	5
BB	2
SO	7
LOB	14

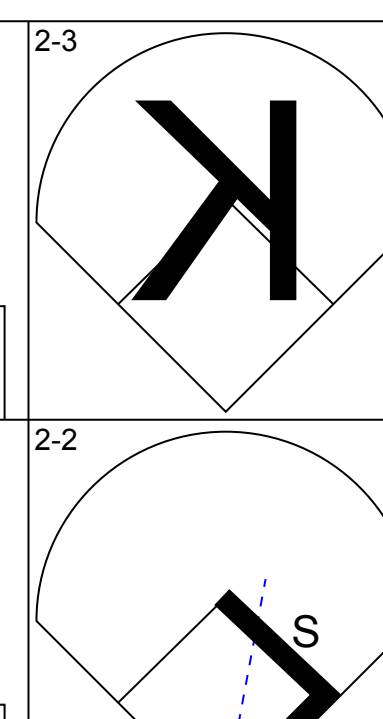
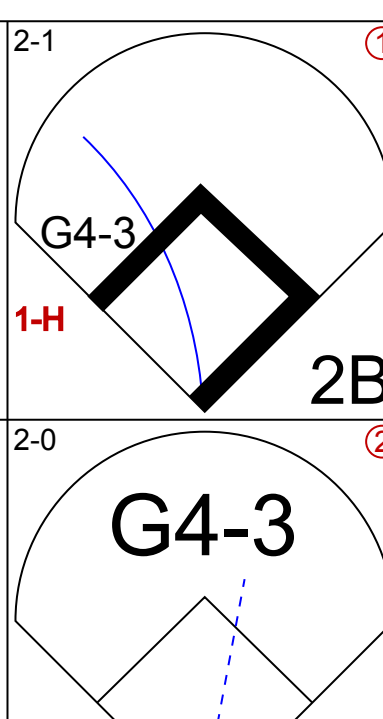
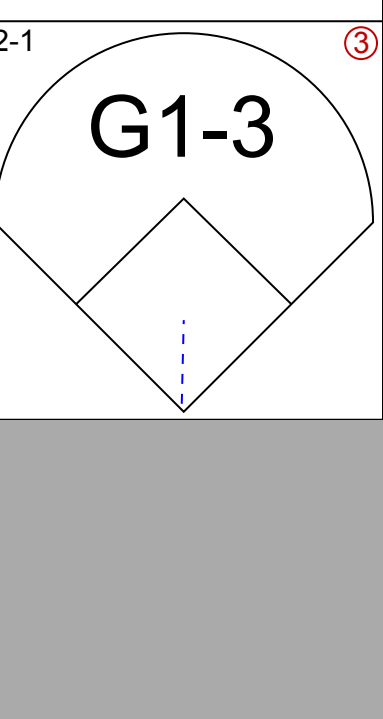
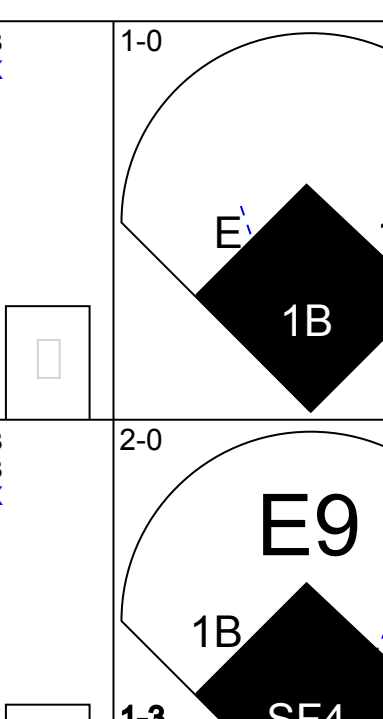
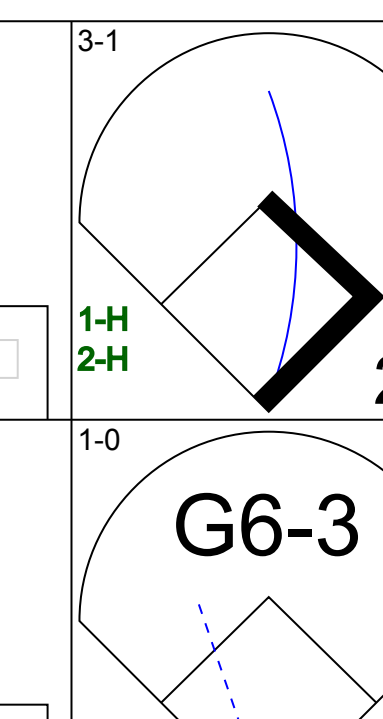
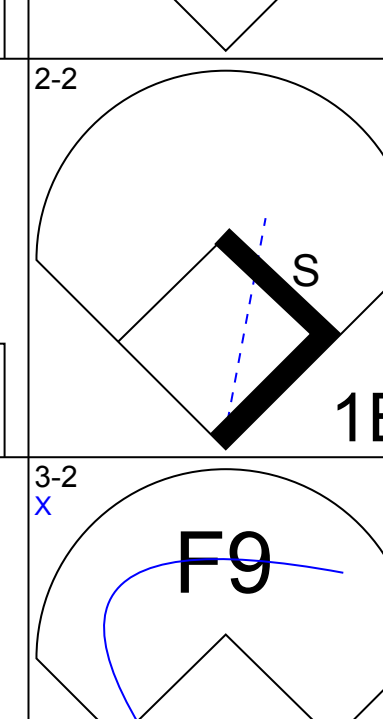
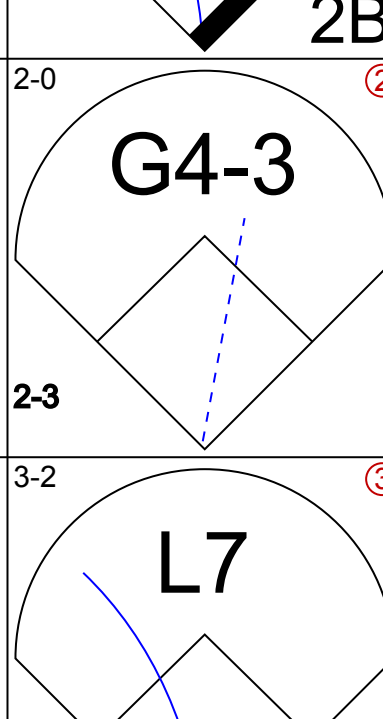
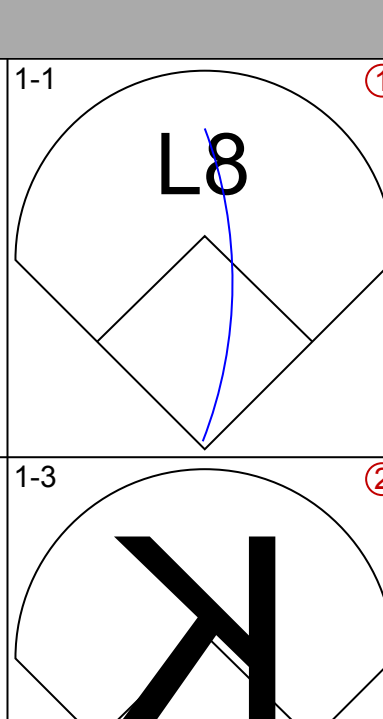
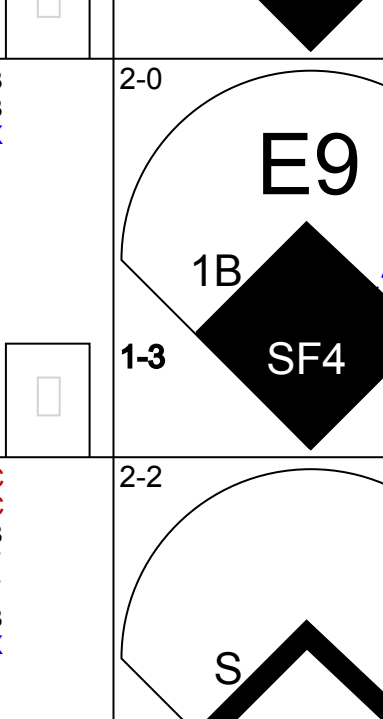
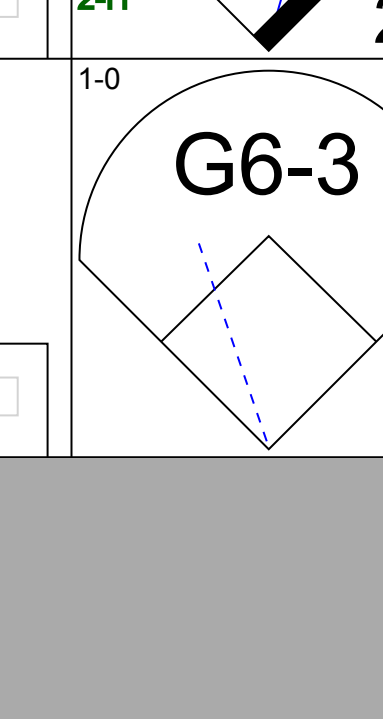
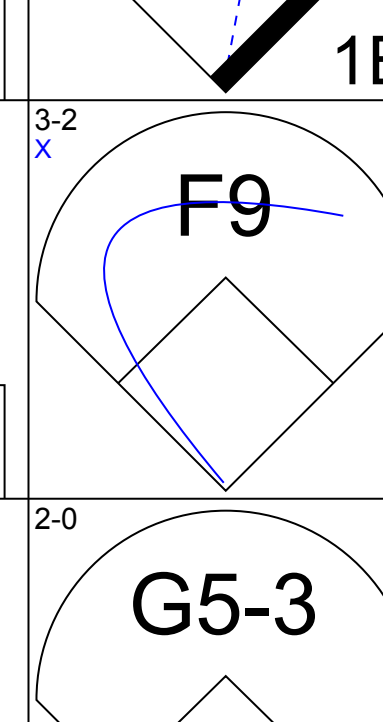
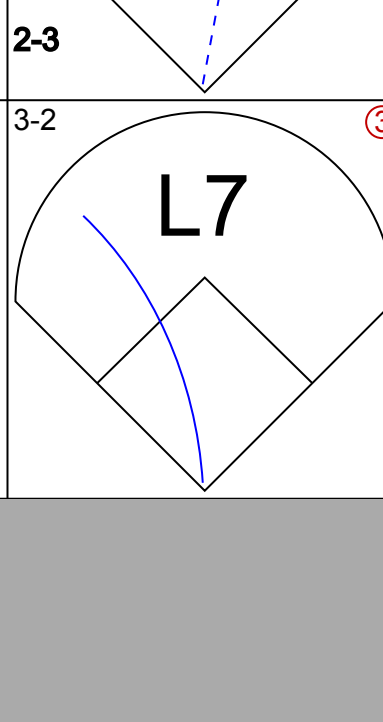
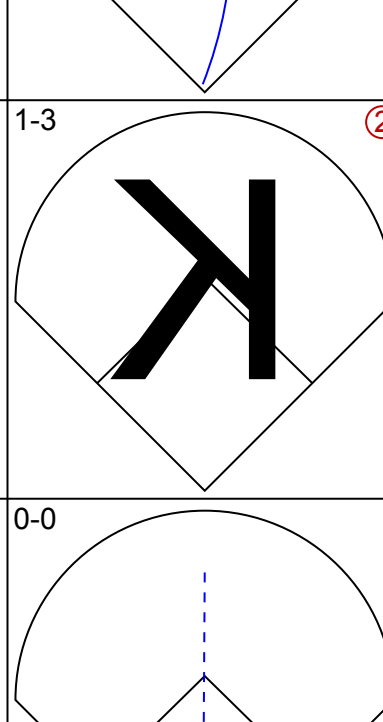
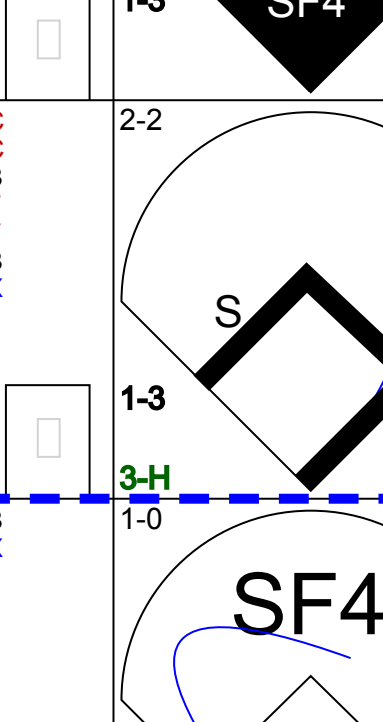
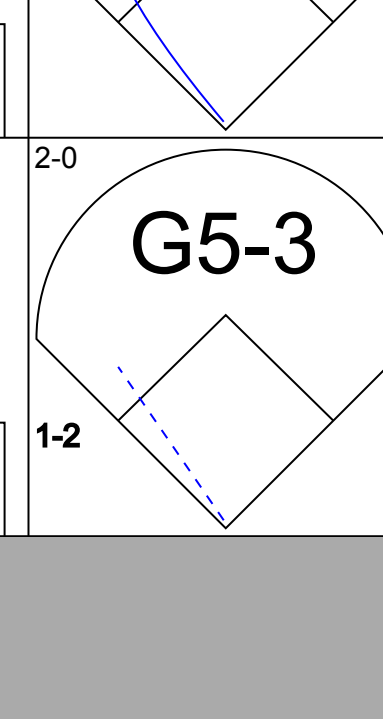
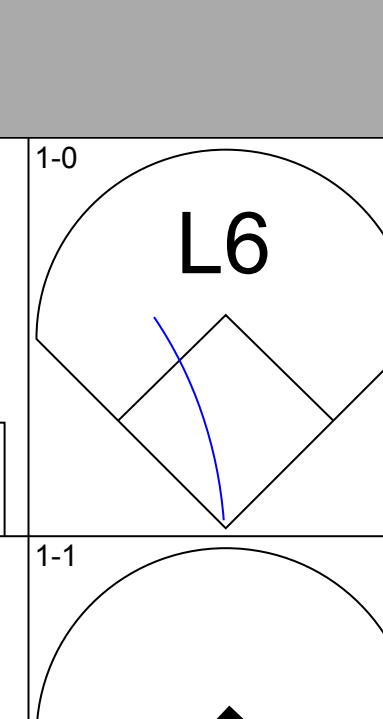
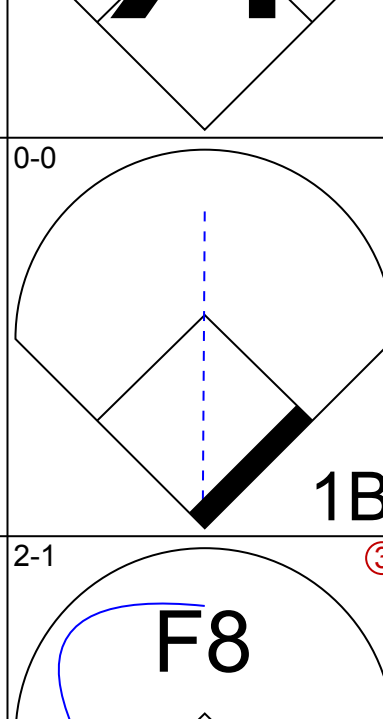
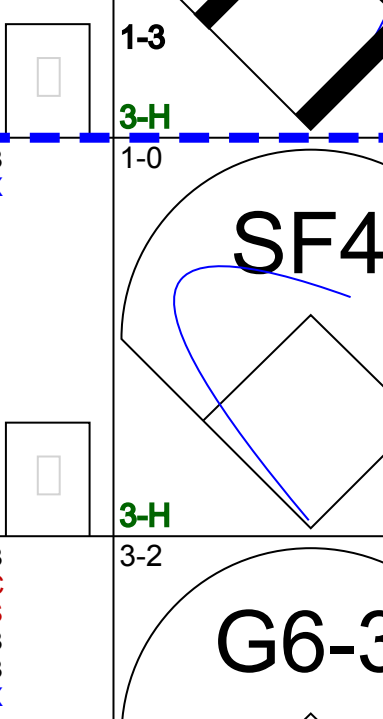
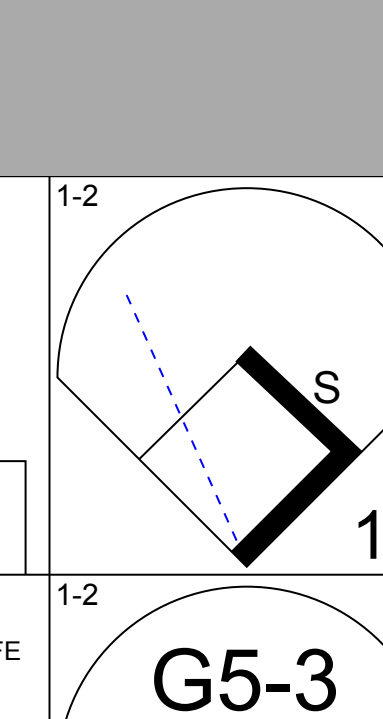
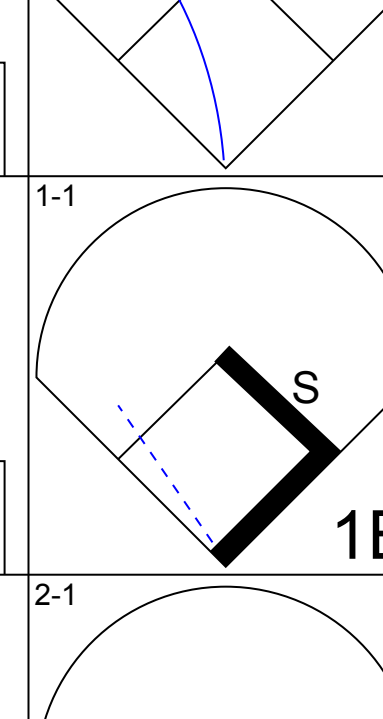
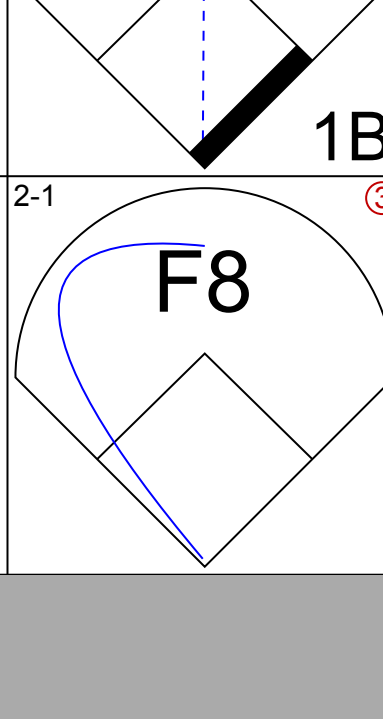
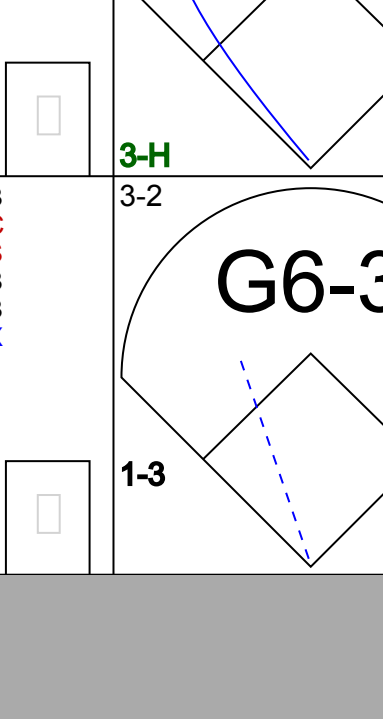

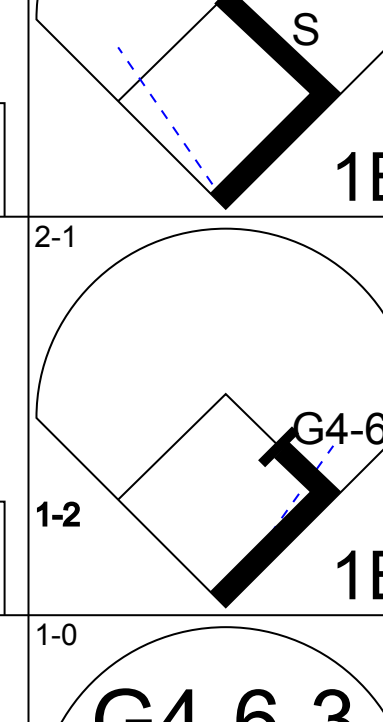
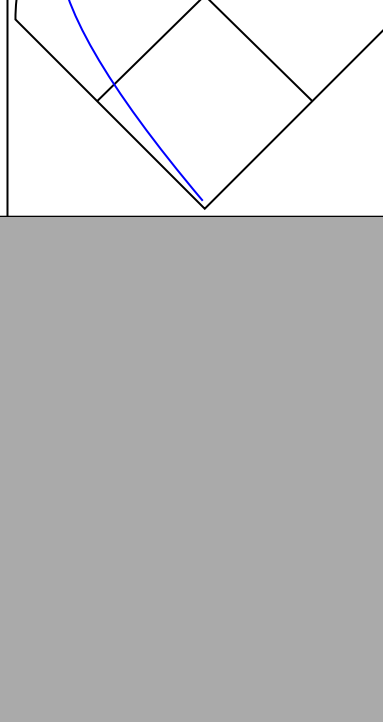
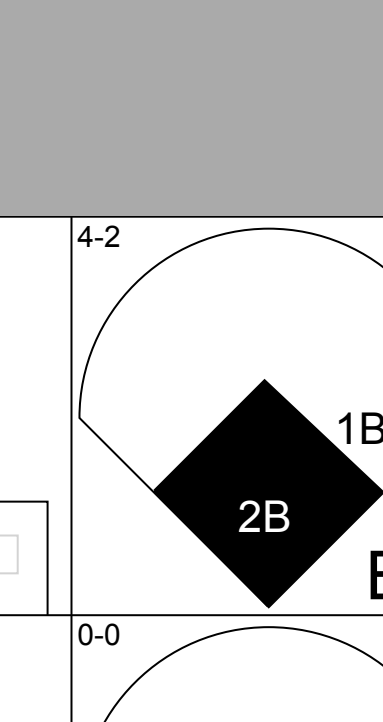

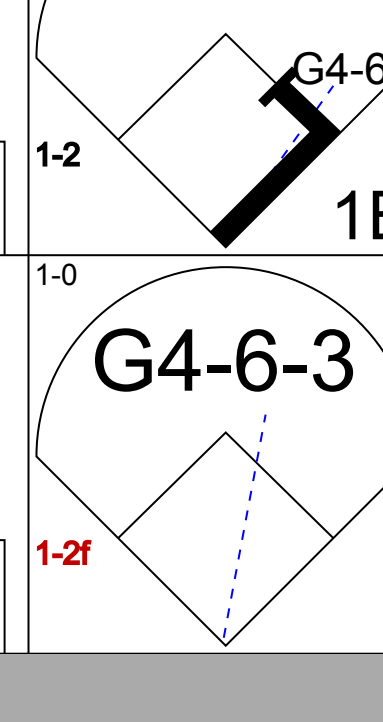


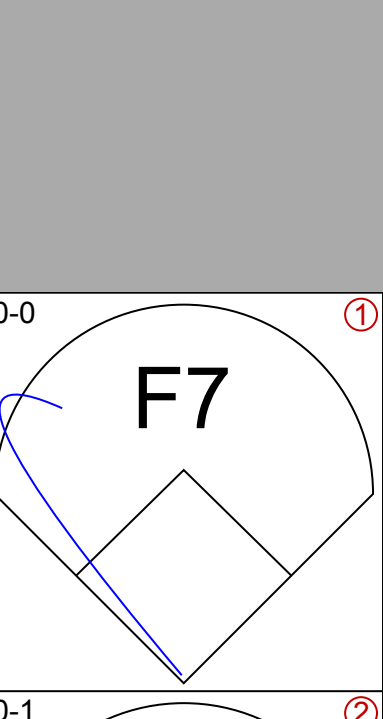

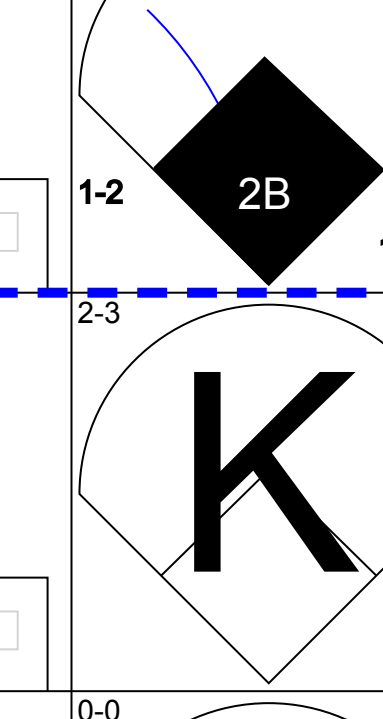

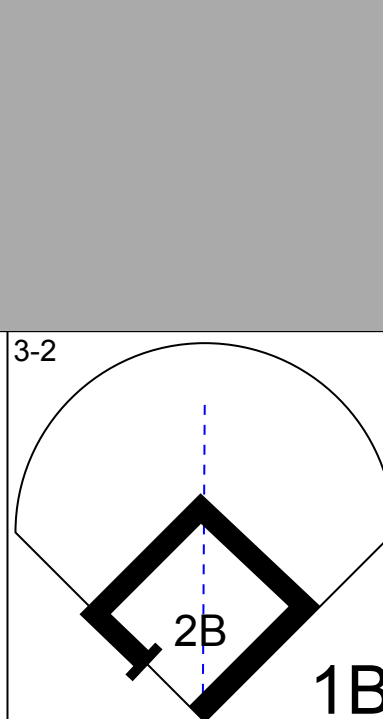
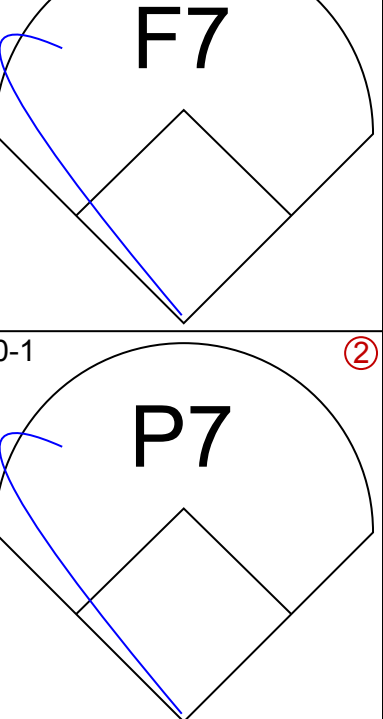
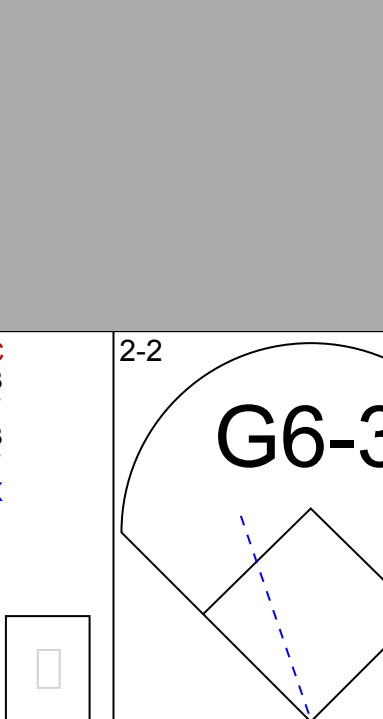


Batter	1	2	3	4	5	6	7	8	9	AB	R	H	RBI	BB	SO	LOB	TOP				
Deion Sanders, L (1,8) OBP: 0.345, SLG: 0.397	F7		K		G3			SH3-4		3	0	0	0	0	1	3	Cincinnati Reds @ Houston Astros Astrodome, Houston, TX Wed Jun 29 1994, 4:33 AM EDT Att: 24,477 - Dome				
Barry Larkin, R (1,6) OBP: 0.376, SLG: 0.401	F9		L9			G6-4-3 BB		K		3	1	0	0	1	1	2					
Hal Morris, L (1,3) OBP: 0.391, SLG: 0.503				G3-1						3	0	2	0	1	0	0					
Kevin Mitchell, R (1,7) OBP: 0.416, SLG: 0.670 Chuck McElroy, L (8,1) OBP: 0.200, SLG: 0.200					K					4	0	0	0	0	2	4					
Reggie Sanders, R (1,9) OBP: 0.328, SLG: 0.520										0	0	0	0	0	0	0					
Tony Fernandez, S (1,5) OBP: 0.376, SLG: 0.419										3	0	0	0	0	1	0					
Bret Boone, R (1,4) OBP: 0.364, SLG: 0.455										4	0	1	0	0	1	1					
Eddie Taubensee, L (1,2) OBP: 0.336, SLG: 0.547										3	0	2	0	1	1	0					
Jose Rijo, R (1,1) OBP: 0.212, SLG: 0.242 Jerome Walton, R (8,PH) OBP: 0.323, SLG: 0.361 Lenny Harris, L (9,PH) OBP: 0.389, SLG: 0.435										2	0	0	0	0	2	3					
Inning Stats	R: 0 E: 0 K: 1 S: 7	H: 1 LOB: 1 BB: 0 P: 12	R: 0 E: 0 K: 1 S: 9	H: 0 LOB: 0 BB: 0 P: 11	R: 0 E: 0 K: 2 S: 8	H: 0 LOB: 0 BB: 0 P: 15	R: 0 E: 0 K: 1 S: 16	H: 2 LOB: 2 BB: 0 P: 19	R: 1 E: 0 K: 0 S: 11	H: 1 LOB: 0 BB: 1 P: 18	R: 0 E: 0 K: 1 S: 8	H: 0 LOB: 0 BB: 0 P: 9	R: 0 E: 0 K: 1 S: 8	H: 0 LOB: 2 BB: 1 P: 19	R: 0 E: 0 K: 2 S: 9	H: 0 LOB: 2 BB: 1 P: 21		1B: 4 2B: 0 3B: 1 HR: 0	SF: 0 SAC: 1 DP: 1 HBP: 1	WP: 0 PB: 0 SB: 1 CS: 0	PA: 36
PITCHER	IP	WLS	BF	H	R	ER	SO	BB	IBB	HBP	BLK	WP	HR	S	P	ERA	WHIP				
Shane Reynolds, R (1,1) ERA: 3.28	7.0		26	5	1	1	8	1	0	0	0	0	0	67	95	1.29	0.857				
Ross Powell, L (8,1) ERA:	0.1		2	0	0	0	0	1	0	0	0	0	0	3	7	0.00	3.000				
Dave Veres, R (8,1) ERA: 2.7	0.2	W	3	0	0	0	1	1	0	0	0	0	0	5	12	0.00	1.500				
John Hudek, R (9,1) ERA: 1.95	1.0	S	5	0	0	0	2	1	0	1	0	0	0	9	21	0.00	1.000				

Batter	1	2	3	4	5	6	7	8	9	AB	R	H	RBI	BB	SO	LOB	BOTTOM				
Brian Hunter, R (1,8) OBP: 0.333, SLG: 0.364	G6-3 CS BB		G3-1				G4-3			3	0	1	0	1	0	1	Cincinnati Reds @ Houston Astros Astrodome, Houston, TX Wed Jun 29 1994, 4:33 AM EDT Att: 24,477 - Dome				
Craig Biggio, R (1,4) OBP: 0.390, SLG: 0.450	G6-3									4	0	2	0	0	1	2					
5 Jeff Bagwell, R (1,3) OBP: 0.425, SLG: 0.708	P6									4	1	1	1	1	0	2					
Ken Caminiti, S (1,5) OBP: 0.359, SLG: 0.539	G3									3	1	2	0	0	0	1					
Kevin Bass, S (1,9) OBP: 0.366, SLG: 0.435 John Hudek, S (9,1) ERA: 1.95										3	1	1	2	1	0	1					
Luis Gonzalez, L (1,7) OBP: 0.313, SLG: 0.375										4	0	1	0	0	0	2					
Tony Eusebio, R (1,2) OBP: 0.430 Scott Servais, R (9,2) OBP: 0.235, SLG: 0.354										4	0	0	0	0	2	3					
Andujar Cedeno, R (1,6) OBP: 0.332, SLG: 0.435										3	0	0	0	0	2	3					
Shane Reynolds, R (1,1) OBP: 0.150, SLG: 0.105 Chris Donnels, L (7,PH) OBP: 0.397, SLG: 0.492 Ross Powell, L (8,1) ERA: 3.28										2	0	0	0	0	1	0					
Dave Veres, R (8,1) OBP: 0.567, SLG: 0.500 James Mouton, R (9,9) OBP: 0.394, SLG: 0.285										1	0	1	0	0	0	0					
Inning Stats	R: 0 E: 0 K: 0 S: 11	H: 0 LOB: 1 BB: 1 P: 20	R: 0 E: 0 K: 0 S: 6	H: 1 LOB: 1 BB: 0 P: 10	R: 0 E: 0 K: 1 S: 9	H: 1 LOB: 1 BB: 0 P: 12	R: 0 E: 0 K: 1 S: 13	H: 1 LOB: 2 BB: 1 P: 22	R: 0 E: 0 K: 3 S: 10	H: 1 LOB: 1 BB: 0 P: 17	R: 0 E: 0 K: 0 S: 4	H: 0 LOB: 0 BB: 0 P: 10	R: 0 E: 0 K: 2 S: 13	H: 1 LOB: 1 BB: 0 P: 22	R: 3 E: 0 K: 1 S: 13	H: 4 LOB: 0 BB: 0 P: 21	1B: 4 2B: 3 3B: 0 HR: 2	SF: 0 SAC: 0 DP: 1 HBP: 1	WP: 0 PB: 0 SB: 0 CS: 2	PA: 34	
PITCHER	IP	WLS	BF	H	R	ER	SO	BB	IBB	HBP	BLK	WP	HR	S	P	ERA	WHIP				
Jose Rijo, R (1,1) ERA: 3.14	7.0		28	5	0	0	7	2	0	1	0	0	0	66	113	0.00	1.000				
Chuck McElroy, L (8,1) ERA: 1.61	1.0	L	6	4	3	3	1	0	0	0	0	0	2	13	21	27.00	4.000				

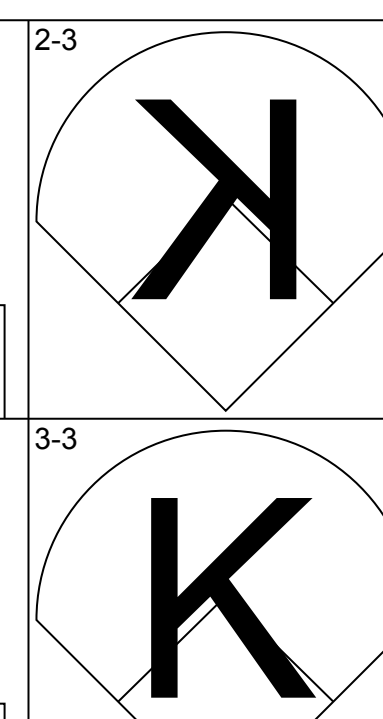
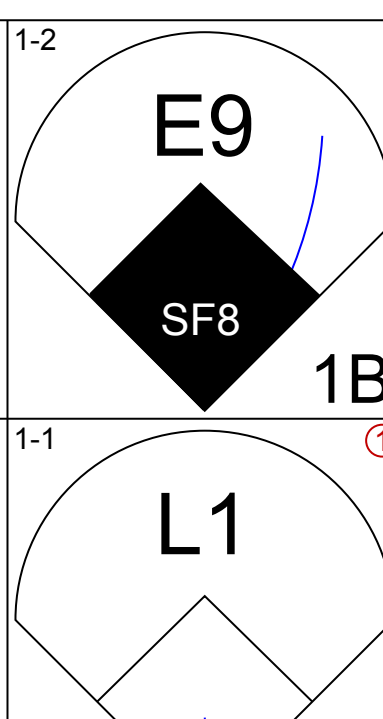
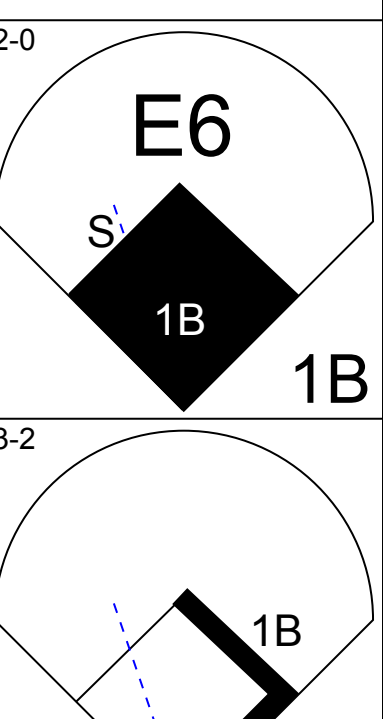
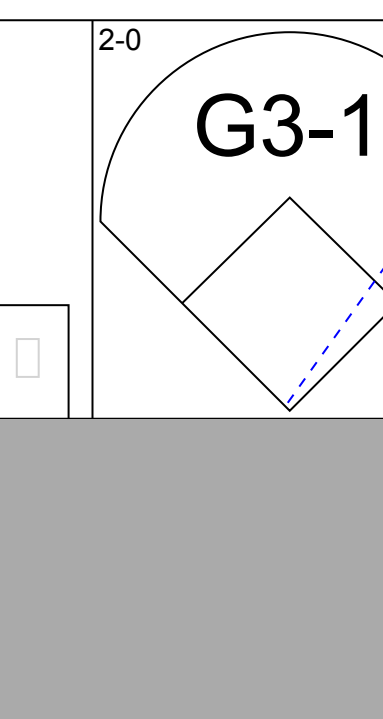
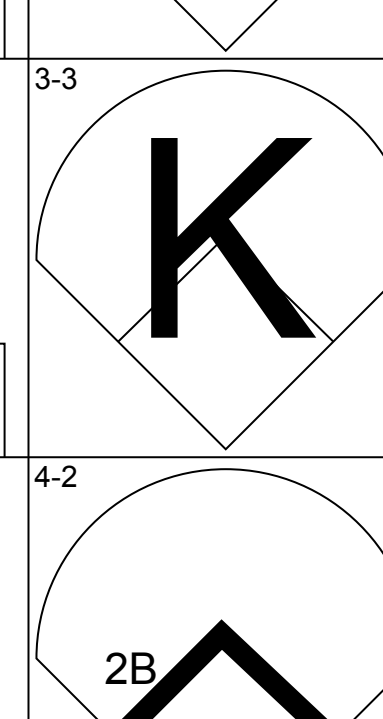
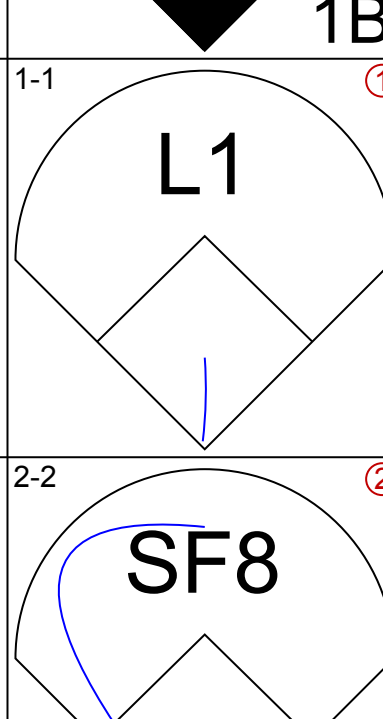
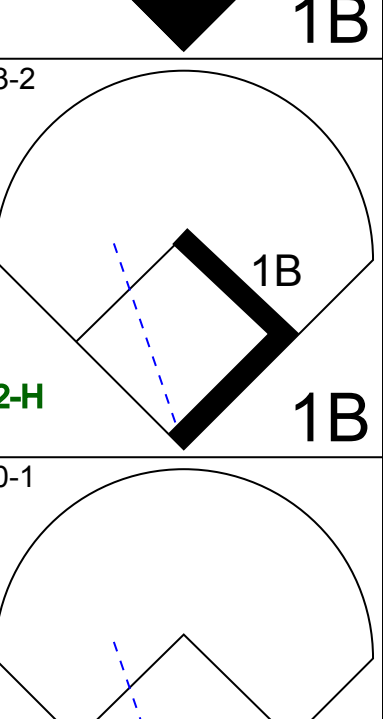
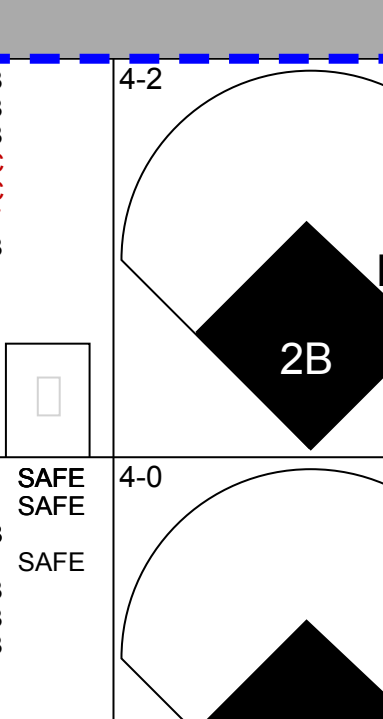
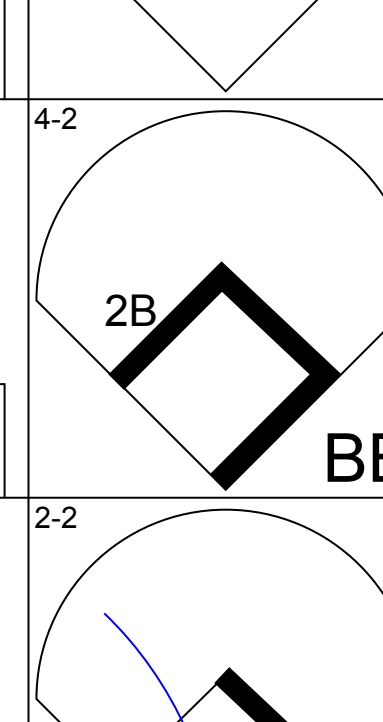
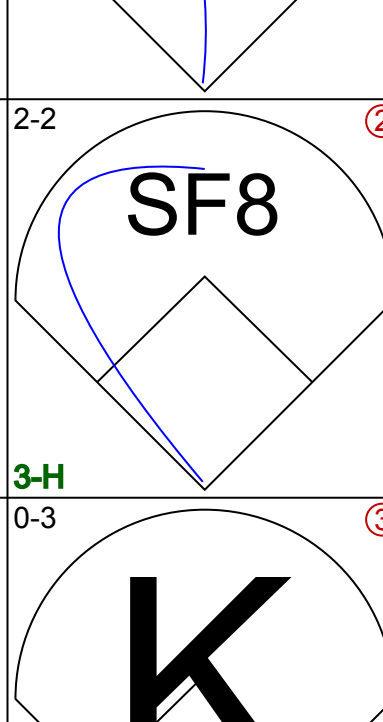
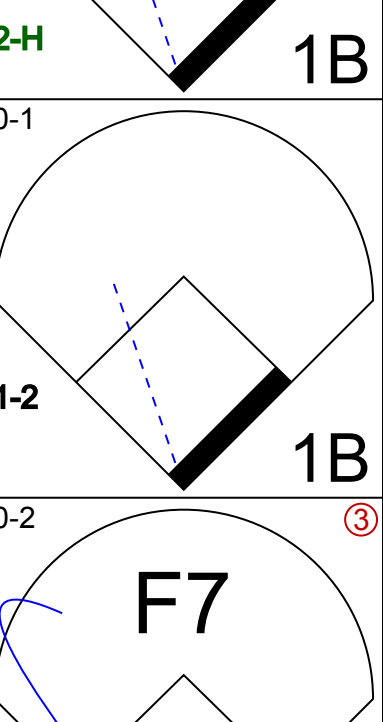
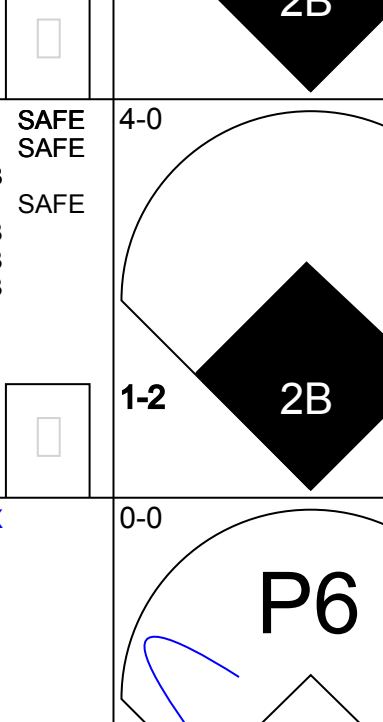

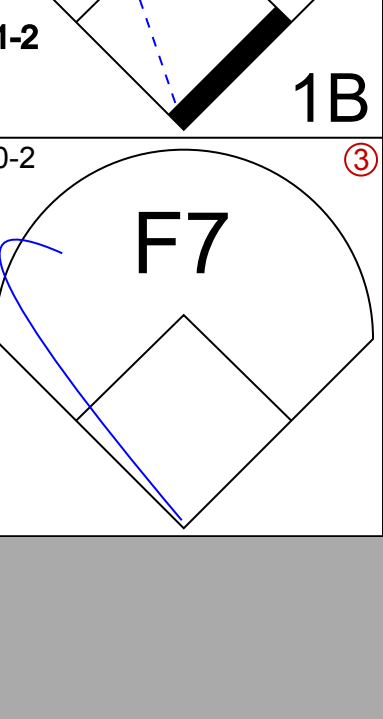
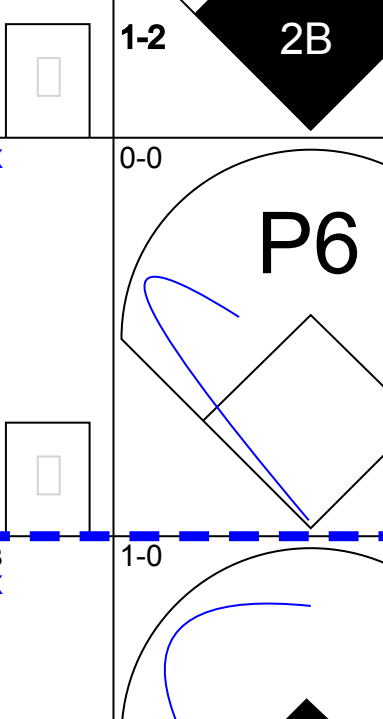
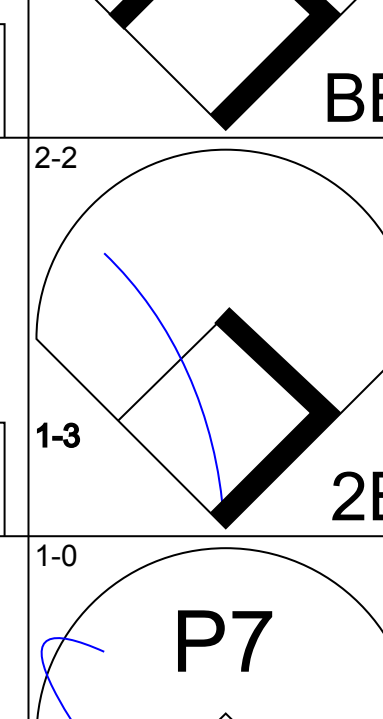
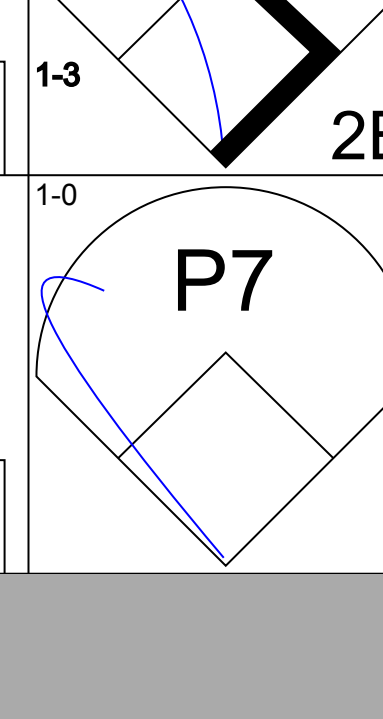
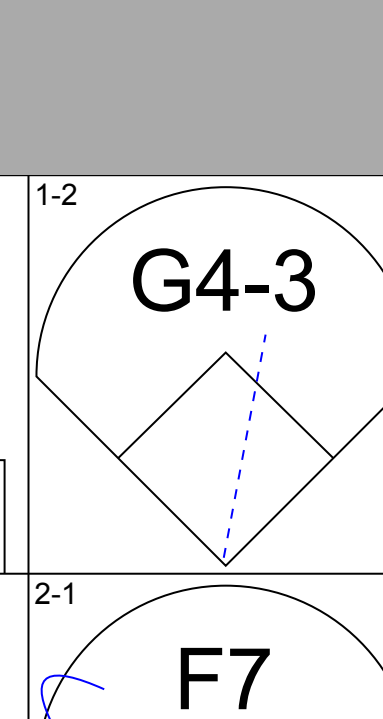
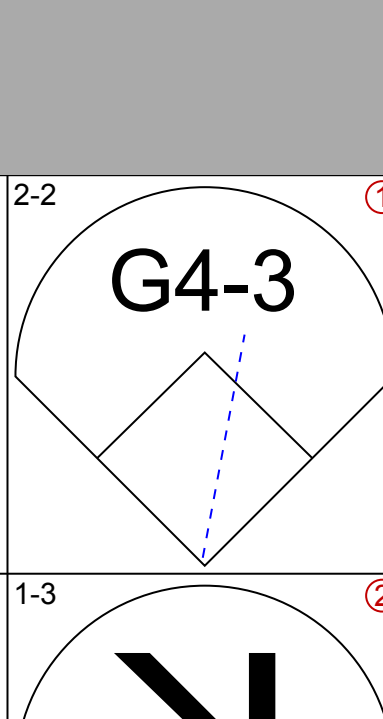
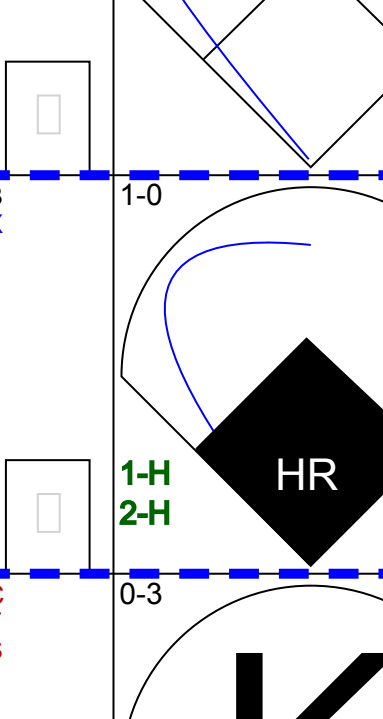
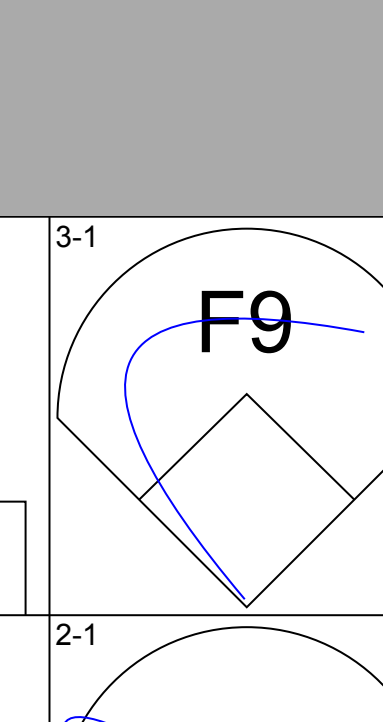
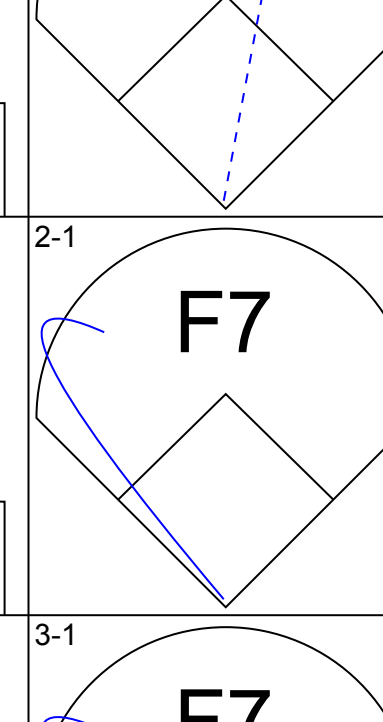
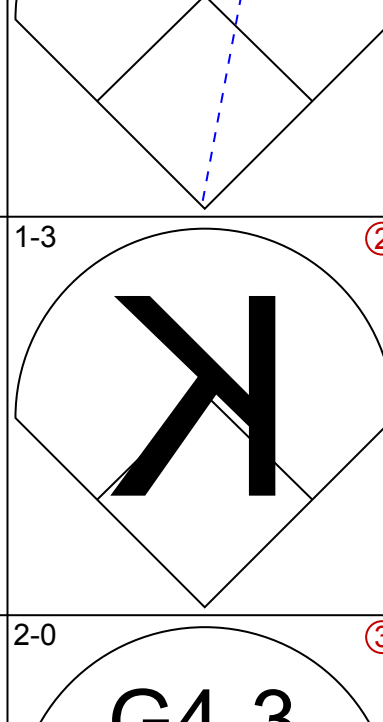
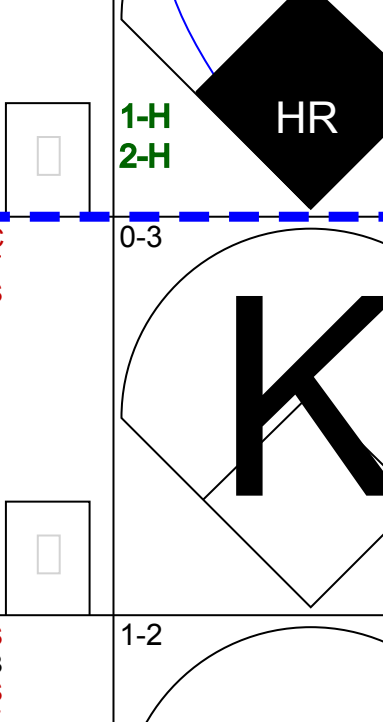
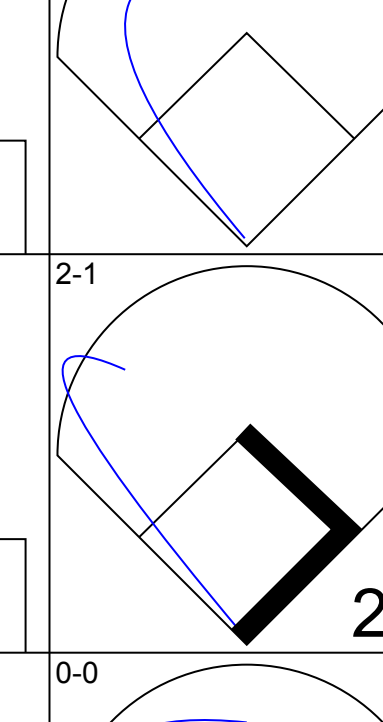
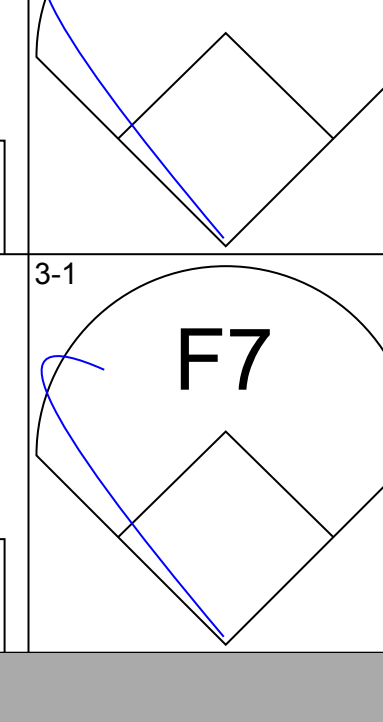
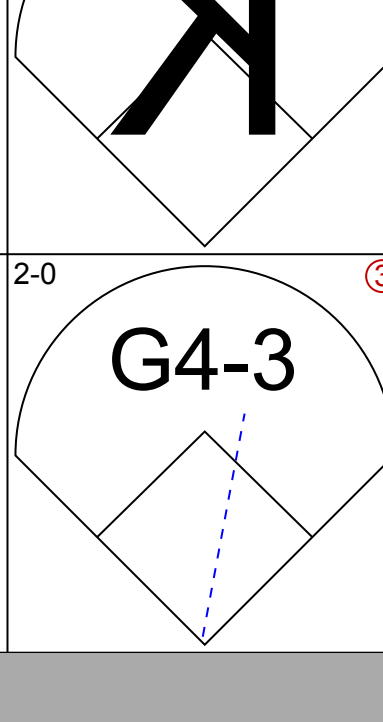
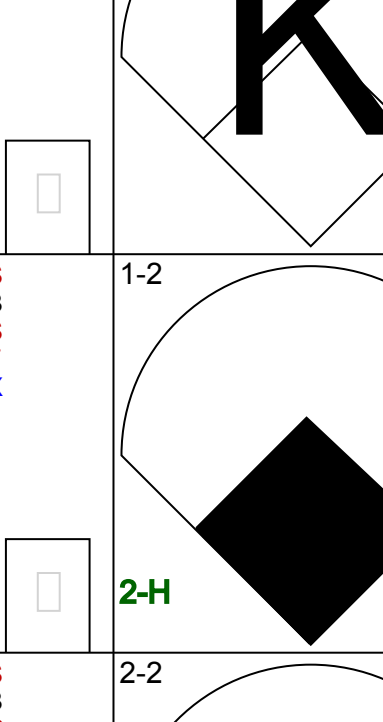
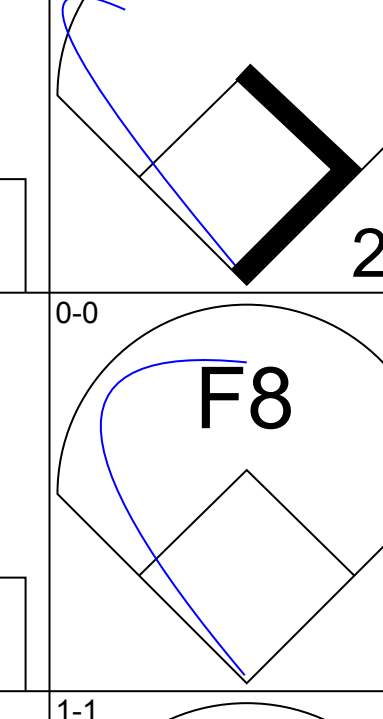
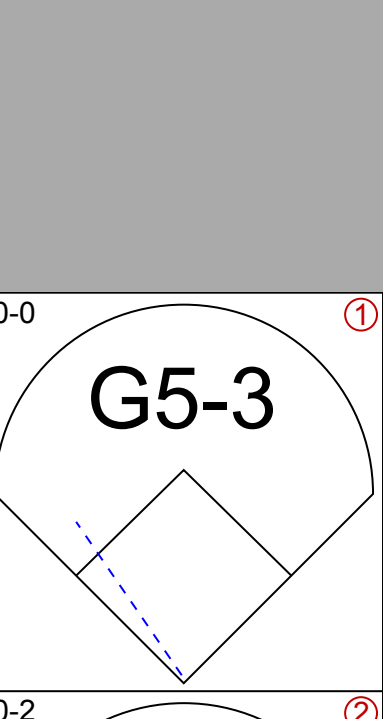
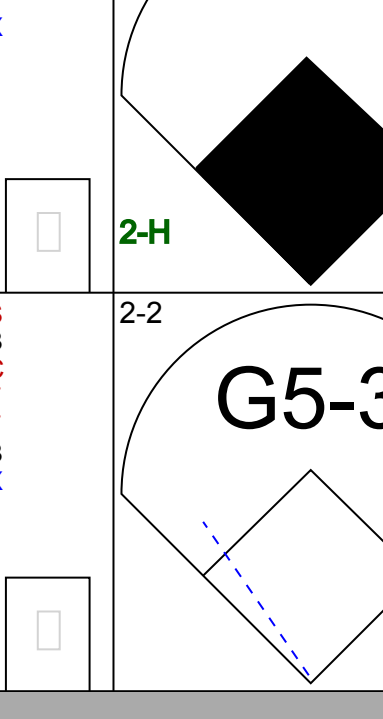
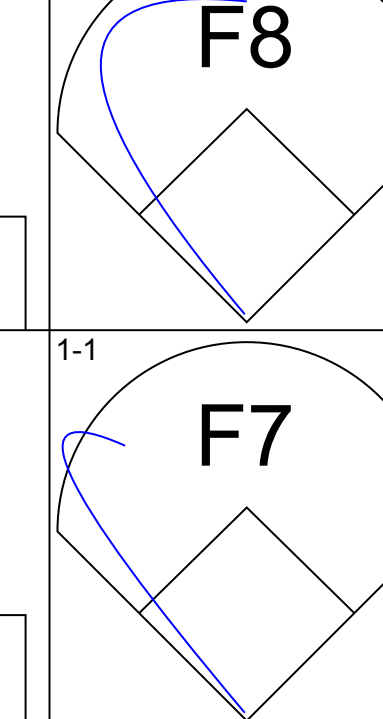
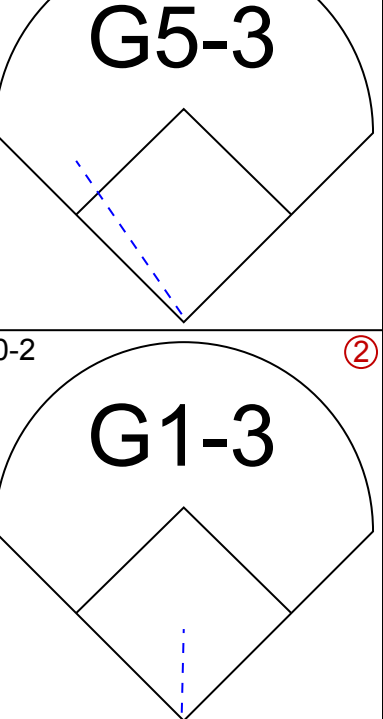
AB	30
R	1
H	5
RBI	0
BB	4
SO	11
LOB	15



Batter	1	2	3	4	5	6	7	8	9	AB	R	H	RBI	BB	SO	LOB	TOP					
Jerome Walton, R (1, 8) OBP: 0.343, SLG: 0.409			 1-H 2B					 1B 1B	 1-H 2-H 2B	5	1	3	2	0	1	0	Cincinnati Reds @ Pittsburgh Pirates Three Rivers Stadium, Pittsburgh, PA Thu Jun 30 1994, 7:05 PM EDT Att: 16,330 - Unknown - 76 F					
Tony Fernandez, S (1, 5) OBP: 0.379, SLG: 0.419			 2-3					 1B SF4 1B		5	1	2	0	0	0	2						
Barry Larkin, R (1, 6) OBP: 0.377, SLG: 0.399								 1-3 1B		4	0	1	1	0	1	2						
Kevin Mitchell, R (1, 7) OBP: 0.413, SLG: 0.665										3	0	1	1	0	0	1						
Reggie Sanders, R (1, 9) OBP: 0.330, SLG: 0.520		 1B		 1B						4	0	2	0	0	0	2						
Hal Morris, L (1, 3) OBP: 0.393, SLG: 0.502				 1B					 2B BB	3	1	1	0	1	0	1						
Bret Boone, R (1, 4) OBP: 0.366, SLG: 0.454	 BB			 1-2				 2B 1B		3	1	1	0	1	0	2						
Brian Dorsett, R (1, 2) OBP: 0.328, SLG: 0.383										3	0	0	0	0	0	2						
Lenny Harris, L (9, PH) OBP: 0.394, SLG: 0.429										1	0	0	0	0	1	2						
Pete Schourek, L (1, 1) OBP: 0.336, SLG: 0.600			 1B							2	0	1	0	0	0	0						
Inning Stats	R: 0 E: 0 K: 1 S: 13	H: 1 LOB: 1 BB: 0 P: 22	R: 0 E: 0 K: 0 S: 8	H: 1 LOB: 1 BB: 1 P: 16	R: 0 E: 0 K: 0 S: 11	H: 2 LOB: 1 BB: 0 P: 21	R: 0 E: 0 K: 0 S: 6	H: 2 LOB: 1 BB: 0 P: 11	R: 0 E: 0 K: 0 S: 5	H: 0 LOB: 0 BB: 0 P: 7	R: 0 E: 0 K: 1 S: 8	H: 1 LOB: 1 BB: 0 P: 12	R: 0 E: 0 K: 0 S: 6	H: 0 LOB: 0 BB: 0 P: 10	R: 2 E: 1 K: 0 S: 15	H: 3 LOB: 1 BB: 0 P: 26	R: 2 E: 0 K: 1 S: 10	H: 2 LOB: 1 BB: 1 P: 20	1B: 10 2B: 3 3B: 0 HR: 0	SF: 1 SAC: 0 DP: 2 HBP: 0	WP: 0 PB: 0 SB: 5 CS: 0	PA: 38
PITCHER	IP WLS BF H R ER SO BB IBB HBP BLK WP HR S P ERA WHIP																					
Zane Smith, L (1, 1) ERA: 3.38	7.1	30	10	2	2	2	1	0	0	0	0	0	0	68	117	2.46	1.500					
Mike Dyer, R (8, 1) ERA: 27.0	0.2	W	4	1	2	2	0	0	0	0	0	0	0	7	15	27.00	3.000					
Ravelo Manzanillo, L (9, 1) ERA: 2.81	1.0	S	4	1	0	0	0	0	0	0	0	0	0	7	13	0.00	1.000					

AB	35
R	4
H	12
RBI	4
BB	2
SO	3
LOB	16



Batter	1	2	3	4	5	6	7	8	9	AB	R	H	RBI	BB	SO	LOB	BOTTOM				
Carlos Garcia, R (1, 4) OBP: 0.314, SLG: 0.342			 SF8 1B		 S 1B 1B					4	2	2	0	0	1	0	Cincinnati Reds @ Pittsburgh Pirates Three Rivers Stadium, Pittsburgh, PA Thu Jun 30 1994, 7:05 PM EDT Att: 16,330 - Unknown - 76 F				
Jay Bell, R (1, 6) OBP: 0.334, SLG: 0.419					 2-H 1B			 2B BB	3	1	1	1	1	1	1						
Andy Van Slyke, L (1, 8) OBP: 0.359, SLG: 0.358	 BB		 3-H		 1-2 1B			 1-2 BB	1	1	1	1	2	0	0						
Brian Hunter, R (1, 3) OBP: 0.305, SLG: 0.509									4	0	1	0	0	1	4						
Kevin Young, R (9, 3) OBP: 0.276, SLG: 0.345									0	0	0	0	0	0	0						
Orlando Merced, S (1, 9) OBP: 0.364, SLG: 0.442								 1-H 2-H 2B	4	1	1	2	0	0	2						
Jeff King, R (1, 5) OBP: 0.324, SLG: 0.387									4	0	0	0	0	2	1						
Al Martin, L (1, 7) OBP: 0.376, SLG: 0.473								 2-H	4	1	2	2	0	0	0						
Don Slaught, R (1, 2) OBP: 0.374, SLG: 0.329									4	0	0	0	0	0	1						
Zane Smith, L (1, 1) OBP: 0.220, SLG: 0.220									3	0	0	0	0	0	1						
Mike Dyer, R (8, 1)									0	0	0	0	0	0	0						
Ravelo Manzanillo, L (9, 1) OBP: 0.500, SLG: 0.500									0	0	0	0	0	0	0						
Inning Stats	R: 0 E: 0 K: 2 S: 15	H: 1 LOB: 2 BB: 1 P: 27	R: 0 E: 0 K: 0 S: 7	H: 1 LOB: 1 BB: 0 P: 13	R: 1 E: 1 K: 1 S: 11	H: 1 LOB: 0 BB: 0 P: 15	R: 0 E: 0 K: 0 S: 7	H: 0 LOB: 0 BB: 0 P: 13	R: 1 E: 1 K: 0 S: 13	H: 3 LOB: 2 BB: 0 P: 18	R: 0 E: 0 K: 1 S: 7	H: 0 LOB: 0 BB: 0 P: 12	R: 0 E: 0 K: 0 S: 5	H: 0 LOB: 0 BB: 0 P: 11	R: 4 E: 0 K: 1 S: 17	H: 2 LOB: 2 BB: 2 P: 29	1B: 4 2B: 3 3B: 0 HR: 1	SF: 1 SAC: 0 DP: 0 HBP: 0	WP: 0 PB: 0 SB: 1 CS: 0	PA: 35	
PITCHER	IP WLS BF H R ER SO BB IBB HBP BLK WP HR S P ERA WHIP																				
Pete Schourek, L (1, 1) ERA: 5.17	6.0	25	6	2	1	4	1	0	0	0	0	0	0	60	98	1.50	1.167				
Johnny Ruffin, R (7, 1) ERA: 2.8	1.0	3	0	0	0	0	0	0	0	0	0	0	0	5	11	0.00	0.000				
Hector Carrasco, R (8, 1) ERA: 2.73	0.1	L	3	0	2	2	0	0	0	0	0	0	0	4	12	54.00	6.000				
Chuck McElroy, L (8, 1) ERA: 2.01	0.0	1	1	0	0	0	0	0	0	0	0	0	0	1	2	∞	∞				
Rich DeLucia, R (8, 1) ERA: 4.28	0.2	3	1	2	2	1	0	0	0	0	1	12	15	27.00	1.500						

AB	31
R	6
H	8
RBI	6
BB	3
SO	5
LOB	10



Batter	1	2	3	4	5	6	7	8	9	AB	R	H	RBI	BB	SO	LOB	TOP								
Thomas Howard, S OBP: 0.305, SLG: 0.408 (1, 8)	G4-3		F9		1B		G5-3		G5-3	4	1	1	1	1	0	0	Cincinnati Reds @ Pittsburgh Pirates Three Rivers Stadium, Pittsburgh, PA Fri Jul 01 1994, 7:05 PM EDT Att: 32,956 - Unknown - 78 F								
Barry Larkin, R OBP: 0.375, SLG: 0.397 (1, 6)	F8			F7	1B	F8	FC1-5			4	1	1	0	0	0	3									
Hal Morris, L OBP: 0.391, SLG: 0.498 (1, 3)	K			F7	1B		G5-3			4	0	1	1	0	1	3									
Kevin Mitchell, R OBP: 0.414, SLG: 0.660 (1, 7)		G6-3		1B	1B		G5-3		K	3	0	1	1	1	1	1									
Reggie Sanders, R OBP: 0.329, SLG: 0.516 (1, 9)	K			F9				L5		4	1	1	0	0	1	2									
Tony Fernandez, S OBP: 0.384, SLG: 0.429 (1, 5)	G6-3						G5-4-3			4	0	3	1	0	0	1									
Bret Boone, R OBP: 0.361, SLG: 0.447 (1, 4)	G1-3				1B		G5-4-3		2B	4	0	0	0	0	2	5									
Eddie Taubensee, L OBP: 0.333, SLG: 0.536 (1, 2)			F8			SH1-4		F9		4	1	1	0	0	0	0									
John Roper, R OBP: 0.300, SLG: 0.316 (1, 1)			G4-3						K	2	0	1	0	0	0	0									
Chuck McElroy, L OBP: 0.167, SLG: 0.167 Jeff Brantley, R (8, 1) (9, 1)				SH1-4			FC1-5			1	0	0	0	0	1	0									
										0	0	0	0	0	0	0									
Inning Stats	R: 0 E: 0 K: 1 S: 8	H: 0 LOB: 0 BB: 0 P: 12	R: 0 E: 0 K: 1 S: 8	H: 0 LOB: 1 BB: 1 P: 13	R: 0 E: 0 K: 0 S: 6	H: 0 LOB: 0 BB: 0 P: 9	R: 1 E: 0 K: 1 S: 10	H: 3 LOB: 2 BB: 0 P: 16	R: 2 E: 0 K: 0 S: 13	H: 3 LOB: 1 BB: 0 P: 21	R: 1 E: 0 K: 0 S: 9	H: 2 LOB: 0 BB: 0 P: 12	R: 0 E: 0 K: 2 S: 9	H: 1 LOB: 1 BB: 1 P: 11	R: 0 E: 0 K: 2 S: 9	H: 1 LOB: 1 BB: 0 P: 13	R: 0 E: 0 K: 1 S: 9	H: 0 LOB: 0 BB: 0 P: 12	1B: 8 2B: 2 3B: 0 HR: 0	SF: 0 SAC: 1 DP: 2 HBP: 0	WP: 0 PB: 2 SB: 2 CS: 0	PA: 37			
PITCHER	IP	WLS	BF	H	R	ER	SO	BB	IBB	HBP	BLK	WP	HR	S	P	ERA	WHIP								
Paul Wagner, R ERA: 4.6 (1, 1)	6.0	L	28	9	4	4	3	2	0	0	0	0	0	56	89	6.00	1.833								
Rick White, R ERA: 4.54 (7, 1)	1.0		2	0	0	0	0	0	0	0	0	0	0	4	5	0.00	0.000								
Bias Minor, R ERA: 8.79 (8, 1)	1.0		4	1	0	0	2	0	0	0	0	0	0	9	13	0.00	1.000								
Jeff Ballard, L ERA: 5.73 (9, 1)	1.0		3	0	0	0	1	0	0	0	0	0	0	9	12	0.00	0.000								

AB	34
R	4
H	10
RBI	4
BB	2
SO	6
LOB	15



Batter	1	2	3	4	5	6	7	8	9	AB	R	H	RBI	BB	SO	LOB	BOTTOM								
Carlos Garcia, R OBP: 0.313, SLG: 0.344 (1, 4)	G4-3		G6-3				G1-6-3			4	0	1	0	0	0	2	Cincinnati Reds @ Pittsburgh Pirates Three Rivers Stadium, Pittsburgh, PA Fri Jul 01 1994, 7:05 PM EDT Att: 32,956 - Unknown - 78 F								
Jay Bell, R OBP: 0.333, SLG: 0.414 (1, 6)	G1-3		K		F8				K	3	0	0	0	1	2	1									
Andy Van Slyke, L OBP: 0.364, SLG: 0.373 (1, 8)	G1-3				G4-3				HR	3	1	2	1	1	0	1									
Dave Clark, L OBP: 0.384, SLG: 0.507 (8, PH)	G1-3		P6						K	2	0	0	0	1	0	3									
Brian Hunter, R OBP: 0.304, SLG: 0.506 (9, 3)						G3-6-3			K	1	0	0	0	0	1	0									
Orlando Merced, S OBP: 0.363, SLG: 0.451 (1, 3) (9, 9)	G3				HR	G3-6-3			G6-3	4	1	1	1	0	0	3									
Al Martin, L OBP: 0.374, SLG: 0.470 (1, 7)				F7					K	4	0	1	0	0	2	0									
Lance Parrish, R OBP: 0.385, SLG: 0.370 (1, 2)				G6-3						4	0	2	0	0	1	0									
Tom Foley, L OBP: 0.278, SLG: 0.333 Jeff King, R OBP: 0.322, SLG: 0.385 (1, 5) (9, PH)					F8				F7	3	0	1	0	0	1	2									
										1	0	0	0	0	0	1									
Inning Stats	R: 0 E: 0 K: 0 S: 8	H: 1 LOB: 2 BB: 1 P: 16	R: 0 E: 0 K: 1 S: 11	H: 2 LOB: 0 BB: 0 P: 17	R: 0 E: 0 K: 1 S: 11	H: 0 LOB: 1 BB: 1 P: 18	R: 1 E: 0 K: 0 S: 6	H: 1 LOB: 0 BB: 0 P: 11	R: 0 E: 0 K: 1 S: 10	H: 1 LOB: 1 BB: 0 P: 16	R: 0 E: 0 K: 1 S: 11	H: 0 LOB: 0 BB: 1 P: 16	R: 0 E: 0 K: 1 S: 11	H: 2 LOB: 1 BB: 0 P: 16	R: 1 E: 0 K: 2 S: 11	H: 1 LOB: 0 BB: 0 P: 16	R: 0 E: 0 K: 1 S: 8	H: 1 LOB: 1 BB: 0 P: 15	1B: 6 2B: 1 3B: 0 HR: 2	SF: 0 SAC: 0 DP: 3 HBP: 0	WP: 0 PB: 0 SB: 1 CS: 0	PA: 36			
PITCHER	IP	WLS	BF	H	R	ER	SO	BB	IBB	HBP	BLK	WP	HR	S	P	ERA	WHIP								
John Roper, R ERA: 3.85 (1, 1)	7.1	W	30	8	2	2	6	3	0	0	0	0	0	74	119	2.46	1.500								
Chuck McElroy, L ERA: 1.97 (8, 1)	1.0		4	1	0	0	2	0	0	0	0	0	0	9	14	0.00	1.000								
Jeff Brantley, R ERA: 2.7 (9, 1)	0.2	S	2	0	0	0	0	0	0	0	0	0	0	4	8	0.00	0.000								

AB	33
R	2
H	9
RBI	2
BB	3
SO	8
LOB	16



Batter	1	2	3	4	5	6	7	8	9	AB	R	H	RBI	BB	SO	LOB	TOP					
Jacob Brumfield, R (1.8) OBP: 0.300, SLG: 0.326										6	2	3	0	0	0	3						
Tony Fernandez, S (1.5) OBP: 0.394, SLG: 0.440										5	2	4	0	0	0	0						
Barry Larkin, R (1.6) OBP: 0.375, SLG: 0.399										6	0	2	1	0	1	4						
Kevin Mitchell, R (1.7) OBP: 0.412, SLG: 0.654										5	1	1	0	1	0	7						
Reggie Sanders, R (1.9) OBP: 0.337, SLG: 0.521										5	2	4	2	0	0	2						
Hal Morris, L (1.3)										3	1	2	1	2	1	3						
Bret Boone, R (1.4) OBP: 0.365, SLG: 0.451										4	0	2	1	0	0	4						
Brian Dorsett, R (1.2) Hector Carrasco, R (8.1)										4	0	0	0	1	1	4						
Erik Hanson, R (1.1) Tim Fortugno, L (7.1)										4	0	1	1	0	1	1						
Eddie Taubensee, L (8.2) OBP: 0.331, SLG: 0.532										1	0	0	0	0	0	0						
Inning Stats	R: 0 E: 0 K: 0 S: 12	H: 2 LOB: 2 BB: 0 P: 18	R: 0 E: 0 K: 0 S: 9	H: 0 LOB: 1 BB: 1 P: 17	R: 3 E: 0 K: 0 S: 17	H: 5 LOB: 2 BB: 0 P: 31	R: 0 E: 0 K: 0 S: 8	H: 0 LOB: 0 BB: 0 P: 10	R: 3 E: 1 K: 1 S: 17	H: 5 LOB: 3 BB: 1 P: 31	R: 0 E: 0 K: 1 S: 12	H: 1 LOB: 3 BB: 2 P: 23	R: 0 E: 0 K: 2 S: 8	H: 0 LOB: 0 BB: 0 P: 10	R: 1 E: 0 K: 1 S: 21	H: 3 LOB: 3 BB: 0 P: 33	R: 1 E: 0 K: 0 S: 8	H: 3 LOB: 1 BB: 0 P: 12	1B: 13 2B: 6 3B: 1 HR: 0	SF: 0 SAC: 0 DP: 2 HBP: 2	WP: 2 PB: 0 SB: 2 CS: 1	PA: 49
PITCHER	IP WLS BF H R ER SO BB IBB HBP BLK WP HR S P ERA WHIP																					
Steve Cooke, L (1.1) ERA: 4.56	3.0 L 16 7 3 3 0 1 0 0 0 2 0 38 66 9.00 2.667																					
Rick White, R (4.1) ERA: 4.97	2.0 12 5 3 3 0 0 1 0 1 0 0 25 41 13.50 2.500																					
Mike Dyer, R (6.1) ERA: 6.75	2.0 9 1 0 0 3 2 0 1 0 0 0 20 33 0.00 1.500																					
Mark Dewey, R (8.1) ERA: 3.56	2.0 12 6 2 2 1 0 0 1 0 0 0 29 45 9.00 3.000																					

Cincinnati Reds @ Pittsburgh Pirates
Three Rivers Stadium, Pittsburgh, PA
Sat Jul 02 1994, 7:05 PM EDT
Att: 27,376 - Unknown - 71 F

AB	43
R	8
H	19
RBI	6
BB	4
SO	4
LOB	28



Batter	1	2	3	4	5	6	7	8	9	AB	R	H	RBI	BB	SO	LOB	BOTTOM					
Carlos Garcia, R (1.4) OBP: 0.314, SLG: 0.345										5	0	2	1	0	1	1						
Jay Bell, R (1.6) OBP: 0.334, SLG: 0.415										4	0	1	0	1	2	2						
Andy Van Slyke, L (1.8) OBP: 0.358, SLG: 0.366										5	0	0	0	0	2	6						
Dave Clark, L (1.9) OBP: 0.387, SLG: 0.527										4	1	2	1	0	2	1						
Orlando Merced, S (1.3) OBP: 0.361, SLG: 0.446										3	0	0	0	1	2	0						
Al Martin, L (1.7) OBP: 0.373, SLG: 0.467										4	0	1	0	0	1	2						
Jeff King, R (1.5) OBP: 0.325, SLG: 0.384										3	0	1	0	1	0	1						
Lance Parrish, R (1.2) OBP: 0.400, SLG: 0.393										3	1	2	0	1	0	3						
Steve Cooke, R (1.1) Rick White, R (4.1) Kevin Young, R (5. PH) Mike Dyer, R (6.1) Gary Varsho, L (7. PH) Mark Dewey, R (8.1) Tom Foley, L (9. PH)										1	0	0	0	0	0	2						
Inning Stats	R: 0 E: 0 K: 0 S: 4	H: 0 LOB: 0 BB: 0 P: 8	R: 1 E: 0 K: 2 S: 19	H: 3 LOB: 2 BB: 0 P: 28	R: 0 E: 0 K: 2 S: 9	H: 1 LOB: 1 BB: 0 P: 15	R: 0 E: 0 K: 0 S: 7	H: 1 LOB: 0 BB: 0 P: 14	R: 1 E: 0 K: 2 S: 15	H: 2 LOB: 1 BB: 0 P: 25	R: 0 E: 0 K: 2 S: 11	H: 0 LOB: 0 BB: 0 P: 16	R: 0 E: 0 K: 1 S: 11	H: 1 LOB: 3 BB: 2 P: 22	R: 0 E: 0 K: 0 S: 5	H: 1 LOB: 2 BB: 2 P: 14	R: 0 E: 0 K: 2 S: 11	H: 0 LOB: 1 BB: 1 P: 17	1B: 6 2B: 2 3B: 0 HR: 1	SF: 0 SAC: 0 DP: 2 HBP: 0	WP: 0 PB: 0 SB: 0 CS: 0	PA: 39
PITCHER	IP WLS BF H R ER SO BB IBB HBP BLK WP HR S P ERA WHIP																					
Erik Hanson, R (1.1) ERA: 4.71	6.2 W 29 8 2 2 0 2 0 0 0 0 1 75 127 2.70 1.500																					
Tim Fortugno, L (7.1) ERA: 1.77	0.2 4 1 0 0 0 1 0 0 0 0 0 3 8 0.00 3.000																					
Hector Carrasco, R (8.1) ERA: 2.59	1.2 6 0 0 0 2 2 0 0 1 0 0 14 24 0.00 1.200																					

Cincinnati Reds @ Pittsburgh Pirates
Three Rivers Stadium, Pittsburgh, PA
Sat Jul 02 1994, 7:05 PM EDT
Att: 27,376 - Unknown - 71 F

AB	34
R	2
H	9
RBI	2
BB	5
SO	11
LOB	20



Batter	1	2	3	4	5	6	7	8	9	AB	R	H	RBI	BB	SO	LOB	TOP			
Thomas Howard, S OBP: 0.303, SLG: 0.400	(1, 7) K		(0, 1) G3		(0, 0) F7			(4, 0) G6-4-3 BB		3	0	0	0	1	1	0				
Lenny Harris, L OBP: 0.388, SLG: 0.411	(1, 5) G6-3			(0, 1) E3 2B		(0, 1) G3		(2, 1) F9		3	1	0	0	0	0	0				
Barry Larkin, R OBP: 0.374, SLG: 0.398	(7, 6) G6-3									1	0	0	0	0	0	1				
Hal Morris, L OBP: 0.395, SLG: 0.500	(1, 3) G6-3			(0, 0) G6-3 1-H 2B		(1, 1) G4-1		(1, 0) G6-4-3 1-2		4	1	1	1	0	0	1				
Reggie Sanders, R OBP: 0.332, SLG: 0.514		(1, 1) P4		(1, 2) G6-3 2-3		(2, 0) F8			(3, 1) L9	4	0	0	0	0	0	1				
Tony Fernandez, S OBP: 0.395, SLG: 0.457	(1, 6) G6-3 2B	(7, 5) G6-3 2B		(2, 1) G6-3 HR			(1, 2) G4-3		(1, 1) P3	4	1	2	2	0	0	0				
Jeff Branson, L OBP: 0.291, SLG: 0.400	(1, 4) G5-3	(9, 1) G5-3		(3, 2) F9 HR			(0, 0) G6-3 HR		(2, 1) G4-3	4	1	1	1	0	0	1				
Jeff Brantley, R										0	0	0	0	0	0	0				
Eddie Taubensee, L OBP: 0.322, SLG: 0.518	(1, 2) G6-3			(0, 3) K			(1, 1) G3			3	0	0	0	0	1	1				
Jacob Brumfield, R OBP: 0.302, SLG: 0.348			(0, 2) G6-3		(3, 2) K		(0, 0) G6-3 2B			3	0	1	0	0	1	0				
John Smiley, L OBP: 0.211, SLG: 0.270	(1, 1) K		(1, 3) K		(0, 3) K					3	0	0	0	0	3	1				
Johnny Ruffin, R										0	0	0	0	0	0	0				
Chuck McElroy, L OBP: 0.167, SLG: 0.167	(9, 1) K									0	0	0	0	0	0	0				
Bret Boone, R OBP: 0.365, SLG: 0.451	(9, 4) K									0	0	0	0	0	0	0				
Inning Stats	R: 0 E: 0 K: 1 S: 8	H: 0 LOB: 0 BB: 0 P: 10	R: 0 E: 0 K: 0 S: 6	H: 1 LOB: 1 BB: 0 P: 8	R: 0 E: 0 K: 1 S: 9	H: 0 LOB: 0 BB: 0 P: 10	R: 3 E: 1 K: 1 S: 16	H: 2 LOB: 0 BB: 0 P: 22	R: 0 E: 0 K: 0 S: 5	H: 0 LOB: 0 BB: 0 P: 11	R: 1 E: 0 K: 1 S: 10	H: 2 LOB: 1 BB: 0 P: 12	R: 0 E: 0 K: 0 S: 3	H: 0 LOB: 0 BB: 1 P: 10	R: 0 E: 0 K: 0 S: 6	H: 0 LOB: 0 BB: 0 P: 12	1B: 0 2B: 3 3B: 0 HR: 2	SF: 0 SAC: 0 DP: 1 HBP: 0	WP: 0 PB: 0 SB: 0 CS: 0	PA: 33
PITCHER	IP WLS BF H R ER SO BB IBB HBP BLK WP HR S P ERA WHIP																			
Jon Lieber, R ERA: 2.89	(1, 1) 7.0 L 27 5 4 3 6 0 0 0 0 0 0 2 62 81 3.86 0.714																			
Ravelo Manzanillo, L ERA: 2.65	(8, 1) 2.0 6 0 0 0 0 1 0 0 0 0 0 0 9 22 0.00 0.500																			

Cincinnati Reds @ Pittsburgh Pirates
Three Rivers Stadium, Pittsburgh, PA
Sun Jul 03 1994, 3:33 AM EDT
Att: 27,499 - Overcast - 76 F

AB	32
R	4
H	5
RBI	4
BB	1
SO	6
LOB	6



Batter	1	2	3	4	5	6	7	8	9	AB	R	H	RBI	BB	SO	LOB	BOTTOM					
Carlos Garcia, R OBP: 0.317, SLG: 0.347	(1, 4) S 1B			(2, 0) FC5-4 1-2					(0, 0) FC4-6 1-2 2-3	4	1	2	0	0	0	3						
Dave Clark, L OBP: 0.384, SLG: 0.523	(9, PH) G6-3									1	0	0	0	0	0	2						
Jay Bell, R OBP: 0.332, SLG: 0.415	(1, 6) G6-3 1-2		(2, 1) G3-1 2B		(0, 1) P4		(1, 1) G6-3 1-2		(1, 1) F9	5	0	1	0	0	0	4						
Andy Van Slyke, L OBP: 0.356, SLG: 0.376	(1, 8) K		(3, 2) G3-1		(1, 0) G6-3 HR		(0, 0) G3-1			4	1	1	1	0	1	3						
Brian Hunter, R OBP: 0.303, SLG: 0.500	(1, 3) G6-3 2H 1B		(0, 1) P8		(1, 1) G1-3			(1, 1) F8		4	0	1	1	0	0	1						
Orlando Merced, S OBP: 0.356, SLG: 0.439	(1, 9) F8		(2, 2) G1-3		(2, 2) G3			(1, 1) G6-3		4	0	0	0	0	0	2						
Jeff King, R OBP: 0.324, SLG: 0.386		(3, 1) G5-3		(1, 1) G6-3 1B 2B		(0, 0) F8		(3, 3) K		4	0	1	0	0	1	0						
Don Slaught, R OBP: 0.376, SLG: 0.340	(1, 2) G6-3 1B 2B		(1, 2) G6-3 1B 2B		(2, 3) K		(0, 0) G1-3		(0, 0) FC4-6 BB 1B	4	1	2	0	0	1	1						
Gary Varsho, L OBP: 0.277, SLG: 0.372	(9, PR) G6-3									0	0	0	0	0	0	0						
Lloyd McClendon, R OBP: 0.271, SLG: 0.296	(1, 7) G6-3 2H 1B		(1, 2) G1-3 1B		(0, 0) P4		(1, 3) K		(4, 0) FC4-6 BB	3	0	1	1	0	1	1						
Al Martin, L OBP: 0.375, SLG: 0.467	(9, PH) G6-3								(1, 2) K	0	0	0	0	1	0	0						
Jon Lieber, L OBP: 0.091, SLG: 0.091	(1, 1) G1-3		(0, 1) G1-3		(0, 0) FC5-4 1B				(1, 2) K	2	0	1	0	0	0	1						
Kevin Young, R OBP: 0.272, SLG: 0.339	(7, PH) G1-3									1	0	0	0	0	1	0						
Ravelo Manzanillo, L OBP: 0.530, SLG: 0.500	(8, 1) G1-3									0	0	0	0	0	0	0						
Tom Foley, L OBP: 0.283, SLG: 0.329	(9, PH) G1-3									1	0	0	0	0	1	2						
Inning Stats	R: 1 E: 0 K: 1 S: 12	H: 2 LOB: 1 BB: 0 P: 20	R: 1 E: 0 K: 0 S: 13	H: 2 LOB: 1 BB: 0 P: 19	R: 0 E: 0 K: 0 S: 11	H: 1 LOB: 1 BB: 0 P: 18	R: 0 E: 0 K: 1 S: 9	H: 2 LOB: 2 BB: 0 P: 14	R: 1 E: 0 K: 0 S: 8	H: 1 LOB: 0 BB: 0 P: 12	R: 0 E: 0 K: 1 S: 5	H: 0 LOB: 0 BB: 0 P: 6	R: 0 E: 0 K: 1 S: 8	H: 1 LOB: 1 BB: 0 P: 13	R: 0 E: 0 K: 1 S: 9	H: 0 LOB: 0 BB: 0 P: 14	R: 0 E: 0 K: 1 S: 7	H: 1 LOB: 2 BB: 1 P: 13	1B: 6 2B: 3 3B: 0 HR: 1	SF: 0 SAC: 0 DP: 0 HBP: 0	WP: 0 PB: 0 SB: 1 CS: 0	PA: 38
PITCHER	IP WLS BF H R ER SO BB IBB HBP BLK WP HR S P ERA WHIP																					
John Smiley, L ERA: 3.41	(1, 1) 6.1 W 28 9 3 3 4 0 0 0 0 0 0 0 13 20 0.00 0.600																					
Johnny Ruffin, R ERA: 2.1	(7, 1) 1.2 6 1 0 0 1 0 0 0 0 0 0 0 3 8 0.00 3.000																					
Chuck McElroy, L ERA: 1.96	(9, 1) 0.1 S 2 0 0 0 0 0 0 0 0 0 0 0 3 4 0.00 0.000																					
Jeff Brantley, R ERA: 2.86	(9, 1) 0.2 S 2 0 0 0 0 0 0 0 0 0 0 0 3 4 0.00 0.000																					

Cincinnati Reds @ Pittsburgh Pirates
Three Rivers Stadium, Pittsburgh, PA
Sun Jul 03 1994, 3:33 AM EDT
Att: 27,499 - Overcast - 76 F

AB	37
R	3
H	10
RBI	3
BB	1
SO	6
LOB	20



Batter	1	2	3	4	5	6	7	8	9	AB	R	H	RBI	BB	SO	LOB	TOP										
Deion Sanders, L (1, 8) OBP: 0.352, SLG: 0.409	2-1 1B		1-1 BB S 1B		1-1 CS HBP			2-1 HR 1B	3-3 K	4	2	3	0	0	1	0											
Barry Larkin, R (1, 6) OBP: 0.372, SLG: 0.396	2-3 K		1-2 P4		3-1 1-2 1B			2-3 K		4	0	1	0	0	2	3											
Hal Morris, L (1, 3) OBP: 0.397, SLG: 0.498	1-2 1B		4-2 BB 1-2 BB		0-1 F7			0-3 K		3	0	1	1	1	1	2											
Reggie Sanders, R (1, 9) OBP: 0.334, SLG: 0.528	1-0 3-H 2B		2-3 K		1-0 2-4			1-1 1-H HR		4	2	2	2	0	1	2											
Tony Fernandez, S (1, 5) OBP: 0.400, SLG: 0.468	1-2 2B		4-1 K		3-2 F7			0-0 HR		3	1	2	1	1	0	0											
Thomas Howard, S (1, 7) OBP: 0.302, SLG: 0.403	0-1 G3-1		1-0 F7		1-1 F8			1-2 2B		4	0	1	1	0	0	4											
Bret Boone, R (1, 4) OBP: 0.363, SLG: 0.446		4-1 CS BB		1-3 K				2-3 K2-3	0-1 G4-3	3	0	0	0	1	2	1											
Eddie Taubensee, L (1, 2) OBP: 0.312, SLG: 0.500		1-3 K		2-3 K				3-3 K	1-2 G4-3	4	0	0	0	0	3	1											
Jose Rijo, R (1, 1) OBP: 0.200, SLG: 0.229		2-2 F9		0-0 G4-3				1-0 F9	1-1 G4-3	2	0	0	0	0	0	1											
Jacob Brumfield, R (7, PH) OBP: 0.296, SLG: 0.340		1-2 F9								1	0	0	0	0	0	0											
Hector Carrasco, R (7, 1)		1-2 F9								1	0	0	0	0	0	0											
Inning Stats	R: 2 E: 0 K: 1 S: 16	H: 4 LOB: 1 BB: 0 P: 23	R: 0 E: 0 K: 1 S: 8	H: 0 LOB: 0 BB: 1 P: 14	R: 0 E: 0 K: 1 S: 13	H: 1 LOB: 3 BB: 2 P: 26	R: 0 E: 0 K: 2 S: 7	H: 0 LOB: 0 BB: 0 P: 10	R: 0 E: 0 K: 0 S: 6	H: 1 LOB: 1 BB: 0 P: 10	R: 0 E: 0 K: 0 S: 8	H: 0 LOB: 0 BB: 0 P: 12	R: 0 E: 0 K: 2 S: 8	H: 0 LOB: 0 BB: 0 P: 14	R: 3 E: 0 K: 2 S: 16	H: 4 LOB: 1 BB: 0 P: 22	R: 0 E: 0 K: 1 S: 8	H: 0 LOB: 0 BB: 0 P: 13	1B: 4 2B: 4 3B: 1 HR: 1	SF: 0 SAC: 0 DP: 0 HBP: 1	WP: 1 PB: 0 SB: 1 CS: 2	PA: 37					
PITCHER	IP	WLS	BF	H	R	ER	SO	BB	IBB	HBP	BLK	WP	HR	S	P	ERA	WHIP										
Pat Rapp, R (1, 1) ERA: 4.16	6.0	L	25	6	2	2	5	3	0	1	0	1	0	58	95	3.00	1.500										
Yorkis Perez, L (7, 1) ERA: 3.35	1.2	6	1	1	1	1	4	0	0	0	0	0	0	16	26	5.40	0.600										
Robb Nen, R (8, 1) ERA: 3.27	0.1	4	3	2	2	0	0	0	0	0	0	0	1	8	10	54.00	9.000										
John Johnstone, R (9, 1) ERA:	1.0	3	0	0	0	0	1	0	0	0	0	0	0	8	13	0.00	0.000										

Cincinnati Reds @ Florida Marlins
Joe Robbie Stadium, Miami, FL
Mon Jul 04 1994, 3:33 AM EDT
Att: 25,952 - Sunny - 87 F

AB 33
R 5
H 10
RBI 5
BB 3
SO 10
LOB 14



Batter	1	2	3	4	5	6	7	8	9	AB	R	H	RBI	BB	SO	LOB	BOTTOM										
Chuck Carr, S (1, 8) OBP: 0.321, SLG: 0.349	1-2 1B S 1B	0-1 G3			2-3 K		1-0 E 1B	0-0 F8		5	1	2	0	0	1	4											
Jerry Browne, S (1, 5) OBP: 0.395, SLG: 0.371	1-1 L7		4-2 1B BB		1-0 G5-3 1B		0-1 E4 F7-4 1-H 1B		3-3 K	4	0	2	0	1	1	1											
Gary Sheffield, R (1, 9) OBP: 0.385, SLG: 0.582	0-0 S 1B		1-1 F8		3-2 G5-3		4-2 1B BB		1-2 G1-3	4	0	1	0	1	0	2											
Jeff Conine, R (1, 7) OBP: 0.369, SLG: 0.514	2-3 K		0-0 1B		3-3 K		0-0 P3		1-3 K	5	0	1	0	0	3	5											
Greg Colbrunn, R (1, 3) OBP: 0.337, SLG: 0.494	0-2 G1-3		1-3 K			2-2 G5-3	0-1 F7-4			4	0	0	0	0	1	6											
Robb Nen, R (8, 1)										0	0	0	0	0	0	0											
Mario Diaz, R (9, 5) OBP: 0.469, SLG: 0.556										0	0	0	0	0	0	0											
Bret Barberie, S (1, 4) OBP: 0.337, SLG: 0.384		3-2 G1-3	0-1 F9			0-0 G3-1 1B		2-2 G4-3		4	0	1	0	0	0	2											
Alex Arias, R (1, 6) OBP: 0.316, SLG: 0.307		1-1 FC3-5 1B		1-0 G5-3		1-0 G3-1 1B		2-3 K		4	0	2	0	0	1	0											
Rob Natal, R (1, 2) OBP: 0.375, SLG: 0.286		2-2 FC3-5 1B		1-3 K		2-1 G3-1		4-1 WP BB		3	0	1	0	1	1	2											
Pat Rapp, R (1, 1) OBP: 0.103, SLG: 0.138		0-0 FC3-5		1-3 K		3-1 L4		4-2 BB		2	0	0	0	0	1	2											
Matias Carrillo, L (6, PH) OBP: 0.319, SLG: 0.321										1	0	0	0	0	0	2											
Yorkis Perez, L (7, 1)										0	0	0	0	0	0	0											
Dave Magadan, L (8, 3) OBP: 0.377, SLG: 0.313		1-2 2-3								0	0	0	0	1	0	0											
John Johnstone, R (9, 1) ERA:										0	0	0	0	0	0	0											
Inning Stats	R: 0 E: 0 K: 1 S: 12	H: 2 LOB: 2 BB: 0 P: 16	R: 0 E: 0 K: 0 S: 12	H: 2 LOB: 0 BB: 0 P: 18	R: 0 E: 0 K: 1 S: 11	H: 1 LOB: 2 BB: 1 P: 17	R: 0 E: 0 K: 2 S: 7	H: 0 LOB: 0 BB: 0 P: 10	R: 0 E: 0 K: 0 S: 10	H: 1 LOB: 1 BB: 0 P: 21	R: 1 E: 2 K: 0 S: 9	H: 2 LOB: 1 BB: 1 P: 14	R: 0 E: 0 K: 1 S: 11	H: 0 LOB: 2 BB: 2 P: 23	R: 0 E: 0 K: 2 S: 14	H: 0 LOB: 0 BB: 0 P: 19	1B: 10 2B: 1 3B: 0 HR: 0	SF: 0 SAC: 0 DP: 1 HBP: 0	WP: 1 PB: 0 SB: 2 CS: 0	PA: 40							
PITCHER	IP	WLS	BF	H	R	ER	SO	BB	IBB	HBP	BLK	WP	HR	S	P	ERA	WHIP										
Jose Rijo, R (1, 1) ERA: 2.99	6.0	W	27	2	1	0	3	3	0	0	0	1	0	34	56	0.00	1.667										
Hector Carrasco, R (7, 1) ERA: 2.35	3.0	S	13	2	1	0	3	3	0	0	0	1	0	34	56	0.00	1.667										

Cincinnati Reds @ Florida Marlins
Joe Robbie Stadium, Miami, FL
Mon Jul 04 1994, 3:33 AM EDT
Att: 25,952 - Sunny - 87 F

AB 36
R 1
H 10
RBI 0
BB 4
SO 9
LOB 26



Batter	1	2	3	4	5	6	7	8	9	10	AB	R	H	RBI	BB	SO	LOB	TOP									
Deion Sanders, L OBP: 0.350, SLG: 0.401	(1, 8) 4-1 CS BB		(1, 2) 4-1 1B BB	(1, 2) P3			(1, 3) 3-1 F8		(1, 3) 1-3 K		3	0	0	0	2	1	2										
Barry Larkin, R OBP: 0.378, SLG: 0.413	(1, 6) 0-3 K		(1, 2) 0-0 G4-6-3 1B		(1, 1) 4-1 S BB		(1, 2) 2-2 G3 2B		(1, 2) 0-2 G5-3		4	0	2	0	1	1	2										
Hal Morris, L OBP: 0.397, SLG: 0.503	(1, 3) 4-1 P BB		(1, 2) 1-0 G4-6-3		(1, 2) 2-0 F7		(1, 2) 2-2 G3		(1, 2) 2-3 K		4	0	0	0	1	1	5										
Kevin Mitchell, R OBP: 0.410, SLG: 0.668	(1, 7) 3-3 K			(1, 0) 0-0 G4-3		(1, 2) 1-2 K		(1, 2) 2-3 K		(1, 2) 1-2 G5-3		5	0	0	0	0	3	3									
Reggie Sanders, R OBP: 0.334, SLG: 0.525		(1, 9) 4-2 CS BB		(1, 2) 3-2 2B		(1, 0) 1-0 P4		(1, 2) 2-2 L7		(1, 2) 0-2 1B 1B		4	1	2	0	1	0	1									
Tony Fernandez, S OBP: 0.401, SLG: 0.484	(1, 5) 3-2 G4-3			(1, 0) 4-0 2B BB		(1, 0) 0-0 3B		(1, 2) 1-2 F8		(1, 1) 1-1 1B		4	1	2	0	1	0	1									
Bret Boone, R OBP: 0.359, SLG: 0.440	(1, 4) 0-1 G6-3			(1, 1) 1-1 2B		(1, 2) 3-2 F9		(1, 3) 0-3 K		(1, 1) 2-1 P4		5	1	1	2	0	1	3									
Chuck McElroy, L OBP: 0.167, SLG: 0.167	(10, 1)			(1, 1) 1-1 2B								0	0	0	0	0	0	0									
Eddie Taubensee, L OBP: 0.320, SLG: 0.512	(1, 2)			(1, 2) 0-1 2B		(1, 0) 1-0 G5-3						3	0	2	1	0	0	1									
Jacob Brumfield, R OBP: 0.298, SLG: 0.327	(9, PH)			(1, 2) 1B BB								1	0	0	0	0	1	0									
Brian Dorsett, R OBP: 0.328, SLG: 0.376	(9, 2)			(1, 1) 1B								0	0	0	0	0	0	0									
John Roper, R OBP: 0.261, SLG: 0.273	(1, 1)			(1, 3) 1-3 2B								3	0	0	0	0	1	3									
Jeff Brantley, R OBP: 0.388, SLG: 0.508	(8, 1)			(1, 0) B2								0	0	0	0	0	0	0									
Steve Pegues, R OBP: 0.328, SLG: 0.376	(9, PH)			(1, 3) K								0	0	0	0	1	0	0									
Hector Carrasco, R OBP: 0.291, SLG: 0.400	(9, 1)											0	0	0	0	0	0	0									
Jeff Branson, L OBP: 0.291, SLG: 0.400	(10, 4)											0	0	0	0	0	0	0									
Inning Stats	R: 0 E: 0 K: 2 S: 11	H: 0 LOB: 1 P: 21	R: 0 E: 0 K: 0 S: 10	H: 0 LOB: 0 BB: 1 P: 17	R: 0 E: 0 K: 0 S: 7	H: 2 LOB: 2 BB: 1 P: 32	R: 3 E: 0 K: 1 S: 22	H: 3 LOB: 1 BB: 1 P: 32	R: 0 E: 0 K: 1 S: 7	H: 0 LOB: 1 BB: 1 P: 17	R: 0 E: 0 K: 0 S: 9	H: 1 LOB: 1 BB: 0 P: 14	R: 0 E: 0 K: 1 S: 16	H: 1 LOB: 1 BB: 0 P: 25	R: 0 E: 0 K: 1 S: 9	H: 0 LOB: 0 BB: 0 P: 12	R: 0 E: 0 K: 2 S: 15	H: 0 LOB: 1 BB: 1 P: 22	R: 0 E: 0 K: 1 S: 14	H: 2 LOB: 2 BB: 2 P: 20	1B: 4 2B: 4 3B: 1 HR: 0	SF: 0 SAC: 0 DP: 1 HBP: 0	WP: 0 PB: 0 SB: 1 CS: 2	PA: 43			
PITCHER	IP WLS BF H R ER SO BB IBB HBP BLK WP HR S P ERA WHIP	5.1 2 25 6 3 3 4 6 0 0 0 0 0 0 61 108 5.06 2.250	0.2 0 2 0 0 0 0 0 0 0 0 0 0 0 5 7 0.00 0.000	2.0 7 1 0 0 2 0 0 0 0 0 0 0 0 25 37 0.00 0.500	1.2 8 2 0 0 3 1 0 0 0 0 0 0 0 27 38 0.00 1.800	0.1 W 1 0 0 0 0 0 0 0 0 0 0 0 2 4 0.00 0.000																					

Cincinnati Reds @ Florida Marlins
Joe Robbie Stadium, Miami, FL
Wed Jul 06 1994, 7:05 PM EDT
Att: 25,365 - Unknown - 86 F

AB	36
R	3
H	9
RBI	3
BB	7
SO	9
LOB	21



Batter	1	2	3	4	5	6	7	8	9	10	AB	R	H	RBI	BB	SO	LOB	BOTTOM				
Chuck Carr, S OBP: 0.314, SLG: 0.341	(1, 8) 1-2 G4-3		(1, 2) 0-1 FC4-6			(1, 1) 1-1 G4-3				(1, 0) 0-0 E6		5	2	1	0	0	0	2				
Jerry Browne, S OBP: 0.407, SLG: 0.377	(1, 5) 3-2 G5-3 1B		(1, 2) 2-1 G6-4-3			(1, 0) 0-1 G4-3				(1, 2) 4-2 1B BB		4	0	1	0	1	1	4				
Gary Sheffield, R OBP: 0.388, SLG: 0.584	(1, 9) 3-2 G5-3			(1, 2) 2-1 F8				(1, 2) 4-2 FC5-4 1B BB		(1, 2) 4-0 1B BB		3	0	1	1	2	0	1				
Jeff Conine, R OBP: 0.367, SLG: 0.508	(1, 7) 3-3 K			(1, 0) 0-0 G4-6-3 1B				(1, 0) 0-0 FC5-4		(1, 2) 2-2 P4		5	0	2	1	0	1	5				
Dave Magadan, L OBP: 0.373, SLG: 0.306	(1, 3)			(1, 0) 0-0 G4-6-3				(1, 3) 1-3 1B				4	0	0	0	0	0	4				
Greg Colbrunn, R OBP: 0.358, SLG: 0.528	(10, PH)			(1, 2) 2-1 G6-3				(1, 0) 0-1 F7		(1, 1) 0-1 L9		1	0	1	1	0	0	0				
Benito Santiago, R OBP: 0.322, SLG: 0.398	(1, 2)			(1, 0) 1-0 G5-3				(1, 2) 2-0 P4		(1, 2) 2-3 K		4	0	0	0	0	1	1				
Kurt Abbott, R OBP: 0.292, SLG: 0.388	(1, 6)			(1, 2) 1-2 G4-3				(1, 1) 1-1 1B SF8 1B		(1, 0) 0-0 G6-3		4	1	1	0	0	0	0				
Bret Barberie, S OBP: 0.338, SLG: 0.382	(1, 4)			(1, 0) 1-0 FC4-6 HBP 1B				(1, 0) 1-0 1B		(1, 0) 0-1 G4-3		4	1	2	0	0	0	0				
Robb Nen, R OBP: 0.341, SLG: 0.517	(10, 1)							(1, 3) 1-3 1B 1B				0	0	0	0	0	0	0				
Mark Gardner, R OBP: 0.142, SLG: 0.077	(1, 1)											0	0	0	0	0	0	0				
Jeff Mutis, L ERA: 4.75	(6, 1)											0	0	0	0	0	0	0				
Alex Atlas, R OBP: 0.300, SLG: 0.300	(8, PH)											0	0	0	0	0	0	0				
Terry Mathews, L OBP: 0.300, SLG: 0.367	(7, 1)											0	0	0	0	0	0	0				
Mattias Carrillo, L OBP: 0.176, SLG: 0.321	(8, PH)											0	0	0	1	0	0	0				
Yorkis Perez, L OBP: 0.318	(9, 1)											0	0	0	0	0	0	0				
Mano Diaz, R OBP: 0.441, SLG: 0.517	(10, 4)											1	0	0	0	0	0	0				
Inning Stats	R: 0 E: 0 K: 1 S: 13	H: 1 LOB: 1 BB: 0 P: 23	R: 0 E: 0 K: 0 S: 6	H: 0 LOB: 0 BB: 0 P: 10	R: 0 E: 0 K: 0 S: 6	H: 1 LOB: 1 BB: 0 P: 9	R: 0 E: 0 K: 0 S: 4	H: 1 LOB: 0 BB: 0 P: 6	R: 0 E: 0 K: 0 S: 5	H: 0 LOB: 0 BB: 0 P: 5	R: 0 E: 0 K: 0 S: 7	H: 0 LOB: 1 BB: 0 P: 12	R: 3 E: 0 K: 1 S: 14	H: 5 LOB: 2 BB: 0 P: 18	R: 0 E: 0 K: 1 S: 6	H: 0 LOB: 0 BB: 0 P: 8	R: 1 E: 1 K: 0 S: 11	H: 1 LOB: 3 BB: 2 P: 21	1B: 9 2B: 0 3B: 0 HR: 0	SF: 1 SAC: 0 DP: 2 HBP: 1	WP: 0 PB: 1 SB: 0 CS: 0	PA: 41
PITCHER	IP WLS BF H R ER SO BB IBB HBP BLK WP HR S P ERA WHIP	7.1 4 28 6 3 3 1 1 0 0 0 0 0 0 52 81 3.68 0.955	0.2 4 2 0 0 1 0 0 0 0 0 0 0 0 9 11 0.00 3.000	1.2 L 8 0 1 0 1 2 0 0 0 0 0 0 16 28 0.00 1.200	0.0 1 1 0 0 0 0 0 0 0 0 0 0 0 1 1 ∞ ∞																	

Cincinnati Reds @ Florida Marlins
Joe Robbie Stadium, Miami, FL
Wed Jul 06 1994, 7:05 PM EDT
Att: 25,365 - Unknown - 86 F

AB	36
R	4
H	9
RBI	4
BB	3
SO	3
LOB	17



Batter	1	2	3	4	5	6	7	8	9	AB	R	H	RBI	BB	SO	LOB	TOP			
Carlos Garcia, R OBP: 0.309, SLG: 0.336 (1, 4)										4	0	0	0	0	2	1	Pittsburgh Pirates @ Cincinnati Reds Riverfront Stadium, Cincinnati, OH Fri Jul 08 1994, 7:05 PM EDT Att: 34,167 - Unknown - 78 F			
Jay Bell, R OBP: 0.337, SLG: 0.434 (1, 6)										3	1	0	0	1	1					
Andy Van Slyke, L OBP: 0.361, SLG: 0.377 (1, 8)										4	1	1	1	0	0					
Brian Hunter, R OBP: 0.278, SLG: 0.467 Tom Foley, L OBP: 0.299, SLG: 0.318 (8, 3)										4	1	1	2	0	2	0				
Jeff King, R OBP: 0.317, SLG: 0.372 (1, 5)										4	0	0	0	0	0	0				
Orlando Merced, S OBP: 0.352, SLG: 0.430 (1, 9)										4	0	1	0	0	0	0				
Don Slaught, R OBP: 0.368, SLG: 0.364 (1, 2)										3	1	2	0	1	0	0				
Lloyd McClendon, R OBP: 0.258, SLG: 0.328 Gary Varsho, L OBP: 0.314, SLG: 0.447 (2, 7)										1	0	0	0	0	0	1				
Jon Lieber, L OBP: 0.087, SLG: 0.087 Kevin Young, R OBP: 0.229, SLG: 0.338 Jeff Ballard, L OBP: 0.230, SLG: 0.500 Bias Minor, R OBP: 0.192, SLG: 0.192 Dave Clark, L OBP: 0.276, SLG: 0.510 Mark Dewey, R OBP: 1.000, SLG: 1.000 Lance Parrish, R OBP: 0.296, SLG: 0.388 (11, 1)										1	0	0	0	0	0	1				
Inning Stats	R: 3 E: 0 K: 0 S: 8	H: 2 LOB: 0 BB: 1 P: 15	R: 0 E: 0 K: 0 S: 12	H: 0 LOB: 1 BB: 1 P: 23	R: 0 E: 0 K: 1 S: 7	H: 0 LOB: 0 BB: 0 P: 9	R: 1 E: 0 K: 0 S: 12	H: 2 LOB: 1 BB: 0 P: 13	R: 0 E: 0 K: 1 S: 9	H: 2 LOB: 2 BB: 0 P: 15	R: 0 E: 0 K: 3 S: 9	H: 0 LOB: 0 BB: 0 P: 13	R: 0 E: 0 K: 1 S: 11	H: 0 LOB: 0 BB: 0 P: 15	R: 0 E: 0 K: 0 S: 11	H: 1 LOB: 1 BB: 0 P: 18		1B: 4 2B: 2 3B: 0 HR: 1	SF: 0 SAC: 0 DP: 1 HBP: 0	WP: 1 PB: 0 SB: 0 CS: 0
PITCHER	IP WLS BF H R ER SO BB IBB HBP BLK WP HR S P ERA WHIP																			
John Smiley, L ERA: 3.49 Tim Fortugno, L ERA: 2.42	(1, 1) (9, 1)	8.0 1.0	W 4	32 1	6 0	4 0	4 0	6 0	2 0	0 0	0 0	1 0	1 0	1 11	77 18	115 18	4.50 0.00	1.000 1.000		

Batter	1	2	3	4	5	6	7	8	9	AB	R	H	RBI	BB	SO	LOB	BOTTOM			
Jacob Brumfield, R OBP: 0.318, SLG: 0.404 (1, 8)										5	2	1	1	0	0	2	Pittsburgh Pirates @ Cincinnati Reds Riverfront Stadium, Cincinnati, OH Fri Jul 08 1994, 7:05 PM EDT Att: 34,167 - Unknown - 78 F			
Lenny Harris, L OBP: 0.341, SLG: 0.385 (1, 5)										4	0	0	1	0	3	2				
Hal Morris, L OBP: 0.403, SLG: 0.521 Brian Dorsett, R OBP: 0.321, SLG: 0.368 (7, 3)										4	1	2	1	0	1	0				
Reggie Sanders, R OBP: 0.333, SLG: 0.520 Steve Pegues, R OBP: 0.097, SLG: 0.500 (6, PH) (7, 9)										3	0	1	0	0	1	4				
Tony Fernandez, S OBP: 0.399, SLG: 0.481 Bret Boone, R OBP: 0.353, SLG: 0.432 (8, 4)										4	1	1	2	0	1	1				
Thomas Howard, S OBP: 0.305, SLG: 0.420 (1, 7)										4	2	2	3	0	1	1				
Jeff Branson, L OBP: 0.313, SLG: 0.468 (8, 6)										4	3	3	1	0	0	0				
Eddie Taubensee, L OBP: 0.336, SLG: 0.540 (1, 2)										4	2	3	2	0	0	0				
John Smiley, L OBP: 0.262, SLG: 0.282 Tim Fortugno, L (9, 1)										2	1	1	0	2	0	1				
Inning Stats	R: 0 E: 0 K: 2 S: 9	H: 0 LOB: 0 BB: 0 P: 11	R: 0 E: 0 K: 1 S: 6	H: 1 LOB: 0 BB: 0 P: 8	R: 8 E: 1 K: 1 S: 22	H: 7 LOB: 1 BB: 1 P: 37	R: 1 E: 0 K: 1 S: 9	H: 1 LOB: 1 BB: 1 P: 17	R: 3 E: 0 K: 0 S: 19	H: 4 LOB: 1 BB: 0 P: 31	R: 0 E: 0 K: 1 S: 6	H: 0 LOB: 0 BB: 0 P: 9	R: 0 E: 0 K: 0 S: 9	H: 1 LOB: 1 BB: 0 P: 13	R: 0 E: 0 K: 1 S: 5	H: 0 LOB: 0 BB: 0 P: 7		1B: 7 2B: 4 3B: 1 HR: 2	SF: 1 SAC: 0 DP: 0 HBP: 0	WP: 0 PB: 0 SB: 1 CS: 1
PITCHER	IP WLS BF H R ER SO BB IBB HBP BLK WP HR S P ERA WHIP																			
Jon Lieber, R ERA: 3.69 Jeff Ballard, L ERA: 6.66 Bias Minor, R ERA: 8.5 Mark Dewey, R ERA: 3.21	(1, 1) (4, 1) (6, 1) (7, 1)	3.0 2.0 1.0 2.0	L 12 3 7	17 5 0 1	8 4 0 0	7 4 0 0	4 1 0 1	SO 1 0 0	BB 1 0 0	IBB 0 0 0	HBP 0 0 0	BLK 0 0 0	WP 0 0 0	HR 1 0 0	S 28 6 14	P 37 48 9 20	ERA 21.00 18.00 0.00 0.00	WHIP 3.000 3.000 0.000 0.500		



Batter	1	2	3	4	5	6	7	8	9	AB	R	H	RBI	BB	SO	LOB	TOP				
Gary Varsho, L (1, 7) OBP: 0.296, SLG: 0.420 Kevin Young, R (7, PH) OBP: 0.260, SLG: 0.322 (7, 3)	1-1 L4		2-2 L4		1-2 G4-3		3-2 F8		3-2 F8	3	0	0	0	0	0	0					
Jay Bell, R (1, 6) OBP: 0.341, SLG: 0.444	1-1 HR		4-1 PO BB		3-2 1B		1-1 P3		1-2 G6-3	4	1	2	1	1	0	2					
Andy Van Slyke, L (1, 8) OBP: 0.363, SLG: 0.376	3-2 G4-6-3 1B		0-0 PO	4-0 HR BB	2-2 G4-3		0-3 K			3	1	1	0	1	1	1					
Dave Clark, L (1, 9) OBP: 0.374, SLG: 0.522 (7, 7)	0-0 G4-6-3			1-0 HR			3-3 K		3-2 F8	4	1	1	2	0	1	1					
Orlando Merced, S (1, 3) OBP: 0.350, SLG: 0.428 (7, 9)		0-0 G4-3 1B		1-3 K			0-3 K		3-1 P5	4	0	1	0	0	2	0					
Jeff King, R (1, 5) OBP: 0.316, SLG: 0.370		0-1 P9		0-0 G5-3			0-2 BB BB 1B		0-0 F8	4	0	1	0	0	0	1					
Don Slaught, R (1, 2) OBP: 0.395, SLG: 0.369		2-2 G4-3		2-2			4-1 BB BB			3	0	2	0	1	0	1					
Tom Foley, L (1, 4) OBP: 0.287, SLG: 0.307		1-2		1-3 K			4-2		3-1 F8 1B	3	0	0	0	1	2	3					
Rick White, R (1, 1)							1-2 2-3 BB		1-2 K	2	0	0	0	0	1	0					
Zane Smith, L (5, 1) OBP: 0.227, SLG: 0.250 Paul Wagner, R (7, 1) OBP: 0.139, SLG: 0.167 Brian Hunter, R (9, PH) OBP: 0.281, SLG: 0.470 Al Martin, L (9, PR) OBP: 0.397, SLG: 0.457							0-1 G6-3		1-2 1B	1	0	0	0	0	1	3					
Inning Stats	R: 1 E: 0 K: 0 S: 9	H: 2 LOB: 0 BB: 0 P: 14	R: 0 E: 0 K: 0 S: 10	H: 1 LOB: 1 BB: 0 P: 14	R: 0 E: 0 K: 1 S: 9	H: 0 LOB: 0 BB: 1 P: 17	R: 2 E: 0 K: 2 S: 11	H: 2 LOB: 1 BB: 1 P: 20	R: 0 E: 0 K: 0 S: 12	H: 1 LOB: 3 BB: 2 P: 18	R: 0 E: 0 K: 3 S: 17	H: 1 LOB: 0 BB: 2 P: 29	R: 0 E: 0 K: 1 S: 9	H: 0 LOB: 0 BB: 0 P: 13	R: 0 E: 0 K: 0 S: 9	H: 0 LOB: 0 BB: 0 P: 15	R: 0 E: 0 K: 1 S: 16	H: 2 LOB: 2 BB: 0 P: 24	1B: 7 2B: 0 3B: 0 HR: 2	SF: 0 SAC: 0 DP: 1 HBP: 0	WP: 0 PA: 39 PB: 0 SB: 0 CS: 0
PITCHER	IP WLS BF H R ER SO BB IBB HBP BLK WP HR S P ERA WHIP																				
Jose Rijo, R (1, 1) ERA: 3.06	6.0 W 27 7 3 3 6 4 0 0 0 0 0 2 68 112 4.50 1.833																				
Chuck McElroy, L (7, 1) ERA: 2.05	1.2 5 0 0 0 1 0 0 0 0 0 0 0 17 27 0.00 0.000																				
Hector Carrasco, R (8, 1) ERA: 2.15	0.2 4 2 0 0 1 0 0 0 0 0 0 0 6 11 0.00 3.000																				
Jeff Brantley, R (9, 1) ERA: 2.54	0.2 S 2 0 0 0 0 0 0 0 0 0 0 0 6 10 0.00 0.000																				

Pittsburgh Pirates @ Cincinnati Reds
Riverfront Stadium, Cincinnati, OH

AB 34
R 3
H 9
RBI 3
BB 4
SO 8
LOB 14



Sat Jul 09 1994, 7:05 PM EDT
Att: 42,044 - Unknown - 78 F

Batter	1	2	3	4	5	6	7	8	9	AB	R	H	RBI	BB	SO	LOB	BOTTOM
Jacob Brumfield, R (1, 8) OBP: 0.333, SLG: 0.417	1-0 G2-3 PB SF8 1B		0-1 2B 1B		0-0 SH1-3		3-1 L6			3	2	2	0	0	0	0	
Barry Larkin, R (1, 6) OBP: 0.371, SLG: 0.403	1-1 G2-3		0-2 F9		1-2 SF7		1-1 G6-3			3	0	0	1	0	0	2	
Hal Morris, L (1, 3) OBP: 0.404, SLG: 0.526	0-2 SF8		0-0		3-H 1-0 G4-3		2-1 BB BB 1B			3	0	2	2	0	0	0	
Kevin Mitchell, R (1, 7) OBP: 0.409, SLG: 0.658	1-0 G5-3		0-0 F8				3-0 F9		4-1 BB BB	3	0	0	0	1	0	1	
Reggie Sanders, R (1, 9) OBP: 0.338, SLG: 0.524		0-2 G3 1B		1-2 P9			0-0 E9 1B 2B		1-2 2-3 BB	3	1	2	0	1	0	0	
Tony Fernandez, S (1, 5) OBP: 0.401, SLG: 0.483		0-2 G3		2-1 1B 2B			4-0 1B IBB		3-1 G3	3	1	1	0	1	0	4	
Jeff Branson, L (1, 4) OBP: 0.318, SLG: 0.469 Bret Boone, R (6, PH) OBP: 0.354, SLG: 0.433 (7, 4)		1-0 F9		1-2 G3-6 1B			3-1 1-2 1B		2-2 F8	2	0	1	1	0	0	0	
Eddie Taubensee, L (1, 2) OBP: 0.326, SLG: 0.523		1-1 G4-3		1-2 G3-6			1-2 3-H 2-3 K		0-3 K	4	0	0	0	0	2	4	
Jose Rijo, R (1, 1) OBP: 0.216, SLG: 0.270 Steve Pegues, R (6, PH) OBP: 0.300, SLG: 0.333 Chuck McElroy, L (7, 1) OBP: 0.167, SLG: 0.167 Hector Carrasco, R (8, 1) Jeff Brantley, R (9, 1)							1-0 SH1-3 SF7 2B		2-2 F7	2	1	1	0	0	0	0	
Inning Stats	R: 1 E: 0 K: 0 S: 7	H: 1 LOB: 0 BB: 0 P: 10	R: 0 E: 0 K: 0 S: 9	H: 1 LOB: 1 BB: 0 P: 11	R: 1 E: 0 K: 0 S: 11	H: 2 LOB: 1 BB: 0 P: 11	R: 1 E: 0 K: 0 S: 13	H: 2 LOB: 0 BB: 0 P: 18	R: 1 E: 0 K: 1 S: 6	H: 1 LOB: 2 BB: 1 P: 9	R: 0 E: 0 K: 1 S: 10	H: 1 LOB: 3 BB: 2 P: 28	R: 0 E: 0 K: 1 S: 11	H: 0 LOB: 0 BB: 0 P: 15	1B: 6 2B: 4 3B: 0 HR: 0	SF: 2 SAC: 1 DP: 1 HBP: 0	WP: 0 PA: 36 PB: 1 SB: 0 CS: 0
PITCHER	IP WLS BF H R ER SO BB IBB HBP BLK WP HR S P ERA WHIP																
Rick White, R (1, 1) ERA: 4.98	4.2 L 20 7 4 3 0 0 0 0 0 0 0 0 45 57 5.79 1.500																
Zane Smith, L (5, 1) ERA: 3.19	2.0 11 3 1 0 1 1 1 0 0 0 0 0 18 42 0.00 2.000																
Paul Wagner, R (7, 1) ERA: 4.51	1.1 5 0 0 0 1 1 0 0 0 0 0 0 15 26 0.00 0.750																

Pittsburgh Pirates @ Cincinnati Reds
Riverfront Stadium, Cincinnati, OH

AB 30
R 5
H 10
RBI 5
BB 3
SO 2
LOB 14




Sat Jul 09 1994, 7:05 PM EDT
Att: 42,044 - Unknown - 78 F

Batter	1	2	3	4	5	6	7	8	9	10	11	AB	R	H	RBI	BB	SO	LOB	TOP							
Carlos Garcia, R OBP: 0.307, SLG: 0.332 (1, 4)	P6		FC6			1B HR	K		FC5-4		G4-3	6	1	1	0	0	1	5								
Jay Bell, R OBP: 0.343, SLG: 0.448 (1, 6)	F8			2B		1B HR		2B WP	F7		P2	6	2	3	0	0	0	3								
Andy Van Slyke, L OBP: 0.363, SLG: 0.380 (1, 8)	F8			K		1B HR		WP 1B		K		5	2	2	0	0	2	1								
Brian Hunter, R OBP: 0.279, SLG: 0.478 (8, 7)	P6			K		HR		K2-3		K		5	1	1	4	0	3	3								
Orlando Merced, S OBP: 0.351, SLG: 0.425 (1, 9)	G3		G3	G3		G4-3		1B		BB		4	0	1	1	1	0	1								
Jeff King, R OBP: 0.310, SLG: 0.363 (1, 5)	G5-3			P2		F8		F8		G4-3		5	0	0	0	0	0	2								
Dave Clark, L OBP: 0.371, SLG: 0.516 (8, 1)			K					F7				4	0	1	0	0	2	1								
Steve Cooke, R OBP: 0.229, SLG: 0.257 (11, PH)								FC1-6 1B			SH1-3 2B BB	4	0	0	0	0	0	0								
Don Slaught, R OBP: 0.398, SLG: 0.369 (11, PR)												4	0	0	0	0	0	0								
Al Martin, L OBP: 0.367, SLG: 0.457 (11, PR)												4	0	0	0	0	2	1								
Lance Parrish, R OBP: 0.380, SLG: 0.370 (1, 2)	F8			F8				K		K		4	0	0	0	0	2	1								
Denny Neagle, L OBP: 0.214, SLG: 0.192 (8, PH)												1	0	1	0	0	0	0								
Kevin Young, L OBP: 0.209, SLG: 0.230 (8, 1)												1	0	0	0	0	1	0								
Mike Dyer, R OBP: 0.281, SLG: 0.273 (8, 1)												0	0	0	0	0	0	0								
Gary Varsho, L OBP: 0.291, SLG: 0.412 (7, PH)												1	0	0	0	0	0	0								
Ravelo Manzanillo, L OBP: 0.167, SLG: 0.167 (8, 1)												0	0	0	0	0	0	0								
Mark Dewey, R OBP: 0.310, SLG: 0.458 (8, 5)												2	0	0	0	0	0	0								
Tom Foley, L OBP: 0.210, SLG: 0.333 (8, 3)												0	0	2	1	0	0	0								
Inning Stats	R: 0 E: 0 K: 0 S: 8	H: 0 LOB: 0 BB: 0 P: 11	R: 0 E: 0 K: 0 S: 7	H: 0 LOB: 0 BB: 0 P: 11	R: 0 E: 0 K: 1 S: 6	H: 1 LOB: 1 BB: 0 P: 8	R: 0 E: 0 K: 2 S: 9	H: 1 LOB: 1 BB: 0 P: 16	R: 0 E: 0 K: 1 S: 12	H: 1 LOB: 1 BB: 0 P: 16	R: 0 E: 0 K: 2 S: 9	H: 1 LOB: 1 BB: 0 P: 16	R: 2 E: 0 K: 1 S: 14	H: 3 LOB: 1 BB: 1 P: 20	R: 0 E: 0 K: 1 S: 12	H: 1 LOB: 1 BB: 1 P: 16	R: 0 E: 0 K: 2 S: 11	H: 0 LOB: 1 BB: 1 P: 20	R: 1 E: 0 K: 0 S: 5	H: 1 LOB: 2 BB: 1 P: 10	1B: 8 2B: 3 3B: 0 HR: 1	SF: 0 SAC: 1 DP: 0 HBP: 0	WP: 1 PB: 0 SB: 0 CS: 0	PA: 47		
PITCHER	IP ERA	WLS 22	BF 6	H 6	R 4	ER 4	SO 5	BB 0	IBB 0	HBP 0	BLK 0	WP 0	HR 0	S 49	P 76	ERA 6.75	WHIP 1.125									
Pete Schourek, L ERA: 4.71 (1, 1)	1.0																									
Johnny Ruffin, R ERA: 2.79 (6, 1)	1.2	6	1	0	0	2	0	0	0	0	0	0	0	11	19	0.00	0.600									
John Roper, R ERA: 3.92 (8, 1)	0.1	3	2	2	2	1	0	0	0	0	0	0	0	9	11	54.00	6.000									
Chuck McElroy, L ERA: 2.02 (8, 1)	0.2	3	1	0	0	0	0	0	0	0	0	1	0	5	9	0.00	1.500									
Jeff Brantley, R ERA: 2.44 (9, 1)	2.0	8	1	0	0	3	1	0	0	0	0	0	0	23	36	0.00	1.000									
PITCHER	IP ERA	WLS 5	BF 5	H 1	R 1	ER 1	SO 0	BB 1	IBB 0	HBP 0	BLK 0	WP 0	HR 0	S 5	P 10	ERA 9.00	WHIP 2.000									
Hector Carrasco, R ERA: 2.33 (11, 1)	1.0																									

Pittsburgh Pirates @ Cincinnati Reds
Riverfront Stadium, Cincinnati, OH
Sun Jul 10 1994, 3:33 AM EDT
Att: 33,419 - Sunny - 78 F

livebaseballscorecards.com

AB 44
R 7
H 12
RBI 6
BB 2
SO 11
LOB 18





Batter	1	2	3	4	5	6	7	8	9	10	11	AB	R	H	RBI	BB	SO	LOB	BOTTOM						
Jacob Brumfield, R OBP: 0.338, SLG: 0.477 (1, 8)	G6-3 2B		G4-3	HR		G6-3		P2		SH3-4		5	2	2	2	0	0	0							
Bary Larkin, R OBP: 0.376, SLG: 0.409 (1, 6)	F8		2B	F9		S 1B		S G5-3 1B		BB IBB		5	1	3	0	1	0	1							
Reggie Sanders, R OBP: 0.341, SLG: 0.519 (1, 9)	G6-3		2B BB			K S WP 2B		G5-3		BB		3	1	0	0	3	1	2							
Kevin Mitchell, R OBP: 0.412, SLG: 0.661 (1, 7)												2	0	1	1	1	1	1							
Johnny Ruffin, R ERA: 3.92 (6, 1)												1	0	0	0	0	1	2							
Eddie Taubensee, L OBP: 0.329, SLG: 0.519 (8, 2)	BB											1	0	0	0	1	1	3							
Tony Fernandez, S OBP: 0.401, SLG: 0.480 (9, 1)	L8											4	0	1	0	1	0	4							
Jeff Brantley, R (9, 1)												0	0	0	0	0	0	0							
Thomas Howard, S OBP: 0.304, SLG: 0.418 (10, PH)												1	0	0	0	0	0	3							
Hector Carrasco, R (11, 1)												0	0	0	0	0	0	0							
Hal Morris, L OBP: 0.406, SLG: 0.525 (1, 3)	K		L5			1B 2B		1B IBB		G1-3		4	1	1	1	2	1	3							
Bret Boone, R OBP: 0.357, SLG: 0.441 (1, 4)	G4-3			HR		3B 2B		1B		F7		6	1	3	1	0	0	1							
Brian Dorsett, R OBP: 0.315, SLG: 0.360 (1, 2)	F8											4	0	0	0	0	0	4							
John Roper, R ERA: 3.92 (8, 1)												0	0	0	0	0	0	0							
Chuck McElroy, L OBP: 0.167, SLG: 0.167 (8, 1)												0	0	0	0	0	0	0							
Jeff Branson, L OBP: 0.310, SLG: 0.458 (9, 5)												2	0	0	0	0	1	0							
Pete Schourek, L OBP: 0.214, SLG: 0.429 (1, 1)												2	0	0	0	0	1	1							
Steve Pegues, R OBP: 0.429, SLG: 0.333 (6, 7)												3	0	1	0	0	1	2							
Inning Stats	R: 1 E: 0 K: 0 S: 15	H: 1 LOB: 1 BB: 1 P: 25	R: 0 E: 0 K: 1 S: 7	H: 0 LOB: 0 BB: 0 P: 12	R: 1 E: 0 K: 1 S: 12	H: 2 LOB: 3 BB: 2 P: 25	R: 2 E: 0 K: 0 S: 10	H: 2 LOB: 0 BB: 0 P: 13	R: 2 E: 0 K: 2 S: 12	H: 2 LOB: 2 BB: 1 P: 21	R: 0 E: 0 K: 0 S: 16	H: 1 LOB: 2 BB: 1 P: 28	R: 0 E: 0 K: 0 S: 8	H: 0 LOB: 0 BB: 0 P: 15	R: 0 E: 0 K: 1 S: 10	H: 1 LOB: 3 BB: 2 P: 23	R: 0 E: 0 K: 1 S: 7	H: 0 LOB: 0 BB: 1 P: 15	1B: 6 2B: 4 3B: 1 HR: 1	SF: 0 SAC: 1 DP: 1 HBP: 0	WP: 2 PB: 0 SB: 5 CS: 0	PA: 53			
PITCHER	IP ERA	WLS 26	BF 7	H 6	R 6	ER 6	SO 4	BB 2	IBB 1	HBP 0	BLK 0	WP 2	HR 1	S 56	P 92	ERA 10.80	WHIP 1.800								
Denny Neagle, L ERA: 4.6 (8, 1)	1.0	5	1	0	0	2	0	1	0	0	0	0	0	12	21	0.00	1.000								
Mike Dyer, R ERA: 3.38 (7, 1)	0.0	1	1	0	0	0	0	0	0	0	0	0	0	4	5	=	=								
Ravelo Manzanillo, L ERA: 3.09 (7, 1)	1.2	7	2	0	0	0	0	1	0	0	0	0	0	22	36	0.00	1.200								
Mark Dewey, R ERA: 3.06 (8, 1)	2.1	W	11	1	0	0	1	2	1	0	0	0	0	20	47	0.00	1.286								
PITCHER	IP ERA	WLS 3	BF 3	H 0	R 0	ER 0	SO 1	BB 1	IBB 0	HBP 0	BLK 0	WP 0	HR 0	S 7	P 15	ERA 0.00	WHIP 1.000								
Blas Minor, R ERA: 6.05 (11, 1)	1.0																								


Pittsburgh Pirates @ Cincinnati Reds
Riverfront Stadium, Cincinnati, OH
Sun Jul 10 1994, 3:33 AM EDT
Att: 33,419 - Sunny - 78 F

livebaseballscorecards.com

AB 43
R 6
H 12
RBI 5
BB 9
SO 8
LOB 27



Batter	1	2	3	4	5	6	7	8	9	AB	R	H	RBI	BB	SO	LOB	TOP								
Shawn Dunston, R OBP: 0.312, SLG: 0.423	G5-3		L5			G1	F8		G6-3	5	0	0	0	0	0	4	<div style="text-align: center;"> Chicago Cubs @ Cincinnati Reds Riverfront Stadium, Cincinnati, OH Thu Jul 14 1994, 7:05 PM EDT Att: 28,497 - Unknown - 82 F <div style="display: flex; justify-content: space-between;"> <div> AB 33 R 4 H 8 RBI 4 BB 4 SO 5 LOB 20 </div>  </div> </div>								
Rey Sanchez, R OBP: 0.335, SLG: 0.303	L8		FC6-4			K		1B	L8	5	1	1	1	0	1	2									
Mark Grace, L OBP: 0.357, SLG: 0.369	K		G4-3			1B		1B		4	0	2	0	0	1	2									
Sammy Sosa, R OBP: 0.335, SLG: 0.548		K			2B	1B		1B		4	0	3	1	0	1	0									
Glenallen Hill, R OBP: 0.354, SLG: 0.448		CS			F8			K		4	0	1	0	0	1	4									
Derrick May, L OBP: 0.336, SLG: 0.391	G3-1				P4					3	0	0	0	1	0	1									
Steve Buechele, R OBP: 0.333, SLG: 0.397						P6				1	1	0	0	2	0	0									
Todd Haney, R OBP: 0.345, SLG: 0.395			SH			HR				0	1	0	0	0	0	0									
José Hernández, R OBP: 0.345, SLG: 0.395			FC6-4							1	0	0	0	0	0	3									
Mark Parent, R OBP: 0.405, SLG: 0.493						F8				3	1	1	2	1	1	3									
Dan Plesac, L OBP: 0.345, SLG: 0.395			FC6-4							0	0	0	0	0	0	0									
Chuck Crim, R OBP: 0.345, SLG: 0.395			SH							0	0	0	0	0	0	0									
Randy Myers, L OBP: 0.345, SLG: 0.395										0	0	0	0	0	0	0									
Steve Trachsel, R OBP: 0.211, SLG: 0.216						G6-3				1	0	0	0	0	0	0									
Eduardo Zambrano, R OBP: 0.353, SLG: 0.477										1	0	0	0	0	0	1									
Dave Otto, L OBP: 0.353, SLG: 0.477										0	0	0	0	0	0	0									
Jose Bautista, R OBP: 0.353, SLG: 0.477										0	0	0	0	0	0	0									
Rick Wilkins, L OBP: 0.354, SLG: 0.360										1	0	0	0	0	0	0									
Inning Stats	R: 0 E: 0 K: 1 S: 7	H: 0 LOB: 0 BB: 0 P: 8	R: 0 E: 0 K: 1 S: 10	H: 1 LOB: 0 BB: 0 P: 16	R: 1 E: 0 K: 0 S: 12	H: 0 LOB: 2 BB: 2 P: 21	R: 0 E: 0 K: 0 S: 9	H: 1 LOB: 0 BB: 0 P: 12	R: 0 E: 0 K: 0 S: 7	H: 0 LOB: 0 BB: 0 P: 10	R: 0 E: 0 K: 1 S: 10	H: 2 LOB: 2 BB: 0 P: 15	R: 2 E: 0 K: 0 S: 11	H: 1 LOB: 1 BB: 1 P: 16	R: 1 E: 0 K: 2 S: 15	H: 3 LOB: 3 BB: 1 P: 23	R: 0 E: 0 K: 0 S: 8	H: 0 LOB: 0 BB: 0 P: 10	1B: 6 2B: 1 3B: 0 HR: 1	SF: 0 SAC: 1 DP: 0 HBP: 0	WP: 1 PB: 0 SB: 0 CS: 1	PA: 38			
PITCHER	IP	WLS	BF	H	R	ER	SO	BB	IBB	HBP	BLK	WP	HR	S	P	ERA	WHIP								
John Smiley, L ERA: 3.51	7.0	L	28	5	3	3	3	3	0	0	0	0	1	66	98	3.86	1.143								
Johnny Ruffin, R ERA: 2.91	1.0		7	3	1	1	2	0	1	0	0	1	0	15	23	9.00	3.000								
Chuck McElroy, L ERA: 1.98	1.0		3	0	0	0	0	0	0	0	0	0	0	8	10	0.00	0.000								

Batter	1	2	3	4	5	6	7	8	9	AB	R	H	RBI	BB	SO	LOB	BOTTOM								
Deion Sanders, L OBP: 0.347, SLG: 0.395	G6-3	G4-3			F8		F8	L7		4	0	0	0	1	0	3	<div style="text-align: center;"> Chicago Cubs @ Cincinnati Reds Riverfront Stadium, Cincinnati, OH Thu Jul 14 1994, 7:05 PM EDT Att: 28,497 - Unknown - 82 F <div style="display: flex; justify-content: space-between;"> <div> AB 35 R 3 H 9 RBI 3 BB 6 SO 5 LOB 24 </div>  </div> </div>								
Barry Larkin, R OBP: 0.379, SLG: 0.410	G6-3		S		G4-3		E1		F9	4	0	2	0	1	0	0									
Hal Morris, L OBP: 0.403, SLG: 0.529	G6-3		F7				G4-3		K	5	1	1	1	0	1	4									
Reggie Sanders, R OBP: 0.342, SLG: 0.516	G6-4-3		K		L5		G3		FC4-6	4	0	1	0	1	1	2									
Tony Fernandez, S OBP: 0.394, SLG: 0.471	G6-4-3		L9						1B	5	0	0	0	0	1	5									
Bret Boone, R OBP: 0.365, SLG: 0.461		2B								3	2	3	1	1	0	0									
Thomas Howard, S OBP: 0.314, SLG: 0.429		G4-3			F7				S	3	0	2	1	1	0	1									
Eddie Taubensee, L OBP: 0.322, SLG: 0.507										3	0	0	0	0	0	4									
Brian Dorsett, R OBP: 0.313, SLG: 0.358		G4-3			P6		L8		F7	1	0	0	0	0	0	1									
John Smiley, L OBP: 0.244, SLG: 0.262										3	0	0	0	0	2	4									
Johnny Ruffin, R ERA: 4.1										0	0	0	0	0	0	0									
Kevin Mitchell, R OBP: 0.414, SLG: 0.661										0	0	0	0	1	0	0									
Steve Peques, R OBP: 0.429, SLG: 0.333										0	0	0	0	0	0	0									
Chuck Crim, R OBP: 0.167, SLG: 0.167										0	0	0	0	0	0	0									
Inning Stats	R: 0 E: 0 K: 0 S: 10	H: 0 LOB: 2 BB: 3 P: 25	R: 1 E: 0 K: 1 S: 11	H: 2 LOB: 1 BB: 0 P: 15	R: 0 E: 0 K: 1 S: 10	H: 1 LOB: 1 BB: 0 P: 19	R: 0 E: 0 K: 1 S: 12	H: 1 LOB: 1 BB: 0 P: 19	R: 1 E: 0 K: 0 S: 11	H: 1 LOB: 0 BB: 0 P: 18	R: 0 E: 0 K: 1 S: 8	H: 0 LOB: 2 BB: 2 P: 17	R: 0 E: 1 K: 0 S: 8	H: 1 LOB: 1 BB: 0 P: 11	R: 1 E: 0 K: 0 S: 12	H: 2 LOB: 2 BB: 1 P: 22		R: 0 E: 0 K: 1 S: 9	H: 1 LOB: 1 BB: 0 P: 14	1B: 5 2B: 2 3B: 0 HR: 2	SF: 0 SAC: 0 DP: 1 HBP: 0	WP: 0 PB: 0 SB: 2 CS: 0	PA: 41		
PITCHER	IP	WLS	BF	H	R	ER	SO	BB	IBB	HBP	BLK	WP	HR	S	P	ERA		WHIP							
Steve Trachsel, R ERA: 3.56	6.0	W	27	5	2	2	4	5	0	0	0	0	0	62	113	3.00	1.667								
Dave Otto, L ERA: 4.1	0.2		3	1	0	0	0	0	0	0	0	0	0	6	8	0.00	1.500								
Jose Bautista, R ERA: 3.9	0.2		4	2	1	1	0	0	0	0	0	0	1	8	12	13.50	3.000								
Dan Plesac, L ERA: 5.08	0.1		1	0	0	0	0	0	0	0	0	0	0	3	6	0.00	0.000								
Chuck Crim, R ERA: 3.88	0.0		1	0	0	0	0	1	0	0	0	0	0	2	6	∞	∞								
PITCHER	IP	WLS	BF	H	R	ER	SO	BB	IBB	HBP	BLK	WP	HR	S	P	ERA	WHIP								
Randy Myers, L ERA: 3.34	1.1	S	5	1	0	0	1	0	0	0	0	0	0	10	15	0.00	0.750								

Batter	1	2	3	4	5	6	7	8	9	AB	R	H	RBI	BB	SO	LOB	TOP		
Shawon Dunston, R (1,6) OBP: 0.315, SLG: 0.424	2-1 G6-3 1B		0-0 P4		1-2 G4-6-3 1B		0-2 L9			4	0	2	0	0	0	1			
Derrick May, L (1,7) OBP: 0.334, SLG: 0.389	1-2 G6-3		2-2 1B		0-0 G4-6-3			1-3 K		4	0	1	0	0	1	3			
Mark Grace, L (1,3) OBP: 0.356, SLG: 0.368	1-1 E7 1B		2-2 G1-3			1-3 K		2-2 G4-3		4	0	1	0	0	1	1			
Sammy Sosa, R (1,9) OBP: 0.337, SLG: 0.555	4-1 BB			0-0 HR		3-2 L9		3-1 F9		3	1	1	1	1	0	0			
Glenallen Hill, R (1,8) OBP: 0.352, SLG: 0.444	2-3 K			1-1 F8		1-0 1B		2-3 K		4	0	1	0	0	2	2			
Rick Wilkins, L (1,2) OBP: 0.391, SLG: 0.355		1-2 P3		0-0 G4-3		2-3 K		1-3 K		3	0	0	0	0	1	1			
Jim Bullinger, R (6,1) OBP: 0.273, SLG: 0.222										0	0	0	0	0	0	0			
Eduardo Zambrano, R (9,PH) OBP: 0.350, SLG: 0.472										1	0	0	0	0	1	0			
Steve Buechele, R (1,5) OBP: 0.329, SLG: 0.391		2-2 L9		2-1 F8			2-1 P4		3-2 F8	4	0	0	0	0	0	0			
Rey Sanchez, R (1,4) OBP: 0.339, SLG: 0.308		2-1 F8			0-1 1B S 1B			2-1 1B		3	0	2	0	0	0	0			
Willie Banks, R (1,1) OBP: 0.139, SLG: 0.143										1	0	0	0	0	1	0			
Karl Rhodes, L (5,PH) OBP: 0.321, SLG: 0.385										1	0	0	0	0	1	1			
Chuck Crim, R (5,1) OBP: 0.438, SLG: 0.385										0	0	0	0	0	0	0			
Mike Maksudian, L (6,2) OBP: 0.438, SLG: 0.385										1	0	0	0	0	0	1			
Inning Stats	R: 0 E: 1 K: 1 S: 11	H: 2 LOB: 2 BB: 1 P: 21	R: 0 E: 0 K: 0 S: 13	H: 0 LOB: 0 BB: 0 P: 18	R: 0 E: 0 K: 1 S: 10	H: 1 LOB: 1 BB: 0 P: 15	R: 1 E: 0 K: 0 S: 6	H: 1 LOB: 0 BB: 0 P: 9	R: 0 E: 0 K: 1 S: 11	H: 2 LOB: 1 BB: 0 P: 15	R: 0 E: 0 K: 2 S: 11	H: 1 LOB: 1 BB: 0 P: 18	R: 0 E: 0 K: 1 S: 8	H: 0 LOB: 0 BB: 0 P: 14	R: 0 E: 0 K: 2 S: 10	H: 0 LOB: 0 BB: 0 P: 16	1B: 7 2B: 0 3B: 0 HR: 1	SF: 0 SAC: 0 DP: 1 HBP: 0	WP: 0 PA: 34 PB: 0 SB: 1 CS: 0
PITCHER	IP WLS BF H R ER SO BB IBB HBP BLK WP HR S P ERA WHIP	7.0 W 28 8 1 1 5 1 0 0 0 0 1 73 114 1.29 1.286	2.0 0 6 0 0 0 3 0 0 0 0 0 0 18 30 0.00 0.000																

Chicago Cubs @ Cincinnati Reds
Riverfront Stadium, Cincinnati, OH
Fri Jul 15 1994, 7:05 PM EDT
Att: 34,791 - Unknown - 77 F

AB	33
R	1
H	8
RBI	1
BB	1
SO	8
LOB	10



Batter	1	2	3	4	5	6	7	8	9	AB	R	H	RBI	BB	SO	LOB	BOTTOM		
Jacob Brumfield, R (1,8) OBP: 0.367, SLG: 0.515	1-1 G4-3 3B		4-0 1B E	4-1 FC6 BB		1-1 F8		2-1 G5-4-3 1B		3	2	2	0	2	0	0			
Barry Larkin, R (1,6) OBP: 0.379, SLG: 0.408	0-0 G4-3		1-0 E SF7 1B	1-1 FC6 1-2 1-2		4-1 BB 1B BB		1-2 G5-4-3 1-2		4	1	1	1	1	0	2			
Hal Morris, L (1,3) OBP: 0.401, SLG: 0.525	0-1 F7		3-2 E6 HR	0-0 F7		2-2 BB 1B		3-3 K		5	1	1	1	0	1	2			
Kevin Mitchell, R (1,7) OBP: 0.412, SLG: 0.655	0-1 F9		1-3 2-H 3-H 2-2 SF7	0-0 P6		4-1 BB 1B BB				2	0	0	1	1	0	1			
Steve Pegues, R (9,7) OBP: 0.429, SLG: 0.333						1-2 2-3 BB				0	0	0	0	0	0	0			
Reggie Sanders, R (1,9) OBP: 0.344, SLG: 0.525		1-0 F9	2-1 HR		2-2 FC4-6 1B	1-2 G6-3				4	1	2	2	0	0	3			
Tony Fernandez, S (1,5) OBP: 0.390, SLG: 0.465		1-1 G1-3	1-0 G4-3		0-0 FC4-6 1-2		1-1 G4-3			4	0	0	0	0	0	1			
Hector Carrasco, R (8,1) OBP: 0.318, SLG: 0.500										0	0	0	0	0	0	0			
Bret Boone, R (1,4) OBP: 0.367, SLG: 0.460		2-2 WP 1B	4-2 FC5 E BB		2-3 K	1-0 G5-3				3	0	1	0	1	1	1			
Eddie Taubensee, L (1,2) OBP: 0.313, SLG: 0.493		1-3 K	1-0 E3		3-1 L8	1-0 G1-3				4	0	0	0	0	1	3			
Jose Rijo, R (1,1) OBP: 0.225, SLG: 0.300						1-0 G5-3				3	1	1	0	0	0	2			
Jeff Branson, L (8,5) OBP: 0.318, SLG: 0.500										1	1	1	1	0	0	0			
Inning Stats	R: 1 E: 0 K: 0 S: 7	H: 1 LOB: 0 BB: 0 P: 8	R: 0 E: 0 K: 1 S: 9	H: 1 LOB: 1 BB: 0 P: 14	R: 5 E: 2 K: 0 S: 15	H: 3 LOB: 2 BB: 2 P: 33	R: 0 E: 0 K: 0 S: 5	H: 0 LOB: 1 BB: 1 P: 10	R: 0 E: 0 K: 1 S: 10	H: 1 LOB: 1 BB: 0 P: 16	R: 0 E: 0 K: 0 S: 12	H: 1 LOB: 3 BB: 2 P: 25	R: 0 E: 0 K: 0 S: 4	H: 0 LOB: 0 BB: 0 P: 7	R: 1 E: 0 K: 1 S: 10	H: 2 LOB: 0 BB: 0 P: 16	1B: 5 2B: 1 3B: 1 HR: 2	SF: 1 SAC: 0 DP: 1 HBP: 0	WP: 1 PA: 39 PB: 0 SB: 0 CS: 0
PITCHER	IP WLS BF H R ER SO BB IBB HBP BLK WP HR S P ERA WHIP	4.0 L 22 5 6 0 1 2 0 0 0 0 0 19 37 0.00 2.400	1.2 9 2 0 0 1 2 0 0 0 0 0 1 17 27 3.86 0.857	2.1 8 2 1 1 1 0 0 0 0 0 0 1 17 27 3.86 0.857															

Chicago Cubs @ Cincinnati Reds
Riverfront Stadium, Cincinnati, OH
Fri Jul 15 1994, 7:05 PM EDT
Att: 34,791 - Unknown - 77 F

AB	33
R	7
H	9
RBI	6
BB	5
SO	3
LOB	15



Batter	1	2	3	4	5	6	7	8	9	10	AB	R	H	RBI	BB	SO	LOB	TOP					
Shawon Dunston, R OBP: 0.314, SLG: 0.431	G1-3		G6-3		FC4-6 1B		CS 1B	L4			5	0	2	1	0	0	4	Chicago Cubs @ Cincinnati Reds Riverfront Stadium, Cincinnati, OH Sun Jul 17 1994, 3:33 AM EDT Att. 36,475 - Sunny - 85 F					
Derrick May, L OBP: 0.337, SLG: 0.391	1B		1B		FC4-6		G6-3		F9		5	0	2	1	0	0	3						
Mark Grace, L OBP: 0.361, SLG: 0.376	G5-4-3 1B		F8		P6		FC6-4 1B		K		5	0	2	0	0	1	3						
Sammy Sosa, R OBP: 0.329, SLG: 0.540	G5-4-3			K	P3		FC6-4 1B		K		5	0	0	0	0	2	5						
Glenallen Hill, R OBP: 0.365, SLG: 0.478		K				G5-3		BB BB 1B		P6	4	0	2	0	0	1	0						
Eduardo Zambrano, R OBP: 0.346, SLG: 0.467											1	0	0	0	0	0	0						
Rick Wilkins, L OBP: 0.302, SLG: 0.371	F7		K		K	G1-3		F7		1B	5	0	1	0	0	1	2						
José Hernández, R OBP: 0.337, SLG: 0.384	F9							F9			5	0	1	0	0	1	3						
Jose Bautista, R						WP E 1B				F8	0	0	0	0	0	0	0						
Rey Sanchez, R OBP: 0.339, SLG: 0.311			G6-3 1B 2B		E 1B 1B	E4		BB BB		F9	4	2	2	0	1	0	2						
Kevin Foster, R OBP: 0.167, SLG: 0.118			P5		E3	G4-3					3	0	0	0	0	0	4						
Dave Otto, L					FC4-6 1B			1-2 2-3 BB			0	0	0	0	0	0	0						
Chuck Crim, R											0	0	0	0	0	0	0						
Karl Rhodes, R OBP: 0.324, SLG: 0.385											0	0	0	0	1	0	0						
Dan Plesac, L OBP: 0.308, SLG: 0.402											0	0	0	0	0	0	0						
Steve Buechele, R OBP: 0.308, SLG: 0.402											0	0	0	0	0	0	0						
Inning Stats	R: 0 E: 0 K: 0 S: 15	H: 2 LOB: 1 P: 20	R: 0 E: 0 K: 1 S: 9	H: 0 LOB: 0 BB: 0 P: 14	R: 1 E: 0 K: 0 S: 8	H: 2 LOB: 1 BB: 0 P: 14	R: 0 E: 0 K: 3 S: 12	H: 1 LOB: 1 BB: 0 P: 16	R: 1 E: 1 K: 0 S: 10	H: 2 LOB: 2 BB: 0 P: 13	R: 0 E: 0 K: 0 S: 6	H: 2 LOB: 1 BB: 0 P: 9	R: 0 E: 0 K: 2 S: 7	H: 1 LOB: 3 BB: 2 P: 23	R: 0 E: 0 K: 0 S: 6	H: 0 LOB: 0 BB: 0 P: 11	R: 0 E: 0 K: 0 S: 6	H: 1 LOB: 1 BB: 0 P: 9	1B: 11 2B: 1 3B: 0 HR: 0	SF: 0 SAC: 0 DP: 1 HBP: 0	WP: 1 PB: 0 SB: 1 CS: 1	PA: 44	
PITCHER	IP WLS BF H R ER SO ERA WHIP	IP WLS BF H R ER SO ERA WHIP	IP WLS BF H R ER SO ERA WHIP	IP WLS BF H R ER SO ERA WHIP	IP WLS BF H R ER SO ERA WHIP	IP WLS BF H R ER SO ERA WHIP	IP WLS BF H R ER SO ERA WHIP	IP WLS BF H R ER SO ERA WHIP	IP WLS BF H R ER SO ERA WHIP	IP WLS BF H R ER SO ERA WHIP	IP WLS BF H R ER SO ERA WHIP	IP WLS BF H R ER SO ERA WHIP	IP WLS BF H R ER SO ERA WHIP	IP WLS BF H R ER SO ERA WHIP	IP WLS BF H R ER SO ERA WHIP	IP WLS BF H R ER SO ERA WHIP	IP WLS BF H R ER SO ERA WHIP	IP WLS BF H R ER SO ERA WHIP	IP WLS BF H R ER SO ERA WHIP	IP WLS BF H R ER SO ERA WHIP	IP WLS BF H R ER SO ERA WHIP	IP WLS BF H R ER SO ERA WHIP	IP WLS BF H R ER SO ERA WHIP
Erik Hanson, R ERA: 4.51	6.0	3	1	0	0	0	0	0	0	0	5	7	0.00	1.000									
Chuck McElroy, L ERA: 1.94	7.1	1	0	0	0	0	0	0	0	0	5	7	0.00	1.000									
Hector Carrasco, R ERA: 2.18	8.1	0.2	5	1	0	0	0	2	0	0	10	18	0.00	4.500									
Jeff Brantley, R ERA: 2.32	8.1	1.1	4	0	0	2	0	0	0	0	10	16	0.00	0.000									
Johnny Ruffin, R ERA: 2.85	10.1	1.0	W	4	1	0	0	0	0	0	6	9	0.00	1.000									

Chicago Cubs @ Cincinnati Reds
Riverfront Stadium, Cincinnati, OH
Sun Jul 17 1994, 3:33 AM EDT
Att. 36,475 - Sunny - 85 F

AB	42
R	2
H	12
RBI	2
BB	2
SO	6
LOB	26



Batter	1	2	3	4	5	6	7	8	9	10	AB	R	H	RBI	BB	SO	LOB	BOTTOM					
Jacob Brumfield, R OBP: 0.409, SLG: 0.560	L3 BB		K			F7 1B 1B	2B			BB SH1-4 1B	4	2	3	0	1	1	1	Chicago Cubs @ Cincinnati Reds Riverfront Stadium, Cincinnati, OH Sun Jul 17 1994, 3:33 AM EDT Att. 36,475 - Sunny - 85 F					
Barry Larkin, R OBP: 0.374, SLG: 0.402	F8			K		BB 1B 1B	G1-3			SH1-4	4	0	1	0	0	1	2						
Hal Morris, L OBP: 0.396, SLG: 0.516	L3			WP S 1B		F7		F8		1B BB IBB	4	0	1	0	1	0	3						
Kevin Mitchell, R OBP: 0.413, SLG: 0.658		K		K		1-2 BB 1B		K		1B BB	4	0	1	1	1	3	1						
Reggie Sanders, R OBP: 0.343, SLG: 0.520		K		K		K				FC5-4 1B	5	0	2	1	0	3	3						
Bret Boone, R OBP: 0.371, SLG: 0.474	F8				HR	1-2 2-3 BB		FC5-4			3	1	1	1	1	0	1						
Jeff Branson, L OBP: 0.319, SLG: 0.494						G4-3				G4-3	3	0	1	0	0	1	3						
Steve Peques, R OBP: 0.375, SLG: 0.286											1	0	0	0	0	0	0						
Johnny Ruffin, R											0	0	0	0	0	0	0						
Brian Dorsett, R OBP: 0.307, SLG: 0.350											4	0	0	0	0	0	1						
Erik Hanson, R ERA: 3.15	5.2	1	0	0	0	0	0	0	0	0	2	3	0.00	0.000									
Dave Otto, L ERA: 4.96	6.1	0.1	4	1	0	0	0	0	0	0	10	12	0.00	1.000									
Chuck Crim, R ERA: 3.47	7.1	1.0	4	1	0	0	0	0	0	0	12	18	0.00	0.500									
Dan Plesac, L ERA: 4.86	8.1	2.0	7	1	0	0	1	0	0	0	12	18	0.00	0.500									
Jose Bautista, R ERA: 4.03	10.1	0.1	L	5	2	1	1	0	1	1	6	15	27.00	9.000									
Inning Stats	R: 0 E: 0 K: 0 S: 6	H: 0 LOB: 0 BB: 1 P: 14	R: 0 E: 0 K: 2 S: 9	H: 0 LOB: 0 BB: 0 P: 14	R: 0 E: 0 K: 2 S: 10	H: 1 LOB: 1 BB: 0 P: 17	R: 0 E: 0 K: 3 S: 14	H: 1 LOB: 1 BB: 0 P: 23	R: 1 E: 0 K: 2 S: 11	H: 3 LOB: 3 BB: 1 P: 17	R: 0 E: 0 K: 10 S: 10	H: 1 LOB: 1 BB: 0 P: 12	R: 0 E: 0 K: 0 S: 4	H: 1 LOB: 1 BB: 0 P: 10	R: 0 E: 0 K: 0 S: 4	H: 0 LOB: 0 BB: 0 P: 8	R: 1 E: 0 K: 0 S: 6	H: 2 LOB: 3 BB: 2 P: 15	1B: 8 2B: 2 3B: 0 HR: 1	SF: 0 SAC: 1 DP: 1 HBP: 0	WP: 1 PB: 0 SB: 1 CS: 0	PA: 41	
PITCHER	IP WLS BF H R ER SO ERA WHIP	IP WLS BF H R ER SO ERA WHIP	IP WLS BF H R ER SO ERA WHIP	IP WLS BF H R ER SO ERA WHIP	IP WLS BF H R ER SO ERA WHIP	IP WLS BF H R ER SO ERA WHIP	IP WLS BF H R ER SO ERA WHIP	IP WLS BF H R ER SO ERA WHIP	IP WLS BF H R ER SO ERA WHIP	IP WLS BF H R ER SO ERA WHIP	IP WLS BF H R ER SO ERA WHIP	IP WLS BF H R ER SO ERA WHIP	IP WLS BF H R ER SO ERA WHIP	IP WLS BF H R ER SO ERA WHIP	IP WLS BF H R ER SO ERA WHIP	IP WLS BF H R ER SO ERA WHIP	IP WLS BF H R ER SO ERA WHIP	IP WLS BF H R ER SO ERA WHIP	IP WLS BF H R ER SO ERA WHIP	IP WLS BF H R ER SO ERA WHIP	IP WLS BF H R ER SO ERA WHIP	IP WLS BF H R ER SO ERA WHIP	IP WLS BF H R ER SO ERA WHIP
Erik Hanson, R ERA: 3.15	5.2	1	0	0	0	0	0	0	0	0	2	3	0.00	0.000									
Dave Otto, L ERA: 4.96	6.1	0.1	4	1	0	0	0	0	0	0	10	12	0.00	1.000									
Chuck Crim, R ERA: 3.47	7.1	1.0	4	1	0	0	0	0	0	0	12	18	0.00	0.500									
Dan Plesac, L ERA: 4.86	8.1	2.0	7	1	0	0	1	0	0	0	12	18	0.00	0.500									
Jose Bautista, R ERA: 4.03	10.1	0.1	L	5	2	1	1	0	1	1	6	15	27.00	9.000									

Chicago Cubs @ Cincinnati Reds
Riverfront Stadium, Cincinnati, OH
Sun Jul 17 1994, 3:33 AM EDT
Att. 36,475 - Sunny - 85 F


AB	36
R	3
H	10
RBI	3
BB	4
SO	11
LOB	16



Batter	1	2	3	4	5	6	7	8	9	AB	R	H	RBI	BB	SO	LOB	TOP										
Jerry Browne, S OBP: 0.390, SLG: 0.368	K		G6-3				L8			3	0	0	0	1	1	0											
Chuck Carr, S OBP: 0.302, SLG: 0.321	K		F9					G6-3		3	0	0	0	0	1	0											
Gary Sheffield, R OBP: 0.383, SLG: 0.573	HR			G6-3	G6-4-3			G5-3		3	2	1	1	1	0	3											
Jeff Conine, R OBP: 0.374, SLG: 0.524	G4-3			L8				K		4	1	1	1	0	1	1											
Bret Barberie, S OBP: 0.357, SLG: 0.401		K		G6-3				G5-3		4	0	1	0	0	1	1											
Dave Magadan, L OBP: 0.380, SLG: 0.322		1B			G4-3			G4-6-3		3	0	1	1	1	0	1											
Kurt Abbott, R OBP: 0.290, SLG: 0.385		BB		1B						4	0	0	0	0	1	2											
Rob Natal, R OBP: 0.467, SLG: 0.417				G5-3				G4-3		4	0	0	0	0	1	2											
Charlie Hough, R OBP: 0.147, SLG: 0.121			L9							1	0	0	0	0	0	0											
Richie Lewis, R										0	0	0	0	0	0	0											
Alex Arias, R OBP: 0.314, SLG: 0.305										1	0	0	0	0	0	0											
Luis Aquino, R										0	0	0	0	0	0	0											
Inning Stats	R: 1 E: 0 K: 2 S: 9	H: 1 LOB: 0 BB: 0 P: 16	R: 0 E: 0 K: 1 S: 13	H: 1 LOB: 2 BB: 1 P: 23	R: 0 E: 0 K: 0 S: 7	H: 0 LOB: 0 BB: 0 P: 12	R: 1 E: 0 K: 0 S: 10	H: 1 LOB: 1 BB: 1 P: 18	R: 0 E: 0 K: 0 S: 8	H: 0 LOB: 2 BB: 1 P: 18	R: 1 E: 0 K: 1 S: 10	H: 1 LOB: 0 BB: 0 P: 17	R: 0 E: 0 K: 0 S: 6	H: 0 LOB: 0 BB: 0 P: 7	R: 0 E: 0 K: 1 S: 8	H: 1 LOB: 0 BB: 0 P: 11	R: 0 E: 0 K: 0 S: 5	H: 1 LOB: 0 BB: 0 P: 7	1B: 3 2B: 1 3B: 0 HR: 2	SF: 0 SAC: 1 DP: 2 HBP: 1	WP: 0 PB: 0 SB: 0 CS: 0	PA: 34					
PITCHER	IP	WLS	BF	H	R	ER	SO	BB	IBB	HBP	BLK	WP	HR	S	P	ERA	WHIP										
Pete Schourek, L ERA: 4.61	7.0	W	28	5	3	3	4	3	0	1	0	0	2	63	111	3.86	1.143										
Johnny Ruffin, R ERA: 2.75	2.0	S	6	1	0	0	1	0	0	0	0	0	0	13	18	0.00	0.500										

Florida Marlins @ Cincinnati Reds
Riverfront Stadium, Cincinnati, OH
Mon Jul 18 1994, 7:05 PM EDT
Att: 27,424 - Unknown - 84 F


AB 29
R 3
H 6
RBI 3
BB 3
SO 5
LOB 8





Batter	1	2	3	4	5	6	7	8	9	AB	R	H	RBI	BB	SO	LOB	BOTTOM										
Jacob Brumfield, R OBP: 0.413, SLG: 0.551	3B		BLK		L7			G5-3		3	2	1	0	1	0	0											
Barry Larkin, R OBP: 0.373, SLG: 0.407	1B		BB							3	1	1	1	0	0	0											
Hal Morris, L OBP: 0.392, SLG: 0.510	G4-3									4	0	0	1	0	1	1											
Kevin Mitchell, R OBP: 0.414, SLG: 0.672	F9									4	1	2	2	0	0	0											
Reggie Sanders, R OBP: 0.346, SLG: 0.529										2	1	1	1	1	0	1											
Bret Boone, R OBP: 0.371, SLG: 0.471	F9									2	0	0	0	1	0	1											
Jeff Branson, L OBP: 0.309, SLG: 0.478										3	0	0	0	0	0	1											
Brian Dorsett, R OBP: 0.302, SLG: 0.344										3	0	0	0	0	2	0											
Pete Schourek, L ERA: 4.76										2	0	0	0	0	0	0											
Lenny Harris, L OBP: 0.329, SLG: 0.370										1	0	0	0	0	0	0											
Johnny Ruffin, R										0	0	0	0	0	0	0											
Inning Stats	R: 2 E: 0 K: 0 S: 12	H: 2 LOB: 1 BB: 1 P: 21	R: 0 E: 0 K: 1 S: 7	H: 0 LOB: 0 BB: 0 P: 7	R: 1 E: 0 K: 0 S: 11	H: 1 LOB: 1 BB: 1 P: 17	R: 0 E: 0 K: 1 S: 8	H: 0 LOB: 0 BB: 0 P: 12	R: 0 E: 0 K: 0 S: 8	H: 0 LOB: 0 BB: 0 P: 15	R: 2 E: 0 K: 0 S: 7	H: 2 LOB: 0 BB: 1 P: 16	R: 0 E: 0 K: 0 S: 8	H: 0 LOB: 0 BB: 0 P: 11	R: 0 E: 0 K: 1 S: 7	H: 0 LOB: 0 BB: 0 P: 9	1B: 1 2B: 1 3B: 1 HR: 2	SF: 0 SAC: 1 DP: 1 HBP: 0	WP: 0 PB: 0 SB: 0 CS: 0	PA: 31							
PITCHER	IP	WLS	BF	H	R	ER	SO	BB	IBB	HBP	BLK	WP	HR	S	P	ERA	WHIP										
Charlie Hough, R	5.1	L	23	5	5	5	2	2	0	0	1	0	2	52	82	8.44	1.312										
Richie Lewis, R ERA: 4.25	0.2		2	0	0	0	0	1	0	0	0	0	0	1	6	0.00	1.500										
Luis Aquino, R ERA: 4.6	2.0		6	0	0	0	1	0	0	0	0	0	0	15	20	0.00	0.000										

Florida Marlins @ Cincinnati Reds
Riverfront Stadium, Cincinnati, OH
Mon Jul 18 1994, 7:05 PM EDT
Att: 27,424 - Unknown - 84 F

AB 27
R 5
H 5
RBI 5
BB 3
SO 3
LOB 4



Batter	1	2	3	4	5	6	7	8	9	AB	R	H	RBI	BB	SO	LOB	TOP				
Jerry Browne, S (1,5) OBP: 0.384, SLG: 0.361	F7			F8	L3		G6-3		P5	5	0	0	0	0	0	3	Florida Marlins @ Cincinnati Reds Riverfront Stadium, Cincinnati, OH Tue Jul 19 1994, 7:05 PM EDT Att: 26,847 - Unknown - 92 F AB 38 R 5 H 9 RBI 3 BB 2 SO 9 LOB 18 				
Chuck Carr, S (1,8) OBP: 0.307, SLG: 0.327 Robb Nen, R (8,1) Rob Natal, R (9,PH) OBP: 0.438, SLG: 0.385	K			E			HR		K	3	2	2	0	0	1	0					
Gary Sheffield, R (1,9) OBP: 0.384, SLG: 0.581	G5-3			E5			2B		F7	5	1	2	2	0	0	2					
Jeff Conine, R (1,7) OBP: 0.377, SLG: 0.526				F9			HR		E7	4	0	2	0	1	1	2					
Benito Santiago, R (1,2) OBP: 0.329, SLG: 0.401				K			1B		2B	5	0	0	0	0	2	6					
Dave Magadan, L (1,3) OBP: 0.378, SLG: 0.317				F9			G4-3		F8	3	0	0	0	1	0	1					
Bret Barberie, S (1,4) OBP: 0.354, SLG: 0.397 Jeff Mutis, L (6,1) Carl Everett, S (8,PH) OBP: 0.255, SLG: 0.364				G5-3			F9		K	3	0	0	0	0	1	1					
Kurt Abbott, R (1,6) OBP: 0.289, SLG: 0.383				K			E4		2B	4	1	1	0	0	2	1					
Mark Gardner, R (1,1) OBP: 0.111, SLG: 0.059 Terry Mathews, L (4,1) OBP: 0.300, SLG: 0.667 Alex Arias, R (5,PH) John Johnstone, R (5,1) Mario Diaz, R (6,4) OBP: 0.417, SLG: 0.558				K			1B		F9	1	0	0	0	0	1	0					
							1B		G6-3	0	0	0	0	0	0	0					
							1B		BLK	2	1	1	1	0	0	1					
Inning Stats	R: 0 E: 0 K: 1 S: 9	H: 0 LOB: 0 BB: 0 P: 11	R: 0 E: 0 K: 1 S: 8	H: 0 LOB: 0 BB: 0 P: 15	R: 0 E: 0 K: 2 S: 13	H: 0 LOB: 0 BB: 0 P: 18	R: 0 E: 1 K: 1 S: 14	H: 1 LOB: 2 BB: 0 P: 18	R: 2 E: 0 K: 1 S: 14	H: 3 LOB: 1 BB: 0 P: 18	R: 3 E: 1 K: 1 S: 18	H: 3 LOB: 1 BB: 0 P: 25	R: 0 E: 0 K: 1 S: 10	H: 0 LOB: 1 BB: 1 P: 21	R: 0 E: 0 K: 1 S: 11	H: 1 LOB: 2 BB: 1 P: 21		1B: 5 2B: 3 3B: 0 HR: 1	SF: 0 SAC: 0 DP: 0 HBP: 1	WP: 0 PB: 0 SB: 0 CS: 0	PA: 41
PITCHER	IP WLS BF H R ER SO BB IBB HBP BLK WP HR S P ERA WHIP																				
John Smiley, L (1,1) ERA: 3.61	6.1 W 29 7 5 4 6 0 0 1 1 0 1 73 107 5.68 1.105																				
Rich DeLucia, R (7,1) ERA: 4.22	1.2 7 1 0 0 2 1 0 0 0 0 0 23 37 0.00 1.200																				
Tim Fortugno, L (9,1) ERA: 2.63	1.0 5 1 0 0 1 1 0 0 0 0 0 11 21 0.00 2.000																				

Batter	1	2	3	4	5	6	7	8	9	AB	R	H	RBI	BB	SO	LOB	BOTTOM				
Jacob Brumfield, R (1,8) OBP: 0.423, SLG: 0.590	2B	P1		HR		K	1B			5	2	3	1	0	1	1	Florida Marlins @ Cincinnati Reds Riverfront Stadium, Cincinnati, OH Tue Jul 19 1994, 7:05 PM EDT Att: 26,847 - Unknown - 92 F AB 39 R 13 H 18 RBI 12 BB 2 SO 6 LOB 15 				
Barry Larkin, R (1,6) OBP: 0.377, SLG: 0.409 Tony Fernandez, S (4,PH) OBP: 0.386, SLG: 0.466	2B	1B		G4-3		HR	3B		G6-3	1	1	1	0	1	0	0					
Hal Morris, L (1,3) OBP: 0.395, SLG: 0.522 Tim Fortugno, L (9,1)	1B	1B		F7		HR	HR		G6-3	5	2	3	3	0	0	2					
Kevin Mitchell, R (1,7) OBP: 0.412, SLG: 0.665 Steve Pegues, R (7,7) OBP: 0.333, SLG: 0.250	1B	K		F8		K			K	4	1	1	1	0	2	2					
Reggie Sanders, R (1,9) OBP: 0.348, SLG: 0.533 Rich DeLucia, R (7,1)	1B	K		G1-3		1B			P6	3	2	1	0	1	1	2					
Jeff Branson, L (8,PH) OBP: 0.305, SLG: 0.473	1B	K		G1-3		1B			P6	0	0	0	0	0	0	0					
Lenny Harris, L (1,5) OBP: 0.344, SLG: 0.384	1B			PB		F8	1B		G4-3	5	2	3	2	0	0	0					
Bret Boone, R (1,4) OBP: 0.369, SLG: 0.468	F7			G6-3		1B			F9	4	0	1	0	0	0	5					
Eddie Taubensee, L (1,2) OBP: 0.312, SLG: 0.486				SF7		P6			BLK	3	1	2	3	0	0	1					
John Smiley, L (1,1) OBP: 0.250, SLG: 0.267 Thomas Howard, S (7,9) OBP: 0.312, SLG: 0.426	G3-6-4			K		PB			F8	3	1	1	0	0	1	1					
										1	0	0	0	0	0	1					
Inning Stats	R: 6 E: 0 K: 0 S: 23	H: 6 LOB: 1 BB: 1 P: 38	R: 0 E: 0 K: 2 S: 13	H: 1 LOB: 2 BB: 1 P: 19	R: 1 E: 0 K: 1 S: 10	H: 1 LOB: 0 BB: 0 P: 18	R: 1 E: 0 K: 0 S: 8	H: 1 LOB: 0 BB: 0 P: 13	R: 0 E: 0 K: 0 S: 9	H: 1 LOB: 1 BB: 0 P: 12	R: 4 E: 0 K: 2 S: 20	H: 5 LOB: 1 BB: 0 P: 34	R: 1 E: 0 K: 0 S: 9	H: 3 LOB: 1 BB: 0 P: 14	R: 0 E: 0 K: 1 S: 10	H: 0 LOB: 0 BB: 0 P: 13		1B: 13 2B: 1 3B: 2 HR: 2	SF: 1 SAC: 0 DP: 2 HBP: 0	WP: 0 PB: 2 SB: 0 CS: 0	PA: 42
PITCHER	IP WLS BF H R ER SO BB IBB HBP BLK WP HR S P ERA WHIP																				
Mark Gardner, R (1,1) ERA: 5.13	3.0 L 18 8 7 6 3 2 0 0 0 0 0 0 46 75 18.00 3.333																				
Terry Mathews, R (4,1) ERA: 3.41	1.0 4 1 1 1 0 0 0 0 0 0 0 1 8 13 9.00 1.000																				
John Johnstone, R (5,1) ERA: 5.4	1.2 10 5 4 4 2 0 0 0 0 0 0 1 25 38 21.60 3.000																				
Jeff Mutis, L (6,1) ERA: 4.54	1.1 7 4 1 1 0 0 0 0 0 1 0 0 13 22 6.75 3.000																				
Robb Nen, R (8,1) ERA: 2.87	1.0 3 0 0 0 1 0 0 0 0 0 0 0 10 13 0.00 0.000																				

Batter	1	2	3	4	5	6	7	8	9	AB	R	H	RBI	BB	SO	LOB	TOP										
Jerry Browne, S OBP: 0.386, SLG: 0.363	2-1 F8	3-2 F8								4	1	1	1	2	0	2	Florida Marlins @ Cincinnati Reds Riverfront Stadium, Cincinnati, OH Wed Jul 20 1994, 7:05 PM EDT Att: 25,555 - Cloudy - 87 F										
Chuck Carr, S OBP: 0.303, SLG: 0.322	1-3 K		2-1 G3							5	0	0	0	0	3	4											
Carl Everett, S Yorkis Perez, L Robb Nen, R	2-2 1B S PB		2-3 K							5	1	2	1	0	1	1											
Jeff Conine, R OBP: 0.380, SLG: 0.527	3-2 PB BB 1B		1-3 K							5	1	3	0	0	1	1											
Dave Magadan, L OBP: 0.386, SLG: 0.322	4-1 1B 1-2 BB									3	2	2	0	1	0	2											
Bret Barberie, S OBP: 0.352, SLG: 0.393	3-2 FC6-4 1B									5	0	1	2	0	2	6											
Alex Arias, R OBP: 0.315, SLG: 0.307	0-2 FC6-4 1-2									5	0	1	0	0	0	4											
Rob Natal, R OBP: 0.429, SLG: 0.389		3-2 G6-3								5	1	2	0	0	1	1											
David Weathers, R Luis Aquino, L Terry Mathews, R Gary Sheffield, R	0-0 G5-3									1	0	0	0	0	0	0											
Inning Stats	R: 3 E: 0 K: 1 S: 19	H: 3 LOB: 1 BB: 1 P: 34	R: 0 E: 0 K: 0 S: 9	H: 0 LOB: 0 BB: 0 P: 15	R: 0 E: 0 K: 2 S: 8	H: 0 LOB: 0 BB: 0 P: 13	R: 0 E: 0 K: 2 S: 12	H: 1 LOB: 1 BB: 0 P: 16	R: 2 E: 0 K: 1 S: 16	H: 4 LOB: 2 BB: 1 P: 22	R: 0 E: 0 K: 1 S: 12	H: 1 LOB: 2 BB: 1 P: 22	R: 0 E: 0 K: 0 S: 13	H: 2 LOB: 2 BB: 0 P: 20	R: 2 E: 0 K: 0 S: 10	H: 2 LOB: 1 BB: 1 P: 19		R: 1 E: 0 K: 0 S: 12	H: 2 LOB: 2 BB: 0 P: 18	1B: 13 2B: 1 3B: 0 HR: 1	SF: 0 SAC: 0 DP: 0 HBP: 1	WP: 0 PB: 1 SB: 1 CS: 0	PA: 46				
PITCHER	IP	WLS	BF	H	R	ER	SO	BB	IBB	HBP	BLK	WP	HR	S	P	ERA	WHIP										
Jose Rijo, R ERA: 3.1	6.0		29	9	5	4	8	2	0	0	0	0	0	76	122	6.00	1.833										
Chuck McElroy, L ERA: 1.92	0.2	4	2	0	0	0	0	0	0	0	0	0	0	9	14	0.00	3.000										
Jeff Brantley, R ERA: 2.61	1.1	L	7	2	2	2	0	1	0	0	0	0	1	14	25	13.50	2.250										
Hector Carrasco, R ERA: 2.34	1.0		6	2	1	1	0	0	0	1	0	0	0	12	18	9.00	2.000										

Batter	1	2	3	4	5	6	7	8	9	AB	R	H	RBI	BB	SO	LOB	BOTTOM										
Jacob Brumfield, R OBP: 0.422, SLG: 0.575	1-0 CS 1B									4	1	1	0	1	0	2	Florida Marlins @ Cincinnati Reds Riverfront Stadium, Cincinnati, OH Wed Jul 20 1994, 7:05 PM EDT Att: 25,555 - Cloudy - 87 F										
Barry Larkin, R OBP: 0.374, SLG: 0.409	3-3 K 1-2	4-1 FC5-2-5 1B BB 2-3 3-H								5	1	1	0	0	1	4											
Hal Morris, L OBP: 0.393, SLG: 0.518	2-1 G4-3									5	0	1	1	0	0	1											
Kevin Mitchell, R OBP: 0.412, SLG: 0.660										2	1	0	1	2	0	2											
Reggie Sanders, R OBP: 0.349, SLG: 0.530										4	1	1	0	1	1	1											
Tony Fernandez, S OBP: 0.388, SLG: 0.466										4	1	2	0	0	0	2											
Bret Boone, R OBP: 0.371, SLG: 0.479										4	2	2	3	0	0	1											
Eddie Taubensee, L OBP: 0.312, SLG: 0.483										3	0	1	1	0	0	1											
Brian Dorsett, R OBP: 0.301, SLG: 0.342										1	0	0	0	0	0	0											
Jose Rijo, R Lenny Hayes, L Chuck McElroy, L Jeff Brantley, R Steve Pequeva, R Hector Carrasco, R	0-0 SH1-4 1B									1	0	0	0	0	1	0											
Inning Stats	R: 0 E: 0 K: 1 S: 6	H: 1 LOB: 0 BB: 0 P: 12	R: 5 E: 0 K: 0 S: 16	H: 4 LOB: 3 BB: 3 P: 34	R: 0 E: 0 K: 1 S: 7	H: 0 LOB: 0 BB: 0 P: 11	R: 0 E: 0 K: 0 S: 8	H: 0 LOB: 1 BB: 1 P: 15	R: 1 E: 0 K: 0 S: 9	H: 2 LOB: 1 BB: 0 P: 16	R: 0 E: 0 K: 0 S: 9	H: 1 LOB: 1 BB: 0 P: 12	R: 0 E: 0 K: 0 S: 14	H: 1 LOB: 1 BB: 0 P: 22	R: 1 E: 0 K: 1 S: 7	H: 1 LOB: 0 BB: 0 P: 12	1B: 9 2B: 1 3B: 0 HR: 1	SF: 1 SAC: 1 DP: 0 HBP: 0	WP: 2 PB: 1 SB: 1 CS: 1	PA: 41							
PITCHER	IP	WLS	BF	H	R	ER	SO	BB	IBB	HBP	BLK	WP	HR	S	P	ERA	WHIP										
David Weathers, R ERA: 4.49	1.2		12	5	5	5	1	3	0	0	0	0	0	20	44	27.00	4.800										
Luis Aquino, R ERA: 4.15	3.1		12	1	0	0	1	1	0	0	0	0	0	23	34	0.00	0.600										
Terry Mathews, R ERA: 3.48	2.0	W	9	3	1	1	0	0	0	0	0	1	1	18	28	4.50	1.500										
Yorkis Perez, L ERA: 3.45	0.2		3	1	0	0	0	0	0	0	0	0	0	11	17	0.00	1.500										
Robb Nen, R ERA: 2.98	1.1	S	5	1	1	1	1	0	0	0	0	1	0	10	17	6.75	0.750										



Batter	1	2	3	4	5	6	7	8	9	10	11	12	13	AB	R	H	RBI	BB	SO	LOB	TOP	
Jacob Brumfield, R OBP: 0.416, SLG: 0.571 (1, 8)	P3		F7			2B			2B				1B	6	2	3	1	0	1	2		
Barry Larkin, R OBP: 0.376, SLG: 0.415 (1, 6)	K		FC6-4			K			SH3-4 2H				1B	5	0	2	1	1	2	2		
Lenny Harris, L OBP: 0.417, SLG: 0.385 (1, 3)	P6								SH3-4					3	0	0	0	0	0	1		
Jerome Walton, R OBP: 0.347, SLG: 0.412 (9, PH) (9, 3)						L6			2-2					2	0	1	1	0	1	1		
Kevin Mitchell, R OBP: 0.471, SLG: 0.665 (9, 1)									4-0					2	0	0	0	0	0	0		
Jeff Brantley, R OBP: 0.365, SLG: 0.394 (11, PH) (11, 1)						K			0-3					0	0	0	0	0	0	0		
Deion Sanders, L OBP: 0.346, SLG: 0.394 (11, 1)														3	0	0	0	0	0	1		
Johnny Ruffin, R OBP: 0.347, SLG: 0.412 (9, 3)									2-2					2	0	1	1	0	1	1		
Reggie Sanders, R OBP: 0.340, SLG: 0.516 (1, 9)									3-3					5	0	0	0	0	3	3		
Tony Fernandez, S OBP: 0.384, SLG: 0.459 (1, 5)									1-2					5	0	0	0	0	1	3		
Bret Boone, R OBP: 0.362, SLG: 0.466 (1, 4)									1-1					5	0	0	0	0	3	1		
Eddie Taubensee, L OBP: 0.321, SLG: 0.506 (1, 2)									2-0					5	1	2	0	0	1	0		
Erik Hanson, R OBP: 0.171, SLG: 0.200 (6, PH) (8, 1)									3-2					2	0	1	0	0	0	0		
Jeff Branson, L OBP: 0.302, SLG: 0.467 (8, 1)									1-0					1	0	0	0	0	0	0		
Chuck McElroy, L OBP: 0.167, SLG: 0.167 (8, 1)									1-2					0	0	0	0	0	0	0		
Hector Carrasco, R OBP: 0.314, SLG: 0.427 (9, 7)									3-2					0	0	0	0	0	0	0		
Thomas Howard, S OBP: 0.321, SLG: 0.427 (9, 7)									1-2					1	0	1	0	0	0	0		
Inning Stats	R: 0 E: 0 K: 1 S: 10	H: 0 LOB: 0 BB: 0 P: 12	R: 0 E: 0 K: 2 S: 8	H: 0 LOB: 1 BB: 1 P: 14	R: 0 E: 0 K: 2 S: 9	H: 0 LOB: 0 BB: 0 P: 15	R: 0 E: 0 K: 3 S: 10	H: 0 LOB: 0 BB: 0 P: 16	R: 0 E: 0 K: 2 S: 8	H: 1 LOB: 1 BB: 0 P: 12	R: 0 E: 0 K: 3 S: 9	H: 1 LOB: 0 BB: 0 P: 12	R: 0 E: 0 K: 1 S: 11	H: 1 LOB: 0 BB: 0 P: 15	R: 0 E: 0 K: 1 S: 5	H: 0 LOB: 0 BB: 0 P: 5	R: 2 E: 0 K: 0 S: 9	H: 3 LOB: 1 BB: 1 P: 19	1B: 7 2B: 3 3B: 0 HR: 0	SF: 0 SAC: 2 DP: 1 HBP: 0	W/P: 0 P/B: 0 SB: 2 CS: 1	PA: 50
PITCHER	IP	WLS	BF	H	R	ER	SO	BB	IBB	HBP	BLK	WP	HR	S	P	ERA	WHIP					
Kevin Foster, R ERA: 2.89 (1, 1)	8.0		29	5	1	1	10	1	0	0	0	0	0	78	119	1.12	0.750					
Randy Myers, L ERA: 3.15 (9, 1)	1.0		4	0	0	0	1	0	1	0	0	0	0	11	22	0.00	0.000					
Jose Bautista, R ERA: 3.77 (10, 1)	2.0		7	2	0	0	2	0	0	0	0	0	0	22	26	0.00	1.000					
Chuck Crim, R ERA: 3.78 (12, 1)	2.0	L	9	3	2	2	1	0	1	0	0	0	0	14	24	9.00	1.500					

Cincinnati Reds @ Chicago Cubs
Wrigley Field, Chicago, IL
Sat Jul 23 1994, 3:33 AM CDT
Att. 41,010 - Sunny

AB 44
R 3
H 10
RBI 3
BB 3
SO 14
LOB 16

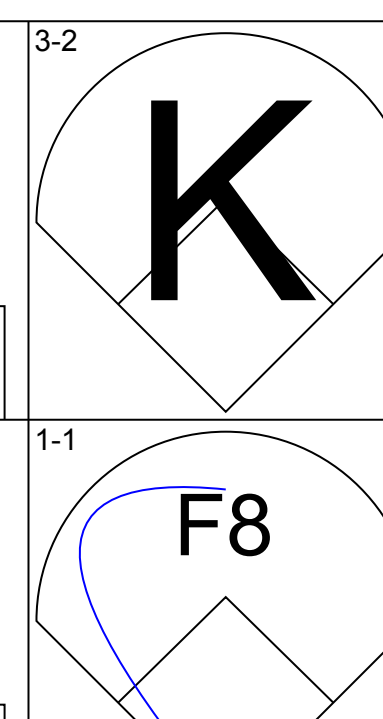
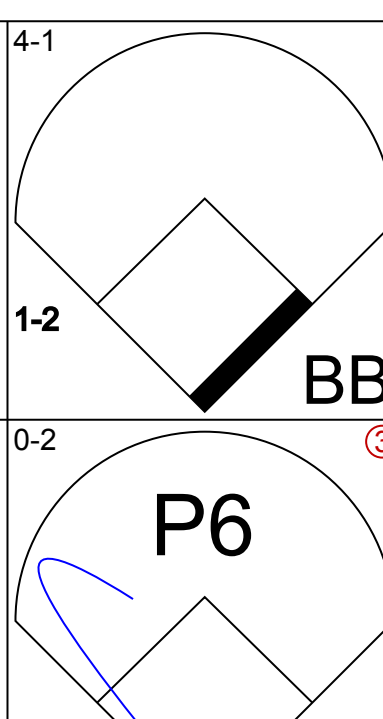
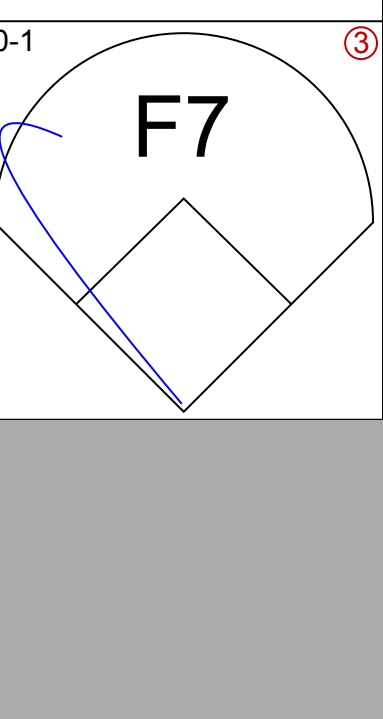
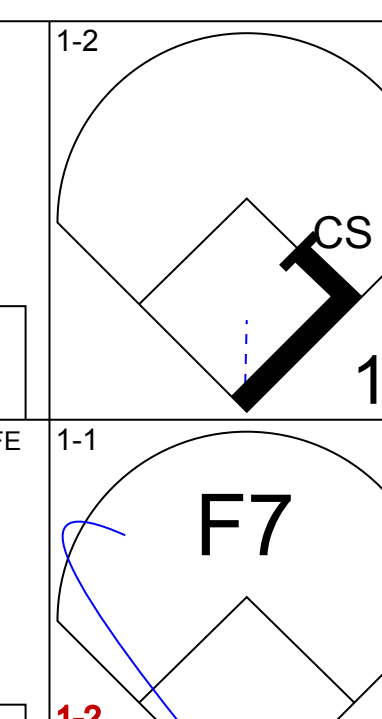
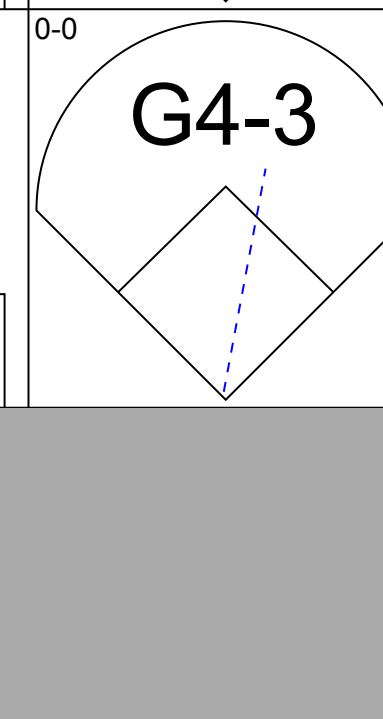

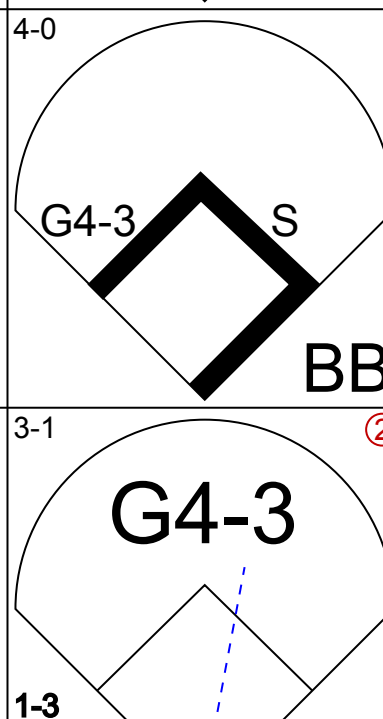
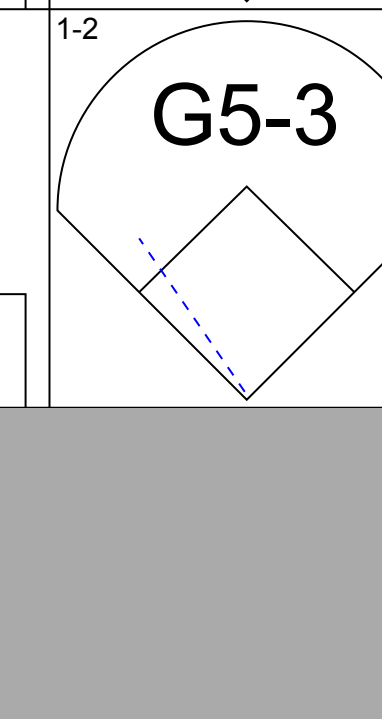

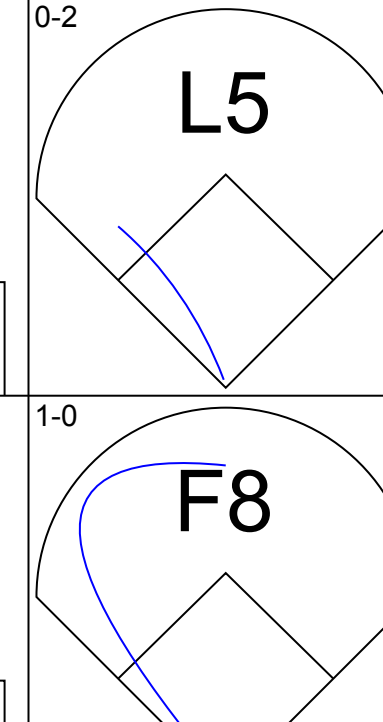
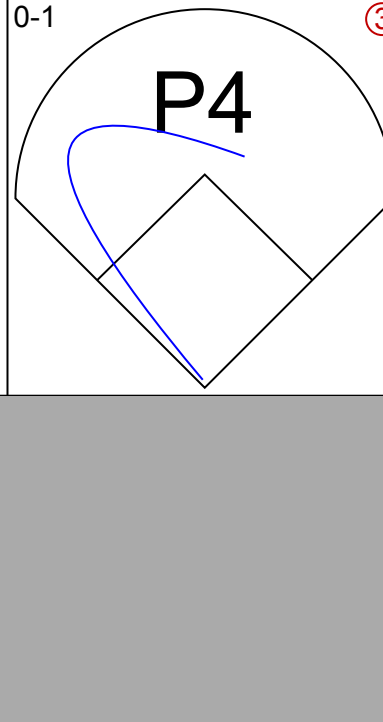

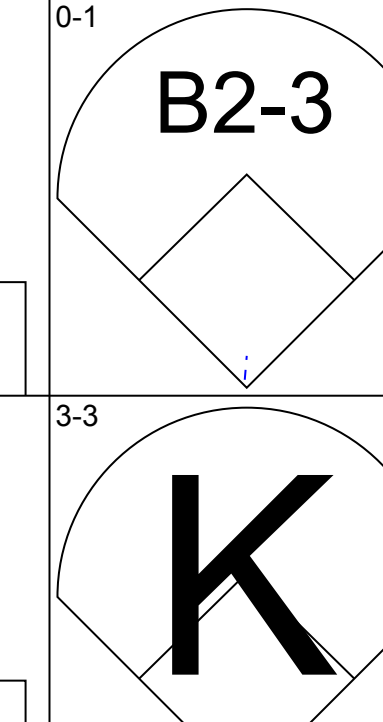
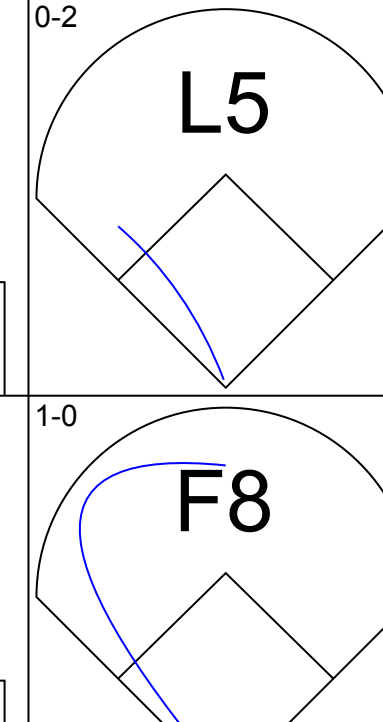
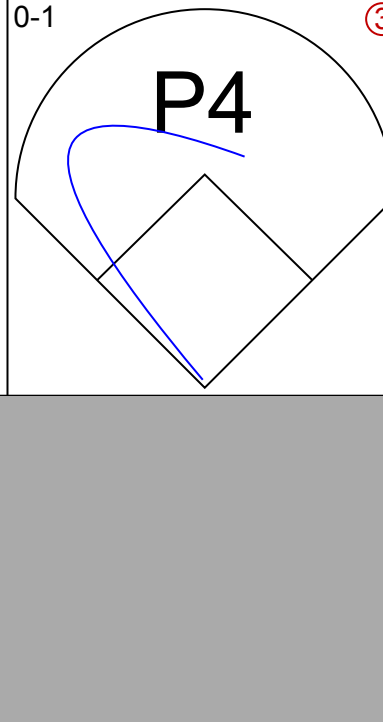
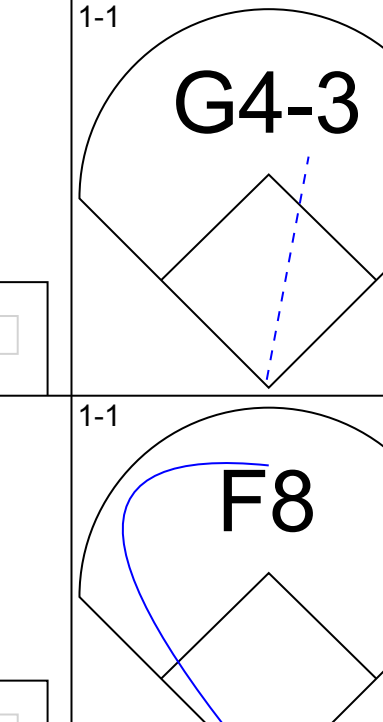




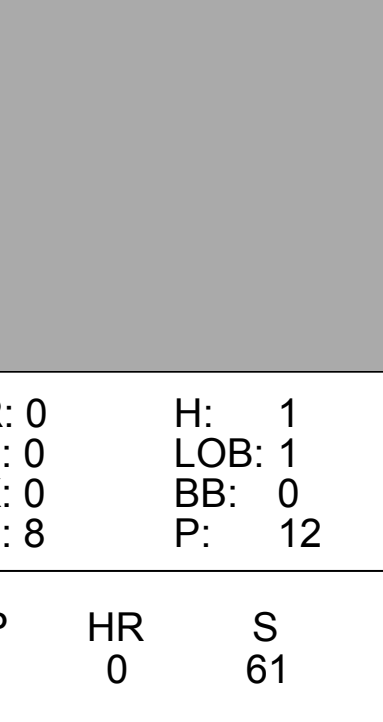
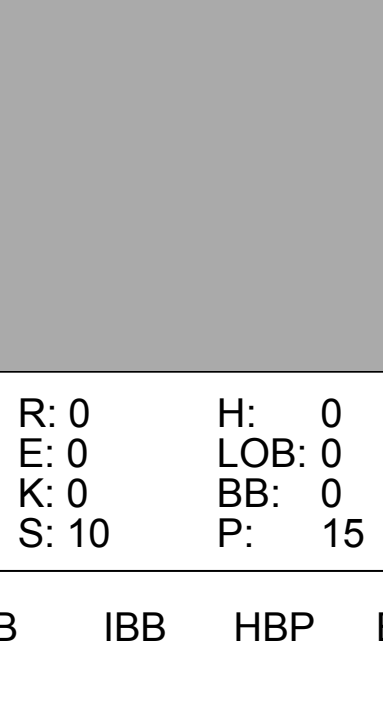
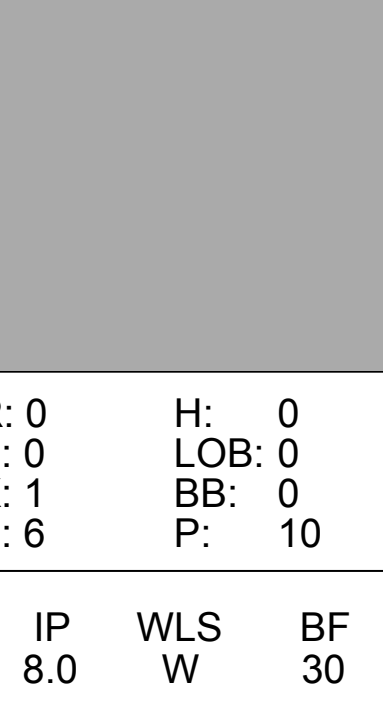
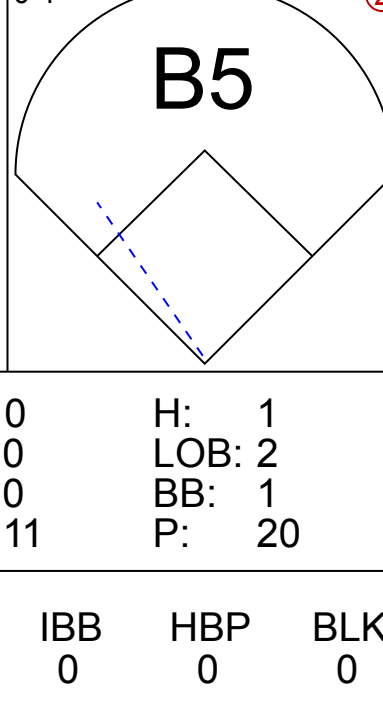
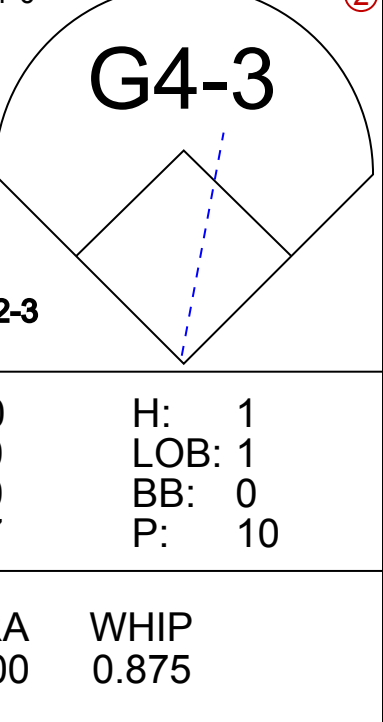
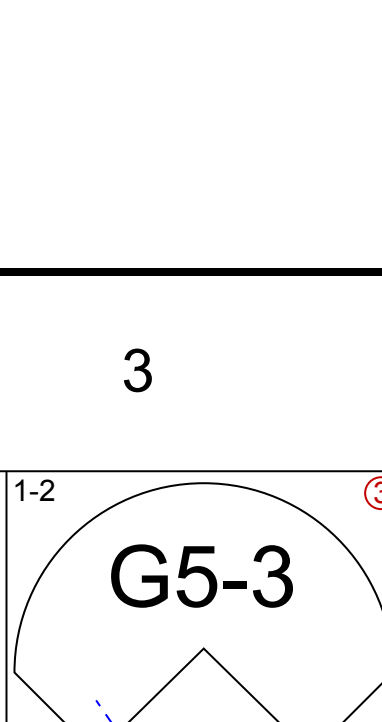
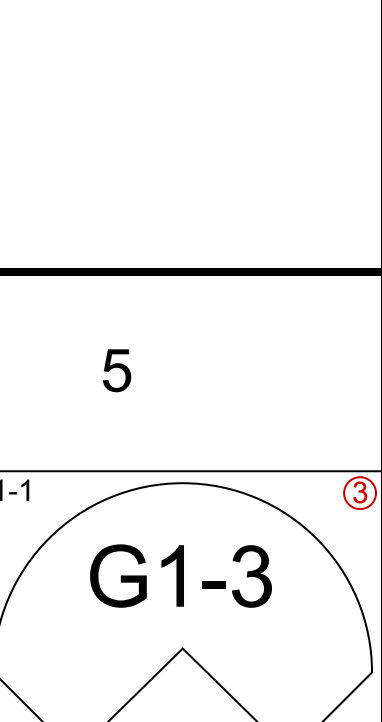
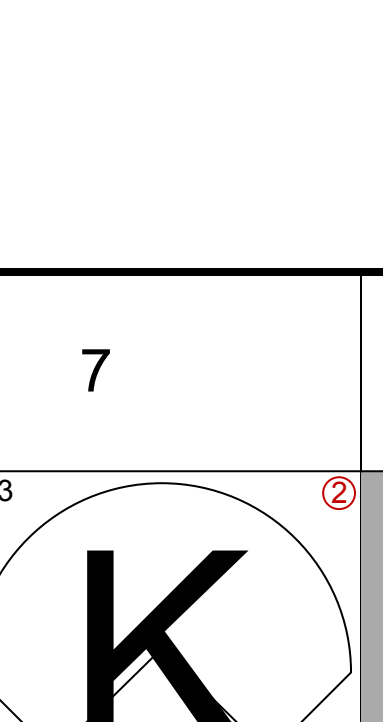


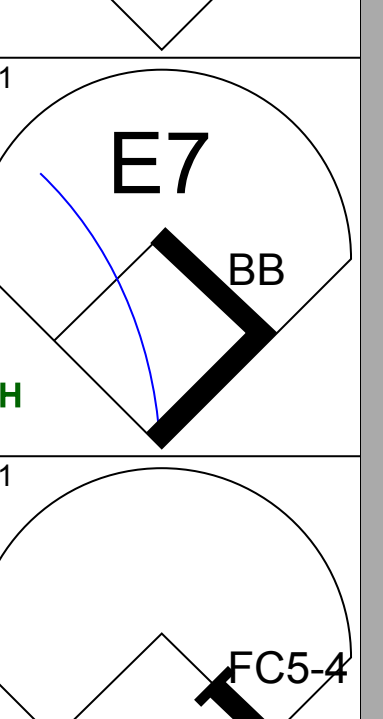


Batter	1	2	3	4	5	6	7	8	9	10	11	12	13	AB	R	H	RBI	BB	SO	LOB	BOTTOM			
José Hernández, R OBP: 0.316, SLG: 0.368 (13, PH) (13, 4)	G4-3		K					G6-3	G5-3				FC5-4	5	0	0	0	1	2	3				
Derrick May, L OBP: 0.320, SLG: 0.377 (10, 1)	G4-3		P6					G4-3	G3					5	0	1	0	0	0	1				
Mike Meksudjan, L OBP: 0.500, SLG: 0.385 (12, 1)	L8 2B							G4-3	G3					0	0	0	0	0	0	0				
Mark Grace, L OBP: 0.371, SLG: 0.405 (1, 3)								G6-3						5	1	2	0	1	0	2				
Sammy Sosa, R OBP: 0.333, SLG: 0.567 (1, 9)	L8 2B													6	0	3	1	0	0	3				
Glenallen Hill, R OBP: 0.370, SLG: 0.465 (1, 8)	K													4	0	1	0	2	1	3				
Rick Wilkins, L OBP: 0.309, SLG: 0.368 (1, 2)														4	0	0	0	1	1	4				
Steve Buechele, R OBP: 0.329, SLG: 0.394 (1, 5)														6	0	1	0	0	4	5				
Rey Sanchez, R OBP: 0.338, SLG: 0.322 (1, 4)														6	0	0	0	0	1	2				
Kevin Foster, R OBP: 0.143, SLG: 0.100 (9, 1)														3	0	0	0	0	2	2				
Randy Myers, L OBP: 0.322, SLG: 0.396 (9, PH) (10, 7)														3	0	1	0	0	0	0				
Inning Stats	R: 0 E: 0 K: 1 S: 10	H: 1 LOB: 2 BB: 1 P: 18	R: 0 E: 0 K: 2 S: 9	H: 0 LOB: 0 BB: 0 P: 15	R: 0 E: 0 K: 0 S: 7	H: 1 LOB: 0 BB: 0 P: 11	R: 0 E: 0 K: 1 S: 11	H: 1 LOB: 2 BB: 1 P: 18	R: 0 E: 0 K: 2 S: 8	H: 1 LOB: 1 BB: 0 P: 14	R: 1 E: 0 K: 1 S: 13	H: 2 LOB: 3 BB: 1 P: 26	R: 0 E: 0 K: 0 S: 12	H: 1 LOB: 1 BB: 0 P: 19	R: 0 E: 0 K: 2 S: 15	H: 2 LOB: 2 BB: 0 P: 22	R: 0 E: 0 K: 0 S: 7	H: 0 LOB: 0 BB: 0 P: 12	R: 0 E: 1 K: 0 S: 9	H: 0 LOB: 1 BB: 0 P: 15	1B: 7 2B: 2 3B: 0 HR: 0	SF: 0 SAC: 0 DP: 0 HBP: 1	W/P: 0 P/B: 0 SB: 3 CS: 1	PA: 56
PITCHER	IP	WLS	BF	H	R	ER	SO	BB	IBB	HBP	BLK	WP	HR	S	P	ERA	WHIP							
Erik Hanson, R ERA: 4.23 (8, 1)	7.0		27	4	0	0	8	3	0	0	0	0	0	63	106	0.00	1.000							
Chuck McElroy, L ERA: 2.06 (8, 1)	0.2		3	1	1	1	0	0	0	0	0	0	0	4	10	13.50	1.500							
Hector Carrasco, R ERA: 2.27 (9, 1)	0.1		4	1	0	0	1	1	0	1	0	0	0	9	16	0.00	6.000							
Jeff Brantley, R ERA: 2.52 (11, 1)	2.0		9	3	0	0	2	0	0	0	0	0	0	27	41	0.00	1.500							
Johnny Ruffin, R ERA: 2.58 (11, 1)	3.0	W	12	0	0	0	0	2	0	0	0	0	0	24	46	0.00	0.667							

Cincinnati Reds @ Chicago Cubs
Wrigley Field, Chicago, IL
Sat Jul 23 1994, 3:33 AM CDT
Att. 41,010 - Sunny

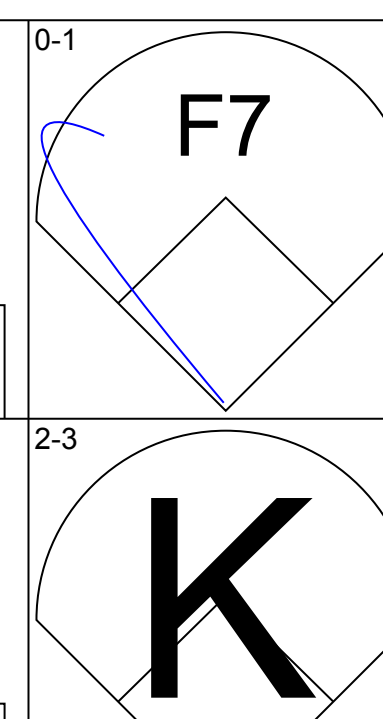
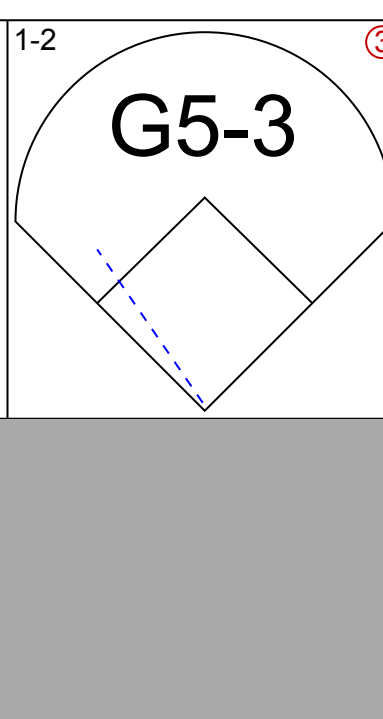
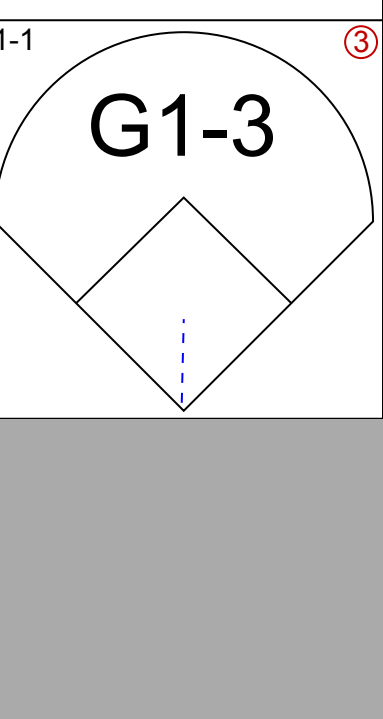
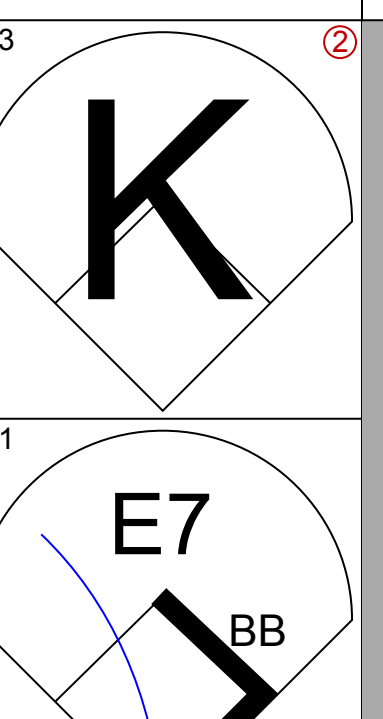

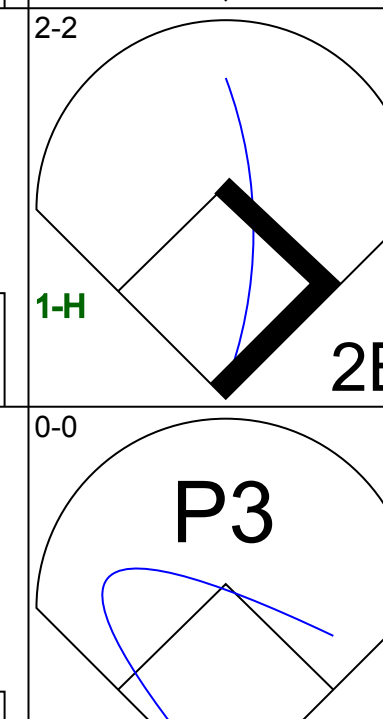
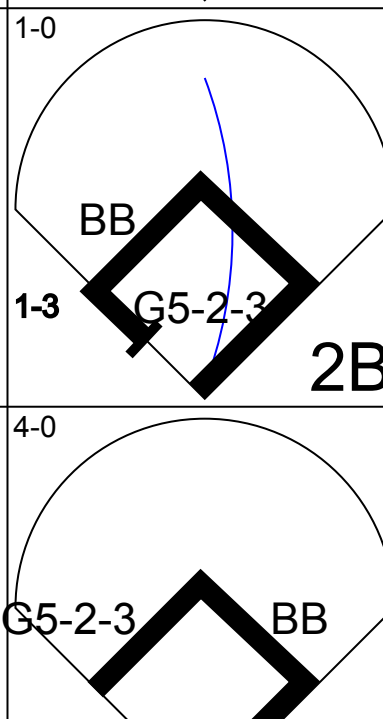


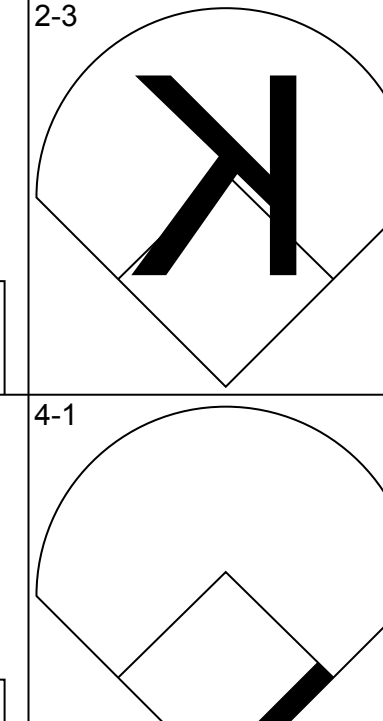
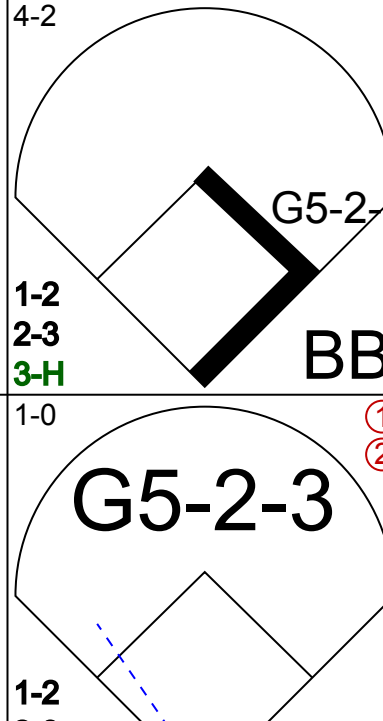
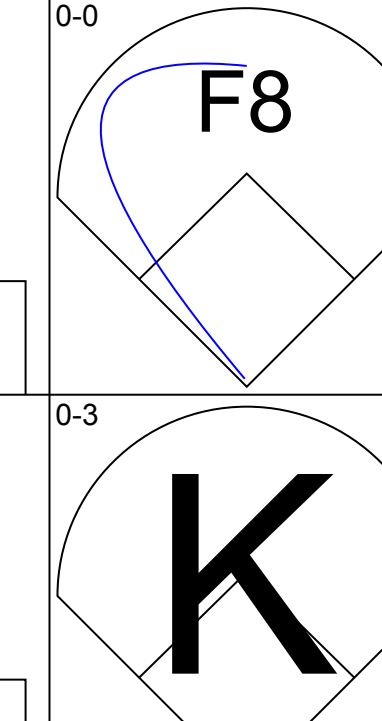



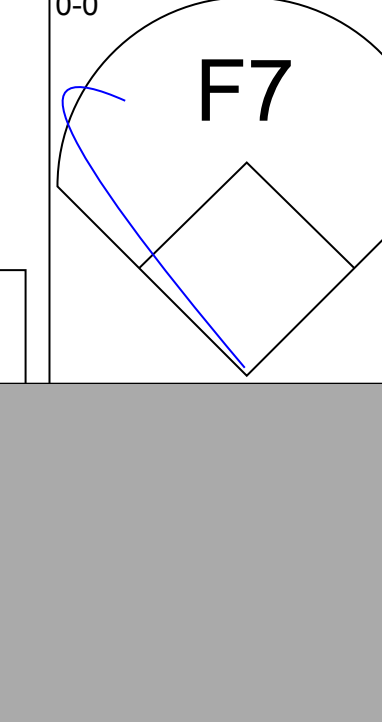
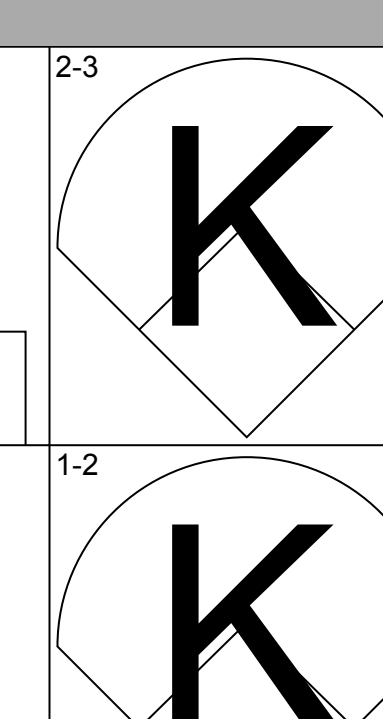
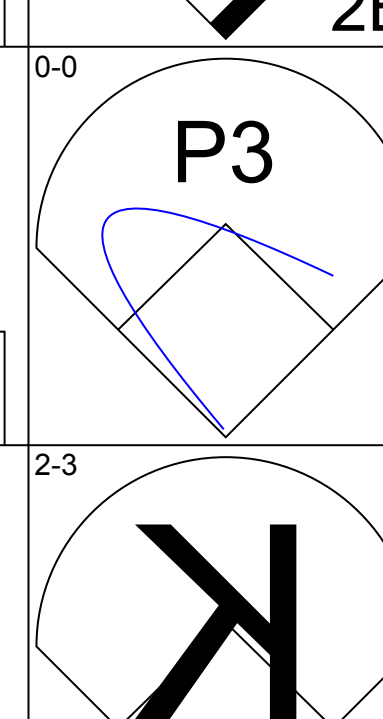
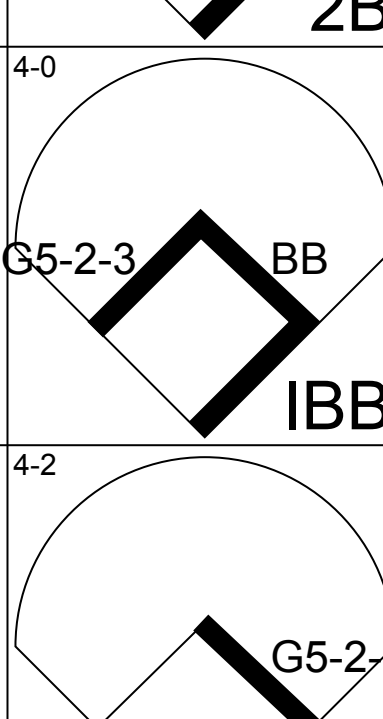
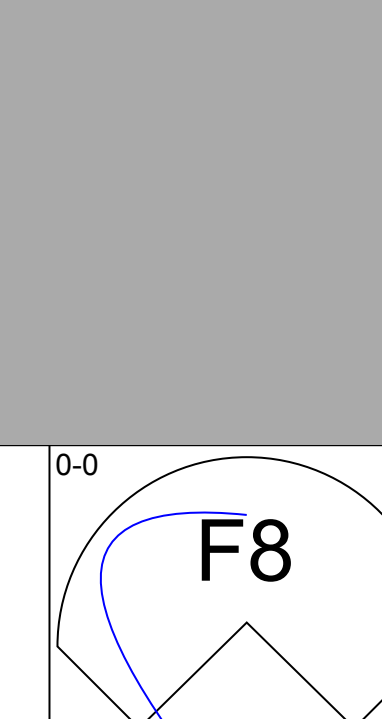

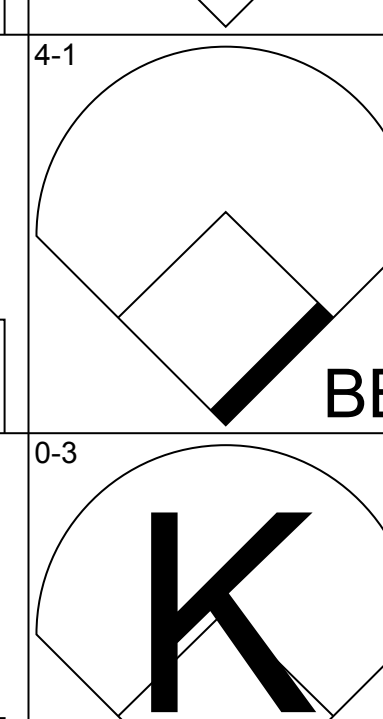
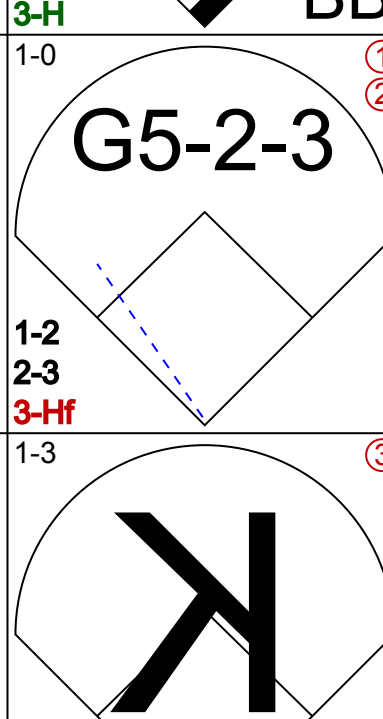
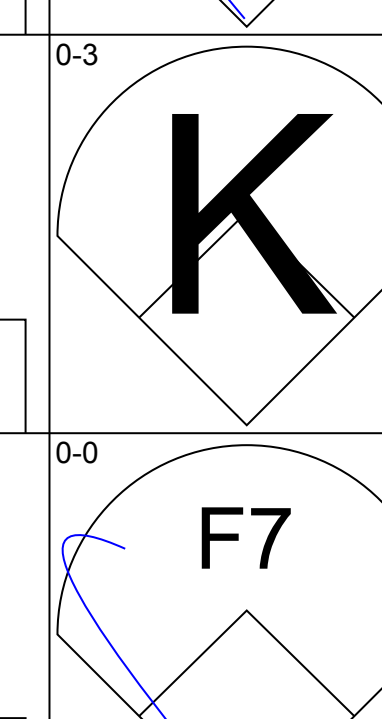




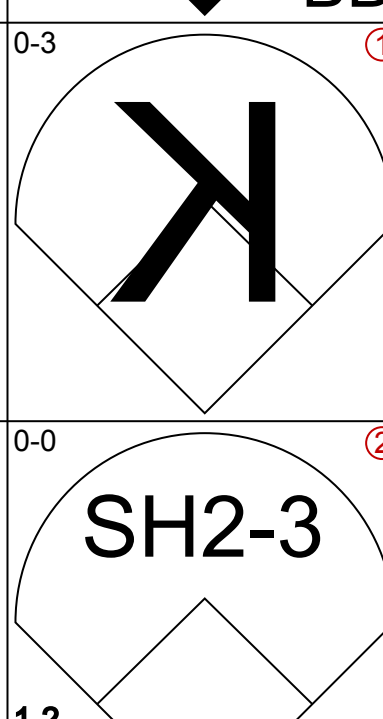



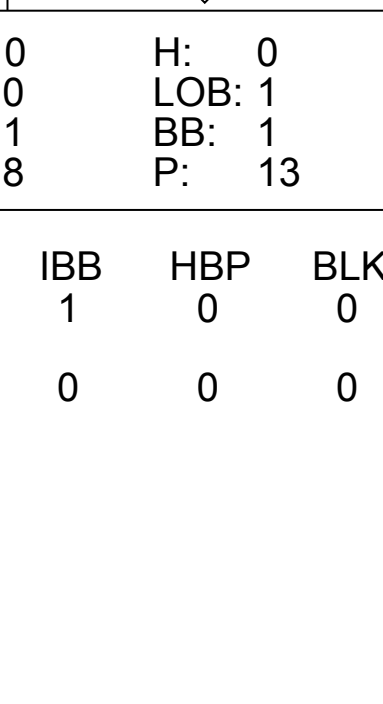
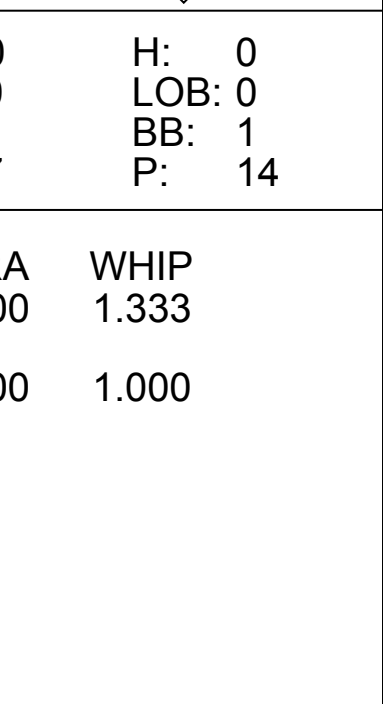
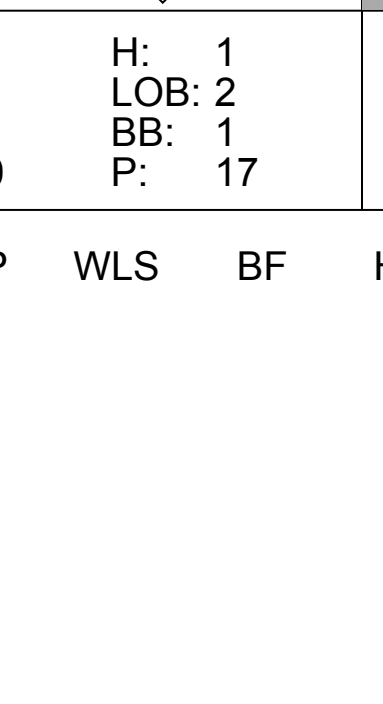
AB 48
R 1
H 9
RBI 1
BB 6
SO 11
LOB 26



Batter	1	2	3	4	5	6	7	8	9	AB	R	H	RBI	BB	SO	LOB	TOP			
Deion Sanders, L (1, 8) OBP: 0.348, SLG: 0.393										3	0	1	0	1	1	1	Cincinnati Reds @ Chicago Cubs Wrigley Field, Chicago, IL Sun Jul 24 1994, 3:33 AM CDT Att: 39,317 - Sunny - 79 F			
Jacob Brumfield, R (1, 9) OBP: 0.402, SLG: 0.549										4	0	0	0	0	1	3				
Barry Larkin, R (1, 6) OBP: 0.375, SLG: 0.412										3	0	0	0	1	0	0				
Hal Morris, L (1, 3) OBP: 0.395, SLG: 0.517										4	0	1	0	0	0	1				
Tony Fernandez, S (1, 5) OBP: 0.379, SLG: 0.453										4	0	0	0	0	0	2				
Thomas Howard, S (1, 7) OBP: 0.309, SLG: 0.419										3	0	0	0	0	1	1				
Reggie Sanders, R (9, PH) OBP: 0.339, SLG: 0.514										1	0	0	0	0	0	0				
Jeff Branson, L (1, 4) OBP: 0.313, SLG: 0.474										3	0	2	0	0	0	0				
Brian Dorsett, R (1, 2) OBP: 0.300, SLG: 0.340										3	0	1	0	0	1	2				
Pete Schourek, L (1, 1) OBP: 0.167, SLG: 0.333										2	0	0	0	0	0	2				
Lenny Harris, L (7, PH) OBP: 0.344, SLG: 0.380										1	0	0	0	0	0	1				
Scott Service, R (7, 1)										0	0	0	0	0	0	0				
Inning Stats	R: 0 E: 0 K: 1 S: 6	H: 0 LOB: 0 BB: 0 P: 10	R: 0 E: 0 K: 1 S: 6	H: 0 LOB: 0 BB: 0 P: 9	R: 0 E: 0 K: 0 S: 11	H: 1 LOB: 2 BB: 1 P: 20	R: 0 E: 0 K: 0 S: 8	H: 1 LOB: 1 BB: 0 P: 12	R: 0 E: 0 K: 0 S: 7	H: 1 LOB: 1 BB: 0 P: 10	R: 0 E: 0 K: 1 S: 7	H: 0 LOB: 1 BB: 1 P: 15	R: 0 E: 0 K: 1 S: 7	H: 1 LOB: 1 BB: 0 P: 12	R: 0 E: 0 K: 0 S: 9	H: 0 LOB: 0 BB: 0 P: 15	1B: 5 2B: 0 3B: 0 HR: 0	SF: 0 SAC: 0 DP: 0 HBP: 0	WP: 0 PB: 0 SB: 1 CS: 1	PA: 33
PITCHER	IP	WLS	BF	H	R	ER	SO	BB	IBB	HBP	BLK	WP	HR	S	P	ERA	WHIP			
Jim Bullinger, R (1, 1) ERA: 3.12	8.0	W	30	5	0	0	4	2	0	0	0	0	0	61	100	0.00	0.875			
Randy Myers, L (9, 1) ERA: 3.06	1.0	S	3	0	0	0	0	0	0	0	0	0	0	10	15	0.00	0.000			


AB	31
R	0
H	5
RBI	0
BB	2
SO	4
LOB	13




Batter	1	2	3	4	5	6	7	8	9	AB	R	H	RBI	BB	SO	LOB	BOTTOM			
Shawon Dunston, R (1, 6) OBP: 0.313, SLG: 0.426										4	0	0	0	0	1	2	Cincinnati Reds @ Chicago Cubs Wrigley Field, Chicago, IL Sun Jul 24 1994, 3:33 AM CDT Att: 39,317 - Sunny - 79 F			
Eduardo Zambrano, R (1, 7) OBP: 0.555, SLG: 0.943										4	2	2	0	0	1	0				
José Hernández, R (9, 5) OBP: 0.319, SLG: 0.368										0	0	0	0	0	0	0				
Mark Grace, L (1, 3) OBP: 0.375, SLG: 0.413										3	0	2	1	1	1	0				
Sammy Sosa, R (1, 9) OBP: 0.332, SLG: 0.562										3	0	0	0	1	1	3				
Glenallen Hill, R (1, 8) OBP: 0.368, SLG: 0.459										3	0	0	1	1	2	1				
Mark Parent, R (1, 2) OBP: 0.387, SLG: 0.456										3	0	0	0	1	2	3				
Steve Buechele, R (1, 5) OBP: 0.328, SLG: 0.390										3	0	0	0	1	2	4				
Randy Myers, L (9, 1)										0	0	0	0	0	0	0				
Rey Sanchez, R (1, 4) OBP: 0.342, SLG: 0.324										2	1	1	0	1	1	1				
Jim Bullinger, R (1, 1) OBP: 0.313, SLG: 0.357										1	0	0	0	0	1	1				
Karl Rhodes, L (9, 7) OBP: 0.322, SLG: 0.396										0	0	0	0	0	0	0				
Inning Stats	R: 0 E: 0 K: 2 S: 8	H: 0 LOB: 0 BB: 0 P: 10	R: 0 E: 0 K: 3 S: 9	H: 0 LOB: 0 BB: 0 P: 13	R: 0 E: 0 K: 1 S: 8	H: 0 LOB: 1 BB: 1 P: 13	R: 1 E: 0 K: 2 S: 14	H: 2 LOB: 2 BB: 1 P: 23	R: 0 E: 0 K: 1 S: 7	H: 0 LOB: 0 BB: 1 P: 14	R: 1 E: 0 K: 0 S: 11	H: 2 LOB: 2 BB: 2 P: 22	R: 1 E: 1 K: 1 S: 10	H: 1 LOB: 2 BB: 1 P: 17	R: 0 E: 0 K: 1 S: 5	H: 0 LOB: 0 BB: 0 P: 5	1B: 3 2B: 2 3B: 0 HR: 0	SF: 0 SAC: 2 DP: 1 HBP: 0	WP: 0 PB: 0 SB: 0 CS: 1	PA: 34
PITCHER	IP	WLS	BF	H	R	ER	SO	BB	IBB	HBP	BLK	WP	HR	S	P	ERA	WHIP			
Pete Schourek, L (1, 1) ERA: 4.45	6.0	L	25	4	2	2	10	4	1	0	0	0	0	57	95	3.00	1.333			
Scott Service, R (7, 1) ERA: 3.0	2.0		9	1	1	0	2	1	0	0	0	0	0	15	22	0.00	1.000			

AB	26
R	3
H	5
RBI	2
BB	6
SO	12
LOB	15



Batter	1	2	3	4	5	6	7	8	9	AB	R	H	RBI	BB	SO	LOB	TOP																		
Craig Biggio, R OBP: 0.306, SLG: 0.483	G4-3	F8		F8			FC4-6 2B			5	1	2	0	0	0	0	Houston Astros @ Cincinnati Reds Riverfront Stadium, Cincinnati, OH Tue Jul 26 1994, 7:05 PM EDT Att: 35,595 - Unknown - 76 F AB 38 R 6 H 12 RBI 6 BB 3 SO 6 LOB 16 																		
Steve Finley, L OBP: 0.320, SLG: 0.420	5 HR 2B	G4-3		K			B1	G1-3		5	1	1	0	0	1	2																			
5 Jeff Bagwell, R OBP: 0.445, SLG: 0.740	2H HR	1B					FC4-6 IBB		F7	4	2	3	2	1	0	0																			
Ken Caminiti, S OBP: 0.356, SLG: 0.518	S 1B	2H 1B					FC4-6 2B		F8	5	1	2	1	0	0	3																			
Luis Gonzalez, L OBP: 0.339, SLG: 0.425	1B BB	G3-1						G1-4-3		4	1	1	1	1	0	2																			
Kevin Bass, S OBP: 0.405, SLG: 0.494	1B									3	0	1	1	1	1	0																			
James Mouton, R OBP: 0.316, SLG: 0.300	1-2 2H	1B								0	0	0	0	0	0	0																			
Scott Servais, R OBP: 0.252, SLG: 0.389	1-2 2H	1B								4	0	2	1	0	1	3																			
Orlando Miller, R OBP: 0.429, SLG: 0.613	K						F7	P3		4	0	0	0	0	2	3																			
Pete Harnisch, S OBP: 0.161, SLG: 0.258	G4-3						G4-3	G4-3		3	0	0	0	0	1	3																			
Mike Hampton, R ERA: 2.95										0	0	0	0	0	0	0																			
Todd Jones, L OBP: 0.500, SLG: 0.500										1	0	0	0	0	0	0																			
Inning Stats	R: 4 E: 0 K: 1 S: 20	H: 5 LOB: 2 BB: 1 P: 33	R: 1 E: 0 K: 0 S: 13	H: 2 LOB: 1 BB: 0 P: 21	R: 0 E: 0 K: 2 S: 7	H: 0 LOB: 0 BB: 0 P: 8	R: 0 E: 0 K: 0 S: 9	H: 0 LOB: 0 BB: 0 P: 13	R: 0 E: 0 K: 0 S: 5	H: 1 LOB: 0 BB: 0 P: 9	R: 0 E: 0 K: 0 S: 8	H: 1 LOB: 1 BB: 0 P: 13	R: 1 E: 0 K: 1 S: 8	H: 2 LOB: 3 BB: 2 P: 18	R: 0 E: 0 K: 0 S: 8	H: 1 LOB: 1 BB: 0 P: 12	R: 0 E: 0 K: 0 S: 3	H: 0 LOB: 0 BB: 0 P: 7	1B: 7 2B: 4 3B: 0 HR: 1	SF: 0 SAC: 0 DP: 0 HBP: 0	WP: 0 PB: 0 SB: 2 CS: 1	PA: 41													
PITCHER	IP WLS BF H R ER SO BB IBB HBP BLK WP HR S P ERA WHIP																																		
Jose Rijo, R ERA: 3.28	6.0	27	9	5	5	5	1	0	0	0	0	0	0	0	1	62	97	7.50	1.667																
Johnny Ruffin, R ERA: 2.95	1.2	L	10	3	1	1	1	0	2	0	0	0	0	0	0	15	28	5.40	1.800																
Chuck McElroy, L ERA: 2.05	0.1		1	0	0	0	0	0	0	0	0	0	0	0	1	2	0.00	0.000																	
Jeff Brantley, R ERA: 2.47	1.0		3	0	0	0	0	0	0	0	0	0	0	0	3	7	0.00	0.000																	

Batter	1	2	3	4	5	6	7	8	9	AB	R	H	RBI	BB	SO	LOB	BOTTOM																		
Deion Sanders, L OBP: 0.345, SLG: 0.395	P5		1B	G4-3		FC1-5 2B				5	2	1	0	0	1	4	Houston Astros @ Cincinnati Reds Riverfront Stadium, Cincinnati, OH Tue Jul 26 1994, 7:05 PM EDT Att: 35,595 - Unknown - 76 F AB 38 R 5 H 13 RBI 5 BB 2 SO 8 LOB 19 																		
Barry Larkin, R OBP: 0.378, SLG: 0.416	1B		FC3-6 1B			1H 2H 2B				4	0	3	3	1	1	0																			
Hal Morris, L OBP: 0.398, SLG: 0.520	G4-6-3 1B		FC3-6 1B	G3-1		G5-3			K	5	0	1	0	0	1	5																			
Kevin Mitchell, R OBP: 0.421, SLG: 0.683	G4-6-3		1B						L9	4	0	1	0	1	0	2																			
Reggie Sanders, R OBP: 0.338, SLG: 0.508		G4-3 HR	K						G4-3	5	1	1	0	0	3	4																			
Tony Fernandez, S OBP: 0.378, SLG: 0.448	G4-3		G3						F7	4	0	1	0	0	0	3																			
Bret Boone, R OBP: 0.368, SLG: 0.484		HR		1B					L9	4	1	2	2	0	0	1																			
Eddie Taubensee, L OBP: 0.325, SLG: 0.506				SH3-4 1B					P6	4	0	2	0	0	1	0																			
Jose Rijo, R ERA: 3.28										1	0	0	0	0	0	0																			
Lenny Harris, L ERA: 3.28										1	1	1	0	0	0	0																			
Johnny Ruffin, R ERA: 2.95										0	0	0	0	0	0	0																			
Chuck McElroy, L ERA: 2.05										0	0	0	0	0	0	0																			
Thomas Howard, S ERA: 3.23										1	0	0	0	0	1	0																			
Jeff Brantley, R ERA: 2.47										0	0	0	0	0	0	0																			
Inning Stats	R: 0 E: 0 K: 0 S: 8	H: 2 LOB: 1 BB: 0 P: 11	R: 2 E: 0 K: 1 S: 12	H: 2 LOB: 0 BB: 0 P: 16	R: 1 E: 0 K: 1 S: 13	H: 3 LOB: 2 BB: 0 P: 21	R: 0 E: 0 K: 0 S: 8	H: 2 LOB: 3 BB: 1 P: 14	R: 0 E: 0 K: 1 S: 9	H: 1 LOB: 1 BB: 0 P: 14	R: 2 E: 0 K: 1 S: 14	H: 3 LOB: 2 BB: 1 P: 24	R: 0 E: 0 K: 0 S: 4	H: 0 LOB: 0 BB: 0 P: 10	R: 0 E: 0 K: 3 S: 9	H: 0 LOB: 0 BB: 0 P: 13	R: 0 E: 0 K: 1 S: 6	H: 0 LOB: 0 BB: 0 P: 10	1B: 9 2B: 2 3B: 1 HR: 1	SF: 0 SAC: 1 DP: 1 HBP: 0	WP: 0 PB: 0 SB: 1 CS: 0	PA: 41													
PITCHER	IP WLS BF H R ER SO BB IBB HBP BLK WP HR S P ERA WHIP																																		
Pete Harnisch, R ERA: 5.08	5.1		29	13	5	5	3	1	0	0	0	0	0	0	0	58	86	8.44	2.625																
Mike Hampton, L ERA: 3.23	0.1		1	0	0	0	0	0	0	0	0	0	0	0	3	6	0.00	0.000																	
Todd Jones, R ERA: 3.34	3.1	W	11	0	0	0	5	0	1	0	0	0	0	0	22	41	0.00	0.000																	

Batter	1	2	3	4	5	6	7	8	9	AB	R	H	RBI	BB	SO	LOB	TOP					
Deion Sanders, L (1.8) OBP: 0.341, SLG: 0.386	G1-3		1B				FC1-6		1B	4	0	2	0	1	0	1	Cincinnati Reds @ San Diego Padres Jack Murphy Stadium, San Diego, CA Fri Jul 29 1994, 10:05 PM EDT Att: 18,393 - Unknown					
Barry Larkin, R (1.6) OBP: 0.372, SLG: 0.406	G6-4-3 1B		K				CS	F7	G5-3	5	0	1	0	0	2	3						
Kevin Mitchell, R (1.7) OBP: 0.427, SLG: 0.669 Jacob Brumfield, R (6.7) OBP: 0.395, SLG: 0.537	G6-4-3 1-2									1	2	0	0	3	0	1						
Hal Morris, L (1.3) OBP: 0.397, SLG: 0.513		K	G4-3							0	0	0	0	0	0	0						
Bret Boone, R (1.4) OBP: 0.372, SLG: 0.486		G5-3								4	0	3	2	0	0	0						
Reggie Sanders, R (1.9) OBP: 0.336, SLG: 0.500										3	1	1	0	1	1	2						
Jeff Branson, L (1.5) OBP: 0.314, SLG: 0.495										4	1	1	2	0	0	4						
Brian Dorsett, R (1.2) OBP: 0.299, SLG: 0.333										4	0	0	0	0	3	0						
Pete Schourek, L (1.1) OBP: 0.190, SLG: 0.300 Jeff Brantley, R (7.1)										2	0	0	0	1	0	0						
										1	0	0	0	0	1	0						
Inning Stats	R: 0 E: 0 K: 0 S: 5	H: 1 LOB: 0 BB: 0 P: 10	R: 2 E: 0 K: 2 S: 10	H: 2 LOB: 0 BB: 0 P: 15	R: 0 E: 0 K: 1 S: 13	H: 1 LOB: 2 BB: 1 P: 19	R: 0 E: 0 K: 0 S: 10	H: 1 LOB: 0 BB: 0 P: 18	R: 0 E: 0 K: 2 S: 9	H: 0 LOB: 1 BB: 1 P: 15	R: 1 E: 0 K: 1 S: 13	H: 1 LOB: 1 BB: 1 P: 21	R: 0 E: 0 K: 0 S: 5	H: 0 LOB: 0 BB: 0 P: 11	R: 1 E: 0 K: 1 S: 10	H: 1 LOB: 2 BB: 2 P: 24	R: 0 E: 0 K: 2 S: 10	H: 1 LOB: 1 BB: 0 P: 13	1B: 6 2B: 1 3B: 0 HR: 1	SF: 0 SAC: 0 DP: 2 HBP: 0	WP: 0 PB: 0 SB: 4 CS: 1	PA: 39
PITCHER	IP	WLS	BF	H	R	ER	SO	BB	IBB	HBP	BLK	WP	HR	S	P	ERA	WHIP					
Andy Ashby, R (1.1) ERA: 3.52	6.0	L	25	6	3	3	6	3	0	0	0	0	1	60	98	4.50	1.500					
Jeff Tabaka, L (7.1) ERA: 5.69	1.2		6	0	1	1	1	2	0	0	0	0	0	9	22	5.40	1.200					
Bryce Florie, R (6.1) ERA: 1.59	1.1		7	2	0	0	2	1	0	0	0	0	0	16	26	0.00	2.250					

AB	32
R	4
H	8
RBI	4
BB	6
SO	9
LOB	15



Batter	1	2	3	4	5	6	7	8	9	AB	R	H	RBI	BB	SO	LOB	BOTTOM					
Bip Roberts, S (1.4) OBP: 0.370, SLG: 0.377	F7		F9							5	0	2	0	0	1	1	Cincinnati Reds @ San Diego Padres Jack Murphy Stadium, San Diego, CA Fri Jul 29 1994, 10:05 PM EDT Att: 18,393 - Unknown					
Tony Gwynn, L (1.9) OBP: 0.450, SLG: 0.561	K									5	0	2	1	0	1	1						
Derek Bell, R (1.8) OBP: 0.353, SLG: 0.451	K									3	0	1	0	1	1	2						
Eddie Williams, R (1.3) OBP: 0.390, SLG: 0.569		F7	P6							4	0	0	0	0	0	6						
Craig Shipley, R (1.5) OBP: 0.364, SLG: 0.453										4	0	1	0	0	1	3						
Phil Plantier, L (1.7) OBP: 0.306, SLG: 0.459										4	0	1	0	0	1	0						
Ricky Gutierrez, R (1.6) OBP: 0.329, SLG: 0.317										4	0	0	0	0	1	2						
Brad Ausmus, R (1.2) OBP: 0.318, SLG: 0.364										4	1	2	0	0	2	2						
Andy Ashby, R (1.1) OBP: 0.162, SLG: 0.163 Archi Cianfranco, R (6. PH) OBP: 0.245, SLG: 0.352 Jeff Tabaka, R (7.1) OBP: 1.000, SLG: 2.000 Bryce Florie, R (8.1) OBP: 0.261, SLG: 0.282 Bill Bean, L (9. PH)										1	0	1	0	0	0	0						
										1	0	0	0	0	0	1						
										0	0	0	0	0	0	0						
										1	0	0	0	0	0	0						
Inning Stats	R: 0 E: 0 K: 2 S: 9	H: 0 LOB: 0 BB: 0 P: 14	R: 0 E: 0 K: 2 S: 15	H: 2 LOB: 2 BB: 0 P: 23	R: 0 E: 0 K: 0 S: 9	H: 2 LOB: 2 BB: 0 P: 11	R: 0 E: 0 K: 1 S: 8	H: 0 LOB: 0 BB: 0 P: 13	R: 1 E: 0 K: 0 S: 14	H: 3 LOB: 3 BB: 1 P: 24	R: 0 E: 0 K: 0 S: 10	H: 1 LOB: 1 BB: 0 P: 13	R: 0 E: 0 K: 1 S: 11	H: 1 LOB: 1 BB: 0 P: 15	R: 0 E: 0 K: 1 S: 9	H: 0 LOB: 0 BB: 0 P: 13	R: 0 E: 0 K: 1 S: 10	H: 1 LOB: 1 BB: 0 P: 14	1B: 9 2B: 1 3B: 0 HR: 0	SF: 0 SAC: 1 DP: 0 HBP: 0	WP: 0 PB: 0 SB: 0 CS: 0	PA: 38
PITCHER	IP	WLS	BF	H	R	ER	SO	BB	IBB	HBP	BLK	WP	HR	S	P	ERA	WHIP					
Pete Schourek, L (1.1) ERA: 4.15	6.2	W	30	9	1	1	6	0	1	0	0	0	0	73	109	1.35	1.350					
Jeff Brantley, R (7.1) ERA: 2.29	2.1	S	8	1	0	0	2	0	0	0	0	0	0	22	31	0.00	0.429					

AB	36
R	1
H	10
RBI	1
BB	1
SO	8
LOB	18



Batter	1	2	3	4	5	6	7	8	9	AB	R	H	RBI	BB	SO	LOB	TOP								
Deion Sanders, L OBP: 0.336, SLG: 0.381	0-1 E4 FC1-4	1-1 F8			1-3 K		1-1 G1-3		1-1 G4-3	5	0	0	0	0	1	3	<p>Cincinnati Reds @ San Diego Padres Jack Murphy Stadium, San Diego, CA</p> <p>Sat Jul 30 1994, 10:05 PM EDT Att: 16,553 - Unknown - 70 F</p> <p>livebaseballscorecards.com</p>								
Barry Larkin, R OBP: 0.370, SLG: 0.404	0-0 B2		1-0 G6-3		1-1 1B HR		1-2 F8		2-3 K	5	1	1	0	0	1	1									
Hal Morris, L OBP: 0.395, SLG: 0.510	2-1 FC1-6-5 2-3		1-1 G4-3		1-1 1B HR		0-0 G3-1			4	1	1	0	0	0	1									
Kevin Mitchell, R OBP: 0.428, SLG: 0.681	0-0 P6		0-1 HR		1-2 1B HR			3-2 G6-3		4	2	2	3	0	0	1									
Bret Boone, R OBP: 0.373, SLG: 0.496		0-1 BB CS 1B	2-1 HR		3-2 G5-3			2-3 K		4	1	2	2	0	1	0									
Reggie Sanders, R OBP: 0.335, SLG: 0.488	3-3 K		2-3 K		4-2 CS			2-3 K		3	0	0	0	1	3	1									
Chuck McElroy, L OBP: 0.167, SLG: 0.167	1-2 K				1-2 BB					0	0	0	0	0	0	0									
Hector Carrasco, R OBP: 0.167, SLG: 0.167										0	0	0	0	0	0	0									
Jeff Branson, L OBP: 0.306, SLG: 0.481	0-0 F7			0-0 G3-1	2-1 CS	0-0 P2		4-2 HR		3	0	0	0	0	0	1									
Jacob Brumfield, R OBP: 0.400, SLG: 0.537					1-2 BB					0	1	0	0	1	0	0									
Eddie Taubensee, L OBP: 0.326, SLG: 0.488	4-0 BB BB			0-0 F9		1-3 K		2-3 K		2	0	0	0	1	1	0									
Brian Dorsett, R OBP: 0.297, SLG: 0.332										1	0	0	0	0	1	1									
John Smiley, L OBP: 0.241, SLG: 0.240	4-2 BB BB			0-0 L6		2-3 K		0-2 HR		2	0	0	0	1	1	0									
Johnny Ruffin, R OBP: 0.272, SLG: 0.455										0	0	0	0	0	0	0									
Brian Hunter, R OBP: 0.347, SLG: 0.383	1-2 2-3 BB									0	0	0	0	0	0	0									
Lenny Harris, L OBP: 0.347, SLG: 0.383										0	0	0	0	0	0	0									
Inning Stats	R: 0 E: 1 K: 0 S: 6	H: 0 LOB: 1 BB: 0 P: 8	R: 0 E: 0 K: 1 S: 11	H: 1 LOB: 3 BB: 2 P: 23	R: 2 E: 0 K: 1 S: 10	H: 2 LOB: 0 BB: 0 P: 16	R: 0 E: 0 K: 0 S: 3	H: 0 LOB: 0 BB: 0 P: 3	R: 3 E: 0 K: 1 S: 19	H: 3 LOB: 0 BB: 1 P: 31	R: 0 E: 0 K: 0 S: 8	H: 0 LOB: 0 BB: 0 P: 11	R: 0 E: 0 K: 0 S: 6	H: 0 LOB: 0 BB: 0 P: 8	R: 0 E: 0 K: 2 S: 9	H: 0 LOB: 0 BB: 1 P: 16	R: 2 E: 0 K: 13 S: 13	H: 1 LOB: 0 BB: 1 P: 22	1B: 3 2B: 1 3B: 0 HR: 3	SF: 0 SAC: 0 DP: 0 HBP: 0	WP: 0 PB: 0 SB: 0 CS: 2	PA: 39			
PITCHER	IP	WLS	BF	H	R	ER	SO	BB	IBB	HBP	BLK	WP	HR	S	P	ERA	WHIP								
Andy Benes, R ERA: 3.97	8.0		33	6	5	5	7	3	0	0	0	0	2	72	116	5.62	1.125								
Pedro Martinez, L ERA: 2.42	0.0	1	0	1	1	0	0	1	0	0	0	0	0	2	6	∞	∞								
Trevor Hoffman, R ERA: 2.54	1.0	L	4	1	1	1	2	0	0	0	0	0	1	11	16	9.00	1.000								

Batter	1	2	3	4	5	6	7	8	9	AB	R	H	RBI	BB	SO	LOB	BOTTOM								
Bip Roberts, S OBP: 0.373, SLG: 0.386	0-0 HR	0-1 2B		2-0 G5-3		0-0 F9		1-1 FC4-2 WP 1B		5	1	3	0	0	0	3	<p>Cincinnati Reds @ San Diego Padres Jack Murphy Stadium, San Diego, CA</p> <p>Sat Jul 30 1994, 10:05 PM EDT Att: 16,553 - Unknown - 70 F</p> <p>livebaseballscorecards.com</p>								
Tony Gwynn, L OBP: 0.450, SLG: 0.557	1-0 F7	1-2 L7			1-2 1B 2B	0-0 P6		4-0 FC4-2 IBB		4	1	1	0	1	0	3									
Derek Bell, R OBP: 0.354, SLG: 0.458	3-2 HR		0-0 P4		2-1 2B S 1B		0-1 G6-3	1-0 FC4-2 G5-4-3		5	2	2	2	0	0	3									
Eddie Williams, R OBP: 0.391, SLG: 0.593	0-1 1B		0-0 F8		2-3 K		1-0 HR	2-2 G5-4-3		5	1	2	1	0	1	5									
Pedro Martinez, L ERA: 2.42										0	0	0	0	0	0	0									
Trevor Hoffman, R ERA: 2.54										0	0	0	0	0	0	0									
Phil Clark, R OBP: 0.252, SLG: 0.358	0-0 1B		1-1 F9		1-1 P4		4-2 3B BB	3-1 SH1-4 1B		3	1	1	0	1	0	2									
Bill Bean, L OBP: 0.267, SLG: 0.288	2-3 1B									1	0	1	0	0	0	0									
Craig Shipley, R OBP: 0.367, SLG: 0.468	1-2 P8			2-2 P6	0-1 2B		1-2 FC5-2 3B	0-0 SH1-4		4	0	2	3	0	0	2									
Brian Johnson, R OBP: 0.291, SLG: 0.438	1-2 F9			1-1 G4-3	1-3 K		1-2 FC5-2	1-0 G6-3		5	0	0	0	0	1	5									
Ricky Gutierrez, R OBP: 0.331, SLG: 0.317		0-0 F9		1-2 1B HBP		0-1 F9 SH3-4 1B		0-2 F7		3	0	1	0	0	0	1									
Phil Phanter, L OBP: 0.306, SLG: 0.458										1	0	0	0	0	0	1									
Andy Benes, R OBP: 0.188, SLG: 0.191	1-3 K		1-3 K		1-2 1B		0-0 SH3-4			2	0	1	0	0	1	0									
Archi Cianfrocco, R OBP: 0.250, SLG: 0.357										1	0	1	0	0	0	0									
Inning Stats	R: 2 E: 0 K: 0 S: 15	H: 4 LOB: 2 BB: 0 P: 21	R: 0 E: 0 K: 1 S: 9	H: 1 LOB: 1 BB: 0 P: 11	R: 0 E: 0 K: 0 S: 4	H: 0 LOB: 0 BB: 0 P: 5	R: 0 E: 0 K: 0 S: 11	H: 1 LOB: 2 BB: 0 P: 18	R: 2 E: 0 K: 2 S: 16	H: 3 LOB: 1 BB: 0 P: 23	R: 0 E: 0 K: 0 S: 5	H: 1 LOB: 1 BB: 0 P: 5	R: 2 E: 0 K: 0 S: 16	H: 2 LOB: 1 BB: 1 P: 25	R: 0 E: 0 K: 0 S: 11	H: 2 LOB: 2 BB: 1 P: 19		R: 0 E: 0 K: 0 S: 8	H: 1 LOB: 1 BB: 0 P: 12	1B: 8 2B: 4 3B: 1 HR: 2	SF: 0 SAC: 2 DP: 1 HBP: 1	WP: 1 PB: 0 SB: 1 CS: 0	PA: 44		
PITCHER	IP	WLS	BF	H	R	ER	SO	BB	IBB	HBP	BLK	WP	HR	S	P	ERA	WHIP								
John Smiley, L ERA: 3.67	6.0		29	10	4	4	3	0	0	1	0	0	1	60	83	6.00	1.667								
Johnny Ruffin, R ERA: 2.98	1.0	6	2	2	2	0	0	1	0	0	0	0	1	16	25	18.00	3.000								
Chuck McElroy, L ERA: 2.19	0.0	3	2	0	0	0	0	0	1	0	0	1	0	6	11	∞	∞								
Hector Carrasco, R ERA: 1.97	2.0	W	6	1	0	0	0	0	0	0	0	0	0	13	20	0.00	0.500								

Batter	1	2	3	4	5	6	7	8	9	10	AB	R	H	RBI	BB	SO	LOB								
Deion Sanders, L OBP: 0.334, SLG: 0.376	G6-3	K		K			BB		F7		4	0	0	0	1	2	6								
Barry Larkin, R OBP: 0.368, SLG: 0.399	L6		G6-3		F8		P4			BB SH1-3	4	1	0	0	1	0	1								
Hal Morris, L OBP: 0.394, SLG: 0.507	1B		G3		K			G6-3		SH1-3	4	0	1	0	0	1	0								
Kevin Mitchell, R OBP: 0.428, SLG: 0.675	1B		F8		P4			F7		G6-3	4	0	1	0	1	0	0								
Brian Hunter, R OBP: 0.274, SLG: 0.464	G6-3			HR		F7		F7		G6-3	4	1	1	1	1	0	2								
Bret Boone, R OBP: 0.371, SLG: 0.490		F7		K		G6-3			SH1-4	G6-3	4	0	0	1	1	1	2								
Jeff Branson, L OBP: 0.313, SLG: 0.477		1B	L3-1		F7				SH1-4	IBB	3	0	1	0	1	0	0								
Eddie Taubensee, L OBP: 0.331, SLG: 0.488		1B									2	0	1	0	1	0	0								
Reggie Sanders, R OBP: 0.334, SLG: 0.495		1B		2B			P6		F8	L3	1	0	0	0	0	0	1								
Jeff Brantley, R OBP: 0.334, SLG: 0.495		1B		BB							1	0	0	0	0	0	3								
Jose Rijo, R OBP: 0.222, SLG: 0.311											3	0	1	0	0	0	2								
Thomas Howard, S OBP: 0.306, SLG: 0.414											0	0	0	0	0	0	0								
Brian Dorsett, R OBP: 0.300, SLG: 0.332				2B						IBB	0	0	0	0	1	0	0								
Inning Stats	R: 0 E: 0 K: 0 S: 18	H: 2 LOB: 2 P: 27	R: 0 E: 0 K: 1 S: 9	H: 2 LOB: 0 P: 14	R: 0 E: 0 K: 0 S: 5	H: 0 LOB: 0 P: 8	R: 1 E: 0 K: 2 S: 12	H: 2 LOB: 2 P: 23	R: 0 E: 0 K: 1 S: 10	H: 0 LOB: 0 P: 18	R: 0 E: 0 K: 0 S: 8	H: 0 LOB: 0 P: 13	R: 0 E: 0 K: 0 S: 6	H: 0 LOB: 0 P: 13	R: 0 E: 0 K: 0 S: 12	H: 0 LOB: 2 P: 23	R: 1 E: 0 K: 0 S: 6	H: 0 LOB: 3 P: 22	1B: 4 2B: 1 3B: 0 HR: 1	SF: 0 SAC: 2 DP: 0 HBP: 0	WP: 0 PB: 0 SB: 0 CS: 0	PA: 44			
PITCHER	IP	WLS	BF	H	R	ER	SO	BB	IBB	HBP	BLK	WP	HR	S	P	ERA	WHIP								
Scott Sanders, R ERA: 5.08	7.0		29	6	1	1	4	2	0	0	0	0	0	1	71	121	1.29	1.143							
Jeff Tabaka, L ERA: 5.49	1.1		5	0	0	0	0	1	0	0	0	0	0	0	14	26	0.00	0.750							
Bryce Florie, R ERA: 1.5	0.1		1	0	0	0	0	0	0	0	0	0	0	3	5	0.00	0.000								
Pedro Martinez, L ERA: 2.51	1.1	L	9	0	1	1	0	2	3	0	0	0	0	7	27	6.75	1.500								

Cincinnati Reds @ San Diego Padres
Jack Murphy Stadium, San Diego, CA
 Sun Jul 31 1994, 6:33 AM EDT
 Att. 28,147 - Sunny - 75 F

livebaseballscorecards.com

AB	34
R	2
H	6
RBI	2
BB	8
SO	4
LOB	17




Batter	1	2	3	4	5	6	7	8	9	10	AB	R	H	RBI	BB	SO	LOB							
Bip Roberts, S OBP: 0.372, SLG: 0.383	G4-3					G3-1		K			3	0	0	0	0	1	0							
Bill Bean, L OBP: 0.259, SLG: 0.279	K					K		G6-3			4	0	0	0	0	3	1							
Pedro Martinez, L OBP: 0.372, SLG: 0.383											0	0	0	0	0	0	0							
Tony Gwynn, L OBP: 0.448, SLG: 0.557					G6-3			G3			4	0	1	0	0	0	0							
Eddie Williams, R OBP: 0.394, SLG: 0.590	G6-3				G4-6-3			G6-3	1B		4	1	2	0	0	0	1							
Phil Plantier, L OBP: 0.308, SLG: 0.457					G4-6-3			G6-3	1B		3	0	1	0	1	1	1							
Scott Livingsone, L OBP: 0.277, SLG: 0.341								G6-3			4	0	0	0	0	1	3							
Luis Lopez, S OBP: 0.339, SLG: 0.395								G6-3			3	0	0	0	1	1	0							
Brad Ausmus, R OBP: 0.320, SLG: 0.365											4	0	2	1	0	1	0							
Scott Sanders, R OBP: 0.200, SLG: 0.143											2	0	0	0	0	1	1							
Phil Clark, R OBP: 0.250, SLG: 0.356											1	0	0	0	0	0	2							
Jeff Tabaka, R OBP: 1.000, SLG: 2.000											0	0	0	0	0	0	0							
Bryce Florie, R OBP: 0.353, SLG: 0.457											1	0	0	0	0	1	0							
Inning Stats	R: 0 E: 0 K: 1 S: 8	H: 1 LOB: 1 P: 11	R: 0 E: 0 K: 0 S: 6	H: 0 LOB: 0 P: 12	R: 0 E: 0 K: 2 S: 10	H: 0 LOB: 1 P: 17	R: 0 E: 0 K: 0 S: 7	H: 1 LOB: 0 P: 10	R: 0 E: 0 K: 1 S: 10	H: 1 LOB: 1 P: 15	R: 0 E: 0 K: 1 S: 7	H: 0 LOB: 0 P: 10	R: 1 E: 0 K: 0 S: 12	H: 3 LOB: 2 P: 23	R: 0 E: 0 K: 1 S: 12	H: 0 LOB: 0 P: 18	R: 0 E: 0 K: 1 S: 7	H: 0 LOB: 0 P: 11	R: 0 E: 0 K: 3 S: 14	H: 0 LOB: 0 P: 19	1B: 5 2B: 1 3B: 0 HR: 0	SF: 0 SAC: 0 DP: 2 HBP: 1	WP: 0 PB: 0 SB: 1 CS: 1	PA: 36
PITCHER	IP	WLS	BF	H	R	ER	SO	BB	IBB	HBP	BLK	WP	HR	S	P	ERA	WHIP							
Jose Rijo, R ERA: 3.17	8.0		30	6	1	1	6	2	0	0	0	0	0	72	116	1.12	1.000							
Jeff Brantley, R ERA: 2.21	2.0	W	6	0	0	0	4	0	0	0	0	0	0	21	30	0.00	0.000							

Cincinnati Reds @ San Diego Padres
Jack Murphy Stadium, San Diego, CA
 Sun Jul 31 1994, 6:33 AM EDT
 Att. 28,147 - Sunny - 75 F

livebaseballscorecards.com

AB	33
R	1
H	6
RBI	1
BB	2
SO	10
LOB	9



Batter	1	2	3	4	5	6	7	8	9	AB	R	H	RBI	BB	SO	LOB	TOP										
Deion Sanders, L OBP: 0.333, SLG: 0.375 (1, 8)	L6		F8					G4-3		4	0	1	0	0	0	0	Cincinnati Reds @ San Francisco Giants Candlestick Park, San Francisco, CA Mon Aug 01 1994, 6:33 AM EDT Att: 20,087 - Sunny - 66 F										
Barry Larkin, R OBP: 0.367, SLG: 0.398 (1, 6)	S 1B		G6-3					G4-3		4	0	1	0	0	0	1											
Hal Morris, L OBP: 0.397, SLG: 0.517 (1, 3)	S 1B							G6-3		4	1	3	1	0	0	0											
Kevin Mitchell, R OBP: 0.423, SLG: 0.665 Jeff Brantley, R (9, 1)	K		G1-3					F8		4	0	0	0	0	1	3											
Brian Hunter, R OBP: 0.278, SLG: 0.475 Jacob Brumfield, R (9, PR) OBP: 0.400, SLG: 0.537 (9, 7)	G5-3							G3-1 S PB		3	1	1	1	1	0	2											
Tony Fernandez, S OBP: 0.366, SLG: 0.439 (1, 5)		F7						PB G3-1 BB		3	0	0	0	1	0	0											
Bret Boone, R OBP: 0.369, SLG: 0.496 (1, 4)	E3							G3-1		4	1	1	1	0	0	2											
Eddie Taubensee, L OBP: 0.326, SLG: 0.479 Brian Dorsett, R (9, PH) OBP: 0.394, SLG: 0.332 (9, 2)	K		G1-3					BB		3	0	0	0	0	1	1											
Erik Hanson, R OBP: 0.154, SLG: 0.179 Chuck McElroy, L OBP: 0.167, SLG: 0.167 Lenny Harris, R OBP: 0.145, SLG: 0.379 Johnny Ruffin, R (7, 1) Thomas Howard, S OBP: 0.394, SLG: 0.412 (9, 9)	K							K		2	0	0	0	0	2	1											
Inning Stats	R: 0 E: 0 K: 1 S: 10	H: 2 LOB: 2 BB: 0 P: 16	R: 0 E: 1 K: 2 S: 11	H: 0 LOB: 1 BB: 0 P: 16	R: 1 E: 0 K: 0 S: 7	H: 1 LOB: 0 BB: 0 P: 12	R: 1 E: 0 K: 0 S: 8	H: 1 LOB: 0 BB: 0 P: 13	R: 0 E: 0 K: 1 S: 10	H: 1 LOB: 0 BB: 0 P: 14	R: 1 E: 0 K: 0 S: 10	H: 2 LOB: 0 BB: 0 P: 15	R: 0 E: 0 K: 0 S: 6	H: 0 LOB: 0 BB: 0 P: 6	R: 0 E: 0 K: 0 S: 5	H: 0 LOB: 2 BB: 3 P: 11		R: 1 E: 0 K: 1 S: 17	H: 0 LOB: 2 BB: 3 P: 35	1B: 4 2B: 0 3B: 0 HR: 3	SF: 0 SAC: 0 DP: 1 HBP: 0	WP: 0 PB: 1 SB: 3 CS: 1	PA: 37				
PITCHER	IP	WLS	BF	H	R	ER	SO	BB	IBB	HBP	BLK	WP	HR	S	P	ERA	WHIP										
Bill Swift, R ERA: 2.89 Dave Burba, R ERA: 4.43 Steve Frey, L ERA: 5.22	8.0	L	30	7	3	3	4	0	0	0	0	0	3	65	103	3.38	0.875										



Batter	1	2	3	4	5	6	7	8	9	AB	R	H	RBI	BB	SO	LOB	BOTTOM										
Darren Lewis, R OBP: 0.342, SLG: 0.358 (1, 8)	K							G6-3		4	0	0	0	0	1	2	Cincinnati Reds @ San Francisco Giants Candlestick Park, San Francisco, CA Mon Aug 01 1994, 6:33 AM EDT Att: 20,087 - Sunny - 66 F										
John Patterson, S OBP: 0.313, SLG: 0.329 (1, 4)	G3							F9		4	0	2	1	0	0	0											
Barry Bonds, L OBP: 0.420, SLG: 0.622 (1, 7)	G4-3							G4-1		4	0	0	0	0	0	3											
Matt Williams, R OBP: 0.323, SLG: 0.611 (1, 5)	P3							K		3	1	1	1	1	1	0											
Darryl Strawberry, L OBP: 0.400, SLG: 0.507 (1, 9)	G3-1							F9		3	0	0	1	1	1	0											
Dave Martinez, L OBP: 0.328, SLG: 0.377 Mark Carreon, R OBP: 0.330, SLG: 0.417 Mike Benjamin, R OBP: 0.344, SLG: 0.393 (9, PR)	G6-3							1B		3	0	0	0	0	1	3											
Royce Clayton, R OBP: 0.302, SLG: 0.332 Todd Benzinger, S OBP: 0.287, SLG: 0.370 (9, PH)			G5-3					BB		1	0	1	0	0	0	0											
Kirt Manwaring, R OBP: 0.297, SLG: 0.311 Mark Leonard, L OBP: 0.500, SLG: 0.778 (9, PH)			G5-3					F9		3	1	1	0	0	1	0											
Bill Swift, R OBP: 0.265, SLG: 0.290 Dave Burba, R Steve Frey, R (9, 1)	G6-3							1B		3	1	1	0	0	0	0											
Inning Stats	R: 0 E: 0 K: 1 S: 7	H: 0 LOB: 0 BB: 0 P: 12	R: 0 E: 0 K: 0 S: 6	H: 0 LOB: 0 BB: 0 P: 10	R: 0 E: 0 K: 0 S: 7	H: 0 LOB: 0 BB: 0 P: 8	R: 0 E: 0 K: 0 S: 8	H: 1 LOB: 0 BB: 0 P: 14	R: 1 E: 0 K: 2 S: 13	H: 1 LOB: 0 BB: 0 P: 19	R: 2 E: 0 K: 1 S: 16	H: 3 LOB: 2 BB: 2 P: 31	R: 0 E: 0 K: 1 S: 9	H: 0 LOB: 0 BB: 0 P: 12	R: 0 E: 0 K: 0 S: 7	H: 0 LOB: 0 BB: 0 P: 10		R: 0 E: 0 K: 1 S: 8	H: 1 LOB: 2 BB: 1 P: 18	1B: 4 2B: 1 3B: 0 HR: 1	SF: 0 SAC: 0 DP: 1 HBP: 0	WP: 0 PB: 0 SB: 0 CS: 0	PA: 35				
PITCHER	IP	WLS	BF	H	R	ER	SO	BB	IBB	HBP	BLK	WP	HR	S	P	ERA	WHIP										
Erik Hanson, R ERA: 4.11 Chuck McElroy, L ERA: 2.15 Johnny Ruffin, R ERA: 2.89 Jeff Brantley, R ERA: 2.18	5.0		18	4	3	3	3	1	1	0	0	0	0	10	22	0.00	2.000										
Johnny Ruffin, R ERA: 2.89 Jeff Brantley, R ERA: 2.18	2.0	W	6	0	0	0	1	0	0	0	0	0	0	16	22	0.00	0.000										
Jeff Brantley, R ERA: 2.18	1.0	S	5	1	0	0	1	1	0	0	0	0	0	8	18	0.00	2.000										



Batter	1	2	3	4	5	6	7	8	9	AB	R	H	RBI	BB	SO	LOB	TOP										
Deion Sanders, L (1, 8) OBP: 0.337, SLG: 0.374	1-1 HR HBP	0-0 G4-3		1-0 P6 2H 1B			4-2 SH1-4 FC4-6 BB	1-3 K		3	2	1	1	1	1	1											
Barry Larkin, R (1, 6) OBP: 0.371, SLG: 0.419	0-0 HR		1-1 FC5-4 2B	2-0 P6 1-2			0-0 SH1-4 1-2	2-2 HR		4	3	3	3	0	0	1											
Hal Morris, L (1, 3) OBP: 0.395, SLG: 0.512	3-2 L3		3-2 E6 FC5-4 HBP 2-3		3-1 G1-3		4-0 FC4-6 2B IBB	2-1 G5-3		4	1	0	0	1	0	1											
Brian Hunter, R (1, 7) OBP: 0.272, SLG: 0.466	2-2 G6-3		0-1 P6		2-2 F8		0-1 E5 FC4-6	1-0 G6-3		5	0	0	0	0	0	4											
Bret Boone, R (1, 4) OBP: 0.370, SLG: 0.491	1-1 HBP		1-0 FC5-4 HBP 1-2		2-2 F8		0-1 FC4-6 2B		1-1 F9	3	1	0	1	0	0	2											
Tony Fernandez, S (1, 5) OBP: 0.370, SLG: 0.441	2-1 P4		1-1 FC5-4 FC6-4 1-2 2-3 3-H			1-2 1B	3-1 1B		1-0 G4-3	5	1	2	3	0	0	3											
Reggie Sanders, R (1, 9) Chuck McElroy, L (9, 1) OBP: 0.167, SLG: 0.167		1-1 G6-3	1-0 FC6-4 1-2			0-0 B1	1-2 BB		4-1 BB	4	0	1	1	1	0	3											
Eddie Taubensee, L (1, 2) OBP: 0.339, SLG: 0.491		1-1 2B		1-0 SH1-4 1B 1B		1-2 1B	4-1 G4-6-3 1B		2-1 G4-3	4	1	3	0	1	0	1											
Pete Schourek, L (1, 1) OBP: 0.182, SLG: 0.266 Thomas Howard, S (6, PH) OBP: 0.302, SLG: 0.409 Scott Service, R (6, 1) Kevin Mitchell, R (7, PH) Hector Carrasco, R (7, 1) Jacob Brumfield, R (9, 9) OBP: 0.400, SLG: 0.537		0-0 P6		1-1 SH1-4		0-1 G4-6-3	1-1 F8			1	0	0	0	0	0	1											
Inning Stats	R: 2 E: 0 K: 0 S: 12	H: 1 LOB: 1 BB: 0 P: 21	R: 0 E: 0 K: 0 S: 6	H: 1 LOB: 1 BB: 0 P: 8	R: 1 E: 1 K: 0 S: 12	H: 1 LOB: 2 BB: 0 P: 19	R: 1 E: 0 K: 0 S: 5	H: 2 LOB: 0 BB: 0 P: 10	R: 0 E: 0 K: 0 S: 9	H: 0 LOB: 0 BB: 0 P: 16	R: 0 E: 0 K: 0 S: 9	H: 2 LOB: 1 BB: 0 P: 11	R: 4 E: 1 K: 0 S: 16	H: 2 LOB: 2 BB: 3 P: 32	R: 1 E: 0 K: 1 S: 9	H: 1 LOB: 0 BB: 0 P: 15	R: 0 E: 0 K: 0 S: 6	H: 0 LOB: 1 BB: 1 P: 14	1B: 5 2B: 3 3B: 0 HR: 2	SF: 0 SAC: 2 DP: 1 HBP: 3	WP: 0 PB: 0 SB: 0 CS: 0	PA: 44					
PITCHER	IP	WLS	BF	H	R	ER	SO	BB	IBB	HBP	BLK	WP	HR	S	P	ERA	WHIP										
John Burkett, R (1, 1) ERA: 3.52	6.2	L	33	8	8	3	0	1	1	3	0	0	1	62	105	4.05	1.350										
Rich Monteleone, R (7, 1) ERA: 3.39	0.1		3	1	0	0	0	1	0	0	0	0	0	7	12	0.00	6.000										
Bryan Hickerson, L (8, 1) ERA: 4.88	1.0		4	1	1	1	1	0	0	0	0	0	1	9	15	9.00	1.000										
Pat Gomez, L (9, 1) ERA: 2.08	1.0		4	0	0	0	0	1	0	0	0	0	0	6	14	0.00	1.000										

Cincinnati Reds @ San Francisco Giants
Candlestick Park, San Francisco, CA
Tue Aug 02 1994, 6:33 AM EDT
Att: 23,727 - Sunny - 63 F

AB 35
R 9
H 10
RBI 9
BB 4
SO 1
LOB 21



Batter	1	2	3	4	5	6	7	8	9	AB	R	H	RBI	BB	SO	LOB	BOTTOM										
Darren Lewis, R (1, 8) OBP: 0.342, SLG: 0.357	0-3 K		0-2 F7	1-2 1B			4-2 1B WP BB		3-3 K	4	1	1	1	1	2	0											
Steve Scarsone, R (1, 4) OBP: 0.333, SLG: 0.383 John Patterson, S (9, PH) OBP: 0.311, SLG: 0.327	1-1 F7		4-1 HR BB	1-3 K			2-2 WP 1B		2-2 F8	3	2	1	0	1	1	2											
Barry Bonds, L (1, 7) OBP: 0.424, SLG: 0.649	0-1 1B		1-0 HR		1-0 HR		3-1 F7		0-0 HR	5	3	4	4	0	0	0											
Matt Williams, R (1, 5) OBP: 0.324, SLG: 0.609	2-3 K		3-2 F7		0-1 HR		1-3 K		0-0 1B	5	0	2	0	0	2	1											
Darryl Strawberry, L (1, 9) OBP: 0.389, SLG: 0.479		4-0 CS BB	2-3 K		3-2 G3-6-3 1B		2-1 G3-1		1-1 G4-3	4	0	0	0	1	1	2											
Todd Benzinger, S (1, 3) OBP: 0.289, SLG: 0.372		0-0 P4		0-1 FC3-6 1B	1-2 L6			2-2 BB 1B		4	0	2	0	0	0	1											
Royce Clayton, R (1, 6) OBP: 0.301, SLG: 0.330		4-1 BB BB		1-1 FC3-6 1B 1B		0-3 K		2-3 K		3	1	0	0	1	2	2											
Kirt Manwaring, R (1, 2) OBP: 0.303, SLG: 0.312		4-2 BB BB		1-1 1B 1B		3-3 K		4-2 G4-6-3 BB		2	0	1	0	2	1	0											
John Burkett, R (1, 1) OBP: 0.080, SLG: 0.061 Rich Monteleone, R (7, 1) Bryan Hickerson, L (8, 1) OBP: 0.241, SLG: 0.222 Dave Martinez, L (8, PH) OBP: 0.326, SLG: 0.375 Pat Gomez, L (9, 1) ERA: 2.14		0-3 K		0-3 K		0-0 G5-3		0-0 G4-6-3		3	0	0	0	0	2	4											
Inning Stats	R: 0 E: 0 K: 2 S: 11	H: 1 LOB: 1 BB: 0 P: 14	R: 0 E: 0 K: 1 S: 8	H: 0 LOB: 2 BB: 3 P: 20	R: 2 E: 0 K: 1 S: 13	H: 1 LOB: 0 BB: 1 P: 23	R: 1 E: 0 K: 2 S: 17	H: 3 LOB: 2 BB: 0 P: 21	R: 1 E: 0 K: 0 S: 11	H: 2 LOB: 0 BB: 0 P: 16	R: 0 E: 0 K: 2 S: 7	H: 0 LOB: 0 BB: 0 P: 10	R: 2 E: 0 K: 1 S: 12	H: 1 LOB: 0 BB: 1 P: 25	R: 0 E: 0 K: 1 S: 11	H: 1 LOB: 1 BB: 1 P: 19	R: 1 E: 0 K: 1 S: 13	H: 2 LOB: 1 BB: 0 P: 19	1B: 8 2B: 0 3B: 0 HR: 3	SF: 0 SAC: 0 DP: 2 HBP: 0	WP: 3 PB: 0 SB: 1 CS: 1	PA: 41					
PITCHER	IP	WLS	BF	H	R	ER	SO	BB	IBB	HBP	BLK	WP	HR	S	P	ERA	WHIP										
Pete Schourek, L (1, 1) ERA: 4.36	5.0		24	7	4	4	6	4	0	0	0	0	0	7	10	0.00	0.000										
Scott Service, R (6, 1) ERA: 5.4	1.0	W	3	0	0	0	2	0	0	0	0	0	0	7	10	0.00	0.000										
Hector Carrasco, R (7, 1) ERA: 2.38	2.2		13	4	3	3	3	2	0	0	0	1	1	34	60	10.12	2.250										
Chuck McElroy, L (9, 1) ERA: 2.14	0.1	S	1	0	0	0	0	0	0	0	0	0	0	2	3	0.00	0.000										

Cincinnati Reds @ San Francisco Giants
Candlestick Park, San Francisco, CA
Tue Aug 02 1994, 6:33 AM EDT
Att: 23,727 - Sunny - 63 F

AB 35
R 7
H 11
RBI 5
BB 6
SO 11
LOB 14



Batter	1	2	3	4	5	6	7	8	9	AB	R	H	RBI	BB	SO	LOB	TOP					
Roberto Kelly, R OBP: 0.350, SLG: 0.424	1-1 FC6-4 1B		1-1 L8		1-3 K		0-1 S 1B		1-0 G6-3	5	0	2	0	0	1	1						
Jeff Blausler, R OBP: 0.328, SLG: 0.379	1-2 FC6-4 G6-3 1-2		0-2		0-0 F7		0-0 P3			4	0	1	0	0	0	3						
Ryan Klesko, L OBP: 0.332, SLG: 0.567	2-0 G6-3		3-3 K		0-3 K		3-0 L9			3	0	0	0	0	2	2						
Dave Gallagher, R OBP: 0.318, SLG: 0.287	1-2									1	0	0	0	0	0	1						
Fred McGriff, L OBP: 0.381, SLG: 0.594	0-0 F7				2-0 G4-3		3-2 S 1B		2-3 K	4	1	1	0	0	1	1						
David Justice, L OBP: 0.431, SLG: 0.526		1-1 HR			2-3 K		0-0 P8		0-3 K	4	1	1	1	0	2	1						
Terry Pendleton, S OBP: 0.277, SLG: 0.397		1-3 K			4-1		1-0 PB 1B		3-2 P6	3	0	1	1	1	1	0						
Javy Lopez, R OBP: 0.298, SLG: 0.423		0-1 G5-3			1-3 K		4-0		1-2 BB	3	0	1	0	1	1	1						
Mike Kelly, R OBP: 0.271, SLG: 0.439										0	0	0	0	0	0	0						
Charlie O'Brien, R OBP: 0.319, SLG: 0.490										0	0	0	0	0	0	0						
Rafael Belliard, R OBP: 0.252, SLG: 0.291		3-3 K			1-2 K		1-3 K		0-3 K	4	0	0	0	0	4	3						
Greg Maddux, R OBP: 0.203, SLG: 0.224									1-1 FC3-6 1B	3	0	0	0	0	1	0						
Tony Tarasco, L OBP: 0.314, SLG: 0.438										1	0	0	0	0	0	1						
Mike Stanton, L OBP: 0.667, SLG: 0.667										0	0	0	0	0	0	0						
Mark Wohlers, R OBP: 1.000, SLG: 1.000										0	0	0	0	0	0	0						
Inning Stats	R: 0 E: 0 K: 0 S: 7	H: 1 LOB: 1 BB: 0 P: 11	R: 1 E: 0 K: 2 S: 11	H: 1 LOB: 0 BB: 0 P: 16	R: 0 E: 0 K: 1 S: 14	H: 1 LOB: 1 BB: 0 P: 19	R: 0 E: 0 K: 2 S: 11	H: 0 LOB: 1 BB: 1 P: 20	R: 0 E: 0 K: 2 S: 11	H: 0 LOB: 1 BB: 0 P: 13	R: 1 E: 0 K: 2 S: 13	H: 2 LOB: 2 BB: 1 P: 22	R: 0 E: 0 K: 2 S: 10	H: 1 LOB: 1 BB: 0 P: 10	R: 0 E: 0 K: 2 S: 10	H: 0 LOB: 0 BB: 0 P: 15	R: 0 E: 0 K: 1 S: 10	H: 1 LOB: 2 BB: 0 P: 13	1B: 5 2B: 1 3B: 0 HR: 1	SF: 0 SAC: 0 DP: 0 HBP: 0	WP: 1 PB: 1 SB: 3 CS: 0	PA: 37
PITCHER	IP	WLS	BF	H	R	ER	SO	BB	IBB	HBP	BLK	WP	HR	S	P	ERA	WHIP					
Jose Rijo, R ERA: 3.12	8.0	L	33	6	2	2	12	2	0	0	0	1	1	84	126	2.25	1.000					
Hector Carrasco, R ERA: 2.33	1.0		4	1	0	0	1	0	0	0	0	0	0	10	13	0.00	1.000					

Atlanta Braves @ Cincinnati Reds
Riverfront Stadium, Cincinnati, OH
Sat Aug 06 1994, 7:05 PM EDT
Att: 52,567 - Unknown - 69 F

AB 35
R 2
H 7
RBI 2
BB 2
SO 13
LOB 14



Batter	1	2	3	4	5	6	7	8	9	AB	R	H	RBI	BB	SO	LOB	BOTTOM					
Deion Sanders, L OBP: 0.345, SLG: 0.381	2-1 P3 S 1B				2-3 K		4-1 BB		3-1 FC5-4 1B	3	0	2	0	1	1	0						
Barry Larkin, R OBP: 0.369, SLG: 0.417	2-2 P3 1-3				2-2 G6-3		3-3 K		2-2 FC5-4 1B	4	1	0	0	0	1	4						
Hal Morris, L OBP: 0.395, SLG: 0.507	1-2 G5-3				1-1 G4-3		2-2 G4-3		1-1 1B	4	0	1	0	0	0	0						
Kevin Mitchell, R OBP: 0.431, SLG: 0.689					0-3 K		1-1 G6-3		3-1 1B	4	0	1	1	0	1	0						
Jacob Brumfield, R OBP: 0.340, SLG: 0.543									1-3 3-H 1B	0	0	0	0	0	0	0						
Bret Boone, R OBP: 0.368, SLG: 0.496		0-1 G4-3			0-1 G1-3		1-2 G3		1-3 K	4	0	0	0	0	1	2						
Tony Fernandez, S OBP: 0.385, SLG: 0.435		1-3 K			3-3 K				0-0 G6-3	4	0	0	0	0	2	2						
Reggie Sanders, R OBP: 0.333, SLG: 0.488					2-3 K		0-0 G4-3		2-2 1B	3	0	1	0	0	1	0						
Eddie Taubensee, L OBP: 0.339, SLG: 0.489					2-2 G6-3		1-1 FC1-4 1B		1-3 K	3	0	1	0	0	1	1						
Jose Rijo, R OBP: 0.213, SLG: 0.298					0-0 G5-3		0-0 FC1-4 BB		0-0 L6	2	0	0	0	0	0	1						
Lenny Harris, L OBP: 0.340, SLG: 0.367										1	0	0	0	0	0	1						
Hector Carrasco, R ERA: 4.06										0	0	0	0	0	0	0						
Inning Stats	R: 0 E: 0 K: 0 S: 8	H: 1 LOB: 0 BB: 0 P: 13	R: 0 E: 0 K: 1 S: 7	H: 0 LOB: 0 BB: 0 P: 8	R: 0 E: 0 K: 1 S: 7	H: 0 LOB: 0 BB: 0 P: 11	R: 0 E: 0 K: 1 S: 8	H: 0 LOB: 0 BB: 0 P: 13	R: 0 E: 0 K: 2 S: 8	H: 0 LOB: 0 BB: 0 P: 11	R: 0 E: 0 K: 1 S: 11	H: 1 LOB: 2 BB: 1 P: 19	R: 0 E: 0 K: 0 S: 10	H: 0 LOB: 0 BB: 0 P: 14	R: 0 E: 0 K: 1 S: 9	H: 1 LOB: 1 BB: 0 P: 12	R: 1 E: 0 K: 1 S: 14	H: 3 LOB: 2 BB: 0 P: 25	1B: 6 2B: 0 3B: 0 HR: 0	SF: 0 SAC: 0 DP: 0 HBP: 0	WP: 0 PB: 0 SB: 1 CS: 0	PA: 33
PITCHER	IP	WLS	BF	H	R	ER	SO	BB	IBB	HBP	BLK	WP	HR	S	P	ERA	WHIP					
Greg Maddux, R ERA: 1.63	8.0	W	27	3	0	0	7	1	0	0	0	0	0	68	101	0.00	0.500					
Mike Stanton, L ERA: 3.4	0.1		3	2	1	1	0	0	0	0	0	0	0	7	13	27.00	6.000					
Mark Wohlers, R ERA: 4.06	0.2	S	3	1	0	0	1	0	0	0	0	0	0	7	12	0.00	1.500					

Atlanta Braves @ Cincinnati Reds
Riverfront Stadium, Cincinnati, OH
Sat Aug 06 1994, 7:05 PM EDT
Att: 52,567 - Unknown - 69 F

AB 32
R 1
H 6
RBI 1
BB 1
SO 8
LOB 11




Batter	1	2	3	4	5	6	7	8	9	AB	R	H	RBI	BB	SO	LOB	TOP			
Roberto Kelly, R (1, 8) OBP: 0.347, SLG: 0.420	G4-3			G5-3		P3		F8		4	0	0	0	0	0	4	Atlanta Braves @ Cincinnati Reds Riverfront Stadium, Cincinnati, OH Sun Aug 07 1994, 3:33 AM EDT Att: 44,543 - Sunny - 75 F			
Jeff Blausler, R (1, 6) OBP: 0.327, SLG: 0.377	G6-3			K		L7		1B		4	0	1	1	0	1	2				
Mike Kelly, R (1, 7) Steve Bedrosian, R (8, 1) Mike Stanton, L (8, 1) OBP: 0.667, SLG: 0.667	K			L9			HR	P3		4	1	1	1	0	1	2				
Fred McGriff, L (1, 3) OBP: 0.382, SLG: 0.595		K			G1-6-3 1B		F9		G3-1 2B	4	0	2	0	0	1	0				
David Justice, L (1, 9) OBP: 0.426, SLG: 0.519		G4-3			G1-6-3 1-2		F9		P2	4	0	0	0	0	0	2				
Terry Pendleton, S (1, 5) OBP: 0.275, SLG: 0.391		F9			K		G3		G3-1 2-3	4	0	0	0	0	1	1				
Javy Lopez, R (1, 2) OBP: 0.297, SLG: 0.419			G4-3			1B BB		K	K	3	0	0	0	1	2	1				
Rafael Belliard, R (1, 4) Tony Tarasco, L (8, PH) OBP: 0.319, SLG: 0.442			K			1B		BB 1B	1B	2	0	1	0	0	1	0				
Kent Mercker, L (1, 1) Ryan Klesko, L (8, PH) Bill Pecota, R (8, 4) OBP: 0.310, SLG: 0.313			K			B3		BB 1B	BB	2	0	0	0	0	1	2				
										0	0	0	0	1	0	0				
										0	0	0	0	0	0	0				
Inning Stats	R: 0 E: 0 K: 1 S: 7	H: 0 LOB: 0 BB: 0 P: 14	R: 0 E: 0 K: 1 S: 6	H: 0 LOB: 0 BB: 0 P: 10	R: 0 E: 0 K: 2 S: 7	H: 0 LOB: 0 BB: 0 P: 10	R: 0 E: 0 K: 1 S: 8	H: 0 LOB: 0 BB: 0 P: 16	R: 0 E: 0 K: 1 S: 11	H: 1 LOB: 2 BB: 1 P: 15	R: 1 E: 0 K: 0 S: 6	H: 1 LOB: 0 BB: 0 P: 10	R: 1 E: 0 K: 1 S: 15	H: 2 LOB: 2 BB: 1 P: 27	R: 0 E: 0 K: 1 S: 6	H: 1 LOB: 1 BB: 0 P: 9	1B: 4 2B: 1 3B: 0 HR: 1	SF: 0 SAC: 0 DP: 1 HBP: 0	WP: 0 PB: 0 SB: 0 CS: 0	PA: 34
PITCHER	IP WLS BF H R ER SO BB IBB HBP BLK WP HR S P ERA WHIP																			
Pete Schourek, L (1, 1) ERA: 4.09	7.0 W 24 3 1 1 6 1 0 0 0 0 1 58 98 1.29 0.571																			
Jeff Brantley, R (8, 1) ERA: 2.25	2.0 S 10 3 1 1 2 1 0 0 0 0 0 0 21 36 4.50 2.000																			


AB	32
R	2
H	6
RBI	2
BB	2
SO	8
LOB	14



Batter	1	2	3	4	5	6	7	8	9	AB	R	H	RBI	BB	SO	LOB	BOTTOM			
Jacob Brumfield, R (1, 8) OBP: 0.397, SLG: 0.533	G6-3		P5				P5			4	0	1	0	0	0	0	Atlanta Braves @ Cincinnati Reds Riverfront Stadium, Cincinnati, OH Sun Aug 07 1994, 3:33 AM EDT Att: 44,543 - Sunny - 75 F			
Bret Boone, R (1, 4) OBP: 0.367, SLG: 0.493	G6-3		S 1B		K			G4-3		4	0	1	0	0	1	2				
Barry Larkin, R (1, 6) OBP: 0.370, SLG: 0.424	HR		F9		P2			S BB		3	1	1	1	1	0	3				
Kevin Mitchell, R (1, 7) OBP: 0.432, SLG: 0.696	K		G6-3			HR		BB IBB		3	1	1	1	1	1	0				
Reggie Sanders, R (1, 9) OBP: 0.333, SLG: 0.485		K		K		P3		BB		3	0	0	0	1	2	0				
Hal Morris, L (1, 3) OBP: 0.391, SLG: 0.502	G4-3		G4-3		G4-3		G4-3	K		4	0	0	0	0	1	3				
Tony Fernandez, S (1, 5) OBP: 0.364, SLG: 0.433			1B 1B		K		F7	G4-3		4	0	1	0	0	1	3				
Brian Dorsett, R (1, 2) OBP: 0.308, SLG: 0.346		1B				HR		G5-3		3	1	2	1	0	0	0				
Pete Schourek, L (1, 1) Brian Hunter, R (7, PH) Jeff Brantley, R (8, 1) OBP: 0.208, SLG: 0.304 OBP: 0.278, SLG: 0.482			L7			1B		G6-3		2	0	1	0	0	0	0				
										1	0	0	0	0	0	0				
										0	0	0	0	0	0	0				
Inning Stats	R: 1 E: 0 K: 1 S: 9	H: 1 LOB: 0 BB: 0 P: 16	R: 0 E: 0 K: 1 S: 9	H: 2 LOB: 2 BB: 0 P: 12	R: 0 E: 0 K: 0 S: 9	H: 1 LOB: 1 BB: 0 P: 15	R: 0 E: 0 K: 1 S: 7	H: 0 LOB: 0 BB: 0 P: 15	R: 1 E: 0 K: 2 S: 15	H: 3 LOB: 2 BB: 0 P: 21	R: 1 E: 0 K: 0 S: 9	H: 1 LOB: 0 BB: 0 P: 13	R: 0 E: 0 K: 0 S: 8	H: 0 LOB: 0 BB: 0 P: 11	R: 0 E: 0 K: 1 S: 8	H: 0 LOB: 3 BB: 3 P: 23	1B: 5 2B: 0 3B: 0 HR: 3	SF: 0 SAC: 0 DP: 0 HBP: 0	WP: 0 PB: 0 SB: 3 CS: 0	PA: 34
PITCHER	IP WLS BF H R ER SO BB IBB HBP BLK WP HR S P ERA WHIP																			
Kent Mercker, L (1, 1) ERA: 3.45	7.0 L 28 8 3 3 5 0 0 0 0 0 0 3 66 103 3.86 1.143																			
Steve Bedrosian, R (8, 1) ERA: 3.2	0.1 4 0 0 0 0 2 1 0 0 0 0 0 4 18 0.00 6.000																			
Mike Stanton, L (8, 1) ERA: 3.35	0.2 2 0 0 0 0 1 0 0 0 0 0 0 4 5 0.00 0.000																			



Batter	1	2	3	4	5	6	7	8	9	AB	R	H	RBI	BB	SO	LOB	TOP					
Roberto Kelly, R OBP: 0.347, SLG: 0.422 Dave Gallagher, R OBP: 0.321, SLG: 0.290	L4		FC6-5 2B	K		2H 3H 1B			G6-3	3	0	1	0	0	1	0	Atlanta Braves @ Cincinnati Reds Riverfront Stadium, Cincinnati, OH Mon Aug 08 1994, 7:05 PM EDT Att: 35,041 - Unknown - 81 F AB 35 R 6 H 11 RBI 6 BB 4 SO 3 LOB 13 					
Jeff Blausler, R OBP: 0.326, SLG: 0.379	G6-3		FC6-5 HR		G6-3		G4-3 2B		G6-3	4	1	1	0	1	0	1						
Ryan Klesko, L OBP: 0.338, SLG: 0.567 Mike Kelly, R OBP: 0.262, SLG: 0.460	HR	BB	F8		1B		F7		F9	2	1	1	0	1	0	1						
Fred McGriff, L OBP: 0.385, SLG: 0.611	HR		HR		G1-6-3 1B		G4-3			4	2	3	4	0	0	1						
David Justice, L OBP: 0.427, SLG: 0.528	1B		HR		G1-6-3 1B		G4-3			4	1	2	1	0	0	3						
Terry Pendleton, S OBP: 0.276, SLG: 0.391	F8		BB			P5		G6-4-3 1B		3	0	1	0	1	0	1						
Charlie O'Brien, R OBP: 0.317, SLG: 0.480		P6	F8			2B 1B BB		G6-4-3		3	1	0	0	1	0	2						
Rafael Belliard, R OBP: 0.257, SLG: 0.303	G4-3			K		1B 2B		K		4	0	1	0	0	2	0						
Steve Avery, L OBP: 0.115, SLG: 0.143 Tony Tarasco, L OBP: 0.317, SLG: 0.438 Mark Wohlers, R OBP: 1.000, SLG: 1.000 Mike Stanton, L OBP: 0.667, SLG: 0.667 Greg McMichael, R OBP: 0.667, SLG: 0.667	G5-3			P5		G3		P8		3	0	0	0	0	0	2						
Inning Stats	R: 2 E: 0 K: 0 S: 10	H: 2 LOB: 1 BB: 1 P: 19	R: 0 E: 0 K: 0 S: 6	H: 0 LOB: 0 BB: 0 P: 6	R: 3 E: 0 K: 0 S: 13	H: 3 LOB: 1 BB: 1 P: 22	R: 0 E: 0 K: 2 S: 7	H: 0 LOB: 0 BB: 0 P: 8	R: 0 E: 0 K: 0 S: 9	H: 2 LOB: 1 BB: 0 P: 15	R: 1 E: 0 K: 0 S: 12	H: 2 LOB: 2 BB: 1 P: 18	R: 0 E: 0 K: 1 S: 14	H: 1 LOB: 1 BB: 0 P: 21	R: 0 E: 0 K: 1 S: 6	H: 1 LOB: 0 BB: 0 P: 6		R: 0 E: 0 K: 0 S: 7	H: 0 LOB: 1 BB: 1 P: 13	1B: 5 2B: 3 3B: 0 HR: 3	SF: 0 SAC: 0 DP: 2 HBP: 0	WP: 0 PB: 0 SB: 0 CS: 0
PITCHER	IP WLS BF H R ER SO BB IBB HBP BLK WP HR S P ERA WHIP																					
John Roper, R ERA: 4.5	(1, 1) 4.1 L 21 6 5 5 2 2 0 0 0 0 0 3 40 62 10.38 1.846																					
Tim Fortugno, L ERA: 4.2	(5, 1) 1.1 6 2 1 1 0 1 0 0 0 0 0 0 16 23 6.75 2.250																					
Johnny Ruffin, R ERA: 3.18	(6, 1) 0.1 1 1 0 0 0 0 0 0 0 0 0 0 1 3 0.00 3.000																					
Chuck McElroy, L ERA: 2.06	(7, 1) 2.0 7 2 0 0 1 0 0 0 0 0 0 0 20 27 0.00 1.000																					
Hector Carrasco, R ERA: 2.29	(9, 1) 1.0 4 0 0 0 0 1 0 0 0 0 0 0 7 13 0.00 1.000																					

Batter	1	2	3	4	5	6	7	8	9	AB	R	H	RBI	BB	SO	LOB	BOTTOM			
Deion Sanders, L OBP: 0.343, SLG: 0.378	K		K			K		1B	G4-3	5	0	1	0	0	3	2	Atlanta Braves @ Cincinnati Reds Riverfront Stadium, Cincinnati, OH Mon Aug 08 1994, 7:05 PM EDT Att: 35,041 - Unknown - 81 F AB 32 R 4 H 6 RBI 4 BB 4 SO 11 LOB 17 			
Tony Fernandez, S OBP: 0.380, SLG: 0.428	G6-3			G5-3		G4-3		F8		4	0	0	0	0	0	2				
Barry Larkin, R OBP: 0.371, SLG: 0.422	G6-3			L5		BB		DI 1B BB		2	1	0	0	2	0	0				
Kevin Mitchell, R OBP: 0.430, SLG: 0.690	K	K		K		F9		HBP FC5-4 1B		4	1	1	1	0	2	1				
Bret Boone, R OBP: 0.369, SLG: 0.493	K			BB 1B		K		FC5-4 HBP 2B 1B		4	1	2	0	0	2	1				
Hal Morris, L OBP: 0.390, SLG: 0.499	G4-3			K		F8		FC5-4 HBP		3	0	0	0	0	1	2				
Reggie Sanders, R OBP: 0.332, SLG: 0.481			K		G5-4-3 BB		G1-3	P9		3	0	0	0	1	1	3				
Brian Dorsett, R OBP: 0.313, SLG: 0.352 Lenny Harris, L OBP: 0.337, SLG: 0.364					G5-4-3		1B BB	FC5-4 DI 2B		2	0	1	0	1	0	2				
John Roper, R OBP: 0.208, SLG: 0.212 Tim Fortugno, L OBP: 0.339, SLG: 0.333 Johnny Ruffin, R OBP: 0.277, SLG: 0.359 Jacob Brunfield, R OBP: 0.277, SLG: 0.359 Chuck McElroy, L OBP: 0.277, SLG: 0.359 Brian Hunter, R OBP: 0.277, SLG: 0.359 Hector Carrasco, R OBP: 0.277, SLG: 0.359 Thomas Howard, S OBP: 0.277, SLG: 0.359	K					K		1H 3H 2B		1	0	0	0	0	1	1				
Inning Stats	R: 0 E: 0 K: 1 S: 8	H: 0 LOB: 0 BB: 0 P: 12	R: 0 E: 0 K: 2 S: 8	H: 0 LOB: 0 BB: 0 P: 12	R: 0 E: 0 K: 3 S: 11	H: 1 LOB: 1 BB: 0 P: 17	R: 0 E: 0 K: 1 S: 7	H: 0 LOB: 0 BB: 0 P: 11	R: 0 E: 0 K: 2 S: 9	H: 0 LOB: 0 BB: 0 P: 15	R: 0 E: 0 K: 1 S: 8	H: 0 LOB: 1 BB: 1 P: 14	R: 0 E: 0 K: 0 S: 10	H: 1 LOB: 2 BB: 1 P: 21	R: 4 E: 0 K: 0 S: 19	H: 3 LOB: 1 BB: 1 P: 34		1B: 4 2B: 2 3B: 0 HR: 0	SF: 0 SAC: 0 DP: 1 HBP: 1	WP: 0 PB: 0 SB: 0 CS: 0
PITCHER	IP WLS BF H R ER SO BB IBB HBP BLK WP HR S P ERA WHIP																			
Steve Avery, L ERA: 4.04	(1, 1) 8.0 W 29 3 3 3 0 1 0 0 0 0 0 0 9 18 8.00 0.750																			
Mark Wohlers, R ERA: 4.59	(9, 1) 0.0 3 2 3 3 0 1 0 0 0 0 0 0 9 18 8.00 0.750																			
Mike Stanton, L ERA: 3.55	(9, 1) 0.0 1 0 0 0 0 0 0 0 1 0 0 0 3 5 8.00 0.750																			
Greg McMichael, R ERA: 4.04	(9, 1) 1.0 S 4 1 1 1 0 0 0 0 0 0 0 0 7 11 9.00 1.000																			

Batter	1	2	3	4	5	6	7	8	9	AB	R	H	RBI	BB	SO	LOB	TOP										
Brett Butler, L OBP: 0.413, SLG: 0.441 (1, 8)										4	2	2	0	0	1	0	Los Angeles Dodgers @ Cincinnati Reds Riverfront Stadium, Cincinnati, OH Tue Aug 09 1994, 7:05 PM EDT Att: 31,177 - Unknown - 76 F										
Delino DeShields, L OBP: 0.398, SLG: 0.324 (1, 4)										3	1	0	0	1	2	1											
Henry Rodriguez, L OBP: 0.311, SLG: 0.411 (1, 7) Cory Snyder, R OBP: 0.305, SLG: 0.400 (9, PH)										3	0	1	1	0	1	1											
Tim Wallach, R OBP: 0.356, SLG: 0.499 (1, 5)										4	0	2	1	0	1	0											
Eric Karros, R OBP: 0.309, SLG: 0.419 (1, 3)										4	0	0	0	0	1	2											
Raul Mondesi, R OBP: 0.332, SLG: 0.515 (1, 9)										3	0	0	0	0	0	0											
Carlos Hernandez, R OBP: 0.234, SLG: 0.349 (1, 2)										3	0	0	0	0	2	0											
Rafael Bourimigal, R OBP: 0.298, SLG: 0.273 (1, 6)										3	0	0	0	0	0	0											
Tom Candiotti, R OBP: 0.157, SLG: 0.150 (1, 1) Omar Daal, L OBP: 0.333, SLG: 0.334 (4, 1) Chris Gwynn, L OBP: 0.341, SLG: 0.451 (6, PH) Roger McDowell, R OBP: 0.341, SLG: 0.451 (6, 1) Mitch Webster, S OBP: 0.341, SLG: 0.451 (8, PH) Rudy Seanez, R OBP: 0.341, SLG: 0.451 (8, 1)										1	0	0	0	0	0	0											
Inning Stats	R: 1 E: 0 K: 1 S: 13	H: 2 LOB: 0 BB: 0 P: 23	R: 0 E: 0 K: 1 S: 5	H: 0 LOB: 0 BB: 0 P: 5	R: 0 E: 0 K: 0 S: 5	H: 0 LOB: 0 BB: 0 P: 9	R: 0 E: 0 K: 1 S: 12	H: 1 LOB: 1 BB: 0 P: 14	R: 0 E: 0 K: 1 S: 9	H: 0 LOB: 0 BB: 0 P: 15	R: 2 E: 0 K: 2 S: 14	H: 2 LOB: 1 BB: 1 P: 26	R: 0 E: 0 K: 0 S: 4	H: 0 LOB: 0 BB: 0 P: 7	R: 0 E: 0 K: 2 S: 7	H: 0 LOB: 0 BB: 0 P: 12		R: 0 E: 0 K: 1 S: 7	H: 0 LOB: 0 BB: 0 P: 10	1B: 4 2B: 1 3B: 0 HR: 0	SF: 0 SAC: 0 DP: 0 HBP: 0	WP: 1 PB: 0 SB: 2 CS: 0	PA: 32				
PITCHER	IP	WLS	BF	H	R	ER	SO	BB	IBB	HBP	BLK	WP	HR	S	P	ERA	WHIP										
Kevin Jarvis, R ERA: 7.13 (1, 1)	5.2	W	22	5	3	3	6	1	0	0	0	1	0	57	90	4.76	1.059										
Johnny Ruffin, R ERA: 3.12 (6, 1)	1.1		4	0	0	0	0	0	0	0	0	0	0	5	9	0.00	0.000										
Chuck McElroy, L ERA: 2.03 (8, 1)	1.0	S	3	0	0	0	2	0	0	0	0	0	0	7	12	0.00	0.000										
Jeff Brantley, R ERA: 2.22 (9, 1)	1.0		3	0	0	0	1	0	0	0	0	0	0	7	10	0.00	0.000										

Batter	1	2	3	4	5	6	7	8	9	AB	R	H	RBI	BB	SO	LOB	BOTTOM										
Deion Sanders, L OBP: 0.340, SLG: 0.374 (1, 8)										4	0	0	0	0	0	3	Los Angeles Dodgers @ Cincinnati Reds Riverfront Stadium, Cincinnati, OH Tue Aug 09 1994, 7:05 PM EDT Att: 31,177 - Unknown - 76 F										
Barry Larkin, R OBP: 0.372, SLG: 0.424 (1, 6)										3	1	1	0	1	0	0											
Hal Morris, L OBP: 0.389, SLG: 0.499 (1, 3)										4	1	1	1	0	0	1											
Kevin Mitchell, R OBP: 0.431, SLG: 0.686 (1, 7)										3	0	1	0	1	1	1											
Bret Boone, R OBP: 0.367, SLG: 0.491 (1, 4)										4	1	1	1	0	0	2											
Tony Fernandez, S OBP: 0.357, SLG: 0.423 (1, 5)										4	0	0	0	0	0	2											
Reggie Sanders, R OBP: 0.333, SLG: 0.487 (1, 9)										3	1	1	2	1	1	0											
Eddie Taubensee, L OBP: 0.342, SLG: 0.486 (1, 2)										3	1	1	0	1	0	2											
Kevin Jarvis, L OBP: 0.250, SLG: 0.250 (1, 1) Johnny Ruffin, R OBP: 0.343, SLG: 0.364 (7, PH) Chuck McElroy, L OBP: 0.167, SLG: 0.167 (8, 1) Jeff Brantley, R OBP: 0.167, SLG: 0.167 (9, 1)										1	0	1	1	0	0	0											
Inning Stats	R: 0 E: 0 K: 0 S: 9	H: 0 LOB: 0 BB: 0 P: 12	R: 0 E: 0 K: 1 S: 8	H: 0 LOB: 0 BB: 0 P: 11	R: 0 E: 0 K: 0 S: 6	H: 1 LOB: 1 BB: 0 P: 8	R: 5 E: 0 K: 0 S: 17	H: 5 LOB: 1 BB: 1 P: 30	R: 0 E: 0 K: 1 S: 5	H: 0 LOB: 1 BB: 0 P: 5	R: 0 E: 0 K: 0 S: 3	H: 0 LOB: 1 BB: 2 P: 11	R: 0 E: 0 K: 0 S: 10	H: 0 LOB: 2 BB: 2 P: 23	R: 0 E: 0 K: 0 S: 10	H: 0 LOB: 2 BB: 2 P: 23		1B: 4 2B: 2 3B: 0 HR: 1	SF: 0 SAC: 1 DP: 1 HBP: 0	WP: 0 PB: 0 SB: 2 CS: 0	PA: 35						
PITCHER	IP	WLS	BF	H	R	ER	SO	BB	IBB	HBP	BLK	WP	HR	S	P	ERA	WHIP										
Tom Candiotti, R ERA: 4.12 (1, 1)	3.2	L	18	6	5	5	1	1	0	0	0	0	0	10	20	0.00	0.750										
Omar Daal, L ERA: 3.29 (4, 1)	1.1		5	1	0	0	0	0	0	0	0	0	0	8	16	0.00	1.000										
Roger McDowell, R ERA: 5.23 (6, 1)	2.0		7	0	0	0	1	2	0	0	0	0	0	8	16	0.00	1.000										
Rudy Seanez, R ERA: 2.66 (8, 1)	1.0		5	0	0	0	0	2	0	0	0	0	0	10	23	0.00	2.000										


AB	31
R	3
H	5
RBI	2
BB	1
SO	9
LOB	4



Batter	1	2	3	4	5	6	7	8	9	AB	R	H	RBI	BB	SO	LOB	TOP								
Brett Butler, L OBP: 0.412, SLG: 0.443	F9			G1-3		S 1B		G5-3	L6-4 1-3 2-H	5	1	2	1	0	0	1									
Delino DeShields, L OBP: 0.361, SLG: 0.326	F8			G4-3		1B		1B	1B	4	0	2	2	1	0	0									
Mike Piazza, R OBP: 0.373, SLG: 0.546	K2-3			L5		1B		1B	L6-4	4	0	1	1	1	1	2									
Tim Wallach, R OBP: 0.355, SLG: 0.496		P3			FC6-4 1B	L9		P3		4	0	1	0	0	0	4									
Eric Karros, R OBP: 0.309, SLG: 0.424	F8				F8		G6-3		HR	4	1	1	1	0	0	1									
Raul Mondesi, R OBP: 0.331, SLG: 0.517	G5-3			FC6-4 1-2	G4-3		G4-3		1B 3B	4	1	1	0	0	0	1									
Cory Snyder, R OBP: 0.300, SLG: 0.392			K							3	0	0	0	0	3	1	AB 36								
Henry Rodriguez, L OBP: 0.310, SLG: 0.409			K							1	0	0	0	0	1	1	R 6								
Rafael Bourimigal, R OBP: 0.293, SLG: 0.268			L8			G5-3		G4-3 1B	2B	2	0	0	0	0	0	0	H 10								
Mitch Webster, S OBP: 0.349, SLG: 0.470									1B	1	1	1	0	0	0	0	RBI 6								
Jeff Treadway, L OBP: 0.351, SLG: 0.343									2B	0	1	0	0	1	0	0	BB 3								
Kevin Gross, R OBP: 0.200, SLG: 0.213			K					G4-3	1B	2	0	0	0	0	1	0	SO 6								
Carlos Hernandez, R OBP: 0.231, SLG: 0.344									1B	1	0	0	0	0	0	0	LOB 12								
Ismael Valdez, R OBP: 0.408, SLG: 0.409									1B	1	1	1	1	0	0	0									
Todd Worrell, R OBP: 0.408, SLG: 0.409									1B	0	0	0	0	0	0	0									
Inning Stats	R: 0 E: 0 K: 1 S: 8	H: 0 LOB: 0 BB: 0 P: 13	R: 0 E: 0 K: 0 S: 6	H: 0 LOB: 0 BB: 0 P: 8	R: 0 E: 0 K: 2 S: 7	H: 0 LOB: 0 BB: 0 P: 12	R: 0 E: 0 K: 0 S: 11	H: 0 LOB: 0 BB: 0 P: 15	R: 0 E: 0 K: 1 S: 9	H: 1 LOB: 1 BB: 0 P: 13	R: 1 E: 0 K: 0 S: 10	H: 2 LOB: 2 BB: 1 P: 17	R: 0 E: 0 K: 1 S: 9	H: 0 LOB: 0 BB: 0 P: 11	R: 1 E: 0 K: 0 S: 12	H: 2 LOB: 2 BB: 1 P: 20	R: 4 E: 0 K: 1 S: 17	H: 5 LOB: 1 BB: 1 P: 29	1B: 6 2B: 3 3B: 1 HR: 1	SF: 0 SAC: 0 DP: 1 HBP: 0	WP: 0 PB: 0 SB: 2 CS: 0	PA: 39			
PITCHER	IP	WLS	BF	H	R	ER	SO	BB	IBB	HBP	BLK	WP	HR	S	P	ERA	WHIP								
John Smiley, L ERA: 3.86	7.2		29	4	2	2	5	1	1	0	0	0	0	68	104	2.35	0.652								
Hector Carrasco, R ERA: 2.29	0.1		2	1	0	0	0	0	0	0	0	0	0	4	5	0.00	3.000								
Jeff Brantley, R ERA: 2.48	0.1	L	3	2	2	2	1	0	0	0	0	0	1	8	13	54.00	6.000								
Chuck McElroy, L ERA: 2.34	0.0		4	3	2	2	0	1	0	0	0	0	0	7	13	∞	∞								
Johnny Ruffin, R ERA: 3.09	0.2		1	0	0	0	0	0	0	0	0	0	0	2	3	0.00	0.000								

Los Angeles Dodgers @ Cincinnati Reds
Riverfront Stadium, Cincinnati, OH
Wed Aug 10 1994, 7:05 PM EDT
Att: 28,456 - Unknown - 77 F


AB 36
R 6
H 10
RBI 6
BB 3
SO 6
LOB 12



Batter	1	2	3	4	5	6	7	8	9	AB	R	H	RBI	BB	SO	LOB	BOTTOM								
Deion Sanders, L OBP: 0.341, SLG: 0.377	K		B1-3		G3		1-H 2B		1B	5	0	2	0	0	1	1									
Tony Fernandez, S OBP: 0.380, SLG: 0.425	E1 1B			G4-3		S 2B 1B		FC4-6 SH1-4 1B	F8	5	2	3	0	0	0	1									
Barry Larkin, R OBP: 0.372, SLG: 0.423	K			FC4-6 1B		L9		SH1-4		3	0	1	0	0	1	2									
Hal Morris, L OBP: 0.388, SLG: 0.495	K			FC4-6 1-2		L7		FC4-6 IBB		3	0	0	0	1	1	3									
Bret Boone, R OBP: 0.366, SLG: 0.491		F8		K		1-H 2B		FC4-6 1B		4	0	1	1	0	1	3									
Thomas Howard, S OBP: 0.302, SLG: 0.410		P5			K		G3-1			4	0	1	1	0	1	1									
Jeff Brantley, R ERA: 2.48										0	0	0	0	0	0	0									
Chuck McElroy, L OBP: 0.167, SLG: 0.167										0	0	0	0	0	0	0									
Johnny Ruffin, R ERA: 3.09										0	0	0	0	0	0	0									
Reggie Sanders, R OBP: 0.330, SLG: 0.482		L3			G6-3		K	F8		4	0	0	0	0	1	2									
Eddie Taubensee, L OBP: 0.340, SLG: 0.486			G4-3			WP 1B 2B		G5-3	P3	4	1	1	0	0	0	0									
John Smiley, L OBP: 0.254, SLG: 0.255										3	0	2	1	0	1	0									
Hector Carrasco, R ERA: 3.18			K							0	0	0	0	0	0	0									
Jacob Brumfield, R OBP: 0.381, SLG: 0.525						2-H 1B		2B 1B	G1-3	1	0	0	0	0	0	0									
Inning Stats	R: 0 E: 1 K: 3 S: 13	H: 1 LOB: 1 BB: 0 P: 19	R: 0 E: 0 K: 0 S: 9	H: 0 LOB: 0 BB: 0 P: 13	R: 0 E: 0 K: 1 S: 7	H: 0 LOB: 0 BB: 0 P: 9	R: 0 E: 0 K: 1 S: 9	H: 1 LOB: 1 BB: 0 P: 15	R: 1 E: 0 K: 0 S: 11	H: 2 LOB: 1 BB: 0 P: 16	R: 1 E: 0 K: 0 S: 10	H: 2 LOB: 2 BB: 0 P: 13	R: 0 E: 0 K: 1 S: 8	H: 2 LOB: 2 BB: 0 P: 12	R: 1 E: 0 K: 0 S: 12	H: 2 LOB: 2 BB: 1 P: 20	R: 0 E: 0 K: 0 S: 9	H: 1 LOB: 1 BB: 0 P: 12	1B: 8 2B: 3 3B: 0 HR: 0	SF: 0 SAC: 1 DP: 0 HBP: 0	WP: 1 PB: 0 SB: 1 CS: 0	PA: 38			
PITCHER	IP	WLS	BF	H	R	ER	SO	BB	IBB	HBP	BLK	WP	HR	S	P	ERA	WHIP								
Kevin Gross, R ERA: 3.6	7.0		28	8	2	2	7	0	0	0	0	0	0	67	97	2.57	1.143								
Ismael Valdez, R ERA: 3.18	1.0	W	6	2	1	1	0	0	1	0	0	0	0	12	20	9.00	2.000								
Todd Worrell, R ERA: 4.29	1.0	S	4	1	0	0	0	0	0	0	0	0	0	9	12	0.00	1.000								

Los Angeles Dodgers @ Cincinnati Reds
Riverfront Stadium, Cincinnati, OH
Wed Aug 10 1994, 7:05 PM EDT
Att: 28,456 - Unknown - 77 F

AB 36
R 3
H 11
RBI 3
BB 1
SO 7
LOB 13



Batter	1	2	3	4	5	6	7	8	9	AB	R	H	RBI	BB	SO	LOB	TOP				
Brett Butler, L OBP: 0.411, SLG: 0.446 (1, 8)										4	0	1	0	0	1	0					
Delino DeShields, L OBP: 0.397, SLG: 0.322 (1, 4)										4	0	0	0	0	3	1					
Mike Piazza, R OBP: 0.370, SLG: 0.541 (1, 2)										4	0	0	0	0	1	1					
Tim Wallach, R OBP: 0.356, SLG: 0.502 (1, 5)										3	1	1	1	1	1	0					
Eric Karros, R OBP: 0.310, SLG: 0.426 (1, 3)										3	0	1	0	1	0	0					
Henry Rodriguez, L OBP: 0.307, SLG: 0.405 (1, 7)										3	0	0	0	0	3	3					
Mitch Webster, S OBP: 0.344, SLG: 0.464 (7, 7)										1	0	0	0	0	0	1					
Raul Mondesi, R OBP: 0.333, SLG: 0.516 (1, 9)										3	1	1	0	1	1	0					
Rafael Bourimigal, R OBP: 0.291, SLG: 0.267 (1, 6)										4	0	1	1	0	0	2					
Ramon Martinez, R OBP: 0.284, SLG: 0.318 (1, 1)										3	0	0	0	0	3	1					
Inning Stats	R: 0 E: 0 K: 1 S: 5	H: 0 LOB: 0 BB: 0 P: 5	R: 1 E: 0 K: 2 S: 8	H: 1 LOB: 0 BB: 0 P: 8	R: 0 E: 0 K: 1 S: 5	H: 0 LOB: 0 BB: 0 P: 7	R: 0 E: 0 K: 0 S: 5	H: 0 LOB: 0 BB: 0 P: 7	R: 1 E: 0 K: 2 S: 12	H: 2 LOB: 1 BB: 2 P: 17	R: 0 E: 0 K: 1 S: 11	H: 0 LOB: 0 BB: 0 P: 22	R: 0 E: 0 K: 3 S: 9	H: 0 LOB: 0 BB: 0 P: 14	R: 0 E: 0 K: 1 S: 6	H: 1 LOB: 2 BB: 1 P: 13	1B: 2 2B: 1 3B: 1 HR: 1	SF: 0 SAC: 0 DP: 0 HBP: 0	WP: 0 PB: 0 SB: 0 CS: 0	PA: 35	
PITCHER	IP	WLS	BF	H	R	ER	SO	BB	IBB	HBP	BLK	WP	HR	S	P	ERA	WHIP				
Jose Rijo, R ERA: 3.08 (1, 1)	8.0	L	30	4	2	2	12	2	0	0	1	0	1	63	89	2.25	0.750				
Hector Carrasco, R ERA: 2.24 (9, 1)	1.0		5	1	0	0	1	0	1	0	0	0	0	6	13	0.00	1.000				

Los Angeles Dodgers @ Cincinnati Reds
Riverfront Stadium, Cincinnati, OH
Thu Aug 11 1994, 3:33 AM EDT
Att: 33,876 - Unknown - 75 F

AB	32
R	2
H	5
RBI	2
BB	3
SO	13
LOB	9



Batter	1	2	3	4	5	6	7	8	9	AB	R	H	RBI	BB	SO	LOB	BOTTOM					
Deion Sanders, L OBP: 0.342, SLG: 0.381 (1, 8)										4	0	2	0	0	2	0						
Barry Larkin, R OBP: 0.369, SLG: 0.419 (1, 6)										4	0	0	0	0	0	2						
Hal Morris, L OBP: 0.385, SLG: 0.491 (1, 3)										4	0	0	0	0	2	2						
Kevin Mitchell, R OBP: 0.429, SLG: 0.681 (1, 7)										4	0	1	0	0	1	0						
Bret Boone, R OBP: 0.368, SLG: 0.491 (1, 4)										4	0	2	0	0	1	2						
Tony Fernandez, S OBP: 0.381, SLG: 0.426 (1, 5)										4	0	2	0	0	0	0						
Reggie Sanders, R OBP: 0.332, SLG: 0.480 (1, 9)										2	0	0	0	2	1	2						
Eddie Taubensee, L OBP: 0.333, SLG: 0.476 (1, 2)										4	0	0	0	0	0	5						
Jose Rijo, R OBP: 0.204, SLG: 0.286 (1, 1)										2	0	0	0	0	0	1						
Lenny Harris, L OBP: 0.340, SLG: 0.360 (8, PH)										1	0	0	0	0	0	0						
Hector Carrasco, R ERA: 2.24 (9, 1)										0	0	0	0	0	0	0						
Inning Stats	R: 0 E: 0 K: 0 S: 5	H: 2 LOB: 2 BB: 0 P: 5	R: 0 E: 0 K: 0 S: 7	H: 0 LOB: 1 BB: 1 P: 14	R: 0 E: 0 K: 2 S: 8	H: 0 LOB: 0 BB: 0 P: 13	R: 0 E: 0 K: 1 S: 6	H: 0 LOB: 0 BB: 0 P: 9	R: 0 E: 0 K: 0 S: 7	H: 0 LOB: 0 BB: 0 P: 11	R: 0 E: 0 K: 2 S: 11	H: 0 LOB: 0 BB: 0 P: 16	R: 0 E: 0 K: 1 S: 11	H: 2 LOB: 2 BB: 1 P: 18	R: 0 E: 0 K: 0 S: 7	H: 1 LOB: 1 BB: 0 P: 9	R: 0 E: 0 K: 1 S: 15	H: 2 LOB: 2 BB: 0 P: 22	1B: 6 2B: 1 3B: 0 HR: 0	SF: 0 SAC: 0 DP: 0 HBP: 0	WP: 0 PB: 0 SB: 0 CS: 0	PA: 35
PITCHER	IP	WLS	BF	H	R	ER	SO	BB	IBB	HBP	BLK	WP	HR	S	P	ERA	WHIP					
Ramon Martinez, R ERA: 3.97 (1, 1)	9.0	W	35	7	0	0	7	2	0	0	0	0	0	77	117	0.00	1.000					

Los Angeles Dodgers @ Cincinnati Reds
Riverfront Stadium, Cincinnati, OH
Thu Aug 11 1994, 3:33 AM EDT
Att: 33,876 - Unknown - 75 F

AB	33
R	0
H	7
RBI	0
BB	2
SO	7
LOB	14

