

Cincinnati Reds - 1995

Batter	1	2	3	4	5	6	7	8	9	AB R H RBI BB SO LOB	TOP											
Brian McRae, S (1, 8) OBP: 0.600, SLG: 1.200	1-3 K		0-0 SH1-5-4 1B		3-2 3B	3-1 1-H 2-H 2B		1-0 1-2f 2-3 G6-3		5 0 3 1 0 1 2												
Rey Sanchez, R (1, 4) OBP: 0.250, SLG: 0.250	2-0 G6-3		0-0 SH1-5-4		0-0 F7		1-0 WP G6-3 1B	1-0 L9		4 1 1 0 0 0 1												
Sammy Sosa, R (1, 9) OBP: 0.400, SLG: 0.250	4-2 S BB		1-3 K			2-0 1B 1B 1B	3-2 G6-3		2-3 K	4 1 1 0 1 2 3												
Mark Grace, L (1, 3) OBP: 0.600, SLG: 0.600	3-2 G5-3		0-0 P6		1-1 1B 1B BB 1B	1-0 HBP 1B	1-0 HBP 1B	2-2 WP 1B		5 1 3 1 0 0 3												
Rick Wilkins, L (1, 2) OBP: 0.600, SLG: 0.333		1-1 E3 SH1-3 G6-3		1-1 F7	2-2 BB 1B SF8 1B	1-0 HBP	1-2 HBP	4-0 G5-4-3 BB		3 2 1 0 1 0 0												
Shawon Dunston, R (1, 6)		0-1 SH1-3		0-1 P4	0-3 K	0-1 P6		2-0 G5-4-3		4 0 0 0 0 1 7												
Steve Buechele, R (1, 5) OBP: 0.250, SLG: 0.250		1-1 G6-3		2-3 K	1-0 BB 2B 1B	1-2 G4-3				4 1 1 2 0 1 2												
Scott Bullett, L (1, 7) Ozzie Timmons, R (6, PH) (6, 7)		3-H F8		2-2 G1-3	4-1 2B BB		4-0 G6-3 BB WP BB			2 0 0 0 0 0 0 0 1 0 1 2 0 0												
Jim Bullinger, R (1, 1) Mike Perez, R (7, 1)			4-2 SH1-5-4 1B BB		1-1 G5-3	0-1 SF8		4-1 G6-3 BB		1 0 0 1 1 0 0 0 0 0 0 1 0 0												
Inning Stats	R: 0 E: 0 K: 1 S: 12	H: 0 LOB: 1 BB: 1 P: 22	R: 1 E: 1 K: 0 S: 8	H: 0 LOB: 0 BB: 0 P: 12	R: 0 E: 0 K: 1 S: 9	H: 1 LOB: 2 BB: 1 P: 14	R: 0 E: 0 K: 1 S: 7	H: 0 LOB: 0 BB: 0 P: 10	R: 0 E: 0 K: 0 S: 9	H: 1 LOB: 1 BB: 0 P: 15	R: 4 E: 0 K: 1 S: 15	H: 5 LOB: 2 BB: 1 P: 28	R: 1 E: 0 K: 0 S: 12	H: 2 LOB: 2 BB: 0 P: 19	R: 1 E: 0 K: 0 S: 3	H: 0 LOB: 0 BB: 2 P: 13	R: 0 E: 0 K: 1 S: 8	H: 1 LOB: 1 BB: 1 P: 18	1B: 8 2B: 1 3B: 1 HR: 0	SF: 1 SAC: 2 DP: 2 HBP: 1	WP: 3 PB: 0 SB: 1 CS: 0	PA: 42
PITCHER	IP WLS BF H R ER SO BB IBB HBP BLK WP HR S P ERA WHIP																					
Jose Rijo, R (1, 1) ERA: 6.75	5.1 L 25 6 5 4 4 2 0 0 0 0 0 0 55 89 6.75 1.500																					
Chuck McElroy, L (6, 1) ERA:	0.2 3 1 0 0 0 1 0 0 0 0 0 0 5 12 0.00 3.000																					
Xavier Hernandez, R (7, 1) ERA: 9.0	2.0 10 2 2 2 0 2 0 1 0 2 0 15 32 9.00 2.000																					
Johnny Ruffin, R (9, 1) ERA:	1.0 4 1 0 0 0 1 1 0 0 0 1 0 8 18 0.00 2.000																					


Chicago Cubs @ Cincinnati Reds
Riverfront Stadium, Cincinnati, OH

Wed Apr 26 1995, 3:33 AM EDT
Att. 51,033 - Sunny - 66 F

AB	32
R	7
H	10
RBI	6
BB	6
SO	5
LOB	18



livebaseballscorecards.com

Batter	1	2	3	4	5	6	7	8	9	AB R H RBI BB SO LOB	TOP																									
Deion Sanders, L (1, 8) OBP: 0.133, SLG: 0.200	0-0 F8		0-0 G6-3			0-0 F7	0-0 F7		0-0 G4-3	5 0 0 0 0 0 2	<p>Cincinnati Reds @ San Diego Padres</p> <p>Jack Murphy Stadium, San Diego, CA</p> <p>Fri Apr 28 1995, 10:05 PM EDT</p> <p>Att. 10,307 - Unknown - 65 F</p> <p>livebaseballscorecards.com</p> <p>AB 35 R 7 H 11 RBI 7 BB 2 SO 4 LOB 8</p> 																									
Reggie Sanders, R (1, 9) OBP: 0.400, SLG: 0.333	0-3 K			0-0 FC5-4 1B		0-0 E 1B		1-0 HR HBP	0-3 K	4 1 2 0 0 2 0																										
Barry Larkin, R (1, 6) OBP: 0.600, SLG: 1.083	0-0 1B			0-0 FC5-4 WP		0-0 SF8		0-0 HR 1B	0-3 K	4 1 2 1 0 1 1																										
Ron Gant, R (1, 7) OBP: 0.250, SLG: 0.625	0-0 F9			0-0 G6-3		0-0 G5-3		0-0 HR		4 1 1 3 0 0 3																										
Hal Morris, L (1, 3) OBP: 0.214, SLG: 0.083		0-0 G6-3		0-0 F7			0-0 G3-1	0-0 G3-1		4 0 0 0 0 0 1																										
Bret Boone, R (1, 4) OBP: 0.308, SLG: 0.538		0-0 F8			0-0 L3		0-0 BB 1B			4 2 2 1 0 0 0																										
Benito Santiago, R (1, 2) OBP: 0.385, SLG: 0.769		0-0 PO 2B		0-3 K		0-0 BB 1B		0-0 F9		4 1 2 0 0 1 0																										
Willie Greene, L (1, 5) OBP: 0.300, SLG: 0.125		0-0 PO 2-3	0-0 G4-3		0-0 G4-3		4-0 1B BB	4-0 BB		2 0 0 0 2 0 0																										
Kevin Jarvis, L (1, 1) Lenny Harris, L (6, PH) Tim Pugh, R (6, 1) Thomas Howard, S (7, PH) Brian Hunter, R (7, PH) Xavier Hernandez, L (7, 1) Jeff Brantley, R (7, 1) Hector Carrasco, R (8, 1)			0-0 G4-3			0-0 1B SF8 1B	0-0 1-3 2-H 3-H 1B	0-0 F8		1 0 0 0 0 0 0 1 1 1 0 0 0 0 0 0 0 0 0 0 0 0 0 0 0 0 0 0 1 0 1 2 0 0 0 0 0 0 0 0 0 0 1 0 0 0 0 0 1 0 0 0 0 0 0 0																										
Inning Stats	R: 0 E: 0 K: 1 S: 6	H: 1 LOB: 1 BB: 0 P: 6	R: 0 E: 0 K: 0 S: 3	H: 1 LOB: 0 BB: 0 P: 3	R: 0 E: 0 K: 0 S: 3	H: 0 LOB: 0 BB: 0 P: 3	R: 0 E: 0 K: 1 S: 4	H: 1 LOB: 1 BB: 0 P: 4	R: 0 E: 0 K: 1 S: 5	H: 0 LOB: 0 BB: 0 P: 5	R: 1 E: 1 K: 0 S: 5	H: 2 LOB: 1 BB: 0 P: 5	R: 2 E: 0 K: 0 S: 5	H: 3 LOB: 1 BB: 1 P: 9	R: 4 E: 0 K: 0 S: 6	H: 3 LOB: 1 BB: 1 P: 11	R: 0 E: 0 K: 2 S: 7	H: 0 LOB: 0 BB: 0 P: 7	1B: 8 2B: 1 3B: 0 HR: 2	SF: 1 SAC: 0 DP: 0 HBP: 1	WP: 1 PB: 0 SB: 0 CS: 0	PA: 40														
PITCHER	IP WLS BF H R ER SO BB IBB HBP BLK WP HR S P ERA WHIP																																			
Joey Hamilton, R (1, 1) ERA: 1.5	6.0		22	5	1	1	2	0	0	0	0	1	0	26	26	1.50	0.833																			
Willie Blair, R (7, 1) ERA: 13.5	0.1		4	2	2	2	0	1	0	0	0	0	0	3	7	54.00	9.000																			
Jeff Tabaka, L (7, 1) ERA:	0.2		2	1	0	0	0	0	0	0	0	0	0	2	2	0.00	1.500																			
Bryce Florie, R (8, 1) ERA: 40.5	0.0		3	2	3	3	0	0	0	1	0	0	1	2	3	∞	∞																			
Andres Berumen, R (8, 1) ERA: 3.0	2.0	W	8	1	1	1	2	1	0	0	0	0	1	11	15	4.50	1.000																			

BOTTOM

Cincinnati Reds @ San Diego Padres
Jack Murphy Stadium, San Diego, CA

Fri Apr 28 1995, 10:05 PM EDT
Att: 10,307 - Unknown - 65 F

livebaseballscorecards.com

AB	36
R	8
H	12
RBI	8
BB	8
SO	4
LOB	17



WP:	0	PA:	46
PB:	0		
SB:	4		
CS:	0		

AB R H RBI BB SO LOB

5	1	2	1	1	0	0
---	---	---	---	---	---	---

4	2	2	1	1	0	1
---	---	---	---	---	---	---

3	2	2	0	2	0	1
---	---	---	---	---	---	---

3	0	0	0	0	1	4
0	0	0	0	0	0	0
0	0	0	0	0	0	0
0	0	0	0	0	0	0
1	0	1	2	0	0	0
1	0	0	0	0	1	2

4	0	1	1	1	0	2
---	---	---	---	---	---	---

2	0	1	2	1	1	0
0	0	0	0	0	0	0
0	0	0	0	0	0	0
1	1	1	0	0	0	0

5	0	0	0	0	0	7
---	---	---	---	---	---	---

4	1	1	0	1	0	0
---	---	---	---	---	---	---

2	0	0	0	0	1	0
1	1	1	1	1	0	0

1B:	9	SF:	1
2B:	2	SAC:	1
3B:	0	DP:	0
HR:	1	HBP:	0

Batter	1	2	3	4	5	6	7	8	9
Bip Roberts, S OBP: 0.438, SLG: 0.467 (1, 4) (8, 7)	0-0 G4-3	0-0 G4-3			0-0 G3		4-0 S 1B 1B BB	0-0 2B	0-0 1B
Steve Finley, L OBP: 0.250, SLG: 0.200 (1, 8)	0-0 1B 1B		4-0 FC3-6 BB		0-0 F8		0-0 S 1B 1B 1B 1-2 2-H	0-0 F8	
Tony Gwynn, L OBP: 0.615, SLG: 0.909 (1, 9)	0-0 1B 1B		0-0 FC3-6 S 1-2f		0-0 FC6-4 1B		4-0 E 1B SF8 IBB 1-2 2-3	4-0 IBB	
Eddie Williams, R OBP: 0.364, SLG: 0.500 (1, 3) Ray Holbert, R OBP: 1.000, SLG: 1.000 (6, PR) Willie Blair, R (7, 1) Jeff Tabaka, R (7, 1) Scott Livingstone, L OBP: 0.687, SLG: 0.667 (7, PH) Jody Reed, R OBP: 0.200, SLG: 0.200 (8, 4)	0-0 F2		0-3 K 1-2		0-0 FC6-4 BB 1-2f		0-0 E 1B 1B 1-3 2-H 3-H	0-3 K	
Ken Caminiti, S OBP: 0.429, SLG: 0.333 (1, 5)	0-0 E 1B 1-2 3-H		0-0 G6-3		0-0 F8		4-0 IBB		0-0 G4-3
Melvin Nieves, S OBP: 0.556, SLG: 0.500 (1, 7) Bryce Florie, R (8, 1) Andres Berumen, R (8, 1) Phil Clark, R OBP: 1.000, SLG: 1.500 (9, PH)	0-0 E 1B 1-3 2-H		0-3 K 0-0		4-0 K 1-2		0-0 SF8 3-H		0-0 G6-3 1B 2B
Andujar Cedeno, R OBP: 0.286, SLG: 0.357 (1, 6)	0-0 F8		0-0 G5-3		0-0 G4-3		0-0 F7		0-0 G6-3 2-3
Brad Ausmus, R OBP: 0.222, SLG: 0.125 (1, 2)			0-0 G5-3		0-0 F8		0-0 SH1-4 1B 1B		0-0 G5-3
Joey Hamilton, R (1, 1) Roberto Petagine, L OBP: 0.750, SLG: 1.667 (7, 3)			0-0 F9		0-3 K		0-0 SH1-4 1-2		4-0 HR 1B BB

Inning Stats	R: 2	H: 4	E: 1	K: 0	S: 7	LOB: 2	BB: 0	P: 7	R: 0	H: 0	E: 0	K: 0	S: 3	LOB: 0	BB: 0	P: 3	R: 0	H: 0	E: 0	K: 1	S: 5	LOB: 1	BB: 1	P: 9	R: 0	H: 0	E: 0	K: 1	S: 5	LOB: 0	BB: 0	P: 5	R: 0	H: 1	E: 0	K: 0	S: 4	LOB: 2	BB: 1	P: 8	R: 4	H: 3	E: 1	K: 0	S: 6	LOB: 2	BB: 3	P: 18	R: 1	H: 2	E: 0	K: 1	S: 7	LOB: 2	BB: 1	P: 11	R: 1	H: 2	E: 0	K: 0	S: 4	LOB: 3	BB: 2	P: 12	1B: 9	2B: 2	3B: 0	HR: 1	SF: 1	SAC: 1	DP: 0	HBP: 0	WP: 0	PA: 46
--------------	------	------	------	------	------	--------	-------	------	------	------	------	------	------	--------	-------	------	------	------	------	------	------	--------	-------	------	------	------	------	------	------	--------	-------	------	------	------	------	------	------	--------	-------	------	------	------	------	------	------	--------	-------	-------	------	------	------	------	------	--------	-------	-------	------	------	------	------	------	--------	-------	-------	-------	-------	-------	-------	-------	--------	-------	--------	-------	--------

PITCHER	IP	WLS	BF	H	R	ER	SO	BB	IBB	HBP	BLK	WP	HR	S	P	ERA	WHIP
Kevin Jarvis, R ERA: 3.6 (1, 1)	5.0		20	4	2	2	3	1	0	0	0	0	0	25	29	3.60	1.000
Tim Pugh, R ERA: (6, 1)	1.0		5	1	0	0	0	1	0	0	0	0	0	4	8	0.00	2.000
Xavier Hernandez, R ERA: 19.29 (7, 1)	0.1		4	2	3	3	0	1	0	0	0	0	0	3	7	81.00	9.000
Jeff Brantley, R ERA: 6.0 (7, 1)	1.0		8	3	2	2	0	0	2	0	0	0	1	6	14	18.00	3.000
Hector Carrasco, R ERA: 2.7 (8, 1)	1.1	L	9	2	1	1	1	2	1	0	0	0	0	8	20	6.75	3.000

Batter	1	2	3	4	5	6	7	8	9	AB R H RBI BB SO LOB	TOP									
Deion Sanders, L (1, 8) OBP: 0.150, SLG: 0.200	0-0 L6	0-0 F7			0-0 G4-3			0-0 1B	0-0 B2	5 1 1 0 0 0 3										
Reggie Sanders, R (1, 9) OBP: 0.467, SLG: 0.583	4-0 1B BB		0-0 G6-3		0-3 K			4-0 1B BB	0-0 IHR	3 2 1 2 2 1 0										
Barry Larkin, R (1, 6) OBP: 0.556, SLG: 0.933	0-0		0-3 K			0-0 G6-3		0-0 1B	0-0 P4	3 0 1 0 0 1 0										
Jeff Branson, L (6, 6) OBP: 0.333, SLG: 0.333	1-2 1B							1-2 1B		2 1 1 1 0 0 0										
Ron Gant, R (1, 7) OBP: 0.200, SLG: 0.500	0-3 K		0-0 E6			4-0 BB		0-0 L8	0-0 F9	2 0 0 0 0 1 2										
Pete Smith, R (3, 1)										0 0 0 0 1 0 0										
Damon Berryhill, S (8, PH)										1 0 0 0 0 0 2										
Johnny Ruffin, R (8, 1)										0 0 0 0 0 0 0										
Mark Lewis, R (9, PH) OBP: 0.250, SLG: 0.250										1 0 0 0 0 0 0										
Hal Morris, L (1, 3) OBP: 0.167, SLG: 0.063	0-0 G4-3		0-0 G3			0-3 K		0-3 K		4 0 0 0 0 2 6										
Bret Boone, R (1, 4) OBP: 0.353, SLG: 0.529		0-0 SH1-4 BB 1B		0-3 K		0-0 G6-3		0-0 1B		4 0 2 1 0 1 1										
Eddie Taubensee, L (1, 2) OBP: 0.250, SLG: 0.250		0-0 L6		0-0 F9			0-0 F9	0-0 1B		4 0 1 1 0 0 1										
Willie Greene, L (1, 5) OBP: 0.286, SLG: 0.091		4-0 SH1-4 BB		0-0 F8			0-3 K	0-3 K		3 0 0 0 1 2 2										
Pete Schourek, L (1, 1)		0-0 SH1-4				0-0 G4-1			0-0 IHR 1B	0 0 0 0 0 0 0										
Thomas Howard, S (3, 7) OBP: 0.429, SLG: 0.333		1-2 2-3					0-3 K			3 1 1 0 0 1 0										
Inning Stats	R: 0 E: 0 K: 1 S: 6	H: 1 LOB: 2 BB: 1 P: 10	R: 0 E: 0 K: 0 S: 4	H: 1 LOB: 2 BB: 1 P: 8	R: 0 E: 1 K: 1 S: 6	H: 0 LOB: 1 BB: 0 P: 6	R: 0 E: 0 K: 1 S: 5	H: 0 LOB: 0 BB: 0 P: 5	R: 0 E: 0 K: 2 S: 7	H: 0 LOB: 0 BB: 0 P: 7	R: 0 E: 0 K: 2 S: 7	H: 0 LOB: 0 BB: 0 P: 7	R: 3 E: 0 K: 2 S: 11	H: 4 LOB: 2 BB: 1 P: 15	R: 2 E: 0 K: 0 S: 5	H: 2 LOB: 0 BB: 0 P: 5	1B: 7 2B: 0 3B: 0 HR: 1	SF: 0 SAC: 1 DP: 0 HBP: 0	WP: 0 PB: 0 SB: 2 CS: 0	PA: 40
PITCHER	IP WLS BF H R ER SO BB IBB HBP BLK WP HR S P ERA WHIP																			
Scott Sanders, R (1, 1) ERA: 5.4	5.0 W 20 2 0 0 4 2 0 0 0 0 0 0 26 34 0.00 0.800																			
Bill Krueger, L (6, 1) ERA: 12.0	2.2 14 4 3 3 4 2 0 0 0 0 0 0 20 28 10.12 2.250																			
Tim Mauser, R (8, 1) ERA: 5.4	0.1 2 1 1 1 1 0 0 0 0 0 0 0 4 4 27.00 3.000																			
Jeff Tabaka, L (9, 1) ERA: 5.4	1.0 4 1 1 1 0 0 0 0 0 0 0 0 4 4 9.00 1.000																			

Cincinnati Reds @ San Diego Padres
 Jack Murphy Stadium, San Diego, CA
 Sat Apr 29 1995, 10:05 PM EDT
 Att. 13,663 - Unknown - 66 F

livebaseballscorecards.com

AB	35
R	5
H	8
RBI	5
BB	4
SO	9
LOB	17



Batter	1	2	3	4	5	6	7	8	9
Bip Roberts, S (1, 4) OBP: 0.474, SLG: 0.471 Jody Reed, R (3, PR) OBP: 0.286, SLG: 0.167 (4, 4)									
Steve Finley, L (1, 8) OBP: 0.333, SLG: 0.176									
Tony Gwynn, L (1, 9) OBP: 0.588, SLG: 0.800 Phil Clark, R (7, 9) OBP: 0.667, SLG: 1.000									
Ken Caminiti, S (1, 5) OBP: 0.444, SLG: 0.375 Scott Livingstone, L (8, 5) OBP: 0.667, SLG: 0.667									
Melvin Nieves, S (1, 7) OBP: 0.385, SLG: 0.300									
Andujar Cedeno, R (1, 6) OBP: 0.333, SLG: 0.556 Ray Holbert, R (8, 6) OBP: 1.000, SLG: 1.000									
Roberto Petagine, L (1, 3) OBP: 0.750, SLG: 1.250									
Brad Ausmus, R (1, 2) OBP: 0.308, SLG: 0.333									
Scott Sanders, R (1, 1) OBP: 0.500, SLG: 1.000 Tim Hyers, L (5, PH) Bill Krueger, L (6, 1) Tim Mauser, R (8, 1) Jeff Tabaka, R (9, 1)									

Inning Stats	R: 6	H: 5	E: 0	LOB: 1	K: 1	S: 10	P: 18	R: 0	H: 0	E: 0	LOB: 0	K: 0	S: 2	P: 6	R: 2	H: 2	E: 0	LOB: 2	K: 1	S: 7	P: 12	R: 0	H: 2	E: 0	LOB: 1	K: 0	S: 4	P: 4	R: 0	H: 1	E: 0	LOB: 0	K: 0	S: 3	P: 3	R: 0	H: 0	E: 0	LOB: 0	K: 1	S: 5	P: 5	R: 0	H: 0	E: 0	LOB: 0	K: 0	S: 3	P: 3	R: 1	H: 0	E: 0	LOB: 2	K: 2	S: 7	P: 19
--------------	------	------	------	--------	------	-------	-------	------	------	------	--------	------	------	------	------	------	------	--------	------	------	-------	------	------	------	--------	------	------	------	------	------	------	--------	------	------	------	------	------	------	--------	------	------	------	------	------	------	--------	------	------	------	------	------	------	--------	------	------	-------

PITCHER	IP	WLS	BF	H	R	ER	SO	BB	IBB	HBP	BLK	WP	HR	S	P	ERA	WHIP
Pete Schourek, L (1, 1) ERA: 27.0	2.2	L	19	7	8	8	2	4	0	0	0	0	1	18	35	27.00	4.125
Pete Smith, R (3, 1) ERA:	4.1		14	3	0	0	1	0	0	0	0	0	0	16	16	0.00	0.692
Johnny Ruffin, R (8, 1) ERA: 4.5	1.0		6	0	1	1	2	3	0	0	0	1	0	7	19	9.00	3.000

BOTTOM

Cincinnati Reds @ San Diego Padres
Jack Murphy Stadium, San Diego, CA
 Sat Apr 29 1995, 10:05 PM EDT
 Att: 13,663 - Unknown - 66 F

AB	31
R	9
H	10
RBI	8
BB	7
SO	5
LOB	15

WP	PA	31
WP: 1	PA: 39	
PB: 0		
SB: 0		
CS: 0		

Batter	1	2	3	4	5	6	7	8	9	AB R H RBI BB SO LOB	TOP		
Jerome Walton, R (1, 8) <small>OBP: 0.200, SLG: 0.250</small> Tim Pugh, R (4, 1) Willie Greene, L (7, PH) <small>OBP: 0.313, SLG: 0.154</small>	0-0 K 1B 1B	0-0 F7		0-0 F8			0-0 F8		0-0 2B 1B	3 0 1 0 0 0 2 0 0 0 0 0 0 0 2 1 1 0 0 0 1	Cincinnati Reds @ San Diego Padres Jack Murphy Stadium, San Diego, CA <small>Sun Apr 30 1995, 6:33 AM EDT</small> <small>Att. 18,964 - Cloudy - 70 F</small>		
Reggie Sanders, R (1, 9) <small>OBP: 0.500, SLG: 0.625</small>	0-0 S WP 1B		0-0 E5 G3 S		0-0 G5-3		4-0 1B BB	0-0 1-H HR 2B	4 2 2 1 1 0 0				
Barry Larkin, R (1, 6) <small>OBP: 0.522, SLG: 0.950</small>	0-3 K 1-2 2-3		0-0 G3		0-0 F8		0-0 1-2 2-H 1B	0-0 2-H HR	5 1 2 3 0 1 3				
Ron Gant, R (1, 7) <small>OBP: 0.250, SLG: 0.500</small> Hal Morris, L (4, 3) <small>OBP: 0.143, SLG: 0.053</small> Hector Carrasco, R (9, 1)	0-0 1B 2-H 1B		0-0 F7		0-0 F7		0-3 K	0-3 K	2 0 1 0 0 0 1 3 0 0 0 0 2 2 0 0 0 0 0 0 0				
Brian Hunter, R (1, 3) <small>OBP: 0.200, SLG: 0.200</small> Thomas Howard, S (8, PH) <small>OBP: 0.375, SLG: 0.286</small>	0-0 1-3 1B		0-0 G1-3		0-0 G5-3		0-0 F8		3 0 1 0 0 0 1 1 0 0 0 0 0 0				
Bret Boone, R (1, 4) <small>OBP: 0.333, SLG: 0.524</small>	0-0 P6		0-0 G6-3 SF9 2B		0-0 G4-3		0-3 K		4 1 1 0 0 1 2				
Benito Santiago, R (1, 2) <small>OBP: 0.294, SLG: 0.588</small>		0-0 F9		0-0 G6-3		0-3 K	0-0 F7		4 0 0 0 0 1 1				
Mark Lewis, R (1, 5) <small>OBP: 0.333, SLG: 0.250</small> Lenny Harris, L (7, PH) <small>OBP: 0.500, SLG: 0.333</small> Xavier Hernandez, L (7, 1) Jeff Branson, L (9, PH) <small>OBP: 0.250, SLG: 0.250</small>		4-0 SH1-4 BB		0-0 SF9		4-0 1B BB	0-0 F7		0 0 0 1 1 0 0 0 1 0 0 1 0 0 0 0 0 0 0 0 0 1 0 0 0 0 0 0				
John Roper, R (1, 1) Deion Sanders, L (4, PH) <small>OBP: 0.174, SLG: 0.217</small>		0-0 SH1-4		0-0 3-H 1B		0-0 B1-3	0-3 K		0 0 0 0 0 0 0 3 0 1 0 0 1 1				
Inning Stats	R: 1 H: 4 E: 0 LOB: 2 K: 1 BB: 0 S: 8 P: 8	R: 0 H: 0 E: 0 LOB: 1 K: 0 BB: 1 S: 3 P: 7	R: 0 H: 0 E: 1 LOB: 1 K: 0 BB: 0 S: 4 P: 4	R: 1 H: 2 E: 0 LOB: 1 K: 0 BB: 0 S: 5 P: 5	R: 0 H: 0 E: 0 LOB: 0 K: 0 BB: 0 S: 3 P: 3	R: 0 H: 0 E: 0 LOB: 0 K: 1 BB: 0 S: 5 P: 5	R: 1 H: 1 E: 0 LOB: 2 K: 1 BB: 2 S: 6 P: 14	R: 0 H: 0 E: 0 LOB: 0 K: 1 BB: 0 S: 5 P: 5	R: 3 H: 3 E: 0 LOB: 0 K: 2 BB: 0 S: 10 P: 10	1B: 7 SF: 1 2B: 2 SAC: 1 3B: 0 DP: 0 HR: 1 HBP: 0		WP: 2 PA: 40 PB: 0 SB: 2 CS: 0	
PITCHER	IP WLS BF H R ER SO BB IBB HBP BLK WP HR S P ERA WHIP											PITCHER	IP WLS BF H R ER SO BB IBB HBP BLK WP HR S P ERA WHIP
Fernando Valenzuela, L (1, 1) <small>ERA: 3.6</small> Willie Blair, R (6, 1) <small>ERA: 9.0</small> Brian Williams, R (7, 1) <small>ERA: 3.0</small> Andres Berumen, R (8, 1) <small>ERA: 2.25</small> Trevor Hoffman, R (9, 1) <small>ERA: 13.5</small>	5.0 22 6 2 2 1 1 0 0 0 1 0 23 27 3.60 1.400												

livebaseballscorecards.com

AB	35
R	6
H	10
RBI	5
BB	3
SO	6
LOB	14



Batter	1	2	3	4	5	6	7	8	9	AB R H RBI BB SO LOB
Steve Finley, L (1, 8) OBP: 0.333, SLG: 0.227	0-0 E 1B	0-0 F9-3 1B		0-0 G4-3		0-0 FC4-6 2B	0-3 K2-3		0-0 SF7	5 1 2 1 0 1 3
Jody Reed, R (1, 4) OBP: 0.333, SLG: 0.300	0-0 E9 1B	0-0 F9-3 1B		4-0 G5-3 2B		0-0 2B		0-0 G6-3		4 2 1 0 1 0 2
Tony Gwynn, L (1, 9) OBP: 0.636, SLG: 0.789	0-0 1B	0-0 1B		0-0 G5-3		4-0 G6-4-3 IBB		0-0 1B		4 2 3 1 1 0 1
Ken Caminiti, S (1, 5) OBP: 0.478, SLG: 0.476	0-0 BB 1B	0-0 2B 1B		0-0 2B		0-0 G6-4-3		0-3 K		5 0 3 2 0 1 4
Melvin Nieves, S (1, 7) OBP: 0.353, SLG: 0.357	0-3 K	0-0 2B		0-3 K			0-3 K	0-0 G3		4 0 1 1 0 3 3
Andres Berumen, R (8, 1)		1-3 2-H 2B								0 0 0 0 0 0 0
Scott Livingstone, L (8, PH) OBP: 0.500, SLG: 0.500										1 0 0 0 0 0 1
Trevor Hoffman, R (9, 1)										0 0 0 0 0 0 0
Andujar Cedeno, R (1, 6) OBP: 0.391, SLG: 0.524	0-0 BB 1B	0-0 G5-3			0-0 G5-3		4-0 BB 1B		4-0 SH1-4 E SF7 BB	3 2 1 1 2 0 2
Roberto Petagine, L (1, 3) OBP: 0.615, SLG: 0.714	4-0 BB		0-0 F8		0-0 G4-3		4-0 PB 1B		0-0 FC1 SH1-4	3 0 0 0 2 0 1
Brian Johnson, R (1, 2) OBP: 0.222, SLG: 0.222	0-3 K		0-3 K		0-0 G6-3		0-3 K		0-0 SH1-4	4 0 0 0 0 3 5
Fernando Valenzuela, L (1, 1) Willie Blair, R (6, 1) Tim Hyers, L (6, PH) Brian Williams, R (7, 1) Bip Roberts, S (7, PH) OBP: 0.524, SLG: 0.500	0-0 F9		0-0 F8			0-0 E1 FC4-6	0-0 PB 1B		4-0 IBB	2 0 0 0 0 0 3

Inning Stats	R: 3	H: 4	R: 1	H: 4	R: 0	H: 0	R: 1	H: 1	R: 0	H: 0	R: 0	H: 1	R: 1	H: 1	R: 0	H: 1	R: 1	H: 1	R: 0	H: 1	R: 1	H: 0	1B: 9	SF: 1	WP: 0	PA: 46
E: 1	LOB: 3	E: 0	LOB: 2	E: 0	LOB: 0	E: 0	LOB: 1	E: 1	LOB: 2	E: 0	LOB: 0	E: 1	LOB: 2	E: 0	LOB: 2	E: 1	LOB: 2	E: 1	LOB: 1	E: 0	LOB: 1	E: 1	LOB: 2	2B: 4	SAC: 1	PB: 1
K: 2	BB: 1	K: 0	BB: 0	K: 1	BB: 0	K: 1	BB: 1	K: 0	BB: 1	K: 0	BB: 0	K: 3	BB: 2	K: 3	BB: 2	K: 0	BB: 2	K: 3	BB: 0	K: 1	BB: 0	K: 0	BB: 2	3B: 0	DP: 2	SB: 1
S: 12	P: 16	S: 6	P: 6	S: 5	P: 5	S: 6	P: 10	S: 4	P: 8	S: 3	P: 3	S: 10	P: 18	S: 6	P: 6	S: 3	P: 11	S: 3	P: 6	S: 3	P: 11	S: 3	P: 11	HR: 0	HBP: 0	CS: 0

PITCHER	IP	WLS	BF	H	R	ER	SO	BB	IBB	HBP	BLK	WP	HR	S	P	ERA	WHIP
John Roper, R (1, 1) ERA: 9.0	3.0		18	8	4	3	3	1	0	0	0	0	0	23	27	9.00	3.000
Tim Pugh, R (4, 1) ERA: 2.25	3.0		13	2	1	1	1	1	1	0	0	0	0	13	21	3.00	1.000
Xavier Hernandez, R (7, 1) ERA: 12.46	2.0		10	2	1	1	4	2	0	0	0	0	0	16	24	4.50	2.000
Hector Carrasco, R (9, 1) ERA: 2.25	0.2	L	5	0	1	0	0	1	1	0	0	0	0	3	11	0.00	1.500

BOTTOM

Cincinnati Reds @ San Diego Padres
Jack Murphy Stadium, San Diego, CA

Sun Apr 30 1995, 6:33 AM EDT
 Att: 18,964 - Cloudy - 70 F

AB	37
R	7
H	12
RBI	7
BB	7
SO	8
LOB	25



PITCHER	IP	WLS	BF	H	R	ER	SO	BB	IBB	HBP	BLK	WP	HR	S	P	ERA	WHIP
John Roper, R (1, 1) ERA: 9.0	3.0		18	8	4	3	3	1	0	0	0	0	0	23	27	9.00	3.000
Tim Pugh, R (4, 1) ERA: 2.25	3.0		13	2	1	1	1	1	1	0	0	0	0	13	21	3.00	1.000
Xavier Hernandez, R (7, 1) ERA: 12.46	2.0		10	2	1	1	4	2	0	0	0	0	0	16	24	4.50	2.000
Hector Carrasco, R (9, 1) ERA: 2.25	0.2	L	5	0	1	0	0	1	1	0	0	0	0	3	11	0.00	1.500

Batter	1	2	3	4	5	6	7	8	9	AB R H RBI BB SO LOB	TOP	
Lenny Dykstra, L OBP: 0.348, SLG: 0.350 (1, 8) X	0-0 G4-3	0-0 2-3 2B		X 0-0 G4-3		X 0-0 G5-3 1B		X 0-0 F9		5 0 2 0 0 0 0		
Mickey Morandini, L OBP: 0.222, SLG: 0.235 (1, 4) X	0-0 L8	0-3 K			X 0-0 F9	X 0-0 F7		X 0-0 G3-6-1 1B		5 0 1 0 0 1 3		
Gregg Jefferies, S OBP: 0.304, SLG: 0.364 (1, 7) X	0-0 G3	0-0 L3			X 0-0 1B 2B	X 0-0 G5-3 1-2		X 0-0 G3-6-1 1-2f		5 1 1 0 0 0 4		
Dave Hollins, S OBP: 0.455, SLG: 0.684 (1, 3)		4-0 2B BB	0-3 K		X 0-0 1B 1B 2-H	X 0-3 K		X 0-0 2B		4 2 2 1 1 2 1		
Darren Daulton, L OBP: 0.273, SLG: 0.333 (1, 2)		0-0 3B 2B 1-H	0-0 G3		X 0-3 K		X 0-3 K	X 0-0 G3-1		5 1 1 1 0 2 2		
Jim Eisenreich, L OBP: 0.385, SLG: 0.667 (1, 9)		0-0 3B 1B	0-0		X 0-0 1B BB 2-3 1B		X 0-0 P6			4 1 3 0 0 0 0		
Charlie Hayes, R OBP: 0.400, SLG: 0.333 (1, 5)		0-0 1B 3B 1-H 2-H	0-0 L3		X 4-0 1B BB 1-2		X 0-0 G5-3			3 1 1 2 1 0 1		
Kevin Stocker, S OBP: 0.333, SLG: 0.250 (1, 6)		0-0 2B SH1-4 1B 3-H		X 0-3 K	X 0-0 1B 1-2 2-3 3-H		X 0-3 K			4 0 2 2 0 2 0		
Curt Schilling, R OBP: 0.250, SLG: 0.250 (1, 1)		0-0 SH1-4		X 0-3 K	X 0-0 G1-3		X 0-0 F8			2 0 0 0 0 1 3		
Tony Longmire, L OBP: 0.667, SLG: 1.667 (8, PH)										1 0 0 0 0 0 0		
Gene Harris, R (8, 1)										0 0 0 0 0 0 0		
Inning Stats	R: 0 E: 0 K: 0 S: 3 H: 0 LOB: 0 BB: 0 P: 3	R: 4 E: 0 K: 1 S: 10 H: 5 LOB: 2 BB: 1 P: 14	R: 0 E: 0 K: 1 S: 6 H: 1 LOB: 1 BB: 0 P: 6	R: 0 E: 0 K: 2 S: 7 H: 0 LOB: 0 BB: 0 P: 7	R: 2 E: 0 K: 1 S: 9 H: 4 LOB: 3 BB: 1 P: 13	R: 0 E: 0 K: 1 S: 6 H: 1 LOB: 1 BB: 0 P: 6	R: 0 E: 0 K: 1 S: 5 H: 0 LOB: 0 BB: 0 P: 5	R: 0 E: 0 K: 1 S: 5 H: 0 LOB: 0 BB: 0 P: 5	R: 0 E: 0 K: 0 S: 4 H: 2 LOB: 1 BB: 0 P: 4	1B: 7 2B: 5 3B: 1 HR: 0 SF: 0 SAC: 1 DP: 1 HBP: 0	WP: 0 PB: 0 SB: 0 CS: 0 PA: 41	
PITCHER	IP WLS BF H R ER SO BB IBB HBP BLK WP HR S P ERA WHIP											
Jose Rijo, R ERA: 9.31 (1, 1)	4.1 L 22 8 6 6 4 1 0 0 0 0 0 0 29 33 12.46 2.077											
Pete Smith, R ERA: (5, 1)	2.2 12 3 0 0 3 1 0 0 0 0 0 0 17 21 0.00 1.500											
Johnny Ruffin, R ERA: 2.25 (8, 1)	2.0 7 2 0 0 1 0 0 0 0 0 0 0 9 9 0.00 1.000											

Philadelphia Phillies @ Cincinnati Reds
Riverfront Stadium, Cincinnati, OH
Tue May 02 1995, 7:05 PM EDT
Att. 19,389 - Unknown - 58 F

AB	38
R	6
H	13
RBI	6
BB	2
SO	8
LOB	14



Batter	1	2	3	4	5	6	7	8	9	AB R H RBI BB SO LOB
Deion Sanders, L (1, 8) OBP: 0.185, SLG: 0.222	0-0 L5		0-0 P6			0-0 F7			0-0 CS DI 1B	4 0 1 0 0 0 0
Reggie Sanders, R (1, 9) OBP: 0.458, SLG: 0.526	0-3 K		0-3 K			0-0 L7			4-0 BB BB BB CS BB	3 0 0 0 1 2 0
Barry Larkin, R (1, 6) OBP: 0.481, SLG: 0.833	0-0 1B					0-0 F8			0-0 L4	4 0 1 0 0 0 2
Hal Morris, L (1, 3) OBP: 0.120, SLG: 0.043	0-0 G3					0-0 L8			0-0 G6-3	4 0 0 0 0 0 2
Bret Boone, R (1, 4) OBP: 0.333, SLG: 0.500		0-0 G6-3				0-0 1B			0-3 K2-3	3 0 1 0 0 1 0
Thomas Howard, S (1, 7) OBP: 0.300, SLG: 0.222		0-0 G1-3				0-3 K			0-0 G3	2 0 0 0 0 1 1
Pete Smith, R (5, 1)										0 0 0 0 0 0 0
Jeff Branson, L (7, PH) OBP: 0.200, SLG: 0.200										1 0 0 0 0 0 0
Johnny Ruffin, R (8, 1)										0 0 0 0 0 0 0
Benito Santiago, R (1, 2) OBP: 0.350, SLG: 0.600		0-0 1B				0-0 G5-3			0-0 G4-6-3 1B	3 0 2 0 0 0 0
Willie Greene, L (1, 5) OBP: 0.263, SLG: 0.125		0-0 F8				0-0 G3-1			0-0 G4-6-3	3 0 0 0 0 0 2
Jose Rijo, R (1, 1)			0-0 F8			0-0 G5-3			0-0 F5	1 0 0 0 0 0 0
Brian Hunter, R (5, 7) OBP: 0.167, SLG: 0.167										2 0 0 0 0 0 0


Inning Stats	R: 0	H: 1	E: 0	LOB: 1	K: 1	P: 6	R: 0	H: 1	E: 0	LOB: 1	K: 0	P: 4	R: 0	H: 0	E: 0	LOB: 0	K: 1	P: 5	R: 0	H: 1	E: 0	LOB: 1	K: 1	P: 6	R: 0	H: 0	E: 0	LOB: 0	K: 0	P: 3	R: 0	H: 0	E: 0	LOB: 0	K: 1	P: 3	R: 0	H: 1	E: 0	LOB: 0	K: 0	P: 3	R: 0	H: 1	E: 0	LOB: 1	K: 0	P: 7
	1B: 5	SF: 0	2B: 0	SAC: 0	3B: 0	DP: 1	HR: 0	HBP: 0	WP: 0	PA: 31																																						
PITCHER	IP	WLS	BF	H	R	ER	SO	BB	IBB	HBP	BLK	WP	HR	S	P	ERA	WHIP																															
Curt Schilling, R (1, 1) ERA: 2.25	7.0	W	24	3	0	0	4	0	0	0	0	0	0	32	32	0.00	0.429																															
Gene Harris, R (8, 1) ERA:	2.0		7	2	0	0	0	1	0	0	0	0	0	6	10	0.00	1.500																															

BOTTOM

Philadelphia Phillies @ Cincinnati Reds
Riverfront Stadium, Cincinnati, OH

Tue May 02 1995, 7:05 PM EDT
Att: 19,389 - Unknown - 58 F

AB	30
R	0
H	5
RBI	0
BB	1
SO	4
LOB	7



WP	PA	ERA	WHIP
0	31	0.00	0.429

Batter	1	2	3	4	5	6	7	8	9	AB R H RBI BB SO LOB	TOP																
Lenny Dykstra, L (1, 8) OBP: 0.333, SLG: 0.304	1-1 G4-3		1-1 L8			4-0 FC5-4 BB		3-2 P7		3 0 0 0 1 0 1																	
Mariano Duncan, R (1, 4) OBP: 0.222, SLG: 0.556	0-2 P3			0-0 G4-3		2-3 K		2-2 HR		4 1 1 1 0 1 1																	
Gregg Jefferies, S (1, 7) OBP: 0.259, SLG: 0.308	0-1 P3			2-2 G5-3		2-1 F7		1-1 F9		4 0 0 0 0 0 1																	
Dave Hollins, S (1, 3) OBP: 0.423, SLG: 0.591		1-1 G4-3		4-0 2B BB		1-0 FC5-4 1-2f		0-3 K		3 1 0 0 1 1 1																	
Darren Daulton, L (1, 2) OBP: 0.308, SLG: 0.375		3-1 G3		2-2 1-H 2B		4-0 FC6 BB		1-1 F8		3 0 1 1 1 0 0																	
Charlie Hayes, R (1, 5) OBP: 0.333, SLG: 0.263		0-3 K		1-1 G6-3		0-1 FC6 1B 1-2f		0-2 L9		4 0 0 0 0 1 2																	
Dave Gallagher, R (1, 9) OBP: 0.556, SLG: 0.500			2-2 SH2-4 1B		1-2 G6-4-3 1B		1-1 F7		0-3 K	2 0 2 0 0 0 0 2 0 0 0 0 1 1																	
Jim Eisenreich, L (7, PH) OBP: 0.333, SLG: 0.571																											
Kevin Stocker, S (1, 6) OBP: 0.333, SLG: 0.263			0-0 B1		1-0 G6-4-3 1-2f		1-1 1B			3 0 1 0 0 0 2																	
David West, L (1, 1)			0-2 SH2-4		2-3 K		2-0 P5			1 0 0 0 0 1 0 0 0 0 0 0 0 0 1 0 0 0 0 0 2 0																	
Toby Borland, R (6, 1)																											
Gary Varsho, L (7, PH) OBP: 0.650, SLG: 0.500																											
Norm Charlton, S (7, 1)																											
Ricky Bottalico, L (7, 1)																											
Andy Carter, L (8, 1)																											
Mike Williams, R (8, 1)																											
Inning Stats	R: 0 E: 0 K: 0 S: 7	H: 0 LOB: 0 BB: 0 P: 8	R: 0 E: 0 K: 1 S: 7	H: 0 LOB: 0 BB: 0 P: 11	R: 0 E: 0 K: 0 S: 12	H: 1 LOB: 1 BB: 0 P: 15	R: 1 E: 0 K: 0 S: 9	H: 1 LOB: 1 BB: 1 P: 18	R: 0 E: 0 K: 1 S: 9	H: 1 LOB: 0 BB: 0 P: 13	R: 0 E: 0 K: 1 S: 6	H: 0 LOB: 1 BB: 1 P: 15	R: 0 E: 0 K: 0 S: 7	H: 1 LOB: 2 BB: 1 P: 15	R: 1 E: 0 K: 1 S: 13	H: 1 LOB: 0 BB: 0 P: 19	R: 0 E: 0 K: 1 S: 10	H: 0 LOB: 0 BB: 0 P: 11	1B: 3 2B: 1 3B: 0 HR: 1	SF: 0 SAC: 1 DP: 1 HBP: 0	WP: 0 PB: 0 SB: 0 CS: 0	PA: 34					
PITCHER	IP WLS BF H R ER SO BB IBB HBP BLK WP HR S P ERA WHIP																										
John Smiley, L (1, 1) ERA: 4.09	6.0	22	3	1	1	3	2	0	0	0	0	0	0	50	80	1.50	0.833										
Xavier Hernandez, R (7, 1) ERA: 9.53	1.1	W	6	1	0	0	1	0	0	0	0	0	0	11	22	0.00	1.500										
Jeff Brantley, R (8, 1) ERA: 5.79	1.2	S	6	1	1	1	2	0	0	0	0	0	1	19	23	5.40	0.600										

Philadelphia Phillies @ Cincinnati Reds
Riverfront Stadium, Cincinnati, OH
Wed May 03 1995, 7:05 PM EDT
Att. 17,480 - Unknown - 61 F

livebaseballscorecards.com

AB	30
R	2
H	5
RBI	2
BB	3
SO	5
LOB	11



Batter	1	2	3	4	5	6	7	8	9
Deion Sanders, L (1, 8) OBP: 0.188, SLG: 0.226	1-3 K		3-2 P5		3-3 K		1-2 S 1B	1-0 SF9	
Bret Boone, R (1, 4) OBP: 0.345, SLG: 0.464	0-0 G6-3		1-2 P8		1-1 L8		4-0 1B BB	2-3 3B 1B	
Barry Larkin, R (1, 6) OBP: 0.500, SLG: 0.857	3-2 L4			1-2 G6-3		2-2 WP 1B	4-1 1B BB	2-1 3B	
Ron Gant, R (1, 7) OBP: 0.375, SLG: 0.733		4-2 S BB		0-0 HR		3-3 K	0-1 1B	0-0 G4-3	
Jeff Brantley, R (8, 1)									
Reggie Sanders, R (1, 9) OBP: 0.464, SLG: 0.476		2-3 K		4-2 G4-3 S BB		4-1 WP BB	3-3 K		
Hal Morris, L (1, 3) OBP: 0.138, SLG: 0.074		1-3 K		2-1 G4-3		2-3 K		0-0 HBP SH3 SF9 1B	
Benito Santiago, R (1, 2) OBP: 0.348, SLG: 0.545		4-2 BB		1-3 K		2-2 G1-3		1-1 SH3	
Xavier Hernandez, L (7, 1)									
Jerome Walton, R (8, 7) OBP: 0.200, SLG: 0.250								1-2 SH3	
Mark Lewis, R (1, 5) OBP: 0.222, SLG: 0.143		1-3 K		3-2 G4-3			0-0 G6-3	4-0 SF9 1B IBB	
Willie Greene, L (8, PH) OBP: 0.263, SLG: 0.125									
Brian Hunter, R (8, PH) OBP: 0.231, SLG: 0.167									
Jeff Branson, L (9, 5) OBP: 0.200, SLG: 0.200									
John Smiley, L (1, 1) OBP: 0.667, SLG: 1.667			1-3 K		1-0 1B		3-2 L9	2-2 3B HBP	
Eddie Taubensee, L (7, 2) OBP: 0.333, SLG: 0.200									

Inning Stats	R: 0	H: 0	E: 0	K: 1	S: 9	R: 0	H: 0	E: 0	K: 3	S: 15	R: 0	H: 0	E: 0	K: 1	S: 11	R: 1	H: 1	E: 0	K: 1	S: 11	R: 0	H: 1	E: 0	K: 1	S: 9	R: 2	H: 2	E: 0	K: 1	S: 13	R: 4	H: 3	E: 0	K: 0	S: 13
	LOB: 0	BB: 0	P: 13	LOB: 2	BB: 2	P: 27	LOB: 0	BB: 0	P: 16	LOB: 1	BB: 1	P: 19	LOB: 2	BB: 1	P: 28	LOB: 1	BB: 1	P: 25	LOB: 0	BB: 0	P: 17	LOB: 2	BB: 2	P: 28	LOB: 1	BB: 1	P: 28	LOB: 1	BB: 1	P: 25	LOB: 1	SAC: 1	DP: 0	HBP: 1	


PITCHER	IP	WLS	BF	H	R	ER	SO	BB	IBB	HBP	BLK	WP	HR	S	P	ERA	WHIP
David West, L (1, 1) ERA: 2.7	5.0		20	2	1	1	7	3	0	0	0	0	0	55	92	1.80	1.000
Toby Borland, R (6, 1) ERA: 4.91	1.0		5	1	0	0	2	1	0	0	0	2	0	15	28	0.00	2.000
Norm Charlton, L (7, 1) ERA: 21.6	0.2	L	5	1	2	2	0	2	0	0	0	0	0	8	20	27.00	4.500
Ricky Bottalico, R (7, 1) ERA: 2.7	0.2		4	2	1	1	1	0	0	0	0	0	0	8	12	13.50	3.000
Andy Carter, L (8, 1) ERA: 11.57	0.1		3	0	0	0	0	0	1	1	0	0	0	3	10	0.00	0.000

AB	R	H	RBI	BB	SO	LOB
4	1	1	1	0	2	1
4	2	1	1	1	0	1
4	0	2	2	1	0	0
3	1	2	3	1	1	1
1	0	0	0	0	0	1
2	0	0	0	2	2	3
4	1	1	0	0	2	4
2	0	0	0	1	1	3
0	0	0	0	0	0	0
0	0	0	0	0	0	0
3	0	0	0	0	1	2
0	0	0	0	0	0	0
0	1	0	0	1	0	0
0	0	0	0	0	0	0
2	0	1	0	0	1	0
1	1	0	0	0	0	0

AB	30
R	7
H	8
RBI	7
BB	7
SO	10
LOB	16

Philadelphia Phillies @ Cincinnati Reds
Riverfront Stadium, Cincinnati, OH
Wed May 03 1995, 7:05 PM EDT
Att: 17,480 - Unknown - 61 F

WP: 2 PA: 40
PB: 0
SB: 4
CS: 0



Batter	1	2	3	4	5	6	7	8	9	AB	R	H	RBI	BB	SO	LOB
Deion Sanders, L (1, 8) OBP: 0.194, SLG: 0.229	0-0 1B 1B	0-0 F9			0-0 F7			0-0 G4-3		4	1	1	0	0	0	0
Bret Boone, R (1, 4) OBP: 0.394, SLG: 0.500	0-0 1B 1B		0-0 B1-3 1B		0-0 L9			0-0 1B		4	1	3	0	0	0	0
Barry Larkin, R (1, 6) OBP: 0.472, SLG: 0.781	0-0 1B 1B		0-0 F9		0-0 F9			0-0 G1-3		4	1	1	1	0	0	2
Ron Gant, R (1, 7) OBP: 0.400, SLG: 0.842	0-0 1B 1B		0-0 B1-3		0-0 L8			0-0 FC1-5 BB 1B		4	1	2	3	0	0	1
Jerome Walton, R (9, PR) OBP: 0.200, SLG: 0.250	0-0 1B 1B		0-0 L8		0-0 L9			0-0 BB 1B		0	0	0	0	0	0	0
Hal Morris, L (1, 3) OBP: 0.152, SLG: 0.067	0-0 G6-3		0-0 L8		0-0 L9			4-0 BB 1B		3	0	0	0	1	0	1
Reggie Sanders, R (1, 9) OBP: 0.406, SLG: 0.400	0-0 G6-3		0-0 G6-3		0-0 F9			0-0 FC1-5 BB 1B		4	0	0	0	0	0	2
Benito Santiago, R (1, 2) OBP: 0.296, SLG: 0.462	0-0 P4		0-0 F9		0-0 F9			0-0 G6-4-3 BB 1B		4	0	0	0	0	0	2
Willie Greene, L (1, 5) OBP: 0.227, SLG: 0.105		0-3 K		0-3 K				0-0 G4-3		3	0	0	0	0	2	0
Hector Carrasco, R (8, 1)		0-3 K		0-3 K				0-0 L6		0	0	0	0	0	0	0
Kevin Jarvis, L (1, 1)		0-3 K		0-3 K						2	0	0	0	0	2	0
Johnny Ruffin, R (7, 1)										0	0	0	0	0	0	0
Matt Grott, L (7, 1)										0	0	0	0	0	0	0
Jeff Branson, L (8, 5) OBP: 0.167, SLG: 0.167										1	0	0	0	0	0	0

Inning Stats	R: 4	H: 4	E: 0	LOB: 0	K: 0	P: 7	R: 0	H: 0	E: 0	LOB: 0	K: 2	P: 7	R: 0	H: 1	E: 0	LOB: 1	K: 0	P: 4	R: 0	H: 0	E: 0	LOB: 0	K: 1	P: 5	R: 0	H: 0	E: 0	LOB: 0	K: 1	P: 5	R: 0	H: 0	E: 0	LOB: 0	K: 0	P: 3	R: 0	H: 1	E: 0	LOB: 1	K: 0	P: 4	R: 0	H: 1	E: 0	LOB: 1	K: 0	P: 7	1B: 6	SF: 0	2B: 0	SAC: 0	3B: 0	DP: 1	HR: 1	HBP: 0	WP: 0	PA: 34
--------------	------	------	------	--------	------	------	------	------	------	--------	------	------	------	------	------	--------	------	------	------	------	------	--------	------	------	------	------	------	--------	------	------	------	------	------	--------	------	------	------	------	------	--------	------	------	------	------	------	--------	------	------	-------	-------	-------	--------	-------	-------	-------	--------	-------	--------

PITCHER	IP	WLS	BF	H	R	ER	SO	BB	IBB	HBP	BLK	WP	HR	S	P	ERA	WHIP
Paul Quantrill, R (1, 1) ERA: 3.0	6.0		23	5	4	4	4	0	0	0	0	0	1	31	31	6.00	0.833
Gene Harris, R (7, 1) ERA:	1.0	W	3	0	0	0	0	0	0	0	0	0	0	3	3	0.00	0.000
Heathcliff Slocumb, R (8, 1) ERA:	2.0	S	8	2	0	0	0	1	0	0	0	0	0	7	11	0.00	1.500

BOTTOM

Philadelphia Phillies @ Cincinnati Reds
Riverfront Stadium, Cincinnati, OH

Thu May 04 1995, 7:05 PM EDT
Att: 17,675 - Unknown - 52 F

AB	33
R	4
H	7
RBI	4
BB	1
SO	4
LOB	8



Batter	1	2	3	4	5	6	7	8	9	AB R H RBI BB SO LOB	TOP											
Ricky Otero, S OBP: 0.200, SLG: 0.214 (1, 8) X	0-0 6-3		0-0 2B	0-0 G6-3		0-0 L4			0-0 F8	5 1 1 0 0 0 3												
Edgardo Alfonzo, R OBP: 0.267, SLG: 0.429 (1, 5) B B B	4-0 BB BB		0-0 F8 2-H 2B		0-0 4-3		0-0 1-3		0-0 1-H 2B	4 0 2 2 1 0 0												
Jeff Kent, R OBP: 0.282, SLG: 0.273 (1, 4) B B B	4-0 1-2 BB		0-0 F8 2-3		0-0 P4		0-0 5-3		0-0 F8	4 0 0 0 1 0 2												
Bobby Bonilla, S OBP: 0.405, SLG: 0.600 (1, 3) X	0-0 F8		1-0 HBP		0-0 HR		0-0 4-3			3 1 1 1 0 0 2												
Carl Everett, S OBP: 0.275, SLG: 0.514 (1, 9) S S S	0-3 K		0-3 K		4-0 BLK BB		0-0 P4			3 0 0 0 1 2 4												
David Segui, S OBP: 0.375, SLG: 0.478 (1, 7)		0-0 5-3		0-0 6-3		4-0 1-2 BB		0-0 3-1		3 0 0 0 1 0 0												
Joe Orsulak, L OBP: 0.300, SLG: 0.500 (8, 7)										0 0 0 0 0 0 0												
Todd Hundley, S OBP: 0.345, SLG: 0.704 (1, 2) X		0-0 F9		0-3 K		0-0 L4		0-0 F8		4 0 0 0 0 1 2												
Tim Bogar, R OBP: 0.250, SLG: 0.250 (1, 6) X		0-0 F7		0-0 1B 1B		0-0 F9		0-0 3-1		4 0 1 0 0 0 0												
Bobby Jones, R OBP: 0.250, SLG: 0.250 (1, 1)			0-3 K		0-0 1-2 1B		0-3 K		0-0 2B 1B	3 0 1 0 0 2 0												
Bill Spiers, L OBP: 0.286, SLG: 0.167 (9, PH)										1 1 1 0 0 0 0												
John Franco, L (9, 1)										0 0 0 0 0 0 0												
Inning Stats	R: 0 E: 0 K: 1 S: 5	H: 0 LOB: 2 BB: 2 P: 13	R: 0 E: 0 K: 0 S: 3	H: 0 LOB: 0 BB: 0 P: 3	R: 1 E: 0 K: 2 S: 9	H: 2 LOB: 2 BB: 0 P: 10	R: 0 E: 0 K: 1 S: 7	H: 2 LOB: 2 BB: 0 P: 7	R: 1 E: 0 K: 0 S: 4	H: 1 LOB: 2 BB: 2 P: 12	R: 0 E: 0 K: 1 S: 5	H: 0 LOB: 0 BB: 0 P: 5	R: 0 E: 0 K: 0 S: 3	H: 0 LOB: 0 BB: 0 P: 3	R: 0 E: 0 K: 0 S: 3	H: 0 LOB: 0 BB: 0 P: 3	R: 1 E: 0 K: 0 S: 5	H: 2 LOB: 1 BB: 0 P: 5	1B: 3 2B: 3 3B: 0 HR: 1	SF: 0 SAC: 0 DP: 0 HBP: 1	WP: 0 PB: 0 SB: 0 CS: 0	PA: 39
PITCHER	IP WLS BF H R ER SO BB IBB HBP BLK WP HR S P ERA WHIP																					
Pete Schourek, L ERA: 12.27 (1, 1)	4.2 L 24 5 2 2 4 4 0 1 1 0 1 27 44 3.86 1.929																					
Tim Pugh, R ERA: 1.23 (5, 1)	3.1 10 0 0 0 1 0 0 0 0 0 0 0 12 12 0.00 0.000																					
Xavier Hernandez, R ERA: 9.45 (9, 1)	1.0 5 2 1 1 0 0 0 0 0 0 0 0 5 5 9.00 2.000																					

New York Mets @ Cincinnati Reds
Riverfront Stadium, Cincinnati, OH

Fri May 05 1995, 7:05 PM EDT
Att. 23,788 - Unknown - 61 F

livebaseballscorecards.com

AB	34
R	3
H	7
RBI	3
BB	4
SO	5
LOB	13



BOTTOM

New York Mets @ Cincinnati Reds
Riverfront Stadium, Cincinnati, OH
Fri May 05 1995, 7:05 PM EDT
Att: 23,788 - Unknown - 61 F

livebaseballscorecards.com

AB 31
R 0
H 5
RBI 0
BB 3
SO 4
LOB 13



WP: 0 PA: 34
PB: 0
SB: 0
CS: 0

AB R H RBI BB SO LOB

4	0	0	0	0	0	0
3	0	0	0	1	1	0
4	0	2	0	0	1	1
3	0	1	0	1	0	2
3	0	2	0	0	0	0
1	0	0	0	0	0	2
3	0	0	0	1	1	3
3	0	0	0	0	1	1
1	0	0	0	0	0	3
3	0	0	0	0	0	1
1	0	0	0	0	0	0
1	0	0	0	0	0	0
1	0	0	0	0	0	0
0	0	0	0	0	0	0

Batter	1	2	3	4	5	6	7	8	9
Deion Sanders, L (1, 8) OBP: 0.175, SLG: 0.205	0-0 F8 ①		0-0 1-3 ②			0-0 F8 ①		0-0 4-3 ③	
Bret Boone, R (1, 4) OBP: 0.378, SLG: 0.457	4-0 BB		0-0 5-3 ③			0-3 K ②		0-0 F7 ①	
Barry Larkin, R (1, 6) OBP: 0.475, SLG: 0.778	0-3 K ②			0-0 6-3 ①		0-0 2B		0-0 2B 1B	
Ron Gant, R (1, 7) OBP: 0.417, SLG: 0.818	0-0 F8 ③			4-0 1B BB		0-0 5-3 ③		0-0 2B	
Hal Morris, L (1, 3) OBP: 0.194, SLG: 0.152		0-0 2B		0-0 1B		0-0 6-3 ①		0-0 F3 ②	
Brian Hunter, R (9, PH) OBP: 0.214, SLG: 0.154				0-0 1-2 1B					
Reggie Sanders, R (1, 9) OBP: 0.389, SLG: 0.357		0-3 K2-3 ①		0-0 G5-4-3 ② ③		0-0 P3 ②		4-0 BB	
Damon Berryhill, S (1, 2) Benito Santiago, R (9, PH) OBP: 0.286, SLG: 0.444		0-0 P6 ②		0-0 1-2f 2-3		0-0 4-3 ③		0-0 4-3 ③	
Jeff Branson, L (1, 5) OBP: 0.111, SLG: 0.111		0-0 4-3 ③				0-0 4-3 ②		0-0 6-3 ①	
Pete Schourek, L (1, 1) Tim Pugh, R (5, 1) Lenny Harris, L (8, PH) Xavier Hernandez, L (9, 1)			0-0 P6 ①			0-0 6-3 ③		0-0 L8 ②	

Inning Stats	R: 0	H: 0	E: 0	K: 1	S: 5	LOB: 1	BB: 1	P: 9	R: 0	H: 1	E: 1	K: 1	S: 6	LOB: 1	BB: 0	P: 6	R: 0	H: 0	E: 0	K: 0	S: 3	LOB: 0	BB: 0	P: 3	R: 0	H: 1	E: 0	K: 1	S: 5	LOB: 1	BB: 1	P: 7	R: 0	H: 0	E: 0	K: 1	S: 5	LOB: 0	BB: 0	P: 5	R: 0	H: 1	E: 0	K: 1	S: 6	LOB: 1	BB: 0	P: 6	R: 0	H: 0	E: 0	K: 0	S: 3	LOB: 0	BB: 0	P: 3	R: 0	H: 0	E: 0	K: 0	S: 3	LOB: 0	BB: 0	P: 3	R: 0	H: 2	E: 0	K: 0	S: 5	LOB: 3	BB: 1	P: 9
1B: 2	2B: 3	3B: 0	HR: 0	SF: 0	SAC: 0	DP: 1	HBP: 0	WP: 0	PA: 34																																																															

PITCHER	IP	WLS	BF	H	R	ER	SO	BB	IBB	HBP	BLK	WP	HR	S	P	ERA	WHIP
Bobby Jones, R (1, 1) ERA: 2.29	8.0	W	28	3	0	0	4	2	0	0	0	0	0	34	42	0.00	0.625
John Franco, L (9, 1) ERA: 1.93	1.0	S	6	2	0	0	0	1	0	0	0	0	0	5	9	0.00	3.000

Batter	1	2	3	4	5	6	7	8	9	AB R H RBI BB SO LOB	TOP																										
Brett Butler, L OBP: 0.439, SLG: 0.471 (1, 8)	0-2 G4-3		0-1 G4-6-3 1B		1-2 G1-3	1-0 1B 2B	2-2 G5-3			5 1 2 1 0 0 2																											
Jose Vizcaino, S OBP: 0.325, SLG: 0.278 (1, 6)	1-1 G4-3		0-2 G4-6-3 1-2f		4-0 HR BB	1-3 K		1-1 SH5-3 G4-3 1B		4 2 1 0 1 1 2																											
Rico Brogna, L OBP: 0.438, SLG: 0.793 (1, 3)	4-1 2B BB		3-2 G3		2-1 HR 1-H	2-2 1B 2-H		1-1 G4-3 SH5-3 1B		4 2 3 3 1 0 0																											
Bobby Bonilla, S OBP: 0.435, SLG: 0.684 (1, 5) Jerry Dipoto, R (6, 1) Eric Gunderson, R (8, 1) Doug Henry, R (8, 1)	0-0 1B 2B			4-0 1B G3 BB	1-1 IHR 3B	0-1 P5		0-0 SH5-3		3 3 2 1 1 0 1 0																											
Joe Orsulak, L OBP: 0.267, SLG: 0.400 (1, 7)	2-2 1B			2-1 G3 1-2	0-0 G6-3		0-0 F8	1-2 G4-3		5 0 1 2 0 0 3																											
Edgardo Alfonzo, R OBP: 0.350, SLG: 0.632 (1, 4)	1-0 G6-3			1-0 G1-3 1B	2-2 IHR		1-2 BB G1-5-3 1B	2-0 G6-3		5 2 3 2 0 0 2																											
Carl Everett, S OBP: 0.267, SLG: 0.476 (1, 9)		1-3 K2-3		0-2 G1-3	0-3 K		1-0 G1-5-3 BB 1B		1-0 F8	5 0 1 1 0 2 1																											
Todd Hundley, S OBP: 0.382, SLG: 0.700 (1, 2)		3-1 G3-1		1-2 3-H	4-0 IBB	1-0 2B 2B	4-0 G1-5-3 BB		0-3 K	3 1 1 0 2 1 0																											
Dave Mlicki, R (1, 1) Brook Fordyce, R (6, PH) Tim Bogar, R OBP: 0.200, SLG: 0.200 (6, 5)		0-3 K		1-2 G4-3		0-1 G5-3	0-1 G1-5-3		1-1 P2	2 0 0 0 0 1 2 1 0 0 0 0 0 1 2 0 0 1 0 0 2																											
Inning Stats	R: 2 E: 0 K: 0 S: 12	H: 2 LOB: 1 BB: 1 P: 20	R: 0 E: 0 K: 2 S: 9	H: 0 LOB: 0 BB: 0 P: 13	R: 0 E: 0 K: 0 S: 9	H: 1 LOB: 0 BB: 0 P: 12	R: 1 E: 0 K: 0 S: 9	H: 1 LOB: 2 BB: 2 P: 21	R: 4 E: 0 K: 1 S: 14	H: 3 LOB: 0 BB: 1 P: 24	R: 2 E: 0 K: 1 S: 12	H: 3 LOB: 1 BB: 0 P: 17	R: 1 E: 0 K: 0 S: 10	H: 2 LOB: 2 BB: 1 P: 18	R: 1 E: 0 K: 0 S: 10	H: 2 LOB: 1 BB: 0 P: 15	R: 0 E: 0 K: 1 S: 6	H: 0 LOB: 0 BB: 0 P: 8	1B: 8 2B: 3 3B: 1 HR: 2	SF: 0 SAC: 1 DP: 1 HBP: 0	WP: 0 PB: 0 SB: 0 CS: 0	PA: 45															
PITCHER	IP WLS BF H R ER SO BB IBB HBP BLK WP HR S P ERA WHIP																					PITCHER	IP WLS BF H R ER SO BB IBB HBP BLK WP HR S P ERA WHIP														
Pete Smith, R ERA: 3.65 (1, 1)	4.1		21	5	5	5	2	3	1	0	0	0	1	44	78	10.38	1.846																				
Matt Grott, L ERA: 21.6 (5, 1)	1.1		9	5	4	4	2	0	0	0	0	0	0	19	27	27.00	3.750																				
Scott Sullivan, R ERA: 6.75 (6, 1)	1.1		7	2	1	1	0	1	0	0	0	0	0	12	20	6.75	2.250																				
John Courtright, L ERA: 9.0 (8, 1)	1.0		5	2	1	1	0	0	0	0	0	0	0	10	15	9.00	2.000																				
Xavier Hernandez, R ERA: 8.22 (9, 1)	1.0	W	3	0	0	0	1	0	0	0	0	0	0	6	8	0.00	0.000																				

New York Mets @ Cincinnati Reds
Riverfront Stadium, Cincinnati, OH

Sat May 06 1995, 3:33 AM EDT
Att. 21,220 - Sunny - 63 F

livebaseballscorecards.com

AB	39
R	11
H	14
RBI	11
BB	5
SO	5
LOB	16



BOTTOM

New York Mets @ Cincinnati Reds
 Riverfront Stadium, Cincinnati, OH

Sat May 06 1995, 3:33 AM EDT
 Att. 21,220 - Sunny - 63 F

livebaseballscores.com

AB	40
R	13
H	15
RBI	13
BB	1
SO	8
LOB	9



WP	2	PA	42
PB	0		
SB	0		
CS	0		

AB	R	H	RBI	BB	SO	LOB
4	1	1	1	0	1	1
0	0	0	0	0	0	0
0	0	0	1	0	0	0
0	0	0	0	0	0	0

5	2	2	0	0	0	1
---	---	---	---	---	---	---

4	3	2	1	1	0	0
---	---	---	---	---	---	---

5	1	1	3	0	0	3
---	---	---	---	---	---	---

5	2	2	3	0	0	0
---	---	---	---	---	---	---

2	0	0	0	0	2	0
0	0	0	0	0	0	0
1	0	0	0	0	1	0
2	2	2	2	0	0	0

4	1	3	0	0	1	0
---	---	---	---	---	---	---

3	0	0	0	0	1	2
1	1	1	1	0	0	0

1	0	0	0	0	1	1
3	0	1	1	0	1	1

1B	8	SF	1
2B	3	SAC	0
3B	0	DP	0
HR	4	HBP	0

Batter	1	2	3	4	5	6	7	8	9
Deion Sanders, L (1, 8) OBP: 0.182, SLG: 0.279 John Courtright, L (8, 1) Lenny Harris, L (8, PH) Xavier Hernandez, L (9, 1)	2-2 F8		1-0 HR		2-0 F8		1-3 K	2-2 SF8	
Bret Boone, R (1, 4) OBP: 0.381, SLG: 0.475	0-0 F9		3-2 F9			1-1 1B 2B		3-H	
Barry Larkin, R (1, 6) OBP: 0.489, SLG: 0.750	1-1 E5		0-1 G6-3			2-2 WP G3 1B		4-2 HR BB	3-2 G5-3 1B
Ron Gant, R (1, 7) OBP: 0.379, SLG: 0.815	2-2 F9		1-1 L7			2-1 F9		0-2 HR	3-2 G5-3
Hal Morris, L (1, 3)		2-0 HR		0-1 F8		3-2 G3		2-1 G1-3	0-1 HR 1B
Reggie Sanders, R (1, 9) OBP: 0.368, SLG: 0.333 Matt Grott, L (5, 1) Scott Sullivan, R (6, 1) Jerome Walton, R (8, 8) OBP: 0.429, SLG: 1.000		3-3 K		2-3 K		1-3 K		1-1 1B 2B 1B	2-2 HR
Benito Santiago, R (1, 2) OBP: 0.344, SLG: 0.516		3-2 2B		3-3 K			0-0 1B	1-0 2B 1B	
Jeff Branson, L (1, 5) OBP: 0.083, SLG: 0.083 Mark Lewis, R (8, PH) OBP: 0.300, SLG: 0.375		1-3 K2-3			0-0 G4-3		0-0 F7	0-0 1B SF8 2B	
Pete Smith, R (1, 1) Thomas Howard, S (5, 9)		1-3 K			1-3 K		2-0 P5	1-0 1B	

Inning Stats	R	H	E	K	S	R	H	E	K	S	R	H	E	K	S	R	H	E	K	S	R	H	E	K	S	R	H	E	K	S	R	H	E	K	S												
	0	0	1	11	16	1	2	0	3	17	0	1	0	0	9	0	0	0	2	14	0	0	0	0	5	2	0	1	16	0	0	0	8	25	0	0	0	6	34	3	3	0	0	0	0	13	21

PITCHER	IP	WLS	BF	H	R	ER	SO	BB	IBB	HBP	BLK	WP	HR	S	P	ERA	WHIP
Dave Micki, R (1, 1) ERA: 2.84	5.0		19	3	2	2	6	0	0	0	0	0	2	51	79	3.60	0.600
Jerry Dipoto, R (6, 1) ERA: 12.79	2.0		12	5	5	5	2	1	0	0	0	1	1	29	46	22.50	3.000
Eric Gunderson, L (8, 1) ERA: 7.36	0.1		4	3	1	1	0	0	0	0	0	0	0	6	10	27.00	9.000
Doug Henry, R (8, 1) ERA: 5.4	1.0	L	7	4	5	5	0	0	0	0	0	0	1	21	33	45.00	4.000

Batter	1	2	3	4	5	6	7	8	9	AB R H RBI BB SO LOB	TOP											
Brett Butler, L (1, 8) OBP: 0.435, SLG: 0.462	0-1 G4-6-3 1B		2-2 G3 G6-3 1B		2-2 F8		2-2 G4-3		2-2 L8	5 0 2 0 0 0 0												
Jose Vizcaino, S (1, 6) OBP: 0.318, SLG: 0.350	1-2 G4-6-3 1-2f		0-0 G6-3		1-1 F8			3-2 HR		4 1 1 1 0 0 2												
Rico Brogna, L (1, 3) OBP: 0.444, SLG: 0.788	0-1 2B		1-0 G3		0-1 1B 2B 1B			2-3 K		4 1 2 0 0 1 1												
Bobby Bonilla, S (1, 5) OBP: 0.440, SLG: 0.659	4-2 BB		0-0 F9		1-3 K			0-0 1B		3 0 1 0 0 1 1 2												
Jeff Kent, R (1, 4) OBP: 0.302, SLG: 0.278 Edgardo Alfonzo, R (8, 4) OBP: 0.350, SLG: 0.632	0-0 F8			4-1 WP S 1B BB		2-1 2B L5 1B		1-3 K		3 1 1 0 0 1 1 3 0 0 0 0 0 0 0												
Joe Orsulak, L (1, 9) OBP: 0.263, SLG: 0.421		0-0 G4-1		3-3 K		1-0 2B		0-0 F8		4 0 1 1 0 1 2												
David Segui, S (1, 7) OBP: 0.371, SLG: 0.462 Ricky Otero, S (8, 7) OBP: 0.188, SLG: 0.200		0-0 S 1B		1-3 K		1-1 L5		0-3 K		3 0 1 0 0 0 1 3 1 0 0 0 0 0 1 0												
Todd Hundley, S (1, 2) OBP: 0.385, SLG: 0.765		2-3 K		3-1 PO 1B		2-1 G5-3		1-2 HR		4 1 2 2 0 1 1												
Jason Jacome, L (1, 1) Josias Manzanillo, R (5, 1) Kelly Stinnett, R (7, PH) Kevin Lomon, R (7, 1) Blas Minor, R (7, 1) Mike Remlinger, L (7, 1) Carl Everett, S (9, PH) OBP: 0.281, SLG: 0.465		2-3 K		1-2 PO 1-2		3-3 K		1-1 F9		3-1 P5	2 0 0 0 0 0 2 1 0 0 0 0 0 0 0 0 1 0 1 0 0 0 0 0 0 0											
Inning Stats	R: 0 E: 0 K: 0 S: 10	H: 2 LOB: 2 BB: 1 P: 15	R: 0 E: 0 K: 2 S: 8	H: 1 LOB: 1 BB: 0 P: 12	R: 0 E: 0 K: 0 S: 7	H: 1 LOB: 1 BB: 0 P: 10	R: 1 E: 0 K: 2 S: 11	H: 1 LOB: 0 BB: 1 P: 23	R: 0 E: 0 K: 1 S: 12	H: 0 LOB: 0 BB: 0 P: 18	R: 1 E: 0 K: 1 S: 10	H: 3 LOB: 1 BB: 0 P: 15	R: 0 E: 0 K: 0 S: 10	H: 0 LOB: 0 BB: 0 P: 15	R: 1 E: 0 K: 2 S: 11	H: 2 LOB: 1 BB: 0 P: 17	R: 1 E: 0 K: 1 S: 14	H: 1 LOB: 0 BB: 0 P: 20	1B: 7 2B: 3 3B: 0 HR: 2	SF: 0 SAC: 0 DP: 2 HBP: 0	WP: 1 PB: 0 SB: 2 CS: 0	PA: 38
PITCHER	IP WLS BF H R ER SO BB IBB HBP BLK WP HR S P ERA WHIP																					
Jose Rijo, R (1, 1) ERA: 7.2	5.1 W 23 7 2 2 6 2 0 0 0 1 0 55 88 3.38 1.688																					
Chuck McElroy, L (6, 1) ERA:	1.2 5 1 0 0 0 0 0 0 0 0 0 13 20 0.00 0.600																					
Jeff Brantley, R (8, 1) ERA: 6.75	2.0 9 3 2 2 3 0 0 0 0 0 2 25 37 9.00 1.500																					

New York Mets @ Cincinnati Reds
Riverfront Stadium, Cincinnati, OH
Sun May 07 1995, 3:33 AM EDT
Att. 24,759 - Unknown - 71 F

livebaseballscorecards.com

AB	35
R	4
H	11
RBI	4
BB	2
SO	9
LOB	15



BOTTOM

New York Mets @ Cincinnati Reds
Riverfront Stadium, Cincinnati, OH

Sun May 07 1995, 3:33 AM EDT
Att: 24,759 - Unknown - 71 F

livebaseballscorecards.com

AB	32
R	8
H	11
RBI	8
BB	8
SO	6
LOB	19



WP:	0	PA:	41
PB:	0		
SB:	4		
CS:	2		

AB	R	H	RBI	BB	SO	LOB
4	1	1	1	1	1	3
3	2	1	0	2	1	0
3	1	1	0	2	1	1
3	1	0	0	1	1	5
1	0	0	0	0	0	0
3	1	2	2	1	0	1
4	1	2	3	0	0	2
3	0	1	0	1	1	2
2	0	1	0	0	0	1
2	1	2	2	0	0	0
2	0	0	0	0	0	2
1	0	0	0	0	0	0
1	0	0	0	0	1	2
0	0	0	0	0	0	0
1B:	6	SF:	0			
2B:	2	SAC:	0			
3B:	1	DP:	1			
HR:	2	HBP:	0			

Batter	1	2	3	4	5	6	7	8	9
Jerome Walton, R OBP: 0.417, SLG: 1.000 (1, 8) (8, 7)	0-0 HR		4-1 BB	3-3 K		3-2 P3	2-1 F7		
Bret Boone, R OBP: 0.404, SLG: 0.465 (1, 4)	4-1 G6-4-3 BB		4-2 2B BB		1-1 BB 1B	2-1 G6-3		0-3 K	
Barry Larkin, R OBP: 0.500, SLG: 0.721 (1, 6)	4-1 G6-4-3 BB		4-2 2B BB		2-2 P3		0-2 S 1B	3-3 K	
Ron Gant, R OBP: 0.364, SLG: 0.733 Deion Sanders, L OBP: 0.178, SLG: 0.273 (1, 7) (8, 8)	2-2 G6-4-3		1-3 K		4-1 BB 1B		2-2 F8	2-1 G3	
Reggie Sanders, R OBP: 0.405, SLG: 0.394 (1, 9)	1-2 F9		1-1 S 2B		4-0 S 1B CS BB		3-2 S 1B		
Hal Morris, L OBP: 0.244, SLG: 0.333 (1, 3)		2-1 G4-3	0-2 G1-3		0-0 1B		1-0 1B 3B		
Benito Santiago, R OBP: 0.361, SLG: 0.500 (1, 2)		1-1 FC6-4 1B		2-0 G1-3	0-3 K		4-1 1B BB		
Mark Lewis, R OBP: 0.333, SLG: 0.500 Jeff Branson, L OBP: 0.214, SLG: 0.429 (1, 5) (5, PH) (6, 5)		2-1 F9		0-2 2B	3-2 CS	0-0 HR	0-0 1B		
Jose Rijo, R Chuck McElroy, L Brian Hunter, R OBP: 0.200, SLG: 0.143 Jeff Brantley, R (1, 1) (6, 1) (7, PH) (8, 1)		0-1 FC6-4		1-0 F9		0-2 G6-3	2-3 K		

Inning Stats	R	H	E	K	S	H	LOB	BB	P	R	H	E	K	S	H	LOB	BB	P	R	H	E	K	S	H	LOB	BB	P	
	1	1	0	9	20	0	1	0	8	0	1	0	18	14	2	2	13	27	3	4	0	18	32	0	0	13	0	13

PITCHER	IP	WLS	BF	H	R	ER	SO	BB	IBB	HBP	BLK	WP	HR	S	P	ERA	WHIP
Jason Jacome, L ERA: 9.0 (1, 1)	4.1	L	24	6	4	4	2	7	0	0	0	0	1	51	98	8.31	3.000
Josias Manzanillo, R ERA: 11.12 (5, 1)	1.2		5	1	1	1	1	0	0	0	0	0	1	14	22	5.40	0.600
Kevin Lomon, R ERA: 10.8 (7, 1)	0.1		4	3	3	3	0	0	0	0	0	0	0	10	16	81.00	9.000
Blas Minor, R ERA: 3.0 (7, 1)	0.0		1	0	0	0	0	1	0	0	0	0	0	1	5	∞	∞
Mike Remlinger, L ERA: 6.35 (7, 1)	1.2		6	1	0	0	3	0	0	0	0	0	0	15	24	0.00	0.600

Batter	1	2	3	4	5	6	7	8	9	AB R H RBI BB SO LOB	TOP		
Deion Sanders, L (1, 8) OBP: 0.200, SLG: 0.271	3-2 1B WP 1B		1-1 G5-3		4-2 1B BB	0-0 F8		1-3 K		4 2 1 0 1 1 0			
Bret Boone, R (1, 4) OBP: 0.423, SLG: 0.468	2-1 F8		0-0 BB 1B		4-2 1B BB	2-2 1B		1-0 F8		4 1 2 0 1 0 1			
Barry Larkin, R (1, 6) OBP: 0.491, SLG: 0.688	1-2 WP 1B 1B		2-1 F8		1-1 1B 1B	2-3 K		2-3 K		5 2 2 2 0 2 2			
Ron Gant, R (1, 7) Jerome Walton, R (9, 7) OBP: 0.368, SLG: 0.676 OBP: 0.417, SLG: 1.000	2-3 K		4-1 BB 1B		0-1 BB 1B 1B	2-2 G1-3		0-0 F7		4 1 1 1 1 1 2 0 0 0 0 0 0 0			
Hal Morris, L (1, 3) OBP: 0.300, SLG: 0.468	3-2 2-H 1B		1-2 F8		1-0 1B BB 1B		2-1 2B	2-1 HR		5 2 4 3 0 0 2			
Reggie Sanders, R (1, 9) OBP: 0.383, SLG: 0.351	2-1 G5-3		2-3 K		4-2 1B BB	1-0 F9		2-2 F9		4 0 0 0 1 1 2			
Eddie Taubensee, L (1, 2) OBP: 0.400, SLG: 0.333		1-0 CS 1B		3-2 F8	2-1 G1-6-3 1B	1-1 P4				4 0 2 2 0 0 1			
Jeff Branson, L (1, 5) Xavier Hernandez, L (7, 1) OBP: 0.167, SLG: 0.333 OBP: 0.308, SLG: 0.455		3-3 K		1-0 F9	3-2 P5	1-2 G1-3				4 0 0 0 0 1 4 0 0 0 0 0 0 0			
John Smiley, L (1, 1) Mark Lewis, R (7, 5) OBP: 0.500, SLG: 1.167 OBP: 0.308, SLG: 0.455		1-3 K			BB 1B 2B G1-6-3			3-1 F9		3 1 1 0 0 1 2 1 0 0 0 0 0 0			
Inning Stats	R: 2 H: 3 E: 0 LOB: 1 K: 1 BB: 0 S: 18 P: 31	R: 0 H: 1 E: 0 LOB: 0 K: 2 BB: 0 S: 8 P: 13	R: 0 H: 1 E: 0 LOB: 2 K: 0 BB: 1 S: 9 P: 17	R: 0 H: 0 E: 0 LOB: 0 K: 1 BB: 0 S: 10 P: 16	R: 6 H: 5 E: 0 LOB: 1 K: 0 BB: 3 S: 22 P: 44	R: 0 H: 1 E: 0 LOB: 1 K: 1 BB: 0 S: 14 P: 20	R: 0 H: 1 E: 0 LOB: 1 K: 0 BB: 0 S: 8 P: 13	R: 0 H: 0 E: 0 LOB: 0 K: 1 BB: 0 S: 6 P: 11	R: 1 H: 1 E: 0 LOB: 0 K: 1 BB: 0 S: 9 P: 15	1B: 10 SF: 0 2B: 3 SAC: 0 3B: 0 DP: 2 HR: 1 HBP: 0	WP: 1 PA: 42 PB: 0 SB: 0 CS: 1		
PITCHER	IP WLS BF H R ER SO BB IBB HBP BLK WP HR S P ERA WHIP											PITCHER	IP WLS BF H R ER SO BB IBB HBP BLK WP HR S P ERA WHIP
Pat Rapp, R (1, 1) ERA: 4.3	4.0 L 21 7 6 6 4 3 0 0 0 0 1 0 54 97 13.50 2.500												
Matt Dunbar, L (5, 1) ERA: 7.2	1.0 6 3 2 2 0 1 0 0 0 0 0 0 13 24 18.00 4.000												
Rich Scheid, L (6, 1) ERA: 6.52	3.0 11 2 0 0 2 0 0 0 0 0 0 0 28 44 0.00 0.667												
Terry Mathews, R (9, 1) ERA: 1.17	1.0 4 1 1 1 1 0 0 0 0 0 0 1 9 15 9.00 1.000												

Cincinnati Reds @ Florida Marlins
Joe Robbie Stadium, Miami, FL
Tue May 09 1995, 7:05 PM EDT
Att. 17,302 - Unknown - 82 F

livebaseballscorecards.com

AB 38
R 9
H 13
RBI 8
BB 4
SO 7
LOB 16



Batter	1	2	3	4	5	6	7	8	9	AB R H RBI BB SO LOB
Quilvio Veras, S OBP: 0.365, SLG: 0.317 (1, 4)	F7	FC6-4			FC3-6 1B		K2-3		G4-3	5 0 1 0 0 1 3
Terry Pendleton, S OBP: 0.245, SLG: 0.286 (1, 5)	F8		K		FC3-6 2B 1B		L6		P2	5 1 0 0 0 1 1
Gary Sheffield, R OBP: 0.491, SLG: 0.591 (1, 9)			F9		1B 2B		K			3 0 1 0 1 1 0
Jeff Conine, R OBP: 0.500, SLG: 0.711 (1, 7)	F8				FC6-4 1B			FC5 1B BB		3 0 2 1 1 0 1
Greg Colbrunn, R OBP: 0.347, SLG: 0.370 (1, 3)		K	K		FC6-4 1B			FC5 1B		4 0 1 0 0 2 3
Kurt Abbott, R OBP: 0.417, SLG: 0.583 (1, 6)		1B			G6-4-3 1B		E5	FC5		4 0 2 0 0 0 2
Charles Johnson, R OBP: 0.182, SLG: 0.195 (1, 2)		BB 1B			G6-4-3		F9	L7		4 0 1 0 0 0 4
Chuck Carr, S OBP: 0.319, SLG: 0.231 (1, 8)		FC6-4 BB			G5-3		P3	G3		3 0 0 0 1 0 3
Pat Rapp, R (1, 1) Matt Dunbar, L (5, 1) Alex Arias, R (5, PH) Rich Scheid, L (6, 1) Terry Mathews, L (9, 1) Jerry Browne, S (9, PH)		K			P4		F7		G1-3	1 0 0 0 0 0 1 3 0 0 0 0 0 0 0 0 1 0 0 0 0 0 0 0 1 0 0 0 0 0 0 1 0 0 0 0 0 0 0 0 1 0 0 0 0 0 0 0

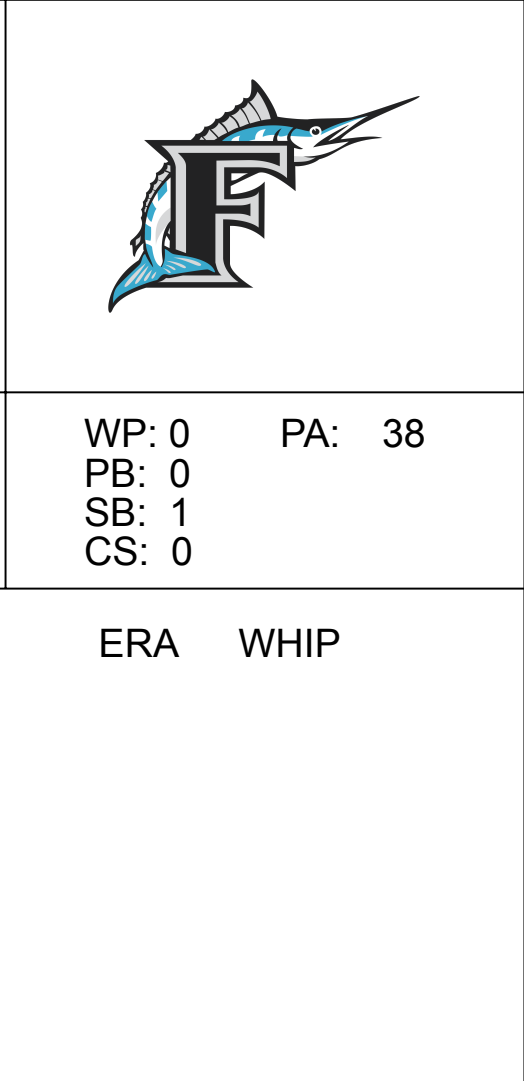
Inning Stats	R: 0	H: 0	E: 0	K: 0	S: 8	LOB: 1	BB: 1	P: 13	R: 0	H: 2	E: 0	K: 2	S: 14	LOB: 3	BB: 1	P: 24	R: 0	H: 1	E: 0	K: 2	S: 13	LOB: 1	BB: 0	P: 18	R: 0	H: 1	E: 0	K: 0	S: 5	LOB: 0	BB: 0	P: 8	R: 1	H: 3	E: 0	K: 0	S: 11	LOB: 2	BB: 0	P: 15	R: 0	H: 0	E: 1	K: 0	S: 6	LOB: 1	BB: 0	P: 10	R: 0	H: 0	E: 0	K: 2	S: 7	LOB: 0	BB: 0	P: 9	R: 0	H: 1	E: 0	K: 0	S: 12	LOB: 2	BB: 1	P: 18	R: 0	H: 0	E: 0	K: 0	S: 7	LOB: 0	BB: 0	P: 13	1B: 7	SF: 0	2B: 1	SAC: 0	3B: 0	DP: 1	HR: 0	HBP: 0	WP: 0	PA: 38
PITCHER	IP	WLS	BF	H	R	ER	SO	BB	IBB	HBP	BLK	WP	HR	S	P	ERA	WHIP																																																																	
John Smiley, L (1, 1) ERA: 3.18	6.0	W	27	7	1	1	4	2	0	0	0	0	0	57	88	1.50	1.500																																																																	
Xavier Hernandez, R (7, 1) ERA: 5.91	3.0	S	11	1	0	0	2	1	0	0	0	0	0	26	40	0.00	0.667																																																																	

BOTTOM

Cincinnati Reds @ Florida Marlins
Joe Robbie Stadium, Miami, FL

Tue May 09 1995, 7:05 PM EDT
Att: 17,302 - Unknown - 82 F

AB	35
R	1
H	8
RBI	1
BB	3
SO	6
LOB	21



Batter	1	2	3	4	5	6	7	8	9	AB	R	H	RBI	BB	SO	LOB	TOP										
Deion Sanders, L (1, 8) OBP: 0.204, SLG: 0.308	0-0 G4-3		0-0 G3			0-0 1B 3B	0-3 K			4	1	1	1	0	1	1											
Lenny Harris, L (1, 5) OBP: 0.400, SLG: 0.500	0-3 K			0-0 G6-3 FC5-2 2B		0-0 1B WP	0-0 F8			4	1	2	1	0	1	0											
Barry Larkin, R (1, 6) OBP: 0.458, SLG: 0.635	0-3 K			0-0 G6-3		0-0 F8		0-0 G3		4	0	0	0	0	1	2											
Ron Gant, R (1, 7) Jerome Walton, R (9, 7) OBP: 0.357, SLG: 0.632 OBP: 0.417, SLG: 1.000		0-3 K		0-0 FC5-2 FC5-4		0-0 BB 1B 1B		0-0 P6		4	0	1	1	0	1	1											
Hal Morris, L (1, 3) OBP: 0.296, SLG: 0.451		0-0 L7		0-0 FC5-4		0-0 BB 1B		0-0 G6-3		0	0	0	0	0	0	0											
Bret Boone, R (1, 4) OBP: 0.411, SLG: 0.440		0-3 K			0-0 F9	4-0 BB			0-3 K3-4	4	0	1	0	0	1	2	0										
Reggie Sanders, R (1, 9) OBP: 0.373, SLG: 0.366			0-0 P4		0-3 K	0-0 P4			0-0 G4-3 2B	4	0	1	0	0	1	3											
Eddie Taubensee, L (1, 2) OBP: 0.286, SLG: 0.231			0-0 G6-3		0-3 K	0-0 F8			0-0 G4-3	4	0	0	0	0	1	4											
Kevin Jarvis, L (1, 1) OBP: 0.286, SLG: 0.286			0-0 1B			0-0 3B 1B	0-0 F7		0-3 K	4	1	2	0	0	1	1											
Inning Stats	R: 0 E: 0 K: 2 S: 7	H: 0 LOB: 0 BB: 0 P: 7	R: 0 E: 0 K: 2 S: 7	H: 0 LOB: 0 BB: 0 P: 7	R: 0 E: 0 K: 0 S: 4	H: 1 LOB: 1 BB: 0 P: 4	R: 0 E: 0 K: 0 S: 4	H: 1 LOB: 1 BB: 0 P: 4	R: 0 E: 0 K: 2 S: 7	H: 0 LOB: 0 BB: 0 P: 7	R: 3 E: 0 K: 0 S: 8	H: 5 LOB: 3 BB: 1 P: 12	R: 0 E: 0 K: 1 S: 5	H: 0 LOB: 0 BB: 0 P: 5	R: 0 E: 0 K: 0 S: 3	H: 0 LOB: 0 BB: 0 P: 3	R: 0 E: 0 K: 2 S: 8	H: 1 LOB: 1 BB: 0 P: 8	1B: 5 2B: 2 3B: 1 HR: 0	SF: 0 SAC: 0 DP: 0 HBP: 0	WP: 1 PB: 0 SB: 0 CS: 0	PA: 36					
PITCHER	IP	WLS	BF	H	R	ER	SO	BB	IBB	HBP	BLK	WP	HR	S	P	ERA	WHIP										
John Burkett, R (1, 1) ERA: 5.32	5.1	L	22	6	3	3	6	0	0	0	0	1	0	34	34	5.06	1.125										
Randy Veres, R (6, 1) ERA:	1.2		7	1	0	0	1	1	0	0	0	0	0	8	12	0.00	1.200										
Terry Mathews, R (8, 1) ERA: 1.04	1.0		3	0	0	0	0	0	0	0	0	0	0	3	3	0.00	0.000										
Yorkis Perez, L (9, 1) ERA: 4.5	1.0		4	1	0	0	2	0	0	0	0	0	0	8	8	0.00	1.000										

Cincinnati Reds @ Florida Marlins
Joe Robbie Stadium, Miami, FL
Wed May 10 1995, 7:05 PM EDT
Att. 28,436 - Unknown - 83 F

livebaseballscorecards.com

AB	35
R	3
H	8
RBI	3
BB	1
SO	9
LOB	13



Batter	1	2	3	4	5	6	7	8	9	10	11	12	13	14	15	AB R H RBI BB SO LOB	TOP																			
Deion Sanders, L (1, 8) OBP: 0.200, SLG: 0.293	1-1 G4-3		0-0 1B			2-0 P5		2-2 P6			3-2 F8		1-0 FC6-4		1-0 SH1-4	6 0 1 0 0 0 1																				
Lenny Harris, L (1, 5) OBP: 0.308, SLG: 0.364 Mark Lewis, R (9, PH) OBP: 0.353, SLG: 0.429	3-1 G4-3		0-0 G3			0-0 G1-3			4-1 L6-4 G3 BB			1-1 F9		1-2 SH3-4 1B	3 0 0 0 0 0 2 3 0 1 0 1 0 2																					
Barry Larkin, R (1, 6) OBP: 0.431, SLG: 0.579	3-2 G5-3			0-0 L9			2-2 G4-3		3-2 G3			1-1 P2		2-1 SH3-4 1B	4-0 IBB	5 0 0 0 1 0 1																				
Ron Gant, R (1, 7) OBP: 0.367, SLG: 0.581		1-2 F8		2-2 G4-3			1-0 FC4-6 1B		1-1 L6-4			4-2 S BB		1-2 G5-3	4-1 IBB	5 0 1 0 2 0 2																				
Hal Morris, L (1, 3) OBP: 0.295, SLG: 0.411		2-0 G6-3		1-3 K			0-0 FC4-6 1B			0-3 K		4-1 IBB		4-0 FC6-4 IBB	1-0 F8	5 1 0 0 2 2 4																				
Bret Boone, R (1, 4) OBP: 0.387, SLG: 0.411		1-0 G4-3			2-0 L7		1-0 1B		0-0 F9			0-0 G5-3		1-1 FC6-4		6 0 1 0 0 0 4																				
Reggie Sanders, R (1, 9) OBP: 0.386, SLG: 0.370			1-1 G5-3		4-2 G4-6-3 BB		0-0 1B		2-3 K				1-3 K		1-1 E7 SH 1B	5 1 2 1 1 2 0																				
Eddie Taubensee, L (1, 2) OBP: 0.215, SLG: 0.214 Jerome Walton, R (8, PH) OBP: 0.385, SLG: 0.609 Hector Carrasco, R (8, 1) OBP: 0.289, SLG: 0.231 Thomas Howard, S (11, PH) OBP: 0.292, SLG: 0.231 Jeff Brantley, R (11, 1) OBP: 0.292, SLG: 0.200 Brian Hunter, R (13, PH) OBP: 0.292, SLG: 0.200 Tim Lincecum, R (13, 1)			4-2 1B SH1-4 BB		0-0 G4-6-3			2-2 P3			1-2 F7		2-2 CS 1B		1-0 SH SH1-4 PB 1B	1 0 0 0 0 1 0 1 1 0 0 0 0 0 0 0 1 0 0 0 0 0 0 0 1 0 0 0 0 0 0 0 1 0 0 0 0 0 0 0 0 1 0 0 0 0 0 0																				
Pete Schourek, L (1, 1) Damon Berryhill, S (8, PH) OBP: 0.250, SLG: 0.143			0-0 SH1-4		2-1 F9			2-3 K			0-0 G4-3		4-2 FC6-4 BB		0-1 PB SH1-4 1B	1 0 0 0 0 0 0 0 3 0 1 1 1 1 1 0																				
Inning Stats	R: 0 E: 0 K: 0 S: 7	H: 0 LOB: 0 BB: 0 P: 14	R: 0 E: 0 K: 0 S: 5	H: 0 LOB: 0 BB: 0 P: 9	R: 0 E: 0 K: 1 S: 8	H: 0 LOB: 0 BB: 1 P: 11	R: 0 E: 0 K: 0 S: 4	H: 0 LOB: 0 BB: 1 P: 10	R: 0 E: 0 K: 0 S: 4	H: 0 LOB: 0 BB: 0 P: 8	R: 1 E: 0 K: 0 S: 8	H: 3 LOB: 2 BB: 0 P: 12	R: 0 E: 0 K: 1 S: 11	H: 0 LOB: 0 BB: 0 P: 17	R: 0 E: 0 K: 0 S: 6	H: 0 LOB: 0 BB: 1 P: 14	R: 0 E: 0 K: 2 S: 7	H: 0 LOB: 0 BB: 0 P: 9	R: 0 E: 0 K: 0 S: 9	H: 1 LOB: 1 BB: 1 P: 17	R: 0 E: 0 K: 0 S: 10	H: 1 LOB: 2 BB: 1 P: 19	R: 2 E: 1 K: 0 S: 9	H: 2 LOB: 3 BB: 2 P: 22	1B: 8 2B: 1 3B: 0 HR: 0	SF: 0 SAC: 4 DP: 2 HBP: 0	WP: 0 PB: 1 SB: 1 CS: 1	PA: 59								
PITCHER	IP WLS BF H R ER SO BB IBB HBP BLK WP HR S P ERA WHIP																																			
David Weathers, R (1, 1) ERA: 3.86	7.0		25	4	1	1	1	2	0	0	0	0	0	0	0	0	0	0	0	0	0	0	0	0	0	0	0	0	0	0	0	0	0			
Yorkis Perez, L (8, 1) ERA: 3.86	1.0		4	0	0	0	1	1	0	0	0	0	0	0	0	0	0	0	0	0	0	0	0	0	0	0	0	0	0	0	0	0	0	0		
Robb Nen, R (9, 1) ERA: 5.87	2.0		5	0	0	0	2	0	0	0	0	0	0	0	0	0	0	0	0	0	0	0	0	0	0	0	0	0	0	0	0	0	0	0	0	
Richie Lewis, R (11, 1) ERA: 1.04	3.0		12	1	0	0	1	2	1	0	0	0	0	0	0	0	0	0	0	0	0	0	0	0	0	0	0	0	0	0	0	0	0	0	0	
Randy Veres, R (14, 1) ERA:	1.0		5	1	0	0	0	0	1	0	0	0	0	0	0	0	0	0	0	0	0	0	0	0	0	0	0	0	0	0	0	0	0	0	0	0

Cincinnati Reds @ Florida Marlins
Joe Robbie Stadium, Miami, FL
Thu May 11 1995, 7:05 PM EDT
Att: 20,913 - Unknown - 86 F

livebaseballscorecards.com

AB	46
R	3
H	8
RBI	2
BB	9
SO	5
LOB	17



Batter	1	2	3	4	5	6	7	8	9	10	11	AB R H RBI BB SO LOB	TOP																			
Deion Sanders, L (1, 8) OBP: 0.215, SLG: 0.302	1-0 SH5-3 1B		2-0 F7			1-1 2B 1B		1-2 G4-3		2-3 K		5 1 2 0 0 1 1	<p>Cincinnati Reds @ Atlanta Braves</p> <p>Atlanta-Fulton County Stadium, Atlanta, GA</p> <p>Fri May 12 1995, 7:05 PM EDT</p> <p>Att: 33,106 - Unknown - 78 F</p>																			
Barry Larkin, R (1, 6) OBP: 0.435, SLG: 0.607	1-0 SH5-3		1-0 G5-4-3			1-1 1B 2B		1-1 G4-3		1-2 F9		4 2 2 1 0 0 1																				
Hal Morris, L (1, 3) OBP: 0.273, SLG: 0.377	1-3 K					0-1 G1-3		2-0 G4-3		1-2 F7		5 0 0 1 0 2 2																				
Ron Gant, R (1, 7) OBP: 0.370, SLG: 0.617	1-1 HBP					2-3 K		3-2 G5-3				4 1 1 1 0 2 1																				
Jerome Walton, R (11, 7) OBP: 0.385, SLG: 0.909												0 0 0 0 0 0 0																				
Lenny Harris, L (1, 5) OBP: 0.333, SLG: 0.375	2-1 G3					1-1 1B						5 1 2 1 0 0 2																				
Jeff Branson, L (11, 5) OBP: 0.167, SLG: 0.333	1-2					2-3 K						0 0 0 0 0 0 0																				
Bret Boone, R (1, 4) OBP: 0.394, SLG: 0.433		0-2 G1-3				1-0 1B		1-1 G4-3		0-1 SH1-3		4 0 2 0 0 0 1																				
Reggie Sanders, R (1, 9) OBP: 0.371, SLG: 0.353		0-2 P6				0-0 1B		1-2 G6-3		0-0 P4		5 0 1 0 0 0 2																				
Eddie Taubensee, L (1, 2) OBP: 0.286, SLG: 0.211		2-3 K				1-3 K		1-3 K		1-1 1B		5 0 1 1 0 3 3																				
Jose Rijo, R (1, 1) OBP: 0.125, SLG: 0.125			0-0 1B			0-3 K		0-2 G5-3		0-0 FC6-4		3 0 1 0 0 0 1 2																				
Xavier Hernandez, L (8, 1)						1-2 2-3 K				1-2		0 0 0 0 0 0 0																				
Thomas Howard, S (9, PH) OBP: 0.267, SLG: 0.214												1 0 0 0 0 0 0 1																				
Chuck McElroy, L (9, 1)												0 0 0 0 0 0 0 0																				
Jeff Brantley, R (10, 1)												0 0 0 0 0 0 0 0																				
Inning Stats	R: 0 E: 0 K: 1 S: 8	H: 1 LOB: 2 BB: 0 P: 14	R: 0 E: 0 K: 1 S: 10	H: 0 LOB: 0 BB: 0 P: 12	R: 0 E: 0 K: 0 S: 3	H: 1 LOB: 0 BB: 0 P: 6	R: 0 E: 0 K: 2 S: 7	H: 0 LOB: 0 BB: 0 P: 9	R: 0 E: 0 K: 2 S: 8	H: 2 LOB: 1 BB: 0 P: 10	R: 2 E: 0 K: 1 S: 14	H: 3 LOB: 1 BB: 0 P: 19	R: 0 E: 0 K: 1 S: 9	H: 0 LOB: 0 BB: 0 P: 11	R: 1 E: 0 K: 0 S: 9	H: 1 LOB: 0 BB: 0 P: 16	R: 1 E: 0 K: 0 S: 10	H: 2 LOB: 1 BB: 0 P: 12	R: 0 E: 0 K: 1 S: 9	H: 0 LOB: 0 BB: 0 P: 13	R: 1 E: 0 K: 0 S: 10	H: 2 LOB: 1 BB: 0 P: 17	1B: 8 2B: 3 3B: 0 HR: 1	SF: 0 SAC: 2 DP: 1 HBP: 1	WP: 0 PB: 0 SB: 4 CS: 2	PA: 44						
PITCHER	IP WLS BF H R ER SO BB IBB HBP BLK WP HR S P ERA WHIP															IP WLS BF H R ER SO BB IBB HBP BLK WP HR S P ERA WHIP																
Greg Maddux, R (1, 1) ERA: 2.31	7.2	30	8	3	3	8	0	0	0	0	0	0	0	0	65	91	3.52	1.043														
Brad Clontz, R (8, 1) ERA: 2.25	1.1	6	2	1	1	0	0	0	0	0	0	0	0	0	13	18	6.75	1.500														
Pedro Borbon, L (10, 1) ERA: 5.4	1.0	3	0	0	0	1	0	0	0	0	0	0	0	9	13	0.00	0.000															
Steve Bedrosian, R (11, 1) ERA: 5.14	0.2	L	4	2	1	1	0	0	0	0	0	0	1	7	13	13.50	3.000															
Mike Stanton, L (11, 1) ERA: 4.05	0.1	1	0	0	0	0	0	0	0	0	0	0	0	3	4	0.00	0.000															

AB	41
R	5
H	12
RBI	5
BB	0
SO	9
LOB	16



livebaseballscorecards.com

Batter	1	2	3	4	5	6	7	8	9	AB R H RBI BB SO LOB	TOP	
Deion Sanders, L (1, 8) OBP: 0.229, SLG: 0.299	0-0 HR 1B		0-0 G3		0-0 FC4-6 CS		0-0 P6		4-0 S DI BB	4 1 1 0 1 0 1		
Barry Larkin, R (1, 6) OBP: 0.473, SLG: 0.750	0-0 1-H HR		0-0 3B		4-0 1-2f BB			0-0 HR	4-0 S BB	3 2 3 3 2 0 0		
Ron Gant, R (1, 7) OBP: 0.386, SLG: 0.604 Tim Pugh, R (5, 1)	4-0 S BB		4-0 G6-4-3 BB		0-0 P3			4-0 G6-3 1B BB	0-3 K 1-2 2-3	1 0 0 0 2 0 1 0 0 0 0 0 0 0 1 1 0 0 1 1 2		
Thomas Howard, S (8, PH) OBP: 0.294, SLG: 0.200	0-3 K		0-0 G6-4-3		0-0 F8			0-0 G6-3		4 0 0 0 0 1 4		
Brian Hunter, R (1, 3) OBP: 0.200, SLG: 0.158	0-0 L8			0-0 P5		0-0 F7		0-0 G6-3		4 0 0 0 0 0 2		
Bret Boone, R (1, 4) OBP: 0.371, SLG: 0.406	0-0 1-2 P3			0-0 1B 2B		0-0 1B		0-0 1B		4 1 3 1 0 0 1 0 0 0 0 0 0 0		
Reggie Sanders, R (1, 9) OBP: 0.394, SLG: 0.400 Scott Sullivan, R (8, 1)				0-0 G1-6-3 1B		0-0 G4-3		0-0 PO 1B		3 0 1 1 0 1 1 1 1 1 0 0 0 0	AB 33 R 6 H 10 RBI 6 BB 6 SO 5 LOB 14	
Mark Lewis, R (1, 5) OBP: 0.350, SLG: 0.412 Jeff Branson, L (8, PH) OBP: 0.211, SLG: 0.421		0-3 K		0-0 G1-6-3		0-0 G4-3		0-0 PO	0-0 F9 G3 2B	4 0 0 0 0 0 2		
Damon Berryhill, S (1, 2) OBP: 0.167, SLG: 0.091		0-0 P3		0-0 G1-6-3			0-0 G4-3		0-0 F9	1 0 0 0 0 1 0 0 0 0 0 0 0 0 2 0 1 0 0 1 0 1 0 0 1 0 0 0		
Pete Smith, R (1, 1) Mike Remlinger, L (4, 1) Jerome Walton, R (5, PH) OBP: 0.400, SLG: 0.846 Lenny Harris, L (9, PH) OBP: 0.316, SLG: 0.353		0-3 K			0-0 FC4-6 1B		0-3 K		0-0 G3			
Inning Stats	R: 2 H: 2 E: 0 LOB: 1 K: 1 BB: 1 S: 7 P: 11	R: 0 H: 0 E: 0 LOB: 0 K: 2 BB: 0 S: 7 P: 7	R: 0 H: 1 E: 0 LOB: 1 K: 0 BB: 1 S: 3 P: 7	R: 1 H: 2 E: 0 LOB: 0 K: 0 BB: 0 S: 4 P: 4	R: 0 H: 1 E: 0 LOB: 1 K: 0 BB: 1 S: 3 P: 7	R: 0 H: 1 E: 0 LOB: 1 K: 0 BB: 0 S: 4 P: 4	R: 0 H: 0 E: 0 LOB: 0 K: 1 BB: 0 S: 5 P: 5	R: 2 H: 2 E: 0 LOB: 0 K: 0 BB: 1 S: 4 P: 8	R: 1 H: 1 E: 0 LOB: 2 K: 1 BB: 2 S: 6 P: 14	1B: 5 SF: 0 2B: 2 SAC: 0 3B: 1 DP: 2 HR: 2 HBP: 0	WP: 0 PA: 40 PB: 0 SB: 3 CS: 1	
PITCHER	IP WLS BF H R ER SO BB IBB HBP BLK WP HR S P ERA WHIP											
Tom Glavine, L (1, 1) ERA: 3.8	7.0 W 28 7 3 3 4 3 0 0 0 0 1 33 45 3.86 1.429											
Greg McMichael, R (8, 1) ERA: 4.73	0.2 5 2 2 2 0 1 0 0 0 0 0 1 4 8 27.00 4.500											
Mike Stanton, L (8, 1) ERA: 3.86	0.1 0 0 0 0 0 0 0 0 0 0 0 0 0 0 0.00 0.000											
Brad Clontz, R (9, 1) ERA: 3.12	0.2 5 1 1 1 0 2 0 0 0 0 0 0 3 11 13.50 4.500											
Pedro Borbon, L (9, 1) ERA: 5.06	0.1 S 1 0 0 0 1 0 0 0 0 0 0 0 3 3 0.00 0.000											

Cincinnati Reds @ Atlanta Braves
Atlanta-Fulton County Stadium, Atlanta, GA

Sat May 13 1995, 7:05 PM EDT
Att. 36,058 - Unknown - 84 F

livebaseballscorecards.com



Batter	1	2	3	4	5	6	7	8	9
Marquis Grissom, R (1, 8) OBP: 0.244, SLG: 0.319	0-0 F8		0-0 SF8	0-0 HR		0-0 F8		0-0 G6-3	
Jeff Blausler, R (1, 6) OBP: 0.392, SLG: 0.344	0-0 F7		0-0 G6-3	4-0 10 BB 1B BB		0-0 F7			
10 Chipper Jones, S (1, 7) OBP: 0.365, SLG: 0.484	0-0 F8		0-0 HR	4-0 1B 1-2 BB		0-3 K			
Fred McGriff, L (1, 3) OBP: 0.324, SLG: 0.435		0-0 F8	0-3 K	0-0 1B		0-0 1B			
Dwight Smith, L (1, 9) Greg McMichael, R (8, 1) Mike Stanton, L (8, 1) Brad Clontz, R (9, 1) Pedro Borbon, R (9, 1)		0-0 SF8 2B		0-0 1B 2B		0-0 P5			
Jose Oliva, R (1, 5) OBP: 0.311, SLG: 0.525		0-0 E6		0-0 1B 1B	0-3 K	0-0 F9			
Javy Lopez, R (1, 2) OBP: 0.345, SLG: 0.490		0-0 SF8		0-3 K	4-0 G5-3 BB	0-0 F8			
Rafael Belliard, R (1, 4) OBP: 0.143, SLG: 0.143		0-0 F8		0-0 1B HR 1B	0-0 G5-3		0-0 F8		
Tom Glavine, L (1, 1) Mike Kelly, R (8, 9) OBP: 0.200, SLG: 0.148			0-0 E2 SF8 1B	0-0 1-3 HR 1B	0-0 G4-3		0-3 K		

Inning Stats	R: 0	H: 0	E: 0	K: 0	S: 3	R: 1	H: 1	E: 1	K: 0	S: 5	R: 2	H: 2	E: 1	K: 1	S: 7	R: 6	H: 6	E: 0	K: 1	S: 10	R: 0	H: 0	E: 0	K: 1	S: 5	R: 0	H: 1	E: 0	K: 0	S: 4	R: 0	H: 0	E: 0	K: 1	S: 5	R: 0	H: 0	E: 0	K: 1	S: 5				
	0	0	0	0	3	1	1	1	0	5	2	2	1	1	7	0	6	1	0	10	0	0	0	0	5	0	0	0	0	4	0	0	0	5	0	0	0	0	5	0	0	0	0	5

PITCHER	IP	WLS	BF	H	R	ER	SO	BB	IBB	HBP	BLK	WP	HR	S	P	ERA	WHIP
Pete Smith, R (1, 1) ERA: 6.89	3.1	L	19	8	8	7	2	0	0	0	0	0	2	23	23	18.90	2.400
Mike Remlinger, L (4, 1) ERA: 7.11	0.2		4	1	1	1	0	2	0	0	0	0	0	2	10	13.50	4.500
Tim Pugh, R (5, 1) ERA: 0.68	3.0		11	1	0	0	2	1	0	0	0	0	0	14	18	0.00	0.667
Scott Sullivan, R (8, 1) ERA: 3.86	1.0		3	0	0	0	1	0	0	0	0	0	0	5	5	0.00	0.000

BOTTOM

Cincinnati Reds @ Atlanta Braves
Atlanta-Fulton County Stadium, Atlanta, GA

Sat May 13 1995, 7:05 PM EDT
Att: 36,058 - Unknown - 84 F

AB	R	H	RBI	BB	SO	LOB
4	1	1	4	0	0	0
3	1	0	0	1	0	0
3	1	1	1	1	1	0
4	0	2	1	0	1	0
4	2	2	0	0	0	2
0	0	0	0	0	0	0
0	0	0	0	0	0	0
0	0	0	0	0	0	0
0	0	0	0	0	0	0
4	1	1	1	0	1	2
2	0	0	1	1	1	2
4	1	1	1	0	0	2
3	2	2	0	0	0	1
1	0	0	0	0	1	0

AB	32
R	9
H	10
RBI	9
BB	3
SO	5
LOB	9

livebaseballscorecards.com

Braves

WP: 0	PA: 37
PB: 0	SB: 0
CS: 0	

Batter	1	2	3	4	5	6	7	8	9	AB R H RBI BB SO LOB	TOP											
Deion Sanders, L (1, 8) OBP: 0.211, SLG: 0.274	0-0 G3		0-0 L8			0-0 G4-3		0-3 K		4 0 0 0 0 1 1												
Barry Larkin, R (1, 6) OBP: 0.494, SLG: 0.764	0-0 P4		0-0 G6-3			0-0 BB 1B		0-0 2-H 2B		4 0 2 1 0 0 0												
Ron Gant, R (1, 7) OBP: 0.348, SLG: 0.579	0-3 K			0-0 G6-3		0-0 F6		0-3 K		4 0 0 0 0 2 2												
Reggie Sanders, R (1, 9) OBP: 0.413, SLG: 0.443 Xavier Hernandez, L (8, 1)		0-0 2B G6-3 1B		0-0 G3		4-0 1-2 BB		0-0 F9		3 1 1 0 1 0 1 0 0 0 0 0 0 0												
Bret Boone, R (1, 4) OBP: 0.342, SLG: 0.384		0-0 G6-3 1-3 2B		0-3 K		0-0 F7		0-0 F9		4 0 1 0 0 1 2												
Brian Hunter, R (1, 3) OBP: 0.240, SLG: 0.174 Thomas Howard, S (9, PH) OBP: 0.278, SLG: 0.188		0-3 K		0-0 G1-3		0-0 P4		0-0 F7		3 0 0 0 0 1 2 1 0 0 0 0 0 0												
Mark Lewis, R (1, 5) OBP: 0.346, SLG: 0.522 Jeff Branson, L (7, PH) OBP: 0.227, SLG: 0.409		0-0 G6-3 2-3 3-H		0-0 P3		0-0 F8		0-0 1B		2 0 0 1 0 0 1 2 0 1 0 0 0 0												
Damon Berryhill, S (1, 2) OBP: 0.118, SLG: 0.063		0-0 P3		0-3 K		0-0 F8		0-0 G1-3		4 0 0 0 0 1 2												
Kevin Jarvis, L (1, 1) OBP: 0.250, SLG: 0.250 Chuck McElroy, L (5, 1) Jerome Walton, R (6, PH) OBP: 0.399, SLG: 0.882 Tim Pugh, R (6, 1) Lenny Harris, L (8, PH) OBP: 0.350, SLG: 0.389			0-0 G4-3			0-0 HR		0-0 S 2B 1B		1 0 0 0 0 0 0 0 0 0 0 0 0 0 1 1 1 1 0 0 0 0 0 0 0 0 0 0 1 1 1 0 0 0 0												
Inning Stats	R: 0 E: 0 K: 1 S: 5	H: 0 LOB: 0 BB: 0 P: 5	R: 1 E: 0 K: 1 S: 7	H: 2 LOB: 1 BB: 0 P: 7	R: 0 E: 0 K: 0 S: 3	H: 0 LOB: 0 BB: 0 P: 3	R: 0 E: 0 K: 1 S: 5	H: 0 LOB: 0 BB: 0 P: 5	R: 0 E: 0 K: 1 S: 5	H: 0 LOB: 0 BB: 0 P: 5	R: 1 E: 0 K: 0 S: 5	H: 2 LOB: 2 BB: 1 P: 9	R: 0 E: 0 K: 0 S: 3	H: 0 LOB: 0 BB: 0 P: 3	R: 1 E: 0 K: 2 S: 9	H: 2 LOB: 1 BB: 0 P: 9	R: 0 E: 0 K: 0 S: 4	H: 1 LOB: 1 BB: 0 P: 4	1B: 4 2B: 2 3B: 0 HR: 1	SF: 0 SAC: 0 DP: 0 HBP: 0	WP: 0 PB: 0 SB: 2 CS: 0	PA: 35
PITCHER	IP WLS BF H R ER SO BB IBB HBP BLK WP HR S P ERA WHIP																					
Carlos Perez, L (1, 1) ERA: 1.8	5.2 W 22 4 2 2 4 1 0 0 0 0 0 1 29 33 3.18 0.882																					
Luis Aquino, R (6, 1) ERA: 4.63	1.2 7 2 1 1 1 0 0 0 0 0 0 0 9 9 5.40 1.200																					
Mel Rojas, R (8, 1) ERA: 1.42	1.2 S 6 1 0 0 1 0 0 0 0 0 0 0 8 8 0.00 0.600																					

Cincinnati Reds @ Montreal Expos
Olympic Stadium, Montreal, QB
Tue May 16 1995, 7:05 PM EDT
Att. 15,969 - Dome

livebaseballscorecards.com

AB	34
R	3
H	7
RBI	3
BB	1
SO	6
LOB	11



Batter	1	2	3	4	5	6	7	8	9
Tony Tarasco, L (1, 9) OBP: 0.444, SLG: 0.667	0-0 G4-3		0-0 3-6 1-2 1B		0-0 F6	0-3 K		0-0 HR	
Wil Cordero, R (1, 6) OBP: 0.326, SLG: 0.417	0-0 2B		0-0 L5-4 2-3		0-0 1B 1B		0-0 1B 1B	0-0 2B	
Roberto Kelly, R (1, 8) OBP: 0.325, SLG: 0.364	0-0 P3		0-0 3-6 1-2	0-0 E SF8 1B	0-0 1B 1B		0-0 G3 1B	0-0 G6-3	
Moises Alou, R (1, 7) OBP: 0.400, SLG: 0.538	0-3 K			0-0 E HR 1B	0-0 1-2 1B		0-0 G3 1-2f		
Darrin Fletcher, L (1, 2) OBP: 0.316, SLG: 0.367		0-0 P5		0-0 SF8 1-2 3-H	0-0 G4-3		4-0 BB		
Tim Spehr, R (7, PR) OBP: 0.545, SLG: 1.111 (8, 2)									
Mike Lansing, R (1, 4) OBP: 0.325, SLG: 0.380		0-0 F8		0-0 F8		0-0 G6-3 2B	0-0 G5-3		
Shane Andrews, R (1, 3) OBP: 0.310, SLG: 0.676		0-0 G6-3		0-0 HR		0-0 G5-3		0-3 K	
Mark Grudzielanek, R (1, 5) OBP: 0.342, SLG: 0.611			0-0 HR	0-0 G6-3		0-0 G6-3 2-3		0-0 WP 2B	
Carlos Perez, L (1, 1) OBP: 0.600, SLG: 1.333			4-0 L5-4 1B BB		0-0 G4-3	4-0 BB BB		0-3 K	
Luis Aquino, R (6, 1) OBP: 0.500, SLG: 0.333									
Mel Rojas, R (8, 1)									

Inning Stats	R: 0	H: 1	E: 0	K: 1	S: 6	LOB: 1	BB: 0	P: 6	R: 0	H: 0	E: 0	K: 0	S: 3	LOB: 0	BB: 0	P: 3	R: 1	H: 2	E: 0	K: 0	S: 3	LOB: 1	BB: 1	P: 7	R: 3	H: 2	E: 2	K: 0	S: 6	LOB: 0	BB: 0	P: 6	R: 1	H: 3	E: 1	K: 0	S: 6	LOB: 2	BB: 0	P: 6	R: 0	H: 1	E: 0	K: 1	S: 4	LOB: 2	BB: 1	P: 8	R: 0	H: 2	E: 0	K: 0	S: 4	LOB: 2	BB: 1	P: 8	R: 2	H: 3	E: 0	K: 2	S: 10	LOB: 1	BB: 0	P: 10
--------------	------	------	------	------	------	--------	-------	------	------	------	------	------	------	--------	-------	------	------	------	------	------	------	--------	-------	------	------	------	------	------	------	--------	-------	------	------	------	------	------	------	--------	-------	------	------	------	------	------	------	--------	-------	------	------	------	------	------	------	--------	-------	------	------	------	------	------	-------	--------	-------	-------

AB	R	H	RBI	BB	SO	LOB
5	1	2	1	0	1	2
5	1	4	0	0	0	2
5	1	3	0	0	0	2
4	1	1	1	0	1	4
2	0	0	1	1	0	2
0	0	0	0	0	0	0
4	0	1	0	0	0	3
4	1	1	2	0	1	1
4	2	2	1	0	0	1
1	0	0	0	1	0	0
0	0	0	0	1	0	0
1	0	0	0	0	1	1

1B	2B	3B	HR	SF	SAC	DP	HBP
7	5	0	3	1	0	2	0
0	0	0	0	0	0	0	0
0	0	0	0	0	0	0	0

WP	HR	S	P	ERA	WHIP
2	0	0	39		
0	0	0	0		
0	0	0	0		

PITCHER	IP	WLS	BF	H	R	ER	SO	BB	IBB	HBP	BLK	WP	HR	S	P	ERA	WHIP
Kevin Jarvis, R (1, 1) ERA: 1.82	4.2	L	23	8	5	1	1	1	0	0	0	0	2	23	27	1.93	1.929
Chuck McElroy, L (5, 1) ERA: 1.93	0.1		1	0	0	0	0	0	0	0	0	0	0	1	1	0.00	0.000
Tim Pugh, R (6, 1) ERA: 0.59	2.0		10	3	0	0	1	2	0	0	0	0	0	10	18	0.00	2.500
Xavier Hernandez, R (8, 1) ERA: 6.23	1.0		6	3	2	2	2	0	0	0	0	2	1	10	10	18.00	3.000

WP	HR	S	P	ERA	WHIP
2	0	0	39		
0	0	0	0		
0	0	0	0		

Cincinnati Reds @ Montreal Expos
Olympic Stadium, Montreal, QB
 Tue May 16 1995, 7:05 PM EDT
 Att. 15,969 - Dome

livebaseballscorecards.com

AB	35
R	7
H	14
RBI	6
BB	3
SO	4
LOB	18



Batter	1	2	3	4	5	6	7	8	9	AB R H RBI BB SO LOB
Tony Tarasco, L (1, 9) OBP: 0.429, SLG: 0.648	2-1 F9		1-1 F8 2B		3-2 G3-1		0-1 G1-3		0-0 G4-3	5 0 1 0 0 0 1
Wil Cordero, R (1, 6) OBP: 0.323, SLG: 0.409	3-3 K2-3		2-2 G5-3		0-1 G4-6-3 1B			0-3 K		4 0 1 0 0 2 1
Roberto Kelly, R (1, 8) OBP: 0.345, SLG: 0.367	1-0 FC5-4 1B		4-2 BB		0-0 G4-6-3 1-2f			4-2 1B BB		2 1 1 0 2 0 1
Moises Alou, R (1, 7) OBP: 0.380, SLG: 0.507	0-2 FC5-4 1-2f		1-0 F8		0-1 G4-3			0-3 K		4 0 0 0 0 1 4
Darrin Fletcher, L (1, 2) OBP: 0.311, SLG: 0.358		0-1 G4-3	0-2 G1-3		1-1 G3			2-2 1B 1B		4 0 1 0 0 0 2
Tim Laker, R (8, PR) (9, 2) OBP: 0.150, SLG: 0.300										0 0 0 0 0 0 0
Mike Lansing, R (1, 4) OBP: 0.321, SLG: 0.373		1-1 G5-3		0-0 G5-3		2-3 K		2-1 FC6-4 1B		4 0 1 1 0 1 0
Shane Andrews, R (1, 3) OBP: 0.326, SLG: 0.707		1-2 1B 2B		3-2 G3 2B		1-3 K		1-0 FC6-4 1-2f		4 1 2 0 0 1 2
Mark Grudzielanek, R (1, 5) OBP: 0.357, SLG: 0.600		2-0 1B		2-2 G3		1-1 G4-3 1B			0-1 G1-3	4 0 2 1 0 0 1
Jeff Fassero, L (1, 1) Lou Frazier, S (7, PH) Reid Cornelius, R (8, 1) Bryan Eversgerd, R (8, 1) Tim Scott, R (9, 1) Chad Fonville, S (9, PH) OBP: 0.333, SLG: 0.333 OBP: 0.364, SLG: 0.364		1-3 K		1-0 G5-3		2-0 G4-3			2-3 K	2 0 0 0 0 0 1 2 1 0 0 0 0 0 0 1 0 1 0 0 0 0 0 1 0

Inning Stats	R: 0 E: 0 K: 1 S: 9	H: 1 LOB: 1 BB: 0 P: 15	R: 1 E: 0 K: 1 S: 11	H: 2 LOB: 1 BB: 0 P: 16	R: 0 E: 0 K: 0 S: 11	H: 1 LOB: 2 BB: 1 P: 19	R: 0 E: 0 K: 0 S: 8	H: 1 LOB: 1 BB: 1 P: 14	R: 0 E: 0 K: 0 S: 6	H: 1 LOB: 0 BB: 0 P: 9	R: 0 E: 0 K: 1 S: 7	H: 0 LOB: 0 BB: 0 P: 10	R: 0 E: 0 K: 1 S: 8	H: 1 LOB: 1 BB: 0 P: 12	R: 1 E: 0 K: 2 S: 16	H: 2 LOB: 2 BB: 1 P: 25	R: 0 E: 0 K: 1 S: 7	H: 0 LOB: 0 BB: 0 P: 9	1B: 6 2B: 3 3B: 0 HR: 0	SF: 0 SAC: 0 DP: 1 HBP: 0	WP: 0 PB: 0 SB: 0 CS: 0	PA: 37
--------------	------------------------------	----------------------------------	-------------------------------	----------------------------------	-------------------------------	----------------------------------	------------------------------	----------------------------------	------------------------------	---------------------------------	------------------------------	----------------------------------	------------------------------	----------------------------------	-------------------------------	----------------------------------	------------------------------	---------------------------------	----------------------------------	------------------------------------	----------------------------------	--------

PITCHER	IP	WLS	BF	H	R	ER	SO	BB	IBB	HBP	BLK	WP	HR	S	P	ERA	WHIP
Jose Rijo, R (1, 1) ERA: 5.67	5.0	W	21	6	1	1	2	1	0	0	0	0	0	45	73	1.80	1.400
Pete Smith, R (6, 1) ERA: 6.11	2.0		7	1	0	0	2	0	0	0	0	0	0	15	22	0.00	0.500
Hector Carrasco, R (8, 1) ERA: 3.46	2.0	S	9	2	1	1	3	1	0	0	0	0	0	23	34	4.50	1.500

BOTTOM

Cincinnati Reds @ Montreal Expos
Olympic Stadium, Montreal, QB
Wed May 17 1995, 7:05 PM EDT
Att. 15,047 - Dome

livebaseballscorecards.com

AB	35
R	2
H	9
RBI	2
BB	2
SO	7
LOB	15




Colorado Rockies @ Cincinnati Reds

Riverfront Stadium, Cincinnati, OH

Sat May 20 1995, 7:05 PM EDT
Att: 29,401 - Unknown - 75 F

AB 41
R 9
H 13
RBI 8
BB 5
SO 4
LOB 17



WP: 0 PA: 47
PB: 1
SB: 3
CS: 0

Batter	1	2	3	4	5	6	7	8	9	10	AB	R	H	RBI	BB	SO	LOB								
Walt Weiss, S OBP: 0.387, SLG: 0.270 (1, 6)	G6-3		G5-3					F7		G3-6-3	4	1	1	1	2	0	0								
Joe Girardi, R OBP: 0.391, SLG: 0.460 (1, 2)	G5-3		G1-3							G3-6-3	6	1	2	0	0	0	3								
Dante Bichette, R OBP: 0.366, SLG: 0.624 Roger Bailey, R Bruce Ruffin, S Roberto Mejia, R OBP: 0.158, SLG: 0.243 (1, 7)	G6-3		P9					K			3	1	0	1	1	1	1								
Larry Walker, L OBP: 0.434, SLG: 0.699 (1, 9)											0	0	0	0	0	0	0								
Andres Galarraga, R OBP: 0.330, SLG: 0.442 (1, 3)											0	0	0	0	0	0	0								
Ellis Burks, R Curt Leskanic, R John Vander Wal, L Darren Holmes, R Mike Munoz, L Eric Young Sr., R OBP: 0.253, SLG: 0.161 (1, 8)											3	3	2	1	2	0	0								
Vinny Castilla, R OBP: 0.346, SLG: 0.557 (1, 5)											5	2	2	2	0	1	4								
Jason Bates, S OBP: 0.369, SLG: 0.466 (1, 4)											3	0	1	1	0	0	2								
Omar Olivares, R Mike Kingery, L OBP: 0.391, SLG: 0.418 (1, 1)											0	0	0	0	0	0	0								
Inning Stats	R: 0 E: 0 K: 0 S: 6	H: 0 LOB: 0 BB: 0 P: 8	R: 2 E: 0 K: 0 S: 14	H: 3 LOB: 1 BB: 1 P: 24	R: 0 E: 0 K: 0 S: 11	H: 0 LOB: 0 BB: 0 P: 14	R: 1 E: 0 K: 1 S: 15	H: 3 LOB: 2 BB: 0 P: 24	R: 2 E: 0 K: 0 S: 16	H: 2 LOB: 1 BB: 1 P: 26	R: 1 E: 0 K: 0 S: 8	H: 2 LOB: 1 BB: 0 P: 12	R: 2 E: 1 K: 1 S: 9	H: 0 LOB: 1 BB: 2 P: 22	R: 0 E: 0 K: 1 S: 13	H: 1 LOB: 1 BB: 0 P: 18	R: 1 E: 0 K: 0 S: 11	H: 1 LOB: 0 BB: 0 P: 16	R: 0 E: 0 K: 1 S: 12	H: 1 LOB: 1 BB: 1 P: 23	1B: 6 2B: 6 3B: 0 HR: 1	SF: 1 SAC: 0 DP: 2 HBP: 0			
PITCHER	IP	WLS	BF	H	R	ER	SO	BB	IBB	HBP	BLK	WP	HR	S	P	ERA	WHIP								
John Smiley, L ERA: 4.13 Xavier Hernandez, R ERA: 5.14 Hector Carrasco, R ERA: 3.86 Jeff Brantley, R ERA: 3.77 Mike Remlinger, L ERA: 6.75	4.1 1.2 1.0 2.0 0.1		22 7 6 8 3	8 2 0 2 1	5 1 2 1 0	5 1 1 1 0	1 0 1 1 1	2 0 0 0 1	0 0 0 0 0	0 0 0 0 0	0 0 0 1 0	0 0 0 0 0	0 0 0 1 0	0 0 0 24 11	88 20 22 34 20	10.38 5.40 9.00 4.50 0.00	2.308 1.200 2.000 1.000 6.000								
PITCHER	IP	WLS	BF	H	R	ER	SO	BB	IBB	HBP	BLK	WP	HR	S	P	ERA	WHIP								
Pete Smith, R ERA: 5.89	0.2		1	0	0	0	0	0	0	0	0	0	0	0	3	0.00	0.000								

livebaseballscorecards.com

Colorado Rockies @ Cincinnati Reds
Riverfront Stadium, Cincinnati, OH

Sat May 20 1995, 7:05 PM EDT
Att. 29,401 - Unknown - 75 F

livebaseballscorecards.com

AB	33
R	10
H	14
RBI	9
BB	12
SO	3
LOB	17



WP:	0	PA:	50
PB:	0		
SB:	2		
CS:	1		

Batter	1	2	3	4	5	6	7	8	9	10	AB	R	H	RBI	BB	SO	LOB
Lenny Harris, L OBP: 0.400, SLG: 0.481 (1, 3) (10, 5)	L3		1B		3B	1B		K		SH5-4	4	2	2	0	1	1	0
Deion Sanders, L OBP: 0.233, SLG: 0.284 (1, 8)	G6-3 E		G1-3		3B	SF8		E		G4-3	4	3	2	1	1	0	3
Barry Larkin, R OBP: 0.495, SLG: 0.722 (1, 6)	G6-3 1-H		G1-3		3B	1B		1B		1B	3	1	2	3	3	0	0
Ron Gant, R OBP: 0.358, SLG: 0.597 (1, 7)	F9		G1-3		3B	CS		SH1		1B	6	0	4	5	0	0	1
Reggie Sanders, R OBP: 0.449, SLG: 0.556 (1, 9)		BB			1	FC6-4		SH1		G6-4-3	4	0	3	0	1	0	2
Bret Boone, R OBP: 0.330, SLG: 0.357 (1, 4)		G3-6-1 BB			G6-3	FC6-4		SH1		G6-3	3	0	0	0	1	0	3
Jeff Branson, L OBP: 0.226, SLG: 0.333 Mark Lewis, R OBP: 0.364, SLG: 0.500 (7, PH) Pete Smith, R (8, 5) (10, 1)			G3-6-1			K		1B		G4-6-3 1B	2	1	0	0	1	1	2
Eddie Taubensee, L OBP: 0.300, SLG: 0.192 Damon Berryhill, S OBP: 0.130, SLG: 0.048 (7, PH) (8, 2)			P8		1	G3-1		SH1-3		G4-6-3	2	0	0	0	0	0	0
John Smiley, L OBP: 0.400, SLG: 0.778 Xavier Hernandez, L (5, 1) Thomas Howard, S OBP: 0.316, SLG: 0.188 Hector Carrasco, R (7, 1) Jerome Walton, R OBP: 0.400, SLG: 0.818 Jeff Brantley, R (8, 1) Mike Remlinger, L (10, 1) Brian Hunter, R OBP: 0.267, SLG: 0.154 (10, 3)		2B			G6-3	1B		G5-3		SH5-4 1B	0	1	0	0	1	0	0

Inning Stats	R: 1	H: 1	R: 0	H: 1	R: 2	H: 2	R: 3	H: 2	R: 2	H: 2	R: 0	H: 1	R: 0	H: 1	R: 1	H: 1	R: 0	H: 1	R: 1	H: 1	1B: 11	SF: 1
	E: 1	LOB: 0	E: 0	LOB: 0	E: 0	LOB: 1	E: 0	LOB: 2	E: 0	LOB: 1	E: 0	LOB: 0	E: 0	LOB: 0	E: 0	LOB: 0	E: 0	LOB: 0	E: 0	LOB: 2	2B: 1	SAC: 3
	K: 0	BB: 0	K: 0	BB: 1	K: 0	BB: 1	K: 1	BB: 0	K: 0	BB: 2	K: 1	BB: 2	K: 0	BB: 0	K: 1	BB: 2	K: 0	BB: 0	K: 0	BB: 2	3B: 2	DP: 3
	S: 7	P: 14	S: 4	P: 10	S: 15	P: 23	S: 7	P: 11	S: 17	P: 34	S: 11	P: 24	S: 14	P: 26	S: 10	P: 23	S: 8	P: 14	S: 9	P: 18	HR: 0	HBP: 0


PITCHER	IP	WLS	BF	H	R	ER	SO	BB	IBB	HBP	BLK	WP	HR	S	P	ERA	WHIP
Omar Olivares, R ERA: 5.82 (1, 1)	4.2		24	7	6	5	1	5	0	0	0	0	0	48	90	9.64	2.571
Curt Leskanic, R ERA: 5.5 (5, 1)	1.1		7	2	2	2	0	2	0	0	0	0	0	13	26	13.50	3.000
Darren Holmes, R ERA: 2.7 (7, 1)	0.1		3	2	0	0	0	0	0	0	0	0	0	6	11	0.00	6.000
Mike Munoz, L ERA: 8.64 (7, 1)	1.0		5	0	1	1	2	2	0	0	0	0	0	13	25	9.00	2.000
Roger Bailey, R ERA: 3.86 (8, 1)	1.2	L	7	2	1	1	0	2	0	0	0	0	0	16	34	5.40	2.400
PITCHER	IP	WLS	BF	H	R	ER	SO	BB	IBB	HBP	BLK	WP	HR	S	P	ERA	WHIP
Bruce Ruffin, L ERA: 1.38 (10, 1)	0.2		4	1	0	0	0	0	1	0	0	0	0	6	11	0.00	1.500

Batter	1	2	3	4	5	6	7	8	9	AB R H RBI BB SO LOB	TOP	
Walt Weiss, S (1, 6) OBP: 0.388, SLG: 0.260	4-0 1B FC6-4 BB	1-2 G3-1			2-1 P6		3-2 HBP		0-1 G1-3	3 1 0 0 1 0 0		
Jason Bates, S (1, 4) OBP: 0.375, SLG: 0.468	0-1 FC6-4 1B		1-3 K		0-0 1B		0-0 G4-3			4 0 2 0 0 1 1		
Dante Bichette, R (1, 9) OBP: 0.352, SLG: 0.598	1-2 FC6-4 G5-3 2B		1-1 G6-3		0-0 P6			0-1 G6-3		4 1 0 1 0 0 2		
Andres Galarraga, R (1, 3) OBP: 0.318, SLG: 0.424	1-1 G5-3		1-1 G1-3			1-0 F8		0-1 P4		4 0 0 0 0 0 1		
Ellis Burks, R (1, 7) OBP: 0.269, SLG: 0.222	1-0 E 2B			1-1 G5-3		1-0 G4-3		2-1 L5		4 0 1 1 0 0 0		
Mike Kingery, L (1, 8) OBP: 0.397, SLG: 0.492	1-2 E5 2B			0-0 S 2B		2-3 K			0-0 HR	4 1 2 1 0 1 1		
Vinny Castilla, R (1, 5) OBP: 0.341, SLG: 0.578	2-2 P2			3-3 K			3-1 HR		0-1 F9	4 1 1 1 0 1 3		
Jorge Brito, R (1, 2) OBP: 0.353, SLG: 0.375				1-3 K			2-3 K		3-1 F8	4 0 1 0 0 2 1		
Juan Acevedo, R (1, 1) Eric Young Sr., R (7, PH) Joe Grahe, R (7, 1) Steve Reed, R (8, 1) John Vander Wal, L (9, PH) Darren Holmes, R (9, 1)				0-0 B1-6-3 1B		2-1 F9		1-0 F7		2 0 0 0 0 0 1 1 0 1 1 1 1 0 0 0 0 0 0 0 0 0 0		
Inning Stats	R: 2 H: 2 E: 1 LOB: 2 K: 0 BB: 1 S: 17 P: 27	R: 0 H: 1 E: 0 LOB: 0 K: 0 BB: 0 S: 5 P: 6	R: 0 H: 0 E: 0 LOB: 0 K: 1 BB: 0 S: 9 P: 12	R: 0 H: 1 E: 0 LOB: 1 K: 2 BB: 0 S: 10 P: 15	R: 0 H: 1 E: 0 LOB: 1 K: 0 BB: 0 S: 6 P: 10	R: 0 H: 0 E: 0 LOB: 0 K: 1 BB: 0 S: 6 P: 10	R: 1 H: 1 E: 0 LOB: 1 K: 1 BB: 0 S: 9 P: 18	R: 0 H: 0 E: 0 LOB: 0 K: 0 BB: 0 S: 6 P: 8	R: 2 H: 2 E: 0 LOB: 0 K: 0 BB: 0 S: 8 P: 12	1B: 3 SF: 0 2B: 2 SAC: 0 3B: 0 DP: 1 HR: 3 HBP: 1	WP: 0 PA: 37 PB: 0 SB: 2 CS: 0	
PITCHER	IP WLS BF H R ER SO BB IBB HBP BLK WP HR S P ERA WHIP											
Kevin Jarvis, R (1, 1) ERA: 2.27	7.0 L 29 6 3 3 5 1 0 1 0 0 0 1 62 98 3.86 1.000											
Hector Carrasco, R (8, 1) ERA: 3.6	1.0 3 0 0 0 0 0 0 0 0 0 0 0 6 8 0.00 0.000											
Pete Smith, R (9, 1) ERA: 6.52	1.0 5 2 2 2 0 0 0 0 0 0 0 2 8 12 18.00 2.000											

Colorado Rockies @ Cincinnati Reds
Riverfront Stadium, Cincinnati, OH
Sun May 21 1995, 3:33 AM EDT
Att. 23,629 - Sunny - 71 F

livebaseballscorecards.com

AB 35
R 5
H 8
RBI 5
BB 1
SO 5
LOB 10



BOTTOM

Colorado Rockies @ Cincinnati Reds
Riverfront Stadium, Cincinnati, OH
Sun May 21 1995, 3:33 AM EDT
Att. 23,629 - Sunny - 71 F

livebaseballscorecards.com

AB	30
R	2
H	6
RBI	2
BB	6
SO	5
LOB	20



WP:	0	PA:	37
PB:	0		
SB:	2		
CS:	1		

AB R H RBI BB SO LOB

5	1	0	0	0	0	4
2	0	1	0	1	0	0
4	1	1	0	0	0	3
2	0	1	1	2	1	0
2	0	0	1	2	1	0
3	0	0	0	0	1	3
1	0	0	0	0	0	3
0	0	0	0	0	0	0
3	0	1	0	1	0	3
4	0	1	0	0	1	1
2	0	0	0	0	1	2
0	0	0	0	0	0	0
1	0	1	0	0	0	0
1	0	0	0	0	0	1

1B:	4	SF:	0
2B:	2	SAC:	0
3B:	0	DP:	1
HR:	0	HBP:	1

WP:	0	PA:	37
PB:	0		
SB:	2		
CS:	1		

IP	WLS	BF	H	R	ER	SO	BB	IBB	HBP	BLK	WP	HR	S	P	ERA	WHIP
6.0		23	5	1	1	4	3	0	0	0	0	0	11	21	6.75	0.750
0.2		4	0	0	0	0	2	0	0	0	0	0	6	15	0.00	3.000
1.0	S	4	0	0	0	0	1	0	0	1	0	0	8	17	0.00	1.000

IP	WLS	BF	H	R	ER	SO	BB	IBB	HBP	BLK	WP	HR	S	P	ERA	WHIP
6.0		23	5	1	1	4	3	0	0	0	0	0	11	21	6.75	0.750
0.2		4	0	0	0	0	2	0	0	0	0	0	6	15	0.00	3.000
1.0	S	4	0	0	0	0	1	0	0	1	0	0	8	17	0.00	1.000

IP	WLS	BF	H	R	ER	SO	BB	IBB	HBP	BLK	WP	HR	S	P	ERA	WHIP
6.0		23	5	1	1	4	3	0	0	0	0	0	11	21	6.75	0.750
0.2		4	0	0	0	0	2	0	0	0	0	0	6	15	0.00	3.000
1.0	S	4	0	0	0	0	1	0	0	1	0	0	8	17	0.00	1.000

IP	WLS	BF	H	R	ER	SO	BB	IBB	HBP	BLK	WP	HR	S	P	ERA	WHIP
6.0		23	5	1	1	4	3	0	0	0	0	0	11	21	6.75	0.750
0.2		4	0	0	0	0	2	0	0	0	0	0	6	15	0.00	3.000
1.0	S	4	0	0	0	0	1	0	0	1	0	0	8	17	0.00	1.000

IP	WLS	BF	H	R	ER	SO	BB	IBB	HBP	BLK	WP	HR	S	P	ERA	WHIP
6.0		23	5	1	1	4	3	0	0	0	0	0	11	21	6.75	0.750
0.2		4	0	0	0	0	2	0	0	0	0	0	6	15	0.00	3.000
1.0	S	4	0	0	0	0	1	0	0	1	0	0	8	17	0.00	1.000

IP	WLS	BF	H	R	ER	SO	BB	IBB	HBP	BLK	WP	HR	S	P	ERA	WHIP
6.0		23	5	1	1	4	3	0	0	0	0	0	11	21	6.75	0.750
0.2		4	0	0	0	0	2	0	0	0	0	0	6	15	0.00	3.000
1.0	S	4	0	0	0	0	1	0	0	1	0	0	8	17	0.00	1.000

IP	WLS	BF	H	R	ER	SO	BB	IBB	HBP	BLK	WP	HR	S	P	ERA	WHIP
6.0		23	5	1	1	4	3	0	0	0	0	0	11	21	6.75	0.750
0.2		4	0	0	0	0	2	0	0	0	0	0	6	15	0.00	3.000
1.0	S	4	0	0	0	0	1	0	0	1	0	0	8	17	0.00	1.000

IP	WLS	BF	H	R	ER	SO	BB	IBB	HBP	BLK	WP	HR	S	P	ERA	WHIP
6.0		23	5	1	1	4	3	0	0	0	0	0	11	21	6.75	0.750
0.2		4	0	0	0	0	2	0	0	0	0	0	6	15	0.00	3.000
1.0	S	4	0	0	0	0	1	0	0	1	0	0	8	17	0.00	1.000

IP	WLS	BF	H	R	ER	SO	BB	IBB	HBP	BLK	WP	HR	S	P	ERA	WHIP
6.0		23	5	1	1	4	3	0	0	0	0	0	11	21	6.75	0.750
0.2		4	0	0	0	0	2	0	0	0	0	0	6	15	0.00	3.000
1.0	S	4	0	0	0	0	1	0	0	1	0	0	8	17	0.00	1.000

IP	WLS	BF	H	R	ER	SO	BB	IBB	HBP	BLK	WP	HR	S	P	ERA	WHIP
6.0		23	5	1	1	4	3	0	0	0	0	0	11	21	6.75	0.750
0.2		4	0	0	0	0	2	0	0	0	0	0	6	15	0.00	3.000
1.0	S	4	0	0	0	0	1	0	0	1	0	0	8	17	0.00	1.000

IP	WLS	BF	H	R	ER	SO	BB	IBB	HBP	BLK	WP	HR	S	P	ERA	WHIP
6.0		23	5	1	1	4	3	0	0	0	0	0	11	21	6.75	0.750
0.2		4	0	0	0	0	2	0	0	0	0	0	6	15	0.00	3.000
1.0	S	4	0	0	0	0	1	0	0	1	0	0	8	17	0.00	1.000

IP	WLS	BF	H	R	ER	SO	BB	IBB	HBP	BLK	WP	HR	S	P	ERA	WHIP
6.0		23	5	1	1	4	3	0	0	0	0	0	11	21	6.75	0.750
0.2		4	0	0	0	0	2	0	0	0	0	0	6	15	0.00	3.000
1.0	S	4	0	0	0	0	1	0	0	1	0	0	8	17	0.00	1.000

IP	WLS	BF	H	R	ER	SO	BB	IBB	HBP	BLK	WP	HR	S	P	ERA	WHIP
6.0		23	5	1	1	4	3	0	0	0	0	0	11	21	6.75	0.750
0.2		4	0	0	0	0	2	0	0	0	0	0	6	15	0.00	3.000
1.0	S	4	0	0	0	0	1	0	0	1	0	0	8	17	0.00	1.000

IP	WLS	BF	H	R	ER	SO	BB	IBB	HBP	BLK	WP	HR	S	P	ERA	WHIP
6.0		23	5	1	1	4	3	0	0	0	0	0	11	21	6.75	0.750
0.2		4	0	0	0	0	2	0	0	0	0	0	6	15	0.00	3.000
1.0	S	4	0	0	0	0	1	0	0	1	0	0	8	17	0.00	1.000

IP	WLS	BF	H	R	ER	SO	BB	IBB	HBP	BLK	WP	HR	S	P	ERA	WHIP
6.0		23	5	1	1	4	3	0	0	0	0	0	11	21	6.75	0.750
0.2		4	0	0	0	0	2	0	0	0	0	0	6	15	0.00	3.000
1.0	S	4	0	0	0	0	1	0	0	1	0	0	8	17	0.00	1.000

IP	WLS	BF	H	R	ER	SO	BB	IBB	HBP	BLK	WP	HR	S	P	ERA	WHIP
6.0		23	5	1	1	4	3	0	0	0	0	0	11	21	6.75	0.750
0.2		4	0	0	0	0	2	0	0	0	0	0	6	15	0.00	3.000
1.0	S	4	0	0	0	0	1	0	0	1	0	0	8	17	0.00	1.000

IP	WLS	BF	H	R	ER	SO	BB	IBB	HBP	BLK	WP	HR	S	P	ERA	WHIP
6.0		23	5	1	1	4	3	0	0	0	0	0	11	21	6.75	0.750
0.2		4	0	0	0	0	2	0	0	0	0	0	6	15	0.00	3.000
1.0	S	4	0	0	0	0	1	0	0	1	0	0	8	17	0.00	1.000

IP	WLS	BF	H	R	ER	SO	BB	IBB	HBP	BLK	WP	HR	S	P	ERA	WHIP
6.0		23	5	1	1	4	3	0	0	0	0	0	11	21	6.75	0.750
0.2		4	0	0	0	0	2	0	0	0	0	0	6	15	0.00	3.000
1.0	S	4	0	0	0	0	1	0	0	1	0	0	8	17	0.00	1.000

IP	WLS	BF	H	R	ER	SO	BB	IBB	HBP	BLK	WP	HR	S	P	ERA	WHIP
6.0		23	5	1	1	4	3	0	0	0	0	0	11	21	6.75	0.750
0.2		4	0	0	0	0	2	0	0	0	0	0	6	15	0.00	3.000
1.0	S	4	0	0	0	0	1	0	0	1	0	0	8	17	0.00	1.000

IP	WLS	BF	H	R	ER	SO	BB	IBB	HBP	BLK	WP	HR	S	P	ERA	WHIP
6.0		23	5	1	1	4	3	0	0	0	0	0	11	21	6.75	0.750
0.2		4	0	0	0	0	2	0	0	0	0	0	6	15	0.00	3.000
1.0	S	4	0	0	0	0	1	0	0	1	0	0	8	17	0.00	1.000

IP	WLS	BF	H	R	ER	SO	BB	IBB	HBP	BLK	WP	HR	S	P	ERA	WHIP
6.0		23	5	1	1	4	3	0	0	0	0	0	11	21	6.75	0.750
0.2		4	0	0	0	0	2	0	0	0	0	0	6	15	0.00	3.000
1.0	S	4	0	0	0	0	1	0	0	1	0	0	8	17	0.00	1.000

IP	WLS	BF	H	R	ER	SO	BB	IBB	HBP	BLK	WP	HR	S	P	ERA	WHIP
6.0		23	5	1	1	4	3	0	0	0	0	0	11	21	6.75	0.750
0.2		4	0	0	0	0	2	0	0	0	0	0	6	15	0.00	3.000
1.0	S	4	0	0	0											

Houston Astros @ Cincinnati Reds
Riverfront Stadium, Cincinnati, OH

Mon May 22 1995, 7:05 PM EDT
Att. 19,072 - Unknown - 73 F

livebaseballscorecards.com



Batter	1	2	3	4	5	6	7	8	9	10	AB	R	H	RBI	BB	SO	LOB
Deion Sanders, L OBP: 0.274, SLG: 0.299 (1, 8)	2-1 S 1B		1-3 K		1-1 P6		4-2 S BB		0-0 FC1-6 1B		4	0	2	0	1	1	0
Bret Boone, R OBP: 0.303, SLG: 0.326 (1, 4)	2-3 K		1-0 G6-3		1-0 E5		3-1 G3		0-1 FC1-6		5	0	0	0	0	1	3
Barry Larkin, R OBP: 0.471, SLG: 0.670 (1, 6)	0-1 L9		2-2 FC5-4 1B		1-2 G6-3			1-0 G6-3	1-2 P3		5	0	1	0	0	0	3
Ron Gant, R OBP: 0.389, SLG: 0.679 (1, 7)	4-2 BB		2-1 FC5-4			0-2 HR		0-2 G6-3		0-1 HR	4	2	2	2	1	0	1
Reggie Sanders, R OBP: 0.443, SLG: 0.519 (1, 9)	3-3 K			2-3 K		3-1 G6-3		4-0 BB 1B BB			3	0	0	0	1	2	2
Eddie Taubensee, L OBP: 0.294, SLG: 0.200 (1, 2)		0-3 K		0-1 G1-3		1-2 G4-3		0-0 BB 1B			4	0	1	0	0	1	0
Brian Hunter, R OBP: 0.242, SLG: 0.138 (1, 3)		1-0 G3		1-2 G6-3		2-3 K		4-1 BB			3	0	0	0	0	1	0
Thomas Howard, S OBP: 0.381, SLG: 0.235 (8, PH)											0	0	0	0	1	0	0
Chuck McElroy, L (9, 1)											0	0	0	0	0	0	0
Jeff Brantley, R (9, 1)											0	0	0	0	0	0	0
Jeff Branson, L OBP: 0.297, SLG: 0.486 (1, 5)		1-1 BB			1-2 HR		2-2 G6-3		1-2 P6		2	1	2	1	0	0	0
Jerome Walton, R OBP: 0.370, SLG: 0.750 (7, PH)											1	0	0	0	0	0	0
Hector Carrasco, R (8, 1)											0	0	0	0	0	0	0
Lenny Harris, L OBP: 0.333, SLG: 0.394 (8, PH)		1B									0	0	0	0	0	0	3
Jose Rijo, R OBP: 0.083, SLG: 0.083 (1, 1)		2-1 P4			0-0 G5-3		1-2 G6-3		2-3 K		2	0	0	0	0	0	1
Mark Lewis, R OBP: 0.343, SLG: 0.469 (7, PH)											2	0	0	0	0	1	0

Inning Stats	R: 0	H: 1	E: 0	K: 2	S: 13	H: 1	LOB: 2	BB: 1	P: 23	R: 0	H: 1	E: 0	K: 1	S: 8	H: 1	LOB: 1	BB: 0	P: 12	R: 0	H: 1	E: 0	K: 1	S: 9	H: 0	LOB: 0	BB: 0	P: 15	R: 0	H: 0	E: 0	K: 1	S: 9	R: 1	H: 1	E: 1	K: 0	S: 10	R: 1	H: 1	E: 0	K: 1	S: 11	R: 0	H: 0	E: 0	K: 0	S: 11	R: 0	H: 1	E: 0	K: 0	S: 10	R: 0	H: 1	E: 0	K: 0	S: 10	R: 0	H: 1	E: 0	K: 1	S: 11	R: 1	H: 1	E: 0	K: 0	S: 2	R: 1	H: 1	E: 0	K: 0	S: 2	1B: 5	SF: 0	2B: 0	3B: 0	HR: 3	SAC: 0	DP: 0	HBP: 0	WP: 0	PA: 40
--------------	------	------	------	------	-------	------	--------	-------	-------	------	------	------	------	------	------	--------	-------	-------	------	------	------	------	------	------	--------	-------	-------	------	------	------	------	------	------	------	------	------	-------	------	------	------	------	-------	------	------	------	------	-------	------	------	------	------	-------	------	------	------	------	-------	------	------	------	------	-------	------	------	------	------	------	------	------	------	------	------	-------	-------	-------	-------	-------	--------	-------	--------	-------	--------

PITCHER	IP	WLS	BF	H	R	ER	SO	BB	IBB	HBP	BLK	WP	HR	S	P	ERA	WHIP
Doug Drabek, R ERA: 5.7 (1, 1)	6.0		25	5	2	2	6	1	0	0	0	0	2	60	93	3.00	1.000
Pedro Martinez, L ERA: 6.43 (7, 1)	0.2		3	0	0	0	0	1	0	0	0	0	0	9	16	0.00	1.500
Jim Dougherty, R ERA: 4.5 (7, 1)	1.0		6	1	0	0	0	2	0	0	0	0	0	8	20	0.00	3.000
Dean Hartgraves, L ERA: 3.0 (8, 1)	0.1		1	0	0	0	0	0	0	0	0	0	0	4	5	0.00	0.000
Dave Veres, R ERA: 0.52 (9, 1)	1.0	L	5	2	1	1	1	0	0	0	0	0	1	13	16	9.00	2.000

AB	36
R	3
H	8
RBI	3
BB	4
SO	7
LOB	13

Batter	1	2	3	4	5	6	7	8	9	AB R H RBI BB SO LOB	TOP																								
James Mouton, R (1, 9) OBP: 0.350, SLG: 0.426	1-0 HBP CS	4-2 BB		3-1 2-H 2B		1-3 SAFE K		1-2 G5-3		3 0 1 1 1 1 2																									
Craig Biggio, R (1, 4) OBP: 0.421, SLG: 0.469	4-1 SAFE 5 1B 2B 1-2	1-1 L5		0-0 P3		1-1 SAFE E6		1-1 G5-3		4 1 0 0 1 0 5																									
5 Jeff Bagwell, R (1, 3) OBP: 0.339, SLG: 0.330	2-0 SAFE 2B 1-2 1B		1-0 G5-3		0-1 G5-3	2-2 K			2-1 F9	5 1 1 0 0 1 2																									
Derek Bell, R (1, 8) OBP: 0.411, SLG: 0.485	2-1 1-H 2-H 2B		1-1 2B		0-0 2B 1B		3-2 E S G4-3 1B		0-2 1B 1B	5 2 5 2 0 0 0																									
Luis Gonzalez, L (1, 7) OBP: 0.330, SLG: 0.463	0-0 F7		4-1 G4-6-3 BB		0-3 K		1-1 G4-3 1-H		3-2 BB 1B 1-3	4 0 1 1 1 1 2																									
Dave Magadan, L (1, 5) OBP: 0.456, SLG: 0.397	1-1 F7		1-2 G4-6-3 1-2f		2-2 1-H 2B		4-1 G1-6-4-3 BB 1-2f		4-2 G4-6-3 BB 1-2	3 0 1 1 2 0 3																									
Tony Eusebio, R (1, 2) OBP: 0.351, SLG: 0.453		0-1 SH2-3 1B		1-0 WP 2B 1B		1-0 G6-3		2-1 G1-6-4-3 1-2f	0-0 G4-6-3 1-2f	5 1 2 0 0 0 5																									
Orlando Miller, R (1, 6) OBP: 0.272, SLG: 0.338		1-0 F8		2-1 G6-3 1-2		2-1 G6-3		0-1 G5-3 1B		4 0 1 0 0 0 2																									
Darryl Kile, R (1, 1) OBP: 0.364, SLG: 0.333 Pedro Martinez, L (4, 1) John Cangelosi, S (6, PH) Jim Dougherty, R (6, 1) Milt Thompson, L (8, PH) Dean Hartgraves, R (8, 1) Todd Jones, L (8, 1)		1-0 SH2-3		2-3 K		1-1 E 1B		2-3 K		1 0 0 0 0 0 1 1 0 0 0 0 0 0 0 0 1 0 1 0 0 0 0 0 0 0 0 0 0 0 0 0 1 0 0 0 0 0 1 1 0 0 0 0 0 0 0 0 0 0 0 0 0 0 0 0																									
Inning Stats	R: 2 E: 0 K: 0 S: 7	H: 2 LOB: 1 BB: 1 P: 17	R: 0 E: 0 K: 0 S: 9	H: 1 LOB: 2 BB: 1 P: 16	R: 0 E: 0 K: 0 S: 7	H: 1 LOB: 1 BB: 1 P: 14	R: 1 E: 0 K: 1 S: 9	H: 2 LOB: 1 BB: 0 P: 17	R: 1 E: 0 K: 1 S: 10	H: 2 LOB: 1 BB: 0 P: 13	R: 0 E: 1 K: 2 S: 12	H: 1 LOB: 2 BB: 0 P: 19	R: 1 E: 0 K: 0 S: 9	H: 1 LOB: 0 BB: 1 P: 19	R: 0 E: 0 K: 1 S: 13	H: 1 LOB: 1 BB: 0 P: 17	R: 0 E: 0 K: 0 S: 11	H: 2 LOB: 2 BB: 1 P: 20	1B: 9 2B: 4 3B: 0 HR: 0	SF: 0 SAC: 1 DP: 3 HBP: 1	WP: 1 PB: 0 SB: 2 CS: 1	PA: 43													
PITCHER	IP WLS BF H R ER SO BB IBB HBP BLK WP HR S P ERA WHIP																			PITCHER	IP WLS BF H R ER SO BB IBB HBP BLK WP HR S P ERA WHIP														
Tim Pugh, R (1, 1) ERA: 1.86	4.0		20	6	3	3	1	3	0	1	0	1	0	32	64	6.75	2.250																		
Xavier Hernandez, R (5, 1) ERA: 5.94	2.0	W	10	3	1	1	3	0	0	0	0	0	0	22	32	4.50	1.500																		
Johnny Ruffin, R (7, 1) ERA: 3.6	0.1		3	1	1	0	0	1	0	0	0	0	0	7	15	0.00	6.000																		
Hector Carrasco, R (7, 1) ERA: 2.89	2.2	S	10	3	0	0	1	1	0	0	0	0	0	26	41	0.00	1.500																		

Houston Astros @ Cincinnati Reds
Riverfront Stadium, Cincinnati, OH

Tue May 23 1995, 7:05 PM EDT
Att. 21,708 - Unknown - 79 F

AB	36
R	5
H	13
RBI	5
BB	5
SO	5
LOB	23



Batter	1	2	3	4	5	6	7	8	9
Deion Sanders, L OBP: 0.300, SLG: 0.333 (1, 8)	4-1 BB G4-6-3 BB	2-1 1-2 1B		4-2 HBP WP BB	1-3 K			0-0 2B 3B	
Lenny Harris, L OBP: 0.317, SLG: 0.395 (1, 3)	0-2 G4-6-3 1-2f	1-0 G3		1-3 K	0-0 P2			1-1 1B 2B	
Barry Larkin, R OBP: 0.467, SLG: 0.648 (1, 6)	4-2 BB 1B BB		4-1 G5-3 1B BB	2-2 L9 1-2		0-3 K		3-H 1-2 P6	
Ron Gant, R OBP: 0.421, SLG: 0.684 Jerome Walton, R OBP: 0.370, SLG: 0.750 (1, 7) (9, 7)	4-2 1B 1-2 WP BB		0-0 BB G5-3 SF9 1B	4-0 BB HBP 2B IBB		4-2 G5-3 BB		4-0 1B FC3-2-3 IBB	
Reggie Sanders, R OBP: 0.451, SLG: 0.519 (1, 9)	3-2 WP S 1-3 2-H 1B		1-0 G5-3 1-2 2-3	2-2 BB 2B HBP		1-1 G5-3 1-2		0-0 1-3 2-H 1B	
Eddie Taubensee, L OBP: 0.316, SLG: 0.188 Hector Carrasco, R (1, 2) (7, 1)	2-2 G4-3 1-3 3-H		1-0 SF9 HBP	4-2 2B BB		1-3 K		0-1 FC3-2-3 3-H	
Bret Boone, R OBP: 0.311, SLG: 0.337 (1, 4)		2-0 F7	4-0 BB 1-2 2-3 3-H	2-2 1-H 2-H 3-H 2B			1-1 G5-3		
Jeff Branson, L OBP: 0.317, SLG: 0.486 (1, 5)		0-1 FC3-6 1B	2-1 SF9 2-3 3-H	2-1 G3-1			4-2 G5-4-3 BB		
Tim Pugh, R Xavier Hernandez, L Johnny Ruffin, R Damon Berryhill, S (1, 1) (5, 1) (7, 1) (7, 2)		1-1 FC3-6 1B 1-2f	1-0 F8		1-3 K		1-0 G5-4-3 1-2f		

Inning Stats	R: 2 E: 0 K: 0 S: 15	H: 1 LOB: 1 BB: 3 P: 32	R: 0 E: 0 K: 0 S: 8	H: 2 LOB: 2 BB: 0 P: 14	R: 2 E: 0 K: 0 S: 6	H: 1 LOB: 2 BB: 2 P: 19	R: 4 E: 0 K: 1 S: 21	H: 1 LOB: 1 BB: 3 P: 41	R: 0 E: 0 K: 2 S: 7	H: 0 LOB: 0 BB: 0 P: 9	R: 0 E: 0 K: 2 S: 14	H: 0 LOB: 1 BB: 1 P: 20	R: 0 E: 0 K: 0 S: 5	H: 0 LOB: 0 BB: 1 P: 11	R: 2 E: 0 K: 0 S: 9	H: 3 LOB: 1 BB: 1 P: 15
--------------	-------------------------------	----------------------------------	------------------------------	----------------------------------	------------------------------	----------------------------------	-------------------------------	----------------------------------	------------------------------	---------------------------------	-------------------------------	----------------------------------	------------------------------	----------------------------------	------------------------------	----------------------------------

PITCHER	IP	WLS	BF	H	R	ER	SO	BB	IBB	HBP	BLK	WP	HR	S	P	ERA	WHIP
Darryl Kile, R ERA: 5.16 (1, 1)	3.2	L	23	4	7	7	1	6	1	0	0	2	0	43	91	17.18	2.727
Pedro Martinez, L ERA: 6.48 (4, 1)	1.1		6	1	1	1	2	1	0	0	0	0	0	14	24	6.75	1.500
Jim Dougherty, R ERA: 3.94 (6, 1)	2.0		7	0	0	0	2	2	0	0	0	0	0	19	31	0.00	1.000
Dean Hartgraves, L ERA: 6.0 (8, 1)	0.0		2	2	2	2	0	0	0	0	0	0	0	3	4	∞	∞
Todd Jones, R ERA: 0.92 (8, 1)	1.0		4	1	0	0	0	0	1	0	0	0	0	6	11	0.00	1.000

BOTTOM


Houston Astros @ Cincinnati Reds
Riverfront Stadium, Cincinnati, OH

Tue May 23 1995, 7:05 PM EDT
Att: 21,708 - Unknown - 79 F

AB	R	H	RBI	BB	SO	LOB
3	2	2	0	2	1	0
5	1	1	1	0	1	4
3	2	0	0	2	1	2
1	3	1	0	4	0	0
0	0	0	0	0	0	0
4	1	2	2	0	0	3
2	1	0	1	1	1	2
1	0	0	0	0	0	2
3	0	1	4	1	0	0
2	0	1	1	1	0	1
2	0	0	0	0	0	3
1	0	0	0	0	1	0
0	0	0	0	0	0	0
1	0	0	0	0	0	1

livebaseballscorecards.com

AB	28
R	10
H	8
RBI	9
BB	11
SO	5
LOB	18



WP	HR	S	P	ERA	WHIP
2	0	15	42		
0	0	3	1		
0	0	3	1		
0	0	3	1		
0	0	3	1		

Batter	1	2	3	4	5	6	7	8	9	AB R H RBI BB SO LOB	TOP		
James Mouton, R (1, 9) OBP: 0.349, SLG: 0.439 Milt Thompson, L (9, PH) OBP: 0.321, SLG: 0.217	1-2 1B 2B		2-3 K			1-3 K			1-2 G1-3	3 1 1 0 0 2 0 1 0 0 0 0 0 0			
Craig Biggio, R (1, 4) OBP: 0.424, SLG: 0.460	1-2 G5-3			4-0 FC6-4 5 1B BB		3-2 P4			4-2 2B BB	2 1 0 0 2 0 1			
5 Jeff Bagwell, R (1, 3) OBP: 0.336, SLG: 0.327	2-0 P6			2-2 FC6-4 1-2 1B		2-1 F7			1 SAFE 2-2 F9	4 0 1 0 0 0 2			
Derek Bell, R (1, 8) OBP: 0.414, SLG: 0.495	0-0 CS 1B			2-2 FC6-4 G1-6-3 1-2f 2-3		1-3 K			3-2 2B	4 0 2 2 0 1 2			
Craig Shipley, R (1, 5) OBP: 0.412, SLG: 0.516 Dave Magadan, L (9, PH) OBP: 0.450, SLG: 0.390	1-2 CS 1-2	1-1 F9		0-0 G1-6-3 1-2f		1-2 F8			1-2 G4-3	3 0 0 0 0 0 2 1 0 0 0 0 0 1			
Luis Gonzalez, L (1, 7) OBP: 0.321, SLG: 0.449 Todd Jones, L (7, 1)			3-2 F7		0-0 P5		1-2 P5			3 0 0 0 0 0 0 0 0 0 0 0 0 0			
Tony Eusebio, R (1, 2) OBP: 0.333, SLG: 0.429			1-3 K		2-3 K			0-0 F8		3 0 0 0 0 2 0			
Orlando Miller, R (1, 6) OBP: 0.274, SLG: 0.338			1-1 P3		2-2 1B			1-3 K		3 0 1 0 0 1 0			
Shane Reynolds, R (1, 1) OBP: 0.167, SLG: 0.167 John Cangelosi, S (7, 7) OBP: 0.286, SLG: 0.286			1-3 K		1-3 K			1-2 P6		2 0 0 0 0 2 1 1 0 0 0 0 0 0			
Inning Stats	R: 1 H: 2 E: 0 LOB: 0 K: 0 BB: 0 S: 13 P: 18	R: 0 H: 0 E: 0 LOB: 0 K: 1 BB: 0 S: 11 P: 16	R: 0 H: 0 E: 0 LOB: 0 K: 2 BB: 0 S: 8 P: 12	R: 0 H: 1 E: 0 LOB: 1 K: 0 BB: 1 S: 10 P: 18	R: 0 H: 1 E: 0 LOB: 1 K: 2 BB: 0 S: 10 P: 15	R: 0 H: 0 E: 0 LOB: 0 K: 1 BB: 0 S: 11 P: 17	R: 0 H: 0 E: 0 LOB: 0 K: 1 BB: 0 S: 11 P: 14	R: 0 H: 0 E: 0 LOB: 0 K: 1 BB: 0 S: 7 P: 9	R: 1 H: 1 E: 0 LOB: 1 K: 0 BB: 1 S: 16 P: 27	1B: 3 SF: 0 2B: 2 SAC: 0 3B: 0 DP: 1 HR: 0 HBP: 0	WP: 0 PA: 33 PB: 0 SB: 1 CS: 1		
PITCHER Pete Schourek, L (1, 1) ERA: 3.68 Jeff Brantley, R (8, 1) ERA: 3.5	IP WLS BF H R ER SO BB IBB HBP BLK WP HR S P ERA WHIP	7.0 W 24 4 1 1 7 1 0 0 0 0 0 0 74 110 1.29 0.714	2.0 S 8 1 1 1 1 1 0 0 0 0 0 0 23 36 4.50 1.000									PITCHER IP WLS BF H R ER SO BB IBB HBP BLK WP HR S P ERA WHIP	

Houston Astros @ Cincinnati Reds
Riverfront Stadium, Cincinnati, OH

Wed May 24 1995, 7:05 PM EDT
Att. 20,316 - Unknown - 72 F

livebaseballscorecards.com

AB	30
R	2
H	5
RBI	2
BB	2
SO	8
LOB	9



Batter	1	2	3	4	5	6	7	8	9	AB	R	H	RBI	BB	SO	LOB
Deion Sanders, L (1, 8) OBP: 0.288, SLG: 0.319	1-2 G5-3		1-3 K		1-1 F8		1-0 G6-3			4	0	0	0	0	1	0
Barry Larkin, R (1, 6) OBP: 0.468, SLG: 0.638 Mark Lewis, R (7, PR) OBP: 0.343, SLG: 0.469 (8, 5)	1-1 1B		3-2 G5-3		0-0 G1-3		4-0 HR	BB		3	0	1	0	1	0	0
Hal Morris, L (1, 3) OBP: 0.297, SLG: 0.435	0-0 FC5-4			2-2 3B	1B	0-0 1B	0-0 1-H	HR		4	2	4	2	0	0	0
Ron Gant, R (1, 7) OBP: 0.404, SLG: 0.651 Jeff Brantley, R (8, 1)	2-3 K		3-2 F9	1B	2-3 K		2-2 P6			4	0	0	0	0	2	5
Reggie Sanders, R (1, 9) OBP: 0.453, SLG: 0.541	2-2 FC5-4		1 SAFE 1B	0-0 2B	3B	0-1 G2-3	2-3 K			4	1	2	1	0	1	3
Eddie Taubensee, L (1, 2) OBP: 0.310, SLG: 0.194		0-2 G5-4-3	1B	1-3 K		1 SAFE 3-1 F8		1-2 P6		4	0	1	0	0	1	2
Bret Boone, R (1, 4) OBP: 0.308, SLG: 0.343		0-0 G5-4-3	1B	0-2 K		1 SAFE 0-2 G2-3		0-1 G6-3		4	0	1	1	0	0	2
Jeff Branson, L (1, 5) OBP: 0.356, SLG: 0.474 (8, 6)		1-0 G4-3		4-0 IBB		4-0 IBB		4-1 BB		1	0	0	0	3	0	0
Pete Schourek, L (1, 1) OBP: 0.167, SLG: 0.167 Jerome Walton, R (8, 7) OBP: 0.357, SLG: 0.720			0-3 K	1-3 K		1-2 G1-3		1-0 G5-3		3	0	0	0	0	2	4
										1	0	0	0	0	0	1

Inning Stats	R: 0	H: 2	E: 0	K: 1	S: 12	R: 0	H: 1	E: 0	K: 0	S: 5	R: 0	H: 0	E: 0	K: 2	S: 11	R: 2	H: 3	E: 0	K: 2	S: 22	R: 0	H: 1	E: 0	K: 1	S: 7	R: 0	H: 1	E: 0	K: 0	S: 11	R: 2	H: 1	E: 0	K: 1	S: 8	R: 0	H: 0	E: 0	K: 0	S: 7
	LOB: 2	BB: 0	P: 18	LOB: 0	BB: 0	P: 6	LOB: 2	BB: 1	P: 33	LOB: 2	BB: 1	P: 10	LOB: 2	BB: 1	P: 19	LOB: 1	BB: 0	P: 17	LOB: 1	BB: 1	P: 13	LOB: 1	BB: 1	P: 13	LOB: 0	BB: 0	P: 13	LOB: 1	BB: 1	P: 13	LOB: 0	BB: 0	P: 13	LOB: 0	BB: 0	P: 13	LOB: 0	BB: 0	P: 13	

PITCHER	IP	WLS	BF	H	R	ER	SO	BB	IBB	HBP	BLK	WP	HR	S	P	ERA	WHIP
Shane Reynolds, R (1, 1) ERA: 2.41	6.0	L	27	8	2	2	6	0	2	0	0	0	0	68	101	3.00	1.333
Todd Jones, R (7, 1) ERA: 1.66	2.0		9	1	2	2	1	2	0	0	0	0	1	15	30	9.00	1.500


BOTTOM

Houston Astros @ Cincinnati Reds
Riverfront Stadium, Cincinnati, OH

Wed May 24 1995, 7:05 PM EDT
Att. 20,316 - Unknown - 72 F

livebaseballscorecards.com

AB	32
R	4
H	9
RBI	4
BB	4
SO	7
LOB	17



WP: 0	PA: 36
PB: 0	
SB: 0	
CS: 0	

Batter	1	2	3	4	5	6	7	8	9	AB	R	H	RBI	BB	SO	LOB
Brian McRae, S OBP: 0.311, SLG: 0.441 (1, 8)	2-2 G4-3	1-2 G6-3			0-0 F9			0-0 1B		4	0	1	0	0	0	0
Rey Sanchez, R OBP: 0.316, SLG: 0.384 (1, 4)	0-1 1B		3-2 G5-4-3 1B		0-1 G6-3			2-1 F7		4	1	2	0	0	0	1
Mark Grace, L OBP: 0.379, SLG: 0.545 (1, 3)	1-1 1B		1-1 G5-4-3 1-2f			1-1 P7		1-1 L9		4	0	1	0	0	0	2
Sammy Sosa, R OBP: 0.378, SLG: 0.600 (1, 9)	2-1 1B		3-3 K			1-2 1B		3-2 G5-3		4	0	2	1	0	1	1
Shawon Dunston, R OBP: 0.314, SLG: 0.512 (1, 6)	0-0 P3			1-2 1B		1 SAFE L7		2-2 G4-6-3 1B		4	0	2	0	0	0	3
Steve Buechele, R OBP: 0.300, SLG: 0.275 (1, 5)	1-0 L8			2-0 P4		1 SAFE L1		0-0 L8		4	0	0	0	0	0	5
Rick Wilkins, L OBP: 0.398, SLG: 0.342 (1, 2)		0-1 HR		3-2 F7		1 SAFE K		1-3 K		4	1	1	1	0	1	2
Ozzie Timmons, R OBP: 0.259, SLG: 0.167 Willie Banks, R Larry Casian, R		1-1 G5-3		3-3 K		1 SAFE K		1-2 L7		3	0	0	0	0	1	1
Mike Morgan, R Mike Walker, R Bryan Hickerson, L Kevin Roberson, S		3-2 G6-3			3-2 P4		0-2 F7			0	0	0	0	0	0	0
										0	0	0	0	0	0	0
										1	0	0	0	0	0	0

Inning Stats	R: 1	H: 3	E: 0	K: 0	S: 11	LOB: 2	BB: 0	P: 17	R: 1	H: 1	E: 0	K: 0	S: 11	LOB: 0	BB: 0	P: 16	R: 0	H: 1	E: 0	K: 1	S: 8	LOB: 0	BB: 0	P: 15	R: 0	H: 1	E: 0	K: 1	S: 14	LOB: 1	BB: 0	P: 23	R: 0	H: 0	E: 0	K: 0	S: 7	LOB: 0	BB: 0	P: 10	R: 0	H: 1	E: 0	K: 0	S: 8	LOB: 1	BB: 0	P: 12	R: 0	H: 0	E: 0	K: 1	S: 9	LOB: 0	BB: 0	P: 11	R: 0	H: 1	E: 0	K: 0	S: 8	LOB: 1	BB: 0	P: 14	R: 0	H: 1	E: 0	K: 0	S: 7	LOB: 0	BB: 0	P: 10	1B: 8	2B: 0	3B: 0	HR: 1	SF: 0	SAC: 0	DP: 2	HBP: 0	WP: 0	PB: 0	SB: 0	CS: 0	PA: 34
PITCHER	IP	WLS	BF	H	R	ER	SO	BB	IBB	HBP	BLK	WP	HR	S	P	ERA	WHIP																																																																				
John Smiley, L ERA: 3.75	(1, 1)	7.2	W	30	8	2	3	0	0	0	0	0	1	73	112	2.35	1.043																																																																				
Xavier Hernandez, R ERA: 5.5	(8, 1)	1.1	S	4	1	0	0	0	0	0	0	0	0	10	16	0.00	0.750																																																																				

BOTTOM

Cincinnati Reds @ Chicago Cubs
Wrigley Field, Chicago, IL
Thu May 25 1995, 7:05 PM CDT
Att: 23,105 - Unknown - 54 F

livebaseballscorecards.com

AB	34
R	2
H	9
RBI	2
BB	0
SO	3
LOB	15



Batter	1	2	3	4	5	6	7	8	9	AB R H RBI BB SO LOB	TOP																
Deion Sanders, L (1, 8) OBP: 0.283, SLG: 0.311	2-1 FC6-4 1B		2-0 G4-3		2-2 L7		1-1 SH5-4		1-3 K	4 0 1 0 0 1 1																	
Barry Larkin, R (1, 6) OBP: 0.486, SLG: 0.626	0-1 FC6-4 1-2f G6-3		1-1 G5-3			1-2 G6-3 1B	3-2 F9 2-H 3-H 1B		1-2 F8	5 0 2 2 0 0 2																	
Hal Morris, L (1, 3) OBP: 0.288, SLG: 0.413	0-0 G6-3 1-2f			1-0 E 1B		1-2 G6-3 1-2f	0-0 F9 2-3		2-2 G6-3	2 0 1 0 0 0 1 3 0 0 0 0 0 2																	
Lenny Harris, L (5, 3) OBP: 0.313, SLG: 0.386																											
Ron Gant, R (1, 7) OBP: 0.402, SLG: 0.629		2-1 G6-3 2B		0-0 F8		4-2 1B S 1B BB	4-1 BB			2 1 1 0 2 0 1																	
Reggie Sanders, R (1, 9) OBP: 0.447, SLG: 0.554		0-0 F8		0-0 L5		2-1 1B 1-3 1B	1-3 K			4 0 1 0 0 1 4																	
Eddie Taubensee, L (1, 2) OBP: 0.320, SLG: 0.214		1-2 G6-3 2-3		1-0 E6 1-3		0-1 CS 1-2 3-H 1B		4-0 BB		3 0 1 1 1 0 2																	
Bret Boone, R (1, 4) OBP: 0.304, SLG: 0.346		2-2 G6-3		3-2 G5-3		2-1 CS 1-2	2-2 1B 1B	1-3 K		4 1 1 0 0 1 4																	
Jeff Branson, L (1, 5) OBP: 0.358, SLG: 0.444			0-0 G5-3		0-0 G3-1		1-1 SH5-4 1-2 1B 1B	1-0 F9		4 1 1 0 0 0 1																	
Kevin Jarvis, L (1, 1) OBP: 0.250, SLG: 0.333			1-1 G4-3 2B				2-2 SH5-4 1-2 2-H 1B	0-3 K		2 0 1 0 0 1 0																	
Thomas Howard, S (7, PH) OBP: 0.409, SLG: 0.278										1 1 1 1 0 0 0																	
Chuck McElroy, L (7, 1)										0 0 0 0 0 0 0																	
Hector Carrasco, R (7, 1)										1 0 0 0 0 1 1																	
Inning Stats	R: 0 E: 0 K: 0 S: 5	H: 1 LOB: 0 BB: 0 P: 7	R: 0 E: 0 K: 0 S: 9	H: 1 LOB: 1 BB: 0 P: 14	R: 0 E: 0 K: 0 S: 6	H: 1 LOB: 1 BB: 0 P: 10	R: 0 E: 1 K: 0 S: 7	H: 1 LOB: 2 BB: 0 P: 12	R: 0 E: 0 K: 1 S: 7	H: 0 LOB: 0 BB: 0 P: 12	R: 1 E: 0 K: 0 S: 18	H: 3 LOB: 1 BB: 1 P: 28	R: 3 E: 0 K: 1 S: 19	H: 4 LOB: 2 BB: 1 P: 33	R: 0 E: 0 K: 2 S: 7	H: 0 LOB: 1 BB: 1 P: 13	R: 0 E: 0 K: 1 S: 10	H: 0 LOB: 0 BB: 0 P: 14	1B: 9 2B: 2 3B: 0 HR: 0	SF: 0 SAC: 1 DP: 2 HBP: 0	WP: 0 PB: 0 SB: 1 CS: 1	PA: 40					
PITCHER	IP WLS BF H R ER SO BB IBB HBP BLK WP HR S P ERA WHIP																										
Mark Petkovsek, R (1, 1) ERA: 1.5	6.0		24	7	1	1	1	1	1	0	0	0	0	52	83	1.50	1.333										
Rene Arocha, R (7, 1) ERA: 4.12	1.1	L	10	4	3	3	2	2	0	0	0	0	0	22	41	20.25	4.500										
Tony Fossas, L (8, 1) ERA:	0.2		2	0	0	0	1	0	0	0	0	0	0	4	5	0.00	0.000										
Jeff Parrett, R (9, 1) ERA: 6.14	1.0		3	0	0	0	1	0	0	0	0	0	0	10	14	0.00	0.000										

Cincinnati Reds @ St. Louis Cardinals
 Busch Stadium, St. Louis, MO
 Fri May 26 1995, 7:05 PM CDT
 Att. 22,115 - Unknown - 65 F

livebaseballscorecards.com

AB	35
R	4
H	11
RBI	4
BB	3
SO	5
LOB	19



Batter	1	2	3	4	5	6	7	8	9	AB	R	H	RBI	BB	SO	LOB
Bernard Gilkey, R (1, 7) OBP: 0.366, SLG: 0.444	1-1 P3		0-0 G3-1 SF8 2B	4-1 G5-4-3 BB		2-1 G6-3		0-0 F9		4	1	1	0	1	0	2
Scott Hemond, R (1, 4) OBP: 0.133, SLG: 0.071 José Oquendo, S (7, 4) OBP: 0.286, SLG: 0.260	1-2 F8		0-0 G3-1	0-0 G5-4-3		1-2 G5-3		1-1 G5-3		4	0	0	0	0	0	3
Ray Lankford, L (1, 8) OBP: 0.339, SLG: 0.482	0-1 1B		4-2 SF8 1B BB		1-0 L4 BB 1B		0-0 2B		1-2 1B	4	1	4	0	1	0	0
Todd Zeile, R (1, 3) OBP: 0.420, SLG: 0.536	2-0 1B		2-2 SF8		4-0 1B BB		2-3 K		2-1 F8	3	0	1	1	1	1	2
Scott Cooper, L (1, 5) OBP: 0.413, SLG: 0.360	0-1 F9		4-2 1B BB		0-0 L4		2-3 K		2-1 F7	4	0	0	0	1	1	6
Brian Jordan, R (1, 9) OBP: 0.279, SLG: 0.392		3-1 G6-3	0-1 1B		0-0 FC6-4 1B		0-3 K			4	0	2	1	0	1	1
Tom Pagnozzi, R (1, 2) OBP: 0.284, SLG: 0.349		2-3 K	1-2 G4-3		0-1 FC6-4			0-0 F9		4	0	0	0	0	1	4
Tripp Cromer, R (1, 6) OBP: 0.258, SLG: 0.439		1-0 2B		1-0 HR		2-0 P2		0-3 K		4	1	2	1	0	1	0
Mark Petkovsek, R (1, 1) John Mabry, L (6, PH) Reine Arocha, R (7, 1) Tony Fossas, L (8, 1) Gerald Perry, L (8, PH) Allen Battle, R (8, PR) Jeff Parrett, R (9, 1)		1-0 G5-3		0-3 K		0-0 G6-3 1B		1-0 2B		2	0	0	0	0	1	1

Inning Stats	R: 0	H: 2	E: 0	K: 10	S: 10	LOB: 2	BB: 0	P: 14	R: 0	H: 1	E: 0	K: 1	S: 9	LOB: 1	BB: 0	P: 16	R: 2	H: 2	E: 0	K: 0	S: 16	LOB: 2	BB: 2	P: 27	R: 1	H: 1	E: 0	K: 1	S: 6	LOB: 0	BB: 1	P: 11	R: 0	H: 2	E: 0	K: 0	S: 5	LOB: 2	BB: 1	P: 10	R: 0	H: 1	E: 0	K: 0	S: 7	LOB: 1	BB: 0	P: 12	R: 0	H: 1	E: 0	K: 3	S: 10	LOB: 1	BB: 0	P: 14	R: 0	H: 1	E: 0	K: 1	S: 6	LOB: 1	BB: 0	P: 7	R: 0	H: 1	E: 0	K: 0	S: 10	LOB: 1	BB: 0	P: 16	1B: 7	SF: 1	2B: 5	SAC: 0	3B: 0	DP: 2	HR: 1	HBP: 0	WP: 0	PA: 41	PB: 0	SB: 1	CS: 0	ERA	WHIP
Kevin Jarvis, R (1, 1) ERA: 2.63	IP: 6.0	WLS: W	BF: 29	H: 9	R: 3	ER: 3	SO: 2	BB: 4	IBB: 0	HBP: 0	BLK: 0	WP: 0	HR: 1	S: 53	P: 90	ERA: 4.50	WHIP: 2.167																																																																						
Chuck McElroy, L (7, 1) ERA: 1.59	IP: 0.2	WLS: S	BF: 3	H: 1	R: 0	ER: 0	SO: 2	BB: 0	IBB: 0	HBP: 0	BLK: 0	WP: 0	HR: 0	S: 7	P: 11	ERA: 0.00	WHIP: 1.500																																																																						
Hector Carrasco, R (7, 1) ERA: 2.57	IP: 2.1	WLS: S	BF: 9	H: 2	R: 0	ER: 0	SO: 2	BB: 0	IBB: 0	HBP: 0	BLK: 0	WP: 0	HR: 0	S: 19	P: 26	ERA: 0.00	WHIP: 0.857																																																																						

BOTTOM

Cincinnati Reds @ St. Louis Cardinals
Busch Stadium, St. Louis, MO
 Fri May 26 1995, 7:05 PM CDT
 Att: 22,115 - Unknown - 65 F

livebaseballscorecards.com

AB	36
R	3
H	12
RBI	3
BB	4
SO	6
LOB	19



Batter	1	2	3	4	5	6	7	8	9	AB R H RBI BB SO LOB	TOP											
Lenny Harris, L (1, 3) OBP: 0.302, SLG: 0.367	1-1 F7	1-3 K		0-0 G4-3		1-0 L8		2-1 BB 1B		5 0 1 0 0 1 2												
Deion Sanders, L (1, 8) OBP: 0.288, SLG: 0.308	1-3 K		2-0 P6	1-0 1B		2-2 G4-3		4-2 BB		4 0 1 2 1 1 0												
Barry Larkin, R (1, 6) OBP: 0.463, SLG: 0.612	4-1 BB BB BB		3-2 2B 1B	1-2 G6-3			1-1 G5-3	2-2 L9		4 1 1 0 1 0 4												
Ron Gant, R (1, 7) Jerome Walton, R (9, 7) OBP: 0.420, SLG: 0.641 OBP: 0.345, SLG: 0.692	4-2 BB 1-2 BB		2-1 2B		4-2 HBP BB		0-0 CS 1B		1-3 K	3 1 2 0 2 1 0 0 0 0 0 0 0 0												
Reggie Sanders, R (1, 9) OBP: 0.454, SLG: 0.558	4-0 1-2 2-3 BB		2-2 1B 2B		1-2 FC4-6 HBP		1-3 K		2-3 K	3 1 1 2 1 2 1												
Eddie Taubensee, L (1, 2) OBP: 0.309, SLG: 0.213	0-0 F9		1-0 L7-4 1B		1-3 K		3-2 CS 1-2	1-1 L8	1-2 P4	5 0 1 1 0 1 5												
Bret Boone, R (1, 4) OBP: 0.303, SLG: 0.342		0-0 SH3-4 1B		0-0 L7-4		1-2 L9		2-2 F9		4 0 1 0 0 0 3												
Jeff Branson, L (1, 5) OBP: 0.368, SLG: 0.458		1 SAFE 3-2 SAFE P6		0-0 SH5-4 1B 2B		1-1 FC4-6		4-1 PB BB BB		3 2 1 0 1 0 3												
Jose Rijo, R (1, 1) Thomas Howard, S (8, PH) Jeff Brantley, R (8, 1) OBP: 0.077, SLG: 0.077 OBP: 0.435, SLG: 0.316		0-0 SH3-4		0-0 SH5-4		0-0 G1-3		1-1 BB PB 1B		1 0 0 0 0 0 0 1 0 1 0 0 0 0 0 0 0 0 0 0 0												
Inning Stats	R: 0 E: 0 K: 1 S: 10	H: 0 LOB: 3 BB: 3 P: 24	R: 0 E: 0 K: 1 S: 8	H: 1 LOB: 1 BB: 0 P: 12	R: 3 E: 0 K: 0 S: 11	H: 4 LOB: 0 BB: 0 P: 21	R: 1 E: 0 K: 0 S: 7	H: 2 LOB: 1 BB: 0 P: 9	R: 0 E: 0 K: 1 S: 12	H: 0 LOB: 2 BB: 1 P: 20	R: 0 E: 0 K: 0 S: 5	H: 0 LOB: 0 BB: 0 P: 8	R: 0 E: 0 K: 1 S: 9	H: 1 LOB: 0 BB: 0 P: 14	R: 1 E: 0 K: 0 S: 16	H: 2 LOB: 3 BB: 2 P: 32	R: 0 E: 0 K: 2 S: 9	H: 0 LOB: 0 BB: 0 P: 13	1B: 7 2B: 4 3B: 0 HR: 0	SF: 0 SAC: 2 DP: 1 HBP: 1	WP: 0 PB: 1 SB: 0 CS: 1	PA: 43
PITCHER	IP WLS BF H R ER SO BB IBB HBP BLK WP HR S P ERA WHIP																					
Vicente Palacios, R (1, 1) ERA: 4.43	4.0 L 22 7 4 4 2 4 0 0 0 0 0 0 38 72 9.00 2.750																					
Rich DeLucia, R (5, 1) ERA: 3.22	3.0 10 1 0 0 2 0 0 1 0 0 0 0 24 36 0.00 0.333																					
John Habyan, R (8, 1) ERA: 3.77	0.2 6 2 1 1 0 2 0 0 0 0 0 0 13 27 13.50 6.000																					
Jeff Parrett, R (8, 1) ERA: 5.63	1.1 4 0 0 0 2 0 0 0 0 0 0 0 12 18 0.00 0.000																					

Cincinnati Reds @ St. Louis Cardinals
 Busch Stadium, St. Louis, MO
 Sat May 27 1995, 7:05 PM CDT
 Att. 26,887 - Unknown - 69 F

livebaseballscorecards.com

AB 33
 R 5
 H 10
 RBI 5
 BB 6
 SO 6
 LOB 18



BOTTOM

Cincinnati Reds @ St. Louis Cardinals
Busch Stadium, St. Louis, MO
Sat May 27 1995, 7:05 PM CDT
Att: 26,887 - Unknown - 69 F

livebaseballscorecards.com

AB 35
R 2
H 9
RBI 2
BB 3
SO 7
LOB 20



WP: 0 PA: 38
PB: 0
SB: 0
CS: 0

AB R H RBI BB SO LOB

5	0	1	2	0	1	0
3	0	2	0	2	0	1
4	0	1	0	0	1	3
4	0	1	0	0	1	2
4	0	0	0	0	1	4
3	1	2	0	1	0	3
4	0	1	0	0	1	3
3	0	0	0	0	0	2
1	1	1	0	0	0	0
1	0	0	0	0	0	0
0	0	0	0	0	0	0
0	0	0	0	0	0	0
1	0	0	0	0	1	2
1B: 7	SF: 0					
2B: 2	SAC: 0					
3B: 0	DP: 1					
HR: 0	HBP: 0					

Batter	1	2	3	4	5	6	7	8	9
Brian Jordan, R (1, 9) OBP: 0.275, SLG: 0.382	1-0 F8		2-2 G3		0-3 K		2-2 F7		1-1 1B
José Oquendo, S (1, 4) OBP: 0.315, SLG: 0.288	4-2 1B FC5-2 BB		1-0 1B		4-1 BB		0-1 F8 2B		1-1 F8
Ray Lankford, L (1, 8) OBP: 0.336, SLG: 0.474	1-1 FC5-2 1B		1-3 K		2-1 F7		0-1 F8		
Todd Zeile, R (1, 3) OBP: 0.411, SLG: 0.517	0-2 FC5-2 1B		3-3 K		2-1 F8		2-1 F8		
Scott Cooper, L (1, 5) OBP: 0.400, SLG: 0.346	0-0 FC5-2		3-3 K		2-1 G3-1		2-0 G3-1		
John Mabry, L (1, 7) OBP: 0.309, SLG: 0.313	1-2 L1-4-3		4-1 BB		1-0 FC5-4 1B		0-1 2B 1B 1B		
Tom Pagnozzi, R (1, 2) OBP: 0.283, SLG: 0.345		0-0 G5-4-3 1B		0-1 F8		0-0 FC5-4		2-3 K	
Tripp Cromer, R (1, 6) OBP: 0.246, SLG: 0.417		3-1 G5-4-3		2-2 G4-3		0-0 G3		1-0 1B 2B	
Gerald Perry, L (9, PH) OBP: 0.308, SLG: 0.333		1-2f						1-3 1B	
Vicente Palacios, R (1, 1) Rich DeLucia, R (5, 1) Darnell Coles, R (7, PH) John Habyan, R (8, 1) Jeff Parrett, R (8, 1) Scott Hermond, R (9, PH) OBP: 0.125, SLG: 0.067		1-2 K		1-0 P3		0-0 P3		2-3 K	

Inning Stats	R: 0 H: 2 E: 0 K: 12 S: 6	R: 0 H: 1 E: 0 K: 1 S: 6	R: 0 H: 1 E: 0 K: 2 S: 13	R: 0 H: 0 E: 0 K: 1 S: 10	R: 0 H: 0 E: 0 K: 1 S: 7	R: 0 H: 1 E: 0 K: 6 S: 11	R: 0 H: 0 E: 0 K: 7 S: 9	R: 0 H: 1 E: 0 K: 7 S: 14	R: 2 H: 3 E: 0 K: 14 S: 14
--------------	---------------------------	--------------------------	---------------------------	---------------------------	--------------------------	---------------------------	--------------------------	---------------------------	----------------------------

PITCHER	IP	WLS	BF	H	R	ER	SO	BB	IBB	HBP	BLK	WP	HR	S	P	ERA	WHIP
Jose Rijo, R (1, 1) ERA: 4.17	7.0	W	28	5	0	0	5	3	0	0	0	0	0	61	102	0.00	1.143
Jeff Brantley, R (8, 1) ERA: 4.05	2.0		10	4	2	2	2	0	0	0	0	0	0	21	32	9.00	2.000

Batter	1	2	3	4	5	6	7	8	9	AB R H RBI BB SO LOB	TOP											
Jerome Walton, R (1, 8) OBP: 0.353, SLG: 0.677	0-3 K	0-0 1B		0-0 F8		0-0 G6-3 2B	0-0 L8			5 1 2 0 0 1 2												
Barry Larkin, R (1, 6) OBP: 0.448, SLG: 0.589	0-0 G3	0-0 F7		0-0 F8		0-0 G6-3		0-3 K		4 0 0 0 0 0 4												
Jeff Branson, L (7, 6) OBP: 0.362, SLG: 0.449										1 0 0 0 0 1 0												
Ron Gant, R (1, 7) OBP: 0.422, SLG: 0.642	0-0 F7		0-0 F9	4-0 BB	4-0 BB	0-0 2B	0-0 2B	0-0 1B		3 1 1 1 1 0 0												
Thomas Howard, S (7, 7) OBP: 0.458, SLG: 0.350				1-2 BB	1-2 BB	3-H 2B				1 0 1 0 0 0 0												
Reggie Sanders, R (1, 9) OBP: 0.460, SLG: 0.596		0-0 HR	0-0 F8	4-0 BB	4-0 BB	0-0 E	0-0 F9	0-0 F9		4 2 2 2 1 0 1												
Bret Boone, R (1, 4) OBP: 0.298, SLG: 0.345	0-3 K	0-3 K	0-0 2B	0-3 K	0-3 K	0-0 G5-3	0-0 F9	0-0 F9		5 1 1 0 0 2 4												
Brian Hunter, R (1, 3) OBP: 0.269, SLG: 0.303		0-0 1B SF7	4-0 2B		0-0 HR	0-3 K		0-0 P4		4 3 2 1 1 1 0												
Mark Lewis, R (1, 5) OBP: 0.350, SLG: 0.486		0-0 2B	0-0 1B	0-0 2B	0-0 G4-3		0-3 K	0-3 K		5 1 2 2 0 2 0												
Damon Berryhill, S (1, 2) OBP: 0.152, SLG: 0.100		0-0 SF7	0-0 G6-3		0-0 F9		0-0 SH1-3	0-0 F8		4 0 1 1 0 0 1												
Tim Pugh, R (1, 1) OBP: 0.333, SLG: 0.500		0-0 1B		0-0 BB	0-3 K		0-0 SH1-3			3 0 2 1 0 1 0												
Chuck McElroy, L (8, 1)		1-H 2B		0-0 BB						0 0 0 0 0 0 0												
Johnny Ruffin, R (9, 1)				0-0 1B						0 0 0 0 0 0 0												
Inning Stats	R: 0 E: 0 K: 1 S: 5	H: 0 LOB: 0 BB: 0 P: 5	R: 3 E: 0 K: 1 S: 10	H: 5 LOB: 2 BB: 0 P: 10	R: 2 E: 0 K: 0 S: 5	H: 2 LOB: 1 BB: 1 P: 9	R: 0 E: 0 K: 1 S: 6	H: 1 LOB: 3 BB: 2 P: 14	R: 1 E: 0 K: 1 S: 6	H: 1 LOB: 0 BB: 0 P: 6	R: 3 E: 1 K: 1 S: 8	H: 3 LOB: 0 BB: 0 P: 8	R: 0 E: 0 K: 1 S: 6	H: 1 LOB: 1 BB: 0 P: 6	R: 0 E: 0 K: 1 S: 5	H: 1 LOB: 1 BB: 0 P: 5	R: 0 E: 0 K: 1 S: 5	H: 0 LOB: 0 BB: 0 P: 5	1B: 5 2B: 7 3B: 0 HR: 2	SF: 1 SAC: 1 DP: 0 HBP: 0	WP: 0 PB: 0 SB: 0 CS: 0	PA: 44
PITCHER	IP WLS BF H R ER SO BB IBB HBP BLK WP HR S P ERA WHIP																					
Danny Jackson, L (1, 1) ERA: 7.39	4.0 L 24 9 6 6 3 3 0 0 0 0 0 2 27 39 13.50 3.000																					
John Habyan, R (5, 1) ERA: 4.15	3.0 13 4 3 2 3 0 0 0 0 0 0 0 19 19 6.00 1.333																					
Tony Fossas, L (8, 1) ERA:	2.0 7 1 0 0 2 0 0 0 0 0 0 0 11 11 0.00 0.500																					

Cincinnati Reds @ St. Louis Cardinals
 Busch Stadium, St. Louis, MO
 Sun May 28 1995, 3:33 AM CDT
 Att. 26,386 - Sunny - 81 F

livebaseballscorecards.com

AB	39
R	9
H	14
RBI	8
BB	3
SO	8
LOB	12



Batter	1	2	3	4	5	6	7	8	9	AB R H RBI BB SO LOB	TOP
Deion Sanders, L (1, 8) <small>OBP: 0.307, SLG: 0.333</small> Jerome Walton, R (6, 8) <small>OBP: 0.361, SLG: 0.667</small>	3-2 		1-1 		2-1 	2-0 		0-2 	1-2 	3 0 1 0 0 0 1 2 1 1 0 0 0 2	
Lenny Harris, L (1, 3) <small>OBP: 0.311, SLG: 0.393</small>	2-2 		0-0 		0-0 	1-2 		0-2 		5 1 2 3 0 0 3	
Barry Larkin, R (1, 6) <small>OBP: 0.440, SLG: 0.591</small> Mark Lewis, R (8, PH) <small>OBP: 0.357, SLG: 0.487</small>	4-0 		2-1 		2-1 	0-1 	2-2 	2-0 		3 1 2 2 1 0 0 1 0 0 0 0 0 1	
Ron Gant, R (1, 7) <small>OBP: 0.424, SLG: 0.650</small> Thomas Howard, S (7, 7) <small>OBP: 0.480, SLG: 0.381</small>	2-3 		0-0 		1-1 		0-0 	3-2 		4 2 1 2 0 1 2 1 0 1 1 0 0 0	
Reggie Sanders, R (1, 9) <small>OBP: 0.463, SLG: 0.598</small>		4-0 		1-0 	1-0 		3-2 	2-3 		4 1 2 0 1 1 1	
Eddie Taubensee, L (1, 2) <small>OBP: 0.323, SLG: 0.286</small>		3-3 		1-1 		0-0 	2-3 	1-2 	1-2 	5 1 2 0 0 2 4	
Bret Boone, R (1, 4) <small>OBP: 0.313, SLG: 0.357</small>		3-2 		3-1 		1-1 	0-2 	1-2 	0-0 	5 1 2 2 0 0 3	
Jeff Branson, L (1, 5) <small>OBP: 0.364, SLG: 0.446</small>		1-2 			0-0 	1-0 	2-1 	2-1 	2-1 	4 2 2 1 0 0 3	
John Smiley, L (1, 1) <small>OBP: 0.313, SLG: 0.533</small>			1-0 		0-2 	0-3 	0-1 	1-2 	1-2 	4 1 1 0 0 1 5	
Inning Stats	R: 0 H: 0 E: 0 LOB: 1 K: 1 BB: 1 S: 9 P: 20	R: 0 H: 0 E: 0 LOB: 1 K: 1 BB: 1 S: 10 P: 21	R: 1 H: 3 E: 0 LOB: 1 K: 0 BB: 0 S: 7 P: 11	R: 0 H: 1 E: 0 LOB: 0 K: 0 BB: 0 S: 5 P: 10	R: 4 H: 4 E: 0 LOB: 0 K: 0 BB: 0 S: 12 P: 18	R: 2 H: 2 E: 0 LOB: 1 K: 1 BB: 0 S: 11 P: 16	R: 3 H: 3 E: 1 LOB: 1 K: 1 BB: 0 S: 19 P: 28	R: 1 H: 2 E: 0 LOB: 1 K: 1 BB: 0 S: 13 P: 20	R: 0 H: 2 E: 0 LOB: 2 K: 0 BB: 0 S: 13 P: 18	1B: 10 SF: 0 2B: 3 SAC: 1 3B: 3 DP: 2 HR: 1 HBP: 2	WP: 1 PA: 47 PB: 0 SB: 3 CS: 1
PITCHER Paul Wagner, R (1, 1) <small>ERA: 6.33</small> Mike Dyer, R (6, 1) <small>ERA: 5.11</small> Rick White, R (9, 1) <small>ERA: 4.09</small>	IP WLS BF H R ER SO BB IBB HBP BLK WP HR S P ERA WHIP 5.0 L 23 8 5 5 2 2 0 0 0 0 1 0 43 80 9.00 2.000 3.0 18 7 6 3 3 0 0 2 0 1 0 43 64 9.00 2.333 1.0 5 2 0 0 0 0 0 0 0 0 0 13 18 0.00 2.000	PITCHER IP WLS BF H R ER SO BB IBB HBP BLK WP HR S P ERA WHIP									

Cincinnati Reds @ Pittsburgh Pirates
 Three Rivers Stadium, Pittsburgh, PA
 Wed May 31 1995, 7:05 PM EDT
 Att: 7,855 - Unknown - 83 F

livebaseballscorecards.com

AB	41
R	11
H	17
RBI	11
BB	2
SO	5
LOB	25



Batter	1	2	3	4	5	6	7	8	9	AB R H RBI BB SO LOB	TOP											
Jerome Walton, R (1, 8) OBP: 0.366, SLG: 0.632	1-1 S S 2B 1B	0-0 E 1B			1-1 G6-3		1-0 F7		1-3 K	5 1 2 0 0 1 1												
Barry Larkin, R (1, 6) OBP: 0.435, SLG: 0.588	1-2 F9	3-1 F7 SAFE 1-3			2-2 F8		0-1 2B 1-3			4 0 1 0 0 0 2												
Ron Gant, R (1, 7) OBP: 0.426, SLG: 0.638	4-1 S 2B 1-2 BB		0-0 B5-3		3-2 K		4-0 IBB			2 1 0 0 2 1 0												
Reggie Sanders, R (1, 9) OBP: 0.464, SLG: 0.631	3-2 FC1-6-5 1-H 2-H 2B		1-1 L9		1-0 HR		1-1 F7			4 1 2 3 0 0 3												
Bret Boone, R (1, 4) OBP: 0.312, SLG: 0.349	2-0 FC1-6-5 2-3		0-0 F8		1-2 G4-3		4-0 G4-6-3 BB			3 0 0 0 1 0 1												
Brian Hunter, R (1, 3) OBP: 0.317, SLG: 0.294	4-1 BB		4-2 G6-4-3 BB		1-3 K		2-2 G4-6-3 1-2f			1 0 0 0 2 1 0												
Lenny Harris, L (8, PH) OBP: 0.306, SLG: 0.386										1 0 0 0 0 0 1												
Mark Lewis, R (1, 5) OBP: 0.326, SLG: 0.442	3-3 K		1-1 G6-4-3 1-2f		0-0 P3		1-3 K			4 0 0 0 0 2 3												
Damon Berryhill, S (1, 2) OBP: 0.162, SLG: 0.118		1-3 K		3-2 1B		1-0 P2		2-3 K		4 0 1 0 0 2 0												
Jose Rijo, R (1, 1) OBP: 0.067, SLG: 0.067		0-3 K		0-2 F9		3-2 2B 1B		1-3 K		2 0 0 0 0 1 1												
Steve Gibraltar, R (7, PH) OBP: 1.000, SLG: 1.000										1 0 1 0 0 0 0												
Chuck McElroy, L (7, 1)										0 0 0 0 0 0 0												
Xavier Hernandez, L (7, 1)										0 0 0 0 0 0 0												
Thomas Howard, S (9, PH) OBP: 0.462, SLG: 0.364										1 0 0 0 0 1 0												
Inning Stats	R: 2 E: 0 K: 1 S: 14	H: 2 LOB: 2 BB: 2 P: 32	R: 0 E: 1 K: 2 S: 10	H: 1 LOB: 1 BB: 0 P: 14	R: 0 E: 0 K: 0 S: 4	H: 0 LOB: 0 BB: 0 P: 5	R: 0 E: 0 K: 0 S: 12	H: 1 LOB: 1 BB: 1 P: 20	R: 0 E: 0 K: 1 S: 9	H: 0 LOB: 0 BB: 0 P: 15	R: 1 E: 0 K: 1 S: 8	H: 1 LOB: 0 BB: 0 P: 11	R: 0 E: 0 K: 0 S: 9	H: 2 LOB: 3 BB: 1 P: 19	R: 0 E: 0 K: 1 S: 8	H: 0 LOB: 0 BB: 1 P: 15	R: 0 E: 0 K: 3 S: 9	H: 0 LOB: 0 BB: 0 P: 13	1B: 4 2B: 2 3B: 0 HR: 1	SF: 0 SAC: 0 DP: 2 HBP: 0	WP: 0 PB: 0 SB: 3 CS: 0	PA: 37
PITCHER	IP WLS BF H R ER SO BB IBB HBP BLK WP HR S P ERA WHIP																					
Denny Neagle, L (1, 1) ERA: 3.61	6.0 W 25 5 3 3 5 3 0 0 0 0 0 1 57 97 4.50 1.333																					
Jason Christiansen, L (7, 1) ERA: 1.59	0.2 5 2 0 0 0 0 0 1 0 0 0 0 7 16 0.00 3.000																					
Jeff McCurry, R (7, 1) ERA: 2.84	0.1 2 0 0 0 0 0 1 0 0 0 0 0 2 7 0.00 3.000																					
Dan Plesac, L (8, 1) ERA: 0.51	1.0 2 0 0 0 0 1 0 0 0 0 0 0 8 11 0.00 0.000																					
Dan Miceli, R (9, 1) ERA: 1.42	1.0 S 3 0 0 0 0 3 0 0 0 0 0 0 9 13 0.00 0.000																					

Cincinnati Reds @ Pittsburgh Pirates
Three Rivers Stadium, Pittsburgh, PA

Thu Jun 01 1995, 7:05 PM EDT
Att: 8,403 - Unknown - 66 F

AB	32
R	3
H	7
RBI	3
BB	5
SO	9
LOB	12



Batter	1	2	3	4	5	6	7	8	9
Al Martin, L OBP: 0.298, SLG: 0.336 (1, 8)	1-0 F7	1-0 1B HR 1B		0-1 2B		1-3 K		1-3 K	
Jay Bell, R OBP: 0.301, SLG: 0.261 (1, 6)	2-1 S 1B	1-1 1B HR 1B		2-2 L8		0-0 F9		1-3 K	
Orlando Merced, S OBP: 0.385, SLG: 0.532 (1, 9) (8, 3)	0-0 S 1B	1-2 1B HR		4-0 IBB			3-2 HR		
Dave Clark, L OBP: 0.382, SLG: 0.426 (1, 7) (8, 9)	0-3 K	1-2 1B		1-2 F9			1-1 E8 2B		
Jeff King, R OBP: 0.380, SLG: 0.514 (1, 5)	4-1 BB	1 SAFE L8		2-2 F9			4-0 IBB G6-4-3		
Mark Johnson, L OBP: 0.300, SLG: 0.400 Steve Pegues, R OBP: 0.261, SLG: 0.400 (1, 3) (9, 7)	1-3 K		1-0 F8	4-2 S BB			3-1 F8		
Mark Parent, R OBP: 0.333, SLG: 0.514 (1, 2)		0-0 P2	0-2 P4	0-3 K			0-0 G6-4-3		
Carlos Garcia, R OBP: 0.272, SLG: 0.271 (1, 4)		2-3 K	1-3 K	1-1 G4-3			4-2 SH3-4 BB		
Denny Neagle, L OBP: 0.143, SLG: 0.100 Nelson Litano, S OBP: 0.349, SLG: 0.378 Jason Christiansen, R Jeff McCurry, R Dan Plesac, L John Wehner, R OBP: 0.455, SLG: 0.455 Dan Miceli, R (1, 1) (6, PH) (7, 1) (7, 1) (8, 1) (8, 7) (9, 1)		4-0 1B BB		0-1 G5-3		1-1 F9	1-1 SH3-4		

Inning Stats	R: 0	H: 2	E: 0	K: 2	S: 12	LOB: 3	BB: 1	P: 20
	R: 4	H: 4	E: 0	K: 1	S: 16 <td>LOB: 1</td> <td>BB: 1</td> <td>P: 27</td>	LOB: 1	BB: 1	P: 27
	R: 0	H: 0	E: 0	K: 1	S: 9 <td>LOB: 0</td> <td>BB: 0</td> <td>P: 11</td>	LOB: 0	BB: 0	P: 11
	R: 0	H: 1	E: 0	K: 0	S: 10 <td>LOB: 2</td> <td>BB: 1</td> <td>P: 17</td>	LOB: 2	BB: 1	P: 17
	R: 0	H: 0	E: 0	K: 1	S: 12 <td>LOB: 1</td> <td>BB: 1</td> <td>P: 19</td>	LOB: 1	BB: 1	P: 19
	R: 1	H: 2	E: 1	K: 0	S: 12 <td>LOB: 1</td> <td>BB: 1</td> <td>P: 23</td>	LOB: 1	BB: 1	P: 23
	R: 0	H: 0	E: 0	K: 1	S: 10 <td>LOB: 1</td> <td>BB: 1</td> <td>P: 17</td>	LOB: 1	BB: 1	P: 17

PITCHER	IP	WLS	BF	H	R	ER	SO	BB	IBB	HBP	BLK	WP	HR	S	P	ERA	WHIP
Jose Rijo, R ERA: 4.4 (1, 1)	6.0	L	29	7	4	4	6	3	1	0	0	0	1	65	102	6.00	1.667
Chuck McElroy, L ERA: 2.57 (7, 1)	0.1		4	2	1	1	0	0	1	0	0	0	1	11	22	27.00	6.000
Xavier Hernandez, R ERA: 5.03 (7, 1)	1.2		5	0	0	0	2	1	0	0	0	0	0	11	18	0.00	0.600

BOTTOM

Cincinnati Reds @ Pittsburgh Pirates
Three Rivers Stadium, Pittsburgh, PA

Thu Jun 01 1995, 7:05 PM EDT
Att. 8,403 - Unknown - 66 F

AB	31
R	5
H	9
RBI	5
BB	6
SO	8
LOB	17

livebaseballscorecards.com



1B	5	SF	0
2B	2	SAC	1
3B	0	DP	1
HR	2	HBP	0

WP	0	PA	38
PB	0		
SB	3		
CS	0		

St. Louis Cardinals @ Cincinnati Reds
Riverfront Stadium, Cincinnati, OH

Fri Jun 02 1995, 7:05 PM EDT
Att. 23,631 - Unknown

livebaseballscorecards.com

AB	39
R	10
H	16
RBI	10
BB	3
SO	5
LOB	16



WP:	0	PA:	45
PB:	0		
SB:	2		
CS:	0		

AB R H RBI BB SO LOB

4	2	2	0	0	0	1
5	1	3	3	0	1	3
4	2	2	2	1	1	2
4	1	1	0	1	0	2
4	2	2	2	0	1	2
4	0	1	1	1	1	1
3	1	1	0	0	0	1
2	0	1	0	0	0	1
4	0	0	1	0	1	2
2	0	1	1	0	0	0
1	0	1	0	0	0	0
1	1	1	0	0	0	0
0	0	0	0	0	0	0
0	0	0	0	0	0	0
1	0	0	0	0	0	1
0	0	0	0	0	0	0

Batter	1	2	3	4	5	6	7	8	9
Geronimo Pena, S OBP: 0.320, SLG: 0.409 (1, 4)	1-1 G4-3		1-1 HR 1B	2-1 1B		0-0 FC4-6 HR 1-2f		0-0 SH1-3	
Bernard Gilkey, R OBP: 0.360, SLG: 0.461 (1, 7)	0-1 G3 1B		3-3 K 1-2	0-0 L9		0-0 HR 1-H		2-0 1B 3-H	
Ray Lankford, L OBP: 0.373, SLG: 0.514 (1, 8)	3-0 G3 1-3		3-1 HR 2-H		4-1 1B SF9 BB	1-2 1B		0-2 K 2	
Todd Zeile, R OBP: 0.390, SLG: 0.482 (1, 3)	4-0 FC6-4 BB		2-1 F8 3		1-1 1B SF9 1-3	1-1 G4-3 3		2-0 P5 3	
Brian Jordan, R OBP: 0.298, SLG: 0.443 (1, 9)	1-1 FC6-4 1-2f			0-0 HR	2-0 SF9 1-2 3-H		2-3 K 1	1-0 1B SF8 1B	
Scott Cooper, L OBP: 0.393, SLG: 0.319 (1, 5)		0-0 F8 1		2-2 L4 1-0		1-0 G6-4-3 1B 2-H	4-2 BB	2-3 K 1	
Tom Pagnozzi, R OBP: 0.296, SLG: 0.347 Danny Sheaffer, R OBP: 0.351, SLG: 0.406 (1, 2) (5, 2)		2-1 P7 2		0-0 G3 1B 2B		1-2 G6-4-3 1-2f	0-0 F7 2	1-0 FC6-4 1B 1-3	
Tripp Cromer, R OBP: 0.258, SLG: 0.451 (1, 6)		2-1 F9 3		0-0 G3 2-3		1-3 K 1-3	3-2 G5-3 3	1-0 SF8 3-H	
Danny Jackson, R OBP: 0.167, SLG: 0.167 Jeff Parrett, R OBP: 1.000, SLG: 1.000 Darnell Coles, R OBP: 0.390, SLG: 0.405 Rene Arocha, R Gerald Perry, L OBP: 0.258, SLG: 0.276 Tom Henke, R (1, 1) (5, 1) (8, PH) (8, 1) (9, PH) (9, 1)			0-2 F7 1	0-0 1B 3-H		2-2 FC4-6 1B		0-0 SH1-3 1B 2B	1-0 FC6-4 1-2f

Inning Stats	R: 0 E: 0 K: 0 S: 7	H: 1 LOB: 2 BB: 1 P: 16	R: 0 E: 0 K: 0 S: 5	H: 0 LOB: 0 BB: 0 P: 9	R: 2 E: 0 K: 1 S: 12	H: 2 LOB: 0 BB: 0 P: 21	R: 2 E: 0 K: 0 S: 10	H: 4 LOB: 2 BB: 0 P: 14	R: 2 E: 0 K: 0 S: 8	H: 2 LOB: 0 BB: 1 P: 17	R: 2 E: 0 K: 1 S: 13	H: 3 LOB: 1 BB: 0 P: 18	R: 0 E: 0 K: 1 S: 12	H: 0 LOB: 1 BB: 1 P: 21	R: 1 E: 0 K: 1 S: 10	H: 2 LOB: 1 BB: 0 P: 14	R: 1 E: 0 K: 1 S: 8	H: 2 LOB: 1 BB: 0 P: 14
--------------	------------------------------	----------------------------------	------------------------------	---------------------------------	-------------------------------	----------------------------------	-------------------------------	----------------------------------	------------------------------	----------------------------------	-------------------------------	----------------------------------	-------------------------------	----------------------------------	-------------------------------	----------------------------------	------------------------------	----------------------------------

PITCHER	IP	WLS	BF	H	R	ER	SO	BB	IBB	HBP	BLK	WP	HR	S	P	ERA	WHIP
Kevin Jarvis, R ERA: 3.67 (1, 1)	4.0		22	8	6	6	1	2	0	0	0	0	2	37	68	13.50	2.500
Pete Smith, R ERA: 6.75 (5, 1)	2.0	L	9	4	2	2	1	0	0	0	0	0	1	18	27	9.00	2.000
Xavier Hernandez, R ERA: 4.79 (7, 1)	1.0		4	0	0	0	1	1	0	0	0	0	0	12	21	0.00	1.000
Chuck McElroy, L ERA: 3.38 (8, 1)	1.0		5	2	1	1	1	0	0	0	0	0	0	10	14	9.00	2.000
Hector Carrasco, R ERA: 2.86 (9, 1)	1.0		5	2	1	1	1	0	0	0	0	0	0	8	14	9.00	2.000

PITCHER	IP	WLS	BF	H	R	ER	SO	BB	IBB	HBP	BLK	WP	HR	S	P	ERA	WHIP
---------	----	-----	----	---	---	----	----	----	-----	-----	-----	----	----	---	---	-----	------

BOTTOM

St. Louis Cardinals @ Cincinnati Reds
Riverfront Stadium, Cincinnati, OH

livebaseballscorecards.com

AB	34
R	7
H	8
RBI	7
BB	5
SO	8
LOB	18



WP	2	PA	40
PB	0		
SB	1		
CS	0		

Fri Jun 02 1995, 7:05 PM EDT
Att. 23,631 - Unknown

AB R H RBI BB SO LOB

3	2	1	0	0	0	1
2	0	0	0	0	1	1

2	2	0	0	3	0	1
---	---	---	---	---	---	---

4	2	1	0	1	1	3
---	---	---	---	---	---	---

5	0	2	3	0	0	4
---	---	---	---	---	---	---

3	0	1	2	0	1	2
---	---	---	---	---	---	---

4	0	1	1	0	3	3
---	---	---	---	---	---	---

2	0	0	0	0	1	1
---	---	---	---	---	---	---

2	1	1	1	0	1	2
---	---	---	---	---	---	---

4	0	0	0	0	0	0
---	---	---	---	---	---	---

1	0	0	0	0	0	0
0	0	0	0	1	0	0
1	0	1	0	0	0	0
0	0	0	0	0	0	0
0	0	0	0	0	0	0
1	0	0	0	0	0	0
0	0	0	0	0	0	0

1B	6	SF	1
2B	1	SAC	0
3B	0	DP	1
HR	1	HBP	0

Batter	1	2	3	4	5	6	7	8	9
Jerome Walton, R OBP: 0.364, SLG: 0.610 Thomas Howard, S OBP: 0.429, SLG: 0.333	0-0 BB BB G3 1B	2-1 G6-3			3-2 FC6-4 1B	2-3 K		0-0 G4-3	
Barry Larkin, R OBP: 0.441, SLG: 0.579	4-2 G3 BB SF9 BB		4-2 WP BB		4-0 1B BB	3-2 F9		1-2 G1-3	
Ron Gant, R OBP: 0.425, SLG: 0.624	4-2 SF9 G3 2B BB		1-3 K		0-2 E5 1B 1B		0-0 F9	2-1 G6-3 1B	
Reggie Sanders, R OBP: 0.462, SLG: 0.621	2-2 G3		1-0 G5-3		0-0 1B 1B		2-1 WP 1B	2-2 G6-3	
Bret Boone, R OBP: 0.310, SLG: 0.348	1-0 SF9		1-0 F9		1-2 1B		1-3 K		
Brian Hunter, R OBP: 0.311, SLG: 0.316	1-1 2B			2-3 K	0-3 K		1-3 K		
Mark Lewis, R OBP: 0.313, SLG: 0.422 Jeff Branson, L OBP: 0.368, SLG: 0.500	1-1 G5-3			3-3 K	2-3 K			2-1 HR	
Damon Berryhill, S OBP: 0.146, SLG: 0.105		1-0 P9		0-0 G3-1		0-0 F8		0-0 L8	
Kevin Jarvis, L OBP: 0.231, SLG: 0.308 Pete Smith, R OBP: 0.317, SLG: 0.397 Lenny Harris, L OBP: 0.317, SLG: 0.397 Xavier Hernandez, L OBP: 0.317, SLG: 0.397 Chuck McElroy, L OBP: 0.317, SLG: 0.397 Steve Gibratter, R OBP: 0.500, SLG: 0.500 Hector Carrasco, R OBP: 0.500, SLG: 0.500		0-0 P7			4-2 FC6-4 BB	1-0 1B		3-1 G1-3	

Inning Stats	R: 3	H: 2	E: 0	K: 0	S: 19	LOB: 1	BB: 2	P: 32	R: 0	H: 0	E: 0	K: 0	S: 4	LOB: 0	BB: 0	P: 7	R: 0	H: 0	E: 0	K: 1	S: 8	LOB: 1	BB: 1	P: 15	R: 0	H: 0	E: 0	K: 2	S: 8	LOB: 0	BB: 0	P: 13	R: 3	H: 2	E: 1	K: 2	S: 20	LOB: 2	BB: 2	P: 34	R: 0	H: 1	E: 0	K: 1	S: 8	LOB: 1	BB: 0	P: 14	R: 0	H: 1	E: 0	K: 2	S: 9	LOB: 1	BB: 0	P: 13	R: 1	H: 1	E: 0	K: 0	S: 6	LOB: 0	BB: 0	P: 11	R: 0	H: 1	E: 0	K: 0	S: 9	LOB: 0	BB: 0	P: 14	1B: 6	SF: 1	2B: 1	SAC: 0	3B: 0	DP: 1	HR: 1	HBP: 0	WP: 2	PA: 40
--------------	------	------	------	------	-------	--------	-------	-------	------	------	------	------	------	--------	-------	------	------	------	------	------	------	--------	-------	-------	------	------	------	------	------	--------	-------	-------	------	------	------	------	-------	--------	-------	-------	------	------	------	------	------	--------	-------	-------	------	------	------	------	------	--------	-------	-------	------	------	------	------	------	--------	-------	-------	------	------	------	------	------	--------	-------	-------	-------	-------	-------	--------	-------	-------	-------	--------	-------	--------

PITCHER	IP	WLS	BF	H	R	ER	SO	BB	IBB	HBP	BLK	WP	HR	S	P	ERA	WHIP
Danny Jackson, L ERA: 7.71	4.1		23	4	6	5	3	5	0	0	0	1	0	53	93	10.38	2.077
Jeff Parrett, R ERA: 4.84	2.2	W	10	2	0	0	5	0	0	0	0	1	0	23	35	0.00	0.750
Rene Arocha, R ERA: 3.91	1.0		4	1	1	1	0	0	0	0	0	0	1	6	11	9.00	1.000
Tom Henke, R ERA: 0.6	1.0	S	3	1	0	0	0	0	0	0	0	0	0	9	14	0.00	1.000

Batter	1	2	3	4	5	6	7	8	9	AB R H RBI BB SO LOB	TOP											
Bernard Gilkey, R (1, 7) OBP: 0.361, SLG: 0.459	2-1 FC6-4 1B	0-1 G5-3		1-3 K		1-0 S 1B		2-1 FC5-4 1-2f 3-H		5 0 2 2 0 1 4												
José Oquendo, S (1, 4) OBP: 0.305, SLG: 0.314	1-1 FC6-4 1B 1-2f		1-1 L7		0-1 L1	2-3 K 1-2		1-2 G6-3		5 1 0 0 0 1 3												
Ray Lankford, L (1, 8) OBP: 0.374, SLG: 0.507	1-2 2B 1B		0-1 F8		4-0 S 1B BB		2-2 G3-1		0-1 F7	4 1 1 0 1 0 0												
Todd Zeile, R (1, 3) OBP: 0.390, SLG: 0.489	2-0 F7		2-1 2B		2-2 1B 1B 1-H		2-1 F8		1-0 G6-3	5 0 2 1 0 0 2												
Brian Jordan, R (1, 9) OBP: 0.309, SLG: 0.457	0-1 2B		1-0 G5-3		1-0 G3-6-3 1B 1-2		2-2 1B		0-3 K	5 0 3 1 0 1 1												
Scott Cooper, L (1, 5) OBP: 0.389, SLG: 0.317	2-3 K			0-0 BB 1B	0-0 G3-6-3 1-2f		1-1 L6			4 0 1 0 0 1 5												
Scott Hemond, R (1, 2) OBP: 0.185, SLG: 0.208				2-3 SAFE K		3-3 K		4-0 1B FC5-4 BB		2 1 0 0 2 2 1												
Tripp Cromer, R (1, 6) OBP: 0.280, SLG: 0.477				3-1 L8		1-0 1B 2B		0-0 1B 1B 1-3		4 1 3 0 0 0 1												
Rich DeLucia, R (1, 1) OBP: 0.400, SLG: 0.250 Vicente Palacios, R (4, 1) OBP: 0.315, SLG: 0.315 John Mabry, L (6, PH) John Habyan, R (6, 1) Gerald Perry, L (8, PH) Tony Fossas, L (8, 1)		0-0 B5-6-3 1-2f 2-3		4-1 BB		2-0 L7		4-2 FC5-4 BB		1 0 0 0 1 0 2 0 0 0 0 0 0 0 1 0 0 0 0 0 1 0 0 0 0 0 0 0 0 0 0 0 1 0 0 0 0 0 0 0 0 0												
Inning Stats	R: 1 E: 0 K: 1 S: 15	H: 3 LOB: 2 BB: 0 P: 23	R: 0 E: 0 K: 0 S: 9	H: 1 LOB: 1 BB: 1 P: 14	R: 0 E: 0 K: 0 S: 7	H: 1 LOB: 1 BB: 1 P: 11	R: 0 E: 0 K: 2 S: 10	H: 1 LOB: 2 BB: 1 P: 20	R: 1 E: 0 K: 0 S: 8	H: 2 LOB: 1 BB: 1 P: 15	R: 1 E: 0 K: 2 S: 9	H: 2 LOB: 1 BB: 0 P: 18	R: 0 E: 0 K: 0 S: 10	H: 1 LOB: 1 BB: 0 P: 17	R: 1 E: 0 K: 0 S: 10	H: 1 LOB: 1 BB: 2 P: 21	R: 0 E: 0 K: 1 S: 6	H: 0 LOB: 0 BB: 0 P: 7	1B: 9 2B: 3 3B: 0 HR: 0	SF: 0 SAC: 0 DP: 2 HBP: 0	WP: 0 PB: 0 SB: 2 CS: 0	PA: 41
PITCHER	IP WLS BF H R ER SO BB IBB HBP BLK WP HR S P ERA WHIP																					
Tim Pugh, R (1, 1) ERA: 2.3	5.0 W 24 8 2 2 3 3 0 0 0 0 0 0 49 83 3.60 2.200																					
Xavier Hernandez, R (6, 1) ERA: 4.98	1.0 5 2 1 1 2 0 0 0 0 0 0 0 9 18 9.00 2.000																					
C.J. Nitkowski, L (7, 1) ERA:	1.0 4 1 0 0 0 0 0 0 0 0 0 0 10 17 0.00 1.000																					
Hector Carrasco, R (8, 1) ERA: 3.13	1.0 5 1 1 1 0 2 0 0 0 0 0 0 10 21 9.00 3.000																					
Jeff Brantley, R (9, 1) ERA: 3.74	1.0 3 0 0 0 0 1 0 0 0 0 0 0 6 7 0.00 0.000																					

St. Louis Cardinals @ Cincinnati Reds
Riverfront Stadium, Cincinnati, OH
Sat Jun 03 1995, 7:05 PM EDT
Att. 28,817 - Unknown

livebaseballscorecards.com

AB 36
R 4
H 12
RBI 4
BB 5
SO 6
LOB 20



Batter	1	2	3	4	5	6	7	8	9
Jerome Walton, R (1, 8) <small>OBP: 0.354, SLG: 0.578</small> Hector Carrasco, R (8, 1) Brian Hunter, R (8, PH) <small>OBP: 0.326, SLG: 0.316</small> Jeff Brantley, R (9, 1)	1-3 	1-0 F8		2-0 		1-3 K		4-1 	
Lenny Harris, L (1, 3) <small>OBP: 0.309, SLG: 0.397</small>	1-2 F7		3-1 	0-0 L8		1-1 F9		0-0 G1-3	
Barry Larkin, R (1, 6) <small>OBP: 0.453, SLG: 0.581</small>	3-2 		4-1 	0-1 CS	4-0 	0-2 G6-3		1-1 	
Ron Gant, R (1, 7) <small>OBP: 0.424, SLG: 0.611</small>	3-3 K		2-0 P3		3-2 	4-1 	3-3 K		
Reggie Sanders, R (1, 9) <small>OBP: 0.463, SLG: 0.647</small>		2-2 	0-1 G6-3		1-1 	2-0 SF8			
Eddie Taubensee, L (1, 2) <small>OBP: 0.319, SLG: 0.300</small>		0-0 	0-2 E3		1-3 K	1-1 G3			
Bret Boone, R (1, 4) <small>OBP: 0.322, SLG: 0.368</small>		1-1 	2-2 F9		1-1 	2-1 			
Jeff Branson, L (1, 5) <small>OBP: 0.366, SLG: 0.525</small> Mark Lewis, R (7, 5) <small>OBP: 0.306, SLG: 0.413</small>		3-2 P7		0-0 	1-3 K	0-0 G1-3			
Tim Pugh, R (1, 1) <small>OBP: 0.286, SLG: 0.429</small> Thomas Howard, S (5, PH) <small>OBP: 0.414, SLG: 0.320</small> Xavier Hernandez, L (6, 1) C.J. Nitkowski, L (7, 1) Steve Gibralter, R (8, 8) <small>OBP: 0.333, SLG: 0.333</small>		0-0 SH3		0-3 K	0-1 F8		3-1 G5-3		

AB	R	H	RBI	BB	SO	LOB
4	0	1	1	0	2	1
0	0	0	0	0	0	0
0	0	0	0	1	0	0
0	0	0	0	0	0	0
5	1	1	0	0	0	2
3	1	2	0	2	0	0
4	2	1	0	1	2	5
3	2	2	4	0	0	2
4	1	1	0	0	1	1
4	0	3	2	0	0	2
3	1	1	0	0	1	2
1	0	0	0	0	0	1
1	0	0	0	0	0	0
0	0	0	0	0	0	0
1	0	0	0	0	0	0

BOTTOM

St. Louis Cardinals @ Cincinnati Reds
 Riverfront Stadium, Cincinnati, OH
 Sat Jun 03 1995, 7:05 PM EDT
 Att. 28,817 - Unknown

livebaseballscorecards.com

AB	34
R	8
H	12
RBI	7
BB	4
SO	7
LOB	18



1B: 7	SF: 1
2B: 3	SAC: 1
3B: 1	DP: 0
HR: 1	HBP: 0

WP: 1	PA: 41
PB: 0	
SB: 1	
CS: 1	

Inning Stats	R	H	E	K	S	P	IP	WLS	BF	H	R	ER	SO	BB	IBB	HBP	BLK	WP	HR	S	P	ERA	WHIP
Rich DeLucia, R (1, 1) <small>ERA: 3.58</small>	0	1	0	2	14	3.1	L	19	7	4	3	3	1	0	0	0	0	0	0	47	75	8.10	2.400
Vicente Palacios, R (4, 1) <small>ERA: 4.55</small>	0	0	0	0	0	1.2		8	3	3	3	2	1	0	0	0	0	1	1	18	29	16.20	2.400
John Habyan, R (6, 1) <small>ERA: 4.71</small>	0	0	0	0	0	2.0		8	1	1	1	1	1	0	0	0	1	0	0	17	28	4.50	1.000
Tony Fossas, L (8, 1) <small>ERA:</small>	0	0	0	0	0	1.0		5	1	0	0	1	1	0	0	0	0	0	0	9	20	0.00	2.000

PITCHER	IP	WLS	BF	H	R	ER	SO	BB	IBB	HBP	BLK	WP	HR	S	P	ERA	WHIP
Rich DeLucia, R (1, 1) <small>ERA: 3.58</small>	3.1	L	19	7	4	3	3	1	0	0	0	0	0	47	75	8.10	2.400
Vicente Palacios, R (4, 1) <small>ERA: 4.55</small>	1.2		8	3	3	3	2	1	0	0	0	1	1	18	29	16.20	2.400
John Habyan, R (6, 1) <small>ERA: 4.71</small>	2.0		8	1	1	1	1	1	0	0	1	0	0	17	28	4.50	1.000
Tony Fossas, L (8, 1) <small>ERA:</small>	1.0		5	1	0	0	1	1	0	0	0	0	0	9	20	0.00	2.000

Batter	1	2	3	4	5	6	7	8	9	AB	R	H	RBI	BB	SO	LOB
Thomas Howard, S OBP: 0.364, SLG: 0.276 Steve Gibraltar, R OBP: 0.333, SLG: 0.333	0-0 L8		0-1 L8		1-2 G6-3		0-0 F8			4	0	0	0	0	0	2
Lenny Harris, L OBP: 0.306, SLG: 0.388	3-1 1B		1-1 G4-3		2-0 G4-3			1-2 G4-3		4	0	1	0	0	0	1
Barry Larkin, R OBP: 0.454, SLG: 0.575	4-1 BB			3-1 2B		2-2 P3		2-2 F7		3	1	1	0	1	0	0
Ron Gant, R OBP: 0.413, SLG: 0.590	1-1 G6-4-3			3-2 F8		0-1 F9		2-3 K		4	0	0	0	0	1	3
Reggie Sanders, R OBP: 0.460, SLG: 0.648		3-3 K		0-2 HR		1-2 L5				3	1	1	1	0	1	0
Eddie Taubensee, L OBP: 0.319, SLG: 0.349		3-3 K2-3		0-0 G3-1			1-0 HR			3	1	1	1	0	1	1
Bret Boone, R OBP: 0.329, SLG: 0.391		1-3 K		1-0 HR			4-1 BB			2	1	1	2	1	1	0
Mark Lewis, R OBP: 0.288, SLG: 0.388			2-1 SH2-4		2-3 K		3-3 K			3	0	0	0	0	2	1
Pete Schourek, L OBP: 0.273, SLG: 0.273 Jeff Brantley, R			1-1 SH2-4		0-0 P8		2-2 G4-3			2	0	0	0	0	0	1

Inning Stats	R: 0	H: 1	E: 0	K: 0	S: 6	R: 0	H: 0	E: 0	K: 3	S: 9	R: 0	H: 0	E: 1	K: 0	S: 8	R: 3	H: 3	E: 0	K: 1	S: 14	R: 0	H: 0	E: 0	K: 0	S: 5	R: 0	H: 0	E: 0	K: 0	S: 8	R: 1	H: 1	E: 0	K: 1	S: 10	R: 0	H: 0	E: 0	K: 1	S: 9	1B: 2	2B: 1	3B: 0	HR: 2	SF: 0	SAC: 1	DP: 1	HBP: 0	WP: 0	PA: 31							
PITCHER	IP	WLS	BF	H	R	ER	SO	BB	IBB	HBP	BLK	WP	HR	S	P	ERA	WHIP															IP	WLS	BF	H	R	ER	SO	BB	IBB	HBP	BLK	WP	HR	S	P	ERA	WHIP									
Ken Hill, R ERA: 4.05	(1, 1)	7.0	L	28	5	4	4	5	2	0	0	0	0	60	103	5.14	1.000																																								
Jeff Parrett, R ERA: 4.63	(8, 1)	1.0		3	0	0	0	1	0	0	0	0	0	9	14	0.00	0.000																																								


BOTTOM

St. Louis Cardinals @ Cincinnati Reds
Riverfront Stadium, Cincinnati, OH

Sun Jun 04 1995, 3:33 AM EDT
Att. 23,385 - Overcast

livebaseballscorecards.com

AB	28
R	4
H	5
RBI	4
BB	2
SO	6
LOB	9



Batter	1	2	3	4	5	6	7	8	9	AB R H RBI BB SO LOB
Jerome Walton, R OBP: 0.327, SLG: 0.531 (1, 8)	3-2 G6-3		2-2 B1-3		3-2 G6-3		2-3 K			4 0 0 0 0 1 0
Thomas Howard, S OBP: 0.324, SLG: 0.242 (1, 7)	1-0 F8		2-2 G4-3		1-3 K		1-2 G5-3			4 0 0 0 0 1 0
Barry Larkin, R OBP: 0.455, SLG: 0.592 (1, 6)	2-1 HR		1-1 F8		2-2 G6-3			4-0 FC6-4 BB		3 1 1 1 1 0 0
Reggie Sanders, R OBP: 0.461, SLG: 0.643 (1, 9)	3-2 1B			1-3 K		2-1 CS 1B		1-1 FC6-4 BB 1-2f		4 0 2 0 0 1 1
Bret Boone, R OBP: 0.327, SLG: 0.383 (1, 4)	2-0 F7			2-3 K		0-2 P6		4-0 1B BB 1-2		3 0 0 0 1 1 2
Brian Hunter, R OBP: 0.360, SLG: 0.357 (1, 3)		3-1 F7		0-1 S 1B		1-1 2B E 1B 1-2		0-1 1B		4 2 3 0 0 0 0
Mark Lewis, R OBP: 0.327, SLG: 0.442 (8, PH)		1-1		3-2 1B		1-0 E4 2B		3-3 K		3 0 3 1 0 0 0
Lenny Harris, L OBP: 0.301, SLG: 0.382 (9, 5)				1-H 1B		1-H 2B				1 0 0 0 0 1 2
Damon Berryhill, S OBP: 0.159, SLG: 0.100 (1, 2)		1-3 SAFE K		4-2 BB		1-1 F8				2 0 0 0 1 1 2
John Smiley, L OBP: 0.278, SLG: 0.471 (7, PH)		1-3 SAFE K		0-0 G3						2 0 0 0 0 1 3
Tim Pugh, R OBP: 0.250, SLG: 0.375 (8, 1)										1 0 0 0 0 1 0
Xavier Hernandez, L (8, 1)										0 0 0 0 0 0 0
Jeff Brantley, R (9, 1)										0 0 0 0 0 0 0


Inning Stats	R: 1	H: 2	E: 0	K: 0	S: 11	R: 0	H: 1	E: 0	K: 2	S: 11	R: 0	H: 0	E: 0	K: 0	S: 13	R: 1	H: 2	E: 0	K: 2	S: 17	R: 0	H: 0	E: 0	K: 1	S: 9	R: 1	H: 3	E: 1	K: 0	S: 10	R: 0	H: 0	E: 0	K: 2	S: 9	R: 0	H: 1	E: 0	K: 1	S: 8
	LOB: 1	BB: 0	LOB: 1	BB: 0	LOB: 1	LOB: 0	BB: 0	LOB: 2	BB: 1	LOB: 1	LOB: 0	BB: 0	LOB: 0	BB: 0	LOB: 0	LOB: 1	LOB: 1	LOB: 0	BB: 0	LOB: 1	LOB: 0	LOB: 0	LOB: 0	LOB: 0	LOB: 0	LOB: 2	LOB: 1	LOB: 1	LOB: 0	LOB: 0	LOB: 0	LOB: 0	LOB: 0	LOB: 0	LOB: 0	LOB: 2	LOB: 2	LOB: 0	LOB: 0	
	22	0	17	0	17	18	0	27	15	12	20																													

BOTTOM

Pittsburgh Pirates @ Cincinnati Reds
Riverfront Stadium, Cincinnati, OH

Mon Jun 05 1995, 7:05 PM EDT
Att: 23,233 - Unknown - 82 F

AB	31
R	3
H	9
RBI	2
BB	3
SO	8
LOB	10



PITCHER	IP	WLS	BF	H	R	ER	SO	BB	IBB	HBP	BLK	WP	HR	S	P	ERA	WHIP
Denny Neagle, L ERA: 3.49	(1, 1)	7.0	29	8	3	2	7	1	0	0	0	0	1	80	126	2.57	1.286
Jeff McCurry, R ERA: 3.07	(8, 1)	0.2	4	1	0	0	0	2	0	0	0	0	4	13	0.00	4.500	
Dan Plesac, L ERA: 1.0	(8, 1)	0.1	1	0	0	0	1	0	0	0	0	0	4	7	0.00	0.000	

Batter	1	2	3	4	5	6	7	8	9	10	AB R H RBI BB SO LOB	TOP												
Jacob Brumfield, R OBP: 0.330, SLG: 0.267 Rick White, R Jason Christiansen, R Mark Johnson, L OBP: 0.321, SLG: 0.414	3-2 G5-3		4-2 BB		1-0 G5-3			2-0 G6-3		1-0 P6	3 0 0 0 1 0 1 0 0 0 0 0 0 0 0 0 0 0 0 0 0 1 0 0 0 0 0 0													
Jay Bell, R OBP: 0.329, SLG: 0.278	2-2 F8		0-3 K			3-1 CS 1B		4-0 BB			3 0 1 0 1 1 2													
Orlando Merced, S OBP: 0.325, SLG: 0.440	2-2 G3-1		0-1 G4-3			3-2 G3		0-0 F7			4 0 0 0 0 0 4													
Jeff King, R OBP: 0.380, SLG: 0.553		2-1 2B		4-2 G5-4-3 BB		0-1 G5-3			0-0 F8		3 0 1 0 1 0 0													
Rich Aude, R OBP: 0.353, SLG: 0.426 Al Martin, L OBP: 0.299, SLG: 0.347		0-1 G5-3		1 SAFE G5-4-3			0-2 G3		0-0 G1-4-3		2 0 0 0 0 0 2 2 0 0 0 0 0 0													
Steve Pegues, R OBP: 0.304, SLG: 0.434 Dan Miceli, R		2-2 G5-3		4-2 BB			3-3 K		2-1 1B		3 0 1 0 1 1 1 0 0 0 0 0 0 0													
Mark Parent, R OBP: 0.309, SLG: 0.449		1-1 G3		0-1 F7			0-3 K		1 SAFE G1-3		4 0 0 0 0 1 3													
Carlos Garcia, R OBP: 0.271, SLG: 0.273			2-0 P4		2-1 F9			0-2 1B G6-3 1B		3-1 F8	4 1 1 0 0 0 0													
Esteban Loaiza, R OBP: 0.417, SLG: 0.417 Dave Clark, L OBP: 0.393, SLG: 0.421			1-2 BB 1B		0-0 G4-3			0-2 G6-3 1B		1-0 F8	2 0 1 0 0 0 0 2 0 1 0 0 0 0													
Inning Stats	R: 0 E: 0 K: 0 S: 10	H: 0 LOB: 0 BB: 0 P: 17	R: 0 E: 0 K: 0 S: 10	H: 1 LOB: 1 BB: 0 P: 15	R: 0 E: 0 K: 1 S: 11	H: 1 LOB: 2 BB: 1 P: 18	R: 0 E: 0 K: 0 S: 12	H: 0 LOB: 1 BB: 2 P: 20	R: 0 E: 0 K: 0 S: 4	H: 0 LOB: 0 BB: 0 P: 7	R: 0 E: 0 K: 0 S: 9	H: 1 LOB: 0 BB: 0 P: 15	R: 0 E: 0 K: 2 S: 10	H: 0 LOB: 0 BB: 0 P: 13	R: 1 E: 0 K: 0 S: 8	H: 2 LOB: 1 BB: 1 P: 14	R: 0 E: 0 K: 0 S: 6	H: 1 LOB: 1 BB: 0 P: 9	R: 0 E: 0 K: 0 S: 4	H: 0 LOB: 0 BB: 0 P: 9	1B: 5 2B: 1 3B: 0 HR: 0	SF: 0 SAC: 0 DP: 2 HBP: 0	WP: 0 PB: 0 SB: 0 CS: 1	PA: 37
PITCHER	IP WLS BF H R ER SO BB IBB HBP BLK WP HR S P ERA WHIP																							
C.J. Nitkowski, L ERA:	(1, 1) 6.0																							
Michael Jackson, R ERA:	(7, 1) 1.0																							
Hector Carrasco, R ERA: 3.24	(8, 1) 2.0																							
Chuck McElroy, L ERA: 3.0	(10, 1) 1.0																							

Pittsburgh Pirates @ Cincinnati Reds
Riverfront Stadium, Cincinnati, OH
Tue Jun 06 1995, 7:05 PM EDT
Att. 21,399 - Unknown - 83 F

livebaseballscorecards.com

AB 33
R 1
H 6
RBI 0
BB 4
SO 3
LOB 13



Batter	1	2	3	4	5	6	7	8	9	10	AB	R	H	RBI	BB	SO	LOB
Jerome Walton, R OBP: 0.304, SLG: 0.491 (1, 8)	G1-3			L7		K		G5-3			4	0	0	0	0	1	1
Lenny Harris, L OBP: 0.286, SLG: 0.361 (1, 5) (8, 3)	G4-3			K		F9		L8			4	0	0	0	0	1	1
Barry Larkin, R OBP: 0.463, SLG: 0.591 (1, 6)	G5-3			BB							2	1	1	0	2	0	0
Reggie Sanders, R OBP: 0.449, SLG: 0.623 (1, 9)			K			P4					4	0	0	0	0	1	2
Eddie Taubensee, L OBP: 0.316, SLG: 0.333 (1, 2)	G6-3					F8		K			3	0	0	0	1	1	1
Bret Boone, R OBP: 0.325, SLG: 0.375 (1, 4)	G6-3					G4-3					3	0	0	0	0	0	2
Brian Hunter, R OBP: 0.358, SLG: 0.378 (1, 3)											3	0	1	0	0	0	2
Hector Carrasco, R (8, 1)											0	0	0	0	0	0	0
Hal Morris, L (9, PH) OBP: 0.289, SLG: 0.410											1	0	0	0	0	0	2
Chuck McElroy, L (10, 1)											0	0	0	0	0	0	0
Thomas Howard, S OBP: 0.341, SLG: 0.278 (1, 7)											3	1	1	0	1	0	1
C.J. Nitkowski, L (1, 1)											1	0	0	0	0	0	0
Jeff Branson, L (6, PH) OBP: 0.361, SLG: 0.516											1	0	0	0	0	0	0
Michael Jackson, R (7, 1)											0	0	0	0	0	0	0
Eric Owens, R (8, 5) OBP: 1.000, SLG: 1.000											1	0	1	1	0	0	0

Inning Stats	R: 0	H: 0	E: 0	K: 0	S: 6	R: 0	H: 0	E: 0	K: 1	S: 7	R: 0	H: 0	E: 0	K: 0	S: 5	R: 0	H: 0	E: 0	K: 1	S: 6	R: 0	H: 0	E: 0	K: 1	S: 10	R: 0	H: 0	E: 0	K: 1	S: 5	R: 1	H: 0	E: 1	K: 1	S: 12	R: 0	H: 0	E: 0	K: 0	S: 6	R: 0	H: 1	E: 0	K: 0	S: 8	R: 1	H: 2	E: 0	K: 0	S: 4	1B: 2	2B: 2	3B: 0	HR: 0	SF: 0	SAC: 1	DP: 1	HBP: 1	WP: 0	PA: 36
--------------	------	------	------	------	------	------	------	------	------	------	------	------	------	------	------	------	------	------	------	------	------	------	------	------	-------	------	------	------	------	------	------	------	------	------	-------	------	------	------	------	------	------	------	------	------	------	------	------	------	------	------	-------	-------	-------	-------	-------	--------	-------	--------	-------	--------


PITCHER	IP	WLS	BF	H	R	ER	SO	BB	IBB	HBP	BLK	WP	HR	S	P	ERA	WHIP
Esteban Loaiza, R ERA: 6.05 (1, 1)	7.0		25	1	1	0	4	2	0	1	0	0	0	51	77	0.00	0.429
Rick White, R ERA: 3.14 (8, 1)	0.2		3	0	0	0	0	1	0	0	0	0	0	5	11	0.00	1.500
Jason Christiansen, L ERA: 1.38 (8, 1)	0.1		1	0	0	0	0	0	0	0	0	0	0	1	1	0.00	0.000
Dan Miceli, R ERA: 2.63 (9, 1)	1.0	L	7	3	1	1	0	0	1	0	0	0	0	12	23	9.00	3.000

BOTTOM

Pittsburgh Pirates @ Cincinnati Reds
Riverfront Stadium, Cincinnati, OH

Tue Jun 06 1995, 7:05 PM EDT
Att. 21,399 - Unknown - 83 F

AB	30
R	2
H	4
RBI	1
BB	4
SO	4
LOB	12



Batter	1	2	3	4	5	6	7	8	9	AB R H RBI BB SO LOB	TOP											
Jacob Brumfield, R (1, 8) OBP: 0.326, SLG: 0.256	0-2 G5-3		3-1 G6-3			0-0 G3		4-2 1B 2B BB		3 1 0 0 1 0 0												
Jay Bell, R (1, 6) OBP: 0.333, SLG: 0.285	2-1 G5-3		2-3 K			2-2 G4-6-3 1B		1-0 2B 1B		4 1 2 1 0 1 0												
Dave Clark, L (1, 9) OBP: 0.398, SLG: 0.438	1-0 1B				1-1 F7	1-1 G4-6-3 1-2f		2-0 2B		4 0 2 2 0 0 1												
Jeff King, R (1, 5) OBP: 0.377, SLG: 0.543	0-1 F9				1-1 G4-6-3 1B		1-0 P2	2-1 P8		4 0 1 0 0 0 2												
Al Martin, L (1, 7) OBP: 0.298, SLG: 0.352		2-1 2B G6-3			2-2 G4-6-3 1-2f		2-2 P6	3-0 F7		4 1 1 0 0 0 2												
Mark Johnson, L (1, 3) OBP: 0.329, SLG: 0.500		1-0 P3				2-1 G4-3	0-0 HR		3-0 HR	4 2 2 2 0 0 1												
2 Angelo Encarnacion, R (1, 2) OBP: 0.385, SLG: 0.360		0-2 G6-3 2-H				2-1 G1-3	1-1 G5-3		0-3 K	4 0 0 1 0 1 0												
Carlos Garcia, R (1, 4) OBP: 0.270, SLG: 0.301		3-2 G5-3				1-0 HR		1-1 G5-3	2-2 L9	4 1 1 1 0 0 0												
Jon Lieber, L (1, 1) OBP: 0.063, SLG: 0.063			1-2 P7			0-0 G3-1		1-1 BB 1B	0-3 K	2 0 0 0 0 0 0												
Nelson Liriano, S (8, PH) OBP: 0.353, SLG: 0.386										1 1 1 0 0 0 0												
Dan Plesac, L (8, 1)										1 0 0 0 0 1 0												
Inning Stats	R: 0 E: 0 K: 0 S: 8	H: 1 LOB: 1 BB: 0 P: 11	R: 1 E: 1 K: 0 S: 9	H: 1 LOB: 0 BB: 0 P: 15	R: 0 E: 0 K: 1 S: 9	H: 0 LOB: 0 BB: 0 P: 15	R: 0 E: 0 K: 0 S: 9	H: 1 LOB: 0 BB: 0 P: 13	R: 1 E: 0 K: 0 S: 6	H: 1 LOB: 0 BB: 0 P: 11	R: 0 E: 0 K: 0 S: 7	H: 1 LOB: 0 BB: 0 P: 10	R: 1 E: 0 K: 0 S: 7	H: 1 LOB: 0 BB: 0 P: 11	R: 3 E: 0 K: 0 S: 12	H: 3 LOB: 1 BB: 1 P: 26	R: 1 E: 0 K: 2 S: 10	H: 1 LOB: 0 BB: 0 P: 15	1B: 5 2B: 2 3B: 0 HR: 3	SF: 0 SAC: 0 DP: 2 HBP: 0	WP: 0 PB: 0 SB: 0 CS: 0	PA: 36
PITCHER	IP WLS BF H R ER SO BB IBB HBP BLK WP HR S P ERA WHIP																					
Kevin Jarvis, R (1, 1) ERA: 3.86	7.1 L 28 7 5 4 1 1 0 0 0 0 0 2 62 99 4.91 1.091																					
Xavier Hernandez, R (8, 1) ERA: 5.01	0.2 4 2 1 1 0 0 0 0 0 0 0 5 13 13.50 3.000																					
Pete Smith, R (9, 1) ERA: 6.85	1.0 4 1 1 1 2 0 0 0 0 0 1 10 15 9.00 1.000																					

Pittsburgh Pirates @ Cincinnati Reds
Riverfront Stadium, Cincinnati, OH

Wed Jun 07 1995, 3:33 AM EDT
Att. 22,610 - Sunny - 75 F

livebaseballscorecards.com

AB	35
R	7
H	10
RBI	7
BB	1
SO	3
LOB	6



Batter	1	2	3	4	5	6	7	8	9	AB	R	H	RBI	BB	SO	LOB
Jerome Walton, R OBP: 0.283, SLG: 0.456 (1, 8)	1-0 G5-3		1-0 G5-3			0-3 K		0-0 F8		4	0	0	0	0	1	1
Lenny Harris, L OBP: 0.288, SLG: 0.360 Mark Lewis, R OBP: 0.321, SLG: 0.434 Pete Smith, R (8, PH) (9, 1)	2-2 F7-6 1B		1-2 G1-3			1-0 G4-3		0-0 F7		3	0	1	0	0	0	0
Barry Larkin, R OBP: 0.457, SLG: 0.588 (1, 6)	1-1 F7-6 1-2				0-1 G1-3		2-2 2B	0-0 F7		4	1	1	0	0	0	2
Reggie Sanders, R OBP: 0.444, SLG: 0.619 (1, 9)		1-0 G3		2-1 G6-3			0-0 2B	0-1 F8		4	1	1	1	0	0	0
Eddie Taubensee, L OBP: 0.325, SLG: 0.357 (1, 2)		1-1 1B SF8 1B		1-3 K			0-1 G1-3 2B	0-3 K		4	1	2	1	0	2	0
Bret Boone, R OBP: 0.323, SLG: 0.372 (1, 4)		2-2 1 SAFE 1 SAFE 1-3 1B				2-3 K	0-0 L8	0-2 G5-3		4	0	1	0	0	1	1
Brian Hunter, R OBP: 0.339, SLG: 0.362 (1, 3)		1-2 SF8 3-H		1-2 G3		1-2 G3	0-1 G1-3	0-1 G1-3		2	0	0	1	0	0	1
Thomas Howard, S OBP: 0.318, SLG: 0.256 (1, 7)		1 SAFE 1-1 G3		0-2 G1		0-2 G1	1-0 G6-3			3	0	0	0	0	0	2
Kevin Jarvis, L OBP: 0.200, SLG: 0.267 Xavier Hernandez, L (8, 1) Eric Owens, R OBP: 1.000, SLG: 1.000 (8, PH) (9, 5)						1-3 K		1-2 1B		2	0	0	0	0	1	0
										0	0	0	0	0	0	0
										1	0	1	0	0	0	0

Inning Stats	R: 0	H: 1	E: 0	K: 0	S: 6	LOB: 0	BB: 0	P: 10	R: 1	H: 2	E: 0	K: 0	S: 11	LOB: 1	BB: 0	P: 17	R: 0	H: 0	E: 0	K: 0	S: 5	LOB: 0	BB: 0	P: 7	R: 0	H: 0	E: 0	K: 1	S: 7	LOB: 0	BB: 0	P: 10	R: 0	H: 0	E: 0	K: 1	S: 10	LOB: 0	BB: 0	P: 13	R: 0	H: 0	E: 0	K: 2	S: 7	LOB: 0	BB: 0	P: 9	R: 2	H: 3	E: 0	K: 0	S: 11	LOB: 1	BB: 0	P: 14	R: 0	H: 1	E: 0	K: 0	S: 7	LOB: 1	BB: 0	P: 8	R: 0	H: 0	E: 0	K: 1	S: 8	LOB: 0	BB: 0	P: 8	1B: 4	SF: 1	2B: 4	SAC: 0	3B: 0	DP: 1	HR: 0	HBP: 0	WP: 0	PA: 33
PITCHER	IP	WLS	BF	H	R	ER	SO	BB	IBB	HBP	BLK	WP	HR	S	P	ERA	WHIP																																																																	
Jon Lieber, R ERA: 6.26 (1, 1)	7.0	W	26	6	3	3	4	0	0	0	0	0	0	57	80	3.86	0.857																																																																	
Dan Plesac, L ERA: 0.9 (8, 1)	2.0	S	7	1	0	0	1	0	0	0	0	0	0	15	16	0.00	0.500																																																																	

BOTTOM

Pittsburgh Pirates @ Cincinnati Reds
Riverfront Stadium, Cincinnati, OH
Wed Jun 07 1995, 3:33 AM EDT
Att. 22,610 - Sunny - 75 F

livebaseballscores.com

AB	32
R	3
H	7
RBI	3
BB	0
SO	5
LOB	8



Cincinnati Reds @ Houston Astros
 Astrodome, Houston, TX
 Thu Jun 08 1995, 8:05 PM EDT
 Att. 16,474 - Dome

livebaseballscorecards.com

AB	34
R	6
H	9
RBI	6
BB	2
SO	11
LOB	13



AB R H RBI BB SO LOB

0	0	0	0	1	0	0
3	2	1	1	0	1	0
4	0	0	1	0	1	3
5	0	1	1	0	0	3
4	0	1	1	0	2	2
4	0	1	1	0	3	0
0	0	0	0	0	0	0
4	1	1	0	0	1	2
3	0	2	0	1	0	0
3	1	0	1	0	2	2
2	1	1	0	0	0	0
1	1	1	0	0	0	0
1	0	0	0	0	1	1
0	0	0	0	0	0	0

Batter 1 2 3 4 5 6 7 8 9

Barry Larkin, R (1, 6) OBP: 0.464, SLG: 0.588 Lenny Harris, L (3, PR) OBP: 0.289, SLG: 0.359 (3, 5)	4-1 		1-1 		0-1 		0-0 		1-3 	
Hal Morris, L (1, 3) OBP: 0.273, SLG: 0.390 (1, 3)	3-2 		0-1 		2-3 		2-1 		0-0 	
Ron Gant, R (1, 7) OBP: 0.405, SLG: 0.574 (1, 7)	1-1 		1-2 		1-0 		3-2 		0-0 	
Reggie Sanders, R (1, 8) OBP: 0.440, SLG: 0.609 (8, 9)	0-3 		1-2 		1-2 		0-3 			
Eric Anthony, L (1, 9) OBP: 0.250, SLG: 0.250 Jerome Walton, R (8, 8) OBP: 0.283, SLG: 0.456 (8, 8)		2-3 	0-1 		2-3 		1-3 			
Eddie Taubensee, L (1, 2) OBP: 0.321, SLG: 0.351 (1, 2)		2-3 	1-2 		1-1 		1-1 			
Bret Boone, R (1, 4) OBP: 0.333, SLG: 0.377 (1, 4)		4-1 		3-2 		1-0 	1-2 			
Jeff Branson, L (1, 5) OBP: 0.342, SLG: 0.492 (3, 6)	1-3 		0-3 		0-0 	0-1 				
Tim Pugh, R (1, 1) OBP: 0.300, SLG: 0.400 Thomas Howard, S (7, PH) OBP: 0.333, SLG: 0.275 Hector Carrasco, R (7, 1) Jeff Brantley, R (9, 1)			0-0 	0-0 		0-0 	1-3 			

Inning Stats	R: 0 H: 0 E: 0 K: 1 S: 9	H: 0 LOB: 1 BB: 1 P: 17	R: 0 H: 0 E: 0 K: 3 S: 11	H: 0 LOB: 1 BB: 1 P: 20	R: 2 H: 3 E: 0 K: 0 S: 16	H: 3 LOB: 2 BB: 0 P: 20	R: 0 H: 0 E: 0 K: 1 S: 8	H: 0 LOB: 0 BB: 0 P: 11	R: 0 H: 0 E: 0 K: 1 S: 7	H: 0 LOB: 0 BB: 0 P: 10	R: 0 H: 0 E: 0 K: 1 S: 10	H: 0 LOB: 0 BB: 0 P: 14	R: 3 H: 4 E: 0 K: 1 S: 13	H: 4 LOB: 1 BB: 0 P: 19	R: 1 H: 2 E: 0 K: 2 S: 13	H: 2 LOB: 1 BB: 0 P: 17	R: 0 H: 0 E: 0 K: 1 S: 6	H: 0 LOB: 0 BB: 0 P: 7	1B: 9 2B: 0 3B: 0 HR: 0	SF: 2 SAC: 0 DP: 0 HBP: 1	WP: 0 PB: 0 SB: 0 CS: 0	PA: 39
---------------------	--------------------------	-------------------------	---------------------------	-------------------------	---------------------------	-------------------------	--------------------------	-------------------------	--------------------------	-------------------------	---------------------------	-------------------------	---------------------------	-------------------------	---------------------------	-------------------------	--------------------------	------------------------	-------------------------	---------------------------	-------------------------	--------

PITCHER	IP	WLS	BF	H	R	ER	SO	BB	IBB	HBP	BLK	WP	HR	S	P	ERA	WHIP
Darryl Kile, R (1, 1) ERA: 4.44	6.1	L	28	6	5	5	7	2	0	1	0	0	0	65	97	7.11	1.263
Todd Jones, R (7, 1) ERA: 1.93	1.2		8	3	1	1	3	0	0	0	0	0	0	22	31	5.40	1.800
Pedro Martinez, L (9, 1) ERA: 6.08	0.2		2	0	0	0	1	0	0	0	0	0	0	5	6	0.00	0.000
Jim Dougherty, R (9, 1) ERA: 3.42	0.1		1	0	0	0	0	0	0	0	0	0	0	1	1	0.00	0.000

Batter	1	2	3	4	5	6	7	8	9	AB	R	H	RBI	BB	SO	LOB
John Cangelosi, S OBP: 0.432, SLG: 0.276 (1, 8)	1-2 G4-3	2-1 F9			1 SAFE 0-1 G6-3 1B		1-2 BB 1B		2-3 K	5	0	2	0	0	1	1
Craig Biggio, R OBP: 0.413, SLG: 0.441 (1, 4)	2-1 G6-3		1-1 F8		0-1 G6-3		4-0 SAFE BB			3	0	0	0	1	0	2
5 Jeff Bagwell, R OBP: 0.345, SLG: 0.417 (1, 3)	3-2 F9		1-1 F8		4-0 IBB		0-1 F8			3	0	0	0	1	0	2
Derek Bell, R OBP: 0.377, SLG: 0.453 (1, 9)		1-0 G4-3	0-1 F7		0-0 G4-3		1-3 K			4	0	0	0	0	1	5
Luis Gonzalez, L OBP: 0.303, SLG: 0.424 (1, 7)		1-1 F7		0-0 F8		1-1 G6-3 1B		1-2 G3-1		4	0	1	0	0	0	0
Dave Magadan, L OBP: 0.414, SLG: 0.372 Todd Jones, L (7, 1)		2-2 1B 2B		1-2 G6-3		1 SAFE 1-1 SAFE L7		1-0 G6-3		3	1	1	0	0	0	1
Milt Thompson, L OBP: 0.239, SLG: 0.171 Pedro Martinez, L (8, PH) Pedro Martinez, L (9, 1) Jim Dougherty, R (9, 1)		4-1 1B 1B BB		0-1 P4		1 SAFE 0-0 G6-3		1-2 F9		0	0	0	0	0	0	0
Tony Eusebio, R OBP: 0.353, SLG: 0.410 (1, 2)		2-0 1B 1B		0-2 G6-3 1B 1B		2-0 G1-3		1-1 G3-6 1B		3	1	0	0	1	0	1
Orlando Miller, R OBP: 0.331, SLG: 0.392 (1, 6)		2-2 1B 1B		0-3 K		2-0 F9		1-0 G3-6 1B		4	1	3	1	0	0	1
Darryl Kile, R OBP: 0.294, SLG: 0.267 Chris Donnels, L OBP: 0.364, SLG: 0.300 (7, 5)		2-2 1B								2	0	1	2	0	1	1

Inning Stats	R: 0	H: 0	E: 0	K: 10	S: 10	R: 3	H: 3	E: 0	K: 13	S: 13	R: 0	H: 0	E: 0	K: 6	S: 6	R: 0	H: 2	E: 0	K: 11	S: 11	R: 0	H: 1	E: 0	K: 6	S: 6	R: 0	H: 0	E: 0	K: 7	S: 7	R: 0	H: 0	E: 0	K: 10	S: 10	R: 0	H: 1	E: 0	K: 6	S: 6	R: 0	H: 0	E: 0	K: 10	S: 10	R: 0	H: 1	E: 0	K: 10	S: 10			
	0	0	0	16	10	3	3	0	13	13	0	0	0	6	6	0	2	1	0	11	11	0	1	0	0	6	6	0	0	0	7	7	0	0	0	10	10	0	0	0	10	10	0	0	0	10	10	0	1	0	0	10	10


PITCHER	IP	WLS	BF	H	R	ER	SO	BB	IBB	HBP	BLK	WP	HR	S	P	ERA	WHIP
Tim Pugh, R ERA: 2.65 (1, 1)	6.0	W	26	6	3	3	1	1	1	0	0	0	0	52	83	4.50	1.167
Hector Carrasco, R ERA: 3.0 (7, 1)	2.0		8	1	0	0	1	1	0	0	0	0	0	16	27	0.00	1.000
Jeff Brantley, R ERA: 3.24 (9, 1)	1.0	S	3	1	0	0	1	0	0	0	0	0	0	6	10	0.00	1.000

BOTTOM


Cincinnati Reds @ Houston Astros
Astrodome, Houston, TX

Thu Jun 08 1995, 8:05 PM EDT
Att. 16,474 - Dome

AB	34
R	3
H	8
RBI	3
BB	3
SO	3
LOB	15



WP	HR	S	P	ERA	WHIP
0	0	0	0	0	0

Batter	1	2	3	4	5	6	7	8	9	AB R H RBI BB SO LOB	TOP	
Eric Anthony, L (1, 9) OBP: 0.125, SLG: 0.125 Xavier Hernandez, L (7, 1) Jerome Walton, R (9, PH) OBP: 0.279, SLG: 0.448 (9, 8)	0-0 G6-3		0-1 G4-3		1-2 K		0-0 G4-3		3-1 FC5-2-5-1-6	4 0 0 0 0 1 3 0 0 0 0 0 0 0 1 0 0 0 0 0 1		
Lenny Harris, L (1, 5) OBP: 0.273, SLG: 0.337	3-1 G1		0-2 G6-3			0-0 G4-3		1-1 G1-3	1-2 G6-3	5 0 0 0 0 0 1		
Hal Morris, L (1, 3) OBP: 0.261, SLG: 0.372	2-1 G4-3		2-2 G6-3			3-3 K		0-0 G6-3		4 0 0 0 0 1 0		
Ron Gant, R (1, 7) OBP: 0.408, SLG: 0.619		0-1 HR		2-3 K		1-3 K		0-0 HR		4 2 2 2 0 2 0		
Reggie Sanders, R (1, 8) OBP: 0.429, SLG: 0.592 (9, 9)		1-1 G5-3		0-0 P4			2-3 K	2-2 G5-3		4 0 0 0 0 1 0		
Eddie Taubensee, L (1, 2) OBP: 0.330, SLG: 0.397		0-0 3B		2-3 K			0-2 1B 1B 2B		3-2 G3-1	4 1 2 0 0 1 0		
Bret Boone, R (1, 4) OBP: 0.337, SLG: 0.381		0-1 P4			2-2 P6		3-0 1B 2-3 1B		3-1 WP BB 3B 1B	4 1 2 0 0 0 1	AB 35 R 5 H 9 RBI 5 BB 2 SO 8 LOB 10	
Jeff Branson, L (1, 6) OBP: 0.375, SLG: 0.507		4-0 IBB			0-0 SH2-4 1B		1-2 SAFE 1-2 1B 3-H 1B		4-2 SAFE 1-2 3B BB	2 1 2 1 2 0 0		
Pete Schourek, L (1, 1) OBP: 0.250, SLG: 0.250 Thomas Howard, S (7, PH) OBP: 0.340, SLG: 0.333 (7, 9) Jeff Brantley, R (9, 1)		3-3 K			0-0 SH2-4		1-3 K		1-0 1-H 2-H FC5-2-5-1-6 3B	1 0 0 0 0 1 2 2 0 1 2 0 1 2 0 0 0 0 0 0 0		
Inning Stats	R: 0 H: 0 E: 0 LOB: 0 K: 0 BB: 0 S: 5 P: 10	R: 1 H: 2 E: 0 LOB: 2 K: 1 BB: 1 S: 10 P: 18	R: 0 H: 0 E: 0 LOB: 0 K: 0 BB: 0 S: 11 P: 13	R: 0 H: 0 E: 0 LOB: 0 K: 2 BB: 0 S: 7 P: 11	R: 0 H: 1 E: 0 LOB: 1 K: 1 BB: 0 S: 8 P: 11	R: 0 H: 0 E: 0 LOB: 0 K: 2 BB: 0 S: 9 P: 13	R: 1 H: 3 E: 0 LOB: 2 K: 2 BB: 0 S: 14 P: 21	R: 1 H: 1 E: 0 LOB: 0 K: 0 BB: 0 S: 8 P: 11	R: 2 H: 2 E: 0 LOB: 1 K: 0 BB: 1 S: 16 P: 31	1B: 4 SF: 0 2B: 1 SAC: 1 3B: 2 DP: 0 HR: 2 HBP: 0	WP: 1 PA: 38 PB: 0 SB: 0 CS: 0	
PITCHER Shane Reynolds, R (1, 1) ERA: 3.62 John Hudek, R (9, 1) ERA: 2.2	IP WLS BF H R ER SO BB IBB HBP BLK WP HR S P ERA WHIP	8.0 L 32 7 3 3 8 0 1 0 0 0 2 72 108 3.38 0.875	1.0 6 2 2 2 0 1 0 0 0 1 0 16 31 18.00 3.000	PITCHER IP WLS BF H R ER SO BB IBB HBP BLK WP HR S P ERA WHIP								ERA WHIP

Cincinnati Reds @ Houston Astros
Astrodome, Houston, TX
Fri Jun 09 1995, 8:05 PM EDT
Att. 25,417 - Dome - 68 F

livebaseballscorecards.com

Batter	1	2	3	4	5	6	7	8	9	AB R H RBI BB SO LOB	TOP									
Jerome Walton, R (1, 8) OBP: 0.277, SLG: 0.426	0-0 G4-3		1-0 H BB S SF9 HBP		0-3 K		0-0 G6-3			3 1 0 0 0 1 0										
Bret Boone, R (1, 4) OBP: 0.347, SLG: 0.405	0-0 HR		4-0 BB SF9 BB 1-2 BB		0-0 1B 1B		0-0 L9			3 1 2 1 1 0 0										
Ron Gant, R (1, 7) OBP: 0.404, SLG: 0.605	0-0 G6-3		4-0 BB S 1-2 BB 2-3		0-3 K		0-3 K			3 0 0 0 1 2 1										
Reggie Sanders, R (1, 9) OBP: 0.425, SLG: 0.586	0-0 L7		0-0 SF9 2-3 3-H		0-0 1B		0-3 K			3 0 1 1 0 1 0										
Brian Hunter, R (1, 3) Hector Carrasco, R (8, 1)		0-0 F7	0-0 F3		0-0 F9		0-0 G6-3			4 0 0 0 0 0 4 0 0 0 0 0 0 0										
Mark Lewis, R (1, 5) OBP: 0.367, SLG: 0.509		0-0 FC4-6 1B		0-0 SF9 3B		0-0 CS 1B		0-0 SH3-4 1B		4 1 4 0 0 0 0										
Damon Berryhill, S (1, 2) OBP: 0.149, SLG: 0.095		0-0 F8		0-0 SF9 3-H		0-3 K 1-2		0-0 SH3-4		2 0 0 1 0 1 2										
Jeff Branson, L (1, 6) OBP: 0.357, SLG: 0.479		0-0 FC4-6 1-2		0-3 K		0-3 K		0-0 F7		4 0 0 0 0 2 2										
John Smiley, L (1, 1) OBP: 0.250, SLG: 0.421			0-3 K		0-0 L8		0-0 G6-3		0-3 K	2 0 0 0 0 1 0 1 0 0 0 0 0 0 0 0 0 0 0 0 0 1 0 0 0 0 1 1										
Lenny Harris, L (7, PH) OBP: 0.270, SLG: 0.333																				
Michael Jackson, R (7, 1)																				
Hal Morris, L (8, 3) OBP: 0.258, SLG: 0.368																				
Inning Stats	R: 1 E: 0 K: 0 S: 4	H: 1 LOB: 0 BB: 0 P: 4	R: 0 E: 0 K: 0 S: 4	H: 1 LOB: 1 BB: 0 P: 4	R: 1 E: 0 K: 1 S: 5	H: 0 LOB: 2 BB: 2 P: 14	R: 1 E: 0 K: 1 S: 6	H: 1 LOB: 0 BB: 0 P: 6	R: 0 E: 0 K: 2 S: 7	H: 1 LOB: 0 BB: 0 P: 7	R: 0 E: 0 K: 0 S: 3	H: 0 LOB: 0 BB: 0 P: 3	R: 0 E: 0 K: 2 S: 7	H: 0 LOB: 0 BB: 0 P: 7	R: 0 E: 0 K: 1 S: 6	H: 1 LOB: 1 BB: 0 P: 6	1B: 5 2B: 0 3B: 1 HR: 1	SF: 2 SAC: 1 DP: 0 HBP: 1	WP: 0 PB: 0 SB: 2 CS: 1	PA: 36
PITCHER	IP WLS BF H R ER SO BB IBB HBP BLK WP HR S P ERA WHIP																			
Greg Swindell, L (1, 1) ERA: 5.64	6.0 L 26 6 3 3 6 2 0 1 0 0 0 1 35 44 4.50 1.333																			
Jim Dougherty, R (7, 1) ERA: 3.28	1.0 3 0 0 0 0 0 0 0 0 0 0 0 3 3 0.00 0.000																			
Dave Veres, R (8, 1) ERA: 1.19	1.1 5 1 0 0 2 0 0 0 0 0 0 0 9 9 0.00 0.750																			
Dean Hartgraves, L (9, 1) ERA: 3.48	0.2 2 0 0 0 1 0 0 0 0 0 0 0 4 4 0.00 0.000																			

Cincinnati Reds @ Houston Astros
Astrodome, Houston, TX
Sat Jun 10 1995, 8:05 PM EDT
Att. 22,893 - Dome

livebaseballscorecards.com

AB 30
R 3
H 7
RBI 3
BB 2
SO 9
LOB 10



BOTTOM

Cincinnati Reds @ Houston Astros
Astrodome, Houston, TX
Sat Jun 10 1995, 8:05 PM EDT
Att. 22,893 - Dome

livebaseballscores.com

AB 35
R 2
H 11
RBI 2
BB 0
SO 2
LOB 19



WP: 0 PA: 36
PB: 0
SB: 2
CS: 2

AB R H RBI BB SO LOB

4 1 2 0 0 0 2

4 0 0 0 0 1 2

4 0 1 1 0 0 3

4 0 1 0 0 0 2

3 1 0 0 0 0 2

4 0 3 0 0 0 0

3 0 0 0 0 0 4

2 0 1 1 0 0 1

1B: 10 SF: 0
2B: 1 SAC: 0
3B: 0 DP: 2
HR: 0 HBP: 1

Batter	1	2	3	4	5	6	7	8	9
James Mouton, R (1, 8) OBP: 0.320, SLG: 0.416	0-0 S 5 1B	0-0 FC5-4 1-2f		0-0 G1-3			0-0 CS S 1B		
Craig Biggio, R (1, 4) OBP: 0.406, SLG: 0.427	0-0 G2 1-2		0-0 G1-3		0-3 K		0-0 G6-3 1-3		
Derek Bell, R (1, 9) OBP: 0.388, SLG: 0.462	0-0 F7		0-0 FC6-4 5 1B		0-0 CS 5 1B		0-0 G6-4-3 1B		
5 Jeff Bagwell, R (1, 3) OBP: 0.335, SLG: 0.401	0-0 1B 2-H		0-0 FC6-4 1-2f		0-0 F3 1-2		0-0 F7		
Craig Shipley, R (1, 5) OBP: 0.386, SLG: 0.444	0-0 1-3 1B		0-0 F9		0-0 F8		0-0 G6-4-3 1-2f		
Luis Gonzalez, L (1, 7) OBP: 0.294, SLG: 0.404	0-0 F7			1-0 G6-4-3 1B HBP		0-0 G5-3		0-0 G4-3	
Tony Eusebio, R (1, 2) OBP: 0.371, SLG: 0.439 Mike Brumley, S (9, PR)		0-0 E6 FC5-4		0-0 G6-4-3 1-2 1B		0-0 2B		0-0 1B	
Orlando Miller, R (1, 6) OBP: 0.321, SLG: 0.394 Dave Magadan, L (9, PH) OBP: 0.416, SLG: 0.375		0-0 L8		0-0 G6-4-3 1-2f 2-3		0-0 G4-3		0-0 F8	
Greg Swindell, L (1, 1) OBP: 0.113, SLG: 0.333 Jim Dougherty, R (7, 1) John Cangelosi, S (7, PH) OBP: 0.421, SLG: 0.267 Dave Veres, R (8, 1) Dean Hartgraves, R (9, 1) Milt Thompson, L (9, PH) OBP: 0.234, SLG: 0.167		0-0 F9		0-0 1B 3-H			0-0 G3		0-3 K

Inning Stats	R: 1	H: 3	E: 0	K: 0	S: 6	H: 0	LOB: 2	BB: 0	P: 6	R: 0	H: 0	E: 1	K: 0	S: 4	R: 0	H: 1	E: 0	K: 0	S: 4	R: 1	H: 2	E: 0	K: 0	S: 4	R: 0	H: 1	E: 0	K: 1	S: 5	R: 0	H: 1	E: 0	K: 0	S: 4	R: 0	H: 1	E: 0	K: 0	S: 3	R: 0	H: 1	E: 0	K: 1	S: 6	R: 0	H: 1	E: 0	K: 1	S: 6
--------------	------	------	------	------	------	------	--------	-------	------	------	------	------	------	------	------	------	------	------	------	------	------	------	------	------	------	------	------	------	------	------	------	------	------	------	------	------	------	------	------	------	------	------	------	------	------	------	------	------	------

PITCHER	IP	WLS	BF	H	R	ER	SO	BB	IBB	HBP	BLK	WP	HR	S	P	ERA	WHIP
John Smiley, L (1, 1) ERA: 3.1	6.0	W	26	8	2	2	1	0	0	0	0	0	0	27	28	3.00	1.333
Michael Jackson, R (7, 1) ERA:	1.0		3	1	0	0	0	0	0	0	0	0	0	3	3	0.00	1.000
Hector Carrasco, R (8, 1) ERA: 2.79	2.0	S	7	2	0	0	1	0	0	0	0	0	0	9	9	0.00	1.000

Batter	1	2	3	4	5	6	7	8	9	10	AB R H RBI BB SO LOB	TOP
Eric Anthony, L (1, 9) OBP: 0.308, SLG: 0.250 Jeff Brantley, R (9, 1)	0-0 CS 1B		0-0 G4-3		0-3 K		4-0 BB		0-0 1-2 2-3 1B		4 0 2 0 1 1 0 0 0 0 0 0 0 0	<p>Cincinnati Reds @ Houston Astros</p> <p>Astrodome, Houston, TX</p> <p>Sun Jun 11 1995, 4:33 AM EDT</p> <p>Att. 15,122 - Dome</p>
Lenny Harris, L (1, 5) OBP: 0.277, SLG: 0.337	0-0 S 1B		0-3 K		0-0 1B		0-0 P6		0-0 FC1-2		5 0 2 0 0 1 5	
Hal Morris, L (1, 3) OBP: 0.245, SLG: 0.348	0-0 F7			0-0 G3-1	0-0 F7			0-3 K		0-0 G6-3	5 0 0 0 0 1 2	
Ron Gant, R (1, 7) OBP: 0.404, SLG: 0.619	0-3 K			0-0 S HR 1B		0-3 K		0-0 G6-3		0-0 HR	5 2 2 1 0 2 1	
Reggie Sanders, R (1, 8) OBP: 0.419, SLG: 0.593 (10, 9)		0-0 G6-3		0-0 S HR		0-0 L5		0-0 G2-3		0-3 K	5 1 1 2 0 1 0	
Eddie Taubensee, L (1, 2) OBP: 0.330, SLG: 0.395 Xavier Hernandez, L (6, 1) Thomas Howard, S (9, PH) OBP: 0.347, SLG: 0.341 (9, 9) Jerome Walton, R (10, 8) OBP: 0.277, SLG: 0.426		0-0 1B		0-3 K		0-0 F9			0-0 FC3-6 1B	0-0 L6	3 0 1 0 0 1 0 0 0 0 0 0 0 0 2 0 1 0 0 0 0 0 0 0 0 0 0 0	
Bret Boone, R (1, 4) OBP: 0.345, SLG: 0.398		0-3 K		4-0 BB		0-3 K		0-0 FC3-6 1B 1-2 FC1-2			3 0 0 0 1 2 2	
Jeff Branson, L (1, 6) OBP: 0.352, SLG: 0.467		0-0 L8		0-3 K		0-0 G4-3		0-0 1B 1-2 1B			4 0 1 0 0 1 2	
C.J. Nitkowski, L (1, 1) Damon Berryhill, S (6, 2) OBP: 0.163, SLG: 0.136			0-3 K		0-3 K		0-0 2B		0-0 F9		2 0 0 0 0 2 0 2 0 1 0 0 0 2	
Inning Stats	R: 0 H: 2 E: 0 LOB: 1 K: 1 BB: 0 S: 6 P: 6	R: 0 H: 1 E: 0 LOB: 1 K: 1 BB: 0 S: 6 P: 6	R: 0 H: 0 E: 0 LOB: 0 K: 2 BB: 0 S: 7 P: 7	R: 2 H: 2 E: 0 LOB: 1 K: 2 BB: 1 S: 9 P: 13	R: 0 H: 1 E: 0 LOB: 1 K: 2 BB: 0 S: 8 P: 8	R: 0 H: 0 E: 0 LOB: 0 K: 1 BB: 0 S: 5 P: 5	R: 0 H: 1 E: 0 LOB: 2 K: 1 BB: 1 S: 6 P: 10	R: 0 H: 0 E: 0 LOB: 0 K: 1 BB: 0 S: 5 P: 5	R: 0 H: 3 E: 0 LOB: 3 K: 0 BB: 0 S: 6 P: 6	R: 1 H: 1 E: 0 LOB: 0 K: 1 BB: 0 S: 6 P: 6	1B: 8 SF: 0 2B: 1 SAC: 0 3B: 0 DP: 0 HR: 2 HBP: 0	
PITCHER	IP WLS BF H R ER SO BB IBB HBP BLK WP HR S P ERA WHIP											
Doug Drabek, R (1, 1) ERA: 4.47 Todd Jones, R (9, 1) ERA: 2.08	8.0 L 32 7 2 2 11 2 0 0 0 0 0 1 52 60 2.25 1.125											
	2.0 L 10 4 1 1 1 0 0 0 0 0 0 1 12 12 4.50 2.000											

AB	40
R	3
H	11
RBI	3
BB	2
SO	12
LOB	14



BOTTOM

Cincinnati Reds @ Houston Astros
 Astrodome, Houston, TX
 Sun Jun 11 1995, 4:33 AM EDT
 Att. 15,122 - Dome

livebaseballscorecards.com

AB	41
R	2
H	10
RBI	2
BB	4
SO	13
LOB	25



WP	1	PA	45
PB	0		
SB	2		
CS	1		

AB R H RBI BB SO LOB

1	1	1	0	0	0	0	0
4	1	1	1	1	0	2	5
5	0	1	0	0	1	1	
5	0	1	0	0	3	2	
3	0	1	0	2	0	1	
5	0	1	1	0	1	3	
0	0	0	0	0	0	0	
4	0	0	0	0	3	2	
1	0	1	0	0	0	0	
4	0	1	0	1	1	2	
3	0	2	0	1	0	1	
0	0	0	0	0	0	0	
0	0	0	0	0	0	0	
1	0	0	0	0	1	2	
3	0	0	0	0	1	4	
2	0	1	0	0	0	2	
1B: 6	SF: 0						
2B: 3	SAC: 0						
3B: 0	DP: 0						
HR: 1	HBP: 0						

Batter	1	2	3	4	5	6	7	8	9	10													
James Mouton, R (1, 8) OBP: 0.316, SLG: 0.411 John Cangelosi, S (2, 8) OBP: 0.405, SLG: 0.353	0-0 E6 1B	0-3 K			0-0 HR	0-3 K		0-0 G3															
Craig Biggio, R (1, 4) OBP: 0.401, SLG: 0.419	0-0 F9		0-0 G5-3		0-0 G6-3		0-3 K		0-0 CS 1B														
Derek Bell, R (1, 9) OBP: 0.383, SLG: 0.454	0-3 K		0-0 1B		0-0 G5-3		0-3 K		0-3 K														
5 Jeff Bagwell, R (1, 3) OBP: 0.342, SLG: 0.400	4-0 1B BB		0-0 F7		0-0 WP 1B		4-0 BB		0-0 G5-3														
Phil Nevin, R (1, 5) OBP: 0.200, SLG: 0.200 Craig Shipley, R (10, PR) OBP: 0.386, SLG: 0.444	0-0 1B		0-0 F8		0-3 K		0-0 P6		0-0 E5 FC5-6 1B														
Mike Brumley, S (1, 7) Tony Eusebio, R (9, 2) OBP: 0.378, SLG: 0.446	0-3 K			0-0 G6-3		0-3 K		0-3 K		0-0 FC5-6 1B													
Orlando Miller, R (1, 6) OBP: 0.324, SLG: 0.397		0-0 G6-3 2B		0-0 F8		4-0 2B BB		0-3 K		0-0 FC5-6													
Scott Servais, R (1, 2) OBP: 0.278, SLG: 0.394 Milt Thompson, L (8, PR) OBP: 0.234, SLG: 0.167 Todd Jones, L (9, 1) Dave Magadan, L (10, PH) OBP: 0.412, SLG: 0.371		0-0 F9		0-0 2B		0-0 2B		4-0 1B BB		0-3 K													
Doug Drabek, R (1, 1) OBP: 0.167, SLG: 0.222 Luis Gonzalez, L (8, PH) OBP: 0.297, SLG: 0.405		0-0 G6-3		0-3 K		0-0 F9		0-0 1B		0-0 G4-3													
Inning Stats	R: 1 E: 1 K: 2 S: 9	H: 1 LOB: 2 BB: 1 P: 13	R: 0 E: 0 K: 1 S: 6	H: 1 LOB: 1 BB: 0 P: 6	R: 0 E: 0 K: 1 S: 4	H: 1 LOB: 1 BB: 0 P: 6	R: 1 E: 0 K: 1 S: 7	H: 2 LOB: 1 BB: 0 P: 7	R: 0 E: 0 K: 2 S: 8	H: 1 LOB: 2 BB: 1 P: 12	R: 0 E: 0 K: 2 S: 7	H: 0 LOB: 1 BB: 1 P: 11	R: 0 E: 0 K: 2 S: 8	H: 1 LOB: 2 BB: 1 P: 12	R: 0 E: 0 K: 1 S: 5	H: 1 LOB: 0 BB: 0 P: 5	R: 0 E: 1 K: 1 S: 7	H: 2 LOB: 2 BB: 0 P: 7	1B: 6 2B: 3 3B: 0 HR: 1	SF: 0 SAC: 0 DP: 0 HBP: 0	WP: 1 PB: 0 SB: 2 CS: 1	PA: 45	
PITCHER	IP WLS BF H R ER SO BB IBB HBP BLK WP HR S P ERA WHIP																						
C.J. Nitkowski, L (1, 1) ERA: 0.73 Xavier Hernandez, R (6, 1) ERA: 4.18 Jeff Brantley, R (9, 1) ERA: 2.89	5.1 2.2 2.0	26 11 8	7 1 2	2 0 0	1 0 0	1 5 2	6 5 2	2 2 0	0 0 0	0 0 0	0 0 0	1 0 0	1 19 12	36 27 12	44 0.00 0.00	1.688 1.125 1.000							

Batter	1	2	3	4	5	6	7	8	9	AB	R	H	RBI	BB	SO	LOB	TOP										
Eric Anthony, L (1, 9) OBP: 0.389, SLG: 0.313 Hector Carrasco, R (8, 1)	0-0 G6-3		0-0 2B 1B		4-0 HR BB	0-0 F7		0-0 FC6-4 1B		4	2	2	2	1	0	1											
Lenny Harris, L (1, 5) OBP: 0.283, SLG: 0.351	0-0 E1 G4-6-3		0-0 1B 2B		0-0 HR 1B		0-0 G4-3	0-0 FC6-4		5	2	2	1	0	0	2											
Hal Morris, L (1, 3) OBP: 0.243, SLG: 0.340	0-0 G4-6-3 1-2f		0-0 2B F9-2 1B		0-0 P6		0-0 G6-3		0-0 G6-3	5	0	1	1	0	0	3											
Ron Gant, R (1, 7) OBP: 0.410, SLG: 0.659		4-0 HR BB	0-0 F8		0-0 HR		0-0 G5-3		0-0 HR	4	3	2	4	1	0	1											
Reggie Sanders, R (1, 8) OBP: 0.429, SLG: 0.613 (8, 9)		0-0 P5 1-2	0-0 2B		0-0 CS 1B			0-0 SH1-3 1B	0-0 2B	5	2	4	0	0	0	1											
Eddie Taubensee, L (1, 2) OBP: 0.333, SLG: 0.424		0-0 HR	0-0 F9-2 3-H		0-0 F7			4-0 SH1-3 1B	0-0 F7	4	2	1	2	1	0	4											
Bret Boone, R (1, 4) OBP: 0.359, SLG: 0.415		0-0 G3 1B		0-0 G3-6-3 1B	0-0 CS	4-0 BB		0-0 SH1-3	0-0 2B	3	0	3	1	1	0	0											
Jeff Branson, L (1, 6) OBP: 0.333, SLG: 0.438		0-0 G3		0-0 G3-6-3		0-3 K		0-3 K	0-0 G4-3	5	0	0	0	0	2	6											
Kevin Jarvis, L (1, 1) OBP: 0.167, SLG: 0.222 Michael Jackson, R (7, 1) Thomas Howard, S (8, PH) Jerome Walton, R (8, 8) OBP: 0.277, SLG: 0.426		0-0 G1-3		0-0 G6-3		0-0 B5		4-0 1B BB		3	0	0	0	0	0	2											
Inning Stats	R: 0 E: 1 K: 0 S: 3	H: 0 LOB: 0 BB: 0 P: 3	R: 2 E: 0 K: 0 S: 5	H: 2 LOB: 1 BB: 1 P: 9	R: 2 E: 0 K: 0 S: 6	H: 4 LOB: 1 BB: 0 P: 6	R: 0 E: 0 K: 0 S: 3	H: 1 LOB: 0 BB: 0 P: 3	R: 3 E: 0 K: 0 S: 5	H: 3 LOB: 0 BB: 1 P: 9	R: 0 E: 0 K: 1 S: 5	H: 0 LOB: 1 BB: 1 P: 9	R: 0 E: 0 K: 0 S: 3	H: 0 LOB: 0 BB: 0 P: 3	R: 2 E: 0 K: 1 S: 7	H: 2 LOB: 2 BB: 2 P: 15	R: 2 E: 0 K: 0 S: 6	H: 3 LOB: 1 BB: 0 P: 6	1B: 8 2B: 5 3B: 0 HR: 3	SF: 0 SAC: 1 DP: 3 HBP: 0	WP: 0 PB: 0 SB: 2 CS: 1	PA: 45					
PITCHER	IP	WLS	BF	H	R	ER	SO	BB	IBB	HBP	BLK	WP	HR	S	P	ERA	WHIP										
Marvin Freeman, R (1, 1) ERA: 6.91	4.0	L	18	7	4	4	0	1	0	0	0	0	1	17	21	9.00	2.000										
Lance Painter, L (5, 1) ERA: 13.5	2.0		10	3	3	3	1	2	0	0	0	0	1	10	18	13.50	2.500										
Roger Bailey, R (7, 1) ERA: 3.95	2.0		10	2	2	2	1	2	0	0	0	0	0	10	18	9.00	2.000										
Omar Olivares, R (9, 1) ERA: 6.44	1.0		6	3	2	2	0	0	0	0	0	0	1	6	6	18.00	3.000										

Cincinnati Reds @ Colorado Rockies
 Coors Field, Denver, CO
 Mon Jun 12 1995, 7:05 PM MDT
 Att. 47,708 - Unknown - 81 F

livebaseballscorecards.com

AB	38
R	11
H	15
RBI	11
BB	5
SO	2
LOB	20



Batter	1	2	3	4	5	6	7	8	9	AB	R	H	RBI	BB	SO	LOB
Mike Kingery, L OBP: 0.403, SLG: 0.470 (1, 8)	0-0 HR		0-0 P6		4-0 2B SF8 BB	0-0 G1-3		4-0 2B BB		3	2	1	1	2	0	1
Jason Bates, S OBP: 0.366, SLG: 0.464 (1, 4)	0-0 G4-3		0-0 G3		0-0 F9		0-3 K	0-0 2B		5	0	1	0	0	1	1
Dante Bichette, R OBP: 0.380, SLG: 0.583 (1, 7)	0-0 G1-3		0-0 P4		0-0 2B		0-0 P4	0-0 G6-3		5	0	1	0	0	0	2
Larry Walker, L OBP: 0.393, SLG: 0.694 (1, 9)	0-0 FC5-4 1B			4-0 1B FC3-6 BB	0-0 SF8		0-0 HR	4-0 1B SF8 BB		2	3	2	2	2	0	0
Vinny Castilla, R OBP: 0.373, SLG: 0.619 (1, 5)	0-0 FC5-4 1-2f			0-0 FC3-6 1B	4-0 FC6-4 BB		4-0 BB	0-0 G4-6-3 1B		3	0	2	0	2	0	1
Andres Galarraga, R OBP: 0.293, SLG: 0.413 (1, 3)		0-0 E8 G3-1 FC4-2 1B		0-3 K	0-0 FC6-4 1-2f		0-0 G5-3	0-0 SF8		4	0	1	1	0	1	5
Joe Girardi, R OBP: 0.327, SLG: 0.362 (1, 2)		0-0 G3-1 2-3		0-0 FC3-6 BB 1-2f 3-H		0-0 G5-3	0-0 G4-6-3 G4-3 G6-3 2B 1-2f		5	1	1	1	0	0	3	
Walt Weiss, S OBP: 0.401, SLG: 0.336 (1, 6)		0-0 FC4-2 3-H		4-0 BB 1-2		0-0 G3-1	0-0 G4-3 2-3		3	0	0	0	1	0	2	
Marvin Freeman, R OBP: 0.316, SLG: 0.400 John Vander Wal, L OBP: 0.500, SLG: 0.688 Lance Painter, L OBP: 0.327, SLG: 0.220 Eric Young Sr., R OBP: 0.309, SLG: 0.349 Roger Bailey, R OBP: 0.250, SLG: 0.286 (1, 1) (4, PH) (5, 1) (6, PH) (7, 1) (8, PH) (9, 1)		0-3 K		0-0 G3		0-0 S 1B	0-0 G6-3 3-H		1	0	0	0	0	1	1	

Inning Stats	R: 1	H: 2	E: 0	K: 0	S: 5	LOB: 1	BB: 0	P: 5	R: 0	H: 1	E: 1	K: 1	S: 6	LOB: 1	BB: 0	P: 6	R: 0	H: 0	E: 0	K: 0	S: 3	LOB: 0	BB: 0	P: 3	R: 1	H: 1	E: 0	K: 1	S: 6	LOB: 2	BB: 2	P: 14	R: 1	H: 1	E: 0	K: 0	S: 4	LOB: 1	BB: 0	P: 4	R: 1	H: 1	E: 0	K: 1	S: 6	LOB: 1	BB: 1	P: 10	R: 1	H: 2	E: 0	K: 0	S: 5	LOB: 2	BB: 1	P: 9	R: 1	H: 1	E: 0	K: 0	S: 3	LOB: 0	BB: 1	P: 7	1B: 5	2B: 3	3B: 0	HR: 2	SF: 2	SAC: 0	DP: 1	HBP: 0	WP: 0	PB: 0	SB: 1	CS: 0	PA: 43
PITCHER	IP	WLS	BF	H	R	ER	SO	BB	IBB	HBP	BLK	WP	HR	S	P	ERA	WHIP																																																												
Kevin Jarvis, R ERA: 3.93 (1, 1)	6.0		28	6	3	3	2	4	0	0	0	0	0	28	44	4.50	1.667																																																												
Michael Jackson, R ERA: 3.0 (7, 1)	1.0		5	1	1	1	1	1	0	0	0	0	1	6	10	9.00	2.000																																																												
Hector Carrasco, R ERA: 3.19 (8, 1)	2.0		10	3	2	2	0	2	0	0	0	0	0	8	16	9.00	2.500																																																												

BOTTOM

Cincinnati Reds @ Colorado Rockies
Coors Field, Denver, CO
Mon Jun 12 1995, 7:05 PM MDT
Att: 47,708 - Unknown - 81 F

livebaseballscorecards.com

AB	34
R	6
H	10
RBI	6
BB	7
SO	3
LOB	18



Batter	1	2	3	4	5	6	7	8	9	AB R H RBI BB SO LOB
Eric Anthony, L (1, 9) OBP: 0.391, SLG: 0.300	0-0 G4-3		0-0 G4-3		4-0 BB		0-0 2-H 3-H 1B		0-3 K	4 0 1 2 1 1 0
Lenny Harris, L (1, 5) OBP: 0.272, SLG: 0.337	0-0 G6-3		0-0 F7		0-0 F8		0-0 G5-3			4 0 0 0 0 0 4
Hal Morris, L (1, 3) OBP: 0.234, SLG: 0.327	0-0 L5			0-0 G3		0-0 G1-3		0-3 K		4 0 0 0 0 1 0
Ron Gant, R (1, 7) OBP: 0.406, SLG: 0.648		0-0 P5		0-3 K		0-0 P2		0-0 WP 1B		4 0 1 0 0 1 0
Reggie Sanders, R (1, 8) OBP: 0.426, SLG: 0.623				0-0 F8		0-0 F8		0-3 K 1-2		4 1 1 1 0 1 1
Eddie Taubensee, L (1, 2) OBP: 0.330, SLG: 0.416		0-0 E S 1B			0-0 L7		0-3 K	0-3 K		4 0 1 0 0 2 1
Bret Boone, R (1, 4) OBP: 0.362, SLG: 0.410		1-0 G5-4-3 HBP			1-0 FC3-6 1B HBP		0-3 K		0-0 G5-3	2 0 0 0 0 1 0
Jeff Branson, L (1, 6) OBP: 0.351, SLG: 0.488		0-0 G5-4-3			0-0 FC3-6 1B		0-0 2B 1B 1B		0-0 HR	4 2 3 1 0 0 2
Tim Pugh, R (1, 1) OBP: 0.273, SLG: 0.364			0-0 G5-3		0-0 FC3-6 BB		0-0 1-3 1B 2B		0-0 G5-3	1 0 0 0 0 0 0
Thomas Howard, S (5, PH) OBP: 0.353, SLG: 0.333										1 0 0 0 0 0 0 2
Pete Smith, R (5, 1)										0 0 0 0 0 0 0 0
Brian Hunter, R (7, PH) OBP: 0.326, SLG: 0.365										1 1 1 0 0 0 0 0
Xavier Hernandez, L (7, 1)										0 0 0 0 0 0 0 0
Jerome Walton, R (9, PH) OBP: 0.273, SLG: 0.419										1 0 0 0 0 0 0 0

Inning Stats	R: 0 E: 0 K: 0 S: 3	H: 0 LOB: 0 BB: 0 P: 3	R: 1 E: 0 K: 0 S: 4	H: 2 LOB: 1 BB: 0 P: 5	R: 0 E: 0 K: 0 S: 3	H: 0 LOB: 0 BB: 0 P: 3	R: 0 E: 0 K: 1 S: 5	H: 0 LOB: 0 BB: 0 P: 5	R: 0 E: 0 K: 0 S: 4	H: 1 LOB: 3 BB: 1 P: 9	R: 0 E: 0 K: 0 S: 3	H: 0 LOB: 0 BB: 0 P: 3	R: 2 E: 0 K: 2 S: 10	H: 3 LOB: 1 BB: 0 P: 10	R: 0 E: 0 K: 3 S: 10	H: 1 LOB: 1 BB: 0 P: 10	R: 1 E: 0 K: 1 S: 6	H: 1 LOB: 0 BB: 0 P: 6	1B: 5 2B: 1 3B: 0 HR: 2	SF: 0 SAC: 0 DP: 1 HBP: 2	WP: 1 PB: 0 SB: 1 CS: 0	PA: 37
--------------	------------------------------	---------------------------------	------------------------------	---------------------------------	------------------------------	---------------------------------	------------------------------	---------------------------------	------------------------------	---------------------------------	------------------------------	---------------------------------	-------------------------------	----------------------------------	-------------------------------	----------------------------------	------------------------------	---------------------------------	----------------------------------	------------------------------------	----------------------------------	--------

PITCHER	IP	WLS	BF	H	R	ER	SO	BB	IBB	HBP	BLK	WP	HR	S	P	ERA	WHIP
Kevin Ritz, R (1, 1) ERA: 3.9	7.0	W	29	6	3	3	3	1	0	2	0	0	1	32	38	3.86	1.000
Curt Leskanic, R (8, 1) ERA: 4.28	2.0	S	8	2	1	1	4	0	0	0	0	1	1	16	16	4.50	1.000

TOP

Cincinnati Reds @ Colorado Rockies
Coors Field, Denver, CO

Tue Jun 13 1995, 7:05 PM MDT
Att. 48,198 - Unknown - 83 F

livebaseballscorecards.com

AB	34
R	4
H	8
RBI	4
BB	1
SO	7
LOB	10

Batter	1	2	3	4	5	6	7	8	9
Mike Kingery, L OBP: 0.396, SLG: 0.455 (1, 8)	0-0 P6	0-0 G3		0-0 F9		4-0 BB		0-3 K	
Jason Bates, S OBP: 0.369, SLG: 0.471 (1, 4)	0-0 2B		0-0 G3-1		0-0 FC3-6 1B	0-0 F7			
Dante Bichette, R OBP: 0.387, SLG: 0.603 (1, 7)	0-0 2B		0-0 F7		0-0 FC3-6 1B		0-0 1B		
Larry Walker, L OBP: 0.389, SLG: 0.682 (1, 9)	0-0 G6-3		0-3 K		0-0 FC3-6		0-0 G5-4-3 1B		
Vinny Castilla, R OBP: 0.370, SLG: 0.616 (1, 5)	0-0 G6-3			0-0 HR	0-0 G4-6-3		0-0 G5-4-3		
Andres Galarraga, R OBP: 0.309, SLG: 0.457 (1, 3)		0-0 1B		0-0 HR		0-0 HR	4-0 FC6-4 BB		
Joe Girardi, R OBP: 0.331, SLG: 0.362 (1, 2)		0-0 G6-4-3 S 1B		0-0 G5-3		1-0 SH1-4 HBP	0-0 FC6-4		
Walt Weiss, S OBP: 0.398, SLG: 0.329 (1, 6)		4-0 G6-4-3 BB		0-0 F8		0-0 F7		0-3 K	
Kevin Ritz, R OBP: 0.438, SLG: 0.250 (1, 1)		0-0 G6-4-3		0-0 1B		0-0 SH1-4		0-0 L6	
Curt Leskanic, R (8, 1)									

Inning Stats	R: 1	H: 2	E: 0	K: 0	S: 5	LOB: 1	BB: 0	P: 5
	R: 1	H: 2	E: 0	K: 0	S: 4	LOB: 1	BB: 1	P: 8
	R: 0	H: 0	E: 0	K: 1	S: 5	LOB: 0	BB: 0	P: 5
	R: 2	H: 3	E: 0	K: 0	S: 6	LOB: 1	BB: 0	P: 6
	R: 0	H: 2	E: 0	K: 0	S: 4	LOB: 1	BB: 0	P: 4
	R: 1	H: 1	E: 0	K: 0	S: 4	LOB: 2	BB: 1	P: 9
	R: 1	H: 2	E: 0	K: 0	S: 4	LOB: 1	BB: 1	P: 8
	R: 0	H: 0	E: 0	K: 2	S: 7	LOB: 0	BB: 0	P: 7

PITCHER	IP	WLS	BF	H	R	ER	SO	BB	IBB	HBP	BLK	WP	HR	S	P	ERA	WHIP
Tim Pugh, R ERA: 3.27 (1, 1)	4.0	L	19	7	4	4	1	1	0	0	0	0	1	20	24	9.00	2.000
Pete Smith, R ERA: 6.66 (5, 1)	2.0		10	3	1	1	0	1	0	1	0	0	1	8	13	4.50	2.000
Xavier Hernandez, R ERA: 4.2 (7, 1)	2.0		8	2	1	1	2	1	0	0	0	0	0	11	15	4.50	1.500

AB R H RBI BB SO LOB

4	0	0	0	1	1	2
4	1	2	0	0	0	2
4	1	3	1	0	0	0
4	0	1	1	0	1	3
4	1	1	0	0	0	4
3	3	3	3	1	0	0
3	0	1	0	0	0	1
3	0	0	0	1	1	1
2	0	1	0	0	0	2
1	0	0	0	0	0	0


1B: 6	SF: 0	WP: 0	PA: 37
2B: 3	SAC: 1	PB: 0	
3B: 1	DP: 3	SB: 1	
HR: 2	HBP: 1	CS: 0	

PITCHER	IP	WLS	BF	H	R	ER	SO	BB	IBB	HBP	BLK	WP	HR	S	P	ERA	WHIP
---------	----	-----	----	---	---	----	----	----	-----	-----	-----	----	----	---	---	-----	------

Cincinnati Reds @ Colorado Rockies
Coors Field, Denver, CO
 Tue Jun 13 1995, 7:05 PM MDT
 Att: 48,198 - Unknown - 83 F

livebaseballscorecards.com

AB	32
R	6
H	12
RBI	5
BB	3
SO	3
LOB	15



Batter	1	2	3	4	5	6	7	8	9	AB R H RBI BB SO LOB	TOP		
Lenny Harris, L (1, 5) OBP: 0.264, SLG: 0.327 Mark Lewis, R (7, PH) OBP: 0.377, SLG: 0.517 (7, 5)	0-0 G4-3		0-3 K			0-0 P6	0-0 1-2 3-H 1B			3 0 0 0 0 1 2 1 0 1 1 0 0 0			
Hal Morris, L (1, 3) OBP: 0.225, SLG: 0.314 Hector Carrasco, R (7, 1)	0-0 G4-3			0-0 F9		0-0 L8	0-0 F7			4 0 0 0 0 0 3 0 0 0 0 0 0 0			
Ron Gant, R (1, 7) OBP: 0.402, SLG: 0.637	0-0 G5-3			0-3 K		0-0 F8		0-0 FC6-4 1B		4 0 1 0 0 1 1			
Reggie Sanders, R (1, 8) OBP: 0.422, SLG: 0.611		0-0 L7		0-0 G1-3			4-0 E S 1B BB	0-0 FC6-4 FC5-4 1-2f		3 1 0 0 1 0 1			
Eric Anthony, L (1, 9) OBP: 0.407, SLG: 0.348 (7, 3)		0-0 G3-1			0-0 1B G4-6-3 2B		4-0 1-3 2B BB	0-0 L9		3 2 1 0 1 0 1			
Bret Boone, R (1, 4) OBP: 0.365, SLG: 0.412		0-3 K			0-0 G4-6-3 1B 2-3		0-0 1-2 3-H 2B 1B	0-0 FC5-4 1-2f		4 1 2 1 0 1 1			
Jeff Branson, L (1, 6) OBP: 0.347, SLG: 0.489			0-0 G5-3		0-0 G4-6-3 1-2f 3-H		0-0 L1-4 1-3 2-H 2B		0-0 G3	4 0 1 1 0 0 1			
Damon Berryhill, S (1, 2) OBP: 0.189, SLG: 0.167			0-0 FC3-6 1B		0-0 F8		0-0 L1-4 2-3		0-0 L8	4 0 2 0 0 0 2			
Pete Schourek, L (1, 1) OBP: 0.231, SLG: 0.231 Jerome Walton, R (6, PH) OBP: 0.284, SLG: 0.419 Michael Jackson, R (6, 1) Thomas Howard, S (7, PH) OBP: 0.358, SLG: 0.326 (7, 9)			0-0 FC3-6 1-2f			4-0 BB	4-0 BB			1 0 0 0 0 0 1 0 0 0 0 1 0 0 0 0 0 0 0 0 0 1 0 0 0 1 0 0			
Inning Stats	R: 0 H: 0 E: 0 LOB: 0 K: 0 BB: 0 S: 3 P: 3	R: 0 H: 0 E: 0 LOB: 0 K: 1 BB: 0 S: 5 P: 5	R: 0 H: 1 E: 0 LOB: 1 K: 1 BB: 0 S: 6 P: 6	R: 0 H: 0 E: 0 LOB: 0 K: 1 BB: 0 S: 5 P: 5	R: 1 H: 2 E: 0 LOB: 0 K: 0 BB: 0 S: 4 P: 4	R: 0 H: 0 E: 0 LOB: 1 K: 0 BB: 1 S: 3 P: 7	R: 3 H: 3 E: 0 LOB: 2 K: 0 BB: 3 S: 5 P: 17	R: 0 H: 1 E: 0 LOB: 1 K: 0 BB: 0 S: 4 P: 4	R: 0 H: 1 E: 0 LOB: 0 K: 0 BB: 0 S: 3 P: 3	1B: 6 SF: 0 2B: 3 SAC: 0 3B: 0 DP: 2 HR: 0 HBP: 0	WP: 0 PA: 36 PB: 0 SB: 1 CS: 0		
PITCHER	IP WLS BF H R ER SO BB IBB HBP BLK WP HR S P ERA WHIP											PITCHER	IP WLS BF H R ER SO BB IBB HBP BLK WP HR S P ERA WHIP
Joe Grahe, R (1, 1) ERA: 1.82	6.0 W 23 3 3 3 3 3 0 0 0 0 0 0 26 38 4.50 1.000												
Mark Thompson, R (7, 1) ERA: 6.0	0.2 3 2 0 0 0 0 0 0 0 0 0 0 0 3 3 0.00 3.000												
Mike Munoz, L (7, 1) ERA: 4.5	0.1 3 1 1 1 0 1 0 0 0 0 0 0 0 2 6 27.00 6.000												
Steve Reed, R (8, 1) ERA: 2.7	1.0 4 1 0 0 0 0 0 0 0 0 0 0 0 4 4 0.00 1.000												
Darren Holmes, R (9, 1) ERA: 3.68	1.0 3 1 0 0 0 0 0 0 0 0 0 0 0 3 3 0.00 1.000												

Cincinnati Reds @ Colorado Rockies
Coors Field, Denver, CO
Wed Jun 14 1995, 3:33 AM MDT
Att. 48,255 - Cloudy - 88 F

livebaseballscorecards.com

AB	32
R	4
H	8
RBI	3
BB	4
SO	3
LOB	13



Batter	1	2	3	4	5	6	7	8	9
Walt Weiss, S OBP: 0.392, SLG: 0.320 (1, 6)	0-3 K	0-0 L6		0-0 G6-3		1-0 G4-6-3 HBP		0-0 FC6-2 1B WP	
Ellis Burks, R OBP: 0.306, SLG: 0.345 (1, 8)	0-0 G5-3		0-0 G5-3		0-0 L1-3 1B	0-0 G4-6-3		0-0 WP 1B	
Mike Munoz, L OBP: 1.000, SLG: 2.000 (7, 1)								1-2 FC5-2 1B	
Steve Reed, R (8, 1)								1-2 2-H	
John Vander Wal, L OBP: 0.513, SLG: 0.697 (8, PH)									
Darren Holmes, R (9, 1)									
Dante Bichette, R OBP: 0.383, SLG: 0.592 (1, 7)	0-3 K		0-0 G5-3		0-0 L1-3 1-2		0-0 G1-3	0-0 FC5-2 WP 1B	
Larry Walker, L OBP: 0.395, SLG: 0.695 (1, 9)		0-0 E1 2B 1B	4-0 HR BB		0-0 HR		0-3 K2-3	4-0 FC5-2 IBB	
Vinny Castilla, R OBP: 0.382, SLG: 0.663 (1, 5)		0-0 1B 2B	0-0 1H HR		0-0 1B		0-0 HR	0-0 FC5-2 1-2 2-3 3-H	
Andres Galarraga, R OBP: 0.316, SLG: 0.458 (1, 3)		4-0 E S 1B IBB	0-0 1B		0-0 F3		0-0 1B	0-0 G4-3	
Joe Girardi, R OBP: 0.329, SLG: 0.365 (1, 2)		0-3 K	0-0 P6			0-0 G3 2B	0-0 F9		
Jason Bates, S OBP: 0.372, SLG: 0.478 (1, 4)		0-0 E7 S 1B		0-0 F9		0-0 G3		0-0 WP FC6-2 2B	
Joe Grahe, R OBP: 0.333, SLG: 0.500 (1, 1)		0-0 F2		0-3 K		0-0 2B		0-0 E1 FC6-2 1B	
Mike Kingery, L OBP: 0.393, SLG: 0.451 (7, 8)								2-3	
Mark Thompson, R OBP: 0.375, SLG: 0.375 (7, 1)									

Inning Stats	R: 0	H: 0	E: 0	K: 2	S: 7	LOB: 0	BB: 0	P: 7
	R: 3	H: 2	E: 2	K: 1	S: 8	LOB: 1	BB: 1	P: 12
	R: 2	H: 2	E: 0	K: 0	S: 5	LOB: 1	BB: 1	P: 9
	R: 0	H: 0	E: 0	K: 1	S: 5	LOB: 0	BB: 0	P: 5
	R: 1	H: 3	E: 0	K: 0	S: 5	LOB: 1	BB: 0	P: 5
	R: 1	H: 2	E: 0	K: 0	S: 4	LOB: 1	BB: 0	P: 5
	R: 1	H: 2	E: 0	K: 1	S: 7	LOB: 1	BB: 0	P: 7
	R: 2	H: 3	E: 1	K: 0	S: 7	LOB: 3	BB: 1	P: 11

PITCHER	IP	WLS	BF	H	R	ER	SO	BB	IBB	HBP	BLK	WP	HR	S	P	ERA	WHIP
Pete Schourek, L ERA: 3.2 (1, 1)	5.0	L	24	7	6	4	4	1	1	0	0	0	2	30	38	7.20	1.600
Michael Jackson, R ERA: 4.5 (6, 1)	1.0		5	2	1	1	0	0	0	1	0	0	0	4	5	9.00	2.000
Hector Carrasco, R ERA: 3.55 (7, 1)	2.0		13	5	3	2	1	0	1	0	0	2	1	14	18	9.00	2.500

BOTTOM

Cincinnati Reds @ Colorado Rockies
Coors Field, Denver, CO

Wed Jun 14 1995, 3:33 AM MDT
Att. 48,255 - Cloudy - 88 F

AB	R	H	RBI	BB	SO	LOB
4	1	0	0	0	1	3
4	0	1	0	0	0	2
0	0	0	0	0	0	0
0	0	0	0	0	0	0
1	0	1	1	0	0	0
0	0	0	0	0	0	0
5	0	1	0	0	1	1
3	3	1	1	2	1	0
5	3	4	3	0	0	3
4	1	2	0	1	0	4
4	1	1	0	0	1	5
4	0	2	2	0	0	1
3	0	1	1	0	1	2
1	1	0	0	0	0	1
0	0	0	0	0	0	0

AB	38
R	10
H	14
RBI	8
BB	3
SO	5
LOB	22

WP	PA
2	42
PB	0
SB	2
CS	0



1B	2B	3B	HR	SF	SAC	DP	HBP
7	5	0	3	0	2	1	0

Batter	1	2	3	4	5	6	7	8	9	AB R H RBI BB SO LOB	TOP											
Mark Grudzielanek, R OBP: 0.301, SLG: 0.341 (1, 5)	1-2 1B 2B 1B		0-0 1B 1B		1-0 F9			0-0 1B SH1-3 1B	2-1 G4-3	5 1 3 0 0 0 1												
David Segui, S OBP: 0.407, SLG: 0.452 (1, 3)	0-0 F7		1-1 1-3 G4-6-3 1B			0-1 1B 1B		0-0 SH1-3 1-2	2-1 G3-1	4 0 2 0 0 0 1												
Wil Cordero, R OBP: 0.369, SLG: 0.420 (1, 6)	0-3 K		2-2 G4-6-3 1-2f			0-1 F7		1-2 HR 1B		4 1 1 0 0 1 4												
Moises Alou, R OBP: 0.358, SLG: 0.487 (1, 7)	1-0 1-3 2B 1B			1-3 K		1-0 L8		1-0 1-H HR		4 1 2 2 0 1 1												
Rondell White, R OBP: 0.443, SLG: 0.701 (1, 8)	0-0 1-H 3-H 2B			0-3 K		0-1 1-2 1B		3-0 1B 2B		4 1 3 1 0 1 0												
Mike Lansing, R OBP: 0.326, SLG: 0.427 (1, 4)		0-0 G6-3		0-2 G6-3		0-0 G3		2-1 2-H HR 1B		4 1 1 1 0 0 2												
Tony Tarasco, L OBP: 0.370, SLG: 0.509 (1, 9)		0-0 G1-3			0-0 CS 1B		1-2 G4-3	1-1 2-H HR		4 1 2 2 0 0 0												
Tim Laker, R OBP: 0.254, SLG: 0.327 Jeff Shaw, R Mel Rojas, R		0-3 K		4-2 SH1-4 BB		2-1 G6-3		1-3 K		3 0 0 0 1 2 0 0 0 0 0 0 0 0 0 0 0 0 0 0 0	AB 35 R 6 H 14 RBI 6 BB 1 SO 5 LOB 9											
Butch Henry, L OBP: 0.050, SLG: 0.050 Tim Spehr, R OBP: 0.412, SLG: 0.714			0-2 G1-3		0-0 SH1-4		0-0 G4-3		2-1 G6-3	2 0 0 0 0 0 0 1 0 0 0 0 0 0												
Inning Stats	R: 1 E: 0 K: 1 S: 10	H: 3 LOB: 2 BB: 0 P: 12	R: 0 E: 0 K: 1 S: 5	H: 0 LOB: 0 BB: 0 P: 5	R: 0 E: 0 K: 0 S: 9	H: 2 LOB: 1 BB: 0 P: 12	R: 0 E: 0 K: 2 S: 11	H: 0 LOB: 0 BB: 0 P: 12	R: 0 E: 0 K: 0 S: 5	H: 1 LOB: 1 BB: 1 P: 10	R: 0 E: 0 K: 0 S: 8	H: 2 LOB: 2 BB: 0 P: 9	R: 0 E: 0 K: 0 S: 6	H: 0 LOB: 0 BB: 0 P: 9	R: 5 E: 0 K: 1 S: 15	H: 6 LOB: 0 BB: 0 P: 24	R: 0 E: 0 K: 0 S: 6	H: 0 LOB: 0 BB: 0 P: 12	1B: 10 2B: 2 3B: 0 HR: 2	SF: 0 SAC: 2 DP: 1 HBP: 0	WP: 0 PB: 0 SB: 0 CS: 1	PA: 38
PITCHER	IP WLS BF H R ER SO BB IBB HBP BLK WP HR S P ERA WHIP	IP WLS BF H R ER SO BB IBB HBP BLK WP HR S P ERA WHIP																				
John Smiley, L ERA: 3.56 Xavier Hernandez, R ERA: 4.02	(1, 1) 7.2 L 34 14 6 6 4 1 0 0 0 0 2 66 89 7.04 1.957	(8, 1) 1.1 4 0 0 0 1 0 0 0 0 0 0 9 16 0.00 0.000																				

Montreal Expos @ Cincinnati Reds
Riverfront Stadium, Cincinnati, OH
Fri Jun 16 1995, 7:05 PM EDT
Att. 28,033 - Unknown - 79 F

livebaseballscorecards.com



Batter	1	2	3	4	5	6	7	8	9	AB	R	H	RBI	BB	SO	LOB	BOTTOM
Jerome Walton, R (1, 8) OBP: 0.282, SLG: 0.409 Lenny Harris, L (9, PH) OBP: 0.262, SLG: 0.324	1-1 G3		1-2 FC1-6 1B		0-0 B5-3		1-1 G5-3		1-2 F7	4	0	1	0	0	0	1	
Barry Larkin, R (1, 6) OBP: 0.456, SLG: 0.574	1-1 G5-3		0-0 FC1-6 G6-4-3 1-2f		1-2 P6			0-1 S BB 1B	1-3 K	5	1	1	0	0	1	2	
Ron Gant, R (1, 7) OBP: 0.402, SLG: 0.624	4-1 BB BB		0-0 G6-4-3 1-2f		0-0 G5-3			4-1 1B S 1B BB	0-0 G6-3	3	1	0	0	2	0	2	
Reggie Sanders, R (1, 9) OBP: 0.423, SLG: 0.624	4-0 BB 1 SAFE			1-2 HR		2-1 P3		1-0 G5-3		3	1	1	1	1	0	2	
Bret Boone, R (1, 4) OBP: 0.368, SLG: 0.420	2-2 F9			3-2 G4-3 2B		2-2 G5-3		1-0 1B		4	0	2	1	0	0	2	
Brian Hunter, R (1, 3) OBP: 0.328, SLG: 0.364 Hal Morris, L (8, PH) OBP: 0.232, SLG: 0.321 (9, 3)		0-1 1B		1-0 G5-3		1-0 P3		0-2 1B		3	0	1	0	0	0	1	
Mark Lewis, R (1, 5) OBP: 0.375, SLG: 0.508 Jeff Branson, L (8, PH) OBP: 0.343, SLG: 0.483 (9, 5)		1-0 F8		1-1 G4-3 2-3			0-0 1B	2-3 3-H 1B		3	0	1	0	0	0	2	
Damon Berryhill, S (1, 2) OBP: 0.196, SLG: 0.160 Eric Anthony, L (8, PH) OBP: 0.393, SLG: 0.333 Eddie Taubensee, L (9, 2)		2-2 F7		4-0 IBB			1-0 P3	3-2 F7		2	0	0	0	1	0	2	
John Smiley, L (1, 1) OBP: 0.217, SLG: 0.364 Xavier Hernandez, L (8, 1) Thomas Howard, S (9, PH) OBP: 0.370, SLG: 0.362		1-3 K		2-3 K			0-3 K		1-0 2B	3	0	0	0	0	3	4	

Inning Stats	R: 0	H: 0	E: 0	K: 0	S: 8	R: 0	H: 1	E: 0	K: 1	S: 10	R: 0	H: 1	E: 0	K: 0	S: 5	R: 1	H: 2	E: 0	K: 1	S: 12	R: 0	H: 0	E: 0	K: 0	S: 6	R: 0	H: 0	E: 0	K: 0	S: 6	R: 0	H: 1	E: 0	K: 1	S: 7	R: 2	H: 3	E: 0	K: 1	S: 15	R: 0	H: 1	E: 0	K: 1	S: 10	1B: 6	2B: 2	3B: 0	HR: 1	SF: 0	SAC: 0	DP: 1	HBP: 0	WP: 0	PB: 0	SB: 2	CS: 0	PA: 39
PITCHER	IP	WLS	BF	H	R	ER	SO	BB	IBB	HBP	BLK	WP	HR	S	P	ERA	WHIP																																									
Butch Henry, L (1, 1) ERA: 3.83	7.0	W	28	5	1	1	3	2	1	0	0	0	0	54	91	1.29	1.000																																									
Jeff Shaw, R (8, 1) ERA: 6.21	0.0		2	1	2	2	0	1	0	0	0	0	0	3	7	∞	∞																																									
Mel Rojas, R (8, 1) ERA: 3.9	2.0		9	3	0	0	2	0	0	0	0	0	0	22	32	0.00	1.500																																									

Montreal Expos @ Cincinnati Reds
Riverfront Stadium, Cincinnati, OH
Fri Jun 16 1995, 7:05 PM EDT
Att: 28,033 - Unknown - 79 F

livebaseballscorecards.com

AB	35
R	3
H	9
RBI	3
BB	4
SO	5
LOB	23



Batter	1	2	3	4	5	6	7	8	9	AB R H RBI BB SO LOB	TOP																
Tony Tarasco, L (1, 9) OBP: 0.362, SLG: 0.497	0-1 G3		0-0 G3-1			0-0 G4-3	2-0 E1			4 0 0 0 0 0 2																	
David Segui, S (1, 3) OBP: 0.394, SLG: 0.435	2-2 G5-3		0-1 L9			1-0 G4-3	0-1 F7			4 0 0 0 0 0 3																	
Wil Cordero, R (1, 6) OBP: 0.362, SLG: 0.411	1-2 G6-3			1-1 G6-3		1-1 G5-3		2-1 F9		4 0 0 0 0 0 0																	
Moises Alou, R (1, 7) OBP: 0.356, SLG: 0.500		3-2 L5		0-1 HR			2-2 F7	1-0 G5-3		4 1 1 1 0 0 0																	
Rondell White, R (1, 8) OBP: 0.445, SLG: 0.693		1-1 1B		2-3 K			1-0 1B	1-1 G5-3		4 1 2 0 0 1 0																	
Mike Lansing, R (1, 4) OBP: 0.324, SLG: 0.422		1 SAFE F7		0-1 P6			1-0 1B	0-1 G5-3		4 1 1 0 0 0 1																	
Darrin Fletcher, L (1, 2) OBP: 0.356, SLG: 0.450		1 SAFE P5			1-2 G6-3		1-0 P5		2-2 P6	4 0 0 0 0 0 3																	
Mark Grudzielanek, R (1, 5) OBP: 0.307, SLG: 0.346			1-1 G3-1		1-0 G6-3		0-1 1B		3-3 K	4 1 2 1 0 1 0																	
Gil Heredia, R (1, 1) OBP: 0.167, SLG: 0.167			2-1 SH3-4		1-2 G6-3		0-0 E			1 0 0 0 0 0 0																	
Greg Harris, S (5, 1) OBP: 0.333, SLG: 0.667			1 SAFE SH3-4				1-2 3-H			0 0 0 0 0 0 0																	
Sean Berry, R (7, PH) OBP: 0.317, SLG: 0.378										1 0 1 1 0 0 0																	
Luis Aquino, R (7, 1) OBP: 0.400, SLG: 0.250										0 0 0 0 0 0 0																	
Gabe White, L (8, 1) OBP: 0.307, SLG: 0.346										0 0 0 0 0 0 0																	
Inning Stats	R: 0 E: 0 K: 0 S: 8	H: 0 LOB: 0 BB: 0 P: 11	R: 0 E: 0 K: 0 S: 9	H: 1 LOB: 1 BB: 0 P: 13	R: 0 E: 0 K: 0 S: 7	H: 1 LOB: 1 BB: 0 P: 10	R: 1 E: 0 K: 1 S: 9	H: 1 LOB: 0 BB: 0 P: 12	R: 0 E: 0 K: 0 S: 9	H: 0 LOB: 0 BB: 0 P: 12	R: 0 E: 0 K: 0 S: 4	H: 0 LOB: 0 BB: 0 P: 6	R: 3 E: 1 K: 0 S: 12	H: 4 LOB: 2 BB: 0 P: 19	R: 0 E: 0 K: 0 S: 5	H: 0 LOB: 0 BB: 0 P: 9	R: 0 E: 0 K: 1 S: 8	H: 0 LOB: 0 BB: 0 P: 13	1B: 6 2B: 0 3B: 0 HR: 1	SF: 0 SAC: 1 DP: 0 HBP: 0	WP: 0 PB: 0 SB: 0 CS: 0	PA: 35					
PITCHER	IP WLS BF H R ER SO BB IBB HBP BLK WP HR S P ERA WHIP																										
Jose Rijo, R (1, 1) ERA: 4.31	1.0		3	0	0	0	0	0	0	0	0	0	0	8	11	0.00	0.000										
Tim Lincecum, R (2, 1) ERA: 3.45	5.2		24	7	4	3	1	0	0	0	0	0	1	47	67	4.76	1.235										
C.J. Nitkowski, L (7, 1) ERA: 0.73	0.0		1	0	0	0	0	0	0	0	0	0	0	1	3	∞	∞										
Hector Carrasco, R (7, 1) ERA: 3.41	1.1	W	4	0	0	0	0	0	0	0	0	0	0	7	11	0.00	0.000										
Jeff Brantley, R (9, 1) ERA: 2.79	1.0	S	3	0	0	0	1	0	0	0	0	0	0	8	13	0.00	0.000										

Montreal Expos @ Cincinnati Reds
Riverfront Stadium, Cincinnati, OH
Sat Jun 17 1995, 7:05 PM EDT
Att. 31,804 - Unknown - 83 F

livebaseballscorecards.com

AB	34
R	4
H	7
RBI	3
BB	0
SO	2
LOB	9




Batter	1	2	3	4	5	6	7	8	9
Eric Anthony, L OBP: 0.344, SLG: 0.286 Jerome Walton, R OBP: 0.278, SLG: 0.403 (1, 9) (8, PH) (9, 8)	1-3 K		1-3 K	1-2 F7		1-0 F8		0-0 P4	
Barry Larkin, R OBP: 0.451, SLG: 0.566 (1, 6)	1-3 K		2-2 1B S 1B		1-0 F9		2-3 K		
Ron Gant, R OBP: 0.410, SLG: 0.623 (1, 7)	1-1 1B		4-0 1B BB		4-2 CS BB		0-0 G5-3		
Reggie Sanders, R OBP: 0.425, SLG: 0.619 (1, 8) (9, 9)	0-3 K		1-2 S 1B E 1B		4-1 1B BB		1-3 K		
Hal Morris, L OBP: 0.241, SLG: 0.327 (1, 3)		0-0 B1-3	0-2 E 1B		2-2 2B 1B		1-0 G4-3		
Eddie Taubensee, L OBP: 0.356, SLG: 0.440 (1, 2)		2-0 1B	4-0 1-2 2-H 3-H BB		0-0 1-3 2-H 2B		4-0 1B BB		
Bret Boone, R OBP: 0.365, SLG: 0.416 (1, 4)		2-3 K	1-0 G1-3		0-3 K		1-0 1B 1B		
Jeff Branson, L OBP: 0.340, SLG: 0.473 (1, 5)		1-0 F8		0-2 G4-3		3-3 K		1-2 1B	
Jose Rijo, R OBP: 0.062, SLG: 0.067 Tim Lincecum, R OBP: 0.214, SLG: 0.286 C.J. Nitkowski, L Hector Carrasco, R Thomas Howard, S OBP: 0.084, SLG: 0.354 Jeff Brantley, R (1, 1) (2, 1) (7, 1) (7, 1) (8, PH) (9, 1)			1-3 K		0-0 F7		0-3 K		2-2 P6

AB	R	H	RBI	BB	SO	LOB
4	0	0	0	0	2	0
1	0	0	0	0	0	2
4	1	1	0	0	2	0
2	1	1	0	2	0	0
3	2	1	0	1	2	1
4	0	2	2	0	0	0
2	1	2	1	2	0	0
4	0	1	0	0	2	5
4	0	1	1	0	1	1
0	0	0	0	0	0	0
3	0	0	0	0	2	0
0	0	0	0	0	0	0
0	0	0	0	0	0	0
1	0	0	0	0	0	2
0	0	0	0	0	0	0

Montreal Expos @ Cincinnati Reds
Riverfront Stadium, Cincinnati, OH
Sat Jun 17 1995, 7:05 PM EDT
Att: 31,804 - Unknown - 83 F

AB	32
R	5
H	9
RBI	4
BB	5
SO	11
LOB	11



Inning Stats	R: 0	H: 1	E: 0	LOB: 1	K: 3	BB: 0	S: 11	R: 0	H: 1	E: 0	LOB: 1	K: 1	BB: 0	S: 6	R: 3	H: 3	E: 0	LOB: 2	K: 2	BB: 2	S: 18	R: 0	H: 0	E: 0	LOB: 0	K: 0	BB: 0	S: 8	R: 1	H: 2	E: 0	LOB: 2	K: 1	BB: 2	S: 13	R: 0	H: 0	E: 0	LOB: 0	K: 2	BB: 0	S: 7	R: 0	H: 0	E: 0	LOB: 0	K: 2	BB: 0	S: 8	R: 1	H: 2	E: 0	LOB: 2	K: 0	BB: 1	S: 9	R: 0	H: 0	E: 0	LOB: 0	K: 2	BB: 0	S: 11	R: 0	H: 0	E: 0	LOB: 0	K: 2	BB: 0	S: 8	R: 0	H: 0	E: 0	LOB: 0	K: 2	BB: 0	S: 11	R: 1	H: 2	E: 0	LOB: 2	K: 0	BB: 1	S: 18
PITCHER	IP	WLS	BF	H	R	ER	SO	BB	IBB	HBP	BLK	WP	HR	S	P	ERA	WHIP																																																																			
Gil Heredia, R ERA: 5.2	(1, 1)	4.2		22	5	4	3	6	4	0	0	0	0	48	80	5.79	1.929																																																																			
Greg Harris, R ERA: 2.38	(5, 1)	1.1		6	2	0	3	0	0	0	0	0	0	15	21	0.00	1.500																																																																			
Luis Aquino, R ERA: 4.32	(7, 1)	1.1	L	7	2	1	2	1	0	0	0	0	0	13	23	6.75	2.250																																																																			
Gabe White, L ERA: 2.89	(8, 1)	0.2		2	0	0	0	0	0	0	0	0	0	4	6	0.00	0.000																																																																			

WP	PA	ERA	WHIP
0	37		
0			
2			
1			

Batter	1	2	3	4	5	6	7	8	9	AB R H RBI BB SO LOB	TOP																									
Mark Grudzielanek, R OBP: 0.317, SLG: 0.351 (1, 6)	1-3 K		0-0 G4-6-3 1B		0-1 G1-3	1-0 WP HBP		0-2 L4-3 1B		4 0 2 1 0 1 2																										
David Segui, S OBP: 0.394, SLG: 0.434 Luis Aquino, R OBP: 0.400, SLG: 0.250 (1, 3) (8, 1)	0-2 2B SF9 1B		0-1 G4-6-3 1-2f		1-2 1B 1B	2-2 P4		1-0 L4-3 1-2		5 2 2 2 0 0 6 0 0 0 0 0 0 0																										
Rondell White, R OBP: 0.444, SLG: 0.689 (1, 8)	0-0 1-3 2B			0-0 P9	2-1 BB 1B	2-3 K		1-0 G4-3		5 0 2 0 0 1 4																										
Moises Alou, R OBP: 0.351, SLG: 0.494 (1, 7)	0-2 SF9 3-H			2-0 G5-3	1-2 BB 1B		2-2 G6-3		3-3 K	4 0 1 2 0 1 0																										
Tony Tarasco, L OBP: 0.355, SLG: 0.486 Tim Scott, R OBP: 0.333, SLG: 0.333 Sean Berry, R OBP: 0.314, SLG: 0.374 (1, 9) (7, 1) (8, 5)	2-0 G3			0-0 P4	2-2 L9		2-2 F8		0-2 F8	4 0 0 0 0 0 3 0 0 0 0 0 0 0 1 0 0 0 0 0 0																										
Mike Lansing, R OBP: 0.326, SLG: 0.424 (1, 4)		3-3 K			0-1 1B 2B		1-3 K		0-1 P3	4 1 1 0 1 2 0																										
Shane Andrews, R OBP: 0.320, SLG: 0.447 (1, 5) (8, 3)		1-0 G3-6 1B			1-0 1B 1B			0-1 E9 1B		4 2 2 0 0 1 3																										
Tim Laker, R OBP: 0.286, SLG: 0.345 (1, 2)		2-2 G3-6 1-2f			1-0 1B 1B	0-0 WP SH2-4 1B		4-1 1B HBP BB		3 1 2 1 1 0 1																										
Carlos Perez, L OBP: 0.235, SLG: 0.467 Jeff Shaw, R (2, 1) Curtis Pride, L OBP: 0.230, SLG: 0.200 (5, PH) Gabe White, L (5, 1) Greg Harris, S OBP: 0.333, SLG: 0.667 (6, 1) Loui Frazier, S OBP: 0.306, SLG: 0.230 (7, 9)			0-1 P4		0-0 1B 1B	0-1 SH2-4		1-2 1B HBP		0 0 0 0 0 0 0 1 0 0 0 0 0 0 1 1 1 1 0																										
Inning Stats	R: 1 E: 0 K: 1 S: 12	H: 2 LOB: 1 BB: 0 P: 15	R: 0 E: 0 K: 1 S: 10	H: 1 LOB: 0 BB: 0 P: 16	R: 0 E: 0 K: 0 S: 5	H: 0 LOB: 0 BB: 0 P: 5	R: 5 E: 0 K: 1 S: 27	H: 7 LOB: 3 BB: 1 P: 40	R: 0 E: 0 K: 1 S: 11	H: 1 LOB: 2 BB: 0 P: 16	R: 0 E: 0 K: 1 S: 10	H: 0 LOB: 0 BB: 0 P: 15	R: 1 E: 1 K: 0 S: 10	H: 1 LOB: 2 BB: 1 P: 17	R: 0 E: 0 K: 1 S: 13	H: 0 LOB: 0 BB: 0 P: 16	1B: 11 2B: 3 3B: 0 HR: 0	SF: 1 SAC: 1 DP: 3 HBP: 2	WP: 1 PB: 0 SB: 0 CS: 0	PA: 42																
PITCHER	IP WLS BF H R ER SO BB IBB HBP BLK WP HR S P ERA WHIP																																			
Kevin Jarvis, R ERA: 4.55 (1, 1)	4.1		20	9	6	6	2	0	0	0	0	0	0	40	54	12.46	2.077																			
Xavier Hernandez, R ERA: 3.86 (5, 1)	1.1		9	3	0	0	1	1	0	1	0	1	0	24	37	0.00	3.000																			
Michael Jackson, R ERA: 3.38 (6, 1)	1.1	W	4	0	0	0	2	0	0	0	0	0	0	14	21	0.00	0.000																			
Hector Carrasco, R ERA: 3.31 (8, 1)	1.0		6	1	1	0	0	1	0	1	0	0	0	10	17	0.00	2.000																			
Jeff Brantley, R ERA: 2.7 (9, 1)	1.0	S	3	0	0	0	1	0	0	0	0	0	0	13	16	0.00	0.000																			

Montreal Expos @ Cincinnati Reds
Riverfront Stadium, Cincinnati, OH
Sun Jun 18 1995, 3:33 AM EDT
Att. 25,566 - Sunny - 81 F

livebaseballscorecards.com

AB	36
R	7
H	13
RBI	7
BB	2
SO	6
LOB	19




Batter	1	2	3	4	5	6	7	8	9	AB	R	H	RBI	BB	SO	LOB
Jerome Walton, R OBP: 0.286, SLG: 0.403 (1, 8)	3-1 G5-3 1B	1-1 WP SF8 1B		0-2 G1-3		1-1 S S 1B	2-0 P9			5	0	2	1	0	0	1
Barry Larkin, R OBP: 0.444, SLG: 0.554 (1, 6)	2-1 L5	2-2 SF8 1B		2-2 F9		4-2 S BB		1-1 P9		3	0	0	1	1	0	0
Ron Gant, R OBP: 0.410, SLG: 0.610 (1, 7)	4-2 HR BB	4-2 BB				2-3 K		0-0 G6-3		3	1	0	0	2	2	2
Reggie Sanders, R OBP: 0.429, SLG: 0.640 (1, 9)	0-1 HR	3-1 F8				1-3 K		4-2 G6-3 S 1B BB		4	2	2	2	1	1	2
Bret Boone, R OBP: 0.356, SLG: 0.404 Jeff Brantley, R (9, 1)	2-1 G5-3			2-2 P4		3-2 F7		0-0 B1	2-1 G6-3	5	0	0	0	0	0	2
Brian Hunter, R OBP: 0.338, SLG: 0.375 Eric Anthony, L OBP: 0.343, SLG: 0.290 (3, 3)		2-2 1B 1B		1-0 G4-3		2-1 HR 1B		2-2 G6-3		1	1	1	0	0	0	0
Mark Lewis, R OBP: 0.412, SLG: 0.585 (1, 5)		2-2 FC4 1B		2-1 FC4-6 1B		1-2 HR		1-1 HR 1B		4	2	4	3	0	0	0
Damon Berryhill, S OBP: 0.200, SLG: 0.222 (1, 2)		1-1 FC4 1B HBP SF8		0-2 FC4-6		1-3 K		1-0 HR		4	2	1	2	0	1	3
Kevin Jarvis, L OBP: 0.260, SLG: 0.231 Xavier Hernandez, L Michael Jackson, R Lenny Harris, L OBP: 0.269, SLG: 0.324 Hector Carrasco, R Jeff Branson, L OBP: 0.340, SLG: 0.473 (9, 4)		2-2 SF8 1B HBP		0-3 K		0-1 L6		4-2 S BB		1	1	0	0	0	1	0

Inning Stats	R: 2	H: 1	E: 0	K: 0	S: 11	LOB: 0	BB: 1	P: 22	R: 3	H: 3	E: 0	K: 0	S: 20	LOB: 2	BB: 1	P: 37	R: 0	H: 1	E: 0	K: 0	S: 10	LOB: 0	BB: 0	P: 14	R: 0	H: 0	E: 0	K: 2	S: 10	LOB: 0	BB: 0	P: 17	R: 2	H: 3	E: 0	K: 2	S: 19	LOB: 2	BB: 1	P: 30	R: 3	H: 2	E: 0	K: 0	S: 13	LOB: 1	BB: 2	P: 27	R: 0	H: 1	E: 0	K: 0	S: 6	LOB: 1	BB: 0	P: 9
--------------	------	------	------	------	-------	--------	-------	-------	------	------	------	------	-------	--------	-------	-------	------	------	------	------	-------	--------	-------	-------	------	------	------	------	-------	--------	-------	-------	------	------	------	------	-------	--------	-------	-------	------	------	------	------	-------	--------	-------	-------	------	------	------	------	------	--------	-------	------

PITCHER	IP	WLS	BF	H	R	ER	SO	BB	IBB	HBP	BLK	WP	HR	S	P	ERA	WHIP
Carlos Perez, L ERA: 2.72 (1, 1)	1.2		12	4	5	5	0	2	0	0	0	1	1	29	54	27.00	3.600
Jeff Shaw, R ERA: 5.74 (2, 1)	2.1		8	1	0	0	1	0	0	0	0	0	0	24	34	0.00	0.429
Gabe White, L ERA: 4.09 (5, 1)	1.2	L	8	3	2	2	3	0	0	0	0	0	1	22	34	10.80	1.800
Greg Harris, R ERA: 2.31 (6, 1)	0.1		2	0	0	0	1	1	0	0	0	0	0	7	13	0.00	3.000
Tim Scott, R ERA: 4.74 (7, 1)	1.0		7	2	3	3	0	2	0	0	0	0	1	13	27	27.00	4.000

BOTTOM	
AB	34
R	10
H	11
RBI	9
BB	5
SO	5
LOB	11

Montreal Expos @ Cincinnati Reds
 Riverfront Stadium, Cincinnati, OH
 Sun Jun 18 1995, 3:33 AM EDT
 Att. 25,566 - Sunny - 81 F



Batter	1	2	3	4	5	6	7	8	9	AB R H RBI BB SO LOB	TOP		
Marquis Grissom, R (1, 8) OBP: 0.332, SLG: 0.437	2-2 G5-3		2-3 K	2-1 1B			4-1 BB WP E BB	2-3 K		4 1 1 1 1 2 1			
Jeff Blauser, R (1, 6) OBP: 0.339, SLG: 0.394	1-2 G6-3		2-3 K	0-0 F9			2-2 E1 WP BB	1-1 L7		4 1 0 0 0 1 3 1 0 0 0 0 0 1			
Rafael Belliard, R (7, 6) OBP: 0.280, SLG: 0.280							1-2 SF9						
10 Chipper Jones, S (1, 5) OBP: 0.365, SLG: 0.466	2-1 G5-3		0-1 G5-3		1-0 G6-3		1-3 K		3-3 K	5 0 0 0 0 2 3			
Fred McGriff, L (1, 3) OBP: 0.389, SLG: 0.497		3-3 K		2-1 HR	2-1 L8		4-2 SF9 WP WP BB		0-1 HR	4 3 2 3 1 1 0			
David Justice, L (1, 9) OBP: 0.385, SLG: 0.471		1-2 1B 1B 1B		2-2 1B 3B 1B	3-2 F8		2-1 SF9		1-3 K	4 2 2 1 0 1 0			
Javy Lopez, R (1, 2) OBP: 0.338, SLG: 0.464		3-2 1 SAFE 1 SAFE 1 SAFE 1 SAFE 1-3 1B 1B		1-3 K		1-0 G6-3	4-0 BB		1-2 G4-3	4 0 1 0 1 1 1			
Mike Kelly, R (1, 7) OBP: 0.281, SLG: 0.375		0-1 1-2 3-H 1B		0-0 1-2 3B 1B		1-3 K	3-2 G6-3			4 1 2 1 0 1 1			
Mark Lemke, S (1, 4) OBP: 0.314, SLG: 0.358		0-0 P9		0-2 1-H 2-H 1B 3B		0-0 G6-3		0-0 G4-3		4 1 1 2 0 0 2			
29 John Smoltz, R (1, 1) OBP: 0.160, SLG: 0.045		0-2 G1-6-3		2-1 G4-3			4-1 E WP BB	1-1 1B		3 1 1 0 1 0 3			
Inning Stats	R: 0 H: 0 E: 0 K: 0 S: 8 P: 13	R: 1 H: 3 E: 0 K: 1 S: 17 P: 24	R: 0 H: 0 E: 0 K: 2 S: 10 P: 14	R: 4 H: 5 E: 0 K: 1 S: 21 P: 30	R: 0 H: 0 E: 0 K: 0 S: 6 P: 12	R: 0 H: 0 E: 0 K: 1 S: 6 P: 8	R: 4 H: 0 E: 1 K: 1 S: 18 P: 42	R: 0 H: 1 E: 0 K: 1 S: 8 P: 12	R: 1 H: 1 E: 0 K: 2 S: 11 P: 16	1B: 7 SF: 1 2B: 0 SAC: 0 3B: 1 DP: 0 HR: 2 HBP: 0	WP: 3 PA: 42 PB: 0 SB: 0 CS: 0		
PITCHER	IP WLS BF H R ER SO BB IBB HBP BLK WP HR S P ERA WHIP											PITCHER	IP WLS BF H R ER SO BB IBB HBP BLK WP HR S P ERA WHIP
Pete Schourek, L (1, 1) ERA: 3.61	6.0 L 26 8 5 5 5 0 0 0 0 0 1 68 101 7.50 1.333												
Brad Pennington, L (7, 1) ERA: 9.82	0.2 7 0 4 2 1 4 0 0 0 0 3 0 14 35 27.00 6.000												
Tim Pugh, R (7, 1) ERA: 3.47	2.1 9 2 1 1 3 0 0 0 0 0 0 1 23 35 3.86 0.857												

Atlanta Braves @ Cincinnati Reds
Riverfront Stadium, Cincinnati, OH

Mon Jun 19 1995, 7:05 PM EDT
Att. 23,262 - Unknown - 85 F

livebaseballscorecards.com

AB	37
R	10
H	10
RBI	8
BB	4
SO	9
LOB	15



Batter	1	2	3	4	5	6	7	8	9	AB	R	H	RBI	BB	SO	LOB
Lenny Harris, L OBP: 0.259, SLG: 0.311 (1, 3) B C S X (8, 5)	2-2 G1-3 ①			2-0 G4-3 ①		X 0-0 G3 ③		X 0-0 FC6-4 ③ 1-2f		4	0	0	0	0	0	3
Barry Larkin, R OBP: 0.437, SLG: 0.543 Jerome Walton, R OBP: 0.295, SLG: 0.425 (1, 6) B F B C X (8, 8)	2-2 G4-3 ②			0-2 G1-3 ②			1-2 E5 S		3-1 G6-3 2B	3	0	0	0	0	0	0
Ron Gant, R OBP: 0.403, SLG: 0.599 Thomas Howard, S OBP: 0.357, SLG: 0.347 (1, 7) C C B B S (8, 7)	2-3 K ③			0-1 G5-3 ③			3-1 F8 ① 1-2		2-2 F8 ①	3	0	0	0	0	1	1
Reggie Sanders, R OBP: 0.426, SLG: 0.631 (1, 8) C C B B X (8, 9)		2-3 K ①		1-1 CS 1B			0-1 F9 ②		0-1 G6-3 ② 2-3	4	0	1	0	0	1	2
Eddie Taubensee, L OBP: 0.343, SLG: 0.421 (1, 2) C X T C X		0-2 G3 ②		0-0 F8 ①			2-3 K ③		3-1 F9 ③	4	0	0	0	0	1	3
Eric Anthony, L OBP: 0.342, SLG: 0.294 (1, 9) B X (8, 3)		1-0 G4-3 ③		3-3 K ② ③ 1-2				2-0 FC6-4 1B		3	0	1	0	0	1	1
Bret Boone, R OBP: 0.353, SLG: 0.400 Mark Lewis, R OBP: 0.406, SLG: 0.576 (1, 4) X (8, 4)				0-0 G6-3 ①			1-3 K ①		1-0 FC6-4 ① 1-2f	2	0	0	0	0	1	0
Jeff Branson, L OBP: 0.339, SLG: 0.469 (1, 5) C C C B B X (8, 6)				2-2 F7 ②			1-2 G1-3 ②		2-0 FC6-4 1B	3	0	1	0	0	0	0
Pete Schourek, L OBP: 0.214, SLG: 0.214 Craig Worthington, R OBP: 1.000, SLG: 1.000 Brad Pennington, L Tim Pugh, R OBP: 0.200, SLG: 0.267 (1, 1) F F F F (6, PH) (7, 1) (7, 1)				0-3 K ③			0-2 1B		1-3 K ②	1	0	0	0	0	1	0

Inning Stats	R: 0	H: 0	E: 0	LOB: 0	K: 1	BB: 0	S: 9	P: 15	R: 0	H: 0	E: 0	LOB: 0	K: 1	BB: 0	S: 7	P: 10	R: 0	H: 0	E: 0	LOB: 0	K: 1	BB: 0	S: 8	P: 10	R: 0	H: 1	E: 0	LOB: 1	K: 1	BB: 0	S: 6	P: 10	R: 0	H: 1	E: 0	LOB: 1	K: 1	BB: 0	S: 10	P: 12	R: 0	H: 0	E: 1	LOB: 1	K: 1	BB: 0	S: 10	P: 16	R: 0	H: 2	E: 0	LOB: 2	K: 1	BB: 0	S: 7	P: 13	R: 0	H: 1	E: 0	LOB: 1	K: 0	BB: 0	S: 9	P: 17	1B: 4	SF: 0	2B: 2	SAC: 0	3B: 0	DP: 1	HR: 0	HBP: 0	WP: 0	PA: 32
PITCHER 29 John Smoltz, R ERA: 2.64 (1, 1)	IP	WLS	BF	H	R	ER	SO	BB	IBB	HBP	BLK	WP	HR	S	P	ERA	WHIP	IP	WLS	BF	H	R	ER	SO	BB	IBB	HBP	BLK	WP	HR	S	P	ERA	WHIP	IP	WLS	BF	H	R	ER	SO	BB	IBB	HBP	BLK	WP	HR	S	P	ERA	WHIP																							


BOTTOM

Atlanta Braves @ Cincinnati Reds
Riverfront Stadium, Cincinnati, OH

Mon Jun 19 1995, 7:05 PM EDT
Att: 23,262 - Unknown - 85 F

livebaseballscorecards.com

AB	32
R	0
H	5
RBI	0
BB	0
SO	7
LOB	14



Atlanta Braves @ Cincinnati Reds

Riverfront Stadium, Cincinnati, OH

Tue Jun 20 1995, 7:05 PM EDT
Att. 23,418 - Unknown - 72 F

AB	42
R	10
H	18
RBI	9
BB	7
SO	8
LOB	23



WP:	0	PA:	51
PB:	0		
SB:	1		
CS:	0		

Batter	1	2	3	4	5	6	7	8	9	AB R H RBI BB SO LOB	TOP																
Marquis Grissom, R (1, 8) OBP: 0.336, SLG: 0.439	2-3 	0-0 		0-0 	0-1 		2-1 		1-2 	6 2 3 0 0 1 0																	
Jeff Blauser, R (1, 6) OBP: 0.353, SLG: 0.401	1-0 	3-2 		4-2 	1-2 		4-2 		0-3 	4 2 3 1 2 1 3																	
10 Chipper Jones, S (1, 5) OBP: 0.373, SLG: 0.487	1-2 	2-2 		3-3 	0-0 		3-2 		2-1 	6 1 4 3 0 1 4																	
Fred McGriff, L (1, 3) OBP: 0.383, SLG: 0.486	0-0 	2-2 		0-1 		3-2 	2-1 		4-0 	4 0 0 1 1 0 4																	
David Justice, L (1, 9) OBP: 0.391, SLG: 0.467	3-2 	4-0 		3-0 		3-3 		1-3 	1-1 	5 1 2 2 1 2 2																	
Charlie O'Brien, R (1, 2) OBP: 0.418, SLG: 0.589	2-1 	2-3 		2-3 		4-2 		1-0 	0-1 	5 1 1 1 1 2 6																	
Mike Kelly, R (1, 7) OBP: 0.287, SLG: 0.376	3-1 		3-1 		1-1 	2-2 		0-3 		5 0 2 1 0 1 0																	
Mark Lemke, S (1, 4) OBP: 0.322, SLG: 0.361	2-2 		2-2 		4-1 	0-0 			0-0 	4 2 2 0 1 0 2																	
Greg Maddux, R (1, 1) OBP: 0.250, SLG: 0.192 Jose Oliva, R (7, PH) OBP: 0.213, SLG: 0.373 Greg McMichael, R (7, 1) Mike Stanton, L (8, 1) Dwight Smith, L (9, PH) OBP: 0.356, SLG: 0.527 Mark Wohlers, R (9, 1)	0-0 		0-0 		0-1 		0-1 		4-2 	2 0 0 0 0 0 2 1 0 1 0 0 0 0 0 0 0 0 0 0 0 0 0 0 0 0 0 0 0 1 0 0 1 0 0 0 0 0 0 0 0 0																	
Inning Stats	R: 4 E: 0 K: 1 S: 22	H: 6 LOB: 2 BB: 0 P: 36	R: 0 E: 0 K: 1 S: 15	H: 2 LOB: 3 BB: 1 P: 28	R: 0 E: 0 K: 0 S: 6	H: 0 LOB: 0 BB: 0 P: 11	R: 2 E: 0 K: 2 S: 15	H: 2 LOB: 1 BB: 1 P: 27	R: 1 E: 0 K: 0 S: 11	H: 2 LOB: 2 BB: 1 P: 17	R: 0 E: 0 K: 1 S: 15	H: 1 LOB: 2 BB: 1 P: 27	R: 0 E: 0 K: 0 S: 13	H: 2 LOB: 2 BB: 1 P: 24	R: 0 E: 0 K: 2 S: 7	H: 0 LOB: 0 BB: 0 P: 9	R: 3 E: 1 K: 1 S: 15	H: 3 LOB: 2 BB: 2 P: 27	1B: 16 2B: 1 3B: 0 HR: 1	SF: 1 SAC: 1 DP: 0 HBP: 0	WP: 0 PA: 51						
PITCHER	IP WLS BF H R ER SO BB IBB HBP BLK WP HR S P ERA WHIP											PITCHER	IP WLS BF H R ER SO BB IBB HBP BLK WP HR S P ERA WHIP														
C.J. Nitkowski, L (1, 1) ERA: 3.94	3.2	L	23	10	6	6	3	2	0	0	1	0	1	55	97	14.73	3.273										
Scott Sullivan, R (4, 1) ERA: 4.91	1.1		7	2	1	1	1	1	0	0	0	0	0	14	22	6.75	2.250										
Brad Pennington, L (6, 1) ERA: 7.71	2.0		10	3	0	0	1	2	0	0	0	0	0	28	51	0.00	2.500										
Xavier Hernandez, R (8, 1) ERA: 4.41	2.0		11	3	3	3	3	1	1	0	0	0	0	22	36	13.50	2.000										

livebaseballscorecards.com

Batter	1	2	3	4	5	6	7	8	9	AB	R	H	RBI	BB	SO	LOB
Lenny Harris, L OBP: 0.248, SLG: 0.297 (1, 3)	2-3 K		0-2 G4-3		3-3 K		0-1 FC1-6 BB		0-0 P5	5	0	0	1	0	2	3
Barry Larkin, R OBP: 0.433, SLG: 0.532 Xavier Hernandez, L (1, 6) (8, 1)	1-2 G4-3		2-0 G6-3			1-1 G4-3	4-1 SAFE BB	1-2 PO BB		3	0	0	0	1	0	0
Ron Gant, R OBP: 0.410, SLG: 0.602 (1, 7)	1-1 1B			2-3 K		0-1 G3 1B	2-1 SAFE 1-2	1-1 2B SF8 1B		4	1	3	0	0	1	0
Reggie Sanders, R OBP: 0.427, SLG: 0.628 (1, 8)	2-2 FC6-4 1B			0-3 K		1-2 G3 1B		1-0 L7		4	0	2	0	0	1	1
Eddie Taubensee, L OBP: 0.339, SLG: 0.424 (1, 2)	2-0 FC6-4 1-2f			0-3 K		0-1 G3		1-1 2B		4	0	1	0	0	1	4
Eric Anthony, L OBP: 0.333, SLG: 0.297 (1, 9)		1-3 K			2-1 1B	3-3 K		0-1 SF8		3	0	1	1	0	2	2
Bret Boone, R OBP: 0.346, SLG: 0.392 (1, 4)		1-0 G1-3			1-1 F9		2-2 G1-3	2-1 L7		4	0	0	0	0	0	2
Jeff Branson, L OBP: 0.345, SLG: 0.480 (1, 5) (8, 6)			3-3 K		0-0 1B		0-2 E8 FC1-6 2B		2-3 K	4	1	2	0	0	2	0
C.J. Nitkowski, L Scott Sullivan, R Thomas Howard, S Brad Pennington, L Craig Worthington, R (1, 1) (4, 1) (5, PH) (8, 1) (7, PH) (8, 5)			2-2 G1-3		0-1 P5		4-2 FC1-6 BB		0-2 G5-3	1	0	0	0	0	0	0

Inning Stats	R: 0	H: 2	E: 0	LOB: 2	K: 1	P: 20	R: 0	H: 0	E: 0	LOB: 0	K: 2	P: 12	R: 0	H: 0	E: 0	LOB: 0	K: 0	P: 11	R: 0	H: 0	E: 0	LOB: 0	K: 3	P: 15	R: 0	H: 2	E: 0	LOB: 2	K: 1	P: 16	R: 0	H: 2	E: 0	LOB: 2	K: 1	P: 18	R: 1	H: 1	E: 1	LOB: 1	K: 0	P: 25	R: 1	H: 2	E: 0	LOB: 1	K: 0	P: 14	R: 0	H: 0	E: 0	LOB: 0	K: 1	P: 12	1B: 7	SF: 1	2B: 2	SAC: 0	3B: 0	DP: 0	HR: 0	HBP: 0
--------------	------	------	------	--------	------	-------	------	------	------	--------	------	-------	------	------	------	--------	------	-------	------	------	------	--------	------	-------	------	------	------	--------	------	-------	------	------	------	--------	------	-------	------	------	------	--------	------	-------	------	------	------	--------	------	-------	------	------	------	--------	------	-------	-------	-------	-------	--------	-------	-------	-------	--------

PITCHER	IP	WLS	BF	H	R	ER	SO	BB	IBB	HBP	BLK	WP	HR	S	P	ERA	WHIP
Greg Maddux, R ERA: 1.77 (1, 1)	6.0		24	6	0	0	8	0	0	0	0	0	0	62	92	0.00	1.000
Greg McMichael, R ERA: 2.61 (7, 1)	1.1		8	3	2	1	0	2	0	0	0	0	0	18	33	6.75	3.750
Mike Stanton, L ERA: 5.74 (8, 1)	0.2		2	0	0	0	0	0	0	0	0	0	0	4	6	0.00	0.000
Mark Wohlers, R ERA: 3.0 (9, 1)	1.0		3	0	0	0	1	0	0	0	0	0	0	10	12	0.00	0.000


BOTTOM

Atlanta Braves @ Cincinnati Reds
Riverfront Stadium, Cincinnati, OH

Tue Jun 20 1995, 7:05 PM EDT
Att: 23,418 - Unknown - 72 F

livebaseballscorecards.com

AB	34
R	2
H	9
RBI	2
BB	2
SO	9
LOB	14



WP: 0	PA: 38
PB: 0	
SB: 0	
CS: 0	

Batter	1	2	3	4	5	6	7	8	9	AB R H RBI BB SO LOB	TOP											
Marquis Grissom, R (1, 8) OBP: 0.330, SLG: 0.431	0-1 L7		2-2 G5-3			0-2 G6-4-3 1-2f		2-3 K		4 0 0 0 0 1 3												
Jeff Blauser, R (1, 6) OBP: 0.351, SLG: 0.398	3-3 K			0-1 1B		2-3 K		0-3 K		4 0 1 0 0 3 0												
10 Chipper Jones, S (1, 5) OBP: 0.366, SLG: 0.477	0-0 G1-3			0-3 K			1-2 G6-3		0-3 K	4 0 0 0 0 2 1												
Fred McGriff, L (1, 3) OBP: 0.385, SLG: 0.500		2-2 F7		0-2 F7			4-1 BB		2-1 HR	3 1 1 1 1 0 1												
David Justice, L (1, 9) OBP: 0.386, SLG: 0.455		4-1 G6-4-3 BB		0-0 F9			1-0 F8		0-3 K	3 0 0 0 1 1 2												
Javy Lopez, R (1, 2) OBP: 0.331, SLG: 0.454		1-1 G6-4-3 1-2f			0-0 G5-3		0-2 F7			3 0 0 0 0 0 2												
Mike Kelly, R (1, 7) OBP: 0.279, SLG: 0.365			1-1 G5-3		0-0 P5			1-3 K		3 0 0 0 0 1 0												
Mark Lemke, S (1, 4) OBP: 0.328, SLG: 0.363			4-0 SH1-4 BB		1-3 K			0-1 G3 WP 1B		2 0 1 0 1 1 0												
Tom Glavine, L (1, 1) OBP: 0.261, SLG: 0.227			1-2 SH1-4			0-1 E5 G6-4-3		3-2 G3		1 0 0 0 0 0 0												
Dwight Smith, L (8, PH) OBP: 0.350, SLG: 0.518										1 0 0 0 0 0 1												
Steve Bedrosian, R (8, 1)										0 0 0 0 0 0 0												
Inning Stats	R: 0 E: 0 K: 1 S: 6	H: 0 LOB: 0 BB: 0 P: 9	R: 0 E: 0 K: 0 S: 6	H: 0 LOB: 0 BB: 1 P: 13	R: 0 E: 0 K: 0 S: 10	H: 0 LOB: 1 BB: 1 P: 18	R: 0 E: 0 K: 1 S: 10	H: 1 LOB: 1 BB: 0 P: 10	R: 0 E: 0 K: 1 S: 5	H: 0 LOB: 0 BB: 0 P: 6	R: 0 E: 1 K: 0 S: 8	H: 0 LOB: 0 BB: 0 P: 10	R: 0 E: 0 K: 0 S: 10	H: 0 LOB: 1 BB: 1 P: 16	R: 0 E: 0 K: 2 S: 11	H: 1 LOB: 1 BB: 0 P: 17	R: 1 E: 0 K: 3 S: 11	H: 1 LOB: 0 BB: 0 P: 13	1B: 2 2B: 0 3B: 0 HR: 1	SF: 0 SAC: 1 DP: 2 HBP: 0	WP: 1 PB: 0 SB: 0 CS: 0	PA: 32
PITCHER	IP WLS BF H R ER SO BB IBB HBP BLK WP HR S P ERA WHIP																					
John Smiley, L (1, 1) ERA: 3.22	7.0 W 24 1 0 0 4 3 0 0 0 0 0 0 55 82 0.00 0.571																					
Hector Carrasco, R (8, 1) ERA: 3.25	0.2 3 1 0 0 1 0 0 0 0 1 0 8 12 0.00 1.500																					
Jeff Brantley, R (8, 1) ERA: 2.87	1.1 S 5 1 1 1 4 0 0 0 0 0 1 14 18 6.75 0.750																					

Atlanta Braves @ Cincinnati Reds
Riverfront Stadium, Cincinnati, OH
Wed Jun 21 1995, 7:05 PM EDT
Att. 23,571 - Unknown - 74 F

livebaseballscorecards.com

AB	28
R	1
H	3
RBI	1
BB	3
SO	9
LOB	10



Batter	1	2	3	4	5	6	7	8	9
Jerome Walton, R OBP: 0.317, SLG: 0.446 (1, 8) T B H	3-1 G4-3 S FC1 HBP		3-2 S 2B		4-2 BB		1-0 SF7		
Barry Larkin, R OBP: 0.424, SLG: 0.519 (1, 6) C B 1 B F B X SAFE	3-2 G4-3 1-3		3-2 P3 2-3		1-0 F9		2-1 G3		
Ron Gant, R OBP: 0.412, SLG: 0.604 (1, 7) B B B X	3-0 FC1 FC6-4 3-H		4-0 FC4-6 BB		1-2 F8 SF9 2B		2-3 K		
Reggie Sanders, R OBP: 0.419, SLG: 0.614 (1, 9) F B 1 B X SAFE	3-1 F8		0-0 FC4-6 1-2f		2-2 F8 2-3		0-1 G5-3		
Bret Boone, R OBP: 0.340, SLG: 0.385 (1, 4) C B B X	2-1 FC6-4 1-2f			0-1 G6-3		0-2 SF9 3-H	2-0 F7		
Mark Lewis, R OBP: 0.389, SLG: 0.551 (1, 5)		1-2 G4-3		2-1 G6-3		3-2 F9			
Eric Anthony, L OBP: 0.311, SLG: 0.275 (1, 3) F B X		1-1 P6		2-3 K			3-1 G5-3		
Damon Berryhill, S OBP: 0.206, SLG: 0.228 (1, 2) T B C B X		2-2 L9			2-1 G6-3		1-1 E SF7 1B 1B		
John Smiley, L OBP: 0.200, SLG: 0.333 (1, 1)			1-3 K		0-3 K		2-2 E9 1-3 1B		
Craig Worthington, R OBP: 0.750, SLG: 0.667 (7, PH)									
Hector Carrasco, R (8, 1)									
Jeff Brantley, R (8, 1)									

AB	R	H	RBI	BB	SO	LOB
1	1	1	1	1	0	0
4	0	0	0	0	0	4
3	1	1	1	1	1	0
4	0	0	0	0	0	4
3	0	0	1	0	0	1
3	0	0	0	0	0	0
3	0	0	0	0	1	0
3	1	1	0	0	0	0
2	0	0	0	0	2	0
1	0	1	0	0	0	0
0	0	0	0	0	0	0
0	0	0	0	0	0	0

BOTTOM	
Atlanta Braves @ Cincinnati Reds Riverfront Stadium, Cincinnati, OH Wed Jun 21 1995, 7:05 PM EDT Att: 23,571 - Unknown - 74 F	
AB 27 R 3 H 4 RBI 3 BB 2 SO 4 LOB 9	

Inning Stats		R	H	E	K	S	IP		WLS	BF	H	R	ER	SO	BB	IBB	HBP	BLK	WP	HR	S	P	ERA	WHIP
Tom Glavine, L ERA: 3.56 (1, 1)		1	0	0	9	23	7.0		L	29	4	3	2	3	2	0	0	0	0	0	68	123	2.57	0.857
Steve Bedrosian, R ERA: 4.08 (8, 1)		0	0	0	9	13	1.0			3	0	0	0	1	0	0	0	0	0	0	6	10	0.00	0.000

1B	2B	3B	HR	SF	SAC	DP	HBP	WP	HR	S	P	ERA	WHIP
2	2	0	0	2	0	0	1	0	0	0	32	0	0

Batter	1	2	3	4	5	6	7	8	9	AB R H RBI BB SO LOB	TOP																
Marquis Grissom, R (1, 8) OBP: 0.332, SLG: 0.435	0-1 L9	3-3 K		0-1 G6-3		2-2 FC6-4 1B		2-2 1-H 2B		5 0 2 1 0 1 2																	
Jeff Blauser, R (1, 6) OBP: 0.348, SLG: 0.390	1-1 P3		4-2 10 HR BB		1-0 F9	0-1 FC6-4		2-0 L4		4 1 0 0 1 0 3																	
10 Chipper Jones, S (1, 5) OBP: 0.363, SLG: 0.485	2-2 F7		0-2 1-H HR		2-1 G4-3		0-0 F8		3-2 F7	5 1 1 2 0 0 0																	
Fred McGriff, L (1, 3) OBP: 0.390, SLG: 0.497		0-0 G3	4-2 CS BB		0-0 2B 1B		4-1 FC4-6 BB		1-1 G6-3	3 1 1 0 2 0 0																	
David Justice, L (1, 9) OBP: 0.394, SLG: 0.478		3-1 HR	3-3 K 1-2		4-1 2B BB		1-2 FC4-6 1-2f		4-2 BB	3 2 1 1 2 1 2																	
Ryan Klesko, L (1, 7) OBP: 0.406, SLG: 0.559		3-2 HR	0-1 F8		1-1 2B		0-0 P4		0-2 G4-3	4 1 2 2 0 0 1																	
Mike Kelly, R (7, 7) OBP: 0.279, SLG: 0.365										0 0 0 0 0 0 0																	
Dwight Smith, L (9, PH) OBP: 0.344, SLG: 0.509										1 0 0 0 0 0 1																	
Charlie O'Brien, R (1, 2) OBP: 0.423, SLG: 0.633		0-0 2-H HR		2-2 BLK SH1-4 1B		0-0 F8			2-3 K	4 1 2 2 0 1 1																	
Mark Lemke, S (1, 4) OBP: 0.331, SLG: 0.363		4-1 G6-3 BB		2-3 K		2-1 F7		0-1 S 2B 1B		3 0 1 0 1 1 1																	
Rafael Belliard, R (8, PR) OBP: 0.280, SLG: 0.280										0 1 0 0 0 0 0																	
Steve Avery, L (1, 1) OBP: 0.316, SLG: 0.579		0-0 G6-3		0-0 SH1-4		1-3 K		1-3 K		2 0 0 0 0 1 1																	
Greg McMichael, R (7, 1)										1 0 0 0 0 1 1																	
Mark Wohlers, R (8, 1)										0 0 0 0 0 0 0																	
Pedro Borbon, R (8, 1)										0 0 0 0 0 0 0																	
Inning Stats	R: 0 E: 0 K: 0 S: 7	H: 0 LOB: 0 BB: 0 P: 10	R: 3 E: 0 K: 1 S: 12	H: 3 LOB: 1 BB: 1 P: 25	R: 2 E: 0 K: 1 S: 12	H: 1 LOB: 0 BB: 2 P: 23	R: 0 E: 0 K: 1 S: 12	H: 1 LOB: 1 BB: 0 P: 16	R: 2 E: 0 K: 0 S: 8	H: 2 LOB: 1 BB: 1 P: 16	R: 0 E: 0 K: 1 S: 14	H: 1 LOB: 1 BB: 0 P: 19	R: 0 E: 0 K: 0 S: 8	H: 0 LOB: 1 BB: 1 P: 13	R: 1 E: 0 K: 2 S: 15	H: 2 LOB: 2 BB: 0 P: 21	R: 0 E: 0 K: 0 S: 12	H: 0 LOB: 1 BB: 1 P: 20	1B: 4 2B: 4 3B: 0 HR: 3	SF: 0 SAC: 1 DP: 1 HBP: 0	WP: 0 PB: 0 SB: 1 CS: 1	PA: 42					
PITCHER	IP WLS BF H R ER SO BB IBB HBP BLK WP HR S P ERA WHIP																										
John Roper, R (1, 1) ERA: 10.29	4.0		19	5	5	5	3	3	0	0	1	0	3	43	74	11.25	2.000										
Tim Pugh, R (5, 1) ERA: 3.61	3.0		14	3	2	2	1	2	0	0	0	0	0	30	48	6.00	1.667										
Xavier Hernandez, R (8, 1) ERA: 4.54	1.0	W	5	2	1	1	2	0	0	0	0	0	0	15	21	9.00	2.000										
Jeff Brantley, R (9, 1) ERA: 2.76	1.0	S	4	0	0	0	0	1	0	0	0	0	0	12	20	0.00	1.000										

Atlanta Braves @ Cincinnati Reds
Riverfront Stadium, Cincinnati, OH

Thu Jun 22 1995, 3:33 AM EDT
Att. 30,497 - Cloudy - 83 F

AB	35
R	8
H	10
RBI	8
BB	6
SO	6
LOB	13




livebaseballscorecards.com

Batter	1	2	3	4	5	6	7	8	9	AB	R	H	RBI	BB	SO	LOB	TOP					
Quilvio Veras, S OBP: 0.379, SLG: 0.331 (1, 4)	2-1 FC6 1B	3-2 G4-3		1-0 G4-3		G3-1 1B		4-2 2B BB		4	1	2	0	2	0	1						
Chuck Carr, S OBP: 0.295, SLG: 0.215 (1, 8)	0-1 FC6 1-2f	4-0 S 1B BB		2-1 P4		G3-1		0-0 2B		1	1	0	0	1	0	1						
Tommy Gregg, L OBP: 0.365, SLG: 0.548 (2, 8)										3	0	1	1	1	0	1						
Jeff Conine, R OBP: 0.419, SLG: 0.542 (1, 7)	0-0 G6-4-3 1-2f	1-2 S 1B		4-0 BB		1B 1BB		0-3 2B		4	1	1	2	2	1	4						
Terry Pendleton, S OBP: 0.320, SLG: 0.409 (1, 5)				2-2 P3		2-2 1B 1B		0-0 G3-1		5	2	2	2	0	1	2						
Alex Arias, R OBP: 0.362, SLG: 0.398 (9, PH)										1	0	0	0	0	0	0						
Greg Colbrunn, R OBP: 0.309, SLG: 0.424 (1, 3)																						
Robb Nen, R (9, 1)																						
Andre Dawson, R OBP: 0.284, SLG: 0.444 (1, 9)																						
Yorkis Perez, L (7, 1)																						
Matt Mantei, R (8, 1)																						
Steve Decker, R OBP: 0.333, SLG: 0.231 (9, PH)																						
Kurt Abbott, R OBP: 0.293, SLG: 0.485 (1, 6)																						
Charles Johnson, R OBP: 0.268, SLG: 0.260 (1, 2)																						
John Burkett, R OBP: 0.115, SLG: 0.080 (1, 1)																						
Russ Morman, R OBP: 0.500, SLG: 0.500 (7, 9)																						
Inning Stats	R: 0 E: 0 K: 0 S: 5	H: 1 LOB: 0 BB: 0 P: 7	R: 6 E: 0 K: 1 S: 20	H: 4 LOB: 1 BB: 3 P: 42	R: 1 E: 0 K: 0 S: 10	H: 2 LOB: 1 BB: 0 P: 18	R: 0 E: 0 K: 0 S: 6	H: 0 LOB: 1 BB: 1 P: 15	R: 0 E: 0 K: 2 S: 9	H: 1 LOB: 2 BB: 0 P: 14	R: 7 E: 0 K: 1 S: 28	H: 6 LOB: 2 BB: 3 P: 54	R: 0 E: 0 K: 0 S: 5	H: 0 LOB: 0 BB: 0 P: 6	R: 2 E: 0 K: 1 S: 14	H: 3 LOB: 1 BB: 1 P: 25	R: 0 E: 0 K: 0 S: 8	H: 0 LOB: 1 BB: 1 P: 17	1B: 9 2B: 5 3B: 0 HR: 3	SF: 0 SAC: 0 DP: 1 HBP: 1	WP: 0 PB: 0 SB: 3 CS: 0	PA: 52
PITCHER	IP WLS BF H R ER SO BB IBB HBP BLK WP HR S P ERA WHIP																			IP WLS BF H R ER SO BB IBB HBP BLK WP HR S P ERA WHIP		
Kevin Jarvis, R ERA: 5.23 (1, 1)	4.1 L 25 8 7 7 1 4 0 1 0 0 2 44 88 14.54 2.769																					
Xavier Hernandez, R ERA: 4.46 (5, 1)	0.2 2 0 0 0 2 0 0 0 0 0 0 0 6 8 0.00 0.000																					
Chuck McElroy, L ERA: 5.79 (6, 1)	0.1 4 2 3 3 0 0 0 1 0 0 0 0 7 15 81.00 6.000																					
Michael Jackson, R ERA: 9.53 (6, 1)	0.1 7 4 4 4 1 2 0 0 0 0 0 1 16 32 108.00 18.000																					
Brad Pennington, L ERA: 7.11 (6, 1)	3.1 14 3 2 2 1 2 0 0 0 0 0 0 32 55 5.40 1.500																					

Florida Marlins @ Cincinnati Reds
Riverfront Stadium, Cincinnati, OH

Fri Jun 23 1995, 7:05 PM EDT
Att. 25,672 - Unknown - 82 F

AB	42
R	16
H	17
RBI	16
BB	9
SO	5
LOB	19



BOTTOM

Florida Marlins @ Cincinnati Reds
Riverfront Stadium, Cincinnati, OH

Fri Jun 23 1995, 7:05 PM EDT
Att: 25,672 - Unknown - 82 F

livebaseballscorecards.com

AB	33
R	4
H	7
RBI	4
BB	3
SO	7
LOB	19



WP	0	PA	38
PB	0		
SB	1		
CS	0		

AB R H RBI BB SO LOB

3	3	1	0	2	0	1
2	1	1	0	1	1	0
2	0	1	0	0	0	0
3	0	2	1	0	0	2
1	0	0	0	0	1	2
3	0	0	2	0	0	4
0	0	0	0	0	0	0
4	0	0	1	0	2	5
3	0	0	0	0	0	3
0	0	0	0	0	0	0
1	0	0	0	0	1	0
4	0	1	0	0	1	0
4	0	1	0	0	0	1
1	0	0	0	0	1	1
0	0	0	0	0	0	0
0	0	0	0	0	0	0
2	0	0	0	0	0	0

Batter	1	2	3	4	5	6	7	8	9
Lenny Harris, L OBP: 0.262, SLG: 0.298 (1, 3) BB FCB (8, 9)	4-1 S 1B FC5-4 BB		1-1 BB 1B	X 0-0 G3			4-1 E 1B SF8 BB		0-0 L3
Barry Larkin, R OBP: 0.419, SLG: 0.506 Craig Worthington, R OBP: 0.444, SLG: 0.375 (1, 6) SAFE B X (7, 5)	1-0 FC5-4 1B		4-0 SAFE 1B FC6-4 BB		1-3 K		1-2 E9 1B		0-1 G6-3
Ron Gant, R OBP: 0.422, SLG: 0.614 Jerome Walton, R OBP: 0.318, SLG: 0.468 (1, 7) CF FF X (7, 8)	1-2 P3		0-0 FC6-4 1B		0-0 E 2B		1-3 K		
Reggie Sanders, R OBP: 0.413, SLG: 0.618 Damon Berryhill, S OBP: 0.224, SLG: 0.250 (1, 9) CF FF X (8, 3)	2-2 FC5-4		0-1 P4		2-1 E5		3-2 SF8		
Eddie Taubensee, L OBP: 0.333, SLG: 0.442 (1, 2) X	0-0 G4-3		1-1 FC6-4 FC5-4		3-3 K		1-3 K		
Bret Boone, R OBP: 0.333, SLG: 0.382 Michael Jackson, R Brad Pennington, L (6, 1)		1-0 G5-3	2-2 FC5-4		0-1 P5			2-3 K	
Thomas Howard, S OBP: 0.355, SLG: 0.364 (7, 7)		1-3 K		0-1 SH2-4 1B		0-0 G4-3		0-1 L8	
Jeff Branson, L OBP: 0.342, SLG: 0.471 (1, 5) (6, 4) (7, 6)		0-0 1B		0-0 F7		3-2 G4-3		2-2 G6-3	
Kevin Jarvis, L OBP: 0.190, SLG: 0.200 Xavier Hernandez, L Chuck McElroy, L Mark Lewis, R OBP: 0.385, SLG: 0.541 (5, 1) (6, 1) (6, 5) (7, 4)		1-3 K		0-0 SH2-4		1-1 F8		2-0 F9	

Inning Stats	R: 1	H: 1	E: 1	K: 0	S: 10	R: 0	H: 1	E: 0	K: 2	S: 8	R: 2	H: 2	E: 0	K: 0	S: 10	R: 0	H: 1	E: 0	K: 0	S: 5	R: 0	H: 1	E: 1	K: 2	S: 12	R: 0	H: 0	E: 0	K: 0	S: 6	R: 1	H: 1	E: 1	K: 2	S: 15	R: 0	H: 0	E: 0	K: 1	S: 10	R: 0	H: 0	E: 0	K: 0	S: 4	1B: 6	SF: 1	2B: 1	SAC: 1	3B: 0	DP: 0	HR: 0	HBP: 0
--------------	------	------	------	------	-------	------	------	------	------	------	------	------	------	------	-------	------	------	------	------	------	------	------	------	------	-------	------	------	------	------	------	------	------	------	------	-------	------	------	------	------	-------	------	------	------	------	------	-------	-------	-------	--------	-------	-------	-------	--------

PITCHER	IP	WLS	BF	H	R	ER	SO	BB	IBB	HBP	BLK	WP	HR	S	P	ERA	WHIP
John Burkett, R ERA: 5.31 (1, 1)	6.0		27	6	3	3	4	2	0	0	0	0	0	51	80	4.50	1.333
Yorkis Perez, L ERA: 6.75 (7, 1)	1.0		5	1	1	0	2	1	0	0	0	0	0	15	25	0.00	2.000
Matt Mantei, R ERA: (8, 1)	1.0		3	0	0	0	1	0	0	0	0	0	0	10	14	0.00	0.000
Robb Nen, R ERA: 4.28 (9, 1)	1.0		3	0	0	0	0	0	0	0	0	0	0	4	6	0.00	0.000

Batter	1	2	3	4	5	6	7	8	9	AB R H RBI BB SO LOB	TOP											
Quilvio Veras, S (1, 4) OBP: 0.372, SLG: 0.324	1-2 G5-3			0-0 F9	2-1 P5			1-1 G6-3		4 0 0 0 0 0 2												
Kurt Abbott, R (1, 6) OBP: 0.285, SLG: 0.470	1-3 K			2-2 G3-1		0-0 F8		2-1 G6-3		4 0 0 0 0 1 0												
Jeff Conine, R (1, 7) OBP: 0.421, SLG: 0.559	2-2 G1-3			3-1 HR		2-3 K		1-2 WP G4-3 1B		4 1 2 1 0 1 0												
Greg Colbrunn, R (1, 3) OBP: 0.303, SLG: 0.415		2-2 L5		1-3 K		1-2 L4		0-2 G4-3		4 0 0 0 0 1 1												
Andre Dawson, R (1, 9) OBP: 0.283, SLG: 0.447		2-1 P4			1-0 1B 2B		1-1 F7		2-2 G6-3	4 1 1 0 0 0 1												
Terry Pendleton, S (1, 5) OBP: 0.325, SLG: 0.413		2-0 G6-3			0-1 FC3-6 1B		0-1 L4-3 1B			3 0 2 1 0 0 0												
Tommy Gregg, L (1, 8) OBP: 0.345, SLG: 0.511			1-3 K		0-1 FC3-6 S BB 1-2f		1-2 L4-3			3 0 0 0 0 1 2												
Charles Johnson, R (1, 2) OBP: 0.269, SLG: 0.257			1-1 G5-3		4-2 BB		2-1 L9			2 0 0 0 1 0 0												
Chris Hammond, L (1, 1) OBP: 0.409, SLG: 0.526			1-3 K		1-3 K		2-0 G4-3			2 0 0 0 0 2 2												
Terry Mathews, L (7, 1) OBP: 0.500, SLG: 0.750										0 0 0 0 0 0 0												
Alex Arias, R (8, PH) OBP: 0.358, SLG: 0.394										1 0 0 0 0 0 0												
Randy Veres, R (8, 1)										0 0 0 0 0 0 0												
Inning Stats	R: 0 E: 0 K: 1 S: 9	H: 0 LOB: 0 BB: 0 P: 13	R: 0 E: 0 K: 0 S: 7	H: 0 LOB: 0 BB: 0 P: 13	R: 0 E: 0 K: 2 S: 9	H: 0 LOB: 0 BB: 0 P: 12	R: 1 E: 0 K: 1 S: 10	H: 1 LOB: 0 BB: 0 P: 16	R: 1 E: 0 K: 1 S: 12	H: 2 LOB: 2 BB: 1 P: 20	R: 0 E: 0 K: 1 S: 10	H: 0 LOB: 0 BB: 0 P: 13	R: 0 E: 0 K: 0 S: 9	H: 1 LOB: 0 BB: 0 P: 11	R: 0 E: 0 K: 0 S: 5	H: 0 LOB: 0 BB: 0 P: 10	R: 0 E: 0 K: 0 S: 11	H: 1 LOB: 1 BB: 0 P: 16	1B: 3 2B: 2 3B: 0 HR: 1	SF: 0 SAC: 0 DP: 1 HBP: 0	WP: 1 PB: 0 SB: 1 CS: 0	PA: 32
PITCHER	IP WLS BF H R ER SO BB IBB HBP BLK WP HR S P ERA WHIP																					
Pete Schourek, L (1, 1) ERA: 3.5	7.0 W 25 4 2 2 6 1 0 0 0 0 1 66 98 2.57 0.714																					
Hector Carrasco, R (8, 1) ERA: 3.08	2.0 S 7 1 0 0 0 0 0 0 0 0 1 0 16 26 0.00 0.500																					

Florida Marlins @ Cincinnati Reds
Riverfront Stadium, Cincinnati, OH
Sat Jun 24 1995, 7:05 PM EDT
Att. 34,555 - Unknown

livebaseballscorecards.com

AB	31
R	2
H	5
RBI	2
BB	1
SO	6
LOB	8




Batter	1	2	3	4	5	6	7	8	9	AB R H RBI BB SO LOB	TOP		
Quilvio Veras, S (1, 4) OBP: 0.368, SLG: 0.326 SF9 2B	2-1 SF9 2B		0-3 K 1B	0-2 K 1B			3-2 G6-3 1B		2-1 G3 1B	5 1 1 0 0 2 1			
Kurt Abbott, R (1, 6) OBP: 0.291, SLG: 0.474 1B SF8 BB	4-1 1B SF8 BB		0-0 1B 2B	3-2 F8 1B			1-3 K 1B			3 2 1 0 1 1 1			
Jeff Conine, R (1, 7) OBP: 0.417, SLG: 0.555 SF9 1-2 2-H	2-0 SF9 1-2 2-H		2-0 F8 1B			2-2 K 1B	1-1 G6-3 1B			3 0 1 2 0 1 0			
Terry Pendleton, S (1, 5) OBP: 0.329, SLG: 0.415 2-3 1B	2-2 2-3 1B		0-0 1-2 1B			1-2 G3-1 1B		0-3 K 1B		4 0 2 0 0 1 0			
Greg Colbrunn, R (1, 3) OBP: 0.302, SLG: 0.411 SF8 3-H	2-2 SF8 3-H		0-0 F8 2-3			2-1 G5-3 1B		4-2 BB 1B		2 0 0 1 1 0 2			
Tommy Gregg, L (1, 8) OBP: 0.322, SLG: 0.469 K 1 SAFE	3-3 K 1 SAFE		2-2 K 1 SAFE			1-0 F9 1B		0-0 P5 1B		4 0 0 0 0 2 4			
Russ Morman, R (1, 9) OBP: 0.500, SLG: 1.000 Chuck Carr, S (8, 8) OBP: 0.295, SLG: 0.215 F8 WP E 1B HR		1-2 F8 1B		0-0 WP E 1B HR		0-0 HR 1B		1-0 F8 1B		4 2 2 1 0 0 1 0 0 0 0 0 0 0			
Charles Johnson, R (1, 2) OBP: 0.274, SLG: 0.263 F8 1B		2-1 F8 1B		2-1 G6-3 1-2 1B		1-2 B5-6-4 1B		3-2 L4-3 1B		4 0 2 0 0 0 1			
David Weathers, R (1, 1) OBP: 0.133, SLG: 0.133 Terry Mathews, L (6, PH) OBP: 0.400, SLG: 0.600 K E7 1B B5-6-4 L4-3		2-3 K 1B		1-0 E7 1B		0-1 B5-6-4 1-2f		3-1 L4-3 1-2		2 0 1 1 0 1 0 2 0 0 0 0 0 2			
Inning Stats	R: 2 H: 2 E: 0 LOB: 1 K: 1 BB: 1 S: 14 P: 29	R: 0 H: 0 E: 0 LOB: 0 K: 1 BB: 0 S: 9 P: 14	R: 1 H: 3 E: 0 LOB: 2 K: 2 BB: 0 S: 10 P: 14	R: 1 H: 2 E: 1 LOB: 1 K: 1 BB: 0 S: 13 P: 19	R: 0 H: 0 E: 0 LOB: 0 K: 1 BB: 0 S: 11 P: 16	R: 1 H: 2 E: 0 LOB: 0 K: 0 BB: 0 S: 7 P: 9	R: 0 H: 0 E: 0 LOB: 0 K: 1 BB: 0 S: 8 P: 13	R: 0 H: 0 E: 0 LOB: 1 K: 1 BB: 1 S: 8 P: 13	R: 0 H: 1 E: 0 LOB: 0 K: 0 BB: 0 S: 8 P: 16	1B: 7 SF: 2 2B: 3 SAC: 0 3B: 0 DP: 2 HR: 1 HBP: 0	WP: 1 PA: 37 PB: 0 SB: 2 CS: 0		
PITCHER	IP WLS BF H R ER SO BB IBB HBP BLK WP HR S P ERA WHIP											PITCHER	IP WLS BF H R ER SO BB IBB HBP BLK WP HR S P ERA WHIP
Jose Rijo, R (1, 1) ERA: 4.67	4.0 L 20 7 4 4 5 1 0 0 0 0 1 0 46 76 9.00 2.000												
Tim Pugh, R (5, 1) ERA: 3.64	2.0 7 2 1 1 1 0 0 0 0 0 0 1 18 25 4.50 1.000												
Xavier Hernandez, R (7, 1) ERA: 4.23	2.0 7 0 0 0 2 1 0 0 0 0 0 0 16 26 0.00 0.500												
Michael Jackson, R (9, 1) ERA: 8.1	1.0 3 1 0 0 0 0 0 0 0 0 0 0 8 16 0.00 1.000												

Florida Marlins @ Cincinnati Reds
 Riverfront Stadium, Cincinnati, OH

Sun Jun 25 1995, 3:33 AM EDT
 Att. 25,601 - Sunny - 82 F

livebaseballscorecards.com

AB	33
R	5
H	10
RBI	5
BB	2
SO	8
LOB	12



BOTTOM

Florida Marlins @ Cincinnati Reds
Riverfront Stadium, Cincinnati, OH

Sun Jun 25 1995, 3:33 AM EDT
Att. 25,601 - Sunny - 82 F

livebaseballscorecards.com

AB	30
R	1
H	3
RBI	1
BB	4
SO	3
LOB	11



AB R H RBI BB SO LOB

3	0	1	0	1	0	0
2	0	0	0	2	0	1
4	0	0	0	0	0	4
0	0	0	0	0	0	0
4	0	1	0	0	1	0
4	1	1	1	0	1	1
4	0	0	0	0	1	2
3	0	0	0	1	0	1
3	0	0	0	0	0	2
1	0	0	0	0	0	0
0	0	0	0	0	0	0
0	0	0	0	0	0	0
1	0	0	0	0	0	0

1B:	2	SF:	0
2B:	0	SAC:	0
3B:	0	DP:	0
HR:	1	HBP:	0
WP:	0	PA:	34
PB:	0	ERA:	
SB:	0	WHIP:	
CS:	1		

Batter	1	2	3	4	5	6	7	8	9
Thomas Howard, S OBP: 0.364, SLG: 0.362 (1, 8) (9, 7)	0-1 G4-3 ①			0-0 G3 ①		4-2 G5-3 BB		1-1 BB 1B	
Barry Larkin, R OBP: 0.417, SLG: 0.512 (1, 6) (9, 7)	1-0 G6-3 ②			4-0 CS BB		3-2 SAFE G5-3 ② 1-2		4-2 BB 1-2	
Ron Gant, R OBP: 0.411, SLG: 0.609 Michael Jackson, R (1, 7) (9, 1)	0-0 G5-3 ③			2-2 SAFE F8 ③ 1-2		1-2 G4-3 ③		0-1 F7 ③	
Reggie Sanders, R OBP: 0.412, SLG: 0.618 (1, 9)		2-2 F8 ①			0-1 F8 ①		0-0 1B		1-3 K ①
Eric Anthony, L OBP: 0.333, SLG: 0.435 (1, 3)		3-3 K ②			3-1 E6 BB ②		2-1 P5 ①		3-2 HR
Eddie Taubensee, L OBP: 0.322, SLG: 0.426 (1, 2)		0-0 P5 ③			1-3 K ②		0-2 SAFE P3 ②		2-2 G3-1 ②
Bret Boone, R OBP: 0.326, SLG: 0.369 (1, 4)			0-0 G4-3 ①		4-0 1-2 BB		1-2 L9 ③		1-2 P4 ③
Jeff Branson, L OBP: 0.333, SLG: 0.458 (1, 5)			2-0 L7 ②		0-2 F8 ③			1-2 L7 ①	
Jose Rijo, R OBP: 0.063, SLG: 0.063 Tim Lincecum, R OBP: 0.200, SLG: 0.267 Lenny Harris, L OBP: 0.260, SLG: 0.296 Xavier Hernandez, L (1, 1) (5, 1) (6, PH) (7, 1) Jerome Walton, R OBP: 0.312, SLG: 0.488 (8, PH) (9, 8)			1-2 F9 ③			1-2 G3 ①		2-1 F8 ②	

Inning Stats	R: 0	H: 0	R: 0	H: 0	R: 0	H: 0	R: 0	H: 1	R: 0	H: 1	R: 1	H: 1	1B: 2	SF: 0
	E: 0	LOB: 0	E: 0	LOB: 0	E: 0	LOB: 0	E: 1	LOB: 2	E: 0	LOB: 1	E: 0	LOB: 0	2B: 0	SAC: 0
	K: 0	BB: 0	K: 1	BB: 0	K: 0	BB: 1	K: 1	BB: 1	K: 0	BB: 0	K: 1	BB: 0	3B: 0	DP: 0
	S: 4	P: 5	S: 8	P: 13	S: 5	P: 8	S: 4	P: 10	S: 10	P: 18	S: 9	P: 12	HR: 1	HBP: 0

PITCHER	IP	WLS	BF	H	R	ER	SO	BB	IBB	HBP	BLK	WP	HR	S	P	ERA	WHIP
David Weathers, R ERA: 5.25 (1, 1)	5.0	W	17	0	0	0	2	2	0	0	0	0	0	31	54	0.00	0.400
Terry Mathews, R ERA: 2.93 (6, 1)	4.0	S	17	3	1	1	1	2	0	0	0	0	1	45	72	2.25	1.250

Batter	1	2	3	4	5	6	7	8	9	AB R H RBI BB SO LOB	TOP											
Jerome Walton, R OBP: 0.327, SLG: 0.489 (1, 8)	0-0 S 1B	0-1 CS 1B			0-0 B1-3	4-0 FC6-4 BB		3-2 F7		4 0 2 0 1 0 1												
Barry Larkin, R OBP: 0.412, SLG: 0.503 (1, 6)	0-2 L9	2-0 CS 1-2	1-1 E4 G6-4-3		1-1 BB HBP 1B	2-2 FC6-4 2B HR		2-3 K		5 1 1 1 0 1 4												
Ron Gant, R OBP: 0.411, SLG: 0.607 (1, 7)	1-3 K 1-2		1-0 SAFE G6-4-3 1-2f		2-2 BB HBP 1-2	1-2 SAFE HR 2B		2-3 K		4 1 1 1 0 2 3												
Reggie Sanders, R OBP: 0.416, SLG: 0.631 (1, 9)	1-0 G4-3		2-2		4-2 G4-6-3 BB 1-2 2-3	2-1 HR		2-3 K		4 1 2 3 1 1 1												
Bret Boone, R OBP: 0.328, SLG: 0.384 (1, 4)		3-1 G5-3 BB SF9 1B	2-2 P6		0-0 G4-6-3 1-2f	2-3 K		3-2 HR		5 2 2 1 0 1 4												
Mark Lewis, R OBP: 0.407, SLG: 0.556 (1, 5)		4-0 G5-3 HR BB		2-2 G4-3 SF9 2B		1-0 BB 1B	2-2 F9		3-3 K	3 3 2 0 1 0 0 1 0 0 0 0 1 0												
Xavier Hernandez, L (7, 1)																						
Craig Worthington, R OBP: 0.389, SLG: 0.563 (1, 3)		1-0 G5-3		0-1 G4-3		4-0 FC1-5 BB	3-2 P4		2-2 HR	4 1 1 1 1 0 3												
Damon Berryhill, S OBP: 0.227, SLG: 0.246 (1, 2)		0-1 SF9		3-2 SF9		2-0 BB FC1-5 FC6-4 1B	3-3 K		0-3 K	3 1 1 3 0 2 0												
John Smiley, L OBP: 0.214, SLG: 0.444 (1, 1)		0-0		0-3 K		0-1 FC1-5 FC6-4 BB 2B		4-2 BB		3 2 1 2 0 1 2 0 0 0 0 1 0 0												
Jeff Branson, L OBP: 0.339, SLG: 0.458 (7, 5)		2-H HR																				
Inning Stats	R: 0 E: 0 K: 1 S: 8	H: 1 LOB: 1 BB: 0 P: 10	R: 3 E: 0 K: 0 S: 8	H: 3 LOB: 0 BB: 1 P: 18	R: 0 E: 1 K: 0 S: 11	H: 1 LOB: 1 BB: 0 P: 17	R: 1 E: 0 K: 1 S: 11	H: 1 LOB: 0 BB: 0 P: 16	R: 0 E: 0 K: 0 S: 8	H: 1 LOB: 2 BB: 1 P: 15	R: 6 E: 0 K: 1 S: 15	H: 4 LOB: 0 BB: 2 P: 33	R: 0 E: 0 K: 1 S: 9	H: 0 LOB: 0 BB: 0 P: 17	R: 0 E: 0 K: 2 S: 12	H: 0 LOB: 1 BB: 1 P: 23	R: 2 E: 0 K: 3 S: 16	H: 2 LOB: 0 BB: 0 P: 26	1B: 7 2B: 2 3B: 0 HR: 4	SF: 2 SAC: 0 DP: 2 HBP: 1	WP: 0 PB: 0 SB: 1 CS: 1	PA: 45
PITCHER	IP WLS BF H R ER SO BB IBB HBP BLK WP HR S P ERA WHIP																					
Mike Mims, L ERA: 3.74 (1, 1)	5.0 L 26 9 7 7 2 3 0 1 0 0 0 1 48 85 12.60 2.400																					
Mike Williams, R ERA: 4.7 (6, 1)	1.0 6 2 3 3 1 1 0 0 0 0 0 1 13 24 27.00 3.000																					
Kyle Abbott, L ERA: 2.87 (7, 1)	3.0 12 2 2 2 6 1 0 0 0 0 0 2 37 66 6.00 1.000																					

Cincinnati Reds @ Philadelphia Phillies
Veterans Stadium, Philadelphia, PA
Tue Jun 27 1995, 7:05 PM EDT
Att. 25,020 - Unknown - 65 F

AB	36
R	12
H	13
RBI	12
BB	5
SO	9
LOB	18



Batter	1	2	3	4	5	6	7	8	9	AB	R	H	RBI	BB	SO	LOB
Lenny Dykstra, L (1, 8) OBP: 0.344, SLG: 0.298	3-1 F8		0-1 G4-3		0-0 1B		0-2 F8		3-2 F8	5	0	1	1	0	0	1
Mariano Duncan, R (1, 4) OBP: 0.284, SLG: 0.389	0-1 2B		1-3 K		0-2 1B		1-3 K2-3		1-0 FC4	5	0	2	0	0	2	1
Tom Marsh, R (1, 7) OBP: 0.324, SLG: 0.559	1-1 F7		1-0 P3		0-3 K		4-2 BB			3	0	0	0	0	1	3
Tony Longmire, L (7, PH) OBP: 0.436, SLG: 0.588 (8, 7)										0	0	0	0	1	0	0
Dave Hollins, S (1, 3) OBP: 0.409, SLG: 0.404	3-3 K			1-1 L7		2-2 2B 1B		2-0 G3		4	1	1	0	0	1	2
Darren Daulton, L (1, 2) OBP: 0.353, SLG: 0.408		4-2 2B BB		0-2 G3		2-2 P2		0-0 G5-4-3 1B		3	1	1	0	1	0	1
Charlie Hayes, R (1, 5) OBP: 0.392, SLG: 0.465		0-3 K		1-2 G5-3		0-0 F8		0-0 F7		4	0	0	0	0	1	3
Dave Gallagher, R (1, 9) OBP: 0.389, SLG: 0.439		1-2 2B		1-2 P4		3-2 2B		1-1 G5-4-3		4	0	2	1	0	0	1
Kevin Stocker, S (1, 6) OBP: 0.326, SLG: 0.252		0-1 F9		1-3 K SH1-4 1B		0-2 1B		0-3 K		4	1	1	1	0	2	1
Mike Mimbs, L (1, 1) OBP: 0.091, SLG: 0.136		1-2 G1-3		0-0 SH1-4		1-2 F9		3-2 FC4 1B		1	0	0	0	0	0	1
Mike Williams, R (6, 1)										0	0	0	0	0	0	0
Randy Ready, R (6, PH) OBP: 0.259, SLG: 0.167										1	0	0	0	0	0	2
Kyle Abbott, L (7, 1)										0	0	0	0	0	0	0
Gary Varsho, L (9, PH) OBP: 0.338, SLG: 0.302										1	0	1	0	0	0	0

Inning Stats	R: 0	H: 1	E: 0	LOB: 1	K: 1	BB: 0	S: 11	R: 1	H: 1	E: 0	LOB: 1	K: 1	BB: 1	S: 14	R: 0	H: 0	E: 0	LOB: 0	K: 1	BB: 0	S: 8	R: 0	H: 0	E: 0	LOB: 0	K: 0	BB: 0	S: 8	R: 1	H: 2	E: 0	LOB: 2	K: 2	BB: 0	S: 18	R: 1	H: 3	E: 0	LOB: 2	K: 0	BB: 0	S: 19	R: 0	H: 0	E: 0	LOB: 1	K: 1	BB: 1	S: 10	R: 0	H: 1	E: 0	LOB: 0	K: 0	BB: 0	S: 4	R: 0	H: 1	E: 0	LOB: 1	K: 1	BB: 0	S: 12	R: 0	H: 1	E: 0	LOB: 1	K: 1	BB: 0	S: 19	1B: 6	SF: 0	2B: 3	SAC: 1	3B: 0	DP: 1	HR: 0	HBP: 0	WP: 1	PA: 38
--------------	------	------	------	--------	------	-------	-------	------	------	------	--------	------	-------	-------	------	------	------	--------	------	-------	------	------	------	------	--------	------	-------	------	------	------	------	--------	------	-------	-------	------	------	------	--------	------	-------	-------	------	------	------	--------	------	-------	-------	------	------	------	--------	------	-------	------	------	------	------	--------	------	-------	-------	------	------	------	--------	------	-------	-------	-------	-------	-------	--------	-------	-------	-------	--------	-------	--------

PITCHER	IP	WLS	BF	H	R	ER	SO	BB	IBB	HBP	BLK	WP	HR	S	P	ERA	WHIP
John Smiley, L (1, 1) ERA: 3.32	6.0	W	27	7	3	3	5	1	0	0	0	1	0	78	106	4.50	1.333
Xavier Hernandez, R (7, 1) ERA: 3.92	3.0	S	11	2	0	0	2	1	0	0	0	0	0	26	41	0.00	1.000

BOTTOM

Cincinnati Reds @ Philadelphia Phillies
Veterans Stadium, Philadelphia, PA
 Tue Jun 27 1995, 7:05 PM EDT
 Att: 25,020 - Unknown - 65 F

livebaseballscores.com

AB	35
R	3
H	9
RBI	3
BB	2
SO	7
LOB	16



Batter	1	2	3	4	5	6	7	8	9	AB R H RBI BB SO LOB	TOP																
Barry Larkin, R (1, 6) OBP: 0.405, SLG: 0.492	2-2 G4-3			1-1 G4-3		0-0 F8		1-1 E4		4 0 0 0 0 0 0																	
Thomas Howard, S (1, 8) OBP: 0.371, SLG: 0.371	2-2 G6-3			3-2 E E 1B		0-1 1B		2-1 G4-3		4 1 2 0 0 0 1																	
Jeff Brantley, R (8, 1)								1-2		0 0 0 0 0 0 0																	
Ron Gant, R (1, 7) OBP: 0.408, SLG: 0.597	0-3 K			1-0 P4		2-2 P6			4-2 F8 S BB	3 0 0 0 1 1 2																	
Reggie Sanders, R (1, 9) OBP: 0.409, SLG: 0.618			1-1 G5-3	0-3 K 1-H		0-3 K		2-3 K	1-2	4 0 0 0 0 3 2																	
Eric Anthony, L (1, 3) OBP: 0.327, SLG: 0.408			3-3 K		0-0 F7		3-2 L8	4-0 F8 IBB		3 0 0 0 1 1 0																	
Eddie Taubensee, L (1, 2) OBP: 0.312, SLG: 0.411			1-3 K		0-0 F7		1-1 L7	1-0 F8	1-2 2-3	4 0 0 0 0 1 2																	
Bret Boone, R (1, 4) OBP: 0.326, SLG: 0.381			1-3 K		0-2 1B 1B		0-2 G5-3	3-3 K		4 0 1 0 0 2 2																	
Jeff Branson, L (1, 5) OBP: 0.339, SLG: 0.455			1-3 K		2-2 1B			0-0 F7		3 0 1 0 0 1 0																	
C.J. Nitkowski, L (1, 1)			1-3 K		2-3 K			2-2 P5		2 0 0 0 0 2 2																	
Lenny Harris, L (8, PH) OBP: 0.258, SLG: 0.293										1 0 0 0 0 0 0																	
Jerome Walton, R (8, 8) OBP: 0.327, SLG: 0.489										0 0 0 0 0 0 0																	
Inning Stats	R: 0 E: 0 K: 1 S: 11	H: 0 LOB: 0 BB: 0 P: 15	R: 0 E: 0 K: 2 S: 8	H: 0 LOB: 0 BB: 0 P: 13	R: 0 E: 0 K: 3 S: 9	H: 0 LOB: 0 BB: 0 P: 12	R: 1 E: 1 K: 1 S: 9	H: 1 LOB: 0 BB: 0 P: 14	R: 0 E: 0 K: 1 S: 11	H: 2 LOB: 2 BB: 0 P: 15	R: 0 E: 0 K: 0 S: 9	H: 1 LOB: 1 BB: 0 P: 11	R: 0 E: 0 K: 0 S: 9	H: 0 LOB: 0 BB: 0 P: 13	R: 0 E: 1 K: 0 S: 8	H: 0 LOB: 1 BB: 0 P: 13	R: 0 E: 0 K: 2 S: 9	H: 0 LOB: 2 BB: 2 P: 23	R: 0 E: 0 K: 2 S: 9	H: 0 LOB: 2 BB: 2 P: 23	1B: 4 2B: 0 3B: 0 HR: 0	SF: 0 SAC: 0 DP: 0 HBP: 0	WP: 0 PB: 0 SB: 2 CS: 0	PA: 34			
PITCHER	IP	WLS	BF	H	R	ER	SO	BB	IBB	HBP	BLK	WP	HR	S	P	ERA	WHIP										
Curt Schilling, R (1, 1) ERA: 3.26	8.0	L	29	4	1	0	9	0	0	0	0	0	0	74	106	0.00	0.500										
Ricky Bottalico, R (9, 1) ERA: 1.19	1.0		5	0	0	0	2	1	1	0	0	0	0	9	23	0.00	1.000										

Cincinnati Reds @ Philadelphia Phillies
Veterans Stadium, Philadelphia, PA
Wed Jun 28 1995, 7:05 PM EDT
Att: 26,579 - Unknown

livebaseballscorecards.com

AB	32
R	1
H	4
RBI	0
BB	2
SO	11
LOB	11



BOTTOM

Cincinnati Reds @ Philadelphia Phillies
Veterans Stadium, Philadelphia, PA

livebaseballscorecards.com

AB	30
R	0
H	3
RBI	0
BB	2
SO	8
LOB	19



WP:	0	PA:	34
PB:	0	SB:	0
CS:	0		

Wed Jun 28 1995, 7:05 PM EDT
Att. 26,579 - Unknown

AB R H RBI BB SO LOB

4	0	0	0	0	0	2
4	0	1	0	0	2	3
3	0	0	0	0	1	3
3	0	1	0	1	1	3
3	0	0	0	0	0	3
4	0	0	0	0	1	3
3	0	0	0	0	0	1
1	0	0	0	0	1	1
3	0	0	0	0	2	0
2	0	1	0	0	0	0
0	0	0	0	1	0	0
0	0	0	0	0	0	0

Batter	1	2	3	4	5	6	7	8	9
Lenny Dykstra, L OBP: 0.335, SLG: 0.290 (1, 8)	F7		F9			F8		FC3	
Mariano Duncan, R OBP: 0.283, SLG: 0.385 (1, 4)	K			FC6-4 1B		FC3-6 HBP 1-2f		K	
Jim Eisenreich, L OBP: 0.434, SLG: 0.519 (1, 9)	G1-3			FC6-4 FC4-6 1-2f		SAFE SAFE HBP 1-2		K2-3	
Dave Hollins, S OBP: 0.411, SLG: 0.403 (1, 3)				FC4-6 1-2f		K		FC3-6 BB	
Darren Daulton, L OBP: 0.351, SLG: 0.401 (1, 2)			F9	G3		L4-6 BLK HBP		FC3-6 G6-3 1-2f	
Charlie Hayes, R OBP: 0.386, SLG: 0.456 (1, 5)			F8		K	L4-6 1-2		G6-3 1-2	
Dave Gallagher, R OBP: 0.378, SLG: 0.426 (1, 7)			P4		G5-3	G5-3		K	
Gary Varsho, L OBP: 0.333, SLG: 0.297 (9, PH)									
Kevin Stocker, S OBP: 0.321, SLG: 0.247 (1, 6)			K		F8			K	
Curt Schilling, R OBP: 0.161, SLG: 0.194 (1, 1)			G4-3						
Tony Longmire, L OBP: 0.446, SLG: 0.588 (8, PH)						FC3-6 1B		E BB	
Ricky Bottalico, L (9, 1)									

Inning Stats	R: 0	H: 0	R: 0	H: 1	R: 0	H: 0	R: 0	H: 0	R: 0	H: 1	R: 0	H: 0	R: 0	H: 0	R: 0	H: 0	R: 0	H: 0	R: 0	H: 0	R: 0	H: 0	R: 0	H: 0	
E: 0	LOB: 0	E: 0	LOB: 1	E: 0	LOB: 0	E: 0	LOB: 1	E: 0	LOB: 0	E: 0	LOB: 2	E: 0	LOB: 0	E: 1	LOB: 2	E: 0	LOB: 1	E: 0	LOB: 1	E: 0	LOB: 1	E: 0	LOB: 0	E: 0	LOB: 0
K: 1	BB: 0	K: 0	BB: 0	K: 1	BB: 0	K: 1	BB: 0	K: 1	BB: 0	K: 0	BB: 0	K: 0	BB: 0	K: 3	BB: 1	K: 1	BB: 1	K: 1	BB: 1	K: 1	BB: 1	K: 1	BB: 0	K: 0	BB: 0
S: 8	P: 11	S: 9	P: 12	S: 8	P: 13	S: 5	P: 9	S: 8	P: 12	S: 11	P: 16	S: 7	P: 11	S: 20	P: 28	S: 13	P: 23	S: 13	P: 23	S: 13	P: 23	S: 13	P: 23	S: 13	P: 23

PITCHER	IP	WLS	BF	H	R	ER	SO	BB	IBB	HBP	BLK	WP	HR	S	P	ERA	WHIP
C.J. Nitkowski, L ERA: 2.74 (1, 1)	7.0	W	25	3	0	0	4	0	0	0	1	0	0	56	84	0.00	0.429
Jeff Brantley, R ERA: 2.62 (8, 1)	2.0	S	9	0	0	0	4	2	0	0	0	0	0	33	51	0.00	1.000

Batter	1	2	3	4	5	6	7	8	9	AB R H RBI BB SO LOB	TOP	
Barry Larkin, R OBP: 0.395, SLG: 0.478 (1, 6)			P7			L9		G5-3		5 0 0 0 0 1 1		
Thomas Howard, S OBP: 0.373, SLG: 0.388 (1, 8) (9, 7)	HR 2B	L9		F8		K			1B	5 1 2 0 0 1 0		
Ron Gant, R OBP: 0.408, SLG: 0.607 Jerome Walton, R OBP: 0.327, SLG: 0.489 (1, 7) (9, 8)	HR 2-H	K		G6-4-3 1B		K		F7		5 1 2 2 0 2 1 0 0 0 0 0 0 0		
Reggie Sanders, R OBP: 0.401, SLG: 0.604 (1, 9)	E5 1B	G6-3		G6-4-3 1-2f		G6-3		K		5 1 0 0 0 1 2		
Eric Anthony, L OBP: 0.367, SLG: 0.519 (1, 3)	2B 1B 1B		1B 2B		HR		S 1B	K		5 3 4 2 0 1 1		
Eddie Taubensee, L OBP: 0.326, SLG: 0.426 (1, 2)	1B 2B		1B 1B		G3		G4-6-3 BB			3 2 2 1 1 0 0		
Bret Boone, R OBP: 0.329, SLG: 0.384 (1, 4)	L6		1B G4-6-3 1B		G1-6-3 1B		G4-6-3 1-2f			4 1 2 0 0 0 4		
Jeff Branson, L OBP: 0.344, SLG: 0.451 (1, 5)	1B BLK IBB		1B G4-6-3 1B		G1-6-3		K			3 1 1 1 1 1 1		
Pete Schourek, L OBP: 0.222, SLG: 0.222 Chuck McElroy, L (6, 1) Craig Worthington, R OBP: 0.368, SLG: 0.529 Hector Carrasco, R (8, 1) (8, 1)	BLK 1B		G4-6-3		K		F8			3 0 1 2 0 1 2 0 0 0 0 0 0 0 1 0 0 0 0 0 0 0 0 0 0 0 0 0		
Inning Stats	R: 6 H: 5 E: 1 LOB: 1 K: 1 BB: 1 S: 22 P: 36	R: 0 H: 0 E: 0 LOB: 0 K: 1 BB: 0 S: 8 P: 14	R: 3 H: 4 E: 0 LOB: 0 K: 0 BB: 0 S: 15 P: 23	R: 0 H: 1 E: 0 LOB: 0 K: 0 BB: 0 S: 8 P: 10	R: 1 H: 2 E: 0 LOB: 1 K: 1 BB: 0 S: 11 P: 16	R: 0 H: 0 E: 0 LOB: 0 K: 2 BB: 0 S: 10 P: 15	R: 0 H: 1 E: 0 LOB: 1 K: 0 BB: 1 S: 12 P: 21	R: 0 H: 0 E: 0 LOB: 0 K: 1 BB: 0 S: 6 P: 8	R: 0 H: 1 E: 0 LOB: 1 K: 2 BB: 0 S: 12 P: 19	1B: 9 SF: 0 2B: 3 SAC: 0 3B: 0 DP: 3 HR: 2 HBP: 0	WP: 0 PA: 41 PB: 0 SB: 1 CS: 0	
PITCHER	IP WLS BF H R ER SO BB IBB HBP BLK WP HR S P ERA WHIP											
Paul Quantrill, R ERA: 4.22 (1, 1)	0.2 L 9 5 6 2 1 0 1 0 0 0 0 1 19 31 27.00 7.500											
Tommy Greene, R ERA: 11.57 (1, 1)	2.1 10 4 3 3 1 0 0 0 0 1 0 0 26 42 11.57 1.714											
Kyle Abbott, L ERA: 2.75 (4, 1)	4.0 15 4 1 1 3 1 0 0 0 0 0 1 41 62 2.25 1.250											
Norm Charlton, L ERA: 6.87 (8, 1)	1.0 3 0 0 0 1 0 0 0 0 0 0 0 6 8 0.00 0.000											
Heathcliff Slocumb, R ERA: 0.94 (9, 1)	1.0 4 1 0 0 2 0 0 0 0 0 0 0 12 19 0.00 1.000											

Cincinnati Reds @ Philadelphia Phillies
Veterans Stadium, Philadelphia, PA
Thu Jun 29 1995, 3:33 AM EDT
Att. 33,614 - Cloudy - 74 F

livebaseballscorecards.com

AB	39
R	10
H	14
RBI	8
BB	2
SO	8
LOB	12



Batter	1	2	3	4	5	6	7	8	9	AB R H RBI BB SO LOB	TOP															
Barry Larkin, R (1, 6) OBP: 0.391, SLG: 0.468	2-2 L3		4-0 FC5-4 BB	3-1 F9			1-2 L4-6		0-2 G6-3	4 0 0 1 1 0 3	<p>Cincinnati Reds @ New York Mets</p> <p>Shea Stadium, Flushing, NY</p> <p>Fri Jun 30 1995, 7:05 PM EDT</p> <p>Att. 15,594 - Unknown</p>															
Thomas Howard, S (1, 8) OBP: 0.354, SLG: 0.366 Craig Worthington, R (9, PH) OBP: 0.350, SLG: 0.500	1-1 G4-3		0-2 FC5-4 S 2B		2-3 K		0-0 G4-3		3-2 G4-3	4 1 0 0 0 1 2 1 0 0 0 0 0 1																
Ron Gant, R (1, 7) OBP: 0.409, SLG: 0.629	3-2 HR		2-2 SF7		3-3 K			2-2 2B		3 1 2 2 0 1 0																
Reggie Sanders, R (1, 9) OBP: 0.398, SLG: 0.602	3-2 F7		3-2 2B		3-2 G3-1			1-3 K		4 0 1 1 0 1 1																
Eric Anthony, L (1, 3) OBP: 0.375, SLG: 0.586 Hector Carrasco, R (8, 1)		1-0 2B	2-2 F9		3-1 HR			3-3 K		4 1 2 1 0 1 2 0 0 0 0 0 0 0																
Eddie Taubensee, L (1, 2) OBP: 0.323, SLG: 0.445		0-1 F7		0-0 HR		0-0 F9		0-2 L9		4 1 1 1 0 0 2																
Bret Boone, R (1, 4) OBP: 0.328, SLG: 0.381		1-0 P6		2-1 F9		0-3 K			1-0 SH1-4 BB G6-3 1B	4 1 1 0 0 1 1																
Jeff Branson, L (1, 5) OBP: 0.344, SLG: 0.466 Mark Lewis, R (9, PH) OBP: 0.414, SLG: 0.556		3-3 K		2-1 3B		3-2 G3			4-2 SH1-4 BB	3 0 1 0 0 1 1 0 0 0 0 1 0 0																
Jose Rijo, R (1, 1) OBP: 0.111, SLG: 0.167 Xavier Hernandez, L (6, 1) Michael Jackson, R (6, 1) Lenny Harris, L (7, PH) OBP: 0.294, SLG: 0.308 Chuck McElroy, L (7, 1) Jerome Walton, R (8, 3) OBP: 0.327, SLG: 0.489			1-0 FC5-4 SF7 2B	1-2 G5-3			0-0 L4-6 2B		0-2 SH1-4	2 1 1 0 0 0 1 0 0 0 0 0 0 0 0 0 0 0 0 0 0 1 0 1 0 0 0 0 0 0 0 0 0 0 0 0 0 0 0 0 0 0																
Inning Stats	R: 1 E: 0 K: 0 S: 16	H: 1 LOB: 0 BB: 0 P: 25	R: 0 E: 0 K: 1 S: 8	H: 1 LOB: 1 BB: 0 P: 13	R: 2 E: 0 K: 0 S: 15	H: 2 LOB: 1 BB: 1 P: 26	R: 1 E: 0 K: 0 S: 10	H: 2 LOB: 1 BB: 0 P: 18	R: 0 E: 0 K: 2 S: 14	H: 0 LOB: 0 BB: 0 P: 22		R: 1 E: 0 K: 1 S: 10	H: 1 LOB: 0 BB: 0 P: 16	R: 0 E: 0 K: 0 S: 5	H: 1 LOB: 0 BB: 0 P: 6	R: 0 E: 0 K: 2 S: 13	H: 1 LOB: 1 BB: 0 P: 19	R: 1 E: 0 K: 0 S: 15	H: 1 LOB: 1 BB: 1 P: 23	1B: 1 2B: 6 3B: 1 HR: 3	SF: 1 SAC: 1 DP: 1 HBP: 0	WP: 0 PB: 0 SB: 1 CS: 0	PA: 38			
PITCHER	IP WLS BF H R ER SO BB IBB HBP BLK WP HR S P ERA WHIP																									
Dave Micki, R (1, 1) ERA: 3.99	6.0	26	7	5	5	4	1	0	0	0	0	3	73	120	7.50	1.333										
Blas Minor, R (7, 1) ERA: 3.96	1.1	5	2	0	0	1	0	0	0	0	0	0	11	15	0.00	1.500										
John Franco, L (8, 1) ERA: 3.18	1.2	7	1	1	1	1	1	0	0	0	0	0	22	33	5.40	1.200										

livebaseballscorecards.com

AB	34
R	6
H	10
RBI	6
BB	2
SO	6
LOB	14



Batter	1	2	3	4	5	6	7	8	9
Brett Butler, L OBP: 0.333, SLG: 0.307 (1, 8)	3-2 P6		2-1 1B		0-0 G4-3		3-3 K	4-2 BB	
Jose Vizcaino, S OBP: 0.311, SLG: 0.325 (1, 6)	1-0 1B SF9		1-3 K		3-2 F9		0-0 HR	1-0 F7	
Rico Brogna, L OBP: 0.340, SLG: 0.482 (1, 3)	1-0 BB		2-3 K			1-1 G4-3	1-1 HR		
Bobby Bonilla, S OBP: 0.373, SLG: 0.564 (1, 5)	0-1 SF9			3-2 HR		4-1 HR	1-2 3B		
Todd Hundley, S OBP: 0.371, SLG: 0.443 (1, 2)	4-2 FC5-4		2-3 K	2-3 HR		1-0 HR	3-1 G5-3		
Jeff Kent, R OBP: 0.330, SLG: 0.453 (1, 4)	1-2 FC5-4		0-1 1B		0-0 SF7		1-1 G4-3		
John Franco, L (8, 1)									
Chris Jones, R OBP: 0.423, SLG: 0.559 (1, 7)		3-2 P2	1-3 K	1-3 K		4-1 BB		3-2 G5-3	
Ryan Thompson, R OBP: 0.345, SLG: 0.490 (1, 9)		0-3 K	0-3 K			0-0 SF7		0-0 L8	
Dave Mlicki, R OBP: 0.136, SLG: 0.050 (1, 1)		1-1 G4-3			0-0 G6-3	0-0 G4-3		2-1 BB	
Jeff Barry, S (6, PH)									
Blas Minor, R (7, 1)									
Edgardo Alfonzo, R OBP: 0.274, SLG: 0.383 (8, 4)									

Inning Stats	R: 1	H: 2	E: 0	K: 0	S: 12	R: 0	H: 0	E: 0	K: 1	S: 9	R: 0	H: 1	E: 0	K: 3	S: 15	R: 1	H: 2	E: 0	K: 0	S: 5	R: 3	H: 2	E: 0	K: 0	S: 8	R: 2	H: 3	E: 0	K: 1	S: 18	R: 0	H: 1	E: 0	K: 0	S: 9
	LOB: 2	BB: 1	BB: 22			LOB: 0	BB: 0				LOB: 1	BB: 0				LOB: 0	BB: 2				LOB: 1	BB: 2				LOB: 1	BB: 0			LOB: 2	BB: 1				

PITCHER	IP	WLS	BF	H	R	ER	SO	BB	IBB	HBP	BLK	WP	HR	S	P	ERA	WHIP
Jose Rijo, R ERA: 4.58 (1, 1)	5.0		20	5	2	2	6	1	0	0	0	0	1	49	77	3.60	1.200
Xavier Hernandez, R ERA: 4.54 (6, 1)	0.1		5	2	3	3	0	2	0	0	0	0	1	6	16	81.00	12.000
Michael Jackson, R ERA: 7.36 (6, 1)	0.2		2	0	0	0	0	0	0	0	0	0	0	2	2	0.00	0.000
Chuck McElroy, L ERA: 6.17 (7, 1)	1.0	L	6	3	2	2	1	0	0	0	0	0	1	18	27	18.00	3.000
Hector Carrasco, R ERA: 2.85 (8, 1)	1.0		5	1	0	0	0	1	0	0	0	0	0	9	19	0.00	2.000

AB	R	H	RBI	BB	SO	LOB
4	0	1	0	1	1	0
5	2	2	0	0	1	2
4	1	2	2	0	1	0
2	2	2	2	1	0	0
3	1	1	2	1	1	1
4	1	2	0	0	0	3
0	0	0	0	0	0	0
3	0	0	0	1	1	1
3	0	0	1	0	2	1
2	0	0	0	0	0	0
1	0	0	0	0	0	1
0	0	0	0	0	0	0
1	0	1	0	0	0	0

WP	PA	ERA	WHIP
0	38		
0			
0			
0			
0			

Cincinnati Reds @ New York Mets
Shea Stadium, Flushing, NY
 Fri Jun 30 1995, 7:05 PM EDT
 Att. 15,594 - Unknown

livebaseballscorecards.com



Batter	1	2	3	4	5	6	7	8	9	AB R H RBI BB SO LOB	TOP											
Barry Larkin, R OBP: 0.387, SLG: 0.461 (1, 6)	2-3 K2-3	1-1 FC4-6		0-1 E6		2-2 G4-3			1-1 FC4-6 1B	5 0 1 0 0 1 2												
Thomas Howard, S OBP: 0.357, SLG: 0.408 (1, 8) (9, 7)	2-2 1B		3-1 HR	2-3 K		2-2 G4-3			0-1 FC4-6 CS	5 1 2 1 0 1 2												
Ron Gant, R OBP: 0.409, SLG: 0.636 Jerome Walton, R OBP: 0.327, SLG: 0.489 (1, 7) (9, 8)	4-2 BB		2-2 P6		2-1 HR	2-2 L7			3-3 K	4 1 1 1 1 1 1 0 0 0 0 0 0 0												
Reggie Sanders, R OBP: 0.396, SLG: 0.609 (1, 9)	0-0 G4-3		1-1 HR		2-2 L5				3-2 F9	4 1 1 1 0 0 2												
Eric Anthony, L OBP: 0.382, SLG: 0.574 Hector Carrasco, R OBP: 0.350, SLG: 0.500 (1, 3) (7, 1) (8, 3)		4-2 BB 1B	2-2 1B		2-1 G4-3				2-1 G3	3 1 1 0 1 0 0 0 0 0 0 0 0 0 0 0 0 0 0 0 0												
Eddie Taubensee, L OBP: 0.321, SLG: 0.463 (1, 2)		0-0 F8	3-2 P2		1-2 HR				1-1 G3-1	4 1 1 1 0 0 2												
Bret Boone, R OBP: 0.331, SLG: 0.385 (1, 4)		4-2 1B BB	1-2 P4		0-1 2B				0-1 G6-3	3 0 1 0 1 0 1												
Jeff Branson, L OBP: 0.348, SLG: 0.462 (1, 5)		0-1 FC4-6 1B		2-3 K	4-0 IBB				2-3 K	3 0 1 1 1 2 0												
Tim Pugh, R OBP: 0.167, SLG: 0.222 Lenny Harris, L OBP: 0.262, SLG: 0.305 Jeff Brantley, R (1, 1) (7, 3) (8, 1)		0-3 K		0-0 F9	0-1 L8				1-0 G4-3	3 0 0 0 0 1 4 1 0 0 0 0 0 0 0 0 0 0 0 0 0												
Inning Stats	R: 0 E: 0 K: 1 S: 9	H: 1 LOB: 1 BB: 1 P: 17	R: 1 E: 0 K: 1 S: 12	H: 1 LOB: 2 BB: 2 P: 21	R: 2 E: 0 K: 0 S: 17	H: 3 LOB: 1 BB: 0 P: 29	R: 0 E: 1 K: 2 S: 9	H: 0 LOB: 1 BB: 0 P: 13	R: 2 E: 0 K: 0 S: 14	H: 3 LOB: 2 BB: 1 P: 25	R: 0 E: 0 K: 0 S: 10	H: 0 LOB: 0 BB: 0 P: 16	R: 0 E: 0 K: 0 S: 7	H: 0 LOB: 0 BB: 0 P: 13	R: 0 E: 0 K: 1 S: 6	H: 0 LOB: 0 BB: 0 P: 9	R: 0 E: 0 K: 1 S: 7	H: 1 LOB: 1 BB: 0 P: 11	1B: 4 2B: 2 3B: 0 HR: 4	SF: 0 SAC: 0 DP: 2 HBP: 0	WP: 0 PB: 0 SB: 3 CS: 1	PA: 39
PITCHER	IP WLS BF H R ER SO BB IBB HBP BLK WP HR S P ERA WHIP																					
Pete Harnisch, R ERA: 4.44 (1, 1)	5.0 L 27 8 5 5 4 3 1 0 0 0 4 61 105 9.00 2.200																					
Doug Henry, R ERA: 4.63 (6, 1)	2.0 6 0 0 0 0 0 0 0 0 0 0 17 29 0.00 0.000																					
Jerry Dipoto, R ERA: 6.46 (8, 1)	2.0 6 1 0 0 2 0 0 0 0 0 0 13 20 0.00 0.500																					

Cincinnati Reds @ New York Mets
Shea Stadium, Flushing, NY
Sat Jul 01 1995, 7:05 PM EDT
Att. 16,080 - Unknown

livebaseballscorecards.com

AB	35
R	5
H	9
RBI	5
BB	4
SO	6
LOB	14



Batter	1	2	3	4	5	6	7	8	9	AB R H RBI BB SO LOB
Brett Butler, L (1, 8) OBP: 0.335, SLG: 0.309	2-2 L8		1-2 1B		1-0 FC3-6		2-0 WP 1B		2-2 F9	5 0 2 2 0 0 2
Jose Vizcaino, S (1, 6) OBP: 0.305, SLG: 0.321	0-0 G4-3		0-1 L9		2-2 L1-3		0-2 SF9			3 0 0 1 0 0 2
Rico Brogna, L (1, 3) OBP: 0.333, SLG: 0.473	1-0 F7			1-2 G4-3		3-3 K	1-2 L7			4 0 0 0 0 1 1
Bobby Bonilla, S (1, 5) OBP: 0.367, SLG: 0.554		2-2 G3		1-2 G3-1		2-2 F8		2-2 L9		4 0 0 0 0 0 0
Todd Hundley, S (1, 2) OBP: 0.385, SLG: 0.467		3-2 HR		4-2 BB		4-0 FC6-4 BB		4-2 G5-4-3 BB		1 1 1 1 3 0 0
Jeff Kent, R (1, 4) OBP: 0.325, SLG: 0.444		3-3 K		0-2 G5-3		2-0 FC6-4		0-2 G5-4-3		4 0 0 0 0 1 3
Chris Jones, R (1, 7) OBP: 0.420, SLG: 0.549		3-1 CS 1B			1-3 K		1-2 K		1-1 1B	3 0 1 0 0 2 0
Jerry Dipoto, R (8, 1)										0 0 0 0 0 0 0
Edgardo Alfonzo, R (9, PH) OBP: 0.278, SLG: 0.387										1 0 1 0 0 0 0
Ryan Thompson, R (1, 9) OBP: 0.350, SLG: 0.491		2-2 CS	1-3 K		1-0 1B FC3-6 1B		0-0 WP 1B 1B		0-0 B2	4 2 2 0 0 1 1
Pete Harnisch, S (1, 1) OBP: 0.130, SLG: 0.130			0-0 G4-3			2-2 FC3-6 1B			1-3 K	1 0 0 0 0 0 0
Jeff Barry, S (5, PH) OBP: 0.182, SLG: 0.100										1 0 1 0 0 0 0
Doug Henry, R (6, 1)										0 0 0 0 0 0 0
Joe Orsulak, L (7, PH) OBP: 0.338, SLG: 0.376										2 1 1 0 0 1 1

Inning Stats	R: 0 E: 0 K: 0 S: 5	H: 0 LOB: 0 BB: 0 P: 8	R: 1 E: 0 K: 1 S: 15	H: 2 LOB: 0 BB: 0 P: 27	R: 0 E: 0 K: 1 S: 9	H: 1 LOB: 1 BB: 0 P: 11	R: 0 E: 0 K: 0 S: 13	H: 0 LOB: 1 BB: 1 P: 19	R: 1 E: 0 K: 1 S: 12	H: 2 LOB: 1 BB: 0 P: 19	R: 0 E: 0 K: 1 S: 9	H: 0 LOB: 1 BB: 1 P: 20	R: 2 E: 0 K: 1 S: 12	H: 3 LOB: 1 BB: 0 P: 16	R: 0 E: 0 K: 0 S: 12	H: 0 LOB: 0 BB: 1 P: 18	R: 0 E: 0 K: 1 S: 13	H: 1 LOB: 1 BB: 0 P: 17	1B: 8 2B: 0 3B: 0 HR: 1	SF: 1 SAC: 0 DP: 1 HBP: 0
--------------	------------------------------	---------------------------------	-------------------------------	----------------------------------	------------------------------	----------------------------------	-------------------------------	----------------------------------	-------------------------------	----------------------------------	------------------------------	----------------------------------	-------------------------------	----------------------------------	-------------------------------	----------------------------------	-------------------------------	----------------------------------	----------------------------------	------------------------------------

PITCHER	IP	WLS	BF	H	R	ER	SO	BB	IBB	HBP	BLK	WP	HR	S	P	ERA	WHIP
Tim Pugh, R (1, 1) ERA: 3.58	6.0	W	24	5	2	2	4	2	0	0	0	0	1	63	104	3.00	1.167
Hector Carrasco, R (7, 1) ERA: 3.21	1.0		6	3	2	2	1	0	0	0	0	2	0	12	16	18.00	3.000
Jeff Brantley, R (8, 1) ERA: 2.48	2.0	S	7	1	0	0	1	1	0	0	0	0	0	25	35	0.00	1.000

BOTTOM

Cincinnati Reds @ New York Mets
Shea Stadium, Flushing, NY
 Sat Jul 01 1995, 7:05 PM EDT
 Att. 16,080 - Unknown

livebaseballscorecards.com

AB	33
R	4
H	9
RBI	4
BB	3
SO	6
LOB	10



WP	2	PA	38
PB	0		
SB	1		
CS	1		

Batter	1	2	3	4	5	6	7	8	9	AB R H RBI BB SO LOB	TOP											
Barry Larkin, R (1, 6) OBP: 0.383, SLG: 0.455	1-1 G4-3		2-2 F8		1-2 G4-3			0-2 1B 2B 1B	0-2 FC6-4	5 1 1 0 0 0 2												
Thomas Howard, S (1, 8) OBP: 0.375, SLG: 0.425	2-2 L4			0-0 2B 1B		0-0 L9 E 1B		1-2 2B 1B 1B		4 1 3 0 0 0 0												
Ron Gant, R (1, 7) OBP: 0.407, SLG: 0.634	3-3 K			0-0 P2		3-2 G2		0-0 1B CS 2B		4 1 1 1 0 1 2												
Reggie Sanders, R (1, 9) OBP: 0.402, SLG: 0.614		1-0 G6-3		0-0 1-H 1B 2B		4-0 S IBB		0-1 CS 1B		3 1 2 1 1 0 0												
Eric Anthony, L (1, 3) OBP: 0.375, SLG: 0.554	2-2 F7			2-1 2B 1B		1-1 L9		3-2 F8		4 0 1 1 0 0 3												
Bret Boone, R (1, 4) OBP: 0.329, SLG: 0.387		0-0 G1-3		1-2 1-3 2B		2-3 K		0-1 G6-3		4 0 1 0 0 1 2												
Jeff Branson, L (1, 5) OBP: 0.345, SLG: 0.455			1-2 SH1-3 1B		1-3 K		3-2 G4-3		0-1 F8	4 0 1 0 0 1 2												
Damon Berryhill, S (1, 2) OBP: 0.228, SLG: 0.246			2-3 K		0-0 G4-3		0-3 K		1-2 FC4-6 1B	4 0 1 0 0 2 1												
John Smiley, L (1, 1) OBP: 0.200, SLG: 0.414			0-0 SH1-3		0-0 G3-1		0-3 K		0-1 FC4-6	2 0 0 0 0 1 0												
Lenny Harris, L (9, PH) OBP: 0.260, SLG: 0.303									1-2f FC6-4	1 0 0 0 0 0 1												
Jeff Brantley, R (9, 1)										0 0 0 0 0 0 0												
Inning Stats	R: 0 E: 0 K: 1 S: 8	H: 0 LOB: 0 BB: 0 P: 14	R: 0 E: 0 K: 0 S: 5	H: 0 LOB: 0 BB: 0 P: 8	R: 0 E: 0 K: 1 S: 12	H: 1 LOB: 1 BB: 0 P: 17	R: 1 E: 0 K: 1 S: 13	H: 4 LOB: 2 BB: 0 P: 16	R: 0 E: 0 K: 0 S: 5	H: 0 LOB: 0 BB: 0 P: 6	R: 0 E: 1 K: 1 S: 9	H: 1 LOB: 2 BB: 1 P: 19	R: 0 E: 0 K: 2 S: 10	H: 0 LOB: 0 BB: 0 P: 13	R: 3 E: 0 K: 0 S: 15	H: 4 LOB: 0 BB: 0 P: 19	R: 0 E: 0 K: 0 S: 10	H: 1 LOB: 1 BB: 0 P: 11	1B: 8 2B: 3 3B: 0 HR: 0	SF: 0 SAC: 1 DP: 0 HBP: 0	WP: 0 PB: 0 SB: 1 CS: 2	PA: 37
PITCHER	IP WLS BF H R ER SO BB IBB HBP BLK WP HR S P ERA WHIP																				IP WLS BF H R ER SO BB IBB HBP BLK WP HR S P ERA WHIP	
Bobby Jones, R (1, 1) ERA: 3.16	7.0 L 31 10 4 4 6 0 0 0 0 0 0 72 104 5.14 1.429																					
Eric Gunderson, L (8, 1) ERA: 4.32	1.0 L 2 0 0 0 0 0 0 0 0 0 0 5 8 0.00 0.000																					
Pete Walker, R (9, 1) ERA: 5.56	1.0 L 4 1 0 0 0 0 0 0 0 0 0 10 11 0.00 1.000																					

Cincinnati Reds @ New York Mets
 Shea Stadium, Flushing, NY
 Sun Jul 02 1995, 3:33 AM EDT
 Att. 19,882 - Overcast - 74 F

livebaseballscorecards.com

AB	35
R	4
H	11
RBI	3
BB	1
SO	6
LOB	13



Batter	1	2	3	4	5	6	7	8	9	AB R H RBI BB SO LOB
Brett Butler, L OBP: 0.329, SLG: 0.304 (1, 8) C C X	0-2 G1-3 ①		3-3 K ①		0-1 F8 ③			2-2 FC3-6 G6-4-3 ① 1-2f 2-3		4 0 0 0 0 1 3
Edgardo Alfonzo, R OBP: 0.277, SLG: 0.383 (1, 5) F C B X	1-2 2B 1B		2-1 G5-3 ②			2-1 P4 ①		2-2 G6-4-3 ② ③ 1-2f		4 1 1 0 0 0 2
Chris Jones, R OBP: 0.405, SLG: 0.527 (1, 7) F B X	1-1 L7 ②		0-0 G5-3 ③			0-3 K ②			1-1 G5-3 ①	3 0 0 0 0 1 1
Joe Orsulak, L OBP: 0.336, SLG: 0.373 (9, PH)										1 0 0 0 0 0 0
Bobby Bonilla, S OBP: 0.369, SLG: 0.562 (1, 3) B B X	2-0 1-H 2B				2-3 K ①		1-3 K ③		0-0 1B 2B	4 0 2 1 0 2 0
Jeff Kent, R OBP: 0.320, SLG: 0.436 (1, 4) C F F S	1-3 K ③			1-3 K ②			0-0 G5-3 ①		0-2 F9 ②	4 0 0 0 0 2 2
Ryan Thompson, R OBP: 0.353, SLG: 0.491 Jose Vizcaino, S OBP: 0.307, SLG: 0.322 (1, 9) B B X		2-0 FC4-6 1B		0-3 K ③		0-3 K ②		2-2 2-3 1B		2 0 1 0 0 1 0 2 0 1 0 0 1 0
Kelly Stinnett, R OBP: 0.365, SLG: 0.407 Rico Brogna, L OBP: 0.332, SLG: 0.471 (1, 2) B X		1-0 FC4-6 G4-3 1-2f		1-3 K ①		0-1 F8 ③		1-3 K ③		3 0 0 0 0 1 1 1 0 0 0 0 1 2
Tim Bogar, R OBP: 0.292, SLG: 0.311 (1, 6) B X		1-0 G4-3 ②			0-1 SH3-4 1B			0-1 FC3-6 1B 1B		3 0 2 0 0 0 1
Bobby Jones, R OBP: 0.167, SLG: 0.167 Eric Gunderson, R (8, 1) S T C		0-3 K ③			0-0 SH3-4 ②			0-0 FC3-6 1B		1 0 0 0 0 1 1 0 0 0 0 0 0 0
Aaron Ledesma, R OBP: 1.000, SLG: 1.000 Pete Walker, R (9, 1)					1-2 K			1-2 FC3-6 1B		1 0 1 0 0 0 0 0 0 0 0 0 0 0

Inning Stats	R: 1	H: 2	E: 0	K: 1	S: 13	LOB: 1	BB: 0	P: 18	R: 0	H: 1	E: 0	K: 1	S: 6	LOB: 1	BB: 0	P: 10	R: 0	H: 0	E: 0	K: 1	S: 8	LOB: 0	BB: 0	P: 13	R: 0	H: 0	E: 0	K: 3	S: 9	LOB: 0	BB: 0	P: 12	R: 0	H: 1	E: 0	K: 1	S: 8	LOB: 1	BB: 0	P: 9	R: 0	H: 0	E: 0	K: 2	S: 8	LOB: 0	BB: 0	P: 11	R: 0	H: 0	E: 0	K: 1	S: 6	LOB: 0	BB: 0	P: 6	R: 0	H: 2	E: 0	K: 0	S: 12	LOB: 1	BB: 0	P: 16	R: 0	H: 2	E: 0	K: 1	S: 12	LOB: 2	BB: 0	P: 16	1B: 6	2B: 2	3B: 0	HR: 0	SF: 0	SAC: 1	DP: 1	HBP: 0	WP: 0	PB: 0	SB: 0	CS: 0	PA: 34
PITCHER	IP	WLS	BF	H	R	ER	SO	BB	IBB	HBP	BLK	WP	HR	S	P	ERA	WHIP																																																																				
John Smiley, L ERA: 3.12 (1, 1)	8.0	W	29	6	1	1	10	0	0	0	0	0	0	70	95	1.12	0.750																																																																				
Jeff Brantley, R ERA: 2.41 (9, 1)	1.0	S	5	2	0	0	1	0	0	0	0	0	0	12	16	0.00	2.000																																																																				

BOTTOM

Cincinnati Reds @ New York Mets
Shea Stadium, Flushing, NY
Sun Jul 02 1995, 3:33 AM EDT
Att. 19,882 - Overcast - 74 F

livebaseballscorecards.com

AB	33
R	1
H	8
RBI	1
BB	0
SO	11
LOB	13



Batter	1	2	3	4	5	6	7	8	9	AB	R	H	RBI	BB	SO	LOB	TOP										
Darren Lewis, R OBP: 0.300, SLG: 0.297 (1, 8)	4-0 SH1-3 1B S BB	2-0 F8 BB 1B	1-0 G1-3		0-0 G4-3			0-1 L8		4	1	1	0	1	0	2											
Robby Thompson, R OBP: 0.292, SLG: 0.310 (1, 4)	1-1 SH1-3 1-3	1-0 L8		1-3 K		2-3 K		1-2 P3		4	0	0	0	0	2	1											
Barry Bonds, L OBP: 0.432, SLG: 0.584 (1, 7)	1-0 1B 2B 3-H	4-2 FC6-4 BB 1-2		4-2 G6-3 BB		3-2 F7		1-0 HR		3	2	2	2	2	0	0											
Mark Carreon, R OBP: 0.336, SLG: 0.500 J.R. Phillips, L OBP: 0.194, SLG: 0.242 (1, 3) (8, 3)	3-2 2B 1-2	0-0 F8		2-1 G6-3 1-2		0-0 G5-3		1-3 K		5	1	1	0	0	1	3											
Glenallen Hill, R OBP: 0.313, SLG: 0.423 (1, 9)	0-0 2B 1-H 2-H	1-0 FC6-4 1-2f		2-0 G5-3			2-0 S 1B		1-2 F8	5	1	2	2	0	0	3											
Royce Clayton, R OBP: 0.317, SLG: 0.347 (1, 6)	2-1 S 2B 2-H		2-0 FC5 E 1B		2-2 P3		1-3 K		3-3 K	5	1	2	1	0	2	1											
Steve Scarsone, R OBP: 0.370, SLG: 0.615 Rod Beck, R OBP: 0.333, SLG: 0.333 (1, 5) (9, 1)	1-2 S 2B 2-H		2-1 G5-3 1-2		4-2 1B BB		2-3 K 1-2		0-3 K	4	1	1	1	1	2	2											
Kirt Manwaring, R OBP: 0.328, SLG: 0.325 (1, 2)	2-3 K 2-3		1-0 FC5 2B 2-3		0-0 SH1-4 1B 1-H		4-0 BB			3	1	1	1	1	1	2											
Mark Portugal, R OBP: 0.116, SLG: 0.120 John Patterson, S OBP: 0.233, SLG: 0.229 Chris Hook, R Shawn Barton, R Dave Burba, R Mike Benjamin, R OBP: 0.341, SLG: 0.443 (1, 1) (7, PH) (7, 1) (7, 1) (7, 1) (8, 5)	0-0 G6-3		2-1 1-H 2B		0-0 SH1-4 1-2		1-0 G3			2	0	1	1	0	0	1											
Inning Stats	R: 5 E: 0 K: 1 S: 18	H: 5 LOB: 1 BB: 1 P: 32	R: 0 E: 0 K: 0 S: 7	H: 1 LOB: 2 BB: 1 P: 15	R: 1 E: 1 K: 0 S: 7	H: 2 LOB: 1 BB: 0 P: 15	R: 0 E: 0 K: 1 S: 8	H: 0 LOB: 1 BB: 1 P: 17	R: 1 E: 0 K: 0 S: 8	H: 1 LOB: 1 BB: 1 P: 14	R: 0 E: 0 K: 1 S: 7	H: 0 LOB: 0 BB: 0 P: 12	R: 0 E: 0 K: 2 S: 8	H: 1 LOB: 2 BB: 1 P: 18	R: 1 E: 0 K: 1 S: 9	H: 1 LOB: 0 BB: 0 P: 12	R: 0 E: 0 K: 2 S: 12	H: 0 LOB: 0 BB: 0 P: 16	1B: 6 2B: 4 3B: 0 HR: 1	SF: 0 SAC: 2 DP: 0 HBP: 0	WP: 0 PA: 43 PB: 0 SB: 4 CS: 0						
PITCHER	IP	WLS	BF	H	R	ER	SO	BB	IBB	HBP	BLK	WP	HR	S	P	ERA	WHIP										
C.J. Nitkowski, L ERA: 4.63 (1, 1)	0.1		7	5	5	5	0	1	0	0	0	0	0	12	24	135.00	18.000										
Kevin Jarvis, R ERA: 5.14 (1, 1)	4.2		21	4	2	2	2	3	0	0	0	0	0	36	69	3.86	1.500										
Michael Jackson, R ERA: 5.79 (6, 1)	2.0		8	1	0	0	3	1	0	0	0	0	0	15	30	0.00	1.000										
Xavier Hernandez, R ERA: 4.53 (8, 1)	2.0	L	7	1	1	1	3	0	0	0	0	0	1	21	28	4.50	0.500										

San Francisco Giants @ Cincinnati Reds
Riverfront Stadium, Cincinnati, OH

Mon Jul 03 1995, 7:05 PM EDT
Att. 30,235 - Unknown - 78 F

livebaseballscorecards.com

AB	36
R	8
H	11
RBI	8
BB	5
SO	8
LOB	17



BOTTOM

San Francisco Giants @ Cincinnati Reds

Riverfront Stadium, Cincinnati, OH

Mon Jul 03 1995, 7:05 PM EDT

Att: 30,235 - Unknown - 78 F

livebaseballscorecards.com

AB	36
R	7
H	10
RBI	6
BB	3
SO	4
LOB	13



WP:	0	PA:	40
PB:	0		
SB:	5		
CS:	0		

AB R H RBI BB SO LOB

4	3	2	0	1	0	0
5	1	1	1	0	1	2
5	0	2	2	0	1	1
4	1	1	0	1	1	2
3	1	1	2	0	0	3
0	0	0	0	0	0	0
3	0	0	0	0	0	1
0	0	0	0	1	0	0
0	0	0	0	0	0	0
4	0	1	1	0	0	2
4	0	1	0	0	1	1
0	0	0	0	0	0	0
1	0	0	0	0	0	1
1	0	0	0	0	0	0
0	0	0	0	0	0	0
0	0	0	0	0	0	0
2	1	1	0	0	0	0

1B:	6	SF:	1
2B:	4	SAC:	0
3B:	0	DP:	1
HR:	0	HBP:	0

WP:	0	PA:	40
PB:	0		
SB:	5		
CS:	0		

Batter	1	2	3	4	5	6	7	8	9
Barry Larkin, R OBP: 0.388, SLG: 0.460 (1, 6)	3-2 E 1B		3-2 F8 1B 2B		1-0 G6-3		4-2 S 1B 1B BB	0-1 L4	
Thomas Howard, S OBP: 0.366, SLG: 0.412 (1, 8)	1-0 P6		0-0 F8 2-3		0-3 K		2-1 1B SF7 1B	0-0 B1-3	
Ron Gant, R OBP: 0.407, SLG: 0.628 (1, 7)	2-0 F9		0-0 BB 1B			1-3 K	1-2 S 1B	2-2 F9	
Reggie Sanders, R OBP: 0.402, SLG: 0.608 (1, 9)	3-2 E5 1-H		4-1 BB G4-6-3 1B		3-2 S 2B 1B		1-3 K 1-2	1-1 G5-3	
Eric Anthony, L OBP: 0.368, SLG: 0.559 Damon Berryhill, S OBP: 0.228, SLG: 0.246 (1, 3) (8, 2)	3-0 F8 1-2		2-2 G4-6-3 1-2f		2-1 G4-3 1-H 2B		3-2 SF7 3-H 2B		
Eddie Taubensee, L OBP: 0.314, SLG: 0.452 Mark Lewis, R OBP: 0.420, SLG: 0.556 Xavier Hernandez, L (8, 1)		3-2 L9		0-0 G3		2-2 G4-3 2-3	4-2 BB		
Bret Boone, R OBP: 0.328, SLG: 0.389 (1, 4)		0-0 G6-3		1-1 F7		0-0 2B	1-2 P4		
Jeff Branson, L OBP: 0.343, SLG: 0.457 (1, 5)		1-0 2B		2-0 G3		2-1 F8		1-3 K	
C.J. Nitkowski, L Kevin Jarvis, L Lenny Harris, L Michael Jackson, R Jerome Walton, R (1, 1) (1, 1) (5, PH) (6, 1) (7, PH) (8, 3)		2-1 G1-3			0-1 B5-3		0-0 BB 1B 1B	2-0 G3	

Inning Stats	R: 1	H: 1	E: 2	LOB: 1	K: 0	P: 21	R: 0	H: 1	E: 0	LOB: 1	K: 0	P: 15	R: 1	H: 2	E: 0	LOB: 1	K: 0	P: 18	R: 0	H: 0	E: 0	LOB: 0	K: 0	P: 7	R: 0	H: 0	E: 0	LOB: 0	K: 1	P: 7	R: 2	H: 3	E: 0	LOB: 1	K: 1	P: 26	R: 3	H: 3	E: 0	LOB: 2	K: 1	P: 40	R: 0	H: 0	E: 0	LOB: 0	K: 1	P: 9	R: 0	H: 0	E: 0	LOB: 0	K: 0	P: 9
--------------	------	------	------	--------	------	-------	------	------	------	--------	------	-------	------	------	------	--------	------	-------	------	------	------	--------	------	------	------	------	------	--------	------	------	------	------	------	--------	------	-------	------	------	------	--------	------	-------	------	------	------	--------	------	------	------	------	------	--------	------	------

PITCHER	IP	WLS	BF	H	R	ER	SO	BB	IBB	HBP	BLK	WP	HR	S	P	ERA	WHIP
Mark Portugal, R ERA: 3.71 (1, 1)	6.0		26	7	4	3	2	1	0	0	0	0	0	53	94	4.50	1.333
Chris Hook, R ERA: 4.82 (7, 1)	0.1		5	3	3	3	1	1	0	0	0	0	0	15	23	81.00	12.000
Shawn Barton, L ERA: 2.08 (7, 1)	0.1	W	1	0	0	0	0	0	0	0	0	0	0	3	6	0.00	0.000
Dave Burba, R ERA: 4.34 (7, 1)	1.1		5	0	0	0	1	1	0	0	0	0	0	12	20	0.00	0.750
Rod Beck, R ERA: 2.59 (9, 1)	1.0	S	3	0	0	0	0	0	0	0	0	0	0	6	9	0.00	0.000

San Francisco Giants @ Cincinnati Reds

Riverfront Stadium, Cincinnati, OH

Tue Jul 04 1995, 7:05 PM EDT
Att. 21,862 - Unknown - 74 F

AB	37
R	6
H	12
RBI	5
BB	3
SO	10
LOB	19



Batter	1	2	3	4	5	6	7	8	9	AB R H RBI BB SO LOB
Darren Lewis, R (1, 8) OBP: 0.295, SLG: 0.293	1-1 P3		0-0 P4		2-0 SH5-4	0-0 B5-3		1-0 G4-3		4 0 0 0 0 0 2
Robby Thompson, R (1, 4) OBP: 0.289, SLG: 0.307	3-2 G5-3		1-3 K		1-3 K		3-2 WP 1B		3-3 K	5 1 1 0 0 3 2
Barry Bonds, L (1, 7) OBP: 0.435, SLG: 0.581	0-0 G3			1-3 K	4-0 1B IBB		4-1 1B G6-4-3 BB		2-1 DI 1B	3 1 1 0 2 1 0
Mark Carreon, R (1, 3) OBP: 0.346, SLG: 0.504		1-1 F9		1-2 G1-3 1B	0-0 1B		0-0 G6-4-3 1B		2-1 F9	5 1 3 2 0 0 1
Glenallen Hill, R (1, 9) OBP: 0.310, SLG: 0.423		3-2 1B 2B		0-2 G1-3	1-3 K		1-0 G6-4-3		0-2 P1	5 1 1 0 0 1 6
Royce Clayton, R (1, 6) OBP: 0.324, SLG: 0.354		1-2 1B		3-1 1B			3-1 1B			4 1 3 1 0 1 0
Chris Hook, R (7, 1)		2-3 1B		2-H 1B			0-3 K			0 0 0 0 0 0 0
Steve Scarsone, R (1, 5) OBP: 0.375, SLG: 0.611		2-2 G5-4-3 1B		0-0 P4			1-3 K		3-1 1B	4 0 2 1 0 1 2
Kirt Manwaring, R (1, 2) OBP: 0.326, SLG: 0.319		1-2 3-H 1B		1-0 G5-4-3			1-2 K			3 1 0 0 1 1 4
Terry Mulholland, R (1, 1)			2-3 K		4-2 SH5-4 1B BB		0-3 K		1-2 L4	2 0 0 0 0 1 1
Kenny Greer, R (5, 1)					0-0 E3 1B SH5-4		0-1 1B		0-3 K	0 0 0 0 0 0 0
Rikkert Faneyte, R (6, PH) OBP: 0.429, SLG: 0.348										1 0 1 1 0 0 0
Jose Bautista, R (6, 1)										0 0 0 0 0 0 0
Mike Benjamin, R (7, 6) OBP: 0.337, SLG: 0.438										1 0 0 0 0 1 1

Inning Stats	R: 0	H: 0	E: 0	K: 0	S: 6	P: 10	R: 1	H: 3	E: 0	K: 0	S: 15	P: 23	R: 0	H: 0	E: 0	K: 2	S: 9	P: 12	R: 1	H: 2	E: 0	K: 1	S: 14	P: 19	R: 1	H: 1	E: 1	K: 2	S: 12	P: 24	R: 1	H: 2	E: 0	K: 2	S: 12	P: 16	R: 2	H: 2	E: 0	K: 1	S: 10	P: 18	R: 0	H: 1	E: 0	K: 1	S: 12	P: 17	R: 0	H: 1	E: 0	K: 1	S: 10	P: 17	1B: 11	SF: 0	2B: 1	SAC: 1	3B: 0	DP: 2	HR: 0	HBP: 0	WP: 1	PA: 41
--------------	------	------	------	------	------	-------	------	------	------	------	-------	-------	------	------	------	------	------	-------	------	------	------	------	-------	-------	------	------	------	------	-------	-------	------	------	------	------	-------	-------	------	------	------	------	-------	-------	------	------	------	------	-------	-------	------	------	------	------	-------	-------	--------	-------	-------	--------	-------	-------	-------	--------	-------	--------

PITCHER	IP	WLS	BF	H	R	ER	SO	BB	IBB	HBP	BLK	WP	HR	S	P	ERA	WHIP
Pete Schourek, L (1, 1) ERA: 3.79	5.2	W	27	8	4	3	7	1	1	0	0	0	0	67	103	4.76	1.588
Hector Carrasco, R (6, 1) ERA: 3.53	1.1		6	2	2	2	1	1	0	0	0	1	0	11	19	13.50	2.250
Xavier Hernandez, R (8, 1) ERA: 4.43	1.0		4	1	0	0	1	0	0	0	0	0	0	12	17	0.00	1.000
Jeff Brantley, R (9, 1) ERA: 2.35	1.0		4	1	0	0	1	0	0	0	0	0	0	10	17	0.00	1.000

WP: 1	PA: 41
PB: 0	
SB: 1	
CS: 0	

PITCHER	IP	WLS	BF	H	R	ER	SO	BB	IBB	HBP	BLK	WP	HR	S	P	ERA	WHIP
---------	----	-----	----	---	---	----	----	----	-----	-----	-----	----	----	---	---	-----	------

Batter	1	2	3	4	5	6	7	8	9
Jerome Walton, R (1, 8) Thomas Howard, S (7, 8) OBP: 0.327, SLG: 0.489 OBP: 0.372, SLG: 0.412	2-1 E5 2B FC5-2	2-2 F7		1-0 2B		0-2 B5-3	4-1 1B BB		
Barry Larkin, R (1, 6) OBP: 0.396, SLG: 0.471	1-0 E 1-3 2B		4-1 BB 1B BB	0-3 K		3-2 G5-3 1B	1-2 1B		
Ron Gant, R (1, 7) OBP: 0.406, SLG: 0.635	1-0 FC5-2 E 1B		4-2 1B E BB	1-2	0-1 HR	1-0 G5-3	1-3 K		
Reggie Sanders, R (1, 9) OBP: 0.398, SLG: 0.599	1-1 E5 1B 1-3 L7-2 2-H		0-3 K		0-0 1B 1B	0-0 G4-3	3-3 K		
Bret Boone, R (1, 4) Jeff Brantley, R (9, 1) OBP: 0.330, SLG: 0.389	2-2 1B 2-3 3-H		2-3 K		2-2 1B 1-2 SF8 1B		1-0 F8	2-2 G6-3	
Benito Santiago, R (1, 2) OBP: 0.390, SLG: 0.538	0-2 L7-2 3-H		0-0 E9 1B 1-H 2-H		3-0 G4-3 1-3 2-H 1B		0-0 HR 2B	0-2 F8	
Eric Anthony, L (1, 3) OBP: 0.350, SLG: 0.535		1-1 P6	0-0 G4-3		0-1 SF8		0-0 G6-3		
Mark Lewis, R (1, 5) OBP: 0.424, SLG: 0.548		0-1 SH3-4 1B		2-1 G4-3	1-2 G4-3		4-2 HR BB		
Pete Schourek, L (1, 1) Hector Carrasco, R (6, 1) Damon Berryhill, S (7, PH) Xavier Hernandez, L (8, 1) Jeff Branson, L (9, 4) OBP: 0.200, SLG: 0.200 OBP: 0.238, SLG: 0.300 OBP: 0.343, SLG: 0.457		0-0 SH3-4		3-2 G6-3	0-1 F7		2-1 HR		

AB	R	H	RBI	BB	SO	LOB
4	0	1	0	0	0	1
0	0	0	0	1	0	0
4	2	3	0	1	1	1
4	3	1	1	1	1	5
5	1	1	0	0	2	4
5	1	2	1	0	1	2
0	0	0	0	0	0	0
5	1	3	2	0	0	2
3	0	0	1	0	0	2
3	1	1	0	1	0	1
2	0	0	0	0	0	1
0	0	0	0	0	0	0
1	1	1	3	0	0	0
0	0	0	0	0	0	0
0	0	0	0	0	0	0

AB	R	H	RBI	BB	SO	LOB
36	10	13	8	4	5	19

Inning Stats		R: 2	H: 2	E: 2	K: 0	S: 16	L: 25	H: 9	R: 7	ER: 4	SO: 3	BB: 2	IBB: 0	HBP: 0	BLK: 0	WP: 0	HR: 1	S: 54	P: 85	ERA: 8.31	WHIP: 2.538	
Terry Mulholland, L (1, 1) ERA: 7.14																						
Kenny Greer, R (5, 1) ERA: 1.69																						
Jose Bautista, R (6, 1) ERA: 5.84																						
Chris Hook, R (7, 1) ERA: 4.6																						

WP	PA	ERA	WHIP
0	42		

San Francisco Giants @ Cincinnati Reds
Riverfront Stadium, Cincinnati, OH
Tue Jul 04 1995, 7:05 PM EDT
Att: 21,862 - Unknown - 74 F

livebaseballscorecards.com



BOTTOM

San Francisco Giants @ Cincinnati Reds
Riverfront Stadium, Cincinnati, OH

livebaseballscorecards.com

AB 34
R 9
H 10
RBI 6
BB 1
SO 2
LOB 10



WP: 0 PA: 36
PB: 0
SB: 0
CS: 0

Wed Jul 05 1995, 7:05 PM EDT
Att: 22,025 - Unknown - 81 F

AB R H RBI BB SO LOB

4 0 1 0 0 0 1

4 1 1 0 0 0 1

4 1 1 0 0 1 1
0 0 0 0 0 0 0

4 2 1 0 0 0 0

4 1 1 1 0 0 1

4 3 2 3 0 1 1

3 1 2 1 1 0 1

3 0 1 1 0 0 2

1 0 0 0 0 0 0
1 0 0 0 0 0 0
1 0 0 0 0 0 1
1 0 0 0 0 0 1
0 0 0 0 0 0 0

1B: 5 SF: 1
2B: 3 SAC: 0
3B: 0 DP: 1
HR: 3 HBP: 0

Batter	1	2	3	4	5	6	7	8	9
Thomas Howard, S OBP: 0.367, SLG: 0.404 (1, 8) (9, 7)	0-0 G6-3 ①		0-0 F8 ②			0-0 G3-1 1B ② ③	0-0 G4-3 ③		
Barry Larkin, R OBP: 0.394, SLG: 0.471 (1, 6)	0-0 F9 ②		0-0 F8 ③			0-0 G3-1 1-2 ② ③		0-0 E 2B	
Ron Gant, R OBP: 0.404, SLG: 0.628 Jerome Walton, R OBP: 0.327, SLG: 0.489 (1, 7) (9, 8)	0-0 G5-3 ③			0-3 K ①			0-0 2B 1B 1B	0-0 F3 ①	
Reggie Sanders, R OBP: 0.396, SLG: 0.597 (1, 9)		0-0 G5-3 ①		0-0 F5 ②			0-0 1B E 2B 1-3	0-0 E7 HR 2-H	
Eric Anthony, L OBP: 0.345, SLG: 0.520 (1, 3)		0-0 P5 ②		0-0 F7 ③			0-0 FC1 E E 1B 2-3 3-H	0-0 P6 ②	
Benito Santiago, R OBP: 0.400, SLG: 0.674 (1, 2)					0-3 K ①		0-0 FC3 E SF8 1-2 3-H	0-0 HR 2-H	
Bret Boone, R OBP: 0.336, SLG: 0.405 (1, 4)		0-0 HR 1B			4-0 L3 BB BB BB		0-0 FC1 SF8 FC1-5 1-3 2-H	0-0 HR	
Jeff Branson, L OBP: 0.340, SLG: 0.454 (1, 5)		0-0 F7 ③			0-0 L3 ② ③ 1-1		0-0 SF8 ① 2-3 3-H	0-0 FC6-4 1B	
Jose Rijo, R OBP: 0.105, SLG: 0.158 Hector Carrasco, R (6, 1) Lenny Harris, L OBP: 0.256, SLG: 0.298 (7, PH) Michael Jackson, R (8, 1) Brad Pennington, L (9, 1)			0-0 G6-3 ①			0-0 G4-3 ①	0-0 FC1-5 ② 3-H	0-0 FC6-4 ③ 1-2f	

Inning Stats	R: 0 E: 0 K: 0 S: 3	H: 0 LOB: 0 BB: 0 P: 3	R: 1 E: 0 K: 0 S: 5	H: 2 LOB: 1 BB: 0 P: 5	R: 0 E: 0 K: 0 S: 3	H: 0 LOB: 0 BB: 0 P: 3	R: 0 E: 0 K: 1 S: 5	H: 0 LOB: 0 BB: 0 P: 5	R: 0 E: 0 K: 1 S: 4	H: 0 LOB: 0 BB: 1 P: 8	R: 0 E: 0 K: 0 S: 3	H: 1 LOB: 0 BB: 0 P: 3	R: 4 E: 2 K: 0 S: 8	H: 3 LOB: 1 BB: 0 P: 8	R: 4 E: 1 K: 0 S: 8	H: 4 LOB: 1 BB: 0 P: 8
--------------	------------------------------	---------------------------------	------------------------------	---------------------------------	------------------------------	---------------------------------	------------------------------	---------------------------------	------------------------------	---------------------------------	------------------------------	---------------------------------	------------------------------	---------------------------------	------------------------------	---------------------------------

PITCHER	IP	WLS	BF	H	R	ER	SO	BB	IBB	HBP	BLK	WP	HR	S	P	ERA	WHIP
Mark Leiter, R ERA: 4.08 (1, 1)	6.0	L	22	5	3	2	2	1	0	0	0	0	1	25	29	3.00	1.000
Shawn Barton, L ERA: 2.08 (7, 1)	0.0		1	1	0	0	0	0	0	0	0	0	0	1	1	∞	∞
Kenny Greer, R ERA: 1.23 (7, 1)	2.0		13	4	6	0	0	0	0	0	0	0	2	13	13	0.00	2.000

Batter	1	2	3	4	5	6	7	8	9	AB R H RBI BB SO LOB	TOP																
Darren Lewis, R OBP: 0.297, SLG: 0.292 (1, 8)	0-1 L4		2-2 1B S	1-2 G3		2-2 G1-3			1-1 1B HR	5 2 2 0 0 0 2																	
Mike Benjamin, R OBP: 0.341, SLG: 0.471 Glenallen Hill, R OBP: 0.313, SLG: 0.425 Steve Scarsone, R OBP: 0.374, SLG: 0.602 (9, 5)	2-0 1B		1-2 L8		1-1 HR		0-0 L9		0-2 1B HR	4 1 2 1 0 0 1 1 0 1 0 0 0 0 0 1 0 0 0 0 0																	
Barry Bonds, L OBP: 0.431, SLG: 0.585 (1, 7)	0-0 P5		2-0 1B G5-4-3		2-1 G3-1		0-1 P6		2-1 1B HR	5 1 2 4 0 0 1																	
Mark Carreon, R OBP: 0.324, SLG: 0.468 (1, 9)	1-1 4-3		0-0 G5-4-3		3-1 P3		1-3 K		0-2 G4-3	5 0 0 0 0 1 3																	
Royce Clayton, R OBP: 0.328, SLG: 0.359 (1, 6)					4-0 1B BB		0-1 3B 2B		2-0 1B S	4 2 2 0 1 1 1																	
John Patterson, S OBP: 0.248, SLG: 0.257 (1, 4)					0-0 1B		1-1 3B		3-3 K	4 0 2 1 1 1 1																	
J.R. Phillips, L OBP: 0.207, SLG: 0.255 (1, 3)					1-2 1B		2-H 3B		1-2 BB	5 0 2 0 0 3 4																	
Jeff Reed, L OBP: 0.391, SLG: 0.293 (1, 2)					1-3 K		0-3 K		1-3 2B																		
William Van Landingham, R OBP: 0.214, SLG: 0.286 Dave Burba, R (7, 1) Tom Lampkin, L OBP: 0.360, SLG: 0.371 Shawn Barton, R (8, 1) Rod Beck, R OBP: 0.333, SLG: 0.333 (9, 1)					2-3 K		0-0 G6-3		4-2 BB	3 0 0 0 2 1 5																	
					1-1 1B		3-3 K		2-2 F7	3 0 1 1 0 1 2 0 0 0 0 0 0 0 1 0 0 0 0 0 2 0 0 0 0 0 0 0 0 0 0 0 0 0 0																	
Inning Stats	R: 0 E: 0 K: 0 S: 6	H: 1 LOB: 1 BB: 0 P: 9	R: 0 E: 0 K: 0 S: 6	H: 1 LOB: 2 BB: 1 P: 14	R: 1 E: 0 K: 0 S: 10	H: 2 LOB: 0 BB: 0 P: 15	R: 1 E: 0 K: 2 S: 15	H: 2 LOB: 2 BB: 1 P: 24	R: 2 E: 0 K: 1 S: 14	H: 3 LOB: 1 BB: 0 P: 21	R: 0 E: 0 K: 1 S: 9	H: 0 LOB: 0 BB: 0 P: 14	R: 0 E: 0 K: 1 S: 7	H: 0 LOB: 0 BB: 0 P: 8	R: 0 E: 0 K: 2 S: 13	H: 1 LOB: 2 BB: 1 P: 25	R: 3 E: 0 K: 1 S: 20	H: 4 LOB: 3 BB: 1 P: 29	1B: 9 2B: 2 3B: 1 HR: 2	SF: 0 SAC: 0 DP: 1 HBP: 0	WP: 0 PA: 44 PB: 0 SB: 2 CS: 0						
PITCHER	IP WLS BF H R ER SO BB IBB HBP BLK WP HR S P ERA WHIP																										
Tim Pugh, R ERA: 3.88 (1, 1)	4.2		24	9	4	4	2	2	0	0	0	0	1	47	79	7.71	2.357										
Chuck McElroy, L ERA: 5.54 (5, 1)	1.1		4	0	0	0	2	0	0	0	0	0	0	13	18	0.00	0.000										
Xavier Hernandez, R ERA: 4.27 (7, 1)	1.2		7	1	0	0	3	1	0	0	0	0	0	17	28	0.00	1.200										
Jeff Brantley, R ERA: 2.95 (8, 1)	1.1	L	9	4	3	3	1	1	0	0	0	0	1	23	34	20.25	3.750										

San Francisco Giants @ Cincinnati Reds
Riverfront Stadium, Cincinnati, OH

Thu Jul 06 1995, 7:05 PM EDT
Att. 27,784 - Unknown - 76 F

AB	40
R	7
H	14
RBI	7
BB	4
SO	8
LOB	22



Batter	1	2	3	4	5	6	7	8	9	AB	R	H	RBI	BB	SO	LOB
Thomas Howard, S OBP: 0.382, SLG: 0.424 Jerome Walton, R OBP: 0.324, SLG: 0.484 (1, 8) (8, PH) (9, 8)	0-1 FC5 S 1B		0-1 BB 1B	1-0 FC5-4 1-2 2-H 1B		1-0 SF7 3-H		2-2 G6-3		3	1	3	2	0	0	0
Barry Larkin, R OBP: 0.390, SLG: 0.465 (1, 6)	1-3 1-2 SAFE 1B		1-0 BB 1B	0-1 FC5-4 1-2f		1-3 K			2-2 F7	5	0	1	0	0	2	3
Ron Gant, R OBP: 0.404, SLG: 0.621 (1, 7)	3-1 F7		4-0 BB 1-2 2-3 BB		2-1 G4-3		3-3 K		1-2 1B	4	0	1	0	1	1	1
Reggie Sanders, R OBP: 0.399, SLG: 0.594 (1, 9)	4-2 BB		4-0 BB 1-2 2-3 3-H BB		2-3 K		2-1 1B		1-3 K	3	0	1	1	2	2	1
Eric Anthony, L OBP: 0.337, SLG: 0.538 (1, 3)	0-1 FC5 2-3f		1-0 L4-6-4-6 1-2		1-0 HR		2-1 L8		2-3 K	5	1	1	1	0	1	7
Benito Santiago, R OBP: 0.388, SLG: 0.630 (1, 2)		3-2 G5-3		0-3 K		1-2 F9		4-1 BB		3	0	0	0	1	1	0
Bret Boone, R OBP: 0.335, SLG: 0.400 Jeff Brantley, R (8, 1)		3-2 G4-3		3-1 F9		4-0 BB		3-2 F9		3	1	0	0	1	0	2
Jeff Branson, L OBP: 0.344, SLG: 0.470 (1, 5) (8, 4)		0-0 G1-3		1-0 1B 2B		1-1 E9 SF7 1-H 2B		2-2 P6		4	2	2	1	0	0	0
Tim Pugh, R OBP: 0.200, SLG: 0.211 Chuck McElroy, L (5, 1) Lenny Harris, L OBP: 0.254, SLG: 0.295 Xavier Hernandez, L (7, 1) Mark Lewis, R OBP: 0.419, SLG: 0.541 (8, 5)			0-2 B1-3	4-2 1B BB		1-0 G4-3		2-3 K		1	0	0	0	1	0	0

Inning Stats	R: 0	H: 1	E: 0	K: 1	S: 12	H: 0	LOB: 2	BB: 1	P: 20	R: 0	H: 0	E: 0	K: 0	S: 8	H: 2	LOB: 2	BB: 2	P: 14	R: 1	H: 2	E: 0	K: 0	S: 7	H: 2	LOB: 2	BB: 2	P: 17	R: 1	H: 2	E: 0	K: 1	S: 14	H: 1	LOB: 0	BB: 0	P: 16	R: 2	H: 1	E: 1	K: 1	S: 8	H: 1	LOB: 0	BB: 1	P: 15	R: 0	H: 1	E: 0	K: 1	S: 13	H: 0	LOB: 2	BB: 1	P: 26	R: 0	H: 0	E: 0	K: 1	S: 9	H: 0	LOB: 0	BB: 0	P: 15	R: 0	H: 1	E: 0	K: 2	S: 12	H: 1	LOB: 1	BB: 0	P: 18	1B: 6	SF: 1	2B: 3	SAC: 0	3B: 0	DP: 1	HR: 1	HBP: 0	WP: 0	PA: 41
--------------	------	------	------	------	-------	------	--------	-------	-------	------	------	------	------	------	------	--------	-------	-------	------	------	------	------	------	------	--------	-------	-------	------	------	------	------	-------	------	--------	-------	-------	------	------	------	------	------	------	--------	-------	-------	------	------	------	------	-------	------	--------	-------	-------	------	------	------	------	------	------	--------	-------	-------	------	------	------	------	-------	------	--------	-------	-------	-------	-------	-------	--------	-------	-------	-------	--------	-------	--------

PITCHER	IP	WLS	BF	H	R	ER	SO	BB	IBB	HBP	BLK	WP	HR	S	P	ERA	WHIP
William Van Lanthingham, R ERA: 4.35 (1, 1)	6.1		31	8	5	4	5	5	0	0	0	0	1	64	115	5.68	2.053
Dave Burba, R ERA: 4.26 (7, 1)	0.2		3	0	0	0	0	1	0	0	0	0	0	8	16	0.00	1.500
Shawn Barton, L ERA: 1.96 (8, 1)	1.0	W	3	0	0	0	1	0	0	0	0	0	0	9	15	0.00	0.000
Rod Beck, R ERA: 2.51 (9, 1)	1.0	S	4	1	0	0	2	0	0	0	0	0	0	12	18	0.00	1.000

BOTTOM

San Francisco Giants @ Cincinnati Reds

Riverfront Stadium, Cincinnati, OH

Thu Jul 06 1995, 7:05 PM EDT
Att: 27,784 - Unknown - 76 F

livebaseballscorecards.com

AB	34
R	5
H	9
RBI	5
BB	6
SO	8
LOB	15



Los Angeles Dodgers @ Cincinnati Reds
 Riverfront Stadium, Cincinnati, OH

Fri Jul 07 1995, 7:05 PM EDT
 Att. 31,046 - Unknown - 79 F

AB	33
R	2
H	9
RBI	2
BB	1
SO	6
LOB	12



Batter	1	2	3	4	5	6	7	8	9	AB R H RBI BB SO LOB												
Jose Offerman, S (1, 6) OBP: 0.408, SLG: 0.397	3-1 1B		0-1 F8		0-0 G3			2-2 1B 2-H 1B		4 0 2 1 0 0 2												
Raul Mondesi, R (1, 9) OBP: 0.363, SLG: 0.544	1-2 SAFE P5			1-2 F9		0-0 G6-3		0-3 K		4 0 0 0 0 1 2												
Mike Piazza, R (1, 2) OBP: 0.436, SLG: 0.677	0-3 SAFE K			0-2 F8		1-2 F8		0-0 1B 1-3		4 0 1 0 0 1 1												
Eric Karros, R (1, 3) OBP: 0.368, SLG: 0.523	0-2 G5-3			1-2 G4-3		0-0 F9		2-2 G6-3		4 0 0 0 0 0 1												
Tim Wallach, R (1, 5) OBP: 0.341, SLG: 0.426		1-1 G5-3			0-1 F7		2-1 F8		0-2 1B 1B	4 0 1 0 0 0 0 0 0 0 0 0 0 0												
Chad Fonville, S (9, PR) OBP: 0.317, SLG: 0.325																						
Roberto Kelly, R (1, 8) OBP: 0.312, SLG: 0.342		1-0 G4-6-3 1B			1-0 BB FC5-4 1B		0-3 K		1-0 1B	4 1 3 0 0 1 0												
Billy Ashley, R (1, 7) OBP: 0.343, SLG: 0.416		0-1 G4-6-3 1-2f			0-1 FC5-4 BB 1B		1-3 K		1-3 K	4 0 1 0 0 2 3												
Delino DeShields, L (1, 4) OBP: 0.333, SLG: 0.336			3-2 G6-3		4-2 FC5-4 BB		1-0 1B 2B			2 1 1 0 1 0 0												
Willie Banks, R (1, 1)			0-3 K		1-2 FC5-4		1-0 L8			1 0 0 0 0 1 0 1 0 0 1 0 0 2 0 0 0 0 0 0 0 1 0 0 0 0 0 1 0 0 0 0 0 0 0												
Mitch Webster, S (5, PH) OBP: 0.182, SLG: 0.281																						
Jose Parra, R (5, 1)																						
Carlos Hernandez, R (8, PH) OBP: 0.185, SLG: 0.086																						
Todd Worrell, R (8, 1)																						
Inning Stats	R: 0 E: 0 K: 1 S: 15	H: 1 LOB: 1 BB: 0 P: 19	R: 0 E: 0 K: 0 S: 5	H: 1 LOB: 0 BB: 0 P: 7	R: 0 E: 0 K: 1 S: 9	H: 0 LOB: 0 BB: 0 P: 12	R: 0 E: 0 K: 0 S: 10	H: 0 LOB: 0 BB: 0 P: 12	R: 1 E: 0 K: 2 S: 11	H: 2 LOB: 2 BB: 1 P: 17	R: 0 E: 0 K: 0 S: 5	H: 0 LOB: 0 BB: 0 P: 6	R: 0 E: 0 K: 2 S: 9	H: 0 LOB: 0 BB: 0 P: 12	R: 1 E: 0 K: 1 S: 9	H: 3 LOB: 2 BB: 0 P: 13	R: 0 E: 0 K: 1 S: 11	H: 2 LOB: 2 BB: 0 P: 15	1B: 8 2B: 1 3B: 0 HR: 0	SF: 0 SAC: 0 DP: 1 HBP: 0	WP: 0 PB: 0 SB: 1 CS: 0	PA: 34
PITCHER	IP WLS BF H R ER SO BB IBB HBP BLK WP HR S P ERA WHIP																					
John Smiley, L (1, 1) ERA: 3.06	7.1 W 28 6 2 2 4 1 0 0 0 0 0 0 69 94 2.46 0.955																					
Michael Jackson, R (8, 1) ERA: 4.38	1.2 S 6 3 0 0 2 0 0 0 0 0 0 0 15 19 0.00 1.800																					

Batter	1	2	3	4	5	6	7	8	9	AB R H RBI BB SO LOB
Lenny Harris, L OBP: 0.255, SLG: 0.289 (1, 3) (7, 7)	1-1 G3	4-0 BB			1-1 E4		1-0 FC6-4 1B		2-2 F7	4 0 1 0 1 0 1
Barry Larkin, R OBP: 0.383, SLG: 0.452 Mark Lewis, R OBP: 0.411, SLG: 0.529 (1, 6) (7, PH) (8, 5)	2-2 L6	3-2 F8			1-1 F9		1-1 FC6-4 2-4		3-2 F8	3 0 0 0 0 0 4 2 0 0 0 0 0 2
Ron Gant, R OBP: 0.397, SLG: 0.619 Brad Pennington, L Chuck McElroy, L (1, 7) (7, 1) (9, 1)	1-1 HR				2-2 F8		1-1 F8			3 1 1 1 0 0 1 1 0 0 0 0 0 1 0 0 0 0 0 0 0
Reggie Sanders, R OBP: 0.395, SLG: 0.581 (1, 9)	3-3 K				2-2 G2-3		3-1 2-4	2-2 G3-1		4 0 0 0 0 2 1
Thomas Howard, S OBP: 0.382, SLG: 0.414 (1, 8)		1-2 G4-3		2-1 1B		0-2 G4-3		2-1 HBP		3 0 1 0 0 0 0
Benito Santiago, R OBP: 0.358, SLG: 0.580 (1, 2) (7, 3)		2-2 G4-3	1 SAFE	0-0 P4		3-2 G5-3		2-1 F9		4 0 0 0 0 0 2
Bret Boone, R OBP: 0.337, SLG: 0.398 (1, 4)		4-0 1B BB			1-0 G6-3		4-2 1B BB		2-0 P3	2 1 0 0 2 0 1
Jeff Branson, L OBP: 0.354, SLG: 0.493 (1, 5) (8, 6)		2-2 BB 1B 1B			4-2 CS BB		0-1 1-3 1B		1-3 K	3 0 2 0 1 1 0
C.J. Nitkowski, L OBP: 0.143, SLG: 0.143 Eddie Taubensee, L OBP: 0.312, SLG: 0.449 Kevin Jarvis, L OBP: 0.182, SLG: 0.190 Xavier Hernandez, L Damon Berryhill, S OBP: 0.299, SLG: 0.315 (1, 1) (4, PH) (5, 1) (6, 1) (6, PH) (7, 2)		1-2 BB 1B			3-3 K		3-3 K		4-0 BB	1 0 1 1 0 0 0 1 0 0 0 0 0 1 1 0 0 0 0 0 0 0 0 0 0 0 0 0 0 0 0 1 0 0 0 0 1 1 2

Inning Stats	R: 1 E: 0 K: 1 S: 10	H: 1 LOB: 0 BB: 0 P: 17	R: 1 E: 0 K: 0 S: 16	H: 2 LOB: 3 BB: 2 P: 33	R: 0 E: 0 K: 1 S: 8	H: 1 LOB: 1 BB: 0 P: 13	R: 0 E: 0 K: 1 S: 6	H: 0 LOB: 1 BB: 1 P: 14	R: 0 E: 1 K: 0 S: 10	H: 0 LOB: 1 BB: 0 P: 16	R: 0 E: 0 K: 1 S: 15	H: 1 LOB: 2 BB: 1 P: 25	R: 0 E: 0 K: 0 S: 6	H: 1 LOB: 1 BB: 0 P: 12	R: 0 E: 0 K: 0 S: 7	H: 0 LOB: 1 BB: 0 P: 15	R: 0 E: 0 K: 1 S: 13	H: 0 LOB: 1 BB: 1 P: 23	1B: 5 2B: 1 3B: 0 HR: 1	SF: 0 SAC: 0 DP: 1 HBP: 1
--------------	-------------------------------	----------------------------------	-------------------------------	----------------------------------	------------------------------	----------------------------------	------------------------------	----------------------------------	-------------------------------	----------------------------------	-------------------------------	----------------------------------	------------------------------	----------------------------------	------------------------------	----------------------------------	-------------------------------	----------------------------------	----------------------------------	------------------------------------

BOTTOM

Los Angeles Dodgers @ Cincinnati Reds
Riverfront Stadium, Cincinnati, OH

Sat Jul 08 1995, 7:05 PM EDT
Att: 37,830 - Unknown - 70 F

AB	32
R	2
H	6
RBI	2
BB	5
SO	5
LOB	16

WP: 0 PA: 38
PB: 0
SB: 0
CS: 1



PITCHER	IP	WLS	BF	H	R	ER	SO	BB	IBB	HBP	BLK	WP	HR	S	P	ERA	WHIP
Ramon Martinez, R ERA: 4.85 (1, 1)	6.0		27	5	2	2	4	4	0	0	0	0	1	65	118	3.00	1.500
Pedro Astacio, R ERA: 4.5 (7, 1)	2.0		8	1	0	0	0	0	0	1	0	0	0	13	27	0.00	0.500
Joey Eischen, L ERA: 3.14 (9, 1)	1.0		4	0	0	0	1	1	0	0	0	0	0	13	23	0.00	1.000

Batter	1	2	3	4	5	6	7	8	9	AB R H RBI BB SO LOB	TOP											
Jose Offerman, S (1, 6) OBP: 0.405, SLG: 0.390	0-1 1B		1-2 F8			0-0 G5-3		2-1 F7		4 0 1 0 0 0 2												
Roberto Kelly, R (1, 8) OBP: 0.316, SLG: 0.353	0-0 F8		0-2 CS		0-0 G5-3	2-1 1B		1-2 G1-3		4 0 1 0 0 0 2												
Rudy Seanez, R (8, 1)			1-2							0 0 0 0 0 0 0												
Mike Piazza, R (1, 2) OBP: 0.426, SLG: 0.660	1-2 F9				1-3 K	1-2 P4			0-1 G6-3	4 0 0 0 0 1 2												
Eric Karros, R (1, 3) OBP: 0.369, SLG: 0.528	2-3 K				3-2 2B	2-3 K			1-3 K	4 0 1 0 0 3 2												
Raul Mondesi, R (1, 9) OBP: 0.362, SLG: 0.541			1-3 K		0-1 G6-3		1-0 G5-4-3 1B		0-0 F8	4 0 1 0 0 1 1												
Tim Wallach, R (1, 5) OBP: 0.345, SLG: 0.429			2-1 F7			0-0 G6-3		3-2 F7		3 0 0 0 0 0 1												
Billy Ashley, R (1, 7) OBP: 0.343, SLG: 0.407			3-3 K			4-2 FC6-4 BB		0-1 G5-4-3		2 0 0 0 1 1 1												
Delino DeShields, L (1, 4) OBP: 0.337, SLG: 0.340						0-1 FC6-4			1-0 1B	3 0 2 0 0 0 1												
Ismael Valdez, R (1, 1) OBP: 0.103, SLG: 0.103			1-2 CS 1B			0-1 1-2f		1-0 1B														
Jose Parra, R (4, 1)			0-3 K			0-0 G4-3		2-2 F7		1 0 0 0 0 0 1 1												
Chad Fonville, S (5, PH) OBP: 0.295, SLG: 0.298										0 0 0 0 0 0 0 0												
John Cummings, L (5, 1)										1 0 0 0 0 0 0 1												
Todd Hollandsworth, L (8, PH)										0 0 0 0 0 0 0 0												
Todd Hollandsworth, L (8, 8)										1 0 0 0 0 0 0 1												
Inning Stats	R: 0 E: 0 K: 1 S: 9	H: 1 LOB: 1 BB: 0 P: 12	R: 0 E: 0 K: 2 S: 9	H: 0 LOB: 0 BB: 0 P: 15	R: 0 E: 0 K: 1 S: 13	H: 1 LOB: 0 BB: 0 P: 15	R: 0 E: 0 K: 1 S: 10	H: 1 LOB: 1 BB: 0 P: 14	R: 0 E: 0 K: 0 S: 6	H: 0 LOB: 1 BB: 1 P: 10	R: 0 E: 0 K: 1 S: 9	H: 1 LOB: 1 BB: 0 P: 14	R: 0 E: 0 K: 0 S: 6	H: 1 LOB: 0 BB: 0 P: 10	R: 0 E: 0 K: 0 S: 11	H: 1 LOB: 1 BB: 0 P: 17	R: 0 E: 0 K: 1 S: 6	H: 0 LOB: 0 BB: 0 P: 7	1B: 5 2B: 1 3B: 0 HR: 0	SF: 0 SAC: 0 DP: 1 HBP: 0	WP: 0 PB: 0 SB: 0 CS: 1	PA: 33
PITCHER	IP WLS BF H R ER SO BB IBB HBP BLK WP HR S P ERA WHIP																					
Pete Schourek, L (1, 1) ERA: 3.49	7.0 W 25 5 0 0 6 1 0 0 0 0 0 0 62 90 0.00 0.857																					
Hector Carrasco, R (8, 1) ERA: 3.3	1.0 4 1 0 0 0 0 0 0 0 0 0 0 11 17 0.00 1.000																					
Jeff Brantley, R (9, 1) ERA: 2.88	1.0 3 0 0 0 0 1 0 0 0 0 0 0 6 7 0.00 0.000																					

Los Angeles Dodgers @ Cincinnati Reds
Riverfront Stadium, Cincinnati, OH
Sun Jul 09 1995, 3:33 AM EDT
Att. 29,589 - Sunny - 81 F

livebaseballscorecards.com

AB	31
R	0
H	6
RBI	0
BB	1
SO	7
LOB	15




Batter	1	2	3	4	5	6	7	8	9	AB	R	H	RBI	BB	SO	LOB
Thomas Howard, S OBP: 0.383, SLG: 0.423 (1, 8) (9, 7)	0-0 F7		0-1 1B SF7 2B	0-1 2B 1B	0-0 G6-3		0-2 G6-4-3 1-2f			5	2	2	0	0	0	2
Barry Larkin, R OBP: 0.391, SLG: 0.458 (1, 6)	2-2 E S 1B		0-0 HR 1B	4-0 2B 2B BB	1-1 F9			1-2 G6-4-3 1B 1B		4	2	3	0	1	0	0
Ron Gant, R OBP: 0.393, SLG: 0.613 Jeff Brantley, R (1, 7) (9, 1)	3-3 K		0-1 SF7	0-0 P4		0-0 F7		1-0 G6-4-3 1B		4	0	1	1	0	1	4
Reggie Sanders, R OBP: 0.395, SLG: 0.594 (1, 9)	1-3 K		1-0 HR	0-2 2B 2B		3-2 K		0-0 G6-4-3 1-2f 2-3		5	2	2	4	0	2	3
Eddie Taubensee, L OBP: 0.315, SLG: 0.455 (1, 3) (8, 2)		0-1 E6 BB 1B	3-1 G4-3	1-1 1B 2B		0-2 1B		0-3 K		5	1	2	2	0	1	1
Benito Santiago, R OBP: 0.386, SLG: 0.611 (1, 2) (8, 3)		0-0 L4-6 BB 1B	2-2	1-1 BB 1B		2-2 F8				4	0	3	1	0	0	1
Bret Boone, R OBP: 0.339, SLG: 0.394 (1, 4)		4-2 FC6-4 BB	1-1 L7	4-2 BB			3-2 G4-3			2	0	0	0	2	0	1
Jeff Branson, L OBP: 0.352, SLG: 0.493 (1, 5)		0-0 L4-6					1-0 2B			4	0	1	0	0	0	5
Pete Schourek, L OBP: 0.217, SLG: 0.217 Mark Lewis, R OBP: 0.417, SLG: 0.529 Hector Carrasco, R OBP: 0.324, SLG: 0.484 (1, 1) (7, PH) (8, 1) (9, 8)		1-0 FC6-4					4-0 G6-4-3 BB			3	1	1	0	0	0	2

Inning Stats	R: 0	H: 1	E: 1	LOB: 1	K: 2	BB: 0	S: 11	R: 0	H: 1	E: 1	LOB: 2	K: 0	BB: 1	S: 7	R: 3	H: 4	E: 0	LOB: 1	K: 0	BB: 0	S: 13	R: 5	H: 5	E: 0	LOB: 2	K: 0	BB: 2	S: 21	R: 0	H: 0	E: 0	LOB: 0	K: 0	BB: 0	S: 6	R: 0	H: 1	E: 0	LOB: 1	K: 1	BB: 0	S: 12	R: 0	H: 1	E: 0	LOB: 1	K: 0	BB: 1	S: 8	R: 0	H: 2	E: 0	LOB: 1	K: 1	BB: 0	S: 8	R: 0	H: 2	E: 0	LOB: 1	K: 1	BB: 0	S: 10
--------------	------	------	------	--------	------	-------	-------	------	------	------	--------	------	-------	------	------	------	------	--------	------	-------	-------	------	------	------	--------	------	-------	-------	------	------	------	--------	------	-------	------	------	------	------	--------	------	-------	-------	------	------	------	--------	------	-------	------	------	------	------	--------	------	-------	------	------	------	------	--------	------	-------	-------

PITCHER	IP	WLS	BF	H	R	ER	SO	BB	IBB	HBP	BLK	WP	HR	S	P	ERA	WHIP
Ismael Valdez, R ERA: 3.3 (1, 1)	3.2	L	23	10	8	8	2	2	0	0	0	0	1	43	68	19.64	3.273
Jose Parra, R ERA: 3.18 (4, 1)	0.1		3	1	0	0	0	1	0	0	0	0	0	9	17	0.00	6.000
John Cummings, L ERA: 5.56 (5, 1)	3.0		11	2	0	0	1	1	0	0	0	0	0	26	40	0.00	1.000
Rudy Seanez, R ERA: 4.91 (8, 1)	1.0		4	2	0	0	1	0	0	0	0	0	0	8	10	0.00	2.000

Los Angeles Dodgers @ Cincinnati Reds
Riverfront Stadium, Cincinnati, OH
Sun Jul 09 1995, 3:33 AM EDT
Att. 29,589 - Sunny - 81 F

AB	36
R	8
H	15
RBI	8
BB	4
SO	4
LOB	19



1B:	9	SF:	1	WP:	0	PA:	41
2B:	6	SAC:	0	PB:	0	SB:	2
3B:	0	DP:	3	CS:	0		
HR:	1	HBP:	0				

PITCHER	IP	WLS	BF	H	R	ER	SO	BB	IBB	HBP	BLK	WP	HR	S	P	ERA	WHIP
---------	----	-----	----	---	---	----	----	----	-----	-----	-----	----	----	---	---	-----	------

Batter	1	2	3	4	5	6	7	8	9	AB R H RBI BB SO LOB	TOP											
Thomas Howard, S (1, 8) OBP: 0.370, SLG: 0.407 Jerome Walton, R (8, PH) OBP: 0.336, SLG: 0.500 (8, 8)	E6 3B	K	L9			G3		FC1-2 2B BB	2B	4 1 0 0 0 1 2 1 0 1 2 1 0 0												
Barry Larkin, R (1, 6) OBP: 0.393, SLG: 0.480	1B 3B	SF7 BB	K			HR		P5	SF9	4 3 2 3 1 1 2												
Ron Gant, R (1, 7) OBP: 0.388, SLG: 0.606	P6	P5				F7		FC1-2 2B	G6-3	6 0 1 1 0 1 3												
Reggie Sanders, R (1, 9) OBP: 0.395, SLG: 0.587	1B BB	BB S BB	G5-3					L9	FC1-2	3 1 0 0 2 0 2												
Hal Morris, L (1, 3) OBP: 0.256, SLG: 0.333	1B E 1B	BB IBB	G3-1					BB 1B	L1	4 1 2 1 1 0 2												
Benito Santiago, R (1, 2) OBP: 0.387, SLG: 0.596	E6 1B	SF7				P4		FC5-4 BB	BB 2B 1B	3 2 1 2 1 0 1												
Bret Boone, R (1, 4) OBP: 0.340, SLG: 0.392	1B 1B	BB	K			K		K	F9	4 0 1 0 1 2 3												
Jeff Branson, L (1, 5) OBP: 0.343, SLG: 0.480 Michael Jackson, R (7, 1) Chuck McElroy, L (8, 1) Jeff Brantley, R (8, 1) Eric Anthony, L (8, 3) OBP: 0.348, SLG: 0.537	K	G4-3	G6-3			G6-3		FC5-4	BB 2B BB	4 0 0 0 0 0 1 8 0 1 0 0 1 0 0 0												
Jose Rijo, R (1, 1) OBP: 0.143, SLG: 0.190 Lenny Harris, L (6, PH) OBP: 0.254, SLG: 0.287 Xavier Hernandez, L (6, 1) Mark Lewis, R (7, 5) OBP: 0.429, SLG: 0.534	1B		L8			G3-1		BB 2B 1B	2B SF9 BB	2 0 1 2 0 0 0 1 0 0 0 0 0 0 0 0 0 0 0 0 0 1 2 1 0 1 0 0												
Inning Stats	R: 5 E: 2 K: 2 S: 23	H: 4 LOB: 2 BB: 1 P: 36	R: 1 E: 0 K: 0 S: 8	H: 0 LOB: 3 BB: 4 P: 27	R: 0 E: 0 K: 1 S: 6	H: 0 LOB: 0 BB: 0 P: 7	R: 0 E: 0 K: 1 S: 6	H: 0 LOB: 0 BB: 0 P: 10	R: 0 E: 0 K: 1 S: 7	H: 0 LOB: 0 BB: 0 P: 10	R: 1 E: 0 K: 0 S: 7	H: 1 LOB: 0 BB: 0 P: 11	R: 0 E: 0 K: 1 S: 7	H: 1 LOB: 2 BB: 1 P: 14	R: 1 E: 0 K: 0 S: 11	H: 2 LOB: 2 BB: 1 P: 21	R: 3 E: 0 K: 0 S: 10	H: 2 LOB: 1 BB: 2 P: 23	1B: 6 2B: 2 3B: 1 HR: 1	SF: 2 SAC: 0 DP: 0 HBP: 0	WP: 0 PB: 0 SB: 3 CS: 0	PA: 48
PITCHER	IP WLS BF H R ER SO BB IBB HBP BLK WP HR S P ERA WHIP																					
Steve Trachsel, R (1, 1) ERA: 4.15	1.1 L 14 4 6 2 2 3 1 0 0 0 0 0 27 53 13.50 5.250																					
Turk Wendell, R (2, 1) ERA: 3.86	5.0 19 2 1 1 3 2 0 0 0 0 0 1 32 55 1.80 0.800																					
Mike Perez, R (7, 1) ERA: 3.22	0.2 2 0 0 0 1 0 0 0 0 0 0 0 5 7 0.00 0.000																					
Chris Nabholz, L (8, 1) ERA: 4.6	0.1 4 2 1 1 0 1 0 0 0 0 0 0 6 16 27.00 9.000																					
Rich Garces, R (8, 1) ERA: 5.79	0.2 2 0 0 0 0 0 0 0 0 0 0 0 5 5 0.00 0.000																					
PITCHER	IP WLS BF H R ER SO BB IBB HBP BLK WP HR S P ERA WHIP																					
Mike Walker, R (9, 1) ERA: 2.79	1.0 7 2 3 3 0 2 0 0 0 0 0 0 10 23 27.00 4.000																					

Cincinnati Reds @ Chicago Cubs
Wrigley Field, Chicago, IL
Thu Jul 13 1995, 7:05 PM CDT
Att: 30,623 - Unknown - 103 F

livebaseballscorecards.com

AB	37
R	11
H	10
RBI	11
BB	9
SO	6
LOB	23



Batter	1	2	3	4	5	6	7	8	9	AB	R	H	RBI	BB	SO	LOB
Brian McRae, S OBP: 0.348, SLG: 0.462 (1, 8)	0-2 G6-3 1B		2-1 G6-4-3 1B		0-0 B3		1-0 FC5-4 1B	3-3 K		5	0	2	1	0	1	3
Rey Sanchez, R OBP: 0.315, SLG: 0.384 (1, 4)	0-1 FC6 1B		1-0 G6-4-3 1-2f		1-1 FC4 1-2		1-3 K		0-0 L9	5	0	1	0	0	1	3
Mark Grace, L OBP: 0.401, SLG: 0.568 (1, 3)	2-3 K			1-3 K	1-0 L5-4 2-3		1-0 F9		1-0 G3-1	5	0	0	0	0	2	4
Sammy Sosa, R OBP: 0.338, SLG: 0.472 (1, 9)	2-2 FC6 1-2f			1-1 WP G5-3 3B 1B		1-0 G3-6 1B	2-2 FC5-4 1-2f		2-3 K	5	1	2	0	0	1	2
Todd Zeile, R OBP: 0.342, SLG: 0.450 (1, 5)		2-2 HR		3-1 G5-3 1-2		1-1 G3-6 1-2f		3-2 G4-3		4	1	1	1	0	0	2
Luis Gonzalez, L OBP: 0.319, SLG: 0.416 (1, 7)		1-2 F8		4-2 WP 3B BB		4-1 1B BB		2-1 HR		2	2	1	1	2	0	0
Shawon Dunston, R OBP: 0.346, SLG: 0.536 (1, 6)		1-2 L8		1-1 1-H 2-H 3B		1-1 1B		1-1 G6-3		4	0	2	2	0	0	0
Todd Pratt, R OBP: 0.211, SLG: 0.120 (1, 2)		2-3 K		3-3 K		0-0 P6		4-2 BB BB		3	0	0	0	0	2	3
Ozzie Timmons, R OBP: 0.321, SLG: 0.474 (8, PH)										0	0	0	0	1	0	0
Mike Walker, R (9, 1)										0	0	0	0	0	0	0
Steve Trachsel, R Turk Wendell, L Mike Perez, R Scott Spillane, L Chris Nash, L Rich Garces, R Howard Johnson, S Mike Hubbard, R			1-3 K		4-2 L5-4 FC4 BB		3-2 1B 2B	4-2 BB		0	0	0	0	0	0	0

Inning Stats	R: 0	H: 1	E: 0	K: 1	S: 12	H: 1	LOB: 1	BB: 0	P: 16	R: 1	H: 1	E: 0	K: 1	S: 12	R: 0	H: 1	E: 0	K: 1	S: 6	R: 2	H: 2	E: 0	K: 2	S: 16	R: 0	H: 0	E: 0	K: 0	S: 9	R: 0	H: 2	E: 0	K: 0	S: 7	R: 1	H: 2	E: 0	K: 1	S: 15	R: 1	H: 1	E: 0	K: 1	S: 16	R: 0	H: 0	E: 0	K: 1	S: 5	1B: 6	2B: 2	3B: 1	HR: 2	SF: 0	SAC: 0	DP: 3	HBP: 0	WP: 1	PA: 40
--------------	------	------	------	------	-------	------	--------	-------	-------	------	------	------	------	-------	------	------	------	------	------	------	------	------	------	-------	------	------	------	------	------	------	------	------	------	------	------	------	------	------	-------	------	------	------	------	-------	------	------	------	------	------	-------	-------	-------	-------	-------	--------	-------	--------	-------	--------

PITCHER	IP	WLS	BF	H	R	ER	SO	BB	IBB	HBP	BLK	WP	HR	S	P	ERA	WHIP
Jose Rijo, R ERA: 4.3 (1, 1)	5.0	W	21	5	3	3	5	2	0	0	0	1	1	55	88	5.40	1.400
Xavier Hernandez, R ERA: 4.22 (6, 1)	1.2		9	4	1	1	1	1	0	0	0	0	0	18	31	5.40	3.000
Michael Jackson, R ERA: 4.73 (7, 1)	1.0		5	1	1	1	0	1	0	0	0	0	1	15	27	9.00	2.000
Chuck McElroy, L ERA: 5.14 (8, 1)	0.0		1	0	0	0	0	1	0	0	0	0	0	2	6	∞	∞
Jeff Brantley, R ERA: 2.79 (8, 1)	1.1	S	4	0	0	0	2	0	0	0	0	0	0	8	14	0.00	0.000

BOTTOM

Cincinnati Reds @ Chicago Cubs
Wrigley Field, Chicago, IL
Thu Jul 13 1995, 7:05 PM CDT
Att. 30,623 - Unknown - 103 F

livebaseballscorecards.com

AB	35
R	5
H	10
RBI	5
BB	5
SO	8
LOB	17



Batter	1	2	3	4	5	6	7	8	9	AB R H RBI BB SO LOB	TOP																
Thomas Howard, S (1, 8) OBP: 0.371, SLG: 0.416	0-1 1B S 1B	1-1 G1		1-1 FC6-4 1-2f			0-1 SH1-3 1B 2B		0-0 F7	5 2 2 0 0 0 3																	
Barry Larkin, R (1, 6) OBP: 0.399, SLG: 0.485	2-1 BLK SH1-3 P4-2 1B		3-1 1B		0-0 G6-3		0-1 SH1-3		3-2 S 1B	4 1 3 0 0 0 0																	
Ron Gant, R (1, 7) OBP: 0.387, SLG: 0.598	0-1 SH1-3		2-0 F8		3-3 K		2-2 S 1B HBP		1-3 K	3 0 0 0 0 2 2																	
Reggie Sanders, R (1, 9) OBP: 0.399, SLG: 0.584	2-2 P4-2 2-Hf		1-3 K		1-0 HBP		0-0 S 1B		4-0 1B IBB	3 0 1 1 1 1 2																	
Hal Morris, L (1, 3) OBP: 0.256, SLG: 0.339		0-2 2B SF8		0-3 K		0-0 G4-3		1-3 K	1-1 1B	4 1 1 0 0 2 4																	
Benito Santiago, R (9, PH) OBP: 0.397, SLG: 0.603									1-3 2-H 1B	1 0 1 1 0 0 0																	
Bret Boone, R (1, 4) OBP: 0.338, SLG: 0.392		1-0 SF8 2B		2-2 G5-3		2-1 G5-3		2-2 F9	1-3 K	5 0 1 0 0 1 4																	
Jeff Branson, L (1, 5) OBP: 0.347, SLG: 0.483		4-0 IBB		3-2 G3-1 1B 2B		1-2 L9		1-1 F7		3 1 1 0 1 0 0																	
Damon Berryhill, S (1, 2) OBP: 0.258, SLG: 0.303		2-0 P5		2-1 G3-1		4-2 BB		3-1 G4-3		3 0 0 0 1 0 4																	
John Smiley, L (1, 1) OBP: 0.200, SLG: 0.394		3-1 SF8		1-0 FC6-4 1B		2-3 K		0-0 G4-3		1 0 1 2 0 0 0																	
Eric Anthony, L (8, PH) OBP: 0.344, SLG: 0.530										1 0 0 0 0 0 1 1																	
Hector Carrasco, R (6, 1)										0 0 0 0 0 0 0 0																	
Lenny Harris, L (8, PH) OBP: 0.252, SLG: 0.285										1 0 0 0 0 0 0 0																	
Michael Jackson, R (8, 1)										0 0 0 0 0 0 0 0																	
Jeff Brantley, R (8, 1)										0 0 0 0 0 0 0 0																	
Inning Stats	R: 1 H: 2 E: 0 LOB: 0 K: 0 BB: 0 S: 9 P: 13	R: 1 H: 2 E: 0 LOB: 2 K: 0 BB: 1 S: 9 P: 20	R: 0 H: 1 E: 0 LOB: 1 K: 2 BB: 0 S: 10 P: 15	R: 1 H: 2 E: 0 LOB: 1 K: 0 BB: 0 S: 13 P: 22	R: 0 H: 0 E: 0 LOB: 1 K: 1 BB: 0 S: 5 P: 9	R: 0 H: 0 E: 0 LOB: 1 K: 1 BB: 1 S: 12 P: 21	R: 1 H: 2 E: 0 LOB: 2 K: 1 BB: 0 S: 16 P: 21	R: 0 H: 0 E: 0 LOB: 0 K: 0 BB: 0 S: 5 P: 9	R: 1 H: 2 E: 0 LOB: 2 K: 2 BB: 1 S: 15 P: 25	1B: 7 SF: 1 2B: 5 SAC: 2 3B: 0 DP: 1 HR: 0 HBP: 2	WP: 0 PA: 42 PB: 0 SB: 4 CS: 0																
PITCHER	IP WLS BF H R ER SO BB IBB HBP BLK WP HR S P ERA WHIP											PITCHER	IP WLS BF H R ER SO BB IBB HBP BLK WP HR S P ERA WHIP														
Jim Bullinger, R (1, 1) ERA: 3.18	6.1		31	9	4	4	4	1	1	2	1	0	0	66	110	5.68	1.579										
Bryan Hickerson, L (7, 1) ERA: 6.75	0.1		1	0	0	0	1	0	0	0	0	0	0	3	4	0.00	0.000										
Mike Perez, R (7, 1) ERA: 3.29	2.0	L	8	1	1	1	1	0	1	0	0	0	0	19	33	4.50	0.500										
Randy Myers, L (9, 1) ERA: 2.37	0.1		2	1	0	0	1	0	0	0	0	0	0	6	8	0.00	3.000										

Cincinnati Reds @ Chicago Cubs
Wrigley Field, Chicago, IL
 Fri Jul 14 1995, 3:33 AM CDT
 Att. 31,260 - Sunny - 98 F

livebaseballscorecards.com

AB 34
R 5
H 11
RBI 4
BB 3
SO 7
LOB 20



BOTTOM

Cincinnati Reds @ Chicago Cubs
Wrigley Field, Chicago, IL
Fri Jul 14 1995, 3:33 AM CDT
Att. 31,260 - Sunny - 98 F

livebaseballscores.com

AB 34
R 4
H 9
RBI 4
BB 2
SO 2
LOB 13



WP: 0 PA: 37
PB: 0
SB: 0
CS: 0

AB R H RBI BB SO LOB

5 0 2 0 0 0 1

4 1 2 0 0 0 1

4 1 1 0 0 0 2

2 0 0 1 2 0 1

3 1 1 1 0 0 4

4 1 2 2 0 0 1

4 0 0 0 0 0 2

0 0 0 0 0 0 0

3 0 1 0 0 0 0

1 0 0 0 0 1 0

1B: 4 SF: 0
2B: 3 SAC: 1
3B: 0 DP: 1
HR: 2 HBP: 0

Batter	1	2	3	4	5	6	7	8	9
Brian McRae, S OBP: 0.349, SLG: 0.461 (1, 8) X	0-0 2B 1B	0-1 G6-3		0-1 1B			2-1 P5		2-1 G5-3
Rey Sanchez, R OBP: 0.318, SLG: 0.389 (1, 4) B F X	1-1 1-3 2B		0-2 1B G5-3 1B	0-0 P2			3-2 G3		
Mark Grace, L OBP: 0.399, SLG: 0.564 (1, 3) X	0-0 G5-3		1-0 1-3 G5-3 2B 1B		0-0 F8		1-0 L6		
Sammy Sosa, R OBP: 0.340, SLG: 0.469 (1, 9) X	4-0 G5-4-3 IBB		1-0 1-2 G5-3 3-H		3-2 F8		4-2 SH1-3 BB		
Todd Zeile, R OBP: 0.342, SLG: 0.462 (1, 5) C B X	1-1 G5-4-3 1-2f		3-1 P2		0-0 HR		0-0 SH1-3 1-2		
Shawon Dunston, R OBP: 0.348, SLG: 0.552 (1, 6) X		1-1 HR	0-2 2-H 2B		3-2 P4		0-2 L7		
Ozzie Timmons, R OBP: 0.309, SLG: 0.455 Randy Myers, L (9, 1)		0-0 G5-3	0-1 F7			2-2 G5-3		1-0 G6-3	
Todd Pratt, R OBP: 0.217, SLG: 0.151 Luis Gonzalez, L OBP: 0.318, SLG: 0.414 (9, PH)		3-2 2B		2-1 G5-3		0-0 G4-3		1-3 K	
Jim Bullinger, R OBP: 0.185, SLG: 0.091 Bryan Hickerson, L OBP: 0.667, SLG: 0.500 Mike Perez, R (7, 1) Scott Bullett, L OBP: 0.284, SLG: 0.353 Howard Johnson, S OBP: 0.286, SLG: 0.326 (9, PH)		1-0 L8		1-2 F7		3-3 K		2-1 L8	

Inning Stats	R: 0	H: 2	E: 0	LOB: 2	K: 0	BB: 1	S: 6	R: 1	H: 2	E: 0	LOB: 1	K: 0	BB: 0	S: 13	R: 2	H: 3	E: 0	LOB: 1	K: 0	BB: 0	S: 12	R: 0	H: 1	E: 0	LOB: 1	K: 0	BB: 0	S: 8	R: 1	H: 1	E: 0	LOB: 0	K: 0	BB: 0	S: 9	R: 0	H: 0	E: 0	LOB: 0	K: 1	BB: 0	S: 8	R: 0	H: 0	E: 0	LOB: 0	K: 0	BB: 0	S: 6	R: 0	H: 0	E: 0	LOB: 1	K: 0	BB: 1	S: 8	R: 0	H: 0	E: 0	LOB: 0	K: 1	BB: 0	S: 7	R: 0	H: 0	E: 0	LOB: 0	K: 1	BB: 0	S: 7
--------------	------	------	------	--------	------	-------	------	------	------	------	--------	------	-------	-------	------	------	------	--------	------	-------	-------	------	------	------	--------	------	-------	------	------	------	------	--------	------	-------	------	------	------	------	--------	------	-------	------	------	------	------	--------	------	-------	------	------	------	------	--------	------	-------	------	------	------	------	--------	------	-------	------	------	------	------	--------	------	-------	------

PITCHER	IP	WLS	BF	H	R	ER	SO	BB	IBB	HBP	BLK	WP	HR	S	P	ERA	WHIP
John Smiley, L ERA: 3.27 (1, 1)	5.0		24	9	4	4	0	0	1	0	0	0	0	48	73	7.20	1.800
Hector Carrasco, R ERA: 3.17 (6, 1)	2.0		6	0	0	0	1	0	0	0	0	0	0	14	25	0.00	0.000
Michael Jackson, R ERA: 4.4 (8, 1)	1.0	W	4	0	0	0	0	1	0	0	0	0	0	8	13	0.00	1.000
Jeff Brantley, R ERA: 2.72 (9, 1)	1.0	S	3	0	0	0	1	0	0	0	0	0	0	7	12	0.00	0.000

Batter	1	2	3	4	5	6	7	8	9	AB R H RBI BB SO LOB	TOP														
Thomas Howard, S OBP: 0.372, SLG: 0.415 (1, 8) (2, 7)	1-1 L9	2-2 1B		X 0-0 F7			BB C X 2-1 FC3-6 1B		B X 1-0 F9	5 0 2 0 0 0 1															
Barry Larkin, R OBP: 0.399, SLG: 0.483 (1, 6)	0-2 G4-3	2-0 F8			C X 0-1 F7 BB 1B		X 0-0 FC3-6 2B		C X 0-1 1B 1B	5 2 2 0 0 0 3															
Ron Gant, R OBP: 0.389, SLG: 0.604 Jerome Walton, R OBP: 0.342, SLG: 0.510 (1, 7) (2, 8)	2-2 2B		B X 1-0 G6-3		1 SAFE 1 SAFE X 0-0 B2		1 SAFE C C X 0-2 L4-6 1-H 2B		1 SAFE B F F X SAFE 2-2 1B 1B	1 0 1 0 0 0 0 4 0 2 1 0 0 1															
Reggie Sanders, R OBP: 0.405, SLG: 0.583 (1, 9)	4-1 BB		B B B 4-0 G4-6-3 BB		B B B SAFE 1 4-1 F7 BB		F 2 SAFE F F X 1-2 L4-6		S S B F X SAFE 1-2 1B 1B	2 0 1 1 3 0 1															
Hal Morris, L OBP: 0.246, SLG: 0.325 (1, 3)	1-3 K		X 0-0 G4-6-3		S X 0-1 F7			X 0-0 G4-3	B X 1-0 G3	5 0 0 0 0 1 7															
Benito Santiago, R OBP: 0.373, SLG: 0.565 (1, 2)		X 0-0 P3		B F X 1-1 G4-3		2-2 F9		B B X 2-0 G6-3		4 0 0 0 0 0 2															
Bret Boone, R OBP: 0.344, SLG: 0.409 (1, 4)		C B F X 1-2 G4-1 E 1B		C B C X 1-2 HR		2-3 K		B B X 2-0 1B		4 2 3 1 0 1 0															
Jeff Branson, L OBP: 0.345, SLG: 0.484 (1, 5)		F SAFE F SAFE F SAFE X 1-2 G4-1		B F F X 1-1 2B		1-2 F8		F F X 0-2 P6		4 0 1 0 0 0 2															
Pete Schourek, L OBP: 0.192, SLG: 0.192 Mark Lewis, R OBP: 0.424, SLG: 0.528 Jeff Brantley, R (9, 1)	(1, 1) (9, PH)	2-2 E6 1B		S B X 1-1 P6		2-1 G4-3		B B C S 1-3 K		3 0 0 0 0 0 1 1 0 0 0 0 1 0 0 0 0 0 0 0 0															
Inning Stats	R: 0 E: 0 K: 1 S: 13	H: 1 LOB: 2 BB: 1 P: 21	R: 1 E: 1 K: 0 S: 17	H: 2 LOB: 2 BB: 0 P: 25	R: 0 E: 0 K: 0 S: 2	H: 0 LOB: 0 BB: 1 P: 7	R: 1 E: 0 K: 0 S: 10	H: 2 LOB: 1 BB: 0 P: 14	R: 0 E: 0 K: 0 S: 10	H: 1 LOB: 2 BB: 1 P: 16	R: 0 E: 0 K: 1 S: 8	H: 0 LOB: 0 BB: 0 P: 13	R: 1 E: 0 K: 0 S: 10	H: 2 LOB: 0 BB: 0 P: 13	R: 0 E: 0 K: 0 S: 6	H: 1 LOB: 1 BB: 0 P: 10	R: 1 E: 0 K: 1 S: 14	H: 3 LOB: 2 BB: 0 P: 20	1B: 8 2B: 4 3B: 0 HR: 1	SF: 0 SAC: 0 DP: 2 HBP: 0	WP: 0 PB: 0 SB: 0 CS: 0	PA: 41			
PITCHER	IP WLS BF H R ER SO BB IBB HBP BLK WP HR S P ERA WHIP																								
Jaime Navarro, R ERA: 2.77 Bryan Hickerson, L ERA: 6.91 Mike Walker, R ERA: 2.79 Chris Nabholz, L ERA: 4.5	(1, 1) (9, 1) (9, 1) (9, 1)	8.0 0.2 0.0 0.1	L 3 2 1	35 1 2 0	9 1 2 0	3 1 0 0	2 1 0 0	2 1 0 0	3 0 0 0	0 0 0 0	0 0 0 0	0 6 7 1	119 8 10 2	2.25 13.50 ∞ 0.00	1.500 1.500 ∞ 0.000										

Cincinnati Reds @ Chicago Cubs
Wrigley Field, Chicago, IL
Sat Jul 15 1995, 7:05 PM CDT
Att. 39,130 - Unknown - 90 F

livebaseballscorecards.com

AB	38
R	4
H	12
RBI	3
BB	3
SO	3
LOB	18



Batter	1	2	3	4	5	6	7	8	9	AB	R	H	RBI	BB	SO	LOB
Brian McRae, S OBP: 0.351, SLG: 0.465 (1, 8)	1-2 K		3-2 2B		1-2 1B			0-1 F9		4	0	2	0	0	1	0
Rey Sanchez, R OBP: 0.314, SLG: 0.384 (1, 4)	1-2 G5-3		1-1 G6-3		1-1 F7			2-2 F8		4	0	0	0	0	0	2
Mark Grace, L OBP: 0.397, SLG: 0.559 (1, 3)	0-3 K			2-0 1B 1B		0-0 F7			3-1 G3	4	1	1	0	0	1	0
Sammy Sosa, R OBP: 0.345, SLG: 0.486 (1, 9)		2-0 G6-3 2B		0-0 1B 1-2 SF7 1B		0-0 B1			2-2 HR	4	2	3	1	0	0	0
Todd Zeile, R OBP: 0.341, SLG: 0.458 (1, 5)		1-1 G6-3		3-1 G6-4-3 1B		0-1 P4			0-3 K	4	0	1	1	0	1	1
Shawon Dunston, R OBP: 0.347, SLG: 0.550 (1, 6)		1-2 L6		0-2 SF7			1-2 G4-3		0-1 1B	3	0	1	1	0	0	1
Ozzie Timmons, R OBP: 0.310, SLG: 0.452 (1, 7)		3-3 K		0-0 G6-4-3			3-2 G6-4-3 1B		3-3 K	3	0	1	0	0	1	2
Scott Bullett, L OBP: 0.284, SLG: 0.353 (7, PR)										0	0	0	0	0	0	0
Howard Johnson, S OBP: 0.283, SLG: 0.322 (9, PH)										1	0	0	0	0	1	1
Mike Hubbard, R (1, 2)			2-1 F8		1-0 F9		1-0 G6-4-3			3	0	0	0	0	0	1
Jaime Navarro, R OBP: 0.091, SLG: 0.094 (1, 1)			1-1 G1-3		2-3 K			2-3 K		2	0	0	0	0	1	0
José Hernández, R OBP: 0.261, SLG: 0.438 (8, PH)										1	0	0	0	0	1	0
Bryan Hickerson, L OBP: 0.667, SLG: 0.500 (9, 1)										0	0	0	0	0	0	0
Mike Walker, R (9, 1)										0	0	0	0	0	0	0
Chris Nabholz, L (9, 1)										0	0	0	0	0	0	0

Inning Stats	R: 0	H: 0	E: 0	K: 2	S: 9	LOB: 0	BB: 0	P: 11	R: 0	H: 1	E: 0	K: 1	S: 9	LOB: 1	BB: 0	P: 16	R: 0	H: 1	E: 0	K: 0	S: 10	LOB: 1	BB: 0	P: 17	R: 2	H: 3	E: 0	K: 0	S: 8	LOB: 0	BB: 0	P: 13	R: 0	H: 1	E: 0	K: 1	S: 11	LOB: 1	BB: 0	P: 16	R: 0	H: 0	E: 0	K: 0	S: 4	LOB: 0	BB: 0	P: 4	R: 0	H: 1	E: 0	K: 0	S: 8	LOB: 1	BB: 0	P: 13	R: 0	H: 0	E: 0	K: 1	S: 10	LOB: 0	BB: 0	P: 14	R: 1	H: 2	E: 0	K: 2	S: 16	LOB: 1	BB: 0	P: 24	1B: 6	SF: 1	2B: 2	SAC: 0	3B: 0	DP: 2	HR: 1	HBP: 0	WP: 0	PA: 34
--------------	------	------	------	------	------	--------	-------	-------	------	------	------	------	------	--------	-------	-------	------	------	------	------	-------	--------	-------	-------	------	------	------	------	------	--------	-------	-------	------	------	------	------	-------	--------	-------	-------	------	------	------	------	------	--------	-------	------	------	------	------	------	------	--------	-------	-------	------	------	------	------	-------	--------	-------	-------	------	------	------	------	-------	--------	-------	-------	-------	-------	-------	--------	-------	-------	-------	--------	-------	--------

PITCHER	IP	WLS	BF	H	R	ER	SO	BB	IBB	HBP	BLK	WP	HR	S	P	ERA	WHIP
Pete Schourek, L (1, 1)	8.0	W	29	7	2	2	5	0	0	0	0	0	0	69	104	2.25	0.875
Jeff Brantley, R (9, 1)	1.0	S	5	2	1	1	2	0	0	0	0	0	1	16	24	9.00	2.000

BOTTOM

Cincinnati Reds @ Chicago Cubs
 Wrigley Field, Chicago, IL
 Sat Jul 15 1995, 7:05 PM CDT
 Att: 39,130 - Unknown - 90 F

livebaseballscores.com

AB	33
R	3
H	9
RBI	3
BB	0
SO	7
LOB	8



Batter	1	2	3	4	5	6	7	8	9	AB R H RBI BB SO LOB	TOP											
Jerome Walton, R (1, 8) OBP: 0.330, SLG: 0.490	1-2 G6-3		2-2 F9			0-0 P3		0-1 B1-3		4 0 0 0 0 0 0												
Thomas Howard, S (1, 7) OBP: 0.361, SLG: 0.402	0-0 G4-3			1-1 P6		0-0 L8		2-3 K		4 0 0 0 0 1 0												
Barry Larkin, R (1, 6) OBP: 0.396, SLG: 0.479	0-3 K			1-0 F7		1-3 K				4 0 1 0 0 2 0												
Reggie Sanders, R (1, 9) OBP: 0.403, SLG: 0.589		0-0 HR		0-3 K		0-0 F7				4 1 1 1 0 1 1												
Hal Morris, L (1, 3) OBP: 0.239, SLG: 0.315		0-3 K			2-3 K		0-1 L8			4 0 0 0 0 2 1												
Eddie Taubensee, L (1, 2) OBP: 0.322, SLG: 0.481		0-0 L4			0-1		2-0			3 2 2 1 0 0 0												
Hector Carrasco, R (7, 1)										0 0 0 0 0 0 0												
Chuck McElroy, L (8, 1)										0 0 0 0 0 0 0												
Benito Santiago, R (9, PH) OBP: 0.368, SLG: 0.556										1 0 0 0 0 0 1												
Bret Boone, R (1, 4) OBP: 0.347, SLG: 0.434		0-3 K			0-1 HR		3-2 HR			3 2 2 3 0 1 0												
Jeff Branson, L (1, 5) OBP: 0.339, SLG: 0.475			0-0 G4-3		1-3 K		0-3 K			3 0 0 0 0 2 0												
Tim Pugh, R (1, 1) OBP: 0.190, SLG: 0.200			0-0 P3		2-2 L6			2-2 G6-3		1 0 0 0 0 0 0												
Xavier Hernandez, L (4, 1)										1 0 0 0 0 0 0												
Damon Berryhill, S (7, 2) OBP: 0.256, SLG: 0.299										1 0 0 0 0 0 0												
Inning Stats	R: 0 E: 0 K: 1 S: 9	H: 0 LOB: 0 BB: 0 P: 10	R: 1 E: 0 K: 2 S: 8	H: 1 LOB: 0 BB: 0 P: 8	R: 0 E: 0 K: 0 S: 5	H: 0 LOB: 0 BB: 0 P: 7	R: 0 E: 0 K: 1 S: 6	H: 0 LOB: 0 BB: 0 P: 8	R: 2 E: 0 K: 2 S: 15	H: 2 LOB: 0 BB: 0 P: 20	R: 0 E: 0 K: 1 S: 6	H: 0 LOB: 0 BB: 0 P: 7	R: 2 E: 0 K: 1 S: 12	H: 2 LOB: 0 BB: 0 P: 17	R: 0 E: 0 K: 1 S: 11	H: 0 LOB: 0 BB: 0 P: 15	R: 0 E: 0 K: 0 S: 8	H: 1 LOB: 1 BB: 0 P: 16	1B: 2 2B: 0 3B: 0 HR: 4	SF: 0 SAC: 0 DP: 0 HBP: 0	WP: 0 PB: 0 SB: 0 CS: 0	PA: 33
PITCHER	IP WLS BF H R ER SO BB IBB HBP BLK WP HR S P ERA WHIP																					
Kevin Foster, R (1, 1) ERA: 4.72	7.0 W 26 5 5 5 8 0 0 0 0 0 4 61 77 6.43 0.714																					
Chris Nabholz, L (8, 1) ERA: 4.24	1.0 3 0 0 0 1 0 0 0 0 0 0 0 11 15 0.00 0.000																					
Randy Myers, L (9, 1) ERA: 2.3	1.0 S 4 1 0 0 0 0 0 0 0 0 0 0 8 16 0.00 1.000																					

Cincinnati Reds @ Chicago Cubs
Wrigley Field, Chicago, IL
Sun Jul 16 1995, 3:33 AM CDT
Att. 35,340 - Sunny - 90 F

AB	33
R	5
H	6
RBI	5
BB	0
SO	9
LOB	3



WP: 0	PA: 33
PB: 0	
SB: 0	
CS: 0	

1B: 2	SF: 0
2B: 0	SAC: 0
3B: 0	DP: 0
HR: 4	HBP: 0

Batter	1	2	3	4	5	6	7	8	9	AB R H RBI BB SO LOB	TOP																									
Deion Sanders, L (1, 8) OBP: 0.303, SLG: 0.328	0-0 E3 WP HR	1-1 FC3 SF9 1B		0-0 FC4-6 1B		1-2 G3-1		0-0 L4		5 1 1 1 0 0 2																										
Thomas Howard, S (1, 7) OBP: 0.355, SLG: 0.394	2-2 F8	1-0 HBP 1B		2-1 FC4-6 CS		2-2 F8		0-0 F7		5 0 1 0 0 0 2																										
Barry Larkin, R (1, 6) OBP: 0.393, SLG: 0.488	2-1 HR	0-2 SF9		3-2 F8		1-3 K		0-2 G6-3		4 1 1 3 0 1 1																										
Reggie Sanders, R (1, 9) OBP: 0.403, SLG: 0.588	2-1 E 2B	1-2 HBP		2-1 E6 2B		0-0 G4-3		0-1 F8		4 2 1 0 0 0 0																										
Hal Morris, L (1, 3) OBP: 0.232, SLG: 0.305	2-3 K	1-3 K		0-0 F7		1-2 G1-3				4 0 0 0 0 2 5																										
Benito Santiago, R (1, 2) OBP: 0.347, SLG: 0.522	2-1 G6-3		0-0 P4		1-3 K		0-0 F9			4 0 0 0 0 1 1																										
Bret Boone, R (1, 4) OBP: 0.346, SLG: 0.435		1-3 K2-3	3-1 F8		0-1 2B		1-2 F9			4 0 1 1 0 1 0																										
Jeff Branson, L (1, 5) OBP: 0.348, SLG: 0.484		0-0 1B FC3 2B	0-0 1B		4-0 IBB		1-2 P2			3 1 2 0 1 0 0																										
C.J. Nitkowski, L (1, 1) OBP: 0.200, SLG: 0.200		0-0 1B FC3 SF9 1B	1-3 K		0-3 K		2-2 1B			3 1 1 0 0 2 3																										
Brad Pennington, L (6, 1)										0 0 0 0 0 0 0																										
Hector Carrasco, R (7, 1)										0 0 0 0 0 0 0																										
Eddie Taubensee, L (8, PH) OBP: 0.327, SLG: 0.485										1 0 1 0 0 0 0																										
Michael Jackson, R (8, 1)										0 0 0 0 0 0 0																										
Inning Stats	R: 3 E: 1 K: 1 S: 14	H: 2 LOB: 0 BB: 0 P: 23	R: 2 E: 0 K: 2 S: 17	H: 3 LOB: 3 BB: 0 P: 22	R: 0 E: 0 K: 1 S: 7	H: 1 LOB: 1 BB: 0 P: 11	R: 0 E: 0 K: 0 S: 7	H: 1 LOB: 0 BB: 0 P: 11	R: 1 E: 1 K: 2 S: 11	H: 1 LOB: 2 BB: 1 P: 18	R: 0 E: 0 K: 1 S: 11	H: 0 LOB: 0 BB: 0 P: 15	R: 0 E: 0 K: 0 S: 5	H: 0 LOB: 0 BB: 0 P: 6	R: 0 E: 0 K: 0 S: 10	H: 1 LOB: 1 BB: 0 P: 14	R: 0 E: 0 K: 0 S: 6	H: 0 LOB: 0 BB: 0 P: 6	1B: 5 2B: 3 3B: 0 HR: 1	SF: 1 SAC: 0 DP: 0 HBP: 1	WP: 1 PB: 0 SB: 1 CS: 1	PA: 40														
PITCHER	IP WLS BF H R ER SO BB IBB HBP BLK WP HR S P ERA WHIP																																			
Scott Sanders, R (1, 1) ERA: 4.34	1.1		11	5	5	3	2	0	0	0	0	1	1	22	34	20.25	3.750																			
Willie Blair, R (2, 1) ERA: 4.33	5.2	W	22	3	1	0	5	0	1	1	0	0	0	50	72	0.00	0.529																			
Brian Williams, R (8, 1) ERA: 5.24	1.0		4	1	0	0	0	0	0	0	0	0	0	10	14	0.00	1.000																			
Trevor Hoffman, R (9, 1) ERA: 3.9	1.0	S	3	0	0	0	0	0	0	0	0	0	0	6	6	0.00	0.000																			

Cincinnati Reds @ San Diego Padres
Jack Murphy Stadium, San Diego, CA

Mon Jul 17 1995, 10:05 PM EDT
Att: 9,953 - Unknown - 73 F

livebaseballscorecards.com

AB	37
R	6
H	9
RBI	5
BB	1
SO	7
LOB	14



Batter	1	2	3	4	5	6	7	8	9	AB R H RBI BB SO LOB	TOP
Deion Sanders, L (1, 8) OBP: 0.292, SLG: 0.315 Jeff Brantley, R (9, 1)	0-1 B1-3	2-2 F8			0-3 K		1-0 G3		1-3 K	5 0 0 0 0 2 3 0 0 0 0 0 0 0	
Thomas Howard, S (1, 7) OBP: 0.345, SLG: 0.382	1-1 F8		1-1 G4-3		1-2 G6-3		1-0 G5-3		1-0 2-1	4 0 0 0 0 0 0	
Barry Larkin, R (1, 6) OBP: 0.398, SLG: 0.490	1-1 F8		1-1 E9 1B			1-0 1B 1B		4-1 WP S BB		3 1 2 0 1 0 0	
Reggie Sanders, R (1, 9) OBP: 0.404, SLG: 0.590		1-0 1B 2B	1-1 G5-3		0-0 1B 1B		0-3 K			4 2 2 0 0 1 2	
Hal Morris, L (1, 3) OBP: 0.232, SLG: 0.304		0-1 E FC1 G5-3 1B 2-H	3-2 G6-3		0-1 G6-3		0-1 L6			4 1 1 1 0 0 4	
Benito Santiago, R (1, 2) OBP: 0.342, SLG: 0.507		1-2 FC1 G5-3 1-3		1-2 G4-3		0-1 1B 2-H 3-H		2-3 K		4 0 1 2 0 1 2	
Bret Boone, R (1, 4) OBP: 0.341, SLG: 0.429		0-1 P3		2-3 K		1-3 K			0-0 F9	4 0 0 0 0 2 3	
Jeff Branson, L (1, 5) OBP: 0.351, SLG: 0.479		4-0 G5-3 IBB		0-3 K		2-1 F8			4-2 3B BB	2 1 0 0 2 1 1	
Jose Rijo, R (1, 1) OBP: 0.136, SLG: 0.182 Chuck McElroy, L (3, 1) Xavier Hernandez, L (6, 1) Lenny Harris, L (9, PH) Jerome Walton, R (9, 8)		0-0 G5-3			0-0 G5-3		2-3 K		1-1 2-1 3B	1 0 0 1 0 0 2 1 0 0 0 0 0 0 1 0 0 0 0 1 0 1 0 1 1 0 0 0 0 0 0 0 0 0 0	
Inning Stats	R: 0 H: 0 E: 0 LOB: 0 K: 0 BB: 0 S: 6 P: 8	R: 2 H: 2 E: 1 LOB: 2 K: 0 BB: 1 S: 12 P: 20	R: 0 H: 1 E: 1 LOB: 1 K: 0 BB: 0 S: 9 P: 15	R: 0 H: 0 E: 0 LOB: 0 K: 2 BB: 0 S: 10 P: 13	R: 0 H: 0 E: 0 LOB: 0 K: 1 BB: 0 S: 7 P: 8	R: 2 H: 3 E: 0 LOB: 1 K: 1 BB: 0 S: 11 P: 15	R: 0 H: 0 E: 0 LOB: 0 K: 1 BB: 0 S: 5 P: 9	R: 0 H: 0 E: 0 LOB: 1 K: 2 BB: 1 S: 10 P: 16	R: 1 H: 1 E: 0 LOB: 1 K: 1 BB: 1 S: 8 P: 15	1B: 5 SF: 0 2B: 1 SAC: 0 3B: 1 DP: 0 HR: 0 HBP: 0	WP: 1 PA: 37 PB: 0 SB: 1 CS: 0
PITCHER Joey Hamilton, R (1, 1) ERA: 3.1 Doug Bochtler, R (8, 1) ERA: 2.79	IP WLS BF H R ER SO BB IBB HBP BLK WP HR S P ERA WHIP	7.0 L 29 6 4 3 5 0 1 0 0 0 0 0 60 88 3.86 0.857	2.0 9 1 1 1 3 2 0 0 0 1 0 18 31 4.50 1.500	PITCHER IP WLS BF H R ER SO BB IBB HBP BLK WP HR S P ERA WHIP							

Cincinnati Reds @ San Diego Padres
 Jack Murphy Stadium, San Diego, CA
 Tue Jul 18 1995, 10:05 PM EDT
 Att. 10,867 - Unknown - 74 F

livebaseballscorecards.com

AB	34
R	5
H	7
RBI	5
BB	3
SO	8
LOB	17



Batter	1	2	3	4	5	6	7	8	9	AB	R	H	RBI	BB	SO	LOB
Steve Finley, L OBP: 0.357, SLG: 0.410 (1, 8) C B F X	1-2 G3 ①		2-1 F8 ①		0-1 F7 ③			3-2 HR ①		4	1	1	1	0	0	1
Jody Reed, R OBP: 0.379, SLG: 0.299 (1, 4) C B S X	1-2 F8 ②		1-2 F8 ②			0-1 1B ①		1-1 G5-3 ①		4	0	1	0	0	0	1
Tony Gwynn, L OBP: 0.400, SLG: 0.488 (1, 9) B X	1-0 G4-3 ③		0-3 K ③			0-0 F7 ①		1-2 G3-1 ②		4	0	0	0	0	1	2
Ken Caminiti, S OBP: 0.350, SLG: 0.458 (1, 5)		3-2 G1-3 ①		2-1 FC4-6 1B ①		1-1 F7 ②		1-2 G3-1 ③		4	0	1	0	0	0	1
Roberto Petagine, L OBP: 0.371, SLG: 0.408 Eddie Williams, R OBP: 0.327, SLG: 0.440 (4, PH) (5, 3)		1-3 K ②		1-2 F9 ①		1-3 K ③			4-0 BB BB ①	1	0	0	0	0	1	0
Melvin Nieves, S OBP: 0.281, SLG: 0.344 (1, 7)		0-0 BB 1B ①		0-0 L5 ②			2-1 F8 ①		4-1 BB 1B ①	3	0	1	0	1	0	1
Brad Ausmus, R OBP: 0.316, SLG: 0.371 (1, 2)		4-1 BB 1B ①		2-1 FC4-6 1-2f ③			2-2 F9 ②		2-3 K ①	3	0	0	0	1	1	3
Ray Holbert, R OBP: 0.289, SLG: 0.237 (1, 6)		1-3 K ③		1-3 K ①			0-0 1B ①		1-3 K ②	4	0	1	0	0	3	4
Joey Hamilton, R OBP: 0.154, SLG: 0.139 Scott Livingstone, L OBP: 0.255, SLG: 0.333 Doug Bochtler, R Phil Clark, R OBP: 0.299, SLG: 0.403 (7, PH) (8, 1) (9, PH)			0-1 1B ①		0-2 G6-3 ②		3-3 SAFE K ③		0-0 F9 ③	2	0	1	0	0	0	0
										1	0	0	0	0	1	1
										0	0	0	0	0	0	0
										1	0	0	0	0	0	2

Inning Stats	R: 0	H: 0	E: 0	K: 0	S: 7	H: 0	LOB: 0	BB: 0	P: 10	R: 0	H: 1	E: 0	K: 2	S: 13	H: 1	LOB: 2	BB: 1	P: 22	R: 0	H: 1	E: 0	K: 1	S: 12	H: 0	LOB: 1	BB: 0	P: 15	R: 0	H: 1	E: 0	K: 0	S: 8	H: 0	LOB: 0	BB: 0	P: 9	R: 0	H: 1	E: 0	K: 1	S: 8	H: 1	LOB: 1	BB: 0	P: 10	R: 0	H: 1	E: 0	K: 1	S: 14	H: 1	LOB: 1	BB: 0	P: 21	R: 1	H: 1	E: 0	K: 0	S: 13	H: 1	LOB: 0	BB: 0	P: 19	R: 0	H: 0	E: 0	K: 2	S: 9	H: 0	LOB: 2	BB: 2	P: 20	1B: 5	SF: 0	2B: 0	SAC: 0	3B: 0	DP: 0	HR: 1	HBP: 0	WP: 0	PA: 36
--------------	------	------	------	------	------	------	--------	-------	-------	------	------	------	------	-------	------	--------	-------	-------	------	------	------	------	-------	------	--------	-------	-------	------	------	------	------	------	------	--------	-------	------	------	------	------	------	------	------	--------	-------	-------	------	------	------	------	-------	------	--------	-------	-------	------	------	------	------	-------	------	--------	-------	-------	------	------	------	------	------	------	--------	-------	-------	-------	-------	-------	--------	-------	-------	-------	--------	-------	--------

PITCHER	IP	WLS	BF	H	R	ER	SO	BB	IBB	HBP	BLK	WP	HR	S	P	ERA	WHIP
Jose Rijo, R ERA: 4.17 (1, 1)	2.0		9	2	0	0	2	1	0	0	0	0	0	22	34	0.00	1.500
Chuck McElroy, L ERA: 4.0 (3, 1)	3.0	W	10	1	0	0	2	0	0	0	0	0	0	26	35	0.00	0.333
Xavier Hernandez, R ERA: 3.95 (6, 1)	3.0		12	3	1	1	2	0	0	0	0	0	1	35	50	3.00	1.000
Jeff Brantley, R ERA: 2.8 (9, 1)	1.0		5	0	0	0	2	2	0	0	0	0	0	9	20	0.00	2.000

BOTTOM

Cincinnati Reds @ San Diego Padres
Jack Murphy Stadium, San Diego, CA
Tue Jul 18 1995, 10:05 PM EDT
Att: 10,867 - Unknown - 74 F

livebaseballscorecards.com

AB	33
R	1
H	6
RBI	1
BB	3
SO	8
LOB	18



Batter	1	2	3	4	5	6	7	8	9	AB R H RBI BB SO LOB	TOP					
Deion Sanders, L (1, 8) OBP: 0.296, SLG: 0.326 Jeff Brantley, R (9, 1)	2-0 E6 BB 1B 1B	2-1 G4-3 2B		0-3 K			1-2 P6		2-1 1B 1B 1B	5 2 2 1 0 1 0 0 0 0 0 0 0 0						
Thomas Howard, S (1, 7) OBP: 0.347, SLG: 0.382	1-2 SAFE SAFE 1B BB 1B	0-0 G4-3			1-1 G4-3		3-1 G4-3		2-0 1B G3 1B	5 2 2 1 0 0 1						
Barry Larkin, R (1, 6) OBP: 0.398, SLG: 0.486	2-0 F8	0-2 G6-3			2-2 F8			4-2 S BB	0-2 G3 WP 1B	4 0 1 1 1 0 3						
Reggie Sanders, R (1, 9) OBP: 0.404, SLG: 0.596	2-3 K		2-1 G5-3		0-0 HR		2-3 K	1-2 K	4-0 G3 IBB	4 1 1 1 1 2 3						
Hal Morris, L (1, 3) OBP: 0.231, SLG: 0.295	4-0 BB 1B 1-2 2-3 BB		1-1 G4-3		2-1 G6-3		1-3 K	2-0 G3	1-2 2-3 3-H	4 0 0 1 1 1 3						
Bret Boone, R (1, 4) OBP: 0.345, SLG: 0.436	2-2 BB 1-2 2-H 3-H 1B		0-0			2-1 G4-6-3 1B		3-1 L8	1-1 G4-3	5 0 3 2 0 0 4						
Jeff Branson, L (1, 5) OBP: 0.349, SLG: 0.470	4-2 1-2 2-3 BB		2-0 F8			0-0 G4-6-3			3-2 G4-3	3 0 0 0 1 0 2						
Damon Berryhill, S (1, 2) OBP: 0.255, SLG: 0.296 Jerome Walton, R (9, PR) OBP: 0.330, SLG: 0.490 (9, 8)	2-3 K			1-3 K		1-3 K			2-2 1B 1B	4 0 1 0 0 3 3 0 1 0 0 0 0 0						
John Smiley, L (1, 1) OBP: 0.189, SLG: 0.371 Lenny Harris, L (7, PH) OBP: 0.255, SLG: 0.303 Michael Jackson, R (7, 1) Eddie Taubensee, L (9, PH) OBP: 0.331, SLG: 0.489 (9, 2)		1-3 K		1-3 K			0-1 G4-3		0-0 1B 1B	2 0 0 0 0 2 0 1 0 0 0 0 0 0 0 0 0 0 0 0 0 1 1 1 0 0 0 0						
Inning Stats	R: 2 H: 2 E: 1 LOB: 3 K: 2 BB: 2 S: 18 P: 37	R: 0 H: 1 E: 0 LOB: 1 K: 1 BB: 0 S: 9 P: 12	R: 0 H: 1 E: 0 LOB: 1 K: 0 BB: 0 S: 6 P: 11	R: 0 H: 0 E: 0 LOB: 0 K: 3 BB: 0 S: 9 P: 11	R: 1 H: 1 E: 0 LOB: 0 K: 0 BB: 0 S: 8 P: 13	R: 0 H: 1 E: 0 LOB: 0 K: 1 BB: 0 S: 6 P: 9	R: 0 H: 0 E: 0 LOB: 0 K: 0 BB: 0 S: 7 P: 11	R: 0 H: 0 E: 0 LOB: 1 K: 2 BB: 1 S: 13 P: 22	R: 4 H: 5 E: 0 LOB: 3 K: 0 BB: 1 S: 19 P: 35	1B: 8 SF: 0 2B: 2 SAC: 0 3B: 0 DP: 1 HR: 1 HBP: 0	WP: 1 PA: 42 PB: 0 SB: 1 CS: 0					
PITCHER	IP WLS BF H R ER SO BB IBB HBP BLK WP HR S P ERA WHIP															
Andy Benes, R (1, 1) ERA: 3.79	7.0	30	6	3	1	7	3	0	0	0	0	1	65	110	1.29	1.286
Bryce Florie, R (8, 1) ERA: 2.66	1.0	3	0	0	0	2	0	0	0	0	0	0	11	16	0.00	0.000
Trevor Hoffman, R (9, 1) ERA: 5.14	0.1	L 5	4	4	4	0	0	0	0	0	0	0	11	20	108.00	12.000
Brian Williams, R (9, 1) ERA: 5.14	0.2	4	1	0	0	0	0	1	0	0	1	0	8	15	0.00	1.500

Cincinnati Reds @ San Diego Padres
 Jack Murphy Stadium, San Diego, CA
 Wed Jul 19 1995, 10:05 PM EDT
 Att. 13,036 - Unknown - 69 F

AB	38
R	7
H	11
RBI	7
BB	4
SO	9
LOB	19



Batter	1	2	3	4	5	6	7	8	9	AB	R	H	RBI	BB	SO	LOB
Steve Finley, L OBP: 0.355, SLG: 0.408 (1, 8)	3-2 BLK 2B 1B	0-1 G1-4-3 1-2f			2-1 G6-3			1-0 B3		4	1	1	0	0	0	1
Jody Reed, R OBP: 0.381, SLG: 0.305 (1, 4)	3-2 BLK 1B 2B	1-1 G5-3			3-2 G4-3			4-0 BLK BB		3	1	1	0	1	0	0
Ken Caminiti, S OBP: 0.351, SLG: 0.457 (1, 5)	3-2 2B 1B 2-H 3-H		1-2 P2			1-3 K		4-0 1-2 IBB		3	1	1	1	1	1	0
Eddie Williams, R OBP: 0.330, SLG: 0.443 (1, 3)	2-0 E SF9 2B		0-0 P3			4-1 G4-6-3 BB		1-1 G3		3	1	1	1	1	0	2
Trevor Hoffman, R OBP: 0.500, SLG: 1.000 (9, 1)										0	0	0	0	0	0	0
Brian Williams, R (9, 1)										0	0	0	0	0	0	0
Melvin Nieves, S OBP: 0.274, SLG: 0.335 (1, 9)	1-2 G6-3		2-3 K			0-1 G4-6-3 1-2f			1-2 K	4	0	0	0	0	2	2
Phil Plantier, L OBP: 0.356, SLG: 0.458 (1, 7)	1-0 E8 2-3			1-0 G4-6-3 1B			0-2 G4-3		2-1 PB 1B	4	0	2	0	0	0	1
Brian Johnson, R OBP: 0.256, SLG: 0.339 (1, 2)	1-0 SF9 3-H			0-2 G4-6-3 1-2f			0-2 G5-3		1-1 PB 1B	3	0	1	1	0	0	1
Ray Holbert, R OBP: 0.271, SLG: 0.220 (1, 6)	2-2 F8			1-0 G5-3			2-3 K2-3		2-3 K	3	0	0	0	0	1	1
Tony Gwynn, L OBP: 0.399, SLG: 0.486 (9, PH)									2-3 K	1	0	0	0	0	1	2
Andy Benes, R OBP: 0.143, SLG: 0.147 (8, 1)			0-2 G1-4-3 1B			1-2 K		0-0 F7	3-3 K	2	0	1	0	0	1	0
Bryce Florie, R (8, 1)									1-2 2-3	0	0	0	0	0	0	0
Scott Livingstone, L OBP: 0.250, SLG: 0.327 (9, 3)										1	0	0	0	0	0	0
Archi Cianfrocco, R (9, 3)										1	0	0	0	0	1	2

Inning Stats	R: 4	H: 4	LOB: 1	K: 0	S: 19	R: 0	H: 1	LOB: 0	K: 0	S: 7	R: 0	H: 1	LOB: 0	K: 1	S: 7	R: 0	H: 0	LOB: 0	K: 1	S: 8	R: 0	H: 0	LOB: 0	K: 1	S: 8	R: 0	H: 0	LOB: 0	K: 1	S: 6	R: 0	H: 0	LOB: 0	K: 1	S: 10	R: 0	H: 0	LOB: 2	K: 0	S: 4	R: 0	H: 2	LOB: 2	K: 3	S: 15	1B: 6	SF: 1	2B: 2	SAC: 0	3B: 0	DP: 3	HR: 0	HBP: 0	WP: 0	PA: 36
--------------	------	------	--------	------	-------	------	------	--------	------	------	------	------	--------	------	------	------	------	--------	------	------	------	------	--------	------	------	------	------	--------	------	------	------	------	--------	------	-------	------	------	--------	------	------	------	------	--------	------	-------	-------	-------	-------	--------	-------	-------	-------	--------	-------	--------

PITCHER	IP	WLS	BF	H	R	ER	SO	BB	IBB	HBP	BLK	WP	HR	S	P	ERA	WHIP
John Smiley, L ERA: 3.34 (1, 1)	6.0		23	6	4	3	3	1	0	0	1	0	0	54	87	4.50	1.167
Michael Jackson, R ERA: 3.63 (7, 1)	2.0	W	8	0	0	0	1	1	1	0	1	0	0	14	26	0.00	0.500
Jeff Brantley, R ERA: 2.74 (9, 1)	1.0	S	5	2	0	0	3	0	0	0	0	0	0	15	24	0.00	2.000

BOTTOM

Cincinnati Reds @ San Diego Padres
Jack Murphy Stadium, San Diego, CA

Wed Jul 19 1995, 10:05 PM EDT
Att: 13,036 - Unknown - 69 F

AB	32
R	4
H	8
RBI	3
BB	3
SO	7
LOB	12



WP	HR	S	P	ERA	WHIP
0	0	0	0	0.00	1.167

Batter	1	2	3	4	5	6	7	8	9	AB R H RBI BB SO LOB	TOP											
Brian McRae, S (1, 8) OBP: 0.351, SLG: 0.474	1-2 SH5-4 1B		0-0 L8			2-2 G5-3		1-1 F7		4 0 1 0 0 0 3												
Rey Sanchez, R (1, 4) OBP: 0.305, SLG: 0.372	1-0 SH5-4 1-3		1-0 P3			1-0 2-3 1B		2-3 K		3 0 1 1 0 1 2												
Mark Grace, L (1, 3) OBP: 0.382, SLG: 0.533	1-3 K			1-2 F8		2-1 L9			4-0 G4-3 DI BB	3 0 0 0 1 1 2												
Sammy Sosa, R (1, 9) OBP: 0.349, SLG: 0.487	1-2 G6-3			2-3 K		0-0 F8			3-3 K 1-2	4 0 0 0 0 2 3												
Todd Zeile, R (1, 5) OBP: 0.323, SLG: 0.425		0-2 G5-3		2-2 G5-3			1-1 F8		2-1 G4-3 2-3	4 0 0 0 0 0 1												
Shawon Dunston, R (1, 6) OBP: 0.351, SLG: 0.549		1-3 K			1-1 F8		0-0 P6		1-2 L8	4 0 0 0 0 1 1												
Luis Gonzalez, L (1, 7) OBP: 0.325, SLG: 0.426		1-3 K			3-3 K		3-2 F7			3 0 0 0 0 2 0												
Mike Hubbard, R (1, 2) OBP: 0.250, SLG: 0.143			3-1 F7		0-1 L9			4-2 BB		2 0 0 0 1 0 0												
Kevin Foster, R (1, 1) OBP: 0.306, SLG: 0.412			3-2 1B			2-2 G5-3 1B 2B		0-3 K		1 0 1 0 0 0 0												
José Hernández, R (8, PH) OBP: 0.271, SLG: 0.437										1 1 1 0 0 0 0												
Turk Wendell, L (6, 1)										0 0 0 0 0 0 0												
Rich Garces, R (6, 1)										0 0 0 0 0 0 0												
Scott Bullett, L (8, PH) OBP: 0.288, SLG: 0.371										1 0 0 0 0 1 1												
Mike Perez, R (8, 1)										0 0 0 0 0 0 0												
Inning Stats	R: 0 E: 0 K: 1 S: 13	H: 1 LOB: 1 BB: 0 P: 17	R: 0 E: 0 K: 2 S: 10	H: 0 LOB: 0 BB: 0 P: 12	R: 0 E: 0 K: 0 S: 8	H: 1 LOB: 1 BB: 0 P: 15	R: 0 E: 0 K: 1 S: 11	H: 0 LOB: 0 BB: 0 P: 16	R: 0 E: 0 K: 1 S: 7	H: 0 LOB: 0 BB: 0 P: 11	R: 1 E: 0 K: 0 S: 13	H: 2 LOB: 1 BB: 0 P: 20	R: 0 E: 0 K: 0 S: 6	H: 0 LOB: 0 BB: 0 P: 10	R: 0 E: 0 K: 2 S: 11	H: 0 LOB: 1 BB: 1 P: 18	R: 0 E: 0 K: 1 S: 8	H: 0 LOB: 1 BB: 1 P: 18	1B: 3 2B: 1 3B: 0 HR: 0	SF: 0 SAC: 1 DP: 0 HBP: 0	WP: 0 PB: 0 SB: 1 CS: 0	PA: 33
PITCHER	IP WLS BF H R ER SO BB IBB HBP BLK WP HR S P ERA WHIP																					
Pete Schourek, L (1, 1) ERA: 3.24	7.0 W 25 4 1 1 5 0 0 0 0 0 0 0 68 101 1.29 0.571																					
Johnny Ruffin, R (8, 1) ERA: 2.25	2.0 8 0 0 0 3 2 0 0 0 0 0 0 19 36 0.00 1.000																					

Chicago Cubs @ Cincinnati Reds
Riverfront Stadium, Cincinnati, OH

Fri Jul 21 1995, 7:05 PM EDT
Att. 34,049 - Unknown - 80 F

livebaseballscorecards.com

AB	30
R	1
H	4
RBI	1
BB	2
SO	8
LOB	13



BOTTOM

Chicago Cubs @ Cincinnati Reds
Riverfront Stadium, Cincinnati, OH

AB	36
R	10
H	14
RBI	10
BB	3
SO	7
LOB	11



WP	0	PA	40
PB	0		
SB	1		
CS	1		

Fri Jul 21 1995, 7:05 PM EDT
Att: 34,049 - Unknown - 80 F

AB	R	H	RBI	BB	SO	LOB
5	0	2	0	0	0	3
3	2	1	1	2	0	1
5	2	2	3	0	1	2
4	0	1	2	1	2	0
4	1	2	0	0	1	3
3	2	2	3	0	0	0
4	1	2	1	0	0	2
4	1	1	0	0	1	0
3	1	1	0	0	2	0
1	0	0	0	0	0	0

Batter	1	2	3	4	5	6	7	8	9
Jerome Walton, R OBP: 0.333, SLG: 0.486 (1, 8)	0-0 CS 1B	0-1 FC6-4 1B		1-2 G6-3		0-1 FC6-2 FC3-6 1B 1-2 2-3 3-Hf		2-0 G5-3	
Thomas Howard, S OBP: 0.355, SLG: 0.381 (1, 7)	4-1 SAFE SAFE SAFE SAFE SAFE SAFE SAFE 1-2 HR BB	0-2 FC6-4 1-2f		1-0 F8		1-0 FC3-6 1B 1-2 2-3 3-H		4-1 1B 2B BB	
Barry Larkin, R OBP: 0.398, SLG: 0.496 (1, 6)	3-1 1-H HR		1-1 F9		2-3 K	1-2 FC3-6 BB 1-2f 2-3 3-H		1-0 2B 1B 1-2	
Reggie Sanders, R OBP: 0.404, SLG: 0.595 (1, 9)	3-3 K		1-0 P3		2-3 K	4-2 BB 1-2		2-1 2B 1-H 2-H	
Hal Morris, L OBP: 0.238, SLG: 0.315 (1, 3)	1-2 2B		2-0 HR 2B		2-3 K	1-0 G4-3			
Benito Santiago, R OBP: 0.363, SLG: 0.595 (1, 2)	1-0 HBP		3-2 2-H HR		2-1 HR	1-0 G4-3			
Bret Boone, R OBP: 0.347, SLG: 0.447 (1, 4)	3-2 P8 HR		3-1 HR		3-2 1B FC6-2 1B	2-1 G4-3			
Jeff Branson, L OBP: 0.347, SLG: 0.465 (1, 5)		3-3 K	1-0 F7		2-2 FC6-2 1B 1-2 1B	2-1 G4-3			
Pete Schourek, L OBP: 0.207, SLG: 0.207 Johnny Ruffin, R (8, 1)		1-3 K		0-3 K		1-2 1B FC6-2 FC3-6 1B 1-2 2-3		3-2 L7	

Inning Stats	R	H	E	K	S	LOB	BB	P	R	H	E	K	S	LOB	BB	P	R	H	E	K	S	LOB	BB	P
	2	3	0	14	28	2	0	16	0	3	0	10	21	0	0	9	0	0	0	9	15	0	0	10
	0	2	0	1	28	2	0	20	3	3	0	1	21	0	0	12	0	0	0	12	12	0	0	15
	0	1	0	1	28	2	0	20	0	0	0	1	21	0	0	12	0	0	0	12	12	0	0	15
	0	0	0	1	28	2	0	20	0	0	0	1	21	0	0	12	0	0	0	12	12	0	0	15
	0	0	0	1	28	2	0	20	0	0	0	1	21	0	0	12	0	0	0	12	12	0	0	15
	0	0	0	1	28	2	0	20	0	0	0	1	21	0	0	12	0	0	0	12	12	0	0	15
	0	0	0	1	28	2	0	20	0	0	0	1	21	0	0	12	0	0	0	12	12	0	0	15
	0	0	0	1	28	2	0	20	0	0	0	1	21	0	0	12	0	0	0	12	12	0	0	15
	0	0	0	1	28	2	0	20	0	0	0	1	21	0	0	12	0	0	0	12	12	0	0	15
	0	0	0	1	28	2	0	20	0	0	0	1	21	0	0	12	0	0	0	12	12	0	0	15
	0	0	0	1	28	2	0	20	0	0	0	1	21	0	0	12	0	0	0	12	12	0	0	15
	0	0	0	1	28	2	0	20	0	0	0	1	21	0	0	12	0	0	0	12	12	0	0	15
	0	0	0	1	28	2	0	20	0	0	0	1	21	0	0	12	0	0	0	12	12	0	0	15
	0	0	0	1	28	2	0	20	0	0	0	1	21	0	0	12	0	0	0	12	12	0	0	15
	0	0	0	1	28	2	0	20	0	0	0	1	21	0	0	12	0	0	0	12	12	0	0	15
	0	0	0	1	28	2	0	20	0	0	0	1	21	0	0	12	0	0	0	12	12	0	0	15
	0	0	0	1	28	2	0	20	0	0	0	1	21	0	0	12	0	0	0	12	12	0	0	15
	0	0	0	1	28	2	0	20	0	0	0	1	21	0	0	12	0	0	0	12	12	0	0	15
	0	0	0	1	28	2	0	20	0	0	0	1	21	0	0	12	0	0	0	12	12	0	0	15
	0	0	0	1	28	2	0	20	0	0	0	1	21	0	0	12	0	0	0	12	12	0	0	15
	0	0	0	1	28	2	0	20	0	0	0	1	21	0	0	12	0	0	0	12	12	0	0	15
	0	0	0	1	28	2	0	20	0	0	0	1	21	0	0	12	0	0	0	12	12	0	0	15
	0	0	0	1	28	2	0	20	0	0	0	1	21	0	0	12	0	0	0	12	12	0	0	15
	0	0	0	1	28	2	0	20	0	0	0	1	21	0	0	12	0	0	0	12	12	0	0	15
	0	0	0	1	28	2	0	20	0	0	0	1	21	0	0	12	0	0	0	12	12	0	0	15
	0	0	0	1	28	2	0	20	0	0	0	1	21	0	0	12	0	0	0	12	12	0	0	15
	0	0	0	1	28	2	0	20	0	0	0	1	21	0	0	12	0	0	0	12	12	0	0	15
	0	0	0	1	28	2	0	20	0	0	0	1	21	0	0	12	0	0	0	12	12	0	0	15
	0	0	0	1	28	2	0	20	0	0	0	1	21	0	0	12	0	0	0	12	12	0	0	15
	0	0	0	1	28	2	0	20	0	0	0	1	21	0	0	12	0	0	0	12	12	0	0	15
	0	0	0	1	28	2	0	20	0	0	0	1	21	0	0	12	0	0	0	12	12	0	0	15
	0	0	0	1	28	2	0	20	0	0	0	1	21	0	0	12	0	0	0	12	12	0	0	15
	0	0	0	1	28	2	0	20	0	0	0	1	21	0	0	12	0	0	0	12	12	0	0	15
	0	0	0	1	28	2	0	20	0	0	0	1	21	0	0	12	0	0	0	12	12	0	0	15
	0	0	0	1	28	2	0	20	0	0	0	1	21	0	0	12	0	0	0	12	12	0	0	15
	0	0	0	1	28	2	0	20	0	0	0	1	21	0	0	12	0	0	0	12	12	0	0	15
	0	0	0	1	28	2	0	20	0	0	0	1	21	0	0	12	0	0	0	12	12	0	0	15
	0	0	0	1	28	2	0	20	0	0	0	1	21	0	0	12	0	0	0	12	12	0	0	15
	0	0	0	1	28	2	0	20	0	0	0	1	21	0	0	12	0	0	0	12	12	0	0	15
	0	0	0	1	28	2	0	20	0	0	0	1	21	0	0	12	0	0	0	12	12	0	0	15
	0	0	0	1	28	2	0	20	0	0	0	1	21	0	0	12	0	0	0	12	12	0	0	15
	0	0	0	1	28	2	0	20	0	0	0	1	21	0	0	12	0	0	0	12	12	0	0	15
	0	0	0	1	28	2	0	20	0	0	0	1	21	0	0	12	0	0	0	12	12	0	0	15
	0	0	0	1	28	2	0	20	0	0	0	1	21	0	0	12	0	0	0	12	12	0	0	15
	0	0	0	1	28	2	0	20	0	0	0	1	21	0	0	12	0	0	0	12	12	0	0	15
	0	0	0	1	28	2	0	20	0	0	0	1	21	0	0	12	0	0	0	12	12	0	0	15
	0	0	0	1	28	2	0	20	0	0	0	1	21	0	0	12	0	0	0	12	12	0	0	15
	0	0	0	1	28	2	0	20	0	0	0	1	21	0	0	12	0	0	0	12	12	0	0	15
	0	0	0	1	28	2	0	20	0	0	0	1	21	0	0	12	0	0	0	12	12	0	0	15
	0	0	0	1	28	2	0	20	0	0	0	1	21	0	0	12	0	0	0	12	12	0	0	15
	0	0	0	1	28	2	0	20	0	0	0	1	21	0	0	12	0	0	0	12	12	0	0	15
	0	0	0	1	28	2	0	20	0	0	0	1	21	0	0	12	0	0	0	12	12	0	0	15
	0	0	0	1	28	2	0	20	0	0	0	1	21	0	0	12	0	0	0	12	12	0	0	15
	0	0	0	1	28	2	0	20	0	0	0	1	21	0	0	12	0	0	0	12	12	0	0	15
	0	0	0	1	28	2	0	20	0	0	0	1	21	0	0	12	0	0	0	12	12	0	0	15
	0	0	0	1	28	2	0	20	0	0	0	1	21	0	0	12	0	0	0	12	12	0	0	15
	0	0	0	1	28	2	0	20	0	0	0	1	21	0	0	12	0	0	0	12	12	0	0	15
	0	0	0	1	28	2	0	20	0	0	0	1	21	0	0	12	0	0	0	12	12	0	0	15
	0	0	0	1	28	2	0	20	0	0	0	1	21	0	0	12	0	0	0	12	12	0	0	15
	0	0	0	1	28	2	0	20	0	0	0	1	21	0	0	12	0	0	0	12	12	0	0	15
	0	0	0	1	28	2	0	20	0</															

Batter	1	2	3	4	5	6	7	8	9	AB R H RBI BB SO LOB	TOP																									
Brian McRae, S (1, 8) OBP: 0.347, SLG: 0.468	2-2 L8		2-0 G4-3			2-2 L7		2-1 G4-3		4 0 0 0 0 0 1	Chicago Cubs @ Cincinnati Reds Riverfront Stadium, Cincinnati, OH Sat Jul 22 1995, 7:05 PM EDT Att. 38,183 - Unknown - 78 F																									
Shawon Dunston, R (1, 6) OBP: 0.350, SLG: 0.548	1-3 K			2-3 K2-3			2-2 G5-3		1-1 G4-3 1B 2B	4 1 1 0 0 2 0																										
Mark Grace, L (1, 3) OBP: 0.384, SLG: 0.531	4-1 BB			0-1 L9			1-2 G4-3 2B 1B		0-1 G4-3	3 1 1 0 1 0 1																										
Sammy Sosa, R (1, 9) OBP: 0.348, SLG: 0.484	2-3 K			1-0 G6-3			0-1 G4-3		2-1 L1-3 1B	4 0 1 1 0 1 2																										
Todd Zeile, R (1, 5) OBP: 0.322, SLG: 0.426		0-0 F8			1-2 G5-3		0-1 E 2B		0-2 L1-3	4 1 1 1 0 0 1																										
Luis Gonzalez, L (1, 7) OBP: 0.325, SLG: 0.425		1-1 G3-1			1-0 F7		1-0 E5 CS 1B			3 0 1 0 0 0 0																										
Rey Sanchez, R (1, 4) OBP: 0.302, SLG: 0.368		1-0 L8			1-0 G5-3		1 SAFE CS 1-2	1-3 K		3 0 0 0 0 1 0																										
Joe Kmak, R (1, 2)			2-3 K			0-0 G6-3		3-3 K		3 0 0 0 0 2 0																										
Frank Castillo, R (1, 1) OBP: 0.143, SLG: 0.091			2-3 K			1-3 K		0-2 3B		2 0 0 0 0 2 0																										
Scott Bullett, L (8, PH) OBP: 0.292, SLG: 0.396										1 0 1 0 0 0 0																										
Anthony Young, R (8, 1)										0 0 0 0 0 0 0																										
Chris Nabholz, L (8, 1)										0 0 0 0 0 0 0																										
Inning Stats	R: 0 E: 0 K: 2 S: 12	H: 0 LOB: 1 BB: 1 P: 21	R: 0 E: 0 K: 0 S: 4	H: 0 LOB: 0 BB: 0 P: 6	R: 0 E: 0 K: 2 S: 8	H: 0 LOB: 0 BB: 0 P: 14	R: 0 E: 0 K: 1 S: 7	H: 0 LOB: 0 BB: 0 P: 10	R: 0 E: 0 K: 0 S: 5	H: 0 LOB: 0 BB: 0 P: 8	R: 2 E: 1 K: 0 S: 13	H: 3 LOB: 0 BB: 0 P: 17	R: 0 E: 0 K: 2 S: 12	H: 1 LOB: 1 BB: 0 P: 18	R: 1 E: 0 K: 0 S: 10	H: 2 LOB: 0 BB: 0 P: 13	1B: 3 2B: 3 3B: 1 HR: 0	SF: 0 SAC: 0 DP: 1 HBP: 0	WP: 0 PB: 0 SB: 0 CS: 1	PA: 33																
PITCHER	IP WLS BF H R ER SO BB IBB HBP BLK WP HR S P ERA WHIP																																			
Rick Reed, R (1, 1) ERA: 1.29	7.0		24	3	2	1	6	1	0	0	0	0	0	58	88	1.29	0.571																			
Michael Jackson, R (8, 1) ERA: 3.44	1.0	W	4	1	0	0	2	0	0	0	0	0	0	12	18	0.00	1.000																			
Jeff Brantley, R (9, 1) ERA: 2.87	1.0	S	4	2	1	1	0	0	0	0	0	0	0	10	13	9.00	2.000																			

AB	31
R	3
H	6
RBI	2
BB	1
SO	8
LOB	5



WP: 0	PA: 33
PB: 0	
SB: 0	
CS: 1	

ERA	WHIP

livebaseballscorecards.com

Batter	1	2	3	4	5	6	7	8	9
Darren Lewis, R OBP: 0.303, SLG: 0.313 (1, 8) C B F X	1-2 1B FC6-4 1B		3-2 F8			2-2 F9		2-2 P4	
Barry Larkin, R OBP: 0.399, SLG: 0.496 (1, 6) X	0-0 FC6-4 1B 1-2 1B		2-1 L9			2-1 F8		2-1 HR 1B	
Ron Gant, R OBP: 0.390, SLG: 0.615 (1, 7) Jeff Brantley, R (9, 1) X	0-0 FC6-4 1B 1-2 2-3			3-3 K			1-0 G1-3	3-0 HR 1-H	
Reggie Sanders, R OBP: 0.405, SLG: 0.601 (1, 9) X	0-0 FC6-4 G4-6-3 1-2f 2-3 3-H		0-1 CS 2B			1-2 G5-3		0-0 2B	
Hal Morris, L OBP: 0.239, SLG: 0.333 (1, 3) F 1 SAFE C 1 SAFE X	1-2 G4-6-3 1-2f		2-2 G1-3 2-3			0-1 HR		1-0 G3	
Benito Santiago, R OBP: 0.349, SLG: 0.571 (1, 2) X		0-0 G5-3			0-0 F8		2-0 E6 1B		
Bret Boone, R OBP: 0.347, SLG: 0.446 (1, 4) B B X		2-0 G6-3			1-2 F9		2-2 1B		
Jeff Branson, L OBP: 0.342, SLG: 0.457 (1, 5) B B X		2-3 K			1-0 L7		2-0 F7		
Rick Reed, R (1, 1) Michael Jackson, R (8, 1) Lenny Harris, L OBP: 0.254, SLG: 0.301 (8, PH) Jerome Walton, R OBP: 0.333, SLG: 0.486 (9, 7) F B F F X			1-2 L9			1-1 G5-3		1-0 L4	

Inning Stats	R: 1	H: 3	E: 0	K: 0	S: 9	R: 0	H: 0	E: 0	K: 1	S: 5	R: 0	H: 0	E: 0	K: 0	S: 9	R: 0	H: 1	E: 0	K: 1	S: 11	R: 0	H: 0	E: 0	K: 0	S: 5	R: 0	H: 0	E: 0	K: 0	S: 7	R: 1	H: 2	E: 1	K: 0	S: 12	R: 2	H: 3	E: 0	K: 0	S: 9				
	LOB: 1	BB: 0	P: 11	LOB: 0	BB: 0	P: 9	LOB: 0	BB: 0	P: 15	LOB: 0	BB: 0	P: 7	LOB: 0	BB: 0	P: 12	LOB: 2	BB: 0	P: 20	LOB: 1	BB: 0	P: 18	LOB: 0	BB: 0	P: 18	SF: 0	SAC: 0	DP: 1	HBP: 0	1B: 5	2B: 2	3B: 0	HR: 2	WP: 0	PA: 32	IPB: 0	IBB: 0	HBP: 0	BLK: 0	WP: 0	HR: 0	S: 0	P: 0	ERA: 0.00	WHIP: 0.000

PITCHER	IP	WLS	BF	H	R	ER	SO	BB	IBB	HBP	BLK	WP	HR	S	P	ERA	WHIP
Frank Castillo, R ERA: 2.76 (1, 1)	7.0		26	6	2	2	2	0	0	0	0	0	1	58	90	2.57	0.857
Anthony Young, R ERA: 8.0 (8, 1)	0.2	L	5	3	2	2	0	0	0	0	0	0	1	8	16	27.00	4.500
Chris Nabholz, L ERA: 3.79 (8, 1)	0.1		1	0	0	0	0	0	0	0	0	0	0	1	2	0.00	0.000

BOTTOM

Chicago Cubs @ Cincinnati Reds
Riverfront Stadium, Cincinnati, OH
Sat Jul 22 1995, 7:05 PM EDT
Att: 38,183 - Unknown - 78 F

livebaseballscorecards.com

AB	32
R	4
H	9
RBI	4
BB	0
SO	2
LOB	8



WP: 0	PA: 32
PB: 0	
SB: 0	
CS: 1	

Chicago Cubs @ Cincinnati Reds
Riverfront Stadium, Cincinnati, OH

Sun Jul 23 1995, 3:33 AM EDT
Att: 33,258 - Sunny - 82 F

livebaseballscorecards.com

AB	39
R	7
H	12
RBI	7
BB	4
SO	10
LOB	16



WP:	0	PA:	44
PB:	0		
SB:	0		
CS:	1		

AB	R	H	RBI	BB	SO	LOB
3	0	1	0	0	0	3
1	0	0	0	1	0	0
0	0	0	0	0	0	0
5	0	2	0	0	1	4
4	0	0	0	1	2	2
4	1	1	0	1	2	2
5	0	1	1	0	1	2
0	1	0	0	0	0	0
5	2	3	0	0	1	0
4	2	2	5	1	1	0
3	1	2	1	0	1	0
1	0	0	0	0	0	0
0	0	0	0	0	0	0
1	0	0	0	0	0	0
0	0	0	0	0	0	0
1	0	0	0	0	0	0
1	0	0	0	0	0	0
0	0	0	0	0	0	0
1	0	0	0	0	0	0

Batter	1	2	3	4	5	6	7	8	9	10
Thomas Howard, S OBP: 0.355, SLG: 0.380 Darren Lewis, R OBP: 0.304, SLG: 0.312 Xavier Hernandez, L (10, 1)	0-1 G6-4-3 1B	2-1 F8			3-2 F8	1-0 F8			4-2 CS BB	
Barry Larkin, R OBP: 0.399, SLG: 0.494 (1, 6)	0-1 G6-4-3 1-2f	2-2 G4-3			2-2 E 1B		1-3 K		0-1 CS 1-2	1-0 G5-4-3 1B
Ron Gant, R OBP: 0.387, SLG: 0.605 (1, 7)	4-1 1B BB				2-2 E5 1-2		1-3 K			1-0 G5-4-3 1-2f
Reggie Sanders, R OBP: 0.405, SLG: 0.596 (1, 9)	0-1 SAFE 1-2 1B				0-1 G6-3		1-3 K			4-1 DI 2B BB
Hal Morris, L OBP: 0.238, SLG: 0.336 Eddie Taubensee, L OBP: 0.331, SLG: 0.489 (10, PR)	1-0 G3-1				3-1 G4-3		1-3 K		0-1 F7	2-1 1B 1-H HR 2B
Benito Santiago, R OBP: 0.364, SLG: 0.585 (1, 2)					3-3 K		2-1 HR 1B		2-0 G6-3	0-0 HR 1B
Bret Boone, R OBP: 0.351, SLG: 0.467 (1, 4)					0-1 F9		1-1 1-H HR		2-3 K	3-2 1-H 3-H HR
Jeff Branson, L OBP: 0.347, SLG: 0.477 Jerome Walton, R OBP: 0.331, SLG: 0.482 (9, PH)					3-3 K		2-0 HR		1-0 F9	
John Smiley, L OBP: 0.164, SLG: 0.361 Dave Burba, R OBP: 0.252, SLG: 0.299 Lenny Harris, L OBP: 0.252, SLG: 0.299 Hector Carrasco, R OBP: 0.252, SLG: 0.299 Michael Jackson, R OBP: 0.252, SLG: 0.299 Chuck McElroy, L OBP: 0.252, SLG: 0.299 Mark Lewis, R OBP: 0.428, SLG: 0.522 (10, 5)					0-0 G4-3		0-0 G5-3		1-1 G3	

Inning Stats	R: 0	H: 2	E: 0	LOB: 2	K: 0	S: 8	P: 13	R: 0	H: 2	E: 0	LOB: 3	K: 1	S: 14	P: 26	R: 0	H: 0	E: 0	LOB: 0	K: 2	S: 10	P: 17	R: 0	H: 0	E: 0	LOB: 0	K: 2	S: 9	P: 15	R: 0	H: 1	E: 1	LOB: 2	K: 0	S: 13	P: 20	R: 3	H: 3	E: 0	LOB: 0	K: 1	S: 10	P: 17	R: 0	H: 0	E: 0	LOB: 0	K: 3	S: 10	P: 13	R: 0	H: 0	E: 0	LOB: 0	K: 1	S: 6	P: 10	R: 0	H: 0	E: 0	LOB: 0	K: 0	S: 8	P: 14	R: 4	H: 4	E: 0	LOB: 1	K: 0	S: 9	P: 20	1B: 7	SF: 0	2B: 2	SAC: 0	3B: 0	DP: 2	HR: 3	HBP: 0	WP: 0	PA: 44
--------------	------	------	------	--------	------	------	-------	------	------	------	--------	------	-------	-------	------	------	------	--------	------	-------	-------	------	------	------	--------	------	------	-------	------	------	------	--------	------	-------	-------	------	------	------	--------	------	-------	-------	------	------	------	--------	------	-------	-------	------	------	------	--------	------	------	-------	------	------	------	--------	------	------	-------	------	------	------	--------	------	------	-------	-------	-------	-------	--------	-------	-------	-------	--------	-------	--------

PITCHER	IP	WLS	BF	H	R	ER	SO	BB	IBB	HBP	BLK	WP	HR	S	P	ERA	WHIP
Steve Trachsel, R ERA: 4.71 (1, 1)	5.2		27	8	3	3	6	2	0	0	0	0	2	63	106	4.76	1.765
Chris Nabholz, L ERA: 3.72 (6, 1)	0.1		1	0	0	0	0	0	0	0	0	0	0	1	2	0.00	0.000
Mike Perez, R ERA: 3.86 (7, 1)	2.0		6	0	0	0	4	0	0	0	0	0	0	16	23	0.00	0.000
Randy Myers, L ERA: 3.27 (9, 1)	1.2	L	9	4	4	4	0	2	0	0	0	0	1	17	34	21.60	3.600

Batter	1	2	3	4	5	6	7	8	9	AB R H RBI BB SO LOB	TOP		
Steve Finley, L (1, 8) OBP: 0.357, SLG: 0.410	0-0 WP S 1B	0-0 L7		0-0 1-3 3-H 1B 1B	0-0 G4-1			4-0 1B SF8 BB		4 3 2 1 1 0 0			
Jody Reed, R (1, 4) OBP: 0.380, SLG: 0.312	0-0 F8	0-0 P4		0-0 2-H 3-H 1B 1B		0-0 G4-3		0-0 1-3 1B 1B		5 1 2 2 0 0 1			
Tony Gwynn, L (1, 9) OBP: 0.394, SLG: 0.476	0-0 F7		0-0 G4-3	0-0 1-2 1B 1B 1B		0-0 G3-1		0-0 SF8		4 1 1 1 0 0 1			
Ken Caminiti, S (1, 5) OBP: 0.353, SLG: 0.457	4-0 E 1B 1B BB		0-0	0-0 1-2 2-H 1B 1B		0-3 K		0-0 3-H 1-2 1B		4 2 3 1 1 1 0			
Phil Plantier, L (1, 7) OBP: 0.352, SLG: 0.414	0-0 1-2 2-H 1B 1B		0-3 S S K	0-0 1-2 2-3 1B			0-0 F7	0-0 F5		5 1 2 1 0 1 2			
Eddie Williams, R (1, 3) OBP: 0.332, SLG: 0.434	0-0 E5		0-3 S S K	0-0 1-2 2-H 3-H 1B			0-0 L9		0-0 G6-3	4 0 1 2 0 1 3			
Archi Cianfrocco, R (7, 3) OBP: 0.500, SLG: 1.250	1-2 2-3 1B			0-0 G5-4-3 1B						1 0 0 0 0 0 0			
Brian Johnson, R (1, 2) OBP: 0.282, SLG: 0.364	0-0 1-3 2-H 3-H 1B			0-0 1B 2B			4-0 BB BB		0-0 F8	4 1 2 2 1 0 2			
Andujar Cedeno, R (1, 6) OBP: 0.266, SLG: 0.357	0-0 G6-3			0-0 G5-4-3 1-2 1B			4-0 BB BB		0-0 G4-3	4 0 0 0 1 0 3			
Andy Benes, R (1, 1) OBP: 0.154, SLG: 0.158		0-3 K		0-0 1-2 1B 1B			0-3 K			4 1 1 0 0 3 2			
Willie Blair, R (7, 1)										0 0 0 0 0 0 0			
Trevor Hoffman, R (9, 1) OBP: 0.500, SLG: 1.000										0 0 0 0 0 0 0			
Inning Stats	R: 3 H: 3 E: 1 LOB: 2 K: 0 BB: 1 S: 7 P: 11	R: 0 H: 0 E: 0 LOB: 0 K: 1 BB: 0 S: 5 P: 5	R: 0 H: 1 E: 0 LOB: 1 K: 2 BB: 0 S: 8 P: 8	R: 6 H: 8 E: 0 LOB: 1 K: 0 BB: 0 S: 10 P: 10	R: 0 H: 0 E: 0 LOB: 0 K: 1 BB: 0 S: 5 P: 5	R: 0 H: 0 E: 0 LOB: 0 K: 1 BB: 0 S: 5 P: 5	R: 0 H: 0 E: 0 LOB: 2 K: 1 BB: 2 S: 5 P: 13	R: 1 H: 2 E: 0 LOB: 1 K: 0 BB: 1 S: 4 P: 8	R: 0 H: 0 E: 0 LOB: 0 K: 0 BB: 0 S: 3 P: 3	1B: 12 SF: 1 2B: 2 SAC: 0 3B: 0 DP: 1 HR: 0 HBP: 0	WP: 1 PA: 44 PB: 0 SB: 1 CS: 0		
PITCHER	IP WLS BF H R ER SO BB IBB HBP BLK WP HR S P ERA WHIP											PITCHER	IP WLS BF H R ER SO BB IBB HBP BLK WP HR S P ERA WHIP
Mark Portugal, R (1, 1) ERA: 4.61	3.1 L 23 11 9 7 3 1 0 0 0 1 0 28 32 18.90 3.600												
Dave Burba, R (4, 1) ERA: 4.53	3.2 13 1 0 0 3 2 0 0 0 0 0 17 25 0.00 0.818												
Xavier Hernandez, R (8, 1) ERA: 4.21	2.0 8 2 1 1 0 1 0 0 0 0 0 7 11 4.50 1.500												

San Diego Padres @ Cincinnati Reds
Riverfront Stadium, Cincinnati, OH
Mon Jul 24 1995, 7:05 PM EDT
Att. 25,691 - Unknown - 80 F

livebaseballscorecards.com

AB	39
R	10
H	14
RBI	10
BB	4
SO	6
LOB	14



Batter	1	2	3	4	5	6	7	8	9	AB	R	H	RBI	BB	SO	LOB
Darren Lewis, R OBP: 0.305, SLG: 0.311 (1, 8)	0-0 F8	0-0 G1-3			0-0 G4-3		0-0 1B		4-0 1B WP BB	4	1	1	1	1	0	1
Barry Larkin, R OBP: 0.396, SLG: 0.489 (1, 6)	0-3 K		0-0 G6-3			0-0 G4-3	0-0 F8		0-0 3B 1B	5	1	1	1	0	1	1
Ron Gant, R OBP: 0.390, SLG: 0.602 Jerome Walton, R OBP: 0.333, SLG: 0.500 (1, 7) (6, PR) (7, 7) (8, 9)	4-0 BB		0-0 F7			4-0 3B BB	0-0 G5-3		0-0 1B 3B	1	0	0	0	2	0	0
Eddie Taubensee, L OBP: 0.333, SLG: 0.486 (1, 3) (7, 2)	0-0 L8		0-3 K			0-3 K		0-0 1B	0-0 1B	5	0	2	1	0	2	2
Bret Boone, R OBP: 0.352, SLG: 0.473 (1, 4)		0-0 2B SF8 1B		0-3 K		0-0 2B 3B		0-0 F3	0-0 G5-3	5	2	2	1	0	1	2
Benito Santiago, R OBP: 0.370, SLG: 0.605 (1, 2) (7, 3)		0-0 SF8 1B 2B		0-3 K		0-0 2B		0-3 K		4	1	2	1	0	2	1
Brian Hunter, R OBP: 0.324, SLG: 0.356 Thomas Howard, S OBP: 0.353, SLG: 0.378 (1, 9) (8, 7)		0-3 K		0-0 P6		0-0 P4		0-0 L8		3	0	0	0	0	1	4
Jeff Branson, L OBP: 0.345, SLG: 0.480 (1, 5)		0-0 SF8		0-0 F8		0-0 1B 2B		0-0 F8		3	1	1	1	0	0	0
Mark Portugal, R OBP: 0.188, SLG: 0.200 Dave Burba, R OBP: 0.250, SLG: 0.296 Lenny Harris, L OBP: 0.250, SLG: 0.296 Xavier Hernandez, L OBP: 0.416, SLG: 0.516 (1, 1) (4, 1) (7, PH) (8, 1) (9, PH)		0-0 3B 1B		0-3 K		0-3 K		0-3 K		1	0	1	1	0	0	0

Inning Stats	R: 0	H: 0	E: 0	K: 1	S: 5	H: 0	LOB: 1	BB: 1	P: 9	R: 2	H: 3	E: 0	K: 1	S: 8	R: 0	H: 0	E: 0	K: 1	S: 5	R: 0	H: 0	E: 0	K: 2	S: 7	R: 0	H: 0	E: 0	K: 1	S: 5	R: 2	H: 2	E: 0	K: 1	S: 7	R: 1	H: 2	E: 0	K: 1	S: 7	R: 0	H: 1	E: 0	K: 1	S: 6	R: 3	H: 3	E: 0	K: 1	S: 8	1B: 6	2B: 3	3B: 2	HR: 0	SF: 1	SAC: 0	DP: 0	HBP: 0	WP: 1	PA: 41
--------------	------	------	------	------	------	------	--------	-------	------	------	------	------	------	------	------	------	------	------	------	------	------	------	------	------	------	------	------	------	------	------	------	------	------	------	------	------	------	------	------	------	------	------	------	------	------	------	------	------	------	-------	-------	-------	-------	-------	--------	-------	--------	-------	--------

PITCHER	IP	WLS	BF	H	R	ER	SO	BB	IBB	HBP	BLK	WP	HR	S	P	ERA	WHIP
Andy Benes, R ERA: 3.97 (1, 1)	6.1	W	28	7	5	5	8	2	0	0	0	0	0	42	50	7.11	1.421
Willie Blair, R ERA: 4.99 (7, 1)	2.1		11	3	3	3	2	1	0	0	0	1	0	14	18	11.57	1.714
Trevor Hoffman, R ERA: 4.91 (9, 1)	0.1	S	2	1	0	0	0	0	0	0	0	0	0	2	2	0.00	3.000

BOTTOM

San Diego Padres @ Cincinnati Reds
Riverfront Stadium, Cincinnati, OH
Mon Jul 24 1995, 7:05 PM EDT
Att: 25,691 - Unknown - 80 F

livebaseballscorecards.com

AB	37
R	8
H	11
RBI	8
BB	3
SO	10
LOB	14



Batter	1	2	3	4	5	6	7	8	9	AB R H RBI BB SO LOB	TOP							
Steve Finley, L (1, 8) OBP: 0.363, SLG: 0.414	1-1 G4-3 1B		3-1 L4		0-0 WP SF8 1B		4-0 BB 1B		0-2 BB 1B	4 3 3 0 1 0 0								
Jody Reed, R (1, 4) OBP: 0.380, SLG: 0.309	2-0 F8		1-2 G6-3		1-0 SF8 1-H		4-2 1B BB		4-2 G4-6-3 BB	2 0 0 1 2 0 1								
Tony Gwynn, L (1, 9) OBP: 0.394, SLG: 0.475	1-1 G4-3		1-0 1B		0-1 L6		0-2 BB 1B		0-0 G4-6-3 1-2f	5 0 2 1 0 0 3								
Ken Caminiti, S (1, 5) OBP: 0.355, SLG: 0.454	4-0 1B BB		1-1 L8		3-2 G3-1		4-2 1-2 BB			2 0 0 0 2 0 1								
Phil Plantier, L (1, 7) OBP: 0.349, SLG: 0.407	1-1 1-3 2-H 1B		1-2 P6		2-3 K		0-1 G4-3			4 0 1 1 0 1 3								
Eddie Williams, R (1, 3) OBP: 0.333, SLG: 0.446		2-1 G6-3		4-0 BB		2-0 HR		2-1 P4		3 1 1 1 1 0 0								
Archi Cianfrocco, R (8, 3) OBP: 0.500, SLG: 1.250										0 0 0 0 0 0 0								
Andujar Cedeno, R (1, 6) OBP: 0.263, SLG: 0.351		2-2 G6-3		2-0 P4		2-2 F9		0-0 F8		4 0 0 0 0 0 1								
Trevor Hoffman, R (8, 1) OBP: 0.500, SLG: 1.000										0 0 0 0 0 0 0	AB 32 R 4 H 8 RBI 4 BB 6 SO 2 LOB 11							
Brad Ausmus, R (1, 2) OBP: 0.308, SLG: 0.360		1-2 1B		1-1 F9			3-1 F9		1-2 G6-3	4 0 1 0 0 0 1								
Brian Williams, R (1, 1)																		
Doug Bochtler, R (6, 1)																		
Ray Holbert, R (8, 6) OBP: 0.245, SLG: 0.196			1-0 L1		2-2 G1-3		1-2 F9		1-3 K	2 0 0 0 0 0 1 1 0 0 0 0 0 0 1 0 0 0 0 1 0								
Inning Stats	R: 1 E: 0 K: 0 S: 7	H: 2 LOB: 2 BB: 1 P: 16	R: 0 E: 0 K: 0 S: 9	H: 1 LOB: 1 BB: 0 P: 15	R: 0 E: 0 K: 0 S: 8	H: 0 LOB: 1 BB: 1 P: 14	R: 1 E: 0 K: 1 S: 11	H: 1 LOB: 0 BB: 0 P: 20	R: 1 E: 0 K: 0 S: 16	H: 1 LOB: 3 BB: 3 P: 32	R: 0 E: 0 K: 0 S: 6	H: 0 LOB: 0 BB: 0 P: 9	R: 0 E: 0 K: 1 S: 9	H: 1 LOB: 1 BB: 1 P: 14	1B: 7 2B: 0 3B: 0 HR: 1	SF: 1 SAC: 0 DP: 1 HBP: 0	WP: 1 PB: 0 SB: 1 CS: 0	PA: 39
PITCHER	IP WLS BF H R ER SO BB IBB HBP BLK WP HR S P ERA WHIP																	
Tim Pugh, R (1, 1) ERA: 4.24	6.0 L 25 6 3 3 1 2 0 0 0 1 1 48 89 4.50 1.333																	
Chuck McElroy, L (7, 1) ERA: 4.28	0.2 5 1 1 1 0 2 0 0 0 0 0 11 23 13.50 4.500																	
Michael Jackson, R (7, 1) ERA: 3.1	1.1 5 0 0 0 0 1 0 0 0 0 0 11 18 0.00 0.750																	
Hector Carrasco, R (9, 1) ERA: 2.98	1.0 4 1 0 0 1 1 0 0 0 0 0 9 14 0.00 2.000																	

San Diego Padres @ Cincinnati Reds
Riverfront Stadium, Cincinnati, OH

Tue Jul 25 1995, 3:33 AM EDT
Att. 26,525 - Overcast - 79 F

livebaseballscorecards.com



Batter	1	2	3	4	5	6	7	8	9	AB	R	H	RBI	BB	SO	LOB
Darren Lewis, R OBP: 0.307, SLG: 0.312 (1, 8)	0-1 G6-3		4-2 1B BB		2-0 CS 1B			2-2 F9		3	0	1	0	1	0	0
Barry Larkin, R OBP: 0.398, SLG: 0.489 (1, 6)	2-3 K2-3		1-1 FC6-4 1B		0-1 CS	1-2 G6-3		2-2 S 1B		4	0	2	0	0	1	0
Ron Gant, R OBP: 0.391, SLG: 0.598 (1, 7)	4-2 S BB		1-0 FC6-4			2-3 K		4-2 BB BB		2	0	0	0	2	1	2
Reggie Sanders, R OBP: 0.406, SLG: 0.597 (1, 9)	2-3 K			2-1 G4-3 1B 2B		2-2 F9		4-1 BB		3	1	1	0	1	1	1
Eddie Taubensee, L OBP: 0.325, SLG: 0.473 (1, 2)		2-3 K2-3		2-0 G4-3		2-2 F9		2-3 K		4	0	0	0	0	2	4
Benito Santiago, R OBP: 0.375, SLG: 0.600 (1, 3)		2-2 P4		2-2 G4-6-3 1B		0-2 1B			2-1 P4	4	0	2	1	0	0	0
Bret Boone, R OBP: 0.350, SLG: 0.480 (1, 4)		1-1 L5		1-0 G4-6-3		0-3 K			1-1 HR	4	1	1	1	0	1	2
Jeff Branson, L OBP: 0.338, SLG: 0.470 (1, 5)			1-3 K		0-0 F8		1-0 G1-3		0-1 P6	4	0	0	0	0	1	1
Tim Lincecum, R OBP: 0.172, SLG: 0.182 (7, 1)			1-3 K2-3		2-3 K			0-0 G3	1-2 F8	2	0	0	0	0	2	0
Chuck McLeroy, L (7, 1)										0	0	0	0	0	0	0
Michael Jackson, R (8, PH)										0	0	0	0	0	0	0
Lenny Harris, L OBP: 0.248, SLG: 0.294 (9, PH)										1	0	0	0	0	0	0
Hector Carrasco, R (9, PH)										0	0	0	0	0	0	0
Thomas Howard, S OBP: 0.350, SLG: 0.375 (9, PH)										1	0	0	0	0	0	0

Inning Stats	R: 0	H: 0	E: 0	K: 2	S: 10	LOB: 1	BB: 1	P: 18	R: 0	H: 0	E: 0	K: 1	S: 8	LOB: 0	BB: 0	P: 13	R: 0	H: 1	E: 0	K: 2	S: 14	LOB: 2	BB: 1	P: 22	R: 1	H: 2	E: 0	K: 0	S: 7	LOB: 0	BB: 0	P: 14	R: 0	H: 1	E: 0	K: 1	S: 7	LOB: 0	BB: 0	P: 11	R: 0	H: 0	E: 0	K: 1	S: 11	LOB: 0	BB: 0	P: 16	R: 0	H: 1	E: 0	K: 1	S: 11	LOB: 1	BB: 0	P: 14	R: 0	H: 1	E: 0	K: 1	S: 15	LOB: 3	BB: 2	P: 29	R: 1	H: 1	E: 0	K: 0	S: 10	LOB: 0	BB: 0	P: 14	1B: 5	SF: 0	2B: 1	SAC: 0	3B: 0	DP: 1	HR: 1	HBP: 0	WP: 0	PA: 37
PITCHER	IP	WLS	BF	H	R	ER	SO	BB	IBB	HBP	BLK	WP	HR	S	P	ERA	WHIP																																																																	
Brian Williams, R ERA: 5.09 (1, 1)	5.0	W	19	4	1	1	6	2	0	0	0	0	0	46	78	1.80	1.200																																																																	
Doug Bochtler, R ERA: 1.8 (6, 1)	2.2		11	2	0	0	2	1	0	0	0	0	0	32	48	0.00	1.125																																																																	
Trevor Hoffman, R ERA: 4.99 (8, 1)	1.1	S	6	1	1	1	1	1	0	0	0	0	1	15	25	6.75	1.500																																																																	


BOTTOM

San Diego Padres @ Cincinnati Reds
Riverfront Stadium, Cincinnati, OH

Tue Jul 25 1995, 3:33 AM EDT
Att. 26,525 - Overcast - 79 F

livebaseballscorecards.com

AB	32
R	2
H	7
RBI	2
BB	4
SO	9
LOB	10



Batter	1	2	3	4	5	6	7	8	9	AB R H RBI BB SO LOB	TOP											
Darren Lewis, R (1, 8) OBP: 0.304, SLG: 0.308	2-1 L7			1-1 L4			1-1 G4-3		0-0 P6	4 0 0 0 0 0 0	Cincinnati Reds @ San Francisco Giants Candlestick Park, San Francisco, CA Wed Jul 26 1995, 10:05 PM EDT Att. 17,648 - Unknown - 72 F livebaseballscorecards.com											
Lenny Harris, L (1, 3) OBP: 0.243, SLG: 0.288	0-2 F9			0-0 G4-3			1-0 G4-3			3 0 0 0 0 0 0												
Barry Larkin, R (1, 6) OBP: 0.394, SLG: 0.484	2-2 F8			2-2 P8			3-2 G6-3			3 0 0 0 0 0 0												
Ron Gant, R (1, 7) OBP: 0.391, SLG: 0.606			1-0 P2			3-2 P6		3-1 HR		3 1 1 1 0 0 0												
Reggie Sanders, R (1, 9) OBP: 0.403, SLG: 0.590			2-2 G4-3			3-3 K		2-3 K		3 0 0 0 0 2 0												
Benito Santiago, R (1, 2) OBP: 0.364, SLG: 0.581			1-3 K			0-3 K		0-1 G1-3		3 0 0 0 0 2 0												
Bret Boone, R (1, 4) OBP: 0.350, SLG: 0.479				2-3 K			0-1 G6-3 1B		2-2 G6-3	3 0 1 0 0 1 0												
Jeff Branson, L (1, 5) OBP: 0.333, SLG: 0.462			2-2 P6			1-0 G6-3 1-2f		0-3 K		3 0 0 0 0 1 1												
Pete Schourek, L (1, 1) OBP: 0.200, SLG: 0.200 Thomas Howard, S (6, PH) OBP: 0.348, SLG: 0.372 Xavier Hernandez, L (6, 1) Hector Carrasco, R (8, 1) Jerome Walton, R (9, PH) OBP: 0.331, SLG: 0.496			1-2 B5-3			1-3 K		2-3 K		1 0 0 0 0 0 0 1 0 0 0 0 1 0 0 0 0 0 0 0 0 0 0 0 0 0 0 0 1 0 0 0 0 1 0												
Inning Stats	R: 0 E: 0 K: 0 S: 11	H: 0 LOB: 0 BB: 0 P: 15	R: 0 E: 0 K: 1 S: 8	H: 0 LOB: 0 BB: 0 P: 12	R: 0 E: 0 K: 1 S: 10	H: 0 LOB: 0 BB: 0 P: 15	R: 0 E: 0 K: 2 S: 6	H: 0 LOB: 0 BB: 0 P: 9	R: 0 E: 0 K: 2 S: 11	H: 0 LOB: 0 BB: 0 P: 17	R: 0 E: 0 K: 0 S: 6	H: 1 LOB: 0 BB: 0 P: 10	R: 0 E: 0 K: 0 S: 6	H: 0 LOB: 0 BB: 0 P: 11	R: 1 E: 0 K: 1 S: 10	H: 1 LOB: 0 BB: 0 P: 17	R: 0 E: 0 K: 2 S: 9	H: 0 LOB: 0 BB: 0 P: 11	1B: 1 2B: 0 3B: 0 HR: 1	SF: 0 SAC: 0 DP: 1 HBP: 0	WP: 0 PB: 0 SB: 0 CS: 0	PA: 28
PITCHER Mark Leiter, R (1, 1) ERA: 3.55	IP 9.0 WLS W BF 28 H 2 R 1 ER 1 SO 8 BB 0 IBB 0 HBP 0 BLK 0 WP 0 HR 1 S 79 P 117 ERA 1.00 WHIP 0.222											PITCHER IP WLS BF H R ER SO BB IBB HBP BLK WP HR S P ERA WHIP										



Batter	1	2	3	4	5	6	7	8	9	AB R H RBI BB SO LOB
Deion Sanders, L (1, 8) OBP: 0.295, SLG: 0.329	1-0 F9 BB 1B		1-3 K	1-0 2B		3-3 K				4 0 2 2 0 2 2
Robby Thompson, R (1, 4) OBP: 0.319, SLG: 0.309	4-0 BB 1-2 BB		3-2 HR 1B	1-2 L9			2-1 F8			3 1 1 0 1 0 2
Barry Bonds, L (1, 7) OBP: 0.441, SLG: 0.601	0-3 K 1		2-1 HR 1-H		1-1 G4-3		2-2 L8			4 1 1 2 0 1 2
Mark Carreon, R (1, 3) OBP: 0.350, SLG: 0.516	1-1 F9 2-3		2-1 F9		3-2 L8		0-3 K			4 0 0 0 0 1 2
Glenallen Hill, R (1, 9) OBP: 0.325, SLG: 0.478	0-0 P6			4-2 G3 1B 2B BB	3-3 K		0-0 G6-3			3 1 0 0 1 1 2
Royce Clayton, R (1, 6) OBP: 0.304, SLG: 0.342		1-2 F8		2-1 G3 1-2 2B 1B		0-0 FC1-6 1B 1B		1-0 G5-3		4 1 2 0 0 0 0
Steve Scarosone, R (1, 5) OBP: 0.340, SLG: 0.517		3-3 K		1-3 K		0-3 K		4-2 BB		3 0 0 0 1 3 3
Kirt Manwaring, R (1, 2) OBP: 0.323, SLG: 0.338		1-2 P9		1-0 G3 1-2 2-3		0-0 WP FC1-6 1B		0-1 P9		4 0 1 0 0 0 3
Mark Leiter, R (1, 1) OBP: 0.114, SLG: 0.061			3-3 K	4-0 2B BB		0-0 FC1-6 WP				2 0 0 0 1 1 2

Inning Stats	R: 0 E: 0 K: 1 S: 7	H: 1 LOB: 2 BB: 1 P: 13	R: 0 E: 0 K: 1 S: 10	H: 0 LOB: 0 BB: 0 P: 15	R: 2 E: 0 K: 2 S: 13	H: 2 LOB: 0 BB: 0 P: 24	R: 2 E: 0 K: 1 S: 13	H: 2 LOB: 2 BB: 2 P: 27	R: 0 E: 0 K: 1 S: 8	H: 0 LOB: 0 BB: 0 P: 15	R: 0 E: 0 K: 2 S: 9	H: 2 LOB: 2 BB: 0 P: 12	R: 0 E: 0 K: 1 S: 11	H: 0 LOB: 0 BB: 0 P: 15	R: 0 E: 0 K: 0 S: 6	H: 0 LOB: 1 BB: 1 P: 11
--------------	------------------------------	----------------------------------	-------------------------------	----------------------------------	-------------------------------	----------------------------------	-------------------------------	----------------------------------	------------------------------	----------------------------------	------------------------------	----------------------------------	-------------------------------	----------------------------------	------------------------------	----------------------------------

PITCHER	IP	WLS	BF	H	R	ER	SO	BB	IBB	HBP	BLK	WP	HR	S	P	ERA	WHIP
Pete Schourek, L (1, 1) ERA: 3.43	5.0	L	23	5	4	4	6	3	0	0	0	0	1	51	94	7.20	1.600
Xavier Hernandez, R (6, 1) ERA: 4.07	2.0		8	2	0	0	3	0	0	0	0	1	0	20	27	0.00	1.000
Hector Carrasco, R (8, 1) ERA: 2.93	1.0		4	0	0	0	0	1	0	0	0	0	0	6	11	0.00	1.000

BOTTOM

Cincinnati Reds @ San Francisco Giants
Candlestick Park, San Francisco, CA

Wed Jul 26 1995, 10:05 PM EDT
Att: 17,648 - Unknown - 72 F

AB	31
R	4
H	7
RBI	4
BB	4
SO	9
LOB	18

WP: 1 PA: 35
PB: 0 SB: 0 CS: 0
SF: 0 SAC: 0 DP: 0 HBP: 0



PITCHER	IP	WLS	BF	H	R	ER	SO	BB	IBB	HBP	BLK	WP	HR	S	P	ERA	WHIP
---------	----	-----	----	---	---	----	----	----	-----	-----	-----	----	----	---	---	-----	------

Batter	1	2	3	4	5	6	7	8	9	AB	R	H	RBI	BB	SO	LOB
Deion Sanders, L (1, 8) Rikkert Faneyte, R (8, 8) OBP: 0.288, SLG: 0.320 OBP: 0.339, SLG: 0.288	0-0 4-3	0-0 F9	0-0 F8			0-0 4-3		0-3 K		4	0	0	0	0	0	2
Robby Thompson, R (1, 4) John Patterson, S (8, 4) OBP: 0.322, SLG: 0.324 OBP: 0.260, SLG: 0.271	0-0 HR	0-0 4-3		0-0 E3		4-0 FC3-6 BB		0-0 G1		3	1	1	1	1	0	1
Barry Bonds, L (1, 7) Tom Lampkin, L (8, 7) OBP: 0.439, SLG: 0.606 OBP: 0.360, SLG: 0.364	0-0 HR		0-0 F9	0-0 3-1		0-0 FC3-6		0-0 1B		4	1	1	1	0	0	2
Mark Carreon, R (1, 3) Shawn Barton, R (8, 1) Mike Benjamin, R (8, PH) Jose Bautista, R (9, 1) OBP: 0.352, SLG: 0.520 OBP: 0.286, SLG: 0.377	0-0 F9		0-0 1B 2B	0-0 1B		0-0 P3		0-0 F9		4	1	2	0	0	0	1
Glenallen Hill, R (1, 9) OBP: 0.329, SLG: 0.478	4-0 1B BB		0-0 1B HR 1B	0-0 FC6-4 1B		0-0 E7		0-0 3-1		4	1	2	0	1	0	0
Royce Clayton, R (1, 6) OBP: 0.305, SLG: 0.343	0-0 1B		0-0 1B HR 1B	0-0 FC6-4 1B		0-3 K		0-3 K		5	1	2	1	0	2	3
Steve Scarsone, R (1, 5) OBP: 0.335, SLG: 0.526	0-3 K		0-0 1B HR		0-3 K		0-3 K		0-3 K	5	1	1	3	0	4	3
Kirt Manwaring, R (1, 2) Jeff Reed, L (7, PH) OBP: 0.323, SLG: 0.338 OBP: 0.371, SLG: 0.276		0-0 F9 SH2-4 1B	0-0 5-3		0-0 5-3		0-0 4-3			3	0	1	0	0	0	0
Trevor Wilson, L (1, 1) Luis Aquino, R (5, 1) Scott Service, R (7, 1) J.R. Phillips, L (7, 3) OBP: 0.280, SLG: 0.320 OBP: 0.333, SLG: 0.200		0-0 SH2-4 1B	0-0 1B		0-3 K			4-0 G1 BB		1	0	1	0	0	0	0

Inning Stats	R: 2	H: 3	E: 0	K: 1	S: 8	L: 0	H: 1	E: 0	K: 0	S: 4	R: 0	H: 1	E: 0	K: 0	S: 4	R: 4	H: 5	E: 0	K: 0	S: 8	R: 0	H: 2	E: 1	K: 0	S: 5	R: 0	H: 0	E: 0	K: 2	S: 7	R: 0	H: 0	E: 0	K: 0	S: 3	R: 0	H: 0	E: 1	K: 1	S: 6	R: 0	H: 1	E: 0	K: 1	S: 6	R: 0	H: 0	E: 0	K: 2	S: 7	R: 0	H: 0	E: 0	K: 1	S: 7	1B: 8	2B: 1	3B: 0	HR: 3	SF: 0	SAC: 1	DP: 0	HBP: 0	WP: 0	PA: 43
--------------	------	------	------	------	------	------	------	------	------	------	------	------	------	------	------	------	------	------	------	------	------	------	------	------	------	------	------	------	------	------	------	------	------	------	------	------	------	------	------	------	------	------	------	------	------	------	------	------	------	------	------	------	------	------	------	-------	-------	-------	-------	-------	--------	-------	--------	-------	--------

PITCHER	IP	WLS	BF	H	R	ER	SO	BB	IBB	HBP	BLK	WP	HR	S	P	ERA	WHIP
Rick Reed, R (1, 1) ERA: 6.3	3.0		19	9	6	6	1	1	0	0	0	0	0	20	24	18.00	3.333
Dave Burba, R (4, 1) ERA: 4.26	3.0	W	12	2	0	0	2	1	0	0	0	0	0	15	19	0.00	1.000
Michael Jackson, R (7, 1) ERA: 2.82	2.0		9	1	0	0	3	1	0	0	0	0	0	14	18	0.00	1.000
Jeff Brantley, R (9, 1) ERA: 2.81	1.0		3	0	0	0	2	0	0	0	0	0	0	7	7	0.00	0.000

BOTTOM

Cincinnati Reds @ San Francisco Giants
Candlestick Park, San Francisco, CA

livebaseballscores.com

AB 39
R 6
H 12
RBI 6
BB 3
SO 8
LOB 17



Thu Jul 27 1995, 6:33 AM EDT
Att. 21,638 - Unknown

Batter	1	2	3	4	5	6	7	8	9	AB R H RBI BB SO LOB
Chad Fonville, S (1, 4) <small>OBP: 0.293, SLG: 0.292</small> Delino DeShields, L (9, PH) <small>OBP: 0.320, SLG: 0.323</small>	1-1 WP 1B		2-3 K ①			2-1 P3 ①			1-3 K ①	3 1 1 0 0 1 0 1 0 0 0 0 1 0
Jose Offerman, S (1, 6) <small>OBP: 0.409, SLG: 0.417</small>	1-2 WP 1B		3-3 K ②			0-1 F9 ②			4-0 BB ②	3 1 1 0 0 1 1 0
Raul Mondesi, R (1, 9) <small>OBP: 0.348, SLG: 0.503</small>	1-3 K ① 1-2 2-H		1-0 F7 ③			1-1 P2 ③			2-1 P3 ②	4 0 0 0 0 1 2
Mike Piazza, R (1, 2) <small>OBP: 0.404, SLG: 0.607</small>	1-2 G5-3 ②			2-3 K ①			1-3 K ①		2-2 P3 ③	4 0 0 0 0 2 2
Eric Karros, R (1, 3) <small>OBP: 0.375, SLG: 0.522</small>	2-2 1B ② 2-H			2-3 K ②			1-1 F7 ②			3 0 1 1 0 1 0
Roberto Kelly, R (1, 7) <small>OBP: 0.299, SLG: 0.342</small>	2-2 G6-3 ③			0-0 F9 ③			1-0 P6 ③			3 0 0 0 0 0 1
Tim Wallach, R (1, 5) <small>OBP: 0.326, SLG: 0.402</small>		0-0 F8 ①			0-2 F9 ①			2-0 P3 ①		3 0 0 0 0 0 0
Todd Hollandsworth, L (1, 8) <small>OBP: 0.324, SLG: 0.459</small>		0-1 G4-3 ②			0-3 K ②			0-0 P5 ②		3 0 0 0 0 1 0
Tom Candiotti, R (1, 1) <small>OBP: 0.179, SLG: 0.135</small> Mitch Webster, S (8, PH) <small>OBP: 0.243, SLG: 0.294</small> Antonio Osuna, R (9, 1)		0-2 G4-3 ③			0-3 K ③			0-3 K ③		2 0 0 0 0 1 0 1 0 0 0 0 1 0 0 0 0 0 0 0 0

Inning Stats	R: 2 E: 0 K: 1 S: 23	H: 3 LOB: 1 BB: 0 P: 31	R: 0 E: 0 K: 0 S: 6	H: 0 LOB: 0 BB: 0 P: 6	R: 0 E: 0 K: 2 S: 7	H: 0 LOB: 0 BB: 0 P: 13	R: 0 E: 0 K: 2 S: 8	H: 0 LOB: 0 BB: 0 P: 12	R: 0 E: 0 K: 2 S: 13	H: 0 LOB: 0 BB: 0 P: 13	R: 0 E: 0 K: 1 S: 6	H: 0 LOB: 0 BB: 0 P: 9	R: 0 E: 0 K: 1 S: 7	H: 0 LOB: 0 BB: 0 P: 10	R: 0 E: 0 K: 1 S: 5	H: 0 LOB: 0 BB: 0 P: 7	R: 0 E: 0 K: 1 S: 8	H: 0 LOB: 1 BB: 1 P: 17	1B: 3 2B: 0 3B: 0 HR: 0	SF: 0 SAC: 0 DP: 0 HBP: 0	WP: 2 PB: 0 SB: 0 CS: 0	PA: 31
--------------	-------------------------------	----------------------------------	------------------------------	---------------------------------	------------------------------	----------------------------------	------------------------------	----------------------------------	-------------------------------	----------------------------------	------------------------------	---------------------------------	------------------------------	----------------------------------	------------------------------	---------------------------------	------------------------------	----------------------------------	----------------------------------	------------------------------------	----------------------------------	--------

PITCHER	IP	WLS	BF	H	R	ER	SO	BB	IBB	HBP	BLK	WP	HR	S	P	ERA	WHIP
John Smiley, L (1, 1) <small>ERA: 3.38</small> Jeff Brantley, R (9, 1) <small>ERA: 2.76</small>	8.0	W	27	3	2	2	9	0	0	0	0	1	0	75	101	2.25	0.375
	1.0	S	4	0	0	0	1	1	0	0	0	0	0	8	17	0.00	1.000

BOTTOM

Cincinnati Reds @ Los Angeles Dodgers
 Dodger Stadium, Los Angeles, CA

Fri Jul 28 1995, 7:05 PM PDT
 Att. 37,146 - Unknown

livebaseballscorecards.com

AB	30
R	2
H	3
RBI	1
BB	1
SO	10
LOB	5



Batter	1	2	3	4	5	6	7	8	9	AB R H RBI BB SO LOB	TOP	
Darren Lewis, R OBP: 0.301, SLG: 0.305 (1, 8) B C C B B X	3-2 G6-4-3 1B 1B		2-3 K		X 0-0 F9			X 0-0 B1-3		4 0 1 0 0 1 0		
Thomas Howard, S OBP: 0.357, SLG: 0.396 (1, 9) B X	1-0 G6-4-3 1-2 1B 1B		1-0 S 1B			B X 1-0 F8		C B B X 2-1 L5		4 0 2 0 0 0 0		
Barry Larkin, R OBP: 0.395, SLG: 0.500 (1, 6) B C F B X	2-2 G6-4-3 1-2f 2-3		3-3 K 1-2			B C B B X 3-1 FC6-4 1B		F X 0-1 G4-3		4 0 1 0 0 1 3		
Ron Gant, R OBP: 0.387, SLG: 0.586 (1, 7) S B X	1-2 G5-3		0-1 G1-3			B F X 1-1 FC6-4 1-2f		B B B B B 4-1 1B FC5-4 BB		3 1 0 0 1 0 3		
Hal Morris, L OBP: 0.244, SLG: 0.340 (1, 3) B C B B B X		3-2 G6-3		B F X 1-1 G4-3 1B		B 1 SAFE X 1-0 G4-3		F F X 0-2 FC5-4 1-3 1B		4 0 2 0 0 0 1		
Bret Boone, R OBP: 0.353, SLG: 0.495 (1, 4) B F B X		1-1 E7 1B 1B		C 1 SAFE F B X 1-2 P4			C B X 1-1 HR		F C B X 1-2 FC5-4 G3 1B 1-2f 3-H		4 1 2 2 0 0 2	
Benito Santiago, R OBP: 0.375, SLG: 0.590 (1, 2) B C B B B X		2-2 E7 1-2 1B		B X 1-0 G4-3 1-2f			X 0-0 G6-3		B B X 2-0 G3 1-2 1B		4 0 2 0 0 0 1	
Jeff Branson, L OBP: 0.330, SLG: 0.469 (1, 5) B C B B B X		2-2 E7 1-3 2-H			B F C B X 2-2 G4-3		S B B B B F 3-2 G3		S B B X 1-1 G3 1-2 2-3		4 0 0 0 0 0 4	
Mark Portugal, R OBP: 0.182, SLG: 0.194 Xavier Hernandez, L OBP: 0.250, SLG: 0.297 Lenny Harris, L OBP: 0.240, SLG: 0.297 Hector Carrasco, R OBP: 0.319, SLG: 0.339 Brian Hunter, R OBP: 0.319, SLG: 0.339 Rick Reed, R OBP: 0.325, SLG: 0.466 (5, PH) (7, PH) (7, 1) (9, PH)		1-3 K			B F C B X 1-2 G4-3		C B B B B F 3-3 K		S C B B B B B 0-3 K		1 0 0 0 0 0 1 2 0 0 0 0 0 0 0 0 1 0 0 0 0 0 0 0 0 0 0 0 0 0 0 0 1 0 0 0 0 0 1 0 0 0 0 0 0 0 0 0 1 0 0 0 0 0 1 2	
Inning Stats	R: 0 H: 2 E: 0 LOB: 1 K: 0 BB: 0 S: 10 P: 17	R: 0 H: 2 E: 1 LOB: 2 K: 1 BB: 0 S: 16 P: 25	R: 0 H: 1 E: 0 LOB: 1 K: 2 BB: 0 S: 9 P: 15	R: 0 H: 1 E: 0 LOB: 0 K: 0 BB: 0 S: 6 P: 9	R: 0 H: 0 E: 0 LOB: 0 K: 0 BB: 0 S: 7 P: 10	R: 0 H: 1 E: 0 LOB: 1 K: 0 BB: 0 S: 6 P: 12	R: 1 H: 1 E: 0 LOB: 0 K: 1 BB: 0 S: 11 P: 18	R: 0 H: 0 E: 0 LOB: 0 K: 0 BB: 0 S: 5 P: 7	R: 1 H: 2 E: 0 LOB: 2 K: 1 BB: 1 S: 13 P: 21	1B: 9 SF: 0 2B: 0 SAC: 0 3B: 0 DP: 2 HR: 1 HBP: 0	WP: 0 PA: 36 PB: 0 SB: 1 CS: 0	
PITCHER Ramon Martinez, R ERA: 3.95 Todd Worrell, R ERA: 1.26 (1, 1) (9, 1)	IP WLS BF H R ER SO BB IBB HBP BLK WP HR S P ERA WHIP 8.0 W 30 8 1 1 4 0 0 0 0 0 1 70 113 1.12 1.000 1.0 S 6 2 1 1 1 1 0 0 0 0 0 0 13 21 9.00 3.000											PITCHER IP WLS BF H R ER SO BB IBB HBP BLK WP HR S P ERA WHIP

Cincinnati Reds @ Los Angeles Dodgers
Dodger Stadium, Los Angeles, CA
Sat Jul 29 1995, 7:05 PM PDT
Att: 41,488 - Unknown

AB	35
R	2
H	10
RBI	2
BB	1
SO	5
LOB	18



Batter	1	2	3	4	5	6	7	8	9
Chad Fonville, S OBP: 0.292, SLG: 0.290 (1, 4)	2-2 WP 1B	3-2 L8			1-1 G3			1-1 B1-3	
Jose Offerman, S OBP: 0.407, SLG: 0.415 (1, 6)	1-1 F7	0-1 1B			2-1 F7			2-2 G3-1	
Raul Mondesi, R OBP: 0.350, SLG: 0.503 (1, 9)	2-2 1B HR	0-0 F7			1-1 P6			2-2 1B	
Mike Piazza, R OBP: 0.402, SLG: 0.601 (1, 2)	1-1 1B HR		1-0 P4			1-3 K		0-0 G5-3	
Eric Karros, R OBP: 0.375, SLG: 0.529 (1, 3)	1-1 HR		0-1 P2			0-3 K			
Todd Hollandsworth, L OBP: 0.324, SLG: 0.453 (1, 8)	3-1 S 1B		1-3 K			0-3 K			
Tim Wallach, R OBP: 0.326, SLG: 0.401 (1, 5)	0-3 K			2-1 1B			0-0 F9		
Billy Ashley, R OBP: 0.326, SLG: 0.383 (1, 7)	2-3 K				0-0 G4-3		3-1 F9		
Mitch Webster, S OBP: 0.237, SLG: 0.286 (5, 7)									
Ramon Martinez, R OBP: 0.163, SLG: 0.190 (1, 1)			1-1 G4-3		1-2 P5		2-3 K		
Todd Worrell, R (9, 1)									

AB	R	H	RBI	BB	SO	LOB
4	1	1	0	0	0	0
4	0	1	0	0	0	1
4	1	2	1	0	0	1
4	1	1	0	0	1	1
3	1	1	3	0	1	0
3	0	1	0	0	2	0
3	0	1	0	0	1	1
2	0	0	0	0	1	1
1	0	0	0	0	0	0
3	0	0	0	0	1	0
0	0	0	0	0	0	0

BOTTOM

Cincinnati Reds @ Los Angeles Dodgers
Dodger Stadium, Los Angeles, CA
 Sat Jul 29 1995, 7:05 PM PDT
 Att. 41,488 - Unknown

AB	31
R	4
H	8
RBI	4
BB	0
SO	7
LOB	5



1B: 7	SF: 0
2B: 0	SAC: 0
3B: 0	DP: 0
HR: 1	HBP: 0

WP: 2	PA: 31
PB: 0	
SB: 1	
CS: 0	

Inning Stats		R	H	E	K	S	L	R	H	E	K	S	P	ERA	WHIP
PITCHER		4	5	0	2	21		0	0	0	1	9	6	18.00	3.000
Mark Portugal, R (1, 1)		0	0	0	0	0		0	0	0	0	6	4	0.00	0.500
Xavier Hernandez, R (3, 1)		0	0	0	0	0		0	0	0	0	3	0	0.00	0.000
Hector Carrasco, R (5, 1)		0	0	0	0	0		0	0	0	0	1	0	0.00	0.500
Rick Reed, R (7, 1)		0	0	0	0	0		0	0	0	0	1	0	0.00	0.500

PITCHER		IP	WLS	BF	H	R	ER	SO	BB	IBB	HBP	BLK	WP	HR	S	P	ERA	WHIP
PITCHER		2.0	0	12	6	4	4	2	0	0	0	0	1	1	30	46	18.00	3.000
Mark Portugal, R (1, 1)		2.0	0	6	1	0	0	1	0	0	0	0	0	0	12	17	0.00	0.500
Xavier Hernandez, R (3, 1)		2.0	0	6	0	0	0	3	0	0	0	0	0	0	16	21	0.00	0.000
Hector Carrasco, R (5, 1)		2.0	0	7	1	0	0	1	0	0	0	0	0	0	18	28	0.00	0.500

Batter	1	2	3	4	5	6	7	8	9	AB R H RBI BB SO LOB	TOP											
Darren Lewis, R (1, 8) OBP: 0.304, SLG: 0.307	0-1 G4-3		1-2 BLK 1B			2-1 G4-3		0-0 1B		4 1 2 0 0 0 0												
Thomas Howard, S (1, 9) OBP: 0.355, SLG: 0.392	1-3 K		1-0 1-H 1B			1-3 K		0-3 K		4 0 1 1 0 3 1												
Barry Larkin, R (1, 6) OBP: 0.394, SLG: 0.500	2-0 F7		0-0 F8			2-0 F8		2-2 S HR 2B		4 1 1 0 0 0 1												
Ron Gant, R (1, 7) OBP: 0.386, SLG: 0.579		2-3 K		2-3 K		0-0 G4-3		4-1 HR BB		3 1 0 0 1 2 0												
Hal Morris, L (1, 3) OBP: 0.244, SLG: 0.356		0-1 G4-3		0-0 G3		1-2 G4-3		0-1 1-H 3-H HR		4 1 1 3 0 0 0												
Bret Boone, R (1, 4) OBP: 0.355, SLG: 0.495		1-1 S 1B		2-1 G1-3		2-2 1B		0-1 F8		4 0 2 0 0 0 0												
Eddie Taubensee, L (1, 2) OBP: 0.317, SLG: 0.454		2-3 K			0-3 K		0-0 G3		1-3 K	4 0 0 0 0 3 2												
Jeff Branson, L (1, 5) OBP: 0.329, SLG: 0.462			0-3 K		1-3 K			2-3 K		3 0 0 0 1 3 0												
Jerome Walton, R (9, PR) OBP: 0.336, SLG: 0.496										0 0 0 0 0 0 0												
Tim Pugh, R (1, 1) OBP: 0.160, SLG: 0.167			0-2 B5-3		2-3 K			0-0 G6-3		2 0 0 0 0 1 0												
Dave Burba, R (6, 1)										0 0 0 0 0 0 0												
Lenny Harris, L (8, PH) OBP: 0.239, SLG: 0.295										1 0 0 0 0 0 0												
Chuck McElroy, L (8, 1)										0 0 0 0 0 0 0												
Benito Santiago, R (9, PH) OBP: 0.372, SLG: 0.585										1 0 0 0 0 0 1												
Inning Stats	R: 0 E: 0 K: 1 S: 6	H: 0 LOB: 0 BB: 0 P: 9	R: 0 E: 0 K: 2 S: 10	H: 1 LOB: 1 BB: 0 P: 15	R: 1 E: 0 K: 1 S: 14	H: 2 LOB: 1 BB: 0 P: 16	R: 0 E: 0 K: 1 S: 6	H: 0 LOB: 0 BB: 0 P: 10	R: 0 E: 0 K: 3 S: 11	H: 0 LOB: 0 BB: 0 P: 14	R: 0 E: 0 K: 1 S: 6	H: 0 LOB: 0 BB: 0 P: 11	R: 0 E: 0 K: 0 S: 8	H: 1 LOB: 1 BB: 0 P: 11	R: 0 E: 0 K: 2 S: 8	H: 1 LOB: 1 BB: 0 P: 10	R: 3 E: 0 K: 1 S: 18	H: 2 LOB: 1 BB: 2 P: 30	1B: 5 2B: 1 3B: 0 HR: 1	SF: 0 SAC: 0 DP: 0 HBP: 0	WP: 0 PB: 0 SB: 2 CS: 0	PA: 36
PITCHER	IP WLS BF H R ER SO BB IBB HBP BLK WP HR S P ERA WHIP																					
Hideo Nomo, R (1, 1) ERA: 2.04	8.0 W 29 5 1 1 11 0 0 0 1 0 0 69 96 1.12 0.625																					
Todd Worrell, R (9, 1) ERA: 1.96	1.0 7 2 3 3 1 2 0 0 0 0 0 1 18 30 27.00 4.000																					

Cincinnati Reds @ Los Angeles Dodgers
 Dodger Stadium, Los Angeles, CA
 Sun Jul 30 1995, 3:33 AM PDT
 Att. 53,058 - Sunny - 99 F

AB	34
R	4
H	7
RBI	4
BB	2
SO	12
LOB	5




Batter	1	2	3	4	5	6	7	8	9	AB R H RBI BB SO LOB	TOP											
Brett Butler, L (1, 8) OBP: 0.371, SLG: 0.373	2-2 G3			3-2 G6-3		1-0 G6-4-3 1B		2-2 G6-3		4 0 1 0 0 0 0	New York Mets @ Cincinnati Reds Riverfront Stadium, Cincinnati, OH Tue Aug 01 1995, 7:05 PM EDT Att. 23,439 - Unknown - 75 F											
Edgardo Alfonzo, R (1, 5) OBP: 0.293, SLG: 0.379	2-1 P4			3-1 P4		1-1 G6-4-3 1B		2-1 G4-3		4 0 1 1 0 0 0												
Carl Everett, S (1, 9) OBP: 0.244, SLG: 0.372	0-0 L6			2-3 K		0-0 G6-4-3			4-0 WP G6-3 1B BB	3 1 0 0 1 1 2												
Jeff Kent, R (1, 4) OBP: 0.331, SLG: 0.477		2-1 G6-3			2-2 G6-3		0-3 K		0-0 G6-3 WP 1B	4 0 1 0 0 1 1												
Chris Jones, R (1, 7) OBP: 0.348, SLG: 0.496		1-3 K			2-1 G4-3		1-0 G5-3		2-2 G6-3	4 0 0 1 0 1 1												
Kelly Stinnett, R (1, 2) OBP: 0.370, SLG: 0.400		0-3 K			1-0 HBP		3-2 L7		0-0 F7	2 0 0 0 0 1 0												
Joe Orsulak, L (9, PH) OBP: 0.324, SLG: 0.378										1 0 0 0 0 0 1												
Tim Bogar, R (1, 3) OBP: 0.311, SLG: 0.352			0-1 L6		0-2 F9		1-0 1B		2-2 L9	3 0 1 0 0 0 1												
Rico Brogna, L (9, PH) OBP: 0.346, SLG: 0.478										1 0 0 0 0 0 1												
Jose Vizcaino, S (1, 6) OBP: 0.322, SLG: 0.348			0-1 F9			3-2 1B 1B 1B		1-0 L3		3 1 1 0 0 0 1												
Pete Harnisch, S (1, 1) OBP: 0.091, SLG: 0.091			2-2 G4-3			1-0 1B G6-4-3 1B		2-1 G3		1 0 0 0 0 0 0												
Damon Buford, R (6, PH) OBP: 0.245, SLG: 0.146										1 1 1 0 0 0 0												
Dave Micki, R (6, 1) OBP: 0.148, SLG: 0.042										0 0 0 0 0 0 0												
Bill Spiers, L (8, PH) OBP: 0.256, SLG: 0.250										1 0 0 0 0 0 0												
Paul Byrd, R (8, 1)										0 0 0 0 0 0 0												
Inning Stats	R: 0 E: 0 K: 0 S: 7	H: 0 LOB: 0 BB: 0 P: 11	R: 0 E: 0 K: 2 S: 8	H: 0 LOB: 0 BB: 0 P: 11	R: 0 E: 0 K: 0 S: 8	H: 0 LOB: 0 BB: 0 P: 10	R: 0 E: 0 K: 1 S: 11	H: 0 LOB: 0 BB: 0 P: 19	R: 0 E: 0 K: 0 S: 9	H: 1 LOB: 1 BB: 0 P: 14	R: 2 E: 0 K: 1 S: 11	H: 4 LOB: 1 BB: 0 P: 17	R: 0 E: 0 K: 0 S: 6	H: 1 LOB: 1 BB: 0 P: 12	R: 0 E: 0 K: 0 S: 7	H: 0 LOB: 0 BB: 0 P: 13	R: 1 E: 0 K: 0 S: 11	H: 1 LOB: 1 BB: 1 P: 19	1B: 6 2B: 0 3B: 0 HR: 0	SF: 0 SAC: 0 DP: 1 HBP: 1	WP: 1 PB: 0 SB: 0 CS: 0	PA: 34
PITCHER	IP WLS BF H R ER SO BB IBB HBP BLK WP HR S P ERA WHIP																					
Pete Schourek, L (1, 1) ERA: 3.38	7.0 W 26 5 2 2 4 0 0 1 0 0 0 0 60 94 2.57 0.714																					
Michael Jackson, R (8, 1) ERA: 2.7	1.0 3 0 0 0 0 0 0 0 0 0 0 0 7 13 0.00 0.000																					
Jeff Brantley, R (9, 1) ERA: 2.88	1.0 S 5 1 1 1 0 1 0 0 0 1 0 0 11 19 9.00 2.000																					

livebaseballscorecards.com

AB	32
R	3
H	6
RBI	2
BB	1
SO	4
LOB	8



Batter	1	2	3	4	5	6	7	8	9	AB R H RBI BB SO LOB	TOP																					
Brett Butler, L (1, 8) OBP: 0.367, SLG: 0.369 Damon Buford, R (7, 8) OBP: 0.240, SLG: 0.143	2-2 F8	0-0 P5			0-0 B4		1-1 G3		2-1 FC5-4	4 0 0 0 0 0 2 1 0 0 0 0 0 2																						
Edgardo Alfonzo, R (1, 5) OBP: 0.289, SLG: 0.374	0-0 F8		0-3 K		0-3 K			1-2 G6-3		4 0 0 0 0 0 2 0																						
Carl Everett, S (1, 9) OBP: 0.245, SLG: 0.367	1-0 G4-3		1-1 P6		1-3 K			0-0 1B		4 0 1 0 0 0 1 0																						
Jeff Kent, R (1, 4) OBP: 0.337, SLG: 0.485		1-2 HR	1-0 1B		1-0 1B			2-3 K		4 1 3 0 0 0 1 1																						
Chris Jones, R (1, 7) OBP: 0.352, SLG: 0.519		0-0 HR	1-1 L9		2-0 G5-4-3			0-3 K		4 1 2 2 0 0 1 2																						
Kelly Stinnett, R (1, 2) OBP: 0.359, SLG: 0.386 Joe Orsulak, L (9, PH) OBP: 0.327, SLG: 0.386		2-3 K		3-3 K		1-3 K		0-1 G4-3		3 0 0 0 0 0 3 2 1 0 1 0 0 0 0 0																						
Tim Bogar, R (1, 3) OBP: 0.312, SLG: 0.351 Jerry Dipoto, R (6, 1) Doug Henry, R (8, 1) Rico Brogna, L (9, PH) OBP: 0.345, SLG: 0.477		0-0 2B		0-2 G6-3		0-1 G5-4-3		0-0 P4		3 0 1 0 0 0 0 2 0 0 0 0 0 0 0 0 0 0 0 0 0 0 0 0 1 0 0 0 0 0 0 1	AB 36 R 2 H 10 RBI 2 BB 1 SO 8 LOB 16																					
Jose Vizcaino, S (1, 6) OBP: 0.324, SLG: 0.354		0-0 1B		1-0 1B		1-0 F9		2-1 G4-3		4 0 2 0 0 0 0 1																						
Bobby Jones, R (1, 1) OBP: 0.189, SLG: 0.167 Eric Gunderson, R (6, 1) Aaron Ledesma, R (6, 3) OBP: 0.424, SLG: 0.296		3-2 P3		0-0 F7		1-2 G4-3		4-2 FC5-4		2 0 0 0 0 0 0 3 0 0 0 0 0 0 0 0 1 0 0 0 0 1 0 0																						
Inning Stats	R: 0 E: 0 K: 0 S: 6	H: 0 LOB: 0 BB: 0 P: 9	R: 2 E: 0 K: 1 S: 15	H: 4 LOB: 2 BB: 0 P: 21	R: 0 E: 0 K: 1 S: 8	H: 1 LOB: 1 BB: 0 P: 11	R: 0 E: 0 K: 1 S: 9	H: 1 LOB: 1 BB: 0 P: 13	R: 0 E: 0 K: 2 S: 7	H: 0 LOB: 0 BB: 0 P: 8	R: 0 E: 0 K: 1 S: 7	H: 2 LOB: 1 BB: 0 P: 11	R: 0 E: 0 K: 0 S: 6	H: 0 LOB: 0 BB: 0 P: 9	R: 0 E: 0 K: 2 S: 14	H: 1 LOB: 1 BB: 0 P: 17	R: 0 E: 0 K: 0 S: 12	H: 1 LOB: 2 BB: 1 P: 20	1B: 6 2B: 3 3B: 0 HR: 1	SF: 0 SAC: 0 DP: 1 HBP: 0	WP: 0 PB: 0 SB: 0 CS: 0	PA: 37										
PITCHER David Wells, L (1, 1) ERA: 3.01 Hector Carrasco, R (8, 1) ERA: 2.75	IP 7.1	WLS W	BF 30	H 9	R 2	ER 2	SO 6	BB 0	IBB 0	HBP 0	BLK 0	WP 0	HR 1	S 64	P 89	ERA 2.46	WHIP 1.227															
											PITCHER	IP	WLS	BF	H	R	ER	SO	BB	IBB	HBP	BLK	WP	HR	S	P	ERA	WHIP				

New York Mets @ Cincinnati Reds
Riverfront Stadium, Cincinnati, OH
Wed Aug 02 1995, 7:05 PM EDT
Att. 22,142 - Unknown - 88 F

livebaseballscorecards.com

BOTTOM

New York Mets @ Cincinnati Reds
 Riverfront Stadium, Cincinnati, OH

Wed Aug 02 1995, 7:05 PM EDT
 Att: 22,142 - Unknown - 88 F

livebaseballscores.com

AB	33
R	6
H	11
RBI	6
BB	2
SO	3
LOB	17



WP: 0	PA: 36
PB: 0	
SB: 5	
CS: 0	

AB	R	H	RBI	BB	SO	LOB
2	1	2	0	1	0	0
1	0	1	1	0	0	0
4	0	0	1	0	0	4
4	0	0	0	0	0	1
0	0	0	0	0	0	0
3	2	2	0	0	0	0
4	1	2	1	0	0	2
4	1	2	2	0	0	2
4	1	1	0	0	1	2
1	0	0	0	1	0	1
2	0	1	1	0	0	0
3	0	0	0	0	1	5
1	0	0	0	0	1	0

Batter	1	2	3	4	5	6	7	8	9
Thomas Howard, S OBP: 0.369, SLG: 0.421 Darren Lewis, R OBP: 0.305, SLG: 0.309 (1, 8) (6, PH) (7, 8)	1-0 G5-4-3 1B		4-1 E S G5-3 BB		3-1 G4-3 1B	0-0 2-3 3-H 1B			
Barry Larkin, R OBP: 0.390, SLG: 0.493 (1, 6)	2-2 L9		1-1 G5-3 1-H		2-1 G4-3 1-2f	1-0 P4			
Ron Gant, R OBP: 0.362, SLG: 0.571 Jerome Walton, R OBP: 0.336, SLG: 0.496 (1, 7) (8, 7)	2-0 G5-4-3 1-2f		2-2 F8		2-1 G5-3		0-1 G5-3		
Reggie Sanders, R OBP: 0.404, SLG: 0.579 (1, 9)		1-1 G4-3 S 2B 1B	1-0 G6-3			2-1 1B FC9-6 HBP	1-1 S 1B		
Hal Morris, L OBP: 0.251, SLG: 0.377 (1, 3)		1-2 G4-3 1-3		2-0 HR		1-1 FC9-6 1B	2-1 L7		
Bret Boone, R OBP: 0.354, SLG: 0.494 (1, 4)		1-0 S 2B		0-2 1B		0-0 FC9-6 2B	2-0 G6-3		
Benito Santiago, R OBP: 0.358, SLG: 0.558 (1, 2)		3-1 G5-3		0-0 L7		0-0 2B 1B	0-3 K		
Jeff Branson, L OBP: 0.326, SLG: 0.453 Mark Lewis, R OBP: 0.417, SLG: 0.515 (1, 5) (6, PH) (7, 5)		4-0 S IBB		2-0 F8		0-0 1B 2B	2-1 G6-3		
David Wells, L Hector Carrasco, R (1, 1) (8, 1)		1-1 F9		0-0 P2		1-3 K	2-3 K		

Inning Stats	R: 0	H: 1	E: 0	LOB: 0	K: 0	P: 10	R: 1	H: 2	E: 0	LOB: 2	K: 0	P: 26	R: 1	H: 0	E: 0	LOB: 0	K: 0	P: 16	R: 1	H: 2	E: 0	LOB: 1	K: 0	P: 11	R: 0	H: 1	E: 0	LOB: 0	K: 0	P: 13	R: 3	H: 4	E: 0	LOB: 2	K: 1	P: 21	R: 0	H: 1	E: 0	LOB: 1	K: 0	P: 12	R: 0	H: 0	E: 0	LOB: 0	K: 2	P: 12
	S: 6	BB: 0	S: 15	BB: 1	S: 8	S: 7	S: 8	S: 7	S: 6	S: 14	S: 8	S: 14	S: 7	S: 6	S: 14	S: 8	S: 8	S: 8	S: 7	S: 8	S: 8	S: 8	S: 8	S: 8	S: 8	S: 8	S: 8	S: 8	S: 8	S: 8	S: 8	S: 8	S: 8	S: 8	S: 8	S: 8	S: 8	S: 8	S: 8	S: 8	S: 8	S: 8	S: 8	S: 8	S: 8	S: 8	S: 8	S: 8

PITCHER	IP	WLS	BF	H	R	ER	SO	BB	IBB	HBP	BLK	WP	HR	S	P	ERA	WHIP
Bobby Jones, R ERA: 4.0 (1, 1)	5.1	L	25	8	6	6	0	1	0	0	0	0	0	4	5	10.12	1.688
Eric Gunderson, L ERA: 3.7 (6, 1)	0.1		2	1	0	0	1	0	0	0	0	0	0	4	5	0.00	3.000
Jerry Dipoto, R ERA: 4.66 (6, 1)	1.1		6	2	0	0	0	0	0	0	0	0	0	9	15	0.00	1.500
Doug Henry, R ERA: 4.42 (8, 1)	1.0		3	0	0	0	2	0	0	0	0	0	0	8	12	0.00	0.000

Batter	1	2	3	4	5	6	7	8	9	AB R H RBI BB SO LOB	TOP																
Brett Butler, L (1, 8) OBP: 0.366, SLG: 0.370	1-1 G4-3		3-1 2B		3-2 G4-3			1-2 F8		4 0 1 0 0 0 1																	
Edgardo Alfonzo, R (1, 5) OBP: 0.289, SLG: 0.372	0-1 G4-3		2-3 K			1-2 G5-3		0-0 WP 1B		4 0 1 0 0 1 2																	
Carl Everett, S (1, 9) OBP: 0.255, SLG: 0.376	0-1 G4-3			0-0 E5 FC1-6		0-0 PB 1B		4-1 1-2 BB		3 1 1 0 1 0 0																	
Jeff Kent, R (1, 4) OBP: 0.336, SLG: 0.482		0-0 L8		0-0 FC1-6 E 1-2f		3-1 2B 2-H SF8-6-5 1B		1-3 K		4 1 1 1 0 1 3																	
Rico Brogna, L (1, 3) OBP: 0.343, SLG: 0.477		1-3 K		0-0 F7		1-0 SF8-6-5 2B		0-0 F7		4 0 1 0 0 1 3																	
Joe Orsulak, L (1, 7) OBP: 0.321, SLG: 0.380		2-1 G4-3		3-0 L9		1-0 SF8-6-5			2-1 P5	3 0 0 1 0 0 1																	
Jose Vizcaino, S (1, 6) OBP: 0.320, SLG: 0.349			0-3 K		0-0 L7		2-2 F7		3-2 G3-1	4 0 0 0 0 1 0																	
Alberto Castillo, R (1, 2) OBP: 0.222, SLG: 0.087			1-1 E3 FC1-6		1-2 S 1B		1-3 K		1-2 F7	3 0 1 0 0 1 0 1 0 0 0 0 0 0																	
Bill Spiers, L (9, PH) OBP: 0.250, SLG: 0.242																											
Reid Cornelius, R (1, 1)																											
Aaron Ledesma, R (7, PH) OBP: 0.412, SLG: 0.286			0-2 FC1-6 2B 1-2f		3-3 K		1-3 K2-3			2 0 0 0 0 1 2 1 0 0 0 0 1 0 0 0 0 0 0 0 0																	
Paul Byrd, R (7, 1)																											
Inning Stats	R: 0 E: 0 K: 0 S: 6	H: 0 LOB: 0 BB: 0 P: 7	R: 0 E: 0 K: 1 S: 7	H: 0 LOB: 0 BB: 0 P: 10	R: 0 E: 1 K: 2 S: 13	H: 1 LOB: 2 BB: 0 P: 19	R: 0 E: 2 K: 0 S: 4	H: 0 LOB: 1 BB: 0 P: 7	R: 0 E: 0 K: 1 S: 13	H: 1 LOB: 1 BB: 0 P: 20	R: 2 E: 0 K: 0 S: 8	H: 3 LOB: 0 BB: 0 P: 14	R: 0 E: 0 K: 2 S: 9	H: 0 LOB: 0 BB: 0 P: 13	R: 0 E: 0 K: 1 S: 9	H: 1 LOB: 2 BB: 1 P: 15	R: 0 E: 0 K: 0 S: 10	H: 0 LOB: 0 BB: 0 P: 16	1B: 3 2B: 4 3B: 0 HR: 0	SF: 1 SAC: 0 DP: 1 HBP: 0	WP: 1 PB: 1 SB: 1 CS: 0	PA: 35					
PITCHER	IP	WLS	BF	H	R	ER	SO	BB	IBB	HBP	BLK	WP	HR	S	P	ERA	WHIP										
Dave Burba, R (1, 1) ERA: 3.9	5.0		19	2	0	0	4	0	0	0	0	0	0	43	63	0.00	0.400										
Chuck McElroy, L (6, 1) ERA: 4.71	1.0	W	5	3	2	2	0	0	0	0	0	0	0	8	14	18.00	3.000										
Xavier Hernandez, R (7, 1) ERA: 3.88	1.0		3	0	0	0	2	0	0	0	0	0	0	9	13	0.00	0.000										
Michael Jackson, R (8, 1) ERA: 2.59	1.0		5	1	0	0	1	1	0	0	0	1	0	9	15	0.00	2.000										
Jeff Brantley, R (9, 1) ERA: 2.82	1.0	S	3	0	0	0	0	0	0	0	0	0	0	10	16	0.00	0.000										

New York Mets @ Cincinnati Reds
Riverfront Stadium, Cincinnati, OH

Thu Aug 03 1995, 7:05 PM EDT
Att. 22,323 - Unknown - 89 F

livebaseballscorecards.com

AB	33
R	2
H	6
RBI	2
BB	1
SO	7
LOB	12



BOTTOM

New York Mets @ Cincinnati Reds
 Riverfront Stadium, Cincinnati, OH

Thu Aug 03 1995, 7:05 PM EDT
 Att: 22,323 - Unknown - 89 F

livebaseballscorecards.com

AB	26
R	3
H	6
RBI	2
BB	5
SO	5
LOB	13



WP: 0	PA: 34
PB: 1	
SB: 0	
CS: 2	

AB	R	H	RBI	BB	SO	LOB
4	0	1	0	0	2	2
0	0	0	0	0	0	0
0	0	0	0	0	0	0

4	0	0	0	0	0	1
---	---	---	---	---	---	---

2	1	0	0	2	1	0
0	0	0	0	0	0	0

3	1	2	0	1	1	0
---	---	---	---	---	---	---

4	1	2	0	0	0	3
---	---	---	---	---	---	---

2	0	0	0	1	1	2
---	---	---	---	---	---	---

1	0	0	1	1	0	0
---	---	---	---	---	---	---

3	0	0	0	0	0	5
---	---	---	---	---	---	---

1	0	0	0	0	0	0
1	0	1	1	0	0	0
0	0	0	0	0	0	0
0	0	0	0	0	0	0
1	0	0	0	0	0	0

1B: 5	SF: 1
2B: 1	SAC: 0
3B: 0	DP: 1
HR: 0	HBP: 0

Batter	1	2	3	4	5	6	7	8	9
Thomas Howard, S (1, 8) OBP: 0.366, SLG: 0.417 Michael Jackson, R (8, 1) Jerome Walton, R (9, 7)	2-3 K			0-1 G1-3	0-3 K		0-0 G4-6-3 1B		
Barry Larkin, R (1, 6) OBP: 0.386, SLG: 0.487	2-2 G5-3			1-2 G3-1		0-0 F8	0-1 G4-6-3 1-2f		
Ron Gant, R (1, 7) OBP: 0.364, SLG: 0.567 Jeff Brantley, R (9, 1)	4-1 CS BB			0-3 K		4-1 G3-1 BB BLK BB	1-1 P3		
Reggie Sanders, R (1, 9) OBP: 0.408, SLG: 0.583	1-1 CS 1-2	0-2 CS 2B			1-1 BB SF9 1B	4-1 BLK G3-1 BB	2-3 K		
Hal Morris, L (1, 3)		3-1 L4			1-0 BB 1B	3-2 G3-1	1-0 PB 1B		
Bret Boone, R (1, 4) OBP: 0.354, SLG: 0.491		1-2 L5 2-3			4-1 BB 1B	2-2 CI BB	2-3 K 1-2		
Benito Santiago, R (1, 2) OBP: 0.358, SLG: 0.553			2-2 P3		2-2 SF9	4-2 FC6-4 BB	1-2 BB		
Jeff Branson, L (1, 5) OBP: 0.322, SLG: 0.446			2-2 G3		1-0 F8	1-0 FC6-4 1-2f			
Dave Burba, R (1, 1) Lenny Harris, L (5, PH) Chuck McElroy, L (6, 1) Xavier Hernandez, L (7, 1) Darren Lewis, R (7, PH) OBP: 0.305, SLG: 0.308			0-0 G4-3		1-0 1B 1-2 2-H		0-2 G3-1		

Inning Stats	R	H	E	K	S	R	H	E	K	S	R	H	E	K	S	R	H	E	K	S	R	H	E	K	S
0	0	0	0	1	18	0	1	0	0	12	0	0	0	0	12	2	3	0	1	13	1	0	0	6	15
0	0	0	1	18	18	0	0	0	0	12	0	0	0	0	12	1	0	0	1	13	0	0	0	6	15

PITCHER	IP	WLS	BF	H	R	ER	SO	BB	IBB	HBP	BLK	WP	HR	S	P	ERA	WHIP
Reid Cornelius, R (1, 1) ERA: 6.6	6.0	L	26	4	3	3	3	5	0	0	1	0	0	59	104	4.50	1.500
Paul Byrd, R (7, 1) ERA: 2.45	2.0		7	2	0	0	2	0	0	0	0	0	0	15	21	0.00	1.000

Batter	1	2	3	4	5	6	7	8	9	AB R H RBI BB SO LOB	TOP											
Mickey Morandini, L (1, 4) OBP: 0.342, SLG: 0.428	1-2 G1-3		0-0 F8			2-0 F9		1-0 G6-3		4 0 0 0 0 0 1												
Gregg Jefferies, S (1, 3) OBP: 0.342, SLG: 0.418	1-1 CS 1B			0-0 L6		1-1 L8		1-2 1B		4 0 2 0 0 0 0												
Tom Marsh, R (1, 7) OBP: 0.298, SLG: 0.426	3-3 SAFE K			3-2 F9			2-3 K	0-0 L4		2 0 0 0 0 1 1												
Tony Longmire, L (7, PH) OBP: 0.425, SLG: 0.525	1-2									2 0 0 0 0 1 1												
Darren Daulton, L (1, 2) OBP: 0.351, SLG: 0.381		0-0 F7		2-2 HBP			4-1 2B BB		0-1 L9	2 0 0 0 1 0 0												
Mark Whiten, S (1, 9) OBP: 0.254, SLG: 0.275		2-1 G5-3		2-2 F9			2-1 1-3 2B		3-2 1B	4 0 2 0 0 0 1												
Charlie Hayes, R (1, 5) OBP: 0.349, SLG: 0.398		1-3 K			3-2 G5-3		4-0 IBB		0-0 F8	3 0 0 0 1 1 1												
Dave Gallagher, R (1, 8) OBP: 0.387, SLG: 0.424			0-0 SH3-4 1B		1-2 F8		0-1 P2		1-1 F8	2 0 1 0 0 0 0												
Jim Eisenreich, L (7, PH) OBP: 0.370, SLG: 0.440										0 0 0 0 0 0 0												
Mariano Duncan, R (7, PH) OBP: 0.292, SLG: 0.414										1 0 0 0 0 0 3												
Toby Borland, R (7, 1)										0 0 0 0 0 0 0												
Lenny Webster, R (9, PH) OBP: 0.288, SLG: 0.267										1 0 0 0 0 0 1												
Kevin Stocker, S (1, 6) OBP: 0.301, SLG: 0.248			0-3 K		2-3 K		1-2 F9			3 0 0 0 0 2 4												
Jeff Juden, R (1, 1)			1-1 SH3-4			0-1 F7		2-1 F9		1 0 0 0 0 0 0												
Andy Van Slyke, L (7, 8) OBP: 0.310, SLG: 0.352			1-2							1 0 0 0 0 0 0												
Inning Stats	R: 0 E: 0 K: 1 S: 8	H: 1 LOB: 1 BB: 0 P: 13	R: 0 E: 0 K: 1 S: 6	H: 0 LOB: 0 BB: 0 P: 9	R: 0 E: 0 K: 1 S: 7	H: 1 LOB: 1 BB: 0 P: 8	R: 0 E: 0 K: 0 S: 9	H: 0 LOB: 1 BB: 0 P: 16	R: 0 E: 0 K: 0 S: 10	H: 0 LOB: 0 BB: 0 P: 16	R: 0 E: 0 K: 0 S: 5	H: 0 LOB: 0 BB: 0 P: 8	R: 0 E: 0 K: 1 S: 12	H: 1 LOB: 3 BB: 2 P: 25	R: 0 E: 0 K: 0 S: 7	H: 1 LOB: 1 BB: 0 P: 11	R: 0 E: 0 K: 0 S: 10	H: 1 LOB: 1 BB: 0 P: 14	1B: 4 2B: 2 3B: 0 HR: 0	SF: 0 SAC: 1 DP: 1 HBP: 1	WP: 0 PB: 0 SB: 0 CS: 1	PA: 34
PITCHER	IP WLS BF H R ER SO BB IBB HBP BLK WP HR S P ERA WHIP																					
John Smiley, L (1, 1) ERA: 3.21	6.0 W 20 2 0 0 4 0 0 1 0 0 0 0 45 70 0.00 0.333																					
Hector Carrasco, R (7, 1) ERA: 2.73	0.1 4 1 0 0 1 1 1 0 0 0 0 0 7 19 0.00 6.000																					
Chuck McElroy, L (7, 1) ERA: 4.37	1.2 6 1 0 0 0 0 0 0 0 0 0 0 12 17 0.00 0.600																					
Jeff Brantley, R (9, 1) ERA: 2.77	1.0 S 4 1 0 0 0 0 0 0 0 0 0 0 10 14 0.00 1.000																					

Philadelphia Phillies @ Cincinnati Reds
Riverfront Stadium, Cincinnati, OH
Fri Aug 04 1995, 7:05 PM EDT
Att: 30,668 - Unknown

AB	30
R	0
H	5
RBI	0
BB	2
SO	5
LOB	13



Batter	1	2	3	4	5	6	7	8	9
Darren Lewis, R OBP: 0.307, SLG: 0.308 (1, 8)	1-2 G1-3	4-1 CS BB			2-1 F8			3-2 FC1-4-6 FC5-2 1B 1B	
Barry Larkin, R OBP: 0.387, SLG: 0.487 (1, 6)	3-1 1B S SF8 1B	1-2 CS	3-2 G6-3		2-0 P4			1-2 FC1-4-6 1B	
Hal Morris, L OBP: 0.262, SLG: 0.383 (1, 3)	1-2 BLK 1B 1-3 1B		0-0 G6-3 1B			2-3 K		1-2 FC1-4-6 FC5-2 BB	
Reggie Sanders, R OBP: 0.406, SLG: 0.579 (1, 9)	0-0 SF8		2-2 G6-3			0-0 G6-3		4-2 FC5-2 BB	
Ron Gant, R OBP: 0.382, SLG: 0.563 (1, 7)	2-0 BLK 1B			1-0 G5-3		1-3 K		3-2 FC5-2 FC6-4	
Jerome Walton, R OBP: 0.336, SLG: 0.496 (8, PR) (9, 7)								1-2 2-3 3-Hr	
Bret Boone, R OBP: 0.355, SLG: 0.488 (1, 4)	4-1 1-2 2-3 BB		0-0 G3			4-0 G5-4-3 BB		1-0 FC6-4	
Benito Santiago, R OBP: 0.349, SLG: 0.538 (1, 2)	1-1 F8		0-0 F8			0-0 G5-4-3			
Mark Lewis, R OBP: 0.423, SLG: 0.510 (1, 5)			1-1 G6-3		4-0 F8 SH3-4 BB		4-0 FC6-4 BB		
Jeff Branson, L OBP: 0.322, SLG: 0.446 (8, 5)									
John Smiley, L OBP: 0.167, SLG: 0.325 (1, 1)			1-3 K		1-0 SH3-4		1-2 FC6-4		
Hector Carrasco, R (7, 1)									
Chuck McElroy, L (7, 1)									
Jeff Brantley, R (9, 1)									

Inning Stats	R: 1	H: 3	E: 0	K: 0	S: 14	R: 0	H: 0	E: 0	K: 1	S: 8	R: 0	H: 1	E: 0	K: 0	S: 7	R: 0	H: 0	E: 0	K: 0	S: 3	R: 0	H: 0	E: 0	K: 0	S: 4	R: 0	H: 0	E: 0	K: 2	S: 7	R: 0	H: 0	E: 0	K: 0	S: 5	R: 0	H: 2	E: 0	K: 0	S: 17
	LOB: 3	BB: 1	P: 26	LOB: 0	BB: 1	P: 15	LOB: 0	BB: 0	P: 12	LOB: 1	BB: 1	P: 13	LOB: 0	BB: 0	P: 10	LOB: 1	BB: 2	P: 14	LOB: 3	BB: 1	P: 30	LOB: 0	SAC: 1	DP: 2	HBP: 0	1B: 6	SF: 1	2B: 0	3B: 0	HR: 0	WP: 0	PA: 34	ERA: 1.50	WHIP: 1.167	ERA: 0.00	WHIP: 2.500	ERA: 3.48	WHIP: 1.167	ERA: 3.56	WHIP: 2.500


PITCHER	IP	WLS	BF	H	R	ER	SO	BB	IBB	HBP	BLK	WP	HR	S	P	ERA	WHIP
Jeff Juden, R (1, 1)	6.0	L	23	4	1	1	3	3	0	0	1	0	0	43	80	1.50	1.167
Toby Borland, R (7, 1)	2.0		10	2	0	0	0	3	0	0	0	0	0	22	44	0.00	2.500

BOTTOM

Philadelphia Phillies @ Cincinnati Reds
Riverfront Stadium, Cincinnati, OH

Fri Aug 04 1995, 7:05 PM EDT
Att. 30,668 - Unknown

AB	25
R	1
H	6
RBI	1
BB	6
SO	3
LOB	16



Batter	1	2	3	4	5	6	7	8	9	AB R H RBI BB SO LOB	TOP							
Dave Gallagher, R (1, 8) OBP: 0.378, SLG: 0.413	1-3 K2-3		2-3 K		2-2 G6-3			3-2 L5		4 0 0 0 0 2 2								
Gregg Jefferies, S (1, 3) OBP: 0.338, SLG: 0.412	1-1 F8			1-1 G5-3		0-0 G5-3		0-0 G6-3		4 0 0 0 0 0 0								
Mariano Duncan, R (1, 4) OBP: 0.286, SLG: 0.405	1-3 K			0-0 F7		0-1 L9		0-0 F8		4 0 0 0 0 1 0								
Mark Whiten, S (1, 9) OBP: 0.253, SLG: 0.269		3-3 K		4-1 BB		2-2 G5-3		0-0 B1-3		3 0 0 0 1 1 0								
Charlie Hayes, R (1, 5) OBP: 0.349, SLG: 0.403		0-1 1B		1-3 K			0-0 F9			3 1 1 0 0 1 1								
Tom Marsh, R (1, 7) OBP: 0.317, SLG: 0.456		2-2 G5-4-3 1B			0-2 F9 2B		0-0 F8			3 0 2 1 0 0 0								
Lenny Webster, R (1, 2) OBP: 0.290, SLG: 0.258		1-2 G5-4-3			4-2 BB		0-3 K			2 0 0 0 1 1 1								
Kevin Elster, R (1, 6) OBP: 0.214, SLG: 0.211			2-3 K		0-0 P3			1-0 P6		3 0 0 0 0 1 2								
Tommy Greene, R (1, 1) Mike Mims, L (3, 1) Tony Lomax, L (5, PH) Mike Williams, R (5, 1) Jim Eisenreich, L (8, PH) Paul Quasthoff, L (8, 1)			0-1 P4		0-1 F9			1-0 G4-3		1 0 0 0 0 0 0 0 0 0 0 0 0 0 1 0 0 0 0 0 2 0 0 0 0 0 0 0 1 0 0 0 0 0 0 0 0 0 0 0 0 0								
Inning Stats	R: 0 E: 0 K: 2 S: 8 H: 0 LOB: 0 BB: 0 P: 11	R: 1 E: 0 K: 1 S: 13 H: 2 LOB: 0 BB: 0 P: 19	R: 0 E: 0 K: 2 S: 10 H: 0 LOB: 0 BB: 0 P: 14	R: 0 E: 0 K: 1 S: 7 H: 0 LOB: 1 BB: 1 P: 13	R: 0 E: 0 K: 0 S: 12 H: 1 LOB: 2 BB: 1 P: 18	R: 0 E: 0 K: 0 S: 6 H: 0 LOB: 0 BB: 0 P: 8	R: 0 E: 0 K: 1 S: 5 H: 0 LOB: 0 BB: 0 P: 5	R: 0 E: 0 K: 0 S: 7 H: 0 LOB: 0 BB: 0 P: 12	R: 0 E: 0 K: 0 S: 3 H: 0 LOB: 0 BB: 0 P: 3	1B: 1 2B: 1 3B: 1 HR: 0 SF: 0 SAC: 0 DP: 1 HBP: 0	WP: 0 PB: 0 SB: 0 CS: 0 PA: 31							
PITCHER Pete Schourek, L (1, 1) ERA: 3.2	IP 9.0	WLS W	BF 31	H 3	R 1	ER 1	SO 7	BB 2	IBB 0	HBP 0	BLK 0	WP 0	HR 0	S 71	P 103	ERA 1.00	WHIP 0.556	PITCHER IP WLS BF H R ER SO BB IBB HBP BLK WP HR S P ERA WHIP

Philadelphia Phillies @ Cincinnati Reds
Riverfront Stadium, Cincinnati, OH
Sun Aug 06 1995, 3:33 AM EDT
Cloudy - 75 F

livebaseballscorecards.com

AB	29
R	1
H	3
RBI	1
BB	2
SO	7
LOB	8



Batter	1	2	3	4	5	6	7	8	9
Thomas Howard, S OBP: 0.369, SLG: 0.421 (1, 8) (9, 7)	4-0 BB	2-2 2B		3-3 K		0-0 G4-3			
Barry Larkin, R OBP: 0.386, SLG: 0.484 (1, 6)	0-1 F9	3-2 G5-3		1-1 2B 1B		3-2 L4			
Hal Morris, L OBP: 0.273, SLG: 0.402 (1, 3)	1-0 F7		1-2 WP SF8 2B	3-2 1-H 2B		0-1 G6-4-3 1B			
Reggie Sanders, R OBP: 0.402, SLG: 0.574 (1, 9)	3-1 L5		3-2 SF8	0-3 K		0-1 G6-4-3 1-2f			
Ron Gant, R OBP: 0.381, SLG: 0.557 Darren Lewis, R OBP: 0.307, SLG: 0.308 (1, 7) (9, 8)		4-2 S 1B HR BB	3-2 E5 FC3-6		1-2 G5-3		3-2 L7		
Eddie Taubensee, L OBP: 0.316, SLG: 0.449 (1, 2)	1-1 SAFE SAFE SAFE SAFE 1B HR 1B	1-1 SAFE SAFE SAFE SAFE 1B HR 1B	0-1 SAFE FC3-6		2-2 G3		1-0 F7		
Bret Boone, R OBP: 0.354, SLG: 0.484 (1, 4)		2-3 K 1-2 2-3	2-0 F9		4-1 BB		1-3 K		
Jeff Branson, L OBP: 0.325, SLG: 0.459 (1, 5)		2-1 HR 2-H 3-H		4-0 SH1-4 1B BB	1-1 F7		2-0 P5		
Pete Schourek, L OBP: 0.176, SLG: 0.176 (1, 1)		0-0 F7		0-0 SH1-4		0-2 G6-3			

Inning Stats	R: 0	H: 0	E: 0	K: 0	S: 5	LOB: 1	BB: 1	P: 13
	R: 3	H: 3	E: 0	K: 1	S: 16	LOB: 1	BB: 1	P: 30
	R: 1	H: 1	E: 1	K: 0	S: 14	LOB: 1	BB: 0	P: 23
	R: 2	H: 2	E: 0	K: 2	S: 13	LOB: 1	BB: 1	P: 24
	R: 0	H: 0	E: 0	K: 0	S: 9	LOB: 1	BB: 1	P: 17
	R: 0	H: 0	E: 0	K: 0	S: 8	LOB: 0	BB: 0	P: 11
	R: 0	H: 1	E: 0	K: 0	S: 7	LOB: 0	BB: 0	P: 10
	R: 0	H: 0	E: 0	K: 1	S: 5	LOB: 0	BB: 0	P: 9

AB	R	H	RBI	BB	SO	LOB
3	0	1	0	1	1	1
4	1	1	1	0	0	2
4	1	3	1	0	0	1
3	0	0	1	0	1	3
3	1	0	0	1	0	0
0	0	0	0	0	0	0
4	1	1	0	0	0	1
3	0	0	0	1	2	3
3	2	1	3	1	0	1
2	0	0	0	0	0	0

WP	HR	S	P	ERA	WHIP
1	0	0	35		
0	0	0	0		
0	0	0	0		
0	0	0	0		
0	0	0	0		

Philadelphia Phillies @ Cincinnati Reds
Riverfront Stadium, Cincinnati, OH
 Sun Aug 06 1995, 3:33 AM EDT
 Cloudy - 75 F

AB	29
R	6
H	7
RBI	6
BB	4
SO	4
LOB	12



Batter	1	2	3	4	5	6	7	8	9	10	AB R H RBI BB SO LOB	TOP										
Mickey Morandini, L (1, 4) OBP: 0.346, SLG: 0.425	4-0 BB		0-3 K		4-0 S BB			4-0 1B E BB		0-0 L9	2 1 0 0 3 1 1	Philadelphia Phillies @ Cincinnati Reds Riverfront Stadium, Cincinnati, OH Sun Aug 06 1995, 3:38 AM EDT Att. 34,784 - Unknown - 81 F										
Gregg Jefferies, S (1, 3) OBP: 0.333, SLG: 0.406	0-0 F7		0-0 F8		0-0 4-3			0-0 F9		0-0 F7	5 0 0 0 0 0 4											
Andy Van Slyke, L (1, 8) OBP: 0.313, SLG: 0.353	0-0 F9			0-0 L3 1B		0-3 K		0-0 E 1B		0-0 F5	5 0 2 0 0 1 1											
Darren Daulton, L (1, 2) OBP: 0.350, SLG: 0.379	0-0 L4			0-0 L3 1-2		0-0 G3 1B		0-0 E4 G5-4-3			4 0 1 1 0 0 3											
Tony Longmire, L (1, 7) OBP: 0.419, SLG: 0.510		0-0 F3		4-0 1B BB		0-0 G3		0-0 G5-4-3			2 0 0 0 1 0 1											
Mark Whiten, S (6, 9) OBP: 0.252, SLG: 0.267						1-2		1-2f			1 0 0 0 0 0 2											
Jim Eisenreich, L (1, 9) OBP: 0.370, SLG: 0.439		0-0 G3		0-0 1B		0-0 F9			0-0 G6-4-3 1B		4 0 2 0 0 0 1											
Charlie Hayes, R (1, 5) OBP: 0.345, SLG: 0.398		0-0 F8		0-0 F7			0-0 F4		0-0 G6-4-3		4 0 0 0 0 0 3											
Kevin Stocker, S (1, 6) OBP: 0.301, SLG: 0.248			0-3 K		0-0 F9		0-0 4-3		0-0 1B		4 0 1 0 0 1 0											
Sid Fernandez, L (1, 1) OBP: 0.182, SLG: 0.100			0-0 K		0-3 F9		0-0 6-3		0-3 K		2 0 1 0 0 1 0											
Tom Marsh, R (7, PH) OBP: 0.311, SLG: 0.448											1 0 0 0 0 0 0											
Ricky Bottalico, L (7, 1)											0 0 0 0 0 0 0											
Mariano Duncan, R (9, PH) OBP: 0.285, SLG: 0.403											1 0 0 0 0 1 1											
Heathcliff Slocumb, R (9, 1)											0 0 0 0 0 0 0											
Inning Stats	R: 0 E: 0 K: 0 S: 3	H: 0 LOB: 1 BB: 1 P: 7	R: 0 E: 0 K: 0 S: 3	H: 0 LOB: 0 BB: 0 P: 3	R: 0 E: 0 K: 2 S: 8	H: 1 LOB: 1 BB: 0 P: 8	R: 0 E: 0 K: 0 S: 4	H: 2 LOB: 2 BB: 1 P: 8	R: 0 E: 0 K: 1 S: 5	H: 0 LOB: 1 BB: 1 P: 9	R: 0 E: 0 K: 1 S: 6	H: 1 LOB: 1 BB: 0 P: 6	R: 0 E: 0 K: 0 S: 3	H: 0 LOB: 1 BB: 0 P: 3	R: 0 E: 0 K: 0 S: 3	H: 0 LOB: 0 BB: 0 P: 3	R: 0 E: 0 K: 0 S: 3	H: 0 LOB: 0 BB: 0 P: 3	1B: 7 2B: 1 3B: 0 HR: 0	SF: 0 SAC: 0 DP: 3 HBP: 0	WP: 0 PB: 0 SB: 1 CS: 0	PA: 39
PITCHER	IP WLS BF H R ER SO BB IBB HBP BLK WP HR S P ERA WHIP																					
Mark Portugal, R (1, 1) ERA: 4.56	7.0	27	4	0	0	4	3	0	0	0	0	0	0	0	0	0.00	1.000					
Chuck McElroy, L (8, 1) ERA: 4.56	1.0	5	1	1	1	0	1	0	0	0	0	0	0	0	0	9.00	2.000					
Michael Jackson, R (9, 1) ERA: 2.39	2.0	W 7	2	0	0	1	0	0	0	0	0	0	0	0	0	0.00	1.000					

AB	35
R	1
H	7
RBI	1
BB	4
SO	5
LOB	17



BOTTOM

Philadelphia Phillies @ Cincinnati Reds
Riverfront Stadium, Cincinnati, OH
Sun Aug 06 1995, 3:38 AM EDT
Att. 34,784 - Unknown - 81 F

livebaseballscorecards.com

AB 35
R 2
H 9
RBI 2
BB 3
SO 12
LOB 10



WP: 0 PA: 40
PB: 0
SB: 3
CS: 0

AB R H RBI BB SO LOB

3	0	0	0	0	1	0
4	0	1	0	0	0	2
0	0	0	0	1	0	0
5	0	3	1	0	1	1
5	0	1	1	0	3	2
4	0	0	0	0	1	0
4	0	2	0	0	1	0
2	0	0	0	1	2	1
1	0	0	0	0	0	0
2	0	0	0	0	0	0
0	0	0	0	0	0	0
0	0	0	0	0	0	0
1	1	1	1	0	0	0

Batter	1	2	3	4	5	6	7	8	9	10
Jerome Walton, R (1, 7) OBP: 0.333, SLG: 0.483	0-3 K		1-0 1B HBP		0-0 F8		0-0 F8			0-0 SH1-4
Darren Lewis, R (1, 8) OBP: 0.306, SLG: 0.308 Ron Gant, R (10, PH) OBP: 0.382, SLG: 0.557	0-0 S 1B		0-0 F7		0-0 F8		0-0 4-3			4-0 1B 1B IBB
Barry Larkin, R (1, 6) OBP: 0.389, SLG: 0.489	0-3 K		0-0 1-3 2-H 1B		0-0 2B			0-0 5-3		0-0 1-2 2-3 1B 1B
Reggie Sanders, R (1, 9) OBP: 0.399, SLG: 0.568	0-3 K			0-3 K	0-3 K			0-0 L6		0-0 1-2 2-3 3-H 1B
Bret Boone, R (1, 4) OBP: 0.350, SLG: 0.478		0-0 F2		0-3 K		0-0 F7		0-0 G3		
Benito Santiago, R (1, 2) OBP: 0.354, SLG: 0.537		0-3 K		0-0 S BB 1B		0-0 1B			0-0 1-3	
Brian Hunter, R (1, 3) OBP: 0.320, SLG: 0.328 Jeff Branson, L (9, PH) OBP: 0.323, SLG: 0.457		0-3 K		4-0 BB BB 1-2 BB		0-3 K			0-0 4-3	
Mark Lewis, R (1, 5) OBP: 0.421, SLG: 0.500 Hal Morris, L (9, PH) OBP: 0.271, SLG: 0.400			0-3 K	4-0 1-2 2-3 BB		0-0 F9			0-3 K	
Mark Portugal, R (1, 1) OBP: 0.200, SLG: 0.242 Lenny Harris, L (7, PH) OBP: 0.241, SLG: 0.295 Chuck McElroy, L (8, 1) Michael Jackson, R (9, 1) Thomas Howard, S (10, PH) OBP: 0.372, SLG: 0.424			0-0 1B 2B	0-3 K			0-0 6-3			0-0 1B SH1-4 1B 1B

Inning Stats	R: 0	H: 1	R: 0	H: 0	R: 1	H: 2	R: 0	H: 1	R: 0	H: 1	R: 0	H: 0	R: 0	H: 0	R: 0	H: 3
	E: 0	LOB: 1	E: 0	LOB: 0	E: 0	LOB: 2	E: 0	LOB: 3	E: 0	LOB: 1	E: 0	LOB: 0	E: 0	LOB: 0	E: 0	LOB: 3
	K: 3	BB: 0	K: 2	BB: 0	K: 1	BB: 0	K: 3	BB: 2	K: 1	BB: 0	K: 0	BB: 0	K: 0	BB: 0	K: 1	BB: 1
	S: 10	P: 10	S: 7	P: 7	S: 6	P: 7	S: 10	P: 18	S: 6	P: 6	S: 3	P: 3	S: 3	P: 3	S: 5	P: 8

PITCHER	IP	WLS	BF	H	R	ER	SO	BB	IBB	HBP	BLK	WP	HR	S	P	ERA	WHIP
Sid Fernandez, L (1, 1) ERA: 5.02	6.0		26	6	1	1	11	2	0	1	0	0	0	45	54	1.50	1.333
Ricky Bottalico, R (7, 1) ERA: 2.08	2.0		6	0	0	0	0	0	0	0	0	0	0	6	6	0.00	0.000
Heathcliff Slocumb, R (9, 1) ERA: 2.3	1.1	L	8	3	1	1	1	0	1	0	0	0	0	9	13	6.75	2.250

1B: 7 SF: 0
2B: 2 2B: 2 SAC: 1
3B: 0 3B: 0 DP: 0
HR: 0 HBP: 1

Batter	1	2	3	4	5	6	7	8	9	AB R H RBI BB SO LOB	TOP											
Thomas Howard, S (1, 8) OBP: 0.363, SLG: 0.412	0-2 G1-3	0-1 G6-3		0-1 G4-3		0-0 F7			0-0 L7	5 0 0 0 0 0 2												
Barry Larkin, R (1, 6) OBP: 0.392, SLG: 0.494	2-2 L8 HR 2B		2-2 1B SF8 1B		4-1 L8 BB BB			1-0 G4-3		3 2 2 0 1 0 0												
Hal Morris, L (1, 3) OBP: 0.281, SLG: 0.401	4-2 HR BB		0-0 1-3 1B		4-2 SAFE 1-2 BB			1-2 G4-3		2 1 1 0 2 0 0												
Reggie Sanders, R (1, 9) OBP: 0.395, SLG: 0.561	1-1 L8		1-3 K		2-3 K			0-0 L8		4 0 0 0 0 2 6												
Ron Gant, R (1, 7) OBP: 0.381, SLG: 0.565	0-0 HR		3-1 SF8		1-0 L8			1-1 G3-1		3 1 1 4 0 0 2												
Bret Boone, R (1, 4) OBP: 0.349, SLG: 0.475	1-0 1B		1-2 L8		1-3 K			1-1 G5-3		4 0 1 0 0 1 3												
Benito Santiago, R (1, 2) OBP: 0.343, SLG: 0.520	1-2 G5-3			0-0 G4-3		1-3 K		0-3 K		4 0 0 0 0 2 1												
Jeff Branson, L (1, 5) OBP: 0.326, SLG: 0.455		0-0 F8		1-1 SH3-4 1B		4-2 BB		3-2 G4-3		3 0 1 0 1 0 0												
Rick Reed, R (1, 1)		2-1 P4		0-0 SH3-4		2-3 K		1-1 F7		1 0 0 0 0 0 0												
Lenny Harris, L (6, PH) OBP: 0.239, SLG: 0.293										1 0 0 0 0 1 1												
Chuck McElroy, L (6, 1)										0 0 0 0 0 0 0												
Hector Carrasco, R (6, 1)										0 0 0 0 0 0 0												
Eddie Taubensee, L (9, PH) OBP: 0.314, SLG: 0.446										1 0 0 0 0 0 0												
Inning Stats	R: 3 E: 0 K: 0 S: 15	H: 3 LOB: 1 BB: 1 P: 24	R: 0 E: 0 K: 0 S: 5	H: 0 LOB: 0 BB: 0 P: 7	R: 1 E: 0 K: 1 S: 13	H: 2 LOB: 1 BB: 0 P: 20	R: 0 E: 0 K: 0 S: 6	H: 1 LOB: 1 BB: 0 P: 7	R: 0 E: 0 K: 2 S: 10	H: 0 LOB: 2 BB: 2 P: 22	R: 0 E: 0 K: 2 S: 11	H: 0 LOB: 1 BB: 1 P: 18	R: 0 E: 0 K: 0 S: 5	H: 0 LOB: 0 BB: 0 P: 7	R: 0 E: 0 K: 1 S: 7	H: 0 LOB: 0 BB: 0 P: 9	R: 0 E: 0 K: 0 S: 10	H: 0 LOB: 0 BB: 0 P: 14	1B: 4 2B: 1 3B: 0 HR: 1	SF: 1 SAC: 1 DP: 0 HBP: 0	WP: 0 PB: 0 SB: 1 CS: 0	PA: 37
PITCHER	IP WLS BF H R ER SO BB IBB HBP BLK WP HR S P ERA WHIP																					
29 John Smoltz, R (1, 1) ERA: 3.05	7.0 W 31 6 4 4 5 4 0 0 0 0 0 1 65 105 5.14 1.429																					
Brad Clontz, R (8, 1) ERA: 3.48	1.0 3 0 0 0 1 0 0 0 0 0 0 7 9 0.00 0.000																					
Mark Wohlers, R (9, 1) ERA: 2.11	1.0 S 3 0 0 0 0 0 0 0 0 0 0 10 14 0.00 0.000																					

Cincinnati Reds @ Atlanta Braves
Atlanta-Fulton County Stadium, Atlanta, GA

Tue Aug 08 1995, 7:05 PM EDT
Att. 38,252 - Unknown - 75 F

livebaseballscorecards.com

AB	31
R	4
H	6
RBI	4
BB	4
SO	6
LOB	15



Batter	1	2	3	4	5	6	7	8	9
Marquis Grissom, R (1, 8) <small>OBP: 0.333, SLG: 0.397</small>	0-1 		1-3 		0-0 		0-1 		
Mark Lemke, S (1, 4) <small>OBP: 0.321, SLG: 0.336</small>	1-1 		0-0 		1-0 		2-2 		
10 Chipper Jones, S (1, 5) <small>OBP: 0.369, SLG: 0.458</small>	4-2 		1-2 		3-1 		0-0 		
Fred McGriff, L (1, 3) <small>OBP: 0.351, SLG: 0.452</small>	0-0 		2-1 		1-3 		0-3 		
David Justice, L (1, 9) <small>OBP: 0.391, SLG: 0.494</small>	3-1 			0-1 		3-2 		2-3 	
Dwight Smith, L (1, 7) Mike Kelly, R (9, 7) <small>OBP: 0.330, SLG: 0.446</small> <small>OBP: 0.261, SLG: 0.317</small>	0-1 			1-3 		2-1 		1-3 	
Javy Lopez, R (1, 2) <small>OBP: 0.336, SLG: 0.487</small>		0-0 		1-0 		0-0 			
Rafael Belliard, R (1, 6) <small>OBP: 0.263, SLG: 0.250</small>		1-1 		2-1 		1-3 			
29 John Smoltz, R (1, 1) <small>OBP: 0.182, SLG: 0.053</small> Mike Mordecai, R (7, PH) <small>OBP: 0.313, SLG: 0.448</small> Brad Clontz, R (8, 1) Mark Wohlers, R (9, 1)		0-2 			1-0 		4-2 		

Inning Stats	R: 2	H: 3	E: 0	K: 0	S: 13	H: 3	LOB: 1	BB: 1	P: 21	R: 0	H: 0	E: 0	K: 0	S: 6	H: 0	LOB: 0	BB: 0	P: 7	R: 1	H: 1	E: 0	K: 1	S: 10	H: 1	LOB: 0	BB: 0	P: 14	R: 1	H: 1	E: 0	K: 1	S: 10	H: 0	LOB: 0	BB: 0	P: 5	R: 1	H: 2	E: 0	K: 1	S: 13	H: 1	LOB: 2	BB: 1	P: 20	R: 0	H: 0	E: 0	K: 3	S: 9	H: 0	LOB: 0	BB: 0	P: 12
--------------	------	------	------	------	-------	------	--------	-------	-------	------	------	------	------	------	------	--------	-------	------	------	------	------	------	-------	------	--------	-------	-------	------	------	------	------	-------	------	--------	-------	------	------	------	------	------	-------	------	--------	-------	-------	------	------	------	------	------	------	--------	-------	-------

PITCHER	IP	WLS	BF	H	R	ER	SO	BB	IBB	HBP	BLK	WP	HR	S	P	ERA	WHIP
Rick Reed, R (1, 1) <small>ERA: 5.82</small>	5.0		20	5	4	4	2	1	0	0	0	0	2	42	61	7.20	1.200
Chuck McElroy, L (6, 1) <small>ERA: 4.81</small>	0.2	L	4	2	1	1	1	0	0	0	0	0	0	12	21	13.50	3.000
Hector Carrasco, R (6, 1) <small>ERA: 2.63</small>	2.1		9	1	0	0	4	1	0	0	0	0	0	23	33	0.00	0.857

BOTTOM

Cincinnati Reds @ Atlanta Braves
 Atlanta-Fulton County Stadium, Atlanta, GA

Tue Aug 08 1995, 7:05 PM EDT
 Att: 38,252 - Unknown - 75 F

AB	R	H	RBI	BB	SO	LOB
4	1	1	0	0	1	1
4	1	2	0	0	0	0
3	2	2	1	1	0	2
4	0	1	2	0	2	1
4	0	1	1	0	1	2
4	0	0	0	0	2	3
0	0	0	0	0	0	0
3	1	1	1	0	0	1
3	0	0	0	0	1	0
2	0	0	0	0	0	0
0	0	0	0	1	0	0
0	0	0	0	0	0	0
0	0	0	0	0	0	0

AB 31
R 5
H 8
RBI 5
BB 2
SO 7
LOB 10

WP: 0 **PA: 33**
PB: 0
SB: 1
CS: 0

WP	HR	S	P	ERA	WHIP
0	0	1	0	0.00	0.857

Batter	1	2	3	4	5	6	7	8	9	AB R H RBI BB SO LOB	TOP									
Darren Lewis, R OBP: 0.306, SLG: 0.308 (1, 8)	1-0 S 1B		0-1 G6-3		0-0 G4-3		1-0 CS 1B	0-0 P3	1-2 G6-3	6 0 2 0 0 0 4										
Barry Larkin, R OBP: 0.395, SLG: 0.500 (1, 6)	4-2 S BB		1-2 G4-3		1-0 P3		3-2 S 2B		3-2 1B 2B	4 2 2 0 1 0 0										
Ron Gant, R Jerome Walton, R OBP: 0.381, SLG: 0.562 OBP: 0.333, SLG: 0.483 (1, 7) (9, PR) (9, 7)	2-3 K 1-2		0-0 P5		2-0 2B 1B		2-3 K 2-3		2-0 2B SF9 1B	5 1 2 1 0 2 3 0 1 0 0 0 0 0										
Reggie Sanders, R OBP: 0.397, SLG: 0.566 (1, 9)	3-2 L5			0-3 K 1B 2B		0-1 1B HR 2B	4-1 BB		0-2 SF9 2B	4 2 2 0 1 1 2										
Hal Morris, L OBP: 0.294, SLG: 0.402 (1, 3)	4-0 FC4 IBB			4-2 BB BB		1-1 HR 1B	0-0 G3		4-0 2B E IBB	2 2 1 1 3 0 1										
Bret Boone, R OBP: 0.347, SLG: 0.471 (1, 4)	0-2 FC4 1-2f			4-1 BB 1-2		0-1 F9		3-3 K	3-2 SF9	3 0 0 1 1 1 5										
Benito Santiago, R OBP: 0.360, SLG: 0.569 (1, 2)		1-1 L4-3 1B		1-3 K 2B		1-1 HR		1-2 1B 2B	1-2 E 2B	5 1 4 4 0 1 2										
Jeff Branson, L OBP: 0.324, SLG: 0.447 (1, 5)		1-1 L4-3		3-2 P4		2-3 K		4-2 1B BB	3-2 FC6	4 0 0 0 1 1 5										
Dave Burba, R Michael Jackson, R Jeff Brantley, R OBP: 0.333, SLG: 0.333 (7, 1) (8, 1)		2-3 K		1-3 K		0-3 K		2-2 1B	0-3 K	3 0 0 0 0 3 0 1 0 1 0 0 0 0 1 0 0 0 0 1 2										
Inning Stats	R: 0 E: 0 K: 1 S: 13	H: 1 LOB: 3 BB: 2 P: 27	R: 0 E: 0 K: 1 S: 7	H: 1 LOB: 0 BB: 0 P: 11	R: 0 E: 0 K: 2 S: 6	H: 0 LOB: 2 BB: 2 P: 27	R: 0 E: 0 K: 1 S: 5	H: 0 LOB: 0 BB: 0 P: 7	R: 4 E: 0 K: 2 S: 16	H: 4 LOB: 0 BB: 0 P: 22	R: 1 E: 0 K: 1 S: 12	H: 2 LOB: 1 BB: 1 P: 20	R: 0 E: 0 K: 1 S: 16	H: 2 LOB: 2 BB: 1 P: 26	R: 4 E: 1 K: 1 S: 24	H: 4 LOB: 2 BB: 1 P: 41	1B: 7 2B: 7 3B: 0 HR: 1	SF: 1 SAC: 0 DP: 1 HBP: 0	WP: 1 PB: 0 SB: 4 CS: 1	PA: 46
PITCHER	IP WLS BF H R ER SO BB IBB HBP BLK WP HR S P ERA WHIP																			
Greg Maddux, R ERA: 1.96 (1, 1)	6.2 L 31 8 5 5 8 4 1 0 0 1 1 73 120 6.75 1.800																			
Greg McMichael, R ERA: 3.42 (7, 1)	0.1 1 0 0 0 0 0 0 0 0 0 0 0 1 1 0.00 0.000																			
Rod Nichols, R ERA: 4.5 (8, 1)	1.0 5 2 0 0 1 1 0 0 0 0 0 16 26 0.00 3.000																			
Steve Bedrosian, R ERA: 6.11 (9, 1)	0.1 6 4 4 3 0 0 0 1 0 0 0 0 15 28 81.00 12.000																			
Pedro Borbon, L ERA: 2.3 (9, 1)	0.2 3 0 0 0 1 0 0 0 0 0 0 0 9 13 0.00 0.000																			

Cincinnati Reds @ Atlanta Braves
Atlanta-Fulton County Stadium, Atlanta, GA

Wed Aug 09 1995, 7:05 PM EDT
Att. 38,602 - Unknown - 81 F

AB	38
R	9
H	14
RBI	7
BB	7
SO	10
LOB	24



Batter	1	2	3	4	5	6	7	8	9	AB	R	H	RBI	BB	SO	LOB
Marquis Grissom, R OBP: 0.333, SLG: 0.396 (1, 8)	0-0 G3-6 1B		2-0 F8			2-1 G6-3		2-3 K		4	0	1	0	0	1	1
Mark Lemke, S OBP: 0.320, SLG: 0.347 (1, 4)	2-0 G3-6 1-2f		0-0 G6-3			3-2 HR		3-2 G4-3		4	1	1	1	0	0	2
10 Chipper Jones, S OBP: 0.370, SLG: 0.457 (1, 5)	1-2 HR 1B		0-0 F7			0-3 K		4-2 BB		3	1	1	0	1	1	0
Fred McGriff, L OBP: 0.350, SLG: 0.458 (1, 3)	1-0 HR				0-0 G4-3		1-3 K		1-2 P5	4	1	1	2	0	1	2
David Justice, L OBP: 0.390, SLG: 0.490 (1, 9)	3-3 K				3-2 F7		1-2 1B		0-0 G4-3	4	0	1	0	0	1	0
Dwight Smith, L OBP: 0.316, SLG: 0.425 (1, 7)		1-0 G4-3			1-0 G6-3		2-3 K		1-2 G3-1	4	0	0	0	0	1	1
Charlie O'Brien, R OBP: 0.387, SLG: 0.496 (1, 2)		2-1 G5-3 1B			1-3 K		1-2 F8		1-3 K	4	0	1	0	0	2	1
Rafael Belliard, R OBP: 0.257, SLG: 0.245 (1, 6)		0-1 G5-3			0-0 P2		0-3 K			2	0	0	0	0	0	1
Ryan Klesko, L OBP: 0.418, SLG: 0.607 (7, PH)		1-2 G5-3			0-0 L8					1	0	0	0	0	1	1
Rod Nichols, R (8, 1)		1-2 G5-3								0	0	0	0	0	0	0
Steve Bedrosian, R (9, 1)										0	0	0	0	0	0	0
Pedro Borbon, R (9, 1)										0	0	0	0	0	0	0
Greg Maddux, R OBP: 0.185, SLG: 0.137 (1, 1)		0-0 G6-3						2-2 G4-3 2B		2	0	0	0	0	0	1
Greg McMichael, R (7, 1)										0	0	0	0	0	0	0
Mike Mordecai, R OBP: 0.333, SLG: 0.500 (8, 6)										1	0	1	0	0	0	0

Inning Stats	R: 2	H: 3	E: 0	K: 1	S: 9	LOB: 3	BB: 0	P: 16	R: 0	H: 1	E: 0	K: 0	S: 6	LOB: 1	BB: 1	P: 9	R: 0	H: 0	E: 0	K: 0	S: 3	LOB: 0	BB: 0	P: 5	R: 0	H: 0	E: 0	K: 0	S: 5	LOB: 0	BB: 0	P: 9	R: 0	H: 0	E: 0	K: 1	S: 7	LOB: 0	BB: 0	P: 8	R: 1	H: 1	E: 0	K: 2	S: 12	LOB: 0	BB: 0	P: 18	R: 0	H: 1	E: 0	K: 2	S: 14	LOB: 1	BB: 0	P: 18	R: 0	H: 1	E: 0	K: 1	S: 15	LOB: 2	BB: 1	P: 27	R: 0	H: 0	E: 0	K: 1	S: 7	LOB: 0	BB: 0	P: 9	1B: 4	SF: 0	3B: 0	HR: 2	WP: 0	PA: 34
--------------	------	------	------	------	------	--------	-------	-------	------	------	------	------	------	--------	-------	------	------	------	------	------	------	--------	-------	------	------	------	------	------	------	--------	-------	------	------	------	------	------	------	--------	-------	------	------	------	------	------	-------	--------	-------	-------	------	------	------	------	-------	--------	-------	-------	------	------	------	------	-------	--------	-------	-------	------	------	------	------	------	--------	-------	------	-------	-------	-------	-------	-------	--------

PITCHER	IP	WLS	BF	H	R	ER	SO	BB	IBB	HBP	BLK	WP	HR	S	P	ERA	WHIP
Dave Burba, R ERA: 3.96 (1, 1)	6.0	W	23	6	3	3	4	0	0	0	0	0	2	46	70	4.50	1.000
Michael Jackson, R ERA: 2.25 (7, 1)	1.2		7	1	0	0	3	1	0	0	0	0	0	22	36	0.00	1.200
Jeff Brantley, R ERA: 2.7 (8, 1)	1.1	S	4	0	0	0	1	0	0	0	0	0	0	10	13	0.00	0.000


BOTTOM

Cincinnati Reds @ Atlanta Braves
Atlanta-Fulton County Stadium, Atlanta, GA

Wed Aug 09 1995, 7:05 PM EDT
Att: 38,602 - Unknown - 81 F

livebaseballscorecards.com

AB	33
R	3
H	7
RBI	3
BB	1
SO	8
LOB	10



Batter	1	2	3	4	5	6	7	8	9	AB R H RBI BB SO LOB	TOP											
Jerome Walton, R (1, 8) OBP: 0.338, SLG: 0.487	4-1 E BB	0-2 F8			0-2 G1-3 2B			2-2 G6-3		3 1 1 0 1 0 1	<p>Cincinnati Reds @ Atlanta Braves</p> <p>Atlanta-Fulton County Stadium, Atlanta, GA</p> <p>Thu Aug 10 1995, 7:05 PM EDT</p> <p>Att. 42,748 - Unknown - 82 F</p>											
Barry Larkin, R (1, 6) OBP: 0.391, SLG: 0.494	1-1 E5 G1-2-3		1-3 K		0-0 G1-3 2-3			3-1 G1-4-3		4 0 0 0 0 1 1												
Ron Gant, R (1, 7) OBP: 0.385, SLG: 0.563	4-2 G1-2-3 BB		1-0 CS 1B		0-0 B1-3			1-1 1B		3 0 2 0 1 0 1												
Reggie Sanders, R (1, 9) OBP: 0.398, SLG: 0.564	4-2 G1-2-3 BB		3-2 P3			1-1 G6-4-3 1B		3-3 K		3 0 1 0 1 1 2												
Bret Boone, R (1, 4) OBP: 0.346, SLG: 0.469	0-2 G1-2-3 1-2 2-3 3-Hf		2-2 CS 1-2	0-0 1B		1-0 G6-4-3 1-2f		2-2 K		4 0 1 0 0 1 4												
Benito Santiago, R (1, 2) OBP: 0.357, SLG: 0.560	0-1 P3		0-1 K	1-2 K		1-1 G3-1		0-0 1B		4 0 1 0 0 1 3												
Mariano Duncan, R (1, 3) OBP: 0.281, SLG: 0.397		2-1 G6-3		2-3 K		0-0 L7		1-3 K		3 0 0 0 0 1 1												
Hal Morris, L (9, PH) OBP: 0.293, SLG: 0.400										1 0 0 0 0 1 1												
Mark Lewis, R (1, 5) OBP: 0.410, SLG: 0.485		2-2 F7		2-3 K		2-1 P5		1-0 P5		3 0 0 0 0 1 1												
Thomas Howard, S (9, PH) OBP: 0.361, SLG: 0.410										1 0 0 0 0 0 1												
Hector Carrasco, R (9, 1)										0 0 0 0 0 0 0												
John Smiley, L (1, 1) OBP: 0.178, SLG: 0.310		4-2 BB			1-3 K		0-0 G3-1			2 0 0 0 1 1 0												
Jeff Branson, L (9, 5) OBP: 0.324, SLG: 0.447										0 0 0 0 0 0 0												
Inning Stats	R: 1 E: 1 K: 0 S: 16	H: 0 LOB: 2 BB: 3 P: 29	R: 0 E: 0 K: 0 S: 12	H: 0 LOB: 1 BB: 1 P: 20	R: 0 E: 0 K: 1 S: 11	H: 1 LOB: 0 BB: 0 P: 18	R: 0 E: 0 K: 3 S: 10	H: 1 LOB: 1 BB: 0 P: 15	R: 0 E: 0 K: 1 S: 9	H: 1 LOB: 1 BB: 0 P: 10	R: 0 E: 0 K: 0 S: 5	H: 1 LOB: 0 BB: 0 P: 8	R: 0 E: 0 K: 0 S: 4	H: 0 LOB: 0 BB: 0 P: 6	R: 0 E: 0 K: 1 S: 10	H: 1 LOB: 1 BB: 0 P: 19	R: 0 E: 0 K: 2 S: 12	H: 1 LOB: 1 BB: 0 P: 16	1B: 5 2B: 1 3B: 0 HR: 0	SF: 0 SAC: 0 DP: 2 HBP: 0	WP: 0 PB: 0 SB: 0 CS: 1	PA: 36
PITCHER	IP WLS BF H R ER SO BB IBB HBP BLK WP HR S P ERA WHIP																				IP WLS BF H R ER SO BB IBB HBP BLK WP HR S P ERA WHIP	
Tom Glavine, L (1, 1) ERA: 3.19	8.0 31 5 1 0 6 4 0 0 0 0 0 0 77 125 0.00 1.125																					
Mark Wohlers, R (9, 1) ERA: 2.06	1.0 W 4 1 0 0 0 0 0 0 0 0 0 12 16 0.00 1.000																					

AB	31
R	1
H	6
RBI	0
BB	4
SO	8
LOB	16



Batter	1	2	3	4	5	6	7	8	9	AB R H RBI BB SO LOB	TOP
Darren Lewis, R OBP: 0.308, SLG: 0.310 (1, 8)	2-2 FC4-6 1B		0-1 F8 WP 1B		1-3 K			1-2 G3		4 0 2 0 0 1 0	
Barry Larkin, R OBP: 0.389, SLG: 0.491 Lenny Harris, L OBP: 0.236, SLG: 0.289 (1, 6) (3, 5)	1-0 FC4-6 1-2f CS		2-1 F8 1-3		3-1 P3			1-2 P1		2 0 0 0 0 0 2 2 0 0 0 0 0 0	
Ron Gant, R OBP: 0.389, SLG: 0.566 (1, 7)	4-2 HR 1-2 BB		4-2 BB BB		2-2 F9			2-2 2B		2 1 1 0 2 0 0	
Reggie Sanders, R OBP: 0.399, SLG: 0.571 (1, 9)	0-1 HR 1-H		4-1 G6-4-3 1-2 BB			1-2 G5-3		3-3 K		3 1 1 2 1 1 1	
Hal Morris, L OBP: 0.292, SLG: 0.397 (1, 3)	1-2 1B		2-1 G6-4-3 1-2f			0-0 G4-3			2-1 P5	4 0 1 0 0 0 3	
Benito Santiago, R OBP: 0.347, SLG: 0.543 (1, 2)	3-2 L4			0-2 K		0-0 G6-3			0-0 G5-3	4 0 0 0 0 1 1	
Bret Boone, R OBP: 0.343, SLG: 0.463 (1, 4)		0-0 F7		2-1 P4			2-1 G5-3		1-2 F8	4 0 0 0 0 0 0	
Jeff Branson, L OBP: 0.324, SLG: 0.445 (1, 5) (3, 6)		0-2 G5-3		3-2 1B			1-1 F8			3 0 1 0 0 0 0	
Mark Portugal, R OBP: 0.194, SLG: 0.235 Xavier Hernandez, L (3, 1) Thomas Howard, S OBP: 0.359, SLG: 0.408 Chuck McElroy, L (7, 1) Hector Carrasco, R (8, 1)		1-3 K		1-0 G5-3			0-0 G3			1 0 0 0 0 1 0 1 0 0 0 0 0 1 1 0	
Inning Stats	R: 2 H: 3 E: 0 LOB: 1 K: 0 BB: 1 S: 15 P: 26	R: 0 H: 0 E: 0 LOB: 0 K: 1 BB: 0 S: 7 P: 8	R: 0 H: 1 E: 0 LOB: 2 K: 1 BB: 2 S: 9 P: 21	R: 0 H: 1 E: 0 LOB: 1 K: 1 BB: 0 S: 11 P: 17	R: 0 H: 0 E: 0 LOB: 0 K: 1 BB: 0 S: 9 P: 15	R: 0 H: 0 E: 0 LOB: 0 K: 0 BB: 0 S: 5 P: 6	R: 0 H: 0 E: 0 LOB: 0 K: 0 BB: 0 S: 5 P: 8	R: 0 H: 1 E: 0 LOB: 1 K: 1 BB: 0 S: 14 P: 21	R: 0 H: 0 E: 0 LOB: 0 K: 0 BB: 0 S: 6 P: 9	1B: 4 SF: 0 2B: 1 SAC: 0 3B: 0 DP: 1 HR: 1 HBP: 0	WP: 1 PA: 34 PB: 0 SB: 0 CS: 1
PITCHER Pat Rapp, R ERA: 4.34 Terry Mathews, R ERA: 3.63	IP WLS BF H R ER SO BB IBB HBP BLK WP HR S P ERA WHIP	7.0 W 27 5 2 2 3 3 0 0 0 1 1 61 101 2.57 1.143	2.0 7 1 0 0 1 0 0 0 0 0 0 0 20 30 0.00 0.500	PITCHER IP WLS BF H R ER SO BB IBB HBP BLK WP HR S P ERA WHIP							

Cincinnati Reds @ Florida Marlins
Joe Robbie Stadium, Miami, FL

Fri Aug 11 1995, 7:05 PM EDT
Att. 30,446 - Unknown - 80 F

livebaseballscorecards.com

AB	31
R	2
H	6
RBI	2
BB	3
SO	4
LOB	8



BOTTOM

Cincinnati Reds @ Florida Marlins
Joe Robbie Stadium, Miami, FL
Fri Aug 11 1995, 7:05 PM EDT
Att: 30,446 - Unknown - 80 F

livebaseballscorecards.com

AB	31
R	6
H	9
RBI	6
BB	3
SO	5
LOB	11



WP:	0	PA:	36
PB:	0		
SB:	0		
CS:	0		

AB R H RBI BB SO LOB

3 0 0 0 0 0 2

3 1 0 0 1 0 2

3 2 3 1 1 0 0

4 0 1 2 0 0 2

4 0 0 1 0 0 2

0 0 0 0 0 0 0

3 2 2 1 1 1 1

3 2 2 1 1 1 1

4 0 1 0 0 2 2

4 0 1 1 0 1 0

2 1 1 0 0 0 0

1 0 0 0 0 1 0

1B: 5 SF: 0
2B: 1 SAC: 2
3B: 1 DP: 0
HR: 2 HBP: 0

Batter	1	2	3	4	5	6	7	8	9				
Quilvio Veras, S OBP: 0.356, SLG: 0.308 (1, 4)	1-0 G1-3		0-0 SH5-3	3-2 G6-3		1-1 P8							
Jerry Browne, S OBP: 0.341, SLG: 0.279 (1, 5)	1-2 F8		4-2 BB 1B BB		1-1 G5-3	1-2 G1-3							
Jeff Conine, R OBP: 0.395, SLG: 0.554 (1, 7)	0-0 3B		4-1 1B G5-3 BB		3-2 HR		1-2 FC4 1B						
Greg Colbrunn, R OBP: 0.316, SLG: 0.456 (1, 3)	2-2 F7		1-0 G5-3 1B		0-1 P6		0-0 FC4						
Andre Dawson, R OBP: 0.295, SLG: 0.426 Terry Mathews, L OBP: 0.462, SLG: 0.615 (1, 9) (8, 1)		0-1 L5	1-0 G5-3		0-0 L5		0-0 P4						
Kurt Abbott, R OBP: 0.316, SLG: 0.453 (1, 6)		1-0 HR	4-2 FC6-4 BB			2-2 2B 1B	3-3 K						
Steve Decker, R OBP: 0.343, SLG: 0.383 (1, 2)		0-3 K	0-0 FC6-4			0-0 1B 2B		1-3 K					
Jesus Tavarez, S OBP: 0.286, SLG: 0.254 (1, 8) (8, 9)		0-0 G4-3		0-3 K		0-0 SH1-4 1B		0-0 G6-3					
Pat Rapp, R OBP: 0.182, SLG: 0.212 Chuck Carr, S OBP: 0.307, SLG: 0.275 (1, 1) (8, 8)			0-0 BB SH5-3 1B	0-1 G4-3		0-0 SH1-4		0-3 K					
Inning Stats	R: 0 H: 1 E: 0 LOB: 1 K: 0 BB: 0 S: 9 P: 13	R: 1 H: 1 E: 0 LOB: 0 K: 1 BB: 0 S: 8 P: 9	R: 3 H: 2 E: 0 LOB: 2 K: 0 BB: 3 S: 11 P: 25	R: 0 H: 0 E: 0 LOB: 0 K: 1 BB: 0 S: 8 P: 11	R: 1 H: 1 E: 0 LOB: 0 K: 0 BB: 0 S: 8 P: 12	R: 1 H: 3 E: 0 LOB: 2 K: 0 BB: 0 S: 12 P: 16	R: 0 H: 1 E: 0 LOB: 1 K: 1 BB: 0 S: 8 P: 12	R: 0 H: 0 E: 0 LOB: 0 K: 2 BB: 0 S: 8 P: 9					
PITCHER	IP WLS BF H R ER SO BB IBB HBP BLK WP HR S P ERA WHIP											PITCHER	IP WLS BF H R ER SO BB IBB HBP BLK WP HR S P ERA WHIP
Mark Portugal, R ERA: 4.78 (1, 1)	2.1 L 13 4 4 2 1 2 0 0 0 0 0 1 24 38 15.43 2.571												
Xavier Hernandez, R ERA: 3.93 (3, 1)	3.2 16 4 2 2 1 1 0 0 0 0 0 1 32 48 4.91 1.364												
Chuck McElroy, L ERA: 4.62 (7, 1)	1.0 4 1 0 0 1 0 0 0 0 0 0 0 8 12 0.00 1.000												
Hector Carrasco, R ERA: 2.7 (8, 1)	1.0 3 0 0 0 2 0 0 0 0 0 0 0 8 9 0.00 0.000												

Batter	1	2	3	4	5	6	7	8	9	AB R H RBI BB SO LOB	TOP											
Darren Lewis, R OBP: 0.305, SLG: 0.307 (1, 8)	1-3 K		0-1 P4		1-1 F8		2-1 P3			4 0 0 0 0 1 1												
Barry Larkin, R OBP: 0.390, SLG: 0.494 (1, 6)	1-1 F9		2-1 1B G6-3 2B		1-2 1B			0-1 F8		4 1 2 0 0 0 0												
Ron Gant, R OBP: 0.391, SLG: 0.572 (1, 7)	2-2 3B		0-1 WP 1B		1-1 P2			1-3 K		4 0 2 0 0 1 1												
Reggie Sanders, R OBP: 0.395, SLG: 0.564 (1, 9)	1-3 K		1-0 G6-3		1-2 G6-3			1-3 K		4 0 0 1 0 2 2												
Hal Morris, L OBP: 0.301, SLG: 0.409 (1, 3)		0-0 HR 1B	0-0 G4-3		1-2 G5-4-3 1B			1-1 G6-3 2B		4 1 3 0 0 0 1												
Benito Santiago, R OBP: 0.344, SLG: 0.556 (1, 2)		1-0 1 SAFE 1B HR		0-3 K		2-2 G5-4-3		0-1 P3		4 1 1 2 0 1 2												
Bret Boone, R OBP: 0.342, SLG: 0.459 (1, 4)		0-0 G5-3		4-0 G4-6-3 BB			1-3 K	2-2 G6-3		3 0 0 0 1 1 1												
Jeff Branson, L OBP: 0.323, SLG: 0.441 (1, 5)		1-0 F7		1-0 G4-6-3			0-0 K	1-3 K		4 0 1 0 0 1 2												
Pete Schourek, L OBP: 0.167, SLG: 0.167 Thomas Howard, S OBP: 0.357, SLG: 0.406 Michael Jackson, R OBP: 0.333, SLG: 0.333 (1, 1) (7, PH) (7, 1)		0-2 G3		1-2 G5-3			2-3 K			2 0 0 0 0 0 0 1 0 0 0 0 1 1 0 0 0 0 0 0 0												
Inning Stats	R: 0 E: 0 K: 2 S: 12	H: 1 LOB: 1 BB: 0 P: 17	R: 2 E: 0 K: 0 S: 7	H: 2 LOB: 0 BB: 0 P: 9	R: 1 E: 0 K: 0 S: 8	H: 2 LOB: 1 BB: 0 P: 11	R: 0 E: 0 K: 1 S: 4	H: 0 LOB: 0 BB: 1 P: 9	R: 0 E: 0 K: 0 S: 10	H: 1 LOB: 1 BB: 0 P: 14	R: 0 E: 0 K: 0 S: 9	H: 1 LOB: 0 BB: 0 P: 13	R: 0 E: 0 K: 2 S: 9	H: 1 LOB: 1 BB: 0 P: 14	R: 0 E: 0 K: 2 S: 9	H: 0 LOB: 0 BB: 0 P: 11	R: 0 E: 0 K: 1 S: 12	H: 1 LOB: 1 BB: 0 P: 16	1B: 5 2B: 2 3B: 1 HR: 1	SF: 0 SAC: 0 DP: 2 HBP: 0	WP: 1 PB: 0 SB: 0 CS: 0	PA: 35
PITCHER	IP WLS BF H R ER SO BB IBB HBP BLK WP HR S P ERA WHIP																					
David Weathers, R ERA: 6.34 Alejandro Pena, R ERA: 5.51 Robb Nen, R ERA: 3.11	(1, 1) (7, 1) (9, 1)	6.0 2.0 1.0	W 7 4	24 7 4	7 1 1	3 0 0	3 4 1	3 0 0	3 0 0	1 0 0	0 0 0	0 0 0	0 0 0	50 18 12	73 25 16	4.50 0.00 0.00	1.333 0.500 1.000					

Cincinnati Reds @ Florida Marlins
Joe Robbie Stadium, Miami, FL
Sat Aug 12 1995, 7:05 PM EDT
Att. 30,407 - Unknown - 81 F

livebaseballscorecards.com

AB	34
R	3
H	9
RBI	3
BB	1
SO	8
LOB	11



BOTTOM

Cincinnati Reds @ Florida Marlins
Joe Robbie Stadium, Miami, FL
Sun Aug 13 1995, 7:05 PM EDT
Att: 40,027 - Unknown - 90 F

livebaseballscorecards.com

AB 35
R 6
H 12
RBI 6
BB 3
SO 8
LOB 21



WP: 2 PA: 38
PB: 0
SB: 2
CS: 0

AB R H RBI BB SO LOB

5 1 3 1 0 1 3

5 1 1 0 0 1 5

3 1 2 1 1 1 2

4 1 2 2 0 1 2

4 0 0 0 0 1 4

4 0 1 1 0 1 2

0 0 0 0 0 0 0

0 0 0 0 0 0 0

0 0 0 0 0 0 0

1B: 8 SF: 0
2B: 2 SAC: 0
3B: 1 DP: 1
HR: 1 HBP: 0

Batter	1	2	3	4	5	6	7	8	9
Quilvio Veras, S OBP: 0.358, SLG: 0.321 (1, 4)	0-2 S 1B 2B 1B	1-0 3B		1-2 F8		2-0 1-H 2B		2-3 1 SAFE 1B 2B S K	
Chuck Carr, S OBP: 0.311, SLG: 0.277 (1, 8)	0-0 S 2B 1B	0-3 K		0-0 F8		3-2 G5-3		1-0 F9	
Jeff Conine, R OBP: 0.400, SLG: 0.563 (1, 7)	2-2 K		4-2 FC6-4 BB		0-0 HR		1-1 1B		
Terry Pendleton, S OBP: 0.340, SLG: 0.433 (1, 5)	1-2 G6-3 1B 2B		1-0 F9		3-1 G6-4-3 1B		0-3 K		
Greg Colbrunn, R OBP: 0.309, SLG: 0.446 (1, 3)	1-1 G6-3		2-2 FC6-4		2-2 G6-4-3		2-3 K		
Andre Dawson, R OBP: 0.299, SLG: 0.424 Yorkis Perez, L (8, 1) Terry Mathews, L OBP: 0.462, SLG: 0.615 Robb Nen, R (8, 1)	1-0 1B		2-0 P5		1-2 F9		2-3 K		
Kurt Abbott, R OBP: 0.317, SLG: 0.457 (1, 6)	1-0 F7		4-2 1B 1B BB		1-1 G6-3		1-3 K		
Steve Decker, R OBP: 0.351, SLG: 0.381 (1, 2)		0-1 L7		0-2 P6		0-0 2B 1B		4-2 1B WP BB	
Mark Gardner, R OBP: 0.167, SLG: 0.167 Randy Veres, R (7, 1) Jesus Tavarez, S OBP: 0.295, SLG: 0.264 (8, 9)		2-3 K		0-1 1B		0-0 L8		1-1 WP 1B	

Inning Stats	R: 3	H: 4	E: 0	LOB: 1	K: 1	S: 14	P: 20	R: 0	H: 1	E: 0	LOB: 1	K: 2	S: 9	R: 0	H: 0	E: 0	LOB: 1	K: 0	S: 7	R: 1	H: 1	E: 0	LOB: 1	K: 0	S: 12	R: 1	H: 2	E: 0	LOB: 0	K: 0	S: 11	R: 1	H: 2	E: 0	LOB: 1	K: 3	S: 13	R: 0	H: 1	E: 0	LOB: 1	K: 2	S: 13	R: 0	H: 1	E: 0	LOB: 2	K: 2	S: 13
--------------	------	------	------	--------	------	-------	-------	------	------	------	--------	------	------	------	------	------	--------	------	------	------	------	------	--------	------	-------	------	------	------	--------	------	-------	------	------	------	--------	------	-------	------	------	------	--------	------	-------	------	------	------	--------	------	-------

PITCHER	IP	WLS	BF	H	R	ER	SO	BB	IBB	HBP	BLK	WP	HR	S	P	ERA	WHIP
David Wells, L ERA: 3.22	(1, 1)	5.0	L	24	8	5	3	2	0	0	0	0	1	53	82	9.00	2.000
Xavier Hernandez, R ERA: 3.95	(6, 1)	2.0		9	3	1	3	0	0	0	0	0	0	21	32	4.50	1.500
Hector Carrasco, R ERA: 2.66	(8, 1)	1.0		5	1	0	2	1	0	0	0	2	0	13	22	0.00	2.000

PITCHER	IP	WLS	BF	H	R	ER	SO	BB	IBB	HBP	BLK	WP	HR	S	P	ERA	WHIP
---------	----	-----	----	---	---	----	----	----	-----	-----	-----	----	----	---	---	-----	------


Batter	1	2	3	4	5	6	7	8	9	AB R H RBI BB SO LOB	TOP											
Eric Young Sr. R (1, 4) OBP: 0.398, SLG: 0.464	2-2 L4-3 1B		3-1 G4-6-3 1B		2-1 S 1B			1-2 F9		4 0 3 0 0 0 0												
Joe Girardi, R (1, 2) OBP: 0.326, SLG: 0.394	0-1 L4-3 1-2		0-0 L8		1-3 K			0-1 F9		4 0 0 0 0 1 3												
Larry Walker, L (1, 9) OBP: 0.383, SLG: 0.618	2-2 F8		0-0 G4-6-3 1-2f			1-2 L7		4-0 BB		3 0 0 0 1 0 1												
Andres Galarraga, R (1, 3) OBP: 0.335, SLG: 0.514		1-0 BB S 1B		1-1 WP 1B		0-1 G6-3		2-3 K		4 0 2 0 0 1 1												
Dante Bichette, R (1, 7) OBP: 0.348, SLG: 0.593		0-1 L6		3-3 K 1-2		0-3 K2-3		0-1 1B BLK 1B		4 0 1 0 0 2 2												
Ellis Burks, R (1, 8) OBP: 0.381, SLG: 0.551		3-3 K 1-2		2-2 K		1-3 K		0-1 P6		4 0 0 0 0 3 3												
Vinny Castilla, R (1, 5) OBP: 0.348, SLG: 0.583		4-2 BB BB		0-0 P2		0-1 G5-3		1-2 F8		3 0 0 0 1 0 2												
Jason Bates, S (1, 6) OBP: 0.343, SLG: 0.420		4-2 BB 1-2 2-3		3-1 G4-3		0-0 1B		3-2 1B		3 0 2 0 1 0 0												
Kevin Ritz, R (1, 1) OBP: 0.333, SLG: 0.281		1-3 K		1-3 K		2-0 L4		2-3 K		2 0 0 0 0 2 3												
Curt Leskanic, R (6, 1) OBP: 0.250, SLG: 0.250										0 0 0 0 0 0 0												
John Vander Wal, L (7, PH) OBP: 0.437, SLG: 0.575										1 0 0 0 0 0 1												
Steve Reed, R (7, 1) OBP: 0.500, SLG: 0.500										0 0 0 0 0 0 0												
Mike Kingery, L (9, PH) OBP: 0.368, SLG: 0.444										1 0 0 0 0 1 2												
Inning Stats	R: 0 E: 0 K: 0 S: 8	H: 1 LOB: 0 BB: 0 P: 12	R: 0 E: 0 K: 2 S: 13	H: 1 LOB: 3 BB: 2 P: 26	R: 0 E: 0 K: 2 S: 4	H: 1 LOB: 0 BB: 0 P: 7	R: 0 E: 0 K: 2 S: 15	H: 1 LOB: 1 BB: 0 P: 21	R: 0 E: 0 K: 1 S: 11	H: 1 LOB: 1 BB: 0 P: 18	R: 0 E: 0 K: 1 S: 10	H: 0 LOB: 0 BB: 0 P: 11	R: 0 E: 0 K: 1 S: 7	H: 1 LOB: 1 BB: 0 P: 10	R: 0 E: 0 K: 1 S: 9	H: 0 LOB: 1 BB: 1 P: 16	R: 0 E: 0 K: 1 S: 15	H: 2 LOB: 2 BB: 0 P: 21	1B: 8 2B: 1 3B: 0 HR: 0	SF: 0 SAC: 0 DP: 2 HBP: 0	WP: 1 PB: 0 SB: 2 CS: 0	PA: 36
PITCHER	IP WLS BF H R ER SO BB IBB HBP BLK WP HR S P ERA WHIP																					
Dave Burba, R (1, 1) ERA: 3.62	6.0 W 23 5 0 0 7 2 0 0 0 1 0 61 95 0.00 1.167																					
Michael Jackson, R (7, 1) ERA: 2.53	2.0 8 1 0 0 2 1 0 0 0 0 0 16 26 0.00 1.000																					
Jeff Brantley, R (9, 1) ERA: 2.65	1.0 5 2 0 0 1 0 0 0 0 1 0 0 15 21 0.00 2.000																					

Colorado Rockies @ Cincinnati Reds
Riverfront Stadium, Cincinnati, OH

Mon Aug 14 1995, 7:05 PM EDT
Att. 23,945 - Unknown - 89 F

livebaseballscorecards.com

AB	33
R	0
H	8
RBI	0
BB	3
SO	10
LOB	18



Batter	1	2	3	4	5	6	7	8	9
Barry Larkin, R OBP: 0.387, SLG: 0.487 (1, 6)	2-2 F9 G6-3 1B	3-3 K			4-0 WP 2B BB		2-1 F9		
Hal Morris, L OBP: 0.299, SLG: 0.405 (1, 3)	1-1 F9 1-3		2-1 G4-3		1-0 HR 2B		1-0 F8		
Ron Gant, R OBP: 0.390, SLG: 0.575 Jeff Brantley, R (9, 1)	3-0 G6-3 3-H		2-0 P3		1-0 HR		0-0 P3		
Reggie Sanders, R OBP: 0.398, SLG: 0.561 (9, 9)	3-1 S 1B		0-1 P2		4-0 S BB		1-0 G6-3		
Eric Anthony, L OBP: 0.361, SLG: 0.535 Darren Lewis, R OBP: 0.305, SLG: 0.307 (8, PR) (9, 8)	1-0 1B		4-1 G5-4-3 BB		3-3 K		2-2 FC6-4 1B		
Bret Boone, R OBP: 0.340, SLG: 0.458 (1, 4)		2-3 K	0-3 K		1-1 F8		0-0 FC6-4 1-2f		
Benito Santiago, R OBP: 0.340, SLG: 0.544 (1, 2)		0-0 SH1-4 BB 1B	0-0 G5-4-3 1-2f		2-3 K				
Jeff Branson, L OBP: 0.322, SLG: 0.436 (1, 5)		4-2 SH1-4 BB	3-2 F8		3-3 K				
Dave Burba, R (1, 1)		3-2 SH1-4	1-1 G6-3				1-2 G1-3		
Michael Jackson, R OBP: 0.250, SLG: 0.250 Jerome Walton, R OBP: 0.338, SLG: 0.487 (9, 7)		1-2 2-3							

Inning Stats	R: 1	H: 3	E: 0	K: 0	S: 11	H: 3	LOB: 2	BB: 0	P: 21	R: 0	H: 1	E: 0	K: 2	S: 14	H: 0	LOB: 2	BB: 1	P: 26	R: 0	H: 0	E: 0	K: 0	S: 5	R: 0	H: 0	E: 0	K: 1	S: 5	R: 3	H: 2	E: 0	K: 1	S: 13	R: 0	H: 0	E: 0	K: 2	S: 9	R: 0	H: 0	E: 0	K: 0	S: 7	R: 0	H: 1	E: 0	K: 0	S: 6		

PITCHER	IP	WLS	BF	H	R	ER	SO	BB	IBB	HBP	BLK	WP	HR	S	P	ERA	WHIP
Kevin Ritz, R ERA: 4.18 (1, 1)	5.0	L	23	6	4	4	4	4	4	0	0	1	1	48	95	7.20	2.000
Curt Leskanic, R ERA: 3.38 (6, 1)	1.0		3	0	0	0	2	0	0	0	0	0	0	9	15	0.00	0.000
Steve Reed, R ERA: 1.66 (7, 1)	2.0		7	1	0	0	0	0	0	0	0	0	0	13	20	0.00	0.500

AB R H RBI BB SO LOB

3	2	1	0	1	1	2
4	1	1	1	0	0	1
4	1	1	3	0	0	0
0	0	0	0	0	0	0
3	0	1	0	1	0	0
3	0	2	0	1	1	1
0	0	0	0	0	0	0
4	0	0	0	0	2	2
3	0	1	0	0	1	1
2	0	0	0	1	1	0
1	0	0	0	0	0	0
1	0	0	0	0	0	0
0	0	0	0	0	0	0

AB	28
R	4
H	7
RBI	4
BB	4
SO	6
LOB	7



WP	PA	3B	DP	HR	HBP	CS
1	33	0	1	1	0	0

Colorado Rockies @ Cincinnati Reds
Riverfront Stadium, Cincinnati, OH
Mon Aug 14 1995, 7:05 PM EDT
Att: 23,945 - Unknown - 89 F

livebaseballscorecards.com

Batter	1	2	3	4	5	6	7	8	9	AB R H RBI BB SO LOB	TOP											
Eric Young Sr. R (1, 4) OBP: 0.390, SLG: 0.454	0-0 P4		2-3 K			3-1 G5-3		2-1 F9	2-2 G5-3	5 0 0 0 0 1 2												
Walt Weiss, S (1, 6) OBP: 0.386, SLG: 0.294	1-1 P4		0-2 G4-3			0-0 G3		1-2 1B		4 0 1 0 0 0 1												
Andres Galarraga, R (1, 3) OBP: 0.334, SLG: 0.512	1-1 F9				0-2 G6-3	1-1 G5-3		1-2 1B		4 0 1 0 0 0 0												
Larry Walker, L (1, 9) OBP: 0.380, SLG: 0.613		0-0 G4-3			1-1 F7		1-1 P5	0-2 G5-3		3 0 0 0 0 0 0												
Bryan Hickerson, L (7, 1) OBP: 0.667, SLG: 0.500										0 0 0 0 0 0 0												
Jim Tatum, R (8, PH) OBP: 0.281, SLG: 0.355										1 0 0 0 0 0 2												
Mike Munoz, L (8, 1) OBP: 0.667, SLG: 1.000										0 0 0 0 0 0 0												
Dante Bichette, R (1, 7) OBP: 0.352, SLG: 0.602		0-2 L6			0-1 FC3-6 1B		0-0 HR		4-2 1B 2B BB	3 2 2 1 1 0 0												
Joe Girardi, R (1, 2) OBP: 0.327, SLG: 0.398										2 0 1 0 0 0 1												
David Nied, R (4, 1)										0 0 0 0 0 0 0												
John Vander Wal, L (7, PH) OBP: 0.427, SLG: 0.560					1-0 FC3-6 1-2f					2 0 0 0 0 1 1												
Mike Kingery, L (1, 8) OBP: 0.370, SLG: 0.445		0-1 F8					0-0 F9		0-1 2B 1B	4 1 2 0 0 0 1												
Jason Bates, S (1, 5) OBP: 0.341, SLG: 0.418					2-2 1B		0-0 F8		1-3 2B 1B	4 0 1 0 0 1 3												
Bryan Rekar, R (1, 1)										1 0 0 0 0 1 1												
Jayhawk Owens, R (4, 2) OBP: 0.500, SLG: 1.083					2-3 K		0-2 G3		2-2 1-H 2-H 2B	3 0 1 2 0 1 0												
Inning Stats	R: 0 E: 0 K: 0 S: 5	H: 0 LOB: 0 BB: 0 P: 7	R: 0 E: 0 K: 0 S: 9	H: 1 LOB: 1 BB: 0 P: 12	R: 0 E: 0 K: 2 S: 12	H: 1 LOB: 1 BB: 0 P: 18	R: 0 E: 0 K: 0 S: 8	H: 1 LOB: 1 BB: 0 P: 10	R: 0 E: 0 K: 0 S: 5	H: 0 LOB: 0 BB: 0 P: 5	R: 0 E: 0 K: 0 S: 5	H: 0 LOB: 0 BB: 0 P: 9	R: 1 E: 0 K: 0 S: 9	H: 2 LOB: 1 BB: 0 P: 12	R: 0 E: 0 K: 1 S: 14	H: 2 LOB: 2 BB: 0 P: 20	R: 2 E: 0 K: 2 S: 21	H: 2 LOB: 1 BB: 1 P: 31	1B: 6 2B: 2 3B: 0 HR: 1	SF: 0 SAC: 0 DP: 0 HBP: 0	WP: 0 PB: 0 SB: 0 CS: 0	PA: 37
PITCHER	IP WLS BF H R ER SO BB IBB HBP BLK WP HR S P ERA WHIP																					
Mark Portugal, R (1, 1) ERA: 4.55	8.0 W 31 7 1 1 3 0 0 0 0 0 0 1 67 93 1.12 0.875																					
Chuck McElroy, L (9, 1) ERA: 5.13	1.0 6 2 2 2 2 1 0 0 0 0 0 0 21 31 18.00 3.000																					

Colorado Rockies @ Cincinnati Reds
Riverfront Stadium, Cincinnati, OH

Tue Aug 15 1995, 7:05 PM EDT
Att. 24,506 - Unknown - 73 F

AB	36
R	3
H	9
RBI	3
BB	1
SO	5
LOB	12




Batter	1	2	3	4	5	6	7	8	9	AB R H RBI BB SO LOB	TOP		
Eric Young Sr. R (1, 7) OBP: 0.392, SLG: 0.457 Mike Kingery L (7, 8) OBP: 0.369, SLG: 0.444	1-2 SH1-3 FC5-2 2B		1-3 K		4-0 BB	0-0 P5			1-0 F8	3 0 1 0 1 1 2 1 0 0 0 0 0 0			
Walt Weiss, S (1, 6) OBP: 0.387, SLG: 0.301	0-1 SH1-3 2-3		0-3 K		0-0 FC5			4-0 2B BB	0-1 WP 3B	3 2 1 0 1 1 2			
Dante Bichette, R (1, 9) OBP: 0.353, SLG: 0.609	0-0 FC5-2 BB			0-3 K		1-1 HR		2-1 F8 G1-3 2B	1-3 K2-3	5 2 2 2 0 2 1			
Andres Galarraga, R (1, 3) OBP: 0.337, SLG: 0.514	4-0 1-2 BB			1-0 1B		0-1 S E 2B		1-0 F8	0-0 G5-3	4 1 2 0 1 0 1			
Ellis Burks, R (1, 8) OBP: 0.374, SLG: 0.539	1-3 K			1-0 F8		3-2 P2		1-2 G1-3		4 0 0 1 0 1 4			
Vinny Castilla, R (1, 5) OBP: 0.347, SLG: 0.579		1-1 F7		0-1 P4		4-0 S E IBB		2-3 K		3 1 0 0 1 1 1			
Jayhawk Owens, R (1, 2) OBP: 0.438, SLG: 0.867		0-0 F9			1-2 G5-3	4-2 E BB		1-2 F7		3 0 0 0 1 0 0			
Jason Bates, S (1, 4) OBP: 0.340, SLG: 0.415		0-3 K			0-0 FC5-6 1B	2-1 F7		1-3 K		4 0 1 0 0 2 3			
Armando Reynoso, R (1, 1) OBP: 0.211, SLG: 0.167 Curt Leskanic, R (7, 1) OBP: 0.200, SLG: 0.200 Darren Holmes, R (9, 1) Lance Painter, L (9, 1) OBP: 0.286, SLG: 0.333			1-3 K		0-0 FC5-6 BB	0-1 E6		0-1 L6		3 0 0 0 0 1 2 1 0			
Inning Stats	R: 0 H: 1 E: 0 LOB: 2 K: 1 BB: 1 S: 10 P: 16	R: 0 H: 0 E: 0 LOB: 0 K: 1 BB: 0 S: 6 P: 7	R: 0 H: 0 E: 0 LOB: 0 K: 3 BB: 0 S: 9 P: 11	R: 0 H: 1 E: 0 LOB: 1 K: 1 BB: 0 S: 7 P: 9	R: 0 H: 1 E: 0 LOB: 2 K: 0 BB: 1 S: 6 P: 11	R: 3 H: 2 E: 1 LOB: 2 K: 0 BB: 2 S: 18 P: 32	R: 2 H: 1 E: 0 LOB: 0 K: 1 BB: 1 S: 10 P: 20	R: 0 H: 0 E: 0 LOB: 0 K: 1 BB: 0 S: 9 P: 11	R: 1 H: 1 E: 0 LOB: 0 K: 1 BB: 0 S: 11 P: 13	1B: 2 SF: 0 2B: 3 SAC: 1 3B: 1 DP: 0 HR: 1 HBP: 0	WP: 1 PA: 40 PB: 0 SB: 2 CS: 0		
PITCHER	IP WLS BF H R ER SO BB IBB HBP BLK WP HR S P ERA WHIP											PITCHER	IP WLS BF H R ER SO BB IBB HBP BLK WP HR S P ERA WHIP
John Smiley, L (1, 1) ERA: 3.01 Hector Carrasco, R (7, 1) ERA: 2.89 Xavier Hernandez, R (8, 1) ERA: 3.97	6.0 L 28 5 3 1 6 3 1 0 0 0 1 56 86 1.50 1.333												

Colorado Rockies @ Cincinnati Reds
Riverfront Stadium, Cincinnati, OH

Wed Aug 16 1995, 3:33 AM EDT
Att. 25,024 - Cloudy - 87 F

livebaseballscorecards.com

AB	34
R	6
H	7
RBI	3
BB	5
SO	9
LOB	16



Batter	1	2	3	4	5	6	7	8	9	AB R H RBI BB SO LOB	TOP											
Chad Fonville, S (1, 4) OBP: 0.333, SLG: 0.305	0-1 1B 2B		0-0 FC3-6 1B CS		1-0 G6-4-3			2-1 F7		4 1 1 0 0 0 3												
Jose Offerman, S (1, 6) OBP: 0.394, SLG: 0.396	3-2 FC5-4 2-H 1B		0-1 1-3 1B		2-2 F8			2-2 P9		4 0 2 1 0 0 1												
Mike Piazza, R (1, 2) OBP: 0.410, SLG: 0.585	0-3 K		3-3 K		0-1 G6-3				2-2 G1-3	4 0 0 0 0 2 3												
Eric Karros, R (1, 3) OBP: 0.386, SLG: 0.565	0-0 P3			2-2 SF9 3B		1-0 G4-3			0-1 G4-3	4 1 1 0 0 0 1												
Raul Mondesi, R (1, 9) OBP: 0.341, SLG: 0.509	1-2 FC5-4 1-2f		1-1 SF9 3-H		1-3 K				0-1 G6-3	3 0 0 1 0 1 1												
Roberto Kelly, R (1, 7) OBP: 0.296, SLG: 0.343		0-1 G5-3		2-3 K			3-2 G1-3			3 0 0 0 0 1 0												
Tim Wallach, R (1, 5) OBP: 0.322, SLG: 0.407		2-2 G5-3		1-3 K			0-1 G5-3			3 0 0 0 0 1 0												
Roger Cedeno, S (1, 8) OBP: 0.273, SLG: 0.207		1-3 K			1-1 G6-4-3 1B 1B		0-1 G5-3			3 0 1 0 0 1 0												
Kevin Tapani, R (1, 1) OBP: 0.143, SLG: 0.143			0-0 FC3-6 1B		0-0 G6-4-3 1B			2-1 P4		1 0 1 0 0 0 0												
Garey Ingram, R (5, PH) OBP: 0.358, SLG: 0.289										1 0 1 0 0 0 0												
Rudy Seanez, R (5, 1)										0 0 0 0 0 0 0												
Rick Parker, R (8, PH) OBP: 0.280, SLG: 0.280										1 0 0 0 0 0 0												
Pedro Astacio, R (8, 1) OBP: 0.167, SLG: 0.174										0 0 0 0 0 0 0												
Inning Stats	R: 1 E: 0 K: 1 S: 13	H: 2 LOB: 1 BB: 0 P: 17	R: 0 E: 0 K: 1 S: 9	H: 0 LOB: 0 BB: 0 P: 12	R: 0 E: 0 K: 1 S: 8	H: 2 LOB: 2 BB: 0 P: 11	R: 1 E: 0 K: 2 S: 12	H: 1 LOB: 0 BB: 0 P: 18	R: 0 E: 0 K: 2 S: 8	H: 2 LOB: 1 BB: 0 P: 12	R: 0 E: 0 K: 1 S: 6	H: 0 LOB: 0 BB: 0 P: 8	R: 0 E: 0 K: 0 S: 7	H: 0 LOB: 0 BB: 0 P: 10	R: 0 E: 0 K: 0 S: 7	H: 0 LOB: 0 BB: 0 P: 13	R: 0 E: 0 K: 0 S: 7	H: 0 LOB: 0 BB: 0 P: 9	1B: 5 2B: 2 3B: 1 HR: 0	SF: 1 SAC: 0 DP: 2 HBP: 0	WP: 0 PB: 0 SB: 1 CS: 1	PA: 32
PITCHER Pete Schourek, L (1, 1) ERA: 3.31	IP: 9.0 WLS: W BF: 32 H: 7 R: 2 ER: 2 SO: 6 BB: 0 IBB: 0 HBP: 0 BLK: 0 WP: 0 HR: 0 S: 77 P: 110 ERA: 2.00 WHIP: 0.778											PITCHER	IP: 9.0 WLS: W BF: 32 H: 7 R: 2 ER: 2 SO: 6 BB: 0 IBB: 0 HBP: 0 BLK: 0 WP: 0 HR: 0 S: 77 P: 110 ERA: 2.00 WHIP: 0.778									

Los Angeles Dodgers @ Cincinnati Reds
Riverfront Stadium, Cincinnati, OH

Thu Aug 17 1995, 7:05 PM EDT
Att. 25,005 - Unknown - 83 F

livebaseballscorecards.com

AB	31
R	2
H	7
RBI	2
BB	0
SO	6
LOB	9



Batter	1	2	3	4	5	6	7	8	9	AB R H RBI BB SO LOB	TOP												
Brian Hunter, R (1, 8) OBP: 0.364, SLG: 0.415 Milt Thompson, L (9, PH) OBP: 0.288, SLG: 0.293	2-0 G6-3		0-3 K		1-0 G5-3		1-0 2B		2-2 G3-1	4 0 1 0 0 1 0 1 0 0 0 0 0 1													
James Mouton, R (1, 7) OBP: 0.331, SLG: 0.388	0-0 L8		4-2 BB		1-2 G5-3		1-2 F9		2-3 K	4 0 0 0 1 1 2													
Craig Biggio, R (1, 4) OBP: 0.412, SLG: 0.504	0-2 F9		1-0 F9		0-1 G6-3		0-0 G5-3		0-2 F7	5 0 0 0 0 0 3													
Derek Bell, R (1, 9) OBP: 0.381, SLG: 0.434		4-2 1B BB		0-0 1B 1B		3-1 HR 1B		0-0 FC3-6 BB 1B		3 2 3 0 1 0 0													
Tony Eusebio, R (1, 2) OBP: 0.377, SLG: 0.448		1-1 1B SAFE 1-2 1B		2-2 F8		1-3 K		4-2 FC3-6 BB 1-2 BB		3 0 1 0 1 1 2													
Mike Simms, R (1, 3) OBP: 0.353, SLG: 0.638		1-3 K		0-0 1B 1-2 1B		2-0 HR		1-0 P2		4 1 2 2 0 1 4													
Craig Shipley, R (1, 5) OBP: 0.281, SLG: 0.329 Dave Magadan, L (8, PH) OBP: 0.408, SLG: 0.349 (8, 5)		0-1 1B 2-H		0-0 F8		2-1 L8		2-2 FC3-6 FC6-4 1-2f 2-3		3 0 1 0 0 0 2 1 0 0 0 0 0 2													
Ricky Gutierrez, R (1, 6) OBP: 0.243, SLG: 0.222		0-2 G4-3		0-1 1B 2-H		1-0 G5-3		2-2 FC6-4 1-2f		4 0 1 1 0 0 4													
Mike Hampton, R (1, 1) OBP: 0.143, SLG: 0.091 Craig McMurry, R (6, 1) John Cangelosi, S (7, PH) OBP: 0.476, SLG: 0.429 Dave Veres, R (7, 1) Jeff Tabaka, R (8, 1) Todd Jones, L (8, 1) OBP: 0.200, SLG: 0.400 Derrick Wier, L (9, PH) OBP: 0.316, SLG: 0.365			2-3 K		0-1 B1		3-2 G4-3		1-0 G3-1 2B	2 0 0 0 0 0 1 2 0 0 0 0 0 0 0 0 1 0 1 0 1 0 0 0 0 0													
Inning Stats	R: 0 E: 0 K: 0 S: 5	H: 0 LOB: 0 BB: 0 P: 7	R: 0 E: 0 K: 1 S: 12	H: 2 LOB: 2 BB: 1 P: 18	R: 0 E: 0 K: 2 S: 16	H: 0 LOB: 1 BB: 1 P: 23	R: 1 E: 0 K: 0 S: 11	H: 3 LOB: 2 BB: 0 P: 13	R: 0 E: 0 K: 0 S: 6	H: 0 LOB: 0 BB: 0 P: 8	R: 2 E: 0 K: 1 S: 9	H: 2 LOB: 0 BB: 0 P: 18	R: 0 E: 0 K: 0 S: 8	H: 1 LOB: 1 BB: 0 P: 13	R: 0 E: 0 K: 0 S: 14	H: 1 LOB: 2 BB: 1 P: 23	R: 0 E: 0 K: 1 S: 12	H: 1 LOB: 1 BB: 0 P: 17	1B: 7 2B: 2 3B: 0 HR: 1	SF: 0 SAC: 0 DP: 0 HBP: 0	WP: 0 PB: 0 SB: 0 CS: 0	PA: 39	
PITCHER	IP WLS BF H R ER SO BB IBB HBP BLK WP HR S P ERA WHIP	IP WLS BF H R ER SO BB IBB HBP BLK WP HR S P ERA WHIP	IP WLS BF H R ER SO BB IBB HBP BLK WP HR S P ERA WHIP	IP WLS BF H R ER SO BB IBB HBP BLK WP HR S P ERA WHIP	IP WLS BF H R ER SO BB IBB HBP BLK WP HR S P ERA WHIP	IP WLS BF H R ER SO BB IBB HBP BLK WP HR S P ERA WHIP	IP WLS BF H R ER SO BB IBB HBP BLK WP HR S P ERA WHIP	IP WLS BF H R ER SO BB IBB HBP BLK WP HR S P ERA WHIP	IP WLS BF H R ER SO BB IBB HBP BLK WP HR S P ERA WHIP	IP WLS BF H R ER SO BB IBB HBP BLK WP HR S P ERA WHIP	IP WLS BF H R ER SO BB IBB HBP BLK WP HR S P ERA WHIP	IP WLS BF H R ER SO BB IBB HBP BLK WP HR S P ERA WHIP	IP WLS BF H R ER SO BB IBB HBP BLK WP HR S P ERA WHIP	IP WLS BF H R ER SO BB IBB HBP BLK WP HR S P ERA WHIP	IP WLS BF H R ER SO BB IBB HBP BLK WP HR S P ERA WHIP	IP WLS BF H R ER SO BB IBB HBP BLK WP HR S P ERA WHIP	IP WLS BF H R ER SO BB IBB HBP BLK WP HR S P ERA WHIP	IP WLS BF H R ER SO BB IBB HBP BLK WP HR S P ERA WHIP	IP WLS BF H R ER SO BB IBB HBP BLK WP HR S P ERA WHIP	IP WLS BF H R ER SO BB IBB HBP BLK WP HR S P ERA WHIP	IP WLS BF H R ER SO BB IBB HBP BLK WP HR S P ERA WHIP	IP WLS BF H R ER SO BB IBB HBP BLK WP HR S P ERA WHIP	IP WLS BF H R ER SO BB IBB HBP BLK WP HR S P ERA WHIP

Houston Astros @ Cincinnati Reds
Riverfront Stadium, Cincinnati, OH

Fri Aug 18 1995, 7:05 PM EDT
Att. 30,293 - Unknown - 86 F

livebaseballscorecards.com

AB	36
R	3
H	10
RBI	3
BB	3
SO	5
LOB	22



BOTTOM

Houston Astros @ Cincinnati Reds
Riverfront Stadium, Cincinnati, OH

livebaseballscorecards.com

AB	34
R	8
H	12
RBI	8
BB	6
SO	5
LOB	18



WP:	1	PA:	40
PB:	0	SB:	0
CS:	0		

Fri Aug 18 1995, 7:05 PM EDT
Att: 30,293 - Unknown - 86 F

Batter	1	2	3	4	5	6	7	8	9
Jerome Walton, R (1, 8) OBP: 0.348, SLG: 0.492 Thomas Howard, S (6, PH) OBP: 0.366, SLG: 0.413 (7, 7)	2-3 K	1-3 K			4-0 HR	0-1 G3-1 1B		0-0 G6-4-3 1B	
Barry Larkin, R (1, 6) OBP: 0.397, SLG: 0.497	4-0 G6-4-3 BB		2-1 G6-4-3 1B		1-1 F7	1-0 G3-1		1-0 G6-4-3 1B	
Ron Gant, R (1, 7) OBP: 0.364, SLG: 0.568 Michael Jackson, R (7, 1) OBP: 0.250, SLG: 0.250 Hector Carrasco, R (8, 1) OBP: 0.322, SLG: 0.447 Jeff Branson, L (8, PH) OBP: 0.287, SLG: 0.415 Mariano Duncan, R (8, PH) OBP: 0.287, SLG: 0.415 Xavier Hernandez, L (9, 1)	1-1 G6-4-3		0-0 G6-4-3		1-0 HR	1-2 1B		0-0 G6-4-3	
Reggie Sanders, R (1, 9) OBP: 0.400, SLG: 0.586		3-2 F8	1-0 G6-3		0-0 G5-3	0-0 F9		1-0 G6-3	
Benito Santiago, R (1, 2) OBP: 0.333, SLG: 0.516		2-3 K 1B		4-2 G1-4-3 BB	0-1 2B 1B		0-0 F8		
Bret Boone, R (1, 4) OBP: 0.337, SLG: 0.452		1-1 E8 1B FC5-4 1B		0-2 G1-4-3	2-2 2B		1-0 P4		
Hal Morris, L (1, 3) OBP: 0.299, SLG: 0.417		2-1 FC5-4 1B		2-3 K	1-3 K		4-2 BB		
Mark Lewis, R (1, 5) OBP: 0.418, SLG: 0.491		0-1 FC5-4 1B		4-0 IBB		1-1 1B 2B	2-1 L8		
David Wells, L (1, 1) OBP: 0.286, SLG: 0.286 Lenny Harris, L (6, PH) OBP: 0.240, SLG: 0.280 Darren Lewis, R (7, 8) OBP: 0.308, SLG: 0.308		0-1 1-2 1B		0-0 G4-3		0-2 G1-3		4-0 1B BB	

Inning Stats	R: 0	H: 0	E: 0	K: 1	S: 5	LOB: 0	BB: 1	P: 12	R: 2	H: 3	E: 1	K: 2	S: 17	LOB: 2	BB: 0	P: 26	R: 0	H: 1	E: 0	K: 0	S: 4	LOB: 0	BB: 0	P: 7	R: 0	H: 0	E: 0	K: 1	S: 11	LOB: 2	BB: 2	P: 21	R: 3	H: 3	E: 0	K: 1	S: 12	LOB: 1	BB: 1	P: 21	R: 2	H: 3	E: 0	K: 0	S: 12	LOB: 1	BB: 0	P: 15	R: 0	H: 0	E: 0	K: 0	S: 6	LOB: 1	BB: 1	P: 13	R: 1	H: 2	E: 0	K: 0	S: 4	LOB: 1	BB: 1	P: 10
--------------	------	------	------	------	------	--------	-------	-------	------	------	------	------	-------	--------	-------	-------	------	------	------	------	------	--------	-------	------	------	------	------	------	-------	--------	-------	-------	------	------	------	------	-------	--------	-------	-------	------	------	------	------	-------	--------	-------	-------	------	------	------	------	------	--------	-------	-------	------	------	------	------	------	--------	-------	-------

PITCHER	IP	WLS	BF	H	R	ER	SO	BB	IBB	HBP	BLK	WP	HR	S	P	ERA	WHIP
Mike Hampton, L (1, 1) ERA: 3.19	5.0	L	25	7	5	5	5	3	1	0	0	1	1	49	87	9.00	2.000
Craig McMurtry, R (6, 1) ERA: 6.0	1.0		6	3	2	2	0	0	0	0	0	0	0	12	15	18.00	3.000
Dave Veres, R (7, 1) ERA: 1.93	1.0		7	2	1	1	0	2	0	0	0	0	0	8	20	9.00	4.000
Jeff Tabaka, L (8, 1) ERA: 4.11	0.2		1	0	0	0	0	0	0	0	0	0	0	1	1	0.00	0.000
Todd Jones, R (8, 1) ERA: 2.59	0.1		1	0	0	0	0	0	0	0	0	0	0	1	2	0.00	0.000

WP	HR	S	P	ERA	WHIP		
1B: 9	SF: 0	2B: 2	SAC: 0	3B: 0	DP: 3	HR: 1	HBP: 0

Batter	1	2	3	4	5	6	7	8	9	AB R H RBI BB SO LOB	TOP											
John Cangelosi, S (1, 8) OBP: 0.483, SLG: 0.432	2-1 G4-3 1B		0-0 G5-3		4-1 1B BB		3-2 DI 2B 1B	3-2 G5-3		4 1 2 0 1 0 2												
Craig Biggio, R (1, 4) OBP: 0.408, SLG: 0.498	2-2 G4-3		0-1 F7		0-1 1B		1-1 1B		0-0 F8	3 0 1 0 0 0 1												
Craig Shipley, R (6, 4) OBP: 0.283, SLG: 0.337	1-2f				1-2 2-3 1B		1-H 3-H 2B			2 0 1 2 0 0 0												
Derrick May, L (1, 3) OBP: 0.314, SLG: 0.364	2-1 G3-1		0-0 G3		0-0 G1-2-3		0-0 G6-3		1-1 2B	2 0 0 0 0 0 0												
Dave Veres, R (3, 1)										0 0 0 0 0 0 0												
James Mouton, R (5, PH) OBP: 0.329, SLG: 0.386										1 0 0 0 0 0 0												
Todd Jones, L (5, 1) OBP: 0.230, SLG: 0.400										0 0 0 0 0 0 0												
Orlando Miller, R (7, PH) OBP: 0.320, SLG: 0.378										1 0 0 0 0 0 0												
Dean Hartgraves, R (7, 1)										0 0 0 0 0 0 0												
Jeff Tabaka, R (8, 1)										0 0 0 0 0 0 0												
Brian Hunter, R (9, PH) OBP: 0.370, SLG: 0.422										1 0 1 0 0 0 0												
Derek Bell, R (1, 9) OBP: 0.378, SLG: 0.429		1-1 1B 2B 1B		0-0 G5-3		0-0 FC4-6 1B		0-3 K	0-0 F7	5 1 2 0 0 1 2												
Dave Magadan, L (1, 5) OBP: 0.404, SLG: 0.350		0-1 2B 1B		0-1 2B		0-0 FC4-6 1-2f		3-2 G4-3	0-2 F8	5 0 2 0 0 0 2												
Milt Thompson, L (1, 7) OBP: 0.275, SLG: 0.278		1-1 P4		0-0 G5-3		1-2 L8		0-1 G1-3		4 0 0 0 0 0 4												
Ricky Gutierrez, R (1, 6) OBP: 0.250, SLG: 0.256		0-1 1B 2B		0-3 K		2-1 F9		3-2 1B 1B		4 1 2 1 0 1 2												
Pat Borders, R (1, 2) OBP: 0.256, SLG: 0.366		1-1 P4		3-1 E5 1B BB G1-2-3		0-2 K		1-0 1B 1B		4 0 1 0 0 1 2												
Greg Swindell, L (1, 1) OBP: 0.295, SLG: 0.333		0-0 P6		3-1 P2		4-1 1B 2B BB		1-2 1B		1 0 0 0 0 0 2												
Mike Simms, R (3, 3) OBP: 0.368, SLG: 0.608								1-2 2-H 1B		2 1 1 1 1 0 1												
Inning Stats	R: 0 E: 0 K: 0 S: 7	H: 1 LOB: 0 BB: 0 P: 13	R: 1 E: 0 K: 0 S: 11	H: 3 LOB: 2 BB: 0 P: 14	R: 0 E: 0 K: 0 S: 4	H: 0 LOB: 0 BB: 0 P: 4	R: 0 E: 0 K: 1 S: 7	H: 1 LOB: 1 BB: 0 P: 7	R: 0 E: 1 K: 0 S: 8	H: 1 LOB: 2 BB: 1 P: 18	R: 0 E: 0 K: 0 S: 7	H: 1 LOB: 1 BB: 0 P: 10	R: 2 E: 0 K: 2 S: 14	H: 2 LOB: 1 BB: 1 P: 22	R: 1 E: 0 K: 0 S: 19	H: 3 LOB: 2 BB: 0 P: 30	R: 0 E: 0 K: 0 S: 8	H: 1 LOB: 1 BB: 0 P: 9	1B: 9 2B: 4 3B: 0 HR: 0	SF: 0 SAC: 0 DP: 2 HBP: 0	WP: 0 PB: 0 SB: 0 CS: 0	PA: 41
PITCHER	IP WLS BF H R ER SO BB IBB HBP BLK WP HR S P ERA WHIP																					
Mark Portugal, R (1, 1) ERA: 4.51	7.0 W 31 9 3 3 3 2 0 0 0 0 0 0 58 88 3.86 1.571																					
Chuck McElroy, L (8, 1) ERA: 5.27	1.0 6 3 1 1 0 0 0 0 0 0 0 0 19 30 9.00 3.000																					
Xavier Hernandez, R (9, 1) ERA: 3.86	1.0 4 1 0 0 0 0 0 0 0 0 0 0 8 9 0.00 1.000																					

Houston Astros @ Cincinnati Reds
Riverfront Stadium, Cincinnati, OH

Sun Aug 20 1995, 3:33 AM EDT
Att. 28,271 - Sunny - 88 F

livebaseballscorecards.com

AB	39
R	4
H	13
RBI	4
BB	2
SO	3
LOB	22



BOTTOM

Houston Astros @ Cincinnati Reds
Riverfront Stadium, Cincinnati, OH

Sun Aug 20 1995, 3:33 AM EDT
Att. 28,271 - Sunny - 88 F

livebaseballscorecards.com

AB	38
R	11
H	17
RBI	11
BB	8
SO	7
LOB	25



WP	0	PA	48
PB	0		
SB	0		
CS	2		

AB	R	H	RBI	BB	SO	LOB
3	3	3	2	1	0	0
1	0	1	0	1	0	0
6	3	3	0	0	2	5
2	1	2	5	1	0	0
2	0	0	0	0	0	2
3	0	3	2	1	0	0
0	0	0	0	1	0	0
4	1	0	0	1	0	4
4	0	1	0	0	0	4
1	0	0	0	0	1	2
2	1	0	0	2	1	1
1	0	0	0	0	1	2
5	1	3	2	0	2	3
1B	12	SF	1			
2B	3	SAC	1			
3B	0	DP	1			
HR	2	HBP	0			

Batter	1	2	3	4	5	6	7	8	9	AB	R	H	RBI	BB	SO	LOB				
Barry Larkin, R OBP: 0.403, SLG: 0.508 Jeff Branson, L OBP: 0.330, SLG: 0.453 (1, 6) (6, PH) (7, 6)	1-0 CS 1B SF7 1B	2-1 2-H HR	0-1 2-3 1B		4-1 HR BB	4-0 BB		2-1 1-2 1B		3	3	3	2	1	0	0				
Darren Lewis, R OBP: 0.313, SLG: 0.316 (1, 8)	1-2 SF7 CS 2B 1B	2-2 BB 1B	0-0 F8		0-1 HR 1B	3-3 K		2-3 K		6	3	3	0	0	2	5				
Ron Gant, R OBP: 0.369, SLG: 0.582 Thomas Howard, S OBP: 0.362, SLG: 0.407 (1, 7) (6, 7)	2-2 SF7	4-0 1B BB		3-2 G4-3 FC5-2 1B	1-1 HR		0-0 P2	3-1 G6-3		2	1	2	5	1	0	0				
Reggie Sanders, R OBP: 0.404, SLG: 0.587 Jerome Walton, R OBP: 0.353, SLG: 0.492 (1, 9) (7, 9)	0-0 F9 2B	0-2 1-3 2-H 1B		0-0 FC5-2 G4-3 1B	4-0 BB		4-1 BB BB			3	0	3	2	1	0	0				
Bret Boone, R OBP: 0.334, SLG: 0.444 (1, 4)	0-0 F9 2-3		1-0 E6 BB 2B	2-2 G4-3	0-0 G1-6-3		4-1 1-2 BB			4	1	0	0	1	0	4				
Benito Santiago, R OBP: 0.328, SLG: 0.503 Mariano Duncan, R OBP: 0.286, SLG: 0.413 (1, 2) (6, 3) (7, PH) (8, 3)	1-2 F7		0-2 P6	0-0 FC5-2 BB	0-2 FC6-4 1B		2-3 K			4	0	1	0	0	0	4				
Hal Morris, L OBP: 0.310, SLG: 0.419 Eddie Taubensee, L OBP: 0.326, SLG: 0.449 (1, 3) (6, 2)		2-3 K	4-1 2B BB	4-2 BB BB	2-0 FC6-4		2-3 K			2	1	0	0	2	1	1				
Mark Lewis, R OBP: 0.425, SLG: 0.505 (1, 5)		0-2 SH1 HR 1B	1-2 1B 2B	3-3 K	0-3 K		2-1 1B 1B			5	1	3	2	0	2	3				
Mark Portugal, R OBP: 0.188, SLG: 0.244 Chuck McElroy, L OBP: 0.239, SLG: 0.279 Lenny Harris, L OBP: 0.239, SLG: 0.279 Xavier Hernandez, L OBP: 0.326, SLG: 0.449 (1, 1) (8, 1) (8, PH) (9, 1)		1-0 SH1	0-0 F9		3-2 1B HR 2B	0-0 G4-3		0-2 L8		3	1	1	0	0	0	1				
Inning Stats	R: 2 E: 0 K: 0 S: 11	H: 3 LOB: 1 BB: 0 P: 17	R: 3 E: 0 K: 1 S: 18	H: 4 LOB: 2 BB: 1 P: 29	R: 2 E: 1 K: 0 S: 13	H: 2 LOB: 2 BB: 1 P: 19	R: 0 E: 0 K: 1 S: 19	H: 2 LOB: 3 BB: 1 P: 31	R: 4 E: 0 K: 0 S: 14	H: 4 LOB: 1 BB: 2 P: 28	R: 0 E: 0 K: 2 S: 7	H: 0 LOB: 1 BB: 1 P: 14	R: 0 E: 0 K: 2 S: 10	H: 0 LOB: 2 BB: 2 P: 22	R: 0 E: 0 K: 1 S: 12	H: 2 LOB: 2 BB: 0 P: 21	1B: 12 2B: 3 3B: 0 HR: 2	SF: 1 SAC: 1 DP: 1 HBP: 0	WP: 0 PB: 0 SB: 0 CS: 2	PA: 48 ERA WHIP

PITCHER	IP	WLS	BF	H	R	ER	SO	BB	IBB	HBP	BLK	WP	HR	S	P	ERA	WHIP
Greg Swindell, L ERA: 4.76 (1, 1)	2.1	L	17	8	7	5	1	2	0	0	0	0	1	38	61	19.29	4.286
Dave Veres, R ERA: 1.89 (3, 1)	1.2		9	3	0	0	1	1	0	0	0	0	0	23	35	0.00	2.400
Todd Jones, R ERA: 3.0 (5, 1)	2.0		12	4	4	4	2	3	0	0	0	0	1	21	42	18.00	3.500
Dean Hartgraves, L ERA: 2.79 (7, 1)	1.0		5	0	0	0	2	2	0	0	0	0	0	10	22	0.00	2.000
Jeff Tabaka, L ERA: 3.63 (8, 1)	1.0		5	2	0	0	1	0	0	0	0	0	0	12	21	0.00	2.000

BOTTOM

Cincinnati Reds @ St. Louis Cardinals
Busch Stadium, St. Louis, MO
Mon Aug 21 1995, 7:05 PM CDT
Att: 20,669 - Unknown - 86 F

livebaseballscorecards.com

AB	34
R	8
H	9
RBI	7
BB	5
SO	3
LOB	14



WP	2	PA	40
PB	0		
SB	0		
CS	0		

AB R H RBI BB SO LOB


4	2	1	1	1	0	1
5	0	0	0	0	0	4
4	1	1	2	1	2	0
5	2	2	3	0	0	1
3	0	1	0	1	0	0
4	1	1	0	0	1	3
2	0	0	0	2	0	2
3	2	2	1	0	0	1
1	0	0	0	0	0	2
0	0	0	0	0	0	0
0	0	0	0	0	0	0
1	0	0	0	0	0	0
0	0	0	0	0	0	0
0	0	0	0	0	0	0
1	0	0	0	0	0	0

1B	4	SF	0
2B	4	SAC	1
3B	0	DP	0
HR	1	HBP	0

Batter	1	2	3	4	5	6	7	8	9
Bernard Gilkey, R (1, 7) OBP: 0.359, SLG: 0.463	1-1 G6-3		4-2 2B BB		2-0 F8		3-1 FC1-4-6		0-0 HR 2B
Ozzie Smith, S (1, 6) OBP: 0.283, SLG: 0.259	1-1 P7		1-1 L8		3-2 G6-3		0-0 P5		2-2 F7
Ray Lankford, L (1, 8) OBP: 0.345, SLG: 0.461	1-3 K		0-1 2B 1-H 2-H			1-3 K		1-2 F8	4-2 HR BB
Brian Jordan, R (1, 9) OBP: 0.337, SLG: 0.488		0-0 L8	0-0 F9		2-2 P6		1-1 WP 2B	1-2 HR 1-H 2-H	
John Mabry, L (1, 3) OBP: 0.322, SLG: 0.354		0-1 1B		2-1 G6-3		0-0 F7		4-0 WP BB	
David Bell, R (1, 4) OBP: 0.118, SLG: 0.176		0-0 P8		0-0 P4		0-2 2B 1B		0-3 K	
Scott Cooper, L (1, 5) OBP: 0.326, SLG: 0.303		1-2 F9		4-1 BB		2-0 P5		4-2 BB	
Danny Sheaffer, R (1, 2) OBP: 0.311, SLG: 0.368			0-0 SH3-4 2B 1B	1-0 F8		0-1 1B FC1-4-6 2B		2-2 P5	
Gerald Perry, L (8, PH) OBP: 0.226, SLG: 0.218									
Scott Hemond, R (9, 2) OBP: 0.207, SLG: 0.231									
Mark Petkovsek, R (1, 1) OBP: 0.214, SLG: 0.120			0-0 SH3-4		0-1 G1-3		1-0 FC1-4-6 1B		3-2 F9
Tripp Cromer, R (5, PH) OBP: 0.250, SLG: 0.315									
Rich Bell, R (6, 1) OBP: 0.300, SLG: 0.222									
Allen Battie, R (7, PH) OBP: 0.350, SLG: 0.289									
Jeff Parrett, R (8, 1) OBP: 1.000, SLG: 1.000									
T.J. Mathews, R (9, 1) OBP: 0.289, SLG: 0.324									

Inning Stats	R: 0	H: 0	E: 0	K: 1	S: 8	H: 0	LOB: 0	BB: 0	P: 11	R: 0	H: 1	E: 0	K: 0	S: 8	R: 0	H: 0	E: 0	K: 0	S: 9	R: 2	H: 2	E: 0	K: 0	S: 9	R: 0	H: 0	E: 0	K: 0	S: 5	R: 0	H: 0	E: 0	K: 1	S: 6	R: 0	H: 0	E: 0	K: 0	S: 6	R: 2	H: 3	E: 0	K: 0	S: 10	R: 1	H: 1	E: 0	K: 1	S: 13	R: 3	H: 2	E: 0	K: 0	S: 14	1B: 4	SF: 0	2B: 4	SAC: 1	3B: 0	DP: 0	HR: 1	HBP: 0	WP: 2	PA: 40
--------------	------	------	------	------	------	------	--------	-------	-------	------	------	------	------	------	------	------	------	------	------	------	------	------	------	------	------	------	------	------	------	------	------	------	------	------	------	------	------	------	------	------	------	------	------	-------	------	------	------	------	-------	------	------	------	------	-------	-------	-------	-------	--------	-------	-------	-------	--------	-------	--------

PITCHER	IP	WLS	BF	H	R	ER	SO	BB	IBB	HBP	BLK	WP	HR	S	P	ERA	WHIP
John Smiley, L (1, 1) ERA: 3.12	7.0		29	6	4	4	2	2	0	0	0	0	0	54	84	5.14	1.143
Hector Carrasco, R (8, 1) ERA: 2.96	0.2		4	1	1	1	1	1	0	0	0	1	0	8	14	13.50	3.000
Chuck McElroy, L (8, 1) ERA: 5.27	0.0		1	0	0	0	0	1	0	0	0	1	0	2	6	∞	∞
Michael Jackson, R (8, 1) ERA: 3.18	1.0	L	6	2	3	3	0	1	0	0	0	0	1	17	29	27.00	3.000

Batter	1	2	3	4	5	6	7	8	9	AB R H RBI BB SO LOB	TOP									
Barry Larkin, R OBP: 0.403, SLG: 0.505 (1, 6)	1-0 CS S 1B		2-2 S 1B		0-1 G6-3		0-2 FC6-4 1-2f		0-2 FC5-4 1-2f	5 0 2 0 0 0 2										
Darren Lewis, R OBP: 0.311, SLG: 0.313 (1, 8)	2-1 P2		0-3 SAFE K		2-3 K			2-3 K	0-3 K	5 0 0 0 0 4 3										
Ron Gant, R OBP: 0.383, SLG: 0.570 Thomas Howard, S OBP: 0.362, SLG: 0.407 (1, 7) (8, 7)	2-3 SAFE K		0-0 SAFE F7		2-1 F7			1-3 K		4 0 0 0 0 2 2 0 0 0 0 0 0 0										
Reggie Sanders, R OBP: 0.407, SLG: 0.592 (1, 9)			3-2 SAFE S 1B		4-0 SAFE FC4 BB		2-3 K	0-0 1B		3 1 2 0 1 1 0										
Hal Morris, L OBP: 0.316, SLG: 0.427 (1, 3)			4-1 SAFE F9 1B BB		1-0 SAFE FC4 1-2f		0-1 G3-1	2-1 F8		3 0 0 0 1 0 3										
Benito Santiago, R OBP: 0.324, SLG: 0.497 (1, 2)			2-2 1-2 2-H 1B		0-0 F9		0-0 F9		1-3 K	4 0 1 1 0 1 0										
Bret Boone, R OBP: 0.330, SLG: 0.437 (1, 4)			2-0 P3		3-3 K		0-1 G5-3		1-0 E1 WP 1B	4 1 0 0 0 1 2	AB 35 R 3 H 8 RBI 3 BB 3 SO 9 LOB 17									
Jeff Branson, L OBP: 0.335, SLG: 0.454 (1, 5)			3-1 F9		1-1 FC4-6 1B		1-1 G3		0-0 WP 1B	4 1 2 0 0 0 2										
Pete Schourek, L OBP: 0.146, SLG: 0.146 Xavier Hernandez, L (5, 1) Lenny Harris, L OBP: 0.242, SLG: 0.277 Chuck McElroy, L (7, 1) Eddie Taubensee, L OBP: 0.330, SLG: 0.452 (9, PH)			1-0 G6-3		1-1 FC4-6 1-2f		4-1 FC6-4 BB		3-2 FC5-4 1B 1-H 2-H	2 0 0 0 0 0 3 0 0 0 0 0 0 0 0 0 0 0 1 0 0 0 0 0 0 0 0 0 1 0 1 2 0 0 0										
Inning Stats	R: 0 E: 0 K: 1 S: 6	H: 1 LOB: 0 BB: 0 P: 11	R: 1 E: 0 K: 0 S: 13	H: 2 LOB: 2 BB: 1 P: 28	R: 0 E: 0 K: 1 S: 9	H: 1 LOB: 1 BB: 0 P: 13	R: 0 E: 0 K: 1 S: 7	H: 0 LOB: 0 BB: 0 P: 11	R: 0 E: 0 K: 0 S: 6	H: 0 LOB: 1 BB: 1 P: 8	R: 0 E: 0 K: 2 S: 9	H: 1 LOB: 1 BB: 0 P: 14	R: 2 E: 1 K: 2 S: 15	H: 2 LOB: 1 BB: 0 P: 20	1B: 8 2B: 0 3B: 0 HR: 0	SF: 0 SAC: 0 DP: 0 HBP: 0	WP: 1 PB: 0 SB: 3 CS: 1	PA: 38		
PITCHER	IP WLS BF H R ER SO BB IBB HBP BLK WP HR S P ERA WHIP																			
Brian Barber, R ERA: 4.0 (1, 1)	5.0 W 21 5 1 1 4 2 0 0 0 0 0 43 79 1.80 1.400																			
Jeff Parrett, R ERA: 4.1 (6, 1)	2.0 7 0 0 0 1 1 0 0 0 0 0 15 22 0.00 0.500																			
T.J. Mathews, R ERA: 2.7 (8, 1)	2.0 10 3 2 1 4 0 0 0 0 1 0 24 34 4.50 1.500																			

Cincinnati Reds @ St. Louis Cardinals
 Busch Stadium, St. Louis, MO
 Tue Aug 22 1995, 7:05 PM CDT
 Att. 22,826 - Unknown - 86 F

livebaseballscorecards.com

Batter	1	2	3	4	5	6	7	8	9	AB R H RBI BB SO LOB	TOP	
Jerome Walton, R OBP: 0.357, SLG: 0.512 (1, 8) (8, 7)	2-1 HR		2-1 F8		4-2 BB		1-3 K			3 1 1 1 1 1 0		
Barry Larkin, R OBP: 0.399, SLG: 0.500 (1, 6) (8, 7)	2-1 4-3			3-1 F9	1-1 P4		3-1 G5-3			4 0 0 0 0 0 2		
Ron Gant, R OBP: 0.382, SLG: 0.566 Darren Lewis, R OBP: 0.311, SLG: 0.313 (1, 7) (8, 8)	1-0 G5-3			1-2 CS 1B	3-3 K			1-3 K		4 0 1 0 0 2 2 0 0 0 0 0 0 0		
Reggie Sanders, R OBP: 0.408, SLG: 0.590 (1, 9)	2-3 K			4-0 BB		0-0 1B 1B		1-3 K		3 0 1 0 1 2 0		
Benito Santiago, R OBP: 0.317, SLG: 0.486 (1, 2)				1-2 F8		0-0 F7		1-1 G5-3		4 0 0 0 0 1 2		
Mariano Duncan, R OBP: 0.290, SLG: 0.414 (1, 4)					0-0 PB E 2B 1B	1-1 1-2 1B		2-3 K		4 1 2 0 0 1 0		
Hal Morris, L OBP: 0.315, SLG: 0.424 (1, 3)				2-2 K	1-0 E3 PB 2B	1-3 K		1-0 WP 1B		4 1 1 0 0 2 4		
Mark Lewis, R OBP: 0.420, SLG: 0.504 (1, 5)					1-1 1-2 2B	1-0 P3		3-3 K		4 0 1 2 0 2 3		
David Wells, L OBP: 0.182, SLG: 0.182 (1, 1)				0-1 G5-3		0-0 G4-3		0-1 G4-3		4 0 0 0 0 1 2		
Inning Stats	R: 1 E: 0 K: 1 S: 8 H: 1 LOB: 0 BB: 0 P: 15	R: 0 E: 1 K: 2 S: 11 H: 0 LOB: 0 BB: 0 P: 14	R: 0 E: 0 K: 1 S: 7 H: 0 LOB: 0 BB: 0 P: 10	R: 0 E: 0 K: 0 S: 8 H: 1 LOB: 1 BB: 1 P: 17	R: 2 E: 1 K: 1 S: 12 H: 2 LOB: 2 BB: 1 P: 22	R: 0 E: 0 K: 1 S: 10 H: 2 LOB: 2 BB: 0 P: 13	R: 0 E: 0 K: 1 S: 7 H: 0 LOB: 0 BB: 0 P: 11	R: 0 E: 0 K: 2 S: 9 H: 0 LOB: 0 BB: 0 P: 12	R: 0 E: 0 K: 3 S: 12 H: 1 LOB: 1 BB: 0 P: 19	1B: 5 2B: 1 3B: 0 HR: 1 SF: 0 SAC: 0 DP: 0 HBP: 0	WP: 1 PB: 1 SB: 0 CS: 2 PA: 36	
PITCHER Allen Watson, L ERA: 4.68 Tom Urbani, L ERA: 3.73 (1, 1) (8, 1)	IP 7.1 WLS L BF 30 H 6 R 3 ER 2 SO 8 BB 2 IBB 0 HBP 0 BLK 0 WP 0 HR 1 S 67 P 107 ERA 2.46 WHIP 1.091	IP 1.2 WLS L BF 6 H 1 R 0 ER 0 SO 4 BB 0 IBB 0 HBP 0 BLK 0 WP 1 HR 0 S 17 P 26 ERA 0.00 WHIP 0.600	PITCHER IP WLS BF H R ER SO BB IBB HBP BLK WP HR S P ERA WHIP									

Cincinnati Reds @ St. Louis Cardinals
 Busch Stadium, St. Louis, MO
 Wed Aug 23 1995, 7:05 PM CDT
 Att. 21,092 - Unknown - 86 F

livebaseballscorecards.com

AB	34
R	3
H	7
RBI	3
BB	2
SO	12
LOB	15



Batter	1	2	3	4	5	6	7	8	9	AB	R	H	RBI	BB	SO	LOB
Bernard Gilkey, R OBP: 0.358, SLG: 0.463 (1, 7)	1-0 G6-3		0-2 G4-3		4-1 FC6-4 IBB			1-0 F7		3	0	0	0	1	0	0
Ozzie Smith, S OBP: 0.281, SLG: 0.258 (1, 6)	1-0 G6-3			3-2 CS 1B	0-0 FC6-4 1-2f			1-2 F8		4	0	1	0	0	0	3
Ray Lankford, L OBP: 0.340, SLG: 0.457 (1, 8)	0-3 K			0-2 K		2-3 K			1-2 G3	4	0	0	0	0	3	1
Brian Jordan, R OBP: 0.338, SLG: 0.486 (1, 9)		0-3 K		1-0 L9		1-3 K		1-2 FC6-4 1B	1 0 0 0 0 0 1 0							
Allen Battle, R OBP: 0.349, SLG: 0.290 (3, 9)									3 0 1 0 0 0 1 1							
John Mabry, L OBP: 0.323, SLG: 0.352 (1, 3)		1-2 1B		0-1 CS	0-0 G3-1	2-2 G4-3		1-1 FC6-4	4 0 1 0 0 0 0 1							
David Bell, R OBP: 0.200, SLG: 0.280 (1, 4)		0-1 1B		1-3 G4-6-3 1B	1-1 2B		1-2 P3	2-2 P2	4 0 1 0 0 0 0 1							
Scott Cooper, L OBP: 0.325, SLG: 0.307 (1, 5)		2-2 G4-6-3		1-1 SH2-3 2-H 2B			1-2 P6		4 1 2 0 0 0 0 1							
Scott Hemond, R OBP: 0.211, SLG: 0.225 (1, 2)			2-3 K		4-2 SH2-3 BB		0-0 P8		3 0 1 1 0 0 0 2							
Tom Urbani, L OBP: 0.400, SLG: 0.529 (8, 1)									2 0 0 0 0 1 1 0							
Allen Watson, L OBP: 0.480, SLG: 0.583 (1, 1)			2-2 G6-3		0-0 SH2-3			0-0 L9	0 0 0 0 0 0 0 0							
Danny Sheaffer, R OBP: 0.307, SLG: 0.372 (8, 2)					1-2 2-3				1 0 0 0 0 0 0 0							

Inning Stats	R: 0	H: 0	E: 0	K: 1	S: 5	R: 0	H: 2	E: 0	K: 1	S: 14	R: 0	H: 0	E: 0	K: 1	S: 11	R: 0	H: 1	E: 0	K: 1	S: 8	R: 1	H: 2	E: 0	K: 0	S: 11	R: 0	H: 0	E: 0	K: 2	S: 11	R: 0	H: 0	E: 0	K: 0	S: 5	R: 0	H: 0	E: 0	K: 0	S: 5	R: 0	H: 1	E: 0	K: 0	S: 13	1B: 4	SF: 0	2B: 2	SAC: 1	3B: 0	DP: 1	HR: 0	HBP: 0	WP: 0	PA: 34
David Wells, L ERA: 3.14 (1, 1)	IP	WLS	BF	H	R	ER	SO	BB	IBB	HBP	BLK	WP	HR	S	P	ERA	WHIP													IP	WLS	BF	H	R	ER	SO	BB	IBB	HBP	BLK	WP	HR	S	P	ERA	WHIP									

BOTTOM

Cincinnati Reds @ St. Louis Cardinals
 Busch Stadium, St. Louis, MO
 Wed Aug 23 1995, 7:05 PM CDT
 Att: 21,092 - Unknown - 86 F

livebaseballscorecards.com

AB	30
R	1
H	6
RBI	1
BB	2
SO	6
LOB	9



Batter	1	2	3	4	5	6	7	8	9	AB R H RBI BB SO LOB	TOP																
Jerome Walton, R (1, 8) OBP: 0.354, SLG: 0.504 Eddie Taubensee, L (9, PH) OBP: 0.328, SLG: 0.450	1-2 F8		1-2 1B		1-3 K		1-3 K		0-3 K	4 0 1 0 0 2 0 1 0 0 0 0 1 1																	
Barry Larkin, R (1, 6) OBP: 0.397, SLG: 0.496	0-0 G6-3		2-1 F9		3-2 HR 1B		2-1 F9		1-1 L4	5 1 1 0 0 0 3																	
Ron Gant, R (1, 7) OBP: 0.385, SLG: 0.584	1-3 K			3-2 HR	1-1 HR		4-2 BB			3 2 2 3 1 1 0																	
Reggie Sanders, R (1, 9) OBP: 0.406, SLG: 0.589		3-1 F9		0-0 CS 2B	2-3 K		0-0 F8			4 0 1 0 0 1 1																	
Bret Boone, R (1, 4) OBP: 0.330, SLG: 0.434 Xavier Hernandez, L (8, 1)		2-2 L6		4-1 FC5-4 BB	3-1 G1-4-3			2-3 K		3 0 0 0 1 1 0 0 0 0 0 0 0 0																	
Benito Santiago, R (1, 2) OBP: 0.311, SLG: 0.475		3-3 K		0-0 FC5-4 E		1-2 G5-3		0-0 G1-3		4 1 0 0 0 1 1																	
Hal Morris, L (1, 3) OBP: 0.318, SLG: 0.426			0-1 G6-3	1-2 E4 2B 1B		2-1 1B		1-0 G1-3		4 1 2 0 0 0 0																	
Mark Lewis, R (1, 5) OBP: 0.418, SLG: 0.508 Thomas Howard, S (9, PH) OBP: 0.365, SLG: 0.415			2-1 P3	1-1 2B		1-3 K			0-2 2B	3 0 1 1 0 1 1 1 0 1 0 0 0 0																	
Dave Burba, R (1, 1) OBP: 0.182, SLG: 0.100 Mariano Duncan, R (4, PH) OBP: 0.288, SLG: 0.412 Johnny Ruffin, R (4, 1) Lenny Harris, L (8, PH) OBP: 0.240, SLG: 0.275 Hector Carrasco, R (8, 1) Chuck McElroy, L (8, 1) Michael Jackson, R (7, 1) OBP: 0.250, SLG: 0.250 Jeff Branson, L (8, 4) OBP: 0.330, SLG: 0.452			4-2 1B BB	1-1 F7		1-1 G4-3			2-3 K	0 0 0 0 1 0 0 1 0 0 0 0 0 1 0 0 0 0 0 0 0 1 0 0 0 0 0 1 0 1 0 0 0 0 0 1																	
Inning Stats	R: 0 E: 0 K: 1 S: 7	H: 0 LOB: 0 BB: 0 P: 9	R: 0 E: 0 K: 1 S: 9	H: 0 LOB: 0 BB: 0 P: 17	R: 0 E: 0 K: 0 S: 12	H: 1 LOB: 2 BB: 1 P: 21	R: 3 E: 2 K: 0 S: 15	H: 4 LOB: 1 BB: 1 P: 25	R: 2 E: 0 K: 2 S: 15	H: 2 LOB: 0 BB: 0 P: 25	R: 0 E: 0 K: 1 S: 10	H: 1 LOB: 1 BB: 0 P: 15	R: 0 E: 0 K: 1 S: 9	H: 0 LOB: 1 BB: 1 P: 16	R: 0 E: 0 K: 1 S: 5	H: 0 LOB: 0 BB: 0 P: 8	R: 0 E: 0 K: 2 S: 13	H: 1 LOB: 1 BB: 0 P: 16	1B: 4 2B: 3 3B: 0 HR: 2	SF: 0 SAC: 0 DP: 0 HBP: 0	WP: 0 PA: 38 PB: 0 SB: 0 CS: 1						
PITCHER	IP WLS BF H R ER SO BB IBB HBP BLK WP HR S P ERA WHIP																										
Donovan Osborne, L (1, 1) ERA: 4.61	5.0		23	7	5	4	4	2	0	0	0	0	2	58	97	7.20	1.800										
Rich DeLucia, R (6, 1) ERA: 3.42	2.0	W	8	1	0	0	2	1	0	0	0	0	0	19	31	0.00	1.000										
T.J. Mathews, R (8, 1) ERA: 2.51	1.0		3	0	0	0	1	0	0	0	0	0	0	5	8	0.00	0.000										
Tom Henke, R (9, 1) ERA: 1.67	1.0	S	4	1	0	0	2	0	0	0	0	0	0	13	16	0.00	1.000										

Cincinnati Reds @ St. Louis Cardinals
 Busch Stadium, St. Louis, MO
 Thu Aug 24 1995, 3:33 AM CDT
 Att. 21,243 - Sunny - 85 F

livebaseballscorecards.com

AB 35
 R 5
 H 9
 RBI 4
 BB 3
 SO 9
 LOB 10



BOTTOM

Cincinnati Reds @ St. Louis Cardinals
Busch Stadium, St. Louis, MO
Thu Aug 24 1995, 3:33 AM CDT
Att. 21,243 - Sunny - 85 F

livebaseballscorecards.com

AB 33
R 6
H 8
RBI 6
BB 7
SO 8
LOB 19



WP: 0 PA: 40
PB: 1
SB: 0
CS: 0

AB R H RBI BB SO LOB

5 2 2 0 0 0 3

4 0 1 1 1 0 1

4 1 2 2 1 1 0

4 0 0 0 1 1 4

3 1 1 2 1 1 3

4 0 1 1 0 1 3

3 0 0 0 1 2 2

3 1 1 0 1 1 0

1 1 0 0 1 0 0
1 0 0 0 0 1 1
0 0 0 0 0 0 0
1 0 0 0 0 0 2
0 0 0 0 0 0 0
0 0 0 0 0 0 0

1B: 5 SF: 0
2B: 3 SAC: 0
3B: 0 DP: 0
HR: 0 HBP: 0

Batter	1	2	3	4	5	6	7	8	9
Bernard Gilkey, R (1, 7) OBP: 0.359, SLG: 0.465	1-2 2B	0-0 1B BB		3-1 F7		0-0 F9	3-2 P5		
Ozzie Smith, S (1, 6) OBP: 0.287, SLG: 0.258	2-2 F8	1-2 E8 1B BB		2-1 G4-3		4-1 1B BB		0-1 G1-6-3	
Ray Lankford, L (1, 8) OBP: 0.344, SLG: 0.460	0-1 1B 2B 2-H	4-0 1B BB IBB		1-3 K		0-0 1B 1-3 2-H		0-0 F7	
Brian Jordan, R (1, 9) OBP: 0.336, SLG: 0.481	1-0 P6	1-3 K			1-2 F8	4-2 BB		2-2 G6-3	
Mark Sweeney, L (1, 3) OBP: 0.310, SLG: 0.324	0-0 2B 1B 2-H	4-2 BB 1-2 2-3 3-H			1-2 G3	2-3 K			
David Bell, R (1, 4) OBP: 0.207, SLG: 0.310	2-0 2B 1-H	1-3 K			0-0 E5		0-0 F7		
Scott Cooper, L (1, 5) OBP: 0.324, SLG: 0.304	2-3 K		1-3 K		1-1 G3		4-2 1B BB		
Scott Hemond, R (1, 2) OBP: 0.223, SLG: 0.229		2-3 K	0-0 4-3			4-0 1B BB PB	2-0 1B		
Donovan Osborne, S (1, 1) OBP: 0.150, SLG: 0.211 Rich DelLucia, R (6, 1) OBP: 0.273, SLG: 0.200 Allen Sattler, R (7, PH) OBP: 0.349, SLG: 0.290 Gerald Perry, L (7, PH) OBP: 0.224, SLG: 0.215 T.J. Mathews, R (8, 1) Tom Henke, R (9, 1)		4-2 1B BB	3-2 G3			1-3 K	1-1 P6		

Inning Stats	R: 3	H: 4	E: 0	LOB: 1	K: 1	S: 17	P: 25	R: 2	H: 2	E: 1	LOB: 3	K: 3	S: 19	P: 36	R: 0	H: 0	E: 0	LOB: 0	K: 1	S: 7	P: 11	R: 0	H: 0	E: 0	LOB: 0	K: 1	S: 7	P: 13	R: 0	H: 1	E: 0	LOB: 3	K: 2	S: 11	P: 26	R: 0	H: 1	E: 0	LOB: 2	K: 0	S: 10	P: 20	R: 0	H: 0	E: 0	LOB: 0	K: 0	S: 7	P: 9
--------------	------	------	------	--------	------	-------	-------	------	------	------	--------	------	-------	-------	------	------	------	--------	------	------	-------	------	------	------	--------	------	------	-------	------	------	------	--------	------	-------	-------	------	------	------	--------	------	-------	-------	------	------	------	--------	------	------	------

PITCHER	IP	WLS	BF	H	R	ER	SO	BB	IBB	HBP	BLK	WP	HR	S	P	ERA	WHIP
Dave Burba, R (1, 1) ERA: 3.64	3.0		18	6	5	5	5	2	1	0	0	0	0	43	72	15.00	2.667
Johnny Ruffin, R (4, 1) ERA: 1.8	2.0		7	0	0	0	1	0	0	0	0	0	0	16	25	0.00	0.000
Hector Carrasco, R (6, 1) ERA: 3.06	0.2	L	6	1	1	1	1	3	0	0	0	0	0	8	21	13.50	6.000
Chuck McElroy, L (6, 1) ERA: 5.1	0.2		4	1	0	0	1	1	0	0	0	0	0	7	15	0.00	3.000
Michael Jackson, R (7, 1) ERA: 3.06	1.1		4	0	0	0	0	0	0	0	0	0	0	9	13	0.00	0.000

PITCHER	IP	WLS	BF	H	R	ER	SO	BB	IBB	HBP	BLK	WP	HR	S	P	ERA	WHIP
Xavier Hernandez, R (8, 1) ERA: 3.74	0.1		1	0	0	0	0	0	0	0	0	0	0	4	6	0.00	0.000

BOTTOM

Cincinnati Reds @ Pittsburgh Pirates
Three Rivers Stadium, Pittsburgh, PA

Fri Aug 25 1995, 7:05 PM EDT
Att: 13,828 - Unknown - 83 F

livebaseballscorecards.com

AB	33
R	3
H	7
RBI	3
BB	0
SO	6
LOB	9



WP:	2	PA:	34
PB:	0		
SB:	3		
CS:	0		

AB R H RBI BB SO LOB

4	2	2	0	0	1	1
4	0	1	0	0	1	2
3	0	0	1	0	0	2
0	0	0	0	0	0	0
4	0	1	1	0	0	1
4	1	2	0	0	1	1
4	0	0	1	0	1	1
4	0	0	0	0	1	1
3	0	0	0	0	0	0
2	0	0	0	0	1	0
0	0	0	0	0	0	0
1	0	1	0	0	0	0

1B: 5 SF: 1
2B: 2 SAC: 0
3B: 0 DP: 0
HR: 0 HBP: 0

WP: 2 PA: 34
PB: 0
SB: 3
CS: 0

IP	WLS	BF	H	R	ER	SO	BB	IBB	HBP	BLK	WP	HR	S	P	ERA	WHIP
7.0		26	5	3	3	4	0	0	0	0	1	0	56	86	3.86	0.714
1.0		4	1	0	0	1	0	0	0	0	1	0	10	13	0.00	1.000
1.0		4	1	0	0	1	0	0	0	0	0	0	12	14	0.00	1.000

Batter	1	2	3	4	5	6	7	8	9
Jacob Brumfield, R OBP: 0.361, SLG: 0.382 (1, 8)	0-0 S 1B		0-0 1B SF7 1B		2-0 G6-3			1-2 K	
Al Martin, L OBP: 0.338, SLG: 0.412 (1, 7)	3-3 K		2-2 S 1-3 1B			3-2 F8		0-1 F7	
Orlando Merced, S OBP: 0.357, SLG: 0.485 Jason Christiansen, R (9, 1)	1-1 P6		0-0 SF7			1-2 P3		2-2 G6-3	
Jeff King, R OBP: 0.334, SLG: 0.465 (1, 3)	1-2 S 1B		2-1 F8			0-0 G6-3		0-1 G6-3	
Carlos Garcia, R OBP: 0.352, SLG: 0.450 (1, 4)	2-0 F8			1-2 K			0-0 WP G6-3 2B	0-1 G5-3 1B	
Jay Bell, R OBP: 0.330, SLG: 0.387 (1, 6)		1-3 K		1-2 F7			3-1 G6-3	1-2 G5-3	
Kevin Young, R OBP: 0.281, SLG: 0.430 (1, 5)		0-0 F8		2-2 F9			3-2 F9	1-3 K	
2 Angelo Encarnacion, R OBP: 0.290, SLG: 0.304 (1, 2)		0-1 P6			1-0 F9		0-0 G5-3		
Steve Parris, R OBP: 0.250, SLG: 0.321 Jeff McCurry, R (7, 1)			0-3 K					0-0 WP 2B	
Midre Cummings, L OBP: 0.296, SLG: 0.344 (8, PH) (9, 9)									

Inning Stats

PITCHER	IP	WLS	BF	H	R	ER	SO	BB	IBB	HBP	BLK	WP	HR	S	P	ERA	WHIP
Mark Portugal, R ERA: 4.48 (1, 1)	7.0		26	5	3	3	4	0	0	0	0	1	0	56	86	3.86	0.714
Hector Carrasco, R ERA: 3.01 (8, 1)	1.0		4	1	0	0	1	0	0	0	0	1	0	10	13	0.00	1.000
Jeff Brantley, R ERA: 2.6 (9, 1)	1.0		4	1	0	0	1	0	0	0	0	0	0	12	14	0.00	1.000

BOTTOM

Cincinnati Reds @ Pittsburgh Pirates
Three Rivers Stadium, Pittsburgh, PA

Sat Aug 26 1995, 7:05 PM EDT
Att: 26,090 - Unknown - 89 F

livebaseballscorecards.com

AB	39
R	6
H	14
RBI	5
BB	1
SO	5
LOB	12



WP:	0	PA:	40
PB:	0		
SB:	1		
CS:	0		

AB R H RBI BB SO LOB

5	2	3	1	0	1	0
5	1	2	0	0	0	1
4	1	2	1	1	0	2
5	1	2	2	0	0	3
3	0	1	0	0	1	1
0	0	0	0	0	0	0
1	0	1	0	0	0	0
0	0	0	0	0	0	0
4	0	1	0	0	1	1
4	0	0	0	0	0	1
4	1	2	1	0	0	1
0	0	0	0	0	0	0
1	0	0	0	0	0	0
0	0	0	0	0	0	0
1	0	0	0	1	0	
2	0	0	0	1	2	

1B:	9	SF:	0
2B:	2	SAC:	0
3B:	0	DP:	1
HR:	3	HBP:	0

Batter	1	2	3	4	5	6	7	8	9
Jacob Brumfield, R OBP: 0.364, SLG: 0.395 (1, 8)	1-2 F9 1B		1-0 F9 1B		0-0 1B 1B		1-1 HR		2-3 K
Jay Bell, R OBP: 0.331, SLG: 0.387 (1, 6)	3-2 L9 SAFE 1-2		3-2 1B		1-1 1B 2B 1B		2-1 P2		3-1 G5-3
Orlando Merced, S OBP: 0.360, SLG: 0.485 (1, 9)	2-2 F9 2-3		1-0 G4-3		3-2 2B E 1B 1-3 2-H		1-2 FC3-6 1B		4-1 BB
Jeff King, R OBP: 0.335, SLG: 0.476 (1, 3)	2-2 L8			2-1 HR	1-0 E7 1B 1-H 2B 3-H		0-1 FC3-6 1B 1-2f		2-2 L6
Carlos Garcia, R OBP: 0.351, SLG: 0.449 (1, 4)		0-1 G4-3 1B		0-1 L8	1-3 K		1-1 E9 1B 1-H		
Paul Wagner, R OBP: 0.250, SLG: 0.231 (6, 1)									
Midre Cummings, L OBP: 0.303, SLG: 0.352 (7, PH)									
Dan Plesac, L OBP: 0.333, SLG: 0.333 (8, 1)									
Steve Pegues, R OBP: 0.242, SLG: 0.384 (1, 7)		2-1 G4-3 1-2f		1-0 F9		1-0 G1-3 G5-3 1B		2-3 K	
Mark Parent, R OBP: 0.302, SLG: 0.463 (1, 2)		3-0 F7		0-1 F7		0-0 G5-3		0-0 L1	
Kevin Young, R OBP: 0.288, SLG: 0.466 (1, 5)			0-1 HR		3-2 F8	2-1 G1-3		2-2 2B	
John Ericks, R OBP: 0.115, SLG: 0.154 (1, 1)			3-2 F8		1-3 K	3-3 K		0-0 G4-3	
John Wehner, R OBP: 0.441, SLG: 0.500 (3, PH)									
Mike Dyer, R OBP: 0.500, SLG: 0.500 (4, 1)									
Freddy Garcia, R OBP: 0.242, SLG: 0.200 (5, PH)									
Nelson Liriano, S OBP: 0.350, SLG: 0.402 (6, 4)									

Inning Stats	R: 0	H: 1	E: 0	LOB: 1	K: 0	BB: 0	P: 25	R: 0	H: 1	E: 0	LOB: 0	K: 0	BB: 0	P: 10	R: 1	H: 2	E: 0	LOB: 1	K: 0	BB: 0	P: 20	R: 1	H: 1	E: 0	LOB: 0	K: 0	BB: 0	P: 10	R: 3	H: 4	E: 1	LOB: 1	K: 2	BB: 0	P: 27	R: 0	H: 1	E: 0	LOB: 1	K: 1	BB: 0	P: 13	R: 1	H: 3	E: 1	LOB: 1	K: 0	BB: 0	P: 16	R: 0	H: 1	E: 0	LOB: 1	K: 1	BB: 0	P: 12	R: 0	H: 0	E: 0	LOB: 1	K: 1	BB: 1	P: 22
--------------	------	------	------	--------	------	-------	-------	------	------	------	--------	------	-------	-------	------	------	------	--------	------	-------	-------	------	------	------	--------	------	-------	-------	------	------	------	--------	------	-------	-------	------	------	------	--------	------	-------	-------	------	------	------	--------	------	-------	-------	------	------	------	--------	------	-------	-------	------	------	------	--------	------	-------	-------

PITCHER	IP	WLS	BF	H	R	ER	SO	BB	IBB	HBP	BLK	WP	HR	S	P	ERA	WHIP
Frank Viola, L ERA: 7.71 (1, 1)	4.2		21	8	5	4	1	0	0	0	0	0	2	53	85	7.71	1.714
Xavier Hernandez, R ERA: 3.74 (5, 1)	2.1	W	11	5	1	1	2	0	0	0	0	0	1	23	36	3.86	2.143
Hector Carrasco, R ERA: 2.97 (8, 1)	1.0		4	1	0	0	1	0	0	0	0	0	0	8	12	0.00	1.000
Jeff Brantley, R ERA: 2.56 (9, 1)	1.0	S	4	0	0	0	1	1	0	0	0	0	0	11	22	0.00	1.000

Batter	1	2	3	4	5	6	7	8	9	AB R H RBI BB SO LOB	TOP
Thomas Howard, S (1, 7) OBP: 0.382, SLG: 0.435 Jerome Walton, R (5, PR) OBP: 0.362, SLG: 0.511 (5, 7)	0-0 G6-3 	2-1 F8 			1-2 FC4-6 SH2-4 1B 	3-1 		4-2 BB 1B E BB 	2-1 L5 	3 0 1 0 0 0 2 2 1 1 1 1 0 1	
Darren Lewis, R (1, 8) OBP: 0.315, SLG: 0.313 (1, 8)	2-0 P6 		1-0 E5 G4-3 SF9 1B 		0-0 SH2-4 		4-1 G6-4-3 BB 	0-0 BB E BB 1B 	4-0 BB 	3 2 2 0 2 0 0	
Barry Larkin, R (1, 6) OBP: 0.404, SLG: 0.500 Mark Lewis, R (9, PH) OBP: 0.431, SLG: 0.513 (9, 5)	2-1 		1-1 G4-3 		4-1 FC4-6 BB 		1 SAFE 1 SAFE 1 SAFE G6-4-3 	4-2 E BB 	4-1 	3 0 1 0 2 0 2 0 0 0 0 1 0 0	
Reggie Sanders, R (1, 9) OBP: 0.408, SLG: 0.611 Johnny Ruffin, R (8, 1)	1 SAFE 1-2 F9 		2-1 SF9 		2-0 FC4-6 BB 		2-1 3B 1B 	1-0 E4 BB 	0-1 G6-3 	4 1 1 2 0 0 4 1 0 0 0 0 0 3	
Hal Morris, L (1, 3)		2-0 G6-4-3 BB 2B 1B 	0-3 K 		1-0 G4-3 		1 SAFE 0-0 1-H 2B 3B 	4-2 		4 2 2 1 1 1 2	
Benito Santiago, R (1, 2)		4-1 G6-4-3 BB 		0-2 G6-4-3 1B 		1-0 F9 	1-0 3-H 2B 	3-2 P4 		4 0 2 1 1 0 3	
Bret Boone, R (1, 4) OBP: 0.329, SLG: 0.435 (1, 4)		0-1 G6-4-3 1-2f 2-3 		0-1 G6-4-3 1-2f 		1-1 G5-3 	1-1 G6-3 		1-1 E8 SF7 2B 	5 1 1 0 0 0 4	AB 37 R 10 H 16 RBI 8 BB 9 SO 2 LOB 21
Jeff Branson, L (1, 5) OBP: 0.336, SLG: 0.461 (9, 6)		2-2 1B 2B 		1-3 K 		1-0 E 1B 		0-0 G4-3 	0-0 SF7 	4 1 2 2 0 1 0	
Pete Schourek, L (1, 1) OBP: 0.205, SLG: 0.205 Lenny Harris, L (8, PH) OBP: 0.247, SLG: 0.278 (8, 9)		0-0 WP 1B 		0-0 SH2-4 FC4-6 1B 		3-1 1-H 2B 1B 		1-1 G6-3 	4-1 BB E BB 	3 2 3 1 0 0 0 1 0 0 0 1 0 0	
Inning Stats	R: 0 H: 1 E: 0 LOB: 1 K: 0 BB: 0 S: 8 P: 13	R: 1 H: 3 E: 0 LOB: 2 K: 0 BB: 1 S: 10 P: 20	R: 1 H: 1 E: 1 LOB: 0 K: 1 BB: 0 S: 8 P: 12	R: 0 H: 1 E: 0 LOB: 0 K: 1 BB: 0 S: 9 P: 10	R: 1 H: 2 E: 0 LOB: 2 K: 0 BB: 1 S: 9 P: 17	R: 2 H: 3 E: 1 LOB: 1 K: 0 BB: 0 S: 8 P: 17	R: 2 H: 3 E: 0 LOB: 1 K: 0 BB: 1 S: 10 P: 19	R: 2 H: 1 E: 1 LOB: 3 K: 0 BB: 3 S: 15 P: 32	R: 1 H: 1 E: 2 LOB: 3 K: 0 BB: 3 S: 9 P: 24	1B: 11 SF: 2 2B: 4 SAC: 1 3B: 1 DP: 3 HR: 0 HBP: 0	WP: 1 PA: 49 PB: 0 SB: 0 CS: 0
PITCHER Esteban Loaiza, R (1, 1) ERA: 5.19 Jeff McCurry, R (7, 1) ERA: 5.26 Jason Christiansen, L (8, 1) ERA: 3.83 Dan Miceli, R (9, 1) ERA: 3.77	IP WLS BF H R ER SO BB IBB HBP BLK WP HR S P ERA WHIP 6.0 L 28 11 5 4 2 2 0 0 0 1 0 52 89 6.00 2.167 1.2 12 4 4 2 0 3 0 0 0 0 0 19 38 10.80 4.200 0.1 2 0 0 0 0 1 0 0 0 0 0 6 13 0.00 3.000 1.0 7 1 1 1 0 3 0 0 0 0 0 9 24 9.00 4.000	PITCHER IP WLS BF H R ER SO BB IBB HBP BLK WP HR S P ERA WHIP									

Cincinnati Reds @ Pittsburgh Pirates
 Three Rivers Stadium, Pittsburgh, PA
 Sun Aug 27 1995, 3:33 AM EDT
 Att. 18,056 - Sunny - 89 F

livebaseballscorecards.com

Batter	1	2	3	4	5	6	7	8	9	AB R H RBI BB SO LOB	TOP
Allen Battle, R (1, 9) OBP: 0.357, SLG: 0.303	2-2 G6-3 SH1-3 1B		1-1 G6-3			0-0 1B		0-2 FC6-4 1B		4 1 3 0 0 0 0	
Ozzie Smith, S (1, 6) OBP: 0.274, SLG: 0.248	1-0 SH1-3		0-0 CS 1B			1-1 F7		0-0 FC6-4		3 0 1 0 0 0 2	
Ray Lankford, L (1, 8) OBP: 0.341, SLG: 0.454	2-2 G6-3		3-2 CS 1-2		1-3 K	2-2 P5			0-0 G6-3	4 0 0 0 0 1 2	
Bernard Gilkey, R (1, 7) OBP: 0.360, SLG: 0.473	1-1 1B				0-1 F9		0-0 P2		0-0 G6-3	4 0 1 1 0 0 0	
John Mabry, L (1, 3) OBP: 0.340, SLG: 0.401	2-2 G3				0-1 G3		1-2 HR		1-3 K	4 1 1 1 0 1 1	
David Bell, R (1, 4) OBP: 0.289, SLG: 0.455			1-0 F8			1-0 G4-3		1-3 K		3 0 0 0 0 1 0	
Scott Cooper, L (1, 5) OBP: 0.322, SLG: 0.305			2-2 F8			2-2 F9		0-3 K		3 0 0 0 0 1 0	
Scott Hemond, R (1, 2) OBP: 0.219, SLG: 0.224 Danny Sheaffer, R (8, PH) OBP: 0.308, SLG: 0.386 (8, 2)			2-1 P2			1-1 P6		0-0 P4		2 0 0 0 0 0 0 1 0 0 0 0 0 0	
Allen Watson, L (1, 1) OBP: 0.444, SLG: 0.538 Jose Oliva, R (8, PH) OBP: 0.205, SLG: 0.327 Rich DeLucia, R (8, 1) OBP: 0.273, SLG: 0.200					0-3 K		0-3 K		1-3 K	2 0 0 0 0 2 0 1 0 0 0 0 1 0 0 0 0 0 0 0 0	
Inning Stats	R: 1 H: 2 E: 0 LOB: 1 K: 0 BB: 0 S: 14 P: 22	R: 0 H: 0 E: 0 LOB: 0 K: 0 BB: 0 S: 7 P: 12	R: 0 H: 1 E: 0 LOB: 0 K: 1 BB: 0 S: 8 P: 12	R: 0 H: 0 E: 0 LOB: 0 K: 1 BB: 0 S: 7 P: 8	R: 0 H: 0 E: 0 LOB: 0 K: 0 BB: 0 S: 6 P: 10	R: 0 H: 1 E: 0 LOB: 1 K: 1 BB: 0 S: 10 P: 13	R: 1 H: 1 E: 0 LOB: 0 K: 2 BB: 0 S: 11 P: 13	R: 0 H: 1 E: 0 LOB: 1 K: 1 BB: 0 S: 9 P: 10	R: 0 H: 0 E: 0 LOB: 0 K: 1 BB: 0 S: 7 P: 8	1B: 5 SF: 0 2B: 0 SAC: 1 3B: 0 DP: 0 HR: 1 HBP: 0	WP: 0 PA: 33 PB: 0 SB: 0 CS: 1
PITCHER David Wells, L (1, 1) ERA: 3.08	IP WLS BF H R ER SO BB IBB HBP BLK WP HR S P ERA WHIP	9.0 W 32 6 2 2 7 0 0 0 0 0 0 1 79 108 2.00 0.667									
						PITCHER	IP WLS BF H R ER SO BB IBB HBP BLK WP HR S P ERA WHIP				

St. Louis Cardinals @ Cincinnati Reds
Riverfront Stadium, Cincinnati, OH

Mon Aug 28 1995, 7:05 PM EDT
Att. 19,520 - Unknown - 84 F

livebaseballscorecards.com

AB	31
R	2
H	6
RBI	2
BB	0
SO	7
LOB	5



Batter	1	2	3	4	5	6	7	8	9	AB	R	H	RBI	BB	SO	LOB
Jerome Walton, R OBP: 0.365, SLG: 0.507 (1, 7)	0-0 CS 1B		2-1 G5-3		4-1 2B BB		3-2 G6-3			3	1	1	0	1	0	0
Darren Lewis, R OBP: 0.319, SLG: 0.316 (1, 8)	2-2 3B HBP		1-1 CS 1B		1-2 2B 1B		1-1 G3			3	2	2	0	0	0	0
Barry Larkin, R OBP: 0.404, SLG: 0.510 (1, 6)	1-2 P3		2-2 L9		1-2 2B		2-1 HR			4	1	2	4	0	0	2
Reggie Sanders, R OBP: 0.409, SLG: 0.614 (1, 9)	0-0 1-H 3B			3-2 L7		4-2 BB		2-3 K		3	0	1	1	1	1	0
Benito Santiago, R OBP: 0.322, SLG: 0.476 (1, 2)	4-1 BB			0-0 G4-3		0-0 P4		4-2 1B BB		2	0	0	0	2	0	2
Bret Boone, R OBP: 0.328, SLG: 0.432 (1, 4)	2-1 F9			3-1 G6-3		4-1 G6-4-3 BB		2-3 K		3	0	0	0	1	1	3
Hal Morris, L OBP: 0.320, SLG: 0.429 (1, 3)		0-3 K			2-2 L7		0-1 G6-4-3		1-0 1B	4	0	1	0	0	1	1
Mark Lewis, R OBP: 0.426, SLG: 0.504 (1, 5)		2-1 G5-3			0-0 F8		2-2 1B		2-2 F9	4	0	1	0	0	0	2
David Wells, L OBP: 0.200, SLG: 0.200 (1, 1)		0-0 G3			1-1 1B BB 2B 1B		2-1 G6-3		1-1 F7	4	1	1	0	0	0	3

Inning Stats	R: 1	H: 2	E: 0	K: 10	S: 10	LOB: 2	BB: 1	P: 19	R: 0	H: 0	E: 0	K: 1	S: 6	LOB: 0	BB: 0	P: 8	R: 0	H: 1	E: 0	K: 0	S: 8	LOB: 0	BB: 0	P: 13	R: 0	H: 0	E: 0	K: 0	S: 8	LOB: 0	BB: 0	P: 14	R: 3	H: 3	E: 0	K: 0	S: 16	LOB: 2	BB: 2	P: 29	R: 0	H: 1	E: 0	K: 0	S: 8	LOB: 1	BB: 1	P: 16	R: 1	H: 1	E: 0	K: 1	S: 10	LOB: 0	BB: 0	P: 18	R: 0	H: 1	E: 0	K: 1	S: 13	LOB: 2	BB: 1	P: 23	1B: 6	SF: 0	2B: 1	SAC: 0	3B: 1	DP: 1	HR: 1	HBP: 1	WP: 0	PA: 36
--------------	------	------	------	-------	-------	--------	-------	-------	------	------	------	------	------	--------	-------	------	------	------	------	------	------	--------	-------	-------	------	------	------	------	------	--------	-------	-------	------	------	------	------	-------	--------	-------	-------	------	------	------	------	------	--------	-------	-------	------	------	------	------	-------	--------	-------	-------	------	------	------	------	-------	--------	-------	-------	-------	-------	-------	--------	-------	-------	-------	--------	-------	--------

PITCHER	IP	WLS	BF	H	R	ER	SO	BB	IBB	HBP	BLK	WP	HR	S	P	ERA	WHIP
Allen Watson, L ERA: 4.84 (1, 1)	7.0	L	31	8	5	5	2	4	0	1	0	0	1	66	117	6.43	1.714
Rich DeLucia, R ERA: 3.46 (8, 1)	1.0		5	1	0	0	1	1	0	0	0	0	0	13	23	0.00	2.000


BOTTOM

St. Louis Cardinals @ Cincinnati Reds
Riverfront Stadium, Cincinnati, OH

Mon Aug 28 1995, 7:05 PM EDT
Att: 19,520 - Unknown - 84 F

livebaseballscorecards.com

AB	30
R	5
H	9
RBI	5
BB	5
SO	3
LOB	13



Batter	1	2	3	4	5	6	7	8	9	AB R H RBI BB SO LOB	TOP											
Bernard Gilkey, R (1, 7) OBP: 0.359, SLG: 0.470	2-3 K		2-0 G5-3			0-0 G4-6-3 1B		0-0 F9		4 0 1 0 0 1 1												
Ozzie Smith, S (1, 6) OBP: 0.265, SLG: 0.239	1-0 G6-3		1-1 L7			0-0 G4-6-3 1-2f		0-3 K		4 0 0 0 0 1 2												
John Mabry, L (1, 3) OBP: 0.342, SLG: 0.412	1-2 2B 1B			0-1 P6		1-3 K			0-2 HR	4 1 2 1 0 1 0												
Brian Jordan, R (1, 9) OBP: 0.339, SLG: 0.482	0-1 1-3 2B			1-1 G6-3			0-2 P3		2-3 K	4 0 1 0 0 1 0												
Ray Lankford, L (1, 8) OBP: 0.342, SLG: 0.454	1-2 F7			3-2 1B			0-1 WP 1B		0-0 G1-3	4 0 2 0 0 0 2												
David Bell, R (1, 4) OBP: 0.265, SLG: 0.417			0-1 G4-3		2-3 SAFE K		0-0 F9		0-0 P4	4 0 0 0 0 1 2												
Jose Oliva, R (1, 5) OBP: 0.200, SLG: 0.319			1-2 P4			2-1 G1-3		1-0 F8		3 0 0 0 0 0 1												
Tom Pagnozzi, R (1, 2) OBP: 0.258, SLG: 0.321			0-1 G5-3			1-0 F7			2-3 K	3 0 0 0 0 1 0												
Donovan Osborne, S (1, 1) OBP: 0.136, SLG: 0.190			3-3 K			1-3 K			4-1 BB	2 0 0 0 0 2 0												
Tom Urbani, L (7, 1) OBP: 0.400, SLG: 0.529										0 0 0 0 0 0 0												
Mark Sweeney, L (8, PH) OBP: 0.360, SLG: 0.455										0 0 0 0 1 0 0												
T.J. Mathews, R (8, 1)										0 0 0 0 0 0 0												
Inning Stats	R: 0 E: 0 K: 1 S: 13	H: 2 LOB: 2 BB: 0 P: 18	R: 0 E: 0 K: 0 S: 7	H: 0 LOB: 0 BB: 0 P: 8	R: 0 E: 0 K: 1 S: 7	H: 0 LOB: 0 BB: 0 P: 13	R: 0 E: 0 K: 1 S: 15	H: 1 LOB: 1 BB: 0 P: 21	R: 0 E: 0 K: 1 S: 7	H: 0 LOB: 0 BB: 0 P: 11	R: 0 E: 0 K: 1 S: 5	H: 1 LOB: 0 BB: 0 P: 6	R: 0 E: 0 K: 0 S: 7	H: 1 LOB: 1 BB: 0 P: 8	R: 0 E: 0 K: 2 S: 8	H: 0 LOB: 1 BB: 1 P: 14	R: 1 E: 0 K: 1 S: 8	H: 1 LOB: 0 BB: 0 P: 10	1B: 4 2B: 1 3B: 0 HR: 1	SF: 0 SAC: 0 DP: 1 HBP: 0	WP: 1 PB: 0 SB: 0 CS: 0	PA: 33
PITCHER	IP WLS BF H R ER SO BB IBB HBP BLK WP HR S P ERA WHIP																					
Dave Burba, R (1, 1) ERA: 3.31	8.0 W 29 5 0 0 7 1 0 0 0 1 0 69 99 0.00 0.750																					
Jeff Brantley, R (9, 1) ERA: 2.67	1.0 4 1 1 1 1 0 0 0 0 0 1 8 10 9.00 1.000																					

St. Louis Cardinals @ Cincinnati Reds
Riverfront Stadium, Cincinnati, OH

Tue Aug 29 1995, 7:05 PM EDT
Att. 19,653 - Unknown - 84 F

AB	32
R	1
H	6
RBI	1
BB	1
SO	8
LOB	8



WP: 1	PA: 33
PB: 0	
SB: 0	
CS: 0	

livebaseballscorecards.com

Batter	1	2	3	4	5	6	7	8	9	AB	R	H	RBI	BB	SO	LOB
Jerome Walton, R OBP: 0.369, SLG: 0.507 (1, 9)	0-0 CS 1B		2-1 G1-3			3-1 SH1 2B 1B	2-3 K			4	1	2	0	0	1	1
Darren Lewis, R OBP: 0.320, SLG: 0.316 (1, 8)	2-1 G5-3 1-2		0-1 G6-3			0-0 SH1 1-2		0-2 S 1B		3	0	1	0	0	0	1
Barry Larkin, R OBP: 0.403, SLG: 0.507 (1, 6)	2-1 HR 1B			1-0 P4		2-3 K		3-2 G6-3 1-3		4	1	1	0	0	1	2
Mariano Duncan, R OBP: 0.290, SLG: 0.421 (1, 7)	0-0 1-H HR			2-1 P5		4-2 2B BB		3-3 K		3	2	1	2	1	1	1
Benito Santiago, R OBP: 0.320, SLG: 0.476 (1, 2)	3-3 K			0-0 L9		3-1 1-H 2-H 2B		0-0 G4-3		4	0	1	2	0	1	1
Bret Boone, R OBP: 0.328, SLG: 0.431 (1, 4)		2-2 G6-4-3 1B			2-1 G6-3	1-1 F8				3	0	1	0	0	0	1
Hal Morris, L OBP: 0.324, SLG: 0.436 (1, 3)		2-2 SAFE G6-4-3 1-2f			0-0 2B		3-2 SH1-4 1B			3	0	2	0	0	0	1
Mark Lewis, R OBP: 0.417, SLG: 0.492 (1, 5)				3-1 L9		0-0 G5-3		0-3 K		3	0	0	0	0	1	2
Dave Burba, R OBP: 0.154, SLG: 0.083 Jeff Brantley, R (9, 1)			1-3 K		2-2 G4-3		0-0 SH1-4 1-2			2	0	0	0	0	1	1
										0	0	0	0	0	0	0

Inning Stats		R: 2	H: 3	E: 0	LOB: 0	K: 1	S: 10	P: 17	R: 0	H: 1	E: 0	LOB: 0	K: 0	S: 8	P: 15	R: 0	H: 0	E: 0	LOB: 0	K: 1	S: 8	P: 11	R: 0	H: 0	E: 0	LOB: 0	K: 0	S: 4	P: 7	R: 0	H: 1	E: 0	LOB: 1	K: 0	S: 8	P: 12	R: 2	H: 2	E: 0	LOB: 1	K: 2	S: 11	P: 16	R: 0	H: 1	E: 0	LOB: 1	K: 1	S: 11	P: 17	R: 0	H: 1	E: 0	LOB: 1	K: 1	S: 11	P: 17
PITCHER	IP	WLS	BF	H	R	ER	SO	BB	IBB	HBP	BLK	WP	HR	S	P	ERA	WHIP																																								
Donovan Osborne, L ERA: 4.73 (1, 1)	6.0	L	25	8	4	4	3	1	0	0	0	0	0	60	100	6.00	1.500																																								
Tom Urbani, L ERA: 3.86 (7, 1)	1.0		3	0	0	0	2	0	0	0	0	0	0	8	10	0.00	0.000																																								
T.J. Mathews, R ERA: 2.08 (8, 1)	1.0		4	1	0	0	1	0	0	0	0	0	0	11	17	0.00	1.000																																								

BOTTOM

St. Louis Cardinals @ Cincinnati Reds
Riverfront Stadium, Cincinnati, OH
Tue Aug 29 1995, 7:05 PM EDT
Att: 19,653 - Unknown - 84 F

livebaseballscorecards.com

AB	29
R	4
H	9
RBI	4
BB	1
SO	6
LOB	11



1B: 6	SF: 0	WP: 0	PA: 32
2B: 2	SAC: 2	PB: 0	
3B: 0	DP: 1	SB: 2	
HR: 1	HBP: 0	CS: 1	

St. Louis Cardinals @ Cincinnati Reds
Riverfront Stadium, Cincinnati, OH

Wed Aug 30 1995, 7:05 PM EDT
Att. 26,395 - Unknown - 88 F

livebaseballscorecards.com

AB	33
R	4
H	7
RBI	4
BB	5
SO	5
LOB	15



Batter	1	2	3	4	5	6	7	8	9	AB	R	H	RBI	BB	SO	LOB
Bernard Gilkey, R (1, 7) OBP: 0.361, SLG: 0.472	F9		S BB		G4-3 2B		K		BB	3	0	1	0	2	1	0
Ozzie Smith, S (1, 6) OBP: 0.270, SLG: 0.239	P5		BB		G4-3				G3	4	0	1	0	1	0	2
John Mabry, L (1, 3) OBP: 0.341, SLG: 0.408	F9		K		BB		L7			3	0	0	0	1	1	3
Brian Jordan, R (1, 9) OBP: 0.338, SLG: 0.480		HR 1B	F9		G3		K			4	1	1	0	0	1	5
Ray Lankford, L (1, 8) OBP: 0.341, SLG: 0.452		L9		P5		HR 1B			G3-1	4	1	1	0	0	0	1
David Bell, R (1, 4) OBP: 0.283, SLG: 0.500		F8		FC6-5 2B		HR			P4	4	1	2	2	0	0	1
Jose Oliva, R (1, 5) OBP: 0.202, SLG: 0.342				FC6-5					K	4	1	1	2	0	1	1
T.J. Mathews, R (8, 1)										0	0	0	0	0	0	0
Tom Henke, R (9, 1)										0	0	0	0	0	0	0
Tom Pagnozzi, R (1, 2) OBP: 0.256, SLG: 0.318										2	0	0	0	0	0	1
Danny Sheaffer, R (5, 2) OBP: 0.310, SLG: 0.383		P6		F7						1	0	0	0	1	0	0
Scott Hemond, R (9, 2) OBP: 0.219, SLG: 0.224										0	0	0	0	0	0	0
Mike Morgan, R (1, 1) OBP: 0.100, SLG: 0.036										3	0	0	0	0	1	1
Jeff Parrett, R (6, 1) OBP: 0.500, SLG: 0.500										0	0	0	0	0	0	0
Tony Fossas, L (7, 1)										0	0	0	0	0	0	0
Scott Cooper, L (8, 5) OBP: 0.321, SLG: 0.304										1	0	0	0	0	0	0

Inning Stats	R: 0	H: 0	E: 0	K: 0	S: 4	P: 4	R: 2	H: 2	E: 0	K: 0	S: 11	P: 15	R: 0	H: 0	E: 0	K: 2	S: 11	P: 23	R: 0	H: 1	E: 0	K: 0	S: 10	P: 13	R: 0	H: 1	E: 0	K: 0	S: 8	P: 16	R: 2	H: 2	E: 0	K: 2	S: 7	P: 13	R: 0	H: 1	E: 0	K: 2	S: 8	P: 12	R: 0	H: 0	E: 0	K: 1	S: 6	P: 8	R: 0	H: 0	E: 0	K: 0	S: 5	P: 13	1B: 3	SF: 0	2B: 2	SAC: 0	3B: 0	DP: 0	HR: 2	HBP: 0	WP: 0	PA: 38
--------------	------	------	------	------	------	------	------	------	------	------	-------	-------	------	------	------	------	-------	-------	------	------	------	------	-------	-------	------	------	------	------	------	-------	------	------	------	------	------	-------	------	------	------	------	------	-------	------	------	------	------	------	------	------	------	------	------	------	-------	-------	-------	-------	--------	-------	-------	-------	--------	-------	--------

PITCHER	IP	WLS	BF	H	R	ER	SO	BB	IBB	HBP	BLK	WP	HR	S	P	ERA	WHIP
Mark Portugal, R (1, 1) ERA: 4.54	6.0	L	27	6	4	4	2	4	0	0	0	0	2	51	84	6.00	1.667
Xavier Hernandez, R (7, 1) ERA: 3.65	2.0		7	1	0	0	3	0	0	0	0	0	0	14	20	0.00	0.500
Hector Carrasco, R (9, 1) ERA: 2.93	1.0		4	0	0	0	0	1	0	0	0	0	0	5	13	0.00	1.000

BOTTOM

St. Louis Cardinals @ Cincinnati Reds
 Riverfront Stadium, Cincinnati, OH

Wed Aug 30 1995, 7:05 PM EDT
 Att: 26,395 - Unknown - 88 F

livebaseballscorecards.com

AB	31
R	3
H	8
RBI	3
BB	5
SO	4
LOB	21



WP	1	PA	38
PB	0		
SB	1		
CS	0		

AB	R	H	RBI	BB	SO	LOB
5	1	1	0	0	1	0
3	0	1	0	1	0	0
4	0	1	1	0	0	2
4	2	2	1	0	0	2
3	0	2	1	1	0	0
1	0	1	0	2	0	0
4	0	0	0	0	1	6
3	0	0	0	1	1	5
2	0	0	0	0	0	4
1	0	0	0	0	0	2
0	0	0	0	0	0	0
0	0	0	0	0	0	0
1	0	0	0	0	1	0

Batter	1	2	3	4	5	6	7	8	9
Jerome Walton, R OBP: 0.364, SLG: 0.503 (1, 7)	1-1 SH5-3 1B 2B		1-0 G6-3		2-2 L9		1-3 K		3-2 F9
Lenny Harris, L OBP: 0.253, SLG: 0.279 (1, 9)	0-1 SH5-3 2-3		2-1 F7		0-0 E L5 S 1B		4-0 BB		2-1 G5-3
Barry Larkin, R OBP: 0.402, SLG: 0.505 (1, 6)	0-1 G6-3 1B		2-2 F9		1-1 L5 1-3		1-1 F8		
Hal Morris, L OBP: 0.326, SLG: 0.452 (1, 3)	3-2 G6-3 1-2f			3-2 1B 2B		2-0 HR		2-1 P5	
Benito Santiago, R OBP: 0.329, SLG: 0.484 (1, 2)		2-1 G6-3		3-2 FC6 BB 1B 2-H		3-1 FC3-6 FC5-2 2B		4-2 G3-1 SH1 BB	
Bret Boone, R OBP: 0.333, SLG: 0.433 (1, 4)		0-0 BB 1B		4-2 FC6 1-2 BB		4-0 FC3-6 BB		0-0 SH1 1-2	
Jeff Branson, L OBP: 0.331, SLG: 0.453 (1, 5)		1-1 F7		0-3 K		0-2 FC3-6 WP FC5-2 1-2f 2-3		2-2 G3-1 2-3	
Darren Lewis, R OBP: 0.319, SLG: 0.314 (1, 8)		4-2 SAFE SAFE SAFE 1B BB		2-0 FC6 1-2f 2-3		1-0 FC5-2 WP 1-2 3-H		1-3 K	
Mark Portugal, R OBP: 0.184, SLG: 0.255 Eddie Taubensee, L OBP: 0.343, SLG: 0.472 Xavier Hernandez, L Hector Carrasco, R Thomas Howard, S OBP: 0.381, SLG: 0.433 (1, 1) (6, PH) (7, 1) (9, 1) (9, PH)		1-2 G1-3		0-1 F8		2-2 L1-6 1-2 2-3		1-3 K	

Batter	1	2	3	4	5	6	7	8	9
Jerome Walton, R OBP: 0.364, SLG: 0.503 (1, 7)	1-1 SH5-3 1B 2B		1-0 G6-3		2-2 L9		1-3 K		3-2 F9
Lenny Harris, L OBP: 0.253, SLG: 0.279 (1, 9)	0-1 SH5-3 2-3		2-1 F7		0-0 E L5 S 1B		4-0 BB		2-1 G5-3
Barry Larkin, R OBP: 0.402, SLG: 0.505 (1, 6)	0-1 G6-3 1B		2-2 F9		1-1 L5 1-3		1-1 F8		
Hal Morris, L OBP: 0.326, SLG: 0.452 (1, 3)	3-2 G6-3 1-2f			3-2 1B 2B		2-0 HR		2-1 P5	
Benito Santiago, R OBP: 0.329, SLG: 0.484 (1, 2)		2-1 G6-3		3-2 FC6 BB 1B 2-H		3-1 FC3-6 FC5-2 2B		4-2 G3-1 SH1 BB	
Bret Boone, R OBP: 0.333, SLG: 0.433 (1, 4)		0-0 BB 1B		4-2 FC6 1-2 BB		4-0 FC3-6 BB		0-0 SH1 1-2	
Jeff Branson, L OBP: 0.331, SLG: 0.453 (1, 5)		1-1 F7		0-3 K		0-2 FC3-6 WP FC5-2 1-2f 2-3		2-2 G3-1 2-3	
Darren Lewis, R OBP: 0.319, SLG: 0.314 (1, 8)		4-2 SAFE SAFE SAFE 1B BB		2-0 FC6 1-2f 2-3		1-0 FC5-2 WP 1-2 3-H		1-3 K	
Mark Portugal, R OBP: 0.184, SLG: 0.255 Eddie Taubensee, L OBP: 0.343, SLG: 0.472 Xavier Hernandez, L Hector Carrasco, R Thomas Howard, S OBP: 0.381, SLG: 0.433 (1, 1) (6, PH) (7, 1) (9, 1) (9, PH)		1-2 G1-3		0-1 F8		2-2 L1-6 1-2 2-3		1-3 K	

Batter	1	2	3	4	5	6	7	8	9
Jerome Walton, R OBP: 0.364, SLG: 0.503 (1, 7)	1-1 SH5-3 1B 2B		1-0 G6-3		2-2 L9		1-3 K		3-2 F9
Lenny Harris, L OBP: 0.253, SLG: 0.279 (1, 9)	0-1 SH5-3 2-3		2-1 F7		0-0 E L5 S 1B		4-0 BB		2-1 G5-3
Barry Larkin, R OBP: 0.402, SLG: 0.505 (1, 6)	0-1 G6-3 1B		2-2 F9		1-1 L5 1-3		1-1 F8		
Hal Morris, L OBP: 0.326, SLG: 0.452 (1, 3)	3-2 G6-3 1-2f			3-2 1B 2B		2-0 HR		2-1 P5	
Benito Santiago, R OBP: 0.329, SLG: 0.484 (1, 2)		2-1 G6-3		3-2 FC6 BB 1B 2-H		3-1 FC3-6 FC5-2 2B		4-2 G3-1 SH1 BB	
Bret Boone, R OBP: 0.333, SLG: 0.433 (1, 4)		0-0 BB 1B		4-2 FC6 1-2 BB		4-0 FC3-6 BB		0-0 SH1 1-2	
Jeff Branson, L OBP: 0.331, SLG: 0.453 (1, 5)		1-1 F7		0-3 K		0-2 FC3-6 WP FC5-2 1-2f 2-3		2-2 G3-1 2-3	
Darren Lewis, R OBP: 0.319, SLG: 0.314 (1, 8)		4-2 SAFE SAFE SAFE 1B BB		2-0 FC6 1-2f 2-3		1-0 FC5-2 WP 1-2 3-H		1-3 K	
Mark Portugal, R OBP: 0.184, SLG: 0.255 Eddie Taubensee, L OBP: 0.343, SLG: 0.472 Xavier Hernandez, L Hector Carrasco, R Thomas Howard, S OBP: 0.381, SLG: 0.433 (1, 1) (6, PH) (7, 1) (9, 1) (9, PH)		1-2 G1-3		0-1 F8		2-2 L1-6 1-2 2-3		1-3 K	

Batter	1	2	3	4	5	6	7	8	9
Jerome Walton, R OBP: 0.364, SLG: 0.503 (1, 7)	1-1 SH5-3 1B 2B		1-0 G6-3		2-2 L9		1-3 K		3-2 F9
Lenny Harris, L OBP: 0.253, SLG: 0.279 (1, 9)	0-1 SH5-3 2-3		2-1 F7		0-0 E L5 S 1B		4-0 BB		2-1 G5-3
Barry Larkin, R OBP: 0.402, SLG: 0.505 (1, 6)	0-1 G6-3 1B		2-2 F9		1-1 L5 1-3		1-1 F8		
Hal Morris, L OBP: 0.326, SLG: 0.452 (1, 3)	3-2 G6-3 1-2f			3-2 1B 2B		2-0 HR		2-1 P5	
Benito Santiago, R OBP: 0.329, SLG: 0.484 (1, 2)		2-1 G6-3		3-2 FC6 BB 1B 2-H		3-1 FC3-6 FC5-2 2B		4-2 G3-1 SH1 BB	
Bret Boone, R OBP: 0.333, SLG: 0.433 (1, 4)		0-0 BB 1B		4-2 FC6 1-2 BB		4-0 FC3-6 BB		0-0 SH1 1-2	
Jeff Branson, L OBP: 0.331, SLG: 0.453 (1, 5)		1-1 F7		0-3 K		0-2 FC3-6 WP FC5-2 1-2f 2-3		2-2 G3-1 2-3	
Darren Lewis, R OBP: 0.319, SLG: 0.314 (1, 8)		4-2 SAFE SAFE SAFE 1B BB		2-0 FC6 1-2f 2-3		1-0 FC5-2 WP 1-2 3-H		1-3 K	
Mark Portugal, R OBP: 0.184, SLG: 0.255 Eddie Taubensee, L OBP: 0.343, SLG: 0.472 Xavier Hernandez, L Hector Carrasco, R Thomas Howard, S OBP: 0.381, SLG: 0.433 (1, 1) (6, PH) (7, 1) (9, 1) (9, PH)		1-2 G1-3		0-1 F8		2-2 L1-6 1-2 2-3		1-3 K	

Batter	1	2	3	4	5	6	7	8	9
Jerome Walton, R OBP: 0.364, SLG: 0.503 (1, 7)	1-1 SH5-3 1B 2B		1-0 G6-3		2-2 L9		1-3 K		3-2 F9
Lenny Harris, L OBP: 0.253, SLG: 0.279 (1, 9)	0-1 SH5-3 2-3		2-1 F7		0-0 E L5 S 1B		4-0 BB		2-1 G5-3
Barry Larkin, R OBP: 0.402, SLG: 0.505 (1, 6)	0-1 G6-3 1B		2-2 F9		1-1 L5 1-3		1-1 F8		
Hal Morris, L OBP: 0.326, SLG: 0.452 (1, 3)	3-2 G6-3 1-2f			3-2 1B 2B		2-0 HR		2-1 P5	
Benito Santiago, R OBP: 0.329, SLG: 0.484 (1, 2)		2-1 G6-3		3-2 FC6 BB 1B 2-H		3-1 FC3-6 FC5-2 2B		4-2 G3-1 SH1 BB	
Bret Boone, R OBP: 0.333, SLG: 0.433 (1, 4)		0-0 BB 1B		4-2 FC6 1-2 BB		4-0 FC3-6 BB		0-0 SH1 1-2	
Jeff Branson, L OBP: 0.331, SLG: 0.453 (1, 5)		1-1 F7		0-3 K		0-2 FC3-6 WP FC5-2 1-2f 2-3		2-2 G3-1 2-3	
Darren Lewis, R OBP: 0.319, SLG: 0.314 (1, 8)		4-2 SAFE SAFE SAFE 1B BB		2-0 FC6 1-2f 2-3		1-0 FC5-2 WP 1-2 3-H		1-3 K	
Mark Portugal, R OBP: 0.184, SLG: 0.255 Eddie Taubensee, L OBP: 0.343, SLG: 0.472 Xavier Hernandez, L Hector Carrasco, R Thomas Howard, S OBP: 0.381, SLG: 0.433 (1, 1) (6, PH) (7, 1) (9, 1) (9, PH)		1-2 G1-3		0-1 F8		2-2 L1-6 1-2 2-3		1-3 K	

Inning Stats	R: 1 E: 0 K: 0 S: 10	H: 2 LOB: 0 BB: 0 P: 14	R: 0 E: 0 K: 0 S: 10	H: 1 LOB: 2 BB: 1 P: 18	R: 0 E: 0 K: 0 S: 6	H: 0 LOB: 0 BB: 0 P: 11	R: 0 E: 0 K: 1 S: 19	H: 2 LOB: 2 BB: 1 P: 31	R: 0 E: 0 K: 0 S: 6	H: 1 LOB: 0 BB: 0 P: 9	R: 1 E: 0 K: 0 S: 12	H: 2 LOB: 2 BB: 1 P: 24	R: 0 E: 0 K: 1 S: 7	H: 0 LOB: 1 BB: 1 P: 15	R: 0 E: 0 K: 1 S: 11	H: 0 LOB: 1 BB: 1 P: 18	R: 0 E: 0 K: 1 S: 9	H: 0 LOB: 0 BB: 0 P: 15	1B: 4 2B: 4 3B: 0 HR: 1	SF: 0 SAC: 2 DP: 2 HBP: 0
---------------------	-------------------------------	----------------------------------	-------------------------------	----------------------------------	------------------------------	----------------------------------	-------------------------------	----------------------------------	------------------------------	---------------------------------	-------------------------------	----------------------------------	------------------------------	----------------------------------	-------------------------------	----------------------------------	------------------------------	----------------------------------	----------------------------------	------------------------------------

PITCHER	IP	WLS	BF	H	R	ER	SO	BB	IBB	HBP	BLK	WP	HR	S	P	ERA	WHIP
Mike Morgan, R ERA: 3.26 (1, 1)	5.0	W	24	8	3	3	3	1	3	0	0	0	1	54	95	5.40	2.200
Jeff Parrett, R ERA: 3.76 (6, 1)	1.2		6	0	0	0	1	1	0	0	0	1	0	14	23	0.00	0.600
Tony Fossas, L ERA: 1.71 (7, 1)	0.1		1	0	0	0	0	0	0	0	0	0	0	2	4	0.00	0.000
T.J. Mathews, R ERA: 1.96 (8, 1)	1.0		4	0	0	0	1	1	0	0	0	0	0	11	18	0.00	1.000
Tom Henke, R ERA: 1.8 (9, 1)	1.0	S	3	0	0	0	1	0	0	0	0	0	0	9	15	0.00	0.000

PITCHER	IP	WLS	BF	H	R	ER	SO	BB	IBB	HBP	BLK	WP	HR	S	P	ERA	WHIP
Mike Morgan, R ERA: 3.26 (1, 1)	5.0	W	24	8	3	3	3	1	3	0	0	0	1	54	95	5.40	2.200
Jeff Parrett, R ERA: 3.76 (6, 1)	1.2		6	0	0	0	1	1	0	0	0	1	0	14	23	0.00	0.600
Tony Fossas, L ERA: 1.71 (7, 1)	0.1		1	0	0	0	0	0	0	0	0	0	0	2	4	0.00	0.000
T.J. Mathews, R ERA: 1.96 (8, 1)	1.0		4	0	0	0	1	1	0	0	0	0	0	11	18	0.00	1.000
Tom Henke, R ERA: 1.8 (9, 1)	1.0	S	3	0	0	0	1	0	0	0	0	0	0	9	15	0.00	0.000

Batter	1	2	3	4	5	6	7	8	9	10	AB R H RBI BB SO LOB	TOP																		
Jacob Brumfield, R (1, 8) OBP: 0.348, SLG: 0.377	3-1 F9		0-1 G6-3		3-2 F9		1-3 K2-3		0-0 SF9		4 0 0 1 0 1 0	Pittsburgh Pirates @ Cincinnati Reds Riverfront Stadium, Cincinnati, OH Thu Aug 31 1995, 7:05 PM EDT Att: 19,509 - Unknown - 89 F																		
Jay Bell, R (1, 6) OBP: 0.330, SLG: 0.387	0-0 F9		2-2 G6-3 1B		1-0 G6-3		1-2 G4-3		3-H 1-2 P4		5 1 1 0 0 0 1																			
Orlando Merced, S (1, 9) OBP: 0.362, SLG: 0.485	2-1 1B		3-1 G6-3 1-2		1-0 P9		3-2 2B		4-1 HR BB		4 1 2 0 1 0 1																			
Jeff King, R (1, 3) OBP: 0.340, SLG: 0.480	3-1 F7		1-2 2-H 1B		3-2 1B SF9 1B		0-1 G5-4-3 1B		2-0 1-H HR		5 2 4 3 0 0 1																			
Carlos Garcia, R (1, 4) OBP: 0.344, SLG: 0.435		1-1 F8	3-2 P4		0-0 1B S 1B		0-0 B2		0-0 G4-3		5 1 1 0 0 0 3																			
Kevin Young, R (1, 5) OBP: 0.266, SLG: 0.447	0-0 F9			0-0 P3		2-0 SF9		2-0 G5-4-3 1-2f		0-0 P3			4 0 0 1 0 0 2																	
Steve Pegues, R (1, 7) OBP: 0.256, SLG: 0.412	1-1 2B 1B		2-2 G5-3		2-1 3-H 1-H 1B			1-2 2 FC3-6 1B		2-1 F7			3 0 2 1 0 0 0 2 0 1 0 0 0 0 0 0 0 0 0 0 0																	
Midre Cummings, L (9, PH) OBP: 0.291, SLG: 0.333																														
Dan Miceli, R (10, 1)																														
2 Angelo Encarnacion, R (1, 2) OBP: 0.289, SLG: 0.295	0-0 1B		0-0 G6-3		0-0 G1-3			0-0 FC3-6 1B SF9 1-2f					4 1 1 0 0 0 2																	
Denny Neagle, L (1, 1) OBP: 0.182, SLG: 0.238	1-3 K				0-0 B1-3		0-0 F8		0-1 1B		2 0 0 0 0 1 2 1 0 0 0 0 0 0 0 0 0 0 0 0 0 1 0 1 0 0 0 0 0 0 0 0 0 0 0 0 0 0 0 0 0 0																			
Al Martin, L (7, PH) OBP: 0.344, SLG: 0.413																														
Mike Dyer, R (7, 1) OBP: 0.500, SLG: 0.500																														
Nelson Liriano, S (9, PH) OBP: 0.281, SLG: 0.397																														
Dan Plesac, L (9, 1) OBP: 0.333, SLG: 0.333																														
John Weimer, R (10, 7) OBP: 0.405, SLG: 0.455																														
Inning Stats	R: 0 E: 0 K: 0 S: 7	H: 1 LOB: 1 BB: 0 P: 15	R: 0 E: 0 K: 1 S: 9	H: 2 LOB: 2 BB: 0 P: 12	R: 1 E: 0 K: 0 S: 14	H: 2 LOB: 1 BB: 0 P: 23	R: 0 E: 0 K: 0 S: 5	H: 0 LOB: 0 BB: 0 P: 7	R: 0 E: 0 K: 0 S: 5	H: 0 LOB: 0 BB: 0 P: 9	R: 2 E: 0 K: 0 S: 10	H: 3 LOB: 1 BB: 0 P: 18	R: 0 E: 0 K: 1 S: 8	H: 0 LOB: 0 BB: 0 P: 10	R: 0 E: 0 K: 0 S: 7	H: 2 LOB: 1 BB: 0 P: 12	R: 1 E: 0 K: 0 S: 11	H: 2 LOB: 1 BB: 0 P: 13	R: 2 E: 0 K: 0 S: 6	H: 1 LOB: 0 BB: 1 P: 14	1B: 11 2B: 1 3B: 0 HR: 1	SF: 2 SAC: 0 DP: 1 HBP: 0	WP: 0 PB: 0 SB: 1 CS: 0	PA: 43						
PITCHER	IP WLS BF H R ER SO BB IBB HBP BLK WP HR S P ERA WHIP																													
Frank Viola, L (1, 1) ERA: 6.1	5.2	25	8	3	3	1	0	0	0	0	0	0	0	0	0	49	83	4.76	1.412											
Johnny Ruffin, R (6, 1) ERA: 1.35	1.1	4	0	0	0	1	0	0	0	0	0	0	0	0	9	11	0.00	0.000												
Xavier Hernandez, R (8, 1) ERA: 3.6	1.0	4	2	0	0	0	0	0	0	0	0	0	0	0	7	12	0.00	2.000												
Jeff Brantley, R (9, 1) ERA: 3.03	2.0	L 10	3	3	3	0	1	0	0	0	0	1	17	27	13.50	2.000														

livebaseballscorecards.com

AB	40
R	6
H	13
RBI	6
BB	1
SO	2
LOB	12



BOTTOM

Pittsburgh Pirates @ Cincinnati Reds
Riverfront Stadium, Cincinnati, OH

Thu Aug 31 1995, 7:05 PM EDT
Att. 19,509 - Unknown - 89 F

livebaseballscorecards.com

AB	35
R	4
H	8
RBI	4
BB	2
SO	6
LOB	9



WP:	0	PA:	39
PB:	0		
SB:	1		
CS:	2		

AB R H RBI BB SO LOB

4 0 1 0 1 0 1
3 1 1 0 1 0 1
1 0 0 0 0 0 1

4 1 1 0 0 1 2

3 0 0 1 0 2 1

4 1 2 2 0 0 0

4 0 0 0 0 0 0

4 1 2 0 0 1 0

2 0 0 0 0 0 1
2 0 1 0 0 0 0

2 0 0 0 0 1 1
0 0 0 0 0 0 0
1 0 0 1 0 0 1
0 0 0 0 0 0 0
0 0 0 0 0 0 0
0 0 0 0 0 0 0
1 0 0 0 0 1 0

1B: 6 SF: 1
2B: 1 SAC: 0
3B: 0 DP: 0
HR: 1 HBP: 0

Batter	1	2	3	4	5	6	7	8	9	10
Jerome Walton, R (1, 9) OBP: 0.365, SLG: 0.497	0-1 1B		0-0 G5-3			0-0 G5-3	2-2 F9			4-1 BB
Darren Lewis, R (1, 8) OBP: 0.321, SLG: 0.314	0-2 F7		0-1 G4-3			0-0 2B SF7 1B		4-1 CS S BB		0-0 G3
Eddie Taubensee, L (10, PH) OBP: 0.342, SLG: 0.470								1 SAFE 3-2 G6-3		
Barry Larkin, R (1, 6) OBP: 0.400, SLG: 0.505	1-2 K		1-2 G6-3			1-3 1B 2B		1-3		
Mariano Duncan, R (1, 7) OBP: 0.284, SLG: 0.416	0-3 K			0-0 G6-3		0-1 SF7		2-3 K		
Benito Santiago, R (1, 2) OBP: 0.332, SLG: 0.500		2-1 HR		0-0 F7		2-1 CS 1B		2-2 F7		
Bret Boone, R (1, 4) OBP: 0.330, SLG: 0.429		2-1 P5		1-2 G6-3		1 SAFE 2-0 CS	0-1 F7		0-0 P3	
Hal Morris, L (1, 3) OBP: 0.329, SLG: 0.453		1-2 1B			2-0 G1-3		1-2 1B FC4-6 1B		1-3 K	
Mark Lewis, R (1, 5) OBP: 0.411, SLG: 0.484		1-1 F8			3-2 G3-1		0-0 FC4-6 1B			0-0 B1-3
Jeff Branson, L (7, PH) OBP: 0.332, SLG: 0.454							1-3 1B			
Frank Viola, L (1, 1) OBP: 0.299, SLG: 0.400		2-3 K			2-1 G4-3		3-0 FC4-6			3-3 K
Johnny Ruffin, R (6, 1) OBP: 0.379, SLG: 0.431							1-2f 3-H			
Thomas Howard, S (7, PH) OBP: 0.253, SLG: 0.279										
Lenny Harris, L (7, PH) OBP: 0.253, SLG: 0.279										
Xavier Hernandez, L (8, 1) OBP: 0.408, SLG: 0.612										
Jeff Brantley, R (9, 1) OBP: 0.408, SLG: 0.612										
Reggie Sanders, R (10, PH) OBP: 0.408, SLG: 0.612										

Inning Stats	R: 0	H: 1	E: 0	K: 2	S: 12	P: 13	R: 1	H: 2	E: 0	K: 1	S: 14	P: 22	R: 0	H: 0	E: 0	K: 0	S: 6	R: 0	H: 0	E: 0	K: 0	S: 5	P: 6	R: 0	H: 0	E: 0	K: 0	S: 6	P: 13	R: 2	H: 3	E: 0	K: 0	S: 8	P: 12	R: 1	H: 2	E: 0	K: 0	S: 11	P: 17	R: 0	H: 0	E: 0	K: 1	S: 14	P: 23	R: 0	H: 0	E: 0	K: 1	S: 9	P: 12	R: 0	H: 0	E: 0	K: 1	S: 6	P: 13	1B: 6	SF: 1	2B: 1	SAC: 0	3B: 0	DP: 0	HR: 1	HBP: 0	WP: 0	PA: 39
--------------	------	------	------	------	-------	-------	------	------	------	------	-------	-------	------	------	------	------	------	------	------	------	------	------	------	------	------	------	------	------	-------	------	------	------	------	------	-------	------	------	------	------	-------	-------	------	------	------	------	-------	-------	------	------	------	------	------	-------	------	------	------	------	------	-------	-------	-------	-------	--------	-------	-------	-------	--------	-------	--------

PITCHER	IP	WLS	BF	H	R	ER	SO	BB	IBB	HBP	BLK	WP	HR	S	P	ERA	WHIP
Denny Neagle, L (1, 1) ERA: 3.55	6.0		23	6	3	3	3	0	0	0	0	0	1	51	73	4.50	1.000
Mike Dyer, R (7, 1) ERA: 3.79	2.0		8	2	1	1	1	1	0	0	0	0	0	25	40	4.50	1.500
Dan Plesac, L (9, 1) ERA: 3.86	1.1	W	4	0	0	0	1	0	0	0	0	0	0	10	13	0.00	0.000
Dan Miceli, R (10, 1) ERA: 3.64	0.2	S	3	0	0	0	1	1	0	0	0	0	0	5	12	0.00	1.500

Batter	1	2	3	4	5	6	7	8	9	AB R H RBI BB SO LOB	TOP
Jacob Brumfield, R (1, 8) OBP: 0.350, SLG: 0.378	2-0 FC6-4 1B		1-2 G6-3		2-3 K			1-2 1B		4 0 2 0 0 1 0	Pittsburgh Pirates @ Cincinnati Reds Riverfront Stadium, Cincinnati, OH Fri Sep 01 1995, 7:05 PM EDT Att. 28,205 - Sunny - 76 F
Jay Bell, R (1, 6) OBP: 0.331, SLG: 0.386	0-1 FC6-4 G5-3 1B		4-2 BB			2-0 F9		1-2 1B		3 1 1 0 1 0 1	
Carlos Garcia, R (1, 4) OBP: 0.341, SLG: 0.430 Orlando Merced, S (8, PH) OBP: 0.361, SLG: 0.483 Jason Christiansen, R (8, 1)	0-1 G5-3		1-3 K			0-0 L1		1-1 F7		3 0 0 0 0 1 2 1 0 0 0 0 0 2 0 0 0 0 0 0 0	
Jeff King, R (1, 3) OBP: 0.339, SLG: 0.476	4-0 1B IBB		0-0 L5			1-1 F9		1-2 F8		3 0 0 0 1 0 1	
John Wehner, R (1, 7) OBP: 0.397, SLG: 0.443	0-1 1-3 2-H 1B		3-2 G1-3			1-2 F9		0-2 F9		4 0 1 1 0 0 0	
Steve Pegues, R (1, 9) OBP: 0.250, SLG: 0.401	1-2 G1-3		3-1 P4			0-0 F7		2-2 G4-3		4 0 0 0 0 0 2	
Kevin Young, R (1, 5) OBP: 0.287, SLG: 0.444		1-2 2 CS 1B	3-2 G6-3			0-0 G4-3				3 0 1 0 0 0 0	
2 Angelo Encarnacion, R (1, 2) OBP: 0.282, SLG: 0.287		0-1 G3	0-1 G1-6-3			1-1 P4				3 0 0 0 0 0 1	
Esteban Loaiza, R (1, 1) OBP: 0.170, SLG: 0.156 Nelson Liriano, S (8, PH) OBP: 0.349, SLG: 0.395		0-3 K	1-3 K			1-1 F8				2 0 0 0 0 2 0 1 0 0 0 0 0 0	
Inning Stats	R: 1 H: 2 E: 0 LOB: 2 K: 0 BB: 1 S: 12 P: 19	R: 0 H: 1 E: 0 LOB: 0 K: 1 BB: 0 S: 10 P: 11	R: 0 H: 0 E: 0 LOB: 1 K: 1 BB: 1 S: 10 P: 16	R: 0 H: 0 E: 0 LOB: 0 K: 0 BB: 0 S: 9 P: 18	R: 0 H: 0 E: 0 LOB: 0 K: 2 BB: 0 S: 8 P: 11	R: 0 H: 0 E: 0 LOB: 0 K: 0 BB: 0 S: 4 P: 7	R: 0 H: 0 E: 0 LOB: 0 K: 0 BB: 0 S: 6 P: 7	R: 0 H: 2 E: 0 LOB: 2 K: 0 BB: 0 S: 16 P: 21	R: 0 H: 0 E: 0 LOB: 0 K: 0 BB: 0 S: 10 P: 13	1B: 5 SF: 0 2B: 0 SAC: 0 3B: 0 DP: 0 HR: 0 HBP: 0	WP: 0 PA: 33 PB: 0 SB: 0 CS: 1
PITCHER	IP WLS BF H R ER SO BB IBB HBP BLK WP HR S P ERA WHIP										
Pete Schourek, L (1, 1) ERA: 3.38	7.2 W 29 5 1 1 4 1 1 0 0 0 0 0 73 107 1.17 0.783										
Hector Carrasco, R (8, 1) ERA: 2.92	0.1 1 0 0 0 0 0 0 0 0 0 0 0 2 3 0.00 0.000										
Chuck McElroy, L (9, 1) ERA: 4.94	1.0 3 0 0 0 0 0 0 0 0 0 0 0 10 13 0.00 0.000										

AB	31
R	1
H	5
RBI	1
BB	2
SO	4
LOB	9



Batter	1	2	3	4	5	6	7	8	9	AB R H RBI BB SO LOB	TOP											
Jacob Brumfield, R (1, 8) OBP: 0.352, SLG: 0.378	1-2 G5-3		1-3 K	2-0 1B		0-0 S	4-2 1B 1B	1-1 G6-4-3		5 2 2 0 1 1 1												
Jay Bell, R (1, 6) OBP: 0.335, SLG: 0.392	0-2 2B		3-2 3B 1B	0-1 1B		3-3 K	0-0 WP 1B	0-0 L4		6 2 4 1 0 1 1												
Orlando Merced, S (1, 9) OBP: 0.364, SLG: 0.490	1-1 P5		0-0 1B	1-0 1B		0-0 FC4-2-5-2-5	0-0 E6		2-2 G4-3	5 2 3 3 0 0 2												
Dan Plesac, L (7, 1) OBP: 0.333, SLG: 0.333			1-H 1B	1-3 2-H			1-2 2-H 3-H			0 0 0 0 0 0 0												
Midre Cummings, L (9, PH) OBP: 0.288, SLG: 0.330				1B			1B			1 0 0 0 0 0 0												
Mike Dyer, R (9, 1) OBP: 0.500, SLG: 0.500							1B			0 0 0 0 0 0 0												
Ross Powell, L (9, 1)							1B			0 0 0 0 0 0 0												
Jeff King, R (1, 3) OBP: 0.339, SLG: 0.471	1-2 F9		0-0 P3	3-1 P5		4-0 IBB	4-0 1B		0-1 F7	4 1 0 0 2 0 4												
Carlos Garcia, R (1, 4) OBP: 0.341, SLG: 0.428			1-1 S	0-1 G5-3		3-2 G6-3	1-1 1B		0-1 P4	6 0 2 3 0 1 4												
John Wehner, R (1, 7) OBP: 0.413, SLG: 0.443			3-H 1B							0 0 0 0 2 0 0												
Al Martin, L (5, PH) OBP: 0.347, SLG: 0.415										3 1 2 1 0 1 0												
Kevin Young, R (1, 5) OBP: 0.277, SLG: 0.429			1-2 BB	1-2 BB						5 0 0 0 0 4 6												
2 Angelo Encarnacion, R (1, 2) OBP: 0.303, SLG: 0.321										4 2 3 1 1 0 2												
Rick White, R (1, 1) OBP: 0.143, SLG: 0.286										3 1 1 1 0 0 3												
Steve Pegues, R (7, 9) OBP: 0.255, SLG: 0.405										1 0 1 0 0 0 0												
Inning Stats	R: 0 E: 0 K: 0 S: 11	H: 1 LOB: 1 BB: 0 P: 14	R: 0 E: 0 K: 2 S: 10	H: 0 LOB: 2 BB: 2 P: 24	R: 2 E: 0 K: 1 S: 15	H: 3 LOB: 2 BB: 1 P: 25	R: 2 E: 0 K: 0 S: 15	H: 4 LOB: 2 BB: 0 P: 26	R: 0 E: 0 K: 2 S: 11	H: 1 LOB: 1 BB: 0 P: 16	R: 0 E: 0 K: 1 S: 13	H: 1 LOB: 2 BB: 1 P: 23	R: 7 E: 1 K: 2 S: 21	H: 7 LOB: 2 BB: 2 P: 36	R: 0 E: 0 K: 0 S: 5	H: 1 LOB: 0 BB: 0 P: 6	R: 0 E: 0 K: 0 S: 9	H: 0 LOB: 0 BB: 0 P: 11	1B: 13 2B: 4 3B: 1 HR: 0	SF: 0 SAC: 1 DP: 1 HBP: 0	WP: 1 PB: 0 SB: 4 CS: 0	PA: 50
PITCHER	IP WLS BF H R ER SO BB IBB HBP BLK WP HR S P ERA WHIP																					
David Wells, L (1, 1) ERA: 3.22	4.0 L 23 8 4 4 3 2 1 0 0 0 0 51 89 9.00 2.500																					
Kevin Jarvis, R (5, 1) ERA: 5.68	2.0 9 2 0 0 3 0 1 0 0 0 0 24 39 0.00 1.000																					
Xavier Hernandez, R (7, 1) ERA: 4.15	0.1 6 4 5 5 1 1 0 0 0 0 0 11 17 135.00 15.000																					
Chuck McElroy, L (7, 1) ERA: 5.4	0.2 6 3 2 2 1 0 1 0 0 1 0 10 19 27.00 4.500																					
Tim Pugh, R (8, 1) ERA: 4.2	2.0 6 1 0 0 0 0 0 0 0 0 0 14 17 0.00 0.500																					

Pittsburgh Pirates @ Cincinnati Reds
Riverfront Stadium, Cincinnati, OH

Sat Sep 02 1995, 7:05 PM EDT
Att. 35,897 - Unknown - 86 F

livebaseballscorecards.com

AB	43
R	11
H	18
RBI	10
BB	6
SO	8
LOB	23



Batter	1	2	3	4	5	6	7	8	9	AB	R	H	RBI	BB	SO	LOB
Thomas Howard, S OBP: 0.376, SLG: 0.428 Darren Lewis, R OBP: 0.318, SLG: 0.312 (1, 7) (7, PH) (8, 8)	2-2 F7	1-0 G4-3		0-1 P7			2-3 K		1-1 G3	3	0	0	0	0	0	3
Hal Morris, L OBP: 0.324, SLG: 0.445 Mariano Duncan, R OBP: 0.291, SLG: 0.418 (1, 3) (7, PH) (8, 4)	3-1 1B		1-0 F9	0-0 G4-3			4-2 DI E BB		0-0 2B	3	0	1	0	0	0	2
Barry Larkin, R OBP: 0.397, SLG: 0.498 Mark Lewis, R OBP: 0.412, SLG: 0.492 (1, 6) (7, PH) (8, 5)	3-2 F8		4-1 E BB		1-0 G4-3		0-3 K		3-2 1-H 2B	2	0	0	0	1	0	1
Reggie Sanders, R OBP: 0.406, SLG: 0.614 Jerome Walton, R OBP: 0.370, SLG: 0.503 (1, 8) (6, 8) (8, 7)	1-3 K		1-2 E5 FC5-4		2-3 K		4-2 E BB		2-2 G6-3 WP 2B	3	0	0	0	0	2	2
Eric Anthony, L OBP: 0.364, SLG: 0.525 (1, 9)		0-0 1B 2B	0-1 F7		0-3 K		2-1 E5		3-2 G6-3	5	1	1	0	0	1	4
Bret Boone, R OBP: 0.337, SLG: 0.438 Tim Pugh, R OBP: 0.160, SLG: 0.167 Damon Berryhill, S OBP: 0.263, SLG: 0.296 (1, 4) (8, 1) (9, PH)		2-2 2B 1B	1-2 FC5-4		1-2 G4-3 1B		0-2 P2		4-0 WP HR BB	4	1	2	0	0	0	4
Eddie Taubensee, L OBP: 0.343, SLG: 0.489 (1, 2)		0-1 1B 2B		0-0 F8		0-3 K		0-3 K	3-2 1-H 3-H HR	5	1	2	3	0	2	1
Jeff Branson, L OBP: 0.332, SLG: 0.446 (1, 5) (8, 6)		0-1 1B		4-2 1B BB		1-0 G4-3		1-1 F7	2-3 K	4	0	1	1	1	1	1
David Wells, L OBP: 0.188, SLG: 0.188 Lenny Harris, L OBP: 0.257, SLG: 0.283 Kevin Jarvis, L OBP: 0.182, SLG: 0.190 Brian Hunter, R OBP: 0.312, SLG: 0.323 Xavier Hernandez, L OBP: 0.338, SLG: 0.497 (1, 1) (4, PH) (5, 1) (6, PH) (7, 1) (7, 1) (8, 3)		1-0 F9-2 3-H		0-0 1B		1-0 G5-3		3-2 F8		1	0	0	0	0	0	2

Inning Stats	R: 0	H: 1	E: 0	K: 1	S: 13	R: 2	H: 4	E: 0	K: 0	S: 12	R: 0	H: 0	E: 1	K: 0	S: 10	R: 0	H: 1	E: 0	K: 0	S: 7	R: 0	H: 0	E: 0	K: 2	S: 7	R: 0	H: 1	E: 0	K: 1	S: 8	R: 1	H: 0	E: 1	K: 2	S: 17	R: 0	H: 0	E: 0	K: 1	S: 11	R: 5	H: 4	E: 0	K: 1	S: 20	1B: 7	2B: 4	3B: 0	HR: 1	SF: 0	SAC: 0	DP: 1	HBP: 0	WP: 1	PA: 44
--------------	------	------	------	------	-------	------	------	------	------	-------	------	------	------	------	-------	------	------	------	------	------	------	------	------	------	------	------	------	------	------	------	------	------	------	------	-------	------	------	------	------	-------	------	------	------	------	-------	-------	-------	-------	-------	-------	--------	-------	--------	-------	--------

PITCHER	IP	WLS	BF	H	R	ER	SO	BB	IBB	HBP	BLK	WP	HR	S	P	ERA	WHIP
Rick White, R ERA: 3.64 (1, 1)	6.0	W	27	7	2	2	4	2	0	0	0	0	0	57	87	3.00	1.500
Dan Plesac, L ERA: 3.71 (7, 1)	2.0		9	0	1	0	3	2	0	0	0	0	0	28	44	0.00	1.000
Mike Dyer, R ERA: 4.33 (9, 1)	0.2		6	3	4	4	0	1	0	0	0	0	0	14	27	54.00	6.000
Ross Powell, L ERA: 7.71 (9, 1)	0.1		2	1	1	1	1	0	0	0	0	1	1	6	11	27.00	3.000

BOTTOM

Pittsburgh Pirates @ Cincinnati Reds
Riverfront Stadium, Cincinnati, OH

AB	39
R	8
H	11
RBI	6
BB	5
SO	8
LOB	22



PITCHER	IP	WLS	BF	H	R	ER	SO	BB	IBB	HBP	BLK	WP	HR	S	P	ERA	WHIP
Rick White, R ERA: 3.64 (1, 1)	6.0	W	27	7	2	2	4	2	0	0	0	0	0	57	87	3.00	1.500
Dan Plesac, L ERA: 3.71 (7, 1)	2.0		9	0	1	0	3	2	0	0	0	0	0	28	44	0.00	1.000
Mike Dyer, R ERA: 4.33 (9, 1)	0.2		6	3	4	4	0	1	0	0	0	0	0	14	27	54.00	6.000
Ross Powell, L ERA: 7.71 (9, 1)	0.1		2	1	1	1	1	0	0	0	0	1	1	6	11	27.00	3.000

Sat Sep 02 1995, 7:05 PM EDT
Att: 35,897 - Unknown - 86 F

livebaseballscorecards.com

Batter	1	2	3	4	5	6	7	8	9	AB	R	H	RBI	BB	SO	LOB
Thomas Howard, S (1, 7) OBP: 0.372, SLG: 0.423	0-0 G6-3 1B	0-2 G4-3			1-0 F7		1-0 G4-3	0-0 G4-3		5	1	1	0	0	0	4
Darren Lewis, R (1, 8) OBP: 0.324, SLG: 0.315	4-1 G6-3 1-2 BB		4-1 G3 PB G6-3 BB		4-2 1B 1B BB		3-2 G6-3 2B		2-3 K	2	1	1	0	3	1	0
Barry Larkin, R (1, 6) OBP: 0.395, SLG: 0.494	3-2 F8		3-2 G3		2-2 1B 1B		1-1 G6-3		2-0 G5-3	5	0	1	0	0	0	4
Eric Anthony, L (1, 9) OBP: 0.357, SLG: 0.510	3-1 G6-3 1-3 2-H		0-0 G6-3		1-0 FC4-6 1B		3-1 G4-3		0-0 F8	5	0	1	2	0	0	2
Hal Morris, L (1, 3) OBP: 0.320, SLG: 0.438	0-0 G4-3		0-3 K		2-2 FC4-6 1-2f			2-1 F8		4	0	0	0	0	1	4
Benito Santiago, R (1, 2) OBP: 0.336, SLG: 0.493		2-3 K		0-1 G6-3		2-2 F9		0-0 BB 2B 1B		4	1	1	0	0	1	0
Bret Boone, R (1, 4) OBP: 0.340, SLG: 0.441		1-1 1B HBP		1-0 P4		1-1 F9 2B		4-0 2B 1-2 BB		2	0	1	0	1	0	0
Jeff Branson, L (5, 9) OBP: 0.353, SLG: 0.446		1-2 SAFE		1-3 K		2-1 F9		1-2 2B		2	0	1	0	0	1	0
Chuck McElroy, L (5, 1) OBP: 0.287, SLG: 0.293		1-2 SAFE								0	0	0	0	0	0	0
Damon Berryhill, S (8, PH) OBP: 0.287, SLG: 0.293		1-2 SAFE								1	0	0	0	0	0	1
Kevin Jarvis, L (7, 1) OBP: 0.182, SLG: 0.190		1-2 SAFE								0	0	0	0	0	0	0
Eddie Taubensee, L (8, PH) OBP: 0.343, SLG: 0.489		1-2 SAFE								0	0	0	0	0	0	0
Brian Hunter, R (8, PH) OBP: 0.321, SLG: 0.348		1-2 SAFE								1	0	1	1	0	0	0
Hector Carrasco, R (9, 1) OBP: 0.321, SLG: 0.348		1-2 SAFE								0	0	0	0	0	0	0
Dave Burba, R (1, 1) OBP: 0.143, SLG: 0.077		0-3 K		0-3 K		1-3 K2-3		1-3 K		1	0	0	0	0	1	2
Lenny Harris, L (5, 5) OBP: 0.254, SLG: 0.280										2	0	0	0	0	2	1
Mark Lewis, R (8, PH) OBP: 0.409, SLG: 0.489										1	0	0	0	0	1	2

Inning Stats	R: 1	H: 1	E: 0	LOB: 1	K: 0	P: 23	R: 0	H: 1	E: 0	LOB: 2	K: 2	P: 18	R: 1	H: 0	E: 0	LOB: 0	K: 1	P: 16	R: 0	H: 0	E: 0	LOB: 0	K: 1	P: 8	R: 0	H: 2	E: 0	LOB: 3	K: 1	P: 25	R: 0	H: 1	E: 0	LOB: 1	K: 1	P: 17	R: 0	H: 1	E: 0	LOB: 1	K: 0	P: 19	R: 1	H: 2	E: 0	LOB: 2	K: 1	P: 19	R: 0	H: 0	E: 0	LOB: 0	K: 1	P: 9
Paul Wagner, R (1, 1) ERA: 4.7	IP	WLS	BF	H	R	ER	SO	BB	IBB	HBP	BLK	WP	HR	S	P	ERA	WHIP																																					
Lee Hancock, L (8, 1) ERA:	0.0		1	1	0	0	0	0	0	0	0	0	0	3	4	∞	∞																																					
Dan Miceli, R (8, 1) ERA: 3.51	1.2	S	5	0	0	0	2	0	0	0	0	0	0	10	15	0.00	0.000																																					


BOTTOM

Pittsburgh Pirates @ Cincinnati Reds
Riverfront Stadium, Cincinnati, OH

Sun Sep 03 1995, 3:33 AM EDT
Att. 28,516 - Sunny - 77 F

livebaseballscorecards.com

AB	35
R	3
H	8
RBI	3
BB	4
SO	8
LOB	20



WP	PA	ERA	WHIP
0	40		

Batter	1	2	3	4	5	6	7	8	9	AB R H RBI BB SO LOB	TOP											
Thomas Howard, S (1, 9) OBP: 0.368, SLG: 0.417 Jerome Walton, R (7, PH) OBP: 0.371, SLG: 0.523 (7, 9)	1-3 K		1-3 K	0-0 G4-3			3-3 K		1-0 HR	3 0 0 0 0 2 2 2 1 1 1 0 1 0												
Darren Lewis, R (1, 8) OBP: 0.320, SLG: 0.311	3-1 L7		0-0 B1		2-2 P2		0-0 P4		0-1 G3	5 0 0 0 0 0 0												
Barry Larkin, R (1, 6) OBP: 0.395, SLG: 0.493	0-1 G4-3			0-0 HR 1B	3-2 FC6-4 1B			3-1 P4	2-1 P3	5 1 2 0 0 0 0												
Ron Gant, R (1, 7) OBP: 0.389, SLG: 0.597		1-1 WP G4-3 2B		2-1 HR 1-H	2-0 FC6-4 1-2f			4-1 FC5-4 2B BB		3 3 2 2 1 0 1												
Hal Morris, L (1, 3) OBP: 0.319, SLG: 0.436		3-0 G4-3 2-H		0-2 G3	1-3 K			0-2 FC5-4 1B		4 0 1 1 0 1 1												
Benito Santiago, R (1, 2) OBP: 0.335, SLG: 0.502		0-2 G5-3		1-1 HR		2-2 P5		0-1 FC5-4 2B 1-2f 2-3		4 1 1 1 0 0 2												
Bret Boone, R (1, 4) OBP: 0.344, SLG: 0.444		4-2 BB		1-2 FC1-5 1B 1B		2-1 G6-3		1-1 2B 1-3 3-H		3 0 2 1 1 0 0												
Jeff Branson, L (1, 5) OBP: 0.332, SLG: 0.443		0-3 K		1-2 FC1-5 1B		0-0 P5		0-0 P3		4 0 1 0 0 1 3												
Mark Portugal, R (1, 1) OBP: 0.173, SLG: 0.240 Hector Carrasco, R (7, 1) Mariano Duncan, R (9, PH) OBP: 0.289, SLG: 0.416 Jeff Brantley, R (9, 1)			1-3 K	1-0 FC1-5 1-2 2-3f			0-2 G5-3		0-2 K	3 0 0 0 0 1 2 0 0 0 0 0 0 0 1 0 0 0 0 1 0 0 0 0 0 0 0 0												
Inning Stats	R: 0 E: 0 K: 1 S: 8	H: 0 LOB: 0 BB: 0 P: 12	R: 1 E: 0 K: 1 S: 12	H: 1 LOB: 1 BB: 1 P: 20	R: 0 E: 0 K: 2 S: 10	H: 0 LOB: 0 BB: 0 P: 12	R: 3 E: 0 K: 0 S: 16	H: 5 LOB: 2 BB: 0 P: 22	R: 0 E: 0 K: 1 S: 13	H: 1 LOB: 1 BB: 0 P: 21	R: 0 E: 0 K: 0 S: 6	H: 0 LOB: 0 BB: 0 P: 10	R: 0 E: 0 K: 1 S: 7	H: 0 LOB: 0 BB: 0 P: 10	R: 1 E: 0 K: 0 S: 12	H: 2 LOB: 2 BB: 1 P: 20	R: 1 E: 0 K: 1 S: 8	H: 1 LOB: 0 BB: 0 P: 11	1B: 5 2B: 2 3B: 0 HR: 3	SF: 0 SAC: 0 DP: 0 HBP: 0	WP: 1 PB: 0 SB: 0 CS: 0	PA: 39
PITCHER	IP WLS BF H R ER SO BB IBB HBP BLK WP HR S P ERA WHIP																					
Shane Reynolds, R (1, 1) ERA: 3.09	4.0 L 19 6 4 4 4 1 0 0 0 1 2 46 66 9.00 1.750																					
Jeff Tabaka, L (5, 1) ERA: 2.7	3.0 10 1 0 0 2 0 0 0 0 0 0 26 41 0.00 0.333																					
Greg Swindell, L (8, 1) ERA: 4.65	2.0 10 3 2 2 1 1 0 0 0 0 1 20 31 9.00 2.000																					

Cincinnati Reds @ Houston Astros
Astrodome, Houston, TX
Mon Sep 04 1995, 4:33 AM EDT
Att. 19,343 - Dome - 76 F

livebaseballscorecards.com

AB	37
R	6
H	10
RBI	6
BB	2
SO	7
LOB	11



Batter	1	2	3	4	5	6	7	8	9	AB	R	H	RBI	BB	SO	LOB
Brian Hunter, R OBP: 0.357, SLG: 0.416 (1, 8)	0-1 G6-3 ①		0-0 L7 ②		0-1 P3 ①		2-2 FC4-6 FC5-2 ① 1-2f 2-3		3-2 L7 ③	5	0	0	0	0	0	2
Craig Biggio, R OBP: 0.399, SLG: 0.483 (1, 4)	1-2 G6-3 ②		1-0 5 1B HBP ②		0-1 F9 ②		0-0 FC5-2 FC5-4 ② 1-2			3	0	0	0	0	0	2
5 Jeff Bagwell, R OBP: 0.401, SLG: 0.497 (1, 3)	0-0 F8 ③		1-1 1-2 1B ③		0-2 F9 ③		0-1 FC5-4 ③ 1-2f			4	0	1	0	0	0	2
Derrick May, L OBP: 0.318, SLG: 0.382 (1, 9)		2-1 2B ①	1-0 F8 ③		0-0 L9 ①			4-1 G6-4-3 BB ①		3	0	1	0	1	0	2
Tony Eusebio, R OBP: 0.374, SLG: 0.444 (1, 2)		4-1 BB ①		1-0 G6-3 ①		2-0 G6-3 ②		3-2 G6-4-3 ① ② 1-2f		3	0	0	0	1	0	1
Dave Magadan, L OBP: 0.413, SLG: 0.368 (1, 5)		3-2 SAFE L9 ①		3-2 G4-3 ②		1-1 G4-3 ③		0-1 1B ③		4	0	1	0	0	0	2
John Cangelosi, S OBP: 0.484, SLG: 0.421 (1, 7)		2-0 F7 ②		4-1 1B BB ②			1-1 E S 1B 1B ③		3-3 K ③	3	1	1	0	1	1	3
Ricky Gutierrez, R OBP: 0.264, SLG: 0.261 (1, 6)		1-2 K ③		0-0 1-3 1B ③			1-2 SAFE E6 FC4-6 FC5-2 1B ③		0-0 L8 ①	4	0	1	0	0	1	3
Shane Reynolds, R OBP: 0.151, SLG: 0.135 (1, 1)			0-3 K ①		1-3 K ③		1-0 FC4-6 1B ③		1-0 F9 ②	1	0	0	0	0	1	0
Mike Sinthuis, R OBP: 0.320, SLG: 0.460 (4, PH)										1	0	0	0	0	1	2
Jeff Tabaska, R (5, 1)										0	0	0	0	0	0	0
Mill Thompson, L OBP: 0.291, SLG: 0.292 (7, PH)										1	0	1	1	0	0	0
Greg Swindell, L OBP: 0.280, SLG: 0.298 (8, 1)										0	0	0	0	0	0	0
Mike Brumley, S (9, PH)										1	0	0	0	0	0	0

Inning Stats	R: 0	H: 0	E: 0	K: 0	S: 6	R: 0	H: 1	E: 0	K: 1	S: 12	R: 0	H: 1	E: 0	K: 1	S: 7	R: 0	H: 1	E: 0	K: 1	S: 11	R: 0	H: 0	E: 0	K: 0	S: 8	R: 0	H: 0	E: 0	K: 0	S: 4	R: 1	H: 2	E: 1	K: 0	S: 12	R: 0	H: 1	E: 0	K: 1	S: 9	R: 0	H: 0	E: 0	K: 0	S: 7	1B: 5	SF: 0	2B: 1	3B: 0	HR: 0	WP: 0	PB: 0	SB: 1	CS: 0	PA: 37
	LOB: 0	BB: 0	P: 7	LOB: 2	BB: 2	LOB: 2	BB: 1	LOB: 2	BB: 1	P: 20	LOB: 0	BB: 0	P: 8	LOB: 0	BB: 0	P: 7	LOB: 2	BB: 0	P: 17	LOB: 1	BB: 1	LOB: 0	BB: 0	P: 11	LOB: 0	BB: 0	P: 10	LOB: 0	BB: 0	P: 10	LOB: 2	BB: 0	P: 10	LOB: 1	BB: 1	P: 19	LOB: 0	BB: 0	P: 11	SAC: 0	DP: 1	HBP: 1	ERA	WHIP	ERA	WHIP									

PITCHER	IP	WLS	BF	H	R	ER	SO	BB	IBB	HBP	BLK	WP	HR	S	P	ERA	WHIP
Mark Portugal, R ERA: 4.42 (1, 1)	6.0	W	27	5	1	1	3	2	0	1	0	0	0	54	85	1.50	1.167
Hector Carrasco, R ERA: 2.8 (7, 1)	2.0		7	1	0	0	1	1	0	0	0	0	0	15	27	0.00	1.000
Jeff Brantley, R ERA: 2.98 (9, 1)	1.0		3	0	0	0	0	0	0	0	0	0	0	7	11	0.00	0.000

BOTTOM

Cincinnati Reds @ Houston Astros
Astrodome, Houston, TX
Mon Sep 04 1995, 4:33 AM EDT
Att. 19,343 - Dome - 76 F

livebaseballscores.com

AB	33
R	1
H	6
RBI	1
BB	3
SO	4
LOB	19



Batter	1	2	3	4	5	6	7	8	9	AB R H RBI BB SO LOB	TOP	
Darren Lewis, R (1, 8) OBP: 0.320, SLG: 0.311	1-2 P9		0-0 CS 1B			0-0 E6		1-1 F7		4 0 1 1 0 0 2		
Barry Larkin, R (1, 6) OBP: 0.394, SLG: 0.491	0-1 G6-3		1-0 CS 1B	2-2 S 1B		2-3 K2		2-1 G4-3		4 0 1 0 0 1 1		
Ron Gant, R (1, 7) OBP: 0.389, SLG: 0.595 Thomas Howard, S (7, PH) OBP: 0.369, SLG: 0.418	4-1 CS BB			0-3 K			2-2 P5	1-1 1B		1 0 0 0 1 1 1 2 0 1 0 0 0 0		
Eric Anthony, L (1, 9) OBP: 0.353, SLG: 0.495	2-0 CS 1-2	3-2 G3-1		4-0 G1-6-3 BB			2-3 K	1-3 K		3 0 0 0 1 2 1		
Hal Morris, L (1, 3) OBP: 0.316, SLG: 0.431		1-2 F7		0-0 G1-6-3 1-2f			1-0 F8	2-1 G6-3		3 0 0 0 0 0 2		
Benito Santiago, R (1, 2) OBP: 0.335, SLG: 0.498		0-1 G5-3			1-1 G6-3			1-0 WP 1B HBP		2 0 0 0 0 0 0		
Bret Boone, R (1, 4) OBP: 0.344, SLG: 0.446			0-0 G3 1B 2B		1-1 G6-3			2-1 L6		3 1 1 0 0 0 1		
Jeff Branson, L (1, 5) OBP: 0.332, SLG: 0.442			2-1 G3		1-1 G4-3			1-2 WP 1B		3 0 1 0 0 0 1		
Frank Viola, L (1, 1) OBP: 0.167, SLG: 0.333 Tim Lincecum, R (5, 1) OBP: 0.160, SLG: 0.167 Lenny Harris, L (6, PH) OBP: 0.253, SLG: 0.278 Xavier Hernandez, L (6, 1) Kevin Jarvis, L (7, 1) OBP: 0.182, SLG: 0.190 Brian Hunter, R (7, 3) OBP: 0.316, SLG: 0.343 Chuck McElroy, L (8, 1) Mariano Duncan, R (9, PH) OBP: 0.289, SLG: 0.414			1-0 G4-3			0-0 G4-3		0-3 K		1 0 0 0 0 0 1 0 0 0 0 0 0 0 1 0 1 0 0 0 0 1 2 0 0 0 0 0 0 0 1 0 0 0 0 0 1		
Inning Stats	R: 0 H: 0 E: 0 LOB: 0 K: 0 BB: 1 S: 6 P: 13	R: 0 H: 0 E: 0 LOB: 0 K: 0 BB: 0 S: 11 P: 15	R: 1 H: 2 E: 0 LOB: 0 K: 0 BB: 0 S: 5 P: 9	R: 0 H: 1 E: 0 LOB: 1 K: 1 BB: 1 S: 7 P: 13	R: 0 H: 0 E: 0 LOB: 0 K: 0 BB: 0 S: 6 P: 9	R: 0 H: 0 E: 1 LOB: 1 K: 1 BB: 0 S: 5 P: 7	R: 0 H: 0 E: 0 LOB: 0 K: 1 BB: 0 S: 7 P: 12	R: 0 H: 1 E: 0 LOB: 2 K: 1 BB: 0 S: 10 P: 15	R: 0 H: 1 E: 0 LOB: 1 K: 1 BB: 0 S: 9 P: 15	1B: 4 SF: 0 2B: 2 SAC: 0 3B: 0 DP: 2 HR: 0 HBP: 1	WP: 1 PA: 34 PB: 0 SB: 1 CS: 2	
PITCHER Doug Drabek, R (1, 1) ERA: 4.72 Todd Jones, R (8, 1) ERA: 3.03	IP WLS BF H R ER SO BB IBB HBP BLK WP HR S P ERA WHIP	7.0 W 24 3 1 1 3 2 0 1 0 0 0 47 79 1.29 0.714	2.0 8 2 0 0 2 0 0 0 0 1 0 19 29 0.00 1.000	PITCHER IP WLS BF H R ER SO BB IBB HBP BLK WP HR S P ERA WHIP								

Cincinnati Reds @ Houston Astros
Astrodome, Houston, TX
Tue Sep 05 1995, 8:05 PM EDT
Att. 12,178 - Dome - 68 F

livebaseballscorecards.com

AB	29
R	1
H	5
RBI	1
BB	2
SO	5
LOB	13



Batter	1	2	3	4	5	6	7	8	9
Brian Hunter, R OBP: 0.361, SLG: 0.415 (1, 8)	4-2 5 BB 1B BB		0-0 CS 1B		0-0 G5-3	2-3 K		4-1 5 BB 1B PB BB	
Craig Biggio, R OBP: 0.403, SLG: 0.485 (1, 4)	0-0 5 BB 1B		1-2 5 WP HR 1B		0-2 F8		1-0 5 HBP HR HBP	0-1 5 BB PB FC5-2 1B	
5 Jeff Bagwell, R OBP: 0.408, SLG: 0.499 (1, 3)	4-2 1B BB		4-0 HR IBB		3-1 1B		1-0 WP HR HBP	4-2 PB 1B BB	
Mike Simms, R OBP: 0.320, SLG: 0.489 John Cangelosi, S OBP: 0.478, SLG: 0.414 (7, PH) (8, 7)	2-3 K		1-2 HR		1-0 P3		2-3 K	0-3 K	
Craig Shipley, R OBP: 0.279, SLG: 0.351 Dave Magadan, L OBP: 0.413, SLG: 0.367 (7, PH) (8, 5)	2-0 P4		0-0 F8		0-0 F9		4-0 HR IBB	2-2 FC5-2 1B	
James Mouton, R OBP: 0.321, SLG: 0.369 Derrick May, L OBP: 0.323, SLG: 0.399 (7, PH) (8, 9)	3-1 F7		0-1 F8		3-3 K		3-1 HR	0-2 FC6-4 1B	
Pat Borders, R OBP: 0.250, SLG: 0.337 Tony Eusebio, R OBP: 0.372, SLG: 0.442 (7, 2)		3-3 K		2-1 P4		0-0 1B 1B	2-3 K	1-2 FC6-4 1B	
Ricky Gutierrez, R OBP: 0.274, SLG: 0.272 (1, 6)		0-1 F8		0-0 L4		0-0 1B 1B	1-1 1B		
Doug Drabek, R OBP: 0.241, SLG: 0.231 Todd Jones, L OBP: 0.200, SLG: 0.400 (8, 1)		0-0 P6		2-1 F7		0-0 1B	0-2 G1-3		

Inning Stats	R: 0 E: 0 K: 14 S: 14	H: 1 LOB: 3 BB: 2 P: 29	R: 0 E: 0 K: 1 S: 6	H: 0 LOB: 0 BB: 0 P: 9	R: 3 E: 0 K: 0 S: 11	H: 3 LOB: 0 BB: 1 P: 17	R: 0 E: 0 K: 0 S: 5	H: 0 LOB: 0 BB: 0 P: 9	R: 0 E: 0 K: 0 S: 7	H: 1 LOB: 1 BB: 0 P: 11	R: 1 E: 0 K: 2 S: 10	H: 3 LOB: 2 BB: 0 P: 15	R: 4 E: 0 K: 2 S: 13	H: 2 LOB: 1 BB: 1 P: 27	R: 2 E: 0 K: 1 S: 19	H: 2 LOB: 2 BB: 2 P: 30
--------------	--------------------------------	----------------------------------	------------------------------	---------------------------------	-------------------------------	----------------------------------	------------------------------	---------------------------------	------------------------------	----------------------------------	-------------------------------	----------------------------------	-------------------------------	----------------------------------	-------------------------------	----------------------------------

PITCHER	IP	WLS	BF	H	R	ER	SO	BB	IBB	HBP	BLK	WP	HR	S	P	ERA	WHIP
Frank Viola, L ERA: 6.28 (1, 1)	4.0	L	18	4	3	3	2	2	2	0	0	1	1	36	64	6.75	1.500
Tim Pugh, R ERA: 4.15 (5, 1)	1.0		4	1	0	0	0	0	0	0	0	0	0	7	11	0.00	1.000
Xavier Hernandez, R ERA: 4.43 (6, 1)	1.0		8	3	3	3	2	0	0	2	0	0	0	10	17	27.00	3.000
Kevin Jarvis, R ERA: 5.93 (7, 1)	1.0		9	3	4	4	2	2	1	0	0	1	1	19	39	36.00	5.000
Chuck McElroy, L ERA: 4.93 (8, 1)	1.0		4	1	0	0	1	0	0	0	0	0	0	13	16	0.00	1.000

BOTTOM

AB	R	H	RBI	BB	SO	LOB
3	1	1	0	2	1	2
4	2	3	0	0	0	0
1	3	1	0	3	0	0
3	1	1	3	0	1	4
2	0	0	0	0	2	4
3	0	0	0	0	0	3
1	1	0	0	1	0	2
3	0	0	0	0	1	3
2	1	2	5	0	0	0
3	1	1	0	0	1	0
2	0	0	0	0	1	2
4	0	2	0	0	0	0
4	0	1	1	0	0	1
0	0	0	0	0	0	0

AB 35
R 10
H 12
RBI 9
BB 6
SO 7
LOB 21

Cincinnati Reds @ Houston Astros
Astrodome, Houston, TX
Tue Sep 05 1995, 8:05 PM EDT
Att. 12,178 - Dome - 68 F



1B	2B	3B	HR	SF	SAC	DP	HBP	WP	PB	SB	CS	PA
10	0	0	2	0	0	0	2	2	1	0	1	43

Batter	1	2	3	4	5	6	7	8	9	AB R H RBI BB SO LOB	TOP										
Thomas Howard, S (1, 8) OBP: 0.363, SLG: 0.410 Darren Lewis, R (7, PH) OBP: 0.319, SLG: 0.310 (7, 8)	G6-3	FC4-6	G1-3		K		G6-4-3			4 0 0 0 0 1 5 1 0 0 0 0 0 1											
Hal Morris, L (1, 3) OBP: 0.320, SLG: 0.438	K	CS	F7	G6-3 1B		BB 1B		2B		5 1 3 0 0 1 0											
Ron Gant, R (1, 7) OBP: 0.394, SLG: 0.598 Hector Carrasco, R (8, 1)	BB		S 2B 1B	F8		BB BB		G5-4-3 2B		3 1 2 1 2 0 1 0 0 0 0 0 0 0											
Eric Anthony, L (1, 9) OBP: 0.363, SLG: 0.486	K		S 2B 1B	G6-3 BB		K		G5-4-3 IBB		2 1 0 0 3 2 3											
Bret Boone, R (1, 4)		HR 1B	F9	G6-3		L8		G5-4-3		5 1 1 0 0 0 8											
Benito Santiago, R (1, 2)		F9	BB E 2B	F9		BB		K		4 1 1 2 1 1 4											
Jeff Branson, L (1, 6)		HR 1B	E BB BB			F9				4 1 1 0 1 0 3											
Mark Lewis, R (1, 5)		HR	E BB			SH3 1B		G6-4-3 1B		4 1 3 3 1 1 0											
John Smiley, L (1, 1) OBP: 0.192, SLG: 0.306 Jerome Walton, R (8, 7) OBP: 0.369, SLG: 0.519		FC4-6 1B	E4			SH3		B3		3 0 1 0 0 0 3 1 0 0 0 0 1 0											
Inning Stats	R: 0 E: 0 K: 2 S: 10	H: 0 LOB: 1 BB: 1 P: 17	R: 3 E: 0 K: 0 S: 18	H: 4 LOB: 0 BB: 0 P: 25	R: 3 E: 1 K: 0 S: 17	H: 2 LOB: 3 BB: 3 P: 35	R: 0 E: 0 K: 0 S: 12	H: 1 LOB: 2 BB: 1 P: 22	R: 0 E: 0 K: 1 S: 14	H: 1 LOB: 1 BB: 0 P: 21	R: 0 E: 0 K: 1 S: 16	H: 1 LOB: 3 BB: 2 P: 32	R: 0 E: 0 K: 0 S: 4	H: 1 LOB: 0 BB: 0 P: 8	R: 1 E: 0 K: 1 S: 10	H: 2 LOB: 1 BB: 1 P: 20	R: 0 E: 0 K: 2 S: 9	H: 0 LOB: 0 BB: 0 P: 13	1B: 8 2B: 3 3B: 0 HR: 1	SF: 0 SAC: 1 DP: 2 HBP: 0	WP: 0 PA: 46 PB: 0 SB: 1 CS: 1
PITCHER	IP WLS BF H R ER SO BB IBB HBP BLK WP HR S P ERA WHIP																				
Donne Wall, R (1, 1) ERA: 15.0 Craig McMurtry, R (3, 1) ERA: 8.38 Doug Brocail, R (4, 1) ERA: 4.71 Jim Dougherty, R (4, 1) ERA: 5.01 Jeff Tabaka, L (6, 1) ERA: 2.49	2.2 L 16 6 6 5 2 3 0 0 0 0 1 37 62 16.88 3.375																				
Dave Veres, R (8, 1) ERA: 2.28	2.0 8 2 1 1 3 0 1 0 0 0 0 8 15 0.00 3.000																				

Cincinnati Reds @ Houston Astros
 Astrodome, Houston, TX
 Wed Sep 06 1995, 8:05 PM EDT
 Att. 19,553 - Dome

livebaseballscorecards.com

AB	36
R	7
H	12
RBI	6
BB	8
SO	7
LOB	28



Batter	1	2	3	4	5	6	7	8	9	AB	R	H	RBI	BB	SO	LOB
Brian Hunter, R OBP: 0.356, SLG: 0.409 (1, 8)	0-1 F8		0-3 K		0-0 G6-3			1-2 G6-3		4	0	0	0	0	1	0
Craig Biggio, R OBP: 0.404, SLG: 0.483 (1, 4)	4-0 FC5-4 BB			4-2 1B HR BB	1-2 F8			1-3 K		2	1	0	0	2	1	0
5 Jeff Bagwell, R OBP: 0.404, SLG: 0.493 (1, 3)	0-0 P2			2-2 P6			2-3 K	0-3 K		4	0	0	0	0	2	2
Tony Eusebio, R OBP: 0.371, SLG: 0.439 (1, 2)	1-1 FC5-4			0-1 1-2 HR 1B			0-0 L9		0-0 G4-3	4	1	1	0	0	0	1
Mike Simms, R OBP: 0.320, SLG: 0.516 (1, 9)		1-0 G5-3		2-0 HR			3-1 P4		1-0 F7	3	1	1	3	0	0	0
Derrick May, L OBP: 0.322, SLG: 0.398 (9, PH)				1-H 2-H HR						1	0	0	0	0	0	0
Craig Shipley, R OBP: 0.275, SLG: 0.345 (1, 5)		2-2 G4-3		2-3 K				0-0 G5-3		3	0	0	0	0	1	0
Dave Magadan, L OBP: 0.412, SLG: 0.366 (9, PH)									3-3 K	1	0	0	0	0	1	0
James Mouton, R OBP: 0.325, SLG: 0.377 (1, 7)		3-2 G5-3		0-2 1B				2-1 G3 2B		3	0	2	0	0	0	0
Ricky Gutierrez, R OBP: 0.265, SLG: 0.263 (1, 6)			0-0 F8	1-2 L9				0-2 G3		3	0	0	0	0	0	2
Donne Wall, R Craig McMurry, R Mike Brumley, S Clayton Kershaw, L Jim Doherty, R Andy Starukiewicz, R Jeff Tabaka, R John Cangelosi, S Dave Veres, R			0-0 F7		2-1 G3			0-1 P6		0	0	0	0	0	0	0

Inning Stats	R: 0	H: 0	E: 0	K: 0	S: 5	LOB: 1	BB: 1	P: 10	R: 0	H: 0	E: 0	K: 0	S: 8	LOB: 0	BB: 0	P: 14	R: 0	H: 0	E: 0	K: 1	S: 5	LOB: 0	BB: 0	P: 5	R: 3	H: 3	E: 0	K: 1	S: 18	LOB: 1	BB: 1	P: 29	R: 0	H: 0	E: 0	K: 0	S: 6	LOB: 0	BB: 0	P: 9	R: 0	H: 0	E: 0	K: 1	S: 7	LOB: 0	BB: 0	P: 12	R: 0	H: 1	E: 0	K: 0	S: 8	LOB: 1	BB: 0	P: 10	R: 0	H: 0	E: 0	K: 2	S: 9	LOB: 0	BB: 0	P: 11	R: 0	H: 0	E: 0	K: 1	S: 5	LOB: 0	BB: 0	P: 9	1B: 2	SF: 0	2B: 1	SAC: 0	3B: 0	DP: 0	HR: 1	HBP: 0	WP: 0	PA: 33	PB: 0	SB: 0	CS: 0	ERA	WHIP
John Smiley, L ERA: 3.15 (1, 1)	7.0	WLS	W	BF	27	H	4	R	3	ER	3	SO	3	BB	2	IBB	0	HBP	0	BLK	0	WP	0	HR	1	S	57	P	89	ERA	3.86	WHIP	0.857																																																						
Hector Carrasco, R ERA: 2.72 (8, 1)	2.0	WLS	W	BF	6	H	0	R	0	ER	0	SO	3	BB	0	IBB	0	HBP	0	BLK	0	WP	0	HR	0	S	14	P	20	ERA	0.00	WHIP	0.000																																																						

BOTTOM

Cincinnati Reds @ Houston Astros
Astrodome, Houston, TX
Wed Sep 06 1995, 8:05 PM EDT
Att. 19,553 - Dome

livebaseballscorecards.com

AB	31
R	3
H	4
RBI	3
BB	2
SO	6
LOB	6



Batter	1	2	3	4	5	6	7	8	9	AB R H RBI BB SO LOB	TOP																									
Barry Larkin, R (1, 6) OBP: 0.396, SLG: 0.489	1-0 G5-3		4-0 BB		2-1 G4-3	4-1 BB			4-2 BB FC3-6 BB	2 1 0 0 3 0 0																										
Darren Lewis, R (1, 8) OBP: 0.316, SLG: 0.307 Thomas Howard, S (9, PH) OBP: 0.361, SLG: 0.409	3-1 F9		0-0 F9		2-1 E4	0-3 BB			0-3 BB	4 0 0 0 0 1 4 1 0 0 0 0 1 1																										
Ron Gant, R (1, 7) OBP: 0.397, SLG: 0.601	3-2 2B		3-1 F7		3-2 1B				0-0 BB FC3-6 1B	5 0 3 0 0 0 2																										
Reggie Sanders, R (1, 9) OBP: 0.408, SLG: 0.623	2-0 G5-3			1-1 2B	0-0 PO	2-1 HR			4-2 BB FC3-6 BB	4 2 2 1 1 0 1																										
Hal Morris, L (1, 3) OBP: 0.323, SLG: 0.440 Hector Carrasco, R (7, 1) Chuck McElroy, L (7, 1) Eric Anthony, L (9, PH) OBP: 0.360, SLG: 0.482		0-0 L9		3-2 2B		4-2 BB G3 1B			1-2 BB FC3-6 FC5-4	3 1 1 1 1 0 0 0 0 0 0 0 0 0 0 0 0 0 0 0 0 1 0 0 1 0 0 2																										
Eddie Taubensee, L (1, 2) OBP: 0.338, SLG: 0.481 Benito Santiago, R (8, PH) OBP: 0.338, SLG: 0.498		1-3 BB		2-2 2B		1-0 BB			0-1 BB FC5-4	3 0 0 0 0 1 2 2 0 1 0 0 0 2																										
Bret Boone, R (1, 4) OBP: 0.339, SLG: 0.439		1-2 G5-3		3-3 K		3-2 P3			1-0 BB G4-6-3	4 0 0 0 0 1 3																										
Jeff Branson, L (1, 5) OBP: 0.340, SLG: 0.441 Mark Lewis, R (8, PH) OBP: 0.426, SLG: 0.519			4-2 BB SH2-3		4-0 IBB	3-2 BB BLK 1B			4-1 BB WP	1 1 1 1 2 0 0 0 0 0 0 1 0 0																										
Pete Schourek, L (1, 1) OBP: 0.188, SLG: 0.188 Lenny Harris, L (6, PH) OBP: 0.257, SLG: 0.282 Michael Jackson, R (6, 1) OBP: 0.250, SLG: 0.250 Brian Hunter, R (7, 3) OBP: 0.313, SLG: 0.338			0-1 SH2-3		0-3 K	2-1 BB BLK 1B			2-2 BB G4-3	1 0 0 0 0 1 2 1 0 1 0 0 0 0 0 0 0 0 0 0 0 1 0 0 0 0 0 1																										
Inning Stats	R: 0 E: 0 K: 0 S: 7	H: 1 LOB: 1 BB: 0 P: 16	R: 0 E: 0 K: 1 S: 7	H: 0 LOB: 0 BB: 0 P: 9	R: 0 E: 0 K: 0 S: 7	H: 0 LOB: 2 BB: 2 P: 18	R: 1 E: 0 K: 2 S: 19	H: 2 LOB: 2 BB: 1 P: 32	R: 0 E: 1 K: 0 S: 7	H: 1 LOB: 0 BB: 0 P: 14	R: 3 E: 0 K: 1 S: 18	H: 3 LOB: 2 BB: 2 P: 37	R: 0 E: 0 K: 0 S: 7	H: 0 LOB: 0 BB: 0 P: 11	R: 0 E: 0 K: 0 S: 9	H: 1 LOB: 1 BB: 1 P: 17	R: 1 E: 0 K: 1 S: 14	H: 1 LOB: 2 BB: 2 P: 23	1B: 5 2B: 3 3B: 0 HR: 1	SF: 0 SAC: 1 DP: 1 HBP: 0	WP: 1 PB: 0 SB: 0 CS: 1	PA: 43														
PITCHER	IP WLS BF H R ER SO BB IBB HBP BLK WP HR S P ERA WHIP																																			
Roger Bailey, R (1, 1) ERA: 4.54	5.1		24	5	3	3	3	3	1	0	0	0	1	52	101	5.06	1.500																			
Steve Reed, R (6, 1) ERA: 2.0	0.2		5	2	1	1	1	1	0	0	1	0	0	13	25	13.50	4.500																			
Curt Leskanic, R (7, 1) ERA: 3.44	1.0	W	3	0	0	0	0	0	0	0	0	0	0	7	11	0.00	0.000																			
Bruce Ruffin, L (8, 1) ERA: 1.99	1.0		4	1	0	0	0	1	0	0	0	1	0	9	17	0.00	2.000																			
Darren Holmes, R (9, 1) ERA: 2.97	1.0		6	1	1	1	1	2	0	0	0	0	0	14	23	9.00	3.000																			

Cincinnati Reds @ Colorado Rockies

Coors Field, Denver, CO

Fri Sep 08 1995, 7:05 PM MDT
Att. 48,026 - Unknown - 74 F

livebaseballscorecards.com

AB	33
R	5
H	9
RBI	4
BB	8
SO	5
LOB	20



Batter	1	2	3	4	5	6	7	8	9
Eric Young Sr., R OBP: 0.383, SLG: 0.438 (1, 4)	3-2 G4-3		1-2 L8		2-1 HR		0-1 HBP HR 2B		
Trenidad Hubbard, R OBP: 0.468, SLG: 0.692 Bruce Ruffin, S Darren Holmes, R (1, 8) (8, 1) (9, 1)	2-1 CS 1B			4-1 HR BB	1-2 F8		4-2 HBP HR BB		
Dante Bichette, R OBP: 0.355, SLG: 0.605 (1, 7)	1-1 F8			2-2 SAFE 1-H HR		1-3 K2-3	0-1 F8		
Larry Walker, L OBP: 0.368, SLG: 0.577 (1, 9)	1-1 CS	1-3 K		0-0 1B 1B		2-2 P3	1-0 HR HBP		
Andres Galarraga, R OBP: 0.334, SLG: 0.519 (1, 3)		1-2 G6-3		1-3 K		1-0 G6-3	1-1 HR		
Vinny Castilla, R OBP: 0.355, SLG: 0.588 (1, 5)		2-2 P4		0-0 G6-4-3 1B			SH3-4 1B F8		
Joe Girardi, R OBP: 0.314, SLG: 0.368 (1, 2)			4-1 SH3-4 BB	0-2 G6-4-3			0-0 SH3-4 F8	1-0 F8	
Jason Bates, S OBP: 0.362, SLG: 0.426 (1, 6)			2-3 SAFE K		1-3 K		4-1 3B BB	2-2 G3	
Roger Bailey, R OBP: 0.125, SLG: 0.067 Steve Reed, R OBP: 0.333, SLG: 0.333 Curt Leskanic, R OBP: 0.167, SLG: 0.167 John Vander Wal, L OBP: 0.416, SLG: 0.563 Mike Kingery, L OBP: 0.354, SLG: 0.413 (1, 1) (6, 1) (7, 1) (7, PH) (8, 8)			0-0 SH3-4		0-0 G5-3		0-0 1-H 2-H 2B 3B	3-2 P6	

Inning Stats	R: 0 E: 0 K: 0 S: 8	H: 1 LOB: 0 BB: 0 P: 15	R: 0 E: 0 K: 1 S: 12	H: 0 LOB: 0 BB: 0 P: 16	R: 0 E: 0 K: 1 S: 8	H: 0 LOB: 1 BB: 1 P: 15	R: 2 E: 0 K: 1 S: 16	H: 3 LOB: 1 BB: 1 P: 23	R: 1 E: 0 K: 1 S: 9	H: 1 LOB: 0 BB: 0 P: 13	R: 0 E: 0 K: 1 S: 9	H: 0 LOB: 0 BB: 0 P: 13	R: 7 E: 0 K: 0 S: 14	H: 4 LOB: 0 BB: 2 P: 24	R: 0 E: 0 K: 0 S: 9	H: 0 LOB: 0 BB: 0 P: 15
--------------	------------------------------	----------------------------------	-------------------------------	----------------------------------	------------------------------	----------------------------------	-------------------------------	----------------------------------	------------------------------	----------------------------------	------------------------------	----------------------------------	-------------------------------	----------------------------------	------------------------------	----------------------------------

PITCHER															PITCHER																			
IP	WLS	BF	H	R	ER	SO	BB	IBB	HBP	BLK	WP	HR	S	P	ERA	WHIP	IP	WLS	BF	H	R	ER	SO	BB	IBB	HBP	BLK	WP	HR	S	P	ERA	WHIP	
Pete Schourek, L ERA: 3.44 (1, 1)	5.0		20	5	3	3	4	2	0	0	0	2	53	82	5.40	1.400																		
Michael Jackson, R ERA: 2.97 (6, 1)	1.0		3	0	0	0	1	0	0	0	0	0	9	13	0.00	0.000																		
Hector Carrasco, R ERA: 3.29 (7, 1)	0.2	L	7	3	5	5	0	2	0	0	0	0	11	19	67.50	7.500																		
Chuck McElroy, L ERA: 5.25 (7, 1)	1.1		6	1	2	2	0	0	0	1	0	0	12	20	13.50	0.750																		

BOTTOM

AB	R	H	RBI	BB	SO	LOB
4	2	2	2	0	0	1
2	2	1	0	2	0	0
0	0	0	0	0	0	0
0	0	0	0	0	0	0
4	1	1	2	0	1	3
3	1	1	0	0	1	0
4	1	1	4	0	1	1
4	1	2	0	0	0	0
2	0	0	0	1	0	2
3	1	0	0	1	2	1
1	0	0	0	0	0	0
0	0	0	0	0	0	0
1	1	1	2	0	0	0
1	0	0	0	0	0	0

AB 29
R 10
H 9
RBI 10
BB 4
SO 5
LOB 8

WP: 0 **PA: 37**
PB: 0
SB: 0
CS: 1

Cincinnati Reds @ Colorado Rockies
Coors Field, Denver, CO
Fri Sep 08 1995, 7:05 PM MDT
Att: 48,026 - Unknown - 74 F



livebaseballscores.com

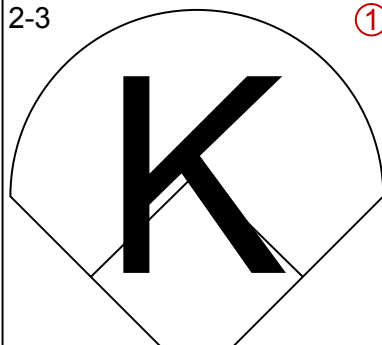
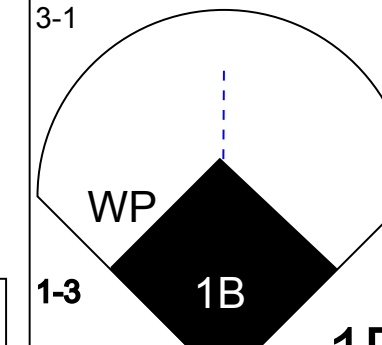
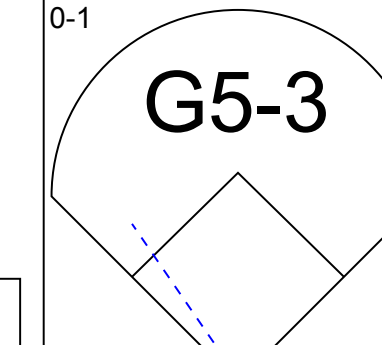
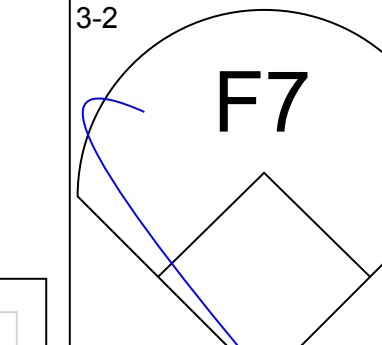
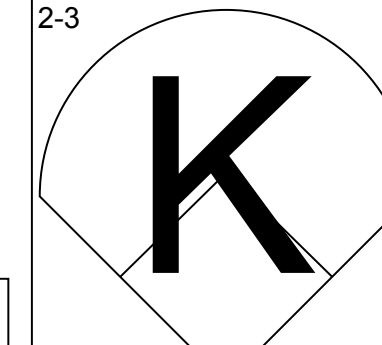
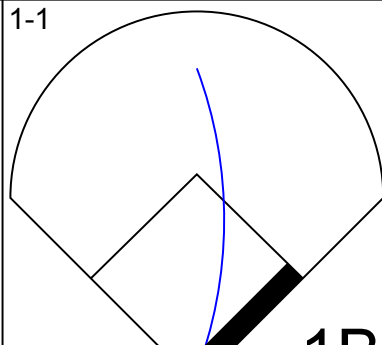
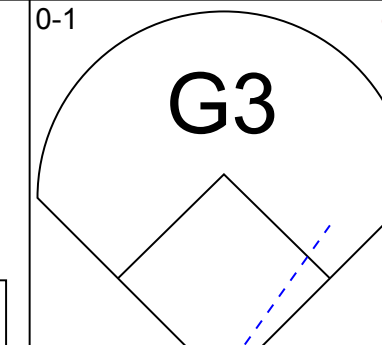
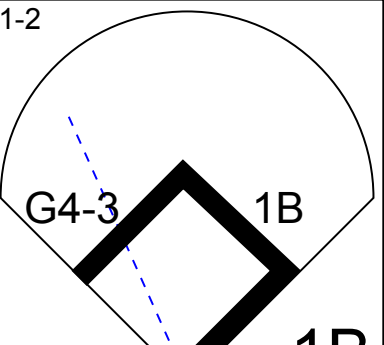
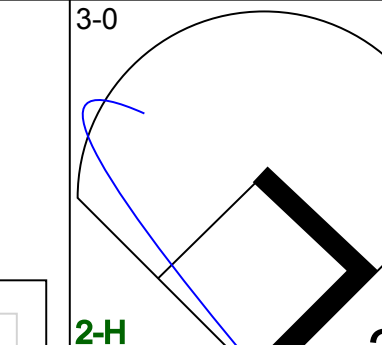
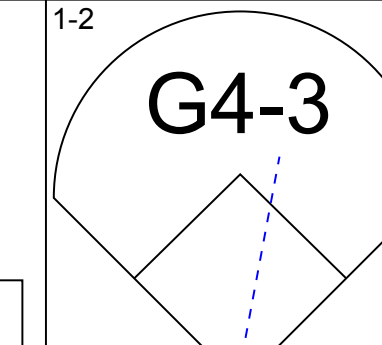
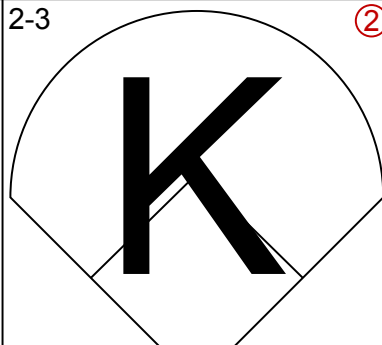
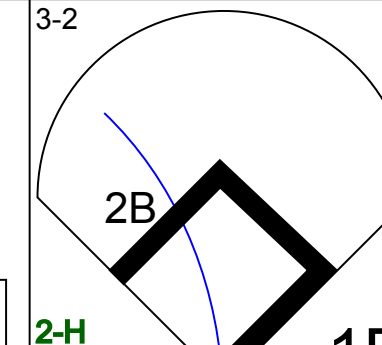
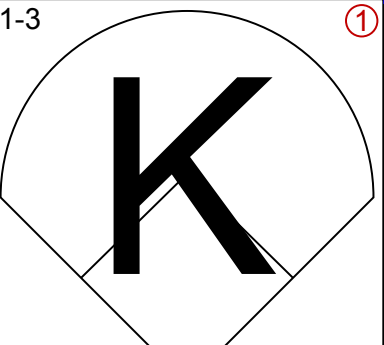
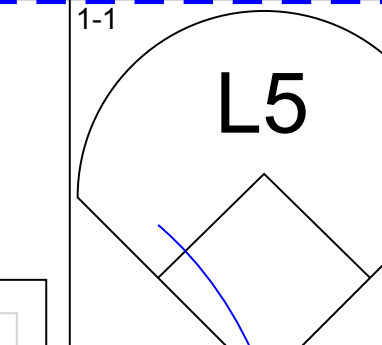
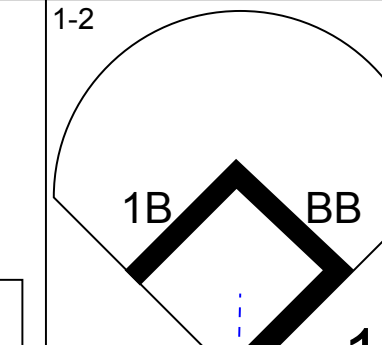
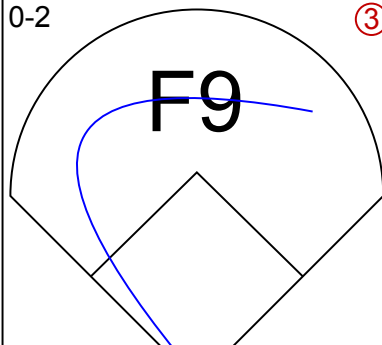
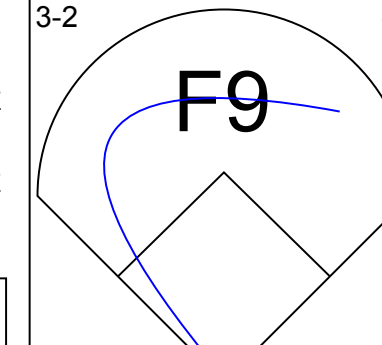
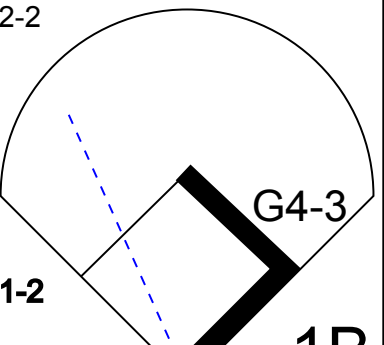
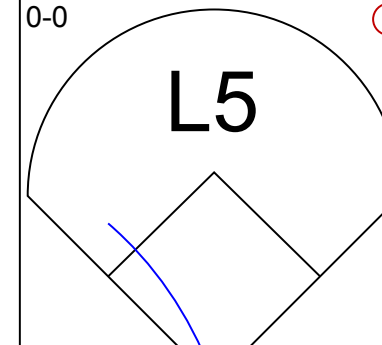
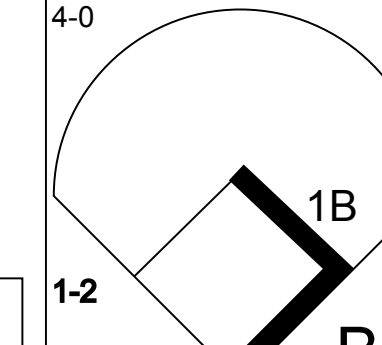
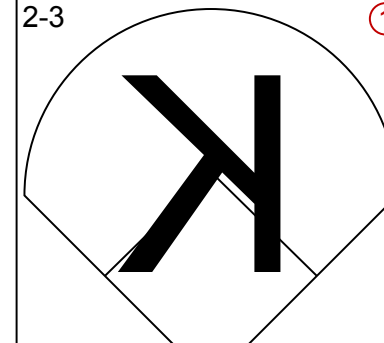
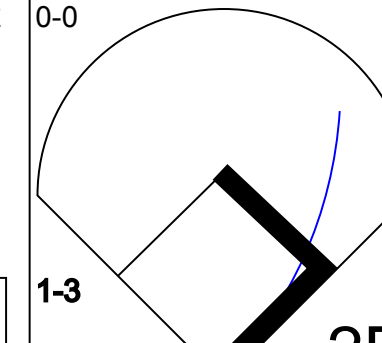
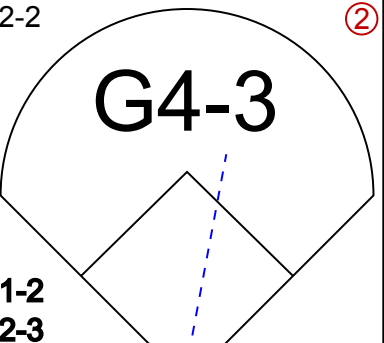
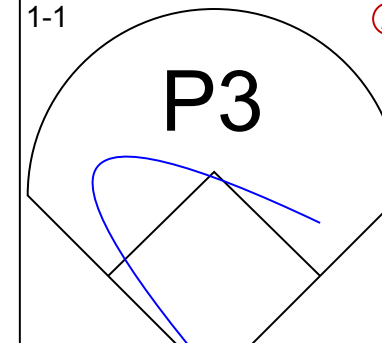
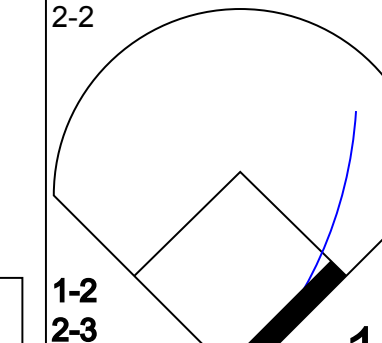
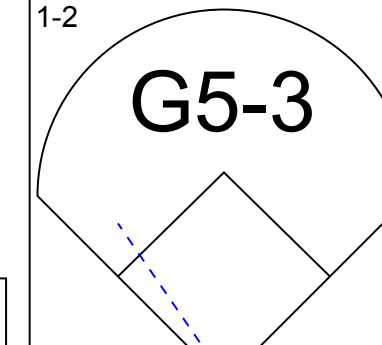
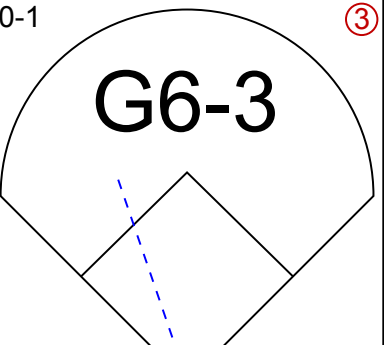
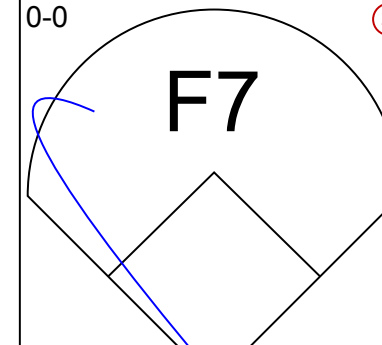
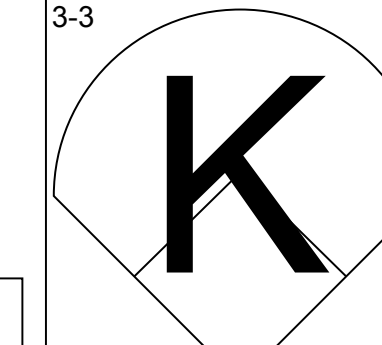
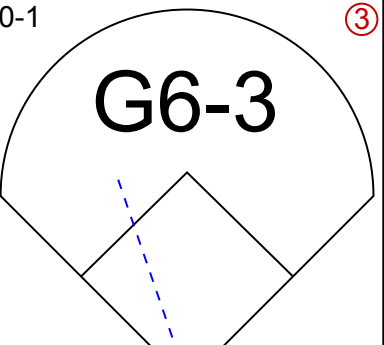
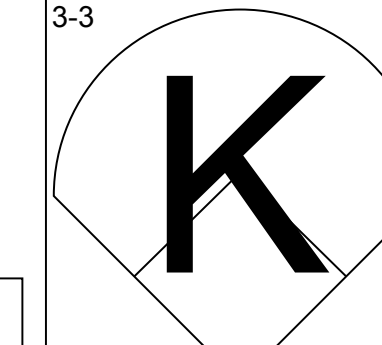
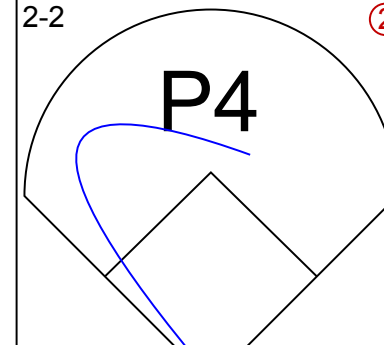
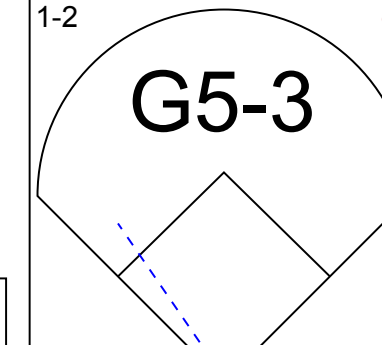
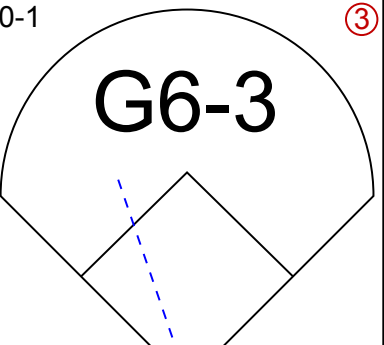
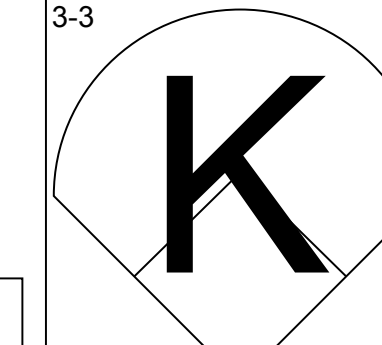
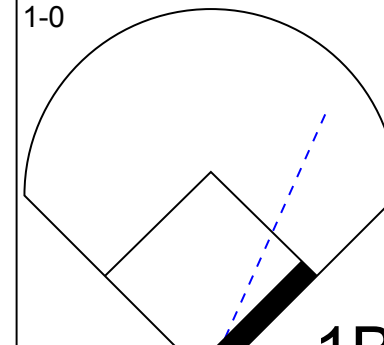
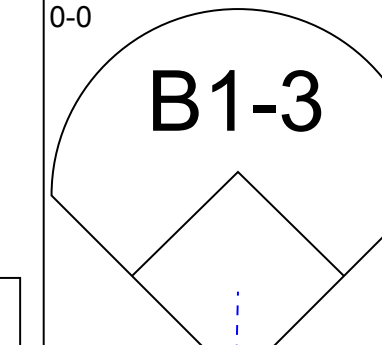
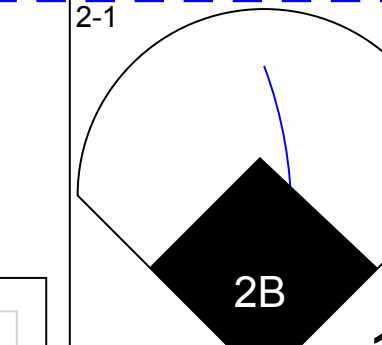
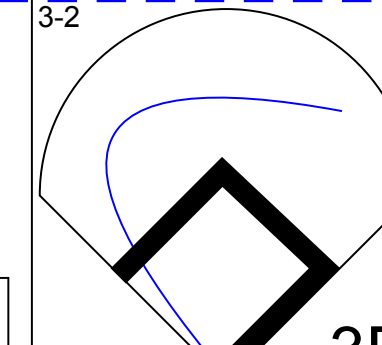
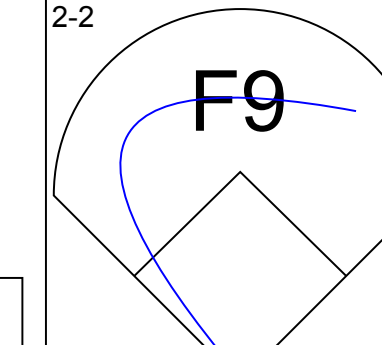
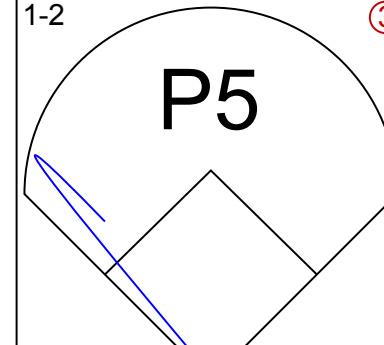
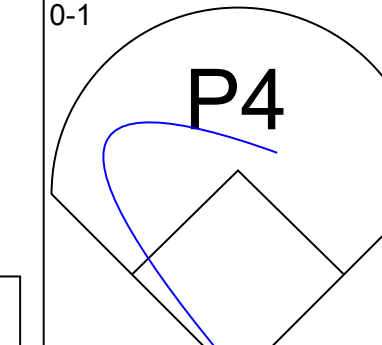
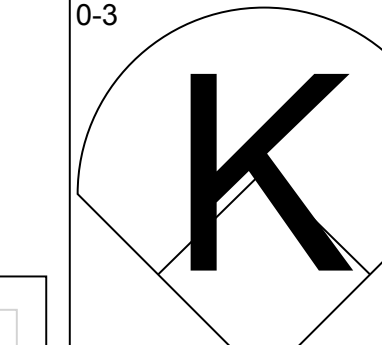
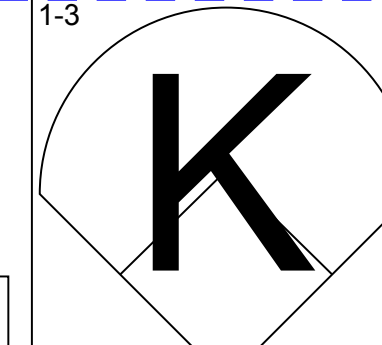
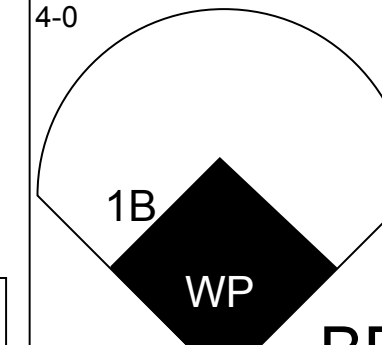
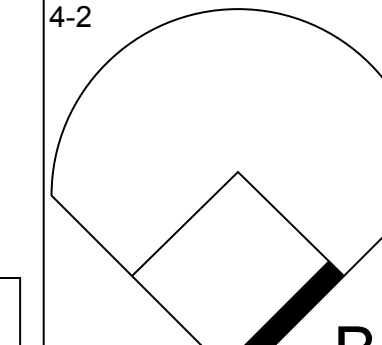
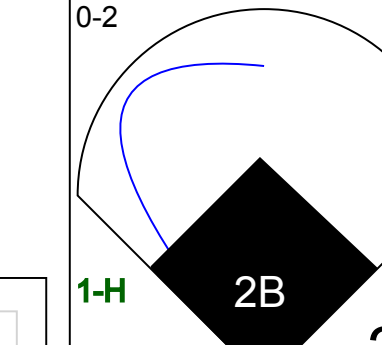
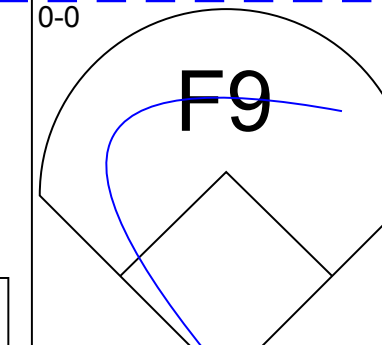
Batter	1	2	3	4	5	6	7	8	9	AB R H RBI BB SO LOB	TOP		
Thomas Howard, S (1, 8) OBP: 0.358, SLG: 0.409	0-0 G4-3 1B 2B		0-0 G4-3	0-1 G1-3			2-2 G1-3		3-2 G4-3 1-2f	5 1 1 0 0 0 3			
Barry Larkin, R (1, 6) OBP: 0.392, SLG: 0.484	1-2 G4-3		2-2 F9			2-2 F7		1-0 F9		4 0 0 0 0 0 1			
Ron Gant, R (1, 7) OBP: 0.398, SLG: 0.599	1-0 FC5-4 1B		4-2 2B BB			1-2 G6-3		2-3 K		3 0 1 1 1 1 0			
Reggie Sanders, R (1, 9) OBP: 0.409, SLG: 0.626	1-1 FC5-4 1-2f		1-1 1-3 2B			2-2 P6		0-2 2B		4 1 2 0 0 0 1			
Hal Morris, L (1, 3) OBP: 0.325, SLG: 0.444	1-0 G4-3		2-1 L6			0-0 FC6-4 1B		2-1 G5-3 2B		4 0 2 1 0 0 3			
Benito Santiago, R (1, 2)		1-0 G5-3		2-0 FC1-4 1B		1-0 F9		0-0 G5-3		4 0 1 0 0 0 2			
Bret Boone, R (1, 4) OBP: 0.337, SLG: 0.435		2-0 F8		0-1 FC1-4 1B 1-2f		1-1 FC6-4 1-2f		3-2 P6		4 0 0 0 0 0 3			
Jeff Branson, L (1, 5) OBP: 0.342, SLG: 0.442		1-2 1B		0-0 1-3 1B		0-1 F9		2-0 P3		4 0 2 0 0 0 1			
David Wells, L (1, 1) OBP: 0.167, SLG: 0.167		0-0 G4-3		2-3 K			1-1 F7		0-0 G4-3 1B	2 0 0 0 0 0 1 3			
Tim Pugh, R (5, 1) OBP: 0.160, SLG: 0.167										0 0 0 0 0 0 0			
Lenny Harris, L (7, PH) OBP: 0.255, SLG: 0.281										1 0 0 0 0 0 0			
Xavier Hernandez, L (7, 1)										0 0 0 0 0 0 0			
Eric Anthony, L (9, PH) OBP: 0.365, SLG: 0.486										1 0 1 0 0 0 0			
Inning Stats	R: 1 H: 2 E: 0 LOB: 1 K: 0 BB: 0 S: 9 P: 13	R: 0 H: 1 E: 0 LOB: 1 K: 0 BB: 0 S: 6 P: 10	R: 0 H: 1 E: 0 LOB: 2 K: 0 BB: 1 S: 10 P: 19	R: 0 H: 2 E: 0 LOB: 2 K: 1 BB: 0 S: 9 P: 13	R: 0 H: 0 E: 0 LOB: 0 K: 0 BB: 0 S: 11 P: 16	R: 0 H: 1 E: 0 LOB: 1 K: 0 BB: 0 S: 6 P: 8	R: 0 H: 0 E: 0 LOB: 0 K: 0 BB: 0 S: 7 P: 11	R: 1 H: 2 E: 0 LOB: 1 K: 1 BB: 0 S: 14 P: 21	R: 0 H: 1 E: 0 LOB: 0 K: 0 BB: 0 S: 5 P: 10	1B: 6 SF: 0 2B: 4 SAC: 0 3B: 0 DP: 1 HR: 0 HBP: 0	WP: 0 PA: 37 PB: 0 SB: 0 CS: 0		
PITCHER	IP WLS BF H R ER SO BB IBB HBP BLK WP HR S P ERA WHIP											PITCHER	IP WLS BF H R ER SO BB IBB HBP BLK WP HR S P ERA WHIP
Bill Swift, R (1, 1) ERA: 5.59	5.0 W 22 6 1 1 1 1 1 0 0 0 0 0 45 71 1.80 1.400												
Kevin Ritz, R (6, 1) ERA: 4.51	4.0 S 15 4 1 1 1 1 0 0 0 0 0 0 32 50 2.25 1.000												

Cincinnati Reds @ Colorado Rockies
Coors Field, Denver, CO
Sat Sep 09 1995, 3:33 AM MDT
Att. 48,085 - Cloudy - 68 F

livebaseballscorecards.com

AB	36
R	2
H	10
RBI	2
BB	1
SO	2
LOB	17



Batter	1	2	3	4	5	6	7	8	9	AB R H RBI BB SO LOB	TOP														
Barry Larkin, R (1, 6) OBP: 0.391, SLG: 0.481	2-3 		3-1 WP 	0-1 		3-2 		2-3 		5 1 1 0 0 2 3															
Hal Morris, L (1, 3) OBP: 0.329, SLG: 0.450	1-1 		0-1 		1-2 	3-0 		1-2 		5 0 3 1 0 0 2															
Ron Gant, R (1, 7) OBP: 0.398, SLG: 0.596	2-3 		3-2 		1-3 	1-1 		1-2 		5 0 2 1 0 2 3															
Reggie Sanders, R (1, 9) OBP: 0.409, SLG: 0.623	0-2 		3-2 		2-2 		0-0 		4-0 	4 0 1 0 1 0 2															
Eric Anthony, L (1, 8) OBP: 0.362, SLG: 0.487		2-3 	0-0 		2-2 		1-1 		2-2 	4 0 1 0 0 1 2															
Michael Jackson, R (7, 1) OBP: 0.250, SLG: 0.250			1-3 		1-2 		0-0 		1-2 	0 0 0 0 0 0 0															
Eddie Taubensee, L (9, PH) OBP: 0.341, SLG: 0.484					2-3 				3-3 	1 0 1 0 0 0 0															
Benito Santiago, R (1, 2) OBP: 0.329, SLG: 0.482		2-2 	1-2 		0-1 				3-3 	5 0 0 0 0 1 7															
Mariano Duncan, R (1, 4) OBP: 0.295, SLG: 0.427		1-0 		0-0 		2-1 		3-2 	2-2 	5 1 3 0 0 0 3															
Jeff Branson, L (1, 5) OBP: 0.338, SLG: 0.438		1-2 		0-1 		0-3 		1-3 		3 0 0 0 0 1 2															
Mark Lewis, R (8, PH) OBP: 0.423, SLG: 0.515										1 0 0 0 0 1 1															
Dave Burba, R (1, 1) OBP: 0.250, SLG: 0.077			4-0 WP 		4-2 		0-2 		0-0 	0 1 0 0 2 0 0															
Thomas Howard, S (8, PH) OBP: 0.361, SLG: 0.415										1 1 1 1 0 0 0															
Hector Carrasco, R (6, 1) OBP: 0.369, SLG: 0.519										0 0 0 0 0 0 0															
Jerome Walton, R (7, 8) OBP: 0.254, SLG: 0.279										0 0 0 0 0 0 0															
Lenny Harris, L (8, PH) OBP: 0.254, SLG: 0.279										1 0 0 0 0 0 1															
Darren Lewis, R (8, 8) OBP: 0.316, SLG: 0.307										0 0 0 0 0 0 0															
Inning Stats	R: 0 E: 0 K: 2 S: 13	H: 1 LOB: 1 BB: 0 P: 18	R: 0 E: 0 K: 1 S: 10	H: 1 LOB: 1 BB: 1 P: 16	R: 2 E: 0 K: 0 S: 18	H: 3 LOB: 2 BB: 1 P: 32	R: 0 E: 0 K: 0 S: 9	H: 0 LOB: 1 BB: 1 P: 13	R: 0 E: 0 K: 1 S: 15	H: 2 LOB: 2 BB: 0 P: 21	R: 2 E: 0 K: 1 S: 16	H: 3 LOB: 1 BB: 0 P: 25	R: 0 E: 0 K: 0 S: 4	H: 0 LOB: 0 BB: 0 P: 5	R: 0 E: 0 K: 2 S: 10	H: 1 LOB: 1 BB: 0 P: 16	R: 0 E: 0 K: 1 S: 20	H: 2 LOB: 3 BB: 1 P: 33	1B: 9 2B: 3 3B: 1 HR: 0	SF: 0 SAC: 0 DP: 0 HBP: 0	WP: 1 PB: 0 SB: 0 CS: 0	PA: 43			
PITCHER	IP	WLS	BF	H	R	ER	SO	BB	IBB	HBP	BLK	WP	HR	S	P	ERA	WHIP								
Bret Saberhagen, R (1, 1) ERA: 3.79	5.0		24	7	2	2	4	2	0	0	0	1	0	65	100	3.60	1.800								
Marvin Freeman, R (6, 1) ERA: 5.92	0.2		5	3	2	2	1	0	0	0	0	0	0	14	22	27.00	4.500								
Steve Reed, R (6, 1) ERA: 1.96	1.1	W	4	0	0	0	0	0	0	0	0	0	0	6	8	0.00	0.000								
Darren Holmes, R (8, 1) ERA: 2.97	0.0		1	1	0	0	0	0	0	0	0	0	0	3	6	∞	∞								
Bruce Ruffin, L (8, 1) ERA: 1.96	0.1		1	0	0	0	1	0	0	0	0	0	0	3	4	0.00	0.000								
PITCHER	IP	WLS	BF	H	R	ER	SO	BB	IBB	HBP	BLK	WP	HR	S	P	ERA	WHIP								
Curt Leskanic, R (8, 1) ERA: 3.38	1.2		8	2	0	0	2	1	0	0	0	0	0	24	39	0.00	1.800								

Cincinnati Reds @ Colorado Rockies
Coors Field, Denver, CO
 Sun Sep 10 1995, 3:33 AM MDT
 Att: 48,074 - Sunny

AB	40
R	4
H	13
RBI	3
BB	3
SO	8
LOB	26



1B	9	SF	0
2B	3	SAC	0
3B	1	DP	0
HR	0	HBP	0

Batter	1	2	3	4	5	6	7	8	9	AB	R	H	RBI	BB	SO	LOB
Eric Young Sr., R (1, 4) OBP: 0.389, SLG: 0.447	4-2 S G6-3 BB		0-0 FC6-4 1B 2B		0-0 SH5-3		4-1 1B WP 1B BB			1	2	0	0	2	0	1
Mike Kingery, L (1, 8) OBP: 0.353, SLG: 0.411	2-2 G6-3		1-0 F7		1-0 HR 1B		2-2 P3			4	1	1	1	0	0	3
Dante Bichette, R (1, 7) OBP: 0.359, SLG: 0.614	2-2 L4		0-2 2B 1B		3-2 1B HR		0-2 1B			4	1	3	2	0	0	1
Larry Walker, L (1, 9) OBP: 0.372, SLG: 0.584	4-1 BB		2-0 1B 2B		0-0 L6		0-0 FC6-4 1B			3	0	2	2	1	0	0
Andres Galarraga, R (1, 3) OBP: 0.333, SLG: 0.520	2-3 K		3-3 K		1-3 K		2-0 FC6-4			4	0	0	0	0	3	6
Vinny Castilla, R (1, 5) OBP: 0.353, SLG: 0.586		0-0 F8		1-1 F7		3-1 G5-3		1-3 K		4	0	0	0	0	1	0
Joe Girardi, R (1, 2) OBP: 0.308, SLG: 0.361		0-1 G6-3		1-3 K		1-3 K		0-0 F7		4	0	0	0	0	2	0
Walt Weiss, S (1, 6) OBP: 0.385, SLG: 0.298		3-2 G3-1		3-2 F8		0-1 G3		0-0 1B		4	0	1	0	0	0	0
Bret Saberhagen, R (1, 1) Trenidad Hubbard, R (5, PH) Marvin Freeman, R (6, 1) Steve Reed, R (6, 1) John Vander Wal, L (7, PH) Darren Holmes, R (8, 1) Bruce Ruffin, S (8, 1) Curt Leskanic, R (8, 1)			4-2 FC6-4 BB		0-1 SH5-3 1B		0-0 G6-3		0-0 F8	0	0	0	0	1	0	0
Inning Stats	R: 0 H: 0 E: 0 LOB: 2 K: 1 BB: 2 S: 12 P: 26	R: 0 H: 0 E: 0 LOB: 0 K: 0 BB: 0 S: 7 P: 10	R: 1 H: 2 E: 0 LOB: 2 K: 1 BB: 1 S: 11 P: 21	R: 0 H: 0 E: 0 LOB: 0 K: 1 BB: 0 S: 9 P: 14	R: 3 H: 3 E: 0 LOB: 0 K: 1 BB: 0 S: 11 P: 16	R: 0 H: 0 E: 0 LOB: 0 K: 1 BB: 0 S: 7 P: 11	R: 1 H: 2 E: 0 LOB: 2 K: 0 BB: 1 S: 10 P: 18	R: 0 H: 1 E: 0 LOB: 1 K: 1 BB: 0 S: 7 P: 8	1B: 6 SF: 0 2B: 1 SAC: 1 3B: 0 DP: 0 HR: 1 HBP: 0	WP: 1 PA: 36 PB: 0 SB: 1 CS: 0						

BOTTOM

Cincinnati Reds @ Colorado Rockies
Coors Field, Denver, CO
 Sun Sep 10 1995, 3:33 AM MDT
 Att. 48,074 - Sunny

livebaseballscorecards.com

AB	31
R	5
H	8
RBI	5
BB	4
SO	6
LOB	12




PITCHER	IP	WLS	BF	H	R	ER	SO	BB	IBB	HBP	BLK	WP	HR	S	P	ERA	WHIP
Dave Burba, R (1, 1) ERA: 3.92	5.0		23	5	4	4	4	3	0	0	0	0	1	50	87	7.20	1.600
Hector Carrasco, R (6, 1) ERA: 3.35	1.1	L	5	0	1	1	1	1	0	0	0	0	0	9	17	6.75	0.750
Michael Jackson, R (7, 1) ERA: 2.84	1.2		8	3	0	0	1	0	0	0	0	1	0	15	20	0.00	1.800

Batter	1	2	3	4	5	6	7	8	9	10	11	AB R H RBI BB SO LOB	TOP				
Quilvio Veras, S (1, 4) <small>OBP: 0.383, SLG: 0.363</small>												4 0 2 0 1 1 2	Florida Marlins @ Cincinnati Reds Riverfront Stadium, Cincinnati, OH Mon Sep 11 1995, 7:05 PM EDT Att. 18,248 - Unknown				
Alex Arias, R (1, 6) <small>OBP: 0.355, SLG: 0.378</small>												4 0 1 0 0 0 4					
Gary Sheffield, R (1, 9) <small>OBP: 0.438, SLG: 0.503</small>												4 0 0 0 1 1 2					
Jeff Conine, R (1, 7) <small>OBP: 0.390, SLG: 0.533</small>												5 0 1 0 0 1 2					
Terry Pendleton, S (1, 5) <small>OBP: 0.343, SLG: 0.439</small>												5 0 0 0 0 1 1					
Greg Colbrunn, R (1, 3) <small>OBP: 0.316, SLG: 0.457</small>												4 1 1 0 0 0 0					
Charles Johnson, R (1, 2) <small>OBP: 0.333, SLG: 0.367</small>												4 0 1 0 0 1 1					
Jesus Tavarez, S (1, 8) <small>OBP: 0.329, SLG: 0.336</small>												4 0 1 0 0 0 2					
Willie Banks, R (1, 1) <small>OBP: 0.304, SLG: 0.286</small> Tommy Gregg, L (7, PH) <small>OBP: 0.303, SLG: 0.396</small> Jay Powell, R (7, 1) Yorkis Perez, L (7, 1) Richie Lewis, R (7, 1) Aaron Small, R (9, 1) Jerry Browne, S (10, PH) <small>OBP: 0.345, SLG: 0.280</small> Rich Garces, R (10, 1)												2 0 2 1 0 0 0 1 0 0 0 0 0 1 0					
Inning Stats	R: 0 H: 1 E: 0 LOB: 1 K: 0 BB: 1 S: 9 P: 18	R: 0 H: 0 E: 0 LOB: 0 K: 0 BB: 0 S: 8 P: 11	R: 0 H: 1 E: 0 LOB: 0 K: 0 BB: 0 S: 7 P: 12	R: 0 H: 2 E: 0 LOB: 1 K: 0 BB: 0 S: 9 P: 10	R: 1 H: 2 E: 0 LOB: 2 K: 1 BB: 1 S: 13 P: 19	R: 0 H: 0 E: 0 LOB: 0 K: 0 BB: 0 S: 7 P: 11	R: 0 H: 1 E: 0 LOB: 1 K: 0 BB: 0 S: 5 P: 8	R: 0 H: 1 E: 0 LOB: 1 K: 2 BB: 0 S: 8 P: 14	R: 0 H: 0 E: 0 LOB: 0 K: 0 BB: 0 S: 7 P: 12	R: 0 H: 1 E: 0 LOB: 1 K: 1 BB: 0 S: 7 P: 9	R: 0 H: 0 E: 0 LOB: 0 K: 1 BB: 0 S: 11 P: 17	1B: 8 SF: 0 2B: 2 SAC: 2 3B: 0 DP: 2 HR: 0 HBP: 0		WP: 0 PA: 42 PB: 0 SB: 0 CS: 1			
PITCHER	IP WLS BF H R ER SO BB IBB HBP BLK WP HR S P ERA WHIP													PITCHER	IP WLS BF H R ER SO BB IBB HBP BLK WP HR S P ERA WHIP		
Mark Portugal, R (1, 1) <small>ERA: 4.31</small>	6.0	23	6	1	1	1	2	0	0	0	0	0	0	53	81	1.50	1.333
Xavier Hernandez, R (7, 1) <small>ERA: 4.22</small>	2.0	8	2	0	0	2	0	0	0	0	0	0	0	13	22	0.00	1.000
Jeff Brantley, R (9, 1) <small>ERA: 2.89</small>	2.0	7	1	0	0	1	0	0	0	0	0	0	0	14	21	0.00	0.500
Michael Jackson, R (11, 1) <small>ERA: 2.77</small>	1.0	W 3	0	0	0	1	0	0	0	0	0	0	0	11	17	0.00	0.000

livebaseballscorecards.com

AB	37
R	1
H	9
RBI	1
BB	2
SO	5
LOB	15



BOTTOM

Florida Marlins @ Cincinnati Reds

Riverfront Stadium, Cincinnati, OH

Mon Sep 11 1995, 7:05 PM EDT

Att. 18,248 - Unknown

livebaseballscorecards.com

AB 38
R 2
H 7
RBI 2
BB 10
SO 6
LOB 29



WP: 2 PA: 50
PB: 0
SB: 0
CS: 0

AB R H RBI BB SO LOB

Player 11: G4-3, 2-1, 4-2, 0-3, 2-1. Includes diamond diagrams and stats: 5 0 1 0 1 0 1.

Player 10: G6-3, FC6-4, FC6-4, F9. Includes diamond diagrams and stats: 5 1 2 0 1 0 3.

Player 9: G5-3, FC3-2, FC3-2, K. Includes diamond diagrams and stats: 2 0 1 0 4 0 0.

Player 8: G4-3, FC3-2, K. Includes diamond diagrams and stats: 4 0 0 0 1 1 6.

Player 7: G5-3, FC3-2, K. Includes diamond diagrams and stats: 3 0 0 0 0 2 3.

Player 6: G4-3, F8. Includes diamond diagrams and stats: 3 0 1 1 0 0 5.

Player 5: G5-3, F7. Includes diamond diagrams and stats: 5 0 1 0 0 2 6.

Player 4: G5-3, F8. Includes diamond diagrams and stats: 3 1 0 0 2 0 0.

Player 3: G4-3, F7. Includes diamond diagrams and stats: 4 0 1 1 0 0 2.

Player 2: G5-3, P4. Includes diamond diagrams and stats: 1 0 0 0 0 1 0 0.

Player 1: G5-3, P4. Includes diamond diagrams and stats: 1 0 0 0 0 0 0 2.

Player 11: G4-3, 2-1, 4-2, 0-3, 2-1. Includes diamond diagrams and stats: 5 0 1 0 1 0 1.

Table with columns for Batter, Inning (1-11), and AB R H RBI BB SO LOB. Rows include players like Thomas Howard, Hal Morris, Barry Larkin, Reggie Sanders, Eric Anthony, Jerome Walton, Bret Boone, Benito Santiago, Jeff Branson, Mark Portugal, Lenny Harris, Xavier Hernandez, Nigel Wilson, Jeff Brantley, Eddie Taubensee, and Michael Jackson.

Table with columns for Inning Stats and Pitcher. Rows include Inning Stats (R, H, E, K, S) and Pitcher stats (IP, WLS, BF, H, R, ER, SO, BB, IBB, HBP, BLK, WP, HR, S, P, ERA, WHIP) for Willie Banks, Jay Powell, Yorkis Perez, Richie Lewis, Aaron Small, and Rich Garces.


Batter	1	2	3	4	5	6	7	8	9	AB R H RBI BB SO LOB	TOP
Quilvio Veras, S (1, 4) OBP: 0.385, SLG: 0.373	2-2 1B	3-1 3B			1-0 2B		2-1 P6		3-3 K	5 1 3 2 0 1 0	
Chuck Carr, S (1, 8) OBP: 0.320, SLG: 0.283	2-3 K		1-1 G5-3		1-2 G4-3		1-1 F8		2-3 K	5 0 0 0 0 2 2	
Gary Sheffield, R (1, 9) OBP: 0.443, SLG: 0.519	4-0 BB		4-1 G5-4-3 BB		1-1 HR		2-3 K			2 1 1 2 2 1 0	
Jeff Conine, R (1, 7) OBP: 0.389, SLG: 0.530	1-3 K		1-2 G5-4-3		0-0 F9			1-1 BB 1B		4 0 1 0 0 1 3	
Terry Pendleton, S (1, 5) OBP: 0.342, SLG: 0.438	2-2 F8			2-0 1B 1B		1-3 K		0-1 L8		4 1 1 0 0 1 3	
Greg Colbrunn, R (1, 3) OBP: 0.318, SLG: 0.459		0-1 1B 3B 2B		0-2 G5-4-3 1B		1-0 G6-3		0-2 F8		4 1 2 0 0 0 1	
Charles Johnson, R (1, 2) OBP: 0.341, SLG: 0.373		0-0 SH3-4 3B 1B		0-2 G5-4-3 1B		1-0 BB 1B		4-2 BB		3 1 3 1 1 0 0	
Alex Arias, R (1, 6) OBP: 0.353, SLG: 0.372 Terry Mathews, L (8, 1) OBP: 0.462, SLG: 0.615 Robb Nen, R (9, 1)		2-1 F8		0-1 G5-4-3		4-0 BB		1-2 G6-3		3 0 0 0 1 0 6	
Pat Rapp, R (1, 1) OBP: 0.130, SLG: 0.152 Tommy Gregg, L (6, PH) OBP: 0.301, SLG: 0.393 Randy Veres, R (6, 1) Kurt Abbott, R (8, 6) OBP: 0.315, SLG: 0.448		0-0 SH3-4		0-3 K		1-0 G4-3		0-0 F9		1 0 0 0 0 1 0	
Inning Stats	R: 0 H: 1 E: 0 LOB: 2 K: 2 BB: 1 S: 20 P: 31	R: 2 H: 3 E: 0 LOB: 1 K: 0 BB: 0 S: 8 P: 13	R: 0 H: 0 E: 0 LOB: 0 K: 0 BB: 1 S: 6 P: 12	R: 1 H: 3 E: 0 LOB: 0 K: 0 BB: 0 S: 9 P: 11	R: 2 H: 2 E: 0 LOB: 0 K: 1 BB: 0 S: 10 P: 13	R: 0 H: 1 E: 0 LOB: 2 K: 1 BB: 1 S: 6 P: 14	R: 0 H: 0 E: 0 LOB: 0 K: 1 BB: 0 S: 7 P: 12	R: 0 H: 1 E: 0 LOB: 2 K: 0 BB: 1 S: 13 P: 19	R: 0 H: 0 E: 0 LOB: 0 K: 2 BB: 0 S: 7 P: 12	1B: 7 SF: 0 2B: 2 SAC: 1 3B: 2 DP: 1 HR: 1 HBP: 0	WP: 0 PA: 38 PB: 0 SB: 2 CS: 0
PITCHER John Smiley, L (1, 1) ERA: 3.3 Tim Lincecum, R (5, 1) ERA: 4.1 Hector Carrasco, R (7, 1) ERA: 3.22	IP WLS BF H R ER SO BB IBB HBP BLK WP HR S P ERA WHIP 4.1 L 19 8 4 4 3 2 0 0 0 0 0 0 47 72 8.31 2.308 1.2 8 2 1 1 1 1 0 0 0 0 0 1 12 22 5.40 1.800 3.0 11 1 0 0 3 1 0 0 0 0 0 0 27 43 0.00 0.667	PITCHER IP WLS BF H R ER SO BB IBB HBP BLK WP HR S P ERA WHIP									

Florida Marlins @ Cincinnati Reds
 Riverfront Stadium, Cincinnati, OH

Tue Sep 12 1995, 7:05 PM EDT
 Att. 18,908 - Unknown - 75 F

livebaseballscorecards.com

AB	33
R	5
H	11
RBI	5
BB	4
SO	7
LOB	17



BOTTOM

Florida Marlins @ Cincinnati Reds
Riverfront Stadium, Cincinnati, OH

livebaseballscorecards.com

AB	32
R	4
H	7
RBI	3
BB	4
SO	4
LOB	12



WP:	0	PA:	37
PB:	1	SB:	0
CS:	0		

Tue Sep 12 1995, 7:05 PM EDT
Att: 18,908 - Unknown - 75 F

AB	3	R	1	H	1	RBI	1	BB	1	SO	0	LOB	2
	1	0	0	0	0	0	0	0	0				

4	0	1	1	0	0	0	3
---	---	---	---	---	---	---	---

4	1	1	0	0	0	1
---	---	---	---	---	---	---

3	0	0	0	1	1	1
---	---	---	---	---	---	---

4	0	0	0	0	0	2
---	---	---	---	---	---	---

4	1	2	0	0	0	0
---	---	---	---	---	---	---

3	0	0	0	0	1	1
---	---	---	---	---	---	---

4	1	1	1	0	1	2
---	---	---	---	---	---	---

1B:	4	SF:	0
2B:	2	SAC:	0
3B:	0	DP:	1
HR:	1	HBP:	1

Batter	1	2	3	4	5	6	7	8	9
Darren Lewis, R OBP: 0.318, SLG: 0.307 Thomas Howard, S OBP: 0.359, SLG: 0.413	4-0 BB BB	1-2 FC6-4 1B		1-0 FC6-4 2B		1-2 L4			1-2 F8
Hal Morris, L OBP: 0.331, SLG: 0.450	2-1 F7	1-1 FC6-4		0-0 2B			2-0 F7		
Barry Larkin, R OBP: 0.395, SLG: 0.481	0-2 L9		2-0 F8 PB 2B		1-1 G6-3		1-1 G6-3		
Reggie Sanders, R OBP: 0.407, SLG: 0.612	4-2 BB		1-0 F8		3-3 K		1-0 G6-3		
Eric Anthony, L OBP: 0.343, SLG: 0.459	2-2 G5-3		3-2 F8		0-0 P4			0-0 L6	
Bret Boone, R OBP: 0.337, SLG: 0.435		1-0 G4-3 HBP 1B	1-1 1B			2-2 G6-3		0-2 P2	
Benito Santiago, R OBP: 0.329, SLG: 0.470		4-1 G4-3 HBP	1-2 F9			1-3 K		1-0 G6-3	
Jeff Branson, L OBP: 0.335, SLG: 0.443		1-0 G4-3		0-0 G5-3		3-1 HR			1-3 K
John Smiley, L OBP: 0.222, SLG: 0.320 Tim Pugh, R OBP: 0.160, SLG: 0.167 Eddie Taubensee, L OBP: 0.343, SLG: 0.482 Hector Carrasco, R Mariano Duncan, R OBP: 0.294, SLG: 0.425		4-2 1B BB		0-1 FC6-4 1B		4-2 BB			0-3 K

Inning Stats	R: 0	H: 0	E: 0	K: 0	S: 11	H: 0	LOB: 2	BB: 2	P: 23	R: 1	H: 2	E: 0	K: 0	S: 11	H: 2	LOB: 1	BB: 0	P: 19	R: 1	H: 2	E: 0	K: 0	S: 5	R: 0	H: 0	E: 0	K: 1	S: 7	H: 1	LOB: 1	BB: 1	P: 26	R: 0	H: 0	E: 0	K: 0	S: 4	R: 0	H: 0	E: 0	K: 0	S: 5	R: 0	H: 0	E: 0	K: 2	S: 11	R: 0	H: 0	E: 0	K: 0	S: 11	1B: 4	SF: 0	2B: 2	SAC: 0	3B: 0	DP: 1	HR: 1	HBP: 1	WP: 0	PA: 37
--------------	------	------	------	------	-------	------	--------	-------	-------	------	------	------	------	-------	------	--------	-------	-------	------	------	------	------	------	------	------	------	------	------	------	--------	-------	-------	------	------	------	------	------	------	------	------	------	------	------	------	------	------	-------	------	------	------	------	-------	-------	-------	-------	--------	-------	-------	-------	--------	-------	--------


PITCHER	IP	WLS	BF	H	R	ER	SO	BB	IBB	HBP	BLK	WP	HR	S	P	ERA	WHIP
Pat Rapp, R ERA: 4.01	5.0		23	6	3	3	1	3	0	1	0	0	0	45	82	5.40	1.800
Randy Veres, R ERA: 3.8	2.0		8	1	1	1	1	1	0	0	0	0	1	19	34	4.50	1.000
Terry Mathews, R ERA: 3.48	1.0		3	0	0	0	0	0	0	0	0	0	0	5	6	0.00	0.000
Robb Nen, R ERA: 3.26	1.0	S	3	0	0	0	2	0	0	0	0	0	0	11	13	0.00	0.000

Batter	1	2	3	4	5	6	7	8	9	AB R H RBI BB SO LOB	TOP
Quilvio Veras, S (1, 4) OBP: 0.384, SLG: 0.371 	0-3 			0-0 		0-0 			4-0 	3 0 0 0 1 1 1	
Chuck Carr, S (1, 8) OBP: 0.322, SLG: 0.281 	4-0 			0-0 			4-0 		0-0 	2 0 0 0 2 0 1	
Gary Sheffield, R (1, 9) OBP: 0.436, SLG: 0.508 	0-3 			0-3 			0-0 		0-0 	4 0 0 0 0 2 3	
Jeff Conine, R (1, 7) OBP: 0.386, SLG: 0.525 	0-0 	0-0 			0-0 			0-3 	0-3 	4 0 0 0 0 2 2	
Terry Pendleton, S (1, 5) OBP: 0.340, SLG: 0.435 			0-0 		0-0 			0-0 		3 0 0 0 0 0 1	
Greg Colbrunn, R (1, 3) OBP: 0.316, SLG: 0.456 			0-0 		0-0 			0-0 		3 0 0 0 0 0 0	
Kurt Abbott, R (1, 6) OBP: 0.315, SLG: 0.452 			0-3 			0-3 		0-0 		3 0 1 0 0 2 0	
Charles Johnson, R (1, 2) OBP: 0.341, SLG: 0.373 			0-0 			0-0 		0-3 		3 0 1 0 0 1 1	
Chris Hammond, L (1, 1) OBP: 0.347, SLG: 0.386 Russ Morman, R (8, PH) OBP: 0.328, SLG: 0.492 Ryan Bowen, R (6, 1) Richie Lewis, R (7, 1) Buddy Groom, L (7, 1) Jeremy Hernandez, R (7, 1) Tommy Gregg, L (8, PH) OBP: 0.299, SLG: 0.390 Jay Powell, R (8, 1)			0-0 			0-0 		0-0 		1 0 0 0 0 0 0 1 0 0 0 0 0 1 0 1 0 0 0 0 0 1 0 0 0 0 0 0 0	
Inning Stats	R: 0 H: 0 E: 0 LOB: 0 K: 2 BB: 1 S: 6 P: 10	R: 0 H: 0 E: 0 LOB: 0 K: 0 BB: 0 S: 3 P: 3	R: 0 H: 0 E: 0 LOB: 0 K: 1 BB: 0 S: 5 P: 5	R: 0 H: 0 E: 0 LOB: 0 K: 1 BB: 0 S: 5 P: 5	R: 0 H: 0 E: 0 LOB: 0 K: 0 BB: 0 S: 3 P: 3	R: 0 H: 1 E: 0 LOB: 1 K: 1 BB: 0 S: 6 P: 6	R: 0 H: 0 E: 0 LOB: 1 K: 1 BB: 1 S: 5 P: 9	R: 0 H: 1 E: 0 LOB: 1 K: 1 BB: 0 S: 6 P: 6	R: 0 H: 0 E: 0 LOB: 1 K: 1 BB: 1 S: 5 P: 9	1B: 1 SF: 0 2B: 0 SAC: 0 3B: 1 DP: 0 HR: 0 HBP: 0	WP: 0 PA: 32 PB: 0 SB: 0 CS: 1
PITCHER Pete Schourek, L (1, 1) ERA: 3.3 Michael Jackson, R (8, 1) ERA: 2.63	IP WLS BF H R ER SO BB IBB HBP BLK WP HR S P ERA WHIP 7.0 W 23 1 0 0 6 2 0 0 0 0 0 0 33 41 0.00 0.429 2.0 8 1 0 0 2 1 0 0 0 0 0 0 11 15 0.00 1.000										

Florida Marlins @ Cincinnati Reds
 Riverfront Stadium, Cincinnati, OH
 Wed Sep 13 1995, 7:05 PM EDT
 Att. 18,963 - Unknown - 78 F

livebaseballscorecards.com

AB	28
R	0
H	2
RBI	0
BB	3
SO	8
LOB	11



Batter	1	2	3	4	5	6	7	8	9
Mariano Duncan, R OBP: 0.300, SLG: 0.433 (1, 7)	0-0 SH1-3 1B		4-0 FC4 BB		0-0 E9 HR 2B	0-0 SF8 2-3 3-H		0-3 K 3	
Darren Lewis, R OBP: 0.316, SLG: 0.305 (1, 8)	0-0 SH1-3 1-2		0-0 FC4 BB 1-2f		0-3 K S	0-3 K S			
Barry Larkin, R OBP: 0.397, SLG: 0.491 (1, 6)	0-0 F7		4-0 G5-4-3 BB 1-2		0-0 HR 3-H		0-0 F7 E 2B		
Reggie Sanders, R OBP: 0.404, SLG: 0.607 (1, 9)	0-0 F8		0-0 G5-4-3 1-2f		0-0 G5-3		0-0 F7 2-3		
Bret Boone, R OBP: 0.338, SLG: 0.440 (1, 4)		0-0 P4		0-0 P2			0-0 E7 2B		
Hal Morris, L OBP: 0.330, SLG: 0.450 (1, 3)		0-0 2B 2B		0-3 K 2		0-0 G3 3	0-3 K 3-H		
Benito Santiago, R OBP: 0.332, SLG: 0.474 (1, 2)		0-0 G3 2-H 2B		0-0 FC5-4 1B		0-0 E5 SH1-4 1B SF8		0-0 G6-3	
Michael Jackson, R OBP: 0.250, SLG: 0.250 (8, 1)									
Mark Lewis, R OBP: 0.419, SLG: 0.507 (1, 5)		0-0 G3 2-3		0-0 FC5-4 1-2f		0-0 SF8 SH1-4 1B		0-0 G4-3	
Pete Schourek, L OBP: 0.200, SLG: 0.200 (1, 1)		0-0 G4-3				0-0 SH1-4 1-2 2-3		0-0 G3-1	
Eddie Taubensee, L OBP: 0.341, SLG: 0.479 (8, 2)						0-0 E 1B			

Inning Stats	R: 0	H: 1	E: 0	LOB: 1	K: 0	BB: 0	S: 4	P: 4
	R: 1	H: 2	E: 0	LOB: 1	K: 0	BB: 0	S: 5	P: 5
	R: 0	H: 0	E: 0	LOB: 1	K: 0	BB: 2	S: 2	P: 10
	R: 0	H: 1	E: 0	LOB: 1	K: 1	BB: 0	S: 6	P: 6
	R: 3	H: 4	E: 1	LOB: 1	K: 1	BB: 0	S: 9	P: 9
	R: 1	H: 1	E: 1	LOB: 1	K: 1	BB: 0	S: 7	P: 7
	R: 1	H: 2	E: 1	LOB: 1	K: 1	BB: 0	S: 7	P: 7
	R: 0	H: 0	E: 0	LOB: 0	K: 1	BB: 0	S: 5	P: 5

PITCHER	IP	WLS	BF	H	R	ER	SO	BB	IBB	HBP	BLK	WP	HR	S	P	ERA	WHIP
Chris Hammond, L ERA: 3.72 (1, 1)	5.0	L	24	8	4	4	2	2	0	0	0	0	1	26	34	7.20	2.000
Ryan Bowen, R ERA: 9.0 (6, 1)	1.0		6	2	2	1	1	0	0	0	0	0	0	8	8	9.00	2.000
Richie Lewis, R ERA: 4.11 (7, 1)	0.1		2	1	0	0	0	0	0	0	0	0	0	2	2	0.00	3.000
Buddy Groom, L ERA: 7.28 (7, 1)	0.1		1	0	0	0	1	0	0	0	0	0	0	3	3	0.00	0.000
Jeremy Hernandez, R ERA: 9.0 (7, 1)	0.1		1	0	0	0	0	0	0	0	0	0	0	1	1	0.00	0.000

BOTTOM


Florida Marlins @ Cincinnati Reds
Riverfront Stadium, Cincinnati, OH

Wed Sep 13 1995, 7:05 PM EDT
Att: 18,963 - Unknown - 78 F

AB	R	H	RBI	BB	SO	LOB
3	1	2	2	1	1	0
3	0	0	0	0	2	3
3	2	2	2	1	0	1
4	0	0	0	0	0	4
4	0	2	1	0	0	0
4	1	1	0	0	2	2
4	1	2	1	0	0	1
0	0	0	0	0	0	0
4	0	1	0	0	0	2
2	1	1	0	0	0	1
1	0	0	0	0	0	0

AB	32
R	6
H	11
RBI	6
BB	2
SO	5
LOB	14

WP: 0 PA: 37
PB: 0
SB: 0
CS: 0



PITCHER	IP	WLS	BF	H	R	ER	SO	BB	IBB	HBP	BLK	WP	HR	S	P	ERA	WHIP
Jay Powell, R ERA: 3.86 (8, 1)	1.0		3	0	0	0	1	0	0	0	0	0	0	5	5	0.00	0.000

Batter	1	2	3	4	5	6	7	8	9	AB R H RBI BB SO LOB	TOP	
Steve Finley, L (1, 8) OBP: 0.371, SLG: 0.438 Ray McDavid, L (7, 8) OBP: 0.500, SLG: 0.500	0-0 2B 3B		3-3 K			1-0 G3-1		3-1 G1-3		3 1 1 0 0 1 0 1 0 0 0 0 0 0		
Jody Reed, R (1, 4) OBP: 0.355, SLG: 0.310 Ray Holbert, R (7, 4) OBP: 0.273, SLG: 0.241	2-1 G4-3 2B		0-0 L3			4-1 G4-6-3 BB		1-2 G6-3		2 0 1 1 1 0 0 1 0 0 0 0 0 0		
Tony Gwynn, L (1, 9) OBP: 0.399, SLG: 0.471 Phil Clark, R (7, 9) OBP: 0.280, SLG: 0.322	0-1 G4-3 2-3			1-0 FC5-4 1B		2-1 G4-6-3 1-2f		1-2 F9		3 0 1 0 0 0 2 1 0 0 0 0 0 0		
Ken Caminiti, S (1, 5) OBP: 0.370, SLG: 0.464 Dustin Hermanson, R (7, 1) Phil Plantier, L (9, PH) OBP: 0.338, SLG: 0.385	1-0 F9			1-0 F8			0-2 F8		2-2 F8		3 0 0 0 0 0 2 0 0 0 0 0 0 0 1 0 0 0 0 0 0	
Marc Newfield, R (1, 7) OBP: 0.256, SLG: 0.416	2-2 F9			0-2 FC5-4 1-2f			0-0 1B			3 0 1 0 0 0 2		
Eddie Williams, R (1, 3) OBP: 0.327, SLG: 0.440 Andres Berumen, R (4, 1) Archi Cianfrocco, R (7, PH) OBP: 0.316, SLG: 0.455			1-0 G5-3			0-0 G4-3		3-3 K		2 0 0 0 0 0 1 0 0 0 0 0 0 0 1 0 0 0 0 0 1		
Brian Johnson, R (1, 2) OBP: 0.287, SLG: 0.346			0-0 G6-3			3-2 G5-3		0-0 G6-3		3 0 0 0 0 0 1		
Andujar Cedeno, R (1, 6) OBP: 0.272, SLG: 0.321			1-3 K			1-3 K		1-1 G4-3		3 0 0 0 0 2 0		
Willie Blair, R (1, 1) Melvin Nieves, S (4, 3) OBP: 0.266, SLG: 0.349			1-3 K			0-2 L3		0-1 P2		1 0 0 0 0 1 0 2 0 0 0 0 0 0		
Inning Stats	R: 1 H: 2 E: 0 LOB: 1 K: 0 BB: 0 S: 9 P: 14	R: 0 H: 0 E: 0 LOB: 0 K: 1 BB: 0 S: 6 P: 8	R: 0 H: 0 E: 0 LOB: 0 K: 2 BB: 0 S: 10 P: 14	R: 0 H: 1 E: 0 LOB: 1 K: 0 BB: 0 S: 6 P: 8	R: 0 H: 0 E: 0 LOB: 0 K: 1 BB: 0 S: 11 P: 15	R: 0 H: 0 E: 0 LOB: 0 K: 1 BB: 1 S: 4 P: 11	R: 0 H: 1 E: 0 LOB: 1 K: 1 BB: 0 S: 8 P: 11	R: 0 H: 0 E: 0 LOB: 0 K: 0 BB: 0 S: 6 P: 10	R: 0 H: 0 E: 0 LOB: 0 K: 0 BB: 0 S: 9 P: 13	1B: 2 SF: 0 2B: 1 SAC: 0 3B: 1 DP: 1 HR: 0 HBP: 0	WP: 0 PA: 31 PB: 0 SB: 0 CS: 0	
PITCHER David Wells, L (1, 1) ERA: 3.33	IP WLS BF H R ER SO BB IBB HBP BLK WP HR S P ERA WHIP 9.0 W 31 4 1 1 5 1 0 0 0 0 0 0 69 104 1.00 0.556					PITCHER IP WLS BF H R ER SO BB IBB HBP BLK WP HR S P ERA WHIP						

San Diego Padres @ Cincinnati Reds
 Riverfront Stadium, Cincinnati, OH
 Thu Sep 14 1995, 3:33 AM EDT
 Att. 18,672 - Sunny - 76 F

AB	30
R	1
H	4
RBI	1
BB	1
SO	5
LOB	9



Batter	1	2	3	4	5	6	7	8	9	AB	R	H	RBI	BB	SO	LOB
Thomas Howard, S (1, 7) OBP: 0.357, SLG: 0.419	2-3 K		1-3 K	1-2 1B 3B		1-1 G4-3				4	1	1	2	0	2	0
Darren Lewis, R (1, 8) OBP: 0.315, SLG: 0.305	1-0 G4-3		1-0 F8	1-1 1B		2-1 G6-3				4	0	1	1	0	0	0
Barry Larkin, R (1, 6) OBP: 0.395, SLG: 0.488 Mark Lewis, R (7, 5) OBP: 0.416, SLG: 0.504	2-1 F8		2-2 G4-3	1-0 G4-3			0-2 G6-3			3	0	0	0	0	0	1
Reggie Sanders, R (1, 9) OBP: 0.404, SLG: 0.605		1-0 S HR HBP		2-3 K	2-0 S 1B		0-3 K			3	1	1	0	0	2	0
Hal Morris, L (1, 3) OBP: 0.329, SLG: 0.446		3-2 SAFE F7		4-0 BB 1B BB	2-0 G6-3		2-1 F7			3	1	0	0	1	0	2
Eddie Taubensee, L (1, 2) OBP: 0.349, SLG: 0.495		3-2 SAFE HR		4-1 1B BB	0-1 G5-3		4-2 BB			2	2	1	2	2	0	1
Bret Boone, R (1, 4) OBP: 0.337, SLG: 0.439		1-2 F7		1-1 1B 1B	1-0 G5-3		3-2 P4			4	0	1	1	0	0	2
Jeff Branson, L (1, 5) OBP: 0.340, SLG: 0.455 (7, 6)		4-2 BB		2-2 1B 3B 1B		3-1 HR		0-2 P4		3	2	2	2	1	0	1
David Wells, L (1, 1) OBP: 0.182, SLG: 0.182		1-2 F8		1-1 3B 1B		0-3 K		1-0 G3		4	1	1	0	0	1	2

Inning Stats	R: 0	H: 0	E: 0	K: 1	S: 6	LOB: 0	BB: 0	P: 11	R: 2	H: 1	E: 0	K: 0	S: 16	LOB: 1	BB: 1	P: 29	R: 0	H: 0	E: 0	K: 1	S: 8	LOB: 0	BB: 0	P: 12	R: 5	H: 5	E: 0	K: 1	S: 19	LOB: 1	BB: 2	P: 36	R: 0	H: 1	E: 0	K: 0	S: 5	LOB: 1	BB: 0	P: 10	R: 1	H: 1	E: 0	K: 1	S: 9	LOB: 0	BB: 0	P: 15	R: 0	H: 0	E: 0	K: 1	S: 9	LOB: 0	BB: 0	P: 11	R: 0	H: 0	E: 0	K: 0	S: 10	LOB: 1	BB: 1	P: 18
--------------	------	------	------	------	------	--------	-------	-------	------	------	------	------	-------	--------	-------	-------	------	------	------	------	------	--------	-------	-------	------	------	------	------	-------	--------	-------	-------	------	------	------	------	------	--------	-------	-------	------	------	------	------	------	--------	-------	-------	------	------	------	------	------	--------	-------	-------	------	------	------	------	-------	--------	-------	-------

PITCHER	IP	WLS	BF	H	R	ER	SO	BB	IBB	HBP	BLK	WP	HR	S	P	ERA	WHIP
Willie Blair, R (1, 1) ERA: 4.25	3.2	L	19	5	7	7	3	3	0	0	0	0	1	46	83	17.18	2.182
Andres Berumen, R (4, 1) ERA: 5.88	2.1		10	3	1	1	1	0	0	0	0	0	1	17	30	3.86	1.286
Dustin Hermanson, R (7, 1) ERA: 6.66	2.0		7	0	0	0	1	1	0	0	0	0	0	19	29	0.00	0.500

BOTTOM

San Diego Padres @ Cincinnati Reds
Riverfront Stadium, Cincinnati, OH

Thu Sep 14 1995, 3:33 AM EDT
Att. 18,672 - Sunny - 76 F

AB	31
R	8
H	8
RBI	8
BB	4
SO	5
LOB	9

livebaseballscorecards.com



WP	HR	S	P	ERA	WHIP
0	0	1	0	0.00	0.500
0	0	1	0	3.86	1.286
0	0	1	0	17.18	2.182

Batter	1	2	3	4	5	6	7	8	9	AB R H RBI BB SO LOB	TOP																	
Luis Polonia, L (1, 7) OBP: 0.333, SLG: 0.362	4-2 F8 G3-2 1B BB		1-1 1B			0-0 F8		1-2 P5		3 0 1 0 1 0 0																		
Mike Mordecai, R (1, 4) OBP: 0.365, SLG: 0.491	0-0 1-2 1B		1-0 P6			2-3 K		0-0 1B		4 0 2 0 0 1 1																		
10 Chipper Jones, S (1, 5) OBP: 0.350, SLG: 0.437	2-0 F8 2-3			3-3 K			4-2 1B FC4-6 BB	0-0 G4-3		3 1 0 0 1 1 3																		
Fred McGriff, L (1, 3) OBP: 0.363, SLG: 0.503	1-0 G3-2 3-Hr			4-2 G4-6-3 BB			2-2 FC4-6 1-3 1B	2-3 K		3 0 1 0 1 1 2																		
David Justice, L (1, 9) OBP: 0.371, SLG: 0.484			1-1 F7		0-0 G4-6-3 1-2f		1-2 FC4-6 1-2f HR	1-0 1B 1B		4 1 1 1 0 0 2																		
Mike Devereaux, R (1, 8) OBP: 0.350, SLG: 0.464			0-0 G6-3			0-0 G5-3	1-3 K	2-0 P4		4 0 0 0 0 1 2																		
Eddie Pérez, R (1, 2) OBP: 0.400, SLG: 1.000			1-0 F8			1-1 P5	0-1 HR	0-1 BB 1-3 1B		4 1 2 2 0 0 0																		
Jeff Blauser, R (1, 6) OBP: 0.325, SLG: 0.351			2-1 G1-6-3			2-1 G6-3	1-0 G4-3	4-2 BB 1-2 BB		3 0 0 0 1 0 0																		
29 John Smoltz, R (1, 1) OBP: 0.200, SLG: 0.111			0-0 G6-3			3-3 K		0-0 L6	0-3 K	3 0 0 0 0 1 0																		
Dwight Smith, L (9, PH) OBP: 0.352, SLG: 0.450										1 0 0 0 0 1 3																		
Greg McMichael, R (9, 1)										0 0 0 0 0 0 0																		
Inning Stats	R: 0 E: 0 K: 0 S: 5	H: 1 LOB: 1 BB: 1 P: 12	R: 0 E: 0 K: 0 S: 4	H: 0 LOB: 0 BB: 0 P: 6	R: 0 E: 0 K: 0 S: 6	H: 1 LOB: 1 BB: 0 P: 10	R: 0 E: 0 K: 1 S: 8	H: 0 LOB: 0 BB: 1 P: 15	R: 0 E: 0 K: 0 S: 5	H: 0 LOB: 0 BB: 0 P: 8	R: 3 E: 0 K: 1 S: 17	H: 2 LOB: 0 BB: 1 P: 26	R: 0 E: 0 K: 0 S: 6	H: 1 LOB: 1 BB: 0 P: 7	R: 0 E: 0 K: 2 S: 13	H: 2 LOB: 3 BB: 1 P: 22	1B: 6 2B: 1 3B: 0 HR: 1	SF: 0 SAC: 0 DP: 2 HBP: 0	WP: 0 PB: 0 SB: 0 CS: 0	PA: 36								
PITCHER	IP WLS BF H R ER SO BB IBB HBP BLK WP HR S P ERA WHIP																											
Tim Pugh, R (1, 1) ERA: 3.83	6.0		20	2	0	0	3	2	0	0	0	0	0	35	63	0.00	0.667											
Chuck McElroy, L (7, 1) ERA: 5.7	0.1	L	3	1	2	2	0	1	0	0	0	0	0	10	17	54.00	6.000											
Michael Jackson, R (7, 1) ERA: 2.81	0.2		3	1	1	1	1	0	0	0	0	0	1	7	9	13.50	1.500											
Xavier Hernandez, R (8, 1) ERA: 4.17	1.0		4	1	0	0	0	0	0	0	0	0	0	6	7	0.00	1.000											
Jeff Brantley, R (9, 1) ERA: 2.84	1.0		6	2	0	0	2	1	0	0	0	0	0	13	22	0.00	3.000											

Atlanta Braves @ Cincinnati Reds
Riverfront Stadium, Cincinnati, OH

Fri Sep 15 1995, 7:05 PM EDT
Att. 31,882 - Unknown - 67 F

livebaseballscorecards.com

AB	32
R	3
H	7
RBI	3
BB	4
SO	6
LOB	13



Batter	1	2	3	4	5	6	7	8	9	AB	R	H	RBI	BB	SO	LOB
Barry Larkin, R OBP: 0.396, SLG: 0.497 (1, 6)	2-0 G6-3		0-1 2B		0-1 HR			2-1 F9		4	1	2	1	0	0	0
Darren Lewis, R OBP: 0.313, SLG: 0.302 Thomas Howard, S OBP: 0.356, SLG: 0.417 (8, PH) (9, 8)	0-1 G4-3		1-3 K		2-2 G4-3			1-2 K		3	0	0	0	0	1	1
Ron Gant, R OBP: 0.396, SLG: 0.595 (1, 7)	0-0 F8				1-1 F9			0-0 F8		4	0	1	0	0	0	0
Reggie Sanders, R OBP: 0.403, SLG: 0.601 (1, 9)			3-2 F8		1-2 1B			1-3 K		4	0	1	0	0	2	1
Hal Morris, L OBP: 0.334, SLG: 0.455 (1, 3)			1-2 2B		0-0 E1			4-0 IBB		3	0	2	0	1	0	1
Benito Santiago, R OBP: 0.328, SLG: 0.468 Michael Jackson, R OBP: 0.250, SLG: 0.250 Xavier Hernandez, L (8, 1) Jeff Brantley, R (9, 1) Eric Anthony, L OBP: 0.341, SLG: 0.455 (9, PH)			3-3 K		1-3 K			3-2 G5-4-3		3	0	0	0	0	0	2
Bret Boone, R OBP: 0.335, SLG: 0.435 (1, 4)			0-3 K		1-3 K			1-3 K		4	0	0	0	0	3	4
Jeff Branson, L OBP: 0.340, SLG: 0.454 (1, 5)			0-0 1B		2-3 K			2-0 L9		3	0	1	0	0	1	0
Tim Pugh, R OBP: 0.148, SLG: 0.154 Chuck McElroy, L (7, 1) Eddie Taubensee, L OBP: 0.347, SLG: 0.492 (7, 2)			1-2 G2-6-4		0-3 K			1-3 K		2	0	0	0	0	1	1

Inning Stats	R: 0	H: 0	E: 0	K: 0	S: 4	R: 0	H: 1	E: 0	K: 2	S: 13	R: 0	H: 2	E: 0	K: 1	S: 9	R: 0	H: 1	E: 1	K: 2	S: 12	R: 1	H: 1	E: 0	K: 2	S: 13	R: 0	H: 1	E: 0	K: 1	S: 10	R: 0	H: 0	E: 0	K: 2	S: 7	R: 0	H: 0	E: 0	K: 1	S: 7	R: 0	H: 1	E: 0	K: 1	S: 11	1B: 2	SF: 0	2B: 4	SAC: 0	3B: 0	DP: 2	HR: 1	HBP: 0	WP: 1	PA: 34
PITCHER	IP	WLS	BF	H	R	ER	SO	BB	IBB	HBP	BLK	WP	HR	S	P	ERA	WHIP																																						
29 John Smoltz, R ERA: 3.24 Greg McMichael, R ERA: 2.64	(1, 1)	8.0	W	30	6	1	11	0	1	0	0	0	1	75	111	1.12	0.750																																						
	(9, 1)	1.0	S	4	1	0	1	0	0	0	0	1	0	11	15	0.00	1.000																																						

BOTTOM

Atlanta Braves @ Cincinnati Reds
Riverfront Stadium, Cincinnati, OH
Fri Sep 15 1995, 7:05 PM EDT
Att: 31,882 - Unknown - 67 F

AB	33
R	1
H	7
RBI	1
BB	1
SO	12
LOB	14



WP: 1	PA: 34
PB: 0	ERA
SB: 0	WHIP
CS: 0	

livebaseballscorecards.com

Batter	1	2	3	4	5	6	7	8	9	AB R H RBI BB SO LOB	TOP									
Marquis Grissom, R (1, 8) OBP: 0.318, SLG: 0.366	0-0 G3-1 1B 1B		0-1 F7		0-0 HR		0-0 1B 1B		1-1 2B HBP	4 3 3 1 0 0 0										
Mark Lemke, S (1, 4) OBP: 0.324, SLG: 0.340	3-1 G3 1-2		4-2 G4-3 BB		2-2 G1-3		0-1 SAFE 1-2 1B		1-0 1B 2B	4 1 2 1 1 0 1										
10 Chipper Jones, S (1, 5) OBP: 0.347, SLG: 0.433	1-0 G3-1 2-3		1-2 SAFE E4 G4-3 1-2		1-2 F9		1-0 P6		2-3 K	5 0 0 0 0 1 5										
Fred McGriff, L (1, 3) OBP: 0.363, SLG: 0.500	4-2 1B BB		0-1 G4-3 1-2 2-3		2-3 K		1-0 P6		4-1 1B BB	3 0 0 0 2 1 4										
David Justice, L (1, 9) OBP: 0.376, SLG: 0.495	2-2 1-2 1B		4-2 BB		1-0 HR		2-2 G6-3		0-1 1-2 2-H 1B	4 1 3 3 1 0 0										
Ryan Klesko, L (1, 7) OBP: 0.400, SLG: 0.607	3-3 K		1-2 P3		1-1 G3-1		2-1 HR		1-3 K	4 1 1 1 0 1 5 1 0 0 0 0 1 2										
Mike Devereaux, R (8, 7) OBP: 0.349, SLG: 0.463																				
Charlie O'Brien, R (1, 2) OBP: 0.349, SLG: 0.418					1-2 P6		1-2 L4		3-1 P3	4 0 1 0 0 0 0										
Rafael Belliard, R (1, 6) OBP: 0.256, SLG: 0.244					0-0 P6		1-1 G4-3		1-3 K	4 0 0 0 0 1 1										
Greg Maddux, R (1, 1) OBP: 0.159, SLG: 0.121					0-0 P6		1-1 G4-3		3-2 F8	3 0 0 0 0 0 0										
Brad Clontz, R (8, 1)										0 0 0 0 0 0 0										
Dwight Smith, L (9, PH) OBP: 0.349, SLG: 0.445										1 0 0 0 0 0 0										
Mark Wohlers, R (9, 1)										0 0 0 0 0 0 0										
Inning Stats	R: 1 E: 0 K: 1 S: 12	H: 2 LOB: 2 BB: 1 P: 25	R: 0 E: 0 K: 0 S: 5	H: 1 LOB: 0 BB: 0 P: 6	R: 0 E: 1 K: 0 S: 19	H: 0 LOB: 3 BB: 2 P: 29	R: 0 E: 0 K: 0 S: 5	H: 0 LOB: 0 BB: 0 P: 6	R: 1 E: 0 K: 1 S: 10	H: 1 LOB: 0 BB: 0 P: 15	R: 0 E: 0 K: 0 S: 7	H: 2 LOB: 2 BB: 0 P: 10	R: 1 E: 0 K: 1 S: 10	H: 1 LOB: 0 BB: 0 P: 18	R: 2 E: 0 K: 2 S: 14	H: 2 LOB: 2 BB: 1 P: 26	1B: 6 2B: 1 3B: 0 HR: 3	SF: 0 SAC: 0 DP: 1 HBP: 1	WP: 0 PB: 0 SB: 0 CS: 0	PA: 42
PITCHER	IP WLS BF H R ER SO BB IBB HBP BLK WP HR S P ERA WHIP																			
Mark Portugal, R (1, 1) ERA: 4.29	5.0 L 22 4 2 2 2 3 0 0 0 0 0 1 51 81 3.60 1.400																			
Kevin Jarvis, R (6, 1) ERA: 5.92	1.2 8 3 1 1 0 0 0 0 0 0 0 1 14 20 5.40 1.800																			
Chuck McElroy, L (7, 1) ERA: 5.73	1.1 5 1 1 1 1 0 0 0 0 0 1 11 20 6.75 0.750																			
Hector Carrasco, R (9, 1) ERA: 3.4	1.0 7 2 2 2 2 1 0 1 0 0 0 0 14 26 18.00 3.000																			

Atlanta Braves @ Cincinnati Reds
Riverfront Stadium, Cincinnati, OH

Sat Sep 16 1995, 3:33 AM EDT
Att: 37,821 - Overcast - 65 F

AB	37
R	6
H	10
RBI	6
BB	4
SO	5
LOB	18



livebaseballscorecards.com

Batter	1	2	3	4	5	6	7	8	9	AB	R	H	RBI	BB	SO	LOB
Darren Lewis, R OBP: 0.313, SLG: 0.302 (1, 8)	1-1 F7		0-1 G6-3 1B		3-2 L3			2-1 F8		4	0	1	0	0	0	1
Bret Boone, R OBP: 0.332, SLG: 0.431 (1, 4)	2-3 K		2-3 K		1-1 G6-3			1-3 K		4	0	0	0	0	3	1
Ron Gant, R OBP: 0.394, SLG: 0.587 (1, 7)	4-0 BB		0-0 G6-3				2-3 K	0-2 1B		3	0	1	0	1	1	1
Reggie Sanders, R OBP: 0.403, SLG: 0.595 (1, 9)	1-3 K		4-0 BB				1-1 G6-3	3-3 K		3	0	0	0	1	2	2
Benito Santiago, R OBP: 0.331, SLG: 0.481 (1, 2)		1-2 G1-3 1B	0-0 G3-1				2-1 HR		0-3 K	4	1	2	1	0	1	2
Hal Morris, L OBP: 0.330, SLG: 0.446 (1, 3)		0-1 G1-3 1B		2-1 L9			0-0 G4-3		0-0 L7	4	0	1	0	0	0	0
Mark Lewis, R OBP: 0.416, SLG: 0.497 (1, 5)		3-3 K		4-2 G6-3 BB				2-3 K	0-0 1B	3	0	1	0	1	2	2
Jeff Branson, L OBP: 0.338, SLG: 0.452 (1, 6)		2-1 G1-3		0-1 G6-3				2-3 K	0-3 K	4	0	0	0	0	2	4
John Smiley, L OBP: 0.232, SLG: 0.314 (1, 1)		1-3 K			4-1 L3 BB			3-2 L9		1	0	0	0	1	1	2
Jerome Walton, R OBP: 0.367, SLG: 0.513 (7, PH)										1	0	0	0	0	0	0
Michael Jackson, R OBP: 0.250, SLG: 0.250 (8, 1)										0	0	0	0	0	0	0
Hector Carrasco, R (9, 1)										0	0	0	0	0	0	0

Inning Stats	R: 0	H: 0	E: 0	K: 2	S: 8	R: 0	H: 2	E: 0	K: 2	S: 13	R: 0	H: 1	E: 0	K: 1	S: 8	R: 0	H: 0	E: 0	K: 0	S: 6	R: 0	H: 0	E: 0	K: 0	S: 6	R: 1	H: 1	E: 0	K: 1	S: 8	R: 0	H: 0	E: 0	K: 2	S: 9	R: 0	H: 1	E: 0	K: 2	S: 11	R: 0	H: 1	E: 0	K: 2	S: 8	1B: 5	2B: 1	3B: 0	HR: 1	SF: 0	SAC: 0	DP: 2	HBP: 0	WP: 0	PB: 0	SB: 0	CS: 0	PA: 35
--------------	------	------	------	------	------	------	------	------	------	-------	------	------	------	------	------	------	------	------	------	------	------	------	------	------	------	------	------	------	------	------	------	------	------	------	------	------	------	------	------	-------	------	------	------	------	------	-------	-------	-------	-------	-------	--------	-------	--------	-------	-------	-------	-------	--------

PITCHER	IP	WLS	BF	H	R	ER	SO	BB	IBB	HBP	BLK	WP	HR	S	P	ERA	WHIP
Tom Glavine, L ERA: 2.93 (1, 1)	7.0	W	27	4	1	1	8	4	0	0	0	0	1	58	105	1.29	1.143
Alejandro Pena, R ERA: 4.83 (8, 1)	1.0		4	1	0	0	2	0	0	0	0	0	0	11	17	0.00	1.000
Mark Wohlers, R ERA: 2.25 (9, 1)	1.0	S	4	1	0	0	2	0	0	0	0	0	0	8	8	0.00	1.000


BOTTOM

Atlanta Braves @ Cincinnati Reds
Riverfront Stadium, Cincinnati, OH
Sun Sep 17 1995, 7:05 PM EDT
Att: 19,797 - Unknown - 63 F

livebaseballscorecards.com

AB	31
R	1
H	6
RBI	1
BB	4
SO	12
LOB	15



Batter	1	2	3	4	5	6	7	8	9	AB R H RBI BB SO LOB	TOP		
Rondell White, R (1, 8) OBP: 0.360, SLG: 0.470	1-0 F9		2-1 HR		0-2 G4-6-3		1 SAFE 1-2 1B		2-0 P3	5 1 2 1 0 0 3			
Mark Grudzielanek, R (1, 6) OBP: 0.317, SLG: 0.333	3-2 F8		1-0 G6-4-3 1B		2-2 FC5-4 1B		3-2 G6-3			4 0 2 1 0 0 1			
Yamil Benitez, R (1, 9) OBP: 0.600, SLG: 1.600 Henry Rodriguez, L (8, PH) OBP: 0.294, SLG: 0.333	1-1 HR		0-0 G6-4-3		2-2 FC5-4			0-1 G4-3		3 1 1 1 0 0 2 1 0 0 0 0 0 0			
Sean Berry, R (1, 5) OBP: 0.369, SLG: 0.535	4-2 1B BB		1-1 F9			0-3 K		2-2 G6-3		3 0 0 0 1 1 0			
Wil Cordero, R (1, 7) OBP: 0.335, SLG: 0.400	1-2 1B			1-3 K2-3		1-1 E5 G5-3		2-2 P3		4 0 1 0 0 1 0			
Mike Lansing, R (1, 4) OBP: 0.301, SLG: 0.392	1-1 G5-3			1-0 G1-3		0-2 G5-3			1-2 BLK 1B	4 1 1 0 0 0 3			
Shane Andrews, R (1, 3) OBP: 0.268, SLG: 0.345 Tony Tarasco, L (9, PH) OBP: 0.324, SLG: 0.396			1-1 P3		1-3 K		3-3 K		1-1 1B	3 0 0 0 0 2 1 1 0 1 1 0 0 0	AB 35 R 4 H 9 RBI 4 BB 2 SO 5 LOB 13		
Darrin Fletcher, L (1, 2) OBP: 0.358, SLG: 0.449			0-2 L3		0-1 G4-6-3 1B		1-1 G3-1		0-2 F8	4 1 1 0 0 0 1			
Tavo Alvarez, R Gil Heredia, R Bryan Eversgerd, R Dave Silvestri, R Jose DeLeon, R Dave Leiper, L Greg Harris, S Gabe White, L J. J. Thobe, R F.P. Santangelo, S			0-3 K		0-0 FC3 G4-6-3		4-1 1B BB		0-1 P4	2 0 0 0 0 0 1 1 0 0 0 0 0 0 0 0 0 0 0 0 0 0 1 0 1 0 0 0 0 0 0 0 0 0			
Inning Stats	R: 1 H: 2 E: 0 LOB: 2 K: 0 BB: 1 S: 13 P: 24	R: 0 H: 0 E: 0 LOB: 0 K: 1 BB: 0 S: 8 P: 9	R: 1 H: 2 E: 0 LOB: 0 K: 0 BB: 0 S: 6 P: 10	R: 0 H: 0 E: 0 LOB: 0 K: 2 BB: 0 S: 7 P: 10	R: 1 H: 2 E: 1 LOB: 1 K: 0 BB: 0 S: 14 P: 18	R: 0 H: 0 E: 1 LOB: 1 K: 2 BB: 0 S: 11 P: 15	R: 0 H: 1 E: 0 LOB: 1 K: 0 BB: 1 S: 11 P: 20	R: 0 H: 0 E: 0 LOB: 0 K: 0 BB: 0 S: 8 P: 12	R: 1 H: 2 E: 0 LOB: 1 K: 0 BB: 0 S: 13 P: 17	1B: 7 SF: 0 2B: 0 SAC: 0 3B: 0 DP: 2 HR: 2 HBP: 0	WP: 0 PA: 37 PB: 0 SB: 0 CS: 0		
PITCHER	IP WLS BF H R ER SO BB IBB HBP BLK WP HR S P ERA WHIP											PITCHER	IP WLS BF H R ER SO BB IBB HBP BLK WP HR S P ERA WHIP
Pete Schourek, L (1, 1) ERA: 3.27	7.0 W 29 7 3 2 5 2 0 0 0 0 0 2 70 106 2.57 1.286												
Michael Jackson, R (8, 1) ERA: 2.68	1.0 3 0 0 0 0 0 0 0 0 0 0 0 8 12 0.00 0.000												
Jeff Brantley, R (9, 1) ERA: 2.94	1.0 5 2 1 1 0 0 0 0 0 0 1 0 0 13 17 9.00 2.000												

Montreal Expos @ Cincinnati Reds
Riverfront Stadium, Cincinnati, OH

Mon Sep 18 1995, 7:05 PM EDT
Att. 19,191 - Unknown - 67 F

livebaseballscorecards.com

Batter	1	2	3	4	5	6	7	8	9
Thomas Howard, S (1, 8) Michael Jackson, R (8, 1) Mariano Duncan, R (8, PH) Jerome Walton, R (9, 7)	0-0 L7	0-1 F7			0-2 1B	0-0 1B		0-1 1B WP	
Lenny Harris, L (1, 5) Mark Lewis, R (6, PH) (7, 5)	1-0 1B		1-2 G5-3		2-2 L8	2-2 P6		3-2 1B F7 E	
Ron Gant, R (1, 7) Jeff Brantley, R (9, 1)	3-0 P4		1-1 3B		4-1 1B FC1-2 BB		4-2 2B S BB	2-2 F7	
Reggie Sanders, R (1, 9) OBP: 0.403, SLG: 0.598		0-1 1B	2-1 L5		0-0 FC1-2 1B		0-3 K	2-0 G5-3	
Hal Morris, L (1, 3) OBP: 0.329, SLG: 0.442		4-1 1B BB	1-2 F8		0-0 FC1-2		0-0 L8		
Eddie Taubensee, L (1, 2) Benito Santiago, R (7, PH) (8, 2)		2-0 1B		1-0 G3-1	1-3 K		2-2 2B		
Bret Boone, R (1, 4) OBP: 0.330, SLG: 0.428		2-1 L4		1-2 L9		1-1 F8	2-1 G5-3		
Jeff Branson, L (1, 6) OBP: 0.337, SLG: 0.449		2-0 1B		0-2 G3		0-0 G4-3		1-3 K	
Pete Schourek, L (1, 1) Darren Lewis, R (8, 8) OBP: 0.314, SLG: 0.304		0-3 K			0-0 1B	1-1 1B		1-0 1B S	

AB	R	H	RBI	BB	SO	LOB
4	1	2	1	0	0	2
0	0	0	0	0	0	0
1	1	1	1	0	0	0
0	0	0	0	0	0	0
3	0	1	0	0	0	1
2	0	1	1	0	0	2
3	1	1	0	2	0	1
0	0	0	0	0	0	0
5	1	2	1	0	1	3
3	1	0	0	1	0	4
3	0	1	1	0	1	2
1	0	1	1	0	0	0
4	0	0	0	0	0	3
4	0	1	1	0	1	0
3	1	2	0	0	1	2
1	1	1	0	0	0	0

Montreal Expos @ Cincinnati Reds
Riverfront Stadium, Cincinnati, OH
Mon Sep 18 1995, 7:05 PM EDT
Att: 19,191 - Unknown - 67 F

livebaseballscores.com

AB	37
R	7
H	14
RBI	7
BB	3
SO	4
LOB	20



Inning	R	H	E	K	S	P
1	0	1	0	0	7	
2	2	3	0	1	22	
3	0	1	0	0	16	
4	0	0	0	0	9	
5	2	3	0	1	20	
6	0	2	0	0	13	
7	1	1	0	1	19	
8	2	3	0	1	23	

PITCHER	IP	WLS	BF	H	R	ER	SO	BB	IBB	HBP	BLK	WP	HR	S	P	ERA	WHIP
Tavo Alvarez, R (1, 1) ERA: 6.0	4.1	L	22	8	4	4	1	2	0	0	0	0	0	42	69	8.31	2.308
Gil Heredia, R (5, 1) ERA: 4.43	1.1		6	2	0	0	1	0	0	0	0	0	0	10	13	0.00	1.500
Bryan Eversgerd, L (6, 1) ERA: 7.3	0.1		1	0	0	0	0	0	0	0	0	0	0	3	5	0.00	0.000
Jose DeLeon, R (7, 1) ERA: 5.45	0.1		2	0	1	1	1	1	0	0	0	0	0	5	9	27.00	3.000
Dave Leiper, L (7, 1) ERA: 3.07	0.1		2	1	0	0	0	0	0	0	0	0	0	4	6	0.00	3.000
Greg Harris, R (7, 1) ERA: 2.95	0.1		1	0	0	0	0	0	0	0	0	0	0	2	4	0.00	0.000
Gabe White, L (8, 1) ERA: 6.0	0.1		2	1	1	1	1	0	0	0	0	0	0	4	6	27.00	3.000
J. J. Thobe, R (8, 1) ERA: 13.5	0.2		4	2	1	1	0	0	0	0	0	1	0	10	17	13.50	3.000

1B:	9	SF:	0	WP:	1	PA:	40
2B:	3	SAC:	0	PB:	0		
3B:	2	DP:	0	SB:	2		
HR:	0	HBP:	0	CS:	0		

Batter	1	2	3	4	5	6	7	8	9	AB R H RBI BB SO LOB	TOP											
Rondell White, R (1, 8) OBP: 0.360, SLG: 0.466	1-2 F9			4-0 1B 1B FC6-4 BB	4-0 FC9-2 IBB		0-0 F9		1-2 G6-3	3 1 0 0 2 0 0												
Mark Grudzielanek, R (1, 6) OBP: 0.318, SLG: 0.335	2-3 K			0-1 FC6-4 1B 1-2 1B	1-1 FC9-2		2-2 1B S		0-3 K	5 1 2 0 0 2 3												
Yamil Benitez, R (1, 9) OBP: 0.556, SLG: 1.111	1-1 L9			0-2 FC6-4 1-2 2-3 1B	0-0 F9		0-2 1B 1-H			4 0 2 1 0 0 3												
Sean Berry, R (1, 5) OBP: 0.370, SLG: 0.537		2-0 FC1-6-5-4 2B		0-2 FC6-4 1-2f 2-3 3-H		4-2 G6-4-3 1B 1B BB		0-0 F7		3 1 1 1 1 0 3												
Henry Rodriguez, L (1, 3) OBP: 0.293, SLG: 0.331		3-2 F7		1-3 K		1-2 G6-4-3 1-2 1B		0-1 F8		4 0 1 0 0 1 4												
Tim Scott, R (7, 1) OBP: 0.250, SLG: 0.250										0 0 0 0 0 0 0												
Mel Rojas, R (9, 1)										0 0 0 0 0 0 0												
Mike Lansing, R (1, 4) OBP: 0.298, SLG: 0.388		2-1 FC1-6-5-4 2-3		1-0 P5		1-1 G6-4-3 1-2f 2-3		1-2 P6		4 0 0 0 0 0 5												
Wil Cordero, R (1, 7) OBP: 0.337, SLG: 0.401			1-3 K		1-0 2B FC9-2 1B		0-0 1B E 1B		0-0 P4	4 1 2 1 0 1 0												
Darrin Fletcher, L (1, 2) OBP: 0.360, SLG: 0.453			1-1 G4-3		0-0 FC9-2 1-3 2B		1-1 E9 1-H FC5-4 1B		0-2 F8	4 0 2 0 0 0 0												
Kirk Rueter, L (1, 1)			1-3 K		0-2 L7		0-0 FC5-4			3 0 0 0 0 1 3												
David Segui, S (7, 3) OBP: 0.366, SLG: 0.453									1-2 L7	1 0 0 0 0 0 0												
Inning Stats	R: 0 E: 0 K: 1 S: 9	H: 0 LOB: 0 BB: 0 P: 13	R: 0 E: 0 K: 0 S: 6	H: 1 LOB: 0 BB: 0 P: 13	R: 0 E: 0 K: 2 S: 11	H: 0 LOB: 0 BB: 0 P: 14	R: 1 E: 0 K: 1 S: 13	H: 2 LOB: 2 BB: 1 P: 19	R: 0 E: 0 K: 0 S: 9	H: 2 LOB: 3 BB: 1 P: 15	R: 2 E: 1 K: 0 S: 13	H: 3 LOB: 1 BB: 1 P: 20	R: 1 E: 0 K: 0 S: 11	H: 2 LOB: 1 BB: 0 P: 13	R: 0 E: 0 K: 0 S: 10	H: 0 LOB: 0 BB: 0 P: 11	R: 0 E: 0 K: 1 S: 9	H: 0 LOB: 0 BB: 0 P: 11	1B: 8 2B: 3 3B: 0 HR: 0	SF: 0 SAC: 0 DP: 2 HBP: 0	WP: 0 PB: 0 SB: 1 CS: 0	PA: 38
PITCHER	IP WLS BF H R ER SO BB IBB HBP BLK WP HR S P ERA WHIP																					
David Wells, L (1, 1) ERA: 3.32	6.0 L 27 8 3 2 4 2 1 0 0 0 0 0 61 94 3.00 1.667																					
Hector Carrasco, R (7, 1) ERA: 3.43	1.0 5 2 1 1 0 0 0 0 0 0 0 0 11 13 9.00 2.000																					
Jeff Brantley, R (8, 1) ERA: 2.85	2.0 6 0 0 0 0 1 0 0 0 0 0 0 19 22 0.00 0.000																					

Montreal Expos @ Cincinnati Reds
Riverfront Stadium, Cincinnati, OH

Tue Sep 19 1995, 7:05 PM EDT
Att. 20,528 - Unknown - 73 F

livebaseballscorecards.com

AB	35
R	4
H	10
RBI	3
BB	3
SO	5
LOB	21



BOTTOM

Montreal Expos @ Cincinnati Reds
 Riverfront Stadium, Cincinnati, OH

Tue Sep 19 1995, 7:05 PM EDT
 Att: 20,528 - Unknown - 73 F

livebaseballscorecards.com

AB	33
R	1
H	7
RBI	1
BB	1
SO	7
LOB	11



WP: 0	PA: 34
PB: 0	
SB: 0	
CS: 0	

AB R H RBI BB SO LOB

4	0	1	0	0	0	1
3	0	0	0	0	0	2
1	0	0	0	0	1	0
3	0	1	0	1	2	0
4	0	0	0	0	2	2
4	1	2	0	0	1	0
4	0	2	1	0	1	1
4	0	0	0	0	0	2
3	0	1	0	0	0	1
2	0	0	0	0	0	1
0	0	0	0	0	0	0
1	0	0	0	0	0	1
0	0	0	0	0	0	0

Batter	1	2	3	4	5	6	7	8	9
Mariano Duncan, R OBP: 0.301, SLG: 0.429 (1, 6)	2-1 G6-3 1B		0-0 FC3-6 1-2f			1-1 F7		0-1 G5-3	
Darren Lewis, R OBP: 0.312, SLG: 0.302 Thomas Howard, S OBP: 0.362, SLG: 0.422 (8, PH) (9, 8)	2-0 G6-3 1-2f		1-2 L6			0-1 F9		0-3 K	
Ron Gant, R OBP: 0.397, SLG: 0.588 (1, 7)	4-0 FC5-4 BB				1-3 K	1-1 1B		1-3 K	
Reggie Sanders, R OBP: 0.400, SLG: 0.592 (1, 9)	0-0 FC5-4 1-2f				2-3 K	1-3 K			2-0 G4-3
Benito Santiago, R OBP: 0.336, SLG: 0.492 (1, 2)		1-2 F9			2-2 2B		1-1 2B 1B		2-3 K
Hal Morris, L OBP: 0.331, SLG: 0.446 (1, 3)		2-2 G4-3			0-3 K		1-0 1-H 2B		0-2 FC5-4 1B
Bret Boone, R OBP: 0.327, SLG: 0.424 (1, 4)		1-1 G6-3			2-2 P6		2-1 P3		0-0 FC5-4 1-2f
Mark Lewis, R OBP: 0.415, SLG: 0.493 (1, 5)			1-2 FC3-6 1B		1-1 F8		3-2 F8		
David Wells, L OBP: 0.167, SLG: 0.167 Hector Carrasco, R (7, 1) Eric Anthony, L OBP: 0.336, SLG: 0.448 Jeff Brantley, R (8, 1)			0-2 B2		0-0 P6		1-2 F7		

Inning Stats	R: 0	H: 1	E: 0	K: 0	S: 4	R: 0	H: 0	E: 0	K: 0	S: 8	R: 0	H: 1	E: 0	K: 0	S: 10	R: 0	H: 1	E: 0	K: 3	S: 14	R: 0	H: 0	E: 0	K: 0	S: 8	R: 0	H: 1	E: 0	K: 1	S: 9	R: 1	H: 2	E: 0	K: 0	S: 11	R: 0	H: 0	E: 0	K: 2	S: 8	R: 0	H: 1	E: 0	K: 1	S: 9	1B: 5	SF: 0	2B: 2	SAC: 0	3B: 0	DP: 1	HR: 0	HBP: 0
--------------	------	------	------	------	------	------	------	------	------	------	------	------	------	------	-------	------	------	------	------	-------	------	------	------	------	------	------	------	------	------	------	------	------	------	------	-------	------	------	------	------	------	------	------	------	------	------	-------	-------	-------	--------	-------	-------	-------	--------

PITCHER	IP	WLS	BF	H	R	ER	SO	BB	IBB	HBP	BLK	WP	HR	S	P	ERA	WHIP
Kirk Rueter, L ERA: 4.29 (1, 1)	6.0	W	22	4	0	0	4	1	0	0	0	0	0	53	78	0.00	0.833
Tim Scott, R ERA: 4.04 (7, 1)	2.0		8	2	1	1	2	0	0	0	0	0	0	19	28	4.50	1.000
Mel Rojas, R ERA: 4.18 (9, 1)	1.0	S	4	1	0	0	1	0	0	0	0	0	0	9	13	0.00	1.000

Batter	1	2	3	4	5	6	7	8	9	AB R H RBI BB SO LOB	TOP		
Rondell White, R (1, 8) OBP: 0.360, SLG: 0.464	0-0 G5-3 1B		0-0 G5-3			0-0 G6-3		0-0 F7		4 0 1 0 0 0 0	Montreal Expos @ Cincinnati Reds Riverfront Stadium, Cincinnati, OH Wed Sep 20 1995, 3:33 AM EDT Att. 20,352 - Cloudy - 65 F		
Mark Grudzielanek, R (1, 6) OBP: 0.317, SLG: 0.338	0-0 G5-3 1-2		0-0 G5-3			0-0 P4		0-0 2B		4 0 1 0 0 0 1			
David Segui, S (1, 3) OBP: 0.365, SLG: 0.453	0-0 L8		0-3 K			0-0 2B		0-0 G3		4 1 1 0 0 1 2			
Sean Berry, R (1, 5) OBP: 0.369, SLG: 0.536	0-0 F7				0-0 F9		0-0 2B		0-0 F2	4 0 1 1 0 0 1			
Darrin Fletcher, L (1, 2) OBP: 0.361, SLG: 0.466		0-0 HR			0-0 G5-3		0-0 F9		0-0 2B	4 1 2 1 0 0 1			
Mike Lansing, R (1, 4) OBP: 0.298, SLG: 0.385		1-0 HBP			0-0 G5-3		0-0 P4		0-0 P3	3 0 0 0 0 0 1			
Tony Tarasco, L (1, 9) OBP: 0.321, SLG: 0.392		0-0 F8			0-0 P5		0-0 G3		0-0 F9	4 0 0 0 0 0 2			
Cliff Floyd, L (1, 7) OBP: 0.232, SLG: 0.210		0-3 K			0-0 F7		0-0 G6-3			3 0 0 0 0 1 1			
Gil Heredia, R (7, 1) OBP: 0.194, SLG: 0.194		0-3 K								0 0 0 0 0 0 0			
Bryan Eversgerd, R (7, 1) Greg Harris, S (7, 1) OBP: 0.333, SLG: 0.667		1-2 K								0 0 0 0 0 0 0			
Jeff Fassero, L (1, 1) OBP: 0.133, SLG: 0.055		0-0 F8			0-3 K			0-0 G3		2 0 0 0 0 1 1			
Henry Rodriguez, L (7, 7) OBP: 0.291, SLG: 0.328										1 0 0 0 0 0 0			
Inning Stats	R: 0 H: 1 E: 0 LOB: 1 K: 0 BB: 0 S: 4 P: 4	R: 1 H: 1 E: 0 LOB: 1 K: 1 BB: 0 S: 6 P: 7	R: 0 H: 0 E: 0 LOB: 0 K: 1 BB: 0 S: 5 P: 5	R: 0 H: 0 E: 0 LOB: 0 K: 0 BB: 0 S: 3 P: 3	R: 0 H: 0 E: 0 LOB: 0 K: 1 BB: 0 S: 5 P: 5	R: 1 H: 2 E: 0 LOB: 1 K: 0 BB: 0 S: 5 P: 5	R: 0 H: 0 E: 0 LOB: 0 K: 0 BB: 0 S: 3 P: 3	R: 0 H: 1 E: 0 LOB: 1 K: 0 BB: 0 S: 4 P: 4	R: 0 H: 1 E: 0 LOB: 1 K: 0 BB: 0 S: 4 P: 4	1B: 1 SF: 0 2B: 4 SAC: 0 3B: 0 DP: 0 HR: 1 HBP: 1	WP: 0 PA: 34 PB: 0 SB: 1 CS: 0		
PITCHER	IP WLS BF H R ER SO BB IBB HBP BLK WP HR S P ERA WHIP											PITCHER	IP WLS BF H R ER SO BB IBB HBP BLK WP HR S P ERA WHIP
Mark Portugal, R (1, 1) ERA: 4.19	8.0 W 30 5 2 2 3 0 0 1 0 0 0 1 35 36 2.25 0.625												
Michael Jackson, R (9, 1) ERA: 2.62	1.0 S 4 1 0 0 0 0 0 0 0 0 0 0 4 4 0.00 1.000												

livebaseballscorecards.com

AB	33
R	2
H	6
RBI	2
BB	0
SO	3
LOB	10



Batter	1	2	3	4	5	6	7	8	9	AB R H RBI BB SO LOB	TOP		
Thomas Howard, S (1, 8) OBP: 0.357, SLG: 0.415 Darren Lewis, R (9, 8) OBP: 0.310, SLG: 0.300	1-0 		3-2 		0-0 			1-1 		4 0 0 0 0 0 3 0 0 0 0 0 0 0			
Barry Larkin, R (1, 6) OBP: 0.394, SLG: 0.495	1-1 			3-3 		2-3 		2-2 		4 0 1 0 0 2 2			
Ron Gant, R (1, 7) OBP: 0.394, SLG: 0.580	1-3 			3-3 		0-0 			0-1 	4 1 1 0 0 2 1			
Reggie Sanders, R (1, 9) OBP: 0.401, SLG: 0.596	2-3 			2-1 		0-3 			4-1 	3 2 1 1 1 2 1			
Hal Morris, L (1, 3) OBP: 0.330, SLG: 0.442		0-2 		0-2 			1-1 		1-0 	3 0 0 0 0 1 0			
Benito Santiago, R (1, 2) OBP: 0.344, SLG: 0.500		1-3 			3-2 		2-2 		4-0 	3 0 1 0 1 1 0			
Bret Boone, R (1, 4) OBP: 0.327, SLG: 0.426		2-2 			2-2 		0-3 		2-1 	4 0 2 2 0 1 0			
Jeff Branson, L (1, 5) OBP: 0.335, SLG: 0.443			2-2 		3-1 			4-2 	1-3 	3 0 0 0 1 1 4			
John Smiley, L (1, 1) OBP: 0.224, SLG: 0.302 Lenny Harris, L (8, PH) OBP: 0.253, SLG: 0.277 Dave Burba, R (8, 1) OBP: 0.250, SLG: 0.077 Eddie Taubensee, L (9, PH) OBP: 0.348, SLG: 0.485 Jeff Brantley, R (9, 1)			3-3 		0-0 		0-0 	2-0 	2 0 0 0 0 1 2 0 0 0 0 0 0 0 0 0 0 0 0 0 0 1 0 0 0 0 0 2 0 0 0 0 0 0 0				
Inning Stats	R: 0 H: 1 E: 0 LOB: 1 K: 2 BB: 0 S: 9 P: 14	R: 0 H: 0 E: 0 LOB: 0 K: 2 BB: 0 S: 10 P: 13	R: 0 H: 0 E: 0 LOB: 0 K: 1 BB: 0 S: 9 P: 17	R: 1 H: 1 E: 0 LOB: 0 K: 2 BB: 0 S: 11 P: 19	R: 0 H: 2 E: 0 LOB: 2 K: 0 BB: 0 S: 10 P: 18	R: 0 H: 0 E: 0 LOB: 0 K: 2 BB: 0 S: 7 P: 9	R: 0 H: 0 E: 0 LOB: 0 K: 1 BB: 0 S: 8 P: 11	R: 0 H: 0 E: 1 LOB: 1 K: 0 BB: 1 S: 8 P: 15	R: 2 H: 2 E: 0 LOB: 2 K: 1 BB: 2 S: 10 P: 24	1B: 2 SF: 0 2B: 2 SAC: 2 3B: 1 DP: 0 HR: 1 HBP: 0	WP: 0 PA: 36 PB: 0 SB: 0 CS: 1		
PITCHER	IP WLS BF H R ER SO BB IBB HBP BLK WP HR S P ERA WHIP Mike Williams, R (1, 1) ERA: 3.53 Toby Borland, R (9, 1) ERA: 3.88 Steve Frey, L (9, 1) ERA: 3.28 Ricky Bottalico, R (9, 1) ERA: 2.36											PITCHER	IP WLS BF H R ER SO BB IBB HBP BLK WP HR S P ERA WHIP

Cincinnati Reds @ Philadelphia Phillies
 Veterans Stadium, Philadelphia, PA

AB	31
R	3
H	6
RBI	3
BB	3
SO	11
LOB	15



Fri Sep 22 1995, 7:05 PM EDT
 Att. 21,183 - Unknown - 65 F

livebaseballscorecards.com

Batter	1	2	3	4	5	6	7	8	9	AB	R	H	RBI	BB	SO	LOB
Kevin Flora, R (1, 8) OBP: 0.275, SLG: 0.379 Andy Van Slyke, L (9, PH) OBP: 0.308, SLG: 0.331	3-3 K		1-0 P4		1-3 K		2-3 K		2-2 G3	4	0	0	0	0	3	3
23 Kevin Jordan, R (1, 4) OBP: 0.231, SLG: 0.327 Gary Varsho, L (9, PH) OBP: 0.312, SLG: 0.263	2-3 K		2-3 K		0-1 1B 2-H		1-1 P2		1-2 F7	4	0	1	1	0	2	2
Tom Marsh, R (1, 7) OBP: 0.330, SLG: 0.436	1-1 G3-1			0-0 1B E	0-1 1B		1-2 L6			4	1	2	0	0	0	0
Mark Whiten, S (1, 9) OBP: 0.333, SLG: 0.405		0-3 K		0-3 K	3-3 K			3-2 G3		4	0	0	0	0	3	3
Charlie Hayes, R (1, 5) OBP: 0.346, SLG: 0.419		0-0 G5-3		0-2 1B E		1-2 2B		1-3 K		4	0	2	0	0	1	0
Gene Schall, R (1, 3) OBP: 0.333, SLG: 0.310		2-3 K		0-2 E4 G5-4-3	4-2 BB		1-1 1B			3	0	1	1	1	1	1
Lenny Webster, R (1, 2) OBP: 0.329, SLG: 0.378			0-0 1B SH2-6-4	0-1 G5-4-3	0-2 F8		0-3 K		0-3 K	4	0	1	0	0	1	5
Kevin Stocker, S (1, 6) OBP: 0.306, SLG: 0.275 Mickey Morandini, L (9, PH) OBP: 0.353, SLG: 0.420			4-2 1B SH2-6-4		0-3 K 23 1B SH1-3	0-3 K		2-3 K		2	1	0	0	1	2	2
Mike Williams, R (1, 1) OBP: 0.133, SLG: 0.200 Toby Borland, R (9, 1) OBP: 0.167, SLG: 0.200 Steve Frey, R (9, 1) Ricky Bottalico, L (9, 1) Jim Eisenreich, L (9, PH) OBP: 0.379, SLG: 0.469			0-1 SH2-6-4		2-0 SH1-3	1-2 P6		4-1 G3 BB		1	0	0	0	0	0	2

Inning Stats	R: 0	H: 0	R: 0	H: 0	R: 0	H: 1	R: 1	H: 2	R: 0	H: 1	R: 0	H: 0	R: 0	H: 1	R: 0	H: 0	R: 0	H: 0	R: 0	H: 0	1B: 6	SF: 0	WP: 1	PA: 38
	E: 0	LOB: 0	E: 0	LOB: 0	E: 0	LOB: 2	E: 1	LOB: 1	E: 0	LOB: 2	E: 0	LOB: 0	E: 0	LOB: 1	E: 0	LOB: 1	E: 0	LOB: 0	E: 0	LOB: 1	2B: 1	SAC: 2	PB: 0 <td> </td>	
	K: 2	BB: 0	K: 2	BB: 0	K: 1	BB: 1	K: 1	BB: 0	K: 1	BB: 1	K: 1	BB: 0	K: 2	BB: 0	K: 1	BB: 1	K: 1	BB: 0	K: 1	BB: 1	3B: 0	DP: 1	SB: 0 <td></td>	
	S: 9	P: 15	S: 7	P: 9	S: 11	P: 18	S: 12	P: 12	S: 15	P: 21	S: 12	P: 16	S: 13	P: 18	S: 13	P: 22	S: 12	P: 16	S: 13	P: 18	HR: 0	HBP: 0	CS: 0 <td></td>	

PITCHER	IP	WLS	BF	H	R	ER	SO	BB	IBB	HBP	BLK	WP	HR	S	P	ERA	WHIP
John Smiley, L (1, 1) ERA: 3.34	7.0		30	6	2	2	11	2	0	0	0	1	0	87	118	2.57	1.143
Dave Burba, R (8, 1) ERA: 3.88	1.0	W	4	1	0	0	2	0	0	0	0	0	0	13	18	0.00	1.000
Jeff Brantley, R (9, 1) ERA: 2.81	1.0	S	4	0	0	0	1	1	0	0	0	0	0	13	22	0.00	1.000

BOTTOM

Cincinnati Reds @ Philadelphia Phillies
Veterans Stadium, Philadelphia, PA

livebaseballscores.com

AB	33
R	2
H	7
RBI	2
BB	3
SO	14
LOB	20



WP	PA	ERA	WHIP
1	38		

Fri Sep 22 1995, 7:05 PM EDT
Att: 21,183 - Unknown - 65 F

Batter	1	2	3	4	5	6	7	8	9	10	11	12	13	AB R H RBI BB SO LOB	TOP																			
Darren Lewis, R OBP: 0.313, SLG: 0.299 (1, 8)	4-2 FC4-6 1B BB		2-1 HBP 1B		3-3 K		3-1 G4-3			4-1 B1-3 BB		0-1 L9		4 0 1 0 2 1 2																				
Lenny Harris, L OBP: 0.255, SLG: 0.295 (1, 7) (3, 4)	0-1 FC4-6 1B		1-0 F7		3-2 G4-3			2-2 HR		0-0 B1-3 1-1f		1-1 G6-3		6 1 2 1 0 0 2																				
Bret Boone, R OBP: 0.327, SLG: 0.425 Nigel Wilson, L (3, PR) (3, 7)	3-3 K		2-1 HBP			1-0 F7		0-2 G3		1-3 K		2-3 K		1 0 0 0 0 1 2 4 0 0 0 0 2 0																				
Mariano Duncan, R OBP: 0.298, SLG: 0.426 (1, 6)	0-2 FC4-6 1-2f 2-3		0-3 K			1-2 G6-3		1-0 G4-3			1-3 K		1-2 F8		6 0 0 0 0 2 4																			
Brian Hunter, R OBP: 0.314, SLG: 0.342 (1, 3)	2-1 G1-3			1-3 K2-3		3-3 K		3-1 2B			1-0 G6-3			5 0 1 0 0 2 2																				
Eric Anthony, L OBP: 0.331, SLG: 0.438 Chuck McElroy, L Xavier Hernandez, L (11, 1) (12, 1)		1-3 K		0-2 1B			1-3 K	1-0 F7			1-0 P3			5 0 1 0 0 2 1 0 0 0 0 0 0 0 0 0 0 0 0 0 0																				
Eddie Taubensee, L OBP: 0.345, SLG: 0.476 (1, 2)		1-1 F7		0-0 F7			0-2 F7		1-1 F9			4-2 BB		4 0 0 0 1 0 1																				
Mark Lewis, R OBP: 0.419, SLG: 0.497 (1, 5)		1-0 G4		3-1 G6-3			0-1 WP 1B 2B		3-3 K			1-3 K		5 1 1 0 0 2 2																				
Pete Schourek, L OBP: 0.232, SLG: 0.268 Reggie Sanders, R OBP: 0.400, SLG: 0.595 Jeff Brantley, R (9, 1) Michael Jackson, R OBP: 0.250, SLG: 0.250 Thomas Howard, S OBP: 0.356, SLG: 0.414 (11, 9)			1-3 K		1-3 K		1-0 2-H 1B		2-0 F8			3-2 L7		3 0 1 1 0 2 0 1 0 1 0 0 0 0 0 1																				
Inning Stats	R: 0 E: 0 K: 1 S: 13	H: 1 LOB: 2 BB: 1 P: 22	R: 0 E: 0 K: 1 S: 6	H: 0 LOB: 0 BB: 0 P: 9	R: 0 E: 0 K: 2 S: 11	H: 1 LOB: 2 BB: 0 P: 16	R: 0 E: 0 K: 1 S: 9	H: 1 LOB: 1 BB: 0 P: 13	R: 0 E: 0 K: 2 S: 11	H: 0 LOB: 0 BB: 0 P: 18	R: 0 E: 0 K: 1 S: 9	H: 0 LOB: 0 BB: 0 P: 14	R: 1 E: 0 K: 1 S: 11	H: 2 LOB: 1 BB: 0 P: 16	R: 1 E: 0 K: 0 S: 11	H: 2 LOB: 1 BB: 0 P: 18	R: 0 E: 0 K: 1 S: 6	H: 0 LOB: 0 BB: 0 P: 12	R: 0 E: 0 K: 1 S: 6	H: 0 LOB: 0 BB: 1 P: 11	R: 0 E: 0 K: 1 S: 5	H: 0 LOB: 0 BB: 0 P: 8	R: 0 E: 0 K: 1 S: 13	H: 0 LOB: 1 BB: 1 P: 21	R: 0 E: 0 K: 1 S: 8	H: 0 LOB: 0 BB: 0 P: 12	1B: 4 2B: 3 3B: 0 HR: 1	SF: 0 SAC: 0 DP: 1 HBP: 1	WP: 1 PB: 0 SB: 0 CS: 0	PA: 49				
PITCHER	IP WLS BF H R ER SO BB IBB HBP BLK WP HR S P ERA WHIP	IP WLS BF H R ER SO BB IBB HBP BLK WP HR S P ERA WHIP																																
Jeff Juden, R ERA: 4.01 (1, 1)	7.0	28	5	1	1	1	9	1	0	0	0	0	0	0	1	17	30	4.50	1.000															
Steve Frey, L ERA: 3.38 (8, 1)	2.0	8	2	1	1	1	0	0	0	0	0	0	0	0	0	1	17	30	4.50	1.000														
Russ Springer, R ERA: 5.52 (10, 1)	1.0	3	0	0	0	0	1	1	0	0	0	0	0	0	0	6	11	0.00	1.000															
Ricky Bottalico, R ERA: 2.3 (11, 1)	2.0	7	0	0	0	2	1	0	0	0	0	0	0	0	0	18	29	0.00	0.500															
Chuck Ricci, R ERA: 1.29 (13, 1)	1.0	W	3	0	0	0	1	0	0	0	0	0	0	0	0	8	12	0.00	0.000															

Cincinnati Reds @ Philadelphia Phillies
Veterans Stadium, Philadelphia, PA

Sat Sep 23 1995, 7:05 PM EDT
Att: 23,315 - Unknown - 59 F

livebaseballscorecards.com

AB	45
R	2
H	7
RBI	2
BB	3
SO	14
LOB	17



Batter	1	2	3	4	5	6	7	8	9	10	11	12	13	AB R H RBI BB SO LOB
Mickey Morandini, L OBP: 0.353, SLG: 0.418 (1, 4)	G4-3 0-0			K 2-3		FC6-4 1B 1-0		L7 2-2			L6 1-1		BB FC6-2 1-2 2-3 BB	5 0 1 1 1 1 0
Kevin Flora, R OBP: 0.264, SLG: 0.362 Andy Van Slyke, L OBP: 0.308, SLG: 0.338 (9, PH) (10, 8)	K 1-3			P3 1-1		FC6-4 1B 1-2F 0-0			P6 1-1		3B 1-0		K 3-3	3 0 0 0 0 1 1 3 0 1 0 0 1 3
Jim Eisenreich, L OBP: 0.378, SLG: 0.465 (1, 7)	F7 1-1			G6-3 0-0		1B 1-2 1-3			K 1-3		BB 4-2		FC6-2 BB 1-2 2-3 3-HF	5 0 1 0 1 1 3
Mark Whiten, S OBP: 0.333, SLG: 0.412 (1, 9)		F7 3-1			K 2-3			K 3-3		HR 1-1		G5-3 3-2	BB 4-2	5 1 1 2 1 2 2
Charlie Hayes, R OBP: 0.345, SLG: 0.419 (1, 5)		G5-3 2-1			2B 2-2			F8 0-0		K 1-3		K 1-3		5 0 1 0 0 2 0
Gene Schall, R Steve Frey, R Russ Springer, R Gary Varsho, L Ricky Bottalico, L Tom Marsh, R Chuck Ricci, R (1, 3) (8, 1) (10, 1) (10, PH) (11, 1) (12, PH) (13, 1)		K 0-3		G6-3 1-1		2B 0-1				F8 3-2		P6 1-0		3 0 1 0 0 0 1 1 0 0 0 0 0 0 0 0 0 0 0 0 0 0 0 0 1 0 0 0 0 0 0 0 0 0 0 0 0 0 0 0 1 0 0 0 0 0 0 0 0 0 0 0 0 0 0 0
Lenny Webster, R OBP: 0.318, SLG: 0.364 (1, 2)			G6-3 2-2		K 1-3			G1-3 2-2		G6-3 3-2		K 1-3		5 0 0 0 0 2 2
Kevin Elster, R OBP: 0.286, SLG: 0.367 (8, 3)			K 0-3			SH1-4 1B 2B 1-1		L7 1-2		P6 1-0			BB SH FC6-2 BB 4-1	4 1 1 0 1 1 0
Jeff Juden, R OBP: 0.056, SLG: 0.222 Kevin Stocker, S OBP: 0.305, SLG: 0.274 (1, 1) (8, 6)			K 3-3			SH1-4 2-3 0-0		K 1-3					SH FC6-2 BB 1-2 0-1	1 0 0 0 0 1 0 2 1 0 0 0 2 0

Inning Stats	R: 0	H: 0	E: 0	LOB: 0	K: 1	S: 6	P: 8	R: 0	H: 0	E: 0	LOB: 0	K: 1	S: 7	P: 12	R: 0	H: 0	E: 0	LOB: 0	K: 2	S: 9	P: 14	R: 0	H: 1	E: 0	LOB: 1	K: 2	S: 12	P: 18	R: 1	H: 3	E: 0	LOB: 2	K: 0	S: 9	P: 12	R: 0	H: 1	E: 0	LOB: 1	K: 1	S: 11	P: 16	R: 0	H: 0	E: 0	LOB: 0	K: 1	S: 11	P: 15	R: 1	H: 1	E: 0	LOB: 0	K: 2	S: 12	P: 16	R: 0	H: 0	E: 0	LOB: 0	K: 0	S: 7	P: 14	R: 0	H: 1	E: 0	LOB: 2	K: 1	S: 12	P: 24	R: 0	H: 0	E: 0	LOB: 0	K: 2	S: 7	P: 10	R: 1	H: 0	E: 1	LOB: 3	K: 1	S: 15	P: 30	R: 1	H: 0	E: 1	LOB: 3	K: 1	S: 15	P: 30	1B: 2	2B: 3	3B: 1	SF: 0	SAC: 2	DP: 0	HBP: 0	WP: 0	PA: 49
--------------	------	------	------	--------	------	------	------	------	------	------	--------	------	------	-------	------	------	------	--------	------	------	-------	------	------	------	--------	------	-------	-------	------	------	------	--------	------	------	-------	------	------	------	--------	------	-------	-------	------	------	------	--------	------	-------	-------	------	------	------	--------	------	-------	-------	------	------	------	--------	------	------	-------	------	------	------	--------	------	-------	-------	------	------	------	--------	------	------	-------	------	------	------	--------	------	-------	-------	------	------	------	--------	------	-------	-------	-------	-------	-------	-------	--------	-------	--------	-------	--------

PITCHER	IP	WLS	BF	H	R	ER	SO	BB	IBB	HBP	BLK	WP	HR	S	P	ERA	WHIP
Pete Schourek, L ERA: 3.17 (1, 1)	8.0		28	5	1	1	9	0	0	0	0	0	0	71	104	1.12	0.625
Jeff Brantley, R ERA: 2.9 (9, 1)	1.0		4	1	1	1	2	0	0	0	0	0	1	12	16	9.00	1.000
Michael Jackson, R ERA: 2.56 (10, 1)	1.0		3	0	0	0	0	0	0	0	0	0	0	7	14	0.00	0.000
Chuck McElroy, L ERA: 5.59 (11, 1)	1.0		5	1	0	0	1	1	0	0	0	0	0	12	24	0.00	2.000
Xavier Hernandez, R ERA: 4.09 (12, 1)	1.2	L	9	0	1	0	3	3	0	0	0	0	0	22	40	0.00	1.800


BOTTOM

Cincinnati Reds @ Philadelphia Phillies
Veterans Stadium, Philadelphia, PA

Sat Sep 23 1995, 7:05 PM EDT
Att: 23,315 - Unknown - 59 F

AB	R	H	RBI	BB	SO	LOB
5	0	1	1	1	1	0
3	0	0	0	0	1	1
3	0	1	0	0	1	3
5	0	1	0	1	1	3
5	1	1	2	1	2	2
5	0	1	0	0	2	0
3	0	1	0	0	0	1
0	0	0	0	0	0	0
0	0	0	0	0	0	0
1	0	0	0	0	0	0
0	0	0	0	0	0	0
0	0	0	0	0	0	0
5	0	0	0	0	2	2
4	1	1	0	1	1	0
1	0	0	0	0	1	0
2	1	0	0	0	2	0

AB	R	H	RBI	BB	SO	LOB
43	3	7	3	4	15	12



WP	PA
0	49

Batter	1	2	3	4	5	6	7	8	9	AB R H RBI BB SO LOB	TOP
Thomas Howard, S (1, 8) OBP: 0.353, SLG: 0.408 (7, 7)	4-2 		2-2 F9 		2-3 K 	2-1 G3 		0-0 F8 		4 0 0 0 1 1 2	
Barry Larkin, R (1, 6) OBP: 0.395, SLG: 0.499 Mark Lewis, R (8, 5) OBP: 0.422, SLG: 0.500	2-3 K 		3-2 F8 		0-1 PB 		0-1 S 		2-2 CS 	4 0 2 0 0 1 1 1 0 1 0 0 0 0	
Ron Gant, R (1, 7) OBP: 0.395, SLG: 0.578 Darren Lewis, R (7, 8) OBP: 0.312, SLG: 0.298	4-1 CS 			0-0 E S FC6-4 	3-3 K 		2-3 K 		1-2 F9 	3 1 1 0 1 2 2 1 0 0 0 0 0 1	
Reggie Sanders, R (1, 9) OBP: 0.400, SLG: 0.594	4-2 			1-2 F2 		0-0 P3 		2-3 	1-2 	4 1 1 0 1 1 3	
Hal Morris, L (1, 3) OBP: 0.333, SLG: 0.444 Hector Carrasco, R (9, 1) Jeff Brantley, R (9, 1)	2-2 G6-3 			4-1 BB 		4-2 1B 		1-2 K 	0-1 	3 2 1 1 2 1 3 0 0 0 0 0 0 0 0 0 0 0 0 0 0	
Benito Santiago, R (1, 2) OBP: 0.349, SLG: 0.498		2-2 F7 		4-0 FC6-4 		1-2 HR 		4-1 SH2-4 	3-2 F7 	3 1 1 0 2 0 1	
Mariano Duncan, R (1, 4) OBP: 0.298, SLG: 0.435		2-2 L9 		2-2 FC6-4 		0-0 HR 		0-3 K 		4 1 1 4 0 1 2	
Jeff Branson, L (1, 5) OBP: 0.337, SLG: 0.441 (8, 6)		3-2 P4 		4-0 		3-1 P4 		4-0 SH2-4 		2 0 0 0 2 0 0	
David Wells, L (1, 1) OBP: 0.148, SLG: 0.148 Lenny Harris, L (9, 3) OBP: 0.255, SLG: 0.295			0-0 P4 		0-1 G4-3 		1-3 K 		0-0 SH2-4 	3 0 0 0 0 1 2 0 0 0 0 0 0 0	
Inning Stats	R: 0 H: 0 E: 0 LOB: 2 K: 1 BB: 3 S: 14 P: 29	R: 0 H: 0 E: 0 LOB: 0 K: 0 BB: 0 S: 12 P: 19	R: 0 H: 0 E: 0 LOB: 0 K: 0 BB: 0 S: 8 P: 13	R: 2 H: 1 E: 2 LOB: 2 K: 0 BB: 3 S: 11 P: 26	R: 0 H: 1 E: 0 LOB: 1 K: 2 BB: 0 S: 10 P: 15	R: 3 H: 2 E: 0 LOB: 0 K: 1 BB: 1 S: 16 P: 27	R: 0 H: 1 E: 0 LOB: 1 K: 3 BB: 0 S: 11 P: 16	R: 0 H: 0 E: 0 LOB: 2 K: 1 BB: 2 S: 7 P: 15	R: 1 H: 3 E: 0 LOB: 1 K: 0 BB: 0 S: 17 P: 24	1B: 3 SF: 0 2B: 4 SAC: 1 3B: 0 DP: 0 HR: 1 HBP: 0	WP: 0 PA: 42 PB: 1 SB: 2 CS: 3
PITCHER Dennis Springer, R (1, 1) ERA: 3.93 Paul Fletcher, R (7, 1) ERA: 5.4 Chuck Ricci, R (9, 1) ERA: 2.25	IP WLS BF H R ER SO BB IBB HBP BLK WP HR S P ERA WHIP 6.0 L 28 4 5 4 4 6 1 0 0 0 1 71 129 6.00 1.667 2.0 9 1 0 0 4 2 0 0 0 0 0 18 31 0.00 1.500 1.0 5 3 1 1 0 0 0 0 0 0 0 0 17 24 9.00 3.000					PITCHER IP WLS BF H R ER SO BB IBB HBP BLK WP HR S P ERA WHIP					

Cincinnati Reds @ Philadelphia Phillies
 Veterans Stadium, Philadelphia, PA
 Sun Sep 24 1995, 3:33 AM EDT
 Att. 30,310 - Unknown - 64 F

livebaseballscorecards.com

AB	32
R	6
H	8
RBI	5
BB	9
SO	8
LOB	17



Batter	1	2	3	4	5	6	7	8	9	AB R H RBI BB SO LOB	TOP				
Thomas Howard, S OBP: 0.352, SLG: 0.405 (1, 8)	1-1 G4-3 S 1B		0-1 G1-3	1-3 K		0-0 F7				4 0 1 0 0 1 6					
Barry Larkin, R OBP: 0.395, SLG: 0.498 Mark Lewis, R OBP: 0.422, SLG: 0.500 (1, 6) (5, 5)	2-2 G4-3 1-3		1-1 S 1B		0-0 F9					3 0 1 0 0 0 1 0 0 0 0 0 0 0					
Ron Gant, R OBP: 0.395, SLG: 0.575 Eric Anthony, L OBP: 0.331, SLG: 0.438 (1, 7) (5, 7)	4-2 S BB		1-3 K 1-3		2-3 K					2 0 0 0 1 2 1 0 0 0 0 0 0 0					
Reggie Sanders, R OBP: 0.398, SLG: 0.591 (1, 9)	2-3 K 1-2			3-2 F7	3-2 G6-3					3 0 0 0 0 1 2					
Hal Morris, L OBP: 0.333, SLG: 0.443 (1, 3)	2-2 G3-1			2-1 1B BB 1B		0-0 G4-3				3 1 1 0 0 0 2					
Benito Santiago, R OBP: 0.349, SLG: 0.496 (1, 2)		1-2 P4		3-2 P5		1-0 CS 1B 1B				3 0 1 0 0 0 1					
Bret Boone, R OBP: 0.329, SLG: 0.427 (1, 4)		1-2 G6-3		0-0 BB BB 1B		1-2 BB CS 1B				3 0 2 0 0 0 0					
Jeff Branson, L OBP: 0.340, SLG: 0.439 (1, 5) (5, 6)		2-3 K		4-0 SAFE BB BB		4-2 BB BB				1 0 0 0 2 1 0					
Mark Portugal, R OBP: 0.183, SLG: 0.214 Lenny Harris, L OBP: 0.259, SLG: 0.295 Tim Pugh, R OBP: 0.148, SLG: 0.154 (1, 1) (6, PH) (6, 1)			0-0 G5-3	4-1 BB		4-0 BB BB				1 0 0 1 1 0 0 0 0 0 0 1 0 0 0 0 0 0 0 0 0					
Inning Stats	R: 0 E: 0 K: 1 S: 13	H: 1 LOB: 2 BB: 1 P: 24	R: 0 E: 0 K: 1 S: 10	H: 0 LOB: 0 BB: 0 P: 14	R: 0 E: 0 K: 1 S: 9	H: 1 LOB: 1 BB: 0 P: 11	R: 1 E: 0 K: 1 S: 14	H: 2 LOB: 3 BB: 2 P: 31	R: 0 E: 0 K: 1 S: 8	H: 0 LOB: 0 BB: 0 P: 13	R: 0 E: 0 K: 0 S: 9	H: 2 LOB: 3 BB: 2 P: 19	1B: 6 2B: 0 3B: 0 HR: 0	SF: 0 SAC: 0 DP: 0 HBP: 0	WP: 0 PA: 28 PB: 0 SB: 4 CS: 2
PITCHER Jason Isringhausen, R ERA: 3.07 (1, 1)	IP: 6.0 WLS: W BF: 28 H: 6 R: 1 ER: 1 SO: 5 BB: 5 IBB: 0 HBP: 0 BLK: 0 WP: 0 HR: 0 S: 63 P: 112 ERA: 1.50 WHIP: 1.833											PITCHER IP: WLS: BF: H: R: ER: SO: BB: IBB: HBP: BLK: WP: HR: S: P: ERA: WHIP			

Cincinnati Reds @ New York Mets
Shea Stadium, Flushing, NY
Mon Sep 25 1995, 7:05 PM EDT
Att. 12,664 - Unknown - 62 F

livebaseballscorecards.com

AB	23
R	1
H	6
RBI	1
BB	5
SO	5
LOB	13



Batter	1	2	3	4	5	6	7	8	9	AB R H RBI BB SO LOB
--------	---	---	---	---	---	---	---	---	---	----------------------

Alex Ochoa, R <small>OBP: 0.500, SLG: 0.438</small> <small>(1, 9)</small> 										3 0 2 0 0 0 1
Jose Vizcaino, S <small>OBP: 0.326, SLG: 0.359</small> <small>(1, 6)</small> 										2 1 2 1 0 0 0
Carl Everett, S <small>OBP: 0.345, SLG: 0.444</small> <small>(1, 8)</small> 										2 0 0 0 1 0 2
Jeff Kent, R <small>OBP: 0.323, SLG: 0.463</small> <small>(1, 4)</small> 										3 0 0 0 0 1 2
Rico Brogna, L <small>OBP: 0.344, SLG: 0.493</small> <small>(1, 3)</small> 										1 0 0 0 1 0 0
Todd Hundley, S <small>OBP: 0.385, SLG: 0.490</small> <small>(1, 2)</small> 										2 0 0 0 0 1 1
Edgardo Alfonzo, R <small>OBP: 0.298, SLG: 0.380</small> <small>(1, 5)</small> 										2 0 1 0 0 0 1
Ryan Thompson, R <small>OBP: 0.306, SLG: 0.387</small> <small>(1, 7)</small> 										1 1 0 0 1 0 1
Jason Isringhausen, R <small>OBP: 0.250, SLG: 0.200</small> <small>(1, 1)</small> 										0 0 0 0 0 0 0

Inning Stats	R: 0 H: 1 E: 0 K: 7 S: 7	R: 0 H: 0 E: 0 K: 1 S: 6	R: 1 H: 1 E: 0 K: 0 S: 12	R: 0 H: 0 E: 0 K: 1 S: 6	R: 0 H: 2 E: 0 K: 0 S: 5	R: 1 H: 1 E: 0 K: 0 S: 5					1B: 5 SF: 0 2B: 0 SAC: 3 3B: 0 DP: 1 HR: 0 HBP: 0
--------------	--------------------------	--------------------------	---------------------------	--------------------------	--------------------------	--------------------------	--	--	--	--	--

PITCHER	IP	WLS	BF	H	R	ER	SO	BB	IBB	HBP	BLK	WP	HR	S	P	ERA	WHIP
Mark Portugal, R <small>ERA: 4.13</small> <small>(1, 1)</small>	5.0		19	4	1	1	2	2	0	0	0	1	0	36	61	1.80	1.200
Tim Pugh, R <small>ERA: 3.93</small> <small>(6, 1)</small>	0.0	L	3	1	1	1	0	1	0	0	1	1	0	5	12	∞	∞

BOTTOM

Cincinnati Reds @ New York Mets
 Shea Stadium, Flushing, NY
 Mon Sep 25 1995, 7:05 PM EDT
 Att: 12,664 - Unknown - 62 F

AB	16
R	2
H	5
RBI	1
BB	3
SO	2
LOB	8



WP: 2	PA: 22
PB: 0	SB: 0
CS: 0	

Batter	1	2	3	4	5	6	7	8	9	AB R H RBI BB SO LOB	TOP												
Thomas Howard, S (1, 8) OBP: 0.350, SLG: 0.403 Brian Hunter, R (9, PH) OBP: 0.322, SLG: 0.351	1-2 G3		1-2 F7		1-1 G4-3			0-1 1B	2-2 E4	4 0 1 0 0 0 1 1 0 1 1 0 0 0													
Barry Larkin, R (1, 6) OBP: 0.395, SLG: 0.497 Mark Lewis, R (6, 5) OBP: 0.418, SLG: 0.497	2-1 S 1B		2-2 F8		0-0 G5-3			3-1 SF9	2-2 F9	3 0 1 0 0 0 0 1 0 0 1 0 0 1													
Ron Gant, R (1, 7) OBP: 0.392, SLG: 0.569	1 SAFE C 1 SAFE SAFE 1-2 K		0-0 F8		1-3 K			1-0 F9		4 0 0 0 0 2 2													
Reggie Sanders, R (1, 9) OBP: 0.399, SLG: 0.589	2-2 F9			3-2 F9		4-2 BB		1-1 1B		3 0 1 0 1 0 1													
Hal Morris, L (1, 3) OBP: 0.332, SLG: 0.450		0-0 HR		2-3 K		0-0 G4-3		0-3 K		4 1 1 1 0 2 3													
Benito Santiago, R (1, 2) OBP: 0.347, SLG: 0.490		1-3 K		0-0 G5-3			2-3 K		4-2 1B BB	3 1 0 0 1 2 0													
Bret Boone, R (1, 4) OBP: 0.327, SLG: 0.423		2-0 G6-3			1-3 K		0-2 F7		2-3 K	4 0 0 0 0 2 1													
Jeff Branson, L (1, 5) OBP: 0.342, SLG: 0.440 Darren Lewis, R (9, PH) OBP: 0.311, SLG: 0.298		4-1 BB			2-1 FC3-6 1B		2-1 P5		2-3 K	2 0 1 0 1 0 0 1 0 0 0 0 1 1													
John Smiley, L (1, 1) OBP: 0.217, SLG: 0.291 Hector Carrasco, R (7, 1) Lenny Harris, L (8, PH) OBP: 0.262, SLG: 0.298 Chuck McElroy, L (8, 1) Mariano Duncan, R (9, PH) OBP: 0.300, SLG: 0.437		1-3 K			0-1 FC3-6 1-2f			1-0 1B SF9 1B	0-0 1B E 1B	2 0 0 0 0 1 2 0 0 0 0 0 0 0 1 1 1 0 0 0 0 0 0 0 0 0 0 0 1 1 1 0 0 0 0													
Inning Stats	R: 0 E: 0 K: 1 S: 12	H: 1 LOB: 1 BB: 0 P: 20	R: 1 E: 0 K: 2 S: 10	H: 1 LOB: 1 BB: 1 P: 18	R: 0 E: 0 K: 0 S: 7	H: 0 LOB: 0 BB: 0 P: 10	R: 0 E: 0 K: 1 S: 7	H: 0 LOB: 0 BB: 0 P: 12	R: 0 E: 0 K: 1 S: 11	H: 1 LOB: 1 BB: 0 P: 15	R: 0 E: 0 K: 1 S: 7	H: 0 LOB: 1 BB: 1 P: 12	R: 0 E: 0 K: 1 S: 8	H: 0 LOB: 0 BB: 0 P: 12	R: 1 E: 0 K: 1 S: 11	H: 3 LOB: 2 BB: 0 P: 17	R: 2 E: 1 K: 2 S: 20	H: 2 LOB: 1 BB: 1 P: 32	1B: 7 2B: 0 3B: 0 HR: 1	SF: 1 SAC: 0 DP: 0 HBP: 0	WP: 0 PB: 0 SB: 1 CS: 0	PA: 38	
PITCHER	IP WLS BF H R ER SO BB IBB HBP BLK WP HR S P ERA WHIP																						
Robert Person, R (1, 1) ERA: 0.75 Paul Byrd, R (8, 1) ERA: 2.11 John Franco, L (9, 1) ERA: 2.5	7.0 W 26 3 1 1 7 2 0 0 0 0 0 1 62 99 1.29 0.714	1.0 6 3 1 1 1 0 0 0 0 0 0 0 11 17 9.00 3.000	1.0 S 6 2 2 1 2 1 0 0 0 0 0 0 20 32 9.00 3.000																				

Cincinnati Reds @ New York Mets
 Shea Stadium, Flushing, NY
 Wed Sep 27 1995, 7:05 PM EDT
 Sunny - 74 F

livebaseballscorecards.com

AB	34
R	4
H	8
RBI	3
BB	3
SO	10
LOB	12



Batter	1	2	3	4	5	6	7	8	9
Alex Ochoa, R OBP: 0.545, SLG: 0.550 (1, 9)	1-2 G5-4-3 1B		2-2 2B	1-1 1B		0-2 G6-4-3 1-2f			
Jose Vizcaino, S OBP: 0.328, SLG: 0.360 (1, 6)	0-3 K		1-2 2B 1B	0-0 1B			1-3 K2-3		
Carl Everett, S OBP: 0.344, SLG: 0.442 (1, 8)	1-2 G5-4-3 1-2f		0-1 P3	0-3 K			1-1 1B		
Jeff Kent, R OBP: 0.322, SLG: 0.463 (1, 4)		1-2 G6-3	0-2 1B 2B	0-0 L9			0-0 F8		
Paul Byrd, R OBP: 1.000, SLG: 1.000 (8, 1)			1-3 2-H						
John Franco, L (9, 1)									
Rico Brogna, L OBP: 0.344, SLG: 0.491 (1, 3)		1-2 E3 3B	0-1 1B		1-3 K		2-0 G4-3		
Edgardo Alfonzo, R OBP: 0.300, SLG: 0.388 (1, 5)		0-0 1-H 3B	0-1 1B		1-2 L9		2-1 F8		
Ryan Thompson, R OBP: 0.309, SLG: 0.385 (1, 7)		2-2 F9	2-2 P2		0-0 P2		1-0 FC6-4 1B		
Kelly Stinnett, R OBP: 0.339, SLG: 0.333 (1, 2)		1-3 K	2-1 P6			1-2 K	3-2 L9		
Robert Person, R OBP: 0.667, SLG: 0.667 (1, 1)			1-0 2B 1B		0-2 F9		0-0 FC6-4 1-2f		
Tim Bogar, R OBP: 0.329, SLG: 0.364 (8, 4)						3-2 G6-4-3 1B			

Inning Stats	R: 0	H: 1	E: 0	K: 1	S: 11	LOB: 0	BB: 0	P: 13
	R: 1	H: 1	E: 1	K: 1	S: 16 <td>LOB: 1</td> <td>BB: 0</td> <td>P: 21 </td>	LOB: 1	BB: 0	P: 21
	R: 4	H: 6	E: 0	K: 0	S: 22 <td>LOB: 2</td> <td>BB: 0</td> <td>P: 30 </td>	LOB: 2	BB: 0	P: 30
	R: 0	H: 2	E: 0	K: 1	S: 11 <td>LOB: 2</td> <td>BB: 0</td> <td>P: 12 </td>	LOB: 2	BB: 0	P: 12
	R: 0	H: 0	E: 0	K: 1	S: 9 <td>LOB: 0</td> <td>BB: 0</td> <td>P: 11 </td>	LOB: 0	BB: 0	P: 11
	R: 0	H: 1	E: 0	K: 1	S: 9 <td>LOB: 0</td> <td>BB: 0</td> <td>P: 13 </td>	LOB: 0	BB: 0	P: 13
	R: 0	H: 1	E: 0	K: 1	S: 7 <td>LOB: 1</td> <td>BB: 0</td> <td>P: 11 </td>	LOB: 1	BB: 0	P: 11
	R: 0	H: 1	E: 0	K: 0	S: 8 <td>LOB: 1</td> <td>BB: 0</td> <td>P: 14 </td>	LOB: 1	BB: 0	P: 14

PITCHER	IP	WLS	BF	H	R	ER	SO	BB	IBB	HBP	BLK	WP	HR	S	P	ERA	WHIP
John Smiley, L ERA: 3.43 (1, 1)	6.0	L	28	11	5	4	5	0	0	0	0	0	0	78	100	6.00	1.833
Hector Carrasco, R ERA: 3.69 (7, 1)	1.0		4	1	0	0	1	0	0	0	0	0	0	7	11	0.00	1.000
Chuck McElroy, L ERA: 5.45 (8, 1)	1.0		4	1	0	0	0	0	0	0	0	0	0	8	14	0.00	1.000


BOTTOM

Cincinnati Reds @ New York Mets
Shea Stadium, Flushing, NY
Wed Sep 27 1995, 7:05 PM EDT
Sunny - 74 F

AB	R	H	RBI	BB	SO	LOB
4	1	3	0	0	0	1
4	1	2	1	0	2	1
4	0	1	0	0	1	5
4	1	1	1	0	0	3
0	0	0	0	0	0	0
0	0	0	0	0	0	0
4	1	1	2	0	1	1
4	0	2	1	0	0	0
4	0	1	0	0	0	3
4	0	0	0	0	2	4
3	1	2	0	0	0	0
1	0	0	0	0	0	1

AB	36
R	5
H	13
RBI	5
BB	0
SO	6
LOB	19

livebaseballscorecards.com



1B	2B	3B	HR	SF	SAC	DP	HBP	WP	PA
10	2	1	0	0	2	0	0	0	36

WP	PA	ERA	WHIP
0	36		

Batter	1	2	3	4	5	6	7	8	9	AB R H RBI BB SO LOB	TOP											
Darren Lewis, R (1, 8) OBP: 0.308, SLG: 0.295	2-3 K		3-2 P2			2-2 G1-4-3	2-2 G6-3		0-1 G3-1	5 0 0 0 0 1 0												
Lenny Harris, L (1, 7) OBP: 0.262, SLG: 0.313 (6, 5)	0-0 G6-3			3-1 P3		2-2 HR	3-2 F9			4 1 1 1 0 0 0												
Mariano Duncan, R (1, 4) OBP: 0.300, SLG: 0.434	1-0 P5			2-3 K		0-2 FC3-6 BB E 1B		0-3 K		4 1 1 0 0 2 0												
Eddie Taubensee, L (1, 2) OBP: 0.352, SLG: 0.483		1-1 1B		1-0 2B		4-1 FC3-6 BB		0-1 F8		3 0 2 0 1 0 0												
Eric Anthony, L (1, 9) OBP: 0.329, SLG: 0.429		1-2 F9		1-1 G3-1		1-1 FC3-6 E 1-2f 2-3		4-0 PB BB		3 0 0 0 1 0 4												
Brian Hunter, R (1, 3) OBP: 0.319, SLG: 0.338		1-0 P5			2-2 G6-3	2-1 E5		4-0 BB		3 0 0 0 1 0 2												
Jeff Branson, L (1, 6) OBP: 0.341, SLG: 0.436		1-0 G3			1-3 K	4-0 IBB		2-1 F8		3 0 0 0 1 1 3												
Mark Lewis, R (1, 5) OBP: 0.416, SLG: 0.494			1-0 G6-3		1-2 1B	2-1 L6		1-2 L7		3 0 1 0 0 0 3												
Dave Burba, R (1, 1) OBP: 0.222, SLG: 0.067			1-3 K		1-0 F9		0-2 G4-3		2-1 G4-3	2 0 0 0 0 1 1												
Hector Carrasco, R (6, 1)										0 0 0 0 0 0 0												
Thomas Howard, S (6, 7)										2 0 0 0 0 0 0												
Kevin Jarvis, L (7, 1)										0 0 0 0 0 0 0												
Nigel Wilson, L (9, PH)										1 0 0 0 0 0 0												
Inning Stats	R: 0 E: 0 K: 1 S: 7	H: 0 LOB: 0 BB: 0 P: 10	R: 0 E: 0 K: 0 S: 8	H: 1 LOB: 1 BB: 0 P: 12	R: 0 E: 0 K: 1 S: 10	H: 0 LOB: 0 BB: 0 P: 15	R: 0 E: 0 K: 1 S: 10	H: 1 LOB: 1 BB: 0 P: 17	R: 0 E: 0 K: 1 S: 11	H: 1 LOB: 1 BB: 0 P: 16	R: 2 E: 1 K: 0 S: 17	H: 2 LOB: 3 BB: 2 P: 34	R: 0 E: 0 K: 0 S: 10	H: 0 LOB: 0 BB: 0 P: 15	R: 0 E: 0 K: 1 S: 7	H: 0 LOB: 2 BB: 2 P: 17	R: 0 E: 0 K: 0 S: 7	H: 0 LOB: 0 BB: 0 P: 10	1B: 3 2B: 1 3B: 0 HR: 1	SF: 0 SAC: 0 DP: 0 HBP: 0	WP: 0 PB: 1 SB: 0 CS: 0	PA: 37
PITCHER	IP WLS BF H R ER SO BB IBB HBP BLK WP HR S P ERA WHIP																					
Reid Cornelius, R (1, 1) ERA: 5.54	6.0 W 26 5 2 1 4 1 1 0 0 0 1 63 104 1.50 1.000																					
Doug Henry, R (7, 1) ERA: 3.06	3.0 S 11 0 0 0 1 2 0 0 0 0 0 0 24 42 0.00 0.667																					

Cincinnati Reds @ New York Mets
 Shea Stadium, Flushing, NY
 Wed Sep 27 1995, 7:05 PM EDT
 Att. 14,089 - Unknown - 72 F

livebaseballscorecards.com

AB	33
R	2
H	5
RBI	1
BB	4
SO	5
LOB	13



BOTTOM

Cincinnati Reds @ New York Mets
 Shea Stadium, Flushing, NY
 Wed Sep 27 1995, 7:05 PM EDT
 Att: 14,089 - Unknown - 72 F

livebaseballscorecards.com

AB	32
R	9
H	9
RBI	7
BB	5
SO	3
LOB	18



WP: 0	PA: 39
PB: 0	
SB: 0	
CS: 0	

AB	R	H	RBI	BB	SO	LOB
5	0	0	0	0	1	4
4	2	1	0	1	0	0
4	3	2	1	1	0	1
3	2	3	3	1	0	0
4	1	0	0	0	0	3
2	0	0	0	2	1	1
3	0	3	3	0	0	0
1	0	0	0	0	0	1
3	1	0	0	0	0	5
2	0	0	0	0	1	1
1	0	0	0	0	0	2
0	0	0	0	0	0	0
1B: 7	SF: 0					
2B: 1	SAC: 1					
3B: 1	DP: 1					
HR: 0	HBP: 1					

Batter	1	2	3	4	5	6	7	8	9							
Alex Ochoa, R (1, 9) OBP: 0.444, SLG: 0.440	1-1 G4-3		1-1 F9		0-0 G4-3	1-3 K		2-2 G6-3								
Jose Vizcaino, S (1, 6) OBP: 0.328, SLG: 0.363	2-2 L9		0-2 F7			0-1 1B	4-0 2B	0-1 E5								
Carl Everett, S (1, 8) OBP: 0.348, SLG: 0.442	1-2 G6-3			4-2 1B		1-0 E	2-2 2B	0-0 F9								
Jeff Kent, R (1, 4) OBP: 0.327, SLG: 0.469		0-1 1B		2-1 1B		4-2 E	2-1 2B									
Rico Brogna, L (1, 3) OBP: 0.341, SLG: 0.487		1-0 F7		1-1 G3		1-0 E3	1-0 F7									
Todd Hundley, S (1, 2) OBP: 0.387, SLG: 0.487		4-1 1B		2-3 K		4-0 1B	0-0 F9									
Bill Spiers, L (1, 5) OBP: 0.318, SLG: 0.268		1-1 G6-3			0-0 G5-3	2-2 FC6-2	1-0 F7									
Tim Bogar, R (7, 5) OBP: 0.327, SLG: 0.361		1-2 1B			0-0 G5-3	1-3 1B										
Ryan Thompson, R (1, 7) OBP: 0.306, SLG: 0.381		0-1 G6-3			2-2 G5-3	2-0 FC6-2		1-1 G6-3								
Reid Cornelius, R (1, 1) OBP: 0.100, SLG: 0.100			1-2 K		0-0 G5-3	0-0 P5		0-1 SH1-4								
Joe Orsulak, L (6, PH) OBP: 0.320, SLG: 0.364																
Doug Henry, R (7, 1) OBP: 1.000, SLG: 1.000																
Inning Stats	R: 0 E: 0 K: 0 S: 10	H: 0 LOB: 0 BB: 0 P: 14	R: 1 E: 0 K: 0 S: 8	H: 2 LOB: 1 BB: 1 P: 14	R: 0 E: 0 K: 1 S: 8	H: 0 LOB: 0 BB: 0 P: 10	R: 1 E: 0 K: 1 S: 11	H: 1 LOB: 0 BB: 1 P: 19	R: 0 E: 0 K: 0 S: 6	H: 1 LOB: 1 BB: 0 P: 8	R: 4 E: 1 K: 1 S: 16	H: 3 LOB: 2 BB: 2 P: 31	R: 2 E: 0 K: 0 S: 10	H: 2 LOB: 1 BB: 1 P: 20	R: 1 E: 1 K: 0 S: 9	H: 0 LOB: 1 BB: 0 P: 12

PITCHER	IP	WLS	BF	H	R	ER	SO	BB	IBB	HBP	BLK	WP	HR	S	P	ERA	WHIP
Dave Burba, R (1, 1) ERA: 4.04	5.0	L	21	6	4	4	2	2	0	0	0	0	0	46	69	7.20	1.600
Hector Carrasco, R (6, 1) ERA: 3.96	1.0		10	3	4	3	1	2	1	0	0	0	0	20	42	27.00	5.000
Kevin Jarvis, R (7, 1) ERA: 5.77	2.0		8	0	1	0	0	0	0	1	0	0	0	12	17	0.00	0.000

Batter	1	2	3	4	5	6	7	8	9	AB R H RBI BB SO LOB	TOP	
Thomas Howard, S (1, 8) <small>OBP: 0.347, SLG: 0.401</small> Jerome Walton, R (7, 7) <small>OBP: 0.370, SLG: 0.535</small>	1-0 G4-3		1-2 K		1-1 L8		0-1 E 2B	1-0 HR		4 1 1 0 0 1 0 1 1 1 3 0 0 0	Cincinnati Reds @ Montreal Expos Olympic Stadium, Montreal, QB Thu Sep 28 1995, 7:05 PM EDT Att. 14,581 - Dome - 68 F	
Barry Larkin, R (1, 6) <small>OBP: 0.394, SLG: 0.495</small> Darren Lewis, R (7, 8) <small>OBP: 0.308, SLG: 0.294</small>	1-1 F9		0-1 F9		2-1 G5-3		2-2 E3 SF8 1B	2-2 G4-3		4 1 1 1 0 0 0 1 0 0 0 0 0 0		
Ron Gant, R (1, 7) <small>OBP: 0.360, SLG: 0.506</small> Michael Jackson, R (7, 1) <small>OBP: 0.250, SLG: 0.250</small> Lenny Harris, L (8, PH) <small>OBP: 0.261, SLG: 0.311</small> Tim Lugin, R (8, 1) <small>OBP: 0.148, SLG: 0.154</small> Chuck McElroy, L (9, 1) Jeff Brantley, R (9, 1)	2-3 K			4-0 S 1B BB	2-2 P4		2-1 SF8 3-H	2-2 P6		2 1 0 1 1 1 0 0 0 0 0 0 0 0 1 0		
Reggie Sanders, R (1, 9) <small>OBP: 0.395, SLG: 0.583</small>		1-0 F8		3-3 K 1-2		2-3 K	0-3 K		0-0 G6-3			5 0 0 0 0 3 1
Hal Morris, L (1, 3) <small>OBP: 0.336, SLG: 0.450</small>		2-1 L6		0-1 F9		1-0 BB 1B	0-0 BB 1B		4-0 G2-3 BB			4 0 2 0 1 0 1
Benito Santiago, R (1, 2) <small>OBP: 0.349, SLG: 0.490</small> Eddie Taubensee, L (3, 2) <small>OBP: 0.354, SLG: 0.481</small>		1-0 E HBP		2-2 BB 2B 1B		4-0 BB 1-2 BB	1-0 F7		3-2 G2-3 1-2			0 1 0 0 0 0 0 3 1 1 1 1 0 2
Bret Boone, R (1, 4) <small>OBP: 0.325, SLG: 0.421</small>		3-2 E8 1-H		1-2 BB 2B 1B		0-3 K		1-0 G6-3	2-2 G1-3			5 1 1 0 0 1 3
Jeff Branson, L (1, 5) <small>OBP: 0.346, SLG: 0.439</small>		1-3 K		3-2 BB 1-H 2-H 2B		4-2 BB 1-2 2-3 BB		4-1 E HR BB		2 1 1 2 2 1 1		
Pete Schourek, L (1, 1) <small>OBP: 0.220, SLG: 0.254</small> Mariano Duncan, R (7, 6) <small>OBP: 0.299, SLG: 0.432</small>			0-0 G3-1		1-1 G4-3		0-3 K	0-2 E4 HR		3 0 0 0 0 1 4 1 1 0 0 0 0 1		
Inning Stats	R: 0 H: 0 E: 0 LOB: 0 K: 1 BB: 0 S: 6 P: 10	R: 1 H: 0 E: 1 LOB: 1 K: 1 BB: 0 S: 9 P: 17	R: 0 H: 0 E: 0 LOB: 0 K: 1 BB: 0 S: 6 P: 7	R: 3 H: 3 E: 0 LOB: 1 K: 1 BB: 1 S: 20 P: 34	R: 0 H: 0 E: 0 LOB: 0 K: 0 BB: 0 S: 7 P: 12	R: 2 H: 3 E: 1 LOB: 1 K: 1 BB: 0 S: 13 P: 18	R: 3 H: 1 E: 1 LOB: 0 K: 0 BB: 1 S: 12 P: 22	R: 0 H: 0 E: 0 LOB: 1 K: 0 BB: 1 S: 8 P: 17	1B: 5 SF: 1 2B: 2 SAC: 0 3B: 0 DP: 0 HR: 1 HBP: 1	WP: 0 PA: 43 PB: 0 SB: 1 CS: 0		
PITCHER	IP WLS BF H R ER SO BB IBB HBP BLK WP HR S P ERA WHIP											IP WLS BF H R ER SO BB IBB HBP BLK WP HR S P ERA WHIP
Pedro Martinez, R (1, 1) <small>ERA: 3.51</small>	6.0 L 29 6 6 5 7 3 0 1 0 0 0 0 66 111 7.50 1.500											
Gil Heredia, R (7, 1) <small>ERA: 4.31</small>	1.0 4 1 0 0 1 0 0 0 0 0 0 0 7 10 0.00 1.000											
Willie Fraser, R (8, 1) <small>ERA: 5.47</small>	1.0 6 1 3 2 0 1 0 0 0 0 0 1 12 22 18.00 2.000											
Greg Harris, R (9, 1) <small>ERA: 2.72</small>	1.0 4 0 0 0 0 1 0 0 0 0 0 0 8 17 0.00 1.000											

livebaseballscorecards.com

AB	36
R	9
H	8
RBI	8
BB	5
SO	8
LOB	13



BOTTOM

Cincinnati Reds @ Montreal Expos
Olympic Stadium, Montreal, QB

Thu Sep 28 1995, 7:05 PM EDT
Att. 14,581 - Dome - 68 F

livebaseballscorecards.com

AB	35
R	7
H	10
RBI	7
BB	2
SO	9
LOB	12



WP:	0	PA:	39
PB:	1		
SB:	0		
CS:	1		

AB	4	R	1	H	3	RBI	1	BB	0	SO	1	LOB	0
	0	0	0	0	0	0	0	0	0	0	0	0	0
	0	0	0	0	0	0	0	0	0	0	0	0	0
	1	1	1	4	0	0	0	0	0	0	0	0	0

AB	4	R	0	H	1	RBI	2	BB	1	SO	0	LOB	2

AB	5	R	0	H	1	RBI	0	BB	0	SO	2	LOB	4

AB	4	R	0	H	0	RBI	0	BB	0	SO	1	LOB	2

AB	3	R	0	H	0	RBI	0	BB	0	SO	2	LOB	0

AB	4	R	0	H	1	RBI	0	BB	0	SO	0	LOB	1

AB	4	R	1	H	1	RBI	0	BB	0	SO	1	LOB	2

AB	2	R	0	H	1	RBI	0	BB	0	SO	1	LOB	0
	1	2	0	0	1	0	0	0	0	0	0	0	0

AB	1	R	1	H	0	RBI	0	BB	0	SO	0	LOB	1
	0	0	0	0	0	0	0	0	0	0	0	0	0
	1	0	0	0	0	0	1	0	0	0	0	0	0
	1	1	1	0	0	0	0	0	0	0	0	0	0

1B:	3	SF:	0
2B:	7	SAC:	0
3B:	0	DP:	1
HR:	1	HBP:	2

Batter	1	2	3	4	5	6	7	8	9														
Rondell White, R OBP: 0.362, SLG: 0.473 Willie Fraser, R (8, 1) Greg Harris, S OBP: 0.333, SLG: 0.667 Shane Andrews, R OBP: 0.266, SLG: 0.368 (9, PH)	0-0 P5-3 1B		2-2 2B		0-2 G3 2B		0-3 K		0-0 HR														
David Segui, S OBP: 0.367, SLG: 0.462 (1, 3)	3-2 P5-3 1-f		0-0 2B		1-1 G3 2-3		3-2 L7		4-1 BB														
Yamil Benitez, R OBP: 0.406, SLG: 0.613 (1, 9)	0-1 PB 2B		0-3 K		3-3 K		1-2 P5		3-2 G5-3														
Sean Berry, R OBP: 0.366, SLG: 0.529 (1, 5)	0-1 G6-3 2-3		3-2 F9		1-2 P6		2-3 K																
Wil Cordero, R OBP: 0.340, SLG: 0.420 (1, 7)		2-3 K		2-0 HBP		0-3 K		1-0 P4															
Mike Lansing, R OBP: 0.300, SLG: 0.387 (1, 4)		1-1 P6		1-2 FC6-8-4 CS 1-2f		1-2 1B		2-1 P2															
Mark Grudzielanek, R OBP: 0.306, SLG: 0.326 (1, 6)		1-3 K		2-1 P4 1-2		0-0 P4		1-1 1B HR 2B															
Tim Laker, R OBP: 0.306, SLG: 0.369 Joe Siddall, L OBP: 0.538, SLG: 0.333 (5, PR) (6, 2)			3-3 K		1-0 2B		3-1 F7		4-2 1B HR BB														
Pedro Martinez, R OBP: 0.134, SLG: 0.111 Gil Heredia, R OBP: 0.182, SLG: 0.182 Cliff Floyd, L OBP: 0.219, SLG: 0.197 (7, PH) (8, 8)			1-0 2B HBP		1-0 B3-4		2-3 K		1-1 HR 1B														
Dave Silvestri, R OBP: 0.311, SLG: 0.375 (9, PH)									1-2 2-3 HR 1B														
Inning Stats	R: 0 E: 0 K: 10 S: 10	H: 2 LOB: 1 BB: 0 P: 13	R: 0 E: 0 K: 2 S: 9	H: 0 LOB: 0 BB: 0 P: 13	R: 2 E: 0 K: 2 S: 17	H: 2 LOB: 1 BB: 0 P: 26	R: 0 E: 0 K: 0 S: 5	H: 0 LOB: 0 BB: 0 P: 10	R: 1 E: 0 K: 1 S: 12	H: 2 LOB: 2 BB: 0 P: 18	R: 0 E: 0 K: 10 S: 10	H: 1 LOB: 1 BB: 0 P: 12	R: 0 E: 0 K: 2 S: 9	H: 0 LOB: 0 BB: 0 P: 14	R: 0 E: 0 K: 1 S: 9	H: 0 LOB: 0 BB: 0 P: 15	R: 4 E: 0 K: 0 S: 15	H: 3 LOB: 1 BB: 2 P: 31	1B: 3 2B: 7 3B: 0 HR: 1	SF: 0 SAC: 0 DP: 1 HBP: 2	WP: 0 PB: 1 SB: 0 CS: 1	PA: 39	
PITCHER	IP WLS BF	H R ER SO	BB IBB HBP BLK	WP HR S P	ERA WHIP	PITCHER										IP WLS BF	H R ER SO	BB IBB HBP BLK	WP HR S P	ERA WHIP			
Pete Schourek, L ERA: 3.22 (1, 1)	6.0 W	7 3	0 0	0 0	0 0	4.50 1.167											6.0 W	7 3	0 0	0 0	0 0	0 0	4.50 1.167
Michael Jackson, R ERA: 2.51 (7, 1)	1.0	0 0	0 0	0 0	0 0	0.00 0.000											1.0	0 0	0 0	0 0	0 0	0.00 0.000	
Tim Pugh, R ERA: 4.05 (8, 1)	1.2	1 2	1 2	1 1	0 0	10.80 1.200											1.2	1 2	1 2	1 1	0 0	10.80 1.200	
Chuck McElroy, L ERA: 5.9 (9, 1)	0.0	2 2	2 2	0 0	0 0	∞ ∞											0.0	2 2	2 2	0 0	0 0	∞ ∞	
Jeff Brantley, R ERA: 2.86 (9, 1)	0.1 S	0 0	0 0	0 0	1 0	0.00 3.000											0.1 S	0 0	0 0	0 0	1 0	0.00 3.000	

Batter	1	2	3	4	5	6	7	8	9	AB R H RBI BB SO LOB	TOP	
Thomas Howard, S (1, 8) OBP: 0.350, SLG: 0.402 Darren Lewis, R (3, 8) OBP: 0.310, SLG: 0.297	1-0 G4-3 1B	4-0 HBP BB	FC4-6	2-3 K			0-1 G5-3 2B		4-0 FC6-4 BB	2 2 1 0 1 0 3 2 0 1 0 1 1 0		
Barry Larkin, R (1, 6) OBP: 0.395, SLG: 0.495 Mariano Duncan, R (4, PH) OBP: 0.295, SLG: 0.427	2-0 G4-3	2-1 1B HBP	0-0 BB 1B	0-0 G6-3 1B			1-2 G5-3		1-2 FC6-4	2 2 1 0 0 0 1 3 0 0 0 0 0 2		
Ron Gant, R (1, 7) OBP: 0.390, SLG: 0.563 Nigel Wilson, L (7, 7)	2-1 L3	4-0 1B 1B	0-0 G3 2B 1B		1-3 K		3-3 K			4 2 1 1 1 2 2 0		
Hector Carrasco, R (7, 1) Michael Jackson, R (7, 1) OBP: 0.250, SLG: 0.250 Kevin Jarvis, L (9, 1) OBP: 0.182, SLG: 0.190	1-1 HR 1B	2-1 1B S	4-2 G3 2B BB		3-2 F9		0-0 F9			4 3 2 3 1 0 0 0 0 0 0 0 0 0		
Reggie Sanders, R (1, 9) OBP: 0.397, SLG: 0.582 Lenny Harris, L (8, 7) OBP: 0.261, SLG: 0.311	1-0 HR 1B	2-3 K	0-0 G3		0-0 G4-3		1-3 K			5 1 1 3 0 2 4		
Hal Morris, L (1, 3) OBP: 0.334, SLG: 0.455	1-0 HR 1B	2-3 K	0-0 G3		0-0 G4-3		1-3 K			5 1 1 3 0 2 4		
Eddie Taubensee, L (1, 2) OBP: 0.355, SLG: 0.493	2-0 G4-3	2-2 BB 1B BB	1-2 L4			2-2 F7		2-0 HR		5 2 2 3 0 0 2		
Bret Boone, R (1, 4) OBP: 0.328, SLG: 0.427		2-2 BB 1B BB	3-2 2B			3-1 L8		1-0 F8		5 1 3 2 0 0 0		
Jeff Branson, L (1, 5) OBP: 0.345, SLG: 0.435 Xavier Hernandez, L (6, 1) Chuck McElroy, L (7, 1) Eric Anthony, L (7, 7) OBP: 0.327, SLG: 0.425		G3	1-2 G4-3			2-2 L9			2-2 G4-3	3 0 0 0 1 0 2 0 0 0 0 0 0 0 0 0 0 0 0 0 0 1 0 0 0 0 0 0		
Mark Portugal, R (1, 1) OBP: 0.206, SLG: 0.224 Mark Lewis, R (6, 5) OBP: 0.412, SLG: 0.488		HBP BB 1B	2-2 F9			2-3 K		0-1 F7		2 1 1 2 1 0 0 2 0 0 0 0 1 0		
Inning Stats	R: 3 H: 3 E: 0 LOB: 0 K: 0 BB: 0 S: 8 P: 17	R: 7 H: 5 E: 0 LOB: 3 K: 1 BB: 4 S: 19 P: 49	R: 3 H: 3 E: 0 LOB: 1 K: 0 BB: 1 S: 16 P: 25	R: 0 H: 0 E: 0 LOB: 0 K: 1 BB: 0 S: 7 P: 11	R: 0 H: 0 E: 0 LOB: 0 K: 1 BB: 0 S: 12 P: 16	R: 0 H: 0 E: 0 LOB: 0 K: 0 BB: 0 S: 9 P: 16	R: 0 H: 1 E: 0 LOB: 1 K: 2 BB: 0 S: 11 P: 17	R: 1 H: 1 E: 0 LOB: 0 K: 1 BB: 0 S: 6 P: 10	R: 0 H: 0 E: 0 LOB: 1 K: 0 BB: 1 S: 8 P: 15	1B: 8 SF: 0 2B: 3 SAC: 0 3B: 0 DP: 0 HR: 2 HBP: 1	WP: 1 PA: 47 PB: 0 SB: 1 CS: 0	
PITCHER	IP WLS BF H R ER SO BB IBB HBP BLK WP HR S P ERA WHIP	IP WLS BF H R ER SO BB IBB HBP BLK WP HR S P ERA WHIP										
Tavo Alvarez, R (1, 1) ERA: 6.75	1.1 L 11 5 7 7 0 1 0 1 0 1 1 1 14 34 47.25 4.500											
Curt Schmidt, R (2, 1) ERA: 6.97	0.1 4 2 2 2 1 1 0 0 0 0 0 0 8 18 54.00 9.000											
J. J. Thobe, R (2, 1) ERA: 9.0	0.1 7 3 4 4 0 3 0 0 0 0 0 0 9 22 108.00 18.000											
Bryan Eversgerd, L (3, 1) ERA: 5.68	3.0 10 1 0 0 2 0 0 0 0 0 0 0 31 44 0.00 0.333											
Greg Harris, R (6, 1) ERA: 2.61	2.0 7 1 0 0 2 0 0 0 0 0 0 0 20 33 0.00 0.500											
PITCHER	IP WLS BF H R ER SO BB IBB HBP BLK WP HR S P ERA WHIP	IP WLS BF H R ER SO BB IBB HBP BLK WP HR S P ERA WHIP										
Willie Fraser, R (8, 1) ERA: 5.61	1.0 4 1 1 1 1 0 0 0 0 0 0 1 10 9.00 1.000											
Dave Leiper, L (9, 1) ERA: 3.3	1.0 4 0 0 0 0 1 0 0 0 0 0 0 8 15 0.00 1.000											

Cincinnati Reds @ Montreal Expos
Olympic Stadium, Montreal, QB
Fri Sep 29 1995, 7:05 PM EDT
Att. 12,155 - Dome - 68 F

livebaseballscorecards.com

AB	40
R	14
H	13
RBI	14
BB	6
SO	6
LOB	16



BOTTOM

Cincinnati Reds @ Montreal Expos
Olympic Stadium, Montreal, QB

livebaseballscores.com

AB	41
R	9
H	15
RBI	9
BB	5
SO	2
LOB	21



WP	1	PA	46
PB	0		
SB	0		
CS	0		

Fri Sep 29 1995, 7:05 PM EDT
Att. 12,155 - Dome - 68 F

AB	3	R	0	H	1	RBI	0	BB	0	SO	0	LOB	0
	0	0	0	0	0	0	0	0	0	0	0	0	0
	1	1	0	0	1	0	2						
	0	0	0	0	0	0	0						
	1	0	0	0	0	0	1						

	2	0	1	0	1	0	1						
	2	1	2	0	0	0	0						

	2	0	0	0	1	1	2						
	0	0	0	0	0	0	0						
	2	0	1	2	0	1	1						

	5	2	1	1	0	0	4						
	0	0	0	0	0	0	0						

	4	1	2	1	1	0	1						
--	---	---	---	---	---	---	---	--	--	--	--	--	--

	3	1	1	2	0	0	2						
	2	1	1	0	0	0	2						

	5	1	3	0	0	0	2						
--	---	---	---	---	---	---	---	--	--	--	--	--	--

	5	0	1	1	0	0	2						
--	---	---	---	---	---	---	---	--	--	--	--	--	--

	0	0	0	0	0	0	0						
	0	0	0	0	0	0	0						
	0	0	0	0	0	0	0						
	1	0	0	0	0	0	0						
	3	1	1	2	1	0	1						

1B	10	SF	0
2B	4	SAC	0
3B	0	DP	0
HR	1	HBP	0

Batter	1	2	3	4	5	6	7	8	9
Rondell White, R (1, 8) OBP: 0.362, SLG: 0.472 Greg Harris, S (6, 1) OBP: 0.333, SLG: 0.667 Cliff Floyd, L (7, PH) OBP: 0.227, SLG: 0.194 Willie Fraser, R (8, 1) Joe Siddall, L (9, 2) OBP: 0.500, SLG: 0.300	1-0 G5-3		3-2 1B		2-1 F8		0-1 BB		0-1 G4-3
David Segui, S (1, 3) OBP: 0.368, SLG: 0.462 Dave Silvestri, R (6, PR) OBP: 0.324, SLG: 0.400	1-1 WP 1B		0-1 L9			4-2 2B BB	0-1 1B FC4-6 1B	0-1 G5-3 2B	
Wil Cordero, R (1, 7) OBP: 0.340, SLG: 0.419 Curtis Pride, L (7, 7) OBP: 0.242, SLG: 0.197 Sean Berry, R (7, PH) OBP: 0.367, SLG: 0.529	0-1 L9			4-0 FC6-4 1B BB		1-3 K	3-1 FC4-6 1B	1-3 K	
Darrin Fletcher, L (1, 2) OBP: 0.354, SLG: 0.452 Dave Leiper, L (9, 1)	2-2 F9 1-2			0-0 F8		2-1 2B 2B	2-1 FC4-6 1B 1B	0-1 G5-3	
Tony Tarasco, L (1, 9) OBP: 0.330, SLG: 0.406		3-2 F7		2-2 FC6-4 1B		2-1 HR 2B	1-0 P2	4-2 FC5-4 BB	
Mike Lansing, R (1, 4) OBP: 0.300, SLG: 0.393 Yamil Benitez, R (7, 8) OBP: 0.412, SLG: 0.606		1-0 P6		1-2 FC6-4		2-1 HR	1-0 1B 1B	0-1 FC5-4	
Shane Andrews, R (1, 5) OBP: 0.274, SLG: 0.379		2-2 G1-3		2-2 G5-3		0-1 FC6-4 1B	0-0 1B 1B		3-2 G3 2B
Mark Grudzielanek, R (1, 6) OBP: 0.304, SLG: 0.323			0-1 F8		0-0 L6	2-1 FC6-4	2-2 1B 1B		0-0 G5-3
Tavo Alvarez, R (1, 1) Curt Schmidt, R (2, 1) J. J. Thobe, R (3, 1) Bryan Eversgerd, R (5, PH) F.P. Santangelo, S (6, 8) OBP: 0.373, SLG: 0.392			1-2 F7		1-0 G4-3		0-1 BB BB		1-1 G3

Inning Stats	R: 0	H: 1	E: 0	LOB: 1	K: 0	BB: 0	S: 8	R: 0	H: 0	E: 0	LOB: 0	K: 0	BB: 0	S: 9	R: 0	H: 1	E: 0	LOB: 1	K: 0	BB: 0	S: 10	R: 0	H: 1	E: 0	LOB: 2	K: 0	BB: 1	S: 12	R: 0	H: 0	E: 0	LOB: 0	K: 0	BB: 0	S: 4	R: 3	H: 4	E: 0	LOB: 1	K: 1	BB: 1	S: 18	R: 6	H: 6	E: 0	LOB: 2	K: 0	BB: 2	S: 22	R: 0	H: 1	E: 0	LOB: 2	K: 1	BB: 1	S: 11	R: 0	H: 1	E: 0	LOB: 1	K: 0	BB: 0	S: 8	1B: 10	SF: 0	2B: 4	SAC: 0	3B: 0	DP: 0	HR: 1	HBP: 0	WP: 1	PA: 46
--------------	------	------	------	--------	------	-------	------	------	------	------	--------	------	-------	------	------	------	------	--------	------	-------	-------	------	------	------	--------	------	-------	-------	------	------	------	--------	------	-------	------	------	------	------	--------	------	-------	-------	------	------	------	--------	------	-------	-------	------	------	------	--------	------	-------	-------	------	------	------	--------	------	-------	------	--------	-------	-------	--------	-------	-------	-------	--------	-------	--------

PITCHER	IP	WLS	BF	H	R	ER	SO	BB	IBB	HBP	BLK	WP	HR	S	P	ERA	WHIP
Mark Portugal, R (1, 1) ERA: 4.01	5.0	W	19	3	0	0	0	1	0	0	0	1	0	43	69	0.00	0.800
Xavier Hernandez, R (6, 1) ERA: 4.65	1.0		10	5	6	6	1	3	0	0	0	0	1	24	45	54.00	8.000
Chuck McElroy, L (7, 1) ERA: 6.02	0.2		3	1	0	0	0	0	0	0	0	0	0	5	11	0.00	1.500
Hector Carrasco, R (7, 1) ERA: 4.17	0.0		4	4	3	3	0	0	0	0	0	0	0	7	11	∞	∞
Michael Jackson, R (7, 1) ERA: 2.44	1.1		6	1	0	0	1	1	0	0	0	0	0	15	23	0.00	1.500

PITCHER	IP	WLS	BF	H	R	ER	SO	BB	IBB	HBP	BLK	WP	HR	S	P	ERA	WHIP
Kevin Jarvis, R (9, 1) ERA: 5.7	1.0		4	1	0	0	0	0	0	0	0	0	0	8	12	0.00	1.000

Batter	1	2	3	4	5	6	7	8	9	AB R H RBI BB SO LOB	TOP									
Jerome Walton, R (1, 8) OBP: 0.368, SLG: 0.525	0-2 F8			0-0 F9		0-0 G4-3				3 0 0 0 0 0 1										
Barry Larkin, R (1, 6) OBP: 0.395, SLG: 0.494 Mariano Duncan, R (7, 6) OBP: 0.294, SLG: 0.426	1-3 K			0-1 P2			0-0 1B	0-3 K		3 1 1 0 0 1 0 1 0 0 0 0 1 2										
Ron Gant, R (1, 7) OBP: 0.387, SLG: 0.558	3-3 K			3-1 F9			0-0 F9		0-0 G6-3	4 0 0 0 0 1 1										
Reggie Sanders, R (1, 9) OBP: 0.396, SLG: 0.579		1-3 K		2-2 G6-4-3 1B			1 SAFE 1B 3-2 F8		0-0 F8	4 0 1 0 0 1 1										
Benito Santiago, R (1, 2) OBP: 0.349, SLG: 0.489 Eddie Taubensee, L (8, 2) OBP: 0.354, SLG: 0.491		1-2 G1-3		0-0 L8			F X 0-1 1B		1-3 K	3 0 1 1 0 0 1 1 0 0 0 0 1 0										
Hal Morris, L (1, 3) OBP: 0.334, SLG: 0.453		2-1 HBP		1-2 G6-4-3 1-2f			F 1 SAFE F X 0-0 G1-3			2 0 0 0 0 0 2										
Bret Boone, R (1, 4) OBP: 0.326, SLG: 0.424		1-0 CS		2-2 G5-3			X 0-0 F9		0-0 G6-3	3 0 0 0 0 0 0										
Mark Lewis, R (1, 5) OBP: 0.416, SLG: 0.491				1-2 G4-3			B F 1 F X 2-2 1B		0-0 FC5-4 1B	3 0 2 0 0 0 0										
David Wells, L (1, 1) OBP: 0.143, SLG: 0.143 Brian Hunter, R (6, PH) OBP: 0.315, SLG: 0.333 Dave Burba, R (6, 1) OBP: 0.222, SLG: 0.067 Lenny Harris, L (8, PH) OBP: 0.259, SLG: 0.310 Hector Carrasco, R (8, 1) OBP: 0.259, SLG: 0.310				0-2 G4-3			B F X 2-0 F9		2-2 FC5-4 DI	1 0 0 0 0 0 0 1 0 0 0 0 0 1 0 0 0 0 0 0 0 1 0 0 0 0 0 1 0 0 0 0 0 0 0										
Inning Stats	R: 0 E: 0 K: 2 S: 9	H: 0 LOB: 0 BB: 0 P: 13	R: 0 E: 0 K: 1 S: 7	H: 0 LOB: 0 BB: 0 P: 12	R: 0 E: 0 K: 0 S: 9	H: 0 LOB: 0 BB: 0 P: 12	R: 0 E: 0 K: 0 S: 5	H: 0 LOB: 0 BB: 0 P: 8	R: 0 E: 0 K: 0 S: 7	H: 1 LOB: 0 BB: 0 P: 10	R: 1 E: 0 K: 0 S: 8	H: 2 LOB: 1 BB: 0 P: 11	R: 0 E: 0 K: 1 S: 11	H: 1 LOB: 2 BB: 0 P: 16	R: 0 E: 0 K: 1 S: 6	H: 0 LOB: 0 BB: 0 P: 7	1B: 5 2B: 0 3B: 0 HR: 0	SF: 0 SAC: 0 DP: 1 HBP: 2	WP: 0 PB: 0 SB: 1 CS: 1	PA: 33
PITCHER	IP WLS BF H R ER SO BB IBB HBP BLK WP HR S P ERA WHIP																			
Kirk Rueter, L (1, 1) ERA: 3.23	6.0 W 19 2 0 0 3 0 0 1 0 0 0 0 44 66 0.00 0.333																			
Gil Heredia, R (7, 1) ERA: 4.31	2.0 10 3 1 1 1 0 0 1 0 0 0 0 19 27 4.50 1.500																			
Dave Leiper, L (9, 1) ERA: 3.22	1.0 3 0 0 0 0 1 0 0 0 0 0 0 6 7 0.00 0.000																			

Cincinnati Reds @ Montreal Expos
Olympic Stadium, Montreal, QB

Sat Sep 30 1995, 7:05 PM EDT
Att. 14,564 - Dome - 68 F

livebaseballscorecards.com

AB	30
R	1
H	5
RBI	1
BB	0
SO	5
LOB	10



Batter	1	2	3	4	5	6	7	8	9
Mark Grudzielanek, R (1, 6) OBP: 0.300, SLG: 0.318	0-3 K	0-1 G5-3		0-0 G4-3			0-0 F8		
David Segui, S (1, 3) OBP: 0.367, SLG: 0.462	1-2 E6 1B FC5	0-0 HR 2B			1-1 P4		1-1 G5-3 1-2 2-3		
Yamil Benitez, R (1, 9) OBP: 0.421, SLG: 0.676	1-2 WP E G1-3 1B	1-0 HR 2-H			0-0 F7		1-3 K		
Rondell White, R (1, 8) OBP: 0.359, SLG: 0.468	1-2 FC5 G1-3 WP 2B	2-1 F9			1-0 F8			2-2 G5-3	
Wil Cordero, R (1, 7) OBP: 0.341, SLG: 0.420	4-0 G1-3 2B IBB		2-3 K		1-3 K		2-2 G4-3 2B		
Mike Lansing, R (1, 4) OBP: 0.299, SLG: 0.392	2-2 G1-3		0-1 G6-4-3 1B		0-0 F8		2-2 G4-3 2-3		
Shane Andrews, R (1, 5) OBP: 0.273, SLG: 0.381	2-1 G3-1 2B		1-2 G6-4-3 SAFE 1-2f		1-3 K		2-2 G4-3		
Darrin Fletcher, L (1, 2) OBP: 0.354, SLG: 0.451	1-1 G3-1			0-0 P4			3-2 G5-3 BB 1B		
Kirk Rueter, L (1, 1)		2-3 K		2-3 K			4-1 G5-3 BB		
Gil Heredia, R (7, 1)									
Dave Leiper, L (9, 1)									

Inning Stats	R: 4	H: 2	E: 2	K: 1	S: 21	LOB: 1	BB: 1	P: 33	R: 2	H: 2	E: 0	K: 1	S: 9	LOB: 0	BB: 0	P: 14	R: 0	H: 1	E: 0	K: 1	S: 10	LOB: 0	BB: 0	P: 13	R: 0	H: 0	E: 0	K: 0	S: 4	LOB: 0	BB: 0	P: 6	R: 0	H: 0	E: 0	K: 2	S: 7	LOB: 0	BB: 0	P: 9	R: 0	H: 1	E: 0	K: 1	S: 11	LOB: 2	BB: 1	P: 20	R: 0	H: 1	E: 0	K: 0	S: 13	LOB: 1	BB: 0	P: 21
--------------	------	------	------	------	-------	--------	-------	-------	------	------	------	------	------	--------	-------	-------	------	------	------	------	-------	--------	-------	-------	------	------	------	------	------	--------	-------	------	------	------	------	------	------	--------	-------	------	------	------	------	------	-------	--------	-------	-------	------	------	------	------	-------	--------	-------	-------

PITCHER	IP	WLS	BF	H	R	ER	SO	BB	IBB	HBP	BLK	WP	HR	S	P	ERA	WHIP
David Wells, L (1, 1) ERA: 3.24	5.0	L	22	5	6	2	4	0	0	0	0	1	1	49	73	3.60	1.000
Dave Burba, R (6, 1) ERA: 3.97	2.0		8	1	0	0	3	1	0	0	0	0	0	18	29	0.00	1.000
Hector Carrasco, R (8, 1) ERA: 4.12	1.0		4	1	0	0	0	0	0	0	0	0	0	13	21	0.00	1.000

BOTTOM

Cincinnati Reds @ Montreal Expos
Olympic Stadium, Montreal, QB

Sat Sep 30 1995, 7:05 PM EDT
Att. 14,564 - Dome - 68 F

AB	R	H	RBI	BB	SO	LOB
4	0	0	0	0	1	2
4	2	1	0	0	0	2
4	2	2	2	0	1	2
4	1	0	1	0	0	1
3	1	1	0	1	2	0
4	0	1	1	0	0	3
4	0	1	2	0	1	2
3	0	1	0	0	0	1
2	0	0	0	0	2	0
0	0	0	0	1	0	0
0	0	0	0	0	0	0

AB	32
R	6
H	7
RBI	6
BB	2
SO	7
LOB	13

livebaseballscorecards.com



WP: 1	PA: 34
PB: 0	CS: 0
SB: 0	
CS: 0	

BOTTOM

Cincinnati Reds @ Montreal Expos
Olympic Stadium, Montreal, QB

Sun Oct 01 1995, 3:33 AM EDT
Att. 16,854 - Dome - 68 F

livebaseballscorecards.com

AB	30
R	1
H	4
RBI	0
BB	3
SO	6
LOB	12



WP	1	PA	33
PB	0		
SB	0		
CS	0		

AB R H RBI BB SO LOB

4 0 0 0 0 2 4
2 0 0 0 0 1 0
2 0 0 0 0 1 2

4 0 1 0 0 1 1

4 0 0 0 0 0 1

4 0 1 0 0 0 1

3 0 0 0 1 1 1

2 0 0 0 0 0 0
0 0 0 0 0 0 0
1 0 0 0 0 0 2
0 0 0 0 0 0 0

2 1 0 0 1 0 0

1 0 1 0 0 0 0
1 0 1 0 1 0 0

1B: 4 SF: 0
2B: 1 SAC: 0
3B: 0 DP: 1
HR: 0 HBP: 0

Batter	1	2	3	4	5	6	7	8	9
Rondell White, R OBP: 0.356, SLG: 0.464 (1, 8)	1-1 F7 ①		1-3 K ③			2-1 FC1-6 WP ① 1-2f 2-3		2-3 K ②	
Curtis Pride, L OBP: 0.235, SLG: 0.190 Yamil Benitez, R OBP: 0.400, SLG: 0.641 (6, PH) (7, 7)	3-3 K ②			0-0 G6-3 ①		2-2 G5-3 ② 1-2 3-H		1-3 K ③	
David Segui, S OBP: 0.367, SLG: 0.461 (1, 3)	0-2 F7 ③			0-0 G4-3 ②		0-3 K ③			0-0 1B
Darrin Fletcher, L OBP: 0.351, SLG: 0.446 (1, 2)		0-0 F7 ①		0-1 F8 ③		2-2 G4-3 ①			0-0 F8 ①
Tony Tarasco, L OBP: 0.329, SLG: 0.404 (1, 9)		1-1 L8 ②			2-1 G3 ①	1-1 BB 1B			1-1 P4 ②
Dave Silvestri, R OBP: 0.321, SLG: 0.387 (6, 5)		1-3 K ③			1-1 F9 ②	4-1 L9-3 BB			2-2 F8 ③
Shane Andrews, R OBP: 0.271, SLG: 0.377 Bryan Eversgerd, R (6, 1) Cliff Floyd, L OBP: 0.224, SLG: 0.191 Gabe White, L (8, 1)			0-0 P4 ①		2-2 G5-3 ③	1-2 L9-3 BB ② ③			
Mark Grudzielanek, R OBP: 0.300, SLG: 0.316 (1, 6)			1-0 G5-3 ②			4-0 FC1-6 BB WP BB		0-2 P4 ①	
Jeff Fassero, L OBP: 0.145, SLG: 0.070 F.P. Santangelo, S OBP: 0.384, SLG: 0.398 (6, 4)			0-1 1B			4-1 FC1-6 BB 1-2		2-1 1B	

Inning Stats	R: 0	H: 0	E: 0	K: 1	S: 10	LOB: 0	BB: 0	P: 14	R: 0	H: 0	E: 0	K: 1	S: 6	LOB: 0	BB: 0	P: 8	R: 0	H: 1	E: 0	K: 1	S: 7	LOB: 1	BB: 0	P: 9	R: 0	H: 0	E: 0	K: 0	S: 4	LOB: 0	BB: 0	P: 4	R: 0	H: 0	E: 0	K: 0	S: 7	LOB: 0	BB: 0	P: 12	R: 1	H: 0	E: 0	K: 1	S: 13	LOB: 1	BB: 2	P: 25	R: 0	H: 1	E: 0	K: 0	S: 9	LOB: 1	BB: 1	P: 17	R: 0	H: 1	E: 0	K: 2	S: 11	LOB: 1	BB: 0	P: 16	R: 0	H: 1	E: 0	K: 0	S: 8	LOB: 1	BB: 0	P: 11	1B: 4	SF: 0	2B: 1	SAC: 0	3B: 0	DP: 1	HR: 0	HBP: 0	WP: 1	PA: 33
--------------	------	------	------	------	-------	--------	-------	-------	------	------	------	------	------	--------	-------	------	------	------	------	------	------	--------	-------	------	------	------	------	------	------	--------	-------	------	------	------	------	------	------	--------	-------	-------	------	------	------	------	-------	--------	-------	-------	------	------	------	------	------	--------	-------	-------	------	------	------	------	-------	--------	-------	-------	------	------	------	------	------	--------	-------	-------	-------	-------	-------	--------	-------	-------	-------	--------	-------	--------

PITCHER	IP	WLS	BF	H	R	ER	SO	BB	IBB	HBP	BLK	WP	HR	S	P	ERA	WHIP
Tim Pugh, R ERA: 3.84 (1, 1)	5.0	W	16	1	0	0	3	0	0	0	0	0	0	34	47	0.00	0.200
John Smiley, L ERA: 3.46 (6, 1)	1.0		5	0	1	1	1	2	0	0	0	1	0	13	25	9.00	2.000
Xavier Hernandez, R ERA: 4.6 (7, 1)	1.0		4	1	0	0	0	1	0	0	0	0	0	9	17	0.00	2.000
Michael Jackson, R ERA: 2.39 (8, 1)	1.0		4	1	0	0	2	0	0	0	0	0	0	11	16	0.00	1.000
Jeff Brantley, R ERA: 2.82 (9, 1)	1.0		4	1	0	0	0	0	0	0	0	0	0	8	11	0.00	1.000

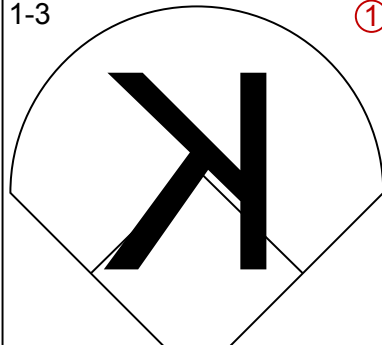
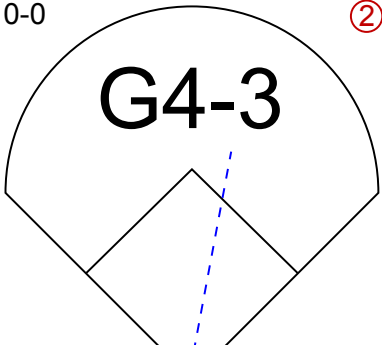
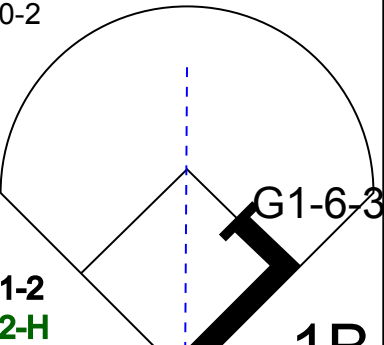
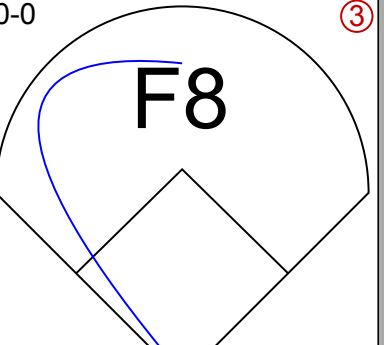
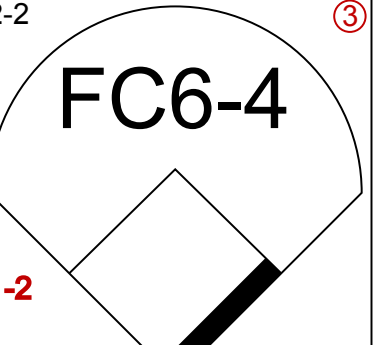
Batter	1	2	3	4	5	6	7	8	9	AB R H RBI BB SO LOB	TOP											
Thomas Howard, S (1, 8) OBP: 0.333, SLG: 0.667 Jerome Walton, R (5, PH) (5, 8) (9, 7)	2-3 K	2-1 G4-3		1-0 2B	2-2 F9			2-3 K		3 0 1 0 0 1 1 2 0 0 0 0 1 1	Cincinnati Reds @ Los Angeles Dodgers Dodger Stadium, Los Angeles, CA Tue Oct 03 1995, 7:05 PM PDT Att. 44,199 - Sunny - 85 F											
Barry Larkin, R (1, 6) OBP: 0.600, SLG: 0.500	2-1 1B 2B	1-3 K		4-1 FC6-4 BB		3-2 G1-3		3-2 1B	4 1 2 0 1 1 1													
Ron Gant, R (1, 7) OBP: 0.200, SLG: 0.200 Darren Lewis, R (9, 8)	3-2 2B 1B			2-0 FC6-4		2-3 K		2-2 F7	5 1 1 0 0 1 3 0 0 0 0 0 0 0													
Reggie Sanders, R (1, 9) OBP: 0.200, SLG: 0.400	1-1 P2			1-1 G5-3		0-0 1B SF9 2B		0-3 K	5 1 1 0 0 2 3													
Hal Morris, L (1, 3) OBP: 0.800, SLG: 1.000	1-2 1-H 3-H HR 2B			1-2 BB 1B		0-0 2B 2B 1B		4-0 IBB	4 2 3 2 1 0 0													
Benito Santiago, R (1, 2) OBP: 0.400, SLG: 1.333	2-1 HR			4-2 1-2 BB		1-1 SF9		2-1 F9	3 1 1 3 1 1 2													
Bret Boone, R (1, 4) OBP: 0.250, SLG: 0.500	2-3 K			1-1 F7		1-1 1-1 2B		3-3 K	4 1 1 0 0 2 2													
Jeff Branson, L (1, 5) OBP: 0.750, SLG: 1.000		0-0 G4-3 SH1-3 1B		2-1 P2		1-1 2B 2B		4-1 G6-4-3 BB	3 0 2 2 1 0 0													
Pete Schourek, L (1, 1) Mariano Duncan, R (8, PH) Michael Jackson, R (8, 1) Jeff Brantley, R (9, 1)		1-1 SH1-3		0-2 F9		0-3 K		0-0 G6-4-3	2 0 0 0 0 1 1 1 0 0 0 0 0 1 0 0 0 0 0 0 0 0 0 0 0 0 0 0													
Inning Stats	R: 4 E: 0 K: 2 S: 20	H: 4 LOB: 0 BB: 0 P: 33	R: 0 E: 0 K: 1 S: 8	H: 1 LOB: 1 BB: 0 P: 12	R: 0 E: 0 K: 0 S: 13	H: 1 LOB: 2 BB: 1 P: 23	R: 0 E: 0 K: 0 S: 8	H: 1 LOB: 2 BB: 1 P: 17	R: 3 E: 0 K: 1 S: 14	H: 4 LOB: 1 BB: 0 P: 19	R: 0 E: 0 K: 2 S: 12	H: 0 LOB: 0 BB: 0 P: 18	R: 0 E: 0 K: 2 S: 8	H: 0 LOB: 0 BB: 0 P: 13	R: 0 E: 0 K: 1 S: 5	H: 0 LOB: 0 BB: 1 P: 11	R: 0 E: 0 K: 1 S: 15	H: 1 LOB: 2 BB: 1 P: 26	1B: 6 2B: 5 3B: 0 HR: 1	SF: 1 SAC: 1 DP: 1 HBP: 0	WP: 0 PB: 0 SB: 2 CS: 0	PA: 42
PITCHER	IP WLS BF H R ER SO BB IBB HBP BLK WP HR S P ERA WHIP																				PITCHER	IP WLS BF H R ER SO BB IBB HBP BLK WP HR S P ERA WHIP
Ramon Martinez, R (1, 1) ERA: 14.54	4.1 L 25 10 7 7 3 2 0 0 0 0 1 55 93 14.54 2.769																					
John Cummings, L (5, 1) ERA:	0.2 3 1 0 0 1 0 0 0 0 0 0 0 8 11 0.00 1.500																					
Pedro Astacio, R (6, 1) ERA:	2.0 6 0 0 0 4 0 0 0 0 0 0 0 20 31 0.00 0.000																					
Mark Guthrie, L (8, 1) ERA:	1.0 3 0 0 0 1 1 0 0 0 0 0 0 5 11 0.00 1.000																					
Antonio Osuna, R (9, 1) ERA:	1.0 5 1 0 0 1 0 1 0 0 0 0 0 15 26 0.00 1.000																					

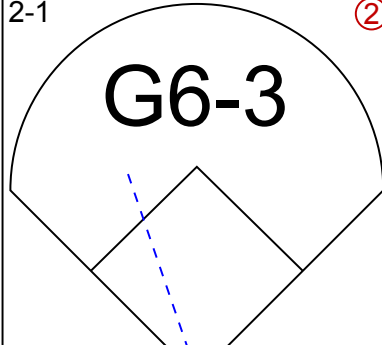
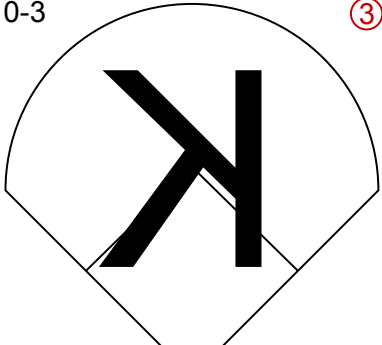
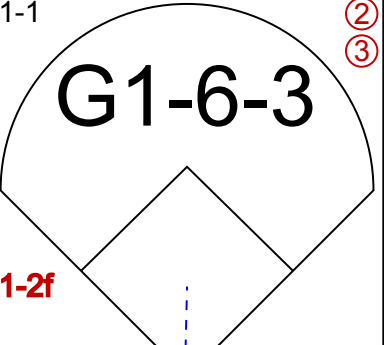
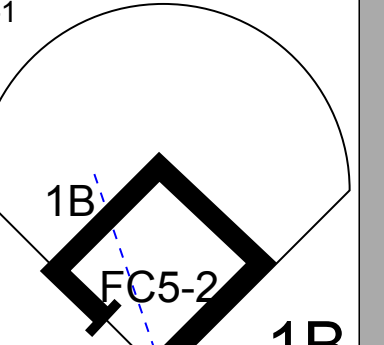
livebaseballscorecards.com

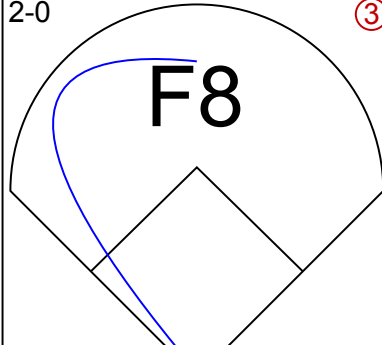
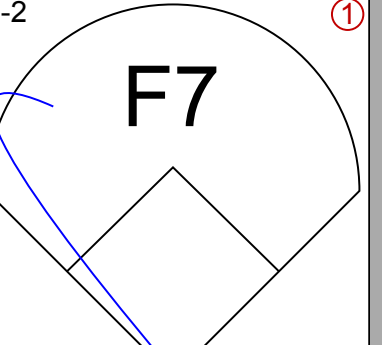
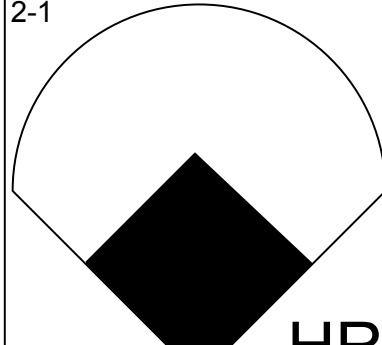
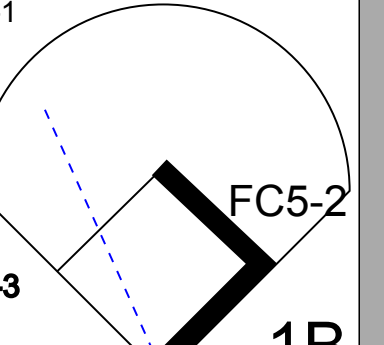
AB	36
R	7
H	12
RBI	7
BB	4
SO	10
LOB	15



Batter	1	2	3	4	5	6	7	8	9	AB	R	H	RBI	BB	SO	LOB
--------	---	---	---	---	---	---	---	---	---	----	---	---	-----	----	----	-----

Brett Butler, L OBP: 0.200, SLG: 0.200 (1, 8)	1-3 		0-0 		0-2 		0-0 		2-2 	5	0	1	1	0	1	2
---	--	--	--	--	--	--	--	--	--	---	---	---	---	---	---	---

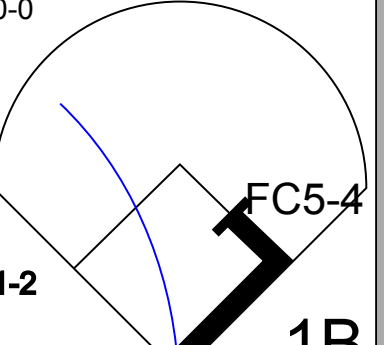
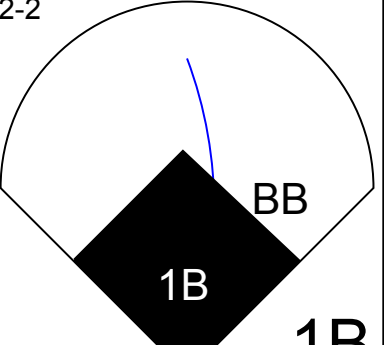
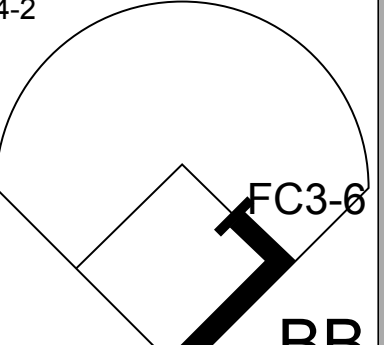
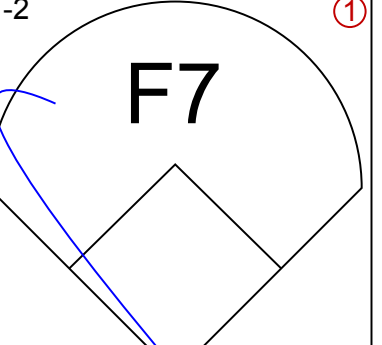
Chad Fonville, S OBP: 0.250, SLG: 0.250 (1, 6)	2-1 		0-3 		1-1 			0-1 		4	0	1	0	0	1	2
--	--	--	--	--	--	--	--	--	--	---	---	---	---	---	---	---

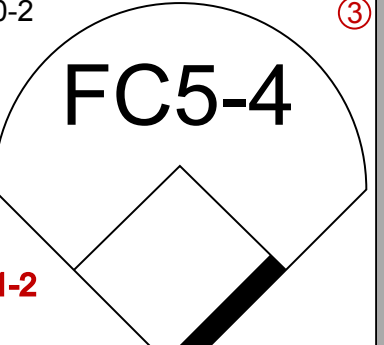
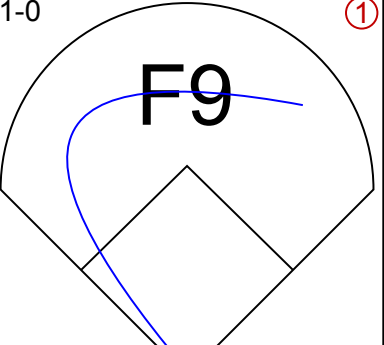
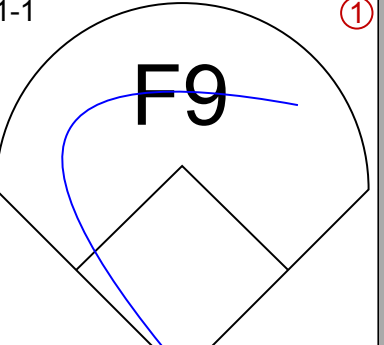
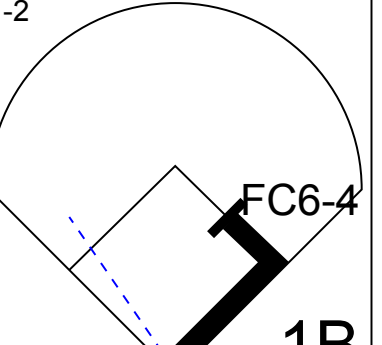
Mike Piazza, R OBP: 0.500, SLG: 1.250 (1, 2)	2-0 			3-2 		2-1 		3-1 		4	1	2	1	0	0	0
--	--	--	--	--	--	--	--	--	--	---	---	---	---	---	---	---

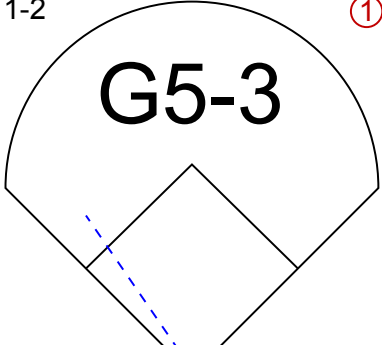
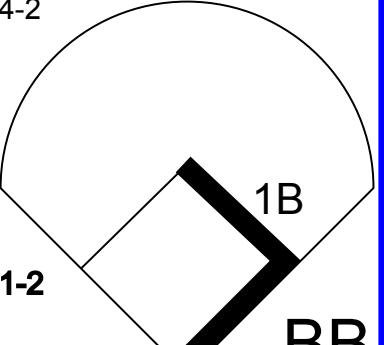
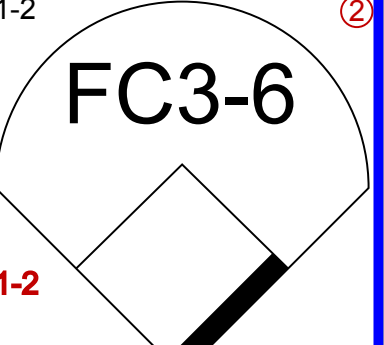
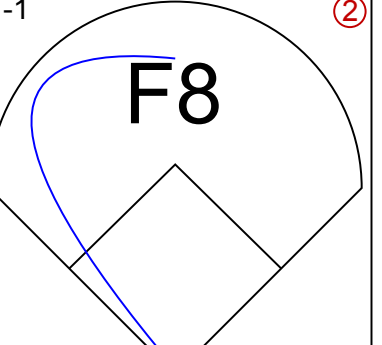
Eric Karros, R OBP: 0.250, SLG: 0.250 (1, 3)		0-1 		2-1 		0-1 		2-0 		4	0	1	0	0	0	2
--	--	--	--	--	--	--	--	--	--	---	---	---	---	---	---	---

Tim Wallach, R (1, 5)		2-3 		4-1 		0-1 		1-2 		3	0	0	0	1	1	3
---------------------------------	--	---	--	---	--	---	--	---	--	---	---	---	---	---	---	---

Raul Mondesi, R (1, 9)		2-3 		2-1 		1-3 		0-0 		4	0	0	0	0	2	4
----------------------------------	--	--	--	--	--	--	--	--	--	---	---	---	---	---	---	---

Delino DeShields, L OBP: 0.750, SLG: 0.667 (1, 4)		0-0 		2-2 		4-2 		1-2 		3	1	2	0	1	0	0
---	--	--	--	--	--	--	--	--	--	---	---	---	---	---	---	---

Roberto Kelly, R OBP: 0.250, SLG: 0.250 (1, 7)		0-2 		1-0 		1-1 		1-2 		4	0	1	0	0	0	4
--	--	--	--	--	--	--	--	--	--	---	---	---	---	---	---	---

Ramon Martinez, R John Cummings, L Billy Ashley, R Pedro Astacio, R Mitch Webster, S Mark Guthrie, R Antonio Osuna, R Dave Hansen, L		1-2 		4-2 		1-2 		1-1 		1	0	0	0	0	0	0
--	--	--	--	--	--	--	--	--	--	---	---	---	---	---	---	---

Inning Stats	R: 0 E: 0 K: 1 S: 6	H: 0 LOB: 0 BB: 0 P: 11	R: 0 E: 0 K: 2 S: 13	H: 2 LOB: 2 BB: 0 P: 17	R: 0 E: 0 K: 1 S: 7	H: 0 LOB: 0 BB: 0 P: 8	R: 0 E: 0 K: 0 S: 8	H: 0 LOB: 1 BB: 1 P: 19	R: 1 E: 0 K: 0 S: 13	H: 2 LOB: 1 BB: 1 P: 21	R: 1 E: 0 K: 1 S: 9	H: 1 LOB: 0 BB: 0 P: 12	R: 0 E: 0 K: 0 S: 9	H: 0 LOB: 1 BB: 1 P: 15	R: 0 E: 0 K: 0 S: 10	H: 2 LOB: 2 BB: 0 P: 16	R: 0 E: 0 K: 0 S: 12	H: 1 LOB: 1 BB: 0 P: 17	1B: 7 2B: 0 3B: 0 HR: 1	SF: 0 SAC: 0 DP: 1 HBP: 0	WP: 0 PB: 0 SB: 0 CS: 0	PA: 37
--------------	------------------------------	----------------------------------	-------------------------------	----------------------------------	------------------------------	---------------------------------	------------------------------	----------------------------------	-------------------------------	----------------------------------	------------------------------	----------------------------------	------------------------------	----------------------------------	-------------------------------	----------------------------------	-------------------------------	----------------------------------	----------------------------------	------------------------------------	----------------------------------	--------

PITCHER	IP	WLS	BF	H	R	ER	SO	BB	IBB	HBP	BLK	WP	HR	S	P	ERA	WHIP
Pete Schourek, L ERA: 2.57 (1, 1)	7.0	W	28	5	2	2	5	3	0	0	0	0	1	65	103	2.57	1.143
Michael Jackson, R ERA: (8, 1)	1.0		5	2	0	0	0	0	0	0	0	0	0	10	16	0.00	2.000
Jeff Brantley, R ERA: (9, 1)	1.0		4	1	0	0	0	0	0	0	0	0	0	12	17	0.00	1.000

BOTTOM

Cincinnati Reds @ Los Angeles Dodgers
Dodger Stadium, Los Angeles, CA
Tue Oct 03 1995, 7:05 PM PDT
Att: 44,199 - Sunny - 85 F

livebaseballscorecards.com

AB	34
R	2
H	8
RBI	2
BB	3
SO	5
LOB	19



Batter	1	2	3	4	5	6	7	8	9	AB R H RBI BB SO LOB	TOP																									
Thomas Howard, S OBP: 0.143, SLG: 0.286 Darren Lewis, R (1, 8) (8, 8)	2-1 G6-3			1-2 G4-3		1-2 F8		3-2 F7	1-1 FC1-4	4 0 0 0 0 0 1 1 0 0 0 0 0 2																										
Barry Larkin, R OBP: 0.444, SLG: 0.375 (1, 6)	0-0 F8			2-3 K		2-2 L3		2-2 1B		4 0 1 1 0 1 0																										
Ron Gant, R OBP: 0.111, SLG: 0.111 Michael Jackson, R Jeff Brantley, R (1, 7) (8, 1) (9, 1)	2-1 P4			2-2 E6 HR			3-3 K	0-0 P6		4 1 0 0 0 0 1 1 0 0 0 0 0 0 0 0 0 0 0 0 0 0																										
Reggie Sanders, R OBP: 0.333, SLG: 0.750 (1, 9)			1-3 K	1-1 HR			3-3 K		4-1 FC6-4 BB	3 2 1 2 1 2 0																										
Hal Morris, L OBP: 0.667, SLG: 0.714 (1, 3)	2-1 F8		2-1 F7	0-1 F7			0-0 1B		4-1 FC6-4 1B IBB	3 1 1 0 1 0 0																										
Benito Santiago, R OBP: 0.444, SLG: 0.833 (1, 2)	1-1 F9			2-2 G6-4-3 1B			4-2 1B		1-3 K	3 0 1 0 1 1 2																										
Bret Boone, R OBP: 0.143, SLG: 0.286 Dave Burba, R Jerome Walton, R (1, 4) (7, 1) (8, 7)			0-0 P3	2-0 F8			2-3 K		4-2 FC6-4 BB	3 0 0 0 0 0 1 3 0 0 0 0 0 0 0 0 0 0 0 0 1 0 0																										
Jeff Branson, L OBP: 0.429, SLG: 0.500 Mark Lewis, R (1, 5) (9, PH) (9, 5)			2-0 P5	1-0 G6-4-3				0-1 G4-3	0-0 FC6-4 1B	3 0 0 0 0 0 0 1 1 0 0 1 0 0 2																										
John Smiley, L Mariano Duncan, R OBP: 0.667, SLG: 0.667 (1, 1) (7, 4)			2-3 K			0-0 F7		2-2 1B	1-2 FC1-4 1B	2 0 0 0 0 0 1 0 2 1 2 1 0 0 0																										
Inning Stats	R: 0 E: 0 K: 0 S: 5	H: 0 LOB: 0 BB: 0 P: 9	R: 0 E: 0 K: 1 S: 7	H: 0 LOB: 0 BB: 0 P: 11	R: 0 E: 0 K: 1 S: 6	H: 0 LOB: 0 BB: 0 P: 10	R: 2 E: 1 K: 1 S: 15	H: 1 LOB: 0 BB: 0 P: 21	R: 0 E: 0 K: 0 S: 7	H: 1 LOB: 0 BB: 0 P: 12	R: 0 E: 0 K: 3 S: 13	H: 1 LOB: 2 BB: 1 P: 25	R: 1 E: 1 K: 0 S: 21	H: 2 LOB: 1 BB: 0 P: 27	R: 2 E: 0 K: 1 S: 16	H: 1 LOB: 2 BB: 3 P: 31	1B: 5 2B: 0 3B: 0 HR: 1	SF: 0 SAC: 0 DP: 1 HBP: 0	WP: 0 PB: 0 SB: 4 CS: 0	PA: 37																
PITCHER	IP WLS BF H R ER SO BB IBB HBP BLK WP HR S P ERA WHIP																																			
Ismael Valdez, R ERA: (1, 1)	7.0		25	3	2	0	6	1	0	0	0	0	1	61	99	0.00	0.571																			
Antonio Osuna, R ERA: 4.5 (8, 1)	1.0	L	5	2	1	1	0	0	0	0	0	0	0	21	27	9.00	2.000																			
Kevin Tapani, R ERA: 54.0 (9, 1)	0.1		4	0	2	2	1	2	1	0	0	0	0	10	23	54.00	6.000																			
Mark Guthrie, L ERA: (9, 1)	0.1		1	0	0	0	0	0	0	0	0	0	0	1	1	0.00	0.000																			
Pedro Astacio, R ERA: (9, 1)	0.1		2	1	0	0	0	0	0	0	0	0	0	5	7	0.00	3.000																			

Cincinnati Reds @ Los Angeles Dodgers
Dodger Stadium, Los Angeles, CA

Wed Oct 04 1995, 7:05 PM PDT
Att. 46,051 - Sunny - 75 F

AB	33
R	5
H	6
RBI	5
BB	4
SO	7
LOB	12



BOTTOM

Cincinnati Reds @ Los Angeles Dodgers
Dodger Stadium, Los Angeles, CA
Wed Oct 04 1995, 7:05 PM PDT
Att. 46,051 - Sunny - 75 F

livebaseballscorecards.com

AB 40
R 4
H 14
RBI 4
BB 1
SO 2
LOB 19



WP: 0 PA: 42
PB: 0
SB: 0
CS: 0

AB R H RBI BB SO LOB

5 1 3 0 0 0 1

4 1 4 0 0 0 0

5 0 0 0 0 1 7

4 2 3 4 1 0 0

5 0 1 0 0 1 4

5 0 0 0 0 0 4

3 0 1 0 0 0 0

1 0 0 0 0 0 0

4 0 1 0 0 0 0

3 0 0 0 0 0 3
0 0 0 0 0 0 0
1 0 1 0 0 0 0
0 0 0 0 0 0 0
0 0 0 0 0 0 0
0 0 0 0 0 0 0
0 0 0 0 0 0 0

1B: 11 SF: 0
2B: 1 SAC: 1
3B: 0 DP: 0
HR: 2 HBP: 0

Batter	1	2	3	4	5	6	7	8	9
Brett Butler, L OBP: 0.400, SLG: 0.400 (1, 8)	1-2 SH1-3 2B 1B		0-0 F8		3-1 1B 1B		3-2 BB FC5-2 1B	0-1 G4-3	
Chad Fonville, S OBP: 0.625, SLG: 0.625 (1, 6)	0-0 SH1-3 1-2		1-1 1B		1-0 1-2 1B		1-2 FC5-2 BB 1-2 1B		1-0 HR 1B
Mike Piazza, R OBP: 0.222, SLG: 0.556 (1, 2)	3-1 F9		0-1 P4		1-2 P3		3-2 SAFE F7		2-3 K
Eric Karros, R OBP: 0.556, SLG: 1.375 (1, 3)	0-0 2-H 2B			1-0 HR		2-0 F8	4-1 FC5-2 BB 1-2 2-3		1-1 1-H HR
Tim Wallach, R OBP: 0.222, SLG: 0.125 (1, 5)	0-3 K			1-0 G5-3		0-2 1B 1B 1B	1-0 FC5-2 1-2 2-3 3-H		0-1 P6
Delino DeShields, L OBP: 0.333, SLG: 0.250 (1, 4)		2-0 P4		2-2 F7		3-1 F7	3-2 P5		2-2 F8
Raul Mondesi, R OBP: 0.143, SLG: 0.143 Todd Hollandsworth, L (8, 9)		2-1 G5-3		0-0 F7		0-1 1B 1-2 1B		0-0 B1	
Roberto Kelly, R OBP: 0.250, SLG: 0.250 (1, 7)		0-1 F8			1-0 G6-3	1-2 1-2 2-3 1B		1-0 G6-3	
Ismael Valdez, R Antonio Osuna, R Dave Hansen, L Jose Offerman, S Kevin Tapani, R Mark Guthrie, R Pedro Astacio, R			0-0 G6-3		1-2 F9	0-1 F8		2-2 1B	

Inning Stats	R: 1	H: 2	E: 0	K: 1	S: 14	H: 0	LOB: 1	BB: 0	P: 18	R: 0	H: 0	E: 0	K: 0	S: 5	R: 0	H: 1	E: 0	K: 0	S: 6	R: 1	H: 1	E: 0	K: 0	S: 6	R: 0	H: 2	E: 0	K: 0	S: 10	R: 0	H: 3	E: 0	K: 0	S: 13	R: 0	H: 2	E: 0	K: 0	S: 17	R: 0	H: 1	E: 0	K: 0	S: 7	R: 2	H: 2	E: 0	K: 1	S: 11
--------------	------	------	------	------	-------	------	--------	-------	-------	------	------	------	------	------	------	------	------	------	------	------	------	------	------	------	------	------	------	------	-------	------	------	------	------	-------	------	------	------	------	-------	------	------	------	------	------	------	------	------	------	-------

PITCHER	IP	WLS	BF	H	R	ER	SO	BB	IBB	HBP	BLK	WP	HR	S	P	ERA	WHIP
John Smiley, L ERA: 3.0 (1, 1)	6.0		27	9	2	2	1	0	0	0	0	0	1	54	80	3.00	1.500
Dave Burba, R ERA: (7, 1)	1.0	W	6	2	0	0	0	1	0	0	0	0	0	17	32	0.00	3.000
Michael Jackson, R ERA: (8, 1)	1.0		4	1	0	0	0	0	0	0	0	0	0	7	10	0.00	1.000
Jeff Brantley, R ERA: 9.0 (9, 1)	1.0	S	5	2	2	2	1	0	0	0	0	0	1	11	17	18.00	2.000

Batter	1	2	3	4	5	6	7	8	9	AB R H RBI BB SO LOB	TOP											
Brett Butler, L (1, 8) OBP: 0.267, SLG: 0.267	1-3 		3-2 G3-1 		1-2 K 		2-2 E5 B1-3 		0-1 F7 	5 0 0 0 0 2 3												
Chad Fonville, S (1, 6) OBP: 0.500, SLG: 0.500 Chris Gwynn, L (9, PH)	2-2 G1-3 		2-1 		2-2 G3 		1-1 B1-3 		1-3 K 	4 0 1 0 0 0 2 1 0 0 0 0 1 2												
Mike Piazza, R (1, 2) OBP: 0.214, SLG: 0.500	2-3 K 		0-1 		1-2 F9 		0-0 P7 		0-2 L8 	5 0 1 0 0 1 4												
Eric Karros, R (1, 3) OBP: 0.538, SLG: 1.083		0-1 		0-0 E9 1B 		1-0 		1-1 G6-3 		4 1 2 0 0 0 0												
Tim Wallach, R (1, 5) OBP: 0.154, SLG: 0.083		2-2 G4-3 		0-0 G5-3 		2-0 F9 		0-3 		4 0 0 0 0 1 3												
Delino DeShields, L (1, 4) OBP: 0.308, SLG: 0.250		1-3 K 		1-3 K 		0-3 		0-1 		4 0 1 0 0 3 3												
Raul Mondesi, R (1, 9) OBP: 0.300, SLG: 0.222 Todd Hollandsworth, L (8, PH) (8, 9)		3-2 		0-0 		2-1 F7 		1-0 G4-3 		2 0 1 1 0 0 1 1 0 0 0 0 0 1												
Roberto Kelly, R (1, 7) OBP: 0.417, SLG: 0.364		1-2 P3 		0-1 		4-0 B1-3 E BB 		1-2 		3 0 2 0 1 0 2												
Hideo Nomo, R (1, 1) Kevin Tapani, R (6, 1) Mark Guthrie, R (6, 1) Pedro Astacio, R (6, 1) Mitch Webster, S (7, PH) John Cummings, L (7, 1) Antonio Osuna, R (7, 1) Dave Hansen, L (9, PH) OBP: 0.667, SLG: 0.667		0-3 K 		1-3 K 		1-1 F9 		0-2 		2 0 0 0 0 0 2 2 0 0 0 0 0 0 0 0 0 0 0 0 0 0 0 0 1 0 0 0 0 0 0 1 0 0 0 0 0 0 0 0 0 0 0 0 0 0 0 0 1 0 1 0 0 0 0 0												
Inning Stats	R: 0 E: 0 K: 2 S: 13	H: 0 LOB: 0 BB: 0 P: 18	R: 0 E: 0 K: 1 S: 16	H: 1 LOB: 2 BB: 0 P: 23	R: 0 E: 0 K: 1 S: 17	H: 2 LOB: 2 BB: 0 P: 22	R: 1 E: 1 K: 2 S: 12	H: 2 LOB: 2 BB: 0 P: 14	R: 0 E: 0 K: 1 S: 10	H: 0 LOB: 0 BB: 0 P: 14	R: 0 E: 0 K: 1 S: 7	H: 1 LOB: 1 BB: 0 P: 12	R: 0 E: 1 K: 0 S: 8	H: 0 LOB: 2 BB: 1 P: 16	R: 0 E: 0 K: 1 S: 8	H: 1 LOB: 1 BB: 0 P: 10	R: 0 E: 0 K: 1 S: 17	H: 2 LOB: 2 BB: 0 P: 19	1B: 8 2B: 1 3B: 0 HR: 0	SF: 0 SAC: 0 DP: 0 HBP: 1	WP: 0 PB: 0 SB: 0 CS: 0	PA: 39
PITCHER	IP WLS BF H R ER SO BB IBB HBP BLK WP HR S P ERA WHIP																					
David Wells, L (1, 1) ERA: 6.0	6.1 W 28 6 1 0 8 1 0 1 0 0 0 80 115 0.00 1.105																					
Michael Jackson, R (7, 1) ERA: 6.0	1.2 6 1 0 0 1 0 0 0 0 0 0 11 14 0.00 0.600																					
Jeff Brantley, R (9, 1) ERA: 6.0	1.0 5 2 0 0 1 0 0 0 0 0 0 17 19 0.00 2.000																					

Los Angeles Dodgers @ Cincinnati Reds
Riverfront Stadium, Cincinnati, OH

AB	37
R	1
H	9
RBI	1
BB	1
SO	10
LOB	24



Fri Oct 06 1995, 7:05 PM EDT
Att. 53,276 - Unknown - 65 F

WP: 0	PA: 39
PB: 0	
SB: 0	
CS: 0	

Batter	1	2	3	4	5	6	7	8	9
Thomas Howard, S (1, 8) Darren Lewis, R (6, PH) (7, 8)	1-0 F7		0-0 P7		0-3 K	1-0 B2	1-3 K		
Barry Larkin, R (1, 6)	0-1 S S 1B		0-0 HR 1B		3-2 G4-3	3-2 L8		2-1 F7	
Ron Gant, R (1, 7) Jerome Walton, R (8, 7)	2-1 L8		1-0 HR		2-2 1B	2-3 K		2-1 G6-3	
Reggie Sanders, R (1, 9)	3-3 K		0-3 K		2-3 K		2-3 K	1-3 K	
Hal Morris, L (1, 3)		2-1 L9	1-3 K			1-1 1B HR WP 1B	4-0 1B 2B		
Benito Santiago, R (1, 2)		4-2 FC6-4 BB		3-1 F9		2-2 1B HR BB	0-3 K		
Bret Boone, R (1, 4)		0-1 FC6-4 1-2 HR		1-0 HR		4-2 1B HR BB	2-2 1B 2B 1B		
Jeff Branson, L (1, 5) Mark Lewis, R (6, PH) (7, 5)		4-2 IBB		0-1 G5-3		2-2 1B HR	4-0 1B 2B IBB		
David Wells, L (1, 1) Michael Jackson, R (7, 1) Jeff Brantley, R (9, 1)		1-3 K		0-0 F8		0-2 1B	0-0 1B 2B		

Inning Stats	R: 0	H: 1	E: 0	LOB: 1	K: 1	BB: 0	S: 8	P: 14	R: 0	H: 0	E: 0	LOB: 2	K: 1	BB: 2	S: 13	P: 24	R: 2	H: 2	E: 0	LOB: 0	K: 2	BB: 0	S: 13	P: 14	R: 1	H: 1	E: 0	LOB: 0	K: 0	BB: 0	S: 6	P: 10	R: 0	H: 1	E: 0	LOB: 1	K: 2	BB: 0	S: 14	P: 21	R: 4	H: 4	E: 0	LOB: 1	K: 1	BB: 1	S: 22	P: 37	R: 3	H: 2	E: 0	LOB: 1	K: 3	BB: 2	S: 13	P: 26	R: 0	H: 0	E: 0	LOB: 0	K: 1	BB: 0	S: 7	P: 12
1B: 7	SF: 0	2B: 1	SAC: 0	3B: 0	DP: 0	HR: 3	HBP: 0	WP: 1	PA: 40																																																							

PITCHER	IP	WLS	BF	H	R	ER	SO	BB	IBB	HBP	BLK	WP	HR	S	P	ERA	WHIP
Hideo Nomo, R (1, 1) ERA: 9.0	5.0	L	24	7	5	5	6	1	1	0	0	1	2	60	92	9.00	1.600
Kevin Tapani, R (6, 1) ERA: 81.0	0.0		1	0	0	0	0	1	0	0	0	0	0	2	6	∞	∞
Mark Guthrie, L (6, 1) ERA: 6.75	0.0		2	2	2	2	0	0	0	0	0	0	1	6	8	∞	∞
Pedro Astacio, R (6, 1) ERA:	1.0		3	0	0	0	1	0	0	0	0	0	0	8	14	0.00	0.000
John Cummings, L (7, 1) ERA: 20.25	0.2		6	2	3	3	2	1	1	0	0	0	0	10	22	40.50	4.500

AB R H RBI BB SO LOB

3	0	0	0	0	1	0
2	0	0	0	0	1	2
5	1	2	0	0	0	1
4	1	2	2	0	1	2
1	0	0	0	0	0	0
5	0	0	0	0	5	2
3	2	1	0	1	1	0
3	1	1	0	1	1	1
3	3	2	1	1	0	1
1	0	0	0	1	0	0
1	2	1	4	1	0	0
3	0	1	0	0	1	2
1	0	1	3	0	0	0
0	0	0	0	0	0	0

AB	R	H	RBI	BB	SO	LOB
35	10	11	10	5	11	11



Los Angeles Dodgers @ Cincinnati Reds
Riverfront Stadium, Cincinnati, OH
Fri Oct 06 1995, 7:05 PM EDT
Att: 53,276 - Unknown - 65 F

livebaseballscorecards.com

Batter	1	2	3	4	5	6	7	8	9	10	11	AB R H RBI BB SO LOB	TOP	
Marquis Grissom, R OBP: 0.462, SLG: 0.885	(1, 8) B C S 2-3 K			(1, 3) C F F S 1-3 K		X 0-0 L5		B X 1-0 1B		(1, 8) C C C 0-3 K		5 0 1 0 0 3 1		
Mark Lemke, S OBP: 0.200, SLG: 0.208	(1, 4) C X 0-1 L1			X 0-0 F8		C X 0-1 F7		1 SAFE B X 1-0 F8		(2, 4) F B S X 1-2 G3-1		5 0 0 0 0 0 2		
10 Chipper Jones, S OBP: 0.440, SLG: 0.739	(1, 5) X 0-0 F8			B B B C X 3-1 1B		B X 1-0 G1-4-3			B X 1-0 1B FC4-6 1B	(3, 4) F B S X 1-2 F7		5 1 2 0 0 0 1		
Fred McGriff, L OBP: 0.400, SLG: 0.591	(1, 3) X 0-0 L4			X 0-0 G4-3		B X 1-0 P5			X 0-0 FC4-6 1B		B B B B 4-0 SH1-4 1B BB		4 1 1 0 1 0 1	
David Justice, L OBP: 0.409, SLG: 0.235	(1, 9) B X 3-2 G4-3			C C B B B X 3-2 G4-3		(1, 7) C F B S X 2-3 K		(1, 9) F B S X 0-2 1B		(1, 7) C X 0-1 FC4-6 BB WP	(1, 9) L X 0-1 SH1-4		4 0 1 1 0 1 1 0 0 0 0 0 0 0	
Luis Polonia, L OBP: 0.333, SLG: 0.333	(9, PR) X (9, 7) 1-2 L4			B B C X 1-2 L4		F X 0-1 FC5-4 1B		X 0-0 F8		(1, 2) B B X 2-0 L8	(2, 4) F F X 0-2 G5-3		5 0 1 0 0 0 3	
Javy Lopez, R OBP: 0.333, SLG: 0.357	(1, 2) B B C X 1-2 L4			B B C X 1-2 L4		F X 0-1 FC5-4 1B		X 0-0 F8		(1, 2) B B X 2-0 L8	(2, 4) F F X 0-2 G5-3		5 0 1 0 0 0 3	
Ryan Klesko, L OBP: 0.474, SLG: 0.471	(1, 7) B B B B 4-2 CS BB			B B B B B B 4-2 CS BB		(1, 7) C C B B B X 3-3 K		(1, 7) C B B X 2-3 K		(1, 7) B B B B 4-0 BB IBB	(1, 7) F B B X 2-1 1B 2-H		2 0 0 0 2 2 2 1 0 1 1 0 0 0	
Mike Devereaux, R OBP: 0.333, SLG: 0.333	(9, 9) B B B B 4-2 CS BB			B B B B B B 4-2 CS BB		(1, 7) C C B B B X 3-3 K		(1, 7) C B B X 2-3 K		(1, 7) B B B B 4-0 BB IBB	(1, 7) F B B X 2-1 1B 2-H		2 0 0 0 2 2 2 1 0 1 1 0 0 0	
Jeff Blauser, R OBP: 0.333, SLG: 0.333	(1, 6) S F B B 1 SAFE SAFE 1-2 K			S F B B 1 SAFE SAFE 1-2 K		(1, 6) B X 1-0 FC5-4		(1, 6) B X 1-0 FC5-4		(1, 6) B B B B 4-2 BB	(1, 6) B X 1-0 F9		4 0 0 0 1 2 3 0	
Brad Clontz, R OBP: 0.333, SLG: 0.333	(11, 1) S F B B 1 SAFE SAFE 1-2 K			S F B B 1 SAFE SAFE 1-2 K		(1, 6) B X 1-0 FC5-4		(1, 6) B X 1-0 FC5-4		(1, 6) B B B B 4-2 BB	(1, 6) B X 1-0 F9		4 0 0 0 1 2 3 0	
Steve Avery, L OBP: 0.333, SLG: 0.333	(11, 1) F X 0-1 G6-3			F X 0-1 G6-3		(1, 6) B B B B 4-2 BB		(1, 6) B B B B 4-2 BB		(1, 6) C X 0-1 F7	(1, 6) B X 1-0 F9		4 0 0 0 1 2 3 0	
Greg McMichael, R OBP: 0.333, SLG: 0.333	(11, 1) F X 0-1 G6-3			F X 0-1 G6-3		(1, 6) B B B B 4-2 BB		(1, 6) B B B B 4-2 BB		(1, 6) C X 0-1 F7	(1, 6) B X 1-0 F9		4 0 0 0 1 2 3 0	
Tom Glavine, L OBP: 0.400, SLG: 0.250	(1, 1) B B B B 4-2 CS BB			B B B B B B 4-2 CS BB		(1, 7) C C B B B X 3-3 K		(1, 7) C B B X 2-3 K		(1, 7) B B B B 4-0 BB IBB	(1, 7) F B B X 2-1 1B 2-H		2 0 0 0 2 2 2 1 0 1 1 0 0 0	
Mike Morse, R OBP: 0.500, SLG: 0.750	(8, PH) S F B B 1 SAFE SAFE 1-2 K			S F B B 1 SAFE SAFE 1-2 K		(1, 6) B X 1-0 FC5-4		(1, 6) B X 1-0 FC5-4		(1, 6) B B B B 4-2 BB	(1, 6) B X 1-0 F9		4 0 0 0 1 2 3 0	
Alejandro Pena, R OBP: 0.500, SLG: 0.750	(8, PH) S F B B 1 SAFE SAFE 1-2 K			S F B B 1 SAFE SAFE 1-2 K		(1, 6) B X 1-0 FC5-4		(1, 6) B X 1-0 FC5-4		(1, 6) B B B B 4-2 BB	(1, 6) B X 1-0 F9		4 0 0 0 1 2 3 0	
Dwight Smith, L OBP: 0.500, SLG: 0.750	(9, PH) S F B B 1 SAFE SAFE 1-2 K			S F B B 1 SAFE SAFE 1-2 K		(1, 6) B X 1-0 FC5-4		(1, 6) B X 1-0 FC5-4		(1, 6) B B B B 4-2 BB	(1, 6) B X 1-0 F9		4 0 0 0 1 2 3 0	
Mark Wohlers, R OBP: 0.500, SLG: 0.750	(9, PH) S F B B 1 SAFE SAFE 1-2 K			S F B B 1 SAFE SAFE 1-2 K		(1, 6) B X 1-0 FC5-4		(1, 6) B X 1-0 FC5-4		(1, 6) B B B B 4-2 BB	(1, 6) B X 1-0 F9		4 0 0 0 1 2 3 0	
Rafael Belliard, R OBP: 0.500, SLG: 0.750	(11, 6) S F B B 1 SAFE SAFE 1-2 K			S F B B 1 SAFE SAFE 1-2 K		(1, 6) B X 1-0 FC5-4		(1, 6) B X 1-0 FC5-4		(1, 6) B B B B 4-2 BB	(1, 6) B X 1-0 F9		4 0 0 0 1 2 3 0	
Inning Stats	R: 0 H: 0 E: 0 LOB: 0 K: 1 BB: 0 S: 6 P: 8	R: 0 H: 0 E: 0 LOB: 0 K: 0 BB: 0 S: 8 P: 12	R: 0 H: 0 E: 0 LOB: 0 K: 1 BB: 1 S: 8 P: 15	R: 0 H: 1 E: 0 LOB: 1 K: 1 BB: 0 S: 8 P: 12	R: 0 H: 1 E: 0 LOB: 1 K: 2 BB: 0 S: 9 P: 15	R: 0 H: 0 E: 0 LOB: 1 K: 0 BB: 1 S: 6 P: 11	R: 0 H: 1 E: 0 LOB: 1 K: 1 BB: 0 S: 8 P: 11	R: 0 H: 1 E: 0 LOB: 1 K: 2 BB: 0 S: 8 P: 12	R: 1 H: 2 E: 0 LOB: 3 K: 0 BB: 2 S: 9 P: 20	R: 0 H: 0 E: 0 LOB: 0 K: 1 BB: 0 S: 9 P: 11	R: 1 H: 1 E: 0 LOB: 1 K: 0 BB: 1 S: 8 P: 15	1B: 7 SF: 0 2B: 1 SAC: 1 3B: 0 DP: 1 HR: 0 HBP: 0	WP: 1 PA: 44 PB: 0 SB: 0 CS: 1	
PITCHER	IP WLS BF H R ER SO BB IBB HBP BLK WP HR S P ERA WHIP													
Pete Schourek, L ERA: 1.76	(1, 1) 8.1 32 6 1 1 8 2 0 0 0 0 0 65 101 1.08 0.960													
Jeff Brantley, R ERA: 3.86	(9, 1) 1.2 7 0 0 0 1 1 1 0 0 1 0 14 26 0.00 0.600													
Michael Jackson, R ERA: 1.93	(11, 1) 1.0 L 5 1 1 1 0 1 0 0 0 0 0 8 15 9.00 2.000													

Atlanta Braves @ Cincinnati Reds
Riverfront Stadium, Cincinnati, OH
Tue Oct 10 1995, 7:05 PM EDT
Att: 40,382 - Unknown - 70 F

livebaseballscorecards.com

AB	38
R	2
H	7
RBI	2
BB	5
SO	9
LOB	17



Batter	1	2	3	4	5	6	7	8	9	10	11	AB R H RBI BB SO LOB	BOTTOM												
Jerome Walton, R (1, 8) Thomas Howard, S (9, 7) Thomas Howard, S (11, PH) OBP: 0.182, SLG: 0.364	2-1 F8		3-2 G6-3		1-1 G4-6-3			2-1 P3			0-1 G4-3	4 0 0 0 0 0 1 1 0 1 0 0 0 0	Atlanta Braves @ Cincinnati Reds Riverfront Stadium, Cincinnati, OH Tue Oct 10 1995, 7:05 PM EDT Att: 40,382 - Unknown - 70 F livebaseballscorecards.com												
Barry Larkin, R (1, 6) OBP: 0.421, SLG: 0.556	3-2 P3			1-1 1B		0-0 2B		0-0 G4-3			0-1 G4-3	5 1 2 0 0 0 1													
Ron Gant, R (1, 7) Darren Lewis, R (9, 8) Lenny Harris, L (11, PH) Mariano Duncan, R (11, PH) OBP: 0.750, SLG: 0.667	1-0 FC6-4			1-1 HBP		0-3 K		1-3 K			4-1 G6-3	4 0 2 1 0 2 1 0 0 0 0 0 0 0 0 0 0 0 0 0 0 0 0 0 0 1 0 0													
Reggie Sanders, R (1, 9) OBP: 0.211, SLG: 0.353	0-0 FC6-4			0-0 G4-3		4-0 G5-4-3		4-0 IBB			1-0 G6-3	4 0 0 0 1 1 4													
Benito Santiago, R (1, 2) OBP: 0.471, SLG: 0.583		0-1 FC4-6		4-0 HBP		2-1 G5-4-3		1-1 G5-3				3 0 1 0 1 0 2													
Hal Morris, L (1, 3) OBP: 0.588, SLG: 0.615		2-2 FC4-6		2-2 G6-3		1-2 2-3 HBP		0-0 G6-3				3 0 1 0 0 0 1													
Bret Boone, R (1, 4) OBP: 0.267, SLG: 0.500		0-2 G1-6-3		0-0 G6-3			3-1 F9					4 0 0 0 0 1 5													
Mark Lewis, R (1, 5) Jeff Branson, L (10, PH) Jeff Branson, L (11, 5) OBP: 0.400, SLG: 0.375			0-2 G5-3		2-1 G4-6-3		2-3 K				1-3 K	3 0 1 0 0 1 1 1 0 0 0 0 1 0													
Pete Schourek, L (1, 1) Jeff Brantley, R (9, 1) Eric Anthony, L (10, PH) Michael Jackson, R (11, 1) OBP: 1.000, SLG: 2.000			2-3 K		0-3 K		0-3 K				0-3 K	3 0 0 0 0 3 2 0 0 0 0 0 0 0 1 0 0 0 0 1 0 0 0 0 0 0 0 0													
Inning Stats	R: 0 E: 0 K: 0 S: 7	H: 1 LOB: 1 BB: 0 P: 13	R: 0 E: 0 K: 0 S: 11	H: 1 LOB: 0 BB: 0 P: 13	R: 0 E: 0 K: 1 S: 11	H: 0 LOB: 0 BB: 0 P: 16	R: 1 E: 0 K: 0 S: 10	H: 2 LOB: 2 BB: 1 P: 18	R: 0 E: 0 K: 1 S: 7	H: 1 LOB: 0 BB: 0 P: 10	R: 0 E: 0 K: 1 S: 6	H: 0 LOB: 0 BB: 0 P: 9		R: 0 E: 0 K: 1 S: 6	H: 0 LOB: 0 BB: 0 P: 10	R: 0 E: 0 K: 3 S: 9	H: 0 LOB: 0 BB: 0 P: 11	R: 0 E: 0 K: 0 S: 6	H: 1 LOB: 1 BB: 1 P: 11	1B: 4 2B: 3 3B: 1 HR: 0	SF: 0 SAC: 0 DP: 5 HBP: 1	WP: 0 PB: 0 SB: 0 CS: 0	PA: 40		
PITCHER	IP WLS BF H R ER SO BB IBB HBP BLK WP HR S P ERA WHIP	IP WLS BF H R ER SO BB IBB HBP BLK WP HR S P ERA WHIP	IP WLS BF H R ER SO BB IBB HBP BLK WP HR S P ERA WHIP	IP WLS BF H R ER SO BB IBB HBP BLK WP HR S P ERA WHIP	IP WLS BF H R ER SO BB IBB HBP BLK WP HR S P ERA WHIP	IP WLS BF H R ER SO BB IBB HBP BLK WP HR S P ERA WHIP	IP WLS BF H R ER SO BB IBB HBP BLK WP HR S P ERA WHIP	IP WLS BF H R ER SO BB IBB HBP BLK WP HR S P ERA WHIP	IP WLS BF H R ER SO BB IBB HBP BLK WP HR S P ERA WHIP	IP WLS BF H R ER SO BB IBB HBP BLK WP HR S P ERA WHIP	IP WLS BF H R ER SO BB IBB HBP BLK WP HR S P ERA WHIP	IP WLS BF H R ER SO BB IBB HBP BLK WP HR S P ERA WHIP		IP WLS BF H R ER SO BB IBB HBP BLK WP HR S P ERA WHIP	IP WLS BF H R ER SO BB IBB HBP BLK WP HR S P ERA WHIP	IP WLS BF H R ER SO BB IBB HBP BLK WP HR S P ERA WHIP	IP WLS BF H R ER SO BB IBB HBP BLK WP HR S P ERA WHIP	IP WLS BF H R ER SO BB IBB HBP BLK WP HR S P ERA WHIP	IP WLS BF H R ER SO BB IBB HBP BLK WP HR S P ERA WHIP	IP WLS BF H R ER SO BB IBB HBP BLK WP HR S P ERA WHIP	IP WLS BF H R ER SO BB IBB HBP BLK WP HR S P ERA WHIP	IP WLS BF H R ER SO BB IBB HBP BLK WP HR S P ERA WHIP	IP WLS BF H R ER SO BB IBB HBP BLK WP HR S P ERA WHIP	IP WLS BF H R ER SO BB IBB HBP BLK WP HR S P ERA WHIP	
Tom Glavine, L (1, 1) ERA: 1.93	7.0																								
Alejandro Pena, R (8, 1) ERA:	1.0	3	0	0	0	1	0	0	0	0	0	0	0	0	6	9	0.00	0.000							
Mark Wohlers, R (9, 1) ERA: 3.86	2.0	W 6	0	0	0	4	0	0	0	0	0	0	0	0	15	21	0.00	0.000							
Brad Clontz, R (11, 1) ERA:	0.1	2	1	0	0	0	0	0	0	0	0	0	0	0	4	4	0.00	3.000							
Steve Avery, L (11, 1) ERA: 13.5	0.0	1	0	0	0	0	1	0	0	0	0	0	0	1	5	∞	∞								

AB	36
R	1
H	8
RBI	1
BB	3
SO	10
LOB	18



BOTTOM

Atlanta Braves @ Cincinnati Reds
Riverfront Stadium, Cincinnati, OH
Wed Oct 11 1995, 7:05 PM EDT
Att. 44,624 - Unknown - 73 F

livebaseballscorecards.com

AB 36
R 2
H 9
RBI 1
BB 4
SO 6
LOB 19



WP: 0 PA: 42
PB: 0
SB: 4
CS: 2

AB R H RBI BB SO LOB

3 0 1 0 1 0 2
0 0 0 0 0 0 0
0 0 0 0 0 0 0
1 0 0 0 0 0 1
0 0 0 0 0 0 0

5 0 3 0 0 0 2

5 0 0 0 0 0 3

5 0 1 0 0 4 3

4 0 0 0 1 1 2

4 0 1 0 0 1 2

3 1 2 0 1 0 0

3 1 0 0 0 0 3

1 0 0 0 0 0 0
1 0 1 1 0 0 0
0 0 0 0 0 0 0
0 0 0 0 1 0 0
1 0 0 0 0 0 1

1B: 8 SF: 0
2B: 1 SAC: 1
3B: 0 DP: 0
HR: 0 HBP: 0

Batter	1	2	3	4	5	6	7	8	9	10
Thomas Howard, S (1, 8) OBP: 0.267, SLG: 0.357 Michael Jackson, R (8, 1) OBP: 1.000, SLG: 2.000 Jeff Brantley, R (9, 1) Mariano Duncan, R (9, PH) OBP: 0.600, SLG: 0.500 Mark Portugal, R (10, 1)	0-0 CS 1B		2-2 G5-3		4-1 1-2 3-H BB		2-2 G4-3		2-2 G4-3	
Barry Larkin, R (1, 6) OBP: 0.458, SLG: 0.609	1 SAFE 1 SAFE 3-2 1-2 1B			2-0 G1-3	2-2 G5-3			0-1 S 2B		2-2 FC5-4 1B
Ron Gant, R (1, 7) OBP: 0.227, SLG: 0.364	0-0 F9			0-0 G5-3		3-2 L8		0-2 P4		2-0 FC5-4 DI
Reggie Sanders, R (1, 9) OBP: 0.208, SLG: 0.318	1 SAFE 1-3 K			2-3 K		2-2 CS 1B		1-3 K		2-3 K
Hal Morris, L (1, 3) OBP: 0.500, SLG: 0.471		2-1 P5			0-0 L8	3-1 L9		4-0 S IBB		1-3 K
Benito Santiago, R (1, 2) OBP: 0.429, SLG: 0.500		1-1 P4			0-0 E FC3-2 1B	1-2 CS	2-2 F8	1-3 K		
Bret Boone, R (1, 4) OBP: 0.368, SLG: 0.529		1-2 G6-3			0-0 E1 FC3-2 1B		0-1 BB 1B		4-1 G4-3 SH3 BB	
Jeff Branson, L (1, 5) OBP: 0.308, SLG: 0.273			3-2 P4		2-0 FC3-2 1B S		1-0 F8		1 SAFE 0-0 SH3	
John Smiley, L (1, 1) Lenny Harris, L (5, PH) OBP: 1.000, SLG: 1.000 Dave Burba, R (6, 1) Eric Anthony, L (7, PH) Darren Lewis, R (7, PR) (8, 8)			0-0 G6-3		3-2 S 1B		4-2 BB		0-0 G4-3	

Inning Stats	R: 0	H: 2	E: 0	K: 1	S: 9	R: 0	H: 0	E: 0	K: 0	S: 7	R: 0	H: 0	E: 0	K: 0	S: 9	R: 0	H: 0	E: 0	K: 1	S: 5	R: 2	H: 3	E: 1	K: 0	S: 11	R: 0	H: 1	E: 0	K: 0	S: 11	R: 0	H: 1	E: 0	K: 0	S: 12	R: 0	H: 1	E: 0	K: 2	S: 12	R: 0	H: 0	E: 0	K: 0	S: 6	R: 0	H: 1	E: 0	K: 2	S: 11	1B: 8	SF: 0	2B: 1	SAC: 1	3B: 0	DP: 0	HR: 0	HBP: 0	WP: 0	PA: 42
--------------	------	------	------	------	------	------	------	------	------	------	------	------	------	------	------	------	------	------	------	------	------	------	------	------	-------	------	------	------	------	-------	------	------	------	------	-------	------	------	------	------	-------	------	------	------	------	------	------	------	------	------	-------	-------	-------	-------	--------	-------	-------	-------	--------	-------	--------

PITCHER	IP	WLS	BF	H	R	ER	SO	BB	IBB	HBP	BLK	WP	HR	S	P	ERA	WHIP
29 John Smoltz, R (1, 1) ERA: 4.97	7.0		28	7	2	2	2	2	0	0	0	0	0	64	109	2.57	1.286
Alejandro Pena, R (8, 1) ERA:	1.0		5	1	0	0	2	0	1	0	0	0	0	12	18	0.00	1.000
Greg McMichael, R (9, 1) ERA: 3.0	1.0	W	4	0	0	0	0	1	0	0	0	0	0	6	12	0.00	1.000
Mark Wohlers, R (10, 1) ERA: 3.18	1.0		4	1	0	0	2	0	0	0	0	0	0	11	18	0.00	1.000

Batter	1	2	3	4	5	6	7	8	9	AB R H RBI BB SO LOB	TOP											
Thomas Howard, S (1, 8) OBP: 0.250, SLG: 0.294	3-2 G3-1		4-0 HBP BB		0-1 P5		0-0 FC4		3-2 SF8	3 0 0 1 1 0 2												
Barry Larkin, R (1, 6) OBP: 0.414, SLG: 0.536	0-2 G5-3		0-0 P3		0-1 CS 1B			0-0 F9	3-H 1-0 P6	5 0 1 0 0 0 2												
Ron Gant, R (1, 7) OBP: 0.269, SLG: 0.360	2-1 G5-3		2-2 HBP		1-1 CS	1-1 G5-3		0-0 1B 1B		3 1 1 0 0 0 0												
Reggie Sanders, R (1, 9) OBP: 0.214, SLG: 0.308		2-3 K	2-3 K			2-3 K		1-1 1B 1B		4 0 1 0 0 3 3												
Hal Morris, L (1, 3) OBP: 0.462, SLG: 0.429		2-2 L6		3-1 G4-3		0-0 F7		1-2 FC6-4 1B		4 0 1 1 0 0 0												
Benito Santiago, R (1, 2) OBP: 0.400, SLG: 0.421		4-1 BB		0-0 G5-3			0-1 G5-3	0-1 P6		3 0 0 0 1 0 2												
Bret Boone, R (1, 4) OBP: 0.348, SLG: 0.476		1-0 P3		1-2 E8 1B			1-3 K 1B	2-2 FC6-4		4 0 1 0 0 1 3												
Jeff Branson, L (1, 5) OBP: 0.294, SLG: 0.333			0-0 G4-3	0-0 G1-3			0-0 F8		0-0 G3-1 SF8 2B	4 1 1 0 0 0 2												
David Wells, L (1, 1) OBP: 0.400, SLG: 0.400			1-0 HBP BB 1B		0-0 F7		2-2 FC4 1B		0-0 G3-1	2 0 1 0 0 0 0												
Lenny Harris, L (7, PH) OBP: 1.000, SLG: 1.000										1 0 1 0 0 0 0												
Xavier Hernandez, L (7, 1)										0 0 0 0 0 0 0												
Hector Carrasco, R (7, 1)										0 0 0 0 0 0 0												
Eddie Taubensee, L (9, PH)										1 0 0 0 0 0 1												
Inning Stats	R: 0 E: 0 K: 0 S: 8	H: 0 LOB: 0 BB: 0 P: 13	R: 0 E: 0 K: 1 S: 10	H: 0 LOB: 1 BB: 1 P: 19	R: 0 E: 0 K: 1 S: 12	H: 1 LOB: 3 BB: 1 P: 21	R: 0 E: 1 K: 0 S: 8	H: 1 LOB: 1 BB: 0 P: 12	R: 0 E: 0 K: 0 S: 7	H: 1 LOB: 0 BB: 0 P: 7	R: 0 E: 0 K: 1 S: 6	H: 0 LOB: 0 BB: 0 P: 9	R: 0 E: 0 K: 1 S: 11	H: 1 LOB: 2 BB: 0 P: 14	R: 1 E: 0 K: 0 S: 12	H: 3 LOB: 2 BB: 0 P: 16	R: 1 E: 0 K: 0 S: 8	H: 1 LOB: 0 BB: 0 P: 12	1B: 7 2B: 1 3B: 0 HR: 0	SF: 1 SAC: 0 DP: 0 HBP: 1	WP: 1 PB: 0 SB: 0 CS: 1	PA: 39
PITCHER	IP WLS BF H R ER SO BB IBB HBP BLK WP HR S P ERA WHIP												PITCHER	IP WLS BF H R ER SO BB IBB HBP BLK WP HR S P ERA WHIP								
Greg Maddux, R (1, 1) ERA: 3.27	8.0 W 34 7 1 1 4 2 0 1 0 0 1 0 74 111 1.12 1.125																					
Mark Wohlers, R (9, 1) ERA: 4.05	1.0 4 1 1 1 0 0 0 0 0 0 0 0 8 12 9.00 1.000																					

Cincinnati Reds @ Atlanta Braves
Atlanta-Fulton County Stadium, Atlanta, GA

Fri Oct 13 1995, 7:05 PM EDT
Att. 51,424 - Unknown - 70 F

livebaseballscorecards.com

AB	34
R	2
H	8
RBI	2
BB	2
SO	4
LOB	15



Batter	1	2	3	4	5	6	7	8	9	AB R H RBI BB SO LOB	TOP		
Jerome Walton, R (1, 8) Thomas Howard, S (8, PH) OBP: 0.238, SLG: 0.278	3-3 K		2-3 K			1-2 G1-3		2-1 F8		3 0 0 0 0 2 0 1 0 0 0 0 0 1	<p>Cincinnati Reds @ Atlanta Braves</p> <p>Atlanta-Fulton County Stadium, Atlanta, GA</p> <p>Sat Oct 14 1995, 7:05 PM EDT</p> <p>Att. 52,067 - Unknown - 62 F</p>		
Barry Larkin, R (1, 6) OBP: 0.424, SLG: 0.516	2-1 G1-3			4-1 G6-4-3 E BB		3-2 G6-4-3 1B		2-3 K	3 0 1 0 1 1 0				
Ron Gant, R (1, 7) OBP: 0.233, SLG: 0.310	3-3 K			1-2 E6 G6-4-3		2-1 G6-4-3 1-2f		0-1 P5	4 0 0 0 0 1 2				
Reggie Sanders, R (1, 9) OBP: 0.219, SLG: 0.276		4-2 G5-4-3 BB		1-2 G6-4-3 1-2f 2-3		3-3 K		0-3 K	3 0 0 0 1 2 2				
Mariano Duncan, R (1, 3) Hal Morris, L (7, PH) OBP: 0.429, SLG: 0.333 OBP: 0.444, SLG: 0.409	1-0 G5-4-3 1-2f		0-3 K			0-0 G4-3			2 0 0 0 0 1 2 1 0 0 0 0 0 0				
Benito Santiago, R (1, 2) Michael Jackson, R (7, 1) Dave Burba, R (7, 1)	1-1 1B			3-3 K		2-3 K			3 0 1 0 0 2 0 0 0 0 0 0 0 0 0 0 0 0 0 0 0				
Bret Boone, R (1, 4) OBP: 0.308, SLG: 0.417	1-1 F7			0-2 P3		1-0 P4			3 0 0 0 0 0 1				
Mark Lewis, R (1, 5) Jeff Branson, L (8, PH) OBP: 0.500, SLG: 0.833 OBP: 0.278, SLG: 0.313	3-2 G6-3			4-2 BB		1-3 K			1 0 0 0 1 0 0 1 0 0 0 0 1 0				
Pete Schourek, L (1, 1) Eddie Taubensee, L (7, 2) OBP: 0.500, SLG: 0.500	1-0 P5			2-3 K		1-2 1B			2 0 0 0 0 1 1 1 0 1 0 0 0 0				
Inning Stats	R: 0 E: 0 K: 2 S: 9 H: 0 LOB: 0 BB: 0 P: 17	R: 0 E: 0 K: 0 S: 7 H: 1 LOB: 1 BB: 1 P: 14	R: 0 E: 0 K: 1 S: 7 H: 0 LOB: 0 BB: 0 P: 13	R: 0 E: 1 K: 1 S: 10 H: 0 LOB: 1 BB: 1 P: 16	R: 0 E: 0 K: 2 S: 17 H: 0 LOB: 1 BB: 1 P: 26	R: 0 E: 0 K: 0 S: 9 H: 1 LOB: 0 BB: 0 P: 15	R: 0 E: 0 K: 2 S: 8 H: 0 LOB: 0 BB: 0 P: 13	R: 0 E: 0 K: 1 S: 10 H: 1 LOB: 1 BB: 0 P: 15	R: 0 E: 0 K: 2 S: 8 H: 0 LOB: 0 BB: 0 P: 10	1B: 3 2B: 0 3B: 0 HR: 0 SF: 0 SAC: 0 DP: 3 HBP: 0		WP: 0 PB: 0 SB: 0 CS: 0 PA: 31	
PITCHER	IP WLS BF H R ER SO BB IBB HBP BLK WP HR S P ERA WHIP											PITCHER	IP WLS BF H R ER SO BB IBB HBP BLK WP HR S P ERA WHIP
Steve Avery, L (1, 1) ERA: 1.35	6.0 W 21 2 0 0 6 3 0 0 0 0 0 0 59 101 0.00 0.833												
Greg McMichael, R (7, 1) ERA: 2.25	1.0 3 0 0 0 2 0 0 0 0 0 0 0 8 13 0.00 0.000												
Alejandro Pena, R (8, 1) ERA:	1.0 4 1 0 0 1 0 0 0 0 0 0 0 10 15 0.00 1.000												
Mark Wohlers, R (9, 1) ERA: 3.52	1.0 3 0 0 0 2 0 0 0 0 0 0 0 8 10 0.00 0.000												

livebaseballscorecards.com

AB	28
R	0
H	3
RBI	0
BB	3
SO	11
LOB	9



Batter	1	2	3	4	5	6	7	8	9
Marquis Grissom, R OBP: 0.415, SLG: 0.725 (1, 8)	0-1 G5-3		2-2 F7		2-1 10 BB 1B				
Mark Lemke, S OBP: 0.231, SLG: 0.216 (1, 4)	0-0 G6-3		0-0 10 BB 1B		2-0 B3		3-0 P6	0-0 G6-3	
10 Chipper Jones, S OBP: 0.487, SLG: 0.735 (1, 5)	2-3 K		0-0 1B		4-2 1-2 2-3 BB		4-1 PB HR BB	4-2 FC4-6 BB	
Fred McGriff, L OBP: 0.462, SLG: 0.676 (1, 3)		2-1 G6-3 1B	2-2 G6-3		0-0 P2		4-0 1-2 HR IBB	2-0 FC4-6	
Mike Devereaux, R OBP: 0.316, SLG: 0.500 (1, 9)		2-2 G6-3 1-2f		2-2 G6-3	0-3 K		0-0 1-H 2-H HR	1-2 G4-3	
Javy Lopez, R OBP: 0.375, SLG: 0.565 (1, 2)		0-0 E6		3-2 G4-3 1B		1-0 1B	0-1 G5-3 1B 2B		
Ryan Klesko, L OBP: 0.400, SLG: 0.364 (1, 7)		0-0 F7		1-0 G4-3 1-2		0-3 K	4-0 1B G5-3 IBB		
Rafael Belliard, R OBP: 0.188, SLG: 0.188 (1, 6)			0-2 L1-3 1B		2-3 K		0-1 G5-3 1-2 2-3		
Steve Avey, L OBP: 0.160, SLG: 0.500 (6, PH) Charlie O'Brien, R OBP: 0.384, SLG: 0.600 (7, 1) Greg McMichael, R OBP: 0.400, SLG: 0.400 (7, PH) Alejandro Pena, R OBP: 0.400, SLG: 0.400 (8, 1) Mark Wohlers, R (9, 1)			0-0 L1-3		1-0 10 BB 1B	2-0 P3	2-1 1B		

AB	R	H	RBI	BB	SO	LOB
5	1	2	0	0	0	3
5	0	1	1	0	0	3
2	1	1	0	3	1	0
4	1	1	0	1	0	6
5	1	1	3	0	1	5
4	1	3	0	0	0	0
3	0	0	0	1	1	3
4	1	1	0	0	2	4
2	0	1	0	0	0	1
1	0	0	0	0	0	1
0	0	0	0	0	0	0
1	0	1	1	0	0	0
0	0	0	0	0	0	0
0	0	0	0	0	0	0

WP	HR	S	P	ERA	WHIP
0	0	0	0	0	0
0	0	0	0	0	0
0	0	0	0	0	0
0	0	0	0	0	0
0	0	0	0	0	0
0	0	0	0	0	0
0	0	0	0	0	0

Inning Stats		R: 0	H: 0	E: 0	K: 1	S: 6	P: 8	R: 0	H: 1	E: 1	K: 0	S: 7	R: 1	H: 3	E: 0	K: 0	S: 14	R: 0	H: 1	E: 0	K: 1	S: 12	R: 0	H: 2	E: 0	K: 1	S: 10	R: 0	H: 1	E: 0	K: 2	S: 10	R: 5	H: 4	E: 0	K: 0	S: 15	R: 0	H: 0	E: 0	K: 0	S: 7														
PITCHER		IP	WLS	BF	H	R	ER	SO	BB	IBB	HBP	BLK	WP	HR	S	P	ERA	WHIP	PITCHER																		IP	WLS	BF	H	R	ER	SO	BB	IBB	HBP	BLK	WP	HR	S	P	ERA	WHIP			
Pete Schourek, L ERA: 1.69 (1, 1)		6.0	L	27	8	1	1	5	1	0	0	0	0	0	59	90	1.50	1.500																																						
Michael Jackson, R ERA: 9.0 (7, 1)		0.1		7	3	5	5	0	1	2	0	0	0	0	8	25	135.00	12.000																																						
Dave Burba, R ERA: (7, 1)		1.2		7	1	0	0	0	1	0	0	0	0	0	14	25	0.00	1.200																																						

Cincinnati Reds @ Atlanta Braves
 Atlanta-Fulton County Stadium, Atlanta, GA
 Sat Oct 14 1995, 7:05 PM EDT
 Att: 52,067 - Unknown - 62 F

livebaseballscorecards.com

AB	36
R	6
H	12
RBI	5
BB	5
SO	5
LOB	26



WP: 0	PA: 41
PB: 1	
SB: 0	
CS: 0	