

Cincinnati Reds - 1995

Batter	1	2	3	4	5	6	7	8	9	AB	R	H	RBI	BB	SO	LOB	TOP				
Deion Sanders, L OBP: 0.133, SLG: 0.200	F8		G6-3			F7	F7		G4-3	5	0	0	0	0	0	2	Cincinnati Reds @ San Diego Padres Jack Murphy Stadium, San Diego, CA Fri Apr 28 1995, 10:05 PM EDT Att: 10,307 - Unknown - 65 F				
Reggie Sanders, R OBP: 0.400, SLG: 0.333	K			FC5-4 1B		F		1B HR HBP	K	4	1	2	0	0	2	0					
Barry Larkin, R OBP: 0.600, SLG: 1.083				FC5-4 WP 1-2		SF8		1-2 HR 1B	K	4	1	2	1	0	1	1					
Ron Gant, R OBP: 0.250, SLG: 0.625	F9		G6-3			G5-3		1-2 HR		4	1	1	3	0	0	3					
Hal Morris, L OBP: 0.214, SLG: 0.083		G6-3		F7			G3-1	G3-1		4	0	0	0	0	0	1					
Bret Boone, R OBP: 0.308, SLG: 0.538	F8				L3		BB 1B	1B HR		4	2	2	1	0	0	0					
Benito Santiago, R OBP: 0.385, SLG: 0.769	PO 2B				K		1-2 1B	F9		4	1	2	0	0	1	0					
Willie Greene, L OBP: 0.300, SLG: 0.125	PO 2-3	G4-3		G4-3		G4-3	1B 2-3 BB	BB		2	0	0	0	2	0	0					
Kevin Jarvis, L Lenny Harris, L Tim Pugh, R Thomas Howard, S Brian Hunter, R Xavier Hernandez, L Jeff Brantley, R Hector Carrasco, R			G4-3			1B SF8 1B	1-3 2-H 3-H	F8		1	0	0	0	0	0	0					
Inning Stats	R: 0 E: 0 K: 1 S: 6	H: 1 LOB: 1 BB: 0 P: 6	R: 0 E: 0 K: 0 S: 3	H: 1 LOB: 0 BB: 0 P: 3	R: 0 E: 0 K: 0 S: 3	H: 0 LOB: 0 BB: 0 P: 3	R: 0 E: 0 K: 0 S: 4	H: 1 LOB: 1 BB: 0 P: 4	R: 0 E: 0 K: 1 S: 5	H: 0 LOB: 0 BB: 0 P: 5	R: 1 E: 1 K: 0 S: 5	H: 2 LOB: 1 BB: 0 P: 5	R: 2 E: 0 K: 0 S: 5	H: 3 LOB: 1 BB: 1 P: 9	R: 4 E: 0 K: 0 S: 6	H: 3 LOB: 1 BB: 1 P: 11		R: 0 E: 0 K: 2 S: 7	H: 0 LOB: 0 BB: 0 P: 7	1B: 8 2B: 1 3B: 0 HR: 2	SF: 1 SAC: 0 DP: 0 HBP: 1
PITCHER	IP	WLS	BF	H	R	ER	SO	BB	IBB	HBP	BLK	WP	HR	S	P	ERA	WHIP				
Joey Hamilton, R ERA: 1.5	6.0		22	5	1	1	2	0	0	0	0	1	0	26	26	1.50	0.833				
Willie Blair, R ERA: 13.5	0.1		4	2	2	2	0	1	0	0	0	0	0	3	7	54.00	9.000				
Jeff Tabaka, L ERA:	0.2		2	1	0	0	0	0	0	0	0	0	0	2	2	0.00	1.500				
Bryce Florie, R ERA: 40.5	0.0		3	2	3	3	0	0	0	1	0	0	1	2	3	∞	∞				
Andres Berumen, R ERA: 3.0	2.0	W	8	1	1	1	2	1	0	0	0	0	1	11	15	4.50	1.000				

AB	35
R	7
H	11
RBI	7
BB	2
SO	4
LOB	8



Batter	1	2	3	4	5	6	7	8	9	AB	R	H	RBI	BB	SO	LOB	BOTTOM				
Bip Roberts, S OBP: 0.438, SLG: 0.467	G4-3	G4-3			G3		S 1B BB			5	1	2	1	1	0	0	Cincinnati Reds @ San Diego Padres Jack Murphy Stadium, San Diego, CA Fri Apr 28 1995, 10:05 PM EDT Att: 10,307 - Unknown - 65 F				
Steve Finley, L OBP: 0.250, SLG: 0.200	1B		FC3-6 BB		F8		1-2 2-H 1B	F8		4	2	2	1	1	0	1					
Tony Gwynn, L OBP: 0.615, SLG: 0.909	1-3 1B		FC3-6 S			FC6-4 1B	1-2 2-3 SF8 IBB	IBB		3	2	2	0	2	0	1					
Eddie Williams, R Ray Holbert, R Willie Blair, R Jeff Tabaka, R Scott Livingston, L Jody Reed, R	F2		K			FC6-4 BB	1-3 2-H 3-H 1B	K		3	0	0	0	0	0	4					
Ken Caminiti, S OBP: 0.429, SLG: 0.333	E 1B 1-2 3-H		G6-3			F8		IBB		4	0	1	1	1	0	2					
Melvin Nieves, S OBP: 0.596, SLG: 0.500										2	0	1	2	1	1	0					
Bryce Florie, R	E8									0	0	0	0	0	0	0					
Andres Berumen, R										0	0	0	0	0	0	0					
Phil Clark, R OBP: 1.000, SLG: 1.500	1-3 2-H 1B							G6-3 1B 2B		1	1	1	0	0	0	0					
Andujar Cedeno, R OBP: 0.286, SLG: 0.357	F8				G5-3		G4-3	F7		5	0	0	0	0	0	7					
Brad Ausmus, R OBP: 0.222, SLG: 0.125		G5-3			F8			G5-3		4	1	1	0	1	0	0					
Joey Hamilton, R Roberto Petagine, L		F9					SH1-4 1B	1B SH1-4		2	0	0	0	0	1	0					
Inning Stats	R: 2 E: 1 K: 0 S: 7	H: 4 LOB: 2 BB: 0 P: 7	R: 0 E: 0 K: 0 S: 3	H: 0 LOB: 0 BB: 0 P: 3	R: 0 E: 0 K: 1 S: 5	H: 0 LOB: 1 BB: 1 P: 9	R: 0 E: 0 K: 1 S: 5	H: 0 LOB: 0 BB: 0 P: 5	R: 0 E: 0 K: 1 S: 5	H: 0 LOB: 0 BB: 0 P: 5	R: 4 E: 0 K: 0 S: 6	H: 3 LOB: 2 BB: 3 P: 18	R: 1 E: 0 K: 1 S: 7	H: 2 LOB: 2 BB: 1 P: 11	R: 1 E: 0 K: 0 S: 4	H: 2 LOB: 2 BB: 2 P: 12	1B: 9 2B: 2 3B: 0 HR: 1	SF: 1 SAC: 1 DP: 0 HBP: 0	WP: 0 PA: 46 PB: 0 SB: 4 CS: 0		
PITCHER	IP	WLS	BF	H	R	ER	SO	BB	IBB	HBP	BLK	WP	HR	S	P	ERA	WHIP				
Kevin Jarvis, R ERA: 3.6	5.0		20	4	2	2	3	1	0	0	0	0	0	25	29	3.60	1.000				
Tim Pugh, R ERA:	1.0		5	1	0	0	0	1	0	0	0	0	0	4	8	0.00	2.000				
Xavier Hernandez, R ERA: 19.29	0.1		4	2	3	3	0	1	0	0	0	0	0	3	7	81.00	9.000				
Jeff Brantley, R ERA: 6.0	1.0		8	3	2	2	0	0	2	0	0	0	1	6	14	18.00	3.000				
Hector Carrasco, R ERA: 2.7	1.1	L	9	2	1	1	1	2	1	0	0	0	0	8	20	6.75	3.000				

AB	36
R	8
H	12
RBI	8
BB	8
SO	4
LOB	17



Batter	1	2	3	4	5	6	7	8	9	AB	R	H	RBI	BB	SO	LOB	TOP										
Deion Sanders, L OBP: 0.150, SLG: 0.200	L6	F7			G4-3			S 1B	B2	5	1	1	0	0	0	3	<p>Cincinnati Reds @ San Diego Padres Jack Murphy Stadium, San Diego, CA</p> <p>Sat Apr 29 1995, 10:05 PM EDT Att: 13,663 - Unknown - 66 F</p> <p>livebaseballscorecards.com</p>										
Reggie Sanders, R OBP: 0.467, SLG: 0.583	1B BB		G6-3		K			1B BB	IHR	3	2	1	2	2	1	0											
Barry Larkin, R OBP: 0.356, SLG: 0.933 Jeff Branson, L OBP: 0.333, SLG: 0.333	1-2 1B		K		G6-3			1B 1B	P4	3	0	1	0	0	1	0											
Ron Gant, R OBP: 0.200, SLG: 0.500 Pete Smith, R (3, 1)	K		E6					L8	F9	2	0	0	0	0	1	2											
Damon Berryhill, S (8, PH) Johnny Ruffin, R (8, 1) Mark Lewis, R (9, PH) Hal Morris, L OBP: 0.167, SLG: 0.063	K				G3					1	0	0	0	0	0	2											
Bret Boone, R OBP: 0.353, SLG: 0.529										4	0	0	0	0	2	6											
Eddie Taubensee, L OBP: 0.250, SLG: 0.250		SH1-4 BB 1B			K					4	0	2	1	0	1	1											
Willie Greene, L OBP: 0.286, SLG: 0.091		L6			F9			F9		4	0	1	1	0	0	1											
Pete Schourek, L (1, 1) Thomas Howard, S OBP: 0.429, SLG: 0.333		SH1-4 BB			F8			1-2 2-H 1B		3	0	0	0	1	2	2											
		SH1-4						K	K	0	0	0	0	0	0	0											
		1-2 2-3			G4-1				IHR 1B	3	1	1	0	0	1	0											
Inning Stats	R: 0 E: 0 K: 1 S: 6	H: 1 LOB: 2 BB: 1 P: 10	R: 0 E: 0 K: 0 S: 4	H: 1 LOB: 2 BB: 1 P: 8	R: 0 E: 1 K: 1 S: 6	H: 0 LOB: 0 BB: 0 P: 6	R: 0 E: 0 K: 1 S: 5	H: 0 LOB: 0 BB: 0 P: 5	R: 0 E: 0 K: 1 S: 5	H: 0 LOB: 0 BB: 0 P: 5	R: 0 E: 0 K: 1 S: 5	H: 0 LOB: 1 BB: 1 P: 9	R: 0 E: 0 K: 2 S: 7	H: 0 LOB: 0 BB: 0 P: 7	R: 3 E: 0 K: 2 S: 11	H: 4 LOB: 2 BB: 1 P: 15	R: 2 E: 0 K: 0 S: 5	H: 2 LOB: 0 BB: 0 P: 5	1B: 7 2B: 0 3B: 0 HR: 1	SF: 0 SAC: 1 DP: 0 HBP: 0	WP: 0 PB: 0 SB: 2 CS: 0	PA: 40					
PITCHER	IP	WLS	BF	H	R	ER	SO	BB	IBB	HBP	BLK	WP	HR	S	P	ERA	WHIP										
Scott Sanders, R ERA: 12.0	(1, 1)	5.0	W	20	2	0	4	2	0	0	0	0	0	26	34	0.00	0.800										
Bill Krueger, L ERA: 12.0	(6, 1)	2.2		14	4	3	3	4	0	0	0	0	0	20	28	10.12	2.250										
Tim Mauser, R ERA: 5.4	(8, 1)	0.1		2	1	1	1	0	0	0	0	0	0	4	4	27.00	3.000										
Jeff Tabaka, L ERA: 5.4	(9, 1)	1.0		4	1	1	1	0	0	0	0	0	0	4	4	9.00	1.000										

Batter	1	2	3	4	5	6	7	8	9	AB	R	H	RBI	BB	SO	LOB	BOTTOM										
Bip Roberts, S OBP: 0.474, SLG: 0.471 Jody Reed, R OBP: 0.286, SLG: 0.167	BB 1B					F7		WP BB BB		2	1	1	0	0	0	1	<p>Cincinnati Reds @ San Diego Padres Jack Murphy Stadium, San Diego, CA</p> <p>Sat Apr 29 1995, 10:05 PM EDT Att: 13,663 - Unknown - 66 F</p> <p>livebaseballscorecards.com</p>										
Steve Finley, L OBP: 0.333, SLG: 0.176			HBP					1-2 BB BB		2	1	0	0	3	1	2											
Tony Gwynn, L OBP: 0.588, SLG: 0.800 Phil Clark, R OBP: 0.667, SLG: 1.000								1-2 2-3 BB		4	1	2	1	0	0	1											
Ken Caminiti, S OBP: 0.444, SLG: 0.375 Scott Livingstone, L OBP: 0.687, SLG: 0.667								1-2 2-H 1B		1	0	0	0	0	0	0											
Melvin Nieves, S OBP: 0.385, SLG: 0.300								1-2 2-H 1B		4	1	2	1	0	0	0											
Andujar Cedeno, R OBP: 0.333, SLG: 0.556 Ray Holbert, R OBP: 1.000, SLG: 1.000								1-2 2-H HR		4	2	2	3	0	0	1											
Roberto Pelagino, L OBP: 0.750, SLG: 1.250								1-2 2-H HR		1	2	0	0	3	0	0											
Brad Ausmus, R OBP: 0.308, SLG: 0.333								1-2 2-H 1B		4	1	2	2	0	1	2											
Scott Sanders, R OBP: 0.500, SLG: 1.000 Tim Hyers, L (5, PH) Bill Krueger, L (6, 1) Tim Mauser, R (8, 1) Jeff Tabaka, R (9, 1)								1-2 2-H 2B		2	0	1	1	0	1	1											
								1-2 2-H 2B		1	0	0	0	0	0	1											
Inning Stats	R: 6 E: 0 K: 1 S: 10	H: 5 LOB: 1 BB: 2 P: 18	R: 0 E: 0 K: 0 S: 2	H: 0 LOB: 0 BB: 1 P: 6	R: 2 E: 0 K: 1 S: 7	H: 2 LOB: 2 BB: 1 P: 12	R: 0 E: 0 K: 0 S: 4	H: 2 LOB: 1 BB: 0 P: 4	R: 0 E: 0 K: 1 S: 5	H: 0 LOB: 0 BB: 0 P: 5	R: 0 E: 0 K: 0 S: 3	H: 0 LOB: 0 BB: 0 P: 3	R: 0 E: 0 K: 2 S: 7	H: 0 LOB: 2 BB: 3 P: 19	R: 1 E: 0 K: 2 S: 7	H: 0 LOB: 2 BB: 3 P: 19	1B: 7 2B: 3 3B: 0 HR: 1	SF: 0 SAC: 0 DP: 2 HBP: 1	WP: 1 PB: 0 SB: 0 CS: 0	PA: 39							
PITCHER	IP	WLS	BF	H	R	ER	SO	BB	IBB	HBP	BLK	WP	HR	S	P	ERA	WHIP										
Pete Schourek, L ERA: 27.0	(1, 1)	2.2	L	19	7	8	8	2	4	0	1	0	0	18	35	27.00	4.125										
Pete Smith, R ERA: 27.0	(3, 1)	4.1		14	3	0	0	1	0	0	0	0	0	16	16	0.00	0.692										
Johnny Ruffin, R ERA: 4.5	(8, 1)	1.0		6	0	1	1	2	3	0	0	0	1	7	19	9.00	3.000										



Batter	1	2	3	4	5	6	7	8	9	AB	R	H	RBI	BB	SO	LOB	TOP											
Lenny Dykstra, L OBP: 0.348, SLG: 0.350	G4-3			G4-3		G5-3		F9		5	0	2	0	0	0	0	Philadelphia Phillies @ Cincinnati Reds Riverfront Stadium, Cincinnati, OH Tue May 02 1995, 7:05 PM EDT Att: 19,389 - Unknown - 58 F											
Mickey Morandini, L OBP: 0.222, SLG: 0.235	L8	K			F9	F7		G3-6-1	1B	5	0	1	0	0	1	3												
Gregg Jefferies, S OBP: 0.304, SLG: 0.364	G3	L3			1B	G5-3		G3-6-1	1-2	5	1	1	0	0	0	4												
Dave Hollins, S OBP: 0.455, SLG: 0.684		2B		K	1B	1B		2B	K	4	2	2	1	1	2	1												
Darren Daulton, L OBP: 0.273, SLG: 0.333		3B		G3	K			K	G3-1	5	1	1	1	0	2	2												
Jim Eisenreich, L OBP: 0.385, SLG: 0.667		3B			1B	BB		P6		4	1	3	0	0	0	0												
Charlie Hayes, R OBP: 0.400, SLG: 0.333		1B		L3	1B	BB		G5-3		3	1	1	2	1	0	1												
Kevin Stocker, S OBP: 0.333, SLG: 0.250		2B		K				K		4	0	2	2	0	2	0												
Curt Schilling, R OBP: 0.250, SLG: 0.250 (8, PH)	SH1-4			K				F8		2	0	0	0	0	1	3												
Tony Longmire, L OBP: 0.667, SLG: 1.667 Gene Harris, R (8, 1)				K		G1-3				1	0	0	0	0	0	0												
										0	0	0	0	0	0	0												
Inning Stats	R: 0 E: 0 K: 0 S: 3	H: 0 LOB: 0 BB: 0 P: 3	R: 4 E: 0 K: 1 S: 10	H: 5 LOB: 2 BB: 1 P: 14	R: 0 E: 0 K: 1 S: 6	H: 1 LOB: 1 BB: 0 P: 6	R: 0 E: 0 K: 2 S: 7	H: 0 LOB: 0 BB: 0 P: 7	R: 2 E: 0 K: 1 S: 9	H: 4 LOB: 3 BB: 1 P: 13	R: 0 E: 0 K: 1 S: 5	H: 0 LOB: 0 BB: 0 P: 5	R: 0 E: 0 K: 1 S: 5	H: 0 LOB: 0 BB: 0 P: 5	R: 0 E: 0 K: 0 S: 4	H: 2 LOB: 1 BB: 0 P: 4	1B: 7 2B: 5 3B: 1 HR: 0	SF: 0 SAC: 1 DP: 1 HBP: 0	WP: 0 PA: 41 PB: 0 CS: 0 SB: 0									
PITCHER	IP	WLS	BF	H	R	ER	SO	BB	IBB	HBP	BLK	WP	HR	S	P	ERA	WHIP											
Jose Rijo, R ERA: 9.31	(1, 1)	4.1	L	22	8	6	6	4	1	0	0	0	0	0	29	33	12.46	2.077										
Pete Smith, R ERA	(5, 1)	2.2		12	3	0	0	3	1	0	0	0	0	0	17	21	0.00	1.500										
Johnny Ruffin, R ERA: 2.25	(8, 1)	2.0		7	2	0	0	1	0	0	0	0	0	0	9	9	0.00	1.000										

AB	38
R	6
H	13
RBI	6
BB	2
SO	8
LOB	14



Batter	1	2	3	4	5	6	7	8	9	AB	R	H	RBI	BB	SO	LOB	BOTTOM											
Deion Sanders, L OBP: 0.185, SLG: 0.222	L5		P6			F7			CS	4	0	1	0	0	0	0	Philadelphia Phillies @ Cincinnati Reds Riverfront Stadium, Cincinnati, OH Tue May 02 1995, 7:05 PM EDT Att: 19,389 - Unknown - 58 F											
Reggie Sanders, R OBP: 0.458, SLG: 0.526	K		K			L7		CS	1B	3	0	0	0	1	2	0												
Barry Larkin, R OBP: 0.481, SLG: 0.833					G6-3	F8		L4	BB	4	0	1	0	0	0	2												
Hal Morris, L OBP: 0.120, SLG: 0.043	G3				L8			L9		4	0	0	0	0	0	2												
Bret Boone, R OBP: 0.333, SLG: 0.500						K2-3				3	0	1	0	0	1	0												
Thomas Howard, S OBP: 0.300, SLG: 0.222 Pete Smith, R (5, 1)					G1-3			G3		2	0	0	0	0	1	1												
Jeff Branson, L OBP: 0.200, SLG: 0.200 Johnny Ruffin, R (8, 1)					K					0	0	0	0	0	0	0												
Benito Santiago, R OBP: 0.350, SLG: 0.600						G5-3		G4-6-3	1B	3	0	2	0	0	0	0												
Willie Greene, L OBP: 0.263, SLG: 0.125						G3-1		G4-6-3	1-2	3	0	0	0	0	0	2												
Jose Rijo, R Brian Hunter, R OBP: 0.167, SLG: 0.167					F8			G5-3	F5	1	0	0	0	0	0	0												
										2	0	0	0	0	0	0												
Inning Stats	R: 0 E: 0 K: 1 S: 6	H: 1 LOB: 1 BB: 0 P: 6	R: 0 E: 0 K: 0 S: 4	H: 1 LOB: 1 BB: 0 P: 4	R: 0 E: 0 K: 1 S: 5	H: 0 LOB: 0 BB: 0 P: 5	R: 0 E: 0 K: 1 S: 6	H: 1 LOB: 1 BB: 0 P: 6	R: 0 E: 0 K: 0 S: 3	H: 0 LOB: 0 BB: 0 P: 3	R: 0 E: 0 K: 1 S: 5	H: 0 LOB: 0 BB: 0 P: 5	R: 0 E: 0 K: 0 S: 3	H: 1 LOB: 0 BB: 0 P: 3	R: 0 E: 0 K: 0 S: 3	H: 1 LOB: 1 BB: 1 P: 7	1B: 5 2B: 0 3B: 0 HR: 0	SF: 0 SAC: 0 DP: 1 HBP: 0	WP: 0 PA: 31 PB: 0 CS: 2 SB: 0									
PITCHER	IP	WLS	BF	H	R	ER	SO	BB	IBB	HBP	BLK	WP	HR	S	P	ERA	WHIP											
Curt Schilling, R ERA: 2.25	(1, 1)	7.0	W	24	3	0	0	4	0	0	0	0	0	0	32	32	0.00	0.429										
Gene Harris, R ERA	(8, 1)	2.0		7	2	0	0	0	1	0	0	0	0	6	10	0.00	1.500											



Batter	1	2	3	4	5	6	7	8	9	AB	R	H	RBI	BB	SO	LOB	TOP										
Lenny Dykstra, L (1,8) OBP: 0.344, SLG: 0.321	F7		F8-3 1B			G3-1	G1-3		1B SF8 1B	5	1	2	0	0	0	2	Philadelphia Phillies @ Cincinnati Reds Riverfront Stadium, Cincinnati, OH Thu May 04 1995, 7:05 PM EDT Att: 17,675 - Unknown - 52 F										
Mickey Morandini, L (1,4) OBP: 0.304, SLG: 0.296	G4-3 BB		F8-3			F7		2B 1B 1B	1-3 1B	4	1	2	0	1	0	1											
Gregg Jefferies, S (1,7) OBP: 0.258, SLG: 0.333 Gary Varsho, L (8,7) OBP: 0.333, SLG: 0.500	G4-3		G6-3			G4-3		1B SF7 2B	SF8	4	1	1	0	0	0	1											
Dave Hollins, S (1,3) OBP: 0.452, SLG: 0.542		1B BB SF BB				F9		G1-3 1B BB	1B BB	2	2	0	0	3	0	1											
Darren Daulton, L (1,2) OBP: 0.333, SLG: 0.346		1B BB SF BB				F9		G1-3 1B BB	K	2	1	0	0	2	1	3											
Jim Eisenreich, L (1,9) OBP: 0.316, SLG: 0.500		K				F8		G1-3	FC6-4 1B	4	0	1	1	0	1	4											
Charlie Hayes, R (1,5) OBP: 0.321, SLG: 0.273						F9		F3	SF7	3	0	1	1	0	0	2											
Kevin Stocker, S (1,6) OBP: 0.320, SLG: 0.238		SF				F7		1B BB	FC6-4	2	0	0	1	1	0	2											
Paul Quantrill, L (1,1) Tony Longmire, L (7,PH) OBP: 0.567, SLG: 1.667 Mariano Duncan, R (7,PH) OBP: 0.300, SLG: 0.600 Gene Harris, R (7,1) Heathcliff Slocumb, R (8,1)	G6-4-3					G6-3			G6-3	2	0	0	0	0	0	3											
Inning Stats	R: 0 E: 0 K: 0 S: 2	H: 0 LOB: 0 BB: 1 P: 6	R: 1 E: 1 K: 1 S: 6	H: 1 LOB: 2 BB: 2 P: 14	R: 0 E: 0 K: 0 S: 3	H: 1 LOB: 0 BB: 0 P: 3	R: 0 E: 0 K: 0 S: 3	H: 0 LOB: 0 BB: 0 P: 3	R: 0 E: 0 K: 0 S: 3	H: 0 LOB: 0 BB: 0 P: 3	R: 2 E: 1 K: 0 S: 4	H: 1 LOB: 2 BB: 3 P: 16	R: 2 E: 0 K: 1 S: 8	H: 3 LOB: 2 BB: 1 P: 12	R: 1 E: 0 K: 0 S: 5	H: 2 LOB: 1 BB: 0 P: 5		1B: 7 2B: 2 3B: 0 HR: 0	SF: 3 SAC: 0 DP: 2 HBP: 0	WP: 0 PA: 40 PB: 0 SB: 0 CS: 0							
PITCHER	IP	WLS	BF	H	R	ER	SO	BB	IBB	HBP	BLK	WP	HR	S	P	ERA	WHIP										
Kevin Jarvis, R (1,1) ERA: 3.27	6.0		22	2	2	2	1	4	0	0	0	0	0	20	36	3.00	1.000										
Johnny Ruffin, R (7,1) ERA: 3.95	0.2		4	0	0	0	0	2	0	0	0	0	0	2	10	0.00	3.000										
Matt Grott, L (7,1) ERA:	0.1		2	1	1	1	0	0	0	0	0	0	0	2	2	27.00	3.000										
Hector Carrasco, R (8,1) ERA: 6.0	2.0	L	12	5	3	3	1	1	0	0	0	0	0	13	17	13.50	3.000										

AB	30
R	6
H	8
RBI	6
BB	7
SO	2
LOB	19



Batter	1	2	3	4	5	6	7	8	9	AB	R	H	RBI	BB	SO	LOB	BOTTOM										
Deion Sanders, L (1,8) OBP: 0.194, SLG: 0.229	1B 1B							G4-3		4	1	1	0	0	0	0	Philadelphia Phillies @ Cincinnati Reds Riverfront Stadium, Cincinnati, OH Thu May 04 1995, 7:05 PM EDT Att: 17,675 - Unknown - 52 F										
Bret Boone, R (1,4) OBP: 0.394, SLG: 0.500	1B HR						L9			4	1	3	0	0	0	0											
Barry Larkin, R (1,6) OBP: 0.472, SLG: 0.781	1B HR						F9		G1-3	4	1	1	1	0	0	2											
Ron Gant, R (1,7) OBP: 0.400, SLG: 0.842 Jerome Walton, R (9,PR) OBP: 0.200, SLG: 0.250	1B HR						B1-3		L8	4	1	2	3	0	0	1											
Hal Morris, L (1,3) OBP: 0.152, SLG: 0.067	G6-3						L8		L9	3	0	0	0	1	0	1											
Reggie Sanders, R (1,9) OBP: 0.406, SLG: 0.400	G6-3						G6-3		F9	4	0	0	0	0	0	2											
Benito Santiago, R (1,2) OBP: 0.296, SLG: 0.462	P4						F9		F9	4	0	0	0	0	0	2											
Willie Greene, L (1,5) OBP: 0.227, SLG: 0.105 Hector Carrasco, R (8,1)		K					K		G4-3	3	0	0	0	0	0	2											
Kevin Jarvis, L (1,1) Johnny Ruffin, R (7,1) Matt Grott, L (7,1) Jeff Branson, L (8,5) OBP: 0.167, SLG: 0.167		K					K		L6	2	0	0	0	0	0	2											
Inning Stats	R: 4 E: 0 K: 0 S: 7	H: 4 LOB: 0 BB: 0 P: 7	R: 0 E: 0 K: 2 S: 7	H: 0 LOB: 0 BB: 0 P: 7	R: 0 E: 0 K: 1 S: 4	H: 1 LOB: 1 BB: 0 P: 4	R: 0 E: 0 K: 1 S: 5	H: 0 LOB: 0 BB: 0 P: 5	R: 0 E: 0 K: 0 S: 3	H: 0 LOB: 0 BB: 0 P: 3	R: 0 E: 0 K: 0 S: 3	H: 0 LOB: 0 BB: 0 P: 3	R: 0 E: 0 K: 0 S: 4	H: 1 LOB: 1 BB: 0 P: 4	R: 0 E: 0 K: 0 S: 3	H: 1 LOB: 1 BB: 1 P: 7		1B: 6 2B: 0 3B: 0 HR: 1	SF: 0 SAC: 0 DP: 1 HBP: 0	WP: 0 PA: 34 PB: 0 SB: 0 CS: 0							
PITCHER	IP	WLS	BF	H	R	ER	SO	BB	IBB	HBP	BLK	WP	HR	S	P	ERA	WHIP										
Paul Quantrill, R (1,1) ERA: 3.0	6.0		23	5	4	4	4	0	0	0	0	0	0	31	31	6.00	0.833										
Gene Harris, R (7,1) ERA:	1.0	W	3	0	0	0	0	0	0	0	0	0	0	3	3	0.00	0.000										
Heathcliff Slocumb, R (8,1) ERA:	2.0	S	8	2	0	0	0	1	0	0	0	0	0	7	11	0.00	1.500										



Batter	1	2	3	4	5	6	7	8	9	AB	R	H	RBI	BB	SO	LOB	TOP					
Deion Sanders, L OBP: 0.200, SLG: 0.271 (1, 8)										4	2	1	0	1	1	0	Cincinnati Reds @ Florida Marlins Joe Robbie Stadium, Miami, FL Tue May 09 1995, 7:05 PM EDT Att: 17,302 - Unknown - 82 F					
Bret Boone, R OBP: 0.423, SLG: 0.468 (1, 4)										4	1	2	0	1	0	1						
Barry Larkin, R OBP: 0.491, SLG: 0.688 (1, 6)										5	2	2	2	0	2	2						
Ron Gant, R OBP: 0.368, SLG: 0.676 Jerome Walton, R OBP: 0.417, SLG: 1.000 (9, 7)										4	1	1	1	1	1	2						
Hal Morris, L OBP: 0.300, SLG: 0.468 (1, 3)										5	2	4	3	0	0	2						
Reggie Sanders, R OBP: 0.383, SLG: 0.351 (1, 9)										4	0	0	0	1	1	2						
Eddie Taubensee, L OBP: 0.400, SLG: 0.333 (1, 2)										4	0	2	2	0	0	1						
Jeff Branson, L OBP: 0.167, SLG: 0.333 Xavier Hernandez, L (7, 1)										4	0	0	0	0	1	4						
John Smiley, L OBP: 0.500, SLG: 1.167 Mark Lewis, R OBP: 0.308, SLG: 0.455 (7, 5)										3	1	1	0	0	1	2						
Inning Stats	R: 2 E: 0 K: 1 S: 18	H: 3 LOB: 1 BB: 0 P: 31	R: 0 E: 0 K: 2 S: 8	H: 1 LOB: 0 BB: 0 P: 13	R: 0 E: 0 K: 0 S: 9	H: 1 LOB: 2 BB: 1 P: 17	R: 0 E: 0 K: 1 S: 10	H: 0 LOB: 0 BB: 0 P: 16	R: 6 E: 0 K: 0 S: 22	H: 5 LOB: 1 BB: 3 P: 44	R: 0 E: 0 K: 1 S: 14	H: 1 LOB: 1 BB: 0 P: 20	R: 0 E: 0 K: 0 S: 8	H: 1 LOB: 1 BB: 0 P: 13	R: 0 E: 0 K: 1 S: 6	H: 0 LOB: 0 BB: 0 P: 11		R: 1 E: 0 K: 1 S: 9	H: 1 LOB: 0 BB: 0 P: 15	1B: 10 2B: 3 3B: 0 HR: 1	SF: 0 SAC: 0 DP: 2 HBP: 0	WP: 1 PB: 0 SB: 0 CS: 1
PITCHER	IP WLS BF H R ER SO BB IBB HBP BLK WP HR S P ERA WHIP																					
Pat Rapp, R ERA: 4.3 (1, 1)	4.0 L 21 7 6 6 4 3 0 0 0 0 1 0 54 97 13.50 2.500																					
Matt Dunbar, L ERA: 7.2 (5, 1)	1.0 6 3 2 2 0 1 0 0 0 0 0 0 13 24 18.00 4.000																					
Rich Scheid, L ERA: 6.52 (6, 1)	3.0 11 2 0 0 2 0 0 0 0 0 0 0 28 44 0.00 0.667																					
Terry Mathews, R ERA: 1.17 (9, 1)	1.0 4 1 1 1 1 0 0 0 0 0 0 1 9 15 9.00 1.000																					

Batter	1	2	3	4	5	6	7	8	9	AB	R	H	RBI	BB	SO	LOB	BOTTOM					
QuiVivo Veras, S OBP: 0.365, SLG: 0.317 (1, 4)										5	0	1	0	0	1	3	Cincinnati Reds @ Florida Marlins Joe Robbie Stadium, Miami, FL Tue May 09 1995, 7:05 PM EDT Att: 17,302 - Unknown - 82 F					
Terry Pendleton, S OBP: 0.245, SLG: 0.286 (1, 5)										5	1	0	0	0	1	1						
Gary Sheffield, R OBP: 0.491, SLG: 0.591 (1, 9)										3	0	1	0	1	1	0						
Jeff Conine, R OBP: 0.500, SLG: 0.711 (1, 7)										3	0	2	1	1	0	1						
Greg Colbrunn, R OBP: 0.347, SLG: 0.370 (1, 3)										4	0	1	0	0	2	3						
Kurt Abbott, R OBP: 0.417, SLG: 0.583 (1, 6)										4	0	2	0	0	0	2						
Charles Johnson, R OBP: 0.182, SLG: 0.195 (1, 2)										4	0	1	0	0	0	4						
Chuck Carr, S OBP: 0.319, SLG: 0.231 (1, 8)										3	0	0	0	1	0	3						
Pat Rapp, R ERA: 3.16 Matt Dunbar, L ERA: 7.2 Alex Arias, R OBP: 0.269, SLG: 0.167 Rich Scheid, L ERA: 6.52 Terry Mathews, L OBP: 0.190, SLG: 0.158 (5, 1)										1	0	0	0	0	1	3						
Inning Stats	R: 0 E: 0 K: 0 S: 8	H: 0 LOB: 1 BB: 1 P: 13	R: 0 E: 0 K: 2 S: 14	H: 2 LOB: 3 BB: 1 P: 24	R: 0 E: 0 K: 2 S: 13	H: 1 LOB: 1 BB: 0 P: 18	R: 0 E: 0 K: 0 S: 5	H: 1 LOB: 0 BB: 0 P: 8	R: 1 E: 0 K: 0 S: 11	H: 3 LOB: 2 BB: 0 P: 15	R: 0 E: 0 K: 0 S: 6	H: 0 LOB: 1 BB: 0 P: 10	R: 0 E: 0 K: 2 S: 7	H: 0 LOB: 0 BB: 0 P: 9	R: 0 E: 0 K: 0 S: 12	H: 1 LOB: 2 BB: 1 P: 18		R: 0 E: 0 K: 0 S: 7	H: 0 LOB: 0 BB: 0 P: 13	1B: 7 2B: 1 3B: 0 HR: 0	SF: 0 SAC: 0 DP: 1 HBP: 0	WP: 0 PB: 0 SB: 1 CS: 0
PITCHER	IP WLS BF H R ER SO BB IBB HBP BLK WP HR S P ERA WHIP																					
John Smiley, L ERA: 3.16 (1, 1)	6.0 W 27 7 1 1 4 2 0 0 0 0 0 0 57 88 1.50 1.500																					
Xavier Hernandez, R ERA: 5.91 (7, 1)	3.0 S 11 1 0 0 2 1 0 0 0 0 0 0 26 40 0.00 0.667																					

Batter	1	2	3	4	5	6	7	8	9	AB	R	H	RBI	BB	SO	LOB	TOP				
Deion Sanders, L (1,8) OBP: 0.204, SLG: 0.308	G4-3		G3				K			4	1	1	1	0	1	1	Cincinnati Reds @ Florida Marlins Joe Robbie Stadium, Miami, FL Wed May 10 1995, 7:05 PM EDT Att: 28,436 - Unknown - 83 F				
Lenny Harris, L (1,5) OBP: 0.400, SLG: 0.500	K			G6-3		FC5-2	1B	F8		4	1	2	1	0	1	0					
Barry Larkin, R (1,6) OBP: 0.458, SLG: 0.635	K			G6-3		F8		G3		4	0	0	0	0	1	2					
Ron Gant, R (1,7) OBP: 0.357, SLG: 0.632		K		FC5-2		FC5-4	1B	P6		4	0	1	1	0	1	1					
Jerome Walton, R (9,7) OBP: 0.417, SLG: 1.000				FC5-4		1B	1B			0	0	0	0	0	0	0					
Hal Morris, L (1,3) OBP: 0.296, SLG: 0.451	L7			FC5-4		1B		G6-3		4	0	1	0	0	0	1					
Bret Boone, R (1,4) OBP: 0.411, SLG: 0.440	K					F9		K3-4		3	0	0	0	1	2	0					
Reggie Sanders, R (1,9) OBP: 0.373, SLG: 0.366			P4			K		P4		4	0	1	0	0	1	3					
Eddie Taubensee, L (1,2) OBP: 0.286, SLG: 0.231			G6-3			K		F8		4	0	0	0	0	1	4					
Kevin Jarvis, L (1,1) OBP: 0.286, SLG: 0.286								F7		4	1	2	0	0	1	1					
Inning Stats	R: 0 H: 0 E: 0 K: 2 S: 7	H: 0 LOB: 0 BB: 0 P: 7	R: 0 H: 0 E: 0 K: 2 S: 7	H: 0 LOB: 0 BB: 0 P: 7	R: 0 H: 1 E: 0 K: 0 S: 4	H: 1 LOB: 1 BB: 0 P: 4	R: 0 H: 1 E: 0 K: 0 S: 4	H: 0 LOB: 0 BB: 0 P: 7	R: 3 H: 5 E: 0 K: 0 S: 8	H: 5 LOB: 3 BB: 1 P: 12	R: 0 H: 0 E: 0 K: 1 S: 5	H: 0 LOB: 0 BB: 0 P: 5	R: 0 H: 0 E: 0 K: 0 S: 3	H: 0 LOB: 0 BB: 0 P: 3	R: 0 H: 1 E: 0 K: 2 S: 8	H: 1 LOB: 1 BB: 0 P: 8	1B: 5 2B: 2 3B: 1 HR: 0	SF: 0 SAC: 0 DP: 0 HBP: 0	WP: 1 PB: 0 SB: 0 CS: 0	PA: 36	
PITCHER	IP	WLS	BF	H	R	ER	SO	BB	IBB	HBP	BLK	WP	HR	S	P	ERA	WHIP				
John Burkett, R (1,1) ERA: 5.32	5.1	L	22	6	3	3	6	0	0	0	0	1	0	34	34	5.06	1.125				
Randy Veres, R (6,1) ERA:	1.2		7	1	0	0	1	1	0	0	0	0	0	8	12	0.00	1.200				
Terry Mathews, R (8,1) ERA: 1.04	1.0		3	0	0	0	0	0	0	0	0	0	0	3	3	0.00	0.000				
Yorkis Perez, L (9,1) ERA: 4.5	1.0		4	1	0	0	2	0	0	0	0	0	0	8	8	0.00	1.000				

Batter	1	2	3	4	5	6	7	8	9	AB	R	H	RBI	BB	SO	LOB	BOTTOM				
Quilvio Veras, S (1,4) OBP: 0.339, SLG: 0.289	G4-3		K						B2-3	4	0	0	0	0	1	0	Cincinnati Reds @ Florida Marlins Joe Robbie Stadium, Miami, FL Wed May 10 1995, 7:05 PM EDT Att: 28,436 - Unknown - 83 F				
Kurt Abbott, R (1,6) OBP: 0.313, SLG: 0.438	G6-3		G5-3						F9	4	0	0	0	0	0	0					
Gary Sheffield, R (1,9) OBP: 0.492, SLG: 0.574				L7					G6-3	3	0	1	0	1	0	0					
Jeff Conine, R (1,7) OBP: 0.467, SLG: 0.653	P6			K					F8	4	0	0	0	0	1	2					
Terry Pendleton, S (1,5) OBP: 0.232, SLG: 0.269			F7						G1-3	3	0	0	0	0	0	0					
Greg Colbrunn, R (1,3) OBP: 0.346, SLG: 0.388						G6-3			L6	3	0	1	0	0	0	0					
Charles Johnson, R (1,2) OBP: 0.191, SLG: 0.186									G5-3	2	0	0	0	1	0	1					
Chuck Carr, S (1,8) OBP: 0.300, SLG: 0.214									G5-3	3	0	0	0	0	0	2					
John Burkett, R (1,1) OBP: 0.200, SLG: 0.111									G4-3	2	0	0	0	0	0	1					
Randy Veres, R (6,1) ERA:									G1-3	0	0	0	0	0	0	0					
Terry Mathews, L (8,1) ERA: 1.04									K	0	0	0	0	0	0	0					
Jerry Browne, S (8,PH) OBP: 0.182, SLG: 0.150										1	0	0	0	0	1	0					
Yorkis Perez, L (9,1) ERA: 4.5										0	0	0	0	0	0	0					
Inning Stats	R: 0 H: 0 E: 0 K: 0 S: 3	H: 0 LOB: 1 BB: 1 P: 7	R: 0 H: 1 E: 0 K: 0 S: 4	H: 1 LOB: 0 BB: 0 P: 4	R: 0 H: 0 E: 0 K: 1 S: 5	H: 0 LOB: 0 BB: 0 P: 5	R: 0 H: 0 E: 0 K: 0 S: 3	H: 0 LOB: 0 BB: 0 P: 7	R: 0 H: 0 E: 0 K: 1 S: 5	H: 0 LOB: 0 BB: 0 P: 3	R: 0 H: 0 E: 0 K: 0 S: 3	H: 0 LOB: 0 BB: 0 P: 3	R: 0 H: 0 E: 0 K: 1 S: 5	H: 0 LOB: 0 BB: 0 P: 5	R: 0 H: 1 E: 0 K: 0 S: 4	H: 1 LOB: 1 BB: 0 P: 4	1B: 1 2B: 1 3B: 0 HR: 0	SF: 0 SAC: 0 DP: 0 HBP: 0	WP: 0 PB: 0 SB: 1 CS: 0	PA: 31	
PITCHER	IP	WLS	BF	H	R	ER	SO	BB	IBB	HBP	BLK	WP	HR	S	P	ERA	WHIP				
Kevin Jarvis, R (1,1) ERA: 1.8	9.0	W	31	2	0	0	3	2	0	0	0	0	0	35	43	0.00	0.444				



Batter	1	2	3	4	5	6	7	8	9	10	11	AB	R	H	RBI	BB	SO	LOB	TOP							
Deion Sanders, L OBP: 0.215, SLG: 0.302	(1, 8) SH5-3 1B		(2, 0) F7			(1, 1) S 2B		(1, 2) G4-3		(2, 3) K		5	1	2	0	0	1	1								
Bary Larkin, R OBP: 0.435, SLG: 0.607	(1, 6) SH5-3 1-2		(2, 0) G5-4-3 1-2			(1, 1) S 1B		(1, 1) S G4-3 2B		(1, 2) F9		4	2	2	1	0	0	1								
Hal Morris, L OBP: 0.273, SLG: 0.377	(1, 3) K 2-3					(0, 1) G1-3		(2, 0) G4-3		(1, 2) F7		5	0	0	1	0	2	2								
Ron Gant, R OBP: 0.370, SLG: 0.617	(1, 7) S HBP					(2, 3) K		(2, 3) K				4	1	1	1	0	2	1								
Jerome Walton, R OBP: 0.385, SLG: 0.509												0	0	0	0	0	0	0								
Lenny Harris, L OBP: 0.333, SLG: 0.375	(1, 5) G3					(1, 1) G6-3		(1, 1) G6-3				5	1	2	1	0	0	2								
Jeff Branson, L OBP: 0.167, SLG: 0.333	(11, 5) G3							(2, H) 1B				0	0	0	0	0	0	0								
Bret Boone, R OBP: 0.394, SLG: 0.433						(1, 0) G1-3		(1, 1) CS 1B		(1, 2) SH1-3		4	0	2	0	0	0	1								
Reggie Sanders, R OBP: 0.371, SLG: 0.353						(0, 0) P6		(1, 2) CS 1B		(0, 0) P4		5	0	1	0	0	0	2								
Eddie Taubensee, L OBP: 0.286, SLG: 0.211						(1, 3) K		(1, 3) K		(1, 1) FC6-4 1B		5	0	1	1	0	3	3								
Jose Rijo, R OBP: 0.125, SLG: 0.125						(0, 0) G5-4-3 1B		(0, 2) G5-3		(0, 0) FC6-4 1B		3	0	1	0	0	1	2								
Xavier Hernandez, L OBP: 0.267, SLG: 0.214												0	0	0	0	0	0	0								
Thomas Howard, S OBP: 0.267, SLG: 0.214												1	0	0	0	0	0	1								
Chuck McElroy, L OBP: 0.101												0	0	0	0	0	0	0								
Jeff Brantley, R OBP: 0.101												0	0	0	0	0	0	0								
Inning Stats	R: 0 E: 0 K: 1 S: 8	H: 1 LOB: 2 BB: 0 P: 14	R: 0 E: 0 K: 1 S: 10	H: 0 LOB: 0 BB: 0 P: 12	R: 0 E: 0 K: 0 S: 3	H: 1 LOB: 0 BB: 0 P: 6	R: 0 E: 0 K: 2 S: 7	H: 0 LOB: 0 BB: 0 P: 9	R: 0 E: 0 K: 2 S: 8	H: 2 LOB: 1 BB: 0 P: 10	R: 2 E: 0 K: 1 S: 14	H: 3 LOB: 1 BB: 0 P: 19	R: 1 E: 0 K: 0 S: 9	H: 1 LOB: 0 BB: 0 P: 16	R: 1 E: 0 K: 0 S: 10	H: 2 LOB: 1 BB: 0 P: 12	R: 0 E: 0 K: 1 S: 9	H: 0 LOB: 0 BB: 0 P: 13	R: 1 E: 0 K: 0 S: 10	H: 2 LOB: 1 BB: 0 P: 17	1B: 8 2B: 3 3B: 0 HR: 1	SF: 0 SAC: 2 DP: 1 HBP: 1	WP: 0 PB: 0 SB: 4 CS: 2	PA: 44		
PITCHER	IP 7.2	WLS 30	BF 30	H 8	R 3	ER 3	SO 8	BB 0	IBB 0	HBP 0	BLK 0	WP 0	HR 0	S 13	P 18	ERA 6.75	WHIP 1.500									
Greg Maddux, R ERA: 2.31	(1, 1)																									
Brad Clontz, R ERA: 2.25	(8, 1)																									
Pedro Borbon, L ERA: 5.4	(10, 1)																									
Steve Bedrosian, R ERA: 5.14	(11, 1)																									
Mike Stanton, L ERA: 4.05	(11, 1)																									

Cincinnati Reds @ Atlanta Braves
Atlanta-Fulton County Stadium, Atlanta, GA
Fri May 12 1995, 7:05 PM EDT
Att. 33,106 - Unknown - 78 F

livebaseballscorecards.com

AB 41
R 5
H 12
RBI 5
BB 0
SO 9
LOB 16



Batter	1	2	3	4	5	6	7	8	9	10	11	AB	R	H	RBI	BB	SO	LOB	BOTTOM						
Marquis Grissom, R OBP: 0.247, SLG: 0.279	(1, 8) L9		(3, 1) F9			(0, 1) P3		(2, 2) L1			(4, 2) F8 F9 BB	4	0	0	0	1	0	0							
Jeff Blauser, R OBP: 0.400, SLG: 0.362	(1, 6) 10 BB 1B					(4, 1) 10 HR BB		(2, 2) F8		(0, 0) G5-3	(2, 1) F9	4	1	1	0	1	0	1							
10 Chipper Jones, S OBP: 0.357, SLG: 0.441	(1, 7) 4-2 BB G4-6-3					(2, 2) 1H HR		(2, 1) G3		(2, 3) K	(0, 0) F8	4	1	1	2	1	1	1							
Fred McGriff, L OBP: 0.314, SLG: 0.431	(1, 3) 1-3 BB G4-6-3					(0, 0) HR		(1, 3) K		(0, 0) F8	(4, 0) IBB	4	1	1	1	1	1	2							
Dwight Smith, L OBP: 0.383, SLG: 0.625						(2, 3) K		(2, 0) G4-3		(1, 3) K	(0, 1) L7	3	0	0	0	0	1	0							
Mike Kelly, R OBP: 0.207, SLG: 0.154												2	0	0	0	0	1	2							
Jose Oliva, R OBP: 0.317, SLG: 0.556												4	0	0	0	0	2	0							
Charlie O'Brien, R OBP: 0.563, SLG: 1.000												4	1	3	1	0	0	0							
Mike Mordecai, R OBP: 0.250, SLG: 0.250												0	0	0	0	0	0	0							
Steve Bedrosian, R ERA: 5.14												0	0	0	0	0	0	0							
Mike Stanton, L ERA: 4.05												0	0	0	0	0	0	0							
Rafael Belliard, R ERA: 4.22												3	0	0	0	0	0	0							
Greg Maddux, R ERA: 2.31	(1, 1)											2	0	0	0	0	1	0							
Brad Clontz, R ERA: 2.25	(8, 1)											1	0	0	0	0	0	0							
Pedro Borbon, L ERA: 5.4	(10, 1)											0	0	0	0	0	0	0							
Javy Lopez, R OBP: 0.353, SLG: 0.511	(11, 2)											1	0	0	0	0	0	2							
Inning Stats	R: 0 E: 0 K: 0 S: 10	H: 1 LOB: 1 BB: 1 P: 19	R: 0 E: 0 K: 0 S: 8	H: 0 LOB: 0 BB: 0 P: 13	R: 0 E: 0 K: 1 S: 8	H: 0 LOB: 0 BB: 0 P: 13	R: 3 E: 0 K: 2 S: 15	H: 3 LOB: 1 BB: 0 P: 24	R: 0 E: 0 K: 0 S: 10	H: 0 LOB: 0 BB: 0 P: 11	R: 1 E: 0 K: 1 S: 9	H: 1 LOB: 0 BB: 0 P: 15	R: 0 E: 0 K: 0 S: 6	H: 0 LOB: 0 BB: 0 P: 8	R: 0 E: 0 K: 2 S: 7	H: 0 LOB: 0 BB: 2 P: 10	R: 0 E: 0 K: 0 S: 6	H: 1 LOB: 2 BB: 0 P: 8	R: 0 E: 0 K: 0 S: 7	H: 0 LOB: 2 BB: 2 P: 17	1B: 2 2B: 1 3B: 0 HR: 3	SF: 0 SAC: 1 DP: 1 HBP: 0	WP: 0 PB: 0 SB: 0 CS: 0	PA: 41	
PITCHER	IP 7.0	WLS 26	BF 26	H 5	R 4	ER 4	SO 5	BB 2	IBB 0	HBP 0	BLK 0	WP 0	HR 3	S 68	P 108	ERA 5.14	WHIP 1.000								
Jose Rijo, R ERA: 6.55	(1, 1)																								
Xavier Hernandez, R ERA: 5.4	(8, 1)																								
Chuck McElroy, L ERA: 5.14	(9, 1)																								
Jeff Brantley, R ERA: 4.22	(10, 1)																								

Cincinnati Reds @ Atlanta Braves
Atlanta-Fulton County Stadium, Atlanta, GA
Fri May 12 1995, 7:05 PM EDT
Att. 33,106 - Unknown - 78 F

livebaseballscorecards.com

AB 36
R 4
H 6
RBI 4
BB 4
SO 7
LOB 8



Batter	1	2	3	4	5	6	7	8	9	AB	R	H	RBI	BB	SO	LOB	TOP			
Deion Sanders, L (1,8) OBP: 0.229, SLG: 0.299										4	1	1	0	1	0	1	Cincinnati Reds @ Atlanta Braves Atlanta-Fulton County Stadium, Atlanta, GA Sat May 13 1995, 7:05 PM EDT Att: 36,058 - Unknown - 84 F			
Barry Larkin, R (1,6) OBP: 0.473, SLG: 0.750										3	2	3	3	2	0	0				
Ron Gant, R (1,7) OBP: 0.366, SLG: 0.604 Tim Pugh, R (5,1)										1	0	0	0	2	0	1				
Thomas Howard, S (8,PH) OBP: 0.294, SLG: 0.200										0	0	0	0	0	0	0				
Brian Hunter, R (1,3) OBP: 0.200, SLG: 0.158										4	0	0	0	0	1	4				
Bret Boone, R (1,4) OBP: 0.371, SLG: 0.406										4	0	0	0	0	0	2				
Reggie Sanders, R (1,9) OBP: 0.394, SLG: 0.400 Scott Sullivan, R (8,1)										4	1	3	1	0	0	1				
Mark Lewis, R (1,5) Jeff Branson, L (8,PH) OBP: 0.211, SLG: 0.421										3	0	1	1	0	1	1				
Damon Berryhill, S (1,2) OBP: 0.167, SLG: 0.091										4	0	0	0	0	0	2				
Pete Smith, R (1,1) Mike Remlinger, L (4,1) Jerome Walton, R (5,PH) OBP: 0.400, SLG: 0.846										1	0	0	0	0	1	0				
Lenny Harris, L (9,PH) OBP: 0.316, SLG: 0.353										0	0	0	0	0	0	0				
Inning Stats	R: 2 E: 0 K: 1 S: 7	H: 2 LOB: 1 BB: 1 P: 11	R: 0 E: 0 K: 2 S: 7	H: 0 LOB: 0 BB: 0 P: 7	R: 0 E: 0 K: 0 S: 3	H: 1 LOB: 1 BB: 1 P: 7	R: 1 E: 0 K: 0 S: 4	H: 2 LOB: 0 BB: 0 P: 4	R: 0 E: 0 K: 0 S: 3	H: 1 LOB: 1 BB: 1 P: 7	R: 0 E: 0 K: 1 S: 5	H: 0 LOB: 0 BB: 0 P: 5	R: 2 E: 0 K: 0 S: 4	H: 2 LOB: 0 BB: 1 P: 8	R: 1 E: 0 K: 1 S: 6	H: 1 LOB: 2 BB: 2 P: 14		1B: 5 2B: 2 3B: 1 HR: 2	SF: 0 SAC: 0 DP: 2 HBP: 0	WP: 0 PB: 0 SB: 3 CS: 1
PITCHER	IP WLS BF H R ER SO BB IBB HBP BLK WP HR S P ERA WHIP																			
Tom Glavine, L (1,1) ERA: 3.8	7.0 W 28 7 3 3 4 3 0 0 0 0 1 33 45 3.86 1.429																			
Greg McMichael, R (8,1) ERA: 4.73	0.2 5 2 2 2 0 1 0 0 0 0 0 1 4 8 27.00 4.500																			
Mike Stanton, L (8,1) ERA: 3.86	0.1 0 0 0 0 0 0 0 0 0 0 0 0 0 0 0.00 0.000																			
Brad Clontz, R (9,1) ERA: 3.12	0.2 5 1 1 1 0 2 0 0 0 0 0 0 3 11 13.50 4.500																			
Pedro Borbon, L (9,1) ERA: 5.09	0.1 S 1 0 0 0 1 0 0 0 0 0 0 0 3 3 0.00 0.000																			

AB	33
R	6
H	10
RBI	6
BB	6
SO	5
LOB	14



Batter	1	2	3	4	5	6	7	8	9	AB	R	H	RBI	BB	SO	LOB	BOTTOM				
Marquis Grissom, R (1,8) OBP: 0.244, SLG: 0.319										4	1	1	4	0	0	0	Cincinnati Reds @ Atlanta Braves Atlanta-Fulton County Stadium, Atlanta, GA Sat May 13 1995, 7:05 PM EDT Att: 36,058 - Unknown - 84 F				
Jeff Blauser, R (1,6) OBP: 0.392, SLG: 0.344										3	1	0	0	1	0	0					
10 Chipper Jones, S (1,7) OBP: 0.365, SLG: 0.484										3	1	1	1	1	1	0					
Fred McGriff, L (1,3) OBP: 0.324, SLG: 0.435										4	0	2	1	0	1	0					
Dwight Smith, L (1,9) OBP: 0.400, SLG: 0.679 Greg McMichael, R (8,1)										4	2	2	0	0	0	2					
Mike Stanton, L (8,1) Brad Clontz, R (9,1) Pedro Borbon, R (9,1)										0	0	0	0	0	0	0					
Jose Oliva, R (1,5) OBP: 0.311, SLG: 0.525										4	1	1	1	0	1	2					
Javy Lopez, R (1,2) OBP: 0.345, SLG: 0.490										2	0	0	1	1	1	2					
Rafael Belliard, R (1,4) OBP: 0.143, SLG: 0.143										4	1	1	1	0	0	2					
Tom Glavine, L (1,1) OBP: 0.333, SLG: 0.250 Mike Kelly, R (8,9) OBP: 0.200, SLG: 0.148										3	2	2	0	0	0	1					
Inning Stats	R: 0 E: 0 K: 0 S: 3	H: 0 LOB: 0 BB: 0 P: 3	R: 1 E: 1 K: 0 S: 5	H: 1 LOB: 0 BB: 0 P: 5	R: 2 E: 1 K: 1 S: 7	H: 2 LOB: 0 BB: 0 P: 7	R: 6 E: 0 K: 1 S: 10	H: 6 LOB: 1 BB: 2 P: 18	R: 0 E: 0 K: 1 S: 5	H: 0 LOB: 0 BB: 1 P: 9	R: 0 E: 0 K: 1 S: 5	H: 0 LOB: 0 BB: 0 P: 5	R: 0 E: 0 K: 0 S: 4	H: 1 LOB: 1 BB: 0 P: 4	R: 0 E: 0 K: 1 S: 5	H: 0 LOB: 0 BB: 0 P: 5		1B: 6 2B: 2 3B: 0 HR: 2	SF: 2 SAC: 0 DP: 0 HBP: 0	WP: 0 PB: 0 SB: 0 CS: 0	PA: 37
PITCHER	IP WLS BF H R ER SO BB IBB HBP BLK WP HR S P ERA WHIP																				
Pete Smith, R (1,1) ERA: 6.89	3,1 L 19 8 8 7 2 0 0 0 0 0 2 23 23 18.90 2.400																				
Mike Remlinger, L (4,1) ERA: 7.11	0.2 4 1 1 1 0 2 0 0 0 0 0 0 2 10 13.50 4.500																				
Tim Pugh, R (5,1) ERA: 0.68	3.0 11 1 0 0 2 1 0 0 0 0 0 0 14 18 0.00 0.667																				
Scott Sullivan, R (8,1) ERA: 3.86	1.0 3 0 0 0 0 1 0 0 0 0 0 0 5 5 0.00 0.000																				



Batter	1	2	3	4	5	6	7	8	9	10	AB	R	H	RBI	BB	SO	LOB	TOP									
Jerome Walton, R OBP: 0.333, SLG: 0.688 Deion Sanders, L OBP: 0.222, SLG: 0.290	F8	FC5-4		K			G4-3		B1-3		3	0	0	0	0	1	2										
Barry Larkin, R OBP: 0.494, SLG: 0.765	F8			HR			K			HR	4	2	3	0	1	1	0										
Ron Gant, R OBP: 0.371, SLG: 0.623	F8		G5-3				G5-3				5	1	1	2	0	1	3										
Reggie Sanders, R OBP: 0.408, SLG: 0.448							F8				3	1	1	2	2	1	1										
Bret Boone, R OBP: 0.347, SLG: 0.377	FC6			E6			L9				5	0	0	0	0	1	4										
Hal Morris, L OBP: 0.261, SLG: 0.359 Brian Hunter, R OBP: 0.273, SLG: 0.200			G3	G4-3			G5-3				3	0	0	0	0	0	1										
Mark Lewis, R OBP: 0.375, SLG: 0.571 Hector Carrasco, R OBP: 0.273, SLG: 0.200			G5-3								1	0	1	0	1	0	0										
Eddie Taubensee, L OBP: 0.280, SLG: 0.182 Damon Berryhill, S OBP: 0.154, SLG: 0.083				CS							4	1	2	1	0	0	1										
John Smiley, L OBP: 0.333, SLG: 0.778 Xavier Hernandez, L OBP: 0.273, SLG: 0.200 Chuck McElroy, L OBP: 0.273, SLG: 0.200 Jeff Brantley, R OBP: 0.273, SLG: 0.200 Jeff Branson, L OBP: 0.200, SLG: 0.400											3	0	0	0	0	2	1										
Inning Stats	R: 0 E: 0 K: 0 S: 9	H: 1 LOB: 2 BB: 1 P: 17	R: 0 E: 1 K: 0 S: 9	H: 0 LOB: 2 BB: 1 P: 17	R: 2 E: 1 K: 0 S: 11	H: 2 LOB: 1 BB: 1 P: 23	R: 0 E: 0 K: 2 S: 8	H: 0 LOB: 0 BB: 0 P: 9	R: 0 E: 0 K: 1 S: 11	H: 1 LOB: 1 BB: 0 P: 16	R: 1 E: 0 K: 2 S: 11	H: 1 LOB: 0 BB: 0 P: 19	R: 0 E: 0 K: 1 S: 9	H: 0 LOB: 0 BB: 0 P: 16	R: 0 E: 0 K: 2 S: 11	H: 0 LOB: 1 BB: 1 P: 18	R: 0 E: 0 K: 1 S: 8	H: 0 LOB: 0 BB: 0 P: 13	R: 2 E: 0 K: 1 S: 16	H: 3 LOB: 2 BB: 1 P: 24	1B: 4 2B: 1 3B: 0 HR: 3	SF: 0 SAC: 0 DP: 0 HBP: 0	WP: 0 PB: 0 SB: 3 CS: 1	PA: 45			
PITCHER	IP	WLS	BF	H	R	ER	SO	BB	IBB	HBP	BLK	WP	HR	S	P	ERA	WHIP										
Steve Avery, L ERA: 3.74	7.0		30	5	3	3	6	3	0	0	0	0	0	2	11	3.86	1.143										
Mark Wohlers, R ERA: 7.71	1.0		4	0	0	0	2	1	0	0	0	0	0	8	13	0.00	0.000										
Mike Stanton, L ERA: 3.38	1.0		3	0	0	0	1	0	0	0	0	0	0	12	17	27.00	6.000										
Brad Clontz, R ERA: 4.82	0.2	L	6	3	2	2	1	0	0	0	0	0	1	4	7	0.00	0.000										
Brad Woodall, L ERA: 9.53	0.1		1	0	0	0	0	0	0	0	0	0	0	4	7	0.00	0.000										

Cincinnati Reds @ Atlanta Braves
Atlanta-Fulton County Stadium, Atlanta, GA
Sun May 14 1995, 3:33 AM EDT
Att: 28,860 - Overcast - 84 F

AB	39
R	5
H	8
RBI	5
BB	5
SO	10
LOB	17



Batter	1	2	3	4	5	6	7	8	9	10	AB	R	H	RBI	BB	SO	LOB	BOTTOM									
Marquis Grissom, R OBP: 0.253, SLG: 0.316	G6-3				F8						4	1	1	0	1	1	2										
Jeff Blauser, R OBP: 0.362, SLG: 0.328	G5-3										3	0	0	0	2	2	3										
10 Chipper Jones, S OBP: 0.354, SLG: 0.455	G3				L9						4	1	0	0	1	1	4										
Fred McGriff, L OBP: 0.342, SLG: 0.439	L5										4	1	2	0	1	0	1										
Jose Oliva, R OBP: 0.260, SLG: 0.467			G6-3		L8						5	0	0	0	0	1	5										
Mike Kelly, R OBP: 0.212, SLG: 0.200 Dwight Smith, L OBP: 0.438, SLG: 0.690			F8								3	0	1	1	0	0	0										
Charlie O'Brien, R OBP: 0.476, SLG: 0.750			G5-3								4	0	0	1	0	1	3										
Rafael Bellard, R OBP: 0.200, SLG: 0.300 Javy Lopez, R OBP: 0.239, SLG: 0.480 Mike Stanton, L OBP: 0.273, SLG: 0.200 Brad Clontz, R OBP: 0.273, SLG: 0.200 Brad Woodall, L OBP: 0.200, SLG: 0.400 Mark Lemke, S OBP: 0.200, SLG: 0.365											3	0	2	0	0	0	0										
Steve Avery, L ERA: 3.0	7.0		28	5	2	2	3	2	0	0	0	0	0	3	3	2.57	1.000										
Xavier Hernandez, R ERA: 5.25	0.1		1	0	0	0	1	0	0	0	0	0	0	3	3	0.00	0.000										
Chuck McElroy, L ERA: 2.08	0.0		2	0	0	0	0	2	0	0	0	0	0	4	12	∞	∞										
Jeff Brantley, R ERA: 3.97	0.2		4	0	1	1	2	1	0	1	0	0	0	11	17	13.50	1.500										
Hector Carrasco, R ERA: 3.27	2.0	W	9	2	0	0	3	1	0	0	0	0	0	18	27	0.00	1.500										
Inning Stats	R: 0 E: 0 K: 0 S: 5	H: 0 LOB: 1 BB: 1 P: 12	R: 0 E: 0 K: 0 S: 6	H: 0 LOB: 0 BB: 0 P: 8	R: 0 E: 0 K: 1 S: 8	H: 1 LOB: 1 BB: 0 P: 10	R: 1 E: 0 K: 0 S: 9	H: 2 LOB: 1 BB: 0 P: 18	R: 0 E: 0 K: 1 S: 7	H: 0 LOB: 0 BB: 0 P: 11	R: 0 E: 0 K: 1 S: 7	H: 0 LOB: 0 BB: 0 P: 8	R: 2 E: 0 K: 3 S: 22	H: 1 LOB: 3 BB: 3 P: 37	R: 0 E: 0 K: 2 S: 8	H: 0 LOB: 1 BB: 1 P: 14	R: 0 E: 0 K: 1 S: 10	H: 2 LOB: 2 BB: 0 P: 13	1B: 6 2B: 1 3B: 0 HR: 0	SF: 0 SAC: 2 DP: 0 HBP: 1	WP: 0 PB: 0 SB: 2 CS: 0	PA: 44					
PITCHER	IP	WLS	BF	H	R	ER	SO	BB	IBB	HBP	BLK	WP	HR	S	P	ERA	WHIP										
John Smiley, L ERA: 3.0	7.0		28	5	2	2	3	2	0	0	0	0	0	3	3	2.57	1.000										
Xavier Hernandez, R ERA: 5.25	0.1		1	0	0	0	1	0	0	0	0	0	0	3	3	0.00	0.000										
Chuck McElroy, L ERA: 2.08	0.0		2	0	0	0	0	2	0	0	0	0	0	4	12	∞	∞										
Jeff Brantley, R ERA: 3.97	0.2		4	0	1	1	2	1	0	1	0	0	0	11	17	13.50	1.500										
Hector Carrasco, R ERA: 3.27	2.0	W	9	2	0	0	3	1	0	0	0	0	0	18	27	0.00	1.500										

Cincinnati Reds @ Atlanta Braves
Atlanta-Fulton County Stadium, Atlanta, GA
Sun May 14 1995, 3:33 AM EDT
Att: 28,860 - Overcast - 84 F

AB	35
R	3
H	7
RBI	3
BB	6
SO	9
LOB	23



Batter	1	2	3	4	5	6	7	8	9	AB	R	H	RBI	BB	SO	LOB	TOP								
Jerome Walton, R OBP: 0.417, SLG: 0.857	G5-3		1B			SH1-3 1B BB	2B		G5-3	4	1	2	0	1	0	1	Cincinnati Reds @ Montreal Expos Olympic Stadium, Montreal, QB Wed May 17 1995, 7:05 PM EDT Att. 15,047 - Dome								
Barry Larkin, R OBP: 0.488, SLG: 0.753 Jeff Branson, L OBP: 0.240, SLG: 0.400	G6-3		K			SH1-3	G4-3		3B 1B	1	0	0	0	0	0	0									
Ron Gant, R OBP: 0.332, SLG: 0.597 Deion Sanders, L OBP: 0.211, SLG: 0.274	G6-3			K		BB 1B		F9	3B 1B	5	1	2	2	0	1	0									
Reggie Sanders, R OBP: 0.425, SLG: 0.484	G6-3			HR		1B BB		FC5-2-5 1B	K	3	1	1	1	2	1	1									
Bret Boone, R OBP: 0.333, SLG: 0.372	K			K		1B BB		FC5-2-5 1B	L8	5	1	1	1	0	2	2									
Brian Hunter, R OBP: 0.241, SLG: 0.154 Hector Carrasco, R OBP: 0.381, SLG: 0.474	K			K		1B		1B HBP		3	0	0	0	0	3	2									
Mark Lewis, R OBP: 0.367, SLG: 0.519						G6-3 1B	G4-3		1B	4	0	2	1	0	0	2									
Damon Berryhill, S OBP: 0.095, SLG: 0.050						F9	K		F9	4	0	0	0	0	1	3									
Jose Rijo, R OBP: 0.100, SLG: 0.100 Pete Smith, R OBP: 0.381, SLG: 0.474	K					G5-3	G4-3		G5-3 1B 2B	2	0	0	0	0	1	1									
										1	0	0	0	0	0	0									
										1	1	1	0	0	0	0									
Inning Stats	R: 0 E: 0 K: 0 S: 8	H: 0 LOB: 0 BB: 0 P: 13	R: 0 E: 0 K: 2 S: 8	H: 0 LOB: 0 BB: 0 P: 8	R: 0 E: 0 K: 2 S: 14	H: 2 LOB: 2 BB: 0 P: 17	R: 1 E: 0 K: 3 S: 11	H: 1 LOB: 0 BB: 0 P: 16	R: 0 E: 0 K: 1 S: 6	H: 0 LOB: 0 BB: 0 P: 11	R: 2 E: 0 K: 1 S: 11	H: 2 LOB: 2 BB: 2 P: 22	R: 0 E: 0 K: 0 S: 8	H: 1 LOB: 1 BB: 0 P: 13	R: 1 E: 0 K: 0 S: 16	H: 1 LOB: 2 BB: 1 P: 33	R: 2 E: 0 K: 1 S: 12	H: 3 LOB: 1 BB: 0 P: 19	1B: 6 2B: 2 3B: 1 HR: 1	SF: 0 SAC: 1 DP: 0 HBP: 1	WP: 0 PB: 0 SB: 2 CS: 0	PA: 41			
PITCHER	IP	WLS	BF	H	R	ER	SO	BB	IBB	HBP	BLK	WP	HR	S	P	ERA	WHIP								
Jeff Fassero, L ERA: 3.6	7.0	L	29	6	3	3	9	2	0	0	0	0	1	66	100	3.86	1.143								
Reid Cornelius, R ERA: 8.22	0.2		5	1	1	1	0	1	0	1	0	0	0	14	28	13.50	3.000								
Bryan Eversgerd, L ERA: 5.4	0.1		1	0	0	0	0	0	0	0	0	0	0	2	5	0.00	0.000								
Tim Scott, R ERA: 4.63	1.0		6	3	2	2	1	0	0	0	0	0	0	12	19	18.00	3.000								

AB	36
R	6
H	10
RBI	6
BB	3
SO	10
LOB	15



Batter	1	2	3	4	5	6	7	8	9	AB	R	H	RBI	BB	SO	LOB	BOTTOM								
Tony Tarasco, L OBP: 0.429, SLG: 0.648	F9		F8 2B		G3-1		G1-3		G4-3	5	0	1	0	0	0	1	Cincinnati Reds @ Montreal Expos Olympic Stadium, Montreal, QB Wed May 17 1995, 7:05 PM EDT Att. 15,047 - Dome								
Wil Cordero, R OBP: 0.323, SLG: 0.409	K2-3		G5-3		G4-6-3 1B			K		4	0	1	0	0	2	1									
Roberto Kelly, R OBP: 0.345, SLG: 0.367	FC5-4 1B		BB		G4-6-3 1-2			1B BB		2	1	1	0	2	0	1									
Moises Alou, R OBP: 0.380, SLG: 0.507	FC5-4 1-2		F8		G4-3			K		4	0	0	0	0	1	4									
Darrin Fletcher, L OBP: 0.311, SLG: 0.358 Tim Laker, R OBP: 0.150, SLG: 0.300	G4-3		G1-3		G3			1B 1B		4	0	1	0	0	0	2									
Mike Lansing, R OBP: 0.321, SLG: 0.373	G5-3				G5-3			1B		4	0	1	1	0	1	0									
Shane Andrews, R OBP: 0.326, SLG: 0.707	1B 2B		G3 2B		G3			FC6-4 1B		4	1	2	0	0	1	2									
Mark Grudzielanek, R OBP: 0.357, SLG: 0.600	2H 1B		G3 2B		G3			G4-3 1B		4	0	2	1	0	0	1									
Jeff Fassero, L ERA: 5.67 Lou Frazier, S ERA: 8.11 Reid Cornelius, R ERA: 8.11 Bryan Eversgerd, R ERA: 5.4 Tim Scott, R ERA: 4.63 Chad Forville, S ERA: 3.46	K		G5-3		G5-3			K		2	0	0	0	0	1	2									
										1	0	0	0	0	0	1									
										0	0	0	0	0	0	0									
										0	0	0	0	0	0	0									
										1	0	0	0	0	1	0									
Inning Stats	R: 0 E: 0 K: 1 S: 9	H: 1 LOB: 1 BB: 0 P: 15	R: 1 E: 0 K: 1 S: 11	H: 2 LOB: 1 BB: 0 P: 16	R: 0 E: 0 K: 0 S: 11	H: 1 LOB: 1 BB: 1 P: 19	R: 0 E: 0 K: 0 S: 8	H: 1 LOB: 0 BB: 0 P: 14	R: 0 E: 0 K: 1 S: 7	H: 0 LOB: 0 BB: 0 P: 10	R: 0 E: 0 K: 1 S: 8	H: 1 LOB: 1 BB: 0 P: 12	R: 1 E: 0 K: 2 S: 16	H: 2 LOB: 2 BB: 1 P: 25	R: 0 E: 0 K: 1 S: 7	H: 0 LOB: 0 BB: 0 P: 9	1B: 6 2B: 3 3B: 0 HR: 0	SF: 0 SAC: 0 DP: 1 HBP: 0	WP: 0 PB: 0 SB: 0 CS: 0	PA: 37					
PITCHER	IP	WLS	BF	H	R	ER	SO	BB	IBB	HBP	BLK	WP	HR	S	P	ERA	WHIP								
Jose Rijo, R ERA: 5.67	5.0	W	21	6	1	1	2	1	0	0	0	0	0	45	73	1.80	1.400								
Pete Smith, R ERA: 8.11	2.0		7	1	0	0	2	0	0	0	0	0	0	15	22	0.00	0.500								
Hector Carrasco, R ERA: 3.46	2.0	S	9	2	1	1	3	1	0	0	0	0	0	23	34	4.50	1.500								

AB	35
R	2
H	9
RBI	2
BB	2
SO	7
LOB	15



Batter	1	2	3	4	5	6	7	8	9	AB	R	H	RBI	BB	SO	LOB	TOP					
Ellis Burks, R OBP: 0.267, SLG: 0.184 (1, 8)			F9		F7			L6		4	0	0	0	0	1	1	Colorado Rockies @ Cincinnati Reds Riverfront Stadium, Cincinnati, OH Fri May 19 1995, 7:05 PM EDT Att: 24,688 - Unknown - 69 F					
Watt Weiss, S OBP: 0.379, SLG: 0.257 (1, 6)			2B 1B		G5-4-3			1B		4	0	2	0	0	1	1						
Larry Walker, L OBP: 0.410, SLG: 0.686 (1, 9)	PB 1B		1H 2B		G4-3			P6		4	0	2	0	0	0	1						
Andres Galarraga, R OBP: 0.327, SLG: 0.400 (1, 3)	PB 1B		4-2 BB		P2			K		3	0	1	0	1	1	0						
Dante Bichette, R OBP: 0.375, SLG: 0.644 (1, 7)	P4		2-3 K		G1-3			P3		4	0	0	0	0	1	4						
Joe Girardi, R OBP: 0.395, SLG: 0.457 (1, 2)		K		G4-3				K		4	0	0	0	0	2	0						
Vinny Castilla, R OBP: 0.342, SLG: 0.568 (1, 5)	G1-3		0-2 CS 1B		G6-3					3	0	1	0	0	0	0						
Roberto Mejia, R OBP: 0.156, SLG: 0.243 (1, 4)	K		3-2 P3		K					3	0	0	0	0	2	1						
Kevin Ritz, R OBP: 0.625, SLG: 0.250 (8, PH)			1-3 BB		G5-4-3 BB			G5-3		1	0	0	0	1	1	1						
Eric Young Sr., R OBP: 0.270, SLG: 0.167										1	0	0	0	0	0	0						
Steve Reed, R (8, 1)										0	0	0	0	0	0	0						
Inning Stats	R: 0 E: 0 K: 2 S: 15	H: 2 LOB: 2 BB: 0 P: 19	R: 0 E: 0 K: 3 S: 12	H: 0 LOB: 1 BB: 0 P: 18	R: 0 E: 0 K: 1 S: 12	H: 2 LOB: 2 BB: 1 P: 21	R: 0 E: 0 K: 0 S: 11	H: 1 LOB: 0 BB: 0 P: 14	R: 0 E: 0 K: 0 S: 5	H: 0 LOB: 0 BB: 0 P: 10	R: 0 E: 0 K: 2 S: 10	H: 0 LOB: 0 BB: 0 P: 14	R: 0 E: 0 K: 1 S: 8	H: 1 LOB: 1 BB: 0 P: 13	R: 0 E: 0 K: 1 S: 6	H: 0 LOB: 0 BB: 0 P: 8	1B: 5 2B: 1 3B: 0 HR: 0	SF: 0 SAC: 0 DP: 1 HBP: 0	WP: 1 PB: 1 SB: 0 CS: 1	PA: 33		
PITCHER	IP WLS BF H R ER SO BB IBB HBP BLK WP HR S P ERA WHIP	IP WLS BF H R ER SO BB IBB HBP BLK WP HR S P ERA WHIP	IP WLS BF H R ER SO BB IBB HBP BLK WP HR S P ERA WHIP	IP WLS BF H R ER SO BB IBB HBP BLK WP HR S P ERA WHIP	IP WLS BF H R ER SO BB IBB HBP BLK WP HR S P ERA WHIP	IP WLS BF H R ER SO BB IBB HBP BLK WP HR S P ERA WHIP	IP WLS BF H R ER SO BB IBB HBP BLK WP HR S P ERA WHIP	IP WLS BF H R ER SO BB IBB HBP BLK WP HR S P ERA WHIP	IP WLS BF H R ER SO BB IBB HBP BLK WP HR S P ERA WHIP	IP WLS BF H R ER SO BB IBB HBP BLK WP HR S P ERA WHIP	IP WLS BF H R ER SO BB IBB HBP BLK WP HR S P ERA WHIP	IP WLS BF H R ER SO BB IBB HBP BLK WP HR S P ERA WHIP	IP WLS BF H R ER SO BB IBB HBP BLK WP HR S P ERA WHIP	IP WLS BF H R ER SO BB IBB HBP BLK WP HR S P ERA WHIP	IP WLS BF H R ER SO BB IBB HBP BLK WP HR S P ERA WHIP	IP WLS BF H R ER SO BB IBB HBP BLK WP HR S P ERA WHIP	IP WLS BF H R ER SO BB IBB HBP BLK WP HR S P ERA WHIP					
Pete Schourek, L ERA: 4.43	8.0	W	30	6	0	0	8	2	0	0	0	0	0	0	0	0	1	0	79	117	0.00	1.000
Jeff Brantley, R ERA: 3.65	1.0	S	3	0	0	0	1	0	0	0	0	0	0	0	0	0	0	0	6	8	0.00	0.000

AB	31
R	0
H	6
RBI	0
BB	2
SO	9
LOB	9



Batter	1	2	3	4	5	6	7	8	9	AB	R	H	RBI	BB	SO	LOB	BOTTOM			
Lenny Harris, L OBP: 0.360, SLG: 0.435 (1, 3)	G4-3		F8		K			1B		4	0	1	0	0	1	2	Colorado Rockies @ Cincinnati Reds Riverfront Stadium, Cincinnati, OH Fri May 19 1995, 7:05 PM EDT Att: 24,688 - Unknown - 69 F			
Deion Sanders, L OBP: 0.213, SLG: 0.273 (1, 8)	G3		G1-3 2B 1B		L5		G6-3			4	1	1	0	0	0	3				
Barry Larkin, R OBP: 0.471, SLG: 0.724	F8		G1-3		P6			K		3	0	0	0	0	0	1				
Mark Lewis, R OBP: 0.355, SLG: 0.500 (8, 5)										1	0	0	0	0	1	0				
Ron Gant, R OBP: 0.333, SLG: 0.561	G4-3		K		P3			P6		4	0	0	0	0	1	1				
Jeff Brantley, R (9, 1)										0	0	0	0	0	0	0				
Reggie Sanders, R OBP: 0.429, SLG: 0.515 (1, 9)	K		2-0 1B 2B		G1-4-3					4	1	2	1	0	1	0				
Bret Boone, R OBP: 0.333, SLG: 0.370 (1, 4)	P4		3-H 2-1 2-H 1B		K					3	0	1	1	0	1	1				
Jeff Branson, L OBP: 0.214, SLG: 0.357 (8, 6)	G4-3		G4-3		K			K		3	0	0	0	0	1	1				
Eddie Taubensee, L OBP: 0.321, SLG: 0.298 (1, 2)			SH5-3 1B		SH2-3 BB			K		2	0	1	0	1	1	0				
Pete Schourek, L OBP: 0.333, SLG: 0.333			SH5-3		SH2-3					1	0	1	0	0	0	0				
Jerome Walton, R OBP: 0.417, SLG: 0.857 (9, 7)								E8 1B		0	0	0	0	0	0	0				
Inning Stats	R: 0 E: 0 K: 0 S: 6	H: 0 LOB: 0 BB: 0 P: 9	R: 0 E: 0 K: 1 S: 8	H: 0 LOB: 0 BB: 0 P: 10	R: 0 E: 0 K: 0 S: 10	H: 1 LOB: 1 BB: 0 P: 15	R: 2 E: 0 K: 1 S: 14	H: 3 LOB: 1 BB: 0 P: 25	R: 0 E: 0 K: 1 S: 9	H: 0 LOB: 1 BB: 1 P: 16	R: 0 E: 0 K: 1 S: 10	H: 1 LOB: 1 BB: 0 P: 18	R: 0 E: 1 K: 2 S: 12	H: 2 LOB: 2 BB: 0 P: 22	R: 0 E: 0 K: 1 S: 8	H: 0 LOB: 0 BB: 0 P: 11	1B: 5 2B: 2 3B: 0 HR: 0	SF: 0 SAC: 2 DP: 0 HBP: 0	WP: 0 PB: 0 SB: 0 CS: 0	PA: 32
PITCHER	IP WLS BF H R ER SO BB IBB HBP BLK WP HR S P ERA WHIP	IP WLS BF H R ER SO BB IBB HBP BLK WP HR S P ERA WHIP	IP WLS BF H R ER SO BB IBB HBP BLK WP HR S P ERA WHIP	IP WLS BF H R ER SO BB IBB HBP BLK WP HR S P ERA WHIP	IP WLS BF H R ER SO BB IBB HBP BLK WP HR S P ERA WHIP	IP WLS BF H R ER SO BB IBB HBP BLK WP HR S P ERA WHIP	IP WLS BF H R ER SO BB IBB HBP BLK WP HR S P ERA WHIP	IP WLS BF H R ER SO BB IBB HBP BLK WP HR S P ERA WHIP	IP WLS BF H R ER SO BB IBB HBP BLK WP HR S P ERA WHIP	IP WLS BF H R ER SO BB IBB HBP BLK WP HR S P ERA WHIP	IP WLS BF H R ER SO BB IBB HBP BLK WP HR S P ERA WHIP	IP WLS BF H R ER SO BB IBB HBP BLK WP HR S P ERA WHIP	IP WLS BF H R ER SO BB IBB HBP BLK WP HR S P ERA WHIP	IP WLS BF H R ER SO BB IBB HBP BLK WP HR S P ERA WHIP	IP WLS BF H R ER SO BB IBB HBP BLK WP HR S P ERA WHIP	IP WLS BF H R ER SO BB IBB HBP BLK WP HR S P ERA WHIP				
Kevin Ritz, R ERA: 3.86	7.0	L	29	7	2	2	6	1	0	0	0	0	0	0	0	0	115	2.57	1.143	
Steve Reed, R ERA: 3.21	1.0		3	0	0	0	1	0	0	0	0	0	0	0	0	0	8	11	0.00	0.000



Batter	1	2	3	4	5	6	7	8	9	AB	R	H	RBI	BB	SO	LOB	TOP		
Walt Weiss, S OBP: 0.388, SLG: 0.260	4-0 1B FC6-4 BB	1-2 G3-1			2-1 P6		3-2 HBP	0-1 G1-3		3	1	0	0	1	0	0			
Jason Bates, S OBP: 0.375, SLG: 0.468	0-1 FC6-4 1B		1-3 K		0-0 1B		0-0 G4-3			4	0	2	0	0	1	1			
Dante Bichette, R OBP: 0.352, SLG: 0.598	1-2 FC6-4 G5-3 2B		1-1 G6-3		0-0 P6			0-1 G6-3		4	1	0	1	0	0	2			
Andres Galarraga, R OBP: 0.318, SLG: 0.424	1-1 G5-3		1-1 G1-3			1-0 F8		0-1 P4		4	0	0	0	0	0	1			
Ellis Burks, R OBP: 0.269, SLG: 0.222	1-0 E 2H 2B			1-1 G5-3		1-0 G4-3		2-1 L5		4	0	1	1	0	0	0			
Mike Kingery, L OBP: 0.397, SLG: 0.492	1-2 E5 S 2-3			0-0 S 2B		2-3 K			0-0 HR	4	1	2	1	0	1	1			
Vinny Castilla, R OBP: 0.341, SLG: 0.578	2-2 P2 1-2		3-3 K		3-1 HR			0-1 F9		4	1	1	1	0	1	3			
Jorge Brito, R OBP: 0.353, SLG: 0.375		0-0 B1-6-3 1B		1-3 K		2-3 K		3-1 F8		4	0	1	0	0	2	1			
Juan Acevedo, R Eric Young, Sr., R Joe Grahe, R Steve Reed, R John Vander Wal, L Darren Holmes, R	0-0 B1-6-3			2-1 F9		1-0 F7		1-0 HR		2	0	0	0	0	0	1			
Inning Stats	R: 2 E: 1 K: 0 S: 17	H: 2 LOB: 2 BB: 1 P: 27	R: 0 E: 0 K: 1 S: 5	H: 1 LOB: 0 BB: 0 P: 6	R: 0 E: 0 K: 1 S: 9	H: 0 LOB: 0 BB: 0 P: 12	R: 0 E: 0 K: 2 S: 10	H: 1 LOB: 1 BB: 0 P: 15	R: 0 E: 0 K: 0 S: 6	H: 0 LOB: 0 BB: 0 P: 10	R: 1 E: 0 K: 1 S: 9	H: 1 LOB: 1 BB: 0 P: 18	R: 0 E: 0 K: 0 S: 6	H: 0 LOB: 0 BB: 0 P: 8	R: 2 E: 0 K: 0 S: 8	H: 2 LOB: 0 BB: 0 P: 12	1B: 3 2B: 2 3B: 0 HR: 3	SF: 0 SAC: 0 DP: 1 HBP: 1	WP: 0 PA: 37 PB: 0 SB: 2 CS: 0
PITCHER	IP WLS BF H R ER SO BB IBB HBP BLK WP HR S P ERA WHIP	IP WLS BF H R ER SO BB IBB HBP BLK WP HR S P ERA WHIP	IP WLS BF H R ER SO BB IBB HBP BLK WP HR S P ERA WHIP	IP WLS BF H R ER SO BB IBB HBP BLK WP HR S P ERA WHIP	IP WLS BF H R ER SO BB IBB HBP BLK WP HR S P ERA WHIP	IP WLS BF H R ER SO BB IBB HBP BLK WP HR S P ERA WHIP	IP WLS BF H R ER SO BB IBB HBP BLK WP HR S P ERA WHIP	IP WLS BF H R ER SO BB IBB HBP BLK WP HR S P ERA WHIP	IP WLS BF H R ER SO BB IBB HBP BLK WP HR S P ERA WHIP	IP WLS BF H R ER SO BB IBB HBP BLK WP HR S P ERA WHIP	IP WLS BF H R ER SO BB IBB HBP BLK WP HR S P ERA WHIP	IP WLS BF H R ER SO BB IBB HBP BLK WP HR S P ERA WHIP	IP WLS BF H R ER SO BB IBB HBP BLK WP HR S P ERA WHIP	IP WLS BF H R ER SO BB IBB HBP BLK WP HR S P ERA WHIP	IP WLS BF H R ER SO BB IBB HBP BLK WP HR S P ERA WHIP	IP WLS BF H R ER SO BB IBB HBP BLK WP HR S P ERA WHIP	IP WLS BF H R ER SO BB IBB HBP BLK WP HR S P ERA WHIP		
Kevin Jarvis, R ERA: 2.27	7.0 L 29 6 3 3 5 1 0 1 0 0 0 1 62 98 3.86 1.000	1.0 3 0 0 0 0 0 0 0 0 0 0 0 0 6 8 0.00 0.000	1.0 5 2 2 2 0 0 0 0 0 0 0 0 2 8 12 18.00 2.000																

Colorado Rockies @ Cincinnati Reds
Riverfront Stadium, Cincinnati, OH
Sun May 21 1995, 3:33 AM EDT
Att: 23,629 - Sunny - 71 F

AB	35
R	5
H	8
RBI	5
BB	1
SO	5
LOB	10



Batter	1	2	3	4	5	6	7	8	9	AB	R	H	RBI	BB	SO	LOB	BOTTOM				
Lenny Harris, L OBP: 0.343, SLG: 0.406	0-1 F9		0-0 G6-3		2-1 G1-3			2-0 FC3-6 F8 HBP BB	2-2 P5	5	1	0	0	0	0	4					
Deion Sanders, L OBP: 0.256, SLG: 0.289	0-0 F7			0-1 S S 1B		4-2 CS BB		3-0 BB BB HBP		2	0	1	0	1	0	0					
Barry Larkin, R OBP: 0.485, SLG: 0.699	1-1 G6-3			2-1 F7		3-2 2B 1B		0-0 F8		4	1	1	0	0	0	3					
Ron Gant, R OBP: 0.376, SLG: 0.608			0-3 K	1 SAFE 4-0 BB BB SAFE	1-2 BB BB	1-1 1-H 2B		4-1 BB BB	1-2 BB BB	2	0	1	1	2	1	0					
Reggie Sanders, R OBP: 0.452, SLG: 0.541		3-2 L9		4-1 SAFE SAFE SAFE SAFE	1-2 BB BB	3-3 K		4-2 BB BB	1-2 BB BB	2	0	0	1	2	1	0					
Bret Boone, R OBP: 0.318, SLG: 0.345 Hal Morris, L Pete Smith, R	2-2 P2			2-3 K			0-1 L6	1-1 F8		3	0	0	0	0	1	3					
Jeff Branson, L OBP: 0.257, SLG: 0.364			1-2 1B 2B	3-2 F8			3-2 G6-3		4-2 BLK BB	3	0	1	0	1	0	3					
Damon Berryhill, S OBP: 0.148, SLG: 0.080			3-2 1B 2B	2-2 F8			1-3 K		2-1 F9	4	0	1	0	0	1	1					
Kevin Jarvis, L Hector Carrasco, R Thomas Howard, S Jerome Walton, R	0-0 K		0-3 K	0-3 K	2-2 P2			1-1 FC3-6 1B	1-0 P2	2	0	0	0	0	1	2					
Inning Stats	R: 0 E: 0 K: 0 S: 5	H: 0 LOB: 0 BB: 0 P: 6	R: 0 E: 0 K: 1 S: 10	H: 0 LOB: 0 BB: 0 P: 15	R: 0 E: 0 K: 1 S: 12	H: 2 LOB: 1 BB: 0 P: 16	R: 0 E: 0 K: 1 S: 13	H: 1 LOB: 3 BB: 2 P: 27	R: 0 E: 0 K: 1 S: 8	H: 0 LOB: 0 BB: 0 P: 14	R: 1 E: 0 K: 1 S: 12	H: 2 LOB: 0 BB: 1 P: 23	R: 0 E: 0 K: 1 S: 8	H: 0 LOB: 0 BB: 0 P: 12	R: 1 E: 0 K: 0 S: 9	H: 1 LOB: 3 BB: 2 P: 24	R: 0 E: 0 K: 0 S: 8	H: 0 LOB: 1 BB: 1 P: 17	1B: 4 2B: 2 3B: 0 HR: 0	SF: 0 SAC: 0 DP: 1 HBP: 1	WP: 0 PA: 37 PB: 0 SB: 2 CS: 1
PITCHER	IP WLS BF H R ER SO BB IBB HBP BLK WP HR S P ERA WHIP	IP WLS BF H R ER SO BB IBB HBP BLK WP HR S P ERA WHIP	IP WLS BF H R ER SO BB IBB HBP BLK WP HR S P ERA WHIP	IP WLS BF H R ER SO BB IBB HBP BLK WP HR S P ERA WHIP	IP WLS BF H R ER SO BB IBB HBP BLK WP HR S P ERA WHIP	IP WLS BF H R ER SO BB IBB HBP BLK WP HR S P ERA WHIP	IP WLS BF H R ER SO BB IBB HBP BLK WP HR S P ERA WHIP	IP WLS BF H R ER SO BB IBB HBP BLK WP HR S P ERA WHIP	IP WLS BF H R ER SO BB IBB HBP BLK WP HR S P ERA WHIP	IP WLS BF H R ER SO BB IBB HBP BLK WP HR S P ERA WHIP	IP WLS BF H R ER SO BB IBB HBP BLK WP HR S P ERA WHIP	IP WLS BF H R ER SO BB IBB HBP BLK WP HR S P ERA WHIP	IP WLS BF H R ER SO BB IBB HBP BLK WP HR S P ERA WHIP	IP WLS BF H R ER SO BB IBB HBP BLK WP HR S P ERA WHIP	IP WLS BF H R ER SO BB IBB HBP BLK WP HR S P ERA WHIP	IP WLS BF H R ER SO BB IBB HBP BLK WP HR S P ERA WHIP	IP WLS BF H R ER SO BB IBB HBP BLK WP HR S P ERA WHIP				
Juan Acevedo, R ERA: 6.14	6.0 W 23 5 1 1 4 0 0 0 0 0 0 0 11 21 6.75 0.750	1.1 6 1 1 1 1 0 0 0 0 0 0 0 6 15 0.00 3.000	1.0 S 4 0 0 0 0 1 0 0 0 1 0 0 8 17 0.00 1.000																		

Colorado Rockies @ Cincinnati Reds
Riverfront Stadium, Cincinnati, OH
Sun May 21 1995, 3:33 AM EDT
Att: 23,629 - Sunny - 71 F

AB	30
R	2
H	6
RBI	2
BB	6
SO	5
LOB	20



Batter	1	2	3	4	5	6	7	8	9	AB	R	H	RBI	BB	SO	LOB	TOP				
Deion Sanders, L (1,8) OBP: 0.284, SLG: 0.313	G1-3		K		P4		G3		2-1 1B	5	0	1	1	0	1	2					
Lenny Harris, L (1,5) OBP: 0.333, SLG: 0.415 Jerome Walton, R (8,7) OBP: 0.345, SLG: 0.692	B3			K		G1-3 FC4 2B		G3-1 HR BB	3-2 1-1 1B	3	2	1	0	1	1	0					
Hal Morris, L (1,3) OBP: 0.282, SLG: 0.411	G6-3			L7		G1-3		G3-1		4	0	0	0	0	0	2					
Ron Gant, R (1,7) OBP: 0.388, SLG: 0.621 Mark Lewis, R (8,5) OBP: 0.343, SLG: 0.469		G1-3		E5 1B		FC4 SF8		K		4	2	0	1	0	1	1					
Reggie Sanders, R (1,9) OBP: 0.455, SLG: 0.568		K		1B 1B BB		E9 SF8		HR		3	1	1	2	1	1	1					
Eddie Taubensee, L (1,2) OBP: 0.304, SLG: 0.205	G3-1			1B		SF8		G3-1		3	0	1	2	0	0	0					
Bret Boone, R (1,4) OBP: 0.306, SLG: 0.350			K		K	K		1B 2B		4	1	1	0	0	3	1					
Jeff Branson, L (1,6) OBP: 0.367, SLG: 0.463			SH1-3 1B		S BB		K	K2-3		3	0	1	0	1	2	1					
John Smiley, L (1,1) OBP: 0.333, SLG: 0.636 Xavier Hernandez, L (8,1)			SH1-3		K		F9	K		2	0	0	0	0	1	1					
Inning Stats	R: 0 E: 0 K: 0 S: 7	H: 0 LOB: 0 BB: 0 P: 9	R: 0 E: 0 K: 1 S: 7	H: 0 LOB: 0 BB: 0 P: 9	R: 0 E: 0 K: 2 S: 11	H: 1 LOB: 1 BB: 0 P: 14	R: 1 E: 1 K: 1 S: 10	H: 1 LOB: 2 BB: 1 P: 20	R: 0 E: 0 K: 2 S: 15	H: 0 LOB: 1 BB: 0 P: 24	R: 0 E: 0 K: 1 S: 9	H: 0 LOB: 0 BB: 0 P: 16	R: 2 E: 0 K: 1 S: 14	H: 1 LOB: 1 BB: 1 P: 26	R: 1 E: 0 K: 2 S: 12	H: 2 LOB: 1 BB: 0 P: 21	1B: 3 2B: 2 3B: 0 HR: 1	SF: 1 SAC: 1 DP: 0 HBP: 0	WP: 0 PB: 0 SB: 2 CS: 0	PA: 38	
PITCHER	IP	WLS	BF	H	R	ER	SO	BB	IBB	HBP	BLK	WP	HR	S	P	ERA	WHIP				
Mike Morgan, R (1,1) ERA: 1.69	5.1	L	22	3	3	1	6	2	0	0	0	0	0	51	81	1.69	0.938				
Mike Walker, R (6,1) ERA: 1.35	0.2		3	0	0	0	1	0	0	0	0	0	0	9	15	0.00	0.000				
Bryan Hickerson, L (7,1) ERA: 2.7	1.0		3	0	0	0	1	0	0	0	0	0	0	9	16	0.00	0.000				
Willie Banks, R (8,1) ERA: 9.0	1.2		8	2	3	3	3	1	0	0	0	0	1	22	40	16.20	1.800				
Larry Casian, L (9,1) ERA: 1.42	0.1		2	1	0	0	0	0	0	0	0	0	0	4	7	0.00	3.000				

Cincinnati Reds @ Chicago Cubs
Wrigley Field, Chicago, IL
Thu May 25 1995, 7:05 PM CDT
Att: 23,105 - Unknown - 54 F

AB	33
R	6
H	6
RBI	6
BB	3
SO	11
LOB	11



Batter	1	2	3	4	5	6	7	8	9	AB	R	H	RBI	BB	SO	LOB	BOTTOM					
Brian McRae, S (1,8) OBP: 0.311, SLG: 0.441	G4-3	G6-3			F9			1B		4	0	1	0	0	0	0						
Rey Sanchez, R (1,4) OBP: 0.316, SLG: 0.384	1B		G5-4-3 1B		G6-3			F7		4	1	2	0	0	0	1						
Mark Grace, L (1,3) OBP: 0.379, SLG: 0.545	1B		G5-4-3 1-2			P7		L9		4	0	1	0	0	0	2						
Sammy Sosa, R (1,9) OBP: 0.378, SLG: 0.600	1B		K			L7		G5-3		4	0	2	1	0	1	1						
Shawon Dunston, R (1,6) OBP: 0.314, SLG: 0.512	P3				1B	L7		G4-6-3 1B		4	0	2	0	0	0	3						
Steve Buechele, R (1,5) OBP: 0.300, SLG: 0.275	L8				P4	L1		L8		4	0	0	0	0	0	5						
Rick Wilkins, L (1,2) OBP: 0.398, SLG: 0.342			HR		F7		K	G4-6-3 1-2		4	1	1	1	0	1	2						
Ozzie Timmons, R (1,7) OBP: 0.259, SLG: 0.167 Willie Banks, R (8,1) Larry Casian, R (9,1)		G5-3			K		L7			3	0	0	0	0	1	1						
Mike Morgan, R (1,1) Mike Walker, R (6,1) Bryan Hickerson, L (7,1) Kevin Roberson, S (7,PH) OBP: 0.364, SLG: 0.500		G6-3			P4		F7			0	0	0	0	0	0	0						
Inning Stats	R: 1 E: 0 K: 0 S: 11	H: 3 LOB: 2 BB: 0 P: 17	R: 1 E: 0 K: 0 S: 11	H: 1 LOB: 0 BB: 0 P: 16	R: 0 E: 0 K: 1 S: 8	H: 1 LOB: 0 BB: 0 P: 15	R: 0 E: 0 K: 1 S: 14	H: 1 LOB: 1 BB: 0 P: 23	R: 0 E: 0 K: 0 S: 7	H: 0 LOB: 0 BB: 0 P: 10	R: 0 E: 0 K: 0 S: 8	H: 1 LOB: 1 BB: 0 P: 12	R: 0 E: 0 K: 1 S: 9	H: 0 LOB: 0 BB: 0 P: 11	R: 0 E: 0 K: 0 S: 8	H: 1 LOB: 1 BB: 0 P: 14	R: 0 E: 0 K: 0 S: 7	H: 1 LOB: 0 BB: 0 P: 10	1B: 8 2B: 0 3B: 0 HR: 1	SF: 0 SAC: 0 DP: 2 HBP: 0	WP: 0 PB: 0 SB: 0 CS: 0	PA: 34
PITCHER	IP	WLS	BF	H	R	ER	SO	BB	IBB	HBP	BLK	WP	HR	S	P	ERA	WHIP					
John Smiley, L (1,1) ERA: 3.75	7.2	W	30	8	2	2	3	0	0	0	0	0	0	1	73	112	2.35	1.043				
Xavier Hernandez, R (8,1) ERA: 5.5	1.1	S	4	1	0	0	0	0	0	0	0	0	0	10	16	0.00	0.750					

Cincinnati Reds @ Chicago Cubs
Wrigley Field, Chicago, IL
Thu May 25 1995, 7:05 PM CDT
Att: 23,105 - Unknown - 54 F

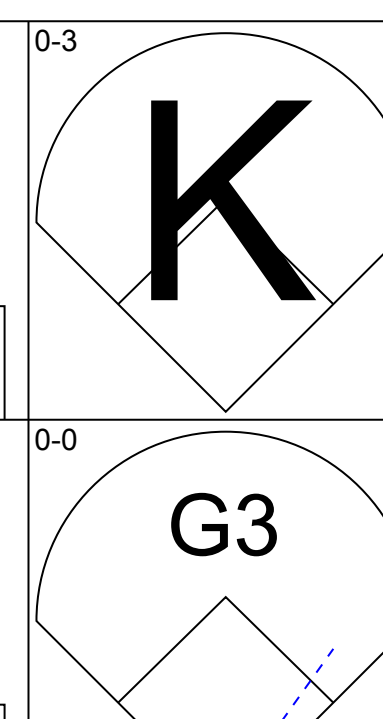
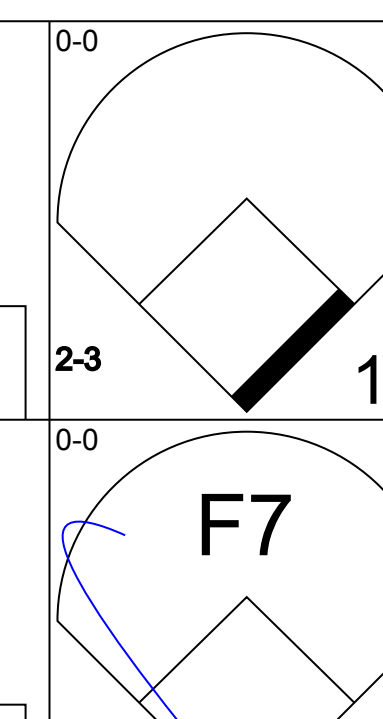
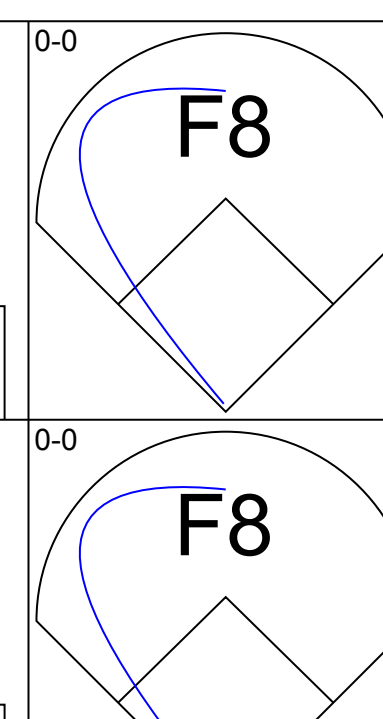
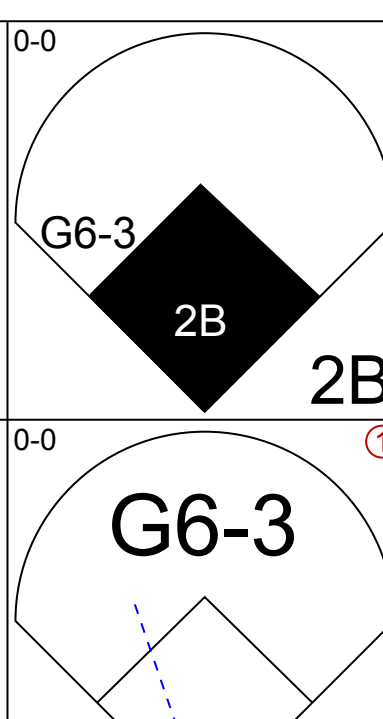
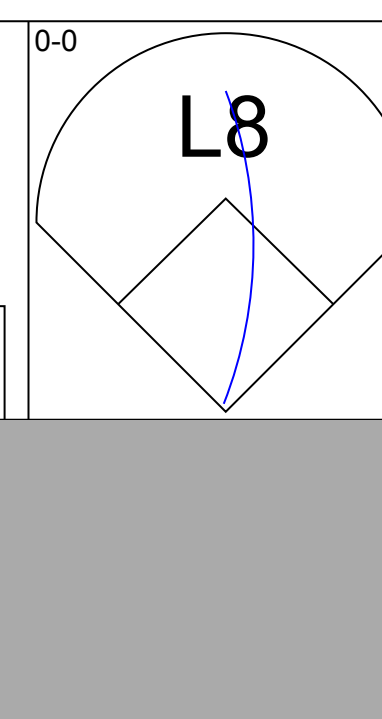
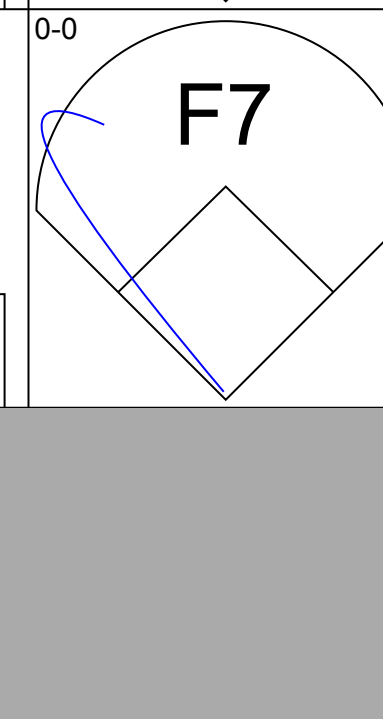
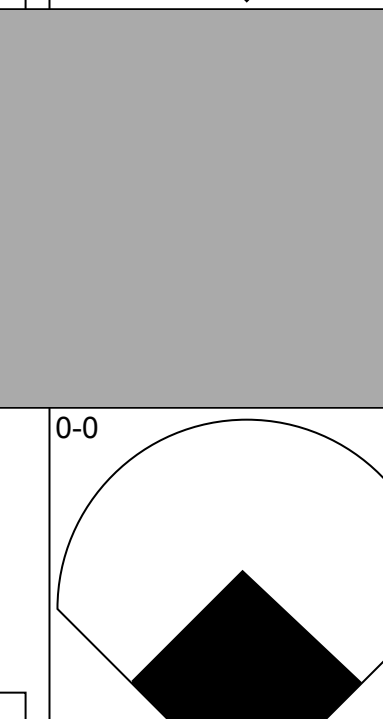
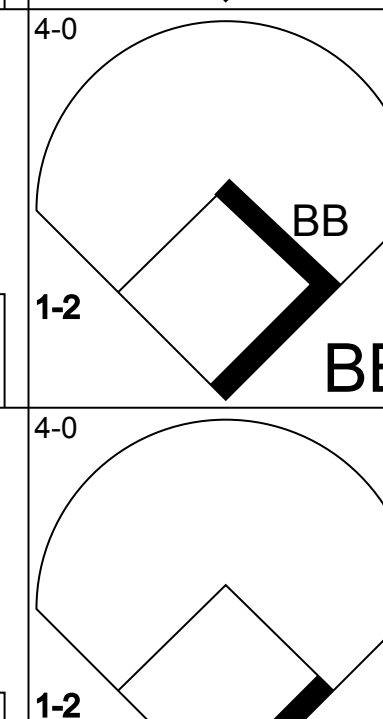
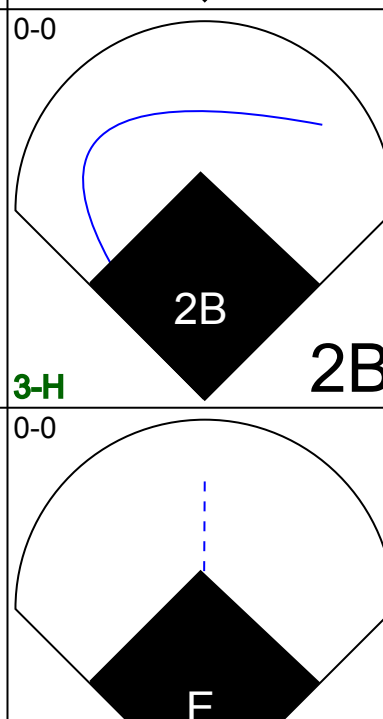
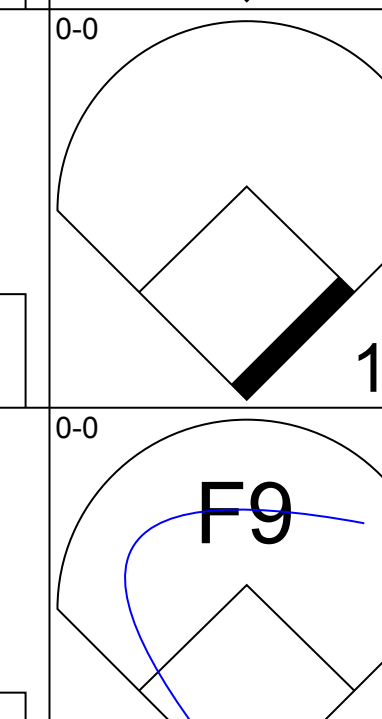
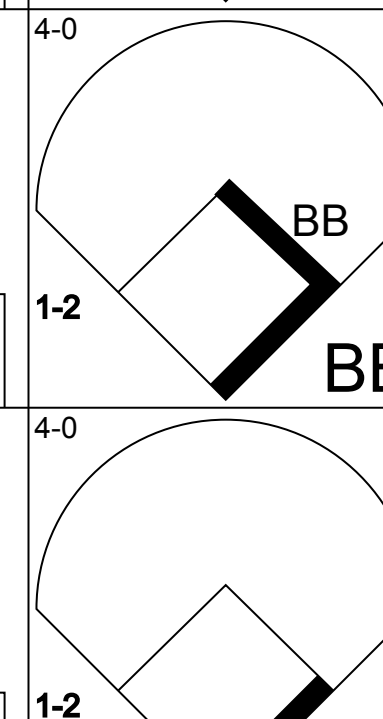
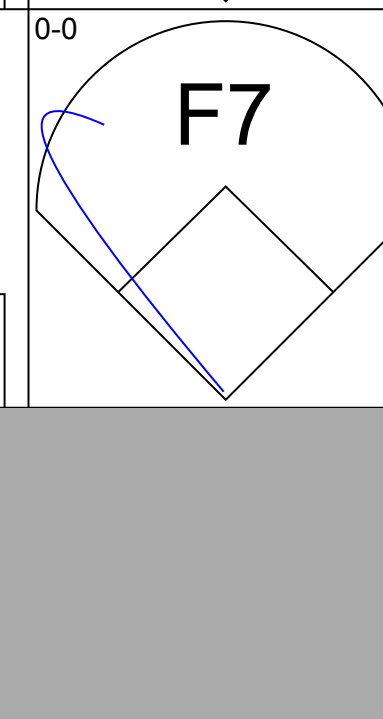
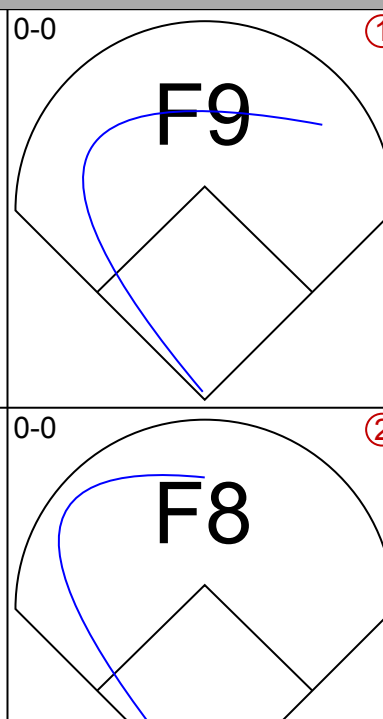
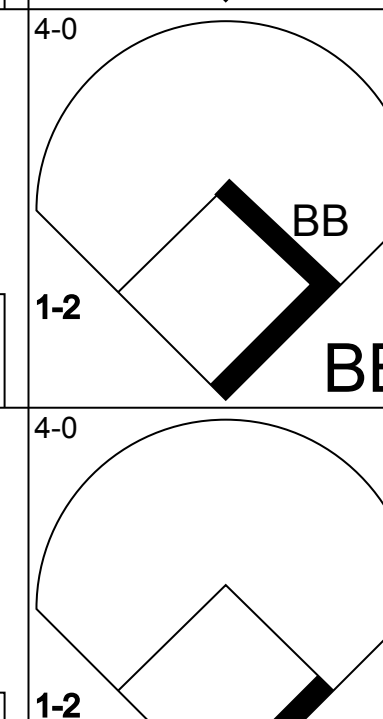
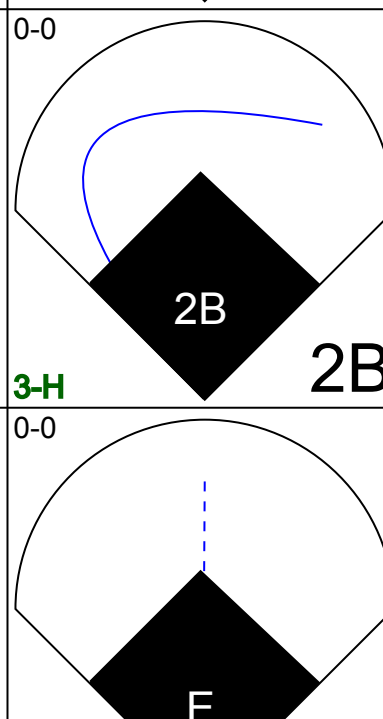
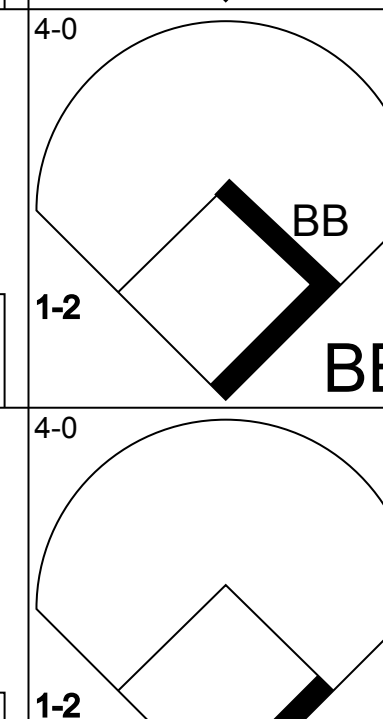
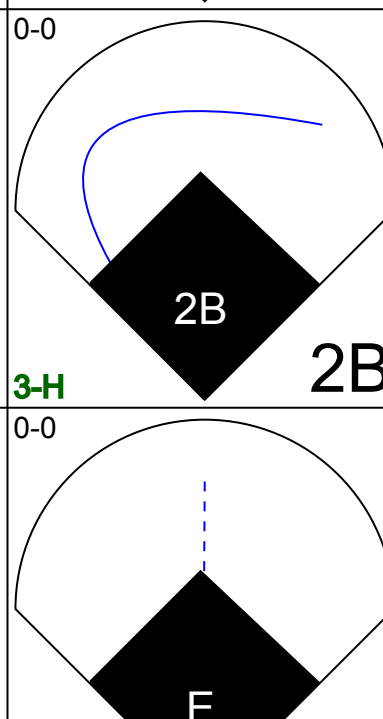
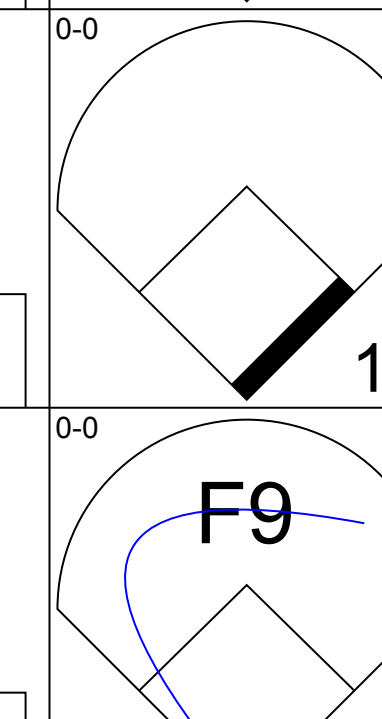
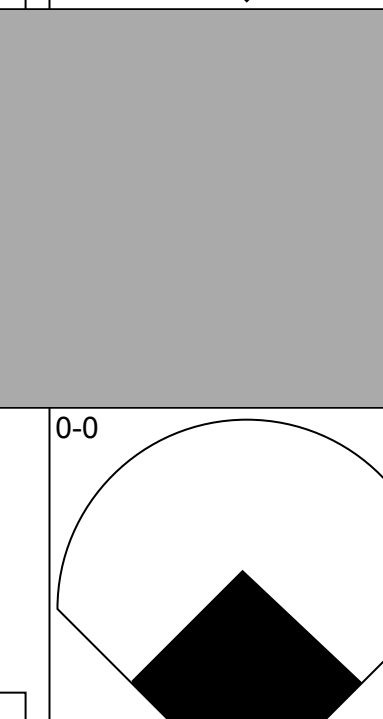
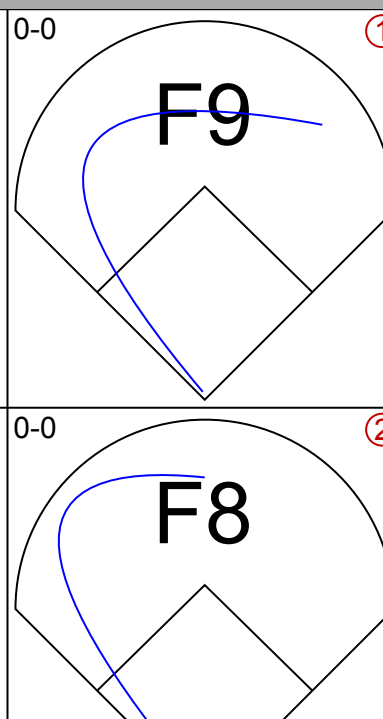
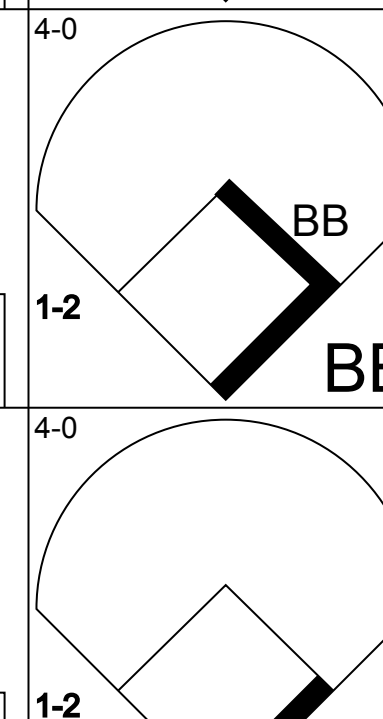
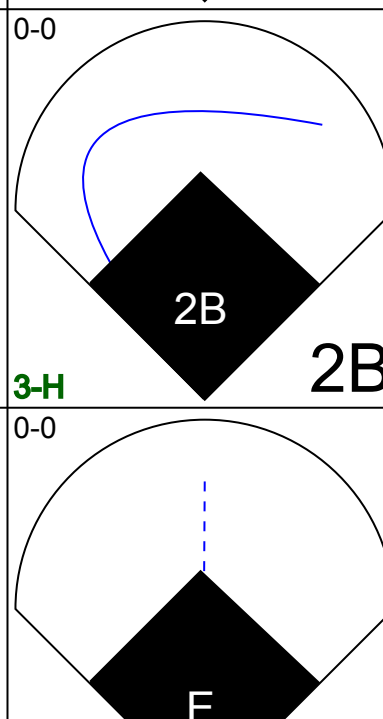
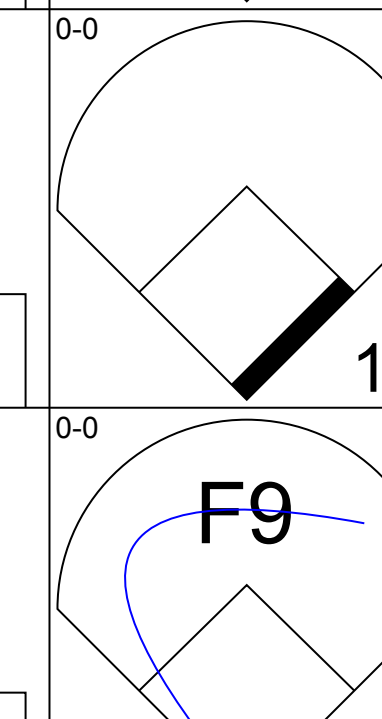
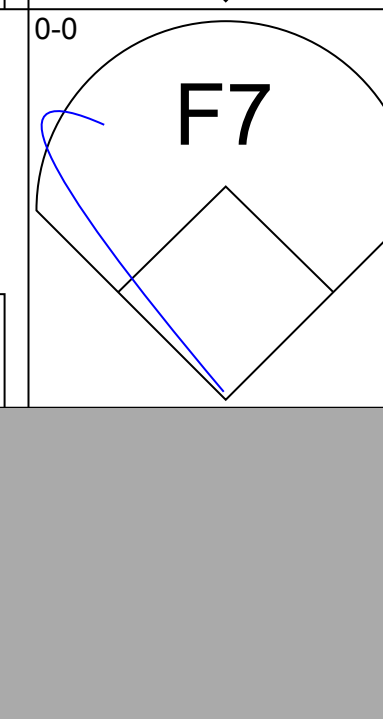
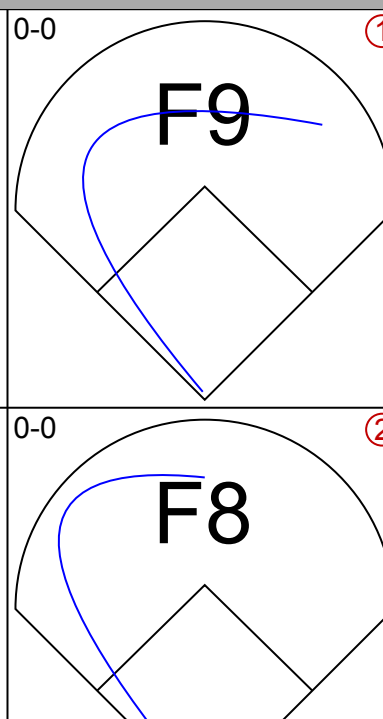
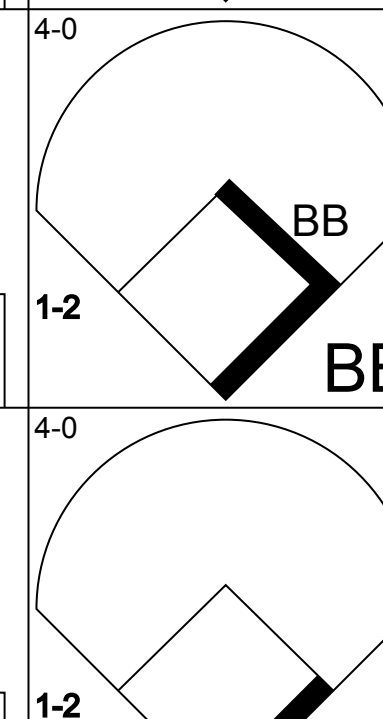
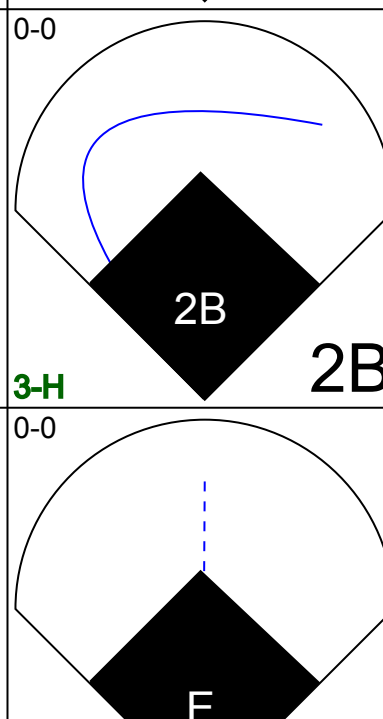
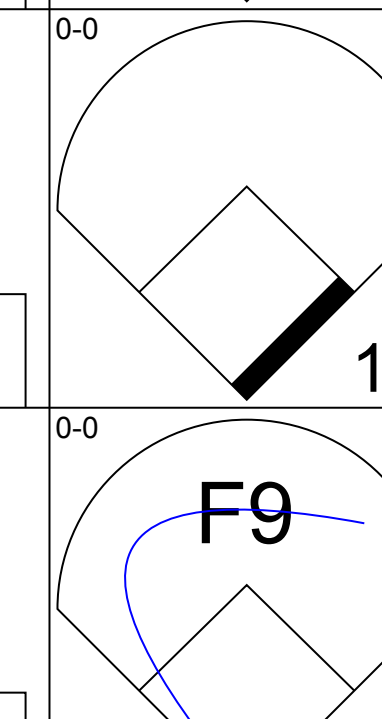
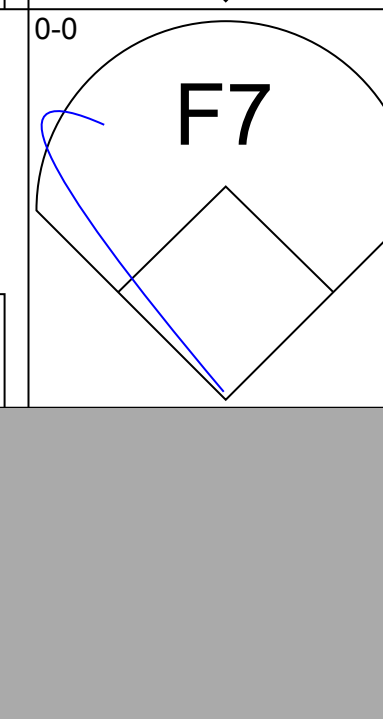
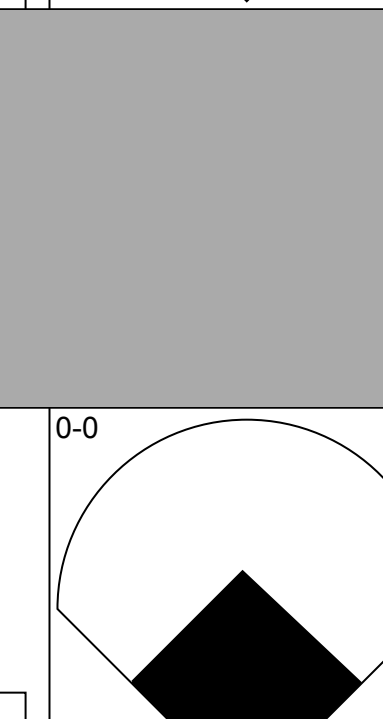
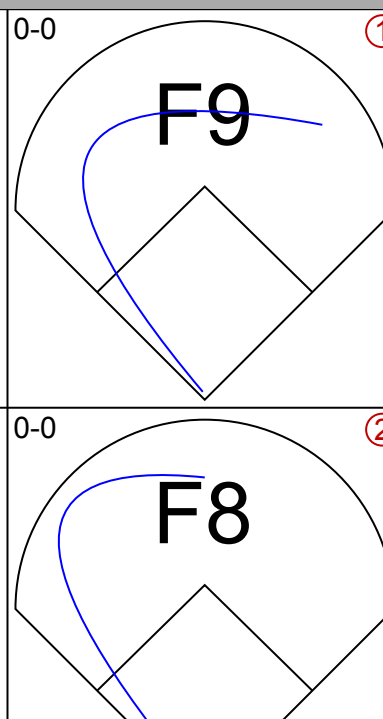
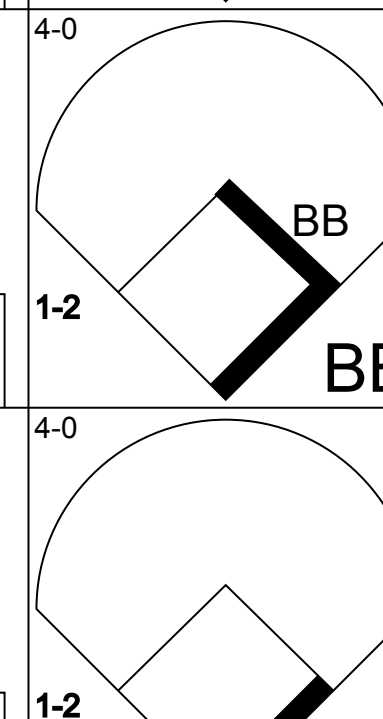
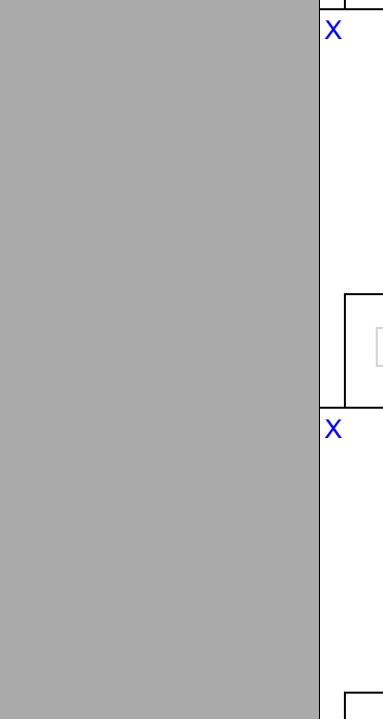

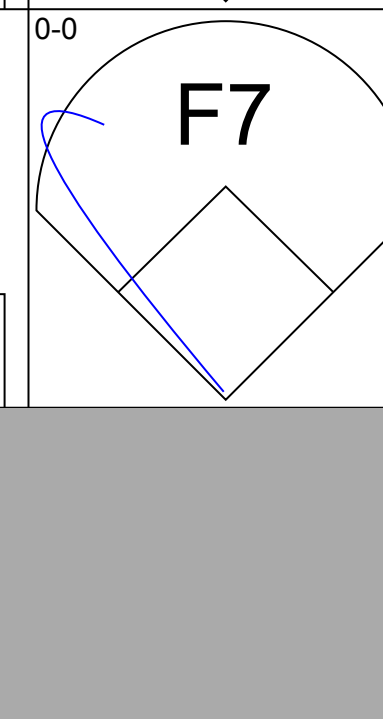
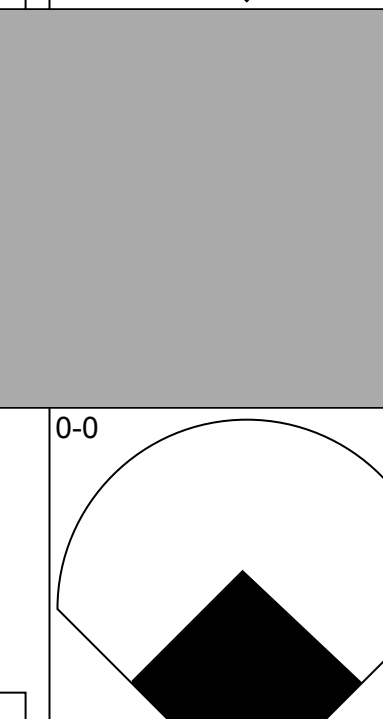
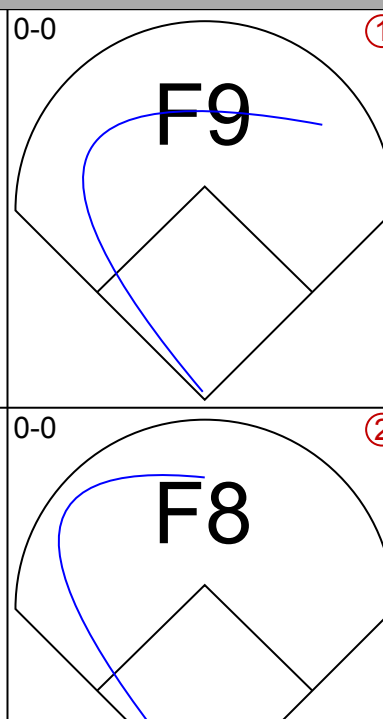



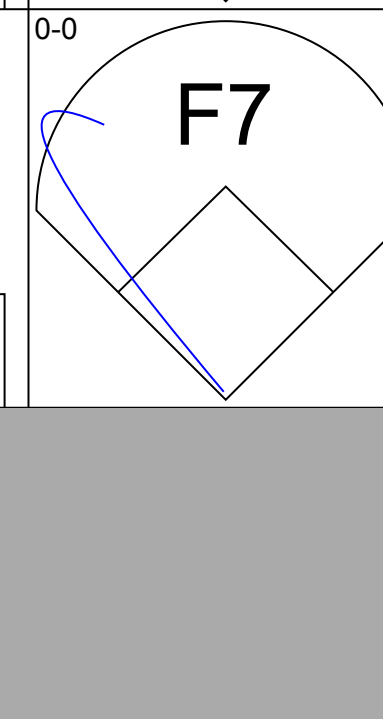
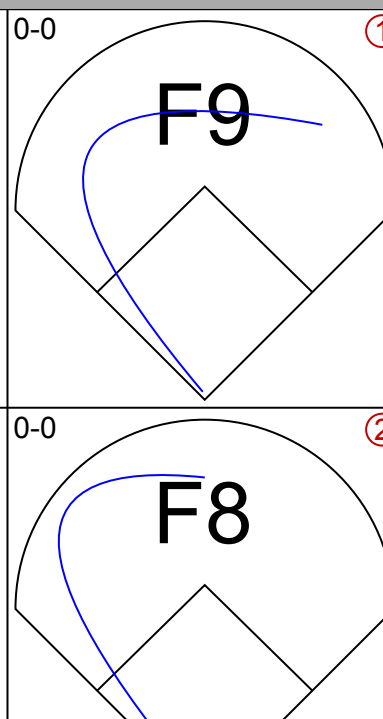


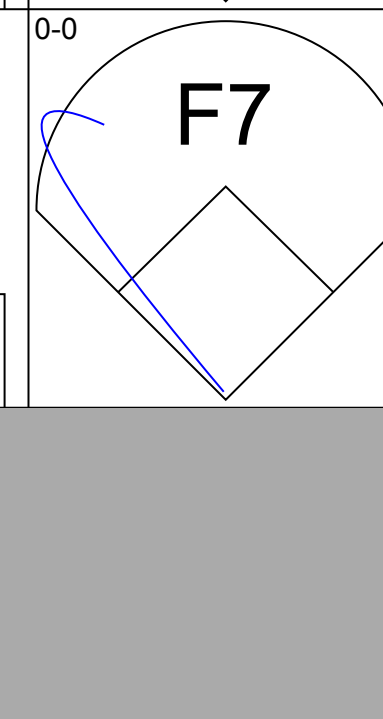


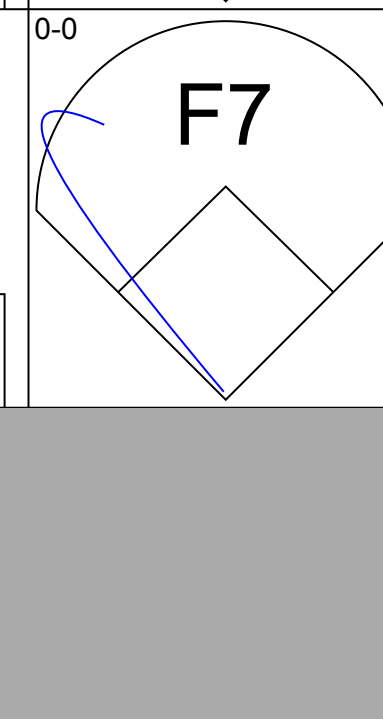
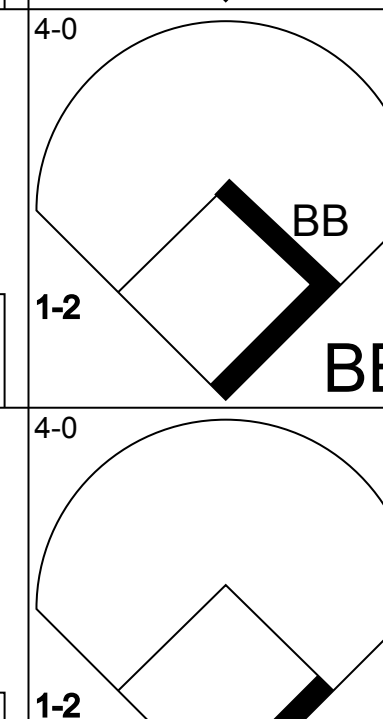

AB	34
R	2
H	9
RBI	2
BB	0
SO	3
LOB	15



Batter	1	2	3	4	5	6	7	8	9	AB	R	H	RBI	BB	SO	LOB	TOP			
Lenny Harris, L OBP: 0.302, SLG: 0.367	F7	K		G4-3		L8		BB 1B		5	0	1	0	0	1	2	Cincinnati Reds @ St. Louis Cardinals Busch Stadium, St. Louis, MO Sat May 27 1995, 7:05 PM CDT Att: 26,887 - Unknown - 69 F livebaseballscorecards.com			
Deion Sanders, L OBP: 0.288, SLG: 0.308	K		P6	1B		G4-3		BB		4	0	1	2	1	1	0				
Barry Larkin, R OBP: 0.463, SLG: 0.612	BB BB		2B 1B	G6-3			G5-3	L9		4	1	1	0	1	0	4				
Ron Gant, R OBP: 0.420, SLG: 0.641	BB		2B				CS 1B		K	3	1	2	0	2	1	0				
Jerome Walton, R OBP: 0.345, SLG: 0.692	BB		2B						K	0	0	0	0	0	0	0				
Reggie Sanders, R OBP: 0.454, SLG: 0.558	BB		1B 2B	FC4-6 HBP			K		K	3	1	1	2	1	2	1				
Eddie Taubensee, L OBP: 0.305, SLG: 0.213	F9		L7-4 1B				CS	L8	P4	5	0	1	1	0	1	5				
Bret Boone, R OBP: 0.303, SLG: 0.342		SH3-4 1B	L7-4 1B			L9		F9		4	0	1	0	0	0	3				
Jeff Branson, L OBP: 0.368, SLG: 0.458		P6		SH5-4 1B 2B		FC4-6			PB 1B BB	3	2	1	0	1	0	3				
Jose Rijo, R OBP: 0.077, SLG: 0.077										1	0	0	0	0	0	0				
Thomas Howard, S OBP: 0.435, SLG: 0.316		SH3-4		SH5-4		G1-3			BB PB 1B	1	0	1	0	0	0	0				
Jeff Brantley, R										0	0	0	0	0	0	0				
Inning Stats	R: 0 E: 0 K: 1 S: 10	H: 0 LOB: 3 BB: 3 P: 24	R: 0 E: 0 K: 1 S: 8	H: 1 LOB: 1 BB: 0 P: 12	R: 3 E: 0 K: 0 S: 11	H: 4 LOB: 0 BB: 0 P: 21	R: 1 E: 0 K: 0 S: 7	H: 2 LOB: 1 BB: 0 P: 9	R: 0 E: 0 K: 0 S: 5	H: 0 LOB: 0 BB: 0 P: 8	R: 0 E: 0 K: 1 S: 9	H: 1 LOB: 0 BB: 0 P: 14	R: 1 E: 0 K: 0 S: 16	H: 2 LOB: 2 BB: 2 P: 32	R: 0 E: 0 K: 2 S: 9	H: 0 LOB: 0 BB: 0 P: 13	1B: 7 2B: 4 3B: 0 HR: 0	SF: 0 SAC: 2 DP: 1 HBP: 1	WP: 0 PB: 1 SB: 0 CS: 1	PA: 43
PITCHER	IP WLS BF H R ER SO BB IBB HBP BLK WP HR S P ERA WHIP	IP WLS BF H R ER SO BB IBB HBP BLK WP HR S P ERA WHIP	IP WLS BF H R ER SO BB IBB HBP BLK WP HR S P ERA WHIP	IP WLS BF H R ER SO BB IBB HBP BLK WP HR S P ERA WHIP	IP WLS BF H R ER SO BB IBB HBP BLK WP HR S P ERA WHIP	IP WLS BF H R ER SO BB IBB HBP BLK WP HR S P ERA WHIP	IP WLS BF H R ER SO BB IBB HBP BLK WP HR S P ERA WHIP	IP WLS BF H R ER SO BB IBB HBP BLK WP HR S P ERA WHIP	IP WLS BF H R ER SO BB IBB HBP BLK WP HR S P ERA WHIP	IP WLS BF H R ER SO BB IBB HBP BLK WP HR S P ERA WHIP	IP WLS BF H R ER SO BB IBB HBP BLK WP HR S P ERA WHIP	IP WLS BF H R ER SO BB IBB HBP BLK WP HR S P ERA WHIP	IP WLS BF H R ER SO BB IBB HBP BLK WP HR S P ERA WHIP	IP WLS BF H R ER SO BB IBB HBP BLK WP HR S P ERA WHIP	IP WLS BF H R ER SO BB IBB HBP BLK WP HR S P ERA WHIP	IP WLS BF H R ER SO BB IBB HBP BLK WP HR S P ERA WHIP	IP WLS BF H R ER SO BB IBB HBP BLK WP HR S P ERA WHIP			

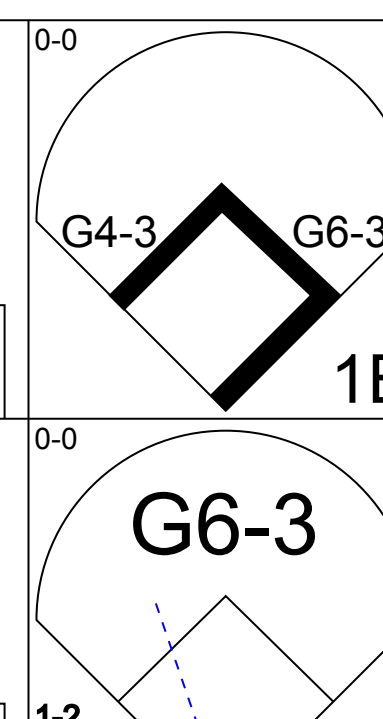
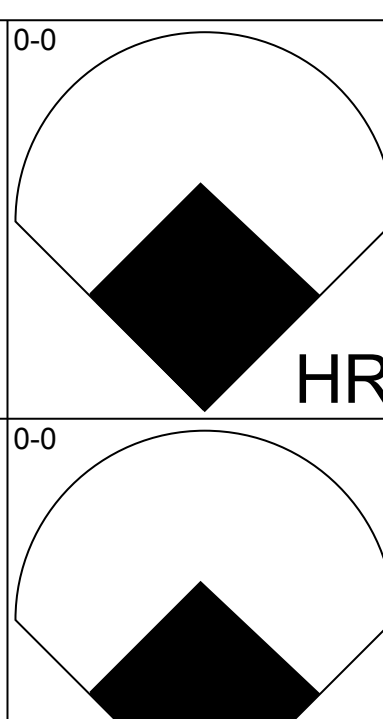
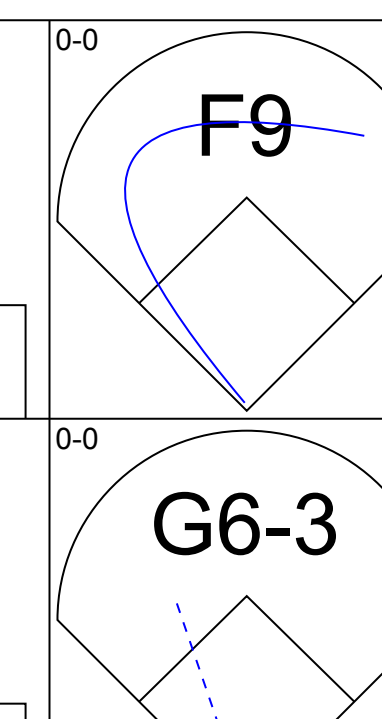
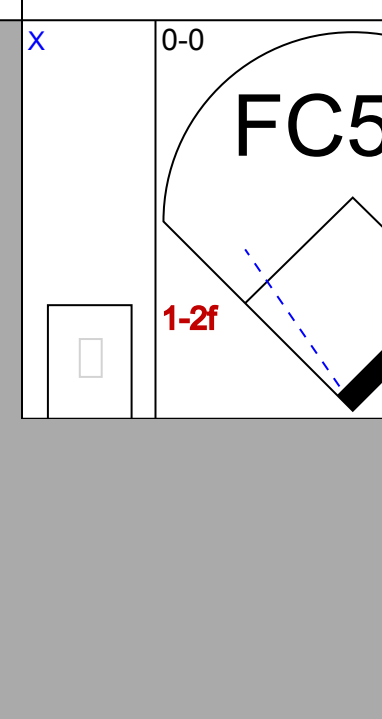
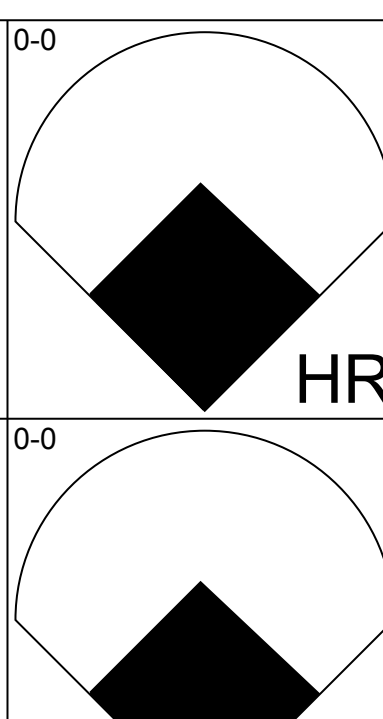
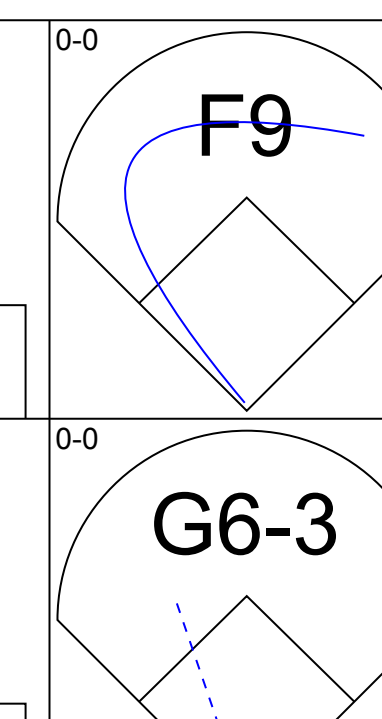
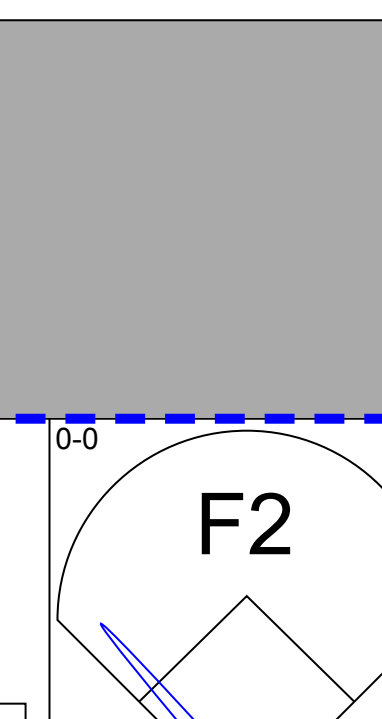
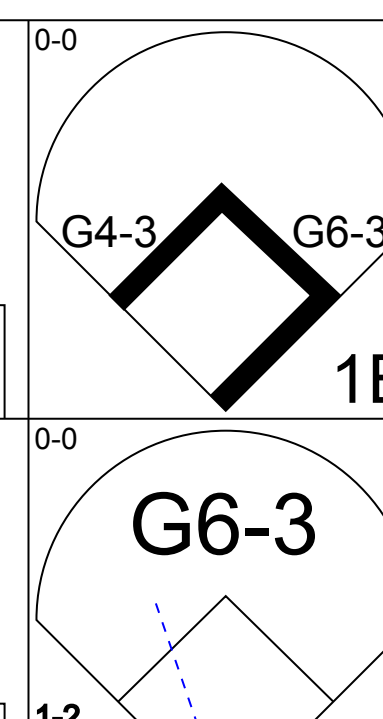
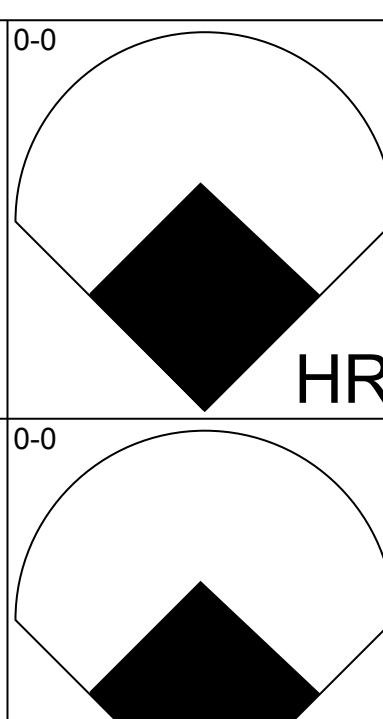
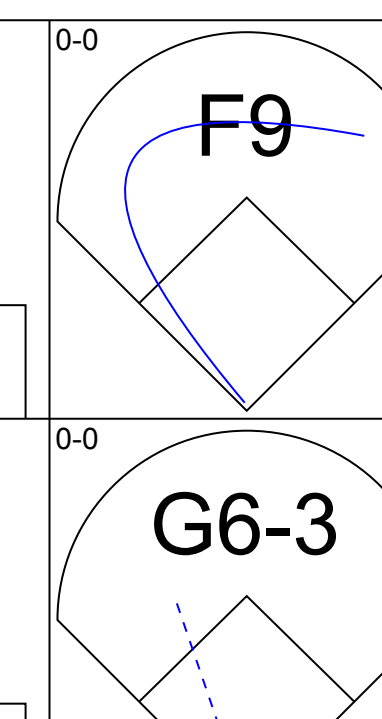
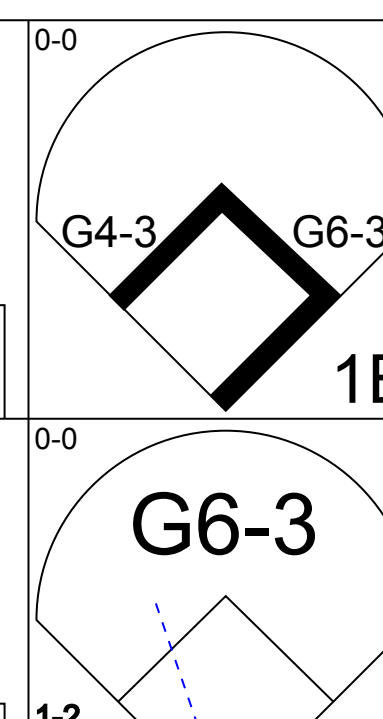
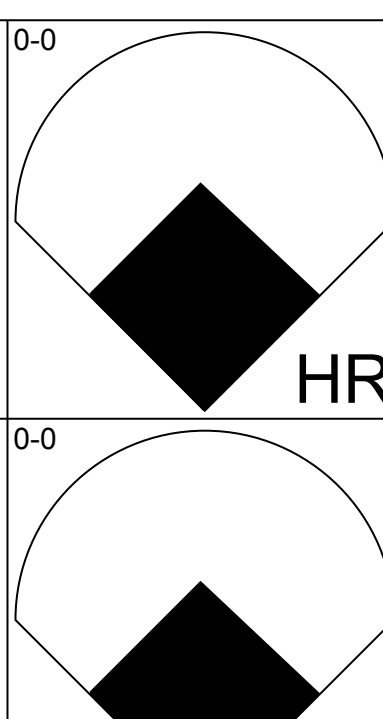
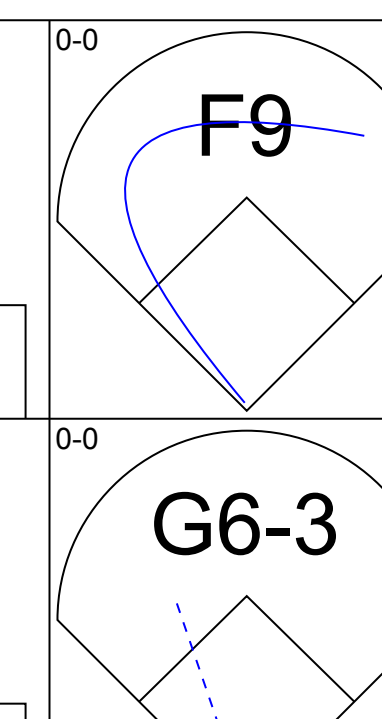
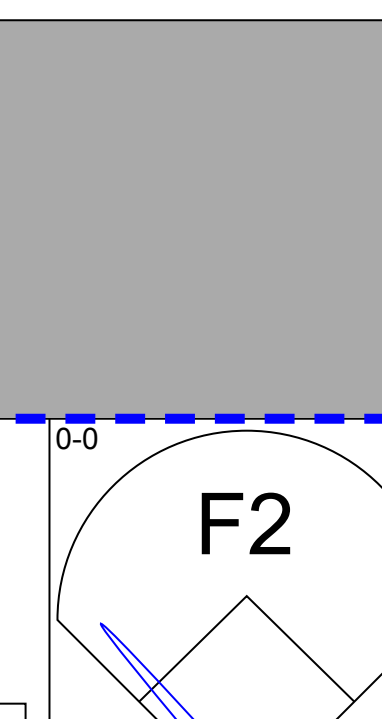
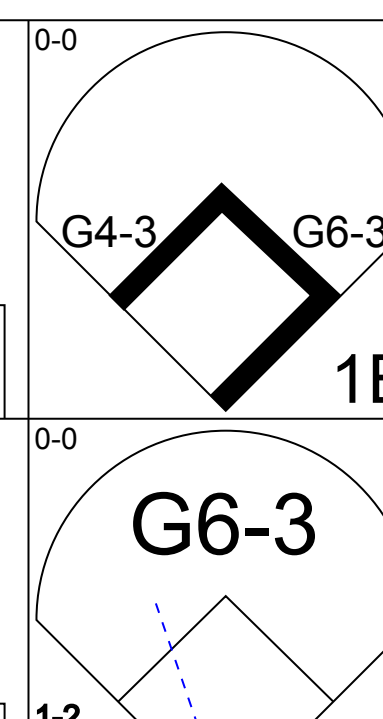
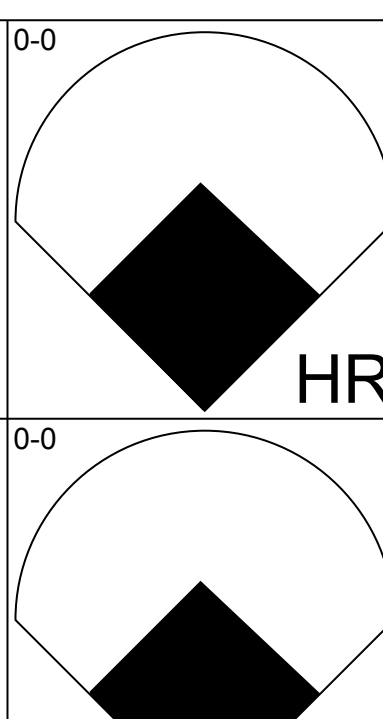
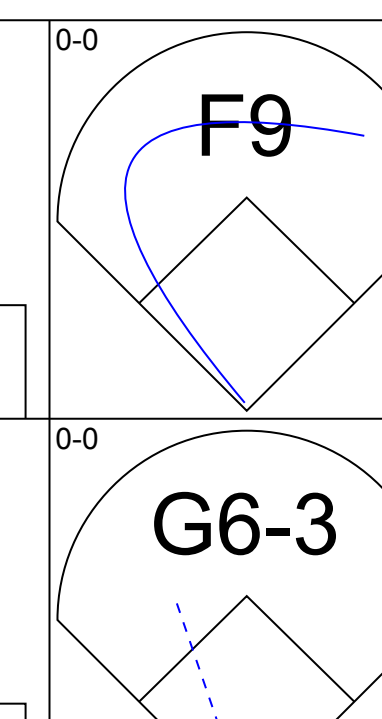

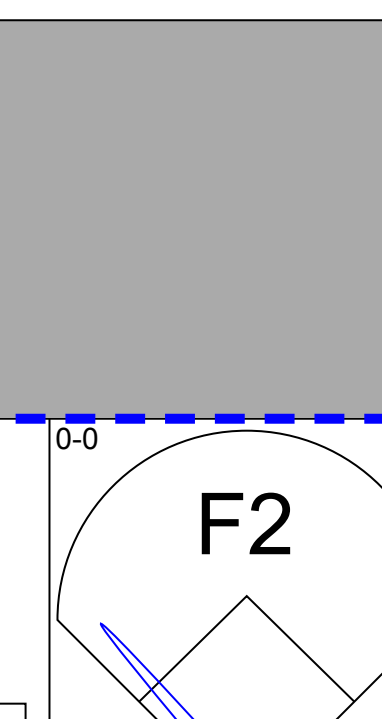
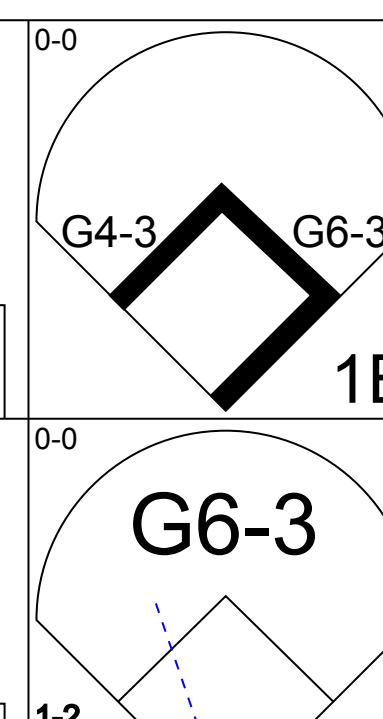
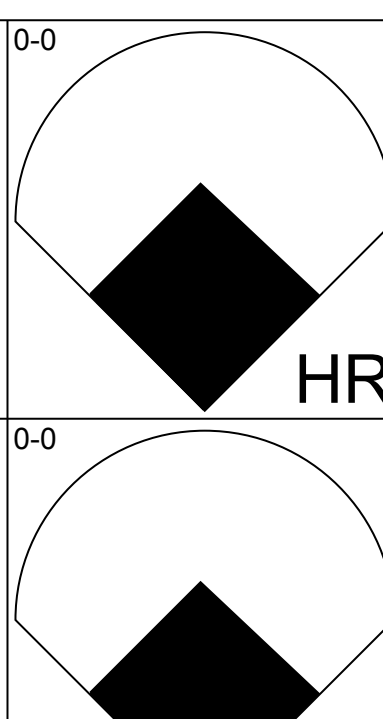
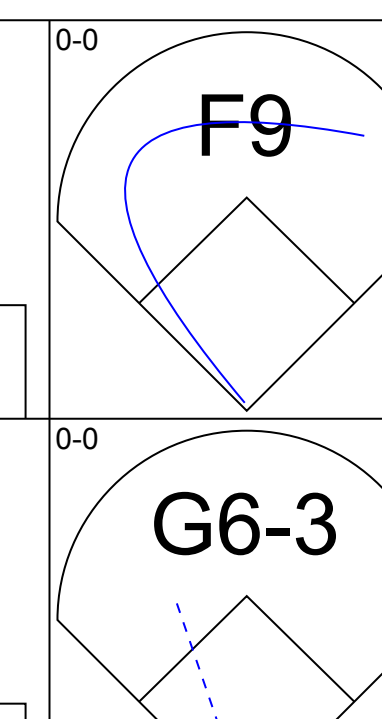



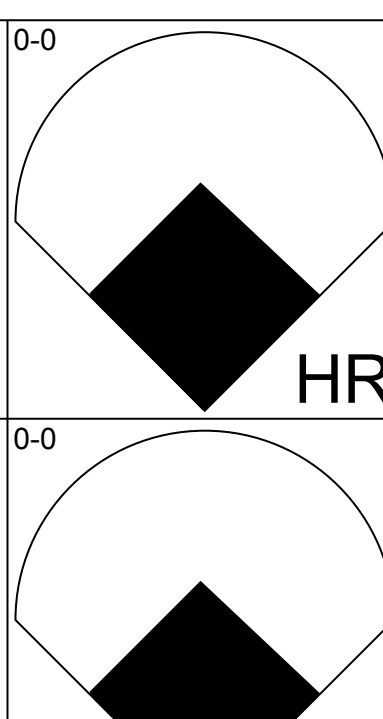
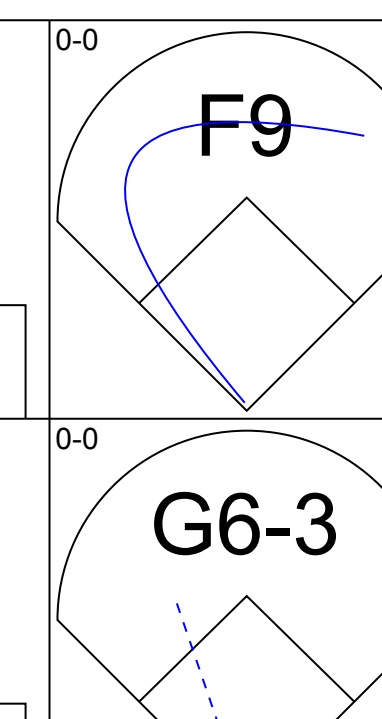




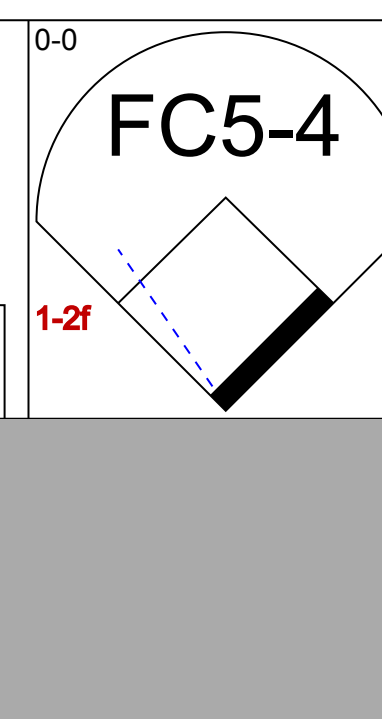

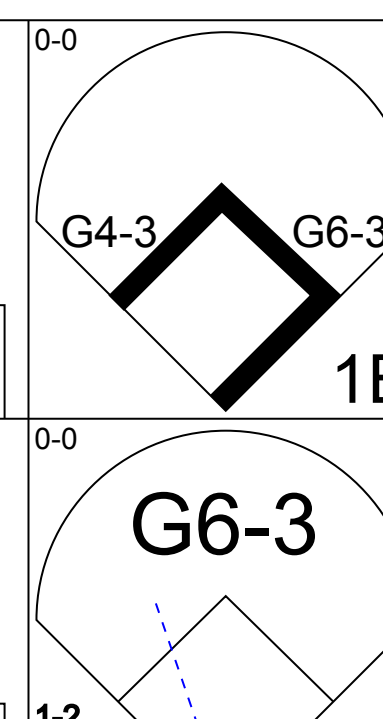


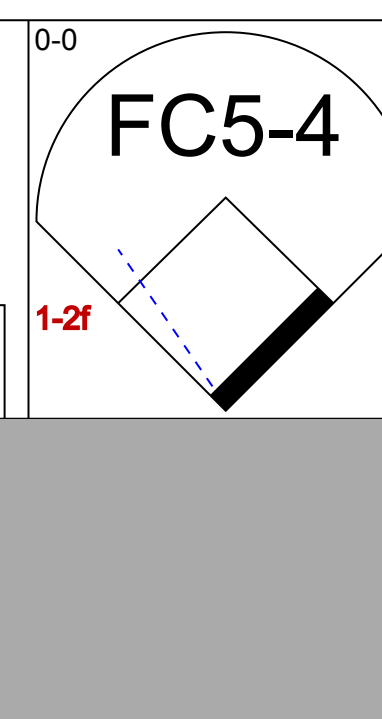
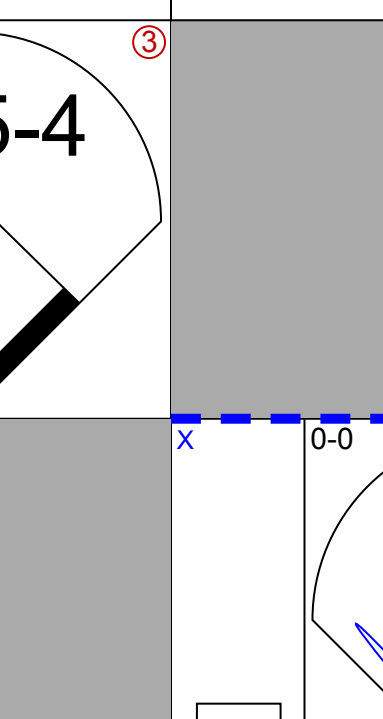
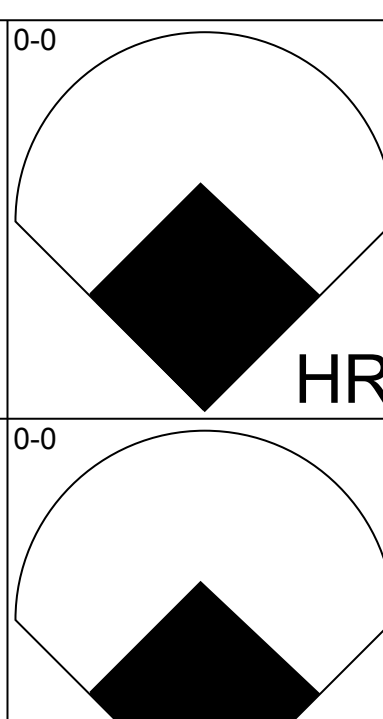

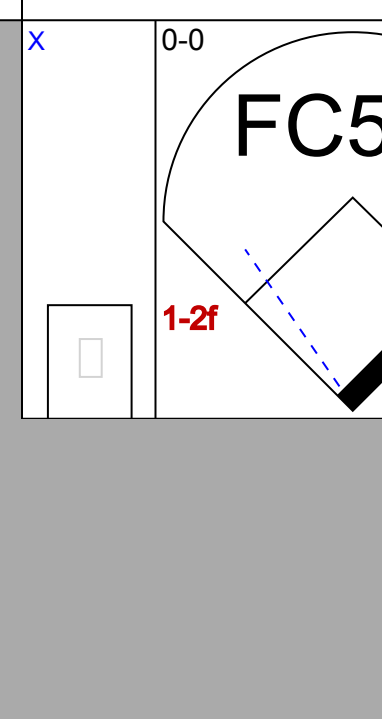
Batter	1	2	3	4	5	6	7	8	9	AB	R	H	RBI	BB	SO	LOB	BOTTOM			
Brian Jordan, R OBP: 0.275, SLG: 0.382	F8		G3		K		F7		2B 1B	5	0	1	2	0	1	0	Cincinnati Reds @ St. Louis Cardinals Busch Stadium, St. Louis, MO Sat May 27 1995, 7:05 PM CDT Att: 26,887 - Unknown - 69 F livebaseballscorecards.com			
José Oquendo, S OBP: 0.315, SLG: 0.288	1B FC5-2 BB		1B		BB			F8 2B	F8	3	0	2	0	2	0	1				
Ray Lankford, L OBP: 0.336, SLG: 0.474	FC5-2 1B		K		F7			F8		4	0	1	0	0	1	3				
Todd Zeile, R OBP: 0.411, SLG: 0.517	FC5-2 1B		K			F8		F8		4	0	1	0	0	1	2				
Scott Cooper, L OBP: 0.400, SLG: 0.346	FC5-2			K		G3-1		G3-1		4	0	0	0	0	1	4				
John Mabry, L OBP: 0.305, SLG: 0.313	L1-4-3				BB		FC5-4 1B		2B 1B	3	1	2	0	1	0	3				
Tom Pagnozzi, R OBP: 0.283, SLG: 0.345			G5-4-3 1B		F8		FC5-4 1B		K	4	0	1	0	0	1	3				
Tripp Cromer, R OBP: 0.246, SLG: 0.417		G5-4-3		G4-3				G3		3	0	0	0	0	0	2				
Gerald Perry, L OBP: 0.305, SLG: 0.333									1B 2B	1	1	1	0	0	0	0				
Vicente Palacios, R OBP: 0.333, SLG: 0.333										1	0	0	0	0	0	0				
Rich DeLucia, R OBP: 0.228, SLG: 0.345										0	0	0	0	0	0	0				
Dan Russell, R OBP: 0.228, SLG: 0.345										0	0	0	0	0	0	0				
John Mabry, R										0	0	0	0	0	0	0				
Jeff Parrett, R OBP: 0.125, SLG: 0.067										1	0	0	0	0	1	2				
Inning Stats	R: 0 E: 0 K: 0 S: 12	H: 2 LOB: 3 BB: 1 P: 19	R: 0 E: 0 K: 1 S: 6	H: 1 LOB: 0 BB: 0 P: 10	R: 0 E: 0 K: 2 S: 13	H: 1 LOB: 1 BB: 0 P: 20	R: 0 E: 0 K: 1 S: 10	H: 0 LOB: 1 BB: 1 P: 19	R: 0 E: 0 K: 0 S: 7	H: 1 LOB: 0 BB: 0 P: 11	R: 0 E: 0 K: 0 S: 7	H: 0 LOB: 0 BB: 0 P: 9	R: 0 E: 0 K: 0 S: 7	H: 1 LOB: 1 BB: 0 P: 11	R: 2 E: 0 K: 2 S: 14	H: 3 LOB: 1 BB: 0 P: 21	1B: 7 2B: 2 3B: 0 HR: 0	SF: 0 SAC: 0 DP: 1 HBP: 0	WP: 0 PB: 0 SB: 0 CS: 0	PA: 38
PITCHER	IP WLS BF H R ER SO BB IBB HBP BLK WP HR S P ERA WHIP	IP WLS BF H R ER SO BB IBB HBP BLK WP HR S P ERA WHIP	IP WLS BF H R ER SO BB IBB HBP BLK WP HR S P ERA WHIP	IP WLS BF H R ER SO BB IBB HBP BLK WP HR S P ERA WHIP	IP WLS BF H R ER SO BB IBB HBP BLK WP HR S P ERA WHIP	IP WLS BF H R ER SO BB IBB HBP BLK WP HR S P ERA WHIP	IP WLS BF H R ER SO BB IBB HBP BLK WP HR S P ERA WHIP	IP WLS BF H R ER SO BB IBB HBP BLK WP HR S P ERA WHIP	IP WLS BF H R ER SO BB IBB HBP BLK WP HR S P ERA WHIP	IP WLS BF H R ER SO BB IBB HBP BLK WP HR S P ERA WHIP	IP WLS BF H R ER SO BB IBB HBP BLK WP HR S P ERA WHIP	IP WLS BF H R ER SO BB IBB HBP BLK WP HR S P ERA WHIP	IP WLS BF H R ER SO BB IBB HBP BLK WP HR S P ERA WHIP	IP WLS BF H R ER SO BB IBB HBP BLK WP HR S P ERA WHIP	IP WLS BF H R ER SO BB IBB HBP BLK WP HR S P ERA WHIP	IP WLS BF H R ER SO BB IBB HBP BLK WP HR S P ERA WHIP	IP WLS BF H R ER SO BB IBB HBP BLK WP HR S P ERA WHIP			



Batter	1	2	3	4	5	6	7	8	9	AB	R	H	RBI	BB	SO	LOB	TOP			
Jerome Walton, R (1, 8) OBP: 0.353, SLG: 0.677										5	1	2	0	0	1	2	Cincinnati Reds @ St. Louis Cardinals Busch Stadium, St. Louis, MO Sun May 28 1995, 3:33 AM CDT Att: 26,386 - Sunny - 81 F			
Barry Larkin, R (1, 6) OBP: 0.448, SLG: 0.589										4	0	0	0	0	0	4				
Jeff Branson, L (7, 6) OBP: 0.362, SLG: 0.449										1	0	0	0	0	1	0				
Ron Gant, R (1, 7) OBP: 0.422, SLG: 0.642										3	1	1	1	1	0	0				
Thomas Howard, S (7, 7) OBP: 0.458, SLG: 0.350										1	0	1	0	0	0	0				
Reggie Sanders, R (1, 9) OBP: 0.460, SLG: 0.596										4	2	2	2	1	0	1				
Bret Boone, R (1, 4) OBP: 0.298, SLG: 0.345										5	1	1	0	0	2	4				
Brian Hunter, R (1, 3) OBP: 0.289, SLG: 0.303										4	3	2	1	1	1	0				
Mark Lewis, R (1, 5) OBP: 0.350, SLG: 0.486										5	1	2	2	0	2	0				
Damon Berryhill, S (1, 2) OBP: 0.152, SLG: 0.100										4	0	1	1	0	0	1				
Tim Pugh, R (1, 1) OBP: 0.333, SLG: 0.500										3	0	2	1	0	1	0				
Chuck McElroy, L (8, 1)										0	0	0	0	0	0	0				
Johnny Ruffin, R (9, 1)										0	0	0	0	0	0	0				
Inning Stats	R: 0 E: 0 K: 1 S: 5	H: 0 LOB: 0 BB: 0 P: 5	R: 3 E: 0 K: 1 S: 10	H: 5 LOB: 2 BB: 0 P: 10	R: 2 E: 0 K: 0 S: 5	H: 2 LOB: 1 BB: 1 P: 9	R: 0 E: 0 K: 1 S: 6	H: 1 LOB: 3 BB: 2 P: 14	R: 1 E: 0 K: 1 S: 6	H: 1 LOB: 0 BB: 0 P: 6	R: 3 E: 1 K: 1 S: 8	H: 3 LOB: 0 BB: 0 P: 8	R: 0 E: 0 K: 1 S: 6	H: 1 LOB: 1 BB: 0 P: 6	R: 0 E: 0 K: 1 S: 5	H: 0 LOB: 0 BB: 0 P: 5	1B: 5 2B: 7 3B: 0 HR: 2	SF: 1 SAC: 1 DP: 0 HBP: 0	WP: 0 PB: 0 SB: 0 CS: 0	PA: 44
PITCHER	IP WLS BF H R ER SO BB IBB HBP BLK WP HR S P ERA WHIP																			
Danny Jackson, L (1, 1) ERA: 7.39	4.0 L 24 9 6 6 3 3 0 0 0 0 0 2 27 39 13.50 3.000																			
John Habyan, R (5, 1) ERA: 4.15	3.0 13 4 3 2 3 0 0 0 0 0 0 0 19 19 6.00 1.333																			
Tony Fossas, L (8, 1) ERA:	2.0 7 1 0 0 2 0 0 0 0 0 0 0 11 11 0.00 0.500																			

AB	39
R	9
H	14
RBI	8
BB	3
SO	8
LOB	12



Batter	1	2	3	4	5	6	7	8	9	AB	R	H	RBI	BB	SO	LOB	BOTTOM			
Bernard Gilkey, R (1, 7) OBP: 0.370, SLG: 0.469										4	1	2	1	0	0	1	Cincinnati Reds @ St. Louis Cardinals Busch Stadium, St. Louis, MO Sun May 28 1995, 3:33 AM CDT Att: 26,386 - Sunny - 81 F			
Allen Battle, R (9, 7) OBP: 0.250, SLG: 0.250										4	1	1	1	0	0	1				
Scott Hemond, R (1, 4) OBP: 0.150, SLG: 0.263										4	0	0	0	0	3	1				
Ray Lankford, L (1, 8) OBP: 0.326, SLG: 0.458										4	0	0	0	0	3	1				
Todd Zeile, R (1, 3) OBP: 0.416, SLG: 0.508											3	0	1	0	1	0				
John Mabry, L (1, 9) OBP: 0.319, SLG: 0.324											4	0	2	0	0	2				
Scott Cooper, L (1, 5) OBP: 0.395, SLG: 0.336											3	0	0	0	1	3				
Danny Sheaffer, R (1, 2) OBP: 0.364, SLG: 0.429												4	0	0	0	0		1		
Tripp Cromer, R (1, 6) OBP: 0.250, SLG: 0.413											3	0	1	0	0	0				
Gerald Perry, L (9, PH) OBP: 0.295, SLG: 0.320											1	0	0	0	0	1				
Danny Jackson, R (1, 1) OBP: 0.100, SLG: 0.100											2	0	0	0	0	0				
John Habyan, R (5, 1)										0	0	0	0	0	0	0				
Brian Jordan, R (7, PH) OBP: 0.273, SLG: 0.379										1	0	0	0	0	0	1				
Tony Fossas, L (8, 1)										0	0	0	0	0	0	0				
Inning Stats	R: 0 E: 0 K: 0 S: 4	H: 1 LOB: 2 BB: 1 P: 8	R: 0 E: 0 K: 0 S: 3	H: 0 LOB: 0 BB: 0 P: 3	R: 2 E: 0 K: 1 S: 9	H: 4 LOB: 0 BB: 0 P: 9	R: 0 E: 0 K: 0 S: 3	H: 0 LOB: 0 BB: 0 P: 3	R: 0 E: 0 K: 1 S: 5	H: 0 LOB: 0 BB: 0 P: 5	R: 0 E: 0 K: 0 S: 3	H: 1 LOB: 0 BB: 0 P: 3	R: 0 E: 0 K: 0 S: 4	H: 1 LOB: 1 BB: 0 P: 4	R: 0 E: 0 K: 1 S: 5	H: 0 LOB: 1 BB: 0 P: 5	1B: 5 2B: 0 3B: 0 HR: 2	SF: 0 SAC: 0 DP: 1 HBP: 0	WP: 1 PB: 0 SB: 0 CS: 0	PA: 35
PITCHER	IP WLS BF H R ER SO BB IBB HBP BLK WP HR S P ERA WHIP																			
Tim Pugh, R (1, 1) ERA: 2.05	7.0 W 28 7 2 2 2 2 1 0 0 0 0 0 2 31 35 2.57 1.143																			
Chuck McElroy, L (8, 1) ERA: 1.35	1.0 3 0 0 0 1 0 0 0 0 0 0 0 5 5 0.00 0.000																			
Johnny Ruffin, R (9, 1) ERA: 3.0	1.0 4 0 0 0 0 1 0 0 0 0 1 0 3 7 0.00 1.000																			

AB	33
R	2
H	7
RBI	2
BB	2
SO	3
LOB	11



Batter	1	2	3	4	5	6	7	8	9	AB	R	H	RBI	BB	SO	LOB	TOP					
Deion Sanders, L OBP: 0.301, SLG: 0.333 (1, 8)										4	1	2	1	1	0	2	Cincinnati Reds @ Pittsburgh Pirates Three Rivers Stadium, Pittsburgh, PA Tue May 30 1995, 7:05 PM EDT Att. 7,666 - Unknown - 62 F					
Barry Larkin, R OBP: 0.451, SLG: 0.563 (1, 6)										5	0	0	0	0	0	6						
Hal Morris, L OBP: 0.293, SLG: 0.416 Lenny Harris, L OBP: 0.304, SLG: 0.353 (1, 3) (4, 3)											2	0	1	0	0	0						
Ron Gant, R OBP: 0.430, SLG: 0.636 (1, 7)											4	1	2	0	1	1						
Reggie Sanders, R OBP: 0.457, SLG: 0.583 (1, 9)											4	1	1	0	1	0						
Eddie Taubensee, L OBP: 0.317, SLG: 0.255 (1, 2)											4	0	1	1	1	1						
Bret Boone, R OBP: 0.310, SLG: 0.355 (1, 4)											5	1	3	1	0	0						
Jeff Branson, L OBP: 0.344, SLG: 0.423 Mark Lewis, R OBP: 0.366, SLG: 0.500 (8, PH) (8, 5)										3	0	0	0	0	2	2						
Pete Schourek, L OBP: 0.333, SLG: 0.333 Jeff Brantley, R (9, 1)										3	0	2	0	0	0	2						
Inning Stats	R: 1 E: 1 K: 0 S: 12	H: 4 LOB: 2 BB: 0 P: 18	R: 0 E: 0 K: 1 S: 9	H: 1 LOB: 1 BB: 0 P: 14	R: 0 E: 0 K: 1 S: 10	H: 0 LOB: 0 BB: 0 P: 15	R: 1 E: 0 K: 0 S: 15	H: 2 LOB: 3 BB: 2 P: 31	R: 1 E: 0 K: 0 S: 20	H: 2 LOB: 1 BB: 0 P: 26	R: 0 E: 0 K: 1 S: 13	H: 1 LOB: 1 BB: 0 P: 17	R: 0 E: 1 K: 1 S: 9	H: 0 LOB: 1 BB: 0 P: 16	R: 1 E: 0 K: 0 S: 10	H: 3 LOB: 1 BB: 0 P: 20		R: 0 E: 0 K: 0 S: 6	H: 0 LOB: 2 BB: 3 P: 19	1B: 11 2B: 1 3B: 2 HR: 0	SF: 0 SAC: 1 DP: 2 HBP: 0	WP: 1 PB: 0 SB: 5 CS: 0
PITCHER	IP	WLS	BF	H	R	ER	SO	BB	IBB	HBP	BLK	WP	HR	S	P	ERA	WHIP					
Jon Lieber, R ERA: 6.18 Dan Plesac, L ERA: 0.54 Jeff McCurry, R ERA: 2.92	(1, 1)	5.1	L	27	10	3	3	3	2	0	0	0	0	0	74	114	5.06	2.250				
(6, 1)	2.1		10	3	1	1	1	0	0	0	0	0	0	22	39	3.86	1.286					
(8, 1)	1.1		6	0	0	0	0	2	1	0	0	0	0	8	23	0.00	1.500					

AB	37
R	4
H	13
RBI	3
BB	5
SO	4
LOB	24



Batter	1	2	3	4	5	6	7	8	9	AB	R	H	RBI	BB	SO	LOB	BOTTOM					
Al Martin, L OBP: 0.293, SLG: 0.324 (1, 8)										4	0	0	0	0	1	1	Cincinnati Reds @ Pittsburgh Pirates Three Rivers Stadium, Pittsburgh, PA Tue May 30 1995, 7:05 PM EDT Att. 7,666 - Unknown - 62 F					
Jay Bell, R OBP: 0.306, SLG: 0.264 (1, 6)										3	1	1	0	1	0							
Orlando Merced, S OBP: 0.365, SLG: 0.448 (1, 9)										4	0	0	0	0	2							
Jeff King, R OBP: 0.381, SLG: 0.525 (1, 5)										4	1	2	2	0	0							
Rich Aude, R OBP: 0.385, SLG: 0.486 Dave Clark, L OBP: 0.375, SLG: 0.404 (9, PH)										3	0	0	0	0	0							
John Wehner, R OBP: 0.375, SLG: 0.375 Jeff McCurry, R (8, 1)										3	0	1	0	0	1							
Nelson Liriano, S OBP: 0.357, SLG: 0.389 (9, PH)										1	0	0	0	0	2							
Mark Parent, R OBP: 0.351, SLG: 0.552 (1, 2)										3	0	1	0	0	0							
Carlos Garcia, R OBP: 0.274, SLG: 0.282 (1, 4)										3	0	0	0	0	1							
Jon Lieber, L Dan Plesac, L Steve Peques, R OBP: 0.286, SLG: 0.429 (1, 1) (6, 1) (8, 7)										2	0	0	0	0	2							
Inning Stats	R: 0 E: 0 K: 0 S: 8	H: 0 LOB: 0 BB: 0 P: 11	R: 0 E: 0 K: 0 S: 6	H: 0 LOB: 0 BB: 0 P: 10	R: 0 E: 0 K: 2 S: 11	H: 1 LOB: 1 BB: 0 P: 15	R: 2 E: 0 K: 1 S: 11	H: 1 LOB: 0 BB: 1 P: 18	R: 0 E: 0 K: 2 S: 8	H: 0 LOB: 0 BB: 0 P: 9	R: 0 E: 0 K: 0 S: 6	H: 0 LOB: 0 BB: 0 P: 10	R: 0 E: 0 K: 0 S: 12	H: 1 LOB: 1 BB: 0 P: 17	R: 0 E: 0 K: 0 S: 6	H: 0 LOB: 0 BB: 0 P: 8	R: 0 E: 0 K: 2 S: 15	H: 2 LOB: 2 BB: 0 P: 20	1B: 3 2B: 1 3B: 0 HR: 1	SF: 0 SAC: 0 DP: 0 HBP: 0	WP: 0 PB: 0 SB: 0 CS: 0	PA: 33
PITCHER	IP	WLS	BF	H	R	ER	SO	BB	IBB	HBP	BLK	WP	HR	S	P	ERA	WHIP					
Pete Schourek, L ERA: 3.35 Jeff Brantley, R ERA: 3.92	(1, 1)	8.1	W	30	4	2	2	5	1	0	0	0	0	10	105	2.16	0.600					
(9, 1)	0.2	S	3	1	0	0	2	0	0	0	0	0	0	10	13	0.00	1.500					



Batter	1	2	3	4	5	6	7	8	9	AB	R	H	RBI	BB	SO	LOB	TOP								
Jerome Walton, R OBP: 0.366, SLG: 0.632 (1, 8)	1-1 S 2B 1B	0-0 E 1B			1-1 G6-3		1-0 F7		1-3 K	5	1	2	0	0	1	1	Cincinnati Reds @ Pittsburgh Pirates Three Rivers Stadium, Pittsburgh, PA Thu Jun 01 1995, 7:05 PM EDT Alt: 8,403 - Unknown - 66 F AB 32 R 3 H 7 RBI 3 BB 5 SO 9 LOB 12								
Barry Larkin, R OBP: 0.435, SLG: 0.588 (1, 6)	1-2 F9	3-1 F7			2-2 F8		0-1 2B			4	0	1	0	0	0	2									
Ron Gant, R OBP: 0.426, SLG: 0.638 (1, 7)	4-1 S 2B BB		0-0 B5-3		3-2 K		4-0 IBB			2	1	0	0	2	1	0									
Reggie Sanders, R OBP: 0.464, SLG: 0.631 (1, 9)	3-2 FC1-4 1-H 2-H		1-1 L9		1-0 HR		1-1 F7			4	1	2	3	0	0	3									
Bret Boone, R OBP: 0.312, SLG: 0.349 (1, 4)	2-0 FC1-6-5		0-0 F8		1-2 G4-3		4-0 G4-6-3 BB			3	0	0	0	1	0	1									
Brian Hunter, R OBP: 0.317, SLG: 0.294 (8, PH)	4-1 BB		4-2 G6-4-3 BB		1-3 K		2-2 G4-6-3 1-2f			1	0	0	0	2	1	0									
Lenny Harris, L OBP: 0.306, SLG: 0.386 (8, 3)			1-1 G6-4-3 1-2f		0-0 P3		1-3 K			1	0	0	0	0	0	1									
Mark Lewis, R OBP: 0.326, SLG: 0.442 (1, 5)	3-3 K		1-1 G6-4-3 1-2f		1-0 P2		1-3 K			4	0	0	0	0	2	3									
Damon Berryhill, S OBP: 0.162, SLG: 0.118 (1, 2)		1-3 K	3-2 1B		1-0 P2		2-3 K			4	0	1	0	0	2	0									
Jose Rijo, R OBP: 0.067, SLG: 0.067 (7, PH)		0-3 K	0-2 F9		3-2 2B		1-3 K			2	0	0	0	0	1	1									
Steve Gibratler, R OBP: 1.000, SLG: 1.000 (7, 1)										1	0	1	0	0	0	0									
Chuck McElroy, L (7, 1)										0	0	0	0	0	0	0									
Xavier Hernandez, L (7, 1)										0	0	0	0	0	0	0									
Thomas Howard, S OBP: 0.462, SLG: 0.364 (9, PH)										1	0	0	0	0	1	0									
Inning Stats	R: 2 E: 0 K: 1 S: 14	H: 2 LOB: 2 BB: 2 P: 32	R: 0 E: 1 K: 2 S: 10	H: 1 LOB: 1 BB: 0 P: 14	R: 0 E: 0 K: 0 S: 4	H: 0 LOB: 0 BB: 0 P: 5	R: 0 E: 0 K: 0 S: 12	H: 1 LOB: 1 BB: 1 P: 20	R: 0 E: 0 K: 1 S: 9	H: 0 LOB: 0 BB: 0 P: 15	R: 1 E: 0 K: 1 S: 8	H: 1 LOB: 0 BB: 0 P: 11	R: 0 E: 0 K: 0 S: 9	H: 2 LOB: 3 BB: 1 P: 19	R: 0 E: 0 K: 1 S: 8	H: 0 LOB: 0 BB: 1 P: 15	R: 0 E: 0 K: 3 S: 9	H: 0 LOB: 0 BB: 0 P: 13	1B: 4 2B: 2 3B: 0 HR: 1	SF: 0 SAC: 0 DP: 2 HBP: 0	WP: 0 PB: 0 SB: 3 CS: 0	PA: 37			
PITCHER	IP	WLS	BF	H	R	ER	SO	BB	IBB	HBP	BLK	WP	HR	S	P	ERA	WHIP								
Denny Neagle, L ERA: 3.61	6.0	W	25	5	3	3	5	3	0	0	0	0	1	57	97	4.50	1.333								
Jason Christiansen, L ERA: 1.59	0.2		5	2	0	0	0	0	1	0	0	0	0	7	16	0.00	3.000								
Jeff McCurry, R ERA: 2.94	0.1		2	0	0	0	0	1	0	0	0	0	0	2	7	0.00	3.000								
Dan Plesac, L ERA: 0.51	1.0	S	2	0	0	0	1	0	0	0	0	0	0	8	11	0.00	0.000								
Dan Miceli, R ERA: 1.42	1.0	S	3	0	0	0	3	0	0	0	0	0	0	9	13	0.00	0.000								

Batter	1	2	3	4	5	6	7	8	9	AB	R	H	RBI	BB	SO	LOB	BOTTOM								
Al Martin, L OBP: 0.298, SLG: 0.336 (1, 8)	1-0 F7	1-0 1B HR		0-1 2B		1-3 K		1-3 K		5	1	2	0	0	2	1	Cincinnati Reds @ Pittsburgh Pirates Three Rivers Stadium, Pittsburgh, PA Thu Jun 01 1995, 7:05 PM EDT Alt: 8,403 - Unknown - 66 F AB 31 R 5 H 9 RBI 5 BB 6 SO 8 LOB 17								
Jay Bell, R OBP: 0.301, SLG: 0.261 (1, 6)	2-1 S 1B	1-1 1B HR		2-2 L8		0-0 F9		1-3 K		5	1	2	1	0	1	2									
Orlando Merced, S OBP: 0.385, SLG: 0.532 (8, 3)	0-0 S 1B	1-2 1B HR		4-0 IBB		3-2 HR				3	2	3	4	1	0	0									
Dave Clark, L OBP: 0.382, SLG: 0.426 (8, 9)	0-3 K	1-2 1B		1-2 F9		1-1 E8		2B		4	0	2	0	0	1	4									
Jeff King, R OBP: 0.380, SLG: 0.514 (1, 5)	4-1 BB	1-1 L8		2-2 F9		4-0 G6-4-3 IBB				2	0	0	0	2	0	1									
Mark Johnson, L OBP: 0.300, SLG: 0.400 (9, 7)	1-3 K		1-0 F8		4-2 S BB		3-1 F8			3	0	0	0	1	1	5									
Steve Peques, R OBP: 0.261, SLG: 0.400 (9, 7)										0	0	0	0	0	0	0									
Mark Parent, R OBP: 0.333, SLG: 0.514 (1, 2)			0-0 P2		0-3 K		0-0 G6-4-3 1-2f			4	0	0	0	0	1	3									
Carlos Garcia, R OBP: 0.272, SLG: 0.271 (1, 4)			2-3 K		1-3 K		4-2 G4-3			3	0	0	0	1	2	1									
Denny Neagle, L OBP: 0.147, SLG: 0.100 (9, PH)		4-0 1B BB		0-1 G5-3		1-1 F9		1-1 SH3-4 BB		1	1	0	0	1	0	0									
Nelson Lirio, S OBP: 0.349, SLG: 0.379 (7, 1)										1	0	0	0	0	0	0									
Jason Christiansen, R (7, 1)										0	0	0	0	0	0	0									
Jeff McCurry, R (8, 1)										0	0	0	0	0	0	0									
Dan Plesac, L (8, 7)										0	0	0	0	0	0	0									
John Wehner, R OBP: 0.495, SLG: 0.495 (8, 1)										0	0	0	0	0	0	0									
Dan Miceli, R (8, 1)										0	0	0	0	0	0	0									
Inning Stats	R: 0 E: 0 K: 2 S: 12	H: 2 LOB: 3 BB: 1 P: 20	R: 4 E: 0 K: 1 S: 16	H: 4 LOB: 1 BB: 1 P: 27	R: 0 E: 0 K: 1 S: 9	H: 0 LOB: 0 BB: 0 P: 11	R: 0 E: 0 K: 0 S: 10	H: 1 LOB: 2 BB: 1 P: 17	R: 0 E: 0 K: 1 S: 6	H: 0 LOB: 0 BB: 0 P: 8	R: 1 E: 1 K: 0 S: 12	H: 2 LOB: 1 BB: 1 P: 23	R: 0 E: 0 K: 2 S: 10	H: 0 LOB: 1 BB: 1 P: 17	R: 0 E: 0 K: 2 S: 10	H: 0 LOB: 1 BB: 1 P: 17	1B: 5 2B: 2 3B: 0 HR: 2	SF: 0 SAC: 1 DP: 1 HBP: 0	WP: 0 PB: 0 SB: 3 CS: 0	PA: 38					
PITCHER	IP	WLS	BF	H	R	ER	SO	BB	IBB	HBP	BLK	WP	HR	S	P	ERA	WHIP								
Jose Rijo, R ERA: 4.4	6.0	L	29	7	4	4	6	3	1	0	0	0	1	65	102	6.00	1.667								
Chuck McElroy, L ERA: 2.57	0.1		4	2	1	1	0	0	1	0	0	0	1	11	22	27.00	6.000								
Xavier Hernandez, R ERA: 5.03	1.2		5	0	0	0	2	1	0	0	0	0	0	11	18	0.00	0.600								

Batter	1	2	3	4	5	6	7	8	9	AB	R	H	RBI	BB	SO	LOB	TOP					
Gerónimo Peña, S OBP: 0.320, SLG: 0.409	1-1 G4-3		1-1 HR 1B	2-1 1B		0-0 FC4-6 HR		0-0 SH1-3		4	2	2	0	0	0	1	St. Louis Cardinals @ Cincinnati Reds Riverfront Stadium, Cincinnati, OH Fri Jun 02 1995, 7:05 PM EDT Att: 23,631 - Unknown					
Bernard Gilkey, R OBP: 0.360, SLG: 0.461	0-1 G3 1B		3-3 K	0-0 L9		0-0 HR		2-0 1B		5	1	3	3	0	1	3						
Ray Lankford, L OBP: 0.373, SLG: 0.514	3-0 G3 1-3		3-1 HR		4-1 1B SF9 BB	1-2 1B		0-2 K		4	2	2	2	1	1	2						
Todd Zeile, R OBP: 0.390, SLG: 0.482	4-0 FC6-4 BB		2-1 F8		1-1 1B SF9	1-1 G4-3		2-0 P5		4	1	1	0	1	0	2						
Brian Jordan, R OBP: 0.298, SLG: 0.443	1-1 FC6-4			0-0 HR	2-0 SF9		2-3 K		1-0 1B SF8 1B	4	2	2	2	0	1	2						
Scott Cooper, L OBP: 0.393, SLG: 0.319		0-0 F8		2-2 L4	1-0 G6-4-3 1B		4-2 BB		2-3 K	4	0	1	1	1	1	1						
Tom Pagnozzi, R OBP: 0.347, SLG: 0.347		2-1 P7		0-0 G3 1B	1-2 G6-4-3		0-0 F7		1-0 FC6-4 1B	3	1	1	0	0	0	1						
Danny Sheaffer, R OBP: 0.351, SLG: 0.406									1-3 FC6-4 1B	2	0	1	0	0	0	1						
Tripp Cromer, R OBP: 0.258, SLG: 0.451		2-1 F9		0-0 G3		1-3 K	3-2 G5-3		1-0 SF8	4	0	0	1	0	1	2						
Danny Jackson, R OBP: 0.167, SLG: 0.167			0-2 F7		0-0 1B			0-0 SH1-3 1B	1-0 FC6-4	2	0	1	1	0	0	0						
Inning Stats	R: 0 E: 0 K: 0 S: 7	H: 1 LOB: 2 BB: 1 P: 16	R: 0 E: 0 K: 0 S: 5	H: 0 LOB: 0 BB: 0 P: 9	R: 2 E: 0 K: 1 S: 12	H: 2 LOB: 0 BB: 0 P: 21	R: 2 E: 0 K: 0 S: 10	H: 4 LOB: 2 BB: 0 P: 14	R: 2 E: 0 K: 1 S: 13	H: 3 LOB: 1 BB: 0 P: 18	R: 0 E: 0 K: 1 S: 12	H: 0 LOB: 1 BB: 1 P: 21	R: 1 E: 0 K: 1 S: 10	H: 2 LOB: 1 BB: 0 P: 14	R: 1 E: 0 K: 1 S: 8	H: 2 LOB: 0 BB: 0 P: 14	1B: 11 2B: 2 3B: 0 HR: 3	SF: 2 SAC: 1 DP: 1 HBP: 0	WP: 0 PB: 0 SB: 2 CS: 0	PA: 45		
PITCHER	IP WLS BF H R ER SO	IP WLS BF H R ER SO	IP WLS BF H R ER SO	IP WLS BF H R ER SO	IP WLS BF H R ER SO	IP WLS BF H R ER SO	IP WLS BF H R ER SO	IP WLS BF H R ER SO	IP WLS BF H R ER SO	IP WLS BF H R ER SO	IP WLS BF H R ER SO	IP WLS BF H R ER SO	IP WLS BF H R ER SO	IP WLS BF H R ER SO	IP WLS BF H R ER SO	IP WLS BF H R ER SO	ERA WHIP	ERA WHIP				
Kevin Jarvis, R ERA: 3.67	4.0	22	8	6	6	1	2	0	0	0	0	0	0	0	0	0	2	37	68	13.50	2.500	
Pete Smith, R ERA: 6.75	2.0	L 9	4	2	2	1	0	0	0	0	0	0	0	0	0	0	0	1	18	27	9.00	2.000
Xavier Hernandez, R ERA: 4.75	1.0	4	0	0	0	0	1	0	0	0	0	0	0	0	0	0	0	0	12	21	0.00	1.000
Chuck McElroy, L ERA: 3.38	1.0	5	2	1	1	1	0	0	0	0	0	0	0	0	0	0	0	0	10	14	9.00	2.000
Hector Carrasco, R ERA: 2.98	1.0	5	2	1	1	1	0	0	0	0	0	0	0	0	0	0	0	0	8	14	9.00	2.000

Batter	1	2	3	4	5	6	7	8	9	AB	R	H	RBI	BB	SO	LOB	BOTTOM					
Jerome Walton, R OBP: 0.364, SLG: 0.610	0-0 BB G3 1B				3-2 FC6-4 1B	2-3 K		0-0 G4-3		3	2	1	0	0	0	1	St. Louis Cardinals @ Cincinnati Reds Riverfront Stadium, Cincinnati, OH Fri Jun 02 1995, 7:05 PM EDT Att: 23,631 - Unknown					
Thomas Howard, S OBP: 0.429, SLG: 0.333		2-1 G6-3								2	0	0	0	0	1	1						
Barry Larkin, R OBP: 0.441, SLG: 0.579	4-2 G3 SF9 BB		4-2 WP BB		4-0 1B BB	3-2 F9			1-2 G1-3	2	2	0	0	3	0	1						
Ron Gant, R OBP: 0.425, SLG: 0.624	4-2 SF9 2B BB		1-3 K		0-2 E5 1B		0-0 F9		2-1 G6-3 1B	4	2	1	0	1	1	3						
Reggie Sanders, R OBP: 0.462, SLG: 0.621	2-2 G3		1-0 G5-3		0-0 1B		2-1 WP 1B		2-2 G6-3	5	0	2	3	0	0	4						
Bret Boone, R OBP: 0.310, SLG: 0.348	1-0 SF9		1-0 F9		1-2 1B		1-3 K			3	0	1	2	0	1	2						
Brian Hunter, R OBP: 0.311, SLG: 0.316	1-1 3H 2B			2-3 K	0-3 K		1-3 K			4	0	1	1	0	3	3						
Mark Lewis, R OBP: 0.313, SLG: 0.422	1-1 G5-3			3-3 K	2-3 K			2-1 HR		2	0	0	0	0	1	1						
Jeff Branson, L OBP: 0.368, SLG: 0.500										2	1	1	1	0	1	2						
Damon Berryhill, S OBP: 0.146, SLG: 0.105		1-0 P9		0-0 G3-1		0-0 F8		0-0 L8		4	0	0	0	0	0	0						
Inning Stats	R: 3 E: 0 K: 0 S: 19	H: 2 LOB: 1 BB: 2 P: 32	R: 0 E: 0 K: 0 S: 4	H: 0 LOB: 0 BB: 0 P: 7	R: 0 E: 0 K: 1 S: 8	H: 0 LOB: 1 BB: 1 P: 15	R: 0 E: 0 K: 2 S: 8	H: 0 LOB: 0 BB: 0 P: 13	R: 3 E: 1 K: 2 S: 20	H: 2 LOB: 2 BB: 2 P: 34	R: 0 E: 0 K: 1 S: 8	H: 1 LOB: 1 BB: 0 P: 14	R: 0 E: 0 K: 2 S: 9	H: 1 LOB: 1 BB: 0 P: 13	R: 1 E: 0 K: 0 S: 6	H: 1 LOB: 0 BB: 0 P: 11	R: 0 E: 0 K: 0 S: 9	H: 1 LOB: 0 BB: 0 P: 14	1B: 6 2B: 1 3B: 0 HR: 1	SF: 1 SAC: 0 DP: 1 HBP: 0	WP: 2 PB: 0 SB: 1 CS: 0	PA: 40
PITCHER	IP WLS BF H R ER SO	IP WLS BF H R ER SO	IP WLS BF H R ER SO	IP WLS BF H R ER SO	IP WLS BF H R ER SO	IP WLS BF H R ER SO	IP WLS BF H R ER SO	IP WLS BF H R ER SO	IP WLS BF H R ER SO	IP WLS BF H R ER SO	IP WLS BF H R ER SO	IP WLS BF H R ER SO	IP WLS BF H R ER SO	IP WLS BF H R ER SO	IP WLS BF H R ER SO	IP WLS BF H R ER SO	ERA WHIP	ERA WHIP				
Danny Jackson, L ERA: 7.71	4.1	23	4	6	5	3	5	0	0	0	0	0	0	0	0	0	1	0	23	35	0.00	0.750
Jeff Parrett, R ERA: 4.84	2.2	W 10	2	0	0	5	0	0	0	0	0	0	0	0	0	0	0	1	6	11	9.00	1.000
Rene Arocha, R ERA: 3.91	1.0	4	1	1	1	0	0	0	0	0	0	0	0	0	0	0	0	0	6	11	9.00	1.000
Tom Henke, R ERA: 0.6	1.0	S 3	1	0	0	0	0	0	0	0	0	0	0	0	0	0	0	0	9	14	0.00	1.000

St. Louis Cardinals @ Cincinnati Reds
Riverfront Stadium, Cincinnati, OH
Fri Jun 02 1995, 7:05 PM EDT
Att: 23,631 - Unknown

St. Louis Cardinals @ Cincinnati Reds
Riverfront Stadium, Cincinnati, OH
Fri Jun 02 1995, 7:05 PM EDT
Att: 23,631 - Unknown

AB 39
R 10
H 16
RBI 10
BB 3
SO 5
LOB 16

AB 34
R 7
H 8
RBI 7
SO 8
LOB 18



Batter	1	2	3	4	5	6	7	8	9	AB	R	H	RBI	BB	SO	LOB	TOP								
Bernard Gilkey, R (1, 7) OBP: 0.353, SLG: 0.447	2-0 F8		2-1 P3			1-2 F9		3-1 P9		4	0	0	0	0	0	1									
Tripp Cromer, R (1, 6) OBP: 0.276, SLG: 0.467	2-3 K		2-2 L7			1-2 G5-3			1-2 WP 1B	4	0	1	0	0	1	0									
Ray Lankford, L (1, 8) OBP: 0.365, SLG: 0.493	0-2 F7			3-2 G4-3			2-2 F8		0-3 K	4	0	0	0	0	1	1									
Todd Zeile, R (1, 3) OBP: 0.385, SLG: 0.473		4-2 2B BB		0-3 K			0-3 K		2-1 P4	3	0	0	0	1	2	1									
Brian Jordan, R (1, 9) OBP: 0.307, SLG: 0.446		2-3 K		0-2 F7			2-2 FC4 HBP		2-2 F8	3	0	0	0	0	1	2									
Darnell Coles, R (1, 5) OBP: 0.302, SLG: 0.425		0-2 SAFE 1-3 2B			0-3 K		0-2 FC4 1-2			3	0	1	0	0	1	1									
Danny Sheaffer, R (1, 2) OBP: 0.325, SLG: 0.371		0-3 K			0-0 F8			1-3 K		3	0	0	0	0	2	2									
José Oquendo, S (1, 4) OBP: 0.306, SLG: 0.307		1-3 K			1-2 G1-3			4-2 BB		2	0	0	0	1	1	2									
Ken Hill, R (1, 1) OBP: 0.333, SLG: 0.313			2-2 G5-3					3-3 K		2	0	0	0	0	1	0									
Scott Cooper, L (8, PH) OBP: 0.367, SLG: 0.315										1	0	0	0	0	1	1									
Jeff Parrett, R (8, 1) OBP: 1.000, SLG: 1.000										0	0	0	0	0	0	0									
Inning Stats	R: 0 E: 0 K: 1 S: 7	H: 0 LOB: 0 BB: 0 P: 11	R: 0 E: 0 K: 3 S: 14	H: 1 LOB: 2 BB: 1 P: 21	R: 0 E: 0 K: 0 S: 8	H: 0 LOB: 0 BB: 0 P: 14	R: 0 E: 0 K: 1 S: 9	H: 0 LOB: 0 BB: 0 P: 12	R: 0 E: 0 K: 1 S: 7	H: 0 LOB: 0 BB: 0 P: 8	R: 0 E: 0 K: 1 S: 10	H: 0 LOB: 0 BB: 0 P: 14	R: 0 E: 0 K: 1 S: 13	H: 0 LOB: 1 BB: 0 P: 17	R: 0 E: 0 K: 2 S: 11	H: 0 LOB: 1 BB: 1 P: 22	R: 0 E: 0 K: 1 S: 12	H: 1 LOB: 1 BB: 0 P: 17	1B: 1 2B: 1 3B: 0 HR: 0	SF: 0 SAC: 0 DP: 0 HBP: 1	WP: 1 PB: 0 SB: 0 CS: 0	PA: 32			
PITCHER	IP	WLS	BF	H	R	ER	SO	BB	IBB	HBP	BLK	WP	HR	S	P	ERA	WHIP								
Pete Schourek, L (1, 1) ERA: 2.78	7.2	W	27	1	0	0	10	2	0	1	0	0	0	77	114	0.00	0.391								
Jeff Brantley, R (8, 1) ERA: 3.52	1.1		5	1	0	0	1	0	0	0	0	1	0	14	22	0.00	0.750								

St. Louis Cardinals @ Cincinnati Reds
Riverfront Stadium, Cincinnati, OH
Sun Jun 04 1995, 3:33 AM EDT
Att: 23,385 - Overcast

AB 29
R 0
H 2
RBI 0
BB 2
SO 11
LOB 11



Batter	1	2	3	4	5	6	7	8	9	AB	R	H	RBI	BB	SO	LOB	BOTTOM								
Thomas Howard, S (1, 9) OBP: 0.364, SLG: 0.276	0-0 L8		0-1 L8		1-2 G6-3		0-0 F8			4	0	0	0	0	0	2									
Steve Gibraltar, R (8, 8) OBP: 0.333, SLG: 0.333										0	0	0	0	0	0	0									
Lenny Harris, L (1, 3) OBP: 0.306, SLG: 0.388	3-1 S 1B		1-1 G4-3		2-0 G4-3			1-2 G4-3		4	0	1	0	0	0	1									
Barry Larkin, R (1, 6) OBP: 0.454, SLG: 0.575	4-1 G6-4-3 1-2 BB			3-1 F8 2B S 1B		2-2 P3		2-2 F7		3	1	1	0	1	0	0									
Ron Gant, R (1, 7) OBP: 0.413, SLG: 0.590	1-1 G6-4-3 1-2			3-2 F8 1-3		0-1 F9		2-3 K		4	0	0	0	0	1	3									
Reggie Sanders, R (1, 8) (8, 9) OBP: 0.460, SLG: 0.648				0-2 G3-1 HR 2B		1-2 L5				3	1	1	1	0	1	0									
Eddie Taubensee, L (1, 2) OBP: 0.319, SLG: 0.349				3-3 K2-3		0-0 G3-1				3	1	1	1	0	1	1									
Bret Boone, R (1, 4) OBP: 0.329, SLG: 0.391				1-3 K		1-0 HR				2	1	1	2	1	1	0									
Mark Lewis, R (1, 5) OBP: 0.288, SLG: 0.388				2-1 E6 SH2-4		3-3 G4-3 S BB				3	0	0	0	0	2	1									
Pete Schourek, L (1, 1) ERA: 4.05				1-1 SH2-4		1-0 HR				2	0	0	0	0	0	1									
Jeff Parrett, R (8, 1) ERA: 4.63				1-2 SH2-4		0-0 P8				0	0	0	0	0	0	0									
Inning Stats	R: 0 E: 0 K: 0 S: 6	H: 1 LOB: 1 BB: 1 P: 14	R: 0 E: 0 K: 3 S: 9	H: 0 LOB: 0 BB: 0 P: 16	R: 0 E: 1 K: 0 S: 8	H: 0 LOB: 1 BB: 0 P: 12	R: 3 E: 0 K: 1 S: 14	H: 3 LOB: 0 BB: 0 P: 23	R: 0 E: 0 K: 0 S: 8	H: 0 LOB: 0 BB: 0 P: 11	R: 1 E: 0 K: 1 S: 10	H: 1 LOB: 1 BB: 1 P: 19	R: 0 E: 0 K: 1 S: 9	H: 0 LOB: 0 BB: 0 P: 14	1B: 2 2B: 1 3B: 0 HR: 2	SF: 0 SAC: 1 DP: 1 HBP: 0	WP: 0 PB: 0 SB: 3 CS: 0	PA: 31							
PITCHER	IP	WLS	BF	H	R	ER	SO	BB	IBB	HBP	BLK	WP	HR	S	P	ERA	WHIP								
Ken Hill, R (1, 1) ERA: 4.05	7.0	L	28	5	4	4	5	2	0	0	0	0	2	60	103	5.14	1.000								
Jeff Parrett, R (8, 1) ERA: 4.63	1.0		3	0	0	0	1	0	0	0	0	0	0	9	14	0.00	0.000								

St. Louis Cardinals @ Cincinnati Reds
Riverfront Stadium, Cincinnati, OH
Sun Jun 04 1995, 3:33 AM EDT
Att: 23,385 - Overcast

AB 28
R 4
H 5
RBI 4
BB 2
SO 6
LOB 9



Batter	1	2	3	4	5	6	7	8	9	AB	R	H	RBI	BB	SO	LOB	TOP										
Jacob Brumfield, R (1, 8) OBP: 0.333, SLG: 0.278	G5-3		1B		1B		K		G6-3	5	0	2	0	0	1	0	Pittsburgh Pirates @ Cincinnati Reds Riverfront Stadium, Cincinnati, OH Mon Jun 05 1995, 7:05 PM EDT Att: 23,233 - Unknown - 82 F										
Jay Bell, R (1, 6) OBP: 0.325, SLG: 0.277	G1-6-3 BB		K		1B		1B			3	0	2	1	1	1												
Orlando Merced, S (1, 9) OBP: 0.336, SLG: 0.455	G1-6-3			L7	P6		G4-3			4	0	0	0	0	4												
Jeff King, R (1, 5) OBP: 0.377, SLG: 0.550		G6-3 2B		G4-3		G6-3		P3		4	0	1	0	0	0												
Rich Aude, R (1, 3) OBP: 0.367, SLG: 0.444	G6-3			K		G5-3		K		3	0	0	0	0	1												
Al Martin, L (8, PH) OBP: 0.304, SLG: 0.352										1	0	0	0	0	1	0											
Steve Peques, R (1, 7) OBP: 0.286, SLG: 0.440		K			1B	2B	BB	1B		4	1	3	0	0	1												
Mark Parent, R (1, 2) OBP: 0.323, SLG: 0.471		F7		K		SAFE	1B	BB		3	0	0	0	1	2	3											
Carlos Garcia, R (1, 4) OBP: 0.272, SLG: 0.274			K		1B	1B		F9		3	1	1	1	0	1	2											
Nelson Liriano, S (9, PH) OBP: 0.340, SLG: 0.372					2H	1B	1B		G4-3	1	0	0	0	0	0	0											
Denny Neagle, L (1, 1) OBP: 0.125, SLG: 0.087			K						K	3	0	0	0	0	3	1											
Jeff McCurry, R (8, 1)										0	0	0	0	0	0	0											
Dan Plesac, L (8, 1)										0	0	0	0	0	0	0											
Dave Clark, L (9, PH) OBP: 0.390, SLG: 0.419									K	1	0	0	0	0	1	0											
Inning Stats	R: 0 E: 0 K: 0 S: 4	H: 0 LOB: 0 BB: 1 P: 10	R: 0 E: 0 K: 1 S: 12	H: 1 LOB: 1 BB: 0 P: 17	R: 0 E: 0 K: 3 S: 11	H: 1 LOB: 1 BB: 0 P: 14	R: 0 E: 0 K: 1 S: 9	H: 0 LOB: 0 BB: 0 P: 12	R: 2 E: 0 K: 2 S: 19	H: 4 LOB: 2 BB: 0 P: 26	R: 0 E: 0 K: 0 S: 10	H: 1 LOB: 2 BB: 1 P: 16	R: 0 E: 0 K: 2 S: 10	H: 1 LOB: 1 BB: 0 P: 14	R: 0 E: 0 K: 2 S: 10	H: 1 LOB: 1 BB: 0 P: 15	R: 0 E: 0 K: 1 S: 11	H: 0 LOB: 0 BB: 0 P: 15	1B: 7 2B: 2 3B: 0 HR: 0	SF: 0 SAC: 0 DP: 1 HBP: 0	WP: 0 PB: 0 SB: 1 CS: 0	PA: 37					
PITCHER	IP	WLS	BF	H	R	ER	SO	BB	IBB	HBP	BLK	WP	HR	S	P	ERA	WHIP										
John Smiley, L (1, 1) ERA: 3.12	7.0	W	30	8	2	2	9	2	0	0	0	0	0	75	109	2.57	1.429										
Xavier Hernandez, R (8, 1) ERA: 4.76	1.0		4	1	0	0	2	0	0	0	0	0	0	10	15	0.00	1.000										
Jeff Brantley, R (9, 1) ERA: 3.36	1.0	S	3	0	0	0	1	0	0	0	0	0	0	11	15	0.00	0.000										

Batter	1	2	3	4	5	6	7	8	9	AB	R	H	RBI	BB	SO	LOB	BOTTOM										
Jerome Walton, R (1, 8) OBP: 0.327, SLG: 0.531	G6-3		B1-3		G6-3		K			4	0	0	0	0	1	0	Pittsburgh Pirates @ Cincinnati Reds Riverfront Stadium, Cincinnati, OH Mon Jun 05 1995, 7:05 PM EDT Att: 23,233 - Unknown - 82 F										
Thomas Howard, S (1, 7) OBP: 0.324, SLG: 0.242	F8		G4-3		K		G5-3			4	0	0	0	0	1	0											
Barry Larkin, R (1, 6) OBP: 0.455, SLG: 0.592	HR		F8		G6-3			FC6-4 BB		3	1	1	1	1	0	0											
Reggie Sanders, R (1, 9) OBP: 0.461, SLG: 0.643	1B			K		CS	1B	FC6-4 BB		4	0	2	0	0	1	1											
Bret Boone, R (1, 4) OBP: 0.327, SLG: 0.383	F7			K		P6		1B		3	0	0	0	1	1	2											
Brian Hunter, R (1, 3) OBP: 0.360, SLG: 0.357	F7			S	1B	2B	E	1B		4	2	3	0	0	0	0											
Mark Lewis, R (1, 5) OBP: 0.327, SLG: 0.442										3	0	3	1	0	0	0											
Lenny Harris, L (8, PH) OBP: 0.301, SLG: 0.382					1H	1B		E4		1	0	0	0	0	1	2											
Damon Berryhill, S (1, 2) OBP: 0.159, SLG: 0.100								F8		2	0	0	0	1	1	2											
John Smiley, L (1, 1) OBP: 0.276, SLG: 0.471										2	0	0	0	0	1	3											
Tim Lincecum, R (7, PH) OBP: 0.250, SLG: 0.375										1	0	0	0	0	1	0											
Xavier Hernandez, L (8, 1)										0	0	0	0	0	0	0											
Jeff Brantley, R (9, 1)									K	0	0	0	0	0	0	0											
Inning Stats	R: 1 E: 0 K: 0 S: 11	H: 2 LOB: 1 BB: 0 P: 22	R: 0 E: 0 K: 2 S: 11	H: 1 LOB: 1 BB: 0 P: 17	R: 0 E: 0 K: 0 S: 13	H: 0 LOB: 0 BB: 0 P: 18	R: 1 E: 0 K: 2 S: 17	H: 2 LOB: 2 BB: 1 P: 27	R: 0 E: 0 K: 1 S: 9	H: 0 LOB: 0 BB: 0 P: 15	R: 1 E: 1 K: 0 S: 10	H: 3 LOB: 1 BB: 0 P: 15	R: 0 E: 0 K: 2 S: 9	H: 0 LOB: 0 BB: 0 P: 12	R: 0 E: 0 K: 1 S: 8	H: 1 LOB: 2 BB: 2 P: 20	R: 0 E: 0 K: 1 S: 8	H: 1 LOB: 2 BB: 2 P: 20	1B: 7 2B: 1 3B: 0 HR: 1	SF: 0 SAC: 0 DP: 0 HBP: 0	WP: 0 PB: 0 SB: 1 CS: 1	PA: 34					
PITCHER	IP	WLS	BF	H	R	ER	SO	BB	IBB	HBP	BLK	WP	HR	S	P	ERA	WHIP										
Denny Neagle, L (1, 1) ERA: 3.49	7.0	L	29	8	3	2	7	1	0	0	0	0	0	80	126	2.57	1.286										
Jeff McCurry, R (8, 1) ERA: 3.07	0.2		4	1	0	0	0	2	0	0	0	0	0	4	13	0.00	4.500										
Dan Plesac, L (8, 1) ERA: 1.0	0.1		1	0	0	0	1	0	0	0	0	0	0	4	7	0.00	0.000										



Batter	1	2	3	4	5	6	7	8	9	10	AB	R	H	RBI	BB	SO	LOB								
Jacob Brumfield, R OBP: 0.330, SLG: 0.267 Rick White, R Jason Christiansen, R Mark Johnson, L OBP: 0.321, SLG: 0.414	(1, 8) 3-2 G5-3		(4, 2) 1-2 BB		(1, 0) G5-3			(2, 0) G6-3		(1, 0) P6	3	0	0	0	1	0	1								
Jay Bell, R OBP: 0.329, SLG: 0.278	(1, 6) 2-2 F8		(0, 3) 1B		(3, 1) CS 1B			(3, 4) BB			3	0	1	0	1	1	2								
Orlando Merced, S OBP: 0.325, SLG: 0.440	(1, 9) 2-2 G3-1		(7, 3) G4-3		(0, 1) G3			(0, 0) F7			4	0	0	0	0	0	4								
Jeff King, R OBP: 0.380, SLG: 0.553	(1, 5)	(2, 1) 2B		(4, 2) G5-4-3 BB		(0, 1) G5-3			(0, 0) F8		3	0	1	0	1	0	0								
Rich Aude, R OBP: 0.353, SLG: 0.426 Al Martin, L OBP: 0.299, SLG: 0.347	(1, 3) 0-1 G5-3 (7, PH) (7, 7) (8, 8)		(0, 1) G5-4-3		(1, 2) G3			(0, 0) G1-4-3			2	0	0	0	0	0	2								
Steve Pappas, R OBP: 0.304, SLG: 0.434 Dan Miceli, R	(1, 7) 2-2 G5-3 (7, 9) (9, 1)		(4, 2) BB		(3, 3) K			(2, 1) 1B			3	0	1	0	1	1	1								
Mark Parent, R OBP: 0.309, SLG: 0.449	(1, 2) 1-1 G3		(0, 1) F7		(0, 3) K			(1, 1) G1-3			4	0	0	0	0	1	3								
Carlos Garcia, R OBP: 0.271, SLG: 0.273	(1, 4)		(2, 0) P4		(2, 1) F9			(0, 2) 1B G6-3 1B		(3, 1) F8	4	1	1	0	0	0	0								
Esteban Loaiza, R OBP: 0.417, SLG: 0.417 Dave Clark, L OBP: 0.353, SLG: 0.421	(1, 1) 1-2 BB (8, PH) (8, 7)		(1, 2) 1B		(0, 0) G4-3			(0, 2) 1B G6-3 1B		(1, 0) F8	2	0	1	0	0	0	0								
Inning Stats	R: 0 E: 0 K: 0 S: 10	H: 0 LOB: 0 BB: 0 P: 17	R: 0 E: 0 K: 0 S: 10	H: 1 LOB: 1 BB: 0 P: 15	R: 0 E: 0 K: 1 S: 11	H: 1 LOB: 2 BB: 1 P: 18	R: 0 E: 0 K: 0 S: 12	H: 0 LOB: 1 BB: 2 P: 20	R: 0 E: 0 K: 0 S: 4	H: 0 LOB: 0 BB: 0 P: 7	R: 0 E: 0 K: 2 S: 9	H: 0 LOB: 0 BB: 0 P: 13	R: 1 E: 0 K: 0 S: 8	H: 2 LOB: 1 BB: 1 P: 14	R: 0 E: 0 K: 0 S: 6	H: 1 LOB: 1 BB: 0 P: 9	R: 0 E: 0 K: 0 S: 4	H: 0 LOB: 0 BB: 0 P: 9	1B: 5 2B: 1 3B: 0 HR: 0	SF: 0 SAC: 0 DP: 2 HBP: 0	WP: 0 PB: 0 SB: 0 CS: 1	PA: 37			
PITCHER	IP	WLS	BF	H	R	ER	SO	BB	IBB	HBP	BLK	WP	HR	S	P	ERA	WHIP								
C.J. Nitkowski, L ERA: 6.0	(1, 1) 6.0		22	3	0	0	1	3	0	0	0	0	0	56	92	0.00	1.000								
Michael Jackson, R ERA: 7.1	(7, 1) 1.0		3	0	0	0	2	0	0	0	0	0	0	10	13	0.00	0.000								
Hector Carrasco, R ERA: 3.24	(8, 1) 2.0		9	3	1	1	0	1	0	0	0	0	0	14	23	4.50	2.000								
Chuck McElroy, L ERA: 3.0	(10, 1) 1.0	W	3	0	0	0	0	0	0	0	0	0	0	4	9	0.00	0.000								

Pittsburgh Pirates @ Cincinnati Reds
Riverfront Stadium, Cincinnati, OH
Tue Jun 06 1995, 7:05 PM EDT
Att: 21,399 - Unknown - 83 F

AB	R	H	RBI	BB	SO	LOB
33	1	6	0	4	3	13

P

Batter	1	2	3	4	5	6	7	8	9	10	AB	R	H	RBI	BB	SO	LOB								
Jerome Walton, R OBP: 0.304, SLG: 0.491	(1, 8) 2-1 G1-3			(0, 0) L7		(1, 3) K		(2, 2) G5-3			4	0	0	0	0	1	1								
Lenny Harris, L OBP: 0.286, SLG: 0.361	(1, 5) 0-0 G4-3 (8, 3)			(0, 3) K		(0, 0) F9		(0, 0) L8			4	0	0	0	0	1	1								
Barry Larkin, R OBP: 0.463, SLG: 0.591	(1, 6) 0-2 G5-3			(4, 1) BB		(4, 2) S BB		(2, 2) F8 S 1B			2	1	1	0	2	0	0								
Reggie Sanders, R OBP: 0.449, SLG: 0.623	(1, 9)	(3, 3) K		(0, 0) P4		(1, 2) E5 1H		(1, 0) F9			4	0	0	0	0	1	2								
Eddie Taubensee, L OBP: 0.316, SLG: 0.333	(1, 2)	(1, 1) G6-3		(0, 2) F8		(3, 3) K		(4, 1) 1B			3	0	0	0	1	1	1								
Bret Boone, R OBP: 0.325, SLG: 0.375	(1, 4)	(2, 1) G6-3		(2, 2) G4-3		(1, 1) G6-4-3 HBP		(3, 1) F8		(2, 3) 1B	3	0	0	0	0	0	2								
Brian Hunter, R OBP: 0.358, SLG: 0.378 Hector Carrasco, R	(1, 3) 0-1 F8 (8, 1)		(0, 1) F8		(0, 0) 2B		(0, 0) G6-4-3		(0, 0) F9		3	0	1	0	0	0	2								
Hal Morris, L OBP: 0.289, SLG: 0.410 Chuck McElroy, L	(9, PH) (10, 1)		(0, 1) F8		(0, 1) 2B		(1, 2) G6-4-3		(0, 0) F9		0	0	0	0	0	0	0								
Thomas Howard, S OBP: 0.341, SLG: 0.278	(1, 7)		(0, 1) G6-3		(1, 2) G5-3			(4, 0) SH1-4 BB		(0, 0) 1B 2B	3	1	1	0	1	0	1								
C.J. Nitkowski, L Jeff Branson, L Michael Jackson, R Eric Owens, R OBP: 1.000, SLG: 1.000	(1, 1) 1-0 G4-3 (6, PH) (7, 1) (8, 5)		(1, 0) G4-3		(0, 0) G4-3			(1, 2) SH1-4		(1, 2) 1B	1	0	0	0	0	0	0								
Inning Stats	R: 0 E: 0 K: 0 S: 6	H: 0 LOB: 0 BB: 0 P: 8	R: 0 E: 0 K: 1 S: 7	H: 0 LOB: 0 BB: 0 P: 13	R: 0 E: 0 K: 0 S: 5	H: 0 LOB: 0 BB: 0 P: 6	R: 0 E: 0 K: 1 S: 6	H: 0 LOB: 1 BB: 1 P: 10	R: 0 E: 0 K: 0 S: 10	H: 1 LOB: 1 BB: 0 P: 13	R: 0 E: 0 K: 1 S: 5	H: 0 LOB: 0 BB: 0 P: 6	R: 1 E: 1 K: 1 S: 12	H: 0 LOB: 1 BB: 1 P: 21	R: 0 E: 0 K: 0 S: 6	H: 0 LOB: 1 BB: 1 P: 12	R: 0 E: 0 K: 0 S: 8	H: 1 LOB: 2 BB: 1 P: 18	R: 1 E: 0 K: 0 S: 4	H: 2 LOB: 1 BB: 0 P: 5	1B: 2 2B: 2 3B: 0 HR: 0	SF: 0 SAC: 1 DP: 1 HBP: 1	WP: 0 PB: 0 SB: 2 CS: 0	PA: 36	
PITCHER	IP	WLS	BF	H	R	ER	SO	BB	IBB	HBP	BLK	WP	HR	S	P	ERA	WHIP								
Esteban Loaiza, R ERA: 6.05	(1, 1) 7.0		25	1	1	0	4	2	0	1	0	0	0	51	77	0.00	0.429								
Rick White, R ERA: 3.14	(8, 1) 0.2		3	0	0	0	0	1	0	0	0	0	0	5	11	0.00	1.500								
Jason Christiansen, L ERA: 1.38	(8, 1) 0.1		1	0	0	0	0	0	0	0	0	0	0	1	1	0.00	0.000								
Dan Miceli, R ERA: 2.63	(9, 1) 1.0	L	7	3	1	1	0	0	1	0	0	0	0	12	23	9.00	3.000								

Pittsburgh Pirates @ Cincinnati Reds
Riverfront Stadium, Cincinnati, OH
Tue Jun 06 1995, 7:05 PM EDT
Att: 21,399 - Unknown - 83 F

AB	R	H	RBI	BB	SO	LOB
30	2	4	1	4	4	12

REDS

Batter	1	2	3	4	5	6	7	8	9	AB	R	H	RBI	BB	SO	LOB	TOP			
Barry Larkin, R OBP: 0.464, SLG: 0.588 Lenny Harris, L OBP: 0.273, SLG: 0.359	4-1 G2-3 BB		1-1 1B HBP		0-1 F7		0-0 SF7 1B		1-3 K	0	0	0	0	1	0	0				
Hal Morris, L OBP: 0.273, SLG: 0.390	3-2 P5		0-1 F7		2-3 K2-3		2-1 SF7		0-0 G1-3	4	0	0	1	0	1	3				
Ron Gant, R OBP: 0.405, SLG: 0.574	1-1 G2-3		1-2 P6		1-0 P5		3-2 2H 1B		0-0 G6-3	5	0	1	1	0	0	3				
Reggie Sanders, R OBP: 0.440, SLG: 0.609	0-3 K		1-2 1B 2H		1-2 F9		0-3 K			4	0	1	1	0	2	2				
Eric Anthony, L OBP: 0.250, SLG: 0.250 Jerome Walton, R OBP: 0.283, SLG: 0.456		2-3 K	0-1 1B		2-3 K		1-3 K			4	0	1	1	0	3	0				
Eddie Taubensee, L OBP: 0.321, SLG: 0.351		2-3 K	1-3 2H G6-3		1-1 L9		1-1 1B SF9			4	1	1	0	0	1	2				
Bret Boone, R OBP: 0.333, SLG: 0.377	4-1 BB			3-2 G4-3		1-0 FC3-6 1B	1-2 1B			3	0	2	0	1	0	0				
Jeff Branson, L OBP: 0.342, SLG: 0.492	1-3 K			0-3 K		0-0 FC3-6 1B	0-1 SF9			3	1	0	1	0	2	2				
Tim Pugh, R OBP: 0.300, SLG: 0.400 Thomas Howard, S OBP: 0.333, SLG: 0.275 Hector Carrasco, R Jeff Brantley, R			0-0 HBP 1B		0-0 G1-3		0-0 1B SF7 1B		1-3 K	2	1	1	0	0	0	0				
Inning Stats	R: 0 E: 0 K: 1 S: 9	H: 0 LOB: 1 BB: 1 P: 17	R: 0 E: 0 K: 3 S: 11	H: 0 LOB: 1 BB: 1 P: 20	R: 2 E: 0 K: 0 S: 16	H: 3 LOB: 2 BB: 0 P: 20	R: 0 E: 0 K: 1 S: 8	H: 0 LOB: 0 BB: 0 P: 11	R: 0 E: 0 K: 1 S: 10	H: 0 LOB: 0 BB: 0 P: 14	R: 3 E: 0 K: 1 S: 13	H: 4 LOB: 1 BB: 0 P: 19	R: 1 E: 0 K: 2 S: 13	H: 2 LOB: 1 BB: 0 P: 17	R: 0 E: 0 K: 1 S: 6	H: 0 LOB: 0 BB: 0 P: 7	1B: 9 2B: 0 3B: 0 HR: 0	SF: 2 SAC: 0 DP: 0 HBP: 1	WP: 0 PA: 39 PB: 0 SB: 0 CS: 0	
PITCHER	IP WLS BF H R ER SO BB IBB HBP BLK WP HR S P ERA WHIP																			
Darryl Kile, R ERA: 4.44 Todd Jones, R ERA: 1.93 Pedro Martinez, L ERA: 6.08 Jim Dougherty, R ERA: 3.42	6.1 L 8 3 0.2 0.1	28 3 2 0 1	6 1 0 0 0	5 1 0 0 0	7 3 0 0 0	5 1 0 0 0	7 3 0 0 0	5 6 1 1	7 31 6 1	1.263 1.800 0.000 0.000										

Cincinnati Reds @ Houston Astros
Astrodome, Houston, TX
Thu Jun 08 1995, 8:05 PM EDT
Att: 16,474 - Dome

AB	34
R	6
H	9
RBI	6
BB	2
SO	11
LOB	13





Batter	1	2	3	4	5	6	7	8	9	AB	R	H	RBI	BB	SO	LOB	BOTTOM			
John Cangelosi, S OBP: 0.432, SLG: 0.276	1-2 G4-3	2-1 F9			0-1 G6-3 1B		1-2 BB 1B		2-3 K	5	0	2	0	0	1	1				
Craig Biggio, R OBP: 0.413, SLG: 0.441	2-1 G6-3		1-1 F8		0-1 G6-3		4-0 BB			3	0	0	0	1	0	2				
5 Jeff Bagwell, R OBP: 0.345, SLG: 0.417	3-2 F9		1-1 F8		4-0 IBB		0-1 F8			3	0	0	0	1	0	2				
Derek Bell, R OBP: 0.377, SLG: 0.453		1-0 G4-3	0-1 F7		0-0 G4-3		1-3 K			4	0	0	0	0	1	5				
Luis Gonzalez, L OBP: 0.303, SLG: 0.424		1-1 F7			0-0 F8		1-1 G6-3 1B		1-2 G3-1	4	0	1	0	0	0	0				
Dave Magadan, L OBP: 0.314, SLG: 0.372 Todd Jones, L Milt Thompson, L OBP: 0.239, SLG: 0.171 Pedro Martinez, L Jim Dougherty, R		2-2 1B			1-2 G6-3		1-1 L7		1-0 G6-3	3	1	1	0	0	0	1				
Tony Eusebio, R OBP: 0.353, SLG: 0.410	4-1 1B				0-1 P4		0-0 G6-3		1-2 F9	3	1	0	0	1	0	1				
Orlando Miller, R OBP: 0.331, SLG: 0.392		2-0 1B			0-2 G6-3 1B		2-0 G1-3		1-1 G3-6 1B	4	1	3	1	0	0	1				
Darryl Kile, R OBP: 0.294, SLG: 0.267 Chris Donnels, L OBP: 0.364, SLG: 0.300		2-2 2H 3H 1B			0-3 K		2-0 F9		1-0 G3-6	2	0	1	2	0	1	1				
Inning Stats	R: 0 E: 0 K: 0 S: 10	H: 0 LOB: 0 BB: 0 P: 16	R: 3 E: 0 K: 0 S: 13	H: 3 LOB: 1 BB: 1 P: 27	R: 0 E: 0 K: 0 S: 6	H: 0 LOB: 0 BB: 0 P: 8	R: 0 E: 0 K: 0 S: 6	H: 0 LOB: 0 BB: 0 P: 7	R: 0 E: 0 K: 1 S: 11	H: 2 LOB: 3 BB: 1 P: 15	R: 0 E: 0 K: 0 S: 6	H: 1 LOB: 1 BB: 0 P: 10	R: 0 E: 0 K: 1 S: 9	H: 0 LOB: 0 BB: 0 P: 10	R: 0 E: 0 K: 1 S: 6	H: 1 LOB: 0 BB: 0 P: 10	1B: 7 2B: 1 3B: 0 HR: 0	SF: 0 SAC: 0 DP: 1 HBP: 0	WP: 0 PA: 37 PB: 0 SB: 0 CS: 0	
PITCHER	IP WLS BF H R ER SO BB IBB HBP BLK WP HR S P ERA WHIP																			
Tim Pugh, R ERA: 2.65 Hector Carrasco, R ERA: 3.0 Jeff Brantley, R ERA: 3.24	6.0 W 8 S	26 1 0 3	6 0 0 1	3 0 0 1	3 0 0 1	3 0 0 1	3 0 0 1	3 0 0 1	3 0 0 1	4.50 1.000 0.000 1.000										

Cincinnati Reds @ Houston Astros
Astrodome, Houston, TX
Thu Jun 08 1995, 8:05 PM EDT
Att: 16,474 - Dome

AB	34
R	3
H	8
RBI	3
BB	3
SO	3
LOB	15



Batter	1	2	3	4	5	6	7	8	9	AB	R	H	RBI	BB	SO	LOB	TOP								
Eric Anthony, L OBP: 0.125, SLG: 0.125 Xavier Hernandez, L OBP: 0.279, SLG: 0.448 Jerome Walton, R OBP: 0.279, SLG: 0.448	G6-3		G4-3		K		G4-3		FC5-2-5-1-6	4	0	0	0	0	1	3	<p>Cincinnati Reds @ Houston Astros Astrodome, Houston, TX Fri Jun 09 1995, 8:05 PM EDT Att: 25,417 - Dome - 68 F</p> <p>AB 35 R 5 H 9 RBI 5 BB 2 SO 8 LOB 10</p> 								
Lenny Harris, L OBP: 0.273, SLG: 0.337	G1		G6-3				G4-3		G6-3	5	0	0	0	0	0	1									
Hal Morris, L OBP: 0.261, SLG: 0.372	G4-3		G6-3				K		G6-3	4	0	0	0	0	1	0									
Ron Gant, R OBP: 0.408, SLG: 0.619					K					4	2	2	2	0	2	0									
Reggie Sanders, R OBP: 0.429, SLG: 0.592					P4					4	0	0	0	0	1	0									
Eddie Taubensee, L OBP: 0.330, SLG: 0.397					K					4	1	2	0	0	1	0									
Bret Boone, R OBP: 0.337, SLG: 0.381										4	1	2	0	0	0	1									
Jeff Branson, L OBP: 0.375, SLG: 0.507										2	1	2	1	2	0	0									
Pete Schourek, L OBP: 0.250, SLG: 0.250 Thomas Howard, S OBP: 0.340, SLG: 0.333 Jeff Brantley, R OBP: 0.375, SLG: 0.507										1	0	0	0	0	1	2									
										2	0	1	2	0	1	2									
										0	0	0	0	0	0	0									
Inning Stats	R: 0 E: 0 K: 0 S: 5	H: 0 LOB: 0 BB: 0 P: 10	R: 1 E: 0 K: 1 S: 10	H: 2 LOB: 2 BB: 1 P: 18	R: 0 E: 0 K: 2 S: 11	H: 0 LOB: 0 BB: 0 P: 13	R: 0 E: 0 K: 2 S: 7	H: 0 LOB: 0 BB: 0 P: 11	R: 0 E: 0 K: 1 S: 8	H: 1 LOB: 1 BB: 0 P: 11	R: 0 E: 0 K: 2 S: 9	H: 0 LOB: 0 BB: 0 P: 13	R: 1 E: 0 K: 2 S: 14	H: 3 LOB: 2 BB: 0 P: 21	R: 1 E: 0 K: 0 S: 8	H: 1 LOB: 0 BB: 0 P: 11	R: 2 E: 0 K: 0 S: 16	H: 2 LOB: 1 BB: 1 P: 31	1B: 4 2B: 1 3B: 2 HR: 2	SF: 0 SAC: 1 DP: 0 HBP: 0	WP: 1 PB: 0 SB: 0 CS: 0	PA: 38			
PITCHER	IP	WLS	BF	H	R	ER	SO	BB	IBB	HBP	BLK	WP	HR	S	P	ERA	WHIP								
Shane Reynolds, R ERA: 3.62	8.0	L	32	7	3	3	8	0	1	0	0	0	2	72	108	3.38	0.875								
John Hudek, R ERA: 2.2	1.0		6	2	2	2	0	1	0	0	0	1	0	16	31	18.00	3.000								

Batter	1	2	3	4	5	6	7	8	9	AB	R	H	RBI	BB	SO	LOB	BOTTOM								
Craig Biggio, R OBP: 0.315, SLG: 0.438	1B		G6-3					F9		3	0	1	0	1	0	0	<p>Cincinnati Reds @ Houston Astros Astrodome, Houston, TX Fri Jun 09 1995, 8:05 PM EDT Att: 25,417 - Dome - 68 F</p> <p>AB 32 R 2 H 7 RBI 2 BB 1 SO 4 LOB 12</p> 								
James Mouton, R OBP: 0.312, SLG: 0.412	K		F7					B2		4	0	0	0	0	1	2									
5 Jeff Bagwell, R OBP: 0.337, SLG: 0.405	K		K					K		4	0	0	0	0	3	1									
Derek Bell, R OBP: 0.380, SLG: 0.455	F9									4	0	2	0	0	0	1									
Craig Shipley, R OBP: 0.396, SLG: 0.460 Dave Magadan, L OBP: 0.420, SLG: 0.379										3	1	2	0	0	0	1									
										1	0	1	0	0	0	0									
Luis Gonzalez, L OBP: 0.296, SLG: 0.413	L9									4	0	0	0	0	0	5									
Orlando Miller, R OBP: 0.328, SLG: 0.403										4	1	1	1	0	0	2									
Scott Servais, R OBP: 0.250, SLG: 0.349										2	0	0	1	0	0	0									
Shane Reynolds, R OBP: 0.111, SLG: 0.111 John Hudek, S OBP: 1.000, SLG: 1.000										3	0	0	0	0	0	0									
										0	0	0	0	0	0	0									
Inning Stats	R: 0 E: 0 K: 2 S: 13	H: 1 LOB: 1 BB: 0 P: 16	R: 2 E: 0 K: 0 S: 11	H: 2 LOB: 0 BB: 0 P: 15	R: 0 E: 0 K: 1 S: 7	H: 0 LOB: 0 BB: 0 P: 9	R: 0 E: 0 K: 0 S: 6	H: 1 LOB: 1 BB: 0 P: 8	R: 0 E: 0 K: 0 S: 7	H: 0 LOB: 1 BB: 1 P: 13	R: 0 E: 0 K: 0 S: 7	H: 2 LOB: 1 BB: 0 P: 8	R: 0 E: 0 K: 0 S: 3	H: 0 LOB: 0 BB: 0 P: 4	R: 0 E: 0 K: 1 S: 7	H: 0 LOB: 0 BB: 0 P: 12	R: 0 E: 0 K: 0 S: 7	H: 1 LOB: 1 BB: 0 P: 12	1B: 6 2B: 1 3B: 1 HR: 0	SF: 1 SAC: 0 DP: 1 HBP: 0	WP: 0 PB: 0 SB: 0 CS: 0	PA: 34			
PITCHER	IP	WLS	BF	H	R	ER	SO	BB	IBB	HBP	BLK	WP	HR	S	P	ERA	WHIP								
Pete Schourek, L ERA: 2.91	6.0		24	6	2	2	3	1	0	0	0	0	0	51	69	3.00	1.167								
Xavier Hernandez, R ERA: 4.62	2.0	W	6	0	0	0	1	0	0	0	0	0	0	10	16	0.00	0.000								
Jeff Brantley, R ERA: 3.12	1.0	S	4	1	0	0	0	0	0	0	0	0	0	7	12	0.00	1.000								

Batter	1	2	3	4	5	6	7	8	9	AB	R	H	RBI	BB	SO	LOB	TOP										
Jerome Walton, R (1, 8) OBP: 0.277, SLG: 0.426	G4-3		BB SF9 HBP		K		G6-3			3	1	0	0	0	1	0	Cincinnati Reds @ Houston Astros Astrodome, Houston, TX Sat Jun 10 1995, 8:05 PM EDT Att: 22,893 - Dome										
Bret Boone, R (1, 4) OBP: 0.347, SLG: 0.405	HR		SF9 BB		1B		L9			3	1	2	1	1	0	0											
Ron Gant, R (1, 7) OBP: 0.404, SLG: 0.605	G6-3		S BB		K					3	0	0	0	1	2	1											
Reggie Sanders, R (1, 9) OBP: 0.425, SLG: 0.586	L7		SF9		1B					3	0	1	1	0	1	0											
Brian Hunter, R (1, 3) Hector Carrasco, R (8, 1) OBP: 0.317, SLG: 0.333		F7	F3		F9				G6-3	4	0	0	0	0	0	4											
Mark Lewis, R (1, 5) OBP: 0.367, SLG: 0.509		FC4-6 1B			SF9 3B				SH3-4 1B	4	1	4	0	0	0	0											
Damon Berryhill, S (1, 2) OBP: 0.149, SLG: 0.095		F8			SF9				SH3-4	2	0	0	1	0	1	2											
Jeff Branson, L (1, 6) OBP: 0.357, SLG: 0.479		FC4-6			K				F7	4	0	0	0	0	2	2											
John Smiley, L (1, 1) Lenny Harris, L (7, PH) Michael Jackson, R (7, 1) Hal Morris, L (8, 3) OBP: 0.250, SLG: 0.421 OBP: 0.270, SLG: 0.333 OBP: 0.258, SLG: 0.368					K				G6-3	2	0	0	0	0	1	0											
					L8				K	1	0	0	0	0	0	0											
									K	0	0	0	0	0	0	0											
									K	1	0	0	0	1	1												
Inning Stats	R: 1 E: 0 K: 0 S: 4	H: 1 LOB: 0 BB: 0 P: 4	R: 0 E: 0 K: 0 S: 4	H: 1 LOB: 1 BB: 0 P: 4	R: 1 E: 0 K: 1 S: 5	H: 0 LOB: 2 BB: 2 P: 14	R: 1 E: 0 K: 1 S: 6	H: 1 LOB: 0 BB: 0 P: 6	R: 0 E: 0 K: 2 S: 9	H: 1 LOB: 0 BB: 0 P: 7	R: 0 E: 0 K: 0 S: 3	H: 0 LOB: 0 BB: 0 P: 3	R: 0 E: 0 K: 2 S: 7	H: 0 LOB: 0 BB: 0 P: 7	R: 0 E: 0 K: 1 S: 6	H: 1 LOB: 1 BB: 0 P: 6	1B: 5 2B: 0 3B: 1 HR: 1	SF: 2 SAC: 1 DP: 0 HBP: 1	WP: 0 PB: 0 SB: 2 CS: 1	PA: 36							
PITCHER	IP	WLS	BF	H	R	ER	SO	BB	IBB	HBP	BLK	WP	HR	S	P	ERA	WHIP										
Greg Swindell, L (1, 1) ERA: 5.64	6.0	L	26	6	3	3	6	2	0	1	0	0	1	35	44	4.50	1.333										
Jim Dougherty, R (7, 1) ERA: 3.29	1.0		3	0	0	0	0	0	0	0	0	0	0	3	3	0.00	0.000										
Dave Veres, R (8, 1) ERA: 1.19	1.1		5	1	0	0	2	0	0	0	0	0	0	9	9	0.00	0.750										
Dean Hartgraves, L (9, 1) ERA: 3.48	0.2		2	0	0	0	1	0	0	0	0	0	0	4	4	0.00	0.000										

AB	30
R	3
H	7
RBI	3
BB	2
SO	9
LOB	10



Batter	1	2	3	4	5	6	7	8	9	AB	R	H	RBI	BB	SO	LOB	BOTTOM										
James Mouton, R (1, 8) OBP: 0.320, SLG: 0.416	5 1B	FC5-4		G1-3			CS S 1B			4	1	2	0	0	0	2	Cincinnati Reds @ Houston Astros Astrodome, Houston, TX Sat Jun 10 1995, 8:05 PM EDT Att: 22,893 - Dome										
Craig Biggio, R (1, 4) OBP: 0.406, SLG: 0.427	G2		G1-3		K		G6-3			4	0	0	0	0	1	2											
Derek Bell, R (1, 9) OBP: 0.388, SLG: 0.462	F7		5 1B		5 CS 1B				G6-4-3 1B	4	0	3	0	0	0	1											
5 Jeff Bagwell, R (1, 3) OBP: 0.335, SLG: 0.401	1B		FC6-4		F3				F7	4	0	1	1	0	0	3											
Craig Shipley, R (1, 5) OBP: 0.386, SLG: 0.444			F9		F8				G6-4-3	4	0	1	0	0	0	2											
Luis Gonzalez, L (1, 7) OBP: 0.294, SLG: 0.404	F7			G6-4-3 1B HBP			G5-3		G4-3	3	1	0	0	0	0	2											
Tony Eusebio, R (1, 2) Mike Brumley, S (9, PR) OBP: 0.371, SLG: 0.439		E6		G6-4-3 1B						4	0	3	0	0	0	0											
Orlando Miller, R (1, 6) Dave Magadan, L (9, PH) OBP: 0.321, SLG: 0.394 OBP: 0.416, SLG: 0.375		L8		G6-4-3			G4-3		F8	3	0	0	0	0	0	4											
Greg Swindell, L (1, 1) Jim Dougherty, R (7, 1) John Cangelosi, S (7, PH) Dave Veres, R (8, 1) Dean Hartgraves, R (9, 1) Milt Thompson, L (9, PH) OBP: 0.249, SLG: 0.333 OBP: 0.287, SLG: 0.287 OBP: 0.254, SLG: 0.167		F9					G3		K	2	0	1	1	0	0	1											
										0	0	0	0	0	0	0											
										0	0	0	0	0	0	0											
										1	0	0	0	0	1	1											
Inning Stats	R: 1 E: 0 K: 0 S: 6	H: 3 LOB: 2 BB: 0 P: 6	R: 0 E: 1 K: 0 S: 4	H: 0 LOB: 1 BB: 0 P: 4	R: 0 E: 0 K: 0 S: 4	H: 1 LOB: 1 BB: 0 P: 4	R: 1 E: 0 K: 1 S: 5	H: 2 LOB: 0 BB: 0 P: 5	R: 0 E: 0 K: 0 S: 4	H: 1 LOB: 1 BB: 0 P: 4	R: 0 E: 0 K: 0 S: 3	H: 1 LOB: 0 BB: 0 P: 3	R: 0 E: 0 K: 0 S: 3	H: 1 LOB: 0 BB: 0 P: 3	R: 0 E: 0 K: 1 S: 6	H: 1 LOB: 1 BB: 0 P: 6	1B: 10 2B: 1 3B: 0 HR: 0	SF: 0 SAC: 0 DP: 2 HBP: 1	WP: 0 PB: 0 SB: 2 CS: 2	PA: 36							
PITCHER	IP	WLS	BF	H	R	ER	SO	BB	IBB	HBP	BLK	WP	HR	S	P	ERA	WHIP										
John Smiley, L (1, 1) ERA: 3.1	6.0	W	26	8	2	2	1	0	0	1	0	0	0	27	28	3.00	1.333										
Michael Jackson, R (7, 1) ERA: 2.79	1.0		3	1	0	0	0	0	0	0	0	0	0	3	3	0.00	1.000										
Hector Carrasco, R (8, 1) ERA: 2.79	2.0	S	7	2	0	0	1	0	0	0	0	0	0	9	9	0.00	1.000										


AB	35
R	2
H	11
RBI	2
BB	0
SO	2
LOB	19



Batter	1	2	3	4	5	6	7	8	9	10	AB	R	H	RBI	BB	SO	LOB										
Eric Anthony, L OBP: 0.308, SLG: 0.250 Jeff Brantley, R (9, 1)			G4-3		K						4	0	2	0	1	1	0										
Lenny Harris, L OBP: 0.277, SLG: 0.337 (1, 5)			K								5	0	2	0	0	1	5										
Hal Morris, L OBP: 0.245, SLG: 0.348 (1, 3)				G3-1	F7			K			5	0	0	0	0	1	2										
Ron Gant, R OBP: 0.404, SLG: 0.619 (1, 7)						K		G6-3			5	2	2	1	0	2	1										
Reggie Sanders, R OBP: 0.419, SLG: 0.593 (10, 9)		G6-3			L5			G2-3																			
Eddie Taubensee, L OBP: 0.330, SLG: 0.395 Xavier Hernandez, L (6, 1)											3	0	1	0	0	1	0										
Thomas Howard, S OBP: 0.347, SLG: 0.341 (9, PH)				K							2	0	1	0	0	0	0										
Jerome Walton, R OBP: 0.277, SLG: 0.428 (10, 8)											0	0	0	0	0	0	0										
Bret Boone, R OBP: 0.345, SLG: 0.398 (1, 4)											3	0	0	0	1	2	2										
Jeff Branson, L OBP: 0.352, SLG: 0.467 (1, 6)											4	0	1	0	0	1	2										
C.J. Nitkowski, L (1, 1)											2	0	0	0	0	2	0										
Damon Berryhill, S OBP: 0.163, SLG: 0.136 (6, 2)				K							2	0	1	0	0	0	2										
Inning Stats	R: 0 E: 0 K: 1 S: 6	H: 2 LOB: 1 BB: 0 P: 6	R: 0 E: 0 K: 1 S: 6	H: 1 LOB: 1 BB: 0 P: 6	R: 0 E: 0 K: 2 S: 7	H: 0 LOB: 0 BB: 0 P: 7	R: 2 E: 0 K: 2 S: 9	H: 2 LOB: 1 BB: 1 P: 13	R: 0 E: 0 K: 1 S: 8	H: 1 LOB: 1 BB: 0 P: 8	R: 0 E: 0 K: 1 S: 5	H: 0 LOB: 0 BB: 0 P: 5	R: 0 E: 0 K: 1 S: 5	H: 1 LOB: 2 BB: 1 P: 10	R: 0 E: 0 K: 1 S: 5	H: 0 LOB: 0 BB: 0 P: 5	R: 0 E: 0 K: 0 S: 6	H: 3 LOB: 3 BB: 0 P: 6	R: 1 E: 0 K: 1 S: 6	H: 1 LOB: 0 BB: 0 P: 6	1B: 8 2B: 1 3B: 0 HR: 2	SF: 0 SAC: 0 DP: 0 HBP: 0	WP: 0 PB: 0 SB: 2 CS: 1	PA: 42			
PITCHER	IP 8.0	WLS 2	BF 32	H 7	R 2	ER 2	SO 11	BB 2	IBB 0	HBP 0	BLK 0	WP 0	HR 1	S 52	P 60	ERA 2.25	WHIP 1.125										
Doug Drabek, R ERA: 4.47 Todd Jones, R ERA: 2.08	(1, 1)	(9, 1)	2.0	L	10	4	1	1	1	0	0	0	0	0	1	12	12	4.50	2.000								

Cincinnati Reds @ Houston Astros
Astrodome, Houston, TX
Sun Jun 11 1995, 4:33 AM EDT
Att. 15,122 - Dome


AB	40
R	3
H	11
RBI	3
BB	2
SO	12
LOB	14



Batter	1	2	3	4	5	6	7	8	9	10	AB	R	H	RBI	BB	SO	LOB									
James Mouton, R OBP: 0.316, SLG: 0.411 John Cangelosi, S OBP: 0.405, SLG: 0.353 (2, 8)											1	1	0	0	0	0	0									
Craig Biggio, R OBP: 0.401, SLG: 0.419 (1, 4)											5	0	1	0	0	1	1									
Derek Bell, R OBP: 0.363, SLG: 0.454 (1, 9)											5	0	1	0	0	3	2									
5 Jeff Bagwell, R OBP: 0.342, SLG: 0.400 (1, 3)											3	0	1	0	2	0	1									
Phil Nevin, R OBP: 0.200, SLG: 0.200 Craig Shipley, R OBP: 0.386, SLG: 0.444 (10, PR)											5	0	1	1	0	1	3									
Mike Brumley, S OBP: 0.378, SLG: 0.446 (9, 2)											4	0	0	0	0	3	2									
Orlando Miller, R OBP: 0.324, SLG: 0.397 (1, 6)											1	0	1	0	0	0	0									
Scott Servais, R OBP: 0.278, SLG: 0.394 Milt Thompson, L OBP: 0.234, SLG: 0.167 Todd Jones, L (9, 1)											3	0	2	0	1	0	1									
Dave Magadan, L OBP: 0.312, SLG: 0.371 (10, PH)											0	0	0	0	0	0	0									
Doug Drabek, R OBP: 0.167, SLG: 0.222 Luis Gonzalez, L OBP: 0.297, SLG: 0.405 (8, PH)											3	0	0	0	0	1	4									
Inning Stats	R: 1 E: 1 K: 2 S: 9	H: 1 LOB: 2 BB: 1 P: 13	R: 0 E: 0 K: 1 S: 6	H: 1 LOB: 1 BB: 0 P: 6	R: 0 E: 0 K: 0 S: 4	H: 1 LOB: 1 BB: 0 P: 4	R: 0 E: 0 K: 1 S: 6	H: 1 LOB: 1 BB: 0 P: 6	R: 1 E: 0 K: 1 S: 7	H: 2 LOB: 1 BB: 0 P: 7	R: 0 E: 0 K: 2 S: 8	H: 1 LOB: 2 BB: 1 P: 12	R: 0 E: 0 K: 2 S: 7	H: 0 LOB: 1 BB: 1 P: 11	R: 0 E: 0 K: 1 S: 5	H: 1 LOB: 0 BB: 0 P: 5	R: 0 E: 1 K: 1 S: 7	H: 1 LOB: 2 BB: 0 P: 7	1B: 6 2B: 3 3B: 0 HR: 1	SF: 0 SAC: 0 DP: 0 HBP: 0	WP: 1 PB: 0 SB: 2 CS: 1	PA: 45				
PITCHER	IP 5.1	WLS 2	BF 26	H 7	R 2	ER 1	SO 6	BB 2	IBB 0	HBP 0	BLK 0	WP 0	HR 1	S 36	P 44	ERA 1.688	WHIP 1.688									
C.J. Nitkowski, L ERA: 0.73 Xavier Hernandez, R ERA: 4.16 Jeff Brantley, R ERA: 2.89	(1, 1)	(8, 1)	2.2	W	8	2	0	0	2	0	0	0	0	0	12	12	0.00	1.000								

Cincinnati Reds @ Houston Astros
Astrodome, Houston, TX
Sun Jun 11 1995, 4:33 AM EDT
Att. 15,122 - Dome

AB	41
R	2
H	10
RBI	2
BB	4
SO	13
LOB	25



Batter	1	2	3	4	5	6	7	8	9	AB	R	H	RBI	BB	SO	LOB	TOP		
Eric Anthony, L (1,9) OBP: 0.388, SLG: 0.313 Hector Carrasco, R (8,1)	G6-3		2B 1B		1B HR BB	F7		FC6-4 1B		4	2	2	2	1	0	1	Cincinnati Reds @ Colorado Rockies Coors Field, Denver, CO Mon Jun 12 1995, 7:05 PM MDT Att: 47,708 - Unknown - 81 F		
Lenny Harris, L (1,5) OBP: 0.283, SLG: 0.351	E1		1B 2B		1B HR 1B		G4-3	FC6-4		5	2	2	1	0	0	2			
Hal Morris, L (1,3) OBP: 0.243, SLG: 0.340	G4-6-3		2B 1B		P6		G6-3	G6-3		5	0	1	1	1	0	3			
Ron Gant, R (1,7) OBP: 0.410, SLG: 0.659		HR BB	F8		HR		G5-3			4	3	2	4	1	0	1			
Reggie Sanders, R (1,8) OBP: 0.429, SLG: 0.613		P5	2B		CS 1B			SH1-3 1B 2B		5	2	4	0	0	0	1			
Eddie Taubensee, L (1,2) OBP: 0.333, SLG: 0.424		HR	F9-2		F7			SH1-3 1B BB		4	2	1	2	1	0	4			
Bret Boone, R (1,4) OBP: 0.359, SLG: 0.415		G3 1B			CS			SH1-3		3	0	3	1	1	0	0			
Jeff Branson, L (1,6) OBP: 0.333, SLG: 0.438	G3		G3-6-3 1B		G3-6-3 1B		K	G4-3		5	0	0	0	0	2	6			
Kevin Jarvis, L (1,1) OBP: 0.167, SLG: 0.222 Michael Jackson, R (7,1)	G1-3		G6-3		G6-3		B5			3	0	0	0	0	0	2			
Thomas Howard, S (8, PH) OBP: 0.360, SLG: 0.341 Jerome Walton, R (8, 8) OBP: 0.277, SLG: 0.426								1B BB		0	0	0	0	1	0	0			
Inning Stats	R: 0 E: 1 K: 0 S: 3	H: 0 LOB: 0 BB: 0 P: 3	R: 2 E: 0 K: 0 S: 5	H: 2 LOB: 1 BB: 1 P: 9	R: 2 E: 0 K: 0 S: 6	H: 4 LOB: 1 BB: 0 P: 6	R: 0 E: 0 K: 0 S: 3	H: 1 LOB: 0 BB: 0 P: 3	R: 3 E: 0 K: 1 S: 5	H: 3 LOB: 1 BB: 1 P: 9	R: 0 E: 0 K: 0 S: 3	H: 0 LOB: 0 BB: 0 P: 3	R: 2 E: 0 K: 1 S: 7	H: 2 LOB: 2 BB: 2 P: 15	R: 2 E: 0 K: 0 S: 6	H: 3 LOB: 1 BB: 0 P: 6	1B: 8 2B: 5 3B: 0 HR: 3	SF: 0 SAC: 1 DP: 3 HBP: 0	WP: 0 PA: 45 PB: 0 SB: 2 CS: 1
PITCHER	IP WLS BF H R ER SO BB IBB HBP BLK WP HR S P ERA WHIP																		
Marvin Freeman, R (1, 1) ERA: 6.91	4.0 L 18 7 4 4 0 1 0 0 0 0 0 1 17 21 9.00 2.000																		
Lance Painter, L (5, 1) ERA: 13.5	2.0 10 3 3 3 1 2 0 0 0 0 0 1 10 18 13.50 2.500																		
Roger Bailey, R (7, 1) ERA: 3.95	2.0 10 2 2 2 1 2 0 0 0 0 0 1 10 18 9.00 2.000																		
Omar Olivares, R (9, 1) ERA: 6.44	1.0 6 3 2 2 0 0 0 0 0 0 0 1 6 6 18.00 3.000																		

Batter	1	2	3	4	5	6	7	8	9	AB	R	H	RBI	BB	SO	LOB	BOTTOM				
Mike Kingery, L (1,8) OBP: 0.303, SLG: 0.470	HR		P6		2B SF8 BB	G1-3		2B BB		3	2	1	1	2	0	1	Cincinnati Reds @ Colorado Rockies Coors Field, Denver, CO Mon Jun 12 1995, 7:05 PM MDT Att: 47,708 - Unknown - 81 F				
Jason Bates, S (1,4) OBP: 0.366, SLG: 0.464	G4-3		G3		F9		K	2B		5	0	1	0	0	1	1					
Dante Bichette, R (1,7) OBP: 0.380, SLG: 0.583	G1-3		P4		2B		P4	G6-3		5	0	1	0	0	0	2					
Larry Walker, L (1,9) OBP: 0.393, SLG: 0.694	FC5-4 1B				1B FC3-6 BB	SF8		HR		2	3	2	2	2	0	0					
Vinny Castilla, R (1,5) OBP: 0.373, SLG: 0.619	FC5-4				FC3-6 1B	FC6-4 BB		BB		3	0	2	0	2	0	1					
Andres Galarraga, R (1,3) OBP: 0.293, SLG: 0.473		E8 G3-1 FC4-2 1B		K	FC6-4		G5-3	SF8		4	0	1	1	0	1	5					
Joe Girardi, R (1,2) OBP: 0.327, SLG: 0.362		G3-1		FC3-6 BB		G5-3		G4-3 G6-3 2B		5	1	1	1	0	0	3					
Walt Weiss, S (1,6) OBP: 0.401, SLG: 0.336		FC4-2				G3-1		G4-3		3	0	0	0	1	0	2					
Marvin Freeman, R (1, 1) John Vander Wal, L (4, PH) Lance Painter, L (5, 1) Eric Young Sr., R (6, PH) Roger Bailey, R (7, 1) Ellis Burks, R (8, PH) Omar Olivares, R (9, 1)			K		G3		S	G6-3		1	0	0	0	0	1	1					
Inning Stats	R: 1 E: 0 K: 0 S: 5	H: 2 LOB: 1 BB: 0 P: 5	R: 0 E: 1 K: 1 S: 6	H: 1 LOB: 1 BB: 0 P: 6	R: 0 E: 0 K: 0 S: 3	H: 0 LOB: 0 BB: 0 P: 3	R: 1 E: 0 K: 1 S: 6	H: 1 LOB: 2 BB: 2 P: 14	R: 1 E: 0 K: 0 S: 4	H: 1 LOB: 2 BB: 2 P: 12	R: 0 E: 0 K: 0 S: 4	H: 1 LOB: 1 BB: 0 P: 4	R: 1 E: 0 K: 1 S: 6	H: 1 LOB: 1 BB: 1 P: 10	R: 1 E: 0 K: 0 S: 5	H: 2 LOB: 2 BB: 1 P: 9		R: 1 E: 0 K: 0 S: 3	H: 1 LOB: 0 BB: 1 P: 7	1B: 5 2B: 3 3B: 0 HR: 2	SF: 2 SAC: 0 DP: 1 HBP: 0
PITCHER	IP WLS BF H R ER SO BB IBB HBP BLK WP HR S P ERA WHIP																				
Kevin Jarvis, R (1, 1) ERA: 3.93	6.0 W 28 6 3 3 2 4 0 0 0 0 0 1 28 44 4.50 1.667																				
Michael Jackson, R (7, 1) ERA: 3.0	1.0 5 1 1 1 1 1 0 0 0 0 0 1 6 10 9.00 2.000																				
Hector Carrasco, R (8, 1) ERA: 3.19	2.0 10 3 2 2 0 2 0 0 0 0 0 0 8 16 9.00 2.500																				



Batter	1	2	3	4	5	6	7	8	9	AB	R	H	RBI	BB	SO	LOB	TOP								
Lenny Harris, L OBP: 0.284, SLG: 0.327 Mark Lewis, R OBP: 0.377, SLG: 0.517 (7, PH) (7, 5)	G4-3		K				P6			3	0	0	0	0	1	2	Cincinnati Reds @ Colorado Rockies Coors Field, Denver, CO Wed Jun 14 1995, 3:33 AM MDT Att: 48,255 - Cloudy - 88 F								
Hal Morris, L OBP: 0.225, SLG: 0.314 Hector Carrasco, R (7, 1)	G4-3			F9		L8	F7			4	0	0	0	0	0	3									
Ron Gant, R OBP: 0.402, SLG: 0.637 (1, 7)	G5-3			K			F8			4	0	1	0	0	1	1									
Reggie Sanders, R OBP: 0.422, SLG: 0.611 (1, 8)		L7		G1-3				FC6-4 1B		3	1	0	0	1	0	1									
Eric Anthony, L OBP: 0.407, SLG: 0.348 (7, 3)	G3-1					1B G4-6-3 2B		L9		3	2	1	0	1	0	1									
Bret Boone, R OBP: 0.365, SLG: 0.412 (1, 4)	K					G4-6-3 1B		FC5-4		4	1	2	1	0	1	1									
Jeff Branson, L OBP: 0.347, SLG: 0.489 (1, 6)			G5-3		G4-6-3			G3		4	0	1	1	0	0	1									
Damon Berryhill, S OBP: 0.189, SLG: 0.167 (1, 2)				F8			L1-4			4	0	2	0	0	0	2									
Pete Schourek, L OBP: 0.231, SLG: 0.231 Jerome Walton, R OBP: 0.284, SLG: 0.419 Michael Jackson, R (6, PH) Thomas Howard, S OBP: 0.358, SLG: 0.326 (7, 9)	FC3-6							L8		1	0	0	0	0	0	1									
Inning Stats	R: 0 E: 0 K: 0 S: 3	H: 0 LOB: 0 BB: 0 P: 3	R: 0 E: 0 K: 1 S: 5	H: 0 LOB: 0 BB: 0 P: 5	R: 0 E: 0 K: 1 S: 6	H: 1 LOB: 1 BB: 0 P: 6	R: 0 E: 0 K: 1 S: 5	H: 0 LOB: 0 BB: 0 P: 5	R: 1 E: 0 K: 0 S: 4	H: 2 LOB: 0 BB: 0 P: 4	R: 0 E: 0 K: 0 S: 3	H: 0 LOB: 1 BB: 1 P: 7	R: 3 E: 0 K: 0 S: 5	H: 3 LOB: 2 BB: 3 P: 17	R: 0 E: 0 K: 0 S: 4	H: 1 LOB: 1 BB: 0 P: 4		R: 0 E: 0 K: 0 S: 3	H: 1 LOB: 0 BB: 0 P: 3	1B: 6 2B: 3 3B: 0 HR: 0	SF: 0 SAC: 0 DP: 2 HBP: 0	WP: 0 PB: 0 SB: 1 CS: 0	PA: 36		
PITCHER	IP	WLS	BF	H	R	ER	SO	BB	IBB	HBP	BLK	WP	HR	S	P	ERA	WHIP								
Joe Grahe, R ERA: 1.82 Mark Thompson, R ERA: 6.0 Mike Munoz, L ERA: 4.5 Steve Reed, R ERA: 2.7 Darren Holmes, R ERA: 3.68	6.0	W	23	3	3	3	3	3	0	0	0	0	0	26	38	4.50	1.000								

Batter	1	2	3	4	5	6	7	8	9	AB	R	H	RBI	BB	SO	LOB	BOTTOM									
Walt Weiss, S OBP: 0.392, SLG: 0.320 (1, 6)	K	L6		G6-3				FC6-2 1B		4	1	0	0	0	1	3	Cincinnati Reds @ Colorado Rockies Coors Field, Denver, CO Wed Jun 14 1995, 3:33 AM MDT Att: 48,255 - Cloudy - 88 F									
Ellis Burks, R OBP: 0.306, SLG: 0.345 Mike Munoz, L OBP: 1.000, SLG: 2.000 Steve Reed, R (8, 1) John Vander Wal, L OBP: 0.513, SLG: 0.697 Darren Holmes, R (9, 1)	G5-3		G5-3			G4-6-3 HBP		FC5-2 1B		4	0	1	0	0	0	2										
Dante Bichette, R OBP: 0.383, SLG: 0.592 (1, 7)	K		G5-3		L1-3 1B			FC5-2 1B		5	0	1	0	0	1	1										
Larry Walker, L OBP: 0.395, SLG: 0.695 (1, 9)		E1 2B 1B		HR BB		HR		FC5-2 1B		3	3	1	1	2	1	0										
Vinny Castilla, R OBP: 0.382, SLG: 0.663 (1, 5)		1B 2B		HR		1B		FC5-2 1B		5	3	4	3	0	0	3										
Andres Galaraga, R OBP: 0.316, SLG: 0.458 (1, 3)		E 1B IBB		1B		F3		G4-3		4	1	2	0	1	0	4										
Joe Girardi, R OBP: 0.329, SLG: 0.365 (1, 2)		K		P6						4	1	1	0	0	1	5										
Jason Bates, S OBP: 0.372, SLG: 0.478 (1, 4)		E7 1B		F9		G3		FC6-2 2B		4	0	2	2	0	0	1										
Joe Grahe, R OBP: 0.333, SLG: 0.500 Mike Kingery, L OBP: 0.393, SLG: 0.451 Mark Thompson, R OBP: 0.375, SLG: 0.375 (7, 1)	F2			K				E1 FC6-2 1B		3	0	1	1	0	1	2										
Inning Stats	R: 0 E: 0 K: 2 S: 7	H: 0 LOB: 0 BB: 0 P: 7	R: 3 E: 2 K: 1 S: 8	H: 2 LOB: 1 BB: 1 P: 12	R: 2 E: 0 K: 0 S: 5	H: 2 LOB: 1 BB: 1 P: 9	R: 0 E: 0 K: 1 S: 5	H: 0 LOB: 0 BB: 0 P: 5	R: 1 E: 0 K: 0 S: 5	H: 3 LOB: 1 BB: 0 P: 5	R: 1 E: 0 K: 0 S: 4	H: 2 LOB: 1 BB: 0 P: 5	R: 1 E: 0 K: 1 S: 7	H: 2 LOB: 1 BB: 0 P: 7	R: 2 E: 1 K: 0 S: 7	H: 3 LOB: 3 BB: 1 P: 11		1B: 7 2B: 5 3B: 0 HR: 3	SF: 0 SAC: 0 DP: 2 HBP: 1	WP: 2 PB: 0 SB: 2 CS: 0	PA: 42					
PITCHER	IP	WLS	BF	H	R	ER	SO	BB	IBB	HBP	BLK	WP	HR	S	P	ERA	WHIP									
Pete Schourek, L ERA: 3.2 Michael Jackson, R ERA: 4.5 Hector Carrasco, R ERA: 3.55	5.0	L	24	7	6	4	4	1	0	0	0	0	0	2	30	38	7.20	1.600								

Batter	1	2	3	4	5	6	7	8	9	AB	R	H	RBI	BB	SO	LOB	TOP			
Tony Tarasco, L (1,9) OBP: 0.362, SLG: 0.497	G3		G3-1			G4-3	E1			4	0	0	0	0	0	2				
David Segui, S (1,3) OBP: 0.394, SLG: 0.435	G5-3		L9			G4-3	F7			4	0	0	0	0	0	3				
Wil Cordero, R (1,6) OBP: 0.362, SLG: 0.411	G6-3			G6-3		G5-3		F9		4	0	0	0	0	0	0				
Moises Alou, R (1,7) OBP: 0.356, SLG: 0.500		L5					F7	G5-3		4	1	1	1	0	0	0				
Rondell White, R (1,8) OBP: 0.445, SLG: 0.693				HR				G5-3		4	1	2	0	0	1	0				
Mike Lansing, R (1,4) OBP: 0.324, SLG: 0.422				1B					G5-3	4	1	1	0	0	0	1				
Darrin Fletcher, L (1,2) OBP: 0.356, SLG: 0.450										4	0	0	0	0	0	3				
Mark Grudzielanek, R (1,5) OBP: 0.307, SLG: 0.346										4	1	2	1	0	1	0				
Gil Heredia, R (1,1) OBP: 0.167, SLG: 0.167										1	0	0	0	0	0	0				
Greg Harris, S (5,1) OBP: 0.353, SLG: 0.667										0	0	0	0	0	0	0				
Sean Berry, R (7,PH) OBP: 0.317, SLG: 0.378										1	0	1	1	0	0	0				
Luis Aquino, R (7,1) OBP: 0.400, SLG: 0.250										0	0	0	0	0	0	0				
Gabe White, L (8,1) OBP: 0.400, SLG: 0.250										0	0	0	0	0	0	0				
Inning Stats	R: 0 E: 0 K: 0 S: 8	H: 0 LOB: 0 BB: 0 P: 11	R: 0 E: 0 K: 0 S: 9	H: 1 LOB: 1 BB: 0 P: 13	R: 0 E: 0 K: 0 S: 7	H: 1 LOB: 1 BB: 0 P: 10	R: 1 E: 0 K: 1 S: 9	H: 1 LOB: 0 BB: 0 P: 12	R: 0 E: 0 K: 0 S: 4	H: 0 LOB: 0 BB: 0 P: 6	R: 3 E: 1 K: 0 S: 12	H: 4 LOB: 2 BB: 0 P: 19	R: 0 E: 0 K: 0 S: 5	H: 0 LOB: 0 BB: 0 P: 9	R: 0 E: 0 K: 1 S: 8	H: 0 LOB: 0 BB: 0 P: 13	1B: 6 2B: 0 3B: 0 HR: 1	SF: 0 SAC: 1 DP: 0 HBP: 0	WP: 0 PB: 0 SB: 0 CS: 0	PA: 35
PITCHER	IP WLS BF H R ER SO BB IBB HBP BLK WP HR S P ERA WHIP																			
Jose Rijo, R (1,1) ERA: 4.31	1.0	3	0	0	0	0	0	0	0	0	0	0	0	0	0	0	0.00	0.000		
Tim Lincecum, R (2,1) ERA: 3.45	5.2	24	7	4	3	1	0	0	0	0	1	47	67	4.76	1.235					
C.J. Nitkowski, L (7,1) ERA: 0.73	0.0	1	0	0	0	0	0	0	0	0	0	1	3	∞	∞					
Hector Carrasco, R (7,1) ERA: 3.41	1.1	W	4	0	0	0	0	0	0	0	0	7	11	0.00	0.000					
Jeff Brantley, R (9,1) ERA: 2.79	1.0	S	3	0	0	0	1	0	0	0	0	8	13	0.00	0.000					

Montreal Expos @ Cincinnati Reds
Riverfront Stadium, Cincinnati, OH
Sat Jun 17 1995, 7:05 PM EDT
Att: 31,804 - Unknown - 83 F

AB 34
R 4
H 7
RBI 3
BB 0
SO 2
LOB 9



Batter	1	2	3	4	5	6	7	8	9	AB	R	H	RBI	BB	SO	LOB	BOTTOM			
Eric Anthony, L (1,9) OBP: 0.344, SLG: 0.286	K									4	0	0	0	0	2	0				
Jerome Walton, R (8,PH) OBP: 0.278, SLG: 0.403										1	0	0	0	0	0	2				
Bary Larkin, R (1,6) OBP: 0.451, SLG: 0.566	K									4	1	1	0	0	2	0				
Ron Gant, R (1,7) OBP: 0.410, SLG: 0.623										2	1	1	0	2	0	0				
Reggie Sanders, R (1,8) OBP: 0.425, SLG: 0.619										3	2	1	0	1	2	1				
Hal Morris, L (1,3) OBP: 0.241, SLG: 0.327										4	0	2	2	0	0	0				
Eddie Taubensee, L (1,2) OBP: 0.356, SLG: 0.440										2	1	2	1	2	0	0				
Bret Boone, R (1,4) OBP: 0.365, SLG: 0.416										4	0	1	0	0	2	5				
Jeff Branson, L (1,5) OBP: 0.340, SLG: 0.473										4	0	1	1	0	1	1				
Jose Rijo, R (1,1) ERA: 4.31	4.2	22	5	4	3	6	4	0	0	0	0	15	21	0.00	1.500					
Greg Harris, R (5,1) ERA: 2.33	1.1	6	2	0	0	3	0	0	0	0	0	15	21	0.00	1.500					
Luis Aquino, R (7,1) ERA: 4.32	1.1	L	7	2	1	1	2	1	0	0	0	13	23	6.75	2.250					
Gabe White, L (8,1) ERA: 2.89	0.2	2	0	0	0	0	0	0	0	0	0	4	6	0.00	0.000					
Inning Stats	R: 0 E: 0 K: 3 S: 11	H: 1 LOB: 1 BB: 0 P: 14	R: 0 E: 0 K: 1 S: 6	H: 1 LOB: 0 BB: 0 P: 11	R: 3 E: 0 K: 2 S: 18	H: 3 LOB: 2 BB: 2 P: 32	R: 0 E: 0 K: 0 S: 8	H: 0 LOB: 0 BB: 0 P: 9	R: 1 E: 0 K: 1 S: 13	H: 2 LOB: 2 BB: 2 P: 24	R: 0 E: 0 K: 2 S: 7	H: 0 LOB: 0 BB: 0 P: 11	R: 0 E: 0 K: 2 S: 8	H: 0 LOB: 0 BB: 0 P: 11	R: 1 E: 0 K: 0 S: 9	H: 2 LOB: 2 BB: 1 P: 18	1B: 8 2B: 1 3B: 0 HR: 0	SF: 0 SAC: 0 DP: 0 HBP: 0	WP: 0 PB: 0 SB: 0 CS: 1	PA: 37
PITCHER	IP WLS BF H R ER SO BB IBB HBP BLK WP HR S P ERA WHIP																			

Montreal Expos @ Cincinnati Reds
Riverfront Stadium, Cincinnati, OH
Sat Jun 17 1995, 7:05 PM EDT
Att: 31,804 - Unknown - 83 F

AB 32
R 5
H 9
RBI 4
BB 5
SO 11
LOB 11



Batter	1	2	3	4	5	6	7	8	9	AB	R	H	RBI	BB	SO	LOB	TOP				
Marquis Grissom, R OBP: 0.330, SLG: 0.431	L7		G5-3			G6-4-3		K		4	0	0	0	0	1	3					
Jeff Blauer, R OBP: 0.351, SLG: 0.398	K					K		K		4	0	1	0	0	3	0					
10 Chipper Jones, S OBP: 0.366, SLG: 0.477	G1-3						G6-3		K	4	0	0	0	0	2	1					
Fred McGriff, L OBP: 0.385, SLG: 0.500		F7																			
David Justice, L OBP: 0.386, SLG: 0.455																					
Javy Lopez, R OBP: 0.331, SLG: 0.454																					
Mike Kelly, R OBP: 0.279, SLG: 0.365																					
Mark Lemke, S OBP: 0.328, SLG: 0.363																					
Tom Glavine, L OBP: 0.261, SLG: 0.227																					
Dwight Smith, L (8, PH) OBP: 0.350, SLG: 0.518																					
Steve Bedrosian, R (8, 1)																					
Inning Stats	R: 0 E: 0 K: 1 S: 6	H: 0 LOB: 0 BB: 0 P: 9	R: 0 E: 0 K: 0 S: 6	H: 0 LOB: 0 BB: 1 P: 13	R: 0 E: 0 K: 0 S: 10	H: 0 LOB: 1 BB: 1 P: 18	R: 0 E: 0 K: 1 S: 10	H: 1 LOB: 1 BB: 0 P: 10	R: 0 E: 1 K: 1 S: 8	H: 0 LOB: 0 BB: 0 P: 10	R: 0 E: 0 K: 0 S: 10	H: 0 LOB: 1 BB: 1 P: 16	R: 0 E: 0 K: 3 S: 11	H: 1 LOB: 1 BB: 0 P: 17	R: 1 E: 0 K: 3 S: 11	H: 1 LOB: 0 BB: 0 P: 13	1B: 2 2B: 0 3B: 0 HR: 1	SF: 0 SAC: 1 DP: 2 HBP: 0	WP: 1 PB: 0 SB: 0 CS: 0	PA: 32	
PITCHER	IP	WLS	BF	H	R	ER	SO	BB	IBB	HBP	BLK	WP	HR	S	P	ERA	WHIP				
John Smiley, L (1, 1) ERA: 3.22	7.0	W	24	1	0	0	4	3	0	0	0	0	0	55	82	0.00	0.571				
Hector Carrasco, R (8, 1) ERA: 3.25	0.2		3	1	0	0	1	0	0	0	0	1	0	8	12	0.00	1.500				
Jeff Brantley, R (8, 1) ERA: 2.87	1.1	S	5	1	1	1	4	0	0	0	0	0	1	14	18	6.75	0.750				

Atlanta Braves @ Cincinnati Reds
Riverfront Stadium, Cincinnati, OH
Wed Jun 21 1995, 7:05 PM EDT
Att: 23,571 - Unknown - 74 F

AB 28
R 1
H 3
RBI 1
BB 3
SO 9
LOB 10



Batter	1	2	3	4	5	6	7	8	9	AB	R	H	RBI	BB	SO	LOB	BOTTOM				
Jerome Walton, R OBP: 0.317, SLG: 0.446	G4-3 FC1 HBP		S							1	1	1	1	1	0	0					
Barry Larkin, R OBP: 0.424, SLG: 0.519	G4-3		P3							4	0	0	0	0	4						
Ron Gant, R OBP: 0.412, SLG: 0.604	FC1									3	1	1	1	1	1	0					
Reggie Sanders, R OBP: 0.419, SLG: 0.614	F8		FC4-6							4	0	0	0	0	4						
Bret Boone, R OBP: 0.340, SLG: 0.385	FC6-4									3	0	0	1	0	0	1					
Mark Lewis, R OBP: 0.389, SLG: 0.551										3	0	0	0	0	0	0					
Eric Anthony, L OBP: 0.311, SLG: 0.275										3	0	0	0	0	1	0					
Damon Berryhill, S OBP: 0.206, SLG: 0.228										3	1	1	0	0	0	0					
John Smiley, L (1, 1) OBP: 0.206, SLG: 0.333										2	0	0	0	0	2	0					
Craig Worthington, R (7, PH) OBP: 0.750, SLG: 0.667										1	0	1	0	0	0	0					
Hector Carrasco, R (8, 1)										0	0	0	0	0	0	0					
Jeff Brantley, R (8, 1)										0	0	0	0	0	0	0					
Inning Stats	R: 1 E: 0 K: 0 S: 9	H: 0 LOB: 1 BB: 0 P: 23	R: 0 E: 0 K: 0 S: 9	H: 0 LOB: 0 BB: 0 P: 13	R: 0 E: 0 K: 1 S: 11	H: 1 LOB: 2 BB: 1 P: 22	R: 0 E: 0 K: 1 S: 7	H: 0 LOB: 0 BB: 0 P: 11	R: 0 E: 0 K: 1 S: 14	H: 0 LOB: 1 BB: 1 P: 15	R: 1 E: 0 K: 0 S: 10	H: 1 LOB: 1 BB: 0 P: 19	R: 0 E: 0 K: 1 S: 6	H: 0 LOB: 0 BB: 0 P: 10	1B: 2 2B: 2 3B: 0 HR: 0	SF: 2 SAC: 0 DP: 0 HBP: 1	WP: 0 PB: 0 SB: 0 CS: 0	PA: 32			
PITCHER	IP	WLS	BF	H	R	ER	SO	BB	IBB	HBP	BLK	WP	HR	S	P	ERA	WHIP				
Tom Glavine, L (1, 1) ERA: 3.56	7.0	L	29	4	3	2	3	2	0	1	0	0	0	68	123	2.57	0.857				
Steve Bedrosian, R (8, 1) ERA: 4.09	1.0		3	0	0	0	1	0	0	0	0	0	0	6	10	0.00	0.000				

Atlanta Braves @ Cincinnati Reds
Riverfront Stadium, Cincinnati, OH
Wed Jun 21 1995, 7:05 PM EDT
Att: 23,571 - Unknown - 74 F

AB 27
R 3
H 4
RBI 3
BB 2
SO 4
LOB 9



Batter	1	2	3	4	5	6	7	8	9	AB	R	H	RBI	BB	SO	LOB	TOP								
Quilvio Veras, S (1,4) OBP: 0.372, SLG: 0.324	G5-3			F9	P5			G6-3		4	0	0	0	0	0	2									
Kurt Abbott, R (1,6) OBP: 0.285, SLG: 0.470	K			G3-1			F8	G6-3		4	0	0	0	0	1	0									
Jeff Conine, R (1,7) OBP: 0.421, SLG: 0.559	G1-3			HR	K		K	WP G4-3 1B		4	1	2	1	0	1	0									
Greg Colbrunn, R (1,3) OBP: 0.303, SLG: 0.415		L5		K			L4	G4-3		4	0	0	0	0	1	1									
Andre Dawson, R (1,9) OBP: 0.283, SLG: 0.447	P4				1B 2B		F7	G6-3		4	1	1	0	0	0	1									
Terry Pendleton, S (1,5) OBP: 0.325, SLG: 0.413	G6-3				FC3-6 1B		L4-3 1B			3	0	2	1	0	0	0									
Tommy Gregg, L (1,8) OBP: 0.345, SLG: 0.511			K		FC3-6 S BB		L4-3			3	0	0	0	0	1	2									
Charles Johnson, R (1,2) OBP: 0.269, SLG: 0.257		G5-3					L9			2	0	0	0	1	0	0									
Chris Hammond, L (1,1) OBP: 0.409, SLG: 0.526							G4-3			2	0	0	0	0	2	2									
Terry Mathews, L (7,1) OBP: 0.300, SLG: 0.750			K							0	0	0	0	0	0	0									
Alex Arias, R (6,PH) OBP: 0.358, SLG: 0.394										1	0	0	0	0	0	0									
Randy Veres, R (8,1)										0	0	0	0	0	0	0									
Inning Stats	R: 0 E: 0 K: 1 S: 9	H: 0 LOB: 0 BB: 0 P: 13	R: 0 E: 0 K: 0 S: 7	H: 0 LOB: 0 BB: 0 P: 13	R: 0 E: 0 K: 2 S: 9	H: 0 LOB: 0 BB: 0 P: 12	R: 1 E: 0 K: 1 S: 10	H: 1 LOB: 0 BB: 0 P: 16	R: 1 E: 0 K: 1 S: 12	H: 2 LOB: 2 BB: 1 P: 20	R: 0 E: 0 K: 1 S: 10	H: 0 LOB: 0 BB: 0 P: 13	R: 0 E: 0 K: 0 S: 9	H: 1 LOB: 0 BB: 0 P: 11	R: 0 E: 0 K: 0 S: 5	H: 0 LOB: 0 BB: 0 P: 10	R: 0 E: 0 K: 0 S: 11	H: 1 LOB: 1 BB: 0 P: 16	1B: 3 2B: 2 3B: 0 HR: 1	SF: 0 SAC: 0 DP: 1 HBP: 0	WP: 1 PB: 0 SB: 1 CS: 0	PA: 32			
PITCHER	IP	WLS	BF	H	R	ER	SO	BB	IBB	HBP	BLK	WP	HR	S	P	ERA	WHIP								
Pete Schourek, L (1,1) ERA: 3.5	7.0	W	25	4	2	2	6	1	0	0	0	0	1	66	98	2.57	0.714								
Hector Carrasco, R (8,1) ERA: 3.08	2.0	S	7	1	0	0	0	0	0	0	0	1	0	16	26	0.00	0.500								

Florida Marlins @ Cincinnati Reds
Riverfront Stadium, Cincinnati, OH
Sat Jun 24 1995, 7:05 PM EDT
Att: 34,555 - Unknown

AB 31
R 2
H 5
RBI 2
BB 1
SO 6
LOB 8



Batter	1	2	3	4	5	6	7	8	9	AB	R	H	RBI	BB	SO	LOB	BOTTOM								
Jerome Walton, R (1,8) OBP: 0.315, SLG: 0.494	HR	K			P4		F8			4	1	1	1	0	1	3									
Barry Larkin, R (1,6) OBP: 0.416, SLG: 0.518	L7		L5		F9		HR			4	1	1	2	0	0	0									
Ron Gant, R (1,7) OBP: 0.419, SLG: 0.623	F9		L7		G6-3		HR			4	1	1	1	0	0	0									
Reggie Sanders, R (1,9) OBP: 0.415, SLG: 0.626	K		3B		1B 1B		K			4	0	2	0	0	2	0									
Bret Boone, R (1,4) OBP: 0.327, SLG: 0.374		G6-3	L7		F8		G4-3			4	0	0	0	0	0	2									
Mark Lewis, R (1,5) OBP: 0.390, SLG: 0.538		2B 1B		K		1B 1B	G6-3			4	1	2	0	0	1	0									
Craig Worthington, R (1,3) OBP: 0.385, SLG: 0.417		SH1-4 1H 2B		G4-3		F9	F8			4	0	1	1	0	0	2									
Damon Berryhill, S (1,2) OBP: 0.229, SLG: 0.242		SH1-4 BB		G6-3		F9				2	0	0	0	1	0	0									
Pete Schourek, L (1,1) OBP: 0.200, SLG: 0.200		SH1-4			G4-3					1	0	0	0	0	0	0									
Eric Anthony, L (7,PH) ERA: 3.0										1	1	1	0	0	0	0									
Hector Carrasco, R (8,1)							HR 1B			0	0	0	0	0	0	0									
Inning Stats	R: 1 E: 0 K: 1 S: 7	H: 1 LOB: 0 BB: 0 P: 11	R: 1 E: 0 K: 1 S: 10	H: 2 LOB: 2 BB: 1 P: 20	R: 0 E: 0 K: 0 S: 7	H: 1 LOB: 1 BB: 0 P: 16	R: 0 E: 0 K: 1 S: 8	H: 0 LOB: 0 BB: 0 P: 10	R: 0 E: 0 K: 0 S: 5	H: 0 LOB: 0 BB: 0 P: 11	R: 0 E: 0 K: 0 S: 16	H: 2 LOB: 2 BB: 0 P: 25	R: 3 E: 0 K: 1 S: 14	H: 3 LOB: 0 BB: 0 P: 23	R: 0 E: 0 K: 0 S: 5	H: 0 LOB: 0 BB: 0 P: 7	R: 0 E: 0 K: 0 S: 11	H: 0 LOB: 0 BB: 0 P: 16	1B: 4 2B: 1 3B: 1 HR: 3	SF: 0 SAC: 1 DP: 0 HBP: 0	WP: 0 PB: 0 SB: 0 CS: 0	PA: 34			
PITCHER	IP	WLS	BF	H	R	ER	SO	BB	IBB	HBP	BLK	WP	HR	S	P	ERA	WHIP								
Chris Hammond, L (1,1) ERA: 2.43	6.2	L	30	9	5	5	3	1	0	0	0	0	3	64	112	6.75	1.500								
Terry Mathews, R (7,1) ERA: 3.0	0.1		1	0	0	0	1	0	0	0	0	0	0	3	4	0.00	0.000								
Randy Veres, R (8,1) ERA: 1.82	1.0		3	0	0	0	0	0	0	0	0	0	0	5	7	0.00	0.000								

Florida Marlins @ Cincinnati Reds
Riverfront Stadium, Cincinnati, OH
Sat Jun 24 1995, 7:05 PM EDT
Att: 34,555 - Unknown

AB 32
R 5
H 9
RBI 5
BB 1
SO 4
LOB 7



Batter	1	2	3	4	5	6	7	8	9	AB	R	H	RBI	BB	SO	LOB	TOP								
Jerome Walton, R OBP: 0.327, SLG: 0.489 (1, 8)										4	0	2	0	1	0	1	Cincinnati Reds @ Philadelphia Phillies Veterans Stadium, Philadelphia, PA Tue Jun 27 1995, 7:05 PM EDT Att: 25,020 - Unknown - 65 F livebaseballscorecards.com								
Barry Larkin, R OBP: 0.412, SLG: 0.503 (1, 6)										5	1	1	1	0	1	4									
Ron Gant, R OBP: 0.411, SLG: 0.607 (1, 7)										4	1	1	1	0	2	3									
Reggie Sanders, R OBP: 0.416, SLG: 0.631 (1, 9)										4	1	2	3	1	1	1									
Bret Boone, R OBP: 0.328, SLG: 0.384 (1, 4)										5	2	2	1	0	1	4									
Mark Lewis, R OBP: 0.497, SLG: 0.556 Xavier Hernandez, L (7, 1)											3	3	2	0	1	0		0							
Craig Worthington, R OBP: 0.389, SLG: 0.563 (1, 3)										4	1	1	1	1	0	3									
Damon Berryhill, S OBP: 0.227, SLG: 0.246 (1, 2)										3	1	1	3	0	2	0									
John Smiley, L OBP: 0.214, SLG: 0.444 Jeff Branson, L OBP: 0.339, SLG: 0.458 (7, 5)										3	2	1	2	0	1	2									
Inning Stats	R: 0 E: 0 K: 1 S: 8	H: 1 LOB: 1 BB: 0 P: 10	R: 3 E: 0 K: 0 S: 8	H: 3 LOB: 0 BB: 1 P: 18	R: 0 E: 1 K: 0 S: 11	H: 1 LOB: 0 BB: 0 P: 17	R: 1 E: 0 K: 1 S: 11	H: 1 LOB: 0 BB: 1 P: 16	R: 0 E: 0 K: 0 S: 8	H: 0 LOB: 2 BB: 1 P: 15	R: 6 E: 0 K: 1 S: 15	H: 4 LOB: 0 BB: 2 P: 33	R: 0 E: 0 K: 1 S: 9	H: 0 LOB: 0 BB: 0 P: 17	R: 0 E: 0 K: 2 S: 12	H: 0 LOB: 1 BB: 1 P: 23		R: 2 E: 0 K: 3 S: 16	H: 2 LOB: 0 BB: 0 P: 26	1B: 7 2B: 2 3B: 0 HR: 4	SF: 2 SAC: 0 DP: 2 HBP: 1	WP: 0 PB: 0 SB: 1 CS: 1	PA: 45		
PITCHER	IP	WLS	BF	H	R	ER	SO	BB	IBB	HBP	BLK	WP	HR	S	P	ERA	WHIP								
Mike Mims, L ERA: 3.74 (1, 1)	5.0	L	26	9	7	7	2	3	0	1	0	0	1	48	85	12.60	2.400								
Mike Williams, R ERA: 4.7 (6, 1)	1.0		6	2	3	3	1	1	0	0	0	0	1	13	24	27.00	3.000								
Kyle Abbott, L ERA: 2.87 (7, 1)	3.0		12	2	2	2	6	1	0	0	0	0	2	37	66	6.00	1.000								

Batter	1	2	3	4	5	6	7	8	9	AB	R	H	RBI	BB	SO	LOB	BOTTOM								
Lenny Dykstra, L OBP: 0.344, SLG: 0.298 (1, 8)										5	0	1	1	0	0	1	Cincinnati Reds @ Philadelphia Phillies Veterans Stadium, Philadelphia, PA Tue Jun 27 1995, 7:05 PM EDT Att: 25,020 - Unknown - 65 F livebaseballscorecards.com								
Mariano Duncan, R OBP: 0.284, SLG: 0.389 (1, 4)										5	0	2	0	0	2	1									
Tom Marsh, R OBP: 0.324, SLG: 0.559 Tony Longmire, L OBP: 0.436, SLG: 0.588 (7, PH) (8, 7)										3	0	0	0	0	1	3									
Dave Hollins, S OBP: 0.409, SLG: 0.404 (1, 3)										4	1	1	0	0	1	2									
Darren Daulton, L OBP: 0.353, SLG: 0.408 (1, 2)										3	1	1	0	1	0	1									
Charlie Hayes, R OBP: 0.392, SLG: 0.465 (1, 5)										4	0	0	0	0	1	3									
Dave Gallagher, R OBP: 0.389, SLG: 0.439 (1, 9)										4	0	2	1	0	0	1									
Kevin Stocker, S OBP: 0.326, SLG: 0.252 (1, 6)										4	1	1	1	0	2	1									
Mike Mims, L OBP: 0.091, SLG: 0.136 Mike Williams, R (6, 1)										1	0	0	0	0	0	1									
Randy Ready, R OBP: 0.259, SLG: 0.167 Kyle Abbott, L (7, 1) Gary Varsho, L OBP: 0.338, SLG: 0.302 (9, PH)										1	0	0	0	0	0	0									
Inning Stats	R: 0 E: 0 K: 1 S: 11	H: 1 LOB: 1 BB: 0 P: 18	R: 1 E: 0 K: 1 S: 14	H: 1 LOB: 1 BB: 1 P: 20	R: 0 E: 0 K: 0 S: 8	H: 0 LOB: 0 BB: 0 P: 10	R: 0 E: 0 K: 0 S: 8	H: 0 LOB: 0 BB: 0 P: 10	R: 1 E: 0 K: 2 S: 18	H: 2 LOB: 2 BB: 0 P: 21	R: 1 E: 0 K: 0 S: 19	H: 3 LOB: 0 BB: 0 P: 27	R: 0 E: 0 K: 1 S: 10	H: 0 LOB: 1 BB: 1 P: 17	R: 0 E: 0 K: 0 S: 4	H: 1 LOB: 0 BB: 0 P: 5	R: 0 E: 0 K: 1 S: 12	H: 1 LOB: 1 BB: 0 P: 19	1B: 6 2B: 3 3B: 0 HR: 0	SF: 0 SAC: 1 DP: 1 HBP: 0	WP: 1 PB: 0 SB: 0 CS: 0	PA: 38			
PITCHER	IP	WLS	BF	H	R	ER	SO	BB	IBB	HBP	BLK	WP	HR	S	P	ERA	WHIP								
John Smiley, L ERA: 3.32 (1, 1)	6.0	W	27	7	3	3	5	1	0	0	0	0	0	26	41	0.00	1.000								
Xavier Hernandez, R ERA: 3.92 (7, 1)	3.0	S	11	2	0	0	2	1	0	0	0	0	0	26	41	0.00	1.000								

Batter	1	2	3	4	5	6	7	8	9	AB	R	H	RBI	BB	SO	LOB	TOP																				
Barry Larkin, R OBP: 0.405, SLG: 0.492	G4-3			G4-3		F8		E4		4	0	0	0	0	0	0	Cincinnati Reds @ Philadelphia Phillies Veterans Stadium, Philadelphia, PA Wed Jun 28 1995, 7:05 PM EDT Att: 26,579 - Unknown																				
Thomas Howard, S OBP: 0.371, SLG: 0.371 Jeff Brantley, R (8, 1)	G6-3			E E 1B		1B		G4-3		4	1	2	0	0	0	1																					
Ron Gant, R OBP: 0.408, SLG: 0.597	K			P4		P6			F8 S BB	3	0	0	0	1	1	2																					
Reggie Sanders, R OBP: 0.409, SLG: 0.618			G5-3			K			K	4	0	0	0	0	3	2																					
Eric Anthony, L OBP: 0.327, SLG: 0.408			K			F7			F8 IBB	3	0	0	0	1	1	0																					
Eddie Taubensee, L OBP: 0.312, SLG: 0.411			K			F7			F8	4	0	0	0	0	1	2																					
Bret Boone, R OBP: 0.326, SLG: 0.381								G5-3		4	0	1	0	0	2	2																					
Jeff Branson, L OBP: 0.339, SLG: 0.455									F7	3	0	1	0	0	1	0																					
C.J. Nitkowski, L (8, PH) Lenny Harris, L OBP: 0.258, SLG: 0.293 Jerome Walton, R OBP: 0.327, SLG: 0.489									P5	2	0	0	0	0	2	2																					
Inning Stats	R: 0 E: 0 K: 1 S: 11	H: 0 LOB: 0 BB: 0 P: 15	R: 0 E: 0 K: 2 S: 8	H: 0 LOB: 0 BB: 0 P: 13	R: 0 E: 0 K: 3 S: 9	H: 0 LOB: 0 BB: 0 P: 12	R: 1 E: 1 K: 1 S: 9	H: 1 LOB: 0 BB: 0 P: 14	R: 0 E: 0 K: 1 S: 11	H: 2 LOB: 2 BB: 0 P: 15	R: 0 E: 0 K: 1 S: 9	H: 0 LOB: 0 BB: 0 P: 13	R: 0 E: 1 K: 0 S: 8	H: 0 LOB: 1 BB: 0 P: 13	R: 0 E: 0 K: 2 S: 9	H: 0 LOB: 2 BB: 2 P: 23	1B: 4 2B: 0 3B: 0 HR: 0	SF: 0 SAC: 0 DP: 0 HBP: 0	WP: 0 PB: 0 SB: 2 CS: 0	PA: 34																	
PITCHER	IP	WLS	BF	H	R	ER	SO	BB	IBB	HBP	BLK	WP	HR	S	P	ERA	WHIP	PITCHER		IP	WLS	BF	H	R	ER	SO	BB	IBB	HBP	BLK	WP	HR	S	P	ERA	WHIP	
Curt Schilling, R ERA: 3.26	8.0	L	29	4	1	0	9	0	0	0	0	0	0	74	106	0.00	0.500			8.0	L	29	4	1	0	9	0	0	0	0	0	0	0	9	23	0.00	1.000
Ricky Bottalico, R ERA: 1.19	1.0	S	5	0	0	0	2	1	1	0	0	0	0	9	23	0.00	1.000			1.0	S	5	0	0	0	2	1	1	0	0	0	0	9	23	0.00	1.000	

AB	32
R	1
H	4
RBI	0
BB	2
SO	11
LOB	11



Batter	1	2	3	4	5	6	7	8	9	AB	R	H	RBI	BB	SO	LOB	BOTTOM																			
Lenny Dykstra, L OBP: 0.335, SLG: 0.290	F7		F9			F8		FC3		4	0	0	0	0	0	2	Cincinnati Reds @ Philadelphia Phillies Veterans Stadium, Philadelphia, PA Wed Jun 28 1995, 7:05 PM EDT Att: 26,579 - Unknown																			
Mariano Duncan, R OBP: 0.283, SLG: 0.385	K					FC3-6 HBP		K		4	0	1	0	0	2	3																				
Jim Eisenreich, L OBP: 0.434, SLG: 0.519	G1-3					FC6-4 FC4-6 1-2		K2-3		3	0	0	0	0	1	3																				
Dave Hollins, S OBP: 0.411, SLG: 0.403						FC4-6 1-2			FC3-6 BB	3	0	1	0	1	1	3																				
Darren Daulton, L OBP: 0.351, SLG: 0.401						G3			FC3-6 G6-3 1-2	3	0	0	0	0	0	3																				
Charlie Hayes, R OBP: 0.386, SLG: 0.456									G6-3	4	0	0	0	0	1	3																				
Dave Gallagher, R OBP: 0.161, SLG: 0.426 Gary Varsho, L OBP: 0.333, SLG: 0.297									K	3	0	0	0	0	0	1																				
Kevin Stocker, S OBP: 0.321, SLG: 0.247									K	1	0	0	0	0	1	1																				
Curt Schilling, R OBP: 0.161, SLG: 0.194 Tony Longmire, L OBP: 0.446, SLG: 0.588 Ricky Bottalico, L									FC3-6 1B	0	0	0	0	0	0	0																				
Inning Stats	R: 0 E: 0 K: 1 S: 8	H: 0 LOB: 0 BB: 0 P: 11	R: 0 E: 0 K: 0 S: 9	H: 1 LOB: 0 BB: 0 P: 12	R: 0 E: 0 K: 1 S: 8	H: 0 LOB: 0 BB: 0 P: 13	R: 0 E: 0 K: 0 S: 5	H: 1 LOB: 1 BB: 0 P: 9	R: 0 E: 0 K: 1 S: 8	H: 0 LOB: 0 BB: 0 P: 12	R: 0 E: 0 K: 1 S: 11	H: 1 LOB: 2 BB: 0 P: 16	R: 0 E: 0 K: 0 S: 7	H: 0 LOB: 0 BB: 0 P: 11	R: 0 E: 1 K: 3 S: 20	H: 0 LOB: 2 BB: 1 P: 28	R: 0 E: 0 K: 1 S: 13	H: 0 LOB: 1 BB: 1 P: 23	1B: 3 2B: 1 3B: 0 HR: 0	SF: 0 SAC: 0 DP: 1 HBP: 2	WP: 0 PB: 0 SB: 0 CS: 0	PA: 34														
PITCHER	IP	WLS	BF	H	R	ER	SO	BB	IBB	HBP	BLK	WP	HR	S	P	ERA	WHIP	PITCHER		IP	WLS	BF	H	R	ER	SO	BB	IBB	HBP	BLK	WP	HR	S	P	ERA	WHIP
C.J. Nitkowski, L ERA: 2.74	7.0	W	25	3	0	0	4	0	0	2	1	0	0	56	84	0.00	0.429			7.0	W	25	3	0	0	4	0	0	2	1	0	0	56	84	0.00	1.000
Jeff Brantley, R ERA: 2.62	2.0	S	9	0	0	0	4	2	0	0	0	0	0	33	51	0.00	1.000			2.0	S	9	0	0	0	4	2	0	0	0	0	33	51	0.00	1.000	

AB	30
R	0
H	3
RBI	0
BB	2
SO	8
LOB	19



Batter	1	2	3	4	5	6	7	8	9	AB	R	H	RBI	BB	SO	LOB	TOP							
Barry Larkin, R OBP: 0.395, SLG: 0.478										5	0	0	0	0	1	1								
Thomas Howard, S OBP: 0.373, SLG: 0.388										5	1	2	0	0	1	0								
Ron Gant, R OBP: 0.408, SLG: 0.607										5	1	2	2	0	2	1								
Jerome Walton, R OBP: 0.327, SLG: 0.489										0	0	0	0	0	0	0								
Reggie Sanders, R OBP: 0.401, SLG: 0.604										5	1	0	0	0	1	2								
Eric Anthony, L OBP: 0.367, SLG: 0.519										5	3	4	2	0	1	1								
Eddie Taubensee, L OBP: 0.326, SLG: 0.426										3	2	2	1	1	0	0								
Bret Boone, R OBP: 0.329, SLG: 0.384										4	1	2	0	0	0	4								
Jeff Branson, L OBP: 0.344, SLG: 0.451										3	1	1	1	1	1	1								
Pete Schourek, L OBP: 0.222, SLG: 0.222										3	0	1	2	0	1	2								
Chuck McElroy, L OBP: 0.388, SLG: 0.529										0	0	0	0	0	0	0								
Craig Worthington, R OBP: 0.388, SLG: 0.529										1	0	0	0	0	0	0								
Hector Carrasco, R OBP: 0.388, SLG: 0.529										0	0	0	0	0	0	0								
Inning Stats	R: 6 E: 1 K: 1 S: 22	H: 5 LOB: 1 BB: 1 P: 36	R: 0 E: 0 K: 1 S: 8	H: 0 LOB: 0 BB: 0 P: 14	R: 3 E: 0 K: 0 S: 15	H: 4 LOB: 0 BB: 0 P: 23	R: 0 E: 0 K: 0 S: 8	H: 1 LOB: 0 BB: 0 P: 10	R: 1 E: 0 K: 1 S: 11	H: 2 LOB: 1 BB: 0 P: 16	R: 0 E: 0 K: 2 S: 10	H: 0 LOB: 0 BB: 0 P: 15	R: 0 E: 0 K: 0 S: 12	H: 1 LOB: 1 BB: 1 P: 21	R: 0 E: 0 K: 1 S: 6	H: 0 LOB: 0 BB: 0 P: 8	R: 0 E: 0 K: 2 S: 12	H: 1 LOB: 1 BB: 0 P: 19	1B: 9 2B: 3 3B: 0 HR: 2	SF: 0 SAC: 0 DP: 3 HBP: 0	WP: 0 PB: 0 SB: 1 CS: 0	PA: 41		
PITCHER	IP WLS BF H R ER SO BB IBB HBP BLK WP HR S P ERA WHIP	IP WLS BF H R ER SO BB IBB HBP BLK WP HR S P ERA WHIP	IP WLS BF H R ER SO BB IBB HBP BLK WP HR S P ERA WHIP	IP WLS BF H R ER SO BB IBB HBP BLK WP HR S P ERA WHIP	IP WLS BF H R ER SO BB IBB HBP BLK WP HR S P ERA WHIP	IP WLS BF H R ER SO BB IBB HBP BLK WP HR S P ERA WHIP	IP WLS BF H R ER SO BB IBB HBP BLK WP HR S P ERA WHIP	IP WLS BF H R ER SO BB IBB HBP BLK WP HR S P ERA WHIP	IP WLS BF H R ER SO BB IBB HBP BLK WP HR S P ERA WHIP	IP WLS BF H R ER SO BB IBB HBP BLK WP HR S P ERA WHIP	IP WLS BF H R ER SO BB IBB HBP BLK WP HR S P ERA WHIP	IP WLS BF H R ER SO BB IBB HBP BLK WP HR S P ERA WHIP	IP WLS BF H R ER SO BB IBB HBP BLK WP HR S P ERA WHIP	IP WLS BF H R ER SO BB IBB HBP BLK WP HR S P ERA WHIP	IP WLS BF H R ER SO BB IBB HBP BLK WP HR S P ERA WHIP	IP WLS BF H R ER SO BB IBB HBP BLK WP HR S P ERA WHIP	IP WLS BF H R ER SO BB IBB HBP BLK WP HR S P ERA WHIP	IP WLS BF H R ER SO BB IBB HBP BLK WP HR S P ERA WHIP	IP WLS BF H R ER SO BB IBB HBP BLK WP HR S P ERA WHIP	IP WLS BF H R ER SO BB IBB HBP BLK WP HR S P ERA WHIP	IP WLS BF H R ER SO BB IBB HBP BLK WP HR S P ERA WHIP	IP WLS BF H R ER SO BB IBB HBP BLK WP HR S P ERA WHIP	IP WLS BF H R ER SO BB IBB HBP BLK WP HR S P ERA WHIP	IP WLS BF H R ER SO BB IBB HBP BLK WP HR S P ERA WHIP
Paul Quantrill, R ERA: 4.22	0.2	L	9	5	6	2	1	0	1	0	0	0	0	1	19	31	27.00	7.500						
Tommy Greene, R ERA: 11.57	2.1		10	4	3	3	1	0	0	0	1	0	0	0	26	42	11.57	1.714						
Kyle Abbott, L ERA: 2.75	4.0		15	4	1	1	3	1	0	0	0	0	0	1	41	62	2.25	1.250						
Norm Charlton, L ERA: 6.87	1.0		3	0	0	0	1	0	0	0	0	0	0	0	6	8	0.00	0.000						
Heathcliff Slocumb, R ERA: 0.94	1.0		4	1	0	0	2	0	0	0	0	0	0	0	12	19	0.00	1.000						

Cincinnati Reds @ Philadelphia Phillies
Veterans Stadium, Philadelphia, PA
Thu Jun 29 1995, 3:33 AM EDT
Att: 33,614 - Cloudy - 74 F

livebaseballscores.com

AB 39
R 10
H 14
RBI 8
BB 2
SO 8
LOB 12

Batter	1	2	3	4	5	6	7	8	9	AB	R	H	RBI	BB	SO	LOB	BOTTOM						
Lenny Dykstra, L OBP: 0.337, SLG: 0.293										5	1	2	0	0	1	1							
Mickey Morandini, L OBP: 0.369, SLG: 0.440										4	1	1	2	0	0	1							
Tom Marsh, R OBP: 0.390, SLG: 0.528										2	0	0	0	0	0	1							
Kyle Abbott, L OBP: 0.500, SLG: 0.500										1	1	1	0	0	0	0							
Randy Ready, R OBP: 0.250, SLG: 0.160										1	0	0	0	0	0	0							
Norm Charlton, S OBP: 1.000, SLG: 2.000										0	0	0	0	0	0	0							
Heathcliff Slocumb, R OBP: 0.388, SLG: 0.529										0	0	0	0	0	0	0							
Dave Hollins, S OBP: 0.407, SLG: 0.395										3	0	0	0	0	0	1							
Darren Daulton, L OBP: 0.351, SLG: 0.401										0	0	0	0	0	0	0							
Lenny Webster, R OBP: 0.271, SLG: 0.250										3	1	0	0	1	0	2							
Charlie Hayes, R OBP: 0.383, SLG: 0.449										3	0	0	0	1	0	0							
Jim Eisenreich, L OBP: 0.429, SLG: 0.516										3	0	1	1	0	0	0							
Kevin Stocker, S OBP: 0.320, SLG: 0.253										4	0	1	1	0	1	2							
Paul Quantrill, L OBP: 0.143, SLG: 0.077										0	0	0	0	0	0	0							
Tommy Greene, R ERA: 3.72										1	0	0	0	0	1	1							
Dave Gallagher, R OBP: 0.368, SLG: 0.413										3	0	0	0	0	0	3							
Inning Stats	R: 0 E: 0 K: 0 S: 15	H: 1 LOB: 2 BB: 0 P: 23	R: 0 E: 0 K: 2 S: 11	H: 1 LOB: 1 BB: 0 P: 17	R: 0 E: 0 K: 1 S: 10	H: 0 LOB: 0 BB: 0 P: 16	R: 0 E: 0 K: 0 S: 4	H: 0 LOB: 0 BB: 0 P: 7	R: 0 E: 0 K: 0 S: 6	H: 0 LOB: 0 BB: 0 P: 11	R: 4 E: 0 K: 0 S: 14	H: 4 LOB: 2 BB: 2 P: 27	R: 0 E: 0 K: 0 S: 5	H: 0 LOB: 0 BB: 0 P: 10	R: 0 E: 0 K: 0 S: 7	H: 0 LOB: 0 BB: 0 P: 11	R: 0 E: 1 K: 0 S: 10	H: 0 LOB: 1 BB: 0 P: 15	1B: 4 2B: 1 3B: 0 HR: 1	SF: 1 SAC: 0 DP: 0 HBP: 1	WP: 0 PB: 1 SB: 0 CS: 0	PA: 37	
PITCHER	IP WLS BF H R ER SO BB IBB HBP BLK WP HR S P ERA WHIP	IP WLS BF H R ER SO BB IBB HBP BLK WP HR S P ERA WHIP	IP WLS BF H R ER SO BB IBB HBP BLK WP HR S P ERA WHIP	IP WLS BF H R ER SO BB IBB HBP BLK WP HR S P ERA WHIP	IP WLS BF H R ER SO BB IBB HBP BLK WP HR S P ERA WHIP	IP WLS BF H R ER SO BB IBB HBP BLK WP HR S P ERA WHIP	IP WLS BF H R ER SO BB IBB HBP BLK WP HR S P ERA WHIP	IP WLS BF H R ER SO BB IBB HBP BLK WP HR S P ERA WHIP	IP WLS BF H R ER SO BB IBB HBP BLK WP HR S P ERA WHIP	IP WLS BF H R ER SO BB IBB HBP BLK WP HR S P ERA WHIP	IP WLS BF H R ER SO BB IBB HBP BLK WP HR S P ERA WHIP	IP WLS BF H R ER SO BB IBB HBP BLK WP HR S P ERA WHIP	IP WLS BF H R ER SO BB IBB HBP BLK WP HR S P ERA WHIP	IP WLS BF H R ER SO BB IBB HBP BLK WP HR S P ERA WHIP	IP WLS BF H R ER SO BB IBB HBP BLK WP HR S P ERA WHIP	IP WLS BF H R ER SO BB IBB HBP BLK WP HR S P ERA WHIP	IP WLS BF H R ER SO BB IBB HBP BLK WP HR S P ERA WHIP	IP WLS BF H R ER SO BB IBB HBP BLK WP HR S P ERA WHIP	IP WLS BF H R ER SO BB IBB HBP BLK WP HR S P ERA WHIP	IP WLS BF H R ER SO BB IBB HBP BLK WP HR S P ERA WHIP	IP WLS BF H R ER SO BB IBB HBP BLK WP HR S P ERA WHIP	IP WLS BF H R ER SO BB IBB HBP BLK WP HR S P ERA WHIP	IP WLS BF H R ER SO BB IBB HBP BLK WP HR S P ERA WHIP
Pete Schourek, L ERA: 3.72	1.1		4	0	0	0	0	0	0	0	0	6	12	0.00	0.000								
Chuck McElroy, L ERA: 5.09	2.0		7	0	0	0	0	0	0	0	0	17	26	0.00	0.000								

Cincinnati Reds @ Philadelphia Phillies
Veterans Stadium, Philadelphia, PA
Thu Jun 29 1995, 3:33 AM EDT
Att: 33,614 - Cloudy - 74 F


livebaseballscores.com

AB 33
R 4
H 6
RBI 4
BB 2
SO 3
LOB 12

Batter	1	2	3	4	5	6	7	8	9	AB	R	H	RBI	BB	SO	LOB	TOP										
Barry Larkin, R OBP: 0.391, SLG: 0.468 (1, 6)	L3		FC5-4 BB	F9			L4-6		G6-3	4	0	0	1	1	0	3											
Thomas Howard, S OBP: 0.354, SLG: 0.396 Craig Worthington, R OBP: 0.350, SLG: 0.500 (1, 8) (9, PH)	G4-3		FC5-4 2B			K	G4-3		G4-3	4	1	0	0	0	1	2											
Ron Gant, R OBP: 0.409, SLG: 0.629 (1, 7)	HR		SF7			K			2B	3	1	2	2	0	1	0											
Reggie Sanders, R OBP: 0.398, SLG: 0.602 (1, 9)	F7		2B			G3-1			K	4	0	1	1	0	1	1											
Eric Anthony, L OBP: 0.375, SLG: 0.586 Hector Carrasco, R (8, 1)			F9			HR			K	4	1	2	1	0	1	2											
Eddie Taubensee, L OBP: 0.323, SLG: 0.445 (1, 2)	F7					HR	F9		L9	4	1	1	1	0	0	2											
Bret Boone, R OBP: 0.328, SLG: 0.381 (1, 4)	P6		F9			K			SH1-4 G6-3 1B	4	1	1	0	0	1	1											
Jeff Branson, L OBP: 0.344, SLG: 0.466 Mark Lewis, R OBP: 0.414, SLG: 0.556 (9, PH)	K					G3			SH1-4 BB	3	0	1	0	0	1	1											
Jose Rijo, R OBP: 0.111, SLG: 0.197 Xavier Hernandez, L (8, 1) Michael Jackson, R (8, 1) Lenny Harris, L OBP: 0.250, SLG: 0.338 Chuck McElroy, L (7, 1) Jerome Walton, R OBP: 0.327, SLG: 0.489 (8, 3)			FC5-4 SF7 2B			G5-3			SH1-4	2	1	1	0	0	0	1											
Inning Stats	R: 1 E: 0 K: 0 S: 16	H: 1 LOB: 0 BB: 0 P: 25	R: 0 E: 0 K: 1 S: 8	H: 1 LOB: 1 BB: 0 P: 13	R: 2 E: 0 K: 0 S: 15	H: 2 LOB: 1 BB: 1 P: 26	R: 1 E: 0 K: 0 S: 10	H: 2 LOB: 1 BB: 0 P: 18	R: 0 E: 0 K: 2 S: 14	H: 0 LOB: 0 BB: 0 P: 22	R: 1 E: 0 K: 1 S: 10	H: 1 LOB: 0 BB: 0 P: 16	R: 0 E: 0 K: 0 S: 5	H: 1 LOB: 0 BB: 0 P: 6	R: 0 E: 0 K: 2 S: 13	H: 1 LOB: 1 BB: 0 P: 19	R: 1 E: 0 K: 0 S: 15	H: 1 LOB: 1 BB: 1 P: 23	1B: 1 2B: 6 3B: 1 HR: 3	SF: 1 SAC: 1 DP: 1 HBP: 0	WP: 0 PB: 0 SB: 1 CS: 0	PA: 38					
PITCHER	IP	WLS	BF	H	R	ER	SO	BB	IBB	HBP	BLK	WP	HR	S	P	ERA	WHIP										
Dave Milicki, R ERA: 3.99 (1, 1)	6.0		26	7	5	5	4	1	0	0	0	0	3	73	120	7.50	1.333										
Blas Minor, R ERA: 3.95 (7, 1)	1.1	W	5	2	0	0	1	0	0	0	0	0	0	11	15	0.00	1.500										
John Franco, L ERA: 3.18 (8, 1)	1.2	S	7	1	1	1	1	1	0	0	0	0	0	22	33	5.40	1.200										

Cincinnati Reds @ New York Mets
Shea Stadium, Flushing, NY
Fri Jun 30 1995, 7:05 PM EDT
Att: 15,594 - Unknown


AB	34
R	6
H	10
RBI	6
BB	2
SO	6
LOB	14



Batter	1	2	3	4	5	6	7	8	9	AB	R	H	RBI	BB	SO	LOB	BOTTOM										
Brett Butler, L OBP: 0.333, SLG: 0.307 (1, 8)	P6		1B			G4-3			K	4	0	1	0	1	1	0											
Jose Vizcaino, S OBP: 0.311, SLG: 0.325 (1, 6)	1B SF9		K			F9			HR	5	2	2	0	0	1	2											
Rico Brogna, L OBP: 0.340, SLG: 0.482 (1, 3)	1B		K			G4-3			HR	4	1	2	2	0	1	0											
Bobby Bonilla, S OBP: 0.373, SLG: 0.564 (1, 5)	SF9					HR			BB	2	2	2	2	1	0	0											
Todd Hundley, S OBP: 0.371, SLG: 0.443 (1, 2)	FC5-4 BB		K			K			G5-3	3	1	1	2	1	1	1											
Jeff Kent, R OBP: 0.330, SLG: 0.453 John Franco, L (8, 1)	FC5-4					1B			G4-3	4	1	2	0	0	0	3											
Chris Jones, R OBP: 0.423, SLG: 0.559 (1, 7)			P2			K			BB	3	0	0	0	1	1	1											
Ryan Thompson, R OBP: 0.345, SLG: 0.490 (1, 9)			K			K			SF7	3	0	0	1	0	2	1											
Dave Milicki, R OBP: 0.136, SLG: 0.050 Jeff Barry, S (6, PH) Blas Minor, R (7, 1) Edgardo Alfonzo, R OBP: 0.274, SLG: 0.383 (8, 4)	G4-3					G6-3			G4-3	2	0	0	0	0	0	0											
Inning Stats	R: 1 E: 0 K: 0 S: 12	H: 2 LOB: 2 BB: 1 P: 22	R: 0 E: 0 K: 1 S: 9	H: 0 LOB: 0 BB: 0 P: 13	R: 0 E: 0 K: 2 S: 8	H: 1 LOB: 0 BB: 0 P: 13	R: 1 E: 0 K: 3 S: 15	H: 2 LOB: 1 BB: 0 P: 21	R: 0 E: 0 K: 0 S: 5	H: 0 LOB: 0 BB: 0 P: 8	R: 3 E: 0 K: 0 S: 8	H: 2 LOB: 1 BB: 2 P: 18	R: 2 E: 0 K: 1 S: 18	H: 3 LOB: 1 BB: 0 P: 27	R: 0 E: 0 K: 0 S: 9	H: 1 LOB: 2 BB: 1 P: 19	1B: 6 2B: 0 3B: 2 HR: 3	SF: 2 SAC: 0 DP: 0 HBP: 0	WP: 0 PB: 0 SB: 0 CS: 0	PA: 38							
PITCHER	IP	WLS	BF	H	R	ER	SO	BB	IBB	HBP	BLK	WP	HR	S	P	ERA	WHIP										
Jose Rijo, R ERA: 4.58 (1, 1)	5.0		20	5	2	2	6	1	0	0	0	0	1	49	77	3.60	1.200										
Xavier Hernandez, R ERA: 4.54 (6, 1)	0.1		5	2	3	3	0	2	0	0	0	0	1	6	16	81.00	12.000										
Michael Jackson, R ERA: 7.95 (7, 1)	0.2		2	0	0	0	0	0	0	0	0	0	0	2	2	0.00	0.000										
Chuck McElroy, L ERA: 6.17 Hector Carrasco, R ERA: 2.85 (8, 1)	1.0	L	6	3	2	2	1	0	0	0	0	0	1	18	27	18.00	3.000										
1.0	5	1	0	0	0	0	1	0	0	0	0	0	9	19	0.00	2.000											

Cincinnati Reds @ New York Mets
Shea Stadium, Flushing, NY
Fri Jun 30 1995, 7:05 PM EDT
Att: 15,594 - Unknown

AB	32
R	7
H	11
RBI	7
BB	4
SO	7
LOB	9



Batter	1	2	3	4	5	6	7	8	9	AB	R	H	RBI	BB	SO	LOB	TOP										
Barry Larkin, R OBP: 0.387, SLG: 0.461 (1, 6)	K2-3	FC4-6		E6		G4-3			FC4-6	5	0	1	0	0	1	2	Cincinnati Reds @ New York Mets Shea Stadium, Flushing, NY Sat Jul 01 1995, 7:05 PM EDT Att: 16,080 - Unknown										
Thomas Howard, S OBP: 0.357, SLG: 0.408 (1, 8) (9, 7)	1B		HR			G4-3			FC4-6	5	1	2	1	0	1	2											
Ron Gant, R OBP: 0.409, SLG: 0.636 Jerome Walton, R OBP: 0.327, SLG: 0.489 (1, 7) (9, 8)	G4-3		P6			L7			K	4	1	1	1	1	1	1											
Reggie Sanders, R OBP: 0.396, SLG: 0.609 (1, 9)	G4-3		HR			L5			F9	4	1	1	1	0	0	2											
Eric Anthony, L OBP: 0.382, SLG: 0.574 Hector Carrasco, R (7, 1) Craig Worthington, R OBP: 0.350, SLG: 0.500 (8, 3)		BB	1B			G4-3			G3	3	1	1	0	1	0	0											
Eddie Taubensee, L OBP: 0.321, SLG: 0.463 (1, 2)	F8		P2			HR			G3-1	4	1	1	1	0	0	2											
Bret Boone, R OBP: 0.331, SLG: 0.385 (1, 4)	1B		P4			2B			G6-3	3	0	1	0	1	0	1											
Jeff Branson, L OBP: 0.348, SLG: 0.462 (1, 5)	FC4-6		K			IBB			K	3	0	1	1	1	2	0											
Tim Pugh, R OBP: 0.167, SLG: 0.222 Lenny Harris, L OBP: 0.282, SLG: 0.305 Jeff Brantley, R (8, 1)	K		F9			L8			G4-3	3	0	0	0	0	1	4											
Inning Stats	R: 0 E: 0 K: 1 S: 9	H: 1 LOB: 1 BB: 1 P: 17	R: 1 E: 0 K: 1 S: 12	H: 1 LOB: 2 BB: 2 P: 21	R: 2 E: 0 K: 0 S: 17	H: 3 LOB: 1 BB: 0 P: 29	R: 0 E: 1 K: 2 S: 9	H: 0 LOB: 1 BB: 0 P: 13	R: 2 E: 0 K: 0 S: 14	H: 3 LOB: 2 BB: 1 P: 25	R: 0 E: 0 K: 0 S: 10	H: 0 LOB: 0 BB: 0 P: 16	R: 0 E: 0 K: 0 S: 7	H: 0 LOB: 0 BB: 0 P: 13	R: 0 E: 0 K: 1 S: 6	H: 0 LOB: 0 BB: 0 P: 9		R: 0 E: 0 K: 1 S: 7	H: 1 LOB: 1 BB: 0 P: 11	1B: 4 2B: 2 3B: 0 HR: 4	SF: 0 SAC: 0 DP: 2 HBP: 0	WP: 0 PB: 0 SB: 3 CS: 1	PA: 39				
PITCHER	IP	WLS	BF	H	R	ER	SO	BB	IBB	HBP	BLK	WP	HR	S	P	ERA	WHIP										
Pete Harnisch, R ERA: 4.44 Doug Henry, R ERA: 4.53 Jerry Dipoto, R ERA: 6.46	(1, 1) (6, 1) (8, 1)	5.0 2.0 2.0	L 6 6	27 0 1	8 0 0	5 0 0	4 0 2	3 0 0	1 0 0	0 0 0	0 0 0	0 0 0	4 0 0	61 17 13	105 29 20	9.00 0.00 0.00	2.200 0.000 0.500										

Batter	1	2	3	4	5	6	7	8	9	AB	R	H	RBI	BB	SO	LOB	BOTTOM										
Brett Butler, L OBP: 0.335, SLG: 0.309 (1, 8)	L8		1B			FC3-6			F9	5	0	2	2	0	0	2	Cincinnati Reds @ New York Mets Shea Stadium, Flushing, NY Sat Jul 01 1995, 7:05 PM EDT Att: 16,080 - Unknown										
Jose Vizcaino, S OBP: 0.305, SLG: 0.321 (1, 6)	G4-3		L9			L1-3			SF9	3	0	0	1	0	0	2											
Rico Brogna, L OBP: 0.333, SLG: 0.473 (1, 3)	F7					G4-3			L7	4	0	0	0	0	1	1											
Bobby Bonilla, S OBP: 0.367, SLG: 0.554 (1, 5)		G3				G3-1			F8	4	0	0	0	0	0	0											
Todd Hundley, S OBP: 0.385, SLG: 0.467 (1, 2)		HR				BB			FC6-4	1	1	1	1	3	0	0											
Jeff Kent, R OBP: 0.325, SLG: 0.444 (1, 4)		K				G5-3			FC6-4	4	0	0	0	0	1	3											
Chris Jones, R OBP: 0.420, SLG: 0.549 Jerry Dipoto, R Edgardo Alfonzo, R OBP: 0.278, SLG: 0.387 (1, 7) (8, 1) (9, PH)						K			K	3	0	1	0	0	2	0											
Ryan Thompson, R OBP: 0.350, SLG: 0.491 (1, 9)		CS				K			B2	4	2	2	0	0	1	1											
Pete Harnisch, S OBP: 0.130, SLG: 0.130 Jeff Barry, S OBP: 0.182, SLG: 0.100 Doug Henry, R Joe Orsulak, L OBP: 0.338, SLG: 0.376 (1, 1) (5, PH) (6, 1) (7, PH)						G4-3			K	1	0	1	0	0	0	0											
Inning Stats	R: 0 E: 0 K: 0 S: 5	H: 0 LOB: 0 BB: 0 P: 8	R: 1 E: 0 K: 1 S: 15	H: 2 LOB: 0 BB: 0 P: 27	R: 0 E: 0 K: 1 S: 9	H: 1 LOB: 1 BB: 0 P: 11	R: 0 E: 0 K: 0 S: 13	H: 0 LOB: 1 BB: 1 P: 19	R: 1 E: 0 K: 1 S: 12	H: 2 LOB: 1 BB: 0 P: 19	R: 0 E: 0 K: 1 S: 9	H: 0 LOB: 1 BB: 1 P: 20	R: 2 E: 0 K: 1 S: 12	H: 3 LOB: 1 BB: 0 P: 16	R: 0 E: 0 K: 0 S: 12	H: 0 LOB: 0 BB: 1 P: 18		R: 0 E: 0 K: 1 S: 13	H: 1 LOB: 1 BB: 0 P: 17	1B: 8 2B: 0 3B: 0 HR: 1	SF: 1 SAC: 0 DP: 1 HBP: 0	WP: 2 PB: 0 SB: 1 CS: 1	PA: 38				
PITCHER	IP	WLS	BF	H	R	ER	SO	BB	IBB	HBP	BLK	WP	HR	S	P	ERA	WHIP										
Tim Pugh, R ERA: 3.58 Hector Carrasco, R ERA: 3.21 Jeff Brantley, R ERA: 2.48	(1, 1) (7, 1) (8, 1)	6.0 1.0 2.0	W 6 S	24 3 7	5 2 1	2 2 0	2 1 1	0 0 0	0 0 0	0 0 0	0 0 0	0 2 0	0 0 0	12 12 25	35	3.00 18.00 0.00	1.167 3.000 1.000										



Batter	1	2	3	4	5	6	7	8	9	AB	R	H	RBI	BB	SO	LOB	TOP								
Barry Larkin, R (1,6) OBP: 0.383, SLG: 0.455	1-1 G4-3		2-2 F8		1-2 G4-3			0-2 1B 2B 1B	0-2 FC6-4	5	1	1	0	0	0	2									
Thomas Howard, S (1,8) OBP: 0.375, SLG: 0.425	2-2 L4			0-0 2B 1B		0-0 L9 E 1B		1-2 2B 1B 1-3 1B		4	1	3	0	0	0	0									
Ron Gant, R (1,7) OBP: 0.407, SLG: 0.634	3-3 K			0-0 P2		3-2 G2		0-0 1B CS 2B 1-3 CS		4	1	1	1	0	1	2									
Reggie Sanders, R (1,9) OBP: 0.402, SLG: 0.614		1-0 G6-3		0-0 1B 2B 1-H		4-0 S IBB		0-1 CS 1B 2-3 3-H 3-2		3	1	2	1	1	0	0									
Eric Anthony, L (1,3) OBP: 0.375, SLG: 0.554	2-2 F7		2-1 2B 1B 2-H		1-1 L9		1-2 F8			4	0	1	1	0	0	3									
Bret Boone, R (1,4) OBP: 0.329, SLG: 0.387	0-0 G1-3		1-2 2B		1-2 K		2-3 K		0-1 G6-3	4	0	1	0	0	1	2									
Jeff Branson, L (1,5) OBP: 0.345, SLG: 0.455			1-2 SH1-3 1B		1-3 K		3-2 G4-3		0-1 F8	4	0	1	0	0	1	2									
Damon Berryhill, S (1,2) OBP: 0.228, SLG: 0.246			2-3 K		0-0 G4-3		0-3 K		1-2 FC4-6 1B	4	0	1	0	0	2	1									
John Smiley, L (1,1) OBP: 0.200, SLG: 0.414			0-0 SH1-3		0-0 G3-1		0-3 K		0-1 FC4-6 FC6-4	2	0	0	0	0	1	0									
Lenny Harris, L (9, PH) OBP: 0.280, SLG: 0.303										1	0	0	0	0	0	1									
Jeff Brantley, R (9, 1)										0	0	0	0	0	0	0									
Inning Stats	R: 0 E: 0 K: 1 S: 8	H: 0 LOB: 0 BB: 0 P: 14	R: 0 E: 0 K: 0 S: 5	H: 0 LOB: 0 BB: 0 P: 8	R: 0 E: 0 K: 1 S: 12	H: 1 LOB: 1 BB: 0 P: 17	R: 1 E: 0 K: 1 S: 13	H: 4 LOB: 2 BB: 0 P: 16	R: 0 E: 0 K: 0 S: 5	H: 0 LOB: 0 BB: 0 P: 6	R: 0 E: 1 K: 1 S: 9	H: 1 LOB: 2 BB: 1 P: 19	R: 0 E: 0 K: 2 S: 10	H: 0 LOB: 0 BB: 0 P: 13	R: 3 E: 0 K: 0 S: 15	H: 4 LOB: 0 BB: 0 P: 19	R: 0 E: 0 K: 0 S: 10	H: 1 LOB: 1 BB: 0 P: 11	1B: 8 2B: 3 3B: 0 HR: 0	SF: 0 SAC: 1 DP: 0 HBP: 0	WP: 0 PB: 0 SB: 1 CS: 2	PA: 37			
PITCHER	IP WLS BF H R ER SO BB IBB HBP BLK WP HR S P ERA WHIP	7.0 L 31 10 4 4 6 0 1 0 0 0 0 72 104 5.14 1.429	1.0 2 0 0 0 0 0 0 0 0 0 0 0 5 8 0.00 0.000	1.0 4 1 0 0 0 0 0 0 0 0 0 0 10 11 0.00 1.000																					

Cincinnati Reds @ New York Mets
Shea Stadium, Flushing, NY
Sun Jul 02 1995, 3:33 AM EDT
Att. 19,882 - Overcast - 74 F

AB	35
R	4
H	11
RBI	3
BB	1
SO	6
LOB	13



Batter	1	2	3	4	5	6	7	8	9	AB	R	H	RBI	BB	SO	LOB	BOTTOM								
Brett Butler, L (1,8) OBP: 0.329, SLG: 0.304	0-2 G1-3		3-3 K		0-1 F8			2-2 FC3-6 G6-4-3		4	0	0	0	0	1	3									
Edgardo Alfonzo, R (1,5) OBP: 0.277, SLG: 0.383	1-2 2B 1B		2-1 G5-3		2-1 P4		2-2 G6-4-3			4	1	1	0	0	0	2									
Chris Jones, R (1,7) OBP: 0.405, SLG: 0.527	1-1 L7		0-0 G5-3		0-3 K		1-1 G5-3			3	0	0	0	0	1	1									
Joe Orsulak, L (9, PH) OBP: 0.336, SLG: 0.373										1	0	0	0	0	0	0									
Bobby Bonilla, S (1,3) OBP: 0.369, SLG: 0.562	2-0 1-H 2B		2-3 K		1-3 K		1-3 K		0-0 1B 2B	4	0	2	1	0	2	0									
Jeff Kent, R (1,4) OBP: 0.320, SLG: 0.436	1-3 K		1-3 K		0-0 G5-3		0-3 K		0-2 F9	4	0	0	0	0	2	2									
Ryan Thompson, R (1,9) OBP: 0.353, SLG: 0.491		2-0 FC4-6 1B		0-3 K		0-3 K		2-2 1B		2	0	1	0	0	1	0									
Jose Vizcaino, S (7,6) OBP: 0.307, SLG: 0.322								2-2 1B		2	0	1	0	0	1	0									
Kelly Stinnett, R (1,2) OBP: 0.365, SLG: 0.407	1-0 FC4-6 G4-3		1-3 K		0-1 F8		0-1 F8		1-3 K	3	0	0	0	0	1	1									
Rico Brogna, L (9, PH) OBP: 0.332, SLG: 0.471										1	0	0	0	0	1	2									
Tim Bogar, R (1,6) OBP: 0.292, SLG: 0.311	1-0 G4-3		0-1 SH3-4 1B		0-1 SH3-4 1B		0-1 FC3-6 1B		0-1 FC3-6 1B	3	0	2	0	0	0	1									
Bobby Jones, R (1,1) OBP: 0.167, SLG: 0.167										1	0	0	0	0	1	1									
Eric Gunderson, R (8, 1)										0	0	0	0	0	0	0									
Aaron Ledesma, R (8, PH) OBP: 1.000, SLG: 1.000										1	0	1	0	0	0	0									
Pete Walker, R (9, 1)										0	0	0	0	0	0	0									
Inning Stats	R: 1 E: 0 K: 1 S: 13	H: 2 LOB: 1 BB: 0 P: 18	R: 0 E: 0 K: 1 S: 6	H: 1 LOB: 0 BB: 0 P: 10	R: 0 E: 0 K: 1 S: 8	H: 0 LOB: 0 BB: 0 P: 13	R: 0 E: 0 K: 3 S: 9	H: 0 LOB: 0 BB: 0 P: 12	R: 0 E: 0 K: 1 S: 8	H: 1 LOB: 1 BB: 0 P: 9	R: 0 E: 0 K: 2 S: 8	H: 0 LOB: 0 BB: 0 P: 11	R: 0 E: 0 K: 1 S: 6	H: 0 LOB: 0 BB: 0 P: 6	R: 0 E: 0 K: 0 S: 12	H: 2 LOB: 1 BB: 0 P: 16	R: 0 E: 0 K: 1 S: 12	H: 2 LOB: 2 BB: 0 P: 16	1B: 6 2B: 2 3B: 0 HR: 0	SF: 0 SAC: 1 DP: 1 HBP: 0	WP: 0 PB: 0 SB: 0 CS: 0	PA: 34			
PITCHER	IP WLS BF H R ER SO BB IBB HBP BLK WP HR S P ERA WHIP	8.0 W 29 6 1 1 10 0 0 0 0 0 0 12 16 1.12 0.750	1.0 S 5 2 0 0 1 0 0 0 0 0 0 12 16 0.00 2.000																						

Cincinnati Reds @ New York Mets
Shea Stadium, Flushing, NY
Sun Jul 02 1995, 3:33 AM EDT
Att. 19,882 - Overcast - 74 F

AB	33
R	1
H	8
RBI	1
BB	0
SO	11
LOB	13



Batter	1	2	3	4	5	6	7	8	9	AB	R	H	RBI	BB	SO	LOB	TOP										
Darren Lewis, R OBP: 0.300, SLG: 0.297 (1, 8)	4-0 SH1-3 1B BB	2-0 F8 1B	1-0 G1-3		0-0 G4-3			0-1 L8		4	1	1	0	1	0	2											
Robby Thompson, R OBP: 0.292, SLG: 0.310 (1, 4)	1-1 SH1-3 1-3	1-0 L8		1-3 K		2-3 K		1-2 P3		4	0	0	0	0	2	1											
Barry Bonds, L OBP: 0.432, SLG: 0.584 (1, 7)	1-0 2B 3-H	4-2 FC6-4 1B BB		4-2 G6-3 BB		3-2 F7		1-0 HR		3	2	2	2	2	0	0											
Mark Carreon, R OBP: 0.336, SLG: 0.500 J.R. Phillips, L OBP: 0.194, SLG: 0.242 (8, 3)	3-2 2B 1-2	0-0 F8		2-1 G6-3		0-0 G5-3		1-3 K		5	1	1	0	0	1	3											
Glenallen Hill, R OBP: 0.313, SLG: 0.423 (1, 9)	0-0 2B 1-H 2-H	1-0 FC6-4		2-0 G5-3		2-0 1B S		1-2 F8		5	1	2	2	0	0	3											
Royce Clayton, R OBP: 0.317, SLG: 0.347 (1, 6)	2-1 2B S		2-0 FC5 1B E		2-2 P3		1-3 K		3-3 K		5	1	2	1	0	2											
Steve Scarson, R Rod Beck, R OBP: 0.333, SLG: 0.333 (9, 1)	1-2 2B S		2-1 G5-3		4-2 1B BB		2-3 K		0-3 K		4	1	1	1	1	2											
Kirt Manwaring, R OBP: 0.328, SLG: 0.325 (1, 2)	2-3 K		1-0 FC5 2B		0-0 SH1-4 1B 1-H		4-0 BB				3	1	1	1	1	2											
Mark Portugal, R OBP: 0.118, SLG: 0.130 John Patterson, S OBP: 0.223, SLG: 0.229 Chris Hook, L (7, 1) Shawn Barton, R (7, 1) Dave Burba, R (7, 1) Mike Benjamin, R OBP: 0.241, SLG: 0.443 (9, 9)	0-0 G6-3		2-1 2B 1-H		0-0 SH1-4		1-0 G3				2	0	1	1	0	0											
Inning Stats	R: 5 E: 0 K: 1 S: 18	H: 5 LOB: 1 BB: 1 P: 32	R: 0 E: 0 K: 0 S: 7	H: 1 LOB: 2 BB: 1 P: 15	R: 1 E: 1 K: 0 S: 7	H: 2 LOB: 1 BB: 0 P: 15	R: 0 E: 0 K: 1 S: 8	H: 0 LOB: 1 BB: 1 P: 17	R: 1 E: 0 K: 0 S: 8	H: 1 LOB: 1 BB: 1 P: 14	R: 0 E: 0 K: 1 S: 7	H: 0 LOB: 0 BB: 0 P: 12	R: 0 E: 0 K: 2 S: 8	H: 1 LOB: 2 BB: 1 P: 18	R: 1 E: 0 K: 1 S: 9	H: 1 LOB: 0 BB: 0 P: 12	R: 0 E: 0 K: 2 S: 12	H: 0 LOB: 0 BB: 0 P: 16	1B: 6 2B: 4 3B: 0 HR: 1	SF: 0 SAC: 2 DP: 0 HBP: 0	WP: 0 PB: 0 SB: 4 CS: 0	PA: 43					
PITCHER	IP	WLS	BF	H	R	ER	SO	BB	IBB	HBP	BLK	WP	HR	S	P	ERA	WHIP										
C.J. Nitkowski, L ERA: 4.63 Kevin Jarvis, R ERA: 5.14 Michael Jackson, R ERA: 5.79 Xavier Hernandez, R ERA: 4.53	(1, 1) (1, 1) (6, 1) (8, 1)	0.1 4.2 2.0 2.0	7 21 8 7	5 4 1 1	5 2 0 1	5 2 0 1	5 2 3 3	0 1 1 0	0 0 0 0	0 0 0 0	0 0 0 0	0 0 0 0	0 0 0 1	12 36 15 21	24 69 30 28	4.50 3.86 0.00 4.50	18.000 1.500 1.000 0.500										

San Francisco Giants @ Cincinnati Reds
Riverfront Stadium, Cincinnati, OH
Mon Jul 03 1995, 7:05 PM EDT
Att: 30,235 - Unknown - 78 F

AB 36
R 8
H 11
RBI 8
BB 5
SO 8
LOB 17



Batter	1	2	3	4	5	6	7	8	9	AB	R	H	RBI	BB	SO	LOB	BOTTOM										
Barry Larkin, R OBP: 0.388, SLG: 0.460 (1, 6)	3-2 E 1B		3-2 F8 1B 2B		1-0 G6-3		4-2 S 1B BB	0-1 L4		4	3	2	0	1	0	0											
Thomas Howard, S OBP: 0.366, SLG: 0.412 (1, 8)	1-0 P6		0-0 F8		0-3 K		2-1 1B SF7 1B		0-0 B1-3		5	1	1	1	0	2											
Ron Gant, R OBP: 0.407, SLG: 0.628 (1, 7)	2-0 F9		0-0 BB 1B		1-3 K		1-2 S 1B		2-2 F9		5	0	2	2	0	1											
Reggie Sanders, R OBP: 0.402, SLG: 0.608 (1, 9)	3-2 E5 1-H		4-1 G4-6-3 BB		3-2 K		1-3 K		1-1 G5-3		4	1	1	0	1	2											
Eric Anthony, L OBP: 0.368, SLG: 0.559 Damon Berryhill, S OBP: 0.228, SLG: 0.246 (8, 2)	3-0 F8		2-2 G4-6-3		2-1 G4-3 2B		3-2 SF7				3	1	1	2	0	3											
Eddie Taubensee, L OBP: 0.314, SLG: 0.452 Mark Lewis, R OBP: 0.420, SLG: 0.556 Xavier Hernandez, L (8, 1)		3-2 L9		0-0 G3		2-2 G4-3		4-2 BB		3	0	0	0	0	0	1											
Bret Boone, R OBP: 0.328, SLG: 0.389 (1, 4)		0-0 G6-3		1-1 F7		0-0 2B		1-2 P4		4	0	1	1	0	2												
Jeff Branson, L OBP: 0.343, SLG: 0.457 (1, 5)		1-0 2B		2-0 G3		3-H F8		1-3 K		4	0	1	0	0	1												
C.J. Nitkowski, L Kevin Jarvis, L Lenny Harris, S Michael Jackson, R Jerome Walton, R OBP: 0.330, SLG: 0.449 (8, 3)		2-1 G1-3		0-1 B5-3		0-0 BB 1B		2-0 G3		0	0	0	0	0	0	0											
Inning Stats	R: 1 E: 2 K: 0 S: 9	H: 1 LOB: 0 BB: 0 P: 21	R: 0 E: 0 K: 0 S: 9	H: 1 LOB: 0 BB: 0 P: 15	R: 1 E: 0 K: 0 S: 9	H: 2 LOB: 1 BB: 1 P: 18	R: 0 E: 0 K: 0 S: 4	H: 0 LOB: 0 BB: 0 P: 7	R: 0 E: 0 K: 1 S: 6	H: 0 LOB: 0 BB: 0 P: 7	R: 2 E: 0 K: 1 S: 16	H: 3 LOB: 1 BB: 0 P: 26	R: 3 E: 0 K: 1 S: 24	H: 3 LOB: 2 BB: 2 P: 40	R: 0 E: 0 K: 1 S: 6	H: 0 LOB: 0 BB: 0 P: 9	R: 0 E: 0 K: 0 S: 6	H: 0 LOB: 0 BB: 0 P: 9	1B: 6 2B: 4 3B: 0 HR: 0	SF: 1 SAC: 0 DP: 1 HBP: 0	WP: 0 PB: 0 SB: 5 CS: 0	PA: 40					
PITCHER	IP	WLS	BF	H	R	ER	SO	BB	IBB	HBP	BLK	WP	HR	S	P	ERA	WHIP										
Mark Portugal, R Chris Hook, R ERA: 4.62 Shawn Barton, L ERA: 2.08 Dave Burba, R ERA: 4.34 Rod Beck, R ERA: 2.59	(1, 1) (7, 1) (7, 1) (7, 1) (9, 1)	6.0 0.1 0.1 1.1 1.0	26 5 1 5 3	7 3 0 0 0	4 3 0 0 0	3 3 0 0 0	2 1 0 0 0	0 1 0 0 0	0 0 0 0 0	0 0 0 0 0	0 0 0 0 0	0 0 0 0 0	0 0 0 0 0	0 0 0 3 6	12 6 20 9	4.50 81.00 0.00 0.00 0.00	1.333 12.000 0.000 0.750 0.000										

San Francisco Giants @ Cincinnati Reds
Riverfront Stadium, Cincinnati, OH
Mon Jul 03 1995, 7:05 PM EDT
Att: 30,235 - Unknown - 78 F

AB 36
R 7
H 10
RBI 6
BB 3
SO 4
LOB 13



Batter	1	2	3	4	5	6	7	8	9	AB	R	H	RBI	BB	SO	LOB	TOP										
Darren Lewis, R (1, 8) OBP: 0.295, SLG: 0.289	4-0 FC5-4 BB		0-3 K		0-0 F9			0-3 K		3	0	0	0	1	2	1											
Robby Thompson, R (1, 4) OBP: 0.298, SLG: 0.305	0-0 FC5-4 G4-6-3		0-0 1B		0-0 G4-3			0-0 G5-3		4	0	1	0	0	0	2											
Barry Bonds, L (1, 7) OBP: 0.320, SLG: 0.576 Rikert FaneYTE, R (3, 7) OBP: 0.467, SLG: 0.348	0-0 G4-6-3		0-3 K		4-0 FC6-4 BB			4-0 BB		2	0	0	0	0	1	2											
Mark Carreon, R (1, 9) OBP: 0.336, SLG: 0.488		0-0 G5-3		0-0 F7		0-0 FC6-4		0-0 G6-3		4	0	0	0	0	0	2											
Royce Clayton, R (1, 6) OBP: 0.323, SLG: 0.352		0-0 1B 1B		0-0 F9		0-3 K		0-3 K		4	0	1	0	0	2	1											
J.R. Phillips, L (1, 3) OBP: 0.201, SLG: 0.243		0-0 1B 1-2		4-0 FC6 BB		0-0 G4-3		0-0 G3		3	0	1	0	1	0	1											
Kirt Manwaring, R (1, 2) OBP: 0.320, SLG: 0.313 Mike Benjamin, R (9, PH) OBP: 0.333, SLG: 0.432		0-3 K		0-0 FC6				0-3 K		3	0	0	0	0	2	3											
Steve Scarson, R (1, 5) OBP: 0.374, SLG: 0.602		0-3 K		0-0 1B		0-0 P6				3	0	1	0	0	1	2											
Mark Leiter, R (1, 1) OBP: 0.115, SLG: 0.080 Shawn Barton, R (7, 1) Kenny Greer, R (7, 1)			0-3 K		0-3 K		0-3 K			3	0	0	0	0	3	1											
Inning Stats	R: 0 E: 0 K: 0 S: 2	H: 0 LOB: 0 BB: 1 P: 6	R: 0 E: 0 K: 2 S: 9	H: 2 LOB: 2 BB: 0 P: 9	R: 0 E: 0 K: 3 S: 10	H: 1 LOB: 1 BB: 0 P: 10	R: 0 E: 0 K: 0 S: 3	H: 0 LOB: 1 BB: 1 P: 7	R: 0 E: 0 K: 1 S: 6	H: 1 LOB: 1 BB: 0 P: 6	R: 0 E: 0 K: 1 S: 5	H: 0 LOB: 0 BB: 0 P: 7	R: 0 E: 0 K: 2 S: 7	H: 0 LOB: 0 BB: 0 P: 7	R: 0 E: 0 K: 1 S: 5	H: 0 LOB: 0 BB: 1 P: 9	R: 0 E: 0 K: 1 S: 5	H: 0 LOB: 0 BB: 0 P: 5	R: 0 E: 0 K: 1 S: 5	H: 0 LOB: 0 BB: 0 P: 5	1B: 4 2B: 0 3B: 0 HR: 0	SF: 0 SAC: 0 DP: 1 HBP: 0	WP: 0 PB: 0 SB: 0 CS: 0	PA: 34			
PITCHER	IP	WLS	BF	H	R	ER	SO	BB	IBB	HBP	BLK	WP	HR	S	P	ERA	WHIP										
Jose Rijo, R (1, 1) ERA: 4.21	5.0	W	20	4	0	0	6	2	0	0	0	0	0	30	38	0.00	1.200										
Hector Carrasco, R (6, 1) ERA: 3.39	2.0		7	0	0	0	3	1	0	0	0	0	0	12	16	0.00	0.500										
Michael Jackson, R (8, 1) ERA: 5.06	1.1		5	0	0	0	2	1	0	0	0	0	0	8	12	0.00	0.750										
Brad Pennington, L (9, 1) ERA: 6.75	0.2		2	0	0	0	0	0	0	0	0	0	0	2	2	0.00	0.000										

San Francisco Giants @ Cincinnati Reds
Riverfront Stadium, Cincinnati, OH
Wed Jul 05 1995, 7:05 PM EDT
Att: 22,025 - Unknown - 81 F

AB 30
R 0
H 4
RBI 0
BB 4
SO 11
LOB 15



Batter	1	2	3	4	5	6	7	8	9	AB	R	H	RBI	BB	SO	LOB	BOTTOM										
Thomas Howard, S (1, 8) OBP: 0.367, SLG: 0.404	0-0 G6-3		0-0 F8			0-0 G3-1 1B		0-0 G4-3		4	0	1	0	0	0	1											
Barry Larkin, R (1, 6) OBP: 0.394, SLG: 0.471	0-0 F9		0-0 F8			0-0 G3-1 1-2				4	1	1	0	0	0	1											
Ron Gant, R (1, 7) OBP: 0.404, SLG: 0.628 Jerome Walton, R (9, 8) OBP: 0.327, SLG: 0.489	0-0 G5-3			0-3 K				0-0 F3		4	1	1	0	0	1	1											
Reggie Sanders, R (1, 9) OBP: 0.396, SLG: 0.597		0-0 G5-3		0-0 F5				0-0 E7		4	2	1	0	0	0	0											
Eric Anthony, L (1, 3) OBP: 0.345, SLG: 0.520		0-0 P5		0-0 F7				0-0 P6		4	1	1	1	0	0	1											
Benito Santiago, R (1, 2) OBP: 0.400, SLG: 0.674					0-3 K			0-0 FC3		4	3	2	3	0	1	1											
Bret Boone, R (1, 4) OBP: 0.336, SLG: 0.495					4-0 L3 BB			0-0 FC1		3	1	2	1	1	0	1											
Jeff Branson, L (1, 5) OBP: 0.340, SLG: 0.454		0-0 F7			0-0 L3			0-0 SF8		3	0	1	1	0	0	2											
Jose Rijo, R (1, 1) OBP: 0.105, SLG: 0.158 Hector Carrasco, R (6, 1) Lenny Harris, L (7, PH) OBP: 0.256, SLG: 0.298 Michael Jackson, R (8, 1) Brad Pennington, L (9, 1)			0-0 G6-3			0-0 G4-3		0-0 FC1-5		1	0	0	0	0	0	0											
Inning Stats	R: 0 E: 0 K: 0 S: 3	H: 0 LOB: 0 BB: 0 P: 3	R: 1 E: 0 K: 0 S: 5	H: 2 LOB: 1 BB: 0 P: 5	R: 0 E: 0 K: 0 S: 3	H: 0 LOB: 0 BB: 0 P: 3	R: 0 E: 0 K: 1 S: 5	H: 0 LOB: 0 BB: 0 P: 5	R: 0 E: 0 K: 1 S: 4	H: 0 LOB: 0 BB: 1 P: 8	R: 0 E: 0 K: 0 S: 3	H: 1 LOB: 0 BB: 0 P: 3	R: 4 E: 2 K: 0 S: 8	H: 3 LOB: 1 BB: 0 P: 8	R: 4 E: 1 K: 0 S: 8	H: 4 LOB: 1 BB: 0 P: 8	R: 4 E: 1 K: 0 S: 8	H: 4 LOB: 1 BB: 0 P: 8	1B: 5 2B: 3 3B: 0 HR: 3	SF: 1 SAC: 0 DP: 1 HBP: 0	WP: 0 PB: 0 SB: 0 CS: 0	PA: 36					
PITCHER	IP	WLS	BF	H	R	ER	SO	BB	IBB	HBP	BLK	WP	HR	S	P	ERA	WHIP										
Mark Leiter, R (1, 1) ERA: 4.08	6.0	L	22	5	3	2	2	1	0	0	0	0	0	25	29	3.00	1.000										
Shawn Barton, L (7, 1) ERA: 2.08	0.0		1	1	0	0	0	0	0	0	0	0	0	1	1	∞	∞										
Kenny Greer, R (7, 1) ERA: 1.23	2.0		13	4	6	0	0	0	0	0	0	0	2	13	13	0.00	2.000										

San Francisco Giants @ Cincinnati Reds
Riverfront Stadium, Cincinnati, OH
Wed Jul 05 1995, 7:05 PM EDT
Att: 22,025 - Unknown - 81 F

AB 34
R 9
H 10
RBI 6
BB 1
SO 2
LOB 10



Batter	1	2	3	4	5	6	7	8	9	AB	R	H	RBI	BB	SO	LOB	TOP					
Darren Lewis, R OBP: 0.297, SLG: 0.292 (1, 8)	L4		1B	G3		G1-3			1B	5	2	2	0	0	0	2						
Mike Benjamin, R OBP: 0.341, SLG: 0.471 Glenallen Hill, R OBP: 0.313, SLG: 0.425 Steve Scarosone, R OBP: 0.374, SLG: 0.602 (1, 5)	1B		L8						HR	4	1	2	1	0	0	1						
Barry Bonds, L OBP: 0.431, SLG: 0.585 (1, 7)	P5		1B	G3-1					HR	5	1	2	4	0	0	1						
Mark Carreon, R OBP: 0.324, SLG: 0.468 (1, 9)	4-3		G5-4-3		P3				G4-3	5	0	0	0	0	1	3						
Royce Clayton, R OBP: 0.328, SLG: 0.359 (1, 6)			F9		1B				K	4	2	2	0	1	1	1						
John Patterson, S OBP: 0.248, SLG: 0.257 (1, 4)	G4-3			1B	2B				K	4	0	2	1	1	1	1						
J.R. Phillips, L OBP: 0.207, SLG: 0.255 (1, 3)				1B	3B				2B	5	0	2	0	0	3	4						
Jeff Reed, L OBP: 0.391, SLG: 0.293 (1, 2)									2B	3	0	0	0	2	1	5						
William Van Landingham, R OBP: 0.214, SLG: 0.286 Dave Burba, R ERA: 3.88 Tom Lampkin, L OBP: 0.300, SLG: 0.371 Shawn Barton, R ERA: 4.27 Rod Beck, R OBP: 0.333, SLG: 0.333 (7, 1)	G6-3								F7	3	0	1	1	0	1	2						
Inning Stats	R: 0 E: 0 K: 0 S: 6	H: 1 LOB: 1 BB: 0 P: 9	R: 0 E: 0 K: 0 S: 6	H: 1 LOB: 2 BB: 1 P: 14	R: 1 E: 0 K: 0 S: 10	H: 2 LOB: 0 BB: 0 P: 15	R: 1 E: 0 K: 2 S: 15	H: 2 LOB: 2 BB: 1 P: 24	R: 2 E: 0 K: 1 S: 14	H: 3 LOB: 1 BB: 0 P: 21	R: 0 E: 0 K: 1 S: 9	H: 0 LOB: 0 BB: 0 P: 14	R: 0 E: 0 K: 1 S: 7	H: 0 LOB: 0 BB: 0 P: 8	R: 0 E: 0 K: 2 S: 13	H: 1 LOB: 2 BB: 1 P: 25	R: 3 E: 0 K: 1 S: 20	H: 4 LOB: 3 BB: 1 P: 29	1B: 9 2B: 2 3B: 1 HR: 2	SF: 0 SAC: 0 DP: 1 HBP: 0	WP: 0 PB: 0 SB: 2 CS: 0	PA: 44
PITCHER	IP	WLS	BF	H	R	ER	SO	BB	IBB	HBP	BLK	WP	HR	S	P	ERA	WHIP					
Tim Pugh, R ERA: 3.88 Chuck McElroy, L ERA: 5.54 Xavier Hernandez, R ERA: 4.27 Jeff Brantley, R ERA: 2.95	(1, 1)	4.2	24	9	4	4	2	2	0	0	0	0	1	47	79	7.71	2.357					
	(5, 1)	1.1	4	0	0	0	2	0	0	0	0	0	0	13	18	0.00	0.000					
	(7, 1)	1.2	7	1	0	0	3	1	0	0	0	0	0	17	28	0.00	1.200					
	(8, 1)	1.1	L	9	4	3	3	1	0	0	0	0	1	23	34	20.25	3.750					

San Francisco Giants @ Cincinnati Reds
Riverfront Stadium, Cincinnati, OH
Thu Jul 06 1995, 7:05 PM EDT
Att: 27,784 - Unknown - 76 F

AB	40
R	7
H	14
RBI	7
BB	4
SO	8
LOB	22



Batter	1	2	3	4	5	6	7	8	9	AB	R	H	RBI	BB	SO	LOB	BOTTOM					
Thomas Howard, S OBP: 0.382, SLG: 0.424 Jerome Walton, R OBP: 0.324, SLG: 0.484 (1, 8)	FC5		1B	FC5-4		SF7		G6-3		3	1	3	2	0	0	0						
Barry Larkin, R OBP: 0.390, SLG: 0.465 (1, 6)	K		1B	FC5-4		K			F7	5	0	1	0	0	2	3						
Ron Gant, R OBP: 0.404, SLG: 0.621 (1, 7)	F7		BB	BB		G4-3			1B	4	0	1	0	1	1	1						
Reggie Sanders, R OBP: 0.399, SLG: 0.594 (1, 9)	BB		BB	BB		K			K	3	0	1	1	2	2	1						
Eric Anthony, L OBP: 0.337, SLG: 0.538 (1, 3)	FC5		L4-6-4-6		HR				K	5	1	1	1	0	1	7						
Benito Santiago, R OBP: 0.388, SLG: 0.630 (1, 2)			G5-3		F9				BB	3	0	0	0	1	1	0						
Bret Boone, R OBP: 0.335, SLG: 0.490 Jeff Brantley, R ERA: 1.96 (8, 1)	G4-3			F9		E			F9	3	1	0	0	1	0	2						
Jeff Branson, L OBP: 0.344, SLG: 0.470 (8, 4)	G1-3			1B	2B				P6	4	2	2	1	0	0	0						
Tim Pugh, R OBP: 0.200, SLG: 0.211 Chuck McElroy, L ERA: 4.35 Lenny Harris, L OBP: 0.254, SLG: 0.295 Xavier Hernandez, L ERA: 1.96 Mark Lewis, R OBP: 0.419, SLG: 0.541 (1, 1)			B1-3		2B				K	1	0	0	0	1	0	0						
Inning Stats	R: 0 E: 0 K: 1 S: 12	H: 1 LOB: 2 BB: 1 P: 20	R: 0 E: 0 K: 0 S: 8	H: 0 LOB: 0 BB: 0 P: 14	R: 1 E: 0 K: 0 S: 7	H: 2 LOB: 2 BB: 2 P: 17	R: 1 E: 0 K: 1 S: 14	H: 2 LOB: 2 BB: 1 P: 23	R: 1 E: 0 K: 1 S: 10	H: 1 LOB: 0 BB: 0 P: 16	R: 2 E: 1 K: 1 S: 8	H: 1 LOB: 2 BB: 1 P: 15	R: 0 E: 0 K: 1 S: 13	H: 1 LOB: 2 BB: 1 P: 26	R: 0 E: 0 K: 1 S: 9	H: 0 LOB: 0 BB: 0 P: 15	R: 0 E: 0 K: 2 S: 12	H: 1 LOB: 1 BB: 0 P: 18	1B: 6 2B: 3 3B: 0 HR: 1	SF: 1 SAC: 0 DP: 1 HBP: 0	WP: 0 PB: 0 SB: 2 CS: 0	PA: 41
PITCHER	IP	WLS	BF	H	R	ER	SO	BB	IBB	HBP	BLK	WP	HR	S	P	ERA	WHIP					
William Van Landingham, R ERA: 4.35 Dave Burba, R ERA: 4.26 Shawn Barton, L ERA: 1.96 Rod Beck, R ERA: 2.51	(1, 1)	6.1	31	8	5	4	5	5	0	0	0	0	1	64	115	5.68	2.053					
	(7, 1)	0.2	3	0	0	0	0	1	0	0	0	0	0	8	16	0.00	1.500					
	(8, 1)	1.0	W	3	0	0	1	0	0	0	0	0	0	9	15	0.00	0.000					
	(9, 1)	1.0	S	4	1	0	2	0	0	0	0	0	0	12	18	0.00	1.000					

San Francisco Giants @ Cincinnati Reds
Riverfront Stadium, Cincinnati, OH
Thu Jul 06 1995, 7:05 PM EDT
Att: 27,784 - Unknown - 76 F

AB	34
R	5
H	9
RBI	5
BB	6
SO	8
LOB	15



Batter	1	2	3	4	5	6	7	8	9	AB	R	H	RBI	BB	SO	LOB	TOP	
Jose Offerman, S (1, 6) OBP: 0.408, SLG: 0.397	3-1 1B		0-1 F8		0-0 G3			2-2 1B 2H 1B		4	0	2	1	0	0	2		
Raul Mondesi, R (1, 9) OBP: 0.393, SLG: 0.544	1-2 P5			1-2 F9		0-0 G6-3		0-3 K		4	0	0	0	0	1	2		
Mike Piazza, R (1, 2) OBP: 0.436, SLG: 0.677	0-3 K			0-2 F8		1-2 F8		0-0 1B 1-3		4	0	1	0	0	1	1		
Eric Karros, R (1, 3) OBP: 0.368, SLG: 0.523	0-2 G5-3			1-2 G4-3		0-0 F9			2-2 G6-3		4	0	0	0	0	1		
Tim Wallach, R (1, 5) OBP: 0.341, SLG: 0.426 Chad Fonville, S (9, PR) OBP: 0.317, SLG: 0.325		1-1 G5-3			0-1 F7		2-1 F8		0-2 1B 1B		4	0	1	0	0	0		
Roberto Kelly, R (1, 8) OBP: 0.312, SLG: 0.342		1-0 G4-6-3 1B			1-0 BB FC5-4 1B		0-3 K		1-0 1B 1-3 1B		4	1	3	0	0	1		
Billy Ashley, R (1, 7) OBP: 0.343, SLG: 0.416		0-1 G4-6-3 1-2			0-1 FC5-4 BB 1B		1-3 K		1-3 K		4	0	1	0	0	2	3	
Delino DeShields, L (1, 4) OBP: 0.333, SLG: 0.336			3-2 G6-3		4-2 FC5-4 BB			1-0 S 1B 2B		2	1	1	0	1	0	0		
Willie Banks, R (1, 1) Mitch Webster, S (5, PH) OBP: 0.182, SLG: 0.281 Jose Parra, R (5, 1) Carlos Hernandez, R (8, PH) OBP: 0.185, SLG: 0.086 Todd Worrell, R (8, 1)			0-3 K		1-2 FC5-4 1-2 2-3 3-H		1-0 L8			1	0	0	0	0	1	0		
Inning Stats	R: 0 E: 0 K: 1 S: 15	H: 1 LOB: 1 BB: 0 P: 19	R: 0 E: 0 K: 0 S: 5	H: 1 LOB: 0 BB: 0 P: 7	R: 0 E: 0 K: 1 S: 9	H: 0 LOB: 0 BB: 0 P: 12	R: 0 E: 0 K: 0 S: 10	H: 0 LOB: 0 BB: 0 P: 12	R: 1 E: 0 K: 1 S: 9	H: 3 LOB: 2 BB: 0 P: 13	R: 0 E: 0 K: 1 S: 11	H: 2 LOB: 2 BB: 0 P: 15	1B: 8 2B: 1 3B: 0 HR: 0	SF: 0 SAC: 0 DP: 1 HBP: 0	WP: 0 PB: 0 SB: 1 CS: 0	PA: 34		
PITCHER	IP	WLS	BF	H	R	ER	SO	BB	IBB	HBP	BLK	WP	HR	S	P	ERA	WHIP	
John Smiley, L (1, 1) ERA: 3.06	7.1	W	28	6	2	2	4	1	0	0	0	0	0	69	94	2.46	0.955	
Michael Jackson, R (8, 1) ERA: 4.38	1.2	S	6	3	0	0	2	0	0	0	0	0	0	15	19	0.00	1.800	

Los Angeles Dodgers @ Cincinnati Reds
Riverfront Stadium, Cincinnati, OH

AB 33
R 2
H 9
RBI 2
BB 1
SO 6
LOB 12



WP: 0 PA: 34
PB: 0
SB: 1
CS: 0

Fri Jul 07 1995, 7:05 PM EDT
Att: 31,046 - Unknown - 79 F

Batter	1	2	3	4	5	6	7	8	9	AB	R	H	RBI	BB	SO	LOB	BOTTOM	
Thomas Howard, S (1, 8) OBP: 0.377, SLG: 0.417	1-0 CS S 1B		3-2 F8		3-2 F7		1-1 G5-3			4	0	1	0	0	0	0		
Barry Larkin, R (1, 6) OBP: 0.388, SLG: 0.459	4-1 WP CS BB		0-0 G5-3		2-3 K		0-0 L8			3	0	0	0	1	1	0		
Ron Gant, R (1, 7) OBP: 0.398, SLG: 0.610	3-3 K 1-2 2-3		3-3 K		3-3 K			2-1 P6		4	0	0	0	0	3	2		
Reggie Sanders, R (1, 9) OBP: 0.401, SLG: 0.591	4-1 WP BB			2-2 1B SF7 1B		3-3 K		0-3 K		3	1	1	0	1	2	0		
Eric Anthony, L (1, 3) OBP: 0.341, SLG: 0.537 Lenny Harris, L (4, PR) OBP: 0.250, SLG: 0.290	2-3 K 1-2 2-3			1-2 WP BLK WP 1B		0-1 G4-3		0-0 G1-3		2	0	1	0	0	1	2		
Bret Boone, R (1, 4) OBP: 0.335, SLG: 0.401		2-3 K		0-1 SF7		0-1 HR 1B				2	1	1	1	0	1	0		
Jeff Branson, L (1, 5) OBP: 0.344, SLG: 0.489		2-2 G3		3-H G4-3		1-1 HR 1B				3	1	1	2	0	0	1		
Damon Berryhill, S (1, 2) OBP: 0.253, SLG: 0.319		0-1 2B		4-0 WP IBB		0-1 F7				2	0	1	0	1	0	0		
John Smiley, L (1, 1) OBP: 0.182, SLG: 0.375 Michael Jackson, R (8, 1)		1-0 G1-3		2-2 G5-3			0-0 F7			3	0	0	0	0	0	2		
Inning Stats	R: 0 E: 0 K: 2 S: 9	H: 1 LOB: 2 BB: 2 P: 23	R: 0 E: 0 K: 1 S: 11	H: 1 LOB: 1 BB: 0 P: 16	R: 0 E: 0 K: 1 S: 10	H: 0 LOB: 0 BB: 0 P: 16	R: 2 E: 0 K: 0 S: 17	H: 2 LOB: 2 BB: 1 P: 27	R: 0 E: 0 K: 1 S: 11	H: 2 LOB: 0 BB: 0 P: 15	R: 0 E: 0 K: 0 S: 4	H: 0 LOB: 0 BB: 0 P: 5	R: 0 E: 0 K: 1 S: 6	H: 0 LOB: 0 BB: 0 P: 8	1B: 4 2B: 2 3B: 0 HR: 1	SF: 1 SAC: 0 DP: 1 HBP: 0	WP: 3 PB: 0 SB: 1 CS: 2	PA: 32
PITCHER	IP	WLS	BF	H	R	ER	SO	BB	IBB	HBP	BLK	WP	HR	S	P	ERA	WHIP	
Willie Banks, R (1, 1) ERA: 9.47	4.0	L	18	4	2	2	4	2	1	0	1	0	1	47	82	4.50	1.500	
Jose Parra, R (5, 1) ERA: 3.38	3.0		11	2	2	2	3	0	0	0	0	0	1	25	38	6.00	0.667	
Todd Worrell, R (8, 1) ERA: 0.32	1.0		3	0	0	0	1	0	0	0	0	0	0	6	8	0.00	0.000	

Los Angeles Dodgers @ Cincinnati Reds
Riverfront Stadium, Cincinnati, OH

AB 28
R 4
H 6
RBI 3
BB 3
SO 8
LOB 7



WP: 3 PA: 32
PB: 0
SB: 1
CS: 2

Fri Jul 07 1995, 7:05 PM EDT
Att: 31,046 - Unknown - 79 F

Batter	1	2	3	4	5	6	7	8	9	AB	R	H	RBI	BB	SO	LOB	TOP											
Chad Fonville, S OBP: 0.298, SLG: 0.304 (1, 4)	0-0 S 2B 1B	0-2 G5-3		1-2 G6-3	0-1 L9		1-3 K	0-0 FC5-4		6	1	1	0	0	1	5												
Jose Offerman, S OBP: 0.407, SLG: 0.393 (1, 6)	2-3 K 1-2		1-1 L8		4-0 WP 3B BB		1-3 K		1-2 G5-3	5	2	1	0	1	2	2												
Roberto Kelly, R OBP: 0.317, SLG: 0.355 Pedro Astacio, R OBP: 0.182, SLG: 0.190 Joey Eischen, L (9, 1)	0-1 BB 2H 2B		2-2 G6-3		0-1 3B 1B		2-3 K		0-0 G4-3	5	2	3	2	0	1	1												
Eric Karros, R OBP: 0.371, SLG: 0.529 (1, 3)	4-1 BB BB		2-2 G5-3		3-2 1B 3B		2-1 E4 FC3-6 1B		3-2 2B SF8 1B	5	2	2	2	1	0	1												
Raul Mondesi, R OBP: 0.363, SLG: 0.545 (1, 9)	2-2 F7			1-2 F7	0-0 S 1B		1-3 K		0-2 2B 2B	5	2	2	1	0	1	4												
Tim Lincecum, R OBP: 0.351, SLG: 0.437 Dave Hansen, L OBP: 0.387, SLG: 0.364 (6, 5)	4-2 BB 1-2 2-3			2-2 HR 2B	0-3 3H 1B		0-0 FC3-6 1B		0-1 SF8	3	1	2	1	1	1	1												
Billy Ashley, R OBP: 0.411, SLG: 0.411 Todd Hollandsworth, L (6, PH) (6, 7)	2-1 L4			4-2 HR BB	3-3 K		0-2 FC3-6		0-3 K	2	1	0	0	1	1	4												
Carlos Hernandez, R OBP: 0.214, SLG: 0.190 (1, 2)		0-0 F8		2-2 HR 1B	2-1 2B 1B		0-3 K		1-2 2B	5	1	3	5	0	1	2												
Ramon Martinez, R OBP: 0.219, SLG: 0.258 Mitch Webster, S OBP: 0.229, SLG: 0.281 (7, PH) (7, 8)	1-3 K			2-2 G3-1	0-2 2B		4-1 PB BB		4-2 FC5-4 BB	3	0	1	0	0	1	0												
Inning Stats	R: 1 E: 0 K: 1 S: 22	H: 2 LOB: 3 BB: 2 P: 36	R: 0 E: 0 K: 1 S: 7	H: 0 LOB: 0 BB: 0 P: 8	R: 0 E: 0 K: 0 S: 8	H: 0 LOB: 0 BB: 0 P: 13	R: 3 E: 0 K: 0 S: 22	H: 2 LOB: 0 BB: 1 P: 34	R: 4 E: 1 K: 2 S: 15	H: 3 LOB: 2 BB: 0 P: 18	R: 0 E: 0 K: 3 S: 10	H: 0 LOB: 1 BB: 1 P: 18	R: 2 E: 0 K: 1 S: 23	H: 3 LOB: 2 BB: 1 P: 31	R: 0 E: 0 K: 0 S: 6	H: 0 LOB: 0 BB: 0 P: 10	1B: 7 2B: 8 3B: 1 HR: 1	SF: 1 SAC: 0 DP: 0 HBP: 0	WP: 1 PB: 1 SB: 2 CS: 0	PA: 49								
PITCHER	IP	WLS	BF	H	R	ER	SO	BB	IBB	HBP	BLK	WP	HR	S	P	ERA	WHIP											
C.J. Nitkowski, L ERA: 5.27 Kevin Jarvis, R ERA: 5.84 Xavier Hernandez, R ERA: 4.18 Brad Pennington, L ERA: 7.04 Chuck McElroy, L ERA: 5.14	(1, 1)	4.0	L	19	4	4	2	3	0	0	0	0	1	59	91	9.00	1.750											
	(5, 1)	1.0		11	7	6	6	2	1	0	0	0	1	0	25	37	54.00	8.000										
	(6, 1)	1.0		5	1	0	0	2	0	0	0	0	0	0	12	15	0.00	1.000										
	(7, 1)	2.0		11	3	2	2	4	2	0	0	0	0	0	33	49	9.00	2.500										
	(9, 1)	1.0		3	0	0	0	0	0	0	0	0	0	6	10	0.00	0.000											

Los Angeles Dodgers @ Cincinnati Reds
Riverfront Stadium, Cincinnati, OH
Sat Jul 08 1995, 7:05 PM EDT
Att: 37,830 - Unknown - 70 F

livebaseballscorecards.com

AB 42
R 12
H 15
RBI 12
BB 6
SO 10
LOB 23



Batter	1	2	3	4	5	6	7	8	9	AB	R	H	RBI	BB	SO	LOB	BOTTOM											
Lenny Harris, L OBP: 0.255, SLG: 0.289 (7, 7)	1-1 G3	4-0 BB			1-1 E4		1-0 FC6-4 1B		2-2 F7	4	0	1	0	1	0	1												
Bary Larkin, R OBP: 0.383, SLG: 0.452 Mark Lewis, R OBP: 0.411, SLG: 0.529 (8, 5)	2-2 L6	3-2 F8			1-1 F9		1-1 FC6-4 2-4		3-2 F8	3	0	0	0	0	0	4												
Ron Gant, R OBP: 0.397, SLG: 0.619 Brad Pennington, L Chuck McElroy, L (9, 1)	1-1 HR			2-1 L9	2-2 F8		1-1 F8			3	1	1	1	0	0	1												
Reggie Sanders, R OBP: 0.395, SLG: 0.581 (1, 9)	3-3 K			1-3 K	2-2 G2-3		3-1 2-4		2-2 G3-1	4	0	0	0	0	2	1												
Thomas Howard, S OBP: 0.382, SLG: 0.414 (1, 8)		1-2 G4-3		2-1 1B		0-2 G4-3		2-1 HBP		3	0	1	0	0	0	0												
Bento Santiago, R OBP: 0.358, SLG: 0.580 (7, 3)		2-2 G4-3		0-0 P4		3-2 G5-3		2-1 F9		4	0	0	0	0	0	2												
Bret Boone, R OBP: 0.337, SLG: 0.398 (1, 4)		4-0 1B BB			1-0 G6-3		4-2 1B BB		2-0 P3	2	1	0	0	2	0	1												
Jeff Branson, L OBP: 0.354, SLG: 0.493 (8, 6)	2-2 BB 1B			4-2 CS BB		0-1 BB			1-3 K	3	0	2	0	1	1	0												
C.J. Nitkowski, L OBP: 0.143, SLG: 0.143 Eddie Taubensee, L OBP: 0.312, SLG: 0.449 Kevin Jarvis, R OBP: 0.182, SLG: 0.190 Xavier Hernandez, L Damon Berryhill, S OBP: 0.259, SLG: 0.315 (7, 2)	1-2 BB 1B			3-3 K		3-3 K		4-0 BB		1	0	1	1	0	0	0												
Inning Stats	R: 1 E: 0 K: 1 S: 10	H: 1 LOB: 0 BB: 0 P: 17	R: 1 E: 0 K: 0 S: 16	H: 2 LOB: 3 BB: 2 P: 33	R: 0 E: 0 K: 1 S: 8	H: 1 LOB: 1 BB: 0 P: 13	R: 0 E: 0 K: 1 S: 6	H: 0 LOB: 1 BB: 1 P: 14	R: 0 E: 0 K: 0 S: 10	H: 0 LOB: 1 BB: 0 P: 16	R: 0 E: 0 K: 1 S: 15	H: 1 LOB: 2 BB: 1 P: 25	R: 0 E: 0 K: 0 S: 6	H: 1 LOB: 1 BB: 0 P: 12	R: 0 E: 0 K: 0 S: 7	H: 0 LOB: 1 BB: 0 P: 15	R: 0 E: 0 K: 1 S: 13	H: 0 LOB: 1 BB: 1 P: 23	1B: 5 2B: 1 3B: 0 HR: 1	SF: 0 SAC: 0 DP: 1 HBP: 1	WP: 0 PB: 0 SB: 0 CS: 1	PA: 38						
PITCHER	IP	WLS	BF	H	R	ER	SO	BB	IBB	HBP	BLK	WP	HR	S	P	ERA	WHIP											
Ramon Martinez, R ERA: 4.85 Pedro Astacio, R ERA: 4.5 Joey Eischen, L ERA: 3.14	(1, 1)	6.0	W	27	5	2	2	4	4	0	0	0	0	0	65	118	3.00	1.500										
	(7, 1)	2.0		8	1	0	0	0	0	0	1	0	0	0	13	27	0.00	0.500										
	(9, 1)	1.0		4	0	0	0	1	1	0	0	0	0	0	13	23	0.00	1.000										

Los Angeles Dodgers @ Cincinnati Reds
Riverfront Stadium, Cincinnati, OH
Sat Jul 08 1995, 7:05 PM EDT
Att: 37,830 - Unknown - 70 F

livebaseballscorecards.com

AB 32
R 2
H 6
RBI 2
BB 5
SO 5
LOB 16



Batter	1	2	3	4	5	6	7	8	9	AB	R	H	RBI	BB	SO	LOB	TOP										
Jose Offerman, S OBP: 0.405, SLG: 0.390 (1, 6)	0-1 1B		1-2 F8			0-0 G5-3		2-1 F7		4	0	1	0	0	0	2											
Roberto Kelly, R OBP: 0.316, SLG: 0.353 Rudy Seanez, R (8, 1)	0-0 F8		0-2 CS	0-0 G5-3		2-1 1B		1-2 G1-3		4	0	1	0	0	0	2											
Mike Piazza, R OBP: 0.426, SLG: 0.660 (1, 2)	1-2 F9			1-3 K		1-2 P4			0-1 G6-3	4	0	0	0	0	1	2											
Eric Karros, R OBP: 0.369, SLG: 0.528 (1, 3)	2-3 K			3-2 2B		2-3 K			1-3 K	4	0	1	0	0	3	2											
Raul Mondesi, R OBP: 0.362, SLG: 0.541 (1, 9)		1-3 K		0-1 G6-3			1-0 G5-4-3 1B		0-0 F8	4	0	1	0	0	1	1											
Tim Lincecum, R OBP: 0.345, SLG: 0.429 (1, 5)	2-1 F7				0-0 G6-3		3-2 F7			3	0	0	0	0	0	1											
Billy Ashley, R OBP: 0.343, SLG: 0.407 (1, 7)					4-2 FC6-4 BB		0-1 G5-4-3			2	0	0	0	1	1	1											
Delino DeShields, L OBP: 0.337, SLG: 0.340 (1, 4)			1-2 CS 1B		0-1 FC6-4		1-0 1B			3	0	2	0	0	0	1											
Ismael Valdez, R OBP: 0.103, SLG: 0.103 Jose Parra, R (4, 1) Chad Fournier, S OBP: 0.220, SLG: 0.228 John Cummings, L (5, 1) Todd Hollandsworth, L (8, 9)			0-3 K		0-0 G4-3		2-2 F7			1	0	0	0	0	1	1											
Inning Stats	R: 0 E: 0 K: 1 S: 9	H: 1 LOB: 1 BB: 0 P: 12	R: 0 E: 0 K: 2 S: 9	H: 0 LOB: 0 BB: 0 P: 15	R: 0 E: 0 K: 1 S: 13	H: 1 LOB: 0 BB: 0 P: 15	R: 0 E: 0 K: 1 S: 10	H: 1 LOB: 1 BB: 0 P: 14	R: 0 E: 0 K: 0 S: 6	H: 0 LOB: 0 BB: 1 P: 10	R: 0 E: 0 K: 1 S: 9	H: 1 LOB: 1 BB: 0 P: 14	R: 0 E: 0 K: 0 S: 6	H: 1 LOB: 0 BB: 0 P: 10	R: 0 E: 0 K: 0 S: 11	H: 1 LOB: 1 BB: 0 P: 17	R: 0 E: 0 K: 1 S: 6	H: 0 LOB: 0 BB: 0 P: 7	1B: 5 2B: 1 3B: 0 HR: 0	SF: 0 SAC: 0 DP: 1 HBP: 0	WP: 0 PB: 0 SB: 0 CS: 1	PA: 33					
PITCHER	IP	WLS	BF	H	R	ER	SO	BB	IBB	HBP	BLK	WP	HR	S	P	ERA	WHIP										
Pete Schourek, L ERA: 3.49 Hector Carrasco, R ERA: 3.3 Jeff Brantley, R ERA: 2.88	(1, 1) (8, 1) (9, 1)	7.0 1.0 1.0	W 4 3	25 1 0	5 0 0	0 0 0	6 0 1	1 0 0	0 0 0	0 0 0	0 0 0	0 0 0	0 0 6	0 11 7	90 17 7	0.00 0.00 0.00	0.857 1.000 0.000										

Los Angeles Dodgers @ Cincinnati Reds
Riverfront Stadium, Cincinnati, OH
Sun Jul 09 1995, 3:33 AM EDT
Att: 29,589 - Sunny - 81 F

livebaseballscorecards.com

AB 31
R 0
H 6
RBI 0
BB 1
SO 7
LOB 15



Batter	1	2	3	4	5	6	7	8	9	AB	R	H	RBI	BB	SO	LOB	BOTTOM										
Thomas Howard, S OBP: 0.383, SLG: 0.423 (1, 8)	0-0 F7		0-1 1B SF7	0-1 BB 2B	0-0 G6-3		0-2 G6-4-3			5	2	2	0	0	0	2											
Barry Larkin, R OBP: 0.391, SLG: 0.458 (1, 6)	2-2 S 1B		0-0 S HR	4-0 2B BB	1-1 F9			1-2 G6-4-3 1B		4	2	3	0	1	0	0											
Ron Gant, R OBP: 0.393, SLG: 0.613 Jeff Brantley, R (9, 1)	3-3 K		0-1 SF7	0-0 P4		0-0 F7		1-0 G6-4-3 1B		4	0	1	1	0	1	4											
Reggie Sanders, R OBP: 0.395, SLG: 0.594 (1, 9)	1-3 K		1-2 3-H HR	0-2 2B		3-2 K		0-0 G6-4-3		5	2	2	4	0	2	3											
Eddie Taubensee, L OBP: 0.315, SLG: 0.455 (8, 2)		0-1 E6 BB 1B	3-1 G4-3	1-1 BB 2B		0-2 1B		0-3 K		5	1	2	2	0	1	1											
Bento Santiago, R OBP: 0.386, SLG: 0.611 (8, 3)		0-0 L4-6 BB 1B	2-2 BB 2B	1-1 BB 1B		2-2 F8				4	0	3	1	0	0	1											
Bret Boone, R OBP: 0.339, SLG: 0.394 (1, 4)		4-2 FC6-4 BB	1-1 L7	4-2 BB			3-2 G4-3			2	0	0	0	2	0	1											
Jeff Branson, L OBP: 0.352, SLG: 0.493 (1, 5)		0-0 L4-6		0-0 F8 G4-3			1-0 2B			4	0	1	0	0	0	5											
Pete Schourek, L OBP: 0.217, SLG: 0.217 Mark Lewis, R OBP: 0.417, SLG: 0.529 Hector Carrasco, R Jerome Walton, R OBP: 0.324, SLG: 0.484 (8, 8)	(1, 1) (7, PH) (8, 1) (8, 8)	1.0 3.2 0.1	FC6-4	0-0 BB 1B	0-2 L7		4-0 G6-4-3 BB			3	1	1	0	0	0	2											
Inning Stats	R: 0 E: 1 K: 2 S: 11	H: 1 LOB: 1 BB: 0 P: 17	R: 0 E: 1 K: 0 S: 7	H: 1 LOB: 2 BB: 1 P: 12	R: 3 E: 0 K: 0 S: 13	H: 4 LOB: 1 BB: 0 P: 20	R: 5 E: 0 K: 0 S: 21	H: 5 LOB: 2 BB: 2 P: 36	R: 0 E: 0 K: 1 S: 12	H: 1 LOB: 1 BB: 1 P: 17	R: 0 E: 0 K: 0 S: 8	H: 1 LOB: 1 BB: 1 P: 16	R: 0 E: 0 K: 1 S: 8	H: 2 LOB: 1 BB: 0 P: 10	R: 0 E: 0 K: 1 S: 6	H: 0 LOB: 0 BB: 0 P: 7	1B: 9 2B: 6 3B: 0 HR: 1	SF: 1 SAC: 0 DP: 3 HBP: 0	WP: 0 PB: 0 SB: 2 CS: 0	PA: 41							
PITCHER	IP	WLS	BF	H	R	ER	SO	BB	IBB	HBP	BLK	WP	HR	S	P	ERA	WHIP										
Ismael Valdez, R ERA: 3.3 Jose Parra, R ERA: 3.18 John Cummings, L ERA: 5.56 Rudy Seanez, R ERA: 4.91	(1, 1) (4, 1) (5, 1) (8, 1)	3.2 0.1 3.0 1.0	L 3 11 4	23 1 2 2	10 0 0 0	8 0 0 0	8 0 1 1	2 0 0 0	0 0 0 0	0 0 0 0	0 0 0 0	0 0 0 0	0 0 0 0	9 9 26 8	17 17 40 10	0.00 0.00 0.00 0.00	6.000 1.000 2.000										

Los Angeles Dodgers @ Cincinnati Reds
Riverfront Stadium, Cincinnati, OH
Sun Jul 09 1995, 3:33 AM EDT
Att: 29,589 - Sunny - 81 F

livebaseballscorecards.com

AB 36
R 8
H 15
RBI 8
BB 4
SO 4
LOB 19



Batter	1	2	3	4	5	6	7	8	9	AB	R	H	RBI	BB	SO	LOB	TOP				
Thomas Howard, S (1, 8) OBP: 0.370, SLG: 0.407 Jerome Walton, R (8, PH) OBP: 0.336, SLG: 0.500	E6		L9			G3		FC1-2	2B	4	1	0	0	0	1	2	Cincinnati Reds @ Chicago Cubs Wrigley Field, Chicago, IL Thu Jul 13 1995, 7:05 PM CDT Att: 30,623 - Unknown - 103 F				
Barry Larkin, R (1, 6) OBP: 0.393, SLG: 0.480	1B	SF7	K			HR		P5	SF9	4	3	2	3	1	1	2					
Ron Gant, R (1, 7) OBP: 0.388, SLG: 0.606	P6	P5				F7		FC1-2	G6-3	6	0	1	1	0	1	3					
Reggie Sanders, R (1, 9) OBP: 0.395, SLG: 0.587	1B	BB	G5-3					L9	FC1-2	3	1	0	0	2	0	2					
Hal Morris, L (1, 3) OBP: 0.256, SLG: 0.333	1B	BB	G3-1					L1		4	1	2	1	1	0	2					
Bento Santiago, R (1, 2) OBP: 0.387, SLG: 0.596	E6	SF7				P4		BB	2B	3	2	1	2	1	0	1					
Bret Boone, R (1, 4) OBP: 0.340, SLG: 0.392	1B		K			K		F9		4	0	1	0	1	2	3					
Jeff Branson, L (1, 5) OBP: 0.343, SLG: 0.480 Michael Jackson, R (7, 1) Chuck McElroy, L (8, 1) Jeff Brantley, R (8, 1) Eric Anthony, L (8, 3) OBP: 0.348, SLG: 0.537	K	G4-3				G6-3		FC5-4	2B	4	0	0	0	0	1	8					
Jose Rijo, R (1, 1) OBP: 0.143, SLG: 0.190 Lenny Harris, L (8, PH) OBP: 0.254, SLG: 0.287 Xavier Hernandez, L (6, 1) Mark Lewis, R (7, 5) OBP: 0.429, SLG: 0.534	1B		L8			G3-1		BB	SF9	2	0	1	2	0	0	0					
Inning Stats	R: 5 E: 2 K: 2 S: 23	H: 4 LOB: 2 BB: 1 P: 36	R: 1 E: 0 K: 0 S: 8	H: 0 LOB: 3 BB: 4 P: 27	R: 0 E: 0 K: 1 S: 6	H: 0 LOB: 0 BB: 0 P: 7	R: 0 E: 0 K: 1 S: 6	H: 0 LOB: 0 BB: 0 P: 10	R: 0 E: 0 K: 1 S: 7	H: 1 LOB: 0 BB: 0 P: 11	R: 0 E: 0 K: 1 S: 7	H: 1 LOB: 2 BB: 1 P: 14	R: 1 E: 0 K: 0 S: 11	H: 2 LOB: 2 BB: 1 P: 21	R: 3 E: 0 K: 0 S: 10	H: 2 LOB: 1 BB: 2 P: 23		1B: 6 2B: 2 3B: 1 HR: 1	SF: 2 SAC: 0 DP: 0 HBP: 0	WP: 0 PA: 48 PB: 0 SB: 3 CS: 0	
PITCHER	IP	WLS	BF	H	R	ER	SO	BB	IBB	HBP	BLK	WP	HR	S	P	ERA	WHIP				
Steve Trachsel, R (1, 1) ERA: 4.15	1.1	L	14	4	6	2	2	3	1	0	0	0	0	27	53	13.50	5.250				
Turk Wendell, R (2, 1) ERA: 3.89	5.0		19	2	1	1	3	2	0	0	0	0	1	32	55	1.80	0.800				
Mike Perez, R (7, 1) ERA: 3.22	0.2		2	0	0	0	1	0	0	0	0	0	0	5	7	0.00	0.000				
Chris Nabholz, L (8, 1) ERA: 4.6	0.1		4	2	1	1	0	1	0	0	0	0	0	6	16	27.00	9.000				
Rich Garces, R (8, 1) ERA: 5.79	0.2		2	0	0	0	0	0	0	0	0	0	0	5	5	0.00	0.000				
Brian McRae, S (1, 8) OBP: 0.348, SLG: 0.462	G6-3		G6-4-3			B3		FC5-4	K	5	0	2	1	0	1	3	Cincinnati Reds @ Chicago Cubs Wrigley Field, Chicago, IL Thu Jul 13 1995, 7:05 PM CDT Att: 30,623 - Unknown - 103 F				
Rey Sanchez, R (1, 4) OBP: 0.315, SLG: 0.384	FC6		G6-4-3			FC4		K	L9	5	0	1	0	0	1	3					
Mark Grace, L (1, 3) OBP: 0.401, SLG: 0.568	K					L5-4		F9	G3-1	5	0	0	0	0	2	4					
Sammy Sosa, R (1, 9) OBP: 0.338, SLG: 0.472	FC6		WP			G5-3		FC5-4	K	5	1	2	0	0	1	2					
Todd Zeile, R (1, 5) OBP: 0.342, SLG: 0.450		HR	G5-3			G3-6		G4-3		4	1	1	1	0	0	2					
Luis Gonzalez, L (1, 7) OBP: 0.319, SLG: 0.416	F8		WP			BB		HR		2	2	1	1	2	0	0					
Shawon Dunston, R (1, 6) OBP: 0.346, SLG: 0.536	L8		1H			3B		G6-3		4	0	2	2	0	0	0					
Todd Pratt, R (1, 2) OBP: 0.211, SLG: 0.120 Ozzie Timmons, R (8, PH) OBP: 0.321, SLG: 0.474 Mike Walker, R (9, 1)	K		K			P6		BB	BB	3	0	0	0	0	2	3					
Steve Trachsel, R (1, 1) ERA: 4.3 Turk Wendell, L (2, 1) ERA: 4.22 Mike Perez, R (7, 1) ERA: 4.73 Chris Nabholz, L (8, 1) ERA: 5.14 Jeff Brantley, R (8, 1) ERA: 2.78			K			L5-4		1B	2B	0	0	0	0	0	0	0					
Inning Stats	R: 0 E: 0 K: 1 S: 12	H: 1 LOB: 1 BB: 0 P: 16	R: 1 E: 0 K: 1 S: 12	H: 1 LOB: 0 BB: 0 P: 18	R: 0 E: 0 K: 1 S: 6	H: 1 LOB: 0 BB: 0 P: 10	R: 2 E: 0 K: 2 S: 16	H: 2 LOB: 1 BB: 1 P: 29	R: 0 E: 0 K: 0 S: 9	H: 0 LOB: 1 BB: 1 P: 15	R: 0 E: 0 K: 0 S: 7	H: 2 LOB: 1 BB: 1 P: 14	R: 1 E: 0 K: 1 S: 15	H: 2 LOB: 1 BB: 0 P: 23	R: 1 E: 0 K: 1 S: 16	H: 1 LOB: 2 BB: 2 P: 33		R: 0 E: 0 K: 1 S: 5	H: 0 LOB: 0 BB: 0 P: 8	1B: 6 2B: 2 3B: 1 HR: 2	SF: 0 SAC: 0 DP: 3 HBP: 0
PITCHER	IP	WLS	BF	H	R	ER	SO	BB	IBB	HBP	BLK	WP	HR	S	P	ERA	WHIP				
Jose Rijo, R (1, 1) ERA: 4.3	5.0	W	21	5	3	3	5	2	0	0	0	0	0	18	31	5.40	3.000				
Xavier Hernandez, R (6, 1) ERA: 4.22	1.2		9	4	1	1	1	1	0	0	0	0	0	1	15	27	9.00	2.000			
Michael Jackson, R (7, 1) ERA: 4.73	1.0		5	1	1	1	0	1	0	0	0	0	0	2	6	=	=				
Chuck McElroy, L (8, 1) ERA: 5.14	0.0		1	0	0	0	0	1	0	0	0	0	0	1	6	=	=				
Jeff Brantley, R (8, 1) ERA: 2.78	1.1	S	4	0	0	0	2	0	0	0	0	0	0	8	14	0.00	0.000				

AB	37
R	11
H	10
RBI	11
BB	9
SO	6
LOB	23



AB	35
R	5
H	10
RBI	5
BB	5
SO	8
LOB	17



Batter	1	2	3	4	5	6	7	8	9	AB	R	H	RBI	BB	SO	LOB	TOP					
Thomas Howard, S OBP: 0.371, SLG: 0.416										5	2	2	0	0	0	3						
Barry Larkin, R OBP: 0.399, SLG: 0.485										4	1	3	0	0	0	0						
Ron Gant, R OBP: 0.387, SLG: 0.598										3	0	0	0	0	2	2						
Reggie Sanders, R OBP: 0.399, SLG: 0.584										3	0	1	1	1	1	2						
Hal Morris, L OBP: 0.256, SLG: 0.339										4	1	1	0	0	2	4						
Benito Santiago, R OBP: 0.397, SLG: 0.603										1	0	1	1	0	0	0						
Bret Boone, R OBP: 0.338, SLG: 0.392										5	0	1	0	0	1	4						
Jeff Branson, L OBP: 0.347, SLG: 0.483										3	1	1	0	1	0	0						
Damon Berryhill, S OBP: 0.258, SLG: 0.303										3	0	0	0	1	0	4						
John Smiley, L OBP: 0.286, SLG: 0.394										1	0	1	2	0	0	0						
Eric Anthony, L OBP: 0.348, SLG: 0.530										1	0	0	0	0	1	1						
Hector Carrasco, R ERA: 5.75										0	0	0	0	0	0	0						
Lenny Harris, L OBP: 0.255, SLG: 0.298										1	0	0	0	0	0	0						
Michael Jackson, R ERA: 4.4										0	0	0	0	0	0	0						
Jeff Brantley, R ERA: 2.72										0	0	0	0	0	0	0						
Inning Stats	R: 1 E: 0 K: 0 S: 9	H: 2 LOB: 2 BB: 0 P: 13	R: 1 E: 0 K: 0 S: 9	H: 2 LOB: 2 BB: 1 P: 20	R: 0 E: 0 K: 2 S: 10	H: 1 LOB: 1 BB: 0 P: 15	R: 1 E: 0 K: 0 S: 13	H: 2 LOB: 1 BB: 1 P: 22	R: 0 E: 0 K: 1 S: 5	H: 0 LOB: 1 BB: 0 P: 9	R: 0 E: 0 K: 1 S: 12	H: 0 LOB: 1 BB: 1 P: 21	R: 1 E: 0 K: 1 S: 16	H: 2 LOB: 2 BB: 0 P: 21	R: 0 E: 0 K: 0 S: 5	H: 0 LOB: 0 BB: 0 P: 9	R: 1 E: 0 K: 2 S: 15	H: 2 LOB: 2 BB: 1 P: 25	1B: 7 2B: 5 3B: 0 HR: 0	SF: 1 SAC: 2 DP: 1 HBP: 2	WP: 0 PB: 0 SB: 4 CS: 0	PA: 42
PITCHER	IP	WLS	BF	H	R	ER	SO	BB	IBB	HBP	BLK	WP	HR	S	P	ERA	WHIP					
Jim Bullinger, R ERA: 3.18	6.1		31	9	4	4	4	1	1	2	1	0	0	66	110	5.68	1.579					
Bryan Hickerson, L ERA: 5.75	0.1		1	0	0	0	1	0	0	0	0	0	0	3	4	0.00	0.000					
Mike Perez, R ERA: 3.29	2.0	L	8	1	1	1	1	0	1	0	0	0	0	19	33	4.50	0.500					
Randy Myers, L ERA: 2.37	0.1		2	1	0	0	1	0	0	0	0	0	0	6	8	0.00	3.000					

Cincinnati Reds @ Chicago Cubs
Wrigley Field, Chicago, IL
Fri Jul 14, 1995, 3:33 AM CDT
Att: 31,260 - Sunny - 98 F

AB	34
R	5
H	11
RBI	4
BB	3
SO	7
LOB	20



Batter	1	2	3	4	5	6	7	8	9	AB	R	H	RBI	BB	SO	LOB	BOTTOM					
Brian McRae, S OBP: 0.349, SLG: 0.461										5	0	2	0	0	0	1						
Rey Sanchez, R OBP: 0.318, SLG: 0.389										4	1	2	0	0	0	1						
Mark Grace, L OBP: 0.399, SLG: 0.564										4	1	1	0	0	0	2						
Sammy Sosa, R OBP: 0.340, SLG: 0.469										2	0	0	1	2	0	1						
Todd Zeile, R OBP: 0.342, SLG: 0.462										3	1	1	1	0	0	4						
Shawon Dunston, R OBP: 0.348, SLG: 0.552										4	1	2	2	0	0	1						
Ozzie Timmons, R OBP: 0.309, SLG: 0.455										4	0	0	0	0	0	2						
Randy Myers, L ERA: 3.17										0	0	0	0	0	0	0						
Todd Pratt, R OBP: 0.217, SLG: 0.151										3	0	1	0	0	0	0						
Luis Gonzalez, L OBP: 0.318, SLG: 0.414										1	0	0	0	0	1	0						
Jim Bullinger, R OBP: 0.185, SLG: 0.091										3	0	0	0	0	1	1						
Bryan Hickerson, L OBP: 0.687, SLG: 0.500										0	0	0	0	0	0	0						
Mike Perez, R ERA: 3.17										0	0	0	0	0	0	0						
Scott Bulett, L OBP: 0.284, SLG: 0.353										0	0	0	0	0	0	0						
Howard Johnson, S OBP: 0.286, SLG: 0.326										1	0	0	0	0	0	0						
Inning Stats	R: 0 E: 0 K: 0 S: 6	H: 2 LOB: 1 BB: 1 P: 12	R: 1 E: 0 K: 0 S: 13	H: 2 LOB: 1 BB: 0 P: 18	R: 2 E: 0 K: 0 S: 12	H: 3 LOB: 1 BB: 0 P: 17	R: 0 E: 0 K: 0 S: 8	H: 1 LOB: 1 BB: 0 P: 11	R: 1 E: 0 K: 0 S: 9	H: 1 LOB: 0 BB: 0 P: 15	R: 0 E: 0 K: 1 S: 8	H: 0 LOB: 0 BB: 0 P: 13	R: 0 E: 0 K: 0 S: 6	H: 0 LOB: 0 BB: 0 P: 12	R: 0 E: 0 K: 0 S: 8	H: 0 LOB: 1 BB: 1 P: 13	R: 0 E: 0 K: 1 S: 7	H: 0 LOB: 0 BB: 0 P: 12	1B: 4 2B: 3 3B: 0 HR: 2	SF: 0 SAC: 1 DP: 1 HBP: 0	WP: 0 PB: 0 SB: 0 CS: 0	PA: 37
PITCHER	IP	WLS	BF	H	R	ER	SO	BB	IBB	HBP	BLK	WP	HR	S	P	ERA	WHIP					
John Smiley, L ERA: 3.27	5.0		24	9	4	4	0	0	1	0	0	0	0	14	25	0.00	0.000					
Hector Carrasco, R ERA: 3.17	2.0		6	0	0	0	1	0	0	0	0	0	0	8	13	0.00	1.000					
Michael Jackson, R ERA: 4.4	1.0	W	4	0	0	0	0	1	0	0	0	0	0	7	12	0.00	0.000					
Jeff Brantley, R ERA: 2.72	1.0	S	3	0	0	0	1	0	0	0	0	0	0	7	12	0.00	0.000					

Cincinnati Reds @ Chicago Cubs
Wrigley Field, Chicago, IL
Fri Jul 14, 1995, 3:33 AM CDT
Att: 31,260 - Sunny - 98 F

AB	34
R	4
H	9
RBI	4
BB	2
SO	2
LOB	13



Batter	1	2	3	4	5	6	7	8	9	AB	R	H	RBI	BB	SO	LOB	TOP								
Thomas Howard, S OBP: 0.372, SLG: 0.415	L9			F7			FC3-6 1B		F9	5	0	2	0	0	0	1									
Barry Larkin, R OBP: 0.399, SLG: 0.483	G4-3	F8			F7 BB 1B		FC3-6 2B		1B 1B	5	2	2	0	0	0	3									
Ron Gant, R OBP: 0.389, SLG: 0.604										1	0	1	0	0	0	0									
Jerome Walton, R OBP: 0.342, SLG: 0.510			G6-3		B2				1B 1B	4	0	2	1	0	0	1									
Reggie Sanders, R OBP: 0.405, SLG: 0.583							L4-6 2B		1B 1B	2	0	1	1	3	0	1									
Hal Morris, L OBP: 0.246, SLG: 0.325	K		G4-6-3		F7 BB				1B 1B	5	0	0	0	0	1	7									
Benito Santiago, R OBP: 0.373, SLG: 0.565		P3		G4-3	F9					4	0	0	0	0	0	2									
Bret Boone, R OBP: 0.344, SLG: 0.409							K			4	2	3	1	0	1	0									
Jeff Branson, L OBP: 0.345, SLG: 0.484		G4-1 1B			F8					4	0	1	0	0	0	2									
Pete Schourek, L OBP: 0.192, SLG: 0.192										3	0	0	0	0	0	1									
Mark Lewis, R OBP: 0.424, SLG: 0.528		E6 1B								1	0	0	0	0	1	0									
Jeff Brantley, R OBP: 0.397, SLG: 0.559										0	0	0	0	0	0	0									
Inning Stats	R: 0 E: 0 K: 1 S: 13	H: 1 LOB: 2 BB: 1 P: 21	R: 1 E: 1 K: 0 S: 17	H: 2 LOB: 2 BB: 0 P: 25	R: 0 E: 0 K: 0 S: 2	H: 0 LOB: 0 BB: 1 P: 7	R: 1 E: 0 K: 0 S: 10	H: 2 LOB: 1 BB: 0 P: 14	R: 0 E: 0 K: 0 S: 10	H: 1 LOB: 2 BB: 1 P: 16	R: 0 E: 0 K: 1 S: 8	H: 0 LOB: 0 BB: 0 P: 13	R: 1 E: 0 K: 0 S: 10	H: 2 LOB: 0 BB: 0 P: 13	R: 0 E: 0 K: 0 S: 6	H: 1 LOB: 1 BB: 0 P: 10	R: 1 E: 0 K: 1 S: 14	H: 3 LOB: 2 BB: 0 P: 20	1B: 8 2B: 4 3B: 0 HR: 1	SF: 0 SAC: 0 DP: 2 HBP: 0	WP: 0 PB: 0 SB: 0 CS: 0	PA: 41			
PITCHER	IP	WLS	BF	H	R	ER	SO	BB	IBB	HBP	BLK	WP	HR	S	P	ERA	WHIP								
Jaime Navarro, R ERA: 2.77	8.0	L	35	9	3	2	2	3	0	0	0	0	1	76	119	2.25	1.500								
Bryan Hickerson, L ERA: 9.91	0.2		3	1	1	1	1	0	0	0	0	0	0	6	8	13.50	1.500								
Mike Walker, R ERA: 2.79	0.0		2	2	0	0	0	0	0	0	0	0	0	7	10	∞	∞								
Chris Nabholz, L ERA: 4.5	0.1		1	0	0	0	0	0	0	0	0	0	0	1	2	0.00	0.000								

Cincinnati Reds @ Chicago Cubs
Wrigley Field, Chicago, IL
Sat Jul 15, 1995, 7:05 PM CDT
Att: 39,130 - Unknown - 90 F

AB 38
R 4
H 12
RBI 3
BB 3
SO 3
LOB 18



Batter	1	2	3	4	5	6	7	8	9	AB	R	H	RBI	BB	SO	LOB	BOTTOM								
Brian McRae, S OBP: 0.351, SLG: 0.465	K							F9		4	0	2	0	0	1	0									
Rey Sanchez, R OBP: 0.314, SLG: 0.384	G5-3		G6-3		F7 1B			F8		4	0	0	0	0	0	2									
Mark Grace, L OBP: 0.397, SLG: 0.559	K									4	1	1	0	0	1	0									
Sammy Sosa, R OBP: 0.345, SLG: 0.486										4	2	3	1	0	0	0									
Todd Zeile, R OBP: 0.341, SLG: 0.458										4	0	1	1	0	1	1									
Shawon Dunston, R OBP: 0.347, SLG: 0.550										3	0	1	1	0	0	1									
Ozzie Timmons, R OBP: 0.310, SLG: 0.452										3	0	1	0	0	1	2									
Scott Burrell, L OBP: 0.284, SLG: 0.353										0	0	0	0	0	0	0									
Howard Johnson, S OBP: 0.283, SLG: 0.322										1	0	0	0	0	1	1									
Mike Hubbard, R OBP: 0.283, SLG: 0.322										3	0	0	0	0	0	1									
Jaime Navarro, R OBP: 0.091, SLG: 0.094										2	0	0	0	0	1	0									
José Hernández, R OBP: 0.261, SLG: 0.438										1	0	0	0	0	1	0									
Bryan Hickerson, L OBP: 0.667, SLG: 0.500										0	0	0	0	0	0	0									
Mike Walker, R OBP: 0.667, SLG: 0.500										0	0	0	0	0	0	0									
Chris Nabholz, L ERA: 2.96										0	0	0	0	0	0	0									
Inning Stats	R: 0 E: 0 K: 2 S: 9	H: 0 LOB: 0 BB: 0 P: 11	R: 0 E: 0 K: 1 S: 9	H: 1 LOB: 1 BB: 0 P: 16	R: 0 E: 0 K: 0 S: 10	H: 1 LOB: 1 BB: 0 P: 17	R: 2 E: 0 K: 0 S: 8	H: 3 LOB: 0 BB: 0 P: 13	R: 0 E: 0 K: 1 S: 11	H: 1 LOB: 1 BB: 0 P: 16	R: 0 E: 0 K: 0 S: 4	H: 0 LOB: 0 BB: 0 P: 4	R: 0 E: 0 K: 0 S: 8	H: 1 LOB: 1 BB: 0 P: 13	R: 0 E: 0 K: 1 S: 10	H: 0 LOB: 0 BB: 0 P: 14	R: 1 E: 0 K: 2 S: 16	H: 2 LOB: 1 BB: 0 P: 24	1B: 6 2B: 2 3B: 0 HR: 1	SF: 1 SAC: 0 DP: 2 HBP: 0	WP: 0 PB: 0 SB: 0 CS: 0	PA: 34			
PITCHER	IP	WLS	BF	H	R	ER	SO	BB	IBB	HBP	BLK	WP	HR	S	P	ERA	WHIP								
Pete Schourek, L ERA: 3.39	8.0	W	29	7	2	2	5	0	0	0	0	0	0	69	104	2.25	0.875								
Jeff Brantley, R ERA: 2.96	1.0	S	5	2	1	1	2	0	0	0	0	0	1	16	24	9.00	2.000								

Cincinnati Reds @ Chicago Cubs
Wrigley Field, Chicago, IL
Sat Jul 15, 1995, 7:05 PM CDT
Att: 39,130 - Unknown - 90 F

AB 33
R 3
H 9
RBI 3
BB 0
SO 7
LOB 8



Batter	1	2	3	4	5	6	7	8	9	AB	R	H	RBI	BB	SO	LOB	TOP									
Jerome Walton, R OBP: 0.330, SLG: 0.490	1-2 G6-3		2-2 F9			0-0 P3		0-1 B1-3		4	0	0	0	0	0	0										
Thomas Howard, S OBP: 0.361, SLG: 0.402	0-0 G4-3			1-1 P6		0-0 L8		2-3 K		4	0	0	0	0	1	0										
Barry Larkin, R OBP: 0.396, SLG: 0.479	0-3 K			1-0 F7		1-3 K			3-1 FC6-4 1B	4	0	1	0	0	2	0										
Reggie Sanders, R OBP: 0.403, SLG: 0.589		0-0 HR		0-3 K			0-0 F7		3-2 FC6-4 G6-3 1-2	4	1	1	1	0	1	1										
Hal Morris, L OBP: 0.239, SLG: 0.315		0-3 K			2-3 K		0-1 L8		1-0 G6-3 1-2	4	0	0	0	0	2	1										
Eddie Taubensee, L OBP: 0.322, SLG: 0.481		0-0 L4			0-1 HR		2-0 HR 1B		1-0 G4-3	3	2	2	1	0	0	0										
Hector Carrasco, R										0	0	0	0	0	0	0										
Chuck McElroy, L										0	0	0	0	0	0	0										
Benito Santiago, R OBP: 0.368, SLG: 0.556										1	0	0	0	0	0	1										
Bret Boone, R OBP: 0.347, SLG: 0.434		0-3 K			0-1 HR		3-2 HR 1B			3	2	2	3	0	1	0										
Jeff Branson, L OBP: 0.339, SLG: 0.475			0-0 G4-3		1-3 K		0-3 K			3	0	0	0	0	2	0										
Tim Pugh, R OBP: 0.190, SLG: 0.200					2-2 L6					1	0	0	0	0	0	0										
Xavier Hernandez, L										1	0	0	0	0	0	0										
Damon Berryhill, S OBP: 0.256, SLG: 0.299								2-2 G6-3		1	0	0	0	0	0	0										
Inning Stats	R: 0 E: 0 K: 1 S: 9	H: 0 LOB: 0 BB: 0 P: 10	R: 1 E: 0 K: 2 S: 8	H: 1 LOB: 0 BB: 0 P: 8	R: 0 E: 0 K: 0 S: 5	H: 0 LOB: 0 BB: 0 P: 7	R: 0 E: 0 K: 1 S: 6	H: 0 LOB: 0 BB: 0 P: 8	R: 2 E: 0 K: 2 S: 15	H: 2 LOB: 0 BB: 0 P: 20	R: 0 E: 0 K: 1 S: 6	H: 0 LOB: 0 BB: 0 P: 7	R: 2 E: 0 K: 1 S: 12	H: 2 LOB: 0 BB: 0 P: 17	R: 0 E: 0 K: 1 S: 11	H: 0 LOB: 0 BB: 0 P: 15	R: 0 E: 0 K: 0 S: 8	H: 1 LOB: 1 BB: 0 P: 16	1B: 2 2B: 0 3B: 0 HR: 4	SF: 0 SAC: 0 DP: 0 HBP: 0	WP: 0 PB: 0 CS: 0	PA: 33				
PITCHER	IP	WLS	BF	H	R	ER	SO	BB	IBB	HBP	BLK	WP	HR	S	P	ERA	WHIP									
Kevin Foster, R ERA: 4.72	(1, 1)	7.0	W	26	5	5	5	8	0	0	0	0	0	4	61	77	6.43	0.714								
Chris Nabholz, L ERA: 4.24	(8, 1)	1.0		3	0	0	0	1	0	0	0	0	0	0	11	15	0.00	0.000								
Randy Myers, L ERA: 2.3	(9, 1)	1.0	S	4	1	0	0	0	0	0	0	0	0	0	8	16	0.00	1.000								

Cincinnati Reds @ Chicago Cubs
Wrigley Field, Chicago, IL
Sun Jul 16 1995, 3:33 AM CDT
Att: 35,340 - Sunny - 90 F

AB 33
R 5
H 6
RBI 5
BB 0
SO 9
LOB 3



Batter	1	2	3	4	5	6	7	8	9	AB	R	H	RBI	BB	SO	LOB	BOTTOM									
Brian McRae, S OBP: 0.358, SLG: 0.488	1-2 2B 1B		0-1 HR	1-2 1B 1B			2-2 WP 3B			4	2	4	1	0	0	0										
Shawon Dunston, R OBP: 0.349, SLG: 0.553	1-0 G6-3 1B 2B		1-0 G3-1	0-0 FC6-4 1B			0-0 G4			4	1	2	1	0	0	1										
Mark Grace, L OBP: 0.392, SLG: 0.551	2-2 G6-3		1-0 L7	0-1 FC6-4			3-2 L3			4	0	0	0	0	0	3										
Sammy Sosa, R OBP: 0.347, SLG: 0.486	1-1 CS 1B			1-1 E6 1B 1B	0-0 P8		0-0 FC4-6 1B			4	1	2	1	0	0	0										
Todd Zeile, R OBP: 0.339, SLG: 0.455	1-1 CS	2-2 F9		2-1 1B BB 2B 1B	2-2 G5-3		0-0 FC4-6			4	1	1	0	0	0	1										
Luis Gonzalez, L OBP: 0.320, SLG: 0.411			1-0 G6-3	4-2 1B BB	3-2 L8			4-2 CS BB		2	0	0	0	2	0	0										
Randy Myers, L										0	0	0	0	0	0	0										
José Hernández, R OBP: 0.271, SLG: 0.452			1-2 2B	2-1 2B 1B		1-3 K		2-3 K		4	1	2	1	0	2	1										
Todd Pratt, R OBP: 0.219, SLG: 0.175		0-3 K		1-2 2B 1B 2B	0-2 1B 1B 2B		1-0 P6		0-0 G5-3	4	1	1	2	0	1	1										
Kevin Foster, R ERA: 4.24	(1, 1)	3.1	L	17	8	6	4	2	2	1	0	0	0	0	0	0										
Xavier Hernandez, R ERA: 4.01	(4, 1)	2.2		10	2	0	0	1	0	0	0	0	0	0	20	28	0.00	0.750								
Hector Carrasco, R ERA: 3.28	(7, 1)	1.0		5	2	1	1	0	0	0	0	0	0	1	9	14	9.00	2.000								
Chuck McElroy, L ERA: 4.8	(8, 1)	1.0		3	0	0	0	1	1	0	0	0	0	0	8	14	0.00	1.000								
Inning Stats	R: 1 E: 0 K: 0 S: 10	H: 3 LOB: 0 BB: 0 P: 16	R: 0 E: 0 K: 1 S: 10	H: 1 LOB: 1 BB: 0 P: 14	R: 1 E: 0 K: 1 S: 7	H: 1 LOB: 0 BB: 0 P: 11	R: 4 E: 1 K: 0 S: 18	H: 5 LOB: 2 BB: 1 P: 28	R: 0 E: 0 K: 0 S: 7	H: 0 LOB: 0 BB: 0 P: 12	R: 0 E: 0 K: 1 S: 6	H: 0 LOB: 0 BB: 0 P: 8	R: 1 E: 0 K: 0 S: 9	H: 2 LOB: 1 BB: 0 P: 14	R: 0 E: 0 K: 1 S: 8	H: 0 LOB: 0 BB: 1 P: 14	1B: 7 2B: 3 3B: 1 HR: 1	SF: 0 SAC: 0 DP: 0 HBP: 0	WP: 1 PB: 0 CS: 2	PA: 36						
PITCHER	IP	WLS	BF	H	R	ER	SO	BB	IBB	HBP	BLK	WP	HR	S	P	ERA	WHIP									
Tim Pugh, R	(1, 1)	3.1	L	17	8	6	4	2	2	1	0	0	0	0	0	0	10.80	2.700								
Xavier Hernandez, R	(4, 1)	2.2		10	2	0	0	1	0	0	0	0	0	0	20	28	0.00	0.750								
Hector Carrasco, R	(7, 1)	1.0		5	2	1	1	0	0	0	0	0	0	1	9	14	9.00	2.000								
Chuck McElroy, L	(8, 1)	1.0		3	0	0	0	1	1	0	0	0	0	0	8	14	0.00	1.000								

Cincinnati Reds @ Chicago Cubs
Wrigley Field, Chicago, IL
Sun Jul 16 1995, 3:33 AM CDT
Att: 35,340 - Sunny - 90 F

AB 33
R 7
H 12
RBI 6
BB 2
SO 4
LOB 8



Batter	1	2	3	4	5	6	7	8	9	AB	R	H	RBI	BB	SO	LOB	TOP								
Deion Sanders, L (1, 8) Jeff Brantley, R (9, 1)	B1-3	F8			K		G3		K	5	0	0	0	0	2	3	Cincinnati Reds @ San Diego Padres Jack Murphy Stadium, San Diego, CA Tue Jul 18, 1995, 10:05 PM EDT Att: 10,867 - Unknown - 74 F								
Thomas Howard, S (1, 7) Barry Larkin, R (1, 6)	F8		G4-3		G6-3		G5-3		2-1	4	0	0	0	0	0	0									
Reggie Sanders, R (1, 9)										3	1	2	0	1	0	0									
Hal Morris, L (1, 3)										4	2	2	0	0	1	2									
Benito Santiago, R (1, 2)										4	1	1	1	0	0	4									
Bret Boone, R (1, 4)										4	0	1	2	0	1	2									
Jeff Branson, L (1, 5)										4	0	0	0	0	2	3									
Jose Rijo, R (1, 1) Chuck McElroy, L (3, 1) Xavier Hernandez, L (6, 1) Lenny Harris, L (9, PH) Jerome Walton, R (9, 8)										4	0	0	0	0	2	3									
Inning Stats	R: 0 E: 0 K: 0 S: 6	H: 0 LOB: 0 BB: 0 P: 8	R: 2 E: 1 K: 0 S: 12	H: 2 LOB: 2 BB: 1 P: 20	R: 0 E: 1 K: 0 S: 9	H: 1 LOB: 1 BB: 0 P: 15	R: 0 E: 0 K: 2 S: 10	H: 0 LOB: 0 BB: 0 P: 13	R: 0 E: 0 K: 1 S: 7	H: 0 LOB: 0 BB: 0 P: 8	R: 2 E: 0 K: 1 S: 11	H: 3 LOB: 1 BB: 0 P: 15	R: 0 E: 0 K: 1 S: 5	H: 0 LOB: 0 BB: 0 P: 9	R: 0 E: 0 K: 2 S: 10	H: 0 LOB: 1 BB: 1 P: 16		R: 1 E: 0 K: 1 S: 8	H: 1 LOB: 1 BB: 1 P: 15	1B: 5 2B: 1 3B: 1 HR: 0	SF: 0 SAC: 0 DP: 0 HBP: 0	WP: 1 PB: 0 SB: 1 CS: 0	PA: 37		
PITCHER	IP	WLS	BF	H	R	ER	SO	BB	IBB	HBP	BLK	WP	HR	S	P	ERA		WHIP							
Joey Hamilton, R (1, 1) Doug Bochtler, R (8, 1)	7.0	L	29	6	4	3	5	0	1	0	0	0	0	60	88	3.86	0.857								
Doug Bochtler, R (8, 1)	2.0		9	1	1	1	3	2	0	0	0	1	0	18	31	4.50	1.500								

Batter	1	2	3	4	5	6	7	8	9	AB	R	H	RBI	BB	SO	LOB	BOTTOM									
Steve Finley, L (1, 8) Jody Reed, R (1, 4) Tony Gwynn, L (1, 9) Ken Caminiti, S (1, 5) Roberto Petagine, L (1, 3) Eddie Williams, R (4, PH) Melvin Nieves, S (1, 7) Brad Ausmus, R (1, 2) Ray Holbert, R (1, 6) Joey Hamilton, R (1, 1) Scott Livingstone, L (7, PH) Doug Bochtler, R (8, 1) Phil Clark, R (9, PH)	G3		F8		F7			HR		4	1	1	1	0	0	1	Cincinnati Reds @ San Diego Padres Jack Murphy Stadium, San Diego, CA Tue Jul 18, 1995, 10:05 PM EDT Att: 10,867 - Unknown - 74 F									
Ken Caminiti, S (1, 5)										4	0	1	0	0	0	1										
Roberto Petagine, L (1, 3) Eddie Williams, R (4, PH)										4	0	0	0	0	1	2										
Melvin Nieves, S (1, 7)										4	0	1	0	0	1	1										
Brad Ausmus, R (1, 2)										3	0	0	0	1	1	3										
Ray Holbert, R (1, 6)										4	0	1	0	0	3	4										
Joey Hamilton, R (1, 1) Scott Livingstone, L (7, PH) Doug Bochtler, R (8, 1) Phil Clark, R (9, PH)										2	0	1	0	0	0	0										
Inning Stats	R: 0 E: 0 K: 0 S: 7	H: 0 LOB: 0 BB: 0 P: 10	R: 0 E: 0 K: 2 S: 13	H: 1 LOB: 2 BB: 1 P: 22	R: 0 E: 0 K: 1 S: 12	H: 1 LOB: 1 BB: 0 P: 15	R: 0 E: 0 K: 0 S: 8	H: 1 LOB: 1 BB: 0 P: 13	R: 0 E: 0 K: 1 S: 8	H: 0 LOB: 0 BB: 0 P: 9	R: 0 E: 0 K: 1 S: 8	H: 1 LOB: 1 BB: 0 P: 10	R: 0 E: 0 K: 1 S: 14	H: 1 LOB: 1 BB: 0 P: 21	R: 1 E: 0 K: 0 S: 13	H: 1 LOB: 0 BB: 0 P: 19		R: 0 E: 0 K: 2 S: 9	H: 0 LOB: 2 BB: 2 P: 20	1B: 5 2B: 0 3B: 0 HR: 1	SF: 0 SAC: 0 DP: 0 HBP: 0	WP: 0 PB: 0 SB: 0 CS: 0	PA: 36			
PITCHER	IP	WLS	BF	H	R	ER	SO	BB	IBB	HBP	BLK	WP	HR	S	P	ERA		WHIP								
Jose Rijo, R (1, 1) Chuck McElroy, L (3, 1) Xavier Hernandez, R (6, 1) Jeff Brantley, R (9, 1)	2.0	W	10	1	0	0	2	0	0	0	0	0	0	26	35	0.00		0.333								
Xavier Hernandez, R (6, 1) Jeff Brantley, R (9, 1)	3.0		12	3	1	1	2	0	0	0	0	0	1	35	50	3.00	1.000									
Phil Clark, R (9, PH)	1.0		5	0	0	0	2	2	0	0	0	0	0	9	20	0.00	2.000									



Batter	1	2	3	4	5	6	7	8	9	AB	R	H	RBI	BB	SO	LOB	TOP	
Deion Sanders, L OBP: 0.296, SLG: 0.326 Jeff Brantley, R (9, 1)	E6 BB 1B 1B	G4-3 2B		K			P6		1B 1B	5	2	2	1	0	1	0		
Thomas Howard, S OBP: 0.347, SLG: 0.382	1B 1B	G4-3			G4-3		G4-3		1B G3	5	2	2	1	0	0	1		
Barry Larkin, R OBP: 0.398, SLG: 0.486	F8	G6-3			F8			S BB	G3 WP 1B	4	0	1	1	1	0	3		
Reggie Sanders, R OBP: 0.404, SLG: 0.596	K		G5-3					K	G3 IBB	4	1	1	1	1	2	3		
Hal Morris, L OBP: 0.231, SLG: 0.295	BB 1B BB		G4-3		G6-3			K	G3	4	0	0	1	1	1	3		
Bret Boone, R OBP: 0.345, SLG: 0.436	BB 1B						G4-6-3 1B		G4-3	5	0	3	2	0	0	4		
Jeff Branson, L OBP: 0.349, SLG: 0.470	BB BB		F8		G4-6-3				G4-3	3	0	0	0	1	0	2		
Damon Berryhill, S OBP: 0.255, SLG: 0.296 Jerome Walton, R OBP: 0.330, SLG: 0.490 (9, PR)	K			K			K		1B 1B	4	0	1	0	0	3	3		
John Smiley, L OBP: 0.189, SLG: 0.371 Lenny Harris, L OBP: 0.255, SLG: 0.303 Michael Jackson, R (7, 1) Eddie Taubensee, L OBP: 0.331, SLG: 0.489 (9, PH)		K					G4-3		1B 1B	2	0	0	0	0	2	0		
Inning Stats	R: 2 H: 2 E: 1 K: 2 S: 18	L: 2 BB: 2 P: 37	R: 0 H: 1 E: 0 K: 1 S: 9	R: 0 H: 1 E: 0 K: 1 S: 12	R: 0 H: 1 E: 0 K: 3 S: 6	R: 0 H: 0 E: 0 K: 3 S: 9	R: 1 H: 1 E: 0 K: 1 S: 8	R: 0 H: 1 E: 0 K: 1 S: 6	R: 0 H: 0 E: 0 K: 0 S: 7	R: 0 H: 0 E: 0 K: 2 S: 13	R: 4 H: 5 E: 0 K: 0 S: 19	R: 0 H: 0 E: 0 K: 2 S: 13	R: 0 H: 1 E: 0 K: 2 S: 22	R: 0 H: 3 E: 0 K: 0 S: 19	R: 8 BB: 1 HR: 1	SF: 0 2B: 2 3B: 0 HBP: 0	WP: 1 PA: 42 PB: 0 SB: 1 CS: 0	
PITCHER	IP WLS BF H R ER SO BB IBB HBP BLK WP HR S P ERA WHIP																	
Andy Benes, R ERA: 3.79	7.0	30	6	3	1	7	3	0	0	0	0	0	0	1	65	110	1.29	1.286
Bryce Florie, R ERA: 2.99	1.0	3	0	0	0	2	0	0	0	0	0	0	0	0	11	16	0.00	0.000
Trevor Hoffman, R ERA: 5.14	0.1	L 5	4	4	4	0	0	0	0	0	0	0	0	0	11	20	108.00	12.000
Brian Williams, R ERA: 5.14	0.2	4	1	0	0	0	0	1	0	0	0	0	0	0	8	15	0.00	1.500

Cincinnati Reds @ San Diego Padres
Jack Murphy Stadium, San Diego, CA
Wed Jul 19 1995, 10:05 PM EDT
Att: 13,036 - Unknown - 69 F

AB	38
R	7
H	11
RBI	7
BB	4
SO	9
LOB	19



Batter	1	2	3	4	5	6	7	8	9	AB	R	H	RBI	BB	SO	LOB	BOTTOM	
Steve Finley, L OBP: 0.355, SLG: 0.408	2B BLK 1B	G1-4-3			G6-3			B3		4	1	1	0	0	0	1		
Jody Reed, R OBP: 0.381, SLG: 0.305	BLK 1B 2B	G5-3			G4-3			BLK BB		3	1	1	0	1	0	0		
Ken Caminiti, S OBP: 0.351, SLG: 0.457	2B 1B		P2				K	IBB		3	1	1	1	1	1	0		
Eddie Williams, R OBP: 0.330, SLG: 0.443 Trevor Hoffman, R OBP: 0.500, SLG: 1.000 Brian Williams, R	SF9 2B		P3				G4-6-3 BB	G3		3	1	1	1	1	0	2		
Melvin Nieves, S OBP: 0.274, SLG: 0.335	G6-3		K				G4-6-3		K	4	0	0	0	0	2	2		
Phil Plantier, L OBP: 0.356, SLG: 0.458	E8				G4-6-3 1B			G4-3	PB 1B 1B	4	0	2	0	0	0	1		
Brian Johnson, R OBP: 0.256, SLG: 0.339	SF9				G4-6-3			G5-3	PB 1B	3	0	1	1	0	0	1		
Ray Holbert, R OBP: 0.271, SLG: 0.220 Tony Gwynn, L OBP: 0.399, SLG: 0.486	F8				G5-3			K2-3	K	3	0	0	0	0	1	1		
Andy Benes, R OBP: 0.143, SLG: 0.147 Bryce Florie, R Scott Livingstone, L OBP: 0.250, SLG: 0.327 Archi Cianfrocco, R		G1-4-3 1B					K	F7	K	2	0	1	0	0	1	0		
Inning Stats	R: 4 H: 4 E: 1 K: 0 S: 19	H: 4 LOB: 1 BB: 0 P: 35	R: 0 H: 1 E: 0 K: 0 S: 7	R: 0 H: 1 E: 0 K: 0 S: 8	R: 0 H: 0 E: 0 K: 1 S: 7	R: 0 H: 1 E: 0 K: 0 S: 9	R: 0 H: 0 E: 0 K: 0 S: 7	R: 0 H: 0 E: 0 K: 1 S: 8	R: 0 H: 0 E: 0 K: 1 S: 6	R: 0 H: 0 E: 0 K: 1 S: 10	R: 0 H: 0 E: 0 K: 0 S: 4	R: 0 H: 2 E: 0 K: 3 S: 15	R: 0 H: 2 E: 0 K: 3 S: 15	R: 0 H: 2 E: 0 K: 3 S: 15	R: 6 BB: 2 3B: 0 HR: 0	SF: 1 2B: 2 SAC: 0 DP: 3 HBP: 0	WP: 0 PA: 36 PB: 1 SB: 0 CS: 0	
PITCHER	IP WLS BF H R ER SO BB IBB HBP BLK WP HR S P ERA WHIP																	
John Smiley, L ERA: 3.34	6.0	23	1	0	0	1	1	0	0	0	0	0	0	14	26	0.00	0.500	
Michael Jackson, R ERA: 3.53	2.0	W 8	0	0	0	1	1	1	0	1	0	0	0	14	26	0.00	0.500	
Jeff Brantley, R ERA: 2.74	1.0	S 5	2	0	0	3	0	0	0	0	0	0	0	15	24	0.00	2.000	

Cincinnati Reds @ San Diego Padres
Jack Murphy Stadium, San Diego, CA
Wed Jul 19 1995, 10:05 PM EDT
Att: 13,036 - Unknown - 69 F

AB	32
R	4
H	8
RBI	3
BB	3
SO	7
LOB	12



Batter	1	2	3	4	5	6	7	8	9	AB	R	H	RBI	BB	SO	LOB	TOP										
Brian McRae, S OBP: 0.351, SLG: 0.474 (1, 8)	1-2 SH5-4 1B		0-0 L8			2-2 G5-3		1-1 F7		4	0	1	0	0	0	3	Chicago Cubs @ Cincinnati Reds Riverfront Stadium, Cincinnati, OH Fri Jul 21 1995, 7:05 PM EDT Att: 34,049 - Unknown - 80 F										
Rey Sanchez, R OBP: 0.305, SLG: 0.372 (1, 4)	1-0 SH5-4		1-0 P3			1-0 1B		2-3 K		3	0	1	1	0	1	2											
Mark Grace, L OBP: 0.382, SLG: 0.533 (1, 3)	1-3 K			1-2 F8		2-1 L9		4-0 G4-3 DI BB		3	0	0	0	1	1	2											
Sammy Sosa, R OBP: 0.349, SLG: 0.487 (1, 9)	1-2 G6-3			2-3 K		0-0 F8		3-3 K		4	0	0	0	0	2	3											
Todd Zeile, R OBP: 0.323, SLG: 0.425 (1, 5)		0-2 G5-3		2-2 G5-3		1-1 F8		2-1 G4-3		4	0	0	0	0	0	1											
Shawon Dunston, R OBP: 0.351, SLG: 0.549 (1, 6)		1-3 K		1-1 F8		0-0 P6		1-2 L8		4	0	0	0	0	1	1											
Luis Gonzalez, L OBP: 0.325, SLG: 0.426 (1, 7)		1-3 K		3-3 K		3-2 F7				3	0	0	0	0	2	0											
Mike Hubbard, R OBP: 0.250, SLG: 0.143 (1, 2)			3-1 F7		0-1 L9		4-2 BB			2	0	0	0	1	0	0											
Kevin Foster, R OBP: 0.206, SLG: 0.412 (5, PH) Jose Hernandez, R OBP: 0.271, SLG: 0.437 (5, PH) Turk Wendell, L OBP: 0.271, SLG: 0.437 (5, PH) Rich Garces, R OBP: 0.271, SLG: 0.437 (5, PH) Scott Bullitt, L OBP: 0.271, SLG: 0.437 (5, PH) Mike Perez, R OBP: 0.271, SLG: 0.437 (5, PH)			3-2 1B		2-2 G5-3 1B 2B		0-3 K			1	0	1	0	0	0	0											
Inning Stats	R: 0 E: 0 K: 1 S: 13	H: 1 LOB: 1 BB: 0 P: 17	R: 0 E: 0 K: 2 S: 10	H: 0 LOB: 0 BB: 0 P: 12	R: 0 E: 0 K: 0 S: 8	H: 1 LOB: 1 BB: 0 P: 15	R: 0 E: 0 K: 1 S: 11	H: 0 LOB: 0 BB: 0 P: 16	R: 0 E: 0 K: 1 S: 7	H: 0 LOB: 0 BB: 0 P: 11	R: 1 E: 0 K: 0 S: 13	H: 2 LOB: 1 BB: 0 P: 20	R: 0 E: 0 K: 0 S: 6	H: 0 LOB: 0 BB: 0 P: 10	R: 0 E: 0 K: 2 S: 11	H: 0 LOB: 1 BB: 1 P: 18		R: 0 E: 0 K: 1 S: 8	H: 0 LOB: 1 BB: 1 P: 18	1B: 3 2B: 1 3B: 0 HR: 0	SF: 0 SAC: 1 DP: 0 HBP: 0	WP: 0 PB: 0 SB: 1 CS: 0	PA: 33				
PITCHER	IP	WLS	BF	H	R	ER	SO	BB	IBB	HBP	BLK	WP	HR	S	P	ERA	WHIP										
Pete Schourek, L ERA: 3.24 Johnny Ruffin, R ERA: 2.25	(1, 1) (8, 1)	7.0 W	25	4	1	1	5	0	0	0	0	0	0	68	101	1.29	0.571										
PITCHER	IP	WLS	BF	H	R	ER	SO	BB	IBB	HBP	BLK	WP	HR	S	P	ERA	WHIP										

AB	30
R	1
H	4
RBI	1
BB	2
SO	8
LOB	13



Batter	1	2	3	4	5	6	7	8	9	AB	R	H	RBI	BB	SO	LOB	BOTTOM											
Jerome Walton, R OBP: 0.333, SLG: 0.486 (1, 8)	0-0 CS 1B	0-1 FC6-4 1B		1-2 G6-3		0-1 FC6-2 1B		2-0 G5-3		5	0	2	0	0	0	3	Chicago Cubs @ Cincinnati Reds Riverfront Stadium, Cincinnati, OH Fri Jul 21 1995, 7:05 PM EDT Att: 34,049 - Unknown - 80 F											
Thomas Howard, S OBP: 0.355, SLG: 0.381 (1, 7)	4-1 S HR BB	0-2 FC6-4		1-0 F8		1-0 FC3-6 1B		4-1 1B BB		3	2	1	1	2	0	1												
Barry Larkin, R OBP: 0.398, SLG: 0.496 (1, 6)	3-1 1H HR		1-1 F9		2-3 K		1-2 FC3-6 BB		1-0 2B 1B	5	2	2	3	0	1	2												
Reggie Sanders, R OBP: 0.404, SLG: 0.595 (1, 9)	3-3 K		1-0 P3		2-3 K		1-2 BB		2-1 2B	4	0	1	2	1	2	0												
Hal Morris, L OBP: 0.238, SLG: 0.315 (1, 3)	1-2 2B		2-0 HR 2B		2-3 K		1-0 G4-3			4	1	2	0	0	1	3												
Benito Santiago, R OBP: 0.383, SLG: 0.595 (1, 2)	1-0 HBP		3-2 HR		2-1 HR		1-0 G4-3			3	2	2	3	0	0	0												
Bret Boone, R OBP: 0.347, SLG: 0.447 (1, 4)	3-2 P8		3-1 HR		3-2 1B 1B FC6-2 1B		2-1 G4-3			4	1	2	1	0	0	2												
Jeff Branson, L OBP: 0.347, SLG: 0.465 (1, 5)		3-3 K	1-0 F7		2-2 FC6-2 1B		2-1 G4-3			4	1	1	0	0	1	0												
Pete Schourek, L OBP: 0.207, SLG: 0.207 Johnny Ruffin, R ERA: 4.05	(1, 1) (8, 1)		1-3 K		0-3 K		1-2 1B FC6-2 1B		3-2 L7	3	1	1	0	0	2	0												
Inning Stats	R: 2 E: 0 K: 1 S: 14	H: 3 LOB: 2 BB: 1 P: 28	R: 0 E: 0 K: 2 S: 16	H: 1 LOB: 0 BB: 0 P: 20	R: 3 E: 0 K: 0 S: 10	H: 3 LOB: 0 BB: 0 P: 21	R: 0 E: 0 K: 1 S: 10	H: 0 LOB: 0 BB: 0 P: 12	R: 0 E: 0 K: 3 S: 9	H: 0 LOB: 0 BB: 0 P: 15	R: 3 E: 0 K: 0 S: 24	H: 5 LOB: 3 BB: 1 P: 39	R: 0 E: 0 K: 0 S: 5	H: 0 LOB: 0 BB: 0 P: 10	R: 2 E: 0 K: 0 S: 9	H: 2 LOB: 1 BB: 1 P: 21		R: 2 E: 0 K: 0 S: 9	H: 2 LOB: 1 BB: 1 P: 21	1B: 7 2B: 3 3B: 0 HR: 4	SF: 0 SAC: 0 DP: 0 HBP: 1	WP: 0 PB: 0 SB: 1 CS: 1	PA: 40					
PITCHER	IP	WLS	BF	H	R	ER	SO	BB	IBB	HBP	BLK	WP	HR	S	P	ERA	WHIP											
Kevin Foster, R ERA: 4.95 Turk Wendell, R ERA: 5.29 Rich Garces, R ERA: 3.27 Mike Perez, R ERA: 4.05	(1, 1) (6, 1) (6, 1) (8, 1)	5.0 L	23	7	5	5	7	1	0	0	0	0	0	1	23	37	40.50	9.000										
PITCHER	IP	WLS	BF	H	R	ER	SO	BB	IBB	HBP	BLK	WP	HR	S	P	ERA	WHIP											


AB	36
R	10
H	14
RBI	10
BB	3
SO	7
LOB	11



Batter	1	2	3	4	5	6	7	8	9	AB	R	H	RBI	BB	SO	LOB	TOP				
Brian McRae, S (1,8) OBP: 0.347, SLG: 0.468	L8		G4-3			L7		G4-3		4	0	0	0	0	0	1					
Shawon Dunston, R (1,6) OBP: 0.350, SLG: 0.548	K			K2-3			G5-3		G4-3 1B 2B	4	1	1	0	0	2	0					
Mark Grace, L (1,3) OBP: 0.384, SLG: 0.531				L9			G4-3 2B 1B		G4-3	3	1	1	0	1	0	1					
Sammy Sosa, R (1,9)	K			G6-3			G4-3		G4-3 L1-3 1B	4	0	1	1	0	1	2					
Todd Zeile, R (1,5) OBP: 0.322, SLG: 0.426		F8			G5-3		G4-3 2B E		L1-3	4	1	1	1	0	0	1					
Luis Gonzalez, L (1,7) OBP: 0.325, SLG: 0.425		G3-1			F7		E5 CS		L1-3	3	0	1	0	0	0	0					
Rey Sanchez, R (1,4) OBP: 0.302, SLG: 0.368		L8			G5-3		CS		K	3	0	0	0	0	1	0					
Joe Kmak, R (1,2)				K		G6-3			K	3	0	0	0	0	2	0					
Frank Castillo, R (1,1) OBP: 0.143, SLG: 0.091				K						2	0	0	0	0	2	0					
Scott Burrell, L (8,PH) OBP: 0.292, SLG: 0.396										1	0	1	0	0	0	0					
Anthony Young, R (8,1)										0	0	0	0	0	0	0					
Chris Nabholz, L (8,1)										0	0	0	0	0	0	0					
Inning Stats	R: 0 E: 0 K: 2 S: 12	H: 0 LOB: 1 BB: 1 P: 21	R: 0 E: 0 K: 0 S: 4	H: 0 LOB: 0 BB: 0 P: 6	R: 0 E: 0 K: 2 S: 8	H: 0 LOB: 0 BB: 0 P: 14	R: 0 E: 0 K: 1 S: 7	H: 0 LOB: 0 BB: 0 P: 10	R: 0 E: 0 K: 0 S: 5	H: 0 LOB: 0 BB: 0 P: 8	R: 2 E: 1 K: 0 S: 13	H: 3 LOB: 0 BB: 0 P: 17	R: 0 E: 0 K: 2 S: 12	H: 1 LOB: 0 BB: 0 P: 18	R: 1 E: 0 K: 0 S: 10	H: 2 LOB: 0 BB: 0 P: 13	1B: 3 2B: 3 3B: 1 HR: 0	SF: 0 SAC: 0 DP: 1 HBP: 0	WP: 0 PB: 0 SB: 0 CS: 1	PA: 33	
PITCHER	IP	WLS	BF	H	R	ER	SO	BB	IBB	HBP	BLK	WP	HR	S	P	ERA	WHIP				
Rick Reed, R (1,1) ERA: 1.29	7.0		24	3	2	1	6	1	0	0	0	0	0	58	88	1.29	0.571				
Michael Jackson, R (8,1) ERA: 3.44	1.0	W	4	1	0	0	2	0	0	0	0	0	0	12	18	0.00	1.000				
Jeff Brantley, R (9,1) ERA: 2.87	1.0	S	4	2	1	1	0	0	0	0	0	0	0	10	13	9.00	2.000				

Chicago Cubs @ Cincinnati Reds
Riverfront Stadium, Cincinnati, OH
Sat Jul 22, 1995, 7:05 PM EDT
Att: 38,183 - Unknown - 78 F


AB	31
R	3
H	6
RBI	2
BB	1
SO	8
LOB	5



Batter	1	2	3	4	5	6	7	8	9	AB	R	H	RBI	BB	SO	LOB	BOTTOM				
Darren Lewis, R (1,8) OBP: 0.303, SLG: 0.313	1B FC6-4 1B		F8			F9		P4		4	1	1	0	0	0	0					
Barry Larkin, R (1,6) OBP: 0.395, SLG: 0.496	FC6-4 1B		L9			F8		HR 1B		4	1	2	0	0	0	0					
Ron Gant, R (1,7) OBP: 0.360, SLG: 0.615				K			G1-3	HR		4	1	2	2	0	1	0					
Jeff Brantley, R (9,1)	FC6-4 1B							HR		0	0	0	0	0	0	0					
Reggie Sanders, R (1,9) OBP: 0.405, SLG: 0.601	FC6-4 G4-6-3			CS			G5-3	2B		4	0	2	1	0	0	2					
Hal Morris, L (1,3) OBP: 0.239, SLG: 0.333	G4-6-3			G1-3			HR	G3		4	1	1	1	0	0	4					
Benito Santiago, R (1,2) OBP: 0.349, SLG: 0.571		G5-3				F8		E6 1B		3	0	0	0	0	0	0					
Bret Boone, R (1,4) OBP: 0.347, SLG: 0.446		G6-3				F9		1B		3	0	1	0	0	0	0					
Jeff Branson, L (1,5) OBP: 0.342, SLG: 0.457						L7		F7		3	0	0	0	0	1	2					
Rick Reed, R (1,1)										2	0	0	0	0	0	0					
Michael Jackson, R (8,1)										0	0	0	0	0	0	0					
Lenny Harris, L (8,PH) OBP: 0.254, SLG: 0.301										1	0	0	0	0	0	0					
Jerome Walton, R (9,7) OBP: 0.333, SLG: 0.486										0	0	0	0	0	0	0					
Inning Stats	R: 1 E: 0 K: 0 S: 9	H: 3 LOB: 1 BB: 0 P: 11	R: 0 E: 0 K: 1 S: 5	H: 0 LOB: 0 BB: 0 P: 9	R: 0 E: 0 K: 0 S: 9	H: 0 LOB: 0 BB: 0 P: 15	R: 0 E: 0 K: 1 S: 11	H: 1 LOB: 0 BB: 0 P: 16	R: 0 E: 0 K: 0 S: 5	H: 0 LOB: 0 BB: 0 P: 7	R: 0 E: 0 K: 0 S: 7	H: 0 LOB: 0 BB: 0 P: 12	R: 1 E: 1 K: 0 S: 12	H: 2 LOB: 2 BB: 0 P: 20	R: 2 E: 0 K: 0 S: 9	H: 3 LOB: 1 BB: 0 P: 18	1B: 5 2B: 2 3B: 0 HR: 2	SF: 0 SAC: 0 DP: 1 HBP: 0	WP: 0 PB: 0 SB: 0 CS: 1	PA: 32	
PITCHER	IP	WLS	BF	H	R	ER	SO	BB	IBB	HBP	BLK	WP	HR	S	P	ERA	WHIP				
Frank Castillo, R (1,1) ERA: 2.76	7.0		26	6	2	2	2	0	0	0	0	0	1	58	90	2.57	0.857				
Anthony Young, R (8,1) ERA: 6.0	0.2	L	5	3	2	2	0	0	0	0	0	0	1	8	16	27.00	4.500				
Chris Nabholz, L (8,1) ERA: 3.79	0.1		1	0	0	0	0	0	0	0	0	0	0	1	2	0.00	0.000				

Chicago Cubs @ Cincinnati Reds
Riverfront Stadium, Cincinnati, OH
Sat Jul 22, 1995, 7:05 PM EDT
Att: 38,183 - Unknown - 78 F

AB	32
R	4
H	9
RBI	4
BB	0
SO	2
LOB	8



Batter	1	2	3	4	5	6	7	8	9	10	AB	R	H	RBI	BB	SO	LOB	TOP									
Brian McRae, S OBP: 0.343, SLG: 0.461 (1, 8)	K2-3		G6-4-3				K			FC4-6								5	0	0	0	0	3	2			
Shawon Dunston, R OBP: 0.354, SLG: 0.555 (1, 6)	SF7		K2-3				G6-3			G6-3								4	2	2	0	0	1	1			
Mark Grace, L OBP: 0.387, SLG: 0.544 (1, 3)	SF7						F8			F8								4	1	3	3	0	0	0			
Sammy Sosa, R OBP: 0.348, SLG: 0.486 (1, 9)	K						P3			G6-3								5	1	2	0	0	1	2			
Todd Zeile, R OBP: 0.317, SLG: 0.420 (1, 5)			G6-3				K			G6-3								4	0	0	1	0	1	1			
Ozzie Timmons, R OBP: 0.300, SLG: 0.441 (1, 7)			K				F9			F9								5	1	1	0	0	1	1			
José Hernández, R OBP: 0.279, SLG: 0.443 (1, 4)							K			F7								3	0	1	0	1	1	0			
Joe Kmak, R OBP: 0.333, SLG: 0.200 Scott Bulett, L OBP: 0.299, SLG: 0.402 Mike Hubbard, R OBP: 0.250, SLG: 0.143 (1, 2)																		2	0	1	1	1	1	1			
Steve Trachsel, R ERA: 3.48 Chris Nashcole, L ERA: 4.91 Rey Sanchez, R ERA: 3.04 Mike Perez, R ERA: 3.32 Howard Johnson, S ERA: 3.93 Randy Myers, L ERA: 3.93 (9, PH)																		1	0	1	0	0	0	0			
Inning Stats	R: 1 E: 0 K: 2 S: 9	H: 1 LOB: 0 BB: 0 P: 11	R: 0 E: 0 K: 2 S: 13	H: 1 LOB: 1 BB: 0 P: 17	R: 0 E: 0 K: 1 S: 7	H: 1 LOB: 0 BB: 0 P: 8	R: 2 E: 0 K: 2 S: 13	H: 4 LOB: 2 BB: 1 P: 18	R: 0 E: 0 K: 1 S: 12	H: 0 LOB: 0 BB: 0 P: 19	R: 0 E: 0 K: 1 S: 8	H: 0 LOB: 1 BB: 1 P: 19	R: 0 E: 0 K: 0 S: 7	H: 0 LOB: 0 BB: 0 P: 12	R: 0 E: 0 K: 1 S: 8	H: 1 LOB: 1 BB: 0 P: 11	R: 2 E: 0 K: 1 S: 22	H: 3 LOB: 1 BB: 0 P: 26	1B: 7 2B: 3 3B: 1 HR: 1	SF: 2 SAC: 0 DP: 1 HBP: 1	WP: 0 PB: 0 SB: 0 CS: 0	PA: 42					
PITCHER	IP	WLS	BF	H	R	ER	SO	BB	IBB	HBP	BLK	WP	HR	S	P	ERA	WHIP										
John Smiley, L ERA: 3.48	4.1		21	8	3	3	6	1	0	0	0	0	0	48	64	6.23	2.077										
Dave Burba, R ERA: 4.91	0.2		2	0	0	0	0	0	0	0	0	0	0	6	9	0.00	0.000										
Hector Carrasco, R ERA: 3.04	3.0		10	0	0	0	3	1	0	0	0	0	0	27	43	0.00	0.333										
Michael Jackson, R ERA: 3.32	0.2		3	1	0	0	0	0	0	0	0	0	0	5	7	0.00	1.500										
Chuck McElroy, L ERA: 3.93	0.1		1	0	0	0	1	0	0	0	0	0	0	3	4	0.00	0.000										

Chicago Cubs @ Cincinnati Reds
Riverfront Stadium, Cincinnati, OH
Sun Jul 23 1995, 3:33 AM EDT
Att. 33,258 - Sunny - 82 F

AB	37
R	5
H	12
RBI	5
BB	2
SO	11
LOB	12



Batter	1	2	3	4	5	6	7	8	9	10	AB	R	H	RBI	BB	SO	LOB	BOTTOM									
Thomas Howard, S OBP: 0.355, SLG: 0.380 Darren Lewis, R OBP: 0.304, SLG: 0.312 Xavier Hernandez, L (10, 1)	G6-4-3																	3	0	1	0	0	0	3			
Barry Larkin, R OBP: 0.399, SLG: 0.494 (1, 6)	G6-4-3																	5	0	2	0	0	1	4			
Ron Gant, R OBP: 0.367, SLG: 0.605 (1, 7)																		4	0	0	0	1	2	2			
Reggie Sanders, R OBP: 0.405, SLG: 0.596 (1, 9)																		4	1	1	0	1	2	2			
Hal Morris, L OBP: 0.336, SLG: 0.336 Eddie Taubensee, L OBP: 0.331, SLG: 0.489 (10, PR)																		5	0	1	1	0	1	2			
Benito Santiago, R OBP: 0.364, SLG: 0.585 (1, 2)																		5	2	3	0	0	1	0			
Bret Boone, R OBP: 0.351, SLG: 0.467 (1, 4)																		4	2	2	5	1	1	0			
Jeff Branson, L OBP: 0.347, SLG: 0.477 Jerome Walton, R OBP: 0.331, SLG: 0.482 (9, PH)																		3	1	2	1	0	1	0			
John Smiley, L ERA: 3.48 Dave Burba, R ERA: 4.91 Lenny Harris, L ERA: 3.72 Hector Carrasco, R ERA: 3.04 Michael Jackson, R ERA: 3.32 Chuck McElroy, L ERA: 3.93 Mark Lewis, R ERA: 4.29, SLG: 0.522 (10, PR)																		1	0	0	0	0	1	3			
Inning Stats	R: 0 E: 0 K: 0 S: 8	H: 2 LOB: 2 BB: 1 P: 13	R: 0 E: 0 K: 1 S: 14	H: 2 LOB: 3 BB: 1 P: 26	R: 0 E: 0 K: 2 S: 10	H: 0 LOB: 0 BB: 0 P: 17	R: 0 E: 0 K: 2 S: 9	H: 0 LOB: 0 BB: 0 P: 15	R: 0 E: 1 K: 0 S: 13	H: 1 LOB: 2 BB: 0 P: 20	R: 3 E: 0 K: 1 S: 10	H: 3 LOB: 0 BB: 0 P: 17	R: 0 E: 0 K: 3 S: 10	H: 0 LOB: 0 BB: 0 P: 13	R: 0 E: 0 K: 1 S: 6	H: 0 LOB: 0 BB: 0 P: 10	R: 0 E: 0 K: 0 S: 8	H: 0 LOB: 0 BB: 1 P: 14	R: 4 E: 0 K: 0 S: 9	H: 4 LOB: 1 BB: 1 P: 20	1B: 7 2B: 2 3B: 0 HR: 3	SF: 0 SAC: 0 DP: 2 HBP: 0	WP: 0 PB: 0 SB: 0 CS: 1	PA: 44			
PITCHER	IP	WLS	BF	H	R	ER	SO	BB	IBB	HBP	BLK	WP	HR	S	P	ERA	WHIP										
Steve Trachsel, R ERA: 4.71	5.2		27	8	3	3	6	2	0	0	0	0	0	63	106	4.76	1.765										
Chris Nabholz, L ERA: 3.72	0.1		0	0	0	0	0	0	0	0	0	0	0	1	2	0.00	0.000										
Mike Perez, R ERA: 3.86	2.0		6	0	0	0	4	0	0	0	0	0	0	16	23	0.00	0.000										
Randy Myers, L ERA: 3.27	1.2		9	4	4	4	0	2	0	0	0	0	1	17	34	21.60	3.600										

Chicago Cubs @ Cincinnati Reds
Riverfront Stadium, Cincinnati, OH
Sun Jul 23 1995, 3:33 AM EDT
Att. 33,258 - Sunny - 82 F

AB	39
R	7
H	12
RBI	7
BB	4
SO	10
LOB	16



Batter	1	2	3	4	5	6	7	8	9	AB	R	H	RBI	BB	SO	LOB	TOP					
Steve Finley, L (1, 8) OBP: 0.363, SLG: 0.414	1-1 G4-3 1B		3-1 L4		0-0 WP SF8 1B		4-0 BB 1B BB		0-2 BB 1B	4	3	3	0	1	0	0						
Jody Reed, R (1, 4) OBP: 0.380, SLG: 0.309	2-0 F8		1-2 G6-3		1-0 SF8 1-H		4-2 1B 1-2 BB		4-2 G4-6-3 BB	2	0	0	1	2	0	1						
Tony Gwynn, L (1, 9) OBP: 0.394, SLG: 0.475	1-1 G4-3		1-0		0-1 L6		0-2 BB 1-3 2-H 1B		0-0 G4-6-3 1-2f	5	0	2	1	0	0	3						
Ken Caminiti, S (1, 5) OBP: 0.355, SLG: 0.454	4-0 1B BB		1-1 L8			3-2 G3-1		4-2 1-2 BB		2	0	0	0	2	0	1						
Phil Plantier, L (1, 7) OBP: 0.349, SLG: 0.407	1-1 1-3 2-H 1B			1-2 P6		2-3 K		0-1 G4-3		4	0	1	1	0	1	3						
Eddie Williams, R (1, 3) Arch Cianfrocco, R (8, 3) OBP: 0.335, SLG: 0.446 OBP: 0.500, SLG: 1.250		2-1 G6-3		4-0 BB		2-0 HR		2-1 P4		3	1	1	1	1	0	0						
Andujar Cedeno, R (1, 6) Trevor Hoffman, R (8, 1) OBP: 0.500, SLG: 1.000		2-2 G6-3		2-0 P4		2-2 F9		0-0 F8		4	0	0	0	0	0	1	AB 32 R 4 H 8 RBI 4 BB 6 SO 2 LOB 11					
Brad Ausmus, R (1, 2) OBP: 0.308, SLG: 0.360		1-2 1B		1-1 F9			3-1 F9	1-2 G6-3		4	0	1	0	0	0	1						
Brian Williams, R (1, 1) Doug Bochtler, R (6, 1) Ray Holbert, R (8, 6) OBP: 0.245, SLG: 0.196		1-0 L1			2-2 G1-3		1-2 F9		1-3 K	2	0	0	0	0	0	1						
Inning Stats	R: 1 E: 0 K: 0 S: 7	H: 2 LOB: 2 BB: 1 P: 16	R: 0 E: 0 K: 0 S: 9	H: 1 LOB: 1 BB: 0 P: 15	R: 0 E: 0 K: 0 S: 8	H: 1 LOB: 1 BB: 0 P: 14	R: 0 E: 0 K: 0 S: 6	H: 0 LOB: 1 BB: 1 P: 14	R: 1 E: 0 K: 1 S: 11	H: 1 LOB: 0 BB: 0 P: 20	R: 1 E: 0 K: 0 S: 16	H: 1 LOB: 3 BB: 3 P: 32	R: 0 E: 0 K: 0 S: 6	H: 0 LOB: 0 BB: 0 P: 9	R: 0 E: 0 K: 1 S: 9	H: 1 LOB: 1 BB: 1 P: 14	1B: 7 2B: 0 3B: 0 HR: 1	SF: 1 SAC: 0 DP: 1 HBP: 0	WP: 1 PB: 0 SB: 1 CS: 0	PA: 39		
PITCHER	IP WLS BF H R ER SO BB IBB HBP BLK WP HR S P ERA WHIP	IP WLS BF H R ER SO BB IBB HBP BLK WP HR S P ERA WHIP	IP WLS BF H R ER SO BB IBB HBP BLK WP HR S P ERA WHIP	IP WLS BF H R ER SO BB IBB HBP BLK WP HR S P ERA WHIP	IP WLS BF H R ER SO BB IBB HBP BLK WP HR S P ERA WHIP	IP WLS BF H R ER SO BB IBB HBP BLK WP HR S P ERA WHIP	IP WLS BF H R ER SO BB IBB HBP BLK WP HR S P ERA WHIP	IP WLS BF H R ER SO BB IBB HBP BLK WP HR S P ERA WHIP	IP WLS BF H R ER SO BB IBB HBP BLK WP HR S P ERA WHIP	IP WLS BF H R ER SO BB IBB HBP BLK WP HR S P ERA WHIP	IP WLS BF H R ER SO BB IBB HBP BLK WP HR S P ERA WHIP	IP WLS BF H R ER SO BB IBB HBP BLK WP HR S P ERA WHIP	IP WLS BF H R ER SO BB IBB HBP BLK WP HR S P ERA WHIP	IP WLS BF H R ER SO BB IBB HBP BLK WP HR S P ERA WHIP	IP WLS BF H R ER SO BB IBB HBP BLK WP HR S P ERA WHIP	IP WLS BF H R ER SO BB IBB HBP BLK WP HR S P ERA WHIP	IP WLS BF H R ER SO BB IBB HBP BLK WP HR S P ERA WHIP	IP WLS BF H R ER SO BB IBB HBP BLK WP HR S P ERA WHIP	IP WLS BF H R ER SO BB IBB HBP BLK WP HR S P ERA WHIP	IP WLS BF H R ER SO BB IBB HBP BLK WP HR S P ERA WHIP	IP WLS BF H R ER SO BB IBB HBP BLK WP HR S P ERA WHIP	
Tim Pugh, R (1, 1) ERA: 4.24	6.0	L	25	6	3	3	1	2	0	0	0	0	0	0	0	0	1	1	48	89	4.50	1.333
Chuck McElroy, L (7, 1) ERA: 4.29	0.2	5	1	1	1	0	0	2	0	0	0	0	0	0	0	0	0	0	11	23	13.50	4.500
Michael Jackson, R (7, 1) ERA: 3.1	1.1	5	0	0	0	0	0	1	0	0	0	0	0	0	0	0	0	0	11	18	0.00	0.750
Hector Carrasco, R (9, 1) ERA: 2.98	1.0	4	1	0	0	0	1	1	0	0	0	0	0	0	0	0	0	0	9	14	0.00	2.000

San Diego Padres @ Cincinnati Reds
Riverfront Stadium, Cincinnati, OH
Tue Jul 25 1995, 3:33 AM EDT
Att: 26,525 - Overcast - 79 F

livebaseballscorecards.com



Batter	1	2	3	4	5	6	7	8	9	AB	R	H	RBI	BB	SO	LOB	BOTTOM					
Darren Lewis, R (1, 8) OBP: 0.307, SLG: 0.312	0-1 G6-3		4-2 1B BB		2-0 CS 1B		2-2 F9			3	0	1	0	1	0	0						
Barry Larkin, R (1, 6) OBP: 0.398, SLG: 0.489	2-3 K2-3		1-1 FC6-4 1B		0-1 CS 1-2	1-2 G6-3		2-2 S 1B		4	0	2	0	0	1	0						
Ron Gant, R (1, 7) OBP: 0.391, SLG: 0.598	4-2 S BB		1-0 FC6-4 1-2f		2-3 K		4-2 BB 1-3 BB			2	0	0	0	2	1	2						
Reggie Sanders, R (1, 9) OBP: 0.406, SLG: 0.597	2-3 K		2-1 G4-3 1B 2B		2-2 F9		4-1 BB 1-2 BB			3	1	1	0	1	1	1						
Eddie Taubensee, L (1, 2) OBP: 0.325, SLG: 0.473		2-3 K2-3		2-0 G4-3		2-2 F9		2-3 K		4	0	0	0	0	2	4						
Bento Santiago, R (1, 3) OBP: 0.375, SLG: 0.600		2-2 P4		2-2 G4-6-3 1B		0-2 1B		2-1 P4		4	0	2	1	0	0	0						
Bret Boone, R (1, 4) OBP: 0.350, SLG: 0.480		1-1 L5		3-H 1-0 G4-6-3 1-2f		0-3 K		1-1 HR		4	1	1	1	0	1	2	AB 32 R 2 H 7 RBI 2 BB 4 SO 9 LOB 10					
Jeff Branson, L (1, 5) OBP: 0.338, SLG: 0.470			1-3 K		0-0 F8		1-0 G1-3		0-1 P6	4	0	0	0	0	1	1						
Tim Pugh, R (1, 1) ERA: 4.24	5.0	W	19	4	1	1	6	2	0	0	0	0	0	0	0	0	0	46	78	1.80	1.200	
Chuck McElroy, L (7, 1) ERA: 1.8	2.2	11	2	0	0	0	2	1	0	0	0	0	0	0	0	0	0	32	48	0.00	1.125	
Trevor Hoffman, R (8, 1) ERA: 4.99	1.1	S	6	1	1	1	1	1	0	0	0	0	0	0	0	0	0	1	15	25	6.75	1.500
Inning Stats	R: 0 E: 0 K: 2 S: 10	H: 0 LOB: 1 BB: 1 P: 18	R: 0 E: 0 K: 1 S: 8	H: 0 LOB: 0 BB: 0 P: 13	R: 0 E: 0 K: 2 S: 14	H: 1 LOB: 2 BB: 1 P: 22	R: 1 E: 0 K: 0 S: 7	H: 2 LOB: 0 BB: 0 P: 14	R: 0 E: 0 K: 1 S: 7	H: 1 LOB: 0 BB: 0 P: 11	R: 0 E: 0 K: 1 S: 11	H: 0 LOB: 0 BB: 0 P: 16	R: 0 E: 0 K: 1 S: 11	H: 1 LOB: 1 BB: 0 P: 14	R: 0 E: 0 K: 1 S: 15	H: 1 LOB: 3 BB: 2 P: 29	R: 1 E: 0 K: 0 S: 10	H: 1 LOB: 0 BB: 0 P: 14	1B: 5 2B: 1 3B: 0 HR: 1	SF: 0 SAC: 0 DP: 1 HBP: 0	WP: 0 PB: 0 SB: 3 CS: 1	PA: 37
PITCHER	IP WLS BF H R ER SO BB IBB HBP BLK WP HR S P ERA WHIP	IP WLS BF H R ER SO BB IBB HBP BLK WP HR S P ERA WHIP	IP WLS BF H R ER SO BB IBB HBP BLK WP HR S P ERA WHIP	IP WLS BF H R ER SO BB IBB HBP BLK WP HR S P ERA WHIP	IP WLS BF H R ER SO BB IBB HBP BLK WP HR S P ERA WHIP	IP WLS BF H R ER SO BB IBB HBP BLK WP HR S P ERA WHIP	IP WLS BF H R ER SO BB IBB HBP BLK WP HR S P ERA WHIP	IP WLS BF H R ER SO BB IBB HBP BLK WP HR S P ERA WHIP	IP WLS BF H R ER SO BB IBB HBP BLK WP HR S P ERA WHIP	IP WLS BF H R ER SO BB IBB HBP BLK WP HR S P ERA WHIP	IP WLS BF H R ER SO BB IBB HBP BLK WP HR S P ERA WHIP	IP WLS BF H R ER SO BB IBB HBP BLK WP HR S P ERA WHIP	IP WLS BF H R ER SO BB IBB HBP BLK WP HR S P ERA WHIP	IP WLS BF H R ER SO BB IBB HBP BLK WP HR S P ERA WHIP	IP WLS BF H R ER SO BB IBB HBP BLK WP HR S P ERA WHIP	IP WLS BF H R ER SO BB IBB HBP BLK WP HR S P ERA WHIP	IP WLS BF H R ER SO BB IBB HBP BLK WP HR S P ERA WHIP	IP WLS BF H R ER SO BB IBB HBP BLK WP HR S P ERA WHIP	IP WLS BF H R ER SO BB IBB HBP BLK WP HR S P ERA WHIP	IP WLS BF H R ER SO BB IBB HBP BLK WP HR S P ERA WHIP	IP WLS BF H R ER SO BB IBB HBP BLK WP HR S P ERA WHIP	
Brian Williams, R (1, 1) ERA: 5.09	5.0	W	19	4	1	1	6	2	0	0	0	0	0	0	0	0	0	46	78	1.80	1.200	
Doug Bochtler, R (6, 1) ERA: 1.8	2.2	11	2	0	0	0	2	1	0	0	0	0	0	0	0	0	0	32	48	0.00	1.125	
Trevor Hoffman, R (8, 1) ERA: 4.99	1.1	S	6	1	1	1	1	1	0	0	0	0	0	0	0	0	0	1	15	25	6.75	1.500

San Diego Padres @ Cincinnati Reds
Riverfront Stadium, Cincinnati, OH
Tue Jul 25 1995, 3:33 AM EDT
Att: 26,525 - Overcast - 79 F

livebaseballscorecards.com



Batter	1	2	3	4	5	6	7	8	9	AB	R	H	RBI	BB	SO	LOB	TOP					
Darren Lewis, R OBP: 0.304, SLG: 0.308 (1, 8)	L7			L4			G4-3		P6	4	0	0	0	0	0	0						
Lenny Harris, L OBP: 0.243, SLG: 0.288 (1, 3)	F9			G4-3			G4-3			3	0	0	0	0	0	0						
Barry Larkin, R OBP: 0.394, SLG: 0.484 (1, 6)	F8			P8			G6-3			3	0	0	0	0	0	0						
Ron Gant, R OBP: 0.391, SLG: 0.606 (1, 7)										3	1	1	1	0	0	0						
Reggie Sanders, R OBP: 0.403, SLG: 0.590 (1, 9)										3	0	0	0	0	2	0						
Benito Santiago, R OBP: 0.384, SLG: 0.581 (1, 2)										3	0	0	0	0	2	0						
Bret Boone, R OBP: 0.350, SLG: 0.479 (1, 4)										3	0	1	0	0	1	0						
Jeff Branson, L OBP: 0.333, SLG: 0.462 (1, 5)										3	0	0	0	0	1	1						
Pete Schourek, L OBP: 0.200, SLG: 0.200 (1, 1)										1	0	0	0	0	0	0						
Thomas Howard, S OBP: 0.346, SLG: 0.372 (6, PH)										1	0	0	0	0	1	0						
Xavier Hernandez, L (6, 1)										0	0	0	0	0	0	0						
Hector Carrasco, R (8, 1)										0	0	0	0	0	0	0						
Jerome Walton, R OBP: 0.331, SLG: 0.496 (9, PH)										1	0	0	0	0	1	0						
Inning Stats	R: 0 E: 0 K: 0 S: 11	H: 0 LOB: 0 BB: 0 P: 15	R: 0 E: 0 K: 1 S: 8	H: 0 LOB: 0 BB: 0 P: 12	R: 0 E: 0 K: 1 S: 10	H: 0 LOB: 0 BB: 0 P: 15	R: 0 E: 0 K: 0 S: 6	H: 0 LOB: 0 BB: 0 P: 9	R: 0 E: 0 K: 2 S: 11	H: 0 LOB: 0 BB: 0 P: 17	R: 0 E: 0 K: 1 S: 8	H: 1 LOB: 0 BB: 0 P: 10	R: 0 E: 0 K: 0 S: 6	H: 0 LOB: 0 BB: 0 P: 11	R: 1 E: 0 K: 1 S: 10	H: 1 LOB: 0 BB: 0 P: 17	R: 0 E: 0 K: 2 S: 9	H: 0 LOB: 0 BB: 0 P: 11	1B: 1 2B: 0 3B: 0 HR: 1	SF: 0 SAC: 0 DP: 1 HBP: 0	WP: 0 PB: 0 SB: 0 CS: 0	PA: 28
PITCHER Mark Leiter, R ERA: 3.55 (1, 1)	IP: 9.0 WLS: W BF: 28 H: 2 R: 1 ER: 1 SO: 8 BB: 0 IBB: 0 HBP: 0 BLK: 0 WP: 0 HR: 1 S: 79 P: 117 ERA: 1.00 WHIP: 0.222															PITCHER IP: WLS: BF: H: R: ER: SO: BB: IBB: HBP: BLK: WP: HR: S: P: ERA: WHIP						

Cincinnati Reds @ San Francisco Giants
Candlestick Park, San Francisco, CA
Wed Jul 26 1995, 10:05 PM EDT
Att: 17,648 - Unknown - 72 F

AB	28
R	1
H	2
RBI	1
BB	0
SO	8
LOB	1



Batter	1	2	3	4	5	6	7	8	9	AB	R	H	RBI	BB	SO	LOB	BOTTOM			
Deion Sanders, L OBP: 0.295, SLG: 0.329 (1, 8)	F9									4	0	2	2	0	2	2				
Robby Thompson, R OBP: 0.319, SLG: 0.309 (1, 4)										3	1	1	0	1	0	2				
Barry Bonds, L OBP: 0.441, SLG: 0.601 (1, 7)										4	1	1	2	0	1	2				
Mark Carreon, R OBP: 0.350, SLG: 0.516 (1, 3)										4	0	0	0	0	1	2				
Glenallen Hill, R OBP: 0.325, SLG: 0.478 (1, 9)										3	1	0	0	1	1	2				
Royce Clayton, R OBP: 0.304, SLG: 0.342 (1, 6)										4	1	2	0	0	0	0				
Steve Scaros, R OBP: 0.340, SLG: 0.517 (1, 5)										3	0	0	0	1	3	3				
Kirt Manwaring, R OBP: 0.323, SLG: 0.338 (1, 2)										4	0	1	0	0	0	3				
Mark Leiter, R OBP: 0.114, SLG: 0.061 (1, 1)										2	0	0	0	1	1	2				
Inning Stats	R: 0 E: 0 K: 1 S: 7	H: 1 LOB: 2 BB: 1 P: 13	R: 0 E: 0 K: 1 S: 10	H: 0 LOB: 0 BB: 0 P: 15	R: 2 E: 0 K: 2 S: 13	H: 2 LOB: 0 BB: 0 P: 24	R: 2 E: 0 K: 1 S: 13	H: 2 LOB: 2 BB: 2 P: 27	R: 0 E: 0 K: 1 S: 8	H: 0 LOB: 0 BB: 0 P: 15	R: 0 E: 0 K: 2 S: 9	H: 2 LOB: 2 BB: 0 P: 12	R: 0 E: 0 K: 1 S: 11	H: 0 LOB: 0 BB: 0 P: 15	R: 0 E: 0 K: 0 S: 6	H: 0 LOB: 1 BB: 1 P: 11	1B: 5 2B: 1 3B: 0 HR: 1	SF: 0 SAC: 0 DP: 0 HBP: 0	WP: 1 PB: 0 SB: 0 CS: 0	PA: 35
PITCHER Pete Schourek, L ERA: 3.43 (1, 1)	IP: 5.0 WLS: L BF: 23 H: 5 R: 4 ER: 4 SO: 6 BB: 3 IBB: 0 HBP: 0 BLK: 0 WP: 0 HR: 1 S: 51 P: 94 ERA: 7.20 WHIP: 1.600															PITCHER IP: WLS: BF: H: R: ER: SO: BB: IBB: HBP: BLK: WP: HR: S: P: ERA: WHIP				

Cincinnati Reds @ San Francisco Giants
Candlestick Park, San Francisco, CA
Wed Jul 26 1995, 10:05 PM EDT
Att: 17,648 - Unknown - 72 F

AB	31
R	4
H	7
RBI	4
BB	4
SO	9
LOB	18



Batter	1	2	3	4	5	6	7	8	9	AB R H RBI BB SO LOB	TOP											
Darren Lewis, R OBP: 0.302, SLG: 0.305 (1, 8)	G1-3		G6-3 1B		F8		G5-3			4 1 1 0 0 0 0	Cincinnati Reds @ Los Angeles Dodgers Dodger Stadium, Los Angeles, CA Fri Jul 28 1995, 7:05 PM PDT Att: 37,146 - Unknown											
Lenny Harris, L OBP: 0.242, SLG: 0.299 Hal Morris, L OBP: 0.238, SLG: 0.336 (8, 3)	G1		G6-3		L5		K			4 0 0 0 0 1 1 0 0 0 0 0 0 0												
Barry Larkin, R OBP: 0.397, SLG: 0.503 (1, 6)	E S BB				F8			G1-3		3 0 1 1 1 0 0												
Ron Gant, R OBP: 0.389, SLG: 0.592 (1, 7)									K	3 0 0 0 1 3 1												
Thomas Howard, S OBP: 0.354, SLG: 0.393 Jeff Brantley, R (9, 1)	F7				G6-3				K	4 0 1 0 0 1 2 0 0 0 0 0 0 0												
Bret Boone, R OBP: 0.352, SLG: 0.486 (1, 4)					G5-3					4 1 1 1 0 1 0												
Benito Santiago, R OBP: 0.370, SLG: 0.594 (1, 2)										3 0 0 0 1 2 0												
Jeff Branson, L OBP: 0.336, SLG: 0.479 (1, 5)										4 1 2 1 0 1 0												
John Smiley, L OBP: 0.171, SLG: 0.333 Jerome Walton, R OBP: 0.336, SLG: 0.496 (9, 9)										3 0 0 0 0 1 2 0 0 0 0 0 0 0												
Inning Stats	R: 0 H: 0 E: 0 K: 0 S: 7	H: 0 LOB: 2 BB: 2 P: 17	R: 0 H: 0 E: 0 K: 1 S: 7	H: 0 LOB: 0 BB: 0 P: 10	R: 1 H: 2 E: 0 K: 2 S: 11	H: 1 LOB: 1 BB: 1 P: 14	R: 0 H: 1 E: 0 K: 0 S: 10	H: 1 LOB: 2 BB: 1 P: 15	R: 0 H: 0 E: 0 K: 3 S: 14	H: 0 LOB: 0 BB: 0 P: 19		R: 1 H: 1 E: 0 K: 3 S: 14	H: 1 LOB: 0 BB: 0 P: 19	R: 0 H: 1 E: 0 K: 1 S: 9	H: 0 LOB: 0 BB: 0 P: 19	R: 0 H: 0 E: 0 K: 2 S: 9	H: 0 LOB: 0 BB: 0 P: 12	R: 0 H: 0 E: 0 K: 2 S: 9	H: 0 LOB: 0 BB: 0 P: 12	1B: 4 2B: 0 3B: 0 HR: 2	SF: 0 SAC: 0 DP: 0 HBP: 0	WP: 0 PB: 0 SB: 1 CS: 1
PITCHER	IP WLS BF H R ER SO BB IBB HBP BLK WP HR S P ERA WHIP											PITCHER	IP WLS BF H R ER SO BB IBB HBP BLK WP HR S P ERA WHIP									
Tom Candiotti, R ERA: 2.98 Antonio Osuna, R ERA: 7.53 (9, 1)	8.0 L 32 6 3 3 8 3 0 0 0 0 0 2 77 126 3.38 1.125												1.0 3 0 0 0 2 0 0 0 0 0 0 9 12 0.00 0.000									

Batter	1	2	3	4	5	6	7	8	9	AB R H RBI BB SO LOB	BOTTOM											
Chad Foyville, S OBP: 0.293, SLG: 0.292 Delino DeShields, L OBP: 0.320, SLG: 0.323 (8, PH)	1B WP									3 1 1 0 0 1 0 1 0 0 0 0 1 0	Cincinnati Reds @ Los Angeles Dodgers Dodger Stadium, Los Angeles, CA Fri Jul 28 1995, 7:05 PM PDT Att: 37,146 - Unknown											
Jose Offerman, S OBP: 0.409, SLG: 0.417 (1, 6)	1B WP									3 1 1 0 1 1 0												
Raul Mondesi, R OBP: 0.348, SLG: 0.503 (1, 9)	K									4 0 0 0 0 1 2												
Mike Piazza, R OBP: 0.404, SLG: 0.607 (1, 2)	G5-3									4 0 0 0 0 2 2												
Eric Karros, R OBP: 0.375, SLG: 0.522 (1, 3)										3 0 1 1 0 1 0												
Roberto Kelly, R OBP: 0.299, SLG: 0.342 (1, 7)	G6-3									3 0 0 0 0 0 1												
Tim Wallach, R OBP: 0.326, SLG: 0.402 (1, 5)										3 0 0 0 0 0 0												
Todd Hollandsworth, L OBP: 0.324, SLG: 0.459 (1, 8)										3 0 0 0 0 1 0												
Tom Candiotti, R OBP: 0.179, SLG: 0.135 Mitch Webster, S OBP: 0.243, SLG: 0.294 Antonio Osuna, R (9, 1)	G4-3									2 0 0 0 0 1 0 1 0 0 0 0 1 0 0 0 0 0 0 0 0												
Inning Stats	R: 2 H: 3 E: 0 K: 1 S: 23	H: 3 LOB: 1 BB: 0 P: 31	R: 0 H: 0 E: 0 K: 0 S: 6	H: 0 LOB: 0 BB: 0 P: 6	R: 0 H: 0 E: 0 K: 2 S: 7	H: 0 LOB: 0 BB: 0 P: 13	R: 0 H: 0 E: 0 K: 2 S: 8	H: 0 LOB: 0 BB: 0 P: 12	R: 0 H: 0 E: 0 K: 2 S: 13	H: 0 LOB: 0 BB: 0 P: 13		R: 0 H: 0 E: 0 K: 1 S: 6	H: 0 LOB: 0 BB: 0 P: 9	R: 0 H: 0 E: 0 K: 1 S: 7	H: 0 LOB: 0 BB: 0 P: 10	R: 0 H: 0 E: 0 K: 1 S: 5	H: 0 LOB: 0 BB: 0 P: 7	R: 0 H: 0 E: 0 K: 1 S: 8	H: 0 LOB: 1 BB: 1 P: 17	1B: 3 2B: 0 3B: 0 HR: 0	SF: 0 SAC: 0 DP: 0 HBP: 0	WP: 2 PB: 0 SB: 0 CS: 0
PITCHER	IP WLS BF H R ER SO BB IBB HBP BLK WP HR S P ERA WHIP											PITCHER	IP WLS BF H R ER SO BB IBB HBP BLK WP HR S P ERA WHIP									
John Smiley, L ERA: 3.38 Jeff Brantley, R ERA: 2.75 (9, 1)	8.0 W 27 3 2 2 9 0 0 0 0 0 1 75 101 2.25 0.375												1.0 S 4 0 0 0 1 1 0 0 0 0 0 8 17 0.00 1.000									



Batter	1	2	3	4	5	6	7	8	9	AB	R	H	RBI	BB	SO	LOB	TOP						
Darren Lewis, R OBP: 0.301, SLG: 0.305	3-2 G6-4-3 1B		2-3 K		0-0 F9			0-0 B1-3		4	0	1	0	0	1	0							
Thomas Howard, S OBP: 0.357, SLG: 0.396	1-0 G6-4-3 1B		1-0 S		1-0 F8			2-1 L5		4	0	2	0	0	0	0							
Barry Larkin, R OBP: 0.395, SLG: 0.500	2-2 G6-4-3		3-3 K		3-1 FC6-4 1B			0-1 G4-3		4	0	1	0	0	1	3							
Ron Gant, R OBP: 0.387, SLG: 0.586	1-2 G5-3		0-1 G1-3		1-1 FC6-4 1-2			4-1 1B FC5-4 BB		3	1	0	0	1	0	3							
Hal Morris, L OBP: 0.244, SLG: 0.340		3-2 G6-3		1-1 G4-3 1B				0-2 FC5-4 1B		4	0	2	0	0	0	1							
Bret Boone, R OBP: 0.353, SLG: 0.495	1-1 E7 1B		1-2 P4		1-1 HR			1-2 FC5-4 G3 1B		4	1	2	2	0	0	2							
Benito Santiago, R OBP: 0.375, SLG: 0.590	2-2 E7 1B		1-0 G4-3		0-0 G6-3			2-0 G3 1B		4	0	2	0	0	0	1							
Jeff Branson, L OBP: 0.330, SLG: 0.469	2-2 E7		2-2 G4-3		2-2 G4-3			1-1 G3		4	0	0	0	0	0	4							
Mark Portugal, R OBP: 0.185, SLG: 0.194	1-3 K		1-2 G4-3		1-2 G4-3			0-3 K		1	0	0	0	0	1	2							
Xavier Hernandez, L OBP: 0.246, SLG: 0.297										0	0	0	0	0	0	0							
Lenny Harris, L OBP: 0.246, SLG: 0.297										0	0	0	0	0	0	0							
Hector Carrasco, R OBP: 0.191, SLG: 0.339										0	0	0	0	0	0	0							
Brian Hunter, R OBP: 0.191, SLG: 0.339										0	0	0	0	0	0	0							
Rick Reed, R OBP: 0.235, SLG: 0.465										0	0	0	0	0	0	0							
Eddie Taubensee, L OBP: 0.235, SLG: 0.465										0	0	0	0	0	1	2							
Inning Stats	R: 0 E: 0 K: 0 S: 10	H: 2 LOB: 1 BB: 0 P: 17	R: 0 E: 1 K: 1 S: 16	H: 2 LOB: 2 BB: 0 P: 25	R: 0 E: 0 K: 2 S: 9	H: 1 LOB: 1 BB: 0 P: 15	R: 0 E: 0 K: 0 S: 6	H: 1 LOB: 0 BB: 0 P: 9	R: 0 E: 0 K: 0 S: 7	H: 0 LOB: 0 BB: 0 P: 10	R: 0 E: 0 K: 0 S: 6	H: 1 LOB: 1 BB: 0 P: 12	R: 1 E: 0 K: 1 S: 11	H: 1 LOB: 0 BB: 0 P: 18	R: 0 E: 0 K: 0 S: 5	H: 0 LOB: 0 BB: 0 P: 7	R: 1 E: 0 K: 1 S: 13	H: 2 LOB: 2 BB: 1 P: 21	1B: 9 2B: 0 3B: 0 HR: 1	SF: 0 SAC: 0 DP: 2 HBP: 0	WP: 0 PB: 0 SB: 1 CS: 0	PA: 36	
PITCHER	IP	WLS	BF	H	R	ER	SO	BB	IBB	HBP	BLK	WP	HR	S	P	ERA	WHIP						
Ramon Martinez, R ERA: 3.95	(1, 1)	8.0	W	30	8	1	1	4	0	0	0	0	0	1	70	113	1.12	1.000					
Todd Worrell, R ERA: 1.25	(9, 1)	1.0	S	6	2	1	1	1	1	0	0	0	0	0	13	21	9.00	3.000					

Cincinnati Reds @ Los Angeles Dodgers
Dodger Stadium, Los Angeles, CA
Sat Jul 29 1995, 7:05 PM PDT
Att: 41,488 - Unknown

AB	35
R	2
H	10
RBI	2
BB	1
SO	5
LOB	18



Batter	1	2	3	4	5	6	7	8	9	AB	R	H	RBI	BB	SO	LOB	BOTTOM						
Chad Fonville, S OBP: 0.292, SLG: 0.290	2-2 WP 1B		3-2 L8		1-1 G3			1-1 B1-3		4	1	1	0	0	0	0							
Jose Offerman, S OBP: 0.407, SLG: 0.415	1-1 F7		0-1 1B		2-1 F7			2-2 G3-1		4	0	1	0	0	0	1							
Raul Mondesi, R OBP: 0.350, SLG: 0.503	2-2 1H HR		0-0 F7		1-1 P6			2-2 1B		4	1	2	1	0	0	1							
Mike Piazza, R OBP: 0.402, SLG: 0.601	1-1 HR		1-0 P4		1-3 K			0-0 G5-3		4	1	1	0	0	1	1							
Eric Karros, R OBP: 0.375, SLG: 0.529	1-1 HR		0-1 P2		0-3 K			0-3 K		3	1	1	3	0	1	0							
Todd Hollandsworth, L OBP: 0.324, SLG: 0.453	3-1 S		1-3 K		0-3 K			0-3 K		3	0	1	0	0	2	0							
Tim Wallach, R OBP: 0.326, SLG: 0.401	0-3 K				2-1 1B			0-0 F9		3	0	1	0	0	1	1							
Billy Ashley, R OBP: 0.326, SLG: 0.383	2-3 K				0-0 G4-3			3-1 F9		2	0	0	0	0	1	1							
Mitch Webster, S OBP: 0.237, SLG: 0.286										1	0	0	0	0	0	0							
Ramon Martinez, R OBP: 0.163, SLG: 0.190		1-1 G4-3			1-2 P5			2-3 K		3	0	0	0	0	1	0							
Todd Worrell, R ERA: 5.25	(9, 1)									0	0	0	0	0	0	0							
Inning Stats	R: 4 E: 0 K: 2 S: 21	H: 5 LOB: 1 BB: 0 P: 33	R: 0 E: 0 K: 0 S: 9	H: 1 LOB: 1 BB: 0 P: 13	R: 0 E: 0 K: 1 S: 6	H: 0 LOB: 0 BB: 0 P: 8	R: 0 E: 0 K: 0 S: 6	H: 1 LOB: 0 BB: 0 P: 9	R: 0 E: 0 K: 0 S: 6	H: 0 LOB: 0 BB: 0 P: 10	R: 0 E: 0 K: 3 S: 10	H: 0 LOB: 0 BB: 0 P: 11	R: 0 E: 0 K: 1 S: 6	H: 0 LOB: 0 BB: 0 P: 11	R: 0 E: 0 K: 0 S: 12	H: 1 LOB: 1 BB: 0 P: 17	1B: 7 2B: 0 3B: 0 HR: 1	SF: 0 SAC: 0 DP: 0 HBP: 0	WP: 2 PB: 0 SB: 1 CS: 0	PA: 31			
PITCHER	IP	WLS	BF	H	R	ER	SO	BB	IBB	HBP	BLK	WP	HR	S	P	ERA	WHIP						
Mark Portugal, R ERA: 4.88	(1, 1)	2.0	L	12	6	4	4	2	0	0	0	0	0	0	12	17	0.00	0.500					
Xavier Hernandez, R ERA: 3.94	(3, 1)	2.0		6	1	0	0	1	0	0	0	0	0	0	16	21	0.00	0.000					
Hector Carrasco, R ERA: 2.83	(5, 1)	2.0		6	0	0	0	3	0	0	0	0	0	0	18	28	0.00	0.500					
Rick Reed, R ERA: 5.25	(7, 1)	2.0		7	1	0	0	1	0	0	0	0	0	0	18	28	0.00	0.500					

Cincinnati Reds @ Los Angeles Dodgers
Dodger Stadium, Los Angeles, CA
Sat Jul 29 1995, 7:05 PM PDT
Att: 41,488 - Unknown

AB	31
R	4
H	8
RBI	4
BB	0
SO	7
LOB	5



Batter	1	2	3	4	5	6	7	8	9	AB	R	H	RBI	BB	SO	LOB	TOP			
Darren Lewis, R (1, 8) OBP: 0.304, SLG: 0.307	G4-3		1-2 BLK 1B			2-1 G4-3		0-0 1B		4	1	2	0	0	0	0	Cincinnati Reds @ Los Angeles Dodgers Dodger Stadium, Los Angeles, CA Sun Jul 30 1995, 3:33 AM PDT Att: 53,058 - Sunny - 99 F			
Thomas Howard, S (1, 9) OBP: 0.355, SLG: 0.392	K		1-0 1-H 1B			1-3 K		0-3 K		4	0	1	1	0	3	1				
Barry Larkin, R (1, 6) OBP: 0.394, SLG: 0.500	F7		0-0 F8			2-0 F8		2-2 S HR 2B		4	1	1	0	0	0	1				
Ron Gant, R (1, 7) OBP: 0.386, SLG: 0.579		2-3 K		2-3 K		0-0 G4-3		4-1 HR BB		3	1	0	0	1	2	0				
Hal Morris, L (1, 3) OBP: 0.244, SLG: 0.356	G4-3	0-1 G4-3		0-0 G3		1-2 G4-3		0-1 HR		4	1	1	3	0	0	0				
Bret Boone, R (1, 4) OBP: 0.355, SLG: 0.495		1-1 S 1B		2-1 G1-3		2-2 1B		0-1 F8		4	0	2	0	0	0	0				
Eddie Taubensee, L (1, 2) OBP: 0.317, SLG: 0.454		2-3 K		0-3 K		0-0 G3		1-3 K		4	0	0	0	0	3	2				
Jeff Branson, L (1, 5) OBP: 0.329, SLG: 0.462			0-3 K		1-3 K		2-3 K		4-2 BB	3	0	0	0	1	3	0				
Jerome Walton, R (9, PR) OBP: 0.336, SLG: 0.496										0	0	0	0	0	0	0				
Tim Pugh, R (1, 1) OBP: 0.160, SLG: 0.167			0-2 B5-3		2-3 K		0-0 G6-3		1-1 P3	2	0	0	0	0	1	0				
Dave Burba, R (6, 1)										0	0	0	0	0	0	0				
Lenny Harris, L (8, PH) OBP: 0.239, SLG: 0.295										1	0	0	0	0	0	0				
Chuck McElroy, L (8, 1)										0	0	0	0	0	0	0				
Benito Santiago, R (9, PH) OBP: 0.372, SLG: 0.585										1	0	0	0	0	0	1				
Inning Stats	R: 0 E: 0 K: 1 S: 6	H: 0 LOB: 0 BB: 0 P: 9	R: 0 E: 0 K: 2 S: 10	H: 1 LOB: 1 BB: 0 P: 15	R: 1 E: 0 K: 1 S: 14	H: 2 LOB: 1 BB: 0 P: 16	R: 0 E: 0 K: 1 S: 6	H: 0 LOB: 0 BB: 0 P: 10	R: 0 E: 0 K: 3 S: 11	H: 0 LOB: 0 BB: 0 P: 14	R: 0 E: 0 K: 1 S: 6	H: 1 LOB: 1 BB: 0 P: 11	R: 0 E: 0 K: 2 S: 8	H: 1 LOB: 1 BB: 0 P: 10	R: 3 E: 0 K: 1 S: 18	H: 2 LOB: 1 BB: 2 P: 30	1B: 5 2B: 1 3B: 0 HR: 1	SF: 0 SAC: 0 DP: 0 HBP: 0	WP: 0 PB: 0 SB: 2 CS: 0	PA: 36
PITCHER	IP	WLS	BF	H	R	ER	SO	BB	IBB	HBP	BLK	WP	HR	S	P	ERA	WHIP			
Hideo Nomo, R (1, 1) ERA: 2.04	8.0	W	29	5	1	1	11	0	0	0	1	0	0	69	96	1.12	0.625			
Todd Worrell, R (9, 1) ERA: 1.96	1.0		7	2	3	3	1	2	0	0	0	0	1	18	30	27.00	4.000			

AB	34
R	4
H	7
RBI	4
BB	2
SO	12
LOB	5



Batter	1	2	3	4	5	6	7	8	9	AB	R	H	RBI	BB	SO	LOB	BOTTOM			
Chad Fonville, S (1, 4) OBP: 0.290, SLG: 0.289	F7		G3			1-0 F8		2-2 S 1B		4	1	1	0	0	0	1	Cincinnati Reds @ Los Angeles Dodgers Dodger Stadium, Los Angeles, CA Sun Jul 30 1995, 3:33 AM PDT Att: 53,058 - Sunny - 99 F			
Jose Offerman, S (1, 6) OBP: 0.403, SLG: 0.410	F7		0-2 F7			1-0 G4-3		2-3 K		4	0	0	0	0	1	2				
Mike Piazza, R (1, 2) OBP: 0.403, SLG: 0.613	F9		0-1 G5-3			0-1 HR		0-0 S 1B		4	1	2	2	0	0	0				
Eric Karros, R (1, 3) OBP: 0.376, SLG: 0.527		2-2 1B CI SF7 1B		0-0 P6		4-2 HR BB		3-3 K		3	2	1	0	1	1	1				
Raul Mondesi, R (1, 9) OBP: 0.349, SLG: 0.509		3-3 K		3-1 F9		2-2 HR		0-1 P4		4	1	1	2	0	1	2				
Roberto Kelly, R (1, 7) OBP: 0.303, SLG: 0.343		0-0 CI 1B		1-1 S 1B		4-2 S BB		2-3 K		2	0	1	0	1	1	0				
Tim Wallach, R (1, 5) OBP: 0.329, SLG: 0.403		1-1 1B		3-3 K		1-2 K		2-2 1B		4	0	2	0	0	2	2				
Todd Hollandsworth, L (1, 8) OBP: 0.307, SLG: 0.433		3-2 SF7		1-2 F8		1-3 K		1-3 K		3	0	0	1	0	2	2				
Hideo Nomo, R (1, 1) OBP: 0.047, SLG: 0.047		3-H G5-3		0-0 1B		0-1 P4		0-3 K		3	0	1	0	0	0	3				
Mitch Webster, S (8, PH) OBP: 0.231, SLG: 0.278										1	0	0	0	0	1	1				
Todd Worrell, R (9, 1) ERA: 4.05										0	0	0	0	0	0	0				
Inning Stats	R: 0 E: 0 K: 0 S: 11	H: 0 LOB: 0 BB: 0 P: 17	R: 1 E: 1 K: 1 S: 15	H: 2 LOB: 2 BB: 0 P: 24	R: 0 E: 0 K: 0 S: 8	H: 0 LOB: 0 BB: 0 P: 9	R: 0 E: 0 K: 1 S: 9	H: 1 LOB: 1 BB: 0 P: 16	R: 0 E: 0 K: 0 S: 6	H: 1 LOB: 1 BB: 0 P: 9	R: 3 E: 0 K: 2 S: 20	H: 2 LOB: 1 BB: 2 P: 33	R: 1 E: 0 K: 2 S: 13	H: 2 LOB: 1 BB: 0 P: 20	R: 0 E: 0 K: 3 S: 15	H: 1 LOB: 1 BB: 0 P: 20	1B: 7 2B: 0 3B: 0 HR: 2	SF: 1 SAC: 0 DP: 0 HBP: 0	WP: 0 PB: 0 SB: 4 CS: 0	PA: 36
PITCHER	IP	WLS	BF	H	R	ER	SO	BB	IBB	HBP	BLK	WP	HR	S	P	ERA	WHIP			
Tim Pugh, R (1, 1) ERA: 4.31	5.0	L	23	6	4	3	2	1	0	0	0	0	0	25	89	5.40	1.400			
Dave Burba, R (6, 1) ERA: 4.27	2.0		9	2	1	1	4	1	0	0	0	0	0	25	39	4.50	1.500			
Chuck McElroy, L (8, 1) ERA: 4.05	1.0		4	1	0	0	3	0	0	0	0	0	0	15	20	0.00	1.000			

AB	32
R	5
H	9
RBI	5
BB	2
SO	9
LOB	14



Batter	1	2	3	4	5	6	7	8	9	AB	R	H	RBI	BB	SO	LOB	TOP				
Brett Butler, L (1, 8) OBP: 0.371, SLG: 0.373	G3			G6-3		G6-4-3 1B		G6-3		4	0	1	0	0	0	0	New York Mets @ Cincinnati Reds Riverfront Stadium, Cincinnati, OH Tue Aug 01 1995, 7:05 PM EDT Att: 23,439 - Unknown - 75 F				
Edgardo Alfonzo, R (1, 5) OBP: 0.293, SLG: 0.379	P4			P4		G6-4-3 1B		G4-3		4	0	1	1	0	0	0					
Carl Everett, S (1, 9) OBP: 0.244, SLG: 0.372	L6			K		G6-4-3			WP 1B BB	3	1	0	0	1	1	2					
Jeff Kent, R (1, 4) OBP: 0.331, SLG: 0.477		G6-3			G6-3	K			G6-3 WP	4	0	1	0	0	1	1					
Chris Jones, R (1, 7) OBP: 0.348, SLG: 0.496		K			G4-3		G5-3		G6-3	4	0	0	1	0	1	1					
Kelly Stinnett, R (1, 2) OBP: 0.370, SLG: 0.400							L7		F7	2	0	0	0	0	1	0					
Joe Orsulak, L (9, PH) OBP: 0.324, SLG: 0.378					HBP					1	0	0	0	0	0	1					
Tim Bogar, R (1, 3) OBP: 0.311, SLG: 0.352			L6							3	0	1	0	0	0	1					
Rico Brogna, L (9, PH) OBP: 0.346, SLG: 0.478				F9					L9	1	0	0	0	0	0	1					
Jose Vizcaino, S (1, 6) OBP: 0.322, SLG: 0.348				F9		1B 1B	L3			3	1	1	0	0	0	1					
Pete Harnisch, S (1, 1) OBP: 0.091, SLG: 0.091				G4-3		1B 1B		G3		1	0	0	0	0	0	0					
Damon Buford, R (6, PH) OBP: 0.245, SLG: 0.146						1B 1B				1	1	1	0	0	0	0					
Dave Mlicki, R (6, PH) OBP: 0.148, SLG: 0.042										0	0	0	0	0	0	0					
Bill Spiers, L (8, PH) OBP: 0.256, SLG: 0.250										1	0	0	0	0	0	0					
Paul Byrd, R (8, 1) OBP: 0.256, SLG: 0.250										0	0	0	0	0	0	0					
Inning Stats	R: 0 H: 0 E: 0 K: 0 S: 7	H: 0 LOB: 0 BB: 0 P: 11	R: 0 H: 0 E: 0 K: 2 S: 8	H: 0 LOB: 0 BB: 0 P: 11	R: 0 H: 0 E: 0 K: 0 S: 8	H: 0 LOB: 0 BB: 0 P: 10	R: 0 H: 0 E: 0 K: 1 S: 11	H: 0 LOB: 0 BB: 0 P: 19	R: 0 H: 0 E: 0 K: 0 S: 9	H: 0 LOB: 1 BB: 0 P: 14	R: 2 H: 4 E: 0 K: 1 S: 11	H: 4 LOB: 1 BB: 0 P: 17	R: 0 H: 1 E: 0 K: 0 S: 6	H: 1 LOB: 1 BB: 0 P: 12	R: 0 H: 0 E: 0 K: 0 S: 7	H: 0 LOB: 0 BB: 0 P: 13	R: 1 H: 1 E: 0 K: 0 S: 11	H: 1 LOB: 1 BB: 1 P: 19	1B: 6 2B: 0 3B: 0 HR: 0	SF: 0 SAC: 0 DP: 1 HBP: 1	WP: 1 PA: 34 PB: 0 SB: 0 CS: 0
PITCHER	IP	WLS	BF	H	R	ER	SO	BB	IBB	HBP	BLK	WP	HR	S	P	ERA	WHIP				
Pete Schourek, L (1, 1) ERA: 3.38	7.0	W	26	5	2	2	4	0	0	1	0	0	0	60	94	2.57	0.714				
Michael Jackson, R (8, 1) ERA: 2.7	1.0		3	0	0	0	0	0	0	0	0	0	0	7	13	0.00	0.000				
Jeff Brantley, R (9, 1) ERA: 2.88	1.0	S	5	1	1	1	0	1	0	0	0	1	0	11	19	9.00	2.000				

AB	32
R	3
H	6
RBI	2
BB	1
SO	4
LOB	8



Batter	1	2	3	4	5	6	7	8	9	AB	R	H	RBI	BB	SO	LOB	BOTTOM				
Thomas Howard, S (1, 8) OBP: 0.358, SLG: 0.414	G4-3									4	2	2	1	0	0	0	New York Mets @ Cincinnati Reds Riverfront Stadium, Cincinnati, OH Tue Aug 01 1995, 7:05 PM EDT Att: 23,439 - Unknown - 75 F				
Michael Jackson, R (8, 1) OBP: 0.336, SLG: 0.496				1B 2B						0	0	0	0	0	0	0					
Jerome Walton, R (9, 7) OBP: 0.336, SLG: 0.496				1B						0	0	0	0	0	0	0					
Barry Larkin, R (1, 6) OBP: 0.395, SLG: 0.500				1B						4	2	2	0	0	1	0					
Ron Gant, R (1, 7) OBP: 0.367, SLG: 0.580				1B						3	0	1	2	1	1	1					
Jeff Brantley, R (9, 1) OBP: 0.336, SLG: 0.496				1B						0	0	0	0	0	0	0					
Reggie Sanders, R (1, 9) OBP: 0.400, SLG: 0.578				2B						3	0	0	0	1	0	2					
Hal Morris, L (1, 3) OBP: 0.246, SLG: 0.356				BB						3	0	1	1	0	0	1					
Bret Boone, R (1, 4) OBP: 0.352, SLG: 0.491				1B						3	0	0	0	0	0	4					
Benito Santiago, R (1, 2) OBP: 0.362, SLG: 0.569										3	0	0	0	0	1	0					
Jeff Branson, L (1, 5) OBP: 0.324, SLG: 0.455										3	0	0	0	0	0	0					
Pete Schourek, L (1, 1) ERA: 3.88										2	0	0	0	0	0	0					
Lenny Harris, L (7, PH) OBP: 0.237, SLG: 0.293										1	0	0	0	0	0	0					
Darren Lewis, R (8, 8) OBP: 0.304, SLG: 0.307										0	0	0	0	0	0	0					
Inning Stats	R: 1 H: 2 E: 0 K: 1 S: 16	H: 2 LOB: 2 BB: 1 P: 27	R: 0 H: 0 E: 0 K: 0 S: 10	H: 0 LOB: 0 BB: 0 P: 15	R: 2 H: 3 E: 1 K: 0 S: 16	H: 3 LOB: 1 BB: 0 P: 23	R: 0 H: 0 E: 0 K: 1 S: 7	H: 0 LOB: 0 BB: 0 P: 11	R: 1 H: 1 E: 0 K: 0 S: 11	H: 1 LOB: 0 BB: 1 P: 20	R: 0 H: 0 E: 0 K: 0 S: 5	H: 0 LOB: 0 BB: 0 P: 7	R: 0 H: 0 E: 0 K: 0 S: 8	H: 0 LOB: 0 BB: 0 P: 15	R: 0 H: 0 E: 0 K: 1 S: 8	H: 0 LOB: 0 BB: 0 P: 14	R: 0 H: 0 E: 0 K: 0 S: 8	H: 0 LOB: 0 BB: 0 P: 14	1B: 4 2B: 1 3B: 0 HR: 1	SF: 0 SAC: 0 DP: 1 HBP: 0	WP: 0 PA: 31 PB: 0 SB: 1 CS: 1
PITCHER	IP	WLS	BF	H	R	ER	SO	BB	IBB	HBP	BLK	WP	HR	S	P	ERA	WHIP				
Pete Schourek, L (1, 1) ERA: 3.88	5.0	L	22	6	4	4	2	2	0	0	0	0	0	60	96	7.20	1.600				
Dave Mlicki, R (6, 1) ERA: 4.96	2.0		6	0	0	0	0	0	0	0	0	0	0	13	22	0.00	0.000				
Paul Byrd, R (8, 1) ERA: 5.4	1.0		3	0	0	0	1	0	0	0	0	0	0	8	14	0.00	0.000				

AB	29
R	4
H	6
RBI	4
BB	2
SO	3
LOB	8



Batter	1	2	3	4	5	6	7	8	9	AB	R	H	RBI	BB	SO	LOB	TOP		
Brett Butler, L (1, 8) OBP: 0.367, SLG: 0.369										4	0	0	0	0	0	2			
Damon Buford, R (7, 8) OBP: 0.240, SLG: 0.143										1	0	0	0	0	0	2			
Edgardo Alfonzo, R (1, 5) OBP: 0.289, SLG: 0.374										4	0	0	0	0	2	0			
Carl Everett, S (1, 9) OBP: 0.245, SLG: 0.367										4	0	1	0	0	1	0			
Jeff Kent, R (1, 4) OBP: 0.337, SLG: 0.485										4	1	3	0	0	1	1			
Chris Jones, R (1, 7) OBP: 0.352, SLG: 0.519										4	1	2	2	0	1	2			
Kelly Stinnett, R (1, 2) OBP: 0.359, SLG: 0.386										3	0	0	0	0	3	2			
Joe Orsulak, L (9, PH) OBP: 0.327, SLG: 0.386										1	0	1	0	0	0	0			
Tim Bogar, R (1, 3) OBP: 0.312, SLG: 0.351										3	0	1	0	0	0	2			
Jerry Dipoto, R (6, 1)										0	0	0	0	0	0	0			
Doug Henry, R (8, 1)										0	0	0	0	0	0	0			
Rico Brogna, L (9, PH) OBP: 0.345, SLG: 0.477										1	0	0	0	0	0	1			
Jose Vizcaino, S (1, 6) OBP: 0.324, SLG: 0.354										4	0	2	0	0	0	1			
Bobby Jones, R (1, 1) OBP: 0.189, SLG: 0.167										2	0	0	0	0	0	3			
Eric Gunderson, R (6, 1)										0	0	0	0	0	0	0			
Aaron Ledesma, R (6, 3) OBP: 0.424, SLG: 0.296										1	0	0	0	1	0	0			
Inning Stats	R: 0 E: 0 K: 0 S: 6	H: 0 LOB: 0 BB: 0 P: 9	R: 2 E: 0 K: 1 S: 15	H: 4 LOB: 2 BB: 0 P: 21	R: 0 E: 0 K: 1 S: 8	H: 1 LOB: 1 BB: 0 P: 11	R: 0 E: 0 K: 1 S: 9	H: 1 LOB: 1 BB: 0 P: 13	R: 0 E: 0 K: 1 S: 7	H: 2 LOB: 1 BB: 0 P: 11	R: 0 E: 0 K: 0 S: 6	H: 0 LOB: 0 BB: 0 P: 9	R: 0 E: 0 K: 2 S: 14	H: 1 LOB: 1 BB: 0 P: 17	R: 0 E: 0 K: 0 S: 12	H: 1 LOB: 2 BB: 1 P: 20	1B: 6 2B: 3 3B: 0 HR: 1	SF: 0 SAC: 0 DP: 1 HBP: 0	WP: 0 PA: 37 PB: 0 SB: 0 CS: 0
PITCHER	IP	WLS	BF	H	R	ER	SO	BB	IBB	HBP	BLK	WP	HR	S	P	ERA	WHIP		
David Wells, L (1, 1) ERA: 3.01	7.1	W	30	9	2	2	6	0	0	0	0	0	1	64	89	2.46	1.227		
Hector Carrasco, R (8, 1) ERA: 2.75	1.2		7	1	0	0	2	1	0	0	0	0	0	20	30	0.00	1.200		

New York Mets @ Cincinnati Reds
Riverfront Stadium, Cincinnati, OH
Wed Aug 02 1995, 7:05 PM EDT
Att: 22,142 - Unknown - 88 F

AB 36
R 2
H 10
RBI 2
BB 1
SO 8
LOB 16



Batter	1	2	3	4	5	6	7	8	9	AB	R	H	RBI	BB	SO	LOB	BOTTOM		
Thomas Howard, S (1, 8) OBP: 0.369, SLG: 0.421										2	1	2	0	1	0	0			
Darren Lewis, R (6, PH) OBP: 0.305, SLG: 0.309										1	0	1	1	0	0	0			
Barry Larkin, R (1, 6) OBP: 0.390, SLG: 0.493										4	0	0	1	0	0	4			
Ron Gant, R (1, 7) OBP: 0.362, SLG: 0.571										4	0	0	0	0	0	1			
Jerome Walton, R (8, 7) OBP: 0.336, SLG: 0.496										0	0	0	0	0	0	0			
Reggie Sanders, R (1, 9) OBP: 0.404, SLG: 0.579										3	2	2	0	0	0	0			
Hal Morris, L (1, 3) OBP: 0.251, SLG: 0.377										4	1	2	1	0	0	2			
Bret Boone, R (1, 4) OBP: 0.354, SLG: 0.494										4	1	2	2	0	0	2			
Benito Santiago, R (1, 2) OBP: 0.358, SLG: 0.558										4	1	1	0	0	1	2			
Jeff Branson, L (1, 5) OBP: 0.326, SLG: 0.453										1	0	0	0	1	0	1			
Mark Lewis, R (6, PH) OBP: 0.417, SLG: 0.515										2	0	1	1	0	0	0			
David Wells, L (1, 1)										3	0	0	0	0	1	5			
Hector Carrasco, R (8, 1)										1	0	0	0	0	1	0			
Inning Stats	R: 0 E: 0 K: 0 S: 6	H: 1 LOB: 0 BB: 0 P: 10	R: 1 E: 0 K: 0 S: 15	H: 2 LOB: 2 BB: 1 P: 26	R: 1 E: 0 K: 0 S: 8	H: 0 LOB: 0 BB: 1 P: 16	R: 1 E: 0 K: 0 S: 7	H: 2 LOB: 1 BB: 0 P: 11	R: 0 E: 0 K: 1 S: 6	H: 1 LOB: 0 BB: 0 P: 13	R: 3 E: 0 K: 1 S: 14	H: 4 LOB: 2 BB: 0 P: 21	R: 0 E: 0 K: 0 S: 7	H: 1 LOB: 1 BB: 0 P: 12	R: 0 E: 0 K: 2 S: 8	H: 0 LOB: 0 BB: 0 P: 12	1B: 8 2B: 2 3B: 0 HR: 1	SF: 0 SAC: 0 DP: 2 HBP: 1	WP: 0 PA: 36 PB: 0 SB: 5 CS: 0
PITCHER	IP	WLS	BF	H	R	ER	SO	BB	IBB	HBP	BLK	WP	HR	S	P	ERA	WHIP		
Bobby Jones, R (1, 1) ERA: 4.0	5.1	L	25	8	6	6	0	1	0	0	0	0	0	4	5	0.00	3.000		
Eric Gunderson, L (6, 1) ERA: 3.7	0.1		2	1	0	0	1	0	0	0	0	0	0	4	5	0.00	3.000		
Jerry Dipoto, R (6, 1) ERA: 4.66	1.1		6	2	0	0	0	0	0	0	0	0	0	9	15	0.00	1.500		
Doug Henry, R (8, 1) ERA: 4.42	1.0		3	0	0	0	2	0	0	0	0	0	0	8	12	0.00	0.000		

New York Mets @ Cincinnati Reds
Riverfront Stadium, Cincinnati, OH
Wed Aug 02 1995, 7:05 PM EDT
Att: 22,142 - Unknown - 88 F


AB 33
R 6
H 11
RBI 6
BB 2
SO 3
LOB 17



Batter	1	2	3	4	5	6	7	8	9	AB	R	H	RBI	BB	SO	LOB	TOP				
Brett Butler, L OBP: 0.366, SLG: 0.370 (1, 8)	G4-3		G4-3		G4-3			F8		4	0	1	0	0	0	1					
Eduardo Alfonso, R OBP: 0.289, SLG: 0.372 (1, 5)	G4-3		K			G5-3		WP 1B		4	0	1	0	0	1	2					
Carl Everett, S OBP: 0.255, SLG: 0.376 (1, 9)	G4-3			E5 FC1-6		PB 1B		1B 2B		3	1	1	0	1	0	0					
Jeff Kent, R OBP: 0.336, SLG: 0.482 (1, 4)		L8		FC1-6		2B 2H		K		4	1	1	1	0	1	3					
Rico Brogna, L OBP: 0.343, SLG: 0.477 (1, 3)	K			F7		1B		F7		4	0	1	0	0	1	3					
Joe Orsulak, L OBP: 0.321, SLG: 0.380 (1, 7)	G4-3			L9		SF8-6-5			P5	3	0	0	1	0	0	1					
Jose Vizcaino, S OBP: 0.320, SLG: 0.349 (1, 6)			K		L7		F7		G3-1	4	0	0	0	0	1	0					
Alberto Castillo, R OBP: 0.222, SLG: 0.087 (1, 2)			E3 FC1-6				K		F7	3	0	1	0	0	1	0					
Bill Spiers, L OBP: 0.250, SLG: 0.242 (9, PH)										1	0	0	0	0	0	0					
Reid Cornelius, R (1, 1)										2	0	0	0	0	1	2					
Aaron Ledesma, R OBP: 0.412, SLG: 0.286 (7, PH)			FC1-6				K			1	0	0	0	0	1	0					
Paul Byrd, R (7, 1)			2B					K2-3		0	0	0	0	0	0	0					
Inning Stats	R: 0 E: 0 K: 0 S: 6	H: 0 LOB: 0 BB: 7	R: 0 E: 0 K: 1 S: 7	H: 0 LOB: 0 BB: 10	R: 0 E: 1 K: 2 S: 13	H: 1 LOB: 2 BB: 0 P: 19	R: 0 E: 2 K: 0 S: 4	H: 0 LOB: 1 BB: 0 P: 7	R: 0 E: 0 K: 1 S: 13	H: 1 LOB: 1 BB: 0 P: 20	R: 2 E: 0 K: 0 S: 8	H: 3 LOB: 0 BB: 0 P: 14	R: 0 E: 0 K: 2 S: 9	H: 0 LOB: 0 BB: 1 P: 13	R: 0 E: 0 K: 1 S: 10	H: 1 LOB: 2 BB: 1 P: 16	1B: 3 2B: 4 3B: 0 HR: 0	SF: 1 SAC: 0 DP: 1 HBP: 0	WP: 1 PB: 1 SB: 1 CS: 0	PA: 35	
PITCHER	IP	WLS	BF	H	R	ER	SO	BB	IBB	HBP	BLK	WP	HR	S	P	ERA	WHIP				
Dave Burba, R ERA: 3.9	(1, 1)	5.0	19	2	0	0	4	0	0	0	0	0	0	43	63	0.00	0.400				
Chuck McElroy, L ERA: 4.71	(6, 1)	1.0	W	5	3	2	2	0	0	0	0	0	0	8	14	18.00	3.000				
Xavier Hernandez, R ERA: 3.88	(7, 1)	1.0		3	0	0	0	2	0	0	0	0	0	9	13	0.00	0.000				
Michael Jackson, R ERA: 2.59	(8, 1)	1.0		5	1	0	0	1	0	0	0	1	0	9	15	0.00	2.000				
Jeff Brantley, R ERA: 2.86	(9, 1)	1.0	S	3	0	0	0	0	0	0	0	0	0	10	16	0.00	0.000				

New York Mets @ Cincinnati Reds
Riverfront Stadium, Cincinnati, OH
Thu Aug 03 1995, 7:05 PM EDT
Att: 22,323 - Unknown - 89 F


AB 33
R 2
H 6
RBI 2
BB 1
SO 7
LOB 12



Batter	1	2	3	4	5	6	7	8	9	AB	R	H	RBI	BB	SO	LOB	BOTTOM				
Thomas Howard, S OBP: 0.366, SLG: 0.417 (1, 8)	K			G1-3						4	0	1	0	0	2	2					
Michael Jackson, R (8, 1)					K					0	0	0	0	0	0	0					
Jerome Walton, R OBP: 0.336, SLG: 0.496 (9, 7)							G4-6-3 1B			0	0	0	0	0	0	0					
Barry Larkin, R OBP: 0.386, SLG: 0.487 (1, 6)	G5-3			G3-1		F8	G4-6-3 1B			4	0	0	0	0	0	1					
Ron Gant, R OBP: 0.364, SLG: 0.567 (1, 7)								P3		2	1	0	0	2	1	0					
Jeff Brantley, R (9, 1)										0	0	0	0	0	0	0					
Reggie Sanders, R OBP: 0.408, SLG: 0.583 (1, 9)	CS									3	1	2	0	1	1	0					
Hal Morris, L OBP: 0.257, SLG: 0.380 (1, 3)										4	1	2	0	0	0	3					
Bret Boone, R OBP: 0.354, SLG: 0.491 (1, 4)										2	0	0	0	1	1	2					
Benito Santiago, R OBP: 0.358, SLG: 0.553 (1, 2)				P3						1	0	0	1	1	0	0					
Jeff Branson, L OBP: 0.322, SLG: 0.446 (1, 5)				G3						3	0	0	0	0	0	5					
Dave Burba, R (1, 1)										1	0	0	0	0	0	0					
Lenny Harris, L OBP: 0.297, SLG: 0.297 (5, PH)										1	0	1	1	0	0	0					
Chuck McElroy, L (6, 1)										0	0	0	0	0	0	0					
Xavier Hernandez, L (7, 1)										0	0	0	0	0	0	0					
Darren Lewis, R OBP: 0.326, SLG: 0.338 (8, 8)										1	0	0	0	0	0	0					
Inning Stats	R: 0 E: 0 K: 1 S: 9	H: 0 LOB: 0 BB: 1 P: 18	R: 0 E: 0 K: 0 S: 8	H: 1 LOB: 0 BB: 0 P: 12	R: 0 E: 0 K: 0 S: 8	H: 0 LOB: 0 BB: 0 P: 12	R: 0 E: 0 K: 1 S: 8	H: 0 LOB: 0 BB: 0 P: 9	R: 2 E: 0 K: 1 S: 13	H: 3 LOB: 2 BB: 1 P: 23	R: 1 E: 0 K: 0 S: 13	H: 0 LOB: 3 BB: 3 P: 30	R: 0 E: 0 K: 2 S: 9	H: 1 LOB: 1 BB: 0 P: 15	R: 0 E: 0 K: 2 S: 9	H: 1 LOB: 1 BB: 0 P: 15	1B: 5 2B: 1 3B: 0 HR: 0	SF: 1 SAC: 0 DP: 1 HBP: 0	WP: 0 PB: 1 SB: 0 CS: 2	PA: 34	
PITCHER	IP	WLS	BF	H	R	ER	SO	BB	IBB	HBP	BLK	WP	HR	S	P	ERA	WHIP				
Reid Cornelius, R ERA: 6.6	(1, 1)	6.0	L	26	4	3	3	5	0	0	1	0	0	59	104	4.50	1.500				
Paul Byrd, R ERA: 2.45	(7, 1)	2.0		7	2	0	0	2	0	0	0	0	0	15	21	0.00	1.000				

New York Mets @ Cincinnati Reds
Riverfront Stadium, Cincinnati, OH
Thu Aug 03 1995, 7:05 PM EDT
Att: 22,323 - Unknown - 89 F

AB 26
R 3
H 6
RBI 2
BB 5
SO 5
LOB 13



Batter	1	2	3	4	5	6	7	8	9	AB	R	H	RBI	BB	SO	LOB	TOP										
Mickey Morandini, L (1.4) OBP: 0.342, SLG: 0.428	G1-3		F8			F9		G6-3		4	0	0	0	0	0	1	Philadelphia Phillies @ Cincinnati Reds Riverfront Stadium, Cincinnati, OH Fri Aug 04 1995, 7:05 PM EDT Att: 30,668 - Unknown										
Gregg Jefferies, S (1.3) OBP: 0.342, SLG: 0.418	1B				L6	L8		1B		4	0	2	0	0	0	0											
Tom Marsh, R (1.7) Tony Longmire, L (7, PH) OBP: 0.425, SLG: 0.525	K				F9		K	L4		2	0	0	0	0	1	1											
Darren Daulton, L (1.2) OBP: 0.351, SLG: 0.381									L9		2	0	0	0	1	0											
Mark Whiten, S (1.9) OBP: 0.254, SLG: 0.275											4	0	2	0	0	0											
Charlie Hayes, R (1.5) OBP: 0.346, SLG: 0.398											3	0	0	0	1	1											
Dave Gallagher, R (1.8) Jim Eisenreich, L (7, PH) Mariano Duncan, R (7, PH) Toby Borland, R (7.1) Lenny Webster, R (9, PH) Kevin Stocker, S (1.6) OBP: 0.301, SLG: 0.248												2	0	1	0	0											
Jeff Juden, R (1.1) Andy Van Slyke, L (7.8) OBP: 0.310, SLG: 0.352												1	0	0	0	0											
												1	0	0	0	0											
Inning Stats	R: 0 E: 0 K: 1 S: 8	H: 1 LOB: 1 BB: 0 P: 13	R: 0 E: 0 K: 1 S: 6	H: 0 LOB: 0 BB: 0 P: 9	R: 0 E: 0 K: 1 S: 7	H: 1 LOB: 1 BB: 0 P: 8	R: 0 E: 0 K: 0 S: 9	H: 0 LOB: 1 BB: 0 P: 16	R: 0 E: 0 K: 1 S: 10	H: 0 LOB: 0 BB: 0 P: 16	R: 0 E: 0 K: 0 S: 5	H: 0 LOB: 0 BB: 0 P: 8	R: 0 E: 0 K: 1 S: 12	H: 1 LOB: 3 BB: 2 P: 25	R: 0 E: 0 K: 0 S: 7	H: 1 LOB: 1 BB: 0 P: 11		R: 0 E: 0 K: 0 S: 10	H: 1 LOB: 1 BB: 0 P: 14	1B: 4 2B: 2 3B: 0 HR: 0	SF: 0 SAC: 1 DP: 1 HBP: 1	WP: 0 PB: 0 SB: 0 CS: 1	PA: 34				
PITCHER	IP	WLS	BF	H	R	ER	SO	BB	IBB	HBP	BLK	WP	HR	S	P	ERA	WHIP										
John Smiley, L (1.1) ERA: 3.21	6.0	W	20	2	0	0	4	0	0	1	0	0	0	45	70	0.00	0.333										
Hector Carrasco, R (7.1) ERA: 2.73	0.1		4	1	0	0	1	1	1	0	0	0	0	7	19	0.00	6.000										
Chuck McElroy, L (7.1) ERA: 4.37	1.2		6	1	0	0	0	0	0	0	0	0	0	12	17	0.00	0.600										
Jeff Brantley, R (9.1) ERA: 2.77	1.0	S	4	1	0	0	0	0	0	0	0	0	0	10	14	0.00	1.000										

Batter	1	2	3	4	5	6	7	8	9	AB	R	H	RBI	BB	SO	LOB	BOTTOM										
Darren Lewis, R (1.8) OBP: 0.307, SLG: 0.308	G1-3									3	0	1	0	1	0	1	Philadelphia Phillies @ Cincinnati Reds Riverfront Stadium, Cincinnati, OH Fri Aug 04 1995, 7:05 PM EDT Att: 30,668 - Unknown										
Barry Larkin, R (1.6) OBP: 0.387, SLG: 0.487	1B									4	1	2	0	0	0	1											
Hal Morris, L (1.3) OBP: 0.282, SLG: 0.383	1B									4	0	2	0	0	1	2											
Reggie Sanders, R (1.9) OBP: 0.406, SLG: 0.579	1B									2	0	0	1	1	0	1											
Ron Gant, R (1.7) Jerome Walton, R (8, PR) OBP: 0.336, SLG: 0.496	1B									4	0	1	0	0	1	3											
Bret Boone, R (1.4) OBP: 0.355, SLG: 0.488	1B									2	0	0	0	2	0	3											
Benito Santiago, R (1.2) OBP: 0.349, SLG: 0.538	F8									3	0	0	0	0	0	4											
Mark Lewis, R (1.5) Jeff Branson, L (8.5) OBP: 0.423, SLG: 0.510										1	0	0	0	2	0	0											
John Smiley, L (1.1) Hector Carrasco, R (7.1) Chuck McElroy, L (7.1) Jeff Brantley, R (9.1)										1	0	0	0	0	1	0											
										0	0	0	0	0	0	0											
Inning Stats	R: 1 E: 0 K: 0 S: 14	H: 3 LOB: 3 BB: 1 P: 26	R: 0 E: 0 K: 1 S: 8	H: 0 LOB: 0 BB: 1 P: 15	R: 0 E: 0 K: 0 S: 7	H: 1 LOB: 0 BB: 0 P: 12	R: 0 E: 0 K: 0 S: 3	H: 0 LOB: 0 BB: 0 P: 4	R: 0 E: 0 K: 2 S: 7	H: 0 LOB: 1 BB: 1 P: 10	R: 0 E: 0 K: 0 S: 5	H: 0 LOB: 2 BB: 2 P: 14	R: 0 E: 0 K: 0 S: 17	H: 2 LOB: 3 BB: 1 P: 30	R: 0 E: 0 K: 0 S: 10	H: 0 LOB: 1 BB: 1 P: 14	R: 0 E: 0 K: 0 S: 17	H: 2 LOB: 3 BB: 1 P: 30	1B: 6 2B: 0 3B: 0 HR: 0	SF: 1 SAC: 1 DP: 2 HBP: 0	WP: 0 PB: 0 SB: 1 CS: 1	PA: 34					
PITCHER	IP	WLS	BF	H	R	ER	SO	BB	IBB	HBP	BLK	WP	HR	S	P	ERA	WHIP										
Jeff Juden, R (1.1) ERA: 3.48	6.0	L	23	4	1	1	3	3	0	0	1	0	0	43	80	1.50	1.167										
Toby Borland, R (7.1) ERA: 3.95	2.0		10	2	0	0	0	3	0	0	0	0	0	22	44	0.00	2.500										

Batter	1	2	3	4	5	6	7	8	9	AB	R	H	RBI	BB	SO	LOB	TOP			
Dave Gallagher, R OBP: 0.378, SLG: 0.413 (1, 8)	K2-3		K		G6-3			L5		4	0	0	0	0	2	2	Philadelphia Phillies @ Cincinnati Reds Riverfront Stadium, Cincinnati, OH Sun Aug 06 1995, 3:33 AM EDT Cloudy - 75 F			
Gregg Jefferies, S OBP: 0.338, SLG: 0.412 (1, 3)	F8			G5-3		G5-3		G6-3		4	0	0	0	0	0	0				
Mariano Duncan, R OBP: 0.286, SLG: 0.405 (1, 4)	K			F7		L9		F8		4	0	0	0	0	1	0				
Mark Whiten, S OBP: 0.253, SLG: 0.269 (1, 9)		K			BB	G5-3		B1-3		3	0	0	0	1	1	0				
Charlie Hayes, R OBP: 0.349, SLG: 0.403 (1, 5)		1B 3B		K				F9		3	1	1	0	0	1	1				
Tom Marsh, R OBP: 0.317, SLG: 0.456 (1, 7)								F8		3	0	2	1	0	0	0				
Lenny Webster, R OBP: 0.290, SLG: 0.258 (1, 2)										2	0	0	0	1	1	1				
Kevin Elster, R OBP: 0.214, SLG: 0.211 (1, 6)				K		P3		P6		3	0	0	0	0	1	2				
Tommy Greene, R (1, 1)										1	0	0	0	0	0	0				
Mike Mims, L (3, 1)										0	0	0	0	0	0	0				
Tony Lott, R (5, PH)										1	0	0	0	0	0	2				
Mike Williams, R (5, 1)										0	0	0	0	0	0	0				
Jim Eisenreich, L (8, PH)										1	0	0	0	0	0	0				
Paul Quantrill, L (8, 1)										0	0	0	0	0	0	0				
Inning Stats	R: 0 E: 0 K: 2 S: 8	H: 0 LOB: 0 BB: 0 P: 11	R: 1 E: 0 K: 1 S: 13	H: 2 LOB: 0 BB: 0 P: 19	R: 0 E: 0 K: 2 S: 10	H: 0 LOB: 0 BB: 0 P: 14	R: 0 E: 0 K: 1 S: 7	H: 0 LOB: 1 BB: 1 P: 13	R: 0 E: 0 K: 0 S: 12	H: 0 LOB: 0 BB: 0 P: 8	R: 0 E: 0 K: 1 S: 5	H: 0 LOB: 0 BB: 0 P: 5	R: 0 E: 0 K: 0 S: 7	H: 0 LOB: 0 BB: 0 P: 12	R: 0 E: 0 K: 0 S: 3	H: 0 LOB: 0 BB: 0 P: 3	1B: 1 2B: 1 3B: 1 HR: 0	SF: 0 SAC: 0 DP: 1 HBP: 0	WP: 0 PB: 0 SB: 0 CS: 0	PA: 31
PITCHER Pete Schourek, L ERA: 3.2 (1, 1)	IP: 9.0 WLS: W BF: 31 H: 3 R: 1 ER: 1 SO: 7 BB: 2 IBB: 0 HBP: 0 BLK: 0 WP: 0 HR: 0 S: 71 P: 103 ERA: 1.00 WHIP: 0.556																			

AB	29
R	1
H	3
RBI	1
BB	2
SO	7
LOB	8



Batter	1	2	3	4	5	6	7	8	9	AB	R	H	RBI	BB	SO	LOB	BOTTOM	
Thomas Howard, S OBP: 0.369, SLG: 0.421 (1, 8)	S BB			K		G4-3				3	0	1	0	1	1	1	Philadelphia Phillies @ Cincinnati Reds Riverfront Stadium, Cincinnati, OH Sun Aug 06 1995, 3:33 AM EDT Cloudy - 75 F	
Barry Larkin, R OBP: 0.386, SLG: 0.484 (1, 6)	F9	G5-3		2B 1B		L4				4	1	1	1	0	0	2		
Hal Morris, L OBP: 0.273, SLG: 0.402 (1, 3)	F7		WP SF8	2B		G6-4-3		1B		4	1	3	1	0	0	1		
Reggie Sanders, R OBP: 0.402, SLG: 0.574 (1, 9)	L5		SF8	K		G6-4-3				3	0	0	1	0	1	3		
Ron Gant, R OBP: 0.381, SLG: 0.557 (1, 7)										3	1	0	0	1	0	0		
Darren Lewis, R OBP: 0.307, SLG: 0.308 (9, 8)		S 1B HR BB	E5 FC3-6			G5-3		L7		0	0	0	0	0	0	0		
Eddie Taubensee, L OBP: 0.316, SLG: 0.449 (1, 2)		1 SAFE 1 SAFE 1 SAFE 1 SAFE	FC3-6			G3		F7		4	1	1	0	0	0	1		
Bret Boone, R OBP: 0.354, SLG: 0.484 (1, 4)										3	0	0	0	1	2	3		
Jeff Branson, L OBP: 0.325, SLG: 0.459 (1, 5)										3	2	1	3	1	0	1		
Pete Schourek, L OBP: 0.176, SLG: 0.176 (1, 1)										2	0	0	0	0	0	0		
Inning Stats	R: 0 E: 0 K: 0 S: 5	H: 0 LOB: 1 BB: 1 P: 13	R: 3 E: 0 K: 1 S: 16	H: 3 LOB: 1 BB: 1 P: 30	R: 1 E: 1 K: 0 S: 14	H: 1 LOB: 1 BB: 0 P: 23	R: 2 E: 0 K: 2 S: 13	H: 2 LOB: 1 BB: 1 P: 24	R: 0 E: 0 K: 0 S: 8	H: 0 LOB: 0 BB: 0 P: 11	R: 0 E: 0 K: 0 S: 7	H: 1 LOB: 0 BB: 0 P: 10	R: 0 E: 0 K: 1 S: 5	H: 0 LOB: 0 BB: 0 P: 9	1B: 3 2B: 3 3B: 0 HR: 1	SF: 1 SAC: 1 DP: 1 HBP: 0	WP: 1 PB: 0 SB: 3 CS: 0	PA: 35
PITCHER Tommy Greene, R ERA: 11.74 (1, 1)	IP: 2.1 WLS: L BF: 14 H: 4 R: 4 ER: 4 SO: 1 BB: 2 IBB: 0 HBP: 0 BLK: 0 WP: 1 HR: 1 S: 32 P: 61 ERA: 15.43 WHIP: 2.571																	
Mike Mims, L ERA: 4.34 (3, 1)	IP: 1.2 WLS: 8 BF: 2 H: 2 R: 2 ER: 2 SO: 2 BB: 1 IBB: 0 HBP: 0 BLK: 0 WP: 0 HR: 0 S: 16 P: 29 ERA: 10.80 WHIP: 1.800																	
Mike Williams, R ERA: 3.5 (5, 1)	IP: 3.0 WLS: 10 BF: 1 H: 0 R: 0 ER: 0 SO: 0 BB: 1 IBB: 0 HBP: 0 BLK: 0 WP: 0 HR: 0 S: 24 P: 38 ERA: 0.00 WHIP: 0.667																	
Paul Quantrill, R ERA: 4.29 (8, 1)	IP: 1.0 WLS: 3 BF: 0 H: 0 R: 0 ER: 0 SO: 1 BB: 0 IBB: 0 HBP: 0 BLK: 0 WP: 0 HR: 0 S: 5 P: 9 ERA: 0.00 WHIP: 0.000																	

AB	29
R	6
H	7
RBI	6
BB	4
SO	4
LOB	12



Batter	1	2	3	4	5	6	7	8	9	10	AB	R	H	RBI	BB	SO	LOB	TOP						
Mickey Morandini, L OBP: 0.346, SLG: 0.425	4-0 BB		0-3 K		4-0 S BB			4-0 1B E BB		0-0 L9	2	1	0	0	3	1	1							
Gregg Jefferies, S OBP: 0.333, SLG: 0.406	0-0 F7		0-0 F8		0-0 4-3			0-0 F9		0-0 F7	5	0	0	0	0	0	4							
Andy Van Slyke, L OBP: 0.313, SLG: 0.353	0-0 F9				0-0 L3 1B			0-0 E 1B		0-0 F5	5	0	2	0	0	1	1							
Darren Daulton, L OBP: 0.350, SLG: 0.379	0-0 L4				0-0 L3 1-2			0-0 E4 1-2 G5-4-3			4	0	1	1	0	0	3							
Tony Longmire, L OBP: 0.182, SLG: 0.510		0-0 F3			4-0 1B BB			0-0 G3 1-2			2	0	0	0	1	0	1							
Mark Whiten, S OBP: 0.252, SLG: 0.267								0-0 G5-4-3 1-2			1	0	0	0	0	0	2							
Jim Eisenreich, L OBP: 0.370, SLG: 0.439		0-0 G3			0-0 1B			0-0 F9			4	0	2	0	0	0	1							
Charlie Hayes, R OBP: 0.345, SLG: 0.398		0-0 F8			0-0 F7			0-0 F4		0-0 G6-4-3 1-2	4	0	0	0	0	0	3							
Kevin Stocker, S OBP: 0.301, SLG: 0.248			0-3 K		0-0 F9			0-0 4-3			4	0	1	0	0	1	0							
Sid Fernandez, L OBP: 0.182, SLG: 0.100			0-0 1B		0-3 K			0-0 6-3		0-3 K	2	0	1	0	0	1	0							
Tom Marsh, R OBP: 0.311, SLG: 0.448											1	0	0	0	0	0	0							
Ricky Bottalico, L OBP: 0.285, SLG: 0.463											0	0	0	0	0	0	0							
Mariano Duncan, R OBP: 0.285, SLG: 0.463											1	0	0	0	0	1	1							
Heathcliff Stocumb, R OBP: 0.285, SLG: 0.463											0	0	0	0	0	0	0							
Inning Stats	R: 0 E: 0 K: 0 S: 3	H: 0 LOB: 1 BB: 1 P: 7	R: 0 E: 0 K: 0 S: 3	H: 0 LOB: 0 BB: 0 P: 3	R: 0 E: 0 K: 2 S: 8	H: 1 LOB: 1 BB: 0 P: 8	R: 0 E: 0 K: 0 S: 4	H: 2 LOB: 2 BB: 1 P: 8	R: 0 E: 0 K: 1 S: 5	H: 0 LOB: 1 BB: 1 P: 9	R: 0 E: 0 K: 1 S: 6	H: 1 LOB: 1 BB: 0 P: 6	R: 0 E: 0 K: 0 S: 3	H: 0 LOB: 0 BB: 0 P: 3	R: 1 E: 1 K: 0 S: 4	H: 1 LOB: 1 BB: 1 P: 8	R: 0 E: 0 K: 1 S: 6	H: 2 LOB: 1 BB: 0 P: 6	R: 0 E: 0 K: 0 S: 3	H: 0 LOB: 0 BB: 0 P: 3	1B: 7 2B: 1 3B: 0 HR: 0	SF: 0 SAC: 0 DP: 3 HBP: 0	WP: 0 PA: 39	
PITCHER	IP WLS BF H R ER SO	IP WLS BF H R ER SO	IP WLS BF H R ER SO	IP WLS BF H R ER SO	IP WLS BF H R ER SO	IP WLS BF H R ER SO	IP WLS BF H R ER SO	IP WLS BF H R ER SO	IP WLS BF H R ER SO	IP WLS BF H R ER SO	IP WLS BF H R ER SO	IP WLS BF H R ER SO	IP WLS BF H R ER SO	IP WLS BF H R ER SO	IP WLS BF H R ER SO	IP WLS BF H R ER SO	IP WLS BF H R ER SO	IP WLS BF H R ER SO	IP WLS BF H R ER SO	IP WLS BF H R ER SO	ERA WHIP	ERA WHIP		
Mark Portugal, R ERA: 4.56	7.0	1.0	2.0	1.0	1.0	1.0	1.0	1.0	1.0	1.0	1.0	1.0	1.0	1.0	1.0	1.0	1.0	1.0	1.0	1.0	1.0	0.00	1.000	
Chuck McElroy, L ERA: 4.56	8.1	1.0	2.0	1.0	1.0	1.0	1.0	1.0	1.0	1.0	1.0	1.0	1.0	1.0	1.0	1.0	1.0	1.0	1.0	1.0	1.0	9.00	2.000	
Michael Jackson, R ERA: 2.39	9.1	2.0	1.0	1.0	1.0	1.0	1.0	1.0	1.0	1.0	1.0	1.0	1.0	1.0	1.0	1.0	1.0	1.0	1.0	1.0	1.0	0.00	1.000	

Philadelphia Phillies @ Cincinnati Reds
Riverfront Stadium, Cincinnati, OH
Sun Aug 06 1995, 3:38 AM EDT
Att: 34,784 - Unknown - 81 F

AB 35
R 1
H 7
RBI 1
BB 4
SO 5
LOB 17



Batter	1	2	3	4	5	6	7	8	9	10	AB	R	H	RBI	BB	SO	LOB	BOTTOM					
Jerome Walton, R OBP: 0.333, SLG: 0.483	0-3 K		1-0 1B HBP		0-0 F8			0-0 F8		0-0 SH1-4	3	0	0	0	0	1	0						
Darren Lewis, R OBP: 0.308, SLG: 0.308	0-0 S 1B		0-0 F7		0-0 F8			0-0 4-3		4-0 1B 1B IBB	4	0	1	0	0	0	2						
Ron Gant, R OBP: 0.382, SLG: 0.557	0-3 K		0-0 1B		0-0 2B					0-0 1B	5	0	3	1	0	1	1						
Barry Larkin, R OBP: 0.389, SLG: 0.489	1-3 K		1-3 2-H 1B					0-0 5-3		0-0 1B	5	0	1	1	0	3	2						
Reggie Sanders, R OBP: 0.399, SLG: 0.568	0-3 K		0-3 K		0-3 K			0-0 L6		0-0 1B	5	0	1	1	0	3	2						
Bret Boone, R OBP: 0.350, SLG: 0.476		0-0 F2		0-3 K				0-0 F7		0-0 G3	4	0	0	0	0	1	0						
Benito Santiago, R OBP: 0.354, SLG: 0.537		0-3 K		0-0 S 1B				0-0 1B		0-0 1-3	4	0	2	0	0	1	0						
Brian Hunter, R OBP: 0.320, SLG: 0.328		0-3 K		4-0 S 1B				0-3 K		0-0 4-3	2	0	0	0	1	2	1						
Jeff Branson, L OBP: 0.323, SLG: 0.457				1-2 BB				0-0 K		0-3 K	1	0	0	0	0	0	0						
Mark Lewis, R OBP: 0.421, SLG: 0.500			0-3 K		4-0 1-2 2-3 BB			0-0 F9		0-0 K	2	0	0	0	1	1	1						
Hal Morris, L OBP: 0.271, SLG: 0.400											1	0	0	0	0	1	0						
Mark Portugal, R OBP: 0.200, SLG: 0.242			0-0 1B		0-3 K			0-0 6-3		0-0 1B SH1-4	2	1	1	0	0	1	3						
Lenny Harris, L OBP: 0.241, SLG: 0.295											1	0	0	0	0	0	0						
Chuck McElroy, L OBP: 0.323, SLG: 0.457											0	0	0	0	0	0	0						
Michael Jackson, R OBP: 0.372, SLG: 0.424											1	1	1	0	0	0	0						
Inning Stats	R: 0 E: 0 K: 3 S: 10	H: 1 LOB: 1 BB: 0 P: 10	R: 0 E: 0 K: 2 S: 7	H: 0 LOB: 0 BB: 0 P: 7	R: 1 E: 0 K: 1 S: 6	H: 2 LOB: 2 BB: 0 P: 7	R: 0 E: 0 K: 3 S: 10	H: 1 LOB: 3 BB: 2 P: 18	R: 0 E: 0 K: 1 S: 6	H: 1 LOB: 1 BB: 0 P: 6	R: 0 E: 0 K: 0 S: 3	H: 0 LOB: 0 BB: 0 P: 3	R: 0 E: 0 K: 0 S: 3	H: 0 LOB: 0 BB: 0 P: 3	R: 0 E: 0 K: 1 S: 5	H: 0 LOB: 0 BB: 0 P: 5	R: 1 E: 0 K: 0 S: 4	H: 3 LOB: 3 BB: 1 P: 8	1B: 7 2B: 2 3B: 0 HR: 0	SF: 0 SAC: 1 DP: 0 HBP: 1	WP: 0 PA: 40		
PITCHER	IP WLS BF H R ER SO	IP WLS BF H R ER SO	IP WLS BF H R ER SO	IP WLS BF H R ER SO	IP WLS BF H R ER SO	IP WLS BF H R ER SO	IP WLS BF H R ER SO	IP WLS BF H R ER SO	IP WLS BF H R ER SO	IP WLS BF H R ER SO	IP WLS BF H R ER SO	IP WLS BF H R ER SO	IP WLS BF H R ER SO	IP WLS BF H R ER SO	IP WLS BF H R ER SO	IP WLS BF H R ER SO	IP WLS BF H R ER SO	IP WLS BF H R ER SO	IP WLS BF H R ER SO	ERA WHIP	ERA WHIP		
Sid Fernandez, L ERA: 5.02	6.0	2.0	1.1	1.1	1.1	1.1	1.1	1.1	1.1	1.1	1.1	1.1	1.1	1.1	1.1	1.1	1.1	1.1	1.1	1.1	1.50	1.333	
Ricky Bottalico, R ERA: 2.08	7.1	2.0	1.1	1.1	1.1	1.1	1.1	1.1	1.1	1.1	1.1	1.1	1.1	1.1	1.1	1.1	1.1	1.1	1.1	1.1	0.00	0.000	
Heathcliff Stocumb, R ERA: 2.3	9.1	1.1	1.1	1.1	1.1	1.1	1.1	1.1	1.1	1.1	1.1	1.1	1.1	1.1	1.1	1.1	1.1	1.1	1.1	1.1	6.75	2.250	

Philadelphia Phillies @ Cincinnati Reds
Riverfront Stadium, Cincinnati, OH
Sun Aug 06 1995, 3:38 AM EDT
Att: 34,784 - Unknown - 81 F

AB 35
R 2
H 9
RBI 2
BB 3
SO 12
LOB 10



Batter	1	2	3	4	5	6	7	8	9	AB	R	H	RBI	BB	SO	LOB	TOP				
Thomas Howard, S OBP: 0.392, SLG: 0.412	G1-3	G6-3		G4-3		F7			L7	5	0	0	0	0	0	2					
Barry Larkin, R OBP: 0.392, SLG: 0.494	L8 HR 2B		1B SF8		L8 BB		G4-3			3	2	2	0	1	0	0					
Hal Morris, L OBP: 0.281, SLG: 0.401	HR BB		1-3 1B		1-2 BB		G4-3			2	1	1	0	2	0	0					
Reggie Sanders, R OBP: 0.395, SLG: 0.561	L8		K		K		L8			4	0	0	0	0	2	6					
Ron Gant, R OBP: 0.381, SLG: 0.565	HR		SF8		L8		G3-1			3	1	1	4	0	0	2					
Bret Boone, R OBP: 0.348, SLG: 0.475	L8 1B		L8		K		G5-3			4	0	1	0	0	1	3					
Benito Santiago, R OBP: 0.343, SLG: 0.520	G5-3		G4-3		K		K			4	0	0	0	0	2	1					
Jeff Branson, L OBP: 0.326, SLG: 0.455		F8		SH3-4 1B		BB	G4-3			3	0	1	0	1	0	0					
Rick Reed, R OBP: 0.239, SLG: 0.293	P4		SH3-4		K		F7			1	0	0	0	0	0	0					
Lenny Harris, L OBP: 0.239, SLG: 0.293										1	0	0	0	0	1	1					
Chuck McElroy, L OBP: 0.314, SLG: 0.446										0	0	0	0	0	0	0					
Hector Carrasco, R OBP: 0.314, SLG: 0.446										1	0	0	0	0	0	0					
Eddie Taubensee, L OBP: 0.314, SLG: 0.446										1	0	0	0	0	0	0					
Inning Stats	R: 3 E: 0 K: 0 S: 15	H: 3 LOB: 1 BB: 1 P: 24	R: 0 E: 0 K: 0 S: 5	H: 0 LOB: 0 BB: 0 P: 7	R: 1 E: 0 K: 1 S: 13	H: 2 LOB: 1 BB: 0 P: 20	R: 0 E: 0 K: 0 S: 6	H: 1 LOB: 1 BB: 0 P: 7	R: 0 E: 0 K: 2 S: 10	H: 0 LOB: 2 BB: 2 P: 22	R: 0 E: 0 K: 0 S: 5	H: 0 LOB: 0 BB: 0 P: 7	R: 0 E: 0 K: 1 S: 7	H: 0 LOB: 0 BB: 0 P: 9	R: 0 E: 0 K: 0 S: 10	H: 0 LOB: 0 BB: 0 P: 14	1B: 4 2B: 1 3B: 0 HR: 1	SF: 1 SAC: 1 DP: 0 HBP: 0	WP: 0 PB: 0 SB: 1 CS: 0	PA: 37	
PITCHER	IP WLS BF H R ER SO BB IBB HBP BLK WP HR S P ERA WHIP	7.0 W 31 6 4 4 5 4 0 0 0 0 1 65 105 5.14 1.429	1.0 3 0 0 0 1 0 0 0 0 0 0 7 9 0.00 0.000	1.0 S 3 0 0 0 0 0 0 0 0 0 0 10 14 0.00 0.000																	

Cincinnati Reds @ Atlanta Braves
Atlanta-Fulton County Stadium, Atlanta, GA
Tue Aug 08 1995, 7:05 PM EDT
Att: 38,252 - Unknown - 75 F

AB 31
R 4
H 6
RBI 4
BB 4
SO 6
LOB 15



Batter	1	2	3	4	5	6	7	8	9	AB	R	H	RBI	BB	SO	LOB	BOTTOM			
Marquis Grissom, R OBP: 0.333, SLG: 0.397	10 BB 1B 1B		K		P4		F9			4	1	1	0	0	1	1				
Mark Lemke, S OBP: 0.321, SLG: 0.336	10 BB 1B		P6		G4-3		1-2 1B			4	1	2	0	0	0	0				
10 Chipper Jones, S OBP: 0.369, SLG: 0.458	1B BB		HR		F8					3	2	2	1	1	0	2				
Fred McGriff, L OBP: 0.351, SLG: 0.452	G6-3 1B		L7		K		K			4	0	1	2	0	2	1				
David Justice, L OBP: 0.391, SLG: 0.494	P5				P4		K			4	0	1	1	0	1	2				
Dwight Smith, L OBP: 0.330, SLG: 0.446	G6-3				K		F8			4	0	0	0	0	2	3				
Mike Kelly, R OBP: 0.261, SLG: 0.317										0	0	0	0	0	0	0				
Javy Lopez, R OBP: 0.336, SLG: 0.487		G6-3		HR		G5-3				3	1	1	1	0	0	1				
Rafael Belliard, R OBP: 0.263, SLG: 0.250		G5-3		G6-3			K			3	0	0	0	0	1	0				
29 John Smoltz, R OBP: 0.182, SLG: 0.053		G5-3					G3			2	0	0	0	0	0	0				
Mike Mordecai, R OBP: 0.313, SLG: 0.448							1B BB			0	0	0	0	0	0	0				
Brad Clontz, R OBP: 0.313, SLG: 0.448										0	0	0	0	0	0	0				
Mark Wohlers, R OBP: 0.263										0	0	0	0	0	0	0				
Inning Stats	R: 2 E: 0 K: 0 S: 13	H: 3 LOB: 1 BB: 1 P: 21	R: 0 E: 0 K: 0 S: 6	H: 0 LOB: 0 BB: 0 P: 7	R: 1 E: 0 K: 1 S: 10	H: 1 LOB: 0 BB: 0 P: 14	R: 1 E: 0 K: 1 S: 10	H: 1 LOB: 0 BB: 0 P: 14	R: 0 E: 0 K: 0 S: 3	H: 0 LOB: 0 BB: 0 P: 5	R: 1 E: 0 K: 1 S: 13	H: 2 LOB: 1 BB: 0 P: 22	R: 0 E: 0 K: 1 S: 13	H: 1 LOB: 2 BB: 1 P: 20	R: 0 E: 0 K: 3 S: 9	H: 0 LOB: 0 BB: 0 P: 12	1B: 6 2B: 0 3B: 0 HR: 2	SF: 0 SAC: 0 DP: 1 HBP: 0	WP: 0 PB: 0 SB: 1 CS: 0	PA: 33
PITCHER	IP WLS BF H R ER SO BB IBB HBP BLK WP HR S P ERA WHIP	5.0 L 4 2 1 1 1 0 0 0 0 0 0 12 21 13.50 3.000	0.2 4 2 1 1 1 0 0 0 0 0 0 23 33 0.00 0.857																	

Cincinnati Reds @ Atlanta Braves
Atlanta-Fulton County Stadium, Atlanta, GA
Tue Aug 08 1995, 7:05 PM EDT
Att: 38,252 - Unknown - 75 F

AB 31
R 5
H 8
RBI 5
BB 2
SO 7
LOB 10



Batter	1	2	3	4	5	6	7	8	9	AB	R	H	RBI	BB	SO	LOB	TOP								
Darren Lewis, R OBP: 0.306, SLG: 0.308 (1, 8)										6	0	2	0	0	0	4	Cincinnati Reds @ Atlanta Braves Atlanta-Fulton County Stadium, Atlanta, GA Wed Aug 09 1995, 7:05 PM EDT Att: 38,602 - Unknown - 81 F livebaseballscorecards.com								
Barry Larkin, R OBP: 0.395, SLG: 0.500 (1, 6)										4	2	2	0	1	0	0									
Ron Gant, R OBP: 0.381, SLG: 0.562 Jerome Walton, R OBP: 0.333, SLG: 0.483 (9, PR) (9, 7)										5	1	2	1	0	2	3									
Reggie Sanders, R OBP: 0.397, SLG: 0.566 (1, 9)										4	2	2	0	1	1	2									
Hal Morris, L OBP: 0.294, SLG: 0.402 (1, 3)										2	2	1	1	3	0	1									
Bret Boone, R OBP: 0.347, SLG: 0.471 (1, 4)										3	0	0	1	1	1	5									
Benito Santiago, R OBP: 0.360, SLG: 0.569 (1, 2)										5	1	4	4	0	1	2									
Jeff Branson, L OBP: 0.324, SLG: 0.447 (1, 5)										4	0	0	0	1	1	5									
Dave Burba, R Michael Jackson, R OBP: 0.333, SLG: 0.333 Jeff Brantley, R (8, 1)										3	0	0	0	0	3	0									
Inning Stats	R: 0 E: 0 K: 1 S: 13	H: 1 LOB: 3 BB: 2 P: 27	R: 0 E: 0 K: 1 S: 7	H: 1 LOB: 0 BB: 0 P: 11	R: 0 E: 0 K: 0 S: 6	H: 0 LOB: 0 BB: 0 P: 7	R: 0 E: 0 K: 2 S: 15	H: 0 LOB: 2 BB: 2 P: 27	R: 0 E: 0 K: 1 S: 5	H: 0 LOB: 0 BB: 0 P: 7	R: 4 E: 0 K: 2 S: 16	H: 4 LOB: 0 BB: 0 P: 22	R: 1 E: 0 K: 1 S: 12	H: 2 LOB: 1 BB: 1 P: 20	R: 0 E: 0 K: 1 S: 16	H: 2 LOB: 2 BB: 1 P: 26		R: 4 E: 1 K: 1 S: 24	H: 4 LOB: 2 BB: 1 P: 41	1B: 7 2B: 7 3B: 0 HR: 1	SF: 1 SAC: 0 DP: 1 HBP: 0	WP: 1 PB: 0 SB: 4 CS: 1	PA: 46		
PITCHER	IP WLS BF H R ER SO BB IBB HBP BLK WP HR S P ERA WHIP																								
Greg Maddux, R ERA: 1.96 Greg McMichael, R ERA: 3.42 Rod Nichols, R ERA: 4.5 Steve Bedrosian, R ERA: 6.11 Pedro Borbon, L ERA: 2.5	(1, 1) (7, 1) (8, 1) (9, 1) (9, 1)	6.2 0.1 1.0 0.1 0.2	L 1 5 6 3	31 0 2 4 0	8 0 2 4 0	5 0 0 4 0	8 0 1 3 1	4 0 1 0 0	1 0 0 1 0	0 0 0 0 0	1 0 0 0 0	1 16 15 9	120 26 28 13	6.75 0.00 0.00 81.00 0.00	1.800 0.000 3.000 12.000 0.000										

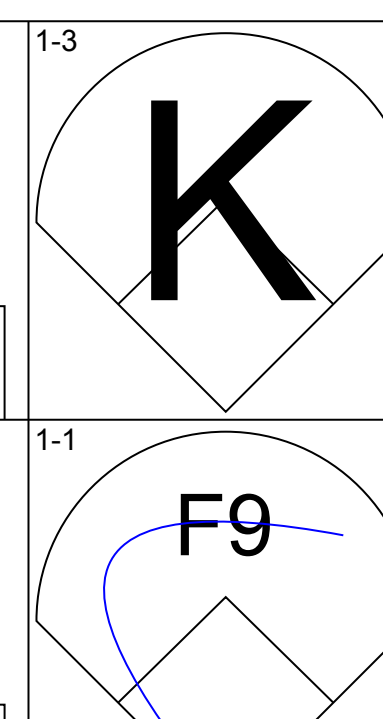
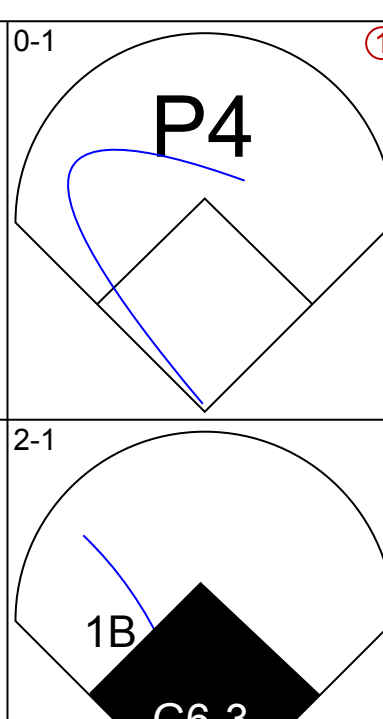
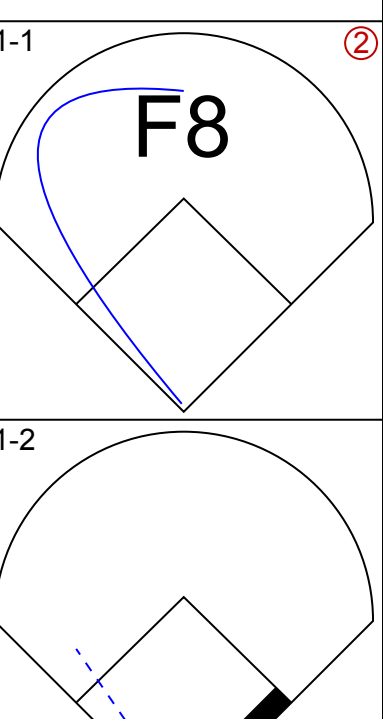
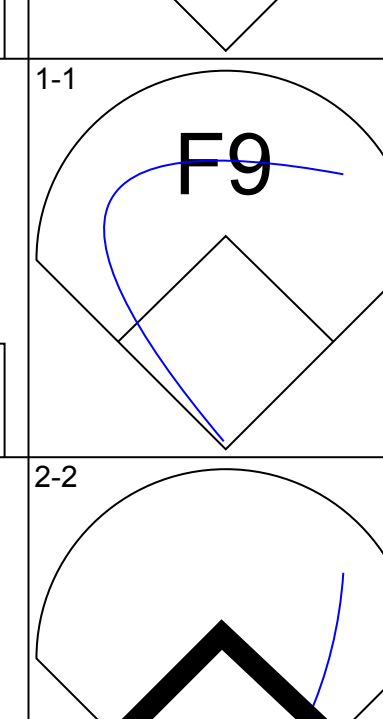
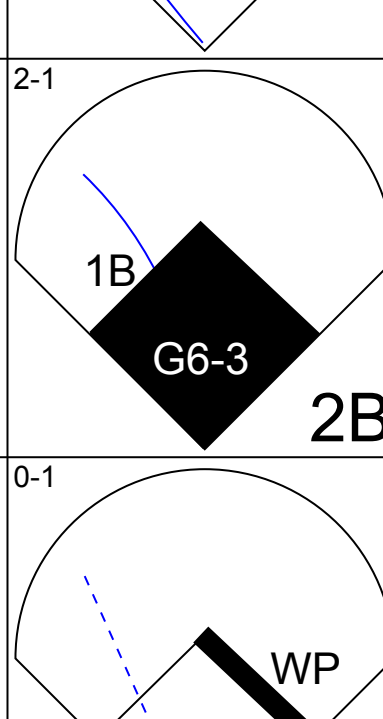
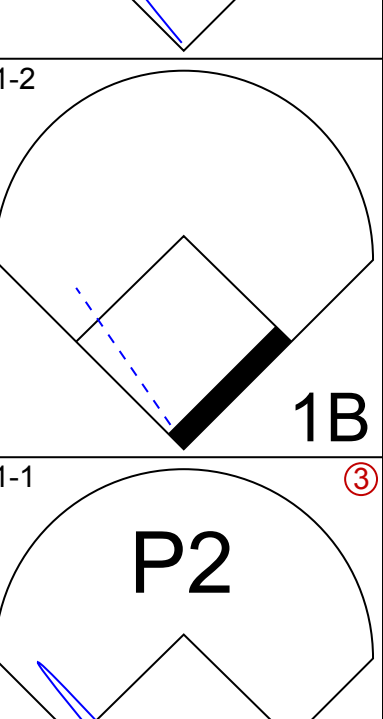
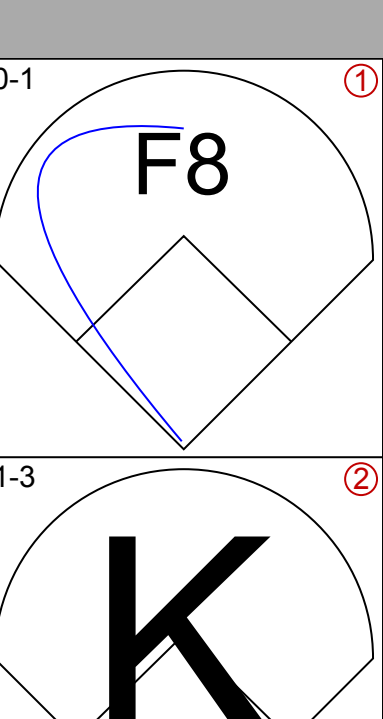
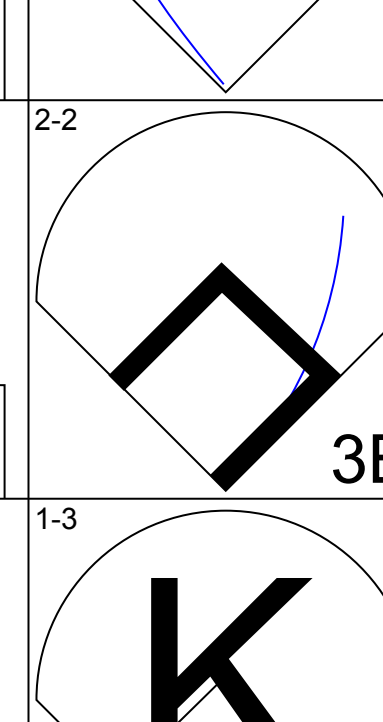
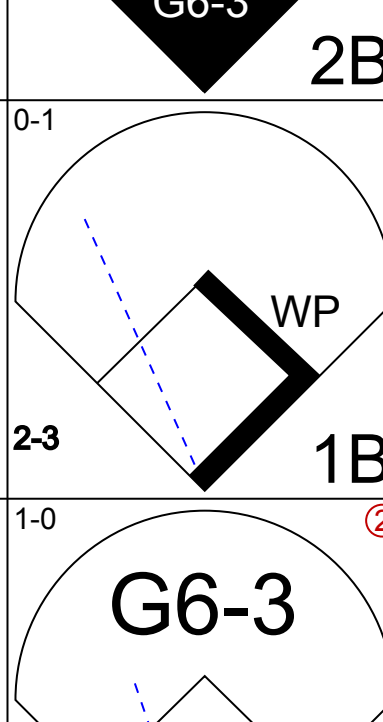
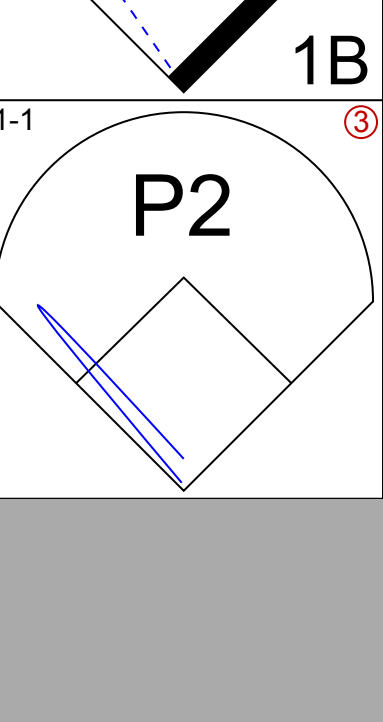
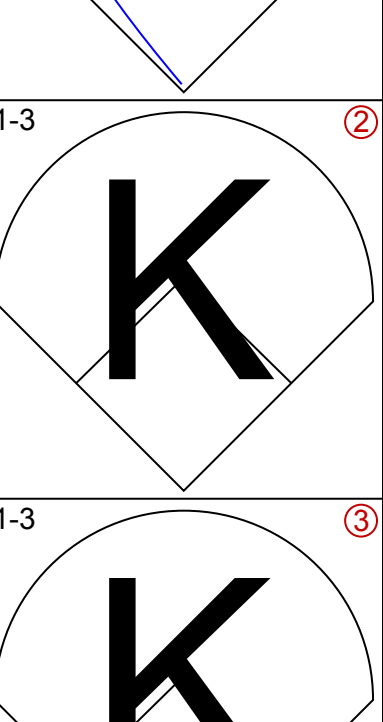
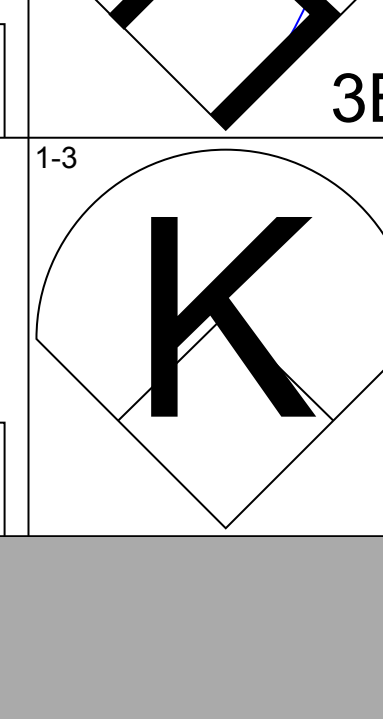
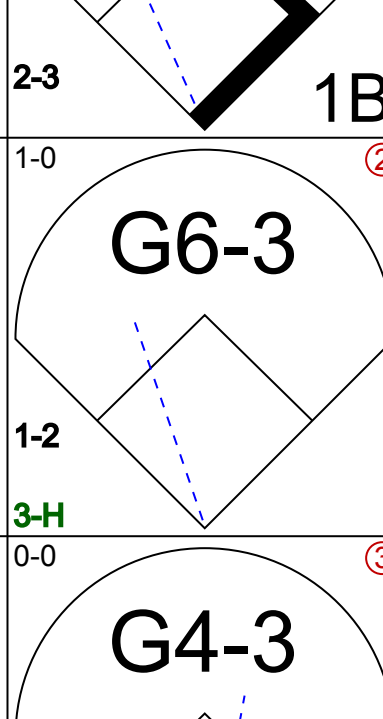
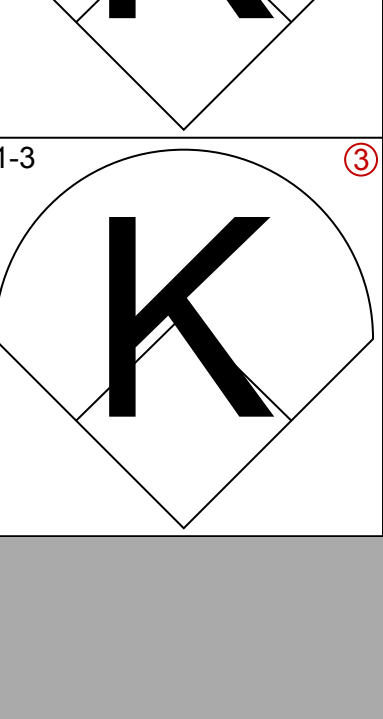
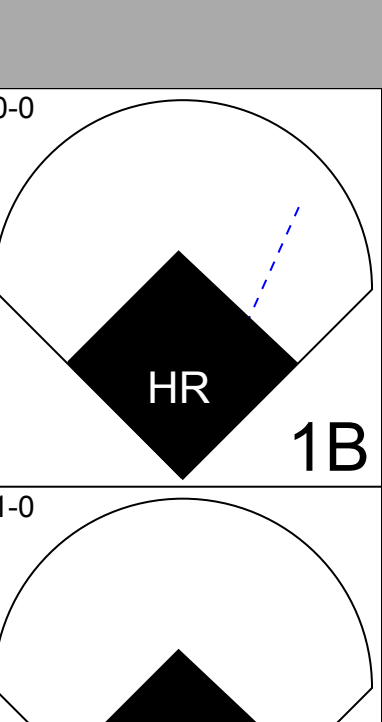
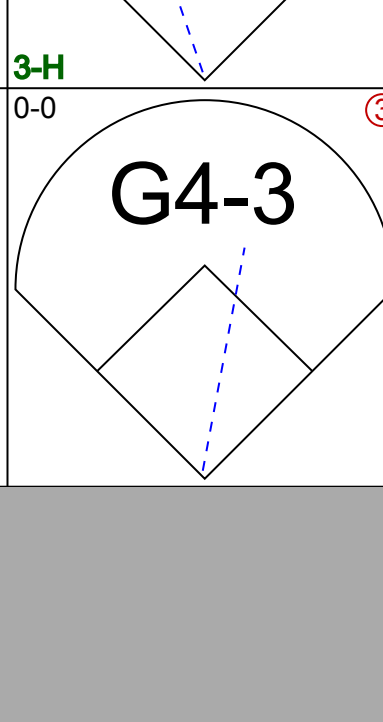
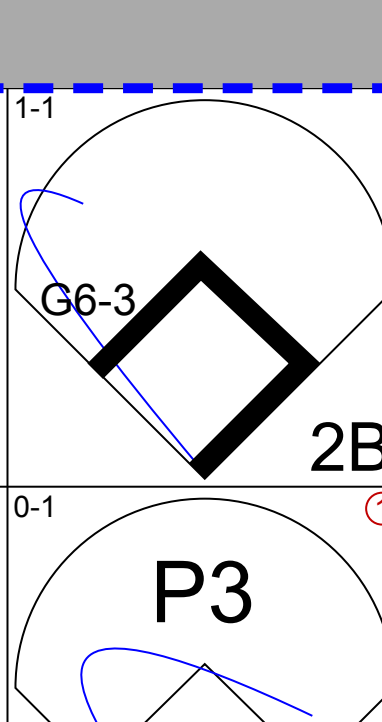
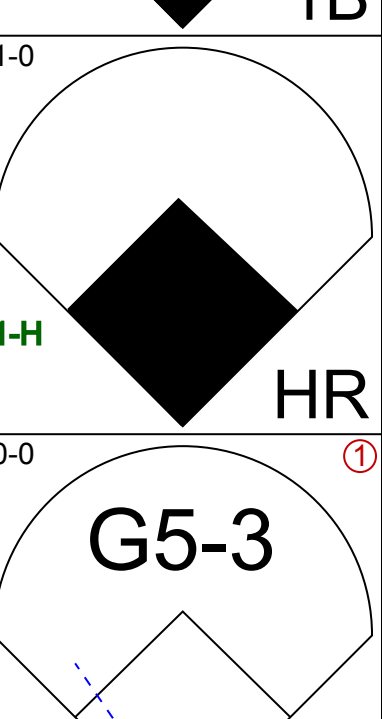
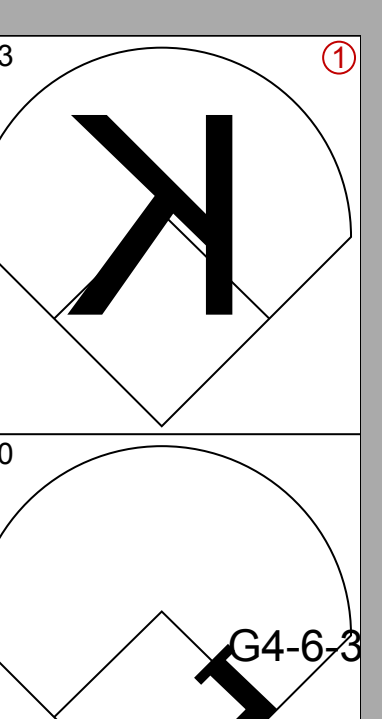
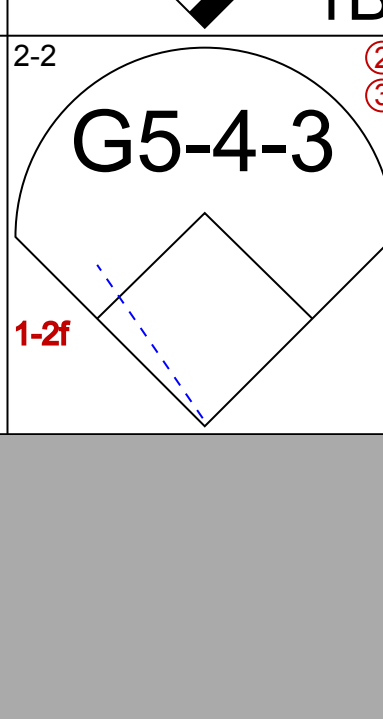
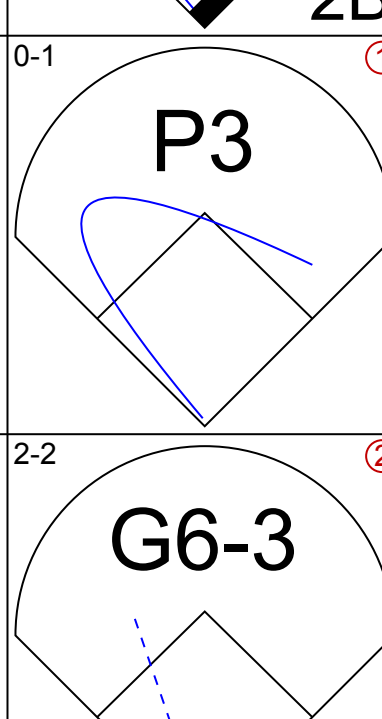
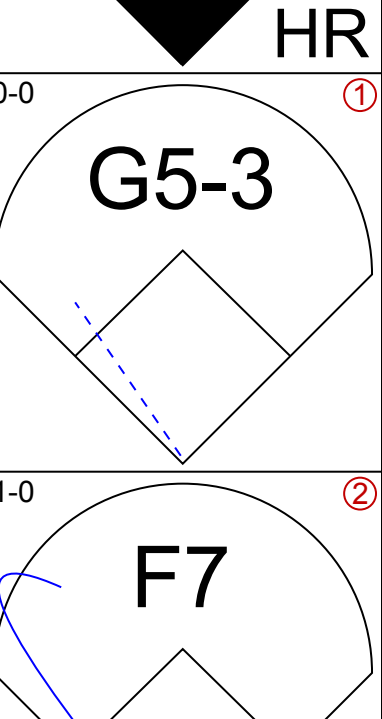
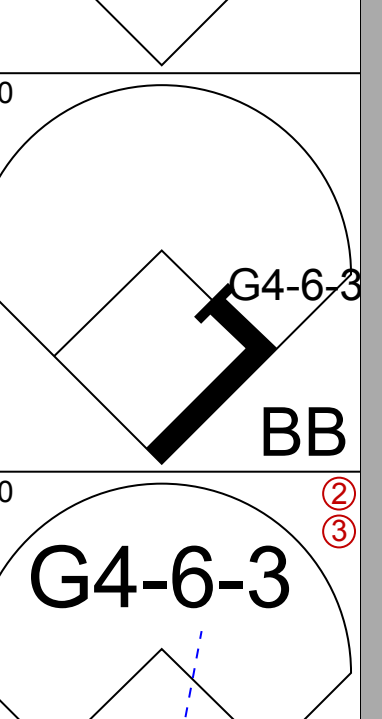
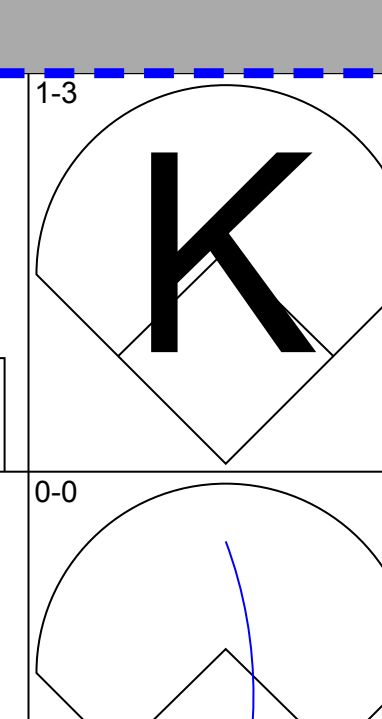
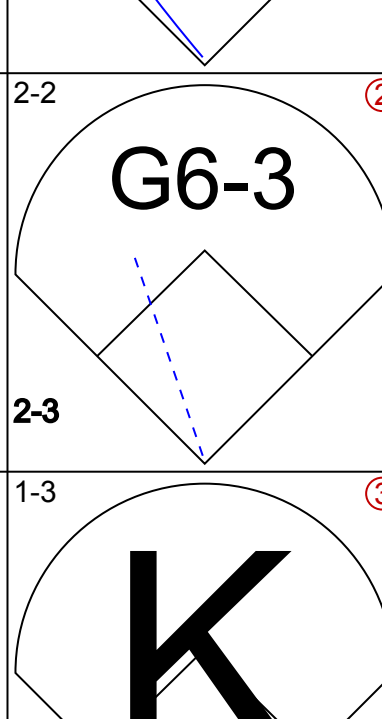
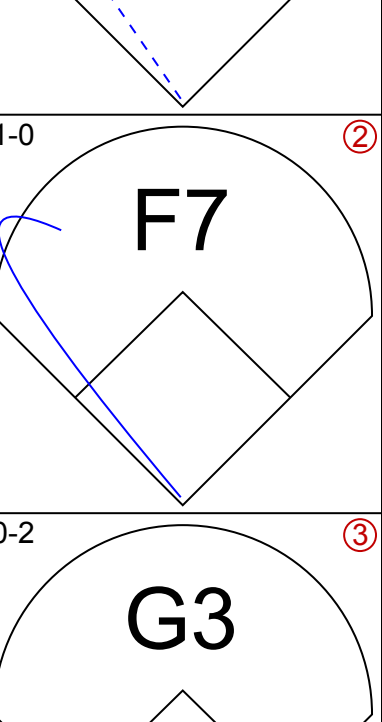
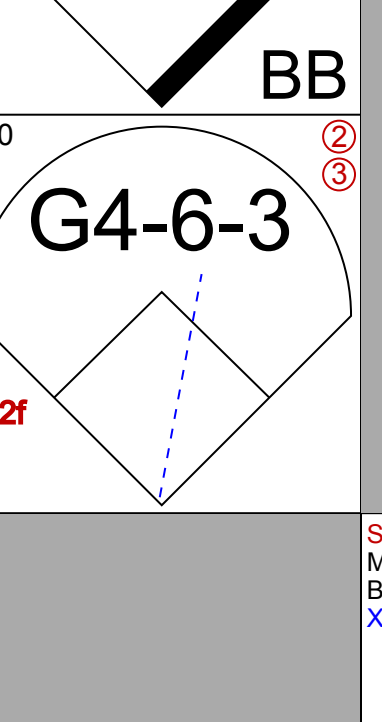
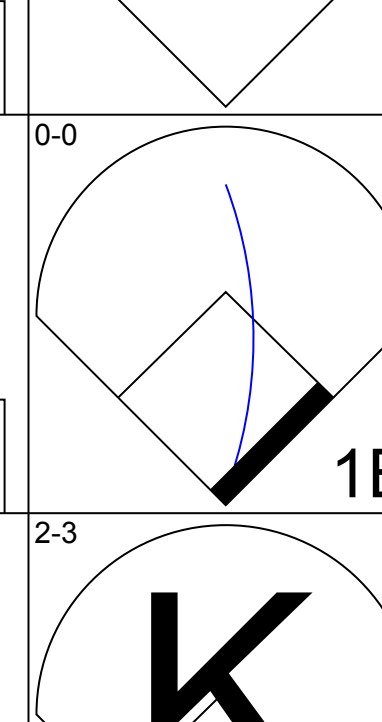
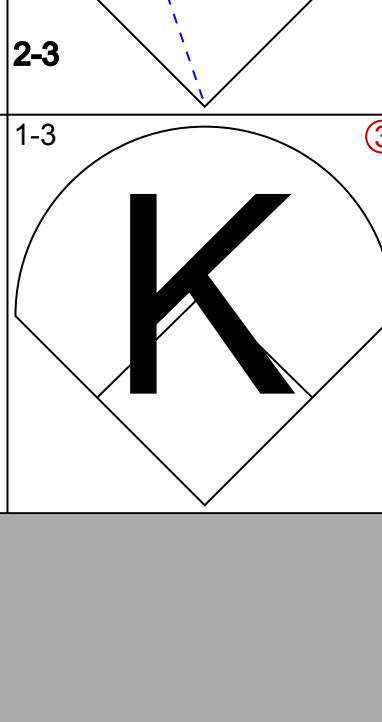
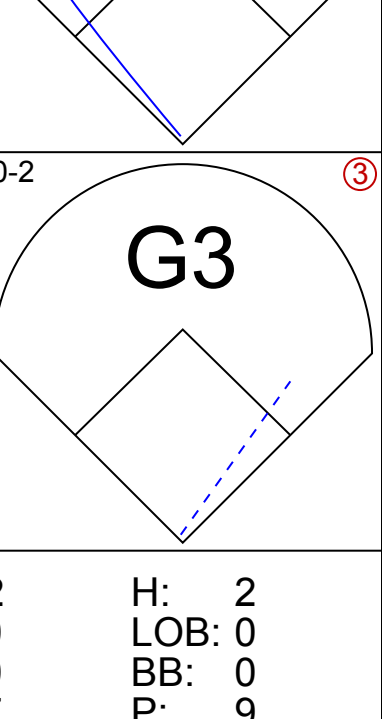
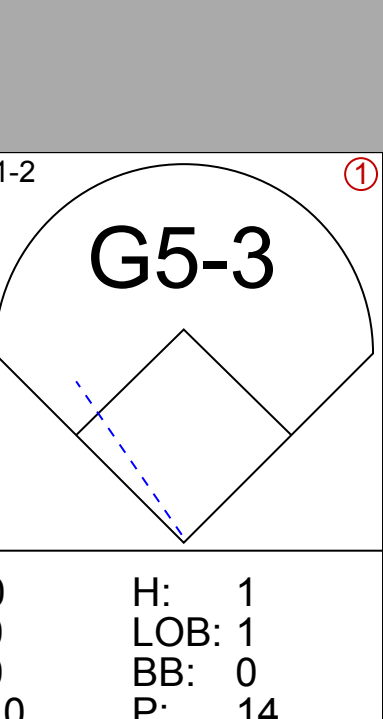
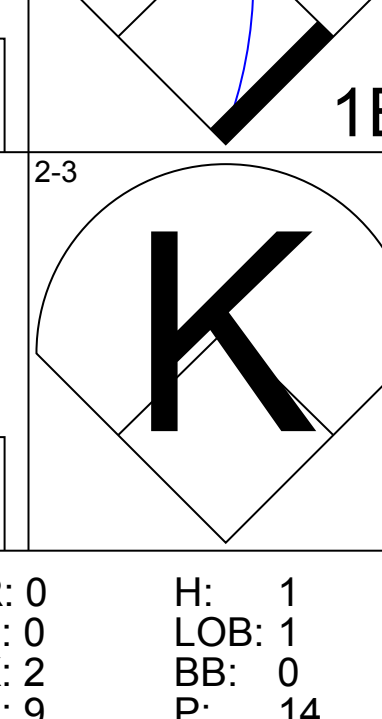
Batter	1	2	3	4	5	6	7	8	9	AB	R	H	RBI	BB	SO	LOB	BOTTOM								
Marquis Grissom, R OBP: 0.333, SLG: 0.396 (1, 8)										4	0	1	0	0	1	1	Cincinnati Reds @ Atlanta Braves Atlanta-Fulton County Stadium, Atlanta, GA Wed Aug 09 1995, 7:05 PM EDT Att: 38,602 - Unknown - 81 F livebaseballscorecards.com								
Mark Lemke, S OBP: 0.320, SLG: 0.347 (1, 4)										4	1	1	1	0	0	2									
10 Chipper Jones, S OBP: 0.370, SLG: 0.457 (1, 5)										3	1	1	0	1	1	0									
Fred McGriff, L OBP: 0.350, SLG: 0.458 (1, 3)										4	1	1	2	0	1	2									
David Justice, L OBP: 0.390, SLG: 0.490 (1, 9)										4	0	1	0	0	1	0									
Dwight Smith, L OBP: 0.316, SLG: 0.425 (1, 7)										4	0	0	0	0	1	1									
Charlie O'Brien, R OBP: 0.387, SLG: 0.496 (1, 2)										4	0	1	0	0	2	1									
Rafael Belliard, R OBP: 0.257, SLG: 0.245 Ryan Klesko, L OBP: 0.418, SLG: 0.607 Rod Nichols, R Steve Bedrosian, R Pedro Borbon, R	(1, 6) (7, PH) (8, 1) (9, 1) (9, 1)	0-1 1-2	0 0	0 0	0 0	0 0	0 0	0 0	0 0	2 0	0 0	0 0	0 0	0 0	0 0	0 0									
Greg Maddux, R OBP: 0.185, SLG: 0.137 Greg McMichael, R Mike Mordecai, R OBP: 0.333, SLG: 0.500 (8, 6)	(1, 1) (7, 1) (8, 6)	0-0 1-2	0 0	0 0	0 0	0 0	0 0	0 0	0 0	2 1	0 0	0 0	0 0	0 0	0 0	0 0									
Inning Stats	R: 2 E: 0 K: 1 S: 9	H: 3 LOB: 0 BB: 0 P: 16	R: 0 E: 0 K: 0 S: 6	H: 1 LOB: 1 BB: 0 P: 9	R: 0 E: 0 K: 0 S: 3	H: 0 LOB: 0 BB: 0 P: 5	R: 0 E: 0 K: 0 S: 5	H: 0 LOB: 0 BB: 0 P: 9	R: 0 E: 0 K: 1 S: 7	H: 0 LOB: 0 BB: 0 P: 8	R: 1 E: 0 K: 2 S: 12	H: 1 LOB: 0 BB: 0 P: 18	R: 0 E: 0 K: 2 S: 14	H: 1 LOB: 1 BB: 0 P: 18	R: 0 E: 0 K: 1 S: 15	H: 1 LOB: 2 BB: 1 P: 27		R: 0 E: 0 K: 1 S: 7	H: 0 LOB: 0 BB: 0 P: 9	1B: 4 2B: 1 3B: 0 HR: 2	SF: 0 SAC: 0 DP: 1 HBP: 0	WP: 0 PB: 0 SB: 0 CS: 0	PA: 34		
PITCHER	IP WLS BF H R ER SO BB IBB HBP BLK WP HR S P ERA WHIP																								
Dave Burba, R ERA: 3.96 Michael Jackson, R ERA: 2.25 Jeff Brantley, R ERA: 2.7	(1, 1) (7, 1) (8, 1)	6.0 1.2 1.1	W 7 S	23 1 4	6 0 0	3 0 0	3 0 0	4 3 1	0 1 0	0 0 0	0 0 0	0 22 10	46 36 13	7.00 0.00 0.00	1.000 1.200 0.000										

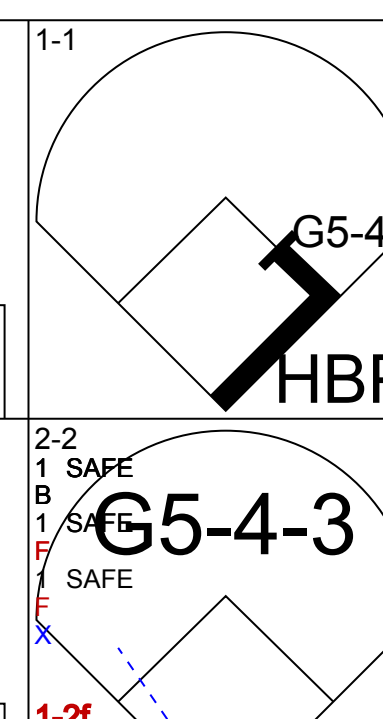
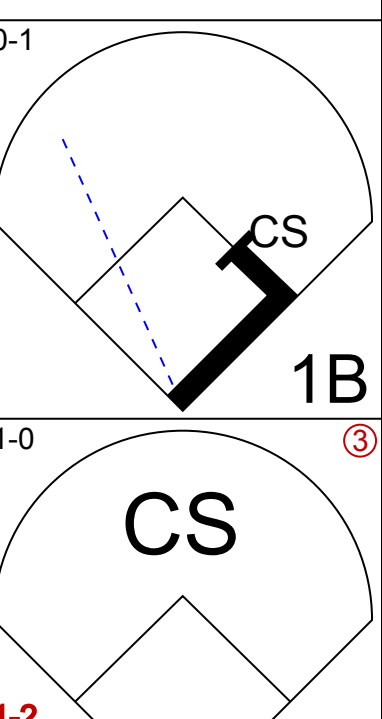
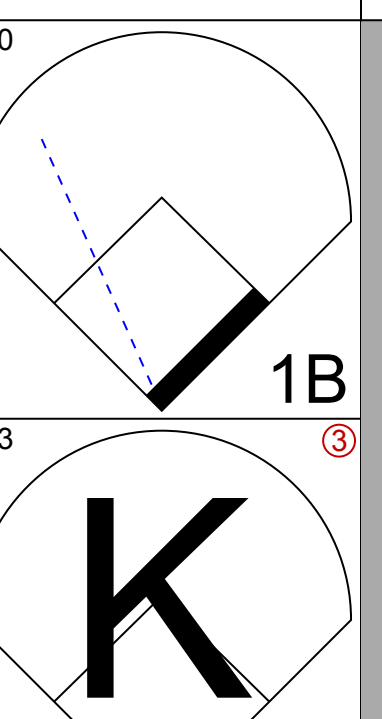
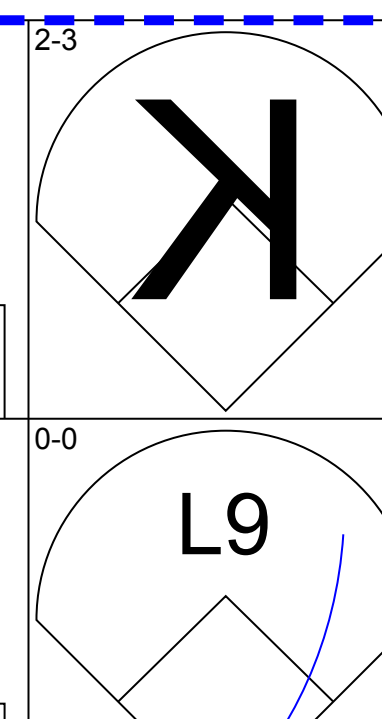
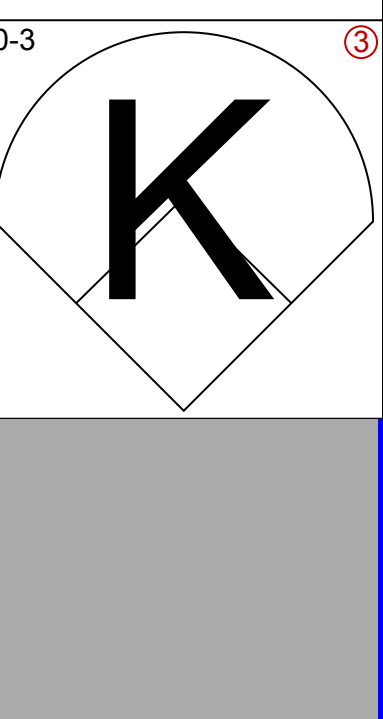
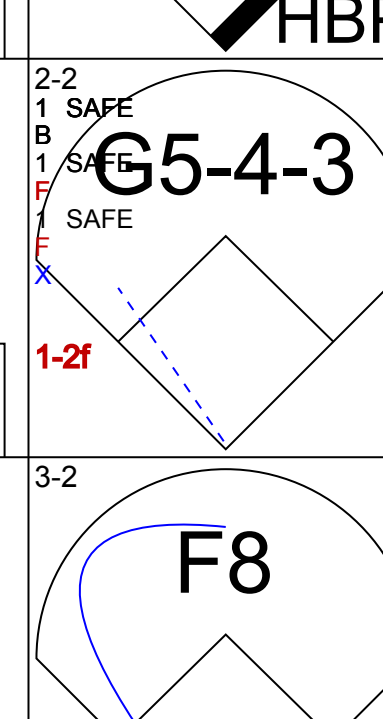
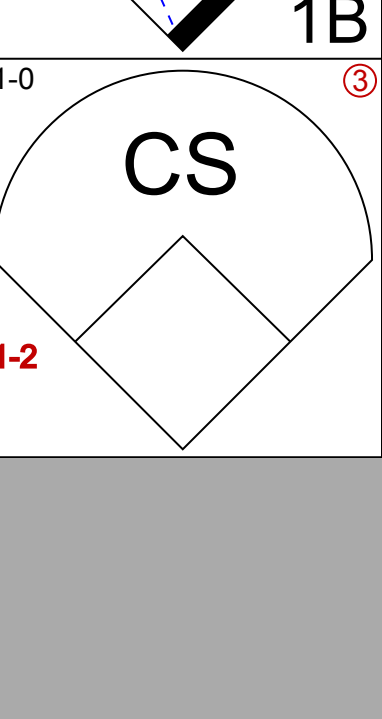
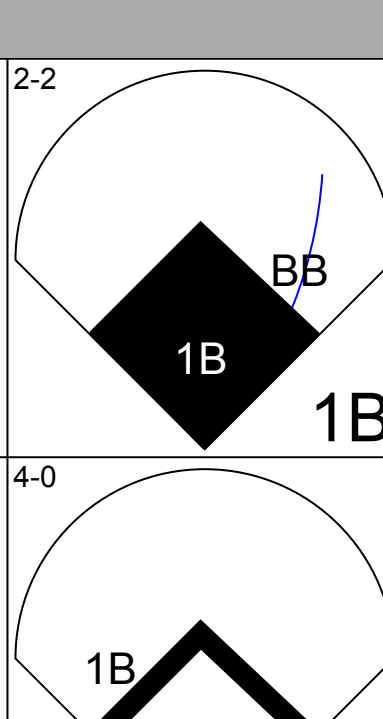

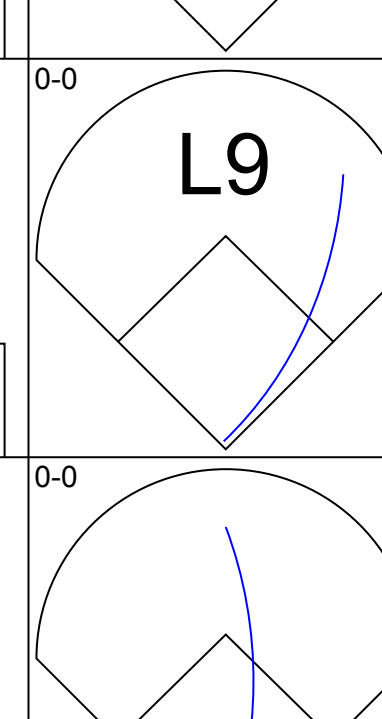
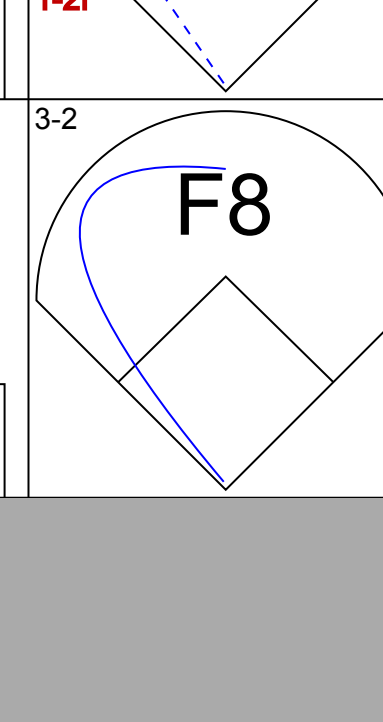
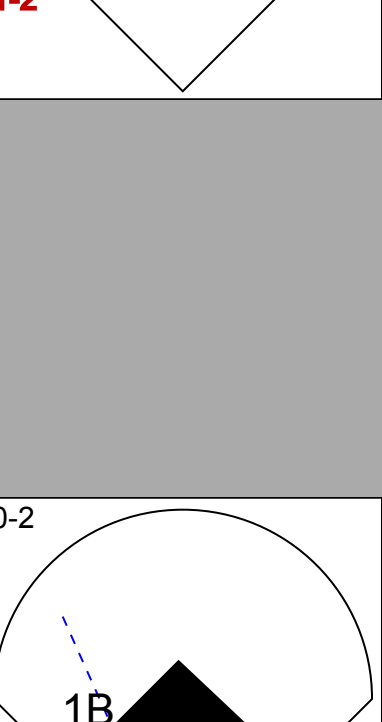
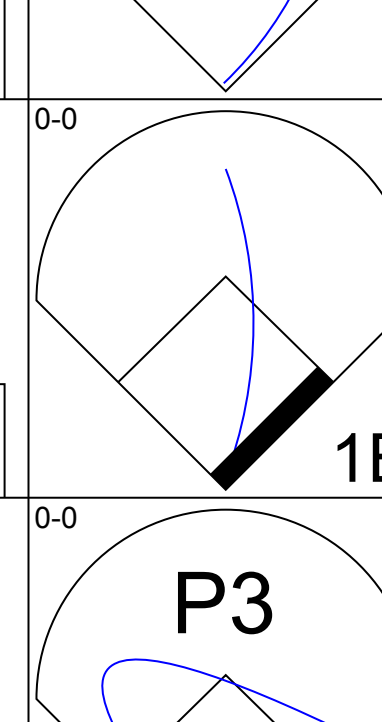

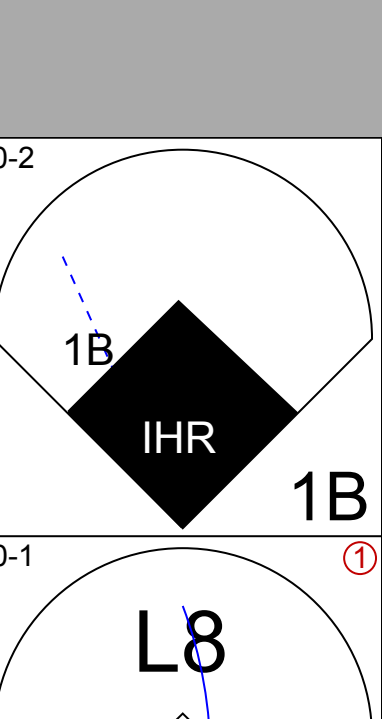
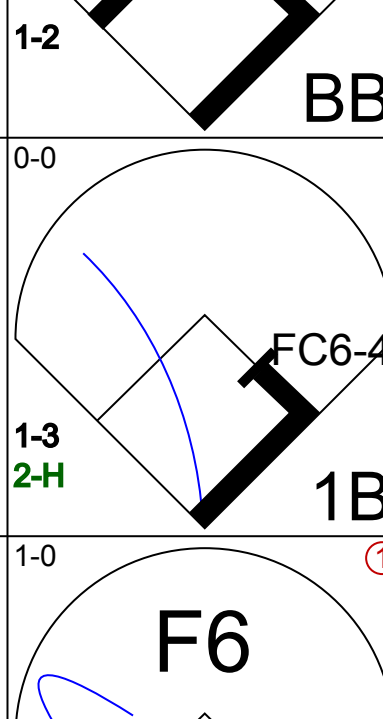

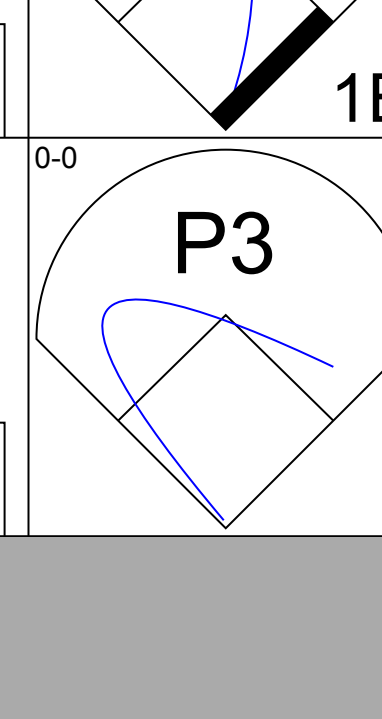

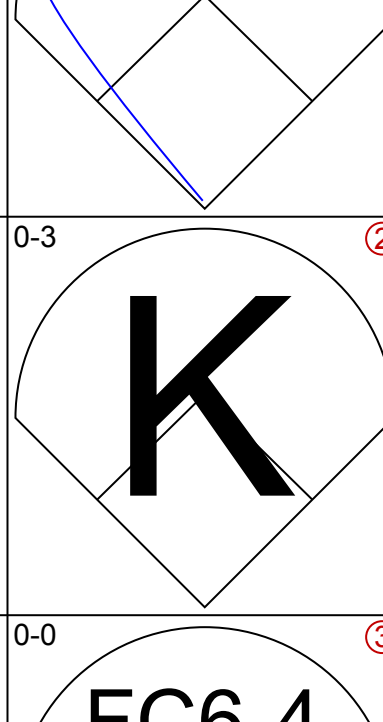
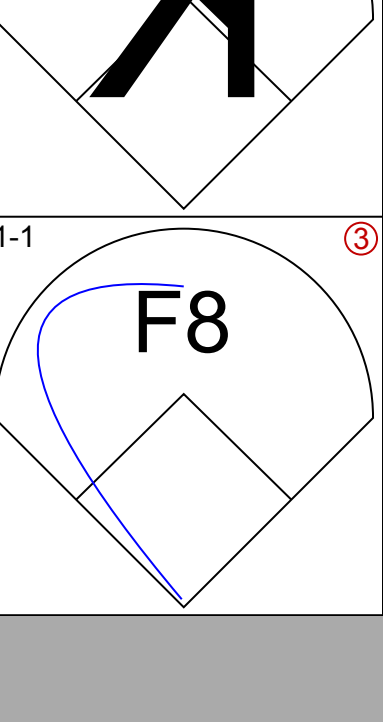
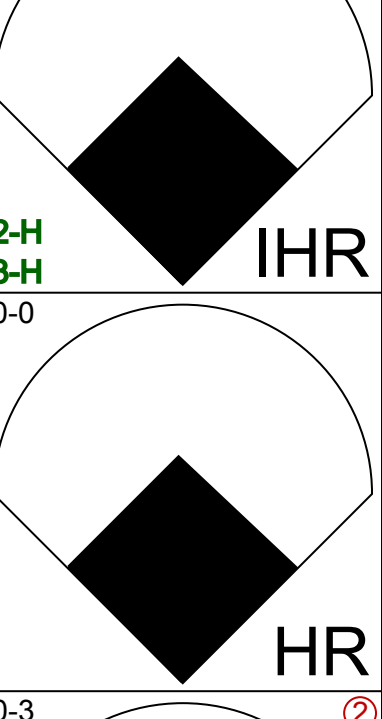
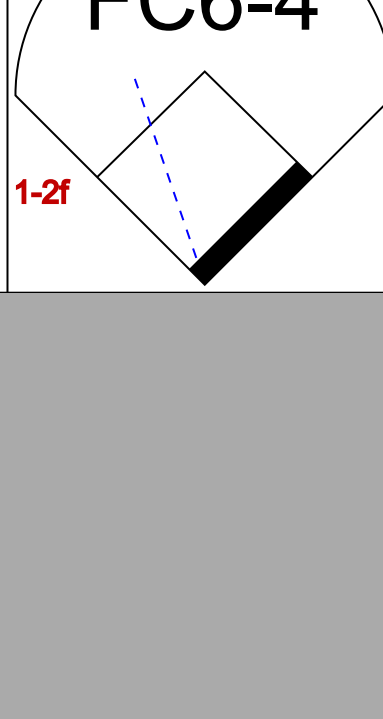
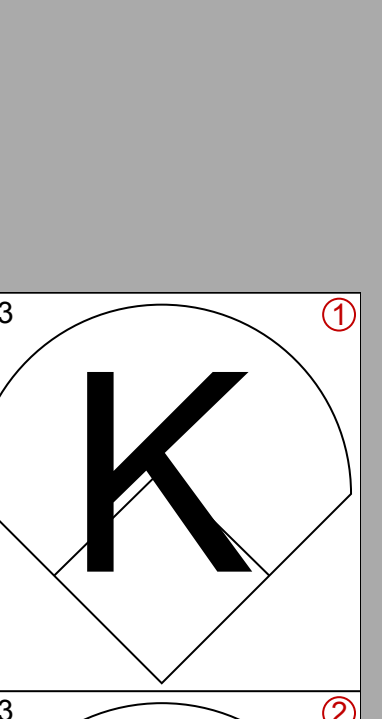

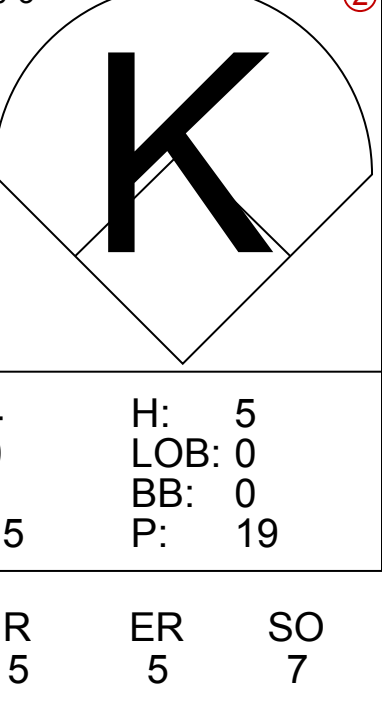
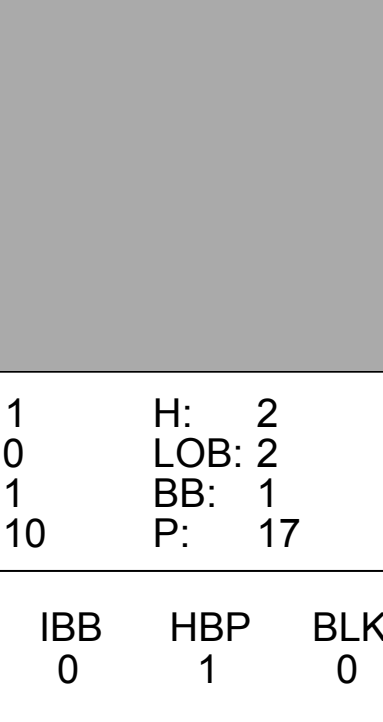
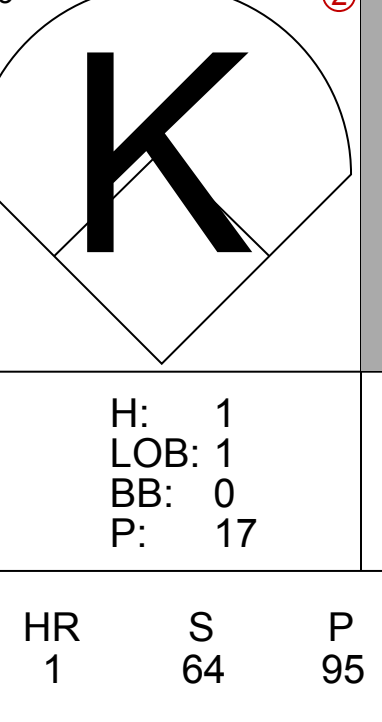

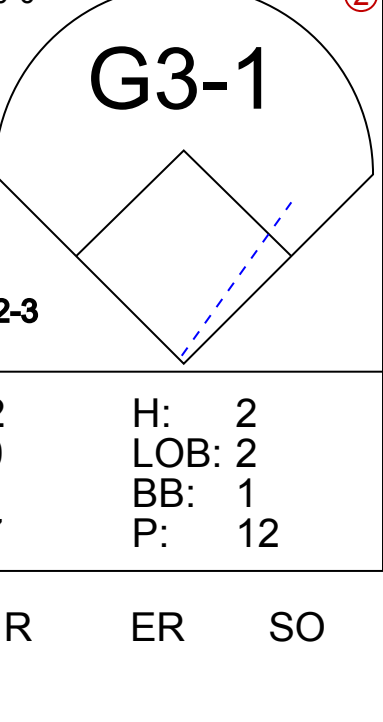
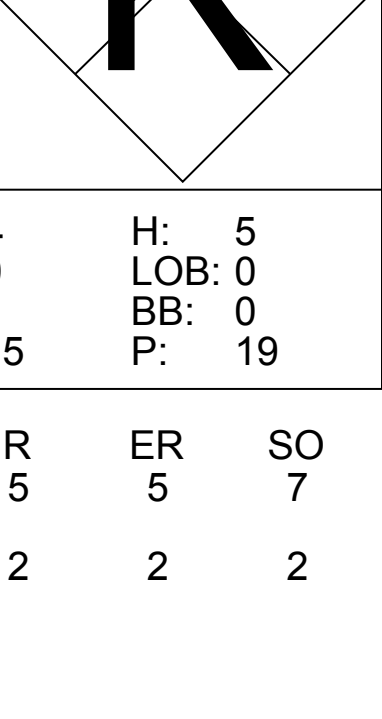
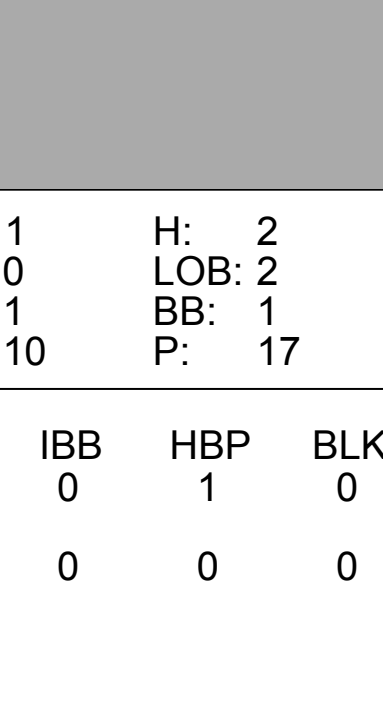
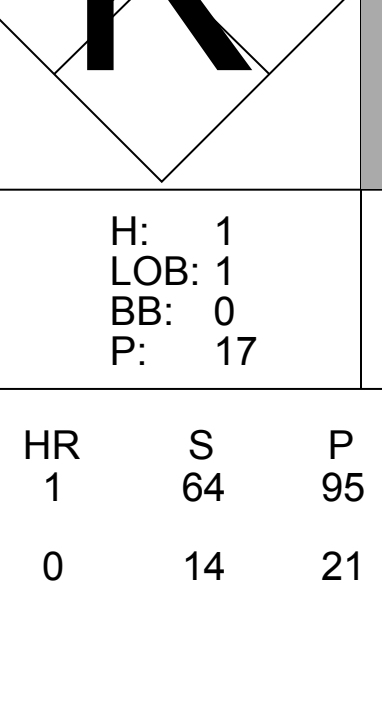
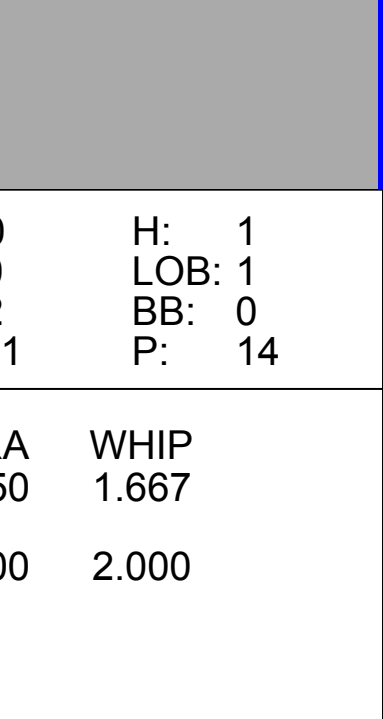
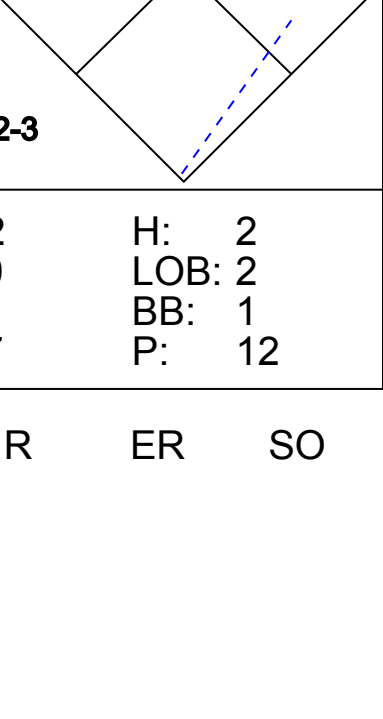
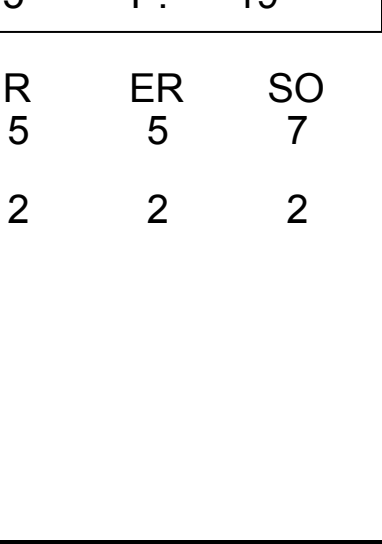
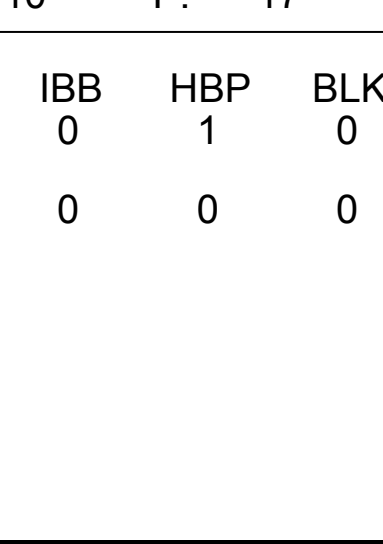
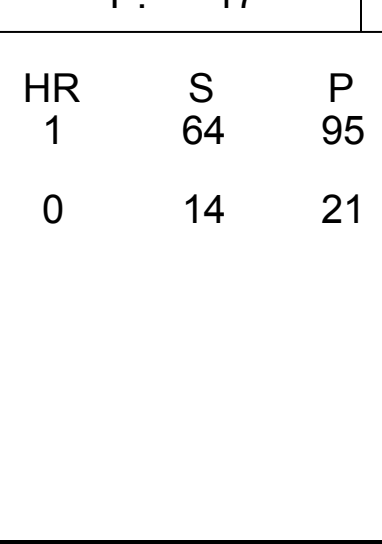
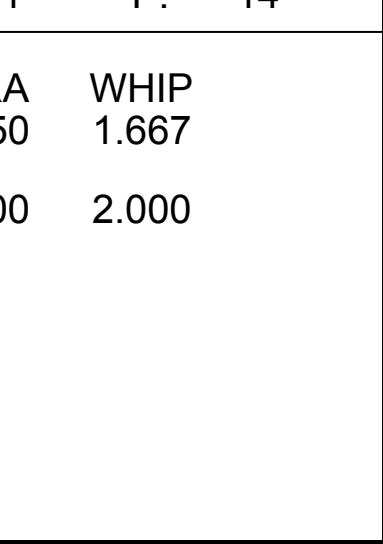
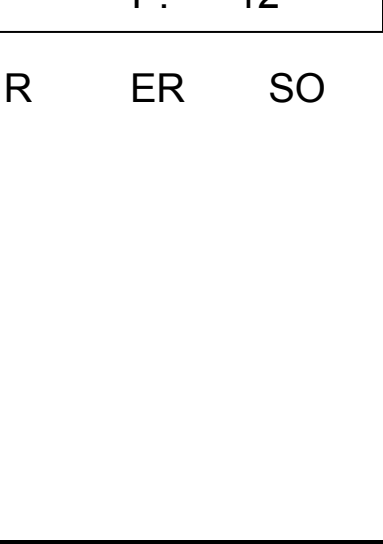





AB	38
R	9
H	14
RBI	7
BB	7
SO	10
LOB	24



AB	33
R	3
H	7
RBI	3
BB	1
SO	8
LOB	10



Batter	1	2	3	4	5	6	7	8	9	AB	R	H	RBI	BB	SO	LOB	TOP					
Darren Lewis, R OBP: 0.305, SLG: 0.307 (1, 8)										4	0	0	0	0	1	1	Cincinnati Reds @ Florida Marlins Joe Robbie Stadium, Miami, FL Sat Aug 12 1995, 7:05 PM EDT Att: 30,407 - Unknown - 81 F					
Barry Larkin, R OBP: 0.390, SLG: 0.494 (1, 6)										4	1	2	0	0	0	0						
Ron Gant, R OBP: 0.391, SLG: 0.572 (1, 7)										4	0	2	0	0	1	1						
Reggie Sanders, R OBP: 0.395, SLG: 0.564 (1, 9)										4	0	0	1	0	2	2						
Hal Morris, L OBP: 0.301, SLG: 0.409 (1, 3)										4	1	3	0	0	0	1						
Benito Santiago, R OBP: 0.344, SLG: 0.556 (1, 2)										4	1	1	2	0	1	2						
Bret Boone, R OBP: 0.342, SLG: 0.459 (1, 4)										3	0	0	0	1	1	1						
Jeff Branson, L OBP: 0.323, SLG: 0.441 (1, 5)										4	0	1	0	0	1	2						
Pete Schourek, L OBP: 0.167, SLG: 0.167 (7, PH)										2	0	0	0	0	0	0						
Thomas Howard, S OBP: 0.357, SLG: 0.496 (7, PH)										1	0	0	0	0	1	1						
Michael Jackson, R OBP: 0.333, SLG: 0.333 (7, 1)										0	0	0	0	0	0	0						
Inning Stats	R: 0 E: 0 K: 2 S: 12	H: 1 LOB: 1 BB: 0 P: 17	R: 2 E: 0 K: 0 S: 7	H: 2 LOB: 0 BB: 0 P: 9	R: 1 E: 0 K: 0 S: 8	H: 2 LOB: 1 BB: 0 P: 11	R: 0 E: 0 K: 1 S: 4	H: 0 LOB: 0 BB: 1 P: 9	R: 0 E: 0 K: 0 S: 10	H: 1 LOB: 1 BB: 0 P: 14	R: 0 E: 0 K: 0 S: 9	H: 1 LOB: 0 BB: 0 P: 13	R: 0 E: 0 K: 2 S: 9	H: 1 LOB: 1 BB: 0 P: 14	R: 0 E: 0 K: 1 S: 9	H: 0 LOB: 0 BB: 0 P: 11	R: 0 E: 0 K: 1 S: 12	H: 1 LOB: 1 BB: 0 P: 16	1B: 5 2B: 2 3B: 1 HR: 1	SF: 0 SAC: 0 DP: 2 HBP: 0	WP: 1 PB: 0 SB: 0 CS: 0	PA: 35
PITCHER	IP	WLS	BF	H	R	ER	SO	BB	IBB	HBP	BLK	WP	HR	S	P	ERA	WHIP					
David Weathers, R ERA: 6.34 (1, 1)	6.0	W	24	7	3	3	3	1	0	0	0	1	1	50	73	4.50	1.333					
Alejandro Pena, R ERA: 5.51 (7, 1)	2.0		7	1	0	0	4	0	0	0	0	0	0	18	25	0.00	0.500					
Robb Nen, R ERA: 3.11 (9, 1)	1.0		4	1	0	0	1	0	0	0	0	0	0	12	16	0.00	1.000					

Batter	1	2	3	4	5	6	7	8	9	AB	R	H	RBI	BB	SO	LOB	BOTTOM					
Chuck Carr, S OBP: 0.313, SLG: 0.279 (1, 8)										4	0	2	0	0	2	2	Cincinnati Reds @ Florida Marlins Joe Robbie Stadium, Miami, FL Sat Aug 12 1995, 7:05 PM EDT Att: 30,407 - Unknown - 81 F					
Jerry Browne, S OBP: 0.338, SLG: 0.277 (1, 4)										1	0	0	0	0	0	1						
Mario Diaz, R OBP: 0.232, SLG: 0.319 (2, 4)										3	1	1	0	0	1	1						
Robb Nen, R ERA: 3.11 (9, 1)										0	0	0	0	0	0	0						
Jeff Conine, R OBP: 0.396, SLG: 0.552 (1, 7)										3	0	1	0	1	1	0						
Terry Pendleton, S OBP: 0.339, SLG: 0.429 (1, 5)										4	1	3	1	0	0	1						
Greg Colbrunn, R OBP: 0.312, SLG: 0.451 (1, 3)										4	0	0	0	0	1	4						
Andre Dawson, R OBP: 0.300, SLG: 0.429 (1, 9)										4	1	2	0	0	1	3						
Jesus Tavarez, S OBP: 0.286, SLG: 0.254 (8, FR)										0	1	0	0	0	0	0						
Kurt Abbott, R OBP: 0.318, SLG: 0.462 (1, 6)										3	2	1	3	1	0	2						
Rob Natal, R OBP: 0.333, SLG: 1.000 (1, 2)										4	1	2	3	0	1	0						
David Weathers, R OBP: 0.095, SLG: 0.095 (1, 1)										2	0	0	0	0	2	0						
Alex Arias, R OBP: 0.353, SLG: 0.356 (6, PH)										1	0	0	0	0	0	0						
Alejandro Pena, R OBP: 0.355, SLG: 0.307 (8, PH)										0	0	0	0	0	0	0						
Quilvio Veras, S OBP: 0.355, SLG: 0.307 (9, 4)										1	0	0	0	0	0	1						
Inning Stats	R: 0 E: 0 K: 0 S: 11	H: 0 LOB: 0 BB: 0 P: 17	R: 4 E: 0 K: 1 S: 15	H: 5 LOB: 0 BB: 0 P: 19	R: 1 E: 0 K: 1 S: 10	H: 2 LOB: 2 BB: 1 P: 17	R: 0 E: 0 K: 3 S: 11	H: 1 LOB: 1 BB: 0 P: 17	R: 0 E: 0 K: 2 S: 11	H: 1 LOB: 1 BB: 0 P: 14	R: 0 E: 0 K: 0 S: 6	H: 0 LOB: 0 BB: 0 P: 11	R: 0 E: 0 K: 1 S: 7	H: 1 LOB: 1 BB: 0 P: 9	R: 2 E: 0 K: 1 S: 7	H: 2 LOB: 2 BB: 1 P: 12	R: 0 E: 0 K: 1 S: 12	H: 1 LOB: 1 BB: 0 P: 16	1B: 9 2B: 1 3B: 0 HR: 2	SF: 0 SAC: 0 DP: 1 HBP: 1	WP: 0 PB: 0 SB: 0 CS: 1	PA: 38
PITCHER	IP	WLS	BF	H	R	ER	SO	BB	IBB	HBP	BLK	WP	HR	S	P	ERA	WHIP					
Pete Schourek, L ERA: 3.4 (1, 1)	6.0	L	27	9	5	5	7	1	0	1	0	0	0	64	95	7.50	1.667					
Michael Jackson, R ERA: 2.7 (7, 1)	2.0		10	3	2	2	2	1	0	0	0	0	0	14	21	9.00	2.000					

Batter	1	2	3	4	5	6	7	8	9	AB	R	H	RBI	BB	SO	LOB	TOP					
Thomas Howard, S OBP: 0.360, SLG: 0.408										4	0	2	1	0	1	1	Cincinnati Reds @ Florida Marlins Joe Robbie Stadium, Miami, FL Sun Aug 13 1995, 7:05 PM EDT Att: 40,027 - Unknown - 90 F livebaseballscorecards.com					
Barry Larkin, R OBP: 0.396, SLG: 0.488										4	1	0	0	0	0	2						
Hal Morris, L OBP: 0.300, SLG: 0.403										3	0	0	0	1	1							
Ron Gant, R OBP: 0.392, SLG: 0.570										3	1	1	0	1	1							
Reggie Sanders, R OBP: 0.397, SLG: 0.563										4	0	2	1	0	2	1						
Eddie Taubensee, L OBP: 0.314, SLG: 0.440											2	0	0	0	1	3						
Jeff Branson, L OBP: 0.321, SLG: 0.439										1	0	0	0	0	1							
Hector Carrasco, R OBP: 0.340, SLG: 0.549										0	0	0	0	0	0							
Bret Boone, R OBP: 0.343, SLG: 0.463										4	1	2	0	0	0	1						
Lenny Harris, L OBP: 0.230, SLG: 0.282										4	1	0	0	0	1	3						
David Wells, L OBP: 0.200, SLG: 0.200										2	0	1	0	0	0	1						
Benito Santiago, R OBP: 0.340, SLG: 0.549										2	0	0	0	0	1							
Inning Stats	R: 2 E: 1 K: 3 S: 15	H: 1 LOB: 1 BB: 1 P: 29	R: 1 E: 1 K: 1 S: 8	H: 2 LOB: 1 BB: 0 P: 12	R: 0 E: 0 K: 1 S: 7	H: 0 LOB: 0 BB: 0 P: 11	R: 0 E: 0 K: 0 S: 5	H: 0 LOB: 0 BB: 0 P: 10	R: 0 E: 0 K: 0 S: 8	H: 1 LOB: 0 BB: 0 P: 12	R: 0 E: 0 K: 0 S: 9	H: 2 LOB: 1 BB: 0 P: 12	R: 1 E: 0 K: 0 S: 11	H: 2 LOB: 1 BB: 0 P: 14	R: 0 E: 0 K: 3 S: 14	H: 0 LOB: 0 BB: 0 P: 20	R: 0 E: 0 K: 1 S: 5	H: 0 LOB: 0 BB: 0 P: 8	1B: 7 2B: 1 3B: 0 HR: 0	SF: 0 SAC: 0 DP: 3 HBP: 0	WP: 0 PB: 0 SB: 3 CS: 0	PA: 36
PITCHER	IP WLS BF H R ER SO BB IBB HBP BLK WP HR S P ERA WHIP																					
Mark Gardner, R ERA: 4.0	(1, 1) 6.2 W 28 8 4 1 5 2 0 0 0 0 0 0 0 61 96 1.35 1.500																					
Randy Veres, R ERA: 2.41	(7, 1) 0.1 1 0 0 0 0 0 0 0 0 0 0 0 2 4 0.00 0.000																					
Yorkis Perez, L ERA: 4.93	(8, 1) 0.0 1 0 0 0 0 1 0 0 0 0 0 0 3 7 ∞ ∞																					
Terry Mathews, R ERA: 3.59	(8, 1) 0.2 2 0 0 0 2 0 0 0 0 0 0 0 7 9 0.00 0.000																					
Robb Nen, R ERA: 3.02	(8, 1) 1.1 S 4 0 0 0 2 0 0 0 0 0 0 0 9 12 0.00 0.000																					

Batter	1	2	3	4	5	6	7	8	9	AB	R	H	RBI	BB	SO	LOB	BOTTOM			
QuiVio Veras, S OBP: 0.358, SLG: 0.321										5	1	3	1	0	1	3	Cincinnati Reds @ Florida Marlins Joe Robbie Stadium, Miami, FL Sun Aug 13 1995, 7:05 PM EDT Att: 40,027 - Unknown - 90 F livebaseballscorecards.com			
Chuck Carr, S OBP: 0.311, SLG: 0.277										5	1	1	0	0	1	5				
Jeff Conine, R OBP: 0.400, SLG: 0.563										3	1	2	1	1	1	2				
Terry Pendleton, S OBP: 0.340, SLG: 0.433										4	1	2	2	0	1	2				
Greg Colbrunn, R OBP: 0.309, SLG: 0.446										4	0	0	0	0	1	4				
Andre Dawson, R OBP: 0.298, SLG: 0.424										4	0	1	1	0	1	2				
Yorkis Perez, L OBP: 0.462, SLG: 0.615										0	0	0	0	0	0	0				
Terry Mathews, L OBP: 0.462, SLG: 0.615										0	0	0	0	0	0	0				
Robb Nen, R OBP: 0.317, SLG: 0.457										3	1	0	0	1	1	1				
Steve Decker, R OBP: 0.351, SLG: 0.381										3	1	1	0	1	0	1				
Mark Gardner, R OBP: 0.167, SLG: 0.167										3	0	1	1	0	1	1				
Randy Veres, R ERA: 3.22	(7, 1) 2.0 L 24 8 5 3 3 0 0 0 0 0 0 0 21 32 4.50 1.500																			
Jesus Tavarez, S OBP: 0.295, SLG: 0.264	(8, 1) 1.0 5 1 0 0 2 1 0 0 0 0 2 0 13 22 0.00 2.000																			
Inning Stats	R: 3 E: 0 K: 1 S: 14	H: 4 LOB: 1 BB: 0 P: 20	R: 0 E: 0 K: 2 S: 9	H: 1 LOB: 0 BB: 0 P: 12	R: 0 E: 0 K: 0 S: 7	H: 0 LOB: 1 BB: 1 P: 16	R: 1 E: 0 K: 0 S: 12	H: 1 LOB: 1 BB: 1 P: 17	R: 1 E: 0 K: 0 S: 11	H: 2 LOB: 0 BB: 0 P: 17	R: 1 E: 0 K: 0 S: 8	H: 2 LOB: 1 BB: 0 P: 14	R: 0 E: 0 K: 3 S: 13	H: 1 LOB: 1 BB: 0 P: 18	R: 0 E: 0 K: 2 S: 13	H: 1 LOB: 2 BB: 1 P: 22	1B: 8 2B: 2 3B: 1 HR: 1	SF: 0 SAC: 0 DP: 1 HBP: 0	WP: 2 PB: 0 SB: 2 CS: 0	PA: 38
PITCHER	IP WLS BF H R ER SO BB IBB HBP BLK WP HR S P ERA WHIP																			
David Wells, L ERA: 3.22	(1, 1) 5.0 L 24 8 5 3 3 2 0 0 0 0 0 0 21 32 4.50 1.500																			
Xavier Hernandez, R ERA: 3.95	(8, 1) 2.0 9 3 1 1 3 0 0 0 0 0 0 0 13 22 0.00 2.000																			
Hector Carrasco, R ERA: 2.66	(8, 1) 1.0 5 1 0 0 2 1 0 0 0 0 2 0 13 22 0.00 2.000																			



Batter	1	2	3	4	5	6	7	8	9	AB	R	H	RBI	BB	SO	LOB	TOP				
Eric Young Sr. R OBP: 0.390, SLG: 0.454 (1, 4)	P4		K			G5-3		F9	G5-3	5	0	0	0	0	1	2					
Watt Weiss S OBP: 0.386, SLG: 0.294 (1, 6)	P4		G4-3			G3		1B		4	0	1	0	0	0	1					
Andres Calarraga R OBP: 0.334, SLG: 0.512 (1, 3)	F9			G6-3		G5-3		1B		4	0	1	0	0	0	0					
Larry Walker L OBP: 0.380, SLG: 0.613 (1, 9)		G4-3			F7		P5	G5-3		3	0	0	0	0	0	0					
Bryan Hickerson L OBP: 0.367, SLG: 0.500 (7, 1)										0	0	0	0	0	0	0					
Jim Tatum R OBP: 0.281, SLG: 0.355 (8, PH)										1	0	0	0	0	0	2					
Mike Munoz L OBP: 0.667, SLG: 1.000 (8, 1)										0	0	0	0	0	0	0					
Dante Bichette R OBP: 0.352, SLG: 0.602 (1, 7)	L6			FC3-6	1B		HR		2B	3	2	2	1	1	0	0					
Joe Girardi R OBP: 0.327, SLG: 0.398 (1, 2)										2	0	1	0	0	0	1					
David Nied R (4, 1)										0	0	0	0	0	0	0					
John Vander Wal L OBP: 0.427, SLG: 0.560 (7, PH)	2B				FC3-6					2	0	0	0	0	1	1					
John Vander Wal L OBP: 0.427, SLG: 0.560 (7, 9)										2	0	0	0	0	1	1					
Mike Kingery L OBP: 0.370, SLG: 0.445 (1, 8)	F8					F9		1B		4	1	2	0	0	0	1					
Jason Bates S OBP: 0.341, SLG: 0.418 (1, 5)						F8		1B		4	0	1	0	0	1	3					
Bryan Rekar R (1, 1)										1	0	0	0	0	1	1					
Jayhawk Owens R OBP: 0.500, SLG: 1.083 (4, 2)			K			G3		K	2B	3	0	1	2	0	1	0					
Inning Stats	R: 0 E: 0 K: 0 S: 5	H: 0 LOB: 0 BB: 7	R: 0 E: 0 K: 0 S: 9	H: 1 LOB: 1 BB: 12	R: 0 E: 0 K: 2 S: 12	H: 1 LOB: 1 BB: 18	R: 0 E: 0 K: 0 S: 8	H: 0 LOB: 0 BB: 10	R: 0 E: 0 K: 0 S: 5	H: 0 LOB: 0 BB: 9	R: 1 E: 0 K: 0 S: 9	H: 2 LOB: 1 BB: 12	R: 0 E: 0 K: 1 S: 14	H: 2 LOB: 2 BB: 20	R: 2 E: 0 K: 2 S: 21	H: 2 LOB: 1 BB: 31	1B: 6 2B: 2 3B: 0 HR: 1	SF: 0 SAC: 0 DP: 0 HBP: 0	WP: 0 PB: 0 SB: 0 CS: 0	PA: 37	
PITCHER	IP	WLS	BF	H	R	ER	SO	BB	IBB	HBP	BLK	WP	HR	S	P	ERA	WHIP				
Mark Portugal R ERA: 4.55 (1, 1)	8.0	W	31	7	1	1	3	0	0	0	0	0	1	67	93	1.12	0.875				
Chuck McElroy L ERA: 5.13 (9, 1)	1.0		6	2	2	2	2	1	0	0	0	0	0	21	31	18.00	3.000				

Colorado Rockies @ Cincinnati Reds
Riverfront Stadium, Cincinnati, OH
Tue Aug 15 1995, 7:05 PM EDT
Att: 24,506 - Unknown - 73 F

AB 36
R 3
H 9
RBI 3
BB 1
SO 5
LOB 12



Batter	1	2	3	4	5	6	7	8	9	AB	R	H	RBI	BB	SO	LOB	BOTTOM				
Barry Larkin R OBP: 0.393, SLG: 0.497 (1, 6)	HR			HR			1B			3	2	3	3	1	0	0					
Mark Lewis R OBP: 0.415, SLG: 0.485 (7, PH)		G4-3			G4-3					0	0	0	0	1	0	0					
Hal Morris L OBP: 0.298, SLG: 0.417 (1, 3)	F7									4	1	1	3	0	0	3					
Mariano Duncan R OBP: 0.284, SLG: 0.400 (7, 3)		G4-3			G4-3					1	0	1	0	0	0	0					
Ron Gant R OBP: 0.366, SLG: 0.568 (1, 7)										4	0	0	0	0	2	3					
Darren Lewis R OBP: 0.305, SLG: 0.306 (6, 8)	K		K							1	0	0	0	0	2	2					
Reggie Sanders R OBP: 0.400, SLG: 0.588 (1, 8)										5	3	3	4	0	0	0					
Chuck McElroy L (6, 9)										0	0	0	0	0	0	0					
Eric Anthony L OBP: 0.370, SLG: 0.539 (1, 9)										3	0	2	0	0	0	0					
Jerome Walton R OBP: 0.348, SLG: 0.500 (6, 7)										1	1	1	0	1	0	0					
Bret Boone R OBP: 0.336, SLG: 0.451 (1, 4)	G1-3									5	0	0	0	0	1	4					
Eddie Taubensee L OBP: 0.322, SLG: 0.442 (1, 2)										4	2	2	1	1	1	2					
Lenny Harris L OBP: 0.241, SLG: 0.288 (1, 5)										4	2	2	0	1	0	1					
Mark Portugal R OBP: 0.175, SLG: 0.211 (1, 1)										4	0	0	0	0	2	6					
Thomas Howard S OBP: 0.360, SLG: 0.408 (9, 9)										0	0	0	0	0	0	0					
Inning Stats	R: 2 E: 0 K: 1 S: 14	H: 3 LOB: 1 BB: 0 P: 22	R: 2 E: 0 K: 1 S: 19	H: 1 LOB: 1 BB: 2 P: 33	R: 1 E: 0 K: 2 S: 13	H: 3 LOB: 2 BB: 0 P: 17	R: 3 E: 0 K: 0 S: 12	H: 2 LOB: 0 BB: 1 P: 24	R: 2 E: 0 K: 1 S: 13	H: 3 LOB: 1 BB: 0 P: 21	R: 0 E: 0 K: 1 S: 6	H: 0 LOB: 1 BB: 1 P: 13	R: 0 E: 0 K: 0 S: 11	H: 1 LOB: 2 BB: 1 P: 21	R: 1 E: 0 K: 0 S: 9	H: 2 LOB: 1 BB: 0 P: 13	1B: 8 2B: 3 3B: 0 HR: 4	SF: 0 SAC: 0 DP: 0 HBP: 0	WP: 0 PB: 0 SB: 0 CS: 0	PA: 44	
PITCHER	IP	WLS	BF	H	R	ER	SO	BB	IBB	HBP	BLK	WP	HR	S	P	ERA	WHIP				
Bryan Rekar R ERA: 5.05 (1, 1)	3.0	L	18	7	5	5	4	2	0	0	0	0	2	46	72	15.00	3.000				
David Nied R ERA: 15.0 (4, 1)	3.0		16	5	5	5	2	2	0	0	0	0	2	31	58	15.00	2.333				
Bryan Hickerson L ERA: 7.96 (7, 1)	1.0		5	1	0	0	0	1	0	0	0	0	0	11	21	0.00	2.000				
Mike Munoz L ERA: 6.35 (8, 1)	1.0		5	2	1	1	0	0	0	0	0	0	0	9	13	9.00	2.000				

Colorado Rockies @ Cincinnati Reds
Riverfront Stadium, Cincinnati, OH
Tue Aug 15 1995, 7:05 PM EDT
Att: 24,506 - Unknown - 73 F

AB 39
R 11
H 15
RBI 11
BB 5
SO 6
LOB 21



Batter	1	2	3	4	5	6	7	8	9	AB	R	H	RBI	BB	SO	LOB	TOP								
Chad Fonville, S OBP: 0.333, SLG: 0.305										4	1	1	0	0	0	3	Los Angeles Dodgers @ Cincinnati Reds Riverfront Stadium, Cincinnati, OH Thu Aug 17 1995, 7:05 PM EDT Att: 25,005 - Unknown - 83 F								
Jose Offerman, S OBP: 0.394, SLG: 0.396										4	0	2	1	0	0	1									
Mike Piazza, R OBP: 0.410, SLG: 0.585										4	0	0	0	0	2	3									
Eric Karros, R OBP: 0.386, SLG: 0.565										4	1	1	0	0	0	1									
Raul Mondesi, R OBP: 0.341, SLG: 0.509										3	0	0	1	0	1	1									
Roberto Kelly, R OBP: 0.296, SLG: 0.343										3	0	0	0	0	1	0									
Tim Wallach, R OBP: 0.322, SLG: 0.407										3	0	0	0	0	1	0									
Roger Cedeno, S OBP: 0.273, SLG: 0.207										3	0	1	0	0	1	0									
Kevin Tapani, R OBP: 0.143, SLG: 0.143										1	0	1	0	0	0	0									
Garey Ingram, R OBP: 0.358, SLG: 0.289										1	0	1	0	0	0	0									
Rudy Seanez, R OBP: 0.280, SLG: 0.280										0	0	0	0	0	0	0									
Rick Parker, R OBP: 0.167, SLG: 0.174										1	0	0	0	0	0	0									
Pedro Astacio, R OBP: 0.167, SLG: 0.174										0	0	0	0	0	0	0									
Inning Stats	R: 1 E: 0 K: 1 S: 13	H: 2 LOB: 1 BB: 0 P: 17	R: 0 E: 0 K: 1 S: 9	H: 0 LOB: 0 BB: 0 P: 12	R: 0 E: 0 K: 1 S: 8	H: 2 LOB: 2 BB: 0 P: 11	R: 1 E: 0 K: 2 S: 12	H: 1 LOB: 0 BB: 0 P: 18	R: 0 E: 0 K: 0 S: 8	H: 0 LOB: 0 BB: 0 P: 8	R: 0 E: 0 K: 0 S: 7	H: 0 LOB: 0 BB: 0 P: 10	R: 0 E: 0 K: 0 S: 7	H: 0 LOB: 0 BB: 0 P: 13	R: 0 E: 0 K: 0 S: 7	H: 0 LOB: 0 BB: 0 P: 9	1B: 5 2B: 2 3B: 1 HR: 0	SF: 1 SAC: 0 DP: 2 HBP: 0	WP: 0 PB: 0 SB: 1 CS: 1	PA: 32					
PITCHER Pete Schourek, L ERA: 3.31	IP: 9.0 WLS: W BF: 32	H: 7 R: 2 ER: 2 SO: 6	BB: 0 IBB: 0 HBP: 0 BLK: 0	WP: 0 HR: 0 S: 77 P: 110	ERA: 2.00 WHIP: 0.778																				

Batter	1	2	3	4	5	6	7	8	9	AB	R	H	RBI	BB	SO	LOB	BOTTOM								
Barry Larkin, R OBP: 0.395, SLG: 0.497										3	1	1	0	1	0	0	Los Angeles Dodgers @ Cincinnati Reds Riverfront Stadium, Cincinnati, OH Thu Aug 17 1995, 7:05 PM EDT Att: 25,005 - Unknown - 83 F								
Hal Morris, L OBP: 0.295, SLG: 0.418										4	2	2	1	0	0	1									
Ron Gant, R OBP: 0.363, SLG: 0.560										4	0	1	1	0	1	2									
Jerome Walton, R OBP: 0.348, SLG: 0.500										0	0	0	0	0	0	0									
Reggie Sanders, R OBP: 0.404, SLG: 0.594										4	0	4	1	0	0	0									
Eric Anthony, L OBP: 0.371, SLG: 0.543										1	0	0	0	0	0	1									
Thomas Howard, S OBP: 0.360, SLG: 0.406										2	1	0	0	0	0	1									
Darren Lewis, R OBP: 0.306, SLG: 0.308										1	0	1	0	0	0	0									
Benito Santiago, R OBP: 0.329, SLG: 0.519										4	1	0	0	0	0	3									
Bret Boone, R OBP: 0.335, SLG: 0.449										2	0	0	1	1	0	1									
Jeff Branson, L OBP: 0.322, SLG: 0.447										3	1	1	2	0	0	1									
Pete Schourek, L OBP: 0.154, SLG: 0.154										3	0	0	0	0	0	0									
Inning Stats	R: 1 E: 0 K: 0 S: 11	H: 2 LOB: 1 BB: 0 P: 17	R: 0 E: 0 K: 0 S: 8	H: 0 LOB: 0 BB: 0 P: 12	R: 1 E: 0 K: 0 S: 6	H: 2 LOB: 1 BB: 0 P: 10	R: 3 E: 1 K: 0 S: 11	H: 2 LOB: 0 BB: 0 P: 13	R: 1 E: 0 K: 1 S: 7	H: 1 LOB: 1 BB: 1 P: 13	R: 0 E: 0 K: 0 S: 9	H: 0 LOB: 1 BB: 1 P: 15	R: 0 E: 0 K: 0 S: 10	H: 1 LOB: 0 BB: 0 P: 15	R: 0 E: 0 K: 0 S: 7	H: 2 LOB: 1 BB: 0 P: 10	1B: 6 2B: 3 3B: 0 HR: 1	SF: 1 SAC: 0 DP: 1 HBP: 0	WP: 0 PB: 0 SB: 1 CS: 1	PA: 35					
PITCHER Kevin Tapani, R ERA: 5.11	IP: 4.0 WLS: L BF: 18	H: 6 R: 5 ER: 2 SO: 2	BB: 0 IBB: 0 HBP: 0 BLK: 0	WP: 0 HR: 1 S: 36 P: 52	ERA: 4.50 WHIP: 1.500																				
Rudy Seanez, R ERA: 6.49	IP: 3.0 WLS: L BF: 12	H: 2 R: 1 ER: 1 SO: 1	BB: 2 IBB: 0 HBP: 0 BLK: 0	WP: 0 HR: 0 S: 26 P: 43	ERA: 3.00 WHIP: 1.333																				
Pedro Astacio, R ERA: 4.48	IP: 1.0 WLS: L BF: 4	H: 2 R: 0 ER: 0 SO: 0	BB: 0 IBB: 0 HBP: 0 BLK: 0	WP: 0 HR: 0 S: 7 P: 10	ERA: 0.00 WHIP: 2.000																				

AB	31
R	2
H	7
RBI	2
BB	0
SO	6
LOB	9



Batter	1	2	3	4	5	6	7	8	9	AB	R	H	RBI	BB	SO	LOB	TOP				
Brian Hunter, R OBP: 0.397, SLG: 0.414 (1, 8)	L9			FC4-6 BB		P6			E8 1B	3	0	1	0	1	0	1					
Craig Biggio, R OBP: 0.408, SLG: 0.499 (1, 4)	G4-3			FC4-6 G6-3			L8		G6-3	4	0	0	0	0	0	2					
Derek Bell, R OBP: 0.378, SLG: 0.430 (1, 9)	K			G6-3			G4-3		K	4	0	0	0	0	2	2					
Derrick May, L OBP: 0.317, SLG: 0.367 (1, 7)		G6-3			G6-3				F7	4	0	1	0	0	0	1					
Tony Eusebio, R OBP: 0.380, SLG: 0.446 (1, 2)		L6-3 BB			G3					1	0	0	0	2	0	0					
Dave Magadan, L OBP: 0.304, SLG: 0.345 (1, 5)		L6-3			G4-3					3	0	0	0	0	0	3					
Mike Simms, R OBP: 0.352, SLG: 0.612 (1, 3)				G5-3					G5-3	2	0	0	0	1	0	0					
Ricky Gutierrez, R OBP: 0.225, SLG: 0.295 (1, 6)				F7					G5-3	3	0	0	0	0	0	1					
Shane Reynolds, R OBP: 0.163, SLG: 0.146 Dean Hartgraves, R (6, 1)				K						2	0	0	0	0	1	1					
Craig McMurtry, R (7, 1)										0	0	0	0	0	0	0					
Milt Thompson, L (8, PH) Jeff Tabaka, R (8, 1)										0	0	0	0	0	0	0					
Inning Stats	R: 0 E: 0 K: 1 S: 7	H: 0 LOB: 0 BB: 0 P: 11	R: 0 E: 0 K: 0 S: 9	H: 0 LOB: 0 BB: 1 P: 16	R: 0 E: 0 K: 1 S: 5	H: 0 LOB: 0 BB: 0 P: 9	R: 0 E: 0 K: 0 S: 7	H: 0 LOB: 0 BB: 1 P: 13	R: 0 E: 0 K: 0 S: 6	H: 0 LOB: 0 BB: 0 P: 10	R: 0 E: 0 K: 0 S: 6	H: 0 LOB: 1 BB: 1 P: 10	R: 0 E: 0 K: 0 S: 7	H: 0 LOB: 2 BB: 1 P: 15	R: 0 E: 0 K: 0 S: 7	H: 0 LOB: 0 BB: 0 P: 12	R: 0 E: 1 K: 1 S: 7	H: 1 LOB: 1 BB: 0 P: 10	1B: 1 2B: 2 3B: 0 HR: 0	SF: 0 SAC: 0 DP: 2 HBP: 0	WP: 0 PA: 31 PB: 0 SB: 0 CS: 0
PITCHER Dave Burba, R ERA: 3.2 (1, 1)	IP: 9.0 WLS: W BF: 31 H: 2 R: 0 ER: 0 SO: 3 BB: 4 IBB: 0 HBP: 0 BLK: 0 WP: 0 HR: 0 S: 61 P: 106 ERA: 0.00 WHIP: 0.667																				

Houston Astros @ Cincinnati Reds
Riverfront Stadium, Cincinnati, OH
Sat Aug 19 1995, 7:05 PM EDT
Att: 32,567 - Unknown - 76 F

AB	27
R	0
H	2
RBI	0
BB	4
SO	3
LOB	11





Batter	1	2	3	4	5	6	7	8	9	AB	R	H	RBI	BB	SO	LOB	BOTTOM		
Barry Larkin, R OBP: 0.397, SLG: 0.496 (1, 6)	F7 1B E				F9				L9	5	1	2	1	0	0	2			
Hal Morris, L OBP: 0.306, SLG: 0.423 (1, 3)	E9 G3 E			G4-3						4	3	3	1	0	0	0			
Ron Gant, R Jerome Walton, R OBP: 0.348, SLG: 0.492 (7, PR) (8, 7)	G3			K						4	0	2	1	0	1	1			
Reggie Sanders, R OBP: 0.398, SLG: 0.581 (1, 9)	E5 G3 S			F8						3	1	0	0	1	0	2			
Thomas Howard, S Darren Lewis, R OBP: 0.310, SLG: 0.313 (7, 8) (8, 7)	G3			G3-1						3	0	1	1	0	0	1			
Eddie Taubensee, L Benito Santiago, R OBP: 0.328, SLG: 0.452 (6, PH) (7, 2)	G4-3			L4-3 1B						2	0	1	0	0	0	1			
Bret Boone, R OBP: 0.336, SLG: 0.449 (1, 4)				L4-3 1B						3	0	0	0	1	0	1			
Jeff Branson, L OBP: 0.324, SLG: 0.450 (1, 5)		K			L7					3	1	1	0	1	1	1			
Dave Burba, R OBP: 0.100, SLG: 0.100 (1, 1)		SH3-4			K					3	1	1	0	0	2	1			
Inning Stats	R: 2 E: 2 K: 0 S: 15	H: 2 LOB: 1 BB: 0 P: 20	R: 0 E: 0 K: 1 S: 8	H: 0 LOB: 1 BB: 1 P: 16	R: 0 E: 0 K: 1 S: 9	H: 0 LOB: 0 BB: 0 P: 15	R: 0 E: 0 K: 0 S: 6	H: 1 LOB: 0 BB: 0 P: 9	R: 0 E: 0 K: 1 S: 11	H: 0 LOB: 0 BB: 0 P: 13	R: 1 E: 0 K: 1 S: 18	H: 3 LOB: 2 BB: 0 P: 21	R: 5 E: 0 K: 0 S: 21	H: 6 LOB: 1 BB: 1 P: 38	R: 0 E: 0 K: 1 S: 13	H: 0 LOB: 1 BB: 1 P: 20	1B: 9 2B: 5 3B: 0 HR: 0	SF: 0 SAC: 1 DP: 2 HBP: 0	WP: 0 PA: 37 PB: 0 SB: 1 CS: 0
PITCHER Shane Reynolds, R ERA: 2.92 Dean Hartgraves, L ERA: 2.89 Craig McMurtry, R ERA: 12.27 Jeff Tabaka, L ERA: 3.86 (1, 1) (6, 1) (7, 1) (8, 1)	IP: 5.1 WLS: L BF: 23 H: 6 R: 3 ER: 2 SO: 3 BB: 1 IBB: 0 HBP: 0 BLK: 0 WP: 0 HR: 0 S: 61 P: 87 ERA: 3.38 WHIP: 1.312																		

Houston Astros @ Cincinnati Reds
Riverfront Stadium, Cincinnati, OH
Sat Aug 19 1995, 7:05 PM EDT
Att: 32,567 - Unknown - 76 F

AB	33
R	8
H	12
RBI	6
BB	3
SO	5
LOB	13



Batter	1	2	3	4	5	6	7	8	9	AB	R	H	RBI	BB	SO	LOB	TOP								
Barry Larkin, R OBP: 0.403, SLG: 0.507	3-2 BB S 1B	1-0 L4		2-2 G6-3		2-3 K			1-2 S SH3-4 1B	5	0	2	0	0	1	1	Cincinnati Reds @ St. Louis Cardinals Busch Stadium, St. Louis, MO Mon Aug 21 1995, 7:05 PM CDT Att: 20,669 - Unknown - 86 F AB 36 R 6 H 12 RBI 5 BB 3 SO 9 LOB 14 								
Darren Lewis, R OBP: 0.314, SLG: 0.317	2-1 SAFE F7		2-0 L5	2-1 G4-6-3 1B		1-1 CS 1B			0-1 SH3-4 1-2	4	0	2	0	0	0	1									
Ron Gant, R OBP: 0.387, SLG: 0.577	1-3 K		2-2 HR 1B	0-1 G4-6-3 1-2		1-3 K			0-2 P4	5	1	1	0	0	2	4									
Jerome Walton, R OBP: 0.353, SLG: 0.492										0	0	0	0	0	0	0									
Reggie Sanders, R OBP: 0.404, SLG: 0.592	4-2 BB 1-2 BB		3-2 SAFE 1-H HR 1B			2-3 K			1-1 G5-3 2-3	4	1	1	2	1	2	1									
Hal Morris, L OBP: 0.317, SLG: 0.433	4-1 BB 1-2 2-3 BB		4-2 G6-3 1B BB			2-1 HR			1-2 L7	2	2	1	1	2	0	0									
Benito Santiago, R OBP: 0.326, SLG: 0.503	1-3 K		0-0 G6-3 1-2			2-1 G4-3 1B 2B			1-1 P3	4	1	1	0	0	1	4									
Bret Boone, R OBP: 0.333, SLG: 0.442		2-0 G6-3	1-2 E 1B			1-2 G4-3			0-3 K	4	1	1	1	0	1	1									
Jeff Branson, L OBP: 0.332, SLG: 0.453		0-0 G4-3	1-1 E2 1B			1-0 1B			1-0 F8	4	0	2	1	0	0	0									
John Smiley, L OBP: 0.184, SLG: 0.304		0-0	2-3 K			0-3 K			2-2 F8	3	0	1	0	0	2	2									
Lenny Harris, L OBP: 0.237, SLG: 0.277										1	0	0	0	0	0	0									
Hector Carrasco, R OBP: 0.237, SLG: 0.277										0	0	0	0	0	0	0									
Chuck McElroy, L OBP: 0.250, SLG: 0.250										0	0	0	0	0	0	0									
Inning Stats	R: 0 E: 0 K: 2 S: 15	H: 1 LOB: 3 BB: 2 P: 29	R: 0 E: 0 K: 0 S: 4	H: 1 LOB: 1 BB: 0 P: 7	R: 4 E: 1 K: 1 S: 21	H: 4 LOB: 1 BB: 1 P: 36	R: 0 E: 0 K: 0 S: 7	H: 1 LOB: 0 BB: 0 P: 11	R: 2 E: 0 K: 2 S: 18	H: 3 LOB: 1 BB: 0 P: 26	R: 0 E: 0 K: 1 S: 9	H: 1 LOB: 1 BB: 0 P: 13	R: 0 E: 0 K: 1 S: 8	H: 0 LOB: 0 BB: 0 P: 10	R: 0 E: 0 K: 1 S: 7	H: 0 LOB: 0 BB: 0 P: 10	R: 0 E: 0 K: 0 S: 10	H: 1 LOB: 1 BB: 0 P: 12	1B: 9 2B: 2 3B: 0 HR: 2	SF: 0 SAC: 1 DP: 2 HBP: 0	WP: 0 PB: 0 SB: 2 CS: 1	PA: 40			
PITCHER	IP	WLS	BF	H	R	ER	SO	BB	IBB	HBP	BLK	WP	HR	S	P	ERA	WHIP								
Mark Petkovsek, R ERA: 3.89	5.0		27	10	6	5	5	3	0	0	0	0	2	65	109	9.00	2.600								
Rich DeLucia, R ERA: 3.52	2.0		6	1	0	0	3	0	0	0	0	0	0	17	23	0.00	0.500								
Jeff Parrett, R ERA: 4.24	1.0		3	0	0	0	1	0	0	0	0	0	0	7	10	0.00	0.000								
T.J. Mathews, R ERA: 2.38	1.0	W	4	1	0	0	0	0	0	0	0	0	0	10	12	0.00	1.000								

Batter	1	2	3	4	5	6	7	8	9	AB	R	H	RBI	BB	SO	LOB	BOTTOM								
Bernard Gilkey, R OBP: 0.359, SLG: 0.463	1-1 G6-3		4-2 2B BB						0-0 HR 2B	4	2	1	1	1	0	1	Cincinnati Reds @ St. Louis Cardinals Busch Stadium, St. Louis, MO Mon Aug 21 1995, 7:05 PM CDT Att: 20,669 - Unknown - 86 F AB 34 R 8 H 9 RBI 7 BB 5 SO 3 LOB 14 								
Ozzie Smith, S OBP: 0.283, SLG: 0.259	1-1 P7		1-1 L8						2-2 F7	5	0	0	0	0	0	4									
Ray Lankford, L OBP: 0.345, SLG: 0.461	1-3 K		0-1 1-H 2-H 2B						4-2 HR BB	4	1	1	2	1	2	0									
Brian Jordan, R OBP: 0.337, SLG: 0.488		0-0 L8	0-0 F9						1-2 WP 2B	5	2	2	3	0	0	1									
John Mabry, L OBP: 0.322, SLG: 0.354		0-1 1B							4-0 WP BB	3	0	1	0	1	0	0									
David Bell, R OBP: 0.118, SLG: 0.176		0-0 P8							0-3 K	4	1	1	0	0	1	3									
Scott Cooper, L OBP: 0.326, SLG: 0.303		1-2 F9							4-2 BB	2	0	0	0	2	0	2									
Danny Sheaffer, R OBP: 0.311, SLG: 0.368			0-0 SH3-4 2B 1B						2-2 P5	3	2	2	1	0	0	1									
Gerald Perry, L OBP: 0.225, SLG: 0.218									0-1 P5	1	0	0	0	0	0	2									
Scott Hemond, R OBP: 0.207, SLG: 0.231									2-2 P5	0	0	0	0	0	0	0									
Mark Petkovsek, R OBP: 0.214, SLG: 0.120									3-2 F9	0	0	0	0	0	0	0									
Tracy Crother, R OBP: 0.205, SLG: 0.315										1	0	0	0	0	0	0									
Rich DeLucia, R OBP: 0.205, SLG: 0.315										0	0	0	0	0	0	0									
Allen Battie, R OBP: 0.205, SLG: 0.299										0	0	0	0	0	0	0									
Jeff Parrett, R OBP: 0.205, SLG: 0.299										0	0	0	0	0	0	0									
T.J. Mathews, R OBP: 0.205, SLG: 0.299										0	0	0	0	0	0	0									
Mark Sweeney, L OBP: 0.205, SLG: 0.324										1	0	0	0	0	0	0									
Inning Stats	R: 0 E: 0 K: 1 S: 8	H: 0 LOB: 0 BB: 0 P: 11	R: 0 E: 0 K: 0 S: 8	H: 1 LOB: 1 BB: 0 P: 9	R: 2 E: 0 K: 0 S: 9	H: 2 LOB: 1 BB: 1 P: 14	R: 0 E: 0 K: 0 S: 5	H: 0 LOB: 1 BB: 1 P: 12	R: 0 E: 0 K: 1 S: 8	H: 0 LOB: 0 BB: 0 P: 11	R: 2 E: 0 K: 0 S: 10	H: 3 LOB: 1 BB: 0 P: 16	R: 1 E: 0 K: 1 S: 13	H: 1 LOB: 2 BB: 2 P: 25	R: 3 E: 0 K: 0 S: 14	H: 2 LOB: 0 BB: 1 P: 24	1B: 4 2B: 4 3B: 0 HR: 1	SF: 0 SAC: 1 DP: 0 HBP: 0	WP: 2 PB: 0 SB: 0 CS: 0	PA: 40					
PITCHER	IP	WLS	BF	H	R	ER	SO	BB	IBB	HBP	BLK	WP	HR	S	P	ERA	WHIP								
John Smiley, L ERA: 3.12	7.0		29	6	4	4	2	2	0	0	0	0	0	54	84	5.14	1.143								
Hector Carrasco, R ERA: 2.96	0.2		4	1	1	1	1	1	0	0	0	1	0	8	14	13.50	3.000								
Chuck McElroy, L ERA: 5.27	0.0		1	0	0	0	0	1	0	0	0	1	0	2	6	∞	∞								
Michael Jackson, R ERA: 3.18	1.0	L	6	2	3	3	0	1	0	0	0	0	1	17	29	27.00	3.000								

Batter	1	2	3	4	5	6	7	8	9	AB	R	H	RBI	BB	SO	LOB	TOP											
Barry Larkin, R OBP: 0.403, SLG: 0.505	1-0 CS S 1B		2-2 S 1B		0-1 G6-3		0-2 FC6-4 1-2		0-2 FC5-4 1-2	5	0	2	0	0	0	2	Cincinnati Reds @ St. Louis Cardinals Busch Stadium, St. Louis, MO Tue Aug 22 1995, 7:05 PM CDT Att: 22,826 - Unknown - 86 F livebaseballscorecards.com											
Darren Lewis, R OBP: 0.311, SLG: 0.313	2-1 P2		0-3 K		2-3 K			2-3 K	5	0	0	0	0	0	4	3												
Ron Gant, R OBP: 0.383, SLG: 0.570 Thomas Howard, S OBP: 0.362, SLG: 0.407	2-3 K		0-0 F7		2-1 F7			1-3 K	4	0	0	0	0	0	2	2												
Reggie Sanders, R OBP: 0.407, SLG: 0.592		3-2 S 1B	4-0 FC4 BB		2-3 K			0-0 1B	3	1	2	0	1	1	0													
Hal Morris, L OBP: 0.316, SLG: 0.427	4-1 F9 1B BB		1-0 FC4		0-1 G3-1			2-1 F8	3	0	0	0	1	0	3													
Benito Santiago, R OBP: 0.324, SLG: 0.497	2-2 F9 1B 2-H				0-0 F9				1-3 K	4	0	1	1	0	1	0												
Bret Boone, R OBP: 0.330, SLG: 0.437	2-0 P3		3-3 K				0-1 G5-3	1-0 E1 WP 1B	4	1	0	0	0	1	2													
Jeff Branson, L OBP: 0.335, SLG: 0.454	3-1 F9		1-1 FC4-6 1B		1-1 G3			0-0 WP 1B	4	1	2	0	0	0	2													
Pete Schourek, L OBP: 0.146, SLG: 0.146 Xavier Hernandez, L (7, PH) Lenny Harris, L OBP: 0.242, SLG: 0.277 Chuck McElroy, L (7, PH) Eddie Taubensee, L OBP: 0.330, SLG: 0.452	1-0 G6-3		1-1 FC4-6 1-2		4-1 FC6-4 BB			3-2 FC5-4 1B 1-H 2-H	2	0	0	0	0	0	3													
Inning Stats	R: 0 E: 0 K: 1 S: 6	H: 1 LOB: 0 BB: 0 P: 11	R: 1 E: 0 K: 0 S: 13	H: 2 LOB: 2 BB: 1 P: 28	R: 0 E: 0 K: 1 S: 9	H: 1 LOB: 1 BB: 1 P: 16	R: 0 E: 0 K: 1 S: 8	H: 0 LOB: 0 BB: 0 P: 13	R: 0 E: 0 K: 1 S: 7	H: 0 LOB: 0 BB: 0 P: 11	R: 0 E: 0 K: 1 S: 6	H: 0 LOB: 1 BB: 0 P: 8	R: 0 E: 0 K: 0 S: 9	H: 1 LOB: 1 BB: 0 P: 14	R: 0 E: 0 K: 2 S: 9	H: 1 LOB: 1 BB: 0 P: 14		R: 2 E: 1 K: 2 S: 15	H: 2 LOB: 1 BB: 0 P: 20	1B: 8 2B: 0 3B: 0 HR: 0	SF: 0 SAC: 0 DP: 0 HBP: 0	WP: 1 PB: 0 SB: 3 CS: 1	PA: 38					
PITCHER	IP	WLS	BF	H	R	ER	SO	BB	IBB	HBP	BLK	WP	HR	S	P	ERA	WHIP											
Brian Barber, R ERA: 4.0	(1, 1)	5.0	W	21	5	1	1	4	2	0	0	0	0	0	43	79	1.80	1.400										
Jeff Parrett, R ERA: 4.1	(6, 1)	2.0		7	0	0	0	1	1	0	0	0	0	0	15	22	0.00	0.500										
T.J. Mathews, R ERA: 2.7	(8, 1)	2.0		10	3	2	1	4	0	0	0	0	1	0	24	34	4.50	1.500										

Batter	1	2	3	4	5	6	7	8	9	AB	R	H	RBI	BB	SO	LOB	BOTTOM											
Bernard Gilkey, R OBP: 0.359, SLG: 0.467	1-0 PB 3B			2-2 G6-4-3 1-2		0-0 F9		1-2 G6-4-3 1-2	4	1	1	0	1	0	3	Cincinnati Reds @ St. Louis Cardinals Busch Stadium, St. Louis, MO Tue Aug 22 1995, 7:05 PM CDT Att: 22,826 - Unknown - 86 F livebaseballscorecards.com												
José Oquendo, S OBP: 0.319, SLG: 0.303	4-2 G4-3 PB BB		0-1 F8		1-0 2B		1-3 K	3	2	1	0	1	1	1														
Ray Lankford, L OBP: 0.344, SLG: 0.462	1-0 G4-3 1-3 3-H		1-2 P6		0-0 BB SF9 2B		0-2 F8	4	1	1	1	0	0	2														
Brian Jordan, R OBP: 0.339, SLG: 0.487	3-2 1B 3-H		0-1 G6-3		4-0 SF9 BB BB		0-2 G5-3	3	2	1	1	1	0	0														
John Mabry, L OBP: 0.324, SLG: 0.353	1-0 1B		1-0 F8		4-1 1B		1-0 G4-3	3	0	1	0	1	0	0														
David Bell, R OBP: 0.143, SLG: 0.190 T.J. Mathews, R (8, 1)	2-2 1B		1-3 K		3-2 L4		0-0 F7	4	0	1	1	0	1	3														
Danny Sheaffer, R OBP: 0.309, SLG: 0.374	0-3 K			1-3 K		1-0 SF9		0-0 1B SF9 2B	3	1	1	1	0	2														
Tripp Cromer, R OBP: 0.256, SLG: 0.321	2-3 K			0-0 BB 1B		0-0 BB 1B		0-1 G6-4-3 1B	4	0	3	1	0	1	2													
Brian Barber, R OBP: 0.400, SLG: 0.250 Jeff Parrett, R OBP: 1.000, SLG: 1.000 Scott Cooper, L OBP: 0.325, SLG: 0.303	2-3 K		4-0 G6-4-3 BB		0-1 P3			1-0 SF9	2	0	0	0	1	1	2													
Inning Stats	R: 3 E: 0 K: 2 S: 22	H: 4 LOB: 2 BB: 1 P: 36	R: 0 E: 0 K: 1 S: 11	H: 0 LOB: 1 BB: 1 P: 18	R: 0 E: 0 K: 1 S: 6	H: 0 LOB: 0 BB: 0 P: 8	R: 0 E: 0 K: 1 S: 8	H: 1 LOB: 1 BB: 1 P: 15	R: 3 E: 0 K: 0 S: 12	H: 3 LOB: 2 BB: 2 P: 25	R: 0 E: 0 K: 1 S: 8	H: 0 LOB: 0 BB: 0 P: 9	R: 0 E: 0 K: 0 S: 5	H: 0 LOB: 0 BB: 0 P: 6	R: 1 E: 0 K: 0 S: 7		H: 2 LOB: 0 BB: 0 P: 9	R: 0 E: 0 K: 0 S: 7	H: 2 LOB: 0 BB: 0 P: 9	1B: 6 2B: 3 3B: 1 HR: 0	SF: 2 SAC: 0 DP: 2 HBP: 0	WP: 0 PB: 1 SB: 0 CS: 0	PA: 37					
PITCHER	IP	WLS	BF	H	R	ER	SO	BB	IBB	HBP	BLK	WP	HR	S	P	ERA	WHIP											
Pete Schourek, L ERA: 3.6	(1, 1)	4.0	L	23	7	6	6	5	5	0	0	0	0	0	89	13.50	3.000											
Xavier Hernandez, R ERA: 3.75	(5, 1)	2.0		7	1	0	0	1	0	0	0	0	0	0	17	22	0.00	0.500										
Chuck McElroy, L ERA: 5.22	(7, 1)	2.0		7	2	1	1	0	0	0	0	0	0	0	12	15	4.50	1.000										



Batter	1	2	3	4	5	6	7	8	9	AB	R	H	RBI	BB	SO	LOB	TOP					
Jerome Walton, R OBP: 0.357, SLG: 0.512 (1, 8)										3	1	1	1	1	1	0	Cincinnati Reds @ St. Louis Cardinals Busch Stadium, St. Louis, MO Wed Aug 23 1995, 7:05 PM CDT Att: 21,092 - Unknown - 86 F					
Barry Larkin, R OBP: 0.395, SLG: 0.500 (1, 6)										4	0	0	0	0	0	2						
Ron Gant, R OBP: 0.362, SLG: 0.566 Darren Lewis, R OBP: 0.311, SLG: 0.313 (1, 7) (8, 8)										4	0	1	0	0	2	2						
Reggie Sanders, R OBP: 0.408, SLG: 0.590 (1, 9)										3	0	1	0	1	2	0						
Benito Santiago, R OBP: 0.317, SLG: 0.486 (1, 2)										4	0	0	0	0	1	2						
Mariano Duncan, R OBP: 0.290, SLG: 0.414 (1, 4)										4	1	2	0	0	1	0						
Hal Morris, L OBP: 0.315, SLG: 0.424 (1, 3)										4	1	1	0	0	2	4						
Mark Lewis, R OBP: 0.420, SLG: 0.504 (1, 5)										4	0	1	2	0	2	3						
David Wells, L OBP: 0.182, SLG: 0.182 (1, 1)										4	0	0	0	0	1	2						
Inning Stats	R: 1 E: 0 K: 1 S: 8	H: 1 LOB: 0 BB: 0 P: 15	R: 0 E: 1 K: 2 S: 11	H: 0 LOB: 0 BB: 0 P: 14	R: 0 E: 0 K: 1 S: 7	H: 0 LOB: 0 BB: 0 P: 10	R: 0 E: 0 K: 0 S: 8	H: 1 LOB: 1 BB: 1 P: 17	R: 2 E: 1 K: 1 S: 12	H: 2 LOB: 2 BB: 1 P: 22	R: 0 E: 0 K: 1 S: 10	H: 2 LOB: 2 BB: 0 P: 13	R: 0 E: 0 K: 1 S: 9	H: 0 LOB: 0 BB: 0 P: 11	R: 0 E: 0 K: 2 S: 9	H: 0 LOB: 0 BB: 0 P: 12	R: 0 E: 0 K: 3 S: 12	H: 1 LOB: 1 BB: 0 P: 19	1B: 5 2B: 1 3B: 0 HR: 1	SF: 0 SAC: 0 DP: 0 HBP: 0	WP: 1 PB: 1 SB: 0 CS: 2	PA: 36
PITCHER	IP WLS BF H R ER SO BB IBB HBP BLK WP HR S P ERA WHIP																					
Allen Watson, L ERA: 4.68 (1, 1)	7.1 L 30 6 3 2 8 2 0 0 0 0 1 0 67 107 2.46 1.091																					
Tom Urbani, L ERA: 3.73 (8, 1)	1.2 6 1 0 0 4 0 0 0 0 0 0 0 17 26 0.00 0.600																					

Batter	1	2	3	4	5	6	7	8	9	AB	R	H	RBI	BB	SO	LOB	BOTTOM					
Bernard Gilkey, R OBP: 0.358, SLG: 0.463 (1, 7)										3	0	0	0	1	0	0	Cincinnati Reds @ St. Louis Cardinals Busch Stadium, St. Louis, MO Wed Aug 23 1995, 7:05 PM CDT Att: 21,092 - Unknown - 86 F					
Ozzie Smith, S OBP: 0.281, SLG: 0.258 (1, 6)										4	0	1	0	0	0	3						
Ray Lankford, L OBP: 0.340, SLG: 0.457 (1, 8)										4	0	0	0	0	3	1						
Brian Jordan, R OBP: 0.338, SLG: 0.486 Allen Battie, R OBP: 0.345, SLG: 0.290 (1, 9) (3, 9)										1	0	0	0	0	1	0						
John Mabry, L OBP: 0.323, SLG: 0.352 (1, 3)										4	0	1	0	0	0	1						
David Bell, R OBP: 0.200, SLG: 0.280 (1, 4)										4	1	2	0	0	0	1						
Scott Cooper, L OBP: 0.325, SLG: 0.307 (1, 5)										3	0	1	1	0	0	2						
Scott Hemond, R OBP: 0.211, SLG: 0.225 Tom Urbani, L OBP: 0.400, SLG: 0.529 (1, 2) (8, 1)										2	0	0	0	1	1	0						
Allen Watson, L OBP: 0.480, SLG: 0.583 Danny Sheaffer, R OBP: 0.307, SLG: 0.372 (1, 1) (8, 2)										1	0	0	0	0	0	0						
Inning Stats	R: 0 E: 0 K: 1 S: 5	H: 0 LOB: 0 BB: 0 P: 7	R: 0 E: 0 K: 1 S: 14	H: 2 LOB: 1 BB: 0 P: 17	R: 0 E: 0 K: 1 S: 11	H: 0 LOB: 0 BB: 0 P: 15	R: 0 E: 0 K: 1 S: 8	H: 1 LOB: 0 BB: 0 P: 12	R: 1 E: 0 K: 0 S: 11	H: 2 LOB: 3 BB: 2 P: 21	R: 0 E: 0 K: 2 S: 11	H: 0 LOB: 0 BB: 0 P: 16	R: 0 E: 0 K: 0 S: 5	H: 0 LOB: 0 BB: 0 P: 7	R: 0 E: 0 K: 0 S: 5	H: 0 LOB: 0 BB: 0 P: 7	R: 0 E: 0 K: 0 S: 13	H: 1 LOB: 1 BB: 0 P: 18	1B: 4 2B: 2 3B: 0 HR: 0	SF: 0 SAC: 1 DP: 1 HBP: 0	WP: 0 PB: 0 SB: 0 CS: 1	PA: 34
PITCHER	IP WLS BF H R ER SO BB IBB HBP BLK WP HR S P ERA WHIP																					
David Wells, L ERA: 3.14 (1, 1)	9.0 W 33 6 1 1 6 1 1 0 0 0 0 83 120 1.00 0.778																					

Batter	1	2	3	4	5	6	7	8	9	AB	R	H	RBI	BB	SO	LOB	TOP										
Jerome Walton, R (1.8) OBP: 0.354, SLG: 0.504 Eddie Taubensee, L (9, PH) OBP: 0.328, SLG: 0.450	F8				K		K		K	4	0	1	0	0	2	0	Cincinnati Reds @ St. Louis Cardinals Busch Stadium, St. Louis, MO Thu Aug 24 1995, 3:33 AM CDT Att: 21,243 - Sunny - 85 F										
Barry Larkin, R (1.6) OBP: 0.397, SLG: 0.496	G6-3		F9		HR		F9		L4	5	1	1	0	0	0	3											
Ron Gant, R (1.7) OBP: 0.385, SLG: 0.584	K				HR		HR			3	2	2	3	1	1	0											
Reggie Sanders, R (1.9) OBP: 0.406, SLG: 0.589		F9			CS		K		F8	4	0	1	0	0	1	1											
Bret Boone, R (1.4) OBP: 0.330, SLG: 0.434 Xavier Hernandez, L (8.1)	L6				FC5-4		G1-4-3			3	0	0	0	1	1	0											
Benito Santiago, R (1.2) OBP: 0.311, SLG: 0.475	K				FC5-4				G1-3	4	1	0	0	0	1	1											
Hal Morris, L (1.3) OBP: 0.318, SLG: 0.426			G6-3		E4				G1-3	4	1	2	0	0	0	0											
Mark Lewis, R (1.5) OBP: 0.418, SLG: 0.508 Thomas Howard, S (9, PH) OBP: 0.365, SLG: 0.415			P3		2B		K			3	0	1	1	0	1	1											
Dave Burba, R (1.1) OBP: 0.142, SLG: 0.200 Margarito Dominguez, R (4, PH) OBP: 0.298, SLG: 0.412 Johnny Ruffin, R (4.1) OBP: 0.346, SLG: 0.375 Hector Carrasco, R (8.1) OBP: 0.346, SLG: 0.375 Chuck McElroy, L (8.1) OBP: 0.250, SLG: 0.350 Michael Jackson, R (7.1) OBP: 0.250, SLG: 0.350 Jeff Branson, L (8.4) OBP: 0.333, SLG: 0.452					F7		G4-3		K	0	0	0	0	1	0	0											
Inning Stats	R: 0 E: 0 K: 1 S: 7	H: 0 LOB: 0 BB: 0 P: 9	R: 0 E: 0 K: 1 S: 9	H: 0 LOB: 0 BB: 0 P: 17	R: 0 E: 0 K: 0 S: 12	H: 1 LOB: 2 BB: 1 P: 21	R: 3 E: 2 K: 0 S: 15	H: 4 LOB: 1 BB: 1 P: 25	R: 2 E: 0 K: 2 S: 15	H: 2 LOB: 0 BB: 0 P: 25	R: 0 E: 0 K: 1 S: 10	H: 1 LOB: 1 BB: 0 P: 15	R: 0 E: 0 K: 1 S: 9	H: 0 LOB: 1 BB: 1 P: 16	R: 0 E: 0 K: 1 S: 5	H: 0 LOB: 0 BB: 0 P: 8		R: 0 E: 0 K: 2 S: 13	H: 1 LOB: 1 BB: 0 P: 16	1B: 4 2B: 3 3B: 0 HR: 2	SF: 0 SAC: 0 DP: 0 HBP: 0	WP: 0 PB: 0 SB: 0 CS: 1	PA: 38				
PITCHER	IP	WLS	BF	H	R	ER	SO	BB	IBB	HBP	BLK	WP	HR	S	P	ERA	WHIP										
Donovan Osborne, L (1.1) ERA: 4.61	5.0		23	7	5	4	4	2	0	0	0	0	2	58	97	7.20	1.800										
Rich DeLucia, R (6.1) ERA: 3.42	2.0	W	8	1	0	0	2	1	0	0	0	0	0	19	31	0.00	1.000										
T.J. Mathews, R (8.1) ERA: 2.51	1.0		3	0	0	0	1	0	0	0	0	0	0	5	8	0.00	0.000										
Tom Henke, R (9.1) ERA: 1.67	1.0	S	4	1	0	0	2	0	0	0	0	0	0	13	16	0.00	1.000										

Batter	1	2	3	4	5	6	7	8	9	AB	R	H	RBI	BB	SO	LOB	BOTTOM										
Bernard Gilkey, R (1.7) OBP: 0.359, SLG: 0.465	2B			F7		F9			P5	5	2	2	0	0	0	3	Cincinnati Reds @ St. Louis Cardinals Busch Stadium, St. Louis, MO Thu Aug 24 1995, 3:33 AM CDT Att: 21,243 - Sunny - 85 F										
Ozzie Smith, S (1.6) OBP: 0.287, SLG: 0.258	F8			G4-3		1B			G1-6-3	4	0	1	1	1	0	1											
Ray Lankford, L (1.8) OBP: 0.344, SLG: 0.460	1B			K					F7	4	1	2	2	1	1	0											
Brian Jordan, R (1.9) OBP: 0.336, SLG: 0.481	P6					F8			G6-3	4	0	0	0	1	1	4											
Mark Sweeney, L (1.3) OBP: 0.310, SLG: 0.324	2B					G3			K	3	1	1	2	1	1	3											
David Bell, R (1.4) OBP: 0.207, SLG: 0.310						E5			F7	4	0	1	1	0	1	3											
Scott Cooper, L (1.5) OBP: 0.324, SLG: 0.304	K					G3				3	0	0	0	1	2	2											
Scott Hemond, R (1.2) OBP: 0.223, SLG: 0.229										3	1	1	0	1	1	0											
Donovan Osborne, S (1.1) OBP: 0.156, SLG: 0.211 Rich DeLucia, R (4.1) OBP: 0.277, SLG: 0.200 Allen Santos, R (7, PH) OBP: 0.244, SLG: 0.215 T.J. Mathews, R (8.1) OBP: 0.346, SLG: 0.375 Tom Henke, R (9.1) OBP: 0.333, SLG: 0.452										1	1	0	0	1	0	0											
Inning Stats	R: 3 E: 0 K: 1 S: 17	H: 4 LOB: 1 BB: 0 P: 25	R: 2 E: 1 K: 3 S: 19	H: 2 LOB: 3 BB: 3 P: 36	R: 0 E: 0 K: 1 S: 7	H: 0 LOB: 0 BB: 0 P: 11	R: 0 E: 0 K: 1 S: 7	H: 0 LOB: 0 BB: 0 P: 13	R: 0 E: 0 K: 0 S: 9	H: 0 LOB: 1 BB: 0 P: 12	R: 1 E: 0 K: 2 S: 11	H: 1 LOB: 3 BB: 3 P: 26	R: 0 E: 0 K: 0 S: 10	H: 1 LOB: 2 BB: 1 P: 20	R: 0 E: 0 K: 0 S: 7	H: 0 LOB: 0 BB: 0 P: 9		1B: 5 2B: 3 3B: 0 HR: 0	SF: 0 SAC: 0 DP: 0 HBP: 0	WP: 0 PB: 1 SB: 0 CS: 0	PA: 40						
PITCHER	IP	WLS	BF	H	R	ER	SO	BB	IBB	HBP	BLK	WP	HR	S	P	ERA	WHIP										
Dave Burba, R (1.1) ERA: 3.64	3.0		18	6	5	5	5	2	1	0	0	0	0	43	72	15.00	2.667										
Johnny Ruffin, R (4.1) ERA: 1.9	2.0		7	0	0	0	1	0	0	0	0	0	0	16	25	0.00	0.000										
Hector Carrasco, R (6.1) ERA: 3.06	0.2	L	6	1	1	1	1	3	0	0	0	0	0	8	21	13.50	6.000										
Chuck McElroy, L (6.1) ERA: 5.1	0.2		4	1	0	0	1	1	0	0	0	0	0	7	15	0.00	3.000										
Michael Jackson, R (7.1) ERA: 3.06	1.1		4	0	0	0	0	0	0	0	0	0	0	9	13	0.00	0.000										
PITCHER	IP	WLS	BF	H	R	ER	SO	BB	IBB	HBP	BLK	WP	HR	S	P	ERA	WHIP										
Xavier Hernandez, R (8.1) ERA: 3.74	0.1		1	0	0	0	0	0	0	0	0	0	0	4	6	0.00	0.000										



Batter	1	2	3	4	5	6	7	8	9	AB	R	H	RBI	BB	SO	LOB	TOP								
Thomas Howard, S OBP: 0.378, SLG: 0.435 (1, 7)										5	3	4	0	1	0	0	Cincinnati Reds @ Pittsburgh Pirates Three Rivers Stadium, Pittsburgh, PA Fri Aug 25 1995, 7:05 PM EDT Att: 13,828 - Unknown - 83 F								
Hal Morris, L OBP: 0.312, SLG: 0.417 Mariano Duncan, R OBP: 0.287, SLG: 0.410 (1, 3) (8, 3)										5	0	0	0	0	1	5									
Barry Larkin, R OBP: 0.398, SLG: 0.496 Mark Lewis, R OBP: 0.426, SLG: 0.513 (1, 6) (7, 5) (9, 6)										4	3	2	1	0	0	1									
Reggie Sanders, R OBP: 0.411, SLG: 0.609 Hector Carrasco, R (1, 9) (8, 1)										4	4	3	6	1	0	0									
Lenny Harris, L OBP: 0.244, SLG: 0.280 (9, PH) (9, 5)										1	1	1	0	0	0	0									
Eddie Taubensee, L OBP: 0.339, SLG: 0.466 (1, 2)										5	1	3	3	1	1	0									
Bret Boone, R OBP: 0.332, SLG: 0.439 (1, 4)										5	2	2	2	0	1	3									
Jeff Branson, L OBP: 0.333, SLG: 0.459 (7, 6) Jeff Brantley, R (9, 1)										5	1	1	5	0	0	3									
Darren Lewis, R OBP: 0.306, SLG: 0.308 (1, 8)										6	0	0	0	0	0	4									
Mark Portugal, R OBP: 0.191, SLG: 0.267 Jerome Walton, R OBP: 0.358, SLG: 0.508 (1, 1) (8, 9)										4	1	1	0	0	1	1									
Inning Stats	R: 3 E: 0 K: 0 S: 14	H: 3 LOB: 1 BB: 2 P: 31	R: 0 E: 0 K: 0 S: 6	H: 1 LOB: 1 BB: 0 P: 6	R: 0 E: 0 K: 1 S: 8	H: 0 LOB: 0 BB: 0 P: 14	R: 0 E: 1 K: 1 S: 10	H: 0 LOB: 1 BB: 0 P: 17	R: 2 E: 0 K: 0 S: 10	H: 2 LOB: 0 BB: 0 P: 19	R: 1 E: 0 K: 0 S: 9	H: 1 LOB: 0 BB: 0 P: 11	R: 5 E: 0 K: 0 S: 17	H: 3 LOB: 0 BB: 1 P: 33	R: 4 E: 0 K: 1 S: 15	H: 4 LOB: 1 BB: 0 P: 26	R: 4 E: 0 K: 2 S: 20	H: 5 LOB: 3 BB: 0 P: 28	1B: 9 2B: 7 3B: 1 HR: 3	SF: 0 SAC: 0 DP: 1 HBP: 2	WP: 1 PB: 0 SB: 0 CS: 0	PA: 53			
PITCHER	IP WLS BF H R ER SO BB IBB HBP BLK WP HR S P ERA WHIP	6.2 L 32 9 9 2 3 0 0 0 0 2 72 124 12.15 1.800	1.1 11 5 6 6 1 1 0 1 0 0 1 17 33 40.50 4.500	1.0 10 5 4 3 2 0 0 1 0 1 0 20 28 27.00 5.000																					
Steve Parris, R ERA: 4.78 Jeff McCurry, R ERA: 5.07 Jason Christiansen, L ERA: 3.86 (1, 1) (7, 1) (9, 1)																									
PITCHER	IP WLS BF H R ER SO BB IBB HBP BLK WP HR S P ERA WHIP	7.0 W 26 5 3 3 4 0 0 0 0 1 0 56 86 3.86 0.714	1.0 4 1 0 0 1 0 0 0 0 0 0 0 10 13 0.00 1.000	1.0 4 1 0 0 1 0 0 0 0 0 0 0 12 14 0.00 1.000																					

AB	47
R	19
H	19
RBI	19
BB	4
SO	5
LOB	19





WP	1
PA	53

AB	33
R	3
H	7
RBI	3
BB	0
SO	6
LOB	9



WP	2
PA	34

Batter	1	2	3	4	5	6	7	8	9	AB	R	H	RBI	BB	SO	LOB	TOP			
Thomas Howard, S (1,7) Jerome Walton, R (8,7) Hal Morris, L (1,3) Barry Larkin, R (1,6) Reggie Sanders, R (1,9) Eddie Taubensee, L (1,2) Bret Boone, R (1,4) Jeff Branson, L (1,5) Darren Lewis, R (1,8) Frank Viola, L (1,1) Xavier Hernandez, L (5,1) Mariano Duncan, R (8,PH) Hector Carrasco, R (8,1) Jeff Brantley, R (9,1)	1-2 S 2B 1B	0-1 E 1B	4-0 BB		0-1 G5-3		0-0 4-3		2-2 G6-3	4	2	2	1	1	0	1	<p>Cincinnati Reds @ Pittsburgh Pirates Three Rivers Stadium, Pittsburgh, PA Sat Aug 26 1995, 7:05 PM EDT Att: 26,090 - Unknown - 89 F</p> <p>AB 45 R 7 H 19 RBI 6 BB 2 SO 3 LOB 26</p> 			
	2-2 1B 2B	1-1 E8 1B 1B	2-0 L4			1-2 G5-3 1B	1-0 L3		1-3 K	6	2	3	1	0	1	3				
	1-2 F9 2-3 1B	2-2 2H 1B			2-2 G4-3 2B	1-0 G5-3 1B	1-1 S 1B		0-0 G6-3	6	0	4	0	0	0	1				
	2-1 P4		2-0 HR		0-2 G6-3	1-0 S 1B	2-3 K			5	2	2	2	0	1	4				
	0-1 1-2 3H 1B		3-2 1B BB 2B		2-2 G4-3	2-0 HBP 1B		0-0 G3		5	1	3	2	0	0	1				
	1-0 F9 2-3		3-1 F8		2-3 K	0-0 HBP 1B		1-1 G6-3		5	0	1	0	0	1	4				
	2-2 G4-3		4-0 BB 1B IBB		0-0 F7	3-1 P8		1-2 1B		4	0	1	0	1	0	4				
		0-1 F7	0-1 BB 1B		3-2 G1-3	1-1 1-2 2-3 HBP		0-2 1B		4	0	2	0	0	0	0				
		0-0 F8	0-2 P6		2-1 2B	1-1 G1-3		0-1 P6		3	0	1	0	0	0	3				
										1B: 14	SF: 0	2B: 4	SAC: 0	3B: 0	DP: 0	HR: 1		HBP: 1		
Inning Stats	R: 2 E: 0 K: 0 S: 20	H: 4 LOB: 2 BB: 0 P: 29	R: 1 E: 1 K: 0 S: 10	H: 3 LOB: 2 BB: 0 P: 13	R: 2 E: 0 K: 0 S: 17	H: 3 LOB: 3 BB: 2 P: 35	R: 0 E: 0 K: 1 S: 12	H: 1 LOB: 1 BB: 0 P: 18	R: 0 E: 0 K: 0 S: 10	H: 1 LOB: 3 BB: 0 P: 15	R: 2 E: 0 K: 0 S: 12	H: 4 LOB: 3 BB: 0 P: 22	R: 0 E: 0 K: 1 S: 7	H: 1 LOB: 1 BB: 0 P: 11	R: 0 E: 0 K: 0 S: 14	H: 2 LOB: 2 BB: 0 P: 16	R: 0 E: 0 K: 1 S: 10	H: 0 LOB: 0 BB: 0 P: 13	WP: 0 PA: 48 PB: 0 SB: 3 CS: 0	
PITCHER	IP WLS BF H R ER SO BB IBB HBP BLK WP HR S P ERA WHIP	3.0 0 20 10 5 5 0 1 1 0 0 0 0 0 22 33 15.00 3.667	2.0 8 2 0 0 1 0 0 0 0 0 0 0 22 33 0.00 1.000	2.0 L 12 5 2 2 1 0 0 0 1 0 0 0 19 33 9.00 2.500	2.0 8 2 0 0 1 0 0 0 0 0 0 0 24 29 0.00 1.000															

Batter	1	2	3	4	5	6	7	8	9	AB	R	H	RBI	BB	SO	LOB	BOTTOM		
Jacob Brumfield, R (1,8) Jay Bell, R (1,6) Orlando Merced, S (1,9) Jeff King, R (1,3) Carlos Garcia, R (1,4) Paul Wagner, R (6,1) Midre Cummings, L (7,PH) Dan Plesac, L (8,1) Steve Peques, R (1,7) Mark Parent, R (1,2) Kevin Young, R (1,5) John Ericks, R (1,1) John Wehner, R (3,PH) Mike Dyer, R (4,1) Freddy Garcia, R (5,PH) Nelson Litano, S (6,4)	1-2 F9 S 1B		1-0 F9		0-0 1B 1B		1-1 HR		2-3 K	5	2	3	1	0	1	0	<p>Cincinnati Reds @ Pittsburgh Pirates Three Rivers Stadium, Pittsburgh, PA Sat Aug 26 1995, 7:05 PM EDT Att: 26,090 - Unknown - 89 F</p> <p>AB 39 R 6 H 14 RBI 5 BB 1 SO 5 LOB 12</p> 		
	3-2 L9 1-2		3-2 1B		1-1 1B 2B 1B		2-1 P2		3-1 G5-3	5	1	2	0	0	0	1			
	2-2 F9 2-3		1-0 G4-3		3-2 2B E 1B		1-2 FC3-6 1B		4-1 BB	4	1	2	1	1	0	2			
	2-2 L8				2-1 HR		1-0 E7 1-2 3H 2B		0-1 FC3-6 E 1B	5	1	2	2	0	0	3			
		0-1 G4-3 1B		0-1 L8		1-1 K		1-1 E9		3	0	1	0	0	1	1			
		2-1 G4-3 1-2		1-0 F9		1-0 F9		1-0 G1-3 G5-3 1B		2-3 K	4	0	1	0	0	1			
		3-0 F7		0-1 F7		0-0 G5-3		0-0 L1		4	0	0	0	0	0	1			
			0-1 HR		3-2 F8		2-1 G1-3		2-2 K	4	1	2	1	0	0	1			
			3-2 HR		1-3 K		3-3 K		0-0 G4-3	0	0	0	0	0	0	0			
										1B: 9	SF: 0	2B: 2	SAC: 0	3B: 0	DP: 1	HR: 3		HBP: 0	
Inning Stats	R: 0 E: 0 K: 0 S: 17	H: 1 LOB: 1 BB: 0 P: 25	R: 0 E: 0 K: 0 S: 5	H: 1 LOB: 0 BB: 0 P: 10	R: 1 E: 0 K: 0 S: 12	H: 2 LOB: 1 BB: 0 P: 20	R: 1 E: 0 K: 0 S: 7	H: 1 LOB: 0 BB: 0 P: 10	R: 3 E: 0 K: 2 S: 17	H: 4 LOB: 1 BB: 0 P: 27	R: 0 E: 0 K: 1 S: 7	H: 1 LOB: 1 BB: 0 P: 13	R: 1 E: 1 K: 0 S: 11	H: 3 LOB: 1 BB: 0 P: 16	R: 0 E: 0 K: 1 S: 8	H: 1 LOB: 1 BB: 0 P: 12	R: 0 E: 0 K: 1 S: 11	H: 0 LOB: 1 BB: 1 P: 22	WP: 0 PA: 40 PB: 0 SB: 1 CS: 0
PITCHER	IP WLS BF H R ER SO BB IBB HBP BLK WP HR S P ERA WHIP	4.2 21 8 5 4 1 0 0 0 0 0 1 23 36 3.86 2.143	2.1 W 11 5 1 1 2 0 0 0 0 0 0 8 12 0.00 1.000	1.0 S 4 0 0 0 1 1 0 0 0 0 0 0 11 22 0.00 1.000															

Batter	1	2	3	4	5	6	7	8	9	AB	R	H	RBI	BB	SO	LOB	TOP					
Thomas Howard, S OBP: 0.382, SLG: 0.435 Jerome Walton, R OBP: 0.362, SLG: 0.511	G6-3	F8			SH2-4	1B		BB	L5	3	0	1	0	0	0	2						
Darren Lewis, R OBP: 0.315, SLG: 0.313	P6		E5		SH2-4			BB		3	2	2	0	2	0	0						
Barry Larkin, R OBP: 0.404, SLG: 0.500 Mark Lewis, R OBP: 0.431, SLG: 0.513			G4-3					BB		3	0	1	0	2	0	2						
Reggie Sanders, R OBP: 0.408, SLG: 0.611 Johnny Ruffin, R	1B		G4-3					BB		0	0	0	0	1	0	0						
Hal Morris, L OBP: 0.321, SLG: 0.432			SF9		FC4-6			BB		4	1	1	2	0	0	4						
Benito Santiago, R OBP: 0.318, SLG: 0.481					FC4-6			BB		1	0	0	0	0	0	3						
Bret Boone, R OBP: 0.329, SLG: 0.435			K		G4-3			BB		4	2	2	1	1	1	2						
Jeff Branson, L OBP: 0.336, SLG: 0.461								BB		4	0	2	1	1	0	3						
Pete Schourek, L OBP: 0.205, SLG: 0.205 Lenny Harris, L OBP: 0.247, SLG: 0.278								BB		5	1	1	0	0	0	4						
Inning Stats	R: 0 E: 0 K: 0 S: 8	H: 1 LOB: 1 BB: 0 P: 13	R: 1 E: 0 K: 0 S: 10	H: 3 LOB: 2 BB: 1 P: 20	R: 1 E: 1 K: 1 S: 8	H: 1 LOB: 0 BB: 0 P: 12	R: 0 E: 0 K: 1 S: 9	H: 1 LOB: 0 BB: 0 P: 10	R: 1 E: 0 K: 0 S: 9	H: 2 LOB: 2 BB: 1 P: 17	R: 2 E: 1 K: 0 S: 8	H: 3 LOB: 1 BB: 0 P: 17	R: 2 E: 0 K: 0 S: 10	H: 3 LOB: 1 BB: 1 P: 19	R: 2 E: 1 K: 0 S: 15	H: 1 LOB: 3 BB: 3 P: 32	R: 1 E: 2 K: 0 S: 9	H: 1 LOB: 3 BB: 3 P: 24	1B: 11 2B: 4 3B: 1 HR: 0	SF: 2 SAC: 1 DP: 3 HBP: 0	WP: 1 PB: 0 SB: 0 CS: 0	PA: 49
PITCHER	IP	WLS	BF	H	R	ER	SO	BB	IBB	HBP	BLK	WP	HR	S	P	ERA	WHIP					
Esteban Loaiza, R ERA: 5.19	(1, 1)	6.0	L	28	11	5	4	2	2	0	0	0	1	0	52	89	6.00	2.167				
Jeff McCurry, R ERA: 5.26	(7, 1)	1.2		12	4	4	2	0	3	0	0	0	0	0	19	38	10.80	4.200				
Jason Christiansen, L ERA: 3.83	(8, 1)	0.1		2	0	0	0	0	1	0	0	0	0	6	13	0.00	3.000					
Dan Miceli, R ERA: 3.77	(9, 1)	1.0		7	1	1	1	0	3	0	0	0	0	9	24	9.00	4.000					
Batter	1	2	3	4	5	6	7	8	9	AB	R	H	RBI	BB	SO	LOB	BOTTOM					
Jacob Brumfield, R OBP: 0.360, SLG: 0.390	P1				P3					4	0	0	0	0	0	0						
Jay Bell, R OBP: 0.333, SLG: 0.391	P4									4	0	2	0	0	1	0						
Carlos Garcia, R OBP: 0.350, SLG: 0.444	K				F9					3	0	0	0	1	1	1						
Jeff King, R OBP: 0.334, SLG: 0.472					F7					3	0	0	0	1	0	3						
Steve Peques, R OBP: 0.248, SLG: 0.407										4	1	2	1	0	1	1						
John Wehner, R OBP: 0.417, SLG: 0.469					F9					4	0	0	0	0	2	2						
Kevin Young, R OBP: 0.289, SLG: 0.463										3	0	1	0	0	0	0						
2 Angelo Encarnacion, R OBP: 0.282, SLG: 0.295										3	0	0	0	0	0	1						
Esteban Loaiza, R OBP: 0.178, SLG: 0.163 Freddy Garcia, R OBP: 0.236, SLG: 0.196 Jeff McCurry, R OBP: 0.333, SLG: 0.391 Jason Christiansen, R OBP: 0.383, SLG: 0.346 Midre Cummings, L OBP: 0.290, SLG: 0.346 Dan Miceli, R ERA: 3.77	(1, 1)	(5, PH)	(7, 1)	(8, 1)	(8, PH)	(9, 1)	(1, 1)	(5, PH)	(7, 1)	(8, 1)	(8, PH)	(9, 1)	(1, 1)	(5, PH)	(7, 1)	(8, 1)	(8, PH)	(9, 1)	1B: 3 2B: 1 3B: 0 HR: 1	SF: 0 SAC: 0 DP: 0 HBP: 0	WP: 0 PB: 0 SB: 0 CS: 1	PA: 34
PITCHER	IP	WLS	BF	H	R	ER	SO	BB	IBB	HBP	BLK	WP	HR	S	P	ERA	WHIP					
Pete Schourek, L ERA: 3.49	(1, 1)	7.0	W	26	5	1	1	3	1	0	0	0	0	1	58	89	1.29	0.857				
Johnny Ruffin, R ERA: 1.5	(8, 1)	2.0		7	0	0	0	2	1	0	0	0	0	14	21	0.00	0.500					

Cincinnati Reds @ Pittsburgh Pirates
Three Rivers Stadium, Pittsburgh, PA
Sun Aug 27 1995, 3:33 AM EDT
Att: 18,056 - Sunny - 89 F

AB 37
R 10
H 16
RBI 8
BB 9
SO 2
LOB 21



Cincinnati Reds @ Pittsburgh Pirates
Three Rivers Stadium, Pittsburgh, PA
Sun Aug 27 1995, 3:33 AM EDT
Att: 18,056 - Sunny - 89 F

AB 31
R 1
H 5
RBI 1
BB 2
SO 5
LOB 8



Batter	1	2	3	4	5	6	7	8	9	AB	R	H	RBI	BB	SO	LOB	TOP					
Allen Battle, R OBP: 0.357, SLG: 0.303 (1, 9)										4	1	3	0	0	0	0	St. Louis Cardinals @ Cincinnati Reds Riverfront Stadium, Cincinnati, OH Mon Aug 28 1995, 7:05 PM EDT Att: 19,520 - Unknown - 84 F					
Ozzie Smith, S OBP: 0.274, SLG: 0.248 (1, 6)										3	0	1	0	0	0	2						
Ray Lankford, L OBP: 0.341, SLG: 0.454 (1, 8)										4	0	0	0	0	1	2						
Bernard Gilkey, R OBP: 0.360, SLG: 0.473 (1, 7)										4	0	1	1	0	0	0						
John Mabry, L OBP: 0.340, SLG: 0.401 (1, 3)										4	1	1	1	0	1	1						
David Bell, R OBP: 0.289, SLG: 0.455 (1, 4)										3	0	0	0	0	1	0						
Scott Cooper, L OBP: 0.322, SLG: 0.305 (1, 5)										3	0	0	0	0	1	0						
Scott Hemond, R OBP: 0.219, SLG: 0.224 (8, PH)										2	0	0	0	0	0	0						
Danny Sheaffer, R OBP: 0.308, SLG: 0.386 (8, 2)										1	0	0	0	0	0	0						
Allen Watson, L OBP: 0.444, SLG: 0.538 (8, PH)										2	0	0	0	0	2	0						
Jose Oliva, R OBP: 0.205, SLG: 0.327 (8, PH)										1	0	0	0	0	1	0						
Rich DeLucia, R OBP: 0.273, SLG: 0.200 (8, 1)										0	0	0	0	0	0	0						
Inning Stats	R: 1 E: 0 K: 0 S: 14	H: 2 LOB: 1 BB: 0 P: 22	R: 0 E: 0 K: 0 S: 7	H: 0 LOB: 0 BB: 0 P: 12	R: 0 E: 0 K: 1 S: 8	H: 1 LOB: 0 BB: 0 P: 12	R: 0 E: 0 K: 1 S: 7	H: 0 LOB: 0 BB: 0 P: 8	R: 0 E: 0 K: 0 S: 6	H: 0 LOB: 0 BB: 0 P: 10	R: 0 E: 0 K: 1 S: 10	H: 1 LOB: 1 BB: 0 P: 13	R: 1 E: 0 K: 2 S: 11	H: 1 LOB: 0 BB: 0 P: 13	R: 0 E: 0 K: 1 S: 9	H: 1 LOB: 1 BB: 0 P: 10	R: 0 E: 0 K: 1 S: 7	H: 0 LOB: 0 BB: 0 P: 8	1B: 5 2B: 0 3B: 0 HR: 1	SF: 0 SAC: 1 DP: 0 HBP: 0	WP: 0 PB: 0 SB: 0 CS: 1	PA: 33
PITCHER David Wells, L ERA: 3.08 (1, 1)	IP: 9.0 WLS: W BF: 32	H: 6 R: 2 ER: 2 SO: 7	BB: 0 IBB: 0 HBP: 0 BLK: 0	WP: 0 HR: 1 S: 79 P: 108	ERA: 2.00 WHIP: 0.667	PITCHER										IP: 9.0 WLS: W BF: 32	H: 6 R: 2 ER: 2 SO: 7	BB: 0 IBB: 0 HBP: 0 BLK: 0	WP: 0 HR: 1 S: 79 P: 108	ERA: 2.00 WHIP: 0.667		

Batter	1	2	3	4	5	6	7	8	9	AB	R	H	RBI	BB	SO	LOB	BOTTOM			
Jerome Walton, R OBP: 0.365, SLG: 0.507 (1, 7)										3	1	1	0	1	0	0	St. Louis Cardinals @ Cincinnati Reds Riverfront Stadium, Cincinnati, OH Mon Aug 28 1995, 7:05 PM EDT Att: 19,520 - Unknown - 84 F			
Darren Lewis, R OBP: 0.319, SLG: 0.316 (1, 8)										3	2	2	0	0	0	0				
Barry Larkin, R OBP: 0.404, SLG: 0.510 (1, 6)										4	1	2	4	0	0	2				
Reggie Sanders, R OBP: 0.409, SLG: 0.614 (1, 9)										3	0	1	1	1	1	0				
Benito Santiago, R OBP: 0.322, SLG: 0.476 (1, 2)										2	0	0	0	2	0	2				
Bret Boone, R OBP: 0.328, SLG: 0.432 (1, 4)										3	0	0	0	1	1	3				
Hal Morris, L OBP: 0.320, SLG: 0.429 (1, 3)										4	0	1	0	0	1	1				
Mark Lewis, R OBP: 0.426, SLG: 0.504 (1, 5)										4	0	1	0	0	0	2				
David Wells, L OBP: 0.200, SLG: 0.200 (1, 1)										4	1	1	0	0	0	3				
Inning Stats	R: 1 E: 0 K: 0 S: 10	H: 2 LOB: 2 BB: 1 P: 19	R: 0 E: 0 K: 1 S: 6	H: 0 LOB: 0 BB: 0 P: 8	R: 0 E: 0 K: 0 S: 8	H: 0 LOB: 0 BB: 0 P: 14	R: 3 E: 0 K: 0 S: 16	H: 3 LOB: 2 BB: 2 P: 29	R: 0 E: 0 K: 0 S: 8	H: 1 LOB: 1 BB: 1 P: 16	R: 1 E: 0 K: 1 S: 10	H: 1 LOB: 0 BB: 0 P: 18	R: 0 E: 0 K: 1 S: 13	H: 1 LOB: 2 BB: 1 P: 23	R: 0 E: 0 K: 1 S: 7	H: 1 LOB: 1 BB: 1 P: 23		1B: 6 2B: 1 3B: 1 HR: 1	SF: 0 SAC: 0 DP: 1 HBP: 1	WP: 0 PB: 0 SB: 1 CS: 2
PITCHER Allen Watson, L ERA: 4.84 Rich DeLucia, R ERA: 3.46 (8, 1)	IP: 7.0 WLS: L BF: 31	H: 8 R: 5 ER: 5 SO: 2	BB: 4 IBB: 0 HBP: 1 BLK: 0	WP: 0 HR: 1 S: 66 P: 117	ERA: 6.43 WHIP: 1.714	PITCHER										IP: 1.0 WLS: 5 BF: 5	H: 1 R: 0 ER: 0 SO: 1	BB: 1 IBB: 0 HBP: 0 BLK: 0	WP: 0 HR: 0 S: 13 P: 23	ERA: 0.00 WHIP: 2.000

AB 31
R 2
H 6
RBI 2
BB 0
SO 7
LOB 5



AB 30
R 5
H 9
RBI 5
BB 5
SO 3
LOB 13



Batter	1	2	3	4	5	6	7	8	9	AB	R	H	RBI	BB	SO	LOB	TOP				
Bernard Gilkey, R OBP: 0.359, SLG: 0.470 (1, 7)	 2-3		 2-0			 0-0 1B		 0-0		4	0	1	0	0	0	1					
Ozzie Smith, S OBP: 0.265, SLG: 0.239 (1, 6)	 1-0		 1-1			 0-0 1-2		 0-3		4	0	0	0	0	0	1					
John Mabry, L OBP: 0.342, SLG: 0.412 (1, 3)	 1-2 1B			 0-1		 1-3			 0-2	4	1	2	1	0	1	0					
Brian Jordan, R OBP: 0.339, SLG: 0.482 (1, 9)	 0-1 1-3			 1-1			 0-2		 2-3	4	0	1	0	0	0	1					
Ray Lankford, L OBP: 0.342, SLG: 0.454 (1, 8)	 1-2			 3-2			 0-1 1B		 0-0	4	0	2	0	0	0	2					
David Bell, R OBP: 0.265, SLG: 0.417 (1, 4)		 0-1		 2-3			 0-0		 0-0	4	0	0	0	0	1	2					
Jose Oliva, R OBP: 0.200, SLG: 0.319 (1, 5)		 1-2			 2-1		 1-0 1-2			3	0	0	0	0	0	1					
Tom Pagnozzi, R OBP: 0.256, SLG: 0.321 (1, 2)		 0-1			 1-0			 2-3		3	0	0	0	0	1	0					
Donovan Osborne, S OBP: 0.136, SLG: 0.190 (1, 1)			 3-3			 1-3			 4-1	2	0	0	0	0	2	0					
Tom Urbani, L OBP: 0.400, SLG: 0.529 (7, 1)										0	0	0	0	0	0	0					
Mark Sweeney, L OBP: 0.360, SLG: 0.455 (6, PH)										0	0	0	0	1	0	0					
T.J. Mathews, R (8, 1)										0	0	0	0	0	0	0					
Inning Stats	R: 0 E: 0 K: 1 S: 13	H: 2 LOB: 2 BB: 0 P: 18	R: 0 E: 0 K: 0 S: 7	H: 0 LOB: 0 BB: 0 P: 8	R: 0 E: 0 K: 1 S: 7	H: 0 LOB: 0 BB: 0 P: 13	R: 0 E: 0 K: 1 S: 15	H: 1 LOB: 1 BB: 0 P: 21	R: 0 E: 0 K: 1 S: 7	H: 0 LOB: 0 BB: 0 P: 11	R: 0 E: 0 K: 1 S: 5	H: 1 LOB: 0 BB: 0 P: 6	R: 0 E: 0 K: 0 S: 7	H: 1 LOB: 1 BB: 0 P: 8	R: 0 E: 0 K: 2 S: 8	H: 0 LOB: 1 BB: 1 P: 14	R: 1 E: 0 K: 1 S: 8	H: 1 LOB: 0 BB: 0 P: 10	1B: 4 2B: 1 3B: 0 HR: 1	SF: 0 SAC: 0 DP: 1 HBP: 0	WP: 1 PA: 33 PB: 0 SB: 0 CS: 0
PITCHER	IP	WLS	BF	H	R	ER	SO	BB	IBB	HBP	BLK	WP	HR	S	P	ERA	WHIP				
Dave Burba, R ERA: 3.31 (1, 1)	8.0	W	29	5	0	0	7	1	0	0	0	1	0	69	99	0.00	0.750				
Jeff Brantley, R ERA: 2.67 (9, 1)	1.0		4	1	1	1	1	0	0	0	0	0	1	8	10	9.00	1.000				

St. Louis Cardinals @ Cincinnati Reds
Riverfront Stadium, Cincinnati, OH
Tue Aug 29 1995, 7:05 PM EDT
Att: 19,653 - Unknown - 84 F

AB	32
R	1
H	6
RBI	1
BB	1
SO	8
LOB	8



Batter	1	2	3	4	5	6	7	8	9	AB	R	H	RBI	BB	SO	LOB	BOTTOM				
Jerome Walton, R OBP: 0.369, SLG: 0.507 (1, 9)	 0-0 1B		 2-1			 3-1 2B	 2-3			4	1	2	0	0	1	1					
Darren Lewis, R OBP: 0.320, SLG: 0.316 (1, 8)	 2-1 1-2		 0-1			 0-0 1-2		 0-2 1B		3	0	1	0	0	0	1					
Barry Larkin, R OBP: 0.403, SLG: 0.507 (1, 6)	 2-1 1B			 1-0		 2-3		 3-2 1-3		4	1	1	0	0	1	2					
Mariano Duncan, R OBP: 0.290, SLG: 0.421 (1, 7)	 0-0 1-1 HR			 2-1		 4-2 BB		 3-3		3	2	1	2	1	1	1					
Benito Santiago, R OBP: 0.320, SLG: 0.476 (1, 2)	 3-3			 0-0		 3-1 2B		 0-0		4	0	1	2	0	1	1					
Bret Boone, R OBP: 0.328, SLG: 0.431 (1, 4)		 2-2 1B			 2-1	 1-1				3	0	1	0	0	0	1					
Hal Morris, L OBP: 0.324, SLG: 0.436 (1, 3)		 2-2 1-2			 0-0		 3-2 1B			3	0	2	0	0	0	1					
Mark Lewis, R OBP: 0.417, SLG: 0.492 (1, 5)		 3-1			 0-0		 0-3			3	0	0	0	0	1	2					
Dave Burba, R OBP: 0.154, SLG: 0.083 (1, 1)					 2-2		 0-0 1-2			2	0	0	0	0	1	1					
Jeff Brantley, R (9, 1)										0	0	0	0	0	0	0					
Inning Stats	R: 2 E: 0 K: 1 S: 10	H: 3 LOB: 0 BB: 0 P: 17	R: 0 E: 0 K: 0 S: 8	H: 1 LOB: 0 BB: 0 P: 15	R: 0 E: 0 K: 1 S: 8	H: 0 LOB: 0 BB: 0 P: 11	R: 0 E: 0 K: 0 S: 4	H: 0 LOB: 0 BB: 0 P: 7	R: 0 E: 0 K: 0 S: 8	H: 1 LOB: 1 BB: 0 P: 12	R: 2 E: 0 K: 1 S: 19	H: 2 LOB: 1 BB: 1 P: 32	R: 0 E: 0 K: 2 S: 11	H: 1 LOB: 0 BB: 0 P: 16	R: 0 E: 0 K: 1 S: 11	H: 1 LOB: 1 BB: 0 P: 17	1B: 6 2B: 2 3B: 0 HR: 1	SF: 0 SAC: 2 DP: 1 HBP: 0	WP: 0 PA: 32 PB: 0 SB: 2 CS: 1		
PITCHER	IP	WLS	BF	H	R	ER	SO	BB	IBB	HBP	BLK	WP	HR	S	P	ERA	WHIP				
Donovan Osborne, L ERA: 4.73 (1, 1)	6.0	L	25	8	4	4	3	1	0	0	0	0	0	60	100	6.00	1.500				
Tom Urbani, L ERA: 3.86 (7, 1)	1.0		3	0	0	0	2	0	0	0	0	0	0	8	10	0.00	0.000				
T.J. Mathews, R ERA: 2.08 (8, 1)	1.0		4	1	0	0	1	0	0	0	0	0	0	11	17	0.00	1.000				

St. Louis Cardinals @ Cincinnati Reds
Riverfront Stadium, Cincinnati, OH
Tue Aug 29 1995, 7:05 PM EDT
Att: 19,653 - Unknown - 84 F

AB	29
R	4
H	9
RBI	4
BB	1
SO	6
LOB	11



Batter	1	2	3	4	5	6	7	8	9	AB	R	H	RBI	BB	SO	LOB	TOP										
Jacob Brumfield, R OBP: 0.352, SLG: 0.378	G5-3		K	1B		S	1B	G6-4-3		5	2	2	0	1	1	1											
Jay Bell, R OBP: 0.335, SLG: 0.392	2B		3B	1B		K	1B	L4		6	2	4	1	0	1	1											
Orlando Merced, S OBP: 0.364, SLG: 0.490																											
Dan Plesac, L OBP: 0.333, SLG: 0.333	P5		1B			FC4-2-5-2-5	E6		G4-3	5	2	3	3	0	0	2											
Midre Cummings, L OBP: 0.288, SLG: 0.330							1B			0	0	0	0	0	0	0											
Mike Dyer, R OBP: 0.500, SLG: 0.500			1B	3B			1B			1	0	0	0	0	0	0											
Ross Powell, L										0	0	0	0	0	0	0											
Jeff King, R OBP: 0.339, SLG: 0.471	F9		P3				1B		F7	4	1	0	0	2	0	4											
Carlos Garcia, R OBP: 0.341, SLG: 0.428																											
John Wehner, R OBP: 0.413, SLG: 0.443																											
Al Martin, L OBP: 0.347, SLG: 0.415																											
Kevin Young, R OBP: 0.277, SLG: 0.429																											
2 Angelo Encarnacion, R OBP: 0.303, SLG: 0.321																											
Rick White, R OBP: 0.143, SLG: 0.286																											
Steve Pegues, R OBP: 0.255, SLG: 0.405																											
Inning Stats	R: 0 E: 0 K: 0 S: 11	H: 1 LOB: 1 BB: 0 P: 14	R: 0 E: 0 K: 2 S: 10	H: 0 LOB: 2 BB: 2 P: 24	R: 2 E: 0 K: 1 S: 15	H: 3 LOB: 2 BB: 1 P: 25	R: 2 E: 0 K: 0 S: 15	H: 4 LOB: 2 BB: 0 P: 26	R: 0 E: 0 K: 2 S: 13	H: 1 LOB: 1 BB: 0 P: 16	R: 7 E: 1 K: 2 S: 21	H: 7 LOB: 2 BB: 2 P: 36	R: 0 E: 0 K: 0 S: 5	H: 1 LOB: 0 BB: 0 P: 6	R: 0 E: 0 K: 0 S: 9	H: 0 LOB: 0 BB: 0 P: 11	1B: 13 2B: 4 3B: 1 HR: 0	SF: 0 SAC: 1 DP: 1 HBP: 0	WP: 1 PB: 0 SB: 4 CS: 0	PA: 50							
PITCHER	IP	WLS	BF	H	R	ER	SO	BB	IBB	HBP	BLK	WP	HR	S	P	ERA	WHIP										
David Wells, L ERA: 3.22	4.0	L	23	8	4	4	3	2	1	0	0	0	0	51	89	9.00	2.500										
Kevin Jarvis, R ERA: 5.68	2.0		9	2	0	0	3	0	1	0	0	0	0	24	39	0.00	1.000										
Xavier Hernandez, R ERA: 4.15	0.1		6	4	5	5	1	1	0	0	0	0	0	11	17	135.00	15.000										
Chuck McElroy, L ERA: 5.4	0.2		6	3	2	2	1	0	1	0	0	1	0	10	19	27.00	4.500										
Tim Pugh, R ERA: 4.2	2.0		6	1	0	0	0	0	0	0	0	0	0	14	17	0.00	0.500										

Pittsburgh Pirates @ Cincinnati Reds
Riverfront Stadium, Cincinnati, OH
Sat Sep 02 1995, 7:05 PM EDT
Att: 35,897 - Unknown - 86 F

AB 43
R 11
H 18
RBI 10
BB 6
SO 8
LOB 23



Batter	1	2	3	4	5	6	7	8	9	AB	R	H	RBI	BB	SO	LOB	BOTTOM										
Thomas Howard, S OBP: 0.376, SLG: 0.428	F7			P7			K		G3	3	0	0	0	0	0	3											
Darren Lewis, R OBP: 0.318, SLG: 0.312		G4-3								2	0	0	0	0	1	0											
Hal Morris, L OBP: 0.324, SLG: 0.445																											
Mariano Duncan, R OBP: 0.291, SLG: 0.418			F9				DI		2B	3	0	1	0	0	0	2											
Bary Larkin, R OBP: 0.397, SLG: 0.498							E		1B	1	2	1	0	1	0	0											
Mark Lewis, R OBP: 0.412, SLG: 0.492	F8						K		2B	2	1	1	1	0	1	1											
Reggie Sanders, R OBP: 0.406, SLG: 0.614																											
Jerome Walton, R OBP: 0.370, SLG: 0.503	K		E5				E		2B	3	0	0	0	0	2	2											
Eric Anthony, L OBP: 0.364, SLG: 0.525																											
Bret Boone, R OBP: 0.337, SLG: 0.438																											
Tim Pugh, R OBP: 0.160, SLG: 0.167																											
Damon Berryhill, S OBP: 0.263, SLG: 0.296																											
Eddie Taubensee, L OBP: 0.343, SLG: 0.489																											
Jeff Branson, L OBP: 0.332, SLG: 0.446																											
David Wells, L OBP: 0.186, SLG: 0.188																											
Lenny Harris, R OBP: 0.287, SLG: 0.283																											
Kevin Jarvis, R OBP: 0.192, SLG: 0.199																											
Brian Hunter, R OBP: 0.192, SLG: 0.199																											
Xavier Hernandez, L OBP: 0.192, SLG: 0.199																											
Chuck McElroy, L OBP: 0.238, SLG: 0.487																											
Benito Santiago, R OBP: 0.338, SLG: 0.487																											
Inning Stats	R: 0 E: 0 K: 1 S: 13	H: 1 LOB: 1 BB: 0 P: 22	R: 2 E: 0 K: 0 S: 12	H: 4 LOB: 1 BB: 0 P: 16	R: 0 E: 1 K: 0 S: 10	H: 0 LOB: 2 BB: 1 P: 17	R: 0 E: 0 K: 0 S: 7	H: 1 LOB: 2 BB: 1 P: 11	R: 0 E: 0 K: 2 S: 7	H: 0 LOB: 0 BB: 0 P: 10	R: 0 E: 0 K: 1 S: 8	H: 1 LOB: 1 BB: 0 P: 11	R: 1 E: 1 K: 2 S: 17	H: 0 LOB: 2 BB: 2 P: 29	R: 0 E: 0 K: 1 S: 11	H: 0 LOB: 0 BB: 0 P: 15	R: 5 E: 0 K: 1 S: 20	H: 4 LOB: 0 BB: 1 P: 38	1B: 7 2B: 4 3B: 0 HR: 1	SF: 0 SAC: 0 DP: 1 HBP: 0	WP: 1 PB: 0 SB: 0 CS: 0	PA: 44					
PITCHER	IP	WLS	BF	H	R	ER	SO	BB	IBB	HBP	BLK	WP	HR	S	P	ERA	WHIP										
Rick White, R ERA: 3.64	6.0	W	27	7	2	2	4	2	0	0	0	0	0	28	44	0.00	1.000										
Dan Plesac, L ERA: 3.71	2.0		9	0	1	0	3	2	0	0	0	0	0	14	27	54.00	6.000										
Mike Dyer, R ERA: 4.33	0.2		6	3	4	4	0	1	0	0	0	0	0	6	11	27.00	3.000										
Ross Powell, L ERA: 7.71	0.1		2	1	1	1	1	0	0	0	0	1	1	6	11	27.00	3.000										

Pittsburgh Pirates @ Cincinnati Reds
Riverfront Stadium, Cincinnati, OH
Sat Sep 02 1995, 7:05 PM EDT
Att: 35,897 - Unknown - 86 F

AB 39
R 8
H 11
RBI 6
BB 5
SO 8
LOB 22



Batter	1	2	3	4	5	6	7	8	9	AB	R	H	RBI	BB	SO	LOB	TOP										
Al Martin, L OBP: 0.348, SLG: 0.416 (1,7) X	0-0 P6		0-0 G6-4-3 2B	4-2 HR BB	2-2 P5			3-2 L9		4	2	1	0	1	0	0	Pittsburgh Pirates @ Cincinnati Reds Riverfront Stadium, Cincinnati, OH Sun Sep.03 1995, 3:33 AM EDT Att: 28,516 - Sunny - 77 F										
Jay Bell, R OBP: 0.340, SLG: 0.396 (1,6) C X	0-1 G1-3 1B		4-2 G6-4-3 BB	1-1 P6	1-1			1-1 FC5 1B		4	0	3	0	1	0	2											
Orlando Merced, S OBP: 0.364, SLG: 0.496 (1,9) X	0-0 G1-3		0-0 G6-4-3	1-1 HR	3-1 G3			0-1 FC5 1B		5	1	2	3	0	0	4											
Jeff King, R OBP: 0.342, SLG: 0.472 (1,3) B B B	4-0 BB		4-2 2B BB	2-2 1B 2B		2-3 K		1-2 FC5 FC3-6		3	2	1	0	2	1	2											
Nelson Liriano, S OBP: 0.350, SLG: 0.400 (1,4) B X	1-0 G3-1		1-1 1-H 2-3	1-2 WP E 1B		0-0 F9		0-0 FC3-6		5	1	2	2	0	0	4											
Midre Cummings, L OBP: 0.293, SLG: 0.327 (1,8) X		0-0 F7	4-1 3-H	1-2 E WP 1B		3-1 G3			0-3 K		4	0	1	1	1	0											
John Wehner, R OBP: 0.388, SLG: 0.413 (1,5) B B B		3-2 G5-3	1-0 G5-3	2-2 E 1B			1-0 F7		0-0 G6-3		5	0	0	0	0	3											
2 Angelo Encarnacion, R OBP: 0.299, SLG: 0.325 (1,2) B B X		2-1 2B		P3 P4			0-3 K		0-0 G4-3		5	0	1	0	0	1		2									
Paul Wagner, R OBP: 0.235, SLG: 0.194 (1,1) C X	1-1 G3-1			4-2 BB HR BB		0-3 K				3	1	0	0	1	2	1											
Lee Hancock, L (8,1)										0	0	0	0	0	0	0											
Dan Miceli, R (8,1)										0	0	0	0	0	0	0											
Carlos Garcia, R OBP: 0.341, SLG: 0.428 (8,4)										0	0	0	0	0	0	0											
Inning Stats	R: 0 E: 0 K: 0 S: 5	H: 1 LOB: 2 BB: 1 P: 10	R: 0 E: 0 K: 0 S: 8	H: 1 LOB: 1 BB: 0 P: 14	R: 2 E: 0 K: 0 S: 10	H: 2 LOB: 2 BB: 3 P: 24	R: 5 E: 1 K: 0 S: 26	H: 4 LOB: 2 BB: 2 P: 44	R: 0 E: 0 K: 1 S: 10	H: 0 LOB: 0 BB: 0 P: 16	R: 0 E: 0 K: 2 S: 7	H: 0 LOB: 0 BB: 0 P: 9	R: 0 E: 0 K: 0 S: 11	H: 2 LOB: 2 BB: 0 P: 16	R: 0 E: 0 K: 1 S: 5	H: 0 LOB: 0 BB: 0 P: 5	1B: 6 2B: 4 3B: 0 HR: 1	SF: 0 SAC: 0 DP: 1 HBP: 0	WP: 1 PB: 0 SB: 0 CS: 0	PA: 44							
PITCHER	IP	WLS	BF	H	R	ER	SO	BB	IBB	HBP	BLK	WP	HR	S	P	ERA	WHIP										
Dave Burba, R ERA: 3.75 (1,1)	4.0	L	26	8	7	6	0	6	0	0	0	1	1	49	92	13.50	3.500										
Chuck McElroy, L ERA: 5.09 (5,1)	2.0		7	1	0	0	2	0	0	0	0	0	0	16	27	0.00	0.500										
Kevin Jarvis, R ERA: 5.52 (7,1)	2.0		8	2	0	0	2	0	0	0	0	0	0	18	25	0.00	1.000										
Hector Carrasco, R ERA: 2.88 (9,1)	1.0		3	0	0	0	1	0	0	0	0	0	0	5	5	0.00	0.000										

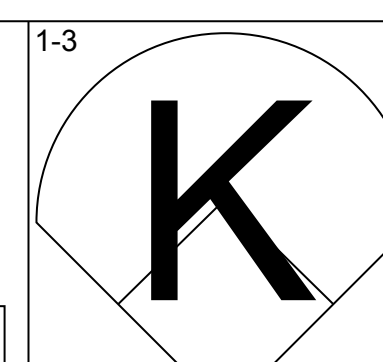
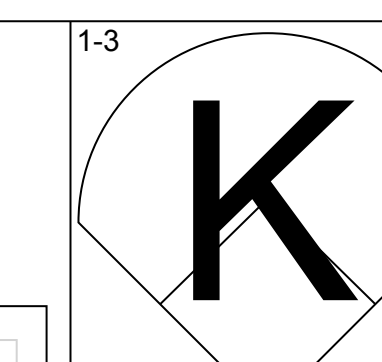
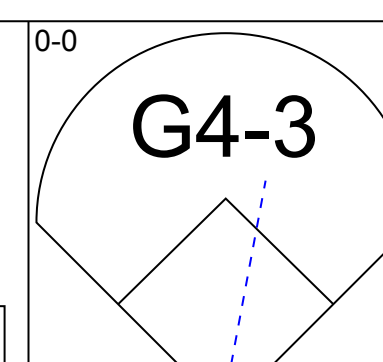
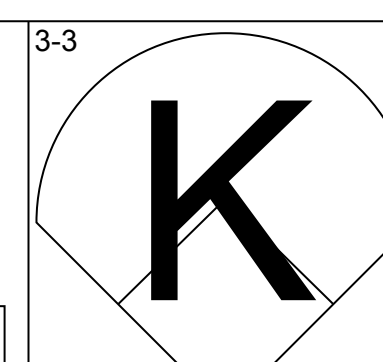
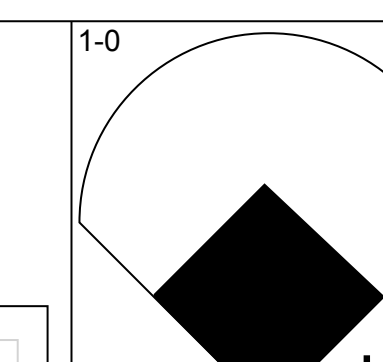
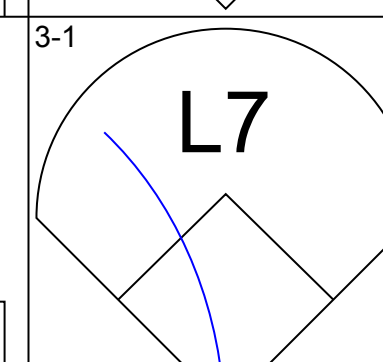
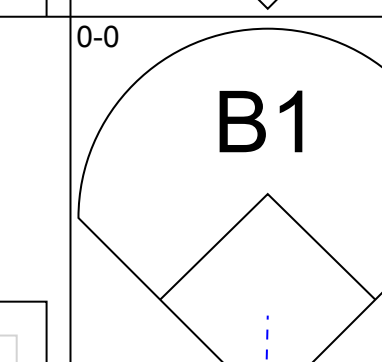
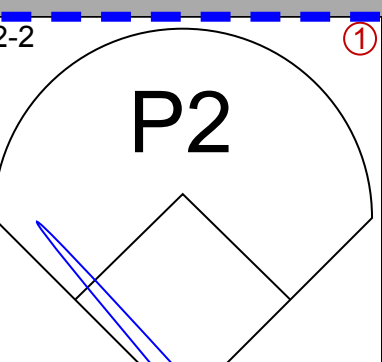
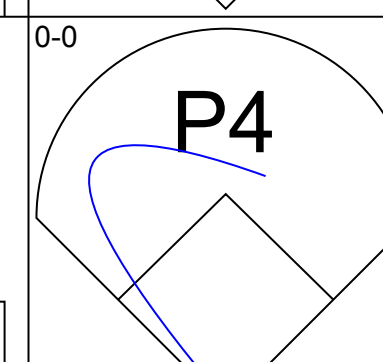
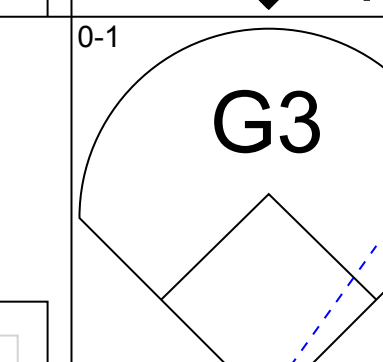
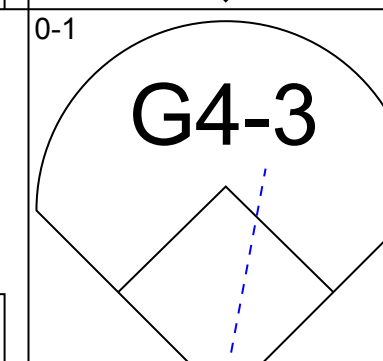
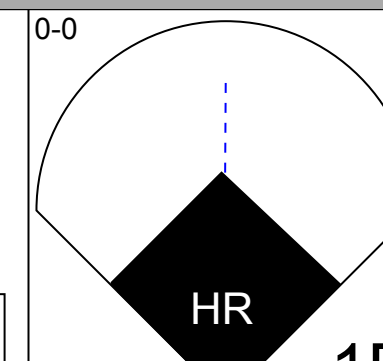
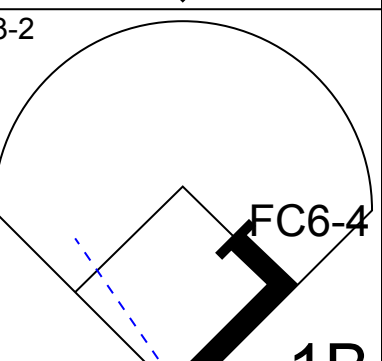
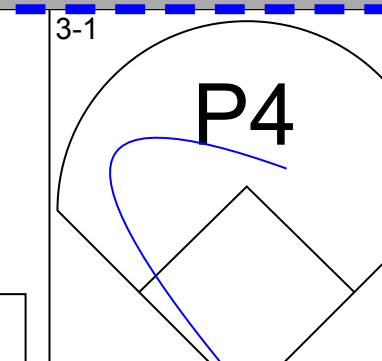
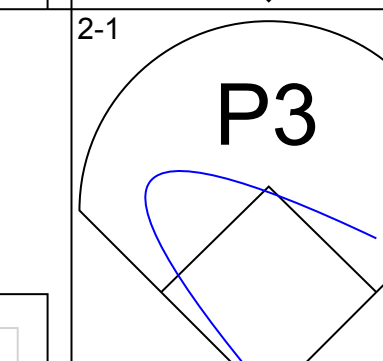
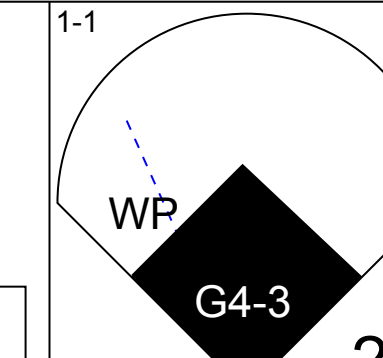

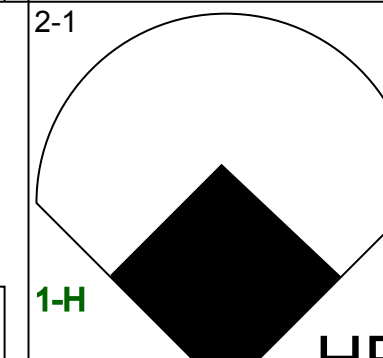
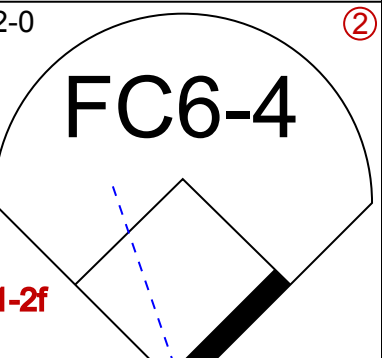
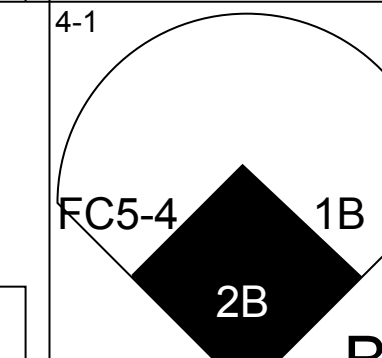

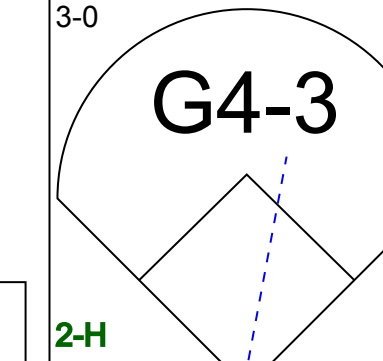
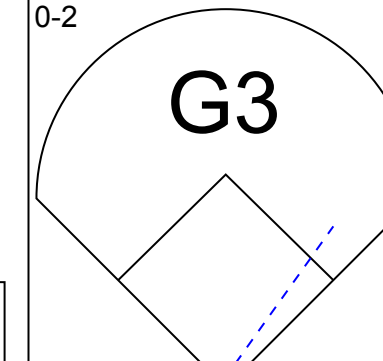
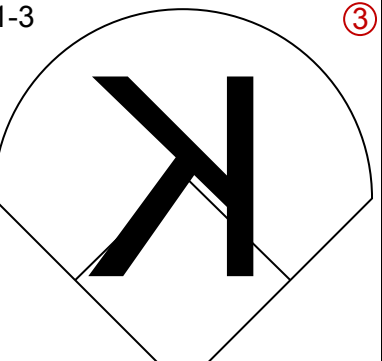
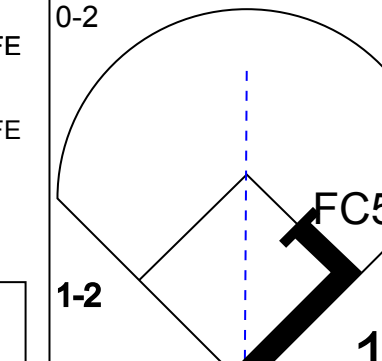

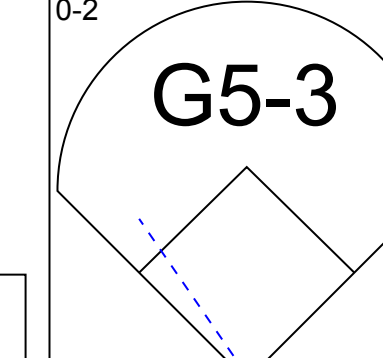
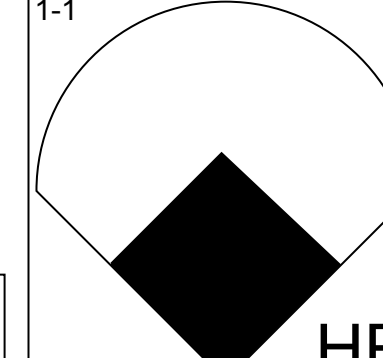
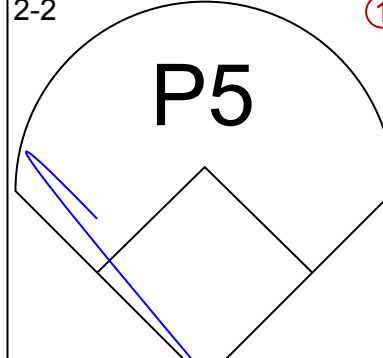
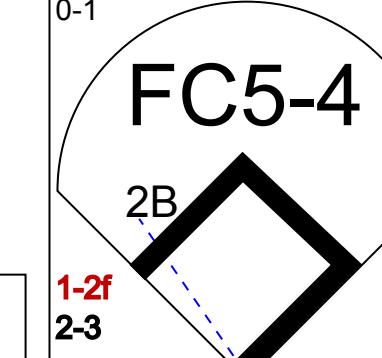

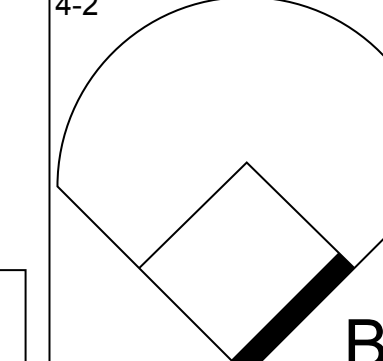
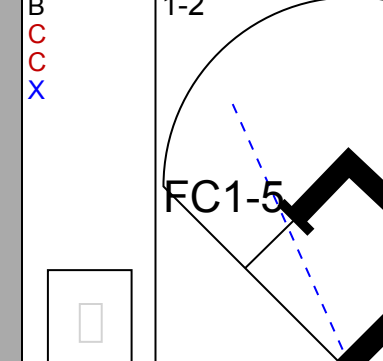

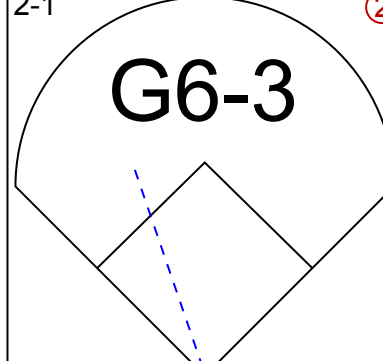
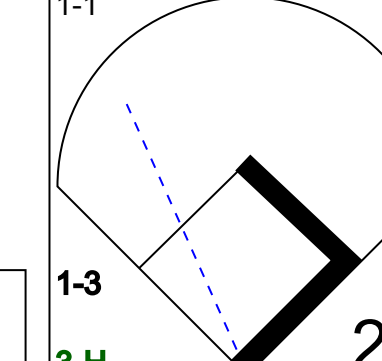

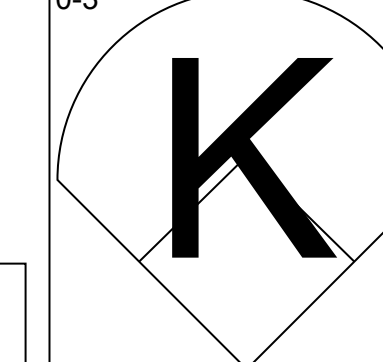
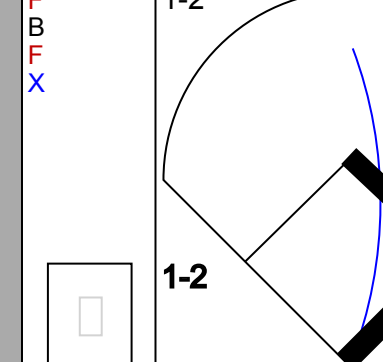

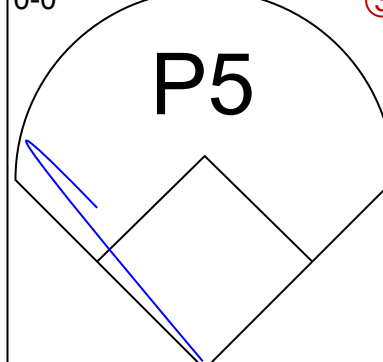
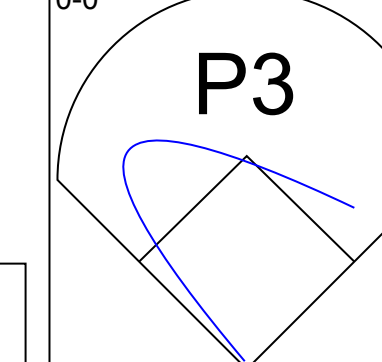
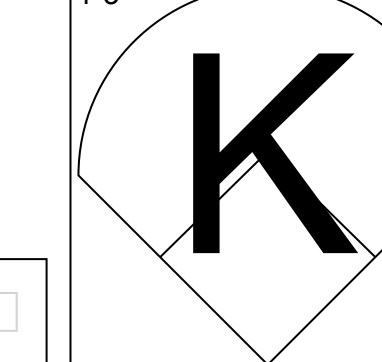
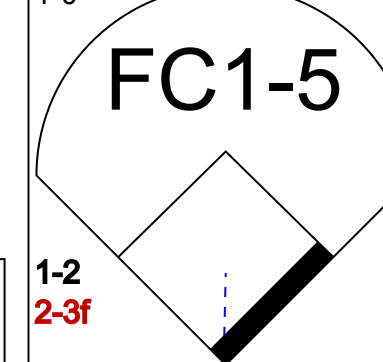
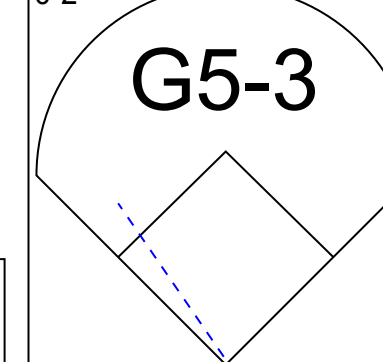
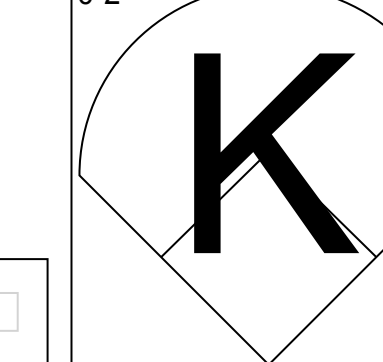
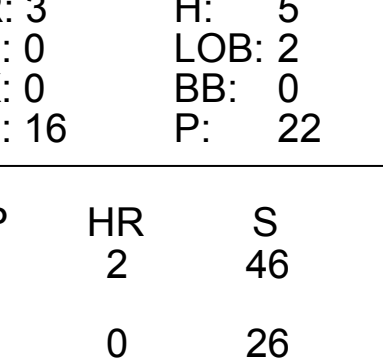
Batter	1	2	3	4	5	6	7	8	9	AB	R	H	RBI	BB	SO	LOB	BOTTOM										
Thomas Howard, S OBP: 0.372, SLG: 0.423 (1,7) X	0-0 S G6-3 1B		0-2 G4-3		1-0 F7			0-0 G4-3		5	1	1	0	0	0	4	Pittsburgh Pirates @ Cincinnati Reds Riverfront Stadium, Cincinnati, OH Sun Sep.03 1995, 3:33 AM EDT Att: 28,516 - Sunny - 77 F										
Darren Lewis, R OBP: 0.324, SLG: 0.315 (1,8) B 1 SAFE	4-1 G6-3 1-2 BB		4-1 G3 PB G6-3 BB		4-2 1B 1B BB			3-2 G6-3 2B		2	1	1	0	3	1	0											
Barry Larkin, R OBP: 0.395, SLG: 0.494 (1,6) B B B	3-2 F8		3-2 G3		2-2 1B			1-1 G6-3		5	0	1	0	0	0	4											
Eric Anthony, L OBP: 0.357, SLG: 0.510 (1,9) B B B	3-1 G6-3		0-0 G6-3		1-0 1B			3-1 G4-3		5	0	1	2	0	0	2											
Hal Morris, L OBP: 0.320, SLG: 0.438 (1,3) X	0-0 G4-3		0-3 K		2-2 FC4-6			2-1 F8		4	0	0	0	0	1	4											
Bento Santiago, R OBP: 0.336, SLG: 0.493 (1,2) B B B		2-3 K		0-1 G6-3		2-2 F9		0-0 BB 2B 1B		4	1	1	0	0	1	0											
Bret Boone, R OBP: 0.340, SLG: 0.441 (1,4) C H		1-1 1B HBP		1-0 P4		1-1 F9 2B		4-0 2B BB		2	0	1	0	1	0	0											
Jeff Branson, L OBP: 0.300, SLG: 0.448 (1,5)		1-2 1B		1-3 K		2-1 F9		1-2 1B		2	0	1	0	0	1	0											
Damon Berryhill, S OBP: 0.300, SLG: 0.293 (5,1)		1-2 1B								2	0	1	0	0	1	0											
Damon Berryhill, S OBP: 0.300, SLG: 0.293 (5,1)		1-2 1B								1	0	0	0	0	0	1											
Kevin Jarvis, R OBP: 0.340, SLG: 0.494 (7,1)		1-2 1B								0	0	0	0	0	0	0											
Eddie Taubensee, L OBP: 0.254, SLG: 0.280 (8,1)		1-2 1B								0	0	0	0	0	0	0											
Brian Hunter, R OBP: 0.320, SLG: 0.348 (8,1)		1-2 1B								1	0	1	1	0	0	0											
Hector Carrasco, R ERA: 2.88 (9,1)		1-2 1B								0	0	0	0	0	0	0											
Dave Burba, R OBP: 0.143, SLG: 0.077 (1,1)		0-3 K								1	0	0	0	0	1	2											
Lenny Harris, L OBP: 0.254, SLG: 0.280 (5,5)										2	0	0	0	0	2	1											
Mark Lewis, R OBP: 0.409, SLG: 0.489 (6,1)										1	0	0	0	0	1	2											
Inning Stats	R: 1 E: 0 K: 0 S: 13	H: 1 LOB: 1 BB: 1 P: 23	R: 0 E: 0 K: 2 S: 14	H: 1 LOB: 0 BB: 0 P: 18	R: 1 E: 0 K: 1 S: 9	H: 0 LOB: 0 BB: 1 P: 16	R: 0 E: 0 K: 1 S: 6	H: 0 LOB: 0 BB: 0 P: 8	R: 0 E: 0 K: 1 S: 15	H: 2 LOB: 3 BB: 1 P: 25	R: 0 E: 0 K: 1 S: 11	H: 1 LOB: 1 BB: 0 P: 17	R: 0 E: 0 K: 0 S: 11	H: 1 LOB: 1 BB: 0 P: 19	R: 1 E: 0 K: 1 S: 11	H: 2 LOB: 2 BB: 1 P: 19	R: 0 E: 0 K: 1 S: 5	H: 0 LOB: 0 BB: 0 P: 9	1B: 5 2B: 3 3B: 0 HR: 0	SF: 0 SAC: 0 DP: 0 HBP: 1	WP: 0 PB: 1 SB: 3 CS: 0	PA: 40					
PITCHER	IP	WLS	BF	H	R	ER	SO	BB	IBB	HBP	BLK	WP	HR	S	P	ERA	WHIP										
Paul Wagner, R ERA: 4.7 (1,1)	7.1	W	34	7	3	2	6	4	0	1	0	0	0	82	135	2.46	1.500										
Lee Hancock, L ERA: 5.09 (8,1)	0.0		1	1	0	0	0	0	0	0	0	0	0	3	4	∞	∞										
Dan Miceli, R ERA: 3.51 (8,1)	1.2	S	5	0	0	0	2	0	0	0	0	0	0	10	15	0.00	0.000										

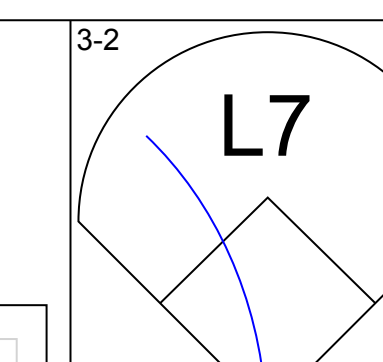
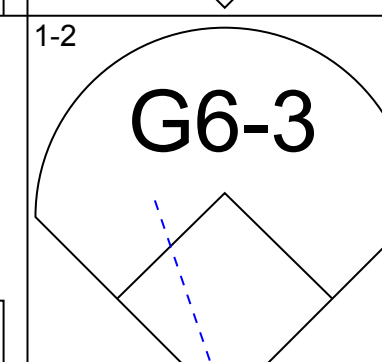
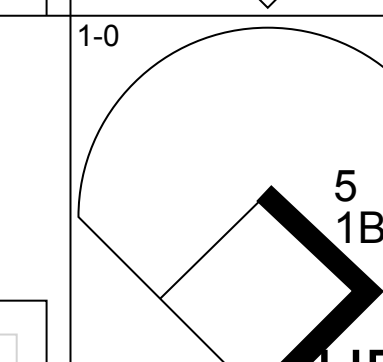
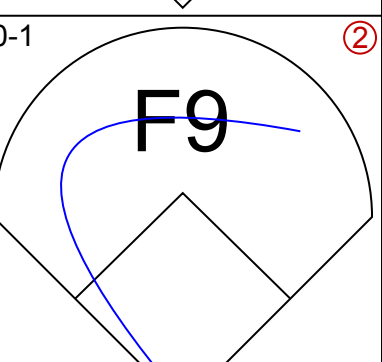
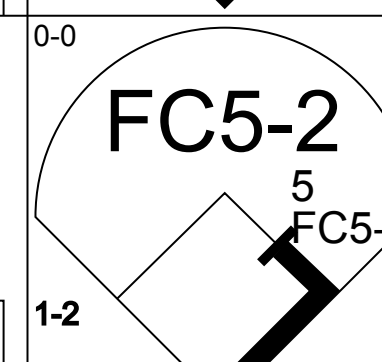
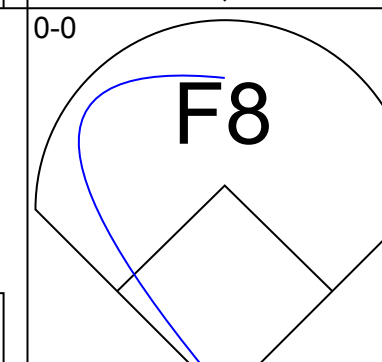
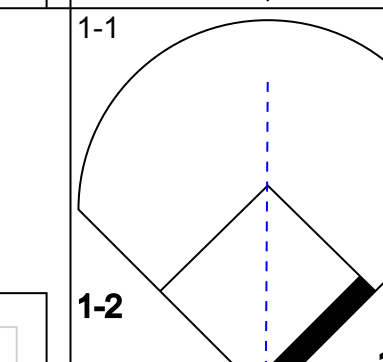
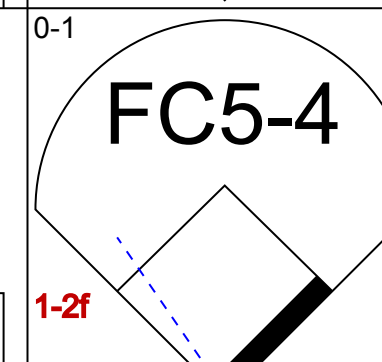

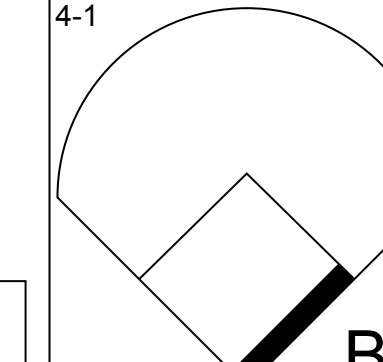
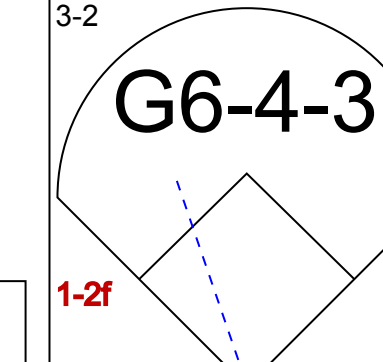
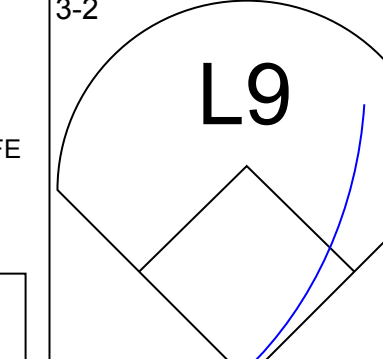
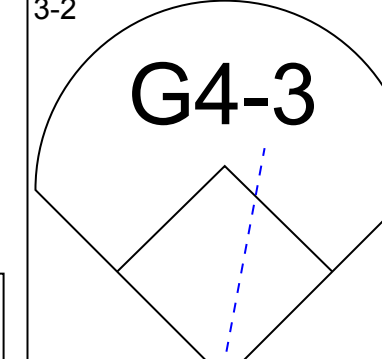

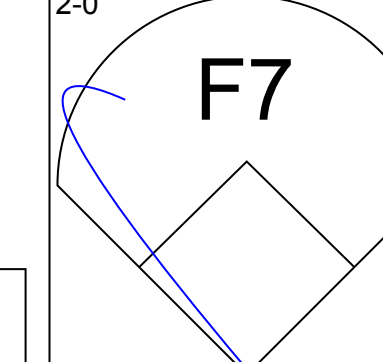
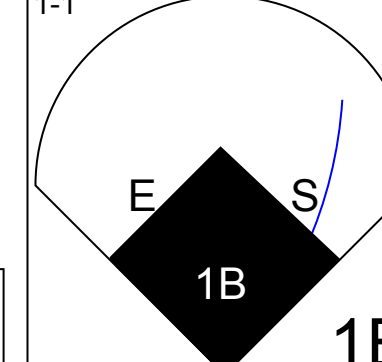
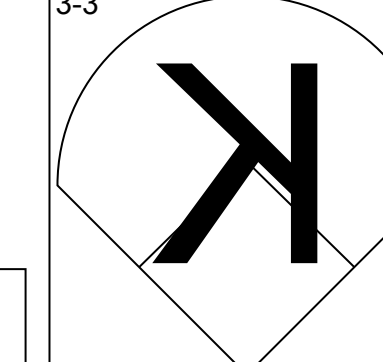
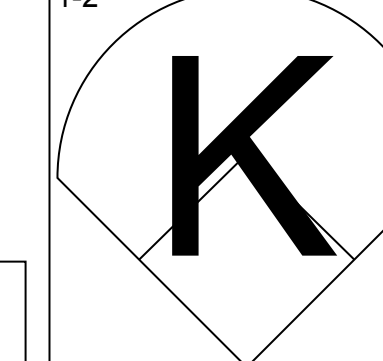
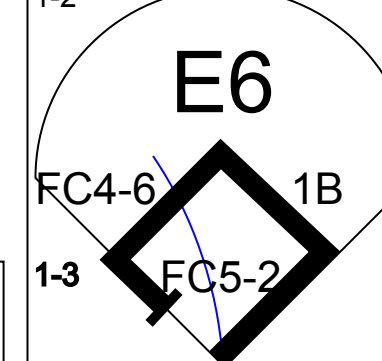
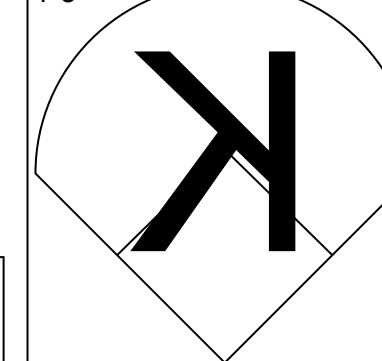

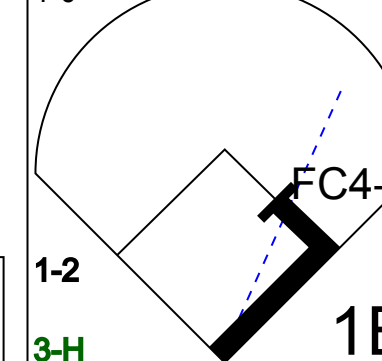
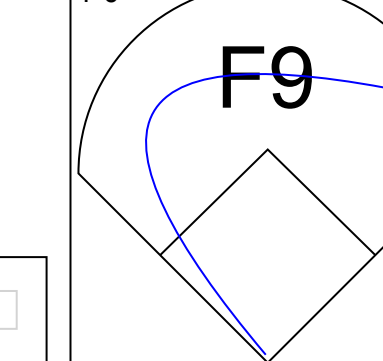
AB	38
R	7
H	11
RBI	6
BB	6
SO	5
LOB	18



AB	35
R	3
H	8
RBI	3
BB	4
SO	8
LOB	20



Batter	1	2	3	4	5	6	7	8	9	AB	R	H	RBI	BB	SO	LOB	TOP							
Thomas Howard, S (1,9) OBP: 0.368, SLG: 0.417 Jerome Walton, R (7,PH) OBP: 0.371, SLG: 0.523 (7,9)										3	0	0	0	0	2	2	<p>Cincinnati Reds @ Houston Astros Astrodome, Houston, TX Mon Sep 04 1995, 4:33 AM EDT Att: 19,343 - Dome - 76 F</p>							
Darren Lewis, R (1,8) OBP: 0.320, SLG: 0.311										5	0	0	0	0	0	0								
Barry Larkin, R (1,6) OBP: 0.395, SLG: 0.493										5	1	2	0	0	0	0								
Ron Gant, R (1,7) OBP: 0.389, SLG: 0.597										3	3	2	2	1	0	1								
Hal Morris, L (1,3) OBP: 0.319, SLG: 0.436										4	0	1	1	0	1	1								
Bento Santiago, R (1,2) OBP: 0.335, SLG: 0.502										4	1	1	1	0	0	2								
Bret Boone, R (1,4) OBP: 0.344, SLG: 0.444										3	0	2	1	1	0	0								
Jeff Branson, L (1,5) OBP: 0.332, SLG: 0.443										4	0	1	0	0	1	3								
Mark Portugal, R (1,1) OBP: 0.173, SLG: 0.240 Hector Carrasco, R (7,1)										3	0	0	0	0	1	2								
Mariano Duncan, R (9,PH) OBP: 0.289, SLG: 0.416 Jeff Brantley, R (9,1)										0	0	0	0	0	0	0								
										1	0	0	0	0	1	0								
										0	0	0	0	0	0	0								
Inning Stats	R: 0 E: 0 K: 1 S: 8	H: 0 LOB: 0 BB: 0 P: 12	R: 1 E: 0 K: 1 S: 12	H: 1 LOB: 1 BB: 1 P: 20	R: 0 E: 0 K: 2 S: 10	H: 0 LOB: 0 BB: 0 P: 12	R: 3 E: 0 K: 0 S: 16	H: 5 LOB: 2 BB: 0 P: 22	R: 0 E: 0 K: 1 S: 13	H: 1 LOB: 1 BB: 0 P: 21	R: 0 E: 0 K: 0 S: 6	H: 0 LOB: 0 BB: 0 P: 10	R: 0 E: 0 K: 1 S: 7	H: 0 LOB: 0 BB: 0 P: 10	R: 1 E: 0 K: 0 S: 12	H: 2 LOB: 2 BB: 1 P: 20	R: 1 E: 0 K: 1 S: 8	H: 1 LOB: 0 BB: 0 P: 11	1B: 5 2B: 2 3B: 0 HR: 3	SF: 0 SAC: 0 DP: 0 HBP: 0	WP: 1 PB: 0 SB: 0 CS: 0	PA: 39		
PITCHER	IP WLS BF H R ER SO BB IBB HBP BLK WP HR S P ERA WHIP	IP WLS BF H R ER SO BB IBB HBP BLK WP HR S P ERA WHIP	IP WLS BF H R ER SO BB IBB HBP BLK WP HR S P ERA WHIP	IP WLS BF H R ER SO BB IBB HBP BLK WP HR S P ERA WHIP	IP WLS BF H R ER SO BB IBB HBP BLK WP HR S P ERA WHIP	IP WLS BF H R ER SO BB IBB HBP BLK WP HR S P ERA WHIP	IP WLS BF H R ER SO BB IBB HBP BLK WP HR S P ERA WHIP	IP WLS BF H R ER SO BB IBB HBP BLK WP HR S P ERA WHIP	IP WLS BF H R ER SO BB IBB HBP BLK WP HR S P ERA WHIP	IP WLS BF H R ER SO BB IBB HBP BLK WP HR S P ERA WHIP	IP WLS BF H R ER SO BB IBB HBP BLK WP HR S P ERA WHIP	IP WLS BF H R ER SO BB IBB HBP BLK WP HR S P ERA WHIP	IP WLS BF H R ER SO BB IBB HBP BLK WP HR S P ERA WHIP	IP WLS BF H R ER SO BB IBB HBP BLK WP HR S P ERA WHIP	IP WLS BF H R ER SO BB IBB HBP BLK WP HR S P ERA WHIP	IP WLS BF H R ER SO BB IBB HBP BLK WP HR S P ERA WHIP	IP WLS BF H R ER SO BB IBB HBP BLK WP HR S P ERA WHIP	IP WLS BF H R ER SO BB IBB HBP BLK WP HR S P ERA WHIP	IP WLS BF H R ER SO BB IBB HBP BLK WP HR S P ERA WHIP	IP WLS BF H R ER SO BB IBB HBP BLK WP HR S P ERA WHIP	IP WLS BF H R ER SO BB IBB HBP BLK WP HR S P ERA WHIP	IP WLS BF H R ER SO BB IBB HBP BLK WP HR S P ERA WHIP	IP WLS BF H R ER SO BB IBB HBP BLK WP HR S P ERA WHIP	IP WLS BF H R ER SO BB IBB HBP BLK WP HR S P ERA WHIP

Batter	1	2	3	4	5	6	7	8	9	AB	R	H	RBI	BB	SO	LOB	BOTTOM							
Brian Hunter, R (1,8) OBP: 0.357, SLG: 0.416										5	0	0	0	0	0	2	<p>Cincinnati Reds @ Houston Astros Astrodome, Houston, TX Mon Sep 04 1995, 4:33 AM EDT Att: 19,343 - Dome - 76 F</p>							
Craig Biggio, R (1,4) OBP: 0.399, SLG: 0.483										3	0	0	0	0	0	2								
5 Jeff Bagwell, R (1,3) OBP: 0.401, SLG: 0.497										4	0	1	0	0	0	2								
Derrick May, L (1,9) OBP: 0.318, SLG: 0.382										3	0	1	0	1	0	2								
Tony Eusebio, R (1,2) OBP: 0.374, SLG: 0.444										3	0	0	0	1	0	1								
Dave Magadan, L (1,5) OBP: 0.313, SLG: 0.368										4	0	1	0	0	0	2								
John Cangelosi, S (1,7) OBP: 0.484, SLG: 0.421										3	1	1	0	1	1	3								
Ricky Gutierrez, R (1,6) OBP: 0.264, SLG: 0.261										4	0	1	0	0	1	3								
Shane Reynolds, R (1,1) OBP: 0.161, SLG: 0.135 Mike Ginn, R (4,PH) OBP: 0.320, SLG: 0.480 Jeff Tabaka, R (5,1) OBP: 0.320, SLG: 0.320 Milt Thompson, L (7,PH) OBP: 0.290, SLG: 0.290 Greg Swindell, L (8,1) OBP: 0.290, SLG: 0.290 Mike Brumley, S (9,PH) OBP: 0.290, SLG: 0.290										1	0	0	0	0	1	0								
										1	0	0	0	0	1	2								
										0	0	0	0	0	0	0								
										1	0	1	1	0	0	0								
										0	0	0	0	0	0	0								
										1	0	0	0	0	0	0								
Inning Stats	R: 0 E: 0 K: 0 S: 6	H: 0 LOB: 0 BB: 0 P: 7	R: 0 E: 0 K: 1 S: 12	H: 1 LOB: 1 BB: 1 P: 24	R: 0 E: 0 K: 1 S: 7	H: 1 LOB: 2 BB: 0 P: 10	R: 0 E: 0 K: 1 S: 11	H: 1 LOB: 2 BB: 1 P: 20	R: 0 E: 0 K: 0 S: 8	H: 0 LOB: 0 BB: 0 P: 8	R: 0 E: 0 K: 0 S: 4	H: 0 LOB: 0 BB: 0 P: 7	R: 1 E: 1 K: 0 S: 12	H: 2 LOB: 2 BB: 0 P: 17	R: 0 E: 0 K: 1 S: 9	H: 1 LOB: 1 BB: 1 P: 19	R: 0 E: 0 K: 0 S: 7	H: 0 LOB: 0 BB: 0 P: 11	1B: 5 2B: 1 3B: 0 HR: 0	SF: 0 SAC: 0 DP: 1 HBP: 1	WP: 0 PB: 0 SB: 1 CS: 0	PA: 37		
PITCHER	IP WLS BF H R ER SO BB IBB HBP BLK WP HR S P ERA WHIP	IP WLS BF H R ER SO BB IBB HBP BLK WP HR S P ERA WHIP	IP WLS BF H R ER SO BB IBB HBP BLK WP HR S P ERA WHIP	IP WLS BF H R ER SO BB IBB HBP BLK WP HR S P ERA WHIP	IP WLS BF H R ER SO BB IBB HBP BLK WP HR S P ERA WHIP	IP WLS BF H R ER SO BB IBB HBP BLK WP HR S P ERA WHIP	IP WLS BF H R ER SO BB IBB HBP BLK WP HR S P ERA WHIP	IP WLS BF H R ER SO BB IBB HBP BLK WP HR S P ERA WHIP	IP WLS BF H R ER SO BB IBB HBP BLK WP HR S P ERA WHIP	IP WLS BF H R ER SO BB IBB HBP BLK WP HR S P ERA WHIP	IP WLS BF H R ER SO BB IBB HBP BLK WP HR S P ERA WHIP	IP WLS BF H R ER SO BB IBB HBP BLK WP HR S P ERA WHIP	IP WLS BF H R ER SO BB IBB HBP BLK WP HR S P ERA WHIP	IP WLS BF H R ER SO BB IBB HBP BLK WP HR S P ERA WHIP	IP WLS BF H R ER SO BB IBB HBP BLK WP HR S P ERA WHIP	IP WLS BF H R ER SO BB IBB HBP BLK WP HR S P ERA WHIP	IP WLS BF H R ER SO BB IBB HBP BLK WP HR S P ERA WHIP	IP WLS BF H R ER SO BB IBB HBP BLK WP HR S P ERA WHIP	IP WLS BF H R ER SO BB IBB HBP BLK WP HR S P ERA WHIP	IP WLS BF H R ER SO BB IBB HBP BLK WP HR S P ERA WHIP	IP WLS BF H R ER SO BB IBB HBP BLK WP HR S P ERA WHIP	IP WLS BF H R ER SO BB IBB HBP BLK WP HR S P ERA WHIP	IP WLS BF H R ER SO BB IBB HBP BLK WP HR S P ERA WHIP	IP WLS BF H R ER SO BB IBB HBP BLK WP HR S P ERA WHIP



Batter	1	2	3	4	5	6	7	8	9	AB	R	H	RBI	BB	SO	LOB	TOP					
Darren Lewis, R OBP: 0.320, SLG: 0.311 (1, 8)										4	0	1	1	0	0	2	Cincinnati Reds @ Houston Astros Astrodome, Houston, TX Tue Sep 05 1995, 8:05 PM EDT Att: 12,178 - Dome - 68 F					
Barry Larkin, R OBP: 0.394, SLG: 0.491 (1, 6)										4	0	1	0	0	1	1						
Ron Gant, R OBP: 0.369, SLG: 0.595 Thomas Howard, S OBP: 0.369, SLG: 0.418 (7, PH) (7, 7)										1	0	0	0	1	1	1						
Eric Anthony, L OBP: 0.353, SLG: 0.495 (1, 9)										3	0	0	0	1	2	1						
Hal Morris, L OBP: 0.316, SLG: 0.431 (1, 3)										3	0	0	0	0	0	2						
Benito Santiago, R OBP: 0.335, SLG: 0.498 (1, 2)										2	0	0	0	0	0	0						
Bret Boone, R OBP: 0.344, SLG: 0.446 (1, 4)										3	1	1	0	0	0	1						
Jeff Branson, L OBP: 0.332, SLG: 0.442 (1, 5)										3	0	1	0	0	0	1						
Frank Viola, L OBP: 0.187, SLG: 0.333 Tim Lincecum, R OBP: 0.180, SLG: 0.167 Lenny Harris OBP: 0.253, SLG: 0.278 Xavier Hernandez, L OBP: 0.192, SLG: 0.190 Kevin Jarvis, L OBP: 0.135, SLG: 0.343 Brian Hunter, R OBP: 0.268, SLG: 0.444 Chuck McElroy, L OBP: 0.208, SLG: 0.444 (1, 1) (5, 1) (6, PH) (6, 1) (7, 1) (7, 3) (8, 1) (9, PH)										1	0	0	0	0	0	1						
Inning Stats	R: 0 E: 0 K: 0 S: 6	H: 0 LOB: 0 BB: 1 P: 13	R: 0 E: 0 K: 0 S: 11	H: 0 LOB: 0 BB: 0 P: 15	R: 1 E: 0 K: 0 S: 5	H: 2 LOB: 0 BB: 0 P: 9	R: 0 E: 0 K: 1 S: 7	H: 1 LOB: 1 BB: 1 P: 13	R: 0 E: 0 K: 0 S: 6	H: 0 LOB: 0 BB: 0 P: 9	R: 0 E: 1 K: 1 S: 5	H: 0 LOB: 1 BB: 0 P: 7	R: 0 E: 0 K: 1 S: 7	H: 0 LOB: 0 BB: 0 P: 12	R: 0 E: 0 K: 1 S: 10	H: 1 LOB: 2 BB: 0 P: 15		R: 0 E: 0 K: 1 S: 9	H: 1 LOB: 1 BB: 0 P: 15	1B: 4 2B: 2 3B: 0 HR: 0	SF: 0 SAC: 0 DP: 2 HBP: 1	WP: 1 PB: 0 SB: 1 CS: 2
PITCHER	IP WLS BF H R ER SO BB IBB HBP BLK WP HR S P ERA WHIP																					
Doug Drabek, R ERA: 4.72 Todd Jones, R ERA: 3.03 (1, 1) (8, 1)	7.0 W 24 3 1 1 3 2 0 0 0 0 0 0 0 47 79 1.29 0.714																					
PITCHER	IP WLS BF H R ER SO BB IBB HBP BLK WP HR S P ERA WHIP																					

AB	29
R	1
H	5
RBI	1
BB	2
SO	5
LOB	13



Batter	1	2	3	4	5	6	7	8	9	AB	R	H	RBI	BB	SO	LOB	BOTTOM			
Brian Hunter, R OBP: 0.361, SLG: 0.415 (1, 8)										3	1	1	0	2	1	2	Cincinnati Reds @ Houston Astros Astrodome, Houston, TX Tue Sep 05 1995, 8:05 PM EDT Att: 12,178 - Dome - 68 F			
Craig Biggio, R OBP: 0.403, SLG: 0.485 (1, 4)										4	2	3	0	0	0	0				
Jeff Bagwell, R OBP: 0.408, SLG: 0.499 (1, 3)										1	3	1	0	3	0	0				
Mike Simms, R OBP: 0.320, SLG: 0.489 John Cangelosi, S OBP: 0.476, SLG: 0.414 (1, 9) (7, PH) (8, 7)										3	1	1	3	0	1	4				
Craig Shipley, R OBP: 0.279, SLG: 0.351 Dave Magadan, L OBP: 0.413, SLG: 0.367 (1, 5) (7, PH) (8, 5)										3	0	0	0	0	0	3				
James Mouton, R OBP: 0.321, SLG: 0.369 Derrick May, L OBP: 0.323, SLG: 0.399 (1, 7) (7, PH) (8, 9)										3	0	0	0	0	1	3				
Pat Borders, R OBP: 0.250, SLG: 0.337 Tony Eusebio, R OBP: 0.372, SLG: 0.442 (1, 2) (7, 2)										3	1	1	0	0	1	0				
Ricky Gutierrez, R OBP: 0.274, SLG: 0.272 (1, 6)										4	0	2	0	0	0	0				
Doug Drabek, R OBP: 0.241, SLG: 0.231 Todd Jones, L OBP: 0.200, SLG: 0.400 (1, 1) (8, 1)										4	0	1	1	0	0	1				
Inning Stats	R: 0 E: 0 K: 1 S: 14	H: 1 LOB: 3 BB: 2 P: 29	R: 0 E: 0 K: 1 S: 6	H: 0 LOB: 0 BB: 0 P: 9	R: 3 E: 0 K: 0 S: 11	H: 3 LOB: 0 BB: 1 P: 17	R: 0 E: 0 K: 0 S: 5	H: 0 LOB: 0 BB: 0 P: 9	R: 0 E: 0 K: 0 S: 7	H: 1 LOB: 1 BB: 0 P: 11	R: 1 E: 0 K: 2 S: 10	H: 3 LOB: 2 BB: 0 P: 15	R: 4 E: 0 K: 2 S: 13	H: 2 LOB: 1 BB: 1 P: 27	R: 2 E: 0 K: 1 S: 19	H: 2 LOB: 2 BB: 2 P: 30		1B: 10 2B: 0 3B: 0 HR: 2	SF: 0 SAC: 0 DP: 0 HBP: 2	WP: 2 PB: 1 SB: 0 CS: 1
PITCHER	IP WLS BF H R ER SO BB IBB HBP BLK WP HR S P ERA WHIP																			
Frank Viola, L ERA: 6.28 Tim Lincecum, R ERA: 4.15 Xavier Hernandez, R ERA: 4.43 Kevin Jarvis, R ERA: 5.93 Chuck McElroy, L ERA: 4.83 (1, 1) (5, 1) (6, 1) (7, 1) (8, 1)	4.0 L 18 4 3 3 2 2 0 0 0 0 0 0 0 7 11 0.00 1.000																			
PITCHER	IP WLS BF H R ER SO BB IBB HBP BLK WP HR S P ERA WHIP																			

AB	35
R	10
H	12
RBI	9
BB	6
SO	7
LOB	21



Batter	1	2	3	4	5	6	7	8	9	AB	R	H	RBI	BB	SO	LOB	TOP			
Thomas Howard, S (1,8) Darren Lewis, R (7,PH) OBP: 0.319, SLG: 0.310	G6-3	FC4-6	G1-3		K		G6-4-3			4	0	0	0	0	1	5				
Hal Morris, L (1,3) OBP: 0.320, SLG: 0.438	K	CS	F7	G6-3	1B	BB	BB	2B		5	1	3	0	0	1	0				
Ron Gant, R (1,7) Hector Carrasco, R (8,1)			S	F8	BB	BB	BB	G5-4-3		3	1	2	1	2	0	1				
Eric Anthony, L (1,9) OBP: 0.363, SLG: 0.486	K		2B	BB	G6-3		K	G5-4-3		2	1	0	0	3	2	3				
Bret Boone, R (1,4) OBP: 0.342, SLG: 0.443		1B	F9	G6-3	L8			G5-4-3		5	1	1	0	0	0	8				
Benito Santiago, R (1,2) OBP: 0.336, SLG: 0.498	F9	BB	E	F9		BB		K		4	1	1	2	1	1	4				
Jeff Branson, L (1,6) OBP: 0.333, SLG: 0.439	HR	BB	E		P6	F9		G4-3		4	1	1	0	1	0	3				
Mark Lewis, R (1,5) OBP: 0.422, SLG: 0.519	HR			SH3			G6-4-3	K		4	1	3	3	1	1	0				
John Smiley, L (1,1) Jerome Walton, R (8,7) OBP: 0.369, SLG: 0.519	FC4-6		E4	SH3		B3		K		3	0	1	0	0	0	3				
Inning Stats	R: 0 E: 0 K: 2 S: 10	H: 0 LOB: 1 BB: 1 P: 17	R: 3 E: 0 K: 0 S: 18	H: 4 LOB: 0 BB: 25	R: 3 E: 1 K: 0 S: 17	H: 2 LOB: 3 BB: 35	R: 0 E: 0 K: 0 S: 12	H: 1 LOB: 2 BB: 1 P: 22	R: 0 E: 0 K: 1 S: 14	H: 1 LOB: 3 BB: 0 P: 21	R: 0 E: 0 K: 0 S: 16	H: 1 LOB: 0 BB: 8	R: 1 E: 0 K: 1 S: 10	H: 2 LOB: 1 BB: 20	R: 0 E: 0 K: 2 S: 9	H: 0 LOB: 0 BB: 13	1B: 8 2B: 3 3B: 0 HR: 1	SF: 0 SAC: 1 DP: 2 HBP: 0	WP: 0 PB: 0 SB: 1 CS: 1	PA: 46
PITCHER	IP WLS BF H R ER SO BB IBB HBP BLK WP HR S P ERA WHIP	IP WLS BF H R ER SO BB IBB HBP BLK WP HR S P ERA WHIP																		
Donne Wall, R (1,1) ERA: 15.0	2.2 L 16 6 6 5 2 3 0 0 0 0 0 1 37 62 16.88 3.375																			
Craig McMurtry, R (3,1) ERA: 8.39	0.1 3 0 0 0 0 1 0 0 0 0 0 0 8 15 0.00 3.000																			
Doug Brocail, R (4,1) ERA: 4.71	0.1 2 1 0 0 0 0 0 0 0 0 0 0 3 6 0.00 3.000																			
Jim Dougherty, R (4,1) ERA: 5.01	1.2 7 1 0 0 1 1 0 0 0 0 0 0 23 37 0.00 1.200																			
Jeff Tabaka, L (6,1) ERA: 2.49	2.0 9 2 0 0 1 2 0 0 0 0 0 0 20 40 0.00 2.000																			

Cincinnati Reds @ Houston Astros
Astrodome, Houston, TX
Wed Sep 06 1995, 8:05 PM EDT
Att: 19,553 - Dome

AB 36
R 7
H 12
RBI 6
BB 8
SO 7
LOB 28



Batter	1	2	3	4	5	6	7	8	9	AB	R	H	RBI	BB	SO	LOB	BOTTOM			
Brian Hunter, R (1,8) OBP: 0.356, SLG: 0.409	F8		K		G6-3			G6-3		4	0	0	0	0	1	0				
Craig Biggio, R (1,4) OBP: 0.404, SLG: 0.483	FC5-4			HR	BB	F8		K		2	1	0	0	2	1	0				
5 Jeff Bagwell, R (1,3) OBP: 0.404, SLG: 0.493	P2				P6			K		4	0	0	0	0	2	2				
Tony Eusebio, R (1,2) OBP: 0.371, SLG: 0.439	FC5-4			HR	1B	L9			G4-3	4	1	1	0	0	0	1				
Mike Simms, R (1,9) Derrick May, L (9,PH) OBP: 0.322, SLG: 0.398	G5-3			HR		P4			F7	3	1	1	3	0	0	0				
Craig Shipley, R (1,5) Dave Magadan, L (9,PH) OBP: 0.412, SLG: 0.366	G4-3				K			G5-3		3	0	0	0	0	1	0				
James Mouton, R (1,7) OBP: 0.325, SLG: 0.377	G5-3				1B	G3				3	0	2	0	0	0	0				
Ricky Gutierrez, R (1,6) OBP: 0.265, SLG: 0.263			F8	L9		G3				3	0	0	0	0	0	2				
Donne Wall, R Craig McMurtry, R Mike Brumley, S Doug Brocail, L Jim Dougherty, R Avis Gonzalez, R Jeff Tabaka, L John Cantello, S Dave Veres, R			F7		G3			P6		0	0	0	0	0	0	0				
Inning Stats	R: 0 E: 0 K: 0 S: 5	H: 0 LOB: 1 BB: 1 P: 10	R: 0 E: 0 K: 0 S: 8	H: 0 LOB: 0 BB: 0	R: 0 E: 0 K: 1 S: 5	H: 0 LOB: 0 BB: 0	R: 3 E: 0 K: 1 S: 18	H: 3 LOB: 1 BB: 1 P: 29	R: 0 E: 0 K: 0 S: 6	H: 0 LOB: 0 BB: 0 P: 9	R: 0 E: 0 K: 1 S: 7	H: 0 LOB: 0 BB: 0 P: 12	R: 0 E: 0 K: 2 S: 9	H: 0 LOB: 0 BB: 0 P: 11	R: 0 E: 0 K: 1 S: 5	H: 0 LOB: 0 BB: 9	1B: 2 2B: 1 3B: 0 HR: 1	SF: 0 SAC: 0 DP: 0 HBP: 0	WP: 0 PB: 0 SB: 0 CS: 0	PA: 33
PITCHER	IP WLS BF H R ER SO BB IBB HBP BLK WP HR S P ERA WHIP	IP WLS BF H R ER SO BB IBB HBP BLK WP HR S P ERA WHIP																		
John Smiley, L (1,1) ERA: 3.15	7.0 W 27 4 3 3 3 2 0 0 0 0 0 0 14 20 3.86 0.857																			
Hector Carrasco, R (8,1) ERA: 2.72	2.0 6 0 0 0 3 0 0 0 0 0 0 0 14 20 0.00 0.000																			

Cincinnati Reds @ Houston Astros
Astrodome, Houston, TX
Wed Sep 06 1995, 8:05 PM EDT
Att: 19,553 - Dome

AB 31
R 3
H 4
RBI 3
BB 2
SO 6
LOB 6



Batter	1	2	3	4	5	6	7	8	9	AB	R	H	RBI	BB	SO	LOB	TOP								
Barry Larkin, R (1, 6) OBP: 0.396, SLG: 0.489	G5-3		BB						BB FC3-6 BB	2	1	0	0	3	0	0	Cincinnati Reds @ Colorado Rockies Coors Field, Denver, CO Fri Sep 08 1995, 7:05 PM MDT Att: 48,026 - Unknown - 74 F								
Darren Lewis, R (1, 8) OBP: 0.316, SLG: 0.307 Thomas Howard, S (9, PH) OBP: 0.361, SLG: 0.409	F9								K	4	0	0	0	0	1	4									
Ron Gant, R (1, 7) OBP: 0.397, SLG: 0.601	2B								FC3-6 BB 1B	5	0	3	0	0	0	2									
Reggie Sanders, R (1, 9) OBP: 0.408, SLG: 0.623	G5-3								FC3-6 BB 1B	4	2	2	1	1	0	1									
Hal Morris, L (1, 3) OBP: 0.323, SLG: 0.440 Hector Carrasco, R (7, 1) Chuck McElroy, L (7, 1) Eric Anthony, L (9, PH) OBP: 0.360, SLG: 0.482	L9								FC3-6 FC5-4	3	1	1	1	1	0	0									
Eddie Taubensee, L (1, 2) OBP: 0.338, SLG: 0.481 Benito Santiago, R (8, PH) OBP: 0.338, SLG: 0.498	K								FC5-4	3	0	0	0	0	1	2									
Bret Boone, R (1, 4) OBP: 0.339, SLG: 0.439	G5-3								FC5-4	2	0	1	0	0	0	2									
Jeff Branson, L (1, 5) OBP: 0.340, SLG: 0.441 Mark Lewis, R (8, PH) OBP: 0.426, SLG: 0.519										4	0	0	0	0	1	3									
Pete Schourek, L (1, 1) OBP: 0.188, SLG: 0.188 Lenny Harris, L (6, PH) OBP: 0.257, SLG: 0.282 Michael Jackson, R (6, 1) OBP: 0.250, SLG: 0.250 Brian Hunter, R (7, 3) OBP: 0.313, SLG: 0.338										1	1	1	1	2	0	0									
										0	0	0	0	1	0	0									
										1	0	0	0	0	1	2									
										1	0	1	0	0	0	0									
										1	0	0	0	0	1										
										1	0	0	0	0	1										
										1	0	0	0	0	1										
										1	0	0	0	0	1										
Inning Stats	R: 0 E: 0 K: 0 S: 7	H: 1 LOB: 1 BB: 0 P: 16	R: 0 E: 0 K: 1 S: 7	H: 0 LOB: 0 BB: 0 P: 9	R: 0 E: 0 K: 0 S: 7	H: 0 LOB: 2 BB: 2 P: 18	R: 1 E: 0 K: 2 S: 19	H: 2 LOB: 1 BB: 1 P: 32	R: 0 E: 1 K: 0 S: 7	H: 1 LOB: 0 BB: 0 P: 14	R: 3 E: 0 K: 1 S: 18	H: 3 LOB: 2 BB: 2 P: 37	R: 0 E: 0 K: 0 S: 7	H: 0 LOB: 0 BB: 0 P: 11	R: 0 E: 0 K: 0 S: 9	H: 1 LOB: 1 BB: 1 P: 17	R: 1 E: 0 K: 1 S: 14	H: 1 LOB: 2 BB: 2 P: 23	1B: 5 2B: 3 3B: 0 HR: 1	SF: 0 SAC: 1 DP: 1 HBP: 0	WP: 1 PB: 0 SB: 0 CS: 1	PA: 43			
PITCHER	IP	WLS	BF	H	R	ER	SO	BB	IBB	HBP	BLK	WP	HR	S	P	ERA	WHIP								
Roger Bailey, R (1, 1) ERA: 4.54	5.1		24	5	3	3	3	3	1	0	0	0	1	52	101	5.06	1.500								
Steve Reed, R (6, 1) ERA: 2.0	0.2		5	2	1	1	1	1	0	0	1	0	0	13	25	13.50	4.500								
Curt Lesknic, R (7, 1) ERA: 3.44	1.0	W	3	0	0	0	0	0	0	0	0	0	0	7	11	0.00	0.000								
Bruce Ruffin, L (8, 1) ERA: 1.99	1.0		4	1	0	0	0	1	0	0	0	1	0	9	17	0.00	2.000								
Darren Holmes, R (9, 1) ERA: 2.97	1.0		6	1	1	1	1	2	0	0	0	0	0	14	23	9.00	3.000								

Batter	1	2	3	4	5	6	7	8	9	AB	R	H	RBI	BB	SO	LOB	BOTTOM									
Eric Young Sr., R (1, 4) OBP: 0.383, SLG: 0.438	G4-3		L8							4	2	2	2	0	0	1	Cincinnati Reds @ Colorado Rockies Coors Field, Denver, CO Fri Sep 08 1995, 7:05 PM MDT Att: 48,026 - Unknown - 74 F									
Trenidad Hubbard, R (1, 8) OBP: 0.468, SLG: 0.692 Bruce Ruffin, S (8, 1) Darren Holmes, R (9, 1)										2	2	1	0	2	0	0										
Dante Bichette, R (1, 7) OBP: 0.355, SLG: 0.605	F8									4	1	1	2	0	1	3										
Larry Walker, L (1, 9) OBP: 0.368, SLG: 0.577	CS									3	1	1	0	0	1	0										
Andres Galarraga, R (1, 3) OBP: 0.334, SLG: 0.519	G6-3									4	1	1	4	0	1	1										
Vinny Castilla, R (1, 5) OBP: 0.355, SLG: 0.588	P4									4	1	2	0	0	0	0										
Joe Girardi, R (1, 2) OBP: 0.314, SLG: 0.368										2	0	0	0	1	0	2										
Jason Bates, S (1, 6) OBP: 0.362, SLG: 0.426										3	1	0	0	1	2	1										
Roger Bailey, R (1, 1) OBP: 0.125, SLG: 0.067 Steve Reed, R (6, 1) Curt Lesknic, R (7, 1) John Vander Wal, L (7, PH) OBP: 0.416, SLG: 0.563 Mike Kinsery, L (8, 8) OBP: 0.354, SLG: 0.413										1	0	0	0	0	0	0										
										0	0	0	0	0	0	0										
										0	0	0	0	0	0	0										
										1	1	1	2	0	0	0										
										1	0	0	0	0	0	0										
										1	0	0	0	0	0	0										
										1	0	0	0	0	0	0										
										1	0	0	0	0	0	0										
Inning Stats	R: 0 E: 0 K: 0 S: 8	H: 1 LOB: 0 BB: 0 P: 15	R: 0 E: 0 K: 1 S: 12	H: 0 LOB: 0 BB: 0 P: 16	R: 0 E: 0 K: 1 S: 8	H: 0 LOB: 1 BB: 1 P: 15	R: 2 E: 0 K: 1 S: 16	H: 3 LOB: 1 BB: 1 P: 23	R: 1 E: 0 K: 1 S: 9	H: 1 LOB: 0 BB: 0 P: 13	R: 0 E: 0 K: 1 S: 9	H: 0 LOB: 0 BB: 0 P: 13	R: 7 E: 0 K: 0 S: 14	H: 4 LOB: 0 BB: 2 P: 24	R: 0 E: 0 K: 0 S: 9	H: 0 LOB: 0 BB: 0 P: 15	1B: 4 2B: 1 3B: 1 HR: 3	SF: 0 SAC: 2 DP: 1 HBP: 1	WP: 0 PB: 0 SB: 0 CS: 1	PA: 37						
PITCHER	IP	WLS	BF	H	R	ER	SO	BB	IBB	HBP	BLK	WP	HR	S	P	ERA	WHIP									
Pete Schourek, L (1, 1) ERA: 3.44	5.0		20	5	3	3	4	2	0	0	0	0	0	2	53	82	5.40	1.400								
Michael Jackson, R (6, 1) ERA: 2.97	1.0		3	0	0	0	1	0	0	0	0	0	0	9	13	0.00	0.000									
Hector Carrasco, R (7, 1) ERA: 3.29	0.2	L	7	3	5	5	0	2	0	0	0	0	0	11	19	67.50	7.500									
Chuck McElroy, L (7, 1) ERA: 5.25	1.1		6	1	2	2	0	0	0	1	0	0	1	12	20	13.50	0.750									




Batter	1	2	3	4	5	6	7	8	9	10	11	AB	R	H	RBI	BB	SO	LOB							
Quilvio Veras, S OBP: 0.383, SLG: 0.363 (1, 4)	2-2 L4-3 1B		1-0 FC6-4 CS		4-2 BB			1-0 SH1-4 1B		2-3 K		4	0	2	0	1	1	2							
Alex Arias, R OBP: 0.355, SLG: 0.378 (1, 6)	1-1 L4-3		2-1 CS	1-2 G5-4-3 1B	0-0 P3			0-0 SH1-4 1-2		0-0 P4		4	0	1	0	0	0	4							
Gary Sheffield, R OBP: 0.438, SLG: 0.503 (1, 9)	4-1 BB			0-0 G5-4-3 1-2		2-2 G5-3		2-3 K			1-2 L7	4	0	0	0	1	1	2							
Jeff Conine, R OBP: 0.390, SLG: 0.533 (1, 7)	2-2 F9			0-2 1B		2-1 F7		3-3 K			3-2 L4	5	0	1	0	0	1	2							
Terry Pendleton, S OBP: 0.343, SLG: 0.439 (1, 5)		1-2 F9		0-1 L7		0-1 G5-3			3-1 F8		2-3 K	5	0	0	0	0	1	1							
Greg Colburn, R OBP: 0.316, SLG: 0.457 (1, 3)		2-2 F8				0-0 2B 1B		0-0 F9		1-1 F8		4	1	1	0	0	0	0							
Charles Johnson, R OBP: 0.333, SLG: 0.367 (1, 2)			0-1 G4-3			0-3 K 1B		1-0 K 1B		1-2 F9		4	0	1	0	0	1	1							
Jesus Tavarez, S OBP: 0.329, SLG: 0.336 (1, 8)			0-0 L9			2-2 SAFE SAFE F8		1-0 F9			0-0 SH5-3 1B	4	0	1	0	0	0	2							
Willie Banks, R OBP: 0.200, SLG: 0.286 (7, PH) Tommy Cragg, L OBP: 0.235, SLG: 0.396 (7, 1) Jay Powell, R OBP: 0.278, SLG: 0.475 (7, 1) Yorkis Perez, L OBP: 0.278, SLG: 0.475 (7, 1) Richie Lewis, R OBP: 0.278, SLG: 0.475 (7, 1) Aaron Small, R OBP: 0.278, SLG: 0.475 (7, 1) Jerry Browne, S OBP: 0.278, SLG: 0.475 (7, 1) Rich Garces, R OBP: 0.278, SLG: 0.475 (7, 1)			2-2 FC6-4 1B			0-0 K 2B		1-1 F7		0-0 SAFE SAFE SH5-3 1B		2	0	2	1	0	0	0							
Inning Stats	R: 0 E: 0 K: 0 S: 9	H: 1 LOB: 1 BB: 1 P: 18	R: 0 E: 0 K: 0 S: 8	H: 0 LOB: 0 BB: 0 P: 11	R: 0 E: 0 K: 0 S: 7	H: 1 LOB: 0 BB: 0 P: 12	R: 0 E: 0 K: 0 S: 9	H: 2 LOB: 1 BB: 0 P: 10	R: 1 E: 0 K: 1 S: 13	H: 2 LOB: 2 BB: 1 P: 19	R: 0 E: 0 K: 0 S: 7	H: 1 LOB: 1 BB: 0 P: 8	R: 0 E: 0 K: 2 S: 8	H: 1 LOB: 1 BB: 0 P: 14	R: 0 E: 0 K: 0 S: 7	H: 0 LOB: 0 BB: 0 P: 12	R: 0 E: 0 K: 1 S: 11	H: 0 LOB: 0 BB: 0 P: 17	1B: 8 2B: 2 3B: 0 HR: 0	SF: 0 SAC: 2 DP: 2 HBP: 0	WP: 0 PB: 0 SB: 0 CS: 1	PA: 42			
PITCHER	IP 6.0	WLS 23	BF 23	H 6	R 1	ER 1	SO 1	BB 1	IBB 0	HBP 0	BLK 0	WP 0	HR 0	S 53	P 51	ERA 1.50	WHIP 1.333								

Florida Marlins @ Cincinnati Reds
Riverfront Stadium, Cincinnati, OH
Mon Sep 11 1995, 7:05 PM EDT
Att: 18,248 - Unknown

livebaseballscorecards.com

AB 37
R 1
H 9
RBI 1
BB 2
SO 5
LOB 15




Batter	1	2	3	4	5	6	7	8	9	10	11	AB	R	H	RBI	BB	SO	LOB						
Thomas Howard, S OBP: 0.360, SLG: 0.415 (1, 8)	4-2 BB G3 BB	1-2 F8			1-1 G3-1 2B		0-0 G5-3		0-1 G6-3		1-1 G4-3	5	0	1	0	1	0	1						
Hal Morris, L OBP: 0.332, SLG: 0.449 (1, 3)	2-1 G3 1-2	3-1 F7			0-0 G3-1		3-1 1B FC3-2 1B		4-2 FC6-4 BB		2-1 BB 1B	5	1	2	0	1	0	3						
Barry Larkin, R OBP: 0.396, SLG: 0.481 (1, 6)	4-0 BB BB		2-2 P3		4-0 FC6-4 BB		3-2 FC3-2 HBP 1B		4-1 SAFE SAFE FC6-4 BB		4-2 SAFE SAFE BB 1B	2	0	1	0	4	0	0						
Reggie Sanders, R OBP: 0.408, SLG: 0.617 (1, 9)	4-0 BB 1-2 2-3 BB		1-0 P6		0-1 FC6-4 1-2		1-0 FC3-2 HBP		0-0 FC6-4 DI 2-3		0-3 K	4	0	0	0	1	1	6						
Eric Anthony, L OBP: 0.353, SLG: 0.475 (7, PH) Jerome Walton, R OBP: 0.389, SLG: 0.516 (8, 7)	3-3 K		2-3 K			1-0 G4-3	1-2 FC3-2		3-2 F9		2-1 1B	3	0	0	0	0	2	3						
Bret Boone, R OBP: 0.335, SLG: 0.435 (1, 4)	3-3 K			2-1 G5-3		1-0 2B	1-2 SAFE SAFE K		1-2 F8			5	0	1	0	0	2	6						
Benito Santiago, R OBP: 0.331, SLG: 0.476 (1, 2)		4-2 WP SF7 BB			2-1 F8		4-0 BB		0-0 F9		1-1 F7	3	1	0	0	2	0	0						
Jeff Branson, L OBP: 0.336, SLG: 0.435 (1, 5)		3-2 SF7 1-H			0-0 G4-3		2-1 F7		0-2 G3-1		1-1 1B	4	0	1	1	0	0	2						
Mark Portugal, R OBP: 0.200, SLG: 0.286 (7, PH) Lenny Harris, S OBP: 0.278, SLG: 0.475 (7, 1) Nigel Wilson, L OBP: 0.278, SLG: 0.475 (7, 1) Jeff Brantley, R OBP: 0.278, SLG: 0.475 (7, 1) Eddie Taubensee, L OBP: 0.278, SLG: 0.475 (7, 1) Michael Jackson, R OBP: 0.278, SLG: 0.475 (7, 1)		4-1 BB			1-2 G5-3		SAFE SAFE P4		2-3 SAFE SAFE K		1-0 G3	1	0	0	0	1	0	0						
Inning Stats	R: 0 E: 0 K: 2 S: 12	H: 0 LOB: 3 BB: 3 P: 32	R: 1 E: 0 K: 0 S: 11	H: 0 LOB: 1 BB: 2 P: 26	R: 0 E: 0 K: 1 S: 8	H: 0 LOB: 0 BB: 0 P: 13	R: 0 E: 0 K: 0 S: 5	H: 0 LOB: 0 BB: 0 P: 9	R: 0 E: 0 K: 0 S: 6	H: 1 LOB: 2 BB: 1 P: 17	R: 0 E: 0 K: 1 S: 8	H: 2 LOB: 3 BB: 0 P: 21	R: 0 E: 0 K: 1 S: 8	H: 0 LOB: 0 BB: 0 P: 10	R: 0 E: 0 K: 0 S: 10	H: 0 LOB: 2 BB: 2 P: 21	R: 0 E: 0 K: 0 S: 7	H: 1 LOB: 1 BB: 0 P: 12	R: 1 E: 0 K: 1 S: 12	H: 2 LOB: 2 BB: 1 P: 21	1B: 5 2B: 2 3B: 0 HR: 0	SF: 1 SAC: 0 DP: 0 HBP: 1	WP: 2 PB: 0 SB: 0 CS: 0	PA: 50
PITCHER	IP 6.0	WLS 4	BF 27	H 2	R 1	ER 0	SO 3	BB 7	IBB 0	HBP 0	BLK 0	WP 1	HR 0	S 50	P 111	ERA 1.50	WHIP 1.500							

Florida Marlins @ Cincinnati Reds
Riverfront Stadium, Cincinnati, OH
Mon Sep 11 1995, 7:05 PM EDT
Att: 18,248 - Unknown

livebaseballscorecards.com


AB 38
R 2
H 7
RBI 2
BB 10
SO 6
LOB 29



Batter	1	2	3	4	5	6	7	8	9	AB	R	H	RBI	BB	SO	LOB	TOP			
Quilvio Veras, S OBP: 0.384, SLG: 0.371										3	0	0	0	1	1	1				
Chuck Carr, S OBP: 0.322, SLG: 0.281										2	0	0	0	2	0	1				
Gary Sheffield, R OBP: 0.436, SLG: 0.508										4	0	0	0	0	2	3				
Jeff Conine, R OBP: 0.386, SLG: 0.525										4	0	0	0	0	2	2				
Terry Pendleton, S OBP: 0.340, SLG: 0.435										3	0	0	0	0	0	1				
Greg Colbrunn, R OBP: 0.316, SLG: 0.456										3	0	0	0	0	0	0				
Kurt Abbott, R OBP: 0.315, SLG: 0.452										3	0	1	0	0	2	0				
Charles Johnson, R OBP: 0.341, SLG: 0.373										3	0	1	0	0	1	1				
Chris Hammond, L OBP: 0.347, SLG: 0.386										1	0	0	0	0	0	0				
Russ Morman, S OBP: 0.328, SLG: 0.492										1	0	0	0	0	0	1				
Ryan Bowen, R ERA: 9.0										0	0	0	0	0	0	0				
Richie Lewis, R ERA: 4.15										0	0	0	0	0	0	0				
Buddy Groom, L ERA: 7.28										0	0	0	0	0	0	0				
Jeremy Hernandez, R ERA: 9.0										1	0	0	0	0	0	1				
Tommy Gregg, L OBP: 0.295, SLG: 0.390										0	0	0	0	0	0	0				
Jay Powell, R ERA: 2.63										0	0	0	0	0	0	1				
Inning Stats	R: 0 E: 0 K: 2 S: 6	H: 0 LOB: 0 BB: 1 P: 10	R: 0 E: 0 K: 0 S: 3	H: 0 LOB: 0 BB: 0 P: 3	R: 0 E: 0 K: 1 S: 5	H: 0 LOB: 0 BB: 0 P: 5	R: 0 E: 0 K: 1 S: 5	H: 0 LOB: 0 BB: 0 P: 5	R: 0 E: 0 K: 1 S: 6	H: 1 LOB: 1 BB: 0 P: 6	R: 0 E: 0 K: 1 S: 5	H: 0 LOB: 1 BB: 1 P: 9	R: 0 E: 0 K: 1 S: 6	H: 1 LOB: 1 BB: 0 P: 6	R: 0 E: 0 K: 1 S: 5	H: 0 LOB: 1 BB: 1 P: 9	1B: 1 2B: 0 3B: 1 HR: 0	SF: 0 SAC: 0 DP: 0 HBP: 0	WP: 0 PB: 0 SB: 0 CS: 1	PA: 32
PITCHER	IP WLS BF H R ER SO BB IBB HBP BLK WP HR S P ERA WHIP																			
Pete Schourek, L ERA: 3.3	(1, 1) 7.0 W 23 1 0 0 6 2 0 0 0 0 0 0 33 41 0.00 0.429																			
Michael Jackson, R ERA: 2.63	(8, 1) 2.0 8 1 0 0 2 1 0 0 0 0 0 0 11 15 0.00 1.000																			

Florida Marlins @ Cincinnati Reds
Riverfront Stadium, Cincinnati, OH
Wed Sep 13 1995, 7:05 PM EDT
Att: 18,963 - Unknown - 78 F


AB	28
R	0
H	2
RBI	0
BB	3
SO	8
LOB	11





Batter	1	2	3	4	5	6	7	8	9	AB	R	H	RBI	BB	SO	LOB	BOTTOM			
Mariano Duncan, R OBP: 0.300, SLG: 0.433										3	1	2	2	1	1	0				
Darren Lewis, R OBP: 0.316, SLG: 0.305										3	0	0	0	0	2	3				
Barry Larkin, R OBP: 0.397, SLG: 0.491										3	2	2	2	1	0	1				
Reggie Sanders, R OBP: 0.404, SLG: 0.607										4	0	0	0	0	0	4				
Bret Boone, R OBP: 0.338, SLG: 0.440										4	0	2	1	0	0	0				
Hal Morris, L OBP: 0.330, SLG: 0.450										4	1	1	0	0	2	2				
Benito Santiago, R OBP: 0.332, SLG: 0.474										4	1	2	1	0	0	1				
Michael Jackson, R OBP: 0.250, SLG: 0.250										0	0	0	0	0	0	0				
Mark Lewis, R OBP: 0.419, SLG: 0.507										4	0	1	0	0	0	2				
Pete Schourek, L OBP: 0.200, SLG: 0.200										2	1	1	0	0	0	1				
Eddie Taubensee, L OBP: 0.341, SLG: 0.479										1	0	0	0	0	0	0				
Inning Stats	R: 0 E: 0 K: 0 S: 4	H: 1 LOB: 1 BB: 0 P: 4	R: 1 E: 0 K: 0 S: 5	H: 2 LOB: 1 BB: 0 P: 5	R: 0 E: 0 K: 1 S: 2	H: 0 LOB: 1 BB: 2 P: 10	R: 0 E: 0 K: 1 S: 6	H: 1 LOB: 1 BB: 0 P: 6	R: 3 E: 1 K: 1 S: 9	H: 4 LOB: 1 BB: 0 P: 9	R: 1 E: 1 K: 1 S: 7	H: 1 LOB: 1 BB: 0 P: 7	R: 1 E: 1 K: 1 S: 7	H: 2 LOB: 1 BB: 0 P: 7	R: 0 E: 0 K: 1 S: 5	H: 0 LOB: 0 BB: 0 P: 5	1B: 4 2B: 6 3B: 0 HR: 1	SF: 1 SAC: 2 DP: 1 HBP: 0	WP: 0 PB: 0 SB: 0 CS: 0	PA: 37
PITCHER	IP WLS BF H R ER SO BB IBB HBP BLK WP HR S P ERA WHIP																			
Chris Hammond, L ERA: 3.72	(1, 1) 5.0 L 24 8 4 4 2 2 0 0 0 0 0 0 26 34 7.20 2.000																			
Ryan Bowen, R ERA: 9.0	(6, 1) 1.0 6 2 2 1 1 0 0 0 0 0 0 0 8 8 9.00 2.000																			
Richie Lewis, R ERA: 4.15	(7, 1) 0.1 2 1 0 0 0 0 0 0 0 0 0 0 2 2 0.00 3.000																			
Buddy Groom, L ERA: 7.28	(7, 1) 0.1 1 0 0 0 1 0 0 0 0 0 0 0 3 3 0.00 0.000																			
Jeremy Hernandez, R ERA: 9.0	(7, 1) 0.1 1 0 0 0 0 0 0 0 0 0 0 0 1 1 0.00 0.000																			
PITCHER	IP WLS BF H R ER SO BB IBB HBP BLK WP HR S P ERA WHIP																			
Jay Powell, R ERA: 3.86	(8, 1) 1.0 8 1 0 0 1 0 0 0 0 0 0 0 5 5 0.00 0.000																			

Florida Marlins @ Cincinnati Reds
Riverfront Stadium, Cincinnati, OH
Wed Sep 13 1995, 7:05 PM EDT
Att: 18,963 - Unknown - 78 F

AB	32
R	6
H	11
RBI	6
BB	2
SO	5
LOB	14



Batter	1	2	3	4	5	6	7	8	9	AB	R	H	RBI	BB	SO	LOB	TOP			
Steve Finley, L (1, 8) OBP: 0.371, SLG: 0.438 Ray McDavid, L (7, 8) OBP: 0.500, SLG: 0.500	0-0 2B 3B		3-3 K			1-0 G3-1		3-1 G1-3		3	1	1	0	0	1	0	San Diego Padres @ Cincinnati Reds Riverfront Stadium, Cincinnati, OH Thu Sep 14 1995, 3:33 AM EDT Att: 18,672 - Sunny - 76 F AB 30 R 1 H 4 RBI 1 BB 1 SO 5 LOB 9 			
Jody Reed, R (1, 4) OBP: 0.355, SLG: 0.310 Ray Holbert, R (7, 4) OBP: 0.273, SLG: 0.241	2-1 G4-3 3H 2B		0-0 L3			4-1 G4-6-3 BB		1-2 G6-3		2	0	1	1	1	0	0				
Tony Gwynn, L (1, 9) OBP: 0.399, SLG: 0.471 Phil Clark, R (7, 9) OBP: 0.280, SLG: 0.322	0-1 G4-3			1-0 FC5-4 1B		2-1 G4-6-3		1-2 F9		3	0	1	0	0	0	2				
Ken Caminiti, S (1, 5) OBP: 0.370, SLG: 0.464 Dustin Hermanson, R (7, 1) OBP: 0.338, SLG: 0.385	1-0 F9			1-0 F8				0-2 F8		3	0	0	0	0	0	2				
Marc Newfield, R (1, 7) OBP: 0.256, SLG: 0.416	2-2 F9			0-2 FC5-4 1B				0-0 1B		3	0	1	0	0	0	2				
Eddie Williams, R (1, 3) OBP: 0.327, SLG: 0.440 Andres Berumen, R (4, 1) Archi Cianfrocco, R (7, PH) OBP: 0.316, SLG: 0.455		1-0 G5-3		0-0 G4-3		3-3 K				2	0	0	0	0	0	1				
Brian Johnson, R (1, 2) OBP: 0.287, SLG: 0.346		0-0 G6-3			3-2 G5-3			0-0 G6-3		3	0	0	0	0	0	1				
Andujar Cedeno, R (1, 6) OBP: 0.272, SLG: 0.321		1-3 K			1-3 K			1-1 G4-3		3	0	0	0	0	2	0				
Willie Blair, R (1, 1) Melvin Nieves, S (4, 3) OBP: 0.266, SLG: 0.349			1-3 K		0-2 L3			0-1 P2		1	0	0	0	0	1	0				
										2	0	0	0	0	0	0				
Inning Stats	R: 1 E: 0 K: 0 S: 9	H: 2 LOB: 1 BB: 0 P: 14	R: 0 E: 0 K: 1 S: 6	H: 0 LOB: 0 BB: 0 P: 8	R: 0 E: 0 K: 2 S: 10	H: 0 LOB: 0 BB: 0 P: 14	R: 0 E: 0 K: 0 S: 6	H: 1 LOB: 0 BB: 0 P: 8	R: 0 E: 0 K: 1 S: 11	H: 0 LOB: 0 BB: 0 P: 15	R: 0 E: 0 K: 0 S: 4	H: 1 LOB: 1 BB: 0 P: 11	R: 0 E: 0 K: 1 S: 8	H: 0 LOB: 0 BB: 0 P: 10	R: 0 E: 0 K: 0 S: 9	H: 0 LOB: 0 BB: 0 P: 13	1B: 2 2B: 1 3B: 1 HR: 0	SF: 0 SAC: 0 DP: 1 HBP: 0	WP: 0 PB: 0 SB: 0 CS: 0	PA: 31
PITCHER David Wells, L (1, 1) ERA: 3.33	IP: 9.0 WLS: W BF: 31	H: 4 R: 1 ER: 1 SO: 5	BB: 1 IBB: 0 HBP: 0 BLK: 0	WP: 0 HR: 0 S: 69 P: 104	ERA: 1.00 WHIP: 0.556	PITCHER										IP: 9.0 WLS: W BF: 31	H: 4 R: 1 ER: 1 SO: 5	BB: 1 IBB: 0 HBP: 0 BLK: 0	WP: 0 HR: 0 S: 69 P: 104	ERA: 1.00 WHIP: 0.556

Batter	1	2	3	4	5	6	7	8	9	AB	R	H	RBI	BB	SO	LOB	BOTTOM			
Thomas Howard, S (1, 7) OBP: 0.357, SLG: 0.419	2-3 K		1-3 K	1-2 1B 3B		1-1 G4-3				4	1	1	2	0	2	0	San Diego Padres @ Cincinnati Reds Riverfront Stadium, Cincinnati, OH Thu Sep 14 1995, 3:33 AM EDT Att: 18,672 - Sunny - 76 F AB 31 R 8 H 8 RBI 8 BB 4 SO 5 LOB 9 			
Darren Lewis, R (1, 8) OBP: 0.315, SLG: 0.305	1-0 G4-3		1-0 F8	1-1 1B		2-1 G6-3				4	0	1	1	0	0	0				
Barry Larkin, R (1, 6) OBP: 0.395, SLG: 0.488 Mark Lewis, R (7, 5) OBP: 0.416, SLG: 0.504	2-1 F8		2-2 G4-3	1-0 G4-3			0-2 G6-3			3	0	0	0	0	0	1				
Reggie Sanders, R (1, 9) OBP: 0.404, SLG: 0.605		1-0 S HR HBP		2-3 K	2-0 S 1B		0-3 K			3	1	1	0	0	2	0				
Hal Morris, L (1, 3) OBP: 0.329, SLG: 0.446		3-2 F7		4-0 BB 1B BB	2-0 G6-3		2-1 F7			3	1	0	0	1	0	2				
Eddie Taubensee, L (1, 2) OBP: 0.348, SLG: 0.495		3-2 S HR		4-1 1B 1B BB	0-1 G5-3		4-2 BB			2	2	1	2	2	0	1				
Bret Boone, R (1, 4) OBP: 0.337, SLG: 0.439		1-2 F7		1-1 1B 1B 1B	1-0 G5-3		3-2 P4			4	0	1	1	0	0	2				
Jeff Branson, L (1, 5) OBP: 0.340, SLG: 0.455		4-2 BB		2-2 1B 3B 1B		3-1 HR		0-2 P4		3	2	2	2	1	0	1				
David Wells, L (1, 1) OBP: 0.182, SLG: 0.182		1-2 F8		1-1 3B 1B		0-3 K		1-0 G3		4	1	1	0	0	1	2				
										1B: 5 2B: 0 3B: 1 HR: 2	SF: 0 SAC: 0 DP: 0 HBP: 1	WP: 0 PB: 0 SB: 3 CS: 0	PA: 36							
Inning Stats	R: 0 E: 0 K: 1 S: 6	H: 0 LOB: 0 BB: 0 P: 11	R: 2 E: 0 K: 0 S: 16	H: 1 LOB: 1 BB: 1 P: 29	R: 0 E: 0 K: 1 S: 8	H: 0 LOB: 0 BB: 0 P: 12	R: 5 E: 0 K: 1 S: 19	H: 5 LOB: 1 BB: 2 P: 36	R: 0 E: 0 K: 0 S: 5	H: 1 LOB: 1 BB: 0 P: 10	R: 1 E: 0 K: 1 S: 9	H: 1 LOB: 0 BB: 0 P: 15	R: 0 E: 0 K: 1 S: 9	H: 0 LOB: 0 BB: 0 P: 11	R: 0 E: 0 K: 0 S: 10	H: 0 LOB: 1 BB: 1 P: 18				
PITCHER Willie Blair, R (1, 1) ERA: 4.25 Andres Berumen, R (4, 1) ERA: 5.88 Dustin Hermanson, R (7, 1) ERA: 6.66	IP: 3.2 WLS: L BF: 19	H: 5 R: 3 ER: 1 SO: 1	BB: 3 IBB: 0 HBP: 0 BLK: 0	WP: 0 HR: 1 S: 46 P: 83	ERA: 3.86 WHIP: 2.182	PITCHER										IP: 3.2 WLS: L BF: 19	H: 5 R: 3 ER: 1 SO: 1	BB: 3 IBB: 0 HBP: 0 BLK: 0	WP: 0 HR: 1 S: 46 P: 83	ERA: 3.86 WHIP: 2.182

Batter	1	2	3	4	5	6	7	8	9	AB	R	H	RBI	BB	SO	LOB	TOP				
Luis Polonia, L (1, 7) OBP: 0.333, SLG: 0.362	4-2 F8 G3-2 1B BB		1-1 1B			0-0 F8		1-2 P5		3	0	1	0	1	0	0					
Mike Mordecai, R (1, 4) OBP: 0.365, SLG: 0.491	0-0 1-2 1B		1-0 P6			2-3 K		0-0 1B		4	0	2	0	0	0	1					
10 Chipper Jones, S (1, 5) OBP: 0.350, SLG: 0.437	2-0 F8			3-3 K			4-2 1B FC4-6 BB	0-0 G4-3		3	1	0	0	1	1	3					
Fred McGriff, L (1, 3) OBP: 0.363, SLG: 0.503	1-0 G3-2			4-2 G4-6-3 BB			2-2 1-3 1B FC4-6		2-3 K	3	0	1	0	1	1	2					
David Justice, L (1, 9) OBP: 0.371, SLG: 0.484		1-1 F7		0-0 G4-6-3			1-2 1-2 HR FC4-6	1-0 1B		4	1	1	1	0	0	2					
Mike Devereaux, R (1, 8) OBP: 0.350, SLG: 0.464		0-0 G6-3			0-0 G5-3		1-3 K	2-0 P4		4	0	0	0	0	1	2					
Eddie Pérez, R (1, 2) OBP: 0.400, SLG: 1.000		1-0 F8			1-1 P5		0-1 HR	0-1 1B		4	1	2	2	0	0	0					
Jeff Blauser, R (1, 6) OBP: 0.325, SLG: 0.351			2-1 G1-6-3		2-1 G6-3		1-0 G4-3	4-2 1-2 BB		3	0	0	0	1	0	0					
29 John Smoltz, R (1, 1) OBP: 0.200, SLG: 0.111			0-0 G6-3			3-3 K		0-3 L6		3	0	0	0	0	1	0					
Dwight Smith, L (9, PH) OBP: 0.352, SLG: 0.450										1	0	0	0	0	1	3					
Greg McMichael, R (9, 1)										0	0	0	0	0	0	0					
Inning Stats	R: 0 E: 0 K: 0 S: 5	H: 1 LOB: 1 BB: 1 P: 12	R: 0 E: 0 K: 0 S: 4	H: 0 LOB: 0 BB: 0 P: 6	R: 0 E: 0 K: 0 S: 6	H: 1 LOB: 1 BB: 0 P: 10	R: 0 E: 0 K: 1 S: 8	H: 0 LOB: 0 BB: 1 P: 15	R: 0 E: 0 K: 0 S: 5	H: 0 LOB: 0 BB: 0 P: 8	R: 3 E: 0 K: 1 S: 17	H: 2 LOB: 0 BB: 1 P: 26	R: 0 E: 0 K: 2 S: 6	H: 1 LOB: 1 BB: 0 P: 7	R: 0 E: 0 K: 2 S: 13	H: 2 LOB: 3 BB: 1 P: 22	1B: 6 2B: 1 3B: 0 HR: 1	SF: 0 SAC: 0 DP: 2 HBP: 0	WP: 0 PB: 0 SB: 0 CS: 0	PA: 36	
PITCHER	IP WLS BF H R ER SO BB IBB HBP BLK WP HR S P ERA WHIP	IP WLS BF H R ER SO BB IBB HBP BLK WP HR S P ERA WHIP	IP WLS BF H R ER SO BB IBB HBP BLK WP HR S P ERA WHIP	IP WLS BF H R ER SO BB IBB HBP BLK WP HR S P ERA WHIP	IP WLS BF H R ER SO BB IBB HBP BLK WP HR S P ERA WHIP	IP WLS BF H R ER SO BB IBB HBP BLK WP HR S P ERA WHIP	IP WLS BF H R ER SO BB IBB HBP BLK WP HR S P ERA WHIP	IP WLS BF H R ER SO BB IBB HBP BLK WP HR S P ERA WHIP	IP WLS BF H R ER SO BB IBB HBP BLK WP HR S P ERA WHIP	IP WLS BF H R ER SO BB IBB HBP BLK WP HR S P ERA WHIP	IP WLS BF H R ER SO BB IBB HBP BLK WP HR S P ERA WHIP	IP WLS BF H R ER SO BB IBB HBP BLK WP HR S P ERA WHIP	IP WLS BF H R ER SO BB IBB HBP BLK WP HR S P ERA WHIP	IP WLS BF H R ER SO BB IBB HBP BLK WP HR S P ERA WHIP	IP WLS BF H R ER SO BB IBB HBP BLK WP HR S P ERA WHIP	IP WLS BF H R ER SO BB IBB HBP BLK WP HR S P ERA WHIP	IP WLS BF H R ER SO BB IBB HBP BLK WP HR S P ERA WHIP	IP WLS BF H R ER SO BB IBB HBP BLK WP HR S P ERA WHIP	IP WLS BF H R ER SO BB IBB HBP BLK WP HR S P ERA WHIP	IP WLS BF H R ER SO BB IBB HBP BLK WP HR S P ERA WHIP	IP WLS BF H R ER SO BB IBB HBP BLK WP HR S P ERA WHIP
Tim Pugh, R (1, 1) ERA: 3.85	6.0	20	2	0	0	3	2	0	0	0	0	0	0	0	35	63	0.00	0.667			
Chuck McLeroy, L (7, 1) ERA: 5.7	0.1	L 3	1	2	2	0	1	0	0	0	0	0	0	1	10	17	54.00	6.000			
Michael Jackson, R (7, 1) ERA: 2.81	0.2	3	1	1	1	1	0	0	0	0	0	0	0	1	7	9	13.50	1.500			
Xavier Hernandez, R (8, 1) ERA: 4.17	1.0	4	1	0	0	0	0	0	0	0	0	0	0	6	7	0.00	1.000				
Jeff Brantley, R (9, 1) ERA: 2.84	1.0	6	2	0	0	2	1	0	0	0	0	0	0	13	22	0.00	3.000				

Atlanta Braves @ Cincinnati Reds
Riverfront Stadium, Cincinnati, OH
Fri Sep 15 1995, 7:05 PM EDT
Att: 31,882 - Unknown - 67 F

AB 32
R 3
H 7
RBI 3
BB 4
SO 6
LOB 13



Batter	1	2	3	4	5	6	7	8	9	AB	R	H	RBI	BB	SO	LOB	BOTTOM					
Barry Larkin, R (1, 6) OBP: 0.396, SLG: 0.497	2-0 G6-3		0-1 2B		0-1 HR			2-1 F9		4	1	2	1	0	0	0						
Darren Lewis, R (1, 8) OBP: 0.313, SLG: 0.302		0-1 G4-3		1-3 K		2-2 G4-3		1-2 K		3	0	0	0	0	1	1						
Thomas Howard, S (8, PH) OBP: 0.356, SLG: 0.417										1	0	0	0	0	1	0						
Ron Gant, R (1, 7) OBP: 0.396, SLG: 0.595	0-0 F8			1-1 F9		2-2 2B		0-0 F8		4	0	1	0	0	0	0						
Reggie Sanders, R (1, 9) OBP: 0.403, SLG: 0.601		3-2 F8		1-2 1B		1-3 K		1-3 K		4	0	1	0	0	2	1						
Hal Morris, L (1, 3) OBP: 0.334, SLG: 0.455		1-2 2B		0-0 E1		4-0 G5-4-3 IBB		0-1 WP 2B		3	0	2	0	1	0	1						
Bento Santiago, R (1, 2) OBP: 0.328, SLG: 0.468		3-3 K		1-3 K		3-2 G5-4-3		1-2 L8		3	0	0	0	0	2	5						
Michael Jackson, R (7, 1) OBP: 0.250, SLG: 0.250										0	0	0	0	0	0	0						
Xavier Hernandez, L (8, 1) OBP: 0.347, SLG: 0.455										0	0	0	0	0	0	0						
Eric Anthony, L (9, PH) OBP: 0.347, SLG: 0.455										1	0	0	0	0	0	1						
Bret Boone, R (1, 4) OBP: 0.335, SLG: 0.435		0-3 K		1-3 K			1-3 K	2-2 G4-3		4	0	0	0	0	3	4						
Jeff Branson, L (1, 5) OBP: 0.340, SLG: 0.454			0-0 G2-6-4 1B		2-3 K		2-0 L9			3	0	1	0	0	1	0						
Tim Pugh, R (1, 1) OBP: 0.148, SLG: 0.154			1-2 G2-6-4		0-3 K		1-3 K			2	0	0	0	0	1	1						
Chuck McLeroy, L (7, 1)										0	0	0	0	0	0	0						
Eddie Taubensee, L (7, 2) OBP: 0.347, SLG: 0.492			1-2 G2-6-4							1	0	0	0	0	1	0						
Inning Stats	R: 0 E: 0 K: 0 S: 4	H: 0 LOB: 0 BB: 0 P: 6	R: 0 E: 0 K: 2 S: 13	H: 1 LOB: 1 BB: 0 P: 20	R: 0 E: 0 K: 1 S: 9	H: 2 LOB: 1 BB: 0 P: 11	R: 0 E: 1 K: 2 S: 12	H: 1 LOB: 2 BB: 0 P: 16	R: 1 E: 0 K: 2 S: 13	H: 1 LOB: 0 BB: 0 P: 17	R: 0 E: 0 K: 1 S: 10	H: 1 LOB: 1 BB: 1 P: 20	R: 0 E: 0 K: 2 S: 7	H: 0 LOB: 0 BB: 0 P: 11	R: 0 E: 0 K: 1 S: 7	H: 0 LOB: 0 BB: 0 P: 10	R: 0 E: 0 K: 1 S: 11	H: 1 LOB: 1 BB: 0 P: 15	1B: 2 2B: 4 3B: 0 HR: 1	SF: 0 SAC: 0 DP: 2 HBP: 0	WP: 1 PB: 0 SB: 0 CS: 0	PA: 34
PITCHER	IP WLS BF H R ER SO BB IBB HBP BLK WP HR S P ERA WHIP	IP WLS BF H R ER SO BB IBB HBP BLK WP HR S P ERA WHIP	IP WLS BF H R ER SO BB IBB HBP BLK WP HR S P ERA WHIP	IP WLS BF H R ER SO BB IBB HBP BLK WP HR S P ERA WHIP	IP WLS BF H R ER SO BB IBB HBP BLK WP HR S P ERA WHIP	IP WLS BF H R ER SO BB IBB HBP BLK WP HR S P ERA WHIP	IP WLS BF H R ER SO BB IBB HBP BLK WP HR S P ERA WHIP	IP WLS BF H R ER SO BB IBB HBP BLK WP HR S P ERA WHIP	IP WLS BF H R ER SO BB IBB HBP BLK WP HR S P ERA WHIP	IP WLS BF H R ER SO BB IBB HBP BLK WP HR S P ERA WHIP	IP WLS BF H R ER SO BB IBB HBP BLK WP HR S P ERA WHIP	IP WLS BF H R ER SO BB IBB HBP BLK WP HR S P ERA WHIP	IP WLS BF H R ER SO BB IBB HBP BLK WP HR S P ERA WHIP	IP WLS BF H R ER SO BB IBB HBP BLK WP HR S P ERA WHIP	IP WLS BF H R ER SO BB IBB HBP BLK WP HR S P ERA WHIP	IP WLS BF H R ER SO BB IBB HBP BLK WP HR S P ERA WHIP	IP WLS BF H R ER SO BB IBB HBP BLK WP HR S P ERA WHIP	IP WLS BF H R ER SO BB IBB HBP BLK WP HR S P ERA WHIP	IP WLS BF H R ER SO BB IBB HBP BLK WP HR S P ERA WHIP	IP WLS BF H R ER SO BB IBB HBP BLK WP HR S P ERA WHIP	IP WLS BF H R ER SO BB IBB HBP BLK WP HR S P ERA WHIP	
29 John Smoltz, R (1, 1) ERA: 3.24	8.0	30	6	1	1	11	0	0	0	0	0	0	0	0	75	111	0.00	1.12				
Greg McMichael, R (9, 1) ERA: 2.64	1.0	S 4	1	0	0	1	0	0	0	0	0	0	0	1	11	15	0.00	1.000				

Atlanta Braves @ Cincinnati Reds
Riverfront Stadium, Cincinnati, OH
Fri Sep 15 1995, 7:05 PM EDT
Att: 31,882 - Unknown - 67 F

AB 33
R 1
H 7
RBI 1
BB 1
SO 12
LOB 14



Batter	1	2	3	4	5	6	7	8	9	AB	R	H	RBI	BB	SO	LOB	TOP					
Marquis Grissom, R OBP: 0.318, SLG: 0.366	0-0 G3-1 1B		0-1 F7		0-0 HR		0-0 1B		1-1 2B HBP	4	3	3	1	0	0	0	Atlanta Braves @ Cincinnati Reds Riverfront Stadium, Cincinnati, OH Sat Sep 16 1995, 3:33 AM EDT Att: 37,821 - Overcast - 65 F					
Mark Lemke, S OBP: 0.324, SLG: 0.340	3-1 SAFE G3		4-2 G4-3 10 E BB		2-2 G1-3		0-1 SAFE 1B		1-0 1B 2B	4	1	2	1	1	0	1						
10 Chipper Jones, S OBP: 0.347, SLG: 0.433	1-0 G3-1		1-2 E4 G4-3		1-2 F9		1-0 P6		2-3 K	5	0	0	0	0	1	5						
Fred McGriff, L OBP: 0.363, SLG: 0.500	4-2 1B BB		0-1 G4-3		2-3 K		1-0 P6		4-1 1B BB	3	0	0	0	2	1	4						
David Justice, L OBP: 0.376, SLG: 0.495	2-2 1B		4-2 BB		1-0 HR		2-2 G6-3		0-1 1B	4	1	3	3	1	0	0						
Ryan Klesko, L OBP: 0.400, SLG: 0.607	3-3 K		1-2 P3		1-1 G3-1		2-1 HR		1-3 K	4	1	1	1	0	1	5						
Mike Devereaux, R OBP: 0.349, SLG: 0.463										1	0	0	0	0	1	2						
Charlie O'Brien, R OBP: 0.349, SLG: 0.418		0-2 G4-6-3 1B		1-2 P6		1-2 L4		3-1 P3		4	0	1	0	0	0	0						
Rafael Belliard, R OBP: 0.256, SLG: 0.244		1-0 G4-6-3		0-0 P6		1-1 G4-3		1-3 K		4	0	0	0	0	1	1						
Greg Maddux, R OBP: 0.159, SLG: 0.121		0-0 F9		0-0 P6			1-1 G4-3		3-2 F8	3	0	0	0	0	0	0						
Brad Clontz, R Dwight Smith, L Mark Wohlers, R										0	0	0	0	0	0	0						
Inning Stats	R: 1 E: 0 K: 1 S: 12	H: 2 LOB: 2 BB: 1 P: 25	R: 0 E: 0 K: 0 S: 5	H: 1 LOB: 0 BB: 0 P: 6	R: 0 E: 1 K: 0 S: 19	H: 0 LOB: 3 BB: 2 P: 29	R: 0 E: 0 K: 0 S: 5	H: 0 LOB: 0 BB: 0 P: 6	R: 1 E: 0 K: 0 S: 10	H: 1 LOB: 0 BB: 0 P: 15	R: 0 E: 0 K: 0 S: 8	H: 2 LOB: 2 BB: 0 P: 10	R: 1 E: 0 K: 1 S: 10	H: 1 LOB: 2 BB: 1 P: 18	R: 2 E: 0 K: 2 S: 14	H: 2 LOB: 2 BB: 1 P: 26	1B: 6 2B: 1 3B: 0 HR: 3	SF: 0 SAC: 0 DP: 1 HBP: 1	WP: 0 PB: 0 SB: 0 CS: 0	PA: 42		
PITCHER	IP WLS BF H R ER SO BB IBB HBP BLK WP HR S P ERA WHIP	5.0 L 22 4 2 2 2 3 0 0 0 0 1 51 81 3.60 1.400	6.1 1.2 8 3 1 1 1 0 0 0 0 0 1 14 20 5.40 1.800	7.1 1.1 5 1 1 1 1 0 0 0 0 0 1 11 20 6.75 0.750	9.1 1.0 7 2 2 2 2 1 0 1 0 0 0 14 26 18.00 3.000																	

AB	37
R	6
H	10
RBI	6
BB	4
SO	5
LOB	18




Batter	1	2	3	4	5	6	7	8	9	AB	R	H	RBI	BB	SO	LOB	BOTTOM					
Thomas Howard, S OBP: 0.362, SLG: 0.422	1-0 G4-3			1-0 1B		2-2 CS HBP 1B		3-1 1B		4	0	3	1	0	0	0	Atlanta Braves @ Cincinnati Reds Riverfront Stadium, Cincinnati, OH Sat Sep 16 1995, 3:33 AM EDT Att: 37,821 - Overcast - 65 F					
Barry Larkin, R OBP: 0.395, SLG: 0.495	1-2 G5-3			0-2 F9		3-2 SAFE CS HBP		1-1 P3		2	0	0	0	0	0	1						
Mark Lewis, R OBP: 0.414, SLG: 0.500						1-2 HBP		1-3 K		1	0	0	0	0	0	1						
Ron Gant, R OBP: 0.393, SLG: 0.589	1-1 L9			2-2 P6		3-3 K		1-3 K		4	0	0	0	0	2	4						
Reggie Sanders, R OBP: 0.404, SLG: 0.600		4-2 CS BB		1-3 K		0-3 K		3-2 1B BB 1B		3	0	1	0	1	2	3						
Hal Morris, L OBP: 0.330, SLG: 0.449		1 SAFE 2-3 K		2-2 G4-3		3-3 K		2-1 F8		4	0	0	0	0	2	2						
Eddie Taubensee, L OBP: 0.350, SLG: 0.490		1 SAFE 2-3 K		0-0 1B 1B		0-1 L6		4-0 1B BB		3	0	1	0	1	1	1						
Mariano Duncan, R OBP: 0.299, SLG: 0.430			0-2 G1-3		2-3 K		1-1 L9		0-0 1B	4	0	1	0	0	1	1						
Jeff Branson, L OBP: 0.342, SLG: 0.458			1-3 K		1 SAFE 3-1 1B		3-1 G4-3 1B 2B		2-3 K	4	1	2	0	0	2	3						
Mark Portugal, R Eric Anthony, L Kevin Jarvis, L Chuck McElroy, L Lenny Harris, L Hector Carrasco, R Nigel Wilson, L			0-1 G3-1		1-1 G1-3			3-1 G4-3		1	0	0	0	0	0	0						
Inning Stats	R: 0 E: 0 K: 0 S: 7	H: 0 LOB: 0 BB: 0 P: 10	R: 0 E: 0 K: 2 S: 11	H: 0 LOB: 0 BB: 1 P: 18	R: 0 E: 0 K: 1 S: 8	H: 0 LOB: 0 BB: 0 P: 9	R: 0 E: 0 K: 1 S: 12	H: 1 LOB: 1 BB: 0 P: 15	R: 0 E: 0 K: 1 S: 12	H: 2 LOB: 2 BB: 0 P: 20	R: 0 E: 0 K: 2 S: 11	H: 1 LOB: 2 BB: 0 P: 19	R: 0 E: 0 K: 1 S: 9	H: 0 LOB: 0 BB: 0 P: 13	R: 1 E: 0 K: 1 S: 12	H: 2 LOB: 1 BB: 0 P: 23	R: 0 E: 0 K: 2 S: 13	H: 2 LOB: 3 BB: 1 P: 26	1B: 7 2B: 2 3B: 0 HR: 0	SF: 0 SAC: 0 DP: 1 HBP: 1	WP: 0 PB: 0 SB: 0 CS: 3	PA: 36
PITCHER	IP WLS BF H R ER SO BB IBB HBP BLK WP HR S P ERA WHIP	7.0 W 25 4 0 0 8 1 0 0 0 0 0 12 23 9.00 2.000	8.1 1.0 5 2 1 1 1 0 0 0 0 0 0 12 23 9.00 2.000	9.1 1.0 6 2 0 0 2 1 0 0 0 0 0 13 26 0.00 3.000																		



Batter	1	2	3	4	5	6	7	8	9	AB	R	H	RBI	BB	SO	LOB	TOP								
Marquis Grissom, R OBP: 0.317, SLG: 0.363	1-1 G6-3		2-3 K	4-0 IBB		0-1 L8			1-0 F8	4	0	0	0	1	1	1									
Mark Lemke, S OBP: 0.328, SLG: 0.351	1-2 1B		1-2 HBP 1B	0-3 K			1-2 HR		0-3 K	5	1	3	1	0	2	3									
Jeff Blausler, R OBP: 0.323, SLG: 0.347	1-3 K		2-2 HBP	1-1 FC5			0-0 F7		3-1 F9	4	0	0	0	0	1	4									
Fred McGriff, L OBP: 0.361, SLG: 0.496	1-3 K		1-2 L8				0-0 F9		0-0 G4-3	4	0	0	0	0	1	4									
Mike Devereaux, R OBP: 0.348, SLG: 0.460		2-1 G6-3		0-0 BB 2B 1B			3-3 K		0-1 G5-3	4	1	1	0	0	1	0									
Ryan Klesko, L OBP: 0.401, SLG: 0.605	1-3 K		4-2 2B 1B BB	0-3 K			0-1 FC5-4 1B			3	1	1	0	1	2	0									
Mike Kelly, R OBP: 0.266, SLG: 0.328			1-2 2B BB							0	0	0	0	0	0	0									
Mike Mordecai, R OBP: 0.373, SLG: 0.557	3-1 F9		0-0 1B 2B	2-1 HR			2-0 FC5-4 G5-3 1B			4	1	2	2	0	0	1									
Charlie O'Brien, R OBP: 0.347, SLG: 0.414			3-2 P6 FC5 SH1-3 1B	0-0 K			3-2 G5-3			4	0	1	1	0	1	1									
Tom Glavine, L OBP: 0.270, SLG: 0.300			0-1 HBP 1B	1-0 SH1-3			3-1 L8			2	0	1	0	0	0	0									
Dwight Smith, L OBP: 0.346, SLG: 0.441				1-2 1B						1	0	0	0	0	0	1									
Alejandro Pena, R OBP: 0.266, SLG: 0.328										0	0	0	0	0	0	0									
Mark Wohlers, R OBP: 0.266, SLG: 0.328										0	0	0	0	0	0	0									
Inning Stats	R: 0 E: 0 K: 2 S: 12	H: 1 LOB: 1 BB: 0 P: 16	R: 0 E: 0 K: 1 S: 7	H: 0 LOB: 0 BB: 0 P: 13	R: 0 E: 0 K: 1 S: 18	H: 2 LOB: 3 BB: 0 P: 27	R: 2 E: 0 K: 1 S: 11	H: 3 LOB: 3 BB: 2 P: 21	R: 0 E: 0 K: 2 S: 8	H: 0 LOB: 0 BB: 0 P: 11	R: 1 E: 0 K: 1 S: 10	H: 1 LOB: 0 BB: 0 P: 13	R: 1 E: 0 K: 0 S: 7	H: 1 LOB: 0 BB: 0 P: 8	R: 0 E: 0 K: 0 S: 8	H: 1 LOB: 1 BB: 0 P: 16	R: 0 E: 0 K: 1 S: 6	H: 0 LOB: 0 BB: 0 P: 10	1B: 6 2B: 1 3B: 0 HR: 2	SF: 0 SAC: 1 DP: 0 HBP: 1	WP: 0 PB: 0 SB: 0 CS: 0	PA: 39			
PITCHER	IP	WLS	BF	H	R	ER	SO	BB	IBB	HBP	BLK	WP	HR	S	P	ERA	WHIP								
John Smiley, L ERA: 3.38	7.0	L	32	8	4	4	8	1	1	1	0	0	2	73	109	5.14	1.286								
Michael Jackson, R ERA: 2.74	1.0		4	1	0	0	0	0	0	0	0	0	0	8	16	0.00	1.000								
Hector Carrasco, R ERA: 3.36	1.0		3	0	0	0	1	0	0	0	0	0	0	6	10	0.00	0.000								

Atlanta Braves @ Cincinnati Reds
Riverfront Stadium, Cincinnati, OH
Sun Sep 17 1995, 7:05 PM EDT
Att: 19,797 - Unknown - 63 F


AB 35
R 4
H 9
RBI 4
BB 2
SO 9
LOB 15



Batter	1	2	3	4	5	6	7	8	9	AB	R	H	RBI	BB	SO	LOB	BOTTOM								
Darren Lewis, R OBP: 0.313, SLG: 0.302	1-1 F7		0-1 G6-3 1B		3-2 L3			2-1 F8		4	0	1	0	0	0	1									
Bret Boone, R OBP: 0.332, SLG: 0.431	2-3 K		1-1 SAFE K		1-1 G6-3			1-3 K		4	0	0	0	0	3	1									
Ron Gant, R OBP: 0.394, SLG: 0.587	4-0 BB		0-0 G6-3		2-3 K			0-2 1B		3	0	1	0	1	1	1									
Reggie Sanders, R OBP: 0.403, SLG: 0.595	1-3 K		4-0 BB		1-1 G6-3			3-3 K		3	0	0	0	1	2	2									
Benito Santiago, R OBP: 0.331, SLG: 0.481		1-2 G1-3 1B	0-0 G3-1		2-1 HR			0-3 K		4	1	2	1	0	1	2									
Hal Morris, L OBP: 0.330, SLG: 0.446		0-1 SAFE G1-3 1B		2-1 L9				0-0 L7		4	0	1	0	0	0	0									
Mark Lewis, R OBP: 0.416, SLG: 0.497		3-3 K	4-2 G6-3 BB		2-3 K			0-0 1B		3	0	1	0	1	2	2									
Jeff Branson, L OBP: 0.338, SLG: 0.452		2-1 G1-3	0-1 G6-3		0-1 G6-3			0-3 K		4	0	0	0	0	2	4									
John Smiley, L OBP: 0.232, SLG: 0.314		1-3 K		4-1 L3 BB						1	0	0	0	1	1	2									
Jerome Walton, R OBP: 0.367, SLG: 0.513										1	0	0	0	0	0	0									
Michael Jackson, R OBP: 0.250, SLG: 0.250										0	0	0	0	0	0	0									
Hector Carrasco, R ERA: 2.25										0	0	0	0	0	0	0									
Inning Stats	R: 0 E: 0 K: 2 S: 8	H: 0 LOB: 1 BB: 1 P: 16	R: 0 E: 0 K: 2 S: 13	H: 2 LOB: 2 BB: 0 P: 20	R: 0 E: 0 K: 1 S: 8	H: 1 LOB: 2 BB: 1 P: 14	R: 0 E: 0 K: 0 S: 6	H: 0 LOB: 0 BB: 1 P: 12	R: 0 E: 0 K: 0 S: 6	H: 0 LOB: 0 BB: 1 P: 14	R: 1 E: 0 K: 1 S: 8	H: 1 LOB: 0 BB: 0 P: 13	R: 0 E: 0 K: 2 S: 9	H: 0 LOB: 0 BB: 0 P: 16	R: 0 E: 0 K: 2 S: 11	H: 1 LOB: 1 BB: 0 P: 17	R: 0 E: 0 K: 2 S: 8	H: 1 LOB: 1 BB: 0 P: 8	1B: 5 2B: 1 3B: 0 HR: 1	SF: 0 SAC: 0 DP: 2 HBP: 0	WP: 0 PB: 0 SB: 0 CS: 0	PA: 35			
PITCHER	IP	WLS	BF	H	R	ER	SO	BB	IBB	HBP	BLK	WP	HR	S	P	ERA	WHIP								
Tom Glavine, L ERA: 2.93	7.0	W	27	4	1	1	8	4	0	0	0	0	0	11	105	1.29	1.143								
Alejandro Pena, R ERA: 4.53	1.0		4	1	0	0	2	0	0	0	0	0	0	11	17	0.00	1.000								
Mark Wohlers, R ERA: 2.25	1.0	S	4	1	0	0	2	0	0	0	0	0	0	8	8	0.00	1.000								

Atlanta Braves @ Cincinnati Reds
Riverfront Stadium, Cincinnati, OH
Sun Sep 17 1995, 7:05 PM EDT
Att: 19,797 - Unknown - 63 F

AB 31
R 1
H 6
RBI 1
BB 4
SO 12
LOB 15



Batter	1	2	3	4	5	6	7	8	9	AB	R	H	RBI	BB	SO	LOB	TOP				
Rondell White, R OBP: 0.360, SLG: 0.470 (1, 8)	F9		HR		G4-6-3		1B		P3	5	1	2	1	0	0	3	Montreal Expos @ Cincinnati Reds Riverfront Stadium, Cincinnati, OH Mon Sep 18 1995, 7:05 PM EDT Att: 19,191 - Unknown - 67 F				
Mark Grudzielanek, R OBP: 0.377, SLG: 0.333 (1, 6)	F8		1B		FC5-4		G6-3			4	0	2	1	0	0	1					
Yaniji Benitez, R OBP: 0.600, SLG: 1.600 Henry Rodriguez, L OBP: 0.294, SLG: 0.333 (8, PH) (8, 9)	HR		G6-4-3		FC5-4		G4-3			3	1	1	1	0	0	2					
Sean Berry, R OBP: 0.369, SLG: 0.535 (1, 5)	1B BB		F9				K		G6-3	3	0	0	0	1	1	0					
Wil Cordero, R OBP: 0.335, SLG: 0.400 (1, 7)	1B				K2-3		E5		P3	4	0	1	0	0	1	0					
Mike Lansing, R OBP: 0.301, SLG: 0.392 (1, 4)	G5-3				G1-3		G5-3		BLK 1B	4	1	1	0	0	0	3					
Shane Andrews, R OBP: 0.269, SLG: 0.345 Tony Tarasco, L OBP: 0.324, SLG: 0.396 (9, PH)	P3				K		K		1B	3	0	0	0	0	2	1					
Darrin Fletcher, L OBP: 0.358, SLG: 0.449 (1, 2)	L3						G3-1		F8	4	1	1	0	0	0	1					
Tavo Alvarez, R OBP: 0.364, SLG: 0.424 Michael Jackson, R OBP: 0.250, SLG: 0.250 Mariano Duncan, R OBP: 0.302, SLG: 0.432 Jerome Walton, R OBP: 0.367, SLG: 0.513 (1, 8) (8, 1) (8, PH) (9, 7)	L7		F7				1B		WP 1B	4	1	2	1	0	0	2					
Lenny Harris, L OBP: 0.253, SLG: 0.277 Mark Lewis, R OBP: 0.417, SLG: 0.497 (7, 5)	1B		G5-3		L8		P6		F7 E 1B	3	0	1	0	0	0	1					
Ron Gant, R OBP: 0.396, SLG: 0.590 Jeff Brantley, R OBP: 0.367, SLG: 0.513 (1, 7) (9, 1)	P4				1B FC1-2 BB		2B BB		F7	3	1	1	0	2	0	1					
Reggie Sanders, R OBP: 0.403, SLG: 0.598 (1, 9)			L5		FC1-2 1B		K		G5-3	5	1	2	1	0	1	3					
Hal Morris, L OBP: 0.329, SLG: 0.442 (1, 3)			F8		FC1-2		L8			3	1	0	0	1	0	4					
Eddie Taubensee, L OBP: 0.350, SLG: 0.488 Benito Santiago, R OBP: 0.333, SLG: 0.488 (1, 2) (7, PH) (8, 2)					G3-1		K			3	0	1	1	0	1	2					
Bret Boone, R OBP: 0.330, SLG: 0.428 (1, 4)	L4				L9		F8		G5-3	4	0	0	0	0	0	3					
Jeff Branson, L OBP: 0.337, SLG: 0.449 (1, 6)					G3		G4-3		K	4	0	1	1	0	1	0					
Pete Schourek, L OBP: 0.226, SLG: 0.264 Darren Lewis, R OBP: 0.314, SLG: 0.304 (1, 1) (8, 8)	K						1B 2B		S 1B	3	1	2	0	0	1	2					
Inning Stats	R: 0 E: 0 K: 0 S: 3	H: 1 LOB: 0 BB: 0 P: 7	R: 2 E: 0 K: 1 S: 12	H: 3 LOB: 1 BB: 1 P: 22	R: 0 E: 0 K: 0 S: 11	H: 1 LOB: 0 BB: 0 P: 16	R: 0 E: 0 K: 0 S: 7	H: 0 LOB: 0 BB: 0 P: 9	R: 2 E: 0 K: 1 S: 13	H: 3 LOB: 2 BB: 1 P: 20	R: 0 E: 0 K: 0 S: 9	H: 2 LOB: 2 BB: 0 P: 13	R: 1 E: 0 K: 1 S: 11	H: 1 LOB: 1 BB: 1 P: 19	R: 2 E: 1 K: 1 S: 14	H: 3 LOB: 1 BB: 0 P: 23	1B: 9 2B: 3 3B: 2 HR: 0	SF: 0 SAC: 0 DP: 0 HBP: 0	WP: 1 PB: 0 SB: 2 CS: 0	PA: 40	
PITCHER	IP WLS BF H R ER SO BB IBB HBP BLK WP HR S P ERA WHIP	IP WLS BF H R ER SO BB IBB HBP BLK WP HR S P ERA WHIP	IP WLS BF H R ER SO BB IBB HBP BLK WP HR S P ERA WHIP	IP WLS BF H R ER SO BB IBB HBP BLK WP HR S P ERA WHIP	IP WLS BF H R ER SO BB IBB HBP BLK WP HR S P ERA WHIP	IP WLS BF H R ER SO BB IBB HBP BLK WP HR S P ERA WHIP	IP WLS BF H R ER SO BB IBB HBP BLK WP HR S P ERA WHIP	IP WLS BF H R ER SO BB IBB HBP BLK WP HR S P ERA WHIP	IP WLS BF H R ER SO BB IBB HBP BLK WP HR S P ERA WHIP	IP WLS BF H R ER SO BB IBB HBP BLK WP HR S P ERA WHIP	IP WLS BF H R ER SO BB IBB HBP BLK WP HR S P ERA WHIP	IP WLS BF H R ER SO BB IBB HBP BLK WP HR S P ERA WHIP	IP WLS BF H R ER SO BB IBB HBP BLK WP HR S P ERA WHIP	IP WLS BF H R ER SO BB IBB HBP BLK WP HR S P ERA WHIP	IP WLS BF H R ER SO BB IBB HBP BLK WP HR S P ERA WHIP	IP WLS BF H R ER SO BB IBB HBP BLK WP HR S P ERA WHIP	IP WLS BF H R ER SO BB IBB HBP BLK WP HR S P ERA WHIP	IP WLS BF H R ER SO BB IBB HBP BLK WP HR S P ERA WHIP	IP WLS BF H R ER SO BB IBB HBP BLK WP HR S P ERA WHIP	IP WLS BF H R ER SO BB IBB HBP BLK WP HR S P ERA WHIP	IP WLS BF H R ER SO BB IBB HBP BLK WP HR S P ERA WHIP

AB	35
R	4
H	9
RBI	4
BB	2
SO	5
LOB	13



Batter	1	2	3	4	5	6	7	8	9	AB	R	H	RBI	BB	SO	LOB	BOTTOM				
Thomas Howard, S OBP: 0.364, SLG: 0.424 Michael Jackson, R OBP: 0.250, SLG: 0.250 Mariano Duncan, R OBP: 0.302, SLG: 0.432 Jerome Walton, R OBP: 0.367, SLG: 0.513 (1, 8) (8, 1) (8, PH) (9, 7)	L7		F7				1B		WP 1B	4	1	2	1	0	0	2	Montreal Expos @ Cincinnati Reds Riverfront Stadium, Cincinnati, OH Mon Sep 18 1995, 7:05 PM EDT Att: 19,191 - Unknown - 67 F				
Lenny Harris, L OBP: 0.253, SLG: 0.277 Mark Lewis, R OBP: 0.417, SLG: 0.497 (7, 5)	1B		G5-3		L8		P6		F7 E 1B	3	0	1	0	0	0	1					
Ron Gant, R OBP: 0.396, SLG: 0.590 Jeff Brantley, R OBP: 0.367, SLG: 0.513 (1, 7) (9, 1)	P4				1B FC1-2 BB		2B BB		F7	3	1	1	0	2	0	1					
Reggie Sanders, R OBP: 0.403, SLG: 0.598 (1, 9)			L5		FC1-2 1B		K		G5-3	5	1	2	1	0	1	3					
Hal Morris, L OBP: 0.329, SLG: 0.442 (1, 3)			F8		FC1-2		L8			3	1	0	0	1	0	4					
Eddie Taubensee, L OBP: 0.350, SLG: 0.488 Benito Santiago, R OBP: 0.333, SLG: 0.488 (1, 2) (7, PH) (8, 2)					G3-1		K			3	0	1	1	0	1	2					
Bret Boone, R OBP: 0.330, SLG: 0.428 (1, 4)	L4				L9		F8		G5-3	4	0	0	0	0	0	3					
Jeff Branson, L OBP: 0.337, SLG: 0.449 (1, 6)					G3		G4-3		K	4	0	1	1	0	1	0					
Pete Schourek, L OBP: 0.226, SLG: 0.264 Darren Lewis, R OBP: 0.314, SLG: 0.304 (1, 1) (8, 8)	K						1B 2B		S 1B	3	1	2	0	0	1	2					
Inning Stats	R: 0 E: 0 K: 0 S: 3	H: 1 LOB: 0 BB: 0 P: 7	R: 2 E: 0 K: 1 S: 12	H: 3 LOB: 1 BB: 1 P: 22	R: 0 E: 0 K: 0 S: 11	H: 1 LOB: 0 BB: 0 P: 16	R: 0 E: 0 K: 0 S: 7	H: 0 LOB: 0 BB: 0 P: 9	R: 2 E: 0 K: 1 S: 13	H: 3 LOB: 2 BB: 1 P: 20	R: 0 E: 0 K: 0 S: 9	H: 2 LOB: 2 BB: 0 P: 13	R: 1 E: 0 K: 1 S: 11	H: 1 LOB: 1 BB: 1 P: 19	R: 2 E: 1 K: 1 S: 14	H: 3 LOB: 1 BB: 0 P: 23		1B: 9 2B: 3 3B: 2 HR: 0	SF: 0 SAC: 0 DP: 0 HBP: 0	WP: 1 PB: 0 SB: 2 CS: 0	PA: 40
PITCHER	IP WLS BF H R ER SO BB IBB HBP BLK WP HR S P ERA WHIP	IP WLS BF H R ER SO BB IBB HBP BLK WP HR S P ERA WHIP	IP WLS BF H R ER SO BB IBB HBP BLK WP HR S P ERA WHIP	IP WLS BF H R ER SO BB IBB HBP BLK WP HR S P ERA WHIP	IP WLS BF H R ER SO BB IBB HBP BLK WP HR S P ERA WHIP	IP WLS BF H R ER SO BB IBB HBP BLK WP HR S P ERA WHIP	IP WLS BF H R ER SO BB IBB HBP BLK WP HR S P ERA WHIP	IP WLS BF H R ER SO BB IBB HBP BLK WP HR S P ERA WHIP	IP WLS BF H R ER SO BB IBB HBP BLK WP HR S P ERA WHIP	IP WLS BF H R ER SO BB IBB HBP BLK WP HR S P ERA WHIP	IP WLS BF H R ER SO BB IBB HBP BLK WP HR S P ERA WHIP	IP WLS BF H R ER SO BB IBB HBP BLK WP HR S P ERA WHIP	IP WLS BF H R ER SO BB IBB HBP BLK WP HR S P ERA WHIP	IP WLS BF H R ER SO BB IBB HBP BLK WP HR S P ERA WHIP	IP WLS BF H R ER SO BB IBB HBP BLK WP HR S P ERA WHIP	IP WLS BF H R ER SO BB IBB HBP BLK WP HR S P ERA WHIP	IP WLS BF H R ER SO BB IBB HBP BLK WP HR S P ERA WHIP	IP WLS BF H R ER SO BB IBB HBP BLK WP HR S P ERA WHIP	IP WLS BF H R ER SO BB IBB HBP BLK WP HR S P ERA WHIP	IP WLS BF H R ER SO BB IBB HBP BLK WP HR S P ERA WHIP	IP WLS BF H R ER SO BB IBB HBP BLK WP HR S P ERA WHIP



Batter	1	2	3	4	5	6	7	8	9	AB	R	H	RBI	BB	SO	LOB	TOP								
Rondell White, R OBP: 0.360, SLG: 0.466	F9			FC6-4 1B	FC9-2 1B		F9		G6-3	3	1	0	0	2	0	0									
Mark Grudzielanek, R OBP: 0.319, SLG: 0.335	K			FC6-4 1B	FC9-2		S 1B		K	5	1	2	0	0	2	3									
Yamil Benitez, R OBP: 0.556, SLG: 1.111	L9			FC6-4 1B	F9		1B			4	0	2	1	0	0	3									
Sean Berry, R OBP: 0.370, SLG: 0.537		FC1-6-5-4 2B		FC6-4		G6-4-3 1B	F7			3	1	1	1	1	0	3									
Henry Rodriguez, L OBP: 0.293, SLG: 0.331	F7					G6-4-3 1B	F8			4	0	1	0	0	1	4									
Tim Scott, R OBP: 0.250, SLG: 0.250				K						0	0	0	0	0	0	0									
Mel Rojas, R										0	0	0	0	0	0	0									
Mike Lansing, R OBP: 0.298, SLG: 0.388	FC1-6-5-4			P5		G6-4-3		P6		4	0	0	0	0	0	5									
Wil Cordero, R OBP: 0.337, SLG: 0.401			K		2B FC9-2 1B	E 1B		P4		4	1	2	1	0	1	0									
Darrin Fletcher, L OBP: 0.360, SLG: 0.453		G4-3		FC9-2 2B	E9 FC5-4 1B		F8			4	0	2	0	0	0	0									
Kirk Rueter, L			K		L7	FC5-4				3	0	0	0	0	1	3									
David Segui, S OBP: 0.366, SLG: 0.453			K				L7			1	0	0	0	0	0	0									
Inning Stats	R: 0 E: 0 K: 1 S: 9	H: 0 LOB: 0 BB: 0 P: 13	R: 0 E: 0 K: 0 S: 6	H: 1 LOB: 0 BB: 0 P: 13	R: 0 E: 0 K: 2 S: 11	H: 0 LOB: 0 BB: 0 P: 14	R: 1 E: 0 K: 1 S: 13	H: 2 LOB: 2 BB: 1 P: 19	R: 0 E: 0 K: 0 S: 9	H: 2 LOB: 3 BB: 1 P: 15	R: 2 E: 1 K: 0 S: 13	H: 3 LOB: 1 BB: 0 P: 20	R: 1 E: 0 K: 0 S: 11	H: 2 LOB: 1 BB: 0 P: 13	R: 0 E: 0 K: 0 S: 10	H: 0 LOB: 0 BB: 0 P: 11	R: 0 E: 0 K: 1 S: 9	H: 0 LOB: 0 BB: 0 P: 11	1B: 8 2B: 3 3B: 0 HR: 0	SF: 0 SAC: 0 DP: 2 HBP: 0	WP: 0 PB: 0 SB: 1 CS: 0	PA: 38			
PITCHER	IP	WLS	BF	H	R	ER	SO	BB	IBB	HBP	BLK	WP	HR	S	P	ERA	WHIP								
David Wells, L ERA: 3.32	6.0	L	27	8	3	2	4	2	1	0	0	0	0	61	94	3.00	1.667								
Hector Carrasco, R ERA: 3.43	1.0		5	2	1	1	0	0	0	0	0	0	0	11	13	9.00	2.000								
Jeff Brantley, R ERA: 2.85	2.0		6	0	0	0	1	0	0	0	0	0	0	19	22	0.00	0.000								

Montreal Expos @ Cincinnati Reds
Riverfront Stadium, Cincinnati, OH
Tue Sep 19 1995, 7:05 PM EDT
Att: 20,528 - Unknown - 73 F

AB 35
R 4
H 10
RBI 3
BB 3
SO 5
LOB 21



Batter	1	2	3	4	5	6	7	8	9	AB	R	H	RBI	BB	SO	LOB	BOTTOM								
Mariano Duncan, R OBP: 0.301, SLG: 0.429	G6-3 1B		FC3-6			F7		G5-3		4	0	1	0	0	0	1									
Darren Lewis, R OBP: 0.312, SLG: 0.302	G6-3		L6			F9		K		3	0	0	0	0	0	2									
Thomas Howard, S OBP: 0.362, SLG: 0.422										1	0	0	0	0	1	0									
Ron Gant, R OBP: 0.397, SLG: 0.588	FC5-4 BB			K				K		3	0	1	0	1	2	0									
Reggie Sanders, R OBP: 0.400, SLG: 0.592	FC5-4			K						4	0	0	0	0	2	2									
Benito Santiago, R OBP: 0.336, SLG: 0.492		F9		2B			2B 1B		K	4	1	2	0	0	1	0									
Hal Morris, L OBP: 0.331, SLG: 0.446		G4-3		K			2B		FC5-4 1B	4	0	2	1	0	1	1									
Bret Boone, R OBP: 0.327, SLG: 0.424	G6-3				P6		P3		FC5-4	4	0	0	0	0	0	2									
Mark Lewis, R OBP: 0.415, SLG: 0.493			FC3-6 1B		F8		F8			3	0	1	0	0	0	1									
David Wells, L OBP: 0.167, SLG: 0.167					P6					2	0	0	0	0	0	1									
Hector Carrasco, R										0	0	0	0	0	0	0									
Eric Anthony, L OBP: 0.336, SLG: 0.448										1	0	0	0	0	0	1									
Jeff Brantley, R										0	0	0	0	0	0	0									
Inning Stats	R: 0 E: 0 K: 0 S: 4	H: 1 LOB: 1 BB: 1 P: 12	R: 0 E: 0 K: 0 S: 8	H: 0 LOB: 0 BB: 0 P: 12	R: 0 E: 0 K: 3 S: 14	H: 1 LOB: 1 BB: 0 P: 19	R: 0 E: 0 K: 0 S: 8	H: 0 LOB: 0 BB: 0 P: 11	R: 0 E: 0 K: 1 S: 9	H: 1 LOB: 1 BB: 0 P: 12	R: 1 E: 0 K: 0 S: 11	H: 2 LOB: 1 BB: 0 P: 19	R: 0 E: 0 K: 2 S: 8	H: 0 LOB: 0 BB: 0 P: 9	R: 0 E: 0 K: 1 S: 9	H: 1 LOB: 1 BB: 0 P: 13	1B: 5 2B: 2 3B: 0 HR: 0	SF: 0 SAC: 0 DP: 1 HBP: 0	WP: 0 PB: 0 SB: 0 CS: 0	PA: 34					
PITCHER	IP	WLS	BF	H	R	ER	SO	BB	IBB	HBP	BLK	WP	HR	S	P	ERA	WHIP								
Kirk Rueter, L ERA: 4.29	6.0	W	22	4	0	0	4	1	0	0	0	0	0	19	28	4.50	1.000								
Tim Scott, R ERA: 4.04	2.0		8	2	1	1	2	0	0	0	0	0	0	9	13	0.00	1.000								
Mel Rojas, R ERA: 4.18	1.0	S	4	1	0	0	1	0	0	0	0	0	0	9	13	0.00	1.000								

Montreal Expos @ Cincinnati Reds
Riverfront Stadium, Cincinnati, OH
Tue Sep 19 1995, 7:05 PM EDT
Att: 20,528 - Unknown - 73 F

AB 33
R 1
H 7
RBI 1
BB 1
SO 7
LOB 11



Batter	1	2	3	4	5	6	7	8	9	AB	R	H	RBI	BB	SO	LOB	TOP								
Rondell White, R OBP: 0.360, SLG: 0.464 (1, 8)										4	0	1	0	0	0	0	Montreal Expos @ Cincinnati Reds Riverfront Stadium, Cincinnati, OH Wed Sep 20 1995, 3:33 AM EDT Att: 20,352 - Cloudy - 65 F								
Mark Grudzielanek, R OBP: 0.377, SLG: 0.338 (1, 6)										4	0	1	0	0	0	1									
David Segui, S OBP: 0.365, SLG: 0.453 (1, 3)										4	1	1	0	0	1	2									
Sean Berry, R OBP: 0.369, SLG: 0.536 (1, 5)											4	0	1	1	0	0		1							
Darrin Fletcher, L OBP: 0.361, SLG: 0.466 (1, 2)										4	1	2	1	0	0	1									
Mike Lansing, R OBP: 0.298, SLG: 0.385 (1, 4)											3	0	0	0	0	0		1							
Tony Tarasco, L OBP: 0.321, SLG: 0.392 (1, 9)										4	0	0	0	0	0	2									
Cliff Floyd, L OBP: 0.232, SLG: 0.210 (7, 1)										3	0	0	0	0	0	1									
Gi Heredia, R OBP: 0.194, SLG: 0.194 (7, 1)										0	0	0	0	0	0	0									
Bryan Eversgerd, R (7, 1)										0	0	0	0	0	0	0									
Greg Harris, S OBP: 0.333, SLG: 0.667 (7, 1)										0	0	0	0	0	0	0									
Jeff Fassero, L OBP: 0.133, SLG: 0.055 (1, 1)										2	0	0	0	0	1	1									
Henry Rodriguez, L OBP: 0.291, SLG: 0.328 (7, 7)										1	0	0	0	0	0	0									
Inning Stats	R: 0 E: 0 K: 0 S: 4	H: 1 LOB: 1 BB: 0 P: 4	R: 1 E: 0 K: 1 S: 6	H: 1 LOB: 1 BB: 0 P: 7	R: 0 E: 0 K: 1 S: 5	H: 0 LOB: 0 BB: 0 P: 5	R: 0 E: 0 K: 0 S: 3	H: 0 LOB: 0 BB: 0 P: 3	R: 0 E: 0 K: 0 S: 5	H: 0 LOB: 0 BB: 0 P: 5	R: 1 E: 0 K: 0 S: 5	H: 2 LOB: 1 BB: 0 P: 5	R: 0 E: 0 K: 0 S: 3	H: 0 LOB: 0 BB: 0 P: 3	R: 0 E: 0 K: 0 S: 4	H: 1 LOB: 1 BB: 0 P: 4	R: 0 E: 0 K: 0 S: 4	H: 1 LOB: 1 BB: 0 P: 4	1B: 1 2B: 4 3B: 0 HR: 1	SF: 0 SAC: 0 DP: 0 HBP: 1	WP: 0 PB: 0 SB: 1 CS: 0	PA: 34			
PITCHER	IP	WLS	BF	H	R	ER	SO	BB	IBB	HBP	BLK	WP	HR	S	P	ERA	WHIP								
Mark Portugal, R ERA: 4.19 (1, 1)	8.0	W	30	5	2	2	3	0	0	1	0	0	1	35	36	2.25	0.625								
Michael Jackson, R ERA: 2.62 (9, 1)	1.0	S	4	1	0	0	0	0	0	0	0	0	0	4	4	0.00	1.000								

AB	33
R	2
H	6
RBI	2
BB	0
SO	3
LOB	10



Batter	1	2	3	4	5	6	7	8	9	AB	R	H	RBI	BB	SO	LOB	BOTTOM								
Barry Larkin, R OBP: 0.396, SLG: 0.493 (1, 6)										4	2	1	0	1	0	1	Montreal Expos @ Cincinnati Reds Riverfront Stadium, Cincinnati, OH Wed Sep 20 1995, 3:33 AM EDT Att: 20,352 - Cloudy - 65 F								
Darren Lewis, R OBP: 0.310, SLG: 0.300 (1, 8)										3	0	0	0	0	0	1									
Ron Gant, R OBP: 0.396, SLG: 0.583 (1, 7)										3	0	0	0	1	0	1									
Reggie Sanders, R OBP: 0.400, SLG: 0.592 (1, 9)										4	0	2	1	0	0	1									
Mariano Duncan, R OBP: 0.306, SLG: 0.436 (7, PH)										3	2	2	0	0	0	1									
Lenny Harris, L OBP: 0.253, SLG: 0.277 (7, PH)										0	0	0	0	0	0	0									
Brian Hunter, R OBP: 0.321, SLG: 0.338 (8, 3)										0	0	0	0	1	0	0									
Michael Jackson, R OBP: 0.250, SLG: 0.250 (9, 1)										0	0	0	0	0	0	0									
Benito Santiago, R OBP: 0.342, SLG: 0.502 (1, 2)										3	1	2	2	1	1	2									
Bret Boone, R OBP: 0.325, SLG: 0.421 (1, 4)										3	0	0	0	0	0	3									
Mark Lewis, R OBP: 0.425, SLG: 0.500 (8, PH)										2	0	2	1	1	0	0									
Jeff Branson, L OBP: 0.336, SLG: 0.448 (9, 5)										1	0	0	0	0	0	0									
Mark Portugal, R OBP: 0.172, SLG: 0.218 (8, PH)										3	0	0	0	0	0	5									
Hal Morris, L OBP: 0.332, SLG: 0.446 (9, 3)										0	0	0	0	1	0	0									
Inning Stats	R: 1 E: 0 K: 0 S: 3	H: 1 LOB: 1 BB: 1 P: 7	R: 1 E: 0 K: 0 S: 5	H: 3 LOB: 1 BB: 0 P: 5	R: 0 E: 0 K: 0 S: 3	H: 0 LOB: 0 BB: 0 P: 3	R: 0 E: 0 K: 0 S: 4	H: 1 LOB: 3 BB: 2 P: 12	R: 0 E: 0 K: 0 S: 3	H: 0 LOB: 0 BB: 0 P: 3	R: 2 E: 0 K: 0 S: 6	H: 3 LOB: 1 BB: 0 P: 6	R: 1 E: 0 K: 1 S: 6	H: 1 LOB: 2 BB: 2 P: 14	R: 0 E: 0 K: 0 S: 3	H: 0 LOB: 1 BB: 1 P: 7	1B: 6 2B: 3 3B: 0 HR: 0	SF: 0 SAC: 2 DP: 0 HBP: 0	WP: 1 PB: 0 SB: 5 CS: 0	PA: 37					
PITCHER	IP	WLS	BF	H	R	ER	SO	BB	IBB	HBP	BLK	WP	HR	S	P	ERA	WHIP								
Jeff Fassero, L ERA: 4.15 (7, 1)	0.2	L	4	1	1	1	0	1	0	0	0	1	0	3	7	13.50	3.000								
Gi Heredia, R ERA: 4.49 (7, 1)	0.0		1	0	0	0	0	1	0	0	0	0	0	0	4	∞	∞								
Bryan Eversgerd, L ERA: 7.3 (7, 1)	1.1		5	0	0	0	1	0	0	0	0	0	0	6	10	0.00	0.750								

AB	29
R	5
H	9
RBI	4
BB	6
SO	1
LOB	15



Batter	1	2	3	4	5	6	7	8	9	AB	R	H	RBI	BB	SO	LOB	TOP								
Thomas Howard, S (1, 8) OBP: 0.357, SLG: 0.415 Darren Lewis, R (9, 8) OBP: 0.310, SLG: 0.300	F8		G1-3		L8			E3		4	0	0	0	0	0	3	Cincinnati Reds @ Philadelphia Phillies Veterans Stadium, Philadelphia, PA Fri Sep 22, 1995, 7:05 PM EDT Att: 21,183 - Unknown - 65 F								
Barry Larkin, R (1, 6) OBP: 0.394, SLG: 0.495	3B				K		K	G6-3		4	0	1	0	0	2	2									
Ron Gant, R (1, 7) OBP: 0.394, SLG: 0.580	K2-3				K		G6-3		SH1-3 2B	4	1	1	0	0	2	1									
Reggie Sanders, R (1, 9) OBP: 0.401, SLG: 0.596	K				HR		K		SH1-3 2B	3	2	1	1	1	2	1									
Hal Morris, L (1, 3) OBP: 0.330, SLG: 0.442		K			F7				SH1-3	3	0	0	0	0	1	0									
Benito Santiago, R (1, 2) OBP: 0.344, SLG: 0.500		K				2B		P9	2B	3	0	1	0	1	1	0									
Bret Boone, R (1, 4) OBP: 0.327, SLG: 0.426		G6-3						K	IBB	4	0	2	2	0	1	0									
Jeff Branson, L (1, 5) OBP: 0.335, SLG: 0.443			G3		P7			SH1-3 BB	K	3	0	0	0	1	1	4									
John Smiley, L (1, 1) OBP: 0.224, SLG: 0.302 Lenny Harris, L (8, PH) OBP: 0.253, SLG: 0.277 Dave Burba, R (8, PH) OBP: 0.250, SLG: 0.077 Eddie Taubensee, L (8, PH) OBP: 0.348, SLG: 0.485 Jeff Brantley, R (9, 1)			K		P7			SH1-3 BB	F8	2	0	0	0	0	1	2									
Inning Stats	R: 0 E: 0 K: 2 S: 9	H: 1 LOB: 1 BB: 0 P: 14	R: 0 E: 0 K: 2 S: 10	H: 0 LOB: 0 BB: 0 P: 13	R: 0 E: 0 K: 1 S: 9	H: 0 LOB: 0 BB: 0 P: 17	R: 1 E: 0 K: 2 S: 11	H: 1 LOB: 0 BB: 0 P: 19	R: 0 E: 0 K: 0 S: 10	H: 2 LOB: 2 BB: 0 P: 18	R: 0 E: 0 K: 1 S: 7	H: 0 LOB: 0 BB: 0 P: 9	R: 0 E: 0 K: 1 S: 8	H: 0 LOB: 0 BB: 0 P: 11	R: 0 E: 1 K: 0 S: 8	H: 0 LOB: 1 BB: 1 P: 15		R: 2 E: 0 K: 1 S: 10	H: 2 LOB: 2 BB: 2 P: 24	1B: 2 2B: 2 3B: 1 HR: 1	SF: 0 SAC: 2 DP: 0 HBP: 0	WP: 0 PB: 0 SB: 0 CS: 1	PA: 36		
PITCHER	IP	WLS	BF	H	R	ER	SO	BB	IBB	HBP	BLK	WP	HR	S	P	ERA		WHIP							
Mike Williams, R (1, 1) ERA: 3.53	8.0		29	4	1	1	10	1	0	0	0	0	1	72	116	1.12	0.625								
Toby Borland, R (9, 1) ERA: 3.89	0.0	L	2	1	2	2	0	1	0	0	0	0	0	3	7	∞	∞								
Steve Frey, L (9, 1) ERA: 3.28	0.1		2	0	0	0	0	0	1	0	0	0	0	1	6	0.00	1.000								
Ricky Bottalico, R (9, 1) ERA: 2.36	0.2		3	1	0	0	1	0	0	0	0	0	0	6	11	0.00	1.500								

AB	31
R	3
H	6
RBI	3
BB	3
SO	11
LOB	15



Batter	1	2	3	4	5	6	7	8	9	AB	R	H	RBI	BB	SO	LOB	BOTTOM								
Kevin Flora, R (1, 8) OBP: 0.275, SLG: 0.379 Andy Van Slyke, L (9, PH) OBP: 0.308, SLG: 0.331	K		P4		K		K		G3	4	0	0	0	0	3	3	Cincinnati Reds @ Philadelphia Phillies Veterans Stadium, Philadelphia, PA Fri Sep 22, 1995, 7:05 PM EDT Att: 21,183 - Unknown - 65 F								
23 Kevin Jordan, R (1, 4) OBP: 0.231, SLG: 0.327 Gary Varsho, L (9, PH) OBP: 0.312, SLG: 0.263	K		K		1B		P2		F7	4	0	1	1	0	2	2									
Tom Marsh, R (1, 7) OBP: 0.330, SLG: 0.436	G3-1				1B		L6			4	1	2	0	0	0	0									
Mark Whiten, S (1, 9) OBP: 0.333, SLG: 0.405		K			K		K		G3	4	0	0	0	0	3	3									
Charlie Hayes, R (1, 5) OBP: 0.346, SLG: 0.419		G5-3			1B		2B		K	4	0	2	0	0	1	0									
Gene Schall, R (1, 3) OBP: 0.333, SLG: 0.310		K			E4		BB		1B	3	0	1	1	1	1	1									
Lenny Webster, R (1, 2) OBP: 0.329, SLG: 0.378			BB		G5-4-3		F8		K	4	0	1	0	0	1	5									
Kevin Stocker, S (1, 6) OBP: 0.306, SLG: 0.275 Mickey Morandini, L (9, PH) OBP: 0.353, SLG: 0.420			BB		K		K		K	2	1	0	0	0	1	0									
Mike Williams, R (1, 1) OBP: 0.133, SLG: 0.200 Toby Borland, R (9, 1) OBP: 0.167, SLG: 0.200 Steve Frey, R (9, 1) Ricky Bottalico, L (9, 1) Jim Eisenreich, L (9, PH) OBP: 0.379, SLG: 0.469			BB		SH2-6-4		SH1-3		G3	1	0	0	0	0	0	2									
Inning Stats	R: 0 E: 0 K: 2 S: 9	H: 0 LOB: 0 BB: 0 P: 15	R: 0 E: 0 K: 2 S: 7	H: 0 LOB: 0 BB: 0 P: 9	R: 0 E: 0 K: 1 S: 11	H: 1 LOB: 2 BB: 1 P: 18	R: 1 E: 1 K: 1 S: 12	H: 2 LOB: 1 BB: 0 P: 12	R: 1 E: 0 K: 3 S: 21	H: 2 LOB: 2 BB: 0 P: 27	R: 0 E: 0 K: 1 S: 15	H: 1 LOB: 0 BB: 1 P: 21	R: 0 E: 0 K: 1 S: 12	H: 0 LOB: 0 BB: 0 P: 16	R: 0 E: 0 K: 2 S: 13	H: 1 LOB: 1 BB: 0 P: 18		R: 0 E: 0 K: 1 S: 13	H: 0 LOB: 1 BB: 1 P: 22	1B: 6 2B: 1 3B: 0 HR: 0	SF: 0 SAC: 2 DP: 1 HBP: 0	WP: 1 PB: 0 SB: 0 CS: 0	PA: 38		
PITCHER	IP	WLS	BF	H	R	ER	SO	BB	IBB	HBP	BLK	WP	HR	S	P	ERA		WHIP							
John Smiley, L (1, 1) ERA: 3.34	7.0		30	6	2	2	11	2	0	0	0	0	0	87	118	2.57	1.143								
Dave Burba, R (8, 1) ERA: 3.89	1.0	W	4	1	0	0	2	0	0	0	0	0	0	13	18	0.00	1.000								
Jeff Brantley, R (9, 1) ERA: 2.81	1.0	S	4	0	0	0	1	1	0	0	0	0	0	13	22	0.00	1.000								

AB	33
R	2
H	7
RBI	2
BB	3
SO	14
LOB	20



Batter	1	2	3	4	5	6	7	8	9	AB	R	H	RBI	BB	SO	LOB	TOP
Thomas Howard, S (1, 8) OBP: 0.352, SLG: 0.405	1-1 G4-3 1B		0-1 G1-3	1-3 K		0-0 F7				4	0	1	0	0	1	6	Cincinnati Reds @ New York Mets Shea Stadium, Flushing, NY Mon Sep 25 1995, 7:05 PM EDT Att: 12,664 - Unknown - 62 F livebaseballscorecards.com
Barry Larkin, R (1, 6) OBP: 0.395, SLG: 0.498 Mark Lewis, R (5, 5) OBP: 0.422, SLG: 0.500	2-2 G4-3		1-1 S		0-0 F9					3	0	1	0	0	0	1	
Ron Gant, R (1, 7) OBP: 0.395, SLG: 0.575 Eric Anthony, L (5, 7) OBP: 0.331, SLG: 0.438	4-2 S BB		1-3 K		2-3 K					2	0	0	0	1	2	1	
Reggie Sanders, R (1, 9) OBP: 0.398, SLG: 0.591	2-3 K				3-2 F7					3	0	0	0	0	1	2	
Hal Morris, L (1, 3) OBP: 0.333, SLG: 0.443	2-2 G3-1			2-1 1B BB 1B		0-0 G4-3				3	1	1	0	0	0	2	
Benito Santiago, R (1, 2) OBP: 0.349, SLG: 0.496		1-2 P4		3-2 P5		1-0 CS 1B				3	0	1	0	0	0	1	
Bret Boone, R (1, 4) OBP: 0.329, SLG: 0.427		1-2 G6-3		0-0 BB BB 1B		1-2 BB CS 1B				3	0	2	0	0	0	0	
Jeff Branson, L (1, 5) OBP: 0.340, SLG: 0.439		2-3 K		4-0 BB BB BB		4-2 BB				1	0	0	0	2	1	0	
Mark Portugal, R (1, 1) OBP: 0.183, SLG: 0.214 Lenny Harris, L (6, PH) OBP: 0.259, SLG: 0.295 Tim Pugh, R (6, 1) OBP: 0.148, SLG: 0.154			0-0 G5-3	4-1 BB		4-0 BB				1	0	0	1	1	0	0	
Inning Stats	R: 0 E: 0 K: 1 S: 13	H: 1 LOB: 2 BB: 1 P: 24	R: 0 E: 0 K: 1 S: 10	H: 0 LOB: 0 BB: 0 P: 14	R: 0 E: 0 K: 1 S: 9	H: 1 LOB: 1 BB: 0 P: 11	R: 1 E: 0 K: 1 S: 14	H: 2 LOB: 3 BB: 2 P: 31	R: 0 E: 0 K: 1 S: 8	H: 0 LOB: 0 BB: 0 P: 13	R: 0 E: 0 K: 0 S: 9	H: 2 LOB: 3 BB: 2 P: 19					
PITCHER Jason Isringhausen, R (1, 1) ERA: 3.07	IP: 6.0 WLS: W BF: 28 H: 6 R: 1 ER: 1 SO: 5 BB: 5 IBB: 0 HBP: 0 BLK: 0 WP: 0 HR: 0 S: 63 P: 112 ERA: 1.50 WHIP: 1.833																

Batter	1	2	3	4	5	6	7	8	9	AB	R	H	RBI	BB	SO	LOB	BOTTOM
Alex Ochoa, R (1, 9) OBP: 0.500, SLG: 0.438	0-1 G6-3 SH5-3 1B		1-2 F7		1-0 2H 1B					3	0	2	0	0	0	1	Cincinnati Reds @ New York Mets Shea Stadium, Flushing, NY Mon Sep 25 1995, 7:05 PM EDT Att: 12,664 - Unknown - 62 F livebaseballscorecards.com
Jose Vizcaino, S (1, 6) OBP: 0.326, SLG: 0.359	0-1 SH5-3		2-2 2H 1B		1-0 BLK BB WP 1B					2	1	2	1	0	0	0	
Carl Everett, S (1, 8) OBP: 0.345, SLG: 0.444	1-0 G6-3		2-0 G3		4-1 WP BLK BB					2	0	0	0	1	0	2	
Jeff Kent, R (1, 4) OBP: 0.323, SLG: 0.463	3-1 F8		1-3 K		2-2 WP					3	0	0	0	0	1	2	
Rico Brogna, L (1, 3) OBP: 0.344, SLG: 0.493		4-1 G6-4-3 BB		0-0 B1-3						1	0	0	0	1	0	0	
Todd Hundley, S (1, 2) OBP: 0.385, SLG: 0.490		2-3 K		2-0 G3-1						2	0	0	0	0	1	1	
Edgardo Alfonzo, R (1, 5) OBP: 0.298, SLG: 0.380		1-1 G6-4-3		0-1 SH1-4 1B 1B						2	0	1	0	0	0	1	
Ryan Thompson, R (1, 7) OBP: 0.309, SLG: 0.387			4-1 WP SH3-1 1B BB		0-0 F9					1	1	0	0	1	0	1	
Jason Isringhausen, R (1, 1) OBP: 0.250, SLG: 0.200		1-1 SH3-1		1-2 SH1-4						0	0	0	0	0	0	0	
Inning Stats	R: 0 E: 0 K: 0 S: 7	H: 1 LOB: 1 BB: 0 P: 11	R: 0 E: 0 K: 1 S: 6	H: 0 LOB: 0 BB: 1 P: 13	R: 1 E: 0 K: 0 S: 12	H: 1 LOB: 1 BB: 1 P: 22	R: 0 E: 0 K: 1 S: 6	H: 0 LOB: 0 BB: 0 P: 9	R: 0 E: 0 K: 0 S: 5	H: 2 LOB: 2 BB: 0 P: 6	R: 1 E: 0 K: 0 S: 5	H: 1 LOB: 1 BB: 1 P: 12					
PITCHER Mark Portugal, R (1, 1) ERA: 4.13 Tim Pugh, R (6, 1) ERA: 3.93	IP: 5.0 WLS: L BF: 19 H: 4 R: 1 ER: 1 SO: 2 BB: 2 IBB: 0 HBP: 0 BLK: 0 WP: 1 HR: 0 S: 36 P: 61 ERA: 1.80 WHIP: 1.200																

AB	23
R	1
H	6
RBI	1
BB	5
SO	5
LOB	13



WP	0	PA	28
FB	0		
3B	4		
CS	2		


AB	16
R	2
H	5
RBI	1
BB	3
SO	2
LOB	8



WP	2	PA	22
FB	0		
3B	0		
CS	0		


Batter	1	2	3	4	5	6	7	8	9	AB	R	H	RBI	BB	SO	LOB	TOP								
Thomas Howard, S (1, 8) OBP: 0.350, SLG: 0.403 Brian Hunter, R (9, FH) OBP: 0.322, SLG: 0.351	G3		F7		G4-3			1B	E4	4	0	1	0	0	0	1									
Barry Larkin, R (1, 6) OBP: 0.395, SLG: 0.497 Mark Lewis, R (6, 5) OBP: 0.418, SLG: 0.497	1B		F8			G5-3		SF9	F9	3	0	1	0	0	0	0									
Ron Gant, R (1, 7) OBP: 0.392, SLG: 0.569	K		F8				K	F9		4	0	0	0	0	2	2									
Reggie Sanders, R (1, 9) OBP: 0.399, SLG: 0.589	F9				F9			1B		3	0	1	0	1	0	1									
Hal Morris, L (1, 3) OBP: 0.332, SLG: 0.450		HR			K			K		4	1	1	1	0	2	3									
Bento Santiago, R (1, 2) OBP: 0.347, SLG: 0.490	K				G5-3				1B	3	1	0	0	1	2	0									
Bret Boone, R (1, 4) OBP: 0.327, SLG: 0.423	G6-3						K		BB	4	0	0	0	0	2	1									
Jeff Branson, L (1, 5) OBP: 0.342, SLG: 0.440 Darren Lewis, R (9, FH) OBP: 0.311, SLG: 0.298							P5		K	2	0	1	0	1	0	0									
John Smiley, L (1, 1) OBP: 0.217, SLG: 0.291 Hector Carrasco, R (7, 1) Lenny Harris, L (6, PH) OBP: 0.262, SLG: 0.298 Chuck McElroy, L (8, 1) Mariano Duncan, R (9, PH) OBP: 0.300, SLG: 0.437							FC3-6			2	0	0	0	0	1	2									
Inning Stats	R: 0 E: 0 K: 1 S: 12	H: 1 LOB: 1 BB: 0 P: 20	R: 1 E: 0 K: 2 S: 10	H: 1 LOB: 1 BB: 1 P: 18	R: 0 E: 0 K: 0 S: 7	H: 0 LOB: 0 BB: 0 P: 10	R: 0 E: 0 K: 1 S: 7	H: 0 LOB: 0 BB: 0 P: 12	R: 0 E: 0 K: 1 S: 11	H: 1 LOB: 1 BB: 0 P: 15	R: 0 E: 0 K: 1 S: 7	H: 0 LOB: 1 BB: 1 P: 12	R: 0 E: 0 K: 1 S: 8	H: 0 LOB: 0 BB: 0 P: 12	R: 1 E: 0 K: 1 S: 11	H: 3 LOB: 2 BB: 0 P: 17	R: 2 E: 1 K: 2 S: 20	H: 2 LOB: 1 BB: 1 P: 32	1B: 7 2B: 0 3B: 0 HR: 1	SF: 1 SAC: 0 DP: 0 HBP: 0	WP: 0 PB: 0 SB: 1 CS: 0	PA: 38			
PITCHER	IP	WLS	BF	H	R	ER	SO	BB	IBB	HBP	BLK	WP	HR	S	P	ERA	WHIP								
Robert Person, R (1, 1) ERA: 0.75 Paul Byrd, R (8, 1) ERA: 2.11 John Franco, L (9, 1) ERA: 2.5	7.0	W	26	3	1	1	7	2	0	0	0	0	1	62	99	1.29	0.714								
																		AB	R	H	RBI	BB	SO	LOB	
																		34	4	8	3	3	10	12	

Cincinnati Reds @ New York Mets
Shea Stadium, Flushing, NY
Wed Sep 27 1995, 7:05 PM EDT
Sunny - 74 F



Batter	1	2	3	4	5	6	7	8	9	AB	R	H	RBI	BB	SO	LOB	BOTTOM								
Alex Ochoa, R (1, 9) OBP: 0.545, SLG: 0.550	G5-4-3		2B		1B	G6-4-3				4	1	3	0	0	0	1									
Jose Vizcaino, S (1, 6) OBP: 0.328, SLG: 0.360	K		1B				K2-3			4	1	2	1	0	2	1									
Carl Everett, S (1, 8) OBP: 0.344, SLG: 0.442	G5-4-3		P3		K			1B		4	0	1	0	0	1	5									
Jeff Kent, R (1, 4) OBP: 0.322, SLG: 0.463 Paul Byrd, R (8, 1) OBP: 1.000, SLG: 1.000 John Franco, L (9, 1)		G6-3	1B		L9			F8		4	1	1	1	0	0	3									
Rico Brogna, L (1, 3) OBP: 0.344, SLG: 0.491	E3		1B					G4-3		4	1	1	2	0	1	1									
Edgardo Alfonzo, R (1, 5) OBP: 0.300, SLG: 0.388			1B		L9			F8		4	0	2	1	0	0	0									
Ryan Thompson, R (1, 7) OBP: 0.309, SLG: 0.385		F9	P2		P2			FC6-4		4	0	1	0	0	0	3									
Kelly Stinnett, R (1, 2) OBP: 0.339, SLG: 0.333	K		P6					L9		4	0	0	0	0	2	4									
Robert Person, R (1, 1) ERA: 3.43 Tim Bogar, R (8, 4) OBP: 0.329, SLG: 0.364			1B		F9			FC6-4		3	1	2	0	0	0	0									
Inning Stats	R: 0 E: 0 K: 1 S: 11	H: 1 LOB: 0 BB: 0 P: 13	R: 1 E: 1 K: 1 S: 16	H: 1 LOB: 1 BB: 0 P: 21	R: 4 E: 0 K: 0 S: 22	H: 6 LOB: 2 BB: 0 P: 30	R: 0 E: 0 K: 1 S: 11	H: 2 LOB: 2 BB: 0 P: 12	R: 0 E: 0 K: 1 S: 9	H: 0 LOB: 0 BB: 0 P: 11	R: 0 E: 0 K: 1 S: 9	H: 1 LOB: 0 BB: 0 P: 13	R: 0 E: 0 K: 1 S: 7	H: 1 LOB: 1 BB: 0 P: 11	R: 0 E: 0 K: 0 S: 8	H: 1 LOB: 1 BB: 0 P: 14	1B: 10 2B: 2 3B: 1 HR: 0	SF: 0 SAC: 0 DP: 2 HBP: 0	WP: 0 PB: 0 SB: 0 CS: 0	PA: 36					
PITCHER	IP	WLS	BF	H	R	ER	SO	BB	IBB	HBP	BLK	WP	HR	S	P	ERA	WHIP								
John Smiley, L (1, 1) ERA: 3.69 Hector Carrasco, R (7, 1) ERA: 3.69 Chuck McElroy, L (8, 1) ERA: 5.45	6.0	L	28	11	5	4	5	0	0	0	0	0	0	7	11	0.00	1.833								
																		AB	R	H	RBI	BB	SO	LOB	
																		36	5	13	5	0	6	19	

Cincinnati Reds @ New York Mets
Shea Stadium, Flushing, NY
Wed Sep 27 1995, 7:05 PM EDT
Sunny - 74 F



Batter	1	2	3	4	5	6	7	8	9	AB	R	H	RBI	BB	SO	LOB	TOP					
Darren Lewis, R (1, 8) OBP: 0.308, SLG: 0.295										5	0	0	0	0	1	0						
Lenny Harris, L (1, 7) OBP: 0.282, SLG: 0.313										4	1	1	1	0	0	0						
Mariano Duncan, R (1, 4) OBP: 0.300, SLG: 0.434										4	1	1	0	0	2	0						
Eddie Taubensee, L (1, 2) OBP: 0.352, SLG: 0.483										3	0	2	0	1	0	0						
Eric Anthony, L (1, 9) OBP: 0.329, SLG: 0.429										3	0	0	0	1	0	4						
Brian Hunter, R (1, 3) OBP: 0.319, SLG: 0.338										3	0	0	0	1	0	2						
Jeff Branson, L (1, 6) OBP: 0.341, SLG: 0.436										3	0	0	0	1	1	3						
Mark Lewis, R (1, 5) OBP: 0.416, SLG: 0.494										3	0	1	0	0	0	3						
Dave Burba, R (1, 1) OBP: 0.222, SLG: 0.067										2	0	0	0	0	1	1						
Hector Carrasco, R (6, 1)										0	0	0	0	0	0	0						
Thomas Howard, S (6, 7) OBP: 0.348, SLG: 0.400										2	0	0	0	0	0	0						
Kevin Jarvis, L (7, 1) OBP: 0.182, SLG: 0.190										0	0	0	0	0	0	0						
Nigel Wilson, L (9, PH)										1	0	0	0	0	0	0						
Inning Stats	R: 0 E: 0 K: 1 S: 7	H: 0 LOB: 0 BB: 0 P: 10	R: 0 E: 0 K: 0 S: 8	H: 1 LOB: 1 BB: 0 P: 12	R: 0 E: 0 K: 1 S: 10	H: 0 LOB: 0 BB: 0 P: 15	R: 0 E: 0 K: 1 S: 10	H: 1 LOB: 1 BB: 0 P: 17	R: 0 E: 0 K: 1 S: 11	H: 1 LOB: 1 BB: 0 P: 16	R: 2 E: 1 K: 0 S: 17	H: 2 LOB: 2 BB: 2 P: 34	R: 0 E: 0 K: 1 S: 10	H: 0 LOB: 0 BB: 0 P: 15	R: 0 E: 0 K: 1 S: 7	H: 0 LOB: 0 BB: 2 P: 17	R: 0 E: 0 K: 0 S: 7	H: 0 LOB: 0 BB: 10 P: 10	1B: 3 2B: 1 3B: 0 HR: 1	SF: 0 SAC: 0 DP: 0 HBP: 0	WP: 0 PB: 1 SB: 0 CS: 0	PA: 37
PITCHER	IP WLS BF H R ER SO BB IBB HBP BLK WP HR S P ERA WHIP																					
Reid Cornelius, R (1, 1) ERA: 5.54	6.0 W 26 5 2 1 4 1 1 0 0 0 1 63 104 1.50 1.000																					
Doug Henry, R (7, 1) ERA: 3.05	3.0 S 11 0 0 0 1 2 0 0 0 0 0 24 42 0.00 0.667																					

Cincinnati Reds @ New York Mets
Shea Stadium, Flushing, NY
Wed Sep 27 1995, 7:05 PM EDT
Att: 14,089 - Unknown - 72 F

AB	33
R	2
H	5
RBI	1
BB	4
SO	5
LOB	13



Batter	1	2	3	4	5	6	7	8	9	AB	R	H	RBI	BB	SO	LOB	BOTTOM			
Alex Ochoa, R (1, 9) OBP: 0.444, SLG: 0.440										5	0	0	0	0	1	4				
Jose Vizcaino, S (1, 6) OBP: 0.328, SLG: 0.363										4	2	1	0	1	0	0				
Carl Everett, S (1, 8) OBP: 0.348, SLG: 0.442										4	3	2	1	1	0	1				
Jeff Kent, R (1, 4) OBP: 0.327, SLG: 0.469										3	2	3	3	1	0	0				
Rico Brogna, L (1, 3) OBP: 0.341, SLG: 0.487										4	1	0	0	0	0	3				
Todd Hundley, S (1, 2) OBP: 0.387, SLG: 0.487										2	0	0	0	2	1	1				
Bill Spiers, L (1, 5) OBP: 0.319, SLG: 0.268										3	0	3	3	0	0	0				
Tim Bogar, R (7, 5) OBP: 0.327, SLG: 0.361										1	0	0	0	0	0	1				
Ryan Thompson, R (1, 7) OBP: 0.308, SLG: 0.381										3	1	0	0	0	0	5				
Reid Cornelius, R (1, 1) ERA: 4.04										2	0	0	0	0	1	1				
Joe Orsulak, L (6, PH) ERA: 3.95										1	0	0	0	0	0	2				
Doug Henry, R (7, 1) ERA: 1.000, SLG: 1.000										0	0	0	0	0	0	0				
Inning Stats	R: 0 E: 0 K: 0 S: 10	H: 0 LOB: 0 BB: 0 P: 14	R: 1 E: 0 K: 0 S: 8	H: 2 LOB: 1 BB: 1 P: 14	R: 0 E: 0 K: 1 S: 8	H: 0 LOB: 0 BB: 0 P: 10	R: 1 E: 0 K: 1 S: 11	H: 1 LOB: 0 BB: 1 P: 19	R: 0 E: 0 K: 0 S: 6	H: 1 LOB: 1 BB: 0 P: 8	R: 4 E: 1 K: 1 S: 16	H: 3 LOB: 2 BB: 2 P: 31	R: 2 E: 0 K: 0 S: 10	H: 2 LOB: 1 BB: 1 P: 20	R: 1 E: 1 K: 0 S: 9	H: 0 LOB: 1 BB: 0 P: 12	1B: 7 2B: 1 3B: 1 HR: 0	SF: 0 SAC: 1 DP: 1 HBP: 1	WP: 0 PB: 0 SB: 0 CS: 0	PA: 39
PITCHER	IP WLS BF H R ER SO BB IBB HBP BLK WP HR S P ERA WHIP																			
Dave Burba, R (1, 1) ERA: 4.04	5.0 L 21 6 4 4 2 2 0 0 0 0 0 46 69 7.20 1.600																			
Hector Carrasco, R (6, 1) ERA: 3.95	1.0 10 3 4 3 1 2 1 0 0 0 0 20 42 27.00 5.000																			
Kevin Jarvis, R (7, 1) ERA: 5.77	2.0 8 0 1 0 0 0 0 0 1 0 0 0 12 17 0.00 0.000																			


Cincinnati Reds @ New York Mets
Shea Stadium, Flushing, NY
Wed Sep 27 1995, 7:05 PM EDT
Att: 14,089 - Unknown - 72 F

AB	32
R	9
H	9
RBI	7
BB	5
SO	3
LOB	18



Batter	1	2	3	4	5	6	7	8	9	AB	R	H	RBI	BB	SO	LOB	TOP			
Thomas Howard, S (1,8) Jerome Walton, R (7,7) OBP: 0.347, SLG: 0.401 OBP: 0.370, SLG: 0.535	G4-3		K		L8		E	HR		4	1	1	0	0	1	0	Cincinnati Reds @ Montreal Expos Olympic Stadium, Montreal, QB Thu Sep 28 1995, 7:05 PM EDT Att: 14,581 - Dome - 68 F			
Barry Larkin, R (1,6) Darren Lewis, R (7,8) OBP: 0.394, SLG: 0.495 OBP: 0.308, SLG: 0.294	F9		F9		G5-3		E3	G4-3		4	1	1	1	0	0	0				
Ron Gant, R (1,7) Michael Jackson, R (7,1) Lenny Harris, R (8,PH) Tim Laker, R (6,PH) Chuck McElroy, L (8,1) Jeff Brantley, R (8,1)	K				P4		SF8	P6		2	1	0	1	1	1	0				
Reggie Sanders, R (1,9) OBP: 0.395, SLG: 0.583		F8		K		K		G6-3		5	0	0	0	0	3	1				
Hal Morris, L (1,3) OBP: 0.336, SLG: 0.450		L6		F9		BB		G2-3		4	0	2	0	1	0	1				
Benito Santiago, R (1,2) Eddie Taubensee, L (3,2) OBP: 0.349, SLG: 0.490 OBP: 0.354, SLG: 0.481				BB		BB		G2-3		0	1	0	0	0	0	0				
Bret Boone, R (1,4) OBP: 0.325, SLG: 0.421		E8		BB		BB		G1-3		5	1	1	0	0	1	3				
Jeff Branson, L (1,5) OBP: 0.346, SLG: 0.439		K								2	1	1	2	2	1	1				
Pete Schourek, L (1,1) Mariano Duncan, R (7,6) OBP: 0.220, SLG: 0.254 OBP: 0.299, SLG: 0.432				G3-1		G4-3		E4		3	0	0	0	0	1	4				
										1	1	0	0	0	0	1				
Inning Stats	R: 0 E: 0 K: 1 S: 6	H: 0 LOB: 0 BB: 0 P: 10	R: 1 E: 1 K: 1 S: 9	H: 0 LOB: 1 BB: 0 P: 17	R: 0 E: 0 K: 1 S: 6	H: 0 LOB: 1 BB: 0 P: 7	R: 3 E: 0 K: 1 S: 20	H: 3 LOB: 1 BB: 1 P: 34	R: 0 E: 0 K: 3 S: 12	H: 1 LOB: 3 BB: 2 P: 23	R: 2 E: 1 K: 1 S: 13	H: 3 LOB: 1 BB: 0 P: 18	R: 3 E: 1 K: 0 S: 12	H: 1 LOB: 0 BB: 1 P: 22	R: 0 E: 0 K: 0 S: 8	H: 0 LOB: 1 BB: 1 P: 17	1B: 5 2B: 2 3B: 0 HR: 1	SF: 1 SAC: 0 DP: 0 HBP: 1	WP: 0 PB: 0 SB: 1 CS: 0	PA: 43
PITCHER	IP WLS BF H R ER SO BB IBB HBP BLK WP HR S P ERA WHIP																			
Pedro Martinez, R (1,1) ERA: 3.51	6.0 L 29 6 6 5 7 3 0 1 0 0 0 0 66 111 7.50 1.500																			
Gil Heredia, R (7,1) ERA: 4.31	1.0 4 1 0 0 1 0 0 0 0 0 0 7 10 0.00 1.000																			
Willie Fraser, R (8,1) ERA: 5.47	1.0 6 1 3 2 0 1 0 0 0 0 1 12 22 18.00 2.000																			
Greg Harris, R (9,1) ERA: 2.72	1.0 4 0 0 0 0 1 0 0 0 0 0 8 17 0.00 1.000																			

Batter	1	2	3	4	5	6	7	8	9	AB	R	H	RBI	BB	SO	LOB	BOTTOM					
Rondell White, R (1,8) Willie Fraser, R (8,1) Greg Harris, S (9,1) Shane Andrews, R (9,PH) OBP: 0.362, SLG: 0.473 OBP: 0.333, SLG: 0.667 OBP: 0.266, SLG: 0.368	P5-3		BB		G3		K		HR	4	1	3	1	0	1	0	Cincinnati Reds @ Montreal Expos Olympic Stadium, Montreal, QB Thu Sep 28 1995, 7:05 PM EDT Att: 14,581 - Dome - 68 F					
David Sequi, S (1,3) OBP: 0.397, SLG: 0.462	P5-3		BB		G3			L7		4	0	1	2	1	0	2						
Yamil Benitez, R (1,9) OBP: 0.406, SLG: 0.613	PB		BB		K			P5		5	0	1	0	0	2	4						
Sean Berry, R (1,5) OBP: 0.366, SLG: 0.529	G6-3		F9				P6			4	0	0	0	0	1	2						
Wil Cordero, R (1,7) OBP: 0.340, SLG: 0.420		K		HBP		K		P4		3	0	0	0	0	2	0						
Mike Lansing, R (1,4) OBP: 0.300, SLG: 0.387	P6		FC6-8-4					P2		4	0	1	0	0	0	1						
Mark Grudzielanek, R (1,6) OBP: 0.306, SLG: 0.326			K		P4		P4			4	1	1	0	0	1	2						
Tim Laker, R (1,2) Joe Sirdall, L (6,PR) OBP: 0.306, SLG: 0.369 OBP: 0.538, SLG: 0.333			K		BB		F7		BB	2	0	1	0	0	1	0						
Pedro Martinez, R (1,1) Gil Heredia, R (7,1) Cliff Floyd, L (7,PH) Dave Silvestri, R (9,PH) OBP: 0.134, SLG: 0.111 OBP: 0.182, SLG: 0.182 OBP: 0.219, SLG: 0.197 OBP: 0.311, SLG: 0.375			BB		B3-4		K		HR	1	1	0	0	0	0	1						
										0	0	0	0	0	0	0						
Inning Stats	R: 0 E: 0 K: 0 S: 10	H: 2 LOB: 1 BB: 0 P: 13	R: 0 E: 0 K: 2 S: 9	H: 0 LOB: 0 BB: 0 P: 13	R: 2 E: 0 K: 2 S: 17	H: 2 LOB: 1 BB: 0 P: 26	R: 0 E: 0 K: 0 S: 5	H: 0 LOB: 0 BB: 0 P: 10	R: 1 E: 0 K: 1 S: 12	H: 2 LOB: 2 BB: 0 P: 18	R: 0 E: 0 K: 2 S: 10	H: 1 LOB: 1 BB: 0 P: 12	R: 0 E: 0 K: 2 S: 9	H: 0 LOB: 0 BB: 0 P: 14	R: 0 E: 0 K: 1 S: 9	H: 0 LOB: 0 BB: 0 P: 15	R: 4 E: 0 K: 0 S: 15	H: 3 LOB: 1 BB: 2 P: 31	1B: 3 2B: 7 3B: 0 HR: 1	SF: 0 SAC: 0 DP: 1 HBP: 2	WP: 0 PB: 1 SB: 0 CS: 1	PA: 39
PITCHER	IP WLS BF H R ER SO BB IBB HBP BLK WP HR S P ERA WHIP																					
Pete Schourek, L (1,1) ERA: 3.22	6.0 W 25 7 3 3 3 0 0 0 0 0 0 9 14 0.00 0.000																					
Michael Jackson, R (7,1) ERA: 2.51	1.0 3 0 0 0 2 0 0 0 0 0 0 9 14 0.00 0.000																					
Tim Pugh, R (8,1) ERA: 4.05	1.2 7 1 2 2 1 1 0 0 0 0 0 17 31 10.80 1.200																					
Chuck McElroy, L (9,1) ERA: 5.9	0.0 2 2 2 2 0 0 0 0 0 0 1 3 4 ∞ ∞																					
Jeff Brantley, R (9,1) ERA: 2.85	0.1 S 2 0 0 0 0 1 0 0 0 0 0 0 4 11 0.00 3.000																					



Batter	1	2	3	4	5	6	7	8	9	AB	R	H	RBI	BB	SO	LOB	TOP			
Thomas Howard, S OBP: 0.350, SLG: 0.402 Darren Lewis, R OBP: 0.310, SLG: 0.297										2	2	1	0	1	0	3				
Barry Larkin, R OBP: 0.395, SLG: 0.495 Mariano Duncan, R OBP: 0.295, SLG: 0.427										2	2	1	0	0	0	1				
Ron Gant, R OBP: 0.390, SLG: 0.563 Nigel Wilson, L Hector Carrasco, R Michael Jackson, R OBP: 0.250, SLG: 0.250 Kevin Jarvis, L OBP: 0.182, SLG: 0.190										4	2	1	1	1	2	2				
Reggie Sanders, R OBP: 0.397, SLG: 0.582 Lenny Harris, L OBP: 0.261, SLG: 0.311										4	3	2	3	1	0	0				
Hal Morris, L OBP: 0.334, SLG: 0.455										5	1	1	3	0	2	4				
Eddie Taubensee, L OBP: 0.355, SLG: 0.493										5	2	2	3	0	0	2				
Bret Boone, R OBP: 0.328, SLG: 0.427										5	1	3	2	0	0	0				
Jeff Branson, L OBP: 0.345, SLG: 0.435 Xavier Hernandez, L Chuck McElroy, L Eric Anthony, L OBP: 0.327, SLG: 0.425										3	0	0	0	1	0	2				
Mark Portugal, R OBP: 0.208, SLG: 0.224 Mark Lewis, R OBP: 0.412, SLG: 0.488										2	1	1	2	1	0	0				
Inning Stats	R: 3 E: 0 K: 0 S: 8	H: 3 LOB: 0 BB: 0 P: 17	R: 7 E: 0 K: 1 S: 19	H: 5 LOB: 3 BB: 4 P: 49	R: 3 E: 0 K: 0 S: 16	H: 3 LOB: 1 BB: 1 P: 25	R: 0 E: 0 K: 1 S: 7	H: 0 LOB: 0 BB: 0 P: 11	R: 0 E: 0 K: 1 S: 12	H: 0 LOB: 0 BB: 0 P: 16	R: 0 E: 0 K: 2 S: 9	H: 1 LOB: 1 BB: 0 P: 17	R: 1 E: 0 K: 1 S: 6	H: 1 LOB: 1 BB: 0 P: 10	R: 0 E: 0 K: 0 S: 8	H: 0 LOB: 1 BB: 1 P: 15	1B: 8 2B: 3 3B: 0 HR: 2	SF: 0 SAC: 0 DP: 0 HBP: 1	WP: 1 PB: 0 SB: 1 CS: 0	PA: 47
PITCHER	IP WLS BF H R ER SO BB IBB HBP BLK WP HR S P ERA WHIP																			
Tavo Alvarez, R ERA: 6.75	1.1 L 11 5 7 7 0 1 1 0 0 0 1 1 14 34 47.25 4.500																			
Curt Schmidt, R ERA: 9.00	0.1 4 2 2 2 1 1 0 0 0 0 0 0 8 18 54.00 9.000																			
J. J. Thobe, R ERA: 9.0	0.1 7 3 4 4 0 0 3 0 0 0 0 0 9 22 108.00 18.000																			
Bryan Eversgerd, L ERA: 5.88	3.0 10 1 0 0 2 0 0 0 0 0 0 0 31 44 0.00 0.333																			
Greg Harris, R ERA: 2.61	2.0 7 1 0 0 2 0 0 0 0 0 0 0 20 33 0.00 0.500																			
Willie Fraser, R ERA: 5.61	1.0 4 1 1 1 1 0 0 0 0 0 0 0 4 10 9.00 1.000																			
Dave Leiper, L ERA: 3.3	1.0 4 0 0 0 0 1 0 0 0 0 0 0 8 15 0.00 1.000																			

Cincinnati Reds @ Montreal Expos
Olympic Stadium, Montreal, QB
Fri Sep 29 1995, 7:05 PM EDT
Att: 12,155 - Dome - 68 F

AB 40
R 14
H 13
RBI 14
BB 6
SO 6
LOB 16



Batter	1	2	3	4	5	6	7	8	9	AB	R	H	RBI	BB	SO	LOB	BOTTOM					
Rondell White, R OBP: 0.362, SLG: 0.472 Greg Harris, S OBP: 0.333, SLG: 0.667 Cliff Floyd, L OBP: 0.227, SLG: 0.194 Willie Fraser, R Joe Siddall, L OBP: 0.500, SLG: 0.300										3	0	1	0	0	0	0						
David Segui, S OBP: 0.368, SLG: 0.462 Dave Silvestri, R OBP: 0.324, SLG: 0.400										2	0	1	0	1	0	1						
Wil Cordero, R OBP: 0.340, SLG: 0.419 Curtis Pride, L OBP: 0.242, SLG: 0.197 Sean Berry, R OBP: 0.367, SLG: 0.529										2	0	0	0	0	1	2						
Darrin Fletcher, L OBP: 0.354, SLG: 0.452 Dave Leiper, L										5	2	1	1	0	0	4						
Tony Tarasco, L OBP: 0.330, SLG: 0.406										4	1	2	1	1	0	1						
Mike Lansing, R OBP: 0.300, SLG: 0.393 Yamil Benitez, R OBP: 0.412, SLG: 0.606										3	1	1	2	0	0	2						
Shane Andrews, R OBP: 0.274, SLG: 0.379										5	1	3	0	0	0	2						
Mark Grudzielanek, R OBP: 0.304, SLG: 0.323										5	0	1	1	0	0	2						
Tavo Alvarez, R Curt Schmidt, R J. J. Thobe, R Bryan Eversgerd, R F.P. Santangelo, S OBP: 0.378, SLG: 0.332										0	0	0	0	0	0	0						
Inning Stats	R: 0 E: 0 K: 0 S: 8	H: 1 LOB: 1 BB: 0 P: 12	R: 0 E: 0 K: 0 S: 9	H: 0 LOB: 0 BB: 0 P: 15	R: 0 E: 0 K: 0 S: 10	H: 1 LOB: 1 BB: 0 P: 14	R: 0 E: 0 K: 0 S: 12	H: 1 LOB: 2 BB: 1 P: 21	R: 0 E: 0 K: 1 S: 4	H: 0 LOB: 0 BB: 0 P: 7	R: 3 E: 0 K: 1 S: 18	H: 4 LOB: 1 BB: 1 P: 31	R: 6 E: 0 K: 0 S: 22	H: 6 LOB: 2 BB: 2 P: 43	R: 0 E: 0 K: 1 S: 11	H: 1 LOB: 2 BB: 1 P: 16	R: 0 E: 0 K: 0 S: 8	H: 1 LOB: 1 BB: 0 P: 12	1B: 10 2B: 4 3B: 0 HR: 1	SF: 0 SAC: 0 DP: 0 HBP: 0	WP: 1 PB: 0 SB: 0 CS: 0	PA: 46
PITCHER	IP WLS BF H R ER SO BB IBB HBP BLK WP HR S P ERA WHIP																					
Mark Portugal, R ERA: 4.01	5.0 W 19 5 6 6 1 3 0 0 0 0 0 1 24 45 54.00 8.000																					
Xavier Hernandez, R ERA: 4.65	1.0 10 5 6 6 1 3 0 0 0 0 0 0 5 11 0.00 1.500																					
Chuck McElroy, L ERA: 0.00	0.2 3 1 0 0 0 0 0 0 0 0 0 0 7 11 = =																					
Hector Carrasco, R ERA: 4.17	0.0 4 4 3 3 0 0 0 0 0 0 0 0 5 11 = =																					
Michael Jackson, R ERA: 2.44	1.1 6 1 0 0 1 1 0 0 0 0 0 0 15 23 0.00 1.500																					

Cincinnati Reds @ Montreal Expos
Olympic Stadium, Montreal, QB
Fri Sep 29 1995, 7:05 PM EDT
Att: 12,155 - Dome - 68 F

AB 41
R 9
H 15
RBI 9
BB 5
SO 2
LOB 21



Batter	1	2	3	4	5	6	7	8	9	AB	R	H	RBI	BB	SO	LOB	TOP						
Jerome Walton, R (1, 8) OBP: 0.368, SLG: 0.525	0-2 F8			0-0 F9		0-0 G4-3		3-2 HBP		3	0	0	0	0	0	1							
Barry Larkin, R (1, 6) OBP: 0.395, SLG: 0.494	1-3 K			0-1 P2			0-0 1B	0-3 K		3	1	1	0	0	1	0							
Mariano Duncan, R (7, 6) OBP: 0.294, SLG: 0.426										1	0	0	0	0	1	2							
Ron Gant, R (1, 7) OBP: 0.387, SLG: 0.558	3-3 K			3-1 F9			0-0 F9		0-0 G6-3	4	0	0	0	0	1	1							
Reggie Sanders, R (1, 9) OBP: 0.396, SLG: 0.579		1-3 K			2-2 G6-4-3 1B		3-2 F8		0-0 F8	4	0	1	0	0	1	1							
Benito Santiago, R (1, 2) OBP: 0.349, SLG: 0.489		1-2 G1-3			0-0 L8		0-1 2H 1B		1-3 K	3	0	1	1	0	0	1							
Eddie Taubensee, L (8, 2) OBP: 0.354, SLG: 0.491										1	0	0	0	0	1	0							
Hal Morris, L (1, 3) OBP: 0.334, SLG: 0.453		2-1 CS HBP			1-2 G6-4-3 1-2		0-0 G1-3			2	0	0	0	0	0	2							
Bret Boone, R (1, 4) OBP: 0.326, SLG: 0.424		1-0 CS 1-2		2-2 G5-3		0-0 F9		0-0 G6-3		3	0	0	0	0	0	0							
Mark Lewis, R (1, 5) OBP: 0.416, SLG: 0.491				1-2 G4-3		2-2 1B		0-0 FC5-4 1B		3	0	2	0	0	0	0							
David Wells, L (1, 1) OBP: 0.143, SLG: 0.143				0-2 G4-3		2-0 F9		2-2 FC5-4 DI 1-2		1	0	0	0	0	0	0							
Brian Hunter, R (6, PH) OBP: 0.315, SLG: 0.333										1	0	0	0	0	0	1							
Dave Burba, R (6, PH) OBP: 0.222, SLG: 0.067										0	0	0	0	0	0	0							
Lenny Harris, L (8, PH) OBP: 0.259, SLG: 0.310										1	0	0	0	0	0	1							
Hector Carrasco, R (8, 1)										0	0	0	0	0	0	0							
Inning Stats	R: 0 E: 0 K: 2 S: 9	H: 0 LOB: 0 BB: 0 P: 13	R: 0 E: 0 K: 1 S: 7	H: 0 LOB: 0 BB: 0 P: 12	R: 0 E: 0 K: 0 S: 9	H: 0 LOB: 0 BB: 0 P: 12	R: 0 E: 0 K: 0 S: 5	H: 0 LOB: 0 BB: 0 P: 8	R: 0 E: 0 K: 0 S: 7	H: 1 LOB: 1 BB: 0 P: 10	R: 0 E: 0 K: 2 S: 7	H: 1 LOB: 1 BB: 0 P: 11	R: 1 E: 0 K: 0 S: 8	H: 2 LOB: 1 BB: 0 P: 11	R: 0 E: 0 K: 1 S: 11	H: 1 LOB: 2 BB: 0 P: 16	R: 0 E: 0 K: 1 S: 6	H: 0 LOB: 0 BB: 0 P: 7	1B: 5 2B: 0 3B: 0 HR: 0	SF: 0 SAC: 0 DP: 1 HBP: 2	WP: 0 PB: 0 SB: 1 CS: 1	PA: 33	
PITCHER	IP WLS BF H R ER SO BB IBB HBP BLK WP HR S P ERA WHIP	6.0 W 19 2 0 0 3 0 0 1 0 0 0 44 66 0.00 0.333	2.0 10 3 1 1 1 0 0 1 0 0 0 19 27 4.50 1.500	1.0 3 0 0 0 1 0 0 0 0 0 0 6 7 0.00 0.000																			

Cincinnati Reds @ Montreal Expos
Olympic Stadium, Montreal, QB
Sat Sep 30 1995, 7:05 PM EDT
Att. 14,564 - Dome - 68 F

AB	30
R	1
H	5
RBI	1
BB	0
SO	5
LOB	10



Batter	1	2	3	4	5	6	7	8	9	AB	R	H	RBI	BB	SO	LOB	BOTTOM					
Mark Grudzielanek, R (1, 6) OBP: 0.300, SLG: 0.318	0-3 K	0-1 G5-3		0-0 G4-3			0-0 F8			4	0	0	0	0	1	2						
David Segui, S (1, 3) OBP: 0.367, SLG: 0.462	1-2 E6 1B FC5	0-0 HR 2B		1-1 P4		1-1 G5-3	1-2 2-3			4	2	1	0	0	0	2						
Yamil Benitez, R (1, 9) OBP: 0.421, SLG: 0.676	1-2 WP G1-3 1B	1-0 HR		0-0 F7		1-3 K				4	2	2	2	0	1	2						
Rondell White, R (1, 8) OBP: 0.359, SLG: 0.468	1-2 FC5 G1-3 2B 1-2 3-H	2-1 F9		1-0 F8				2-2 G5-3		4	1	0	1	0	0	1						
Wil Cordero, R (1, 7) OBP: 0.341, SLG: 0.420	4-0 G1-3 2B 1B		2-3 K			1-3 K		2-2 G4-3 2B		3	1	1	0	1	2	0						
Mike Lansing, R (1, 4) OBP: 0.299, SLG: 0.392	2-2 G1-3		0-1 G6-4-3 1B			0-0 F8		2-2 G4-3		4	0	1	1	0	0	3						
Shane Andrews, R (1, 5) OBP: 0.273, SLG: 0.381	1-2 2-3 3-H 2B		1-2 G6-4-3 1-2			1-3 K		2-2 G4-3		4	0	1	2	0	1	2						
Darrin Fletcher, L (1, 2) OBP: 0.354, SLG: 0.451	1-1 G3-1			0-0 P4			3-2 G5-3 BB 1B			3	0	1	0	0	0	1						
Kirk Rueter, L (1, 1)			2-3 K				4-1 G5-3 BB			2	0	0	0	0	2	0						
Gil Heredia, R (7, 1) OBP: 0.206, SLG: 0.182										0	0	0	0	1	0	0						
Dave Leiper, L (9, 1)										0	0	0	0	0	0	0						
Inning Stats	R: 4 E: 2 K: 1 S: 21	H: 2 LOB: 1 BB: 1 P: 33	R: 2 E: 0 K: 1 S: 9	H: 2 LOB: 0 BB: 0 P: 14	R: 0 E: 0 K: 1 S: 10	H: 1 LOB: 0 BB: 0 P: 13	R: 0 E: 0 K: 1 S: 5	H: 0 LOB: 0 BB: 0 P: 7	R: 0 E: 0 K: 2 S: 7	H: 0 LOB: 0 BB: 0 P: 6	R: 0 E: 0 K: 2 S: 7	H: 0 LOB: 0 BB: 0 P: 9	R: 0 E: 0 K: 1 S: 11	H: 1 LOB: 2 BB: 1 P: 20	R: 0 E: 0 K: 0 S: 13	H: 1 LOB: 1 BB: 0 P: 21	1B: 3 2B: 3 3B: 0 HR: 1	SF: 0 SAC: 0 DP: 1 HBP: 0	WP: 1 PB: 0 SB: 0 CS: 0	PA: 34		
PITCHER	IP WLS BF H R ER SO BB IBB HBP BLK WP HR S P ERA WHIP	5.0 L 22 5 6 2 4 0 1 0 0 0 1 49 73 3.60 1.000	2.0 8 1 0 0 3 1 0 0 0 0 0 18 29 0.00 1.000	1.0 4 1 0 0 0 0 0 0 0 0 0 13 21 0.00 1.000																		

Cincinnati Reds @ Montreal Expos
Olympic Stadium, Montreal, QB
Sat Sep 30 1995, 7:05 PM EDT
Att. 14,564 - Dome - 68 F

AB	32
R	6
H	7
RBI	6
BB	2
SO	7
LOB	13



Batter	1	2	3	4	5	6	7	8	9	AB	R	H	RBI	BB	SO	LOB	TOP			
Thomas Howard, S OBP: 0.143, SLG: 0.286 Darren Lewis, R (8, 8)	G6-3			G4-3		F8		F7	FC1-4	4	0	0	0	0	0	1	Cincinnati Reds @ Los Angeles Dodgers Dodger Stadium, Los Angeles, CA Wed Oct 04 1995, 7:05 PM PDT Att: 46,051 - Sunny - 75 F			
Barry Larkin, R OBP: 0.444, SLG: 0.375 (1, 6)	F8			K		L3		1B		4	0	1	1	0	1	0				
Ron Gant, R OBP: 0.111, SLG: 0.111 Michael Jackson, R Jeff Brantley, R (1, 7) (8, 1) (9, 1)	P4			E6 HR			K	P6		4	1	0	0	0	1	1				
Reggie Sanders, R OBP: 0.333, SLG: 0.750 (1, 9)							K		FC6-4 BB	3	2	1	2	1	2	0				
Hal Morris, L OBP: 0.667, SLG: 0.714 (1, 3)	F8			F7			1B		FC6-4 1B IBB	3	1	1	0	1	0	0				
Benito Santiago, R OBP: 0.444, SLG: 0.833 (1, 2)	F9						1B		K	3	0	1	0	1	1	2				
Bret Boone, R OBP: 0.143, SLG: 0.286 Dave Burba, R Jerome Walton, R (1, 4) (7, 1) (8, 7)				P3		F8			FC6-4 BB	3	0	0	0	0	1	3				
Jeff Branson, L OBP: 0.429, SLG: 0.500 Mark Lewis, R (1, 5) (9, PH) (9, 5)				P5		G6-4-3			FC6-4 1B	3	0	0	0	0	0	1				
John Smiley, L Mariano Duncan, R OBP: 0.667, SLG: 0.667 (1, 1) (7, 4)				K		F7			FC1-4 1B	2	0	0	0	0	1	0				
Inning Stats	R: 0 E: 0 K: 0 S: 5	H: 0 LOB: 0 BB: 0 P: 9	R: 0 E: 0 K: 1 S: 7	H: 0 LOB: 0 BB: 0 P: 11	R: 0 E: 0 K: 1 S: 6	H: 0 LOB: 0 BB: 0 P: 10	R: 2 E: 1 K: 1 S: 15	H: 1 LOB: 0 BB: 0 P: 21	R: 0 E: 0 K: 0 S: 8	H: 0 LOB: 0 BB: 0 P: 11	R: 0 E: 0 K: 3 S: 13	H: 1 LOB: 2 BB: 1 P: 25	R: 1 E: 1 K: 0 S: 21	H: 2 LOB: 1 BB: 0 P: 27	R: 2 E: 0 K: 1 S: 16	H: 1 LOB: 2 BB: 3 P: 31		1B: 5 2B: 0 3B: 0 HR: 1	SF: 0 SAC: 0 DP: 1 HBP: 0	WP: 0 PB: 0 SB: 4 CS: 0
PITCHER	IP	WLS	BF	H	R	ER	SO	BB	IBB	HBP	BLK	WP	HR	S	P	ERA	WHIP			
Ismael Valdez, R ERA: 4.5 Antonio Osuna, R ERA: 4.5 Kevin Tapani, R ERA: 54.0 Mark Guthrie, L ERA: Pedro Astacio, R ERA:	7.0		25	3	2	0	6	1	0	0	0	0	1	61	99	0.00	0.571			

Batter	1	2	3	4	5	6	7	8	9	AB	R	H	RBI	BB	SO	LOB	BOTTOM					
Brett Butler, L OBP: 0.400, SLG: 0.400 (1, 8)	SH1-3 2B 1B		F8		1B		FC5-2 1B	G4-3		5	1	3	0	0	0	1	Cincinnati Reds @ Los Angeles Dodgers Dodger Stadium, Los Angeles, CA Wed Oct 04 1995, 7:05 PM PDT Att: 46,051 - Sunny - 75 F					
Chad Fonville, S OBP: 0.625, SLG: 0.625 (1, 6)	SH1-3		1B		1B		FC5-2 BB 1B		HR 1B	4	1	4	0	0	0	0						
Mike Piazza, R OBP: 0.222, SLG: 0.556 (1, 2)	F9		P4		P3		F7		K	5	0	0	0	0	1	7						
Eric Karros, R OBP: 0.556, SLG: 1.375 (1, 3)	2B			HR		F8	FC5-2 BB		HR	4	2	3	4	1	0	0						
Tim Wallach, R OBP: 0.222, SLG: 0.125 (1, 5)	K			G5-3		1B 1B	FC5-2		P6	5	0	1	0	0	1	4						
Delino DeShields, L OBP: 0.333, SLG: 0.250 (1, 4)		P4		F7		F7	P5		F8	5	0	0	0	0	0	4						
Raul Mondesi, R OBP: 0.143, SLG: 0.143 Todd Hollandsworth, L (1, 9) (8, 9)		G5-3		F7		F7			B1	3	0	1	0	0	0	0						
Roberto Kelly, R OBP: 0.250, SLG: 0.250 (1, 7)		F8			G6-3		1B		G6-3	4	0	1	0	0	0	0						
Ismael Valdez, R Antonio Osuna, R Dave Hansen, L Jose Offerman, S Kevin Tapani, R Mark Guthrie, R Pedro Astacio, R (1, 1) (8, 1) (8, PH) (9, 1) (9, 1) (9, 1)				G6-3		F9	F8		1B	3	0	0	0	0	0	3						
Inning Stats	R: 1 E: 0 K: 1 S: 14	H: 2 LOB: 1 BB: 0 P: 18	R: 0 E: 0 K: 0 S: 5	H: 0 LOB: 0 BB: 0 P: 9	R: 0 E: 0 K: 0 S: 6	H: 1 LOB: 1 BB: 0 P: 7	R: 1 E: 0 K: 0 S: 6	H: 1 LOB: 0 BB: 0 P: 10	R: 0 E: 0 K: 0 S: 10	H: 2 LOB: 2 BB: 0 P: 17	R: 0 E: 0 K: 0 S: 13	H: 3 LOB: 3 BB: 0 P: 19	R: 0 E: 0 K: 0 S: 17	H: 2 LOB: 3 BB: 1 P: 32	R: 0 E: 0 K: 0 S: 7	H: 1 LOB: 1 BB: 0 P: 10		R: 2 E: 0 K: 1 S: 11	H: 2 LOB: 0 BB: 0 P: 17	1B: 11 2B: 1 3B: 0 HR: 2	SF: 0 SAC: 1 DP: 0 HBP: 0	WP: 0 PB: 0 SB: 0 CS: 0
PITCHER	IP	WLS	BF	H	R	ER	SO	BB	IBB	HBP	BLK	WP	HR	S	P	ERA	WHIP					
John Smiley, L ERA: 3.0 Dave Burba, R ERA: Michael Jackson, R ERA: Jeff Brantley, R ERA: 9.0	6.0		27	9	2	2	1	0	0	0	0	0	0	17	32	0.00	3.000					

AB 33
R 5
H 6
RBI 5
BB 4
SO 7
LOB 12



AB 40
R 4
H 14
RBI 4
BB 1
SO 2
LOB 19



Batter	1	2	3	4	5	6	7	8	9	AB	R	H	RBI	BB	SO	LOB	TOP										
Brett Butler, L (1, 8) OBP: 0.267, SLG: 0.267										5	0	0	0	0	2	3	Los Angeles Dodgers @ Cincinnati Reds Riverfront Stadium, Cincinnati, OH Fri Oct 06 1995, 7:05 PM EDT Att: 53,276 - Unknown - 65 F AB 37 R 1 H 9 RBI 1 BB 1 SO 10 LOB 24 										
Chad Fonville, S (1, 6) OBP: 0.500, SLG: 0.500 Chris Gwynn, L (9, PH)										4	0	1	0	0	0	2											
Mike Piazza, R (1, 2) OBP: 0.214, SLG: 0.500										5	0	1	0	0	1	4											
Eric Karros, R (1, 3) OBP: 0.538, SLG: 1.083										4	1	2	0	0	0	0											
Tim Wallach, R (1, 5) OBP: 0.154, SLG: 0.083										4	0	0	0	0	1	3											
Delino DeShields, L (1, 4) OBP: 0.308, SLG: 0.250										4	0	1	0	0	3	3											
Raul Mondesi, R (1, 9) OBP: 0.221, SLG: 0.222 Todd Hollandsworth, L (8, PH)										2	0	1	1	0	0	1											
Roberto Kelly, R (1, 7) OBP: 0.417, SLG: 0.364										3	0	2	0	1	0	2											
Hideo Nomo, R (1, 1) Kevin Tapani, R (6, 1) Mark Guthrie, R (6, 1) Pedro Astacio, R (6, 1) Mitch Webster, S (7, PH) John Cummings, L (7, 1) Antonio Osuna, R (7, 1) Dave Hansen, L (9, PH)										2	0	0	0	0	2	2											
Inning Stats	R: 0 E: 0 K: 2 S: 13	H: 0 LOB: 0 BB: 0 P: 18	R: 0 E: 0 K: 1 S: 16	H: 1 LOB: 2 BB: 0 P: 23	R: 0 E: 0 K: 1 S: 17	H: 2 LOB: 2 BB: 0 P: 22	R: 1 E: 1 K: 2 S: 12	H: 2 LOB: 2 BB: 0 P: 14	R: 0 E: 0 K: 1 S: 7	H: 1 LOB: 1 BB: 0 P: 12	R: 0 E: 1 K: 0 S: 8	H: 0 LOB: 2 BB: 1 P: 16	R: 0 E: 0 K: 1 S: 8	H: 1 LOB: 1 BB: 0 P: 10	R: 0 E: 0 K: 1 S: 17	H: 2 LOB: 2 BB: 0 P: 19		1B: 8 2B: 1 3B: 0 HR: 0	SF: 0 SAC: 0 DP: 0 HBP: 1	WP: 0 PB: 0 SB: 0 CS: 0	PA: 39						
PITCHER	IP	WLS	BF	H	R	ER	SO	BB	IBB	HBP	BLK	WP	HR	S	P	ERA	WHIP										
David Wells, L (1, 1) ERA: 6.0	6.1	W	28	6	1	0	8	1	0	1	0	0	0	80	115	0.00	1.105										
Michael Jackson, R (7, 1) ERA: 6.0	1.2		6	1	0	0	1	0	0	0	0	0	0	11	14	0.00	0.600										
Jeff Brantley, R (9, 1) ERA: 6.0	1.0		5	2	0	0	1	0	0	0	0	0	0	17	19	0.00	2.000										

Batter	1	2	3	4	5	6	7	8	9	AB	R	H	RBI	BB	SO	LOB	BOTTOM										
Thomas Howard, S (1, 8) OBP: 0.100, SLG: 0.200 Darren Lewis, R (6, PH)										3	0	0	0	0	1	0	Los Angeles Dodgers @ Cincinnati Reds Riverfront Stadium, Cincinnati, OH Fri Oct 06 1995, 7:05 PM EDT Att: 53,276 - Unknown - 65 F AB 35 R 10 H 11 RBI 10 BB 5 SO 11 LOB 11 										
Barry Larkin, R (1, 6) OBP: 0.429, SLG: 0.385										5	1	2	0	0	0	1											
Ron Gant, R (1, 7) OBP: 0.231, SLG: 0.462 Jerome Walton, R (6, 7)										4	1	2	2	0	1	2											
Reggie Sanders, R (1, 9) OBP: 0.214, SLG: 0.462										5	0	0	0	0	5	2											
Hal Morris, L (1, 3) OBP: 0.615, SLG: 0.600										3	2	1	0	1	1	0											
Bento Santiago, R (1, 2) OBP: 0.462, SLG: 0.667										3	1	1	0	1	1	1											
Bret Boone, R (1, 4) OBP: 0.364, SLG: 0.700										3	3	2	1	1	0	1											
Jeff Branson, L (1, 5) OBP: 0.444, SLG: 0.429 Mark Lewis, R (6, PH)										1	0	0	0	1	0	0											
David Wells, L (1, 1) OBP: 0.333, SLG: 0.333 Michael Jackson, R (7, 1) Jeff Brantley, R (9, 1)										3	0	1	0	0	1	2											
Inning Stats	R: 0 E: 0 K: 1 S: 8	H: 1 LOB: 1 BB: 0 P: 14	R: 0 E: 0 K: 1 S: 13	H: 0 LOB: 2 BB: 2 P: 24	R: 2 E: 0 K: 2 S: 13	H: 2 LOB: 0 BB: 0 P: 14	R: 1 E: 0 K: 0 S: 6	H: 1 LOB: 0 BB: 0 P: 10	R: 0 E: 0 K: 2 S: 14	H: 1 LOB: 1 BB: 0 P: 21	R: 4 E: 0 K: 1 S: 22	H: 4 LOB: 1 BB: 1 P: 37	R: 3 E: 0 K: 3 S: 13	H: 2 LOB: 1 BB: 2 P: 26	R: 0 E: 0 K: 1 S: 7	H: 0 LOB: 0 BB: 0 P: 12		1B: 7 2B: 1 3B: 0 HR: 3	SF: 0 SAC: 0 DP: 0 HBP: 0	WP: 1 PB: 0 SB: 3 CS: 0	PA: 40						
PITCHER	IP	WLS	BF	H	R	ER	SO	BB	IBB	HBP	BLK	WP	HR	S	P	ERA	WHIP										
Hideo Nomo, R (1, 1) ERA: 9.0	5.0	L	24	7	5	5	6	1	1	0	0	0	0	2	6	∞	∞										
Kevin Tapani, R (6, 1) ERA: 9.0	0.0		1	0	0	0	0	1	0	0	0	0	0	2	6	∞	∞										
Mark Guthrie, L (6, 1) ERA: 6.75	0.0		2	2	2	2	0	0	0	0	0	0	1	6	8	∞	∞										
Pedro Astacio, R (6, 1) ERA: 20.25	1.0		3	0	0	0	1	0	0	0	0	0	0	8	14	0.00	0.000										
John Cummings, L (7, 1)	0.2		6	2	3	3	2	1	1	0	0	0	0	10	22	40.50	4.500										
PITCHER	IP	WLS	BF	H	R	ER	SO	BB	IBB	HBP	BLK	WP	HR	S	P	ERA	WHIP										
Antonio Osuna, R (7, 1) ERA: 2.7	1.1		4	0	0	0	2	0	0	0	0	0	0	8	16	0.00	0.000										

Batter	1	2	3	4	5	6	7	8	9	10	AB	R	H	RBI	BB	SO	LOB	TOP					
Marquis Grissom, R OBP: 0.452, SLG: 0.800 (1, 8)											4	1	1	0	1	0	0						
Mark Lemke, S OBP: 0.233, SLG: 0.214 (1, 4)											4	1	1	0	1	0	1						
10 Chipper Jones, S OBP: 0.400, SLG: 0.643 (1, 5)											5	0	1	1	0	0	4						
Fred McGriff, L OBP: 0.407, SLG: 0.731 (1, 3)											4	2	3	0	1	0	1						
David Justice, L OBP: 0.407, SLG: 0.238 (1, 9)											4	1	1	0	1	0	3						
Mike Devereaux, R OBP: 0.300, SLG: 0.400 Ryan Klesko, L OBP: 0.450, SLG: 0.444 (10, PH) (10, 7)											4	0	1	1	0	0	3						
Javy Lopez, R OBP: 0.300, SLG: 0.474 (1, 2)											5	1	1	3	0	1	2						
Rafael Belliard, R OBP: 0.125, SLG: 0.125 Luis Polonia, L OBP: 0.250, SLG: 0.250 Mike Mordecai, R OBP: 0.400, SLG: 0.600 (9, PH) (9, 6)											3	0	1	0	0	0	1						
29 John Smoltz, R OBP: 0.200, SLG: 0.200 Alejandro Pena, R (8, 1) Dwight Smith, L OBP: 0.400, SLG: 0.600 Greg McMichael, R (9, 1) Mark Wohlers, R (10, 1)											3	0	1	0	0	1	1						
Inning Stats	R: 1 E: 1 K: 0 S: 9	H: 2 LOB: 1 BB: 0 P: 12	R: 0 E: 0 K: 0 S: 9	H: 1 LOB: 1 BB: 0 P: 11	R: 0 E: 0 K: 0 S: 9	H: 0 LOB: 0 BB: 0 P: 12	R: 1 E: 0 K: 1 S: 10	H: 2 LOB: 1 BB: 0 P: 18	R: 0 E: 0 K: 1 S: 6	H: 0 LOB: 0 BB: 0 P: 10	R: 0 E: 0 K: 0 S: 8	H: 1 LOB: 3 BB: 1 P: 16	R: 0 E: 0 K: 0 S: 13	H: 1 LOB: 3 BB: 2 P: 23	R: 0 E: 0 K: 0 S: 10	H: 1 LOB: 1 BB: 0 P: 14	R: 0 E: 0 K: 0 S: 11	H: 0 LOB: 0 BB: 0 P: 15	R: 4 E: 0 K: 0 S: 14	H: 3 LOB: 0 BB: 1 P: 21	1B: 6 2B: 4 3B: 0 HR: 1	SF: 0 SAC: 0 DP: 1 HBP: 0	WP: 2 PA: 44
PITCHER	IP WLS BF H R ER SO BB IBB HBP BLK WP HR S P ERA WHIP	IP WLS BF H R ER SO BB IBB HBP BLK WP HR S P ERA WHIP	IP WLS BF H R ER SO BB IBB HBP BLK WP HR S P ERA WHIP	IP WLS BF H R ER SO BB IBB HBP BLK WP HR S P ERA WHIP	IP WLS BF H R ER SO BB IBB HBP BLK WP HR S P ERA WHIP	IP WLS BF H R ER SO BB IBB HBP BLK WP HR S P ERA WHIP	IP WLS BF H R ER SO BB IBB HBP BLK WP HR S P ERA WHIP	IP WLS BF H R ER SO BB IBB HBP BLK WP HR S P ERA WHIP	IP WLS BF H R ER SO BB IBB HBP BLK WP HR S P ERA WHIP	IP WLS BF H R ER SO BB IBB HBP BLK WP HR S P ERA WHIP	IP WLS BF H R ER SO BB IBB HBP BLK WP HR S P ERA WHIP	IP WLS BF H R ER SO BB IBB HBP BLK WP HR S P ERA WHIP	IP WLS BF H R ER SO BB IBB HBP BLK WP HR S P ERA WHIP	IP WLS BF H R ER SO BB IBB HBP BLK WP HR S P ERA WHIP	IP WLS BF H R ER SO BB IBB HBP BLK WP HR S P ERA WHIP	IP WLS BF H R ER SO BB IBB HBP BLK WP HR S P ERA WHIP	IP WLS BF H R ER SO BB IBB HBP BLK WP HR S P ERA WHIP	IP WLS BF H R ER SO BB IBB HBP BLK WP HR S P ERA WHIP	IP WLS BF H R ER SO BB IBB HBP BLK WP HR S P ERA WHIP	IP WLS BF H R ER SO BB IBB HBP BLK WP HR S P ERA WHIP	IP WLS BF H R ER SO BB IBB HBP BLK WP HR S P ERA WHIP	IP WLS BF H R ER SO BB IBB HBP BLK WP HR S P ERA WHIP	IP WLS BF H R ER SO BB IBB HBP BLK WP HR S P ERA WHIP

Atlanta Braves @ Cincinnati Reds
Riverfront Stadium, Cincinnati, OH
Wed Oct 11 1995, 7:05 PM EDT
Att: 44,624 - Unknown - 73 F

AB 40
R 6
H 11
RBI 5
BB 4
SO 2
LOB 18

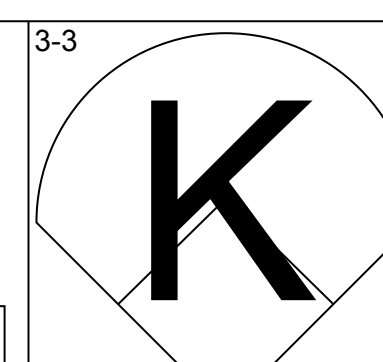
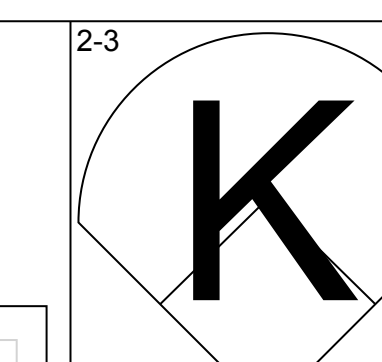
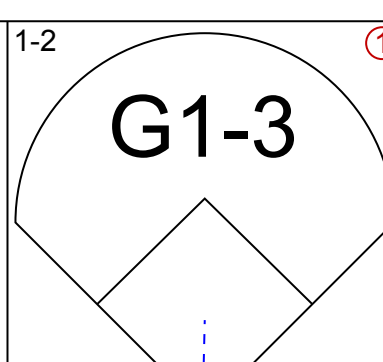
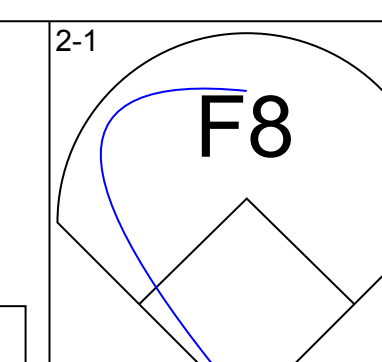
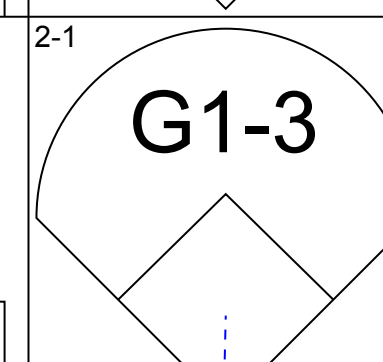
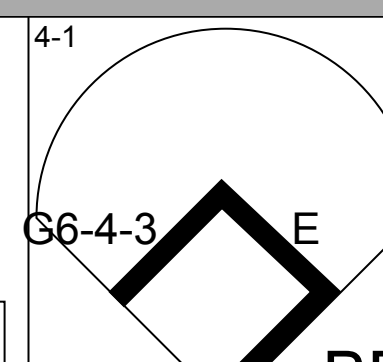
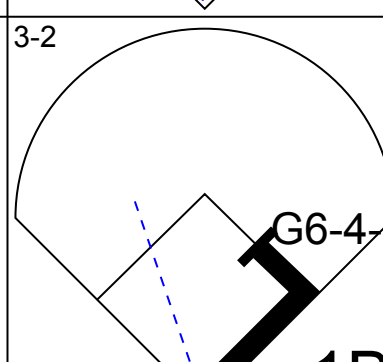
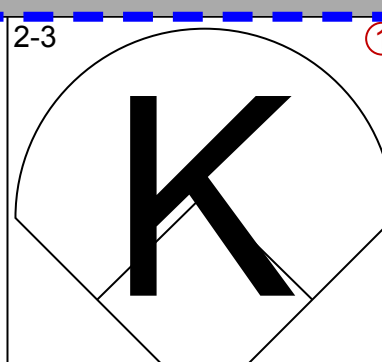
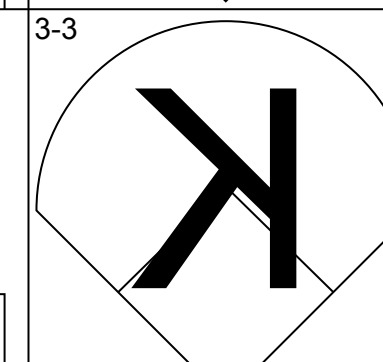
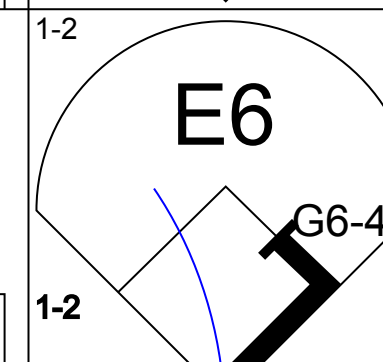
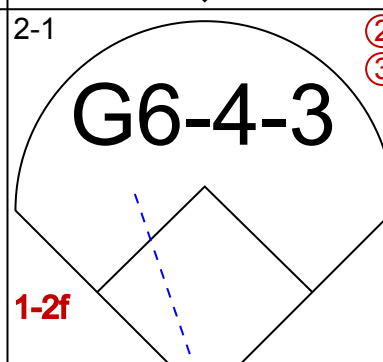
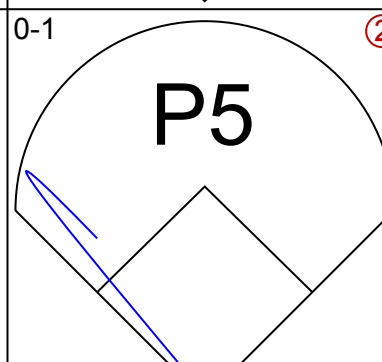
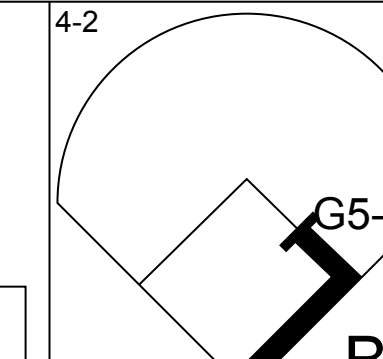
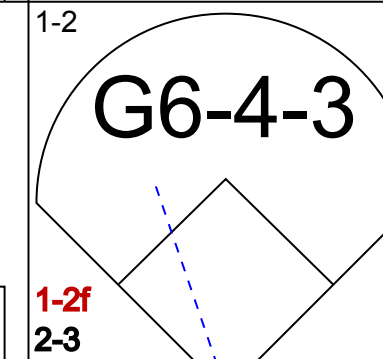
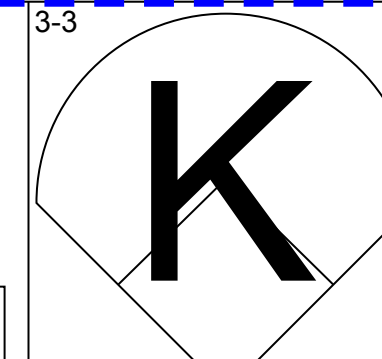
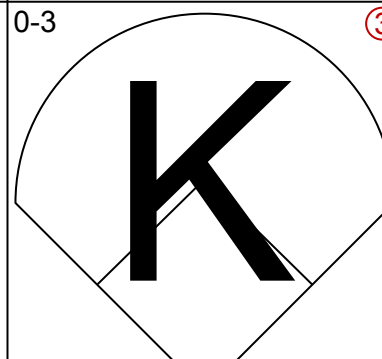
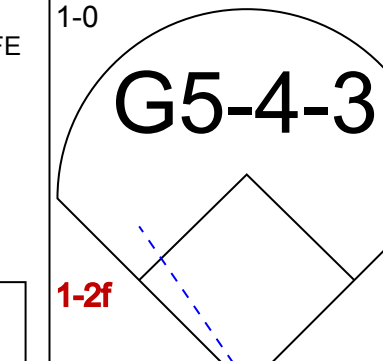
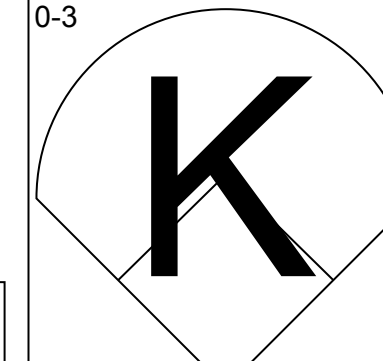
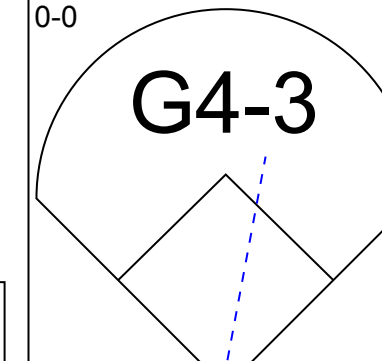
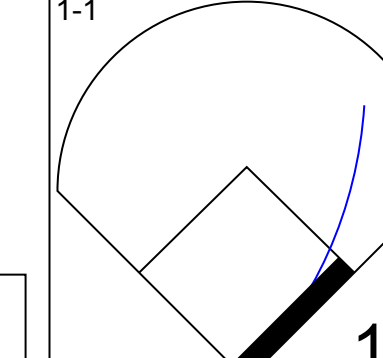
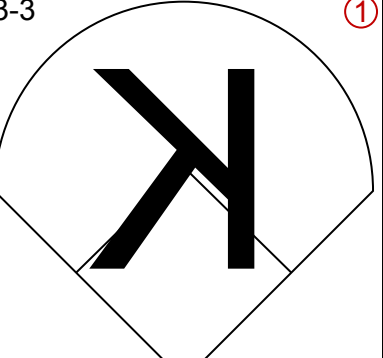
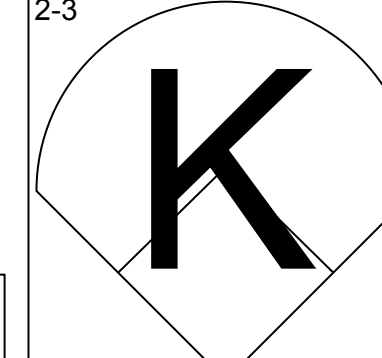
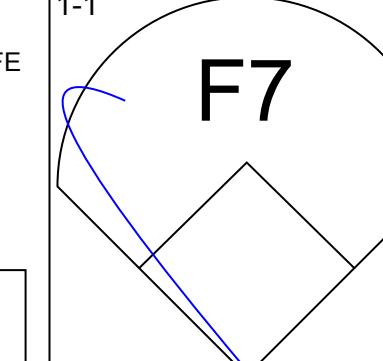
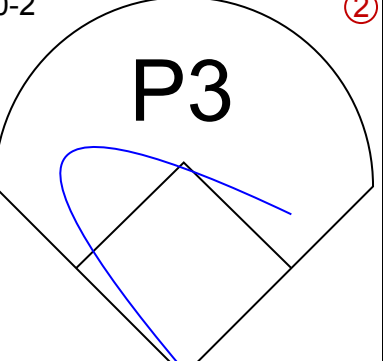
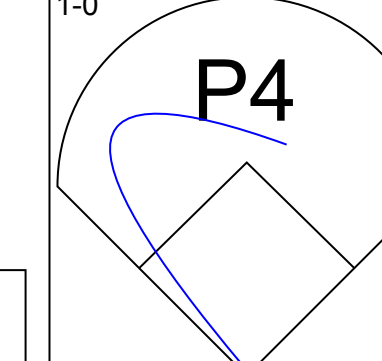
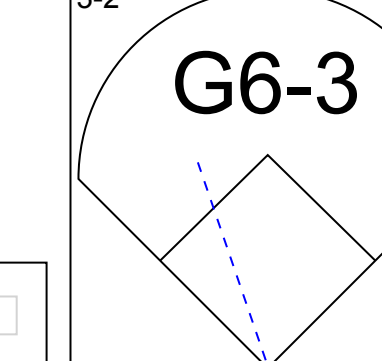
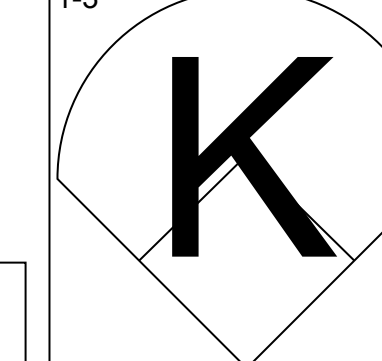
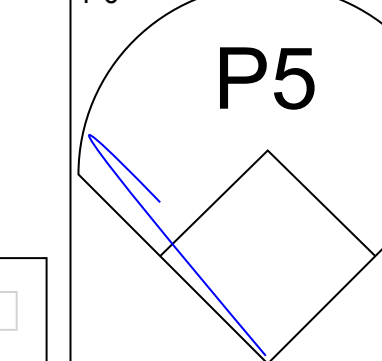
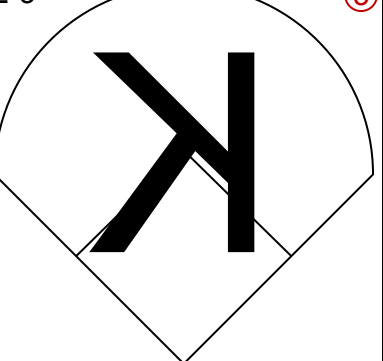
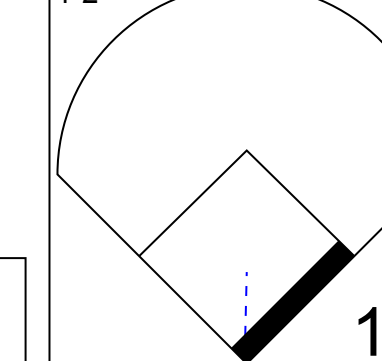


Batter	1	2	3	4	5	6	7	8	9	10	AB	R	H	RBI	BB	SO	LOB	BOTTOM				
Thomas Howard, S OBP: 0.267, SLG: 0.357 Michael Jackson, R OBP: 1.000, SLG: 2.000 Jeff Brantley, R (9, 1)											3	0	1	0	1	0	2					
Mariano Duncan, R OBP: 0.600, SLG: 0.500 Mark Portugal, R (10, 1)											5	0	3	0	0	0	2					
Barry Larkin, R OBP: 0.458, SLG: 0.609 (1, 6)											5	0	0	0	0	0	3					
Ron Gant, R OBP: 0.227, SLG: 0.364 (1, 7)											5	0	1	0	0	0	3					
Reggie Sanders, R OBP: 0.208, SLG: 0.318 (1, 9)											5	0	1	0	0	4	3					
Hal Morris, L OBP: 0.500, SLG: 0.471 (1, 3)											4	0	0	0	1	1	2					
Benito Santiago, R OBP: 0.429, SLG: 0.500 (1, 2)											4	0	1	0	0	1	2					
Bret Boone, R OBP: 0.368, SLG: 0.529 (1, 4)											3	1	2	0	1	0	0					
Jeff Branson, L OBP: 0.308, SLG: 0.273 (1, 5)											3	1	0	0	0	0	3					
John Smiley, L Lenny Harris, L Dave Burba, R Eric Anthony, L Darren Lewis, R (1, 1) (5, PH) (8, 1) (7, PH) (8, 8)											1	0	0	0	0	0	0					
Inning Stats	R: 0 E: 0 K: 1 S: 9	H: 2 LOB: 1 BB: 0 P: 13	R: 0 E: 0 K: 0 S: 7	H: 0 LOB: 0 BB: 0 P: 11	R: 0 E: 0 K: 0 S: 9	H: 0 LOB: 0 BB: 0 P: 14	R: 0 E: 0 K: 1 S: 5	H: 0 LOB: 0 BB: 0 P: 9	R: 2 E: 1 K: 0 S: 11	H: 3 LOB: 2 BB: 1 P: 22	R: 0 E: 0 K: 0 S: 11	H: 1 LOB: 0 BB: 0 P: 19	R: 0 E: 0 K: 2 S: 12	H: 1 LOB: 2 BB: 1 P: 18	R: 0 E: 0 K: 0 S: 6	H: 0 LOB: 1 BB: 0 P: 12	R: 0 E: 0 K: 2 S: 11	H: 1 LOB: 1 BB: 0 P: 18	1B: 8 2B: 1 3B: 0 HR: 0	SF: 0 SAC: 1 DP: 0 HBP: 0	WP: 0 PA: 42	
PITCHER	IP WLS BF H R ER SO BB IBB HBP BLK WP HR S P ERA WHIP	IP WLS BF H R ER SO BB IBB HBP BLK WP HR S P ERA WHIP	IP WLS BF H R ER SO BB IBB HBP BLK WP HR S P ERA WHIP	IP WLS BF H R ER SO BB IBB HBP BLK WP HR S P ERA WHIP	IP WLS BF H R ER SO BB IBB HBP BLK WP HR S P ERA WHIP	IP WLS BF H R ER SO BB IBB HBP BLK WP HR S P ERA WHIP	IP WLS BF H R ER SO BB IBB HBP BLK WP HR S P ERA WHIP	IP WLS BF H R ER SO BB IBB HBP BLK WP HR S P ERA WHIP	IP WLS BF H R ER SO BB IBB HBP BLK WP HR S P ERA WHIP	IP WLS BF H R ER SO BB IBB HBP BLK WP HR S P ERA WHIP	IP WLS BF H R ER SO BB IBB HBP BLK WP HR S P ERA WHIP	IP WLS BF H R ER SO BB IBB HBP BLK WP HR S P ERA WHIP	IP WLS BF H R ER SO BB IBB HBP BLK WP HR S P ERA WHIP	IP WLS BF H R ER SO BB IBB HBP BLK WP HR S P ERA WHIP	IP WLS BF H R ER SO BB IBB HBP BLK WP HR S P ERA WHIP	IP WLS BF H R ER SO BB IBB HBP BLK WP HR S P ERA WHIP	IP WLS BF H R ER SO BB IBB HBP BLK WP HR S P ERA WHIP	IP WLS BF H R ER SO BB IBB HBP BLK WP HR S P ERA WHIP	IP WLS BF H R ER SO BB IBB HBP BLK WP HR S P ERA WHIP	IP WLS BF H R ER SO BB IBB HBP BLK WP HR S P ERA WHIP	IP WLS BF H R ER SO BB IBB HBP BLK WP HR S P ERA WHIP	IP WLS BF H R ER SO BB IBB HBP BLK WP HR S P ERA WHIP

Atlanta Braves @ Cincinnati Reds
Riverfront Stadium, Cincinnati, OH
Wed Oct 11 1995, 7:05 PM EDT
Att: 44,624 - Unknown - 73 F

AB 36
R 2
H 9
RBI 1
BB 4
SO 6
LOB 19

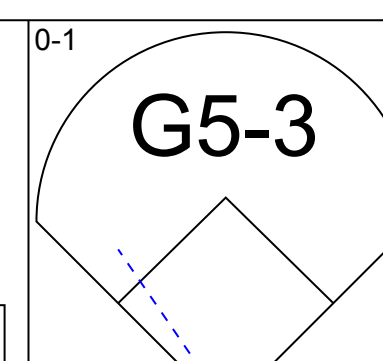
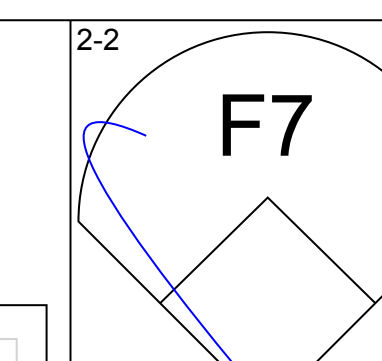
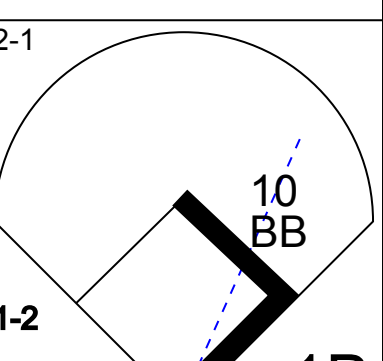
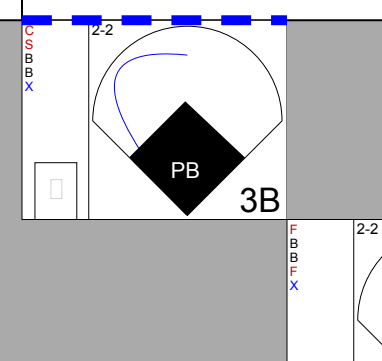
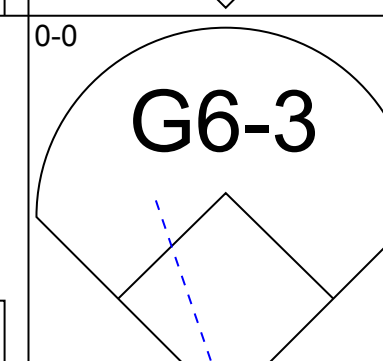
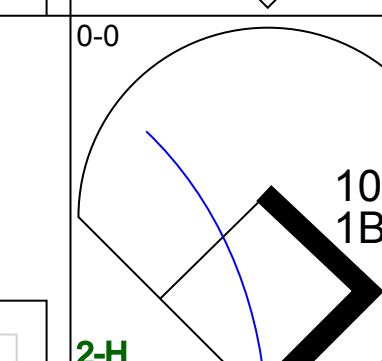
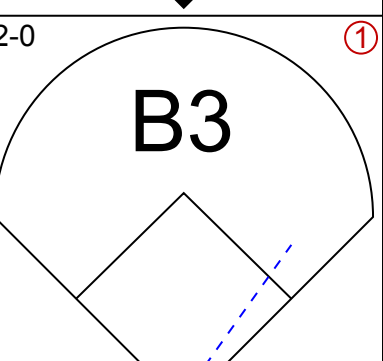
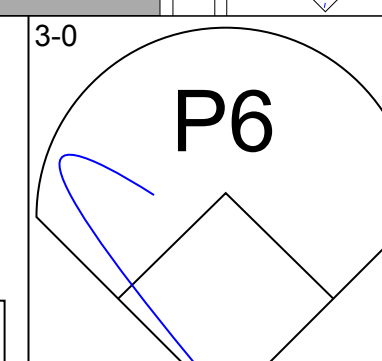
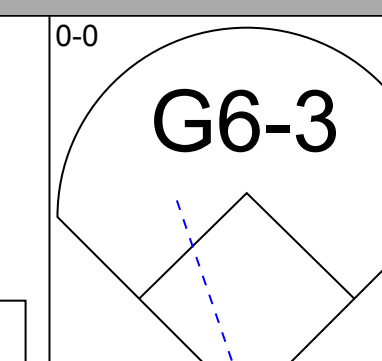
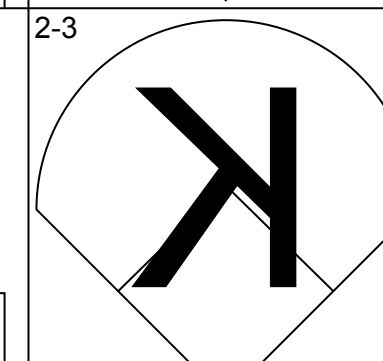
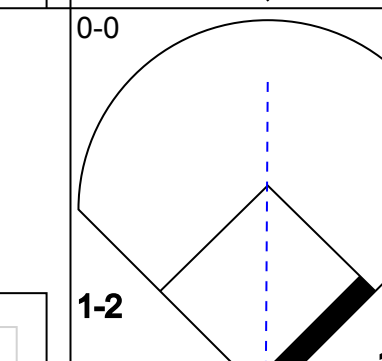
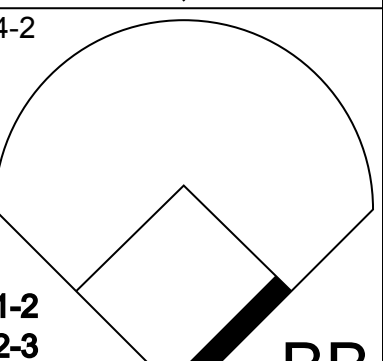
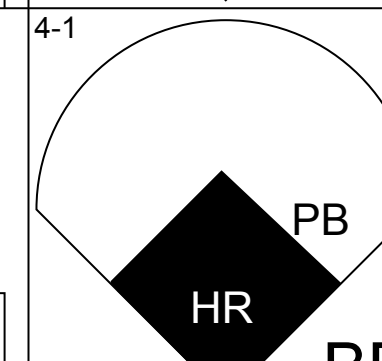
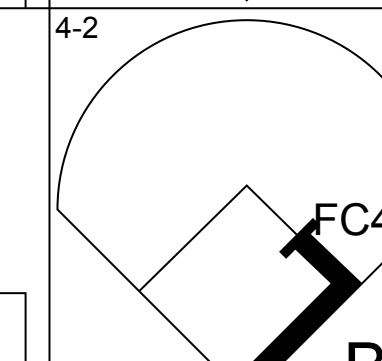
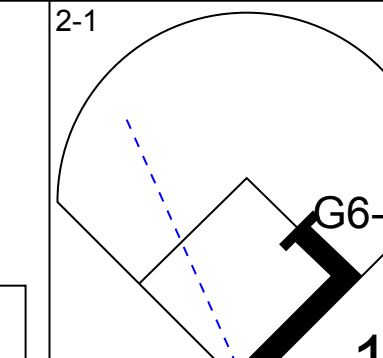
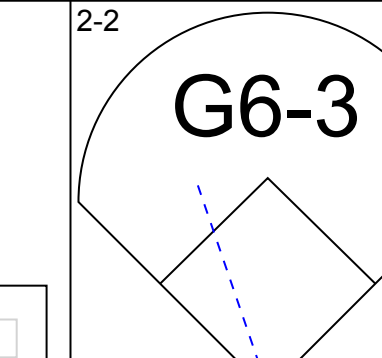
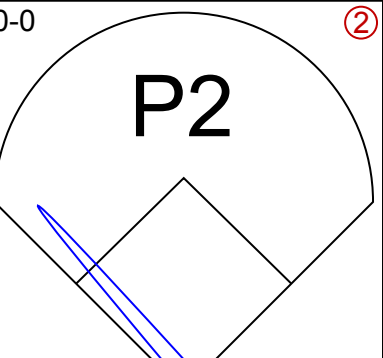
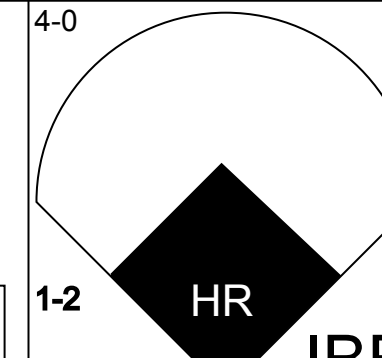
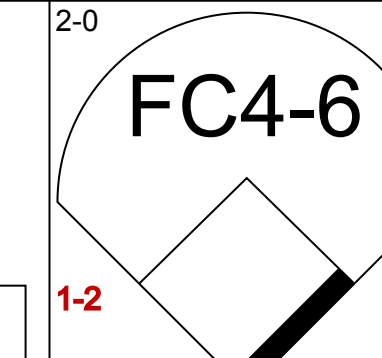
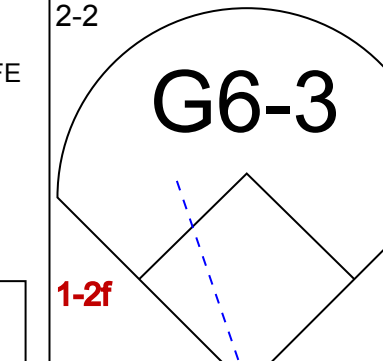
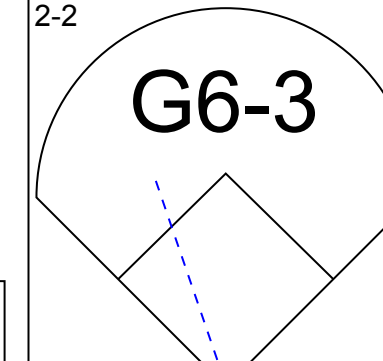
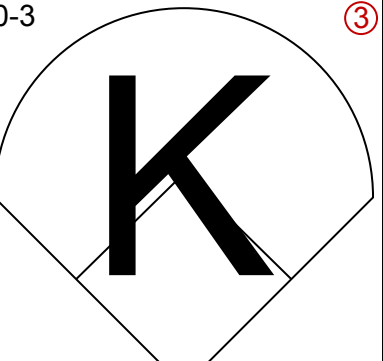
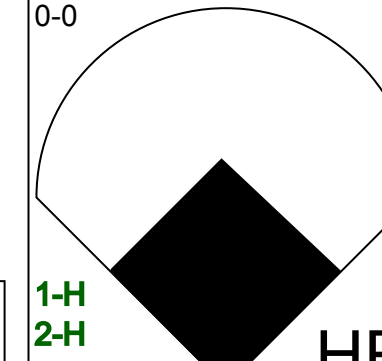
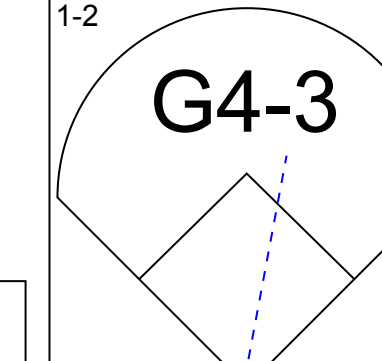
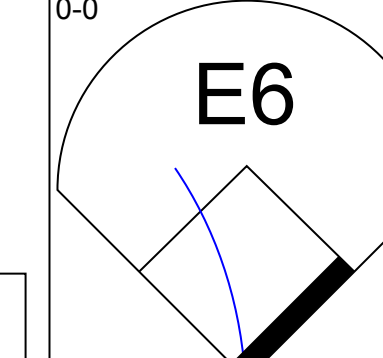
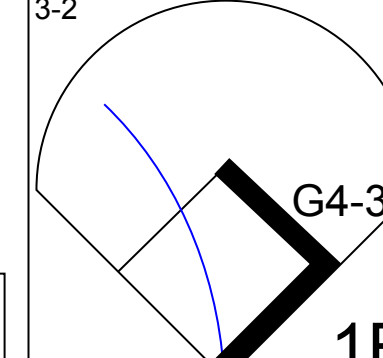
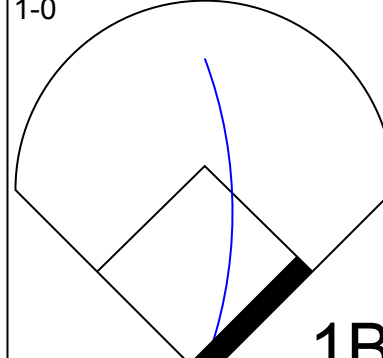
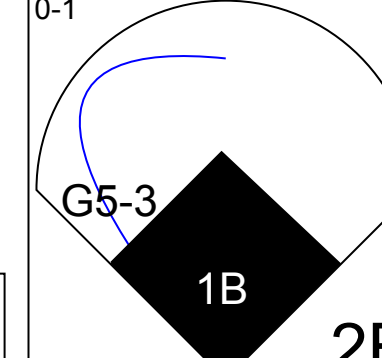

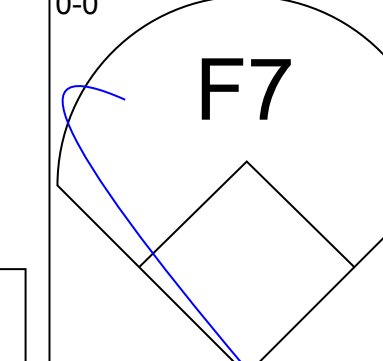
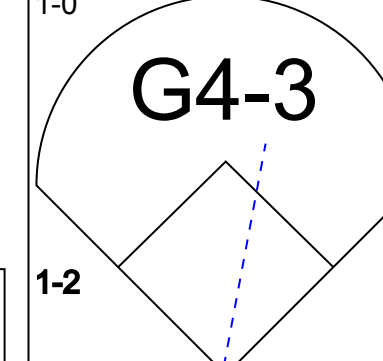
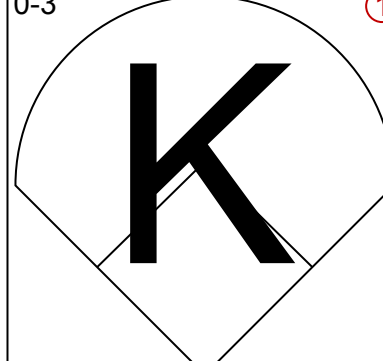
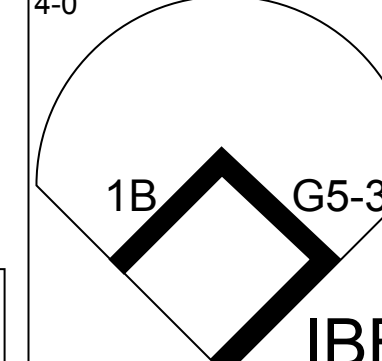

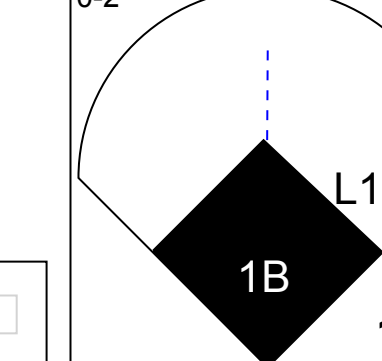
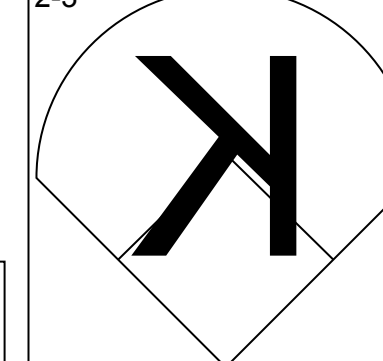
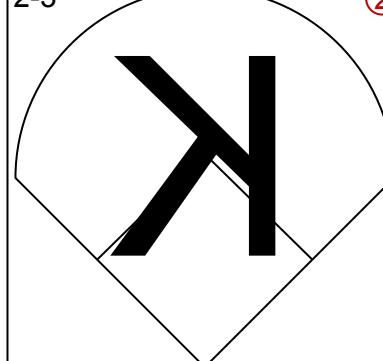
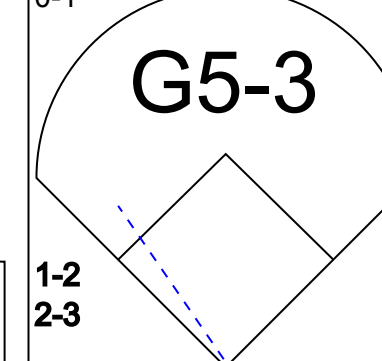


Batter	1	2	3	4	5	6	7	8	9	AB	R	H	RBI	BB	SO	LOB	TOP				
Jerome Walton, R (1, 8) Thomas Howard, S (8, PH) OBP: 0.238, SLG: 0.278										3	0	0	0	0	2	0					
Barry Larkin, R (1, 6) OBP: 0.424, SLG: 0.516										3	0	1	0	1	1	0					
Ron Gant, R (1, 7) OBP: 0.233, SLG: 0.310										4	0	0	0	0	1	2					
Reggie Sanders, R (1, 9) OBP: 0.219, SLG: 0.276										3	0	0	0	1	2	2					
Mariano Duncan, R (1, 3) Hal Morris, L (7, PH) OBP: 0.429, SLG: 0.333 OBP: 0.444, SLG: 0.409										2	0	0	0	0	1	2					
Benito Santiago, R (1, 2) Michael Jackson, R (7, 1) Dave Burba, R (7, 1)										3	0	1	0	0	2	0					
Bret Boone, R (1, 4) OBP: 0.308, SLG: 0.417										3	0	0	0	0	0	1					
Mark Lewis, R (1, 5) Jeff Branson, L (8, PH) OBP: 0.500, SLG: 0.833 OBP: 0.276, SLG: 0.313										1	0	0	0	1	0	0					
Pete Schourek, L (1, 1) Eddie Taubensee, L (7, 2) OBP: 0.500, SLG: 0.500										2	0	0	0	0	1	1					
Inning Stats	R: 0 E: 0 K: 2 S: 9	H: 0 LOB: 0 BB: 0 P: 17	R: 0 E: 0 K: 0 S: 7	H: 1 LOB: 1 BB: 1 P: 14	R: 0 E: 0 K: 1 S: 7	H: 0 LOB: 0 BB: 0 P: 13	R: 0 E: 1 K: 1 S: 10	H: 0 LOB: 1 BB: 1 P: 16	R: 0 E: 0 K: 2 S: 17	H: 1 LOB: 0 BB: 0 P: 15	R: 0 E: 0 K: 2 S: 8	H: 0 LOB: 0 BB: 0 P: 13	R: 0 E: 0 K: 1 S: 10	H: 1 LOB: 1 BB: 0 P: 15	R: 0 E: 0 K: 2 S: 8	H: 0 LOB: 0 BB: 0 P: 10	1B: 3 2B: 0 3B: 0 HR: 0	SF: 0 SAC: 0 DP: 3 HBP: 0	WP: 0 PB: 0 CS: 0	PA: 31	
PITCHER	IP	WLS	BF	H	R	ER	SO	BB	IBB	HBP	BLK	WP	HR	S	P	ERA	WHIP				
Steve Avery, L ERA: 1.35	6.0	W	21	2	0	0	6	3	0	0	0	0	0	59	101	0.00	0.833				
Greg McMichael, R ERA: 2.25	1.0		3	0	0	0	2	0	0	0	0	0	0	8	13	0.00	0.000				
Alejandro Pena, R ERA:	1.0		4	1	0	0	1	0	0	0	0	0	0	10	15	0.00	1.000				
Mark Wohlers, R ERA: 3.52	1.0		3	0	0	0	2	0	0	0	0	0	0	8	10	0.00	0.000				

Cincinnati Reds @ Atlanta Braves
Atlanta-Fulton County Stadium, Atlanta, GA
Sat Oct 14 1995, 7:05 PM EDT
Att: 52,067 - Unknown - 62 F

AB	28
R	0
H	3
RBI	0
BB	3
SO	11
LOB	9



Batter	1	2	3	4	5	6	7	8	9	AB	R	H	RBI	BB	SO	LOB	BOTTOM					
Marquis Grissom, R (1, 8) OBP: 0.415, SLG: 0.725										5	1	2	0	0	0	3						
Mark Lemke, S (1, 4) OBP: 0.231, SLG: 0.216										5	0	1	1	0	0	3						
10 Chipper Jones, S (1, 5) OBP: 0.487, SLG: 0.735										2	1	1	0	3	1	0						
Fred McGriff, L (1, 3) OBP: 0.462, SLG: 0.676										4	1	1	0	1	0	6						
Mike Devereaux, R (1, 9) OBP: 0.316, SLG: 0.500										5	1	1	3	0	1	5						
Javy Lopez, R (1, 2) OBP: 0.375, SLG: 0.565										4	1	3	0	0	0	0						
Ryan Klesko, L (1, 7) OBP: 0.400, SLG: 0.364										3	0	0	0	1	1	3						
Rafael Belliard, R (1, 6) OBP: 0.188, SLG: 0.188										4	1	1	0	0	2	4						
Steve Avery, L ERA: 1.69 Charles O'Shea, R Greg McMichael, R Luis Polonia, L Alejandro Pena, R Mark Wohlers, R	IP	WLS	BF	H	R	ER	SO	BB	IBB	HBP	BLK	WP	HR	S	P	ERA	WHIP					
Pete Schourek, L ERA: 1.69	6.0	L	27	8	1	1	5	1	2	0	0	0	1	8	25	1.50	12.000					
Michael Jackson, R ERA: 9.0	0.1		7	3	5	5	0	1	2	0	0	0	0	1	8	25	135.00	12.000				
Dave Burba, R ERA:	1.2		7	1	0	0	0	1	0	0	0	0	0	14	25	0.00	1.200					
Inning Stats	R: 0 E: 0 K: 1 S: 6	H: 0 LOB: 0 BB: 0 P: 8	R: 0 E: 1 K: 0 S: 7	H: 1 LOB: 1 BB: 0 P: 11	R: 1 E: 0 K: 0 S: 14	H: 3 LOB: 2 BB: 0 P: 18	R: 0 E: 0 K: 1 S: 12	H: 1 LOB: 1 BB: 0 P: 20	R: 0 E: 0 K: 1 S: 10	H: 2 LOB: 3 BB: 1 P: 19	R: 0 E: 0 K: 2 S: 10	H: 1 LOB: 1 BB: 0 P: 14	R: 5 E: 0 K: 0 S: 15	H: 4 LOB: 2 BB: 3 P: 36	R: 0 E: 0 K: 0 S: 7	H: 0 LOB: 1 BB: 1 P: 14	1B: 9 2B: 1 3B: 1 HR: 1	SF: 0 SAC: 0 DP: 1 HBP: 0	WP: 0 PB: 1 CS: 0	PA: 41		

Cincinnati Reds @ Atlanta Braves
Atlanta-Fulton County Stadium, Atlanta, GA
Sat Oct 14 1995, 7:05 PM EDT
Att: 52,067 - Unknown - 62 F

AB	36
R	6
H	12
RBI	5
BB	5
SO	5
LOB	26

