

Cincinnati Reds - 1996

Batter	1	2	3	4	5	6	7	8	9	AB R H RBI BB SO LOB	TOP									
Mark Grudzielanek, R (1, 6) OBP: 0.200, SLG: 0.400	2-3 K		2-2 1B FC6-4 2B		1-1 G3-1		1-0 F8		0-2 G5-3	5 1 1 0 0 1 3										
Mike Lansing, R (1, 4) OBP: 0.750, SLG: 1.000	4-2 BB		1-1 FC6-4 1B		1-2 1B 2B		1-3 K			3 0 2 0 1 1 1										
Rondell White, R (1, 8) OBP: 0.250, SLG: 0.250	2-3 K		1-2 FC6-4 L9-6 1B		2-2 1B			1-2 G5-3		4 0 1 1 0 1 2										
Moises Alou, R (1, 7) OBP: 0.250, SLG: 0.250	0-0 F9		1-2 SAFE 1B		0-0 G1-3			0-3 K		4 0 1 0 0 1 3										
David Segui, S (1, 3)		4-2 BB BB	0-2 L9-6 2-2		3-2 G1-3			2-2 F8		3 0 0 0 1 0 2										
Sherman Obando, R (1, 9)		1-3 K		0-0 G1-3		1-0 F9		3-3 K		3 0 0 0 0 1 1										
Tim Scott, R (6, 1)										0 0 0 0 0 0 0										
Dave Veres, R (8, 1)										0 0 0 0 0 0 0										
Omar Daal, L (8, 1)										0 0 0 0 0 0 0										
F.P. Santangelo, S (9, PH)										1 0 0 0 0 1 0										
Darrin Fletcher, L (1, 2)		4-2 FC6-4 BB		2-2 G4-3		2-1 G3-1		4-0 1B BB		2 0 0 0 2 0 0										
Shane Andrews, R (1, 5) OBP: 0.250, SLG: 0.250		0-3 K		1-3 K			0-3 K		0-0 1B	4 0 1 0 0 3 2										
Jeff Fassero, L (1, 1)		2-1 FC6-4			0-0 G1-3		2-2 1B		2-2 P5	1 0 0 0 0 0 2										
Lenny Webster, R (5, PH)										1 0 0 0 0 0 0										
Barry Manuel, R (5, 1)										0 0 0 0 0 0 0										
Mike Dyer, R (5, 1)										0 0 0 0 0 0 0										
Henry Rodriguez, L (6, 9) OBP: 0.500, SLG: 0.500										2 0 1 0 0 0 2										
<b>Inning Stats</b>	R: 0 E: 0 K: 2 S: 10	H: 0 LOB: 1 BB: 1 P: 18	R: 0 E: 0 K: 2 S: 13	H: 0 LOB: 2 BB: 2 P: 24	R: 1 E: 0 K: 0 S: 17	H: 3 LOB: 1 BB: 0 P: 22	R: 0 E: 0 K: 1 S: 9	H: 0 LOB: 0 BB: 0 P: 12	R: 0 E: 0 K: 0 S: 10	H: 2 LOB: 2 BB: 0 P: 14	R: 0 E: 0 K: 2 S: 11	H: 1 LOB: 1 BB: 0 P: 15	R: 0 E: 0 K: 1 S: 11	H: 0 LOB: 0 BB: 0 P: 14	R: 0 E: 0 K: 1 S: 13	H: 1 LOB: 2 BB: 1 P: 22	1B: 5 2B: 3 3B: 0 HR: 0	SF: 0 SAC: 0 DP: 1 HBP: 0	WP: 0 PB: 0 SB: 0 CS: 0	PA: 37
<b>PITCHER</b>	IP WLS BF H R ER SO BB IBB HBP BLK WP HR S P ERA WHIP																			
Pete Schourek, L (1, 1) ERA: 1.8	5.0 W 22 5 1 1 5 3 0 0 0 0 0 0 59 90 1.80 1.600																			
Tim Pugh, R (6, 1) ERA:	3.0 10 1 0 0 3 0 0 0 0 0 0 0 30 43 0.00 0.333																			
Marcus Moore, R (9, 1) ERA:	1.0 S 5 1 0 0 1 1 0 0 0 0 0 0 13 22 0.00 2.000																			

**Montreal Expos @ Cincinnati Reds**  
Riverfront Stadium, Cincinnati, OH  
Tue Apr 02 1996, 3:33 AM EST  
Att. 53,136 - Sunny

[livebaseballscorecards.com](http://livebaseballscorecards.com)

<b>AB</b>	33
<b>R</b>	1
<b>H</b>	7
<b>RBI</b>	1
<b>BB</b>	4
<b>SO</b>	9
<b>LOB</b>	18



Batter	1	2	3	4	5	6	7	8	9
Eric Davis, R (1, 7)	G1-3	K		K		K		HBP G3 BB	
Eric Owens, R (1, 4) OBP: 0.333, SLG: 0.333 Jeff Branson, L (6, PH) OBP: 0.500, SLG: 0.500	G6-3		CS 1B	F9		E 1B		G3	
Barry Larkin, R (1, 6) OBP: 0.400, SLG: 0.500	E7 1B 2B		G6-3		S WP 2B BB	E5		K	
Reggie Sanders, R (1, 9)	1B BB		BB S BB		G1-3	K		HBP IBB	
Chris Sabo, R (1, 5) OBP: 0.800, SLG: 1.000	1B 1B		BB BB		S 2B	K		HBP	
Hal Morris, L (1, 3)	1B		BB BB		S BB	F7		G1-3	
Mike Kelly, R (1, 8)	K		L7		BB	K			
Joe Oliver, R (1, 2)			F9		E6 SH1-4	K		G5-3	
Pete Schourek, L (1, 1) Vince Coleman, S (5, PH) Tim Pugh, R (6, 1) Lenny Harris, L (8, PH) Marcus Moore, S (9, 1)		K		SH1-4	L7			G3 HBP 2B	

Inning Stats	R: 2	H: 3	E: 1	K: 19	LOB: 2	BB: 1	P: 33	R: 0	H: 0	E: 0	K: 2	S: 9	R: 0	H: 1	E: 0	K: 0	S: 11	R: 0	H: 0	E: 1	K: 1	S: 6	R: 1	H: 1	E: 0	K: 3	S: 16	R: 0	H: 0	E: 0	K: 1	S: 8	R: 1	H: 1	E: 0	K: 13	P: 32

PITCHER	IP	WLS	BF	H	R	ER	SO	BB	IBB	HBP	BLK	WP	HR	S	P	ERA	WHIP
Jeff Fassero, L (1, 1) ERA: 4.5	4.0	L	20	4	2	2	4	4	0	0	0	0	0	45	78	4.50	2.000
Barry Manuel, R (5, 1) ERA: 27.0	0.1		5	1	1	1	0	3	0	0	0	1	0	12	28	27.00	12.000
Mike Dyer, R (5, 1) ERA:	1.0		5	1	0	0	2	0	0	0	0	0	0	14	23	0.00	1.000
Tim Scott, R (6, 1) ERA:	1.2		5	0	0	0	3	0	0	0	0	0	0	15	18	0.00	0.000
Dave Veres, R (8, 1) ERA: 13.5	0.2		6	1	1	1	1	1	1	1	0	0	0	10	27	13.50	3.000

AB R H RBI BB SO LOB

4	0	0	0	1	3	1
3	0	1	0	0	0	1
2	0	1	0	0	0	2
4	2	1	0	1	1	4
2	1	0	0	3	1	3
3	0	2	3	1	1	2
3	0	1	1	2	0	3
3	0	0	0	1	2	5
4	0	0	0	0	1	3
1	0	0	0	0	1	0
1	0	0	0	0	0	3
0	0	0	0	0	0	0
1	1	1	0	0	0	0
0	0	0	0	0	0	0

WP	PA
1	42

AB	31
R	4
H	7
RBI	4
BB	9
SO	10
LOB	27



WP	PA	ERA	WHIP
1	42	0.00	0.000

**Montreal Expos @ Cincinnati Reds**  
Riverfront Stadium, Cincinnati, OH  
Tue Apr 02 1996, 3:33 AM EST  
Att. 53,136 - Sunny

livebaseballscorecards.com

Batter	1	2	3	4	5	6	7	8	9	AB R H RBI BB SO LOB	TOP																									
Mark Grudzianek, R OBP: 0.500, SLG: 0.900 (1, 6)	1-0 FC4-6 1B		1-1 G6-3		0-0 2-H 1B		1-1 2-H 1B	0-0 HR		5 2 4 3 0 0 0																										
Mike Lansing, R OBP: 0.556, SLG: 0.750 (1, 4)	2-3 K		1-2 L7			2-2 L7	3-2 1-3 1B	0-1 2B		5 0 2 0 0 1 1																										
Rondell White, R OBP: 0.444, SLG: 0.556 (1, 8)	0-0 FC4-6 1-3 1B			0-0 G4-3 S 1B		0-0 S 2B	1 SAFE 0-1 G6-3	0-0 G4-3		5 0 3 0 0 0 3																										
Moises Alou, R OBP: 0.222, SLG: 0.222 (1, 7) (8, 9)	1-2 FC4-6 1-2f 3-H		0-2 F8		2-3 K			3-1 E7 2B	0-1 1B	5 1 1 1 0 1 3																										
David Segui, S OBP: 0.333, SLG: 0.143 (1, 3)	1-3 K		1-1 G4-3 1-3		0-3 K			4-1 2B BB	0-0 1-2 1B	4 1 1 0 1 2 3																										
Sherman Obando, R (1, 9)		0-2 G5-3		2-2 L9			1-3 K	0-0 F9	3-2 P2	4 0 0 0 0 1 3																										
Mel Rojas, R (8, 1)										1 0 0 0 0 0 2																										
Shane Andrews, R OBP: 0.286, SLG: 0.286 F.P. Santangelo, S (8, PH) (8, 7)		3-3 K		0-2 SH1-4 1B 1B			1-3 K	3-2 F8	1-2 P4	3 0 1 0 0 2 0 2 0 0 0 0 0 4																										
Tim Spehr, R (1, 2)		3-2 P6		1-3 K			1-0 E5 2B	3-2 1-H 2-H 1B 2B	2-3 K	2 0 0 0 0 1 1 3 2 1 2 0 1 2																										
Darrin Fletcher, L OBP: 0.429, SLG: 0.400 (7, PH) (7, 2)																																				
Pedro Martinez, R (1, 1)			0-3 K		0-0 SH1-4					1 0 0 0 0 0 1 0 0 0 0 0 0 0 0 0 0 0 0 0 0 0 0 0 1 1 1 1 0 0 0 0 0 0 0 0 0 0 0 0 1 1 1 1 0 0 0 0																										
Omar Daal, L (6, 1)																																				
Mike Dyer, R (6, 1)																																				
Henry Rodriguez, L OBP: 0.667, SLG: 1.000 (7, PH) (7, 1)																																				
Dave Veres, R (7, 1)																																				
Dave Silvestri, R OBP: 1.000, SLG: 1.000 (8, PH) (8, 5)																																				
<b>Inning Stats</b>	R: 1 E: 0 K: 2 S: 11	H: 2 LOB: 1 BB: 0 P: 16	R: 0 E: 0 K: 1 S: 11	H: 0 LOB: 0 BB: 0 P: 17	R: 0 E: 0 K: 1 S: 11	H: 0 LOB: 0 BB: 0 P: 13	R: 0 E: 0 K: 0 S: 9	H: 1 LOB: 1 BB: 0 P: 12	R: 0 E: 0 K: 1 S: 8	H: 2 LOB: 2 BB: 0 P: 9	R: 0 E: 0 K: 2 S: 11	H: 1 LOB: 1 BB: 0 P: 15	R: 2 E: 1 K: 2 S: 17	H: 3 LOB: 2 BB: 0 P: 25	R: 5 E: 1 K: 0 S: 18	H: 4 LOB: 1 BB: 1 P: 34	R: 0 E: 0 K: 1 S: 12	H: 2 LOB: 2 BB: 0 P: 18	1B: 10 2B: 4 3B: 0 HR: 1	SF: 0 SAC: 1 DP: 0 HBP: 0	WP: 0 PB: 0 SB: 2 CS: 0	PA: 44														
<b>PITCHER</b>	IP WLS BF H R ER SO BB IBB HBP BLK WP HR S P ERA WHIP																																			
John Smiley, L ERA: 1.5 (1, 1)	6.0		23	6	1	1	7	0	0	0	0	0	0	61	82	1.50	1.000																			
Hector Carrasco, R ERA: (7, 1)	0.2		5	2	2	0	2	0	0	0	0	0	0	12	17	0.00	3.000																			
Jeff Shaw, R ERA: (7, 1)	1.0	L	7	2	3	1	0	1	0	0	0	0	0	16	32	9.00	3.000																			
Xavier Hernandez, R ERA: 54.0 (8, 1)	0.1		4	3	2	1	0	0	0	0	0	1	7	10	27.00	9.000																				
Johnny Ruffin, R ERA: (9, 1)	1.0		5	2	0	0	1	0	0	0	0	0	0	12	18	0.00	2.000																			

**Montreal Expos @ Cincinnati Reds**  
Riverfront Stadium, Cincinnati, OH

Wed Apr 03 1996, 7:05 PM EST  
Att. 19,104 - Unknown - 71 F

livebaseballscorecards.com

AB	42
R	8
H	15
RBI	8
BB	1
SO	10
LOB	22





Batter	1	2	3	4	5	6	7	8	9	AB R H RBI BB SO LOB	TOP			
Mark Grudzianek, R OBP: 0.400, SLG: 0.667 (1, 6)	0-1 F9		0-0 G5-3		1-0 G2-3		3-2 1B 1B	0-1 G6-3		5 1 1 0 0 0 1				
Mike Lansing, R OBP: 0.615, SLG: 0.750 Andy Stankiewicz, R OBP: 1.000, SLG: 1.000 (1, 4) (8, 4)	1-0 HR 1B		1-3 K			3-2 1B BB	2-1 1B 1B		0-2 FC5 1B	4 3 3 0 0 1 0 1 0 1 0 0 0 0				
Rondell White, R OBP: 0.357, SLG: 0.385 (1, 8)	2-2 L7		1-0 G6-3			4-0 1B 1B	1-3 K		0-0 L9	4 1 0 0 1 1 4				
Moises Alou, R OBP: 0.385, SLG: 0.615 F.P. Santangelo, S (1, 9) (8, 9)	0-0 HR 1-H			1-0 G5-3		0-0 1B HR	3-2 1B		0-2 P6	4 2 3 3 0 0 0 1 0 0 0 0 0 1				
David Segui, S OBP: 0.429, SLG: 0.333 (1, 3)	3-2 F8			0-1 F7		2-2 HR 1B	0-0 G4-6-3		2-2 FC5 1B	5 1 3 3 0 0 0				
Henry Rodriguez, L OBP: 0.625, SLG: 1.143 (1, 7)				4-2 BB		2-2 HR	2-1 G4-6-3		2-0 FC5	4 1 2 3 1 0 4				
Darrin Fletcher, L OBP: 0.364, SLG: 0.667 Lenny Webster, R (1, 2) (8, 2)			1-3 K		0-0 G4-3	2-1 L9			1-2 HR	4 1 1 1 0 1 2 0 0 0 0 0 0 0				
Dave Silvestri, R OBP: 0.400, SLG: 0.250 (1, 5)			2-3 K			2-3 K	3-3 K		4-2 G6-3	3 0 0 0 1 3 1				
Jose Paniagua, R Sherman Obando, R Barry Manuel, R Tim Scott, R (1, 1) (6, PH) (6, 1) (9, 1)			0-0 G5-3			1-3 K	0-1 P3		0-3 K	2 0 0 0 0 1 1 1 0 0 0 0 0 0 1 0 0 0 0 1 1 0 0 0 0 0 0 0				
<b>Inning Stats</b>	R: 2 H: 2 E: 0 LOB: 0 K: 0 BB: 0 S: 12 P: 18	R: 0 H: 1 E: 0 LOB: 1 K: 2 BB: 0 S: 16 P: 22	R: 0 H: 0 E: 0 LOB: 0 K: 1 BB: 0 S: 6 P: 8	R: 0 H: 0 E: 0 LOB: 1 K: 0 BB: 1 S: 6 P: 11	R: 0 H: 0 E: 0 LOB: 0 K: 2 BB: 0 S: 7 P: 11	R: 5 H: 4 E: 0 LOB: 0 K: 1 BB: 1 S: 19 P: 35	R: 2 H: 4 E: 0 LOB: 1 K: 1 BB: 0 S: 15 P: 26	R: 1 H: 1 E: 0 LOB: 0 K: 1 BB: 1 S: 10 P: 15	R: 0 H: 2 E: 0 LOB: 2 K: 0 BB: 0 S: 12 P: 16	1B: 11 SF: 0 2B: 0 SAC: 0 3B: 0 DP: 2 HR: 3 HBP: 0	WP: 0 PA: 42 PB: 0 SB: 1 CS: 0			
<b>PITCHER</b>	IP WLS BF H R ER SO BB IBB HBP BLK WP HR S P ERA WHIP												<b>PITCHER</b>	IP WLS BF H R ER SO BB IBB HBP BLK WP HR S P ERA WHIP
Dave Burba, R ERA: 9.0 (1, 1)	5.0 L 22 5 5 5 5 2 0 0 0 0 0 1 52 82 9.00 1.400													
Hector Carrasco, R ERA: 16.2 (6, 1)	1.0 6 3 3 3 1 0 0 0 0 0 0 1 18 30 27.00 3.000													
Xavier Hernandez, R ERA: 15.43 (7, 1)	2.0 9 4 2 2 2 1 0 0 0 0 0 1 21 34 9.00 2.500													
Johnny Ruffin, R ERA: (9, 1)	1.0 5 2 0 0 0 0 0 0 0 0 0 0 0 12 16 0.00 2.000													

**Montreal Expos @ Cincinnati Reds**  
Riverfront Stadium, Cincinnati, OH

Thu Apr 04 1996, 3:33 AM EST  
Att. 17,067 - Overcast - 57 F

livebaseballscorecards.com

AB	39
R	10
H	14
RBI	10
BB	3
SO	8
LOB	15



Batter	1	2	3	4	5	6	7	8	9	AB R H RBI BB SO LOB	BOTTOM
--------	---	---	---	---	---	---	---	---	---	----------------------	--------

Vince Coleman, S OBP: 0.500, SLG: 0.286 (1, 7)	1-1 CS 1B		4-2 S BLK BB		4-2 1B BB		0-1 1B		1-3 K	3 0 2 0 2 1 1	<b>Montreal Expos @ Cincinnati Reds</b> Riverfront Stadium, Cincinnati, OH Thu Apr 04 1996, 3:33 AM EST Att. 17,067 - Overcast - 57 F
Barry Larkin, R OBP: 0.583, SLG: 0.900 Eric Owens, R OBP: 0.167, SLG: 0.167 (7, PH) (8, 4)	4-2 SAFE SAFE 1-2 BB		0-2 SAFE SAFE L7		0-1 SAFE SAFE 1-3 1B		3-3 SAFE SAFE K		1-3 K	2 0 1 0 1 0 1 2 0 0 0 0 2 2	
Hal Morris, L OBP: 0.308, SLG: 0.273 Johnny Ruffin, R (9, 1)	1-1 SAFE F7		0-2 SAFE SAFE F8		1-0 G4-3			0-1 G4-3 SF8 2B		4 1 1 0 0 0 4 0 0 0 0 0 0 0	
Reggie Sanders, R OBP: 0.500, SLG: 0.556 Lenny Harris, L OBP: 0.333, SLG: 0.667 (1, 9) (8, 9)	2-2 SAFE SAFE G5-3		2-2 SAFE SAFE G6-3		0-0 2B			2-2 G4-3		3 0 1 0 0 0 2 1 0 0 0 0 0 1	
Eddie Taubensee, L OBP: 0.375, SLG: 0.200 (1, 2)		1-3 K		1-0 G4-3		4-0 BB G6-4-3		0-2 SF8		2 0 0 1 1 1 0	
Chris Sabo, R OBP: 0.625, SLG: 0.667 Willie Greene, L OBP: 0.250, SLG: 0.250 (6, PH) (7, 5)		0-1 F9 1B 1B		0-1 G6-3		1-3 K		2-1 1B		2 1 1 0 0 0 0 2 0 1 0 0 1 2	
Mike Kelly, R (1, 8)		0-2 F9 1-2		3-1 F7		1-0 G6-4-3 1-2f		3-1 F8		3 0 0 0 0 0 3	
Jeff Branson, L OBP: 0.300, SLG: 0.222 (8, 6)		0-0 2-H 1B		1-0 F7			1-3 K		4-2 BB	3 0 1 1 1 1 0	
Dave Burba, R Hector Carrasco, R Xavier Hernandez, L Steve Gibraltar, R Joe Oliver, R (8, PH) (9, 3)		0-1 G1-3		3-2 G4-3			2-3 K		0-3 K	2 0 0 0 0 0 1 0 0 0 0 0 0 0 0 0 0 0 0 0 0 2 0 0 0 0 2 1 1 0 0 0 0 0 1	

<b>Inning Stats</b>	R: 0 E: 0 K: 0 S: 9	H: 1 LOB: 1 BB: 1 P: 17	R: 1 E: 0 K: 1 S: 11	H: 2 LOB: 1 BB: 0 P: 12	R: 0 E: 0 K: 0 S: 11	H: 0 LOB: 1 BB: 1 P: 17	R: 0 E: 0 K: 0 S: 5	H: 0 LOB: 0 BB: 0 P: 9	R: 0 E: 0 K: 0 S: 9	H: 1 LOB: 2 BB: 1 P: 18	R: 0 E: 0 K: 1 S: 5	H: 1 LOB: 1 BB: 1 P: 11	R: 0 E: 0 K: 3 S: 11	H: 1 LOB: 1 BB: 0 P: 17	R: 1 E: 0 K: 0 S: 17	H: 2 LOB: 1 BB: 0 P: 24	R: 0 E: 0 K: 3 S: 13	H: 0 LOB: 1 BB: 1 P: 19	1B: 6 2B: 2 3B: 0 HR: 0	SF: 1 SAC: 0 DP: 1 HBP: 0	WP: 0 PB: 0 SB: 1 CS: 1	PA: 38
---------------------	------------------------------	----------------------------------	-------------------------------	----------------------------------	-------------------------------	----------------------------------	------------------------------	---------------------------------	------------------------------	----------------------------------	------------------------------	----------------------------------	-------------------------------	----------------------------------	-------------------------------	----------------------------------	-------------------------------	----------------------------------	----------------------------------	------------------------------------	----------------------------------	--------

PITCHER	IP	WLS	BF	H	R	ER	SO	BB	IBB	HBP	BLK	WP	HR	S	P	ERA	WHIP
Jose Paniagua, R ERA: 1.8 (1, 1)	5.0		21	4	1	1	1	3	0	0	1	0	0	45	73	1.80	1.400
Barry Manuel, R ERA: 5.4 (6, 1)	3.0		13	4	1	1	4	1	0	0	0	0	0	33	52	3.00	1.667
Tim Scott, R ERA: (9, 1)	1.0		4	0	0	0	3	1	0	0	0	0	0	13	19	0.00	1.000

livebaseballscorecards.com

AB 32  
R 2  
H 8  
RBI 2  
BB 5  
SO 8  
LOB 19



Batter	1	2	3	4	5	6	7	8	9	10	AB R H RBI BB SO LOB	TOP										
Vince Coleman, S OBP: 0.467, SLG: 0.364 (1, 7)	2-2 F8		1-3 K		1-1 2B		4-0 G6-3 S BB		0-3 K		4 0 1 0 1 2 1	<b>Cincinnati Reds @ Philadelphia Phillies</b> Veterans Stadium, Philadelphia, PA Fri Apr 05 1996, 7:05 PM EST Att: 17,318 - Unknown - 42 F										
Barry Larkin, R OBP: 0.588, SLG: 1.000 (1, 6)	0-0 BB 1B		4-0 2B BB		1-0 F9		1-2 G6-3		3-1 HR	4 2 2 1 1 0 2												
Hal Morris, L OBP: 0.389, SLG: 0.400 (1, 3)	4-0 G6-4-3 BB		0-1 1-H 2-H 2B		0-0 F7		0-2 G6-3		0-0 FC5-4 1B	4 0 2 2 1 0 1												
Reggie Sanders, R OBP: 0.412, SLG: 0.385 (1, 9)	3-1 G6-4-3 1-2f		2-3 K		4-2 G1-3 2B BB		0-3 K		0-0 FC5-4 1B	4 2 0 0 1 2 4												
Chris Sabo, R OBP: 0.500, SLG: 0.500 Willie Greene, L OBP: 0.143, SLG: 0.143 (1, 5) (5, 5)		0-3 K		1-2 G6-3		1-1 G1-3		0-0 G3	0-2 G3	2 0 0 0 0 1 0 3 0 0 0 0 0 2												
Eric Davis, R OBP: 0.250, SLG: 0.286 Tim Pugh, R Jeff Shaw, R Eric Owens, R OBP: 0.286, SLG: 0.286 Marcus Moore, S (1, 8) (6, 1) (7, 1) (10, PH) (10, 1)		3-1 F8		1-2 F9		3-1 1B 2B		4-0 FC5-4 BB	2-2 S 1B	3 1 1 1 0 0 0 0 0 0 0 0 0 0 0 0 0 0 1 0 0 1 0 1 1 0 0 0 0 0 0 0 0 0 0												
Joe Oliver, R OBP: 0.100, SLG: 0.100 (1, 2)	2-1 P4		2-3 K		0-0 1B		0-0 FC5-4		1-0 G5-3	5 0 1 1 0 1 2												
Jeff Branson, L OBP: 0.214, SLG: 0.154 (1, 4)			0-0 G3-1		1-0 F7		0-1 F8		0-1 G3	4 0 0 0 0 0 1												
Mark Portugal, R OBP: 0.500, SLG: 1.000 Mike Kelly, R (1, 1) (6, 8)			1-1 2B 2B		1-1 F9		1-3 K		1-0 F7	2 1 1 0 0 0 0 2 0 0 0 0 1 0												
<b>Inning Stats</b>	R: 0 E: 0 K: 0 S: 8	H: 1 LOB: 1 BB: 1 P: 17	R: 0 E: 0 K: 1 S: 7	H: 0 LOB: 0 BB: 0 P: 12	R: 2 E: 0 K: 2 S: 11	H: 2 LOB: 1 BB: 1 P: 19	R: 0 E: 0 K: 1 S: 9	H: 0 LOB: 0 BB: 0 P: 13	R: 0 E: 0 K: 1 S: 6	H: 1 LOB: 1 BB: 0 P: 10	R: 2 E: 0 K: 0 S: 10		H: 2 LOB: 1 BB: 1 P: 18	R: 0 E: 0 K: 1 S: 9	H: 0 LOB: 1 BB: 1 P: 15	R: 0 E: 0 K: 1 S: 5	H: 0 LOB: 1 BB: 1 P: 9	R: 0 E: 0 K: 1 S: 12	H: 3 LOB: 1 BB: 0 P: 18	1B: 4 2B: 4 3B: 0 HR: 1	SF: 0 SAC: 0 DP: 1 HBP: 0	WP: 0 PB: 0 SB: 2 CS: 0
<b>PITCHER</b>	IP WLS BF H R ER SO BB IBB HBP BLK WP HR S P ERA WHIP																					
Mike Williams, R ERA: 6.0 Ken Ryan, R ERA: Toby Borland, R ERA: 21.6 Dave Leiper, L ERA: 4.5	(1, 1) (7, 1) (9, 1) (10, 1)	6.0 2.0 1.0 1.0	L	26 8 4 5	6 0 1 2	4 0 1 1	4 0 1 0	4 2 1 0	SO 2 1 0	BB 0 0 0	IBB 0 0 0	HBP 0 0 0	BLK 0 0 0	WP 0 0 0	HR 0 1 0	S 51 14 8 10	P 89 24 12 13	ERA 6.00 0.00 9.00 9.00	WHIP 1.500 1.000 1.000 2.000			

livebaseballscorecards.com





Cincinnati Reds @ Philadelphia Phillies  
Veterans Stadium, Philadelphia, PA

Fri Apr 05 1996, 7:05 PM EST  
Att. 17,318 - Unknown - 42 F

livebaseballscorecards.com

AB	38
R	5
H	10
RBI	4
BB	7
SO	9
LOB	23



WP	1	PA	45
PB	0		
SB	2		
CS	0		

Batter	1	2	3	4	5	6	7	8	9	10	AB	R	H	RBI	BB	SO	LOB							
Lenny Dykstra, L OBP: 0.474, SLG: 0.813 (1, 8)	F7		G3-6-3 1B		BB		F8 WP 1B		G3-1		4	1	2	0	1	0	0							
Mickey Morandini, L OBP: 0.389, SLG: 0.467 (1, 4)	S 1B		G3-6-3 1-2f		G4-3		WP S BB		G5-4-3 BB		3	0	1	0	2	0	2							
Darren Daulton, L OBP: 0.533, SLG: 0.125 (1, 7)	K			G6-3 1B		FC1-6 BB	F8		G5-4-3 1-2f		4	1	1	0	1	1	4							
Mark Whiten, S OBP: 0.353, SLG: 0.231 (1, 9)	G4-3			K		FC1-6 2B		BB		F8 2B BB	3	2	0	0	2	1	3							
Todd Zeile, R OBP: 0.235, SLG: 0.250 (1, 5)		K		G6-3		1B 2B	G6-3		F8		5	0	1	1	0	1	4							
Benito Santiago, R OBP: 0.353, SLG: 0.625 (1, 2)		1B		2-H 1B		K		G6-3		2-H 2B	5	0	3	2	0	1	1							
Gene Schall, R OBP: 0.333, SLG: 0.333 (1, 3)											3	0	1	0	0	2	2							
Ken Ryan, R (7, 1)											0	0	0	0	0	0	0							
Jim Eisenreich, L (8, PH)											1	0	0	0	0	0	0							
Toby Borland, R (8, 1)											0	0	0	0	0	0	0							
Lee Tinsley, S (10, 7)											0	0	0	0	1	0	0							
Dave Leiper, L (10, 1)											0	0	0	0	0	0	0							
Kevin Stocker, S (1, 6)											4	0	0	0	0	1	3							
Pete Incaviglia, R (10, PH)											1	0	0	0	0	1	2							
Mike Williams, R (1, 1)											2	0	0	0	0	0	0							
23 Kevin Jordan, R (7, 3)											3	1	1	1	0	1	2							
Inning Stats	R: 0 E: 0 K: 1 S: 11	H: 1 LOB: 1 BB: 0 P: 18	R: 0 E: 0 K: 2 S: 12	H: 1 LOB: 1 BB: 0 P: 21	R: 0 E: 0 K: 0 S: 4	H: 1 LOB: 0 BB: 0 P: 5	R: 1 E: 0 K: 2 S: 17	H: 2 LOB: 1 BB: 0 P: 26	R: 0 E: 0 K: 0 S: 6	H: 0 LOB: 1 BB: 1 P: 13	R: 1 E: 0 K: 1 S: 10	H: 2 LOB: 2 BB: 1 P: 24	R: 1 E: 0 K: 0 S: 9	H: 1 LOB: 2 BB: 2 P: 20	R: 0 E: 0 K: 1 S: 9	H: 0 LOB: 0 BB: 0 P: 14	R: 1 E: 0 K: 0 S: 9	H: 1 LOB: 0 BB: 1 P: 20	R: 1 E: 0 K: 2 S: 9	H: 1 LOB: 2 BB: 2 P: 25	1B: 7 2B: 2 3B: 0 HR: 1	SF: 0 SAC: 0 DP: 2 HBP: 0	WP: 1 PB: 0 SB: 2 CS: 0	PA: 45
PITCHER	IP	WLS	BF	H	R	ER	SO	BB	IBB	HBP	BLK	WP	HR	S	P	ERA	WHIP							
Mark Portugal, R (1, 1)	5.2		25	7	2	2	6	2	0	0	0	0	0	57	101	3.18	1.588							
Tim Pugh, R (6, 1)	1.0		6	1	1	1	0	2	0	0	0	1	0	10	24	9.00	3.000							
Jeff Shaw, R (7, 1)	2.1	W	8	1	1	1	1	1	0	0	0	0	1	20	36	3.86	0.857							
Marcus Moore, R (10, 1)	1.0	S	6	1	1	1	2	2	0	0	0	0	0	9	25	9.00	3.000							

PITCHER	IP	WLS	BF	H	R	ER	SO	BB	IBB	HBP	BLK	WP	HR	S	P	ERA	WHIP
Mark Portugal, R (1, 1)	5.2		25	7	2	2	6	2	0	0	0	0	0	57	101	3.18	1.588
Tim Pugh, R (6, 1)	1.0		6	1	1	1	0	2	0	0	0	1	0	10	24	9.00	3.000
Jeff Shaw, R (7, 1)	2.1	W	8	1	1	1	1	1	0	0	0	0	1	20	36	3.86	0.857
Marcus Moore, R (10, 1)	1.0	S	6	1	1	1	2	2	0	0	0	0	0	9	25	9.00	3.000

Batter	1	2	3	4	5	6	7	8	9	AB R H RBI BB SO LOB	TOP							
Vince Coleman, S OBP: 0.368, SLG: 0.267 (1, 7)	3-2 L9		3-3 K	2-0 P7		1-0 SH1-3		0-3 K		4 0 0 0 0 2 1								
Lenny Harris, L OBP: 0.286, SLG: 0.429 Hector Carrasco, R Eric Owens, R OBP: 0.250, SLG: 0.250 Johnny Ruffin, R Jeff Brantley, R	2-0 1B FC1-4 1B		0-3 K		2-3 K	0-0 G1-3		0-3 K		4 1 1 0 0 2 1 0 0 0 0 0 0 0 1 0 0 0 0 1 0 0 0 0 0 0 0 0 0 0 0 0 0 0 0								
Hal Morris, L OBP: 0.435, SLG: 0.450 (1, 3)	3-2 FC1-4 1-3 1B		1-2 BB 1B		2-2 G6-3	0-0 P6			0-0 G3 1B	5 1 3 0 0 0 1								
Reggie Sanders, R OBP: 0.409, SLG: 0.529 (1, 9)	3-0 FC1-4 1-2f 3-H		4-2 1B BB		3-1 HR		0-3 K		0-3 K	4 1 1 2 1 2 2								
Eddie Taubensee, L OBP: 0.462, SLG: 0.800 (1, 2)	0-0 F8		2-2 1B		2-0 HR		0-0 HR 2B		0-0 G3 1-2	5 2 3 2 0 0 2								
Willie Greene, L OBP: 0.250, SLG: 0.455 (1, 5)		2-1 F9	0-3 K		4-2 HR BB		0-0 HR		0-0 G4-3	4 2 1 2 1 1 3								
Mike Kelly, R OBP: 0.235, SLG: 0.286 (1, 8)		4-2 BB		3-2 F8		0-0 HR		0-0 F7		3 1 1 2 1 0 0								
Jeff Branson, L OBP: 0.222, SLG: 0.176 (1, 6) (6, 4)		1-3 K		2-2 1B		1-3 K		0-0 F9		4 0 1 0 0 2 1								
Roger Salkeld, R Barry Larkin, R OBP: 0.579, SLG: 0.933 (1, 1) (6, PH) (6, 6)		1-3 K		1-3 K		4-2 SH1-3 BB		0-0 G4-3		2 0 0 0 0 2 2 1 0 0 0 1 0 0								
<b>Inning Stats</b>	R: 1 H: 2 E: 0 LOB: 1 K: 0 BB: 0 S: 10 P: 21	R: 0 H: 0 E: 0 LOB: 1 K: 2 BB: 1 S: 12 P: 20	R: 1 H: 2 E: 0 LOB: 2 K: 3 BB: 1 S: 17 P: 27	R: 0 H: 1 E: 0 LOB: 1 K: 1 BB: 0 S: 11 P: 19	R: 4 H: 3 E: 0 LOB: 0 K: 2 BB: 1 S: 18 P: 32	R: 0 H: 0 E: 0 LOB: 1 K: 0 BB: 1 S: 6 P: 11	R: 2 H: 2 E: 0 LOB: 0 K: 1 BB: 0 S: 7 P: 7	R: 0 H: 0 E: 0 LOB: 0 K: 2 BB: 0 S: 7 P: 7	R: 0 H: 1 E: 0 LOB: 1 K: 1 BB: 0 S: 6 P: 6	1B: 6 SF: 0 2B: 1 SAC: 1 3B: 0 DP: 0 HR: 4 HBP: 0	WP: 0 PA: 42 PB: 0 SB: 0 CS: 0							
<b>PITCHER</b>	IP WLS BF H R ER SO BB IBB HBP BLK WP HR S P ERA WHIP												<b>PITCHER</b>	IP WLS BF H R ER SO BB IBB HBP BLK WP HR S P ERA WHIP				
Rich Hunter, R ERA: 7.71 Mike Mimbs, L ERA: 54.0 Russ Springer, R ERA: 3.38 Ken Ryan, R ERA: Toby Borland, R ERA: 13.5	(1, 1) (5, 1) (6, 1) (8, 1) (9, 1)	4.2 0.1 2.0 1.0 1.0	L	23 3 9 4 3	7 1 2 1 0	4 2 2 0 0	4 2 1 0 0	7 1 1 2 1	2 0 1 0 0	0 0 0 0 0	0 0 0 0 0	0 1 1 0 0	2 7 13 8 5	107 12 18 8 5	7.71 54.00 9.00 0.00 0.00	1.929 6.000 1.500 1.000 0.000		

Cincinnati Reds @ Philadelphia Phillies  
Veterans Stadium, Philadelphia, PA  
Sat Apr 06 1996, 7:05 PM EST  
Att. 17,958 - Cloudy - 43 F

AB 37  
R 8  
H 11  
RBI 8  
BB 4  
SO 12  
LOB 13



Batter	1	2	3	4	5	6	7	8	9	AB	R	H	RBI	BB	SO	LOB
Lenny Dykstra, L OBP: 0.458, SLG: 0.684 (1, 8)	4-1 E S 1B BB	3-1 G4-3		4-0 1-2 BB		0-0 F5	0-0 F9			3	1	0	0	2	0	2
Mickey Morandini, L OBP: 0.391, SLG: 0.421 (1, 4)	3-2 1B 1-H 1B		3-1 L4	0-0 G4-3		4-0 WP S 1B BB		0-0 L8		4	1	1	1	1	0	2
Jim Eisenreich, L OBP: 0.375, SLG: 0.375 (1, 9)	0-1 1B		1-2 P7		1-2 F7	0-0 1B		0-0 1B		5	0	3	1	0	0	0
Darren Daulton, L OBP: 0.500, SLG: 0.167 (1, 7)	1-0 P5		2-0 BB HBP		1-1 1B	0-0 P2		0-3 K		4	1	1	0	0	1	3
Todd Zeile, R OBP: 0.364, SLG: 0.235 (1, 5)	4-0 BB		4-0 1-2 BB		4-2 1B 1B SF8 BB	4-0 1-2 BB		0-0 G6-3		1	1	0	0	4	0	1
Mike Lieberthal, R OBP: 0.200, SLG: 0.200 (1, 2)	1-0 F8		3-1 L8		2-2 1B 1-2 2-H	0-0 F8			0-3 K	5	0	1	1	0	1	6
Gene Schall, R OBP: 0.375, SLG: 0.286 (1, 3)		4-2 SH3-4 BB		2-2 P6	0-0 1-2 2-3 1B		0-0 G4-3		0-3 K	4	0	1	0	1	1	0
Kevin Stocker, S OBP: 0.316, SLG: 0.154 (1, 6)		3-2 P5		0-0 G4-3	1-2 SF8		4-0 S BB		0-3 K	3	0	0	1	1	1	1
Rich Hunter, R OBP: 1.000, SLG: 1.000 (5, 1)		1-0 SH3-4		1-1 BB	2-3 K		0-3 K			1	0	1	0	0	0	0
Mike Mims, L (5, 1)										0	0	0	0	0	0	0
Mark Whiten, S OBP: 0.333, SLG: 0.214 (6, 1)										0	0	0	0	0	1	2
Russ Springer, R (6, 1)										0	0	0	0	0	0	0
Pete Incaviglia, R (7, PH)										1	0	0	0	0	1	1
Ken Ryan, R (8, 1)										0	0	0	0	0	0	0
Toby Borland, R (9, 1)										0	0	0	0	0	0	0

Inning Stats	R: 1	H: 2	E: 0	K: 0	S: 10	H: 2	LOB: 2	BB: 2	P: 23	R: 0	H: 0	E: 0	K: 0	S: 9	H: 0	LOB: 1	BB: 1	P: 20	R: 0	H: 0	E: 0	K: 0	S: 7	H: 0	LOB: 2	BB: 1	P: 20	R: 0	H: 1	E: 0	K: 0	S: 7	H: 1	LOB: 2	BB: 1	P: 14	R: 2	H: 3	E: 0	K: 1	S: 18	H: 1	LOB: 2	BB: 2	P: 29	R: 1	H: 1	E: 0	K: 0	S: 4	H: 1	LOB: 1	BB: 1	P: 9	R: 0	H: 0	E: 0	K: 1	S: 5	H: 0	LOB: 1	BB: 1	P: 9	R: 0	H: 1	E: 0	K: 1	S: 6	H: 1	LOB: 1	BB: 0	P: 6	R: 0	H: 0	E: 0	K: 3	S: 9	H: 0	LOB: 0	BB: 0	P: 9	1B: 8	SF: 1	2B: 0	SAC: 1	3B: 0	DP: 0	HR: 0	HBP: 1	WP: 1	PA: 44
--------------	------	------	------	------	-------	------	--------	-------	-------	------	------	------	------	------	------	--------	-------	-------	------	------	------	------	------	------	--------	-------	-------	------	------	------	------	------	------	--------	-------	-------	------	------	------	------	-------	------	--------	-------	-------	------	------	------	------	------	------	--------	-------	------	------	------	------	------	------	------	--------	-------	------	------	------	------	------	------	------	--------	-------	------	------	------	------	------	------	------	--------	-------	------	-------	-------	-------	--------	-------	-------	-------	--------	-------	--------

PITCHER	IP	WLS	BF	H	R	ER	SO	BB	IBB	HBP	BLK	WP	HR	S	P	ERA	WHIP
Roger Salkeld, R ERA: 5.4 (1, 1)	5.0		27	6	3	3	1	6	0	1	0	0	0	51	106	5.40	2.400
Hector Carrasco, R ERA: 9.82 (6, 1)	2.0		10	1	1	1	1	3	0	0	0	1	0	9	21	4.50	2.000
Johnny Ruffin, R ERA: (8, 1)	1.0		4	1	0	0	1	0	0	0	0	0	0	6	6	0.00	1.000
Jeff Brantley, R ERA: (9, 1)	1.0		3	0	0	0	3	0	0	0	0	0	0	9	9	0.00	0.000

**BOTTOM**

**Cincinnati Reds @ Philadelphia Phillies**  
Veterans Stadium, Philadelphia, PA

Sat Apr 06 1996, 7:05 PM EST  
Att: 17,958 - Cloudy - 43 F

livebaseballscorecards.com

AB	32
R	4
H	8
RBI	4
BB	9
SO	6
LOB	18



Batter	1	2	3	4	5	6	7	8	9	AB R H RBI BB SO LOB	TOP			
Lance Johnson, L (1, 8) OBP: 0.214, SLG: 0.321	2-2 F8		3-3 K		0-1 L7		0-1 2B 1-2 1B		2-2 G4-6-3 1B	5 1 2 0 0 1 2				
Bernard Gilkey, R (1, 7) OBP: 0.481, SLG: 0.720	3-2 S 1B			0-0 G5-3		0-1 FC4-6 1B WP	3-3 K		2-2 L9	5 1 2 0 0 1 3				
Rico Brogna, L (1, 3) OBP: 0.429, SLG: 0.471	2-3 K			0-3 K2-3		4-2 1-2 FC4-6 BB	1-0 1-3 2-H 2B		1-0 G4-6-3	4 0 1 1 1 2 2				
Butch Huskey, R (1, 9) OBP: 0.080, SLG: 0.080 Bob MacDonald, L (7, 1) Carl Everett, S (9, PH) OBP: 0.500, SLG: 0.333	2-0 P4 1-2			2-1 G5-3		2-2 FC4-6 1B 1-2f 2-3	0-0 G4-3		4-2 1B 1B BB	4 0 0 0 0 0 5 0 0 0 0 0 0 0 0 1 0 0 1 0 0				
Jeff Kent, R (1, 5) OBP: 0.286, SLG: 0.300		2-2 F9			0-0 FC5-4 1B	1-2 1-2 1B		1-2 E6 1B 1B	0-0 1B 1B 1-3 2-H	5 1 3 2 0 0 0				
Todd Hundley, S (1, 2) OBP: 0.478, SLG: 0.789		2-2 F7			0-0 FC5-4 1B 1-2f	1-3 K		2-0 1B 1B	1-0 1B 1B 1-3 3-H	5 1 2 1 0 1 3				
Jose Vizcaino, S (1, 4) OBP: 0.364, SLG: 0.300		3-2 G4-3			2-0 E6 1B 1-2	3-1 F9		0-2 1B 1B G6-4-3 1-3 3-H	2-0 F7	5 0 1 1 0 0 5				
Tim Bogar, R (1, 6) Kevin Roberson, S (8, PH) OBP: 0.250, SLG: 0.333 Rey Ordóñez, R (8, 6) OBP: 0.250, SLG: 0.200			1-2 K		0-2 P3		2-1 F9		1-3 K	3 0 0 0 0 0 1 2 1 0 0 0 0 0 1 2 0 0 0 0 0 0 0 0				
Bobby Jones, R (1, 1) Robert Person, R (4, 1) Edgardo Alfonzo, R (5, PH) OBP: 0.357, SLG: 0.395 Jerry Dipoto, R (5, 1) Chris Jones, R (7, PH) OBP: 0.333, SLG: 0.250 (7, 9)			0-0 G4-3		0-0 1B 1-2 2-H		1-2 1B 2B HBP		0-0 G6-4-3	1 0 0 0 0 0 0 0 0 0 0 0 0 0 0 0 1 0 1 1 0 0 0 0 0 0 0 0 0 0 0 0 1 1 0 0 0 0 0 2				
<b>Inning Stats</b>	R: 0 H: 1 E: 0 LOB: 1 K: 1 BB: 0 S: 14 P: 23	R: 0 H: 0 E: 0 LOB: 0 K: 0 BB: 0 S: 9 P: 16	R: 0 H: 0 E: 0 LOB: 0 K: 2 BB: 0 S: 7 P: 11	R: 0 H: 0 E: 0 LOB: 0 K: 1 BB: 0 S: 6 P: 8	R: 1 H: 2 E: 1 LOB: 2 K: 0 BB: 0 S: 9 P: 11	R: 1 H: 2 E: 0 LOB: 2 K: 1 BB: 1 S: 18 P: 29	R: 1 H: 2 E: 0 LOB: 2 K: 1 BB: 0 S: 12 P: 19	R: 1 H: 2 E: 1 LOB: 1 K: 1 BB: 0 S: 11 P: 15	R: 2 H: 3 E: 0 LOB: 2 K: 0 BB: 1 S: 13 P: 25	1B: 11 SF: 0 2B: 1 SAC: 0 3B: 0 DP: 1 HR: 0 HBP: 1	WP: 1 PA: 43 PB: 0 SB: 1 CS: 0			
<b>PITCHER</b>	IP WLS BF H R ER SO BB IBB HBP BLK WP HR S P ERA WHIP												<b>PITCHER</b>	IP WLS BF H R ER SO BB IBB HBP BLK WP HR S P ERA WHIP
Pete Schourek, L (1, 1) ERA: 2.31	6.2 W 30 7 3 2 6 1 0 1 0 1 0 1 0 74 116 2.70 1.200													
Jeff Shaw, R (7, 1) ERA: 2.45	0.1 4 2 1 0 0 0 0 0 0 0 0 0 0 8 11 0.00 6.000													
Marcus Moore, R (8, 1) ERA: 3.0	1.0 2 0 0 0 0 1 0 0 0 0 0 0 0 4 5 0.00 0.000													
Jeff Brantley, R (9, 1) ERA: 9.0	1.0 S 7 3 2 2 0 1 0 0 0 0 0 0 0 13 25 18.00 4.000													

**New York Mets @ Cincinnati Reds**  
Riverfront Stadium, Cincinnati, OH

Mon Apr 08 1996, 7:05 PM EDT  
Att. 17,623 - Unknown - 40 F

livebaseballscorecards.com

<b>AB</b>	<b>40</b>
<b>R</b>	<b>6</b>
<b>H</b>	<b>12</b>
<b>RBI</b>	<b>6</b>
<b>BB</b>	<b>2</b>
<b>SO</b>	<b>7</b>
<b>LOB</b>	<b>26</b>



Batter	1	2	3	4	5	6	7	8	9	AB	R	H	RBI	BB	SO	LOB
Eric Davis, R OBP: 0.417, SLG: 0.250 (1, 7)	4-1 S S 1B BB	3-1 P5		4-2 2B 1-2 2-3 BB		4-2 CS BB				1	1	0	0	3	0	1
Barry Larkin, R OBP: 0.522, SLG: 0.842 (1, 6)	2-1 G1-3 1-2	1-1 P3		2-0 2B 1-3 2-H 3-H		2-2 CS 1-2	2-2 F8			4	0	1	2	0	0	2
Hal Morris, L OBP: 0.407, SLG: 0.417 (1, 3)	3-3 K		3-1 L7	3-1 F9			2-1 G4-6-3 1B			4	0	1	0	0	1	3
Reggie Sanders, R OBP: 0.423, SLG: 0.500 (1, 9)	4-1 S 1B 2-3 BB		3-2 G5-3		3-2 S 1B		2-1 G4-6-3			3	1	1	0	1	0	1
Eddie Taubensee, L OBP: 0.471, SLG: 0.692 (1, 2)	0-1 FC6-4 1B 1-H 3-H		2-3 K		4-0 G6-4-3 1-2 BB			0-1 G4-3		3	0	1	2	1	1	0
Chris Sabo, R OBP: 0.385, SLG: 0.364 (1, 5)	1-0 FC6-4 1-2f			2-3 K		2-2 G6-4-3		4-2 HR BB		3	0	0	0	0	1	3
Willie Greene, L OBP: 0.308, SLG: 0.455 (7, 5)										0	1	0	0	1	0	0
Mike Kelly, R OBP: 0.238, SLG: 0.278 (1, 8)		1-0 G3-1 S 1B 1B		1-2 G6-3		1-2 P3		1 SAFE 1 SAFE 2-2 P2		4	1	1	0	0	0	2
Jeff Branson, L OBP: 0.273, SLG: 0.381 (1, 4)		2-0 G3-1		0-0 E S 2B 1B		1-3 K		1 SAFE 1-2 HR		4	2	2	2	0	1	1
Pete Schourek, L OBP: 0.500, SLG: 0.333 (1, 1)		0-0		4-2 E 2B BB		2-3 K		3-3 K		2	1	1	1	1	1	0
Jeff Shaw, R (7, 1)										0	0	0	0	0	0	0
Marcus Moore, S (8, 1)										0	0	0	0	0	0	0
Vince Coleman, S OBP: 0.350, SLG: 0.250 (8, PH)										1	0	0	0	0	1	0
Jeff Brantley, R (9, 1)										0	0	0	0	0	0	0

Inning Stats	R: 2	H: 1	E: 0	K: 1	S: 11	H: 1	LOB: 1	BB: 2	P: 25	R: 1	H: 2	E: 0	K: 0	S: 7	H: 0	LOB: 0	BB: 0	P: 14	R: 0	H: 0	E: 0	K: 1	S: 8	R: 2	H: 2	E: 1	K: 1	S: 14	H: 1	LOB: 1	BB: 1	P: 23	R: 0	H: 0	E: 0	K: 2	S: 14	H: 0	LOB: 0	BB: 1	P: 22	R: 0	H: 1	E: 0	K: 0	S: 7	H: 1	LOB: 0	BB: 0	P: 13	R: 2	H: 1	E: 0	K: 1	S: 15	H: 1	LOB: 0	BB: 1	P: 25	1B: 6	SF: 0	2B: 1	SAC: 0	3B: 0	DP: 2	HR: 1	HBP: 0	WP: 0	PA: 37
--------------	------	------	------	------	-------	------	--------	-------	-------	------	------	------	------	------	------	--------	-------	-------	------	------	------	------	------	------	------	------	------	-------	------	--------	-------	-------	------	------	------	------	-------	------	--------	-------	-------	------	------	------	------	------	------	--------	-------	-------	------	------	------	------	-------	------	--------	-------	-------	-------	-------	-------	--------	-------	-------	-------	--------	-------	--------


PITCHER	IP	WLS	BF	H	R	ER	SO	BB	IBB	HBP	BLK	WP	HR	S	P	ERA	WHIP
Bobby Jones, R ERA: 13.5 (1, 1)	3.2	L	20	5	5	5	3	4	0	0	0	0	0	38	80	12.27	2.455
Robert Person, R ERA: 13.5 (4, 1)	0.1		1	0	0	0	0	0	0	0	0	0	0	2	5	0.00	0.000
Jerry Dipoto, R ERA: 4.5 (5, 1)	2.0		7	1	0	0	2	2	0	0	0	0	0	27	45	0.00	1.500
Bob MacDonald, L ERA: 4.5 (7, 1)	2.0		8	2	2	2	1	1	0	0	0	0	1	22	38	9.00	1.500

**BOTTOM**

**New York Mets @ Cincinnati Reds**  
Riverfront Stadium, Cincinnati, OH

Mon Apr 08 1996, 7:05 PM EDT  
Att: 17,623 - Unknown - 40 F

AB	29
R	7
H	8
RBI	7
BB	7
SO	6
LOB	13



**New York Mets @ Cincinnati Reds**  
 Riverfront Stadium, Cincinnati, OH

Tue Apr 09 1996, 7:05 PM EDT  
 Att. 15,958 - Unknown - 37 F

AB	41
R	12
H	12
RBI	10
BB	4
SO	9
LOB	17



WP	1	PA	47
PB	1		
SB	0		
CS	0		

AB R H RBI BB SO LOB

5	1	2	2	0	0	3
6	2	1	1	0	1	4
5	1	2	2	0	2	0
4	0	0	0	0	1	2
0	1	0	0	1	0	0
4	2	1	0	1	0	2
4	3	2	3	1	0	2
5	1	1	1	0	2	1
5	1	2	0	0	1	1
2	0	1	1	0	1	0
0	0	0	0	1	0	0
0	0	0	0	0	0	0
1	0	0	0	0	1	2

Batter	1	2	3	4	5	6	7	8	9
Lance Johnson, L (1, 8) OBP: 0.235, SLG: 0.424	0-0 G5-3		0-0 3B		0-0 2B	0-0 FC1-2 PB		0-0 FC3-6 1-2f	0-0 SF9
Bernard Gilkey, R (1, 7) OBP: 0.424, SLG: 0.645	0-0 G5-3		0-0 G5-3		0-0 2B	0-0 F7			E5 1B K
Rico Brogna, L (1, 3) OBP: 0.423, SLG: 0.500	0-3 K			0-3 K	0-0 2B		0-0 G3		0-0 BB 1B BB
Butch Huskey, R (1, 9) OBP: 0.069, SLG: 0.069 Carl Everett, S (7, PR) OBP: 0.600, SLG: 0.333	0-3 K			0-0 G5-3	0-0 G6-3		0-0 E5 G4-3		4-0 1B BB 1B BB
Jeff Kent, R (1, 5) OBP: 0.308, SLG: 0.292		0-0 G5-3		0-0 HR 1B	0-0 G6-3		0-0 G4-3		4-0 1B E BB
Todd Hundley, S (1, 2) OBP: 0.500, SLG: 0.870		0-0 L9		0-0 HR		4-0 1B BB 2B	0-0 P3		0-0 1B E 1B
Jose Vizcaino, S (1, 4) OBP: 0.333, SLG: 0.280		0-3 K		0-0 G3		0-3 K		0-0 G6-3	0-0 E SF9 1B
Rey Ordonez, R (1, 6) OBP: 0.286, SLG: 0.250			0-0 G6-3		0-0 E5 SH5-4 2B 1B	0-0 FC1-2 1B		0-3 K	0-0 FC6
Jason Isringhausen, R (1, 1) OBP: 0.333, SLG: 0.667 Kevin Roberson, S (8, PH) OBP: 0.400, SLG: 0.333 Doug Henry, R (8, 1) John Franco, L (8, 1)			0-3 K2-3		0-0 SH5-4	0-0 PB 2B		4-0 FC3-6 BB	0-3 K

Inning Stats	R: 0	H: 0	E: 0	K: 2	S: 8	P: 8	R: 0	H: 0	E: 0	K: 1	S: 5	P: 5	R: 0	H: 1	E: 0	K: 1	S: 6	P: 6	R: 2	H: 2	E: 0	K: 1	S: 7	P: 7	R: 3	H: 4	E: 1	K: 0	S: 7	P: 7	R: 1	H: 2	E: 0	K: 1	S: 7	P: 11	R: 0	H: 0	E: 1	K: 0	S: 4	P: 4	R: 0	H: 0	E: 0	K: 1	S: 5	P: 9	R: 6	H: 3	E: 2	K: 2	S: 12	P: 20	1B: 6	SF: 1	2B: 4	SAC: 1	3B: 1	DP: 0	HR: 1	HBP: 0	WP: 1	PA: 47
--------------	------	------	------	------	------	------	------	------	------	------	------	------	------	------	------	------	------	------	------	------	------	------	------	------	------	------	------	------	------	------	------	------	------	------	------	-------	------	------	------	------	------	------	------	------	------	------	------	------	------	------	------	------	-------	-------	-------	-------	-------	--------	-------	-------	-------	--------	-------	--------

PITCHER	IP	WLS	BF	H	R	ER	SO	BB	IBB	HBP	BLK	WP	HR	S	P	ERA	WHIP
John Smiley, L (1, 1) ERA: 5.4	5.2	L	28	9	6	6	6	1	0	0	0	1	1	39	43	9.53	1.765
Johnny Ruffin, R (6, 1) ERA:	1.1		5	0	0	0	0	0	0	0	0	0	0	5	5	0.00	0.000
Xavier Hernandez, R (8, 1) ERA: 13.5	1.0		6	1	2	1	1	1	0	0	0	0	0	7	11	9.00	2.000
Marcus Moore, R (9, 1) ERA: 6.0	0.0		4	2	1	1	0	2	0	0	0	0	0	2	10	∞	∞
Jeff Shaw, R (9, 1) ERA: 1.93	1.0		4	0	3	0	2	0	0	0	0	0	0	8	8	0.00	0.000

PITCHER	IP	WLS	BF	H	R	ER	SO	BB	IBB	HBP	BLK	WP	HR	S	P	ERA	WHIP
---------	----	-----	----	---	---	----	----	----	-----	-----	-----	----	----	---	---	-----	------

**BOTTOM**

**New York Mets @ Cincinnati Reds**  
 Riverfront Stadium, Cincinnati, OH

Tue Apr 09 1996, 7:05 PM EDT  
 Att: 15,958 - Unknown - 37 F

livebaseballscorecards.com

<b>AB</b>	<b>33</b>
<b>R</b>	<b>5</b>
<b>H</b>	<b>9</b>
<b>RBI</b>	<b>4</b>
<b>BB</b>	<b>5</b>
<b>SO</b>	<b>4</b>
<b>LOB</b>	<b>17</b>



AB	R	H	RBI	BB	SO	LOB
5	0	1	0	0	1	2
3	0	1	0	0	1	0
0	0	0	0	0	0	0
1	0	0	1	0	0	1
0	0	0	0	0	0	0
0	0	0	0	0	0	0
1	0	0	0	0	0	1
0	0	0	0	0	0	0
4	1	1	0	0	0	2
2	2	1	0	2	0	0
4	0	2	0	0	0	2
4	1	1	2	0	0	4
3	0	1	1	1	1	1
1	0	0	0	1	0	1
2	1	1	0	0	0	0
2	0	0	0	0	1	3
1	0	0	0	1	0	0
1B:	6	SF:	0			
2B:	3	SAC:	0			
3B:	0	DP:	3			
HR:	1	HBP:	0			

Batter	1	2	3	4	5	6	7	8	9
Vince Coleman, S OBP: 0.320, SLG: 0.238 (1, 7)	0-0 G6-3 ①		0-3 K ②		0-0 G4-3 ①		0-0 FC3-6 G4-3 ①		0-0 G6-4-3 1B ①
Lenny Harris, L Johnny Ruffin, R Jeff Branson, L Xavier Hernandez, L Marcus Moore, S Eric Davis, R Jeff Shaw, R (1, 4) (6, 1) (7, PH) (8, 1) (9, 1) (9, 8) (9, 1)	0-3 K ②		0-0 G1-3 ③		0-0 F9-3 1B ②		0-0 G4-3 ②		0-0 G6-4-3 ②
Barry Larkin, R OBP: 0.481, SLG: 0.739 (1, 6)	0-0 F9 ③			0-0 1B BB G6-3 1B	0-0 F9-3 ②		0-0 G4-3 ③		
Reggie Sanders, R OBP: 0.467, SLG: 0.500 (1, 9)		0-0 L8 G1-6-3 2B 1B		4-0 G6-3 1B 1-2 BB		0-0 F9 ①		4-0 HR BB	
Hal Morris, L OBP: 0.419, SLG: 0.464 (1, 3)		0-0 G1-6-3 ①		0-0 G6-3 1B 1-2 2-3		0-0 G6-3 2B		0-0 F7 ①	
Willie Greene, L OBP: 0.294, SLG: 0.600 (1, 5)		0-0 L8 ②		0-0 G6-3 ①		0-0 G6-3 ②		0-0 HR 1-H	
Mike Kelly, R OBP: 0.280, SLG: 0.333 (1, 8)		0-0 2B 3-H		4-0 S BB		0-3 K ③		0-0 G5-3 ②	
Joe Oliver, R Eddie Taubensee, L OBP: 0.167, SLG: 0.091 OBP: 0.474, SLG: 0.667 (1, 2) (7, 2)		0-0 G5-3 ③		4-0 1-2 IBB		0-0 FC3-6 G4-3 1B		0-0 G6-3 ③	
John Smiley, L Eric Owens, R OBP: 0.300, SLG: 0.222 (1, 1) (6, 4)			0-0 G6-3 ①	0-3 K ③		4-0 FC3-6 BB 1-2		0-0 F9 ①	

Inning	R	H	E	K	S	P	IP	WLS	BF	H	R	ER	SO	BB	IBB	HBP	BLK	WP	HR	S	P	ERA	WHIP
1	0	0	0	1	5	6	7.0	W	30	7	3	3	4	3	1	0	0	0	0	34	50	3.86	1.429
2	1	2	0	0	5	6	0.2		4	1	2	2	0	1	0	0	0	0	1	3	7	27.00	3.000
3	0	0	0	0	5	6	1.1	S	4	1	0	0	0	0	0	0	0	0	4	4	4	0.00	0.750

PITCHER	IP	WLS	BF	H	R	ER	SO	BB	IBB	HBP	BLK	WP	HR	S	P	ERA	WHIP
Jason Isringhausen, R ERA: 4.15 (1, 1)	7.0	W	30	7	3	3	4	3	1	0	0	0	0	34	50	3.86	1.429
Doug Henry, R ERA: 6.75 (8, 1)	0.2		4	1	2	2	0	1	0	0	0	0	1	3	7	27.00	3.000
John Franco, L ERA: 2.45 (8, 1)	1.1	S	4	1	0	0	0	0	0	0	0	0	0	4	4	0.00	0.750

Batter	1	2	3	4	5	6	7	8	9	AB	R	H	RBI	BB	SO	LOB	TOP										
Lance Johnson, L OBP: 0.282, SLG: 0.432 (1, 8) X	0-0 2B 1B	4-0 1B 1B BB		0-0 2B 1B	0-0 G6-3		0-3 K 2-3			4	3	2	0	1	1	2											
Bernard Gilkey, R OBP: 0.474, SLG: 0.722 (1, 7) X	0-0 E 2B	0-0 1B 1B		0-0 B4-3 2B		0-0 S 1B		0-0 F8		5	2	4	2	0	0	0											
Carl Everett, S OBP: 0.400, SLG: 0.250 (1, 9) S S S	0-3 K	0-0 1B 1B		0-0 B4-3 2B		0-3 K 1-2		0-0 G3-1		5	0	1	1	0	2	3											
Rico Brogna, L OBP: 0.419, SLG: 0.462 (1, 3) X	0-0 E4 1B	0-0 1B		4-0 IBB		0-0 L8		0-0 F7		4	1	1	1	1	0	1											
Todd Hundley, S OBP: 0.455, SLG: 0.741 (1, 2) X	0-0 F7	0-3 K		0-0 P8		4-0 IBB			0-3 K	4	0	0	0	1	2	5											
Jeff Kent, R OBP: 0.300, SLG: 0.286 Bob MacDonald, L (6, 1) Jerry Dipoto, R (7, 1) Kevin Roberson, S (9, PH) OBP: 0.333, SLG: 0.250	0-0 2B 1B	0-0 F9		0-3 K2-3		0-0 F9			0-3 K	4	1	1	1	0	1	6											
Jose Vizcaino, S OBP: 0.344, SLG: 0.310 (1, 4) X	0-0 1-H 2B		0-0 F9		0-0 F9		4-0 S SH1-4 BB		0-3 K	4	0	1	1	1	1	0											
Rey Ordonez, R OBP: 0.292, SLG: 0.304 (1, 6) X	0-0 G6-3		0-0 G1-3		0-0 G1-3 2B		0-0 SH1-4		0-0 K	3	0	1	0	0	0	1											
Paul Wilson, R Blas Minor, R Butch Huskey, R Robert Person, R Edgardo Alfonzo, R (1, 1) (4, 1) (5, PH) (5, 1) (6, 5)		0-0 F9	0-0 G5-3		0-0 G1-3		0-3 K			2	0	0	0	0	0	0											
<b>Inning Stats</b>	R: 4 E: 1 K: 1 S: 10	H: 4 LOB: 1 BB: 0 P: 10	R: 2 E: 0 K: 1 S: 8	H: 3 LOB: 2 BB: 1 P: 12	R: 0 E: 0 K: 0 S: 3	H: 0 LOB: 0 BB: 0 P: 3	R: 1 E: 0 K: 1 S: 7	H: 2 LOB: 2 BB: 1 P: 11	R: 0 E: 0 K: 0 S: 4	H: 1 LOB: 1 BB: 0 P: 4	R: 0 E: 0 K: 1 S: 6	H: 1 LOB: 2 BB: 1 P: 10	R: 0 E: 0 K: 2 S: 7	H: 0 LOB: 1 BB: 1 P: 11	R: 0 E: 0 K: 0 S: 3	H: 0 LOB: 0 BB: 0 P: 3	R: 0 E: 0 K: 3 S: 9	H: 0 LOB: 0 BB: 0 P: 9	1B: 7 2B: 4 3B: 0 HR: 0	SF: 0 SAC: 1 DP: 0 HBP: 0	WP: 0 PB: 0 SB: 3 CS: 0	PA: 43					
<b>PITCHER</b>	IP	WLS	BF	H	R	ER	SO	BB	IBB	HBP	BLK	WP	HR	S	P	ERA	WHIP										
Dave Burba, R ERA: 8.1 (1, 1)	5.0		28	10	7	4	3	1	1	0	0	0	0	32	40	7.20	2.200										
Tim Pugh, R ERA: 1.5 (6, 1)	2.0	W	9	1	0	0	3	1	1	0	0	0	0	13	21	0.00	1.000										
Jeff Shaw, R ERA: 1.59 (8, 1)	1.0		3	0	0	0	0	0	0	0	0	0	0	3	3	0.00	0.000										
Jeff Brantley, R ERA: 6.0 (9, 1)	1.0	S	3	0	0	0	3	0	0	0	0	0	0	9	9	0.00	0.000										

**New York Mets @ Cincinnati Reds**  
Riverfront Stadium, Cincinnati, OH

Wed Apr 10 1996, 7:05 PM EDT  
Att. 16,775 - Unknown - 56 F

AB	38
R	7
H	11
RBI	6
BB	4
SO	9
LOB	20







# Houston Astros @ Cincinnati Reds

## Riverfront Stadium, Cincinnati, OH

Thu Apr 11 1996, 7:05 PM EDT  
Att. 18,946 - Unknown - 70 F

AB	42
R	9
H	18
RBI	9
BB	5
SO	3
LOB	19



AB R H RBI BB SO LOB

6	1	4	0	0	0	1
6	0	1	0	0	1	3
2	2	1	0	4	1	0
5	2	3	3	0	0	5
4	2	1	0	1	0	2
5	1	2	1	0	0	0
5	0	2	1	0	1	2
4	0	2	2	0	0	1
4	1	2	2	0	0	4
1	0	0	0	0	0	1
0	0	0	0	0	0	0
0	0	0	0	0	0	0

1B:	14	SF:	1
2B:	3	SAC:	0
3B:	0	DP:	2
HR:	2	HBP:	0
WP:	1	PA:	48
PB:	0		
SB:	3		
CS:	0		

Batter	1	2	3	4	5	6	7	8	9
Brian Hunter, R OBP: 0.429, SLG: 0.457 (1, 8)	0-0 L7-4 S 1B	0-0 G1-3		0-0 1B 1B		0-0 G6-3 S 1B 1B	0-0 F9		0-0 G4-3 1B
Craig Biggio, R OBP: 0.341, SLG: 0.270 (1, 4)	0-0 F9 1-2		0-3 K	0-0 5 BB 1B		0-0 G6-3 1-3	0-0 G4-3		0-0 G4-3 1-2f
5 Jeff Bagwell, R OBP: 0.511, SLG: 0.697 (1, 3)	4-0 IBB		0-0 HR 2B	4-0 FC6-4 BB		4-0 1B 1B IBB	4-0 1B BB		0-3 K
Derek Bell, R OBP: 0.349, SLG: 0.513 (1, 9)	0-0 L7-4 2-3		0-0 HR 2-H	0-0 FC6-4 1-2f		0-0 1B S 1B 1-3 3-H	0-0 1B 1-2		
Rick Wilkins, L OBP: 0.414, SLG: 0.458 (1, 2)		0-0 WP G6-3 1B 1B	0-0 F7		0-0 G6-3	4-0 1B 1B SF9 IBB	0-0 G3-1		
Sean Berry, R OBP: 0.316, SLG: 0.371 (1, 5)		0-0 G6-3 WP 2B 1B	0-0 G6-3		0-0 G6-3	0-0 1B 1B 1-2 2-3 3-H		0-0 F9	
John Cangelosi, S OBP: 0.300, SLG: 0.300 (1, 7)		0-0 L3 1-2 2-3		0-0 G4-3 1B 1B	0-0 1B 1B	0-0 1B 1B 1-2 2-3 3-H		0-3 K	
Ricky Gutierrez, R OBP: 0.429, SLG: 0.364 (1, 6)		0-0 G6-3 2-3 3-H		0-0 F9 1-3 1B	0-0 1B 1B	0-0 SF9 3-H		0-0 1B	
Shane Reynolds, R OBP: 0.333, SLG: 1.000 Derrick May, L OBP: 0.174, SLG: 0.227 Jeff Tabaka, R Todd Jones, L		0-0 2B 3-H		0-0 HR	0-0 G6-3	0-0 G4-3		0-0 F8	

Inning Stats	R: 0 E: 0 K: 0 S: 3	H: 1 LOB: 1 BB: 1 P: 7	R: 2 E: 0 K: 0 S: 6	H: 3 LOB: 1 BB: 0 P: 6	R: 2 E: 0 K: 1 S: 7	H: 2 LOB: 0 BB: 0 P: 7	R: 1 E: 0 K: 0 S: 6	H: 3 LOB: 3 BB: 1 P: 10	R: 0 E: 0 K: 0 S: 5	H: 2 LOB: 2 BB: 0 P: 5	R: 4 E: 0 K: 0 S: 7	H: 4 LOB: 2 BB: 2 P: 15	R: 0 E: 0 K: 0 S: 4	H: 1 LOB: 2 BB: 1 P: 8	R: 0 E: 0 K: 1 S: 6	H: 1 LOB: 1 BB: 0 P: 6	R: 0 E: 0 K: 1 S: 5	H: 1 LOB: 0 BB: 0 P: 5
--------------	------------------------------	---------------------------------	------------------------------	---------------------------------	------------------------------	---------------------------------	------------------------------	----------------------------------	------------------------------	---------------------------------	------------------------------	----------------------------------	------------------------------	---------------------------------	------------------------------	---------------------------------	------------------------------	---------------------------------

PITCHER	IP	WLS	BF	H	R	ER	SO	BB	IBB	HBP	BLK	WP	HR	S	P	ERA	WHIP
Mark Portugal, R ERA: 6.52 (1, 1)	4.0	L	22	9	5	5	1	1	1	0	0	1	2	22	30	11.25	2.500
Johnny Ruffin, R ERA: 6.35 (5, 1)	1.1		11	5	4	4	0	0	2	0	0	0	0	9	17	27.00	3.750
Hector Carrasco, R ERA: 5.68 (6, 1)	2.2		12	3	0	0	1	1	0	0	0	0	0	13	17	0.00	1.500
Marcus Moore, R ERA: 4.5 (9, 1)	1.0		3	1	0	0	1	0	0	0	0	0	0	5	5	0.00	1.000

livebaseballscorecards.com

BOTTOM

Houston Astros @ Cincinnati Reds

Riverfront Stadium, Cincinnati, OH

Thu Apr 11 1996, 7:05 PM EDT

Att. 18,946 - Unknown - 70 F

livebaseballscorecards.com

AB	31
R	4
H	7
RBI	3
BB	7
SO	7
LOB	20



WP	2	PA	41
PB	0		
SB	1		
CS	2		

AB R H RBI BB SO LOB

2	1	1	0	3	0	0
4	0	1	0	1	1	2
5	0	1	1	0	1	5
5	2	2	0	0	1	2
1	1	0	0	2	0	1
4	0	1	1	0	0	3
3	0	0	1	0	1	2
3	0	1	0	1	0	1
1	0	0	0	0	1	1
1	0	0	0	0	0	1
0	0	0	0	0	0	0
1	0	0	0	0	1	0
1	0	0	0	0	1	2
0	0	0	0	0	0	0

1B	4	SF	0
2B	4	SAC	0
3B	0	DP	1
HR	0	HBP	2

Batter	1	2	3	4	5	6	7	8	9
Eric Davis, R (1, 8) OBP: 0.435, SLG: 0.313	0-0 CS 1B		4-0 2B G6-3 BB	4-0 BB BB			0-0 G6-3		4-0 BB
Barry Larkin, R (1, 6) OBP: 0.514, SLG: 0.679	0-3 K 1-2		0-0 F8 1-3 2B	4-0 BB 1-2 BB			0-0 F9		0-0 L4
Reggie Sanders, R (1, 9) OBP: 0.450, SLG: 0.484	0-0 CS 1B		0-0 G6-3	0-3 K			0-0 G4-3		0-0 P4
Eddie Taubensee, L (1, 2) OBP: 0.483, SLG: 0.840	0-0 CS 1-2	0-0 1B BB FC5-4 1B	0-0 F8 2-3		0-3 K			0-0 F7 G6-3 2B	0-0 F7
Hal Morris, L (1, 3) OBP: 0.475, SLG: 0.455		4-0 FC5-4 1B WP BB	4-0 BB		1-0 K L5-3 HBP			0-0 F7 2-3	
Chris Sabo, R (1, 5) OBP: 0.368, SLG: 0.353		0-0 FC5-4 1B	0-0 G4-3		0-0 L5-3 1-2			0-0 G6-3	
Mike Kelly, R (1, 7) OBP: 0.324, SLG: 0.333		0-0 FC5-4 G4-3 WP 1-2 2-3 3-H		0-0 G3		0-3 K		1-0 WP HBP	
Lenny Harris, L (1, 4) OBP: 0.357, SLG: 0.462		0-0 G4-3 1-3 3-H		0-0 S 2B		0-0 F8		4-0 BB 1-2	
Mark Portugal, R (1, 1) OBP: 0.333, SLG: 0.667 Willie Greene, L (4, PH) OBP: 0.333, SLG: 0.556 Johnny Kuttin, R (5, 1) Hector Carrasco, R (6, 1) Vince Coleman, S (8, PH) OBP: 0.296, SLG: 0.217 Marcus Moore, S (9, 1)		0-3 K		0-0 F5		0-3 K		0-3 K	
Inning Stats	R: 0 H: 2 E: 0 LOB: 0 K: 1 BB: 0 S: 5 P: 5	R: 2 H: 2 E: 0 LOB: 1 K: 1 BB: 1 S: 7 P: 11	R: 1 H: 1 E: 0 LOB: 2 K: 0 BB: 2 S: 4 P: 12	R: 0 H: 1 E: 0 LOB: 3 K: 1 BB: 2 S: 6 P: 14	R: 0 H: 0 E: 0 LOB: 0 K: 1 BB: 0 S: 4 P: 5	R: 0 H: 0 E: 0 LOB: 0 K: 2 BB: 0 S: 7 P: 7	R: 0 H: 0 E: 0 LOB: 0 K: 0 BB: 0 S: 3 P: 3	R: 1 H: 1 E: 0 LOB: 2 K: 1 BB: 1 S: 6 P: 11	R: 0 H: 0 E: 0 LOB: 1 K: 0 BB: 1 S: 3 P: 7

PITCHER	IP	WLS	BF	H	R	ER	SO	BB	IBB	HBP	BLK	WP	HR	S	P	ERA	WHIP
Shane Reynolds, R (1, 1) ERA: 5.21	7.0	W	30	6	3	3	6	5	0	1	0	1	0	36	57	3.86	1.571
Jeff Tabaka, L (8, 1) ERA: 2.57	1.0		7	1	1	1	1	2	0	1	0	1	0	6	15	9.00	3.000
Todd Jones, R (9, 1) ERA: 2.57	1.0		3	0	0	0	0	0	0	0	0	0	0	3	3	0.00	0.000

PITCHER	IP	WLS	BF	H	R	ER	SO	BB	IBB	HBP	BLK	WP	HR	S	P	ERA	WHIP
---------	----	-----	----	---	---	----	----	----	-----	-----	-----	----	----	---	---	-----	------

# Houston Astros @ Cincinnati Reds

## Riverfront Stadium, Cincinnati, OH

Fri Apr 12 1996, 7:05 PM EDT  
Att: 24,960 - Unknown - 74 F

[livebaseballscorecards.com](http://livebaseballscorecards.com)

AB	39
R	10
H	12
RBI	9
BB	9
SO	7
LOB	26



WP:	0	PA:	51
PB:	0		
SB:	2		
CS:	1		

AB R H RBI BB SO LOB

5	1	0	0	1	2	4
4	2	2	2	1	1	2
4	2	2	2	1	0	0
6	1	2	2	0	2	4
4	0	3	1	2	0	0
5	0	0	0	0	0	8
3	1	1	0	2	0	5
0	0	0	0	0	0	0
0	0	0	0	0	0	0
0	1	0	0	1	0	0
0	0	0	0	0	0	0
1	0	0	0	0	1	0

Batter 1 2 3 4 5 6 7 8 9 10

<p><b>Brian Hunter, R</b> (1, 8) OBP: 0.400, SLG: 0.412</p>	<p><b>Craig Biggio, R</b> (1, 4) OBP: 0.360, SLG: 0.390</p>	<p><b>5 Jeff Bagwell, R</b> (1, 3) OBP: 0.529, SLG: 0.757</p>	<p><b>Derek Bell, R</b> (1, 9) OBP: 0.347, SLG: 0.533</p>	<p><b>Rick Wilkins, L</b> (1, 2) OBP: 0.486, SLG: 0.536</p>	<p><b>Sean Berry, R</b> (1, 5) OBP: 0.295, SLG: 0.325</p>	<p><b>John Gangelosi, S</b> (1, 7) OBP: 0.400, SLG: 0.385</p> <p><b>Todd Jones, L</b> (9, 1)</p> <p><b>Jeff Tabaka, R</b> (10, 1)</p>	<p><b>Orlando Miller, R</b> (1, 6) OBP: 0.324, SLG: 0.441</p>	<p><b>Greg Swindell, L</b> (1, 1) OBP: 0.333, SLG: 0.500</p> <p><b>Anthony Young, R</b> (6, 1)</p> <p><b>Bill Spiers, L</b> (8, PH) OBP: 0.455, SLG: 0.700</p> <p><b>Alvin Morman, L</b> (8, 1)</p> <p><b>James Mouton, R</b> (9, 7) OBP: 0.176, SLG: 0.133</p>	<p>2-1 F7</p> <p>4-1 5 1B E BB</p> <p>2-1 1B E</p> <p>0-0 E4 3B</p> <p>4-0 BB</p> <p>1-2 P3</p>
<p>4-1 2B BB</p> <p>2-2 BB HBP</p> <p>2-3 K</p> <p>1-2 F8</p> <p>4-2 FC6-4 BB</p> <p>3-2 P4 CS HBP</p> <p>4-1 HR BB</p> <p>3-1 HR</p> <p>0-0 G5-3</p>	<p>2-2 2B</p> <p>2-2 BB HBP</p> <p>2-3 K</p> <p>4-2 FC6-4 BB</p> <p>0-2 P4</p> <p>1-1 FC6-4</p> <p>4-2 G6-3 S BB</p> <p>3-1 G6-3</p>	<p>1-0 F8</p> <p>1-0 P4</p> <p>1-0 1B</p> <p>2-3 K</p> <p>3-2 2B</p> <p>2-2 G6-3</p> <p>0-0 P6</p> <p>4-1 G6-3 S BB</p> <p>4-2 FC6-4 G6-3 BB</p> <p>0-1 G6-3</p>	<p>2-2 G1-3</p> <p>2-1 HR</p> <p>2-1 P6</p> <p>0-0 P4</p> <p>1-0 1B</p> <p>1-0 1B</p> <p>1-0 FC6-4 1B</p> <p>0-0 P6</p> <p>4-1 G6-3 S BB</p> <p>4-2 FC6-4 G6-3 BB</p> <p>0-1 G6-3</p>	<p>0-0 FC5-2-5</p> <p>2-1 SF7</p> <p>0-0 SF7</p> <p>1-1 F9</p> <p>1-0 FC6-4</p> <p>0-0 FC6-4</p> <p>3-2 S BB SF7 1B</p> <p>4-2 FC5-2-5 G6-3 BB</p> <p>0-1 G6-3</p>	<p>2-3 K</p> <p>2-1 SF7</p> <p>0-1 HR</p> <p>1-1 F9</p> <p>1-0 FC6-4</p> <p>1-3 FC6-4 1B</p> <p>0-0 P6</p> <p>2-0 2B</p> <p>3-2 S BB SF7 1B</p> <p>4-2 SF7 5 E HR BB</p>	<p>2-1 F7</p> <p>4-1 5 1B E BB</p> <p>2-1 1B E</p> <p>0-0 E4 3B</p> <p>4-0 BB</p> <p>1-2 P3</p>			

<b>Inning Stats</b>	R: 0 E: 0 K: 2 S: 7	H: 0 LOB: 1 BB: 1 P: 16	R: 2 E: 0 K: 0 S: 11	H: 1 LOB: 0 BB: 1 P: 20	R: 1 E: 0 K: 1 S: 19	H: 1 LOB: 3 BB: 2 P: 33	R: 0 E: 0 K: 0 S: 8	H: 0 LOB: 0 BB: 0 P: 15	R: 1 E: 0 K: 1 S: 14	H: 2 LOB: 1 BB: 0 P: 24	R: 0 E: 0 K: 0 S: 8	H: 0 LOB: 2 BB: 2 P: 18	R: 0 E: 0 K: 0 S: 5	H: 2 LOB: 2 BB: 0 P: 7	R: 3 E: 0 K: 1 S: 13	H: 2 LOB: 0 BB: 1 P: 21	R: 0 E: 0 K: 1 S: 8	H: 2 LOB: 1 BB: 0 P: 12	R: 3 E: 1 K: 1 S: 12	H: 2 LOB: 1 BB: 2 P: 27	1B: 5 2B: 3 3B: 1 HR: 3	SF: 1 SAC: 0 DP: 1 HBP: 2
---------------------	------------------------------	----------------------------------	-------------------------------	----------------------------------	-------------------------------	----------------------------------	------------------------------	----------------------------------	-------------------------------	----------------------------------	------------------------------	----------------------------------	------------------------------	---------------------------------	-------------------------------	----------------------------------	------------------------------	----------------------------------	-------------------------------	----------------------------------	----------------------------------	------------------------------------

<b>PITCHER</b>	IP	WLS	BF	H	R	ER	SO	BB	IBB	HBP	BLK	WP	HR	S	P	ERA	WHIP
<b>Roger Salkeld, R</b> (1, 1) ERA: 6.3	5.0		24	4	4	4	4	4	0	0	0	0	0	18	108	7.20	1.600
<b>Tim Pugh, R</b> (6, 1) ERA: 3.38	2.0		12	3	2	2	0	3	0	0	0	0	0	18	37	9.00	3.000
<b>Jeff Brantley, R</b> (8, 1) ERA: 5.4	2.0		8	3	1	1	2	0	0	0	0	0	1	16	21	4.50	1.500
<b>Marcus Moore, R</b> (10, 1) ERA: 7.2	1.0	L	7	2	3	2	1	2	0	0	0	0	0	12	27	18.00	4.000

Batter	1	2	3	4	5	6	7	8	9	10	AB	R	H	RBI	BB	SO	LOB	
Eric Davis, R OBP: 0.407, SLG: 0.263 Eddie Taubensee, L OBP: 0.484, SLG: 0.808 (1, 8) C X	G6-3 1-2		K 2-3			F9 2B E BB			K 2-3	K 4-2 BB 1-2 2-3 3-H	3 1	0 0	0 0	1 1	1 1	1 1	1 0	
Eric Owens, R OBP: 0.412, SLG: 0.467 Jeff Branson, L OBP: 0.269, SLG: 0.480 (1, 4) F C B X (8, 4) B X	F8 2B 2-2		L8 2-2			E 1B 1-3 2B	G4-3 2-2		HR 3-1	F8 1-1 BB	4 2	1 1	2 1	0 1	0 1	0 0	0 3	
Barry Larkin, R OBP: 0.476, SLG: 0.594 (1, 6) C X	F8 2-3			G5-3 2-2		E 1B 3-3	K 1-3		BB 4-0	BB 1-1	4	0	0	0	0	1	2	
Reggie Sanders, R OBP: 0.444, SLG: 0.486 (1, 9) C S T	K 0-2			2B 1-2		E 1B 4-1	G6-3 0-0		G6-3 1-1		4	1	1	0	1	1	2	
Chris Sabo, R OBP: 0.375, SLG: 0.364 (1, 5) X		P4 0-0		L4 2-2		E5 1B 3B 1-2 2-3 3-H		FC1-6 1B 0-0		BB 1B 1-1	5	2	2	1	0	0	3	
Hal Morris, L OBP: 0.467, SLG: 0.447 (1, 3) S B T X			K 1-3	G4-3 1-1		3B 1B 2-1	FC1-6 1B 0-1		BB BB 1B 1-2		5	1	2	2	0	1	2	
Mike Kelly, R OBP: 0.361, SLG: 0.393 Willie Greene, L OBP: 0.364, SLG: 0.684 Curtis Goodwin, L OBP: 0.333, SLG: 0.333 (1, 7) (6, PH) (7, 7) (10, 8) B B C X					4-1	F9-3 BB 1B 3B 1-H 3-H	G6-4-3 1B 2-2		K 0-3		1	0	1	0	1	0	0	
Joe Oliver, R OBP: 0.235, SLG: 0.133 (1, 2) (10, 7) C B X			G3 1-1		0-3	K 1-1	SH3-4 1B 3-H	G6-4-3 1B 0-0		BB BB 1-2 2-3	4	0	1	1	1	1	4	
Roger Salkeld, R Vince Coleman, S OBP: 0.285, SLG: 0.208 Tim Lincecum, R OBP: 0.333, SLG: 0.429 Marcos Moore, S Pete Schourek, L OBP: 0.400, SLG: 0.250 (1, 1) (5, PH) (6, 1) (8, 1) (9, PH) (10, 1) (10, PH)			P2 3-2		3-1	F9-3 1-2	SH3-4 1-2		G5-3 2-2	K 2-3	1 1 0 0 0 0 0 0 0 0 0 1	0 0 0 0 0 0 0 0 0 0 0	0 0 0 0 0 0 0 0 0 0 0	0 0 0 0 0 0 0 0 0 0 0	0 0 0 0 0 0 0 0 0 0 0	0 0 0 0 0 0 0 0 0 0 0	0 0 0 0 0 0 0 0 0 0 0	0 0 0 0 0 0 0 0 0 0 0

Inning Stats	R: 0	H: 1	E: 0	K: 1	S: 10	R: 0	H: 1	E: 0	K: 1	S: 8	R: 0	H: 0	E: 0	K: 1	S: 13	R: 0	H: 1	E: 0	K: 0	S: 15	R: 0	H: 0	E: 0	K: 1	S: 6	R: 6	H: 4	E: 1	K: 1	S: 19	R: 0	H: 0	E: 0	K: 1	S: 7	R: 0	H: 2	E: 0	K: 0	S: 8	R: 1	H: 1	E: 0	K: 1	S: 11	R: 1	H: 2	E: 0	K: 2	S: 16	1B: 6	2B: 5	3B: 1	HR: 1	SF: 0	SAC: 1	DP: 2	HBP: 0	WP: 0	PA: 47
--------------	------	------	------	------	-------	------	------	------	------	------	------	------	------	------	-------	------	------	------	------	-------	------	------	------	------	------	------	------	------	------	-------	------	------	------	------	------	------	------	------	------	------	------	------	------	------	-------	------	------	------	------	-------	-------	-------	-------	-------	-------	--------	-------	--------	-------	--------

PITCHER	IP	WLS	BF	H	R	ER	SO	BB	IBB	HBP	BLK	WP	HR	S	P	ERA	WHIP
Greg Swindell, L ERA: 6.46	(1, 1)	5.1		24	5	5	5	3	0	0	0	0	0	65	106	8.44	1.500
Anthony Young, R ERA: 2.35	(6, 1)	1.2		7	2	1	0	1	0	0	0	0	0	13	19	0.00	1.200
Alvin Morman, L ERA: 9.82	(8, 1)	1.0		4	2	0	0	0	0	0	0	0	0	8	10	0.00	2.000
Todd Jones, R ERA: 4.15	(9, 1)	1.2	W	10	3	2	3	2	0	0	0	0	1	23	42	10.80	3.000
Jeff Tabaka, L ERA: 2.45	(10, 1)	0.1	S	2	0	0	0	1	0	0	0	0	0	4	9	0.00	3.000

**Houston Astros @ Cincinnati Reds**  
Riverfront Stadium, Cincinnati, OH  
Fri Apr 12 1996, 7:05 PM EDT  
Att. 24,960 - Unknown - 74 F

[livebaseballscorecards.com](http://livebaseballscorecards.com)

AB	40
R	8
H	12
RBI	8
BB	6
SO	9
LOB	24



Batter	1	2	3	4	5	6	7	8	9	AB R H RBI BB SO LOB	TOP											
<b>Brian Hunter, R</b> (1, 8) OBP: 0.390, SLG: 0.400	3-1 1B S		1-2 K		2-2 F8		2-3 K			4 0 1 0 0 2 0												
<b>Craig Biggio, R</b> (1, 4) OBP: 0.370, SLG: 0.400	2-2 1B S		3-2 F9			2-1 FC6 1B 3B 1B		2-1 F8		4 1 2 0 0 0 0												
<b>5 Jeff Bagwell, R</b> (1, 3) OBP: 0.509, SLG: 0.700	0-2 P3			3-2 FC4-6 HBP		2-1 F8		1-2 F9		3 0 0 0 0 0 3												
<b>Derek Bell, R</b> (1, 9) OBP: 0.358, SLG: 0.551	3-3 K			1-0 FC4-6 G4-3 BB 1-2f		2-2 FC6 1B		0-0 S 2B		4 1 2 0 0 1 3												
<b>Sean Berry, R</b> (1, 5) OBP: 0.313, SLG: 0.349	0-3 K			4-0 SAFE G4-3 BB 1-2		1-2 FC6 3B 1-2f 2-3		2-2 2B 2-H		3 1 1 1 1 1 4												
<b>Tony Eusebio, R</b> (1, 2) OBP: 0.167, SLG: 0.412		2-2 G4-3		0-0 G4-3 1-2 2-3		2-0 3B 1-H 3-H		0-2 F8		4 0 1 2 0 0 3												
<b>James Mouton, R</b> (1, 7) OBP: 0.200, SLG: 0.167		0-1 CS 1B		2-1 F8		1-3 K			1-3 K	3 0 1 0 0 1 3 1 0 0 0 0 1 0												
<b>John Cangelosi, S</b> (9, PH) OBP: 0.375, SLG: 0.357																						
<b>Orlando Miller, R</b> (1, 6) OBP: 0.300, SLG: 0.405		1-3 K		3-3 K			0-2 P6		1-1 F7	3 0 0 0 0 2 1 1 0 0 0 0 0 0												
<b>Bill Spiers, L</b> (9, PH) OBP: 0.417, SLG: 0.636																						
<b>Mike Hampton, R</b> (1, 1) <b>Mike Simms, R</b> (7, PH) <b>Mark Small, R</b> (7, 1) <b>Alvin Morman, L</b> (7, 1) <b>Darryl Kile, R</b> (8, 1) <b>Derrick Wily, L</b> (9, PH) OBP: 1.000, SLG: 1.000 OBP: 0.167, SLG: 0.217			0-1 G4-3		1-0 F9		0-0 G5-3		0-0 P5	2 0 0 0 0 0 0 1 0 1 0 0 0 0 0 0												
<b>Inning Stats</b>	R: 0 E: 0 K: 2 S: 15	H: 2 LOB: 2 BB: 0 P: 23	R: 0 E: 0 K: 1 S: 9	H: 1 LOB: 0 BB: 0 P: 12	R: 0 E: 0 K: 1 S: 8	H: 0 LOB: 0 BB: 0 P: 12	R: 0 E: 0 K: 1 S: 7	H: 0 LOB: 2 BB: 1 P: 17	R: 0 E: 0 K: 1 S: 9	H: 0 LOB: 0 BB: 0 P: 15	R: 2 E: 0 K: 1 S: 15	H: 3 LOB: 1 BB: 0 P: 25	R: 0 E: 0 K: 1 S: 10	H: 0 LOB: 0 BB: 0 P: 12	R: 1 E: 0 K: 0 S: 16	H: 2 LOB: 1 BB: 0 P: 21	R: 0 E: 0 K: 1 S: 7	H: 0 LOB: 0 BB: 0 P: 9	1B: 5 2B: 2 3B: 1 HR: 0	SF: 0 SAC: 0 DP: 0 HBP: 1	WP: 0 PB: 0 SB: 3 CS: 1	PA: 36
<b>PITCHER</b>	IP WLS BF H R ER SO BB IBB HBP BLK WP HR S P ERA WHIP																					
<b>Pete Schourek, L</b> (1, 1) ERA: 2.75	8.0 W 33 8 3 3 7 1 0 1 0 0 0 0 89 137 3.38 1.125																					
<b>Jeff Brantley, R</b> (9, 1) ERA: 4.5	1.0 S 3 0 0 0 1 0 0 0 0 0 0 0 7 9 0.00 0.000																					

**Houston Astros @ Cincinnati Reds**  
Riverfront Stadium, Cincinnati, OH  
Sun Apr 14 1996, 3:33 AM EDT  
Cloudy - 43 F

livebaseballscorecards.com

AB	34
R	3
H	8
RBI	3
BB	1
SO	8
LOB	17



BOTTOM

Houston Astros @ Cincinnati Reds  
Riverfront Stadium, Cincinnati, OH

Sun Apr 14 1996, 3:33 AM EDT  
Cloudy - 43 F

livebaseballscorecards.com

AB	28
R	5
H	8
RBI	5
BB	4
SO	4
LOB	11



WP:	1	PA:	34
PB:	0	SB:	2
CS:	0		

AB	R	H	RBI	BB	SO	LOB	
4	0	0	0	0	0	2	
3	1	1	0	0	0	0	
1	0	0	0	0	1	1	
4	0	1	0	0	0	2	
2	1	1	0	2	0	0	
3	1	1	3	1	2	2	
3	1	1	0	1	0	2	
4	1	1	2	0	0	2	
3	0	2	0	0	1	0	
0	0	0	0	0	0	0	
1	0	0	0	0	0	0	
0	0	0	0	0	0	0	
1B:	5	SF:	0	WP:	1	PA:	34
2B:	1	SAC:	2	PB:	0	SB:	2
3B:	0	DP:	2	CS:	0		
HR:	2	HBP:	0				

Batter	1	2	3	4	5	6	7	8	9
Vince Coleman, S OBP: 0.250, SLG: 0.179 (1, 7)	1-0 F8 ①		0-0 B2-3 ②		0-0 G6-3 ③		2-1 G4-3 ②		
Eric Owens, R OBP: 0.400, SLG: 0.444 Jeff Branson, L OBP: 0.259, SLG: 0.462 (7, PH) (8, 4)	0-0 G6-4-3 1B		0-0 G6-3 ③			1-0 E6 G1-3 HR	0-3 K ③		
Barry Larkin, R OBP: 0.457, SLG: 0.583 (1, 6)	2-1 G6-4-3 1-2f			1-0 2B		0-0 G1-3 1-2		2-1 G6-3 ①	
Chris Sabo, R OBP: 0.429, SLG: 0.375 (1, 5)		3-2 1B		4-2 G6-4-3 BB		4-2 HR BB		1-0 F8 ②	
Eric Davis, R OBP: 0.419, SLG: 0.409 (1, 8)		0-3 K		2-3 K		3-0 HR 1-H 3-H		4-2 1B WP BB	
Mike Kelly, R OBP: 0.375, SLG: 0.387 (1, 9)		4-1 HR BB		3-2 G6-4-3 1-2f		0-2 F8 ②		1-0 S 1B	
Joe Oliver, R OBP: 0.238, SLG: 0.316 (1, 2)		0-1 HR 1-H		3-1 F9		1-0 L7		2-0 P4 ③	
Lenny Harris, L OBP: 0.389, SLG: 0.471 Hal Morris, L OBP: 0.467, SLG: 0.447 (8, 3)		3-3 K		3-1 SH3-4 1B			2-2 G4-3 SH2-4 1B		
Pete Schourek, L OBP: 0.333, SLG: 0.200 Jeff Brantley, R (9, 1)			1-0 F8 ①		0-2 SH3-4 1-2		0-0 SH2-4 ①		

Inning	R	H	E	K	S	H	LOB	BB	P	R	H	E	K	S	H	LOB	BB	P
1	0	1	0	4	7	2	0	0	10	3	1	0	1	14	1	0	19	
2	2	2	0	2	22	2	0	1	10	0	0	0	0	14	0	0	14	
3	0	0	0	3	10	0	0	0	10	0	0	0	0	14	0	0	14	
4	0	1	0	1	20	1	1	1	10	0	0	0	0	18	0	0	18	
5	0	0	0	3	10	0	0	0	10	0	0	0	0	14	0	0	14	
6	3	1	1	1	14	1	0	1	10	1	0	1	1	14	0	1	14	
7	0	0	0	1	14	0	0	0	10	0	0	0	0	14	0	0	14	
8	0	1	0	0	14	0	2	0	10	0	0	0	0	14	0	1	14	
9	0	0	0	0	14	0	0	0	10	0	0	0	0	14	0	0	14	


PITCHER	IP	WLS	BF	H	R	ER	SO	BB	IBB	HBP	BLK	WP	HR	S	P	ERA	WHIP
Mike Hampton, L ERA: 3.0	(1, 1)	6.0	25	6	5	4	3	3	0	0	0	0	2	47	86	6.00	1.500
Mark Small, R ERA: 6.75	(7, 1)	0.2	3	1	0	0	0	0	0	0	0	0	0	7	11	0.00	1.500
Alvin Morman, L ERA: 9.0	(7, 1)	0.1	1	0	0	0	1	0	0	0	0	0	0	3	3	0.00	0.000
Darryl Kile, R ERA: 9.35	(8, 1)	1.0	5	1	0	0	0	1	0	0	0	1	0	8	18	0.00	2.000

<b>Brian Hunter, R</b> OBP: 0.375, SLG: 0.383 (1, 8)	2-0 G6-3 ①		2-1 L5 ①		1-3 K ①		1-0 1B 1B ①	2-1 P6 ①		5 1 1 0 0 1 2
<b>Craig Biggio, R</b> OBP: 0.373, SLG: 0.388 (1, 4)	4-1 2B BB ②		1-1 L7 ②		2-2 G4-3 1-2f ②③		2-2 1B 2B 1B ②	1-3 K ②		4 2 1 1 1 1 2
<b>5 Jeff Bagwell, R</b> OBP: 0.517, SLG: 0.795 (1, 3)	0-0 P3 ②		4-2 BB ③				1-0 P3 ①	0-2 3B ③		4 1 2 2 1 0 3
<b>Derek Bell, R</b> OBP: 0.379, SLG: 0.574 (1, 9)	2-2 1B 1-H 2B ③		2-2 G5-3 ③				0-0 HR ③	1-1 SAFE 2B SF9 1B ③	0-0 G5-3 ③	5 1 3 2 0 0 2
<b>Sean Berry, R</b> OBP: 0.340, SLG: 0.417 (1, 5)	1-0 2-3 1B ③			0-1 G6-4-3 2B ③		1-1 G6-4-3 1-2f ③	1-1 SF9 1-3 2-H 2B ③		2-1 F9 ①	5 0 3 1 0 0 1
<b>Rick Wilkins, L</b> OBP: 0.550, SLG: 0.677 <b>Doug Brocail, L</b> (9, PR)		1-0 1B ①		4-2 G6-4-3 BB ①		3-1 HR ①	4-0 FC4-6 IBB ①		1-1 1B ①	3 1 3 1 2 0 0 0 0 0 0 0 0 0
<b>James Mouton, R</b> OBP: 0.217, SLG: 0.150 <b>Derrick May, L</b> OBP: 0.154, SLG: 0.208 (7, PH) (7, 7)		1-3 SAFE K ①		0-1 G6-4-3 1-2f 2-3 ①②		4-2 S BB ②	1-0 SF9 ②		1-0 F9 ②	2 0 0 0 1 1 3 1 0 0 1 0 0 1
<b>Ricky Gutierrez, R</b> OBP: 0.375, SLG: 0.308 <b>Alvin Morman, L</b> (4, 1) <b>Mike Simms, R</b> (6, PH) <b>Jeff Tabaka, R</b> (6, 1) <b>Bill Spiers, L</b> OBP: 0.385, SLG: 0.583 <b>Anthony Young, R</b> (7, 1) <b>Tony Eusebio, R</b> OBP: 0.158, SLG: 0.389 (9, PH)		3-2 F8 ②		1-2 G3 ③		1-2 G5-3 ③	1-2 FC4-6 1-2f ③		2-2 F9 ③	2 0 0 0 0 0 2 0 0 0 0 0 0 0 1 0 0 0 0 0 1 0 0 0 0 0 0 0 1 0 0 0 0 0 2 0 0 0 0 0 0 0 1 0 0 0 0 0 1
<b>Doug Drabek, R</b> (1, 1) <b>Orlando Miller, R</b> OBP: 0.349, SLG: 0.421 (4, 6)		0-2 G6-3 ③			0-0 G4-3 1B ③			4-2 1B BB ③	4-2 WP 3B BB ③	1 0 0 0 0 0 1 1 2 1 0 2 0 0

<b>Inning Stats</b>	R: 1 H: 2 E: 0 LOB: 2 K: 0 BB: 1 S: 7 P: 16	R: 0 H: 1 E: 0 LOB: 1 K: 1 BB: 0 P: 19	R: 0 H: 0 E: 0 LOB: 1 K: 0 BB: 1 P: 19	R: 0 H: 1 E: 0 LOB: 1 K: 0 BB: 1 P: 15	R: 0 H: 1 E: 0 LOB: 0 K: 1 BB: 0 P: 11	R: 2 H: 3 E: 0 LOB: 1 K: 0 BB: 1 S: 12 P: 23	R: 4 H: 4 E: 0 LOB: 2 K: 0 BB: 2 S: 16 P: 32	R: 1 H: 1 E: 0 LOB: 1 K: 1 BB: 1 P: 19	R: 0 H: 1 E: 0 LOB: 1 K: 0 BB: 0 P: 15	1B: 8 SF: 1 2B: 3 SAC: 0 3B: 1 DP: 3 HR: 2 HBP: 0	WP: 1 PA: 44 PB: 0 SB: 1 CS: 0
---------------------	---	--	--	--	--	--	--	--	--	---	--------------------------------

<b>PITCHER</b>	IP WLS BF H R ER SO BB IBB HBP BLK WP HR S P ERA WHIP												
<b>John Smiley, L</b> ERA: 5.19 (1, 1)	5.2 25 8 3 3 2 4 0 0 0 0 2 58 99 4.76 2.118												
<b>Tim Pugh, R</b> ERA: 6.48 (6, 1)	0.1 4 2 3 3 0 1 0 0 0 0 0 10 18 81.00 9.000												
<b>Jeff Shaw, R</b> ERA: 2.7 (7, 1)	1.0 W 6 2 1 1 0 0 1 0 0 0 0 9 18 9.00 2.000												
<b>Hector Carrasco, R</b> ERA: 6.14 (8, 1)	1.0 5 1 1 1 1 1 0 0 0 1 0 12 19 9.00 2.000												
<b>Jeff Brantley, R</b> ERA: 3.86 (9, 1)	1.0 S 4 1 0 0 0 0 0 0 0 0 0 9 15 0.00 1.000												
<b>PITCHER</b>	IP WLS BF H R ER SO BB IBB HBP BLK WP HR S P ERA WHIP												

Houston Astros @ Cincinnati Reds  
Riverfront Stadium, Cincinnati, OH  
Sun Apr 14 1996, 3:38 AM EDT  
Att. 21,552 - Sunny - 50 F

livebaseballscorecards.com	<b>AB</b> 36
	<b>R</b> 8
	<b>H</b> 14
	<b>RBI</b> 8
	<b>BB</b> 7
	<b>SO</b> 3
	<b>LOB</b> 21
	



BOTTOM

Houston Astros @ Cincinnati Reds  
Riverfront Stadium, Cincinnati, OH

Sun Apr 14 1996, 3:38 AM EDT  
Att. 21,552 - Sunny - 50 F

livebaseballscorecards.com

AB	32
R	9
H	11
RBI	9
BB	10
SO	10
LOB	20



WP:	0	PA:	45
PB:	0		
SB:	1		
CS:	0		

1B:	8	SF:	2
2B:	2	SAC:	1
3B:	0	DP:	1
HR:	2	HBP:	0

AB R H RBI BB SO LOB

5 2 2 2 0 1 5

2 0 0 0 3 2 0

3 1 0 0 2 1 2

3 2 2 1 1 0 1

4 2 2 2 1 1 4

3 1 0 1 1 3 2

5 0 0 0 0 2 5

3 1 2 1 2 0 0

3 0 3 2 0 0 0  
0 0 0 0 0 0 0  
0 0 0 0 0 0 0  
0 0 0 0 0 0 0  
0 0 0 0 0 0 0  
1 0 0 0 0 0 1  
0 0 0 0 0 0 0

Batter	1	2	3	4	5	6	7	8	9
Vince Coleman, S OBP: 0.270, SLG: 0.303 (1, 7)									
Eric Anthony, L (1, 9)									
Barry Larkin, R OBP: 0.451, SLG: 0.538 (1, 6)									
Eddie Taubensee, L OBP: 0.500, SLG: 0.828 (1, 2)									
Hal Morris, L OBP: 0.480, SLG: 0.524 (1, 3)									
Eric Davis, R OBP: 0.389, SLG: 0.360 (1, 8)									
Willie Greene, L OBP: 0.296, SLG: 0.542 (1, 5)									
Jeff Branson, L OBP: 0.344, SLG: 0.483 (1, 4)									
John Smiley, L OBP: 0.429, SLG: 0.429 (1, 1)									
Tim Pugh, R (6, 1)									
Jeff Shaw, R (7, 1)									
Lenny Harris, L OBP: 0.389, SLG: 0.471 (7, PH)									
Hector Carrasco, R (8, 1)									
Eric Owens, R OBP: 0.381, SLG: 0.421 (8, PH)									
Jeff Brantley, R (9, 1)									

Inning Stats	R: 5	H: 2	E: 1	LOB: 2	K: 1	BB: 4	S: 19	R: 0	H: 0	E: 0	LOB: 0	K: 1	BB: 1	S: 7	R: 1	H: 2	E: 0	LOB: 2	K: 2	BB: 1	S: 13	R: 0	H: 1	E: 0	LOB: 2	K: 2	BB: 1	S: 13	R: 0	H: 1	E: 0	LOB: 1	K: 1	BB: 0	S: 10	R: 1	H: 2	E: 0	LOB: 2	K: 2	BB: 1	S: 13	R: 2	H: 2	E: 0	LOB: 2	K: 0	BB: 2	S: 15	R: 0	H: 1	E: 0	LOB: 1	K: 1	BB: 0	S: 8
--------------	------	------	------	--------	------	-------	-------	------	------	------	--------	------	-------	------	------	------	------	--------	------	-------	-------	------	------	------	--------	------	-------	-------	------	------	------	--------	------	-------	-------	------	------	------	--------	------	-------	-------	------	------	------	--------	------	-------	-------	------	------	------	--------	------	-------	------

PITCHER	IP	WLS	BF	H	R	ER	SO	BB	IBB	HBP	BLK	WP	HR	S	P	ERA	WHIP
Doug Drabek, R ERA: 3.86 (1, 1)	3.1		22	5	6	3	4	7	0	0	0	0	0	46	94	8.10	3.600
Alvin Morman, L ERA: 6.35 (4, 1)	1.2		6	1	0	0	3	0	0	0	0	0	0	16	27	0.00	0.600
Jeff Tabaka, L ERA: 3.24 (6, 1)	1.0		6	2	1	1	2	1	0	0	0	0	0	13	27	9.00	3.000
Anthony Young, R ERA: 3.72 (7, 1)	2.0	L	11	3	2	2	1	2	0	0	1	0	0	23	43	9.00	2.500

Batter	1	2	3	4	5	6	7	8	9	10	AB R H RBI BB SO LOB	TOP																					
Vince Coleman, S OBP: 0.238, SLG: 0.263 Marcus Moore, S (9, 1) Jeff Brantley, R (10, 1)	0-1 P6		3-3 K	1-3 K			3-2 F7		1-3 K		5 0 0 0 0 3 2 0 0 0 0 0 0 0 0 0 0 0 0 0 0																						
Eric Anthony, L (1, 9)	4-2 FC5-4 BB		4-1 BB		3-2 G6-3		0-0 G1-3		2-3 K		3 0 0 0 2 1 0																						
Barry Larkin, R OBP: 0.429, SLG: 0.568 (1, 6)	1-0 FC5-4 CS		0-0 L9		1-0 F8		3-1 G3		1-1 HR		5 1 1 1 0 0 2																						
Eddie Taubensee, L OBP: 0.512, SLG: 0.794 (1, 2)	1-0 CS	3-2 G1-3 1B		2-2 2B 2B 1B		0-0 G3-1		0-1 G6-3		1-0 CS 1B	5 1 3 0 0 0 0																						
Hal Morris, L OBP: 0.491, SLG: 0.553 (1, 3)		1-0 G1-3		1-0 2B 2B		1-2 CS 1B		3-1 1B		3-3 K	5 1 3 0 0 1 2																						
Mike Kelly, R OBP: 0.409, SLG: 0.441 (1, 8)		3-2 HBP		2-1 SH1-4 2B		0-0 CS 1B		2-0 P6			3 0 2 2 0 0 1																						
Willie Greene, L OBP: 0.267, SLG: 0.481 Chris Sabo, R (8, PH) (8, 5)		1-3 K		3-3 K		2-3 K		1-0 F9			3 0 0 0 0 3 5 1 0 0 0 0 0 1																						
Jeff Branson, L OBP: 0.361, SLG: 0.452 (1, 4)		1-1 F7		4-2 SH1-4 BB		4-2 FC4-6 BB			2-2 F8		2 0 0 0 2 0 2																						
Dave Burba, R (1, 1) Johnny Ruffin, R (8, 1) Eric Davis, R OBP: 0.378, SLG: 0.346 (9, PH) (9, 7)			2-3 K		0-0 SH1-4 BB		0-1 FC4-6		2-3 K		2 0 0 0 0 1 2 0 0 0 0 0 0 0 1 0 0 0 0 1 0																						
<b>Inning Stats</b>	R: 0 E: 0 K: 0 S: 6	H: 0 LOB: 0 BB: 1 P: 12	R: 0 E: 0 K: 1 S: 12	H: 1 LOB: 2 BB: 0 P: 21	R: 0 E: 0 K: 2 S: 8	H: 0 LOB: 1 BB: 1 P: 17	R: 2 E: 0 K: 2 S: 22	H: 3 LOB: 2 BB: 1 P: 35	R: 0 E: 0 K: 0 S: 5	H: 0 LOB: 0 BB: 0 P: 9	R: 0 E: 0 K: 1 S: 12	H: 2 LOB: 2 BB: 1 P: 19	R: 0 E: 0 K: 0 S: 7	H: 0 LOB: 0 BB: 0 P: 13	R: 0 E: 0 K: 0 S: 6	H: 1 LOB: 1 BB: 0 P: 12	R: 0 E: 0 K: 2 S: 11	H: 0 LOB: 0 BB: 0 P: 16	R: 1 E: 0 K: 2 S: 13	H: 2 LOB: 1 BB: 0 P: 20	1B: 6 2B: 3 3B: 0 HR: 1	SF: 0 SAC: 1 DP: 1 HBP: 1	WP: 0 PB: 0 SB: 0 CS: 4	PA: 42									
<b>PITCHER</b>	IP WLS BF H R ER SO BB IBB HBP BLK WP HR S P ERA WHIP																																
Jim Bullinger, R ERA: 4.76 (1, 1)	5.0	24	6	2	2	5	3	0	1	0	0	0	0	0	0	57	99	3.60	1.800														
Larry Casian, L ERA: 4.15 (6, 1)	1.0	3	0	0	0	1	1	0	0	0	0	0	0	0	8	14	0.00	1.000															
Mike Perez, R ERA: 5.4 (7, 1)	1.0	3	0	0	0	0	0	0	0	0	0	0	0	0	7	13	0.00	0.000															
Bob Patterson, L ERA: 1.35 (8, 1)	3.0	L 11	3	1	1	4	0	0	0	0	0	0	1	30	48	3.00	1.000																

Cincinnati Reds @ Chicago Cubs  
Wrigley Field, Chicago, IL  
Mon Apr 15 1996, 7:05 PM CDT  
Att. 20,395 - Unknown - 35 F

livebaseballscorecards.com

AB 35  
R 3  
H 9  
RBI 3  
BB 4  
SO 10  
LOB 17



Batter	1	2	3	4	5	6	7	8	9	10	AB	R	H	RBI	BB	SO	LOB
<b>Brian McRae, S</b> OBP: 0.367, SLG: 0.370 (1, 8)	1-2 F8		0-1 G3			1-2 BB 2B	1-0 F7			0-0 23 G5-3 1B	5	0	2	0	0	0	0
<b>23 Ryne Sandberg, R</b> OBP: 0.293, SLG: 0.292 (1, 4)	1-1 G5-3			3-2 F9		3-3 K		3-3 K		1-1 G5-3	5	0	0	0	0	2	3
<b>Mark Grace, L</b> OBP: 0.439, SLG: 0.460 (1, 3)	1-2 F8			2-3 K		4-0 BB IBB		1-3 K		4-0 IBB	3	0	0	0	2	2	0
<b>Sammy Sosa, R</b> OBP: 0.278, SLG: 0.412 (1, 9)		2-3 K		2-3 K		1-3 K		0-3 K		2-3 K	5	0	0	0	0	5	5
<b>Luis Gonzalez, L</b> OBP: 0.432, SLG: 0.400 (1, 7)		0-0 L8			4-2 WP BB	4-2 BB			1-2 2-3 3-H BB		2	0	0	1	2	0	0
<b>Scott Servais, R</b> OBP: 0.452, SLG: 0.811 (1, 2)		3-2 2B			0-0 L8	1-0 P2			3-0 F8		4	0	1	0	0	0	4
<b>Leo Gomez, R</b> OBP: 0.333, SLG: 0.800 (1, 5)		1-2 K			1-3 K		2-2 HR		0-1 E6		4	1	1	1	0	2	2
<b>Rey Sanchez, R</b> OBP: 0.298, SLG: 0.341 (1, 6)			2-3 K		1-3 K		3-2 P3		1-2 F9		4	0	0	0	0	2	2
<b>Jim Bullinger, R</b> OBP: 0.714, SLG: 1.333 (6, 1)			2-3 K			1-1 2B BB 1B		3-3 K		2-3 K	1	0	0	0	0	1	0
<b>Larry Casian, R</b> Ozzie Timmons, R Mike Peretz, R Brooks Kieschnick, L Bob Patterson, R Scott Bullett, L (10, PH)											0	0	0	0	0	0	0

BOTTOM	
<b>Cincinnati Reds @ Chicago Cubs</b> Wrigley Field, Chicago, IL Mon Apr 15 1996, 7:05 PM CDT Att. 20,395 - Unknown - 35 F	
<b>AB 36</b>	
<b>R 2</b>	
<b>H 5</b>	
<b>RBI 2</b>	
<b>BB 4</b>	
<b>SO 16</b>	
<b>LOB 16</b>	
	
<b>WP: 1 PA: 40</b>	
<b>PB: 0</b>	
<b>SB: 0</b>	
<b>CS: 0</b>	

Inning Stats	R: 0	H: 0	E: 0	K: 0	S: 8	H: 0	LOB: 0	BB: 0	P: 11	R: 0	H: 1	E: 0	K: 2	S: 12	H: 0	LOB: 1	BB: 0	P: 18	R: 0	H: 0	E: 0	K: 2	S: 8	H: 0	LOB: 0	BB: 0	P: 12	R: 0	H: 0	E: 0	K: 2	S: 12	H: 0	LOB: 0	BB: 0	P: 19	R: 0	H: 0	E: 0	K: 2	S: 10	H: 0	LOB: 1	BB: 1	P: 16	R: 1	H: 2	E: 0	K: 2	S: 18	H: 2	LOB: 3	BB: 2	P: 33	R: 1	H: 1	E: 0	K: 1	S: 16	H: 1	LOB: 0	BB: 0	P: 25	R: 0	H: 0	E: 0	K: 3	S: 11	H: 0	LOB: 0	BB: 0	P: 15	R: 0	H: 0	E: 1	K: 0	S: 9	H: 0	LOB: 1	BB: 0	P: 14	R: 0	H: 1	E: 0	K: 2	S: 12	H: 1	LOB: 2	BB: 1	P: 21	1B: 2	SF: 0	2B: 2	SAC: 0	3B: 0	DP: 0	HR: 1	HBP: 0	WP: 1	PA: 40
<b>PITCHER</b>	<b>IP</b>	<b>WLS</b>	<b>BF</b>	<b>H</b>	<b>R</b>	<b>ER</b>	<b>SO</b>	<b>BB</b>	<b>IBB</b>	<b>HBP</b>	<b>BLK</b>	<b>WP</b>	<b>HR</b>	<b>S</b>	<b>P</b>	<b>ERA</b>	<b>WHIP</b>																																																																																			
<b>Dave Burba, R</b> ERA: 5.82 (1, 1)	7.0		28	4	2	2	11	2	1	0	0	1	1	84	134	2.57	0.857																																																																																			
<b>Johnny Ruffin, R</b> ERA: 5.4 (8, 1)	1.0		3	0	0	0	3	0	0	0	0	0	0	11	15	0.00	0.000																																																																																			
<b>Marcus Moore, R</b> ERA: 6.0 (9, 1)	1.0	W	4	0	0	0	0	0	0	0	0	0	0	9	14	0.00	0.000																																																																																			
<b>Jeff Brantley, R</b> ERA: 3.38 (10, 1)	1.0	S	5	1	0	0	2	0	1	0	0	0	0	12	21	0.00	1.000																																																																																			

Batter	1	2	3	4	5	6	7	8	9	AB R H RBI BB SO LOB	TOP											
Vince Coleman, S OBP: 0.213, SLG: 0.233 (1, 7)	0-0 B2-3		0-0 G4-3		0-0 G5-3		0-1 G3		0-0 G3	5 0 0 0 0 0 1												
Eric Anthony, L (1, 9)	4-2 BB		0-2 G3		3-3 K			2-2 G6-3		3 0 0 0 1 1 1												
Barry Larkin, R OBP: 0.433, SLG: 0.574 (1, 6)	1-0 F7		4-2 BB		2-1 F9 2B			1-1 G5-3		3 0 1 0 1 0 1												
Eddie Taubensee, L OBP: 0.467, SLG: 0.711 (1, 2)	2-1 P5		1-2 P6		3-3 K			1-1 G3		4 0 0 0 0 1 3												
Hal Morris, L OBP: 0.492, SLG: 0.531 (1, 3)		4-1 F8 BB BB		2-1 G3-1		4-0 S IBB		1-0 G4-3		2 0 0 0 2 0 0												
Bret Boone, R OBP: 0.250, SLG: 0.250 (1, 4)		2-3 K		1-3 K		0-0 F9		0-1 HR 1B		4 1 1 0 0 2 3												
Mike Kelly, R OBP: 0.404, SLG: 0.417 (1, 8)		4-2		0-1 P8		2-2 SAFE F7		0-0 HR 1-H		2 0 0 0 1 0 2												
Hector Carrasco, R (6, 1)		1-2 BB				1-2				0 0 0 0 0 0 0												
Jeff Shaw, R (6, 1)										0 0 0 0 0 0 0												
Lenny Harris, L OBP: 0.421, SLG: 0.667 (9, PH)										1 1 1 2 0 0 0												
Jeff Branson, L OBP: 0.375, SLG: 0.457 (1, 5)		1-1 F8		3-2 G5-3 SH1-4 1B		2-0 G6-4-3 1B		2-2 F7		4 0 2 0 0 0 2												
Mark Portugal, R OBP: 0.250, SLG: 0.500 (1, 1)		1-2 G6-3		1-0 SAFE SH1-4		3-2 G6-4-3 1-2f		1-1 HR		1 0 0 0 0 0 2												
Eric Davis, R OBP: 0.385, SLG: 0.464 (6, 8)				1-2						2 1 1 1 0 0 1												
<b>Inning Stats</b>	R: 0 E: 0 K: 0 S: 6	H: 0 LOB: 1 BB: 1 P: 13	R: 0 E: 0 K: 1 S: 12	H: 0 LOB: 2 BB: 2 P: 24	R: 0 E: 0 K: 0 S: 11	H: 0 LOB: 1 BB: 1 P: 16	R: 0 E: 0 K: 1 S: 7	H: 0 LOB: 0 BB: 0 P: 10	R: 0 E: 0 K: 1 S: 9	H: 1 LOB: 1 BB: 0 P: 16	R: 0 E: 0 K: 1 S: 10	H: 1 LOB: 2 BB: 1 P: 21	R: 0 E: 0 K: 0 S: 8	H: 1 LOB: 0 BB: 0 P: 13	R: 0 E: 0 K: 0 S: 8	H: 0 LOB: 0 BB: 0 P: 12	R: 3 E: 0 K: 0 S: 10	H: 3 LOB: 0 BB: 0 P: 14	1B: 3 2B: 1 3B: 0 HR: 2	SF: 0 SAC: 1 DP: 1 HBP: 0	WP: 0 PB: 0 SB: 1 CS: 0	PA: 37
<b>PITCHER</b>	IP WLS BF H R ER SO BB IBB HBP BLK WP HR S P ERA WHIP																					
Steve Trachsel, R ERA: (1, 1)	6.0 W 25 2 0 0 4 4 1 0 0 0 0 55 100 0.00 1.000																					
Terry Adams, R ERA: 1.08 (7, 1)	2.0 6 1 0 0 0 0 0 0 0 0 0 16 25 0.00 0.500																					
Doug Jones, R ERA: 7.94 (9, 1)	1.0 6 3 3 3 0 0 0 0 0 0 0 2 10 14 27.00 3.000																					

Cincinnati Reds @ Chicago Cubs  
Wrigley Field, Chicago, IL  
Tue Apr 16 1996, 3:33 AM CDT  
Att. 11,464 - Cloudy - 40 F

livebaseballscorecards.com

AB 31  
R 3  
H 6  
RBI 3  
BB 5  
SO 4  
LOB 16



Batter	1	2	3	4	5	6	7	8	9
<b>Brian McRae, S</b> (1, 8) OBP: 0.354, SLG: 0.362	0-2 G1-3	0-1 L8			2-2 1B	0-0 SF8		1-0 G6-3	
<b>23 Ryne Sandberg, R</b> (1, 4) OBP: 0.286, SLG: 0.302	1-1 G5-3		1-2 F8		1-3 K	2-1 2B		2-3 K	
<b>Mark Grace, L</b> (1, 3) OBP: 0.426, SLG: 0.444	3-1 FC6-4 1B		2-2 G4-3			P6			
<b>Sammy Sosa, R</b> (1, 9) OBP: 0.293, SLG: 0.418	0-1 FC6-4		0-0 G6-3			0-0 HBP 2B	1-2 G6-4-3 1B		
<b>Luis Gonzalez, L</b> (1, 7) OBP: 0.479, SLG: 0.432		2-2 1B FC5-2 1B		4-0 CS BB		4-0 HBP 2B	2-0 G6-4-3 1B		
<b>Scott Servais, R</b> (1, 2) OBP: 0.457, SLG: 0.769		4-1 FC5-2 1B BB		3-2 F8		1-1 2B 1B HBP	1-0 G6-4-3		
<b>Leo Gomez, R</b> (1, 5) OBP: 0.368, SLG: 0.789		0-0 FC5-2 1B		1-3 K		0-1 1B SF8 2B	0-3 K		
<b>Rey Sanchez, R</b> (1, 6) OBP: 0.314, SLG: 0.362		0-2 FC5-2			0-1 B5-4 2B	4-2 SF8 23 2B BB		1-2 G4-3	
<b>Steve Trachsel, R</b> (1, 1) <b>Scott Bullett, L</b> (6, PH) <b>Terry Adams, R</b> (7, 1) <b>Todd Haney, R</b> (8, PH) <b>Doug Jones, R</b> (9, 1)		0-3 K			0-0 B5-4	2-2 23 2B 1B		4-2 G6-3 BB	

Inning Stats	R: 0 E: 0 K: 0 S: 9	H: 1 LOB: 1 BB: 0 P: 13	R: 0 E: 0 K: 1 S: 14	H: 2 LOB: 3 BB: 1 P: 20	R: 0 E: 0 K: 0 S: 7	H: 0 LOB: 0 BB: 0 P: 10	R: 0 E: 0 K: 1 S: 7	H: 0 LOB: 0 BB: 1 P: 15	R: 0 E: 0 K: 1 S: 11	H: 2 LOB: 1 BB: 0 P: 14	R: 6 E: 0 K: 0 S: 16	H: 4 LOB: 1 BB: 2 P: 29	R: 0 E: 0 K: 1 S: 9	H: 2 LOB: 1 BB: 0 P: 13	R: 0 E: 0 K: 1 S: 13	H: 0 LOB: 1 BB: 1 P: 21
--------------	------------------------------	----------------------------------	-------------------------------	----------------------------------	------------------------------	----------------------------------	------------------------------	----------------------------------	-------------------------------	----------------------------------	-------------------------------	----------------------------------	------------------------------	----------------------------------	-------------------------------	----------------------------------

PITCHER	IP	WLS	BF	H	R	ER	SO	BB	IBB	HBP	BLK	WP	HR	S	P	ERA	WHIP
<b>Mark Portugal, R</b> (1, 1) ERA: 6.6	5.1	L	25	7	4	4	3	3	0	1	0	0	0	53	82	6.75	1.875
<b>Hector Carrasco, R</b> (6, 1) ERA: 8.59	0.0		2	1	0	0	0	1	0	0	0	0	0	6	12	∞	∞
<b>Jeff Shaw, R</b> (6, 1) ERA: 1.93	2.2		11	3	2	2	2	1	0	0	0	0	0	27	41	6.75	1.500


**BOTTOM**

AB	R	H	RBI	BB	SO	LOB
4	0	1	1	0	0	4
5	0	1	2	0	2	2
4	0	1	0	0	0	1
4	1	2	0	0	0	1
2	1	2	0	2	0	0
2	1	0	0	1	0	3
4	1	2	2	0	2	1
3	1	1	0	1	0	3
2	0	0	0	0	1	4
1	1	1	1	0	0	0
0	0	0	0	0	0	0
0	0	0	0	1	0	0
0	0	0	0	0	0	0

**AB 31**  
**R 6**  
**H 11**  
**RBI 6**  
**BB 5**  
**SO 5**  
**LOB 19**

**WP: 0** **PA: 38**  
**PB: 0**  
**SB: 0**  
**CS: 1**

**Cincinnati Reds @ Chicago Cubs**  
**Wrigley Field, Chicago, IL**  
Tue Apr 16 1996, 3:33 AM CDT  
Att: 11,464 - Cloudy - 40 F



livebaseballscorecards.com

Batter	1	2	3	4	5	6	7	8	9	10	AB R H RBI BB SO LOB	TOP												
Lenny Harris, L OBP: 0.375, SLG: 0.652 (1, 9)	0-1 F8	0-1 P5		0-1 3B 1-H 2-H		3-2 G5-3			0-0 G4-3		5 0 1 2 0 0 1	<p>Cincinnati Reds @ Chicago Cubs</p> <p>Wrigley Field, Chicago, IL</p> <p>Wed Apr 17 1996, 3:33 AM CDT</p> <p>Att: 13,023 - Sunny - 50 F</p>												
Bret Boone, R OBP: 0.222, SLG: 0.222 (1, 4)	0-1 G6-3		0-2 G6-3	0-1 L8			0-1 G1-3 1B		3-2 F8		5 0 1 0 0 0 1													
Barry Larkin, R OBP: 0.431, SLG: 0.549 (1, 6)	0-1 2B 1B		1-2 P6		2-0 P3		2-1 G1-3		4-1 S BB		4 1 1 0 1 0 1													
Eddie Taubensee, L OBP: 0.500, SLG: 0.732 (1, 2)	1 SAFE 0-0 1-H 2B		4-2 BB		3-2 P6		1-1 2B 1B		4-2 1 SAFE 1 SAFE 1 SAFE 1 P 1 B BB		3 1 2 1 2 0 0													
Hal Morris, L OBP: 0.484, SLG: 0.537 (1, 3)	1-3 K		2-3 K		0-1 FC5-4 1B		0-0 1-H 2B		2-2 F7		5 0 2 1 0 2 4													
Eric Davis, R OBP: 0.364, SLG: 0.424 (1, 8)		2-2 3B 1B		2-3 K	2-0 FC5-4 1-2f		2-2 G6-3			3-1 L7	5 1 1 0 0 1 2													
Jeff Branson, L OBP: 0.400, SLG: 0.564 (1, 5)		0-0 1-H 3B		4-1 E 3B BB		1-1 G6-3 3B		0-0 F8		2-2 G3-1	4 2 2 1 1 0 0													
Vince Coleman, S OBP: 0.192, SLG: 0.208 (1, 7)		1-3 K		1-2 E6 3B		0-0 G6-3		0-3 K		0-1 P6	5 1 0 1 0 2 2													
Kevin Jarvis, L Eric Anthony, L Roger Salkeld, R Willie Greene, L Tim Pugh, R Mike Kelly, R Johnny Ruffin, R (1, 1) (4, PH) (4, 1) (6, PH) (6, 1) (8, PH) (8, 1)		2-3 K2-3		1-3 K		0-0 P3		1-3 K			1 0 0 0 0 1 1 1 0 0 0 0 1 2 0 0 0 0 0 0 0 1 0 0 0 0 0 0 0 0 0 0 0 0 0 1 0 0 0 0 1 0 0 0 0 0 0 0 0													
<b>Inning Stats</b>	R: 1 E: 0 K: 1 S: 10	H: 2 LOB: 1 BB: 0 P: 11	R: 1 E: 0 K: 2 S: 13	H: 2 LOB: 1 BB: 0 P: 18	R: 0 E: 0 K: 1 S: 11	H: 0 LOB: 1 BB: 1 P: 18	R: 2 E: 1 K: 2 S: 15	H: 1 LOB: 1 BB: 1 P: 23	R: 0 E: 0 K: 0 S: 7	H: 1 LOB: 0 BB: 0 P: 11	R: 1 E: 0 K: 0 S: 7		H: 3 LOB: 1 BB: 0 P: 17	R: 0 E: 0 K: 2 S: 8	H: 0 LOB: 0 BB: 0 P: 9	R: 0 E: 0 K: 0 S: 14	H: 0 LOB: 2 BB: 2 P: 25	R: 0 E: 0 K: 0 S: 7	H: 0 LOB: 0 BB: 0 P: 12	1B: 5 2B: 2 3B: 3 HR: 0	SF: 0 SAC: 0 DP: 0 HBP: 0	WP: 0 PB: 0 SB: 1 CS: 0	PA: 44	
<b>PITCHER</b>	IP WLS BF H R ER SO BB IBB HBP BLK WP HR S P ERA WHIP																							
Jaime Navarro, R ERA: 4.28 (1, 1)	6.2		31	9	6	4	6	2	0	0	0	0	0	0	0	0	0	0	0	0	0	0	5.40	1.650
Doug Jones, R ERA: 6.43 (7, 1)	1.1		5	1	0	0	2	0	0	0	0	0	0	0	0	0	0	0	0	0	0	0	0.00	0.750
Turk Wendell, R ERA: 0.82 (9, 1)	2.0	W	8	0	0	0	0	2	0	0	0	0	0	0	0	0	0	0	0	0	0	0	0.00	1.000

livebaseballscores.com

AB	40
R	6
H	10
RBI	6
BB	4
SO	8
LOB	14



Batter	1	2	3	4	5	6	7	8	9	10	AB	R	H	RBI	BB	SO	LOB
Brian McRae, S OBP: 0.357, SLG: 0.344 (1, 8)	4-0 1B E 23 BB	2-1 G4-6-3 1-2f		4-2 23 S 2B BB			0-0 L7		1-1 P6		3	2	0	0	2	0	1
23 Ryne Sandberg, R OBP: 0.294, SLG: 0.316 (1, 4)	0-1 SAFE E4 E 1B 1-2	1-0 F8		3-1 1-H 2B			4-2 BB		0-3 K		4	1	1	1	1	1	1
Mark Grace, L OBP: 0.424, SLG: 0.431 (1, 3)	3-2 F7		0-0 HR 1B	0-1 G4-3			1-0 L8			4-1 HR BB	4	2	1	0	1	0	4
Sammy Sosa, R OBP: 0.302, SLG: 0.517 (1, 9)	1-3 K		2-0 1-H HR		2-1 P2		0-0 P3			2-1 SAFE 1-H HR	5	2	2	4	0	1	3
Luis Gonzalez, L OBP: 0.481, SLG: 0.439 (1, 7)	3-2 E5 1B 1B		2-0 F8		1-1 F9			1-2 SH1-3 1B			4	1	2	0	0	0	0
Turk Wendell, L OBP: 1.000, SLG: 1.000 (9, 1)	1-3 2-H 1B 1B		1-3 K		1-3 K			0-0 SH1-3		1-2	3	0	1	1	0	2	0
Scott Servais, R OBP: 0.449, SLG: 0.738 (1, 2)	1-0 1B 1B		2-3 K				3-2 E5 FC6-4		0-0 P4		4	0	1	1	0	1	1
Leo Gomez, R OBP: 0.348, SLG: 0.696 (1, 5)	1-1 1B 1B						1-2 SAFE FC6-4 G5-6-4		1-3 K		4	0	0	0	0	1	4
Rey Sanchez, R OBP: 0.291, SLG: 0.333 (1, 6)	1-2 F8						1-0 SAFE G5-6-4		1-0 F9		3	0	1	0	0	0	1
Jaime Navarro, R OBP: 0.300, SLG: 0.300 (1, 1)		2-2 G4-6-3 1B									0	0	0	0	0	0	0
Doug Jones, R (7, 1)											1	0	0	0	0	0	0
Scott Bullett, L OBP: 0.375, SLG: 0.167 (9, 7)											1	0	0	0	0	0	0

Inning Stats	R: 3	H: 3	E: 2	K: 1	S: 21	H: 3	R: 2	E: 0	K: 2	S: 9	H: 2	R: 1	E: 0	K: 0	S: 11	H: 1	R: 0	E: 1	K: 0	S: 7	H: 0	R: 0	E: 0	K: 0	S: 5	H: 0	R: 0	E: 0	K: 1	S: 8	H: 1	R: 0	E: 0	K: 1	S: 6	H: 0	R: 2	E: 0	K: 0	S: 3	H: 1	R: 0	E: 0	K: 0	S: 9	1B: 6	2B: 1	3B: 0	HR: 2	SF: 0	SAC: 1	DP: 2	HBP: 0	WP: 0	PA: 40
--------------	------	------	------	------	-------	------	------	------	------	------	------	------	------	------	-------	------	------	------	------	------	------	------	------	------	------	------	------	------	------	------	------	------	------	------	------	------	------	------	------	------	------	------	------	------	------	-------	-------	-------	-------	-------	--------	-------	--------	-------	--------

PITCHER	IP	WLS	BF	H	R	ER	SO	BB	IBB	HBP	BLK	WP	HR	S	P	ERA	WHIP
Kevin Jarvis, R ERA: 6.0 (1, 1)	3.0		16	6	5	2	3	1	0	0	0	0	1	36	62	6.00	2.333
Roger Salkeld, R ERA: 6.0 (4, 1)	2.0		8	1	1	1	1	1	0	0	0	0	0	18	29	4.50	1.000
Tim Pugh, R ERA: 5.23 (6, 1)	2.0		7	0	0	0	0	1	0	0	0	0	0	12	22	0.00	0.500
Johnny Ruffin, R ERA: 6.23 (8, 1)	2.0	L	9	2	2	2	2	1	0	0	0	0	1	17	27	9.00	1.500

BOTTOM

Cincinnati Reds @ Chicago Cubs  
Wrigley Field, Chicago, IL  
Wed Apr 17 1996, 3:33 AM CDT  
Att. 13,023 - Sunny - 50 F


livebaseballscorecards.com

AB	35
R	8
H	9
RBI	7
BB	4
SO	6
LOB	15







Batter	1	2	3	4	5	6	7	8	9	AB	R	H	RBI	BB	SO	LOB	BOTTOM				
<b>Brian Hunter, R</b> OBP: 0.388, SLG: 0.397 (1, 8)	2-2 F8		0-0 2B 1B	0-0 F8		2-1 G3-1 5 2B	0-2 FC6-4 1B			5	2	3	0	0	0	2	<b>Cincinnati Reds @ Houston Astros</b> Astrodome, Houston, TX Fri Apr 19 1996, 8:05 PM EDT Att: 22,728 - Dome - 67 F  livebaseballscorecards.com  <b>AB 41</b> <b>R 13</b> <b>H 18</b> <b>RBI 13</b> <b>BB 2</b> <b>SO 6</b> <b>LOB 18</b>  				
<b>Craig Biggio, R</b> OBP: 0.400, SLG: 0.383 (1, 4)	3-2 E7 S 1B		0-1 1B SF8 2B	2-2 5 1B 1B		0-1 G3-1	1-1 FC6-4 5 1B 1B			5	4	2	1	0	0	2					
<b>5 Jeff Bagwell, R</b> OBP: 0.560, SLG: 0.857 <b>Bill Spiers, L</b> OBP: 0.357, SLG: 0.538 (1, 3) (8, 3)	4-2 S 1B BB		2-2 F9	2-1 1B 1B		1-1 2B 2B	3-2 1B 1B			4	3	3	3	1	0	1					
<b>Derek Bell, R</b> OBP: 0.397, SLG: 0.609 (1, 9)	0-0 L6		0-0 FC5-4 1B	3-2 1-2 2-H 3-H 1B		0-2 1B 2B	1-0 1B 1B			5	1	4	3	0	0	2					
<b>Sean Berry, R</b> OBP: 0.368, SLG: 0.459 (1, 5)	1-1 1B		2-2 SF8	1-3 K		2-0 1B SF8 1B	1-2 1B 1B			4	1	3	5	0	1	2					
<b>Tony Eusebio, R</b> OBP: 0.167, SLG: 0.348 (1, 2)	3-3 K		1-2 FC5-4		0-0 F7	1-0 1B	1-2 K			5	0	1	0	0	2	4					
<b>James Mouton, R</b> OBP: 0.267, SLG: 0.231 (1, 7)		1-2 G5-3		1-1 F8 5 1B 1B	1-1 FC6-4 1B	0-1 SF8	1-2 G6-3			4	1	2	1	0	0	0					
<b>Orlando Miller, R</b> OBP: 0.352, SLG: 0.458 <b>Ricky Gutierrez, R</b> OBP: 0.350, SLG: 0.250 (1, 6) (3, 6)		0-1 F7		4-2 1B 5 1B BB	3-2 FC6-4	0-0 G6-3	3-3 K			1	0	0	0	0	0	0					
<b>Greg Swindell, L</b> OBP: 0.333, SLG: 0.500 <b>Doug Brocail, L</b> <b>Anthony Young, R</b> <b>Mike Simms, R</b> <b>Mark Small, R</b> (1, 1) (2, 1) (7, 1) (8, PH) (9, 1)		1-1 G6-3		0-1 L9	0-3 K		0-3 K	1-2 G4-3		0	0	0	0	0	0	0					
<b>Inning Stats</b>	R: 2 E: 1 K: 1 S: 15	H: 1 LOB: 1 BB: 1 P: 28	R: 0 E: 0 K: 0 S: 7	H: 0 LOB: 0 BB: 0 P: 9	R: 2 E: 0 K: 0 S: 15	H: 3 LOB: 1 BB: 0 P: 20	R: 3 E: 0 K: 1 S: 18	H: 4 LOB: 2 BB: 1 P: 31	R: 0 E: 0 K: 1 S: 9	H: 1 LOB: 1 BB: 0 P: 13	R: 4 E: 0 K: 2 S: 14	H: 5 LOB: 1 BB: 0 P: 20	R: 2 E: 0 K: 2 S: 20	H: 4 LOB: 2 BB: 0 P: 27	R: 0 E: 0 K: 1 S: 10	H: 0 LOB: 0 BB: 0 P: 15		1B: 14 2B: 4 3B: 0 HR: 0	SF: 2 SAC: 0 DP: 0 HBP: 0	WP: 0 PB: 0 SB: 2 CS: 0	PA: 45
<b>PITCHER</b>	IP WLS L	BF H R ER SO	H R ER SO	BB IBB HBP BLK	WP HR S P	ERA WHIP	<b>PITCHER</b>	IP WLS L	BF H R ER SO	BB IBB HBP BLK	WP HR S P	ERA WHIP									
<b>Pete Schourek, L</b> ERA: 4.01 (1, 1)	5.0	27	9	7	5	3	2	0	0	0	0	9.00	2.200								
<b>Tim Pugh, R</b> ERA: 9.0 (6, 1)	1.2	12	7	6	6	1	0	0	0	0	0	32.40	4.200								
<b>Jeff Shaw, R</b> ERA: 1.86 (7, 1)	0.1	3	2	0	0	1	0	0	0	0	0	0.00	6.000								
<b>Marcus Moore, R</b> ERA: 5.14 (8, 1)	1.0	3	0	0	0	1	0	0	0	0	0	0.00	0.000								

Batter	1	2	3	4	5	6	7	8	9	AB R H RBI BB SO LOB	TOP																									
Vince Coleman, S OBP: 0.207, SLG: 0.208 (1, 7)	2-2 F8		2-3 K		0-0 S S 2-H 1B	0-0 P4		0-1 F9		5 0 1 1 0 1 1																										
Lenny Harris, L OBP: 0.345, SLG: 0.571 Johnny Ruffin, R (8, 1)	0-0 G4-3		2-2 CS 1B		1-3 SAFE K	1-2 G4-3		0-3 K		5 0 1 0 0 2 2 0 0 0 0 0 0 0																										
Barry Larkin, R OBP: 0.438, SLG: 0.534 (1, 6)	2-0 S 1B		2-3 SAFE K		4-0 BB		0-0 WP 2B 1B		0-1 F8	4 1 2 0 1 1 1																										
Eddie Taubensee, L OBP: 0.491, SLG: 0.717 (1, 2)	3-2 SAFE SAFE G3-1				0-0 1B 1B	2-1 G3		2-1 SAFE G4-3 1-H 2B	1-2 G4-3	5 0 2 1 0 0 3																										
Hal Morris, L OBP: 0.466, SLG: 0.556 (1, 3)					1-0 F7		1-0 HR		2-1 F8	5 1 1 1 0 0 2																										
Bret Boone, R OBP: 0.235, SLG: 0.250 (1, 4)					2-2 SAFE G6-4-3 1B		1-2 HR 1B		0-2 G5-3	4 1 2 0 0 0 1																										
Eric Davis, R OBP: 0.358, SLG: 0.488 (1, 8)					1-0 G6-4-3		2-2 HR		2-2 G4-3	4 1 1 2 0 0 4																										
Jeff Branson, L OBP: 0.408, SLG: 0.581 (1, 5)					0-1 1B 2B		1-0 F9		3-1 G3	4 1 2 0 0 0 0																										
John Smiley, L OBP: 0.400, SLG: 0.400 Chris Sabo, R OBP: 0.412, SLG: 0.467 Thomas Howard, S (8, PH) (8, 9)					0-3 K		1-3 K		2-1 HR	3 0 1 0 0 2 3 1 1 1 1 0 0 0 0 0 0 0 0 0 0																										
<b>Inning Stats</b>	R: 0 E: 0 K: 0 S: 11	H: 1 LOB: 1 BB: 0 P: 18	R: 0 E: 1 K: 1 S: 11	H: 1 LOB: 2 BB: 0 P: 12	R: 0 E: 0 K: 2 S: 12	H: 1 LOB: 0 BB: 0 P: 18	R: 0 E: 0 K: 0 S: 6	H: 2 LOB: 1 BB: 0 P: 10	R: 1 E: 0 K: 2 S: 11	H: 2 LOB: 2 BB: 1 P: 19	R: 3 E: 0 K: 0 S: 15	H: 4 LOB: 1 BB: 0 P: 24	R: 1 E: 0 K: 0 S: 15	H: 2 LOB: 1 BB: 0 P: 22	R: 1 E: 0 K: 1 S: 9	H: 1 LOB: 0 BB: 0 P: 14	R: 0 E: 0 K: 0 S: 8	H: 0 LOB: 0 BB: 0 P: 11	1B: 9 2B: 2 3B: 0 HR: 3	SF: 0 SAC: 0 DP: 1 HBP: 0	WP: 1 PB: 0 SB: 3 CS: 1	PA: 41														
<b>PITCHER</b>	IP WLS BF H R ER SO BB IBB HBP BLK WP HR S P ERA WHIP																																			
Doug Drabek, R ERA: 5.02 Jeff Tabaka, L ERA: 3.72 Jim Dougherty, R ERA: Alvin Morman, L ERA: 5.4	(1, 1) (6, 1) (7, 1) (8, 1)	5.0 1.1 0.2 2.0	L	25 7 2 7	10 3 0 1	4 1 0 1	4 1 0 1	5 0 0 1	1 0 0 0	0 0 0 0	0 0 0 0	0 1 8 17	2 15 10 25	88 25 10 25	7.20 6.75 0.00 4.50	2.200 2.250 0.000 0.500																				

Cincinnati Reds @ Houston Astros  
Astrodome, Houston, TX  
Sat Apr 20 1996, 8:05 PM EDT  
Att: 34,098 - Dome - 67 F

livebaseballscorecards.com

AB	40
R	6
H	14
RBI	6
BB	1
SO	6
LOB	17



Batter	1	2	3	4	5	6	7	8	9	AB	R	H	RBI	BB	SO	LOB
Brian Hunter, R OBP: 0.369, SLG: 0.377 (1, 8)	2-2 F8		2-2 G5-3		1-2 G5-3		0-0 G5-3			4	0	0	0	0	0	2
Craig Biggio, R OBP: 0.418, SLG: 0.413 (1, 4)	1-2 G5-4-3 1B		2-1 G6-3			0-1 1B 2B		4-0 G6-4-3 BB		3	1	2	0	1	0	1
5 Jeff Bagwell, R OBP: 0.532, SLG: 0.800 (1, 3)	1-0 G5-4-3 1-2f			0-0 L7		2-0 P5		1-2 G6-4-3 1-2f		4	0	0	0	0	0	3
Derek Bell, R OBP: 0.390, SLG: 0.589 (1, 9)		0-3 K		3-2 G5-3		1-1 S 1B		0-3 K		4	0	1	1	0	2	0
Sean Berry, R OBP: 0.375, SLG: 0.453 (1, 5)		4-2 BB		2-2 1B S 1B		1-0 F7		2-3 K		3	0	1	0	1	1	1
Tony Eusebio, R OBP: 0.214, SLG: 0.370 (1, 2)		0-3 SAFE K		1-2 1-3 1B		0-1 F8		1-1 FC3-6 1B		4	0	2	0	0	1	2
James Mouton, R OBP: 0.273, SLG: 0.241 Bill Spiers, L OBP: 0.333, SLG: 0.500 (9, PH)	1-0 F8		1-0 F8		1-2 F8		1-1 G5-3 1B		3-3 K	3	0	1	0	0	0	3
Ricky Gutierrez, R OBP: 0.348, SLG: 0.316 Rick Wilkins, L OBP: 0.510, SLG: 0.590 (9, PH)			1-1 SH5-4 2B		0-0 G6-3		1-3 K		1-0 FC3-6 1-2f	1	0	0	0	0	1	1
Doug Drabek, R Jeff Tabaka, R Jim Dougherty, R Mike Simms, R Alvin Morman, L			0-1 SH5-4		0-0 P4		1-0 G5-3			1	0	0	0	0	0	0

Inning Stats	R: 0	H: 1	E: 0	K: 0	S: 8	H: 0	LOB: 1	BB: 0	P: 12	R: 0	H: 0	E: 0	K: 2	S: 10	R: 0	H: 1	E: 0	K: 0	S: 9	R: 0	H: 2	E: 0	K: 0	S: 18	R: 0	H: 0	E: 0	K: 0	S: 5	R: 1	H: 2	E: 0	K: 0	S: 8	R: 0	H: 1	E: 0	K: 1	S: 8	R: 0	H: 0	E: 0	K: 1	S: 6	R: 0	H: 1	E: 0	K: 2	S: 9	1B: 6	SF: 0	2B: 2	3B: 0	HR: 0	SAC: 1	DP: 2	HBP: 0	WP: 0	PB: 0	SB: 3	CS: 0	PA: 35
--------------	------	------	------	------	------	------	--------	-------	-------	------	------	------	------	-------	------	------	------	------	------	------	------	------	------	-------	------	------	------	------	------	------	------	------	------	------	------	------	------	------	------	------	------	------	------	------	------	------	------	------	------	-------	-------	-------	-------	-------	--------	-------	--------	-------	-------	-------	-------	--------

PITCHER	IP	WLS	BF	H	R	ER	SO	BB	IBB	HBP	BLK	WP	HR	S	P	ERA	WHIP
John Smiley, L ERA: 4.07 (1, 1)	7.0	W	28	7	1	1	3	1	0	0	0	0	0	66	94	1.29	1.143
Johnny Ruffin, R ERA: 5.06 (8, 1)	2.0		7	1	0	0	3	1	0	0	0	0	0	15	27	0.00	1.000

BOTTOM

Cincinnati Reds @ Houston Astros  
Astrodome, Houston, TX  
Sat Apr 20 1996, 8:05 PM EDT  
Att: 34,098 - Dome - 67 F

livebaseballscorecards.com

AB	32
R	1
H	8
RBI	1
BB	2
SO	6
LOB	16





Batter	1	2	3	4	5	6	7	8	9	AB	R	H	RBI	BB	SO	LOB
Brian Hunter, R OBP: 0.382, SLG: 0.390 (1, 8)	2-2 G1-3 SF8 1B	0-1 5 BB 1-3 1B		0-0 G5-3	3-1 F9			1-0 5 1B HR 1B		5	2	3	0	0	0	3
Craig Biggio, R OBP: 0.440, SLG: 0.424 (1, 4)	4-1 5 G1-3 1-2 BB	4-0 5 BB 1-2 BB		1-1 BB 2-H 5 BB 1B		0-1 FC5-4 1B		1 SAFE 1 SAFE 1 SAFE P5		3	0	2	1	2	0	1
5 Jeff Bagwell, R OBP: 0.536, SLG: 0.778 (1, 3)	0-2 G1-3 1-2 2-3	4-2 1-2 2-3 3-H BB		4-1 BB 1-2 BB		1-0 F8		1 SAFE 1 SAFE 1 SAFE 1 SAFE 1-2 HR 1B		3	1	1	1	2	0	3
Derek Bell, R OBP: 0.390, SLG: 0.618 (1, 9)	1-0 SF8 3-H	2-3 K		4-2 1-2 2-3 BB		0-0 FC5-4 1-2f		0-0 1-H 3-H HR		3	1	1	4	1	1	4
Rick Wilkins, L OBP: 0.464, SLG: 0.523 (1, 2)	0-3 K		2-0 G6-3	2-2 P4		2-1 F7		1-3 K		5	0	0	0	0	2	5
Derrick May, L OBP: 0.216, SLG: 0.353 (1, 7)		0-1 HR	1-3 K		1-1 F7		0-0 G4-3		4 1 1 1 0 1 0							
Jim Dougherty, R (8, 1)									0 0 0 0 0 0 0							
Alvin Morman, L (8, 1)									0 0 0 0 0 0 0							
Todd Jones, L (8, 1)									0 0 0 0 0 0 0							
Bill Spiers, L OBP: 0.263, SLG: 0.389 (1, 5)		0-1 B2-3	0-0 G4-3		3-2 F4		2-3 K		4 0 0 0 0 1 0							
Ricky Gutierrez, R OBP: 0.370, SLG: 0.348 (1, 6)		1-1 G4-3		2-1 SH4 1B	1-1 BB 1B		0-0 G5-3		4 1 2 0 0 0 0							
Mike Hampton, R OBP: 0.500, SLG: 0.200 (1, 1)		1-2 1B 5 BB 1B		0-0 SH4	4-0 1 SAFE BB			3-2 F8		1 1 1 0 1 0 0						
John Cangelosi, S OBP: 0.450, SLG: 0.375 (8, 7)				1-2 BB					1 0 0 0 0 0 0							

Inning Stats	R: 1	H: 1	E: 0	K: 1	S: 12	H: 1	LOB: 1	BB: 1	P: 19	R: 2	H: 3	E: 0	K: 1	S: 17	R: 0	H: 0	E: 0	K: 1	S: 6	R: 1	H: 2	E: 0	K: 0	S: 15	R: 0	H: 1	E: 0	K: 0	S: 9	R: 0	H: 1	E: 0	K: 1	S: 7	R: 3	H: 3	E: 0	K: 1	S: 15	

PITCHER	IP	WLS	BF	H	R	ER	SO	BB	IBB	HBP	BLK	WP	HR	S	P	ERA	WHIP
Dave Burba, R ERA: 6.53 (1, 1)	3.2		22	6	4	4	3	5	0	0	0	0	1	47	80	9.82	3.000
Roger Salkeld, R ERA: 5.4 (4, 1)	1.1		6	1	0	0	0	1	0	0	0	0	0	12	26	0.00	1.500
Jeff Shaw, R ERA: 1.54 (6, 1)	2.0		7	1	0	0	1	0	0	0	0	0	0	13	18	0.00	0.500
Jeff Brantley, R ERA: 6.0 (8, 1)	1.0	L	6	3	3	3	1	0	0	0	0	0	1	15	21	27.00	3.000

BOTTOM

Cincinnati Reds @ Houston Astros  
Astrodome, Houston, TX  
Sun Apr 21 1996, 4:33 AM EDT  
Att. 27,845 - Dome - 68 F

AB	33
R	7
H	11
RBI	7
BB	6
SO	5
LOB	16



WP: 0	PA: 41
PB: 0	SB: 0
CS: 0	

Batter	1	2	3	4	5	6	7	8	9	AB R H RBI BB SO LOB	TOP		
Thomas Howard, S (1, 8) OBP: 0.400, SLG: 0.500	4-2 B BB CS			1-1 G3		2-2 G4-3		1-2 F7		3 0 0 0 1 0 1			
Vince Coleman, S (1, 7) OBP: 0.224, SLG: 0.226	3-2 B SAFE F7 1-2			0-0 G4-3		0-3 K			3-1 1B 1B	4 0 1 0 0 1 1			
Barry Larkin, R (1, 6) OBP: 0.427, SLG: 0.552	1-2 L9			1-2 1B		2-1 L9			3-3 SAFE K	4 0 1 0 0 1 1			
Eddie Taubensee, L (1, 2) OBP: 0.460, SLG: 0.642				1-1 G6-3		1-1 G3			1-2 P5	4 0 0 0 0 0 2			
Hal Morris, L (1, 3) OBP: 0.439, SLG: 0.507				2-2 G4-3		1-0 L7			2-2 FC5-4 1B	4 0 1 0 0 0 0			
Bret Boone, R (1, 4) OBP: 0.308, SLG: 0.292				1-3 K		4-1 2B SF9 BB			1-1 FC5-4	3 1 0 0 1 2 2			
Eric Anthony, L (1, 9) OBP: 0.364, SLG: 0.188				0-0 G4-3		2-2 SF9 2B			1-3 K	3 0 1 0 0 1 0			
Jeff Branson, L (1, 5) OBP: 0.382, SLG: 0.542				0-1 P5		0-1 SF9			3-2 F8	2 0 0 1 0 0 0			
Mark Portugal, R (1, 1) OBP: 0.167, SLG: 0.333 Willie Greene, L (8, PH) OBP: 0.294, SLG: 0.484 Marcus Moore, S (8, 1)				0-2 G3-1		1-3 K			1-0 1B	2 0 0 0 0 1 1 1 0 1 0 0 0 0 0 0 0 0 0 0 0			
<b>Inning Stats</b>	R: 0 H: 0 E: 0 LOB: 0 K: 0 BB: 1 S: 15 P: 23	R: 0 H: 0 E: 0 LOB: 0 K: 1 BB: 0 S: 11 P: 15	R: 0 H: 0 E: 0 LOB: 0 K: 0 BB: 0 S: 6 P: 6	R: 0 H: 1 E: 0 LOB: 1 K: 0 BB: 0 S: 8 P: 11	R: 1 H: 1 E: 0 LOB: 1 K: 1 BB: 1 S: 10 P: 18	R: 0 H: 0 E: 0 LOB: 0 K: 1 BB: 0 S: 9 P: 13	R: 0 H: 0 E: 0 LOB: 0 K: 1 BB: 0 S: 7 P: 11	R: 0 H: 1 E: 0 LOB: 1 K: 1 BB: 0 S: 12 P: 18	R: 0 H: 2 E: 0 LOB: 2 K: 1 BB: 0 S: 17 P: 27	1B: 4 SF: 1 2B: 1 SAC: 0 3B: 0 DP: 0 HR: 0 HBP: 0	WP: 0 PA: 33 PB: 0 SB: 0 CS: 1		
<b>PITCHER</b>	IP WLS BF H R ER SO BB IBB HBP BLK WP HR S P ERA WHIP											<b>PITCHER</b>	IP WLS BF H R ER SO BB IBB HBP BLK WP HR S P ERA WHIP
Paul Wilson, R (1, 1) ERA: 7.2	8.0 W 28 3 1 1 5 2 0 0 0 0 0 0 78 115 1.12 0.625												
Doug Henry, R (9, 1) ERA: 4.15	1.0 5 2 0 0 0 1 0 0 0 0 0 0 0 17 27 0.00 2.000												

Cincinnati Reds @ New York Mets  
Shea Stadium, Flushing, NY  
Mon Apr 22 1996, 7:05 PM EDT  
Att. 14,568 - Unknown - 67 F

AB	30
R	1
H	5
RBI	1
BB	2
SO	6
LOB	8



Batter	1	2	3	4	5	6	7	8	9	AB	R	H	RBI	BB	SO	LOB				
Lance Johnson, L OBP: 0.296, SLG: 0.423 (1, 8)	1-2 S 1B	0-2 2-H 1B			0-1 HR 1B	1-0 P2		1-2 F8		5	2	3	0	0	0	2				
Jose Vizcaino, S OBP: 0.306, SLG: 0.316 (1, 4)	4-2 F8 1B 1-2 SF8 BB		1-3 K		0-0 HR 1B	0-2 G4-3				3	2	1	2	1	1	1				
Bernard Gilkey, R OBP: 0.377, SLG: 0.625 (1, 7)	0-0 1-2 2-H 1B		1-1 F9		1-1 G6-3		2-2 S 1B			4	0	2	1	0	0	0				
Butch Huskey, R OBP: 0.226, SLG: 0.233 Chris Jones, R OBP: 0.385, SLG: 0.333 (1, 9) (8, 9)	1-1 F8		0-0 E5		0-0 1B		1-3 K			4	0	1	0	0	1	3				
Rico Brogna, L OBP: 0.391, SLG: 0.534 (1, 3)	1-2 SF8		0-1 F8		1-2 K		1-0 P6			3	0	0	1	0	1	3				
Todd Hundley, S OBP: 0.414, SLG: 0.738 (1, 2)	1-1 G1-3			1-3 K	2-3 K		2-1 P4			4	0	0	0	0	2	3				
Jeff Kent, R OBP: 0.328, SLG: 0.443 Tim Bogar, R (9, 5)		0-2 L8		1-0 2B		0-2 E 1B 1B		4-2 S BB		3	1	2	0	1	0	0				
Rey Ordonez, R OBP: 0.345, SLG: 0.393 (1, 6)		0-1 SH1-4 1B 1B		1-2 P5		1-0 SH3-4 1B		0-3 K		4	0	2	1	0	1	2				
Paul Wilson, R OBP: 0.143, SLG: 0.143 Kevin Roberson, S OBP: 0.462, SLG: 0.375 Doug Henry, R (8, PH) (9, 1)	0-1 SH1-4		0-3 K		1-2 SH3-4		0-3 K			1	0	0	0	0	1	1				
	1-2							1-2 K		1	0	0	0	0	1	1				
										0	0	0	0	0	0	0				
<b>Inning Stats</b>	R: 2 E: 0 K: 0 S: 14	H: 2 LOB: 1 BB: 1 P: 22	R: 0 E: 0 K: 0 S: 10	H: 2 LOB: 2 BB: 0 P: 10	R: 0 E: 1 K: 1 S: 9	H: 0 LOB: 1 BB: 0 P: 11	R: 0 E: 0 K: 2 S: 10	H: 1 LOB: 1 BB: 0 P: 13	R: 2 E: 0 K: 1 S: 12	H: 3 LOB: 1 BB: 0 P: 16	R: 1 E: 1 K: 0 S: 12	H: 2 LOB: 1 BB: 0 P: 15	R: 0 E: 0 K: 1 S: 12	H: 1 LOB: 1 BB: 0 P: 18	R: 0 E: 0 K: 2 S: 16	H: 0 LOB: 1 BB: 1 P: 21	1B: 9 2B: 1 3B: 0 HR: 1	SF: 1 SAC: 2 DP: 0 HBP: 0	WP: 0 PB: 0 SB: 3 CS: 0	PA: 37
<b>PITCHER</b> Mark Portugal, R ERA: 6.14 Marcus Moore, R ERA: 4.5	IP 7.0 WLS L BF 33 H 11 R 5 ER 4 SO 6 BB 1 IBB 0 HBP 0 BLK 0 WP 0 HR 1 S 79 P 105 ERA 5.14 WHIP 1.714	IP 1.0 WLS L BF 4 H 0 R 0 ER 0 SO 2 BB 1 IBB 0 HBP 0 BLK 0 WP 0 HR 0 S 16 P 21 ERA 0.00 WHIP 1.000																		

**BOTTOM**

**Cincinnati Reds @ New York Mets**  
**Shea Stadium, Flushing, NY**  
 Mon Apr 22 1996, 7:05 PM EDT  
 Att. 14,568 - Unknown - 67 F

livebaseballscorecards.com

<b>AB</b>	<b>32</b>
<b>R</b>	<b>5</b>
<b>H</b>	<b>11</b>
<b>RBI</b>	<b>5</b>
<b>BB</b>	<b>2</b>
<b>SO</b>	<b>8</b>
<b>LOB</b>	<b>16</b>



Batter	1	2	3	4	5	6	7	8	9	10	AB R H RBI BB SO LOB	TOP
Thomas Howard, S OBP: 0.300, SLG: 0.333 (1.8) (6, 7) (10, 8)											5 0 1 0 0 2 2	
Jeff Branson, L OBP: 0.383, SLG: 0.547 (1, 5)											5 2 2 0 0 1 2	
Barry Larkin, R OBP: 0.414, SLG: 0.528 (1, 6)											5 2 1 0 0 0 0	
Hal Morris, L OBP: 0.437, SLG: 0.533 (1, 3)											4 2 1 1 1 3 1	
Eric Anthony, L OBP: 0.375, SLG: 0.222 (6, PH)											2 0 1 1 0 0 0	
Eric Davis, R OBP: 0.361, SLG: 0.458 (6, 8)											2 0 0 1 1 0 0	
Jeff Shaw, R (10, 1)											0 0 0 0 0 0 0	
Bret Boone, R OBP: 0.267, SLG: 0.259 (1, 4)											3 0 0 1 0 0 1	
Chad Mottola, R (1, 9)											2 0 0 0 0 0 0	
Lenny Harris, L OBP: 0.375, SLG: 0.581 (6, 9)											2 0 1 1 0 0 1	
Joe Oliver, R OBP: 0.250, SLG: 0.276 (1, 2)											4 0 1 0 0 1 2	
Kevin Jarvis, L (1, 1)											2 0 0 0 0 1 1	
Johnny Ruffin, R OBP: 1.000, SLG: 1.000 (6, 1)											1 0 1 0 0 0 0	
Marcus Moore, S (8, 1)											1 0 0 0 0 1 0	
Vince Coleman, S OBP: 0.224, SLG: 0.226 (10, 7)											0 0 0 0 0 0 0	

Inning Stats		R: 0	H: 0	R: 0	H: 0	R: 0	H: 1	R: 2	H: 2	R: 0	H: 0	R: 3	H: 3	R: 0	H: 1	R: 1	H: 1	R: 0	H: 1	R: 0	H: 0	R: 0	H: 0	1B: 7	SF: 1	WP: 0	PA: 41
		E: 0	LOB: 0	E: 0	LOB: 0	E: 0	LOB: 1	E: 1	LOB: 0	E: 0	LOB: 0	E: 0	LOB: 2	E: 0	LOB: 0	E: 1	LOB: 1	E: 0	LOB: 1	E: 0	LOB: 0	E: 0	LOB: 0	2B: 1	SAC: 0	PB: 0	
		K: 1	BB: 0	K: 1	BB: 0	K: 2	BB: 0	K: 1	BB: 0	K: 0	BB: 0	K: 0	BB: 2	K: 0	BB: 0	K: 0	BB: 0	K: 3	BB: 0	K: 1	BB: 0	K: 1	BB: 0	3B: 0	DP: 1	SB: 0	
		S: 10	P: 15	S: 14	P: 21	S: 11	P: 13	S: 8	P: 15	S: 8	P: 12	S: 19	P: 31	S: 7	P: 9	S: 9	P: 12	S: 11	P: 13	S: 7	P: 11	S: 7	P: 11	HR: 1	HBP: 0	CS: 1	
PITCHER	IP	WLS	BF	H	R	ER	SO	BB	IBB	HBP	BLK	WP	HR	S	P	ERA	WHIP										
Bobby Jones, R ERA: 9.24	(1, 1)	5.1	21	5	4	2	5	0	0	0	0	0	0	54	81	3.38	0.938										
Bob MacDonald, L ERA: 5.68	(6, 1)	0.0	1	0	0	0	0	1	0	0	0	0	0	5	9	∞	∞										
Jerry Dipoto, R ERA: 3.77	(6, 1)	1.2	7	2	1	1	0	1	0	0	0	0	0	18	26	5.40	1.800										
Blas Minor, R ERA: 2.45	(8, 1)	2.0	9	2	1	1	3	0	0	0	0	0	1	20	25	4.50	1.000										
Doug Henry, R ERA: 3.86	(10, 1)	1.0	W	3	0	0	1	0	0	0	0	0	0	7	11	0.00	0.000										

**Cincinnati Reds @ New York Mets**  
 Shea Stadium, Flushing, NY  
 Tue Apr 23 1996, 7:05 PM EDT  
 Att. 14,357 - Unknown - 67 F

livebaseballscorecards.com

AB	38
R	6
H	9
RBI	5
BB	2
SO	9
LOB	10





Batter	1	2	3	4	5	6	7	8	9	10	AB R H RBI BB SO LOB	TOP										
Vince Coleman, S OBP: 0.222, SLG: 0.212	0-3 K	1-1 L7		0-3 K			2-3 K		4-1 S BB		4 0 0 0 1 3 4	<p>Cincinnati Reds @ Montreal Expos</p> <p>Olympic Stadium, Montreal, QB</p> <p>Wed Apr 24 1996, 7:05 PM EDT</p> <p>Att. 10,126 - Dome</p>										
Barry Larkin, R OBP: 0.413, SLG: 0.513	1-3 K		0-2 F8		3-2 F9			3-1 E5 1B SF9	4-2 S BB		4 1 1 0 1 1 0											
Eric Davis, R OBP: 0.379, SLG: 0.547	2-0 HR 2B		3-1 HR		2-2 G4-3			1-1 S 1B	0-3 K		5 3 3 1 0 1 2											
Chris Sabo, R OBP: 0.385, SLG: 0.514	2-2 HR		1-1 P4		0-0 B1-3			0-1 SF9	1-3 K		3 1 1 2 0 0 0											
Lenny Harris, L OBP: 0.353, SLG: 0.563								1 SAFE 1 SAFE			1 0 0 1 0 1 2											
Bret Boone, R OBP: 0.250, SLG: 0.241	0-0 L8		1-3 K		1-2 F8			1 SAFE 1 SAFE	4-2 S BB		2 0 0 0 0 1 0											
Jeff Branson, L OBP: 0.381, SLG: 0.527					1-3 K			0-3 K			2 0 0 0 1 0 0											
Hal Morris, L OBP: 0.424, SLG: 0.506		0-0 G1-3		0-2 G4-3		1-3 K		0-3 K			4 0 0 0 1 2 2											
Chad Mottola, R OBP: 0.400, SLG: 0.600		1-0 1B		0-0 1B		1-1 G6-3		1-1 1B			3 1 2 0 0 0 0											
Roger Salkeld, R								1-3 2-H 1B			0 0 0 0 0 0 0											
Thomas Howard, S OBP: 0.364, SLG: 0.400									0-0 SH3-4		1 0 1 1 0 0 0											
Jeff Brantley, R									1-2 1B		0 0 0 0 0 0 0											
Marcus Moore, S											0 0 0 0 0 0 0											
Joe Oliver, R OBP: 0.273, SLG: 0.300		0-1 G3-1 1B		1-3 K		0-2 F7		2-0 G3			1 0 1 1 0 0 0											
Eddie Taubensee, L OBP: 0.433, SLG: 0.596									1-2 G4-3		4 0 0 0 0 1 4											
Pete Schourek, L OBP: 0.300, SLG: 0.222		0-0 G3-1		0-0 1B							2 0 1 0 0 0 1											
Eric Anthony, L OBP: 0.346, SLG: 0.200											2 0 0 0 0 1 0											
<b>Inning Stats</b>	R: 2 E: 0 K: 2 S: 12	H: 2 LOB: 0 BB: 0 P: 17	R: 1 E: 0 K: 0 S: 7	H: 2 LOB: 2 BB: 0 P: 9	R: 1 E: 0 K: 1 S: 10	H: 1 LOB: 0 BB: 0 P: 15	R: 0 E: 0 K: 2 S: 11	H: 2 LOB: 2 BB: 0 P: 12	R: 0 E: 0 K: 0 S: 9	H: 0 LOB: 0 BB: 0 P: 14	R: 0 E: 0 K: 1 S: 9	H: 0 LOB: 0 BB: 0 P: 12	R: 0 E: 1 K: 1 S: 14	H: 3 LOB: 2 BB: 1 P: 25	R: 0 E: 0 K: 3 S: 12	H: 0 LOB: 2 BB: 2 P: 22	R: 0 E: 0 K: 0 S: 8	H: 0 LOB: 1 BB: 1 P: 16	1B: 6 2B: 2 3B: 0 HR: 2	SF: 1 SAC: 1 DP: 0 HBP: 0	WP: 0 PB: 0 SB: 4 CS: 0	PA: 44
<b>PITCHER</b>	IP WLS BF H R ER SO BB IBB HBP BLK WP HR S P ERA WHIP																					
Jeff Fassero, L ERA: 3.6	(1, 1) 6.0																					
Dave Veres, R ERA: 6.39	(7, 1) 1.0																					
Mel Rojas, R ERA: 3.38	(8, 1) 0.1																					
Omar Daal, L ERA: 3.14	(8, 1) 0.2																					
Mike Dyer, R ERA: 4.26	(9, 1) 2.0																					

AB	38
R	6
H	10
RBI	6
BB	4
SO	11
LOB	15



Cincinnati Reds @ Montreal Expos  
 Olympic Stadium, Montreal, QB

Wed Apr 24 1996, 7:05 PM EDT  
 Att: 10,126 - Dome

livebaseballscorecards.com

AB	38
R	7
H	14
RBI	7
BB	5
SO	6
LOB	13



WP	0	PA	45
PB	0		
SB	2		
CS	0		

AB	R	H	RBI	BB	SO	LOB
4	1	2	1	0	0	0
4	1	1	1	1	1	2
5	1	2	3	0	2	2
4	0	1	0	1	0	0
5	0	1	0	0	1	4
4	1	2	0	1	0	1
4	2	2	1	1	0	1
1	0	0	0	1	0	2
1	0	0	0	0	1	0
1	0	1	0	0	0	0
2	0	0	0	0	1	1
1	1	1	0	0	0	0
0	0	0	0	0	0	0
0	0	0	0	0	0	0
0	0	0	0	0	0	0
1	0	0	0	0	0	0
0	0	0	0	0	0	0
1	0	1	1	0	0	0

Batter	1	2	3	4	5	6	7	8	9	10
Mark Grudzielanek, R (1, 6) OBP: 0.388, SLG: 0.510	G5-3		G6-3		SF7				FC3-6	
Mike Lansing, R (1, 4) OBP: 0.463, SLG: 0.500	HR		P6		K				FC3-6	
Henry Rodriguez, L (1, 7) OBP: 0.375, SLG: 0.883	HR		K		2B				K	
Moises Alou, R (1, 9) OBP: 0.361, SLG: 0.584	G2-3			G5-3						IBB
David Segui, S (1, 3) OBP: 0.397, SLG: 0.493	K			G6-3	G4-3				F7	
Rondell White, R (1, 8) OBP: 0.344, SLG: 0.495				1B		1B			G6-4-3	F8
Dave Silvestri, R (1, 5) OBP: 0.297, SLG: 0.242					FC6-4	1B			G4-3	1B
Lenny Webster, R (1, 2) OBP: 0.433, SLG: 0.318										BB
Tim Spehr, R (7, 2)										1B
Darrin Fletcher, L (10, PH) OBP: 0.393, SLG: 0.608					FC6-4				K	1B
Jeff Fassero, L (1, 1) OBP: 0.222, SLG: 0.125										
F.P. Santangelo, S (6, PH) OBP: 0.333, SLG: 0.263										
Dave Veres, R (7, 1) OBP: 1.000, SLG: 2.000										
Mel Rojas, R (8, 1) OBP: 0.500, SLG: 0.500										
Omar Daal, L (8, 1)										
Sherman Obando, R (8, PH) OBP: 0.222, SLG: 0.400										
Mike Dyer, R (9, 1)										
Shane Andrews, R (10, PH) OBP: 0.333, SLG: 0.500										

Inning Stats	R: 2	H: 1	E: 0	K: 1	S: 10	P: 15	R: 0	H: 1	E: 0	K: 1	S: 9	P: 18	R: 0	H: 0	E: 0	K: 1	S: 7	P: 12	R: 0	H: 1	E: 0	K: 0	S: 12	P: 22	R: 1	H: 3	E: 0	K: 1	S: 15	P: 22	R: 3	H: 4	E: 1	K: 0	S: 13	P: 19	R: 0	H: 1	E: 0	K: 0	S: 12	P: 17	R: 0	H: 0	E: 0	K: 1	S: 7	P: 9	R: 0	H: 1	E: 0	K: 1	S: 10	P: 14	R: 1	H: 2	E: 0	K: 0	S: 9	P: 15	1B: 10	SF: 1	2B: 2	SAC: 1	3B: 1	DP: 2	HR: 1	HBP: 0	WP: 0	PA: 45
--------------	------	------	------	------	-------	-------	------	------	------	------	------	-------	------	------	------	------	------	-------	------	------	------	------	-------	-------	------	------	------	------	-------	-------	------	------	------	------	-------	-------	------	------	------	------	-------	-------	------	------	------	------	------	------	------	------	------	------	-------	-------	------	------	------	------	------	-------	--------	-------	-------	--------	-------	-------	-------	--------	-------	--------

PITCHER	IP	WLS	BF	H	R	ER	SO	BB	IBB	HBP	BLK	WP	HR	S	P	ERA	WHIP
Pete Schourek, L (1, 1) ERA: 5.04	5.2		28	9	6	6	4	3	0	0	0	0	1	62	103	9.53	2.118
Roger Salkeld, R (6, 1) ERA: 4.91	1.1		5	2	0	0	0	0	0	0	0	0	0	16	22	0.00	1.500
Jeff Brantley, R (8, 1) ERA: 4.91	2.0		8	1	0	0	2	0	1	0	0	0	0	17	23	0.00	0.500
Marcus Moore, R (10, 1) ERA: 4.35	0.1	L	4	2	1	1	0	1	0	0	0	0	0	9	15	27.00	9.000

Batter	1	2	3	4	5	6	7	8	9	AB R H RBI BB SO LOB	TOP									
Thomas Howard, S (1, 7) OBP: 0.267, SLG: 0.308	1-2 G3		0-3 K			0-0 F8		0-0 SF8		3 0 0 1 0 1 0										
Barry Larkin, R (1, 6) OBP: 0.396, SLG: 0.488	3-3 K			2-0 P8			0-0 G6-3	3-H K		4 0 0 0 0 2 2										
Hal Morris, L (1, 3) OBP: 0.417, SLG: 0.494	1-3 K			0-0 F9			2-1 E 1B	1-2 FC5		4 1 1 0 0 1 2										
Eddie Taubensee, L (1, 2) OBP: 0.423, SLG: 0.574		1-0 L4		1-2 G4-3			1-0 E8 G6-3 1B		0-3 K	4 1 1 0 0 1 0										
Eric Davis, R (1, 8) OBP: 0.371, SLG: 0.526		1-1 1B 1B			1-3 K		2-2 G6-3		1-1 F8	4 0 1 1 0 1 0										
Eric Anthony, L (1, 9) OBP: 0.367, SLG: 0.375		1-0 SAFE 1B 1B		1-2 G1-6-3 1B		1-1 G4-3	3-H 1-3 K		1-1 HR	4 1 2 1 0 1 0										
Willie Greene, L (1, 5) OBP: 0.289, SLG: 0.441		1-2 G1-6-3		1-2 G4-3				4-0 1B SF8 BB	0-0 G5-3	3 1 0 0 1 0 2										
Jeff Branson, L (1, 4) OBP: 0.379, SLG: 0.517			0-3 K			1-2 P4		0-0 FC5 1B		3 0 1 0 0 1 0										
John Smiley, L (1, 1) OBP: 0.364, SLG: 0.364			3-2 G3-1			1-3 K		1-2 1B		1 0 0 0 0 0 0										
Vince Coleman, S (6, PH) OBP: 0.219, SLG: 0.209										1 0 0 0 0 1 0										
Tim Pugh, R (6, 1)										0 0 0 0 0 0 0										
Lenny Harris, L (8, PH) OBP: 0.371, SLG: 0.576								1-2 2-3 1B		1 0 1 0 0 0 0										
Jeff Shaw, R (8, 1)										0 0 0 0 0 0 0										
<b>Inning Stats</b>	R: 0 E: 0 K: 2 S: 10	H: 0 LOB: 0 BB: 0 P: 15	R: 0 E: 0 K: 0 S: 7	H: 2 LOB: 1 BB: 0 P: 11	R: 0 E: 0 K: 2 S: 11	H: 0 LOB: 0 BB: 0 P: 14	R: 0 E: 0 K: 0 S: 6	H: 0 LOB: 0 BB: 0 P: 9	R: 0 E: 0 K: 1 S: 8	H: 0 LOB: 0 BB: 0 P: 11	R: 2 E: 1 K: 1 S: 10	H: 2 LOB: 0 BB: 0 P: 16	R: 1 E: 0 K: 1 S: 14	H: 2 LOB: 2 BB: 1 P: 22	R: 1 E: 0 K: 1 S: 8	H: 1 LOB: 0 BB: 0 P: 10	1B: 6 2B: 0 3B: 0 HR: 1	SF: 1 SAC: 0 DP: 1 HBP: 0	WP: 0 PB: 0 SB: 0 CS: 0	PA: 34
<b>PITCHER</b>	IP WLS BF H R ER SO BB IBB HBP BLK WP HR S P ERA WHIP																			
Pedro Martinez, R (1, 1) ERA: 3.94	8.0 W 30 6 3 1 8 1 0 0 0 0 0 0 76 110 1.12 0.875																			
Tim Scott, R (9, 1) ERA: 1.42	1.0 4 1 1 1 1 0 0 0 0 0 0 1 8 10 9.00 1.000																			

Cincinnati Reds @ Montreal Expos  
Olympic Stadium, Montreal, QB  
Thu Apr 25 1996, 3:33 AM EDT  
Att. 13,067 - Dome

livebaseballscorecards.com

AB	32
R	4
H	7
RBI	3
BB	1
SO	9
LOB	6





Batter	1	2	3	4	5	6	7	8	9	AB R H RBI BB SO LOB	TOP											
<b>Lenny Dykstra, L</b> (1, 8) OBP: 0.447, SLG: 0.581	3-2 F8		2-1 G6-3		4-2 PB BB		0-1 F8		0-2 P5	4 0 0 0 1 0 1												
<b>Mickey Morandini, L</b> (1, 4) OBP: 0.356, SLG: 0.391	2-1 F7		1-1 3B		2-2 SF8		1-2 E4 FC3-6		1-1 F7	4 0 1 1 0 0 1												
<b>Mark Whiten, S</b> (1, 9) OBP: 0.404, SLG: 0.375	4-2 BB BB BB		2-1 P5		4-0 G6-4-3 IBB		1-1 FC3-6 1-2f 2-3		3-3 K	3 0 0 0 2 1 3												
<b>Todd Zeile, R</b> (1, 5) OBP: 0.351, SLG: 0.440	4-2 BB BB		1-1 G6-3		0-1 G6-4-3 1-2f		3-1 G4-3			3 0 0 0 1 0 5												
<b>Benito Santiago, R</b> (1, 2) OBP: 0.349, SLG: 0.542	4-1 BB 1-2 2-3 BB			2-1 23 FC6-4 1B		3-3 K		0-0 F7		3 0 1 0 1 1 0												
<b>Pete Incaviglia, R</b> (1, 7) OBP: 0.282, SLG: 0.417	0-1 G3-1		3-2 P6		1-1 G6-3		1-1 G6-3		0-3 K	4 0 0 0 0 1 4 0 0 0 0 0 0 0												
<b>Lee Tinsley, S</b> (8, 7) OBP: 0.241, SLG: 0.185				3-2 P6																		
<b>23 Kevin Jordan, R</b> (1, 3) OBP: 0.355, SLG: 0.519		2-1 P6		1-0 FC6-4 S 1-2f		4-1 FC6-4 BB		0-1 S 1B		3 1 1 0 1 0 1												
<b>Kevin Stocker, S</b> (1, 6) OBP: 0.420, SLG: 0.441		1-3 K		3-3 K 1-2		1-2 FC6-4 1-2f		2-2 SAFE SAFE SAFE 1B		4 0 1 1 0 2 2												
<b>Mike Grace, R</b> (1, 1) OBP: 0.250, SLG: 0.143		1-1 G4-3			2-1 PB BB SF8 1B		4-1 FC3-6 E BB		0-2 SAFE G1-3	3 1 1 0 1 0 1 0 0 0 0 0 0 0												
<b>Ricky Bottalico, L</b> (9, 1)																						
<b>Inning Stats</b>	R: 0 E: 0 K: 0 S: 19	H: 0 LOB: 3 BB: 3 P: 36	R: 0 E: 0 K: 1 S: 7	H: 0 LOB: 0 BB: 0 P: 11	R: 0 E: 0 K: 1 S: 8	H: 1 LOB: 1 BB: 0 P: 14	R: 0 E: 0 K: 1 S: 11	H: 1 LOB: 1 BB: 0 P: 20	R: 1 E: 0 K: 0 S: 10	H: 1 LOB: 1 BB: 2 P: 22	R: 0 E: 0 K: 1 S: 10	H: 0 LOB: 1 BB: 1 P: 19	R: 0 E: 1 K: 0 S: 10	H: 0 LOB: 2 BB: 1 P: 19	R: 1 E: 0 K: 1 S: 12	H: 2 LOB: 1 BB: 0 P: 14	R: 0 E: 0 K: 1 S: 8	H: 0 LOB: 0 BB: 0 P: 12	1B: 4 2B: 0 3B: 1 HR: 0	SF: 1 SAC: 0 DP: 1 HBP: 0	WP: 0 PB: 1 SB: 2 CS: 0	PA: 39
<b>PITCHER</b>	IP WLS BF H R ER SO BB IBB HBP BLK WP HR S P ERA WHIP																					
<b>Dave Burba, R</b> (1, 1) ERA: 4.88	7.0 L 31 3 1 0 3 6 1 0 0 0 0 0 75 141 0.00 1.286																					
<b>Johnny Ruffin, R</b> (8, 1) ERA: 5.27	1.0 5 2 1 1 1 0 0 0 0 0 0 0 12 14 9.00 2.000																					
<b>Marcus Moore, R</b> (9, 1) ERA: 3.97	1.0 3 0 0 0 0 1 0 0 0 0 0 0 8 12 0.00 0.000																					

Philadelphia Phillies @ Cincinnati Reds  
Riverfront Stadium, Cincinnati, OH  
Fri Apr 26 1996, 7:05 PM EDT  
Att. 21,842 - Unknown

AB 31  
R 2  
H 5  
RBI 2  
BB 7  
SO 5  
LOB 18



Batter	1	2	3	4	5	6	7	8	9	AB R H RBI BB SO LOB
Thomas Howard, S (1, 7) OBP: 0.211, SLG: 0.235 (9, 9)	1-3 K ①			1-1 F9 ①		1 SAFE 0-0 FC5-4 ③			0-1 G6-3 ①	4 0 0 0 0 1 1
Barry Larkin, R (1, 6) OBP: 0.390, SLG: 0.470 (9, 9)	2-1 G5-3 ②			1-1 F8 ②			1-0 F9 ①		4-1 DI BB ②	3 0 0 0 1 0 0
Hal Morris, L (1, 3) OBP: 0.400, SLG: 0.471 (9, 9)	2-3 K ③			2-3 K ③			0-0 G1-3 ②		0-0 L8 ②	4 0 0 0 0 2 1
Eddie Taubensee, L (1, 2) OBP: 0.400, SLG: 0.538 (9, 9)			1-0 F8 ①		1-0 F8 ①		0-0 G3-1 ③		3-3 K ③	4 0 0 0 0 1 1
Eric Davis, R (1, 8) OBP: 0.356, SLG: 0.500 (9, 9)			3-3 K ②		2-1 L9 ②			0-1 L9 ①		3 0 0 0 0 1 0
Chris Sabo, R (1, 5) OBP: 0.357, SLG: 0.474 (9, 9)			2-3 K ③		0-0 G6-3 ③			1-2 P4 ②		3 0 0 0 0 1 0
Chad Mottola, R (1, 9) OBP: 0.286, SLG: 0.429 Vince Coleman, S (8, PH) OBP: 0.230, SLG: 0.209 (9, 7)			2-1 G6-3 ①			0-2 G3 ①		4-2 BB BB 1B BB		2 0 0 0 0 0 0 0 0 0 0 1 0 0
Jeff Branson, L (1, 4) OBP: 0.391, SLG: 0.525 (9, 9)			1-0 G1-5-3 ②			1-1 FC5-4 1B		0-0 BB BB 1B BB		3 0 2 0 0 0 0
Dave Burba, R (1, 1) Johnny Ruffin, R (8, 1) OBP: 1.000, SLG: 1.000 Lenny Harris, L (8, PH) OBP: 0.389, SLG: 0.588 Marcus Moore, S (9, 1)			1-3 K ③			0-1 B3 ②		3-2 BB BB 1B BB		2 0 0 0 0 1 1 0 0 0 0 0 0 0 1 0 1 0 0 0 0 0 0 0 0 0 0 0

Inning Stats	R: 0 E: 0 K: 2 S: 8	H: 0 LOB: 0 BB: 0 P: 13	R: 0 E: 0 K: 2 S: 9	H: 0 LOB: 0 BB: 0 P: 15	R: 0 E: 0 K: 1 S: 7	H: 0 LOB: 0 BB: 0 P: 11	R: 0 E: 0 K: 1 S: 7	H: 0 LOB: 0 BB: 0 P: 11	R: 0 E: 0 K: 0 S: 4	H: 0 LOB: 0 BB: 0 P: 7	R: 0 E: 0 K: 0 S: 8	H: 1 LOB: 1 BB: 0 P: 9	R: 0 E: 0 K: 0 S: 3	H: 0 LOB: 0 BB: 0 P: 4	R: 0 E: 0 K: 0 S: 12	H: 2 LOB: 2 BB: 1 P: 20	R: 0 E: 0 K: 1 S: 7	H: 0 LOB: 1 BB: 1 P: 14	1B: 3 2B: 0 3B: 0 HR: 0	SF: 0 SAC: 0 DP: 0 HBP: 0
--------------	------------------------------	----------------------------------	------------------------------	----------------------------------	------------------------------	----------------------------------	------------------------------	----------------------------------	------------------------------	---------------------------------	------------------------------	---------------------------------	------------------------------	---------------------------------	-------------------------------	----------------------------------	------------------------------	----------------------------------	----------------------------------	------------------------------------

PITCHER	IP	WLS	BF	H	R	ER	SO	BB	IBB	HBP	BLK	WP	HR	S	P	ERA	WHIP
Mike Grace, R (1, 1) ERA: 3.12	8.0	W	27	3	0	0	6	1	0	0	0	0	0	58	90	0.00	0.500
Ricky Bottalico, R (9, 1) ERA: 3.27	1.0	S	4	0	0	0	1	1	0	0	0	0	0	7	14	0.00	1.000


**BOTTOM**

**Philadelphia Phillies @ Cincinnati Reds**  
Riverfront Stadium, Cincinnati, OH

Fri Apr 26 1996, 7:05 PM EDT  
Att. 21,842 - Unknown

livebaseballscorecards.com

AB	29
R	0
H	3
RBI	0
BB	2
SO	7
LOB	4



WP: 0	PA: 31
PB: 0	
SB: 0	
CS: 0	

Batter	1	2	3	4	5	6	7	8	9	AB R H RBI BB SO LOB	TOP											
Lee Tinsley, S (1, 8) OBP: 0.242, SLG: 0.167	3-3 K		0-0 F9			0-0 FC1-6		4-2 BB		3 0 0 0 1 1 1												
Mickey Morandini, L (1, 4) OBP: 0.343, SLG: 0.374	2-2 F8		1-3 K			0-3 SAFE		1-3 K		4 0 0 0 0 3 3												
Mark Whiten, S (1, 9) OBP: 0.398, SLG: 0.360	2-3 K				3-3 SAFE	3-2 SAFE			4-0 1B BB	3 1 0 0 1 2 1												
Todd Zeile, R (1, 5) OBP: 0.356, SLG: 0.437		4-1 HR BB		2-0 F7			3-3 K		2-1 SAFE 1B 1B	3 1 1 0 1 1 0												
Benito Santiago, R (1, 3) OBP: 0.345, SLG: 0.566		0-1 HR		1-1 F9			1-1 G5-3		0-0 P5	4 1 1 2 0 0 2												
Pete Incaviglia, R (1, 7) OBP: 0.262, SLG: 0.385		1-3 K			2-3 K		0-0 F8		0-3 K	3 0 0 0 0 2 0												
Lenny Dykstra, L (9, PH) OBP: 0.442, SLG: 0.573										1 0 0 0 0 1 2												
Mike Lieberthal, R (1, 2) OBP: 0.294, SLG: 0.448		2-2 F8			0-0 G5-3			0-1 F7		4 0 1 1 0 0 0												
Kevin Stocker, S (1, 6) OBP: 0.412, SLG: 0.429		0-3 K			0-0 G4-3			2-2 1B	0-0 B5-3	4 0 1 0 0 1 2												
Terry Mulholland, R (1, 1) OBP: 0.111, SLG: 0.111			0-3 K							2 0 1 0 0 1 0												
Jim Eisenreich, L (8, PH) OBP: 0.306, SLG: 0.267						0-1 FC1-6 1B				1 0 0 0 0 1 1												
Dave Leiper, L (8, 1)										0 0 0 0 0 0 0												
Ricky Bottalico, L (9, 1)										0 0 0 0 0 0 0												
<b>Inning Stats</b>	R: 0 E: 0 K: 2 S: 9	H: 0 LOB: 0 BB: 0 P: 16	R: 2 E: 0 K: 2 S: 13	H: 1 LOB: 0 BB: 1 P: 20	R: 0 E: 0 K: 2 S: 8	H: 0 LOB: 0 BB: 0 P: 9	R: 0 E: 0 K: 1 S: 7	H: 0 LOB: 0 BB: 0 P: 13	R: 0 E: 0 K: 1 S: 6	H: 0 LOB: 0 BB: 0 P: 8	R: 0 E: 0 K: 1 S: 11	H: 1 LOB: 1 BB: 0 P: 14	R: 0 E: 0 K: 1 S: 6	H: 0 LOB: 0 BB: 0 P: 10	R: 0 E: 0 K: 2 S: 19	H: 1 LOB: 2 BB: 1 P: 28	R: 1 E: 0 K: 1 S: 8	H: 2 LOB: 2 BB: 1 P: 14	1B: 4 2B: 0 3B: 0 HR: 1	SF: 0 SAC: 0 DP: 0 HBP: 0	WP: 0 PB: 0 SB: 1 CS: 0	PA: 35
<b>PITCHER</b>	IP WLS BF H R ER SO BB IBB HBP BLK WP HR S P ERA WHIP																					
Mark Portugal, R (1, 1) ERA: 5.4	8.0 L 30 3 3 3 12 3 0 0 0 0 0 1 79 122 3.38 0.750																					
Marcus Moore, R (9, 1) ERA: 3.65	1.0 5 2 0 0 1 0 0 0 0 0 0 0 8 10 0.00 2.000																					

Philadelphia Phillies @ Cincinnati Reds  
Riverfront Stadium, Cincinnati, OH  
Sat Apr 27 1996, 3:33 AM EDT  
Att. 22,555 - Sunny - 55 F

AB	32
R	3
H	5
RBI	3
BB	3
SO	13
LOB	12





BOTTOM

Philadelphia Phillies @ Cincinnati Reds  
Riverfront Stadium, Cincinnati, OH

Sat Apr 27 1996, 3:33 AM EDT  
Att: 22,555 - Sunny - 55 F

livebaseballscorecards.com

AB	31
R	2
H	6
RBI	1
BB	4
SO	1
LOB	22



WP	0	PA	37
PB	0		
SB	0		
CS	1		

AB R H RBI BB SO LOB

4	0	0	0	1	1	3
3	0	1	1	0	0	2
4	0	0	0	0	0	4
3	1	1	0	1	0	3
4	0	2	0	0	0	1
3	0	0	0	1	0	3
4	0	0	0	0	0	5
3	1	1	0	1	0	1
2	0	1	0	0	0	0
0	0	0	0	0	0	0
1	0	0	0	0	0	0

Batter	1	2	3	4	5	6	7	8	9
Vince Coleman, S OBP: 0.228, SLG: 0.197 (1, 7)	4-1 BB		0-1 F8		2-2 F9		0-0 E3		0-3 K
Barry Larkin, R OBP: 0.385, SLG: 0.465 (1, 6)	2-1 F9		3-2 L8		1-0 SF7		0-1 1B		
Eric Davis, R OBP: 0.338, SLG: 0.469 (1, 8)	0-2 F9			1-1 G6-3	0-0 G5-3		2-0 F7		
Chris Sabo, R OBP: 0.370, SLG: 0.488 (1, 5)	2-2 P2			4-2 FC5 1B		2-1 E G4-6-3 2B	1-1 L7		
Eddie Taubensee, L OBP: 0.405, SLG: 0.536 (1, 2)		1-0 F8		1-2 FC5 1B		1-0 E4		2-2 CS 1B	
Chad Mottola, R OBP: 0.273, SLG: 0.300 (1, 9)		0-0 F9		0-2 FC5		4-1 G4-6-3 BB		0-2 L4	
Hal Morris, L OBP: 0.385, SLG: 0.451 (1, 3)		3-1 F7		0-1 G4-3		0-0 G4-6-3		2-2 G4-3	
Jeff Branson, L OBP: 0.397, SLG: 0.516 (1, 4)			2-1 F8 SH1-4 1B		4-2 1B SF7 BB	1-1 G4-3		1-1 P5	
Mark Portugal, R OBP: 0.250, SLG: 0.375 Marcus Moore, S Thomas Howard, S OBP: 0.200, SLG: 0.222 (1, 1) (9, 1) (9, 9)			1-0 SH1-4		0-0 1B		0-0 P4		1-1 G4-3

Inning Stats	R: 0	H: 0	E: 0	K: 0	S: 10	R: 0	H: 0	E: 0	K: 0	S: 4	R: 0	H: 1	E: 0	K: 0	S: 10	R: 0	H: 1	E: 0	K: 0	S: 12	R: 1	H: 1	E: 0	K: 0	S: 9	R: 1	H: 1	E: 1	K: 0	S: 7	R: 0	H: 1	E: 1	K: 0	S: 7	R: 0	H: 1	E: 0	K: 0	S: 9	R: 0	H: 1	E: 0	K: 0	S: 9	R: 0	H: 0	E: 0	K: 1	S: 7
	LOB: 1	BB: 1	P: 18	LOB: 0	BB: 0	P: 8	LOB: 1	BB: 0	P: 16	LOB: 2	BB: 1	P: 18	LOB: 1	BB: 1	P: 16	LOB: 1	BB: 1	P: 15	LOB: 2	BB: 0	P: 10	LOB: 0	BB: 0	P: 13	LOB: 0	BB: 0	P: 9	LOB: 0	BB: 0	P: 9	LOB: 0	BB: 0	P: 9	LOB: 0	BB: 0	P: 13	LOB: 0	BB: 0	P: 9	LOB: 0	BB: 0	P: 9	LOB: 0	BB: 0	P: 9	LOB: 0	BB: 0	P: 9		

PITCHER	IP	WLS	BF	H	R	ER	SO	BB	IBB	HBP	BLK	WP	HR	S	P	ERA	WHIP
Terry Mulholland, L ERA: 4.6 (1, 1)	7.0		31	5	2	1	0	4	0	0	0	0	0	59	101	1.29	1.286
Dave Leiper, L ERA: 7.5 (8, 1)	1.0	W	3	1	0	0	0	0	0	0	0	0	0	9	13	0.00	1.000
Ricky Bottalico, R ERA: 3.0 (9, 1)	1.0	S	3	0	0	0	1	0	0	0	0	0	0	7	9	0.00	0.000

Batter	1	2	3	4	5	6	7	8	9	AB R H RBI BB SO LOB	TOP	
Carlos Garcia, R (1, 4) OBP: 0.377, SLG: 0.576	1-2 CS 1B		0-0 1-2 1B	1-0 BB HR 1B	0-0 F8		0-1 G6-3		0-0 FC5-4 1-2f	6 1 3 1 0 0 4		
Al Martin, L (1, 7) OBP: 0.350, SLG: 0.505	1-1 B5		1-1 F7	4-2 HR BB		1-0 F7		4-0 PB FC3-2 BB	4-1 BB	3 1 0 0 3 0 3		
Jeff King, R (1, 3) OBP: 0.308, SLG: 0.588	1-2 F8 1-2			HR		3-3 K		4-2 BB FC3-2 BB	0-0 F7	5 2 2 5 1 1 3		
Orlando Merced, S (1, 9) OBP: 0.327, SLG: 0.424 Mike Kingery, L (7, 9) OBP: 0.200, SLG: 0.175		3-3 K		BB		1-1 G5-3		1-2 FC3-2 BB		3 1 1 1 1 1 0 1 0 0 0 0 0 2		
Jay Bell, R (1, 6) OBP: 0.340, SLG: 0.468		4-1 G5-4-3 BB		BB			1-0 G5-3	4-1 BB		2 1 1 0 2 0 0		
Jacob Brumfield, R (1, 8) OBP: 0.259, SLG: 0.412		1-0 G5-4-3 1-2f		HBP			2-1 HR	2-3 K		5 2 2 2 0 1 5		
Charlie Hayes, R (1, 5) OBP: 0.283, SLG: 0.352			2-2 G6	4-0 18 HBP 1B IBB	1-0 G6-3		4-0 SH5-4 18 1B BB	3-2 F8		3 1 0 0 2 0 3		
18 Jason Kendall, R (1, 2) OBP: 0.321, SLG: 0.384			2-2 G6-3	3-2 1B HR HBP	1-1 SH1-4 1B		0-0 SH5-4 1B	2-3 K2-3		4 1 2 0 0 1 0		
Denny Neagle, L (1, 1) OBP: 0.308, SLG: 0.273 Jon Lieber, L (7, 1) OBP: 0.500, SLG: 0.333 Dan Plesac, L (7, 1) 67 Francisco Cordova, R (8, 1) OBP: 0.500, SLG: 0.500			4-2 1B BB	0-0 SF7 3-H	2-0 SH1-4		0-0 SH5-4	0-0 FC5-4 1B		0 0 0 1 1 0 0 0 0 0 0 0 0 0 0 0 0 0 0 0 0 1 0 1 0 0 0 0		
<b>Inning Stats</b>	R: 0 H: 1 E: 0 LOB: 0 K: 0 BB: 0 S: 8 P: 11	R: 0 H: 0 E: 0 LOB: 0 K: 1 BB: 1 S: 5 P: 13	R: 0 H: 1 E: 0 LOB: 2 K: 0 BB: 1 S: 13 P: 22	R: 9 H: 6 E: 0 LOB: 1 K: 0 BB: 3 S: 23 P: 48	R: 0 H: 1 E: 0 LOB: 1 K: 0 BB: 0 S: 5 P: 9	R: 0 H: 0 E: 0 LOB: 0 K: 1 BB: 0 S: 6 P: 11	R: 1 H: 2 E: 0 LOB: 2 K: 0 BB: 1 S: 7 P: 14	R: 0 H: 0 E: 0 LOB: 3 K: 1 BB: 3 S: 13 P: 31	R: 0 H: 1 E: 0 LOB: 2 K: 1 BB: 1 S: 10 P: 16	1B: 7 SF: 1 2B: 1 SAC: 2 3B: 0 DP: 1 HR: 4 HBP: 2	WP: 0 PA: 48 PB: 1 SB: 3 CS: 1	
<b>PITCHER</b>	IP WLS BF H R ER SO BB IBB HBP BLK WP HR S P ERA WHIP											
John Smiley, L (1, 1) ERA: 6.0	3.2 L 20 6 7 7 1 4 1 1 0 0 0 1 42 82 17.18 2.727											
Tim Pugh, R (4, 1) ERA: 10.57	1.1 8 3 2 2 0 0 0 0 1 0 0 2 12 21 13.50 2.250											
Jeff Shaw, R (6, 1) ERA: 3.0	2.0 9 2 1 1 1 1 1 0 0 0 0 1 13 25 4.50 1.500											
Chuck McElroy, L (8, 1) ERA:	1.0 6 0 0 0 1 3 0 0 0 0 0 0 13 31 0.00 3.000											
Jeff Brantley, R (9, 1) ERA: 4.5	1.0 5 1 0 0 1 1 0 0 0 0 0 0 10 16 0.00 2.000											

**Pittsburgh Pirates @ Cincinnati Reds**  
Riverfront Stadium, Cincinnati, OH

Tue Apr 30 1996, 7:05 PM EDT  
Att. 16,243 - Unknown - 52 F

livebaseballscorecards.com

AB	33
R	10
H	12
RBI	10
BB	10
SO	4
LOB	20



Batter	1	2	3	4	5	6	7	8	9	AB	R	H	RBI	BB	SO	LOB
Eric Owens, R OBP: 0.385, SLG: 0.417 (1, 7)	1-1 G5-3		1-1 1B		0-0 G5-3		0-0 1B	0-1 P4		5	1	2	0	0	0	2
Hal Morris, L OBP: 0.394, SLG: 0.490 (1, 3)	0-0 F7		1-1 1B		1-2 G5-3		0-0 1B	3-1 HR		5	2	3	2	0	0	1
Barry Larkin, R OBP: 0.385, SLG: 0.461 (1, 6)	2-2 1B		0-2 SF7		4-1 1B		0-1 P4	2-1 F8		3	0	1	1	1	0	2
Eric Davis, R OBP: 0.341, SLG: 0.464 (1, 8)	1-1 G3		1-2 F8		1-2 1B		0-1 E8		3-3 K	5	0	2	2	0	1	3
Chris Sabo, R OBP: 0.347, SLG: 0.455 (6, 1)		2-3 K		2-3 K	3-2 G3		1-3 K		0-1 3B	3	0	0	0	0	2	2
Jeff Shaw, R (7, PH)										0	0	0	0	0	0	0
Thomas Howard, S (8, 1)										1	0	0	0	0	1	2
Chuck McElroy, L (9, 1)										0	0	0	0	0	0	0
Jeff Brantley, R (9, PH)										0	0	0	0	0	0	0
Lenny Harris, L (9, PH)										1	0	1	0	0	0	0
Bret Boone, R OBP: 0.270, SLG: 0.382 (1, 4)		3-3 K		0-0 HR		1-3 K	2-0 2B		2-1 P1	5	1	2	2	0	2	1
Eric Anthony, L OBP: 0.343, SLG: 0.345 (1, 9)		2-1 F8		1-3 K		0-0 1B	2-3 K		0-1 L4	5	0	1	0	0	2	3
Joe Oliver, R OBP: 0.243, SLG: 0.265 (1, 2)			1-1 G1-3		3-1 F9		1-0 F9		0-1 L9	4	0	0	0	0	0	1
John Smiley, L OBP: 0.417, SLG: 0.417 (1, 1)			0-1 1B		0-0 1B		2-1 P3		3-1 HR	1	1	1	0	0	0	0
Tim Pugh, R (4, 1)										0	0	0	0	0	0	0
Vince Coleman, S OBP: 0.238, SLG: 0.236 (5, PH)										1	1	1	0	0	0	0
Willie Greene, L OBP: 0.300, SLG: 0.444 (6, 5)										2	1	1	0	0	0	1

Inning Stats	R: 0	H: 1	E: 0	LOB: 1	K: 0	BB: 0	S: 10	R: 0	H: 0	E: 0	LOB: 0	K: 2	BB: 0	S: 8	R: 1	H: 3	E: 0	LOB: 2	K: 0	BB: 0	S: 15	R: 1	H: 1	E: 0	LOB: 0	K: 2	BB: 0	S: 11	R: 1	H: 2	E: 0	LOB: 2	K: 0	BB: 1	S: 12	R: 0	H: 1	E: 0	LOB: 1	K: 1	BB: 0	S: 8	R: 2	H: 4	E: 1	LOB: 2	K: 2	BB: 0	S: 13	R: 2	H: 2	E: 0	LOB: 0	K: 0	BB: 0	S: 10	R: 0	H: 1	E: 0	LOB: 1	K: 1	BB: 0	S: 9	1B: 10	SF: 1	2B: 1	SAC: 0	3B: 2	DP: 0	HR: 2	HBP: 0	WP: 0	PA: 43
--------------	------	------	------	--------	------	-------	-------	------	------	------	--------	------	-------	------	------	------	------	--------	------	-------	-------	------	------	------	--------	------	-------	-------	------	------	------	--------	------	-------	-------	------	------	------	--------	------	-------	------	------	------	------	--------	------	-------	-------	------	------	------	--------	------	-------	-------	------	------	------	--------	------	-------	------	--------	-------	-------	--------	-------	-------	-------	--------	-------	--------

PITCHER	IP	WLS	BF	H	R	ER	SO	BB	IBB	HBP	BLK	WP	HR	S	P	ERA	WHIP
Denny Neagle, L ERA: 3.07 (1, 1)	6.0	W	29	10	5	5	5	1	0	0	0	0	1	66	100	7.50	1.833
Jon Lieber, R ERA: 4.4 (7, 1)	0.1		2	1	0	0	0	0	0	0	0	0	0	4	4	0.00	3.000
Dan Plesac, L ERA: 6.92 (7, 1)	1.1		7	3	2	2	2	0	0	0	0	0	1	15	26	13.50	2.250
67 Francisco Cordova, R ERA: 2.93 (8, 1)	1.1	S	5	1	0	0	1	0	0	0	0	0	0	11	18	0.00	0.750


**BOTTOM**

**Pittsburgh Pirates @ Cincinnati Reds**  
Riverfront Stadium, Cincinnati, OH

Tue Apr 30 1996, 7:05 PM EDT  
Att: 16,243 - Unknown - 52 F

livebaseballscorecards.com

AB	41
R	7
H	15
RBI	7
BB	1
SO	8
LOB	18



Batter	1	2	3	4	5	6	7	8	9	AB R H RBI BB SO LOB	TOP
<b>Carlos Garcia, R</b> (1, 4) <small>OBP: 0.371, SLG: 0.567</small> <b>Nelson Liriano, S</b> (2, PH) <small>OBP: 0.291, SLG: 0.365</small> (2, 4)	2-2 	3-2 			4-0 	0-0 			0-1 	1 1 0 0 0 0 0 3 1 0 0 1 0 1	
<b>Al Martin, L</b> (1, 7) <small>OBP: 0.352, SLG: 0.500</small>	1-2 	1-2 			0-0 		1-0 		2-2 	5 0 2 0 0 0 1	
<b>Jeff King, R</b> (1, 3) <small>OBP: 0.312, SLG: 0.570</small> <b>Dan Miceli, R</b> (9, 1) <b>Dan Plesac, L</b> (9, 1)	4-1 		1-1 		3-1 		3-1 		4-1 	3 1 0 0 2 0 3 0 0 0 0 0 0 0 0 0 0 0 0 0 0	
<b>Dave Clark, L</b> (1, 9) <small>OBP: 0.375, SLG: 0.517</small> <b>Jacob Brumfield, R</b> (9, 8) <small>OBP: 0.259, SLG: 0.412</small>	2-2 		1-3 		3-1 		2-3 		1-0 	5 1 2 2 0 2 2 0 0 0 0 0 0 0	
<b>Jay Bell, R</b> (1, 6) <small>OBP: 0.345, SLG: 0.464</small>	0-1 		4-1 		1-3 		2-3 			3 0 1 1 0 2 3	
<b>Mike Kingery, L</b> (1, 8) <small>OBP: 0.219, SLG: 0.197</small> (9, 9)	1-0 		0-1 		0-0 			2-1 		4 0 2 0 0 0 3	
<b>Charlie Hayes, R</b> (1, 5) <small>OBP: 0.282, SLG: 0.337</small>	2-2 			2-3 		0-0 		0-1 		4 0 0 1 0 1 3	
<b>Keith Osik, R</b> (1, 2) <small>OBP: 0.414, SLG: 0.520</small>	2-3 			1-2 		0-0 		0-3 		4 0 0 0 0 2 3	
<b>John Hope, R</b> (1, 1) <b>Paul Wagner, R</b> (8, PH) <b>Jason Christiansen, R</b> (8, 1) <b>Joe Boever, R</b> (8, 1) <b>Lee Hancock, L</b> (9, 1) <b>Mark Johnson, L</b> (9, 3) <small>OBP: 0.419, SLG: 0.440</small>		0-0 		1-2 		4-2 		1-3 		2 0 0 0 0 0 0 0 0 0 0 1 0 0 1 0 0 0 0 1 1 0	
<b>Inning Stats</b>	R: 3 H: 3 E: 1 LOB: 2 K: 1 BB: 1 S: 21 P: 35	R: 0 H: 0 E: 0 LOB: 0 K: 0 BB: 0 S: 10 P: 14	R: 0 H: 0 E: 0 LOB: 1 K: 1 BB: 0 S: 8 P: 14	R: 0 H: 0 E: 0 LOB: 0 K: 1 BB: 0 S: 9 P: 13	R: 1 H: 2 E: 0 LOB: 2 K: 1 BB: 1 S: 9 P: 20	R: 0 H: 0 E: 0 LOB: 1 K: 0 BB: 1 S: 6 P: 10	R: 0 H: 1 E: 0 LOB: 1 K: 2 BB: 0 S: 9 P: 17	R: 0 H: 1 E: 0 LOB: 1 K: 2 BB: 0 S: 11 P: 14	R: 0 H: 0 E: 0 LOB: 1 K: 0 BB: 1 S: 7 P: 14	1B: 7 SF: 0 2B: 0 SAC: 0 3B: 0 DP: 0 HR: 0 HBP: 1	WP: 0 PA: 40 PB: 0 SB: 2 CS: 0
<b>PITCHER</b> <b>Dave Burba, R</b> (1, 1) <small>ERA: 4.54</small> <b>Johnny Ruffin, R</b> (7, 1) <small>ERA: 4.6</small> <b>Jeff Brantley, R</b> (9, 1) <small>ERA: 4.15</small>	IP WLS BF H R ER SO BB IBB HBP BLK WP HR S P ERA WHIP 6.0 L 28 5 4 2 4 3 0 1 0 0 0 63 106 3.00 1.333 2.0 8 2 0 0 4 0 0 0 0 0 0 20 31 0.00 1.000 1.0 4 0 0 0 0 1 0 0 0 0 0 7 14 0.00 1.000	<b>PITCHER</b> IP WLS BF H R ER SO BB IBB HBP BLK WP HR S P ERA WHIP									

Pittsburgh Pirates @ Cincinnati Reds  
 Riverfront Stadium, Cincinnati, OH

Wed May 01 1996, 7:05 PM EDT  
 Att. 18,197 - Unknown - 52 F

livebaseballscorecards.com

AB	35
R	4
H	7
RBI	4
BB	4
SO	8
LOB	20



Batter	1	2	3	4	5	6	7	8	9	AB	R	H	RBI	BB	SO	LOB
Eric Owens, R OBP: 0.387, SLG: 0.393 (1, 7)	1-1 G6-3		0-0 WP FC4-6 S 1B		0-1 G6-3		0-0 F9		4-0 BB	4	1	1	0	1	0	0
Hal Morris, L OBP: 0.386, SLG: 0.470 (1, 3)	2-1 F8		4-2 FC4-6 1-3 BB		2-0 G3-1			1-1 F8	2-2 FC5 2-3f	4	0	0	0	1	0	3
Barry Larkin, R OBP: 0.381, SLG: 0.446 (1, 6)	1-0 WP HBP		1-1 FC4-6 1-2f E 2B		3-1 G1-3			2-3 K		3	1	0	1	0	1	1
Eddie Taubensee, L OBP: 0.410, SLG: 0.548 (1, 2)	3-3 K 1-2		1-0 1-H 2B		1-1 G3			2-0 1B		4	0	2	1	0	1	1
Eric Davis, R OBP: 0.337, SLG: 0.444 (1, 8)		4-2 G3-1 BB	1-3 K		0-0 G4-3			3-3 K		3	0	0	0	1	2	2
Jeff Brantley, R (9, 1)										0	0	0	0	0	0	0
Eric Anthony, L OBP: 0.385, SLG: 0.500 (1, 9)		3-1 G3-1 1-2		2-1 HR		3-1 2B		4-1 G3 S BB		3	1	2	1	1	0	1
Vince Coleman, S OBP: 0.238, SLG: 0.236 (9, PR)										0	0	0	0	0	0	0
Bret Boone, R OBP: 0.250, SLG: 0.351 (1, 4)		1-3 K		0-0 F9		1-1 G5-3		1-2 L6		3	0	0	0	0	1	2
Johnny Ruffin, R OBP: 1.000, SLG: 1.000 (7, 1)										0	0	0	0	0	0	0
Thomas Howard, S OBP: 0.182, SLG: 0.200 (9, 8)										1	0	0	0	0	0	1
Jeff Branson, L OBP: 0.390, SLG: 0.493 (1, 5)		3-3 K		2-1 F8			1-2 G5-3		4-2 FC5 G3 1-2 BB	3	0	0	0	1	1	1
(7, 4)																
Dave Burba, R (1, 1)			1-2 G1-3		0-3 K			2-2 P4		2	0	0	0	0	1	0
Chris Sabo, R OBP: 0.340, SLG: 0.444 (7, 5)										1	0	0	0	0	0	0
Lenny Harris, L OBP: 0.395, SLG: 0.639 (9, PH)									1-2 2-3 G3	1	0	0	0	0	0	2

Inning Stats	R: 0	H: 0	E: 0	K: 1	S: 8	H: 0	LOB: 1	BB: 0	P: 15	R: 0	H: 0	E: 0	K: 2	S: 11	H: 0	LOB: 1	BB: 1	P: 22	R: 2	H: 2	E: 1	K: 1	S: 13	H: 1	LOB: 0	BB: 0	P: 12	R: 0	H: 0	E: 0	K: 0	S: 5	H: 1	LOB: 1	BB: 0	P: 12	R: 0	H: 0	E: 0	K: 0	S: 7	H: 0	LOB: 0	BB: 0	P: 10	R: 0	H: 1	E: 0	K: 0	S: 7	H: 0	LOB: 0	BB: 0	P: 10	R: 0	H: 1	E: 0	K: 2	S: 10	H: 1	LOB: 1	BB: 0	P: 18	R: 0	H: 0	E: 0	K: 0	S: 13	H: 0	LOB: 3	BB: 3	P: 29	1B: 2	2B: 2	3B: 0	HR: 1	SF: 0	SAC: 0	DP: 0	HBP: 1	WP: 2	PB: 0	SB: 2	CS: 0	PA: 38
--------------	------	------	------	------	------	------	--------	-------	-------	------	------	------	------	-------	------	--------	-------	-------	------	------	------	------	-------	------	--------	-------	-------	------	------	------	------	------	------	--------	-------	-------	------	------	------	------	------	------	--------	-------	-------	------	------	------	------	------	------	--------	-------	-------	------	------	------	------	-------	------	--------	-------	-------	------	------	------	------	-------	------	--------	-------	-------	-------	-------	-------	-------	-------	--------	-------	--------	-------	-------	-------	-------	--------


PITCHER	IP	WLS	BF	H	R	ER	SO	BB	IBB	HBP	BLK	WP	HR	S	P	ERA	WHIP
John Hope, R ERA: 4.5 (1, 1)	5.0	W	21	3	3	2	5	2	0	0	0	2	1	45	80	3.60	1.000
Jason Christiansen, L ERA: 10.05 (6, 1)	2.1		8	1	0	0	0	0	0	0	0	0	0	16	25	0.00	0.429
Joe Boever, R ERA: 5.4 (8, 1)	0.2		3	1	0	0	2	0	0	0	0	0	0	8	15	0.00	1.500
Lee Hancock, L ERA: 3.0 (9, 1)	0.1		3	0	0	0	0	2	0	0	0	0	0	7	16	0.00	6.000
Dan Miceli, R ERA: 7.2 (9, 1)	0.1		2	0	0	0	0	1	0	0	0	0	0	2	7	0.00	3.000

**BOTTOM**

**Pittsburgh Pirates @ Cincinnati Reds**  
Riverfront Stadium, Cincinnati, OH

Wed May 01 1996, 7:05 PM EDT  
Att: 18,197 - Unknown - 52 F

AB	32
R	3
H	5
RBI	3
BB	5
SO	7
LOB	14



PITCHER	IP	WLS	BF	H	R	ER	SO	BB	IBB	HBP	BLK	WP	HR	S	P	ERA	WHIP
Dan Plesac, L ERA: 6.75 (9, 1)	0.1		1	0	0	0	0	0	0	0	0	0	0	4	6	0.00	0.000

Batter	1	2	3	4	5	6	7	8	9	AB R H RBI BB SO LOB	TOP																
Eric Owens, R (1, 7) OBP: 0.333, SLG: 0.333 Jeff Brantley, R (8, 1)	0-0 G1-3		2-3 K		0-1 G6-3		2-2 P3	1-3 K		5 0 0 0 0 2 4 0 0 0 0 0 0 0																	
Hal Morris, L (1, 3) OBP: 0.395, SLG: 0.476	2-3 K		0-0 1B		1-0 E3		3-0 1B	3-1 SH1-3 1B		5 0 3 1 0 1 0																	
Eric Davis, R (1, 8) OBP: 0.333, SLG: 0.427	2-2 G4-3		1-3 K		2-3 K		4-2 BB	1-1 SH1-3	1-2	3 0 0 0 1 2 2																	
Eddie Taubensee, L (1, 2) OBP: 0.398, SLG: 0.519		1-3 K	1-0 G3			0-3 K	0-0 G4-3	4-0 IBB		4 0 0 0 1 2 4																	
Bret Boone, R (1, 4) OBP: 0.244, SLG: 0.357		1-1 HR 2B		0-0 P5		1-3 K		2-2 E5 BB FC5-2	0-2 P4	5 1 1 0 0 1 2																	
Eric Anthony, L (1, 9) OBP: 0.357, SLG: 0.457 Chuck McElroy, L (6, 1) Johnny Ruffin, R (7, 1) OBP: 1.000, SLG: 1.000 Vince Coleman, S (8, PH) OBP: 0.244, SLG: 0.233		0-2 E3 HR		0-3 K		3-3 K		4-2 FC5-2 BB SF8 BB	2-3 K	3 1 0 0 0 2 1 0 0 0 0 0 0 0 0 0 0 0 0 0 0 1 1 0 0 1 1 2																	
Willie Greene, L (1, 5) OBP: 0.364, SLG: 0.553		1-1 HR		0-0 1B			4-1 SH1-3 1B BB	4-0 FC5-2 BB		2 2 2 3 2 0 0																	
Jeff Branson, L (1, 6) OBP: 0.375, SLG: 0.471		2-3 F7		3-3 K			1-1 SH1-3	0-0 FC5-2		3 0 0 0 0 1 4																	
Mark Portugal, R (1, 1) OBP: 0.200, SLG: 0.300 Jeff Shaw, R (6, 1) Thomas Howard, S (6, 9) OBP: 0.208, SLG: 0.200		1-3 K		0-0 G1-3			4-1 1B BB	0-1 SF8		2 0 0 0 0 1 0 0 0 0 0 0 0 0 0 0 0 1 1 0 0																	
<b>Inning Stats</b>	R: 0 E: 0 K: 1 S: 7	H: 0 LOB: 0 BB: 0 P: 11	R: 3 E: 1 K: 2 S: 16	H: 2 LOB: 0 BB: 0 P: 22	R: 0 E: 0 K: 2 S: 9	H: 1 LOB: 1 BB: 0 P: 13	R: 0 E: 0 K: 2 S: 8	H: 1 LOB: 1 BB: 0 P: 11	R: 0 E: 1 K: 1 S: 9	H: 0 LOB: 1 BB: 0 P: 12	R: 0 E: 0 K: 3 S: 10	H: 0 LOB: 0 BB: 0 P: 14	R: 1 E: 0 K: 0 S: 13	H: 1 LOB: 3 BB: 3 P: 31	R: 1 E: 1 K: 1 S: 14	H: 0 LOB: 2 BB: 2 P: 25	R: 0 E: 0 K: 1 S: 10	H: 1 LOB: 2 BB: 1 P: 20	1B: 4 2B: 1 3B: 0 HR: 1	SF: 1 SAC: 2 DP: 0 HBP: 0	WP: 0 PB: 0 SB: 2 CS: 0	PA: 42					
<b>PITCHER</b>	IP WLS BF H R ER SO BB IBB HBP BLK WP HR S P ERA WHIP																										
Oswaldo Fernandez, R (1, 1) ERA: 3.99	6.0		24	4	3	2	11	0	0	0	0	0	1	59	83	3.00	0.667										
Doug Creek, L (7, 1) ERA: 3.55	0.2	L	5	1	1	1	0	2	0	0	0	0	0	9	23	13.50	4.500										
Jeff Juden, R (7, 1) ERA: 3.94	0.1		5	0	1	0	0	3	0	0	0	0	0	12	26	0.00	9.000										
Rod Beck, R (8, 1) ERA:	1.0		3	0	0	0	1	0	0	0	0	0	0	6	7	0.00	0.000										
Mark Dewey, R (9, 1) ERA: 2.57	1.0		5	1	0	0	1	0	1	0	0	0	0	10	20	0.00	1.000										

Cincinnati Reds @ San Francisco Giants  
3Com Park at Candlestick Point, San Francisco, CA

Fri May 03 1996, 10:05 PM EDT  
Att. 12,884 - Unknown - 65 F

AB	33
R	5
H	6
RBI	5
BB	6
SO	13
LOB	19



Batter	1	2	3	4	5	6	7	8	9	AB	R	H	RBI	BB	SO	LOB
Stan Javier, S OBP: 0.219, SLG: 0.276 (1, 8)	3-2 G5-3		1-1 G4-3		1-0 P7		3-2 G5-3		2-3 K	5	0	0	0	0	1	0
Robby Thompson, R OBP: 0.377, SLG: 0.434 (1, 4)	4-2 BB		1-3 K		1-2 G6-3		4-1 BB			2	0	0	0	2	1	0
Barry Bonds, L OBP: 0.424, SLG: 0.714 (1, 7)	0-0 P6		1-0 2B			0-1 1B	0-0 F8			4	1	2	0	0	0	2
Matt Williams, R OBP: 0.408, SLG: 0.538 (1, 5)	3-1 G5-3		0-1 G5-3			2-2 1B	2-3 K			4	0	1	1	0	1	3
Mark Carreon, R OBP: 0.375, SLG: 0.606 (1, 3)		2-0 F8		1-0 F7		1-1 1B	0-0 G6-3			4	0	1	0	0	0	0
Glenallen Hill, R OBP: 0.296, SLG: 0.437 (1, 9)		0-0 HR		0-0 P3		0-1 G5-3	3-2 F8			4	1	1	1	0	0	2
Steve Decker, R OBP: 0.333, SLG: 0.327 (1, 2)		1-0 G5-3		0-0 G5-3		4-0 IBB	1-3 K			3	0	0	0	1	1	0
Mark Dewey, R (9, 1)										0	0	0	0	0	0	0
Rich Aurilia, R OBP: 0.265, SLG: 0.413 (1, 6)		0-1 1B		0-2 HR		0-0 FC3-2	1-1 F8			4	1	2	1	0	0	3
Oswaldo Fernandez, R OBP: 0.067, SLG: 0.067 (1, 1)		0-0 1B		3-3 K		1-3 K	0-3 K			2	0	1	0	0	1	0
Mel Hall, L OBP: 0.200, SLG: 0.167 (6, PH)										1	0	0	0	0	1	3
Doug Creek, L OBP: 0.000, SLG: 0.000 (7, 1)										0	0	0	0	0	0	0
Jeff Juden, R OBP: 0.000, SLG: 0.000 (7, 1)										0	0	0	0	0	0	0
Rod Beck, R OBP: 0.000, SLG: 0.000 (8, 1)										0	0	0	0	0	0	0
Tom Lampkin, L OBP: 0.235, SLG: 0.375 (9, 2)										1	0	0	0	0	1	0

Inning Stats	R: 0	H: 0	E: 0	K: 10	S: 10	R: 1	H: 3	E: 0	K: 6	S: 6	R: 0	H: 1	E: 0	K: 1	S: 8	R: 0	H: 0	E: 0	K: 3	S: 3	R: 1	H: 1	E: 0	K: 10	S: 10	R: 0	H: 0	E: 0	K: 1	S: 9	R: 0	H: 0	E: 0	K: 1	S: 8	R: 0	H: 0	E: 0	K: 2	S: 8	R: 0	H: 0	E: 0	K: 2	S: 8	R: 0	H: 0	E: 0	K: 2	S: 8	1B: 5	2B: 1	3B: 0	HR: 2	SF: 0	SAC: 0	DP: 0	HBP: 0	WP: 0	PB: 0	SB: 1	CS: 0	PA: 37
--------------	------	------	------	-------	-------	------	------	------	------	------	------	------	------	------	------	------	------	------	------	------	------	------	------	-------	-------	------	------	------	------	------	------	------	------	------	------	------	------	------	------	------	------	------	------	------	------	------	------	------	------	------	-------	-------	-------	-------	-------	--------	-------	--------	-------	-------	-------	-------	--------

PITCHER	IP	WLS	BF	H	R	ER	SO	BB	IBB	HBP	BLK	WP	HR	S	P	ERA	WHIP
Mark Portugal, R ERA: 5.14 (1, 1)	5.0		20	5	2	2	2	1	0	0	0	0	2	37	59	3.60	1.200
Jeff Shaw, R ERA: 3.45 (6, 1)	0.2		6	3	1	1	0	0	1	0	0	0	0	10	17	13.50	4.500
Chuck McElroy, L ERA: (6, 1)	1.0	W	4	0	0	0	1	1	0	0	0	0	0	9	17	0.00	1.000
Johnny Ruffin, R ERA: 4.5 (7, 1)	0.1		1	0	0	0	1	0	0	0	0	0	0	3	5	0.00	0.000
Jeff Brantley, R ERA: 3.6 (8, 1)	2.0	S	6	0	0	0	3	0	0	0	0	0	0	16	23	0.00	0.000

BOTTOM

Cincinnati Reds @ San Francisco Giants  
3Com Park at Candlestick Point, San Francisco, CA

Fri May 03 1996, 10:05 PM EDT  
Att: 12,884 - Unknown - 65 F

livebaseballscorecards.com

AB	34
R	3
H	8
RBI	3
BB	3
SO	7
LOB	13



Batter	1		2		3		4		5		6		7		8		9		AB	R	H	RBI	BB	SO	LOB	TOP	
Eric Owens, R <i>(1, 7)</i> OBP: 0.366, SLG: 0.333	K		1B						P4				HR	HBP	BB				3	1	1	0	1	1	0	<p>Cincinnati Reds @ San Francisco Giants</p> <p>3Com Park at Candlestick Point, San Francisco, CA</p> <p>Sat May 04 1996, 6:33 AM EDT Att. 18,989 - Sunny - 63 F</p> <p>livebaseballscorecards.com</p>	
Hal Morris, L <i>(1, 3)</i> OBP: 0.395, SLG: 0.468	G4-3								BB				HR	1B	F8				4	1	1	0	1	1	1		
Eric Davis, R <i>(1, 8)</i> OBP: 0.337, SLG: 0.456	BB								P6				2-1	HR	G6-3				4	1	1	4	1	0	2		
Eddie Taubensee, L <i>(1, 2)</i> OBP: 0.376, SLG: 0.488	G4-3								G4-3				G3-1						5	0	0	0	0	1	2		
Bret Boone, R <i>(1, 4)</i> OBP: 0.260, SLG: 0.413			HR						G6-3				BB	F8					4	1	1	1	1	1	0		
Eric Anthony, L <i>(1, 9)</i> OBP: 0.383, SLG: 0.650			L8	1B	2B				HR				K		HR				5	3	3	2	0	2	1		
Willie Greene, L <i>(1, 5)</i> OBP: 0.340, SLG: 0.512			L8																3	0	0	0	0	2	2		
Johnny Ruffin, R <i>(8, 1)</i> OBP: 1.000, SLG: 1.000																			0	0	0	0	0	0	0		
Jeff Brantley, R <i>(8, 1)</i>																			0	0	0	0	0	0	0		
Jeff Branson, L <i>(1, 6)</i> OBP: 0.381, SLG: 0.473			SH3-4	1B	1B								P5		P5				4	0	2	1	0	0	1		
Roger Salkeld, R <i>(1, 1)</i>																			1	0	0	0	0	1	1		
Chuck McElroy, L <i>(6, 1)</i>			SH3-4																0	0	0	0	0	0	0		
Marcus Moore, S <i>(6, 1)</i>																			1	0	0	0	0	1	0		
Lenny Harris, L <i>(6, 5)</i> OBP: 0.425, SLG: 0.676														1B	HBP	BB			1	2	1	0	1	0	0		
<b>Inning Stats</b>	R: 0 E: 0 K: 1 S: 7	H: 0 LOB: 1 BB: 1 P: 15	R: 2 E: 0 K: 0 S: 12	H: 4 LOB: 2 BB: 0 P: 16	R: 0 E: 0 K: 1 S: 7	H: 0 LOB: 0 BB: 0 P: 11	R: 1 E: 0 K: 2 S: 9	H: 2 LOB: 1 BB: 0 P: 13	R: 0 E: 0 K: 0 S: 8	H: 0 LOB: 1 BB: 1 P: 17	R: 0 E: 0 K: 2 S: 12	H: 0 LOB: 1 BB: 1 P: 19	R: 5 E: 0 K: 1 S: 16	H: 3 LOB: 0 BB: 1 P: 30	R: 1 E: 0 K: 0 S: 13	H: 1 LOB: 1 BB: 1 P: 24	R: 0 E: 0 K: 3 S: 9	H: 0 LOB: 0 BB: 0 P: 12	1B: 4 2B: 2 3B: 0 HR: 4	SF: 0 SAC: 1 DP: 0 HBP: 1	WP: 0 PB: 0 SB: 3 CS: 0	PA: 42					
<b>PITCHER</b>	<b>IP</b>	<b>WLS</b>	<b>BF</b>	<b>H</b>	<b>R</b>	<b>ER</b>	<b>SO</b>	<b>BB</b>	<b>IBB</b>	<b>HBP</b>	<b>BLK</b>	<b>WP</b>	<b>HR</b>	<b>S</b>	<b>P</b>	<b>ERA</b>	<b>WHIP</b>										
Mark Leiter, R <i>(1, 1)</i> ERA: 4.54	6.0	L	29	7	6	6	6	4	0	1	0	0	2	61	104	9.00	1.833										
Mark Dewey, R <i>(7, 1)</i> ERA: 3.6	1.0		5	2	2	2	1	0	0	0	0	0	2	10	17	18.00	2.000										
Doug Creek, L <i>(8, 1)</i> ERA: 4.05	0.2		4	1	1	1	0	1	0	0	0	0	0	12	22	13.50	3.000										
Rich DeLucia, R <i>(8, 1)</i> ERA:	1.1		4	0	0	0	3	0	0	0	0	0	0	10	14	0.00	0.000										





Batter	1	2	3	4	5	6	7	8	9
<b>Marvin Benard, L</b> (1, 8) <small>OBP: 0.360, SLG: 0.321</small> <b>Matt Williams, R</b> (6, PH) <small>OBP: 0.418, SLG: 0.570</small> (7, 5)	4-2 HR BB		0-0 G5-3 SH1-3 1B		2-2 G6-3	4-0 IBB		1-1 HR	
<b>Robby Thompson, R</b> (1, 4) <small>OBP: 0.369, SLG: 0.474</small>	2-1 HR		0-1 SH1-3 1-2		0-0 F8	0-0 F7		3-3 K FC5 BB	
<b>Barry Bonds, L</b> (1, 7) <small>OBP: 0.431, SLG: 0.731</small>	2-1 G3-1		0-0 E1		3-2 HR		4-2 S S BB	4-0 BB	
<b>Glenallen Hill, R</b> (1, 9) <small>OBP: 0.283, SLG: 0.417</small>	0-0 G5-3		1-2 G5-3 2-3f		3-3 K		1-3 K	2-0 FC5 2-3f	
<b>Dave McCarty, R</b> (1, 3) <small>OBP: 0.450, SLG: 0.643</small> <b>Doug Creek, L</b> (8, 1) <b>Rich DeLucia, R</b> (8, 1) <b>Kim Batiste, R</b> (9, PH) <small>OBP: 0.200, SLG: 0.292</small>	3-2 G5-3			1-1 S 1B		0-0 HR	1-3 K		
<b>Steve Scarsone, R</b> (1, 5) <small>OBP: 0.324, SLG: 0.413</small> <b>Stan Javier, S</b> (7, 8) <small>OBP: 0.206, SLG: 0.258</small>		2-0 P9		1-3 K 1-2		1-3 K	3-2 G4-3 2-3	0-3 K	
<b>Tom Lampkin, L</b> (1, 2) <small>OBP: 0.318, SLG: 0.450</small>		1-3 K		0-0 F8		3-2 SH1-4 2B		4-2 CS BB	0-0 1B
<b>Rich Aurilia, R</b> (1, 6) <small>OBP: 0.302, SLG: 0.417</small> <b>Mel Hall, L</b> (9, PH) <small>OBP: 0.190, SLG: 0.158</small>		4-1 BB		3-2 SH1-4 2-H 1B		4-0 SH1-4 BB	3-3 K	3-2 G3	
<b>Mark Leiter, R</b> (1, 1) <small>OBP: 0.182, SLG: 0.182</small> <b>Mark Dewey, R</b> (7, 1) <b>Mark Carreon, R</b> (8, 3) <small>OBP: 0.381, SLG: 0.606</small>		1-3 K		1-3 K		0-1 SH1-4 1-2 2-3		4-0 HR BB	

AB	R	H	RBI	BB	SO	LOB
2	1	1	0	1	0	0
1	1	1	2	1	0	0
4	1	1	2	0	1	3
3	1	1	1	2	0	1
5	0	0	0	0	2	5
4	2	2	1	0	1	1
0	0	0	0	0	0	0
0	0	0	0	0	0	0
1	0	0	0	0	0	0
3	0	0	0	0	2	1
2	0	0	0	0	1	1
4	0	2	0	1	1	1
2	0	1	1	2	1	1
1	0	0	0	0	0	1
2	0	0	0	0	2	2
0	0	0	0	0	0	0
0	1	0	0	1	0	0

WP	HR	S	P	ERA	WHIP
1	0	17	44	7.94	1.765
0	0	0	0	∞	∞
0	0	20	40	4.50	1.500
1	1	5	9	∞	∞
0	0	14	23	0.00	1.500

**BOTTOM**

**Cincinnati Reds @ San Francisco Giants**  
**3Com Park at Candlestick Point, San Francisco, CA**  
 Sat May 04 1996, 6:33 AM EDT  
 Att. 18,989 - Sunny - 63 F

livebaseballscores.com

AB	34
R	7
H	9
RBI	7
BB	8
SO	11
LOB	17



Inning Stats														PITCHER																	
R	H	E	K	S	H	LOB	BB	P	R	H	E	K	S	IP	WLS	BF	H	R	ER	SO	BB	IBB	HBP	BLK	WP	HR	S	P	ERA	WHIP	
2	1	0	11	22	0	0	1	19	0	1	0	7	8	5.2		27	7	5	5	6	3	0	0	0	0	0	3	65	107	7.94	1.765
0	0	0	11	22	0	0	1	19	0.0		1	0	0	6.1		1	0	0	0	0	1	0	0	0	0	0	0	4	∞	∞	
0	0	0	11	22	0	0	1	19	2.0	W	8	0	1	3	6.1		8	0	1	3	3	0	0	0	0	0	0	20	40	4.50	1.500
0	0	0	11	22	0	0	1	19	0.0		2	1	1	1	8.1		2	1	1	1	0	0	0	0	1	1	5	9	∞	∞	
0	0	0	11	22	0	0	1	19	1.1	S	6	1	0	1	8.1		6	1	0	1	1	0	0	0	0	0	0	14	23	0.00	1.500

Batter	1	2	3	4	5	6	7	8	9	AB R H RBI BB SO LOB	TOP		
Eric Owens, R (1, 7) OBP: 0.348, SLG: 0.300 Chuck McElroy, L (8, 1)	0-0 P6		2-3 K		1-2 L4		4-0 BB HR BB	0-2 G4-3		4 1 0 0 1 1 0 0 0 0 0 0 0 0	<p>Cincinnati Reds @ San Francisco Giants</p> <p>3Com Park at Candlestick Point, San Francisco, CA</p> <p>Sun May 05 1996, 10:05 PM EDT Att. 18,052 - Sunny - 63 F</p> <p>livebaseballscorecards.com</p>		
Hal Morris, L (1, 3) OBP: 0.388, SLG: 0.451	2-1 E7 HR		3-2 F8		0-3 K	1 SAFE 1 SAFE 1 SAFE 1 SAFE 1 SAFE 1 SAFE	4-1 BB HR BB	0-0 F7		4 2 0 0 1 1 0			
Barry Larkin, R (1, 6) OBP: 0.379, SLG: 0.474 Jeff Branson, L (7, PH) OBP: 0.372, SLG: 0.467 (7, 6)	2-2 HR		2-1 G6-3		0-1 F8		3-0 SF8		2-3 K	3 1 1 2 0 0 0 1 0 0 1 0 1 0			
Eric Anthony, L (1, 9) OBP: 0.404, SLG: 0.628	1-0 F8			2-0 2B 1B		3-1 G6-3	4-2 HR BB		4-0 BB	3 2 1 0 2 0 0			
Eric Davis, R (1, 8) OBP: 0.340, SLG: 0.500	1-3 K			3-2 3B 2B		2-3 K	1-2 HR		0-3 K	5 2 2 5 0 3 1			
Willie Greene, L (1, 5) OBP: 0.327, SLG: 0.522		1-1 G3		1-1 3B		1-3 K	1-3 K		1-3 K	5 0 1 1 0 3 1			
Bret Boone, R (1, 4) OBP: 0.278, SLG: 0.408		1-0 G6-3		0-3 K			4-1 3B BB		3-2 G4-3 HR 1B	3 2 1 0 1 1 1			
Joe Oliver, R (1, 2) OBP: 0.268, SLG: 0.368		2-2 2B		1-0 G6-3			1-2 SF8 3B		0-1 G4-3	4 1 2 1 0 0 2			
John Smiley, L (1, 1) OBP: 0.333, SLG: 0.333 Thomas Howard, S (8, PH) OBP: 0.240, SLG: 0.381 (8, 7)		0-0 G4-3		0-0 G1-3			0-0 G1-3		0-0 HR	3 0 0 0 0 0 3 1 1 1 2 0 0 0			
<b>Inning Stats</b>	R: 2 H: 1 E: 1 LOB: 0 K: 1 BB: 0 S: 12 P: 18	R: 0 H: 1 E: 0 LOB: 1 K: 0 BB: 0 S: 7 P: 11	R: 0 H: 0 E: 0 LOB: 0 K: 1 BB: 0 S: 10 P: 17	R: 2 H: 3 E: 0 LOB: 1 K: 1 BB: 0 S: 11 P: 18	R: 0 H: 0 E: 0 LOB: 0 K: 1 BB: 0 S: 8 P: 9	R: 0 H: 0 E: 0 LOB: 0 K: 2 BB: 0 S: 8 P: 14	R: 6 H: 2 E: 0 LOB: 0 K: 1 BB: 4 S: 15 P: 37	R: 2 H: 2 E: 0 LOB: 0 K: 0 BB: 0 S: 10 P: 13	R: 0 H: 0 E: 0 LOB: 1 K: 3 BB: 1 S: 12 P: 19	1B: 2 SF: 1 2B: 2 SAC: 0 3B: 2 DP: 0 HR: 3 HBP: 0	WP: 0 PA: 42 PB: 0 SB: 0 CS: 0		
<b>PITCHER</b>	IP WLS BF H R ER SO BB IBB HBP BLK WP HR S P ERA WHIP											<b>PITCHER</b>	IP WLS BF H R ER SO BB IBB HBP BLK WP HR S P ERA WHIP
William Van Landonham, R (1, 1) ERA: 7.07	6.1 L 28 6 7 6 6 2 0 0 0 0 0 1 61 101 8.53 1.263												
Rich DeLucia, R (7, 1) ERA: 10.8	0.1 3 0 0 0 0 2 0 0 0 0 0 0 4 15 0.00 6.000												
Jeff Juden, R (7, 1) ERA: 5.19	1.1 7 3 5 5 1 0 0 0 0 0 2 2 16 21 33.75 2.250												
Jose Bautista, R (9, 1) ERA:	1.0 4 0 0 0 0 3 1 0 0 0 0 0 0 12 19 0.00 1.000												



Batter	1	2	3	4	5	6	7	8	9	AB	R	H	RBI	BB	SO	LOB
Stan Javier, S OBP: 0.231, SLG: 0.306 (1, 8)	2-2 1B S	0-0 2B 2-H			0-1 G5-3		0-1 G4-3		2-1 P7	5	1	2	1	0	0	3
Robby Thompson, R OBP: 0.368, SLG: 0.458 Steve Scarosone, R OBP: 0.342, SLG: 0.422 (1, 4) (8, 4)	4-2 1B CS BB	3-1 G5-3			3-3 K			4-0 HR BB	1-1 1B 1-3 2-H	2	0	0	0	1	1	1
Barry Bonds, L OBP: 0.422, SLG: 0.708 (1, 7)	0-0 1B CS 1-2 2-H		2-2 F7		0-1 G4-3			1-3 K	1-0 F7	5	1	1	1	0	1	3
Matt Williams, R OBP: 0.413, SLG: 0.586 (1, 5)	3-3 K 1-2 2-3		0-3 K		0-0 G5-3			1-2 HR		4	1	1	2	0	2	2
Mark Carreon, R OBP: 0.385, SLG: 0.602 (1, 3)	3-0 1B 2-H		0-0 FC6-4 1B		0-2 G5-3			1-3 K		4	0	2	1	0	1	0
Glenallen Hill, R OBP: 0.276, SLG: 0.405 Rich DeLucia, R (7, 1) Jeff Juden, R (7, 1) Kim Batiste, R OBP: 0.192, SLG: 0.280 Jose Bautista, R (9, 1)	0-0 L4		2-2 FC6-4 1-2f		1-3 K			2-3 K		3	0	0	0	0	1	2
Rich Aurilia, R OBP: 0.298, SLG: 0.404 (1, 6)		0-1 SH2-4 2B 1B		0-1 G1-3			2-2 P3		0-3 K	4	1	1	0	0	1	0
Tom Lampkin, L OBP: 0.280, SLG: 0.391 Steve Decker, R OBP: 0.344, SLG: 0.357 (1, 2) (9, PH)	1-1 F8		0-0 F8		0-0 F8		3-2 F7		3-1 1B 2B	3	0	0	0	0	0	1
William Van Landingham, R OBP: 0.313, SLG: 0.267 Dave McCarty, R OBP: 0.500, SLG: 0.643 (1, 1) (7, 9)	0-1 SH2-4		0-3 K		0-3 K		4-0 BB		4-2 1B BB	1	0	0	0	0	1	0

Inning Stats	R: 2	H: 3	E: 0	K: 1	S: 12	H: 3	LOB: 1	BB: 1	P: 24	R: 1	H: 2	E: 0	K: 0	S: 9	H: 2	LOB: 1	BB: 0	P: 13	R: 0	H: 1	E: 0	K: 1	S: 12	H: 0	LOB: 0	BB: 0	P: 6	R: 0	H: 0	E: 0	K: 1	S: 6	R: 0	H: 0	E: 0	K: 1	S: 9	R: 0	H: 0	E: 0	K: 1	S: 7	R: 0	H: 0	E: 0	K: 0	S: 10	R: 2	H: 1	E: 0	K: 3	S: 12	H: 1	LOB: 0	BB: 1	P: 21	R: 1	H: 2	E: 0	K: 1	S: 12	H: 2	LOB: 2	BB: 1	P: 23	1B: 6	2B: 3	3B: 0	HR: 1	SF: 0	SAC: 1	DP: 1	HBP: 0	WP: 0	PB: 0	SB: 1	CS: 2	PA: 39
PITCHER	IP	WLS	BF	H	R	ER	SO	BB	IBB	HBP	BLK	WP	HR	S	P	ERA	WHIP																																																													
John Smiley, L ERA: 5.63 Chuck McElroy, L ERA: 6.75	(1, 1) (8, 1)	7.0	W	28	6	3	3	5	2	0	0	0	0	65	98	3.86	1.143																																																													

BOTTOM

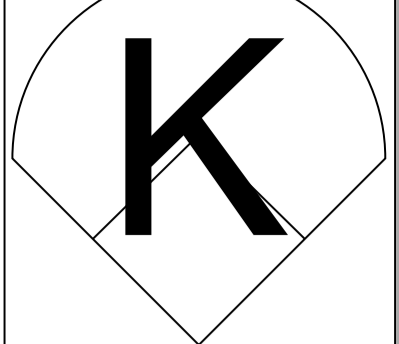
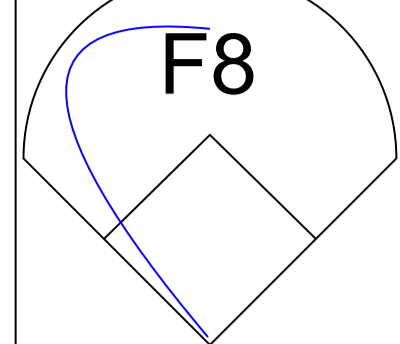
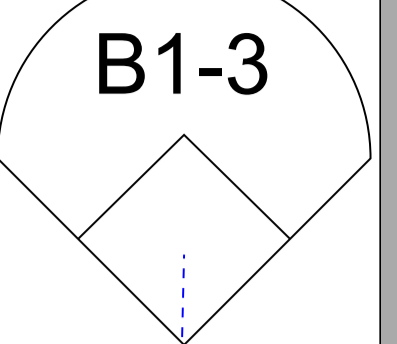
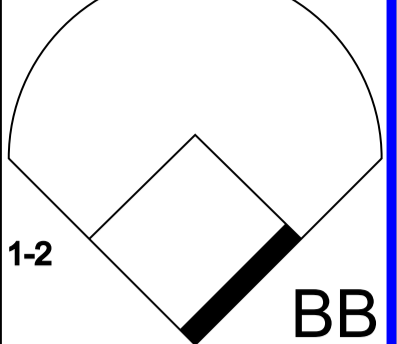
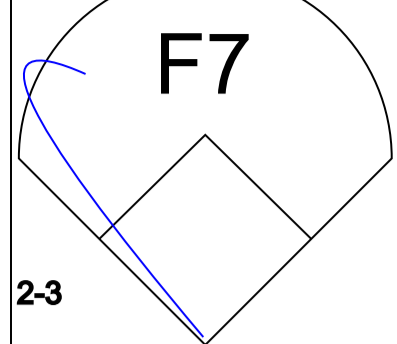
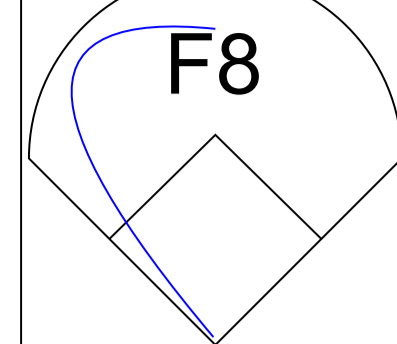
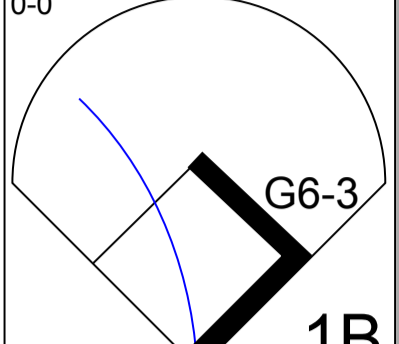
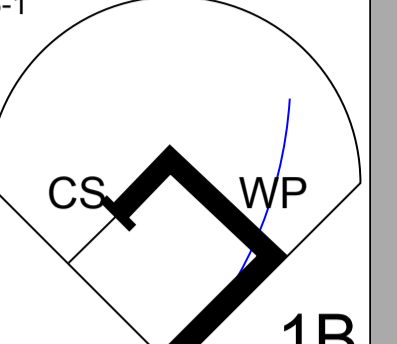
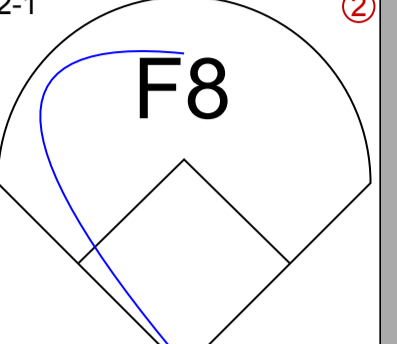
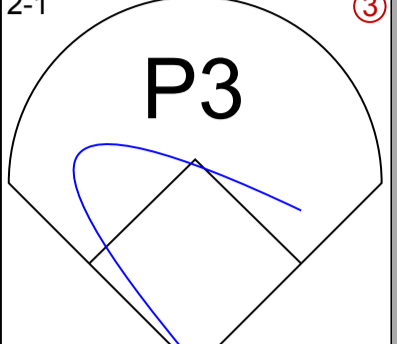
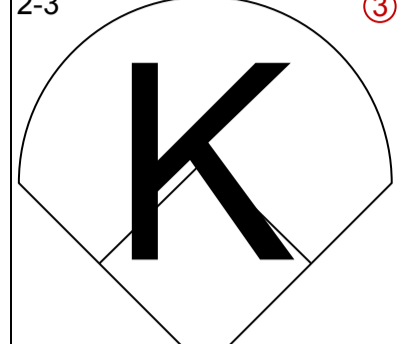
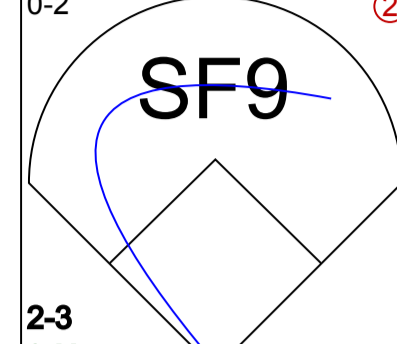
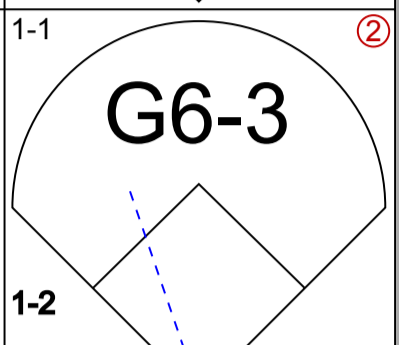
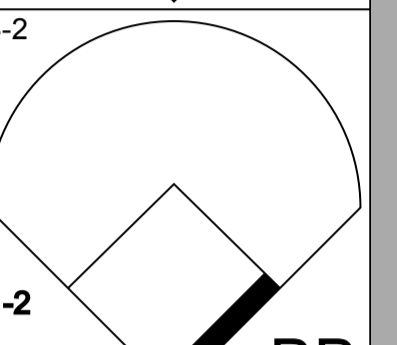
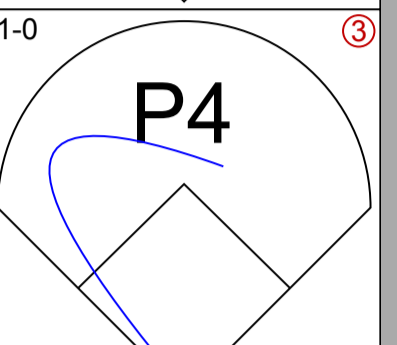
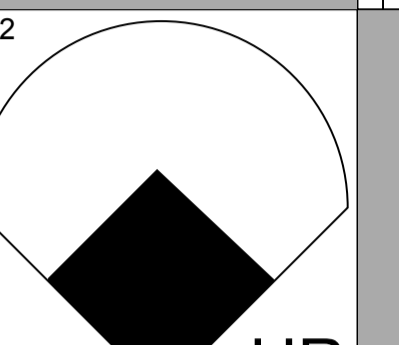
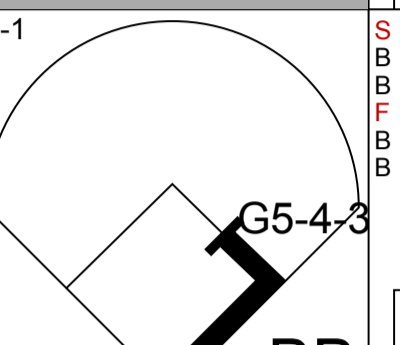
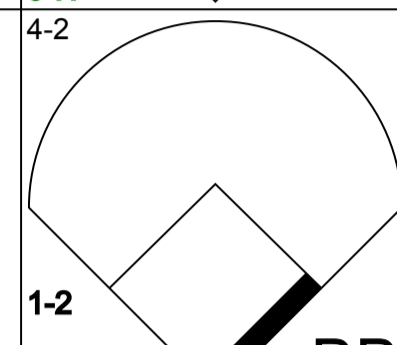
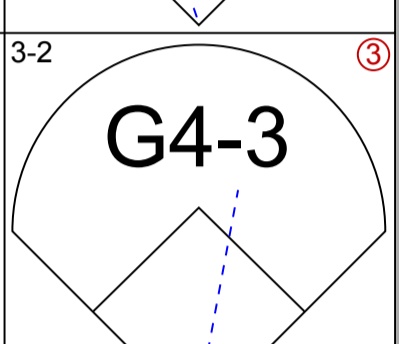
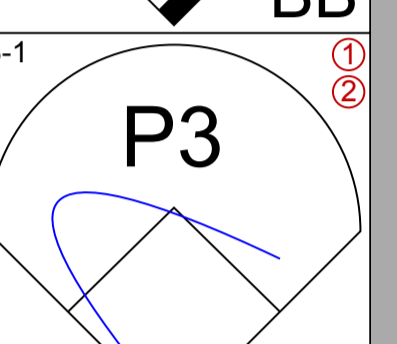
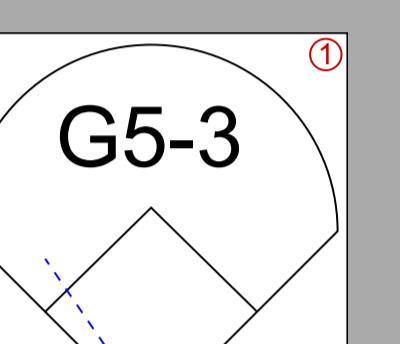
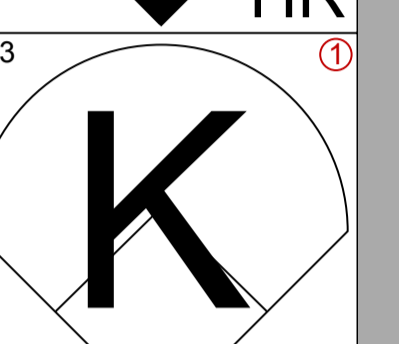
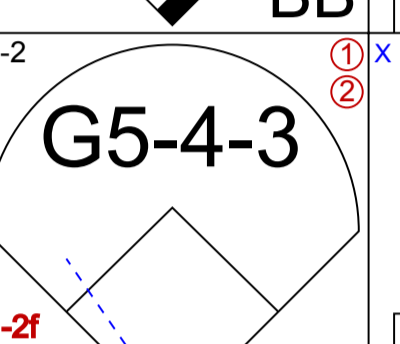
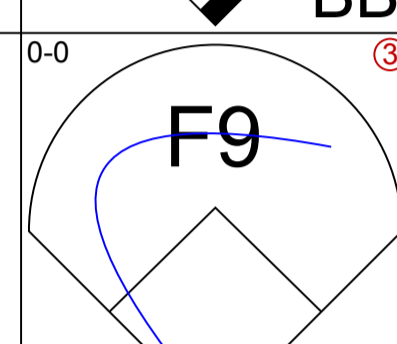
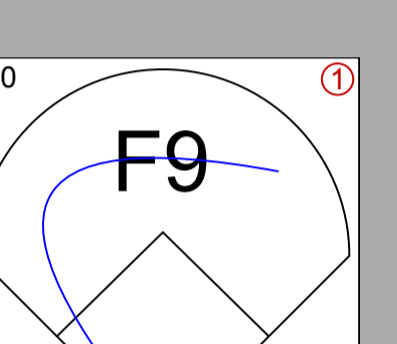
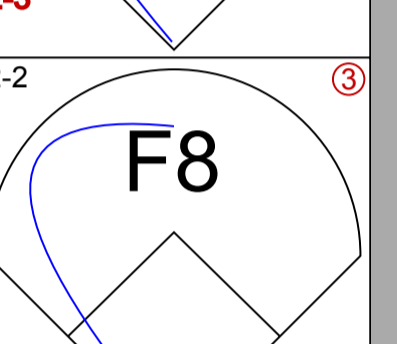
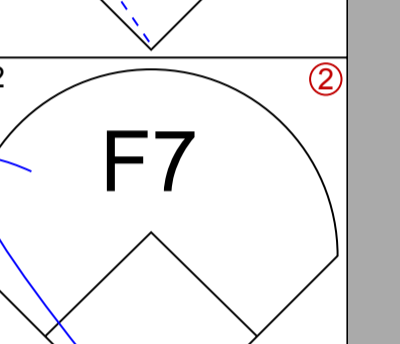
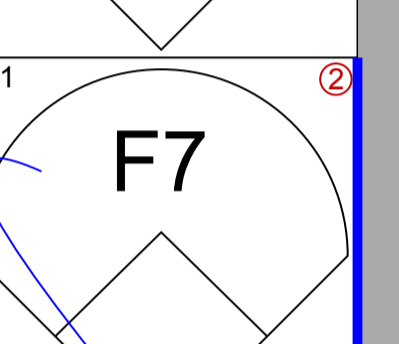
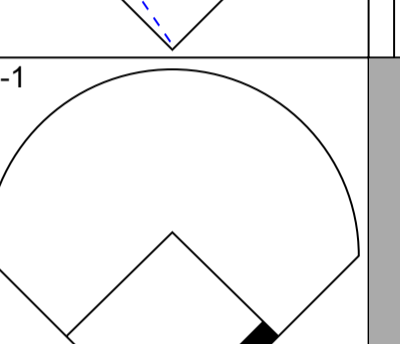
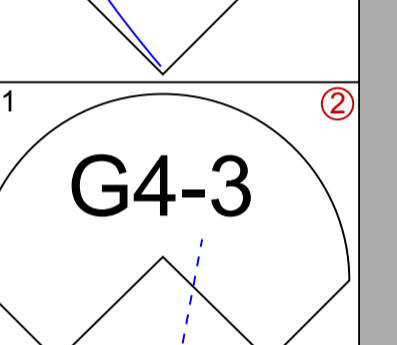
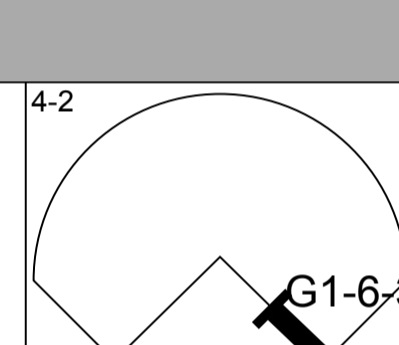
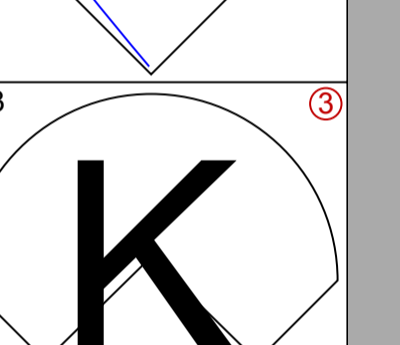
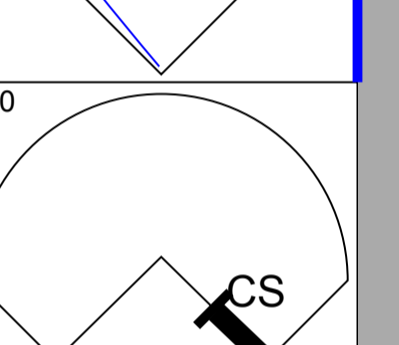
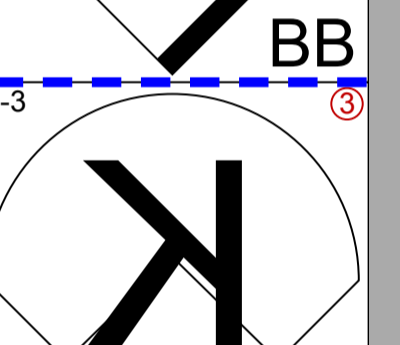
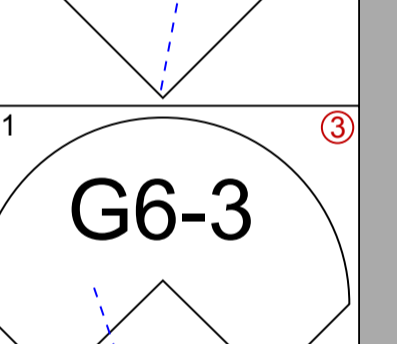
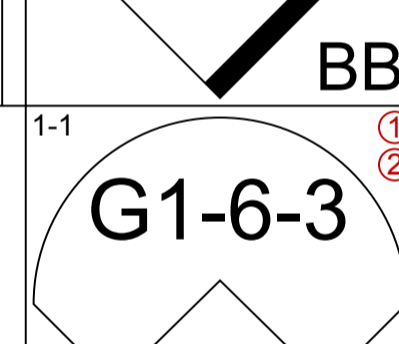
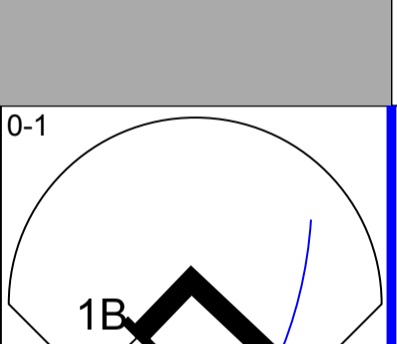
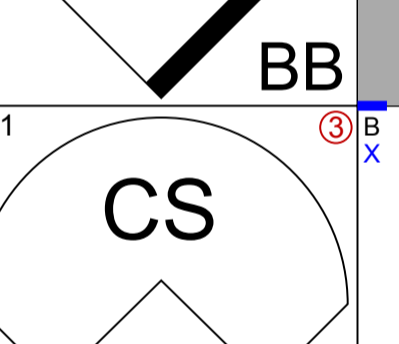
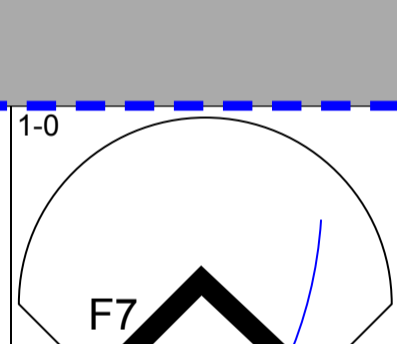
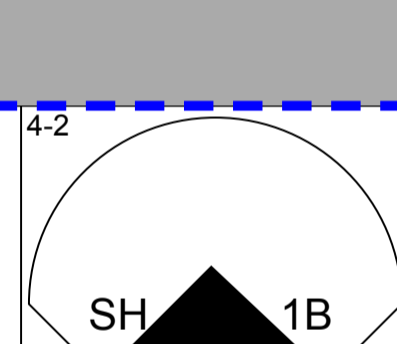

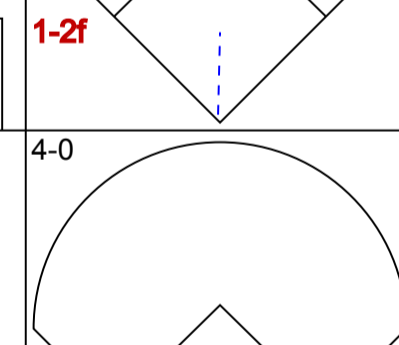
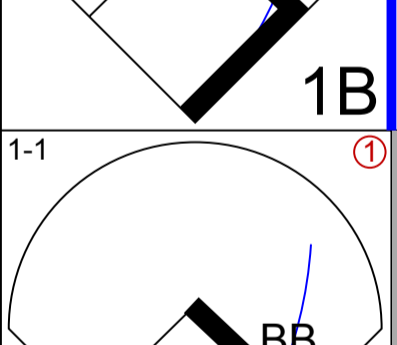
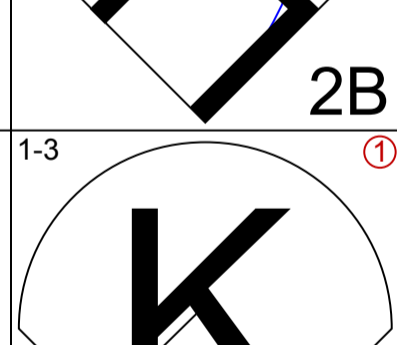
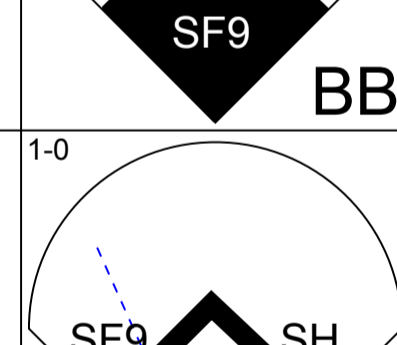
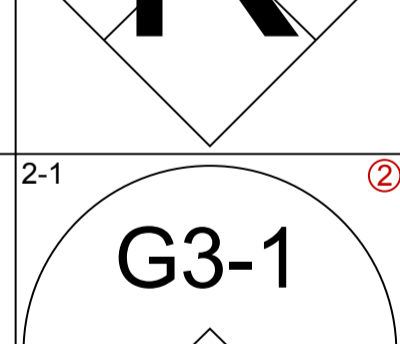
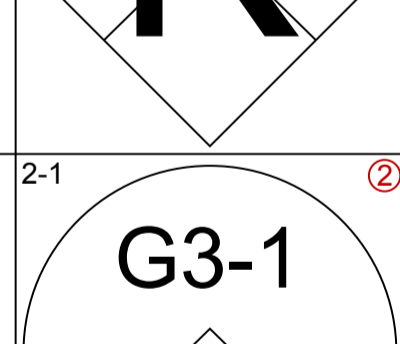
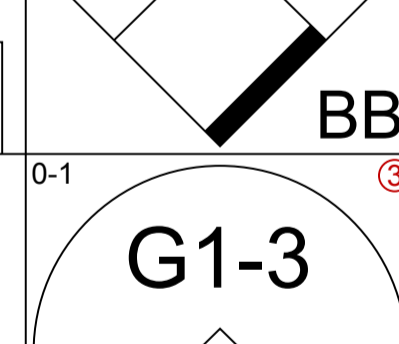
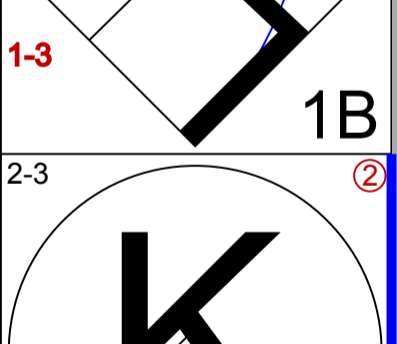
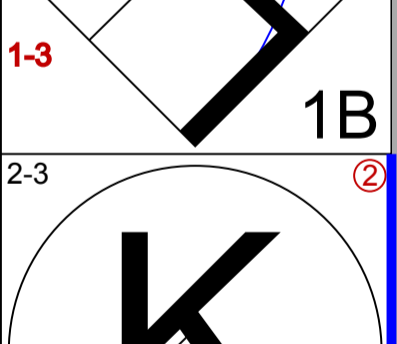
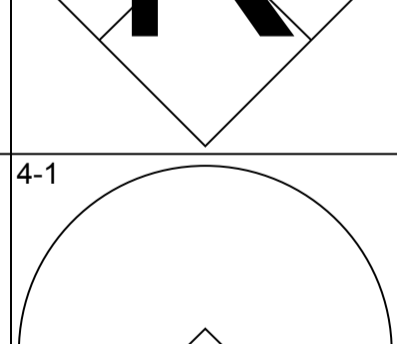
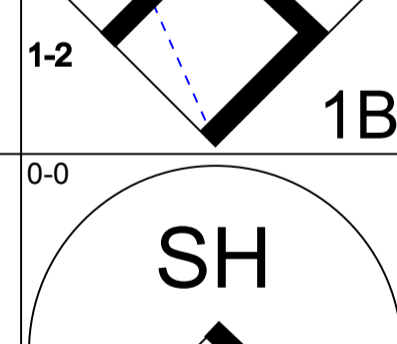
Cincinnati Reds @ San Francisco Giants  
3Com Park at Candlestick Point, San Francisco, CA

Sun May 05 1996, 10:05 PM EDT  
Att. 18,052 - Sunny - 63 F

livebaseballscorecards.com

AB	34
R	6
H	9
RBI	6
BB	4
SO	9
LOB	12



Batter	1	2	3	4	5	6	7	8	9	10	11	12	AB	R	H	RBI	BB	SO	LOB	TOP					
<b>Chad Fonville, S</b> (1, 8) OBP: 0.338, SLG: 0.333 <b>Milt Thompson, L</b> (8, PH) OBP: 0.238, SLG: 0.059 <b>Mark Guthrie, R</b> (8, 1) <b>Mike Busch, R</b> (9, 5) OBP: 0.167, SLG: 0.333													3	0	0	0	0	1	0						
<b>Raul Mondesi, R</b> (1, 9) OBP: 0.227, SLG: 0.381													5	0	2	1	0	1	4						
<b>Mike Piazza, R</b> (1, 2) OBP: 0.421, SLG: 0.569 <b>Todd Worrell, R</b> (12, 1)													3	1	1	1	3	0	1						
<b>Eric Karros, R</b> (1, 3) OBP: 0.246, SLG: 0.333													6	0	0	0	0	1	7						
<b>Delino DeShields, L</b> (1, 4) OBP: 0.300, SLG: 0.397 <b>Antonio Osuna, R</b> (9, 1) <b>Carlos Hernandez, R</b> (12, 2)													4	0	0	0	0	0	1						
<b>Todd Hollandsworth, L</b> (1, 7) OBP: 0.392, SLG: 0.328													3	0	0	0	2	2	1						
<b>Mike Blowers, R</b> (1, 5) OBP: 0.315, SLG: 0.264 <b>Roger Cedeno, S</b> (8, PR) OBP: 0.433, SLG: 0.500													3	0	1	0	0	0	1						
<b>Greg Gagne, R</b> (1, 6) OBP: 0.400, SLG: 0.462													4	0	2	0	1	2	1						
<b>Pedro Astacio, R</b> (1, 1) OBP: 0.071, SLG: 0.071 <b>Dave Hansen, L</b> (8, PH) OBP: 0.286, SLG: 0.200 <b>Juan Castro, R</b> (8, 5) (9, 4)													2	0	0	0	0	0	1						
<b>Inning Stats</b>	R: 0 E: 0 K: 1 S: 10	H: 1 LOB: 1 BB: 0 P: 14	R: 0 E: 0 K: 0 S: 5	H: 0 LOB: 0 BB: 0 P: 8	R: 0 E: 0 K: 1 S: 7	H: 0 LOB: 0 BB: 0 P: 13	R: 0 E: 0 K: 0 S: 9	H: 1 LOB: 1 BB: 1 P: 21	R: 0 E: 0 K: 0 S: 7	H: 0 LOB: 0 BB: 0 P: 16	R: 0 E: 0 K: 0 S: 4	H: 0 LOB: 0 BB: 0 P: 7	R: 0 E: 0 K: 1 S: 10	H: 2 LOB: 2 BB: 1 P: 19	R: 1 E: 0 K: 1 S: 11	H: 1 LOB: 0 BB: 1 P: 19	R: 0 E: 0 K: 2 S: 9	H: 1 LOB: 2 BB: 1 P: 19	R: 0 E: 0 K: 1 S: 8	H: 0 LOB: 1 BB: 2 P: 20	R: 1 E: 0 K: 0 S: 14	H: 1 LOB: 3 BB: 2 P: 26	1B: 5 2B: 1 3B: 0 HR: 1	SF: 1 SAC: 1 DP: 2 HBP: 0	WP: 1 PA: 50
<b>PITCHER</b>	IP	WLS	BF	H	R	ER	SO	BB	IBB	HBP	BLK	WP	HR	S	P	ERA	WHIP								
<b>Dave Burba, R</b> (1, 1) ERA: 3.7	7.2		28	4	0	0	4	4	0	0	0	1	0	59	105	0.00	1.043								
<b>Jeff Brantley, R</b> (8, 1) ERA: 3.57	1.1		5	1	1	1	1	0	0	0	0	0	1	13	23	6.75	1.500								
<b>Johnny Ruffin, R</b> (10, 1) ERA: 4.58	1.2		8	1	0	0	2	3	0	0	0	0	0	14	34	0.00	2.400								
<b>Chuck McElroy, L</b> (11, 1) ERA: 6.23	0.1		1	0	0	0	1	0	0	0	0	0	0	3	5	0.00	0.000								
<b>Marcus Moore, R</b> (12, 1) ERA: 4.11	1.0	W	7	1	1	1	0	2	0	0	0	0	0	14	26	9.00	3.000								

Los Angeles Dodgers @ Cincinnati Reds  
 Riverfront Stadium, Cincinnati, OH  
 Tue May 07 1996, 7:05 PM EDT  
 Att. 18,147 - Cloudy - 67 F

AB 37  
 R 2  
 H 7  
 RBI 2  
 BB 10  
 SO 8  
 LOB 23



Batter	1	2	3	4	5	6	7	8	9	10	11	12	AB	R	H	RBI	BB	SO	LOB	BOTTOM							
Eric Owens, R OBP: 0.320, SLG: 0.273 Johnny Ruffin, R OBP: 1.000, SLG: 1.000 Chuck McElroy, L (11, PH) Lenny Harris, L OBP: 0.415, SLG: 0.658 Marcus Moore, S (12, 1)	2-1 G6-3			0-0 G6-3		0-0 L7		2-2 L4			2-3 K		4	0	0	0	0	0	2								
Hal Morris, L OBP: 0.388, SLG: 0.458	2-2 G4-3			3-0 G3-1			2-1 G3 SF8 2B		2-0 G4-3		1-0 1B		5	1	2	0	0	0	0								
Barry Larkin, R OBP: 0.364, SLG: 0.450	1-0 F7			2-1 F8			2-2 G3		1-0 P4		2-0 F8		5	0	0	0	0	0	2								
Eric Anthony, L OBP: 0.421, SLG: 0.681		2-0 F7			3-2 G3-1		4-0 IBB		2-2 1B			3-1 HR	4	1	2	1	1	0	0								
Eric Davis, R OBP: 0.333, SLG: 0.523		2-1 F9			2-3 K		0-1 SF8		3-3 K			2-1 HR	4	1	1	2	0	2	1								
Bret Boone, R OBP: 0.263, SLG: 0.385 Jeff Brantley, R Thomas Howard, S OBP: 0.231, SLG: 0.364		2-2 G3-1			0-0 G2-3		0-1 F8			0-3 K			3	0	0	0	0	0	1								
Jeff Branson, L OBP: 0.367, SLG: 0.456			1-0 P2			3-2 FC5-4 1B		1-1 F8		1-3 K			4	0	1	0	0	1	0								
Joe Oliver, R OBP: 0.244, SLG: 0.333			1-2 F7			1-2 FC5-4		2-1 F9		0-1 P3			4	0	0	0	0	0	1								
Dave Burba, R Willie Greene, L OBP: 0.333, SLG: 0.511			3-2 G1-3			3-3 K		4-2 BB			0-0 G3-1		2	0	0	0	0	1	1								
<b>Inning Stats</b>	R: 0 E: 0 K: 0 S: 7	H: 0 LOB: 0 BB: 0 P: 12	R: 0 E: 0 K: 0 S: 6	H: 0 LOB: 0 BB: 0 P: 12	R: 0 E: 0 K: 0 S: 7	H: 0 LOB: 0 BB: 0 P: 12	R: 0 E: 0 K: 0 S: 4	H: 0 LOB: 0 BB: 0 P: 9	R: 0 E: 0 K: 1 S: 12	H: 0 LOB: 0 BB: 0 P: 14	R: 1 E: 0 K: 0 S: 13	H: 1 LOB: 1 BB: 1 P: 21	R: 0 E: 0 K: 0 S: 9	H: 0 LOB: 1 BB: 0 P: 18	R: 0 E: 0 K: 1 S: 13	H: 1 LOB: 1 BB: 0 P: 21	R: 0 E: 0 K: 2 S: 8	H: 0 LOB: 0 BB: 0 P: 9	R: 0 E: 0 K: 1 S: 6	H: 1 LOB: 1 BB: 0 P: 11	R: 2 E: 0 K: 0 S: 4	H: 2 LOB: 0 BB: 0 P: 9	1B: 3 2B: 1 3B: 0 HR: 2	SF: 1 SAC: 0 DP: 0 HBP: 0	WP: 0 PB: 0 SB: 0 CS: 0	PA: 41	
<b>PITCHER</b>	IP	WLS	BF	H	R	ER	SO	BB	IBB	HBP	BLK	WP	HR	S	P	ERA	WHIP										
Pedro Astacio, R ERA: 2.88	(1, 1)	7.0	24	2	1	1	2	0	1	0	0	0	0	58	99	1.29	0.286										
Mark Guthrie, L ERA: 2.25	(8, 1)	1.2	7	1	0	0	0	1	0	0	0	0	0	16	30	0.00	1.200										
Antonio Osuna, R ERA: 2.29	(9, 1)	2.1	8	1	0	0	4	0	0	0	0	0	0	20	29	0.00	0.429										
Todd Worrell, R ERA: 2.08	(12, 1)	0.0	L	2	2	2	0	0	0	0	0	0	2	4	9	∞	∞										

Los Angeles Dodgers @ Cincinnati Reds  
Riverfront Stadium, Cincinnati, OH  
Tue May 07 1996, 7:05 PM EDT  
Att. 18,147 - Cloudy - 67 F

AB	38
R	3
H	6
RBI	3
BB	2
SO	6
LOB	8



Batter	1	2	3	4	5	6	7	8	9	AB R H RBI BB SO LOB	TOP										
Chad Fonville, S (1, 7) OBP: 0.319, SLG: 0.313	2-3 K	1-1 FC6-4			1-1 F9			1-2 G5-3		4 0 0 0 0 1 2	<b>Los Angeles Dodgers @ Cincinnati Reds</b> Riverfront Stadium, Cincinnati, OH Wed May 08 1996, 7:05 PM EDT Att. 17,820 - Unknown - 65 F										
Roger Cedeno, S (1, 8) OBP: 0.412, SLG: 0.464	1-2 BB 1B		3-1 E9 F9		0-3 K			0-2 F7		4 0 1 0 0 1 0											
Raul Mondesi, R (1, 9) OBP: 0.221, SLG: 0.370	1-0 P6		0-0 F9		0-1 F8			0-1 G1-3		4 0 0 0 0 0 2											
Eric Karros, R (1, 3) OBP: 0.254, SLG: 0.327	4-2 SAFE 1B SAFE BB		4-1 G1-3 BB		3-1 G6-3			0-3 K		2 0 0 0 2 1 0											
Delino DeShields, L (1, 4) OBP: 0.299, SLG: 0.393	3-3 K		2-2 G1-3		1-0 CS 1B			2-3 K		4 0 1 0 0 2 4											
Mike Blowers, R (1, 5) OBP: 0.305, SLG: 0.255		2-3 K	0-0 F9		1 SAFE 2-3 SAFE K 1-2			1-3 K		4 0 0 0 0 3 3											
Greg Gagne, R (1, 6) OBP: 0.398, SLG: 0.458		2-0 BB 1B		0-2 P6			0-3 K			3 0 1 0 0 1 0											
Carlos Hernandez, R (1, 2) OBP: 0.364, SLG: 0.222		4-2 FC6-4 BB		1-2 F9			1-3 K			2 0 0 0 1 1 0											
Chan Ho Park, R (1, 1) OBP: 0.100, SLG: 0.100 Milt Thompson, L (7, PH) OBP: 0.227, SLG: 0.056 Joey Eischen, L (7, 1) Jim Bruske, R (7, 1)		0-0 B1		2-3 K			1-0 G4-3			2 0 0 0 0 1 2 1 0											
<b>Inning Stats</b>	R: 0 E: 0 K: 2 S: 12	H: 1 LOB: 2 BB: 1 P: 23	R: 0 E: 0 K: 1 S: 9	H: 1 LOB: 2 BB: 1 P: 18	R: 0 E: 1 K: 0 S: 9	H: 0 LOB: 2 BB: 1 P: 18	R: 0 E: 0 K: 1 S: 9	H: 0 LOB: 0 BB: 0 P: 12	R: 0 E: 0 K: 1 S: 7	H: 1 LOB: 1 BB: 0 P: 14	R: 0 E: 0 K: 2 S: 9	H: 0 LOB: 0 BB: 0 P: 11	R: 0 E: 0 K: 3 S: 9	H: 0 LOB: 0 BB: 0 P: 10	R: 0 E: 0 K: 3 S: 9	H: 0 LOB: 0 BB: 0 P: 12	1B: 3 2B: 1 3B: 0 HR: 0	SF: 0 SAC: 0 DP: 1 HBP: 0	WP: 0 PB: 0 SB: 0 CS: 1	PA: 33	
<b>PITCHER</b>	IP WLS BF H R ER SO BB IBB HBP BLK WP HR S P ERA WHIP																			<b>PITCHER</b>	IP WLS BF H R ER SO BB IBB HBP BLK WP HR S P ERA WHIP
Pete Schourek, L (1, 1) ERA: 4.21 Jeff Shaw, R (7, 1) ERA: 2.89	6.0 W 24 3 0 0 6 3 0 0 0 0 0 54 93 0.00 1.000																				3.0 S 9 0 0 0 5 0 0 0 0 0 0 27 33 0.00 0.000

AB	30
R	0
H	3
RBI	0
BB	3
SO	11
LOB	13



Batter	1	2	3	4	5	6	7	8	9	AB	R	H	RBI	BB	SO	LOB
<b>Eric Owens, R</b> OBP: 0.309, SLG: 0.250 (1, 7)	2-2 G6-3		1-2 G1-3	3-3 K			1-3 K	4-2 BB		4	0	0	0	1	2	0
<b>Hal Morris, L</b> OBP: 0.388, SLG: 0.451 (1, 3)	2-2 F7		4-0 1B BB			2-3 K	1-2 3B 1B	1-2 G1-3		4	2	1	0	1	1	2
<b>Barry Larkin, R</b> OBP: 0.360, SLG: 0.462 (1, 6)	0-0 G3-1		1-3 K			1-0 G5-3	2-1 1B 3B			4	1	1	1	0	1	1
<b>Eric Anthony, L</b> OBP: 0.443, SLG: 0.673 (1, 9)		4-0 WP BB	2-2 WP 1B 1B			2-2 G6-3	4-2 WP 1B BB			2	0	1	0	2	0	0
<b>Eric Davis, R</b> OBP: 0.349, SLG: 0.527 (1, 8)		2-3 K	2-0 WP 1B			4-2 CS BB	2-1 WP 1B			3	0	2	2	1	1	1
<b>Eddie Taubensee, L</b> OBP: 0.371, SLG: 0.471 (1, 2)		2-2 FC1-5-6-1 1B	4-2 1B BB			1-1 F8	3-3 K2-3			3	1	0	0	1	1	4
<b>Bret Boone, R</b> OBP: 0.279, SLG: 0.400 (1, 4)		1-1 1B HBP	2-3 K			0-2 F8		0-1 2B		3	0	1	0	0	1	4
<b>Jeff Branson, L</b> OBP: 0.372, SLG: 0.494 (1, 5)		3-1 1B		0-1 P5		0-1 CS	1-2 HR	3-3 K		4	1	2	2	0	1	1
<b>Pete Schourek, L</b> OBP: 0.250, SLG: 0.182 (1, 1)		0-2 F7		1-2 G4-3			2-2 G4-3	1-3 K		2	0	0	0	0	0	2
<b>Jeff Shaw, R</b> (7, 1)										2	0	0	0	0	1	1

Inning Stats	R: 0	H: 0	E: 0	K: 0	S: 8	LOB: 0	BB: 0	P: 12	R: 1	H: 1	E: 0	K: 1	S: 14	LOB: 2	BB: 1	P: 26	R: 1	H: 2	E: 0	K: 2	S: 16	LOB: 3	BB: 2	P: 32	R: 0	H: 0	E: 0	K: 1	S: 9	LOB: 0	BB: 0	P: 13	R: 0	H: 0	E: 0	K: 1	S: 7	LOB: 0	BB: 0	P: 12	R: 0	H: 0	E: 0	K: 0	S: 10	LOB: 0	BB: 1	P: 15	R: 3	H: 4	E: 0	K: 2	S: 23	LOB: 2	BB: 1	P: 39	R: 0	H: 1	E: 0	K: 2	S: 16	LOB: 2	BB: 1	P: 25
--------------	------	------	------	------	------	--------	-------	-------	------	------	------	------	-------	--------	-------	-------	------	------	------	------	-------	--------	-------	-------	------	------	------	------	------	--------	-------	-------	------	------	------	------	------	--------	-------	-------	------	------	------	------	-------	--------	-------	-------	------	------	------	------	-------	--------	-------	-------	------	------	------	------	-------	--------	-------	-------

PITCHER	IP	WLS	BF	H	R	ER	SO	BB	IBB	HBP	BLK	WP	HR	S	P	ERA	WHIP
<b>Chan Ho Park, R</b> ERA: 2.31 (1, 1)	6.0	L	25	3	2	2	5	4	0	1	0	2	0	64	110	3.00	1.167
<b>Joey Eischen, L</b> ERA: 3.26 (7, 1)	0.2		6	3	3	3	1	1	0	0	0	0	1	18	29	40.50	6.000
<b>Jim Bruske, R</b> ERA: 3.86 (7, 1)	1.1		7	2	0	0	3	1	0	0	0	1	0	21	35	0.00	2.250

**BOTTOM**

**Los Angeles Dodgers @ Cincinnati Reds**  
Riverfront Stadium, Cincinnati, OH

Wed May 08 1996, 7:05 PM EDT  
Att: 17,820 - Unknown - 65 F

AB	31
R	5
H	8
RBI	5
BB	6
SO	9
LOB	16

WP: 3 PA: 39  
PB: 0 SB: 0  
CS: 1



Batter	1	2	3	4	5	6	7	8	9	AB R H RBI BB SO LOB	TOP																									
Rickey Henderson, R OBP: 0.419, SLG: 0.355 (1, 7)	0-0 P2		1-1 P2		3-2 P3		0-1 F8	3-2 F8 1B		5 0 1 0 0 0 1																										
Steve Finley, L OBP: 0.327, SLG: 0.410 (1, 8)	1-1 P5		1-3 K		1-0 1B		0-0 3B	2-1 F8		5 1 2 0 0 1 2																										
Tony Gwynn, L OBP: 0.441, SLG: 0.480 (1, 9)	0-0 F7			0-2 G4-3	3-1 F8		1-1 2B		0-0 G6-4-3 1B	5 1 2 1 0 0 1																										
Wally Joyner, L OBP: 0.479, SLG: 0.552 (1, 3)		0-0 G4-3		4-1 1B	3-2 F8		1-1 3B		0-0 F7	4 2 2 1 1 0 1																										
Scott Livingstone, L OBP: 0.300, SLG: 0.467 (1, 5)		0-0 G1-3		0-0 1B		2-0 P5	1-0 BB		3-1 G6-4-3	5 1 2 1 0 0 1																										
Jody Reed, R OBP: 0.359, SLG: 0.353 (1, 4)		3-2 2B		0-1 1B	1-2 1B	4-1 BB	4-2 BB			2 0 2 1 2 0 0																										
Andujar Cedeno, R OBP: 0.270, SLG: 0.344 (1, 6)		0-0 G5-3		0-1 1B	1-2 1B	1-0 G5-4-3	1-2 F8			4 0 1 0 0 0 4																										
Brian Johnson, R OBP: 0.306, SLG: 0.559 (1, 2)			2-0 2B	2-1 SF8		2-1 HR	2-3 K			3 1 2 2 0 1 0																										
Sean Bergman, R OBP: 0.111, SLG: 0.111 (1, 1)			0-0 B1-4	0-0 L7			0-2 G3-1	4-2 CS		2 0 0 0 0 0 3																										
Scott Sanders, R OBP: 0.235, SLG: 0.200 (7, PH)										0 0 0 0 0 0 0																										
Chris Gwynn, L OBP: 0.200, SLG: 0.200 (7, PH)										1 0 0 0 0 0 0																										
Willie Blair, R OBP: 0.408, SLG: 0.530 (8, PH)										0 0 0 0 0 0 0																										
Marc Newfield, R OBP: 0.408, SLG: 0.530 (8, PH)										0 0 0 0 1 0 0																										
Bryce Florie, R OBP: 0.408, SLG: 0.530 (8, PH)										0 0 0 0 0 0 0																										
<b>Inning Stats</b>	R: 0 E: 0 K: 0 S: 4	H: 0 LOB: 0 BB: 0 P: 5	R: 0 E: 0 K: 0 S: 6	H: 1 LOB: 1 BB: 0 P: 9	R: 0 E: 0 K: 1 S: 7	H: 1 LOB: 1 BB: 0 P: 11	R: 2 E: 0 K: 0 S: 12	H: 3 LOB: 2 BB: 1 P: 18	R: 0 E: 0 K: 0 S: 9	H: 2 LOB: 2 BB: 0 P: 19	R: 0 E: 0 K: 0 S: 3	H: 0 LOB: 0 BB: 1 P: 10	R: 4 E: 0 K: 0 S: 20	H: 5 LOB: 2 BB: 1 P: 30	R: 0 E: 0 K: 1 S: 11	H: 1 LOB: 1 BB: 1 P: 22	R: 0 E: 0 K: 0 S: 4	H: 1 LOB: 0 BB: 0 P: 7	1B: 8 2B: 4 3B: 1 HR: 1	SF: 1 SAC: 0 DP: 2 HBP: 0	WP: 0 PB: 0 SB: 0 CS: 1	PA: 41														
<b>PITCHER</b>	IP WLS BF H R ER SO BB IBB HBP BLK WP HR S P ERA WHIP																																			
Mark Portugal, R ERA: 5.18 (1, 1)	6.2		29	9	4	4	1	2	0	0	0	0	1	50	83	5.40	1.650																			
Derek Lilliquist, L ERA: (7, 1)	0.0		3	3	2	2	0	0	0	0	0	0	0	5	8	∞	∞																			
Johnny Ruffin, R ERA: 4.34 (7, 1)	1.0		5	1	0	0	1	2	0	0	0	0	0	15	29	0.00	3.000																			
Chuck McElroy, L ERA: 5.79 (8, 1)	0.1	W	1	0	0	0	0	0	0	0	0	0	0	2	4	0.00	0.000																			
Jeff Brantley, R ERA: 3.38 (9, 1)	1.0	S	3	1	0	0	0	0	0	0	0	0	0	4	7	0.00	1.000																			

San Diego Padres @ Cincinnati Reds  
Riverfront Stadium, Cincinnati, OH

Fri May 10 1996, Postponed  
Att. 22,508 - Unknown - 64 F

livebaseballscorecards.com

AB	36
R	6
H	14
RBI	6
BB	4
SO	2
LOB	13





Batter	1	2	3	4	5	6	7	8	9	AB	R	H	RBI	BB	SO	LOB
Eric Owens, R OBP: 0.305, SLG: 0.250 (1, 7)	2-3 K		0-0 S 1B	0-0 G5-3			3-1 G4-3			4	1	1	0	0	1	0
Hal Morris, L OBP: 0.378, SLG: 0.437 (1, 3)	1-1 G4-3		3-2 L6			1-3 K	2-1 F9			4	0	0	0	0	1	1
Barry Larkin, R OBP: 0.372, SLG: 0.472 (1, 6)	0-1 G4-3		2-1 S HR 1B			2-1 1B		2-2 G1-3 BB 1B		4	2	3	1	0	0	0
Eric Anthony, L OBP: 0.446, SLG: 0.647 (1, 9)		2-1 G6-3	4-1 1 SAFE 1B SAFE 1-2 HR BB		1-3 K		4-2 WP G1-3 1B BB			2	2	0	0	2	1	1
Eric Davis, R OBP: 0.360, SLG: 0.570 (1, 8)		3-2 1B WP 1B	2-0 1-H 2-H HR		0-0 G4-3		0-0 G1-3			2	2	2	3	0	0	0
Thomas Howard, S OBP: 0.214, SLG: 0.333 (5, PH) (6, 8)								1-2 2-3		2	0	0	0	0	0	3
Eddie Taubensee, L OBP: 0.376, SLG: 0.466 (1, 2)		2-0 S 1B	2-2 F7			3-3 K	4-0 WP 1B IBB			3	1	1	0	1	1	0
Bret Boone, R OBP: 0.277, SLG: 0.390 (1, 4)		1-0 P5	0-0 F9			1-2 F9	2-2 G1-3 1B			4	0	1	2	0	0	2
Jeff Branson, L OBP: 0.371, SLG: 0.482 (7, 1)		4-2 1B BB		2-1 P3		3-3 K	2-2 G1-3			2	0	0	0	1	1	0
Derek Liliquist, L OBP: 1.000, SLG: 1.000 (7, 1)										0	0	0	0	0	0	0
Johnny Ruffin, R OBP: 1.000, SLG: 1.000 (8, 1)										0	0	0	0	0	0	0
Chuck McElroy, L OBP: 0.495, SLG: 0.641 (8, PH)		1-2 3-H BB					1-2			1	0	0	0	0	0	1
Lenny Harris, L OBP: 0.495, SLG: 0.641 (8, PH)										0	0	0	0	0	0	0
Jeff Brantley, R OBP: 0.495, SLG: 0.641 (9, 1)										0	0	0	0	0	0	0
Mark Portugal, R OBP: 0.167, SLG: 0.250 (1, 1)		0-3 K		0-3 K			0-3 K			2	0	0	0	0	2	2
Willie Greene, L OBP: 0.321, SLG: 0.490 (7, 5)										2	0	0	0	0	2	1

Inning Stats	R: 0	H: 0	E: 0	K: 1	S: 7	LOB: 0	BB: 0	P: 10	R: 1	H: 2	E: 0	K: 1	S: 13	LOB: 2	BB: 1	P: 25	R: 4	H: 3	E: 0	K: 0	S: 13	LOB: 0	BB: 1	P: 25	R: 0	H: 0	E: 0	K: 1	S: 6	LOB: 0	BB: 0	P: 8	R: 0	H: 1	E: 0	K: 2	S: 9	LOB: 1	BB: 0	P: 13	R: 0	H: 0	E: 0	K: 2	S: 11	LOB: 0	BB: 0	P: 18	R: 0	H: 0	E: 0	K: 1	S: 8	LOB: 0	BB: 0	P: 13	R: 3	H: 2	E: 0	K: 1	S: 16	LOB: 1	BB: 2	P: 30
PITCHER	IP	WLS	BF	H	R	ER	SO	BB	IBB	HBP	BLK	WP	HR	S	P	ERA	WHIP																																															
Sean Bergman, R ERA: 5.26 (1, 1)	4.1		20	5	5	5	4	2	0	0	0	1	1	42	72	10.38	1.615																																															
Scott Sanders, R ERA: 4.3 (5, 1)	1.2		6	1	0	0	3	0	0	0	0	0	0	17	27	0.00	0.600																																															
Willie Blair, R ERA: 3.91 (7, 1)	1.0		3	0	0	0	1	0	0	0	0	0	0	8	13	0.00	0.000																																															
Bryce Florie, R ERA: 3.1 (8, 1)	1.0	L	7	2	3	3	1	1	1	0	0	1	0	16	30	27.00	3.000																																															

**BOTTOM**

**San Diego Padres @ Cincinnati Reds**  
Riverfront Stadium, Cincinnati, OH

Fri May 10 1996, Postponed  
Att: 22,508 - Unknown - 64 F

AB	32
R	8
H	8
RBI	6
BB	4
SO	9
LOB	11

[livebaseballscorecards.com](http://livebaseballscorecards.com)



Inning Stats	R: 0	H: 0	E: 0	K: 1	S: 7	LOB: 0	BB: 0	P: 10	R: 1	H: 2	E: 0	K: 1	S: 13	LOB: 2	BB: 1	P: 25	R: 4	H: 3	E: 0	K: 0	S: 13	LOB: 0	BB: 1	P: 25	R: 0	H: 0	E: 0	K: 1	S: 6	LOB: 0	BB: 0	P: 8	R: 0	H: 1	E: 0	K: 2	S: 9	LOB: 1	BB: 0	P: 13	R: 0	H: 0	E: 0	K: 1	S: 8	LOB: 0	BB: 0	P: 13	R: 3	H: 2	E: 0	K: 1	S: 16	LOB: 1	BB: 2	P: 30
PITCHER	IP	WLS	BF	H	R	ER	SO	BB	IBB	HBP	BLK	WP	HR	S	P	ERA	WHIP	WP: 2	PA: 36																																					
Sean Bergman, R ERA: 5.26 (1, 1)	4.1		20	5	5	5	4	2	0	0	0	1	1	42	72	10.38	1.615	2	36																																					
Scott Sanders, R ERA: 4.3 (5, 1)	1.2		6	1	0	0	3	0	0	0	0	0	0	17	27	0.00	0.600	0	0																																					
Willie Blair, R ERA: 3.91 (7, 1)	1.0		3	0	0	0	1	0	0	0	0	0	0	8	13	0.00	0.000	0	0																																					
Bryce Florie, R ERA: 3.1 (8, 1)	1.0	L	7	2	3	3	1	1	1	0	0	1	0	16	30	27.00	3.000	0	0																																					

Batter	1	2	3	4	5	6	7	8	9	AB R H RBI BB SO LOB	TOP											
Rickey Henderson, R OBP: 0.406, SLG: 0.340 (1, 7)	1-2 G5-3		2-2 F7			1-3 K		1-1 FC6-5		4 0 0 0 0 1 2												
Steve Finley, L OBP: 0.319, SLG: 0.399 (1, 8)	2-1 F7			2-0 G3		0-0 G4-3		1-2 L4		4 0 0 0 0 0 1												
Tony Gwynn, L OBP: 0.435, SLG: 0.471 (1, 9)	1-0 F7			1-0 L8			0-1 F7		0-1 L6 S 1B	4 0 1 0 0 0 0												
Andujar Cedeno, R OBP: 0.272, SLG: 0.343 (1, 5)		1-2 G5-3		2-1 1B			0-0 P3		4-1 1B	3 0 1 0 0 0 0												
Chris Gwynn, L OBP: 0.278, SLG: 0.200 (9, PH)									1-2 BB	0 0 0 0 1 0 0												
Wally Joyner, L OBP: 0.479, SLG: 0.546 (1, 3)		2-1 G5-4-3 1B		1-3 K			4-0 1B BB		1-1 L4	3 0 1 0 1 1 3												
Jody Reed, R OBP: 0.357, SLG: 0.350 (1, 4)		1-1 G5-4-3			0-1 G1-4-3		1-2 1B		3-0 L6	4 0 1 0 0 0 3												
Brad Ausmus, R OBP: 0.282, SLG: 0.265 (1, 2)			1-2 G6-3		3-3 K		0-0 F8			2 0 0 0 0 1 0												
Scott Livingstone, L OBP: 0.280, SLG: 0.452 (7, PH)										1 0 0 0 0 0 2												
Brian Johnson, R OBP: 0.306, SLG: 0.559 (7, 2)										0 0 0 0 0 0 0												
Luis Lopez, S OBP: 0.313, SLG: 0.452 (1, 6)			0-0 G1-3		1-2 G4-3			1-2 FC6-5 SH2-4 1B		3 0 1 0 0 0 0												
Joey Hamilton, R OBP: 0.150, SLG: 0.200 (1, 1)			1-2 2B			0-3 K		1-2 SH2-4		2 0 1 0 0 1 0												
<b>Inning Stats</b>	R: 0 E: 0 K: 0 S: 6	H: 0 LOB: 0 BB: 0 P: 10	R: 0 E: 0 K: 0 S: 7	H: 1 LOB: 0 BB: 0 P: 11	R: 0 E: 0 K: 0 S: 12	H: 1 LOB: 1 BB: 0 P: 16	R: 0 E: 0 K: 1 S: 7	H: 1 LOB: 1 BB: 0 P: 13	R: 0 E: 0 K: 1 S: 8	H: 0 LOB: 0 BB: 0 P: 12	R: 0 E: 0 K: 2 S: 7	H: 0 LOB: 0 BB: 0 P: 8	R: 0 E: 0 K: 0 S: 7	H: 1 LOB: 2 BB: 1 P: 12	R: 0 E: 0 K: 0 S: 11	H: 1 LOB: 1 BB: 0 P: 15	R: 0 E: 0 K: 0 S: 6	H: 1 LOB: 1 BB: 1 P: 14	1B: 5 2B: 2 3B: 0 HR: 0	SF: 0 SAC: 1 DP: 2 HBP: 0	WP: 0 PB: 0 SB: 2 CS: 0	PA: 33
<b>PITCHER</b>	IP WLS BF H R ER SO BB IBB HBP BLK WP HR S P ERA WHIP																					
John Smiley, L ERA: 4.82 (1, 1)	6.2 W 24 4 0 0 4 1 0 0 0 0 0 0 53 81 0.00 0.750																					
Jeff Shaw, R ERA: 2.75 (7, 1)	1.0 4 1 0 0 0 0 0 0 0 0 0 0 9 12 0.00 1.000																					
Chuck McElroy, L ERA: 5.4 (8, 1)	0.1 1 0 0 0 0 0 0 0 0 0 0 0 3 4 0.00 0.000																					
Jeff Brantley, R ERA: 3.2 (9, 1)	1.0 S 4 1 0 0 0 1 0 0 0 0 0 0 6 14 0.00 2.000																					

San Diego Padres @ Cincinnati Reds  
Riverfront Stadium, Cincinnati, OH  
Sat May 11 1996, 7:05 PM EDT  
Att. 24,983 - Unknown - 50 F

livebaseballscorecards.com

AB	30
R	0
H	6
RBI	0
BB	2
SO	4
LOB	11



Batter	1	2	3	4	5	6	7	8	9	AB	R	H	RBI	BB	SO	LOB
Thomas Howard, S OBP: 0.194, SLG: 0.296 (1, 8) (8, 7)	1-2 G4-3		1-0 G4-3			1-1 F7				3	0	0	0	0	0	0
Hal Morris, L OBP: 0.384, SLG: 0.438 (1, 3)	4-2 WP S E BB			0-0 G6-4-3 1B			0-0 G4-3			2	1	1	0	1	0	0
Barry Larkin, R OBP: 0.379, SLG: 0.473 (1, 6)	2-2 G4-6-3 1B 1-H			0-1 G6-4-3 1-2f			4-1 1B BB			2	0	1	0	1	0	1
Eric Anthony, L OBP: 0.441, SLG: 0.630 (1, 9)	1-0 G4-6-3 1-2f			1-0 G3			1-1 1-3 1B			3	0	1	0	0	0	1
Willie Greene, L OBP: 0.305, SLG: 0.462 Chuck McElroy, L (8, 1) Bret Boone, R OBP: 0.277, SLG: 0.390 (9, 4)		0-3 K			3-2 G6-3		1-0 P5			3	0	0	0	0	1	2
Jeff Branson, L OBP: 0.360, SLG: 0.466 (1, 5)			3-2 F7			2-1 F8		0-3 K		3	0	0	0	0	1	2
Lenny Harris, L OBP: 0.378, SLG: 0.595 Jeff Brantley, R (9, 1)			1-1 G4-3			0-2 G1-3		2-2 F8		3	0	0	0	0	0	0
Joe Oliver, R OBP: 0.229, SLG: 0.311 (1, 2)				0-0 F8			0-2 G3-1		0-2 F8	3	0	0	0	0	0	0
John Smiley, L OBP: 0.294, SLG: 0.294 Jeff Shaw, R (7, 1) Eric Davis, R OBP: 0.357, SLG: 0.564 (8, 8)			0-1 G5-3			2-0 G5-3		2-3 K		2	0	0	0	0	0	0
										1	0	0	0	0	1	0

Inning Stats	R: 1	H: 1	E: 0	LOB: 0	K: 0	P: 18	R: 0	H: 0	E: 0	LOB: 0	K: 1	P: 8	R: 0	H: 0	E: 0	LOB: 0	K: 0	P: 5	R: 0	H: 1	E: 0	LOB: 0	K: 0	P: 5	R: 0	H: 0	E: 0	LOB: 0	K: 0	P: 15	R: 0	H: 0	E: 0	LOB: 0	K: 0	P: 9	R: 0	H: 1	E: 0	LOB: 2	K: 1	P: 14	R: 0	H: 0	E: 0	LOB: 0	K: 1	P: 14
	10	18	10	1	1	18	10	12	10	0	1	8	10	0	0	5	10	0	15	10	1	0	2	0	5	10	0	0	0	0	9	10	0	0	0	9	10	1	2	14	10	0	0	14				

PITCHER	IP	WLS	BF	H	R	ER	SO	BB	IBB	HBP	BLK	WP	HR	S	P	ERA	WHIP	PITCHER	IP	WLS	BF	H	R	ER	SO	BB	IBB	HBP	BLK	WP	HR	S	P	ERA	WHIP														
Joey Hamilton, R ERA: 3.29 (1, 1)	8.0	L	27	3	1	1	3	2	0	0	0	1	0	60	92	1.12	0.625																																

**BOTTOM**

**San Diego Padres @ Cincinnati Reds**  
Riverfront Stadium, Cincinnati, OH

Sat May 11 1996, 7:05 PM EDT  
Att: 24,983 - Unknown - 50 F

AB	25
R	1
H	3
RBI	0
BB	2
SO	3
LOB	6



1B: 3	SF: 0	WP: 1	PA: 27
2B: 0	SAC: 0	PB: 0	
3B: 0	DP: 2	SB: 1	
HR: 0	HBP: 0	CS: 0	

Batter	1	2	3	4	5	6	7	8	9	AB R H RBI BB SO LOB	TOP	
Steve Finley, L (1, 8) OBP: 0.315, SLG: 0.388	1-0 L7		1-2 G6-3		2-1 G1-3		4-1 1B S 1-2 1B BB	0-0 F9		4 1 0 0 1 0 3		
Jody Reed, R (1, 4) OBP: 0.352, SLG: 0.345	2-2 F8		2-2 G6-3		0-1 L7		1-1 1B CS 1-3 2-H 1B	1-0 G4-3		5 0 1 1 0 0 3		
Tony Gwynn, L (1, 9) OBP: 0.433, SLG: 0.467	2-2 G4-3		0-0 F8		2-1 1B		0-0 CS 1-3 2B 1B		1-0 F8	5 1 2 1 0 0 0		
Wally Joyner, L (1, 3) OBP: 0.470, SLG: 0.540		3-2 F7		1-0 F8	0-0 F7		1-1 SAFE 1B 1-H 3-H 2B		1-3 K	5 0 1 1 0 1 1		
Scott Livingstone, L (1, 5) OBP: 0.278, SLG: 0.417		2-2 1B 1B		0-0 L3		0-0 L4	1-1 P6		1-2 G3-1	5 1 1 0 0 0 2		
Chris Gwynn, L (1, 7) OBP: 0.333, SLG: 0.235		0-0 1B 1B		4-2 BB 2B BB		3-2 G4-3		4-2 WP BB FC6-2 BB		2 1 1 0 1 0 0		
Tim Worrell, R (6, 1)		1-2 1B 1B								0 0 0 0 1 0 0		
Trevor Hoffman, R (9, 1)										0 0 0 0 0 0 0		
Luis Lopez, S (1, 6) OBP: 0.333, SLG: 0.424		1-3 K		4-0 2B 1-2 BB		0-0 G6-3		4-0 FC6-2 WP 1-2 BB		2 0 0 0 2 1 2		
Brian Johnson, R (1, 2) OBP: 0.359, SLG: 0.622		0-1 1B		0-1 2B		0-0 S BB 1B 1B		2-2 FC6-2 BB		3 0 3 2 0 0 0		
Brad Ausmus, R (7, PR) OBP: 0.279, SLG: 0.263		1-3 2-H 1B		1-3 2-H 2B				1-3 2-H BB		1 1 0 0 0 0 2		
Bob Tewksbury, R (1, 1)		1-2 K		2-3 K			2-1 F7	4-0 BB		2 0 0 0 0 2 4		
Rickey Henderson, R (6, 7)								1-2 BB		1 0 0 0 1 0 1		
<b>Inning Stats</b>	R: 0 H: 0 E: 0 LOB: 0 K: 0 BB: 0 S: 8 P: 13	R: 1 H: 3 E: 0 LOB: 2 K: 2 BB: 0 S: 19 P: 26	R: 0 H: 0 E: 0 LOB: 0 K: 0 BB: 0 S: 7 P: 10	R: 1 H: 1 E: 0 LOB: 2 K: 1 BB: 2 S: 10 P: 21	R: 0 H: 1 E: 0 LOB: 1 K: 0 BB: 0 S: 7 P: 11	R: 0 H: 0 E: 0 LOB: 0 K: 0 BB: 0 S: 9 P: 12	R: 3 H: 4 E: 0 LOB: 2 K: 0 BB: 1 S: 11 P: 20	R: 0 H: 0 E: 0 LOB: 3 K: 0 BB: 3 S: 9 P: 24	R: 0 H: 0 E: 0 LOB: 0 K: 1 BB: 0 S: 7 P: 10	1B: 7 SF: 0 2B: 2 SAC: 0 3B: 0 DP: 0 HR: 0 HBP: 0	WP: 1 PA: 41 PB: 0 SB: 2 CS: 2	
<b>PITCHER</b>	IP WLS BF H R ER SO BB IBB HBP BLK WP HR S P ERA WHIP											
Dave Burba, R (1, 1) ERA: 3.97	6.1 L 29 7 5 5 3 3 0 0 0 0 0 0 66 106 7.11 1.579											
Chuck McElroy, L (7, 1) ERA: 6.35	0.2 3 2 0 0 0 0 0 0 0 0 0 0 5 7 0.00 3.000											
Marcus Moore, R (8, 1) ERA: 4.02	0.1 4 0 0 0 0 3 0 0 0 1 0 0 7 21 0.00 9.000											
Derek Lilliquist, L (8, 1) ERA: 10.8	1.2 5 0 0 0 0 1 0 0 0 0 0 0 9 13 0.00 0.000											

San Diego Padres @ Cincinnati Reds  
Riverfront Stadium, Cincinnati, OH  
Sun May 12 1996, 3:33 AM EDT  
Att. 22,786 - Sunny - 50 F

livebaseballscorecards.com

AB	35
R	5
H	9
RBI	5
BB	6
SO	4
LOB	18



Batter	1	2	3	4	5	6	7	8	9	AB R H RBI BB SO LOB
Vince Coleman, S (1, 7) OBP: 0.244, SLG: 0.234	2-3  ①		0-2  1B ②		2-1  ②		1-1  ③			4 0 1 0 0 1 2
Hal Morris, L (1, 3) OBP: 0.387, SLG: 0.447	2-2  2B ②		0-0  ③		3-2  ③			1-2  1B ②		4 0 2 0 0 0 1
Barry Larkin, R (1, 6) OBP: 0.368, SLG: 0.456	2-1  FC4-6 ②		2-2  ③		0-1  ①			1-1  ① ②		4 0 0 0 0 1 3
Eric Anthony, L (1, 9) OBP: 0.417, SLG: 0.586	0-0  1-2f ③			2-2  ①		3-2  ②		1-3  ③		4 0 0 0 0 1 1
Bret Boone, R (1, 4) OBP: 0.279, SLG: 0.387		1-1  ①		1-0  1B ②		0-3  ③			3-3  ①	3 0 1 0 0 1 0
Chuck McElroy, L (7, 1)										0 0 0 0 0 0 0
Marcus Moore, S (8, 1)										0 0 0 0 0 0 0
Derek Lilliquist, L (8, 1)										0 0 0 0 0 0 0
Willie Greene, L (9, PH) OBP: 0.300, SLG: 0.453										1 0 0 0 0 1 0
Thomas Howard, S (1, 8) OBP: 0.229, SLG: 0.300		4-2  BB ②		1-0  1B 1-2f ②		0-2  ①			3-1  1B ②	3 0 1 0 1 0 1
Chris Sabo, R (1, 5) OBP: 0.358, SLG: 0.447		2-3  ②		3-2  1B ②		4-2  BB ②			3-1  ②	2 0 1 0 1 1 1
Lenny Harris, L (9, PH) OBP: 0.370, SLG: 0.581		1-2  ②		1-3  ②		0-1  BB ②			1-2  BB ②	1 0 0 0 0 0 1
Joe Oliver, R (1, 2) OBP: 0.235, SLG: 0.313		0-0  ③		0-0  ③		1-2  ③			4-2  BB ③	3 0 1 0 0 0 3
Eddie Taubensee, L (9, PH) OBP: 0.382, SLG: 0.466										0 0 0 0 1 0 0
Dave Burba, R (1, 1)			0-0  ①		0-0  ①		1-1  ②		1-0  ③	2 0 0 0 0 0 0
Jeff Branson, L (7, 4) OBP: 0.353, SLG: 0.456										2 0 0 0 0 0 4

Inning Stats	R: 0	H: 1	E: 0	K: 1	S: 10	R: 0	H: 0	E: 1	K: 1	S: 8	R: 0	H: 1	E: 0	K: 1	S: 9	R: 0	H: 2	E: 0	K: 0	S: 10	R: 0	H: 0	E: 0	K: 1	S: 7	R: 0	H: 0	E: 0	K: 1	S: 9	R: 0	H: 1	E: 0	K: 0	S: 13	R: 0	H: 1	E: 0	K: 1	S: 8	R: 0	H: 1	E: 0	K: 1	S: 10	1B: 6	SF: 0	2B: 1	SAC: 0	3B: 0	DP: 1	HR: 0	HBP: 0	WP: 0	PA: 36
--------------	------	------	------	------	-------	------	------	------	------	------	------	------	------	------	------	------	------	------	------	-------	------	------	------	------	------	------	------	------	------	------	------	------	------	------	-------	------	------	------	------	------	------	------	------	------	-------	-------	-------	-------	--------	-------	-------	-------	--------	-------	--------

PITCHER	IP	WLS	BF	H	R	ER	SO	BB	IBB	HBP	BLK	WP	HR	S	P	ERA	WHIP
Bob Tewksbury, R (1, 1) ERA: 4.89	5.0	W	20	4	0	0	3	1	0	0	0	0	0	44	70	0.00	1.000
Tim Worrell, R (6, 1) ERA: 0.44	3.0		11	2	0	0	2	1	0	0	0	0	0	30	42	0.00	1.000
Trevor Hoffman, R (9, 1) ERA: 1.1	1.0		5	1	0	0	1	1	0	0	0	0	0	10	24	0.00	2.000

PITCHER	IP	WLS	BF	H	R	ER	SO	BB	IBB	HBP	BLK	WP	HR	S	P	ERA	WHIP

**San Diego Padres @ Cincinnati Reds**  
Riverfront Stadium, Cincinnati, OH

<b>AB</b>	<b>33</b>
<b>R</b>	<b>0</b>
<b>H</b>	<b>7</b>
<b>RBI</b>	<b>0</b>
<b>BB</b>	<b>3</b>
<b>SO</b>	<b>6</b>
<b>LOB</b>	<b>17</b>



Sun May 12 1996, 3:33 AM EDT  
Att. 22,786 - Sunny - 50 F

livebaseballscores.com

Batter	1	2	3	4	5	6	7	8	9	AB R H RBI BB SO LOB	TOP									
Eric Young Sr. R (1, 4) OBP: 0.404, SLG: 0.500	0-0 G4-3 1B 2B		0-0 SH5-4 SF7 2B		0-0 F8 1-2			4-0 HR BB		3 3 2 0 1 0 1										
Ellis Burks, R (1, 7) OBP: 0.380, SLG: 0.539	0-0 G4-3 2-3		0-0 SH5-4 2-3		0-0 G6-3			0-0 HR 1B		3 1 1 0 0 0 2										
Dante Bichette, R (1, 9) OBP: 0.380, SLG: 0.463	0-0 1B		0-0 SF7 3-H		0-3 K			0-0 HR 1-H 2-H		3 1 2 5 0 1 0										
Andres Galarraga, R (1, 3) OBP: 0.318, SLG: 0.548	0-3 K		0-3 K		0-3 K			0-0 F8		4 0 0 0 0 3 1										
Larry Walker, L (1, 8) OBP: 0.309, SLG: 0.476	0-0 G3			0-0 F2		0-3 K		0-0 G4-3		4 0 0 0 0 1 1										
Vinny Castilla, R (1, 5) OBP: 0.354, SLG: 0.458		0-0 F7		0-0 P4		0-0 G6-3		0-0 SH1-3 L5 2B		4 0 1 0 0 0 0										
Jayhawk Owens, R (1, 2) OBP: 0.242, SLG: 0.290		0-0 F7		0-3 K		0-3 K		0-0 SH1-3 2-3		3 0 0 0 0 2 0										
Steve Reed, R (7, 1)										0 0 0 0 0 0 0										
John Vander Wal, L (9, PH) OBP: 0.387, SLG: 0.393										0 0 0 0 0 0 0										
Quinton McCracken, S (9, PH) OBP: 0.256, SLG: 0.265										0 0 0 0 0 0 0										
Bruce Ruffin, S (9, 1)										0 0 0 0 0 0 0										
Walt Weiss, S (1, 6) OBP: 0.406, SLG: 0.356		4-0 BB			0-0 F8 1B		0-0 G6-3		0-0 L5 3-3	3 0 1 0 1 0 1										
Armando Reynoso, R (1, 1) OBP: 0.222, SLG: 0.176					0-3 K					2 0 0 0 0 2 2										
Jeff Reed, L (7, 2) OBP: 0.394, SLG: 0.488										1 0 0 0 0 1 0										
<b>Inning Stats</b>	R: 1 E: 0 K: 1 S: 7	H: 2 LOB: 1 BB: 0 P: 7	R: 0 E: 0 K: 1 S: 5	H: 0 LOB: 1 BB: 1 P: 9	R: 1 E: 0 K: 1 S: 6	H: 1 LOB: 0 BB: 0 P: 6	R: 0 E: 0 K: 1 S: 5	H: 0 LOB: 0 BB: 0 P: 5	R: 0 E: 0 K: 3 S: 9	H: 0 LOB: 0 BB: 0 P: 9	R: 0 E: 0 K: 1 S: 5	H: 0 LOB: 0 BB: 0 P: 5	R: 3 E: 0 K: 1 S: 7	H: 2 LOB: 0 BB: 1 P: 11	R: 0 E: 0 K: 0 S: 3	H: 1 LOB: 0 BB: 0 P: 3	1B: 3 2B: 4 3B: 0 HR: 1	SF: 1 SAC: 2 DP: 1 HBP: 0	WP: 0 PB: 0 SB: 0 CS: 0	PA: 35
<b>PITCHER</b>	IP WLS BF H R ER SO BB IBB HBP BLK WP HR S P ERA WHIP																			
Pete Schourek, L (1, 1) ERA: 4.53	7.1 L 30 6 5 5 10 2 0 0 0 0 0 1 48 56 6.14 1.091																			
Jeff Shaw, R (8, 1) ERA: 2.66	0.2 2 0 0 0 0 0 0 0 0 0 0 0 2 2 0.00 0.000																			
Johnny Ruffin, R (9, 1) ERA: 4.34	0.0 1 1 0 0 0 0 0 0 0 0 0 0 1 1 ∞ ∞																			
Derek Lilliquist, L (9, 1) ERA: 6.75	1.0 2 0 0 0 0 0 0 0 0 0 0 0 0 2 2 0.00 0.000																			

Colorado Rockies @ Cincinnati Reds  
Riverfront Stadium, Cincinnati, OH

Tue May 14 1996, 7:05 PM EDT  
Att. 20,535 - Unknown - 61 F

livebaseballscorecards.com

AB	30
R	5
H	7
RBI	5
BB	2
SO	10
LOB	8



Batter	1	2	3	4	5	6	7	8	9	AB	R	H	RBI	BB	SO	LOB
Eric Owens, R OBP: 0.317, SLG: 0.255 (1, 7)	0-0 2B 1B		0-0 G3-1		0-0 FC5-4			4-0 G6-4-3 BB		3	1	1	0	1	0	2
Hal Morris, L OBP: 0.396, SLG: 0.463 (1, 3)	0-0 G4-3 1-H 2B			0-0 F9 BLK 2B 1B		4-0 L4-3 BB		0-0 SF7		2	1	2	2	1	0	0
Barry Larkin, R OBP: 0.357, SLG: 0.441 (1, 6)	0-0 G4-3 2-3			0-0 F9		0-0 L4-3		0-0 G6-4-3		4	0	0	0	0	0	4
Eric Anthony, L OBP: 0.421, SLG: 0.590 (1, 9)	0-0 F8			0-0 2B		4-0 BB			0-3 K	3	0	1	1	1	1	0
Eric Davis, R OBP: 0.345, SLG: 0.541 (1, 8)		0-3 K		0-0 G4-3		0-0 G5-3			0-3 K	4	0	0	0	0	2	2
Eddie Taubensee, L OBP: 0.377, SLG: 0.451 (1, 2)		0-3 K			4-0 1B BB		0-0 G6-3		0-3 K	3	0	0	0	1	2	0
Bret Boone, R OBP: 0.268, SLG: 0.369 (1, 4)		0-3 K					0-3 K			3	0	0	0	0	3	1
Jeff Branson, L OBP: 0.343, SLG: 0.441 (1, 5)			0-0 G4-3		0-0 F8		0-0 F2			3	0	0	0	0	0	1
Pete Schourek, L OBP: 0.286, SLG: 0.231 (1, 1)			0-0 L4					0-0 E S SF7 1B		2	0	1	0	0	0	0
Jeff Shaw, R (8, 1)										0	0	0	0	0	0	0
Vince Coleman, S OBP: 0.253, SLG: 0.244 (8, PH)										1	1	1	0	0	0	0
Johnny Ruffin, R OBP: 1.000, SLG: 1.000 (9, 1)										0	0	0	0	0	0	0
Derek Lilliquist, L (9, 1)										0	0	0	0	0	0	0

Inning Stats	R: 1	H: 2	E: 0	K: 0	S: 4	H: 2	LOB: 0	BB: 0	P: 4	R: 0	H: 0	E: 0	K: 3	S: 9	H: 0	LOB: 0	BB: 0	P: 9	R: 0	H: 0	E: 0	K: 0	S: 3	H: 0	LOB: 0	BB: 0	P: 3	R: 1	H: 2	E: 0	K: 0	S: 4	R: 0	H: 1	E: 0	K: 1	S: 6	R: 0	H: 0	E: 0	K: 0	S: 2	R: 0	H: 0	E: 0	K: 1	S: 5	R: 1	H: 1	E: 0	K: 0	S: 3	R: 0	H: 0	E: 0	K: 3	S: 9	1B: 4	SF: 1	2B: 3	SAC: 0	3B: 0	DP: 2	HR: 0	HBP: 0	WP: 0	PA: 33
--------------	------	------	------	------	------	------	--------	-------	------	------	------	------	------	------	------	--------	-------	------	------	------	------	------	------	------	--------	-------	------	------	------	------	------	------	------	------	------	------	------	------	------	------	------	------	------	------	------	------	------	------	------	------	------	------	------	------	------	------	------	-------	-------	-------	--------	-------	-------	-------	--------	-------	--------

PITCHER	IP	WLS	BF	H	R	ER	SO	BB	IBB	HBP	BLK	WP	HR	S	P	ERA	WHIP
Armando Reynoso, R (1, 1) ERA: 4.81	6.0		23	5	2	2	4	3	0	0	1	0	0	28	40	3.00	1.333
Steve Reed, R (7, 1) ERA: 3.57	2.0	W	7	1	1	0	1	1	0	0	0	0	0	8	12	0.00	1.000
Bruce Ruffin, L (9, 1) ERA: 6.14	1.0	S	3	0	0	0	3	0	0	0	0	0	0	9	9	0.00	0.000

BOTTOM

Colorado Rockies @ Cincinnati Reds  
Riverfront Stadium, Cincinnati, OH  
Tue May 14 1996, 7:05 PM EDT  
Att. 20,535 - Unknown - 61 F

livebaseballscorecards.com

AB	28
R	3
H	6
RBI	3
BB	4
SO	8
LOB	10



Batter	1	2	3	4	5	6	7	8	9	AB R H RBI BB SO LOB	TOP	
Thomas Howard, S (1, 7) OBP: 0.231, SLG: 0.294	1-1 L8		1-3 K		0-1 CS 1B		0-3 K			4 0 1 0 0 2 3		
Hal Morris, L (1, 3) OBP: 0.392, SLG: 0.457	3-2 G6-4-3 1B		3-2 G1-3		1 SAFE 0-2 CS	0-0 G6-3		3-3 K		4 0 1 0 0 1 1		
Barry Larkin, R (1, 6) OBP: 0.361, SLG: 0.446	1-0 G6-4-3 1-2f			0-1 G3		1-2 G4-3 2B		4-0 BB		3 0 1 0 1 0 1		
Eric Anthony, L (1, 9) OBP: 0.413, SLG: 0.585		1-2 F9		1-2 1B 2B		0-0 G4-3		1-0 L6		4 1 1 0 0 0 2		
Eric Davis, R (1, 8) OBP: 0.350, SLG: 0.539		3-2 CS 1B		1-2 S 1B		2-2 G5-3		2-3 K		4 0 2 1 0 1 2		
Eddie Taubensee, L (1, 2) OBP: 0.364, SLG: 0.432		1 SAFE 0-3 SAFE K		1 SAFE 0-3 SAFE K			0-1 G3-1		0-0 F7	4 0 0 0 0 2 2		
Bret Boone, R (1, 4) OBP: 0.280, SLG: 0.391			1-1 2B 2B		2-3 K		0-0 1B 1B		2-2 F7	4 1 2 0 0 1 1		
Jeff Branson, L (1, 5) OBP: 0.349, SLG: 0.448			0-0 G4-3 2-H 2B		3-3 K		0-3 K		4-0 BB	3 0 1 1 1 2 1		
John Smiley, L Willie Greene, L Chuck McElroy, L Eric Owens, R Marcus Moore, S Chris Spivey, R Johnny Ruffin, L Derek Lilquist, L Joe Oliver, R			0-1 G4-3		0-0 G4-3		0-2 1B		2-2 G1-3	0 0 0 0 0 0 0 0 1 0 0 0 0 0 0 0 0 0 0 0 0 0 0 0 1 0 1 0 0 0 0 0 0 0		
<b>Inning Stats</b>	R: 0 H: 1 E: 0 LOB: 0 K: 0 BB: 0 S: 7 P: 12	R: 0 H: 1 E: 0 LOB: 0 K: 1 BB: 0 S: 10 P: 14	R: 1 H: 2 E: 0 LOB: 1 K: 1 BB: 0 S: 13 P: 18	R: 1 H: 2 E: 0 LOB: 1 K: 2 BB: 0 S: 15 P: 19	R: 0 H: 1 E: 0 LOB: 0 K: 1 BB: 0 S: 8 P: 11	R: 0 H: 1 E: 0 LOB: 1 K: 0 BB: 0 S: 11 P: 14	R: 0 H: 2 E: 0 LOB: 2 K: 2 BB: 0 S: 13 P: 13	R: 0 H: 0 E: 0 LOB: 1 K: 2 BB: 1 S: 8 P: 18	R: 0 H: 0 E: 0 LOB: 1 K: 0 BB: 1 S: 9 P: 17	1B: 6 SF: 0 2B: 4 SAC: 0 3B: 0 DP: 1 HR: 0 HBP: 0	WP: 0 PA: 37 PB: 0 SB: 1 CS: 2	
<b>PITCHER</b>	IP WLS BF H R ER SO BB IBB HBP BLK WP HR S P ERA WHIP											
Greg Maddux, R (1, 1) ERA: 3.28	7.0 W 28 10 2 2 7 0 0 0 0 0 0 0 77 101 2.57 1.429											
Greg McMichael, R (8, 1) ERA: 2.59	1.0 4 0 0 0 2 1 0 0 0 0 0 0 8 18 0.00 1.000											
Pedro Borbon, L (9, 1) ERA:	1.0 4 0 0 0 0 1 0 0 0 0 0 0 9 17 0.00 1.000											

Cincinnati Reds @ Atlanta Braves  
Atlanta-Fulton County Stadium, Atlanta, GA

Fri May 17 1996, 7:05 PM EDT  
Att: 40,612 - Unknown

livebaseballscorecards.com

AB	34
R	2
H	10
RBI	2
BB	2
SO	9
LOB	15





Batter	1	2	3	4	5	6	7	8	9
<b>Marquis Grissom, R</b> OBP: 0.318, SLG: 0.400 (1, 8)	0-0 L8	2-2 1B 3B		1-3 K		0-1 G5-3		0-2 G1-3	
<b>Mark Lemke, S</b> OBP: 0.366, SLG: 0.386 (1, 4)	3-2 G6-3	3-1 1B BB		4-1 10 2B BB		0-0 L7			
<b>10 Chipper Jones, S</b> OBP: 0.337, SLG: 0.436 (1, 5)	3-1 G5-3	4-2 BB		1-1 1-H 2B		1-0 1B 1B			
<b>Fred McGriff, L</b> OBP: 0.401, SLG: 0.600 (1, 3)		HR F8		2-3 K		2-3 K			
<b>Javy Lopez, R</b> OBP: 0.345, SLG: 0.466 (1, 2)		0-0 G1-3	2-2 G4-3		0-0 F8		2-0 1B G6-4-3		
<b>Jerome Walton, R</b> OBP: 0.442, SLG: 0.632 (1, 9)		4-2 BB 3B BB	3-1 1B		1-0 HR		0-0 G6-4-3		
<b>Jermaine Dye, R</b> OBP: 0.500, SLG: 2.000 (5, 9)							1-2f		
<b>Ryan Klesko, L</b> OBP: 0.374, SLG: 0.638 (1, 7)		2-3 K	2-3 K		0-1 1B G6-4-3		3-1 HR		
<b>Jeff Blauser, R</b> OBP: 0.333, SLG: 0.384 (1, 6)		4-0 BB 3B BB	1-2 F9		0-1 G6-4-3		0-1 P4		
<b>Greg Maddux, R</b> OBP: 0.125, SLG: 0.045 (1, 1)		4-2 BB 3B BB		1-1 G4-3		1-0 G6-3		3-2 F8	
<b>Greg McMichael, R</b> (8, 1)									
<b>Mike Mordecai, R</b> OBP: 0.227, SLG: 0.190 (8, PH)		1-2 3B BB							
<b>Pedro Borbon, R</b> (9, 1)		2-3							

AB	R	H	RBI	BB	SO	LOB
5	1	1	3	0	1	0
3	1	1	1	1	0	0
3	0	2	1	1	0	0
4	1	1	1	0	2	4
4	0	1	0	0	0	0
1	1	1	0	1	0	0
2	1	1	1	0	0	2
4	1	2	1	0	2	2
3	1	0	0	1	0	2
2	1	0	0	1	0	0
0	0	0	0	0	0	0
1	0	0	0	0	0	0
0	0	0	0	0	0	0

BOTTOM	
<b>AB</b>	<b>32</b>
<b>R</b>	<b>8</b>
<b>H</b>	<b>10</b>
<b>RBI</b>	<b>8</b>
<b>BB</b>	<b>5</b>
<b>SO</b>	<b>5</b>
<b>LOB</b>	<b>10</b>

1B	2B	3B	HR	SF	SAC	DP	HBP	WP	PA
5	1	1	3	0	0	2	0	0	37

Inning Stats														
R	H	E	K	S	H	LOB	BB	P	R	H	E	K	S	P
0	0	0	8	14	0	0	0	0	5	3	0	1	29	54
0	0	0	8	14	1	1	0	0	0	1	0	1	12	20
0	0	0	8	14	1	1	0	0	1	1	0	1	11	20
0	0	0	8	14	2	0	0	0	0	0	0	6	7	0
0	0	0	8	14	0	0	0	0	0	0	0	4	5	0

PITCHER														
IP	WLS	BF	H	R	ER	SO	BB	IBB	HBP	BLK	WP	HR	S	P
2.0	L	13	3	5	5	1	4	0	0	0	0	1	37	68
2.0		9	2	1	1	3	1	0	0	0	0	0	23	40
2.0		7	2	1	1	0	0	0	0	0	0	1	10	12
1.0		4	2	0	0	1	0	0	0	0	0	0	6	11
1.0		4	1	1	1	0	0	0	0	0	0	1	10	16

**Cincinnati Reds @ Atlanta Braves**  
**Atlanta-Fulton County Stadium, Atlanta, GA**  
 Fri May 17 1996, 7:05 PM EDT  
 Att. 40,612 - Unknown

livebaseballscorecards.com



Batter	1	2	3	4	5	6	7	8	9	AB R H RBI BB SO LOB	TOP																	
<b>Barry Larkin, R</b> (1, 6) OBP: 0.372, SLG: 0.455	4-1 BB G3-6-3		4-1 BB		3-2 E 2B		3-2 G4-3			2 0 1 0 2 0 0	<b>Cincinnati Reds @ Atlanta Braves</b> Atlanta-Fulton County Stadium, Atlanta, GA Sat May 18 1996, 7:05 PM EDT Att. 49,553 - Unknown - 90 F																	
<b>Eric Owens, R</b> (1, 7) OBP: 0.294, SLG: 0.233	2-2 F9		0-0 F8		1-1 E6		0-2 G3-1			4 0 0 0 0 0 4																		
<b>Hal Morris, L</b> (1, 3) OBP: 0.383, SLG: 0.444	1-1 G3-6-3 1-2f			1-1 F7		0-3 K	3-2 G3-1			4 0 0 0 0 1 3																		
<b>Eric Davis, R</b> (1, 8) OBP: 0.355, SLG: 0.566		2-0 CS 1B		2-2 HR		1-0 F9		2-3 K		4 1 2 1 0 1 2																		
<b>Eric Anthony, L</b> (1, 9) OBP: 0.393, SLG: 0.551		2-3 K		2-3 K		1-3 K	3-2 F7			4 0 0 0 0 3 1																		
<b>Bret Boone, R</b> (1, 4) OBP: 0.278, SLG: 0.384		2-2 F8		1-1 1B		3-2 F8		0-0 G6-3		4 0 1 0 0 0 1																		
<b>Johnny Ruffin, R</b> (8, 1) OBP: 1.000, SLG: 1.000										0 0 0 0 0 0 0																		
<b>Chuck McElroy, L</b> (8, 1)										0 0 0 0 0 0 0																		
<b>Jeff Shaw, R</b> (8, 1)										0 0 0 0 0 0 0																		
<b>Chris Sabo, R</b> (1, 5) OBP: 0.404, SLG: 0.510			2-0 G4-3 2B		1-1 1-2 1B		0-1 FC5 1B			3 0 3 0 0 0 0																		
<b>Lenny Harris, L</b> (9, PH) OBP: 0.362, SLG: 0.568								0-0 F8		1 0 0 0 0 0 0																		
<b>Joe Oliver, R</b> (1, 2) OBP: 0.236, SLG: 0.308			0-3 K		1-0 G1-3		0-0 1-2 1B			3 0 1 0 0 1 3																		
<b>Eddie Taubensee, L</b> (9, PH) OBP: 0.360, SLG: 0.427								0-3 K		1 0 0 0 0 1 0																		
<b>Mark Portugal, R</b> (1, 1) OBP: 0.133, SLG: 0.200			0-1 G4-3			0-0 F9		0-3 K		3 0 0 0 0 0 3																		
<b>Jeff Branson, L</b> (8, 4) OBP: 0.345, SLG: 0.443						2-1 FC5				1 0 0 0 0 1 0																		
<b>Inning Stats</b>	R: 0 E: 0 K: 0 S: 6	H: 0 LOB: 0 BB: 1 P: 13	R: 0 E: 0 K: 1 S: 11	H: 1 LOB: 0 BB: 0 P: 17	R: 0 E: 0 K: 1 S: 9	H: 1 LOB: 2 BB: 1 P: 15	R: 1 E: 0 K: 1 S: 14	H: 3 LOB: 2 BB: 0 P: 22	R: 0 E: 1 K: 1 S: 11	H: 1 LOB: 2 BB: 0 P: 16	R: 0 E: 0 K: 0 S: 14	H: 0 LOB: 0 BB: 0 P: 20	R: 0 E: 0 K: 1 S: 7	H: 0 LOB: 0 BB: 0 P: 12	R: 0 E: 0 K: 2 S: 9	H: 0 LOB: 0 BB: 0 P: 9	1B: 5 2B: 2 3B: 0 HR: 1	SF: 0 SAC: 0 DP: 1 HBP: 0	WP: 0 PB: 0 SB: 0 CS: 1	PA: 36								
<b>PITCHER</b>	IP WLS BF H R ER SO BB IBB HBP BLK WP HR S P ERA WHIP																											
<b>Tom Glavine, L</b> (1, 1) ERA: 2.35	7.0		30	8	1	1	5	2	0	0	0	0	1	78	122	1.29	1.429											
<b>Brad Clontz, R</b> (8, 1) ERA: 3.98	1.0	W	3	0	0	0	1	0	0	0	0	0	0	7	12	0.00	0.000											
<b>Mark Wohlers, R</b> (9, 1) ERA: 1.86	1.0	S	3	0	0	0	2	0	0	0	0	0	0	9	9	0.00	0.000											

livebaseballscorecards.com

<b>AB</b>	34
<b>R</b>	1
<b>H</b>	8
<b>RBI</b>	1
<b>BB</b>	2
<b>SO</b>	8
<b>LOB</b>	17



Batter	1	2	3	4	5	6	7	8	9
Marquis Grissom, R OBP: 0.311, SLG: 0.391	1-2 G4-3		0-0 F9		0-2 E3			1-1 L7	
Mark Lemke, S OBP: 0.358, SLG: 0.376	0-0 G4-3		3-3 K		1-0 G4-3			0-3 K	
10 Chipper Jones, S OBP: 0.335, SLG: 0.444	2-1 P6			0-0 G3-1		0-0 G6-3		0-0 1B 3B	
Fred McGriff, L OBP: 0.398, SLG: 0.589		2-2 F9		1-2 P5		2-3 K		4-2 1B BB	
Ryan Klesko, L OBP: 0.377, SLG: 0.657		1-2 G4-3		1-1 HR		1-2 G3		2-1 FC5-4 1B	
Javy Lopez, R OBP: 0.349, SLG: 0.463		2-0 1B		4-0 BB			0-0 L7	0-0 FC5-4	
Dwight Smith, L OBP: 0.250, SLG: 0.286		3-2 F8		3-3 K			4-1 G4-3 BB		
Jermaine Dye, R OBP: 0.500, SLG: 2.000									
Jeff Blauser, R OBP: 0.324, SLG: 0.371			1-2 G6-3		1-3 K		1-0 G4-3		
Tom Glavine, L OBP: 0.316, SLG: 0.333			4-1 BB		2-2 F7		0-3 K		
Tyler Houston, L OBP: 0.182, SLG: 0.200									
Brad Clontz, R									
Mark Wohlers, R									

Inning Stats	R: 0 E: 0 K: 6 S: 6	H: 0 LOB: 0 BB: 0 P: 9	R: 0 E: 0 K: 10 S: 10	H: 1 LOB: 1 BB: 0 P: 18	R: 0 E: 0 K: 1 S: 9	H: 0 LOB: 1 BB: 1 P: 17	R: 1 E: 0 K: 1 S: 10	H: 1 LOB: 1 BB: 0 P: 19	R: 0 E: 1 K: 1 S: 12	H: 0 LOB: 1 BB: 0 P: 16	R: 0 E: 0 K: 1 S: 8	H: 0 LOB: 0 BB: 0 P: 11	R: 0 E: 0 K: 1 S: 6	H: 0 LOB: 1 BB: 1 P: 11	R: 1 E: 0 K: 1 S: 11	H: 2 LOB: 2 BB: 1 P: 18
--------------	------------------------------	---------------------------------	--------------------------------	----------------------------------	------------------------------	----------------------------------	-------------------------------	----------------------------------	-------------------------------	----------------------------------	------------------------------	----------------------------------	------------------------------	----------------------------------	-------------------------------	----------------------------------

PITCHER	IP	WLS	BF	H	R	ER	SO	BB	IBB	HBP	BLK	WP	HR	S	P	ERA	WHIP
Mark Portugal, R ERA: 4.62	(1, 1)	7.0	27	2	1	1	5	3	0	0	0	0	1	61	101	1.29	0.714
Johnny Ruffin, R ERA: 4.43	(8, 1)	0.2	4	1	1	1	1	1	0	0	0	0	0	8	13	13.50	3.000
Chuck McElroy, L ERA: 5.87	(8, 1)	0.0	1	1	0	0	0	0	0	0	0	0	0	2	4	∞	∞
Jeff Shaw, R ERA: 2.61	(8, 1)	0.1	1	0	0	0	0	0	0	0	0	0	0	1	1	0.00	0.000

**BOTTOM**

**Cincinnati Reds @ Atlanta Braves**  
Atlanta-Fulton County Stadium, Atlanta, GA

Sat May 18 1996, 7:05 PM EDT  
Att: 49,553 - Unknown - 90 F

AB	R	H	RBI	BB	SO	LOB
4	0	0	0	0	0	1
4	0	0	0	0	2	2
4	1	1	0	0	0	0
3	0	0	0	1	1	0
4	1	2	2	0	0	0
3	0	1	0	1	0	2
2	0	0	0	1	1	2
0	0	0	0	0	0	0
3	0	0	0	0	1	1
1	0	0	0	1	0	0
1	0	0	0	0	1	1
0	0	0	0	0	0	0
0	0	0	0	0	0	0

1B: 2	SF: 0	WP: 0	PA: 33
2B: 0	SAC: 0	PB: 0	
3B: 1	DP: 0	SB: 0	
HR: 1	HBP: 0	CS: 0	

AB 29  
R 2  
H 4  
RBI 2  
BB 4  
SO 6  
LOB 9



PITCHER	IP	WLS	BF	H	R	ER	SO	BB	IBB	HBP	BLK	WP	HR	S	P	ERA	WHIP
---------	----	-----	----	---	---	----	----	----	-----	-----	-----	----	----	---	---	-----	------

Batter	1	2	3	4	5	6	7	8	9	AB R H RBI BB SO LOB	TOP											
Barry Larkin, R OBP: 0.362, SLG: 0.441 (1, 6)	2-2 G6-3		2-0 G6-3		3-2 F9			2-0 F8		4 0 0 0 0 0 2	<p>Cincinnati Reds @ Atlanta Braves</p> <p>Atlanta-Fulton County Stadium, Atlanta, GA</p> <p>Sun May 19 1996, 3:33 AM EDT</p> <p>Att. 41,153 - Sunny - 91 F</p>											
Lenny Harris, L OBP: 0.353, SLG: 0.604 (1, 7)	0-3 K		0-0 G4-3			1-0 P6		0-1 HR		4 1 1 2 0 1 1												
Hal Morris, L OBP: 0.373, SLG: 0.432 Jeff Brantley, R (8, 1)	2-0 G4-3			1-2 G6-3		1-3 K		2-3 K		4 0 0 0 0 2 0 0 0 0 0 0 0 0												
Eric Anthony, L OBP: 0.398, SLG: 0.535 (1, 9)		4-0 FC4-6 BB		4-1 HR BB		0-3 K			0-0 F7	2 1 0 0 2 1 0												
Eric Davis, R OBP: 0.352, SLG: 0.582 (1, 8)		3-3 K		3-2 HR		3-3 K			3-2 G1-3	4 1 1 2 0 2 1												
Jeff Branson, L OBP: 0.342, SLG: 0.436 (1, 5)		0-1 FC4-6		0-2 F7		0-0 F8			0-0 1B 1B	4 1 1 0 0 0 1												
Bret Boone, R OBP: 0.277, SLG: 0.377 (1, 4)		1-1 F8		0-0 F9		1-3 K			3-2 1B 1B	4 0 1 0 0 1 1												
Joe Oliver, R OBP: 0.271, SLG: 0.339 (1, 2)			0-2 G6-3 SH1-4 1B		2-3 K			1-2 HR 1B	3-2 1B 1B	4 1 3 1 0 1 0												
Pete Schourek, L OBP: 0.267, SLG: 0.214 Chuck McElroy, L Jeff Shaw, R Willie Greene, L OBP: 0.286, SLG: 0.429 (8, PH) (8, 3)			0-0 SH1-4		0-1 G4-3			3-3 K	2-2 K	1 0 2 0 0 0 0 2 3												
Inning Stats	R: 0 E: 0 K: 1 S: 7	H: 0 LOB: 0 BB: 0 P: 11	R: 0 E: 0 K: 1 S: 7	H: 0 LOB: 1 BB: 1 P: 15	R: 0 E: 0 K: 0 S: 6	H: 1 LOB: 1 BB: 0 P: 8	R: 2 E: 0 K: 0 S: 12	H: 1 LOB: 0 BB: 1 P: 20	R: 0 E: 0 K: 1 S: 9	H: 0 LOB: 0 BB: 0 P: 14	R: 0 E: 0 K: 2 S: 8	H: 0 LOB: 0 BB: 0 P: 10	R: 0 E: 0 K: 2 S: 7	H: 0 LOB: 0 BB: 0 P: 11	R: 2 E: 0 K: 2 S: 13	H: 2 LOB: 0 BB: 0 P: 21	R: 1 E: 0 K: 1 S: 15	H: 3 LOB: 2 BB: 0 P: 26	1B: 5 2B: 0 3B: 0 HR: 2	SF: 0 SAC: 1 DP: 0 HBP: 0	WP: 0 PB: 0 SB: 0 CS: 0	PA: 36
PITCHER	IP WLS BF H R ER SO BB IBB HBP BLK WP HR S P ERA WHIP																					
29 John Smoltz, R ERA: 2.45 Greg McMichael, R ERA: 3.46 Mark Wohlers, R ERA: 1.83	(1, 1) (8, 1) (9, 1)	7.0 W 25 2 2 2 7 2 0 0 0 0 0 1 56 89 2.57 0.571 1.2 10 5 3 3 2 0 0 0 0 0 1 25 42 16.20 3.000 0.1 S 1 0 0 0 0 1 0 0 0 0 0 0 3 5 0.00 0.000																				

livebaseballscorecards.com

AB	33
R	5
H	7
RBI	5
BB	2
SO	10
LOB	9



Batter	1	2	3	4	5	6	7	8	9	AB	R	H	RBI	BB	SO	LOB				
Marquis Grissom, R OBP: 0.313, SLG: 0.407	0-1 HR	2-2 G4-6-3			1-1 1B	1-1 G4-3	0-0 G3			5	2	2	1	0	0	4				
Mark Lemke, S OBP: 0.370, SLG: 0.381	4-1 BB		1-0 G5-3		4-1 BB		0-0 1B	1-0 1B		3	3	2	0	2	0	0				
10 Chipper Jones, S OBP: 0.349, SLG: 0.468	3-2 2B		1-3 K		1-2 1B		1-0 HR	0-1 1B		5	2	4	2	0	1	0				
Fred McGriff, L OBP: 0.414, SLG: 0.629	1-2 2B		2-1 2B		3-2 1B		1-0 HR	4-1 BB		4	1	4	4	1	0	0				
Javy Lopez, R OBP: 0.344, SLG: 0.457	2-3 K		0-1 G6-3		1-1 1B		1-0 1B	1-1 SF7		4	1	1	1	0	1	5				
Ryan Klesko, L OBP: 0.378, SLG: 0.645	2-2 G4-3			4-0 BB	1-0 L7		3-1 1B	3-3 K		4	0	1	0	1	1	6				
Jermaine Dye, R OBP: 0.286, SLG: 0.714	1-1 G4-3		1-2 G2-6-3		1-2 1B		1-3 K	3-2 F7		5	0	1	0	0	1	6				
Jeff Blauser, R OBP: 0.312, SLG: 0.355		0-1 E6		0-0 G1-3		2-2 1B	2-3 K			4	0	0	0	0	1	3				
29 John Smoltz, R OBP: 0.222, SLG: 0.231		0-0 F9			2-1 G4-3		0-1 2B			3	0	1	1	0	0	1				
Greg McMichael, R										0	0	0	0	0	0	0				
Mark Wohlers, R										0	0	0	0	0	0	0				
<b>Inning Stats</b>	R: 3 E: 0 K: 1 S: 18	H: 3 LOB: 1 BB: 1 P: 31	R: 0 E: 1 K: 0 S: 6	H: 0 LOB: 0 BB: 0 P: 8	R: 0 E: 0 K: 1 S: 8	H: 1 LOB: 1 BB: 0 P: 12	R: 0 E: 0 K: 0 S: 4	H: 0 LOB: 0 BB: 1 P: 9	R: 1 E: 0 K: 0 S: 14	H: 3 LOB: 3 BB: 1 P: 27	R: 0 E: 0 K: 0 S: 9	H: 1 LOB: 1 BB: 0 P: 13	R: 4 E: 0 K: 2 S: 15	H: 6 LOB: 2 BB: 0 P: 24	R: 1 E: 0 K: 1 S: 15	H: 2 LOB: 2 BB: 1 P: 27	1B: 9 2B: 5 3B: 0 HR: 2	SF: 1 SAC: 1 DP: 2 HBP: 0	WP: 1 PB: 0 SB: 0 CS: 0	PA: 43

**BOTTOM**

**Cincinnati Reds @ Atlanta Braves**  
Atlanta-Fulton County Stadium, Atlanta, GA

Sun May 19 1996, 3:33 AM EDT  
Att: 41,153 - Sunny - 91 F

AB	37
R	9
H	16
RBI	9
BB	4
SO	5
LOB	25



PITCHER																
IP	WLS	BF	H	R	ER	SO	BB	IBB	HBP	BLK	WP	HR	S	P	ERA	WHIP
Pete Schourek, L	(1, 1)	6.0	L	28	8	4	4	2	3	0	0	1	59	100	6.00	1.833
Chuck McElroy, L	(7, 1)	0.0		3	3	3	0	0	0	0	0	1	3	5	∞	∞
Jeff Shaw, R	(7, 1)	1.0		6	3	1	1	2	0	0	0	0	12	19	9.00	3.000
Jeff Brantley, R	(8, 1)	1.0		6	2	1	1	1	1	0	0	0	15	27	9.00	3.000

Batter	1	2	3	4	5	6	7	8	9	AB R H RBI BB SO LOB	TOP											
Devon White, S (1, 8) OBP: 0.322, SLG: 0.435	3-2 F8		0-0 F9		1-2 G4-6-3 3B		0-1 F9		0-1 G5-3	5 1 1 0 0 0 0												
Edgar Renteria, R (1, 6) OBP: 0.375, SLG: 0.467	0-0 G6-3		0-0 G5-3		4-2 G4-6-3 BB		2-2 1B		1-2 2B	4 0 2 0 1 0 0												
Greg Colbrunn, R (1, 3) OBP: 0.341, SLG: 0.429	0-2 G4-3		1-0 G6-3		2-1 G4-6-3		1-1 G6-4-3 1B		2-2 G1-3	5 0 1 0 0 0 2												
Gary Sheffield, R (1, 9) OBP: 0.428, SLG: 0.617		0-0 BB 2B 1B		1-2 BLK E 1B		2-3 K		1-2 G6-4-3		4 2 2 0 0 1 2												
Jeff Conine, R (1, 7) OBP: 0.346, SLG: 0.429		4-2 2B SF8 BB		1-2 F8		0-0 S 1B		1-3 K		3 1 1 0 1 1 1												
Terry Pendleton, S (1, 5) OBP: 0.306, SLG: 0.348		3-2 SF8 2B		4-0 E BB		2-2 P3		4-2 FC6-4 BB		2 1 1 1 2 0 1												
Charles Johnson, R (1, 2) OBP: 0.311, SLG: 0.442		0-1 SF8		1-1 P4		2-3 K		0-1 FC6-4 FC6-4		3 0 0 1 0 1 4												
Craig Grebeck, R (1, 4) OBP: 0.232, SLG: 0.250		1-0 SF8		3-2 E5 1B		4-0 IBB		2-1 FC6-4		2 0 1 2 1 0 1												
Robb Nen, R (8, 1)		3-H		1-3 2-H				1-2f		0 0 0 0 0 0 0												
Pat Rapp, R (1, 1) OBP: 0.091, SLG: 0.091		1-1 G6-3		0-3 K		2-3 K				3 0 0 0 0 2 4												
Terry Mathews, L (7, 1)										0 0 0 0 0 0 0												
Yorkis Perez, L (8, 1)										0 0 0 0 0 0 0												
Ralph Milliard, R (8, 4) OBP: 0.308, SLG: 0.100										1 0 0 0 0 0 0												
<b>Inning Stats</b>	R: 0 E: 0 K: 0 S: 8	H: 0 LOB: 0 BB: 0 P: 11	R: 3 E: 0 K: 0 S: 13	H: 2 LOB: 0 BB: 1 P: 22	R: 0 E: 0 K: 0 S: 3	H: 0 LOB: 0 BB: 0 P: 4	R: 1 E: 1 K: 1 S: 14	H: 2 LOB: 2 BB: 1 P: 24	R: 1 E: 0 K: 1 S: 15	H: 1 LOB: 0 BB: 1 P: 24	R: 0 E: 0 K: 2 S: 12	H: 1 LOB: 2 BB: 1 P: 22	R: 0 E: 0 K: 0 S: 12	H: 2 LOB: 1 BB: 0 P: 16	R: 0 E: 0 K: 1 S: 10	H: 0 LOB: 1 BB: 1 P: 17	R: 0 E: 0 K: 0 S: 10	H: 1 LOB: 1 BB: 0 P: 15	1B: 6 2B: 2 3B: 1 HR: 0	SF: 2 SAC: 0 DP: 2 HBP: 0	WP: 0 PB: 0 SB: 1 CS: 0	PA: 39
<b>PITCHER</b>	IP WLS BF H R ER SO BB IBB HBP BLK WP HR S P ERA WHIP																					
Dave Burba, R (1, 1) ERA: 4.36	6.0 L 27 6 5 5 4 3 1 0 0 0 0 65 107 7.50 1.500																					
Johnny Ruffin, R (7, 1) ERA: 4.03	2.0 8 2 0 0 1 1 0 0 0 0 0 22 33 0.00 1.500																					
Jeff Shaw, R (9, 1) ERA: 2.78	1.0 4 1 0 0 0 0 0 0 0 0 0 10 15 0.00 1.000																					

Florida Marlins @ Cincinnati Reds  
Riverfront Stadium, Cincinnati, OH

Mon May 20 1996, 7:05 PM EDT  
Att. 18,023 - Unknown - 84 F

livebaseballscorecards.com

AB	32
R	5
H	9
RBI	4
BB	5
SO	5
LOB	15



Batter	1	2	3	4	5	6	7	8	9	AB	R	H	RBI	BB	SO	LOB
Lenny Harris, L OBP: 0.339, SLG: 0.558 (1, 9)	1-2 G6-3 ①	1-0 G3 ③								4	0	0	0	1	0	2
Barry Larkin, R OBP: 0.369, SLG: 0.462 (1, 6)	4-1 BB 1B SF8 BB		1-0 HR							3	2	1	1	2	0	1
Hal Morris, L OBP: 0.374, SLG: 0.437 (1, 3)	0-1 SF8 BB 1B		2-1 G3 ①							5	1	2	0	0	1	1
Eric Davis, R OBP: 0.368, SLG: 0.577 (1, 8)	4-2 1B BB		4-0 BB							1	0	0	0	4	1	1
Bret Boone, R OBP: 0.261, SLG: 0.358 (1, 4)	2-1 SF8 2-3 3-H		3-2 P3 ②							4	0	0	1	0	1	6
Willie Greene, L OBP: 0.313, SLG: 0.450 (1, 7)	1-2 1B		2-3 K ③							4	0	3	1	0	1	1
Joe Oliver, R OBP: 0.258, SLG: 0.322 (1, 2)	1-1 G3 ③									3	0	0	0	0	0	3
Eddie Taubensee, L OBP: 0.366, SLG: 0.433 (8, PH) (9, 2)										1	0	1	0	0	0	0
Jeff Branson, L OBP: 0.331, SLG: 0.419 (1, 5)			3-2 G3 ①							4	0	0	0	0	0	3
Dave Burba, R (1, 1)										2	0	0	0	0	0	0
Eric Anthony, L OBP: 0.393, SLG: 0.528 (6, PH)										1	0	0	0	0	0	1
Johnny Ruffin, R OBP: 1.000, SLG: 1.000 (7, 1)										0	0	0	0	0	0	0
Chris Sabo, R OBP: 0.397, SLG: 0.500 (8, PH)										1	0	0	0	0	0	2
Jeff Shaw, R (9, 1)										0	0	0	0	0	0	0

Inning Stats	R: 2	H: 2	E: 0	K: 0	S: 13	H: 2	LOB: 2	BB: 2	P: 25	R: 0	H: 0	E: 0	K: 0	S: 6	R: 0	H: 1	E: 0	K: 1	S: 12	R: 0	H: 0	E: 0	K: 0	S: 7	R: 0	H: 0	E: 1	K: 0	S: 8	R: 0	H: 1	E: 0	K: 0	S: 8	R: 0	H: 1	E: 0	K: 0	S: 9	R: 0	H: 2	E: 0	K: 0	S: 10	R: 0	H: 0	E: 0	K: 3	S: 9	1B: 5	2B: 1	3B: 0	HR: 1	SF: 1	SAC: 0	DP: 1	HBP: 0
--------------	------	------	------	------	-------	------	--------	-------	-------	------	------	------	------	------	------	------	------	------	-------	------	------	------	------	------	------	------	------	------	------	------	------	------	------	------	------	------	------	------	------	------	------	------	------	-------	------	------	------	------	------	-------	-------	-------	-------	-------	--------	-------	--------

PITCHER	IP	WLS	BF	H	R	ER	SO	BB	IBB	HBP	BLK	WP	HR	S	P	ERA	WHIP
Pat Rapp, R ERA: 3.67 (1, 1)	6.2		30	5	3	3	1	5	0	0	0	0	1	60	112	4.05	1.500
Terry Mathews, R ERA: 3.95 (7, 1)	0.1		3	1	0	0	0	1	0	0	0	0	0	6	12	0.00	6.000
Yorkis Perez, L ERA: 4.4 (8, 1)	0.1		2	1	0	0	0	0	0	0	0	0	0	3	4	0.00	3.000
Robb Nen, R ERA: 1.52 (8, 1)	1.2	S	6	0	0	0	3	1	0	0	0	1	0	13	22	0.00	0.600

BOTTOM

Florida Marlins @ Cincinnati Reds  
Riverfront Stadium, Cincinnati, OH  
Mon May 20 1996, 7:05 PM EDT  
Att: 18,023 - Unknown - 84 F

livebaseballscorecards.com

AB	33
R	3
H	7
RBI	3
BB	7
SO	4
LOB	21



WP: 1	PA: 41
PB: 0	
SB: 1	
CS: 0	

**Florida Marlins @ Cincinnati Reds**  
 Riverfront Stadium, Cincinnati, OH

Tue May 21 1996, 7:05 PM EDT  
 Att. 19,534 - Unknown - 76 F

[livebaseballscorecards.com](http://livebaseballscorecards.com)

AB	30
R	3
H	6
RBI	3
BB	2
SO	5
LOB	8



WP:	0	PA:	35
PB:	0		
SB:	0		
CS:	0		

Batter	1	2	3	4	5	6	7	8	9	AB	R	H	RBI	BB	SO	LOB
Devon White, S (1, 8) OBP: 0.327, SLG: 0.433	G1-3		P3					SH5-3 E HBP		3	1	1	0	0	0	0
Edgar Renteria, R (1, 6) OBP: 0.474, SLG: 0.611	F9 2B		FC5-4 1B					SH5-3		3	0	3	0	0	0	0
Greg Colbrunn, R (1, 3) OBP: 0.339, SLG: 0.425	F9 2-3		FC5-4 1-2f					E9 SF8 1B		4	1	1	1	0	0	4
Gary Sheffield, R (1, 9) OBP: 0.424, SLG: 0.609	BB		P3					SF8		2	0	0	1	1	0	1
Jeff Conine, R (1, 7) OBP: 0.339, SLG: 0.419	G6-3		F8					L7		4	0	0	0	0	1	2
Terry Pendleton, S (1, 5)		G4-3	G4-3					K		4	0	0	0	0	1	0
Craig Grebeck, R (1, 4) OBP: 0.217, SLG: 0.232		F8	F7					K		4	0	0	0	0	1	0
Rob Natal, R (1, 2) OBP: 0.286, SLG: 0.167								K		2	0	0	0	1	0	0
Chris Hammond, L (7, 1)										0	0	0	0	0	0	0
Jay Powell, R (8, 1)										0	0	0	0	0	0	0
Yorkis Perez, L (8, 1)										1	0	0	0	0	1	0
Terry Mathews, L (9, 1)		BB								0	0	0	0	0	0	0
David Weathers, R (1, 1) OBP: 0.667, SLG: 1.667										2	1	1	1	0	0	1
Charles Johnson, R (7, PH) OBP: 0.309, SLG: 0.439										1	0	0	0	0	1	0

Batter	1	2	3	4	5	6	7	8	9
Devon White, S (1, 8) OBP: 0.327, SLG: 0.433	0-1 G1-3		0-0 P3		3-2 1B 1B			2-2 SH5-3 E HBP	
Edgar Renteria, R (1, 6) OBP: 0.474, SLG: 0.611	3-2 F9 2B		1-1 FC5-4 1B		3-1 SAFE G5-4-3 1B			0-0 SH5-3	
Greg Colbrunn, R (1, 3) OBP: 0.339, SLG: 0.425	3-2 F9 2-3		1-1 SAFE FC5-4 1-2f		0-0 G5-4-3 1-2f			1-0 E9 SF8 1B	
Gary Sheffield, R (1, 9) OBP: 0.424, SLG: 0.609	4-1 BB		1-2 P3		2-1 G3-1			3-2 SF8	
Jeff Conine, R (1, 7) OBP: 0.339, SLG: 0.419	2-2 G6-3		1-1 F8		1-3 K			2-2 L7	
Terry Pendleton, S (1, 5)		1-1 G4-3	0-1 G4-3		2-2 G5-3			2-3 K	
Craig Grebeck, R (1, 4) OBP: 0.217, SLG: 0.232		1-1 F8	1-2 F7		3-1 G3			2-3 K	
Rob Natal, R (1, 2) OBP: 0.286, SLG: 0.167		4-0 BB			1-1 G5-3			1-3 K	
Chris Hammond, L (7, 1)									
Jay Powell, R (8, 1)									
Yorkis Perez, L (8, 1)									
Terry Mathews, L (9, 1)									
David Weathers, R (1, 1) OBP: 0.667, SLG: 1.667		1-1 L3			0-0 HR			1-3 K	
Charles Johnson, R (7, PH) OBP: 0.309, SLG: 0.439									

Inning Stats	R: 0	H: 1	E: 0	K: 0	S: 16	P: 28	R: 0	H: 0	E: 0	K: 0	S: 6	P: 13	R: 0	H: 1	E: 0	K: 0	S: 8	P: 11	R: 0	H: 0	E: 0	K: 0	S: 7	P: 9	R: 1	H: 3	E: 0	K: 0	S: 10	P: 16	R: 0	H: 0	E: 0	K: 1	S: 10	P: 15	R: 0	H: 0	E: 0	K: 1	S: 7	P: 11	R: 2	H: 1	E: 1	K: 0	S: 11	P: 19	R: 0	H: 0	E: 0	K: 3	S: 9	P: 14	1B: 4	2B: 1	3B: 0	HR: 1	SF: 1	SAC: 1	DP: 1	HBP: 1	WP: 0	PA: 35
--------------	------	------	------	------	-------	-------	------	------	------	------	------	-------	------	------	------	------	------	-------	------	------	------	------	------	------	------	------	------	------	-------	-------	------	------	------	------	-------	-------	------	------	------	------	------	-------	------	------	------	------	-------	-------	------	------	------	------	------	-------	-------	-------	-------	-------	-------	--------	-------	--------	-------	--------

PITCHER	IP	WLS	BF	H	R	ER	SO	BB	IBB	HBP	BLK	WP	HR	S	P	ERA	WHIP
Roger Salkeld, R (1, 1) ERA: 4.61	7.0	L	27	5	1	1	2	2	0	0	0	0	1	64	103	1.29	1.000
Johnny Ruffin, R (8, 1) ERA: 4.24	1.0		5	1	2	1	0	0	0	1	0	0	0	11	19	9.00	1.000
Jeff Brantley, R (9, 1) ERA: 3.32	1.0		3	0	0	0	3	0	0	0	0	0	0	9	14	0.00	0.000



BOTTOM

Florida Marlins @ Cincinnati Reds  
Riverfront Stadium, Cincinnati, OH  
Tue May 21 1996, 7:05 PM EDT  
Att. 19,534 - Unknown - 76 F

livebaseballscorecards.com

AB 32  
R 2  
H 7  
RBI 2  
BB 3  
SO 7  
LOB 13



WP: 0 PA: 35  
PB: 0  
SB: 0  
CS: 1

AB R H RBI BB SO LOB

4 0 2 0 0 0 1

3 0 0 0 1 1 2

4 0 0 0 0 0 5

3 1 0 0 1 1 0

3 0 0 0 1 1 1

4 1 2 2 0 1 0

4 0 0 0 0 0 2

4 0 2 0 0 1 0

1B: 6 SF: 0  
2B: 0 SAC: 0  
3B: 0 DP: 1  
HR: 1 HBP: 0

Batter	1	2	3	4	5	6	7	8	9
Thomas Howard, S OBP: 0.256, SLG: 0.316 (1, 8)	1-0 G4-3		1 SAFE 2-2 F7			F7 FC6-4 1B		1-1 BB 1B	
Barry Larkin, R OBP: 0.366, SLG: 0.451 (1, 6)	0-1 F8			1-3 K		2-0 L5		4-0 BB 1B	
Hal Morris, L OBP: 0.366, SLG: 0.426 (1, 3)	1-1 F7			3-2 F7		1-1 FC6-4		0-0 G3	
Willie Greene, L OBP: 0.310, SLG: 0.429 (1, 7)		0-0 G3		3-3 K			1-2 G3		4-2 HR BB
Chris Sabo, R OBP: 0.387, SLG: 0.473 (1, 5)		4-1 BB 1B			0-1 F7		2-2 G5-3		0-3 K
Eddie Taubensee, L OBP: 0.371, SLG: 0.465 (1, 2)		3-1 SAFE BB 1B			0-0 G1-3		1-3 K		0-1 HR
Bret Boone, R OBP: 0.250, SLG: 0.341 (1, 4)		0-0 G6-4-3 1B			1-2 G6-3			0-0 G5-3	0-1 F9
Eric Anthony, L OBP: 0.396, SLG: 0.526 (1, 9)			2-1 CS 1B			3-1 1B 1B		2-2 P5	1-3 K
Roger Salkeld, R (1, 1)			2-3 SAFE K			1-3 K		2-2 1B 1B	
Johnny Ruffin, R OBP: 1.000, SLG: 1.000 (8, 1)									
Eric Owens, R OBP: 0.304, SLG: 0.246 (8, PH)									
Jeff Brantley, R (9, 1)									

Inning Stats	R: 0	H: 0	E: 0	K: 5	S: 5	H: 0	LOB: 0	BB: 0	P: 7	R: 0	H: 1	E: 0	K: 5	S: 5	H: 1	LOB: 1	BB: 1	P: 12	R: 0	H: 1	E: 0	K: 8	S: 8	H: 0	LOB: 0	BB: 0	P: 14	R: 0	H: 0	E: 0	K: 2	S: 11	H: 0	LOB: 0	BB: 0	P: 18	R: 0	H: 2	E: 0	K: 10	S: 10	H: 2	LOB: 2	BB: 0	P: 17	R: 0	H: 0	E: 0	K: 1	S: 9	H: 0	LOB: 0	BB: 0	P: 13	R: 0	H: 2	E: 0	K: 11	S: 11	H: 2	LOB: 3	BB: 1	P: 20	R: 2	H: 1	E: 0	K: 2	S: 14	H: 1	LOB: 0	BB: 1	P: 19	1B: 6	SF: 0	2B: 0	SAC: 0	3B: 0	DP: 1	HR: 1	HBP: 0	WP: 0	PA: 35
--------------	------	------	------	------	------	------	--------	-------	------	------	------	------	------	------	------	--------	-------	-------	------	------	------	------	------	------	--------	-------	-------	------	------	------	------	-------	------	--------	-------	-------	------	------	------	-------	-------	------	--------	-------	-------	------	------	------	------	------	------	--------	-------	-------	------	------	------	-------	-------	------	--------	-------	-------	------	------	------	------	-------	------	--------	-------	-------	-------	-------	-------	--------	-------	-------	-------	--------	-------	--------


PITCHER	IP	WLS	BF	H	R	ER	SO	BB	IBB	HBP	BLK	WP	HR	S	P	ERA	WHIP
David Weathers, R ERA: 3.86 (1, 1)	6.0		21	4	0	0	4	1	0	0	0	0	0	45	75	0.00	0.833
Chris Hammond, L ERA: 8.53 (7, 1)	1.2		7	2	0	0	1	0	0	0	0	0	0	19	28	0.00	1.200
Jay Powell, R ERA: 3.38 (8, 1)	0.0		1	0	0	0	0	1	0	0	0	0	0	4	4	∞	∞
Yorkis Perez, L ERA: 5.4 (8, 1)	0.2		4	1	2	2	1	1	0	0	0	0	1	9	13	27.00	3.000
Terry Mathews, R ERA: 3.77 (9, 1)	0.2	S	2	0	0	0	1	0	0	0	0	0	0	6	7	0.00	0.000

Batter	1	2	3	4	5	6	7	8	9	AB R H RBI BB SO LOB	TOP	
Devon White, S (1, 8) OBP: 0.325, SLG: 0.428	3-2 G5-3		1-1 G6-4-3 2-H 1B			1-0 P4		0-3 K		4 0 1 1 0 1 1		
Edgar Renteria, R (1, 6) OBP: 0.391, SLG: 0.500 Kurt Miller, R (8, 1) OBP: 0.333, SLG: 0.333	1-0 B4-3		1-2 G6-4-3 1-2f			1-2 F9		0-3 K		4 0 0 0 0 1 2 0 0 0 0 0 0 0		
Greg Colbrunn, R (1, 3) OBP: 0.332, SLG: 0.415	0-2 G1-3			0-1 G5-3		2-3 K			2-3 K	4 0 0 0 0 2 0		
Gary Sheffield, R (1, 9) OBP: 0.421, SLG: 0.600		1-1 E4		0-0 G5-3		3-1 G6-4-3 1B			2-3 K	4 0 1 0 0 1 0		
Jeff Conine, R (1, 7) OBP: 0.342, SLG: 0.417		0-0 G5-3		2-2 1B		1 SAFE 1-2 G6-4-3 1-2f			4-2 BB	3 0 1 0 1 0 2		
Charles Johnson, R (1, 2) OBP: 0.308, SLG: 0.434		0-1 G5-3		0-0 F7		0-1 FC4 1B			1-2 L6	4 0 1 0 0 0 3		
Alex Arias, R (1, 5) OBP: 0.313, SLG: 0.397 Craig Grebeck, R (8, 6) OBP: 0.217, SLG: 0.232		0-1 G5-3			0-0 G6-3		1-2 FC4 1-2f			3 0 0 0 0 0 2 0 0 0 0 0 0 0		
Ralph Milliard, R (1, 4) OBP: 0.313, SLG: 0.154			1-0 SH5-4 1B 1B		3-2 F9			0-3 K		3 1 1 0 0 1 0		
Al Leiter, L (1, 1) OBP: 0.050, SLG: 0.050 Matt Mantei, R (7, 1) Terry Mathews, L (7, 1) Terry Pendleton, S (7, 5) Yorkis Perez, L (7, 1)			0-1 SH5-4		1-3 K			1-2 1B		1 0 0 0 0 1 0 0 0 0 0 0 0 0 0 0 0 0 0 0 0 1 0 1 0 0 0 0 0 0 0 0 0 0 0		
<b>Inning Stats</b>	R: 0 H: 0 E: 0 LOB: 0 K: 0 BB: 0 S: 10 P: 14	R: 0 H: 0 E: 1 LOB: 1 K: 0 BB: 0 S: 7 P: 8	R: 1 H: 2 E: 0 LOB: 0 K: 0 BB: 0 S: 8 P: 11	R: 0 H: 1 E: 0 LOB: 1 K: 0 BB: 0 S: 7 P: 9	R: 0 H: 0 E: 0 LOB: 0 K: 1 BB: 0 S: 7 P: 11	R: 0 H: 0 E: 0 LOB: 0 K: 1 BB: 0 S: 9 P: 13	R: 0 H: 2 E: 0 LOB: 1 K: 0 BB: 0 S: 12 P: 17	R: 0 H: 1 E: 0 LOB: 1 K: 3 BB: 0 S: 13 P: 14	R: 0 H: 0 E: 0 LOB: 1 K: 2 BB: 1 S: 13 P: 22	1B: 6 SF: 0 2B: 0 SAC: 1 3B: 0 DP: 2 HR: 0 HBP: 0	WP: 0 PA: 33 PB: 0 SB: 0 CS: 0	
<b>PITCHER</b>	IP WLS BF H R ER SO BB IBB HBP BLK WP HR S P ERA WHIP											
John Smiley, L (1, 1) ERA: 4.92 Jeff Brantley, R (9, 1) ERA: 3.18	8.0 W 29 6 1 1 5 0 0 0 0 0 0 0 73 97 1.12 0.750											

Florida Marlins @ Cincinnati Reds  
Riverfront Stadium, Cincinnati, OH

Wed May 22 1996, 3:33 AM EDT  
Att. 22,055 - Sunny - 75 F

AB	31
R	1
H	6
RBI	1
BB	1
SO	7
LOB	10



WP	0	PA	33
PB	0		
SB	0		
CS	0		

livebaseballscorecards.com

Batter	1	2	3	4	5	6	7	8	9	AB	R	H	RBI	BB	SO	LOB
Eric Owens, R (1, 7) OBP: 0.297, SLG: 0.242	3-3 K	0-0 G3		3-3 K			0-0 WP BB BB 1B	0-3 K		5	1	1	0	0	3	1
Thomas Howard, S (1, 9) OBP: 0.250, SLG: 0.302	2-2 G4-3		2-2 BB BB 1B		1-1 L8		0-0 B1	0-0 G3-1		5	0	1	0	0	0	1
Barry Larkin, R (1, 6) OBP: 0.382, SLG: 0.451	4-1 BB BB BB		4-1 BB BB 1-2 BB		4-2 CS BB		4-2 WP BB 1B BB			0	1	0	0	4	0	0
Eric Davis, R (1, 8) OBP: 0.380, SLG: 0.571	4-1 BB BB 1-2 BB		2-3 K		4-1 E BB 1-2 E5 BB		4-1 WP 1B BB			1	1	0	0	3	1	2
Chris Sabo, R (1, 5) OBP: 0.424, SLG: 0.473	4-0 FC5-4 1-2 BB 2-3 BB		4-0 BB BB 1-2 BB 2-3 BB		4-2 E 1-2 BB		4-0 1B 1-2 FC4-6 2-3 BB 3-H BB			0	1	0	0	4	0	0
Jeff Branson, L (8, 5) OBP: 0.331, SLG: 0.419										0	0	0	0	0	0	0
Bret Boone, R (1, 4) OBP: 0.250, SLG: 0.337	0-1 FC5-4 1-2f		0-3 K		1-1 E5 1-2 2-H		1-1 FC4-6 1B			4	0	1	2	0	1	8
Hal Morris, L (1, 3) OBP: 0.358, SLG: 0.415		0-1 F7		2-0 G4-3		0-2 G5-3		1-2 FC4-6 1-2f 3-H		4	0	0	1	0	0	4
Joe Oliver, R (1, 2) OBP: 0.242, SLG: 0.302		2-3 K		0-2 G5-3		3-3 K		1-3 K		4	0	0	0	0	3	1
John Smiley, L (1, 1) OBP: 0.300, SLG: 0.350		1-2 2B		1-3 K		0-1 G4-3		2-1 G6-3		3	0	1	0	0	1	0
Lenny Harris, L (8, PH) OBP: 0.333, SLG: 0.547										1	0	0	0	0	0	0
Jeff Brantley, R (9, 1)										0	0	0	0	0	0	0

Inning Stats	R: 0	H: 0	E: 0	K: 12	S: 12	L: 0	LOB: 3	BB: 3	P: 29	R: 0	H: 1	E: 0	K: 10	S: 10	L: 0	LOB: 1	BB: 0	P: 13	R: 0	H: 1	E: 0	K: 11	S: 11	L: 0	LOB: 3	BB: 2	P: 25	R: 0	H: 0	E: 0	K: 2	S: 11	L: 0	LOB: 0	BB: 0	P: 15	R: 0	H: 0	E: 1	K: 13	S: 13	L: 0	LOB: 3	BB: 3	P: 27	R: 0	H: 0	E: 0	K: 1	S: 9	L: 0	LOB: 0	BB: 0	P: 12	R: 4	H: 2	E: 0	K: 1	S: 15	L: 0	LOB: 1	BB: 3	P: 30	R: 0	H: 0	E: 0	K: 1	S: 6	L: 0	LOB: 0	BB: 0	P: 8
--------------	------	------	------	-------	-------	------	--------	-------	-------	------	------	------	-------	-------	------	--------	-------	-------	------	------	------	-------	-------	------	--------	-------	-------	------	------	------	------	-------	------	--------	-------	-------	------	------	------	-------	-------	------	--------	-------	-------	------	------	------	------	------	------	--------	-------	-------	------	------	------	------	-------	------	--------	-------	-------	------	------	------	------	------	------	--------	-------	------


PITCHER	IP	WLS	BF	H	R	ER	SO	BB	IBB	HBP	BLK	WP	HR	S	P	ERA	WHIP
Al Leiter, L (1, 1) ERA: 2.41	6.1	L	30	3	2	2	7	9	0	0	0	0	0	72	131	2.84	1.895
Matt Mantei, R (7, 1) ERA: 5.14	0.0		2	0	0	0	0	2	0	0	0	1	0	1	9	∞	∞
Terry Mathews, R (7, 1) ERA: 3.77	0.0		1	1	1	1	0	0	0	0	0	0	0	2	3	∞	∞
Yorkis Perez, L (7, 1) ERA: 5.17	0.2		2	0	1	1	1	0	0	0	0	0	0	6	8	13.50	0.000
Kurt Miller, R (8, 1) ERA: 4.5	1.0		3	0	0	0	1	0	0	0	0	0	0	6	8	0.00	0.000

**BOTTOM**

**Florida Marlins @ Cincinnati Reds**  
Riverfront Stadium, Cincinnati, OH

Wed May 22 1996, 3:33 AM EDT  
Att. 22,055 - Sunny - 75 F

AB	27
R	4
H	4
RBI	3
BB	11
SO	9
LOB	17



1B	2B	3B	HR	SF	SAC	DP	HBP	WP	HR	S	P	ERA	WHIP
3	1	0	0	0	0	0	0	1	0	0	0	0.00	0.000

Batter	1	2	3	4	5	6	7	8	9	AB R H RBI BB SO LOB	TOP														
Barry Larkin, R (1, 6) OBP: 0.382, SLG: 0.445	2-1 F9		2-2 F8			0-0 G3-6 1B			K	4 0 1 0 1 1 1															
Hal Morris, L (1, 3) OBP: 0.353, SLG: 0.427	1-2 L8		1-2 F8			1-0 G3-6 1-2f			HR	5 1 1 2 0 0 4															
Eric Davis, R (1, 8) OBP: 0.383, SLG: 0.565	0-1 G6-3			4-1 G4-6-3 BB			2-3 K		S BB 1B	3 1 1 0 1 1 0															
Eddie Taubensee, L (1, 2) OBP: 0.375, SLG: 0.490		1-0 HR		3-0 G4-6-3 1-2f			0-1 L8		S BB 1B	3 1 1 1 1 0 1															
Vince Coleman, S (9, PR) OBP: 0.253, SLG: 0.244										0 1 0 0 0 0 0															
Jeff Brantley, R (9, 1)										0 0 0 0 0 0 0															
Reggie Sanders, R (1, 9) OBP: 0.404, SLG: 0.429		0-1 F8 G4-3 1B		2-3 K			1-2 G6-3		S BB K	4 0 1 0 0 2 2															
Eric Anthony, L (1, 7) OBP: 0.385, SLG: 0.506		1-0 G4-3			2-1 G3			2-0 L6	E BB 1B	0 0 0 0 0 0 0															
Chris Sabo, R (9, PH) OBP: 0.433, SLG: 0.482		1-2							2-H 3-H BB 1B	1 1 1 2 0 0 0															
Bret Boone, R (1, 4) OBP: 0.250, SLG: 0.333		1-0 F8		1-2 G5-3				0-2 L7	BB E WP 1B	4 1 1 0 0 0 1															
Jeff Branson, L (1, 5) OBP: 0.322, SLG: 0.407		2-2 G4-3			1-1 G4-3			0-0 G3	WP BB E3	3 0 0 0 0 0 1															
Joe Oliver, R (9, PH) OBP: 0.239, SLG: 0.297									1-2 2-3 WP BB	1 0 0 0 0 0 2															
Mark Portugal, R (1, 1) OBP: 0.118, SLG: 0.176			1-2 G5-3			0-2 G1-3			HR 1B	2 0 0 0 0 0 0															
Hector Carrasco, R (7, 1)										0 0 0 0 0 0 0															
Thomas Howard, S (9, PH) OBP: 0.280, SLG: 0.318									WP BB	1 1 1 1 1 0 0															
<b>Inning Stats</b>	R: 0 E: 0 K: 0 S: 7	H: 0 LOB: 0 BB: 0 P: 10	R: 1 E: 0 K: 0 S: 8	H: 2 LOB: 1 BB: 0 P: 13	R: 0 E: 0 K: 0 S: 9	H: 0 LOB: 0 BB: 0 P: 13	R: 0 E: 0 K: 1 S: 5	H: 0 LOB: 0 BB: 1 P: 14	R: 0 E: 0 K: 0 S: 7	H: 0 LOB: 0 BB: 0 P: 11	R: 0 E: 0 K: 0 S: 5	H: 1 LOB: 0 BB: 0 P: 6	R: 0 E: 0 K: 1 S: 8	H: 0 LOB: 0 BB: 0 P: 11	R: 0 E: 0 K: 0 S: 8	H: 0 LOB: 0 BB: 0 P: 10	R: 6 E: 1 K: 2 S: 23	H: 5 LOB: 3 BB: 3 P: 44	1B: 6 2B: 0 3B: 0 HR: 2	SF: 0 SAC: 0 DP: 2 HBP: 0	WP: 1 PB: 0 SB: 2 CS: 0	PA: 38			
<b>PITCHER</b>	IP	WLS	BF	H	R	ER	SO	BB	IBB	HBP	BLK	WP	HR	S	P	ERA	WHIP								
Marvin Freeman, R (1, 1) ERA: 5.17	8.1		31	6	5	5	3	2	0	0	0	0	2	65	102	5.40	0.960								
Curt Leskanic, R (9, 1) ERA: 6.0	0.1		1	0	0	0	1	0	0	0	0	0	0	4	7	0.00	0.000								
Bruce Ruffin, L (9, 1) ERA: 5.4	0.0	L	4	2	1	0	0	1	0	0	0	0	0	8	16	∞	∞								
Steve Reed, R (9, 1) ERA: 4.64	0.1		2	0	1	0	0	1	0	0	0	1	0	3	7	0.00	3.000								

Cincinnati Reds @ Colorado Rockies  
Coors Field, Denver, CO  
Thu May 23 1996, 7:05 PM MDT  
Att. 48,040 - Unknown - 58 F

livebaseballscorecards.com

AB	31
R	7
H	8
RBI	6
BB	4
SO	4
LOB	12



Batter	1	2	3	4	5	6	7	8	9	AB R H RBI BB SO LOB
Eric Young Sr., R (1, 4) OBP: 0.423, SLG: 0.519	4-1 S 3B BB		1-0 G6-3		0-1 G6-3			0-0 G4-3		3 1 0 0 1 0 0
Ellis Burks, R (1, 7) OBP: 0.408, SLG: 0.615	2-2 1-H SF9-6-3 3B		4-2 3B BB			4-1 HR BB		2-2 K		2 3 1 1 2 1 0
Dante Bichette, R (1, 9) OBP: 0.394, SLG: 0.506	1-1 E1 SF9-6-3		0-2 1-H 3B			0-2 1-H HR		0-1 1B		4 1 3 3 0 0 1
Larry Walker, L (1, 8) OBP: 0.351, SLG: 0.616	3-1 SF9-6-3 1-2		0-0 G4-3			1-3 K		2-3 K		3 0 0 1 0 2 2
Andres Galarraga, R (1, 3) OBP: 0.346, SLG: 0.577	0-2 G4-3			1-0 G6-3		3-2 P3		1-3 K		4 0 0 0 0 1 0
Vinny Castilla, R (1, 5) OBP: 0.342, SLG: 0.435		2-3 K		1-2 G6-3		1-0 P4		3-3 K		4 0 0 0 0 2 0
Jeff Reed, L (1, 2) OBP: 0.386, SLG: 0.545		2-2 P1		2-2 G4-3			1-0 G6-3		2-3 K	4 0 0 0 0 1 0
Walt Weiss, S (1, 6) OBP: 0.404, SLG: 0.352		2-1 L9			0-2 F8		2-3 K			3 0 0 0 0 1 0
Marvin Freeman, R (1, 1) OBP: 0.105, SLG: 0.105			2-3 K			2-3 K				3 0 0 0 0 2 0
Curt Leskanic, R (9, 1) OBP: 0.333, SLG: 0.667							0-2 G3			0 0 0 0 0 0 0
Bruce Ruffin, S (9, 1)										0 0 0 0 0 0 0
Steve Reed, R (9, 1)										0 0 0 0 0 0 0

Inning Stats	R: 2	H: 1	E: 1	LOB: 0	K: 0	P: 15	R: 0	H: 0	E: 0	LOB: 0	K: 1	P: 8	R: 1	H: 1	E: 0	LOB: 1	K: 1	P: 12	R: 0	H: 0	E: 0	LOB: 0	K: 0	P: 7	R: 0	H: 0	E: 0	LOB: 0	K: 1	P: 8	R: 2	H: 1	E: 0	LOB: 0	K: 1	P: 13	R: 0	H: 0	E: 0	LOB: 0	K: 1	P: 11	R: 0	H: 1	E: 0	LOB: 1	K: 2	P: 11	R: 0	H: 1	E: 0	LOB: 1	K: 3	P: 9	R: 0	H: 0	E: 0	LOB: 0	K: 3	P: 15	R: 0	H: 0	E: 0	LOB: 0	K: 3	P: 9	1B: 1	SF: 1	2B: 1	SAC: 0	3B: 2	DP: 1	HR: 1	HBP: 0	WP: 0	PA: 34
--------------	------	------	------	--------	------	-------	------	------	------	--------	------	------	------	------	------	--------	------	-------	------	------	------	--------	------	------	------	------	------	--------	------	------	------	------	------	--------	------	-------	------	------	------	--------	------	-------	------	------	------	--------	------	-------	------	------	------	--------	------	------	------	------	------	--------	------	-------	------	------	------	--------	------	------	-------	-------	-------	--------	-------	-------	-------	--------	-------	--------

PITCHER	IP	WLS	BF	H	R	ER	SO	BB	IBB	HBP	BLK	WP	HR	S	P	ERA	WHIP
Mark Portugal, R (1, 1) ERA: 4.94	6.0		24	3	5	5	4	3	0	0	0	0	1	63	101	7.50	1.000
Hector Carrasco, R (7, 1) ERA: 6.75	2.0	W	7	1	0	0	3	0	0	0	0	0	0	22	29	0.00	0.500
Jeff Brantley, R (9, 1) ERA: 3.04	1.0	S	3	0	0	0	3	0	0	0	0	0	0	9	15	0.00	0.000

**BOTTOM**

**Cincinnati Reds @ Colorado Rockies**  
**Coors Field, Denver, CO**  
 Thu May 23 1996, 7:05 PM MDT  
 Att: 48,040 - Unknown - 58 F

[livebaseballscorecards.com](http://livebaseballscorecards.com)

<b>AB</b>	<b>30</b>
<b>R</b>	<b>5</b>
<b>H</b>	<b>4</b>
<b>RBI</b>	<b>5</b>
<b>BB</b>	<b>3</b>
<b>SO</b>	<b>10</b>
<b>LOB</b>	<b>3</b>



Batter	1	2	3	4	5	6	7	8	9	AB	R	H	RBI	BB	SO	LOB	TOP					
Barry Larkin, R (1, 6) OBP: 0.394, SLG: 0.454	1-1 CS 1B	0-2 E 2B 1B 2-H 3-H	1-0 1-3 2-H 1B		2-1 F8			4-0 G6-4-3 BB		4	1	3	3	1	0	0						
Hal Morris, L (1, 3) OBP: 0.354, SLG: 0.419	4-1 1-2 HR BB	4-0 1-3 2B BB	2-3 K		2-3 K			0-1 G6-4-3 1-2f		3	2	0	0	2	2	3						
Eric Davis, R (1, 8) OBP: 0.397, SLG: 0.633	2-2 1-H HR	1-0 1-H 2B		1-1 HR		1-1 F8 1B		1-3 K		5	2	4	5	0	1	0						
Eddie Taubensee, L (1, 2) OBP: 0.363, SLG: 0.472	0-2 G3	0-0 F9		1-2 G1-3		0-1 F8		1-1 F8		4	0	0	0	0	0	2						
Joe Oliver, R (8, 2) OBP: 0.235, SLG: 0.292						1-2				1	0	0	0	0	0	0						
Reggie Sanders, R (1, 9) OBP: 0.421, SLG: 0.447	2-3 K		3-1 1B SF7 1B	0-1 BB 1B		2-3 K		3-2 2B 1B		5	2	3	0	0	2	1						
Eric Anthony, L (1, 7) OBP: 0.396, SLG: 0.518		4-0 BB	1-0 1-3 1B	2-3 K		0-3 K		2-1 1-H 2B		0	3	0	0	0	0	0						
Jeff Brantley, R (9, 1)										0	0	0	0	0	0	0						
Bret Boone, R (1, 4) OBP: 0.257, SLG: 0.333		3-2 F8	0-2 SF7	4-0 1-2 BB		3-3 K		1-2 2-H 1B		3	0	1	2	1	1	1						
Chris Sabo, R (1, 5) OBP: 0.437, SLG: 0.466		4-1 SH5-4 1B BB	1-0 1B BB	1-3 K		3-3 K		1-1 F7		2	1	0	0	2	2	2						
Hector Carrasco, R (7, 1)										0	0	0	0	0	0	0						
Jeff Shaw, R (8, 1)										0	0	0	0	0	0	0						
Thomas Howard, S (9, PH) OBP: 0.275, SLG: 0.311										1	0	0	0	0	0	1						
Pete Schourek, L (1, 1) OBP: 0.250, SLG: 0.200		0-0 SH5-4	1-3 K		1-1 F8			0-0 L7		1	0	0	0	0	1	2						
Marcus Moore, S (4, 1) OBP: 0.396, SLG: 0.422										0	0	0	0	0	0	0						
Willie Greene, L (5, PH) OBP: 0.396, SLG: 0.422										1	0	0	0	0	0	0						
Johnny Ruffin, R (5, 1) OBP: 1.000, SLG: 1.000										0	0	0	0	0	0	0						
Jeff Branson, L (7, PH) OBP: 0.317, SLG: 0.400		1-2 2-3								2	0	0	0	0	0	1						
Inning Stats	R: 2 E: 0 K: 1 S: 12	H: 2 LOB: 0 BB: 1 P: 21	R: 4 E: 1 K: 0 S: 10	H: 2 LOB: 1 BB: 3 P: 26	R: 2 E: 0 K: 2 S: 15	H: 3 LOB: 2 BB: 1 P: 27	R: 1 E: 0 K: 2 S: 15	H: 2 LOB: 2 BB: 1 P: 24	R: 0 E: 0 K: 1 S: 7	H: 0 LOB: 0 BB: 0 P: 12	R: 0 E: 0 K: 2 S: 10	H: 1 LOB: 1 BB: 0 P: 13	R: 0 E: 0 K: 2 S: 9	H: 0 LOB: 0 BB: 0 P: 16	R: 0 E: 0 K: 1 S: 5	H: 0 LOB: 0 BB: 1 P: 10	R: 2 E: 0 K: 0 S: 16	H: 3 LOB: 1 BB: 0 P: 22	1B: 9 2B: 2 3B: 0 HR: 2	SF: 1 SAC: 1 DP: 1 HBP: 0	WP: 0 PB: 0 SB: 0 CS: 1	PA: 45
PITCHER	IP	WLS	BF	H	R	ER	SO	BB	IBB	HBP	BLK	WP	HR	S	P	ERA	WHIP					
Mark Thompson, R (1, 1) ERA: 5.44	2.0	L	15	6	8	8	1	4	0	0	0	0	1	25	54	36.00	5.000					
John Habyan, R (3, 1) ERA: 5.31	2.0		11	3	1	1	4	2	0	0	1	0	1	27	44	4.50	2.500					
Mike Munoz, L (5, 1) ERA: 8.83	1.0		3	0	0	0	1	0	0	0	0	0	0	7	12	0.00	0.000					
Darren Holmes, R (6, 1) ERA: 3.8	2.0		7	1	0	0	4	0	0	0	0	0	0	19	29	0.00	0.500					
Lance Painter, L (8, 1) ERA: 4.91	1.0		3	0	0	0	1	1	0	0	0	0	0	5	10	0.00	1.000					
PITCHER	IP	WLS	BF	H	R	ER	SO	BB	IBB	HBP	BLK	WP	HR	S	P	ERA	WHIP					
Curt Leskanic, R (9, 1) ERA: 6.48	1.0		6	3	2	2	0	0	0	0	0	0	0	16	22	18.00	3.000					

Cincinnati Reds @ Colorado Rockies  
Coors Field, Denver, CO  
Fri May 24 1996, 7:05 PM MDT  
Att. 48,019 - Unknown - 53 F

livebaseballscorecards.com

AB	32
R	11
H	11
RBI	10
BB	6
SO	9
LOB	13



Batter	1	2	3	4	5	6	7	8	9	AB R H RBI BB SO LOB
Eric Young Sr., R OBP: 0.426, SLG: 0.514 (1, 4)	F8		G1-3	SF7		E S 1B		FC6-5 BB		3 0 1 1 2 0 1
Ellis Burks, R OBP: 0.401, SLG: 0.600 (1, 7)	G5-3			1B		K		FC6-5		6 1 1 0 0 2 7
Dante Bichette, R OBP: 0.394, SLG: 0.519 (1, 9)	G1-3			WP 1B 2B 1B		F8				5 2 2 1 0 1 3
Larry Walker, L OBP: 0.353, SLG: 0.606 (1, 8)		F7		K		S S 1B				4 1 1 0 1 1 2
Andres Galarraga, R OBP: 0.347, SLG: 0.571 (1, 3)		F9		WP 2B 1B		G1-3		K		5 2 2 1 0 1 1
Pedro Castellano, R OBP: 0.353, SLG: 0.154 Mike Munoz, L (5, PH) Jason Bates, S OBP: 0.320, SLG: 0.318 Darren Holmes, R (6, 1) Quinton McCracken, S OBP: 0.267, SLG: 0.237 Lance Painter, L OBP: 0.167, SLG: 0.167 Curt Leskanic, R OBP: 0.333, SLG: 0.667 John Vander Wal, L OBP: 0.362, SLG: 0.484 (9, PH)		G6-3		2B 1B BB		P5		WP BB		1 1 0 0 1 0 0 0 0 0 0 0 0 0 1 0 0 0 0 0 0 1 0 0 0 0 0 0 0 0 0 0 0 0 1 0 0 0 0 0 0 0 0 0 0 0 0 0 0 0 0 0 0 0 1 0 0 0 0 0 0 1
Jayhawk Owens, R OBP: 0.267, SLG: 0.293 Jeff Reed, L OBP: 0.379, SLG: 0.535 (7, PH) (8, 2)			G6-3	1B 2B 2B				G3-1		2 1 1 2 1 0 0 2 0 0 0 0 0 3
Walt Weiss, S OBP: 0.415, SLG: 0.358 (1, 6)			G6-3	2B SF7 1B		L3		FC6-4 1B		3 1 2 1 2 0 2
Mark Thompson, R OBP: 0.133, SLG: 0.200 John Habyan, R (3, 1) Vinny Castilla, R OBP: 0.340, SLG: 0.437 (5, 5)			G6-3	SF7 2B		K		FC6-4 FC6-5 BB		0 0 0 0 0 0 0 1 0 0 0 0 0 1 4 0 1 2 0 1 3

Inning Stats	R: 0	H: 0	E: 0	LOB: 0	K: 0	BB: 0	S: 8	P: 8	R: 0	H: 0	E: 0	LOB: 0	K: 0	BB: 0	S: 6	P: 8	R: 0	H: 0	E: 0	LOB: 1	K: 0	BB: 1	S: 30	P: 16	R: 1	H: 2	E: 0	LOB: 2	K: 0	BB: 1	S: 10	P: 16	R: 0	H: 1	E: 0	LOB: 1	K: 2	BB: 0	S: 10	P: 14	R: 0	H: 0	E: 0	LOB: 1	K: 1	BB: 1	S: 8	P: 17	R: 0	H: 1	E: 0	LOB: 2	K: 1	BB: 1	S: 10	P: 17	R: 2	H: 1	E: 1	LOB: 3	K: 1	BB: 3	S: 24	P: 43	1B: 8	SF: 1	2B: 2	SAC: 0	3B: 0	DP: 0	HR: 1	HBP: 0	WP: 2	PA: 47
PITCHER	IP	WLS	BF	H	R	ER	SO	BB	IBB	HBP	BLK	WP	HR	S	P	ERA	WHIP																																																									
Pete Schourek, L ERA: 5.43 (1, 1)	3.1		17	5	6	6	1	2	0	0	0	1	0	39	63	16.20	2.100																																																									
Marcus Moore, R ERA: 3.93 (4, 1)	0.2		3	1	0	0	0	0	0	0	0	0	0	13	20	0.00	1.500																																																									
Johnny Ruffin, R ERA: 4.26 (5, 1)	2.0	W	10	3	1	1	2	1	0	0	0	0	1	20	30	4.50	2.000																																																									
Hector Carrasco, R ERA: 5.91 (7, 1)	1.1		7	1	0	0	1	2	0	0	0	1	0	12	26	0.00	2.250																																																									
Jeff Shaw, R ERA: 2.7 (8, 1)	0.2		2	0	0	0	1	0	0	0	0	0	0	6	8	0.00	0.000																																																									
PITCHER	IP	WLS	BF	H	R	ER	SO	BB	IBB	HBP	BLK	WP	HR	S	P	ERA	WHIP																																																									
Jeff Brantley, R ERA: 2.92 (9, 1)	1.0		8	1	2	0	1	3	0	0	0	0	0	24	43	0.00	4.000																																																									

**BOTTOM**

**Cincinnati Reds @ Colorado Rockies**  
Coors Field, Denver, CO

Fri May 24 1996, 7:05 PM MDT  
Att: 48,019 - Unknown - 53 F

AB	38
R	9
H	11
RBI	8
BB	8
SO	6
LOB	25



livebaseballscorecards.com

Batter	1	2	3	4	5	6	7	8	9	AB R H RBI BB SO LOB	TOP																									
Barry Larkin, R (1, 6) OBP: 0.400, SLG: 0.462	1-2 G5-3		3-1 2B		4-2 G6-3 G4-3 BB		0-2 BB WP 1B		1-1 E6 G4-3 1B	4 1 2 0 1 0 0	<p>Cincinnati Reds @ Colorado Rockies</p> <p>Coors Field, Denver, CO</p> <p>Sat May 25 1996, 7:05 PM MDT</p> <p>Att. 48,012 - Unknown - 46 F</p>																									
Hal Morris, L (1, 3) OBP: 0.351, SLG: 0.409	0-1 L3		1-1 G4-3		2-2 G4-3		4-2 BB 1-2 BB	2-1 G4-3	4 0 0 0 1 0 3																											
Eric Davis, R (1, 8) OBP: 0.407, SLG: 0.642	3-2 2B			0-0 HR 1B	0-1 G6-3		4-2 G6-4-3 BB	0-0 1B	3 1 2 0 1 0 1																											
Thomas Howard, S (8, 8) OBP: 0.288, SLG: 0.326					2-3 P4		1-2 2-3 BB	1-3 3-H 1B	1 0 1 1 0 0 0																											
Eddie Taubensee, L (1, 2) OBP: 0.352, SLG: 0.455	2-2 G4-3			1-1 P6	2-0 P4		1-0 G6-4-3	1-3 K	4 0 0 0 0 0 6																											
Willie Greene, L (8, 5) OBP: 0.301, SLG: 0.415							1-2 2-3		1 0 0 0 0 1 1																											
Reggie Sanders, R (1, 9) OBP: 0.410, SLG: 0.490		2-2 F9		1-2 HR		1-1 G4-3		2-2 F8		4 1 1 2 0 0 0																										
Eric Anthony, L (1, 7) OBP: 0.390, SLG: 0.506		0-0 G4-3		2-0 E6		0-0 1B		0-1 L9		0 1 0 0 0 0 0																										
Bret Boone, R (1, 4) OBP: 0.257, SLG: 0.330		1-2 F7		1-2 1B		1-2 FC5-4		0-3 K		4 0 1 1 0 1 1																										
Jeff Shaw, R (8, 1) OBP: 0.257, SLG: 0.330									0 0 0 0 0 0 0																											
Chris Sabo, R (1, 5) OBP: 0.425, SLG: 0.450			3-2 L7		2-0 G5-3		3-2 F8		0-3 K	2 0 0 0 0 0 1																										
Jeff Branson, L (6, PH) OBP: 0.312, SLG: 0.393									2 0 0 0 0 1 1																											
Dave Burba, R (1, 1) Chuck McElroy, L (2, 1) Vince Coleman, S (7, PH) Marcus Moore, S (7, 1) Johnny Ruffin, R (7, 1) Joe Oliver, R (7, 2) OBP: 1.000, SLG: 1.000 OBP: 0.246, SLG: 0.348			0-0 G4-3		0-2 G5-3		1-3 K2-3		0-0 HR	0 0 0 0 0 0 0 2 0 0 0 0 0 1 1 0 0 0 0 1 0 0 0 0 0 0 0 0 0 0 0 0 0 0 0 1 1 1 1 0 0 0																										
<b>Inning Stats</b>	R: 0 E: 0 K: 0 S: 14	H: 1 LOB: 1 BB: 0 P: 20	R: 0 E: 0 K: 0 S: 8	H: 0 LOB: 0 BB: 0 P: 11	R: 0 E: 0 K: 0 S: 9	H: 1 LOB: 1 BB: 0 P: 16	R: 3 E: 1 K: 0 S: 15	H: 3 LOB: 1 BB: 1 P: 22	R: 0 E: 0 K: 0 S: 10	H: 1 LOB: 1 BB: 0 P: 15	R: 0 E: 0 K: 1 S: 12	H: 1 LOB: 2 BB: 2 P: 22	R: 0 E: 0 K: 1 S: 8	H: 0 LOB: 0 BB: 0 P: 10	R: 2 E: 1 K: 2 S: 12	H: 2 LOB: 1 BB: 0 P: 16	1B: 5 2B: 2 3B: 0 HR: 2	SF: 0 SAC: 0 DP: 1 HBP: 0	WP: 1 PB: 0 SB: 0 CS: 0	PA: 40																
<b>PITCHER</b>	IP WLS BF H R ER SO BB IBB HBP BLK WP HR S P ERA WHIP																																			
Armando Reynoso, R (1, 1) ERA: 4.6	6.0		26	6	3	2	0	1	0	0	0	0	1	66	102	3.00	1.167																			
Curt Leskanic, R (7, 1) ERA: 6.23	1.0	W	5	1	0	0	1	2	0	0	0	1	0	12	22	0.00	3.000																			
Steve Reed, R (8, 1) ERA: 4.43	1.0		3	0	0	0	1	0	0	0	0	0	0	8	10	0.00	0.000																			
Bruce Ruffin, L (9, 1) ERA: 5.59	1.0		6	2	2	1	2	0	0	0	0	0	1	12	16	9.00	2.000																			

livebaseballscorecards.com

AB	33
R	5
H	8
RBI	5
BB	3
SO	4
LOB	15





Batter	1	2	3	4	5	6	7	8	9
Eric Young Sr., R OBP: 0.418, SLG: 0.495 (1, 4)	0-0 F9	2-2 FC6-4		2-1 G6-3			4-2 1B CS HBP	0-0 F7	
John Vander Wal, L OBP: 0.342, SLG: 0.441 Steve Reed, R (8, 1)	0-0 L4	1-3 K			0-2 L9		2-2 SF8	2-2 L5	
Ellis Burks, R OBP: 0.399, SLG: 0.597 Bruce Ruffin, S (9, 1)									
Dante Bichette, R OBP: 0.401, SLG: 0.516 (1, 9)	4-2 1B BB			4-2 BB E BB		1-0 G6-3	4-1 1B BB		
Larry Walker, L OBP: 0.362, SLG: 0.608 (1, 8)	0-0 1-3 1B			4-1 G6-4-3 E BB		1-0 L9	3-2 1-2 2-H 1B		
Andres Galarraga, R OBP: 0.340, SLG: 0.558 (1, 3)	0-1 P4			1-0 E6 G6-4-3		0-1 G6-3	0-3 K		
Vinny Castilla, R OBP: 0.344, SLG: 0.438 (1, 5)		0-0 E S 2B 1B		0-0 G6-4-3		0-2 G4-3		2-2 BB 1B	
Jeff Reed, L OBP: 0.367, SLG: 0.514 (1, 2)		2-2 P6		3-1 G4-3		2-3 K		1-0 F8	
Walt Weiss, S OBP: 0.421, SLG: 0.366 (1, 6)		1-1 1B 2B		1-2 K			4-0 SH S SF8 BB	4-1 SAFE 1-2 2B BB	
Armando Reynoso, R OBP: 0.227, SLG: 0.190 Curt Leskanic, R OBP: 0.333, SLG: 0.667 Quinton McCracken, S OBP: 0.283, SLG: 0.282 (8, 7)		0-2 FC6-4 1B		1-0 F7			1-1 SH CS S	1-2 1-H 2-H 2B	

Inning Stats	R: 0 E: 0 K: 0 S: 7	H: 1 LOB: 2 BB: 1 P: 11	R: 2 E: 0 K: 1 S: 18	H: 3 LOB: 1 BB: 0 P: 24	R: 1 E: 1 K: 0 S: 9	H: 0 LOB: 1 BB: 2 P: 21	R: 0 E: 0 K: 1 S: 6	H: 0 LOB: 0 BB: 0 P: 10	R: 0 E: 0 K: 1 S: 8	H: 0 LOB: 0 BB: 0 P: 10	R: 2 E: 0 K: 1 S: 17	H: 1 LOB: 2 BB: 2 P: 35	R: 2 E: 0 K: 0 S: 13	H: 2 LOB: 1 BB: 1 P: 23
1B: 5 2B: 2 3B: 0 HR: 0	SF: 1 SAC: 1 DP: 1 HBP: 1	WP: 0 PA: 38												

PITCHER	IP	WLS	BF	H	R	ER	SO	BB	IBB	HBP	BLK	WP	HR	S	P	ERA	WHIP
Dave Burba, R ERA: 4.42 (1, 1)	1.1		7	2	1	1	0	1	0	0	0	0	0	11	17	6.75	2.250
Chuck McElroy, L ERA: 6.57 (2, 1)	4.2		18	2	2	1	3	2	0	0	0	0	0	42	66	1.93	0.857
Marcus Moore, R ERA: 4.91 (7, 1)	0.0	L	3	0	2	2	0	1	0	1	0	0	0	4	13	∞	∞
Johnny Ruffin, R ERA: 4.73 (7, 1)	1.1		8	3	2	2	1	2	0	0	0	0	0	21	38	13.50	3.750
Jeff Shaw, R ERA: 2.63 (8, 1)	0.2		2	0	0	0	0	0	0	0	0	0	0	5	7	0.00	0.000

**BOTTOM**

**Cincinnati Reds @ Colorado Rockies**  
Coors Field, Denver, CO

Sat May 25 1996, 7:05 PM MDT  
Att: 48,012 - Unknown - 46 F

AB	R	H	RBI	BB	SO	LOB
4	1	0	0	0	0	2
3	0	0	1	0	1	1
0	0	0	0	0	0	0
1	0	0	0	0	0	1
0	0	0	0	0	0	0
1	1	0	0	3	0	0
3	0	2	1	1	0	0
4	0	0	0	0	1	5
4	2	2	0	0	0	2
4	0	0	0	0	1	3
2	3	1	1	2	1	0
2	0	1	1	0	0	0
0	0	0	0	0	0	0
1	0	1	2	0	0	0

AB	29
R	7
H	7
RBI	6
BB	6
SO	4
LOB	14

livebaseballscores.com



Batter	1	2	3	4	5	6	7	8	9	AB R H RBI BB SO LOB	TOP											
Vince Coleman, S (1, 7) OBP: 0.239, SLG: 0.229	1-3 K			0-3 K2-3	0-1 G6-3			0-3 K		4 0 0 0 0 3 2												
Hal Morris, L (1, 3) OBP: 0.343, SLG: 0.400	3-2 P6			3-2 G4-3		2-0 G4-3		3-2 F8		4 0 0 0 0 0 0												
Barry Larkin, R (1, 6) OBP: 0.402, SLG: 0.463	1-0 F9			0-0 F9		2-1 1B			1-0 G4-6-3 1B	4 0 2 0 0 0 0												
Reggie Sanders, R (1, 9) OBP: 0.400, SLG: 0.463		4-2 CS BB			0-0 P4	1-1 F7			0-2 G4-6-3 1-2f	3 0 0 0 1 0 2												
Chris Sabo, R (1, 5) OBP: 0.416, SLG: 0.429		3-2 L7 1-2			4-2 1B 2B BB	1-3 K			1-3 K	3 1 0 0 1 2 2												
Bret Boone, R (1, 4) OBP: 0.250, SLG: 0.320		2-2 P5			2-1 E5 1-2 1B 2B			3-2 P6		3 1 0 0 0 0 1												
Thomas Howard, S (1, 8) OBP: 0.291, SLG: 0.327			2-2 F7		1-2 2B 1-2 2-3 1B			1-1 F8		3 0 1 0 0 0 0												
Joe Oliver, R (1, 2) OBP: 0.250, SLG: 0.362			1-1 L4		0-0 2B 1-3 2-H 3-H			0-1 F7		3 0 1 2 0 0 0												
John Smiley, L (1, 1) OBP: 0.286, SLG: 0.333			0-2 G5-3		1-2 P2			0-2 G3-1		1 0 0 0 0 0 0												
Willie Greene, L (5, PH) OBP: 0.297, SLG: 0.409										1 0 0 0 0 0 2												
Marcus Moore, S (5, 1)										0 0 0 0 0 0 0												
Eric Anthony, L (8, PH) OBP: 0.387, SLG: 0.500										1 0 0 0 0 0 0												
Hector Carrasco, R (8, 1)										0 0 0 0 0 0 0												
<b>Inning Stats</b>	R: 0 E: 0 K: 1 S: 9	H: 0 LOB: 0 BB: 0 P: 14	R: 0 E: 0 K: 0 S: 10	H: 0 LOB: 0 BB: 1 P: 19	R: 0 E: 0 K: 0 S: 8	H: 0 LOB: 0 BB: 0 P: 11	R: 0 E: 0 K: 1 S: 7	H: 0 LOB: 0 BB: 0 P: 10	R: 2 E: 1 K: 0 S: 14	H: 2 LOB: 2 BB: 1 P: 22	R: 0 E: 0 K: 1 S: 8	H: 1 LOB: 1 BB: 0 P: 14	R: 0 E: 0 K: 0 S: 8	H: 0 LOB: 0 BB: 0 P: 12	R: 0 E: 0 K: 1 S: 10	H: 0 LOB: 0 BB: 0 P: 13	R: 0 E: 0 K: 1 S: 7	H: 1 LOB: 0 BB: 0 P: 9	1B: 3 2B: 1 3B: 0 HR: 0	SF: 0 SAC: 0 DP: 1 HBP: 0	WP: 0 PB: 0 SB: 0 CS: 1	PA: 32
<b>PITCHER</b>	IP WLS BF H R ER SO BB IBB HBP BLK WP HR S P ERA WHIP																					
Al Leiter, L (1, 1) ERA: 2.27	8.0 W 29 3 2 1 4 2 0 0 0 0 0 0 74 115 1.12 0.625																					
Robb Nen, R (9, 1) ERA: 1.46	1.0 3 1 0 0 1 0 0 0 0 0 0 0 7 9 0.00 1.000																					

Cincinnati Reds @ Florida Marlins  
Joe Robbie Stadium, Miami, FL

Mon May 27 1996, 7:05 PM EDT  
Att. 15,919 - Overcast - 79 F

livebaseballscorecards.com

AB 30  
R 2  
H 4  
RBI 2  
BB 2  
SO 5  
LOB 9



Batter	1	2	3	4	5	6	7	8	9	AB	R	H	RBI	BB	SO	LOB
Devon White, S OBP: 0.329, SLG: 0.428 (1, 8)	1-0 WP 1B 1B	1-1 P4		2-1 SF8			2-1 F8			3	1	1	1	0	0	0
Edgar Renteria, R OBP: 0.385, SLG: 0.486 (1, 6)	0-1 WP 1B 1B	4-0 G5-4-3 BB		3-H 2-2 FC5-4 1-2f			2-3 K			3	1	1	0	1	1	1
Greg Colbrunn, R OBP: 0.315, SLG: 0.390 (1, 3)	0-3 K	1-0 G5-4-3 1-2f			1-2 P3		2-1 P3			4	0	0	0	0	1	3
Gary Sheffield, R OBP: 0.415, SLG: 0.615 (1, 9)	4-0 1B 1B IBB		2-2 P5		0-0 F9		3-3 K			3	1	0	0	1	1	0
Jeff Conine, R OBP: 0.356, SLG: 0.472 (1, 7)	0-0 FC6-4 1B 1B		1-2 G5-3		0-0 HR		4-1 BB			3	2	2	3	1	0	0
Terry Pendleton, S OBP: 0.291, SLG: 0.328 (1, 5)	0-2 FC6-4 1B		1-1 G4-3		3-2 G4-3		2-2 P6			4	0	1	1	0	0	1
Charles Johnson, R OBP: 0.296, SLG: 0.414 (1, 2)	0-2 FC6-4 1B			1-2 FC6-4 1B SF8 1B		2-3 K	2-3 SAFE K			4	1	1	0	0	2	3
Craig Grebeck, R OBP: 0.250, SLG: 0.254 (1, 4)	3-1 1B 1B			1-1 FC6-4 1B		0-3 K				3	0	2	1	0	1	0
Al Leiter, L OBP: 0.043, SLG: 0.043 Robb Nen, R (9, 1)	0-3 K			1-0 FC6-4 FC5-4 1-2f 2-3		1-3 K				3	0	0	0	0	2	4
										0	0	0	0	0	0	0

Inning Stats	R: 4	H: 5	E: 0	K: 2	S: 19	LOB: 2	BB: 1	P: 27	R: 0	H: 0	E: 0	K: 0	S: 3	LOB: 0	BB: 1	P: 9	R: 0	H: 0	E: 0	K: 0	S: 10	LOB: 0	BB: 0	P: 14	R: 1	H: 1	E: 0	K: 0	S: 13	LOB: 1	BB: 0	P: 20	R: 0	H: 0	E: 0	K: 3	S: 10	LOB: 0	BB: 0	P: 13	R: 0	H: 0	E: 0	K: 1	S: 9	LOB: 0	BB: 0	P: 15	R: 0	H: 0	E: 0	K: 2	S: 13	LOB: 1	BB: 1	P: 24
PITCHER	IP	WLS	BF	H	R	ER	SO	BB	IBB	HBP	BLK	WP	HR	S	P	ERA	WHIP																																							
John Smiley, L ERA: 5.34 (1, 1)	4.0	L	20	7	5	5	2	1	1	0	0	1	0	45	70	11.25	2.000																																							
Marcus Moore, R ERA: 4.64 (5, 1)	3.0		10	1	1	1	4	0	0	0	0	0	1	31	44	3.00	0.333																																							
Hector Carrasco, R ERA: 5.4 (8, 1)	1.0		4	0	0	0	2	1	0	0	0	0	0	13	24	0.00	1.000																																							

**BOTTOM**

**Cincinnati Reds @ Florida Marlins**  
**Joe Robbie Stadium, Miami, FL**  
 Mon May 27 1996, 7:05 PM EDT  
 Att. 15,919 - Overcast - 79 F

livebaseballscorecards.com

<b>AB</b>	<b>30</b>
<b>R</b>	<b>6</b>
<b>H</b>	<b>8</b>
<b>RBI</b>	<b>6</b>
<b>BB</b>	<b>3</b>
<b>SO</b>	<b>8</b>
<b>LOB</b>	<b>12</b>



WP: 1 PA: 34  
 PB: 0  
 SB: 0  
 CS: 0

Batter	1	2	3	4	5	6	7	8	9	AB R H RBI BB SO LOB	TOP		
Barry Larkin, R (1, 6) OBP: 0.410, SLG: 0.487	1-1 G5-3		4-1 BB		1-1 E 1B			1-1 IHR		3 1 2 1 1 0 0			
Hal Morris, L (1, 3) OBP: 0.337, SLG: 0.393	1-2 G6-3		0-0 F7		2-1 SF7			0-2 G6-3		3 0 0 1 0 0 2			
Reggie Sanders, R (1, 9) OBP: 0.391, SLG: 0.448	0-1 1B		3-2 F9		3-3 K			2-3 K		4 0 1 0 0 2 4			
Eric Anthony, L (1, 7) OBP: 0.382, SLG: 0.489 Jeff Brantley, R (8, 1)	2-3 K			2-3 K		0-0 P5		2-1 1B		4 0 1 0 0 2 1 0 0 0 0 0 0 0			
Thomas Howard, S (1, 8) OBP: 0.271, SLG: 0.302		2-2 G6-3		3-3 K		2-3 K		3-2 F7		4 0 0 0 0 2 1			
Bret Boone, R (1, 4) OBP: 0.241, SLG: 0.308		1-1 G6-3		1-2 G6-3		0-0 F7			0-0 L8	4 0 0 0 0 0 0			
Jeff Branson, L (1, 5) OBP: 0.310, SLG: 0.383		1-2 G3			4-2 1B SF7 1B BB		1-0 F9		2-3 K	3 1 0 0 1 1 0			
Joe Oliver, R (1, 2) OBP: 0.253, SLG: 0.361 Lenny Harris, L (9, PH) OBP: 0.328, SLG: 0.537			2-1 E6 BB		0-0 E 1B 1B		1-3 K		0-3 K	3 0 1 0 0 1 0 1 0 0 0 0 1 0			
Dave Burba, R (1, 1) Johnny Ruffin, R (5, 1) Vince Coleman, S (7, PH) Jeff Shaw, R (7, 1) Willie Greene, L (8, 7) OBP: 0.297, SLG: 0.409			0-3 K		1-3 K		2-0 P5			2 0 0 0 0 2 3 0 0 0 0 0 0 0 1 0			
<b>Inning Stats</b>	R: 0 H: 1 E: 0 LOB: 1 K: 1 BB: 0 S: 10 P: 14	R: 0 H: 0 E: 0 LOB: 0 K: 0 BB: 0 S: 9 P: 13	R: 0 H: 0 E: 1 LOB: 2 K: 1 BB: 1 S: 13 P: 22	R: 0 H: 0 E: 0 LOB: 0 K: 2 BB: 0 S: 15 P: 21	R: 1 H: 2 E: 1 LOB: 2 K: 2 BB: 1 S: 13 P: 24	R: 0 H: 0 E: 0 LOB: 0 K: 1 BB: 0 S: 5 P: 7	R: 0 H: 0 E: 0 LOB: 0 K: 1 BB: 0 S: 5 P: 9	R: 1 H: 2 E: 0 LOB: 1 K: 1 BB: 0 S: 14 P: 22	R: 0 H: 0 E: 0 LOB: 0 K: 2 BB: 0 S: 7 P: 9	1B: 4 SF: 1 2B: 0 SAC: 0 3B: 0 DP: 0 HR: 1 HBP: 0	WP: 0 PA: 35 PB: 0 SB: 0 CS: 0		
<b>PITCHER</b>	IP WLS BF H R ER SO BB IBB HBP BLK WP HR S P ERA WHIP											<b>PITCHER</b>	IP WLS BF H R ER SO BB IBB HBP BLK WP HR S P ERA WHIP
Kevin Brown, R (1, 1) ERA: 2.2	5.0 W 21 3 1 1 6 2 0 0 0 0 0 0 60 94 1.80 1.000												
Chris Hammond, L (6, 1) ERA: 7.75	2.1 8 1 1 1 2 0 0 0 0 0 0 0 15 22 3.86 0.429												
Terry Mathews, R (8, 1) ERA: 3.24	1.2 S 6 1 0 0 3 0 0 0 0 0 0 0 16 25 0.00 0.600												

Cincinnati Reds @ Florida Marlins  
Joe Robbie Stadium, Miami, FL  
Tue May 28 1996, 7:05 PM EDT  
Att. 14,052 - Unknown - 73 F

livebaseballscorecards.com

AB 32  
R 2  
H 5  
RBI 2  
BB 2  
SO 11  
LOB 11

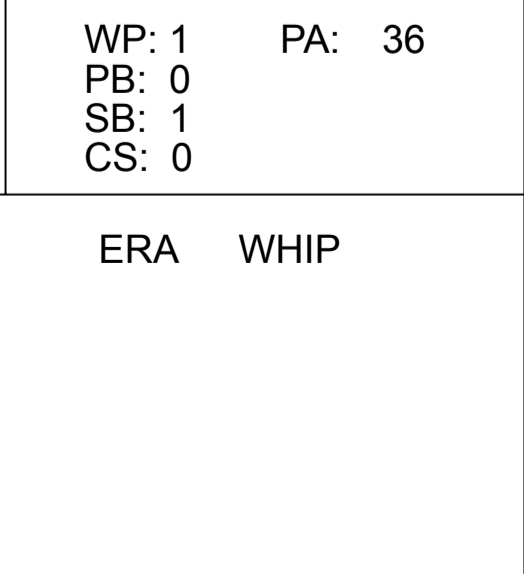


Batter	1	2	3	4	5	6	7	8	9	AB	R	H	RBI	BB	SO	LOB
Devon White, S OBP: 0.328, SLG: 0.429	2-1 G4-3 2B		3-2 G4-3	0-3 K		1-0 L3				4	0	1	0	0	1	1
Edgar Renteria, R OBP: 0.372, SLG: 0.447	0-1 G4-3 2-3		0-0 G6-3		4-0 BB G4-6-3 BB		0-1 G4-3			3	1	0	0	1	0	1
Jeff Conine, R OBP: 0.349, SLG: 0.461	2-3 K		2-2 G4-3		0-2 SAFE G4-6-3 1B		3-2 G6-3			4	1	0	0	0	1	2
Gary Sheffield, R OBP: 0.421, SLG: 0.631	4-2 BB			0-0 HR	4-1 BB G4-6-3 BB		0-0 F7			2	1	1	1	2	0	0
Terry Pendleton, S OBP: 0.291, SLG: 0.326	1-1 F7			1-3 K	0-2 G4-6-3			0-0 1B SF9 1B		4	1	1	0	0	1	4
Joe Orsulak, L OBP: 0.241, SLG: 0.291		2-2 P5		0-1 P6	2-2 S 1B			2-1 SF9 WP 1B		4	0	2	1	0	0	0
Charles Johnson, R OBP: 0.301, SLG: 0.412		1-1 1B		4-0 2B BB	1-2 SAFE G4-3			3-2 P5		3	1	1	0	1	0	3
Craig Grebeck, R OBP: 0.250, SLG: 0.273		0-0 P4		1-0 1B 2B		0-0 G6-3		1-2 SF9		3	1	1	2	0	0	1
Kevin Brown, R OBP: 0.143, SLG: 0.053		0-0 P4		0-1 1B		2-3 K		1-3 K		2	0	1	1	0	0	1
Chris Hammond, L (6, 1)										1	0	0	0	0	1	0
Terry Mathews, L (8, 1)										1	0	0	0	0	1	1

Inning Stats	R: 0	H: 1	E: 0	LOB: 2	K: 1	S: 14	R: 0	H: 1	E: 0	LOB: 1	K: 0	S: 11	R: 0	H: 0	E: 0	LOB: 0	K: 0	S: 8	R: 3	H: 3	E: 0	LOB: 1	K: 2	S: 12	R: 2	H: 1	E: 1	LOB: 1	K: 0	S: 16	R: 0	H: 0	E: 0	LOB: 0	K: 1	S: 6	R: 0	H: 0	E: 0	LOB: 0	K: 0	S: 6	R: 1	H: 2	E: 0	LOB: 1	K: 1	S: 12
	14	23	11	14	13	18	27	9	19	19	19																																					

PITCHER	IP	WLS	BF	H	R	ER	SO	BB	IBB	HBP	BLK	WP	HR	S	P	ERA	WHIP
Dave Burba, R ERA: 4.58	(1, 1)	4.0	L	19	5	3	3	3	2	0	0	0	0	45	68	6.75	1.750
Johnny Ruffin, R ERA: 4.4	(5, 1)	2.0		9	1	2	0	1	2	0	0	0	0	22	36	0.00	1.500
Jeff Shaw, R ERA: 2.52	(7, 1)	1.0		3	0	0	0	0	0	0	0	0	0	6	9	0.00	0.000
Jeff Brantley, R ERA: 3.16	(8, 1)	1.0		5	2	1	1	1	0	0	0	1	0	12	19	9.00	2.000

BOTTOM																	
Cincinnati Reds @ Florida Marlins																	
Joe Robbie Stadium, Miami, FL																	
Tue May 28 1996, 7:05 PM EDT																	
Att: 14,052 - Unknown - 73 F																	
AB	31	R	6	H	8	RBI	5	BB	4	SO	5	LOB	14	WP	1	PA	36
														PB: 0	SB: 1	CS: 0	



livebaseballscorecards.com

Batter	1	2	3	4	5	6	7	8	9	AB R H RBI BB SO LOB	TOP											
Marquis Grissom, R (1, 8) OBP: 0.332, SLG: 0.444	0-1 G5-3	1-2 G5-3		0-1 G5-3		1-1 F9		3-2 F8		5 0 0 0 0 0 2												
Jeff Blauser, R (1, 6) OBP: 0.338, SLG: 0.431	1-1 F9	2-1 HBP			2-0 1B		1-0 G6-3		3-2 HR	4 1 2 1 0 0 0												
10 Chipper Jones, S (1, 5) OBP: 0.362, SLG: 0.500	2-1 1B	2-1 F8			1-0 L8		1-1 G4-3		3-3 K	5 0 1 0 0 1 3												
Fred McGriff, L (1, 3) Tyler Houston, L (9, PR) OBP: 0.401, SLG: 0.620 OBP: 0.353, SLG: 0.625	0-2 P5		0-0 HR		2-2 G3-6-3 1B		0-0 HR		3-1 1B 1B	5 2 4 2 0 0 1 0 0 0 0 0 0 0												
Ryan Klesko, L (1, 7) Danny Bautista, R (9, PH) OBP: 0.374, SLG: 0.605 OBP: 0.338, SLG: 0.369		1-1 1B 2B 1B	0-0 L5		2-2 G3-6-3 1-2f		1-2 G4-3		2-3 K	4 1 1 0 0 0 2 1 0 0 0 0 1 1												
Eddie Pérez, R (1, 2) OBP: 0.413, SLG: 0.682		0-2 SAFE F7	0-3 K			0-1 HR		3-2 HR	1-2 1B	5 2 3 2 0 1 1												
Jermaine Dye, R (1, 9) OBP: 0.278, SLG: 0.611		3-1 BB 2B 1B	0-0 G4-3			0-1 HR		3-2 P3	0-3 K	5 2 2 1 0 1 2												
Tony Graffanino, R (1, 4) OBP: 0.226, SLG: 0.250		4-1 2B BB		0-0 G5-3		4-2 G1-6-4 BB		3-2 3B		2 1 1 0 2 0 0												
Steve Avery, L (1, 1) Brad Clontz, R (8, 1)		0-0 2B		1-3 K		0-0 G1-6-4 1-2f		0-3 K		4 0 1 3 0 2 2 0 0 0 0 0 0 0												
<b>Inning Stats</b>	R: 0 E: 0 K: 0 S: 9	H: 1 LOB: 1 BB: 0 P: 12	R: 3 E: 0 K: 0 S: 18	H: 3 LOB: 2 BB: 1 P: 31	R: 1 E: 0 K: 1 S: 6	H: 1 LOB: 0 BB: 0 P: 6	R: 0 E: 0 K: 1 S: 6	H: 0 LOB: 0 BB: 0 P: 7	R: 0 E: 0 K: 0 S: 8	H: 2 LOB: 1 BB: 0 P: 15	R: 2 E: 0 K: 0 S: 9	H: 2 LOB: 0 BB: 1 P: 14	R: 1 E: 0 K: 0 S: 7	H: 1 LOB: 0 BB: 0 P: 10	R: 1 E: 0 K: 1 S: 22	H: 2 LOB: 1 BB: 0 P: 34	R: 1 E: 0 K: 3 S: 20	H: 3 LOB: 2 BB: 0 P: 32	1B: 7 2B: 1 3B: 1 HR: 6	SF: 0 SAC: 0 DP: 2 HBP: 1	WP: 0 PB: 0 SB: 0 CS: 0	PA: 43
<b>PITCHER</b>	IP WLS BF H R ER SO BB IBB HBP BLK WP HR S P ERA WHIP																					
Pete Schourek, L (1, 1) ERA: 5.9	5.0 L 25 9 6 6 2 1 0 1 0 0 0 3 51 75 10.80 2.000																					
Hector Carrasco, R (6, 1) ERA: 5.27	2.0 7 1 1 1 0 1 0 0 0 0 0 1 12 20 4.50 1.000																					
Lee Smith, R (8, 1) ERA: 3.0	1.0 5 2 1 1 1 0 0 0 0 0 0 1 22 34 9.00 2.000																					
Marcus Moore, R (9, 1) ERA: 4.84	1.0 6 3 1 1 3 0 0 0 0 0 0 1 20 32 9.00 3.000																					

Atlanta Braves @ Cincinnati Reds  
Riverfront Stadium, Cincinnati, OH  
Fri May 31 1996, 7:05 PM EDT  
Att. 33,455 - Unknown - 76 F

livebaseballscorecards.com

AB	40
R	9
H	15
RBI	9
BB	2
SO	6
LOB	14





Batter	1	2	3	4	5	6	7	8	9	AB R H RBI BB SO LOB	TOP	
Marquis Grissom, R (1, 8) OBP: 0.327, SLG: 0.437	2-0 G5-3		0-0 P6		1-2 G4-6-3			2-2 G6-3		4 0 0 0 0 0 1		
Dwight Smith, L (1, 9) OBP: 0.306, SLG: 0.304	3-2 F9 10 BB 1B		1-3 K			0-0 CS BB 1B		1-3 K		4 0 2 0 0 2 0		
10 Chipper Jones, S (1, 5) OBP: 0.365, SLG: 0.495	4-2 SAFE 1-2 BB			3-1 G3-1		0-1 L8		4-1 FC6-4 BB		2 0 0 0 2 0 1		
Fred McGriff, L (1, 3) OBP: 0.403, SLG: 0.630	1-1 F9		1-2 HR		1-2 BB		4-1 1-2 BB	2-1 FC6-4		3 1 1 1 1 0 3		
Ryan Klesko, L (1, 7) OBP: 0.372, SLG: 0.602	1-1 P6		0-2 G1-3 2B		3-3 K		3-3 K	1-3 K		4 0 1 0 0 2 4		
Javy Lopez, R (1, 2) OBP: 0.328, SLG: 0.473		1-0 G5-3		2-0 G1-3		2-2 HR		1-3 K		4 1 1 1 0 1 1		
Jeff Blauser, R (1, 6) OBP: 0.329, SLG: 0.417		0-1 L7		2-2 G4-3		0-1 G6-3		1-3 K		4 0 0 0 0 1 1		
Rafael Belliard, R (1, 4) OBP: 0.160, SLG: 0.181 Mike Mordecai, R (7, PH) OBP: 0.231, SLG: 0.167 (7, 4)		0-0 L6			1-2 G6-3		1-1 L7			2 0 0 0 0 0 0 1 0 0 0 0 0 0		
Greg Maddux, R (1, 1) OBP: 0.133, SLG: 0.071			2-3 K		0-0 G4-6-3 1B		2-3 K			3 0 1 0 0 2 0		
<b>Inning Stats</b>	R: 0 H: 1 E: 0 LOB: 2 K: 0 BB: 1 S: 10 P: 21	R: 0 H: 0 E: 0 LOB: 0 K: 0 BB: 0 S: 4 P: 5	R: 0 H: 0 E: 0 LOB: 0 K: 2 BB: 0 S: 7 P: 10	R: 1 H: 2 E: 0 LOB: 1 K: 0 BB: 0 S: 12 P: 20	R: 0 H: 1 E: 0 LOB: 0 K: 0 BB: 0 S: 7 P: 9	R: 0 H: 1 E: 0 LOB: 2 K: 1 BB: 1 S: 7 P: 14	R: 1 H: 1 E: 0 LOB: 0 K: 1 BB: 0 S: 13 P: 18	R: 0 H: 0 E: 0 LOB: 1 K: 1 BB: 1 S: 11 P: 20	R: 0 H: 0 E: 0 LOB: 0 K: 3 BB: 0 S: 9 P: 12	1B: 3 SF: 0 2B: 2 SAC: 0 3B: 0 DP: 2 HR: 2 HBP: 0	WP: 0 PA: 34 PB: 0 SB: 0 CS: 1	
<b>PITCHER</b>	IP WLS BF H R ER SO BB IBB HBP BLK WP HR S P ERA WHIP											
Mark Portugal, R (1, 1) ERA: 4.67	7.0 W 27 6 2 2 4 2 0 0 0 0 0 2 60 97 2.57 1.143											
Jeff Shaw, R (8, 1) ERA: 2.42	1.0 4 0 0 0 1 1 0 0 0 0 0 0 11 20 0.00 1.000											
Jeff Brantley, R (9, 1) ERA: 3.04	1.0 S 3 0 0 0 3 0 0 0 0 0 0 0 9 12 0.00 0.000											

Atlanta Braves @ Cincinnati Reds  
Riverfront Stadium, Cincinnati, OH  
Sat Jun 01 1996, 3:33 AM EDT  
Att. 34,023 - Sunny - 76 F

livebaseballscorecards.com

AB	31
R	2
H	6
RBI	2
BB	3
SO	8
LOB	11





Batter	1	2	3	4	5	6	7	8	9
Curtis Goodwin, L (1, 9) OBP: 0.429, SLG: 0.571	0-0 E 2B	0-3 K			2-2 G1-6-3 1B		1-0 F7		
Eric Owens, R (1, 7) OBP: 0.282, SLG: 0.229	2-2 E5 FC6-4 2-H		1-2 F9		0-0 G1-6-3 1-2f		3-2 G6-3		
Barry Larkin, R (1, 6) OBP: 0.408, SLG: 0.481	0-0 FC6-4 S 2B 1-2f		1-1 G4-6-3 1B			0-0 E G1-3 1B		0-1 L9	
Hal Morris, L (1, 3) OBP: 0.333, SLG: 0.384	4-1 2B 1B BB		0-0 G4-6-3 1-2f			1-3 K		1-1 G5-3	
Thomas Howard, S (1, 8) OBP: 0.269, SLG: 0.311	0-1 1B 2B 1-3 2-H			0-1 F8 G4-3 1B		1-1 G1-3		1-1 L8	
Eddie Taubensee, L (1, 2) OBP: 0.351, SLG: 0.452	1-2 G6-3 1B 2-3 3-H			2-1 G4-3 1-2		0-2 E6 2-3			
Bret Boone, R (1, 4) OBP: 0.238, SLG: 0.295	0-0 G6-3 1-2f			0-1 F8 2-3		1-1 G5-3			
Jeff Branson, L (1, 5) OBP: 0.308, SLG: 0.373		2-3 K			0-0 F8		0-0 L8		
Mark Portugal, R (1, 1) OBP: 0.105, SLG: 0.158 Chris Sabo, R (7, PH) OBP: 0.427, SLG: 0.456 Jeff Shaw, R (8, 1) Jeff Brantley, R (9, 1)			0-2 G1-3			0-1 G1-3		2-2 2B	

AB	R	H	RBI	BB	SO	LOB	BOTTOM	
4	1	2	0	0	1	1		
4	0	0	1	0	0	2		
4	1	2	0	0	0	1		
3	1	0	0	1	1	2		
4	0	2	1	0	0	1		
3	0	1	1	0	0	2		
3	0	0	0	0	0	5		
3	0	0	0	0	1	1		
2	0	0	0	0	0	0		
1	0	1	0	0	0	0		
0	0	0	0	0	0	0		
0	0	0	0	0	0	0		

Atlanta Braves @ Cincinnati Reds  
Riverfront Stadium, Cincinnati, OH  
Sat Jun 01 1996, 3:33 AM EDT  
Att. 34,023 - Sunny - 76 F

livebaseballscorecards.com

AB	31
R	3
H	8
RBI	3
BB	1
SO	3
LOB	15



Inning Stats	R	H	E	K	S	R	H	E	K	S	R	H	E	K	S	R	H	E	K	S	R	H	E	K	S	R	H	E	K	S	R	H	E	K	S				
R: 3	H: 3	E: 1	K: 0	S: 14	R: 0	H: 0	E: 0	K: 2	S: 10	R: 0	H: 1	E: 0	K: 0	S: 6	R: 0	H: 1	E: 0	K: 0	S: 7	R: 0	H: 1	E: 0	K: 0	S: 6	R: 0	H: 1	E: 1	K: 1	S: 13	R: 0	H: 1	E: 0	K: 0	S: 8	R: 0	H: 0	E: 0	K: 0	S: 6
H: 3	LOB: 1	BB: 1	P: 21	H: 0	LOB: 0	BB: 0	P: 12	H: 1	LOB: 1	BB: 0	P: 9	H: 1	LOB: 2	BB: 0	P: 14	H: 1	LOB: 1	BB: 0	P: 14	H: 0	LOB: 0	BB: 0	P: 8	H: 0	LOB: 0	BB: 0	P: 8	H: 0	LOB: 0	BB: 0	P: 8	H: 0	LOB: 0	BB: 0	P: 8	H: 0	LOB: 0	BB: 0	P: 8
1B: 5	2B: 3	3B: 0	HR: 0	SF: 0	SAC: 0	DP: 3	HBP: 0	WP: 0	PA: 32	ERA: 2.88	WHIP: 1.125																												

PITCHER	IP	WLS	BF	H	R	ER	SO	BB	IBB	HBP	BLK	WP	HR	S	P	ERA	WHIP										
Greg Maddux, R (1, 1) ERA: 2.88	8.0	L	32	8	3	2	3	1	0	0	0	0	0	70	94	2.25	1.125										

Batter	1	2	3	4	5	6	7	8	9	AB R H RBI BB SO LOB	TOP											
Marquis Grissom, R (1, 8) OBP: 0.324, SLG: 0.440	0-0 G6-3		0-2 G4-3		1-0 10 S 3B	1-3 K			0-0 G4-3	5 1 1 1 0 1 3												
Jeff Blauser, R (1, 6) OBP: 0.325, SLG: 0.405	0-0 G5-3			4-0 10 PB 2B BB	1-3 K		1-2 P6		0-0 E6 10 BB	4 1 0 0 1 1 1												
10 Chipper Jones, S (1, 5) OBP: 0.370, SLG: 0.507	0-3 K			2-2 G6-3 1-2	4-1 BB		2-1 HR		4-2 BB BB	3 1 1 1 2 1 1												
Fred McGriff, L (1, 3) OBP: 0.403, SLG: 0.627		1-3 K		1-1 2-H 2B	3-0 G4-3		0-0 G4-3		4-0 1-2 2-3 BB	4 0 1 1 1 1 1												
Javy Lopez, R (1, 2) OBP: 0.324, SLG: 0.477		1-2 G3		0-1 G5-3		1-2 SF7 3B		3-1 G6-3	0-1 P6	5 1 1 0 0 0 4												
Ryan Klesko, L (1, 7) OBP: 0.368, SLG: 0.592		1-3 K		2-1 F8		1-2 SF7		4-1 1B BB	1-3 K	3 0 0 1 1 2 4												
Jermaine Dye, R (1, 9) OBP: 0.318, SLG: 0.727			0-1 G4-3		0-1 HR	1-1 E5 FC5-4		0-0 1-2 G3-6-1 1B		4 1 2 1 0 0 0												
Tony Graffanino, R (1, 4) OBP: 0.229, SLG: 0.226		0-0 P5			4-2 SH5-3 3B BB	1-0 FC5-4 BB		2-3 K		3 1 0 0 1 1 3												
Tom Glavine, L (1, 1) OBP: 0.321, SLG: 0.320		1-2 2B			1-0 SH5-3	4-2 SAFE		0-1 G3-6-1		2 0 1 0 1 0 2												
Brad Clontz, R (8, 1)										0 0 0 0 0 0 0												
Mark Wohlers, R (9, 1)										0 0 0 0 0 0 0												
<b>Inning Stats</b>	R: 0 E: 0 K: 1 S: 5	H: 0 LOB: 0 BB: 0 P: 5	R: 0 E: 0 K: 2 S: 10	H: 0 LOB: 0 BB: 0 P: 13	R: 0 E: 0 K: 0 S: 10	H: 1 LOB: 1 BB: 0 P: 11	R: 1 E: 0 K: 0 S: 9	H: 1 LOB: 1 BB: 1 P: 18	R: 3 E: 0 K: 1 S: 13	H: 2 LOB: 1 BB: 2 P: 27	R: 1 E: 1 K: 1 S: 14	H: 1 LOB: 2 BB: 1 P: 23	R: 1 E: 0 K: 0 S: 8	H: 1 LOB: 0 BB: 0 P: 14	R: 0 E: 0 K: 1 S: 7	H: 1 LOB: 1 BB: 1 P: 13	R: 0 E: 1 K: 1 S: 9	H: 0 LOB: 3 BB: 2 P: 18	1B: 1 2B: 2 3B: 2 HR: 2	SF: 1 SAC: 1 DP: 1 HBP: 0	WP: 0 PB: 1 SB: 1 CS: 0	PA: 42
<b>PITCHER</b>	IP WLS BF H R ER SO BB IBB HBP BLK WP HR S P ERA WHIP																					
John Smiley, L (1, 1) ERA: 5.35	5.0 L 22 4 4 3 4 3 0 0 0 0 0 1 47 74 5.40 1.400																					
Marcus Moore, R (6, 1) ERA: 5.09	0.2 5 1 1 1 0 1 0 0 0 0 0 0 11 19 13.50 3.000																					
Hector Carrasco, R (6, 1) ERA: 5.4	1.1 5 1 1 1 1 0 0 0 0 0 0 1 11 18 6.75 0.750																					
Johnny Ruffin, R (8, 1) ERA: 4.25	1.0 4 1 0 0 1 1 0 0 0 0 0 0 7 13 0.00 2.000																					
Lee Smith, R (9, 1) ERA: 2.77	1.0 6 0 0 0 1 2 0 0 0 0 0 0 9 18 0.00 2.000																					

Atlanta Braves @ Cincinnati Reds  
Riverfront Stadium, Cincinnati, OH  
Sun Jun 02 1996, 7:05 PM EDT  
Att. 23,482 - Unknown - 64 F

AB	33
R	6
H	7
RBI	5
BB	7
SO	7
LOB	19



WP: 0	PA: 42
-------	--------

Batter	1	2	3	4	5	6	7	8	9	AB	R	H	RBI	BB	SO	LOB
Thomas Howard, S OBP: 0.257, SLG: 0.297 Marcus Moore, S Hector Carrasco, R Johnny Ruffin, R OBP: 1.000, SLG: 1.000 Willie Greene, L OBP: 0.303, SLG: 0.403	0-3 K		0-1 P6		1-3 K			4-2 1B BB		3	0	0	0	0	2	1
Eric Owens, R OBP: 0.280, SLG: 0.230	1-0 L4		3-1 G5-3			0-0 1B 1B		1-0 L9		4	0	1	0	0	0	1
Barry Larkin, R OBP: 0.415, SLG: 0.488 Lee Smith, R	1-2 P5			0-0 1B		2-1 1B 1B		1-0 1B 1B		4	0	3	0	0	0	0
Chris Sabo, R OBP: 0.412, SLG: 0.437 Jeff Branson, L OBP: 0.306, SLG: 0.370		1-0 F9		1-0 L7		2-2 G6-4-3 1-2f 2-3		2-1 G4-6-3 1B		3	0	0	0	0	0	2
Bret Boone, R OBP: 0.238, SLG: 0.293		0-0 G5-3		0-1 F9		3-2 G6-3		0-0 PB 1B		4	1	1	0	0	0	1
Hal Morris, L OBP: 0.332, SLG: 0.381		2-1 1B 1B		3-2 G4-3		0-0 G4-3		0-3 K		4	0	1	0	0	1	1
Chad Mottola, R OBP: 0.278, SLG: 0.294 Lenny Harris, L OBP: 0.350, SLG: 0.564		0-0 1B 1-2 1B		3-1 E 1B		2-2 G6-3		1-1 2B		3	1	2	0	0	0	0
Joe Oliver, R OBP: 0.256, SLG: 0.367 Eddie Taubensee, L OBP: 0.348, SLG: 0.448		2-3 K		0-2 E9 1B		0-2 2B		1-3 K		3	0	2	0	0	1	2
John Smiley, L OBP: 0.273, SLG: 0.318 Curtis Goodwin, L OBP: 0.300, SLG: 0.400			0-0 G4-3		0-2 L5		1-0 G3-1		0-2 G5-3	1	0	0	0	0	0	0
										3	0	0	0	0	0	3

Inning Stats	R: 0	H: 0	E: 0	K: 1	S: 8	R: 0	H: 2	E: 0	K: 1	S: 8	R: 0	H: 0	E: 0	K: 0	S: 5	R: 0	H: 1	E: 0	K: 0	S: 4	R: 1	H: 2	E: 1	K: 1	S: 15	R: 0	H: 2	E: 0	K: 0	S: 12	R: 0	H: 1	E: 0	K: 0	S: 9	R: 0	H: 1	E: 0	K: 0	S: 7	R: 1	H: 2	E: 0	K: 2	S: 12	1B: 9	2B: 2	3B: 0	HR: 0	SF: 0	SAC: 0	DP: 2	HBP: 0	WP: 0	PA: 36
PITCHER	IP	WLS	BF	H	R	ER	SO	BB	IBB	HBP	BLK	WP	HR	S	P	ERA	WHIP																																						
Tom Glavine, L ERA: 2.12	(1, 1)	7.1	30	9	1	0	3	1	0	0	0	0	0	66	100	0.00	1.364																																						
Brad Clontz, R ERA: 3.71	(8, 1)	0.2	1	0	0	0	0	0	0	0	0	0	0	2	4	0.00	0.000																																						
Mark Wohlers, R ERA: 2.88	(9, 1)	1.0	5	2	1	0	2	0	0	0	0	0	0	12	14	0.00	2.000																																						

**BOTTOM**

**Atlanta Braves @ Cincinnati Reds**  
Riverfront Stadium, Cincinnati, OH

Sun Jun 02 1996, 7:05 PM EDT  
Att: 23,482 - Unknown - 64 F

livebaseballscorecards.com

<b>AB</b>	<b>35</b>
<b>R</b>	<b>2</b>
<b>H</b>	<b>11</b>
<b>RBI</b>	<b>1</b>
<b>BB</b>	<b>1</b>
<b>SO</b>	<b>5</b>
<b>LOB</b>	<b>14</b>



Batter	1	2	3	4	5	6	7	8	9	AB R H RBI BB SO LOB	TOP											
Marvin Benard, L (1, 9) OBP: 0.355, SLG: 0.348	3-1 2B 2B	0-0 G6-3			0-1 F8	0-2 K			1-1 SH1-4 2-3	4 1 1 0 0 1 2												
Steve Scarsone, R (1, 4) OBP: 0.301, SLG: 0.336	1-3 K		0-0 P3		2-3 K		0-3 K		2-3 K	5 0 0 0 0 4 2												
Barry Bonds, L (1, 7) OBP: 0.398, SLG: 0.592	1-1 HR 2B		2-1 F7		3-0 E4		0-1 F9		4-0 2B IBB	4 2 1 1 1 0 0												
Matt Williams, R (1, 5) OBP: 0.366, SLG: 0.564	2-2 HR		1-0 G5-3		1-3 K		0-3 K		0-0 2B	5 1 2 4 0 2 1												
Stan Javier, S (1, 8) OBP: 0.358, SLG: 0.409	0-1 2B			1-0 P6		3-2 G6-3 SF8 2B		3-3 K	2-3 K	5 1 2 0 0 2 1												
Shawon Dunston, R (1, 6) OBP: 0.274, SLG: 0.316	0-3 K			0-0 G5-3		0-1 G6-3		1-1 L9		4 0 0 0 0 1 2												
Dan Peltier, L (1, 3) OBP: 0.545, SLG: 0.667	1-0 G3-1			0-0 BB 1B		0-0 SF8		1-2 1B		3 0 2 1 0 0 1												
Kirt Manwaring, R (1, 2) OBP: 0.327, SLG: 0.302				4-0 SAFE BB		4-0 BB BB		1-0 G4-3		2 0 0 0 2 1 1												
William Van Landingham, R (1, 1) OBP: 0.286, SLG: 0.280				3-2 G3		4-2 BB			3-2 SH1-4 2B 2B	2 0 0 0 1 1 2												
Mark Dewey, R (7, 1)										0 0 0 0 0 0 0												
Mark Carreon, R (9, PH) OBP: 0.320, SLG: 0.455										1 1 1 0 0 0 0												
Rod Beck, R (9, 1)										0 0 0 0 0 0 0												
<b>Inning Stats</b>	R: 3 E: 0 K: 2 S: 16	H: 4 LOB: 1 BB: 0 P: 24	R: 0 E: 0 K: 2 S: 7	H: 0 LOB: 0 BB: 0 P: 10	R: 0 E: 0 K: 0 S: 4	H: 0 LOB: 0 BB: 0 P: 7	R: 0 E: 0 K: 0 S: 7	H: 1 LOB: 2 BB: 1 P: 15	R: 0 E: 1 K: 2 S: 9	H: 0 LOB: 1 BB: 0 P: 15	R: 1 E: 0 K: 1 S: 14	H: 1 LOB: 2 BB: 2 P: 25	R: 0 E: 0 K: 2 S: 8	H: 0 LOB: 0 BB: 0 P: 8	R: 0 E: 0 K: 1 S: 9	H: 1 LOB: 1 BB: 0 P: 15	R: 2 E: 0 K: 2 S: 12	H: 2 LOB: 1 BB: 1 P: 24	1B: 2 2B: 6 3B: 0 HR: 1	SF: 1 SAC: 1 DP: 0 HBP: 0	WP: 0 PB: 0 SB: 0 CS: 0	PA: 41
<b>PITCHER</b>	IP WLS BF H R ER SO BB IBB HBP BLK WP HR S P ERA WHIP																					
Dave Burba, R (1, 1) ERA: 4.73	5.2 L 27 6 4 4 6 3 0 0 0 0 0 1 51 90 6.35 1.588																					
Jeff Shaw, R (6, 1) ERA: 2.3	1.1 4 0 0 0 3 0 0 0 0 0 0 0 14 14 0.00 0.000																					
Lee Smith, R (8, 1) ERA: 2.57	1.0 4 1 0 0 1 0 0 0 0 0 0 0 9 15 0.00 1.000																					
Jeff Brantley, R (9, 1) ERA: 3.58	1.0 6 2 2 2 2 0 1 0 0 0 0 0 12 24 18.00 2.000																					

San Francisco Giants @ Cincinnati Reds  
Riverfront Stadium, Cincinnati, OH  
Mon Jun 03 1996, 3:33 AM EDT  
Att. 20,028 - Cloudy - 64 F

livebaseballscorecards.com

AB	35
R	6
H	9
RBI	6
BB	4
SO	12
LOB	12



Batter	1	2	3	4	5	6	7	8	9	AB	R	H	RBI	BB	SO	LOB
Curtis Goodwin, L (1, 8) OBP: 0.400, SLG: 0.429	4-2 BB G1		1-2 FC3-6 CS		0-1 1B		0-1 G6-3 1B		0-1 F8	4	0	2	0	1	0	1
Eric Owens, R (1, 7) OBP: 0.267, SLG: 0.218 Lee Smith, R (8, 1)	0-1 G1		2-0 CS	0-1 G1-3	0-0 F9		1-0 G6-3			4	0	0	0	0	0	3
Jeff Branson, L (9, 4)	1-2		1-2				1-2f			0	0	0	0	0	0	0
Barry Larkin, R (1, 6) OBP: 0.407, SLG: 0.476	1-1 F8			3-2 E9 1B	2-2 F7			1-2 G5-3		4	1	0	0	0	0	2
Lenny Harris, L (1, 9) OBP: 0.344, SLG: 0.542	2-0 G3-1			0-0 S G5-3 1B	1-1 F8			1-0 F4		4	1	1	1	0	0	2
Hal Morris, L (1, 3) OBP: 0.339, SLG: 0.389		0-0 F8		0-0 G5-3 BB 1B		1-2 FC4-6 1B		0-0 1B		4	0	3	0	0	0	0
Bret Boone, R (1, 4) OBP: 0.238, SLG: 0.286 Jeff Brantley, R (9, 1)		2-1 F8		4-2 G5-3 BB		2-0 F9		1-2 G1-3		3	0	0	0	1	0	2
Willie Greene, L (1, 5) OBP: 0.300, SLG: 0.408		0-0 G5-3		0-2 G5-3		0-0 F8			1-0 F9 G4-3 2B	4	1	1	1	0	0	3
Joe Oliver, R (1, 2) OBP: 0.256, SLG: 0.354			1-3 K	4-0 IBB		2-2 FC4-6			2-1 F9	3	0	0	0	1	1	2
Dave Burba, R (1, 1) OBP: 0.095, SLG: 0.050 Jeff Shaw, R (6, 1)			1-2 FC3-6 1B	3-3 K			0-0 F7		0-0 G4-3	2	0	1	0	0	1	3
Thomas Howard, S (7, PH) OBP: 0.250, SLG: 0.288 (8, 7)									3-H	0	0	0	0	0	0	0
										2	0	0	1	0	0	0
										2	0	0	1	0	0	0


Inning Stats		R: 0	H: 0	E: 0	K: 0	S: 9	R: 0	H: 0	E: 0	K: 0	S: 4	R: 0	H: 1	E: 0	K: 1	S: 13	R: 2	H: 2	E: 1	K: 1	S: 19	R: 0	H: 1	E: 0	K: 0	S: 9	R: 0	H: 1	E: 0	K: 0	S: 9	R: 0	H: 1	E: 0	K: 0	S: 4	R: 0	H: 1	E: 0	K: 0	S: 8	R: 1	H: 1	E: 0	K: 0	S: 6	1B: 7	2B: 1	3B: 0	HR: 0	SF: 0	SAC: 0	DP: 1	HBP: 0	WP: 0	PB: 0	SB: 1	CS: 1	PA: 38
PITCHER	IP	WLS	BF	H	R	ER	SO	BB	IBB	HBP	BLK	WP	HR	S	P	ERA	WHIP																																										
William Van Lanningham, R (1, 1) ERA: 6.29	6.1	W	28	6	2	0	2	2	1	0	0	0	0	0	66	101	0.00	1.263																																									
Mark Dewey, R (7, 1) ERA: 5.11	1.2		5	1	0	0	0	0	0	0	0	0	0	9	13	0.00	0.600																																										
Rod Beck, R (9, 1) ERA: 0.77	1.0		4	1	1	1	0	0	0	0	0	0	0	6	9	9.00	1.000																																										

**BOTTOM**

**San Francisco Giants @ Cincinnati Reds**  
Riverfront Stadium, Cincinnati, OH

Mon Jun 03 1996, 3:33 AM EDT  
Att. 20,028 - Cloudy - 64 F

AB	34
R	3
H	8
RBI	3
BB	3
SO	2
LOB	18



Batter	1	2	3	4	5	6	7	8	9	AB R H RBI BB SO LOB	TOP									
Marvin Benard, L (1, 9) OBP: 0.352, SLG: 0.345	0-1 P4		1-2 1B			0-3 K		0-1 G3-1		4 0 1 0 0 1 0										
Rich Aurilia, R (1, 4) OBP: 0.299, SLG: 0.326	0-0 F7		1-0 G5-3			0-3 K		3-2 F9		4 0 0 0 0 1 1										
Barry Bonds, L (1, 7) OBP: 0.392, SLG: 0.581	3-3 K				2-1 P4		3-1 G1-3		2-1 G4-3	4 0 0 0 0 1 0										
Matt Williams, R (1, 5) OBP: 0.369, SLG: 0.563		1-0 1B			2-2 G4-3		3-1 2B 1B		0-0 F9	4 1 2 0 0 0 0										
Mark Carreon, R (1, 3) OBP: 0.321, SLG: 0.458		2-2 L8			0-1 L7		0-2 WP 1-H 2B			3 0 1 1 0 0 1										
Stan Javier, S (1, 8) OBP: 0.351, SLG: 0.400		1-3 K			1-1 G4-1		1-3 K			3 0 0 0 0 2 2										
Shawon Dunston, R (1, 6) OBP: 0.267, SLG: 0.308		1-0 L5			3-3 K		0-1 F9			3 0 0 0 0 1 2										
Kirt Manwaring, R (1, 2) OBP: 0.333, SLG: 0.311			1-1 G3-6-3 1B		2-0 F7		0-0 G3-1			2 0 1 0 0 0 0										
Tom Lampkin, L (8, PH) OBP: 0.411, SLG: 0.469										1 0 0 0 0 0 0										
Allen Watson, L (1, 1) OBP: 0.250, SLG: 0.233			0-1 G3-6-3			0-1 G3		0-3 K		2 0 0 0 0 0 1										
Jeff Juden, R (7, 1)										0 0 0 0 0 0 0										
Dan Peltier, L (8, PH) OBP: 0.500, SLG: 0.600										1 0 0 0 0 1 0										
Rich DeLucia, R (8, 1)										0 0 0 0 0 0 0										
<b>Inning Stats</b>	R: 0 E: 0 K: 1 S: 6	H: 0 LOB: 0 BB: 0 P: 9	R: 0 E: 0 K: 1 S: 10	H: 1 LOB: 1 BB: 0 P: 15	R: 0 E: 0 K: 0 S: 8	H: 2 LOB: 1 BB: 0 P: 11	R: 0 E: 0 K: 0 S: 8	H: 0 LOB: 0 BB: 0 P: 12	R: 0 E: 0 K: 2 S: 8	H: 0 LOB: 0 BB: 0 P: 8	R: 1 E: 0 K: 1 S: 12	H: 2 LOB: 1 BB: 0 P: 19	R: 0 E: 0 K: 1 S: 6	H: 0 LOB: 0 BB: 0 P: 6	R: 0 E: 0 K: 0 S: 6	H: 0 LOB: 0 BB: 0 P: 11	1B: 4 2B: 1 3B: 0 HR: 0	SF: 0 SAC: 0 DP: 1 HBP: 0	WP: 1 PB: 0 SB: 0 CS: 0	PA: 31
<b>PITCHER</b>	IP WLS BF H R ER SO BB IBB HBP BLK WP HR S P ERA WHIP																			
Roger Salkeld, R (1, 1) ERA: 3.93	7.0 W 25 5 1 1 6 0 0 0 0 1 0 58 86 1.29 0.714																			
Jeff Shaw, R (8, 1) ERA: 2.22	1.0 3 0 0 0 1 0 0 0 0 0 0 6 6 0.00 0.000																			
Jeff Brantley, R (9, 1) ERA: 3.45	1.0 S 3 0 0 0 0 0 0 0 0 0 0 6 11 0.00 0.000																			

San Francisco Giants @ Cincinnati Reds  
Riverfront Stadium, Cincinnati, OH

Tue Jun 04 1996, 7:05 PM EDT  
Att. 28,549 - Unknown - 66 F

AB	31
R	1
H	5
RBI	1
BB	0
SO	7
LOB	7



Batter	1	2	3	4	5	6	7	8	9	AB	R	H	RBI	BB	SO	LOB
<b>Curtis Goodwin, L</b> OBP: 0.421, SLG: 0.375 (1, 8)	1-0 G6-3	4-0 BB			4-1 BB		2-3 K			2	0	0	0	2	1	0
<b>Eric Owens, R</b> OBP: 0.289, SLG: 0.256 (8, 1) <b>Jeff Shaw, R</b> (9, 1)	2-2 HR	0-0 G5-3			1-2 1B		2-2 3B			4	2	3	0	0	0	2
<b>Barry Larkin, R</b> OBP: 0.409, SLG: 0.506 (1, 6)	3-2 HR				1-1 L8		3-2 3B			4	1	2	3	0	0	2
<b>Chris Sabo, R</b> OBP: 0.404, SLG: 0.453 (8, 5) <b>Jeff Branson, L</b> OBP: 0.306, SLG: 0.370	2-2 3B				2-3 L8		0-1 G3-1			4	0	1	0	0	1	3
<b>Bret Boone, R</b> OBP: 0.239, SLG: 0.279 (1, 4)	0-1 L6				4-2 BB		1-2 P6			3	0	0	0	1	1	3
<b>Eduardo Perez, R</b> (8, PH) <b>Hal Morris, L</b> OBP: 0.342, SLG: 0.407 (9, 3)	1-2 G5-3				1 SAFE P4		1-3 K			3	0	0	0	0	1	2
<b>Chad Mottola, R</b> OBP: 0.318, SLG: 0.381 (1, 9)					0-0 CS		0-0 CS			4	0	2	0	0	0	0
<b>Joe Oliver, R</b> OBP: 0.256, SLG: 0.341 (1, 2)					1-3 K		2-3 K			3	0	0	0	1	3	2
<b>Roger Salkeld, R</b> (7, PH) <b>Willie Greene, L</b> OBP: 0.296, SLG: 0.403 <b>Thomas Howard, S</b> OBP: 0.250, SLG: 0.288 (8, 7)					0-3 K		2-2 G3			2	0	0	0	0	2	2

Inning Stats		R: 2	H: 3	E: 0	LOB: 1	K: 0	S: 17	R: 0	H: 0	E: 0	LOB: 2	K: 1	S: 10	R: 0	H: 0	E: 0	LOB: 1	K: 1	S: 9	R: 0	H: 1	E: 0	LOB: 2	K: 0	S: 15	R: 0	H: 1	E: 0	LOB: 0	K: 2	S: 7	R: 1	H: 2	E: 0	LOB: 1	K: 1	S: 21	R: 1	H: 1	E: 0	LOB: 0	K: 2	S: 11
PITCHER	IP	WLS	BF	H	R	ER	SO	BB	IBB	HBP	BLK	WP	HR	S	P	ERA	WHIP																										
<b>Allen Watson, L</b> ERA: 3.63 (1, 1)	6.2	L	29	7	3	3	7	4	0	0	0	0	0	1	77	123	4.05	1.650																									
<b>Jeff Juden, R</b> ERA: 4.13 (7, 1)	0.1		2	1	0	0	0	0	0	0	0	0	0	0	10	13	0.00	3.000																									
<b>Rich DeLucia, R</b> ERA: 7.62 (8, 1)	1.0		4	1	1	1	2	0	0	0	0	0	0	1	11	14	9.00	1.000																									


**BOTTOM**

**San Francisco Giants @ Cincinnati Reds**  
Riverfront Stadium, Cincinnati, OH

Tue Jun 04 1996, 7:05 PM EDT  
Att: 28,549 - Unknown - 66 F

AB	31
R	4
H	9
RBI	4
BB	4
SO	9
LOB	16

livebaseballscores.com



WP: 0	PA: 35
PB: 0	
SB: 1	
CS: 2	

Batter	1	2	3	4	5	6	7	8	9	AB	R	H	RBI	BB	SO	LOB	TOP										
<b>Marvin Benard, L</b> (1, 9) OBP: 0.358, SLG: 0.368	0-0 E1 SH5-3 E	1-3 K		1-2 G5-3 1B 2B	2-0 1B 2B	0-0 1B		0-2 F7		6	3	3	4	0	1	0											
<b>Steve Scarsone, R</b> (1, 4) OBP: 0.289, SLG: 0.322	0-0 SH5-3 2-3		1-1 G5-3	1-2 G5-3 2-3	2-1 G6-3	0-2 F9 1B		3-3 K		5	0	0	0	0	1	5											
<b>Barry Bonds, L</b> (1, 7) OBP: 0.396, SLG: 0.584 <b>Dan Peltier, L</b> (6, 7) OBP: 0.462, SLG: 0.545	0-0 E7 1B		1-1 1B 2B	3-2 1B	4-0 1B IBB	1-1 L9		1-1 F7		4	2	2	1	1	0	2											
<b>Matt Williams, R</b> (1, 5) OBP: 0.373, SLG: 0.563 <b>Kim Batiste, R</b> (7, 5) OBP: 0.212, SLG: 0.258	1-2 1B		1-1 E G4-3 1B	1-3 K	2-1 1B		2-2 F9		0-3 K	5	1	3	4	0	1	1											
<b>Mark Carreon, R</b> (1, 3) OBP: 0.322, SLG: 0.462 <b>Dave McCarty, R</b> (7, PR) OBP: 0.383, SLG: 0.441	1-0 P4		1-2 G4-3		1-2 P4		1-2 1B 2B		3-1 G6-3	5	1	2	0	0	0	4											
<b>Stan Javier, S</b> (1, 8) OBP: 0.350, SLG: 0.397	1-3 K		1-2 E5 1B S	2-3 K	2-3 BB HBP 1B	1-0 BB HBP 1B	1-0 3B 1B		1-0 G4-3	6	2	2	1	0	2	3											
<b>Shawon Dunston, R</b> (1, 6) OBP: 0.296, SLG: 0.342 <b>Rich Aurilia, R</b> (7, PR) OBP: 0.299, SLG: 0.326		4-1 G5-3 BB	0-1 1B	1-3 1B	0-1 1B 1B	1-0 BB HBP	1-0 3B			3	3	3	2	1	0	0											
<b>Kirt Manwaring, R</b> (1, 2) OBP: 0.339, SLG: 0.306 <b>Tom Lampkin, L</b> (7, 2) OBP: 0.411, SLG: 0.469		1-1 G5-3	1-1 G5-3	3-2 1B 1B	1-2 2B 1B	4-2 1B	1-3 K			4	1	1	0	1	1	5											
<b>Mark Gardner, R</b> (1, 1) OBP: 0.167, SLG: 0.138 <b>Jose Bautista, R</b> (8, 1) <b>Doug Creek, L</b> (9, 1)		0-1 G5-3		0-0 G6-3	1-0 2B 1B	1-0 K	0-3 K			5	1	1	2	0	2	5											
<b>Inning Stats</b>	R: 2 E: 2 K: 1 S: 11	H: 1 LOB: 1 BB: 0 P: 14	R: 1 E: 0 K: 1 S: 9	H: 0 LOB: 0 BB: 1 P: 15	R: 2 E: 1 K: 0 S: 17	H: 3 LOB: 2 BB: 0 P: 23	R: 1 E: 0 K: 1 S: 14	H: 2 LOB: 1 BB: 0 P: 20	R: 5 E: 0 K: 1 S: 20	H: 6 LOB: 2 BB: 1 P: 39	R: 2 E: 0 K: 1 S: 15	H: 2 LOB: 2 BB: 1 P: 25	R: 2 E: 0 K: 2 S: 16	H: 3 LOB: 2 BB: 0 P: 22	R: 0 E: 0 K: 1 S: 9	H: 0 LOB: 0 BB: 0 P: 13	R: 0 E: 0 K: 1 S: 6	H: 0 LOB: 0 BB: 0 P: 10	1B: 12 2B: 4 3B: 1 HR: 0	SF: 0 SAC: 1 DP: 0 HBP: 1	WP: 0 PB: 0 SB: 1 CS: 0	PA: 51					
<b>PITCHER</b>	IP	WLS	BF	H	R	ER	SO	BB	IBB	HBP	BLK	WP	HR	S	P	ERA	WHIP										
<b>Kevin Jarvis, R</b> (1, 1) ERA: 6.75	4.0	L	22	6	6	3	3	1	0	0	0	0	0	51	72	6.75	1.750										
<b>Johnny Ruffin, R</b> (5, 1) ERA: 5.64	0.2		9	6	5	5	1	0	1	0	0	0	0	16	34	67.50	9.000										
<b>Marcus Moore, R</b> (5, 1) ERA: 5.81	3.1		17	5	4	4	4	1	0	1	0	0	0	44	65	10.80	1.800										
<b>Hector Carrasco, R</b> (9, 1) ERA: 5.06	1.0		3	0	0	0	1	0	0	0	0	0	0	6	10	0.00	0.000										

**San Francisco Giants @ Cincinnati Reds**  
Riverfront Stadium, Cincinnati, OH  
Wed Jun 05 1996, 7:05 PM EDT  
Att. 21,881 - Unknown - 74 F

**AB 46**  
**R 15**  
**H 17**  
**RBI 14**  
**BB 3**  
**SO 9**  
**LOB 25**



[livebaseballscorecards.com](http://livebaseballscorecards.com)



BOTTOM

San Francisco Giants @ Cincinnati Reds  
Riverfront Stadium, Cincinnati, OH

Wed Jun 05 1996, 7:05 PM EDT  
Att: 21,881 - Unknown - 74 F

livebaseballscorecards.com

AB 39  
R 4  
H 14  
RBI 4  
BB 1  
SO 9  
LOB 19



WP: 0 PA: 40  
PB: 0  
SB: 0  
CS: 1

AB R H RBI BB SO LOB

5 0 1 0 0 1 2

4 2 2 0 1 0 0

3 1 2 1 0 1 2  
2 0 0 0 0 1 1

5 0 1 0 0 2 4

3 0 1 1 0 0 2  
1 0 1 1 0 0 0

4 0 0 0 0 1 4

4 1 2 1 0 1 0

4 0 3 0 0 0 0

1 0 0 0 0 1 2  
1 0 0 0 0 0 1  
0 0 0 0 0 0 0  
1 0 1 0 0 0 0  
1 0 0 0 0 1 1  
0 0 0 0 0 0 0

1B: 10 SF: 0  
2B: 3 SAC: 0  
3B: 0 DP: 1  
HR: 1 HBP: 0

Batter	1	2	3	4	5	6	7	8	9
Curtis Goodwin, L OBP: 0.375, SLG: 0.333 (1, 8)	1-0 CS, BB 1B		0-0 F7	3-3 K		2-1 F8		1-2 L9	
Eric Owens, R OBP: 0.305, SLG: 0.279 (1, 7)	4-0 SAFE 1-2 BB		3-2 1B 2B		2-2 P2		0-2 G4-3 1B 1B		2-2 P3
Barry Larkin, R OBP: 0.412, SLG: 0.509 Lenny Harris, L OBP: 0.333, SLG: 0.525 (1, 6) (6, 4)	2-3 K		0-0 1B 1B		1-0 E4 F7 1B 1B		0-1 G4-3		3-3 K
Eddie Taubensee, L OBP: 0.343, SLG: 0.438 (1, 2)	3-3 K		1-1 SAFE 1-2 1B		0-0 F7		1-3 K		3-2 F8
Hal Morris, L OBP: 0.342, SLG: 0.406 Joe Oliver, R OBP: 0.264, SLG: 0.349 (1, 3) (7, 3)		2-0 F8	0-2 P6		0-0 1B		1-2 1B		
Willie Greene, L OBP: 0.282, SLG: 0.382 (1, 5)		0-3 K	3-2 G4-3		0-0 F9		1-0 G4-3		
Chad Mottola, R OBP: 0.346, SLG: 0.520 (1, 9)		1-2 1B 1B		1-2 HR		1-1 G5-3		0-3 K	
Jeff Branson, L OBP: 0.319, SLG: 0.390 (1, 4) (6, 6)		1-1 1-3 1B		1-1 G4-3 1B		0-0 F9		1-2 2B	
Kevin Jarvis, L Thomas Howard, S Johnny Kuffin, R Marcus Moore, S Bret Boone, R Hector Carrasco, R (1, 1) (4, PH) (5, 1) (5, 1) (8, PH) (9, 1)		2-3 K		0-2 G4-3		2-2 2B		2-3 K	

Inning Stats	R: 0	H: 1	E: 0	K: 2	S: 7	H: 2	LOB: 1	BB: 1	P: 17	R: 0	H: 2	E: 0	K: 2	S: 12	H: 3	LOB: 2	BB: 0	P: 21	R: 1	H: 2	E: 0	K: 1	S: 12	H: 2	LOB: 0	BB: 0	P: 17	R: 1	H: 2	E: 1	K: 0	S: 7	H: 1	LOB: 1	BB: 0	P: 10	R: 0	H: 1	E: 0	K: 1	S: 9	H: 1	LOB: 1	BB: 0	P: 14	R: 1	H: 2	E: 0	K: 1	S: 13	H: 1	LOB: 1	BB: 0	P: 16	R: 0	H: 1	E: 0	K: 2	S: 14	H: 1	LOB: 1	BB: 0	P: 18	R: 0	H: 0	E: 0	K: 1	S: 11	H: 0	LOB: 0	BB: 0	P: 19	1B: 10	SF: 0	2B: 3	SAC: 0	3B: 0	DP: 1	HR: 1	HBP: 0	WP: 0	PA: 40	ERA	WHIP
<b>PITCHER</b>	IP	WLS	BF	H	R	ER	SO	BB	IBB	HBP	BLK	WP	HR	S	P	ERA	WHIP																																																																			
Mark Gardner, R ERA: 3.11 (1, 1)	7.0	W	33	13	4	3	6	1	0	0	0	0	1	74	113	3.86	2.000																																																																			
Jose Bautista, R ERA: 4.61 (8, 1)	1.0		4	1	0	0	2	0	0	0	0	0	0	14	18	0.00	1.000																																																																			
Doug Creek, L ERA: 5.95 (9, 1)	1.0		3	0	0	0	1	0	0	0	0	0	0	11	19	0.00	0.000																																																																			

Batter	1	2	3	4	5	6	7	8	9	AB R H RBI BB SO LOB	TOP									
<b>Curtis Goodwin, L</b> (1, 8) OBP: 0.310, SLG: 0.269	2-2 G1-3		3-2 G3		1-2 G4-3		0-0 G4-3		2-2 G1	5 0 0 0 0 0 1										
<b>Eric Owens, R</b> (1, 7) OBP: 0.300, SLG: 0.275	2-3 K		1-3 K		1-2 K 1B		2-1 G5-3		0-3 K	5 0 1 0 0 3 1										
<b>Barry Larkin, R</b> (1, 6) OBP: 0.409, SLG: 0.503	0-0 G6-3			1-1 1B 1B	1-3 K		0-2 G4-3			4 1 1 0 0 1 1										
<b>Eddie Taubensee, L</b> (1, 2) OBP: 0.340, SLG: 0.432		0-1 G4-3		2-2 1B 1B FC5-4	2-1 G4-3		0-2 L4			4 1 1 0 0 0 1										
<b>Hal Morris, L</b> (1, 3) OBP: 0.341, SLG: 0.403		0-0 E6		0-0 FC5-4 1B		3-2 G4-3		0-3 K		4 0 1 1 0 1 0										
<b>Bret Boone, R</b> (1, 4) OBP: 0.245, SLG: 0.299		3-1 F9		2-2 FC5-4 2B 1-2f 3-H	1-1 2B		1-0 2B			4 0 2 1 0 0 2										
<b>Chad Mottola, R</b> (1, 9) OBP: 0.367, SLG: 0.536		1-1 F9		1-1 2B	1-3 2B	0-0 P3		4-0 FC4-8 IBB		3 0 1 0 1 0 2										
<b>Jeff Branson, L</b> (1, 5) OBP: 0.324, SLG: 0.384			0-0 G6-3	4-0 IBB	G4-6-3 IBB	4-0 IBB		1-2 FC4-6 1-2f		2 0 0 0 2 0 2										
<b>John Smiley, L</b> (1, 1) OBP: 0.280, SLG: 0.292			4-2 G3 BB	0-0 G4-6-3		3-3 K		1-3 K	2 0 0 0 1 1 5											
<b>Lee Smith, R</b> (8, 1)									0 0 0 0 0 0 0											
<b>Lenny Harris, L</b> (9, PH) OBP: 0.328, SLG: 0.516									1 0 0 0 0 1 0											
<b>Jeff Brantley, R</b> (9, 1)									0 0 0 0 0 0 0											
<b>Inning Stats</b>	R: 0 E: 0 K: 1 S: 10	H: 0 LOB: 0 BB: 0 P: 14	R: 0 E: 1 K: 0 S: 7	H: 0 LOB: 1 BB: 0 P: 11	R: 0 E: 0 K: 1 S: 13	H: 0 LOB: 1 BB: 1 P: 21	R: 2 E: 0 K: 0 S: 13	H: 4 LOB: 2 BB: 1 P: 23	R: 0 E: 0 K: 1 S: 12	H: 1 LOB: 1 BB: 0 P: 17	R: 0 E: 0 K: 0 S: 6	H: 0 LOB: 0 BB: 0 P: 8	R: 0 E: 0 K: 1 S: 11	H: 1 LOB: 2 BB: 1 P: 17	R: 0 E: 0 K: 2 S: 10	H: 0 LOB: 0 BB: 0 P: 13	1B: 4 2B: 3 3B: 0 HR: 0	SF: 0 SAC: 0 DP: 1 HBP: 0	WP: 0 PB: 0 SB: 1 CS: 0	PA: 38
<b>PITCHER</b>	IP WLS BF H R ER SO BB IBB HBP BLK WP HR S P ERA WHIP																			
<b>Ismael Valdez, R</b> (1, 1) ERA: 2.82	7.0 L 30 6 2 2 4 1 2 0 0 0 0 0 73 117 2.57 1.000																			
<b>Scott Radinsky, L</b> (8, 1) ERA: 0.6	1.0 5 1 0 0 1 0 1 0 0 0 0 0 11 17 0.00 1.000																			
<b>Todd Worrell, R</b> (9, 1) ERA: 3.24	1.0 3 0 0 0 2 0 0 0 0 0 0 0 10 13 0.00 0.000																			

Cincinnati Reds @ Los Angeles Dodgers  
Dodger Stadium, Los Angeles, CA  
Fri Jun 07 1996, 7:05 PM PDT  
Att. 35,197 - Unknown - 75 F

livebaseballscorecards.com

AB	34
R	2
H	7
RBI	2
BB	4
SO	7
LOB	15



Batter	1	2	3	4	5	6	7	8	9
<b>Delino DeShields, L</b> (1, 4) OBP: 0.286, SLG: 0.336	4-1 BB		3-3 K		2-2 G6-3			0-1 P6	
<b>Roger Cedeno, S</b> (1, 8) <b>Todd Hollandsworth, L</b> (8, PH) OBP: 0.373, SLG: 0.394	0-3 K		0-0 1B			1-3 K		0-0 G6-3	
<b>Mike Piazza, R</b> (1, 2) OBP: 0.436, SLG: 0.589	1-0 P3		0-2 1B			0-2 F9		3-2 G6-3	
<b>Eric Karros, R</b> (1, 3) OBP: 0.301, SLG: 0.399	1-1 G5-3		0-0 G1-3			1-2 2B		4-1 BB	
<b>Raul Mondesi, R</b> (1, 9)		2-2 G5-3		0-2 G5-3		0-0 2B		3-3 K	
<b>Mike Blowers, R</b> (1, 5) OBP: 0.320, SLG: 0.358		0-0 WP		1-0 F9		0-0 G5-3		0-0 HR	
<b>Billy Ashley, R</b> (1, 7) <b>Milt Thompson, L</b> (8, 7) OBP: 0.227, SLG: 0.154		1-3 K		2-3 K			2-3 K	3-3 K	
<b>Juan Castro, R</b> (1, 6) <b>Chad Fonville, S</b> (9, PH) OBP: 0.276, SLG: 0.239		2-2 G1-3			2-2 G4-3		0-1 F7	2-3 K	
<b>Ismael Valdez, R</b> (1, 1) <b>Mike Busch, R</b> (7, PH) <b>Scott Radinsky, L</b> (8, 1) <b>Todd Worrell, R</b> (9, 1) <b>Dave Hansen, L</b> (9, PH) OBP: 0.308, SLG: 0.205			1-0 F8		0-0 F9		1-3 K	2-3 K	

Inning Stats	R: 0 E: 0 K: 1 S: 7	H: 0 LOB: 1 BB: 1 P: 13	R: 0 E: 0 K: 1 S: 12	H: 1 LOB: 1 BB: 0 P: 17	R: 0 E: 0 K: 1 S: 10	H: 2 LOB: 2 BB: 0 P: 14	R: 0 E: 0 K: 1 S: 7	H: 0 LOB: 0 BB: 0 P: 10	R: 0 E: 0 K: 0 S: 8	H: 0 LOB: 0 BB: 0 P: 12	R: 0 E: 0 K: 1 S: 12	H: 2 LOB: 2 BB: 0 P: 14	R: 0 E: 0 K: 2 S: 8	H: 0 LOB: 0 BB: 0 P: 11	R: 0 E: 0 K: 1 S: 10	H: 1 LOB: 2 BB: 1 P: 20	R: 1 E: 0 K: 3 S: 11	H: 1 LOB: 0 BB: 0 P: 18	1B: 5 2B: 1 3B: 0 HR: 1	SF: 0 SAC: 0 DP: 0 HBP: 0
--------------	------------------------------	----------------------------------	-------------------------------	----------------------------------	-------------------------------	----------------------------------	------------------------------	----------------------------------	------------------------------	----------------------------------	-------------------------------	----------------------------------	------------------------------	----------------------------------	-------------------------------	----------------------------------	-------------------------------	----------------------------------	----------------------------------	------------------------------------

PITCHER	IP	WLS	BF	H	R	ER	SO	BB	IBB	HBP	BLK	WP	HR	S	P	ERA	WHIP
<b>John Smiley, L</b> (1, 1) ERA: 4.83	7.0	W	27	5	0	0	7	1	0	0	0	1	0	64	91	0.00	0.857
<b>Lee Smith, R</b> (8, 1) ERA: 2.4	1.0		5	1	0	0	1	1	0	0	0	0	0	10	20	0.00	2.000
<b>Jeff Brantley, R</b> (9, 1) ERA: 3.64	1.0	S	4	1	1	1	3	0	0	0	0	0	1	11	18	9.00	1.000

**BOTTOM**

AB	R	H	RBI	BB	SO	LOB
3	0	0	0	1	1	0
3	0	1	0	0	2	1
1	0	1	0	0	0	0
4	0	1	0	0	0	2
3	0	1	0	1	0	3
4	0	1	0	0	1	2
4	1	2	1	0	0	2
3	0	0	0	0	3	1
1	0	0	0	0	1	0
3	0	0	0	0	0	1
1	0	0	0	0	1	0
2	0	0	0	0	0	0
1	0	0	0	0	1	0
0	0	0	0	0	0	0
0	0	0	0	0	0	0
1	0	0	0	0	1	0

<b>AB</b>	<b>34</b>
<b>R</b>	<b>1</b>
<b>H</b>	<b>7</b>
<b>RBI</b>	<b>1</b>
<b>BB</b>	<b>2</b>
<b>SO</b>	<b>11</b>
<b>LOB</b>	<b>12</b>



WP	PA
1	36
PB: 0	
SB: 1	
CS: 0	

**Cincinnati Reds @ Los Angeles Dodgers**  
**Dodger Stadium, Los Angeles, CA**  
 Fri Jun 07 1996, 7:05 PM PDT  
 Att: 35,197 - Unknown - 75 F

livebaseballscorecards.com

Batter	1	2	3	4	5	6	7	8	9	10	AB R H RBI BB SO LOB	TOP												
<b>Curtis Goodwin, L</b> (1, 8) OBP: 0.324, SLG: 0.290	0-0 F7		0-1 SH5-3		1-2 G6-3		0-0 2B WP	1-0 PB 1B		1-2 F7	5 1 2 0 0 0 1	<b>Cincinnati Reds @ Los Angeles Dodgers</b> Dodger Stadium, Los Angeles, CA Sat Jun 08 1996, 7:05 PM PDT Att: 44,575 - Unknown - 73 F												
<b>Eric Owens, R</b> (1, 7) OBP: 0.314, SLG: 0.295	2-1 2B		1-0 P3		0-0 1B 1B		1-3 K	4-0 S IBB			4 0 2 1 1 1 3													
<b>Barry Larkin, R</b> (1, 6) OBP: 0.407, SLG: 0.500	0-1 F8		2-2 G3-1		1-0 1B		2-1 1B 2B	2-1 G1-3			1 0 0 0 0 0 1													
<b>Willie Greene, L</b> (3, PH) OBP: 0.292, SLG: 0.400					1-3 1B		1-H 2-H 2B	1-2			4 1 2 2 0 0 3													
<b>Eddie Taubensee, L</b> (1, 2) OBP: 0.336, SLG: 0.423	3-0 F7			0-0 G4-3	1-0 F9		1-1 2B 1B	1-2 F9			5 0 1 1 0 0 3													
<b>Hal Morris, L</b> (1, 3) OBP: 0.351, SLG: 0.420		4-2 FC4-6 BB		2-1 2B		1-2 G6-3	0-0 1-3 2B	1-1 1B			4 0 3 0 1 0 0													
<b>Bret Boone, R</b> (1, 4) OBP: 0.243, SLG: 0.290		1-1 F8		1-3 K		0-2 G5-3	4-2 BB	1-0 F8			4 0 0 0 1 1 3													
<b>Chad Mottola, R</b> (1, 9) OBP: 0.324, SLG: 0.469		1-0 F7		0-0 G5-3		3-2 F8	0-1 G1-4-3	2-1 F8			4 0 0 0 0 0 5													
<b>Jeff Shaw, R</b> (7, 1)											0 0 0 0 0 0 0													
<b>Chris Sabo, R</b> (9, PH) OBP: 0.400, SLG: 0.447											1 0 0 0 0 0 1													
<b>Hector Carrasco, R</b> (9, 1)											0 0 0 0 0 0 0													
<b>Mike Remlinger, L</b> (10, 1)											0 0 0 0 0 0 0													
<b>Jeff Branson, L</b> (1, 5) OBP: 0.320, SLG: 0.377		0-0 FC4-6			1-0 G6-3 SH5-3 1B 1B		1-0 F7	2-3 K		2-1 F9	5 1 1 0 0 1 1													
<b>Mark Portugal, R</b> (1, 1) OBP: 0.150, SLG: 0.200			0-0 SH5-3 1B				1-2 WP 1B 2B 1B	1-0 F8		3-3 K	1 0 1 0 0 0 0													
<b>Thomas Howard, S</b> (7, PH) OBP: 0.250, SLG: 0.286											3 1 1 0 0 1 0													
<b>Inning Stats</b>	R: 0 E: 0 K: 0 S: 6	H: 1 LOB: 1 BB: 0 P: 11	R: 0 E: 0 K: 0 S: 6	H: 0 LOB: 1 BB: 1 P: 12	R: 0 E: 0 K: 0 S: 7	H: 1 LOB: 1 BB: 0 P: 10	R: 0 E: 0 K: 1 S: 7	H: 1 LOB: 1 BB: 0 P: 10	R: 0 E: 0 K: 0 S: 13	H: 0 LOB: 0 BB: 0 P: 17	R: 3 E: 0 K: 1 S: 18	H: 5 LOB: 3 BB: 1 P: 28	R: 0 E: 0 K: 1 S: 9	H: 1 LOB: 2 BB: 1 P: 19	R: 0 E: 0 K: 0 S: 8	H: 1 LOB: 1 BB: 0 P: 13	R: 0 E: 0 K: 1 S: 8	H: 0 LOB: 0 BB: 0 P: 14	R: 0 E: 0 K: 1 S: 8	H: 0 LOB: 0 BB: 0 P: 14	1B: 9 2B: 4 3B: 0 HR: 0	SF: 0 SAC: 2 DP: 0 HBP: 0	WP: 1 PB: 2 SB: 1 CS: 0	PA: 46
<b>PITCHER</b>	IP WLS BF H R ER SO BB IBB HBP BLK WP HR S P ERA WHIP																							
<b>Pedro Astacio, R</b> (1, 1) ERA: 3.62	6.1		8	3	3	1	1	0	0	0	0	0	0	1	0	8	12	27.00	6.000					
<b>Antonio Osuna, R</b> (7, 1) ERA: 1.51	0.1		3	2	1	1	1	0	0	0	0	0	0	0	0	5	9	0.00	6.000					
<b>Mark Guthrie, L</b> (7, 1) ERA: 1.38	0.1		3	1	0	0	0	1	0	0	0	0	0	0	0	17	32	0.00	1.000					
<b>Scott Radinsky, L</b> (8, 1) ERA: 0.53	2.0		9	2	0	0	1	0	1	0	0	0	0	0	0	8	14	0.00	0.000					
<b>Todd Worrell, R</b> (10, 1) ERA: 3.12	1.0	W	3	0	0	0	1	0	0	0	0	0	0	0	0	8	14	0.00	0.000					

livebaseballscorecards.com

AB	41
R	4
H	13
RBI	4
BB	3
SO	4
LOB	21



BOTTOM

Cincinnati Reds @ Los Angeles Dodgers  
Dodger Stadium, Los Angeles, CA

Sat Jun 08 1996, 7:05 PM PDT  
Att. 44,575 - Unknown - 73 F

livebaseballscorecards.com

AB	34
R	5
H	8
RBI	5
BB	2
SO	4
LOB	7



WP:	0	PA:	37
PB:	0		
SB:	1		
CS:	0		

AB R H RBI BB SO LOB

5 0 2 2 0 1 0

4 0 1 0 0 0 1

3 1 0 0 1 0 1

4 1 0 0 0 1 1

4 1 1 0 0 1 0

4 1 1 0 0 1 0

4 1 2 0 0 0 2

1B:	7	SF:	0
2B:	1	SAC:	1
3B:	0	DP:	2
HR:	0	HBP:	0

Batter	1	2	3	4	5	6	7	8	9	10
Delino DeShields, L OBP: 0.289, SLG: 0.338 (1, 4)	G4-3		3-2 2-H 1B			2-3 K		0-0 F8		0-0 1-2 2-H 1B
Todd Hollandsworth, L OBP: 0.369, SLG: 0.390 (1, 8)	F7		0-0 P4			1-1 G1		0-1 G6-3 1B		
Mike Piazza, R OBP: 0.433, SLG: 0.580 (1, 2)	G4-3			1-2 G4-3		4-1 1B E 2B BB		0-1 G6-3		
Eric Karros, R OBP: 0.296, SLG: 0.391 (1, 3)		1-1 F7		0-2 G3-1		3-1 E5 1B 2B		2-3 K		
Raul Mondesi, R OBP: 0.286, SLG: 0.466 (1, 9)		2-0 G6-3		2-0 G6-3		2-1 2B 1B		1-3 K2-3		
Mike Blowers, R OBP: 0.318, SLG: 0.360 Todd Worrell, R (10, 1)		1-2 G6-3			1-2 G3-1	0-1 2B		3-2 G6-3		
Milt Thompson, L OBP: 0.229, SLG: 0.163 (1, 7)			1-3 K		1-2 F9		0-0 E6 G6-4-3			2-2 S 1B 1B
Juan Castro, R OBP: 0.259, SLG: 0.226 (10, 5)			1-1 SH3-4 1B 1B		2-2 1B		1 SAFE F9			1-2 F7
Pedro Astacio, R OBP: 0.040, SLG: 0.040 Antonio Osuna, R Mark Guthrie, R Dave Hansen, L Scott Radinsky, L Chad Foyville, S Mike Busch, R			0-0 SH3-4		0-2 L5		1-0 G6-4-3			4-2 1B BB

Inning Stats	R: 0	H: 0	R: 0	H: 0	R: 1	H: 2	R: 0	H: 1	R: 3	H: 2	R: 0	H: 0	R: 0	H: 1	R: 0	H: 0	R: 1	H: 2	
E: 0	LOB: 0	E: 0	LOB: 0	E: 0	LOB: 1	E: 0	LOB: 0	E: 1	LOB: 1	E: 0	LOB: 0	E: 0	LOB: 0	E: 0	LOB: 0	E: 0	LOB: 2	E: 0	LOB: 2
K: 0	BB: 0	K: 0	BB: 0	K: 1	BB: 0	K: 0	BB: 0	K: 1	BB: 1	K: 0	BB: 0	K: 0	BB: 0	K: 2	BB: 0	K: 0	BB: 1	K: 0	BB: 1
S: 6	P: 10	S: 6	P: 10	S: 11	P: 16	S: 7	P: 10	S: 13	P: 17	S: 12	P: 24	S: 5	P: 6	S: 5	P: 5	S: 11	P: 17	S: 9	P: 16

PITCHER	IP	WLS	BF	H	R	ER	SO	BB	IBB	HBP	BLK	WP	HR	S	P	ERA	WHIP
Mark Portugal, R ERA: 4.39 (1, 1)	6.0		24	5	4	1	2	1	0	0	0	0	0	55	87	1.50	1.000
Jeff Shaw, R ERA: 2.08 (7, 1)	2.0		6	1	0	0	0	0	0	0	0	0	0	10	11	0.00	0.500
Hector Carrasco, R ERA: 5.19 (9, 1)	1.1	L	6	1	1	1	2	1	0	0	0	0	0	19	32	6.75	1.500
Mike Remlinger, L ERA: (10, 1)	0.0		1	1	0	0	0	0	0	0	0	0	0	1	1	∞	∞

Batter	1	2	3	4	5	6	7	8	9	AB R H RBI BB SO LOB	TOP											
<b>Curtis Goodwin, L</b> (1, 8) OBP: 0.289, SLG: 0.257	0-0 G6-3		2-3 K			2-0 G4-3	2-2 G3			4 0 0 0 0 1 2												
<b>Eric Owens, R</b> (1, 7) OBP: 0.321, SLG: 0.289	2-1 F9		4-2 BB			4-0 HR BB		1-3 K		2 1 0 0 2 1 0												
<b>Willie Greene, L</b> (1, 5) OBP: 0.290, SLG: 0.429	3-3 K		3-3 K			0-1 HR		0-3 K		4 1 1 2 0 3 2												
<b>Hal Morris, L</b> (1, 3) OBP: 0.349, SLG: 0.416		2-3 K		2-2 G3		2-0 1B		2-2 G6-3		4 0 1 0 0 1 0												
<b>Bret Boone, R</b> (1, 4) OBP: 0.243, SLG: 0.296		2-2 G6-3 2B		2-2 F9		1-1 F9		0-0 P3		4 0 1 0 0 0 1												
<b>Jeff Branson, L</b> (1, 6) OBP: 0.311, SLG: 0.366		3-2 G6-3		0-3 K		2-3 K		2-0 F9		4 0 0 0 0 2 2												
<b>Chad Mottola, R</b> (1, 9) OBP: 0.342, SLG: 0.472		0-3 K			1-1 P2		2-1 SH1-3 1B		3-2 1B	4 0 2 0 0 1 1	<b>AB 32</b>											
<b>Joe Oliver, R</b> (1, 2) OBP: 0.269, SLG: 0.352			1-0 BB 1B		0-0 P3		0-1 SH1-3		0-0 G3	2 0 1 0 0 0 0	<b>R 2</b>											
<b>Eddie Taubensee, L</b> (9, PH) OBP: 0.333, SLG: 0.420										1 0 0 0 0 0 1	<b>H 6</b>											
<b>Dave Burba, R</b> (1, 1) OBP: 0.087, SLG: 0.045			0-0 B2		0-2 G3		0-0 G3			2 0 0 0 0 0 1	<b>RBI 2</b>											
<b>Lenny Harris, L</b> (7, PH) OBP: 0.324, SLG: 0.508										1 0 0 0 0 0 1	<b>BB 2</b>											
<b>Jeff Shaw, R</b> (7, 1)										0 0 0 0 0 0 0	<b>SO 9</b>											
<b>Lee Smith, R</b> (8, 1)										0 0 0 0 0 0 0	<b>LOB 11</b>											
<b>Johnny Ruffin, R</b> (8, 1) OBP: 1.000, SLG: 1.000										0 0 0 0 0 0 0												
<b>Inning Stats</b>	R: 0 E: 0 K: 1 S: 6	H: 0 LOB: 0 BB: 0 P: 11	R: 0 E: 0 K: 2 S: 15	H: 1 LOB: 1 BB: 0 P: 22	R: 0 E: 0 K: 2 S: 10	H: 1 LOB: 2 BB: 1 P: 20	R: 0 E: 0 K: 1 S: 9	H: 0 LOB: 0 BB: 0 P: 13	R: 0 E: 0 K: 0 S: 6	H: 0 LOB: 0 BB: 0 P: 7	R: 2 E: 0 K: 1 S: 9	H: 2 LOB: 1 BB: 1 P: 20	R: 0 E: 0 K: 0 S: 9	H: 1 LOB: 1 BB: 0 P: 13	R: 0 E: 0 K: 2 S: 9	H: 0 LOB: 0 BB: 0 P: 12	R: 0 E: 0 K: 0 S: 7	H: 1 LOB: 1 BB: 0 P: 12	1B: 4 2B: 1 3B: 0 HR: 1	SF: 0 SAC: 1 DP: 0 HBP: 0	WP: 0 PB: 0 SB: 2 CS: 0	PA: 35
<b>PITCHER</b>	IP WLS BF H R ER SO BB IBB HBP BLK WP HR S P ERA WHIP																					
<b>Hideo Nomo, R</b> (1, 1) ERA: 3.65	8.0 W 31 5 2 2 9 2 0 0 0 0 0 1 73 118 2.25 0.875																					
<b>Todd Worrell, R</b> (9, 1) ERA: 3.0	1.0 S 4 1 0 0 0 0 0 0 0 0 0 0 7 12 0.00 1.000																					

Cincinnati Reds @ Los Angeles Dodgers  
Dodger Stadium, Los Angeles, CA  
Sun Jun 09 1996, 3:33 AM PDT  
Att. 47,847 - Sunny - 86 F

livebaseballscorecards.com



Batter	1	2	3	4	5	6	7	8	9
<b>Delino DeShields, L</b> OBP: 0.288, SLG: 0.336 (1, 4)	0-0 P4		2-0 P2			1-2 G4-3		0-0 E3 1B	
<b>Todd Hollandsworth, L</b> OBP: 0.366, SLG: 0.386 (1, 8) (9, 7)	2-3 K		3-1 G6-3			0-1 G4-3		3-2 2B 1B	
<b>Raul Mondesi, R</b> OBP: 0.286, SLG: 0.460 (1, 9)	2-1 G3			4-2 G6-4-3 BB		1-3 K		2-2 F8	
<b>Eric Karros, R</b> OBP: 0.303, SLG: 0.422 (1, 3)		2-1 HR		2-0 G6-4-3		1-0 G3 2B		1-2 1B 2B	
<b>Mike Blowers, R</b> OBP: 0.317, SLG: 0.358 (1, 5)		1-2 G6-3		3-3 K		3-3 K		1-0 1B	
<b>Milt Thompson, L</b> OBP: 0.212, SLG: 0.149 <b>Todd Worrell, R</b> (9, 1)		2-3 K			1-1 G2-3		0-0 G3	2-2 P5	
<b>Tom Prince, R</b> OBP: 0.318, SLG: 0.333 <b>Mike Piazza, R</b> OBP: 0.436, SLG: 0.580 (7, PH) (8, 2)		2-1 G6-3			2-2 F9		4-0 IBB		
<b>Juan Castro, R</b> OBP: 0.250, SLG: 0.218 <b>Dave Hansen, L</b> OBP: 0.296, SLG: 0.196 <b>Chad Fonville, S</b> OBP: 0.276, SLG: 0.239 (8, 6)			3-2 F8		0-0 G6-3		1-1 P5		
<b>Hideo Nomo, R</b> OBP: 0.200, SLG: 0.250 <b>Roger Cedeno, S</b> OBP: 0.345, SLG: 0.328 (8, PH) (9, 8)			1-2 2B			0-0 G4-3 2B		1-2 F8	

Inning Stats	R: 0 E: 0 K: 1 S: 8	H: 0 LOB: 0 BB: 0 P: 12	R: 1 E: 0 K: 1 S: 10	H: 1 LOB: 0 BB: 0 P: 17	R: 0 E: 0 K: 0 S: 10	H: 1 LOB: 1 BB: 0 P: 19	R: 0 E: 0 K: 1 S: 8	H: 0 LOB: 0 BB: 1 P: 17	R: 0 E: 0 K: 0 S: 6	H: 0 LOB: 0 BB: 0 P: 9	R: 0 E: 0 K: 1 S: 9	H: 1 LOB: 1 BB: 0 P: 11	R: 0 E: 0 K: 1 S: 7	H: 1 LOB: 2 BB: 1 P: 16	R: 2 E: 1 K: 0 S: 22	H: 4 LOB: 2 BB: 0 P: 32
--------------	------------------------------	----------------------------------	-------------------------------	----------------------------------	-------------------------------	----------------------------------	------------------------------	----------------------------------	------------------------------	---------------------------------	------------------------------	----------------------------------	------------------------------	----------------------------------	-------------------------------	----------------------------------

PITCHER	IP	WLS	BF	H	R	ER	SO	BB	IBB	HBP	BLK	WP	HR	S	P	ERA	WHIP
<b>Dave Burba, R</b> ERA: 4.46 (1, 1)	6.0		21	3	1	1	4	1	0	0	0	0	1	51	85	1.50	0.667
<b>Jeff Shaw, R</b> ERA: 2.01 (7, 1)	1.0		5	1	0	0	1	0	1	0	0	0	0	7	16	0.00	1.000
<b>Lee Smith, R</b> ERA: 3.45 (8, 1)	0.2	L	6	4	2	2	0	0	0	0	0	0	0	16	24	27.00	6.000
<b>Johnny Ruffin, R</b> ERA: 5.58 (8, 1)	0.1		1	0	0	0	0	0	0	0	0	0	0	6	8	0.00	0.000

**BOTTOM**

**Cincinnati Reds @ Los Angeles Dodgers**  
Dodger Stadium, Los Angeles, CA

Sun Jun 09 1996, 3:33 AM PDT  
Att: 47,847 - Sunny - 86 F

AB	R	H	RBI	BB	SO	LOB
4	1	1	0	0	0	2
4	1	1	1	0	1	2
3	0	0	0	1	1	2
4	1	3	2	0	0	1
4	0	1	0	0	2	1
4	0	0	0	0	1	3
0	0	0	0	0	0	0
2	0	0	0	0	0	0
0	0	0	0	1	0	0
2	0	0	0	0	0	0
1	0	0	0	0	0	2
0	0	0	0	0	0	0
2	0	2	0	0	0	0
1	0	0	0	0	0	0

AB	31
R	3
H	8
RBI	3
BB	2
SO	5
LOB	13

livebaseballscorecards.com



WP	PA
0	33
0	
1	
0	

Batter	1	2	3	4	5	6	7	8	9	AB	R	H	RBI	BB	SO	LOB	TOP										
Thomas Howard, S (1, 7) OBP: 0.259, SLG: 0.293 Jeff Brantley, R (8, 1)	1-1 P5		0-0 F7		1-1 CS	0-0 P6	1-2 CS 1B	0-1 1B		5	0	2	3	0	0	0											
Hal Morris, L (1, 3) OBP: 0.350, SLG: 0.416	2-2 F7		2-2 1B			0-0 1B	3-2 G4-3	3-1 G6-3		5	0	2	0	0	0	4											
Barry Larkin, R (1, 6) OBP: 0.409, SLG: 0.497 Curtis Goodwin, L (8, 7)	1-2 G6-3		3-2 F9			1-2 1B		1-1 1B		3	1	1	0	0	0	1											
Eric Davis, R (1, 8) OBP: 0.400, SLG: 0.622		1-3 K		2-0 G5-3		2-3 K		4-2 1B	3-1 F8	4	1	0	0	1	2	2											
Eddie Taubensee, L (1, 2) OBP: 0.342, SLG: 0.430		1-1 1B		3-3 K		4-1 1B		2-0 1B	3-2 G3-1	4	2	2	1	1	1	0											
Bret Boone, R (1, 4) OBP: 0.238, SLG: 0.290		3-2 G6-3		2-1 G4-3		1-2 G6-3		0-0 SH1-4		3	0	0	0	0	0	4											
Willie Greene, L (1, 5) OBP: 0.299, SLG: 0.425		2-2 1B			1-0 E3		2-3 K	4-0 1B		3	1	1	1	1	1	0											
Chad Mottola, R (1, 9) OBP: 0.333, SLG: 0.450		1-3 K		2-2 F9		2-2 1B		1-1 F8		4	1	1	0	0	1	4											
Roger Salkeld, R (1, 1) Lenny Harris, L (7, PH) Hector Carrasco, R (7, 1) Lee Smith, R (7, 1) Jeff Branson, L (8, PH)			0-1 G5-3		0-3 K		1-2 1B	4-2 1B		2	0	0	0	0	1	1											
<b>Inning Stats</b>	R: 0 E: 0 K: 0 S: 10	H: 0 LOB: 0 BB: 0 P: 14	R: 1 E: 0 K: 2 S: 14	H: 2 LOB: 1 BB: 0 P: 22	R: 0 E: 0 K: 0 S: 9	H: 1 LOB: 1 BB: 0 P: 14	R: 0 E: 0 K: 1 S: 8	H: 0 LOB: 0 BB: 0 P: 15	R: 0 E: 1 K: 1 S: 10	H: 0 LOB: 0 BB: 0 P: 14	R: 0 E: 0 K: 1 S: 11	H: 1 LOB: 3 BB: 1 P: 19	R: 1 E: 0 K: 1 S: 18	H: 3 LOB: 1 BB: 0 P: 27	R: 4 E: 0 K: 0 S: 17	H: 3 LOB: 2 BB: 3 P: 36	R: 0 E: 0 K: 0 S: 6	H: 0 LOB: 0 BB: 0 P: 13	1B: 9 2B: 1 3B: 0 HR: 0	SF: 0 SAC: 1 DP: 0 HBP: 1	WP: 2 PB: 1 SB: 1 CS: 2	PA: 42					
<b>PITCHER</b>	IP	WLS	BF	H	R	ER	SO	BB	IBB	HBP	BLK	WP	HR	S	P	ERA	WHIP										
Tim Worrell, R (1, 1) ERA: 1.89	5.2		22	4	1	1	5	0	0	1	0	0	0	58	89	1.59	0.706										
Bryce Florie, R (6, 1) ERA: 3.16	0.2		6	3	1	1	1	1	0	0	0	0	0	19	30	13.50	6.000										
Doug Bochtler, R (7, 1) ERA: 3.13	1.1	L	9	3	4	4	0	2	1	0	0	2	0	18	37	27.00	3.750										
Willie Blair, R (8, 1) ERA: 3.72	0.1		1	0	0	0	0	0	0	0	0	0	0	2	5	0.00	0.000										
Trevor Hoffman, R (9, 1) ERA: 1.55	1.0		3	0	0	0	0	0	0	0	0	0	0	6	13	0.00	0.000										

Cincinnati Reds @ San Diego Padres  
 Jack Murphy Stadium, San Diego, CA  
 Mon Jun 10 1996, 10:05 PM EDT  
 Att. 41,120 - Unknown - 73 F

livebaseballscorecards.com

AB	35
R	6
H	10
RBI	5
BB	4
SO	6
LOB	16





Batter	1	2	3	4	5	6	7	8	9	AB	R	H	RBI	BB	SO	LOB
Rickey Henderson, R (1, 7) OBP: 0.414, SLG: 0.311	1-0 F9		1-3 K		4-2 BB		4-0 S BB			2	0	0	0	2	1	0
Steve Finley, L (1, 8) OBP: 0.338, SLG: 0.473	1-1 G3			2-1 1B 2B 1B	3-3 K		4-0 1-2 BB			3	1	1	0	1	1	2
Tony Gwynn, L (1, 9) OBP: 0.386, SLG: 0.414	2-2 G1-3			0-0 F8		1-1 F7	1-1 L9			4	0	0	0	0	0	4
Ken Caminiti, S (1, 5) OBP: 0.370, SLG: 0.530		2-3 K		1-1 2B 1B 1B		2-1 HR		1-2 G3-4-1		4	2	2	1	0	1	0
Jason Thompson, L (1, 3) OBP: 0.333, SLG: 0.500		2-1 P6		1-2 1B 2B		0-1 G5-4-3 1B		3-3 K		3	0	2	1	0	0	0
Doug Bochtler, R (7, 1)										0	0	0	0	0	0	0
Willie Blair, R (8, 1)										0	0	0	0	0	0	0
Chris Gwynn, L (8, PH) OBP: 0.350, SLG: 0.265				1-3 2-H 3-H 2B					1	0	0	0	0	0	1	0
Trevor Hoffman, R (9, 1)										0	0	0	0	0	0	0
Archi Cianfrocco, R (1, 6) OBP: 0.358, SLG: 0.433		3-1 2B		2-1 2-H 3-H 1B		1-2 G5-4-3 1-2f		1-3 K		4	0	2	1	0	1	1
Luis Lopez, S (1, 4) OBP: 0.233, SLG: 0.289	0-1 F7			1-3 K			0-1 G4-3			3	0	0	0	0	1	2
Brian Johnson, R (9, PH) OBP: 0.313, SLG: 0.505										1	0	1	0	0	0	0
Brad Ausmus, R (1, 2) OBP: 0.273, SLG: 0.244			1-0 G6-3		4-1 CS SH2-4 BB		3-1 G3		1-0 G6-4-3 1-2f	2	0	0	0	1	0	0
Marc Newfield, R (9, PH) OBP: 0.373, SLG: 0.472										1	0	0	0	0	0	1
Tim Worrell, R (1, 1)			3-2 G6-3		0-0 SH2-4		2-1 WP 2B		2-2 G6-3	1	0	0	0	0	0	0
Bryce Florie, R (6, 1)										0	0	0	0	0	0	0
Jody Reed, R (7, 4) OBP: 0.323, SLG: 0.296										2	0	1	0	0	0	0

Inning Stats	R: 0	H: 0	E: 0	K: 0	S: 6	H: 0	LOB: 0	BB: 0	P: 10	R: 0	H: 1	E: 0	K: 1	S: 11	H: 0	LOB: 1	BB: 0	P: 18	R: 0	H: 0	E: 0	K: 1	S: 7	R: 2	H: 4	E: 0	K: 1	S: 14	H: 0	LOB: 2	BB: 2	P: 18	R: 1	H: 2	E: 0	K: 0	S: 9	H: 1	LOB: 3	BB: 2	P: 22	R: 0	H: 0	E: 0	K: 2	S: 10	H: 0	LOB: 0	BB: 0	P: 15	R: 0	H: 1	E: 0	K: 0	S: 5	H: 1	LOB: 0	BB: 0	P: 8	1B: 5	SF: 0	2B: 4	SAC: 1	3B: 0	DP: 3	HR: 1	HBP: 0	WP: 1	PA: 36
--------------	------	------	------	------	------	------	--------	-------	-------	------	------	------	------	-------	------	--------	-------	-------	------	------	------	------	------	------	------	------	------	-------	------	--------	-------	-------	------	------	------	------	------	------	--------	-------	-------	------	------	------	------	-------	------	--------	-------	-------	------	------	------	------	------	------	--------	-------	------	-------	-------	-------	--------	-------	-------	-------	--------	-------	--------

PITCHER	IP	WLS	BF	H	R	ER	SO	BB	IBB	HBP	BLK	WP	HR	S	P	ERA	WHIP
Roger Salkeld, R (1, 1) ERA: 4.02	6.0		24	7	3	3	4	2	0	0	0	0	1	54	92	4.50	1.500
Hector Carrasco, R (7, 1) ERA: 5.0	0.2		5	1	0	0	0	2	0	0	0	1	0	6	19	0.00	4.500
Lee Smith, R (7, 1) ERA: 3.38	0.1	W	1	0	0	0	0	0	0	0	0	0	0	2	3	0.00	0.000
Jeff Brantley, R (8, 1) ERA: 3.41	2.0	S	6	1	0	0	2	0	0	0	0	0	0	15	23	0.00	0.500

**BOTTOM**

**Cincinnati Reds @ San Diego Padres**  
**Jack Murphy Stadium, San Diego, CA**  
 Mon Jun 10 1996, 10:05 PM EDT  
 Att: 41,120 - Unknown - 73 F

AB	31
R	3
H	9
RBI	3
BB	4
SO	6
LOB	10



WP	1	PA	36
PB	0		
SB	1		
CS	1		

livebaseballscorecards.com

Batter	1	2	3	4	5	6	7	8	9	AB R H RBI BB SO LOB	TOP																							
<b>Eric Owens, R</b> OBP: 0.319, SLG: 0.290 (1, 7)	2-2 P2		0-0 SF8		2-2 PO S 1B		2-3 K			3 0 1 1 0 1 2																								
<b>Bret Boone, R</b> OBP: 0.245, SLG: 0.291 (1, 4)	3-2 1B		3-H 4-0 BB		1-1 F7		2-3 K			3 0 1 0 1 1 3																								
<b>Barry Larkin, R</b> OBP: 0.404, SLG: 0.489 <b>Jeff Branson, L</b> OBP: 0.314, SLG: 0.363 (1, 6) (6, 6)	1-2 F7		3-3 K		3-2 PO 1-3	0-0 F8		2-3 K		3 0 0 0 0 1 1 1 0 0 0 0 1 0																								
<b>Eric Davis, R</b> OBP: 0.396, SLG: 0.608 (1, 8)		3-3 K		3-3 K		1-2 F9		4-2 FC1-6 BB		3 0 0 0 1 2 0																								
<b>Chris Sabo, R</b> OBP: 0.409, SLG: 0.468 <b>Jeff Shaw, R</b> <b>Lee Smith, R</b> <b>Hal Morris, L</b> OBP: 0.350, SLG: 0.416 (1, 5) (6, 1) (8, 1) (9, 3)		2-2 F8		1-1 HR 1B		1-0 2B		2-1 FC1-6 1-2f		3 1 2 0 0 0 0 1 0 0 0 0 0 1 0 0 0 0 0 0 0 0 0 0 0 0 0 0																								
<b>Chad Mottola, R</b> OBP: 0.326, SLG: 0.500 (1, 9)		3-2 F8		1-0 HR		0-0 P4		1-2 F3		4 1 1 2 0 0 2																								
<b>Eddie Taubensee, L</b> OBP: 0.346, SLG: 0.439 <b>Jeff Brantley, R</b> (1, 2) (9, 1)			1-1 2B 2B		2-2 G1-3		2-1 F9		2-2 CS 1B	4 1 2 0 0 0 0 0 0 0 0 0 0 0	<b>AB 31</b>																							
<b>Joe Oliver, R</b> OBP: 0.278, SLG: 0.380 (1, 3) (9, 2)			3-2 SH2-4 SF8 2B		0-0 P6		2-1 2B		1-3 K 1-2	4 1 2 1 0 1 1	<b>RBI 4</b>																							
<b>Kevin Jarvis, L</b> <b>Willie Greene, L</b> OBP: 0.303, SLG: 0.420 (1, 1) (6, 5)			0-0 SH2-4		1-3 K		4-2 BB		0-1 F9	1 0 0 0 0 1 0 1 0 0 0 1 0 0	<b>BB 3</b>																							
<b>Inning Stats</b>	R: 0 E: 0 K: 0 S: 9	H: 1 LOB: 0 BB: 0 P: 15	R: 0 E: 0 K: 1 S: 10	H: 0 LOB: 0 BB: 0 P: 18	R: 2 E: 0 K: 1 S: 12	H: 2 LOB: 1 BB: 1 P: 23	R: 2 E: 0 K: 1 S: 11	H: 2 LOB: 0 BB: 0 P: 18	R: 0 E: 0 K: 0 S: 6	H: 1 LOB: 1 BB: 0 P: 8	R: 0 E: 0 K: 2 S: 12	H: 1 LOB: 2 BB: 1 P: 24	R: 0 E: 0 K: 1 S: 11	H: 0 LOB: 1 BB: 1 P: 20	R: 0 E: 0 K: 1 S: 9	H: 1 LOB: 0 BB: 0 P: 12	1B: 4 2B: 4 3B: 0 HR: 1	SF: 1 SAC: 1 DP: 0 HBP: 0	WP: 0 PB: 0 SB: 1 CS: 1	PA: 37														
<b>PITCHER</b>	IP WLS BF H R ER SO BB IBB HBP BLK WP HR S P ERA WHIP																																	
<b>Fernando Valenzuela, L</b> ERA: 3.55 <b>Scott Sanders, R</b> ERA: 3.18 <b>Ron Villone, L</b> ERA:	(1, 1) (7, 1) (9, 1)	6.0 2.0 1.0	L	24 9 3	7 1 1	4 0 0	4 0 0	4 3 1	1 2 0	0 0 0	0 0 0	0 23 9	60 44 12	100 0.00 0.00	1.333 1.500 1.000																			

**Cincinnati Reds @ San Diego Padres**  
**Jack Murphy Stadium, San Diego, CA**  
 Tue Jun 11 1996, 10:05 PM EDT  
 Att. 12,029 - Unknown - 71 F

livebaseballscorecards.com



Batter	1	2	3	4	5	6	7	8	9	AB	R	H	RBI	BB	SO	LOB
Rickey Henderson, R (1, 7) OBP: 0.418, SLG: 0.315	4-0 G3-1 FC1-5-2 S BB		1-0 F7-4 S 1B		2-2 FC6-4 1B		1-0 G5-3	2-1 F7		4	0	2	0	1	0	3
Steve Finley, L (1, 8) OBP: 0.332, SLG: 0.464	3-1 G3-1 1-3		3-1 F7-4 1-2		0-0 FC6-4 1-2f		3-1 F7		1-1 P5	5	0	0	0	0	0	3
Tony Gwynn, L (1, 9) OBP: 0.390, SLG: 0.433	1-1 FC1-5-2 3-H			1-0 HR		1-1 G3	0-1 1B		0-1 1B	5	1	3	1	0	0	2
Ken Caminiti, S (1, 5) OBP: 0.366, SLG: 0.521	1-1 F8			0-0 FC4-6 1B		2-1 F8	0-0 F8		2-3 K	5	0	1	0	0	1	3
Jason Thompson, L (1, 3) OBP: 0.273, SLG: 0.364		1-0 P5		2-0 FC4-6 BB 1-2f		1-2 G5-3 1B		2-2 G4-3	0-0 F8	5	0	1	0	0	0	2
Archi Cianfrocco, R (1, 6) OBP: 0.374, SLG: 0.457		1-2 2B		2-3 K		2-1 G5-3 1B		3-2 BB 1B		4	0	3	0	0	1	1
Brian Johnson, R (1, 2) OBP: 0.311, SLG: 0.491		1-0 G4-3		4-0 BB		1-1 G5-3		2-2 F9		3	0	0	0	1	0	4
Jody Reed, R (1, 4) OBP: 0.326, SLG: 0.296		2-2 F8		0-2 G4-3		4-1 BB		0-1 BB 1B		3	0	1	0	1	0	3
Fernando Valenzuela, L (1, 1) OBP: 0.174, SLG: 0.174			0-0 G3-1		0-3 K		1-0 P4		4-1 BB	2	0	0	0	0	1	0
Chris Gwynn, L (6, PH) OBP: 0.341, SLG: 0.257										1	0	0	0	0	0	3
Scott Sanders, R (7, 1)										0	0	0	0	0	0	0
Marc Newfield, R (8, PH) OBP: 0.378, SLG: 0.472										0	0	0	0	1	0	0
Ron Villone, L (9, 1)										0	0	0	0	0	0	0

Inning Stats	R: 0	H: 0	E: 0	K: 0	S: 6	H: 0	LOB: 1	BB: 1	P: 15	R: 0	H: 1	E: 0	K: 0	S: 10	H: 1	LOB: 0	BB: 0	P: 8	R: 1	H: 2	E: 0	K: 1	S: 11	H: 2	LOB: 2	BB: 1	P: 20	R: 0	H: 1	E: 0	K: 1	S: 9	H: 2	LOB: 3	BB: 1	P: 22	R: 0	H: 1	E: 0	K: 0	S: 6	H: 2	LOB: 1	BB: 0	P: 10	R: 0	H: 2	E: 0	K: 0	S: 24	H: 2	LOB: 3	BB: 1	P: 37	R: 0	H: 1	E: 0	K: 1	S: 8	H: 1	LOB: 1	BB: 0	P: 11	1B: 9	2B: 2	3B: 0	HR: 1	SF: 0	SAC: 0	DP: 1	HBP: 0	WP: 0	PA: 41
--------------	------	------	------	------	------	------	--------	-------	-------	------	------	------	------	-------	------	--------	-------	------	------	------	------	------	-------	------	--------	-------	-------	------	------	------	------	------	------	--------	-------	-------	------	------	------	------	------	------	--------	-------	-------	------	------	------	------	-------	------	--------	-------	-------	------	------	------	------	------	------	--------	-------	-------	-------	-------	-------	-------	-------	--------	-------	--------	-------	--------

PITCHER	IP	WLS	BF	H	R	ER	SO	BB	IBB	HBP	BLK	WP	HR	S	P	ERA	WHIP
Kevin Jarvis, R (1, 1) ERA: 5.09	5.2		26	7	1	1	2	3	0	0	0	0	0	50	90	1.59	1.765
Jeff Shaw, R (6, 1) ERA: 1.89	2.0		9	3	0	0	0	0	0	0	0	0	0	28	40	0.00	1.500
Lee Smith, R (8, 1) ERA: 3.31	0.1		2	0	0	0	0	1	0	0	0	0	0	3	9	0.00	3.000
Jeff Brantley, R (9, 1) ERA: 3.31	1.0	S	4	1	0	0	1	0	0	0	0	0	0	8	11	0.00	1.000

BOTTOM

Cincinnati Reds @ San Diego Padres  
Jack Murphy Stadium, San Diego, CA

Tue Jun 11 1996, 10:05 PM EDT  
Att: 12,029 - Unknown - 71 F

livebaseballscorecards.com

AB	37
R	1
H	11
RBI	1
BB	4
SO	3
LOB	24



Batter	1	2	3	4	5	6	7	8	9	AB R H RBI BB SO LOB	TOP
--------	---	---	---	---	---	---	---	---	---	----------------------	-----

<b>Thomas Howard, S</b> <small>(1, 7) OBP: 0.276, SLG: 0.300</small> <small>(9, 8)</small>	4-1 		1-0 	2-3 			0-1 	0-0 	0-1 	5 1 2 1 1 1 4	
<b>Willie Greene, L</b> <small>(1, 5) OBP: 0.317, SLG: 0.457</small>	1-0 		1-3 				4-1 		1-2 	4 1 2 1 1 1 1	
<b>Hal Morris, L</b> <small>(1, 3) OBP: 0.347, SLG: 0.408</small>	2-2 		3-3 				2-3 		4-2 	4 1 0 0 1 3 5	
<b>Eric Davis, R</b> <small>(1, 8) OBP: 0.402, SLG: 0.624</small> <b>Hector Carrasco, R</b> <small>(9, 1)</small>	4-1 		2-2 				3-2 		1-0 	3 1 1 2 1 0 2 0 0 0 0 0 0 0	
<b>Eddie Taubensee, L</b> <small>(1, 2) OBP: 0.344, SLG: 0.434</small> <b>Joe Oliver, R</b> <small>(8, 2) OBP: 0.286, SLG: 0.387</small>	2-1 		1-0 				0-0 		2-1 	4 0 1 1 0 0 2 1 1 1 0 0 0 0	
<b>Bret Boone, R</b> <small>(1, 4) OBP: 0.250, SLG: 0.315</small>		2-2 	3-1 				0-1 		0-2 	5 2 2 2 0 0 2	
<b>Chad Mottola, R</b> <small>(1, 9) OBP: 0.314, SLG: 0.469</small>		3-2 		0-1 			1-1 		0-0 	5 0 1 0 0 1 0	
<b>Jeff Branson, L</b> <small>(1, 6) OBP: 0.323, SLG: 0.388</small>		0-0 		1-3 			4-0 		1-0 	4 2 2 2 1 1 0	
<b>John Smiley, L</b> <small>(1, 1) OBP: 0.296, SLG: 0.308</small> <b>Lenny Harris, L</b> <small>(8, PH) OBP: 0.329, SLG: 0.508</small> <b>Lee Smith, R</b> <small>(8, 1)</small> <b>Eric Owens, R</b> <small>(9, PH) OBP: 0.325, SLG: 0.297</small> <small>(9, 7)</small>	0-0 		0-1 				2-0 		1-2 	2 0 1 0 0 0 0 1 0 0 0 0 0 2 0 0 0 0 0 0 0 1 0 1 0 0 0 0	

Inning Stats	R: 0	H: 1	R: 1	H: 1	R: 1	H: 2	R: 0	H: 1	R: 0	H: 0	R: 1	H: 1	R: 1	H: 3	R: 5	H: 5	1B: 10	SF: 0	WP: 1	PA: 46
	E: 0	LOB: 2	E: 0	LOB: 0	E: 0	LOB: 2	E: 0	LOB: 1	E: 0	LOB: 0	E: 0	LOB: 2	E: 0	LOB: 2	E: 0	LOB: 1	2B: 0	SAC: 1	PB: 0	
	K: 0	BB: 2	K: 0	BB: 0	K: 2	BB: 0	K: 2	BB: 0	K: 1	BB: 0	K: 1	BB: 2	K: 1	BB: 0	K: 1	BB: 1	3B: 0	DP: 1	SB: 2	
	S: 8	P: 21	S: 9	P: 14	S: 17	P: 28	S: 10	P: 13	S: 7	P: 10	S: 5	P: 6	S: 11	P: 26	S: 12	P: 16	HR: 4	HBP: 1	CS: 0	

PITCHER	IP	WLS	BF	H	R	ER	SO	BB	IBB	HBP	BLK	WP	HR	S	P	ERA	WHIP
<b>Sean Bergman, R</b> <small>(1, 1) ERA: 4.83</small>	6.1		29	6	3	2	5	4	0	1	0	0	1	60	106	2.84	1.579
<b>Bryce Florie, R</b> <small>(7, 1) ERA: 3.31</small>	1.1	L	7	3	1	1	1	0	0	0	0	1	0	18	27	6.75	2.250
<b>Doug Bochtler, R</b> <small>(8, 1) ERA: 5.01</small>	0.1		6	4	5	5	0	1	0	0	0	0	3	12	23	135.00	15.000
<b>Willie Blair, R</b> <small>(9, 1) ERA: 3.63</small>	1.0		4	1	0	0	1	0	0	0	0	0	0	9	14	0.00	1.000

**Cincinnati Reds @ San Diego Padres**  
 Jack Murphy Stadium, San Diego, CA  
 Wed Jun 12 1996, 10:05 PM EDT  
 Att. 11,411 - Unknown - 68 F

livebaseballscorecards.com

AB	39
R	9
H	14
RBI	9
BB	5
SO	7
LOB	18



Batter	1	2	3	4	5	6	7	8	9	AB	R	H	RBI	BB	SO	LOB
Rickey Henderson, R OBP: 0.418, SLG: 0.310 (1, 8) C X	1-1 G6-3 ①		1-2 G4-3 ①		2-2 L6-3 ① 1-1		4-1 BB		4-0 BB	3	0	0	0	2	0	1
Jody Reed, R OBP: 0.323, SLG: 0.294 (1, 4) C X	1-1 G4-3 ②		0-0 1B		3-2 G3 ③		0-1 L4 ③		0-2 G1-3 ③	5	0	1	0	0	0	3
Tony Gwynn, L OBP: 0.384, SLG: 0.425 (1, 9) C X	0-2 F8 ③		0-0 P6 ②			0-1 E3 1B		2-3 K ①		4	0	0	0	0	1	1
Ken Caminiti, S OBP: 0.359, SLG: 0.510 (1, 5) S X		0-1 F7 ①	0-1 L8 ③			1-2 L5 ①		0-0 G4-3 ②		4	0	0	0	0	0	2
Archi Cianfrocco, R OBP: 0.369, SLG: 0.459 (1, 3) S X		1-3 K ②		1-1 2B		1-0 F8 ②		1-1 F8 ③		4	0	1	0	0	1	1
Marc Newfield, R OBP: 0.377, SLG: 0.468 Steve Finley, L OBP: 0.331, SLG: 0.462 (1, 7) (7, 8)		2-3 K ③		2-3 K ①		2-0 1B		1-2 1B ③		3-2 E5 BB G6-4-3	3	0	1	0	0	2
Brian Johnson, R OBP: 0.311, SLG: 0.487 Bryce Florie, R Doug Bochtler, R Willie Blair, R Chris Gwynn, L OBP: 0.357, SLG: 0.257 (9, PH) Andujar Cedeno, R OBP: 0.278, SLG: 0.318 (1, 6)			0-1 1B HR 1B		0-1 F7 ②		0-1 F8 ③		4-0 G6-4-3 E 1-2 BB BB	3	1	1	0	0	0	3
			0-1 HR 1B		1-3 K ③		2-3 K ①		1-1 E6 G6-4-3	4	1	1	0	0	2	3
Sean Bergman, R OBP: 0.107, SLG: 0.214 Brad Ausmus, R OBP: 0.270, SLG: 0.241 (1, 1) (7, 2)			0-0 HR 1B		1-3 K L6-3		0-0 F7 ②		1-2 G6-4-3 1-2 2-3 3-H	2	1	1	3	0	1	0
			1-3 HR 3-H							2	0	0	0	0	0	2

Inning Stats	R: 0	H: 0	E: 0	K: 0	S: 7	R: 0	H: 0	E: 0	K: 2	S: 9	R: 3	H: 4	E: 0	K: 0	S: 12	R: 0	H: 1	E: 0	K: 2	S: 10	R: 0	H: 0	E: 1	K: 1	S: 9	R: 0	H: 0	E: 0	K: 1	S: 7	R: 0	H: 0	E: 0	K: 1	S: 7	R: 1	H: 0	E: 2	K: 0	S: 11	1B: 4	2B: 2	3B: 0	HR: 1	SF: 0	SAC: 0	DP: 2	HBP: 0	WP: 1	PB: 0	SB: 0	CS: 0	PA: 38
--------------	------	------	------	------	------	------	------	------	------	------	------	------	------	------	-------	------	------	------	------	-------	------	------	------	------	------	------	------	------	------	------	------	------	------	------	------	------	------	------	------	-------	-------	-------	-------	-------	-------	--------	-------	--------	-------	-------	-------	-------	--------

PITCHER	IP	WLS	BF	H	R	ER	SO	BB	IBB	HBP	BLK	WP	HR	S	P	ERA	WHIP
John Smiley, L ERA: 4.74 (1, 1)	7.0		29	6	3	3	6	1	0	0	0	1	1	64	90	3.86	1.000
Lee Smith, R ERA: 3.12 (8, 1)	1.0		3	0	0	0	1	0	0	0	0	0	0	7	10	0.00	0.000
Hector Carrasco, R ERA: 4.74 (9, 1)	1.0		6	0	1	0	0	2	0	0	0	0	0	11	24	0.00	2.000

**Cincinnati Reds @ San Diego Padres**  
**Jack Murphy Stadium, San Diego, CA**  
 Wed Jun 12 1996, 10:05 PM EDT  
 Att: 11,411 - Unknown - 68 F

AB	35
R	4
H	6
RBI	3
BB	3
SO	7
LOB	17



PITCHER	IP	WLS	BF	H	R	ER	SO	BB	IBB	HBP	BLK	WP	HR	S	P	ERA	WHIP
---------	----	-----	----	---	---	----	----	----	-----	-----	-----	----	----	---	---	-----	------

Batter	1	2	3	4	5	6	7	8	9	AB R H RBI BB SO LOB	TOP											
Mark Grudzielanek, R OBP: 0.370, SLG: 0.454 (1, 6)	0-2 G6-3		2-2 G4-3		0-0 P4		0-0 L9		0-0 SF9	4 0 0 1 0 0 1												
Mike Lansing, R OBP: 0.381, SLG: 0.429 (1, 4)	3-2 3B 1B		0-0 G4-3		0-1 P3		0-3 K		2-3 3-H 1-0 FC5-4	5 1 1 0 0 1 3												
David Segui, S OBP: 0.378, SLG: 0.459 Cliff Floyd, L OBP: 0.316, SLG: 0.283 Sherman Obando, R OBP: 0.315, SLG: 0.435 (1, 3) (1, 7) (6, 9)	1-2 1-H SF9 3B			2-1 1B 2B		0-0 G6-3		2-3 K		1 1 1 1 0 0 0 2 1 1 0 0 0 0 1 0 0 0 0 1 0												
Moises Alou, R OBP: 0.331, SLG: 0.424 (1, 9) (6, 7)	0-1 SF9			2-0 G5-3		1-1 HR		1-0 L8		3 1 1 2 0 0 1												
Henry Rodriguez, L OBP: 0.341, SLG: 0.639 (1, 7) (1, 3)	1-2 K			0-3 K		2-1 1B		1-3 K		4 0 1 0 0 3 1												
Darin Fletcher, L OBP: 0.286, SLG: 0.371 (1, 2)		3-1 F9		1-2 2-H 1B		1-3 K		0-0 L9		4 0 1 1 0 1 1												
F.P. Santangelo, S OBP: 0.362, SLG: 0.429 (1, 8)		2-3 K		1-1 L7		1-1 G4-1		4-0 1B SF9 BB		3 1 0 0 1 1 2												
Shane Andrews, R OBP: 0.319, SLG: 0.458 (1, 5)		2-2 G5-3			0-0 SH1-4 2B		3-1 HR		2-1 SF9 SH 1B	4 1 3 1 0 0 0												
Pedro Martinez, R OBP: 0.200, SLG: 0.111 (1, 1)			1-1 G4-3		0-1 SH1-4		0-3 K		1-1 SH FC5-4	2 0 0 0 0 1 0												
<b>Inning Stats</b>	R: 2 E: 0 K: 1 S: 16	H: 2 LOB: 0 BB: 0 P: 21	R: 0 E: 0 K: 1 S: 11	H: 0 LOB: 0 BB: 0 P: 18	R: 0 E: 0 K: 0 S: 6	H: 0 LOB: 0 BB: 0 P: 9	R: 1 E: 0 K: 1 S: 11	H: 2 LOB: 1 BB: 0 P: 17	R: 0 E: 0 K: 0 S: 6	H: 1 LOB: 1 BB: 0 P: 6	R: 1 E: 0 K: 1 S: 11	H: 2 LOB: 1 BB: 0 P: 16	R: 1 E: 0 K: 2 S: 9	H: 1 LOB: 0 BB: 0 P: 12	R: 0 E: 0 K: 2 S: 8	H: 0 LOB: 0 BB: 0 P: 12	R: 1 E: 1 K: 0 S: 7	H: 1 LOB: 2 BB: 1 P: 15	1B: 4 2B: 2 3B: 1 HR: 2	SF: 2 SAC: 2 DP: 0 HBP: 0	WP: 0 PB: 0 SB: 0 CS: 0	PA: 38
<b>PITCHER</b>	IP WLS BF H R ER SO BB IBB HBP BLK WP HR S P ERA WHIP																				<b>PITCHER</b>	IP WLS BF H R ER SO BB IBB HBP BLK WP HR S P ERA WHIP
Mark Portugal, R ERA: 4.46 (1, 1)	5.0 L 20 5 3 3 3 0 0 0 0 0 0 50 71 5.40 1.000																				Johnny Ruffin, R ERA: 5.61 (6, 1)	3.0 12 3 2 2 5 0 0 0 0 0 0 2 28 6.00 1.000
Hector Carrasco, R ERA: 4.5 (9, 1)	1.0 6 1 1 0 0 0 1 0 0 0 0 0 7 15 0.00 2.000																					

**Montreal Expos @ Cincinnati Reds**  
Riverfront Stadium, Cincinnati, OH

Fri Jun 14 1996, 7:05 PM EDT  
Att. 26,691 - Unknown - 73 F

livebaseballscorecards.com

AB	33
R	6
H	9
RBI	6
BB	1
SO	8
LOB	9



Batter	1	2	3	4	5	6	7	8	9	AB R H RBI BB SO LOB
Thomas Howard, S (1, 7) OBP: 0.264, SLG: 0.286	1-1 G3		1-1 F8			0-0 G4-3		0-3 K		4 0 0 0 0 1 1
Hal Morris, L (1, 3) OBP: 0.341, SLG: 0.401	2-3 K		0-1 G1-3			0-2 F7		0-3 K		4 0 0 0 0 2 0
Barry Larkin, R (1, 6) OBP: 0.396, SLG: 0.479	1-2 F8				1-2 G1-3		1-1 F8		0-0 G5-3	4 0 0 0 0 0 0
Eric Davis, R (1, 8) OBP: 0.405, SLG: 0.625		4-1 PB S 1B BB			2-2 G4-3		3-3 K		2-2 2B	3 1 1 0 1 1 0
Eddie Taubensee, L (1, 2) OBP: 0.341, SLG: 0.429		3-2 SAFE 1B SAFE 1-H 1B			2-3 K		2-2 G4-3		1-3 K	4 0 1 1 0 2 1
Bret Boone, R (1, 4) OBP: 0.252, SLG: 0.315		3-3 K			1-1 1B		2-0 F9			3 0 1 0 0 1 1
Chad Mottola, R (1, 9) OBP: 0.296, SLG: 0.442		2-3 K			0-3 1B		0-3 K		2-3 K	3 0 0 0 0 3 2
Jeff Branson, L (1, 5) OBP: 0.323, SLG: 0.394		1-0 F8			0-0 F9		2-2 G4-3 2B		2-2 G4-3 2B	3 0 1 0 0 0 2
Mark Portugal, R (1, 1) OBP: 0.143, SLG: 0.190			1-2 G5-3		2-3 K			0-0 G4-3		1 0 0 0 0 0 0
Willie Greene, L (5, PH) OBP: 0.314, SLG: 0.452										1 0 0 0 0 1 1
Johnny Ruffin, R (6, 1) OBP: 1.000, SLG: 1.000										0 0 0 0 0 0 0
Lenny Harris, L (8, PH) OBP: 0.324, SLG: 0.500										1 0 0 0 0 0 1
Hector Carrasco, R (9, 1)										0 0 0 0 0 0 0

<b>Inning Stats</b>	R: 0 E: 0 K: 1 S: 8	H: 0 LOB: 0 BB: 0 P: 12	R: 1 E: 0 K: 2 S: 11	H: 1 LOB: 1 BB: 1 P: 24	R: 0 E: 0 K: 0 S: 7	H: 0 LOB: 0 BB: 0 P: 9	R: 0 E: 0 K: 1 S: 10	H: 0 LOB: 0 BB: 0 P: 15	R: 0 E: 0 K: 2 S: 9	H: 1 LOB: 1 BB: 0 P: 12	R: 0 E: 0 K: 0 S: 6	H: 0 LOB: 0 BB: 0 P: 7	R: 0 E: 0 K: 1 S: 8	H: 0 LOB: 0 BB: 0 P: 15	R: 0 E: 0 K: 2 S: 10	H: 1 LOB: 1 BB: 0 P: 14	R: 0 E: 0 K: 2 S: 11	H: 1 LOB: 1 BB: 0 P: 14	1B: 2 2B: 2 3B: 0 HR: 0	SF: 0 SAC: 0 DP: 0 HBP: 0	WP: 0 PB: 1 SB: 1 CS: 0	PA: 32
<b>PITCHER</b> Pedro Martinez, R (1, 1) ERA: 3.14	IP 9.0 WLS W BF 32 H 4 R 1 ER 0 SO 11 BB 1 IBB 0 HBP 0 BLK 0 WP 0 HR 0 S 80 P 122 ERA 0.00 WHIP 0.556																					

BOTTOM

**Montreal Expos @ Cincinnati Reds**  
Riverfront Stadium, Cincinnati, OH  
Fri Jun 14 1996, 7:05 PM EDT  
Att: 26,691 - Unknown - 73 F

livebaseballscorecards.com

AB	31
R	1
H	4
RBI	1
BB	1
SO	11
LOB	9



Batter	1	2	3	4	5	6	7	8	9	AB R H RBI BB SO LOB	TOP	
Mark Grudzielanek, R OBP: 0.367, SLG: 0.449 (1, 6) X	0-0 E6 S 1B		1-1 F9 2 1B	3-2 G4-3 3		3-2 S 1B		0-0 P3 1		5 1 1 0 0 0 1		
Mike Lansing, R OBP: 0.381, SLG: 0.426 (1, 4) S S S	0-3 K 1-2		1-2 2B 1B		0-0 F9 1	4-2 BB		2-2 L1 2		4 1 1 0 1 1 1		
Henry Rodriguez, L OBP: 0.346, SLG: 0.641 (1, 3) X	0-0 S 1B 2-H		0-0 1-H 2B		4-2 2B BB	0-3 K 3		2-2 P3 3		4 1 2 2 1 1 2		
Moises Alou, R OBP: 0.332, SLG: 0.421 (1, 7) S S S	1-3 K 1-2		4-2 BB		2-3 K 2		1-1 S 1B 1		3-2 G4-3 1	4 1 1 0 1 2 2		
Darrin Fletcher, L OBP: 0.289, SLG: 0.374 (1, 2) B C B S X Tim Spehr, R (9, PR) (9, 2)	2-2 G4-3 3		0-1 G5-3 3		2-1 1-H 2B		0-1 F9 1		2-2 FC1-6 HBP	4 0 1 1 0 0 4 0 0 0 0 0 0 0		
Sherman Obando, R OBP: 0.311, SLG: 0.420 (1, 9) B B C C B C X		3-3 K 1		1-0 G4-3 1	2-2 G5-3 3		4-2 SAFE SAFE SAFE 1B BB 1-2		0-2 FC1-6 S 1-2	4 0 0 0 1 1 2		
F.P. Santangelo, S OBP: 0.357, SLG: 0.416 (1, 8) C X		0-1 G4-3 2		4-1 WP 1B BB		1-3 K 1	0-0 F8 2		3-2 G4-3 3 1-2	4 1 0 0 1 1 3		
Shane Andrews, R OBP: 0.329, SLG: 0.486 (1, 5) C C B C X		1-3 K 3		1-0 FC2-5 1-H 1B		2-1 HR 1B 1-2 2-H	2-2 1B			4 1 3 3 0 1 0		
Kirk Rueter, L OBP: 0.105, SLG: 0.059 (1, 1) Andy Stankiewicz, R OBP: 0.262, SLG: 0.216 (6, PH) Mike Dyer, R (6, 1) Tim Scott, R (7, 1) Omar Daal, L (7, 1) Mel Rojas, R OBP: 0.500, SLG: 0.500 (8, 1)			1-3 K 1	0-1 FC2-5 2-3		3-1 G6-3 2	0-3 K 3			2 0 0 0 0 0 1 1 1 0 0 0 0 0 0 0 1 0 0 0 0 0 1 2 0		
<b>Inning Stats</b>	R: 1 E: 1 K: 2 S: 11 H: 1 LOB: 1 BB: 0 P: 14	R: 0 E: 0 K: 2 S: 8 H: 0 LOB: 0 BB: 0 P: 12	R: 1 E: 0 K: 1 S: 14 H: 2 LOB: 2 BB: 1 P: 21	R: 1 E: 0 K: 0 S: 8 H: 1 LOB: 1 BB: 1 P: 17	R: 1 E: 0 K: 1 S: 11 H: 1 LOB: 1 BB: 1 P: 21	R: 1 E: 0 K: 2 S: 18 H: 2 LOB: 2 BB: 1 P: 31	R: 1 E: 0 K: 1 S: 15 H: 2 LOB: 2 BB: 1 P: 22	R: 0 E: 0 K: 0 S: 8 H: 0 LOB: 0 BB: 0 P: 12	R: 0 E: 0 K: 0 S: 14 H: 0 LOB: 2 BB: 0 P: 22	1B: 6 2B: 2 3B: 0 HR: 1 SF: 0 SAC: 0 DP: 0 HBP: 1	WP: 1 PB: 0 SB: 6 CS: 0 PA: 43	
<b>PITCHER</b>	IP WLS BF H R ER SO BB IBB HBP BLK WP HR S P ERA WHIP											
Dave Burba, R ERA: 4.58 (1, 1)	6.0 L 30 7 5 4 8 4 0 0 0 1 1 70 116 6.00 1.833											
Jeff Shaw, R ERA: 2.1 (7, 1)	1.0 6 2 1 1 1 1 0 0 0 0 0 15 22 9.00 3.000											
Lee Smith, R ERA: 2.79 (8, 1)	2.0 7 0 0 0 0 0 0 0 1 0 0 0 22 34 0.00 0.000											

**Montreal Expos @ Cincinnati Reds**  
Riverfront Stadium, Cincinnati, OH  
Sat Jun 15 1996, 7:05 PM EDT  
Att. 32,833 - Unknown - 86 F

livebaseballscorecards.com

**AB 37**  
**R 6**  
**H 9**  
**RBI 6**  
**BB 5**  
**SO 9**  
**LOB 18**





BOTTOM

Montreal Expos @ Cincinnati Reds

Riverfront Stadium, Cincinnati, OH

Sat Jun 15 1996, 7:05 PM EDT  
Att: 32,833 - Unknown - 86 F

livebaseballscorecards.com

AB	39
R	5
H	12
RBI	5
BB	2
SO	8
LOB	25



WP:	0	PA:	41
PB:	0		
SB:	1		
CS:	0		

AB	R	H	RBI	BB	SO	LOB
5	1	2	0	0	0	2
5	1	3	4	0	0	2
4	0	1	0	1	0	1
5	0	0	0	0	3	5
5	0	1	0	0	2	4
2	0	1	0	0	1	1
2	0	1	0	0	1	2
0	0	0	0	0	0	0
2	0	0	0	0	0	2
2	1	1	0	0	0	1
2	0	0	0	0	1	2
2	0	1	1	0	0	1
2	1	1	0	0	0	1
0	0	0	0	0	0	0
0	1	0	0	1	0	0
1	0	0	0	0	0	1

Batter	1	2	3	4	5	6	7	8	9
<b>Eric Owens, R</b> (1, 7) OBP: 0.328, SLG: 0.302	2-1 BB 1B		0-1 F9		3-2 F8		1-1 2B 1B	0-0 F8	
<b>Bret Boone, R</b> (1, 4) OBP: 0.262, SLG: 0.351	1-2 P3		1-1 FC6-4 1B		3-2 HR		1-2 1B 2B	2-1 F8	
<b>Barry Larkin, R</b> (1, 6) OBP: 0.397, SLG: 0.474	4-0 BB		3-1 FC6-4		1-0 G5-3		2-2 S 1B	0-2 G1-3	
<b>Eric Davis, R</b> (1, 3) OBP: 0.393, SLG: 0.603	2-3 K		2-2 G1-3		1-0 G6-3		2-3 K	1-3 K	
<b>Reggie Sanders, R</b> (1, 9) OBP: 0.378, SLG: 0.444	3-3 K			1-0 G6-3 2B		1-1 P2	0-0 P4	2-3 K	
<b>Chris Sabo, R</b> (1, 5) OBP: 0.411, SLG: 0.469		2-1 1B		1-3 K		0-2 2B	3-3 K		
<b>Jeff Branson, L</b> (6, PH) OBP: 0.325, SLG: 0.403									
<b>Lee Smith, R</b> (8, 1)									
<b>Chad Mottola, R</b> (1, 8) OBP: 0.286, SLG: 0.426		2-2 F9		0-1 G6-3		1-2 G5-3		2-1 1B 2B	
<b>Hal Morris, L</b> (6, PH) OBP: 0.343, SLG: 0.406									
<b>Joe Oliver, R</b> (1, 2) OBP: 0.280, SLG: 0.379		0-2 P4		0-3 K		2-2 F7		2-2 FC1-6 1B	
<b>Eddie Taubensee, L</b> (6, PH) OBP: 0.343, SLG: 0.430									
<b>Dave Burba, R</b> (1, 1) OBP: 0.120, SLG: 0.083		0-1 F8			2-1 HR 1B		4-2 1B 2B BB	0-0 FC1-6	
<b>Jeff Shaw, R</b> (7, 1)									
<b>Thomas Howard, S</b> (7, PH) OBP: 0.272, SLG: 0.286									
<b>Willie Greene, L</b> (8, 5) OBP: 0.311, SLG: 0.447									

Inning	R	H	E	K	S	P	BB	IBB	HBP	BLK	WP	HR	S	P	ERA	WHIP
1	0	1	0	2	12	9	1	0	0	0	0	1	52	86	3.60	1.400
2	0	1	0	1	11	9	0	0	0	0	0	0	16	25	18.00	3.000
3	0	1	0	0	9	9	0	0	0	0	0	0	13	18	0.00	3.000
4	0	1	0	0	15	9	0	0	0	0	0	0	9	16	13.50	3.000
5	0	1	0	0	11	9	0	0	0	0	0	0	13	18	0.00	0.000
6	0	1	0	0	16	9	0	0	0	0	0	0	16	33		
7	0	1	0	0	9	9	0	0	0	0	0	0	15	15		
8	0	0	0	0	13	9	0	0	0	0	0	0	13	13		
9	0	0	0	0	13	9	0	0	0	0	0	0	13	13		

PITCHER	IP	WLS	BF	H	R	ER	SO	BB	IBB	HBP	BLK	WP	HR	S	P	ERA	WHIP
<b>Kirk Rueter, L</b> (1, 1) ERA: 3.79	5.0		22	6	2	2	4	1	0	0	0	0	0	16	25	18.00	3.000
<b>Mike Dyer, R</b> (6, 1) ERA: 3.57	1.0		6	2	2	2	0	1	0	0	0	0	0	13	18	0.00	3.000
<b>Tim Scott, R</b> (7, 1) ERA: 2.01	0.2		4	2	0	0	1	0	0	0	0	0	0	9	16	13.50	3.000
<b>Omar Daal, L</b> (7, 1) ERA: 3.38	0.2		4	2	1	1	1	0	0	0	0	0	0	9	16	13.50	3.000
<b>Mel Rojas, R</b> (8, 1) ERA: 5.35	1.2	S	5	0	0	0	2	0	0	0	0	0	0	13	18	0.00	0.000

Batter	1	2	3	4	5	6	7	8	9	AB R H RBI BB SO LOB	TOP	
<b>Mark Grudzielanek, R</b> (1, 6) <small>OBP: 0.366, SLG: 0.450</small> <b>Dave Veres, R</b> (8, 1) <small>OBP: 0.750, SLG: 1.000</small>	1-2 <b>G5-3</b> 		0-1 <b>G6-3</b> 			1-1 		2-2 <b>G4-3</b> 		4 0 1 0 0 0 1 0 0 0 0 0 0 0		
<b>Mike Lansing, R</b> (1, 4) <small>OBP: 0.379, SLG: 0.424</small>	0-0 <b>G6-3</b> 			2-0 <b>G5-3</b> 		1-0 		0-0 <b>F8</b> 		4 0 1 0 0 0 0		
<b>Henry Rodriguez, L</b> (1, 3) <small>OBP: 0.345, SLG: 0.639</small>	1-1 <b>P6</b> 			2-1 <b>F9</b> 		0-0 <b>G5-4-3</b> 		1-0 		4 0 1 0 0 0 2		
<b>Moises Alou, R</b> (1, 7) <small>OBP: 0.327, SLG: 0.414</small>		0-0 <b>F9</b> 		2-3 <b>K</b> 			2-1 <b>F9</b> 		1-0 <b>G5-3</b> 		4 0 0 0 0 1 1	
<b>Darrin Fletcher, L</b> (1, 2) <small>OBP: 0.284, SLG: 0.368</small> <b>Lenny Webster, R</b> (7, 2) <small>OBP: 0.376, SLG: 0.300</small>		1-0 <b>G3</b> 			2-1 <b>F7</b> 		3-1 <b>F9</b> 		2-3 <b>K</b> 		3 0 0 0 0 0 0 1 0 0 0 0 1 1	
<b>Sherman Obando, R</b> (1, 9) <small>OBP: 0.311, SLG: 0.426</small> <b>Tim Spehr, R</b> (8, 9)		1-0 			1-1 <b>G1</b> 		0-0 <b>F9</b> 				3 0 1 0 0 0 0 0 0 0 0 0 0 0	
<b>F.P. Santangelo, S</b> (1, 8) <small>OBP: 0.356, SLG: 0.410</small>		2-0 <b>L8</b> 			1-0 			1-1 <b>L4</b> 			2 0 0 0 0 0 1	
<b>Shane Andrews, R</b> (1, 5) <small>OBP: 0.325, SLG: 0.480</small>			1-3 <b>K</b> 		2-3 <b>K</b> 			0-0 <b>F7</b> 			2 0 0 0 0 2 1	
<b>Rheal Cormier, L</b> (1, 1) <small>OBP: 0.125, SLG: 0.087</small> <b>Barry Manuel, R</b> (5, 1) <small>OBP: 0.339, SLG: 0.237</small> <b>Dave Silvestri, R</b> (8, PH) <small>OBP: 0.256, SLG: 0.211</small> <b>Andy Stankiewicz, R</b> (8, 6)			0-3 <b>K</b> 			2-2 <b>L4</b> 		4-1 			1 0 0 0 0 1 0 0 0 0 0 0 0 0 1 0 0 0 1 0 0 1 0 0 0 0 0 0	
<b>Inning Stats</b>	R: 0 H: 0 E: 0 LOB: 0 K: 0 BB: 0 S: 6 P: 8	R: 0 H: 1 E: 0 LOB: 1 K: 0 BB: 0 S: 4 P: 8	R: 0 H: 0 E: 0 LOB: 0 K: 2 BB: 0 S: 8 P: 9	R: 0 H: 0 E: 0 LOB: 0 K: 1 BB: 0 S: 6 P: 12	R: 0 H: 0 E: 0 LOB: 1 K: 1 BB: 0 S: 7 P: 13	R: 0 H: 2 E: 0 LOB: 1 K: 0 BB: 0 S: 7 P: 11	R: 0 H: 0 E: 0 LOB: 0 K: 0 BB: 0 S: 5 P: 10	R: 0 H: 0 E: 0 LOB: 1 K: 0 BB: 1 S: 7 P: 14	R: 0 H: 1 E: 0 LOB: 1 K: 1 BB: 0 S: 6 P: 10	1B: 1 SF: 0 2B: 3 SAC: 0 3B: 0 DP: 1 HR: 0 HBP: 1	WP: 0 PA: 32 PB: 0 SB: 0 CS: 0	
<b>PITCHER</b> <b>Roger Salkeld, R</b> (1, 1) <small>ERA: 3.28</small>	IP WLS BF H R ER SO BB IBB HBP BLK WP HR S P ERA WHIP 9.0 W 32 4 0 0 5 1 0 1 0 0 0 0 56 95 0.00 0.556					<b>PITCHER</b> IP WLS BF H R ER SO BB IBB HBP BLK WP HR S P ERA WHIP						

**Montreal Expos @ Cincinnati Reds**  
 Riverfront Stadium, Cincinnati, OH  
 Sun Jun 16 1996, 3:33 AM EDT  
 Att. 25,657 - Sunny - 87 F

[livebaseballscorecards.com](http://livebaseballscorecards.com)

AB	30
R	0
H	4
RBI	0
BB	1
SO	5
LOB	7



Batter	1	2	3	4	5	6	7	8	9
<b>Eric Owens, R</b> OBP: 0.331, SLG: 0.306 (1, 7)	3-2 G6-4-3 BB 1B	1-1 F8		0-1 FC5-4 1-2f		0-3 K		3-2 FC6-4 1B	
<b>Bret Boone, R</b> OBP: 0.266, SLG: 0.344 (1, 4)	4-1 G6-4-3 BB 1-2	4-2 BB		1-0 F9		3-3 K		3-H 2-2 FC6-4 1-2f	
<b>Barry Larkin, R</b> OBP: 0.398, SLG: 0.495 (1, 6)	3-1 G6-4-3 1-2f 2-3	1-0 F9			1-2 HR		1-2 G6-3 2B		
<b>Eric Davis, R</b> OBP: 0.395, SLG: 0.600 (1, 8)	1-1 S E 1B 1B		3-2 F9		0-1 HR 1B		1-3 K		
<b>Reggie Sanders, R</b> OBP: 0.397, SLG: 0.507 (1, 9)	1-2 S 1B 1B		0-0 1B		3-2 1-H HR		2-2 G6-3		
<b>Chris Sabo, R</b> OBP: 0.404, SLG: 0.452 (1, 5)	4-1 1B BB		2-1 F7		2-2 F7		2-3 K		
<b>Hal Morris, L</b> OBP: 0.345, SLG: 0.412 (1, 3)	1-0 1-3 3-H 1B		0-0 L6		2-0 F9		1-1 E9 1B 2B		
<b>Joe Oliver, R</b> OBP: 0.279, SLG: 0.374 (1, 2)	3-2 G4-3			1-0 FC5-4 1B		3-3 K		0-0 G5-3	
<b>Roger Salkeld, R</b> (1, 1)				0-3 K		1-3 K		1-3 K	

AB	R	H	RBI	BB	SO	LOB
5	1	2	1	0	1	1
3	0	0	0	2	1	2
4	1	2	1	0	0	3
4	2	2	1	0	1	1
4	2	3	2	0	0	1
3	0	0	0	1	1	2
4	1	2	1	0	0	1
4	0	1	0	0	1	3
4	0	0	0	0	4	2

AB	R	H	RBI	BB	SO	LOB
35	7	12	6	3	9	16

Inning	IP	WLS	BF	H	R	ER	SO	BB	IBB	HBP	BLK	WP	HR	S	P	ERA	WHIP
<b>Rheal Cormier, L</b> ERA: 4.06 (1, 1)	4.0	L	22	8	5	5	2	3	0	0	0	0	1	45	80	11.25	2.750
<b>Barry Manuel, R</b> ERA: 3.92 (5, 1)	3.0		11	2	1	1	6	0	0	0	0	0	1	37	56	3.00	0.667
<b>Dave Veres, R</b> ERA: 5.58 (8, 1)	1.0		5	2	1	1	1	0	0	0	0	0	0	13	20	9.00	2.000

WP	PA	ERA	WHIP
0	38		

**Montreal Expos @ Cincinnati Reds**  
Riverfront Stadium, Cincinnati, OH  
Sun Jun 16 1996, 3:33 AM EDT  
Att. 25,657 - Sunny - 87 F

livebaseballscorecards.com



Batter	1	2	3	4	5	6	7	8	9	AB R H RBI BB SO LOB	TOP			
Thomas Howard, S (1, 7) OBP: 0.260, SLG: 0.273 Chris Sabo, R (9, PH) OBP: 0.410, SLG: 0.452	0-0 L7		1-1 P6		2-3 K	1-0 P4			4-1 FC4-6 BB	4 0 0 0 0 1 2 0 0 0 0 1 0 0				
Hal Morris, L (1, 3) OBP: 0.342, SLG: 0.408	3-3 K		2-3 K		2-2 BB 1B 1B		1-3 K	2-2 FC4-6 1-2f	5 1 1 0 0 3 2					
Barry Larkin, R (1, 6) OBP: 0.394, SLG: 0.488	0-1 L8		1-2 L1-3		2-1 BB 1B		3-2 G5-3	2-3 K	5 1 1 0 0 1 2					
Eric Davis, R (1, 8) OBP: 0.403, SLG: 0.599		4-1 1B SF8 BB		0-0 BB 1B SF7	4-2 1B BB		2-2 L9		2 2 1 0 2 0 0					
Reggie Sanders, R (1, 9) OBP: 0.402, SLG: 0.507	1 SAFE K	2-3 K	1 SAFE K	2-1 SF7 BB 1B	0-0 CS 1B		1-1 F7		4 0 2 2 0 1 1					
Eddie Taubensee, L (1, 2) OBP: 0.353, SLG: 0.434	1 SAFE K	0-1 1B	1 SAFE K	4-1 S BB	0-3 K		1-1 S 1B		3 0 2 0 1 1 2					
Bret Boone, R (1, 4) OBP: 0.260, SLG: 0.338	1 SAFE K	3-1 SF8	1 SAFE K	0-1 P6		3-3 K	3-3 K	1-2 K	3 0 0 1 0 2 4		AB 32 R 4 H 8 RBI 4 BB 5 SO 13 LOB 17			
Jeff Branson, L (1, 5) OBP: 0.317, SLG: 0.395	1 SAFE K	1-3 K	1 SAFE K	3-2 SF7		2-3 K	0-1 F8		3 0 0 1 0 2 2					
Kevin Jarvis, L (1, 1) OBP: 0.143, SLG: 0.143 Eric Owens, R (6, PH) OBP: 0.336, SLG: 0.306 Jeff Shaw, R (6, 1) Lee Smith, R (7, 1) Chad Mottola, R (9, PH) OBP: 0.281, SLG: 0.418			1-0 1B	1-3 K2-3		4-1 BB		0-3 K	2 0 1 0 0 1 2 0 0 0 0 1 0 0 0 0 0 0 0 0 0 0 0 0 0 0 0 0 1 0 0 0 0 1 0		WP: 0 PA: 39 PB: 0 SB: 2 CS: 1			
<b>Inning Stats</b>	R: 0 H: 0 E: 0 LOB: 0 K: 1 BB: 0 S: 7 P: 10	R: 1 H: 1 E: 0 LOB: 1 K: 2 BB: 1 S: 12 P: 22	R: 0 H: 1 E: 0 LOB: 1 K: 1 BB: 0 S: 9 P: 14	R: 1 H: 2 E: 0 LOB: 2 K: 1 BB: 1 S: 15 P: 25	R: 2 H: 3 E: 0 LOB: 1 K: 2 BB: 1 S: 15 P: 25	R: 0 H: 0 E: 0 LOB: 1 K: 2 BB: 1 S: 10 P: 20	R: 0 H: 0 E: 0 LOB: 0 K: 1 BB: 0 S: 10 P: 16	R: 0 H: 1 E: 0 LOB: 1 K: 1 BB: 0 S: 11 P: 16	R: 0 H: 0 E: 0 LOB: 1 K: 2 BB: 1 S: 10 P: 18	1B: 8 SF: 2 2B: 0 SAC: 0 3B: 0 DP: 0 HR: 0 HBP: 0				
<b>PITCHER</b>	IP WLS BF H R ER SO BB IBB HBP BLK WP HR S P ERA WHIP													
Shane Reynolds, R (1, 1) ERA: 4.1	4.1		7 4 4 6 3 0 0 0 0 0 0 0 55 93 8.31 2.308											
Billy Wagner, L (5, 1) ERA: 2.31	1.2		5 0 0 0 3 1 0 0 0 0 0 0 13 23 0.00 0.600											
Anthony Young, R (7, 1) ERA: 3.73	2.0	W	7 1 0 0 2 0 0 0 0 0 0 0 21 32 0.00 0.500											
Dean Hartgraves, L (9, 1) ERA: 5.54	0.2		3 0 0 0 1 1 0 0 0 0 0 0 7 13 0.00 1.500											
Todd Jones, R (9, 1) ERA: 3.55	0.1	S	1 0 0 0 1 0 0 0 0 0 0 0 3 5 0.00 0.000											

Cincinnati Reds @ Houston Astros  
Astrodome, Houston, TX  
Mon Jun 17 1996, 8:05 PM EDT  
Att. 24,977 - Dome - 68 F

livebaseballscorecards.com



Batter	1	2	3	4	5	6	7	8	9
<b>John Cangelosi, S</b> (1, 7) OBP: 0.453, SLG: 0.422	4-1 BB 2B BB		0-0 G3-1		1-1 5 2B		4-2 5 2B 1B BB	4-2 BB	
<b>Craig Biggio, R</b> (1, 4) OBP: 0.403, SLG: 0.450	4-0 2B BB		0-1 G5-3		4-1 5 BB		0-0 5 2B 1B	0-2 K	
<b>5 Jeff Bagwell, R</b> (1, 3) OBP: 0.469, SLG: 0.678	1-3 K		2-3 K		4-0 1-2 2-3 FC6-4 IBB		1-2 G3 FC5-2 2B		
<b>Derek Bell, R</b> (1, 9) OBP: 0.347, SLG: 0.462	1-0 2B			0-3 K	1-1 FC6-4		0-0 G3		
<b>Sean Berry, R</b> (1, 5) OBP: 0.324, SLG: 0.470	0-0 G5-3			1-1 G4-3		0-1 F9	2-2 FC5-2 1B		
<b>Ricky Gutierrez, R</b> (9, 6) OBP: 0.372, SLG: 0.376									
<b>Brian Hunter, R</b> (1, 8) OBP: 0.303, SLG: 0.362	1-3 K			1-1 L7		0-0 G6-3	0-0 1B		
<b>Rick Wilkins, L</b> (1, 2) OBP: 0.355, SLG: 0.379		0-1 L5-3 1B			1-0 HR	0-2 1B	2-2 CS	2-3 K	
<b>Orlando Miller, R</b> (1, 6) OBP: 0.333, SLG: 0.436		0-0 L5-3			2-2 G6-3	1-0 1B		1-2 2B	
<b>Shane Reynolds, R</b> (1, 1) OBP: 0.152, SLG: 0.273		0-0 G5-3			0-0 G4-3	1-1 G4-3		3-2 L7	
<b>Billy Wagner, L</b> (5, 1)									
<b>Derrick May, L</b> (6, PH) OBP: 0.336, SLG: 0.406									
<b>Anthony Young, R</b> (7, 1)									
<b>Bill Spiers, L</b> (8, PH) OBP: 0.250, SLG: 0.342									
<b>Dean Hartgraves, R</b> (9, 1)									
<b>Todd Jones, L</b> (9, 1)									

Inning Stats	R: 2 E: 0 K: 2 S: 10	H: 1 LOB: 1 BB: 2 P: 21	R: 0 E: 0 K: 0 S: 4	H: 1 LOB: 0 BB: 0 P: 4	R: 0 E: 0 K: 1 S: 6	H: 0 LOB: 0 BB: 0 P: 8	R: 0 E: 0 K: 1 S: 7	H: 0 LOB: 0 BB: 0 P: 9	R: 1 E: 0 K: 0 S: 12	H: 2 LOB: 3 BB: 2 P: 25	R: 0 E: 0 K: 0 S: 9	H: 2 LOB: 2 BB: 0 P: 11	R: 2 E: 0 K: 0 S: 15	H: 3 LOB: 1 BB: 1 P: 24	R: 0 E: 0 K: 2 S: 17	H: 1 LOB: 2 BB: 1 P: 27
--------------	-------------------------------	----------------------------------	------------------------------	---------------------------------	------------------------------	---------------------------------	------------------------------	---------------------------------	-------------------------------	----------------------------------	------------------------------	----------------------------------	-------------------------------	----------------------------------	-------------------------------	----------------------------------

PITCHER	IP	WLS	BF	H	R	ER	SO	BB	IBB	HBP	BLK	WP	HR	S	P	ERA	WHIP
<b>Kevin Jarvis, R</b> (1, 1) ERA: 5.16	5.0		22	4	3	3	4	3	1	0	0	0	1	39	67	5.40	1.400
<b>Jeff Shaw, R</b> (6, 1) ERA: 2.5	1.2	L	11	5	2	2	0	1	0	0	0	0	0	22	31	10.80	3.600
<b>Lee Smith, R</b> (7, 1) ERA: 2.61	1.1		5	1	0	0	2	1	0	0	0	0	0	19	31	0.00	1.500

**AB R H RBI BB SO LOB**

**2 2 1 0 3 0 0**

**3 2 1 0 2 1 2**

**3 0 1 2 1 2 2**

**4 0 1 2 0 1 4**

**4 0 0 0 0 0 2**

**0 0 0 0 0 0 0**

**4 0 1 0 0 1 1**

**4 1 3 1 0 1 0**

**4 0 2 0 0 0 1**

**1 0 0 0 0 0 0**

**1 0 0 0 0 0 0**

**1 0 0 0 0 0 2**

**0 0 0 0 0 0 0**

**1 0 0 0 0 0 1**

**0 0 0 0 0 0 0**

**0 0 0 0 0 0 0**

**1B: 5 SF: 0**

**2B: 5 SAC: 0**

**3B: 0 DP: 1**

**HR: 1 HBP: 0**

**WP: 0 PA: 39**

**PB: 0**

**SB: 2**

**CS: 1**

**ERA WHIP**

**AB 32**

**R 5**

**H 10**

**RBI 5**

**BB 6**

**SO 6**

**LOB 15**

**Cincinnati Reds @ Houston Astros**

**Astrodome, Houston, TX**

**Mon Jun 17 1996, 8:05 PM EDT**

**Att. 24,977 - Dome - 68 F**



livebaseballscores.com

Batter	1	2	3	4	5	6	7	8	9	10	AB R H RBI BB SO LOB	TOP																	
Thomas Howard, S OBP: 0.265, SLG: 0.269 (1, 7) F B X	2-1 F7		2-0 G3-1		0-2 E3 3B 1-2 2-H		1-2 K		0-0 1B	4-0 IBB	5 1 1 0 1 1 2																		
Willie Greene, L OBP: 0.324, SLG: 0.495 Jeff Brantley, R (9, 1) C B F S	2-3 K			1-2 3B	3-0 3B 1-H 2-H FC3-5-2		1-3 K		1-2 1B	2-1 G4-3	5 0 3 2 0 2 0 1 0 0 0 0 0 2																		
Barry Larkin, R OBP: 0.386, SLG: 0.476 (1, 6) C X	0-1 G6-3			2-1 F9	0-0 FC3-5-2 3-H		3-2 F8		1-2 P4		5 0 0 0 0 0 4																		
Reggie Sanders, R OBP: 0.414, SLG: 0.541 (1, 9) F B C X		1-3 K		4-2 BB	4-1 BB			2-1 HR	2-3 K		3 1 1 1 2 2 2																		
Eric Davis, R OBP: 0.398, SLG: 0.605 (1, 8) C B F S		3-3 K		2-3 K	1-3 K			1-2 G5-3		0-1 HR	5 1 1 1 0 3 4																		
Hal Morris, L OBP: 0.347, SLG: 0.414 (1, 3) C B F S		2-2 G6-3		0-0 F7		1-1 HBP		0-0 2B		1-1 WP SH3 SH1-3 1B	4 1 2 0 0 0 2																		
Bret Boone, R OBP: 0.260, SLG: 0.335 (1, 4) C B F S			1-1 F7		0-0 1B E	0-3 K		1-3 K		0-0 SH3	4 1 1 0 0 2 2																		
Eddie Taubensee, L OBP: 0.358, SLG: 0.439 Joe Oliver, R OBP: 0.274, SLG: 0.366 (1, 2) B X (8, PH) (8, 2) D B C F S			1-0 SH3-4 1B		1-0 E 3B 1B	2-1 F7		3-2 P4		3-3 K SH1-3	3 1 2 0 0 0 1 2 0 0 0 0 1 2																		
John Smiley, L OBP: 0.276, SLG: 0.286 Hector Carrasco, R (7, 1) C B F S Eric Owens, R OBP: 0.333, SLG: 0.304 Jeff Branson, L OBP: 0.317, SLG: 0.395 (9, PH) (9, 5) D B C F S			0-0 SH3-4 1B		1-3 K	1-3 K			1-1 L9	0-0 SH1-3	2 0 0 0 0 2 3 0 0 0 0 0 0 0 1 0 0 0 0 0 0 0 0 0 1 0 0 0																		
<b>Inning Stats</b>	R: 0 E: 0 K: 1 S: 7	H: 0 LOB: 0 BB: 0 P: 11	R: 0 E: 0 K: 2 S: 9	H: 0 LOB: 0 BB: 0 P: 15	R: 0 E: 0 K: 0 S: 5	H: 1 LOB: 1 BB: 0 P: 9	R: 0 E: 0 K: 1 S: 11	H: 1 LOB: 2 BB: 1 P: 20	R: 3 E: 1 K: 2 S: 16	H: 3 LOB: 2 BB: 1 P: 26	R: 0 E: 0 K: 2 S: 9	H: 0 LOB: 1 BB: 0 P: 13	R: 0 E: 0 K: 2 S: 10	H: 0 LOB: 0 BB: 0 P: 15	R: 1 E: 0 K: 1 S: 13	H: 2 LOB: 1 BB: 0 P: 20	R: 0 E: 0 K: 1 S: 12	H: 2 LOB: 2 BB: 0 P: 17	R: 2 E: 0 K: 1 S: 11	H: 2 LOB: 2 BB: 1 P: 21	1B: 6 2B: 1 3B: 2 HR: 2	SF: 0 SAC: 3 DP: 0 HBP: 1	WP: 1 PB: 0 SB: 0 CS: 0	PA: 47					
<b>PITCHER</b>	IP WLS BF H R ER SO BB IBB HBP BLK WP HR S P ERA WHIP												IP WLS BF H R ER SO BB IBB HBP BLK WP HR S P ERA WHIP																
Darryl Kile, R ERA: 4.13 (1, 1)	7.2	34	7	4	3	11	2	0	0	0	0	0	0	0	0	123	3.52	1.174											
Alvin Morman, L ERA: 6.33 (8, 1)	0.2	4	2	0	0	0	0	0	0	0	0	0	0	0	9	14	0.00	3.000											
Xavier Hernandez, R ERA: 6.3 (9, 1)	0.0	L	0	0	0	0	0	0	0	0	0	0	0	0	0	0	∞	∞											
Dean Hartgraves, L ERA: 5.27 (10, 1)	0.2	3	0	0	0	0	0	1	0	0	0	0	0	3	9	0.00	0.000												

Cincinnati Reds @ Houston Astros  
Astrodome, Houston, TX  
Tue Jun 18 1996, 8:05 PM EDT  
Att. 20,505 - Dome - 68 F

livebaseballscores.com

AB	40
R	6
H	11
RBI	5
BB	3
SO	13
LOB	24



BOTTOM

Cincinnati Reds @ Houston Astros  
Astrodome, Houston, TX  
Tue Jun 18 1996, 8:05 PM EDT  
Att. 20,505 - Dome - 68 F

livebaseballscorecards.com

AB 36  
R 4  
H 7  
RBI 4  
BB 2  
SO 7  
LOB 12



WP: 0 PA: 39  
PB: 0  
SB: 0  
CS: 0

AB R H RBI BB SO LOB

4	0	1	0	1	1	1
4	0	0	0	1	0	2
4	0	0	0	0	1	1
4	1	1	0	0	1	2
4	1	2	1	0	1	0
0	0	0	0	0	0	0
0	0	0	0	0	0	0
3	0	0	0	0	0	2
1	1	1	1	0	0	0
4	1	1	0	0	2	1
4	0	0	0	0	1	3
3	0	1	2	0	0	0
0	0	0	0	0	0	0
1	0	0	0	0	0	0

1B: 2 SF: 0  
2B: 4 SAC: 0  
3B: 1 DP: 1  
HR: 1 HBP: 1

Batter	1	2	3	4	5	6	7	8	9	10
<b>John Cangelosi, S</b> OBP: 0.451, SLG: 0.426 (1, 7)										
<b>Craig Biggio, R</b> OBP: 0.399, SLG: 0.444 (1, 4)										
<b>5 Jeff Bagwell, R</b> OBP: 0.465, SLG: 0.668 (1, 3)										
<b>Derek Bell, R</b> OBP: 0.346, SLG: 0.466 (1, 9)										
<b>Sean Berry, R</b> OBP: 0.326, SLG: 0.475 <b>Xavier Hernandez, L</b> (9, 1) <b>Dean Hartgraves, R</b> (10, 1)										
<b>Tony Eusebio, R</b> OBP: 0.250, SLG: 0.348 <b>Bill Spiers, L</b> OBP: 0.259, SLG: 0.390 (9, 5)										
<b>Brian Hunter, R</b> OBP: 0.303, SLG: 0.360 (1, 8)										
<b>Orlando Miller, R</b> OBP: 0.327, SLG: 0.427 (1, 6)										
<b>Darryl Kile, R</b> OBP: 0.182, SLG: 0.226 <b>Alvin Morman, L</b> (8, 1) <b>Randy Knorr, R</b> OBP: 0.171, SLG: 0.152 (9, 2)										

Inning Stats	R: 0	H: 0	E: 0	K: 1	S: 12	H: 0	LOB: 1	BB: 1	P: 23	R: 0	H: 1	E: 0	K: 0	S: 12	H: 1	LOB: 1	BB: 0	P: 16	R: 0	H: 1	E: 0	K: 0	S: 7	H: 1	LOB: 1	BB: 0	P: 9	R: 3	H: 4	E: 0	K: 0	S: 14	R: 0	H: 0	E: 0	K: 2	S: 7	H: 0	LOB: 0	BB: 0	P: 11	R: 0	H: 0	E: 0	K: 1	S: 8	H: 0	LOB: 1	BB: 1	P: 13	R: 0	H: 0	E: 0	K: 2	S: 9	H: 0	LOB: 0	BB: 0	P: 12	R: 1	H: 1	E: 0	K: 1	S: 10	H: 1	LOB: 0	BB: 0	P: 17	R: 0	H: 0	E: 0	K: 0	S: 3	H: 0	LOB: 0	BB: 0	P: 4	1B: 2	SF: 0	2B: 4	SAC: 0	3B: 1	DP: 1	HR: 1	HBP: 1	WP: 0	PA: 39
--------------	------	------	------	------	-------	------	--------	-------	-------	------	------	------	------	-------	------	--------	-------	-------	------	------	------	------	------	------	--------	-------	------	------	------	------	------	-------	------	------	------	------	------	------	--------	-------	-------	------	------	------	------	------	------	--------	-------	-------	------	------	------	------	------	------	--------	-------	-------	------	------	------	------	-------	------	--------	-------	-------	------	------	------	------	------	------	--------	-------	------	-------	-------	-------	--------	-------	-------	-------	--------	-------	--------

PITCHER	IP	WLS	BF	H	R	ER	SO	BB	IBB	HBP	BLK	WP	HR	S	P	ERA	WHIP
<b>John Smiley, L</b> ERA: 4.69 (1, 1)	6.2		28	6	3	3	4	2	0	1	0	0	0	67	101	4.05	1.200
<b>Hector Carrasco, R</b> ERA: 4.22 (7, 1)	1.1		4	0	0	0	2	0	0	0	0	0	0	11	14	0.00	0.000
<b>Jeff Brantley, R</b> ERA: 3.38 (9, 1)	2.0	W	7	1	1	1	1	0	0	0	0	0	1	13	21	4.50	0.500

Batter	1	2	3	4	5	6	7	8	9	AB	R	H	RBI	BB	SO	LOB	TOP								
Eric Owens, R (1, 7) OBP: 0.328, SLG: 0.299	1-2 G5-3		0-1 G4-3	0-0 L6		1-0 1B S 1B	2-3 K			5	1	1	0	0	1	2									
Bret Boone, R (1, 4) OBP: 0.263, SLG: 0.343	1-1 G5-3		0-2 E5 2B	2-2 E 2B		2-2 CS 1B		2-3 K		5	2	2	1	0	1	0									
Barry Larkin, R (1, 6) OBP: 0.394, SLG: 0.486	0-1 G6-3		1-1 2B	1-1 E8 1B		3-2 BB HR 1B		4-1 S BB		4	1	3	4	1	0	0									
Reggie Sanders, R (1, 9) OBP: 0.391, SLG: 0.506		2-2 G6-3	0-2 F9	1-1 F7		1-2 F7		2-3 K		5	0	0	0	0	1	4									
Eric Davis, R (1, 8) OBP: 0.411, SLG: 0.610		2-2 BB 1B		4-1 1B BB SF9 BB	3-1 G6-3 G6-3 1B	4-1 HR BB		4-2 BB		2	2	2	0	2	0	0									
Thomas Howard, S (6, 8) OBP: 0.272, SLG: 0.269								1-2 BB		0	0	0	0	1	0	0									
Chris Sabo, R (1, 5) OBP: 0.419, SLG: 0.483		4-0 BB		4-1 SF9 1B 1B BB	1-1 G6-3	2-2 HR		2-1 F7		3	2	1	3	2	0	3									
Jeff Brantley, R (9, 1)		1-2 BB		1-2 1B BB	1-2 G6-3	1-2 HR				0	0	0	0	0	0	0									
Hal Morris, L (1, 3) OBP: 0.348, SLG: 0.411		2-3 K		2-0 1B 2B 1B	4-0 G6-3 IBB	1-1 L7				4	1	1	0	1	1	2									
Joe Oliver, R (1, 2) OBP: 0.261, SLG: 0.352		3-2 G1-3		0-0 SF9	0-2 G6-3		1-0 P6			4	0	0	1	0	0	4									
Mark Portugal, R (1, 1) OBP: 0.167, SLG: 0.208			1-0 G3	1-1 2B E 1B	2-2 G1		1-3 K			3	1	1	1	0	0	2									
Chad Mottola, R (7, PH) OBP: 0.278, SLG: 0.411										1	0	0	0	0	1	0									
Johnny Ruffin, R (7, 1) OBP: 1.000, SLG: 1.000										0	0	0	0	0	0	0									
Hector Carrasco, R (7, 1)										0	0	0	0	0	0	0									
Jeff Branson, L (9, PH) OBP: 0.315, SLG: 0.392										1	0	0	0	0	1	0									
<b>Inning Stats</b>	R: 0 E: 0 K: 0 S: 7	H: 0 LOB: 0 BB: 0 P: 9	R: 0 E: 0 K: 1 S: 14	H: 1 LOB: 2 BB: 1 P: 27	R: 1 E: 1 K: 0 S: 11	H: 1 LOB: 1 BB: 0 P: 13	R: 5 E: 1 K: 0 S: 14	H: 4 LOB: 1 BB: 2 P: 29	R: 0 E: 0 K: 0 S: 12	H: 1 LOB: 2 BB: 1 P: 22	R: 4 E: 0 K: 0 S: 16	H: 4 LOB: 0 BB: 1 P: 30	R: 0 E: 0 K: 2 S: 7	H: 0 LOB: 0 BB: 0 P: 11	R: 0 E: 0 K: 2 S: 12	H: 0 LOB: 2 BB: 2 P: 26	R: 0 E: 0 K: 1 S: 8	H: 0 LOB: 0 BB: 0 P: 14	1B: 8 2B: 2 3B: 0 HR: 1	SF: 1 SAC: 0 DP: 0 HBP: 0	WP: 0 PB: 0 SB: 2 CS: 1	PA: 45			
<b>PITCHER</b>	IP	WLS	BF	H	R	ER	SO	BB	IBB	HBP	BLK	WP	HR	S	P	ERA	WHIP								
Mike Hampton, L (1, 1) ERA: 3.45	4.0	L	22	6	6	5	1	3	0	0	0	0	0	46	78	11.25	2.250								
Anthony Young, R (5, 1) ERA: 4.59	2.0		12	5	4	4	0	1	1	0	0	0	1	28	52	18.00	3.000								
Dean Hartgraves, L (7, 1) ERA: 4.7	1.2		7	0	0	0	4	2	0	0	0	0	0	17	33	0.00	1.200								
Billy Wagner, L (8, 1) ERA: 2.25	0.1		1	0	0	0	0	0	0	0	0	0	0	2	4	0.00	0.000								
Alvin Morman, L (9, 1) ERA: 6.04	1.0		3	0	0	0	1	0	0	0	0	0	0	8	14	0.00	0.000								

Cincinnati Reds @ Houston Astros  
Astrodome, Houston, TX  
Wed Jun 19 1996, 4:33 AM EDT  
Att. 38,218 - Dome - 72 F

livebaseballscorecards.com

AB	37
R	10
H	11
RBI	10
BB	7
SO	6
LOB	17





Batter	1	2	3	4	5	6	7	8	9	AB	R	H	RBI	BB	SO	LOB
<b>Craig Biggio, R</b> OBP: 0.393, SLG: 0.435 (1, 4)	0-3 K	3-3 K			0-2 F8		1-3 K		1-1 F8	5	0	0	0	0	3	2
<b>Bill Spiers, L</b> OBP: 0.279, SLG: 0.402 (1, 5)	3-2 FC5 5 1B		3-2 G5-4-3 5 1B		0-2 G3-1		0-0 5 HR 1B		1-2 F7	5	1	3	0	0	0	0
<b>5 Jeff Bagwell, R</b> OBP: 0.471, SLG: 0.683 (1, 3)	1-0 FC5 1B		0-0 G5-4-3 1B		4-2 S BB		1-1 1-H 2-H HR			3	2	3	3	1	0	0
<b>Derek Bell, R</b> OBP: 0.342, SLG: 0.459 (1, 9)	1-2 FC5 1B HR		1-0 G5-4-3		2-2 G6-3		3-1 F9			4	1	0	0	0	0	5
<b>Derrick May, L</b> OBP: 0.340, SLG: 0.408 (1, 7)	2-2 HR 1B		1-3 K		1-3 K		2-3 K			2	1	1	1	0	1	1
<b>John Cangelosi, S</b> OBP: 0.444, SLG: 0.417 (6, PH)	1-3 2-H HR 1B									2	0	0	0	0	2	0
<b>Orlando Miller, R</b> OBP: 0.325, SLG: 0.439 (1, 6)	0-2 1-H 3-H HR				1-3 K		1-0 F8		0-3 K	4	1	1	3	0	2	0
<b>Brian Hunter, R</b> OBP: 0.302, SLG: 0.359 (1, 8)	1-0 F8				0-0 F9		0-0 S 1B		1-0 F8	4	0	1	0	0	0	0
<b>Rick Wilkins, L</b> OBP: 0.359, SLG: 0.377 (1, 2)		4-1 CS BB			4-2 BB		2-3 K		3-2 F9	1	0	0	0	2	1	1
<b>Dean Hartgraves, R</b> (7, 1)										0	0	0	0	0	0	0
<b>Billy Wagner, L</b> (8, 1)										0	0	0	0	0	0	0
<b>Sean Berry, R</b> OBP: 0.325, SLG: 0.473 (8, PH)										1	0	0	0	0	0	0
<b>Alvin Morman, L</b> (9, 1)										0	0	0	0	0	0	0
<b>Mike Hampton, R</b> OBP: 0.476, SLG: 0.353 (1, 1)		0-3 K			3-2 G6-3		1-0 5 HR 1B		2-2 F8	1	0	0	0	0	1	1
<b>Mike Simms, R</b> OBP: 0.194, SLG: 0.179 (4, PH)										1	0	0	0	0	0	1
<b>Anthony Young, R</b> (5, 1)										0	0	0	0	0	0	0
<b>Tony Eusebio, R</b> OBP: 0.260, SLG: 0.354 (7, 2)										2	1	1	0	0	0	0

Inning Stats	R: 4	H: 4	E: 0	LOB: 0	K: 1	S: 18	R: 0	H: 0	E: 0	LOB: 1	K: 2	S: 7	R: 0	H: 2	E: 0	LOB: 1	K: 1	S: 9	R: 0	H: 0	E: 0	LOB: 1	K: 1	S: 9	R: 0	H: 0	E: 0	LOB: 1	K: 0	S: 11	R: 0	H: 1	E: 0	LOB: 1	K: 2	S: 8	R: 3	H: 3	E: 0	LOB: 0	K: 2	S: 14	R: 0	H: 0	E: 0	LOB: 0	K: 1	S: 7	R: 0	H: 0	E: 0	LOB: 0	K: 0	S: 8	1B: 8	SF: 0	2B: 1	SAC: 0	3B: 0	DP: 2	HR: 2	HBP: 0	WP: 0	PA: 38
--------------	------	------	------	--------	------	-------	------	------	------	--------	------	------	------	------	------	--------	------	------	------	------	------	--------	------	------	------	------	------	--------	------	-------	------	------	------	--------	------	------	------	------	------	--------	------	-------	------	------	------	--------	------	------	------	------	------	--------	------	------	-------	-------	-------	--------	-------	-------	-------	--------	-------	--------

PITCHER	IP	WLS	BF	H	R	ER	SO	BB	IBB	HBP	BLK	WP	HR	S	P	ERA	WHIP
<b>Mark Portugal, R</b> ERA: 4.58 (1, 1)	6.0		26	7	4	4	7	3	0	0	0	0	1	62	100	6.00	1.667
<b>Johnny Ruffin, R</b> ERA: 6.35 (7, 1)	0.1		4	3	3	3	1	0	0	0	0	0	1	7	10	81.00	9.000
<b>Hector Carrasco, R</b> ERA: 3.91 (7, 1)	1.2		5	0	0	0	2	0	0	0	0	0	0	14	23	0.00	0.000
<b>Jeff Brantley, R</b> ERA: 3.28 (9, 1)	1.0	S	3	0	0	0	0	0	0	0	0	0	0	8	12	0.00	0.000

**BOTTOM**

**Cincinnati Reds @ Houston Astros**  
Astrodome, Houston, TX  
Wed Jun 19 1996, 4:33 AM EDT  
Att: 38,218 - Dome - 72 F

livebaseballscorecards.com

<b>AB</b>	<b>35</b>
<b>R</b>	<b>7</b>
<b>H</b>	<b>10</b>
<b>RBI</b>	<b>7</b>
<b>BB</b>	<b>3</b>
<b>SO</b>	<b>10</b>
<b>LOB</b>	<b>11</b>



Batter	1	2	3	4	5	6	7	8	9	AB R H RBI BB SO LOB	TOP											
<b>Eric Owens, R</b> (1, 7) OBP: 0.316, SLG: 0.287	0-3 K		0-0 G6-3	1-2 FC6-4		2-3 K		3-2 G1-6-3		5 0 0 0 0 2 4												
<b>Willie Greene, L</b> (1, 5) OBP: 0.336, SLG: 0.524	0-0 G4-3		4-2 G6-4-3 BB		0-0 HR		3-0 G4-3		3-2 BB SH1-3 1B	4 1 2 1 1 0 0												
<b>Barry Larkin, R</b> (1, 6) OBP: 0.394, SLG: 0.481	3-2 1B HBP		1-0 G6-4-3		1-1 E6 L8 SF7		0-3 K		0-0 SH1-3	2 1 0 0 0 0 1 1 0 0 0 0 1 0												
<b>Jeff Branson, L</b> (6, 6) OBP: 0.314, SLG: 0.389									1-2													
<b>Reggie Sanders, R</b> (1, 9) OBP: 0.423, SLG: 0.530	1-0 1B			1-0 G4-3 BB 1B	2-2 1B		0-0 1B		4-0 FC5 BB IBB	4 2 4 0 1 0 0												
<b>Eddie Taubensee, L</b> (1, 2) OBP: 0.356, SLG: 0.434	0-3 K			0-3 K	2-2 L8		2-1 1B		4-1 BB	4 0 1 1 0 2 5 0 0 0 0 1 0 0												
<b>Joe Oliver, R</b> (9, PH) OBP: 0.268, SLG: 0.352					2-3		1-H 1B		1-2 2-3 BB													
<b>Hal Morris, L</b> (1, 3) OBP: 0.342, SLG: 0.404		0-0 G6-3		2-2 E6 BB G4-3 1-2	1-0 SF7		0-0 G4-3		0-3 K	4 0 0 1 0 1 5												
<b>Bret Boone, R</b> (1, 4) OBP: 0.262, SLG: 0.356		0-1 HR		2-2 G4-3	2-1 G4-3			0-0 F9	1-1 FC5	5 1 1 1 0 0 6												
<b>Thomas Howard, S</b> (1, 8) OBP: 0.280, SLG: 0.271		1-1 G6-3		4-0 BB IBB		1-1 G3		0-2 1B		3 0 1 0 1 0 0												
<b>Dave Burba, R</b> (1, 1) OBP: 0.143, SLG: 0.077		1-0 L8		4-2 FC6-4 BB		1-2 G1-3		0-3 K		2 0 0 1 1 0 0												
<b>Hector Carrasco, R</b> (7, 1)										0 0 0 0 0 0 0												
<b>Lenny Harris, L</b> (8, PH) OBP: 0.319, SLG: 0.493										1 0 0 0 0 1 1												
<b>Jeff Shaw, R</b> (8, 1)				1-2 2-3 3-H						0 0 0 0 0 0 0												
<b>Inning Stats</b>	R: 0 E: 0 K: 2 S: 10	H: 1 LOB: 2 BB: 0 P: 14	R: 1 E: 0 K: 0 S: 6	H: 1 LOB: 0 BB: 0 P: 8	R: 0 E: 0 K: 0 S: 4	H: 0 LOB: 0 BB: 1 P: 9	R: 1 E: 1 K: 1 S: 17	H: 1 LOB: 3 BB: 2 P: 30	R: 2 E: 1 K: 0 S: 14	H: 2 LOB: 1 BB: 0 P: 22	R: 0 E: 0 K: 1 S: 8	H: 0 LOB: 0 BB: 0 P: 12	R: 1 E: 0 K: 1 S: 8	H: 2 LOB: 1 BB: 0 P: 13	R: 0 E: 0 K: 1 S: 14	H: 1 LOB: 1 BB: 0 P: 16	R: 0 E: 0 K: 1 S: 12	H: 1 LOB: 3 BB: 2 P: 24	1B: 7 2B: 0 3B: 0 HR: 2	SF: 1 SAC: 1 DP: 1 HBP: 1	WP: 0 PB: 0 SB: 1 CS: 0	PA: 43
<b>PITCHER</b>	IP WLS BF H R ER SO BB IBB HBP BLK WP HR S P ERA WHIP																					
<b>Bobby Jones, R</b> (1, 1) ERA: 4.45	8.0 L 37 8 5 3 6 2 1 1 0 0 0 2 81 124 3.38 1.250																					
<b>Pedro Martinez, L</b> (9, 1) ERA: 2.45	0.2 5 1 0 0 1 1 1 0 0 0 0 10 21 0.00 3.000																					
<b>Doug Henry, R</b> (9, 1) ERA: 4.38	0.1 1 0 0 0 0 0 0 0 0 0 0 2 3 0.00 0.000																					

Cincinnati Reds @ New York Mets  
Shea Stadium, Flushing, NY  
Thu Jun 20 1996, 7:05 PM EDT  
Att. 16,994 - Unknown - 67 F

livebaseballscorecards.com

AB	35
R	5
H	9
RBI	5
BB	5
SO	7
LOB	22



**BOTTOM**

**Cincinnati Reds @ New York Mets**  
 Shea Stadium, Flushing, NY  
 Thu Jun 20 1996, 7:05 PM EDT  
 Att: 16,994 - Unknown - 67 F

livebaseballscores.com

<b>AB</b>	<b>32</b>
<b>R</b>	<b>3</b>
<b>H</b>	<b>6</b>
<b>RBI</b>	<b>2</b>
<b>BB</b>	<b>4</b>
<b>SO</b>	<b>5</b>
<b>LOB</b>	<b>11</b>



WP: 1	PA: 37
PB: 0	
SB: 0	
CS: 0	

Batter	1	2	3	4	5	6	7	8	9	AB	R	H	RBI	BB	SO	LOB		
Lance Johnson, L (1, 8) OBP: 0.348, SLG: 0.462	1-2 P6		2-1 G4-6-3 1B		1-0 G4-3 SF7 2B	0-0 F9			0-2 F9	5	1	2	0	0	0	1		
Jose Vizcaino, S (1, 4) OBP: 0.382, SLG: 0.422	2-2 G6-3		2-2 G4-6-3		1-1 G4-3		3-1 F8			4	0	0	0	0	0	2		
Bernard Gilkey, R (1, 7) OBP: 0.359, SLG: 0.517	1-1 P3		1-0 1B BB 1B		0-0 SF7		2-2 F7			3	0	1	1	0	0	0		
Todd Hundley, S (1, 2) OBP: 0.343, SLG: 0.549		1-3 K	4-1 1B BB		4-0 BB		1-3 K			2	0	0	0	2	2	0		
Jeff Kent, R (1, 5) OBP: 0.322, SLG: 0.446		0-2 G5-3	0-0 1B		0-0 L6			0-3 K		4	0	1	0	0	1	1		
Andy Tomberlin, L (1, 9) OBP: 0.500, SLG: 1.000		0-0 BB 1B	1-2 L1			1-0 HR		0-0 G4-3		4	1	2	1	0	0	3		
Butch Huskey, R (1, 3) OBP: 0.291, SLG: 0.364		4-0 BB		2-0 G6-3		0-2 E5		0-1 P4		3	0	0	0	1	0	0		
Rey Ordonez, R (1, 6) OBP: 0.313, SLG: 0.333		0-0 F9		0-3 K		0-0 G5-3			0-1 F8	4	0	0	0	0	1	3		
Bobby Jones, R (1, 1) OBP: 0.067, SLG: 0.034 Pedro Martinez, L (9, 1) Doug Henry, R (9, 1) Brent Mayne, L (9, PH) OBP: 0.346, SLG: 0.370			4-2 1B WP G4-6-3 BB		0-2 F9		1-3 K		0-2 L4	2	1	0	0	1	1	1		
										0	0	0	0	0	0	0		
										0	0	0	0	0	0	0		
										1	0	0	0	0	0	0		
<b>Inning Stats</b>	R: 0 H: 0 E: 0 K: 9	H: 0 LOB: 0 BB: 0 P: 13	R: 0 H: 1 E: 0 K: 1 S: 8	LOB: 2 BB: 1 P: 13	R: 1 H: 3 E: 0 K: 1 S: 16	LOB: 3 BB: 2 P: 30	R: 0 H: 0 E: 0 K: 1 S: 7	LOB: 0 BB: 0 P: 9	R: 1 H: 1 E: 1 K: 1 S: 9	LOB: 1 BB: 0 P: 11	R: 0 H: 0 E: 0 K: 1 S: 11	LOB: 0 BB: 0 P: 17	R: 0 H: 0 E: 0 K: 1 S: 7	LOB: 0 BB: 0 P: 7	R: 0 H: 0 E: 0 K: 0 S: 8	LOB: 0 BB: 0 P: 8	1B: 4 SF: 1 2B: 1 SAC: 0 3B: 0 DP: 1 HR: 1 HBP: 0	WP: 1 PA: 37 PB: 0 SB: 0 CS: 0
<b>PITCHER</b>	IP WLS BF H R ER SO BB IBB HBP BLK WP HR S P ERA WHIP																	
Dave Burba, R (1, 1) ERA: 4.57	6.0 W 28 6 3 3 3 4 0 0 0 1 1 54 87 4.50 1.667																	
Hector Carrasco, R (7, 1) ERA: 3.75	1.0 3 0 0 0 1 0 0 0 0 0 0 11 17 0.00 0.000																	
Jeff Shaw, R (8, 1) ERA: 2.37	2.0 S 6 0 0 0 1 0 0 0 0 0 0 15 15 0.00 0.000																	

Batter	1	2	3	4	5	6	7	8	9	AB R H RBI BB SO LOB	TOP						
Thomas Howard, S (1, 7) OBP: 0.286, SLG: 0.287	0-0 G4-3 1B		0-0 G4-3 1B 2B		2-0 G4-3		0-0 F7		2-2 G6-4-3 1-2f	5 2 2 0 0 0 1							
Willie Greene, L (1, 5) OBP: 0.333, SLG: 0.514	2-2 G4-3 1-H		1-2 G4-3		2-1 F8		2-2 1B 1B			4 0 1 1 0 0 1							
Barry Larkin, R (1, 6) OBP: 0.393, SLG: 0.479	1-0 P5		2-1 BB 1B		2-1 G5-3		1-1 1B			3 0 1 1 0 0 0							
Jeff Branson, L (5, 6) OBP: 0.318, SLG: 0.393			3-H				1-2 1B			1 0 1 0 0 0 0							
Reggie Sanders, R (1, 9) OBP: 0.406, SLG: 0.506	3-1 F8		0-0 F7			2-1 G6-3	2-3 K			4 0 0 0 0 1 3							
Eric Davis, R (1, 8) OBP: 0.412, SLG: 0.605		1-1 BB 1B	4-1 1B 1B			1-3 K		0-2 F8		3 1 1 0 1 1 0							
Hal Morris, L (1, 3) OBP: 0.344, SLG: 0.403		4-2 1B BB	3-2 G3			0-0 1B 1B		1-0 G4-3		3 1 1 0 1 0 2							
Bret Boone, R (1, 4) OBP: 0.267, SLG: 0.360		3-2 1B		3-1 G6-3		1-0 1B		1-1 P6		4 0 2 1 0 0 0							
Eddie Taubensee, L (1, 2) OBP: 0.348, SLG: 0.426		1-1 SF7-5-4		2-0 G4-3		0-0 P5			2-3 K	3 0 0 1 0 1 2							
Roger Salkeld, R (1, 1) Johnny Ruffin, R (5, 1) Mike Remlinger, L (6, 1) Lenny Harris, L (7, PH) Kevin Jarvis, L (7, 1) Eric Owens, R (9, PH)		1-3 K		1-3 K			1-3 K		1-2 G6-4-3 1B	2 0 0 0 0 0 2 0 0 0 0 0 0 0 0 0 0 0 0 0 0 0 0 0 1 0 0 0 0 0 1 0 0 0 0 0 0 0 0 0 1 0 1 0 0 0 0 0							
<b>Inning Stats</b>	R: 1 H: 1 E: 1 LOB: 0 K: 0 BB: 0 S: 11 P: 17	R: 2 H: 2 E: 0 LOB: 0 K: 1 BB: 1 S: 13 P: 23	R: 1 H: 2 E: 0 LOB: 2 K: 0 BB: 1 S: 15 P: 24	R: 0 H: 0 E: 0 LOB: 0 K: 1 BB: 0 S: 6 P: 12	R: 0 H: 0 E: 0 LOB: 0 K: 0 BB: 0 S: 5 P: 11	R: 0 H: 2 E: 0 LOB: 2 K: 1 BB: 0 S: 8 P: 12	R: 0 H: 2 E: 0 LOB: 2 K: 2 BB: 0 S: 12 P: 18	R: 0 H: 0 E: 0 LOB: 0 K: 0 BB: 0 S: 6 P: 8	R: 0 H: 1 E: 0 LOB: 0 K: 1 BB: 0 S: 11 P: 16	1B: 9 SF: 1 2B: 2 SAC: 0 3B: 0 DP: 2 HR: 0 HBP: 0	WP: 0 PA: 37 PB: 0 SB: 1 CS: 0						
<b>PITCHER</b>	IP WLS BF H R ER SO BB IBB HBP BLK WP HR S P ERA WHIP																
Pete Harnisch, R (1, 1) ERA: 4.92	3.0	15	5	4	3	1	2	0	0	0	0	0	0	39	64	9.00	2.333
Jerry Dipoto, R (4, 1) ERA: 5.79	3.0	W	11	2	0	0	2	0	0	0	0	0	0	19	35	0.00	0.667
Dave Mlicki, R (7, 1) ERA: 3.63	3.0	S	11	3	0	0	3	0	0	0	0	0	0	29	42	0.00	1.000

Cincinnati Reds @ New York Mets  
 Shea Stadium, Flushing, NY  
 Fri Jun 21 1996, 7:05 PM EDT  
 Att. 19,432 - Unknown - 82 F

livebaseballscorecards.com

AB	34
R	4
H	10
RBI	4
BB	2
SO	6
LOB	9



Batter	1	2	3	4	5	6	7	8	9	AB	R	H	RBI	BB	SO	LOB
Lance Johnson, L OBP: 0.349, SLG: 0.461 (1, 8)	0-1 S 1B		0-0 1-3 1B	0-0 G4-3		0-2 FC4-6 G4-6-3 1-2f 3-H		1-1 P6		5	1	2	1	0	0	2
Jose Vizcaino, S OBP: 0.383, SLG: 0.421 (1, 4)	3-1 L7		0-0 HR 2-H 3-H 1B		2-2 HR 1B	3-2 G4-6-3 1-2f		0-0 FC4-6 1B 1-2f		5	2	2	2	0	0	3
Bernard Gilkey, R OBP: 0.366, SLG: 0.531 (1, 7)	4-2 BB		3-3 K		3-2 HR 1-H		3-2 HR 1B	3-1 1B		4	2	3	2	1	1	1
Todd Hundley, S OBP: 0.348, SLG: 0.574 (1, 2)	2-3 K		1-0 HR 2-H		4-1 BB FC5-4		1-1 HR	0-0 P5		4	2	2	4	1	1	4
Jeff Kent, R OBP: 0.321, SLG: 0.447 (1, 5)	1-0 F8		0-0 2B		1-1 FC5-4 G4-3 1-2f		2-0 G4-3			4	0	1	0	0	0	3
Andy Tomberlin, L OBP: 0.400, SLG: 0.667 (1, 9)		2-3 K	3-3 K		2-1 G4-3 1-2		1-0 1B			4	0	1	0	0	2	2
Butch Huskey, R OBP: 0.286, SLG: 0.356 Tim Bogar, R OBP: 0.259, SLG: 0.217 (1, 3) (8, 3)		3-3 K	1-2 G6-3		0-2 G5-3		2-3 K			4	0	0	0	0	2	3
Rey Ordonez, R OBP: 0.311, SLG: 0.332 (1, 6)		0-0 G6-3		2-1 P4		0-1 1B WP FC4-6 1B	0-1 F7			4	1	1	0	0	0	1
Pete Harnisch, S OBP: 0.095, SLG: 0.105 Edgardo Alfonzo, R OBP: 0.262, SLG: 0.263 Jerry Dipoto, R Brent Mayne, L OBP: 0.358, SLG: 0.383 Dave Micki, R OBP: 0.200, SLG: 0.111 (1, 1) (3, PH) (4, 1) (6, PH) (7, 1)			4-0 1B BB	0-3 K		2-0 FC4-6 1B 1-3		1-0 FC4-6 1B		0	0	0	0	0	0	0

Inning Stats	R: 0	H: 1	E: 0	K: 1	S: 10	LOB: 2	BB: 1	P: 20	R: 0	H: 0	E: 0	K: 2	S: 8	LOB: 0	BB: 0	P: 13	R: 4	H: 4	E: 0	K: 2	S: 15	LOB: 1	BB: 1	P: 27	R: 0	H: 0	E: 0	K: 1	S: 6	LOB: 0	BB: 0	P: 8	R: 2	H: 2	E: 0	K: 0	S: 16	LOB: 1	BB: 1	P: 28	R: 1	H: 2	E: 0	K: 0	S: 10	LOB: 0	BB: 0	P: 15	R: 2	H: 3	E: 0	K: 1	S: 12	LOB: 1	BB: 0	P: 21	R: 0	H: 2	E: 0	K: 0	S: 7	LOB: 2	BB: 0	P: 12
--------------	------	------	------	------	-------	--------	-------	-------	------	------	------	------	------	--------	-------	-------	------	------	------	------	-------	--------	-------	-------	------	------	------	------	------	--------	-------	------	------	------	------	------	-------	--------	-------	-------	------	------	------	------	-------	--------	-------	-------	------	------	------	------	-------	--------	-------	-------	------	------	------	------	------	--------	-------	-------

PITCHER	IP	WLS	BF	H	R	ER	SO	BB	IBB	HBP	BLK	WP	HR	S	P	ERA	WHIP
Roger Salkeld, R ERA: 3.88 (1, 1)	4.0	L	20	6	5	5	6	2	0	0	0	0	1	44	75	11.25	2.000
Johnny Ruffin, R ERA: 6.69 (5, 1)	1.0		6	2	2	2	0	1	0	0	0	0	1	13	23	18.00	3.000
Mike Remlinger, L ERA: (6, 1)	1.0		3	1	0	0	0	0	0	0	0	1	0	8	13	0.00	1.000
Kevin Jarvis, R ERA: 5.47 (7, 1)	2.0		11	5	2	2	1	0	0	0	0	0	1	19	33	9.00	2.500

**BOTTOM**

**Cincinnati Reds @ New York Mets**  
Shea Stadium, Flushing, NY  
Fri Jun 21 1996, 7:05 PM EDT  
Att: 19,432 - Unknown - 82 F

[livebaseballscorecards.com](http://livebaseballscorecards.com)

<b>AB</b>	<b>37</b>
<b>R</b>	<b>9</b>
<b>H</b>	<b>14</b>
<b>RBI</b>	<b>9</b>
<b>BB</b>	<b>3</b>
<b>SO</b>	<b>7</b>
<b>LOB</b>	<b>19</b>



1B: 10	SF: 0	WP: 1	PA: 40
2B: 1	SAC: 0	PB: 0	
3B: 0	DP: 1	SB: 1	
HR: 3	HBP: 0	CS: 0	

PITCHER	IP	WLS	BF	H	R	ER	SO	BB	IBB	HBP	BLK	WP	HR	S	P	ERA	WHIP
---------	----	-----	----	---	---	----	----	----	-----	-----	-----	----	----	---	---	-----	------

Batter	1	2	3	4	5	6	7	8	9	AB R H RBI BB SO LOB	TOP																											
Thomas Howard, S OBP: 0.276, SLG: 0.276 (1, 7) B C C F X (7, 8)	2-2 F7 ①			1-2 G3 ①		1-1 G6-3 ③			0-0 B4-3 ①	4 0 0 0 0 0 0																												
Willie Greene, L OBP: 0.323, SLG: 0.495 (1, 5) B B F X	2-2 F7 ②			3-2 F9 ②			0-1 G3 ①		0-3 K ②	4 0 0 0 0 1 0																												
Reggie Sanders, R OBP: 0.400, SLG: 0.505 (1, 9) C C C F S	1-3 K ③			0-3 K ③			1-2 G3-1 S 2B		1-0 G5-3 ③	4 1 1 0 0 2 0																												
Eddie Taubensee, L OBP: 0.342, SLG: 0.418 (1, 2) C X B B T P		2-2 G3 ①			3-2 F7 ①		2-2 G3-1 ②			3 0 0 0 0 0 1																												
Eric Davis, R OBP: 0.411, SLG: 0.600 Johnny Ruffin, R OBP: 1.000, SLG: 1.000 Lee Smith, R (8, 1)		2-2 G4-6-3 1B			0-0 G1-3 ②		1-1 F9 ③			3 0 1 0 0 0 0 0 0 0 0 0 0 0 0 0 0 0 0 0 0																												
Hal Morris, L OBP: 0.348, SLG: 0.412 (1, 3) X B T P		0-2 G4-6-3 1-2f ② ③			0-0 3B			4-2 1B G6-4-3 BB		2 1 1 0 1 0 1																												
Bret Boone, R OBP: 0.268, SLG: 0.359 (1, 4) B B C B F F S			3-3 K ①		1-1 G6-3 ③			1-0 G6-4-3 1B		3 0 1 0 0 1 1																												
Jeff Branson, L OBP: 0.312, SLG: 0.386 (1, 6) X			0-0 G6-3 ②			0-1 F7 ①		0-0 G6-4-3 ① ②		3 0 0 0 0 0 1																												
Pete Schourek, L OBP: 0.278, SLG: 0.235 Eric Owens, R OBP: 0.319, SLG: 0.290 Jeff Shaw, R Lenny Harris, L OBP: 0.311, SLG: 0.478 (1, 1) (6, PH) (6, 1) (7, 7) B B B F S			2-3 K ③			3-2 G4-3 ②		1-0 L9 ③		1 0 0 0 0 1 0 1 0 0 0 0 0 0 0 0 0 0 0 0 0 1 0 0 0 0 0 0																												
<b>Inning Stats</b>	R: 0 E: 0 K: 1 S: 10	H: 0 LOB: 0 BB: 0 P: 15	R: 0 E: 0 K: 0 S: 10	H: 1 LOB: 0 BB: 0 P: 14	R: 0 E: 0 K: 2 S: 8	H: 0 LOB: 0 BB: 0 P: 13	R: 0 E: 0 K: 1 S: 10	H: 0 LOB: 0 BB: 0 P: 14	R: 0 E: 0 K: 0 S: 7	H: 0 LOB: 0 BB: 0 P: 11	R: 1 E: 0 K: 0 S: 11	H: 1 LOB: 0 BB: 0 P: 15	R: 1 E: 0 K: 0 S: 5	H: 1 LOB: 0 BB: 1 P: 11	R: 0 E: 0 K: 1 S: 5	H: 0 LOB: 0 BB: 0 P: 6	1B: 2 2B: 1 3B: 1 HR: 0	SF: 0 SAC: 0 DP: 2 HBP: 0	WP: 0 PB: 0 SB: 1 CS: 0	PA: 30																		
<b>PITCHER</b> Mark Clark, R ERA: 3.04 John Franco, L ERA: 2.19	IP 8.0	WLS W	BF 27	H 4	R 2	ER 2	SO 4	BB 1	IBB 0	HBP 0	BLK 0	WP 0	HR 0	S 71	P 107	ERA 2.25	WHIP 0.625					<b>PITCHER</b> IP 1.0	WLS S	BF 3	H 0	R 0	ER 0	SO 1	BB 0	IBB 0	HBP 0	BLK 0	WP 0	HR 0	S 5	P 6	ERA 0.00	WHIP 0.000

Cincinnati Reds @ New York Mets  
Shea Stadium, Flushing, NY  
Sat Jun 22 1996, 7:05 PM EDT  
Att. 24,589 - Unknown - 70 F

livebaseballscorecards.com

AB	29
R	2
H	4
RBI	0
BB	1
SO	5
LOB	4



**BOTTOM**

**Cincinnati Reds @ New York Mets**  
 Shea Stadium, Flushing, NY  
 Sat Jun 22 1996, 7:05 PM EDT  
 Att: 24,589 - Unknown - 70 F

livebaseballscorecards.com

<b>AB</b>	<b>33</b>
<b>R</b>	<b>5</b>
<b>H</b>	<b>11</b>
<b>RBI</b>	<b>5</b>
<b>BB</b>	<b>2</b>
<b>SO</b>	<b>4</b>
<b>LOB</b>	<b>11</b>



1B: 9	SF: 1	WP: 1	PA: 36
2B: 2	SAC: 0	PB: 0	
3B: 0	DP: 0	SB: 0	
HR: 0	HBP: 0	CS: 0	

AB	R	H	RBI	BB	SO	LOB
4	0	1	0	0	0	0
4	0	0	0	0	0	1
3	2	3	0	0	0	0
1	0	1	0	0	0	0
3	2	1	0	1	0	2
3	0	0	0	1	1	2
3	1	1	2	0	1	0
4	0	3	3	0	0	0
0	0	0	0	0	0	0
4	0	1	0	0	0	3
3	0	0	0	0	1	1
1	0	0	0	0	1	2
0	0	0	0	0	0	0

Batter	1	2	3	4	5	6	7	8	9
Lance Johnson, L (1, 8) OBP: 0.347, SLG: 0.459	0-0 1B 1B		1-0 L9		0-0 G6-3		0-2 G4-3		
Jose Vizcaino, S (1, 4) OBP: 0.377, SLG: 0.415	1-1 P4			0-0 B5-3	0-1 L9		3-1 G6-3		
Bernard Gilkey, R (1, 7) OBP: 0.372, SLG: 0.540 Chris Jones, R (7, 7) OBP: 0.307, SLG: 0.402	3-2 1B			1-0 BB SF9 2B		1-0 1B 1B	1-1 1B		
Jeff Kent, R (1, 5) OBP: 0.324, SLG: 0.445	1-1 G5-3			4-0 BB 1B IBB		1-2 1B 2B 1B	0-1 F8		
Todd Hundley, S (1, 2) OBP: 0.347, SLG: 0.567		1-0 F8		4-1 1B BB		1-2 K	1-2 G4-3		
Alex Ochoa, R (1, 9) OBP: 0.250, SLG: 0.333		0-2 K		1-2 SF9		2-2 2B 1B	2-2 G3		
Butch Huskey, R (1, 3) OBP: 0.295, SLG: 0.369 Tim Bogar, R (8, PR) OBP: 0.259, SLG: 0.217		3-2 G6-3		1-2 1B		0-1 2B	2-2 WP 1B 1B		
Rey Ordonez, R (1, 6) OBP: 0.310, SLG: 0.331			1-0 G6-3	0-2 F8		2-2 G6-3	0-0 WP 1B		
Mark Clark, R (1, 1) OBP: 0.029, SLG: 0.029 Andy Tomberlin, L (8, PH) OBP: 0.364, SLG: 0.600 John Franco, L (9, 1)			1-3 K		0-0 F8	1-0 G4-3	3-2 K		

Inning	R	H	E	K	S	H	LOB	BB	P
1	0	2	0	0	13	0	0	0	11
2	0	0	0	0	7	0	0	0	11
3	0	0	0	1	5	0	0	0	8
4	2	2	0	0	18	2	2	0	29
5	0	0	0	0	4	0	0	0	4
6	3	4	0	1	17	1	1	0	25
7	0	1	0	0	9	1	0	0	13
8	0	2	0	1	15	3	0	0	23
9	0	0	0	0	0	0	0	0	0

PITCHER	IP	WLS	BF	H	R	ER	SO	BB	IBB	HBP	BLK	WP	HR	S	P	ERA	WHIP
Pete Schourek, L (1, 1) ERA: 5.71	5.0	L	20	4	2	2	2	1	1	0	0	0	0	42	65	3.60	1.000
Jeff Shaw, R (6, 1) ERA: 3.0	1.0		7	4	3	3	1	0	0	0	0	0	0	17	25	27.00	4.000
Johnny Ruffin, R (7, 1) ERA: 6.5	1.0		4	1	0	0	0	0	0	0	0	0	0	9	13	0.00	1.000
Lee Smith, R (8, 1) ERA: 2.49	1.0		5	2	0	0	1	0	0	0	0	1	0	15	23	0.00	2.000

Batter	1	2	3	4	5	6	7	8	9	AB R H RBI BB SO LOB	TOP	
Lenny Harris, L (1, 7) OBP: 0.308, SLG: 0.479 Thomas Howard, S (8, 7) OBP: 0.276, SLG: 0.276	3-3 K		2-3 K		0-0 2B			1-0 L9		4 0 1 1 0 2 0 0 0 0 0 0 0 0		
Willie Greene, L (1, 5) OBP: 0.320, SLG: 0.487	0-0 F7			3-2 P5	2-1 G3-1			2-0 1B		4 0 1 0 0 0 2		
Reggie Sanders, R (1, 9) OBP: 0.394, SLG: 0.526	2-1 G5-3			0-0 G5-3		3-2 HR		1-3 K		4 1 1 1 0 1 1		
Eric Davis, R (1, 8) OBP: 0.408, SLG: 0.591		1-2 G6-3		1-0 1B		2-0 L5		2-3 K		4 0 1 0 0 1 1		
Hal Morris, L (1, 3) OBP: 0.343, SLG: 0.406		1-3 K		1-1 G4-3		2-1 F7		3-2 G4-3		4 0 0 0 0 1 1		
Bret Boone, R (1, 4) OBP: 0.267, SLG: 0.368		1-1 3B			2-1 F8	1-3 K		2-2 L8		4 0 1 0 0 1 0		
Joe Oliver, R (1, 2) OBP: 0.276, SLG: 0.358		2-3 K			1-1 FC2-5 1B		2-2 G5-3		0-0 1B	4 0 2 0 0 1 1		
Jeff Branson, L (1, 6) OBP: 0.316, SLG: 0.389			2-0 F8		1-0 E 2B 1B		1-3 K		0-0 1B	4 1 2 0 0 1 0		
John Smiley, L (1, 1) OBP: 0.250, SLG: 0.258 Eddie Taubensee, L (9, PH) OBP: 0.341, SLG: 0.416 Jeff Brantley, R (9, 1)			1-3 K		0-1 FC2-5 2B		2-2 P5		1-1 F9	3 0 0 0 0 1 2 1 0 0 0 0 0 2 0 0 0 0 0 0 0		
Inning Stats	R: 0 H: 0 E: 0 LOB: 0 K: 1 BB: 0 S: 6 P: 11	R: 0 H: 1 E: 0 LOB: 1 K: 2 BB: 0 S: 12 P: 17	R: 0 H: 0 E: 0 LOB: 0 K: 2 BB: 0 S: 7 P: 12	R: 0 H: 1 E: 0 LOB: 1 K: 0 BB: 0 S: 7 P: 12	R: 1 H: 3 E: 1 LOB: 2 K: 0 BB: 0 S: 10 P: 16	R: 1 H: 1 E: 0 LOB: 0 K: 1 BB: 0 S: 11 P: 19	R: 0 H: 0 E: 0 LOB: 0 K: 1 BB: 0 S: 9 P: 14	R: 0 H: 1 E: 0 LOB: 1 K: 2 BB: 0 S: 9 P: 15	R: 0 H: 2 E: 0 LOB: 2 K: 0 BB: 0 S: 11 P: 17	1B: 6 SF: 0 2B: 1 SAC: 0 3B: 1 DP: 0 HR: 1 HBP: 0	WP: 0 PA: 36 PB: 0 SB: 0 CS: 0	
PITCHER Robert Person, R (1, 1) ERA: 3.55 Paul Byrd, R (9, 1) ERA: 7.0	IP WLS BF H R ER SO BB IBB HBP BLK WP HR S P ERA WHIP											PITCHER IP WLS BF H R ER SO BB IBB HBP BLK WP HR S P ERA WHIP
	8.0 L 31 7 2 2 9 0 0 0 0 0 0 1 71 116 2.25 0.875											

Cincinnati Reds @ New York Mets  
Shea Stadium, Flushing, NY  
Sun Jun 23 1996, 7:05 PM EDT  
Att. 18,593 - Unknown - 81 F

livebaseballscorecards.com

AB	36
R	2
H	9
RBI	2
BB	0
SO	9
LOB	10





Batter	1	2	3	4	5	6	7	8	9	AB	R	H	RBI	BB	SO	LOB
Lance Johnson, L (1, 8) OBP: 0.343, SLG: 0.453	0-0 G6-3		0-0 G4-3			0-2 G4-3		0-0 L9		4	0	0	0	0	0	1
Jose Vizcaino, S (1, 4) OBP: 0.379, SLG: 0.416	2-2 FC6-4 1B		1-0 G3			3-2 2B 1B			1-3 K	4	0	2	0	0	1	0
Bernard Gilkey, R (1, 7) OBP: 0.374, SLG: 0.543	3-1 L8				0-3 K	1-1 2B			2-2 2B 1B	4	1	2	0	0	1	1
Jeff Kent, R (1, 5) OBP: 0.323, SLG: 0.446	0-0 FC6-4 1-2f				2-1 G5-3			0-0 G6-3	1-2 2B	4	0	1	1	0	0	1
Todd Hundley, S (1, 2) OBP: 0.345, SLG: 0.560 Tim Bogar, R (9, PR) OBP: 0.259, SLG: 0.217		1-0 P4			2-3 K			3-3 K	4-0 IBB	3	0	0	0	1	2	0
Alex Ochoa, R (1, 9) OBP: 0.286, SLG: 0.333 Carl Everett, S (9, PH) OBP: 0.298, SLG: 0.239		0-0 FC6-4 1B			0-1 G5-3			0-1 G6-3	1-3 K	3	0	1	0	0	0	0
Butch Huskey, R (1, 3) OBP: 0.289, SLG: 0.362		0-2 FC6-4 1-2f			0-2 G5-3			0-0 G6-3	1-3 K	4	0	0	0	0	1	3
Rey Ordonez, R (1, 6) OBP: 0.307, SLG: 0.326		0-2 G3			1-2 G6-3			0-0 L5		3	0	0	0	0	0	1
Robert Person, R (1, 1) Edgardo Alfonzo, R (8, PH) OBP: 0.269, SLG: 0.263 Paul Byrd, R (9, 1)			0-3 K			1-3 K		4-0 BB		2	0	0	0	0	2	0

Inning Stats	R: 0	H: 1	E: 0	K: 0	S: 8	R: 0	H: 1	E: 0	K: 0	S: 9	R: 0	H: 0	E: 0	K: 1	S: 5	R: 0	H: 0	E: 0	K: 2	S: 9	R: 0	H: 0	E: 0	K: 0	S: 10	R: 0	H: 2	E: 0	K: 1	S: 11	R: 0	H: 0	E: 0	K: 1	S: 6	R: 0	H: 0	E: 0	K: 0	S: 3	R: 1	H: 2	E: 0	K: 3	S: 16	1B: 4	2B: 2	3B: 0	HR: 0	SF: 0	SAC: 0	DP: 0	HBP: 0	WP: 0	PB: 0	SB: 0	CS: 0	PA: 34
PITCHER	IP	WLS	BF	H	R	ER	SO	BB	IBB	HBP	BLK	WP	HR	S	P	ERA	WHIP																																									
John Smiley, L (1, 1) ERA: 4.29	8.0	W	28	4	0	0	5	1	0	0	0	0	0	61	85	0.00	0.625																																									
Jeff Brantley, R (9, 1) ERA: 3.44	1.0	S	6	2	1	1	3	0	1	0	0	0	0	16	26	9.00	2.000																																									

**BOTTOM**

**Cincinnati Reds @ New York Mets**  
 Shea Stadium, Flushing, NY  
 Sun Jun 23 1996, 7:05 PM EDT  
 Att: 18,593 - Unknown - 81 F

livebaseballscorecards.com

<b>AB</b>	<b>32</b>
<b>R</b>	<b>1</b>
<b>H</b>	<b>6</b>
<b>RBI</b>	<b>1</b>
<b>BB</b>	<b>2</b>
<b>SO</b>	<b>8</b>
<b>LOB</b>	<b>9</b>



Batter	1	2	3	4	5	6	7	8	9	AB R H RBI BB SO LOB	TOP	
Ricky Otero, S OBP: 0.342, SLG: 0.333 (1, 8) X	0-0 G3		0-0 G3			0-0 6-3		0-3 K		4 0 0 0 0 1 0		
26 David Doster, R OBP: 0.233, SLG: 0.400 (1, 4) X	0-0 6-3 1B		0-0 6-3			0-0 5-3		0-0 G3		4 0 1 0 0 0 0		
Gregg Jefferies, S OBP: 0.244, SLG: 0.311 (1, 3) X	0-0 6-3 1-2			0-0 5-3		0-0 F9		4-0 G1-6-3 BB		3 0 0 0 1 0 1		
Pete Incaviglia, R OBP: 0.346, SLG: 0.530 (1, 7) X	0-0 F9			0-3 K			0-0 5-3	0-0 G1-6-3 1-2f		4 0 0 0 0 1 2		
Jim Eisenreich, L OBP: 0.387, SLG: 0.420 (1, 9)		4-0 G6-3 BB		0-0 1B 2B		0-0 FC4-6 1B		0-0 FC4-6 1B		2 0 2 0 1 0 0		
Todd Zeile, R OBP: 0.337, SLG: 0.437 (1, 5)		0-0 G6-3 1-2f		0-0 1B		0-0 FC4-6 1-2f				3 0 1 0 0 0 2		
Steve Frey, R (7, 1)				2-H 1B						0 0 0 0 0 0 0		
Benito Santiago, R OBP: 0.323, SLG: 0.465 (1, 2)		4-0 FC5-4 BB			0-3 K		0-0 F7			2 0 0 0 1 1 1		
Mike Benjamin, R OBP: 0.349, SLG: 0.457 (1, 6) X		0-0 FC5-4 1-2f			0-0 3-1			0-0 6-3		3 0 0 0 0 0 1		
Curt Schilling, R OBP: 0.278, SLG: 0.235 (1, 1)			0-3 K			0-0 4-3		0-0 G3		1 0 0 0 0 1 0		
Ricardo Jordan, L (4, 1)										1 0 0 0 0 0 0		
Howard Battle, R (7, 5)										1 0 0 0 0 0 0		
<b>Inning Stats</b>	R: 0 H: 1 E: 0 LOB: 1 K: 0 BB: 0 S: 4 P: 4	R: 0 H: 0 E: 0 LOB: 1 K: 0 BB: 2 S: 2 P: 10	R: 0 H: 0 E: 0 LOB: 0 K: 1 BB: 0 S: 5 P: 5	R: 0 H: 2 E: 0 LOB: 2 K: 1 BB: 0 S: 6 P: 6	R: 0 H: 0 E: 0 LOB: 0 K: 1 BB: 0 S: 5 P: 5	R: 0 H: 0 E: 0 LOB: 0 K: 0 BB: 0 S: 3 P: 3	R: 0 H: 1 E: 0 LOB: 1 K: 0 BB: 0 S: 4 P: 4	R: 0 H: 0 E: 0 LOB: 0 K: 1 BB: 0 S: 5 P: 5	R: 0 H: 0 E: 0 LOB: 0 K: 0 BB: 1 S: 2 P: 6	1B: 3 SF: 0 2B: 1 SAC: 0 3B: 0 DP: 2 HR: 0 HBP: 0	WP: 0 PA: 31 PB: 0 SB: 0 CS: 0	
<b>PITCHER</b> Mark Portugal, R (1, 1) ERA: 4.11	IP WLS BF H R ER SO BB IBB HBP BLK WP HR S P ERA WHIP	9.0 W 31 4 0 0 4 3 0 0 0 0 0 0 36 48 0.00 0.778										

Philadelphia Phillies @ Cincinnati Reds  
Riverfront Stadium, Cincinnati, OH  
Mon Jun 24 1996, 7:05 PM EDT  
Att. 20,835 - Unknown - 69 F

AB	28
R	0
H	4
RBI	0
BB	3
SO	4
LOB	7



Batter	1	2	3	4	5	6	7	8	9	AB	R	H	RBI	BB	SO	LOB
Thomas Howard, S OBP: 0.289, SLG: 0.300 (1, 8)	0-0 4-3	0-0 1B 1-2		0-0 F9 1B 2B		0-0 WP 2B 1B		0-0 4-3		5	2	3	0	0	0	0
Lenny Harris, L OBP: 0.301, SLG: 0.462 (1, 7) (8, 9)	0-0 F8	0-0 1B 1-2 2-H		0-3 K		0-0 L6		0-0 F9		5	0	1	1	0	1	2
Barry Larkin, R OBP: 0.395, SLG: 0.482 (1, 6) Eric Owens, R OBP: 0.317, SLG: 0.288 (8, 7)	4-0 HBP BB	0-3 K		0-0 F9 2-3		0-0 1-H 2B		0-0 E6		3	0	1	1	1	1	3
Reggie Sanders, R OBP: 0.407, SLG: 0.541 (1, 9) Jeff Branson, L OBP: 0.315, SLG: 0.386 (8, 6)	1-0 1-2 HBP		0-0 1B SF7 2B	0-0 HR 1B		0-0 P4		0-0 G3		3	2	2	1	0	0	1
Willie Greene, L OBP: 0.326, SLG: 0.513 (1, 5)	0-0 F9		0-0 BB 1B 2-3	0-0 1-H HR		0-0 L4				4	1	2	2	0	0	3
Bret Boone, R OBP: 0.272, SLG: 0.394 (1, 4)		0-0 HR	0-0 SF7	0-0 5-3			0-0 4-3 2B			3	1	2	2	0	0	0
Hal Morris, L OBP: 0.341, SLG: 0.403 (1, 3)		0-0 1B 1B	0-0 F9		0-0 F8		0-0 4-3			4	1	1	0	0	0	2
Joe Oliver, R OBP: 0.283, SLG: 0.351 (1, 2)		0-0 F4	4-0 BB 1-2	0-0 5-3		0-0 5-3		4-0 G1-6-3 BB		2	0	0	0	2	0	1
Mark Portugal, R OBP: 0.143, SLG: 0.179 (1, 1)		0-3 K	0-3 K		0-0 F9		0-0 G1-6-3 1-2f			4	0	0	0	0	2	5

Inning Stats	R: 0	H: 0	E: 0	K: 0	S: 3	LOB: 2	BB: 1	P: 8	R: 2	H: 4	E: 0	K: 2	S: 11	LOB: 2	BB: 0	P: 11	R: 1	H: 2	E: 0	K: 1	S: 7	LOB: 2	BB: 1	P: 11	R: 3	H: 3	E: 0	K: 1	S: 8	LOB: 0	BB: 0	P: 8	R: 0	H: 0	E: 0	K: 0	S: 3	LOB: 0	BB: 0	P: 3	R: 1	H: 2	E: 0	K: 0	S: 5	LOB: 1	BB: 0	P: 5	R: 0	H: 1	E: 0	K: 0	S: 3	LOB: 1	BB: 1	P: 7	R: 0	H: 0	E: 1	K: 0	S: 4	LOB: 1	BB: 0	P: 4
1B: 6	SF: 1	2B: 4	SAC: 0	3B: 0	DP: 1	HR: 2	HBP: 1	WP: 1	PA: 40	PB: 0	SB: 0	CS: 0																																																				

PITCHER	IP	WLS	BF	H	R	ER	SO	BB	IBB	HBP	BLK	WP	HR	S	P	ERA	WHIP
Curt Schilling, R ERA: 3.4 (1, 1)	3.2	L	23	9	6	6	4	2	0	1	0	0	2	28	37	14.73	3.000
Ricardo Jordan, L ERA: 1.93 (4, 1)	2.1		9	2	1	1	0	0	0	0	0	1	0	9	9	3.86	0.857
Steve Frey, L ERA: 2.59 (7, 1)	2.0		8	1	0	0	0	1	0	0	0	0	0	7	11	0.00	1.000


**BOTTOM**

**Philadelphia Phillies @ Cincinnati Reds**  
Riverfront Stadium, Cincinnati, OH

Mon Jun 24 1996, 7:05 PM EDT  
Att: 20,835 - Unknown - 69 F

livebaseballscorecards.com

AB	35
R	7
H	12
RBI	7
BB	3
SO	4
LOB	18



Batter	1	2	3	4	5	6	7	8	9	AB R H RBI BB SO LOB	TOP											
Ricky Otero, S (1, 8) OBP: 0.333, SLG: 0.324 Toby Borland, R (6, 1) Howard Battle, R (8, PH) Ron Blazier, R (8, 1)	0-0 G4-3			2-2 P2		3-2 P5		1-3 K		3 0 0 0 0 0 1 0 0 0 0 0 0 0 1 0 0 0 0 1 0 0 0 0 0 0 0 0	<b>Philadelphia Phillies @ Cincinnati Reds</b> Riverfront Stadium, Cincinnati, OH Tue Jun 25 1996, 7:05 PM EDT Unknown - 79 F											
26 David Doster, R (1, 4) OBP: 0.235, SLG: 0.364	0-3 K			3-3 K		4-1 E BB		1-2 G5-3		3 0 0 0 1 2 0												
Gregg Jefferies, S (1, 3) OBP: 0.244, SLG: 0.308	0-0 G3			3-2 G1-3		1-2 E9 1-3 2-H 1B		1-1 F7		4 0 1 1 0 0 0												
Todd Zeile, R (1, 5) OBP: 0.339, SLG: 0.439		1-1 L6			2-1 2B	1-3 K		4-2 FC4-6 BB		3 0 1 0 1 1 2												
Jim Eisenreich, L (1, 7) OBP: 0.384, SLG: 0.422		0-0 P5			2-1 F8		2-2 2B	3-1 FC4-6 1-2f		4 0 1 0 0 0 2												
Benito Santiago, R (1, 2) OBP: 0.318, SLG: 0.457		1-3 K			3-2 P2		3-3 K	1-0 F8		4 0 0 0 0 2 3												
J.R. Phillips, L (1, 9) OBP: 0.247, SLG: 0.400			4-2 G1-6-3 BB		1-0 F7		4-2 BB	2-3 K		2 0 0 0 2 1 2												
Kevin Sevcik, R (1, 6) OBP: 0.235, SLG: 0.200			1-2 G1-6-3 1-2f			1-3 K	0-3 K			3 0 0 0 0 2 3												
Rafael Quirico, L (1, 1) Russ Springer, R (2, 1) Glenn Murray, R (6, PH) (6, 8)			2-3 K			1-1 E 2B	0-3 K			0 0 0 0 0 0 0 1 0 0 0 0 1 0 2 1 1 0 0 1 2												
<b>Inning Stats</b>	R: 0 E: 0 K: 1 S: 5	H: 0 LOB: 0 BB: 0 P: 5	R: 0 E: 0 K: 1 S: 6	H: 0 LOB: 0 BB: 0 P: 8	R: 0 E: 0 K: 1 S: 8	H: 0 LOB: 0 BB: 1 P: 15	R: 0 E: 0 K: 1 S: 13	H: 0 LOB: 0 BB: 0 P: 21	R: 0 E: 0 K: 3 S: 16	H: 1 LOB: 1 BB: 0 P: 16	R: 1 E: 1 K: 2 S: 15	H: 2 LOB: 2 BB: 1 P: 26	R: 0 E: 0 K: 3 S: 16	H: 1 LOB: 2 BB: 1 P: 25	R: 0 E: 0 K: 1 S: 9	H: 0 LOB: 0 BB: 0 P: 12	R: 0 E: 0 K: 1 S: 10	H: 0 LOB: 1 BB: 1 P: 20	1B: 1 2B: 3 3B: 0 HR: 0	SF: 0 SAC: 0 DP: 1 HBP: 0	WP: 0 PB: 0 SB: 0 CS: 0	PA: 34
<b>PITCHER</b>	IP WLS BF H R ER SO BB IBB HBP BLK WP HR S P ERA WHIP																					
Dave Burba, R (1, 1) ERA: 4.35	6.1 W 25 4 1 1 7 3 0 0 0 0 0 0 63 108 1.42 1.105																					
Hector Carrasco, R (7, 1) ERA: 3.51	1.2 5 0 0 0 3 0 0 0 0 0 0 0 17 20 0.00 0.000																					
Johnny Ruffin, R (9, 1) ERA: 6.32	1.0 4 0 0 0 1 1 0 0 0 0 0 0 10 20 0.00 1.000																					

livebaseballscorecards.com

AB	30
R	1
H	4
RBI	1
BB	4
SO	11
LOB	15



Batter	1	2	3	4	5	6	7	8	9
<b>Eric Owens, R</b> (1, 7) OBP: 0.313, SLG: 0.279	4-0 HR BB	0-1 B1		3-3 K		0-0 F8		2-2 G6-3	
<b>Bret Boone, R</b> (1, 4) OBP: 0.280, SLG: 0.411	0-0 HR 1-H	4-1 PB S 2B BB		2-1 1B		1-3 K		1-0 F8	
<b>Barry Larkin, R</b> (1, 6) OBP: 0.399, SLG: 0.484 <b>Jeff Branson, L</b> (4, PH) OBP: 0.311, SLG: 0.381 (5, 6)	0-0 S BLK 2B 1B	4-2 PB 2B BB		0-3 K			0-1 P6		
<b>Reggie Sanders, R</b> (1, 9) OBP: 0.414, SLG: 0.535 <b>Lenny Harris, L</b> (7, PH) OBP: 0.310, SLG: 0.462 (8, 9)	4-0 S 2B BB	4-2 2B BB		1-3 K			4-1 G4-3 BB		
<b>Eric Davis, R</b> (1, 8) OBP: 0.407, SLG: 0.593 <b>Thomas Howard, S</b> (6, 8)	1-3 K 1-2 2-3	3-1 2B		3-3 K			0-0 G4-3		
<b>Chris Sabo, R</b> (1, 5) OBP: 0.417, SLG: 0.489 <b>Willie Greene, L</b> (6, 5)	0-2 FC6-5 2B 2-H 3-H	3-3 K		3-3 K			1-3 K		
<b>Tim Belk, R</b> (1, 3) OBP: 0.500, SLG: 0.333	1-2 FC6-5 2-3			0-0 F7		4-2 BB		0-1 HR 1B	
<b>Joe Oliver, R</b> (1, 2) OBP: 0.282, SLG: 0.374	0-0 F9			1-1 F9		1-0 F8		0-0 HR	
<b>Dave Burba, R</b> (1, 1) OBP: 0.129, SLG: 0.069 <b>Hector Carrasco, R</b> (7, 1) <b>Hal Morris, L</b> (8, PH) OBP: 0.340, SLG: 0.402 <b>Johnny Ruffin, R</b> (9, 1) OBP: 1.000, SLG: 1.000		0-1 G6-3		0-3 K		1-3 K		0-1 G4-3	

AB	R	H	RBI	BB	SO	LOB
4	1	0	0	1	1	0
4	2	2	2	1	1	0
1	2	1	0	1	0	0
2	0	0	0	0	1	1
1	2	0	0	2	1	1
0	0	0	0	1	0	0
3	0	1	3	0	2	2
1	0	0	0	0	0	1
3	0	1	2	0	2	1
1	0	0	0	0	1	1
3	1	1	0	1	0	1
4	1	1	2	0	0	2
3	0	0	0	0	2	0
0	0	0	0	0	0	0
1	0	0	0	0	0	0
0	0	0	0	0	0	0

AB	R	H	RBI	BB	SO	LOB
31	9	7	9	7	11	10

Inning	R	H	E	K	S	LOB	BB	IBB	HBP	BLK	WP	HR	S	P	ERA	WHIP
1	4	3	0	1	14	1	3	0	0	0	0	0	26	51	37.80	5.400
2	0	1	0	1	12	0	1	0	0	0	0	0	34	55	0.00	0.600
6	3	1	0	1	7	0	1	0	0	0	0	0	16	23	0.00	0.500
8	0	2	0	2	5	0	0	0	0	0	0	1	9	12	18.00	2.000

WP	PA	ERA	WHIP
0	38		

**Philadelphia Phillies @ Cincinnati Reds**  
Riverfront Stadium, Cincinnati, OH  
Tue Jun 25 1996, 7:05 PM EDT  
Unknown - 79 F

livebaseballscorecards.com



Batter	1	2	3	4	5	6	7	8	9	AB	R	H	RBI	BB	SO	LOB	TOP								
<b>26 David Doster, R</b> (1, 4) OBP: 0.231, SLG: 0.342	3-3 		0-1 		1-1 		3-2 		1-1 	5	0	1	0	0	1	1									
<b>Mike Lieberthal, R</b> (1, 2) OBP: 0.322, SLG: 0.491	2-1 		0-0 		0-1 		1-1 			4	0	2	0	0	0	2									
<b>Gregg Jefferies, S</b> (1, 3) OBP: 0.244, SLG: 0.305	2-2 		1-0 		3-2 		1-1 			4	0	1	0	0	0	3									
<b>Pete Incaviglia, R</b> (1, 7) OBP: 0.344, SLG: 0.521	4-2 			1-3 		0-0 		2-0 		3	0	0	0	1	1	2									
<b>Todd Zeile, R</b> (1, 5) OBP: 0.334, SLG: 0.433	1-1 			0-0 		0-1 		2-1 		4	0	0	0	0	0	2									
<b>J.R. Phillips, L</b> (1, 9) OBP: 0.247, SLG: 0.391			3-3 		3-2 		0-1 		0-1 	4	0	1	0	0	1	0									
<b>Glenn Murray, R</b> (1, 8) OBP: 0.259, SLG: 0.308			0-0 		0-1 		0-3 		2-3 	4	0	0	0	0	2	1									
<b>Kevin Sevcik, R</b> (1, 6) OBP: 0.300, SLG: 0.389			1-2 		0-1 		2-2 		3-2 	3	1	2	0	0	0	0									
<b>Benito Santiago, R</b> (9, PH) OBP: 0.320, SLG: 0.459			0-0 		1-0 		4-0 		1-1 	1	0	0	0	0	0	0									
<b>Mike Mimbs, L</b> (1, 1) OBP: 0.182, SLG: 0.182										2	0	0	0	0	0	2									
<b>Ricky Otero, S</b> (7, PH) OBP: 0.339, SLG: 0.324										0	0	0	0	1	0	0									
<b>Ken Ryan, R</b> (7, 1)										0	0	0	0	0	0	0									
<b>Jim Eisenreich, L</b> (9, PH) OBP: 0.382, SLG: 0.419										1	0	0	0	0	0	1									
<b>Inning Stats</b>	R: 0 E: 0 K: 1 S: 12	H: 1 LOB: 2 BB: 1 P: 24	R: 0 E: 0 K: 1 S: 14	H: 1 LOB: 1 BB: 0 P: 18	R: 0 E: 0 K: 0 S: 4	H: 0 LOB: 0 BB: 0 P: 5	R: 0 E: 0 K: 1 S: 10	H: 1 LOB: 1 BB: 0 P: 14	R: 1 E: 1 K: 0 S: 11	H: 3 LOB: 2 BB: 0 P: 16	R: 0 E: 0 K: 1 S: 7	H: 0 LOB: 0 BB: 0 P: 7	R: 0 E: 0 K: 0 S: 14	H: 1 LOB: 2 BB: 1 P: 25	R: 0 E: 0 K: 0 S: 5	H: 0 LOB: 0 BB: 0 P: 9	R: 0 E: 0 K: 1 S: 11	H: 1 LOB: 1 BB: 0 P: 18	1B: 7 2B: 0 3B: 1 HR: 0	SF: 0 SAC: 0 DP: 0 HBP: 0	WP: 0 PB: 0 SB: 0 CS: 0	PA: 37			
<b>PITCHER</b>	IP	WLS	BF	H	R	ER	SO	BB	IBB	HBP	BLK	WP	HR	S	P	ERA	WHIP								
<b>Kevin Jarvis, R</b> (1, 1) ERA: 4.35	6.1	W	27	6	1	0	4	2	0	0	0	0	0	63	95	0.00	1.263								
<b>Jeff Shaw, R</b> (7, 1) ERA: 2.95	0.2		3	1	0	0	0	0	0	0	0	0	0	9	14	0.00	1.500								
<b>Lee Smith, R</b> (8, 1) ERA: 2.28	2.0	S	7	1	0	0	1	0	0	0	0	0	0	16	27	0.00	0.500								

Philadelphia Phillies @ Cincinnati Reds  
Riverfront Stadium, Cincinnati, OH

Tue Jun 25 1996, 7:05 PM EDT  
Att. 23,369 - Unknown - 79 F

livebaseballscorecards.com

<b>AB</b>	35
<b>R</b>	1
<b>H</b>	8
<b>RBI</b>	0
<b>BB</b>	2
<b>SO</b>	5
<b>LOB</b>	14



Batter	1	2	3	4	5	6	7	8	9	AB	R	H	RBI	BB	SO	LOB
--------	---	---	---	---	---	---	---	---	---	----	---	---	-----	----	----	-----

<b>Eric Owens, R</b> (1, 7) OBP: 0.313, SLG: 0.277 <b>Thomas Howard, S</b> (7, 7) OBP: 0.293, SLG: 0.304	4-0 		0-3 		2-1 		1-0 			1	0	0	1	1	1	0
<b>Bret Boone, R</b> (1, 4) OBP: 0.274, SLG: 0.403	1-3 		1-1 		3-2 		1-1 	0-2 		4	0	0	0	0	1	2
<b>Barry Larkin, R</b> (1, 6) OBP: 0.397, SLG: 0.480	0-0 			1-1 		1-1 		2-2 		4	1	1	0	0	0	1
<b>Reggie Sanders, R</b> (1, 9) OBP: 0.400, SLG: 0.515	3-3 			3-3 		0-1 		2-3 		4	0	0	0	0	3	2
<b>Eric Davis, R</b> (1, 8) OBP: 0.411, SLG: 0.594		3-2 		1-1 		1-0 				3	0	2	1	0	0	0
<b>Chris Sabo, R</b> (1, 5) OBP: 0.405, SLG: 0.473		1-1 		1-1 		2-1 				3	0	0	0	0	0	1
<b>Tim Belk, R</b> (1, 3) OBP: 0.500, SLG: 0.400 <b>Hal Morris, L</b> (7, PH) OBP: 0.342, SLG: 0.408 (8, 3)		0-3 			0-0 		1-0 			2	1	1	0	0	1	1
<b>Eddie Taubensee, L</b> (1, 2) OBP: 0.340, SLG: 0.414 <b>Joe Oliver, R</b> (8, 2) OBP: 0.282, SLG: 0.374		2-3 			0-0 		0-0 			3	0	1	0	0	1	2
<b>Kevin Jarvis, L</b> (1, 1) OBP: 0.125, SLG: 0.125 <b>Jeff Shaw, R</b> (7, 1) <b>Lenny Harris, L</b> (7, PH) OBP: 0.318, SLG: 0.462 <b>Lee Smith, R</b> (8, 1)			3-2 		1-1 		4-0 			0	0	0	0	0	0	0

Inning Stats	R: 0	H: 0	E: 0	K: 2	S: 9	H: 0	LOB: 1	BB: 1	P: 17	R: 0	H: 1	E: 0	K: 2	S: 13	H: 0	LOB: 0	BB: 0	P: 19	R: 0	H: 0	E: 0	K: 1	S: 8	R: 1	H: 2	E: 0	K: 1	S: 9	R: 1	H: 2	E: 0	K: 0	S: 9	R: 0	H: 0	E: 0	K: 0	S: 5	R: 1	H: 2	E: 0	K: 0	S: 6	R: 0	H: 0	E: 0	K: 1	S: 9	R: 0	H: 0	E: 0	K: 1	S: 9	R: 0	H: 0	E: 0	K: 1	S: 9	R: 0	H: 0	E: 0	K: 1	S: 9	R: 0	H: 0	E: 0	K: 1	S: 9	R: 0	H: 0	E: 0	K: 1	S: 9
--------------	------	------	------	------	------	------	--------	-------	-------	------	------	------	------	-------	------	--------	-------	-------	------	------	------	------	------	------	------	------	------	------	------	------	------	------	------	------	------	------	------	------	------	------	------	------	------	------	------	------	------	------	------	------	------	------	------	------	------	------	------	------	------	------	------	------	------	------	------	------	------	------	------	------	------	------	------

PITCHER	IP	WLS	BF	H	R	ER	SO	BB	IBB	HBP	BLK	WP	HR	S	P	ERA	WHIP
<b>Mike Mims, L</b> (1, 1) ERA: 7.55 <b>Ken Ryan, R</b> (7, 1) ERA: 2.45	6.0	L	23	5	2	2	6	1	0	0	0	0	0	53	85	3.00	1.000

**BOTTOM**

1	0	0	1	1	1	0
1	0	1	1	0	0	0
4	0	0	0	0	1	2
4	1	1	0	0	0	1
4	0	0	0	0	3	2
3	0	2	1	0	0	0
3	0	0	0	0	0	1
2	1	1	0	0	1	1
1	1	1	0	0	0	0
3	0	1	0	0	1	2
0	0	0	0	0	0	0
1	0	0	0	0	0	0
0	0	0	0	0	0	0
0	0	0	0	1	0	0
0	0	0	0	0	0	0

1B: 6	SF: 1	WP: 0	PA: 32
2B: 1	SAC: 1	PB: 0	
3B: 0	DP: 0	SB: 1	
HR: 0	HBP: 0	CS: 1	

<b>AB</b>	<b>27</b>
<b>R</b>	<b>3</b>
<b>H</b>	<b>7</b>
<b>RBI</b>	<b>3</b>
<b>BB</b>	<b>2</b>
<b>SO</b>	<b>7</b>
<b>LOB</b>	<b>9</b>



Philadelphia Phillies @ Cincinnati Reds  
 Riverfront Stadium, Cincinnati, OH  
 Tue Jun 25 1996, 7:05 PM EDT  
 Att: 23,369 - Unknown - 79 F

livebaseballscorecards.com

Batter	1	2	3	4	5	6	7	8	9	AB R H RBI BB SO LOB	TOP		
Ricky Otero, S (1, 8) OBP: 0.328, SLG: 0.312	1-1 L9		1-1 G3		1-0 P4			3-2 G1-4-3		4 0 0 0 0 0 1			
26 David Doster, R (1, 4) OBP: 0.209, SLG: 0.310	0-0 F9			1-2 L8	0-0 L8			2-2 G5-3		4 0 0 0 0 0 1			
Gregg Jefferies, S (1, 3) OBP: 0.266, SLG: 0.326	2-2 1B			3-1 WP 1B S		0-1 L8		1-1 E 1B S		4 2 3 0 0 0 0			
Pete Incaviglia, R (1, 7) OBP: 0.343, SLG: 0.516 Ricky Bottalico, L (8, 1) OBP: 0.500, SLG: 1.000	1-3 K			3-3 K	1-2 K	1-2 G1-3		2-2 E5 1B	1-1 SAFE	4 0 1 0 0 2 2 0 0 0 0 0 0 0			
Todd Zeile, R (1, 5) OBP: 0.333, SLG: 0.431		1-3 K		1-1 BB 1B		0-2 L1-4-3		3-2 L7		4 0 1 1 0 1 1			
Mike Lieberthal, R (1, 2) OBP: 0.319, SLG: 0.477		3-3 K		4-1 BB	1-2 BB		3-2 F9		0-1 G1	3 0 0 0 1 1 0			
Glenn Murray, R (1, 9) OBP: 0.258, SLG: 0.305		1-2 P4		0-3 K		0-0 1B		0-3 K		4 0 1 0 0 2 2			
Kevin Sefcik, R (1, 6) OBP: 0.261, SLG: 0.333 Benito Santiago, R (9, PH) OBP: 0.323, SLG: 0.461 Mike Benjamin, R (9, PR) OBP: 0.349, SLG: 0.457			2-1 G6-3		2-2 L8		2-2 P6		0-1 1B	3 0 0 0 0 0 1 1 0 1 0 0 0 0 0 0 0 0 0 0 0			
Mike Williams, R (1, 1) OBP: 0.167, SLG: 0.091 J.R. Phillips, L (7, PH) OBP: 0.244, SLG: 0.386 Ricardo Jordan, L (7, 1) Jim Eisenreich, L (8, 7) OBP: 0.380, SLG: 0.417		0-0 F9		4-2 BB		1-3 K		1-0 G3		1 0 0 0 1 0 0 1 0 0 0 0 1 1 0 0 0 0 0 0 0 1 0 0 0 0 0 1			
<b>Inning Stats</b>	R: 0 H: 1 E: 0 LOB: 1 K: 1 BB: 0 S: 10 P: 14	R: 0 H: 0 E: 0 LOB: 0 K: 2 BB: 0 S: 11 P: 16	R: 0 H: 0 E: 0 LOB: 0 K: 0 BB: 0 S: 5 P: 8	R: 1 H: 2 E: 0 LOB: 2 K: 2 BB: 1 S: 15 P: 27	R: 0 H: 0 E: 0 LOB: 1 K: 0 BB: 1 S: 12 P: 19	R: 0 H: 0 E: 0 LOB: 0 K: 0 BB: 0 S: 8 P: 9	R: 0 H: 1 E: 0 LOB: 1 K: 1 BB: 0 S: 12 P: 18	R: 1 H: 2 E: 1 LOB: 1 K: 0 BB: 0 S: 16 P: 27	R: 0 H: 1 E: 0 LOB: 1 K: 1 BB: 0 S: 9 P: 10	1B: 7 SF: 0 2B: 0 SAC: 0 3B: 0 DP: 0 HR: 0 HBP: 0	WP: 1 PA: 36 PB: 0 SB: 2 CS: 0		
<b>PITCHER</b>	IP WLS BF H R ER SO BB IBB HBP BLK WP HR S P ERA WHIP											<b>PITCHER</b>	IP WLS BF H R ER SO BB IBB HBP BLK WP HR S P ERA WHIP
Roger Salkeld, R (1, 1) ERA: 3.64	6.0 W 23 3 1 1 5 2 0 0 0 1 0 61 93 1.50 0.833												
Hector Carrasco, R (7, 1) ERA: 3.29	1.2 8 3 1 0 1 0 0 0 0 0 0 25 39 0.00 1.800												
Jeff Brantley, R (8, 1) ERA: 3.32	1.1 S 5 1 0 0 1 0 0 0 0 0 0 12 16 0.00 0.750												

Philadelphia Phillies @ Cincinnati Reds  
Riverfront Stadium, Cincinnati, OH

Wed Jun 26 1996, 7:05 PM EDT  
Att. 32,286 - Unknown - 80 F

livebaseballscorecards.com

AB	34
R	2
H	7
RBI	1
BB	2
SO	7
LOB	10





Batter	1	2	3	4	5	6	7	8	9	AB R H RBI BB SO LOB
Thomas Howard, S OBP: 0.291, SLG: 0.310 (1, 7)	1-0 P5	2-1			1-2 F9		0-0 F8			4 0 1 0 0 0 0
Lenny Harris, L OBP: 0.315, SLG: 0.463 (1, 9)	1-0 BB HR 2B	0-2 G3-1			0-1 F9		0-0 G5-3			4 1 1 0 0 0 1
Barry Larkin, R OBP: 0.402, SLG: 0.480 (1, 6)	4-0 BB HR BB		1-2 G6-3 S 1B		3-2 HBP		0-3 K			2 1 1 0 1 1 0
Eric Davis, R OBP: 0.408, SLG: 0.584 (1, 8)	4-1 HR BB		2-3 K		0-0 G6-3		1-3 K			3 1 0 0 1 2 2
Willie Greene, L OBP: 0.326, SLG: 0.533 (1, 5)	2-1 HR		1-2 G6-3		2-2 1B		3-3 K			2 1 1 4 0 0 1
Jeff Branson, L OBP: 0.313, SLG: 0.383 (4, 5)	1-H 2-H 3-H HR		2-3							2 0 1 0 0 1 0
Bret Boone, R OBP: 0.271, SLG: 0.397 (1, 4)	1-0 G5-3		1-3 K		0-2 P6					3 0 0 0 0 1 2
Hal Morris, L OBP: 0.346, SLG: 0.414 (1, 3)	2-1 2-5 2B			1-0 G6-4-3 1B		0-0 L7				3 0 2 0 0 0 1
Joe Oliver, R OBP: 0.276, SLG: 0.364 (1, 2)	2-0 2-5	1-3 K		0-1 G6-4-3		1-2 G4-3				3 0 0 0 0 1 2
Roger Salkeld, R (1, 1)				0-3 K						2 0 0 0 0 1 0
Hector Carrasco, R (7, 1)										1 0 0 0 0 1 0
Jeff Brantley, R (8, 1)										0 0 0 0 0 0 0

Inning Stats	R: 4	H: 3	E: 0	LOB: 1	K: 0	S: 8	P: 25	R: 0	H: 1	E: 0	LOB: 1	K: 1	S: 13	R: 0	H: 1	E: 0	LOB: 0	K: 2	S: 12	R: 0	H: 1	E: 0	LOB: 1	K: 1	S: 6	R: 0	H: 0	E: 0	LOB: 1	K: 0	S: 8	R: 0	H: 1	E: 0	LOB: 1	K: 1	S: 11	R: 0	H: 0	E: 0	LOB: 0	K: 1	S: 5	R: 0	H: 0	E: 0	LOB: 0	K: 3	S: 10	R: 0	H: 0	E: 0	LOB: 0	K: 0	S: 14	1B: 3	2B: 3	3B: 0	HR: 1	SF: 0	SAC: 0	DP: 1	HBP: 1	WP: 0	PB: 0	SB: 1	CS: 0	PA: 32
--------------	------	------	------	--------	------	------	-------	------	------	------	--------	------	-------	------	------	------	--------	------	-------	------	------	------	--------	------	------	------	------	------	--------	------	------	------	------	------	--------	------	-------	------	------	------	--------	------	------	------	------	------	--------	------	-------	------	------	------	--------	------	-------	-------	-------	-------	-------	-------	--------	-------	--------	-------	-------	-------	-------	--------

PITCHER	IP	WLS	BF	H	R	ER	SO	BB	IBB	HBP	BLK	WP	HR	S	P	ERA	WHIP
Mike Williams, R (1, 1) ERA: 5.56	6.0	L	27	7	4	4	4	2	0	1	0	0	1	58	94	6.00	1.500
Ricardo Jordan, L (7, 1) ERA: 1.59	1.0		3	0	0	0	1	0	0	0	0	0	0	5	6	0.00	0.000
Ricky Bottalico, R (8, 1) ERA: 3.28	1.0		3	0	0	0	3	0	0	0	0	0	0	10	14	0.00	0.000

BOTTOM

Philadelphia Phillies @ Cincinnati Reds  
Riverfront Stadium, Cincinnati, OH  
Wed Jun 26 1996, 7:05 PM EDT  
Att: 32,286 - Unknown - 80 F

livebaseballscorecards.com

AB	29
R	4
H	7
RBI	4
BB	2
SO	8
LOB	9



Chicago Cubs @ Cincinnati Reds  
Riverfront Stadium, Cincinnati, OH

Fri Jun 28 1996, 7:05 PM EDT  
Att. 27,864 - Unknown - 92 F

livebaseballscorecards.com

AB	35
R	4
H	9
RBI	4
BB	1
SO	7
LOB	13



WP:	0	PA:	36
PB:	0		
SB:	1		
CS:	0		

Batter	1	2	3	4	5	6	7	8	9	AB	R	H	RBI	BB	SO	LOB	TOP										
Brian McRae, S OBP: 0.351, SLG: 0.368 (1, 8)	3-3 K	0-1 G4-6-3			1-0 3B 1B		1-3 K			4	1	1	0	0	2	1											
Doug Glanville, R OBP: 0.207, SLG: 0.321 Jim Bullinger, R OBP: 0.333, SLG: 0.636 Bob Patterson, R OBP: 0.333, SLG: 0.636 Kent Bottenfield, R OBP: 0.333, SLG: 0.636	0-0 E 1B 1B		1-2 L7		1-2 G4-3 3B		0-0 G6-3			4	2	2	1	0	0	0											
Mark Grace, L OBP: 0.400, SLG: 0.454 (1, 3)	0-0 E 1B 1B		1-2 L4		1-1 G4-3		1-1 G4-3	2-1 F8		4	1	1	1	0	0	0											
Sammy Sosa, R OBP: 0.293, SLG: 0.535 (1, 9)	1-0 E5 1B		3-2 S 1B		1-2 G5-3		1-2 G5-3	2-1 F9		4	0	1	0	0	0	2											
Leo Gomez, R OBP: 0.352, SLG: 0.493 (1, 5)	3-2 1-2 2-H 3-H 1B		4-2 SAFE 1B		0-0 L9		0-0 L9	1-2 F7		3	0	1	2	1	0	0											
23 Ryne Sandberg, R OBP: 0.300, SLG: 0.447 (1, 4)	1-1 P3		1-2 K		1-2 G4-3		1-2 G4-3	2-2 FC3-6 1B 1B		4	0	1	0	0	1	4											
Scott Servais, R OBP: 0.321, SLG: 0.425 (1, 2)	1-0 P3		1-3 K		0-0 G4-3		0-0 G4-3	1-2 FC3-6 1B		4	0	1	0	0	1	2											
José Hernández, R OBP: 0.286, SLG: 0.333 Scott Bullett, L OBP: 0.360, SLG: 0.489 (9, PH)		0-3 K	1-3 K		3-2 G6-3		3-2 G6-3	1-1 FC3-6 L3		3	0	0	0	0	2	0											
Frank Castillo, R OBP: 0.107, SLG: 0.107 Terry Shumpert, R OBP: 0.316, SLG: 0.600 Luis Gonzalez, L OBP: 0.360, SLG: 0.416 (7, 7)	2-1 G4-6-3 1B		2-3 K		3-2 K		3-2 F9	0-0 L3		2	0	1	0	0	1	0											
<b>Inning Stats</b>	R: 2 E: 1 K: 1 S: 13	H: 3 LOB: 2 BB: 0 P: 22	R: 0 E: 0 K: 1 S: 7	H: 1 LOB: 0 BB: 0 P: 9	R: 0 E: 0 K: 1 S: 15	H: 1 LOB: 2 BB: 1 P: 25	R: 0 E: 0 K: 3 S: 14	H: 0 LOB: 0 BB: 0 P: 18	R: 2 E: 0 K: 0 S: 13	H: 2 LOB: 0 BB: 0 P: 17	R: 0 E: 0 K: 0 S: 8	H: 0 LOB: 0 BB: 0 P: 12	R: 0 E: 0 K: 1 S: 11	H: 0 LOB: 0 BB: 0 P: 15	R: 0 E: 0 K: 0 S: 7	H: 0 LOB: 0 BB: 0 P: 12	R: 0 E: 0 K: 0 S: 13	H: 2 LOB: 1 BB: 0 P: 17	1B: 8 2B: 1 3B: 1 HR: 0	SF: 0 SAC: 0 DP: 2 HBP: 0	WP: 0 PB: 0 SB: 1 CS: 0	PA: 36					
<b>PITCHER</b>	IP	WLS	BF	H	R	ER	SO	BB	IBB	HBP	BLK	WP	HR	S	P	ERA	WHIP										
John Smiley, L ERA: 4.31 (1, 1)	6.0	W	26	7	4	3	6	1	0	0	0	0	0	70	103	4.50	1.333										
Hector Carrasco, R ERA: 3.07 (7, 1)	2.0		6	0	0	0	1	0	0	0	0	0	0	18	27	0.00	0.000										
Lee Smith, R ERA: 2.19 (9, 1)	1.0	S	4	2	0	0	0	0	0	0	0	0	0	13	17	0.00	2.000										



Batter	1	2	3	4	5	6	7	8	9	AB R H RBI BB SO LOB	TOP									
Brian McRae, S (1, 8) OBP: 0.350, SLG: 0.366	1-3 K		1-2 23 2B 1B		2-1 G3		1-0 G3-1			4 1 1 0 0 1 0	<b>Chicago Cubs @ Cincinnati Reds</b> Riverfront Stadium, Cincinnati, OH Sat Jun 29 1996, 3:33 AM EDT Att. 32,273 - Sunny - 86 F									
23 Ryne Sandberg, R (1, 4) OBP: 0.299, SLG: 0.448	1-3 K		1-0 G3-1 1B 1-H 2-H 2B		3-2 G4-3			1-3 K	4 1 1 2 0 2 0											
Mark Grace, L (1, 3) OBP: 0.394, SLG: 0.446	0-1 G6-3		0-1 G3-1		1-1 F9			3-1 G3	4 0 0 0 0 0 1											
Sammy Sosa, R (1, 9) OBP: 0.301, SLG: 0.549		4-2 BB BB	1-2 1B		1-1 WP G3 1B			1-0 HR	3 1 3 2 1 0 0											
Luis Gonzalez, L (1, 7) OBP: 0.358, SLG: 0.426		1-0 F7	1-0 F7		0-0 G3			0-1 HR	4 1 1 1 0 0 3											
Leo Gomez, R (1, 5) OBP: 0.352, SLG: 0.488		4-1 SAFE SAFE	2-1 P4		3-2 G1-3			1-0 G4-3	2 0 0 0 1 0 2											
Rodney Myers, R (6, 1)		SAFE							0 0 0 0 0 0 0											
Scott Bullett, L (8, PH) OBP: 0.353, SLG: 0.479		SAFE							1 0 0 0 0 0 0											
Turk Wendell, L (8, 1) OBP: 0.500, SLG: 0.500		1-2 BB			2-3				0 0 0 0 0 0 0											
Scott Servais, R (1, 2) OBP: 0.318, SLG: 0.420		0-1 P5		1-1 F9		0-0 F8		1-2 L5	3 0 0 0 0 0 3											
Tyler Houston, L (6, 2) OBP: 0.241, SLG: 0.464									1 0 0 0 0 0 0											
José Hernández, R (1, 6) OBP: 0.279, SLG: 0.325		0-1 FC6-4		1-2 L8			0-2 G3	2-3 K	4 0 0 0 0 1 2											
Mike Campbell, R (1, 1) OBP: 0.444, SLG: 0.667			1-2 23 2B 1B		2-3 K		2-2 F8	1-2 F9	2 1 1 0 0 1 0											
Jim Bullinger, R (4, 1) OBP: 0.333, SLG: 0.636									0 0 0 0 0 0 0											
Kent Bottenfield, R (5, 1)									0 0 0 0 0 0 0											
Dave Magadan, L (6, 5) OBP: 0.349, SLG: 0.125									2 0 0 0 0 0 0											
<b>Inning Stats</b>	R: 0 E: 0 K: 2 S: 8	H: 0 LOB: 0 BB: 0 P: 10	R: 0 E: 0 K: 0 S: 8	H: 0 LOB: 2 BB: 2 P: 17	R: 3 E: 0 K: 0 S: 17	H: 4 LOB: 1 BB: 0 P: 24	R: 0 E: 0 K: 1 S: 9	H: 0 LOB: 0 BB: 0 P: 13	R: 0 E: 0 K: 0 S: 7	H: 1 LOB: 1 BB: 0 P: 11	R: 0 E: 0 K: 0 S: 7	H: 0 LOB: 0 BB: 0 P: 10	R: 2 E: 0 K: 1 S: 9	H: 2 LOB: 0 BB: 0 P: 15	R: 0 E: 0 K: 1 S: 12	H: 0 LOB: 0 BB: 0 P: 16	1B: 4 2B: 1 3B: 0 HR: 2	SF: 0 SAC: 0 DP: 0 HBP: 0	WP: 1 PB: 0 SB: 0 CS: 0	PA: 36
<b>PITCHER</b>	IP WLS BF H R ER SO BB IBB HBP BLK WP HR S P ERA WHIP																			
Mark Portugal, R (1, 1) ERA: 4.09	7.0 W 28 5 3 3 3 2 0 0 0 0 1 0 63 98 3.86 1.000																			
Jeff Shaw, R (8, 1) ERA: 3.24	2.0 8 2 2 2 2 0 0 0 0 0 0 2 21 31 9.00 1.000																			

Chicago Cubs @ Cincinnati Reds  
Riverfront Stadium, Cincinnati, OH  
Sat Jun 29 1996, 3:33 AM EDT  
Att. 32,273 - Sunny - 86 F

livebaseballscorecards.com

AB	34
R	5
H	7
RBI	5
BB	2
SO	5
LOB	11




Batter	1	2	3	4	5	6	7	8	9
<b>Thomas Howard, S</b> (1, 7) OBP: 0.287, SLG: 0.320	0-3 K		0-2 HR 3B					0-1 G4-3	
<b>Bret Boone, R</b> (1, 4) OBP: 0.273, SLG: 0.406	1-1 P6		3-2 HR		4-1 E BB 2B BB	0-1 F9		0-1 G6-3	
<b>Barry Larkin, R</b> (1, 6) OBP: 0.411, SLG: 0.487	2-2 F7		3-1 S 1B		4-0 E BB 2B BB	2-2 CS 1B		4-1 BB	
<b>Reggie Sanders, R</b> (1, 9) OBP: 0.406, SLG: 0.560		3-2 P6	1 SAFE 3-3 K		1-2 E2 BB 2B	0-1 F8		2-3 K	
<b>Lenny Harris, L</b> (8, 9) OBP: 0.311, SLG: 0.458									
<b>Eric Davis, R</b> (1, 8) OBP: 0.411, SLG: 0.581		3-2 P4			4-0 S 1B BB	3-2 2B	1-1 CS	4-2 1B SF9 BB	
<b>Hal Morris, L</b> (1, 3) OBP: 0.353, SLG: 0.435		3-0 2B			1-1 G4-6-3 1B	4-0 2B IBB		1-0 1B	
<b>Tim Belk, R</b> (8, 3) OBP: 0.429, SLG: 0.333									
<b>Joe Oliver, R</b> (1, 2) OBP: 0.273, SLG: 0.369		1-0 G3			0-0 F9	0-0 1B 2B		3-1 SF9	
<b>Jeff Branson, L</b> (1, 5) OBP: 0.306, SLG: 0.373			3-2 F7		0-0 G4-6-3	1-2 FC1-2-5 1B		3-2 L7	
<b>Mark Portugal, R</b> (1, 1) OBP: 0.194, SLG: 0.226								1-2 F7	
<b>Eric Owens, R</b> (7, PH) OBP: 0.311, SLG: 0.275									
<b>Jeff Shaw, R</b> (8, 1)									

AB	R	H	RBI	BB	SO	LOB
5	1	1	0	0	2	4
4	2	1	2	1	0	0
3	1	2	0	2	0	0
4	1	0	0	0	1	4
1	0	0	0	0	1	1
2	3	1	2	2	0	0
3	0	3	1	1	0	0
0	0	0	0	0	0	0
3	0	1	3	0	0	2
4	0	0	0	0	0	4
3	1	2	0	0	0	0
1	0	0	0	0	0	1
0	0	0	0	0	0	0

Inning Stats		1B	2B	3B	HR	SF	SAC	DP	HBP	WP	PA
R: 0	H: 0	6	3	1	1	1	0	1	0	0	41
E: 0	LOB: 0	3	1	0	0	0	1	1	0	0	
K: 1	BB: 0	1	1	0	0	0	0	0	0	0	
S: 11	P: 14	1	1	0	0	0	0	0	0	0	
R: 0	H: 1	0	0	0	0	0	0	0	0	0	
E: 0	LOB: 0	0	0	0	0	0	0	0	0	0	
K: 0	BB: 0	0	0	0	0	0	0	0	0	0	
S: 8	P: 11	0	0	0	0	0	0	0	0	0	
R: 1	H: 1	0	0	0	0	0	0	0	0	0	
E: 0	LOB: 0	0	0	0	0	0	0	0	0	0	
K: 0	BB: 0	0	0	0	0	0	0	0	0	0	
S: 13	P: 25	0	0	0	0	0	0	0	0	0	
R: 0	H: 0	0	0	0	0	0	0	0	0	0	
E: 0	LOB: 1	0	0	0	0	0	0	0	0	0	
K: 1	BB: 1	0	0	0	0	0	0	0	0	0	
S: 8	P: 14	0	0	0	0	0	0	0	0	0	

**Chicago Cubs @ Cincinnati Reds**  
 Riverfront Stadium, Cincinnati, OH  
 Sat Jun 29 1996, 3:33 AM EDT  
 Att: 32,273 - Sunny - 86 F

**AB 33**  
**R 9**  
**H 11**  
**RBI 8**  
**BB 6**  
**SO 4**  
**LOB 16**



PITCHER	IP	WLS	BF	H	R	ER	SO	BB	IBB	HBP	BLK	WP	HR	S	P	ERA	WHIP
<b>Mike Campbell, R</b> (1, 1) ERA: 4.05	3.0		13	4	2	2	2	0	0	0	0	0	1	39	64	6.00	1.333
<b>Jim Bullinger, R</b> (4, 1) ERA: 6.2	1.1	L	8	2	4	4	1	3	0	0	0	0	0	15	29	27.00	3.750
<b>Kent Bottenfield, R</b> (5, 1) ERA: 2.08	0.2		7	3	2	1	0	0	1	0	0	0	0	16	26	13.50	4.500
<b>Rodney Myers, R</b> (6, 1) ERA: 3.82	2.0		8	2	1	1	0	1	0	0	0	0	0	21	36	4.50	1.500
<b>Turk Wendell, R</b> (8, 1) ERA: 2.38	1.0		4	0	0	0	1	1	0	0	0	0	0	8	14	0.00	1.000

PITCHER	IP	WLS	BF	H	R	ER	SO	BB	IBB	HBP	BLK	WP	HR	S	P	ERA	WHIP
<b>Eric Davis, R</b> (1, 8) OBP: 0.411, SLG: 0.581	3.2		15	4	3	3	3	1	0	0	0	0	1	29	46	6.00	1.333
<b>Tim Belk, R</b> (8, 3) OBP: 0.429, SLG: 0.333	0.3		2	1	1	1	0	0	0	0	0	0	0	4	7	18.00	4.000
<b>Joe Oliver, R</b> (1, 2) OBP: 0.273, SLG: 0.369	1.0		5	1	0	0	0	0	0	0	0	0	0	6	10	0.00	0.667
<b>Jeff Branson, L</b> (1, 5) OBP: 0.306, SLG: 0.373	3.2		15	4	3	3	3	1	0	0	0	0	1	29	46	6.00	1.333
<b>Mark Portugal, R</b> (1, 1) OBP: 0.194, SLG: 0.226	1.1		6	1	0	0	0	0	0	0	0	0	0	5	9	0.00	0.667

Chicago Cubs @ Cincinnati Reds  
Riverfront Stadium, Cincinnati, OH

Sun Jun 30 1996, 3:33 AM EDT  
Att. 30,352 - Sunny - 96 F

livebaseballscorecards.com

AB	36
R	6
H	11
RBI	5
BB	6
SO	7
LOB	17



Batter	1	2	3	4	5	6	7	8	9	AB	R	H	RBI	BB	SO	LOB								
Brian McRae, S (1, 8) OBP: 0.353, SLG: 0.364	G3	BB		BB		P6		BB		2	2	0	0	3	0	0								
23 Ryne Sandberg, R (1, 4) OBP: 0.304, SLG: 0.458	F8	P4		BB			BB	E8		5	1	3	2	0	0	3								
Mark Grace, L (1, 3) OBP: 0.398, SLG: 0.451	BB		G4-3	BB			BB	G6-3		4	1	2	1	1	0	1								
Sammy Sosa, R (1, 9) OBP: 0.303, SLG: 0.545	BB			BB			BB		G6-3	4	1	1	0	1	1	2								
Luis Gonzalez, L (1, 7) OBP: 0.359, SLG: 0.430	P5			BB		F7		L8		5	0	2	2	0	0	2								
Leo Gomez, R (1, 5) OBP: 0.353, SLG: 0.490				BB						5	0	2	0	0	2	2								
Scott Servais, R (1, 2) OBP: 0.320, SLG: 0.419 Mike Hubbard, R (8, 2)				BB						3	1	1	0	1	1	1								
José Hernández, R (1, 6) OBP: 0.274, SLG: 0.319				BB						1	0	0	0	0	0	1								
Steve Trachsel, R (1, 1) OBP: 0.091, SLG: 0.182 Dave Magadan, L (8, PH) OBP: 0.341, SLG: 0.121 Terry Adams, R (8, 1) Bob Patterson, R (8, 1)				BB						3	0	0	0	0	1	2								
				BB						1	0	0	0	0	1	1								
				BB						0	0	0	0	0	0	0								
				BB						0	0	0	0	0	0	0								
Inning Stats	R: 0 E: 0 K: 0 S: 10	H: 0 LOB: 2 BB: 2 P: 22	R: 0 E: 0 K: 2 S: 14	H: 2 LOB: 3 BB: 1 P: 22	R: 1 E: 0 K: 2 S: 12	H: 2 LOB: 1 BB: 0 P: 20	R: 2 E: 0 K: 1 S: 14	H: 2 LOB: 1 BB: 1 P: 24	R: 0 E: 0 K: 1 S: 8	H: 0 LOB: 0 BB: 0 P: 12	R: 0 E: 0 K: 0 S: 9	H: 0 LOB: 0 BB: 0 P: 12	R: 1 E: 0 K: 0 S: 8	H: 3 LOB: 1 BB: 0 P: 13	R: 2 E: 1 K: 1 S: 12	H: 1 LOB: 1 BB: 2 P: 24	R: 0 E: 0 K: 0 S: 13	H: 1 LOB: 1 BB: 0 P: 21	1B: 7 2B: 3 3B: 1 HR: 0	SF: 0 SAC: 1 DP: 0 HBP: 0	WP: 0 PB: 0 SB: 1 CS: 0	PA: 43		
PITCHER	IP	WLS	BF	H	R	ER	SO	BB	IBB	HBP	BLK	WP	HR	S	P	ERA	WHIP							
Dave Burba, R (1, 1) ERA: 4.44	6.1	L	30	8	4	4	6	4	0	0	0	0	0	70	118	5.68	1.895							
Hector Carrasco, R (7, 1) ERA: 3.19	1.2		9	2	2	1	1	2	0	0	0	0	0	17	31	5.40	2.400							
Johnny Ruffin, R (9, 1) ERA: 6.16	1.0		4	1	0	0	0	0	0	0	0	0	0	13	21	0.00	1.000							

BOTTOM

Chicago Cubs @ Cincinnati Reds  
Riverfront Stadium, Cincinnati, OH

Sun Jun 30 1996, 3:33 AM EDT  
Att. 30,352 - Sunny - 96 F

livebaseballscorecards.com

AB	30
R	0
H	4
RBI	0
BB	5
SO	7
LOB	20



WP:	0	PA:	35
PB:	2	SB:	0
CS:	0		

AB	R	H	RBI	BB	SO	LOB
4	0	0	0	0	0	1
3	0	1	0	1	0	0
3	0	0	0	1	1	2
4	0	1	0	0	2	5
3	0	2	0	0	1	1
1	0	0	0	0	1	3
0	0	0	0	0	0	0
4	0	0	0	0	1	3
3	0	0	0	1	0	2
1	0	0	0	1	0	0
2	0	0	0	0	1	1
2	0	0	0	0	0	2
0	0	0	0	0	0	0
0	0	0	0	1	0	0

Batter	1	2	3	4	5	6	7	8	9
Thomas Howard, S OBP: 0.279, SLG: 0.310 (1, 8)	0-1 G5-3 ①		1-1 P6 ①		1-1 L8 ③			2-2 FC3-6 BB PB 1-2f ①	
Bret Boone, R OBP: 0.277, SLG: 0.405 (1, 4)	0-0 E9 G6-3 ①		1-1 G5-3 ②			0-2 G5-4-3 1B ①		4-2 BB 1-2 BB ①	
Barry Larkin, R OBP: 0.408, SLG: 0.481 (1, 6)	3-2 G6-3 ②		2-3 K ③			1-2 F8 ①		4-0 BB 1-2 2-3 BB ①	
Reggie Sanders, R OBP: 0.402, SLG: 0.558 (1, 9)	0-3 K ③			1-2 PB 2B ①		1-1 G5-4-3 1-2f ②		2-2 K ②	
Hal Morris, L OBP: 0.356, SLG: 0.438 (1, 3)		2-1 G4-3 1B ①		2-3 K ①			0-2 G5-4-3 1B ①	1-3 K ③	
Eric Davis, R OBP: 0.409, SLG: 0.578 (8, PH)									
Johnny Ruffin, R OBP: 1.000, SLG: 1.000 (9, 1)									
Chris Sabo, R OBP: 0.381, SLG: 0.440 (1, 5)		1-2 L7 ①		1-3 K ②			0-0 G5-4-3 1-2f ②		1-2 F7 ①
Eric Owens, R OBP: 0.309, SLG: 0.269 (1, 7)		2-1 G4-3 ②		0-0 G3 ③			4-0 BB ①		1-0 F8 ②
Joe Oliver, R OBP: 0.276, SLG: 0.366 (1, 2)									
Eddie Taubensee, L OBP: 0.342, SLG: 0.416 (7, PH)									
Lenny Harris, L OBP: 0.319, SLG: 0.458 (8, PH)									
Dave Burba, R OBP: 0.121, SLG: 0.065 (7, 1)		4-1 BB ③				1-2 G6-3 ①		0-0 F8 ③	0-3 K ③
Hector Carrasco, R (7, 1)									
Lenny Harris, L OBP: 0.319, SLG: 0.458 (9, 3)		2-2 G4-3 ③				0-0 G4-3 ②		4-2 FC3-6 BB ①	

Inning Stats	R: 0	H: 0	E: 1	K: 1	S: 9	H: 0	LOB: 1	BB: 0	P: 12	R: 0	H: 1	E: 0	K: 0	S: 13	H: 0	LOB: 2	BB: 1	P: 24	R: 0	H: 0	E: 0	K: 1	S: 7	H: 1	LOB: 1	BB: 0	P: 11	R: 0	H: 0	E: 0	K: 0	S: 6	H: 1	LOB: 0	BB: 0	P: 8	R: 0	H: 1	E: 0	K: 0	S: 9	H: 1	LOB: 1	BB: 1	P: 11	R: 0	H: 1	E: 0	K: 0	S: 5	H: 0	LOB: 3	BB: 3	P: 32	R: 0	H: 0	E: 0	K: 1	S: 7	H: 0	LOB: 0	BB: 0	P: 9	R: 0	H: 0	E: 0	K: 0	S: 7	H: 0	LOB: 0	BB: 0	P: 9	1B: 3	2B: 1	3B: 0	HR: 0	SF: 0	SAC: 0	DP: 2	HBP: 0	WP: 0	PB: 2	SB: 0	CS: 0	PA: 35
--------------	------	------	------	------	------	------	--------	-------	-------	------	------	------	------	-------	------	--------	-------	-------	------	------	------	------	------	------	--------	-------	-------	------	------	------	------	------	------	--------	-------	------	------	------	------	------	------	------	--------	-------	-------	------	------	------	------	------	------	--------	-------	-------	------	------	------	------	------	------	--------	-------	------	------	------	------	------	------	------	--------	-------	------	-------	-------	-------	-------	-------	--------	-------	--------	-------	-------	-------	-------	--------

PITCHER	IP	WLS	BF	H	R	ER	SO	BB	IBB	HBP	BLK	WP	HR	S	P	ERA	WHIP
Steve Trachsel, R ERA: 2.0 (1, 1)	7.0		26	4	0	0	4	2	0	0	0	0	0	59	89	0.00	0.857
Terry Adams, R ERA: 2.26 (8, 1)	0.2		5	0	0	0	1	3	0	0	0	0	0	12	28	0.00	4.500
Bob Patterson, L ERA: 1.98 (8, 1)	1.1		4	0	0	0	2	0	0	0	0	0	0	10	13	0.00	0.000

Batter	1	2	3	4	5	6	7	8	9	AB R H RBI BB SO LOB	TOP											
Lenny Harris, L (1, 7) OBP: 0.323, SLG: 0.460										4 1 1 0 1 0 2												
Bret Boone, R (1, 4) OBP: 0.277, SLG: 0.402										4 1 1 1 0 1 1												
Barry Larkin, R (1, 6) OBP: 0.410, SLG: 0.492										3 2 1 1 1 0 1												
Reggie Sanders, R (1, 9) OBP: 0.397, SLG: 0.543										3 0 0 0 1 0 2												
Eric Davis, R (1, 8) OBP: 0.406, SLG: 0.568										3 1 0 0 1 2 1												
Hal Morris, L (1, 3) OBP: 0.357, SLG: 0.438										2 1 1 2 0 0 0												
Tim Belk, R (5, PH) OBP: 0.333, SLG: 0.250										2 0 0 0 0 0 1												
Joe Oliver, R (1, 2) OBP: 0.283, SLG: 0.389										3 1 1 1 1 1 2												
Jeff Branson, L (1, 5) OBP: 0.305, SLG: 0.376										4 1 1 2 0 1 1												
Pete Schourek, L (1, 1) OBP: 0.300, SLG: 0.263										2 0 1 1 0 0 0												
Hector Carrasco, R (5, 1)										1 0 0 0 0 1 0												
Jeff Shaw, R (7, 1)										0 0 0 0 0 0 0												
Thomas Howard, S (9, PH) OBP: 0.284, SLG: 0.315										1 0 1 0 0 0 0												
Jeff Brantley, R (9, 1)										0 0 0 0 0 0 0												
<b>Inning Stats</b>	R: 6 E: 0 K: 1 S: 19	H: 5 LOB: 1 BB: 2 P: 33	R: 1 E: 0 K: 1 S: 13	H: 1 LOB: 0 BB: 0 P: 19	R: 0 E: 0 K: 0 S: 3	H: 0 LOB: 0 BB: 1 P: 7	R: 0 E: 0 K: 0 S: 8	H: 0 LOB: 1 BB: 1 P: 18	R: 0 E: 0 K: 0 S: 6	H: 0 LOB: 0 BB: 1 P: 13	R: 1 E: 0 K: 1 S: 7	H: 1 LOB: 0 BB: 0 P: 13	R: 0 E: 0 K: 1 S: 9	H: 0 LOB: 0 BB: 0 P: 12	R: 0 E: 0 K: 1 S: 6	H: 0 LOB: 0 BB: 0 P: 8	R: 0 E: 0 K: 1 S: 12	H: 1 LOB: 0 BB: 0 P: 14	1B: 4 2B: 2 3B: 0 HR: 2	SF: 0 SAC: 0 DP: 1 HBP: 0	WP: 0 PB: 0 SB: 0 CS: 1	PA: 38
<b>PITCHER</b>	IP WLS BF H R ER SO BB IBB HBP BLK WP HR S P ERA WHIP																					
Alan Benes, R (1, 1) ERA: 5.26	5.0 L 24 6 7 7 2 5 0 0 0 0 0 1 49 90 12.60 2.200																					
Tony Fossas, L (6, 1) ERA: 3.46	1.0 4 1 1 1 1 0 0 0 0 0 0 1 7 13 9.00 1.000																					
T.J. Mathews, R (7, 1) ERA: 2.45	3.0 9 1 0 0 3 0 0 0 0 0 0 0 27 34 0.00 0.333																					

Cincinnati Reds @ St. Louis Cardinals  
 Busch Stadium, St. Louis, MO  
 Mon Jul 01 1996, 7:05 PM CDT  
 Att. 27,221 - Unknown - 86 F

livebaseballscorecards.com

AB	32
R	8
H	8
RBI	8
BB	5
SO	6
LOB	11





BOTTOM

Cincinnati Reds @ St. Louis Cardinals  
Busch Stadium, St. Louis, MO  
Mon Jul 01 1996, 7:05 PM CDT  
Att: 27,221 - Unknown - 86 F

livebaseballscorecards.com

AB 34  
R 5  
H 8  
RBI 5  
BB 2  
SO 11  
LOB 10



WP: 0 PA: 37  
PB: 0  
SB: 1  
CS: 0

AB R H RBI BB SO LOB

5 1 1 0 0 1 1

4 0 1 0 0 0 0

2 1 0 0 2 1 0

3 2 3 2 0 0 0

4 0 0 0 0 3 5

4 1 2 2 0 1 1

4 0 0 1 0 1 1

2 0 0 0 0 2 1

1 0 0 0 0 0 0

0 0 0 0 0 0 0

1 0 1 0 0 0 0

1 0 0 0 0 1 0

1 0 0 0 0 0 0

0 0 0 0 0 0 0

2 0 0 0 0 1 1

1B: 5 SF: 1  
2B: 2 SAC: 0  
3B: 0 DP: 0  
HR: 1 HBP: 0

Batter	1	2	3	4	5	6	7	8	9
Royce Clayton, R (1, 6) OBP: 0.329, SLG: 0.385	0-2 F8		2-3 K		0-0 1B SF9 1B		0-1 G6-3		0-1 B1-3
Ray Lankford, L (1, 8) OBP: 0.361, SLG: 0.518	1-1 F7		2-1 G4-3		1-1 SF9 BB 1B		0-1 L7		
Ron Gant, R (1, 7) OBP: 0.368, SLG: 0.523	2-2 G1-3			4-2 2B BB	4-1 BB BB			2-3 K	
Brian Jordan, R (1, 9) OBP: 0.327, SLG: 0.455		1-2 1B G4-3 1B		1-2 S HR 2B	0-1 SF9			0-0 2B	
Gary Gaetti, R (1, 5) OBP: 0.299, SLG: 0.382		0-0 P6		2-3 K	3-3 K			3-3 K	
Tom Pagnozzi, R (1, 2) OBP: 0.326, SLG: 0.459		0-2 G4-3 1B		0-1 HR		1-0 L4		2-3 K	
John Mabry, L (1, 3) OBP: 0.375, SLG: 0.476		1-0 G4-3		2-3 K		0-1 G5-3			3-2 P6
David Bell, R (1, 4) OBP: 0.274, SLG: 0.282		3-3 K		2-3 K		3-1 G6-3			1-1 1B
Mark Sweeney, L (6, PH) OBP: 0.383, SLG: 0.398									
T.J. Mathews, R (7, 1) Willie McGee, S (9, PH) OBP: 0.359, SLG: 0.425									
Alan Benes, R (1, 1) OBP: 0.212, SLG: 0.250			1-3 K		2-1 P9				1-3 K
Ozzie Smith, S (5, PH) OBP: 0.305, SLG: 0.303									
Tony Fossas, L (6, 1) Luis Alicea, S (7, 4) OBP: 0.318, SLG: 0.341									

Inning Stats	R: 0	H: 0	E: 0	K: 0	S: 9	H: 0	LOB: 0	BB: 0	P: 12	R: 1	H: 2	E: 0	K: 1	S: 11	R: 0	H: 0	E: 0	K: 2	S: 9	R: 3	H: 2	E: 0	K: 3	S: 19	R: 1	H: 2	E: 0	K: 1	S: 11	R: 0	H: 0	E: 0	K: 0	S: 5	R: 0	H: 1	E: 0	K: 3	S: 12	R: 0	H: 1	E: 0	K: 1	S: 14	1B: 5	SF: 1	2B: 2	SAC: 0	3B: 0	DP: 0	HR: 1	HBP: 0
--------------	------	------	------	------	------	------	--------	-------	-------	------	------	------	------	-------	------	------	------	------	------	------	------	------	------	-------	------	------	------	------	-------	------	------	------	------	------	------	------	------	------	-------	------	------	------	------	-------	-------	-------	-------	--------	-------	-------	-------	--------

PITCHER	IP	WLS	BF	H	R	ER	SO	BB	IBB	HBP	BLK	WP	HR	S	P	ERA	WHIP
Pete Schourek, L (1, 1) ERA: 6.01	4.1		20	6	5	5	6	1	0	0	0	0	1	53	80	10.38	1.615
Hector Carrasco, R (5, 1) ERA: 3.03	1.2	W	6	0	0	0	1	1	0	0	0	0	0	11	22	0.00	0.600
Jeff Shaw, R (7, 1) ERA: 3.09	2.0		7	1	0	0	3	0	0	0	0	0	0	17	25	0.00	0.500
Jeff Brantley, R (9, 1) ERA: 3.23	1.0	S	4	1	0	0	1	0	0	0	0	0	0	14	19	0.00	1.000

Batter	1	2	3	4	5	6	7	8	9	AB R H RBI BB SO LOB	TOP																									
Lenny Harris, L OBP: 0.327, SLG: 0.467 (1, 7) (8, 3)	2-1 BB 2B	0-1 1B		0-3 K		3-1 G4-3			2-3 K	5 0 2 0 0 2 1																										
Bret Boone, R OBP: 0.275, SLG: 0.397 (1, 4)	1-3 K	0-1 1B			1-2 G6-3			2-3 K	1-2 G6-3	5 0 1 1 0 2 1																										
Barry Larkin, R OBP: 0.406, SLG: 0.484 (1, 6)	4-1 BB BB	1-0 L9			2-1 G5-3			3-2 P6	1-2 P3	4 0 0 0 1 0 2																										
Reggie Sanders, R OBP: 0.393, SLG: 0.533 (1, 9)	0-3 K		1-3 K		1-2 1B			0-0 F8		4 1 1 0 0 2 2																										
Eric Davis, R OBP: 0.412, SLG: 0.570 (1, 8)	4-2 BB		1-1 F9 1B		1-1 1B			1-2 G6-3		3 0 2 1 1 0 0																										
Eddie Taubensee, L OBP: 0.335, SLG: 0.407 (1, 2)	1-3 K		1 SAFE 2-1 F9		2-0 G1-3			3-3 K		4 0 0 0 0 2 5																										
Tim Belk, R OBP: 0.308, SLG: 0.250 Eric Owens, R OBP: 0.309, SLG: 0.269 (8, PR) (8, 7)		0-3 K	1-2 G6-3			3-2 P4		2-2 1B		4 0 1 0 0 1 1 0 0 0 0 0 0 0																										
Jeff Branson, L OBP: 0.304, SLG: 0.374 (1, 5)		1-1 SH1-3 1B		1-0 F8		0-1 F7		0-2 G4-3		4 1 1 0 0 0 1																										
Roger Salkeld, R Kevin Jarvis, L Lee Smith, R Jeff Shaw, R Mike Kelly, R Thomas Howard, S OBP: 0.289, SLG: 0.344 (1, 1) (3, 1) (7, 1) (8, 1) (9, PH) (9, PH)		0-2 SH1-3		2-1 G3		2-1 1B			0-1 HR	0 0 0 0 0 0 0 0 2 0 1 0 1 1 1 1 0 0 0 0																										
<b>Inning Stats</b>	R: 0 E: 0 K: 3 S: 16	H: 1 LOB: 3 BB: 2 P: 28	R: 1 E: 0 K: 1 S: 13	H: 3 LOB: 2 BB: 0 P: 15	R: 0 E: 0 K: 1 S: 10	H: 1 LOB: 1 BB: 0 P: 15	R: 0 E: 0 K: 1 S: 7	H: 0 LOB: 0 BB: 0 P: 10	R: 1 E: 0 K: 0 S: 12	H: 2 LOB: 1 BB: 0 P: 19	R: 0 E: 0 K: 0 S: 10	H: 1 LOB: 1 BB: 0 P: 18	R: 0 E: 0 K: 1 S: 8	H: 0 LOB: 0 BB: 0 P: 13	R: 0 E: 0 K: 1 S: 13	H: 1 LOB: 1 BB: 0 P: 19	R: 1 E: 0 K: 1 S: 13	H: 1 LOB: 0 BB: 0 P: 17	1B: 8 2B: 1 3B: 0 HR: 1	SF: 0 SAC: 1 DP: 0 HBP: 0	WP: 0 PB: 0 SB: 1 CS: 0	PA: 39														
<b>PITCHER</b>	IP WLS BF H R ER SO BB IBB HBP BLK WP HR S P ERA WHIP																				<b>PITCHER</b>	IP WLS BF H R ER SO BB IBB HBP BLK WP HR S P ERA WHIP														
Mike Morgan, R ERA: 3.97 (1, 1)	6.0	28	8	2	2	6	2	0	0	0	0	0	0	68	105	3.00	1.667																			
Jeff Parrett, R ERA: 4.03 (7, 1)	1.0	3	0	0	0	1	0	0	0	0	0	0	0	8	13	0.00	0.000																			
Mark Petkovsek, R ERA: 4.43 (8, 1)	0.2	3	1	0	0	1	0	0	0	0	0	0	0	10	16	0.00	1.500																			
Rick Honeycutt, L ERA: 2.81 (8, 1)	0.1	W	1	0	0	0	0	0	0	0	0	0	0	3	3	0.00	0.000																			
Dennis Eckersley, R ERA: 3.9 (9, 1)	1.0	S	4	1	1	1	0	0	0	0	0	1	13	17	9.00	1.000																				

Cincinnati Reds @ St. Louis Cardinals  
 Busch Stadium, St. Louis, MO  
 Tue Jul 02 1996, 7:05 PM CDT  
 Att. 29,074 - Unknown - 93 F

livebaseballscorecards.com

AB	36
R	3
H	10
RBI	3
BB	2
SO	9
LOB	13





Batter	1	2	3	4	5	6	7	8	9	AB R H RBI BB SO LOB	TOP											
Barry Larkin, R (1, 6) OBP: 0.401, SLG: 0.476	1-2 L7		0-3 K			2-3 K			2-1 F8	4 0 0 0 0 2 1												
Mike Kelly, R (1, 7) OBP: 0.339, SLG: 0.333	1-3 K				2-0 G4-3	3-2 G6-3			0-0 F8	4 0 0 0 0 1 0												
Reggie Sanders, R (1, 9) OBP: 0.396, SLG: 0.532	1-1 P2				2-2 1B			2-2 F9	3-2 1B 1B	4 0 2 0 0 0 0												
Eric Davis, R (1, 8) OBP: 0.409, SLG: 0.563		2-2 G5-3			1-3 K			1-0 F8	0-2 1B 1B	4 0 1 0 0 1 1												
Bret Boone, R (1, 4) OBP: 0.270, SLG: 0.390		1-2 G6-3			0-1 L8			0-2 F9	2-1 G4-3	4 0 0 0 0 0 3												
Chris Sabo, R (1, 5) OBP: 0.380, SLG: 0.447		1-1 F7				2-2 G1-3			0-0 2B	3 0 1 0 0 0 0												
Tim Belk, R (1, 3) OBP: 0.250, SLG: 0.200			0-2 P2			1-2 F7			0-0 G6-3	3 0 0 0 0 0 1												
Joe Oliver, R (1, 2) OBP: 0.277, SLG: 0.380			2-2 G6-3			0-2 P6			1-0 G1-3	3 0 0 0 0 0 1												
John Smiley, L (1, 1) OBP: 0.257, SLG: 0.242			4-2 BB						2-1 F8	0 0 0 0 1 0 0												
Eric Owens, R (6, PH) OBP: 0.307, SLG: 0.267										1 0 0 0 0 0 0												
Scott Service, R (6, 1)										0 0 0 0 0 0 0												
Eric Anthony, L (8, PH) OBP: 0.372, SLG: 0.474										1 0 0 0 0 0 1												
Johnny Ruffin, R (8, 1) OBP: 1.000, SLG: 1.000										0 0 0 0 0 0 0												
<b>Inning Stats</b>	R: 0 E: 0 K: 1 S: 9	H: 0 LOB: 0 BB: 0 P: 12	R: 0 E: 0 K: 0 S: 8	H: 0 LOB: 0 BB: 0 P: 12	R: 0 E: 0 K: 1 S: 14	H: 0 LOB: 1 BB: 1 P: 20	R: 0 E: 0 K: 1 S: 10	H: 1 LOB: 1 BB: 0 P: 15	R: 0 E: 0 K: 0 S: 11	H: 0 LOB: 0 BB: 0 P: 14	R: 0 E: 0 K: 1 S: 11	H: 0 LOB: 0 BB: 0 P: 17	R: 0 E: 0 K: 0 S: 7	H: 0 LOB: 0 BB: 0 P: 10	R: 0 E: 0 K: 0 S: 5	H: 1 LOB: 1 BB: 0 P: 8	R: 0 E: 0 K: 0 S: 13	H: 2 LOB: 2 BB: 0 P: 20	1B: 3 2B: 1 3B: 0 HR: 0	SF: 0 SAC: 0 DP: 0 HBP: 0	WP: 0 PB: 0 SB: 0 CS: 0	PA: 32
<b>PITCHER</b> Donovan Osborne, L (1, 1) ERA: 3.13	IP 9.0 WLS W BF 32 H 4 R 0 ER 0 SO 4 BB 1 IBB 0 HBP 0 BLK 0 WP 0 HR 0 S 88 P 128 ERA 0.00 WHIP 0.556											<b>PITCHER</b>	IP WLS BF H R ER SO BB IBB HBP BLK WP HR S P ERA WHIP									

Cincinnati Reds @ St. Louis Cardinals  
 Busch Stadium, St. Louis, MO  
 Wed Jul 03 1996, 3:33 AM CDT  
 Att. 32,658 - Sunny - 82 F

livebaseballscorecards.com

AB	31
R	0
H	4
RBI	0
BB	1
SO	4
LOB	8



Batter	1	2	3	4	5	6	7	8	9	AB	R	H	RBI	BB	SO	LOB	BOTTOM
--------	---	---	---	---	---	---	---	---	---	----	---	---	-----	----	----	-----	--------

<b>Ozzie Smith, S</b> <small>OBP: 0.320, SLG: 0.316</small> <small>(1, 6)</small> 										4	0	2	0	0	0	2	<p align="center"> <b>Cincinnati Reds @ St. Louis Cardinals</b>            Busch Stadium, St. Louis, MO            Wed Jul 03 1996, 3:33 AM CDT            Att. 32,658 - Sunny - 82 F         </p>
<b>Willie McGee, S</b> <small>OBP: 0.354, SLG: 0.428</small> <small>(1, 9)</small> 										4	0	0	1	0	0	4	
<b>Ron Gant, R</b> <small>OBP: 0.378, SLG: 0.538</small> <small>(1, 7)</small> 										3	0	1	0	1	0	2	
<b>Brian Jordan, R</b> <small>OBP: 0.328, SLG: 0.462</small> <small>(1, 8)</small> 										4	1	1	1	0	1	3	
<b>Tom Pagnozzi, R</b> <small>OBP: 0.328, SLG: 0.456</small> <small>(1, 2)</small> 										4	1	2	0	0	1	1	
<b>Danny Sheaffer, R</b> <small>OBP: 0.315, SLG: 0.361</small> <small>(1, 5)</small> 										3	1	1	0	1	0	1	
<b>John Mabry, L</b> <small>OBP: 0.366, SLG: 0.465</small> <small>(1, 3)</small> 										4	0	0	0	0	2	4	
<b>David Bell, R</b> <small>OBP: 0.275, SLG: 0.283</small> <small>(1, 4)</small> 										3	1	1	2	0	1	0	
<b>Donovan Osborne, S</b> <small>OBP: 0.212, SLG: 0.250</small> <small>(1, 1)</small> 										3	0	1	0	0	1	0	

Inning Stats	R: 0 E: 0 K: 0 S: 7	H: 0 LOB: 0 BB: 0 P: 12	R: 0 E: 0 K: 1 S: 9	H: 1 LOB: 0 BB: 0 P: 12	R: 0 E: 0 K: 2 S: 8	H: 0 LOB: 0 BB: 0 P: 13	R: 0 E: 0 K: 0 S: 12	H: 1 LOB: 1 BB: 1 P: 21	R: 3 E: 1 K: 0 S: 17	H: 4 LOB: 2 BB: 0 P: 19	R: 1 E: 0 K: 0 S: 9	H: 1 LOB: 0 BB: 0 P: 14	R: 0 E: 0 K: 1 S: 13	H: 1 LOB: 1 BB: 0 P: 18	R: 0 E: 0 K: 2 S: 12	H: 1 LOB: 2 BB: 1 P: 25	1B: 7 2B: 1 3B: 0 HR: 1	SF: 0 SAC: 0 DP: 1 HBP: 0	WP: 0 PB: 0 SB: 1 CS: 1	PA: 35
--------------	------------------------------	----------------------------------	------------------------------	----------------------------------	------------------------------	----------------------------------	-------------------------------	----------------------------------	-------------------------------	----------------------------------	------------------------------	----------------------------------	-------------------------------	----------------------------------	-------------------------------	----------------------------------	----------------------------------	------------------------------------	----------------------------------	--------

PITCHER	IP	WLS	BF	H	R	ER	SO	BB	IBB	HBP	BLK	WP	HR	S	P	ERA	WHIP
<b>John Smiley, L</b> <small>ERA: 4.27</small> <small>(1, 1)</small>	5.0	L	21	6	3	2	3	1	0	0	0	0	0	53	77	3.60	1.400
<b>Scott Service, R</b> <small>ERA: 4.5</small> <small>(6, 1)</small>	2.0		8	2	1	1	1	0	0	0	0	0	1	22	32	4.50	1.000
<b>Johnny Ruffin, R</b> <small>ERA: 6.0</small> <small>(8, 1)</small>	1.0		5	1	0	0	2	1	0	0	0	0	0	12	25	0.00	2.000

livebaseballscorecards.com

AB	32
R	4
H	9
RBI	4
BB	2
SO	6
LOB	17



Batter	1	2	3	4	5	6	7	8	9	AB R H RBI BB SO LOB	TOP											
Lenny Harris, L (1, 3) OBP: 0.324, SLG: 0.458	1-1 G6-3		3-1 1B		2-3 K		0-3 K			4 1 1 0 0 2 1												
Eric Anthony, L (1, 7) OBP: 0.368, SLG: 0.465	1-3 K2-3		2-1 G6-3 WP 2B 1B		2-1 F7		3-2 P2			4 1 1 1 0 1 1												
Barry Larkin, R (1, 6) OBP: 0.395, SLG: 0.468	2-2 G3		3-2 G6-3		2-3 K			0-0 G3-1		4 0 0 0 0 1 1												
Reggie Sanders, R (1, 9) OBP: 0.399, SLG: 0.539		3-2 1B	1-1 2B		3-3 K			1-3 K		4 0 2 1 0 2 0												
Eric Davis, R (1, 8) OBP: 0.403, SLG: 0.552		1 SAFE 2-3 K	0-1 P3		1-1 F9			2-3 K		4 0 0 0 0 2 2												
Eddie Taubensee, L (1, 2) OBP: 0.335, SLG: 0.406		2-3 K		0-1 G4-3		2-2 1B		0-1 G4-3		3 0 1 0 0 1 1												
Jeff Brantley, R (9, 1)										0 0 0 0 0 0 0												
Bret Boone, R (1, 4) OBP: 0.274, SLG: 0.387		4-0 BB		4-1 G4-3 BB		1-2 P3		1-1 G3-1		2 0 0 0 2 0 1												
Jeff Branson, L (1, 5) OBP: 0.298, SLG: 0.365		0-0 L6		2-1 G4-3			3-1 G3		0-0 G4-3	4 0 0 0 0 0 3												
Mark Portugal, R (1, 1) OBP: 0.182, SLG: 0.212			0-0 L9		1-2 G1-3					2 0 0 0 0 0 1												
Jeff Shaw, R (6, 1)										0 0 0 0 0 0 0												
Joe Oliver, R (6, 2) OBP: 0.282, SLG: 0.385										1 0 1 0 0 0 0												
Thomas Howard, S (9, PH) OBP: 0.287, SLG: 0.341										1 0 0 0 0 0 0												
<b>Inning Stats</b>	R: 0 E: 0 K: 1 S: 9	H: 0 LOB: 0 BB: 0 P: 13	R: 0 E: 0 K: 2 S: 13	H: 1 LOB: 2 BB: 1 P: 24	R: 2 E: 0 K: 0 S: 12	H: 3 LOB: 1 BB: 0 P: 21	R: 0 E: 0 K: 0 S: 8	H: 0 LOB: 1 BB: 1 P: 15	R: 0 E: 0 K: 2 S: 8	H: 0 LOB: 0 BB: 0 P: 14	R: 0 E: 0 K: 1 S: 11	H: 1 LOB: 1 BB: 0 P: 18	R: 0 E: 0 K: 1 S: 11	H: 1 LOB: 1 BB: 0 P: 17	R: 0 E: 0 K: 2 S: 7	H: 0 LOB: 0 BB: 0 P: 10	R: 0 E: 0 K: 0 S: 5	H: 0 LOB: 0 BB: 0 P: 6	1B: 5 2B: 1 3B: 0 HR: 0	SF: 0 SAC: 0 DP: 0 HBP: 0	WP: 1 PB: 0 SB: 3 CS: 0	PA: 35
<b>PITCHER</b>	IP WLS BF H R ER SO BB IBB HBP BLK WP HR S P ERA WHIP																					
Jim Bullinger, R (1, 1) ERA: 5.96	6.0 L 25 5 2 2 6 2 0 0 0 1 0 61 105 3.00 1.167																					
Bob Patterson, L (7, 1) ERA: 1.88	1.0 4 1 0 0 1 0 0 0 0 0 0 11 17 0.00 1.000																					
Terry Adams, R (8, 1) ERA: 2.18	2.0 6 0 0 0 2 0 0 0 0 0 0 12 16 0.00 0.000																					

Cincinnati Reds @ Chicago Cubs  
Wrigley Field, Chicago, IL  
Thu Jul 04 1996, 3:33 AM CDT  
Att. 38,047 - Sunny - 68 F

livebaseballscorecards.com

AB	33
R	2
H	6
RBI	2
BB	2
SO	9
LOB	11



Batter	1	2	3	4	5	6	7	8	9	AB	R	H	RBI	BB	SO	LOB
<b>Brian McRae, S</b> OBP: 0.348, SLG: 0.361 (1, 8)	1-0 G3		1-2 G3		1-3 K			1-2 P6		4	0	0	0	0	1	1
<b>23 Ryne Sandberg, R</b> OBP: 0.316, SLG: 0.484 (1, 4)	1-1 L9		0-2 2B			0-2 1B		0-0 2B		4	0	3	1	0	0	0
<b>Mark Grace, L</b> OBP: 0.401, SLG: 0.450 (1, 3)	3-2 F9		3-2 G6-3			2-0 1B		0-1 G3		4	0	1	0	0	0	2
<b>Sammy Sosa, R</b> OBP: 0.302, SLG: 0.531 (1, 9)					1-3 K			2-2 K		3	0	0	0	1	3	3
<b>Luis Gonzalez, L</b> OBP: 0.353, SLG: 0.416 (1, 7)					2-0 1B			0-0 G6-4-3		4	0	2	0	0	0	3
<b>Doug Glanville, R</b> OBP: 0.242, SLG: 0.355 (9, PR)										0	0	0	0	0	0	0
<b>Leo Gomez, R</b> OBP: 0.367, SLG: 0.507 (1, 5)					0-0 G5-3					2	0	0	0	1	0	1
<b>Scott Servais, R</b> OBP: 0.315, SLG: 0.408 (1, 2)					0-2 L9					4	0	0	0	0	2	3
<b>José Hernández, R</b> OBP: 0.277, SLG: 0.316 (1, 6)					1-2 G6-3					3	0	1	0	0	0	0
<b>Scott Bullett, L</b> OBP: 0.333, SLG: 0.444 (9, PH)										1	0	0	0	0	1	1
<b>Jim Bullinger, R</b> OBP: 0.346, SLG: 0.609 (1, 1)					4-1 G3					1	1	0	0	1	1	0
<b>Bob Patterson, R</b> (7, 1)										0	0	0	0	0	0	0
<b>Dave Magadan, L</b> OBP: 0.347, SLG: 0.135 (7, PH)										1	0	0	0	0	0	1
<b>Terry Adams, R</b> (8, 1)										0	0	0	0	0	0	0


Inning Stats	R: 0	H: 0	E: 0	K: 0	S: 6	R: 0	H: 0	E: 0	K: 0	S: 10	R: 1	H: 1	E: 0	K: 0	S: 13	R: 0	H: 1	E: 0	K: 1	S: 8	R: 0	H: 0	E: 0	K: 1	S: 10	R: 0	H: 2	E: 0	K: 1	S: 8	R: 0	H: 1	E: 0	K: 1	S: 10	R: 0	H: 1	E: 0	K: 1	S: 11	R: 0	H: 1	E: 0	K: 2	S: 12	1B: 5	SF: 0	2B: 2	SAC: 1	3B: 0	DP: 1	HR: 0	HBP: 0	WP: 0	PA: 35
	0	0	0	0	6	0	0	0	0	10	1	1	0	0	13	0	0	0	1	8	0	0	0	0	10	0	0	2	1	8	0	1	10	0	1	0	1	11	0	1	0	15	5	0	2	0	1	0	0	0	0	0	0	0	35

PITCHER	IP	WLS	BF	H	R	ER	SO	BB	IBB	HBP	BLK	WP	HR	S	P	ERA	WHIP
<b>Mark Portugal, R</b> ERA: 3.97 (1, 1)	5.0	W	21	4	1	1	3	3	0	0	0	0	0	51	82	1.80	1.400
<b>Jeff Shaw, R</b> ERA: 3.02 (6, 1)	3.0		10	2	0	0	3	0	0	0	0	0	0	25	34	0.00	0.667
<b>Jeff Brantley, R</b> ERA: 3.15 (9, 1)	1.0	S	4	1	0	0	2	0	0	0	0	0	0	12	16	0.00	1.000

**BOTTOM**

**Cincinnati Reds @ Chicago Cubs**  
 Wrigley Field, Chicago, IL  
 Thu Jul 04 1996, 3:33 AM CDT  
 Att: 38,047 - Sunny - 68 F

<b>AB</b>	<b>31</b>
<b>R</b>	<b>1</b>
<b>H</b>	<b>7</b>
<b>RBI</b>	<b>1</b>
<b>BB</b>	<b>3</b>
<b>SO</b>	<b>8</b>
<b>LOB</b>	<b>15</b>



PITCHER	IP	WLS	BF	H	R	ER	SO	BB	IBB	HBP	BLK	WP	HR	S	P	ERA	WHIP
<b>Mark Portugal, R</b> ERA: 3.97 (1, 1)	5.0	W	21	4	1	1	3	3	0	0	0	0	0	51	82	1.80	1.400
<b>Jeff Shaw, R</b> ERA: 3.02 (6, 1)	3.0		10	2	0	0	3	0	0	0	0	0	0	25	34	0.00	0.667
<b>Jeff Brantley, R</b> ERA: 3.15 (9, 1)	1.0	S	4	1	0	0	2	0	0	0	0	0	0	12	16	0.00	1.000

Batter	1	2	3	4	5	6	7	8	9	AB R H RBI BB SO LOB	TOP											
Lenny Harris, L (1, 3) OBP: 0.312, SLG: 0.440	0-0 F9		3-2 L6			1-1 G3		0-1 G3-1		4 0 0 0 0 0 1												
Barry Larkin, R (1, 6) OBP: 0.397, SLG: 0.492	2-1 HR		1-0 F8			3-2 HR		1-1 E3		4 2 2 2 0 0 1												
Reggie Sanders, R (1, 9) OBP: 0.388, SLG: 0.523	2-3 K		3-0 F7			2-3 K		3-2 G6-4-3		4 0 0 0 0 2 1												
Eric Anthony, L (1, 7) OBP: 0.355, SLG: 0.447 Jeff Brantley, R (9, 1)	3-3 K		0-3 K			1-2 G1-3		0-3 K		4 0 0 0 0 3 0 0 0 0 0 0 0 0												
Eric Davis, R (1, 8) OBP: 0.397, SLG: 0.543		0-3 K		0-1 G4-3			0-0 L7			3 0 0 0 0 1 0												
Bret Boone, R (1, 4) OBP: 0.271, SLG: 0.382		2-1 G6-3			3-2 L7		1-1 G6-3			3 0 0 0 0 0 0												
Jeff Branson, L (1, 5) OBP: 0.299, SLG: 0.381		1-1 G4-1			3-2 HR		0-3 K			3 1 1 1 0 1 0												
Joe Oliver, R (1, 2) OBP: 0.290, SLG: 0.386			4-2 SH1-4 BB		0-2 G5-3			0-1 G1-6-4 1B		2 0 1 0 1 0 0												
Dave Burba, R (1, 1) OBP: 0.114, SLG: 0.061 Hector Carrasco, R (8, 1) Curtis Goodwin, L (9, 7) OBP: 0.282, SLG: 0.250			1-2 SH1-4		0-1 G4-3			0-2 G1-6-4 1-2f		2 0 0 0 0 0 1 0 0 0 0 0 0 0 0 0 0 0 0 0 0												
<b>Inning Stats</b>	R: 1 E: 0 K: 2 S: 9	H: 1 LOB: 0 BB: 0 P: 16	R: 0 E: 0 K: 1 S: 7	H: 0 LOB: 0 BB: 0 P: 10	R: 0 E: 0 K: 0 S: 10	H: 0 LOB: 1 BB: 1 P: 18	R: 0 E: 0 K: 1 S: 7	H: 0 LOB: 0 BB: 0 P: 10	R: 1 E: 0 K: 0 S: 13	H: 1 LOB: 0 BB: 0 P: 19	R: 1 E: 0 K: 1 S: 11	H: 1 LOB: 0 BB: 0 P: 18	R: 0 E: 0 K: 1 S: 6	H: 0 LOB: 0 BB: 0 P: 7	R: 0 E: 0 K: 0 S: 7	H: 1 LOB: 0 BB: 0 P: 7	R: 0 E: 1 K: 1 S: 10	H: 0 LOB: 0 BB: 0 P: 14	1B: 1 2B: 1 3B: 0 HR: 3	SF: 0 SAC: 1 DP: 2 HBP: 0	WP: 0 PB: 0 SB: 0 CS: 0	PA: 31
<b>PITCHER</b>	IP WLS BF H R ER SO BB IBB HBP BLK WP HR S P ERA WHIP																					
Steve Trachsel, R (1, 1) ERA: 2.14	6.0 L 22 3 3 3 5 1 0 0 0 0 3 57 91 4.50 0.667																					
Kent Bottenfield, R (7, 1) ERA: 1.38	2.0 6 1 0 0 1 0 0 0 0 0 0 0 13 14 0.00 0.500																					
Rodney Myers, R (9, 1) ERA: 4.0	1.0 3 0 0 0 1 0 0 0 0 0 0 0 10 14 0.00 0.000																					

Cincinnati Reds @ Chicago Cubs  
 Wrigley Field, Chicago, IL  
 Fri Jul 05 1996, 3:33 AM CDT  
 Att. 40,743 - Sunny - 80 F

livebaseballscorecards.com

AB 29  
 R 3  
 H 4  
 RBI 3  
 BB 1  
 SO 7  
 LOB 4





Batter	1	2	3	4	5	6	7	8	9	AB	R	H	RBI	BB	SO	LOB
Brian McRae, S OBP: 0.344, SLG: 0.357 (1, 8)	0-2 G3			2-2 P6		1-0 G1-3		2-3 K		4	0	0	0	0	1	1
23 Ryne Sandberg, R OBP: 0.312, SLG: 0.477 (1, 4)	1-2 G6-3			2-2 F8		1-1 G4-3			1-1 F7	4	0	0	0	0	0	0
Mark Grace, L OBP: 0.395, SLG: 0.444 (1, 3)	1-2 F8			1-0 G4-3			0-1 G6-3		1-0 F8	4	0	0	0	0	0	0
Sammy Sosa, R OBP: 0.302, SLG: 0.528 (1, 9)			2-0 L9		1-0 F8		1-2 1B		1-3 K	4	0	1	0	0	1	0
Luis Gonzalez, L OBP: 0.349, SLG: 0.411 (1, 7)			1-1 P6		2-0 F8		3-3 K			3	0	0	0	0	1	1
Leo Gomez, R OBP: 0.366, SLG: 0.502 (1, 5) (9, 6)			2-2 P3		4-1 1B BB		2-3 K			2	0	0	0	1	1	1
Tyler Houston, L OBP: 0.378, SLG: 0.611 (1, 2)					0-0 G4-6-3 1B		2-1 1B		0-0 BLK 1B	3	0	3	0	0	0	0
José Hernández, R OBP: 0.275, SLG: 0.313 (1, 6)			2-1 G4-6-3		3-3 K		3-3 K		3-3 K	2	0	0	0	0	1	3
Scott Bullett, L OBP: 0.328, SLG: 0.436 (8, PH)			1-2f						1-2 K	1	0	0	0	0	1	1
Rodney Myers, R (9, 1)										0	0	0	0	0	0	0
Steve Trachsel, R OBP: 0.088, SLG: 0.176 (1, 1)			1-2 F9						1-1 F7	1	0	0	0	0	0	0
Doug Glanville, R OBP: 0.235, SLG: 0.344 (6, PH)										1	0	0	0	0	0	0
Kent Bottenfield, R (7, 1)										0	0	0	0	0	0	0
Dave Magadan, L OBP: 0.340, SLG: 0.132 (8, PH) (9, 5)										1	0	0	0	0	0	1

Inning Stats	R: 0	H: 0	E: 0	K: 0	S: 9	R: 0	H: 0	E: 0	K: 0	S: 6	R: 0	H: 1	E: 0	K: 0	S: 6	R: 0	H: 0	E: 0	K: 0	S: 7	R: 0	H: 1	E: 0	K: 1	S: 8	R: 0	H: 0	E: 0	K: 0	S: 9	R: 0	H: 1	E: 0	K: 2	S: 12	R: 0	H: 1	E: 0	K: 2	S: 11	R: 0	H: 0	E: 0	K: 1	S: 6	R: 0	H: 0	E: 0	K: 1	S: 6	1B: 4	2B: 0	3B: 0	HR: 0	SF: 0	SAC: 0	DP: 1	HBP: 0	WP: 0	PB: 0	SB: 1	CS: 0	PA: 31
--------------	------	------	------	------	------	------	------	------	------	------	------	------	------	------	------	------	------	------	------	------	------	------	------	------	------	------	------	------	------	------	------	------	------	------	-------	------	------	------	------	-------	------	------	------	------	------	------	------	------	------	------	-------	-------	-------	-------	-------	--------	-------	--------	-------	-------	-------	-------	--------

PITCHER	IP	WLS	BF	H	R	ER	SO	BB	IBB	HBP	BLK	WP	HR	S	P	ERA	WHIP
Dave Burba, R ERA: 4.13 (1, 1)	7.0	W	25	4	0	0	3	1	0	0	0	0	0	58	94	0.00	0.714
Hector Carrasco, R ERA: 2.94 (8, 1)	1.0		3	0	0	0	2	0	0	0	1	0	0	10	16	0.00	0.000
Jeff Brantley, R ERA: 3.07 (9, 1)	1.0	S	3	0	0	0	1	0	0	0	0	0	0	6	9	0.00	0.000

**BOTTOM**

**Cincinnati Reds @ Chicago Cubs**  
 Wrigley Field, Chicago, IL  
 Fri Jul 05 1996, 3:33 AM CDT  
 Att: 40,743 - Sunny - 80 F

livebaseballscorecards.com

<b>AB</b>	<b>30</b>
<b>R</b>	<b>0</b>
<b>H</b>	<b>4</b>
<b>RBI</b>	<b>0</b>
<b>BB</b>	<b>1</b>
<b>SO</b>	<b>6</b>
<b>LOB</b>	<b>8</b>



Batter	1	2	3	4	5	6	7	8	9	AB R H RBI BB SO LOB	TOP																		
Lenny Harris, L (1, 3) OBP: 0.327, SLG: 0.456	2-2 G5-3		1-1 2B			1-0 1B		4-2 BB		3 0 2 0 1 0 0																			
Barry Larkin, R (1, 6) OBP: 0.395, SLG: 0.492	0-1 G5-3			1-0 1B 2B		2-3 K		2-0 FC6-4		4 1 1 0 0 1 3																			
Reggie Sanders, R (1, 9) OBP: 0.391, SLG: 0.519	2-3 K			2-2 P6		0-0 1B		4-2 BB		3 0 1 0 1 1 1																			
Eric Anthony, L (1, 7) OBP: 0.363, SLG: 0.476		3-2 HR		4-0 1B BB		2-3 K		2-3 K		2 1 1 1 1 1 1																			
Eric Davis, R (8, PH) OBP: 0.396, SLG: 0.540										1 0 0 0 0 1 3																			
Hector Carrasco, R (8, 1)										0 0 0 0 0 0 0																			
Jeff Shaw, R (8, 1)										0 0 0 0 0 0 0																			
Bret Boone, R (1, 4) OBP: 0.275, SLG: 0.384		1-1 P9		2-1 1B		2-0 G6-3		1-2 1B		4 0 2 1 0 0 0																			
Jeff Branson, L (1, 5) OBP: 0.294, SLG: 0.375		0-0 G1-3		2-0 G6-4-3		3-2 L9		2-2 L9		3 0 0 0 0 0 2																			
Chris Sabo, R (9, PH) OBP: 0.377, SLG: 0.442				1-2f						1 0 0 0 0 0 1																			
Curtis Goodwin, L (1, 8) OBP: 0.286, SLG: 0.237		0-1 G4-3				4-2 BB		2-3 K2-3		2 0 0 0 1 1 0																			
Eduardo Perez, R (9, PH)										1 0 0 0 0 0 1																			
Joe Oliver, R (1, 2) OBP: 0.291, SLG: 0.385			1-3 K			1-3 K		3-2 FC6-4 SH1-4		3 0 1 0 0 2 1																			
Mike Kelly, R (8, PR) OBP: 0.351, SLG: 0.348								1-2 1B		1 0 1 0 0 0 0																			
Kevin Jarvis, L (1, 1) OBP: 0.167, SLG: 0.167			2-2 P5			2-1 G4-6-3		0-1 SH1-4		2 0 0 0 0 0 1																			
Scott Service, R (7, 1)								1-2 P2		0 0 0 0 0 0 0																			
Mark Portugal, R (8, PH) OBP: 0.182, SLG: 0.212										0 0 0 0 0 0 0																			
Eddie Taubensee, L (8, 2) OBP: 0.333, SLG: 0.403										1 0 0 0 0 0 2																			
<b>Inning Stats</b>	R: 0 E: 0 K: 1 S: 9	H: 0 LOB: 0 BB: 0 P: 13	R: 1 E: 0 K: 0 S: 9	H: 1 LOB: 0 BB: 0 P: 13	R: 0 E: 0 K: 1 S: 9	H: 1 LOB: 1 BB: 0 P: 13	R: 1 E: 0 K: 0 S: 7	H: 2 LOB: 1 BB: 1 P: 18	R: 0 E: 0 K: 1 S: 7	H: 0 LOB: 0 BB: 1 P: 14	R: 0 E: 0 K: 2 S: 10	H: 2 LOB: 1 BB: 0 P: 15	R: 0 E: 0 K: 1 S: 14	H: 0 LOB: 0 BB: 0 P: 21	R: 0 E: 0 K: 1 S: 16	H: 1 LOB: 3 BB: 2 P: 31	R: 0 E: 0 K: 0 S: 17	H: 2 LOB: 2 BB: 0 P: 23	1B: 6 2B: 2 3B: 0 HR: 1	SF: 0 SAC: 1 DP: 2 HBP: 0	WP: 0 PB: 0 SB: 1 CS: 0	PA: 36							
<b>PITCHER</b>	IP WLS BF H R ER SO BB IBB HBP BLK WP HR S P ERA WHIP																												
Jaime Navarro, R (1, 1) ERA: 3.73	7.0		25	6	2	2	6	2	0	0	0	0	0	1	65	107	2.57	1.143											
Terry Adams, R (8, 1) ERA: 2.15	0.2		5	1	0	0	0	2	0	0	0	0	0	0	12	25	0.00	4.500											
Bob Patterson, L (8, 1) ERA: 1.8	1.1	W	6	2	0	0	1	0	0	0	0	0	0	0	21	29	0.00	1.500											

Cincinnati Reds @ Chicago Cubs  
Wrigley Field, Chicago, IL  
Sat Jul 06 1996, 7:05 PM CDT  
Att. 38,690 - Unknown - 81 F

livebaseballscorecards.com

AB 31  
R 2  
H 9  
RBI 2  
BB 4  
SO 7  
LOB 16



Batter	1	2	3	4	5	6	7	8	9
<b>Brian McRae, S</b> OBP: 0.344, SLG: 0.358 (1, 8)	3-2 G4-3		0-2 G3		3-2 2-H 2B		1-3 K		
<b>23 Ryne Sandberg, R</b> OBP: 0.315, SLG: 0.478 (1, 4)	2-2 CS 1B		1-1 1B		1-0 F8			2-2 L8	
<b>Mark Grace, L</b> OBP: 0.393, SLG: 0.441 (1, 3)	1-2 G3-1		0-0 L9			2-1 G4-3		0-0 E 1B 1B	
<b>Sammy Sosa, R</b> OBP: 0.304, SLG: 0.536 (1, 9)		2-3 K		2-2 F8		0-0 HR		0-0 E8 1B 1B	
<b>Luis Gonzalez, L</b> OBP: 0.348, SLG: 0.406 (1, 7)		2-2 P8		1-0 F8		2-1 G4-3		4-0 1B 1B IBB	
<b>Leo Gomez, R</b> OBP: 0.368, SLG: 0.500 (1, 5)		4-2 1B BB		0-0 P4		2-2 F8		2-1 1B CS 1B	
<b>Scott Servais, R</b> OBP: 0.325, SLG: 0.415 (1, 2)		0-1 1B			0-0 FC4-6 1B		4-0 SH2-4 BB	2-0 CS 1B 1B	
<b>José Hernández, R</b> OBP: 0.276, SLG: 0.313 (1, 6)		1-2 G6-3			1-1 FC4-6 SH5-4 2B		0-1 SH2-4	3-2 E2 1B	
<b>Jaime Navarro, R</b> OBP: 0.143, SLG: 0.143 (1, 1)			1-3 K		0-1 SH5-4		3-2 F8	0-3 K	
<b>Dave Magadan, L</b> OBP: 0.333, SLG: 0.128 (7, PH)									
<b>Terry Adams, R</b> (8, 1)									
<b>Bob Patterson, R</b> (8, 1)									

Inning Stats	R: 0 E: 0 K: 10 S: 10	H: 1 LOB: 0 BB: 0 P: 16	R: 0 E: 0 K: 13 S: 13	H: 1 LOB: 2 BB: 1 P: 22	R: 0 E: 0 K: 10 S: 10	H: 0 LOB: 0 BB: 0 P: 8	R: 1 E: 0 K: 9 S: 9	H: 2 LOB: 1 BB: 0 P: 14	R: 1 E: 0 K: 11 S: 11	H: 1 LOB: 0 BB: 0 P: 17	R: 0 E: 0 K: 12 S: 12	H: 0 LOB: 1 BB: 1 P: 20	R: 4 E: 2 K: 14 S: 14	H: 5 LOB: 1 BB: 1 P: 27
--------------	--------------------------------	----------------------------------	--------------------------------	----------------------------------	--------------------------------	---------------------------------	------------------------------	----------------------------------	--------------------------------	----------------------------------	--------------------------------	----------------------------------	--------------------------------	----------------------------------

PITCHER	IP	WLS	BF	H	R	ER	SO	BB	IBB	HBP	BLK	WP	HR	S	P	ERA	WHIP
<b>Kevin Jarvis, R</b> ERA: 3.73 (1, 1)	6.0		24	6	2	2	2	1	0	0	0	0	1	58	89	3.00	1.167
<b>Scott Service, R</b> ERA: 3.0 (7, 1)	1.0		4	0	0	0	1	1	0	0	0	0	0	12	20	0.00	1.000
<b>Hector Carrasco, R</b> ERA: 3.71 (8, 1)	0.1	L	4	2	3	3	0	0	1	0	0	0	0	5	11	81.00	6.000
<b>Jeff Shaw, R</b> ERA: 3.17 (8, 1)	0.2		4	3	1	1	1	0	0	0	0	0	0	9	16	13.50	4.500

**BOTTOM**

AB R H RBI BB SO LOB

4	0	1	1	0	1	1
4	0	2	0	0	0	1
4	1	1	0	0	0	2
4	2	2	1	0	1	0
3	1	0	0	1	0	0
3	0	1	2	1	0	0
3	1	3	1	1	0	0
3	1	1	1	0	0	3
1	0	0	0	0	1	0
1	0	0	0	0	0	1
0	0	0	0	0	0	0
1	0	0	0	0	1	1

1B: 9 SF: 0  
2B: 1 SAC: 2  
3B: 0 DP: 0  
HR: 1 HBP: 0

WP: 0 PA: 36  
PB: 0  
SB: 0  
CS: 3

**Cincinnati Reds @ Chicago Cubs**  
Wrigley Field, Chicago, IL  
Sat Jul 06 1996, 7:05 PM CDT  
Att: 38,690 - Unknown - 81 F



livebaseballscorecards.com

Batter	1	2	3	4	5	6	7	8	9	10	11	12	13	AB R H RBI BB SO LOB	TOP									
Lenny Harris, L OBP: 0.333, SLG: 0.458 Eduardo Perez, R (9, PH) (9, 3)	2-1 F7		2-1 FC5-4 1B		3-1 CS 1B		0-1 SAFE F8		0-3 K			0-3 K		4 0 2 0 0 0 1 2 0 0 0 0 2 1										
Barry Larkin, R OBP: 0.390, SLG: 0.485 (1, 6)	1-2 S 1B		2-1 FC5-4 1-2f 1B		2-2 F9 1-2		3-2 G6-3		1-1 G6-3			2-3 K		6 0 1 0 0 1 3										
Reggie Sanders, R OBP: 0.377, SLG: 0.496 (1, 9)	1 SAFE 3-1 P3 1-2		0-0 F8		0-1 F8		2-1 G5-3				3-2 P3			6 0 0 0 0 1 2										
Eric Anthony, L OBP: 0.359, SLG: 0.463 Curtis Goodwin, L OBP: 0.295, SLG: 0.250 (8, PR) (8, 7)	2-3 K		3-3 K				3-2 L8		4-1 BB		0-0 G6-4-3 1B			3 0 0 0 1 2 2 2 0 1 0 0 0 0										
Eric Davis, R OBP: 0.398, SLG: 0.537 (1, 8)			4-1 HR BB		0-1 1B 1B		2-1 G5-3		1 SAFE 0-0 P6		1 SAFE 1-0 G6-4-3 1-2f			5 2 2 0 1 0 2										
Eddie Taubensee, L OBP: 0.333, SLG: 0.424 Jeff Shaw, R (8, 1)			0-0 HR		3-2 1B G6-4-3 1B		2-3 K		0-0 HR					3 2 2 2 0 1 0 0 0 0 0 0 0 0 0 0 0 0 0 0 0 1 1 1 1 0 0 0 0 0 0 0 0 0 0 1 0 0 0 0 0 0 1 0 0 0 0 0 1										
John Smiley, L OBP: 0.297, SLG: 0.242 Scott Service, R (8, 1)					1-3 G6-4-3 1B																			
Thomas Howard, S OBP: 0.292, SLG: 0.368 Lee Smith, R (8, PH) (9, 1)			1-H HR		0-2 G6-4-3 1B																			
Dave Burba, R OBP: 0.111, SLG: 0.059 Johnny Ruffin, R OBP: 0.500, SLG: 0.500 (10, 1) (12, 1)					1-3 3-H G6-4-3 1-2f																			
Bret Boone, R OBP: 0.285, SLG: 0.392 (1, 4)			1-3 K		0-2 G6-4-3 1B									5 1 4 1 0 1 0										
Jeff Branson, L OBP: 0.292, SLG: 0.376 (1, 5)			1-1 G4-3		1-0 G6-4-3 1-2f									5 0 1 1 0 0 3										
Roger Salkeld, R (1, 1)			1-3 K		1-3 3-H K									2 0 0 0 0 2 0 2 0 0 0 0 0 2										
Joe Oliver, R OBP: 0.287, SLG: 0.380 (6, 2)					1-3 K																			
<b>Inning Stats</b>	R: 0 E: 0 K: 1 S: 11	H: 1 LOB: 1 BB: 0 P: 18	R: 2 E: 0 K: 2 S: 10	H: 1 LOB: 0 BB: 1 P: 17	R: 0 E: 0 K: 1 S: 8	H: 1 LOB: 1 BB: 0 P: 15	R: 2 E: 0 K: 1 S: 12	H: 3 LOB: 0 BB: 0 P: 17	R: 0 E: 0 K: 0 S: 7	H: 1 LOB: 1 BB: 0 P: 10	R: 0 E: 0 K: 1 S: 7	H: 0 LOB: 1 BB: 1 P: 16	R: 2 E: 0 K: 1 S: 13	H: 3 LOB: 1 BB: 0 P: 17	R: 0 E: 0 K: 0 S: 7	H: 1 LOB: 0 BB: 0 P: 11	R: 0 E: 0 K: 3 S: 9	H: 0 LOB: 0 BB: 0 P: 12	R: 0 E: 0 K: 0 S: 6	H: 1 LOB: 0 BB: 0 P: 11	1B: 11 2B: 1 3B: 0 HR: 2	SF: 0 SAC: 1 DP: 3 HBP: 0	WP: 0 PB: 0 SB: 2 CS: 1	PA: 51
<b>PITCHER</b>	IP WLS BF H R ER SO BB IBB HBP BLK WP HR S P ERA WHIP																				IP WLS BF H R ER SO BB IBB HBP BLK WP HR S P ERA WHIP			
Amaury Telemaco, R ERA: 4.98 (1, 1)	3.0 16 6 4 4 4 4																				Turk Wendell, R ERA: 2.3 (9, 1)	0.1 1 1 0 0 0 0		
Rodney Myers, R ERA: 3.89 (4, 1)	1.0 2 0 0 0 1 0																				Tanyon Sturtze, R ERA: 5.4 (10, 1)	4.0 13 3 0 0 3 0		
Kent Bottenfield, R ERA: 1.13 (5, 1)	3.0 10 2 0 0 1 0																							
Terry Adams, R ERA: 2.43 (8, 1)	1.1 8 3 2 2 0 1																							
Bob Patterson, L ERA: 1.78 (9, 1)	0.1 1 0 0 0 1 0																							

**Cincinnati Reds @ Chicago Cubs**  
**Wrigley Field, Chicago, IL**  
 Sun Jul 07 1996, 3:33 AM CDT  
 Att: 36,352 - Sunny - 81 F

livebaseballscorecards.com

<b>AB</b>	<b>48</b>
<b>R</b>	<b>6</b>
<b>H</b>	<b>14</b>
<b>RBI</b>	<b>5</b>
<b>BB</b>	<b>2</b>
<b>SO</b>	<b>10</b>
<b>LOB</b>	<b>17</b>



Batter	1	2	3	4	5	6	7	8	9	10	11	12	13	AB R H RBI BB SO LOB														
<b>Brian McRae, S</b> OBP: 0.343, SLG: 0.353 (1, 8)	1-3 K	2-0 G4-3			0-1 G4-3		1-2 P6		0-0 B5-3	1-0 HBP		4-2 BB		5 0 0 0 1 1 2														
<b>23 Ryne Sandberg, R</b> OBP: 0.314, SLG: 0.473 (1, 4)	3-1 L7		2-2 G5-3		2-1 F7		0-1 P4		3-2 1B 1B	3-3 K		2-1 BB		7 1 2 1 0 1 3														
<b>Mark Grace, L</b> OBP: 0.401, SLG: 0.447 (1, 3)	4-1 BB 2B BB		1-0 WP 1B		1-1 P6		0-1 2B 2B		0-0 1B 1B		3-1 P6		4-1 WP 1B BB	5 3 3 0 2 0 0														
<b>Sammy Sosa, R</b> OBP: 0.304, SLG: 0.530 (1, 9)	4-2 2B BB		0-0 F8		0-0 B1-3		0-0 G5-3		3-2 BB 1B		2-3 K		3-3 K	6 1 1 1 1 2 3														
<b>Luis Gonzalez, L</b> OBP: 0.360, SLG: 0.419 (1, 7)	1-0 1-H 2-H 2B		2-2 G4-3		4-1 2B BB		2-2 2B 2B		4-0 BB		0-1 S 1B		4-0 1B IBB	4 1 3 3 3 0 1														
<b>Leo Gomez, R</b> OBP: 0.363, SLG: 0.491 (1, 5)	1-1 F9			1-3 K		2-1 F9		1-2 L8	2-3 K		2-2 F9		1-2 1B	4 0 0 0 0 1 3														
<b>Turk Wendell, L</b> OBP: 0.500, SLG: 0.500 (9, 1)														0 0 0 0 0 0 0														
<b>Terry Shumpert, R</b> OBP: 0.320, SLG: 0.524 (9, PH)														3 0 1 1 0 1 4														
<b>Scott Servais, R</b> OBP: 0.276, SLG: 0.421 (1, 2)		2-2 F8		4-2 BB		0-0 1-H 2B		0-3 K		3-1 G6-3 SH1-4 1B		1-3 K		4 0 2 1 1 1 1														
<b>Mike Hubbard, R</b> OBP: 0.038, SLG: 0.040 (10, PR)														1 0 0 0 0 1 0														
<b>José Hernández, R</b> OBP: 0.276, SLG: 0.314 (1, 6)		2-2 WP 1B		1-3 K		1-3 K		1-2 F8	0-1 SH1-4		1-1 L4			3 0 1 0 0 2 2														
<b>Tyler Houston, L</b> OBP: 0.368, SLG: 0.595 (9, PH)														1 0 0 0 0 0 0														
<b>Tanyon Sturtze, R</b> (10, 1)														1 0 0 0 0 0 0														
<b>Amaury Telemaco, R</b> OBP: 0.100, SLG: 0.100 (1, 1)		0-3 K		0-0 B2-3		0-3 K		2-1 23 PB 23 1B B5-3 1B		0-1 G6-3		0-1 BB 1B		1 0 0 0 0 0 1														
<b>Rodney Myers, R</b> (4, 1)														0 0 0 0 0 0 0														
<b>Doug Gianville, R</b> OBP: 0.229, SLG: 0.333 (4, PH)														0 0 0 0 0 0 1														
<b>Kent Bottenfield, R</b> (5, 1)														0 0 0 0 0 0 0														
<b>Scott Bullett, L</b> OBP: 0.322, SLG: 0.429 (7, PH)														1 0 0 0 0 0 0														
<b>Terry Adams, R</b> (8, 1)														0 0 0 0 0 0 0														
<b>Bob Patterson, R</b> (9, 1)														0 0 0 0 0 0 0														
<b>Dave Magadan, L</b> OBP: 0.352, SLG: 0.167 (9, 5)														0 0 0 0 0 0 0														
<b>Inning Stats</b>	R: 2 E: 0 K: 1 S: 11	H: 1 LOB: 1 BB: 2 P: 25	R: 0 E: 0 K: 1 S: 10	H: 1 LOB: 1 BB: 0 P: 16	R: 0 E: 0 K: 2 S: 8	H: 1 LOB: 1 BB: 0 P: 13	R: 0 E: 0 K: 1 S: 11	H: 0 LOB: 1 BB: 1 P: 17	R: 0 E: 0 K: 0 S: 6	H: 0 LOB: 0 BB: 0 P: 9	R: 1 E: 0 K: 1 S: 10	H: 1 LOB: 1 BB: 1 P: 17	R: 0 E: 0 K: 1 S: 8	H: 2 LOB: 1 BB: 0 P: 15	R: 2 E: 0 K: 1 S: 20	H: 4 LOB: 3 BB: 1 P: 35	R: 0 E: 0 K: 1 S: 9	H: 1 LOB: 2 BB: 0 P: 16	R: 0 E: 0 K: 1 S: 12	H: 1 LOB: 1 BB: 0 P: 19	R: 0 E: 0 K: 1 S: 13	H: 2 LOB: 2 BB: 1 P: 21	R: 1 E: 0 K: 1 S: 7	H: 1 LOB: 2 BB: 2 P: 19	1B: 11 2B: 4 3B: 0 HR: 0	SF: 0 SAC: 1 DP: 0 HBP: 1	WP: 3 PB: 1 SB: 1 CS: 0	PA: 60

PITCHER	IP	WLS	BF	H	R	ER	SO	BB	IBB	HBP	BLK	WP	HR	S	P	ERA	WHIP
<b>Roger Salkeld, R</b> ERA: 3.63 (1, 1)	5.2		25	4	3	3	4	4	0	0	0	2	0	51	91	4.76	1.412
<b>Jeff Shaw, R</b> ERA: 3.08 (6, 1)	1.1		4	0	0	0	2	0	0	0	0	0	0	13	15	0.00	0.000
<b>John Smiley, L</b> ERA: 4.34 (8, 1)	0.1		3	2	1	1	0	0	0	0	0	0	0	6	8	27.00	6.000
<b>Scott Service, R</b> ERA: 2.45 (8, 1)	0.2		2	0	0	0	1	0	0	0	0	0	0	6	7	0.00	0.000
<b>Lee Smith, R</b> ERA: 3.71 (9, 1)	1.0		8	4	2	2	1	1	0	0	0	0	0	20	35	18.00	5.000
PITCHER	IP	WLS	BF	H	R	ER	SO	BB	IBB	HBP	BLK	WP	HR	S	P	ERA	WHIP
<b>Dave Burba, R</b> ERA: 4.05 (10, 1)	2.0		9	2	0	0	2	0	0	1	0	0	0	21	35	0.00	1.000
<b>Johnny Ruffin, R</b> ERA: 6.02 (12, 1)	1.1	L	9	3	1	1	2	2	1	0	0	1	0	20	40	6.75	3.750

**BOTTOM**

**Cincinnati Reds @ Chicago Cubs**  
Wrigley Field, Chicago, IL  
Sun Jul 07 1996, 3:33 AM CDT  
Att: 36,352 - Sunny - 81 F

<b>AB</b>	<b>50</b>
<b>R</b>	<b>7</b>
<b>H</b>	<b>15</b>
<b>RBI</b>	<b>7</b>
<b>BB</b>	<b>8</b>
<b>SO</b>	<b>12</b>
<b>LOB</b>	<b>22</b>

Batter	1	2	3	4	5	6	7	8	9	AB R H RBI BB SO LOB	TOP											
<b>Carlos Garcia, R</b> (1, 4) OBP: 0.326, SLG: 0.394	3-1 F9	2-2 FC5-4		1-2 CS 1B			1-3 K		3-2 G3	5 0 1 0 0 1 1												
<b>Al Martin, L</b> (1, 7) OBP: 0.345, SLG: 0.443	2-2 2B 1B		1-0 SH G5-3 1B	1-2 CS	1-3 K		1-2 CS 1B			4 2 3 0 0 1 0												
<b>Jeff King, R</b> (1, 3) OBP: 0.334, SLG: 0.516	2-1 SAFE SAFE P4		0-0 SH G5-3 S		1-3 K		3-2 P2			3 1 0 0 0 1 2												
<b>Orlando Merced, S</b> (1, 9) OBP: 0.381, SLG: 0.493	0-1 1-3 1B 2B		0-1 L3		2-1 1B		0-1 CS 1-2	3-1 HR		4 2 3 1 0 0 2												
<b>Charlie Hayes, R</b> (1, 5) OBP: 0.311, SLG: 0.407	2-0 2-H 3-H 1B		4-0 G5-3 IBB		0-0 F9			1-1 F8		3 0 1 2 1 0 1												
<b>John Wehner, R</b> (1, 8) OBP: 0.253, SLG: 0.314	0-0 G3		1-1 G5-3		0-0 F8			0-0 B5-3		4 0 0 1 0 0 3												
<b>67 Francisco Cordova, R</b> (8, 1) OBP: 0.333, SLG: 0.333			1-2 2-3 3-H							0 0 0 0 0 0 0												
<b>Dan Plesac, L</b> (9, 1)										0 0 0 0 0 0 0												
<b>Jay Bell, R</b> (1, 6) OBP: 0.298, SLG: 0.359		1-0 G6-3	2-1 G6-3		2-0 P4			3-2 F9		4 0 0 0 0 0 1												
<b>18 Jason Kendall, R</b> (1, 2) OBP: 0.349, SLG: 0.388			1-2 CS 2B		1-1 F8		0-1 1B 2B		2-2 F8	4 0 2 0 0 0 0												
<b>Denny Neagle, L</b> (1, 1) OBP: 0.162, SLG: 0.143		2-2 2B			2-3 K		1-0 1B		1-2 G4-3	3 0 2 0 0 1 0												
<b>Ramon Morel, R</b> (7, 1)										0 0 0 0 0 0 0												
<b>Mike Kingery, L</b> (8, 8) OBP: 0.306, SLG: 0.299		2-3 FC5-4 1B					2-H 1B			1 0 0 0 0 0 0												
<b>Inning Stats</b>	R: 2 E: 0 K: 0 S: 13	H: 3 LOB: 1 BB: 0 P: 22	R: 0 E: 0 K: 0 S: 14	H: 2 LOB: 1 BB: 0 P: 20	R: 2 E: 1 K: 0 S: 8	H: 1 LOB: 1 BB: 1 P: 16	R: 0 E: 0 K: 1 S: 11	H: 1 LOB: 0 BB: 0 P: 16	R: 0 E: 0 K: 2 S: 9	H: 1 LOB: 1 BB: 0 P: 13	R: 0 E: 0 K: 0 S: 5	H: 2 LOB: 2 BB: 0 P: 8	R: 0 E: 0 K: 1 S: 10	H: 1 LOB: 0 BB: 0 P: 15	R: 1 E: 0 K: 0 S: 8	H: 1 LOB: 0 BB: 0 P: 15	R: 0 E: 0 K: 0 S: 10	H: 0 LOB: 0 BB: 0 P: 16	1B: 8 2B: 3 3B: 0 HR: 1	SF: 0 SAC: 1 DP: 0 HBP: 0	WP: 0 PB: 0 SB: 1 CS: 3	PA: 39
<b>PITCHER</b>	IP WLS BF H R ER SO BB IBB HBP BLK WP HR S P ERA WHIP																					
<b>John Smiley, L</b> (1, 1) ERA: 4.31	5.0 L 23 8 4 2 3 0 1 0 0 0 0 0 55 87 3.60 1.600																					
<b>Scott Service, R</b> (6, 1) ERA: 1.59	2.0 7 3 0 0 1 0 0 0 0 0 0 0 15 23 0.00 1.500																					
<b>Hector Carrasco, R</b> (8, 1) ERA: 3.75	2.0 7 1 1 1 0 0 0 0 0 0 0 1 18 31 4.50 0.500																					

**Pittsburgh Pirates @ Cincinnati Reds**  
Riverfront Stadium, Cincinnati, OH


Thu Jul 11 1996, 7:05 PM EDT  
Att. 24,670 - Unknown - 85 F

AB	35
R	5
H	12
RBI	4
BB	1
SO	4
LOB	10



livebaseballscorecards.com

Batter	1	2	3	4	5	6	7	8	9	AB R H RBI BB SO LOB
<b>Mike Kelly, R</b> (1, 7) <small>OBP: 0.333, SLG: 0.327</small> <b>Lenny Harris, L</b> (7, PH) <small>OBP: 0.339, SLG: 0.463</small> <b>Hector Carrasco, R</b> (8, 1) <b>Jeff Branson, L</b> (9, PH) <small>OBP: 0.290, SLG: 0.374</small>	0-1 F7		2-3 K		1-3 K		2-1 BLK 1B		2-2 G4-3	3 0 0 0 0 2 3 1 0 1 0 0 0 0 0 0 0 0 0 0 0 1 0 0 0 0 0 1
<b>Barry Larkin, R</b> (1, 6) <small>OBP: 0.386, SLG: 0.478</small>	2-2 F8		3-2 F7			2-2 G5-3				4 0 0 0 0 1 4
<b>Reggie Sanders, R</b> (1, 9) <small>OBP: 0.367, SLG: 0.483</small>	1-1 F9			1-1 G5-3		2-3 K	1-3 K			4 0 0 0 0 2 2
<b>Eric Davis, R</b> (1, 8) <small>OBP: 0.392, SLG: 0.527</small>			3-3 K	1-1 G6-3		0-0 G2-3		1-3 K		4 0 0 0 0 2 0
<b>Bret Boone, R</b> (1, 4) <small>OBP: 0.284, SLG: 0.394</small>			1-2 G1-6-3	1-1 G5-3			0-0 1B 2B	1-3 K		4 1 1 0 0 1 0
<b>Chris Sabo, R</b> (1, 5) <small>OBP: 0.373, SLG: 0.435</small>			0-1 FC6-4 1B		0-0 F7		0-0 F9	1-3 K		4 0 1 0 0 1 1
<b>Eduardo Perez, R</b> (1, 3) <small>OBP: 0.111, SLG: 0.111</small> <b>Curtis Goodwin, L</b> (9, PH) <small>OBP: 0.289, SLG: 0.244</small>			2-1 FC6-4		1-2 P3		1-2 1B 1B		2-3 K	3 1 1 0 0 0 1 1 0 0 0 0 1 0
<b>Joe Oliver, R</b> (1, 2) <small>OBP: 0.305, SLG: 0.393</small>			2-2 SH2-4 1B		1-0 BB HBP		1-1 1B 1B BLK 1B		0-1 DI 1B	3 1 3 1 0 0 0
<b>John Smiley, L</b> (1, 1) <small>OBP: 0.257, SLG: 0.242</small> <b>Eric Anthony, L</b> (5, PH) <small>OBP: 0.364, SLG: 0.463</small> <b>Scott Service, R</b> (6, 1) <b>Thomas Howard, S</b> (7, PH) <small>OBP: 0.295, SLG: 0.370</small> (8, 7)			1-1 SH2-4		4-0 BB		2-1 BLK 1B		2-2 F8	0 0 0 0 0 0 0 0 0 0 0 1 0 0 0 0 0 0 0 0 0 2 0 1 1 0 0 1

BOTTOM	
<b>Pittsburgh Pirates @ Cincinnati Reds</b> Riverfront Stadium, Cincinnati, OH Thu Jul 11 1996, 7:05 PM EDT Att: 24,670 - Unknown - 85 F	
<b>AB</b> 34 <b>R</b> 3 <b>H</b> 8 <b>RBI</b> 2 <b>BB</b> 1 <b>SO</b> 10 <b>LOB</b> 13	
<b>Inning Stats</b> R: 0 H: 0 E: 0 LOB: 0 K: 0 BB: 0 S: 8 P: 11	R: 0 H: 1 E: 0 LOB: 1 K: 1 BB: 0 S: 10 P: 16
R: 0 H: 0 E: 0 LOB: 0 K: 0 BB: 0 S: 6 P: 9	R: 0 H: 0 E: 0 LOB: 2 K: 1 BB: 1 S: 7 P: 14
R: 0 H: 0 E: 0 LOB: 0 K: 1 BB: 0 S: 11 P: 15	R: 3 H: 5 E: 0 LOB: 2 K: 2 BB: 0 S: 18 P: 28
R: 0 H: 0 E: 0 LOB: 0 K: 3 BB: 0 S: 10 P: 13	R: 0 H: 1 E: 0 LOB: 1 K: 1 BB: 0 S: 13 P: 19
1B: 7 SF: 0 2B: 1 SAC: 1 3B: 0 DP: 0 HR: 0 HBP: 1	WP: 0 PA: 37 PB: 0 SB: 0 CS: 0
<b>PITCHER</b> <b>Denny Neagle, L</b> (1, 1) <small>ERA: 3.0</small> <b>Ramon Morel, R</b> (7, 1) <small>ERA: 2.95</small> <b>67 Francisco Cordova, R</b> (8, 1) <small>ERA: 3.86</small> <b>Dan Plesac, L</b> (9, 1) <small>ERA: 4.1</small>	<b>PITCHER</b> IP WLS BF H R ER SO BB IBB HBP BLK WP HR S P ERA WHIP 6.1 W 27 6 3 3 4 1 0 0 1 0 0 64 99 4.26 1.105 0.2 3 1 0 0 2 0 0 0 0 1 0 9 15 0.00 1.500 1.0 3 0 0 0 3 0 0 0 0 0 0 10 13 0.00 0.000 1.0 S 4 1 0 0 1 0 0 0 0 0 0 13 19 0.00 1.000

livebaseballscores.com

Batter	1	2	3	4	5	6	7	8	9	AB R H RBI BB SO LOB	TOP																							
<b>Carlos Garcia, R</b> OBP: 0.325, SLG: 0.392 (1, 4) X	0-0 L4		1-2 1B		1-0 G6-3			1-1 G4-3		4 1 1 0 0 0 0																								
<b>Al Martin, L</b> OBP: 0.347, SLG: 0.446 (1, 7) S B B B F F F S	2-3 K		2-1 1B		2-2 G3			0-0 2B		4 0 2 0 0 1 0																								
<b>Jeff King, R</b> OBP: 0.333, SLG: 0.513 (1, 3) C C C	0-3 K		0-0 1B		0-0 F8			1-1 F7		4 0 1 1 0 1 1																								
<b>Orlando Merced, S</b> OBP: 0.376, SLG: 0.486 (1, 9) B X		1-0 G4-3	0-0 P6		2-1 G4-3			2-3 K		4 0 0 0 0 1 2																								
<b>Charlie Hayes, R</b> OBP: 0.311, SLG: 0.405 (1, 5) S B B B F B X		2-2 WP 1B		3-2 G3		2-0 F9		1-3 K		4 0 1 0 0 1 0																								
<b>Mike Kingery, L</b> OBP: 0.305, SLG: 0.315 (1, 8) B B B T C T C T X		2-2 P6		3-1 HR		1-2 G1-3		0-2 P5		4 1 1 1 0 0 1																								
<b>Jay Bell, R</b> OBP: 0.295, SLG: 0.355 (1, 6) 1 SAFE SAFE X B B B T C T C T X		1-2 G5-3		1-2 P4		0-0 P3				3 0 0 0 0 0 1																								
<b>18 Jason Kendall, R</b> OBP: 0.345, SLG: 0.383 (1, 2) C B X			1-1 F9		1-0 G5-3		3-2 F8			3 0 0 0 0 0 0																								
<b>Danny Darwin, R</b> OBP: 0.205, SLG: 0.385 (1, 1) B X			1-0 G5-3		1-3 K			1-3 K		2 0 0 0 0 1 0																								
<b>Nelson Liriano, S</b> OBP: 0.282, SLG: 0.310 (8, PH)										1 0 0 0 0 1 0																								
<b>Elmer Dessens, R</b> OBP: 0.667, SLG: 0.667 (8, 1)										0 0 0 0 0 0 0																								
<b>Jason Christiansen, R</b> (8, 1)										0 0 0 0 0 0 0																								
<b>Steve Parris, R</b> (8, 1)										0 0 0 0 0 0 0																								
<b>Inning Stats</b>	R: 0 E: 0 K: 2 S: 10	H: 0 LOB: 0 BB: 0 P: 12	R: 0 E: 0 K: 0 S: 13	H: 1 LOB: 1 BB: 0 P: 19	R: 1 E: 0 K: 0 S: 11	H: 3 LOB: 2 BB: 0 P: 16	R: 1 E: 0 K: 0 S: 9	H: 1 LOB: 0 BB: 0 P: 17	R: 0 E: 0 K: 1 S: 7	H: 0 LOB: 0 BB: 0 P: 11	R: 0 E: 0 K: 0 S: 4	H: 0 LOB: 0 BB: 0 P: 8	R: 0 E: 0 K: 0 S: 7	H: 0 LOB: 0 BB: 0 P: 11	R: 0 E: 0 K: 1 S: 8	H: 1 LOB: 1 BB: 0 P: 11	R: 0 E: 0 K: 2 S: 10	H: 0 LOB: 0 BB: 0 P: 13	1B: 4 2B: 1 3B: 0 HR: 1	SF: 0 SAC: 0 DP: 0 HBP: 0	WP: 1 PB: 0 SB: 0 CS: 0	PA: 33												
<b>PITCHER</b> <b>Mark Portugal, R</b> ERA: 3.85 <b>Jeff Brantley, R</b> ERA: 3.0	IP 8.0 WLS W BF 30 H 6 R 2 ER 2 SO 4 BB 0 IBB 0 HBP 0 BLK 0	IP 1.0 WLS S BF 3 H 0 R 0 ER 0 SO 2 BB 0 IBB 0 HBP 0 BLK 0	IP 8.0 WLS W BF 30 H 6 R 2 ER 2 SO 4 BB 0 IBB 0 HBP 0 BLK 0	IP 1.0 WLS S BF 3 H 0 R 0 ER 0 SO 2 BB 0 IBB 0 HBP 0 BLK 0	IP 8.0 WLS W BF 30 H 6 R 2 ER 2 SO 4 BB 0 IBB 0 HBP 0 BLK 0	IP 1.0 WLS S BF 3 H 0 R 0 ER 0 SO 2 BB 0 IBB 0 HBP 0 BLK 0	IP 8.0 WLS W BF 30 H 6 R 2 ER 2 SO 4 BB 0 IBB 0 HBP 0 BLK 0	IP 1.0 WLS S BF 3 H 0 R 0 ER 0 SO 2 BB 0 IBB 0 HBP 0 BLK 0	IP 8.0 WLS W BF 30 H 6 R 2 ER 2 SO 4 BB 0 IBB 0 HBP 0 BLK 0	IP 1.0 WLS S BF 3 H 0 R 0 ER 0 SO 2 BB 0 IBB 0 HBP 0 BLK 0	IP 8.0 WLS W BF 30 H 6 R 2 ER 2 SO 4 BB 0 IBB 0 HBP 0 BLK 0	IP 1.0 WLS S BF 3 H 0 R 0 ER 0 SO 2 BB 0 IBB 0 HBP 0 BLK 0	IP 8.0 WLS W BF 30 H 6 R 2 ER 2 SO 4 BB 0 IBB 0 HBP 0 BLK 0	IP 1.0 WLS S BF 3 H 0 R 0 ER 0 SO 2 BB 0 IBB 0 HBP 0 BLK 0	IP 8.0 WLS W BF 30 H 6 R 2 ER 2 SO 4 BB 0 IBB 0 HBP 0 BLK 0	IP 1.0 WLS S BF 3 H 0 R 0 ER 0 SO 2 BB 0 IBB 0 HBP 0 BLK 0	ERA 2.25 WHIP 0.750	ERA 0.00 WHIP 0.000	ERA 2.25 WHIP 0.750	ERA 0.00 WHIP 0.000	ERA 2.25 WHIP 0.750	ERA 0.00 WHIP 0.000	ERA 2.25 WHIP 0.750	ERA 0.00 WHIP 0.000	ERA 2.25 WHIP 0.750	ERA 0.00 WHIP 0.000	ERA 2.25 WHIP 0.750	ERA 0.00 WHIP 0.000	ERA 2.25 WHIP 0.750	ERA 0.00 WHIP 0.000	ERA 2.25 WHIP 0.750	ERA 0.00 WHIP 0.000	ERA 2.25 WHIP 0.750	ERA 0.00 WHIP 0.000

**Pittsburgh Pirates @ Cincinnati Reds**  
Riverfront Stadium, Cincinnati, OH

Fri Jul 12 1996, 7:05 PM EDT  
Att. 27,708 - Unknown - 89 F

livebaseballscorecards.com

AB	33
R	2
H	6
RBI	2
BB	0
SO	6
LOB	5





Batter	1	2	3	4	5	6	7	8	9	AB R H RBI BB SO LOB	BOTTOM			
<b>Lenny Harris, L</b> (1, 3) OBP: 0.339, SLG: 0.459	2-2 3B 1B	0-2 G3			0-1 SH2-3 1-2		X 0-0 G3			3 1 1 0 0 0 0	<b>Pittsburgh Pirates @ Cincinnati Reds</b> Riverfront Stadium, Cincinnati, OH Fri Jul 12 1996, 7:05 PM EDT Att: 27,708 - Unknown - 89 F			
<b>Barry Larkin, R</b> (1, 6) OBP: 0.387, SLG: 0.489	0-2 1-H SF9 3B		L 1-2 P6		2-3 K		X 3-2 S WP 2B		4 2 2 1 0 1 1					
<b>Willie Greene, L</b> (1, 5) OBP: 0.324, SLG: 0.524 <b>Curtis Goodwin, L</b> (8, PR) OBP: 0.289, SLG: 0.244 <b>Jeff Brantley, R</b> (9, 1)	1-3 K		F 0-1 F7		S 0-1 F7		X 0-0 WP S 1B		4 0 1 0 0 1 2 0 0 0 0 0 0 0 0 0 0 0 0 0 0					
<b>Reggie Sanders, R</b> (1, 9) OBP: 0.365, SLG: 0.500	0-2 3-H SF9		X 0-0 P4		F 0-1 HR		1 SAFE 2 SAFE S T B C K		3 1 1 2 0 1 2					
<b>Eddie Taubensee, L</b> (1, 2) OBP: 0.338, SLG: 0.439 <b>Joe Oliver, R</b> (8, PH) OBP: 0.303, SLG: 0.390	0-1 HR		X 0-0 G4-3		2 SAFE S 2 SAFE S S B B K		2 SAFE S 2 SAFE S 1-2 2-3 K		3 1 1 1 0 0 0 1 0 0 0 0 1 2					
<b>Eric Davis, R</b> (1, 8) OBP: 0.398, SLG: 0.533	0-2 WP 2B		S 1-2 K 1B 1B		F 1-2 G1-3		S 4-1 2-3 3-H BB		3 0 2 0 1 0 0					
<b>Bret Boone, R</b> (1, 4) OBP: 0.284, SLG: 0.392	1-1 F9 2-3		C 0-1 G5-4-3 1B		B 2-1 G6-3		D 2-3 C S C K		4 0 1 0 0 1 3					
<b>Thomas Howard, S</b> (1, 7) OBP: 0.289, SLG: 0.362		S 1-2 G3-1		X 0-0 G5-4-3 1-2f		C 0-1 F8			3 0 0 0 0 0 2					
<b>Mark Portugal, R</b> (1, 1) OBP: 0.194, SLG: 0.200 <b>Jeff Branson, L</b> (9, 5) OBP: 0.290, SLG: 0.374		B 1-0 G6-3		B 4-1 SH2-3 BB		S 1-3 K			2 0 0 0 1 1 0 0 0 0 0 0 0 0					
<b>Inning Stats</b>	R: 3 H: 4 E: 0 K: 21 S: 21	H: 4 LOB: 1 BB: 0 P: 25	R: 0 H: 0 E: 0 K: 10 S: 10	L: 0 LOB: 0 BB: 0 P: 12	R: 0 H: 0 E: 0 K: 0 S: 6	H: 2 LOB: 1 BB: 0 P: 7	R: 0 H: 2 E: 0 K: 0 S: 7	H: 1 LOB: 0 BB: 1 P: 14	R: 1 H: 1 E: 0 K: 10 S: 10	H: 1 LOB: 0 BB: 0 P: 14	R: 0 H: 0 E: 0 K: 1 S: 6	H: 2 LOB: 3 BB: 1 P: 30	1B: 4 SF: 1 2B: 2 SAC: 1 3B: 1 DP: 1 HR: 2 HBP: 0	WP: 2 PA: 34 PB: 0 SB: 3 CS: 0
<b>PITCHER</b>	IP WLS BF H R ER SO BB IBB HBP BLK WP HR S P ERA WHIP													
<b>Danny Darwin, R</b> (1, 1) ERA: 3.02	7.0 L 28 7 4 4 3 1 0 0 0 0 1 2 68 87 5.14 1.143													
<b>Elmer Dessens, R</b> (8, 1) ERA: 14.9	0.1 3 2 1 1 1 0 0 0 0 0 0 8 13 27.00 6.000													
<b>Jason Christiansen, L</b> (8, 1) ERA: 6.91	0.1 1 0 0 0 1 0 0 0 0 0 0 4 7 0.00 0.000													
<b>Steve Parris, R</b> (8, 1) ERA:	0.1 2 0 0 0 1 1 0 0 0 1 0 4 10 0.00 3.000													

<b>AB</b>	<b>30</b>
<b>R</b>	<b>5</b>
<b>H</b>	<b>9</b>
<b>RBI</b>	<b>4</b>
<b>BB</b>	<b>2</b>
<b>SO</b>	<b>6</b>
<b>LOB</b>	<b>12</b>



livebaseballscorecards.com

Batter	1	2	3	4	5	6	7	8	9	AB R H RBI BB SO LOB	TOP											
Jay Bell, R (1, 6) OBP: 0.292, SLG: 0.351	3-2 F8			2-2 P4		3-3 K		2-0 FC6-4		4 0 0 0 0 1 1												
Al Martin, L (1, 7) OBP: 0.343, SLG: 0.441	0-1 F6			2-1 F7			0-0 G3-1		1-1 F7	4 0 0 0 0 0 0												
Jeff King, R (1, 4) OBP: 0.332, SLG: 0.510	0-0 G5-3			3-2 F9			1-1 FC3-6 1B		1-0 F7	4 0 1 0 0 0 0												
Orlando Merced, S (1, 9) OBP: 0.371, SLG: 0.479		0-0 G4-3			0-1 G1-3		0-0 FC3-6 HBP		2-2 F9	4 0 0 0 0 0 1												
Mark Johnson, L (1, 3) OBP: 0.375, SLG: 0.558		2-2 P6			1-0 G3 1B		1 SAFE 3-2 1-2 HBP			2 0 1 0 0 0 0												
Mike Kingery, L (1, 8) OBP: 0.300, SLG: 0.310		1-2 F9			0-0 G3 1-2		0-0 G4-3			3 0 0 0 0 0 3												
Charlie Hayes, R (1, 5) OBP: 0.308, SLG: 0.401			2-2 G4-3		0-0 G1-3			1-3 K		3 0 0 0 0 1 1												
Keith Osik, R (1, 2) OBP: 0.366, SLG: 0.435			2-0 G5-3			1-2 G5-3		2-0 L3		2 0 0 0 0 0 0												
Nelson Liriano, S (8, PH) OBP: 0.280, SLG: 0.308										1 0 0 0 0 0 0												
Jason Christiansen, R (8, 1)										0 0 0 0 0 0 0												
Jon Lieber, L (1, 1) OBP: 0.200, SLG: 0.111			0-1 G6-3			2-2 G6-3		1-0 FC6-4 1B		1 0 0 0 0 0 0												
John Wehner, R (6, PH) OBP: 0.250, SLG: 0.310										1 0 0 0 0 0 0												
Marc Wilkins, R (6, 1) OBP: 0.400, SLG: 0.400										0 0 0 0 0 0 0												
18 Jason Kendall, R (8, PH) OBP: 0.347, SLG: 0.386										1 0 1 0 0 0 0												
<b>Inning Stats</b>	R: 0 E: 0 K: 0 S: 6	H: 0 LOB: 0 BB: 0 P: 9	R: 0 E: 0 K: 0 S: 7	H: 0 LOB: 0 BB: 0 P: 10	R: 0 E: 0 K: 0 S: 6	H: 0 LOB: 0 BB: 0 P: 10	R: 0 E: 0 K: 0 S: 8	H: 0 LOB: 0 BB: 0 P: 15	R: 0 E: 0 K: 0 S: 5	H: 1 LOB: 1 BB: 0 P: 6	R: 0 E: 0 K: 1 S: 11	H: 0 LOB: 0 BB: 0 P: 17	R: 0 E: 0 K: 0 S: 8	H: 1 LOB: 2 BB: 0 P: 12	R: 0 E: 0 K: 1 S: 7	H: 1 LOB: 1 BB: 0 P: 13	R: 0 E: 0 K: 0 S: 6	H: 0 LOB: 0 BB: 0 P: 10	1B: 3 2B: 0 3B: 0 HR: 0	SF: 0 SAC: 0 DP: 0 HBP: 1	WP: 0 PB: 0 SB: 0 CS: 0	PA: 31
<b>PITCHER</b> Kevin Jarvis, R (1, 1) ERA: 3.06	IP: 9.0 WLS: W BF: 31 H: 3 R: 0 ER: 0 SO: 2 BB: 0 IBB: 0 HBP: 1 BLK: 0 WP: 0 HR: 0 S: 64 P: 102 ERA: 0.00 WHIP: 0.333																					

Pittsburgh Pirates @ Cincinnati Reds  
Riverfront Stadium, Cincinnati, OH

Sat Jul 13 1996, 7:05 PM EDT  
Att. 32,119 - Unknown - 91 F

AB	30
R	0
H	3
RBI	0
BB	0
SO	2
LOB	6



livebaseballscorecards.com

Batter	1	2	3	4	5	6	7	8	9	AB R H RBI BB SO LOB
Lenny Harris, L OBP: 0.336, SLG: 0.461 (1, 3)	0-1 G6-3		2-2 G4-3		0-0 2B			3-2 F9		4 0 1 0 0 0 0
Barry Larkin, R OBP: 0.385, SLG: 0.484 (1, 6)	0-0 G6-3		4-2 CS BB		1-1 F7			0-1 F7		3 0 0 0 1 0 1
Willie Greene, L OBP: 0.322, SLG: 0.515 (1, 5)	2-2 1B		1 SAFE CS 1-2	0-0 G4-3	3-2 G4-3			0-3 K		4 0 1 0 0 1 1
Reggie Sanders, R OBP: 0.358, SLG: 0.490 (1, 9)	1 SAFE K			1-1 P4		1-1 G5-3				3 0 0 0 0 1 1
Eric Davis, R OBP: 0.401, SLG: 0.554 (1, 8)		2-1 HR		3-2 3B 2B		0-2 K				3 2 2 1 0 1 0
Thomas Howard, S OBP: 0.289, SLG: 0.376 (1, 7)		2-2 F7		0-1 2-H 3B		1-2 G4-3				3 0 1 1 0 0 0
Bret Boone, R OBP: 0.285, SLG: 0.390 (1, 4)		1-2 G6-4-3 HBP		1-3 K			0-3 K			1 0 0 0 0 1 1
Jeff Branson, L OBP: 0.289, SLG: 0.372 (6, 4)										1 0 0 0 0 1 0
Joe Oliver, R OBP: 0.304, SLG: 0.410 (1, 2)		1 SAFE 2-2 G6-4-3 1-2f			1-0 HR		0-2 G6-3			3 1 1 1 0 0 1
Kevin Jarvis, L OBP: 0.133, SLG: 0.133 (1, 1)			0-0 G1-3		0-2 F8		1-2 G6-3			3 0 0 0 0 0 0

Inning Stats	R: 0 E: 0 K: 1 S: 9	H: 1 LOB: 1 BB: 0 P: 13	R: 1 E: 0 K: 0 S: 12	H: 1 LOB: 0 BB: 0 P: 19	R: 0 E: 0 K: 0 S: 7	H: 0 LOB: 0 BB: 1 P: 13	R: 1 E: 0 K: 1 S: 12	H: 2 LOB: 1 BB: 0 P: 17	R: 1 E: 0 K: 0 S: 12	H: 2 LOB: 1 BB: 0 P: 17	R: 0 E: 0 K: 1 S: 8	H: 0 LOB: 0 BB: 0 P: 10	R: 0 E: 0 K: 1 S: 10	H: 0 LOB: 0 BB: 0 P: 11	R: 0 E: 0 K: 1 S: 8	H: 0 LOB: 0 BB: 0 P: 11
--------------	------------------------------	----------------------------------	-------------------------------	----------------------------------	------------------------------	----------------------------------	-------------------------------	----------------------------------	-------------------------------	----------------------------------	------------------------------	----------------------------------	-------------------------------	----------------------------------	------------------------------	----------------------------------


PITCHER	IP	WLS	BF	H	R	ER	SO	BB	IBB	HBP	BLK	WP	HR	S	P	ERA	WHIP
Jon Lieber, R ERA: 4.33 (1, 1)	5.0	L	21	6	3	3	2	1	0	1	0	0	2	52	79	5.40	1.400
Marc Wilkins, R ERA: 3.26 (6, 1)	2.0		6	0	0	0	2	0	0	0	0	0	0	18	21	0.00	0.000
Jason Christiansen, L ERA: 6.75 (8, 1)	1.0		3	0	0	0	1	0	0	0	0	0	0	8	11	0.00	0.000

**BOTTOM**

**Pittsburgh Pirates @ Cincinnati Reds**  
Riverfront Stadium, Cincinnati, OH

Sat Jul 13 1996, 7:05 PM EDT  
Att. 32,119 - Unknown - 91 F

AB	28
R	3
H	6
RBI	3
BB	1
SO	5
LOB	5



1B:	1	SF:	0	WP:	0	PA:	31
2B:	2	SAC:	0	PB:	0		
3B:	1	DP:	1	SB:	0		
HR:	2	HBP:	1	CS:	1		

PITCHER	IP	WLS	BF	H	R	ER	SO	BB	IBB	HBP	BLK	WP	HR	S	P	ERA	WHIP
---------	----	-----	----	---	---	----	----	----	-----	-----	-----	----	----	---	---	-----	------

Batter	1	2	3	4	5	6	7	8	9	AB R H RBI BB SO LOB	TOP											
Carlos Garcia, R (1, 6) OBP: 0.330, SLG: 0.396	1-1 E 1B		3-2 G6-3 1-2 1B			0-2 2B 1B	0-3 K		3-3 K	5 1 3 0 0 2 0												
Al Martin, L (1, 8) OBP: 0.343, SLG: 0.442	3-2 G5-3 1-3		0-0 G6-3 1-2			3-2 BB G3-1 1H 2B		0-0 G4-3		4 1 1 1 0 0 2												
Jeff King, R (1, 4) OBP: 0.337, SLG: 0.514	4-1 BB			1-2 G6-3 SF8 2B		0-2 G3-1 BB G3-1 1B		3-2 E5 HR 1B		3 2 2 0 1 0 0												
Orlando Merced, S (1, 9) OBP: 0.373, SLG: 0.477	0-2 L4			2-1 G6-3 2-3		4-1 G3-1 G3-1 1-2 2-3 BB		0-1 HR 1B		3 1 1 0 1 0 3												
Mark Johnson, L (1, 3) OBP: 0.372, SLG: 0.576	1-3 K			2-2 SF8 3-H		3-1 G3-1 1-2 2-3 3-H		3-2 HR 1H 2-3 HR		3 1 1 4 0 1 4												
Dave Clark, L (1, 7) OBP: 0.372, SLG: 0.465		1-3 K		1-3 K		1-0 G3-1 2-3 3-H		0-0 1B		4 0 1 1 0 2 1												
Dan Plesac, L (8, 1)										0 0 0 0 0 0 0												
Charlie Hayes, R (1, 5) OBP: 0.304, SLG: 0.396			3-2 K			0-0 G5-3		3-2 F8		4 0 0 0 0 2 2												
18 Jason Kendall, R (1, 2) OBP: 0.342, SLG: 0.379			0-1 G4-3			1-2 L5		0-0 P4		4 0 0 0 0 1 0												
Paul Wagner, R (1, 1) OBP: 0.115, SLG: 0.042						0-0 G4-3		0-1 F8		1 0 0 0 0 1 0 0												
Jason Christiansen, R (5, 1) Ramon Morel, R (6, 1) Nelson Lirio, S (7, PH) Steve Parris, R (7, 1) Mike Kingery, L (8, 8) OBP: 0.278, SLG: 0.305			4-2 CS BB						0-2 P2	0 0 0 0 0 0 0 0 0 0 0 0 0 0 0 0 1 0 0 0 0 0 0 0 0 0 0 0 0 0 0 0 1 0 0 0 0 0 0 0												
<b>Inning Stats</b>	R: 0 E: 1 K: 1 S: 12	H: 1 LOB: 2 BB: 1 P: 21	R: 0 E: 0 K: 2 S: 8	H: 0 LOB: 0 BB: 0 P: 12	R: 0 E: 0 K: 0 S: 8	H: 1 LOB: 0 BB: 1 P: 15	R: 1 E: 0 K: 1 S: 11	H: 1 LOB: 0 BB: 0 P: 17	R: 0 E: 0 K: 0 S: 5	H: 0 LOB: 0 BB: 0 P: 6	R: 3 E: 0 K: 1 S: 18	H: 3 LOB: 1 BB: 1 P: 30	R: 0 E: 0 K: 1 S: 7	H: 0 LOB: 0 BB: 0 P: 7	R: 2 E: 1 K: 0 S: 23	H: 3 LOB: 1 BB: 0 P: 32	R: 0 E: 0 K: 2 S: 11	H: 0 LOB: 0 BB: 0 P: 15	1B: 6 2B: 2 3B: 0 HR: 1	SF: 1 SAC: 0 DP: 1 HBP: 0	WP: 0 PB: 0 SB: 0 CS: 1	PA: 37
<b>PITCHER</b>	IP WLS BF H R ER SO BB IBB HBP BLK WP HR S P ERA WHIP																					
Dave Burba, R (1, 1) ERA: 4.2	5.0 W 22 6 4 4 4 3 0 0 0 0 0 0 56 90 7.20 1.800																					
Hector Carrasco, R (6, 1) ERA: 3.55	2.0 6 0 0 0 2 0 0 0 0 0 0 0 13 18 0.00 0.000																					
Jeff Shaw, R (8, 1) ERA: 3.38	1.0 6 3 2 2 0 0 0 0 0 0 0 1 23 32 18.00 3.000																					
Jeff Brantley, R (9, 1) ERA: 2.93	1.0 S 3 0 0 0 2 0 0 0 0 0 0 0 11 15 0.00 0.000																					

Pittsburgh Pirates @ Cincinnati Reds  
Riverfront Stadium, Cincinnati, OH

Sun Jul 14 1996, 3:33 AM EDT  
Att. 26,619 - Overcast - 91 F

AB	33
R	6
H	9
RBI	6
BB	3
SO	8
LOB	12



BOTTOM

Pittsburgh Pirates @ Cincinnati Reds  
Riverfront Stadium, Cincinnati, OH  
Sun Jul 14 1996, 3:33 AM EDT  
Att. 26,619 - Overcast - 91 F

livebaseballscorecards.com

AB 33  
R 7  
H 9  
RBI 6  
BB 5  
SO 4  
LOB 10



WP: 0 PA: 38  
PB: 1  
SB: 2  
CS: 0

AB	R	H	RBI	BB	SO	LOB
5	0	1	0	0	0	0
5	2	2	0	0	0	2
3	1	0	0	1	0	3
3	2	2	3	1	0	0
3	0	0	0	1	2	0
3	0	1	1	1	1	0
3	0	1	0	0	0	3
0	0	0	0	0	0	0
0	0	0	0	0	0	0
4	0	0	0	0	0	2
2	1	1	1	0	0	0
1	0	0	0	1	1	0
0	0	0	0	0	0	0
1	1	1	1	0	0	0
0	0	0	0	0	0	0

Batter	1	2	3	4	5	6	7	8	9
Lenny Harris, L (1, 3) OBP: 0.331, SLG: 0.450	3-2 F7		3-2 G4-3		0-0 G3	3-2 1B		1-0 P5	
Barry Larkin, R (1, 6) OBP: 0.386, SLG: 0.486	2-2 G6-3		0-0 HR		1-1 PB	1-0 P3		0-0 F9	
Willie Greene, L (1, 5) OBP: 0.320, SLG: 0.504	2-1 G4-3		0-1 P6		4-2 BB	3-2 F9			
Reggie Sanders, R (1, 9) OBP: 0.367, SLG: 0.532		0-1 G4-3	1-2 HR		4-1 BB		1-1 HR		
Eddie Taubensee, L (1, 2) OBP: 0.336, SLG: 0.432		0-3 K	2-0 L9		3-H BB		0-3 K		
Bret Boone, R (1, 4) OBP: 0.288, SLG: 0.390		0-1 1B		2-2 F8	4-2 BB		0-3 K		
Eric Anthony, L (1, 7) OBP: 0.364, SLG: 0.459	1-0 1B			1-1 F8	0-0 P6		1-1 HR		
Jeff Shaw, R (8, 1)									
Eric Davis, R (9, 8) OBP: 0.401, SLG: 0.554	1-3 FC6-4								
Thomas Howard, S (1, 8) OBP: 0.282, SLG: 0.366	2-0 FC6-4			0-0 G3		3-2 G3		0-1 F7	
Dave Burba, R (1, 1) OBP: 0.132, SLG: 0.167			0-0 HR		0-0 G4-3	4-2 1B		3-3 K	
Curtis Goodwin, L (6, 7) OBP: 0.298, SLG: 0.238									
Hector Carrasco, R (6, 1)									
Eduardo Perez, R (7, PH) OBP: 0.200, SLG: 0.500									
Jeff Brantley, R (9, 1)									

Inning	R	H	E	K	S	IP	WLS	BF	H	R	ER	SO	BB	IBB	HBP	BLK	WP	HR	S	P	ERA	WHIP
1	0	0	0	9	16	4.2	L	22	6	5	5	1	2	0	0	0	0	2	43	71	9.64	1.714
2	0	2	0	9	12	0.1		3	0	0	0	0	2	0	0	0	0	4	12	0.00	6.000	
3	3	3	0	12	18	1.0		5	1	0	0	0	1	0	0	0	0	15	28	0.00	2.000	
4	0	0	0	9	9	1.0		5	2	2	2	2	0	0	0	0	0	2	12	14	18.00	2.000
5	0	0	0	9	9	1.0		3	0	0	0	1	0	0	0	0	0	5	9	0.00	0.000	

PITCHER	IP	WLS	BF	H	R	ER	SO	BB	IBB	HBP	BLK	WP	HR	S	P	ERA	WHIP
Paul Wagner, R (1, 1) ERA: 4.99	4.2	L	22	6	5	5	1	2	0	0	0	0	2	43	71	9.64	1.714
Jason Christiansen, L (5, 1) ERA: 6.7	0.1		3	0	0	0	0	2	0	0	0	0	0	4	12	0.00	6.000
Ramon Morel, R (6, 1) ERA: 2.82	1.0		5	1	0	0	0	1	0	0	0	0	0	15	28	0.00	2.000
Steve Parris, R (7, 1) ERA: 13.5	1.0		5	2	2	2	2	0	0	0	0	0	0	2	12	18.00	2.000
Dan Plesac, L (8, 1) ERA: 4.01	1.0		3	0	0	0	1	0	0	0	0	0	0	5	9	0.00	0.000

Batter	1	2	3	4	5	6	7	8	9	AB R H RBI BB SO LOB	TOP		
Royce Clayton, R (1, 6) OBP: 0.330, SLG: 0.378	2-2 F8		1-3 K		0-0 BB 2B E 2-H 1B	1-2 G6-3		4-2 2B BB		4 2 1 1 1 1 2			
Ray Lankford, L (1, 8) OBP: 0.369, SLG: 0.544	0-0 HR		1-0 HR		2-2 E5 BB 1-2 2B	0-0 L9		0-0 2B		5 3 3 5 0 0 2			
Ron Gant, R (1, 7) OBP: 0.383, SLG: 0.526	3-2 P2		2-3 K		4-1 2B BB 1-2 2-3		1-1 F9 WP 1B		2-2 G6-3	4 0 1 0 1 1 0			
Brian Jordan, R (1, 9) OBP: 0.344, SLG: 0.510	3-2 L8			1-0 F8	0-0 2B		1-3 K		1-0 F8	5 0 1 2 0 1 1			
John Mabry, L (1, 3) OBP: 0.367, SLG: 0.461		1-1 G4-3		2-2 F8	4-0 IBB		0-1 F9		0-1 P6	4 0 0 0 1 0 1			
Gary Gaetti, R (1, 5) OBP: 0.308, SLG: 0.410		0-0 G5-3		1-2 1B	2-3 K		0-1 F8			4 0 1 0 0 1 4			
Tom Pagnozzi, R (1, 2) OBP: 0.315, SLG: 0.441		2-3 K		1-0 F8	0-3 K			4-1 G6-3 2B BB		3 1 0 0 1 2 4	AB 33 R 8 H 9 RBI 8 BB 5 SO 7 LOB 16		
Mike Gallego, R (1, 4) OBP: 0.313, SLG: 0.267			0-0 SH1-4 HR 1B		4-1 SH3 1B BB	0-0 WP SH1-4 1B		0-0 G6-3		3 2 2 0 1 0 1			
Mike Morgan, R (1, 1) OBP: 0.048, SLG: 0.048			1-0 SH1-4		0-0 SH3	0-0 SH1-4		3-3 K		0 0 0 0 0 0 0			
Willie McGee, S (8, PH) OBP: 0.345, SLG: 0.417										1 0 0 0 0 1 1			
Rick Honeycutt, L (8, 1)										0 0 0 0 0 0 0			
T.J. Mathews, R (8, 1)										0 0 0 0 0 0 0			
<b>Inning Stats</b>	R: 1 H: 1 E: 0 LOB: 0 K: 0 BB: 0 S: 12 P: 20	R: 0 H: 0 E: 0 LOB: 0 K: 1 BB: 0 S: 8 P: 11	R: 2 H: 2 E: 0 LOB: 0 K: 2 BB: 0 S: 9 P: 14	R: 0 H: 1 E: 0 LOB: 1 K: 0 BB: 0 S: 10 P: 15	R: 3 H: 2 E: 1 LOB: 3 K: 2 BB: 3 S: 14 P: 30	R: 0 H: 1 E: 0 LOB: 1 K: 0 BB: 0 S: 7 P: 8	R: 0 H: 1 E: 0 LOB: 1 K: 1 BB: 0 S: 9 P: 11	R: 2 H: 1 E: 0 LOB: 1 K: 1 BB: 2 S: 10 P: 21	R: 0 H: 0 E: 0 LOB: 0 K: 0 BB: 0 S: 6 P: 9	1B: 5 SF: 0 2B: 2 SAC: 3 3B: 0 DP: 0 HR: 2 HBP: 0	WP: 2 PA: 41 PB: 0 SB: 0 CS: 0		
<b>PITCHER</b>	IP WLS BF H R ER SO BB IBB HBP BLK WP HR S P ERA WHIP											<b>PITCHER</b>	IP WLS BF H R ER SO BB IBB HBP BLK WP HR S P ERA WHIP
Roger Salkeld, R (1, 1) ERA: 4.04	4.1 L 23 6 6 5 3 2 1 0 0 0 2 47 82 10.38 1.846												
Scott Service, R (5, 1) ERA: 1.42	0.2 2 0 0 0 2 0 0 0 0 0 0 6 8 0.00 0.000												
Johnny Ruffin, R (6, 1) ERA: 5.74	2.0 8 2 0 0 1 0 0 0 0 2 0 16 19 0.00 1.000												
Lee Smith, R (8, 1) ERA: 4.08	2.0 8 1 2 2 1 2 0 0 0 0 0 16 30 9.00 1.500												

St. Louis Cardinals @ Cincinnati Reds  
Riverfront Stadium, Cincinnati, OH  
Mon Jul 15 1996, 7:05 PM EDT  
Att. 38,450 - Unknown - 84 F

livebaseballscorecards.com



BOTTOM

St. Louis Cardinals @ Cincinnati Reds  
Riverfront Stadium, Cincinnati, OH  
Mon Jul 15 1996, 7:05 PM EDT  
Att: 38,450 - Unknown - 84 F

livebaseballscorecards.com

AB	33
R	3
H	8
RBI	3
BB	1
SO	5
LOB	12



WP	0	PA	35
PB	0		
SB	1		
CS	0		

AB R H RBI BB SO LOB

3	1	2	0	1	0	0
3	0	1	1	0	0	1
4	0	1	0	0	0	2
4	0	0	0	0	1	3
4	0	1	0	0	0	2
4	1	2	0	0	0	1
4	0	0	0	0	1	2
4	1	1	2	0	1	1
1	0	0	0	0	1	0
0	0	0	0	0	0	0
1	0	0	0	0	0	0
1	0	0	0	0	1	0
0	0	0	0	0	0	0

Batter	1	2	3	4	5	6	7	8	9
Lenny Harris, L OBP: 0.343, SLG: 0.455 (1, 3)	3-1 SF9 1B		4-0 G6-4-3 BB			1-1 G4-3		2-1 2B 1B	
Barry Larkin, R OBP: 0.384, SLG: 0.488 (1, 6)	1-1 SF9 1-H		1-1 G6-4-3 1-2f			1-0 G6-3		3-2 1-3 2B	
Willie Greene, L OBP: 0.318, SLG: 0.496 (1, 5)	1-1 G4-3			1-0 L3		3-2 1B		3-2 F9	
Reggie Sanders, R OBP: 0.359, SLG: 0.519 (1, 9)	1-0 G5-3			1-0 G6-3		3-1 G5-3		3-3 K	
Eric Davis, R OBP: 0.398, SLG: 0.553 (1, 8)		2-2 G5-3		0-0 2B		1-0 G6-3		0-2 G6-3	
Thomas Howard, S OBP: 0.288, SLG: 0.383 (1, 7)		2-0 G4-3 2B		0-1 G4-3		1-1 HR 2B		0-2 G4-3	
Bret Boone, R OBP: 0.284, SLG: 0.383 (1, 4)		1-0 G4-3 2-3		1-3 K		0-0 F7		1-0 F8	
Joe Oliver, R OBP: 0.302, SLG: 0.426 (1, 2)		1-0 L8		2-3 K		0-0 HR		1-0 G6-3	
Roger Salkeld, R Scott Service, R Eduardo Perez, R Johnny Ruffin, R Eric Owens, R Lee Smith, R			1-3 K		0-0 G6-3		1-3 K		

Inning Stats	R: 1	H: 1	R: 0	H: 1	R: 0	H: 0	R: 0	H: 1	R: 2	H: 2	R: 0	H: 2	R: 0	H: 0
	E: 0	LOB: 0	E: 0	LOB: 1	E: 0	LOB: 0	E: 0	LOB: 1	E: 0	LOB: 0	E: 0	LOB: 0	E: 0	LOB: 0
	K: 0	BB: 0	K: 0	BB: 0	K: 1	BB: 1	K: 0	BB: 0	K: 1	BB: 0	K: 1	BB: 0	K: 0	BB: 0
	S: 7	P: 13	S: 6	P: 12	S: 5	P: 11	S: 5	P: 7	S: 10	P: 18	S: 8	P: 11	S: 15	P: 26

PITCHER	IP	WLS	BF	H	R	ER	SO	BB	IBB	HBP	BLK	WP	HR	S	P	ERA	WHIP
Mike Morgan, R ERA: 4.63 (1, 1)	7.0	W	27	6	3	2	4	1	0	0	0	0	1	48	82	2.57	1.000
Rick Honeycutt, L ERA: 2.79 (8, 1)	0.0		1	1	0	0	0	0	0	0	0	0	0	2	4	∞	∞
T.J. Mathews, R ERA: 2.7 (8, 1)	2.0		7	1	0	0	1	0	0	0	0	0	0	19	30	0.00	0.500

Batter	1	2	3	4	5	6	7	8	9	AB	R	H	RBI	BB	SO	LOB	TOP										
Royce Clayton, R OBP: 0.334, SLG: 0.380 (1, 6)	2-2 G1-3 1B	1-0 L9			0-0 3B 1B	4-0 G6-4-3 BB	3-3 K				4	1	2	0	1	1	5										
Ray Lankford, L OBP: 0.367, SLG: 0.545 (1, 8)	0-3 K		2-3 K		0-1 FC6 3B	2-0 G6-4-3		0-2 L5		5	1	1	1	0	2	3											
Ron Gant, R OBP: 0.391, SLG: 0.545 (1, 7)	0-2 G1-3 1B		1-1 F8		4-2 FC6-4 BB		2-0 HBP 1B	0-1 HR		4	2	3	1	1	0	0											
Willie McGee, S OBP: 0.351, SLG: 0.415 (1, 9)	0-1 G1-3		4-2 BB		1-3 K		2-1 1B HBP	1-2 1B		3	1	1	0	1	1	4											
Tom Pagnozzi, R OBP: 0.313, SLG: 0.435 (1, 2)	0-3 K		3-2 G5-3		0-0 FC6 FC6-4		0-0 SH5-4 1B	1-0 F7		5	0	1	2	0	1	5											
Gary Gaetti, R OBP: 0.313, SLG: 0.420 (1, 3) (9, 5)		0-2 1B 2B		0-1 2B	2-0 FC6-4 FC6-4		3-2 SH5-4 1B	0-1 F7		5	0	3	1	0	0	3											
Danny Sheaffer, R OBP: 0.321, SLG: 0.380 Mark Sweeney, L OBP: 0.388, SLG: 0.411 Dennis Eckersley, R (9, 1)		1-1 FC1-6 1B		1-1 G6-3	0-0 FC6-4		2-0 SH5-4		1-2 G1-3	3	0	1	0	0	0	3	AB 38										
Mike Gallego, R OBP: 0.286, SLG: 0.250 (1, 4)		1-1 FC1-6		2-2 P4		0-0 SH5-4 1B	0-3 K		1-2 G6-3	1	0	0	0	0	0	0	R 5										
Donovan Osborne, S OBP: 0.216, SLG: 0.250 Brian Jordan, R OBP: 0.346, SLG: 0.510 Mark Petkovsek, R OBP: 0.182, SLG: 0.182 John Mabry, L OBP: 0.366, SLG: 0.459 (9, 3)		1-3 K		1-3 K		1-1 SH5-4	4-0 IBB		1-1 G5-3	5	0	1	0	0	1	5	H 13										
Inning Stats	R: 0 E: 0 K: 2 S: 17	H: 2 LOB: 2 BB: 0 P: 19	R: 0 E: 0 K: 1 S: 11	H: 2 LOB: 2 BB: 0 P: 15	R: 0 E: 0 K: 1 S: 15	H: 0 LOB: 1 BB: 1 P: 25	R: 0 E: 0 K: 1 S: 11	H: 1 LOB: 1 BB: 0 P: 15	R: 2 E: 1 K: 2 S: 12	H: 2 LOB: 2 BB: 1 P: 19	R: 0 E: 0 K: 0 S: 4	H: 1 LOB: 1 BB: 1 P: 11	R: 2 E: 0 K: 2 S: 14	H: 3 LOB: 3 BB: 1 P: 30	R: 1 E: 0 K: 0 S: 13	H: 2 LOB: 1 BB: 0 P: 15	R: 0 E: 0 K: 0 S: 8	H: 0 LOB: 0 BB: 0 P: 11	1B: 9 2B: 2 3B: 1 HR: 1	SF: 0 SAC: 2 DP: 1 HBP: 1	WP: 0 PB: 0 SB: 0 CS: 0	PA: 45	ERA WHIP				
PITCHER	IP	WLS	BF	H	R	ER	SO	BB	IBB	HBP	BLK	WP	HR	S	P	ERA	WHIP										
John Smiley, L ERA: 4.27 (1, 1)	5.1		27	8	2	2	6	2	0	0	0	0	0	69	97	3.38	1.875										
Hector Carrasco, R ERA: 3.49 (6, 1)	0.2		2	0	0	0	0	1	0	0	0	0	0	1	7	0.00	1.500										
Jeff Shaw, R ERA: 3.81 (7, 1)	1.1	L	11	5	3	3	2	0	1	1	0	0	1	24	41	20.25	3.750										
Scott Service, R ERA: 1.13 (8, 1)	1.2		5	0	0	0	0	0	0	0	0	0	0	11	15	0.00	0.000										

St. Louis Cardinals @ Cincinnati Reds  
Riverfront Stadium, Cincinnati, OH  
Tue Jul 16 1996, 7:05 PM EDT  
Att. 23,370 - Unknown - 88 F

AB	38
R	5
H	13
RBI	5
BB	4
SO	8
LOB	31



livebaseballscorecards.com



Batter	1	2	3	4	5	6	7	8	9	AB R H RBI BB SO LOB
Eric Owens, R (1, 7) OBP: 0.306, SLG: 0.266 Lenny Harris, L (7, PH) OBP: 0.346, SLG: 0.456 (8, 7)	1-2 S E 1B		0-3 K		1-0 F8 2-3		0-1 G4-3		0-0 1B	3 1 1 0 0 1 1 2 0 1 0 0 0 0
Bret Boone, R (1, 4) OBP: 0.286, SLG: 0.381	1 SAFE 2-1 L6 1-H		2-2 F9		1-2 1B		4-1 G4-6-3 BB		1-3 1 SAFE 1 SAFE K	4 0 1 1 1 1 1
Barry Larkin, R (1, 6) OBP: 0.382, SLG: 0.483	4-2 CS BB		0-2 G6-3		1 SAFE 0-1 P6		0-1 G4-6-3 1-2f			3 0 0 0 1 0 2
Reggie Sanders, R (1, 9) OBP: 0.357, SLG: 0.519	1 SAFE 2-3 K 1-2			3-3 K		3-2 1B 2B		2-1 P3		4 0 1 0 0 2 1
Eric Davis, R (1, 8) OBP: 0.396, SLG: 0.548		2-3 K		0-2 F7		3-1 G5-3 1B		0-1 L8		4 0 1 0 0 1 0
Chris Sabo, R (1, 5) OBP: 0.372, SLG: 0.432 Jeff Branson, L (8, PH) OBP: 0.288, SLG: 0.370 (9, 5)		3-2 F7		1-0 1B		2-1 G5-3 1-2		1-2 G4-3		3 0 1 0 0 0 2 1 0 0 0 0 0 0
Eduardo Perez, R (1, 3) OBP: 0.286, SLG: 0.692 Eric Anthony, L (9, PH) OBP: 0.368, SLG: 0.491		2-0 HR		0-0 P2		4-0 IBB			3-2 HR	2 1 1 1 1 0 1 1 1 1 1 0 0 0
Joe Oliver, R (1, 2) OBP: 0.309, SLG: 0.423 Eddie Taubensee, L (9, PH) OBP: 0.335, SLG: 0.429		4-2 BB		4-2 F8 SH2-3 1B BB		2-2 P2			1-0 L3	1 1 0 0 2 0 3 1 0 0 0 0 0 0
John Smiley, L (1, 1) OBP: 0.250, SLG: 0.235 Hector Carrasco, R (6, 1) Thomas Howard, S (6, PH) OBP: 0.288, SLG: 0.380 Jeff Shaw, R (7, 1) Scott Service, R (8, 1) Willie Greene, L (9, PH) OBP: 0.316, SLG: 0.493		0-0 G4-3		1-1 SH2-3 1-2		2-1 L8			0-1 L3	1 0 0 0 0 0 1 0 0 0 0 0 0 0 1 0 0 0 0 0 3 0 0 0 0 0 0 0 0 0 0 0 0 0 0 1 0 0 0 0 0 0

Inning Stats	R: 1 E: 0 K: 13 S: 13	H: 1 LOB: 0 BB: 1 P: 22	R: 1 E: 0 K: 13 S: 13	H: 1 LOB: 1 BB: 1 P: 24	R: 0 E: 0 K: 1 S: 9	H: 0 LOB: 0 BB: 0 P: 11	R: 0 E: 0 K: 1 S: 9	H: 1 LOB: 1 BB: 0 P: 13	R: 1 E: 0 K: 0 S: 12	H: 1 LOB: 1 BB: 1 P: 19	R: 0 E: 0 K: 0 S: 13	H: 2 LOB: 3 BB: 1 P: 29	R: 0 E: 0 K: 0 S: 5	H: 0 LOB: 0 BB: 1 P: 9	R: 0 E: 0 K: 0 S: 7	H: 0 LOB: 0 BB: 0 P: 10	R: 1 E: 0 K: 1 S: 12	H: 2 LOB: 1 BB: 0 P: 17	1B: 5 2B: 1 3B: 0 HR: 2	SF: 0 SAC: 1 DP: 1 HBP: 0	WP: 0 PB: 0 SB: 1 CS: 1	PA: 38
--------------	--------------------------------	----------------------------------	--------------------------------	----------------------------------	------------------------------	----------------------------------	------------------------------	----------------------------------	-------------------------------	----------------------------------	-------------------------------	----------------------------------	------------------------------	---------------------------------	------------------------------	----------------------------------	-------------------------------	----------------------------------	----------------------------------	------------------------------------	----------------------------------	--------

PITCHER	IP	WLS	BF	H	R	ER	SO	BB	IBB	HBP	BLK	WP	HR	S	P	ERA	WHIP
Donovan Osborne, L (1, 1) ERA: 3.16	6.0	W	27	6	3	2	4	3	1	0	0	0	1	69	118	3.00	1.500
Mark Petkovsek, R (7, 1) ERA: 4.21	2.0		6	0	0	0	0	1	0	0	0	0	0	12	19	0.00	0.500
Dennis Eckersley, R (9, 1) ERA: 3.58	1.0	S	5	2	1	1	1	0	0	0	0	0	1	12	17	9.00	2.000


**BOTTOM**

**St. Louis Cardinals @ Cincinnati Reds**  
Riverfront Stadium, Cincinnati, OH

Tue Jul 16 1996, 7:05 PM EDT  
Att: 23,370 - Unknown - 88 F

AB	R	H	RBI	BB	SO	LOB
32	4	8	3	5	5	15

livebaseballscorecards.com



St. Louis Cardinals @ Cincinnati Reds  
Riverfront Stadium, Cincinnati, OH

Wed Jul 17 1996, 3:33 AM EDT  
Att. 28,879 - Sunny - 85 F

livebaseballscorecards.com

AB	34
R	6
H	8
RBI	5
BB	2
SO	4
LOB	8



WP:	0	PA:	38
PB:	0		
SB:	1		
CS:	0		

Batter	1	2	3	4	5	6	7	8	9	AB R H RBI BB SO LOB
<b>Ozzie Smith, S</b> OBP: 0.322, SLG: 0.313 (1, 6) X	0-0 BB 1B SF8 1B	1-2 G1-3			1-0 G4-3		1-1 E5 FC4-6		3-2 S 1B	5 1 2 0 0 0 0
<b>Willie McGee, S</b> OBP: 0.347, SLG: 0.410 (1, 8) C X	0-1 SF8 BB HR 1B	3-2 G5-3			3-2 G5-3		0-0 FC4-6 1-2f		2-3 K 1-2	5 1 1 0 0 1 2
<b>Ron Gant, R</b> OBP: 0.389, SLG: 0.537 (1, 7) B B B	4-0 HR BB 1-2 2-3		0-1 F8			3-3 K		1-0 G6-3		3 1 0 0 1 1 0
<b>Brian Jordan, R</b> OBP: 0.348, SLG: 0.526 (1, 9) F B B F F F F F X	2-2 SF8 2-3 3-H		0-0 L4			0-0 2B		0-0 HR		3 1 2 2 0 0 0
<b>John Mabry, L</b> OBP: 0.368, SLG: 0.469 (1, 3) X	0-0 HR 1-H 3-H		2-0 P4			2-3 K		1-0 1B		4 1 2 3 0 1 1
<b>Gary Gaetti, R</b> OBP: 0.308, SLG: 0.414 (1, 5) C B B X	2-2 G6-3			0-1 L7		1-2 P2		0-0 F9		4 0 0 0 0 0 2
<b>Tom Pagnozzi, R</b> OBP: 0.316, SLG: 0.434 (1, 2) C B B F C X	1-2 FC4-6 1B		0-0 F7			4-1 G4-3 SH1-3 E BB		1-0 G6-3		3 1 1 0 1 0 1
<b>Mike Gallego, R</b> OBP: 0.280, SLG: 0.217 (1, 4) B S X	1-1 FC4-6 1-2f		0-2 G6-3			0-0 SH1-3		0-0 G6-3		3 0 0 0 0 0 1
<b>Andy Benes, R</b> OBP: 0.116, SLG: 0.163 (1, 1) X		0-0 G6-3			1-2 G5-3		2-2 G4-3		3-3 K	3 0 0 0 0 0 1
<b>Mark Sweeney, L</b> OBP: 0.385, SLG: 0.408 (9, PH)										1 0 0 0 0 1 0
<b>Dennis Eckersley, R</b> (9, 1)										0 0 0 0 0 0 0

Inning Stats	R: 4	H: 4	E: 0	K: 0	S: 21	P: 31	R: 0	H: 0	E: 0	K: 0	S: 7	P: 11	R: 0	H: 0	E: 0	K: 0	S: 4	P: 6	R: 0	H: 0	E: 0	K: 0	S: 7	P: 7	R: 0	H: 0	E: 0	K: 2	S: 9	P: 14	R: 0	H: 1	E: 0	K: 2	S: 13	P: 19	R: 1	H: 0	E: 1	K: 0	S: 10	P: 17	R: 1	H: 2	E: 0	K: 0	S: 5	P: 8	R: 0	H: 1	E: 0	K: 2	S: 11	P: 19	1B: 5	2B: 1	3B: 0	HR: 2	SF: 1	SAC: 1	DP: 0	HBP: 0	WP: 0	PA: 38
--------------	------	------	------	------	-------	-------	------	------	------	------	------	-------	------	------	------	------	------	------	------	------	------	------	------	------	------	------	------	------	------	-------	------	------	------	------	-------	-------	------	------	------	------	-------	-------	------	------	------	------	------	------	------	------	------	------	-------	-------	-------	-------	-------	-------	-------	--------	-------	--------	-------	--------

PITCHER	IP	WLS	BF	H	R	ER	SO	BB	IBB	HBP	BLK	WP	HR	S	P	ERA	WHIP
<b>Mark Portugal, R</b> ERA: 3.92 (1, 1)	7.0	L	29	5	5	4	2	2	0	0	0	0	1	71	105	5.14	1.000
<b>Scott Service, R</b> ERA: 1.8 (8, 1)	2.0		9	3	1	1	2	0	0	0	0	0	1	16	27	4.50	1.500

Batter	1	2	3	4	5	6	7	8	9	AB	R	H	RBI	BB	SO	LOB
Hal Morris, L OBP: 0.353, SLG: 0.432 (1, 3)	1-1 G6-3		0-1 FC1-6		0-0 F7		0-0 G3			4	0	0	1	0	0	1
Willie Greene, L OBP: 0.314, SLG: 0.482 (1, 5)	3-1 P2		1-0 G4-3		4-2 1B BB		0-1 P6			3	0	0	0	1	0	1
Barry Larkin, R OBP: 0.387, SLG: 0.497 (1, 6)	1-2 FC6-4 1B		2-1 P4		0-0 1-2 1B			1-0 HR		4	1	3	1	0	0	1
Reggie Sanders, R OBP: 0.354, SLG: 0.512 (1, 9)	0-1 FC6-4		2-1 F9 S 1B 1B		1-2 P4		2-2 G6-3			4	1	1	0	0	0	3
Eddie Taubensee, L OBP: 0.333, SLG: 0.426 (1, 2)		0-0 F8		2-2 F9		1-2 L4-3 1B		0-0 G3		4	0	1	0	0	0	1
Eric Davis, R OBP: 0.394, SLG: 0.542 (1, 8)		0-2 G5-3		0-0 FC4-6 1B		0-0 F6		0-0 P3		4	0	1	1	0	0	1
Bret Boone, R OBP: 0.282, SLG: 0.375 (1, 4)		2-3 K		1-3 K		2-2 L4-3				4	0	0	0	0	3	2
Lenny Harris, L OBP: 0.343, SLG: 0.473 (1, 7)			2-0 HR	0-1 FC4-6			0-0 E1 G4-3 G3		1-0 G4-3	4	2	1	1	0	0	1
Mark Portugal, R OBP: 0.211, SLG: 0.216 (1, 1)			1-1 FC1-6 1B		2-3 K		2-2 G4-3		0-0 L9	2	0	1	0	0	1	0
Eric Anthony, L OBP: 0.366, SLG: 0.487 (7, PH)										1	0	0	0	0	0	1
Scott Service, R (8, 1)										0	0	0	0	0	0	0
Thomas Howard, S (9, PH)										1	0	0	0	0	0	0


Inning Stats	R: 0	H: 1	E: 0	K: 0	S: 9	R: 0	H: 0	E: 0	K: 1	S: 7	R: 1	H: 2	E: 0	K: 0	S: 8	R: 1	H: 1	E: 0	K: 1	S: 11	R: 0	H: 1	E: 0	K: 1	S: 10	R: 0	H: 1	E: 0	K: 0	S: 7	R: 1	H: 0	E: 1	K: 0	S: 7	R: 1	H: 1	E: 0	K: 0	S: 6	R: 0	H: 0	E: 0	K: 1	S: 6	R: 0	H: 0	E: 0	K: 1	S: 6
	0	1	0	0	9	0	0	0	1	7	1	2	0	1	8	0	1	0	1	11	0	1	0	1	0	10	0	1	0	0	7	1	0	1	0	6	1	1	0	0	6	0	0	0	6	0	0	0	6	
	0	1	0	0	9	0	0	0	1	7	1	2	0	1	8	0	1	0	1	11	0	1	0	1	0	10	0	1	0	0	7	1	0	1	0	6	1	1	0	0	6	0	0	0	6	0	0	0	6	

**BOTTOM**

**St. Louis Cardinals @ Cincinnati Reds**  
Riverfront Stadium, Cincinnati, OH

Wed Jul 17 1996, 3:33 AM EDT  
Att: 28,879 - Sunny - 85 F

AB	35
R	4
H	8
RBI	4
BB	1
SO	4
LOB	12



WP: 0	PA: 36
PB: 0	
SB: 1	
CS: 0	

Batter	1	2	3	4	5	6	7	8	9	AB R H RBI BB SO LOB	TOP											
<b>Thomas Howard, S</b> (1, 7) OBP: 0.281, SLG: 0.372	1-0 G4-3		3-1 L9		2-2 S 1B		0-0 G3		0-2 G4-3	5 0 1 0 0 0 0												
<b>Willie Greene, L</b> (1, 5) OBP: 0.313, SLG: 0.476	1-0 G3		1-2 G3		2-2 G3-1		1-0 BB 1B			4 0 1 0 0 0 1												
<b>Barry Larkin, R</b> (1, 6) OBP: 0.391, SLG: 0.507	1-0 G3			1-1 HR		1-2 BB 2B HBP		4-0 BB 1-2 BB		2 2 1 1 1 0 0												
<b>Eric Davis, R</b> (1, 8) OBP: 0.392, SLG: 0.535		4-0 BB G6-4-3		1-0 G5-3		1-3 K		3-3 K		3 0 0 0 1 2 3												
<b>Reggie Sanders, R</b> (1, 9) OBP: 0.358, SLG: 0.509		1-1 SAFE G6-4-3 1-2f		1-0 G6-3 1B		4-0 2B BB		3-3 K		3 1 1 0 1 1 1												
<b>Hal Morris, L</b> (1, 3) OBP: 0.354, SLG: 0.436		1-1 1B 1B		0-0 G6-3 1-2		0-0 1-H 2-H 2B		2-3 K		4 0 2 2 0 1 1												
<b>Bret Boone, R</b> (1, 4) OBP: 0.282, SLG: 0.374		2-1 SAFE FC5-4 1B		3-0 G5-3		2-3 K		0-2 G5-3		4 0 1 0 0 1 2												
<b>Joe Oliver, R</b> (1, 2) OBP: 0.304, SLG: 0.414		1-0 FC5-4 1-2f			2-2 F8		1-2 G6-3		0-0 G3	3 0 0 0 0 0 3												
<b>Eddie Taubensee, L</b> (9, PH) OBP: 0.332, SLG: 0.423										1 0 0 0 0 0 0												
<b>Kevin Jarvis, L</b> (1, 1) OBP: 0.118, SLG: 0.118			2-3 K		2-2 P3				3-2 F9	2 0 0 0 0 1 0												
<b>Johnny Ruffin, R</b> (5, 1) OBP: 0.500, SLG: 0.500										0 0 0 0 0 0 0												
<b>Jeff Shaw, R</b> (6, 1)										0 0 0 0 0 0 0												
<b>Jeff Branson, L</b> (7, PH) OBP: 0.289, SLG: 0.368										1 0 0 0 0 1 0												
<b>Lee Smith, R</b> (7, 1)										0 0 0 0 0 0 0												
<b>Lenny Harris, L</b> (9, PH) OBP: 0.340, SLG: 0.469										1 0 0 0 0 0 0												
<b>Inning Stats</b>	R: 0 E: 0 K: 0 S: 3	H: 0 LOB: 0 BB: 0 P: 6	R: 0 E: 0 K: 0 S: 7	H: 2 LOB: 2 BB: 1 P: 16	R: 0 E: 0 K: 1 S: 9	H: 0 LOB: 0 BB: 0 P: 15	R: 1 E: 0 K: 0 S: 6	H: 2 LOB: 1 BB: 0 P: 12	R: 0 E: 0 K: 0 S: 14	H: 1 LOB: 1 BB: 0 P: 22	R: 2 E: 0 K: 2 S: 14	H: 1 LOB: 1 BB: 1 P: 23	R: 0 E: 0 K: 2 S: 8	H: 1 LOB: 2 BB: 1 P: 17	R: 0 E: 0 K: 2 S: 10	H: 0 LOB: 0 BB: 0 P: 15	R: 0 E: 0 K: 0 S: 9	H: 0 LOB: 0 BB: 0 P: 12	1B: 5 2B: 1 3B: 0 HR: 1	SF: 0 SAC: 0 DP: 1 HBP: 1	WP: 0 PB: 0 SB: 1 CS: 0	PA: 37
<b>PITCHER</b>	IP WLS BF H R ER SO BB IBB HBP BLK WP HR S P ERA WHIP																					
<b>Jon Lieber, R</b> (1, 1) ERA: 4.4	5.1 W 24 6 3 3 2 2 0 1 0 0 1 46 84 5.06 1.500																					
<b>Marc Wilkins, R</b> (6, 1) ERA: 3.35	0.2 2 0 0 0 1 0 0 0 0 0 0 7 10 0.00 0.000																					
<b>Dan Plesac, L</b> (7, 1) ERA: 3.66	2.0 8 1 0 0 4 1 0 0 0 0 0 18 32 0.00 1.000																					
<b>67 Francisco Cordova, R</b> (9, 1) ERA: 3.78	1.0 3 0 0 0 0 0 0 0 0 0 0 9 12 0.00 0.000																					

Cincinnati Reds @ Pittsburgh Pirates  
Three Rivers Stadium, Pittsburgh, PA

Thu Jul 18 1996, 7:05 PM EDT  
Att. 12,669 - Unknown - 85 F

livebaseballscorecards.com

AB	33
R	3
H	7
RBI	3
BB	3
SO	7
LOB	11



Batter	1	2	3	4	5	6	7	8	9
Carlos Garcia, R OBP: 0.335, SLG: 0.399 (1, 4)	0-0 G6-3		0-1 G5-3		1-1 HR 1B	3-1 BB 2B 1B		1-3 K	
Al Martin, L OBP: 0.343, SLG: 0.449 (1, 8) (7, 7)	1-2 F8 2B		0-0 G3-1		0-0 HR	0-3 K		1-0 G6-3	
Jeff King, R OBP: 0.335, SLG: 0.517 (1, 3)	0-1 F8		1-3 K		2-2 G3 1B 2B	4-0 SAFE 2B BB		1-1 G5-3	
Orlando Merced, S OBP: 0.373, SLG: 0.483 (1, 9)	2-3 G3-1			1-1 G3	2-2 G3	0-1 2B			
Dave Clark, L OBP: 0.381, SLG: 0.455 (1, 7) Dan Plesac, L (7, 1) 67 Francisco Cordova, R OBP: 0.333, SLG: 0.333 (9, 1)		4-2 2B BB		1-0 G4-3	2-1 1B 1B	4-0 IBB			
Charlie Hayes, R OBP: 0.310, SLG: 0.402 (1, 5)		2-1 SAFE 1-H 2B		2-2 K	1-0 SAFE 1-3 1B	1-3 K			
Jay Bell, R OBP: 0.291, SLG: 0.347 (1, 6)		2-2 L8					1-2 G1-4-3		
18 Jason Kendall, R OBP: 0.339, SLG: 0.372 (1, 2)		1-0 G5-3			1-2 SAFE 2B 1B	2-0 G5-3	0-1 F9		
Jon Lieber, L OBP: 0.250, SLG: 0.273 (1, 1) Marc Wilkins, R OBP: 0.500, SLG: 0.400 (6, 1) John Wehner, R OBP: 0.247, SLG: 0.306 (7, 8)		1-0 G4-3			0-0 HR 2B	4-2 BB 1B 2B BB	1-3 K		

Inning Stats	R: 0 E: 0 K: 0 S: 8	H: 1 LOB: 1 BB: 0 P: 11	R: 1 E: 0 K: 0 S: 10	H: 1 LOB: 1 BB: 1 P: 20	R: 0 E: 0 K: 1 S: 6	H: 0 LOB: 0 BB: 0 P: 7	R: 0 E: 0 K: 1 S: 7	H: 0 LOB: 0 BB: 0 P: 11	R: 5 E: 0 K: 1 S: 22	H: 7 LOB: 2 BB: 1 P: 35	R: 2 E: 0 K: 2 S: 13	H: 2 LOB: 3 BB: 3 P: 31	R: 0 E: 0 K: 1 S: 10	H: 0 LOB: 0 BB: 0 P: 12	R: 0 E: 0 K: 1 S: 6	H: 0 LOB: 0 BB: 0 P: 9
--------------	------------------------------	----------------------------------	-------------------------------	----------------------------------	------------------------------	---------------------------------	------------------------------	----------------------------------	-------------------------------	----------------------------------	-------------------------------	----------------------------------	-------------------------------	----------------------------------	------------------------------	---------------------------------

PITCHER	IP	WLS	BF	H	R	ER	SO	BB	IBB	HBP	BLK	WP	HR	S	P	ERA	WHIP
Kevin Jarvis, R ERA: 3.79 (1, 1)	4.2	L	23	8	6	6	2	2	0	0	0	0	1	49	79	11.57	2.143
Johnny Ruffin, R ERA: 6.02 (5, 1)	1.0		8	3	2	2	2	2	0	0	0	0	0	14	28	18.00	5.000
Jeff Shaw, R ERA: 3.78 (6, 1)	0.1		2	0	0	0	1	0	1	0	0	0	0	3	8	0.00	0.000
Lee Smith, R ERA: 3.82 (7, 1)	2.0		6	0	0	0	2	0	0	0	0	0	0	16	21	0.00	0.000

**BOTTOM**

**Cincinnati Reds @ Pittsburgh Pirates**  
 Three Rivers Stadium, Pittsburgh, PA  
 Thu Jul 18 1996, 7:05 PM EDT  
 Att: 12,669 - Unknown - 85 F

AB	R	H	RBI	BB	SO	LOB
5	2	2	0	0	1	0
5	1	2	3	0	1	2
4	1	1	0	1	1	1
4	0	1	2	0	0	2
2	1	1	1	2	0	0
0	0	0	0	0	0	0
0	0	0	0	0	0	0
4	0	2	1	0	2	3
3	0	0	0	1	1	3
4	1	1	0	0	0	1
2	1	1	1	0	0	1
0	1	0	0	1	0	0
1	0	0	0	0	1	0

AB	34
R	8
H	11
RBI	8
BB	5
SO	7
LOB	13

WP: 0 PA: 39  
 PB: 0  
 SB: 0  
 CS: 1



PITCHER	IP	WLS	BF	H	R	ER	SO	BB	IBB	HBP	BLK	WP	HR	S	P	ERA	WHIP
---------	----	-----	----	---	---	----	----	----	-----	-----	-----	----	----	---	---	-----	------

Batter	1	2	3	4	5	6	7	8	9	AB R H RBI BB SO LOB	TOP		
Thomas Howard, S OBP: 0.285, SLG: 0.369 (1, 7) (7, 8)	3-2 F7	1-0 G4-3		2-2 E S 1B HBP	2-3 K2-3			2-2 2B 1B 1B		4 2 1 0 0 1 2			
Barry Larkin, R OBP: 0.399, SLG: 0.517 Hector Carrasco, R (8, 1) Johnny Ruffin, R OBP: 0.500, SLG: 0.500 (9, 1)	2-1 S 1B		4-1 HBP 1B BB	3-1 1B 1-H SF8 1B		3-2 G4-3 1B 1B		2-0 1B 1-3 2B		4 4 4 1 1 0 0 0 0 0 0 0 0 0 0 0 0 0 0 0 0			
Hal Morris, L OBP: 0.358, SLG: 0.437 (1, 3)	2-1 F8 1-2		2-1 BB 1B G6-3 HBP	2-1 1-3 1B		1-0 G4-3 1-2		2-2 1B 2-H 3-H		4 1 2 2 0 0 2			
Reggie Sanders, R OBP: 0.359, SLG: 0.506 (1, 9)	2-3 K		2-2 G6-3 SF9 1B 1-2 2-H	3-1 F9		2-0 G4-6-3 1B 2-H		1-1 G3		5 1 2 2 0 1 3			
Willie Greene, L OBP: 0.315, SLG: 0.469 (1, 5)		4-2 1B 1B BB	4-1 SF9 G6-3 2B BB 1-2 2-3	0-1 SF8 3-H		0-2 G4-6-3 1-2f		2-3 K		2 2 0 1 2 1 1			
Eric Davis, R OBP: 0.394, SLG: 0.534 Eric Owens, R OBP: 0.304, SLG: 0.264 (7, 7)		0-1 SH1-4 1B 1-2	1-2 G6-3	3-3 K		2-0 FC4-6 1B		3-2 G6-3		4 0 2 1 0 1 3 1 0 0 0 0 0 0			
Eddie Taubensee, L OBP: 0.324, SLG: 0.415 (1, 2)		0-3 K	2-2 SF9 2-3 3-H		0-0 F8		3-2 FC4-6 FC3-6 1-2f		1-3 K	4 0 0 1 0 2 3			
Jeff Branson, L OBP: 0.294, SLG: 0.389 (8, 6)		0-0 SH1-4 1B 1-2 2-H	1-2 2B 3-H		0-1 L4		0-2 FC3-6 1-2f		3-2 3B	5 0 3 2 0 0 1			
Dave Burba, R OBP: 0.146, SLG: 0.256 Lenny Harris, L OBP: 0.338, SLG: 0.466 (8, 4)		1-0 SH1-4	0-0 G5-3		0-0 HR		3-1 G6-3		2-2 G4-3	3 1 1 1 0 0 2 1 0 0 0 0 0 1			
Inning Stats	R: 0 E: 0 K: 1 S: 11 H: 1 LOB: 1 P: 20	R: 1 E: 0 K: 1 S: 10 H: 2 LOB: 2 BB: 1 P: 16	R: 4 E: 0 K: 0 S: 16 H: 2 LOB: 1 BB: 2 P: 32	R: 2 E: 0 K: 1 S: 13 H: 2 LOB: 1 BB: 0 P: 26	R: 1 E: 0 K: 1 S: 7 H: 1 LOB: 0 BB: 0 P: 9	R: 1 E: 0 K: 0 S: 8 H: 2 LOB: 0 BB: 0 P: 14	R: 0 E: 0 K: 0 S: 9 H: 1 LOB: 1 BB: 0 P: 17	R: 2 E: 0 K: 1 S: 14 H: 3 LOB: 0 BB: 0 P: 23	R: 0 E: 0 K: 1 S: 13 H: 1 LOB: 1 BB: 0 P: 22	1B: 11 2B: 2 3B: 1 HR: 1 SF: 2 SAC: 1 DP: 1 HBP: 2	WP: 0 PB: 0 SB: 2 CS: 0 PA: 45		
PITCHER	IP WLS BF H R ER SO BB IBB HBP BLK WP HR S P ERA WHIP											PITCHER	IP WLS BF H R ER SO BB IBB HBP BLK WP HR S P ERA WHIP
Paul Wagner, R ERA: 5.4 (1, 1)	2.1 L 15 4 5 5 2 3 0 1 0 0 0 30 58 19.29 3.000												
Chris Peters, L ERA: 10.13 (3, 1)	2.2 13 4 3 3 2 0 0 1 0 0 1 27 45 10.12 1.500												
Elmer Dessens, R ERA: 12.27 (6, 1)	2.0 8 3 1 1 0 0 0 0 0 0 0 17 31 4.50 1.500												
Steve Parris, R ERA: 16.62 (8, 1)	2.0 9 4 2 2 2 0 0 0 0 0 0 27 45 9.00 2.000												

Cincinnati Reds @ Pittsburgh Pirates  
 Three Rivers Stadium, Pittsburgh, PA  
 Fri Jul 19 1996, 7:05 PM EDT  
 Att. 17,153 - Unknown - 78 F

livebaseballscorecards.com

AB 37  
 R 11  
 H 15  
 RBI 11  
 BB 3  
 SO 6  
 LOB 18



Batter	1	2	3	4	5	6	7	8	9	AB R H RBI BB SO LOB
Carlos Garcia, R OBP: 0.332, SLG: 0.393 (1, 4)	3-2 X G5-3	2-2 G4-3					0-0 FC6-4		0-0 G6-3	4 0 0 0 1 0 2
Al Martin, L OBP: 0.346, SLG: 0.452 (1, 8)	2-1 E9 SF8 2B		0-0 F7			1-2 1B	4-2 1B	0-2 G6-3	4 1 2 0 1 0 0	
Jeff King, R OBP: 0.331, SLG: 0.511 (1, 3)	2-1 SF8		3-2 P4			3-2 F9	2-2 P6	0-3 K	4 0 0 1 0 1 4	
Orlando Merced, S OBP: 0.372, SLG: 0.480 (1, 9)	1-0 1B		1-1 G3-1			1-0 G6-3	0-0 F8		4 0 1 0 0 0 4	
Dave Clark, L OBP: 0.378, SLG: 0.448 (1, 7)	2-2 K		2-2 F7			1-0 G4-3	1-0 FC3-6 1B		4 0 1 0 0 1 1	
Charlie Hayes, R OBP: 0.312, SLG: 0.401 (1, 5)		4-1 FC3-6 FC5-4 BB	0-0 F9			1-2 1B	0-3 K		3 1 1 0 1 1 1	
Jay Bell, R OBP: 0.291, SLG: 0.346 (1, 6)		0-1 FC3-6 1B	1-2 E3			0-0 F7	0-2 FC3-6		4 0 1 0 0 0 2	
2 Angelo Encarnacion, R (1, 2)		0-0 FC3-6 FC5-4	0-1 G4-3			0-0 G5-3	2-3 K		4 0 0 0 0 1 5	
Paul Wagner, R OBP: 0.111, SLG: 0.040 (3, 1) Chris Peters, L OBP: 0.281, SLG: 0.317 (5, PH) Nelson Liriano, S OBP: 0.667, SLG: 0.667 (6, 1) Elmer Dessens, R OBP: 0.297, SLG: 0.305 (7, PH) Mike Kingery, L OBP: 0.361, SLG: 0.592 (8, 1) Steve Parris, R (9, PH)		0-0 FC5-4	0-1 P6			0-0 FC6-4 1B	1-0 HR		1 0 0 1 0 0 1 0 0 0 0 0 0 0 1 0 0 0 0 0 0 0 0 0 0 0 0 0 1 0 1 0 0 0 0 0 0 0 0 0 0 0 1 1 1 1 0 0 0	

Inning Stats	R: 1 E: 1 K: 1 S: 15	H: 2 LOB: 1 BB: 0 P: 25	R: 1 E: 0 K: 0 S: 9	H: 1 LOB: 1 BB: 1 P: 15	R: 0 E: 0 K: 0 S: 8	H: 0 LOB: 0 BB: 0 P: 12	R: 0 E: 1 K: 0 S: 11	H: 0 LOB: 1 BB: 0 P: 14	R: 0 E: 0 K: 0 S: 15	H: 1 LOB: 2 BB: 1 P: 24	R: 0 E: 0 K: 0 S: 6	H: 1 LOB: 1 BB: 0 P: 8	R: 0 E: 0 K: 0 S: 8	H: 1 LOB: 1 BB: 1 P: 14	R: 0 E: 0 K: 2 S: 11	H: 1 LOB: 1 BB: 0 P: 14	R: 1 E: 0 K: 1 S: 8	H: 1 LOB: 0 BB: 0 P: 9	1B: 6 2B: 1 3B: 0 HR: 1	SF: 1 SAC: 0 DP: 0 HBP: 0	WP: 0 PB: 0 SB: 1 CS: 0	PA: 39
--------------	-------------------------------	----------------------------------	------------------------------	----------------------------------	------------------------------	----------------------------------	-------------------------------	----------------------------------	-------------------------------	----------------------------------	------------------------------	---------------------------------	------------------------------	----------------------------------	-------------------------------	----------------------------------	------------------------------	---------------------------------	----------------------------------	------------------------------------	----------------------------------	--------

PITCHER	IP	WLS	BF	H	R	ER	SO	BB	IBB	HBP	BLK	WP	HR	S	P	ERA	WHIP
Dave Burba, R ERA: 4.1 (1, 1)	7.0	W	31	6	2	2	1	3	0	0	0	0	0	72	112	2.57	1.286
Hector Carrasco, R ERA: 3.4 (8, 1)	1.0		4	1	0	0	2	0	0	0	0	0	0	11	14	0.00	1.000
Johnny Ruffin, R ERA: 6.09 (9, 1)	1.0		4	1	1	1	1	0	0	0	0	0	1	8	9	9.00	1.000

BOTTOM

Cincinnati Reds @ Pittsburgh Pirates  
Three Rivers Stadium, Pittsburgh, PA

Fri Jul 19 1996, 7:05 PM EDT  
Att: 17,153 - Unknown - 78 F

livebaseballscorecards.com

AB	35
R	3
H	8
RBI	3
BB	3
SO	4
LOB	20



Batter	1	2	3	4	5	6	7	8	9	AB R H RBI BB SO LOB	TOP
Lenny Harris, L OBP: 0.333, SLG: 0.456 (1, 7) (8, 9)	1-0 L9	2-0 G4-3			1-1 E 1B	2-1 FC4-6 BB 1B 1-2f 2-3	3-1 G4-3			5 1 1 0 0 0 5	
Barry Larkin, R OBP: 0.399, SLG: 0.513 (1, 6)	1-1 S BB WP 1B		3-1 P3		1-2 E8	4-1 1B E BB		2-3 K		4 2 1 0 1 1 1	
Hal Morris, L OBP: 0.362, SLG: 0.448 (1, 3)	4-1 WP BB 1-2		0-1 P6		3-3 K	0-1 E7 1B 1-H 2-H 3-H		1-1 HR		4 2 2 3 1 1 2	
Reggie Sanders, R OBP: 0.351, SLG: 0.494 Eric Anthony, L OBP: 0.363, SLG: 0.482 Eric Owens, R OBP: 0.304, SLG: 0.264 (1, 9) (7, 9) (8, 7)	2-3 K 2-3		0-3 K		0-3 K	3-2 G6-3		1-3 K		4 0 0 0 0 3 4 1 0 0 0 0 1 0 0 0 0 0 0 0 0	
Willie Greene, L OBP: 0.312, SLG: 0.461 (1, 5)	3-3 K 1-2 3-H			0-3 K	2-3 K		0-1 3B 1B	3-3 K		5 1 1 0 0 4 3	
Eddie Taubensee, L OBP: 0.330, SLG: 0.429 (1, 2)		1-2 WP SF8 2B		3-2 2B		0-2 1B 1B	1-2 F7		1-3 K	5 2 3 0 0 1 1	
Thomas Howard, S OBP: 0.288, SLG: 0.384 (1, 8)		2-2 SF8 2-H		1-3 K		0-0 FC2-5 1B 1B	1-1 1-H 3B		0-2 G6-3	4 0 2 2 0 1 1	
Jeff Branson, L OBP: 0.300, SLG: 0.391 (1, 4)		0-1 1B		4-0 IBB		0-0 FC4-6 1B FC2-5 1B 1-2 3-H	1-0 G3		1-0 G3	4 1 2 1 1 0 1	
Roger Salkeld, R Scott Service, R Jeff Brantley, R (1, 1) (7, 1) (9, 1)		0-3 K		1-0 G5-3		0-2 FC2-5 FC4-6 1-2 2-3f	4-1 BB			3 0 0 0 1 1 5 0 0 0 0 0 0 0 0 0 0 0 0 0 0	
<b>Inning Stats</b>	R: 1 E: 0 K: 2 S: 10 H: 1 LOB: 1 BB: 1 P: 21	R: 1 E: 0 K: 1 S: 13 H: 2 LOB: 1 BB: 0 P: 18	R: 0 E: 0 K: 1 S: 7 H: 0 LOB: 0 BB: 0 P: 10	R: 0 E: 0 K: 2 S: 12 H: 1 LOB: 2 BB: 1 P: 21	R: 0 E: 1 K: 3 S: 19 H: 1 LOB: 2 BB: 0 P: 26	R: 5 E: 1 K: 0 S: 17 H: 4 LOB: 0 BB: 1 P: 26	R: 1 E: 0 K: 0 S: 11 H: 2 LOB: 2 BB: 1 P: 21	R: 1 E: 0 K: 3 S: 11 H: 1 LOB: 0 BB: 0 P: 18	R: 0 E: 0 K: 1 S: 7 H: 0 LOB: 0 BB: 0 P: 9	1B: 8 2B: 2 3B: 1 HR: 1 SF: 1 SAC: 0 DP: 0 HBP: 0	WP: 2 PB: 0 SB: 1 CS: 0 PA: 44
<b>PITCHER</b>	IP WLS BF H R ER SO BB IBB HBP BLK WP HR S P ERA WHIP	IP WLS BF H R ER SO BB IBB HBP BLK WP HR S P ERA WHIP	IP WLS BF H R ER SO BB IBB HBP BLK WP HR S P ERA WHIP	IP WLS BF H R ER SO BB IBB HBP BLK WP HR S P ERA WHIP	IP WLS BF H R ER SO BB IBB HBP BLK WP HR S P ERA WHIP	IP WLS BF H R ER SO BB IBB HBP BLK WP HR S P ERA WHIP	IP WLS BF H R ER SO BB IBB HBP BLK WP HR S P ERA WHIP	IP WLS BF H R ER SO BB IBB HBP BLK WP HR S P ERA WHIP	IP WLS BF H R ER SO BB IBB HBP BLK WP HR S P ERA WHIP	IP WLS BF H R ER SO BB IBB HBP BLK WP HR S P ERA WHIP	IP WLS BF H R ER SO BB IBB HBP BLK WP HR S P ERA WHIP
Dan Miceli, R ERA: 4.86 (1, 1)	5.0 L 23 5 2 2 9 1 1 0 0 2 0 61 96 3.60 1.200										
Ramon Morel, R ERA: 4.13 (6, 1)	1.2 13 6 6 4 0 2 0 0 0 0 0 26 42 21.60 4.800										
Marc Wilkins, R ERA: 3.46 (7, 1)	1.1 5 1 1 1 3 0 0 0 0 0 1 13 23 6.75 0.750										
Elmer Dessens, R ERA: 11.49 (9, 1)	1.0 3 0 0 0 0 1 0 0 0 0 0 7 9 0.00 0.000										

Cincinnati Reds @ Pittsburgh Pirates  
 Three Rivers Stadium, Pittsburgh, PA  
 Sat Jul 20 1996, 7:05 PM EDT  
 Att. 26,378 - Unknown - 77 F

livebaseballscorecards.com

AB	39
R	9
H	12
RBI	6
BB	4
SO	13
LOB	23





BOTTOM

Cincinnati Reds @ Pittsburgh Pirates  
Three Rivers Stadium, Pittsburgh, PA  
Sat Jul 20 1996, 7:05 PM EDT  
Att: 26,378 - Unknown - 77 F

livebaseballscorecards.com

AB	37
R	3
H	10
RBI	3
BB	4
SO	7
LOB	17



WP:	0	PA:	41
PB:	0	SB:	0
CS:	0		

AB R H RBI BB SO LOB

4 1 1 0 1 1 2

5 0 2 1 0 0 3

4 1 1 2 1 1 3

4 0 1 0 1 2 1

5 0 0 0 0 1 4

3 0 1 0 1 0 0

4 0 2 0 0 0 0

3 0 0 0 0 1 4

0 0 0 0 0 0 0

1 0 0 0 0 0 0

0 0 0 0 0 0 0

2 1 1 0 0 1 0

1 0 0 0 0 0 0

1 0 1 0 0 0 0

0 0 0 0 0 0 0

2 1 1 0 0 1 0

1B:	6	SF:	0
2B:	3	SAC:	0
3B:	0	DP:	0
HR:	1	HBP:	0

Batter	1	2	3	4	5	6	7	8	9
Carlos Garcia, R OBP: 0.333, SLG: 0.391 (1, 4)	2-0 G5-3		4-2 2B BB		1-3 K		1-1 P3		2-2 1B BB 1B
Al Martin, L OBP: 0.347, SLG: 0.454 (1, 8)	3-1 1B		1-2 1-H 2B		1-0 G5-3		3-1 G3-1		2-1 F7
Jeff King, R OBP: 0.332, SLG: 0.516 (1, 3)	1-3 K		2-2 F8		1-0 F7		3-1 HR		4-0 1B BB 1-2
Orlando Merced, S OBP: 0.372, SLG: 0.477 (1, 9)	1-3 K			1-3 K		0-1 F8		4-1 BB	1-2 1-2 2-3 1B
Mark Johnson, L OBP: 0.350, SLG: 0.571 (1, 7)		1-0 P2		2-1 P5		3-1 F9		1-3 K	1-0 P1
Charlie Hayes, R OBP: 0.314, SLG: 0.401 (1, 5)		3-1 F7		4-1 E 1B BB		0-0 1B 1B		0-1 G6-3	
Jay Bell, R OBP: 0.293, SLG: 0.348 (1, 6)		1-1 P6		1-0 E5 1-3 1B		2-1 1-2 1B		1-1 G5-3	
18 Jason Kendall, R OBP: 0.336, SLG: 0.368 (1, 2)			2-1 F9		3-3 K		2-2 G1-3		0-0 L4
Marc Wilkins, R OBP: 0.500, SLG: 0.400 (7, 1)									
Dave Clark, L OBP: 0.375, SLG: 0.444 (8, PH)									
Elmer Dessens, R OBP: 0.667, SLG: 0.667 (9, 1)									
Dan Miceli, R (1, 1)			0-1 G3		1-0 2B		2-1 G3-1 HR 2B		2-3 K
Mike Kingery, L OBP: 0.300, SLG: 0.314 (5, PH)									
Ramon Morel, R (6, 1)									
2 Angelo Encarnacion, R OBP: 0.167, SLG: 0.333 (7, 2)									

Inning Stats	R: 0	H: 1	E: 0	K: 2	S: 10	H: 0	LOB: 0	BB: 0	P: 17	R: 0	H: 0	E: 0	K: 0	S: 5	R: 0	H: 1	E: 1	K: 2	S: 11	R: 0	H: 1	E: 0	K: 1	S: 6	R: 0	H: 2	E: 0	K: 0	S: 10	R: 0	H: 2	E: 0	K: 1	S: 12	R: 0	H: 0	E: 0	K: 0	S: 5	R: 0	H: 2	E: 0	K: 1	S: 14	1B: 6	2B: 3	3B: 0	HR: 1	SF: 0	SAC: 0	DP: 0	HBP: 0	WP: 0	PA: 41
--------------	------	------	------	------	-------	------	--------	-------	-------	------	------	------	------	------	------	------	------	------	-------	------	------	------	------	------	------	------	------	------	-------	------	------	------	------	-------	------	------	------	------	------	------	------	------	------	-------	-------	-------	-------	-------	-------	--------	-------	--------	-------	--------

PITCHER	IP	WLS	BF	H	R	ER	SO	BB	IBB	HBP	BLK	WP	HR	S	P	ERA	WHIP
Roger Salkeld, R ERA: 4.04 (1, 1)	6.2	W	30	8	3	3	5	2	0	0	0	0	1	63	115	4.05	1.500
Scott Service, R ERA: 1.59 (7, 1)	1.1		5	0	0	0	1	1	0	0	0	0	0	9	15	0.00	0.750
Jeff Brantley, R ERA: 2.86 (9, 1)	1.0		6	2	0	0	1	1	0	0	0	0	0	14	26	0.00	3.000

Batter	1	2	3	4	5	6	7	8	9	AB R H RBI BB SO LOB	TOP											
<b>Eric Owens, R</b> (1, 7) OBP: 0.301, SLG: 0.262	1-2 P4		1-0 1B			1-1 P4		0-1 F7	1-2 F9	5 0 1 0 0 0 3												
<b>Hal Morris, L</b> (1, 3) OBP: 0.360, SLG: 0.444	3-2 G6-3		1-2 G4-3			0-1 F7		0-0 1B	2-2 G5-3	5 0 1 0 0 0 4												
<b>Barry Larkin, R</b> (1, 6) OBP: 0.395, SLG: 0.507	0-1 F7							1-2 F9		4 0 0 0 0 0 2												
<b>Eric Davis, R</b> (1, 8) OBP: 0.391, SLG: 0.534		0-1 G6-3				1-2 F9		1-2 G6-3	1-2 1B G6-3 2B	4 1 1 0 0 0 0												
<b>Reggie Sanders, R</b> (1, 9) OBP: 0.354, SLG: 0.511		3-3 K				1-0 F9		1-2 HR	1-0 1B G6-3 1B 2-3 1B	4 2 2 1 0 1 0												
<b>Bret Boone, R</b> (1, 4) OBP: 0.281, SLG: 0.369		2-1 F8						4-1 BB	1-0 G6-3 1-2 3-H	3 0 0 1 1 0 1												
<b>Joe Oliver, R</b> (1, 2) OBP: 0.302, SLG: 0.410						0-1 F8		2-1 G6-3	0-0 BB 1B 2-3 1B	4 1 1 0 0 0 1												
<b>Jeff Branson, L</b> (1, 5) OBP: 0.304, SLG: 0.395						1-1 P3		0-2 F7	3-1 F7 2B 1-2 BB	3 0 1 0 1 0 0												
<b>John Smiley, L</b> (1, 1) OBP: 0.263, SLG: 0.250						0-2 1B		0-0 G3	0-0 1B 1-3 2-H 3-H	2 0 1 0 0 0 0												
<b>Chris Sabo, R</b> (8, PH) OBP: 0.369, SLG: 0.429										1 0 0 0 0 0 1												
<b>Jeff Shaw, R</b> (8, 1)										0 0 0 0 0 0 0												
<b>Thomas Howard, S</b> (9, PH) OBP: 0.292, SLG: 0.388										1 0 1 2 0 0 0												
<b>Inning Stats</b>	R: 0 E: 0 K: 0 S: 8	H: 0 LOB: 0 BB: 0 P: 12	R: 0 E: 0 K: 1 S: 7	H: 0 LOB: 0 BB: 0 P: 12	R: 0 E: 0 K: 0 S: 11	H: 2 LOB: 2 BB: 0 P: 15	R: 0 E: 0 K: 0 S: 6	H: 0 LOB: 0 BB: 0 P: 9	R: 0 E: 0 K: 0 S: 7	H: 0 LOB: 0 BB: 0 P: 7	R: 0 E: 0 K: 0 S: 5	H: 0 LOB: 0 BB: 0 P: 6	R: 1 E: 0 K: 0 S: 11	H: 1 LOB: 1 BB: 1 P: 19	R: 0 E: 0 K: 0 S: 10	H: 2 LOB: 2 BB: 0 P: 16	R: 3 E: 0 K: 0 S: 15	H: 4 LOB: 2 BB: 1 P: 25	1B: 6 2B: 2 3B: 0 HR: 1	SF: 0 SAC: 0 DP: 0 HBP: 0	WP: 0 PB: 0 SB: 0 CS: 0	PA: 38
<b>PITCHER</b>	IP WLS BF H R ER SO BB IBB HBP BLK WP HR S P ERA WHIP																					
<b>Denny Neagle, L</b> (1, 1) ERA: 2.96	7.2 W 29 5 1 1 1 1 1 0 0 0 0 1 62 92 1.17 0.783																					
<b>67 Francisco Cordova, R</b> (8, 1) ERA: 4.28	0.2 5 3 3 3 0 0 0 0 0 0 0 0 9 13 40.50 4.500																					
<b>Dan Plesac, L</b> (9, 1) ERA: 3.61	0.2 S 4 1 0 0 0 0 1 0 0 0 0 0 9 16 0.00 3.000																					

Cincinnati Reds @ Pittsburgh Pirates  
 Three Rivers Stadium, Pittsburgh, PA  
 Sun Jul 21 1996, 3:33 AM EDT  
 Att. 23,117 - Sunny - 80 F

livebaseballscorecards.com

AB	36
R	4
H	9
RBI	4
BB	2
SO	1
LOB	12



Batter	1	2	3	4	5	6	7	8	9	AB	R	H	RBI	BB	SO	LOB
<b>Carlos Garcia, R</b> (1, 4) OBP: 0.338, SLG: 0.399 <b>Dave Clark, L</b> (3, PR) OBP: 0.370, SLG: 0.438 (4, 7)	2-1  1B		1-2  2B		0-0  F7		2-0  G3-1			2	1	2	0	0	0	0
<b>Al Martin, L</b> (1, 7) OBP: 0.346, SLG: 0.459 (4, 8)	1-3  K		1-0  2-H HR		1-3  K		0-1  E1			4	1	1	2	0	2	1
<b>Jeff King, R</b> (1, 3) OBP: 0.333, SLG: 0.521 (9, 5)	2-2  1-H 3B		1-3  K			1-1  1B FC4-6	3-2  G6-3			4	0	2	1	0	1	2
<b>Orlando Merced, S</b> (1, 9) OBP: 0.368, SLG: 0.471	1-0  G4-3		1-1  F7			2-3  K		1-0  G4-3		4	0	0	0	0	1	3
<b>Charlie Hayes, R</b> (1, 5) OBP: 0.314, SLG: 0.408 <b>Dan Plesac, L</b> (9, 1)	1-1  G1-3			0-0  HR		1-2  1-2 FC4-6		2-3  K		4	1	1	1	0	1	2
<b>Jay Bell, R</b> (1, 6) OBP: 0.290, SLG: 0.344		2-2  F8		2-1  F9		2-2  F7		2-0  G6-3		4	0	0	0	0	0	1
<b>John Wehner, R</b> (1, 8) OBP: 0.238, SLG: 0.293 (4, 4)		0-1  G5-3		0-3  K			2-2  P3			3	0	0	0	0	1	0
<b>18 Jason Kendall, R</b> (1, 2) OBP: 0.336, SLG: 0.367		2-1  F9		1-1  G5-3			0-2  1B E 1B			3	1	1	0	0	0	0
<b>Denny Neagle, L</b> (1, 1) OBP: 0.209, SLG: 0.220 <b>67 Francisco Cordova, R</b> (8, 1) OBP: 0.333, SLG: 0.333 <b>Mark Johnson, L</b> (9, 3) OBP: 0.350, SLG: 0.571			2-3  K		0-0  F8		1-0  1B E 1B			3	1	1	0	0	1	0
<b>Inning Stats</b>	R: 1 H: 2 E: 0 LOB: 1 K: 1 BB: 0 S: 14 P: 21	R: 0 H: 0 E: 0 LOB: 0 K: 0 BB: 0 S: 7 P: 11	R: 2 H: 2 E: 0 LOB: 1 K: 2 BB: 0 S: 13 P: 19	R: 1 H: 1 E: 0 LOB: 0 K: 1 BB: 0 S: 8 P: 11	R: 0 H: 0 E: 0 LOB: 0 K: 1 BB: 0 S: 5 P: 6	R: 0 H: 1 E: 0 LOB: 1 K: 1 BB: 0 S: 12 P: 18	R: 2 H: 2 E: 1 LOB: 1 K: 0 BB: 0 S: 16 P: 24	R: 0 H: 0 E: 0 LOB: 0 K: 1 BB: 0 S: 8 P: 13		1B: 4 SF: 0 2B: 1 SAC: 0 3B: 1 DP: 0 HR: 2 HBP: 0	WP: 0 PA: 33 PB: 0 SB: 0 CS: 0					
<b>PITCHER</b> <b>John Smiley, L</b> (1, 1) ERA: 4.32 <b>Jeff Shaw, R</b> (8, 1) ERA: 3.71	IP: 7.0 WLS: L BF: 30 H: 8 R: 6 ER: 4 SO: 6 BB: 0 IBB: 0 HBP: 0 BLK: 0 WP: 0 HR: 2 S: 75 P: 110 ERA: 5.14 WHIP: 1.143					<b>PITCHER</b> IP: 1.0 WLS: L BF: 3 H: 0 R: 0 ER: 0 SO: 1 BB: 0 IBB: 0 HBP: 0 BLK: 0 WP: 0 HR: 0 S: 8 P: 13 ERA: 0.00 WHIP: 0.000										

**BOTTOM**

**Cincinnati Reds @ Pittsburgh Pirates**  
 Three Rivers Stadium, Pittsburgh, PA

Sun Jul 21 1996, 3:33 AM EDT  
 Att. 23,117 - Sunny - 80 F

livebaseballscorecards.com

**AB 33**  
**R 6**  
**H 8**  
**RBI 4**  
**BB 0**  
**SO 7**  
**LOB 11**



Batter	1	2	3	4	5	6	7	8	9	AB R H RBI BB SO LOB	TOP											
Eric Owens, R (1, 7) OBP: 0.299, SLG: 0.262 Jeff Branson, L (8, 5) OBP: 0.303, SLG: 0.393	2-2 E7 SH 1B	2-1 G3		0-0 P5			0-1 F9		1-2 L7	4 1 1 0 0 0 2 1 0 0 0 0 0 0	<b>Cincinnati Reds @ Philadelphia Phillies</b> <b>Veterans Stadium, Philadelphia, PA</b> Mon Jul 22 1996, 7:05 PM EDT Overcast - 73 F <a href="http://livebaseballscorecards.com">livebaseballscorecards.com</a>											
Hal Morris, L (1, 3) OBP: 0.355, SLG: 0.438	0-0 SH HR 2-H	2-1 G6-3			1-0 G3-1		0-0 G4-3		1-2 G6-3	4 1 0 0 0 0 1												
Barry Larkin, R (1, 6) OBP: 0.390, SLG: 0.498	0-1 F9				3-2 F9		0-1 L9		2-1 F9	5 0 0 0 0 0 2												
Eric Davis, R (1, 8) OBP: 0.393, SLG: 0.558	1-0 HR 1-H				0-1 G5-3				1-2 HR	4 2 2 3 0 1 0												
Reggie Sanders, R (1, 9) OBP: 0.357, SLG: 0.516	2-2 G5-3				1-0 2B		2-1 FC4-6 1B		0-0 P9	4 0 2 0 0 0 0												
Chris Sabo, R (1, 5) OBP: 0.373, SLG: 0.431 Hector Carrasco, R (8, 1) Jeff Brantley, R (9, 1)	2-2 FC6-4 1B				1-0 F7		1 SAFE 2-3 K		2-0 FC5-4 1B	4 0 2 0 0 1 2 0 0 0 0 0 0 0 0 0 0 0 0 0 0												
Bret Boone, R (1, 4) OBP: 0.278, SLG: 0.364	2-2 FC6-4 1-2f				1-0 F7		1-2 FC4-6 FC5-4 1-2f		0-0 FC5-4 WP 1-2f	4 0 0 0 0 0 3												
Joe Oliver, R (1, 2) OBP: 0.307, SLG: 0.428					1-0 F8		0-1 FC5-4 1-2f		4-0 IBB	3 1 1 1 1 0 1												
Mark Portugal, R (1, 1) OBP: 0.220, SLG: 0.225 Thomas Howard, S (8, PH) (8, 7) OBP: 0.291, SLG: 0.386					0-1 F8 HR		0-1 FC5-4 1B		1-2 E6 G4-3	3 0 1 0 0 0 0 1 0 0 0 0 0 2												
<b>Inning Stats</b>	R: 3 E: 2 K: 0 S: 18	H: 3 LOB: 1 BB: 0 P: 27	R: 1 E: 0 K: 0 S: 8	H: 1 LOB: 0 BB: 0 P: 12	R: 0 E: 0 K: 1 S: 7	H: 1 LOB: 1 BB: 0 P: 11	R: 0 E: 0 K: 0 S: 5	H: 1 LOB: 1 BB: 0 P: 7	R: 0 E: 0 K: 0 S: 6	H: 0 LOB: 0 BB: 0 P: 10	R: 0 E: 0 K: 1 S: 13	H: 1 LOB: 1 BB: 0 P: 18	R: 0 E: 1 K: 0 S: 8	H: 0 LOB: 1 BB: 0 P: 9	R: 1 E: 0 K: 0 S: 8	H: 2 LOB: 2 BB: 1 P: 18	R: 0 E: 0 K: 0 S: 9	H: 0 LOB: 0 BB: 0 P: 13	1B: 5 2B: 1 3B: 0 HR: 3	SF: 0 SAC: 1 DP: 0 HBP: 0	WP: 1 PB: 0 SB: 0 CS: 0	PA: 39
<b>PITCHER</b>	IP WLS BF H R ER SO BB IBB HBP BLK WP HR S P ERA WHIP															IP WLS BF H R ER SO BB IBB HBP BLK WP HR S P ERA WHIP						
Terry Mulholland, L (1, 1) ERA: 4.92 Ron Blazier, R (8, 1) ERA: 4.08 Steve Frey, L (9, 1) ERA: 4.8	7.0 L 30 7 4 3 2 0 0 0 0 0 2 65 94 3.86 1.000																					



BOTTOM

Cincinnati Reds @ Philadelphia Phillies  
Veterans Stadium, Philadelphia, PA  
Mon Jul 22 1996, 7:05 PM EDT  
Overcast - 73 F

livebaseballscorecards.com

AB 36  
R 2  
H 9  
RBI 2  
BB 4  
SO 8  
LOB 25



WP: 0 PA: 40  
PB: 0  
SB: 1  
CS: 0

AB R H RBI BB SO LOB

4 1 2 1 1 0 3  
4 0 1 0 0 3 3  
0 0 0 0 0 0 0  
0 0 0 0 0 0 0  
1 0 0 0 0 1 1

5 0 2 1 0 0 3

4 0 0 0 1 2 3

3 0 0 0 1 0 3

4 0 1 0 0 0 1

3 0 0 0 1 1 1

4 0 1 0 0 0 3

2 0 1 0 0 0 2  
2 1 1 0 0 1 2

1B: 8 SF: 0  
2B: 0 SAC: 0  
3B: 1 DP: 1  
HR: 0 HBP: 0

Batter	1	2	3	4	5	6	7	8	9
Ricky Otero, S OBP: 0.336, SLG: 0.349 (1, 8)	4-0 BB		0-0 P4	1-1 L6			0-1 1B 3B		1-2 FC4-6 1B
Glenn Murray, R OBP: 0.258, SLG: 0.302 Ron Blazier, R OBP: 1.000, SLG: 1.000 Steve Frey, R (8, 1) Mike Lieberthal, R OBP: 0.309, SLG: 0.471 (9, PH)	2-3 K		2-3 K		1-1 G3-6-3 1B		2-3 K		0-3 K
Gregg Jefferies, S OBP: 0.332, SLG: 0.370 (1, 3)	1-1 F8		1-0 BB 1B		0-0 G3-6-3 1-2f		0-0 FC6-4 1B		3-2 FC4-6 FC5-4 1-2f
Todd Zeile, R OBP: 0.340, SLG: 0.439 (1, 5)	3-3 K		4-0 BB		0-3 K		1-2 FC6-4 1-2f		2-2 FC5-4 1-2f
Jim Eisenreich, L OBP: 0.398, SLG: 0.431 (1, 7)		1-1 F7	1-0 P4			2-2 P6		4-2 FC3-6 26 BB BB	
Benito Santiago, R OBP: 0.315, SLG: 0.466 (1, 2)		0-2 G6-3		1-0 G6-3 1B 1B		2-2 G3		2-2 F8	
26 David Doster, R OBP: 0.280, SLG: 0.309 (1, 4)		2-1 E6 FC4-6		2-2 L8		2-3 K		4-1 FC3-6 BB	
Kevin Sevcik, R OBP: 0.257, SLG: 0.303 (1, 6)		0-0 FC4-6 1-2f		0-2 G6-3 1B		1-2 L3		1-2 FC3-6 1-2f 2-3	
Terry Mulholland, R OBP: 0.195, SLG: 0.293 Ruben Amaro Jr, S OBP: 0.289, SLG: 0.333 (7, PH) (8, 9)			1-2 1B 1B		2-2 G6-3 1-2 2-3		1-2 3B 1B		3-3 K 1-2

Inning Stats	R: 0	H: 0	E: 0	K: 2	S: 10	LOB: 1	BB: 1	P: 20
	R: 0	H: 0	E: 1	K: 0	S: 8	LOB: 1	BB: 0	P: 11
	R: 0	H: 2	E: 0	K: 1	S: 10	LOB: 3	BB: 1	P: 19
	R: 0	H: 2	E: 0	K: 0	S: 12	LOB: 2	BB: 0	P: 18
	R: 0	H: 1	E: 0	K: 1	S: 6	LOB: 0	BB: 0	P: 7
	R: 0	H: 0	E: 0	K: 1	S: 10	LOB: 0	BB: 0	P: 16
	R: 2	H: 3	E: 0	K: 1	S: 16	LOB: 1	BB: 0	P: 21
	R: 0	H: 0	E: 0	K: 1	S: 18	LOB: 2	BB: 2	P: 32
	R: 0	H: 1	E: 0	K: 1	S: 12	LOB: 1	BB: 0	P: 18

PITCHER	IP	WLS	BF	H	R	ER	SO	BB	IBB	HBP	BLK	WP	HR	S	P	ERA	WHIP
Mark Portugal, R ERA: 3.85 (1, 1)	7.0	W	31	8	2	2	6	2	0	0	0	0	0	72	112	2.57	1.429
Hector Carrasco, R ERA: 3.32 (8, 1)	1.0		5	0	0	0	1	2	0	0	0	0	0	18	32	0.00	2.000
Jeff Brantley, R ERA: 2.8 (9, 1)	1.0	S	4	1	0	0	1	0	0	0	0	0	0	12	18	0.00	1.000

Batter	1	2	3	4	5	6	7	8	9	AB R H RBI BB SO LOB	TOP	
Thomas Howard, S OBP: 0.293, SLG: 0.392 (1, 8) (9, 7)	0-0 4-3			2-2 G4-3		2-2 SF7 2B 1B		1-2 G4-3	0-2 2B	5 2 2 2 0 0 1		
Lenny Harris, L OBP: 0.349, SLG: 0.482 Jeff Brantley, R (1, 7) (9, 1)	0-0 6-3			1-2 G4-3 S 1B		2-1 SF7 1-3 2B		0-0 1B 2-3 1B	2-2 2B 1-H 2-H 3-H	5 0 4 1 0 0 0 0 0 0 0 0 0 0		
Hal Morris, L OBP: 0.353, SLG: 0.436 (1, 3)	0-0 6-3			2-1 G4-3 1-3		1-1 SF7 2-3 3-H 1-1		1-1 1B 1-3 3-H 0-3	3-3 K	4 0 1 2 0 1 2		
Reggie Sanders, R OBP: 0.308, SLG: 0.505 (1, 9)			2-2 F9	3-2 G6-3		1-1 G6-3		K		4 0 0 0 0 1 4		
Eddie Taubensee, L OBP: 0.325, SLG: 0.421 (1, 2)			2-1 F8		3-1 F9		1-1 P5	1-2 G6-3		4 0 0 0 0 0 2		
Willie Greene, L OBP: 0.308, SLG: 0.455 Barry Larkin, R OBP: 0.390, SLG: 0.498 (1, 5) (7, PH) (7, 6)			1-3 K		0-3 K		3-2 G4-3		1-2 1B 2B 1B	2 0 0 0 0 2 0 2 1 1 0 0 0 0		
Bret Boone, R OBP: 0.287, SLG: 0.371 (1, 4)			1-0 G6-3 1B		2-2 1B		4-1 BB		1-0 BB 1-3 2B 1B	3 1 3 0 1 0 0		
Jeff Branson, L OBP: 0.300, SLG: 0.389 Chris Sabo, R OBP: 0.368, SLG: 0.424 (1, 6) (7, PH) (7, 5)			2-2 G6-3 1-2f		2-3 K		2-3 K		0-1 P6	2 0 0 0 0 1 2 2 0 0 0 0 1 3		
Scott Service, R Eric Owens, R OBP: 0.288, SLG: 0.260 Jeff Shaw, R Eric Anthony, L OBP: 0.366, SLG: 0.487 Lee Smith, R Eric Davis, R OBP: 0.395, SLG: 0.558 (1, 1) (8, PH) (6, 1) (6, 1) (8, PH) (8, 1) (8, PH) (9, 8)			1-2 G3		2-2 G5-3		2-2 G5-3		3-1 1B G4-3 1B 1B	4-0 2B BB	1 0 0 0 0 0 0 1 0 0 0 0 0 0 0 0 0 0 0 0 0 1 1 1 0 0 0 0 0 0 0 0 0 0 0 0 0 0 0 1 0 0	
<b>Inning Stats</b>	R: 0 E: 0 K: 0 S: 3 H: 0 LOB: 0 BB: 0 P: 3	R: 0 E: 0 K: 1 S: 10 H: 0 LOB: 0 BB: 0 P: 15	R: 0 E: 0 K: 0 S: 7 H: 1 LOB: 0 BB: 0 P: 11	R: 0 E: 0 K: 0 S: 13 H: 1 LOB: 1 BB: 0 P: 21	R: 0 E: 0 K: 2 S: 11 H: 1 LOB: 1 BB: 0 P: 18	R: 1 E: 0 K: 0 S: 12 H: 2 LOB: 1 BB: 0 P: 20	R: 0 E: 0 K: 1 S: 9 H: 0 LOB: 1 BB: 1 P: 19	R: 1 E: 0 K: 1 S: 15 H: 3 LOB: 2 BB: 0 P: 21	R: 3 E: 0 K: 1 S: 15 H: 4 LOB: 1 BB: 1 P: 26	1B: 9 2B: 3 3B: 0 HR: 0 SF: 1 SAC: 0 DP: 1 HBP: 0	WP: 0 PB: 0 SB: 1 CS: 0 PA: 39	
<b>PITCHER</b>	IP WLS BF H R ER SO BB IBB HBP BLK WP HR S P ERA WHIP	IP WLS BF H R ER SO BB IBB HBP BLK WP HR S P ERA WHIP	IP WLS BF H R ER SO BB IBB HBP BLK WP HR S P ERA WHIP	IP WLS BF H R ER SO BB IBB HBP BLK WP HR S P ERA WHIP	IP WLS BF H R ER SO BB IBB HBP BLK WP HR S P ERA WHIP	IP WLS BF H R ER SO BB IBB HBP BLK WP HR S P ERA WHIP	IP WLS BF H R ER SO BB IBB HBP BLK WP HR S P ERA WHIP	IP WLS BF H R ER SO BB IBB HBP BLK WP HR S P ERA WHIP	IP WLS BF H R ER SO BB IBB HBP BLK WP HR S P ERA WHIP	IP WLS BF H R ER SO BB IBB HBP BLK WP HR S P ERA WHIP	IP WLS BF H R ER SO BB IBB HBP BLK WP HR S P ERA WHIP	
Bobby Munoz, R ERA: 6.0 (1, 1)	6.0											
Steve Frey, L ERA: 4.7 (7, 1)	0.2											
Toby Borland, R ERA: 3.98 (7, 1)	0.2											
Ken Ryan, R ERA: 3.38 (8, 1)	1.2	L	9	4	3	3	2	1	0	0	0	

Cincinnati Reds @ Philadelphia Phillies  
Veterans Stadium, Philadelphia, PA  
Mon Jul 22 1996, 7:05 PM EDT  
Att. 22,808 - Unknown - 71 F

AB	36
R	5
H	12
RBI	5
BB	2
SO	6
LOB	14



Batter	1	2	3	4	5	6	7	8	9	AB R H RBI BB SO LOB
Manny Martinez, R OBP: 0.360, SLG: 0.429 (1, 8) BB: 1 SO: 7 H: 9	3-2 CS HBP	2-0 P4		1-2 FC6-4 1B			0-3 K		1-3 K	4 0 1 0 0 2 3
Glenn Murray, R OBP: 0.258, SLG: 0.300 Ken Ryan, R OBP: 0.200, SLG: 0.200 Benito Santiago, R OBP: 0.314, SLG: 0.465 (1, 9) SAFE (8, 1) SAFE (9, PH)	3-2 K 1-2		1-2 2B 1B	1-1 FC6-4 1-2f			1-0 G5-3		0-3 K	4 1 1 0 0 1 2 0 0 0 0 0 0 0 1 0 0 0 0 1 1
Gregg Jefferies, S OBP: 0.335, SLG: 0.379 (1, 3) C X	0-1 2B 1B		1-0 1B 2B			2-1 L9		0-1 G4-3		4 2 2 0 0 0 0
Todd Zeile, R OBP: 0.344, SLG: 0.445 (1, 5) B C B X	2-1 1-H 2B		2-1 G6-4-3 1B 2-H 3-H 1B			3-2 G5-3		0-1 BB 1B		4 0 3 3 0 0 0
Pete Incaviglia, R OBP: 0.323, SLG: 0.483 Ricky Otero, S OBP: 0.336, SLG: 0.349 (1, 7) (8, PR) (9, 8)	1-2 F7		0-1 G6-4-3 1B			0-0 F7		4-1 BB 1-2 BB		3 0 1 0 1 0 1 0 0 0 0 0 0 0
Mike Lieberthal, R OBP: 0.307, SLG: 0.460 (1, 2) H		1-0 FC1-4 HBP 1B	2-2 G6-4-3 1-2f 2-3			2-2 L1		1-2 P3		3 0 0 0 0 0 4
26 David Doster, R OBP: 0.266, SLG: 0.292 (1, 4) C B B F X		1-3 K	0-2 L9			0-0 F7		1-0 F8		4 0 0 0 0 1 4
Kevin Sefcik, R OBP: 0.263, SLG: 0.306 Jim Eisenreich, L OBP: 0.400, SLG: 0.433 (1, 6) (9, PH)		1-2 FC1-4 1B		2-1 G4-3		2-2 G6-3		3-2 1B		3 0 1 0 0 0 0 1 0 1 0 0 0 0
Bobby Munoz, R OBP: 0.250, SLG: 0.500 Steve Frey, R Toby Borland, R Ruben Amaro Jr, S OBP: 0.282, SLG: 0.324 (1, 1) (7, 1) (7, 1) (8, 9)		0-0 FC1-4 1-2f 2-3		1-0 G1-4-3			1-3 K		2-3 K	2 0 0 0 0 0 2 0 0 0 0 0 0 0 1 0 0 0 0 1 0 1 0 0 0 0 1 1

Inning Stats	R: 1 E: 0 K: 1 S: 14	H: 2 LOB: 1 BB: 0 P: 23	R: 0 E: 0 K: 1 S: 9	H: 1 LOB: 2 BB: 0 P: 14	R: 2 E: 0 K: 0 S: 14	H: 4 LOB: 1 BB: 0 P: 20	R: 0 E: 0 K: 0 S: 8	H: 1 LOB: 1 BB: 0 P: 13	R: 0 E: 0 K: 0 S: 6	H: 0 LOB: 0 BB: 0 P: 11	R: 0 E: 0 K: 0 S: 7	H: 0 LOB: 0 BB: 0 P: 11	R: 0 E: 0 K: 2 S: 9	H: 0 LOB: 0 BB: 0 P: 11	R: 0 E: 0 K: 0 S: 9	H: 1 LOB: 2 BB: 1 P: 15	R: 0 E: 0 K: 3 S: 16	H: 1 LOB: 1 BB: 0 P: 22	1B: 8 2B: 2 3B: 0 HR: 0	SF: 0 SAC: 0 DP: 1 HBP: 2
--------------	-------------------------------	----------------------------------	------------------------------	----------------------------------	-------------------------------	----------------------------------	------------------------------	----------------------------------	------------------------------	----------------------------------	------------------------------	----------------------------------	------------------------------	----------------------------------	------------------------------	----------------------------------	-------------------------------	----------------------------------	----------------------------------	------------------------------------

**BOTTOM**

**Cincinnati Reds @ Philadelphia Phillies**  
**Veterans Stadium, Philadelphia, PA**  
 Mon Jul 22 1996, 7:05 PM EDT  
 Att: 22,808 - Unknown - 71 F

livebaseballscorecards.com

<b>AB</b>	<b>35</b>
<b>R</b>	<b>3</b>
<b>H</b>	<b>10</b>
<b>RBI</b>	<b>3</b>
<b>BB</b>	<b>1</b>
<b>SO</b>	<b>7</b>
<b>LOB</b>	<b>18</b>



PITCHER	IP	WLS	BF	H	R	ER	SO	BB	IBB	HBP	BLK	WP	HR	S	P	ERA	WHIP
Scott Service, R ERA: 2.76 (1, 1)	5.0		23	8	3	3	2	0	0	0	0	0	0	51	81	5.40	1.600
Jeff Shaw, R ERA: 3.58 (6, 1)	2.0		6	0	0	0	2	0	0	0	0	0	0	16	22	0.00	0.000
Lee Smith, R ERA: 3.69 (8, 1)	1.0	W	5	1	0	0	0	1	0	0	0	0	0	9	15	0.00	2.000
Jeff Brantley, R ERA: 2.74 (9, 1)	1.0	S	4	1	0	0	3	0	0	0	0	0	0	16	22	0.00	1.000

WP	PA	ERA	WHIP
0	38		
0			
0			
1			

Batter	1	2	3	4	5	6	7	8	9	AB R H RBI BB SO LOB	TOP	
Eric Owens, R (1, 7) OBP: 0.297, SLG: 0.260 Thomas Howard, S (9, PH) OBP: 0.292, SLG: 0.390 (9, 7)	0-0 G4-6-3 1B		0-3 K		0-0 F9		0-0 G4-3		0-0 G3	4 0 1 0 0 1 1 1 0 0 0 0 0 1	<b>Cincinnati Reds @ Philadelphia Phillies</b> Veterans Stadium, Philadelphia, PA Tue Jul 23 1996, 7:05 PM EDT Att. 23,100 - Unknown - 72 F <a href="http://livebaseballscorecards.com">livebaseballscorecards.com</a>	
Lenny Harris, L (1, 3) OBP: 0.350, SLG: 0.479	0-0 G4-6-3 1-2f		0-0 HR 1B		0-0 F8			0-0 HR 1B	0-0 G3	5 2 2 0 0 0 2		
Barry Larkin, R (1, 6) OBP: 0.394, SLG: 0.519	4-0 BB		0-0 HR		0-0 G6-3			0-0 HR		3 2 2 5 1 0 0		
Eric Davis, R (1, 8) OBP: 0.393, SLG: 0.551	0-3 K		0-3 K		4-0 FC5-4 BB			0-3 K		3 0 0 0 1 3 1		
Reggie Sanders, R (1, 9) OBP: 0.353, SLG: 0.510		0-0 CS 1B		0-0 F7		0-0 L8		0-0 1B 2B		4 0 2 0 0 0 1		
Bret Boone, R (1, 4) OBP: 0.287, SLG: 0.369		0-0 P4		0-0 E3		0-0 F8		0-0 G6-4-3 1B		4 0 1 0 0 0 2		
Chris Sabo, R (1, 5) OBP: 0.364, SLG: 0.413 Jeff Branson, L (8, 5) OBP: 0.300, SLG: 0.389		0-0 P6 1-2		4-0 BB		0-0 FC5-4 1-2f		0-0 G6-4-3 1-2f		3 0 0 0 1 0 4 0 0 0 0 0 0 0		
Joe Oliver, R (1, 2) OBP: 0.311, SLG: 0.429			0-0 1B SH3-4 HR 1B		0-0 F8		0-0 L9		0-0 G3 SH2-4 1B	4 1 2 0 0 0 2		
Kevin Jarvis, L (1, 1) OBP: 0.105, SLG: 0.105			0-0 SH3-4 1-2		0-0 B1-3		0-3 K		0-0 SH2-4 1-2	2 0 0 0 0 1 2		
<b>Inning Stats</b>	R: 0 H: 1 E: 0 LOB: 1 K: 1 BB: 1 S: 5 P: 9	R: 0 H: 1 E: 0 LOB: 0 K: 0 BB: 0 S: 3 P: 3	R: 3 H: 3 E: 0 LOB: 0 K: 2 BB: 0 S: 10 P: 10	R: 0 H: 0 E: 1 LOB: 2 K: 0 BB: 1 S: 4 P: 8	R: 0 H: 0 E: 0 LOB: 0 K: 0 BB: 0 S: 3 P: 3	R: 0 H: 0 E: 0 LOB: 1 K: 0 BB: 1 S: 3 P: 7	R: 0 H: 0 E: 0 LOB: 0 K: 1 BB: 0 S: 5 P: 5	R: 2 H: 4 E: 0 LOB: 1 K: 1 BB: 0 S: 8 P: 8	R: 0 H: 1 E: 0 LOB: 1 K: 0 BB: 0 S: 4 P: 4	1B: 7 SF: 0 2B: 1 SAC: 2 3B: 0 DP: 2 HR: 2 HBP: 0		WP: 0 PA: 38 PB: 0 SB: 0 CS: 1
<b>PITCHER</b>	IP WLS BF H R ER SO BB IBB HBP BLK WP HR S P ERA WHIP											
Mike Mimbs, L (1, 1) ERA: 5.32	7.0 L 30 7 5 5 4 3 0 0 0 0 0 2 35 47 6.43 1.429											
Toby Borland, R (8, 1) ERA: 3.91	1.0 4 2 0 0 1 0 0 0 0 0 0 0 6 6 0.00 2.000											
Ron Blazier, R (9, 1) ERA: 3.94	1.0 4 1 0 0 0 0 0 0 0 0 0 0 4 4 0.00 1.000											

livebaseballscorecards.com

AB 33  
R 5  
H 10  
RBI 5  
BB 3  
SO 5  
LOB 16





Batter	1	2	3	4	5	6	7	8	9	AB	R	H	RBI	BB	SO	LOB
Ricky Otero, S OBP: 0.339, SLG: 0.363 (1, 8)	0-0 G5-3		0-0 SF8			0-0 3B		0-0 1B		3	0	2	2	0	0	0
Glenn Murray, R OBP: 0.248, SLG: 0.287 (1, 9)	0-0 L5		0-0 G5-3			0-0 F3		0-3 K		4	0	0	0	0	1	3
Gregg Jefferies, S OBP: 0.328, SLG: 0.370 (1, 3)	0-0 F7					0-0 G3-1			0-0 F9	4	0	0	0	0	0	1
Todd Zeile, R OBP: 0.346, SLG: 0.454 (1, 5)		0-0 G6-3				0-0 L9			0-0 HR	4	1	2	1	0	0	0
Jim Eisenreich, L OBP: 0.394, SLG: 0.426 (1, 7)		0-0 G3-1				0-0 G4-3			0-0 F9	4	0	0	0	0	0	1
Benito Santiago, R OBP: 0.310, SLG: 0.459 (1, 2)		0-3 K				0-0 F9			0-3 K	4	0	0	0	0	3	0
26 David Doster, R OBP: 0.280, SLG: 0.307 (1, 4)			0-0 G6-3			0-0 1B				3	1	2	0	0	0	0
Kevin Sefcik, R OBP: 0.293, SLG: 0.359 (1, 6)			0-0 1B			0-0 G4-6-3				3	1	2	0	0	0	1
Mike Mimbs, L OBP: 0.143, SLG: 0.143 (1, 1)			0-0 SF8			0-3 K				2	0	1	0	0	1	0
Toby Borland, R (8, 1)										0	0	0	0	0	0	0
Ruben Amaro Jr, S OBP: 0.275, SLG: 0.316 (8, PH)										1	0	0	0	0	0	2
Ron Blazier, R OBP: 1.000, SLG: 1.000 (9, 1)										0	0	0	0	0	0	0

Inning Stats	R: 0	H: 0	R: 0	H: 0	R: 1	H: 2	R: 0	H: 1	R: 0	H: 1	R: 0	H: 0	R: 1	H: 3	R: 1	H: 1	1B: 6	SF: 1	WP: 0	PA: 33	
E: 0	LOB: 0	E: 0	LOB: 0	E: 0	LOB: 1	E: 0	LOB: 0	E: 0	LOB: 0	E: 0	LOB: 1	E: 0	LOB: 0	E: 0	LOB: 1	E: 0	LOB: 0	2B: 1	SAC: 0	PB: 0	
K: 0	BB: 0	K: 1	BB: 0	K: 0	BB: 0	K: 0	BB: 0	K: 1	BB: 0	K: 1	BB: 0	K: 1	BB: 0	K: 1	BB: 0	K: 1	BB: 0	3B: 1	DP: 3	SB: 0	
S: 3	P: 3	S: 5	P: 5	S: 5	P: 5	S: 3	P: 3	S: 3	P: 3	S: 6	P: 6	S: 5	P: 5	S: 7	P: 7	S: 6	P: 6	HR: 1	HBP: 0	CS: 0	


PITCHER	IP	WLS	BF	H	R	ER	SO	BB	IBB	HBP	BLK	WP	HR	S	P	ERA	WHIP	PITCHER	IP	WLS	BF	H	R	ER	SO	BB	IBB	HBP	BLK	WP	HR	S	P	ERA	WHIP	
Kevin Jarvis, R ERA: 3.68 (1, 1)	9.0	W	33	9	3	3	5	0	0	0	0	0	1	43	43	3.00	1.000																			

**BOTTOM**

**Cincinnati Reds @ Philadelphia Phillies**  
**Veterans Stadium, Philadelphia, PA**

Tue Jul 23 1996, 7:05 PM EDT  
 Att: 23,100 - Unknown - 72 F

<b>AB</b>	<b>32</b>
<b>R</b>	<b>3</b>
<b>H</b>	<b>9</b>
<b>RBI</b>	<b>3</b>
<b>BB</b>	<b>0</b>
<b>SO</b>	<b>5</b>
<b>LOB</b>	<b>8</b>



Batter	1	2	3	4	5	6	7	8	9	AB R H RBI BB SO LOB	TOP											
Thomas Howard, S OBP: 0.284, SLG: 0.379 (1, 8)	0-0 F8		3-2 G3			2-2 G3	0-1 G4-3		2-1 G4-3	5 0 0 0 0 0 2												
Lenny Harris, L OBP: 0.352, SLG: 0.477 (1, 3)	3-2 G4-3		0-2 S 1B			0-0 G3-1		1-0 2B 1B	0-0 G3-1	5 0 2 0 0 0 0												
Barry Larkin, R OBP: 0.395, SLG: 0.522 (1, 6)	3-2 E 1B 1B		1-2 G1-3			2-3 K		1-2 FC5 2B		4 0 2 0 0 1 1												
Eddie Taubensee, L OBP: 0.323, SLG: 0.418 (1, 2)	0-1 E4 1-3 1B			1-2 F8			2-3 K FC6-4	1-2 G1-3		4 0 1 0 0 1 2												
Reggie Sanders, R OBP: 0.356, SLG: 0.508 (1, 9)	0-0 G1-3			0-1 P6-4 S 1B			0-1 F9	4-0 IBB		3 0 1 0 1 0 3												
Willie Greene, L OBP: 0.301, SLG: 0.443 (1, 5)		2-3 K		0-1 P6-4 1-3f			1-0 FC6-4 E 1B 1B	0-0 P5		4 1 0 0 0 1 5												
Jeff Shaw, R (8, 1)										0 0 0 0 0 0 0												
Jeff Brantley, R (9, 1)										0 0 0 0 0 0 0												
Bret Boone, R OBP: 0.286, SLG: 0.367 (1, 4)		1-1 F9			1-3 K		1-2 E7 1-3 1B 1B	2-2 FC5 2-3f		4 1 1 0 0 1 3												
Eric Anthony, L OBP: 0.371, SLG: 0.508 (1, 7)		3-3 K			2-1 G6-3		4-0 1B IBB		2-1 HR	3 1 1 1 1 1 0												
Dave Burba, R OBP: 0.159, SLG: 0.262 (1, 1)			0-3 K			0-3 K		0-1 1-2 2-H 3-H 1B		3 0 1 2 0 2 0												
Jeff Branson, L OBP: 0.299, SLG: 0.388 (8, 5)									0-3 K	1 0 0 0 0 1 0												
<b>Inning Stats</b>	R: 0 E: 1 K: 0 S: 10	H: 2 LOB: 2 BB: 0 P: 16	R: 0 E: 0 K: 2 S: 8	H: 0 LOB: 0 BB: 0 P: 14	R: 0 E: 0 K: 1 S: 16	H: 1 LOB: 1 BB: 0 P: 20	R: 0 E: 0 K: 0 S: 8	H: 1 LOB: 0 BB: 0 P: 9	R: 0 E: 0 K: 1 S: 8	H: 0 LOB: 0 BB: 0 P: 11	R: 2 E: 1 K: 1 S: 14	H: 2 LOB: 2 BB: 1 P: 22	R: 0 E: 0 K: 0 S: 12	H: 2 LOB: 3 BB: 1 P: 21	R: 1 E: 0 K: 1 S: 9	H: 1 LOB: 0 BB: 0 P: 13	1B: 7 2B: 2 3B: 0 HR: 1	SF: 0 SAC: 0 DP: 1 HBP: 0	WP: 1 PB: 0 SB: 2 CS: 0	PA: 38		
<b>PITCHER</b>	IP WLS BF H R ER SO BB IBB HBP BLK WP HR S P ERA WHIP	IP WLS BF H R ER SO BB IBB HBP BLK WP HR S P ERA WHIP	IP WLS BF H R ER SO BB IBB HBP BLK WP HR S P ERA WHIP	IP WLS BF H R ER SO BB IBB HBP BLK WP HR S P ERA WHIP	IP WLS BF H R ER SO BB IBB HBP BLK WP HR S P ERA WHIP	IP WLS BF H R ER SO BB IBB HBP BLK WP HR S P ERA WHIP	IP WLS BF H R ER SO BB IBB HBP BLK WP HR S P ERA WHIP	IP WLS BF H R ER SO BB IBB HBP BLK WP HR S P ERA WHIP	IP WLS BF H R ER SO BB IBB HBP BLK WP HR S P ERA WHIP	IP WLS BF H R ER SO BB IBB HBP BLK WP HR S P ERA WHIP	IP WLS BF H R ER SO BB IBB HBP BLK WP HR S P ERA WHIP	IP WLS BF H R ER SO BB IBB HBP BLK WP HR S P ERA WHIP	IP WLS BF H R ER SO BB IBB HBP BLK WP HR S P ERA WHIP	IP WLS BF H R ER SO BB IBB HBP BLK WP HR S P ERA WHIP	IP WLS BF H R ER SO BB IBB HBP BLK WP HR S P ERA WHIP	IP WLS BF H R ER SO BB IBB HBP BLK WP HR S P ERA WHIP	IP WLS BF H R ER SO BB IBB HBP BLK WP HR S P ERA WHIP	IP WLS BF H R ER SO BB IBB HBP BLK WP HR S P ERA WHIP	IP WLS BF H R ER SO BB IBB HBP BLK WP HR S P ERA WHIP	IP WLS BF H R ER SO BB IBB HBP BLK WP HR S P ERA WHIP	IP WLS BF H R ER SO BB IBB HBP BLK WP HR S P ERA WHIP	
Mike Williams, R ERA: 4.95 (1, 1)	7.0 L 28 6 2 1 7 0 1 0 0 1 0 72 104 1.29 0.857	0.2 5 2 0 0 0 0 0 1 0 0 0 0 9 16 0.00 3.000	1.1 5 1 1 1 1 1 0 0 0 0 0 1 12 18 6.75 0.750																			

Cincinnati Reds @ Philadelphia Phillies  
Veterans Stadium, Philadelphia, PA  
Wed Jul 24 1996, 3:33 AM EDT  
Att. 27,352 - Sunny - 77 F

livebaseballscorecards.com

AB	36
R	3
H	9
RBI	3
BB	2
SO	8
LOB	16



BOTTOM

Cincinnati Reds @ Philadelphia Phillies  
Veterans Stadium, Philadelphia, PA  
Wed Jul 24 1996, 3:33 AM EDT  
Att. 27,352 - Sunny - 77 F

livebaseballscorecards.com

AB	32
R	1
H	6
RBI	1
BB	2
SO	6
LOB	13



WP:	0	PA:	35
PB:	0	SB:	0
CS:	1		

AB R H RBI BB SO LOB

4 0 3 0 0 0 0

4 0 0 0 0 0 3

4 1 2 0 0 0 1

3 0 0 0 1 0 3

4 0 0 1 0 2 2

3 0 0 0 1 0 2

3 0 1 0 0 0 1

0 0 0 0 0 0 0

0 0 0 0 0 0 0

1 0 0 0 0 0 1

3 0 0 0 0 2 0

2 0 0 0 0 1 0

1 0 0 0 0 1 0

1B:	4	SF:	0
2B:	2	SAC:	0
3B:	0	DP:	0
HR:	0	HBP:	0

WP:	0	PA:	35
PB:	0	SB:	0
CS:	1		

1B:	4	SF:	0
2B:	2	SAC:	0
3B:	0	DP:	0
HR:	0	HBP:	0

WP:	0	PA:	35
PB:	0	SB:	0
CS:	1		

Batter	1	2	3	4	5	6	7	8	9
Ricky Otero, S OBP: 0.346, SLG: 0.375 (1, 8)	2-2 1B		2-2 2B			0-2 P3		1-0 1B	
Mickey Morandini, L OBP: 0.339, SLG: 0.361 (1, 4)	2-2 P5		0-1 G6-3			0-0 G4-3		1-0 G3	
Gregg Jefferies, S OBP: 0.332, SLG: 0.378 (1, 3)	1-1 F9			3-2 F8 1B		0-2 G6-3			0-1 G4-3 G6-3 2B
Todd Zeile, R OBP: 0.345, SLG: 0.450 (1, 5)	0-0 F9			0-1 F8 1-2			4-2 BB		1-2 G4-3 2-3
Pete Incaviglia, R OBP: 0.318, SLG: 0.476 (1, 7)		3-3 K		3-2 P4			1-3 K		3-2 G6-3 3-H
Mike Lieberthal, R OBP: 0.306, SLG: 0.451 (1, 2)		0-0 F9		1-1 F7			2-2 F8		4-0 BB
Glenn Murray, R OBP: 0.250, SLG: 0.289 Steve Frey, R (8, 1) Toby Borland, R (8, 1) Benito Santiago, R OBP: 0.309, SLG: 0.457 (9, PH)		2-2 CS 1B			0-0 G5-3		2-1 F7		1-0 P3
Kevin Stocker, S OBP: 0.325, SLG: 0.328 (1, 6)		1-2 CS 1-2	1-3 K		2-3 K			1-2 P4	
Mike Williams, R OBP: 0.147, SLG: 0.094 Jim Eisenreich, L OBP: 0.392, SLG: 0.424 (8, 9)			3-2 G6-3		1-3 K			2-3 K	

Inning Stats	R: 0	H: 1	E: 0	LOB: 1	K: 0	BB: 0	S: 11	R: 0	H: 1	E: 0	LOB: 0	K: 1	BB: 0	S: 9	R: 0	H: 1	E: 0	LOB: 1	K: 1	BB: 0	S: 13	R: 0	H: 0	E: 0	LOB: 0	K: 2	BB: 0	S: 8	R: 0	H: 0	E: 0	LOB: 0	K: 0	BB: 0	S: 7	R: 0	H: 0	E: 0	LOB: 1	K: 1	BB: 1	S: 11	R: 0	H: 1	E: 0	LOB: 1	K: 1	BB: 0	S: 9	R: 1	H: 1	E: 0	LOB: 1	K: 0	BB: 1	S: 12	1B: 4	SF: 0	2B: 2	SAC: 0	3B: 0	DP: 0	HR: 0	HBP: 0
--------------	------	------	------	--------	------	-------	-------	------	------	------	--------	------	-------	------	------	------	------	--------	------	-------	-------	------	------	------	--------	------	-------	------	------	------	------	--------	------	-------	------	------	------	------	--------	------	-------	-------	------	------	------	--------	------	-------	------	------	------	------	--------	------	-------	-------	-------	-------	-------	--------	-------	-------	-------	--------

PITCHER	IP	WLS	BF	H	R	ER	SO	BB	IBB	HBP	BLK	WP	HR	S	P	ERA	WHIP
Dave Burba, R ERA: 3.87 (1, 1)	7.0	W	25	4	0	0	5	1	0	0	0	0	0	69	105	0.00	0.714
Jeff Shaw, R ERA: 3.51 (8, 1)	1.0		4	1	0	0	1	0	0	0	0	0	0	9	14	0.00	1.000
Jeff Brantley, R ERA: 2.87 (9, 1)	1.0	S	5	1	1	1	0	1	0	0	0	0	0	12	21	9.00	2.000

Batter	1	2	3	4	5	6	7	8	9	AB R H RBI BB SO LOB	TOP										
Lance Johnson, L (1, 8) OBP: 0.338, SLG: 0.452	0-0 L8		3-2 E3 G6-4-3		1-0 F8		2-0 P2		2-1 2B DI 1B	5 1 1 0 0 0 1											
Jose Vizcaino, S (1, 4) OBP: 0.350, SLG: 0.369	2-2 G6-3		2-1 G6-4-3 1-2f		0-0 FC6-4 1B			1-1 L5-3 1-H	2-2 2B	5 0 2 1 0 0 1											
Bernard Gilkey, R (1, 7) OBP: 0.379, SLG: 0.549 Paul Byrd, R (8, 1) Carl Everett, S (9, PH) OBP: 0.357, SLG: 0.365	0-1 G5-3			1-3 K	1-0 FC6-4 1-2f			4-1 DI 3B BB	3-2 F8	3 1 0 0 1 1 2 0 0 0 0 0 0 0 1 0 0 0 0 0 1											
Butch Huskey, R (1, 3) OBP: 0.314, SLG: 0.425		0-0 F8		4-2 1B BB		1-0 1B 1B		0-0 F9		3 0 1 0 1 0 1											
Todd Hundley, S (1, 2) OBP: 0.355, SLG: 0.579		2-2 HR		4-1 1B BB		2-3 K		2-2 1-H 3B		3 1 2 2 1 1 1											
Jeff Kent, R (1, 5) OBP: 0.332, SLG: 0.442 Robert Person, R (6, 1) Chris Jones, R (8, PH) OBP: 0.321, SLG: 0.420 (8, 7)		4-2 WP BB		2-3 K		1-2 L4 1B		1-3 K		2 0 1 0 1 1 2 0 0 0 0 0 0 0 1 0 0 0 0 1 1											
Alex Ochoa, R (1, 9) OBP: 0.362, SLG: 0.505		1-3 K		0-2 1B 1-2 2-H		2-0 L4			1-2 WP G6-3 2B	4 1 2 0 0 1 3											
Rey Ordonez, R (1, 6) OBP: 0.297, SLG: 0.309 Andy Tomberlin, L (9, PH) OBP: 0.444, SLG: 0.565		1-2 L1			0-0 P6		0-1 G6-3		0-3 K	3 0 0 0 0 0 1 1 0 0 0 0 1 1											
Paul Wilson, R (1, 1) OBP: 0.152, SLG: 0.097 Jerry Dipoto, R (5, 1) Edgardo Alfonzo, R (6, 5) OBP: 0.284, SLG: 0.322			0-0 G5-3		2-2 1B HBP		0-1 G6-3		1-2 G6-3 2-H	1 0 0 0 0 0 0 0 0 0 0 0 0 0 2 0 0 1 0 0 0											
<b>Inning Stats</b>	R: 0 E: 0 K: 0 S: 6	H: 0 LOB: 0 BB: 0 P: 8	R: 1 E: 0 K: 1 S: 13	H: 1 LOB: 1 BB: 1 P: 21	R: 0 E: 1 K: 0 S: 6	H: 0 LOB: 0 BB: 0 P: 11	R: 0 E: 0 K: 2 S: 13	H: 1 LOB: 2 BB: 2 P: 24	R: 0 E: 0 K: 1 S: 9	H: 2 LOB: 1 BB: 0 P: 15	R: 0 E: 0 K: 0 S: 5	H: 0 LOB: 0 BB: 0 P: 7	R: 1 E: 0 K: 1 S: 11	H: 1 LOB: 1 BB: 1 P: 19	R: 2 E: 0 K: 1 S: 18	H: 3 LOB: 1 BB: 0 P: 27	1B: 5 2B: 3 3B: 1 HR: 1	SF: 0 SAC: 0 DP: 2 HBP: 1	WP: 2 PB: 0 SB: 0 CS: 0	PA: 39	
<b>PITCHER</b>	IP WLS BF H R ER SO BB IBB HBP BLK WP HR S P ERA WHIP																			<b>PITCHER</b>	IP WLS BF H R ER SO BB IBB HBP BLK WP HR S P ERA WHIP
John Smiley, L (1, 1) ERA: 4.15	7.0 W 28 5 1 1 4 3 0 1 0 1 1 58 96 1.29 1.143																				
Hector Carrasco, R (8, 1) ERA: 3.46	1.0 5 1 1 1 1 1 1 0 0 0 0 0 11 19 9.00 2.000																				
Lee Smith, R (9, 1) ERA: 4.13	1.0 6 3 2 2 1 1 0 0 0 0 1 0 18 27 18.00 3.000																				

New York Mets @ Cincinnati Reds  
Riverfront Stadium, Cincinnati, OH

Fri Jul 26 1996, 7:05 PM EDT  
Att. 30,011 - Unknown - 83 F

livebaseballscorecards.com

AB	34
R	4
H	9
RBI	4
BB	4
SO	6
LOB	15



BOTTOM

New York Mets @ Cincinnati Reds  
Riverfront Stadium, Cincinnati, OH

livebaseballscores.com

AB	33
R	7
H	11
RBI	7
BB	7
SO	5
LOB	16



WP:	1	PA:	42
PB:	0		
SB:	5		
CS:	0		

Fri Jul 26 1996, 7:05 PM EDT  
Att: 30,011 - Unknown - 83 F

Batter	1	2	3	4	5	6	7	8	9	AB	R	H	RBI	BB	SO	LOB	
<b>Thomas Howard, S</b> OBP: 0.282, SLG: 0.379 (1, 7) (9, 8)	0-1 L7		0-0 L5		SH1-3 1B		0-0 P5			5	1	1	0	0	0	2	
<b>Lenny Harris, L</b> OBP: 0.355, SLG: 0.474 (1, 3) (9, 8)	1-0 L9-6 1B		0-1 F9		SH1-3 2B		2-1 F7			3	0	1	0	1	0	0	
<b>Barry Larkin, R</b> OBP: 0.395, SLG: 0.520 (1, 6) (9, 8)	2-2 L9-6 1-2		0-2 HBP 1B		SH1-3 1B		3-2 F8			5	1	2	1	0	0	4	
<b>Eric Davis, R</b> OBP: 0.397, SLG: 0.561 <b>Lee Smith, R</b> (9, 1)		0-1 HR	1-2 HBP		4-2 WP 1B BB		0-0 G1-3		0-0 F9	3	2	1	1	1	0	0	
<b>Reggie Sanders, R</b> OBP: 0.361, SLG: 0.507 (1, 9)		0-0 G4-3 1B	1-1 G5-3		1-1 WP 1B		2-1 G5-3		4-1 S BB	4	1	2	1	1	0	2	
<b>Willie Greene, L</b> OBP: 0.304, SLG: 0.435 (1, 5)		3-3 K 1-2		0-3 K	4-1 BB 2B IBB		4-1 1B BB		2-2 G6-3 1-2	3	1	0	0	2	2	2	
<b>Bret Boone, R</b> OBP: 0.289, SLG: 0.369 (1, 4)		0-2 G4-3		0-0 F8	1-1 BB 2B 1B		1-0 1B		1-2 1B	4	1	2	2	0	0	1	
<b>Joe Oliver, R</b> OBP: 0.321, SLG: 0.436 (1, 2)		4-0 S BB		1-0 2B	4-1 2B BB		2-3 K			2	0	1	0	2	1	2	
<b>John Smiley, L</b> OBP: 0.268, SLG: 0.282 <b>Eric Anthony, L</b> OBP: 0.369, SLG: 0.504 <b>Hector Carrasco, R</b> <b>Eric Owens, R</b> OBP: 0.297, SLG: 0.260 (7, PH) (8, 1) (9, 7)	1-3 K 1-2		0-3 K		0-0 2B		2-2 G3			3	0	1	2	0	2	3	
										1	0	0	0	0	0	0	
										0	0	0	0	0	0	0	
										0	0	0	0	0	0	0	
<b>Inning Stats</b>	R: 0 E: 0 K: 0 S: 7	H: 1 LOB: 0 BB: 0 P: 10	R: 1 E: 0 K: 2 S: 12	H: 2 LOB: 2 BB: 1 P: 20	R: 0 E: 0 K: 0 S: 14	H: 1 LOB: 2 BB: 0 P: 17	R: 0 E: 0 K: 2 S: 8	H: 1 LOB: 1 BB: 0 P: 9	R: 6 E: 0 K: 0 S: 22	H: 5 LOB: 3 BB: 4 P: 46	R: 0 E: 0 K: 1 S: 8	H: 1 LOB: 2 BB: 1 P: 17	R: 0 E: 0 K: 0 S: 6	H: 0 LOB: 0 BB: 0 P: 10	R: 0 E: 0 K: 0 S: 8	H: 0 LOB: 1 BB: 1 P: 17	
<b>PITCHER</b>	IP WLS BF H R ER SO	WLS L 5 1 0 0 0	BF 25 1 0 0 1 0	H 9 0 0 0 0 0	R 7 0 0 0 0 0	ER 7 0 0 0 0 0	SO 4 0 1 0 0 0	BB 2 0 1 0 0 0	IBB 1 0 0 0 0 0	HBP 1 0 0 0 0 0	BLK 0 0 0 0 0 0	WP 1 0 0 0 0 0	HR 1 0 0 0 0 0	S 55 8 14 8 17	P 82 20 27 17	ERA 14.54 0.00 0.00 0.00	WHIP 2.538 4.500 1.000 1.000

**New York Mets @ Cincinnati Reds**  
 Riverfront Stadium, Cincinnati, OH

Sat Jul 27 1996, 3:33 AM EDT  
 Att. 26,880 - Sunny - 82 F

[livebaseballscorecards.com](http://livebaseballscorecards.com)

<b>AB</b>	<b>32</b>
<b>R</b>	<b>5</b>
<b>H</b>	<b>8</b>
<b>RBI</b>	<b>4</b>
<b>BB</b>	<b>7</b>
<b>SO</b>	<b>8</b>
<b>LOB</b>	<b>16</b>



AB	R	H	RBI	BB	SO	LOB
2	2	1	1	2	0	0
3	1	2	0	2	0	3
5	1	1	3	0	1	5
4	0	0	0	1	1	1
4	0	0	0	1	1	1
3	0	0	0	1	2	1
4	0	1	0	0	0	0
3	0	1	0	0	2	2
1	0	1	0	0	0	0
0	0	0	0	0	0	0
2	1	1	0	0	1	2
0	0	0	0	0	0	0
1	0	0	0	0	0	1
0	0	0	0	0	0	0

Batter	1	2	3	4	5	6	7	8	9
<b>Lance Johnson, L</b> (1, 8) OBP: 0.343, SLG: 0.452	3-2 P3		1-1 BLK E HBP		2-2 HR S 1B	4-0 BB IBB		4-0 BB S BB	
<b>Jose Vizcaino, S</b> (1, 4) OBP: 0.355, SLG: 0.372	2-0 1B		2-0 E5 CS 1B		4-1 HR BB	4-1 BB		0-2 G5-3	
<b>Bernard Gilkey, R</b> (1, 7) OBP: 0.377, SLG: 0.553	2-1 F8		2-2 G5-3		0-0 HR	3-2 G5-3			1-3 K
<b>Todd Hundley, S</b> (1, 2) OBP: 0.353, SLG: 0.572	0-1 G3-4-3		2-3 K		1-2 G3-1		2-2 G3		4-0 BB G6-4-3
<b>Butch Huskey, R</b> (1, 3) OBP: 0.312, SLG: 0.419		2-1 G6-3		1-2 K	4-0 BB		1-1 F9		0-1 G6-4-3
<b>Jeff Kent, R</b> (1, 5) OBP: 0.331, SLG: 0.438		4-2 2B BB		2-3 K	2-2 F8		3-3 K		
<b>Alex Ochoa, R</b> (1, 9) OBP: 0.358, SLG: 0.505		2-1 SAFE 2B		3-2 P6		0-0 P4		0-0 G6-3	
<b>Rey Ordenez, R</b> (1, 6) OBP: 0.297, SLG: 0.309		1-3 2B			2-3 K	0-1 BB SH3-4 1B		1-1 G4-3 2B	
<b>Brent Mayne, L</b> (8, PH) OBP: 0.354, SLG: 0.371			1-3 K						
<b>Tim Bogar, R</b> (8, PR) OBP: 0.250, SLG: 0.206									
<b>Mark Clark, R</b> (1, 1) OBP: 0.042, SLG: 0.064		0-3 K			1-1 1B 2B		0-0 SH3-4		0-0 G4-3
<b>Dave Micki, R</b> (6, 1) OBP: 0.200, SLG: 0.111									
<b>Carl Everett, S</b> (8, PH) OBP: 0.354, SLG: 0.361									
<b>John Franco, L</b> (8, 1) OBP: 0.354, SLG: 0.361									

Inning	1	2	3	4	5	6	7	8	9
<b>R</b>	0	0	1	0	4	0	0	0	0
<b>H</b>	1	1	1	0	3	1	0	1	0
<b>E</b>	0	0	1	0	0	0	0	0	0
<b>K</b>	0	2	1	2	1	0	1	0	1
<b>S</b>	8	13	8	12	19	8	10	7	5
<b>LOB</b>	1	2	0	0	1	3	0	2	0
<b>BB</b>	0	1	0	0	2	2	0	1	1
<b>P</b>	15	22	15	18	34	19	16	12	10

PITCHER	IP	WLS	BF	H	R	ER	SO	BB	IBB	HBP	BLK	WP	HR	S	P	ERA	WHIP
<b>Roger Salkeld, R</b> (1, 1) ERA: 4.25	4.2		23	6	5	4	6	3	0	1	1	0	1	57	99	7.71	1.929
<b>Scott Service, R</b> (5, 1) ERA: 2.55	1.1	W	7	1	0	0	0	1	1	0	0	0	0	11	24	0.00	1.500
<b>Hector Carrasco, R</b> (7, 1) ERA: 3.38	1.0		3	0	0	0	1	0	0	0	0	0	0	10	16	0.00	0.000
<b>Jeff Shaw, R</b> (8, 1) ERA: 3.45	1.0		5	1	0	0	0	1	0	0	0	0	0	7	12	0.00	2.000
<b>Jeff Brantley, R</b> (9, 1) ERA: 2.81	1.0	S	3	0	0	0	1	1	0	0	0	0	0	5	10	0.00	1.000

**BOTTOM**

**New York Mets @ Cincinnati Reds**  
 Riverfront Stadium, Cincinnati, OH

Sat Jul 27 1996, 3:33 AM EDT  
 Att. 26,880 - Sunny - 82 F

[livebaseballscorecards.com](http://livebaseballscorecards.com)

<b>AB</b>	<b>35</b>
<b>R</b>	<b>7</b>
<b>H</b>	<b>13</b>
<b>RBI</b>	<b>7</b>
<b>BB</b>	<b>3</b>
<b>SO</b>	<b>7</b>
<b>LOB</b>	<b>18</b>



AB	R	H	RBI	BB	SO	LOB
5	1	1	1	0	1	1
5	1	2	1	0	0	1
4	2	3	1	1	0	1
3	0	1	2	1	2	2
4	1	2	1	0	1	2
3	0	1	0	1	0	3
4	0	2	1	0	2	3
3	1	0	0	0	1	3
2	0	0	0	0	0	1
0	0	0	0	0	0	0
1	1	1	0	0	0	0
0	0	0	0	0	0	0
1	0	0	0	0	0	1
0	0	0	0	0	0	0
0	0	0	0	0	0	0
1B: 10	SF: 1	WP: 2	PA: 40			
2B: 3	SAC: 0	PB: 0				
3B: 0	DP: 1	SB: 2				
HR: 0	HBP: 1	CS: 0				

Batter	1	2	3	4	5	6	7	8	9			
<b>Thomas Howard, S</b> (1, 7) OBP: 0.280, SLG: 0.374	0-0 G6-3 2B 1B		0-0 L3		1-3 K	0-0 G4-3		1-1 L9				
<b>Lenny Harris, L</b> (1, 3) OBP: 0.357, SLG: 0.472	1-0 SAFE G6-3 1-2		3-2 G6-3		0-0 BB 1B	1-1 WP 1B		0-1 G5-3				
<b>Barry Larkin, R</b> (1, 6) OBP: 0.401, SLG: 0.529	1-0 S SF9 2-H 2B		1-2 WP 1B 2B		4-1 SAFE FC5-4 1B 1-2 BB	3-2 P6 1-2		3-2 1B				
<b>Eric Davis, R</b> (1, 8) OBP: 0.397, SLG: 0.558	2-1 SF9 2-H		4-2 1B BB		1-1 FC5-4 1B 1-2 2-H	0-3 K		2-3 K				
<b>Reggie Sanders, R</b> (1, 9) OBP: 0.364, SLG: 0.512	3-3 K		1-1 1B BB		0-0 FC5-4 S 1-2 2-3		0-1 G4-3 1B 2B					
<b>Eddie Taubensee, L</b> (1, 2)		0-0 G3-6-3 1B	0-0 F8		4-0 1B IBB		1-0 G4-3					
<b>Bret Boone, R</b> (1, 4) OBP: 0.292, SLG: 0.371		1-1 G3-6-3 1B		0-2 K	0-3 K		0-1 1B					
<b>Jeff Branson, L</b> (1, 5) OBP: 0.298, SLG: 0.382		1-0 G3-6-3 1-2 2-3		0-0 F7		1-1 1B G4-3 HBP	0-3 K					
<b>Roger Salkeld, R</b> (1, 1) <b>Scott Service, R</b> (5, 1) <b>Willie Greene, L</b> (6, PH) <b>Hector Carrasco, R</b> (7, 1) <b>Eric Anthony, L</b> (7, PH) <b>Jeff Shaw, R</b> (8, 1) <b>Jeff Brantley, R</b> (9, 1)		1-0 G4-3		1-0 L9		0-0 G4-3 1B 1B	0-2 P3					
<b>Inning Stats</b>	R: 2 H: 2 E: 0 LOB: 0 K: 1 BB: 0 S: 9 P: 16	R: 0 H: 2 E: 0 LOB: 1 K: 0 BB: 0 S: 5 P: 8	R: 1 H: 2 E: 0 LOB: 2 K: 0 BB: 1 S: 13 P: 22	R: 0 H: 0 E: 0 LOB: 0 K: 1 BB: 0 S: 5 P: 6	R: 1 H: 2 E: 0 LOB: 3 K: 2 BB: 2 S: 11 P: 21	R: 2 H: 2 E: 0 LOB: 1 K: 1 BB: 0 S: 13 P: 18	R: 1 H: 2 E: 0 LOB: 1 K: 1 BB: 0 S: 11 P: 12	R: 0 H: 1 E: 0 LOB: 1 K: 1 BB: 0 S: 11 P: 17				
<b>PITCHER</b>	IP WLS BF H R ER SO BB IBB HBP BLK WP HR S P ERA WHIP											IP WLS BF H R ER SO BB IBB HBP BLK WP HR S P ERA WHIP
<b>Mark Clark, R</b> (1, 1) ERA: 3.38	5.1 L 29 10 6 6 4 2 1 1 0 1 0 48 80 10.12 2.250											
<b>Dave Micki, R</b> (6, 1) ERA: 3.39	1.2 7 2 1 1 2 0 0 0 0 1 0 19 23 5.40 1.200											
<b>John Franco, L</b> (8, 1) ERA: 1.87	1.0 4 1 0 0 1 0 0 0 0 0 0 11 17 0.00 1.000											

Batter	1	2	3	4	5	6	7	8	9	AB R H RBI BB SO LOB	TOP		
Lance Johnson, L (1, 8) OBP: 0.344, SLG: 0.450 Carl Everett, S (9, 8) OBP: 0.354, SLG: 0.361	0-0 L9	2-2 G4-6-3			0-0 S 1B	4-0 1B IBB			1-0 G6-3	4 0 1 0 1 0 1 0 0 0 0 0 0 0			
Jose Vizcaino, S (1, 4) OBP: 0.356, SLG: 0.377	1-2 E6 3B		1-0 G4-3		2-3 SAFE 1-2 SAFE 1-2 SAFE SAFE	1-2 K 1B			2-2 G4-3	5 1 2 2 0 1 1			
Bernard Gilkey, R (1, 7) OBP: 0.379, SLG: 0.553 Chris Jones, R (9, 7) OBP: 0.321, SLG: 0.420	2-2 1B E 1B		1-2 G4-6-3 1B			G6-3 K			3-2 1B	5 1 3 0 0 1 2 0 0 0 0 0 0 0			
Todd Hundley, S (1, 2) OBP: 0.354, SLG: 0.578	1-2 FC5 E 1-3 1B		1-2 G4-6-3			1-0 HR			0-3 K	5 1 2 1 0 1 2			
Butch Huskey, R (1, 3) OBP: 0.312, SLG: 0.415 Tim Bogar, R (7, 3) OBP: 0.250, SLG: 0.206	2-1 E5 FC5 1-2 3-H			0-1 L6		4-2 1B BB BB			3-3 K	3 1 0 1 1 1 1 0 0 0 0 0 0 0			
Jeff Kent, R (1, 5) OBP: 0.331, SLG: 0.436	3-3 K		1-2 G5-3			1-0 BB 1B 1-2 SH1-3 1B			2-3 K	4 1 1 0 0 2 2			
Alex Ochoa, R (1, 9) OBP: 0.355, SLG: 0.496	0-2 FC5 1-2 2-3f			2-3 K		1-0 SH1-3 BB 1-2 2-3 1B 1B			0-1 F8	4 1 1 0 0 1 2			
Edgardo Alfonzo, R (1, 6) OBP: 0.283, SLG: 0.316		2-2 G5-3				2-1 G4-3			0-3 K	3 1 0 1 1 1 0			
Bobby Jones, R (1, 1) OBP: 0.163, SLG: 0.171		0-0 G4-6-3 1B				2-3 K			0-3 K	3 0 1 1 0 2 0			
<b>Inning Stats</b>	R: 2 H: 3 E: 2 LOB: 2 K: 1 BB: 0 S: 19 P: 28	R: 0 H: 1 E: 0 LOB: 0 K: 0 BB: 0 S: 9 P: 13	R: 0 H: 1 E: 0 LOB: 0 K: 0 BB: 0 S: 7 P: 10	R: 0 H: 0 E: 0 LOB: 0 K: 1 BB: 0 S: 8 P: 11	R: 0 H: 1 E: 0 LOB: 1 K: 2 BB: 0 S: 9 P: 15	R: 5 H: 4 E: 0 LOB: 2 K: 1 BB: 3 S: 14 P: 32	R: 0 H: 0 E: 0 LOB: 0 K: 2 BB: 0 S: 11 P: 19	R: 0 H: 0 E: 0 LOB: 0 K: 2 BB: 0 S: 8 P: 8	R: 0 H: 1 E: 0 LOB: 1 K: 1 BB: 0 S: 12 P: 18	1B: 9 SF: 0 2B: 0 SAC: 1 3B: 1 DP: 2 HR: 1 HBP: 0	WP: 0 PA: 40 PB: 0 SB: 1 CS: 0		
<b>PITCHER</b>	IP WLS BF H R ER SO BB IBB HBP BLK WP HR S P ERA WHIP											<b>PITCHER</b>	IP WLS BF H R ER SO BB IBB HBP BLK WP HR S P ERA WHIP
Kevin Jarvis, R (1, 1) ERA: 4.3	5.1 L 26 9 7 7 4 2 0 0 0 0 0 1 58 95 11.81 2.062												
Scott Service, R (6, 1) ERA: 2.45	0.2 4 1 0 0 1 0 1 0 0 0 0 0 8 14 0.00 1.500												
Johnny Ruffin, R (7, 1) ERA: 5.83	2.0 6 0 0 0 4 0 0 0 0 0 0 0 19 27 0.00 0.000												
Lee Smith, R (9, 1) ERA: 4.01	1.0 4 1 0 0 1 0 0 0 0 0 0 0 12 18 0.00 1.000												

**New York Mets @ Cincinnati Reds**  
Riverfront Stadium, Cincinnati, OH  
Sun Jul 28 1996, 3:33 AM EDT  
Att. 25,094 - Cloudy - 83 F

[livebaseballscorecards.com](http://livebaseballscorecards.com)

AB	36
R	7
H	11
RBI	6
BB	3
SO	10
LOB	11





BOTTOM

New York Mets @ Cincinnati Reds  
Riverfront Stadium, Cincinnati, OH  
Sun Jul 28 1996, 3:33 AM EDT  
Att. 25,094 - Cloudy - 83 F

livebaseballscorecards.com

AB 28  
R 1  
H 3  
RBI 1  
BB 1  
SO 5  
LOB 9



WP: 0 PA: 30  
PB: 0  
SB: 0  
CS: 1

AB	R	H	RBI	BB	SO	LOB
4	0	1	1	0	0	0
4	0	0	0	0	0	2
2	0	0	0	1	0	1
1	0	0	0	0	0	0
3	0	0	0	0	2	1
3	0	0	0	0	0	2
3	0	0	0	0	1	1
3	0	1	0	0	1	0
3	1	1	0	0	1	1
0	0	0	0	0	0	0
0	0	0	0	0	0	0
1	0	0	0	0	0	0
0	0	0	0	0	0	0
1	0	0	0	0	0	1
0	0	0	0	0	0	0

Batter	1	2	3	4	5	6	7	8	9
Thomas Howard, S OBP: 0.279, SLG: 0.377 (1, 8)	0-1 E1 G6-4-3		1-2 2B			2-2 F8			1-0 P6
Lenny Harris, L OBP: 0.349, SLG: 0.460 (1, 3)	1-0 F8		2-1 P4			0-1 P2			1-1 G4-3
Barry Larkin, R OBP: 0.400, SLG: 0.526 Willie Greene, L OBP: 0.306, SLG: 0.436 (1, 6) (8, 5)	2-2 G6-4-3 1-2f		4-1 CS BB			1-1 L5			0-0 G3
Reggie Sanders, R OBP: 0.359, SLG: 0.505 (1, 9)		1-0 E5 L5-3		1-3 K		0-3 K			
Eric Anthony, L OBP: 0.359, SLG: 0.488 (1, 7)		2-2 P5		2-1 P6 1-2		0-2 F7			
Bret Boone, R OBP: 0.289, SLG: 0.367 (1, 4)		0-0 L5-3 1-1			2-3 K			2-2 G5-3	
Jeff Branson, L OBP: 0.298, SLG: 0.386 (1, 5) (8, 6)			3-1 F9		2-3 K			1-1 2B	
Joe Oliver, R OBP: 0.321, SLG: 0.435 (1, 2)			0-0 SH1-3 2B 1B		2-3 K			3-2 L9	
Kevin Jarvis, L OBP: 0.105, SLG: 0.105 Scott Service, R OBP: 0.256, SLG: 0.258 Eric Owens, R OBP: 0.500, SLG: 0.500 Johnny Kuffin, R OBP: 0.325, SLG: 0.415 Eddie Taubensee, L Lee Smith, R (1, 1) (6, 1) (6, PH) (7, 1) (8, PH) (9, 1)			0-0 SH1-3			0-1 G4-3		3-2 F7	

Inning	R	H	E	K	S	H	LOB	BB	P
1	0	0	0	0	0	0	0	0	0
2	0	0	0	0	0	0	0	0	0
3	1	2	0	0	0	1	0	0	15
4	0	0	0	1	0	0	0	1	14
5	0	0	0	3	0	0	0	0	15
6	0	0	0	0	0	0	0	0	9
7	0	0	0	1	0	0	0	0	9
8	0	1	0	0	0	0	1	0	26
9	0	0	0	0	0	0	0	0	6

PITCHER	IP	WLS	BF	H	R	ER	SO	BB	IBB	HBP	BLK	WP	HR	S	P	ERA	WHIP
Bobby Jones, R ERA: 4.4 (1, 1)	9.0	W	30	3	1	1	5	1	0	0	0	0	0	73	112	1.00	0.444

Batter	1	2	3	4	5	6	7	8	9	AB R H RBI BB SO LOB	TOP	
John Cangelosi, S (1, 7) OBP: 0.400, SLG: 0.380 Randy Knorr, R (8, 2) OBP: 0.208, SLG: 0.221	2-2 G3		0-2 G3			0-0 F7		0-0 SH3-4		3 0 0 0 0 0 0 0 0 0 0 0 0 0		
Craig Biggio, R (1, 4) OBP: 0.396, SLG: 0.443	1-2 G5-3 5 1B 1B		0-2 F9			2-2 G4-3		4-1 5 1B BB		3 0 1 0 1 0 0		
5 Jeff Bagwell, R (1, 3) OBP: 0.446, SLG: 0.581	2-0 1-2 1B				3-3 K	0-0 G6-3		3-1 1-2 2-H 1B		4 0 2 1 0 1 0		
Derek Bell, R (1, 9) OBP: 0.325, SLG: 0.440	0-0 G5-3 2-3f				0-2 G6-3		1-0 G6-3	1-3 K		4 0 0 0 0 1 4		
Sean Berry, R (1, 5) OBP: 0.312, SLG: 0.467 Xavier Hernandez, L (8, 1) Billy Wagner, L (9, 1)			2-2 P2		1-0 F9		1-0 2B	2-2 FC4-6 1-2f		4 0 1 0 0 0 2 0 0 0 0 0 0 0 0 0 0 0 0 0 0		
Brian Hunter, R (1, 8) OBP: 0.294, SLG: 0.348			0-1 G6-3 1B		0-1 G5-3		0-0 G4-6-3 1B	1-1 F9		4 0 2 0 0 0 0		
Orlando Miller, R (1, 6) OBP: 0.297, SLG: 0.423			0-1 G6-3		0-0 S 1B		0-2 G4-6-3 1-2f	2-3 K		4 0 1 0 0 1 3		
Kirt Manwaring, R (1, 2) OBP: 0.316, SLG: 0.293 Bill Spiers, L (8, PH) OBP: 0.266, SLG: 0.371 (8, 5)			1-2 G3		3-2 P4			0-0 HR	1-2 G4-3	2 0 0 0 0 0 2 2 1 1 1 0 0 0		
Mike Hampton, R (1, 1) OBP: 0.353, SLG: 0.267 Derrick May, L (8, PH) OBP: 0.351, SLG: 0.420 (8, 7)			2-2 G4-3		2-2 P6			4-2 5 1B SH3-4 BB		2 0 0 0 0 0 1 0 1 0 0 1 0 0		
<b>Inning Stats</b>	R: 0 H: 2 E: 0 LOB: 1 K: 0 BB: 0 S: 10 P: 15	R: 0 H: 1 E: 0 LOB: 1 K: 0 BB: 0 S: 10 P: 13	R: 0 H: 0 E: 0 LOB: 0 K: 0 BB: 0 S: 9 P: 11	R: 0 H: 0 E: 0 LOB: 0 K: 1 BB: 0 S: 7 P: 11	R: 0 H: 1 E: 0 LOB: 1 K: 0 BB: 0 S: 12 P: 17	R: 0 H: 0 E: 0 LOB: 0 K: 0 BB: 0 S: 5 P: 7	R: 0 H: 2 E: 0 LOB: 1 K: 0 BB: 0 S: 6 P: 8	R: 2 H: 2 E: 0 LOB: 2 K: 1 BB: 2 S: 16 P: 30	R: 0 H: 0 E: 0 LOB: 0 K: 1 BB: 0 S: 9 P: 13	1B: 6 SF: 0 2B: 1 SAC: 1 3B: 0 DP: 2 HR: 1 HBP: 0	WP: 0 PA: 35 PB: 0 SB: 1 CS: 0	
<b>PITCHER</b> Mark Portugal, R (1, 1) ERA: 3.77 Hector Carrasco, R (8, 1) ERA: 3.25	IP WLS BF H R ER SO BB IBB HBP BLK WP HR S P ERA WHIP	7.1 L 28 7 2 2 1 1 0 0 0 0 0 1 66 93 2.46 1.091	1.2 7 1 0 0 2 1 0 0 0 0 0 0 18 32 0.00 1.200	<b>PITCHER</b> IP WLS BF H R ER SO BB IBB HBP BLK WP HR S P ERA WHIP								

Houston Astros @ Cincinnati Reds  
Riverfront Stadium, Cincinnati, OH  
Mon Jul 29 1996, 7:05 PM EDT  
Att. 22,163 - Unknown - 76 F

livebaseballscorecards.com

AB	32
R	2
H	8
RBI	2
BB	2
SO	3
LOB	12



Batter	1	2	3	4	5	6	7	8	9	AB	R	H	RBI	BB	SO	LOB
Eric Owens, R OBP: 0.292, SLG: 0.256 (1, 7)	1-0 F9		1-3 K		1-0 1B		2-0 G4-3		1-3 K	5	0	1	0	0	2	0
Hal Morris, L OBP: 0.355, SLG: 0.433 (1, 3)	4-1 BB		4-2 BB		1-0 G4-3		2-3 K			2	0	0	0	2	1	2
Barry Larkin, R OBP: 0.398, SLG: 0.525 (1, 6)	2-2 F8		0-3 K			2-1 1B		3-2 F7		4	1	1	0	0	1	2
Eric Davis, R OBP: 0.405, SLG: 0.560 (1, 8)	4-2 FC6-4			3-0 HBP		2-0 SF9		4-0 FC6-4		1	0	1	0	2	0	0
Reggie Sanders, R OBP: 0.357, SLG: 0.498 (1, 9)	0-1 FC6-4			1-1 G6-4-3		4-1 BB		0-0 FC6-4		3	0	0	0	1	0	4
Chris Sabo, R OBP: 0.362, SLG: 0.410 (1, 5)		3-2 P6		2-1 G4-3		2-3 K		4-2 BB		1	0	0	0	0	0	0
Jeff Branson, L OBP: 0.299, SLG: 0.382 (3, 5)								1-2 BB		2	0	0	0	1	1	3
Bret Boone, R OBP: 0.285, SLG: 0.364 (1, 4)		1-1 G6-3			3-1 F8		0-1 SF9		1-0 F9	3	0	0	1	0	0	2
Joe Oliver, R OBP: 0.319, SLG: 0.430 (1, 2)		1-1 G5-3			3-2 1B		0-0 F8			4	0	1	0	0	1	2
Mark Portugal, R OBP: 0.209, SLG: 0.214 (1, 1)			0-1 F8		0-1 SH1-4		1-3 K		1-1 G4-3	2	0	0	0	0	1	0
Hector Carrasco, R OBP: 0.347, SLG: 0.457 (8, 1)										0	0	0	0	0	0	0
Lenny Harris, L OBP: 0.347, SLG: 0.457 (9, PH)										1	0	0	0	0	0	0

Inning Stats	R: 0	H: 0	E: 0	K: 0	S: 9	R: 0	H: 0	E: 0	K: 0	S: 9	R: 0	H: 0	E: 0	K: 2	S: 11	R: 0	H: 2	E: 0	K: 0	S: 9	R: 1	H: 2	E: 0	K: 1	S: 12	R: 0	H: 0	E: 0	K: 2	S: 8	R: 0	H: 0	E: 0	K: 0	S: 7	R: 0	H: 0	E: 0	K: 2	S: 8	R: 0	H: 0	E: 0	K: 2	S: 8	1B: 3	2B: 1	3B: 0	HR: 0	SF: 1	SAC: 1	DP: 1	HBP: 1	WP: 0	PB: 0	SB: 1	CS: 0	PA: 37
PITCHER	IP	WLS	BF	H	R	ER	SO	BB	IBB	HBP	BLK	WP	HR	S	P	ERA	WHIP																																									
Mike Hampton, L ERA: 3.53 (1, 1)	7.0	W	29	4	1	1	5	4	0	0	0	0	0	62	112	1.29	1.143																																									
Xavier Hernandez, R ERA: 5.13 (8, 1)	1.0		5	0	0	0	0	2	0	0	0	0	0	7	19	0.00	2.000																																									
Billy Wagner, L ERA: 2.9 (9, 1)	1.0	S	3	0	0	0	2	0	0	0	0	0	0	8	11	0.00	0.000																																									

BOTTOM

Houston Astros @ Cincinnati Reds  
Riverfront Stadium, Cincinnati, OH  
Mon Jul 29 1996, 7:05 PM EDT  
Att. 22,163 - Unknown - 76 F

livebaseballscorecards.com

AB	28
R	1
H	4
RBI	1
BB	6
SO	7
LOB	15



Batter	1	2	3	4	5	6	7	8	9	10	AB R H RBI BB SO LOB	TOP											
John Cangelosi, S OBP: 0.391, SLG: 0.370 Terry Clark, R (1, 8) (9, 1)	L5		G6-3		G3-1		CS	K	K		5 0 0 0 0 2 1 0 0 0 0 0 0 0	<b>Houston Astros @ Cincinnati Reds</b> Riverfront Stadium, Cincinnati, OH Tue Jul 30 1996, 7:05 PM EDT Att. 27,015 - Unknown - 80 F											
Craig Biggio, R OBP: 0.396, SLG: 0.441 (1, 4)	1B		G6-3			G5-3		FC6-4 1B HBP	P6		4 1 1 0 0 0 1												
5 Jeff Bagwell, R OBP: 0.447, SLG: 0.578 (1, 3)	K		L5			G1-3 BB		FC6-4 BB			2 0 0 0 3 1 1												
Derek Bell, R OBP: 0.324, SLG: 0.444 (1, 9)	G6-3			HR		G1-3		FC6-4 1B			5 1 1 1 0 1 5												
Derrick May, L OBP: 0.352, SLG: 0.419 (1, 7)		1B		G4-3		F9		1B			5 0 2 1 0 0 2												
Bill Spiers, L OBP: 0.271, SLG: 0.367 (1, 5)		F7		F7			1B FC5-4 1B	F8			4 1 1 0 1 0 3												
Orlando Miller, R OBP: 0.298, SLG: 0.431 (1, 6)				K			L4		HR		4 1 1 1 1 2 3												
Randy Knorr, R OBP: 0.213, SLG: 0.225 James Mouton, R OBP: 0.344, SLG: 0.360 (9, PH) (9, 8)		K		F7			FC5-4 1B		2B		3 0 1 0 0 1 2 1 0 1 0 0 0 0												
Darryl Kile, R OBP: 0.192, SLG: 0.245 Sean Berry, R OBP: 0.311, SLG: 0.466 Mark Small, R Alvin Morman, L Danny Darwin, R OBP: 0.205, SLG: 0.385 Brian Hunter, R OBP: 0.293, SLG: 0.347 Kirt Manwaring, R OBP: 0.316, SLG: 0.293 (1, 1) (7, PH) (7, 1) (8, 1) (8, 1) (9, PH) (9, 2)			K		P4		FC5-4 CS		F2		2 0 0 0 0 1 2 1 0 0 1 0 0 1 0 1 0 0 0 0 0 1 0 0 0 0 0 0 0												
<b>Inning Stats</b>	R: 0 E: 0 K: 1 S: 9	H: 1 LOB: 1 BB: 0 P: 13	R: 0 E: 0 K: 2 S: 8	H: 1 LOB: 2 BB: 1 P: 12	R: 0 E: 0 K: 0 S: 5	H: 0 LOB: 0 BB: 0 P: 7	R: 1 E: 0 K: 1 S: 9	H: 1 LOB: 0 BB: 0 P: 12	R: 0 E: 0 K: 0 S: 9	H: 0 LOB: 1 BB: 1 P: 7	R: 1 E: 0 K: 0 S: 11		H: 2 LOB: 0 BB: 0 P: 15	R: 0 E: 0 K: 1 S: 12	H: 0 LOB: 2 BB: 2 P: 24	R: 0 E: 0 K: 2 S: 12	H: 0 LOB: 2 BB: 2 P: 24	1B: 5 2B: 1 3B: 0 HR: 2	SF: 0 SAC: 0 DP: 0 HBP: 1	WP: 0 PB: 0 SB: 2 CS: 1	PA: 44		
<b>PITCHER</b>	IP WLS BF H R ER SO BB IBB HBP BLK WP HR S P ERA WHIP	IP WLS BF H R ER SO BB IBB HBP BLK WP HR S P ERA WHIP	IP WLS BF H R ER SO BB IBB HBP BLK WP HR S P ERA WHIP	IP WLS BF H R ER SO BB IBB HBP BLK WP HR S P ERA WHIP	IP WLS BF H R ER SO BB IBB HBP BLK WP HR S P ERA WHIP	IP WLS BF H R ER SO BB IBB HBP BLK WP HR S P ERA WHIP	IP WLS BF H R ER SO BB IBB HBP BLK WP HR S P ERA WHIP	IP WLS BF H R ER SO BB IBB HBP BLK WP HR S P ERA WHIP	IP WLS BF H R ER SO BB IBB HBP BLK WP HR S P ERA WHIP	IP WLS BF H R ER SO BB IBB HBP BLK WP HR S P ERA WHIP	IP WLS BF H R ER SO BB IBB HBP BLK WP HR S P ERA WHIP	IP WLS BF H R ER SO BB IBB HBP BLK WP HR S P ERA WHIP	IP WLS BF H R ER SO BB IBB HBP BLK WP HR S P ERA WHIP	IP WLS BF H R ER SO BB IBB HBP BLK WP HR S P ERA WHIP	IP WLS BF H R ER SO BB IBB HBP BLK WP HR S P ERA WHIP	IP WLS BF H R ER SO BB IBB HBP BLK WP HR S P ERA WHIP	IP WLS BF H R ER SO BB IBB HBP BLK WP HR S P ERA WHIP	IP WLS BF H R ER SO BB IBB HBP BLK WP HR S P ERA WHIP	IP WLS BF H R ER SO BB IBB HBP BLK WP HR S P ERA WHIP	IP WLS BF H R ER SO BB IBB HBP BLK WP HR S P ERA WHIP			
Dave Burba, R ERA: 3.8 Hector Carrasco, R ERA: 3.38 Jeff Brantley, R ERA: 2.94 Jeff Shaw, R ERA: 3.39	(1, 1) (8, 1) (9, 1) (10, 1)	7.0 6 5 5	27 6 5 5	5 1 2 0	2 1 1 0	2 1 1 0	4 1 1 2	2 1 0 1	0 0 0 0	0 0 0 0	0 0 0 0	0 0 0 0	0 0 0 0	0 0 0 0	0 0 0 0	0 0 0 0	0 0 0 0	0 0 0 0	0 0 0 0	0 0 0 0	0 0 0 0	2.57 9.00 9.00 0.00	1.000 2.000 2.000 1.000

livebaseballscorecards.com

AB	37
R	4
H	8
RBI	4
BB	5
SO	8
LOB	22



BOTTOM

Houston Astros @ Cincinnati Reds  
Riverfront Stadium, Cincinnati, OH

Tue Jul 30 1996, 7:05 PM EDT  
Att. 27,015 - Unknown - 80 F

livebaseballscorecards.com

AB	33
R	5
H	8
RBI	4
BB	5
SO	6
LOB	12



AB R H RBI BB SO LOB

4	2	1	0	1	0	2
3	1	1	0	0	0	0
3	1	1	1	2	0	0
5	0	1	1	0	0	3
4	0	1	2	0	2	0
4	1	2	0	0	1	1
4	0	1	0	0	2	2
2	0	0	0	2	0	1
2	0	0	0	0	1	1
1	0	0	0	0	0	2
0	0	0	0	0	0	0
0	0	0	0	0	0	0
1	0	0	0	0	0	0
0	0	0	0	0	0	0

1B:	5	SF:	0
2B:	2	SAC:	2
3B:	1	DP:	2
HR:	0	HBP:	0

WP:	1	PA:	40
PB:	0		
SB:	0		
CS:	0		

Batter	1	2	3	4	5	6	7	8	9	10
Lenny Harris, L OBP: 0.348, SLG: 0.458 (1, 7)	0-2 SH5-3 1B 2B		2-0 P4		0-0 F7			4-1 F8 SH1-3 3B BB		0-1 G3
Hal Morris, L OBP: 0.354, SLG: 0.432 (1, 3)	0-0 SH5-3 2-3			1-0 F8		0-1 G4-3		0-1 SH1-3 1-2		1-1 WP 1B 1B
Barry Larkin, R OBP: 0.401, SLG: 0.524 (1, 6)	0-0 G5-4-3 1B			0-1 G6-3		1-0 G4-3		4-2 3B BB		4-2 1B IBB
Eric Davis, R OBP: 0.401, SLG: 0.553 (1, 8)	2-1 G5-4-3 1-2f			0-0 G6-3		2-0 G6-3		0-0 F8 2-3		1-0 1-2 2-H 1B
Reggie Sanders, R OBP: 0.355, SLG: 0.502 (1, 9)		3-3 K			0-3 K		1-0 P6	0-0 1-H 3-H 3B		
Eddie Taubensee, L OBP: 0.328, SLG: 0.421 (1, 2)		1-3 K		0-2 BB E 1B		1-1 2B	0-0 F7			
Bret Boone, R OBP: 0.285, SLG: 0.362 (1, 4)		3-3 K		0-3 K		2-0 G6-3			3-1 G1-6-3 1B	
Willie Greene, L OBP: 0.310, SLG: 0.430 (1, 5)			0-0 F7		4-2 E 1-2 BB		4-0 IBB		0-0 G1-6-3 1-2f	
Dave Burba, R OBP: 0.192, SLG: 0.250 (1, 1)			0-3 K		1-1 E3		1-1 P4		1-0 P6	
Kevin Mitchell, R OBP: 0.383, SLG: 0.409 (7, PH)					1-3 2-H					
Hector Carrasco, R (8, 1)										
Jeff Brantley, R (9, 1)										
Thomas Howard, S OBP: 0.278, SLG: 0.375 (9, PH)										
Jeff Shaw, R (10, 1)										

Inning Stats	R: 1	H: 2	E: 0	K: 0	S: 8	R: 0	H: 0	E: 0	K: 3	S: 9	R: 0	H: 0	E: 0	K: 1	S: 5	R: 0	H: 0	E: 0	K: 0	S: 4	R: 1	H: 1	E: 1	K: 2	S: 14	R: 0	H: 0	E: 0	K: 0	S: 4	R: 0	H: 1	E: 0	K: 0	S: 6	R: 2	H: 1	E: 0	K: 0	S: 8	R: 0	H: 1	E: 0	K: 0	S: 4	R: 0	H: 2	E: 1	K: 0	S: 7
	2	0	0	0	9	0	0	0	0	16	0	0	0	0	7	0	0	0	0	5	1	0	1	19	0	0	0	0	7	0	0	0	0	15	0	1	0	16	0	1	0	8	0	2	1	13				

PITCHER	IP	WLS	BF	H	R	ER	SO	BB	IBB	HBP	BLK	WP	HR	S	P	ERA	WHIP
Darryl Kile, R ERA: 3.68 (1, 1)	6.0		22	3	2	1	6	1	0	0	0	0	0	44	63	1.50	0.667
Mark Small, R ERA: 4.22 (7, 1)	1.0		5	1	0	0	0	0	1	0	0	0	0	6	15	0.00	1.000
Alvin Morman, L ERA: 5.34 (8, 1)	0.1		2	0	1	1	0	1	0	0	0	0	0	3	7	27.00	3.000
Danny Darwin, R ERA: 3.02 (8, 1)	0.2		4	1	1	1	0	1	0	0	0	0	0	5	9	13.50	3.000
Terry Clark, R ERA: 7.77 (9, 1)	1.1	L	7	3	1	1	0	0	1	0	0	1	0	11	21	6.75	2.250

Batter	1	2	3	4	5	6	7	8	9	AB R H RBI BB SO LOB	TOP
James Mouton, R (1, 7) OBP: 0.343, SLG: 0.358	3-2 L5		1-1 CS 1B			1-1 G5-3			3-3 K	4 0 1 0 0 1 0	
Craig Biggio, R (1, 4) OBP: 0.396, SLG: 0.440 Bill Spiers, L (8, 3) OBP: 0.269, SLG: 0.364	0-0 P4		0-0 CS 1-2	1-0 G5-3			2-1 5 G6-3 1B		3-1 F9	3 0 1 0 0 0 0 1 0 0 0 0 0 0	
5 Jeff Bagwell, R (1, 3) OBP: 0.447, SLG: 0.575 Alvin Morman, L (8, 1) Randy Knorr, R (9, PH) OBP: 0.211, SLG: 0.222	2-0 F9			4-2 G6-4-3 BB			3-2 G6-3 1-2		1-3 K	2 0 0 0 1 0 1 0 0 0 0 0 0 0 1 0 0 0 0 1 0	
Derek Bell, R (1, 9) OBP: 0.324, SLG: 0.443		1-1 FC6-4 1B		0-1 G6-4-3 1-2f			2-3 K			3 0 1 0 0 1 2	
Sean Berry, R (1, 5) OBP: 0.308, SLG: 0.461		1 SAFE 2-3 K			1-2 P5		1-3 K			3 0 0 0 0 2 2	
Brian Hunter, R (1, 8) OBP: 0.290, SLG: 0.344		1 SAFE 2-1 P1			0-2 G5-3			1-2 L5		3 0 0 0 0 0 1	
Ricky Gutierrez, R (1, 6) OBP: 0.349, SLG: 0.329		2-2 FC6-4 1-2f			2-3 K			2-0 1B		3 0 1 0 0 1 1	
Kirt Manwaring, R (1, 2) OBP: 0.310, SLG: 0.288			1-2 P3			1-0 G6-3		0-1 P3		3 0 0 0 0 0 1	
Donne Wall, R (1, 1) OBP: 0.267, SLG: 0.250 Mike Simms, R (6, PH) OBP: 0.233, SLG: 0.273 Mark Small, R (6, 1) Orlando Miller, R (8, PH) OBP: 0.298, SLG: 0.430			2-3 K			0-0 F8		0-2 P4		1 0 0 0 0 1 0 1 0 0 0 0 0 0 0 0 0 0 0 0 0 1 0 0 0 0 0 1	
<b>Inning Stats</b>	R: 0 E: 0 K: 0 S: 5 H: 0 LOB: 0 BB: 0 P: 10	R: 0 E: 0 K: 1 S: 11 H: 1 LOB: 1 BB: 0 P: 17	R: 0 E: 0 K: 1 S: 9 H: 1 LOB: 0 BB: 0 P: 13	R: 0 E: 0 K: 0 S: 7 H: 0 LOB: 0 BB: 1 P: 12	R: 0 E: 0 K: 1 S: 9 H: 0 LOB: 0 BB: 0 P: 12	R: 0 E: 0 K: 0 S: 4 H: 0 LOB: 0 BB: 0 P: 6	R: 0 E: 0 K: 2 S: 14 H: 1 LOB: 1 BB: 0 P: 22	R: 0 E: 0 K: 0 S: 9 H: 1 LOB: 1 BB: 0 P: 12	R: 0 E: 0 K: 2 S: 8 H: 0 LOB: 0 BB: 0 P: 15	1B: 4 2B: 0 3B: 0 HR: 0 SF: 0 SAC: 0 DP: 1 HBP: 0	WP: 0 PB: 0 SB: 0 CS: 1 PA: 31
<b>PITCHER</b> John Smiley, L (1, 1) ERA: 3.88	IP: 9.0 WLS: W BF: 30 H: 4 R: 0 ER: 0 SO: 7 BB: 1 IBB: 0 HBP: 0 BLK: 0 WP: 0 HR: 0 S: 76 P: 119 ERA: 0.00 WHIP: 0.556										

Houston Astros @ Cincinnati Reds  
Riverfront Stadium, Cincinnati, OH

Wed Jul 31 1996, 3:33 AM EDT  
Att. 26,082 - Sunny - 76 F

livebaseballscorecards.com

AB	29
R	0
H	4
RBI	0
BB	1
SO	7
LOB	9



Batter	1	2	3	4	5	6	7	8	9	AB	R	H	RBI	BB	SO	LOB
Lenny Harris, L OBP: 0.344, SLG: 0.451 (1, 5) BFB (9, 9) X	2-2 F7 ①		0-0 SH3-4 2B 1B	1-2 G4-3 ③		2-1 P5 ②		0-0 G5-3 ①		5	1	1	0	0	0	0
Hal Morris, L OBP: 0.356, SLG: 0.439 (1, 3) BC X	1-1 F8 ②		1-1 SH3-4 ① 1-2		1-1 E 2B	2-3 K ③		1-0 BLK HR 2B		4	2	2	0	0	1	0
Barry Larkin, R OBP: 0.401, SLG: 0.534 Jeff Branson, L OBP: 0.299, SLG: 0.382 (1, 6) BFB (9, 6) SB X	3-2 G4-3 ③		1-2 1B 2B 2-H		0-1 G5-3 ①		1-0 L5 ① 2-H HR		5 0	2 0	2 0	3 0	0 0	0 0	0 0	1 0
Kevin Mitchell, R OBP: 0.394, SLG: 0.427 Thomas Howard, S OBP: 0.262, SLG: 0.378 (1, 7) (7, PR) (8, 7) (9, 8)		0-0 WP 2B	1-0 FC6-4 1B 2-H		2-0 F7 ②		4-2 2B BB	2-0 BB 1B		3 1	0 1	2 1	1 0	0 0	0 0	1 0
Eric Davis, R OBP: 0.403, SLG: 0.556 Eric Owens, R OBP: 0.291, SLG: 0.255 (1, 8) (8, PH) (9, 7)		0-3 K ①	2-2 FC6-4 ② 1-2f		2-2 E7 1B 2-H		0-1 2B 2B	1-1 F8 ②		4 1	2 0	2 0	1 0	0 0	0 0	1 1
Reggie Sanders, R OBP: 0.364, SLG: 0.500 Willie Greene, L OBP: 0.310, SLG: 0.430 (1, 9) (8, PR) (9, 5)		4-2 WP BB	2-0 F8 ③ 1 SAFE 1 SAFE		4-2 1B BB		4-0 2B IBB	4-2 BB 1-2 BB		1 0	1 0	0 0	0 0	4 0	0 0	1 0
Bret Boone, R OBP: 0.287, SLG: 0.366 (1, 4)		1-3 K ② 1-2 2-3		1-1 L7 ① 1-2 2-3 3-H		0-0 1B 2B 1-2 3-H		1-3 K ③ 1-H 2-H 3-H		5	0	2	4	0	2	4
Joe Oliver, R OBP: 0.323, SLG: 0.446 (1, 2)		4-0 IBB		2-2 HR ②		0-2 F8 ③		1-1 G1-3 ② 2-3		3	1	1	1	1	0	4
John Smiley, L OBP: 0.244, SLG: 0.256 (1, 1)		0-0 G3-1 ③		0-0 G1-3 ②		2-0 F8 ① 2-1 G4-3 ③				4	0	0	0	0	0	5

Inning Stats	R: 0	H: 0	E: 0	K: 0	S: 8	H: 0	LOB: 0	BB: 0	P: 14	R: 0	H: 1	E: 0	K: 2	S: 12	H: 1	LOB: 3	BB: 2	P: 21	R: 2	H: 3	E: 0	K: 0	S: 15	H: 3	LOB: 1	BB: 0	P: 22	R: 1	H: 1	E: 0	K: 0	S: 9	H: 1	LOB: 0	BB: 0	P: 13	R: 2	H: 3	E: 1	K: 0	S: 14	H: 0	LOB: 0	BB: 0	P: 23	R: 0	H: 0	E: 0	K: 1	S: 7	H: 0	LOB: 0	BB: 0	P: 13	R: 3	H: 2	E: 0	K: 0	S: 10	H: 2	LOB: 2	BB: 2	P: 24	R: 2	H: 3	E: 0	K: 1	S: 14	H: 3	LOB: 2	BB: 1	P: 25
1B: 5	SF: 0	2B: 6	SAC: 1	3B: 0	DP: 0	HR: 2	HBP: 0	WP: 1	PA: 43																																																															


**BOTTOM**

**Houston Astros @ Cincinnati Reds**  
Riverfront Stadium, Cincinnati, OH

Wed Jul 31 1996, 3:33 AM EDT  
Att: 26,082 - Sunny - 76 F

livebaseballscores.com

AB	36
R	10
H	13
RBI	10
BB	6
SO	4
LOB	19



PITCHER	IP	WLS	BF	H	R	ER	SO	BB	IBB	HBP	BLK	WP	HR	S	P	ERA	WHIP
Donne Wall, R ERA: 4.18 (1, 1)	5.0	L	26	8	5	5	2	2	1	0	0	1	1	58	93	9.00	2.000
Mark Small, R ERA: 5.68 (6, 1)	2.0		10	2	3	3	1	1	1	0	0	0	0	17	37	13.50	1.500
Alvin Morman, L ERA: 5.74 (8, 1)	1.0		7	3	2	2	1	1	0	0	1	0	1	14	25	18.00	4.000

Batter	1	2	3	4	5	6	7	8	9	AB R H RBI BB SO LOB	TOP			
Lenny Harris, L (1, 5) OBP: 0.346, SLG: 0.446	4-1 SH2-3 BLK SF9 BB		0-0 3B 1B	1-1 F7			0-2 G1-3	1-1 G3		4 2 1 0 1 0 3				
Hal Morris, L (1, 3) OBP: 0.355, SLG: 0.435	0-1 SH2-3		2-2 P5		1-2 G4-3		4-2 G4-6-3 BB		3-2 L7	3 0 0 0 1 0 2				
Barry Larkin, R (1, 6) OBP: 0.401, SLG: 0.548	0-1 SF9		1-2 FC5-2 3B		0-1 F8		1-1 G4-6-3 1-2f		3-1 HR	4 1 2 4 0 0 1				
Kevin Mitchell, R (1, 7) Eric Owens, R (8, PR) OBP: 0.407, SLG: 0.439 OBP: 0.289, SLG: 0.253	1-0 2B		1-2 FC5-2 3B		4-1 WP HR BB			4-1 G6-4-3 1B BB	2-2 G6-3	2 1 1 0 2 0 1 1 1 0 0 0 0 0				
Eric Davis, R (1, 8) OBP: 0.403, SLG: 0.564	0-0 G5-3		1-1 G4-3		2-2 HR			1-1 G6-4-3 1B	2-2 P5	5 1 2 2 0 0 2				
Reggie Sanders, R (1, 9) OBP: 0.363, SLG: 0.509		0-0 G5-3		1-0 HR		2-2 F8		2-2 G6-4-3 1-2f 2-3		4 1 1 1 0 0 2				
Eddie Taubensee, L (1, 2) OBP: 0.331, SLG: 0.433		3-2 F9		0-0 HR		2-1 P6		4-0 BB 1B IBB		3 1 1 1 1 0 0				
Bret Boone, R (1, 4) OBP: 0.286, SLG: 0.365		2-3 K		0-1 G5-3		3-2 P4		0-1 BB 1B		4 0 1 1 0 1 0				
Roger Salkeld, R (1, 1) Willie Greene, L (3, PH) Scott Service, R (3, 1) Lee Smith, R (6, 1) Jeff Shaw, R (7, 1) Thomas Howard, S (8, PH) Hector Carrasco, R (8, 1) Jeff Brantley, R (9, 1)			2-2 3B 1B	0-3 K		0-2 G5-3		4-2 BB		0 0 0 0 0 0 0 1 1 1 0 0 0 0 2 0 0 0 0 1 0 0 0 0 0 0 0 0 0 0 0 0 0 0 0 0 0 0 0 1 0 0 0 0 0 0 0 0 0 0 0 0 0 0 0 0				
<b>Inning Stats</b>	R: 1 H: 1 E: 0 LOB: 1 K: 0 BB: 1 S: 7 P: 12	R: 0 H: 0 E: 0 LOB: 0 K: 1 BB: 0 S: 7 P: 12	R: 2 H: 3 E: 0 LOB: 1 K: 0 BB: 0 S: 17 P: 24	R: 2 H: 2 E: 0 LOB: 0 K: 1 BB: 0 S: 9 P: 11	R: 2 H: 1 E: 0 LOB: 0 K: 0 BB: 1 S: 12 P: 21	R: 0 H: 0 E: 0 LOB: 0 K: 0 BB: 0 S: 9 P: 14	R: 0 H: 0 E: 0 LOB: 0 K: 0 BB: 1 S: 7 P: 12	R: 1 H: 2 E: 0 LOB: 3 K: 0 BB: 3 S: 12 P: 28	R: 1 H: 1 E: 0 LOB: 0 K: 0 BB: 0 S: 13 P: 23	1B: 4 SF: 1 2B: 1 SAC: 1 3B: 1 DP: 2 HR: 4 HBP: 0	WP: 1 PA: 41 PB: 0 SB: 0 CS: 0			
<b>PITCHER</b>	IP WLS BF H R ER SO BB IBB HBP BLK WP HR S P ERA WHIP													
Mark Leiter, R (1, 1) ERA: 5.45	5.0		7 7 7 2 2 0 0 0 0 1 3 52 80 12.60 1.800											
Barry Manuel, R (6, 1) ERA: 3.62	1.0		3 0 0 0 0 0 0 0 0 0 0 9 14 0.00 0.000											
Omar Daal, L (7, 1) ERA: 2.96	0.1		2 0 0 0 0 0 1 0 0 0 0 5 9 0.00 3.000											
Mike Dyer, R (7, 1) ERA: 4.42	1.1	L	6 2 1 1 0 1 1 0 0 0 0 10 22 6.75 2.250											
Dave Veres, R (8, 1) ERA: 4.97	1.1		6 1 1 1 0 1 0 0 0 0 0 1 17 32 6.75 1.500											

Cincinnati Reds @ Montreal Expos  
Olympic Stadium, Montreal, QB  
Thu Aug 01 1996, 7:05 PM EDT  
Att. 13,725 - Dome - 68 F

livebaseballscorecards.com

AB 33  
R 9  
H 10  
RBI 9  
BB 6  
SO 2  
LOB 11





BOTTOM

Cincinnati Reds @ Montreal Expos  
Olympic Stadium, Montreal, QB

Thu Aug 01 1996, 7:05 PM EDT  
Att. 13,725 - Dome - 68 F

AB R H RBI BB SO LOB

5	2	2	0	0	1	1
4	1	1	3	1	2	1
1	0	0	0	3	0	0
5	0	1	0	0	0	4
4	0	1	0	0	0	4
0	0	0	0	0	0	0
0	0	0	0	0	0	0
0	0	0	0	1	0	0
3	1	0	0	2	0	1
5	0	1	0	0	2	4
5	2	2	3	0	2	4
1	1	0	0	1	1	2
0	0	0	0	0	0	0
0	0	0	0	1	0	0
1	0	0	0	0	0	1

AB	34
R	7
H	8
RBI	6
BB	9
SO	8
LOB	22



WP: 1 PA: 44  
PB: 0  
SB: 3  
CS: 0

1B: 4 SF: 0  
2B: 1 SAC: 0  
3B: 0 DP: 1  
HR: 3 HBP: 1

1B	4	SF	0
2B	1	SAC	0
3B	0	DP	1
HR	3	HBP	1

Batter	1	2	3	4	5	6	7	8	9														
Mark Grudzielanek, R OBP: 0.349, SLG: 0.427 (1, 6)	0-2 BB G6-3 1B	0-1 HR 2B		0-0 G5-3		2-3 K 1-2		0-0 L8															
Mike Lansing, R OBP: 0.369, SLG: 0.446 (1, 4)	4-2 G6-3 BB 1-2 BB	0-0 HR 2-H 3-H		3-3 K		2-3 K		1-2 G5-3															
Cliff Floyd, L OBP: 0.355, SLG: 0.451 (1, 7)	4-2 G6-3 BB 1-2 2-3	1-0 P6		2-2 HBP		4-1 1B BB		4-0 BB															
Moises Alou, R OBP: 0.335, SLG: 0.435 (1, 9)	1-1 G6-3 1-2 2-3 1-2 2-3 3-H	0-1 G5-3		1-1 G5-3		0-0 1-2 2-3 1B		1-0 L9															
Darrin Fletcher, L OBP: 0.313, SLG: 0.428 (1, 2)	G4-3		2-2 WP FC1-2 1B		0-1 F7	0-1 F7		4-2 BB															
Omar Daal, L (7, 1)																							
Mike Dyer, R (7, 1)																							
Dave Veres, R OBP: 0.600, SLG: 0.800 (8, 1)																							
F.P. Santangelo, S OBP: 0.364, SLG: 0.382 (9, PH)																							
Henry Rodriguez, L OBP: 0.322, SLG: 0.571 (1, 3)		4-2 HR BB	4-1 FC1-2 WP 1-2 BB		3-2 F7		1-0 G6-3	3-2 F7															
Rondell White, R OBP: 0.359, SLG: 0.465 (1, 8)		1-3 K	1-3 K		0-0 G6-3		2-0 S 1B	1-1 F8															
Shane Andrews, R OBP: 0.311, SLG: 0.465 (1, 5)		2-0 HR 1-H	1-0 FC1-2 2-3 3-H			3-2 HR	1 SAFE 3-3 SAFE K 1-2	0-3 K															
Mark Leiter, R OBP: 0.178, SLG: 0.163 (1, 1)		4-2 HR 2B	0-3 K2-3			4-2 1B S BB	1-2 G1-3																
Barry Manuel, R (6, 1)																							
Dave Silvestri, R OBP: 0.366, SLG: 0.237 (6, PH)																							
Tim Spehr, R OBP: 0.150, SLG: 0.189 (7, 2)																							
Inning Stats	R: 1 E: 0 K: 0 S: 14	H: 1 LOB: 1 BB: 2 P: 25	R: 5 E: 0 K: 1 S: 14	H: 3 LOB: 0 BB: 2 P: 26	R: 0 E: 0 K: 2 S: 13	H: 1 LOB: 2 BB: 1 P: 21	R: 0 E: 0 K: 1 S: 9	H: 0 LOB: 1 BB: 0 P: 15	R: 0 E: 0 K: 0 S: 8	H: 0 LOB: 0 BB: 0 P: 11	R: 1 E: 0 K: 2 S: 20	H: 2 LOB: 3 BB: 2 P: 35	R: 0 E: 0 K: 1 S: 9	H: 1 LOB: 1 BB: 0 P: 16	R: 0 E: 0 K: 0 S: 5	H: 0 LOB: 1 BB: 1 P: 11	R: 0 E: 0 K: 1 S: 12	H: 0 LOB: 1 BB: 1 P: 20	1B: 4 2B: 1 3B: 0 HR: 3	SF: 0 SAC: 0 DP: 1 HBP: 1	WP: 1 PB: 0 SB: 3 CS: 0	PA: 44	
PITCHER	IP	WLS	BF	H	R	ER	SO	BB	IBB	HBP	BLK	WP	HR	S	P	ERA	WHIP						
Roger Salkeld, R ERA: 4.78 (1, 1)	2.0		13	4	6	6	1	4	0	0	0	0	2	28	51	27.00	4.000						
Scott Service, R ERA: 2.53 (3, 1)	3.0		14	2	1	1	3	2	0	1	0	1	1	37	61	3.00	1.333						
Lee Smith, R ERA: 3.89 (6, 1)	1.0		5	1	0	0	2	1	0	0	0	0	0	13	21	0.00	2.000						
Jeff Shaw, R ERA: 3.34 (7, 1)	1.0	W	4	1	0	0	1	0	0	0	0	0	0	9	16	0.00	1.000						
Hector Carrasco, R ERA: 3.3 (8, 1)	1.0		4	0	0	0	0	1	0	0	0	0	0	5	11	0.00	1.000						
PITCHER	IP	WLS	BF	H	R	ER	SO	BB	IBB	HBP	BLK	WP	HR	S	P	ERA	WHIP						
Jeff Brantley, R ERA: 2.88 (9, 1)	1.0		4	0	0	0	1	1	0	0	0	0	0	0	0	0.00	1.000						

livebaseballscorecards.com

Batter	1	2	3	4	5	6	7	8	9	AB R H RBI BB SO LOB	TOP		
Lenny Harris, L (1, 5) OBP: 0.344, SLG: 0.442 (8, 7)	2-2 F9		2-2 G4-3			0-1 1B		3-1 P3		4 0 1 0 0 0 1	<b>Cincinnati Reds @ Montreal Expos</b> Olympic Stadium, Montreal, QB Fri Aug 02 1996, 7:05 PM EDT Att: 12,988 - Dome - 68 F		
Hal Morris, L (1, 3) OBP: 0.354, SLG: 0.442	1-3 K			0-0 F7		0-0 F9		1-0 HR	4 1 1 1 0 1 1				
Barry Larkin, R (1, 6) OBP: 0.401, SLG: 0.550 Eric Owens, R (4, 7) OBP: 0.291, SLG: 0.252 (8, 5)	3-2 2B			0-0 G6-3			4-2 BB	0-2 G4-3	2 0 1 0 0 0 0 1 0 0 0 1 0 0				
Kevin Mitchell, R (1, 7) OBP: 0.400, SLG: 0.430 Johnny Ruffin, R (4, 1) OBP: 0.333, SLG: 0.333 Eddie Taubensee, L (9, PH) OBP: 0.329, SLG: 0.431	1-0 G6-3			0-1 P4			0-3 K	0-3 K	2 0 0 0 0 0 1 1 0 0 0 0 1 1 1 0 0 0 0 1 0				
Eric Davis, R (1, 8) OBP: 0.400, SLG: 0.560 Willie Greene, L (7, PH) OBP: 0.316, SLG: 0.435 (7, 9)		3-1 F9			1-0 L8		3-3 K	1-0 BB	2 0 0 0 0 0 0 2 0 1 0 0 1 1				
Reggie Sanders, R (1, 9) OBP: 0.360, SLG: 0.505 Thomas Howard, S (7, PH) OBP: 0.267, SLG: 0.376 (7, 8)		1-3 K			2-2 L8		1-1 F8	4-2 BB	2 0 0 0 0 1 0 1 0 0 0 1 0 1				
Bret Boone, R (1, 4) OBP: 0.283, SLG: 0.360		2-2 G4-3			2-2 G5-3			3-1 E9	0-1 FC5-4	4 0 0 0 0 0 2			
Joe Oliver, R (1, 2) OBP: 0.318, SLG: 0.438			3-3 K			0-2 G6-3		0-3 K	3 0 0 0 0 2 1				
Kevin Jarvis, L (1, 1) OBP: 0.100, SLG: 0.100 Jeff Branson, L (4, 6) OBP: 0.296, SLG: 0.379			2-3 K			2-2 L8		1-0 L8	1 0 0 0 0 1 0 2 0 0 0 0 0 1				
<b>Inning Stats</b>	R: 0 H: 1 E: 0 LOB: 1 K: 1 BB: 0 S: 15 P: 22	R: 0 H: 0 E: 0 LOB: 0 K: 1 BB: 0 S: 9 P: 15	R: 0 H: 0 E: 0 LOB: 0 K: 2 BB: 0 S: 12 P: 19	R: 0 H: 0 E: 0 LOB: 0 K: 0 BB: 0 S: 4 P: 4	R: 0 H: 0 E: 0 LOB: 0 K: 0 BB: 0 S: 7 P: 12	R: 0 H: 1 E: 0 LOB: 1 K: 2 BB: 0 S: 9 P: 11	R: 0 H: 0 E: 0 LOB: 1 K: 2 BB: 1 S: 10 P: 18	R: 0 H: 0 E: 1 LOB: 1 K: 1 BB: 0 S: 8 P: 15	R: 1 H: 2 E: 0 LOB: 2 K: 1 BB: 1 S: 12 P: 18	1B: 2 SF: 0 2B: 1 SAC: 0 3B: 0 DP: 0 HR: 1 HBP: 0		WP: 0 PA: 34 PB: 0 SB: 1 CS: 0	
<b>PITCHER</b>	IP WLS BF H R ER SO BB IBB HBP BLK WP HR S P ERA WHIP											<b>PITCHER</b>	IP WLS BF H R ER SO BB IBB HBP BLK WP HR S P ERA WHIP
Pedro Martinez, R (1, 1) ERA: 3.83	8.0 W 28 2 0 0 7 1 0 0 0 0 0 0 74 116 0.00 0.375												
Jeff Juden, R (9, 1) ERA: 3.72	1.0 6 2 1 1 1 1 0 0 0 0 0 1 12 18 9.00 3.000												

Cincinnati Reds @ Montreal Expos  
Olympic Stadium, Montreal, QB  
Fri Aug 02 1996, 7:05 PM EDT  
Att: 12,988 - Dome - 68 F

AB	32
R	1
H	4
RBI	1
BB	2
SO	8
LOB	10



Batter	1	2	3	4	5	6	7	8	9
Mark Grudzielanek, R OBP: 0.350, SLG: 0.428	0-1 G6-3	0-0 2B	2-0 F8		4-2 WP BB		0-0 G6-3		
Mike Lansing, R OBP: 0.368, SLG: 0.448 Andy Stankiewicz, R OBP: 0.313, SLG: 0.317	2-1 F6	0-1 G5-3		2-1 G3 1B 2B	3-2 SF8		1-3 K		
Cliff Floyd, L OBP: 0.362, SLG: 0.456	2-3 K2-3		0-1 G4-3 2B	0-1 G3	4-2 G6-4-3 BB		1-2 WP HBP		
Moises Alou, R OBP: 0.334, SLG: 0.433 Yamil Benitez, R OBP: 0.125, SLG: 0.125		0-1 G3-1	3-1 G4-3	2-2 HR 1B	0-0 G6-4-3		1-3 K		
Henry Rodriguez, L OBP: 0.325, SLG: 0.579 Dave Silvestri, R OBP: 0.368, SLG: 0.235		2-2 1B 1B 1B	0-1 G4-3	0-0 HR		2-3 K	4-0 BB		
Darrin Fletcher, L OBP: 0.318, SLG: 0.431		0-0 1B 1B	3-1 2B 1B 1B	3-1 1B		3-2 G5-3	0-3 K		
F.P. Santangelo, S OBP: 0.368, SLG: 0.388		0-0 1B 2B 1B	3-2 1B 2B	0-3 K		4-2 BB	1-1 P4		
Shane Andrews, R OBP: 0.313, SLG: 0.463		2-1 2B 1B	4-0 1B IBB	0-0 F8		0-0 F7			
Pedro Martinez, R OBP: 0.188, SLG: 0.156 Jeff Juden, R		2-3 K	1-0 1B		1-1 WP SF8 2B		0-3 K		

Inning Stats	R: 0	H: 0	E: 0	K: 1	S: 8	LOB: 0	BB: 0	P: 12
	R: 4	H: 5	E: 0	K: 1	S: 17	LOB: 1	BB: 0	P: 22
	R: 3	H: 4	E: 0	K: 0	S: 13	LOB: 2	BB: 1	P: 29
	R: 3	H: 4	E: 0	K: 1	S: 14	LOB: 1	BB: 0	P: 21
	R: 1	H: 1	E: 0	K: 0	S: 10	LOB: 1	BB: 2	P: 22
	R: 0	H: 0	E: 0	K: 1	S: 12	LOB: 1	BB: 1	P: 21
	R: 0	H: 0	E: 0	K: 2	S: 8	LOB: 0	BB: 0	P: 9
	R: 0	H: 0	E: 0	K: 2	S: 12	LOB: 2	BB: 1	P: 19

PITCHER	IP	WLS	BF	H	R	ER	SO	BB	IBB	HBP	BLK	WP	HR	S	P	ERA	WHIP
Kevin Jarvis, R ERA: 5.35	3.1	L	24	13	10	10	2	0	0	0	0	0	1	48	80	27.00	3.900
Johnny Ruffin, R ERA: 5.47	4.2		19	1	1	1	6	4	0	1	0	2	0	46	75	1.93	1.071

**BOTTOM**

**Cincinnati Reds @ Montreal Expos**  
**Olympic Stadium, Montreal, QB**

Fri Aug 02 1996, 7:05 PM EDT  
Att. 12,988 - Dome - 68 F

AB	R	H	RBI	BB	SO	LOB
4	0	1	2	1	0	2
3	1	1	1	0	0	1
1	0	0	0	0	1	0
3	1	1	0	1	1	1
4	1	1	1	0	0	3
1	0	0	0	0	1	1
3	2	2	3	0	0	0
1	0	0	0	1	1	0
5	2	3	0	0	1	2
4	2	2	0	1	1	3
3	1	1	2	1	0	2
4	1	2	2	0	2	2
0	0	0	0	0	0	0

AB	36
R	11
H	14
RBI	11
BB	5
SO	8
LOB	17

livebaseballscorecards.com

**AB 36**  
**R 11**  
**H 14**  
**RBI 11**  
**BB 5**  
**SO 8**  
**LOB 17**



WP	PA
2	43
PB: 0	
SB: 0	
CS: 0	

Batter	1	2	3	4	5	6	7	8	9	AB R H RBI BB SO LOB	TOP											
Eric Owens, R (1, 5) OBP: 0.286, SLG: 0.247 Lenny Harris, L (8, PH) OBP: 0.342, SLG: 0.440 (8, 5)	3-1 F9		0-0 G5-3		2-0 G6-3			1-0 G5-3		3 0 0 0 0 0 1 1 0 0 0 0 0 0	<p>Cincinnati Reds @ Montreal Expos</p> <p>Olympic Stadium, Montreal, QB</p> <p>Sat Aug 03 1996, 7:05 PM EDT</p> <p>Att. 17,184 - Dome - 68 F</p>											
Hal Morris, L (1, 3)	0-3 K		1-2 G6-3		0-0 G3-1		1-0 F7 FC6 1B		4 0 1 0 0 1 0													
Barry Larkin, R (1, 6) OBP: 0.400, SLG: 0.545	1-1 F9			2-0 F9		2-2 E BB FC1-4 HBP		1-2 FC6 F7 1-2	3 1 0 0 0 0 1													
Kevin Mitchell, R (1, 7) OBP: 0.395, SLG: 0.417		3-2 L8		2-1 G6-3		4-2 E2 FC1-4 BB		1-1 F7 1-2 2-3	3 0 0 0 1 0 2													
Eric Davis, R (1, 8) OBP: 0.398, SLG: 0.556		3-2 WP 1B		3-3 K		2-0 FC1-4 PB 1-2		0-1 G5-3	4 0 1 1 0 1 3													
Reggie Sanders, R (1, 9) OBP: 0.366, SLG: 0.518		4-1 SAFE 1-2 BB		2-1 HR		1-1 G4-3 1-2		4-1 G6-4-3 BB	2 1 1 1 2 0 1													
Bret Boone, R (1, 4) OBP: 0.280, SLG: 0.355		1-1 L8		3-1 G1-3		2-2 L4		1-1 G6-4-3 1-2	4 0 0 0 0 0 3													
Joe Oliver, R (1, 2) OBP: 0.318, SLG: 0.436 Eddie Taubensee, L (9, PH) OBP: 0.328, SLG: 0.429		3-2 G5-3		3-1 SH1-4 1B		1-2 L9		1-3 K	3 0 1 0 0 0 2 1 0 0 0 0 1 0													
Mark Portugal, R (1, 1) OBP: 0.205, SLG: 0.209 Willie Greene, L (7, PH) OBP: 0.314, SLG: 0.432 Jeff Shaw, R (7, 1)			0-0 G5-3		1-0 SH1-4 1-2		0-0 F9		1 0 0 0 0 0 0 1 0 0 0 0 0 0 0 0 0 0 0 0 0													
<b>Inning Stats</b>	R: 0 E: 0 K: 1 S: 7	H: 0 LOB: 0 BB: 0 P: 11	R: 0 E: 0 K: 0 S: 12	H: 1 LOB: 2 BB: 1 P: 26	R: 0 E: 0 K: 0 S: 7	H: 0 LOB: 0 BB: 0 P: 8	R: 0 E: 0 K: 1 S: 7	H: 0 LOB: 0 BB: 0 P: 14	R: 1 E: 0 K: 0 S: 8	H: 2 LOB: 1 BB: 0 P: 19	R: 1 E: 1 K: 0 S: 8	H: 0 LOB: 1 BB: 1 P: 17	R: 0 E: 0 K: 0 S: 8	H: 0 LOB: 0 BB: 0 P: 11	R: 0 E: 0 K: 0 S: 9	H: 1 LOB: 2 BB: 0 P: 13	R: 0 E: 0 K: 1 S: 7	H: 0 LOB: 0 BB: 1 P: 13	1B: 3 2B: 0 3B: 0 HR: 1	SF: 0 SAC: 1 DP: 1 HBP: 1	WP: 1 PB: 1 SB: 0 CS: 0	PA: 35
<b>PITCHER</b>	IP WLS BF H R ER SO BB IBB HBP BLK WP HR S P ERA WHIP																					
Rheal Cormier, L (1, 1) ERA: 3.84	5.2 W 23 3 2 1 2 2 0 1 0 1 1 47 92 1.59 0.882																					
Mike Dyer, R (6, 1) ERA: 4.29	1.2 7 1 0 0 0 0 0 0 0 0 0 15 22 0.00 0.600																					
Mel Rojas, R (8, 1) ERA: 4.39	1.2 S 5 0 0 0 1 1 0 0 0 0 0 11 18 0.00 0.600																					

livebaseballscorecards.com

AB	30
R	2
H	4
RBI	2
BB	3
SO	3
LOB	13



**BOTTOM**

**Cincinnati Reds @ Montreal Expos**  
 Olympic Stadium, Montreal, QB

Sat Aug 03 1996, 7:05 PM EDT  
 Att. 17,184 - Dome - 68 F

[livebaseballscorecards.com](http://livebaseballscorecards.com)

<b>AB</b>	<b>35</b>
<b>R</b>	<b>6</b>
<b>H</b>	<b>11</b>
<b>RBI</b>	<b>6</b>
<b>BB</b>	<b>1</b>
<b>SO</b>	<b>3</b>
<b>LOB</b>	<b>19</b>



WP: 2	PA: 37
PB: 0	
SB: 1	
CS: 0	

AB	R	H	RBI	BB	SO	LOB
5	0	1	0	0	1	4
4	0	2	0	0	0	1
4	0	0	0	0	1	3
4	0	0	0	0	0	2
4	2	2	0	0	1	1
3	1	1	0	0	0	1
4	1	2	0	0	0	3
3	2	2	4	1	0	1
2	0	0	0	0	0	2
1	0	0	0	0	0	1
1	0	1	2	0	0	0
1B: 7	SF: 0	WP: 2	PA: 37			
2B: 3	SAC: 0	PB: 0				
3B: 0	DP: 0	SB: 1				
HR: 1	HBP: 1	CS: 0				

Batter	1	2	3	4	5	6	7	8	9
<b>Mark Grudzielanek, R</b> (1, 6) OBP: 0.348, SLG: 0.425	1-0 P2 	0-0 L8 		2-1 1B 		1-3 K 1-2 		1-1 L4 	
<b>Mike Lansing, R</b> (1, 4) OBP: 0.369, SLG: 0.450	1-0 G5-3 2B 		0-1 1B 	1-0 L7 			2-2 L8 		
<b>Cliff Floyd, L</b> (1, 7) OBP: 0.354, SLG: 0.444	1-2 G5-3 		1-3 K 	1-1 G4-3 			0-1 P6 		
<b>Moises Alou, R</b> (1, 9) OBP: 0.331, SLG: 0.428	1-1 F8 		3-2 F8 		0-0 P2 		0-0 G3 		
<b>Henry Rodriguez, L</b> (1, 3) OBP: 0.326, SLG: 0.581		0-0 WP 1B 	2-3 K 		2-2 G5-3 			0-1 G4-3 2B 	
<b>Darrin Fletcher, L</b> (1, 2) OBP: 0.320, SLG: 0.430		0-0 1B WP 		3-0 1B HR 	1-1 G4-3 			1-1 P6 	
<b>F.P. Santangelo, S</b> (1, 8) OBP: 0.370, SLG: 0.390		2-2 P4 		0-0 1B HR 		0-1 WP 1B 		1-0 G4-3 	
<b>Shane Andrews, R</b> (1, 5) OBP: 0.319, SLG: 0.476		2-2 1B 		0-1 1B HR 		0-2 P3 		4-0 2B IBB 	
<b>Rheal Cormier, L</b> (1, 1) OBP: 0.200, SLG: 0.211 <b>Mike Dyer, R</b> (6, 1) <b>Mel Rojas, R</b> (8, 1) OBP: 0.400, SLG: 0.600		1-2 F7 		0-0 F9 		0-2 B5 		0-1 2B 	
<b>Inning Stats</b>	R: 0 H: 1 E: 0 LOB: 1 K: 0 BB: 0 S: 7 P: 11	R: 1 H: 3 E: 0 LOB: 2 K: 0 BB: 0 S: 13 P: 18	R: 0 H: 1 E: 0 LOB: 1 K: 2 BB: 0 S: 12 P: 18	R: 3 H: 3 E: 0 LOB: 1 K: 0 BB: 0 S: 9 P: 16	R: 0 H: 0 E: 0 LOB: 0 K: 0 BB: 0 S: 8 P: 11	R: 0 H: 1 E: 0 LOB: 1 K: 1 BB: 0 S: 11 P: 12	R: 0 H: 0 E: 0 LOB: 0 K: 0 BB: 0 S: 7 P: 9	R: 2 H: 2 E: 0 LOB: 1 K: 0 BB: 1 S: 9 P: 16	
<b>PITCHER</b> <b>Mark Portugal, R</b> (1, 1) ERA: 3.87 <b>Jeff Shaw, R</b> (7, 1) ERA: 3.52	IP WLS BF H R ER SO BB IBB HBP BLK WP HR S P ERA WHIP 6.0 L 28 9 4 4 3 0 0 1 0 0 0 16 25 9.00 1.000					<b>PITCHER</b> IP WLS BF H R ER SO BB IBB HBP BLK WP HR S P ERA WHIP			

Batter 1 2 3 4 5 6 7 8 9 AB R H RBI BB SO LOB TOP

Lenny Harris, L OBP: 0.333, SLG: 0.428 (1, 4)	1-0 G3		0-0 G3		0-2 G6-3	1-1 L7		1-0 P5		5 0 0 0 0 0 1
Hal Morris, L OBP: 0.356, SLG: 0.442 (1, 3)	0-0 S BB 1B		1-0 1B		0-0 2B 1B			0-0 F7		5 1 3 0 0 1 0
Barry Larkin, R OBP: 0.402, SLG: 0.551 (1, 6)	4-2 S 1-2 BB		2-1 F7		1-2 1B 2B			0-2 G5-3		4 1 2 0 1 0 1
Kevin Mitchell, R OBP: 0.387, SLG: 0.417 (1, 7)	2-3 K		0-0 F9		2-3 K			1-0 2B		5 0 1 0 0 2 6
Reggie Sanders, R OBP: 0.366, SLG: 0.511 (1, 9)	2-2 G4-3 1-2 2-3				3-2 G5-3 1B BB			1-0 G3		3 0 0 0 2 0 3
Eddie Taubensee, L OBP: 0.329, SLG: 0.429 (1, 2)			0-1 L8		2-1 L8			1-1 FC3-6 1B		5 0 2 2 0 0 2
Thomas Howard, S OBP: 0.282, SLG: 0.369 (1, 8)			1-0 G3-1		1-1 E4 1B			1-2 FC3-6 E		4 1 0 0 0 0 3
Willie Greene, L OBP: 0.318, SLG: 0.430 (1, 5)			4-1 BB		1-0 1-3 1B			0-3 K		3 0 1 0 1 1 1
Dave Burba, R OBP: 0.146, SLG: 0.239 Scott Service, R OBP: 0.256, SLG: 0.246 Eric Owens, R OBP: 0.246, SLG: 0.246 Lee Smith, R OBP: 0.256, SLG: 0.246 Jeff Branson, L OBP: 0.256, SLG: 0.377 Hector Carrasco, R OBP: 0.256, SLG: 0.377			0-3 K		0-1 G5-3			2-3 K		2 0 0 0 0 0 1 3 0 0 0 0 0 0 0 0 1 0 0 0 0 0 1 0 0 0 0 0 0 0 0 0 1 0 0 0 0 0 0 0 0 0 0 0 0 0 0 0


Inning Stats	R: 0 H: 1 E: 0 LOB: 2 K: 1 BB: 1 S: 11 P: 20	R: 0 H: 0 E: 0 LOB: 1 K: 1 BB: 1 S: 7 P: 12	R: 0 H: 1 E: 0 LOB: 1 K: 0 BB: 0 S: 5 P: 8	R: 0 H: 1 E: 1 LOB: 2 K: 0 BB: 0 S: 10 P: 17	R: 2 H: 3 E: 0 LOB: 2 K: 1 BB: 1 S: 19 P: 28	R: 0 H: 0 E: 0 LOB: 0 K: 1 BB: 0 S: 6 P: 9	R: 0 H: 1 E: 0 LOB: 1 K: 0 BB: 0 S: 7 P: 9	R: 1 H: 1 E: 2 LOB: 1 K: 1 BB: 0 S: 13 P: 19	R: 0 H: 1 E: 0 LOB: 2 K: 1 BB: 1 S: 11 P: 22	1B: 6 SF: 0 2B: 3 SAC: 0 3B: 0 DP: 0 HR: 0 HBP: 0	WP: 0 PA: 42 PB: 0 SB: 2 CS: 0
--------------	--	---	--	--	--	--	--	--	--	---	--------------------------------

PITCHER	IP	WLS	BF	H	R	ER	SO	BB	IBB	HBP	BLK	WP	HR	S	P	ERA	WHIP
Ugueth Urbina, R ERA: 3.76	(1, 1)	6.0	W	28	6	2	2	4	3	0	0	0	0	58	94	3.00	1.500
Barry Manuel, R ERA: 3.52	(7, 1)	1.2		8	2	1	0	1	0	0	0	0	0	19	26	0.00	1.200
Omar Daal, L ERA: 2.91	(8, 1)	1.0		5	1	0	0	1	1	0	0	0	0	10	22	0.00	2.000
Mel Rojas, R ERA: 4.37	(9, 1)	0.1	S	1	0	0	0	0	0	0	0	0	0	2	2	0.00	0.000

Cincinnati Reds @ Montreal Expos  
 Olympic Stadium, Montreal, QB  
 Sun Aug 04 1996, 3:33 AM EDT  
 Att: 15,408 - Dome - 68 F

livebaseballscorecards.com

AB	38
R	3
H	9
RBI	2
BB	4
SO	6
LOB	20



Batter	1	2	3	4	5	6	7	8	9
<b>Mark Grudzielanek, R</b> OBP: 0.347, SLG: 0.425 (1, 6)	0-1 F8		1-2 F9	2-0 1B FC6-4 2B		2-1 F9		2-2 G4-3	
<b>F.P. Santangelo, S</b> OBP: 0.371, SLG: 0.388 (1, 8)	4-2 G3-6 BB		1-0 P3	0-0 FC6-4 1B		0-2 G6-3		2-2 G6-3	
<b>Cliff Floyd, L</b> OBP: 0.344, SLG: 0.429 (1, 7)	0-0 G3-6 1-2f		2-3 K	2-3 K		1-0 G5-3		0-2 P5	
<b>Moises Alou, R</b> OBP: 0.330, SLG: 0.426 (1, 9)		1-0 G5-3		WP 1B 1B FC6-4		0-0 F9			
<b>Henry Rodriguez, L</b> OBP: 0.330, SLG: 0.585 (1, 3)		3-2 BB 2B		WP 1B 1B K		0-2 E 1B 1B			
<b>Darrin Fletcher, L</b> OBP: 0.323, SLG: 0.431 (1, 2)		1-0 L9		1-0 3B 1B 1-3 2-H	0-2 G4-3		1-0 E 1B		
<b>Shane Andrews, R</b> OBP: 0.321, SLG: 0.481 (1, 5)		4-0 BB IBB		0-0 2B 3B 1-H 3-H	1-3 K		1-0 E4 FC3-6 1-2 2-3		
<b>Andy Stankiewicz, R</b> OBP: 0.338, SLG: 0.349 (1, 4)		4-0 BB		1-2 SH 2B 3-H	0-0 1B		0-3 K		
<b>Ugueth Urbina, R</b> OBP: 0.107, SLG: 0.107 Barry Manuel, R Omar Daal, L Mel Rojas, R OBP: 0.400, SLG: 0.600 (1, 1) (7, 1) (8, 1) (9, 1)		1-3 K		2-0 SH WP 2-H	2-3 K		0-0 FC3-6 1-2f		

Inning Stats	R: 0 E: 0 K: 5 S: 5	H: 0 LOB: 0 BB: 1 P: 9	R: 0 E: 0 K: 1 S: 11	H: 1 LOB: 3 BB: 2 P: 25	R: 0 E: 0 K: 1 S: 7	H: 0 LOB: 0 BB: 0 P: 11	R: 7 E: 1 K: 2 S: 21	H: 7 LOB: 1 BB: 0 P: 32	R: 0 E: 0 K: 2 S: 10	H: 1 LOB: 1 BB: 0 P: 13	R: 0 E: 0 K: 0 S: 6	H: 0 LOB: 0 BB: 0 P: 9	R: 0 E: 1 K: 1 S: 11	H: 2 LOB: 3 BB: 0 P: 13	R: 0 E: 0 K: 0 S: 10	H: 0 LOB: 0 BB: 0 P: 14
--------------	------------------------------	---------------------------------	-------------------------------	----------------------------------	------------------------------	----------------------------------	-------------------------------	----------------------------------	-------------------------------	----------------------------------	------------------------------	---------------------------------	-------------------------------	----------------------------------	-------------------------------	----------------------------------

PITCHER	IP	WLS	BF	H	R	ER	SO	BB	IBB	HBP	BLK	WP	HR	S	P	ERA	WHIP
<b>Dave Burba, R</b> ERA: 4.05 (1, 1)	3.0	L	18	6	6	6	2	2	1	0	0	1	0	32	59	18.00	2.667
<b>Scott Service, R</b> ERA: 2.7 (4, 1)	2.0		9	3	1	0	4	0	0	0	0	1	0	22	31	0.00	1.500
<b>Lee Smith, R</b> ERA: 3.68 (6, 1)	2.0		9	2	0	0	1	0	0	0	0	0	0	17	22	0.00	1.000
<b>Hector Carrasco, R</b> ERA: 3.23 (8, 1)	1.0		3	0	0	0	0	0	0	0	0	0	0	10	14	0.00	0.000

AB	R	H	RBI	BB	SO	LOB
5	1	1	0	0	0	0
4	0	1	0	1	0	0
5	0	0	0	0	2	3
4	1	1	1	0	0	1
4	1	3	0	0	1	1
4	1	2	1	0	0	1
3	1	1	2	1	1	2
3	1	2	1	1	1	3
2	1	0	0	0	2	4
1	0	0	0	0	0	3
0	0	0	0	0	0	0
0	0	0	0	0	0	0

WP	HR	S	P	ERA	WHIP
2	0	39			

**Cincinnati Reds @ Montreal Expos**  
Olympic Stadium, Montreal, QB  
Sun Aug 04 1996, 3:33 AM EDT  
Att. 15,408 - Dome - 68 F

AB	35
R	7
H	11
RBI	5
BB	3
SO	7
LOB	18



Batter	1	2	3	4	5	6	7	8	9	AB R H RBI BB SO LOB	TOP											
Lenny Harris, L (1, 5) OBP: 0.325, SLG: 0.417	2-2 G6-3	0-1 P6			0-1 B1-3	1-0 F7			0-0 G6-3	5 0 0 0 0 0 3	<p>Cincinnati Reds @ San Francisco Giants 3Com Park at Candlestick Point, San Francisco, CA</p> <p>Mon Aug 05 1996, 10:05 PM EDT Att. 12,277 - Unknown - 58 F</p>											
Hal Morris, L (1, 3) OBP: 0.354, SLG: 0.438	2-2 HR 1B		2-2 G3		0-3 K		1-0 F7	1-2 G5-3	5 1 1 0 0 1 0													
Barry Larkin, R (1, 6) OBP: 0.403, SLG: 0.557	1-2 HR 1-H		3-2 E5		4-0 1B CS BB		2-1 L7		3 1 1 2 1 0 0													
Eric Davis, R (1, 8) OBP: 0.396, SLG: 0.551	3-3 K		3-3 K		3-2 K 1-2 1B		3-0 G6-3		4 0 1 0 0 2 1													
Reggie Sanders, R (1, 9) OBP: 0.361, SLG: 0.502	2-3 K		1-1 G4-3		3-1 CS 3-H	0-2 G6-3		0-2 G6-3	4 0 0 0 0 1 1													
Thomas Howard, S (1, 7) OBP: 0.290, SLG: 0.376		0-0 G1-3 1B		3-1 K 1B		0-1 E 2B 1B		3-2 F9	4 1 3 0 0 0 0													
Bret Boone, R (1, 4) OBP: 0.282, SLG: 0.357		1 SAFE 3-2 G1-3		2-2 WP G6-3 1-2 1B		0-2 E4 2B		1-2 FC5-4 1B	4 1 2 0 0 0 2													
Joe Oliver, R (1, 2) OBP: 0.322, SLG: 0.440		BB 4-0 SH3-4 BB		0-0 G6-3 1-2		0-0 K 1-H 2-H 2B		1-1 FC5-4 1-2f	3 0 1 2 1 0 2													
Roger Salkeld, R (1, 1)		1 SAFE 1-1 SH3-4		2-3 K		2-3 K		3-3 K	1 0 0 0 0 1 1													
Willie Greene, L (6, PH) OBP: 0.316, SLG: 0.428		1 SAFE K: 0							1 0 0 0 0 1 1													
Jeff Shaw, R (6, 1)									0 0 0 0 0 0 0													
Eric Owens, R (9, PH) OBP: 0.283, SLG: 0.244									1 0 0 0 0 1 0													
Jeff Brantley, R (9, 1)									0 0 0 0 0 0 0													
Inning Stats	R: 2 E: 0 K: 2 S: 19	H: 2 LOB: 0 BB: 0 P: 29	R: 0 E: 0 K: 0 S: 8	H: 1 LOB: 2 BB: 1 P: 16	R: 0 E: 1 K: 1 S: 13	H: 0 LOB: 1 BB: 0 P: 22	R: 0 E: 0 K: 1 S: 11	H: 2 LOB: 1 BB: 0 P: 17	R: 0 E: 0 K: 1 S: 10	H: 1 LOB: 1 BB: 1 P: 19	R: 2 E: 1 K: 1 S: 13	H: 2 LOB: 1 BB: 0 P: 16	R: 0 E: 0 K: 0 S: 4	H: 0 LOB: 0 BB: 0 P: 10	R: 0 E: 0 K: 0 S: 13	H: 1 LOB: 1 BB: 0 P: 18	R: 0 E: 0 K: 1 S: 7	H: 0 LOB: 0 BB: 0 P: 11	1B: 7 2B: 1 3B: 0 HR: 1	SF: 0 SAC: 1 DP: 0 HBP: 0	WP: 1 PB: 0 SB: 1 CS: 1	PA: 39
PITCHER	IP WLS BF H R ER SO BB IBB HBP BLK WP HR S P ERA WHIP											PITCHER	IP WLS BF H R ER SO BB IBB HBP BLK WP HR S P ERA WHIP									
William Van Landonham, R (1, 1) ERA: 5.68	5.1 L 26 8 4 3 5 2 0 0 0 0 1 1 70 112 5.06 1.875																					
Doug Creek, L (6, 1) ERA: 4.66	1.0 3 0 0 0 1 0 0 0 0 0 0 0 5 9 0.00 0.000																					
Tim Scott, R (7, 1) ERA: 3.22	1.2 6 1 0 0 0 0 0 0 0 0 0 0 16 26 0.00 0.600																					
Jim Poole, L (9, 1) ERA: 2.5	1.0 3 0 0 0 1 0 0 0 0 0 0 0 7 11 0.00 0.000																					

AB	35
R	4
H	9
RBI	4
BB	2
SO	7
LOB	11





Batter	1	2	3	4	5	6	7	8	9	AB R H RBI BB SO LOB
Marvin Benard, L (1, 8) OBP: 0.320, SLG: 0.324	0-1 F6		2-1 G6-3		2-0 G1-4-3		0-0 F7		2-2 G3	5 0 0 0 0 0 0
Bill Mueller, S (1, 5) OBP: 0.200, SLG: 0.200	0-0 P6		1-1 G4-3			1-2 1B BB 1B		1-3 K		4 0 1 0 0 1 0
Barry Bonds, L (1, 7) OBP: 0.434, SLG: 0.606	0-0 P2		0-0 G4-3			4-0 FC5 1B BB		4-0 2B BB		2 0 0 0 2 0 0
Glenallen Hill, R (1, 9) OBP: 0.340, SLG: 0.514		4-0 HR BB		2-3 K		0-1 1-2 2-3 1B		0-1 1-3 2B		3 1 2 0 1 1 0
Rick Wilkins, L (1, 3) OBP: 0.339, SLG: 0.361		2-2 1-H HR		2-1 F8		1-3 K		4-0 FC5-4 IBB		3 1 1 2 1 1 3
Tom Lampkin, L (1, 2) OBP: 0.329, SLG: 0.362		3-1 G4-3		2-1 G3		3-2 P5		0-2 P5		4 0 0 0 0 0 6
Rich Aurilia, R (1, 6) OBP: 0.306, SLG: 0.342		1-2 1B			2-1 WP S SF8 1B	0-1 FC5		1-0 FC5-4		4 1 2 0 0 0 6
Jay Canizaro, R (1, 4) OBP: 0.071, SLG: 0.154		2-3 K			2-2 SF8 1-H		2-2 G4-3		3-2 F8	3 0 0 1 0 1 1
William Van Landingham, R (1, 1) ERA: 4.82 Doug Creek, L (6, 1) Tim Scott, R (7, 1) Jim Poole, L (9, 1) Kim Batiste, R (9, PH) OBP: 0.231, SLG: 0.307		1-3 K			1-3 K		1-3 K		1-3 K	2 0 0 0 0 2 1 0 0 0 0 0 0 0 1 0 0 0 0 1 0 0 0 0 0 0 0 0 1 0 0 0 0 1 0

Inning Stats	R: 0 E: 0 K: 0 S: 4	H: 0 LOB: 0 BB: 0 P: 4	R: 2 E: 0 K: 2 S: 15	H: 2 LOB: 1 BB: 1 P: 28	R: 0 E: 0 K: 0 S: 5	H: 0 LOB: 0 BB: 0 P: 8	R: 0 E: 0 K: 1 S: 7	H: 0 LOB: 0 BB: 0 P: 13	R: 1 E: 0 K: 1 S: 10	H: 1 LOB: 0 BB: 0 P: 17	R: 0 E: 0 K: 1 S: 14	H: 2 LOB: 3 BB: 1 P: 23	R: 0 E: 0 K: 1 S: 8	H: 0 LOB: 0 BB: 0 P: 11	R: 0 E: 0 K: 1 S: 9	H: 1 LOB: 3 BB: 2 P: 19	R: 0 E: 0 K: 1 S: 9	H: 0 LOB: 0 BB: 0 P: 15	1B: 4 2B: 1 3B: 0 HR: 1	SF: 1 SAC: 0 DP: 0 HBP: 0	WP: 1 PB: 0 SB: 1 CS: 0	PA: 37
--------------	------------------------------	---------------------------------	-------------------------------	----------------------------------	------------------------------	---------------------------------	------------------------------	----------------------------------	-------------------------------	----------------------------------	-------------------------------	----------------------------------	------------------------------	----------------------------------	------------------------------	----------------------------------	------------------------------	----------------------------------	----------------------------------	------------------------------------	----------------------------------	--------

PITCHER	IP	WLS	BF	H	R	ER	SO	BB	IBB	HBP	BLK	WP	HR	S	P	ERA	WHIP
Roger Salkeld, R (1, 1) ERA: 4.82	5.0	W	19	3	3	3	4	1	0	0	0	1	1	41	70	5.40	0.800
Jeff Shaw, R (6, 1) ERA: 3.36	3.0		15	3	0	0	3	2	1	0	0	0	0	31	53	0.00	1.667
Jeff Brantley, R (9, 1) ERA: 2.82	1.0	S	3	0	0	0	1	0	0	0	0	0	0	9	15	0.00	0.000

**BOTTOM**

**Cincinnati Reds @ San Francisco Giants**  
**3Com Park at Candlestick Point, San Francisco, CA**

Mon Aug 05 1996, 10:05 PM EDT  
 Att: 12,277 - Unknown - 58 F

[livebaseballscorecards.com](http://livebaseballscorecards.com)

<b>AB</b>	<b>32</b>
<b>R</b>	<b>3</b>
<b>H</b>	<b>6</b>
<b>RBI</b>	<b>3</b>
<b>BB</b>	<b>4</b>
<b>SO</b>	<b>8</b>
<b>LOB</b>	<b>17</b>



Batter	1	2	3	4	5	6	7	8	9	AB	R	H	RBI	BB	SO	LOB	TOP								
Eric Owens, R (1, 7) OBP: 0.279, SLG: 0.240 Lenny Harris, L (8, PH) OBP: 0.322, SLG: 0.412 Jeff Brantley, R (9, 1)	1-2 P6		1-2 F8		1-3 K			2-2 P6	2-2 G4-3	3	0	0	0	0	1	1									
Bret Boone, R (1, 4) OBP: 0.279, SLG: 0.353	0-0 L8		0-1 F8			1-3 K		1-1 L4		4	0	0	0	0	1	1									
Barry Larkin, R (1, 6) OBP: 0.407, SLG: 0.556	4-2 FC6-4 BB		1-3 K			4-0 CS PB BB		4-0 S BB		1	0	0	0	3	1	1									
Kevin Mitchell, R (1, 3) OBP: 0.375, SLG: 0.402 Eddie Taubensee, L (9, 2) OBP: 0.329, SLG: 0.429	2-1 FC6-4			1-2 G5-3		1-3 K		2-1 G5-3		4	0	0	0	0	1	3									
Eric Davis, R (1, 8) OBP: 0.401, SLG: 0.552		1-0 G4-3 1B		2-2 S HBP		1-3 K		1-2 K		3	1	2	0	0	1	1									
Reggie Sanders, R (1, 9) OBP: 0.363, SLG: 0.500		0-0 G4-3 1B		1-3 K		1-0 CS	4-2 SH1 S SH2-3 BB		0-0 P9	3	1	1	0	1	1	2									
Joe Oliver, R (1, 2) OBP: 0.319, SLG: 0.435 Hal Morris, L (9, PH) OBP: 0.353, SLG: 0.437		3-1 G4-3		2-3 K			1-0 SH1		2-0 L7	2	0	0	0	0	1	3									
Jeff Branson, L (1, 5) OBP: 0.296, SLG: 0.390		2-1 F8			0-0 L8		2-1 SH2-3		2-0 HR	3	1	1	3	0	0	1									
John Smiley, L (1, 1) OBP: 0.250, SLG: 0.244 Hector Carrasco, R (8, 1) Thomas Howard, S (9, PH) OBP: 0.294, SLG: 0.384			4-2 BB		0-1 G6-3		0-0 F8		0-0 2B	2	0	0	0	1	0	0									
<b>Inning Stats</b>	R: 0 E: 0 K: 0 S: 8	H: 0 LOB: 1 BB: 1 P: 15	R: 0 E: 0 K: 0 S: 6	H: 2 LOB: 1 BB: 0 P: 12	R: 0 E: 0 K: 1 S: 12	H: 0 LOB: 1 BB: 1 P: 18	R: 0 E: 0 K: 2 S: 12	H: 0 LOB: 1 BB: 0 P: 18	R: 0 E: 0 K: 1 S: 6	H: 0 LOB: 0 BB: 0 P: 7	R: 0 E: 0 K: 3 S: 11	H: 0 LOB: 1 BB: 1 P: 19	R: 1 E: 0 K: 0 S: 8	H: 0 LOB: 0 BB: 1 P: 14	R: 0 E: 0 K: 0 S: 8	H: 0 LOB: 1 BB: 1 P: 17	R: 2 E: 0 K: 0 S: 10	H: 3 LOB: 1 BB: 0 P: 17	1B: 3 2B: 1 3B: 0 HR: 1	SF: 0 SAC: 2 DP: 1 HBP: 1	WP: 0 PB: 1 SB: 4 CS: 1	PA: 38			
<b>PITCHER</b>	IP	WLS	BF	H	R	ER	SO	BB	IBB	HBP	BLK	WP	HR	S	P	ERA	WHIP								
Allen Watson, L (1, 1) ERA: 3.84	7.0		27	2	1	1	7	4	0	1	0	0	0	63	103	1.29	0.857								
Mark Dewey, R (8, 1) ERA: 4.09	0.2		3	0	0	0	0	1	0	0	0	0	0	6	13	0.00	1.500								
Rod Beck, R (8, 1) ERA: 2.79	1.0	L	6	3	2	2	0	0	0	0	0	0	1	9	16	18.00	3.000								
Jim Poole, L (9, 1) ERA: 2.48	0.1		1	0	0	0	0	0	0	0	0	0	0	3	5	0.00	0.000								

Cincinnati Reds @ San Francisco Giants  
 3Com Park at Candlestick Point, San Francisco, CA

Tue Aug 06 1996, 6:33 AM EDT  
 Att. 12,434 - Sunny - 66 F

AB	29
R	3
H	5
RBI	3
BB	5
SO	7
LOB	15



Batter	1	2	3	4	5	6	7	8	9	AB	R	H	RBI	BB	SO	LOB
Dax Jones, R (1, 8) Marvin Benard, L (8, PH) OBP: 0.319, SLG: 0.323 (9, 8)	2-3 K		1-2 G5-3			1-0 L9		2-2 G6-3		3	0	0	0	0	1	1
Rich Aurilia, R (1, 6) OBP: 0.299, SLG: 0.333	0-1 F8		1-3 K2-3			2-3 K		0-0 F8		4	0	0	0	0	0	1
Barry Bonds, L (1, 7) OBP: 0.437, SLG: 0.613	0-0 HR				2-0 G3		4-1 1B WP SF8 BB		4-0 1B IBB	2	2	1	1	2	0	0
Glenallen Hill, R (1, 9) OBP: 0.333, SLG: 0.503	2-3 K				0-3 K		1-3 K		1-3 K	4	0	0	0	0	4	2
Kim Batiste, R (1, 5) Tom Lampkin, L (9, PH) OBP: 0.235, SLG: 0.308 OBP: 0.327, SLG: 0.359		0-3 K			1-1 G5-3		1-1 1B		0-1 F8	3	0	1	0	0	1	0
Rick Wilkins, L (1, 2) OBP: 0.337, SLG: 0.361		1-3 K			1-1 G3		1-0 SF8		1-0 1B	3	0	1	1	0	1	0
Jay Canizaro, R (1, 4) OBP: 0.167, SLG: 0.235		0-3 K			1-2 G4-6-3 1B		2-2 1B		1-3 K	4	0	2	0	0	2	2
Steve Decker, R (1, 3) Mark Dewey, R (8, 1) Rod Beck, R (8, 1) Jim Poole, L (9, 1)			0-3 K		0-2 G4-6-3		0-2 L5			3	0	0	0	0	1	3
Allen Watson, L (1, 1) Dave McCarty, R (8, 3) OBP: 0.275, SLG: 0.292 OBP: 0.318, SLG: 0.372			3-2 2B			1-1 G6-3		4-2 G6-3 BB		2	0	1	0	0	0	0

Inning Stats	R: 1	H: 1	E: 0	K: 2	S: 12	H: 0	LOB: 0	BB: 0	P: 16	R: 0	H: 0	E: 0	K: 3	S: 10	H: 0	LOB: 0	BB: 0	P: 11	R: 0	H: 1	E: 0	K: 2	S: 15	H: 0	LOB: 1	BB: 0	P: 20	R: 0	H: 0	E: 0	K: 1	S: 6	H: 0	LOB: 0	BB: 0	P: 9	R: 0	H: 1	E: 0	K: 0	S: 8	H: 0	LOB: 0	BB: 0	P: 10	R: 1	H: 2	E: 0	K: 1	S: 17	H: 2	LOB: 2	BB: 1	P: 26	R: 0	H: 0	E: 0	K: 0	S: 7	H: 0	LOB: 0	BB: 1	P: 13	R: 0	H: 1	E: 0	K: 2	S: 9	H: 1	LOB: 2	BB: 1	P: 16	1B: 4	SF: 1	2B: 1	SAC: 0	3B: 0	DP: 2	HR: 1	HBP: 0
--------------	------	------	------	------	-------	------	--------	-------	-------	------	------	------	------	-------	------	--------	-------	-------	------	------	------	------	-------	------	--------	-------	-------	------	------	------	------	------	------	--------	-------	------	------	------	------	------	------	------	--------	-------	-------	------	------	------	------	-------	------	--------	-------	-------	------	------	------	------	------	------	--------	-------	-------	------	------	------	------	------	------	--------	-------	-------	-------	-------	-------	--------	-------	-------	-------	--------

PITCHER	IP	WLS	BF	H	R	ER	SO	BB	IBB	HBP	BLK	WP	HR	S	P	ERA	WHIP
John Smiley, L (1, 1) ERA: 3.82	7.0		26	5	2	2	10	1	0	0	0	1	1	74	102	2.57	0.857
Hector Carrasco, R (8, 1) ERA: 3.17	1.0	W	3	0	0	0	0	1	0	0	0	0	0	7	13	0.00	1.000
Jeff Brantley, R (9, 1) ERA: 2.77	1.0	S	5	1	0	0	2	0	1	0	0	0	0	9	16	0.00	1.000

BOTTOM

Cincinnati Reds @ San Francisco Giants  
3Com Park at Candlestick Point, San Francisco, CA


Tue Aug 06 1996, 6:33 AM EDT  
Att. 12,434 - Sunny - 66 F

livebaseballscores.com

AB	30
R	2
H	6
RBI	2
BB	3
SO	12
LOB	11



WP: 1	PA: 34
PB: 0	SB: 0
CS: 0	

Batter	1	2	3	4	5	6	7	8	9	AB R H RBI BB SO LOB	TOP																					
Thomas Howard, S (1, 9) OBP: 0.293, SLG: 0.391	0-2 F7		1-1 1B 3B		1-1 G3-1			2-0 P5		4 1 1 1 0 0 1	<p><b>Cincinnati Reds @ San Francisco Giants</b>  3Com Park at Candlestick Point, San Francisco, CA</p> <p>Wed Aug 07 1996, 6:33 AM EDT  Att. 15,829 - Sunny - 66 F</p> <p>livebaseballscorecards.com</p> <table border="1"> <tr><td>AB</td><td>33</td></tr> <tr><td>R</td><td>2</td></tr> <tr><td>H</td><td>7</td></tr> <tr><td>RBI</td><td>2</td></tr> <tr><td>BB</td><td>1</td></tr> <tr><td>SO</td><td>5</td></tr> <tr><td>LOB</td><td>12</td></tr> </table> 	AB	33	R	2	H	7	RBI	2	BB	1	SO	5	LOB	12							
AB	33																															
R	2																															
H	7																															
RBI	2																															
BB	1																															
SO	5																															
LOB	12																															
Willie Greene, L (1, 5) OBP: 0.315, SLG: 0.424	2-2 P2		3-0 1B		2-3 K			1-3 K		4 0 1 1 0 2 1																						
Hal Morris, L (1, 3) OBP: 0.349, SLG: 0.432	2-3 K		0-0 G3-1			3-1 F7			0-0 G1-3	4 0 0 0 0 1 1																						
Kevin Mitchell, R (1, 7) OBP: 0.379, SLG: 0.405		0-1 G4-6-3 1B		1-1 G1-3 1B		1-0 G6-3			0-0 G5-3	4 0 2 0 0 0 0																						
Eric Davis, R (1, 8) OBP: 0.399, SLG: 0.548		1-0 P8		0-0 F8		1-0 F7			1-1 1B 1B	4 0 1 0 0 0 2																						
Eddie Taubensee, L (1, 2) OBP: 0.328, SLG: 0.426		1-2 G4-6-3 1-2f		1-1 G1-3			2-2 G4-3		2-2 1B	4 0 1 0 0 0 2																						
Bret Boone, R (1, 4) OBP: 0.276, SLG: 0.348			1-3 K		0-0 F9		2-2 G4-3		1-2 F9	4 0 0 0 0 1 3																						
Jeff Branson, L (1, 6) OBP: 0.300, SLG: 0.396			4-2 3B BB		1-2 G3-1 2B		2-3 K			2 1 1 0 1 1 0																						
Kevin Jarvis, L (1, 1) OBP: 0.091, SLG: 0.091			0-0 L4		1-0 F8			1-1 G1-3		2 0 0 0 0 0 2																						
Scott Service, R (6, 1)										0 0 0 0 0 0 0																						
Lee Smith, R (7, 1)										0 0 0 0 0 0 0																						
Eric Owens, R (8, PH) OBP: 0.277, SLG: 0.238										1 0 0 0 0 0 0																						
Johnny Ruffin, R (8, 1) OBP: 0.333, SLG: 0.333										0 0 0 0 0 0 0																						
<b>Inning Stats</b>	R: 0 E: 0 K: 1 S: 9	H: 0 LOB: 0 BB: 0 P: 13	R: 0 E: 0 K: 0 S: 6	H: 1 LOB: 0 BB: 0 P: 8	R: 2 E: 0 K: 1 S: 12	H: 2 LOB: 1 BB: 1 P: 21	R: 0 E: 0 K: 0 S: 6	H: 1 LOB: 1 BB: 0 P: 8	R: 0 E: 0 K: 1 S: 12	H: 1 LOB: 1 BB: 0 P: 17	R: 0 E: 0 K: 0 S: 4	H: 0 LOB: 0 BB: 0 P: 9	R: 0 E: 0 K: 1 S: 11	H: 0 LOB: 0 BB: 0 P: 17	R: 0 E: 0 K: 1 S: 6	H: 0 LOB: 0 BB: 0 P: 10	R: 0 E: 0 K: 0 S: 10	H: 2 LOB: 2 BB: 0 P: 14	1B: 5 2B: 1 3B: 1 HR: 0	SF: 0 SAC: 0 DP: 1 HBP: 0	WP: 0 PB: 0 SB: 0 CS: 0	PA: 34										
<b>PITCHER</b> Mark Gardner, R (1, 1) ERA: 4.03	IP 9.0	WLS W	BF 34	H 7	R 2	ER 2	SO 5	BB 1	IBB 0	HBP 0	BLK 0	WP 0	HR 0	S 76	P 117	ERA 2.00	WHIP 0.889															
											<b>PITCHER</b>	IP	WLS	BF	H	R	ER	SO	BB	IBB	HBP	BLK	WP	HR	S	P	ERA	WHIP				

Batter	1	2	3	4	5	6	7	8	9	AB R H RBI BB SO LOB
Marvin Benard, L OBP: 0.317, SLG: 0.320 (1, 8) (9, 7)	4-2 WP S SF9 BB	3-1 F7		3-1 P5		0-0 G4-3 1-2		0-0 G3		4 1 0 0 1 0 2
Bill Mueller, S OBP: 0.267, SLG: 0.286 (1, 5)	2-1 SF9 1-H		1-0 2B 1B	1-2 G4-3		2-1 1B HR 1B		1-0 G3-1		4 2 2 1 0 0 0
Glenallen Hill, R OBP: 0.340, SLG: 0.516 (1, 9)	1-0 G6-3 2B		0-2 1B 2B	3-2 P6		1-2 HR 1B		1-3 K		5 2 3 1 0 1 0
Barry Bonds, L OBP: 0.441, SLG: 0.621 Dax Jones, R (1, 7) (9, 8)	4-1 G6-3 BB		4-0 1B 1B BB		4-0 1B S BB	2-2 HR 1-H 2-H 3-H				1 3 1 4 3 0 0 0 0 0 0 0 0 0
Rick Wilkins, L OBP: 0.336, SLG: 0.359 Desi Wilson, L (1, 3) (9, 3)	1-2 G6-3 1-2 2-3		0-0 1B 1B	1-0 F8		3-3 K				4 0 1 1 0 1 3 0 0 0 0 0 0 0
Steve Scarsone, R OBP: 0.273, SLG: 0.344 (1, 4)	0-1 G4-3		2-3 K	2-3 K		3-3 K				4 0 0 0 0 3 5
Tom Lampkin, L OBP: 0.337, SLG: 0.366 (1, 2)		4-1 SH3-4 BB	1-3 K	0-0 CS 1B		1-0 1B				3 0 2 1 1 1 2
Rich Aurilia, R OBP: 0.298, SLG: 0.331 (1, 6)		0-0 F7	1-2 1B	1-0 CS 1-2		1-1 P7		2-2 F9		4 0 1 1 0 0 2
Mark Gardner, R OBP: 0.188, SLG: 0.170 (1, 1)		0-0 SH3-4 1-2	0-0 G5-3	0-3 K 1B HR G4-3		1-3 K				3 1 0 0 0 2 3

Inning Stats	R: 1 E: 0 K: 0 S: 12	H: 1 LOB: 2 BB: 2 P: 24	R: 0 E: 0 K: 0 S: 5	H: 0 LOB: 1 BB: 1 P: 12	R: 3 E: 0 K: 2 S: 18	H: 4 LOB: 2 BB: 1 P: 27	R: 0 E: 0 K: 0 S: 8	H: 0 LOB: 0 BB: 0 P: 15	R: 1 E: 0 K: 1 S: 5	H: 1 LOB: 0 BB: 1 P: 13	R: 4 E: 0 K: 2 S: 17	H: 3 LOB: 0 BB: 0 P: 26	R: 0 E: 0 K: 2 S: 10	H: 1 LOB: 1 BB: 0 P: 17	R: 0 E: 0 K: 1 S: 5	H: 0 LOB: 0 BB: 0 P: 7	
PITCHER	IP	WLS	BF	H	R	ER	SO	BB	IBB	HBP	BLK	WP	HR	S	P	ERA	WHIP
Kevin Jarvis, R ERA: 5.59 (1, 1)	5.0	L	25	6	5	5	3	5	0	0	0	1	0	48	91	9.00	2.200
Scott Service, R ERA: 4.07 (6, 1)	1.0		7	3	4	4	2	0	0	0	0	1	1	17	26	36.00	3.000
Lee Smith, R ERA: 3.58 (7, 1)	1.0		4	1	0	0	2	0	0	0	0	0	0	10	17	0.00	1.000
Johnny Ruffin, R ERA: 5.37 (8, 1)	1.0		3	0	0	0	1	0	0	0	0	0	0	5	7	0.00	0.000

**BOTTOM**

**Cincinnati Reds @ San Francisco Giants**  
**3Com Park at Candlestick Point, San Francisco, CA**

Wed Aug 07 1996, 6:33 AM EDT  
Att. 15,829 - Sunny - 66 F

livebaseballscorecards.com

<b>AB</b>	<b>32</b>
<b>R</b>	<b>9</b>
<b>H</b>	<b>10</b>
<b>RBI</b>	<b>9</b>
<b>BB</b>	<b>5</b>
<b>SO</b>	<b>8</b>
<b>LOB</b>	<b>17</b>

**GIANTS**

1B: 7	SF: 1	WP: 2	PA: 40
2B: 2	SAC: 1	PB: 0	
3B: 0	DP: 0	SB: 2	
HR: 1	HBP: 0	CS: 1	

**Los Angeles Dodgers @ Cincinnati Reds**  
 Riverfront Stadium, Cincinnati, OH

Fri Aug 09 1996, 7:05 PM EDT  
 Att. 34,004 - Unknown - 83 F

AB	35
R	4
H	5
RBI	4
BB	3
SO	4
LOB	19



Batter	1	2	3	4	5	6	7	8	9	AB R H RBI BB SO LOB
<b>Todd Hollandsworth, L</b> (1, 7) OBP: 0.354, SLG: 0.419	1-1 F8		0-1 1-H HR		0-1 1-3 2B		0-0 G3		1-2 F7	5 1 2 2 0 0 2
<b>Chad Curtis, R</b> (1, 8) OBP: 0.349, SLG: 0.382	1-2 G3		4-2 BB		0-1 F9		4-1 BB		1-1 FC6-4	3 0 0 0 2 0 3
<b>Mike Piazza, R</b> (1, 2) OBP: 0.414, SLG: 0.568	0-1 G6-3		2-1 P2		4-0 FC6 IBB		1-1 F8			3 0 0 0 1 0 3
<b>Eric Karros, R</b> (1, 3) OBP: 0.296, SLG: 0.450		0-2 F8	0-0 F8		1-2 L6		2-3 K			4 0 0 0 0 1 6
<b>Raul Mondesi, R</b> (1, 9) OBP: 0.315, SLG: 0.472		3-1 G6-3	1 SAFE 1 SAFE 0-0 F8		2-1 FC6			1-0 P6		4 0 0 0 0 0 4
<b>Delino DeShields, L</b> (1, 4) OBP: 0.296, SLG: 0.312		1-2 E6 HR		3-2 P5		0-0 P6		1-2 G6-3		4 1 0 0 0 0 0
<b>Mike Busch, R</b> (1, 5) OBP: 0.262, SLG: 0.425		0-1		1-3 K		2-2 P4		2-0 G4-3		3 1 1 2 0 1 0
<b>Chan Ho Park, R</b> (6, 1) OBP: 0.118, SLG: 0.063		2-H HR								0 0 0 0 0 0 0
<b>Wayne Kirby, L</b> (8, PH) OBP: 0.327, SLG: 0.344										1 0 0 0 0 0 0
<b>Jim Bruske, R</b> (8, 1)										0 0 0 0 0 0 0
<b>Greg Gagne, R</b> (1, 6) OBP: 0.350, SLG: 0.378		0-0 G5-3		1-2 G6-3		1-0 G6-3			2-2 FC6-4 1B	4 0 1 0 0 0 0
<b>Ismael Valdez, R</b> (1, 1) OBP: 0.122, SLG: 0.104			0-0 E6 HR		1-3 K 2B		0-2 G3 1B		1-3 K	2 1 0 0 0 1 0
<b>Scott Radinsky, L</b> (5, 1)										0 0 0 0 0 0 0
<b>Juan Castro, R</b> (6, 5) OBP: 0.269, SLG: 0.306										2 0 1 0 0 1 1

Inning Stats	R: 0	H: 0	E: 0	K: 0	S: 7	P: 9	R: 2	H: 1	E: 1	K: 0	S: 11	P: 15	R: 2	H: 1	E: 1	K: 0	S: 10	P: 16	R: 0	H: 0	E: 0	K: 1	S: 11	P: 16	R: 0	H: 1	E: 0	K: 1	S: 12	P: 20	R: 0	H: 0	E: 0	K: 0	S: 5	P: 8	R: 0	H: 1	E: 0	K: 1	S: 11	P: 18	R: 0	H: 0	E: 0	K: 0	S: 5	P: 9	R: 0	H: 1	E: 0	K: 1	S: 11	P: 16	1B: 2	2B: 1	3B: 0	HR: 2	SF: 0	SAC: 0	DP: 0	HBP: 0	WP: 1	PA: 38
--------------	------	------	------	------	------	------	------	------	------	------	-------	-------	------	------	------	------	-------	-------	------	------	------	------	-------	-------	------	------	------	------	-------	-------	------	------	------	------	------	------	------	------	------	------	-------	-------	------	------	------	------	------	------	------	------	------	------	-------	-------	-------	-------	-------	-------	-------	--------	-------	--------	-------	--------

PITCHER	IP	WLS	BF	H	R	ER	SO	BB	IBB	HBP	BLK	WP	HR	S	P	ERA	WHIP
<b>Mark Portugal, R</b> (1, 1) ERA: 3.79	5.0	W	23	3	4	1	2	1	1	0	0	1	2	51	76	1.80	0.800
<b>Hector Carrasco, R</b> (6, 1) ERA: 3.04	2.0		8	1	0	0	1	1	0	0	0	0	0	16	26	0.00	1.000
<b>Lee Smith, R</b> (8, 1) ERA: 3.4	2.0		7	1	0	0	1	0	0	0	0	0	0	16	25	0.00	0.500

PITCHER	IP	WLS	BF	H	R	ER	SO	BB	IBB	HBP	BLK	WP	HR	S	P	ERA	WHIP
---------	----	-----	----	---	---	----	----	----	-----	-----	-----	----	----	---	---	-----	------

Batter	1	2	3	4	5	6	7	8	9	AB	R	H	RBI	BB	SO	LOB
Lenny Harris, L OBP: 0.329, SLG: 0.422 (1, 5)	0-1 E5 G4-3 S 2B	0-0 3B 1B		1-2 G3 1B	2-1 2B 1-H 2-H		3-1 F8			5	2	3	2	0	0	1
Hal Morris, L OBP: 0.350, SLG: 0.437 (1, 3)	1-2 G4-3	0-1 SF9 3B		0-0 F8	3-2 G3-1			0-0 G6-4-3 1B		5	1	2	3	0	0	3
Barry Larkin, R OBP: 0.406, SLG: 0.562 (1, 6)	4-2 2B BB	0-0 SF9		1-0 G3		1-1 HR		2-2 G6-4-3 1-2f		3	1	1	2	1	0	2
Kevin Mitchell, R OBP: 0.382, SLG: 0.412 Eric Owens, R OBP: 0.276, SLG: 0.237 (1, 7) (6, PR) (7, 7)	1-2 2B	1-0 G1-6-3		0-0 F7		4-2 CS BB		1-0 F8		3	0	1	1	1	0	1
Eric Davis, R OBP: 0.400, SLG: 0.551 (1, 8)	3-3 K	1-1 E S 1B			1-0 2B	1-3 K				4	1	2	0	0	2	3
Reggie Sanders, R OBP: 0.361, SLG: 0.494 (1, 9)	4-2 BB	3-3 K			2-3 K	3-3 K				3	0	0	0	1	3	3
Bret Boone, R OBP: 0.278, SLG: 0.353 (1, 4)	1-2 P6		1-2 G4-3		2-2 2B		0-2 1B			4	1	2	1	0	0	3
Joe Oliver, R OBP: 0.322, SLG: 0.434 (1, 2)		0-0 1B SH 3B 1B	2-2 G6-3		4-0 2B IBB		0-3 K			3	2	1	0	1	1	1
Mark Portugal, R OBP: 0.200, SLG: 0.205 Willie Greene, L OBP: 0.313, SLG: 0.421 Hector Carrasco, R Chris Sabo, R OBP: 0.359, SLG: 0.407 Lee Smith, R (1, 1) (5, PH) (6, 1) (7, PH) (8, 1)		0-2 SH 1B 3B	0-1 G6-3		1-1 P6		1-3 K			1	1	0	0	0	0	0

Inning Stats	R: 1	H: 1	E: 1	K: 1	S: 21	LOB: 3	BB: 2	P: 35	R: 4	H: 4	E: 1	K: 1	S: 14	LOB: 1	BB: 0	P: 19	R: 0	H: 0	E: 0	K: 0	S: 8	LOB: 0	BB: 0	P: 11	R: 0	H: 1	E: 0	K: 0	S: 6	LOB: 1	BB: 0	P: 8	R: 3	H: 3	E: 0	K: 1	S: 15	LOB: 1	BB: 1	P: 30	R: 1	H: 1	E: 0	K: 2	S: 11	LOB: 1	BB: 1	P: 20	R: 0	H: 1	E: 0	K: 2	S: 11	LOB: 1	BB: 0	P: 15	R: 0	H: 1	E: 0	K: 0	S: 5	LOB: 0	BB: 0	P: 8
--------------	------	------	------	------	-------	--------	-------	-------	------	------	------	------	-------	--------	-------	-------	------	------	------	------	------	--------	-------	-------	------	------	------	------	------	--------	-------	------	------	------	------	------	-------	--------	-------	-------	------	------	------	------	-------	--------	-------	-------	------	------	------	------	-------	--------	-------	-------	------	------	------	------	------	--------	-------	------

PITCHER	IP	WLS	BF	H	R	ER	SO	BB	IBB	HBP	BLK	WP	HR	S	P	ERA	WHIP
Ismael Valdez, R ERA: 3.34 (1, 1)	4.1	L	26	8	8	6	3	2	1	0	0	0	0	56	89	12.46	2.308
Scott Radinsky, L ERA: 1.89 (5, 1)	0.2		3	1	0	0	0	0	0	0	0	0	0	8	14	0.00	1.500
Chan Ho Park, R ERA: 3.78 (6, 1)	2.0		8	2	1	1	4	1	0	0	0	0	1	22	35	4.50	1.500
Jim Bruske, R ERA: 6.17 (8, 1)	1.0		3	1	0	0	0	0	0	0	0	0	0	5	8	0.00	1.000

BOTTOM

Los Angeles Dodgers @ Cincinnati Reds  
Riverfront Stadium, Cincinnati, OH

Fri Aug 09 1996, 7:05 PM EDT  
Att: 34,004 - Unknown - 83 F

AB	34
R	9
H	12
RBI	9
BB	4
SO	7
LOB	20



1B: 6	SF: 1	WP: 0	PA: 40
2B: 4	SAC: 1	PB: 0	
3B: 1	DP: 1	SB: 2	
HR: 1	HBP: 0	CS: 1	

PITCHER	IP	WLS	BF	H	R	ER	SO	BB	IBB	HBP	BLK	WP	HR	S	P	ERA	WHIP
---------	----	-----	----	---	---	----	----	----	-----	-----	-----	----	----	---	---	-----	------

**Los Angeles Dodgers @ Cincinnati Reds**  
 Riverfront Stadium, Cincinnati, OH

Sat Aug 10 1996, 3:33 AM EDT  
 Att. 33,830 - Sunny - 79 F

AB	35
R	7
H	9
RBI	7
BB	4
SO	5
LOB	12



WP:	0	PA:	41
PB:	0		
SB:	0		
CS:	0		

Batter	1	2	3	4	5	6	7	8	9	AB	R	H	RBI	BB	SO	LOB						
Todd Hollandsworth, L OBP: 0.358, SLG: 0.435 (1, 7)	F9	G4-3 SF9 2B		BB 1B		2-H HR		P6		5	2	3	2	0	0	1						
Chad Curtis, R OBP: 0.346, SLG: 0.378 (1, 8)	E5 1B	G4-3		P4		F7		G6-3		5	1	0	0	0	0	2						
Mike Piazza, R OBP: 0.413, SLG: 0.566 (1, 2)	1B	SF9		FC6-4 BB		G6-3		G4-3		3	1	1	1	1	0	0						
Eric Karros, R OBP: 0.299, SLG: 0.455 (1, 3)	1B	BB		FC6-4 BB		G1-3		3B		4	1	2	1	1	0	2						
Raul Mondesi, R OBP: 0.312, SLG: 0.467 (1, 9)	K	K				F7		G1-3		5	0	0	0	0	3	4						
Delino DeShields, L OBP: 0.295, SLG: 0.311 (1, 4)	BB 1B			G3		G4-3		F9		4	1	1	1	0	0	0						
Todd Worrell, R (9, 1)	1B			L3		F9				0	0	0	0	0	0	0						
Mike Busch, R OBP: 0.261, SLG: 0.410 (1, 5)	BB			G6-3		SH1-4 HR BB		1B		3	0	0	0	1	1	0						
Greg Gagne, R OBP: 0.355, SLG: 0.381 (1, 6)	1B									3	1	2	2	1	0	0						
Hideo Nomo, R OBP: 0.173, SLG: 0.220 (1, 1)	K			P4		SH1-4		F7		2	0	0	0	0	1	2						
Antonio Osuna, R (6, 1)										0	0	0	0	0	0	0						
Juan Castro, R OBP: 0.267, SLG: 0.303 (7, 4)										1	0	0	0	0	0	1						
Mark Guthrie, R (7, 1)										0	0	0	0	0	0	0						
<b>Inning Stats</b>	R: 4 E: 1 K: 2 S: 23	H: 4 LOB: 2 BB: 1 P: 40	R: 1 E: 0 K: 1 S: 14	H: 1 LOB: 1 BB: 1 P: 23	R: 0 E: 0 K: 0 S: 6	H: 0 LOB: 0 BB: 0 P: 9	R: 0 E: 0 K: 0 S: 6	H: 1 LOB: 2 BB: 1 P: 13	R: 0 E: 0 K: 1 S: 5	H: 0 LOB: 0 BB: 0 P: 7	R: 2 E: 0 K: 0 S: 9	H: 1 LOB: 0 BB: 1 P: 15	R: 0 E: 0 K: 0 S: 9	H: 0 LOB: 0 BB: 0 P: 15	R: 0 E: 0 K: 1 S: 11	H: 1 LOB: 1 BB: 0 P: 13	R: 0 E: 0 K: 0 S: 4	H: 1 LOB: 1 BB: 0 P: 4	1B: 6 2B: 1 3B: 1 HR: 1	SF: 1 SAC: 1 DP: 0 HBP: 0	WP: 0 PB: 0 SB: 0 CS: 0	PA: 41
<b>PITCHER</b>	IP	WLS	BF	H	R	ER	SO	BB	IBB	HBP	BLK	WP	HR	S	P	ERA	WHIP					
Dave Burba, R ERA: 3.97 (1, 1)	5.0	L	25	6	5	1	4	3	0	0	0	0	0	54	92	1.80	1.800					
Johnny Ruffin, R ERA: 5.6 (6, 1)	1.0		5	1	2	2	0	1	0	0	0	0	1	9	15	18.00	2.000					
Scott Service, R ERA: 3.76 (7, 1)	2.0		7	1	0	0	1	0	0	0	0	0	0	20	28	0.00	0.500					
Jeff Shaw, R ERA: 3.31 (9, 1)	1.0		4	1	0	0	0	0	0	0	0	0	0	4	4	0.00	1.000					

livebaseballscorecards.com



BOTTOM

Los Angeles Dodgers @ Cincinnati Reds  
Riverfront Stadium, Cincinnati, OH

Sat Aug 10 1996, 3:33 AM EDT  
Att: 33,830 - Sunny - 79 F

livebaseballscorecards.com

AB	30
R	5
H	6
RBI	5
BB	10
SO	8
LOB	15




WP:	0	PA:	42
PB:	0		
SB:	3		
CS:	1		

AB	R	H	RBI	BB	SO	LOB
3	1	0	0	2	1	1
5	2	1	0	0	1	2
0	1	0	0	4	0	0
3	0	1	2	1	0	2
0	0	0	0	0	0	0
3	1	2	3	2	1	0
4	0	0	0	1	2	7
4	0	1	0	0	0	1
3	0	0	0	0	1	2
0	0	0	0	0	0	0
1	0	0	0	0	0	0
1	0	0	0	0	1	0
0	0	0	0	0	0	0
2	0	1	0	0	0	0

Batter	1	2	3	4	5	6	7	8	9
Lenny Harris, L OBP: 0.330, SLG: 0.416 (1, 5)	4-2 CS BB		0-3 K			4-1 2B SF8 BB	2-2 F8		0-0 G1-3
Hal Morris, L OBP: 0.348, SLG: 0.437 (1, 3)	1-3 SAFE K		1-0 G4-3			0-1 HR 2B	1-2 FC6-4 BB 1B		0-0 P5
Barry Larkin, R OBP: 0.413, SLG: 0.562 (1, 6)	4-0 1-2 BB			4-2 G5-4-3 BB		4-1 HR BB	4-1 1B 1B BB		1-0 S BB HBP
Kevin Mitchell, R OBP: 0.383, SLG: 0.410 Eric Owens, R OBP: 0.276, SLG: 0.237 (1, 7) (9, PR)	0-0 F8			0-1 G5-4-3 1-2f		2-2 SF8	1-0 1B 1B		4-0 S BB
Eric Davis, R OBP: 0.406, SLG: 0.563 (1, 8)		1-3 K		4-1 BB		0-2 HR	1-1 1B		4-0 1-2 2-3 BB
Reggie Sanders, R OBP: 0.358, SLG: 0.485 (1, 9)		4-1 S BB		2-3 K		0-2 P6	0-1 L4		0-3 K
Bret Boone, R OBP: 0.278, SLG: 0.352 (1, 4)		2-0 P2			1-1 F9	3-2 1B		2-2 F8	
Joe Oliver, R OBP: 0.318, SLG: 0.427 Scott Service, R (7, 1)		0-1 P4			3-2 F7	3-3 K		0-3 K	
Chris Sabo, R OBP: 0.357, SLG: 0.403 Jeff Shaw, R (8, PH) (9, 1)		1-2							
Dave Burba, R OBP: 0.143, SLG: 0.234 Willie Greene, L OBP: 0.312, SLG: 0.419 Johnny Ruffin, R OBP: 0.333, SLG: 0.333 Eddie Taubensee, L OBP: 0.330, SLG: 0.426 (1, 1) (5, PH) (6, 1) (7, 2)			2-2 G4-3		2-3 K		0-0 FC6-4 1B		0-0 P2

Inning Stats	R: 0	H: 0	E: 0	K: 1	S: 9	R: 0	H: 0	E: 0	K: 1	S: 7	R: 0	H: 0	E: 0	K: 1	S: 7	R: 0	H: 0	E: 0	K: 1	S: 8	R: 0	H: 0	E: 0	K: 1	S: 8	R: 4	H: 3	E: 0	K: 1	S: 23	R: 1	H: 3	E: 0	K: 0	S: 13	R: 0	H: 0	E: 0	K: 1	S: 7	R: 0	H: 0	E: 0	K: 1	S: 5	1B: 4	2B: 1	3B: 0	HR: 1	SF: 1	SAC: 0	DP: 1	HBP: 1
--------------	------	------	------	------	------	------	------	------	------	------	------	------	------	------	------	------	------	------	------	------	------	------	------	------	------	------	------	------	------	-------	------	------	------	------	-------	------	------	------	------	------	------	------	------	------	------	-------	-------	-------	-------	-------	--------	-------	--------


PITCHER	IP	WLS	BF	H	R	ER	SO	BB	IBB	HBP	BLK	WP	HR	S	P	ERA	WHIP
Hideo Nomo, R ERA: 3.6 (1, 1)	5.2		25	3	4	4	5	7	0	0	0	0	1	58	106	6.35	1.765
Antonio Osuna, R ERA: 2.42 (6, 1)	0.1		2	1	1	1	1	0	0	0	0	0	0	5	8	27.00	3.000
Mark Guthrie, L ERA: 1.61 (7, 1)	2.0		9	2	0	0	1	1	0	0	0	0	0	19	30	0.00	1.500
Todd Worrell, R ERA: 3.09 (9, 1)	1.0	S	6	0	0	0	1	2	0	1	0	0	0	5	14	0.00	2.000

Batter	1	2	3	4	5	6	7	8	9	AB R H RBI BB SO LOB	TOP				
Todd Hollandsworth, L OBP: 0.353, SLG: 0.428 (1, 7) (8, 9)	0-0 G3	0-0 F8		0-0 F7			0-3 K		0-0 F5	5 0 0 0 0 1 2					
Wayne Kirby, L OBP: 0.320, SLG: 0.337 (1, 8) (8, 7)	0-0 F7		0-0 L8	0-0 P6			0-0 F9		0-0 F8 BB 1B 1B	5 1 1 0 0 0 0					
Mike Piazza, R OBP: 0.418, SLG: 0.573 (1, 2) BB BB BB	4-0 BB		4-0 1B BB 1B BB			0-3 K	0-0 HR		4-0 1B BB 1-2 HR BB	2 3 1 1 3 1 0					
Eric Karros, R OBP: 0.300, SLG: 0.460 (1, 3) SS SS	0-3 K		4-0 1B BB 1-2 1B BB			0-0 HR	0-3 K		0-0 F8	4 2 1 1 1 2 3					
Raul Mondesi, R OBP: 0.313, SLG: 0.469 Chad Curtis, R OBP: 0.347, SLG: 0.378 (1, 9) (8, 8)		0-0 FC6 2B	0-0 F8 1B 1-2 2-3 1B			0-3 K		0-0 G5-3	4-0 1B BB 1-2 HR	4 0 2 0 0 1 0 0 1 0 0 1 0 0					
Delino DeShields, L OBP: 0.298, SLG: 0.313 (1, 4)		0-0 FC6 WP	0-0 1B 1-2 2-H 2-3 3-H			0-0 F8		4-0 S BB	0-0 1B 1-2 2-3 3-H HR	4 2 2 3 1 0 1					
Tim Wallach, R OBP: 0.308, SLG: 0.412 (1, 5) BB BB BB		4-0 1B WP 1-2 BB	0-0 F8			0-0 G6-3		0-3 K	0-0 HR 1-H 2-H 3-H	4 1 1 4 1 1 3	AB 36 R 10 H 9 RBI 9 BB 8 SO 8 LOB 14				
Greg Gagne, R OBP: 0.352, SLG: 0.375 (1, 6) SS SS		0-3 K 1-2 2-H	0-0 F8			0-0 G5-3		4-0 IBB	0-0 G4-3	4 0 0 0 1 1 3					
Pedro Astacio, R OBP: 0.096, SLG: 0.078 37 Darren Dreifort, R Mark Guthrie, R Antonio Osuna, R (1, 1) (8, 1) (8, 1) (8, 1)		0-0 1B 2-3		0-0 G5-3		0-3 K		0-0 G1-3		4 0 1 0 0 1 2 0					
Inning Stats	R: 0 E: 0 K: 1 S: 5 H: 0 LOB: 1 BB: 1 P: 9	R: 1 E: 0 K: 1 S: 7 H: 2 LOB: 2 BB: 1 P: 11	R: 2 E: 0 K: 0 S: 5 H: 2 LOB: 2 BB: 2 P: 13	R: 0 E: 0 K: 0 S: 3 H: 0 LOB: 0 BB: 0 P: 3	R: 1 E: 0 K: 2 S: 8 H: 1 LOB: 0 BB: 0 P: 8	R: 0 E: 0 K: 1 S: 5 H: 0 LOB: 0 BB: 0 P: 5	R: 1 E: 0 K: 2 S: 8 H: 1 LOB: 0 BB: 0 P: 8	R: 0 E: 0 K: 1 S: 5 H: 0 LOB: 2 BB: 2 P: 13	R: 5 E: 0 K: 0 S: 6 H: 3 LOB: 0 BB: 2 P: 14	1B: 5 2B: 1 3B: 0 HR: 3 SF: 0 SAC: 0 DP: 0 HBP: 0	WP: 2 PB: 0 SB: 2 CS: 0 PA: 44				
PITCHER	IP WLS BF H R ER SO BB IBB HBP BLK WP HR S P ERA WHIP														
Roger Salkeld, R ERA: 4.94 Scott Service, R ERA: 3.81 Lee Smith, R ERA: 3.32 Hector Carrasco, R ERA: 3.86 (1, 1) (6, 1) (8, 1) (9, 1)	5.0 2.0 1.0 1.0	L	24 7 5 8	5 1 0 3	4 1 0 5	4 1 0 5	4 3 1 0	4 0 1 2	0 0 1 0	0 0 0 0	0 0 0 0	1 13 5 6	44 13 13 14	7.20 4.50 0.00 45.00	1.800 0.500 1.000 5.000

Los Angeles Dodgers @ Cincinnati Reds  
Riverfront Stadium, Cincinnati, OH  
Sun Aug 11 1996, 3:33 AM EDT  
Att. 27,897 - Cloudy - 80 F

livebaseballscorecards.com



Batter	1	2	3	4	5	6	7	8	9	AB R H RBI BB SO LOB	TOP		
Chad Curtis, R (1, 8) OBP: 0.344, SLG: 0.374	3-1 F7		2-3 K			1-0 G6-3	1-2 F9			4 0 0 0 0 1 0			
Delino DeShields, L (1, 4) OBP: 0.300, SLG: 0.319	1-0 F7			2-2 SF8 3B		0-2 2B 1B	2-2 F8			4 2 2 0 0 0 0			
Mike Piazza, R (1, 2) OBP: 0.421, SLG: 0.584	2-2 HR			4-2 2B BB		0-1 2B 1B 2B	0-0 F8			3 3 2 2 1 0 0			
Eric Karros, R (1, 3) OBP: 0.299, SLG: 0.462	1-3 K			2-2 SF8		1-0 1B 1B 2B		2-2 F9		3 1 1 1 0 1 0			
Raul Mondesi, R (1, 9) OBP: 0.313, SLG: 0.466		1-0 G6-3		0-3 K		4-0 1B 1B IBB		3-2 P6		3 0 0 0 1 1 1			
Tim Wallach, R (1, 5) OBP: 0.312, SLG: 0.419		0-2 G6-3		0-1 PO 2B		2-2 1B 1B		1-3 K		4 0 2 2 0 1 0			
Billy Ashley, R (1, 7) OBP: 0.255, SLG: 0.416 Todd Hollandsworth, L (6, PH) OBP: 0.351, SLG: 0.425 (6, 7)		0-1 P4		2-1 PO	0-0 L5-3 1B	2-3 K				2 0 1 0 0 0 0 2 0 0 0 0 1 3	AB 33 R 6 H 9 RBI 6 BB 2 SO 7 LOB 8		
Greg Gagne, R (1, 6) OBP: 0.351, SLG: 0.374			1-2 G5-3		0-1 L5-3	0-0 1B		0-0 F9		4 0 1 1 0 0 1			
Ramon Martinez, R (1, 1) OBP: 0.135, SLG: 0.111 Antonio Osuna, R (8, 1) Todd Worrell, R (9, 1)			0-2 G4-3		1-3 K	0-3 K		3-2 G6-3		3 0 0 0 0 2 3 1 0 0 0 0 0 0 0 0 0 0 0 0 0			
<b>Inning Stats</b>	R: 1 H: 1 E: 0 LOB: 0 K: 1 BB: 0 S: 9 P: 16	R: 0 H: 0 E: 0 LOB: 0 K: 0 BB: 0 S: 6 P: 7	R: 0 H: 0 E: 0 LOB: 0 K: 1 BB: 0 S: 11 P: 14	R: 2 H: 2 E: 0 LOB: 0 K: 1 BB: 1 S: 16 P: 26	R: 0 H: 1 E: 0 LOB: 0 K: 1 BB: 0 S: 6 P: 7	R: 3 H: 5 E: 0 LOB: 3 K: 2 BB: 1 S: 18 P: 28	R: 0 H: 0 E: 0 LOB: 0 K: 0 BB: 0 S: 8 P: 11	R: 0 H: 0 E: 0 LOB: 0 K: 1 BB: 0 S: 9 P: 15	R: 0 H: 0 E: 0 LOB: 0 K: 0 BB: 0 S: 6 P: 10	1B: 4 SF: 1 2B: 4 SAC: 0 3B: 1 DP: 1 HR: 1 HBP: 0	WP: 0 PA: 37 PB: 0 SB: 0 CS: 0		
<b>PITCHER</b>	IP WLS BF H R ER SO BB IBB HBP BLK WP HR S P ERA WHIP											<b>PITCHER</b>	IP WLS BF H R ER SO BB IBB HBP BLK WP HR S P ERA WHIP
John Smiley, L (1, 1) ERA: 4.04	5.1 L 24 8 6 6 4 1 1 0 0 0 1 59 89 10.12 1.688												
Jeff Shaw, R (6, 1) ERA: 3.22	1.2 6 1 0 0 2 0 0 0 0 0 0 0 15 20 0.00 0.600												
Lee Smith, R (8, 1) ERA: 3.24	1.0 3 0 0 0 1 0 0 0 0 0 0 0 9 15 0.00 0.000												
Jeff Brantley, R (9, 1) ERA: 2.72	1.0 3 0 0 0 0 0 0 0 0 0 0 0 6 10 0.00 0.000												

Los Angeles Dodgers @ Cincinnati Reds  
Riverfront Stadium, Cincinnati, OH

Mon Aug 12 1996, 7:05 PM EDT  
Att. 21,677 - Unknown - 78 F

livebaseballscorecards.com

BOTTOM

Los Angeles Dodgers @ Cincinnati Reds  
Riverfront Stadium, Cincinnati, OH

livebaseballscorecards.com

AB	34
R	5
H	9
RBI	4
BB	6
SO	10
LOB	15



WP:	1	PA:	40
PB:	0	SB:	1
CS:	0		

Mon Aug 12 1996, 7:05 PM EDT  
Att: 21,677 - Unknown - 78 F

AB R H RBI BB SO LOB

4	1	1	1	1	1	0
4	0	1	0	1	1	1
3	0	2	0	2	0	0
5	0	0	0	0	1	7
4	1	2	1	0	0	2
3	1	0	0	1	1	1
4	1	1	0	0	2	1
3	0	1	1	1	1	1
2	0	0	0	0	0	0
0	0	0	0	0	0	0
0	0	0	0	0	0	0
1	1	1	1	0	0	0

Batter	1	2	3	4	5	6	7	8	9
Lenny Harris, L OBP: 0.325, SLG: 0.403 (1, 5)	1-3 K ①		1-0 G6-3 ③			1-1 G4-3 ①		4-2 BB BB	2-2 2B E 1B ②
Hal Morris, L OBP: 0.347, SLG: 0.440 (1, 3)	1-2 G4-3 ②			1-2 F8 ①		4-2 BB BB		1-3 K ① X	0-0 E7 1B 2B ① X
Barry Larkin, R OBP: 0.420, SLG: 0.569 (1, 6)	1-0 2B			3-1 G6-3 ②		4-0 G4-6-3 BB		4-0 BB	1-1 1B ②
Kevin Mitchell, R OBP: 0.371, SLG: 0.412 (1, 7)	2-3 K ③			0-0 F7 ③		0-2 G4-6-3 ② ③ ⑤		0-1 F8 ② X	0-1 G3 ③
Thomas Howard, S OBP: 0.295, SLG: 0.406 (1, 8)		2-2 F9-3 1B			3-1 F8 ①		2-1 HR	2-2 F7 ③	
Reggie Sanders, R OBP: 0.359, SLG: 0.478 (1, 9)		1-0 F9-3 ① ②		4-2 S 1B BB		1-1 P4 ①		1-3 K ①	
Bret Boone, R OBP: 0.280, SLG: 0.355 (1, 4)		0-3 K ③		0-0 F7 ②		1-3 K ②		3-2 2B 1B	
Joe Oliver, R OBP: 0.321, SLG: 0.426 (1, 2)			2-2 F9 ①		3-2 1B ②	4-2 BB ③		2-3 K ②	
John Smiley, L OBP: 0.240, SLG: 0.234 (1, 1)			1-3 K ②		2-3 K ③		1-3 K ③		2-0 WP 1B 2B ① X
Jeff Shaw, R (6, 1)									
Willie Greene, L OBP: 0.314, SLG: 0.420 (7, PH)									
Lee Smith, R (8, 1)									
Jeff Brantley, R (9, 1)									
Eddie Taubensee, L OBP: 0.331, SLG: 0.434 (9, PH)									

Inning Stats	R: 0	H: 1	E: 0	K: 2	S: 11	LOB: 1	BB: 0	P: 16
	R: 0	H: 1	E: 0	K: 1	S: 7 <td>LOB: 0</td> <td>BB: 0</td> <td>P: 10</td>	LOB: 0	BB: 0	P: 10
	R: 0	H: 0	E: 0	K: 1	S: 8 <td>LOB: 0</td> <td>BB: 0</td> <td>P: 12</td>	LOB: 0	BB: 0	P: 12
	R: 0	H: 0	E: 0	K: 0	S: 6 <td>LOB: 0</td> <td>BB: 0</td> <td>P: 10</td>	LOB: 0	BB: 0	P: 10
	R: 1	H: 1	E: 0	K: 1	S: 11 <td>LOB: 1</td> <td>BB: 1</td> <td>P: 23</td>	LOB: 1	BB: 1	P: 23
	R: 0	H: 0	E: 0	K: 0	S: 8 <td>LOB: 1</td> <td>BB: 2</td> <td>P: 17</td>	LOB: 1	BB: 2	P: 17
	R: 1	H: 1	E: 0	K: 2	S: 12 <td>LOB: 1</td> <td>BB: 1</td> <td>P: 21</td>	LOB: 1	BB: 1	P: 21
	R: 0	H: 0	E: 0	K: 1	S: 10 <td>LOB: 2</td> <td>BB: 2</td> <td>P: 21</td>	LOB: 2	BB: 2	P: 21
	R: 3	H: 5	E: 1	K: 2	S: 19 <td>LOB: 2</td> <td>BB: 0</td> <td>P: 30</td>	LOB: 2	BB: 0	P: 30

PITCHER	IP	WLS	BF	H	R	ER	SO	BB	IBB	HBP	BLK	WP	HR	S	P	ERA	WHIP
Ramon Martinez, R ERA: 3.75 (1, 1)	7.1	W	30	4	2	2	8	6	0	0	0	0	1	68	123	2.46	1.364
Antonio Osuna, R ERA: 2.59 (8, 1)	1.1		6	2	2	2	2	0	0	0	0	0	0	16	26	13.50	1.500
Todd Worrell, R ERA: 3.26 (9, 1)	0.1	S	4	3	1	1	0	0	0	0	0	1	0	8	11	27.00	9.000

Batter	1	2	3	4	5	6	7	8	9	AB	R	H	RBI	BB	SO	LOB	TOP										
Rickey Henderson, R OBP: 0.414, SLG: 0.348 (1, 7)	0-0 G4-6-3 1B		0-0 G6-4-3 1-2f		0-3 K		0-0 P6 1-2 3-H			4	0	1	0	0	1	3											
Tony Gwynn, L OBP: 0.383, SLG: 0.440 Archi Cianfrocco, R OBP: 0.322, SLG: 0.429 (1, 9) (6, 9)	0-0 G4-6-3 1-2f		0-3 K			0-0 G4-3		0-0 HR		3	0	0	0	0	1	1											
Steve Finley, L OBP: 0.354, SLG: 0.516 (1, 8)	0-0 2B			0-3 K		0-0 F9		0-3 K		4	0	1	0	0	2	0											
Ken Caminiti, S OBP: 0.382, SLG: 0.553 Craig Shipley, R OBP: 0.362, SLG: 0.481 (1, 5) (6, 5)	0-3 K			0-0 HR		0-0 L6		0-3 K		3	1	1	1	0	1	1											
Wally Joyner, L OBP: 0.398, SLG: 0.428 (1, 3)		0-0 E5 G5-4-3		0-0 F8		0-0 F9		0-3 K		4	0	0	0	0	1	0											
John Flaherty, R OBP: 0.323, SLG: 0.471 (1, 2)		0-0 G5-4-3 1-2f		0-0 F8		0-0 F9 1B 2B		0-0 G4-3		4	1	1	0	0	0	1											
Chris Gomez, R OBP: 0.360, SLG: 0.341 (1, 6)		0-0 1B			0-0 FC6-4 1B		0-0 F9 2-3		0-3 K	4	0	2	0	0	1	1											
Jody Reed, R OBP: 0.318, SLG: 0.279 (1, 4)		0-0 F7			0-0 FC6-4 FC3-6 1-2f		4-0 1B WP BB		1-0 WP HBP	2	1	0	0	1	0	2											
Joey Hamilton, R OBP: 0.170, SLG: 0.176 Chris Gwynn, L OBP: 0.293, SLG: 0.264 Dustin Hermanson, R OBP: 0.316, SLG: 0.365 Scott Livingstone, L OBP: 0.316, SLG: 0.365 Willie Blair, R OBP: 0.316, SLG: 0.365 Greg Vaughn, R OBP: 0.378, SLG: 0.560 (1, 1) (5, PH) (5, 1) (7, PH) (7, 1) (9, PH)			4-0 G6-4-3 BB		0-0 FC3-6 1-2f		0-0 WP 1B 1-3 3-H		0-3 K 1-2	0	0	0	0	1	0	0											
Inning Stats	R: 0 E: 0 K: 1 S: 6	H: 2 LOB: 1 BB: 0 P: 6	R: 0 E: 1 K: 0 S: 4	H: 1 LOB: 1 BB: 0 P: 4	R: 0 E: 0 K: 1 S: 4	H: 0 LOB: 0 BB: 1 P: 8	R: 1 E: 0 K: 1 S: 6	H: 1 LOB: 0 BB: 0 P: 6	R: 0 E: 0 K: 1 S: 6	H: 0 LOB: 0 BB: 0 P: 3	R: 2 E: 0 K: 0 S: 5	H: 2 LOB: 1 BB: 1 P: 9	R: 1 E: 0 K: 3 S: 10	H: 1 LOB: 0 BB: 0 P: 10	R: 0 E: 0 K: 2 S: 7	H: 0 LOB: 1 BB: 0 P: 8	1B: 4 2B: 2 3B: 0 HR: 2	SF: 0 SAC: 0 DP: 3 HBP: 1	WP: 2 PB: 0 SB: 0 CS: 0	PA: 36							
PITCHER	IP	WLS	BF	H	R	ER	SO	BB	IBB	HBP	BLK	WP	HR	S	P	ERA	WHIP										
Kevin Jarvis, R ERA: 5.44 (1, 1)	7.0	W	28	7	3	3	4	2	0	0	0	1	1	34	42	3.86	1.286										
Johnny Ruffin, R ERA: 5.67 (8, 1)	1.0		4	1	1	1	3	0	0	0	0	0	1	10	10	9.00	1.000										
Scott Service, R ERA: 3.68 (9, 1)	1.0		4	0	0	0	2	0	0	1	0	1	0	7	8	0.00	0.000										

**San Diego Padres @ Cincinnati Reds**  
 Riverfront Stadium, Cincinnati, OH  
 Tue Aug 13 1996, 7:05 PM EDT  
 Att. 20,205 - Unknown - 88 F

AB	33
R	4
H	8
RBI	3
BB	2
SO	9
LOB	11



Batter	1	2	3	4	5	6	7	8	9
<b>Thomas Howard, S</b> OBP: 0.302, SLG: 0.407 (1, 9) H	1-0 G6-3 2B HBP	0-3 K		0-0 2B 1B	0-0 1B 1B		0-3 K		
<b>Willie Greene, L</b> OBP: 0.311, SLG: 0.419 (1, 5) X	0-0 G1-3 1-2	0-3 K		0-0 1B 1B 2B	0-3 K		0-3 K		
<b>Barry Larkin, R</b> OBP: 0.420, SLG: 0.578 <b>Eric Owens, R</b> OBP: 0.273, SLG: 0.234 (1, 6) X (6, 7)	0-0 G6-3 2-3		0-0 HR	0-0 1B 1B	0-0 SF9		0-3 K		
<b>Kevin Mitchell, R</b> OBP: 0.374, SLG: 0.410 <b>Jeff Branson, L</b> OBP: 0.299, SLG: 0.394 (1, 7) B (6, 6) B	4-0 2B BB BB		0-3 K	0-0 1B 1B	0-0 L7		0-3 K		
<b>Eric Davis, R</b> OBP: 0.415, SLG: 0.575 (1, 8) B B B B	4-0 2B BB		0-0 FC4-6 1B	0-0 1B 2-3		0-0 HR	1-0 HBP		
<b>Hal Morris, L</b> OBP: 0.345, SLG: 0.439 (1, 3) X	0-0 2B		0-0 FC4-6 1-2	0-0 G6-3		0-0 L3	0-0 F7		
<b>Bret Boone, R</b> OBP: 0.282, SLG: 0.355 (1, 4) B B B	4-0 BB		0-0 F9		0-0 1B 1B	0-0 F8			
<b>Joe Oliver, R</b> OBP: 0.320, SLG: 0.422 (1, 2) S S	0-3 K			0-0 G1-3	0-0 SH 1B 1B	0-0 F8			
<b>Kevin Jarvis, L</b> OBP: 0.083, SLG: 0.083 <b>Lenny Harris, L</b> OBP: 0.323, SLG: 0.401 (7, PH) <b>Johnny Ruffin, R</b> OBP: 0.333, SLG: 0.333 <b>Scott Service, R</b> (9, 1)		0-0 G6-3		0-3 K	0-0 SH 1B SF9		0-0 G4-3		

AB	R	H	RBI	BB	SO	LOB
4	2	2	2	0	2	0
5	1	1	1	0	3	3
3	1	2	2	0	0	1
1	0	0	0	0	1	0
3	1	1	1	1	1	1
1	0	0	0	0	1	0
3	2	3	1	1	0	0
5	0	1	3	0	0	5
3	1	1	0	1	0	1
4	1	1	0	0	1	2
2	1	0	0	0	1	0
1	0	0	0	0	0	0
0	0	0	0	0	0	0
0	0	0	0	0	0	0

AB	R	H	RBI	BB	SO	LOB
35	10	12	10	3	10	13


Inning Stats		R: 3	H: 1	LOB: 2	K: 1	S: 6	P: 19	R: 0	H: 0	LOB: 0	BB: 0	P: 7	R: 1	H: 2	LOB: 1	BB: 0	P: 7	R: 2	H: 5	LOB: 3	BB: 0	P: 10	R: 3	H: 3	LOB: 1	BB: 0	P: 9	R: 1	H: 1	LOB: 0	BB: 0	P: 4	R: 0	H: 0	LOB: 0	BB: 0	P: 7	R: 0	H: 0	LOB: 1	BB: 0	P: 8														
<b>PITCHER</b>	IP	WLS	BF	H	R	ER	SO	BB	IBB	HBP	BLK	WP	HR	S	P	ERA	WHIP													<b>PITCHER</b>	IP	WLS	BF	H	R	ER	SO	BB	IBB	HBP	BLK	WP	HR	S	P	ERA	WHIP									
<b>Joey Hamilton, R</b> ERA: 4.55 (1, 1)	4.0	L	24	8	6	6	5	3	0	1	0	0	1	30	43	13.50	2.750																																							
<b>Dustin Hermanson, R</b> ERA: 6.43 (5, 1)	2.0		11	4	4	3	1	0	0	0	0	0	1	13	13	13.50	2.000																																							
<b>Willie Blair, R</b> ERA: 4.88 (7, 1)	2.0		7	0	0	0	4	0	0	1	0	0	0	14	15	0.00	0.000																																							

**San Diego Padres @ Cincinnati Reds**  
Riverfront Stadium, Cincinnati, OH

Tue Aug 13 1996, 7:05 PM EDT  
Att: 20,205 - Unknown - 88 F

[livebaseballscorecards.com](http://livebaseballscorecards.com)

**AB** 35  
**R** 10  
**H** 12  
**RBI** 10  
**BB** 3  
**SO** 10  
**LOB** 13



Batter	1	2	3	4	5	6	7	8	9	10	11	12	13	AB R H RBI BB SO LOB	TOP																							
Steve Finley, L (1, 8) OBP: 0.352, SLG: 0.511	G3		K			G6-4-3			BB 4-0 1B SF8		K		L9	5 1 0 0 1 2 3																								
Tony Gwynn, L (1, 9) OBP: 0.386, SLG: 0.441	F8			1B		G4-3			BB 1B 1-3 F7-2				G4-6-3	6 0 3 0 0 0 2																								
Ken Caminiti, S (1, 5) OBP: 0.378, SLG: 0.548	K			F9			K		SF8		L7			4 0 0 1 0 2 2																								
Greg Vaughn, R (1, 7) OBP: 0.377, SLG: 0.556		F8		F2			P6		3-H 0-0 1-2 BB 1B		P6			5 0 1 0 0 0 2																								
Wally Joyner, L (1, 3) OBP: 0.395, SLG: 0.422		F5		P6			F8		BB 4-0 1-2 2-3 BB			F7		4 0 0 0 1 0 1																								
John Flaherty, R (1, 2) OBP: 0.326, SLG: 0.473 Rickey Henderson, R (8, PR) OBP: 0.414, SLG: 0.348 Brian Johnson, R (8, 2) OBP: 0.303, SLG: 0.458						G6-3			SH2-3 1B 3-H F7-2		L4			3 0 2 0 0 0 0 0 0 0 0 0 0 0 2 0 0 0 0 0 3																								
Chris Gomez, R (1, 6) OBP: 0.359, SLG: 0.338		FC5-4 1B				F7			SH2-3 1-2 F7		F7			3 0 0 0 1 0 1																								
Jody Reed, R (1, 4) OBP: 0.317, SLG: 0.277 Craig Shipley, R (8, PH) OBP: 0.361, SLG: 0.474 (8, 4)						G6-3			G5-3		F3		2-6 BB	2 0 0 0 0 0 0 3 0 1 0 0 0 2																								
Scott Sanders, R (1, 1) OBP: 0.211, SLG: 0.278 Scott Livingstone, L (8, PH) OBP: 0.314, SLG: 0.362 Dario Veras, R (8, 1) Trevor Hoffman, R (8, 1) Doug Bochtler, R (12, 1) Fernando Valenzuela, L (13, PH) OBP: 0.170, SLG: 0.191 Archi Cianfrocco, R (13, PH) OBP: 0.322, SLG: 0.429 Sean Bergman, R (13, 1) OBP: 0.100, SLG: 0.200						G5-3			E6 G6-4-3		F9		K	2 0 0 0 0 0 0 1 0 0 0 0 0 2 0 0 0 0 0 0 0 1 0 0 0 0 0 0 1 0 0 0 0 0 0 1 0 1 0 0 0 0 0 0 0 0 0 0 0 0 0 0 0 0 0 0																								
<b>Inning Stats</b>	R: 0 E: 0 K: 1 S: 5	H: 0 LOB: 0 BB: 0 P: 5	R: 0 E: 0 K: 0 S: 4	H: 1 LOB: 1 BB: 0 P: 4	R: 0 E: 0 K: 1 S: 5	H: 0 LOB: 0 BB: 0 P: 5	R: 0 E: 0 K: 0 S: 4	H: 1 LOB: 1 BB: 0 P: 4	R: 0 E: 0 K: 0 S: 3	H: 0 LOB: 0 BB: 0 P: 3	R: 0 E: 1 K: 0 S: 3	H: 0 LOB: 0 BB: 0 P: 3	R: 0 E: 0 K: 1 S: 5	H: 0 LOB: 0 BB: 0 P: 5	R: 0 E: 0 K: 1 S: 5	H: 1 LOB: 1 BB: 0 P: 6	R: 0 E: 0 K: 0 S: 2	H: 0 LOB: 1 BB: 1 P: 6	R: 0 E: 0 K: 0 S: 4	H: 2 LOB: 2 BB: 0 P: 4	R: 0 E: 0 K: 0 S: 4	H: 1 LOB: 1 BB: 0 P: 4	R: 0 E: 0 K: 0 S: 4	H: 2 LOB: 2 BB: 2 P: 12	R: 0 E: 0 K: 1 S: 6	H: 1 LOB: 1 BB: 0 P: 6	R: 0 E: 0 K: 0 S: 2	H: 0 LOB: 1 BB: 1 P: 6	R: 0 E: 0 K: 0 S: 4	H: 2 LOB: 2 BB: 0 P: 4	1B: 8 2B: 1 3B: 0 HR: 0	SF: 1 SAC: 1 DP: 3 HBP: 0	WP: 0 PB: 0 SB: 0 CS: 0	PA: 47				
<b>PITCHER</b>	IP WLS BF H R ER SO BB IBB HBP BLK WP HR S P ERA WHIP																																					
Mark Portugal, R (1, 1) ERA: 3.59	8.0																																					
Jeff Brantley, R (9, 1) ERA: 2.87	0.1	5	2	1	1	0	2	0	0	0	0	0	0	3	11	27.00	12.000																					
Jeff Shaw, R (9, 1) ERA: 3.15	1.2	4	0	0	0	1	0	0	0	0	0	0	0	6	6	0.00	0.000																					
Hector Carrasco, R (11, 1) ERA: 3.69	2.1	11	3	0	0	1	1	0	0	0	0	0	0	11	15	0.00	1.714																					
Lee Smith, R (13, 1) ERA: 3.19	0.2	W	1	0	0	0	0	0	0	0	0	0	0	1	1	0.00	0.000																					

**San Diego Padres @ Cincinnati Reds**  
 Riverfront Stadium, Cincinnati, OH

Wed Aug 14 1996, 7:05 PM EDT  
 Att: 20,983 - Unknown - 90 F

livebaseballscorecards.com

AB	42
R	1
H	8
RBI	1
BB	3
SO	5
LOB	18





Batter	1	2	3	4	5	6	7	8	9	10	11	12	13
Thomas Howard, S OBP: 0.307, SLG: 0.414 (1, 7)	0-0 SH1-3 SF9 2B		0-0 G4-6-3 1B		0-0 G4-3			0-0 P6		0-0 G4-3			0-0 2-H 1B
Lenny Harris, L OBP: 0.326, SLG: 0.400 (1, 5) (13, 9)	0-0 SH1-3 2-3		0-0 G4-6-3 1-2f			0-0 G6-3			4-0 G4-3 BB		0-0 CS 1B		
Barry Larkin, R OBP: 0.418, SLG: 0.573 (1, 6)	0-0 SF9 3-H		4-0 BB			0-0 F8			0-0 G4-3 1-2		0-0 F4		
Eric Davis, R OBP: 0.415, SLG: 0.570 (1, 8)	0-0 1B		0-3 K			0-0 G6-3			4-0 G4-3 IBB		0-3 K		
Eddie Taubensee, L OBP: 0.325, SLG: 0.425 (1, 2)	0-0 F7			0-0 F7			0-0 G3-1		0-0 G4-3 1-2 2-3		0-0 CS	0-0 G3	
Hal Morris, L OBP: 0.346, SLG: 0.437 (1, 3)		0-0 1B		0-3 K			0-0 G3		4-0 IBB			0-0 F7	
Reggie Sanders, R OBP: 0.353, SLG: 0.468 Lee Smith, R (13, 1)		0-3 K		0-3 K			0-3 K		0-0 F7			0-3 K	
Bret Boone, R OBP: 0.281, SLG: 0.353 (1, 4)		0-3 K			0-0 F9			0-0 F9		0-3 K			0-0 SH1-4 1B
Mark Portugal, R OBP: 0.191, SLG: 0.196 Willie Greene, L OBP: 0.210, SLG: 0.417 Jeff Brantley, R Jeff Shaw, R Kevin Mitchell, R Hector Carrasco, R Jeff Branson, L OBP: 0.299, SLG: 0.394		0-3 K		0-0 F9				0-0 P6		0-3 K			0-0 SH1-4 1B

AB	R	H	RBI	BB	SO	LOB
6	1	3	1	0	0	0
3	0	1	0	1	0	1
3	0	0	1	1	0	2
4	0	1	0	1	2	2
5	0	0	0	0	0	3
4	0	1	0	1	1	0
5	0	0	0	0	4	4
0	0	0	0	0	0	0
5	1	1	0	0	2	1
2	0	0	0	0	1	1
1	0	0	0	0	0	0
0	0	0	0	0	0	0
0	0	0	0	0	0	0
1	0	0	0	0	1	0
0	0	0	0	0	0	0
0	0	0	0	0	0	0

AB	R	H	RBI	BB	SO	LOB
39	2	7	2	4	11	14

WP	PA
0	47

**BOTTOM**

**San Diego Padres @ Cincinnati Reds**  
Riverfront Stadium, Cincinnati, OH  
Wed Aug 14 1996, 7:05 PM EDT  
Att: 20,983 - Unknown - 90 F

livebaseballscorecards.com

AB	39
R	2
H	7
RBI	2
BB	4
SO	11
LOB	14



Inning Stats	R	H	E	K	S	LOB	BB	P
1	1	2	0	5	5	1		
2	0	1	0	3	10	1		
3	0	1	0	5	9	1		
4	0	0	0	2	7	0		
5	0	0	0	3	7	0		
6	0	0	0	3	3	0		
7	0	0	0	1	5	0		
8	0	0	0	3	3	0		
9	0	0	0	15	15	0		
10	0	0	0	7	7	0		
11	1	1	0	5	5	0		
12	0	0	0	5	5	0		
13	1	2	0	3	3	0		

PITCHER	IP	WLS	BF	H	R	ER	SO	BB	IBB	HBP	BLK	WP	HR	S	P	ERA	WHIP
Scott Sanders, R ERA: 3.82	7.0		25	4	1	1	7	1	0	0	0	0	0	38	42	1.29	0.714
Dario Veras, R ERA: 2.16	1.2		8	0	0	0	0	1	2	0	0	0	0	5	17	0.00	0.600
Trevor Hoffman, R ERA: 2.1	2.1		7	1	0	0	3	0	0	0	0	0	0	13	13	0.00	0.429
Doug Bochtler, R ERA: 3.48	1.0		3	0	0	0	1	0	0	0	0	0	0	5	5	0.00	0.000
Sean Bergman, R ERA: 4.7	0.1	L	3	2	1	1	0	0	0	0	0	0	0	3	3	27.00	6.000

Batter	1	2	3	4	5	6	7	8	9	AB R H RBI BB SO LOB	TOP
Steve Finley, L (1, 8) OBP: 0.351, SLG: 0.511	0-0 F8		0-1 G3		0-1 F8			2-1 G4-3 2B		4 0 1 0 0 0 0	
Tony Gwynn, L (1, 9) OBP: 0.384, SLG: 0.439	0-2 F9			1-0 BB 1B		2-1 G6-3		1-2 G4-3		4 1 1 0 0 0 1	
Ken Caminiti, S (1, 5) OBP: 0.377, SLG: 0.544	1-1 G3-1			1-3 K		0-0 L3		4-0 BB		3 0 0 0 1 1 1	
Greg Vaughn, R (1, 7) OBP: 0.376, SLG: 0.552		2-2 F9		4-2 1B 1-2 BB		0-1 F7		2-2 F7		3 0 0 0 1 0 2	
Wally Joyner, L (1, 3) OBP: 0.396, SLG: 0.433		0-0 G4-3		3-2 1-3 2-H 1B			0-1 HR		2-2 L7	4 1 2 2 0 0 0	
John Flaherty, R (1, 2) OBP: 0.325, SLG: 0.470		2-2 1B		1-0 P5			2-1 F9		0-0 L8	4 0 1 0 0 0 2	
Chris Gomez, R (1, 6) OBP: 0.356, SLG: 0.334 Scott Livingstone, L (9, PH) OBP: 0.318, SLG: 0.367 Rickey Henderson, R (9, PR) OBP: 0.414, SLG: 0.348		1-0 F9		2-3 K			0-0 G6-3		3-2 1B	3 0 0 0 0 1 3 1 0 1 0 0 0 0 0 0 0 0 0 0 0	AB 33 R 2 H 6 RBI 2 BB 2 SO 6 LOB 10
Jody Reed, R (1, 4) OBP: 0.315, SLG: 0.275 Willie Blair, R (7, 1) Archi Cianfrocco, R (9, PH) OBP: 0.320, SLG: 0.427			1-3 K		0-1 F9				2-3 K	3 0 0 0 0 1 0 0 0 0 0 0 0 0 1 0 0 0 0 1 1	
Bob Tewksbury, R (1, 1) OBP: 0.073, SLG: 0.057 Craig Shipley, R (7, 4) OBP: 0.355, SLG: 0.466			1-3 K		1-2 G4-3				1-3 K	2 0 0 0 0 1 0 1 0 0 0 0 1 0	
Inning Stats	R: 0 E: 0 K: 0 S: 6 H: 0 LOB: 0 BB: 0 P: 7	R: 0 E: 0 K: 0 S: 8 H: 1 LOB: 1 BB: 0 P: 13	R: 0 E: 0 K: 2 S: 9 H: 0 LOB: 0 BB: 0 P: 11	R: 1 E: 0 K: 2 S: 16 H: 2 LOB: 2 BB: 1 P: 28	R: 0 E: 0 K: 0 S: 7 H: 0 LOB: 0 BB: 0 P: 8	R: 0 E: 0 K: 0 S: 5 H: 0 LOB: 0 BB: 0 P: 7	R: 1 E: 0 K: 0 S: 7 H: 1 LOB: 0 BB: 0 P: 9	R: 0 E: 0 K: 1 S: 11 H: 1 LOB: 2 BB: 1 P: 21	R: 0 E: 0 K: 1 S: 12 H: 1 LOB: 1 BB: 0 P: 19	1B: 4 2B: 1 3B: 0 HR: 1 SF: 0 SAC: 0 DP: 0 HBP: 0	WP: 0 PB: 0 SB: 0 CS: 0 PA: 35
PITCHER	IP WLS BF H R ER SO BB IBB HBP BLK WP HR S P ERA WHIP										
Dave Burba, R (1, 1) ERA: 3.89	7.1 W 28 5 2 2 5 1 0 0 0 0 1 63 91 2.46 0.818										
Jeff Shaw, R (8, 1) ERA: 3.12	0.2 3 0 0 0 0 1 0 0 0 0 0 6 13 0.00 1.500										
Jeff Brantley, R (9, 1) ERA: 2.82	1.0 S 4 1 0 0 1 0 0 0 0 0 0 0 12 19 0.00 1.000										

San Diego Padres @ Cincinnati Reds  
Riverfront Stadium, Cincinnati, OH  
Thu Aug 15 1996, 3:33 AM EDT  
Att. 23,143 - Overcast - 84 F

livebaseballscorecards.com





Batter	1	2	3	4	5	6	7	8	9	AB R H RBI BB SO LOB	TOP											
Eric Young Sr., R OBP: 0.411, SLG: 0.444 (1, 4)	2-1 SH1-4 2B 1B	1-2 P4		0-1 G4-3 2-3		1-1 F7		0-1 CS 1B		5 1 2 0 0 0 4												
Walt Weiss, S OBP: 0.392, SLG: 0.377 (1, 6)	0-1 SH1-4 1-2		2-1 G1-3	0-0 F8		4-0 1B 1-2 2-3 BB		2-2 P6 1-2		3 0 0 0 1 0 2												
Ellis Burks, R OBP: 0.403, SLG: 0.632 (1, 7)	3-2 1B 2B		1-0 P4		1-1 F7	3-2 FC6-4 1B		1-1 G5-3		5 1 2 3 0 0 0												
Larry Walker, L OBP: 0.352, SLG: 0.587 (1, 9)	3-3 K		1-1 1B		0-0 F8	0-0 FC6-4 1-2f			0-0 HR	5 1 2 1 0 1 3												
Andres Galarraga, R OBP: 0.353, SLG: 0.573 (1, 3)	1-0 2-H 1B		2-3 K		1-1 G6-3		3-1 1B 1B		0-2 G4-3	5 0 2 1 0 1 1												
Eric Anthony, L OBP: 0.353, SLG: 0.486 (1, 8)	0-3 K			1-0 1B		2-2 2B	1-3 K		4-2 FC6-4 BB	0 2 0 0 0 0 0 0 0 0 0 0 0 0 0 0 0 0 1 0 0 0 0 0 0 0 0 0												
Steve Reed, R OBP: 0.333, SLG: 0.333 (7, 1)																						
Jason Bates, S OBP: 0.303, SLG: 0.295 (9, PH)																						
Bruce Ruffin, S (9, 1)																						
Vinny Castilla, R OBP: 0.346, SLG: 0.557 (1, 5)			3-1 2B 1B	0-0 1-H HR		0-2 BB 1B 2-3 1B	1-0 1-2 1B		1-2 FC6-4 1-2f	5 2 4 2 0 0 1	AB 34 R 8 H 15 RBI 8 BB 2 SO 3 LOB 16											
Jeff Reed, L OBP: 0.365, SLG: 0.427 (1, 2)			2-0 SH1-4 1-H 2B	0-0 G4-3 SH3-1-4 1B		3-1 SF8 3-H	1-3 K		0-1 G4-3	4 0 2 1 0 1 3												
Armando Reynoso, R OBP: 0.229, SLG: 0.163 (1, 1)			0-0 SH1-4	0-0 SH3-1-4		2-1 BB 1B	0-1 F7			0 0 0 0 0 0 0 1 1 1 0 0 0 0 0 0 0 0 0 0 0 1 0 0 0 0 0 2												
John Vander Wal, L OBP: 0.336, SLG: 0.391 (6, PH)																						
John Burke, S (6, 1)																						
Quinton McCracken, S OBP: 0.376, SLG: 0.397 (7, 8)			2-3	1-2																		
<b>Inning Stats</b>	R: 2 E: 0 K: 2 S: 14	H: 3 LOB: 1 BB: 0 P: 23	R: 0 E: 0 K: 0 S: 7	H: 2 LOB: 1 BB: 0 P: 13	R: 0 E: 0 K: 1 S: 9	H: 1 LOB: 1 BB: 0 P: 15	R: 2 E: 0 K: 0 S: 7	H: 3 LOB: 1 BB: 0 P: 8	R: 0 E: 0 K: 0 S: 5	H: 0 LOB: 0 BB: 0 P: 7	R: 3 E: 0 K: 0 S: 16	H: 4 LOB: 2 BB: 1 P: 31	R: 0 E: 0 K: 2 S: 11	H: 2 LOB: 2 BB: 0 P: 17	R: 0 E: 0 K: 0 S: 8	H: 1 LOB: 0 BB: 0 P: 10	R: 1 E: 0 K: 0 S: 12	H: 1 LOB: 1 BB: 1 P: 17	1B: 12 2B: 3 3B: 0 HR: 2	SF: 1 SAC: 3 DP: 0 HBP: 0	WP: 0 PB: 0 SB: 0 CS: 1	PA: 44
<b>PITCHER</b>	IP WLS BF H R ER SO BB IBB HBP BLK WP HR S P ERA WHIP											<b>PITCHER</b>	IP WLS BF H R ER SO BB IBB HBP BLK WP HR S P ERA WHIP									
Roger Salkeld, R ERA: 5.29 (1, 1)	5.2 L 29 12 7 7 3 1 0 0 0 0 1 54 90 11.12 2.294																					
Scott Service, R ERA: 3.64 (6, 1)	0.1 2 1 0 0 0 0 0 0 0 0 0 0 4 7 0.00 3.000																					
Lee Smith, R ERA: 3.05 (7, 1)	2.0 8 3 0 0 2 0 0 0 0 0 0 0 19 27 0.00 1.500																					
Hector Carrasco, R ERA: 3.79 (9, 1)	1.0 5 1 1 1 1 0 1 0 0 0 0 1 12 17 9.00 2.000																					

Colorado Rockies @ Cincinnati Reds  
Riverfront Stadium, Cincinnati, OH

Fri Aug 16 1996, 7:05 PM EDT  
Att. 28,878 - Unknown - 85 F

AB	34
R	8
H	15
RBI	8
BB	2
SO	3
LOB	16



WP: 0	PA: 44
PB: 0	
SB: 0	
CS: 1	

1B: 12	SF: 1
2B: 3	SAC: 3
3B: 0	DP: 0
HR: 2	HBP: 0

BOTTOM

Colorado Rockies @ Cincinnati Reds  
Riverfront Stadium, Cincinnati, OH

AB	35
R	4
H	12
RBI	4
BB	3
SO	5
LOB	13



WP	0	PA	38
PB	0		
SB	1		
CS	0		

Fri Aug 16 1996, 7:05 PM EDT  
Att: 28,878 - Unknown - 85 F

livebaseballscorecards.com

AB R H RBI BB SO LOB

5 0 4 0 0 0 0

3 0 0 0 1 0 0

4 1 1 0 0 0 1

4 2 3 1 0 0 0

4 1 2 1 0 0 1

3 0 0 0 1 1 0

3 0 1 2 1 1 0

0 0 0 0 0 0 0

2 0 0 0 0 1 3

0 0 0 0 0 0 0

1 0 1 0 0 0 0

0 0 0 0 0 0 0

1 0 0 0 0 1 0

1B: 11 SF: 0  
2B: 1 SAC: 0  
3B: 0 DP: 3  
HR: 0 HBP: 0

Batter	1	2	3	4	5	6	7	8	9
Thomas Howard, S OBP: 0.324, SLG: 0.437 (1, 9)	0-1 G4-6-3 1B	1-2 1-2 2-3 1B		0-0 1-3 1B		2-2 1-3 1B SAFE			1-2 G4-3
Bret Boone, R OBP: 0.276, SLG: 0.345 (1, 4)	2-0 G4-6-3 1-2f	2-2 G1-2-3 3-H		2-0 G2-3		1-2 FC3-6 1-2f			1-3 K
Barry Larkin, R OBP: 0.413, SLG: 0.563 (1, 6)	4-2 BB		1-0 G5-3		2-1 G1-6-3			0-1 G5-3	
Kevin Mitchell, R OBP: 0.366, SLG: 0.406 (1, 7)	0-0 F8		0-0 1B 2B		2-2 F9			0-1 G5-3	
Eric Davis, R OBP: 0.419, SLG: 0.573 (1, 8)		1-2 BB 1B 1B	0-1 G4-3 2-H 1B		1-0 1B 1B			2-0 G5-3	
Hal Morris, L OBP: 0.346, SLG: 0.436 (1, 3)		0-0 1B 1B	0-0 G4-3 1-2f		2-2 1B 1-H			1-2 F9	
Joe Oliver, R OBP: 0.319, SLG: 0.420 (1, 2)		4-2 FC3-5 1B 1-2 2-3 BB		0-1 G5-3		1-3 K		1-0 P5	
Jeff Branson, L OBP: 0.302, SLG: 0.393 Hector Carrasco, R (9, 1)		1-0 1B FC3-5 1-2 2-H 3-H 1B		4-2 1B BB		1-3 K		3-2 G3	
Roger Salkeld, R Scott Service, R Willie Greene, L OBP: 0.313, SLG: 0.420 Lee Smith, R Lenny Harris, L OBP: 0.324, SLG: 0.400 (6, PH) (7, 1) (9, 5)		0-0 FC3-5 1B 1-2 2-3f		0-3 K		1-2 1B		1-3 K	

Inning Stats	R: 0	H: 1	E: 0	LOB: 1	K: 0	BB: 1	S: 6	P: 12
	R: 2	H: 4	E: 0	LOB: 2	K: 0	BB: 1	S: 16	P: 25
	R: 1	H: 2	E: 0	LOB: 0	K: 0	BB: 0	S: 5	P: 6
	R: 0	H: 1	E: 0	LOB: 2	K: 1	BB: 1	S: 9	P: 15
	R: 1	H: 2	E: 0	LOB: 1	K: 0	BB: 0	S: 9	P: 16
	R: 0	H: 2	E: 0	LOB: 2	K: 0	BB: 0	S: 17	P: 23
	R: 0	H: 0	E: 0	LOB: 0	K: 0	BB: 0	S: 5	P: 7
	R: 0	H: 0	E: 0	LOB: 0	K: 0	BB: 0	S: 7	P: 12
	R: 0	H: 0	E: 0	LOB: 0	K: 2	BB: 0	S: 13	P: 16

PITCHER	IP	WLS	BF	H	R	ER	SO	BB	IBB	HBP	BLK	WP	HR	S	P	ERA	WHIP
Armando Reynoso, R ERA: 4.86 (1, 1)	5.0		24	10	4	4	1	3	0	0	0	0	0	45	74	7.20	2.600
John Burke, R ERA: 3.0 (6, 1)	1.0		5	2	0	0	2	0	0	0	0	0	0	17	23	0.00	2.000
Steve Reed, R ERA: 3.69 (7, 1)	2.0		6	0	0	0	0	0	0	0	0	0	0	12	19	0.00	0.000
Bruce Ruffin, L ERA: 4.27 (9, 1)	1.0		3	0	0	0	2	0	0	0	0	0	0	13	16	0.00	0.000

Batter	1	2	3	4	5	6	7	8	9	AB R H RBI BB SO LOB	TOP																
<b>Eric Young Sr., R</b> OBP: 0.410, SLG: 0.443 (1, 4) X	0-0 FC5-4 1B		3-2 G6-3		2-2 L5			2-2 G6-3		4 0 1 0 0 0 1																	
<b>Walt Weiss, S</b> OBP: 0.389, SLG: 0.374 (1, 6) X	SAFE FC5-4 1-2f		0-1 G4-3			2-1 G5-3		1-3 K		4 0 0 0 0 1 2																	
<b>Ellis Burks, R</b> OBP: 0.402, SLG: 0.635 (1, 8) B B C X	3-1 G6-4-3 1-2f			3-2 G4-3		0-0 HR			0-0 P6	4 1 1 1 0 0 1																	
<b>Larry Walker, L</b> OBP: 0.350, SLG: 0.585 (1, 9) B B T T T X		2-3 K		0-1 HR 2B		0-0 G3			2-2 F9	4 1 1 0 0 1 0																	
<b>Andres Galarraga, R</b> OBP: 0.352, SLG: 0.570 (1, 3) X		0-0 CS 1B		1-1 G5-3		3-3 K			1-0 P3	4 0 1 0 0 1 1																	
<b>Dante Bichette, R</b> OBP: 0.366, SLG: 0.530 (1, 7) B T C C B B B X		4-2 S BB		0-0 HR 2-H			1-0 F8			2 1 1 2 1 0 0																	
<b>Vinny Castilla, R</b> OBP: 0.344, SLG: 0.553 (1, 5) B X		1-0 G4-3		0-1 G5-3			1-1 G5-3			3 0 0 0 0 0 1																	
<b>Darren Holmes, R</b> (7, 1)										0 0 0 0 0 0 0																	
<b>Jayhawk Owens, R</b> OBP: 0.327, SLG: 0.395 (1, 2) B C C X			2-2 G6-3 G1-3 1B		0-3 K		1-1 L7			3 0 1 0 0 1 0																	
<b>Roger Bailey, R</b> OBP: 0.357, SLG: 0.667 (1, 1) B 1 SAFE X			1-1 G1-3		0-1 G1-3					2 0 0 0 0 0 1																	
<b>Mike Munoz, L</b> (7, 1) F X										0 0 0 0 0 0 0																	
<b>Jason Bates, S</b> OBP: 0.301, SLG: 0.293 (7, 5) B C S X								1-2 F9		1 0 0 0 0 0 0																	
<b>Inning Stats</b>	R: 0 E: 0 K: 0 S: 5	H: 1 LOB: 0 BB: 0 P: 8	R: 0 E: 0 K: 1 S: 9	H: 1 LOB: 1 BB: 1 P: 16	R: 0 E: 0 K: 0 S: 11	H: 1 LOB: 1 BB: 0 P: 17	R: 2 E: 0 K: 0 S: 11	H: 2 LOB: 0 BB: 0 P: 15	R: 0 E: 0 K: 1 S: 8	H: 0 LOB: 0 BB: 0 P: 10	R: 1 E: 0 K: 1 S: 7	H: 1 LOB: 0 BB: 0 P: 12	R: 0 E: 0 K: 0 S: 5	H: 0 LOB: 0 BB: 0 P: 8	R: 0 E: 0 K: 1 S: 11	H: 0 LOB: 0 BB: 0 P: 15	R: 0 E: 0 K: 0 S: 6	H: 0 LOB: 0 BB: 0 P: 9	1B: 3 2B: 1 3B: 0 HR: 2	SF: 0 SAC: 0 DP: 1 HBP: 0	WP: 0 PB: 0 SB: 1 CS: 1	PA: 32					
<b>PITCHER</b>	IP	WLS	BF	H	R	ER	SO	BB	IBB	HBP	BLK	WP	HR	S	P	ERA	WHIP										
<b>John Smiley, L</b> ERA: 4.04 (1, 1)	7.0	W	26	6	3	3	3	1	0	0	0	0	2	56	86	3.86	1.000										
<b>Hector Carrasco, R</b> ERA: 3.72 (8, 1)	1.0		3	0	0	0	1	0	0	0	0	0	0	11	15	0.00	0.000										
<b>Jeff Brantley, R</b> ERA: 2.77 (9, 1)	1.0	S	3	0	0	0	0	0	0	0	0	0	0	6	9	0.00	0.000										

**Colorado Rockies @ Cincinnati Reds**  
Riverfront Stadium, Cincinnati, OH  
Sat Aug 17 1996, 7:05 PM EDT  
Unknown - 85 F

[livebaseballscorecards.com](http://livebaseballscorecards.com)

<b>AB</b>	<b>31</b>
<b>R</b>	<b>3</b>
<b>H</b>	<b>6</b>
<b>RBI</b>	<b>3</b>
<b>BB</b>	<b>1</b>
<b>SO</b>	<b>4</b>
<b>LOB</b>	<b>7</b>



Batter	1	2	3	4	5	6	7	8	9
<b>Thomas Howard, S</b> OBP: 0.329, SLG: 0.458 (1, 8) (8, 7)	2-1 FC3 G6-3 2B	1-2 FC6-4 1-2f			0-2 SF9 2-H 3B		0-2 BB 1B 2B	2-3 K2-3	
<b>Lenny Harris, L</b> OBP: 0.320, SLG: 0.396 (1, 5) (7, PH) (8, 8)	2-1 FC3 G5-3 2-3		3-1 L8		1-0 SF9 3-H		2-3 K 2B	2-3 K	
<b>Barry Larkin, R</b> OBP: 0.414, SLG: 0.561 (1, 6)	1-0 G6-3 3-H		1-2 F8		2-2 1B		4-0 BB 1B IBB		
<b>Kevin Mitchell, R</b> OBP: 0.363, SLG: 0.397 (1, 7) <b>Hector Carrasco, R</b> (8, 1) <b>Jeff Brantley, R</b> (9, 1)	0-1 G5-3 2-3		1-2 G5-3		0-0 P4		4-2 BB 1B BB		
<b>Hal Morris, L</b> OBP: 0.348, SLG: 0.435 (1, 3)	1-2 F8			4-0 FC6-4 BB		0-0 G3	2-2 BB 1B		
<b>Reggie Sanders, R</b> OBP: 0.357, SLG: 0.467 (1, 9)		4-1 CS BB		1-1 FC6-4 CS 1-2f		4-2 WP BB	4-2 BB		
<b>Joe Oliver, R</b> OBP: 0.313, SLG: 0.411 (1, 2)		2-1 G6-3 1-2		2-2 F7 1-3		2-1 G5-3 1-2	2-3 K		
<b>Jeff Branson, L</b> OBP: 0.309, SLG: 0.399 (1, 4) (8, 5)		0-0 1B 1B			0-0 G1-3 3B 1B	2-3 K		2-2 SH1 1B	
<b>John Smiley, L</b> OBP: 0.250, SLG: 0.245 (1, 1) <b>Eric Owens, R</b> OBP: 0.272, SLG: 0.233 (7, PH) <b>Bret Boone, R</b> OBP: 0.276, SLG: 0.345 (8, 4)		2-0 FC6-4 1B			0-0 G1-3		2-2 G6-3	0-0 SH1	

Inning Stats	R: 1	H: 1	E: 0	K: 0	S: 10	R: 0	H: 2	E: 0	K: 0	S: 9	R: 0	H: 0	E: 0	K: 0	S: 9	R: 2	H: 3	E: 0	K: 1	S: 11	R: 0	H: 0	E: 0	K: 1	S: 10	R: 2	H: 2	E: 0	K: 2	S: 22	R: 0	H: 1	E: 0	K: 2	S: 13
	LOB: 1	BB: 0	P: 16	LOB: 2	BB: 1	P: 17	LOB: 0	BB: 1	P: 14	LOB: 1	BB: 0	P: 14	LOB: 1	BB: 1	P: 17	LOB: 3	BB: 3	P: 42	LOB: 1	BB: 0	P: 19	LOB: 0	BB: 0	P: 19	LOB: 0	BB: 0	P: 19	LOB: 0	BB: 0	P: 19	LOB: 0	BB: 0	P: 19		

PITCHER	IP	WLS	BF	H	R	ER	SO	BB	IBB	HBP	BLK	WP	HR	S	P	ERA	WHIP
<b>Roger Bailey, R</b> ERA: 5.98 (1, 1)	6.0		26	6	3	3	1	3	0	0	0	1	0	56	92	4.50	1.500
<b>Mike Munoz, L</b> ERA: 8.7 (7, 1)	0.2	L	4	1	2	2	1	0	1	0	0	0	0	9	17	27.00	1.500
<b>Darren Holmes, R</b> ERA: 4.56 (7, 1)	1.1		8	2	0	0	3	2	0	0	0	0	0	26	44	0.00	3.000

AB	R	H	RBI	BB	SO	LOB
5	3	3	1	0	1	3
2	0	0	1	0	0	1
2	0	0	0	0	2	2
3	1	1	1	1	0	1
3	0	0	0	1	0	2
0	0	0	0	0	0	0
0	0	0	0	0	0	0
3	0	1	2	1	0	1
1	0	0	0	3	0	1
4	0	0	0	0	1	6
4	1	3	0	0	1	1
2	0	1	0	0	0	1
1	0	0	0	0	0	0
0	0	0	0	0	0	0

AB	30	R	5	H	9	RBI	5	BB	6	SO	5	LOB	19
WP: 1	PA: 38	PB: 0	SB: 1	CS: 2	SAC: 1	DP: 0	HBP: 0						

**Colorado Rockies @ Cincinnati Reds**  
Riverfront Stadium, Cincinnati, OH  
Sat Aug 17 1996, 7:05 PM EDT  
Unknown - 85 F

livebaseballscorecards.com



Batter	1	2	3	4	5	6	7	8	9	AB R H RBI BB SO LOB	TOP																
Eric Young Sr. R (1, 4) OBP: 0.408, SLG: 0.443	3-2 P4	1-0 F8		1-0 SH3		2-1 2B		1-0 FC6-5		4 0 1 1 0 0 5																	
Jason Bates, S (1, 6) Walt Weiss, S (7, 6) OBP: 0.306, SLG: 0.294 OBP: 0.388, SLG: 0.373	4-2 PB BB		0-3 K	3-2 L7		0-0 1B		0-1 F8		3 0 1 0 1 1 1 1 0 0 0 0 0 2																	
Ellis Burks, R (1, 8) OBP: 0.403, SLG: 0.641	2-2 F7		0-0 HR 1B	3-2 1B			2-3 K		0-1 HR	5 2 3 1 0 1 1																	
Larry Walker, L (1, 9) OBP: 0.347, SLG: 0.590	1-2 P4		2-2 HR	0-3 K			3-3 K		3-2 P6	5 1 1 2 0 2 3																	
Dante Bichette, R (1, 7) OBP: 0.368, SLG: 0.536		0-0 BB 1B 1B	1-0 HR		1-0 P3		4-2 CS BB		0-0 G5-3	4 1 2 1 1 0 0																	
Andres Galarraga, R (1, 3) OBP: 0.352, SLG: 0.568		2-1 BB 1B	2-1 1B		1-2 G5-3		2-1 CS 1-2	1-1 G5-3	2-3 K	5 0 2 0 0 1 0																	
Vinny Castilla, R (1, 5) OBP: 0.343, SLG: 0.551		1-2 P4	0-1 F7		2-3 K			1-0 2B FC6-5 1B		4 1 1 0 0 1 3	AB 37 R 5 H 13 RBI 5 BB 4 SO 7 LOB 19																
Jeff Reed, L (1, 2) OBP: 0.366, SLG: 0.430		4-0 BB	2-1 G3			0-0 G4-3		3-2 FC6-5 2B		3 0 1 0 1 0 1																	
Marvin Freeman, R (1, 1) Curt Leskanic, R (6, 1) John Vander Wal, L (8, PH) Mike Munoz, L (8, 1) Steve Reed, R (8, 1) John Burke, S (8, 1) OBP: 0.163, SLG: 0.122 OBP: 0.333, SLG: 0.667 OBP: 0.340, SLG: 0.391 OBP: 0.333, SLG: 0.333		1-3 K		0-0 1B SH3 1B		0-0 G6-3		4-0 FC6-5 IBB		3 0 1 0 0 1 3 0 0 0 0 0 0 0 0 0 0 0 1 0																	
<b>Inning Stats</b>	R: 0 H: 0 E: 0 LOB: 1 K: 0 BB: 1 S: 12 P: 22	R: 0 H: 2 E: 0 LOB: 3 K: 1 BB: 1 S: 11 P: 20	R: 3 H: 4 E: 0 LOB: 1 K: 1 BB: 0 S: 14 P: 21	R: 0 H: 2 E: 0 LOB: 2 K: 1 BB: 0 S: 12 P: 19	R: 0 H: 0 E: 0 LOB: 0 K: 1 BB: 0 S: 8 P: 12	R: 0 H: 2 E: 0 LOB: 2 K: 0 BB: 0 S: 5 P: 7	R: 0 H: 0 E: 0 LOB: 0 K: 2 BB: 1 S: 11 P: 22	R: 1 H: 2 E: 0 LOB: 2 K: 0 BB: 1 S: 10 P: 20	R: 1 H: 1 E: 0 LOB: 0 K: 1 BB: 0 S: 10 P: 15	1B: 8 SF: 0 2B: 2 SAC: 1 3B: 0 DP: 0 HR: 3 HBP: 0	WP: 0 PA: 43 PB: 1 SB: 0 CS: 1																
<b>PITCHER</b>	IP WLS BF H R ER SO BB IBB HBP BLK WP HR S P ERA WHIP											<b>PITCHER</b>	IP WLS BF H R ER SO BB IBB HBP BLK WP HR S P ERA WHIP														
Giovanni Carrara, R (1, 1) ERA: 9.9	5.0		25	8	3	3	4	2	0	0	0	0	2	57	94	5.40	2.000										
Scott Service, R (6, 1) ERA: 3.41	2.0		7	2	0	0	2	1	0	0	0	0	0	16	29	0.00	1.500										
Jeff Shaw, R (8, 1) ERA: 3.2	1.0	W	6	2	1	1	0	0	1	0	0	0	0	10	20	9.00	2.000										
Lee Smith, R (9, 1) ERA: 3.18	1.0		4	1	1	1	1	0	0	0	0	0	1	10	15	9.00	1.000										

Colorado Rockies @ Cincinnati Reds  
Riverfront Stadium, Cincinnati, OH

Sat Aug 17 1996, 7:05 PM EDT  
Att. 34,225 - Unknown - 85 F

livebaseballscorecards.com





Batter	1	2	3	4	5	6	7	8	9
Thomas Howard, S OBP: 0.323, SLG: 0.448 (1, 7)	1-2 G4-3		0-1 G4-3		0-2 G1-3		1-3 K	0-0 F9	
Willie Greene, L OBP: 0.315, SLG: 0.414 Lee Smith, R (1, 5) (9, 1)	0-2 G1-3		1-3 K		4-2 BB		2-1 G3-1	4-2 2B BB	
Hal Morris, L OBP: 0.353, SLG: 0.448 (1, 3)	3-2 E 2B		0-0 FC6-4 1B		0-1 L8			HR 2B	
Eric Davis, R OBP: 0.416, SLG: 0.566 (1, 8)	1-1 E5 WP 1B		1-1 FC6-4 1-2f		0-0 2B G3 1B			K	
Eddie Taubensee, L OBP: 0.331, SLG: 0.446 (1, 2)	1-1 G3		2-1 G5-4-3 1B		0-0 G3 2B		1-0 HR		
Reggie Sanders, R OBP: 0.359, SLG: 0.477 (1, 9)		4-0 G4-3 G5-3 BB	0-3 K		2-1 G5-3		1-0 HR		
Bret Boone, R OBP: 0.275, SLG: 0.344 (1, 4)		0-1 G5-3	1-0 G5-4-3 1-2f		2-2 G3		1-1 HR 1B		
Jeff Branson, L OBP: 0.312, SLG: 0.414 (1, 6) (9, 5)		2-2 G4-3	2-2 G3 1B		3-1 G3 1B		0-1 G6-3		
Giovanni Carrara, R Lenny Harris, L Scott Service, R Eric Owens, R Jeff Shaw, R Barry Larkin, R OBP: 0.415, SLG: 0.570 (1, 1) (5, PH) (6, 1) (7, PH) (8, 1) (8, PH) (9, 8)		0-3 K	3-1 G3		3-1 G3		1-0 L9	2-0 HR	

Inning Stats	R: 1 E: 1 K: 0 S: 13	H: 2 LOB: 1 BB: 0 P: 19	R: 0 E: 0 K: 1 S: 9	H: 0 LOB: 1 BB: 1 P: 15	R: 0 E: 0 K: 1 S: 8	H: 1 LOB: 1 BB: 0 P: 10	R: 0 E: 0 K: 1 S: 6	H: 1 LOB: 0 BB: 0 P: 9	R: 0 E: 0 K: 0 S: 12	H: 1 LOB: 2 BB: 1 P: 22	R: 1 E: 0 K: 0 S: 9	H: 2 LOB: 1 BB: 0 P: 13	R: 0 E: 0 K: 1 S: 7	H: 0 LOB: 0 BB: 0 P: 11	R: 7 E: 0 K: 2 S: 21	H: 7 LOB: 1 BB: 1 P: 35
--------------	-------------------------------	----------------------------------	------------------------------	----------------------------------	------------------------------	----------------------------------	------------------------------	---------------------------------	-------------------------------	----------------------------------	------------------------------	----------------------------------	------------------------------	----------------------------------	-------------------------------	----------------------------------

AB	R	H	RBI	BB	SO	LOB
5	0	0	0	0	1	1
3	1	0	0	2	1	0
0	0	0	0	0	0	0
5	2	4	1	0	0	2
5	1	2	0	0	2	3
4	1	3	2	0	0	1
3	1	1	1	1	1	3
4	1	1	1	0	0	3
4	1	2	2	0	0	2
1	0	0	0	0	1	1
1	0	0	0	0	0	1
0	0	0	0	0	0	0
1	0	0	0	0	0	0
0	0	0	0	0	0	0
1	1	1	1	0	0	0

**BOTTOM**

**Colorado Rockies @ Cincinnati Reds**  
Riverfront Stadium, Cincinnati, OH

Sat Aug 17 1996, 7:05 PM EDT  
Att: 34,225 - Unknown - 85 F

AB	37
R	9
H	14
RBI	8
BB	3
SO	6
LOB	17

WP: 1 PA: 40  
PB: 0  
SB: 0  
CS: 0



PITCHER	IP	WLS	BF	H	R	ER	SO	BB	IBB	HBP	BLK	WP	HR	S	P	ERA	WHIP
Marvin Freeman, R ERA: 6.09 (1, 1)	5.0		23	7	2	2	3	2	0	0	0	1	0	50	77	3.60	1.800
Curt Leskanic, R ERA: 6.91 (6, 1)	2.0		6	0	0	0	1	0	0	0	0	0	0	14	22	0.00	0.000
Mike Munoz, L ERA: 9.0 (8, 1)	0.0	L	1	1	1	1	0	0	0	0	0	0	0	2	2	∞	∞
Steve Reed, R ERA: 4.26 (8, 1)	0.1		5	4	4	4	1	0	0	0	0	0	3	11	17	108.00	12.000
John Burke, R ERA: 7.36 (8, 1)	0.2		5	2	2	2	1	1	0	0	0	0	1	8	16	27.00	4.500

Batter	1	2	3	4	5	6	7	8	9	AB R H RBI BB SO LOB	TOP		
Eric Young Sr. R (1, 4) OBP: 0.409, SLG: 0.442 Bruce Ruffin, S (7, 1)	0-1 G6-3		4-0 1B BB		0-0 SH5-3 2B 1B		1-2 P3			3 1 1 0 1 0 0 0 0 0 0 0 0 0	<b>Colorado Rockies @ Cincinnati Reds</b> Riverfront Stadium, Cincinnati, OH Sun Aug 18 1996, 3:33 AM EDT Att. 24,883 - Sunny - 89 F		
Quinton McCracken, S (1, 8) OBP: 0.376, SLG: 0.396	0-3 K		3-2 1B 1-2		1-0 SH5-3		2-1 L8			3 0 1 0 0 1 0			
Dante Bichette, R (1, 7) OBP: 0.369, SLG: 0.537	1-2 1B 1B		0-0 F8		3-0 HR 2B		0-0 G3-1			4 1 2 2 0 0 2			
Andres Galarraga, R (1, 3) OBP: 0.354, SLG: 0.574	2-0 1B 1-2		1-1 F8		2-2 HR		1-1 G5-3			4 1 2 2 0 0 2			
Eric Anthony, L (1, 9) OBP: 0.353, SLG: 0.483 Curt Leskanic, R (5, 1) OBP: 0.333, SLG: 0.667 Jason Bates, S (7, 4) OBP: 0.304, SLG: 0.292	0-2 F9			1-1 1B	3-3 K		0-0 P6			0 0 0 0 0 0 0 0 0 0 0 0 0 0 1 0 0 0 0 0 0			
Vinny Castilla, R (1, 5) OBP: 0.340, SLG: 0.546		0-0 G6-3		1-0 P6	1-1 G1-3		1-1 G6-3			4 0 0 0 0 0 1			
Jeff Reed, L (1, 2) OBP: 0.362, SLG: 0.424		1-0 G4-3		2-3 K		0-0 G4-3		1-3 K		4 0 0 0 0 2 1			
Walt Weiss, S (1, 6) OBP: 0.385, SLG: 0.369		3-2 G3		0-0 G3		0-1 G3		0-1 G4-1		4 0 0 0 0 0 1			
Kevin Ritz, R (1, 1) OBP: 0.263, SLG: 0.216 Larry Walker, L (5, 9) OBP: 0.344, SLG: 0.584			1-3 K		1-2 SH5-3 2B 1B		0-0 P6		3-1 L9	2 1 1 0 0 1 0 2 0 0 0 0 0 0			
<b>Inning Stats</b>	R: 0 H: 2 E: 0 LOB: 2 K: 1 BB: 0 S: 12 P: 15	R: 0 H: 0 E: 0 LOB: 0 K: 0 BB: 0 S: 6 P: 10	R: 0 H: 1 E: 0 LOB: 2 K: 1 BB: 1 S: 9 P: 18	R: 0 H: 1 E: 0 LOB: 1 K: 1 BB: 0 S: 7 P: 11	R: 4 H: 4 E: 0 LOB: 0 K: 1 BB: 0 S: 17 P: 28	R: 0 H: 0 E: 0 LOB: 0 K: 0 BB: 0 S: 4 P: 4	R: 0 H: 0 E: 0 LOB: 0 K: 0 BB: 0 S: 6 P: 9	R: 0 H: 0 E: 0 LOB: 0 K: 0 BB: 0 S: 5 P: 7	R: 0 H: 0 E: 0 LOB: 0 K: 1 BB: 0 S: 7 P: 11	1B: 6 SF: 0 2B: 1 SAC: 1 3B: 0 DP: 0 HR: 1 HBP: 0		WP: 0 PA: 36 PB: 0 SB: 1 CS: 0	
<b>PITCHER</b>	IP WLS BF H R ER SO BB IBB HBP BLK WP HR S P ERA WHIP											<b>PITCHER</b>	IP WLS BF H R ER SO BB IBB HBP BLK WP HR S P ERA WHIP
Kevin Jarvis, R (1, 1) ERA: 5.54 Jeff Shaw, R (6, 1) ERA: 3.03	5.0 W 24 8 4 4 4 1 0 0 0 0 0 1 51 82 7.20 1.800												4.0 S 12 0 0 0 1 0 0 0 0 0 0 0 22 31 0.00 0.000

livebaseballscorecards.com

AB	31
R	4
H	7
RBI	4
BB	1
SO	4
LOB	7



Batter	1	2	3	4	5	6	7	8	9	AB	R	H	RBI	BB	SO	LOB
Thomas Howard, S (1, 8) Eric Davis, R (8, 8) OBP: 0.322, SLG: 0.449 OBP: 0.415, SLG: 0.565	0-3 K	2-3 K			3-1 G3 BB 2B	2-3 K		1-3 K		4	1	1	0	0	3	1
Jeff Branson, L (1, 5) OBP: 0.310, SLG: 0.409	3-2 BB HR 1B		1-1 G3		0-0 B3-1-4	2-3 K		1-2 G3		5	1	1	0	0	1	1
Barry Larkin, R (1, 6) OBP: 0.416, SLG: 0.567	4-1 HR BB		1-2 G1-3		1-2 G3	4-0 BB		1-2 BB		2	1	0	0	2	0	1
Kevin Mitchell, R (1, 7) OBP: 0.372, SLG: 0.419	0-0 HR		4-0 WP 1B BB		4-1 BB BB BB	1-3 SAFE K		1-3 K		2	2	1	3	2	1	1
Hal Morris, L (1, 3) OBP: 0.354, SLG: 0.447	3-1 L9		0-0 WP 1B		4-1 BB BB 2B BB		2-2 G1-3			3	1	1	0	1	0	0
Reggie Sanders, R (1, 9) OBP: 0.357, SLG: 0.471	2-1 L4		3-3 K		4-2 BB 2B BB		1-3 K			3	1	0	1	1	2	2
Bret Boone, R (1, 4) OBP: 0.278, SLG: 0.352		1-2 G4-3		2-0 P2	4-1 BB 2B BB		1-2 HR			3	2	1	2	1	0	0
Joe Oliver, R (1, 2) OBP: 0.316, SLG: 0.418		2-1 SH3-4 1B		1-0 G4-3	3-2 WP 2B		1-1 G6-3			4	0	2	3	0	0	0
Kevin Jarvis, L (1, 1) Lenny Harris, L (5, PH) Jeff Shaw, R (6, 1) OBP: 0.080, SLG: 0.080 OBP: 0.317, SLG: 0.393		1-0 SH3-4		1-3 K	3-0 F7		1-3 K			1	0	0	0	0	1	0

Inning Stats	R: 3	H: 2	E: 0	K: 1	S: 12	LOB: 0	BB: 1	P: 24	R: 0	H: 1	E: 0	K: 1	S: 13	LOB: 1	BB: 0	P: 19	R: 0	H: 1	E: 0	K: 1	S: 10	LOB: 2	BB: 1	P: 19	R: 0	H: 0	E: 0	K: 1	S: 5	LOB: 0	BB: 0	P: 9	R: 5	H: 2	E: 0	K: 0	S: 15	LOB: 1	BB: 4	P: 41	R: 0	H: 0	E: 0	K: 3	S: 11	LOB: 1	BB: 1	P: 19	R: 1	H: 1	E: 0	K: 1	S: 13	LOB: 0	BB: 0	P: 18	R: 0	H: 0	E: 0	K: 2	S: 9	LOB: 0	BB: 0	P: 12
--------------	------	------	------	------	-------	--------	-------	-------	------	------	------	------	-------	--------	-------	-------	------	------	------	------	-------	--------	-------	-------	------	------	------	------	------	--------	-------	------	------	------	------	------	-------	--------	-------	-------	------	------	------	------	-------	--------	-------	-------	------	------	------	------	-------	--------	-------	-------	------	------	------	------	------	--------	-------	-------

PITCHER	IP	WLS	BF	H	R	ER	SO	BB	IBB	HBP	BLK	WP	HR	S	P	ERA	WHIP
Kevin Ritz, R (1, 1) ERA: 5.09	4.2	L	26	6	8	8	4	6	0	0	0	1	1	54	108	15.43	2.571
Curt Lesknic, R (5, 1) ERA: 6.75	1.1		5	0	0	0	3	1	0	0	0	1	0	12	23	0.00	0.750
Bruce Ruffin, L (7, 1) ERA: 4.28	2.0		7	1	1	1	3	0	0	0	0	0	1	22	30	4.50	0.500


**BOTTOM**

**Colorado Rockies @ Cincinnati Reds**  
Riverfront Stadium, Cincinnati, OH

Sun Aug 18 1996, 3:33 AM EDT  
Att. 24,883 - Sunny - 89 F

AB	30
R	9
H	7
RBI	9
BB	7
SO	10
LOB	7

livebaseballscorecards.com



WP	HR	S	P	ERA	WHIP
2	0	0	38		

Batter	1	2	3	4	5	6	7	8	9	AB R H RBI BB SO LOB	TOP										
Eric Young Sr., R OBP: 0.409, SLG: 0.441 (1, 4)	0-0 G5-3	2-2 F9		1-2 G6-4-3 1B			0-2 G6-3		4-2 1B S BB	4 0 1 0 1 0 1											
Ellis Burks, R OBP: 0.403, SLG: 0.640 (1, 8) (8, 7)	0-0 2B		3-2 F7	2-1 G6-4-3 1-2f			2-2 S 1B		1-1 F9	5 1 2 0 0 0 3											
Larry Walker, L OBP: 0.345, SLG: 0.598 (1, 9)	0-0 2B		0-0 HR		1-3 K		2-1 P5 1-2		3-3 K	5 2 2 2 0 2 2											
Andres Galarraga, R OBP: 0.354, SLG: 0.574 (1, 3)	0-0 2B		0-3 K		3-3 K		2-3 K		0-0 1B	5 0 2 1 0 3 1											
Dante Bichette, R OBP: 0.366, SLG: 0.533 Quinton McCracken, S OBP: 0.374, SLG: 0.384 (1, 7) (8, 8)	1-3 K		2-3 K		0-1 G5-3			2-2 L8	0-0 L8	4 0 0 0 0 2 1 1 0 0 0 0 0 2											
Vinny Castilla, R OBP: 0.340, SLG: 0.544 (1, 5)	0-1 G6-3			0-1 G1-3		0-3 K		1-2 FC1-6 1B		4 0 1 0 0 1 1											
Jayhawk Owens, R OBP: 0.337, SLG: 0.392 (1, 2)		1-3 K		2-2 HR HBP		4-1 WP FC3 BB		4-1 FC1-6 BB		1 2 0 0 2 1 0											
Walt Weiss, S OBP: 0.386, SLG: 0.380 (1, 6)		3-1 2B		0-0 HR		2-2 FC3 G3-6-4 1-H		0-1 FC1-6 FC3-6 1-2f 2-3		4 1 2 3 0 0 2											
Mark Thompson, R OBP: 0.146, SLG: 0.200 John Burke, S Bruce Ruffin, S (1, 1) (8, 1) (9, 1)		0-3 K		4-1 1B BB		0-1 G3-6-4 1-2f		2-1 FC3-6 1-2f		3 0 0 0 1 1 4 0 0 0 0 0 0 0 0 0 0 0 0 0 0											
<b>Inning Stats</b>	R: 2 E: 0 K: 1 S: 10	H: 3 LOB: 1 BB: 0 P: 11	R: 0 E: 0 K: 2 S: 11	H: 1 LOB: 1 BB: 0 P: 17	R: 1 E: 0 K: 2 S: 14	H: 1 LOB: 0 BB: 0 P: 19	R: 2 E: 0 K: 0 S: 12	H: 2 LOB: 1 BB: 1 P: 21	R: 0 E: 0 K: 2 S: 9	H: 0 LOB: 0 BB: 0 P: 13	R: 1 E: 0 K: 1 S: 9	H: 0 LOB: 0 BB: 1 P: 15	R: 0 E: 0 K: 1 S: 12	H: 1 LOB: 1 BB: 0 P: 18	R: 0 E: 0 K: 0 S: 11	H: 1 LOB: 2 BB: 1 P: 20	R: 0 E: 0 K: 1 S: 9	H: 1 LOB: 2 BB: 1 P: 17	1B: 4 2B: 4 3B: 0 HR: 2	SF: 0 SAC: 0 DP: 2 HBP: 1	WP: 1 PA: 41
<b>PITCHER</b>	IP WLS BF H R ER SO BB IBB HBP BLK WP HR S P ERA WHIP																				
Mark Portugal, R ERA: 3.66 (1, 1)	2.0 L 10 4 2 2 3 0 0 0 0 0 0 0 21 28 9.00 2.000																				
Scott Service, R ERA: 4.09 (3, 1)	1.1 9 3 3 3 2 1 0 1 0 0 0 2 24 36 20.25 3.000																				
Johnny Ruffin, R ERA: 5.46 (4, 1)	3.2 12 1 1 1 4 1 0 0 0 1 0 32 50 2.46 0.545																				
Hector Carrasco, R ERA: 3.65 (8, 1)	1.0 5 1 0 0 0 1 0 0 0 0 0 0 11 20 0.00 2.000																				
Roger Salkeld, R ERA: 5.24 (9, 1)	1.0 5 1 0 0 1 1 0 0 0 0 0 0 9 17 0.00 2.000																				

Colorado Rockies @ Cincinnati Reds  
Riverfront Stadium, Cincinnati, OH

Mon Aug 19 1996, 7:05 PM EDT  
Att. 22,670 - Unknown - 91 F

livebaseballscorecards.com

AB	36
R	6
H	10
RBI	6
BB	4
SO	10
LOB	17



Batter	1	2	3	4	5	6	7	8	9	AB R H RBI BB SO LOB
Thomas Howard, S OBP: 0.320, SLG: 0.444 (1, 9) B C F S (9, 8)	2-3 K		2-1 L9		0-0 G3			2-1 F8	1-2 BB 1B	5 0 1 1 0 1 1
Hal Morris, L OBP: 0.353, SLG: 0.445 Joe Oliver, R OBP: 0.319, SLG: 0.418 (1, 3) C B X (9, PH)	1-1 E4		3-3 K			1-2 F7		0-0 FC6-4 1B	4-2 BB 1B	4 0 1 0 0 1 0 0 0 0 0 1 0 0
Barry Larkin, R OBP: 0.413, SLG: 0.570 (1, 6) B C B B SAFE 1 F X	3-2 L8			3-1 F8		2-2 HR		2-2 FC6-4 1B	1-3 K	5 2 1 1 0 1 5
Kevin Mitchell, R OBP: 0.375, SLG: 0.428 (1, 7) C B B X	2-1 F9			1-0 2B		1-1 F8		1-1 1B		4 0 2 1 0 0 1
Eric Davis, R OBP: 0.411, SLG: 0.557 Roger Salkeld, R (9, 1)			3-1 F8	3-1 G5-3		1-0 F8		1-3 K		4 0 0 0 0 1 2 0 0 0 0 0 0 0
Eddie Taubensee, L OBP: 0.333, SLG: 0.451 (1, 2)		2-2 2B		0-0 G3			0-0 G4-3		1-2 FC1-6 1B	4 1 2 0 0 0 1
Bret Boone, R OBP: 0.275, SLG: 0.349 (1, 4)		2-3 K			1-2 G4-3		3-3 K		0-0 B1-3	4 0 0 0 0 2 2
Jeff Branson, L OBP: 0.310, SLG: 0.408 Eric Owens, R OBP: 0.274, SLG: 0.232 (9, PH)		2-0 G6-3			3-2 G4-3		2-1 1B		4-0 FC1-6 BB	3 0 1 0 0 0 1 0 0 0 0 1 0 0
Mark Portugal, R OBP: 0.191, SLG: 0.196 Scott Service, R (3, 1) Johnny Ruffin, R OBP: 0.500, SLG: 0.500 Willie Greene, L OBP: 0.313, SLG: 0.411 Hector Carrasco, R (8, 1) Reggie Sanders, R OBP: 0.350, SLG: 0.470 (9, 9)			0-0 G4-3		1-2 1B		1-2 L6		2-1 FC1-6 BB 1B	0 0 0 0 0 0 0 1 0 0 0 0 0 0 1 0 1 0 0 0 0 1 0 0 0 0 0 1 0 0 0 0 0 0 0 1 0 0 0 0 0 2

Inning Stats	R: 0	H: 0	LOB: 1	K: 1	S: 10	R: 0	H: 1	LOB: 1	K: 1	S: 10	R: 0	H: 0	LOB: 0	K: 1	S: 10	R: 0	H: 1	LOB: 1	K: 0	S: 6	R: 0	H: 1	LOB: 0	K: 0	S: 10	R: 1	H: 1	LOB: 0	K: 0	S: 11	R: 0	H: 1	LOB: 1	K: 1	S: 9	R: 1	H: 2	LOB: 1	K: 1	S: 12	R: 1	H: 2	LOB: 3	K: 1	S: 18	1B: 6	SF: 0	2B: 2	SAC: 0	3B: 0	DP: 0	HR: 1	HBP: 0	WP: 0	PA: 39
--------------	------	------	--------	------	-------	------	------	--------	------	-------	------	------	--------	------	-------	------	------	--------	------	------	------	------	--------	------	-------	------	------	--------	------	-------	------	------	--------	------	------	------	------	--------	------	-------	------	------	--------	------	-------	-------	-------	-------	--------	-------	-------	-------	--------	-------	--------

PITCHER	IP	WLS	BF	H	R	ER	SO	BB	IBB	HBP	BLK	WP	HR	S	P	ERA	WHIP
Mark Thompson, R ERA: 4.96 (1, 1)	7.2	W	30	6	2	2	4	0	0	0	0	0	1	73	122	2.35	0.783
John Burke, R ERA: 6.75 (8, 1)	0.1		2	1	0	0	1	0	0	0	0	0	0	5	7	0.00	3.000
Bruce Ruffin, L ERA: 4.37 (9, 1)	1.0		7	2	1	1	1	2	0	0	0	0	0	18	31	9.00	4.000

**BOTTOM**

**Colorado Rockies @ Cincinnati Reds**

Riverfront Stadium, Cincinnati, OH

Mon Aug 19 1996, 7:05 PM EDT

Att: 22,670 - Unknown - 91 F

AB	37
R	3
H	9
RBI	3
BB	2
SO	6
LOB	16



Batter	1	2	3	4	5	6	7	8	9	AB R H RBI BB SO LOB	TOP											
Reggie Sanders, R (1, 9) OBP: 0.358, SLG: 0.468	4-0 BB S BB	2-1 CS 1-2	1-3 K		2-2 1B 1-2 2-3			1-3 K		3 0 1 0 1 2 0	<p>Cincinnati Reds @ Atlanta Braves</p> <p>Atlanta-Fulton County Stadium, Atlanta, GA</p> <p>Tue Aug 20 1996, 7:05 PM EDT</p> <p>Att. 32,658 - Unknown - 85 F</p>											
Thomas Howard, S (1, 7) OBP: 0.315, SLG: 0.437	2-3 K 1-1		0-0 G5-3		0-0 L6-4 2-2			1-2 L6		4 0 0 0 0 1 4												
Barry Larkin, R (1, 6) OBP: 0.412, SLG: 0.565	4-2 BB 1-2		3-2 F9					1-0 P3		3 0 0 0 1 0 0												
Kevin Mitchell, R (1, 3) OBP: 0.372, SLG: 0.423	0-0 P3			2-0 1B G4-6-3				2-2 G6-3		4 0 1 0 0 0 2												
Eric Davis, R (1, 8) OBP: 0.406, SLG: 0.550	2-3 K			1-0 G4-6-3 1-2f				1-1 G4-3		4 0 0 0 0 1 3												
Joe Oliver, R (1, 2) OBP: 0.315, SLG: 0.412			1-1 F9					2-3 K		3 0 0 0 0 0 0												
Eddie Taubensee, L (8, 2) OBP: 0.332, SLG: 0.449				3-2 G1-3						1 0 0 0 0 1 0												
Bret Boone, R (1, 4) OBP: 0.275, SLG: 0.356					2-0 E5 1B BB			1-2 G4-3		3 1 1 1 0 0 0												
Lenny Harris, L (1, 5) OBP: 0.321, SLG: 0.396					0-2 F8			1-0 1B		3 0 2 0 0 0 1												
Dave Burba, R (1, 1) OBP: 0.170, SLG: 0.240					4-1 L6-4 1B BB			0-0 G1-3		1 0 0 0 0 1 1												
Eric Owens, R (5, PH) OBP: 0.278, SLG: 0.232										0 0 0 0 1 0 0												
Roger Sakeld, R (5, 1)										0 0 0 0 0 0 0												
Giovanni Carrara, R (6, 1)										0 0 0 0 0 0 0												
Willie Greene, L (7, PH) OBP: 0.312, SLG: 0.409										1 0 0 0 0 0 1												
Kevin Giviss, L (7, 1) OBP: 0.080, SLG: 0.080										0 0 0 0 0 0 0												
<b>Inning Stats</b>	R: 0 E: 0 K: 2 S: 11	H: 0 LOB: 2 BB: 2 P: 23	R: 1 E: 0 K: 1 S: 15	H: 2 LOB: 0 BB: 0 P: 21	R: 0 E: 0 K: 1 S: 9	H: 0 LOB: 0 BB: 0 P: 13	R: 0 E: 0 K: 0 S: 5	H: 1 LOB: 0 BB: 0 P: 11	R: 0 E: 1 K: 0 S: 12	H: 1 LOB: 2 BB: 1 P: 20	R: 0 E: 0 K: 0 S: 4	H: 0 LOB: 0 BB: 0 P: 8	R: 0 E: 0 K: 0 S: 6	H: 1 LOB: 1 BB: 0 P: 8	R: 0 E: 0 K: 1 S: 7	H: 0 LOB: 0 BB: 0 P: 10	R: 0 E: 0 K: 1 S: 11	H: 0 LOB: 0 BB: 0 P: 16	1B: 4 2B: 1 3B: 0 HR: 1	SF: 0 SAC: 0 DP: 2 HBP: 0	WP: 0 PB: 0 SB: 1 CS: 2	PA: 34
<b>PITCHER</b>	IP WLS BF H R ER SO BB IBB HBP BLK WP HR S P ERA WHIP																					
Tom Glavine, L (1, 1) ERA: 2.82	8.0 W 30 5 1 1 5 3 0 0 0 0 0 1 69 114 1.12 1.000																					
Mark Wohlers, R (9, 1) ERA: 2.59	1.0 S 3 0 0 0 1 0 0 0 0 0 0 0 11 16 0.00 0.000																					

AB	30
R	1
H	5
RBI	1
BB	3
SO	6
LOB	12



livebaseballscorecards.com

Batter	1	2	3	4	5	6	7	8	9
<b>Marquis Grissom, R</b> <small>(1, 8) OBP: 0.355, SLG: 0.497</small>	 <small>10 G4-3 1B</small>	 <small>K</small>		 <small>2-1 1-2 1B</small>		 <small>G4-3</small>			
<b>Terry Pendleton, S</b> <small>(1, 5) OBP: 0.296, SLG: 0.358</small>	 <small>K</small>		 <small>HR</small>	 <small>L9</small>		 <small>F8</small>			
<b>10 Chipper Jones, S</b> <small>(1, 6) OBP: 0.397, SLG: 0.554</small>	 <small>G4-3 1-2</small>		 <small>HR</small>	 <small>F8</small>		 <small>G3-1</small>			
<b>Fred McGriff, L</b> <small>(1, 3) OBP: 0.354, SLG: 0.492</small>	 <small>K</small>		 <small>P6</small>	 <small>L9</small>		 <small>K</small>			
<b>Ryan Klesko, L</b> <small>(1, 7) OBP: 0.363, SLG: 0.553</small>		 <small>E SF8 1B</small>	 <small>HR</small>		 <small>E3</small>	 <small>G4-3</small>			
<b>Jermaine Dye, R</b> <small>(1, 9) OBP: 0.326, SLG: 0.470</small>		 <small>E8 WP 1B</small>	 <small>L9</small>		 <small>F9</small>		 <small>CS 1B</small>		
<b>Javy Lopez, R</b> <small>(1, 2) OBP: 0.313, SLG: 0.465</small>		 <small>SF8 3-H 1B</small>	 <small>1B</small>		 <small>K</small>		 <small>K 1-2</small>		
<b>Mark Lemke, S</b> <small>(1, 4) OBP: 0.329, SLG: 0.316</small>		 <small>1 SAFE 1-2 BB</small>	 <small>G4-3</small>		 <small>G3</small>		 <small>G4-3</small>		
<b>Tom Glavine, L</b> <small>(1, 1) OBP: 0.344, SLG: 0.357</small> <b>Mark Wohlers, R</b> <small>(9, 1)</small>		 <small>F7</small>		 <small>1B</small>		 <small>G4-3</small>			

Inning Stats	R: 0	H: 1	E: 0	LOB: 1	K: 2	S: 10	R: 1	H: 2	E: 1	LOB: 2	K: 1	S: 11	R: 3	H: 4	E: 0	LOB: 1	K: 0	S: 12	R: 0	H: 2	E: 0	LOB: 2	K: 0	S: 10	R: 0	H: 0	E: 1	LOB: 1	K: 1	S: 10	R: 0	H: 0	E: 0	LOB: 0	K: 0	S: 5	R: 0	H: 0	E: 0	LOB: 0	K: 1	S: 10	R: 0	H: 1	E: 0	LOB: 0	K: 1	S: 10		

PITCHER	IP	WLS	BF	H	R	ER	SO	BB	IBB	HBP	BLK	WP	HR	S	P	ERA	WHIP
<b>Dave Burba, R</b> <small>(1, 1) ERA: 3.97</small>	4.0	L	22	9	4	3	3	1	0	0	0	1	3	43	67	6.75	2.500
<b>Roger Salkeld, R</b> <small>(5, 1) ERA: 5.19</small>	1.0		4	0	0	0	1	0	0	0	0	0	0	10	17	0.00	0.000
<b>Giovanni Carrara, R</b> <small>(6, 1) ERA: 9.43</small>	1.0		3	0	0	0	0	0	0	0	0	0	0	5	7	0.00	0.000
<b>Kevin Jarvis, R</b> <small>(7, 1) ERA: 5.42</small>	2.0		6	1	0	0	2	0	0	0	0	0	0	20	33	0.00	0.500

**BOTTOM**

**Cincinnati Reds @ Atlanta Braves**  
Atlanta-Fulton County Stadium, Atlanta, GA

Tue Aug 20 1996, 7:05 PM EDT  
Att: 32,658 - Unknown - 85 F

[livebaseballscorecards.com](http://livebaseballscorecards.com)

<b>AB</b>	<b>33</b>
<b>R</b>	<b>4</b>
<b>H</b>	<b>10</b>
<b>RBI</b>	<b>4</b>
<b>BB</b>	<b>1</b>
<b>SO</b>	<b>6</b>
<b>LOB</b>	<b>18</b>

1B: 7	SF: 1	WP: 1	PA: 35
2B: 1	SAC: 0	PB: 0	
3B: 0	DP: 1	SB: 0	
HR: 3	HBP: 0	CS: 1	

Batter	1	2	3	4	5	6	7	8	9	AB R H RBI BB SO LOB	TOP														
Thomas Howard, S (1, 9) OBP: 0.313, SLG: 0.440	3-2 L3		0-3 K			1-2 1B 3B	3-2 G5-3		0-0 B4-3	5 1 1 0 0 1 2															
Lenny Harris, L (1, 5) OBP: 0.324, SLG: 0.398	1-2 FC6-4 1B			1-0 F7		0-0 F9 WP 1B		2-2 G4-3		4 0 2 1 0 0 0															
Barry Larkin, R (1, 6) OBP: 0.411, SLG: 0.562	0-1 FC6-4 1-2f			0-2 L8		3-3 K		3-1 S BLK 1B		4 1 1 0 0 1 2															
Kevin Mitchell, R (1, 7) OBP: 0.370, SLG: 0.419	1-2 F8			3-1 1B		1-0 F9		2-1 F9		4 0 1 0 0 0 3															
Eric Davis, R (1, 8) OBP: 0.405, SLG: 0.545		3-2 F9		0-1 F8		3-2 F9		4-0 1B S IBB		3 0 0 0 1 0 2															
Hal Morris, L (1, 3) OBP: 0.352, SLG: 0.443		1-0 G3-1			0-1 L7		0-0 L7	3-2 1-3 2-H 1B		4 0 1 1 0 0 0															
Eddie Taubensee, L (1, 2) OBP: 0.331, SLG: 0.446			3-3 K		3-3 K		0-1 1B 1B	1-3 K		4 0 1 0 0 3 2															
Jeff Brantley, R (9, 1)										0 0 0 0 0 0 0															
Jeff Branson, L (1, 4) OBP: 0.313, SLG: 0.422			1-1 G3		0-0 HR		1 SAFE L7		1-1 G1-6-3 1B	4 1 2 1 0 0 1															
Mike Remlinger, L (1, 1)			1-1 F7		0-3 K		0-0 1-3 1B		1-0 G1-6-3	2 0 0 0 0 0 1 0															
Jeff Shaw, R (5, 1)										0 0 0 0 0 0 0 0															
Willie Greene, L (7, PH) OBP: 0.315, SLG: 0.412										1 0 1 0 0 0 0 0															
Hector Carrasco, R (7, 1)										0 0 0 0 0 0 0 0															
Lee Smith, R (8, 1)										0 0 0 0 0 0 0 0															
Joe Oliver, R (8, 2) OBP: 0.314, SLG: 0.410										1 0 0 0 0 0 0 1															
<b>Inning Stats</b>	R: 0 E: 0 K: 0 S: 12	H: 1 LOB: 1 BB: 0 P: 17	R: 0 E: 0 K: 1 S: 9	H: 0 LOB: 0 BB: 0 P: 16	R: 0 E: 0 K: 1 S: 7	H: 0 LOB: 0 BB: 0 P: 9	R: 0 E: 0 K: 0 S: 8	H: 1 LOB: 1 BB: 0 P: 12	R: 1 E: 0 K: 2 S: 9	H: 1 LOB: 0 BB: 0 P: 12	R: 1 E: 0 K: 1 S: 14	H: 2 LOB: 1 BB: 0 P: 22	R: 0 E: 0 K: 0 S: 10	H: 2 LOB: 2 BB: 0 P: 14	R: 1 E: 0 K: 1 S: 16	H: 2 LOB: 2 BB: 1 P: 30	R: 0 E: 0 K: 0 S: 4	H: 1 LOB: 0 BB: 0 P: 6	1B: 8 2B: 0 3B: 1 HR: 1	SF: 0 SAC: 0 DP: 1 HBP: 0	WP: 1 PB: 0 SB: 2 CS: 0	PA: 37			
<b>PITCHER</b>	IP WLS BF H R ER SO BB IBB HBP BLK WP HR S P ERA WHIP																								
29 John Smoltz, R (1, 1) ERA: 2.9	7.0		28	7	2	2	5	0	0	0	0	1	1	69	102	2.57	1.000								
Brad Clontz, R (8, 1) ERA: 4.41	0.2		4	1	1	1	0	0	1	0	1	0	0	8	18	13.50	1.500								
Pedro Borbon, L (8, 1) ERA: 2.78	1.1	W	5	2	0	0	1	0	0	0	0	0	0	12	18	0.00	1.500								

Cincinnati Reds @ Atlanta Braves  
Atlanta-Fulton County Stadium, Atlanta, GA

Wed Aug 21 1996, 7:05 PM EDT  
Att. 29,213 - Unknown - 86 F

livebaseballscorecards.com

AB	36
R	3
H	10
RBI	3
BB	1
SO	6
LOB	13





Batter	1	2	3	4	5	6	7	8	9	AB	R	H	RBI	BB	SO	LOB
Marquis Grissom, R OBP: 0.354, SLG: 0.496 (1, 8)	L7		G1-3		FC6-4				FC1-5	5	0	1	1	0	0	5
Andrew Jones, R OBP: 0.273, SLG: 0.524 Brad Clontz, R (8, 1)	F9			K	K				SF9	4	0	0	0	0	3	3
Pedro Borbon, R OBP: 1.000, SLG: 1.000 Luis Polonia, L OBP: 0.280, SLG: 0.305 (8, 1)							K			0	0	0	0	0	0	0
Luis Polonia, L OBP: 0.280, SLG: 0.305 (9, PH)										0	0	0	0	0	0	0
10 Chipper Jones, S OBP: 0.397, SLG: 0.557 (1, 6)	G5-3			G6-3		L9		1B		4	1	2	0	0	0	0
						2B		G4-3								
Fred McGriff, L OBP: 0.353, SLG: 0.490 (1, 3)		E3		F8		P4		G4-3		4	0	1	0	0	0	1
								1B								
Terry Pendleton, S OBP: 0.298, SLG: 0.358 (1, 5)		K			BLK			G4-3		3	1	1	1	1	1	1
					1B			1B								
Jermaine Dye, R OBP: 0.325, SLG: 0.470 (1, 7)		F7			SAFE	L9		K		4	1	1	1	0	1	3
					SAFE											
Javy Lopez, R OBP: 0.311, SLG: 0.461 Dwight Smith, L OBP: 0.294, SLG: 0.315 Eddie Pérez, R OBP: 0.336, SLG: 0.465 (1, 2)			G3-1		SAFE	K		G3		3	0	0	0	0	2	3
					SAFE					1	0	0	0	0	0	1
					SAFE					0	0	0	0	0	0	0
Mark Lemke, S OBP: 0.333, SLG: 0.319 (1, 4)						FC6-4		F7		3	0	2	0	1	0	0
						1B										
29 John Smoltz, R OBP: 0.235, SLG: 0.250 Ryan Klesko, L OBP: 0.363, SLG: 0.553 (1, 1)						BB		F8		1	0	1	0	0	0	0
										2	1	1	0	0	0	0

Inning Stats	R: 0	H: 0	E: 0	K: 8	S: 8	R: 0	H: 0	E: 1	K: 5	S: 5	R: 0	H: 1	E: 0	K: 9	S: 9	R: 0	H: 0	E: 0	K: 1	S: 8	R: 2	H: 3	E: 0	K: 18	S: 18	R: 0	H: 1	E: 0	K: 11	S: 11	R: 0	H: 1	E: 0	K: 10	S: 10	R: 1	H: 2	E: 0	K: 16	S: 16	R: 1	H: 2	E: 0	K: 9	S: 9	1B: 6	2B: 4	3B: 0	HR: 0	SF: 1	SAC: 1	DP: 0	HBP: 0	WP: 1	PA: 38
--------------	------	------	------	------	------	------	------	------	------	------	------	------	------	------	------	------	------	------	------	------	------	------	------	-------	-------	------	------	------	-------	-------	------	------	------	-------	-------	------	------	------	-------	-------	------	------	------	------	------	-------	-------	-------	-------	-------	--------	-------	--------	-------	--------

PITCHER	IP	WLS	BF	H	R	ER	SO	BB	IBB	HBP	BLK	WP	HR	S	P	ERA	WHIP
Mike Remlinger, L ERA: 3.38 (1, 1)	4.1		17	3	2	2	3	1	0	0	1	0	0	40	68	4.15	0.923
Jeff Shaw, R ERA: 2.96 (5, 1)	1.2		8	2	0	0	2	1	0	0	0	0	0	19	28	0.00	1.800
Hector Carrasco, R ERA: 3.75 (7, 1)	1.0		6	3	1	1	1	0	0	0	0	0	0	18	25	9.00	3.000
Lee Smith, R ERA: 3.11 (8, 1)	1.0		3	0	0	0	1	0	0	0	0	0	0	8	13	0.00	0.000
Jeff Brantley, R ERA: 2.89 (9, 1)	0.2	L	4	2	1	1	0	0	0	0	0	1	0	9	14	13.50	3.000

BOTTOM

Cincinnati Reds @ Atlanta Braves  
Atlanta-Fulton County Stadium, Atlanta, GA

Wed Aug 21 1996, 7:05 PM EDT  
Att: 29,213 - Unknown - 86 F

livebaseballscorecards.com

AB	34
R	4
H	10
RBI	4
BB	2
SO	7
LOB	17



Batter	1	2	3	4	5	6	7	8	9	10	11	12	13	AB R H RBI BB SO LOB	TOP																
<b>Reggie Sanders, R</b> OBP: 0.361, SLG: 0.471 (1, 9) X	0-0 L5		2-3 K		1-0 2B			4-0 SH1-4 BB		0-0 SH2-4 1B		0-3 K		5 0 2 0 1 2 1	<b>Cincinnati Reds @ Atlanta Braves</b> Atlanta-Fulton County Stadium, Atlanta, GA Thu Aug 22 1996, 7:05 PM EDT Att: 31,729 - Unknown - 79 F <a href="http://livebaseballscorecards.com">livebaseballscorecards.com</a>																
<b>Lenny Harris, L</b> OBP: 0.327, SLG: 0.404 (1, 7) C B B X	2-1 BB 1B BB 1B		1-0 F9 2B		3-2 P7			1-1 SH1-4	1-2 SH2-4	1-2 SH2-4		1-3 K		4 1 2 0 0 1 2																	
<b>Barry Larkin, R</b> OBP: 0.412, SLG: 0.568 (1, 6) B C C X	2-2 BB 1B		1-1 F9 2B			3-2 G6-3		3-3 K		4-0 G6-4-3 IBB			2-1 HR	5 1 2 1 1 1 2																	
<b>Kevin Mitchell, R</b> OBP: 0.374, SLG: 0.433 (1, 3) B F F F	4-2 BB		0-0 F7			3-2 HR		4-0 IBB		1-1 G6-4-3			2-1 L5	4 1 1 1 2 0 3																	
<b>Joe Oliver, R</b> OBP: 0.313, SLG: 0.405 <b>Eddie Taubensee, L</b> OBP: 0.332, SLG: 0.447 (11, PH) (11, 2) C B B B	4-1 G4-6-3 BB		0-2 F8			1-3 K		0-1 G1-3			2-0 L6-3 1B		1-1 P4	3 0 0 1 1 1 2 2 0 1 0 0 0 0																	
<b>Thomas Howard, S</b> OBP: 0.310, SLG: 0.434 (1, 8) B X	1-1 G4-6-3		1-0 F8			1-0 G4-3			2-3 K		1-1 L6-3		0-0 BB 1B 1B	6 0 1 0 0 1 4																	
<b>Bret Boone, R</b> OBP: 0.274, SLG: 0.353 <b>Hector Carrasco, R</b> OBP: 0.250, SLG: 0.250 <b>Jeff Brantley, R</b> (13, 1) B C C X		3-1 L9		2-2 G5-3			2-2 L5		4-2 BB		2-3 K		2-2 BB 1B	4 0 0 0 1 1 0 1 0 1 0 0 0 0 0 0 0 0 0 0 0																	
<b>Willie Greene, L</b> OBP: 0.316, SLG: 0.407 (1, 5) C X		2-1 G3			0-0 G1-4-3		1-0 G4-3		1-1 F9			2-2 SH1-4 1B	4-0 BB	5 0 1 0 1 0 1																	
<b>John Smiley, L</b> OBP: 0.236, SLG: 0.231 <b>Hal Morris, L</b> OBP: 0.352, SLG: 0.442 <b>Jeff Shaw, R</b> (9, 1) (9, 1) F C B B		1-3 K			1-2 G3-1		0-0 L7		0-0 G4-3			0-0 SH1-4	2-0 F9	3 0 0 0 0 1 0 1 0 0 0 0 0 1 0 0 0 0 0 0 0 1 0 0 0 0 0 3																	
<b>Jeff Branson, L</b> OBP: 0.312, SLG: 0.420 (11, 4) F C B B																															
<b>Inning Stats</b>	R: 1 E: 0 K: 0 S: 12	H: 2 LOB: 2 BB: 2 P: 25	R: 0 E: 1 K: 1 S: 7	H: 0 LOB: 0 BB: 0 P: 13	R: 0 E: 0 K: 1 S: 7	H: 1 LOB: 1 BB: 0 P: 11	R: 0 E: 0 K: 0 S: 8	H: 0 LOB: 0 BB: 0 P: 11	R: 0 E: 0 K: 0 S: 9	H: 1 LOB: 1 BB: 0 P: 14	R: 1 E: 0 K: 1 S: 17	H: 1 LOB: 0 BB: 0 P: 25	R: 0 E: 0 K: 1 S: 5	H: 0 LOB: 0 BB: 0 P: 8		R: 0 E: 0 K: 1 S: 8	H: 0 LOB: 2 BB: 2 P: 19	R: 0 E: 0 K: 1 S: 12	H: 0 LOB: 1 BB: 1 P: 18	R: 0 E: 0 K: 0 S: 6	H: 1 LOB: 1 BB: 1 P: 12	R: 0 E: 0 K: 0 S: 8	H: 1 LOB: 0 BB: 0 P: 14	R: 0 E: 2 K: 2 S: 11	H: 1 LOB: 1 BB: 0 P: 14	R: 1 E: 0 K: 0 S: 12	H: 3 LOB: 3 BB: 1 P: 24	1B: 7 2B: 3 3B: 0 HR: 2	SF: 0 SAC: 3 DP: 3 HBP: 0	WP: 0 PB: 0 SB: 0 CS: 0	PA: 54
<b>PITCHER</b> <b>Terrell Wade, L</b> ERA: 2.21 (1, 1)	IP 6.0	WLS 24	BF 24	H 5	R 2	ER 2	SO 3	BB 2	IBB 0	HBP 0	BLK 0	WP 0	HR 1	S 60		P 99	ERA 3.00	WHIP 1.167													
<b>Dean Hartgraves, L</b> ERA: 3.81 (7, 1)	1.0	3	0	0	0	0	0	0	0	0	0	0	0	5		8	0.00	0.000													
<b>Greg McMichael, R</b> ERA: 3.15 (8, 1)	1.0	5	0	0	0	1	1	1	0	0	0	0	0	8	19	0.00	1.000														
<b>Pedro Borbon, L</b> ERA: 2.75 (9, 1)	0.1	2	0	0	0	1	1	0	0	0	0	0	0	8	14	0.00	3.000														
<b>Brad Clontz, R</b> ERA: 4.3 (9, 1)	1.2	6	1	0	0	0	0	0	1	0	0	0	0	10	16	0.00	0.600														
<b>PITCHER</b> <b>Joe Borowski, R</b> ERA: 2.7 (11, 1)	IP 3.0	WLS L	BF 14	H 5	R 1	ER 1	SO 3	BB 1	IBB 0	HBP 0	BLK 0	WP 0	HR 1	S 31	P 52	ERA 3.00	WHIP 2.000														



Batter	1	2	3	4	5	6	7	8	9	10	11	12	13	AB R H RBI BB SO LOB
<b>Marquis Grissom, R</b> OBP: 0.356, SLG: 0.497	2-2 2B		2-3 K		2-0 P4			1-0 SH1-4		4-0 IBB		4-0 IBB		3 0 1 0 2 1 1
<b>Andruw Jones, R</b> OBP: 0.286, SLG: 0.704	1-1 G5-3		1-1 HR			0-0 HR		2-3 K		1-2 F9		2-2 G1-3		6 2 2 2 0 1 6
<b>10 Chipper Jones, S</b> OBP: 0.397, SLG: 0.554	0-0 F7		2-3 K			1-0 G1-6-3 1B		1-0 L7			4-0 FC6-4 BB		1-1 G3-1	5 0 1 0 1 1 2
<b>Fred McGriff, L</b> OBP: 0.353, SLG: 0.487	4-1 BB			0-1 G5-4-3 1B		0-1 G1-6-3		0-0 P5			1-0 SAFE SAFE SAFE F8		3-2 L8	5 0 1 0 1 0 2
<b>Terry Pendleton, S</b> OBP: 0.294, SLG: 0.353	1-3 K			1-1 G5-4-3		0-0 G6-3		1-2 P4			0-3 SAFE SAFE SAFE K		0-0 P5	6 0 0 0 0 2 4
<b>Jermaine Dye, R</b> OBP: 0.316, SLG: 0.458		1-1 G5-3		0-0 G1-3			0-0 G5-3		1-3 K		0-0 FC6-4			5 0 0 0 0 1 1
<b>Javy Lopez, R</b> OBP: 0.308, SLG: 0.457		0-0 G6-3			1-1 G5-3		0-1 G6-3			1-2 P5		2-2 G6-3		3 0 0 0 0 0 0
<b>Luis Polonia, L</b> OBP: 0.279, SLG: 0.303														1 0 0 0 0 0 0
<b>Eddie Pérez, R</b> OBP: 0.333, SLG: 0.461														1 0 0 0 0 0 0
<b>Mark Lemke, S</b> OBP: 0.333, SLG: 0.316		2-1 F8			4-2 SH5-3 BB		1-3 K			1-2 L5		4-1 SH1-4 BB		3 0 0 0 2 1 0
<b>Terrell Wade, L</b> OBP: 0.333, SLG: 0.250			1-3 K			0-0 SH5-3						2-1 SAFE SH1-4		1 0 0 0 0 0 1 0
<b>Dean Hartgraves, R</b> OBP: 0.286, SLG: 0.263								2-2 SH1-4 1B						0 0 0 0 0 0 0 0 0
<b>Greg McMichael, R</b> OBP: 1.000, SLG: 1.000														0 0 0 0 0 0 0 0 0
<b>Mike Mordecai, R</b> OBP: 0.294, SLG: 0.553														1 0 0 0 0 0 0 0 0
<b>Pedro Borbon, R</b> OBP: 0.294, SLG: 0.553														0 0 0 0 0 0 0 0 0
<b>Brad Clontz, R</b> OBP: 0.294, SLG: 0.553														0 0 0 0 0 0 0 0 0
<b>Ryan Klesko, L</b> OBP: 0.294, SLG: 0.553														0 0 0 0 0 1 0 0 0
<b>Joe Borowski, R</b> OBP: 0.294, SLG: 0.553														0 0 0 0 0 0 0 0 0

Inning Stats	R: 0	H: 1	E: 0	LOB: 2	K: 1	S: 12	P: 20	R: 0	H: 0	E: 0	LOB: 0	K: 0	S: 5	P: 8	R: 1	H: 1	E: 0	LOB: 0	K: 3	S: 12	P: 18	R: 0	H: 1	E: 0	LOB: 0	K: 0	S: 6	P: 6	R: 0	H: 0	E: 0	LOB: 0	K: 0	S: 6	P: 7	R: 0	H: 1	E: 0	LOB: 1	K: 1	S: 10	P: 16	R: 0	H: 0	E: 0	LOB: 0	K: 1	S: 11	P: 13	R: 0	H: 0	E: 0	LOB: 2	K: 0	S: 12	P: 23	R: 0	H: 0	E: 0	LOB: 1	K: 1	S: 5	P: 10	R: 0	H: 0	E: 0	LOB: 2	K: 0	S: 9	P: 23	R: 0	H: 0	E: 0	LOB: 0	K: 0	S: 6	P: 10	1B: 3	SF: 0	2B: 1	SAC: 3	3B: 0	DP: 2	HR: 2	HBP: 0	WP: 0	PA: 50
<b>PITCHER</b>	IP	WLS	BF	H	R	ER	SO	BB	IBB	HBP	BLK	WP	HR	S	P	ERA	WHIP																																																																						
<b>John Smiley, L</b> ERA: 3.95	(1, 1)	8.0		30	6	2	2	6	2	0	0	0	0	2	61	94	2.25	1.000																																																																					
<b>Jeff Shaw, R</b> ERA: 2.88	(9, 1)	2.0		8	0	0	0	1	1	1	0	0	0	0	23	36	0.00	0.500																																																																					
<b>Hector Carrasco, R</b> ERA: 3.62	(11, 1)	2.0	W	9	0	0	0	1	2	1	0	0	0	0	14	33	0.00	1.000																																																																					
<b>Jeff Brantley, R</b> ERA: 2.84	(13, 1)	1.0	S	3	0	0	0	0	0	0	0	0	0	0	6	10	0.00	0.000																																																																					


**BOTTOM**

**Cincinnati Reds @ Atlanta Braves**  
Atlanta-Fulton County Stadium, Atlanta, GA

Thu Aug 22 1996, 7:05 PM EDT  
Att: 31,729 - Unknown - 79 F

AB	40
R	2
H	6
RBI	2
BB	7
SO	8
LOB	16

livebaseballscorecards.com



Batter	1	2	3	4	5	6	7	8	9	AB R H RBI BB SO LOB	TOP									
Thomas Howard, S OBP: 0.315, SLG: 0.439 (1, 7) (8, 8)	0-2 P5	1-2 HBP		1-0 2B	0-1 2B		1-2 F8			4 1 2 2 0 0 0										
Lenny Harris, L OBP: 0.324, SLG: 0.397 (1, 5) (8, 7)	4-2 S BB	0-2 G4-3		2-0 P2	0-0 P6			1-0 F9		4 0 0 0 1 0 5										
Barry Larkin, R OBP: 0.411, SLG: 0.568 Jeff Branson, L OBP: 0.313, SLG: 0.421 (1, 6) (6, PH) (6, 6)	1-1 P6		1-1 P3	0-0 S 2B		2-2 F7		2-2 G6-3 1B		3 0 1 2 0 0 1 2 0 1 0 0 0 0										
Eric Davis, R OBP: 0.406, SLG: 0.543 Willie Greene, L OBP: 0.314, SLG: 0.405 (1, 8) (8, PH) (8, 5)	4-2 BB		0-1 WP 1B	2-0 G5-3		1-3 K		1-0 G6-3		3 0 1 0 1 1 1 1 0 0 0 0 0 1										
Eddie Taubensee, L OBP: 0.333, SLG: 0.446 (1, 2)	3-1 G4-3		1-0 F7		2-1 1B 1B E 1B	1-1 1B 1B		0-1 F8		5 1 2 0 0 0 3										
Hal Morris, L OBP: 0.357, SLG: 0.445 (1, 3)		2-2 2B SF9 1B	4-2 BB		2-2 E 2B 1B	1-1 1B		3-3 K		4 2 3 0 1 1 0										
Reggie Sanders, R OBP: 0.358, SLG: 0.469 (1, 9)		2-2 SF9 2B	1-3 K		3-3 K	2-1 L9		2-1 G4-3		5 0 1 0 0 2 6										
Bret Boone, R OBP: 0.274, SLG: 0.352 (1, 4)		1-1 SF9		2-3 K	1-1 E9 2B 1B		0-0 P4			3 1 1 1 0 1 0										
Giovanni Carrara, R Scott Service, R Lee Smith, R Jeff Brantley, R (1, 1) (8, 1) (8, 1) (9, 1)		3-2 G6-3		0-2 E5 1B 2B	0-2 G4-3		0-0 F8			4 1 0 0 0 0 3 0										
<b>Inning Stats</b>	R: 0 H: 0 E: 0 K: 0 S: 12	H: 0 LOB: 2 BB: 2 P: 24	R: 1 H: 2 E: 0 K: 0 S: 17	H: 2 LOB: 2 BB: 0 P: 26	R: 0 H: 1 E: 0 K: 1 S: 10	H: 1 LOB: 2 BB: 1 P: 16	R: 2 H: 2 E: 1 K: 1 S: 10	H: 2 LOB: 1 BB: 0 P: 17	R: 3 H: 4 E: 1 K: 1 S: 16	H: 4 LOB: 1 BB: 0 P: 24	R: 0 H: 2 E: 0 K: 1 S: 12	H: 2 LOB: 2 BB: 0 P: 19	R: 0 H: 0 E: 0 K: 0 S: 5	H: 0 LOB: 0 BB: 0 P: 6	R: 0 H: 1 E: 0 K: 1 S: 7	H: 1 LOB: 0 BB: 0 P: 11	R: 0 H: 0 E: 0 K: 1 S: 7	H: 0 LOB: 0 BB: 0 P: 12	1B: 9 SF: 1 2B: 3 SAC: 0 3B: 0 DP: 1 HR: 0 HBP: 1	WP: 1 PA: 43 PB: 0 SB: 2 CS: 0
<b>PITCHER</b>	IP WLS BF H R ER SO BB IBB HBP BLK WP HR S P ERA WHIP																			
Marc Valdes, R ERA: 6.33 Yorkis Perez, L ERA: 5.23 Mark Hutton, R ERA: 5.48 Miguel Batista, R ERA: Felix Heredia, L ERA: 3.0	(1, 1) (5, 1) (6, 1) (8, 1) (9, 1)	4.2 0.1 2.0 1.0 1.0	L 2 8 3 3	27 1 8 1 0	8 1 2 1 0	6 0 0 0 0	4 0 1 0 1	3 0 0 0 0	3 0 0 0 0	0 0 0 0 0	1 0 0 0 0	0 0 0 0 0	0 0 0 0 0	0 0 0 0 0	62 3 17 7 7	104 3 25 11 12	7.71 0.00 0.00 0.00 0.00	2.357 3.000 1.000 1.000 0.000		

Cincinnati Reds @ Florida Marlins  
Joe Robbie Stadium, Miami, FL  
Fri Aug 23 1996, 3:33 AM EDT  
Cloudy - 83 F

livebaseballscorecards.com

AB 38  
R 6  
H 12  
RBI 5  
BB 3  
SO 5  
LOB 20



BOTTOM

Cincinnati Reds @ Florida Marlins  
Joe Robbie Stadium, Miami, FL  
Fri Aug 23 1996, 3:33 AM EDT  
Cloudy - 83 F

livebaseballscorecards.com

AB	35
R	5
H	11
RBI	5
BB	6
SO	8
LOB	15



WP:	0	PA:	42
PB:	0		
SB:	0		
CS:	1		

AB R H RBI BB SO LOB

5	0	2	0	0	3	1
4	1	2	1	1	0	0
1	0	0	0	2	0	1
1	0	0	0	0	0	0
4	1	2	0	1	0	1
4	0	0	1	1	1	3
5	2	2	1	0	2	6
3	1	1	0	1	1	0
3	0	0	0	0	0	1
1	0	1	1	0	0	0
0	0	0	0	0	0	0
0	0	0	0	0	0	0
1	0	1	1	0	0	0
0	0	0	0	0	0	0
1	0	0	0	0	1	2
0	0	0	0	0	0	0


1B:	4	SF:	0
2B:	4	SAC:	1
3B:	1	DP:	1
HR:	2	HBP:	0

IP	WLS	BF	H	R	ER	SO	BB	IBB	HBP	BLK	WP	HR	S	P	ERA	WHIP
7.0		29	7	3	3	6	2	1	0	0	0	2	66	107	3.86	1.286
0.2		4	2	1	1	0	0	0	0	0	0	0	8	13	13.50	3.000
0.1		3	1	1	1	1	1	0	0	0	0	0	5	14	27.00	6.000
1.0	S	6	1	0	0	1	1	1	0	0	0	0	19	33	0.00	2.000

Batter	1	2	3	4	5	6	7	8	9
Luis Castillo, S (1, 4) OBP: 0.323, SLG: 0.305	2-3 K		1-2 CS 1B			0-3 K	0-3 K		2-2 SH1-4 2B
Edgar Renteria, R (1, 6) OBP: 0.345, SLG: 0.392	0-2 F8		1-1 G5-4-3 1B			2-2 F7		2-1 HR	4-2 SH1-4 BB
Gary Sheffield, R (1, 9) OBP: 0.445, SLG: 0.617 Jesus Tavarez, S (6, PR) OBP: 0.230, SLG: 0.207 (7, 9)	4-2 2B BB		2-2 G5-4-3 1-2f			4-2 BB		2-1 P6	2-2 SH1-4 1-2 2-3
Jeff Conine, R (1, 7) OBP: 0.361, SLG: 0.484	2-0 1-3 2B			0-0 L7		0-0 P6		2-1 G4-3 3B	4-0 IBB
Devon White, S (1, 8) OBP: 0.316, SLG: 0.422	4-0 IBB			2-1 G4-3			1-3 K	1-2 G4-3	2-2 L1
Greg Colbrunn, R (1, 3) OBP: 0.334, SLG: 0.440	2-3 K			0-0 G4-3			0-1 HR	0-0 BB 1B	0-3 K
Kurt Abbott, R (1, 5) OBP: 0.324, SLG: 0.466		0-1 G6-3			2-3 K		2-2 F8 2B	4-0 1B BB	
Joe Siddall, L (1, 2) OBP: 0.184, SLG: 0.170 Joe Orsulak, L (8, PH) OBP: 0.292, SLG: 0.309 Rob Natal, R (9, 2) OBP: 0.218, SLG: 0.167		0-0 G3			1-0 P6		3-2 F8	2-1 1B	
Marc Valdes, R (1, 1) Yorkis Perez, L (5, 1) Craig Grebeck, R (5, PH) OBP: 0.250, SLG: 0.258 Mark Hulton, R (6, 1) Alex Arias, R (7, PH) OBP: 0.541, SLG: 0.397 Miguel Batista, R (8, 1) Billy McMillon, L (8, PH) OBP: 0.320, SLG: 0.244 Felix Heredia, L (9, 1)		0-0 G6-3			2-2 G1-3		2-1 2B	3-2 K	

Inning Stats	R: 0	H: 1	E: 0	K: 2	S: 12	R: 0	H: 0	E: 0	K: 0	S: 4	R: 0	H: 2	E: 0	K: 0	S: 8	R: 0	H: 0	E: 0	K: 0	S: 4	R: 0	H: 0	E: 0	K: 1	S: 7	R: 0	H: 0	E: 0	K: 1	S: 11	R: 2	H: 3	E: 0	K: 2	S: 18	R: 3	H: 4	E: 0	K: 1	S: 15	R: 0	H: 1	E: 0	K: 1	S: 19	1B: 4	2B: 4	3B: 1	HR: 2	SF: 0	SAC: 1	DP: 1	HBP: 0	WP: 0	PA: 42
--------------	------	------	------	------	-------	------	------	------	------	------	------	------	------	------	------	------	------	------	------	------	------	------	------	------	------	------	------	------	------	-------	------	------	------	------	-------	------	------	------	------	-------	------	------	------	------	-------	-------	-------	-------	-------	-------	--------	-------	--------	-------	--------

PITCHER	IP	WLS	BF	H	R	ER	SO	BB	IBB	HBP	BLK	WP	HR	S	P	ERA	WHIP
Giovanni Carrara, R (1, 1) ERA: 8.04	7.0		29	7	3	3	6	2	1	0	0	0	2	66	107	3.86	1.286
Scott Service, R (8, 1) ERA: 4.54	0.2		4	2	1	1	0	0	0	0	0	0	0	8	13	13.50	3.000
Lee Smith, R (8, 1) ERA: 3.09	0.1		3	1	1	1	1	1	0	0	0	0	0	5	14	27.00	6.000
Jeff Brantley, R (9, 1) ERA: 2.79	1.0	S	6	1	0	0	1	1	1	0	0	0	0	19	33	0.00	2.000

Batter	1	2	3	4	5	6	7	8	9	AB R H RBI BB SO LOB	TOP									
Reggie Sanders, R (1, 9) OBP: 0.356, SLG: 0.465	2-3 K	3-1 G6-4-3			3-3 K		1-0 BB 1B		1-3 K	5 1 1 0 0 3 3	<p>Cincinnati Reds @ Florida Marlins</p> <p>Joe Robbie Stadium, Miami, FL</p> <p>Fri Aug 23 1996, 7:05 PM EDT</p> <p>Att. 21,497 - Unknown - 76 F</p>									
Hal Morris, L (1, 3) OBP: 0.355, SLG: 0.442	1-1 F8		1-0 G4-3		0-0 L5		1-0 1B BB		1-3 K	5 0 1 1 0 1 0										
Barry Larkin, R (1, 6) OBP: 0.415, SLG: 0.576	2-1 HR		4-1 BB BB		1-3 K		4-2 1B BB		2-1 1B	3 1 2 1 2 1 0										
Kevin Mitchell, R (1, 7) OBP: 0.376, SLG: 0.431	4-1 FC6-4 BB		0-3 K		0-3 K		1-1 1B		0-0 G3-1	3 0 1 1 1 2 1										
Scott Service, R (7, 1)										0 0 0 0 0 0 0										
Thomas Howard, S (9, PH) OBP: 0.314, SLG: 0.437										1 0 0 0 0 0 1										
Eric Davis, R (1, 8) OBP: 0.404, SLG: 0.538	0-0 FC6-4		4-1 BB BB		3-3 K		2-1 F9			3 0 0 0 1 1 4										
Bret Boone, R (1, 4) OBP: 0.274, SLG: 0.351		1-1 FC6 BB 1B	2-2 P3		2-2 L8		2-2 F8			4 0 1 0 0 0 2										
Joe Oliver, R (1, 2) OBP: 0.309, SLG: 0.399		3-1 FC6 BB		0-3 K		1-3 K	0-3 K			3 0 0 0 0 2 1										
Eddie Taubensee, L (8, PH) OBP: 0.332, SLG: 0.444		1-3 K								1 0 0 0 0 1 0										
Willie Greene, L (1, 5) OBP: 0.322, SLG: 0.409		4-1 G6-4-3 BB		1-3 K		1-0 1B BB	1-0 1B			3 1 2 0 1 1 0										
Kevin Jarvis, L (1, 1) OBP: 0.074, SLG: 0.074		2-3 K		1-3 K2-3		0-0 L6	2-3 K			2 0 0 0 0 2 3										
Johnny Ruffin, R (6, 1) OBP: 0.500, SLG: 0.500										0 0 0 0 0 0 0										
Lenny Harris, L (7, PH) OBP: 0.322, SLG: 0.394										2 0 0 0 0 1 2										
																				
Inning Stats	R: 1 E: 0 K: 1 S: 9	H: 1 LOB: 1 BB: 1 P: 18	R: 0 E: 0 K: 1 S: 12	H: 1 LOB: 2 BB: 1 P: 25	R: 0 E: 0 K: 1 S: 10	H: 0 LOB: 2 BB: 2 P: 21	R: 0 E: 0 K: 3 S: 9	H: 0 LOB: 0 BB: 0 P: 11	R: 0 E: 0 K: 2 S: 9	H: 0 LOB: 0 BB: 0 P: 14		R: 2 E: 0 K: 1 S: 13	H: 4 LOB: 3 BB: 1 P: 24	R: 0 E: 0 K: 2 S: 12	H: 1 LOB: 1 BB: 0 P: 17	R: 0 E: 0 K: 2 S: 9	H: 1 LOB: 1 BB: 0 P: 13	1B: 7 2B: 0 3B: 0 HR: 1	SF: 0 SAC: 0 DP: 1 HBP: 0	WP: 0 PB: 1 SB: 0 CS: 0
PITCHER	IP WLS BF H R ER SO BB IBB HBP BLK WP HR S P ERA WHIP																			
Al Leiter, L (1, 1) ERA: 2.91	6.2 W 30 5 3 3 11 5 0 0 0 0 1 66 118 4.05 1.500																			
Jay Powell, R (7, 1) ERA: 3.76	1.1 6 2 0 0 2 0 0 0 0 0 0 16 24 0.00 1.500																			
Robb Nen, R (9, 1) ERA: 2.03	1.0 4 1 0 0 2 0 0 0 0 0 0 9 13 0.00 1.000																			

livebaseballscorecards.com

AB 35  
R 3  
H 8  
RBI 3  
BB 5  
SO 15  
LOB 17

Batter	1	2	3	4	5	6	7	8	9
<b>Luis Castillo, S</b> OBP: 0.358, SLG: 0.323 (1, 4)	2-1 E8 1B 1B	1-0 FC4-6 FC5-4 1-2f 2-3		4-1 2B BB		3-1 FC6-5 HR 1B		4-2 BB BB	
<b>Edgar Renteria, R</b> OBP: 0.344, SLG: 0.388 (1, 6)	4-2 1B 1B BB	0-0 FC5-4 1-2f 3-H		0-2 L7		0-0 FC6-5 HR 1-2 2-3f		0-3 K	
<b>Kurt Abbott, R</b> OBP: 0.323, SLG: 0.464 (8, 5)									
<b>Gary Sheffield, R</b> OBP: 0.448, SLG: 0.628 (1, 9)	1-0 1B 1-2 2-3 1B	2-2 F9		1-0 1B 1-H 2B		3-2 HR 1-H 2-H		4-2 BB 1-2 BB	
<b>Jeff Conine, R</b> OBP: 0.357, SLG: 0.479 (1, 7)	1-3 K		1-1 L7	0-1 L7		2-3 K2-3		0-0 F8	
<b>Joe Orsulak, L</b> OBP: 0.291, SLG: 0.308 (1, 8)	1-1 1B		1-1 F9	0-1 F9		0-0 G3			
<b>Jay Powell, R</b> (7, 1)									
<b>Robb Nen, R</b> (9, 1)	1-2 2-H 3-H 1B								
<b>Greg Colbrunn, R</b> OBP: 0.333, SLG: 0.441 (1, 3)	1-0 P5		0-1 1B 2B		1-2 G1-3		2-1 P4		
<b>Alex Arias, R</b> OBP: 0.339, SLG: 0.394 (1, 5)	1-3 K		1-0 1B		1-1 L6		0-0 P6		
<b>Rob Natal, R</b> OBP: 0.231, SLG: 0.173 (1, 2)		0-1 FC4-6 FC5-4 1B	4-0 IBB		1-0 F8		3-3 K		
<b>Al Leiter, L</b> OBP: 0.131, SLG: 0.070 (1, 1)		0-1 E1 FC4-6		0-3 K		1-0 FC6-5 1B 1B		1-3 K	
<b>Jesus Tavarez, S</b> OBP: 0.227, SLG: 0.205 (7, 8)									

AB	R	H	RBI	BB	SO	LOB
3	3	2	0	2	0	2
3	2	0	1	1	0	4
1	0	0	0	0	1	1
4	1	3	4	1	0	1
5	0	0	0	0	2	6
4	0	1	2	0	0	1
0	0	0	0	0	0	0
0	0	0	0	0	0	0
4	1	1	0	0	0	2
4	0	1	1	0	1	2
3	1	1	0	1	1	0
3	0	1	0	0	1	3
1	0	0	0	0	1	0

WP	HR	S	P	ERA	WHIP
0	1	55	91	11.81	2.250
0	0	4	6	0.00	0.000
0	0	20	34	0.00	1.000

1B	2B	3B	HR	SF	SAC	DP	HBP
7	2	0	1	0	0	0	0
0	0	0	0	0	0	0	0

WP	PA
0	40

**Cincinnati Reds @ Florida Marlins**  
**Joe Robbie Stadium, Miami, FL**  
 Fri Aug 23 1996, 7:05 PM EDT  
 Att: 21,497 - Unknown - 76 F

<b>AB</b>	<b>35</b>
<b>R</b>	<b>8</b>
<b>H</b>	<b>10</b>
<b>RBI</b>	<b>8</b>
<b>BB</b>	<b>5</b>
<b>SO</b>	<b>7</b>
<b>LOB</b>	<b>22</b>



Inning Stats														
R	H	E	K	S	IP	WLS	BF	H	R	ER	SO	BB	IBB	HBP
2	3	1	2	14	5.1	L	30	10	8	7	3	2	1	0
1	1	1	0	9	0.2		2	0	0	0	1	0	0	0
1	1	0	1	10	2.0		8	0	0	0	3	2	0	0
0	0	0	1	6										
0	0	0	1	9										
0	0	0	1	11										
0	0	0	1	6										
0	0	0	1	14										
0	0	0	1	9										
0	0	0	1	11										
0	0	0	1	6										
0	0	0	1	14										
0	0	0	1	9										

PITCHER														
IP	WLS	BF	H	R	ER	SO	BB	IBB	HBP	BLK	WP	HR	S	P
5.1	L	30	10	8	7	3	2	1	0	0	0	1	55	91
0.2		2	0	0	0	1	0	0	0	0	0	0	4	6
2.0		8	0	0	0	3	2	0	0	0	0	0	20	34

Batter	1	2	3	4	5	6	7	8	9	AB R H RBI BB SO LOB	TOP
--------	---	---	---	---	---	---	---	---	---	----------------------	-----

<b>Thomas Howard, S</b> (1, 9) <small>OBP: 0.313, SLG: 0.442</small>	0-0 		1-1 		1-1 			0-2 		4 1 1 0 0 0 1	
<b>Lenny Harris, L</b> (1, 7) <small>OBP: 0.325, SLG: 0.396</small>	0-1 		2-1 		3-0 			1-0 		4 0 2 1 0 0 0	
<b>Barry Larkin, R</b> (1, 6) <small>OBP: 0.414, SLG: 0.573</small>	1-3 		0-1 		2-0 			1-0 		4 0 1 1 0 1 1	
<b>Eric Davis, R</b> (1, 8) <small>OBP: 0.400, SLG: 0.532</small>	0-1 		2-0 	2-0 	1-0 			1-3 		4 0 0 0 0 1 1	
<b>Hal Morris, L</b> (1, 3) <small>OBP: 0.354, SLG: 0.440</small>		3-1 		3-1 	1-1 			1-1 		4 0 1 0 0 0 2	
<b>Eddie Taubensee, L</b> (1, 2) <small>OBP: 0.334, SLG: 0.456</small>		1-2 		1-1 	0-0 			1-1 		4 1 2 1 0 0 0	
<b>Willie Greene, L</b> (1, 5) <small>OBP: 0.316, SLG: 0.401</small>		2-3 		0-3 	1-1 			2-1 		4 0 0 0 0 2 2	
<b>Jeff Branson, L</b> (1, 4) <small>OBP: 0.310, SLG: 0.416</small> <b>Jeff Shaw, R</b> (7, 1) <b>Kevin Mitchell, R</b> (9, PH) <small>OBP: 0.374, SLG: 0.429</small>		0-0 		2-1 	1-2 			1-3 		3 0 0 0 0 0 2 0 0 0 0 0 0 0 1 0 0 0 0 1 0	
<b>Dave Burba, R</b> (1, 1) <small>OBP: 0.164, SLG: 0.231</small> <b>Lee Smith, R</b> (6, 1) <b>Bret Boone, R</b> (7, 4) <small>OBP: 0.276, SLG: 0.351</small>		0-3 		1-3 	4-1 					2 0 0 0 0 2 0 0 0 0 0 0 0 0 0 1 0 0 1 0 0	

Cincinnati Reds @ Florida Marlins  
 Joe Robbie Stadium, Miami, FL  
 Sat Aug 24 1996, 7:05 PM EDT  
 Att. 33,883 - Unknown - 85 F

livebaseballscorecards.com

AB	34
R	3
H	7
RBI	3
BB	1
SO	7
LOB	9



Inning Stats	R: 1	H: 1	R: 1	H: 1	R: 0	H: 2	R: 0	H: 2	R: 0	H: 0	R: 0	H: 0	R: 1	H: 1	R: 0	H: 0	1B: 5	SF: 0	WP: 0	PA: 36
	E: 0	LOB: 0	E: 0	LOB: 0	E: 0	LOB: 1	E: 0	LOB: 2	E: 0	LOB: 0	E: 0	LOB: 0	E: 0	LOB: 2	E: 0	LOB: 0	2B: 0	SAC: 0	PB: 2	
	K: 1	BB: 0	K: 1	BB: 0	K: 1	BB: 0	K: 1	BB: 0	K: 1	BB: 0	K: 0	BB: 0	K: 1	BB: 0	K: 1	BB: 0	3B: 1	DP: 0	SB: 0	
	S: 8	P: 9	S: 10	P: 16	S: 9	P: 14	S: 10	P: 18	S: 7	P: 12	S: 4	P: 8	S: 6	P: 8	S: 11	P: 19	HR: 1	HBP: 0	CS: 0	

PITCHER	IP	WLS	BF	H	R	ER	SO	BB	IBB	HBP	BLK	WP	HR	S	P	ERA	WHIP										
<b>Kevin Brown, R</b> (1, 1) <small>ERA: 1.96</small>	8.0	W	32	7	3	3	6	1	0	0	0	0	1	65	104	3.38	1.000										
<b>Robb Nen, R</b> (9, 1) <small>ERA: 2.0</small>	1.0	S	3	0	0	0	1	0	0	0	0	0	0	7	11	0.00	0.000										



Batter	1	2	3	4	5	6	7	8	9	AB	R	H	RBI	BB	SO	LOB
Luis Castillo, S OBP: 0.352, SLG: 0.318 (1, 4)	K			1B FC5-4	K	K				4	1	1	0	0	3	5
Edgar Renteria, R OBP: 0.345, SLG: 0.389 (1, 6)	F9			1B FC5-4		2B 1B	P6			4	1	2	0	0	0	0
Gary Sheffield, R OBP: 0.449, SLG: 0.629 (1, 9)	L5			1B FC5-4		2B 2B	E9 SF9			4	2	2	2	0	0	1
Jeff Conine, R OBP: 0.355, SLG: 0.476 (1, 7) (9, 3)			F8	F8	L7	SF9				3	0	0	1	0	0	2
Devon White, S OBP: 0.316, SLG: 0.419 (1, 8)			F8	G3	2B IBB	L1				3	1	0	0	1	0	1
Greg Colbrunn, R OBP: 0.335, SLG: 0.440 (1, 3) Jesus Tavarez, S OBP: 0.227, SLG: 0.205 (9, 7)			K				G6-3			3	0	1	0	1	1	0
Kurt Abbott, R OBP: 0.330, SLG: 0.469 (1, 5) Robb Nen, R (9, 1)			G6-4-3 BB		1B BB	2B	G6-3			2	0	1	2	2	0	0
Rob Natal, R OBP: 0.242, SLG: 0.179 (1, 2)			G6-4-3		F7	IBB	1B			3	0	1	0	1	0	2
Kevin Brown, R OBP: 0.194, SLG: 0.140 (1, 1) Alex Arias, R OBP: 0.337, SLG: 0.391 (8, PH) (9, 5)			G4-3		1B	K	L4			3	0	1	0	0	1	3
										1	0	0	0	0	0	1

Inning Stats	R: 0	H: 0	E: 0	K: 1	S: 8	LOB: 0	BB: 0	P: 11	R: 0	H: 0	E: 0	K: 1	S: 6	LOB: 0	BB: 0	P: 11	R: 0	H: 0	E: 0	K: 0	S: 6	LOB: 0	BB: 1	P: 13	R: 1	H: 2	E: 0	K: 0	S: 7	LOB: 1	BB: 0	P: 9	R: 0	H: 2	E: 0	K: 1	S: 12	LOB: 2	BB: 1	P: 22	R: 3	H: 3	E: 0	K: 2	S: 17	LOB: 3	BB: 3	P: 33	R: 1	H: 1	E: 1	K: 0	S: 8	LOB: 0	BB: 0	P: 14	R: 0	H: 1	E: 0	K: 0	S: 9	LOB: 1	BB: 0	P: 14	1B: 7	2B: 2	3B: 0	HR: 0	SF: 1	SAC: 0	DP: 1	HBP: 0	WP: 0	PB: 0	SB: 0	CS: 1	PA: 36
--------------	------	------	------	------	------	--------	-------	-------	------	------	------	------	------	--------	-------	-------	------	------	------	------	------	--------	-------	-------	------	------	------	------	------	--------	-------	------	------	------	------	------	-------	--------	-------	-------	------	------	------	------	-------	--------	-------	-------	------	------	------	------	------	--------	-------	-------	------	------	------	------	------	--------	-------	-------	-------	-------	-------	-------	-------	--------	-------	--------	-------	-------	-------	-------	--------

PITCHER	IP	WLS	BF	H	R	ER	SO	BB	IBB	HBP	BLK	WP	HR	S	P	ERA	WHIP
Dave Burba, R ERA: 4.06 (1, 1)	5.1	L	24	6	4	4	3	3	1	0	0	0	0	46	81	6.75	1.688
Lee Smith, R ERA: 3.04 (6, 1)	0.2		4	1	0	0	2	0	1	0	0	0	0	10	18	0.00	1.500
Jeff Shaw, R ERA: 2.81 (7, 1)	2.0		8	2	1	0	0	0	0	0	0	0	0	17	28	0.00	1.000

**BOTTOM**

**Cincinnati Reds @ Florida Marlins**  
**Joe Robbie Stadium, Miami, FL**

Sat Aug 24 1996, 7:05 PM EDT  
Att: 33,883 - Unknown - 85 F

<b>AB</b>	<b>30</b>
<b>R</b>	<b>5</b>
<b>H</b>	<b>9</b>
<b>RBI</b>	<b>5</b>
<b>BB</b>	<b>5</b>
<b>SO</b>	<b>5</b>
<b>LOB</b>	<b>15</b>



PITCHER	IP	WLS	BF	H	R	ER	SO	BB	IBB	HBP	BLK	WP	HR	S	P	ERA	WHIP
Dave Burba, R ERA: 4.06 (1, 1)	5.1	L	24	6	4	4	3	3	1	0	0	0	0	46	81	6.75	1.688
Lee Smith, R ERA: 3.04 (6, 1)	0.2		4	1	0	0	2	0	1	0	0	0	0	10	18	0.00	1.500
Jeff Shaw, R ERA: 2.81 (7, 1)	2.0		8	2	1	0	0	0	0	0	0	0	0	17	28	0.00	1.000

Batter	1	2	3	4	5	6	7	8	9	AB R H RBI BB SO LOB	TOP																						
<b>Thomas Howard, S</b> (1, 8) OBP: 0.318, SLG: 0.442 (6, 7)	3-2 		2-2 	0-1 	1-3 			4-1 		4 1 2 0 1 1 2																							
<b>Lenny Harris, L</b> (1, 5) OBP: 0.326, SLG: 0.396	1-1 		2-1 	1-0 		2-0 		0-0 		5 1 2 0 0 0 1																							
<b>Barry Larkin, R</b> (1, 6) OBP: 0.414, SLG: 0.570	4-1 		1-0 	3-1 		1-0 		3-1 		4 1 1 0 1 0 4																							
<b>Kevin Mitchell, R</b> (1, 7) OBP: 0.372, SLG: 0.426 <b>Willie Greene, L</b> (2, 7) OBP: 0.316, SLG: 0.414 <b>Jeff Shaw, R</b> (8, 1) <b>Jeff Branson, L</b> (9, PH) OBP: 0.309, SLG: 0.414 (9, 4)	3-1 		0-0 	2-3 		2-3 		2-3 		1 0 0 0 0 0 1 3 1 1 4 0 2 1 0 0 0 0 0 0 0 1 0 0 0 0 1 0																							
<b>Hal Morris, L</b> (1, 3) OBP: 0.357, SLG: 0.444		0-0 	0-1 		1-2 		0-0 		0-0 	5 1 3 0 0 0 0																							
<b>Reggie Sanders, R</b> (1, 9) OBP: 0.353, SLG: 0.463		2-3 	1-1 		2-1 		1-1 		0-0 	5 0 1 0 0 1 3																							
<b>Bret Boone, R</b> (1, 4) OBP: 0.277, SLG: 0.355 <b>Lee Smith, R</b> (9, 1) <b>Jeff Brantley, R</b> (9, 1)		1-3 	2-0 		1-1 		3-1 		1-2 	5 0 2 1 0 2 2 0 0 0 0 0 0 0 0 0 0 0 0 0 0	<b>AB</b> 39 <b>R</b> 5 <b>H</b> 12 <b>RBI</b> 5 <b>BB</b> 4 <b>SO</b> 7 <b>LOB</b> 19																						
<b>Joe Oliver, R</b> (1, 2) OBP: 0.308, SLG: 0.394		1-1 	4-0 		3-1 		0-0 		2-1 	3 0 0 0 1 0 2																							
<b>Mike Remlinger, L</b> (1, 1) <b>Hector Carrasco, R</b> (6, 1) <b>Eric Davis, R</b> (6, 8) OBP: 0.399, SLG: 0.530			1-2 		4-2 			3-1 		2 0 0 0 1 0 3 0 0 0 0 0 0 0 1 0 0 0 0 0 0																							
<b>Inning Stats</b>	R: 0 H: 0 E: 0 LOB: 1 K: 0 BB: 1 S: 8 P: 19	R: 0 H: 1 E: 0 LOB: 1 K: 2 BB: 0 S: 9 P: 13	R: 4 H: 5 E: 1 LOB: 3 K: 0 BB: 1 S: 18 P: 34	R: 0 H: 2 E: 0 LOB: 1 K: 1 BB: 0 S: 8 P: 14	R: 1 H: 2 E: 0 LOB: 2 K: 1 BB: 1 S: 17 P: 26	R: 0 H: 0 E: 0 LOB: 0 K: 1 BB: 0 S: 5 P: 10	R: 0 H: 0 E: 0 LOB: 0 K: 0 BB: 0 S: 5 P: 9	R: 0 H: 1 E: 0 LOB: 2 K: 0 BB: 1 S: 8 P: 20	R: 0 H: 1 E: 0 LOB: 1 K: 2 BB: 0 S: 9 P: 12	1B: 8 SF: 0 2B: 4 SAC: 0 3B: 0 DP: 1 HR: 1 HBP: 0	WP: 0 PA: 43 PB: 0 SB: 0 CS: 0																						
<b>PITCHER</b>	<b>IP</b> <b>WLS</b> <b>BF</b> <b>H</b> <b>R</b> <b>ER</b> <b>SO</b> <b>BB</b> <b>IBB</b> <b>HBP</b> <b>BLK</b> <b>WP</b> <b>HR</b> <b>S</b> <b>P</b> <b>ERA</b> <b>WHIP</b>																	<b>PITCHER</b> <b>IP</b> <b>WLS</b> <b>BF</b> <b>H</b> <b>R</b> <b>ER</b> <b>SO</b> <b>BB</b> <b>IBB</b> <b>HBP</b> <b>BLK</b> <b>WP</b> <b>HR</b> <b>S</b> <b>P</b> <b>ERA</b> <b>WHIP</b>															
<b>Kurt Miller, R</b> (1, 1) ERA: 5.63	3.2		21	8	4	3	2	1	1	0	0	0	1	40	75	7.36	2.455																
<b>Yorkis Perez, L</b> (4, 1) ERA: 5.27	1.1		7	2	1	1	2	1	0	0	0	0	0	20	31	6.75	2.250																
<b>Chris Hammond, L</b> (6, 1) ERA: 6.76	2.0		6	0	0	0	1	0	0	0	0	0	0	10	19	0.00	0.000																
<b>Jay Powell, R</b> (8, 1) ERA: 3.7	1.0		5	1	0	0	0	1	0	0	0	0	0	8	20	0.00	2.000																
<b>Robb Nen, R</b> (9, 1) ERA: 1.97	1.0	W	4	1	0	0	2	0	0	0	0	0	0	9	12	0.00	1.000																

Cincinnati Reds @ Florida Marlins  
 Joe Robbie Stadium, Miami, FL  
 Sun Aug 25 1996, 3:33 AM EDT  
 Att. 27,372 - Overcast - 86 F

livebaseballscorecards.com





Batter	1	2	3	4	5	6	7	8	9	AB R H RBI BB SO LOB	TOP
Thomas Howard, S (1, 9) OBP: 0.320, SLG: 0.443	4-2 1B G3 2B BB		2-1 HR 1B	0-0 SF8			1-1 G4-6-3			2 2 1 1 1 0 1	
Lenny Harris, L (1, 5) OBP: 0.325, SLG: 0.406	0-0 G3		1-1 HR	1-0 F9			0-3 K			4 1 1 2 0 1 2	
Barry Larkin, R (1, 6) OBP: 0.413, SLG: 0.568	0-1 2B 1B		3-2 G5-3			0-0 P7				3 1 1 0 0 0 0	
Kevin Mitchell, R (1, 7) OBP: 0.377, SLG: 0.436	0-0 1-H 3-H 2B		0-2 G2-3 1B			1-0 G4-3				3 0 2 2 0 0 0	
Eric Davis, R (1, 8) OBP: 0.396, SLG: 0.525	2-1 G5-3		1-1 G2-3			1-2 G2-3				3 0 0 0 0 0 2	
Hal Morris, L (1, 3) OBP: 0.354, SLG: 0.441	1-2 P6		0-0 G4-3			0-0 G4-3				3 0 0 0 0 0 2	
Eddie Taubensee, L (1, 2) OBP: 0.334, SLG: 0.458		2-2 G5-3		0-0 E SF8 2B		1-1 G4-3				3 1 1 0 0 0 0	
Bret Boone, R (1, 4) OBP: 0.275, SLG: 0.352		0-2 P4		0-0 G5-3		1-0 G5-3				3 0 0 0 0 0 1	
Scott Service, R (6, 1)										0 0 0 0 0 0 0	
Mark Portugal, R (1, 1) OBP: 0.188, SLG: 0.191										1 0 0 0 0 0 0	
Kevin Jarvis, L (2, 1) OBP: 0.071, SLG: 0.071										1 0 0 0 0 0 1	
Jeff Branson, L (6, 4) OBP: 0.311, SLG: 0.414				0-1 E3			4-0 G4-6-3 BB			0 0 0 0 1 0 0	
<b>Inning Stats</b>	R: 2 H: 2 E: 0 LOB: 1 K: 0 BB: 1 S: 11 P: 18	R: 0 H: 0 E: 0 LOB: 0 K: 0 BB: 0 S: 7 P: 10	R: 2 H: 3 E: 0 LOB: 1 K: 0 BB: 0 S: 14 P: 21	R: 1 H: 1 E: 1 LOB: 1 K: 0 BB: 0 S: 6 P: 7	R: 0 H: 0 E: 0 LOB: 0 K: 0 BB: 0 S: 5 P: 7	R: 0 H: 0 E: 0 LOB: 0 K: 0 BB: 0 S: 4 P: 6	R: 0 H: 0 E: 0 LOB: 0 K: 1 BB: 1 S: 5 P: 10			1B: 3 SF: 1 2B: 2 SAC: 0 3B: 0 DP: 1 HR: 1 HBP: 0	WP: 0 PA: 29 PB: 0 SB: 0 CS: 0
<b>PITCHER</b> Bill Swift, R (1, 1) ERA: 6.48 Roger Bailey, R (6, 1) ERA: 5.85	IP WLS BF H R ER SO BB IBB HBP BLK WP HR S P ERA WHIP										
	5.0 W 23 6 5 4 0 1 0 0 0 0 1 43 63 7.20 1.400										
	2.0 S 6 0 0 0 1 1 0 0 0 0 0 9 16 0.00 0.500										

Cincinnati Reds @ Colorado Rockies  
 Coors Field, Denver, CO  
 Mon Aug 26 1996, 7:05 PM MDT  
 Att. 48,093 - Unknown - 79 F

livebaseballscorecards.com

AB	26
R	5
H	6
RBI	5
BB	2
SO	1
LOB	9



Batter	1	2	3	4	5	6	7	8	9
Eric Young Sr., R OBP: 0.415, SLG: 0.453 (1, 4)	1-1 F8	1-0 E5		0-0 E S 1B	0-0 G4-3				
Ellis Burks, R OBP: 0.403, SLG: 0.656 (1, 8)	1-2 2B 3B	0-0 G1-3		2-2 E5 1-3		3-1 F7			
Larry Walker, L OBP: 0.344, SLG: 0.589 (1, 9)	0-3 K		0-0 S E 2B	1-0 L5		2-1 2B 2B			
Andres Galarraga, R OBP: 0.361, SLG: 0.603 (1, 3)	2-1 HR 2B		1-0 G6-3		0-0 HR	1-0 S SF7 2B			
Dante Bichette, R OBP: 0.365, SLG: 0.538 (1, 7)	3-2 HR		2-1 CS 1B		2-1 F8	4-1 CS BB			
Vinny Castilla, R OBP: 0.347, SLG: 0.567 (1, 5)	0-0 G6-3		2-1 G4-3		1-0 G4-3	0-2 SF7			
Jeff Reed, L OBP: 0.363, SLG: 0.431 (1, 2)		0-0 L3		1-1 F7	2-2 HR	1-0 CS 1-2	1-1 2B		
Walt Weiss, S OBP: 0.387, SLG: 0.380 (1, 6)		3-2 P6		1-1 HR	4-2 BB BB				
Bill Swift, R OBP: 0.500, SLG: 0.500 Eric Anthony, L OBP: 0.352, SLG: 0.480 Roger Bailey, R OBP: 0.375, SLG: 0.643 (5, PH) (6, 1)		0-0 E 1B		1-0 G6-3	4-2 BB				

Inning Stats	R: 3 E: 0 K: 1 S: 17	H: 3 LOB: 0 BB: 0 P: 24	R: 0 E: 1 K: 0 S: 8	H: 1 LOB: 2 BB: 0 P: 12	R: 1 E: 0 K: 0 S: 6	H: 2 LOB: 0 BB: 0 P: 11	R: 1 E: 1 K: 0 S: 10	H: 2 LOB: 2 BB: 0 P: 16	R: 2 E: 0 K: 0 S: 14	H: 2 LOB: 2 BB: 2 P: 27	R: 2 E: 0 K: 0 S: 9	H: 2 LOB: 0 BB: 1 P: 20	R: 0 E: 0 K: 0 S: 2	H: 1 LOB: 1 BB: 0 P: 3
--------------	-------------------------------	----------------------------------	------------------------------	----------------------------------	------------------------------	----------------------------------	-------------------------------	----------------------------------	-------------------------------	----------------------------------	------------------------------	----------------------------------	------------------------------	---------------------------------

PITCHER	IP	WLS	BF	H	R	ER	SO	BB	IBB	HBP	BLK	WP	HR	S	P	ERA	WHIP
Mark Portugal, R ERA: 3.81 (1, 1)	1.0		6	3	3	3	1	0	0	0	0	0	1	17	24	27.00	3.000
Kevin Jarvis, R ERA: 5.9 (2, 1)	4.0	L	22	7	4	4	0	2	0	0	0	0	3	38	66	9.00	2.250
Scott Service, R ERA: 4.66 (6, 1)	1.0		6	3	2	2	0	1	0	0	0	0	0	11	23	18.00	4.000

BOTTOM

Cincinnati Reds @ Colorado Rockies  
Coors Field, Denver, CO  
Mon Aug 26 1996, 7:05 PM MDT  
Att: 48,093 - Unknown - 79 F

livebaseballscorecards.com

AB	30
R	9
H	13
RBI	8
BB	3
SO	1
LOB	11



1B: 3	SF: 1	WP: 0	PA: 35
2B: 5	SAC: 0	PB: 0	
3B: 1	DP: 0	SB: 3	
HR: 4	HBP: 0	CS: 2	

PITCHER	IP	WLS	BF	H	R	ER	SO	BB	IBB	HBP	BLK	WP	HR	S	P	ERA	WHIP
---------	----	-----	----	---	---	----	----	----	-----	-----	-----	----	----	---	---	-----	------

Batter	1	2	3	4	5	6	7	8	9	AB R H RBI BB SO LOB	TOP									
Thomas Howard, S (1, 9) OBP: 0.321, SLG: 0.446	2-1 WP 2B	0-0 L5		2-2 G4-3			3-3 K		1-2 1B	5 0 2 0 0 1 1										
Jeff Branson, L (1, 5) OBP: 0.309, SLG: 0.410	0-3 K		3-3 K		3-3 K		1-2 FC6-4 1B		1-3 K	5 0 1 0 0 4 2										
Barry Larkin, R (1, 6) OBP: 0.414, SLG: 0.567	2-3 K		4-2 1B HR BB		0-0 PB WP 1B		1-0 FC6-4 1-2f			3 1 1 0 0 1 1 2										
Kevin Mitchell, R (1, 7) OBP: 0.379, SLG: 0.434 Curtis Goodwin, L (8, 7) OBP: 0.298, SLG: 0.238	4-2 BB		0-0 HR 1B		0-3 K		1-2 P5			3 1 1 0 1 1 1 0 0 0 0 0 0 0										
Eric Davis, R (1, 8) OBP: 0.395, SLG: 0.531	2-2 F8		2-2 HR		3-0 G6-3		2-2 P6			4 1 1 3 0 0 3										
Hal Morris, L (1, 3) OBP: 0.356, SLG: 0.447		1-1 HR	2-0 G4-3		1-1 G6-3		2-2 FC5-4 HBP			3 1 1 1 0 0 0										
Bret Boone, R (1, 4) OBP: 0.273, SLG: 0.348		2-2 F7	1-2 G4-3		0-2 L8		0-0 FC5-4 1-2f			4 0 0 0 0 0 1										
Joe Oliver, R (1, 2) OBP: 0.304, SLG: 0.387		2-2 G6-3		2-3 K		1-0 G5-3		3-3 K		4 0 0 0 0 2 0										
John Smiley, L (1, 1) OBP: 0.241, SLG: 0.236 Jeff Shaw, R (7, 1) Lenny Harris, L (9, PH) OBP: 0.324, SLG: 0.404 Jeff Brantley, R (9, 1)		0-0 1B	2-3 K		2-3 K		2-1 F9			3 0 1 0 0 2 0 0 0 0 0 0 0 0 1 0 0 0 0 0 0 0 0 0 0 0 0 0										
<b>Inning Stats</b>	R: 0 E: 0 K: 2 S: 16	H: 1 LOB: 2 BB: 1 P: 26	R: 1 E: 0 K: 0 S: 10	H: 2 LOB: 1 BB: 0 P: 15	R: 3 E: 0 K: 1 S: 14	H: 2 LOB: 0 BB: 1 P: 26	R: 0 E: 0 K: 2 S: 9	H: 0 LOB: 0 BB: 0 P: 15	R: 0 E: 0 K: 2 S: 6	H: 0 LOB: 0 BB: 0 P: 8	R: 0 E: 0 K: 2 S: 11	H: 1 LOB: 1 BB: 0 P: 18	R: 0 E: 0 K: 0 S: 9	H: 0 LOB: 1 BB: 0 P: 14	R: 0 E: 0 K: 2 S: 13	H: 1 LOB: 1 BB: 0 P: 20	1B: 5 2B: 1 3B: 0 HR: 2	SF: 0 SAC: 0 DP: 0 HBP: 1	WP: 2 PB: 1 SB: 0 CS: 0	PA: 38
<b>PITCHER</b>	IP WLS BF H R ER SO BB IBB HBP BLK WP HR S P ERA WHIP																			
Armando Reynoso, R (1, 1) ERA: 4.83	5.0 L 23 6 4 4 7 2 0 0 0 0 2 2 58 97 7.20 1.600																			
Curt Leskanic, R (6, 1) ERA: 6.31	2.0 7 1 0 0 2 0 0 0 0 0 0 0 17 26 0.00 0.500																			
Steve Reed, R (8, 1) ERA: 4.02	1.2 7 1 0 0 1 0 0 1 0 0 0 0 18 29 0.00 0.600																			
Bruce Ruffin, L (9, 1) ERA: 4.34	0.1 1 0 0 0 1 0 0 0 0 0 0 0 4 5 0.00 0.000																			

Cincinnati Reds @ Colorado Rockies  
 Coors Field, Denver, CO  
 Tue Aug 27 1996, 7:05 PM MDT  
 Att. 50,046 - Unknown - 68 F

livebaseballscorecards.com

AB	35
R	4
H	8
RBI	4
BB	2
SO	11
LOB	10



Batter	1	2	3	4	5	6	7	8	9	AB R H RBI BB SO LOB
Eric Young Sr., R (1, 4) OBP: 0.413, SLG: 0.449	1-0 G4-3			0-3 K	4-2 BB		1-0 F7		3-2 G6-4-3	4 0 0 0 1 1 4
Ellis Burks, R (1, 8) OBP: 0.402, SLG: 0.653	1-3 K2-3			1-1 2B G6-3 1B	2-2 G5-3			1-3 K		4 1 1 0 0 2 3
Larry Walker, L (1, 9) OBP: 0.346, SLG: 0.591	0-3 K			2-0 SAFE E 2B		0-0 G3		2-2 1B 1B		4 1 2 0 0 1 0
Andres Galarraga, R (1, 3) OBP: 0.360, SLG: 0.600			1-3 K	0-0 G6-3		0-0 G5-3		1-0 L3 1B		4 0 1 1 0 1 1
Dante Bichette, R (1, 7) OBP: 0.364, SLG: 0.541			2-3 K	3-2 G6-3		1-0 HR		3-2 L3		4 1 1 1 0 1 2
Vinny Castilla, R (1, 5) OBP: 0.346, SLG: 0.564			1-3 K			0-1 G5-3			2-2 SH3-4 BB 1B	4 0 1 0 0 2 0
Jayhawk Owens, R (1, 2) OBP: 0.346, SLG: 0.394			2-3 K			0-2 FC3-6 1B 1B			4-1 SH3-4 BB	3 0 2 0 0 1 0
John Vander Wal, L (9, PH) OBP: 0.342, SLG: 0.388									1-2 BB	0 0 0 0 1 0 0
Walt Weiss, S (1, 6) OBP: 0.388, SLG: 0.381			3-3 K			1-0 FC3-6 1B		1-0 SH1-3	0-0 SH3-4	2 0 1 0 0 1 0
Armando Reynoso, R (1, 1) OBP: 0.280, SLG: 0.191			1-0 P4			3-1 FC3-6 BB		1-1 G1-3	4-2 BB	1 0 0 0 0 0 0
Jason Bates, S (5, PH) OBP: 0.317, SLG: 0.289										1 0 0 0 0 0 2
Curt Leskancic, R (6, 1) OBP: 0.333, SLG: 0.667										0 0 0 0 0 0 0
Quinton McCracken, S (7, PH) OBP: 0.371, SLG: 0.390										1 0 0 0 0 0 1
Steve Reed, R (8, 1) OBP: 0.333, SLG: 0.333										0 0 0 0 0 0 0
Bruce Ruffin, S (9, 1) OBP: 0.356, SLG: 0.480										0 0 0 0 0 0 0
Eric Anthony, L (9, PH)										0 0 0 0 1 0 0

Inning Stats	R: 0	H: 0	E: 0	K: 2	S: 7	H: 0	LOB: 0	BB: 0	P: 9	R: 0	H: 0	E: 0	K: 3	S: 10	R: 0	H: 0	E: 0	K: 2	S: 7	R: 2	H: 2	E: 0	K: 1	S: 11	R: 0	H: 2	E: 0	K: 1	S: 14	R: 1	H: 1	E: 0	K: 0	S: 5	R: 0	H: 1	E: 0	K: 0	S: 8	R: 0	H: 2	E: 0	K: 1	S: 11	R: 0	H: 1	E: 0	K: 0	S: 12	1B: 7	2B: 2	3B: 0	HR: 1	SF: 0	SAC: 2	DP: 2	HBP: 0	WP: 0	PA: 37
<b>PITCHER</b>	IP	WLS	BF	H	R	ER	SO	BB	IBB	HBP	BLK	WP	HR	S	P	ERA	WHIP																																										
John Smiley, L (1, 1) ERA: 3.9	6.2	W	27	6	3	2	9	1	0	0	0	0	0	61	94	2.70	1.050																																										
Jeff Shaw, R (7, 1) ERA: 2.74	1.1		5	2	0	0	1	0	0	0	0	0	0	12	20	0.00	1.500																																										
Jeff Brantley, R (9, 1) ERA: 2.75	1.0	S	5	1	0	0	0	2	0	0	0	0	0	12	25	0.00	3.000																																										

**BOTTOM**

**Cincinnati Reds @ Colorado Rockies**  
**Coors Field, Denver, CO**  
 Tue Aug 27 1996, 7:05 PM MDT  
 Att: 50,046 - Unknown - 68 F

livebaseballscorecards.com

<b>AB</b>	<b>32</b>
<b>R</b>	<b>3</b>
<b>H</b>	<b>9</b>
<b>RBI</b>	<b>2</b>
<b>BB</b>	<b>3</b>
<b>SO</b>	<b>10</b>
<b>LOB</b>	<b>13</b>



Batter	1	2	3	4	5	6	7	8	9	AB R H RBI BB SO LOB	TOP										
<b>Thomas Howard, S</b> (1, 9) OBP: 0.321, SLG: 0.455 <b>Kevin Mitchell, R</b> (6, 7) OBP: 0.380, SLG: 0.441	0-1 L8		3-1 HR		2-1 G3		2-3 K2-3		0-0 G4-3 G6-3 2B	3 1 1 1 0 0 0 2 1 1 0 0 1 0											
<b>Lenny Harris, L</b> (1, 7) OBP: 0.325, SLG: 0.408 (6, 9)	1-3 K		1-1 G3-1			0-0 G4-3 HR 2B	2-1 G6-4-3 1B		2-1 G4-3 2-3	5 1 2 0 0 1 1											
<b>Barry Larkin, R</b> (1, 6) OBP: 0.412, SLG: 0.561	4-1 BB			1-1 P2		0-0 G4-3 2-3	3-2 1 SAFE G6-4-3 1-2f		1-2 G6-3 3-H	4 0 0 1 1 0 2											
<b>Eddie Taubensee, L</b> (1, 2) OBP: 0.336, SLG: 0.468	0-0 G3			2-3 K		0-0 HR 3-H		2-1 HR 1B	1-0 G3-1	5 2 2 2 0 1 1											
<b>Eric Davis, R</b> (1, 8) OBP: 0.396, SLG: 0.539			1-1 L9		1-2 P6		1-0 FC4-6 1B	1-0 HR 1-H		4 1 2 2 0 0 0											
<b>Hal Morris, L</b> (1, 3) OBP: 0.355, SLG: 0.453			3-1 G6-3			2-2 G3-1 1 SAFE 1-2f	0-0 FC4-6 WP 1B 1-2f	0-0 HR		4 1 1 1 0 0 1											
<b>Bret Boone, R</b> (1, 4) OBP: 0.275, SLG: 0.350			0-1 G4-3			0-1 HR 1B	2-2 WP 1B 1-2	2-2 G5-3		4 1 2 0 0 0 0											
<b>Willie Greene, L</b> (1, 5) OBP: 0.320, SLG: 0.427			1-1 G3-1			2-1 HR 1-H	4-1 BB 1-2 2-3	2-3 K		3 1 1 2 1 1 0											
<b>Giovanni Carrara, R</b> (1, 1) <b>Jeff Branson, L</b> (8, PH) <b>Hector Carrasco, R</b> (6, 1) <b>Lee Smith, R</b> (7, 1) <b>Mike Remlinger, L</b> (7, 1) <b>Curtis Goodwin, L</b> (8, PH) <b>Jeff Shaw, R</b> (8, 1)			1-1 G4-3			3-2 G6-3	0-0 L9	1-2 G5-3		2 0 0 0 0 0 0 1 0 0 0 0 0 3 0 1 0 0 0 0 0 0 0 0 0 0 0 0 0											
<b>Inning Stats</b>	R: 0 E: 0 K: 1 S: 7	H: 0 LOB: 1 BB: 1 P: 12	R: 0 E: 0 K: 0 S: 6	H: 0 LOB: 0 BB: 0 P: 10	R: 1 E: 0 K: 0 S: 8	H: 1 LOB: 0 BB: 0 P: 14	R: 0 E: 0 K: 1 S: 8	H: 0 LOB: 0 BB: 0 P: 12	R: 2 E: 0 K: 0 S: 13	H: 4 LOB: 3 BB: 1 P: 20	R: 0 E: 0 K: 1 S: 14	H: 1 LOB: 0 BB: 0 P: 21	R: 3 E: 0 K: 1 S: 15	H: 3 LOB: 0 BB: 0 P: 23	R: 1 E: 0 K: 0 S: 8	H: 1 LOB: 0 BB: 0 P: 12	1B: 5 2B: 2 3B: 0 HR: 5	SF: 0 SAC: 0 DP: 1 HBP: 0	WP: 1 PB: 0 SB: 0 CS: 0	PA: 40	
<b>PITCHER</b>	IP WLS BF H R ER SO BB IBB HBP BLK WP HR S P ERA WHIP																				
<b>Kevin Ritz, R</b> (1, 1) ERA: 5.26 <b>Darren Holmes, R</b> (6, 1) ERA: 4.29 <b>Mike Munoz, L</b> (7, 1) ERA: 7.75 <b>Steve Reed, R</b> (8, 1) ERA: 4.41 <b>Bruce Ruffin, L</b> (8, 1) ERA: 4.37	5.2 0.1 1.0 0.1 1.2	26 1 3 4 6	7 0 1 3 1	5 0 0 3 1	5 0 0 3 1	2 0 1 0 1	2 0 0 0 0	0 0 0 0 0	0 0 0 0 0	0 0 0 0 0	1 0 0 2 0	3 1 0 7 0	54 1 14 7 16	89 1 21 12 23	7.94 0.00 0.00 81.00 5.40	1.588 0.000 1.000 9.000 0.600					

Cincinnati Reds @ Colorado Rockies  
 Coors Field, Denver, CO  
 Wed Aug 28 1996, 3:33 AM MDT  
 Att. 48,057 - Cloudy - 73 F

livebaseballscorecards.com

AB	38
R	9
H	12
RBI	9
BB	2
SO	4
LOB	8





Batter	1	2	3	4	5	6	7	8	9
Eric Young Sr., R OBP: 0.411, SLG: 0.447 (1, 4)	0-1 G5-3		3-1 F9		0-0 FC1-6	2-0 1B		2-1 P6	
Ellis Burks, R OBP: 0.400, SLG: 0.651 (1, 8)	1-0 F8		2-1 F8		1-0 F7	3-3 K		1-0 G6-3 HR	
Larry Walker, L OBP: 0.348, SLG: 0.597 Eric Anthony, L OBP: 0.348, SLG: 0.468 (1, 9) (4, 9)	0-2 2B			0-0 G3-1	1-0 P3		1-2 G4-3	3-2 G6-3	
Andres Galarraga, R OBP: 0.362, SLG: 0.605 (1, 3)	1-1 F8			4-1 HR BB		2-3 K	4-0 S 1B BB	0-2 HR	
Dante Bichette, R OBP: 0.368, SLG: 0.540 (1, 7)		4-2 FC6-4 BB		4-2 HR BB		4-0 1B BB	4-2 1B BB	2-2 G6-3	
Vinny Castilla, R OBP: 0.347, SLG: 0.570 (1, 5)		0-0 FC6-4 P2-3		2-0 HR		2-2 1B 1B	1-3 K		
Jeff Reed, L OBP: 0.361, SLG: 0.428 (1, 2)		2-0 P2-3		2-3 K		2-3 K	0-2 CI 1B		
Walt Weiss, S OBP: 0.387, SLG: 0.381 (1, 6)			2-2 P6	1-1 G3-1		0-1 3B 1B	0-0 CI		
Kevin Ritz, R OBP: 0.279, SLG: 0.226 Darren Holmes, R (6, 1) John Vander Wal, L OBP: 0.346, SLG: 0.407 Mike Munoz, L (7, 1) Jason Bates, S OBP: 0.319, SLG: 0.287 Steve Reed, R OBP: 0.333, SLG: 0.333 Bruce Ruffin, S (8, 1)			1-2 1B		2-2 FC1-6 1B	0-0 1B 3B	2-3 K		

AB	R	H	RBI	BB	SO	LOB
5	0	1	1	0	0	2
5	1	1	0	0	1	3
1	0	1	0	0	0	0
4	0	0	0	0	0	2
3	3	1	2	2	1	1
1	2	0	0	4	0	0
4	2	2	3	0	1	3
4	0	1	1	0	2	3
3	1	1	1	0	0	0
2	0	2	0	0	0	0
0	0	0	0	0	0	0
1	1	1	2	0	0	0
0	0	0	0	0	0	0
1	0	0	0	0	1	3
0	0	0	0	0	0	0
0	0	0	0	0	0	0

Inning Stats		R: 0	H: 1	R: 0	H: 0	R: 0	H: 1	R: 3	H: 1	R: 0	H: 1	R: 4	H: 4	R: 1	H: 1	R: 2	H: 2
		E: 0	LOB: 1	E: 0	LOB: 0	E: 0	LOB: 1	E: 0	LOB: 0	E: 0	LOB: 1	E: 4	LOB: 1	E: 1	LOB: 3	E: 0	LOB: 0
		K: 0	BB: 0	K: 0	BB: 1	K: 0	BB: 0	K: 1	BB: 2	K: 0	BB: 0	K: 3	BB: 1	K: 2	BB: 2	K: 0	BB: 0
		S: 8	P: 10	S: 4	P: 10	S: 11	P: 19	S: 10	P: 23	S: 6	P: 10	S: 17	P: 32	S: 17	P: 29	S: 12	P: 20

BOTTOM	
Cincinnati Reds @ Colorado Rockies	
Coors Field, Denver, CO	
Wed Aug 28 1996, 3:33 AM MDT	
Att: 48,057 - Cloudy - 73 F	
AB	34
R	10
H	11
RBI	10
BB	6
SO	6
LOB	17

PITCHER		IP	WLS	BF	H	R	ER	SO	BB	IBB	HBP	BLK	WP	HR	S	P	ERA	WHIP
Giovanni Carrara, R	(1, 1)	5.0		21	4	3	3	1	3	0	0	0	0	1	39	72	5.40	1.400
Hector Carrasco, R	(6, 1)	1.0		8	4	4	4	3	1	0	0	0	0	0	17	32	36.00	5.000
Lee Smith, R	(7, 1)	0.2		5	1	1	1	1	2	0	0	0	0	0	13	23	13.50	4.500
Mike Remlinger, L	(7, 1)	0.1		2	0	0	0	1	0	0	0	0	0	0	4	6	0.00	0.000
Jeff Shaw, R	(8, 1)	1.0	L	5	2	2	2	0	0	0	0	0	0	1	12	20	18.00	2.000



Batter	1	2	3	4	5	6	7	8	9	AB	R	H	RBI	BB	SO	LOB	TOP								
Curtis Goodwin, L (1, 9) OBP: 0.333, SLG: 0.271	0-1 CS 1B		0-1 S G5-3 1B		2-3 K	4-2 1B BB	1-1 BB 1B SF9	1-2 L8		5	2	3	0	1	1	0									
Bret Boone, R (1, 4) OBP: 0.278, SLG: 0.359	1-2 F8		2-2 G5-3		0-0 HR	1-1 BB 1B SF8	2-2 SF9 BB 1B	3-2 G4-3		6	3	3	1	0	0	2									
Barry Larkin, R (1, 6) OBP: 0.413, SLG: 0.561	2-0 G5-3		3-3 K		0-1 BB 1B	1-1 BB BB HR 1B	4-0 E BB			4	2	2	1	0	1	1									
Jeff Branson, L (6, 6) OBP: 0.309, SLG: 0.407			2-3		1-2 1B	1-2 2-H HR 1B	1-2 2-3 E BB			1	1	0	0	1	0	0									
Kevin Mitchell, R (1, 7) OBP: 0.384, SLG: 0.442		0-0 2B	2-1 G5-3		4-1 1B BB	4-2 HR BB	2-2 P6			4	3	1	0	2	0	4									
Eric Davis, R (1, 8) OBP: 0.397, SLG: 0.552		2-1 G3-1 1B 2B			3-2 HR	3-0 E 1B 2B 1B	1-3 K	1-2 SF9		5	3	3	4	0	2	3									
Johnny Ruffin, R (9, 1) OBP: 0.500, SLG: 0.500					1-2 2-H	1-2 2-H	2-3 3-H			0	0	0	0	0	0	0									
Hal Morris, L (1, 3) OBP: 0.355, SLG: 0.452		3-1 G3-1			0-0 F9	0-0 E 2B 1B	3-2 SF8	4-1 E BB		3	1	1	2	1	0	1									
Willie Greene, L (1, 5) OBP: 0.325, SLG: 0.429		1-0 3-H 1B			2-1 G6-4-3 1B	1-2 2-3 E1 2B	4-0 HR BB	0-2 E3		4	2	2	1	1	0	3									
Joe Oliver, R (1, 2) OBP: 0.305, SLG: 0.404		0-0 P5			3-0 G6-4-3	3-2 1-H 2-H 3-H 2B	2-1 HR	2-1 L7		5	1	2	7	0	0	4									
Dave Burba, R (1, 1) OBP: 0.150, SLG: 0.211		1-3 K				K		0-0 G5-3		5	0	0	0	0	4	2									
Lenny Harris, L (9, 8) OBP: 0.325, SLG: 0.408						K2-3				0	0	0	0	0	0	0									
<b>Inning Stats</b>	R: 0 E: 0 K: 0 S: 8	H: 1 LOB: 0 BB: 0 P: 11	R: 2 E: 0 K: 1 S: 10	H: 3 LOB: 1 BB: 0 P: 17	R: 0 E: 0 K: 1 S: 10	H: 1 LOB: 1 BB: 0 P: 17	R: 1 E: 0 K: 0 S: 8	H: 2 LOB: 0 BB: 0 P: 16	R: 6 E: 1 K: 3 S: 23	H: 5 LOB: 1 BB: 1 P: 37	R: 6 E: 0 K: 2 S: 24	H: 3 LOB: 0 BB: 3 P: 45	R: 3 E: 1 K: 0 S: 17	H: 2 LOB: 2 BB: 2 P: 33	R: 0 E: 0 K: 0 S: 9	H: 0 LOB: 0 BB: 0 P: 13	R: 0 E: 0 K: 1 S: 6	H: 0 LOB: 0 BB: 0 P: 9	1B: 11 2B: 3 3B: 0 HR: 3	SF: 2 SAC: 0 DP: 1 HBP: 0	WP: 0 PB: 0 SB: 1 CS: 1	PA: 50			
<b>PITCHER</b>	IP	WLS	BF	H	R	ER	SO	BB	IBB	HBP	BLK	WP	HR	S	P	ERA	WHIP								
Mark Thompson, R (1, 1) ERA: 5.05	4.2	L	25	11	9	6	4	1	0	0	0	0	2	52	87	11.57	2.571								
John Burke, R (5, 1) ERA: 12.79	1.1		11	4	6	6	3	3	0	0	0	0	1	31	56	40.50	5.250								
Roger Bailey, R (7, 1) ERA: 5.89	1.0		8	2	3	1	0	2	0	0	0	0	0	17	33	9.00	4.000								
Mike Munoz, L (8, 1) ERA: 7.54	1.0		3	0	0	0	0	0	0	0	0	0	0	9	13	0.00	0.000								
Darren Holmes, R (9, 1) ERA: 4.21	1.0		3	0	0	0	1	0	0	0	0	0	0	6	9	0.00	0.000								

Cincinnati Reds @ Colorado Rockies  
Coors Field, Denver, CO  
Thu Aug 29 1996, 3:33 AM MDT  
Att. 48,029 - Cloudy - 74 F

livebaseballscorecards.com

AB	42
R	18
H	17
RBI	16
BB	6
SO	8
LOB	20



Batter	1	2	3	4	5	6	7	8	9	AB	R	H	RBI	BB	SO	LOB
--------	---	---	---	---	---	---	---	---	---	----	---	---	-----	----	----	-----

Eric Young Sr., R OBP: 0.413, SLG: 0.447 (1, 4)	2-2 FC4-6 1B		0-0 L4		2-1 1B		2-2 G4-3		4-0 3B BB	4	1	2	0	1	0	0
Quinton McCracken, S OBP: 0.371, SLG: 0.397 (1, 8)	0-0 FC4-6 1-2f		4-2 BB		1-2 F9			0-0 G4-3	1-1 1B 3B 1-H 2-H	4	1	1	2	1	0	2
Ellis Burks, R OBP: 0.400, SLG: 0.649 Roger Bailey, R OBP: 0.375, SLG: 0.643 Jason Bates, S OBP: 0.318, SLG: 0.290 (1, 7) (7, 1) (8, 6)	0-3 K		2-3 K		0-0 1B			0-0 L8	3-2 1B 3-H	3	0	1	0	0	2	2
Andres Galarraga, R OBP: 0.362, SLG: 0.603 (1, 3)	2-1 P4 1-2			1-1 2B 1B	2-3 K			1-0 HR 1B	1-3 K	5	2	2	0	0	2	3
Dante Bichette, R OBP: 0.369, SLG: 0.547 (1, 9) Darren Holmes, R (9, 1)		2-1 2B		1-3 K		1-0 F8		1-0 HR		4	1	2	2	0	1	1
Vinny Castilla, R OBP: 0.346, SLG: 0.569 (1, 5)		0-2 F8		3-2 1B SF8 2B		0-0 F7		0-0 F8		4	1	1	1	0	0	1
Jayhawk Owens, R OBP: 0.344, SLG: 0.390 (1, 2)		3-2 K		0-0 SF8 1B		2-3 K			0-0 G5-3	4	0	1	0	0	2	1
Walt Weiss, S OBP: 0.385, SLG: 0.379 Mike Munoz, L (8, 1) John Vander Wal, L OBP: 0.344, SLG: 0.404 (9, 7)		0-1 G3		0-0 SF8		0-0 G3-1			0-3 K	2	0	0	1	0	0	1
Mark Thompson, R OBP: 0.128, SLG: 0.174 John Burke, S Eric Anthony, L OBP: 0.350, SLG: 0.468 (1, 1) (5, 1) (7, 9)			1-2 G3-1	1-2 G4-3			3-1 G5-3		1-0 1B	2	0	0	0	0	0	1

Inning Stats	R: 0	H: 1	R: 0	H: 1	R: 0	H: 0	R: 2	H: 3	R: 0	H: 2	R: 0	H: 0	R: 0	H: 2	R: 2	H: 2	R: 3	H: 3	1B: 8	SF: 1	WP: 0	PA: 40	
E: 0	LOB: 1	E: 0	LOB: 1	E: 0	LOB: 1	E: 0	LOB: 1	E: 0	LOB: 1	E: 0	LOB: 0	E: 0	LOB: 0	E: 0	LOB: 0	E: 0	LOB: 1	E: 0	LOB: 1	2B: 2	SAC: 0	PB: 0	
K: 1	BB: 0	K: 1	BB: 0	K: 1	BB: 1	K: 1	BB: 0	K: 1	BB: 0	K: 0	BB: 0	K: 0	BB: 0	K: 0	BB: 0	K: 2	BB: 1	K: 0	BB: 1	3B: 1	DP: 0	SB: 2	
S: 9	P: 13	S: 10	P: 15	S: 10	P: 17	S: 15	P: 21	S: 11	P: 16	S: 5	P: 8	S: 6	P: 11	S: 5	P: 7	S: 14	P: 24	S: 14	P: 24	HR: 1	HBP: 0	CS: 0	

PITCHER	IP	WLS	BF	H	R	ER	SO	BB	IBB	HBP	BLK	WP	HR	S	P	ERA	WHIP
Dave Burba, R ERA: 4.09 (1, 1)	8.0	W	33	9	4	4	6	1	0	0	0	0	1	71	108	4.50	1.250
Johnny Ruffin, R ERA: 5.76 (9, 1)	1.0		7	3	3	3	2	1	0	0	0	0	0	14	24	27.00	4.000

BOTTOM

Cincinnati Reds @ Colorado Rockies  
Coors Field, Denver, CO  
Thu Aug 29 1996, 3:33 AM MDT  
Att: 48,029 - Cloudy - 74 F

livebaseballscores.com

AB	37
R	6
H	12
RBI	7
BB	2
SO	8
LOB	12




Batter	1	2	3	4	5	6	7	8	9	AB	R	H	RBI	BB	SO	LOB	TOP																						
Luis Castillo, S OBP: 0.354, SLG: 0.341 (1, 4)	G5-3		HR	F9		FC6-5 E 1B		FC5-6 FC6-5 1B 1-2f		5	1	1	2	0	0	3																							
Edgar Renteria, R OBP: 0.355, SLG: 0.390 (1, 6)	K		1B BB		K	E5 BB 1B		FC6-5 1B		4	0	2	0	1	2	0																							
Gary Sheffield, R OBP: 0.451, SLG: 0.629 (1, 9)	L6		1B		G6-3			FC6-5		4	0	1	0	1	0	2																							
Jeff Conine, R OBP: 0.356, SLG: 0.478 (1, 7) (9, 3)		FC5-4 HBP BB	K		2B	F9		K		4	1	1	0	1	2	7																							
Devon White, S OBP: 0.317, SLG: 0.429 (1, 8)		FC5-4 HBP	P3		2B		G4-3		G5-3 S 1B	4	0	2	1	0	0	2																							
Greg Colbrunn, R OBP: 0.338, SLG: 0.456 (1, 3)		FC5-4 S	F8		F7				F9	4	0	0	0	1	0	6																							
Jesus Tavarez, S OBP: 0.233, SLG: 0.224 (9, 7)		1-2f 2-3								0	0	0	0	0	0	0																							
Alex Arias, R OBP: 0.324, SLG: 0.382 (1, 5)		F9			E3 FC1-6	WP BB FC6-5 BB		F7		4	1	0	0	1	0	4	AB 36																						
Rob Natal, R OBP: 0.260, SLG: 0.169 (1, 2)		IBB			K	FC6-5 WP BB		K		2	0	0	0	3	2	2	R 3																						
Kevin Brown, R OBP: 0.194, SLG: 0.145 (1, 1)		G6-3			FC1-6	K				5	0	1	0	0	2	8	H 8																						
																	RBI 3																						
																	BB 8																						
																	SO 8																						
																	LOB 34																						
Inning Stats	R: 0 E: 0 K: 1 S: 7	H: 0 LOB: 0 BB: 0 P: 11	R: 0 E: 0 K: 0 S: 8	H: 0 LOB: 3 BB: 2 P: 19	R: 1 E: 0 K: 1 S: 10	H: 2 LOB: 2 BB: 1 P: 18	R: 0 E: 1 K: 1 S: 10	H: 0 LOB: 1 BB: 0 P: 19	R: 1 E: 0 K: 1 S: 10	H: 2 LOB: 1 BB: 0 P: 16	R: 1 E: 1 K: 1 S: 11	H: 1 LOB: 3 BB: 3 P: 26	R: 0 E: 0 K: 1 S: 8	H: 0 LOB: 1 BB: 1 P: 12	R: 0 E: 0 K: 1 S: 13	H: 2 LOB: 2 BB: 0 P: 18	R: 0 E: 0 K: 1 S: 10	H: 1 LOB: 2 BB: 1 P: 17	1B: 5 2B: 2 3B: 0 HR: 1	SF: 0 SAC: 0 DP: 0 HBP: 1	WP: 1 PB: 0 SB: 2 CS: 0	PA: 45																	
PITCHER	IP	WLS	BF	H	R	ER	SO	BB	IBB	HBP	BLK	WP	HR	S	P	ERA	WHIP					PITCHER	IP	WLS	BF	H	R	ER	SO	BB	IBB	HBP	BLK	WP	HR	S	P	ERA	WHIP
Mike Remlinger, L ERA: 5.17 (1, 1)	5.0	L	26	4	3	3	4	4	1	1	0	0	1	47	93	5.40	1.600																						
Scott Service, R ERA: 4.58 (6, 1)	0.2		3	1	0	0	1	0	0	0	0	1	0	7	10	0.00	1.500																						
Hector Carrasco, R ERA: 4.06 (6, 1)	1.1		6	0	0	0	1	2	0	0	0	0	0	10	18	0.00	1.500																						
Jeff Shaw, R ERA: 2.89 (8, 1)	1.0		5	2	0	0	1	0	0	0	0	0	0	13	18	0.00	2.000																						
Lee Smith, R ERA: 3.26 (9, 1)	1.0		5	1	0	0	1	0	1	0	0	0	0	10	17	0.00	1.000																						

Florida Marlins @ Cincinnati Reds  
Riverfront Stadium, Cincinnati, OH

Fri Aug 30 1996, 7:05 PM EDT  
Att. 22,485 - Unknown - 86 F

livebaseballscorecards.com



Batter	1	2	3	4	5	6	7	8	9	AB R H RBI BB SO LOB
<b>Curtis Goodwin, L</b> OBP: 0.328, SLG: 0.288 (1, 9)	0-0 G3 WP 2B		1-1 G3		2-2 FC6-4 1-2f			1-2 G5-3		4 1 1 0 0 0 1
<b>Lenny Harris, L</b> OBP: 0.320, SLG: 0.402 (1, 5)	1-0 G3 2-3		2-1 G4-3		0-0 F7			0-0 G3		4 0 0 0 0 0 2
<b>Barry Larkin, R</b> OBP: 0.409, SLG: 0.556 (1, 6)	3-3 K 3-H		3-2 F9		0-2 G1-3			2-2 G3-1		4 0 0 0 0 1 1
<b>Kevin Mitchell, R</b> OBP: 0.386, SLG: 0.443 (1, 7)	0-0 1B			0-0 G1-3		1-1 G3-6-1 1B		2-2 G3-1		4 0 2 0 0 0 0
<b>Eric Davis, R</b> OBP: 0.393, SLG: 0.545 (1, 8)	2-3 K		2-1 G5-3		3-2 F7			1-3 K		4 0 0 0 0 2 2
<b>Hal Morris, L</b> OBP: 0.356, SLG: 0.452 (1, 3)		1-3 K		2-1 1B 1B		0-1 G3-6-1 1-2f		0-0 1B		4 0 2 0 0 1 1
<b>Eddie Taubensee, L</b> OBP: 0.334, SLG: 0.465 (1, 2)		2-1 G3-1		0-1 1B 1-2 1B		0-3 K		1-3 K		4 0 1 0 0 2 1
<b>Bret Boone, R</b> OBP: 0.278, SLG: 0.362 (1, 4)		0-2 2B		1-3 K		0-0 F8				3 0 1 0 0 1 2
<b>Mike Remlinger, L</b> OBP: 0.286, SLG: 0.167 Scott Service, R (6, 1) <b>Hector Carrasco, R</b> OBP: 0.250, SLG: 0.250 <b>Willie Greene, L</b> OBP: 0.329, SLG: 0.427 (7, PH) <b>Jeff Shaw, R</b> (8, 1) <b>Lee Smith, R</b> (9, 1)		3-3 K		0-0 FC6-4 1B		3-2 G6-3				2 0 1 0 0 1 1 0 0 0 0 0 0 0 0 0 0 0 0 0 0 1 0


Inning Stats	R: 1	H: 2	E: 0	K: 2	S: 9	LOB: 1	BB: 0	P: 15	R: 0	H: 1	E: 0	K: 2	S: 11	LOB: 1	BB: 0	P: 17	R: 0	H: 0	E: 0	K: 0	S: 8	LOB: 0	BB: 0	P: 14	R: 0	H: 2	E: 0	K: 1	S: 11	LOB: 2	BB: 0	P: 16	R: 0	H: 1	E: 0	K: 0	S: 8	LOB: 1	BB: 0	P: 10	R: 0	H: 1	E: 0	K: 0	S: 7	LOB: 0	BB: 0	P: 11	R: 0	H: 0	E: 0	K: 1	S: 7	LOB: 0	BB: 0	P: 10	R: 0	H: 0	E: 0	K: 0	S: 8	LOB: 0	BB: 0	P: 11	R: 0	H: 1	E: 0	K: 2	S: 12	LOB: 1	BB: 0	P: 16	1B: 6	2B: 2	3B: 0	HR: 0	SF: 0	SAC: 0	DP: 1	HBP: 0	WP: 1	PA: 34
--------------	------	------	------	------	------	--------	-------	-------	------	------	------	------	-------	--------	-------	-------	------	------	------	------	------	--------	-------	-------	------	------	------	------	-------	--------	-------	-------	------	------	------	------	------	--------	-------	-------	------	------	------	------	------	--------	-------	-------	------	------	------	------	------	--------	-------	-------	------	------	------	------	------	--------	-------	-------	------	------	------	------	-------	--------	-------	-------	-------	-------	-------	-------	-------	--------	-------	--------	-------	--------

PITCHER	IP	WLS	BF	H	R	ER	SO	BB	IBB	HBP	BLK	WP	HR	S	P	ERA	WHIP
<b>Kevin Brown, R</b> ERA: 1.92 (1, 1)	9.0	W	34	8	1	1	8	0	0	0	0	1	0	81	120	1.00	0.889

**Florida Marlins @ Cincinnati Reds**  
Riverfront Stadium, Cincinnati, OH

Fri Aug 30 1996, 7:05 PM EDT  
Att: 22,485 - Unknown - 86 F

AB	R	H	RBI	BB	SO	LOB
34	1	8	0	0	8	11



Batter	1	2	3	4	5	6	7	8	9	AB R H RBI BB SO LOB	TOP									
Luis Castillo, S OBP: 0.356, SLG: 0.337 (1, 4)										4 1 1 0 1 3 2										
Edgar Renteria, R OBP: 0.359, SLG: 0.393 (1, 6)										5 3 3 0 0 0 1										
Gary Sheffield, R OBP: 0.450, SLG: 0.626 Joe Orsulak, L OBP: 0.280, SLG: 0.294 (1, 9) (8, 9)										4 0 1 0 0 0 2 1 0 0 0 0 0 1										
Jeff Conine, R OBP: 0.358, SLG: 0.478 (1, 7)										4 1 2 1 1 0 1										
Devon White, S OBP: 0.319, SLG: 0.437 Jesus Tavarez, S OBP: 0.231, SLG: 0.221 (1, 8) (8, 8)										3 2 2 2 0 0 1 1 0 0 0 0 0 2										
Greg Colbrunn, R OBP: 0.339, SLG: 0.456 (1, 3)										4 1 2 2 0 0 2										
Alex Arias, R OBP: 0.318, SLG: 0.373 Jay Powell, R Craig Grebeck, R OBP: 0.250, SLG: 0.258 (1, 5) (8, 1) (9, PH)										4 0 0 0 0 1 6 0 0 0 0 0 0 0 1 0 0 0 0 0 2										
Gregg Zaun, S OBP: 0.317, SLG: 0.339 (1, 2)										3 0 0 0 1 1 0										
Kurt Miller, R OBP: 0.375, SLG: 0.375 Yorkis Perez, L Billy McMillon, L OBP: 0.338, SLG: 0.234 Miguel Batista, R Chris Hammond, L OBP: 0.122, SLG: 0.067 Felix Heredia, L Kurt Abbott, R OBP: 0.321, SLG: 0.452 (1, 1) (2, 1) (4, PH) (4, 1) (5, 1) (7, 1) (7, 5)										1 0 1 2 0 0 0 0 0 0 0 0 0 0 1 0 0 0 0 0 0 0 0 0 0 0 0 0 1 0 0 0 0 0 0 0 0 0 0 0 0 0 1 0 0 0 0 1 0										
<b>Inning Stats</b>	R: 5 E: 2 K: 1 S: 21	H: 4 LOB: 2 BB: 2 P: 40	R: 0 E: 1 K: 0 S: 5	H: 0 LOB: 0 BB: 0 P: 8	R: 1 E: 0 K: 0 S: 11	H: 1 LOB: 0 BB: 0 P: 18	R: 0 E: 0 K: 0 S: 11	H: 1 LOB: 1 BB: 0 P: 13	R: 0 E: 1 K: 1 S: 8	H: 0 LOB: 0 BB: 0 P: 10	R: 1 E: 0 K: 1 S: 11	H: 3 LOB: 2 BB: 0 P: 17	R: 0 E: 0 K: 3 S: 10	H: 0 LOB: 0 BB: 0 P: 15	R: 1 E: 0 K: 0 S: 15	H: 2 LOB: 2 BB: 1 P: 24	1B: 11 2B: 1 3B: 0 HR: 1	SF: 1 SAC: 0 DP: 2 HBP: 0	WP: 0 PB: 0 SB: 2 CS: 0	PA: 43
<b>PITCHER</b>	IP WLS BF H R ER SO BB IBB HBP BLK WP HR S P ERA WHIP																			
Kevin Jarvis, R ERA: 5.88 (1, 1)	5.0 W 25 7 6 3 1 1 1 0 0 0 1 54 91 5.40 1.600																			
Hector Carrasco, R ERA: 4.07 (6, 1)	2.0 9 3 1 1 2 0 0 0 0 0 0 19 27 4.50 1.500																			
Roger Salkeld, R ERA: 5.18 (8, 1)	2.0 9 2 1 1 3 1 0 0 0 0 0 25 39 4.50 1.500																			

**Florida Marlins @ Cincinnati Reds**  
Riverfront Stadium, Cincinnati, OH

Sat Aug 31 1996, 7:05 PM EDT  
Att. 25,196 - Unknown - 87 F

livebaseballscorecards.com

AB	38
R	8
H	12
RBI	7
BB	3
SO	6
LOB	20



Batter	1	2	3	4	5	6	7	8	9
<b>Curtis Goodwin, L</b> OBP: 0.328, SLG: 0.281 (1, 9)	2-3 K	4-2 1B BB	0-3 K		1-3 K		FC5-4		
<b>Thomas Howard, S</b> OBP: 0.318, SLG: 0.449 (1, 8)	2-1 F7	2-3 K		1-0 F7	2-0 G3-1		SAFE 0-0 2B HR 1B	1-3 K	
<b>Barry Larkin, R</b> OBP: 0.408, SLG: 0.552 <b>Jeff Branson, L</b> OBP: 0.314, SLG: 0.413 (1, 6) (7, 6)	0-1 F8	4-2 1B BB		2-2 F9		0-1 G6-3	1-0 HR 2B	4-0 HR BB	
<b>Kevin Mitchell, R</b> OBP: 0.395, SLG: 0.466 <b>Roger Salkeld, R</b> OBP: 0.063, SLG: 0.032 (1, 7) (8, 1)		1-2 2-3 1B BB		1-1 P4		2-1 HR 1B	1-1 HR	1-0 HR 1B	
<b>Eddie Taubensee, L</b> OBP: 0.341, SLG: 0.474 (1, 2)					4-1 SH3-4 HR BB	SAFE 0-1 HR	4-1 G3 1B BB	2-3 K	
<b>Hal Morris, L</b> OBP: 0.358, SLG: 0.459 (1, 3)		2-2 HR 1B	1-1 F8		4-1 SH3-4 HR BB	1-2 L6	1-1 L5	1-1 HR	
<b>Bret Boone, R</b> OBP: 0.282, SLG: 0.367 (1, 4)		0-3 K	1-0 1B		0-0 SH3-4	0-1 2B	0-0 G3 1B	0-3 K	
<b>Willie Greene, L</b> OBP: 0.333, SLG: 0.441 (1, 5)		1-0 HR	4-2 1B BB		4-0 HR IBB	4-0 IBB	2-2 G3		
<b>Kevin Jarvis, L</b> OBP: 0.133, SLG: 0.167 <b>Lenny Harris, L</b> OBP: 0.323, SLG: 0.415 <b>Hector Carrasco, R</b> OBP: 0.200, SLG: 0.200 <b>Joe Oliver, R</b> OBP: 0.308, SLG: 0.407 (1, 1) (5, PH) (6, 1) (7, PH) (8, 7)		0-0 BB 1B 2B	SAFE 3-2 1B		1-1 HR	1-3 K	1-2 FC5-4 1B		

Inning Stats	R: 0 E: 0 K: 1 S: 9	H: 0 LOB: 0 BB: 0 P: 13	R: 7 E: 0 K: 2 S: 27	H: 4 LOB: 1 BB: 4 P: 51	R: 0 E: 0 K: 1 S: 11	H: 2 LOB: 2 BB: 1 P: 20	R: 0 E: 0 K: 0 S: 6	H: 0 LOB: 0 BB: 0 P: 10	R: 4 E: 0 K: 1 S: 9	H: 1 LOB: 0 BB: 3 P: 25	R: 2 E: 0 K: 1 S: 14	H: 3 LOB: 2 BB: 1 P: 22	R: 6 E: 0 K: 0 S: 17	H: 6 LOB: 1 BB: 1 P: 27	R: 3 E: 0 K: 3 S: 12	H: 2 LOB: 0 BB: 1 P: 21
--------------	------------------------------	----------------------------------	-------------------------------	----------------------------------	-------------------------------	----------------------------------	------------------------------	----------------------------------	------------------------------	----------------------------------	-------------------------------	----------------------------------	-------------------------------	----------------------------------	-------------------------------	----------------------------------

PITCHER	IP	WLS	BF	H	R	ER	SO	BB	IBB	HBP	BLK	WP	HR	S	P	ERA	WHIP
<b>Kurt Miller, R</b> ERA: 6.75 (1, 1)	1.1	L	10	3	6	6	2	3	0	0	0	0	1	24	43	40.50	4.500
<b>Yorkis Perez, L</b> ERA: 5.36 (2, 1)	1.2		9	3	1	1	2	2	0	0	0	0	0	23	41	5.40	3.000
<b>Miguel Batista, R</b> ERA: 2.89 (4, 1)	1.1		7	0	3	3	0	2	1	0	0	0	0	9	25	20.25	1.500
<b>Chris Hammond, L</b> ERA: 7.34 (5, 1)	1.2		14	8	7	7	2	0	1	0	0	0	3	25	39	37.80	4.800
<b>Felix Heredia, L</b> ERA: 4.0 (7, 1)	1.0		6	2	2	2	0	1	0	0	0	0	0	12	20	18.00	3.000

AB	R	H	RBI	BB	SO	LOB
5	2	1	0	1	3	3
6	1	1	0	0	2	2
3	1	0	0	1	0	0
1	2	1	1	1	0	0
4	3	3	6	1	0	0
1	1	1	0	0	0	0
3	4	1	2	3	1	3
5	3	2	4	1	0	1
5	1	3	0	0	2	2
2	2	1	3	3	0	2
2	1	2	0	0	0	0
1	1	1	4	0	0	0
1	0	0	0	0	1	2
1	0	1	2	0	0	0

WP	PA	1B	2B	3B	HR	SF	SAC	DP	HBP
0	52	10	3	0	5	0	1	0	0
0	0	0	0	0	0	0	0	0	0
0	0	0	0	0	0	0	0	0	0
0	0	0	0	0	0	0	0	0	0

**Florida Marlins @ Cincinnati Reds**  
Riverfront Stadium, Cincinnati, OH  
Sat Aug 31 1996, 7:05 PM EDT  
Att: 25,196 - Unknown - 87 F

livebaseballscorecards.com

AB	40
R	22
H	18
RBI	22
BB	11
SO	9
LOB	15



Batter	1	2	3	4	5	6	7	8	9	AB R H RBI BB SO LOB	TOP											
Luis Castillo, S OBP: 0.358, SLG: 0.351 (1, 4)	0-0 HR 1B	1-3 K		1-2 G4-3		2-2 E 2B		1-3 K		5 2 2 1 0 2 2												
Edgar Renteria, R OBP: 0.359, SLG: 0.393 (1, 6)	0-3 K		3-1 BB SF9 1B		0-2 P4	3-1 BB 1B		1-1 G4-3		5 1 2 0 0 1 1												
Gary Sheffield, R OBP: 0.453, SLG: 0.633 Jesus Tavarez, S OBP: 0.231, SLG: 0.221 (1, 9) (8, 9)	0-1 HR		4-1 SF9 BB 1-2 BB		0-1 S 1B	4-1 BB BB 1-2 BB		2-2 P4		3 1 2 2 2 0 0 0 0 0 0 0 0 0												
Jeff Conine, R OBP: 0.358, SLG: 0.476 (1, 7)	2-2 FC6-4 1B		4-2 G5-4-3 BB		2-1 F9	2-1 G1			1-3 K	4 0 1 0 1 1 3												
Devon White, S OBP: 0.315, SLG: 0.434 (1, 8)	1-2 FC6-4 1-2f		0-2 SF9		2-1 F9		1-1 F8		3-2 F7	4 0 0 1 0 0 2												
Greg Colbrunn, R OBP: 0.338, SLG: 0.453 (1, 3)	2-2 F8		2-1 G5-4-3 1-2f			0-0 G6-3		0-2 FC5-4 BB 1B	0-3 K	5 0 1 0 0 1 3												
Alex Arias, R OBP: 0.321, SLG: 0.372 (1, 5)			3-2 G1-3		0-3 K	0-1 1B 2B 1B		4-2 FC5-4 BB		3 1 1 0 1 1 0												
Charles Johnson, R OBP: 0.280, SLG: 0.363 (1, 2)			0-1 G3-1		0-0 WP 2B	0-0 F9		2-1 FC5-4 1-2f 2-3		4 0 1 0 0 0 3												
Mark Hutton, R OBP: 0.333, SLG: 0.333 Joe Orsulak, L OBP: 0.278, SLG: 0.293 Felix Heredia, L Robb Nen, R (1, 1) (7, PH) (7, 1) (8, 1)			1-2 1B		2-2 P1	0-2 2B WP 1B		2-1 G4-3		3 1 2 0 0 0 1 1 0 0 0 0 0 2 0 0 0 0 0 0 0 0 0 0 0 0 0 0												
<b>Inning Stats</b>	R: 2 E: 1 K: 1 S: 16	H: 3 LOB: 1 BB: 0 P: 21	R: 0 E: 0 K: 1 S: 12	H: 1 LOB: 1 BB: 0 P: 17	R: 1 E: 0 K: 0 S: 12	H: 1 LOB: 1 BB: 2 P: 25	R: 0 E: 0 K: 1 S: 15	H: 1 LOB: 1 BB: 0 P: 18	R: 0 E: 0 K: 0 S: 10	H: 1 LOB: 1 BB: 0 P: 14	R: 3 E: 0 K: 0 S: 15	H: 4 LOB: 2 BB: 1 P: 26	R: 0 E: 0 K: 0 S: 12	H: 1 LOB: 2 BB: 1 P: 21	R: 0 E: 0 K: 1 S: 10	H: 0 LOB: 0 BB: 0 P: 14	R: 0 E: 0 K: 2 S: 10	H: 0 LOB: 0 BB: 0 P: 14	1B: 9 2B: 2 3B: 0 HR: 1	SF: 1 SAC: 0 DP: 1 HBP: 0	WP: 2 PB: 0 SB: 2 CS: 0	PA: 42
<b>PITCHER</b>	IP WLS BF H R ER SO BB IBB HBP BLK WP HR S P ERA WHIP											<b>PITCHER</b>	IP WLS BF H R ER SO BB IBB HBP BLK WP HR S P ERA WHIP									
John Smiley, L ERA: 4.08 (1, 1)	5.2 L 28 10 6 6 3 2 0 0 0 1 1 75 107 9.53 2.118																					
Hector Carrasco, R ERA: 4.07 (6, 1)	0.0 2 1 0 0 0 0 1 0 0 0 1 0 3 10 ∞ ∞																					
Johnny Ruffin, R ERA: 5.64 (6, 1)	1.1 6 1 0 0 0 0 1 0 0 0 0 0 14 25 0.00 1.500																					
Scott Service, R ERA: 4.46 (8, 1)	1.0 3 0 0 0 1 0 0 0 0 0 0 0 10 14 0.00 0.000																					
Jeff Brantley, R ERA: 2.7 (9, 1)	1.0 3 0 0 0 2 0 0 0 0 0 0 0 10 14 0.00 0.000																					

**Florida Marlins @ Cincinnati Reds**  
Riverfront Stadium, Cincinnati, OH  
Sun Sep 01 1996, 3:33 AM EDT  
Att. 25,521 - Sunny - 88 F

AB	37
R	6
H	12
RBI	4
BB	4
SO	6
LOB	17



livebaseballscorecards.com



BOTTOM

Florida Marlins @ Cincinnati Reds  
Riverfront Stadium, Cincinnati, OH

Sun Sep 01 1996, 3:33 AM EDT  
Att: 25,521 - Sunny - 88 F

livebaseballscorecards.com

AB	34
R	1
H	8
RBI	1
BB	2
SO	9
LOB	18



WP:	0	PA:	37
PB:	0		
SB:	0		
CS:	0		

AB R H RBI BB SO LOB

5	0	0	0	0	3	1
4	0	1	0	0	0	1
3	0	1	0	1	1	1
1	0	0	0	0	0	1
1	0	0	0	0	1	0
1	0	0	0	0	0	1
4	0	2	0	0	0	2
3	1	1	1	1	1	3
4	0	0	0	0	0	4
3	0	2	0	0	1	0
1	0	1	0	0	0	0
2	0	0	0	0	0	0
0	0	0	0	0	0	0
1	0	0	0	0	1	1
0	0	0	0	0	0	0
0	0	0	0	0	0	0
1	0	0	0	0	0	0
1	0	0	0	0	0	1

Batter	1	2	3	4	5	6	7	8	9
<b>Thomas Howard, S</b> OBP: 0.313, SLG: 0.441 (1, 9) FS S (9, 8)	1-3 <b>K</b> ①		2-2 <b>G4-3</b> ①		0-0 <b>F7</b> ①		3-3 <b>K</b> ②		1-3 <b>K</b> ③
<b>Lenny Harris, L</b> OBP: 0.322, SLG: 0.413 (1, 7) CB B F X (9, 9)	2-2 <b>G6-3</b> ②		1-2 <b>HBP</b> <b>1B</b> ②		0-0 <b>F7</b> ②		1-0 <b>P3</b> ③		
<b>Barry Larkin, R</b> OBP: 0.409, SLG: 0.553 (1, 6) CS X (9, 9)	0-2 <b>2B</b> ②		2-3 <b>K</b> ②		3-2 <b>F8</b> ③			4-2 <b>1B</b> <b>BB</b>	
<b>Eric Davis, R</b> OBP: 0.394, SLG: 0.544 (1, 8) X (5, 8) <b>Curtis Goodwin, L</b> OBP: 0.323, SLG: 0.276 <b>Eric Owens, R</b> OBP: 0.276, SLG: 0.230 (8, PH) (9, 7)	0-0 <b>F8</b> ③		3-2 <b>HBP</b> ③			0-3 <b>K</b> ①		1-2 <b>F9</b> ①	
<b>Hal Morris, L</b> OBP: 0.359, SLG: 0.459 (1, 3)		3-1 <b>F8</b> ①	1-2 <b>G3</b> ③			1-1 <b>FC6-4</b> <b>1B</b>		1-1 <b>FC5-4</b> <b>1B</b>	
<b>Willie Greene, L</b> OBP: 0.336, SLG: 0.453 (1, 5)		4-0 <b>1B</b> <b>BB</b>		0-0 <b>HR</b>		1-3 <b>K</b> ②		3-2 <b>P5</b> ②	
<b>Bret Boone, R</b> OBP: 0.279, SLG: 0.363 (1, 4)		1-2 <b>F8</b> ②		1-2 <b>G6-3</b> ①		1-0 <b>FC6-4</b> <b>1-2f</b> ③		0-0 <b>FC5-4</b> <b>1-2f</b> ③	
<b>Joe Oliver, R</b> OBP: 0.312, SLG: 0.410 (1, 2) <b>Jeff Branson, L</b> OBP: 0.316, SLG: 0.415 (9, PH)		2-2 <b>1B</b> ①		2-3 <b>K</b> ②			3-2 <b>1B</b> ①		2-2 <b>G4-6-3</b> <b>1B</b>
<b>John Smiley, L</b> OBP: 0.233, SLG: 0.228 (6, 1) <b>Hector Carrasco, R</b> OBP: 0.209, SLG: 0.200 (6, 1) <b>Johnny Kuttin, R</b> OBP: 0.500, SLG: 0.500 (7, PH) <b>Eduardo Perez, R</b> OBP: 0.267, SLG: 0.643 (8, 1) <b>Scott Service, R</b> (9, 1) <b>Jeff Brantley, R</b> (9, PH) <b>Eddie Taubensee, L</b> OBP: 0.340, SLG: 0.472		2-3 <b>K</b> ③		1-1 <b>G1-3</b> ③			1-3 <b>K</b> ①		0-0 <b>G4-6-3</b> <b>1-2f</b> ②

Inning Stats	R: 0	H: 1	E: 0	K: 1	S: 10	R: 0	H: 1	E: 0	K: 1	S: 12	R: 0	H: 1	E: 0	K: 1	S: 18	R: 1	H: 1	E: 0	K: 1	S: 10	R: 0	H: 0	E: 0	K: 0	S: 6	R: 0	H: 1	E: 0	K: 2	S: 9	R: 0	H: 1	E: 0	K: 2	S: 11	R: 0	H: 1	E: 0	K: 0	S: 11	R: 0	H: 1	E: 0	K: 1	S: 7	R: 0	H: 1	E: 0	K: 1	S: 7	1B: 6	2B: 1	3B: 0	HR: 1	SF: 0	SAC: 0	DP: 1	HBP: 1	WP: 0	PA: 37
--------------	------	------	------	------	-------	------	------	------	------	-------	------	------	------	------	-------	------	------	------	------	-------	------	------	------	------	------	------	------	------	------	------	------	------	------	------	-------	------	------	------	------	-------	------	------	------	------	------	------	------	------	------	------	-------	-------	-------	-------	-------	--------	-------	--------	-------	--------

PITCHER	IP	WLS	BF	H	R	ER	SO	BB	IBB	HBP	BLK	WP	HR	S	P	ERA	WHIP
<b>Mark Hutton, R</b> ERA: 4.98 (1, 1)	6.0	W	25	5	1	1	6	1	0	1	0	0	1	65	99	1.50	1.000
<b>Felix Heredia, L</b> ERA: 3.38 (7, 1)	1.2		8	2	0	0	2	1	0	0	0	0	0	21	38	0.00	1.800
<b>Robb Nen, R</b> ERA: 1.86 (8, 1)	1.1		4	1	0	0	1	0	0	0	0	0	0	8	11	0.00	0.750

Batter	1	2	3	4	5	6	7	8	9	AB	R	H	RBI	BB	SO	LOB	TOP										
<b>Marquis Grissom, R</b> (1, 8) OBP: 0.350, SLG: 0.493	1-1 2B 3B	0-1 HR	0-0 1-2 2-3 1B		2-1 1B			1-0 G4-3		5	2	4	1	0	0	0											
<b>Terry Pendleton, S</b> (1, 5) OBP: 0.297, SLG: 0.357	2-2 10 1B 2B	1-1 P6	2-0 P3		2-3 K			1-2 HR		5	2	2	2	0	1	4											
<b>10 Chipper Jones, S</b> (1, 6) OBP: 0.391, SLG: 0.545 <b>Kevin Lomon, R</b> (8, 1)	1-0 1B E 2B 1B	1-0 P6	0-1 G4-3				1-2 G6-3	2-2 G3-1		5	1	1	1	0	0	3											
<b>Fred McGriff, L</b> (1, 3) OBP: 0.354, SLG: 0.488	1-2 E 1B 1-3	3-2 BB 1B		0-0 G3-1			2-0 L7	2-2 G6-3		5	1	2	0	0	0	0											
<b>Ryan Klesko, L</b> (1, 7) OBP: 0.359, SLG: 0.542	0-0 E7 1-1 3-1	4-1 FC6-4 BB		2-3 K			0-0 G4-3		1-2 P4	4	0	0	0	1	1	0											
<b>Jermaine Dye, R</b> (1, 9) OBP: 0.314, SLG: 0.473	2-3 K	2-2 FC6-4		1-1 2B				3-2 G4-3 G5-3 1B	3-2 P6	5	0	2	0	0	1	3											
<b>Javy Lopez, R</b> (1, 2) OBP: 0.313, SLG: 0.451 <b>Mike Mordecai, R</b> (9, PR) OBP: 0.301, SLG: 0.321	3-0 HBP		0-0 1B 1B 1B	0-3 K			0-0 G5-3	0-0 1B	0-0 1B	4	0	2	0	0	1	2											
<b>Mark Lemke, S</b> (1, 4) OBP: 0.326, SLG: 0.309	1-3 K		2-0 1B 1B		0-0 F7		1-2 G4-3	1-2 G4-3	1-2 G4-3	5	0	1	0	0	1	4											
<b>Terrell Wade, L</b> (1, 1) OBP: 0.214, SLG: 0.154 <b>Dean Hartgraves, R</b> (3, 1) <b>Joe Borowski, R</b> (4, 1) <b>Brad Clontz, R</b> (6, 1) <b>Dwight Smith, L</b> (7, PH) OBP: 0.178, SLG: 0.296 <b>Greg McMichael, R</b> (7, 1) <b>Rafael Belliard, R</b> (8, 8) OBP: 0.169, SLG: 0.211	0-1 G3		0-3 K		0-3 K		0-1 G5-3			2	0	0	0	0	0	1	4										
<b>Inning Stats</b>	R: 4 E: 1 K: 2 S: 20	H: 4 LOB: 2 BB: 0 P: 31	R: 1 E: 0 K: 0 S: 14	H: 2 LOB: 2 BB: 1 P: 25	R: 0 E: 0 K: 1 S: 9	H: 3 LOB: 3 BB: 0 P: 13	R: 0 E: 0 K: 2 S: 9	H: 1 LOB: 1 BB: 0 P: 12	R: 0 E: 0 K: 2 S: 10	H: 1 LOB: 1 BB: 0 P: 13	R: 0 E: 0 K: 0 S: 5	H: 0 LOB: 0 BB: 0 P: 8	R: 0 E: 0 K: 0 S: 9	H: 1 LOB: 1 BB: 0 P: 13	R: 1 E: 0 K: 0 S: 11	H: 1 LOB: 0 BB: 0 P: 17	R: 0 E: 0 K: 0 S: 10	H: 1 LOB: 1 BB: 0 P: 15	1B: 9 2B: 2 3B: 1 HR: 2	SF: 0 SAC: 0 DP: 0 HBP: 1	WP: 0 PB: 0 SB: 0 CS: 0	PA: 44					
<b>PITCHER</b>	IP	WLS	BF	H	R	ER	SO	BB	IBB	HBP	BLK	WP	HR	S	P	ERA	WHIP										
<b>Giovanni Carrara, R</b> (1, 1) ERA: 8.05	1.2		14	6	5	3	2	1	0	1	0	0	1	31	51	16.20	4.200										
<b>Johnny Ruffin, R</b> (2, 1) ERA: 5.61	0.1		1	0	0	0	0	0	0	0	0	0	0	3	5	0.00	0.000										
<b>Scott Service, R</b> (3, 1) ERA: 4.14	3.0		14	5	0	0	5	0	0	0	0	0	0	28	38	0.00	1.667										
<b>Mike Reminger, L</b> (6, 1) ERA: 4.86	1.0		3	0	0	0	0	0	0	0	0	0	0	5	8	0.00	0.000										
<b>Jeff Shaw, R</b> (7, 1) ERA: 2.86	1.0	W	4	1	0	0	0	0	0	0	0	0	0	9	13	0.00	1.000										
<b>PITCHER</b>	IP	WLS	BF	H	R	ER	SO	BB	IBB	HBP	BLK	WP	HR	S	P	ERA	WHIP										
<b>Lee Smith, R</b> (8, 1) ERA: 3.38	1.0		4	1	1	1	0	0	0	0	0	0	0	11	17	9.00	1.000										
<b>Jeff Brantley, R</b> (9, 1) ERA: 2.66	1.0	S	4	1	0	0	0	0	0	0	0	0	0	10	15	0.00	1.000										

**Atlanta Braves @ Cincinnati Reds**  
Riverfront Stadium, Cincinnati, OH

Mon Sep 02 1996, 7:05 PM EDT  
Att. 20,879 - Unknown - 87 F

AB	42
R	6
H	14
RBI	4
BB	1
SO	7
LOB	21



**Atlanta Braves @ Cincinnati Reds**  
 Riverfront Stadium, Cincinnati, OH

Mon Sep 02 1996, 7:05 PM EDT  
 Att: 20,879 - Unknown - 87 F

AB	32
R	7
H	9
RBI	6
BB	10
SO	7
LOB	22



WP	1	PA	42
PB	1		
SB	3		
CS	1		

1B	6	SF	0
2B	1	SAC	0
3B	0	DP	0
HR	2	HBP	0

AB	3	R	1	H	1	RBI	0	BB	1	SO	1	LOB	1
	0	0	0	0	0	0	0	0	0	0	0	0	0
	0	0	0	0	0	0	0	0	0	0	0	0	0
	0	0	0	0	0	1	0	0	0	0	0	0	0
	0	0	0	0	0	0	0	0	0	0	0	0	0
	0	0	0	0	0	0	0	0	0	0	0	0	0

AB	5	R	0	H	3	RBI	2	BB	0	SO	1	LOB	1
----	---	---	---	---	---	-----	---	----	---	----	---	-----	---

AB	3	R	1	H	0	RBI	0	BB	2	SO	1	LOB	3
----	---	---	---	---	---	-----	---	----	---	----	---	-----	---

AB	3	R	0	H	0	RBI	0	BB	2	SO	0	LOB	2
----	---	---	---	---	---	-----	---	----	---	----	---	-----	---

AB	3	R	0	H	0	RBI	0	BB	2	SO	0	LOB	2
----	---	---	---	---	---	-----	---	----	---	----	---	-----	---

AB	4	R	1	H	2	RBI	2	BB	1	SO	0	LOB	3
	0	0	0	0	0	0	0	0	0	0	0	0	0

AB	4	R	2	H	1	RBI	0	BB	0	SO	1	LOB	4
----	---	---	---	---	---	-----	---	----	---	----	---	-----	---

AB	3	R	2	H	2	RBI	2	BB	1	SO	0	LOB	3
----	---	---	---	---	---	-----	---	----	---	----	---	-----	---

AB	0	R	0	H	0	RBI	0	BB	0	SO	0	LOB	0
	0	0	0	0	0	0	0	0	0	0	0	0	0
	1	0	0	0	0	0	1	1	0	0	0	0	0
	1	0	0	0	0	0	1	0	0	0	0	0	0
	2	0	0	0	0	0	2	2	0	0	0	0	0

1B	6	SF	0
2B	1	SAC	0
3B	0	DP	0
HR	2	HBP	0

WP	1	PA	42
PB	1		
SB	3		
CS	1		

Batter	1	2	3	4	5	6	7	8	9
Eric Owens, R OBP: 0.281, SLG: 0.238 Mike Rentlinger OBP: 0.286, SLG: 0.167 Jeff Shaw, R Lenny Harris, L OBP: 0.354, SLG: 0.413 Lee Smith, R Hal Morris, L OBP: 0.359, SLG: 0.459	4-0 WP S BB	1-1 L8		0-1 1B 2B	0-1 L9		4-0 E IBB		
Curtis Goodwin, L OBP: 0.343, SLG: 0.302	3-3 K 1-2		0-0 CS 1B	2-1 G1-5-3 PB 1B 2-H	2-2 G4-3		0-0 E1 S 1B 1-3 2-H 3-H		
Barry Larkin, R OBP: 0.409, SLG: 0.549	3-3 K 2-3		1 SAFE 4-1 BB BB 1-2 BB	4-0 G1-5-3 1-2 BB		1-2 P5	2-2 G5-3 1-2		
Kevin Mitchell, R OBP: 0.396, SLG: 0.458	4-2 BB		4-2 BB BB 1-2 BB	0-0 G1-5-3 1-2 2-3		2-2 F7		1-1 F9	
Bret Boone, R OBP: 0.280, SLG: 0.361	3-2 F9		4-1 BB BB 1-2 2-3 BB	4-2 BB BB		3-2 F7		2-2 G3	
Eduardo Perez, R OBP: 0.350, SLG: 0.778 Jeff Brantley, R		0-2 HR	4-2 BB 1-2 2-3 3-H	0-0 G4-3			1-1 FC4-6 1B	3-2 G5-3	
Thomas Howard, S		1-1 F7	1-3 K		0-0 HR 1B		0-0 FC4-6 1B 1-2		
Joe Oliver, R OBP: 0.319, SLG: 0.426		4-2 BB	2-0 F8		0-0 HR		1-2 1B S 1B E 1B		
Giovanni Carrara, R Johnny Ruffin, R OBP: 0.500, SLG: 0.500 Chris Sabo, R OBP: 0.354, SLG: 0.400 Scott Service, R Jeff Branson, L OBP: 0.314, SLG: 0.412		3-3 K		1-3 K	3-3 K		3-3 K 1-2		

Inning Stats	R: 0	H: 0	E: 0	K: 2	S: 17	H: 0	LOB: 2	BB: 2	P: 34	R: 1	H: 1	E: 0	K: 1	S: 12	H: 1	LOB: 1	BB: 1	P: 21	R: 1	H: 1	E: 0	K: 1	S: 16	H: 2	LOB: 3	BB: 4	P: 35	R: 1	H: 2	E: 0	K: 1	S: 13	R: 2	H: 2	E: 0	K: 1	S: 10	R: 0	H: 0	E: 0	K: 0	S: 11	R: 2	H: 3	E: 1	K: 1	S: 14	R: 0	H: 0	E: 0	K: 0	S: 8
PITCHER	IP	WLS	BF	H	R	ER	SO	BB	IBB	HBP	BLK	WP	HR	S	P	ERA	WHIP																																			
Terrell Wade, L ERA: 2.51	2.1		15	2	2	2	3	7	0	0	0	1	1	38	80	7.71	3.857																																			
Dean Hartgraves, L ERA: 5.12	1.0		5	2	1	1	2	0	0	0	0	0	0	14	20	9.00	2.000																																			
Joe Borowski, R ERA: 3.44	1.2		9	2	2	2	1	2	0	0	0	0	1	16	28	10.80	2.400																																			
Brad Clontz, R ERA: 5.33	1.0		3	0	0	0	0	0	0	0	0	0	0	11	17	0.00	0.000																																			
Greg McMichael, R ERA: 3.0	1.0	L	7	3	2	1	1	0	1	0	0	0	0	14	25	9.00	3.000																																			
PITCHER	IP	WLS	BF	H	R	ER	SO	BB	IBB	HBP	BLK	WP	HR	S	P	ERA	WHIP	WP	HR	S	P	ERA	WHIP																													
Kevin Lomon, R ERA:	1.0		3	0	0	0	0	0	0	0	0	0	0	8	14	0.00	0.000	0	0	8	14	0.00	0.000																													



Batter	1	2	3	4	5	6	7	8	9	AB	R	H	RBI	BB	SO	LOB
<b>Curtis Goodwin, L</b> OBP: 0.324, SLG: 0.284 (1, 8)	2-1 G6-3		0-1 G6-3		0-2 F8	3-3 K				4	0	0	0	0	1	1
<b>Thomas Howard, S</b> OBP: 0.315, SLG: 0.446 (1, 9) (9, 7)	1-1 1B		1-2 HR		1-2 F8			0-3 K		4	2	2	0	0	1	0
<b>Barry Larkin, R</b> OBP: 0.411, SLG: 0.557 (1, 6)	1-3 K		0-0 HR		4-1 PB			0-1 G6-4-3		3	1	2	2	1	1	1
<b>Kevin Mitchell, R</b> OBP: 0.397, SLG: 0.454 <b>Chad Mottola, R</b> OBP: 0.276, SLG: 0.411 (1, 7) (9, 9)	4-0 1B		3-3 K		4-0 BB			1-2 G6-4-3		2	0	0	0	2	1	1
<b>Willie Greene, L</b> OBP: 0.338, SLG: 0.451 (1, 5)	2-2 1B		1-1 G4-3		4-0 BB			3-3 K		3	0	1	1	1	1	0
<b>Hal Morris, L</b> OBP: 0.360, SLG: 0.462 (1, 3)	1-3 K			3-2 G4-3		0-2 P6		3-2 1B		4	1	2	0	0	1	5
<b>Bret Boone, R</b> OBP: 0.280, SLG: 0.362 (1, 4)		2-3 K		1-2 G4-3		0-1 1B		0-3 K		4	1	1	0	0	2	2
<b>Eddie Taubensee, L</b> OBP: 0.339, SLG: 0.471 (1, 2)		2-1 P5		3-2 SF9		2-1 CS		3-3 K		3	0	1	2	0	1	1
<b>Dave Burba, R</b> OBP: 0.145, SLG: 0.203 <b>Lenny Harris, L</b> OBP: 0.323, SLG: 0.411 <b>Jeff Shaw, R</b> (7, 1)		2-3 K		2-0 F8		2-3 K				2	0	0	0	0	1	0

Inning Stats	R: 1	H: 2	E: 0	K: 2	S: 13	H: 2	LOB: 2	BB: 1	P: 24	R: 0	H: 0	E: 0	K: 2	S: 9	H: 0	LOB: 0	BB: 0	P: 15	R: 2	H: 2	E: 0	K: 1	S: 12	H: 1	LOB: 0	BB: 0	P: 17	R: 1	H: 1	E: 0	K: 0	S: 10	H: 0	LOB: 3	BB: 3	P: 24	R: 1	H: 2	E: 0	K: 2	S: 10	H: 1	LOB: 1	BB: 0	P: 17	R: 0	H: 1	E: 0	K: 1	S: 8	H: 1	LOB: 0	BB: 0	P: 9	R: 0	H: 1	E: 0	K: 3	S: 13	H: 1	LOB: 1	BB: 0	P: 22
--------------	------	------	------	------	-------	------	--------	-------	-------	------	------	------	------	------	------	--------	-------	-------	------	------	------	------	-------	------	--------	-------	-------	------	------	------	------	-------	------	--------	-------	-------	------	------	------	------	-------	------	--------	-------	-------	------	------	------	------	------	------	--------	-------	------	------	------	------	------	-------	------	--------	-------	-------

PITCHER	IP	WLS	BF	H	R	ER	SO	BB	IBB	HBP	BLK	WP	HR	S	P	ERA	WHIP
<b>Mike Bielecki, R</b> ERA: 3.02 (1, 1)	5.0	L	24	5	4	4	5	3	1	0	0	0	1	55	99	7.20	1.600
<b>Kevin Lomon, R</b> ERA: 9.0 (6, 1)	0.0		2	2	1	1	0	0	0	0	0	0	0	4	6	∞	∞
<b>Carl Schutz, L</b> ERA: (6, 1)	2.0		5	1	0	0	3	0	0	0	0	0	0	14	20	0.00	0.500
<b>Brad Woodall, L</b> ERA: 8.16 (8, 1)	1.0		4	1	0	0	3	0	0	0	0	0	0	13	22	0.00	1.000

**BOTTOM**

**Atlanta Braves @ Cincinnati Reds**  
Riverfront Stadium, Cincinnati, OH

Tue Sep 03 1996, 7:05 PM EDT  
Att: 18,844 - Unknown - 81 F

AB	30
R	5
H	9
RBI	5
BB	4
SO	11
LOB	12



WP	HR	S	P	ERA	WHIP
0	0	0	35		

Batter	1	2	3	4	5	6	7	8	9	AB R H RBI BB SO LOB	TOP														
Marquis Grissom, R (1, 8) OBP: 0.349, SLG: 0.495	0-1 G5-3	3-2 HR 1B		1-3 K			0-1 L4			4 1 1 1 0 1 0															
Andruw Jones, R (1, 9) OBP: 0.317, SLG: 0.643	4-0 10 S BB	0-1 HR			1-2 10 FC4-6 1B			2-2 G6-3		3 1 2 3 1 0 0															
10 Chipper Jones, S (1, 6) OBP: 0.389, SLG: 0.542	2-3 K	1-1 G4-3			0-0 FC4-6 G4-6-3 1-2f			1-0 1B 2B		4 1 1 0 0 1 2															
Fred McGriff, L (1, 3) OBP: 0.357, SLG: 0.489	4-2 FC6-4 BB			0-2 G4-3 SF9 2B		0-0 G4-6-3 1-2f		0-0 2-H 1B		3 1 2 1 1 0 1															
Terry Pendleton, S (1, 5) OBP: 0.294, SLG: 0.352	2-0 FC6-4 1-2f			1-2 G4-3		2-0 P4		1-3 K		4 0 0 0 0 1 4															
Jermaine Dye, R (1, 7) OBP: 0.305, SLG: 0.460				0-0 SF9		0-1 G5-3		0-0 F9		3 0 0 1 0 1 1															
Javy Lopez, R (1, 2) OBP: 0.311, SLG: 0.446				0-2 1B 1B		1-2 G5-3			1-0 G6-3	4 1 1 0 0 0 0															
Mark Lemke, S (1, 4) OBP: 0.323, SLG: 0.306				0-0 P4			1-2 F7		1-2 G4-3	4 0 0 0 0 0 1															
Tom Glavine, L (1, 1) OBP: 0.324, SLG: 0.333 Brad Clontz, R (5, 1) Luis Polonia, L (7, PH) OBP: 0.276, SLG: 0.299 Dean Hartgraves, R (7, 1) Joe Borowski, R (8, 1) Ryan Klesko, L (9, PH) OBP: 0.357, SLG: 0.537				0-0 G4-3			0-2 G6-3		0-0 G4-3	2 1 1 0 0 0 0 0 0 0 0 0 0 0 1 0 1 0 0 0 0 0 0															
Inning Stats	R: 0 E: 0 K: 1 S: 8	H: 0 LOB: 2 BB: 2 P: 20	R: 4 E: 0 K: 1 S: 19	H: 4 LOB: 0 BB: 0 P: 28	R: 1 E: 0 K: 0 S: 10	H: 1 LOB: 0 BB: 0 P: 12	R: 0 E: 0 K: 1 S: 6	H: 0 LOB: 0 BB: 0 P: 7	R: 0 E: 0 K: 0 S: 5	H: 1 LOB: 0 BB: 0 P: 6	R: 0 E: 0 K: 0 S: 7	H: 0 LOB: 0 BB: 0 P: 11	R: 0 E: 0 K: 0 S: 8	H: 0 LOB: 0 BB: 0 P: 9	R: 1 E: 0 K: 1 S: 9	H: 2 LOB: 1 BB: 0 P: 13	R: 0 E: 0 K: 0 S: 6	H: 0 LOB: 0 BB: 0 P: 8	1B: 5 2B: 2 3B: 0 HR: 1	SF: 1 SAC: 0 DP: 1 HBP: 0	WP: 0 PB: 0 SB: 1 CS: 0	PA: 36			
PITCHER	IP	WLS	BF	H	R	ER	SO	BB	IBB	HBP	BLK	WP	HR	S	P	ERA	WHIP								
Mike Remlinger, L (1, 1) ERA: 6.41	3.0		16	5	5	5	2	2	0	0	0	0	1	37	60	15.00	2.333								
Roger Salkeld, R (4, 1) ERA: 5.02	5.0	W	17	3	1	1	2	0	0	0	0	0	0	35	46	1.80	0.600								
Lee Smith, R (9, 1) ERA: 3.31	1.0		3	0	0	0	0	0	0	0	0	0	0	6	8	0.00	0.000								

Atlanta Braves @ Cincinnati Reds  
Riverfront Stadium, Cincinnati, OH  
Wed Sep 04 1996, 7:05 PM EDT  
Att. 19,532 - Unknown - 85 F

livebaseballscorecards.com

AB	33
R	6
H	8
RBI	6
BB	2
SO	4
LOB	9



Batter	1	2	3	4	5	6	7	8	9	AB	R	H	RBI	BB	SO	LOB
<b>Curtis Goodwin, L</b> OBP: 0.316, SLG: 0.278 (1, 8)	1-0 L6	1-3 K		2-0 SH1-3 1B	1-3 K		1-1 F9			5	1	1	0	0	2	2
<b>Thomas Howard, S</b> OBP: 0.311, SLG: 0.441 (1, 9) (9, 7)	2-3 K		0-0 G6-3	0-0 SH1-3 1-2		2-0 F7	1-1 F9			4	0	0	0	0	1	0
<b>Barry Larkin, R</b> OBP: 0.413, SLG: 0.556 (1, 6)	4-2 1B BB		1-1 G6-3	1-1 HR 1B		0-1 F7		3-2 1B 1B		4	3	2	1	1	0	0
<b>Kevin Mitchell, R</b> OBP: 0.410, SLG: 0.477 <b>Chad Mottola, R</b> OBP: 0.276, SLG: 0.411 (1, 7) (8, PR) (9, 9)	2-1 1B 1-3 1B		4-0 2B BB	0-0 HR		4-2 BB		1-1 G4-6-3 1B 1-3 1B		3	2	3	2	2	0	0
<b>Bret Boone, R</b> OBP: 0.284, SLG: 0.367 (1, 4)	2-0 1-2 3-H 1B		3-2 1B 2B	1-2 G4-3		1-0 SAFE P5		1-2 G4-6-3 1B 1-2 3-H 1B		5	1	3	3	0	0	1
<b>Hal Morris, L</b> OBP: 0.361, SLG: 0.461 (1, 3)	0-2 G4-3		2-1 1B 3B 1B	2-1 G4-3			1-2 HR 1B	3-2 G4-6-3 1-2f 2-3		5	2	2	1	0	0	4
<b>Joe Oliver, R</b> OBP: 0.316, SLG: 0.421 (1, 2)		1-1 G6-3	2-2 1B 3B 1B		1-2 G4-3		0-0 E6 HR	2-3 K		5	2	1	0	0	1	3
<b>Willie Greene, L</b> OBP: 0.348, SLG: 0.480 (1, 5)		4-1 BB	1-2 1-H 2-H 3B		1-2 SH2-4 1B		0-0 1-H 2-H HR			3	1	3	5	1	0	0
<b>Mike Remlinger, L</b> OBP: 0.250, SLG: 0.143 <b>Keith Mitchell, R</b> (3, PH) <b>Roger Salkeld, R</b> OBP: 0.061, SLG: 0.031 <b>Lee Smith, R</b> (9, 1)		2-3 SAFE K	1-3 K		1-0 SH2-4		0-0 P4			1	0	0	0	0	1	1
										1	0	0	0	0	1	1
										1	0	0	0	0	0	0
										0	0	0	0	0	0	0

Inning Stats	R: 1	H: 2	E: 0	LOB: 2	K: 1	P: 26	R: 0	H: 0	E: 0	LOB: 1	K: 2	P: 17	R: 4	H: 4	E: 0	LOB: 1	K: 1	P: 34	R: 3	H: 3	E: 0	LOB: 0	K: 0	P: 16	R: 0	H: 1	E: 0	LOB: 1	K: 1	P: 14	R: 0	H: 0	E: 0	LOB: 1	K: 0	P: 16	R: 3	H: 2	E: 1	LOB: 0	K: 0	P: 13	R: 1	H: 3	E: 0	LOB: 2	K: 1	P: 24
--------------	------	------	------	--------	------	-------	------	------	------	--------	------	-------	------	------	------	--------	------	-------	------	------	------	--------	------	-------	------	------	------	--------	------	-------	------	------	------	--------	------	-------	------	------	------	--------	------	-------	------	------	------	--------	------	-------

PITCHER	IP	WLS	BF	H	R	ER	SO	BB	IBB	HBP	BLK	WP	HR	S	P	ERA	WHIP
<b>Tom Glavine, L</b> ERA: 3.13 (1, 1)	4.0	L	24	9	8	8	4	3	0	0	0	0	1	54	93	18.00	3.000
<b>Brad Clontz, R</b> ERA: 5.18 (5, 1)	2.0		8	1	0	0	1	1	0	0	0	0	0	19	30	0.00	1.000
<b>Dean Hartgraves, L</b> ERA: 5.51 (7, 1)	1.0		6	2	3	2	0	0	0	0	0	0	1	10	13	18.00	2.000
<b>Joe Borowski, R</b> ERA: 3.72 (8, 1)	1.0		5	3	1	1	1	0	0	0	0	0	0	14	24	9.00	3.000

**BOTTOM**

**Atlanta Braves @ Cincinnati Reds**  
Riverfront Stadium, Cincinnati, OH

Wed Sep 04 1996, 7:05 PM EDT  
Att: 19,532 - Unknown - 85 F

AB	37
R	12
H	15
RBI	12
BB	4
SO	6
LOB	12



1B: 11	SF: 0	WP: 0	PA: 43
2B: 1	SAC: 2	PB: 0	
3B: 1	DP: 1	SB: 0	
HR: 2	HBP: 0	CS: 0	

livebaseballscorecards.com

Batter	1	2	3	4	5	6	7	8	9	AB R H RBI BB SO LOB	TOP													
<b>Dax Jones, R</b> (1, 8) OBP: 0.282, SLG: 0.389	0-0 E S 1B		0-0 4-3		0-0 5-3		0-0 F9			4 0 1 0 0 0 1														
<b>Bill Mueller, S</b> (1, 5) OBP: 0.439, SLG: 0.465	0-3 K		0-0 BB 2-H 2B		0-0 L3		0-0 6-3			4 0 1 1 0 1 1														
<b>Barry Bonds, L</b> (1, 7) OBP: 0.445, SLG: 0.604	0-3 K		4-0 BB IBB		0-0 F7			0-0 F9		3 0 0 0 1 1 1														
<b>Glenallen Hill, R</b> (1, 9) OBP: 0.352, SLG: 0.505	0-0 F8 1-3		4-0 1-2 2-3 BB		0-0 HR			0-0 F9		3 1 1 1 1 0 1														
<b>Dave McCarty, R</b> (1, 3) OBP: 0.306, SLG: 0.353		0-0 1-3	0-3 K		4-0 FC4-6 BB			0-0 1-3		3 0 0 0 1 1 3														
<b>Rick Wilkins, L</b> (1, 2) OBP: 0.350, SLG: 0.397		0-0 F9		0-3 K		0-0 P4			0-0 F9	4 0 0 0 0 1 1														
<b>Rich Aurilia, R</b> (1, 6) OBP: 0.291, SLG: 0.293		0-3 K		0-0 FC5-4 1B		0-0 FC4-6 1-2f			0-0 L9	4 0 1 0 0 1 1														
<b>Jay Canizaro, R</b> (1, 4) OBP: 0.277, SLG: 0.347			0-0 BLK SH1-4 2B 1B		0-0 FC5-4 1-2f		0-3 K		0-0 F8	4 1 1 0 0 1 2 0 0 0 0 0 0 0														
<b>Rod Beck, R</b> (9, 1) OBP: 0.500, SLG: 0.500																								
<b>Oswaldo Fernandez, R</b> (1, 1) OBP: 0.075, SLG: 0.075			0-0 SH1-4		0-0 1-3					2 0 0 0 0 0 1														
<b>Steve Scarsone, R</b> (9, 4) OBP: 0.275, SLG: 0.331			1-2				0-0 5-3			0 0 0 0 0 0 0														
<b>Inning Stats</b>	R: 0 E: 0 K: 2 S: 8	H: 1 LOB: 1 BB: 0 P: 8	R: 0 E: 0 K: 1 S: 5	H: 0 LOB: 0 BB: 0 P: 5	R: 1 E: 0 K: 1 S: 7	H: 2 LOB: 3 BB: 2 P: 15	R: 0 E: 0 K: 1 S: 6	H: 1 LOB: 1 BB: 0 P: 6	R: 0 E: 0 K: 0 S: 3	H: 0 LOB: 0 BB: 0 P: 3	R: 1 E: 0 K: 1 S: 6	H: 1 LOB: 1 BB: 1 P: 10	R: 0 E: 0 K: 0 S: 3	H: 0 LOB: 0 BB: 0 P: 3	R: 0 E: 0 K: 0 S: 3	H: 0 LOB: 0 BB: 0 P: 3	R: 0 E: 0 K: 0 S: 3	H: 0 LOB: 0 BB: 0 P: 3	R: 0 E: 0 K: 0 S: 3	H: 0 LOB: 0 BB: 0 P: 3	1B: 3 2B: 1 3B: 0 HR: 1	SF: 0 SAC: 1 DP: 0 HBP: 0	WP: 0 PB: 0 SB: 1 CS: 0	PA: 35
<b>PITCHER</b>	IP WLS BF H R ER SO BB IBB HBP BLK WP HR S P ERA WHIP																							
<b>John Smiley, L</b> (1, 1) ERA: 4.02	7.0 L 29 5 2 2 6 2 1 0 1 38 50 2.57 1.000																							
<b>Hector Carrasco, R</b> (8, 1) ERA: 3.95	2.0 6 0 0 0 0 0 0 0 0 6 6 0.00 0.000																							

**San Francisco Giants @ Cincinnati Reds**  
Riverfront Stadium, Cincinnati, OH  
Fri Sep 06 1996, 7:05 PM EDT  
Unknown - 88 F

[livebaseballscorecards.com](http://livebaseballscorecards.com)

<b>AB</b>	31
<b>R</b>	2
<b>H</b>	5
<b>RBI</b>	2
<b>BB</b>	3
<b>SO</b>	6
<b>LOB</b>	12





Batter	1	2	3	4	5	6	7	8	9	AB	R	H	RBI	BB	SO	LOB
Curtis Goodwin, L (1, 9) OBP: 0.301, SLG: 0.263	0-3 K		0-0 F8		0-0 B3			0-3 K		4	0	0	0	0	2	0
Thomas Howard, S (1, 7) OBP: 0.310, SLG: 0.436	4-0 G6-4-3 BB		0-0 F7		0-0 F7			0-0 F8		3	0	0	0	1	0	0
Barry Larkin, R (1, 6) OBP: 0.414, SLG: 0.555	0-0 G6-4-3 1-2f		4-0 1B BB		0-0 5-3			0-0 1B		3	0	1	0	1	0	1
Eric Davis, R (1, 8) OBP: 0.395, SLG: 0.543		0-0 BB G3 1B	0-0 1-2 1B		0-0 F7			0-3 K		4	0	2	0	0	1	1
Willie Greene, L (1, 5) OBP: 0.343, SLG: 0.472		0-0 G3 1-2	0-3 K		0-0 F8			0-3 K		4	0	0	0	0	2	3
Hal Morris, L (1, 3) OBP: 0.360, SLG: 0.459		0-3 K		0-0 F9		0-0 F5		0-0 6-3 1B		4	0	1	0	0	1	1
Bret Boone, R (1, 4) OBP: 0.285, SLG: 0.367		4-0 BB BB		0-0 1B		0-0 F7		0-0 6-3 1B		3	0	1	0	1	0	1
Joe Oliver, R (1, 2) OBP: 0.317, SLG: 0.418		4-0 BB BB		0-0 F7		0-0 5-3		0-0 P4		2	0	0	0	1	0	1
Eddie Taubensee, L (9, PH) OBP: 0.338, SLG: 0.469		1-2 2-3 BB		0-0 F7		0-0 3-1				1	0	0	0	0	0	1
John Smiley, L (1, 1) OBP: 0.226, SLG: 0.220		0-0 G3		0-0 F7						2	0	0	0	0	0	4
Lenny Harris, L (7, PH) OBP: 0.322, SLG: 0.410										1	0	0	0	0	0	0
Hector Carrasco, R (8, 1) OBP: 0.200, SLG: 0.200										0	0	0	0	0	0	0

Inning Stats	R: 0	H: 0	E: 0	K: 1	S: 4	R: 0	H: 1	E: 0	K: 1	S: 6	R: 0	H: 1	E: 0	K: 1	S: 6	R: 0	H: 0	E: 0	K: 0	S: 3	R: 0	H: 0	E: 0	K: 0	S: 3	R: 0	H: 1	E: 0	K: 2	S: 8	R: 0	H: 1	E: 0	K: 1	S: 6	
	LOB: 0	BB: 1	P: 8	ER: 0	LOB: 3	BB: 2	P: 14	LOB: 1	BB: 1	P: 10	LOB: 1	BB: 1	P: 4	LOB: 0	BB: 0	P: 3	LOB: 0	BB: 0	P: 3	LOB: 0	BB: 0	ER: 1	LOB: 1	BB: 0	P: 8	LOB: 1	BB: 0	P: 6	1B: 5	SF: 0	2B: 0	SAC: 0	3B: 0	DP: 1	HR: 0	HBP: 0

**BOTTOM**

**San Francisco Giants @ Cincinnati Reds**  
Riverfront Stadium, Cincinnati, OH

AB	31
R	0
H	5
RBI	0
BB	4
SO	6
LOB	13



WP: 0	PA: 35
PB: 0	SB: 0
CS: 0	

Fri Sep 06 1996, 7:05 PM EDT  
Unknown - 88 F

[livebaseballscorecards.com](http://livebaseballscorecards.com)

San Francisco Giants @ Cincinnati Reds  
Riverfront Stadium, Cincinnati, OH

Fri Sep 06 1996, 7:05 PM EDT  
Att: 23,091 - Unknown

livebaseballscorecards.com

AB	32
R	1
H	6
RBI	1
BB	2
SO	8
LOB	9



WP:	0	PA:	34
PB:	0		
SB:	0		
CS:	1		

AB R H RBI BB SO LOB

4	1	1	0	0	1	0
2	0	0	0	2	1	0
4	0	3	1	0	1	0
3	0	0	0	0	1	3
1	0	0	0	0	1	2
3	0	0	0	0	0	2
0	0	0	0	0	0	0
0	0	0	0	0	0	0
1	0	0	0	0	1	0
4	0	1	0	0	1	0
4	0	0	0	0	0	1
3	0	0	0	0	1	1
1	0	0	0	0	0	0
0	0	0	0	0	0	0
1	0	1	0	0	0	0
0	0	0	0	0	0	0
0	0	0	0	0	0	0
0	0	0	0	0	0	0
0	0	0	0	0	0	0
1	0	0	0	0	0	0

Batter	1	2	3	4	5	6	7	8	9
Marvin Benard, L OBP: 0.324, SLG: 0.329 (1, 8) (7, 9)	0-3 K		0-0 6-3			0-0 1B BB		0-0 G3	
Bill Mueller, S OBP: 0.441, SLG: 0.455 (1, 5)	0-0 6-3		0-3 K			4-0 1B BB		4-0 1B BB	
Jacob Cruz, L OBP: 0.373, SLG: 0.440 (1, 7)	0-0 2B			0-3 K		0-0 1B		0-0 1B	
Glenallen Hill, R OBP: 0.349, SLG: 0.500 Dax Jones, R OBP: 0.275, SLG: 0.378 (1, 9) (7, 8)	0-3 K			0-0 6-3		0-0 P5		0-3 K	
Desi Wilson, L OBP: 0.263, SLG: 0.212 Chris Hook, R Shawn Barton, R Rick Wilkins, L OBP: 0.350, SLG: 0.395 (1, 3) (7, 1) (8, 1) (9, PH)		0-0 6-3		0-0 6-3		0-0 F8		0-3 K	
Steve Scarsone, R OBP: 0.275, SLG: 0.329 (1, 4)		0-0 1B			0-0 F7		0-3 K		0-0 P6
Rich Aurilia, R OBP: 0.287, SLG: 0.289 (1, 6)		0-0 L6			0-0 4-3		0-0 F8		0-0 F9
Doug Mirabelli, R OBP: 0.250, SLG: 0.266 (1, 2)		0-3 K			0-0 4-3		0-0 F7		
Steve Bourgeois, R OBP: 0.306, SLG: 0.333 Jose Bautista, R OBP: 0.111, SLG: 0.111 Jay Canizaro, R OBP: 0.286, SLG: 0.355 Doug Creek, L Mark Dewey, R Tim Scott, R Dave McCarty, R OBP: 0.304, SLG: 0.350 (1, 1) (3, 1) (6, PH) (6, 1) (6, 1) (6, 1) (6, 3)			0-0 4-3			0-0 CS 1B		0-0 L3	

Inning Stats	R: 0	H: 1	R: 0	H: 1	R: 0	H: 0	R: 0	H: 0	R: 0	H: 0	R: 1	H: 3	R: 0	H: 0	R: 0	H: 1	R: 0	H: 0
	E: 0	LOB: 1	E: 0	LOB: 1	E: 0	LOB: 0	E: 0	LOB: 0	E: 0	LOB: 0	E: 0	LOB: 2	E: 0	LOB: 0	E: 0	LOB: 2	E: 0	LOB: 0
	K: 2	BB: 0	K: 1	BB: 0	K: 1	BB: 0	K: 0	BB: 0	K: 1	BB: 0	K: 0	BB: 1	K: 1	BB: 0	K: 1	BB: 1	K: 1	BB: 0
	S: 8	P: 8	S: 6	P: 6	S: 5	P: 5	S: 5	P: 5	S: 3	P: 3	S: 5	P: 9	S: 5	P: 5	S: 6	P: 10	S: 5	P: 5

PITCHER	IP	WLS	BF	H	R	ER	SO	BB	IBB	HBP	BLK	WP	HR	S	P	ERA	WHIP
Mike Morgan, R ERA: 5.07 (1, 1)	5.1	W	20	4	1	1	5	1	0	0	0	0	0	29	33	1.69	0.938
Derek Lilliquist, L ERA: 7.36 (6, 1)	0.0		1	1	0	0	0	0	0	0	0	0	0	1	1	∞	∞
Scott Service, R ERA: 4.07 (6, 1)	0.2		2	0	0	0	0	0	0	0	0	0	0	2	2	0.00	0.000
Jeff Shaw, R ERA: 2.73 (7, 1)	1.0		3	0	0	0	1	0	0	0	0	0	0	5	5	0.00	0.000
Scott Sullivan, R ERA: (8, 1)	2.0		8	1	0	0	2	1	0	0	0	0	0	11	15	0.00	1.000

1B:	5	SF:	0
2B:	1	SAC:	0
3B:	0	DP:	0
HR:	0	HBP:	0



Batter	1	2	3	4	5	6	7	8	9	AB R H RBI BB SO LOB	TOP																									
Marvin Benard, L (1, 8) OBP: 0.324, SLG: 0.328	2-2 G4-3	0-0 G3 HBP 1B	2-0 1B HBP			1-3 K	1-0 G1-2-3		3-2 F9	5 0 1 0 0 1 4																										
Bill Mueller, S (1, 5) OBP: 0.439, SLG: 0.453	1-0 BB 1B	1-1 L7	0-1 1B			2-2 F8		1-3 K		5 1 2 1 0 1 1																										
Glenallen Hill, R (1, 9) OBP: 0.353, SLG: 0.497	4-2 1B BB 2B	3-2 G3 HBP	1-2 G5-3			4-2 1B BB		0-3 K		2 1 0 0 2 1 2																										
Barry Bonds, L (1, 7) OBP: 0.448, SLG: 0.604	4-2 1B 2B BB	1-2 G3		4-1 G4-6-3 BB		0-0 1B		3-1 1B		3 1 2 0 2 0 2																										
Rick Wilkins, L (1, 2) OBP: 0.350, SLG: 0.394	1-2 2B 1B	4-0 IBB		2-0 G4-6-3		1-3 K		0-0 G3-1		4 0 1 1 1 1 4																										
Rich Aurilia, R (1, 6) OBP: 0.269, SLG: 0.295	1-1 2B	0-1 G1-3		1-1 G4-3			0-0 SH1-3 FC5 G1-2-3 1B		2-1 P4	5 0 2 2 0 0 3																										
Desi Wilson, L (1, 3) OBP: 0.290, SLG: 0.286	4-0 IBB		3-1 FC5-4 1B		1-1 G3-1		0-2 FC5 SH1-3		0-1 HR	4 1 2 1 1 0 1	AB 35 R 5 H 11 RBI 5 BB 7 SO 5 LOB 25																									
Jay Canizaro, R (1, 4) OBP: 0.284, SLG: 0.350	2-2 P2		1-2 FC5-4 SH1-3 1B		0-0 F9		3-1 SH1-3		1-0 1B	4 1 1 0 0 0 4																										
Allen Watson, L (1, 1) OBP: 0.270, SLG: 0.259	1-0 F8		0-0 SH1-3		0-1 G6-3		4-2 BB		0-3 K	2 0 0 0 0 0 3																										
Tim Scott, R (6, 1)										0 0 0 0 0 0 0																										
Jacob Cruz, L (7, PH) OBP: 0.383, SLG: 0.440										0 0 0 0 1 0 0																										
Rich DeLucia, R (7, 1) OBP: 0.400, SLG: 0.250										0 0 0 0 0 0 0																										
Dave McCarty, R (9, PH) OBP: 0.302, SLG: 0.348										1 0 0 0 0 1 1																										
<b>Inning Stats</b>	R: 3 E: 0 K: 0 S: 19	H: 3 LOB: 3 BB: 3 P: 39	R: 0 E: 0 K: 0 S: 10	H: 1 LOB: 3 BB: 1 P: 19	R: 1 E: 0 K: 0 S: 12	H: 2 LOB: 2 BB: 0 P: 19	R: 0 E: 0 K: 0 S: 4	H: 0 LOB: 0 BB: 1 P: 11	R: 0 E: 0 K: 0 S: 5	H: 0 LOB: 0 BB: 0 P: 6	R: 0 E: 0 K: 2 S: 15	H: 1 LOB: 2 BB: 1 P: 23	R: 0 E: 0 K: 0 S: 9	H: 1 LOB: 2 BB: 1 P: 17	R: 0 E: 0 K: 2 S: 10	H: 1 LOB: 1 BB: 0 P: 14	R: 1 E: 0 K: 1 S: 11	H: 2 LOB: 1 BB: 0 P: 17	1B: 9 2B: 1 3B: 0 HR: 1	SF: 0 SAC: 2 DP: 2 HBP: 2	WP: 0 PA: 46 PB: 0 SB: 1 CS: 0															
<b>PITCHER</b>	IP WLS BF H R ER SO BB IBB HBP BLK WP HR S P ERA WHIP																																			
Giovanni Carrara, R (1, 1) ERA: 8.74	0.1		6	3	3	3	0	2	0	0	0	0	0	15	28	81.00	15.000																			
Scott Service, R (1, 1) ERA: 3.92	1.2		9	1	0	0	0	0	2	1	0	0	0	14	30	0.00	0.600																			
Mike Remlinger, L (3, 1) ERA: 6.23	2.0		9	2	1	1	0	1	0	1	0	0	0	16	30	4.50	1.500																			
Roger Salkeld, R (5, 1) ERA: 4.93	2.0	W	8	1	0	0	2	1	0	0	0	0	0	20	29	0.00	1.000																			
Jeff Shaw, R (7, 1) ERA: 2.67	2.0		9	2	0	0	2	1	0	0	0	0	0	19	31	0.00	1.500																			
<b>PITCHER</b>	IP WLS BF H R ER SO BB IBB HBP BLK WP HR S P ERA WHIP																																			
Jeff Brantley, R (9, 1) ERA: 2.76	1.0		5	2	1	1	1	0	0	0	0	0	0	1	17	9.00	2.000																			

**San Francisco Giants @ Cincinnati Reds**  
 Riverfront Stadium, Cincinnati, OH  
 Sat Sep 07 1996, 3:33 AM EDT  
 Att. 22,790 - Cloudy - 86 F

livebaseballscorecards.com



BOTTOM

San Francisco Giants @ Cincinnati Reds  
Riverfront Stadium, Cincinnati, OH

livebaseballscorecards.com

AB	35
R	7
H	13
RBI	6
BB	3
SO	5
LOB	14



WP:	1	PA:	39
PB:	0	SB:	2
CS:	0		

Sat Sep 07 1996, 3:33 AM EDT  
Att. 22,790 - Cloudy - 86 F

AB	4	R	0	H	1	RBI	0	BB	0	SO	1	LOB	3
	1	0	0	0	0	0	0	0	0	0	0	0	0

4	0	1	0	0	0	0	0	0	0	0	0	3
---	---	---	---	---	---	---	---	---	---	---	---	---

2	3	0	0	0	3	0	0	2
---	---	---	---	---	---	---	---	---

4	1	3	4	0	0	0	1
0	0	0	0	0	0	0	0
0	0	0	0	0	0	0	0

4	1	1	0	0	1	2
---	---	---	---	---	---	---

4	0	1	1	0	2	1
---	---	---	---	---	---	---

4	1	2	0	0	1	1
---	---	---	---	---	---	---

4	0	2	0	0	0	1
---	---	---	---	---	---	---

0	0	0	0	0	0	0	0
0	0	0	0	0	0	0	0
1	0	1	1	0	0	0	0
0	0	0	0	0	0	0	0
1	0	0	0	0	0	0	0
0	0	0	0	0	0	0	0
1	1	1	0	0	0	0	0
1	0	0	0	0	0	0	0

1B:	10	SF:	0
2B:	2	SAC:	1
3B:	0	DP:	0
HR:	1	HBP:	0

Batter	1	2	3	4	5	6	7	8	9
Eric Owens, R OBP: 0.286, SLG: 0.241 Chad Mottola, R OBP: 0.279, SLG: 0.397	2-2 L8	2-2 F9		1-2 SH1-3 1B		1-3 K		3-2 P3	
Thomas Howard, S OBP: 0.310, SLG: 0.434	2-2 L8	1-2 F8		0-1 SH1-3 1-2		0-0 F7		3-2 F7 1B	
Barry Larkin, R OBP: 0.416, SLG: 0.551	4-1 2B BB			2-2 F8		4-0 HR BB		0-2 F8	
Kevin Mitchell, R OBP: 0.421, SLG: 0.507 Jeff Shaw, R Jeff Brantley, R	1-2 2B 1-H			1-2 F9		0-0 1B 1B		1-1 HR 1-H 2-H	
Eric Davis, R OBP: 0.395, SLG: 0.543	1-2 G5-3			2-1 E8 1B 2B		1-3 K		2-1 P3	
Bret Boone, R OBP: 0.288, SLG: 0.378				3-2 F7 1B		2-3 K		0-3 K	
Eduardo Perez, R OBP: 0.375, SLG: 0.727				2-3 K 1B		2-2 K 1B		1-1 L8	
Joe Oliver, R OBP: 0.323, SLG: 0.420				1-2 P6 1B		2-2 K 1B		3-2 F9	
Giovanni Carrara, R Scott Service, R Keith Mitchell, R Mike Remlinger, L Curtis Goodwin, L Roger Sakeld, R Lenny Harris, L Jeff Branson, L				2-0 G5-3		1-2 WP HR 1B		1-1 F7	

Inning Stats	R: 1 E: 0 K: 0 S: 14	H: 1 LOB: 1 BB: 1 P: 24	R: 1 E: 0 K: 0 S: 15	H: 3 LOB: 2 BB: 0 P: 23	R: 2 E: 1 K: 1 S: 14	H: 2 LOB: 1 BB: 1 P: 26	R: 0 E: 0 K: 0 S: 16	H: 1 LOB: 1 BB: 0 P: 21	R: 0 E: 0 K: 2 S: 15	H: 3 LOB: 2 BB: 0 P: 22	R: 3 E: 0 K: 1 S: 12	H: 2 LOB: 0 BB: 1 P: 20	R: 0 E: 0 K: 1 S: 9	H: 0 LOB: 0 BB: 0 P: 13	R: 0 E: 0 K: 0 S: 14	H: 1 LOB: 1 BB: 0 P: 21
--------------	-------------------------------	----------------------------------	-------------------------------	----------------------------------	-------------------------------	----------------------------------	-------------------------------	----------------------------------	-------------------------------	----------------------------------	-------------------------------	----------------------------------	------------------------------	----------------------------------	-------------------------------	----------------------------------

PITCHER	IP	WLS	BF	H	R	ER	SO	BB	IBB	HBP	BLK	WP	HR	S	P	ERA	WHIP
Allen Watson, L ERA: 4.04	(1, 1)	5.0		10	4	4	3	2	0	0	0	0	0	74	116	7.20	2.400
Tim Scott, R ERA: 4.43	(6, 1)	1.0	L	6	2	3	1	1	0	0	0	1	1	12	20	27.00	3.000
Rich DeLucia, R ERA: 5.16	(7, 1)	2.0		7	1	0	1	0	0	0	0	0	0	23	34	0.00	0.500

Batter	1	2	3	4	5	6	7	8	9	AB R H RBI BB SO LOB	TOP																
Marvin Benard, L (1, 8) OBP: 0.323, SLG: 0.325	0-0 F8		4-2 G4-3 WP BB		3-3 K			1-1 F7	1-1 F9	4 0 0 0 1 1 2																	
Bill Mueller, S (1, 5) OBP: 0.433, SLG: 0.445	3-2 FC5-4 1B		2-2 G4-3			3-2 G6-3		2-3 K		4 0 1 0 0 1 2																	
Jacob Cruz, L (1, 9) OBP: 0.375, SLG: 0.415	1-2 FC5-4 BB 1-2f		0-0 G3			1-1 L4		4-2 BB 1B BB		3 1 0 0 1 0 2																	
Barry Bonds, L (1, 7) OBP: 0.450, SLG: 0.610	4-1 1-2 BB			2-1 G4-3		0-0 HR		4-2 1B BB		2 1 1 1 2 0 0																	
Rick Wilkins, L (1, 2) OBP: 0.352, SLG: 0.393	2-3 K			4-2 BB		3-1 G4-3		2-2 1B		3 0 1 2 1 1 2																	
Rich Aurilia, R (1, 6) OBP: 0.285, SLG: 0.290		2-1 F8		2-2 F9		1-3 K		1-0 F9		4 0 0 0 0 1 3																	
Desi Wilson, L (1, 3) OBP: 0.288, SLG: 0.283		3-3 K		0-1 G3-1		2-3 K		2-2 FC4-6 1B		4 0 1 0 0 2 1																	
Jay Canizaro, R (1, 4) OBP: 0.272, SLG: 0.333		3-2 P6			1-0 G3-1		1-1 P4	1-1 FC4-6		4 0 0 0 0 0 1																	
William Van Landingham, R (1, 1) OBP: 0.153, SLG: 0.143 Jim Poole, L (7, 1) Steve Scarsone, R (8, PH) Jose Bautista, R (8, 1) Doug Creek, L (8, 1) Glenallen Hill, R (8, 9) Mark Dewey, R (8, 1)			0-3 K		0-3 K			4-0 BB S 1B BB	0-0 P3	2 0 0 0 0 0 2 0 0 0 0 0 0 0 0 0 0 1 0 0 0 1 0 0 0 0 0 0 0 0 0 0 0 0 0 0 0 0 0 0 1 0 0 0 0 0 0 1 0 0 0 0 0 0 0 0																	
<b>Inning Stats</b>	R: 0 E: 0 K: 1 S: 13	H: 1 LOB: 2 BB: 1 P: 23	R: 0 E: 0 K: 1 S: 8	H: 0 LOB: 0 BB: 0 P: 16	R: 0 E: 0 K: 1 S: 9	H: 0 LOB: 1 BB: 1 P: 15	R: 0 E: 0 K: 0 S: 9	H: 0 LOB: 1 BB: 1 P: 17	R: 0 E: 0 K: 2 S: 7	H: 0 LOB: 0 BB: 0 P: 11	R: 1 E: 0 K: 0 S: 8	H: 1 LOB: 0 BB: 0 P: 15	R: 0 E: 0 K: 2 S: 9	H: 0 LOB: 0 BB: 0 P: 13	R: 2 E: 0 K: 1 S: 15	H: 1 LOB: 2 BB: 3 P: 33	R: 0 E: 0 K: 0 S: 8	H: 1 LOB: 1 BB: 0 P: 12	1B: 3 2B: 0 3B: 0 HR: 1	SF: 0 SAC: 0 DP: 0 HBP: 0	WP: 1 PB: 0 SB: 1 CS: 0	PA: 37					
<b>PITCHER</b>	IP WLS BF H R ER SO BB IBB HBP BLK WP HR S P ERA WHIP																										
Dave Burba, R (1, 1) ERA: 3.89	7.0		26	2	1	1	7	3	0	0	0	1	1	63	110	1.29	0.714										
Lee Smith, R (8, 1) ERA: 3.61	0.2		4	0	2	2	1	2	0	0	0	0	0	7	18	27.00	3.000										
Jeff Shaw, R (8, 1) ERA: 2.66	0.1	W	3	1	0	0	0	1	0	0	0	0	0	8	15	0.00	6.000										
Jeff Brantley, R (9, 1) ERA: 2.71	1.0		4	1	0	0	0	0	0	0	0	0	0	8	12	0.00	1.000										

San Francisco Giants @ Cincinnati Reds  
Riverfront Stadium, Cincinnati, OH  
Sun Sep 08 1996, 3:33 AM EDT  
Att. 20,838 - Cloudy - 88 F

livebaseballscorecards.com

AB	31
R	3
H	4
RBI	3
BB	6
SO	8
LOB	14



BOTTOM

San Francisco Giants @ Cincinnati Reds  
Riverfront Stadium, Cincinnati, OH

livebaseballscorecards.com

AB	32
R	8
H	12
RBI	8
BB	4
SO	3
LOB	14



WP	0	PA	39
PB	0		
SB	2		
CS	2		

Sun Sep 08 1996, 3:33 AM EDT  
Att. 20,838 - Cloudy - 88 F

Batter	1	2	3	4	5	6	7	8	9	AB	R	H	RBI	BB	SO	LOB											
Curtis Goodwin, L (1, 9) OBP: 0.316, SLG: 0.279	4-0 BB		1-0 1B 2B		1-2 FC6-4 1-2f		0-2 G6-3	2-0 F7		4	1	1	0	1	0	3											
Thomas Howard, S (1, 7) OBP: 0.312, SLG: 0.438	1-1 F8		2-2 G5-4-3 1B 2-H		0-0 CS 1-2	0-1 1B 2B		0-3 K		4	1	2	1	0	1	1											
Barry Larkin, R (1, 6) OBP: 0.415, SLG: 0.555	1-2 F7		1-1 G5-4-3 1-2f		1-2 L6			2-1 HR		4	1	1	1	0	0	3											
Eric Davis, R (1, 8) OBP: 0.396, SLG: 0.540	4-1 BB		3-1 F7		1-0 P3			4-0 2B S BB		2	1	0	0	2	0	1											
Willie Greene, L (1, 5) OBP: 0.347, SLG: 0.473	0-0 G4-3			1-3 K		1-1 1B 2-H		4-2 2B 1-2 BB		3	2	1	1	1	1	2											
Hal Morris, L (1, 3) OBP: 0.365, SLG: 0.469		1-3 K		2-2 F8		0-1 1B 2-H CS		1-0 G3 1-H 2-H HR 2B		4	1	2	3	0	1	0											
Bret Boone, R (1, 4) OBP: 0.290, SLG: 0.382		1-2 G4-3 2B		2-0 G6-3		1-1 CS 1-2	1-0 SH2-3 1B	1-1 G3 2-3		4	0	2	0	0	0	1											
Eddie Taubensee, L (1, 2) OBP: 0.338, SLG: 0.478		1-1 G4-3 2-3		0-1 G4-3		0-0 SH2-3 1-2	2-2 HR			3	1	1	2	0	0	1											
Dave Burba, R (1, 1) OBP: 0.156, SLG: 0.213		0-0 G4-2-3		0-0 FC6-4 1B			1-2 G5-3	1-0 1B		2	0	1	0	0	0	1											
Keith Mitchell, R (7, PH) OBP: 0.500, SLG: 1.250										1	0	0	0	0	0	1											
Lee Smith, R (8, 1)										0	0	0	0	0	0	0											
Jeff Shaw, R (8, 1)										0	0	0	0	0	0	0											
Lenny Harris, L (8, PH) OBP: 0.027, SLG: 0.413										1	0	1	0	0	0	0											
Jeff Brantley, R (9, 1)										0	0	0	0	0	0	0											
Inning Stats	R: 0 E: 0 K: 0 S: 7	H: 0 LOB: 2 BB: 2 P: 17	R: 0 E: 0 K: 1 S: 9	H: 1 LOB: 1 BB: 0 P: 12	R: 1 E: 0 K: 0 S: 9	H: 2 LOB: 0 BB: 0 P: 16	R: 0 E: 0 K: 1 S: 7	H: 0 LOB: 0 BB: 0 P: 12	R: 0 E: 0 K: 0 S: 7	H: 1 LOB: 0 BB: 0 P: 8	R: 2 E: 0 K: 0 S: 11	H: 3 LOB: 0 BB: 0 P: 15	R: 0 E: 0 K: 0 S: 8	H: 1 LOB: 1 BB: 0 P: 10	R: 5 E: 0 K: 1 S: 20	H: 4 LOB: 1 BB: 2 P: 37	1B: 6 2B: 4 3B: 0 HR: 2	SF: 0 SAC: 1 DP: 1 HBP: 0	WP: 0 PB: 0 SB: 2 CS: 2	PA: 39							
PITCHER	IP	WLS	BF	H	R	ER	SO	BB	IBB	HBP	BLK	WP	HR	S	P	ERA	WHIP										
William Van Landingham, R (1, 1) ERA: 5.49	6.0		25	8	3	3	2	2	0	0	0	0	0	51	82	4.50	1.667										
Jim Poole, L (7, 1) ERA: 2.25	1.0		3	0	0	0	0	0	0	0	0	0	0	7	8	0.00	0.000										
Jose Bautista, R (8, 1) ERA: 3.24	0.1	L	3	1	2	2	1	1	0	0	0	0	1	7	13	54.00	6.000										
Doug Creek, L (8, 1) ERA: 7.16	0.0		2	1	1	1	0	1	0	0	0	0	0	3	8	∞	∞										
Mark Dewey, R (8, 1) ERA: 4.16	0.2		4	2	2	2	0	0	0	0	0	0	0	10	16	27.00	3.000										

Batter	1	2	3	4	5	6	7	8	9	AB R H RBI BB SO LOB	TOP		
Thomas Howard, S OBP: 0.313, SLG: 0.445 (1, 9) X	0-0 HR		2-1 F8	3-1 P5			2-2 F8		4-2 BB	4 1 1 1 1 0 2			
Hal Morris, L OBP: 0.366, SLG: 0.474 (1, 3) C B F F F X	1-2 HR		4-1 1B BB		0-1 G4-3		0-0 G3		2-1 F8	4 1 1 1 1 0 1			
Barry Larkin, R OBP: 0.414, SLG: 0.551 (1, 6) C B S B B X	3-2 G3		1-3 K SAFE		2-2 L6		4-2 BB			3 0 0 0 1 1 1			
Kevin Mitchell, R OBP: 0.420, SLG: 0.505 Eddie Taubensee, L OBP: 0.337, SLG: 0.477 (1, 7) C S S (6, 2) F	0-3 K		2-2 1B		1-2 G5-3		1-2 G4-3			3 0 1 0 0 1 0 1 0 0 0 0 0 1			
Eric Davis, R OBP: 0.397, SLG: 0.538 (1, 8) B C B B B	4-1 BB		2-3 K		2-2 G4-3 S 1B		2-1 G4-3			3 0 1 0 1 1 2			
Willie Greene, L OBP: 0.342, SLG: 0.465 (1, 5) C 1 SAFE B 1 SAFE C T C C T	3-3 K		2-2 G3		1-3 K		3-2 F7			4 0 0 0 0 2 2			
Bret Boone, R OBP: 0.290, SLG: 0.381 (1, 4) B X		1-0 CS 1B	0-2 F9		1-2 G4-3		2-1 P3			4 0 1 0 0 0 1			
Joe Oliver, R OBP: 0.326, SLG: 0.420 Hector Carrasco, R OBP: 0.200, SLG: 0.200 Scott Sullivan, R (8, 1) Curtis Goodwin, L OBP: 0.313, SLG: 0.276 (9, PH)		1-2 G1-3	1-1 1B		4-2 BB		3-2 F7			2 0 1 0 1 0 1 0 0 0 0 0 0 0 0 0 0 0 0 0 0 1 0 0 0 0 0 0			
Kevin Jarvis, L OBP: 0.156, SLG: 0.188 Scott Service, R (5, 1) Mike Remlinger, L OBP: 0.250, SLG: 0.143 Lenny Harris, L OBP: 0.324, SLG: 0.410 (6, PH) (6, 7)		1-0 G6-3	0-0 1B		1-3 K		1-0 G4-3			2 0 1 0 0 0 0 0 0 0 0 0 0 0 0 0 0 0 0 0 0 2 0 0 0 0 1 2			
<b>Inning Stats</b>	R: 2 E: 0 K: 2 S: 17 H: 2 LOB: 1 BB: 1 P: 28	R: 0 E: 0 K: 0 S: 5 H: 1 LOB: 0 BB: 0 P: 8	R: 0 E: 0 K: 2 S: 12 H: 1 LOB: 2 BB: 1 P: 23	R: 0 E: 0 K: 0 S: 12 H: 2 LOB: 2 BB: 0 P: 18	R: 0 E: 0 K: 0 S: 8 H: 0 LOB: 0 BB: 0 P: 11	R: 0 E: 0 K: 2 S: 15 H: 1 LOB: 2 BB: 1 P: 24	R: 0 E: 0 K: 0 S: 10 H: 0 LOB: 1 BB: 1 P: 17	R: 0 E: 0 K: 0 S: 9 H: 0 LOB: 0 BB: 0 P: 16	R: 0 E: 0 K: 0 S: 10 H: 0 LOB: 1 BB: 1 P: 20	1B: 5 2B: 0 3B: 0 HR: 2 SF: 0 SAC: 0 DP: 0 HBP: 0	WP: 0 PB: 0 SB: 1 CS: 1 PA: 38		
<b>PITCHER</b>	IP WLS BF H R ER SO BB IBB HBP BLK WP HR S P ERA WHIP											<b>PITCHER</b>	IP WLS BF H R ER SO BB IBB HBP BLK WP HR S P ERA WHIP
Ramon Martinez, R ERA: 3.68 (1, 1)	6.0 W 27 7 2 2 6 3 0 0 0 0 2 69 112 3.00 1.667												
Mark Guthrie, L ERA: 2.07 (7, 1)	2.0 7 0 0 0 0 0 1 0 0 0 0 0 19 33 0.00 0.500												
Chan Ho Park, R ERA: 3.69 (9, 1)	1.0 4 0 0 0 0 0 1 0 0 0 0 0 10 20 0.00 1.000												

Cincinnati Reds @ Los Angeles Dodgers  
Dodger Stadium, Los Angeles, CA  
Mon Sep 09 1996, 7:05 PM PDT  
Att: 29,081 - Unknown

livebaseballscorecards.com

AB	33
R	2
H	7
RBI	2
BB	5
SO	6
LOB	13





Batter	1	2	3	4	5	6	7	8	9	AB	R	H	RBI	BB	SO	LOB
Brett Butler, L OBP: 0.310, SLG: 0.287 Chad Curtis, R OBP: 0.347, SLG: 0.389	0-1 G5-3		1-0 P2			4-1 1B 1B BB		0-2 P2		3	1	0	0	1	1	0
Todd Hollandsworth, L OBP: 0.353, SLG: 0.429	1-2 F9			1-0 1B 1B	0-0 1B 2B 1B	0-0 1B 2B		0-2 G3		5	3	3	0	0	0	0
Mike Piazza, R OBP: 0.432, SLG: 0.586	4-0 BB			1-3 K	0-0 2B 1B	4-0 1B IBB		4-1 1B BB		2	1	1	1	3	1	1
Eric Karros, R OBP: 0.308, SLG: 0.469	0-1 L6			1-1 G2-3 1B	4-0 2B 2B BB	0-2 2B 1B		1-0 1B		4	1	3	1	1	0	1
Raul Mondesi, R OBP: 0.323, SLG: 0.492 Mark Guthrie, R OBP: 0.300, SLG: 0.235 Dave Hansen, L OBP: 0.105, SLG: 0.056 Chan Ho Park, R OBP: 0.105, SLG: 0.056		1-0 P5		1-2 G2-3 1B	1-2 2B 2B	2-0 2B		3-1 F7		4	1	3	3	0	0	0
Tim Wallach, R OBP: 0.306, SLG: 0.404		2-3 K		0-1 G2-3 1B	1-0 2B		3-2 E4			4	0	1	2	0	1	2
Delino DeShields, L OBP: 0.290, SLG: 0.302		0-0 G4-3		4-0 IBB	1-1 G5-3		2-1 F8			3	0	0	0	1	0	2
Greg Gagne, R OBP: 0.333, SLG: 0.363			0-2 G5-3	2-2 F7	4-0 IBB		0-3 K			3	0	0	0	1	1	4
Ramon Martinez, R OBP: 0.154, SLG: 0.120 Wayne Kirby, L OBP: 0.318, SLG: 0.331			1-3 K				1-2 F9			3	0	0	0	0	2	2

Inning Stats	R: 0	H: 0	E: 0	K: 0	S: 7	R: 0	H: 0	E: 0	K: 1	S: 5	R: 0	H: 0	E: 0	K: 1	S: 8	R: 1	H: 3	E: 0	K: 1	S: 15	R: 5	H: 4	E: 0	K: 1	S: 15	R: 1	H: 3	E: 0	K: 1	S: 12	R: 0	H: 0	E: 1	K: 1	S: 14	R: 0	H: 1	E: 0	K: 0	S: 11
	LOB: 1	BB: 1	P: 12			LOB: 0	BB: 0	P: 8			LOB: 3	BB: 3	P: 25			LOB: 2	BB: 3	P: 32			LOB: 1	BB: 0	P: 20			LOB: 2	BB: 1	P: 18			LOB: 1	BB: 0	P: 19			LOB: 2	BB: 1	P: 19		

PITCHER	IP	WLS	BF	H	R	ER	SO	BB	IBB	HBP	BLK	WP	HR	S	P	ERA	WHIP
Kevin Jarvis, R ERA: 6.05	(1, 1)	4.1	22	5	5	5	4	3	1	0	0	0	0	41	70	10.38	1.846
Scott Service, R ERA: 4.12	(5, 1)	0.0	2	2	1	1	0	0	0	0	0	0	4	6	∞	∞	
Mike Remlinger, L ERA: 6.04	(5, 1)	0.2	3	0	0	0	0	0	1	0	0	0	5	11	0.00	0.000	
Hector Carrasco, R ERA: 3.97	(6, 1)	2.0	9	3	1	1	2	0	1	0	0	0	26	38	4.50	1.500	
Scott Sullivan, R ERA:	(8, 1)	1.0	5	1	0	0	0	1	0	0	0	0	11	19	0.00	2.000	

**BOTTOM**

**Cincinnati Reds @ Los Angeles Dodgers**  
**Dodger Stadium, Los Angeles, CA**  
 Mon Sep 09 1996, 7:05 PM PDT  
 Att. 29,081 - Unknown

AB	34
R	7
H	11
RBI	7
BB	7
SO	6
LOB	15

livebaseballscorecards.com

**AB 34**  
**R 7**  
**H 11**  
**RBI 7**  
**BB 7**  
**SO 6**  
**LOB 15**



1B	7	SF	0	WP	0	PA	41
2B	4	SAC	0	PB	0		
3B	0	DP	0	SB	0		
HR	0	HBP	0	CS	0		

Batter	1	2	3	4	5	6	7	8	9	AB R H RBI BB SO LOB	TOP											
<b>Thomas Howard, S</b> (1, 9) OBP: 0.313, SLG: 0.442	2-3 K			1-0 HR		1-0 P5		2-2 P5		4 1 1 0 0 1 0	<b>Cincinnati Reds @ Los Angeles Dodgers</b> <b>Dodger Stadium, Los Angeles, CA</b> Tue Sep 10 1996, 7:05 PM PDT Att. 28,237 - Unknown											
<b>Lenny Harris, L</b> (1, 7) OBP: 0.323, SLG: 0.408	3-2 F7			0-0 P5		2-1 S		1-1 G5-3		4 0 1 0 0 0 1												
<b>Barry Larkin, R</b> (1, 6) OBP: 0.414, SLG: 0.557	0-1 P5			1-0 HR		2-3 K			1-1 G2-3	4 2 2 2 0 1 1												
<b>Eric Davis, R</b> (1, 8) OBP: 0.395, SLG: 0.534			1-1 P2	1-0 F8		4-2 BB		2-1 G2-3	2-1 G2-3	3 0 0 0 1 0 1												
<b>Hal Morris, L</b> (1, 3) OBP: 0.367, SLG: 0.473			4-2 G1-6-3	1-3 K		0-0 P5		3-1 L1-3	3-1 L1-3	3 1 1 1 1 1 2												
<b>Bret Boone, R</b> (1, 4) OBP: 0.287, SLG: 0.377			0-2 G1-6-3		1-1 G1-3		2-2 P6	1-0 L1-3	1-0 L1-3	4 0 0 0 0 0 2												
<b>Eddie Taubensee, L</b> (1, 2) OBP: 0.336, SLG: 0.474			0-0 F7	1-1 F8		2-1 P3		1-1 1B	1-1 1B	4 0 1 1 0 0 0												
<b>Reggie Sanders, R</b> (9, PR) OBP: 0.353, SLG: 0.463					0-0 F9		2-3 K	2-H 1B	2-H 1B	0 0 0 0 0 0 0												
<b>Jeff Branson, L</b> (1, 5) OBP: 0.310, SLG: 0.409			2-0 F9		0-0 2B			3-2 G4-3	3-2 G4-3	4 0 1 0 0 1 1												
<b>Roger Salkeld, R</b> <b>Johnny Ruffin, R</b> <b>Eric Owens, R</b> <b>Giovanni Camara, R</b> <b>Chad Mitchell, R</b> <b>Scott Sullivan, R</b> <b>Hector Carrasco, R</b> <b>Curtis Goodwin, L</b> <b>Scott Service, R</b> <b>Mike Remlinger, L</b>			1-3 K	2-3 K				1-3 K		0 0 0 0 0 0 0												
<b>Inning Stats</b>	R: 0 E: 0 K: 1 S: 8	H: 0 LOB: 0 BB: 0 P: 13	R: 0 E: 0 K: 0 S: 8	H: 0 LOB: 0 BB: 1 P: 13	R: 0 E: 0 K: 1 S: 5	H: 0 LOB: 0 BB: 0 P: 8	R: 2 E: 0 K: 1 S: 7	H: 2 LOB: 0 BB: 0 P: 11	R: 0 E: 0 K: 1 S: 10	H: 1 LOB: 1 BB: 0 P: 14	R: 0 E: 0 K: 1 S: 10	H: 1 LOB: 2 BB: 1 P: 19	R: 0 E: 0 K: 1 S: 9	H: 0 LOB: 0 BB: 0 P: 15	R: 0 E: 0 K: 1 S: 9	H: 0 LOB: 0 BB: 0 P: 13	R: 2 E: 0 K: 0 S: 12	H: 3 LOB: 1 BB: 0 P: 23	1B: 5 2B: 1 3B: 0 HR: 1	SF: 0 SAC: 0 DP: 1 HBP: 0	WP: 0 PB: 0 SB: 1 CS: 0	PA: 35
<b>PITCHER</b>	IP WLS BF H R ER SO BB IBB HBP BLK WP HR S P ERA WHIP												<b>PITCHER</b>	IP WLS BF H R ER SO BB IBB HBP BLK WP HR S P ERA WHIP								
<b>Tom Candiotti, R</b> (1, 1) ERA: 4.05	8.0 W 29 4 2 2 7 2 0 0 0 0 0 1 66 106 2.25 0.750																					
<b>Todd Worrell, R</b> (9, 1) ERA: 3.09	1.0 S 6 3 2 2 0 0 0 0 0 0 0 0 12 23 18.00 3.000																					

<b>AB</b>	<b>33</b>
<b>R</b>	<b>4</b>
<b>H</b>	<b>7</b>
<b>RBI</b>	<b>4</b>
<b>BB</b>	<b>2</b>
<b>SO</b>	<b>7</b>
<b>LOB</b>	<b>9</b>






Batter	1	2	3	4	5	6	7	8	9	AB R H RBI BB SO LOB	TOP											
<b>Curtis Goodwin, L</b> (1, 7) OBP: 0.307, SLG: 0.272	1-3 K		1-0 G6-4-3			0-1 G6-3		2-2 E6		4 0 1 0 0 1 1												
<b>Thomas Howard, S</b> (1, 9) OBP: 0.312, SLG: 0.440	0-3 K			0-0 P5		0-0 F9 BLK HR		2-1 FC1-5		4 1 1 0 0 1 2												
<b>Barry Larkin, R</b> (1, 6) OBP: 0.411, SLG: 0.552	2-1 G4-3			1-1 F9		1-2 F9		1-0 G5-4-3		4 0 0 0 0 0 3												
<b>Eric Davis, R</b> (1, 8) OBP: 0.399, SLG: 0.542		4-2 S BB		4-2 S CS BB		2-1 HR		1-0 G5-3		2 1 1 2 2 0 0												
<b>Hal Morris, L</b> (1, 3) OBP: 0.366, SLG: 0.471		0-3 K		1-2 1B		0-0 F7		1-0 G4-3		4 0 1 0 0 1 1												
<b>Bret Boone, R</b> (1, 4) OBP: 0.285, SLG: 0.374		1-1 F8		3-2 CS 2-H		0-0 F7		1-3 K		4 0 0 0 0 2 1												
<b>Willie Greene, L</b> (1, 5) OBP: 0.338, SLG: 0.460		0-3 K				1-3 K		2-3 K		3 0 0 0 0 3 1												
<b>Joe Oliver, R</b> (1, 2) OBP: 0.326, SLG: 0.419			1-2 G3-1			1-2 1B		1-1 G5-3		3 0 1 0 0 0 0												
<b>John Smiley, L</b> (1, 1) OBP: 0.234, SLG: 0.217			4-2 G6-4-3 BB			2-3 K		3-2 E FC1-5 1B		1 0 0 0 1 1 1												
<b>Lenny Harris, L</b> (8, PH) OBP: 0.326, SLG: 0.410										1 0 1 0 0 0 0												
<b>Jeff Shaw, R</b> (8, 1)										0 0 0 0 0 0 0												
<b>Inning Stats</b>	R: 0 E: 0 K: 2 S: 8	H: 0 LOB: 0 BB: 0 P: 11	R: 0 E: 0 K: 2 S: 15	H: 0 LOB: 1 BB: 1 P: 20	R: 0 E: 0 K: 0 S: 9	H: 0 LOB: 0 BB: 1 P: 15	R: 0 E: 0 K: 0 S: 12	H: 1 LOB: 1 BB: 1 P: 21	R: 0 E: 0 K: 2 S: 10	H: 1 LOB: 1 BB: 0 P: 14	R: 2 E: 0 K: 0 S: 10	H: 2 LOB: 0 BB: 0 P: 13	R: 0 E: 0 K: 2 S: 9	H: 0 LOB: 0 BB: 0 P: 14	R: 0 E: 1 K: 0 S: 11	H: 2 LOB: 1 BB: 0 P: 19	R: 0 E: 0 K: 1 S: 5	H: 0 LOB: 0 BB: 0 P: 8	1B: 5 2B: 0 3B: 0 HR: 1	SF: 0 SAC: 0 DP: 2 HBP: 0	WP: 0 PB: 0 SB: 2 CS: 1	PA: 34
<b>PITCHER</b>	IP WLS BF H R ER SO BB IBB HBP BLK WP HR S P ERA WHIP																					
<b>Ismael Valdez, R</b> (1, 1) ERA: 3.4	7.0 W 27 5 2 2 8 3 0 0 0 0 1 0 1 78 116 2.57 1.143																					
<b>Mark Guthrie, L</b> (8, 1) ERA: 2.04	1.0 3 1 0 0 0 0 0 0 0 0 0 0 0 6 11 0.00 1.000																					
<b>Todd Worrell, R</b> (9, 1) ERA: 3.03	1.0 S 3 0 0 0 1 0 0 0 0 0 0 0 0 5 8 0.00 0.000																					

Cincinnati Reds @ Los Angeles Dodgers  
Dodger Stadium, Los Angeles, CA  
Wed Sep 11 1996, 7:05 PM PDT  
Att: 27,527 - Unknown

AB	30
R	2
H	6
RBI	2
BB	3
SO	9
LOB	10



Batter	1	2	3	4	5	6	7	8	9	AB	R	H	RBI	BB	SO	LOB	BOTTOM										
Chad Fonville, S OBP: 0.280, SLG: 0.247 (1, 4)	0-2 G1-3 ①		3-2 G6-3 ③		0-2 E8 1-H 2-H 2B 1B			1-2 G1-3 ①		4	1	1	1	0	0	0	<b>Cincinnati Reds @ Los Angeles Dodgers</b> Dodger Stadium, Los Angeles, CA Wed Sep 11 1996, 7:05 PM PDT Att. 27,527 - Unknown  <b>AB 30</b> <b>R 3</b> <b>H 5</b> <b>RBI 2</b> <b>BB 0</b> <b>SO 8</b> <b>LOB 9</b> 										
Chad Curtis, R OBP: 0.348, SLG: 0.391 (1, 8)	1-2 G5-3 ②			1-0 1B	2-2 2B			0-1 P6 ②		4	0	2	1	0	0	0											
Mike Piazza, R OBP: 0.433, SLG: 0.586 (1, 2)	0-1 2B			1-1 F9 ①	3-3 K ③			0-1 F7 ③		4	0	1	0	0	1	2											
Eric Karros, R OBP: 0.306, SLG: 0.464 (1, 3)	0-1 P4 ③			2-3 K ②				1-3 K ①		3	0	0	0	0	2	2											
Raul Mondesi, R OBP: 0.326, SLG: 0.498 (1, 9)		0-1 G3-1 ①		1-1 F7 ③				0-0 G1-6-3 ②		3	0	0	0	0	0	1											
Tim Wallach, R OBP: 0.306, SLG: 0.399 (1, 5)		2-2 F9 ②			0-0 E5 1B 1B			1-2 L5 ③		3	1	1	0	0	0	0											
Billy Ashley, R OBP: 0.307, SLG: 0.415 Todd Hollandsworth, L OBP: 0.356, SLG: 0.441 (1, 7) (6, 7)		1-3 K ③			2-3 K ①			0-0 F9 ①		2	0	0	0	0	2	1											
Greg Gagne, R OBP: 0.329, SLG: 0.358 (1, 6)			1-3 K ①		3-1 E5 1B E			2-3 K2-3 ②		3	1	0	0	0	2	1											
Ismael Valdez, R OBP: 0.129, SLG: 0.131 Mark Guthrie, R Todd Worrell, R (1, 1) (8, 1) (9, 1)			0-3 K ②		0-0 F8 ②			0-0 G6-3 ③		3	0	0	0	0	1	2											
										0	0	0	0	0	0	0											
										0	0	0	0	0	0	0											
<b>Inning Stats</b>	R: 0 E: 0 K: 0 S: 10	H: 1 LOB: 1 BB: 0 P: 11	R: 0 E: 0 K: 1 S: 8	H: 0 LOB: 0 BB: 0 P: 11	R: 0 E: 0 K: 2 S: 11	H: 0 LOB: 0 BB: 0 P: 15	R: 0 E: 0 K: 1 S: 8	H: 1 LOB: 1 BB: 0 P: 13	R: 3 E: 3 K: 2 S: 16	H: 3 LOB: 1 BB: 0 P: 26	R: 0 E: 0 K: 1 S: 8	H: 0 LOB: 0 BB: 0 P: 10	R: 0 E: 0 K: 1 S: 5	H: 0 LOB: 0 BB: 0 P: 7	R: 0 E: 0 K: 0 S: 11	H: 0 LOB: 0 BB: 0 P: 12	1B: 3 2B: 2 3B: 0 HR: 0	SF: 0 SAC: 0 DP: 0 HBP: 0	WP: 0 PB: 0 SB: 0 CS: 0	PA: 30							
<b>PITCHER</b> John Smiley, L ERA: 3.88 Jeff Shaw, R ERA: 2.63	IP 7.0 (1, 1)	WLS L	BF 27	H 5	R 3	ER 0	SO 8	BB 0	IBB 0	HBP 0	BLK 0	WP 0	HR 0	S 66	P 93	ERA 0.00	WHIP 0.714										
	IP 1.0 (8, 1)	WLS L	BF 3	H 0	R 0	ER 0	SO 0	BB 0	IBB 0	HBP 0	BLK 0	WP 0	HR 0	S 11	P 12	ERA 0.00	WHIP 0.000										

Batter	1	2	3	4	5	6	7	8	9	AB R H RBI BB SO LOB	TOP												
Thomas Howard, S (1, 9) OBP: 0.308, SLG: 0.435	0-1 F7		1-1 B1-3		2-2 G4-3		1-1 F9			4 0 0 0 0 0 2													
Willie Greene, L (1, 7) OBP: 0.333, SLG: 0.452 Curtis Goodwin, L (8, 7) OBP: 0.307, SLG: 0.272	1-0 G4-3		2-0 G4-3			2-2 F8		1-1 B1-3		4 0 0 0 0 0 0 0 0 0 0 0 0 0													
Barry Larkin, R (1, 6) OBP: 0.410, SLG: 0.549	4-2 BB			0-1 G6-3		0-1 L8		3-1 G4-3		3 0 0 0 1 0 0													
Eric Davis, R (1, 8) OBP: 0.397, SLG: 0.539	2-3 K			0-1 2B 1B		1-2 G6-3		2-3 K		4 1 1 0 0 2 1													
Hal Morris, L (1, 3) OBP: 0.369, SLG: 0.482		3-1 HR		1-1 1-H 2B		1-2 F9 1B WP 1B		0-2 F8		4 2 3 2 0 0 0													
Bret Boone, R (1, 4) OBP: 0.285, SLG: 0.373		2-0 F8		1-3 K		1-1 P4		0-0 FC1-6 1B		4 0 1 0 0 1 2													
Jeff Branson, L (1, 5) OBP: 0.309, SLG: 0.404		0-0 L7		1-0 G4-3		4-1 1B IBB		0-1 FC1-6		3 0 0 0 1 0 2													
Joe Oliver, R (1, 2) OBP: 0.322, SLG: 0.413		0-0 G5-3			0-1 G6-3		0-0 F9		0-3 K	4 0 0 0 0 1 3													
Mike Morgan, R (1, 1) OBP: 0.057, SLG: 0.057 Lenny Harris, L (7, PH) OBP: 0.328, SLG: 0.412 Jeff Shaw, R (7, 1) Jeff Brantley, R (9, 1)			0-0 G4-3		1-1 G6-3		1-0 1B			2 0 0 0 0 0 0 1 0 1 1 0 0 0 0 0 0 0 0 0 0 0 0 0 0 0 0 0													
Inning Stats	R: 0 E: 0 K: 1 S: 9	H: 0 LOB: 1 BB: 1 P: 16	R: 1 E: 0 K: 0 S: 5	H: 1 LOB: 0 BB: 0 P: 10	R: 0 E: 0 K: 0 S: 4	H: 0 LOB: 0 BB: 0 P: 7	R: 1 E: 0 K: 1 S: 11	H: 2 LOB: 1 BB: 0 P: 14	R: 0 E: 0 K: 0 S: 7	H: 0 LOB: 0 BB: 0 P: 10	R: 0 E: 0 K: 0 S: 8	H: 0 LOB: 0 BB: 0 P: 11	R: 1 E: 0 K: 0 S: 10	H: 2 LOB: 2 BB: 1 P: 18	R: 0 E: 0 K: 1 S: 7	H: 0 LOB: 0 BB: 0 P: 13	R: 0 E: 0 K: 1 S: 11	H: 1 LOB: 1 BB: 0 P: 11	1B: 4 2B: 1 3B: 0 HR: 1	SF: 0 SAC: 0 DP: 0 HBP: 0	WP: 1 PB: 0 SB: 0 CS: 0	PA: 35	
PITCHER	IP WLS BF H R ER SO BB IBB HBP BLK WP HR S P ERA WHIP																					PITCHER	IP WLS BF H R ER SO BB IBB HBP BLK WP HR S P ERA WHIP
Andy Ashby, R (1, 1) ERA: 3.14	6.0 L 22 3 2 2 2 1 0 0 0 0 0 1 44 68 3.00 0.667																						
Mike Oquist, R (7, 1) ERA: 1.93	0.2 4 1 1 1 0 0 0 1 0 0 1 0 7 13 13.50 1.500																						
Al Osuna, L (7, 1) ERA: 3.38	0.2 3 1 0 0 0 0 0 0 0 0 0 0 5 8 0.00 1.500																						
Willie Blair, R (8, 1) ERA: 4.93	0.2 2 0 0 0 0 1 0 0 0 0 0 0 5 10 0.00 0.000																						
Sean Bergman, R (9, 1) ERA: 4.31	1.0 4 1 0 0 0 1 0 0 0 0 0 0 0 11 11 0.00 1.000																						

Cincinnati Reds @ San Diego Padres  
 Jack Murphy Stadium, San Diego, CA  
 Fri Sep 13 1996, 10:05 PM EDT  
 Att. 26,524 - Unknown - 68 F

livebaseballscorecards.com

AB	33
R	3
H	6
RBI	3
BB	2
SO	4
LOB	10



Batter	1	2	3	4	5	6	7	8	9	AB R H RBI BB SO LOB
Tony Gwynn, L (1, 9) OBP: 0.394, SLG: 0.443	2-2 G4-6-3 1B			0-0 G6-3		0-1 G4-3			0-2 F8	4 0 1 0 0 0 0
Wally Joyner, L (1, 3) OBP: 0.391, SLG: 0.425	3-1 G4-6-3 1-2f			0-1 G4-3			2-2 1B 2B		1-3 K	4 1 1 0 0 1 1
Steve Finley, L (1, 8) OBP: 0.355, SLG: 0.524	2-3 K			3-0 L9			0-0 1B 2-H 1B		0-1 F8	4 0 1 1 0 1 0
Ken Caminiti, S (1, 5) OBP: 0.403, SLG: 0.611			1-1 G4-3		1-1 2B		1 SAFE 1-2 1B		0-1 G5-4-3 1B	3 0 2 0 0 0 0
Greg Vaughn, R (1, 7) OBP: 0.371, SLG: 0.559			1-1 G6-4-3 1B		0-0 G6-3		0-0 P2			3 0 1 0 0 0 3
John Flaherty, R (1, 2) OBP: 0.320, SLG: 0.447			1-1 G6-4-3 1-2f		1-1 G6-3		2-0 G5-4-3 1-2f			3 0 0 0 0 0 4
Chris Gomez, R (1, 6) OBP: 0.340, SLG: 0.319			1-3 K		2-2 G6-3			1-3 K		3 0 0 0 0 2 1
Jody Reed, R (1, 4) OBP: 0.312, SLG: 0.279			0-0 G5-3			0-3 K		1-3 K		2 0 0 0 0 1 0
Scott Livingstone, L (8, PH) OBP: 0.326, SLG: 0.362										1 0 0 0 0 1 0
Luis Lopez, S (9, 4) OBP: 0.236, SLG: 0.248										0 0 0 0 0 0 0
Andy Ashby, R (1, 1) OBP: 0.244, SLG: 0.350			0-0 G5-3			0-0 G5-3		1-3 K		1 0 0 0 0 0 0
Chris Gwynn, L (6, PH) OBP: 0.272, SLG: 0.256										1 0 0 0 0 0 0
Mike Oquist, R (7, 1) OBP: 0.272, SLG: 0.256										0 0 0 0 0 0 0
Al Osuna, R (7, 1) OBP: 0.272, SLG: 0.256										0 0 0 0 0 0 0
Willie Blair, R (8, 1) OBP: 0.272, SLG: 0.256										0 0 0 0 0 0 0
Rickey Henderson, R (8, PH) OBP: 0.413, SLG: 0.353										1 0 0 0 0 1 0
Sean Bergman, R (9, 1) OBP: 0.100, SLG: 0.200										0 0 0 0 0 0 0

Inning Stats	R: 0 E: 0 K: 10 S: 10	H: 1 LOB: 0 BB: 0 P: 17	R: 0 E: 0 K: 0 S: 6	H: 1 LOB: 0 BB: 0 P: 9	R: 0 E: 0 K: 1 S: 5	H: 0 LOB: 0 BB: 0 P: 6	R: 0 E: 0 K: 0 S: 4	H: 0 LOB: 0 BB: 0 P: 7	R: 0 E: 0 K: 0 S: 8	H: 1 LOB: 1 BB: 0 P: 12	R: 0 E: 0 K: 1 S: 6	H: 0 LOB: 0 BB: 0 P: 6	R: 1 E: 0 K: 0 S: 9	H: 3 LOB: 1 BB: 0 P: 13	R: 0 E: 0 K: 3 S: 11	H: 0 LOB: 0 BB: 0 P: 14	R: 0 E: 0 K: 1 S: 9	H: 0 LOB: 0 BB: 0 P: 10	1B: 4 2B: 2 3B: 0 HR: 0	SF: 0 SAC: 0 DP: 3 HBP: 0	WP: 0 PB: 0 SB: 0 CS: 0	PA: 30
--------------	--------------------------------	----------------------------------	------------------------------	---------------------------------	------------------------------	---------------------------------	------------------------------	---------------------------------	------------------------------	----------------------------------	------------------------------	---------------------------------	------------------------------	----------------------------------	-------------------------------	----------------------------------	------------------------------	----------------------------------	----------------------------------	------------------------------------	----------------------------------	--------


PITCHER	IP	WLS	BF	H	R	ER	SO	BB	IBB	HBP	BLK	WP	HR	S	P	ERA	WHIP
Mike Morgan, R (1, 1) ERA: 4.8	6.0	W	19	3	0	0	3	0	0	0	0	0	0	39	57	0.00	0.500
Jeff Shaw, R (7, 1) ERA: 2.67	2.0		8	3	1	1	3	0	0	0	0	0	0	20	27	4.50	1.500
Jeff Brantley, R (9, 1) ERA: 2.67	1.0	S	3	0	0	0	1	0	0	0	0	0	0	9	10	0.00	0.000

**BOTTOM**

**Cincinnati Reds @ San Diego Padres**  
**Jack Murphy Stadium, San Diego, CA**

Fri Sep 13 1996, 10:05 PM EDT  
 Att: 26,524 - Unknown - 68 F

AB	30
R	1
H	6
RBI	1
BB	0
SO	7
LOB	9



WP	HR	S	P	ERA	WHIP
0	0	0	0	0.00	0.500
0	0	0	0	4.50	1.500
0	0	0	0	0.00	0.000

Batter	1	2	3	4	5	6	7	8	9	10	11	12	AB R H RBI BB SO LOB	TOP		
Eric Owens, R (1, 7) C Mike Remlinger, L (7, 1) F Jeff Shaw, R (8, 1) B Scott Service, R (9, 1) X Willie Greene, L (10, PH) C Hector Carrasco, R (10, 1) F Lee Smith, R (12, 1) X	2-2 F9		2-2 G5-3		0-0 1B		1-2 G3			2-3 K			4 0 1 0 0 0 0	<b>Cincinnati Reds @ San Diego Padres</b> Jack Murphy Stadium, San Diego, CA Sat Sep 14 1996, 6:33 AM EDT Att. 25,231 - Cloudy - 73 F		
Hal Morris, L (1, 3) C OBP: 0.367, SLG: 0.479	1-2 CS 1B		1-3 K		3-2 G4-3			3-1 F8		1-1 G4-3			5 0 1 0 0 1 1			
Barry Larkin, R (1, 6) B OBP: 0.411, SLG: 0.549 Jeff Branson, L (3, 6) B OBP: 0.309, SLG: 0.402	4-2 BB 1B			0-1 P2		1-0 BB 1B		2-2 G6-3		2-3 K			0 0 0 0 1 0 0 4 0 1 0 0 1 0			
Eric Davis, R (1, 8) B OBP: 0.400, SLG: 0.637	3-3 K 2-3			2-2 CS 1B		0-3 K 1B		4-2 CS BB		4-0 BB			3 0 1 0 2 2 3			
Bret Boone, R (1, 4) B OBP: 0.284, SLG: 0.370		2-3 K		1 SAFE 2-0 F7 1-2		4-0 BB 1-2		1 SAFE 1-1 CS 1-2		2-0 P5			4 0 0 0 1 2 2			
Joe Oliver, R (1, 2) B OBP: 0.320, SLG: 0.409		3-2 BB 1B			0-0 F9	1-2 P3		0-3 K		2-3 K			5 0 1 0 0 2 2			
Eduardo Perez, R (1, 5) B OBP: 0.385, SLG: 0.696 Lenny Harris, L (6, PH) X OBP: 0.325, SLG: 0.408 (6, 5)		2-2 F7			4-1 HR BB	3-2 F7		1-2 G4-3		1-1 F8			1 1 0 0 1 0 1 3 0 0 0 0 0 2			
Chad Mottola, R (1, 9) C OBP: 0.277, SLG: 0.435 Thomas Howard, S (10, PH) X OBP: 0.307, SLG: 0.432 (10, 9)		3-2 L5			2-2 HR 1-H		1-3 K			0-0 F9			3 1 1 2 0 1 1 2 0 0 0 0 1 0			
Dave Burba, R (1, 1) B OBP: 0.152, SLG: 0.206 Curtis Goodwin, L (7, PH) X OBP: 0.301, SLG: 0.266 (7, 7)			1-0 G5-3		1-2 L6		0-1 B1-3			3-3 K			2 0 0 0 0 0 0 2 0 0 0 0 1 0			
<b>Inning Stats</b>	R: 0 H: 1 E: 0 LOB: 2 K: 1 BB: 1 S: 13 P: 23	R: 0 H: 1 E: 0 LOB: 1 K: 1 BB: 0 S: 13 P: 23	R: 0 H: 0 E: 0 LOB: 0 K: 1 BB: 0 S: 9 P: 13	R: 0 H: 1 E: 0 LOB: 0 K: 0 BB: 0 S: 6 P: 10	R: 2 H: 2 E: 0 LOB: 1 K: 0 BB: 1 S: 14 P: 24	R: 0 H: 1 E: 0 LOB: 2 K: 1 BB: 1 S: 10 P: 19	R: 0 H: 0 E: 0 LOB: 0 K: 1 BB: 0 S: 9 P: 11	R: 0 H: 0 E: 0 LOB: 0 K: 0 BB: 1 S: 10 P: 20	R: 0 H: 0 E: 0 LOB: 0 K: 1 BB: 0 S: 7 P: 10	R: 0 H: 0 E: 0 LOB: 1 K: 2 BB: 1 S: 8 P: 16	R: 0 H: 0 E: 0 LOB: 0 K: 2 BB: 0 S: 8 P: 14	R: 0 H: 0 E: 0 LOB: 0 K: 2 BB: 0 S: 8 P: 14	1B: 5 SF: 0 2B: 1 SAC: 0 3B: 0 DP: 1 HR: 1 HBP: 0		WP: 0 PA: 45 PB: 0 SB: 0 CS: 3	
<b>PITCHER</b>	IP WLS BF H R ER SO BB IBB HBP BLK WP HR S P ERA WHIP															
Fernando Valenzuela, L (1, 1) ERA: 3.49	5.0		6 2 2 3 2 0 0 0 0 0 0 1 56 95 3.60 1.600													
Tim Worrell, R (6, 1) ERA: 3.12	2.0		7 0 0 0 2 1 0 0 0 0 0 0 18 28 0.00 0.500													
Doug Bochler, R (8, 1) ERA: 3.25	2.0		6 0 0 0 1 1 0 0 0 0 0 0 17 30 0.00 0.500													
Trevor Hoffman, R (10, 1) ERA: 2.45	2.0		7 0 0 0 4 1 0 0 0 0 0 0 18 31 0.00 0.500													
Dario Veras, R (12, 1) ERA: 3.66	1.0	W	3 0 0 0 2 0 0 0 0 0 0 0 8 14 0.00 0.000													

livebaseballscorecards.com

AB	39
R	2
H	6
RBI	2
BB	5
SO	12
LOB	12





Batter	1	2	3	4	5	6	7	8	9	10	11	12	AB	R	H	RBI	BB	SO	LOB
Tony Gwynn, L OBP: 0.396, SLG: 0.441	0-1 BB 1B	3-3 K		4-0 IBB			1-1 F8			3-2 F7	4-0 IBB		4	0	1	0	2	1	2
Chris Gomez, R OBP: 0.340, SLG: 0.327	0-1 B1		2-1 HR	2-3 K			3-2 F9 1-2			3-2 IBB 1B	1-0 G1-3		6	1	2	1	0	1	7
Steve Finley, L OBP: 0.355, SLG: 0.522	0-0 P5		3-2 F8				3-2 L4			0-0 1B		1-1 F7	6	0	2	0	0	0	1
Ken Caminiti, S OBP: 0.402, SLG: 0.606	4-1 1-2 BB		3-3 K				0-0 P5			2-2 F7	4-0 1-2 2-3 IBB	3-3 K	4	0	0	0	2	2	1
Greg Vaughn, R OBP: 0.369, SLG: 0.553	0-0 P3		2-2 F9				0-0 F8			2-1 P5		4-2 K 1B BB	5	1	0	0	1	1	6
Wally Joyner, L OBP: 0.391, SLG: 0.420		4-2 2B G6-3 BB		2-1 F7			1-2 F9			1-0 F8		4-2 K 1B IBB	4	1	0	0	2	0	4
Archi Cianfrocco, R OBP: 0.318, SLG: 0.420		2-2 G6-3 2B		1-0 SH1-4 1B			0-0 F9			0-0 F7		1-3 K SH1-4	5	0	2	0	0	1	0
Doug Dascenzo, S OBP: 0.125, SLG: 0.125		1-3 2B		1-0 SH1-4 1B			2-0 P4			1-1 F7		1-0 SH1-4	0	0	0	0	0	0	0
Jody Reed, R OBP: 0.313, SLG: 0.281		2-3 3-H		0-0 SH1-4			0-0 SH1-4			0-0 G3		0-1 G4-3	1	0	0	0	0	0	1
John Flaherty, R OBP: 0.319, SLG: 0.445		1-2 G6-3		1-2 SH1-4 1B			1-2 SH1-4 1B			1-1 F7		1-2 SH1-4	4	0	1	1	0	0	1
Fernando Valenzuela, L OBP: 0.148, SLG: 0.180		0-0 F8		0-0 SH1-4			4-1 CS BB			0-0 G3		0-1 G4-3	1	0	0	0	0	0	1
Tim Worrell, R OBP: 0.200, SLG: 0.199													0	0	0	0	0	0	0
Rickey Henderson, R OBP: 0.414, SLG: 0.353													0	0	0	0	1	0	0
Doug Krotter, R OBP: 0.114, SLG: 0.114													0	0	0	0	0	0	0
Chris Gwynn, L OBP: 0.396, SLG: 0.253													1	0	0	0	0	0	0
Trevor Hoffman, R OBP: 0.324, SLG: 0.360													1	0	0	0	0	0	2
Scott Livingstone, L OBP: 0.324, SLG: 0.360													0	0	0	0	0	0	0
Dario Veras, R OBP: 0.324, SLG: 0.360													0	0	0	0	0	0	0

Inning Stats	R: 0	H: 1	E: 0	LOB: 2	K: 0	P: 7	R: 1	H: 1	E: 0	LOB: 1	K: 1	P: 16	R: 1	H: 1	E: 0	LOB: 0	K: 1	P: 22	R: 0	H: 0	E: 0	LOB: 0	K: 0	P: 8	R: 0	H: 0	E: 0	LOB: 0	K: 0	P: 8	R: 0	H: 0	E: 0	LOB: 0	K: 0	P: 14	R: 0	H: 1	E: 0	LOB: 1	K: 0	P: 12	R: 0	H: 0	E: 0	LOB: 0	K: 0	P: 5	R: 0	H: 2	E: 0	LOB: 3	K: 1	P: 32	R: 0	H: 0	E: 0	LOB: 2	K: 1	P: 14	R: 1	H: 1	E: 0	LOB: 2	K: 1	P: 27	1B: 7	SF: 0	2B: 1	SAC: 2	3B: 0	DP: 0	HR: 1	HBP: 0	WP: 1	PA: 52
--------------	------	------	------	--------	------	------	------	------	------	--------	------	-------	------	------	------	--------	------	-------	------	------	------	--------	------	------	------	------	------	--------	------	------	------	------	------	--------	------	-------	------	------	------	--------	------	-------	------	------	------	--------	------	------	------	------	------	--------	------	-------	------	------	------	--------	------	-------	------	------	------	--------	------	-------	-------	-------	-------	--------	-------	-------	-------	--------	-------	--------

PITCHER	IP	WLS	BF	H	R	ER	SO	BB	IBB	HBP	BLK	WP	HR	S	P	ERA	WHIP	
Dave Burba, R ERA: 3.86	6.0		26	5	2	2	3	2	1	0	0	0	0	1	54	93	3.00	1.167
Mike Remlinger, L ERA: 5.7	1.0		4	1	0	0	0	1	0	0	0	0	0	7	15	0.00	2.000	
Jeff Shaw, R ERA: 2.64	1.0		3	0	0	0	0	0	0	0	0	0	0	6	11	0.00	0.000	
Scott Service, R ERA: 3.97	1.0		3	0	0	0	0	0	0	0	0	0	0	4	5	0.00	0.000	
Hector Carrasco, R ERA: 3.8	2.0		11	2	0	0	2	0	2	0	0	1	0	24	46	0.00	1.000	
PITCHER	IP	WLS	BF	H	R	ER	SO	BB	IBB	HBP	BLK	WP	HR	S	P	ERA	WHIP	
Lee Smith, R ERA: 3.74	12.1		52	11	1	1	1	1	1	0	0	0	0	13	27	13.50	3.000	

**BOTTOM**

**Cincinnati Reds @ San Diego Padres**  
**Jack Murphy Stadium, San Diego, CA**

Sat Sep 14 1996, 6:33 AM EDT  
 Att: 25,231 - Cloudy - 73 F

AB	42
R	3
H	9
RBI	3
BB	8
SO	6
LOB	25



Batter	1	2	3	4	5	6	7	8	9	AB R H RBI BB SO LOB	TOP														
<b>Curtis Goodwin, L</b> OBP: 0.290, SLG: 0.255 (1, 8) C B B X	2-1 G6-3 ①	1-2 G4-3 ③		1-3 K ③			0-0 L7 ①			4 0 0 0 0 1 2															
<b>Lenny Harris, L</b> OBP: 0.324, SLG: 0.405 (1, 5) (8, 4) C B B X	3-1 1B E 1B		0-0 G3-1 ①		0-1 G3-1 ①		2-2 F8 ②			4 0 1 0 0 0 0															
<b>Hal Morris, L</b> OBP: 0.366, SLG: 0.477 <b>Johnny Ruffin, R</b> OBP: 0.500, SLG: 0.500 <b>Giovanni Carrara, R</b> (1, 3) (7, 1) (8, 1) C B F B X	2-2 E4 1B 1-2		2-3 K ②		0-0 1B 1B		1-0 F9 ③			4 0 1 0 0 1 1 0 0 0 0 0 0 0 0 0 0 0 0 0 0															
<b>Eddie Taubensee, L</b> OBP: 0.341, SLG: 0.477 <b>Brook Fordyce, R</b> (1, 2) (8, 2) S B X	1-1 1-2 2-3 1B		3-2 1B 1B		2-2 1-2 1B		2-1 P3 ①			4 0 3 0 0 0 0 0 0 0 0 0 0 0															
<b>Willie Greene, L</b> OBP: 0.331, SLG: 0.447 (1, 7) (8, 5) C B S X	1-2 P3 ②		1-2 1-2 1B		2-2 F8 ②		3-2 G4-3 ②			4 0 1 0 0 0 5															
<b>Bret Boone, R</b> OBP: 0.282, SLG: 0.367 <b>Keith Mitchell, R</b> OBP: 0.500, SLG: 1.250 (1, 4) (8, 7) C X	0-1 F8 ③		0-1 G5-3 ③		1-0 G4-3 ③		1-2 G4-3 ③			4 0 0 0 0 0 7 0 0 0 0 0 0 0															
<b>Chad Mottola, R</b> OBP: 0.275, SLG: 0.415 (1, 9) B C X		1-1 F8 ①		3-2 F9 ①		4-2 L1-3 BB		0-0 G6-3 ①		3 0 0 0 1 0 0															
<b>Jeff Branson, L</b> OBP: 0.308, SLG: 0.407 (1, 6) L O P X		0-2 F7 ②		2-2 3B		1-1 L1-3 ① ② 1-1		1-3 K ②		4 0 1 0 0 1 1															
<b>Kevin Jarvis, L</b> OBP: 0.176, SLG: 0.206 <b>Pedro Martínez, L</b> <b>Scott Sullivan, R</b> <b>Mike Remlinger, L</b> OBP: 0.250, SLG: 0.143 <b>Eric Owens, R</b> <b>Mark Portugal, R</b> OBP: 0.282, SLG: 0.238 <b>Eduardo Pérez, R</b> OBP: 0.168, SLG: 0.191 OBP: 0.370, SLG: 0.667 (1, 1) (4, 1) (5, 1) (5, 1) (6, PH) (6, 1) (7, 3) B X		1-0 1B		1-0 P5 ② 3 SAFE		0-0 F8 ③		1-2 G4-3 ③		2 0 1 0 0 0 1 0 0 0 0 0 0 0 0 0 0 0 0 0 0 1 0 0 0 0 0 0 0 0 0 0 0 0 0 1 0 0 0 0 0 0															
<b>Inning Stats</b>	R: 0 E: 1 K: 0 S: 14	H: 2 LOB: 3 BB: 0 P: 23	R: 0 E: 0 K: 0 S: 9	H: 1 LOB: 1 BB: 0 P: 12	R: 0 E: 0 K: 1 S: 14	H: 2 LOB: 2 BB: 0 P: 20	R: 0 E: 0 K: 1 S: 12	H: 1 LOB: 1 BB: 0 P: 19	R: 0 E: 0 K: 0 S: 10	H: 2 LOB: 2 BB: 0 P: 15	R: 0 E: 0 K: 0 S: 5	H: 0 LOB: 0 BB: 1 P: 10	R: 0 E: 0 K: 0 S: 5	H: 0 LOB: 0 BB: 0 P: 8	R: 0 E: 0 K: 0 S: 8	H: 0 LOB: 0 BB: 0 P: 14	R: 0 E: 0 K: 1 S: 7	H: 0 LOB: 0 BB: 0 P: 9	1B: 7 2B: 1 3B: 1 HR: 0	SF: 0 SAC: 0 DP: 1 HBP: 0	WP: 0 PB: 0 SB: 0 CS: 0	PA: 36			
<b>PITCHER</b> <b>Joey Hamilton, R</b> ERA: 4.16 <b>Willie Blair, R</b> ERA: 4.75 (1, 1) (7, 1)	IP 6.0 3.0	WLS W S	BF 27 9	H 8 0	R 0 0	ER 0 0	SO 2 1	BB 1 0	IBB 0 0	HBP 0 0	BLK 0 0	WP 0 0	HR 0 0	S 64 20	P 99 31	ERA 0.00 0.00	WHIP 1.500 0.000								

**Cincinnati Reds @ San Diego Padres**  
**Jack Murphy Stadium, San Diego, CA**  
 Sun Sep 15 1996, 6:33 AM EDT  
 Att. 29,005 - Sunny - 74 F

livebaseballscorecards.com

<b>AB</b>	<b>35</b>
<b>R</b>	<b>0</b>
<b>H</b>	<b>8</b>
<b>RBI</b>	<b>0</b>
<b>BB</b>	<b>1</b>
<b>SO</b>	<b>3</b>
<b>LOB</b>	<b>17</b>



Batter	1	2	3	4	5	6	7	8	9
Rickey Henderson, R OBP: 0.414, SLG: 0.351 (1, 7)	1-1 G5-3 CBBDX	2-2 G6-3 CSBDD		4-2 1B 1-2 1B BB	4-1 E 1B BB		1-1 L5 CBBDX		
Tony Gwynn, L OBP: 0.403, SLG: 0.447 Doug Dascenzo, S OBP: 0.125, SLG: 0.125 (7, PR) (8, 9)	0-0 1B G3 2B 1B		2-2 BB 1B 1B	0-0 1B 1-2 1B 1B	2-2 E7 1-3 2-H 3-H 1B		4-0 G4-6-3 BB		
Steve Finley, L OBP: 0.354, SLG: 0.519 (1, 8)	3-2 G3 1-2		1-0 BB 1B 1-2	3-3 K 2-0	F8 1-2f		2-1 G4-6-3 1-2f		
Ken Caminiti, S OBP: 0.404, SLG: 0.606 Jim Tatum, R OBP: 0.100, SLG: 0.100 (1, 5) (9, 5)	0-0 2B 1B		2-3 K 1-1	1-1 S 1B 1-3 2-H 3-H		1-2 3B 1B	1-1 P6		
Wally Joyner, L OBP: 0.392, SLG: 0.422 Scott Livingstone, L OBP: 0.328, SLG: 0.364 (1, 3) (8, PH) (9, 3)	0-1 1-H 3-H 2B		4-1 1-2 2-3 BB	1-1 L7 1-2		2-1 F7	0-0 HBP BB 1B		
Archi Cianfrocco, R OBP: 0.313, SLG: 0.414 Jody Reed, R OBP: 0.316, SLG: 0.282 (1, 4) (6, 4)	2-2 F8		1-3 K 2-2		2-2 G4 1-2 3B 1B	1-1 3B 1B	4-2 HBP BB		
Brian Johnson, R OBP: 0.309, SLG: 0.476 (1, 2)		X 0-0 SH1-4 1B	1-0 F8		2-2 SH1-4 BB 1B 1B	3-2 L7	3-2 G6-4-3 HBP		
Chris Gomez, R OBP: 0.341, SLG: 0.332 Luis Lopez, S OBP: 0.235, SLG: 0.246 (1, 6) (8, PH) (9, 6)		C SAFE 2-3 K		X 0-0 G5-3	4-1 SH1-4 BB 1B	3-2 1-H 2-H 3B	3-2 G6-4-3 1-2f		
Joey Hamilton, R OBP: 0.194, SLG: 0.246 Chris Gwynn, L OBP: 0.266, SLG: 0.250 Willie Blair, R (1, 1) (6, PH) (7, 1)		X 0-0 SH1-4 1-2		FCC 0-2 1B BB 1B 1B	0-0 SH1-4 1-2 2-3	1-1 G4-3			

Inning Stats	R: 2 E: 0 K: 0 S: 12	H: 3 LOB: 1 BB: 0 P: 18	R: 0 E: 0 K: 1 S: 9	H: 1 LOB: 1 BB: 0 P: 13	R: 0 E: 0 K: 2 S: 16	H: 2 LOB: 3 BB: 1 P: 27	R: 2 E: 0 K: 1 S: 16	H: 3 LOB: 2 BB: 1 P: 25	R: 2 E: 1 K: 0 S: 14	H: 2 LOB: 2 BB: 2 P: 30	R: 2 E: 0 K: 0 S: 17	H: 3 LOB: 1 BB: 0 P: 28	R: 0 E: 0 K: 0 S: 4	H: 0 LOB: 1 BB: 1 P: 11	R: 0 E: 0 K: 0 S: 13	H: 1 LOB: 2 BB: 1 P: 24
--------------	-------------------------------	----------------------------------	------------------------------	----------------------------------	-------------------------------	----------------------------------	-------------------------------	----------------------------------	-------------------------------	----------------------------------	-------------------------------	----------------------------------	------------------------------	----------------------------------	-------------------------------	----------------------------------

PITCHER	IP	WLS	BF	H	R	ER	SO	BB	IBB	HBP	BLK	WP	HR	S	P	ERA	WHIP	PITCHER									
																		IP	WLS	BF	H	R	ER	SO	BB	IBB	HBP
Kevin Jarvis, R ERA: 6.19 (1, 1)	3.1	L	19	7	4	4	3	2	0	0	0	0	0	45	70	10.80	2.700										
Pedro Martinez, L ERA: 5.87 (4, 1)	0.2		4	2	0	0	1	0	0	0	0	0	0	8	13	0.00	3.000										
Scott Sullivan, R ERA: 3.18 (5, 1)	0.2		5	1	2	2	0	2	0	0	0	0	0	10	22	27.00	4.500										
Mike Remlinger, L ERA: 5.63 (5, 1)	0.1		2	1	0	0	0	0	0	0	0	0	0	4	8	0.00	3.000										
Mark Portugal, R ERA: 3.91 (6, 1)	1.0		6	3	2	2	0	0	0	0	0	0	0	17	28	18.00	3.000										

AB	R	H	RBI	BB	SO	LOB
3	1	0	0	2	0	1
4	1	4	2	1	0	0
0	0	0	0	0	0	0
5	0	1	0	0	1	7
5	2	3	2	0	1	2
0	0	0	0	0	0	0
3	0	1	2	1	0	3
1	0	1	0	0	0	0
3	0	0	0	0	1	4
1	1	1	0	1	0	0
4	1	2	0	0	0	5
3	1	1	2	1	1	1
1	0	0	0	0	0	3
1	1	1	0	0	0	0
1	0	0	0	0	0	1
0	0	0	0	0	0	0

AB	35
R	8
H	15
RBI	8
BB	6
SO	4
LOB	27



**Cincinnati Reds @ San Diego Padres**  
 Jack Murphy Stadium, San Diego, CA  
 Sun Sep 15 1996, 6:33 AM EDT  
 Att: 29,005 - Sunny - 74 F

Batter	1	2	3	4	5	6	7	8	9	AB R H RBI BB SO LOB	TOP		
<b>Curtis Goodwin, L</b> (1, 8) <small>OBP: 0.300, SLG: 0.267</small> <b>Keith Mitchell, R</b> (8, PH) <small>OBP: 0.400, SLG: 1.000</small> <b>Chad Mottola, R</b> (8, 9) <small>OBP: 0.275, SLG: 0.415</small>	0-0  <b>G5-3</b> <b>1B</b>		1-1  <b>G5-3</b> <b>1B</b>			3-1  <b>G4-3</b>		1-1  <b>G1-3</b> <b>1-2</b>		3 1 2 0 0 0 0 1 0 0 0 0 0 1 0 0 0 0 0 0 0	<b>Cincinnati Reds @ Pittsburgh Pirates</b> Three Rivers Stadium, Pittsburgh, PA Tue Sep 17 1996, 7:05 PM EDT Att: 7,551 - Unknown - 61 F		
<b>Lenny Harris, L</b> (1, 5) <small>OBP: 0.323, SLG: 0.401</small>	2-1  <b>G5-3</b> <b>1-2</b>		0-1  <b>G4-3</b>			0-0  <b>G3-1</b>		1-1  <b>HBP</b>		3 0 0 0 0 0 2			
<b>Hal Morris, L</b> (1, 3) <small>OBP: 0.367, SLG: 0.476</small>	1-3  <b>K</b> <b>2-H</b>			0-0  <b>G5-4-3</b> <b>1B</b>		1-2  <b>F7</b>		4-1  <b>BB</b> <b>1-2 2-3</b>		3 0 1 0 1 1 0			
<b>Eric Davis, R</b> (1, 7) <small>OBP: 0.398, SLG: 0.537</small> (8, 8)	0-1  <b>G6-3</b>			3-1  <b>G5-4-3</b> <b>1-2f</b>			2-0  <b>1B</b> <b>2B</b>	0-3  <b>K</b>		4 1 1 0 0 1 4			
<b>Thomas Howard, S</b> (1, 9) <small>OBP: 0.309, SLG: 0.433</small> <b>Jeff Shaw, R</b> (8, 1)		0-1  <b>P6</b>		0-1  <b>PO</b> <b>1B</b>			1-1  <b>1B</b> <b>2-H</b>	0-3  <b>K</b>		4 0 2 1 0 1 3 0 0 0 0 0 0 0			
<b>Bret Boone, R</b> (1, 4) <small>OBP: 0.283, SLG: 0.368</small>		0-1  <b>P4</b>		2-1  <b>PO</b> <b>1-2</b>	2-0  <b>G1-3</b>		1-0  <b>G3-6-3</b> <b>1B</b>		0-2  <b>1B</b>			4 0 2 0 0 0 0	
<b>Jeff Branson, L</b> (1, 6) <small>OBP: 0.307, SLG: 0.405</small>		2-2  <b>F9</b>			0-0  <b>FC6-4</b> <b>1B</b>		1-1  <b>G3-6-3</b> <b>1-2f</b>		3-2  <b>F9</b>			4 0 1 0 0 0 2	
<b>Joe Oliver, R</b> (1, 2) <small>OBP: 0.319, SLG: 0.418</small>			0-0  <b>F9</b>		1-2  <b>FC6-4</b> <b>1-2f</b>			2-1  <b>HR</b>	2-3  <b>K</b>			4 1 1 1 0 1 2	
<b>John Smiley, L</b> (1, 1) <small>OBP: 0.227, SLG: 0.210</small> <b>Scott Service, R</b> (7, 1) <small>OBP: 0.230, SLG: 0.143</small> <b>Mike Remlinger, L</b> (7, 1) <small>OBP: 0.331, SLG: 0.447</small> <b>Willie Greene, L</b> (8, PH) <small>OBP: 0.286, SLG: 0.238</small> <b>Eric Owens, R</b> (8, 7) <small>OBP: 0.286, SLG: 0.238</small> <b>Eddie Taubensee, L</b> (9, PH) <small>OBP: 0.340, SLG: 0.476</small>			3-2  <b>G5-3</b>		1-3  <b>K</b>		4-2  <b>BB</b> <b>G1-3</b> <b>BB</b>	2-1  <b>F8</b>		2 0 0 0 0 0 1 1 0 1 0 0 1 0 0 0 0 0 0 1			
<b>Inning Stats</b>	R: 1 H: 1 E: 0 LOB: 0 K: 1 BB: 0 S: 9 P: 11	R: 0 H: 0 E: 0 LOB: 0 K: 0 BB: 0 S: 8 P: 10	R: 0 H: 1 E: 0 LOB: 1 K: 0 BB: 0 S: 9 P: 13	R: 0 H: 2 E: 0 LOB: 0 K: 0 BB: 0 S: 6 P: 11	R: 0 H: 1 E: 0 LOB: 1 K: 1 BB: 0 S: 8 P: 12	R: 0 H: 0 E: 0 LOB: 0 K: 0 BB: 0 S: 6 P: 10	R: 1 H: 3 E: 0 LOB: 0 K: 0 BB: 0 S: 6 P: 11	R: 1 H: 1 E: 0 LOB: 3 K: 2 BB: 2 S: 16 P: 28	R: 0 H: 1 E: 0 LOB: 1 K: 1 BB: 0 S: 12 P: 19	1B: 8 SF: 0 2B: 1 SAC: 0 3B: 0 DP: 2 HR: 1 HBP: 1		WP: 0 PA: 37 PB: 0 SB: 1 CS: 0	
<b>PITCHER</b>	<b>IP WLS BF H R ER SO BB IBB HBP BLK WP HR S P ERA WHIP</b>											<b>PITCHER</b>	<b>IP WLS BF H R ER SO BB IBB HBP BLK WP HR S P ERA WHIP</b>
<b>67 Francisco Cordova, R</b> (1, 1) <small>ERA: 3.87</small> <b>Dan Miceli, R</b> (8, 1) <small>ERA: 5.85</small> <b>Matt Ruebel, L</b> (8, 1) <small>ERA: 4.86</small> <b>John Ericks, R</b> (8, 1) <small>ERA: 5.66</small>	7.0 W 25 8 2 1 2 0 0 0 0 0 0 0 52 78 1.29 1.143 0.0 1 1 1 1 0 0 0 0 0 0 0 1 2 4 ∞ ∞ 0.1 4 0 0 0 0 2 0 1 0 0 0 0 7 17 0.00 6.000 1.2 S 6 1 0 0 3 0 0 0 0 0 0 0 19 26 0.00 0.600											IP WLS BF H R ER SO BB IBB HBP BLK WP HR S P ERA WHIP	

livebaseballscorecards.com

<b>AB</b>	<b>33</b>
<b>R</b>	<b>3</b>
<b>H</b>	<b>10</b>
<b>RBI</b>	<b>2</b>
<b>BB</b>	<b>2</b>
<b>SO</b>	<b>5</b>
<b>LOB</b>	<b>16</b>

Batter	1	2	3	4	5	6	7	8	9	AB	R	H	RBI	BB	SO	LOB
Jermaine Allensworth, R (1, 8) OBP: 0.330, SLG: 0.376	1-1 G3		0-3 K		1-2 CS 2B		0-2 F7			4	0	1	1	0	1	1
Al Martin, L (1, 7) OBP: 0.351, SLG: 0.453	0-3 K		0-0 F9		1-3 K		1-0 2B			4	0	1	1	0	2	1
Jeff King, R (1, 3) OBP: 0.344, SLG: 0.498	3-2 1B			1-1 2B		2-2 F9	4-2 FC6-4 BB			3	1	2	0	1	0	0
Orlando Merced, S (1, 9) OBP: 0.361, SLG: 0.480	0-2 G3			2-1 G3 SF9 2B		4-0 1B BB	0-0 FC6-4			3	1	1	1	1	0	3
Carlos Garcia, R (1, 4) OBP: 0.324, SLG: 0.390		1-2 G5-3		0-0 G3		2-1 SAFE F7		1-0 F9		4	0	0	0	0	0	2
Jay Bell, R (1, 6) OBP: 0.311, SLG: 0.366		3-2 K		0-0 SF9		0-0 18 FC6-4 1B		2-2 2B		3	0	2	1	0	1	0
18 Jason Kendall, R (1, 2) OBP: 0.366, SLG: 0.385		1-1 G6-3		0-2 F9		0-1 FC6-4		0-0 F8		4	0	0	0	0	0	2
John Wehner, R (1, 5) OBP: 0.303, SLG: 0.381			3-1 E9 67 G4-3 2B		0-0 67 SH2-3 2B 1B		0-1 SH5-3 2B 1B			3	3	3	0	0	0	0
67 Francisco Cordova, R (1, 1) OBP: 0.091, SLG: 0.091			1-2 G4-3		1-1 SH2-3		0-1 SH5-3			1	0	0	1	0	0	0
Tony Womack, L (7, PH) OBP: 0.400, SLG: 0.400										0	0	0	0	0	0	0
Dan Miceli, R (8, 1)										0	0	0	0	0	0	0
Matt Ruebel, L (8, 1) OBP: 0.333, SLG: 0.273										0	0	0	0	0	0	0
John Ericks, R (8, 1)										0	0	0	0	0	0	0

Inning Stats	R: 0	H: 1	E: 0	LOB: 1	K: 1	P: 18	R: 0	H: 0	E: 0	LOB: 0	K: 1	P: 14	R: 1	H: 1	E: 1	LOB: 0	K: 1	P: 13	R: 2	H: 2	E: 0	LOB: 0	K: 0	P: 12	R: 1	H: 2	E: 0	LOB: 0	K: 1	P: 12	R: 0	H: 1	E: 0	LOB: 2	K: 0	P: 16	R: 1	H: 2	E: 0	LOB: 2	K: 0	P: 16	R: 0	H: 1	E: 0	LOB: 0	K: 0	P: 8
	1B: 4	SF: 1	2B: 6	SAC: 2	3B: 0	DP: 0	HR: 0	HBP: 0	WP: 0	PA: 34																																						


PITCHER	IP	WLS	BF	H	R	ER	SO	BB	IBB	HBP	BLK	WP	HR	S	P	ERA	WHIP
John Smiley, L (1, 1) ERA: 3.93	6.2	L	29	9	5	4	4	1	0	0	0	0	0	66	94	5.40	1.500
Scott Service, R (7, 1) ERA: 3.97	0.0		1	0	0	0	0	1	0	0	0	0	0	2	6	∞	∞
Mike Remlinger, L (7, 1) ERA: 5.55	0.1		1	0	0	0	0	0	0	0	0	0	0	1	1	0.00	0.000
Jeff Shaw, R (8, 1) ERA: 2.62	1.0		3	1	0	0	0	0	0	0	0	0	0	5	8	0.00	1.000

**BOTTOM**

**Cincinnati Reds @ Pittsburgh Pirates**  
Three Rivers Stadium, Pittsburgh, PA

Tue Sep 17 1996, 7:05 PM EDT  
Att. 7,551 - Unknown - 61 F

<b>AB</b>	<b>29</b>
<b>R</b>	<b>5</b>
<b>H</b>	<b>10</b>
<b>RBI</b>	<b>5</b>
<b>BB</b>	<b>2</b>
<b>SO</b>	<b>4</b>
<b>LOB</b>	<b>9</b>



Batter	1	2	3	4	5	6	7	8	9	AB R H RBI BB SO LOB
--------	---	---	---	---	---	---	---	---	---	----------------------

<b>Curtis Goodwin, L</b> (1, 8) <small>OBP: 0.316, SLG: 0.272</small> <b>Eric Owens, R</b> (8, PH) <small>OBP: 0.284, SLG: 0.237</small>	4-1 		1-0 <b>G6-3</b>		0-2 		4-2 	2-2 <b>FC6-4</b>		2 0 1 0 2 0 0 1 0 0 0 0 0 1
---	---------	--	--------------------	--	---------	--	---------	---------------------	--	--------------------------------

<b>Hal Morris, L</b> (1, 3) <small>OBP: 0.369, SLG: 0.476</small>	0-3 		4-0 		0-0 		1-0 <b>F7</b>		1-1 	4 1 2 0 1 1 2
--	---------	--	---------	--	---------	--	------------------	--	---------	---------------

<b>Barry Larkin, R</b> (1, 6) <small>OBP: 0.408, SLG: 0.543</small>	3-2 <b>FC4-2</b> 1-H <b>2B</b>		0-3 <b>K</b>		2-1 <b>G6-4-3</b> 1-2f <b>2-3</b>		3-2 <b>F8</b> 1-3		1-0 <b>G4-6-3</b> 1-2f	5 1 0 0 0 1 6
--	---	--	-----------------	--	--	--	-------------------------	--	------------------------------	---------------

<b>Eric Davis, R</b> (1, 7) <small>OBP: 0.403, SLG: 0.539</small>	2-1 		4-2 		4-1 		4-1 		3-0 <b>F8</b>	2 1 1 1 3 0 0
--	---------	--	---------	--	---------	--	---------	--	------------------	---------------

<b>Eddie Taubensee, L</b> (1, 2) <small>OBP: 0.342, SLG: 0.474</small>	3-2 <b>E4</b> 2-H		0-0 		2-2 <b>F8</b> 1-2		4-2 			3 0 1 1 1 0 2
---	-------------------------	--	---------	--	-------------------------	--	---------	--	--	---------------

<b>Bret Boone, R</b> (1, 4) <small>OBP: 0.281, SLG: 0.365</small>	1-2 <b>F8</b>		2-1 <b>FC6-4</b> 1-2f		0-1 <b>G6-3</b>		2-2 <b>L6</b>			4 0 0 0 0 0 6
--	------------------	--	-----------------------------	--	--------------------	--	------------------	--	--	---------------

<b>Jeff Branson, L</b> (1, 5) <small>OBP: 0.310, SLG: 0.402</small>		0-0 <b>G4-3</b>		1-3 <b>K</b>		4-2 		4-1 		2 0 0 0 2 1 0
--	--	--------------------	--	-----------------	--	---------	--	---------	--	---------------

<b>Chad Mottola, R</b> (1, 9) <small>OBP: 0.260, SLG: 0.391</small>		1-1 <b>F9</b>		0-0 <b>G6-3</b>		2-3 <b>K</b>		0-1 <b>F8</b>		4 0 0 0 0 1 2
--	--	------------------	--	--------------------	--	-----------------	--	------------------	--	---------------

<b>Mike Morgan, R</b> <b>Lenny Harris, L</b> <b>Hector Carrasco, R</b> <b>Mike Remlinger, L</b> <b>Jeff Shaw, R</b> <b>Jose Oliver, R</b> <b>Scott Service, R</b> <b>Pedro Martinez, L</b> <b>Jerry Spradlin, S</b>		0-0 <b>G4-3</b>		1-2 <b>F9</b>		1-0 <b>P5</b>		1-3 <b>K</b>		2 0 0 0 0 0 0 1 0
---	--	--------------------	--	------------------	--	------------------	--	-----------------	--	--

Inning Stats	R: 2	H: 1	E: 1	K: 1	S: 16	P: 29	R: 0	H: 0	E: 0	K: 0	S: 4	P: 5	R: 1	H: 1	E: 0	K: 1	S: 9	P: 20	R: 0	H: 0	E: 0	K: 1	S: 7	P: 9	R: 0	H: 2	E: 0	K: 0	S: 14	P: 22	R: 0	H: 0	E: 0	K: 1	S: 11	P: 18	R: 0	H: 0	E: 0	K: 0	S: 15	P: 33	R: 0	H: 0	E: 0	K: 1	S: 9	P: 16	R: 0	H: 1	E: 0	K: 0	S: 4	P: 9	1B: 4	SF: 0	2B: 1	SAC: 0	3B: 0	DP: 2	HR: 0	HBP: 0	WP: 1	PA: 40
--------------	------	------	------	------	-------	-------	------	------	------	------	------	------	------	------	------	------	------	-------	------	------	------	------	------	------	------	------	------	------	-------	-------	------	------	------	------	-------	-------	------	------	------	------	-------	-------	------	------	------	------	------	-------	------	------	------	------	------	------	-------	-------	-------	--------	-------	-------	-------	--------	-------	--------

PITCHER	IP	WLS	BF	H	R	ER	SO	BB	IBB	HBP	BLK	WP	HR	S	P	ERA	WHIP
<b>Jason Schmidt, R</b> (1, 1) <small>ERA: 5.98</small>	7.0	W	33	4	3	2	4	8	0	0	0	1	0	76	136	2.57	1.714
<b>Dan Plesac, L</b> (8, 1) <small>ERA: 3.95</small>	2.0	S	7	1	0	0	1	1	0	0	0	0	0	13	25	0.00	1.000

TOP

Cincinnati Reds @ Pittsburgh Pirates  
 Three Rivers Stadium, Pittsburgh, PA  
 Wed Sep 18 1996, 7:05 PM EDT  
 Att: 7,924 - Cloudy - 69 F

livebaseballscorecards.com

AB	31
R	3
H	5
RBI	2
BB	9
SO	5
LOB	21



BOTTOM

Cincinnati Reds @ Pittsburgh Pirates  
Three Rivers Stadium, Pittsburgh, PA

Wed Sep 18 1996, 7:05 PM EDT  
Att. 7,924 - Cloudy - 69 F

livebaseballscorecards.com

AB	32
R	5
H	11
RBI	5
BB	4
SO	2
LOB	18



WP:	1	PA:	39
PB:	0		
SB:	2		
CS:	0		

AB	R	H	RBI	BB	SO	LOB
4	1	1	1	0	0	1
5	1	3	1	0	1	0
4	0	0	0	1	1	2
4	1	3	2	0	0	0
3	0	0	0	1	0	4
3	0	1	0	1	0	2
0	0	0	0	0	0	0
3	0	1	1	1	0	5
4	2	2	0	0	0	4
2	0	0	0	0	0	0
0	0	0	0	0	0	0
1B:	10	SF:	1			
2B:	1	SAC:	2			
3B:	0	DP:	1			
HR:	0	HBP:	0			

Batter	1	2	3	4	5	6	7	8	9
<b>Jermaine Allensworth, R</b> (1, 8) OBP: 0.327, SLG: 0.374	F8		BB 1B	SF9		G4-3		L6	
<b>Al Martin, L</b> (1, 7) OBP: 0.353, SLG: 0.454	L4		BB 1B	K2-3		1B		WP S	
<b>Jeff King, R</b> (1, 4) OBP: 0.343, SLG: 0.495	F8		BB 1B			P4		F9	
<b>Orlando Merced, S</b> (1, 9) OBP: 0.364, SLG: 0.483		FC5-4	BB 1B			E 1B		G4-3	
<b>Mark Johnson, L</b> (1, 3) OBP: 0.364, SLG: 0.480		P6	P5			L5		G5-4-3	
<b>Carlos Garcia, R</b> (1, 5) <b>Dan Plesac, L</b> (8, 1)		FC5-4	BB			E5		G5-4-3	
<b>Jay Bell, R</b> (1, 6) OBP: 0.312, SLG: 0.366			G1-3			1B		G5-4-3	
<b>18 Jason Kendall, R</b> (1, 2) OBP: 0.367, SLG: 0.389		G6-3		SH1-4		L6		SH3-4	
<b>Jason Schmidt, R</b> (1, 1) <b>John Wehner, R</b> (8, 5)			G4-3	SH1-4		F7		SH3-4	

Inning Stats	R	H	E	K	S	H	LOB	BB	P	R	H	E	K	S	H	LOB	BB	P
	0	0	0	7	10	1	2	11	17	0	3	0	17	12	2	2	13	18
	0	0	0	7	10	1	2	11	17	0	3	0	17	12	2	2	13	18

PITCHER	IP	WLS	BF	H	R	ER	SO	BB	IBB	HBP	BLK	WP	HR	S	P	ERA	WHIP
Mike Morgan, R	5.0	L	26	7	4	3	2	3	0	0	0	0	0	55	92	5.40	2.000
Hector Carrasco, R	1.0		4	1	0	0	0	0	0	0	0	0	0	9	17	0.00	1.000
Mike Remlinger, L	0.1		2	0	0	0	0	1	0	0	0	0	0	3	7	0.00	3.000
Jeff Shaw, R	0.2		2	1	0	0	0	0	0	0	0	0	0	5	6	0.00	1.500
Scott Service, R	0.2		3	1	1	1	0	0	0	0	0	0	0	5	8	13.50	1.500

PITCHER	IP	WLS	BF	H	R	ER	SO	BB	IBB	HBP	BLK	WP	HR	S	P	ERA	WHIP
Pedro Martinez, L	8.1		1	1	0	0	0	0	0	0	0	0	0	3	3	5.87	∞
Jerry Spradlin, R	0.1		1	0	0	0	0	0	0	0	0	1	0	2	4	0.00	0.000

Batter	1	2	3	4	5	6	7	8	9	AB R H RBI BB SO LOB	TOP																
<b>Curtis Goodwin, L</b> (1, 8) OBP: 0.319, SLG: 0.271	1-0 G1-3		2-2 HR 1B	4-2 BB		2-2 G6-3			1-3 K	4 1 1 0 1 1 0																	
<b>Bret Boone, R</b> (1, 4) OBP: 0.279, SLG: 0.361	0-1 L8		2-0 F8	3-3 K			1-3 K		3-3 K	5 0 0 0 0 3 3																	
<b>Barry Larkin, R</b> (1, 6) OBP: 0.412, SLG: 0.556	2-2 2B		1-0 HR		2-2 1B 2B		4-0 BB			3 2 3 2 1 0 0																	
<b>Eric Davis, R</b> (1, 7) OBP: 0.401, SLG: 0.536	2-0 G5-3		2-1 S 1B		1-0 G6-3		1-1 P6			4 0 1 0 0 0 3																	
<b>Hal Morris, L</b> (1, 3) OBP: 0.370, SLG: 0.476		4-0 1B BB G5-4-3 BB	3-2 K 1-2		0-1 FC5-4 1B		0-0 G4-3			3 1 1 1 1 1 2																	
<b>Willie Greene, L</b> (1, 5) OBP: 0.330, SLG: 0.442		4-2 G5-4-3 1B BB	1-0 G3		2-3 K		2-1 F7			3 0 0 0 1 1 2																	
<b>Chad Mottola, R</b> (1, 9) OBP: 0.263, SLG: 0.389 <b>Thomas Howard, S</b> (8, PH) OBP: 0.308, SLG: 0.432		0-0 G5-4-3 1B		1-0 P5	1-0 FC5-4		1-2 G3			3 0 1 0 0 0 1 1 0 0 0 0 0 0																	
<b>Joe Oliver, R</b> (1, 2) OBP: 0.321, SLG: 0.422 <b>Eddie Taubensee, L</b> (8, PH) OBP: 0.341, SLG: 0.473		1-0 G5-4-3		0-0 2B		3-2 G5-4-3 1B		1-3 K		3 0 2 0 0 0 2 1 0 0 0 0 1 0																	
<b>Curt Lyons, R</b> (1, 1) <b>Eduardo Perez, R</b> (8, PH) <b>Tim Pugh, R</b> (6, 1) <b>Mike Remlinger, L</b> (6, 1) <b>Scott Sullivan, R</b> (7, 1) <b>Jeff Brantley, R</b> (8, 1) <b>Lenny Harris, L</b> (9, PH) OBP: 0.321, SLG: 0.399		1-2 G1-3		2-3 K		2-1 G5-4-3		1-0 F7		2 0 0 0 0 0 1 2 1 0 0 0 0 0 0 1 0 1 0 0 0 0 0 0 0																	
<b>Inning Stats</b>	R: 0 E: 0 K: 0 S: 8	H: 1 LOB: 1 BB: 0 P: 13	R: 1 E: 0 K: 0 S: 7	H: 1 LOB: 1 BB: 2 P: 17	R: 2 E: 0 K: 1 S: 15	H: 3 LOB: 1 BB: 0 P: 26	R: 0 E: 0 K: 2 S: 14	H: 1 LOB: 2 BB: 1 P: 24	R: 1 E: 0 K: 1 S: 10	H: 2 LOB: 1 BB: 0 P: 16	R: 0 E: 0 K: 0 S: 10	H: 1 LOB: 0 BB: 0 P: 17	R: 0 E: 0 K: 1 S: 6	H: 0 LOB: 1 BB: 1 P: 12	R: 0 E: 0 K: 1 S: 9	H: 0 LOB: 0 BB: 0 P: 13	R: 0 E: 0 K: 2 S: 8	H: 0 LOB: 0 BB: 0 P: 13	1B: 5 2B: 3 3B: 0 HR: 1	SF: 0 SAC: 0 DP: 2 HBP: 0	WP: 0 PB: 0 SB: 2 CS: 0	PA: 38					
<b>PITCHER</b>	IP	WLS	BF	H	R	ER	SO	BB	IBB	HBP	BLK	WP	HR	S	P	ERA	WHIP										
<b>Esteban Loaiza, R</b> (1, 1) ERA: 6.05	4.1		23	8	4	4	3	3	0	0	0	0	1	50	89	8.31	2.538										
<b>Chris Peters, L</b> (5, 1) ERA: 5.86	1.2	W	5	1	0	0	1	0	0	0	0	0	0	14	24	0.00	0.600										
<b>Elmer Dessens, R</b> (7, 1) ERA: 8.75	0.2		3	0	0	0	1	1	0	0	0	0	0	5	11	0.00	1.500										
<b>Matt Ruebel, L</b> (7, 1) ERA: 4.8	0.2		2	0	0	0	0	0	0	0	0	0	0	3	5	0.00	0.000										
<b>Marc Wilkins, R</b> (8, 1) ERA: 3.21	0.2		2	0	0	0	1	0	0	0	0	0	0	7	9	0.00	0.000										
<b>PITCHER</b>	IP	WLS	BF	H	R	ER	SO	BB	IBB	HBP	BLK	WP	HR	S	P	ERA	WHIP										
<b>John Ericks, R</b> (9, 1) ERA: 5.53	1.0		3	0	0	0	2	0	0	0	0	0	0	8	13	0.00	0.000										

Cincinnati Reds @ Pittsburgh Pirates  
Three Rivers Stadium, Pittsburgh, PA

Thu Sep 19 1996, 7:05 PM EDT  
Att. 10,188 - Unknown - 70 F

livebaseballscorecards.com

AB	34
R	4
H	9
RBI	3
BB	4
SO	8
LOB	16





Batter	1	2	3	4	5	6	7	8	9	AB	R	H	RBI	BB	SO	LOB	BOTTOM			
<b>Jermaine Allensworth, R</b> (1, 8) OBP: 0.330, SLG: 0.373	4-1 S 1B BB	2-3 K		2-2 F8		0-0 G4-3 1B				3	1	1	1	1	1	1	<b>Cincinnati Reds @ Pittsburgh Pirates</b> Three Rivers Stadium, Pittsburgh, PA Thu Sep 19 1996, 7:05 PM EDT Att: 10,188 - Unknown - 70 F			
<b>Al Martin, L</b> (1, 7) OBP: 0.355, SLG: 0.454	0-2 S 1B 1H	4-2 PO BB			4-0 CS BB	3-2 G4-3 1-2f				2	1	1	1	2	0	2				
<b>Jeff King, R</b> (1, 4) OBP: 0.344, SLG: 0.493	4-2 HBP 1B FC3-6 1-2	0-0 PO 1-2	3-2 G5-3		1 SAFE 3-3 K 1-2			4-1 L5-3 BB		2	1	0	0	2	1	1				
<b>Orlando Merced, S</b> (1, 9) OBP: 0.365, SLG: 0.483	0-0 HBP 1B 1-2 2-H		1-1 G5-3		3-1 1B			2-1 L5-3 1-2		4	0	2	1	0	0	1				
<b>Mark Johnson, L</b> (1, 3) OBP: 0.366, SLG: 0.477	1-1 FC3-6 HBP 1-2 2-3		0-2 G6-3		1-0 L4			1-2 HBP		2	0	0	0	0	0	1				
<b>Carlos Garcia, R</b> (1, 5) OBP: 0.325, SLG: 0.390	0-1 FC3-6 1-2f 3-H			0-0 2B 2B		1-2 G3		0-2 F9		4	1	1	1	0	0	3				
<b>Jay Bell, R</b> (1, 6) OBP: 0.313, SLG: 0.369	3-2 P6			0-0 G5-3 2-H 2B		3-1 1B 1B		3-2 F9		4	1	2	1	0	0	2				
<b>Keith Osik, R</b> (1, 2) OBP: 0.343, SLG: 0.417	3-3 K			2-0 G5-3 2-3		1-2 1B 1B		2-2 P4		4	1	1	0	0	1	3				
<b>Esteban Loaiza, R</b> (1, 1) OBP: 0.182, SLG: 0.182				1-3 K		1-0 1B 1B		2-0 F8		2	0	0	0	0	1	1				
<b>Chris Peters, L</b> (5, 1) OBP: 0.167, SLG: 0.167										0	0	0	0	0	0	0				
<b>Nelson Lirio, S</b> (6, PH) OBP: 0.293, SLG: 0.382										1	0	1	1	0	0	0				
<b>Eimer Dessens, R</b> (7, 1) OBP: 0.400, SLG: 0.400										0	0	0	0	0	0	0				
<b>Matt Ruebel, L</b> (7, 1) OBP: 0.330, SLG: 0.273										0	0	0	0	0	0	0				
<b>Marc Wilkins, R</b> (8, 1) OBP: 0.300, SLG: 0.222										0	0	0	0	0	0	0				
<b>Trey Beamon, L</b> (8, PH) OBP: 0.220, SLG: 0.205										1	0	0	0	0	0	0				
<b>John Ericks, R</b> (9, 1)										0	0	0	0	0	0	0				
<b>Inning Stats</b>	R: 3 E: 0 K: 1 S: 20	H: 2 LOB: 2 BB: 2 P: 35	R: 0 E: 0 K: 1 S: 8	H: 0 LOB: 0 BB: 1 P: 14	R: 0 E: 0 K: 0 S: 10	H: 0 LOB: 0 BB: 0 P: 14	R: 1 E: 0 K: 1 S: 10	H: 2 LOB: 1 BB: 0 P: 15	R: 0 E: 0 K: 1 S: 7	H: 1 LOB: 1 BB: 1 P: 18	R: 2 E: 0 K: 0 S: 14	H: 4 LOB: 1 BB: 0 P: 23	R: 0 E: 0 K: 0 S: 8	H: 0 LOB: 1 BB: 1 P: 15	R: 0 E: 0 K: 0 S: 7	H: 0 LOB: 0 BB: 0 P: 14	1B: 7 2B: 4 3B: 0 HR: 0	SF: 0 SAC: 0 DP: 3 HBP: 2	WP: 0 PB: 0 SB: 2 CS: 1	PA: 37 ERA WHIP
<b>PITCHER</b>	IP WLS BF H R ER SO BB IBB HBP BLK WP HR S P ERA WHIP																			
<b>Curt Lyons, R</b> (1, 1) ERA: 7.2	5.0																			
<b>Tim Pugh, R</b> (6, 1) ERA: 7.27	0.1	L	5	4	2	2	0	0	0	0	0	0	0	0	10	16	54.00	12.000		
<b>Mike Remlinger, L</b> (6, 1) ERA: 5.19	1.1		4	0	0	0	0	1	0	1	0	0	0	0	9	19	0.00	0.750		
<b>Scott Sullivan, R</b> (7, 1) ERA: 3.0	0.1		1	0	0	0	0	0	0	0	0	0	0	3	3	0.00	0.000			
<b>Jeff Brantley, R</b> (8, 1) ERA: 2.63	1.0		3	0	0	0	0	0	0	0	0	0	0	7	14	0.00	0.000			

livebaseballscorecards.com

<b>AB</b>	<b>29</b>
<b>R</b>	<b>6</b>
<b>H</b>	<b>9</b>
<b>RBI</b>	<b>6</b>
<b>BB</b>	<b>5</b>
<b>SO</b>	<b>4</b>
<b>LOB</b>	<b>15</b>



Batter	1	2	3	4	5	6	7	8	9	AB R H RBI BB SO LOB	TOP									
Royce Clayton, R (1, 6) OBP: 0.318, SLG: 0.371	0-0 G6-3		3-1 1B		3-2 F7		1-3 K			4 1 1 0 0 1 0										
Ray Lankford, L (1, 8) OBP: 0.367, SLG: 0.493	2-2 F8		1-2 1B		4-2 BB		2-2 1B			3 0 2 1 1 0 0										
Ron Gant, R (1, 7) OBP: 0.366, SLG: 0.515	4-1 BB		3-3 K		2-1 FC5-4-5-6		1-0 F9			3 0 0 0 1 1 3										
Mark Sweeney, L (1, 9) OBP: 0.383, SLG: 0.376	3-3 K			0-0 SH3 1B WP	4-0 IBB		2-1 CS	1-1 F8		3 1 1 0 1 1 1										
Gary Gaetti, R (1, 5) OBP: 0.322, SLG: 0.458		1-1 F7		2-1 SH3	2-2 G4-3			0-1 1B		3 0 1 0 0 0 2										
John Mabry, L (1, 3) OBP: 0.337, SLG: 0.423		1-0 L5		0-0 WP 1B		1-0 1B		0-0 G4-6-3		4 0 2 1 0 0 1										
Danny Sheaffer, R (1, 2) OBP: 0.279, SLG: 0.347		1-0 G5-3		1-1 P6		1-3 K			1-3 K	3 0 0 0 0 1 2	AB 31									
Ozzie Smith, S (9, PH) OBP: 0.374, SLG: 0.395										1 0 0 0 0 1 0	R 2									
Luis Alicea, S (1, 4) OBP: 0.348, SLG: 0.377			0-0 L3	4-0 BB		1-3 K			3-2 F9	3 0 0 0 1 1 1	H 7									
Alan Benes, R (1, 1) OBP: 0.180, SLG: 0.203			1-3 K	3-2 G2-3		2-2 L8			2-2 G3-1	3 0 0 0 0 1 3	RBI 2									
Rich Batchelor, R (8, 1)										0 0 0 0 0 0 0	BB 4									
Dmitri Young, S (9, PH) OBP: 0.400, SLG: 0.333										1 0 0 0 0 0 0	SO 7									
											LOB 13									
<b>Inning Stats</b>	R: 0 E: 0 K: 1 S: 10	H: 0 LOB: 1 BB: 1 P: 19	R: 0 E: 0 K: 0 S: 4	H: 0 LOB: 0 BB: 0 P: 7	R: 1 E: 0 K: 2 S: 12	H: 2 LOB: 1 BB: 0 P: 20	R: 1 E: 0 K: 0 S: 9	H: 2 LOB: 2 BB: 1 P: 19	R: 0 E: 0 K: 2 S: 12	H: 0 LOB: 2 BB: 2 P: 26	R: 0 E: 0 K: 1 S: 9	H: 1 LOB: 0 BB: 0 P: 15	R: 0 E: 0 K: 1 S: 5	H: 1 LOB: 0 BB: 0 P: 6	R: 0 E: 0 K: 1 S: 10	H: 0 LOB: 0 BB: 0 P: 16	1B: 7 2B: 0 3B: 0 HR: 0	SF: 0 SAC: 1 DP: 1 HBP: 0	WP: 2 PB: 0 SB: 2 CS: 1	PA: 37
<b>PITCHER</b>	IP WLS BF H R ER SO BB IBB HBP BLK WP HR S P ERA WHIP																			
Dave Burba, R (1, 1) ERA: 3.81	7.0 W 30 6 2 2 6 3 1 0 0 2 0 66 121 2.57 1.286																			
Jeff Shaw, R (8, 1) ERA: 2.57	1.0 3 1 0 0 0 0 0 0 0 0 0 5 6 0.00 1.000																			
Jeff Brantley, R (9, 1) ERA: 2.59	1.0 S 3 0 0 0 1 0 0 0 0 0 0 10 16 0.00 0.000																			

St. Louis Cardinals @ Cincinnati Reds  
Riverfront Stadium, Cincinnati, OH

Fri Sep 20 1996, 7:05 PM EDT  
Att. 23,496 - Unknown - 71 F

livebaseballscorecards.com



Batter	1	2	3	4	5	6	7	8	9	AB	R	H	RBI	BB	SO	LOB
Curtis Goodwin, L (1, 8) OBP: 0.333, SLG: 0.282	2-2 CS 1B		4-1 3B BB		2-3 K		3-2 S 1B			3	1	2	1	1	1	0
Hal Morris, L (1, 3) OBP: 0.371, SLG: 0.479	4-2 G5-3 BB		2-1 1B 3B		G4-3		0-3 K			3	1	1	1	1	1	2
Barry Larkin, R (1, 6) OBP: 0.412, SLG: 0.556	3-2 G5-3		3-1 1B			1-0 F9		3-3 K2-3		2	0	1	1	0	0	1
Jeff Branson, L (5, 6) OBP: 0.308, SLG: 0.399	1-2		3-H 1B					1-2		2	0	0	0	0	1	2
Eric Davis, R (1, 7) OBP: 0.398, SLG: 0.531	1-2 F8		0-0 F7			2-3 K		3-2 K		4	0	0	0	0	2	2
Eddie Taubensee, L (1, 2) OBP: 0.337, SLG: 0.467		1-3 K	0-1 G1-3			3-3 K		0-1 L8		4	0	0	0	0	2	1
Jeff Brantley, R (9, 1)										0	0	0	0	0	0	0
Bret Boone, R (1, 4) OBP: 0.280, SLG: 0.363		3-2 G3 2B		1-0 L9			4-0 SH SF9 BB	1-2 K		3	1	1	0	1	1	0
Willie Greene, L (1, 5) OBP: 0.328, SLG: 0.439		0-2 G3		1-3 K			0-0 SH 1B			2	1	0	0	0	1	1
Chad Mottola, R (1, 9) OBP: 0.256, SLG: 0.378		2-1 G1-3		0-1 F8			4-0 1B E IBB			2	0	0	0	0	0	1
Thomas Howard, S (7, PH) OBP: 0.310, SLG: 0.432										0	0	0	0	1	0	0
Dave Burba, R (1, 1) OBP: 0.147, SLG: 0.200			0-3 K			0-3 K		0-2 SF9		2	0	0	0	0	2	0
Lenny Harris, L (7, PH) OBP: 0.320, SLG: 0.399										0	0	0	1	0	0	0
Jeff Shaw, R (8, 1)										0	0	0	0	0	0	0
Joe Oliver, R (9, 2) OBP: 0.321, SLG: 0.422								1-2 2-3 3-H		0	0	0	0	0	0	0

Inning Stats	R: 0	H: 1	E: 0	LOB: 1	K: 0	BB: 1	S: 15	P: 24	R: 0	H: 1	E: 0	LOB: 1	K: 1	BB: 0	S: 12	P: 18	R: 2	H: 2	E: 0	LOB: 1	K: 1	BB: 1	S: 12	P: 21	R: 0	H: 0	E: 0	LOB: 0	K: 1	BB: 0	S: 8	P: 10	R: 0	H: 0	E: 0	LOB: 0	K: 2	BB: 0	S: 8	P: 12	R: 0	H: 0	E: 0	LOB: 0	K: 2	BB: 0	S: 7	P: 13	R: 2	H: 1	E: 2	LOB: 2	K: 2	BB: 2	S: 13	P: 27	R: 0	H: 0	E: 0	LOB: 0	K: 2	BB: 0	S: 9	P: 13
PITCHER	IP	WLS	BF	H	R	ER	SO	BB	IBB	HBP	BLK	WP	HR	S	P	ERA	WHIP																																															
Alan Benes, R (1, 1) ERA: 4.74	7.0	L	30	5	4	3	9	3	1	0	0	0	0	75	125	3.86	1.143																																															
Rich Batchelor, R (8, 1) ERA: 1.5	1.0		3	0	0	0	2	0	0	0	0	0	0	9	13	0.00	0.000																																															

**BOTTOM**

**St. Louis Cardinals @ Cincinnati Reds**  
Riverfront Stadium, Cincinnati, OH

Fri Sep 20 1996, 7:05 PM EDT  
Att: 23,496 - Unknown - 71 F

AB	27
R	4
H	5
RBI	4
BB	4
SO	11
LOB	10



1B: 3	SF: 1	WP: 0	PA: 33
2B: 1	SAC: 1	PB: 0	
3B: 1	DP: 0	SB: 1	
HR: 0	HBP: 0	CS: 1	

Batter	1	2	3	4	5	6	7	8	9	AB R H RBI BB SO LOB	TOP
Ozzie Smith, S (1, 6) OBP: 0.368, SLG: 0.388	0-0 L5		3-2 F8		0-2 G3		0-0 G1-6-3			4 0 0 0 0 0 2	
Ray Lankford, L (1, 8) OBP: 0.365, SLG: 0.490	1-3 K		1-2 P6			1-1 G4-3	0-3 K			4 0 0 0 0 2 1	
Ron Gant, R (1, 7) OBP: 0.365, SLG: 0.513	1-3 K			0-0 HR 1B		1-0 L6		1-1 G5-3		4 1 1 0 0 1 0	
Brian Jordan, R (1, 9) OBP: 0.351, SLG: 0.482		0-0 P3		2-1 P3		0-1 BB S 1B		2-1 G6-3		4 0 1 0 0 0 1	
Gary Gaetti, R (1, 5) OBP: 0.325, SLG: 0.464		4-0 1B SF9 BB		0-0 1-H HR		3-0 1-2 BB HBP		0-0 G6-3		2 2 1 2 1 0 0	
John Mabry, L (1, 3) OBP: 0.338, SLG: 0.422		0-1 1-3 1B		2-2 F9		4-2 1-2 2-3 BB		0-0 F7		3 0 1 0 1 0 0	
Tom Pagnozzi, R (1, 2) OBP: 0.311, SLG: 0.426		1 SAFE 1 BB X 1-0 SF9		2-1 L6-3		2-1 G1-3		3-3 K		3 0 0 1 0 1 3	
Mike Gallego, R (1, 4) OBP: 0.287, SLG: 0.237		0-0 B1-3		0-0 G5-3		1-1 G1-6-3 BB 1B		2-3 K		4 0 1 0 0 1 1	
Donovan Osborne, S (1, 1) OBP: 0.258, SLG: 0.339 Mark Peikousis, R (6, 1) OBP: 0.250, SLG: 0.200 Tony Fossas, L (6, 1) Dmitri Young, S (7, PH) OBP: 0.428, SLG: 0.333 T.J. Mathews, R (7, 1) Eric Ludwick, R (8, 1)			0-2 F9		3-2 G6-3		4-1 SAFE SAFE G1-6-3 BB			2 0 1 0 0 0 0 0 0 0 0 0 0 0 0 0 0 0 0	
<b>Inning Stats</b>	R: 0 E: 0 K: 2 S: 7 H: 0 LOB: 0 P: 9	R: 1 E: 0 K: 0 S: 5 H: 1 LOB: 1 BB: 1 P: 10	R: 0 E: 0 K: 0 S: 9 H: 0 LOB: 0 BB: 0 P: 13	R: 2 E: 0 K: 0 S: 9 H: 2 LOB: 0 BB: 0 P: 15	R: 0 E: 0 K: 0 S: 8 H: 0 LOB: 0 BB: 0 P: 11	R: 0 E: 0 K: 0 S: 10 H: 1 LOB: 3 BB: 1 P: 20	R: 0 E: 0 K: 1 S: 7 H: 1 LOB: 1 BB: 1 P: 12	R: 0 E: 0 K: 0 S: 5 H: 0 LOB: 0 BB: 0 P: 8	R: 0 E: 0 K: 2 S: 9 H: 0 LOB: 0 BB: 0 P: 14	1B: 4 2B: 0 3B: 0 HR: 1 SF: 1 SAC: 0 DP: 1 HBP: 1	WP: 0 PB: 0 SB: 1 CS: 0 PA: 35
<b>PITCHER</b>	IP WLS BF H R ER SO BB IBB HBP BLK WP HR S P ERA WHIP	IP WLS BF H R ER SO BB IBB HBP BLK WP HR S P ERA WHIP	IP WLS BF H R ER SO BB IBB HBP BLK WP HR S P ERA WHIP	IP WLS BF H R ER SO BB IBB HBP BLK WP HR S P ERA WHIP	IP WLS BF H R ER SO BB IBB HBP BLK WP HR S P ERA WHIP	IP WLS BF H R ER SO BB IBB HBP BLK WP HR S P ERA WHIP	IP WLS BF H R ER SO BB IBB HBP BLK WP HR S P ERA WHIP	IP WLS BF H R ER SO BB IBB HBP BLK WP HR S P ERA WHIP	IP WLS BF H R ER SO BB IBB HBP BLK WP HR S P ERA WHIP		
Mark Portugal, R (1, 1) ERA: 3.98	4.0										
Roger Salkeld, R (5, 1) ERA: 5.18	1.2										
Mike Remlinger, L (6, 1) ERA: 5.19	0.0										
Lee Smith, R (6, 1) ERA: 3.71	0.1										
Jeff Shaw, R (7, 1) ERA: 2.52	2.0	W									
Jeff Brantley, R (9, 1) ERA: 2.55	1.0										

St. Louis Cardinals @ Cincinnati Reds  
Riverfront Stadium, Cincinnati, OH  
Sun Sep 22 1996, 3:33 AM EDT  
Sunny - 70 F

livebaseballscorecards.com

AB 30  
R 3  
H 5  
RBI 3  
BB 3  
SO 5  
LOB 8



Batter	1	2	3	4	5	6	7	8	9	AB	R	H	RBI	BB	SO	LOB
Eric Owens, R (1, 7) OBP: 0.278, SLG: 0.231 Curtis Goodwin, L (9, 8) OBP: 0.333, SLG: 0.282	0-2 F9		1-2 L5	1-0 FC6-4		0-1 F9		1-3 K		5	0	0	0	0	1	4
Hal Morris, L (1, 3) OBP: 0.370, SLG: 0.476	1-2 1B		0-1 G5-3		2-2 F7		1-2 F7	0-1 G4-3		5	0	1	0	0	0	0
Barry Larkin, R (1, 6) OBP: 0.412, SLG: 0.560	3-2 F7		4-0 BB		1-1 HR		1-2 P3	1-2 L9		4	1	1	1	1	0	1
Eric Davis, R (1, 8) OBP: 0.397, SLG: 0.528	1-3 K		2-3 K		2-3 K		1-0 BB	3B	1B	4	1	1	0	0	3	2
Eduardo Perez, R (1, 5) OBP: 0.355, SLG: 0.607 Jeff Branson, L (7, PH) OBP: 0.310, SLG: 0.399		1-1 G6-3		1-2 BB	1B		2-3 K	4-1 BB	3B	3	1	1	0	0	1	0
Bret Boone, R (1, 4) OBP: 0.284, SLG: 0.370		2-3 K		0-1 BB	1B		1-1 1B	1-2 BB	3B	4	1	3	2	0	1	0
Keith Mitchell, R (1, 9) OBP: 0.444, SLG: 0.750		1-2 BB		1-1 P3			1-2 F7	4-2 BB	2B	3	1	1	0	1	0	3
Brook Fordyce, R (1, 2) OBP: 1.000, SLG: 1.500		4-1 BB		4-2 FC6-4	BB		0-0 1B	0-0 BB	2B	2	0	2	1	2	0	0
Mark Portugal, R Joe Oliver, R Roger Sakelid, R Alvin Robinson, L Lee Smith, R Willie Greene, L Chad Mottola, R Jeff Shaw, R Jeff Bramley, R		3-2 F8		0-2 SF8			2-0 P6	1-3 K		1	0	0	0	0	0	2

Inning Stats	R: 0	H: 1	E: 0	LOB: 1	K: 1	P: 18	R: 0	H: 1	E: 0	LOB: 2	K: 1	P: 27	R: 0	H: 0	E: 0	LOB: 1	K: 1	P: 17	R: 1	H: 1	E: 0	LOB: 0	K: 2	P: 18	R: 0	H: 2	E: 0	LOB: 2	K: 0	P: 13	R: 4	H: 3	E: 0	LOB: 1	K: 1	P: 29	R: 0	H: 0	E: 0	LOB: 0	K: 1	P: 13
1B: 7	SF: 1	2B: 1	SAC: 0	3B: 1	DP: 0	HR: 1	HBP: 0	WP: 0	PA: 39	1B: 7	SF: 1	2B: 1	SAC: 0	3B: 1	DP: 0	HR: 1	HBP: 0	WP: 0	PA: 39	1B: 7	SF: 1	2B: 1	SAC: 0	3B: 1	DP: 0	HR: 1	HBP: 0	WP: 0	PA: 39	1B: 7	SF: 1	2B: 1	SAC: 0	3B: 1	DP: 0	HR: 1	HBP: 0	WP: 0	PA: 39			


**BOTTOM**

**St. Louis Cardinals @ Cincinnati Reds**  
Riverfront Stadium, Cincinnati, OH

Sun Sep 22 1996, 3:33 AM EDT  
Sunny - 70 F

livebaseballscorecards.com

AB	33
R	6
H	10
RBI	5
BB	5
SO	7
LOB	15



Batter	1	2	3	4	5	6	7	8	9	AB R H RBI BB SO LOB	TOP											
Royce Clayton, R (1, 6) OBP: 0.318, SLG: 0.370	0-1 G6-3			0-1 FC6-4 1B		0-1 G1-3			3-2 P4	4 0 1 0 0 0 0												
Willie McGee, S (1, 8) OBP: 0.339, SLG: 0.409	1-1 G4-3			1-0 FC6-4 1-2f			2-3 K			3 0 0 0 0 1 1												
Ron Gant, R (1, 7) Terry Bradshaw, L (8, 7) OBP: 0.363, SLG: 0.509 OBP: 0.375, SLG: 0.231	3-1 G5-3			2-1 F8			2-3 K			3 0 0 0 0 1 1 0 0 0 0 0 0 0												
Brian Jordan, R (1, 9) Miguel Mejia, R (8, 9) OBP: 0.349, SLG: 0.479 OBP: 0.063, SLG: 0.063		1-1 L5-3		2-2 F9			2-3 K			3 0 0 0 0 1 1 0 0 0 0 0 0 0												
Gary Gaetti, R (1, 5) Mike Gallego, R (8, 5) OBP: 0.323, SLG: 0.461 OBP: 0.287, SLG: 0.237		2-3 K			3-2 L9			2-3 K		3 0 0 0 0 2 0 0 0 0 0 0 0 0												
Dmitri Young, S (1, 3) OBP: 0.375, SLG: 0.286		0-0 G6-3			1-3 K			0-3 K		3 0 0 0 0 2 0												
Danny Sheaffer, R (1, 2) OBP: 0.275, SLG: 0.342			0-0 G5-3		1-1 L9			2-1 G6-3		3 0 0 0 0 0 0												
Luis Alicea, S (1, 4) OBP: 0.345, SLG: 0.374			3-1 G5-3			1-1 G4-3			1-2 F7	3 0 0 0 0 0 0												
Danny Jackson, R (1, 1) Cory Bailey, R (7, 1) David Bell, R (9, PH) OBP: 0.333, SLG: 0.500 OBP: 0.262, SLG: 0.275			1-0 G5-3			1-3 K			0-1 P3	2 0 0 0 0 1 0 0 0 0 0 0 0 0 1 0 0 0 0 0 0												
<b>Inning Stats</b>	R: 0 E: 0 K: 0 S: 6	H: 0 LOB: 0 BB: 0 P: 10	R: 0 E: 0 K: 1 S: 7	H: 0 LOB: 0 BB: 0 P: 10	R: 0 E: 0 K: 0 S: 4	H: 0 LOB: 0 BB: 0 P: 8	R: 0 E: 0 K: 0 S: 10	H: 1 LOB: 1 BB: 0 P: 15	R: 0 E: 0 K: 1 S: 8	H: 0 LOB: 0 BB: 0 P: 13	R: 0 E: 0 K: 1 S: 7	H: 0 LOB: 0 BB: 0 P: 9	R: 0 E: 0 K: 3 S: 10	H: 0 LOB: 0 BB: 0 P: 16	R: 0 E: 0 K: 2 S: 8	H: 0 LOB: 0 BB: 0 P: 12	R: 0 E: 0 K: 0 S: 8	H: 0 LOB: 0 BB: 0 P: 12	1B: 1 2B: 0 3B: 0 HR: 0	SF: 0 SAC: 0 DP: 0 HBP: 0	WP: 0 PB: 0 SB: 0 CS: 0	PA: 28
<b>PITCHER</b> John Smiley, L (1, 1) ERA: 3.76	IP: 9.0 WLS: W BF: 28 H: 1 R: 0 ER: 0 SO: 8 BB: 0 IBB: 0 HBP: 0 BLK: 0 WP: 0 HR: 0 S: 68 P: 105 ERA: 0.00 WHIP: 0.111											<b>PITCHER</b>	IP: 9.0 WLS: W BF: 28 H: 1 R: 0 ER: 0 SO: 8 BB: 0 IBB: 0 HBP: 0 BLK: 0 WP: 0 HR: 0 S: 68 P: 105 ERA: 0.00 WHIP: 0.111									

St. Louis Cardinals @ Cincinnati Reds  
Riverfront Stadium, Cincinnati, OH  
Sun Sep 22 1996, 3:38 AM EDT  
Att. 38,225 - Sunny - 70 F

livebaseballscorecards.com

AB 28  
R 0  
H 1  
RBI 0  
BB 0  
SO 8  
LOB 3



Batter	1	2	3	4	5	6	7	8	9
<b>Eric Owens, R</b> OBP: 0.282, SLG: 0.229 (1, 7)									
<b>Jeff Branson, L</b> OBP: 0.312, SLG: 0.404 (1, 5)									
<b>Barry Larkin, R</b> OBP: 0.409, SLG: 0.555 (1, 6)									
<b>Joe Oliver, R</b> OBP: 0.319, SLG: 0.418 (1, 2)									
<b>Bret Boone, R</b> OBP: 0.284, SLG: 0.368 (1, 4)									
<b>Eduardo Perez, R</b> OBP: 0.343, SLG: 0.548 (1, 3)									
<b>Keith Mitchell, R</b> OBP: 0.333, SLG: 0.545 (1, 9)									
<b>Curtis Goodwin, L</b> OBP: 0.333, SLG: 0.277 (1, 8)									
<b>John Smiley, L</b> OBP: 0.232, SLG: 0.215 (1, 1)									

Inning Stats	R: 5 E: 0 K: 1 S: 19	H: 2 LOB: 2 BB: 5 P: 43	R: 0 E: 0 K: 1 S: 5	H: 0 LOB: 0 BB: 0 P: 7	R: 0 E: 0 K: 1 S: 6	H: 0 LOB: 0 BB: 0 P: 7	R: 0 E: 0 K: 1 S: 9	H: 0 LOB: 0 BB: 0 P: 11	R: 0 E: 0 K: 0 S: 6	H: 0 LOB: 0 BB: 0 P: 8	R: 0 E: 0 K: 2 S: 11	H: 0 LOB: 0 BB: 0 P: 14	R: 1 E: 0 K: 2 S: 15	H: 1 LOB: 1 BB: 1 P: 24	R: 0 E: 0 K: 0 S: 6	H: 0 LOB: 0 BB: 0 P: 11
--------------	-------------------------------	----------------------------------	------------------------------	---------------------------------	------------------------------	---------------------------------	------------------------------	----------------------------------	------------------------------	---------------------------------	-------------------------------	----------------------------------	-------------------------------	----------------------------------	------------------------------	----------------------------------

PITCHER	IP	WLS	BF	H	R	ER	SO	BB	IBB	HBP	BLK	WP	HR	S	P	ERA	WHIP
<b>Danny Jackson, L</b> ERA: 5.52 (1, 1)	6.2	L	29	3	6	6	8	6	0	0	0	0	0	69	112	8.10	1.350
<b>Cory Bailey, R</b> ERA: 3.23 (7, 1)	1.1		4	0	0	0	0	0	0	0	0	0	0	8	13	0.00	0.000

**BOTTOM**

**St. Louis Cardinals @ Cincinnati Reds**  
Riverfront Stadium, Cincinnati, OH

Sun Sep 22 1996, 3:38 AM EDT  
Att: 38,225 - Sunny - 70 F

AB	27
R	6
H	3
RBI	6
BB	6
SO	8
LOB	8

WP	PA	3B	HR	S	P	ERA	WHIP
0	33	0	0	0	0	0	0

Batter	1	2	3	4	5	6	7	8	9	AB R H RBI BB SO LOB	TOP
--------	---	---	---	---	---	---	---	---	---	----------------------	-----

Royce Clayton, R OBP: 0.322, SLG: 0.373 (1, 6)	2-1 P3 1B		2-2 E S 1B		3-2 F9 1B		0-1 S 1B		4-2 HBP	4 2 3 0 0 0 0	
Ray Lankford, L OBP: 0.362, SLG: 0.485 (1, 8)	2-2 L3		3-3 K 1-3		2-1 F9 1-2		1-0 B2 1-2		1-1 P5 HBP	5 0 0 0 0 1 4	
Willie McGee, S OBP: 0.341, SLG: 0.409 (1, 7)	0-0 1B 1B		3-3 K 3-H		4-0 BB		2-3 K 2-H			3 0 1 0 1 2 2	
Brian Jordan, R OBP: 0.352, SLG: 0.481 (1, 9)	0-0 1B		1-2 S 1B		0-1 F7 CS		0-0 CS 1B			4 0 3 2 0 0 2	
Gary Gaetti, R OBP: 0.321, SLG: 0.458 (1, 5)	0-0 G6-3		3-2 G5-3 1-2		2-3 K 1-2		1-1 CS 1-2		0-1 G6-3	4 0 0 0 0 1 5	
John Mabry, L OBP: 0.337, SLG: 0.426 (1, 3)			0-1 L7		1-0 F8		0-0 HR		0-2 P5	4 1 1 1 0 0 0	
Tom Pagnozzi, R OBP: 0.313, SLG: 0.429 (1, 2)			1-0 G4-3 2B		2-1 G6-3 1B		0-0 G6-3		0-1 G4-3	4 0 2 0 0 0 0	
Mike Gallego, R OBP: 0.276, SLG: 0.230 (1, 4)			1-0 G4-3 2-3		1-1 G6-3 1-2		1-2 G4-3		2-1 F9	4 0 0 0 0 0 2	
Todd Stottlemire, L OBP: 0.301, SLG: 0.227 Rick Honeycutt, L (8, 1) Ozzie Smith, S OBP: 0.367, SLG: 0.386 Dennis Eckersley, R (9, 1)			0-3 K 3		1-3 K 3		2-2 G6-3 3		1-2 G6-3 2	3 0 0 0 0 2 2 0 0 0 0 0 0 0 1 0 0 0 0 0 0 0 0 0 0 0 0 0	

Inning Stats	R: 0 E: 0 K: 0 S: 9	H: 2 LOB: 2 BB: 0 P: 13	R: 0 E: 0 K: 1 S: 7	H: 1 LOB: 1 BB: 0 P: 9	R: 1 E: 0 K: 2 S: 16	H: 2 LOB: 1 BB: 0 P: 28	R: 0 E: 0 K: 1 S: 9	H: 1 LOB: 1 BB: 0 P: 13	R: 0 E: 0 K: 1 S: 11	H: 1 LOB: 2 BB: 1 P: 22	R: 1 E: 0 K: 0 S: 10	H: 1 LOB: 0 BB: 0 P: 13	R: 1 E: 0 K: 1 S: 10	H: 2 LOB: 0 BB: 0 P: 12	R: 0 E: 0 K: 0 S: 7	H: 0 LOB: 0 BB: 0 P: 7	R: 0 E: 0 K: 0 S: 10	H: 0 LOB: 1 BB: 0 P: 18	1B: 8 2B: 1 3B: 0 HR: 1	SF: 0 SAC: 0 DP: 0 HBP: 1	WP: 0 PB: 0 SB: 3 CS: 1	PA: 39
--------------	------------------------------	----------------------------------	------------------------------	---------------------------------	-------------------------------	----------------------------------	------------------------------	----------------------------------	-------------------------------	----------------------------------	-------------------------------	----------------------------------	-------------------------------	----------------------------------	------------------------------	---------------------------------	-------------------------------	----------------------------------	----------------------------------	------------------------------------	----------------------------------	--------

PITCHER	IP	WLS	BF	H	R	ER	SO	BB	IBB	HBP	BLK	WP	HR	S	P	ERA	WHIP
Mike Morgan, R ERA: 4.67 (1, 1)	6.0	L	27	8	2	1	5	1	0	0	0	0	1	62	98	1.50	1.500
Lee Smith, R ERA: 3.81 (7, 1)	1.0		4	2	1	1	1	0	0	0	0	0	0	10	12	9.00	2.000
Jeff Shaw, R ERA: 2.47 (8, 1)	2.0		7	0	0	0	0	0	0	1	0	0	0	17	25	0.00	0.000

St. Louis Cardinals @ Cincinnati Reds  
Riverfront Stadium, Cincinnati, OH  
Mon Sep 23 1996, 7:05 PM EDT  
Att. 17,313 - Unknown - 75 F

livebaseballscorecards.com

AB	36
R	3
H	10
RBI	3
BB	1
SO	6
LOB	17





Batter	1	2	3	4	5	6	7	8	9	AB	R	H	RBI	BB	SO	LOB
Curtis Goodwin, L (1, 8) OBP: 0.331, SLG: 0.270	1-2 P6		2-3 K		0-0 B3			4-2 G1-3 HR BB		3	1	0	0	1	1	3
Hal Morris, L (1, 3) OBP: 0.369, SLG: 0.476	3-2 F7		0-0 F7			0-1 2B		0-0 G1-3		4	0	1	0	0	0	2
Barry Larkin, R (1, 6) OBP: 0.408, SLG: 0.559	1-3 K			1-0 L9		1-2 G6-3		1-1 2-H HR		4	1	1	2	0	1	1
Eddie Taubensee, L (1, 2) OBP: 0.336, SLG: 0.462		3-2 F9		2-3 K		1-3 K		4-2 BB		3	0	0	0	1	2	1
Eric Owens, R (8, PR) OBP: 0.282, SLG: 0.229										0	0	0	0	0	0	0
Chad Mottola, R (9, 9) OBP: 0.253, SLG: 0.373										0	0	0	0	0	0	0
Eric Davis, R (1, 7) OBP: 0.395, SLG: 0.525		1-1 1B		0-3 K		0-0 G4-3		2-2 P3		4	0	1	0	0	1	2
Thomas Howard, S (1, 9) OBP: 0.310, SLG: 0.437		1 SAFE	2-3 K		0-0 3B		0-0 P5		0-0 L9	3	0	1	0	0	1	1
Joe Oliver, R (8, PH) OBP: 0.318, SLG: 0.416		1 SAFE								1	0	0	0	0	0	1
Bret Boone, R (1, 4) OBP: 0.281, SLG: 0.365		0-1 F7		0-3 K		1-1 G4-3			0-0 G5-3	4	0	0	0	0	1	2
Jeff Branson, L (1, 5) OBP: 0.317, SLG: 0.410			3-2 E7 2B		4-1 BB		2-0 1B		2-3 K	3	0	2	0	1	1	0
Mike Morgan, R (1, 1) OBP: 0.051, SLG: 0.051																
Lee Smith, R (7, 1)																
Willie Greene, L (7, PH) OBP: 0.327, SLG: 0.437																
Jeff Shaw, R (8, 1)																
Lenny Harris, L (9, PH) OBP: 0.319, SLG: 0.397									0-0 P4	2	0	0	0	0	2	3

Inning Stats	R: 0	H: 0	E: 0	K: 1	S: 10	R: 0	H: 1	E: 0	K: 1	S: 10	R: 0	H: 1	E: 1	K: 2	S: 13	R: 0	H: 0	E: 0	K: 2	S: 7	R: 0	H: 1	E: 0	K: 2	S: 9	R: 0	H: 1	E: 0	K: 1	S: 9	R: 0	H: 1	E: 2	K: 0	S: 14	R: 0	H: 0	E: 0	K: 1	S: 5	R: 0	H: 0	E: 0	K: 1	S: 5	1B: 2	2B: 2	3B: 1	SF: 0	SAC: 0	DP: 0	HBP: 0	WP: 0	PA: 36
--------------	------	------	------	------	-------	------	------	------	------	-------	------	------	------	------	-------	------	------	------	------	------	------	------	------	------	------	------	------	------	------	------	------	------	------	------	-------	------	------	------	------	------	------	------	------	------	------	-------	-------	-------	-------	--------	-------	--------	-------	--------

PITCHER	IP	WLS	BF	H	R	ER	SO	BB	IBB	HBP	BLK	WP	HR	S	P	ERA	WHIP
Todd Stottlmyre, R (1, 1) ERA: 3.9	7.2	W	32	6	2	2	9	3	0	0	0	0	1	76	118	2.35	1.174
Rick Honeycutt, L (8, 1) ERA: 2.96	0.1		1	0	0	0	0	0	0	0	0	0	0	1	1	0.00	0.000
Dennis Eckersley, R (9, 1) ERA: 3.47	1.0	S	3	0	0	0	1	0	0	0	0	0	0	5	7	0.00	0.000


**BOTTOM**

**St. Louis Cardinals @ Cincinnati Reds**  
 Riverfront Stadium, Cincinnati, OH

Mon Sep 23 1996, 7:05 PM EDT  
 Att: 17,313 - Unknown - 75 F

livebaseballscorecards.com

AB	33
R	2
H	6
RBI	2
BB	3
SO	10
LOB	17



Chicago Cubs @ Cincinnati Reds  
Riverfront Stadium, Cincinnati, OH

Tue Sep 24 1996, 7:05 PM EDT  
Att. 18,584 - Unknown - 72 F

AB	35
R	3
H	8
RBI	3
BB	4
SO	7
LOB	15



WP:	0	PA:	39
PB:	0		
SB:	0		
CS:	0		

Batter	1	2	3	4	5	6	7	8	9	AB R H RBI BB SO LOB
Brian McRae, S (1, 8) OBP: 0.361, SLG: 0.412	0-3 K		0-0 P6		3-2 1B		2-1 G6-3		4-2 FC3-6 BB	4 0 1 0 1 1 0
Tyler Houston, L (1, 5) OBP: 0.346, SLG: 0.457	1-0 G1-3		1-1 G3		0-0 1B		0-2 F7		2-1 P5	5 0 1 0 0 0 2
Dave Magadan, L (1, 3) OBP: 0.366, SLG: 0.365	4-1 BB			2-1 G4-3 2B	3-3 K			2-3 K	2-1 FC3-6 1-2f	4 0 1 0 1 2 4
23 Ryne Sandberg, R (1, 4) OBP: 0.315, SLG: 0.446	0-3 K			0-3 K		3-2 G4-3		4-1 HR BB		3 1 0 0 1 2 2
Luis Gonzalez, L (1, 7) OBP: 0.351, SLG: 0.441		1-0 G3 2B		1-2 G4-3		2-0 F9		1-0 HR HR		4 1 2 2 0 0 1
Brooks Kieschnick, L (1, 9) OBP: 0.409, SLG: 0.600		3-3 K		4-2 BB		2-1 HR		2-2 G4-3		2 1 1 1 1 1 1
Doug Glanville, R (8, PH) OBP: 0.275, SLG: 0.394										0 0 0 0 0 0 0
Scott Bullett, L (8, PH) OBP: 0.259, SLG: 0.303										1 0 0 0 0 0 0
Scott Servais, R (1, 2) OBP: 0.323, SLG: 0.381		1-1 G3		1-3 K		0-0 1B		1-1 F8		4 0 1 0 0 1 3
Rey Sanchez, R (1, 6) OBP: 0.272, SLG: 0.254		1-1 L4			2-1 L4		2-2 P3		1-2 L7	3 0 0 0 0 0 2
Robin Jennings, L (9, PH) OBP: 0.195, SLG: 0.268										1 0 0 0 0 0 0
Jaime Navarro, R (1, 1) OBP: 0.132, SLG: 0.145			1-1 F8		0-0 P4		0-1 P3		3-2 BB 1B	2 0 0 0 0 0 0
Todd Haney, R (7, PH) OBP: 0.217, SLG: 0.160										1 0 0 0 0 0 0
Amaury Telemaco, R (7, 1) OBP: 0.133, SLG: 0.103										0 0 0 0 0 0 0
Larry Casian, R (8, 1) OBP: 0.133, SLG: 0.103										0 0 0 0 0 0 0
Brant Brown, L (9, PH) OBP: 0.333, SLG: 0.556										1 0 1 0 0 0 0

Inning Stats	R: 0 E: 0 K: 2 S: 8	H: 0 LOB: 1 BB: 1 P: 13	R: 0 E: 0 K: 1 S: 8	H: 1 LOB: 1 BB: 0 P: 14	R: 0 E: 0 K: 0 S: 5	H: 0 LOB: 0 BB: 0 P: 7	R: 0 E: 0 K: 2 S: 14	H: 1 LOB: 2 BB: 1 P: 22	R: 0 E: 0 K: 1 S: 11	H: 2 LOB: 2 BB: 0 P: 19	R: 1 E: 0 K: 0 S: 12	H: 2 LOB: 1 BB: 0 P: 21	R: 0 E: 0 K: 0 S: 7	H: 0 LOB: 0 BB: 0 P: 9	R: 2 E: 0 K: 1 S: 13	H: 1 LOB: 0 BB: 1 P: 23	R: 0 E: 0 K: 0 S: 18	H: 1 LOB: 2 BB: 1 P: 30	1B: 4 2B: 2 3B: 0 HR: 2	SF: 0 SAC: 0 DP: 0 HBP: 0
--------------	------------------------------	----------------------------------	------------------------------	----------------------------------	------------------------------	---------------------------------	-------------------------------	----------------------------------	-------------------------------	----------------------------------	-------------------------------	----------------------------------	------------------------------	---------------------------------	-------------------------------	----------------------------------	-------------------------------	----------------------------------	----------------------------------	------------------------------------

PITCHER	IP	WLS	BF	H	R	ER	SO	BB	IBB	HBP	BLK	WP	HR	S	P	ERA	WHIP
Curt Lyons, R (1, 1) ERA: 4.09	6.0	W	26	6	1	1	6	2	0	0	0	0	1	58	96	1.50	1.333
Pedro Martinez, L (7, 1) ERA: 7.0	1.1		6	1	2	2	1	1	0	0	0	0	1	12	21	13.50	1.500
Lee Smith, R (8, 1) ERA: 3.76	0.2		2	0	0	0	0	0	0	0	0	0	0	8	11	0.00	0.000
Jeff Brantley, R (9, 1) ERA: 2.51	1.0	S	5	1	0	0	0	1	0	0	0	0	0	18	30	0.00	2.000

livebaseballscorecards.com

Batter	1	2	3	4	5	6	7	8	9	AB	R	H	RBI	BB	SO	LOB
Curtis Goodwin, L OBP: 0.319, SLG: 0.258	1-1 B5	3-2 G6-3			2-3 K	1-1 F7		1-1 B1		5	0	0	0	0	1	4
Hal Morris, L OBP: 0.369, SLG: 0.480	2-2 G3-1		1-0 CS HBP		1-0 HR	0-3 K		2-0 G4-6-3		4	1	1	1	0	1	2
Barry Larkin, R OBP: 0.409, SLG: 0.557	4-1 HR BB		0-3 K		2-2 G1-3		3-2 WP HR 1B			3	2	1	0	1	1	1
Willie Greene, L OBP: 0.336, SLG: 0.479	0-0 HR		3-1 1B		2-1 HR		2-2 HR			4	3	4	5	0	0	0
Eric Davis, R OBP: 0.396, SLG: 0.525	1-3 K		3-2 1B		0-1 BB 1B		2-1 L8			4	0	2	0	0	1	0
Thomas Howard, S OBP: 0.312, SLG: 0.439		1-0 G4-3 2B	3-2 F7		4-0 BB		1-1 F8			3	0	1	0	1	0	2
Bret Boone, R OBP: 0.281, SLG: 0.364		1-0 G4-3		1-0 G3	2-0 F9		0-1 1B			4	0	1	0	0	0	3
Brook Fordyce, R OBP: 0.625, SLG: 0.600		4-1 SH2-4 BB		1-0 F7		0-3 K	2-2 F8			3	0	0	0	1	1	1
Curt Lyons, R Eduardo Perez, R Petro Martínez, L Lee Smith, R Lenny Harris, L Jeff Brantley, R	1-2 SH2-4	1-2 SH2-4		0-1 G1-3		4-2 BB		4-1 G4-6-3 BB		1	0	0	0	0	0	0

Inning Stats	R: 2	H: 1	E: 0	K: 1	S: 10	LOB: 0	BB: 1	P: 18	R: 0	H: 1	E: 0	K: 0	S: 10	LOB: 2	BB: 1	P: 20	R: 0	H: 2	E: 0	K: 1	S: 13	LOB: 2	BB: 0	P: 23	R: 0	H: 0	E: 0	K: 0	S: 4	LOB: 0	BB: 0	P: 6	R: 2	H: 3	E: 0	K: 1	S: 13	LOB: 2	BB: 1	P: 26	R: 0	H: 0	E: 0	K: 2	S: 10	LOB: 1	BB: 1	P: 15	R: 2	H: 3	E: 0	K: 0	S: 16	LOB: 1	BB: 0	P: 26	R: 0	H: 0	E: 0	K: 0	S: 4	LOB: 0	BB: 0	P: 11	1B: 5	SF: 0	2B: 1	SAC: 1	3B: 0	DP: 1	HR: 4	HBP: 1	WP: 1	PA: 38
--------------	------	------	------	------	-------	--------	-------	-------	------	------	------	------	-------	--------	-------	-------	------	------	------	------	-------	--------	-------	-------	------	------	------	------	------	--------	-------	------	------	------	------	------	-------	--------	-------	-------	------	------	------	------	-------	--------	-------	-------	------	------	------	------	-------	--------	-------	-------	------	------	------	------	------	--------	-------	-------	-------	-------	-------	--------	-------	-------	-------	--------	-------	--------

PITCHER	IP	WLS	BF	H	R	ER	SO	BB	IBB	HBP	BLK	WP	HR	S	P	ERA	WHIP
Jaime Navarro, R ERA: 3.81	(1, 1)	6.0	L	29	7	4	4	5	4	0	0	0	3	60	108	6.00	1.833
Amaury Telemaco, R ERA: 5.29	(7, 1)	1.0		6	3	2	0	0	0	0	0	1	1	16	26	18.00	3.000
Larry Casian, L ERA: 2.21	(8, 1)	1.0		3	0	0	0	1	0	0	0	0	0	4	11	0.00	1.000

**BOTTOM**

**Chicago Cubs @ Cincinnati Reds**  
Riverfront Stadium, Cincinnati, OH

Tue Sep 24 1996, 7:05 PM EDT  
Att: 18,584 - Unknown - 72 F

livebaseballscorecards.com

AB	31
R	6
H	10
RBI	6
BB	5
SO	5
LOB	13



Batter	1	2	3	4	5	6	7	8	9	AB R H RBI BB SO LOB	TOP	
Brian McRae, S (1, 8) OBP: 0.359, SLG: 0.415	0-0 HR		0-3 K		0-0 G4-3		0-0 FC3-6 1B		0-0 F7	5 1 1 1 0 1 2		
Rey Sanchez, R (1, 6) OBP: 0.273, SLG: 0.252	0-0 F9		4-0 G4-3 1B BB		0-0 F8		0-0 SF8		0-3 K	2 0 0 0 1 0 0		
Brant Brown, L (7, PH) OBP: 0.328, SLG: 0.556										0 0 0 1 0 0 0		
José Hernández, R (7, 6) OBP: 0.295, SLG: 0.387										0 0 0 0 0 0 0		
Scott Bullett, L (9, PH) OBP: 0.257, SLG: 0.301										1 0 0 0 0 0 1 0		
Mark Grace, L (1, 3) OBP: 0.399, SLG: 0.454	0-0 L3		0-0 G4-3 1B		4-0 FC3-6 BB		0-0 1B		0-0 L4	4 0 2 0 1 0 0		
Luis Gonzalez, L (1, 7) OBP: 0.350, SLG: 0.440	0-0 23 CS 1B		0-0 G4-3		0-0 FC3-6		0-0 G3			4 0 1 0 0 0 5		
23 Ryne Sandberg, R (1, 4) OBP: 0.316, SLG: 0.446	0-0 CS	0-0 E6 G3-1 SF9 1B	0-3 K		0-3 K		0-0 K		0-0 1B 1B	4 1 2 0 0 2 2		
Dave Magadan, L (1, 5) OBP: 0.363, SLG: 0.363		0-0 G3-1		0-3 K		0-0 G5-4-3 1B		0-0 F7		4 0 1 0 0 1 2		
Scott Servais, R (1, 2) OBP: 0.322, SLG: 0.381		0-0 SF9		0-3 K		0-0 G5-4-3		0-0 1B		3 0 1 1 0 1 1		
Robin Jennings, L (1, 9) OBP: 0.250, SLG: 0.310		0-0 2B		4-0 BB		4-0 FC3-6 SF8 BB		0-3 K		1 1 1 0 2 0 0		
Ozzie Timmons, R (8, PH) (8, 9)										1 0 0 0 0 1 2		
Kevin Foster, R (1, 1) OBP: 0.406, SLG: 0.519		0-0 G5-3		0-3 K		4-0 FC3-6 BB		0-3 K		2 0 0 0 0 0 1 2		
Larry Casian, R (5, 1)										0 0 0 0 0 0 0 0		
Brooks Kieschnick, L (7, PH) OBP: 0.439, SLG: 0.600										0 0 0 0 0 1 0 0		
Kent Bottenfield, R (7, 1) OBP: 0.600, SLG: 0.500										0 0 0 0 0 0 0 0		
Bob Patterson, R (7, 1) OBP: 0.333, SLG: 0.333										0 0 0 0 0 0 0 0		
Mike Campbell, R (7, 1) OBP: 0.400, SLG: 0.600										0 0 0 0 0 0 0 0		
Doug Glanville, R (8, PH) OBP: 0.271, SLG: 0.388										1 0 0 0 0 0 1 2		
Terry Adams, R (8, 1)										0 0 0 0 0 0 0 0		
<b>Inning Stats</b>	R: 1 H: 2 E: 0 LOB: 0 K: 0 BB: 0 S: 4 P: 4	R: 1 H: 2 E: 1 LOB: 1 K: 0 BB: 0 S: 5 P: 5	R: 0 H: 1 E: 0 LOB: 2 K: 2 BB: 1 S: 8 P: 12	R: 0 H: 0 E: 0 LOB: 1 K: 3 BB: 1 S: 9 P: 13	R: 0 H: 0 E: 0 LOB: 1 K: 0 BB: 1 S: 3 P: 7	R: 0 H: 1 E: 0 LOB: 0 K: 1 BB: 0 S: 5 P: 5	R: 1 H: 1 E: 0 LOB: 2 K: 0 BB: 2 S: 4 P: 12	R: 0 H: 2 E: 0 LOB: 2 K: 2 BB: 0 S: 9 P: 9	R: 0 H: 0 E: 0 LOB: 0 K: 1 BB: 0 S: 5 P: 5	1B: 7 SF: 2 2B: 1 SAC: 0 3B: 0 DP: 1 HR: 1 HBP: 0	WP: 0 PA: 40 PB: 0 SB: 0 CS: 1	
<b>PITCHER</b>	IP WLS BF H R ER SO BB IBB HBP BLK WP HR S P ERA WHIP											
Dave Burba, R (1, 1) ERA: 3.83	6.0 W 27 6 3 3 6 5 0 0 0 0 0 1 34 54 4.50 1.833											
Jeff Shaw, R (7, 1) ERA: 2.45	1.0 4 1 0 0 0 0 0 0 0 0 0 0 4 4 0.00 1.000											
Lee Smith, R (8, 1) ERA: 3.74	0.1 3 2 0 0 0 0 0 0 0 0 0 0 3 3 0.00 6.000											
Mike Remlinger, L (8, 1) ERA: 5.06	0.2 2 0 0 0 2 0 0 0 0 0 0 0 6 6 0.00 0.000											
Jeff Brantley, R (9, 1) ERA: 2.48	1.0 S 3 0 0 0 1 0 0 0 0 0 0 0 5 5 0.00 0.000											

Chicago Cubs @ Cincinnati Reds  
Riverfront Stadium, Cincinnati, OH

Wed Sep 25 1996, 7:05 PM EDT  
Att. 18,506 - Unknown - 72 F

livebaseballscorecards.com

AB	32
R	3
H	9
RBI	3
BB	5
SO	9
LOB	18



Batter	1	2	3	4	5	6	7	8	9
Curtis Goodwin, L OBP: 0.324, SLG: 0.260 (1, 8)	0-0 G1-3 ①		4-0 S 2B BB		0-0 G6-4-3 BB 1B		0-3 K 1-2 ②		
Hal Morris, L OBP: 0.372, SLG: 0.482 (1, 3)	0-0 P6		0-0 1-H 1B 2B		4-0 1-2 G6-4-3 BB		4-0 BB		
Barry Larkin, R OBP: 0.409, SLG: 0.559 (1, 6)	0-0 2B		0-0 2-H HR 1B		0-0 1-2f 2-3 G6-4-3		0-0 F8 ③		
Willie Greene, L OBP: 0.334, SLG: 0.487 Jeff Brantley, R (9, 1)	0-3 K ③		0-0 1-H HR		0-3 K ③		0-3 K ①		
Thomas Howard, S OBP: 0.309, SLG: 0.434 (9, 7)		0-0 F9	0-3 K ③		0-0 G4-3		0-0 P5 ②		
Bret Boone, R OBP: 0.279, SLG: 0.361 (1, 4)		0-0 G6-3 ②		0-0 P2 ①		0-0 G1-3 ②		0-0 G6-3 ③	
Jeff Branson, L OBP: 0.318, SLG: 0.407 (1, 5)		0-3 K ③		4-0 S BB		0-0 P5 ③			
Joe Oliver, R OBP: 0.315, SLG: 0.412 (1, 2)			0-0 F7 ①	0-3 K 1-2 ②		0-0 F7 ①			
Dave Burba, R OBP: 0.143, SLG: 0.194 Jeff Shaw, R (7, 1) Lenny Harris, L OBP: 0.323, SLG: 0.399 Lee Smith, R (8, 1) Mike Remlinger, L OBP: 0.250, SLG: 0.143 Chad Mottola, R OBP: 0.253, SLG: 0.373 (9, 9)			0-3 K ②	0-0 L7 ③		0-0 S 1B			

Inning Stats	R: 0 E: 0 K: 1 S: 6	H: 1 LOB: 1 BB: 0 P: 6	R: 0 E: 0 K: 1 S: 5	H: 0 LOB: 0 BB: 0 P: 5	R: 4 E: 0 K: 2 S: 10	H: 3 LOB: 0 BB: 1 P: 14	R: 0 E: 0 K: 1 S: 5	H: 0 LOB: 1 BB: 1 P: 9	R: 0 E: 0 K: 1 S: 3	H: 1 LOB: 1 BB: 1 P: 9	R: 0 E: 0 K: 1 S: 3	H: 0 LOB: 0 BB: 0 P: 3	R: 0 E: 0 K: 1 S: 6	H: 1 LOB: 2 BB: 1 P: 10	R: 0 E: 0 K: 1 S: 5	H: 0 LOB: 0 BB: 0 P: 5
1B: 3 2B: 2 3B: 0 HR: 1	SF: 0 SAC: 0 DP: 1 HBP: 0	WP: 0 PA: 33	1B: 3 2B: 2 3B: 0 HR: 1	SF: 0 SAC: 0 DP: 1 HBP: 0	WP: 0 PA: 33	1B: 3 2B: 2 3B: 0 HR: 1	SF: 0 SAC: 0 DP: 1 HBP: 0	WP: 0 PA: 33	1B: 3 2B: 2 3B: 0 HR: 1	SF: 0 SAC: 0 DP: 1 HBP: 0	WP: 0 PA: 33	1B: 3 2B: 2 3B: 0 HR: 1	SF: 0 SAC: 0 DP: 1 HBP: 0	WP: 0 PA: 33	1B: 3 2B: 2 3B: 0 HR: 1	

PITCHER	IP	WLS	BF	H	R	ER	SO	BB	IBB	HBP	BLK	WP	HR	S	P	ERA	WHIP
Kevin Foster, R ERA: 6.02 (1, 1)	4.0	L	19	5	4	4	5	2	0	0	0	0	1	27	35	9.00	1.750
Larry Casian, L ERA: 2.01 (5, 1)	2.0		6	0	0	0	1	1	0	0	0	0	0	7	11	0.00	0.500
Kent Bottenfield, R ERA: 2.83 (7, 1)	0.1		2	1	0	0	0	0	0	0	0	0	0	2	2	0.00	3.000
Bob Patterson, L ERA: 3.23 (7, 1)	0.1		2	0	0	0	1	1	0	0	0	0	0	3	7	0.00	3.000
Mike Campbell, R ERA: 3.31 (7, 1)	0.1		1	0	0	0	0	0	0	0	0	0	0	1	1	0.00	0.000

**BOTTOM**

**Chicago Cubs @ Cincinnati Reds**  
Riverfront Stadium, Cincinnati, OH

Wed Sep 25 1996, 7:05 PM EDT  
Att: 18,506 - Unknown - 72 F

livebaseballscorecards.com

AB	29
R	4
H	6
RBI	4
BB	4
SO	8
LOB	9



PITCHER	IP	WLS	BF	H	R	ER	SO	BB	IBB	HBP	BLK	WP	HR	S	P	ERA	WHIP
Terry Adams, R ERA: 2.99 (8, 1)	1.0		3	0	0	0	1	0	0	0	0	0	0	5	5	0.00	0.000

Batter	1	2	3	4	5	6	7	8	9	AB R H RBI BB SO LOB	TOP											
Doug Glanville, R (1, 8) OBP: 0.267, SLG: 0.389	0-0 F8			0-2 G5-3	2-2 E6		1-1 WP 2B		0-1 G1-3	5 0 1 2 0 0 1												
Robin Jennings, L (1, 9) Amaury Telemaco, R (7, 1) OBP: 0.250, SLG: 0.289 OBP: 0.133, SLG: 0.103	0-0 G1-3			2-2 1B 23 PB HBP	1-1 G4-3		2-2 P5			3 1 0 0 0 0 2 0 0 0 0 0 0 0												
Mark Grace, L (1, 3) OBP: 0.398, SLG: 0.452	0-0 G6-3			1-0 E 23 PB 1B		3-2 F7		3-2 G6-3		4 1 1 0 0 0 0												
23 Ryne Sandberg, R (1, 4) Todd Haney, R (4, 4) OBP: 0.315, SLG: 0.444 OBP: 0.212, SLG: 0.156		2-0 F7		2-3 K		0-2 G4-3		1-2 F9		2 0 0 0 0 1 1 2 0 0 0 0 0 0												
Dave Magadan, L (1, 5) OBP: 0.361, SLG: 0.366		3-1 L9		3-1 E1 1B		3-2 F7		0-1 2B		4 0 1 0 0 0 1												
Tyler Houston, L (1, 2) Mike Hubbard, R (8, 2) OBP: 0.350, SLG: 0.455 OBP: 0.103, SLG: 0.184		0-0 G1-3		0-0 FC3-6 1B		4-0 G3 1B 2B BB		2-3 K		3 1 1 1 1 1 1 0 0 0 0 0 0 0												
Brooks Kieschnick, L (1, 7) OBP: 0.407, SLG: 0.542			0-0 F7	0-1 FC3-6		2-1 G3 2B 1B		0-0 F7		4 1 1 0 0 0 2												
José Hernández, R (1, 6) OBP: 0.295, SLG: 0.385			2-3 K		0-0 G5-3		0-3 K		1-1 G4-3 WP 1B	4 0 1 0 0 2 2												
Dave Swartzbaugh, R (1, 1) Scott Bullett, L (3, PH) Jim Bullinger, R (3, 1) Terry Shumpert, R (5, PH) Rodney Myers, R (5, 1) Luis Gonzalez, L (7, PH) OBP: 0.256, SLG: 0.299 OBP: 0.358, SLG: 0.531 OBP: 0.288, SLG: 0.452 OBP: 0.349, SLG: 0.438			2-2 G4-1		2-2 G6-3		0-1 G3		2-2 G4-3	0 0 0 0 0 0 0 1 0 0 0 0 0 0 0 0 0 0 0 0 0 1 0 0 0 0 0 0 0 0 0 0 0 0 0 2 0 0 0 0 0 3												
<b>Inning Stats</b>	R: 0 E: 0 K: 0 S: 3	H: 0 LOB: 0 BB: 0 P: 3	R: 0 E: 0 K: 0 S: 4	H: 0 LOB: 0 BB: 0 P: 9	R: 0 E: 0 K: 1 S: 9	H: 0 LOB: 0 BB: 0 P: 13	R: 2 E: 1 K: 1 S: 17	H: 2 LOB: 2 BB: 0 P: 25	R: 0 E: 1 K: 0 S: 11	H: 0 LOB: 1 BB: 0 P: 16	R: 0 E: 0 K: 0 S: 11	H: 0 LOB: 0 BB: 0 P: 17	R: 2 E: 0 K: 1 S: 12	H: 2 LOB: 1 BB: 1 P: 21	R: 0 E: 0 K: 1 S: 15	H: 1 LOB: 1 BB: 0 P: 21	R: 0 E: 0 K: 0 S: 9	H: 1 LOB: 1 BB: 0 P: 12	1B: 4 2B: 2 3B: 0 HR: 0	SF: 0 SAC: 0 DP: 0 HBP: 1	WP: 2 PB: 1 SB: 0 CS: 0	PA: 37
<b>PITCHER</b>	IP WLS BF H R ER SO BB IBB HBP BLK WP HR S P ERA WHIP																					
Kevin Jarvis, R (1, 1) ERA: 5.98	7.0 W 29 4 4 2 3 1 0 1 0 1 0 0 67 104 2.57 0.714																					
Pedro Martinez, L (8, 1) ERA: 6.3	1.0 4 1 0 0 1 0 0 0 0 0 0 0 15 21 0.00 1.000																					
Scott Sullivan, R (9, 1) ERA: 2.57	1.0 4 1 0 0 0 0 0 0 0 0 1 0 9 12 0.00 1.000																					

Chicago Cubs @ Cincinnati Reds  
Riverfront Stadium, Cincinnati, OH

Thu Sep 26 1996, 3:33 AM EDT  
Att. 20,777 - Cloudy - 69 F

livebaseballscorecards.com

AB	35
R	4
H	6
RBI	3
BB	1
SO	4
LOB	13



**BOTTOM**

**Chicago Cubs @ Cincinnati Reds**  
 Riverfront Stadium, Cincinnati, OH

Thu Sep 26 1996, 3:33 AM EDT  
 Att. 20,777 - Cloudy - 69 F

[livebaseballscorecards.com](http://livebaseballscorecards.com)

<b>AB</b>	<b>31</b>
<b>R</b>	<b>12</b>
<b>H</b>	<b>9</b>
<b>RBI</b>	<b>10</b>
<b>BB</b>	<b>9</b>
<b>SO</b>	<b>7</b>
<b>LOB</b>	<b>15</b>



1B: 4	SF: 0	WP: 0	PA: 41
2B: 3	SAC: 1	PB: 0	
3B: 0	DP: 1	SB: 4	
HR: 3	HBP: 0	CS: 0	

AB	R	H	RBI	BB	SO	LOB
3	3	0	0	2	1	3
4	0	1	3	1	1	2
2	0	0	0	2	0	2
1	1	1	1	0	0	0
5	1	1	2	0	2	3
3	2	1	1	1	0	0
0	0	0	0	0	0	0
1	0	0	0	0	1	0
0	0	0	0	0	0	0
4	2	2	0	0	1	0
3	1	1	0	1	0	1
2	2	1	1	2	1	1
2	0	0	1	0	0	3
1	0	1	1	0	0	0

Batter	1	2	3	4	5	6	7	8	9
<b>Curtis Goodwin, L</b> OBP: 0.326, SLG: 0.254 (1, 8)	4-0 F9 S HR BB	2-2 FC1-2 S 1B		3-3 K		4-2 G4-3 S E BB	3-2 G4-3		
<b>Hal Morris, L</b> OBP: 0.372, SLG: 0.481 (1, 3)	3-3 K	2-1 FC6-4 1B		4-0 L4-6 BB BB		1-2 G4-3		1-1 L8	
<b>Barry Larkin, R</b> OBP: 0.410, SLG: 0.557 <b>Jeff Branson, L</b> OBP: 0.320, SLG: 0.419 (1, 6) (8, 6)	0-1 F9	1-2 FC6-4		4-0 1-2 BB		4-1 E BB		1-2 HR	
<b>Willie Greene, L</b> OBP: 0.332, SLG: 0.493 (1, 5)	2-2 HR		1-3 K	3-0 L4-6		0-2 G3-1		1-3 K	
<b>Eric Davis, R</b> OBP: 0.397, SLG: 0.531 <b>Pedro Martinez, L</b> (8, 1)	1-1 G4-3		4-1 2B E BB		3-2 F8		2-1 HR	2-3 K	
<b>Eduardo Perez, R</b> OBP: 0.351, SLG: 0.531 <b>Scott Sullivan, R</b> (9, 1)									
<b>Eddie Taubensee, L</b> OBP: 0.338, SLG: 0.466 (1, 2)		1-0 BB G3 1B	0-0 E7 1B 2B		2-3 K		1-1 P2		
<b>Bret Boone, R</b> OBP: 0.281, SLG: 0.361 (1, 4)		4-2 G3 BB FC1-2 BB	0-1 G5-3		0-0 F8		0-0 2B 1B		
<b>Chad Mottola, R</b> OBP: 0.277, SLG: 0.377 (1, 9)		4-0 FC1-2 G3 1B BB	0-1 1B			4-1 S SH3-4 G4-3 BB	1-3 K		
<b>Kevin Jarvis, L</b> OBP: 0.167, SLG: 0.194 <b>Keith Mitchell, R</b> OBP: 0.385, SLG: 0.667 (1, 1) (7, PH) (8, 7)		1-1 G3	0-0 G3			0-1 SH3-4	1-2 2B		

Inning	R	H	E	K	S	R	H	E	K	S	R	H	E	K	S	R	H	E	K	S	R	H	E	K	S
1	2	1	0	1	20	3	2	0	0	16	0	0	0	1	4	0	0	0	1	26	1	0	0	12	
2	3	2	0	0	31	0	2	0	0	16	0	2	0	1	2	0	0	0	26	0	0	0	10		
3	2	2	1	1	15	0	2	0	1	10	0	2	0	1	18	0	0	0	14	0	0	0	9		
4	0	0	0	2	18	0	0	0	1	8	0	0	0	0	13	0	0	0	21	0	0	0	9		
5	0	0	0	0	13	0	0	0	1	8	0	0	0	0	26	0	0	0	33	0	0	0	4		
6	2	0	0	1	15	0	0	0	1	15	0	3	0	23	0	0	0	0	39	0	0	0	10		
7	1	1	0	2	17	0	1	0	2	12	0	1	0	0	0	0	0	0	40	0	0	0	7		
8	0	0	0	0	0	0	0	0	0	0	0	0	0	0	0	0	0	0	0	0	0	0	0		
9	0	0	0	0	0	0	0	0	0	0	0	0	0	0	0	0	0	0	0	0	0	0	0		

PITCHER	IP	WLS	BF	H	R	ER	SO	BB	IBB	HBP	BLK	WP	HR	S	P	ERA	WHIP
<b>Dave Swartzbaugh, R</b> ERA: 6.26 (1, 1)	2.0	L	12	3	5	5	1	3	0	0	0	0	1	26	51	22.50	3.000
<b>Jim Bullinger, R</b> ERA: 6.56 (3, 1)	2.0		10	2	2	2	2	3	0	0	0	0	0	14	33	9.00	2.500
<b>Rodney Myers, R</b> ERA: 4.32 (5, 1)	2.0		9	0	2	1	1	3	0	0	0	0	0	21	39	4.50	1.500
<b>Amaury Telemaco, R</b> ERA: 5.46 (7, 1)	2.0		10	4	3	3	3	0	0	0	0	0	2	27	40	13.50	2.000

Batter	1	2	3	4	5	6	7	8	9	10	11	AB R H RBI BB SO LOB	TOP																		
Curtis Goodwin, L (1, 8) OBP: 0.315, SLG: 0.244	1-3 K		2-3 K			0-1 G1-3		2-2 L3			3-2 F7	5 0 0 0 0 2 1	<b>Cincinnati Reds @ St. Louis Cardinals</b> Busch Stadium, St. Louis, MO Fri Sep 27 1996, 7:05 PM CDT Att: 39,730 - Unknown - 51 F																		
Hal Morris, L (1, 3) OBP: 0.374, SLG: 0.482	2-1 L6			3-2 2B 1B		3-0 WP 1B		1-1 G6-3			0-0 E7 1B	5 1 3 0 0 0 0																			
Willie Greene, L (1, 5) OBP: 0.330, SLG: 0.491	0-0 G1-3			0-0 1-H 2B		2-3 K					1-3 K	5 0 1 1 0 3 2																			
Eric Davis, R (1, 7) OBP: 0.396, SLG: 0.527		1-1 F9		0-0 G5-3		4-1 1-2 IBB					3-3 K	3 0 0 0 1 1 0																			
Thomas Howard, S (1, 9) OBP: 0.308, SLG: 0.432		1-1 G6-4-3 1B		3-1 G6-3		0-2 F8					1-3 K	4 0 1 0 0 1 2																			
Bret Boone, R (1, 4) OBP: 0.279, SLG: 0.358		0-1 G6-4-3 1-2r			0-0 F9		1-3 K				2-2 L8	4 0 0 0 0 1 1																			
Jeff Branson, L (1, 6) OBP: 0.316, SLG: 0.414			0-0 F7		1-1 E4		3-3 K				3-3 K	4 0 0 0 0 2 0																			
Joe Oliver, R (1, 2) OBP: 0.312, SLG: 0.406			2-2 G5-3		1-3 K		0-0 F9				0-2 F8	4 0 0 0 0 1 1																			
Jeff Shaw, R (10, 1)					SAFE							0 0 0 0 0 0 0																			
John Smiley, L (1, 1) OBP: 0.236, SLG: 0.221			0-0 1B		0-3 K			0-0 F9			1-2 F7	3 0 1 0 0 1 1																			
Eddie Taubensee, L (10, 2) OBP: 0.337, SLG: 0.464												1 0 0 0 0 0 0																			
<b>Inning Stats</b>	R: 0 E: 0 K: 1 S: 6	H: 0 LOB: 0 BB: 0 P: 9	R: 0 E: 0 K: 0 S: 6	H: 1 LOB: 0 BB: 0 P: 8	R: 0 E: 0 K: 1 S: 8	H: 1 LOB: 1 BB: 0 P: 12	R: 1 E: 0 K: 0 S: 10	H: 2 LOB: 0 BB: 0 P: 16	R: 0 E: 1 K: 2 S: 9	H: 0 LOB: 1 BB: 0 P: 11	R: 0 E: 0 K: 1 S: 10	H: 0 LOB: 2 BB: 1 P: 19	R: 0 E: 0 K: 1 S: 12	H: 0 LOB: 0 BB: 0 P: 16	R: 0 E: 0 K: 0 S: 6	H: 0 LOB: 0 BB: 0 P: 9	R: 0 E: 0 K: 3 S: 9	H: 0 LOB: 0 BB: 0 P: 13	R: 0 E: 0 K: 1 S: 9	H: 0 LOB: 0 BB: 0 P: 14	R: 0 E: 1 K: 1 S: 10	H: 1 LOB: 1 BB: 0 P: 15	1B: 5 2B: 1 3B: 0 HR: 0	SF: 0 SAC: 0 DP: 1 HBP: 0	WP: 1 PB: 0 SB: 0 CS: 0	PA: 39					
<b>PITCHER</b>	IP WLS BF H R ER SO BB IBB HBP BLK WP HR S P ERA WHIP																														
Mark Petkovsek, R (1, 1) ERA: 3.55	5.0	18	4	1	1	4	0	0	0	0	0	0	0	39	56	1.80	0.800														
Tony Fossas, L (6, 1) ERA: 2.63	1.0	5	1	0	0	1	0	1	0	0	1	0	10	19	0.00	1.000															
Todd Stottlemire, R (7, 1) ERA: 3.87	2.0	6	0	0	0	2	0	0	0	0	0	0	18	25	0.00	0.000															
Dennis Eckersley, R (9, 1) ERA: 3.36	1.0	3	0	0	0	3	0	0	0	0	0	0	9	13	0.00	0.000															
Rich Batchelor, R (10, 1) ERA: 1.29	2.0	W 7	1	0	0	2	0	0	0	0	0	0	19	29	0.00	0.500															

livebaseballscorecards.com

AB	38
R	1
H	6
RBI	1
BB	1
SO	12
LOB	8





Batter	1	2	3	4	5	6	7	8	9	10	11	AB R H RBI BB SO LOB	BOTTOM														
<b>Royce Clayton, R</b> OBP: 0.321, SLG: 0.371 (1, 6)	1-3 <b>K</b> ①			0-0 <b>F8</b> ①		1-1 <b>F9</b> ③			2-2 <b>1B</b>		0-2 <b>G6-3</b> ②	5 0 1 0 0 1 2	<b>Cincinnati Reds @ St. Louis Cardinals</b> Busch Stadium, St. Louis, MO Fri Sep 27 1996, 7:05 PM CDT Att: 39,730 - Unknown - 51 F														
<b>Ray Lankford, L</b> OBP: 0.366, SLG: 0.486 (1, 8)	0-2 <b>1B</b> CS			3-3 <b>K</b> ②			4-1 <b>2B</b> BB		0-2 <b>F7</b> ②		4-1 <b>1B</b> BB	3 1 1 0 2 1 1															
<b>Ron Gant, R</b> OBP: 0.362, SLG: 0.502 (1, 7)	3-3 <b>K</b> ② ③ 1-2			1-3 <b>K</b> ③			1-2 <b>P3</b> ①		3-2 <b>G5-3</b> ③		1-1 <b>1B</b> 3-H	5 0 1 1 0 2 3															
<b>Brian Jordan, R</b> OBP: 0.350, SLG: 0.485 (1, 9)			0-0 <b>G6-3</b> ①		0-2 <b>G5-3</b> ①		1-2 <b>2B</b> 1-H			2-2 <b>G5-3</b> ①		4 0 1 1 0 0 0															
<b>Gary Gaetti, R</b> OBP: 0.321, SLG: 0.463 (1, 5)			1-0 <b>P3</b> ②		0-1 <b>P3</b> ②		2-3 <b>K</b> ③			0-2 <b>1B</b> 1B		4 0 1 0 0 1 0															
<b>Tom Paganzzi, R</b> OBP: 0.313, SLG: 0.426 (1, 2)			1-3 <b>K</b> ③		1-2 <b>G4-3</b> ③			0-0 <b>F8</b> ①		0-1 <b>1B</b> 1B		4 0 1 0 0 1 0															
<b>John Mabry, L</b> OBP: 0.340, SLG: 0.428 <b>Miguel Mejia, R</b> OBP: 0.095, SLG: 0.095 <b>Dmitri Young, S</b> OBP: 0.355, SLG: 0.231 (1, 3) (8, PR) (9, 3)			0-2 <b>G6-3</b> ①			0-0 <b>SH5-4</b> 2B		0-1 <b>1B</b> 1B		0-0 <b>G1-6-3</b> ② ③ 1-2		3 0 2 0 0 0 0 0 0 0 0 0 0 0 1 0 0 0 0 0 2															
<b>Mike Gallego, R</b> OBP: 0.273, SLG: 0.225 <b>Mark Sweeney, L</b> OBP: 0.381, SLG: 0.367 (1, 4) (11, PH)			1-3 <b>K</b> ②		0-0 <b>SH5-4</b> ①		3-2 <b>L6-3</b> ② ③ 1-1				1-1 <b>G4-3</b> ①	2 0 0 0 0 1 1 1 0 0 0 0 0 0															
<b>Mark Petkovsek, R</b> OBP: 0.235, SLG: 0.188 <b>Tony Fossas, L</b> OBP: 0.160, SLG: 0.276 <b>Todd Stottlemire, L</b> OBP: 0.301, SLG: 0.227 <b>Dennis Eckersley, R</b> OBP: 0.337, SLG: 0.406 <b>Willie McGee, S</b> OBP: 0.348, SLG: 0.385 (1, 1) (6, 1) (6, PH) (7, 1) (8, PH) (9, PH) (10, 1) (11, PH)			0-0 <b>P4</b> ③		0-1 <b>P3</b> ②			1-2 <b>G4-3</b> ①			0-0 <b>G6-3</b> ① 1B 2B	1 0 0 0 0 0 0 0 0 0 0 0 0 0 1 0 0 0 0 0 1 0 0 0 0 0 0 0 0 0 0 0 0 0 0 1 0 0 0 0 0 0 0 0 0 0 0 0 0 1 1 1 0 0 0 0															
<b>Inning Stats</b>	R: 0 E: 0 K: 2 S: 9	H: 1 LOB: 1 BB: 0 P: 13	R: 0 E: 0 K: 1 S: 5	H: 0 LOB: 0 BB: 0 P: 7	R: 0 E: 0 K: 1 S: 7	H: 0 LOB: 0 BB: 0 P: 8	R: 0 E: 0 K: 2 S: 8	H: 0 LOB: 0 BB: 0 P: 12	R: 0 E: 0 K: 0 S: 11	H: 0 LOB: 0 BB: 0 P: 12	R: 0 E: 0 K: 0 S: 6	H: 1 LOB: 1 BB: 0 P: 7		R: 1 E: 0 K: 1 S: 10	H: 1 LOB: 0 BB: 1 P: 18	R: 0 E: 0 K: 0 S: 6	H: 1 LOB: 1 BB: 0 P: 9	R: 0 E: 0 K: 0 S: 16	H: 1 LOB: 1 BB: 0 P: 22	R: 0 E: 0 K: 0 S: 9	H: 2 LOB: 1 BB: 0 P: 11	R: 1 E: 0 K: 0 S: 9	H: 2 LOB: 2 BB: 1 P: 15	1B: 6 2B: 5 3B: 0 HR: 0	SF: 0 SAC: 1 DP: 3 HBP: 0	WP: 0 PB: 0 SB: 0 CS: 1	PA: 39
<b>PITCHER</b>	IP WLS BF H R ER SO BB IBB HBP BLK WP HR S P ERA WHIP														IP WLS BF H R ER SO BB IBB HBP BLK WP HR S P ERA WHIP												
<b>John Smiley, L</b> ERA: 3.64 <b>Jeff Shaw, R</b> ERA: 2.49 (1, 1) (10, 1)	9.0 L	30 9	5 4	1 1	1 0	7 0	1 1	0 0	0 0	0 0	0 0	0 0	0 0	0 0	78 18	108 26	1.00 5.40	0.667 3.000									

AB	36
R	2
H	9
RBI	2
BB	2
SO	7
LOB	10



Batter	1	2	3	4	5	6	7	8	9	AB	R	H	RBI	BB	SO	LOB	TOP				
Eric Owens, R (1, 7) OBP: 0.281, SLG: 0.229	1-0 F9			2-1 G6-3		1-0 F8		1-1 1B		4	0	1	1	0	0	0					
Hal Morris, L (1, 3) OBP: 0.373, SLG: 0.480 Scott Sullivan, R (8, 1)	1-1 G6-3			0-1 G4-3			0-0 1B	2-3 K		4	0	1	0	0	1	2					
Bret Boone, R (1, 4) OBP: 0.277, SLG: 0.355	2-3 K			1-2 G1-3			1-0 F8		0-0 6-3	4	0	0	0	0	1	1					
Eduardo Perez, R (1, 5) OBP: 0.317, SLG: 0.472		1-3 K			0-2 F8		2-2 G6-4-3		0-0 6-3	4	0	0	0	0	1	1					
Keith Mitchell, R (1, 8) OBP: 0.333, SLG: 0.571 Thomas Howard, S (8, PH) OBP: 0.308, SLG: 0.432 Curtis Goodwin, L (8, PH) OBP: 0.320, SLG: 0.244		3-3 K			3-1 L8			4-2 1B	0-0 P3	2	0	0	0	0	1	0					
Barry Larkin, R (9, PH) OBP: 0.409, SLG: 0.556								1B		0	1	0	0	0	1	0					
Brook Fordyce, R (1, 2) OBP: 0.500, SLG: 0.429 Eddie Taubensee, L (8, PH) OBP: 0.339, SLG: 0.464		2-2 G5-3			0-2 E4			1B		2	0	0	0	0	0	0					
Chad Mottola, R (1, 9) OBP: 0.271, SLG: 0.367 Lenny Harris, L (8, PH) OBP: 0.325, SLG: 0.401				2-0 G6-3		2-3 K		1B		2	0	0	0	0	1	1					
Jeff Branson, L (1, 6) OBP: 0.313, SLG: 0.410				0-3 K			1-1 F8		1-3 K	3	0	0	0	0	2	2					
Mike Morgan, R (1, 1) OBP: 0.050, SLG: 0.050 Joe Oliver, R (8, PH) OBP: 0.311, SLG: 0.405 Mike Remlinger, L (6, 1) OBP: 0.250, SLG: 0.143 Roger Sakeld, R (6, 1) OBP: 0.081, SLG: 0.031 Willie Greene, L (8, PH) OBP: 0.329, SLG: 0.489				1-3 K			0-2 G1-3		2-1 L3	1	0	0	0	0	1	0					
										1	0	0	0	0	0	0					
										0	0	0	0	0	0	0					
										0	0	0	0	0	0	0					
										1	0	0	0	0	0	2					
<b>Inning Stats</b>	R: 0 E: 0 K: 1 S: 6	H: 0 LOB: 0 BB: 0 P: 10	R: 0 E: 0 K: 2 S: 9	H: 0 LOB: 0 BB: 0 P: 15	R: 0 E: 0 K: 2 S: 8	H: 0 LOB: 0 BB: 0 P: 11	R: 0 E: 0 K: 0 S: 7	H: 0 LOB: 0 BB: 0 P: 10	R: 0 E: 1 K: 1 S: 11	H: 0 LOB: 1 BB: 0 P: 16	R: 0 E: 0 K: 0 S: 5	H: 1 LOB: 0 BB: 0 P: 8	R: 2 E: 0 K: 0 S: 16	H: 2 LOB: 2 BB: 2 P: 32	R: 0 E: 0 K: 0 S: 3	H: 0 LOB: 0 BB: 0 P: 3	1B: 3 2B: 0 3B: 0 HR: 0	SF: 0 SAC: 0 DP: 1 HBP: 0	WP: 0 PB: 0 SB: 0 CS: 0	PA: 32	
<b>PITCHER</b>	IP	WLS	BF	H	R	ER	SO	BB	IBB	HBP	BLK	WP	HR	S	P	ERA	WHIP				
Danny Jackson, L (1, 1) ERA: 4.46	7.0	W	22	1	0	0	6	0	0	0	0	0	0	52	78	0.00	0.143				
Andy Benes, R (8, 1) ERA: 3.83	0.2		6	2	2	2	1	2	0	0	0	0	0	13	27	27.00	6.000				
Rick Honeycutt, L (8, 1) ERA: 2.85	1.1	S	4	0	0	0	1	0	0	0	0	0	0	6	8	0.00	0.000				

**Cincinnati Reds @ St. Louis Cardinals**  
 Busch Stadium, St. Louis, MO  
 Sat Sep 28 1996, 3:33 AM CDT  
 Att. 52,876 - Cloudy - 70 F

AB	30
R	2
H	3
RBI	2
BB	2
SO	8
LOB	9



BOTTOM

Cincinnati Reds @ St. Louis Cardinals  
Busch Stadium, St. Louis, MO  
Sat Sep 28 1996 3:33 AM CDT  
Att. 52,876 - Cloudy - 70 F

livebaseballscorecards.com

AB 33  
R 5  
H 11  
RBI 4  
BB 4  
SO 7  
LOB 18



WP: 0 PA: 39  
PB: 0  
SB: 0  
CS: 1

AB	R	H	RBI	BB	SO	LOB	
4	0	1	1	0	0	0	
4	1	3	0	1	0	1	
5	1	1	2	0	4	5	
3	0	1	0	0	1	0	
1	1	1	0	0	0	0	
4	0	3	0	0	1	2	
3	0	0	0	1	0	2	
3	0	0	0	0	0	3	
0	0	0	0	0	0	0	
0	0	0	0	0	0	0	
2	1	0	0	2	1	3	
3	1	1	1	0	0	2	
1	0	0	0	0	0	0	
1B: 7	SF: 0	2B: 2	SAC: 0	3B: 1	DP: 1	HR: 1	HBP: 2

Batter	1	2	3	4	5	6	7	8	9																			
Ozzie Smith, S OBP: 0.361, SLG: 0.373 (1, 6)	1-0 G1-3 ①		1-0 G5-3 ②		1-1 G5-3 ①	3-2 1B 2-H		2-2 G4-3 HBP																				
Willie McGee, S OBP: 0.345, SLG: 0.414 (1, 8)	4-2 CS BB		1-2 HR 1B		2-1 1B 2B	2-1 SAFE 1B		2-2 G4-3 ② 1-2																				
Ron Gant, R OBP: 0.360, SLG: 0.506 (1, 7)	2-3 SAFE K 1-2		1-0 HR		0-3 K	1-3 K ③		1-3 K ③																				
Brian Jordan, R OBP: 0.350, SLG: 0.484 Mark Sweeney, L OBP: 0.384, SLG: 0.371 (1, 9) (6, 9)		1-3 K ①	1-2 P6 ③		3-2 1B 2-3		2-2 E G6-4-3 1B																					
Gary Gaetti, R OBP: 0.324, SLG: 0.469 (1, 5)		0-1 3B		1-2 G3 1B	1-3 K ③		0-0 E8 G6-4-3 1B																					
John Mabry, L OBP: 0.339, SLG: 0.426 (1, 3)		2-2 G5-3 ②		1-1 G3 ① 1-2		1-1 G4-3 ①	4-0 G6-4-3 IBB																					
Danny Sheaffer, R OBP: 0.273, SLG: 0.335 Andy Benes, R OBP: 0.158, SLG: 0.205 Rick Honeycutt, L (8, 1) (8, 1)		2-0 HBP		2-2 L9 ②		1-1 G6-3 ②	3-2 G6-4-3 ① ② 1-2f 2-3 3-H																					
Luis Alicea, S OBP: 0.349, SLG: 0.383 (1, 4)		0-0 F7 ③		4-2 BB		4-2 2B BB	0-3 K ③																					
Danny Jackson, R OBP: 0.333, SLG: 0.556 Tom Pagnozzi, R OBP: 0.313, SLG: 0.425 (1, 1) (8, 2)			2-2 G6-3 ①	1-1 G5-3 ③		2-2 SAFE 1B 2B 1-H		1-0 F8 ①																				
Inning Stats	R: 0 E: 0 K: 1 S: 9	H: 0 LOB: 0 BB: 1 P: 16	R: 0 E: 0 K: 1 S: 10	H: 1 LOB: 2 BB: 0 P: 15	R: 2 E: 0 K: 0 S: 12	H: 2 LOB: 0 BB: 0 P: 18	R: 0 E: 0 K: 0 S: 14	H: 1 LOB: 2 BB: 1 P: 23	R: 0 E: 0 K: 2 S: 18	H: 2 LOB: 2 BB: 0 P: 25	R: 2 E: 0 K: 1 S: 19	H: 3 LOB: 2 BB: 1 P: 33	R: 1 E: 1 K: 1 S: 13	H: 2 LOB: 1 BB: 1 P: 22	R: 0 E: 0 K: 1 S: 11	H: 0 LOB: 1 BB: 0 P: 17	1B: 7 2B: 2 3B: 1 HR: 1	SF: 0 SAC: 0 DP: 1 HBP: 2	WP: 0 PA: 39 PB: 0 SB: 0 CS: 1									
PITCHER	IP	WLS	BF	H	R	ER	SO	BB	IBB	HBP	BLK	WP	HR	S	P	ERA	WHIP											
Mike Morgan, R ERA: 4.63 (1, 1)	5.0	L	23	6	2	2	4	2	0	0	0	0	0	63	97	3.60	1.600											
Mike Remlinger, L ERA: 5.6 (6, 1)	0.2		6	3	2	2	0	1	0	0	0	0	0	16	29	27.00	6.000											
Roger Salkeld, R ERA: 5.2 (6, 1)	1.1		6	2	1	1	2	0	1	0	0	0	0	16	26	6.75	1.500											
Scott Sullivan, R ERA: 2.25 (8, 1)	1.0		4	0	0	0	1	0	0	1	0	0	0	11	17	0.00	0.000											

Batter	1	2	3	4	5	6	7	8	9	AB R H RBI BB SO LOB	TOP											
<b>Curtis Goodwin, L</b> OBP: 0.323, SLG: 0.250 (1, 8)	1-2 P6		0-2 FC5-4		3-2 HR	1-1 S		2-2 L5		5 1 2 1 0 0 3												
<b>Hal Morris, L</b> OBP: 0.374, SLG: 0.479 (1, 3)	1-2 FC1-6 1B		0-0 F7		0-0 F7	0-1 G4-3			1-2 1B	5 0 2 0 0 0 4												
<b>Barry Larkin, R</b> OBP: 0.410, SLG: 0.567 <b>Jeff Branson, L</b> OBP: 0.312, SLG: 0.408 (1, 6) (8, 6)	1-2 FC1-6 1-2f			2-2 HR	3-2 HR		3-1 G4-3		1-3 K	4 2 2 3 0 0 1 1 0 0 0 0 1 1												
<b>Willie Greene, L</b> OBP: 0.327, SLG: 0.495 (1, 5)	0-1 F7			0-0 HR	0-1 G3-1		1-3 K		2-3 K	5 1 1 1 0 2 2												
<b>Eric Davis, R</b> OBP: 0.394, SLG: 0.523 <b>Chad Mottola, R</b> OBP: 0.271, SLG: 0.367 (1, 7) (9, 9)		2-3 K		1-2 SF9 1B	0-3 K		2-2 G5-3		1-2 F9	5 1 1 0 0 2 1 0 0 0 0 0 0 0												
<b>Eddie Taubensee, L</b> OBP: 0.338, SLG: 0.462 (1, 2)		2-3 K		0-2 E6		0-1 E4 1B SH3 1B		1-2 BB 1B		4 1 1 0 0 1 1												
<b>Bret Boone, R</b> OBP: 0.275, SLG: 0.354 (1, 4)		0-2 F7		3-1 SF9		0-0 SH3		0-2 L7		2 0 0 1 0 0 1												
<b>Lenny Harris, L</b> OBP: 0.330, SLG: 0.404 (1, 9) (9, 7)			1-1 FC5-4 1B		1-2 F8		2-2 1B 2-3 1B		4-1 BB	3 0 2 0 1 0 1												
<b>Curt Lyons, R</b> (1, 1) <b>Thomas Howard, S</b> OBP: 0.307, SLG: 0.431 <b>Scott Service, R</b> (6, 1) <b>Keith Mitchell, R</b> OBP: 0.313, SLG: 0.533 <b>Jeff Brantley, R</b> (8, 1) (8, 1)		0-1 B3		0-3 K		0-0 P5		0-2 L9		2 0 0 0 0 1 2 1 0 0 0 0 0 2 0 0 0 0 0 0 0 1 0 0 0 0 0 2 0 0 0 0 0 0 0												
<b>Inning Stats</b>	R: 0 E: 0 K: 0 S: 13	H: 1 LOB: 1 BB: 0 P: 16	R: 0 E: 0 K: 2 S: 9	H: 0 LOB: 0 BB: 0 P: 13	R: 0 E: 0 K: 0 S: 8	H: 1 LOB: 1 BB: 0 P: 9	R: 3 E: 1 K: 1 S: 22	H: 3 LOB: 1 BB: 0 P: 29	R: 2 E: 0 K: 1 S: 15	H: 2 LOB: 0 BB: 0 P: 20	R: 1 E: 1 K: 0 S: 11	H: 2 LOB: 2 BB: 0 P: 14	R: 0 E: 0 K: 1 S: 9	H: 0 LOB: 0 BB: 0 P: 15	R: 0 E: 0 K: 0 S: 17	H: 1 LOB: 2 BB: 1 P: 24	R: 0 E: 0 K: 2 S: 13	H: 1 LOB: 1 BB: 0 P: 18	1B: 8 2B: 0 3B: 0 HR: 3	SF: 1 SAC: 1 DP: 0 HBP: 0	WP: 0 PB: 0 SB: 2 CS: 0	PA: 41
<b>PITCHER</b>	IP WLS BF H R ER SO BB IBB HBP BLK WP HR S P ERA WHIP																					
<b>Eric Ludwick, R</b> ERA: 9.0 <b>Dennis Eckersley, R</b> ERA: 3.3 <b>Cory Bailey, R</b> ERA: 3.0 <b>T.J. Mathews, R</b> ERA: 3.01 <b>Rich Batchelor, R</b> ERA: 1.2	(1, 1) (6, 1) (7, 1) (8, 1) (9, 1)	5.0 1.0 1.0 1.0 1.0	L	23 6 3 5 4	7 2 0 1 1	5 1 0 0 0	4 0 1 0 2	0 0 0 1 0	0 0 0 0 0	0 0 0 0 0	0 0 0 0 0	0 0 0 0 0	3 11 9 17 13	67 14 15 24 18	87 14 15 24 18	9.00 0.00 0.00 0.00 0.00	1.400 2.000 0.000 2.000 1.000					

Cincinnati Reds @ St. Louis Cardinals  
 Busch Stadium, St. Louis, MO  
 Sun Sep 29 1996, 3:33 AM CDT  
 Att. 51,379 - Sunny - 72 F

livebaseballscorecards.com

AB	38
R	6
H	11
RBI	6
BB	1
SO	7
LOB	21



