

Cincinnati Reds - 1996

Batter	1	2	3	4	5	6	7	8	9	AB	R	H	RBI	BB	SO	LOB	TOP			
Mark Grudzielanek, R OBP: 0.200, SLG: 0.400										5	1	1	0	0	1	3	Montreal Expos @ Cincinnati Reds Riverfront Stadium, Cincinnati, OH Tue Apr 02 1996, 3:33 AM EST Att: 53,136 - Sunny			
Mike Lansing, R OBP: 0.750, SLG: 1.000										3	0	2	0	1	1	1				
Rondell White, R OBP: 0.250, SLG: 0.250										4	0	1	1	0	1	2				
Moises Alou, R OBP: 0.250, SLG: 0.250										4	0	1	0	0	1	3				
David Segui, S										3	0	0	0	1	0	2				
Sherman Obando, R Tim Scott, R Dave Veres, R Omar Daal, L F.P. Santangelo, S										3	0	0	0	0	1	1				
Darrin Fletcher, L										2	0	0	0	2	0	0				
Shane Andrews, R OBP: 0.250, SLG: 0.250										4	0	1	0	0	3	2				
Jeff Fassero, L Lenny Webster, R Barry Manuel, R Mike Dyer, R Henry Rodriguez, L OBP: 0.500, SLG: 0.500										1	0	0	0	0	0	2				
Inning Stats	R: 0 E: 0 K: 2 S: 10	H: 0 LOB: 1 BB: 1 P: 18	R: 0 E: 0 K: 2 S: 13	H: 0 LOB: 2 BB: 2 P: 24	R: 1 E: 0 K: 0 S: 17	H: 3 LOB: 1 BB: 0 P: 22	R: 0 E: 0 K: 1 S: 9	H: 0 LOB: 0 BB: 0 P: 12	R: 0 E: 0 K: 0 S: 8	H: 0 LOB: 2 BB: 0 P: 14	R: 0 E: 0 K: 2 S: 11	H: 1 LOB: 1 BB: 0 P: 15	R: 0 E: 0 K: 1 S: 11	H: 0 LOB: 0 BB: 0 P: 14	R: 0 E: 0 K: 1 S: 13	H: 1 LOB: 2 BB: 1 P: 22		1B: 5 2B: 3 3B: 0 HR: 0	SF: 0 SAC: 0 DP: 1 HBP: 0	WP: 0 PB: 0 SB: 0 CS: 0
PITCHER	IP WLS BF H R ER SO BB IBB HBP BLK WP HR S P ERA WHIP																			
Pete Schourek, L ERA: 1.8	5.0 W 22 5 1 1 5 3 0 0 0 0 0 0 59 90 1.80 1.600																			
Tim Pugh, R ERA:	3.0 10 1 0 0 3 0 0 0 0 0 0 0 30 43 0.00 0.333																			
Marcus Moore, R ERA:	1.0 S 5 1 0 0 1 1 0 0 0 0 0 0 13 22 0.00 2.000																			

AB	33
R	1
H	7
RBI	1
BB	4
SO	9
LOB	18



Batter	1	2	3	4	5	6	7	8	9	AB	R	H	RBI	BB	SO	LOB	BOTTOM			
Eric Davis, R										4	0	0	1	3	1	Montreal Expos @ Cincinnati Reds Riverfront Stadium, Cincinnati, OH Tue Apr 02 1996, 3:33 AM EST Att: 53,136 - Sunny				
Eric Owens, R OBP: 0.333, SLG: 0.333										3	0	1	0	0	1					
Jeff Branson, L OBP: 0.500, SLG: 0.500										2	0	1	0	0	2					
Barry Larkin, R OBP: 0.400, SLG: 0.500										4	2	1	0	1	4					
Reggie Sanders, R										2	1	0	0	3	1					
Chris Sabo, R OBP: 0.800, SLG: 1.000										3	0	2	3	1	2					
Hal Morris, L OBP: 0.600, SLG: 0.333										3	0	1	1	2	0					
Mike Kelly, R										3	0	0	0	1	2					
Joe Oliver, R										4	0	0	0	1	3					
Pete Schourek, L Vince Coleman, S Tim Pugh, R Lenny Harris, L Marcus Moore, S										1	0	0	0	1	0					
Inning Stats	R: 2 E: 1 K: 1 S: 19	H: 3 LOB: 2 BB: 1 P: 33	R: 0 E: 0 K: 2 S: 9	H: 0 LOB: 0 BB: 0 P: 11	R: 0 E: 0 K: 0 S: 11	H: 1 LOB: 3 BB: 3 P: 28	R: 0 E: 1 K: 1 S: 6	H: 0 LOB: 1 BB: 0 P: 6	R: 1 E: 0 K: 1 S: 16	H: 1 LOB: 3 BB: 3 P: 35	R: 0 E: 1 K: 3 S: 17	H: 1 LOB: 2 BB: 0 P: 25	R: 0 E: 0 K: 1 S: 8	H: 0 LOB: 0 BB: 0 P: 9	R: 1 E: 0 K: 1 S: 13	H: 1 LOB: 3 BB: 2 P: 32	1B: 4 2B: 3 3B: 0 HR: 0	SF: 0 SAC: 1 DP: 0 HBP: 1	WP: 1 PB: 0 SB: 4 CS: 1	PA: 42
PITCHER	IP WLS BF H R ER SO BB IBB HBP BLK WP HR S P ERA WHIP																			
Jeff Fassero, L ERA: 4.5	4.0 L 20 4 2 2 4 4 0 0 0 0 0 0 12 28 4.50 2.000																			
Barry Manuel, R ERA: 27.0	0.1 5 1 1 1 0 3 0 0 0 0 1 0 12 28 27.00 12.000																			
Mike Dyer, R ERA:	1.0 5 1 0 0 2 0 0 0 0 0 0 0 14 23 0.00 1.000																			
Tim Scott, R ERA:	1.2 5 0 0 0 3 0 0 0 0 0 0 0 15 18 0.00 0.000																			
Dave Veres, R ERA: 13.5	0.2 6 1 1 1 1 1 1 1 0 0 0 0 10 27 13.50 3.000																			



Batter	1	2	3	4	5	6	7	8	9	AB R H RBI BB SO LOB	TOP									
Mark Grudzielanek, R OBP: 0.400, SLG: 0.667	F9		G5-3		G2-3		1B 1B	G6-3		5 1 1 0 0 0 1	Montreal Expos @ Cincinnati Reds Riverfront Stadium, Cincinnati, OH Thu Apr 04 1996, 3:33 AM EST Att: 17,067 - Overcast - 57 F									
Mike Lansing, R OBP: 0.815, SLG: 0.750 Andy Stankiewicz, R OBP: 1.000, SLG: 1.000	HR		K			1B 1B	1B 1B	FC5 1B	4 3 3 0 0 1 0 1 0 1 0 0 0 0											
Rondell White, R OBP: 0.357, SLG: 0.385	L7		G6-3			1B 1B	K	L9	4 1 0 0 1 1 4											
Moises Alou, R OBP: 0.385, SLG: 0.615 F.P. Santangelo, S	HR			G5-3		1B 1B	HR	P6	4 2 3 3 0 0 0 1 0 0 0 0 0 1											
David Segui, S OBP: 0.429, SLG: 0.333	F8			F7		1B 1B	G4-6-3	FC5	5 1 3 3 0 0 0											
Henry Rodriguez, L OBP: 0.625, SLG: 1.143						HR	G4-6-3	FC5	4 1 2 3 1 0 4											
Darrin Fletcher, L OBP: 0.364, SLG: 0.667 Lenny Webster, R				G4-3		L9		HR	4 1 1 1 0 1 2 0 0 0 0 0 0 0											
Dave Silvestri, R OBP: 0.400, SLG: 0.250					K	K		G6-3	3 0 0 0 1 3 1											
Jose Paniagua, R Sherman Obando, R (6, PH) Barry Manuel, R Tim Scott, R					K	P3		K	2 0 0 0 0 1 1 1 0 0 0 0 0 0 1 0 0 0 0 1 1 0 0 0 0 0 0 0											
Inning Stats	R: 2 E: 0 K: 0 S: 12	H: 2 LOB: 0 BB: 0 P: 18	R: 0 E: 0 K: 2 S: 16	H: 1 LOB: 1 BB: 0 P: 22	R: 0 E: 0 K: 1 S: 6	H: 0 LOB: 0 BB: 0 P: 8	R: 0 E: 0 K: 0 S: 6	H: 0 LOB: 1 BB: 1 P: 11	R: 0 E: 0 K: 2 S: 7	H: 4 LOB: 0 BB: 1 P: 35		R: 2 E: 0 K: 1 S: 15	H: 4 LOB: 1 BB: 0 P: 26	R: 1 E: 0 K: 1 S: 10	H: 1 LOB: 0 BB: 1 P: 15	R: 0 E: 0 K: 0 S: 12	H: 2 LOB: 2 BB: 0 P: 16	1B: 11 2B: 0 3B: 0 HR: 3	SF: 0 SAC: 0 DP: 2 HBP: 0	WP: 0 PB: 0 SB: 1 CS: 0
PITCHER	IP WLS BF H R ER SO BB IBB HBP BLK WP HR S P ERA WHIP											IP WLS BF H R ER SO BB IBB HBP BLK WP HR S P ERA WHIP								
Dave Burba, R ERA: 9.0	5.0 L 22 5 5 5 5 2 0 0 0 0 0 1 52 82 9.00 1.400																			
Hector Carrasco, R ERA: 16.2	1.0 6 3 3 3 1 0 0 0 0 0 0 1 18 30 27.00 3.000																			
Xavier Hernandez, R ERA: 15.43	2.0 9 4 2 2 2 1 0 0 0 0 0 1 21 34 9.00 2.500																			
Johnny Ruffin, R ERA:	1.0 5 2 0 0 0 0 0 0 0 0 0 0 12 16 0.00 2.000																			


Batter	1	2	3	4	5	6	7	8	9	AB R H RBI BB SO LOB	BOTTOM									
Vince Coleman, S OBP: 0.500, SLG: 0.286	CS		S BLK		1B				K	3 0 2 0 2 1 1	Montreal Expos @ Cincinnati Reds Riverfront Stadium, Cincinnati, OH Thu Apr 04 1996, 3:33 AM EST Att: 17,067 - Overcast - 57 F									
Barry Larkin, R OBP: 0.583, SLG: 0.900 Eric Owens, R OBP: 0.167, SLG: 0.167	1B		L7		BB		1B	K	2 0 1 0 1 0 1 2 0 0 0 0 2 2											
Hal Morris, L OBP: 0.308, SLG: 0.273 Johnny Ruffin, R	BB		F7		1B			G4-3	4 1 1 0 0 0 4 0 0 0 0 0 0 0											
Reggie Sanders, R OBP: 0.500, SLG: 0.556 Lenny Harris, L OBP: 0.333, SLG: 0.667	BB		F8		G4-3			SF8	3 0 1 0 0 0 2 1 0 0 0 0 0 1											
Eddie Taubensee, L OBP: 0.375, SLG: 0.200			G5-3		G6-3			G4-3	2 0 0 1 1 1 0											
Chris Sabo, R OBP: 0.625, SLG: 0.667 Willie Greene, L OBP: 0.250, SLG: 0.250			K		G4-3			SF8	2 1 1 0 0 0 0 2 0 1 0 0 1 2											
Mike Kelly, R					G6-3			1B												
Jeff Branson, L OBP: 0.300, SLG: 0.222					F7			BB	3 0 1 1 1 1 0											
Dave Burba, R Hector Carrasco, R Xavier Hernandez, L Steve Gibraller, R Joe Oliver, R					F9			F8	2 0 0 0 0 0 1 0 0 0 0 0 0 0 0 0 0 0 0 0 0 2 0 0 0 0 2 1 1 0 0 0 0 0 1											
Inning Stats	R: 0 E: 0 K: 0 S: 9	H: 1 LOB: 1 BB: 1 P: 17	R: 1 E: 0 K: 1 S: 11	H: 2 LOB: 0 BB: 0 P: 12	R: 0 E: 0 K: 0 S: 11	H: 0 LOB: 1 BB: 1 P: 17	R: 0 E: 0 K: 0 S: 5	H: 0 LOB: 0 BB: 0 P: 9	R: 0 E: 0 K: 1 S: 9	H: 1 LOB: 2 BB: 1 P: 18		R: 0 E: 0 K: 3 S: 11	H: 1 LOB: 1 BB: 0 P: 17	R: 1 E: 0 K: 0 S: 17	H: 2 LOB: 1 BB: 0 P: 24	R: 0 E: 0 K: 3 S: 13	H: 0 LOB: 1 BB: 1 P: 19	1B: 6 2B: 2 3B: 0 HR: 0	SF: 1 SAC: 0 DP: 1 HBP: 0	WP: 0 PB: 0 SB: 1 CS: 1
PITCHER	IP WLS BF H R ER SO BB IBB HBP BLK WP HR S P ERA WHIP											IP WLS BF H R ER SO BB IBB HBP BLK WP HR S P ERA WHIP								
Jose Paniagua, R ERA: 1.8	5.0 W 21 4 1 1 1 4 1 0 0 0 0 0 45 73 3.00 1.667																			
Barry Manuel, R ERA: 5.4	3.0 13 4 1 1 4 1 0 0 0 0 0 0 33 52 3.00 1.667																			
Tim Scott, R ERA:	1.0 4 0 0 0 3 1 0 0 0 0 0 0 13 19 0.00 1.000																			

Batter	1	2	3	4	5	6	7	8	9	AB	R	H	RBI	BB	SO	LOB	TOP					
Vince Coleman, S OBP: 0.368, SLG: 0.267	L9		K	P7		SH1-3		K		4	0	0	0	0	2	1	Cincinnati Reds @ Philadelphia Phillies Veterans Stadium, Philadelphia, PA Sat Apr 06 1996, 7:05 PM EST Att: 17,958 - Cloudy - 43 F					
Lenny Harris, L OBP: 0.286, SLG: 0.429			K			G1-3		K		4	1	1	0	0	2	1						
Hector Carrasco, R										0	0	0	0	0	0	0						
Eric Owens, R OBP: 0.250, SLG: 0.250	1B FC1-4									1	0	0	0	0	1	0						
Johnny Ruffin, R										0	0	0	0	0	0	0						
Jeff Brantley, R										0	0	0	0	0	0	0						
Hal Morris, L OBP: 0.435, SLG: 0.450										5	1	3	0	0	0	1						
Reggie Sanders, R OBP: 0.409, SLG: 0.529										4	1	1	2	1	2	2						
Eddie Taubensee, L OBP: 0.462, SLG: 0.800										5	2	3	2	0	0	2						
Willie Greene, L OBP: 0.250, SLG: 0.455										4	2	1	2	1	1	3						
Mike Kelly, R OBP: 0.235, SLG: 0.286										3	1	1	2	1	0	0						
Jeff Branson, L OBP: 0.222, SLG: 0.176										4	0	1	0	0	2	1						
Roger Salkeld, R										2	0	0	0	0	2	2						
Barry Larkin, R OBP: 0.579, SLG: 0.933										1	0	0	0	1	0	0						
Inning Stats	R: 1 E: 0 K: 0 S: 10	H: 2 LOB: 1 BB: 0 P: 21	R: 0 E: 0 K: 2 S: 12	H: 0 LOB: 1 BB: 1 P: 20	R: 1 E: 0 K: 3 S: 17	H: 2 LOB: 2 BB: 1 P: 27	R: 0 E: 0 K: 1 S: 11	H: 1 LOB: 1 BB: 0 P: 19	R: 4 E: 0 K: 2 S: 18	H: 3 LOB: 0 BB: 1 P: 32	R: 0 E: 0 K: 0 S: 6	H: 0 LOB: 1 BB: 1 P: 11	R: 2 E: 0 K: 1 S: 7	H: 2 LOB: 0 BB: 0 P: 7	R: 0 E: 0 K: 2 S: 7	H: 0 LOB: 0 BB: 0 P: 7	R: 0 E: 0 K: 1 S: 6	H: 1 LOB: 1 BB: 0 P: 6	1B: 6 2B: 1 3B: 0 HR: 4	SF: 0 SAC: 1 DP: 0 HBP: 0	WP: 0 PB: 0 SB: 4 CS: 0	PA: 42
PITCHER	IP WLS BF H R ER SO BB IBB HBP BLK WP HR S P ERA WHIP																					
Rich Hunter, R ERA: 7.71	(1, 1) 4.2 L 23 7 4 4 7 2 0 0 0 0 0 2 61 107 7.71 1.929																					
Mike Miris, L ERA: 54.0	(5, 1) 0.1 3 1 2 2 1 1 0 0 0 0 1 7 12 54.00 6.000																					
Russ Springer, R ERA: 3.38	(6, 1) 2.0 9 2 2 2 1 1 0 0 0 0 1 13 18 9.00 1.500																					
Ken Ryan, R ERA: 13.5	(8, 1) 1.0 4 1 0 0 2 0 0 0 0 0 0 8 8 0.00 1.000																					
Toby Borland, R ERA: 13.5	(9, 1) 1.0 3 0 0 0 1 0 0 0 0 0 0 5 5 0.00 0.000																					
Batter	1	2	3	4	5	6	7	8	9	AB	R	H	RBI	BB	SO	LOB	BOTTOM					
Lenny Dykstra, L OBP: 0.458, SLG: 0.684	E S 1B BB	G4-3				F5	F9			3	1	0	0	2	0	2	Cincinnati Reds @ Philadelphia Phillies Veterans Stadium, Philadelphia, PA Sat Apr 06 1996, 7:05 PM EST Att: 17,958 - Cloudy - 43 F					
Mickey Morandini, L OBP: 0.391, SLG: 0.421			L4	G4-3				L8		4	1	1	1	1	0	2						
Jim Eisenreich, L OBP: 0.375, SLG: 0.375										5	0	3	1	0	0	0						
Darren Daulton, L OBP: 0.500, SLG: 0.167										4	1	1	0	0	1	3						
Todd Zeile, R OBP: 0.364, SLG: 0.235										1	1	0	0	4	0	1						
Mike Lieberthal, R OBP: 0.200, SLG: 0.200										5	0	1	1	0	1	6						
Gene Schall, R OBP: 0.375, SLG: 0.286										4	0	1	0	1	1	0						
Kevin Stocker, S OBP: 0.316, SLG: 0.154										3	0	0	1	1	1	1						
Rich Hunter, R OBP: 1.000, SLG: 1.000										1	0	1	0	0	0	0						
Mark Whiten, S OBP: 0.214, SLG: 0.214										0	0	0	0	0	0	0						
Russ Springer, R										0	0	0	0	0	0	0						
Pete Incaviglia, R										1	0	0	0	0	1	1						
Ken Ryan, R										0	0	0	0	0	0	0						
Toby Borland, R										0	0	0	0	0	0	0						
Inning Stats	R: 1 E: 0 K: 0 S: 10	H: 2 LOB: 2 BB: 2 P: 23	R: 0 E: 0 K: 0 S: 9	H: 0 LOB: 1 BB: 1 P: 20	R: 0 E: 0 K: 0 S: 7	H: 1 LOB: 2 BB: 1 P: 14	R: 2 E: 0 K: 1 S: 18	H: 3 LOB: 2 BB: 1 P: 29	R: 1 E: 0 K: 0 S: 4	H: 1 LOB: 1 BB: 1 P: 12	R: 0 E: 0 K: 1 S: 5	H: 0 LOB: 1 BB: 1 P: 9	R: 0 E: 0 K: 1 S: 6	H: 1 LOB: 1 BB: 0 P: 6	R: 0 E: 0 K: 3 S: 9	H: 0 LOB: 0 BB: 0 P: 9	1B: 8 2B: 0 3B: 0 HR: 0	SF: 1 SAC: 1 DP: 0 HBP: 1	WP: 1 PB: 0 SB: 4 CS: 0	PA: 44		
PITCHER	IP WLS BF H R ER SO BB IBB HBP BLK WP HR S P ERA WHIP																					
Roger Salkeld, R ERA: 5.4	(1, 1) 5.0 W 27 6 3 3 3 1 6 0 0 0 0 1 0 9 21 4.50 2.000																					
Hector Carrasco, R ERA: 9.82	(6, 1) 2.0 10 1 1 1 1 3 0 0 0 0 1 0 9 21 4.50 2.000																					
Johnny Ruffin, R ERA: 9.82	(8, 1) 1.0 4 1 0 0 1 0 0 0 0 0 0 0 6 6 0.00 1.000																					
Jeff Brantley, R ERA: 9.82	(9, 1) 1.0 3 0 0 0 3 0 0 0 0 0 0 0 9 9 0.00 0.000																					

Batter	1	2	3	4	5	6	7	8	9	AB	R	H	RBI	BB	SO	LOB	TOP				
Lance Johnson, L OBP: 0.235, SLG: 0.424 (1.8)	G5-3		3B		2B	2B	FC1-2 PB	FC3-6	SF9	5	1	2	2	0	0	3					
Bernard Gilkey, R OBP: 0.424, SLG: 0.645 (1.7)	G5-3		G5-3		2B	2B	F7		E5	6	2	1	1	0	1	4					
Rico Brogna, L OBP: 0.423, SLG: 0.500 (1.3)	K			K	2B				BB 1B	5	1	2	2	0	2	0					
Butch Huskey, R OBP: 0.069, SLG: 0.069 Carl Everett, S OBP: 0.600, SLG: 0.333 (7.9)	K			G5-3	G6-3		E5		1B BB	4	0	0	0	0	1	2					
Jeff Kent, R OBP: 0.308, SLG: 0.292 (1.5)		G5-3		HR	G6-3		G4-3		1B BB	4	2	1	0	1	0	2					
Todd Hundley, S OBP: 0.500, SLG: 0.870 (1.2)	L9			HR		1B BB	P3		1B	4	3	2	3	1	0	2					
Jose Vizcaino, S OBP: 0.333, SLG: 0.280 (1.4)	K			G3		K		G6-3	SF9 1B	5	1	1	1	0	2	1					
Rey Ordonez, R OBP: 0.286, SLG: 0.250 (1.6)			G6-3		E5	2B FC1-2 1B		K	FC6	5	1	2	0	0	1	1					
Jason Isringhausen, R OBP: 0.333, SLG: 0.667 Kevin Roberson, S OBP: 0.400, SLG: 0.333 Doug Henry, R (8.1) John Franco, L (8.1)			K2-3		SH5-4	2B	SH5-4	FC3-6 BB	K	2	0	1	1	0	1	0					
Inning Stats	R: 0 E: 0 K: 2 S: 8	H: 0 LOB: 1 BB: 0 P: 8	R: 0 E: 0 K: 1 S: 5	H: 0 LOB: 0 BB: 0 P: 5	R: 0 E: 0 K: 1 S: 6	H: 1 LOB: 1 BB: 0 P: 6	R: 2 E: 0 K: 1 S: 7	H: 2 LOB: 0 BB: 0 P: 7	R: 3 E: 1 K: 0 S: 7	H: 4 LOB: 1 BB: 0 P: 7	R: 1 E: 0 K: 1 S: 7	H: 2 LOB: 2 BB: 1 P: 11	R: 0 E: 1 K: 0 S: 4	H: 0 LOB: 1 BB: 0 P: 9	R: 6 E: 2 K: 2 S: 12	H: 3 LOB: 1 BB: 2 P: 20	1B: 6 2B: 4 3B: 1 HR: 1	SF: 1 SAC: 1 DP: 0 HBP: 0	WP: 1 PB: 1 SB: 0 CS: 0	PA: 47	
PITCHER	IP	WLS	BF	H	R	ER	SO	BB	IBB	HBP	BLK	WP	HR	S	P	ERA	WHIP				
John Smiley, L ERA: 5.4 Johnny Ruffin, R ERA: 13.5 Xavier Hernandez, R ERA: 6.0 Jeff Shaw, R ERA: 1.93	5.2	L	28	9	6	6	6	1	0	0	0	1	1	39	43	9.53	1.765				

New York Mets @ Cincinnati Reds
Riverfront Stadium, Cincinnati, OH
Tue Apr 09 1996, 7:05 PM EDT
Att: 15,958 - Unknown - 37 F


AB 41
R 12
H 12
RBI 10
BB 4
SO 9
LOB 17



Batter	1	2	3	4	5	6	7	8	9	AB	R	H	RBI	BB	SO	LOB	BOTTOM					
Vince Coleman, S OBP: 0.320, SLG: 0.238 (1.7)	G6-3		K		G4-3		FC3-6 G4-3		G6-4-3 1B	5	0	1	0	0	1	2						
Lenny Harris, L OBP: 0.165, SLG: 0.400 Jeff Blanton, L OBP: 0.201, SLG: 0.394 Xavier Hernandez, L OBP: 0.294, SLG: 0.600 Eric Davis, R OBP: 0.389, SLG: 0.222 Jeff Shaw, R (8.1)	K		G1-3		F9-3 1B		G4-3		G6-4-3	3	0	1	0	0	1	0						
Barry Larkin, R OBP: 0.481, SLG: 0.739 (1.6)	F9			1B BB G6-3 1B	F9-3		G4-3			4	1	1	0	0	0	2						
Reggie Sanders, R OBP: 0.467, SLG: 0.500 (1.9)		L8 2B G1-6-3 1B		G6-3 1B BB	F9		F9		HR BB	2	2	1	0	2	0	0						
Hal Morris, L OBP: 0.419, SLG: 0.464 (1.3)		G1-6-3		G6-3 1B	G6-3		G6-3		F7	4	0	2	0	0	0	2						
Willie Greene, L OBP: 0.294, SLG: 0.600 (1.5)		L8		G6-3	G6-3		G6-3		HR	4	1	1	2	0	0	4						
Mike Kelly, R OBP: 0.280, SLG: 0.333 (1.8)		2B		S BB	K		K		G5-3	3	0	1	1	1	1	1						
Joe Oliver, R OBP: 0.167, SLG: 0.091 Eddie Taubensee, L OBP: 0.474, SLG: 0.667 (7.2)	G5-3			IBB			FC3-6 G4-3 1B		G6-3	1	0	0	0	1	0	1						
John Smiley, L Eric Owens, R OBP: 0.300, SLG: 0.222 (6.4)			G6-3		K		FC3-6 BB		F9	2	0	0	0	0	1	3						
Inning Stats	R: 0 E: 0 K: 1 S: 5	H: 0 LOB: 0 BB: 0 P: 5	R: 1 E: 0 K: 0 S: 5	H: 2 LOB: 1 BB: 0 P: 5	R: 0 E: 0 K: 1 S: 5	H: 0 LOB: 0 BB: 0 P: 5	R: 1 E: 0 K: 1 S: 6	H: 2 LOB: 3 BB: 3 P: 18	R: 0 E: 0 K: 0 S: 3	H: 1 LOB: 0 BB: 0 P: 3	R: 0 E: 0 K: 1 S: 6	H: 1 LOB: 1 BB: 0 P: 6	R: 1 E: 0 K: 0 S: 4	H: 1 LOB: 1 BB: 1 P: 8	R: 2 E: 0 K: 0 S: 4	H: 1 LOB: 0 BB: 1 P: 8	R: 0 E: 0 K: 0 S: 3	H: 1 LOB: 0 BB: 0 P: 3	1B: 6 2B: 3 3B: 0 HR: 1	SF: 0 SAC: 0 DP: 3 HBP: 0	WP: 0 PB: 0 SB: 1 CS: 0	PA: 38
PITCHER	IP	WLS	BF	H	R	ER	SO	BB	IBB	HBP	BLK	WP	HR	S	P	ERA	WHIP					
Jason Isringhausen, R ERA: 4.15 Doug Henry, R ERA: 6.75 John Franco, L ERA: 2.45	7.0	W	30	3	3	3	4	3	1	0	0	0	1	3	7	27.00	3.000					

New York Mets @ Cincinnati Reds
Riverfront Stadium, Cincinnati, OH
Tue Apr 09 1996, 7:05 PM EDT
Att: 15,958 - Unknown - 37 F

AB 33
R 5
H 9
RBI 4
BB 5
SO 4
LOB 17



Batter	1	2	3	4	5	6	7	8	9	AB	R	H	RBI	BB	SO	LOB	TOP																			
Lance Johnson, L (1.8) OBP: 0.282, SLG: 0.432	0-0 2B	4-0 1B BB		0-0 2B S	0-0 G6-3		0-3 K			4	3	2	0	1	1	2																				
Bernard Gilkey, R (1.7) OBP: 0.474, SLG: 0.722	0-0 E	0-0 1B		0-0 B4-3		0-0 S		0-0 F8		5	2	4	2	0	0	0																				
Carl Everett, S (1.9) OBP: 0.400, SLG: 0.250	0-3 K	0-0 1B		0-0 B4-3		0-3 K		0-0 G3-1		5	0	1	1	0	2	3																				
Rico Brogna, L (1.3) OBP: 0.419, SLG: 0.462	0-0 E4	0-0 1B		4-0 IBB		0-0 L8		0-0 F7		4	1	1	1	1	0	1																				
Todd Hundley, S (1.2) OBP: 0.455, SLG: 0.741	0-0 F7	0-3 K		0-0 P8		4-0 IBB			0-3 K	4	0	0	0	1	2	5																				
Jeff Kent, R (1.5) OBP: 0.300, SLG: 0.286	0-0 2B	0-0 F9		0-3 K2-3		0-0 F9			0-3 K	4	1	1	1	0	1	6																				
Bob MacDonald, L (6.1)										0	0	0	0	0	0	0																				
Jerry Dipoto, R (7.1)										0	0	0	0	0	0	0																				
Kevin Roberson, S (9. PH) OBP: 0.333, SLG: 0.250	2-H 2B									1	0	0	0	0	1	0																				
Jose Vizcaino, S (1.4) OBP: 0.344, SLG: 0.310	0-0 1-H			0-0 F9		0-0 F9		4-0 S SH1-4	0-3 K	4	0	1	1	1	1	0																				
Rey Ordenez, R (1.6) OBP: 0.292, SLG: 0.304	0-0 G6-3			0-0 G1-3		0-0 G1-3		0-0 SH1-4		3	0	1	0	0	0	1																				
Paul Wilson, R (1.1)				0-0 F9		0-0 G1-3		0-3 K		2	0	0	0	0	0	0																				
Bias Minor, R (4.1)										0	0	0	0	0	0	0																				
Butch Huskey, R (5. PH) OBP: 0.067, SLG: 0.067										1	0	0	0	0	0	1																				
Robert Person, R (5.1)										0	0	0	0	0	0	0																				
Edgardo Alfonzo, R (6.5) OBP: 0.333, SLG: 0.357										1	0	0	0	0	1	1																				
Inning Stats	R: 4 E: 1 K: 1 S: 10	H: 4 LOB: 1 BB: 0 P: 10	R: 2 E: 0 K: 1 S: 8	H: 3 LOB: 2 BB: 1 P: 12	R: 0 E: 0 K: 0 S: 3	H: 0 LOB: 0 BB: 0 P: 3	R: 1 E: 0 K: 1 S: 7	H: 2 LOB: 2 BB: 1 P: 11	R: 0 E: 0 K: 0 S: 4	H: 1 LOB: 1 BB: 0 P: 4	R: 0 E: 0 K: 1 S: 6	H: 1 LOB: 2 BB: 1 P: 10	R: 0 E: 0 K: 2 S: 7	H: 0 LOB: 0 BB: 1 P: 11	R: 0 E: 0 K: 0 S: 3	H: 0 LOB: 0 BB: 0 P: 9	R: 0 E: 0 K: 3 S: 9	H: 0 LOB: 0 BB: 0 P: 9	1B: 7 2B: 4 3B: 0 HR: 0	SF: 0 SAC: 1 DP: 0 HBP: 0	WP: 0 PB: 0 SB: 3 CS: 0	PA: 43														
PITCHER	IP WLS BF H R ER SO BB IBB HBP BLK WP HR S P ERA WHIP																																			
Dave Burba, R (1.1) ERA: 8.1	5.0	28	10	7	4	3	1	1	0	0	0	0	0	32	40	7.20	2.200																			
Tim Pugh, R (6.1) ERA: 1.5	2.0	W 9	1	0	0	3	1	1	0	0	0	0	0	13	21	0.00	1.000																			
Jeff Shaw, R (8.1) ERA: 1.59	1.0	S 3	0	0	0	3	0	0	0	0	0	0	0	3	3	0.00	0.000																			
Jeff Brantley, R (9.1) ERA: 6.0	1.0	S 3	0	0	0	3	0	0	0	0	0	0	0	9	9	0.00	0.000																			

New York Mets @ Cincinnati Reds
Riverfront Stadium, Cincinnati, OH
Wed Apr 10 1996, 7:05 PM EDT
Att: 16,775 - Unknown - 56 F

AB 38
R 7
H 11
RBI 6
BB 4
SO 9
LOB 20



Batter	1	2	3	4	5	6	7	8	9	AB	R	H	RBI	BB	SO	LOB	BOTTOM																			
Eric Davis, R (1.7) OBP: 0.333, SLG: 0.286	0-0 G4-3	0-0 G5-4-3		0-0 G1-3	0-0 FC5-2-6		0-0 2B			5	1	1	1	0	0	2																				
Barry Larkin, R (1.6) OBP: 0.531, SLG: 0.708	4-0 HR			4-0 1B	0-0 2-5	0-0 L6	4-0 2B			1	2	0	0	4	0	0																				
Reggie Sanders, R (1.9) OBP: 0.486, SLG: 0.538	4-0 HR	0-0 G6-3		0-0 CS		0-0 F8	0-0 2B			4	1	2	1	1	0	1																				
Eddie Taubensee, L (1.2) OBP: 0.500, SLG: 0.900	0-0 HR			0-0 G3-1	0-0 1B	0-0 2B	0-0 F7			5	2	3	4	0	0	2																				
Hal Morris, L (1.3) OBP: 0.444, SLG: 0.469	0-0 FC4-6			0-0 L6	0-0 1B	0-0 BB		0-0 G6-3		4	0	2	1	1	0	0																				
Willie Greene, L (1.5) OBP: 0.350, SLG: 0.588	0-0 FC4-6			0-0 2B	4-0 1B			0-0 G6-3		2	1	1	0	1	0	1																				
Chris Sabo, R (6. PH) OBP: 0.400, SLG: 0.385	1-2 BB			0-0 1B	0-0 IBB			0-0 1B		2	0	1	0	0	0	2																				
Mike Kelly, R (1.8) OBP: 0.333, SLG: 0.375	4-0 BB			0-0 1B	0-0 L5		4-0 WP	0-0 L7		3	2	1	0	2	0	3																				
Eric Owens, R (1.4) OBP: 0.385, SLG: 0.273	0-0 F9			0-0 1B		4-0 F8	0-0 SH1-4	0-0 G4-3		2	0	1	2	1	0	2																				
Jeff Branson, L (8. PH) OBP: 0.250, SLG: 0.348				0-0 1B		0-0 F8	0-0 SH1-4			1	0	0	0	0	0	1																				
Dave Burba, R (1.1) Vince Coleman, S (5. PH) Tim Pugh, R (6.1) Curtis Goodwin, L (7. PH) Jeff Shaw, R (8.1) Jeff Brantley, R (9.1)		4-0 G5-4-3		0-0 K		0-0 F8		0-3 K		1	0	0	0	1	1	1																				
Inning Stats	R: 3 E: 0 K: 0 S: 5	H: 2 LOB: 2 BB: 3 P: 17	R: 0 E: 0 K: 0 S: 2	H: 0 LOB: 2 BB: 2 P: 10	R: 2 E: 0 K: 1 S: 8	H: 3 LOB: 1 BB: 0 P: 8	R: 2 E: 0 K: 0 S: 5	H: 3 LOB: 2 BB: 2 P: 13	R: 0 E: 0 K: 0 S: 2	H: 1 LOB: 2 BB: 1 P: 6	R: 0 E: 0 K: 0 S: 4	H: 1 LOB: 2 BB: 1 P: 8	R: 2 E: 0 K: 1 S: 7	H: 2 LOB: 2 BB: 2 P: 15	R: 0 E: 0 K: 0 S: 4	H: 1 LOB: 1 BB: 0 P: 4	1B: 6 2B: 5 3B: 0 HR: 1	SF: 0 SAC: 1 DP: 1 HBP: 0	WP: 2 PB: 0 SB: 1 CS: 1	PA: 44																
PITCHER	IP WLS BF H R ER SO BB IBB HBP BLK WP HR S P ERA WHIP																																			
Paul Wilson, R (1.1) ERA: 9.31	3.2	22	7	7	7	1	6	0	0	0	0	0	0	18	42	17.18	3.545																			
Bias Minor, R (4.1) ERA: 6.0	0.1	3	1	0	0	0	0	1	0	0	0	0	0	2	6	0.00	3.000																			
Robert Person, R (5.1) ERA: 6.0	1.2	7	1	0	0	0	1	0	0	0	1	0	5	9	0.00	1.200																				
Bob MacDonald, L (6.1) ERA: 5.4	1.0	L 5	0	1	1	1	2	0	0	0	0	0	5	13	9.00	2.000																				
Jerry Dipoto, R (7.1) ERA: 4.82	1.1	8	3	1	1	0	1	0	0	0	1	0	7	11	6.75	3.000																				

New York Mets @ Cincinnati Reds
Riverfront Stadium, Cincinnati, OH
Wed Apr 10 1996, 7:05 PM EDT
Att: 16,775 - Unknown - 56 F

AB 32
R 9
H 12
RBI 9
BB 11
SO 2
LOB 17



Batter	1	2	3	4	5	6	7	8	9	AB	R	H	RBI	BB	SO	LOB	TOP			
Brian Hunter, R (1.8) OBP: 0.428, SLG: 0.457										6	1	4	0	0	0	1				
Craig Biggio, R (1.4) OBP: 0.341, SLG: 0.270										6	0	1	0	0	1	3				
5 Jeff Bagwell, R (1.3) OBP: 0.511, SLG: 0.697										2	2	1	0	4	1	0				
Derek Bell, R (1.9) OBP: 0.349, SLG: 0.513										5	2	3	3	0	0	5				
Rick Wilkins, L (1.2) OBP: 0.414, SLG: 0.458										4	2	1	0	1	0	2				
Sean Berry, R (1.5) OBP: 0.316, SLG: 0.371										5	1	2	1	0	0	0				
John Cangelosi, S (1.7) OBP: 0.300, SLG: 0.300										5	0	2	1	0	1	2				
Ricky Gutierrez, R (1.6) OBP: 0.429, SLG: 0.364										4	0	2	2	0	0	1				
Shane Reynolds, R (1.1) OBP: 0.333, SLG: 1.000										4	1	2	2	0	0	4				
Derrick May, L (8, PH) OBP: 0.174, SLG: 0.227										1	0	0	0	0	0	1				
Jeff Tabaka, R (8, PH)										0	0	0	0	0	0	0				
Todd Jones, L (9, 1)										0	0	0	0	0	0	0				
Inning Stats	R: 0 E: 0 K: 0 S: 3	H: 1 LOB: 1 BB: 1 P: 7	R: 2 E: 0 K: 0 S: 6	H: 3 LOB: 1 BB: 0 P: 6	R: 2 E: 0 K: 1 S: 7	H: 2 LOB: 0 BB: 0 P: 7	R: 1 E: 0 K: 0 S: 6	H: 3 LOB: 3 BB: 1 P: 10	R: 0 E: 0 K: 0 S: 5	H: 2 LOB: 2 BB: 0 P: 5	R: 4 E: 0 K: 0 S: 7	H: 4 LOB: 2 BB: 2 P: 15	R: 0 E: 0 K: 0 S: 4	H: 1 LOB: 1 BB: 0 P: 8	R: 0 E: 0 K: 1 S: 5	H: 1 LOB: 0 BB: 0 P: 5	1B: 14 2B: 3 3B: 0 HR: 2	SF: 1 SAC: 0 DP: 2 HBP: 0	WP: 1 PB: 0 SB: 3 CS: 0	PA: 48
PITCHER	IP WLS BF H R ER SO BB IBB HBP BLK WP HR S P ERA WHIP																			
Mark Portugal, R (1.1) ERA: 6.52	4.0 L 22 9 5 5 1 1 1 0 0 0 1 2 22 30 11.25 2.500																			
Johnny Ruffin, R (5, 1) ERA: 6.35	1.1 11 5 4 4 0 0 2 0 0 0 0 9 17 27.00 3.750																			
Hector Carrasco, R (6, 1) ERA: 5.68	2.2 12 3 0 0 1 1 0 0 0 0 0 13 17 0.00 1.500																			
Marcus Moore, R (9, 1) ERA: 4.5	1.0 3 1 0 0 1 0 0 0 0 0 0 5 5 0.00 1.000																			

Houston Astros @ Cincinnati Reds
Riverfront Stadium, Cincinnati, OH
Thu Apr 11 1996, 7:05 PM EDT
Att: 18,946 - Unknown - 70 F

AB 42
R 9
H 18
RBI 9
BB 5
SO 3
LOB 19



Batter	1	2	3	4	5	6	7	8	9	AB	R	H	RBI	BB	SO	LOB	BOTTOM					
Eric Davis, R (1.8) OBP: 0.435, SLG: 0.313										2	1	1	0	3	0	0						
Barry Larkin, R (1.6) OBP: 0.514, SLG: 0.679										4	0	1	0	1	1	2						
Reggie Sanders, R (1.9) OBP: 0.450, SLG: 0.484										5	0	1	1	0	1	5						
Eddie Taubensee, L (1.2) OBP: 0.483, SLG: 0.840										5	2	2	0	0	1	2						
Hal Morris, L (1.3) OBP: 0.475, SLG: 0.455										1	1	0	0	2	0	1						
Chris Sabo, R (1.5) OBP: 0.368, SLG: 0.353										4	0	1	1	0	0	3						
Mike Kelly, R (1.7) OBP: 0.324, SLG: 0.333										3	0	0	1	0	1	2						
Lenny Harris, L (1.4) OBP: 0.357, SLG: 0.462										3	0	1	0	1	0	1						
Mark Portugal, R (1.1) OBP: 0.335, SLG: 0.657										1	0	0	0	0	1	1						
Willie Greene, L (4, PH) OBP: 0.338, SLG: 0.556										1	0	0	0	0	0	1						
Johnny Ruffin, R (5, 1) ERA: 6.35										0	0	0	0	0	0	0						
Hector Carrasco, R (6, 1) ERA: 5.68										1	0	0	0	0	1	0						
Vince Coleman, S (8, PH) OBP: 0.296, SLG: 0.217										1	0	0	0	0	1	2						
Marcus Moore, R (9, 1) ERA: 4.5										0	0	0	0	0	0	0						
Inning Stats	R: 0 E: 0 K: 1 S: 5	H: 2 LOB: 0 BB: 0 P: 5	R: 2 E: 0 K: 1 S: 7	H: 2 LOB: 1 BB: 1 P: 11	R: 1 E: 0 K: 0 S: 4	H: 1 LOB: 2 BB: 2 P: 12	R: 0 E: 0 K: 1 S: 6	H: 1 LOB: 3 BB: 2 P: 14	R: 0 E: 0 K: 2 S: 7	H: 0 LOB: 0 BB: 0 P: 5	R: 0 E: 0 K: 2 S: 7	H: 0 LOB: 0 BB: 0 P: 7	R: 0 E: 0 K: 0 S: 3	H: 0 LOB: 0 BB: 0 P: 3	R: 1 E: 0 K: 1 S: 6	H: 1 LOB: 1 BB: 1 P: 11	R: 0 E: 0 K: 0 S: 3	H: 0 LOB: 1 BB: 1 P: 7	1B: 4 2B: 4 3B: 0 HR: 0	SF: 0 SAC: 0 DP: 1 HBP: 2	WP: 2 PB: 0 SB: 1 CS: 2	PA: 41
PITCHER	IP WLS BF H R ER SO BB IBB HBP BLK WP HR S P ERA WHIP																					
Shane Reynolds, R (1.1) ERA: 5.21	7.0 W 30 6 3 3 0 5 0 1 0 0 1 0 36 57 3.86 1.571																					
Jeff Tabaka, L (8, 1) ERA: 2.57	1.0 7 1 1 1 1 2 0 1 0 0 1 0 6 15 9.00 3.000																					
Todd Jones, R (9, 1) ERA: 2.57	1.0 3 0 0 0 0 0 0 0 0 0 0 0 3 3 0.00 0.000																					

Houston Astros @ Cincinnati Reds
Riverfront Stadium, Cincinnati, OH
Thu Apr 11 1996, 7:05 PM EDT
Att: 18,946 - Unknown - 70 F

AB 31
R 4
H 7
RBI 3
BB 7
SO 7
LOB 20



Batter	1	2	3	4	5	6	7	8	9	AB	R	H	RBI	BB	SO	LOB	TOP								
Brian Hunter, R OBP: 0.390, SLG: 0.400	3-1 S 1B		1-2 K		2-2 F8		2-3 K			4	0	1	0	0	2	0									
Craig Biggio, R OBP: 0.370, SLG: 0.400	2-2 S 1B		3-2 F9			2-1 FC6 1B		2-1 F8		4	1	2	0	0	0	0									
5 Jeff Bagwell, R OBP: 0.509, SLG: 0.700	0-2 P3			3-2 FC4-6 HBP		2-1 F8		1-2 F9		3	0	0	0	0	0	3									
Derek Bell, R OBP: 0.358, SLG: 0.551	3-3 K			1-0 FC4-6 G4-3 BB		2-2 FC6 1B		0-0 S 2B		4	1	2	0	0	1	3									
Sean Berry, R OBP: 0.313, SLG: 0.349	0-3 K			4-0 G4-3 BB		1-2 FC6 3B		2-2 2H 2B		3	1	1	1	1	1	4									
Tony Eusebio, R OBP: 0.197, SLG: 0.412		2-2 G4-3		0-0 G4-3		2-0 1-H 2-3 3B		0-2 F8		4	0	1	2	0	0	3									
James Mouton, R OBP: 0.200, SLG: 0.167 John Cangelosi, S OBP: 0.375, SLG: 0.357	0-1 CS 1B			2-1 F8					1-3 K	3	0	1	0	0	1	3									
Orlando Miller, R OBP: 0.300, SLG: 0.405 Bill Spiers, L OBP: 0.417, SLG: 0.636	1-3 K			3-3 K		0-2 P6		1-1 F7		3	0	0	0	0	2	1									
Mike Hampton, R Mike Simms, R Mark Small, R Alvin Morman, L Darryl Kile, R Derrick May, L	0-1 G4-3			1-0 F9		0-0 G5-3		0-0 P5		2	0	0	0	0	0	0									
Inning Stats	R: 0 E: 0 K: 2 S: 15	H: 2 LOB: 2 BB: 0 P: 23	R: 0 E: 0 K: 1 S: 9	H: 1 LOB: 0 BB: 0 P: 12	R: 0 E: 0 K: 1 S: 8	H: 0 LOB: 0 BB: 0 P: 12	R: 0 E: 0 K: 0 S: 7	H: 0 LOB: 2 BB: 1 P: 17	R: 0 E: 0 K: 1 S: 9	H: 0 LOB: 0 BB: 0 P: 15	R: 2 E: 0 K: 1 S: 15	H: 3 LOB: 1 BB: 0 P: 25	R: 0 E: 0 K: 1 S: 10	H: 0 LOB: 1 BB: 0 P: 12	R: 1 E: 0 K: 0 S: 16	H: 2 LOB: 1 BB: 0 P: 21	R: 0 E: 0 K: 1 S: 7	H: 0 LOB: 0 BB: 0 P: 9	1B: 5 2B: 2 3B: 1 HR: 0	SF: 0 SAC: 0 DP: 0 HBP: 1	WP: 0 PB: 0 SB: 3 CS: 1	PA: 36			
PITCHER	IP WLS BF H R ER SO BB IBB HBP BLK WP HR S P ERA WHIP	8.0 W 33 8 3 3 7 1 0 1 0 0 0 0 89 137 3.38 1.125	1.0 S 3 0 0 0 1 0 0 0 0 0 0 7 9 0.00 0.000																						

Houston Astros @ Cincinnati Reds
Riverfront Stadium, Cincinnati, OH
Sun Apr 14 1996, 3:33 AM EDT
Cloudy - 43 F

AB 34
R 3
H 8
RBI 3
BB 1
SO 8
LOB 17





Batter	1	2	3	4	5	6	7	8	9	AB	R	H	RBI	BB	SO	LOB	BOTTOM							
Vince Coleman, S OBP: 0.250, SLG: 0.179	1-0 F8		0-0 B2-3		0-0 G6-3		2-1 G4-3			4	0	0	0	0	0	2								
Eric Owens, R OBP: 0.400, SLG: 0.444 Jeff Branson, L OBP: 0.259, SLG: 0.462	0-0 G6-4-3 1B		0-0 G6-3			1-0 E6 HR	0-3 K			3	1	1	0	0	0	0								
Barry Larkin, R OBP: 0.457, SLG: 0.583	2-1 G6-4-3			1-0 2B		0-0 G1-3		2-1 G6-3		4	0	1	0	0	0	2								
Chris Sabo, R OBP: 0.429, SLG: 0.375		3-2 1B		4-2 G6-4-3 BB		4-2 HR BB		1-0 F8		2	1	1	0	2	0	0								
Eric Davis, R OBP: 0.419, SLG: 0.409		0-3 K		2-3 K		3-0 1-H 3-H HR		4-2 1B WP BB		3	1	1	3	1	2	2								
Mike Kelly, R OBP: 0.375, SLG: 0.387		4-1 HR BB		3-2 G6-4-3		0-2 F8		1-0 S 1B		3	1	1	0	1	0	2								
Joe Oliver, R OBP: 0.238, SLG: 0.316		0-1 1-H HR			3-1 F9	1-0 L7		2-0 P4		4	1	1	2	0	0	2								
Lenny Harris, L OBP: 0.389, SLG: 0.471 Hal Morris, L OBP: 0.467, SLG: 0.447		3-3 K			3-1 SH3-4 1B		2-2 G4-3 SH2-4 1B			3	0	2	0	0	1	0								
Pete Schourek, L OBP: 0.333, SLG: 0.200 Jeff Brantley, R				1-0 F8		0-2 SH3-4		0-0 SH2-4		1	0	0	0	0	0	0								
Inning Stats	R: 0 E: 0 K: 0 S: 4	H: 1 LOB: 0 BB: 0 P: 7	R: 2 E: 0 K: 2 S: 12	H: 2 LOB: 1 BB: 1 P: 22	R: 0 E: 0 K: 0 S: 3	H: 0 LOB: 0 BB: 0 P: 4	R: 0 E: 0 K: 1 S: 10	H: 1 LOB: 1 BB: 1 P: 20	R: 0 E: 0 K: 0 S: 8	H: 1 LOB: 1 BB: 0 P: 14	R: 3 E: 1 K: 0 S: 10	H: 1 LOB: 0 BB: 1 P: 19	R: 0 E: 0 K: 1 S: 10	H: 1 LOB: 1 BB: 0 P: 14	R: 0 E: 0 K: 0 S: 8	H: 1 LOB: 2 BB: 1 P: 18	1B: 5 2B: 1 3B: 0 HR: 2	SF: 0 SAC: 2 DP: 2 HBP: 0	WP: 1 PB: 0 SB: 2 CS: 0	PA: 34				
PITCHER	IP WLS BF H R ER SO BB IBB HBP BLK WP HR S P ERA WHIP	6.0 L 25 6 5 4 4 3 0 0 0 0 0 0 7 11 6.00 1.500	0.2 1 0 0 0 0 0 0 0 0 0 0 0 3 3 0.00 0.000	0.1 1 0 0 0 0 0 0 0 0 0 0 0 3 3 0.00 0.000	1.0 5 1 0 0 0 1 0 0 0 0 1 0 8 18 0.00 2.000																			

Houston Astros @ Cincinnati Reds
Riverfront Stadium, Cincinnati, OH
Sun Apr 14 1996, 3:33 AM EDT
Cloudy - 43 F

AB 28
R 5
H 8
RBI 5
BB 4
SO 4
LOB 11



Batter	1	2	3	4	5	6	7	8	9	AB	R	H	RBI	BB	SO	LOB	TOP										
Vince Coleman, S (1, 7) OBP: 0.213, SLG: 0.233	0-0 B2-3		0-0 G4-3		0-0 G5-3		0-1 G3		0-0 G3	5	0	0	0	0	0	1	Cincinnati Reds @ Chicago Cubs Wrigley Field, Chicago, IL Tue Apr 16 1996, 3:33 AM CDT Att: 11,464 - Cloudy - 40 F										
Eric Anthony, L (1, 9) OBP: 0.433, SLG: 0.574	4-2 BB		0-2 G3		3-3 K			2-2 G6-3		3	0	0	0	1	1												
Barry Larkin, R (1, 6) OBP: 0.467, SLG: 0.711	1-0 F7		4-2 BB			2-1 F9 2B		1-1 G5-3		3	0	1	0	1	0												
Eddie Taubensee, L (1, 2) OBP: 0.492, SLG: 0.531	2-1 P5		1-2 P6			3-3 K		1-1 G3		4	0	0	0	0	1	3											
Hal Morris, L (1, 3) OBP: 0.250, SLG: 0.250		4-1 F8 BB BB		2-1 G3-1		4-0 S IBB		1-0 G4-3		2	0	0	0	2	0	0											
Bret Boone, R (1, 4) OBP: 0.421, SLG: 0.667		2-3 K		1-3 K		0-0 F9		0-1 HR		4	1	1	0	0	2	3											
Mike Kelly, R (1, 8) Hector Carrasco, R (6, 1) Jeff Shaw, R (6, 1) Lenny Harris, L (9, PH) Jeff Branson, L (1, 5)		4-2 BB		0-1 P8		2-2 F7		0-0 HR		2	0	0	0	1	0	2		AB 31 R 3 H 6 RBI 3 BB 5 SO 4 LOB 16									
Mark Portugal, R (1, 1) Eric Davis, R (6, 8)		1-1 F8		3-2 G5-3 SH1-4 1B		2-0 G6-4-3 1B		2-2 F7		4	0	2	0	0	0	2											
		2-3 G6-3		1-2 SH1-4		3-2 G6-4-3		1-1 HR		1	0	0	0	0	0	2											
Inning Stats	R: 0 E: 0 K: 0 S: 6	H: 0 LOB: 1 BB: 1 P: 13	R: 0 E: 0 K: 1 S: 12	H: 0 LOB: 2 BB: 2 P: 24	R: 0 E: 0 K: 0 S: 11	H: 0 LOB: 1 BB: 1 P: 16	R: 0 E: 0 K: 1 S: 7	H: 0 LOB: 0 BB: 0 P: 10	R: 0 E: 0 K: 1 S: 9	H: 1 LOB: 1 BB: 0 P: 16	R: 0 E: 0 K: 1 S: 10	H: 1 LOB: 2 BB: 2 P: 21	R: 0 E: 0 K: 0 S: 8	H: 1 LOB: 0 BB: 0 P: 13	R: 0 E: 0 K: 0 S: 8	H: 0 LOB: 0 BB: 0 P: 12			R: 3 E: 0 K: 0 S: 10	H: 3 LOB: 0 BB: 0 P: 14	1B: 3 2B: 1 3B: 0 HR: 2	SF: 0 SAC: 1 DP: 1 HBP: 0	WP: 0 PA: 37 PB: 0 SB: 1 CS: 0				
PITCHER	IP	WLS	BF	H	R	ER	SO	BB	IBB	HBP	BLK	WP	HR	S	P	ERA	WHIP	PITCHER									
Steve Trachsel, R (1, 1) ERA: 6.6	6.0	W	25	2	0	0	4	4	1	0	0	0	0	55	100	0.00	1.000										
Terry Adams, R (7, 1) ERA: 1.93	2.0		6	1	0	0	0	0	0	0	0	0	0	16	25	0.00	0.500										
Doug Jones, R (9, 1) ERA: 7.94	1.0		6	3	3	3	0	0	0	0	0	0	2	10	14	27.00	3.000										

Batter	1	2	3	4	5	6	7	8	9	AB	R	H	RBI	BB	SO	LOB	BOTTOM										
Brian McRae, S (1, 8) OBP: 0.354, SLG: 0.362	0-2 G1-3		0-1 L8		2-2 1B	0-0 SF8		1-0 G6-3		4	0	1	1	0	0	4	Cincinnati Reds @ Chicago Cubs Wrigley Field, Chicago, IL Tue Apr 16 1996, 3:33 AM CDT Att: 11,464 - Cloudy - 40 F										
23 Ryne Sandberg, R (1, 4) OBP: 0.286, SLG: 0.302	1-1 G5-3		1-2 F8		1-3 K	2-1 2B		2-3 K		5	0	1	2	0	2												
Mark Grace, L (1, 3) OBP: 0.426, SLG: 0.444	3-1 FC6-4 1B		2-2 G4-3			1-H P6				4	0	1	0	0	0	1											
Sammy Sosa, R (1, 9) OBP: 0.293, SLG: 0.418	0-1 FC6-4		0-0 G6-3			0-0 HBP 2B 1B	1-2 G6-4-3 1B			4	1	2	0	0	0	1											
Luis Gonzalez, L (1, 7) OBP: 0.479, SLG: 0.432		2-2 1B FC5-2 1B		4-0 CS BB		4-0 HBP 2B BB	2-0 G6-4-3 1B			2	1	2	0	2	0	0											
Scott Servais, R (1, 2) OBP: 0.457, SLG: 0.769		4-1 FC5-2 BB		3-2 F8		1-1 2B HBP	1-0 G6-4-3			2	1	0	0	1	0	3											
Leo Gomez, R (1, 5) OBP: 0.366, SLG: 0.789		0-0 FC5-2 1B		1-3 K		0-1 1B SF8 2B	0-3 K			4	1	2	2	0	2	1		AB 31 R 6 H 11 RBI 6 BB 5 SO 5 LOB 19									
Rey Sanchez, R (1, 6) OBP: 0.314, SLG: 0.362		0-2 FC5-2		0-1 B5-4 2B		0-1 SF8 23 2B BB	1-2 G4-3			3	1	1	0	1	0	3											
Steve Trachsel, R (1, 1) Scott Burrell, L (6, PH) Terry Adams, R (7, 1) Todd Haney, R (8, PH) Doug Jones, R (9, 1)		0-3 K		0-0 B5-4		2-2 23 2B 1B	4-2 G6-3 BB			2	0	0	0	0	1	4											
Inning Stats	R: 0 E: 0 K: 0 S: 9	H: 1 LOB: 1 BB: 0 P: 13	R: 0 E: 0 K: 1 S: 14	H: 2 LOB: 3 BB: 1 P: 20	R: 0 E: 0 K: 0 S: 7	H: 0 LOB: 0 BB: 0 P: 10	R: 0 E: 0 K: 1 S: 7	H: 0 LOB: 1 BB: 1 P: 15	R: 0 E: 0 K: 1 S: 11	H: 2 LOB: 1 BB: 0 P: 14	R: 6 E: 0 K: 0 S: 16	H: 4 LOB: 1 BB: 2 P: 29	R: 0 E: 0 K: 1 S: 9	H: 2 LOB: 1 BB: 0 P: 13	R: 0 E: 0 K: 1 S: 13	H: 0 LOB: 1 BB: 1 P: 21			1B: 8 2B: 4 3B: 0 HR: 0	SF: 1 SAC: 0 DP: 2 HBP: 1	WP: 0 PA: 38 PB: 0 SB: 0 CS: 1						
PITCHER	IP	WLS	BF	H	R	ER	SO	BB	IBB	HBP	BLK	WP	HR	S	P	ERA	WHIP	PITCHER									
Mark Portugal, R (1, 1) ERA: 6.6	5.1	L	25	7	4	4	3	3	0	1	0	0	0	53	82	6.75	1.875										
Hector Carrasco, R (6, 1) ERA: 8.59	0.0		2	1	0	0	0	1	0	0	0	0	0	6	12	∞	∞										
Jeff Shaw, R (6, 1) ERA: 1.93	2.2		11	3	2	2	2	1	0	0	0	0	0	27	41	6.75	1.500										

Batter	1	2	3	4	5	6	7	8	9	10	AB	R	H	RBI	BB	SO	LOB	TOP						
Lenny Harris, L OBP: 0.375, SLG: 0.652	(1, 9) X 0-1 F8	(1, 9) X 0-1 P5		(1, 9) X 0-1 3B		(1, 9) X 3-2 G5-3			(1, 9) X 0-0 G4-3		5	0	1	2	0	0	1							
Bret Boone, R OBP: 0.222, SLG: 0.222	(1, 4) X 0-1 G6-3		(1, 4) X 0-2 G6-3	(1, 4) X 0-1 L8			(1, 4) X 0-1 G1-3 1B		(1, 4) X 3-2 F8		5	0	1	0	0	0	1							
Barry Larkin, R OBP: 0.431, SLG: 0.549	(1, 6) X 0-1 2B 1B		(1, 6) X 1-2 P6		(1, 6) X 2-0 P3		(1, 6) X 2-1 G1-3		(1, 6) X 4-1 BB		4	1	1	0	1	0	1							
Eddie Taubensee, L OBP: 0.500, SLG: 0.732	(1, 2) X 1 SAFE 0-0 2B		(1, 2) X 4-2 BB		(1, 2) X 3-2 P6		(1, 2) X 1-1 2B 1B		(1, 2) X 1 SAFE 4-2 BB		3	1	2	1	2	0	0							
Hal Morris, L OBP: 0.484, SLG: 0.537	(1, 3) X 0-1 K		(1, 3) X 2-3 K		(1, 3) X 0-1 FC5-4 1B		(1, 3) X 0-0 2B		(1, 3) X 2-2 F7		5	0	2	1	0	2	4							
Eric Davis, R OBP: 0.364, SLG: 0.424		(1, 8) X 2-2 3B 1B		(1, 8) X 2-3 K		(1, 8) X 2-0 FC5-4		(1, 8) X 2-2 G6-3		(1, 8) X 3-1 L7		5	1	1	0	0	1	2						
Jeff Branson, L OBP: 0.400, SLG: 0.564	(1, 5) X 0-0 1H 3B		(1, 5) X 4-1 E 3B BB		(1, 5) X 1-1 G6-3		(1, 5) X 0-0 F8		(1, 5) X 2-2 G3-1		4	2	2	1	1	0	0							
Vince Coleman, S OBP: 0.192, SLG: 0.208	(1, 7) X 1-3 K		(1, 7) X 1-2 E6 3B		(1, 7) X 0-0 G6-3		(1, 7) X 0-3 K		(1, 7) X 0-1 P6		5	1	0	1	0	2	2							
Kevin Jarvis, L Eric Anthony, L Roger Salkeld, R Willie Greene, L Tim Pugh, R Mike Kelly, R Johnny Ruffin, R	(1, 11) X (4, 11) X (4, 11) X (5, 11) X (5, 11) X (5, 11) X (5, 11) X	(1, 11) X 2-3 K2-3	(1, 11) X 1-2 K	(1, 11) X 1-3 K	(1, 11) X 3-2 P3	(1, 11) X 1-1 G6-3	(1, 11) X 1-3 K	(1, 11) X 0-0 F8	(1, 11) X 0-0 P6	(1, 11) X 0-0 K	(1, 11) X 0-0 K	1	0	0	0	0	1	1						
Inning Stats	R: 1 E: 0 K: 1 S: 10	H: 2 LOB: 1 BB: 0 P: 11	R: 1 E: 0 K: 2 S: 13	H: 2 LOB: 1 BB: 0 P: 18	R: 0 E: 0 K: 1 S: 11	H: 0 LOB: 1 BB: 1 P: 18	R: 2 E: 1 K: 2 S: 15	H: 1 LOB: 1 BB: 1 P: 23	R: 0 E: 0 K: 0 S: 7	H: 1 LOB: 0 BB: 0 P: 11	R: 1 E: 0 K: 0 S: 12	H: 3 LOB: 1 BB: 0 P: 17	R: 0 E: 0 K: 2 S: 8	H: 0 LOB: 0 BB: 0 P: 9	R: 0 E: 0 K: 0 S: 14	H: 0 LOB: 2 BB: 2 P: 25	R: 0 E: 0 K: 0 S: 7	H: 0 LOB: 0 BB: 0 P: 12	1B: 5 2B: 2 3B: 3 HR: 0	SF: 0 SAC: 0 DP: 0 HBP: 0	WP: 0 PB: 0 SB: 1 CS: 0	PA: 44		
PITCHER	IP WLS BF H R ER SO ERA WHIP	IP WLS BF H R ER SO ERA WHIP	IP WLS BF H R ER SO ERA WHIP	IP WLS BF H R ER SO ERA WHIP	IP WLS BF H R ER SO ERA WHIP	IP WLS BF H R ER SO ERA WHIP	IP WLS BF H R ER SO ERA WHIP	IP WLS BF H R ER SO ERA WHIP	IP WLS BF H R ER SO ERA WHIP	IP WLS BF H R ER SO ERA WHIP	IP WLS BF H R ER SO ERA WHIP	IP WLS BF H R ER SO ERA WHIP	IP WLS BF H R ER SO ERA WHIP	IP WLS BF H R ER SO ERA WHIP	IP WLS BF H R ER SO ERA WHIP	IP WLS BF H R ER SO ERA WHIP	IP WLS BF H R ER SO ERA WHIP	IP WLS BF H R ER SO ERA WHIP	IP WLS BF H R ER SO ERA WHIP	IP WLS BF H R ER SO ERA WHIP	IP WLS BF H R ER SO ERA WHIP	IP WLS BF H R ER SO ERA WHIP	IP WLS BF H R ER SO ERA WHIP	IP WLS BF H R ER SO ERA WHIP
Jaime Navarro, R ERA: 4.28	(1, 1)	(1, 1)	(1, 1)	(1, 1)	(1, 1)	(1, 1)	(1, 1)	(1, 1)	(1, 1)	(1, 1)	(1, 1)	(1, 1)	(1, 1)	(1, 1)	(1, 1)	(1, 1)	(1, 1)	(1, 1)	(1, 1)	(1, 1)	(1, 1)	(1, 1)	(1, 1)	(1, 1)
Doug Jones, R ERA: 6.43	(7, 1)	(7, 1)	(7, 1)	(7, 1)	(7, 1)	(7, 1)	(7, 1)	(7, 1)	(7, 1)	(7, 1)	(7, 1)	(7, 1)	(7, 1)	(7, 1)	(7, 1)	(7, 1)	(7, 1)	(7, 1)	(7, 1)	(7, 1)	(7, 1)	(7, 1)	(7, 1)	(7, 1)
Turk Wendell, R ERA: 0.82	(9, 1)	(9, 1)	(9, 1)	(9, 1)	(9, 1)	(9, 1)	(9, 1)	(9, 1)	(9, 1)	(9, 1)	(9, 1)	(9, 1)	(9, 1)	(9, 1)	(9, 1)	(9, 1)	(9, 1)	(9, 1)	(9, 1)	(9, 1)	(9, 1)	(9, 1)	(9, 1)	(9, 1)

Cincinnati Reds @ Chicago Cubs
Wrigley Field, Chicago, IL
Wed Apr 17 1996, 3:33 AM CDT
Att. 13,023 - Sunny - 50 F

AB	40
R	6
H	10
RBI	6
BB	4
SO	8
LOB	14



Batter	1	2	3	4	5	6	7	8	9	10	AB	R	H	RBI	BB	SO	LOB	BOTTOM						
Brian McRae, S OBP: 0.357, SLG: 0.344	(1, 8) X 4-0 1B E 23 BB	(1, 8) X 2-1 G4-6-3		(1, 8) X 4-2 23 2B BB			(1, 8) X 0-0 L7		(1, 8) X 1-1 P6		3	2	0	0	2	0	1							
23 Ryne Sandberg, R OBP: 0.294, SLG: 0.316	(1, 4) X 0-1 E4 E 1B	(1, 4) X 1-0 F8		(1, 4) X 3-1 1H 2B			(1, 4) X 4-2 BB		(1, 4) X 0-3 K		4	1	1	1	1	1	1							
Mark Grace, L OBP: 0.424, SLG: 0.431	(1, 3) X 3-2 F7		(1, 3) X 0-0 HR 1B	(1, 3) X 0-1 G4-3			(1, 3) X 1-0 L8		(1, 3) X 4-1 HR BB		4	2	1	0	1	0	4							
Sammy Sosa, R OBP: 0.302, SLG: 0.517	(1, 9) X 1-3 K		(1, 9) X 2-0 1H HR		(1, 9) X 2-1 P2		(1, 9) X 0-0 P3		(1, 9) X 2-1 SAFE HR		5	2	2	4	0	1	3							
Luis Gonzalez, L Turk Wendell, L	(1, 7) X (9, 1) X	(1, 7) X 3-2 E5 1B 1B	(1, 7) X 2-0 F8	(1, 7) X 1-1 F9	(1, 7) X 1-1 F9	(1, 7) X 1-2 SH1-3 1B	(1, 7) X 1-2 SH1-3	(1, 7) X 0-0 SH1-3	(1, 7) X 1-2 SH1-3	(1, 7) X 1-2 SH1-3	4	1	2	0	0	0	0							
Scott Servais, R OBP: 0.449, SLG: 0.738	(1, 2) X 1-0 1B 1B		(1, 2) X 1-3 K	(1, 2) X 1-3 K	(1, 2) X 1-3 K	(1, 2) X 1-3 K	(1, 2) X 0-0 K	(1, 2) X 1-2 K	(1, 2) X 0-0 K	(1, 2) X 1-2 K	3	0	1	1	0	2	0							
Leo Gomez, R OBP: 0.348, SLG: 0.696	(1, 5) X 1-1 1B		(1, 5) X 2-3 K	(1, 5) X 2-3 K	(1, 5) X 2-3 K	(1, 5) X 3-2 E5 FC6-4	(1, 5) X 1-2 P4	(1, 5) X 0-0 P4	(1, 5) X 1-0 F9	(1, 5) X 1-0 F9	4	0	1	1	0	1	1							
Rey Sanchez, R OBP: 0.291, SLG: 0.333	(1, 6) X 1-2 F8		(1, 6) X 1-0 P4	(1, 6) X 1-0 P4	(1, 6) X 1-0 P4	(1, 6) X 1-2 FC6-4 G5-6-4	(1, 6) X 1-3 K	(1, 6) X 1-3 K	(1, 6) X 1-3 K	(1, 6) X 1-3 K	4	0	0	0	0	1	4							
Jaime Navarro, R Doug Jones, R Scott Bulllett, L	(1, 1) X (7, 1) X (9, 7) X	(1, 1) X 2-2 G4-6-3 1B	(1, 1) X 0-2 F7	(1, 1) X 0-2 F7	(1, 1) X 0-2 F7	(1, 1) X 1-0 G5-6-4	(1, 1) X 1-0 G5-6-4	(1, 1) X 1-0 G5-6-4	(1, 1) X 1-0 G5-6-4	(1, 1) X 1-0 G5-6-4	3	0	1	0	0	0	1							
Inning Stats	R: 3 E: 2 K: 1 S: 21	H: 3 LOB: 2 BB: 1 P: 35	R: 0 E: 0 K: 0 S: 6	H: 1 LOB: 0 BB: 0 P: 11	R: 2 E: 0 K: 2 S: 9	H: 2 LOB: 0 BB: 0 P: 16	R: 1 E: 0 K: 0 S: 11	H: 1 LOB: 1 BB: 1 P: 18	R: 0 E: 0 K: 1 S: 7	H: 0 LOB: 0 BB: 0 P: 11	R: 0 E: 1 K: 0 S: 5	H: 0 LOB: 1 BB: 1 P: 10	R: 0 E: 0 K: 1 S: 8	H: 1 LOB: 1 BB: 0 P: 10	R: 0 E: 0 K: 1 S: 6	H: 0 LOB: 0 BB: 0 P: 8	R: 2 E: 0 K: 0 S: 3	H: 1 LOB: 0 BB: 1 P: 9	1B: 6 2B: 1 3B: 0 HR: 2	SF: 0 SAC: 1 DP: 2 HBP: 0	WP: 0 PB: 0 SB: 1 CS: 0	PA: 40		
PITCHER	IP WLS BF H R ER SO ERA WHIP	IP WLS BF H R ER SO ERA WHIP	IP WLS BF H R ER SO ERA WHIP	IP WLS BF H R ER SO ERA WHIP	IP WLS BF H R ER SO ERA WHIP	IP WLS BF H R ER SO ERA WHIP	IP WLS BF H R ER SO ERA WHIP	IP WLS BF H R ER SO ERA WHIP	IP WLS BF H R ER SO ERA WHIP	IP WLS BF H R ER SO ERA WHIP	IP WLS BF H R ER SO ERA WHIP	IP WLS BF H R ER SO ERA WHIP	IP WLS BF H R ER SO ERA WHIP	IP WLS BF H R ER SO ERA WHIP	IP WLS BF H R ER SO ERA WHIP	IP WLS BF H R ER SO ERA WHIP	IP WLS BF H R ER SO ERA WHIP	IP WLS BF H R ER SO ERA WHIP	IP WLS BF H R ER SO ERA WHIP	IP WLS BF H R ER SO ERA WHIP	IP WLS BF H R ER SO ERA WHIP	IP WLS BF H R ER SO ERA WHIP	IP WLS BF H R ER SO ERA WHIP	IP WLS BF H R ER SO ERA WHIP
Kevin Jarvis, R ERA: 6.0	(1, 1)	(1, 1)	(1, 1)	(1, 1)	(1, 1)	(1, 1)	(1, 1)	(1, 1)	(1, 1)	(1, 1)	(1, 1)	(1, 1)	(1, 1)	(1, 1)	(1, 1)	(1, 1)	(1, 1)	(1, 1)	(1, 1)	(1, 1)	(1, 1)	(1, 1)	(1, 1)	(1, 1)
Roger Salkeld, R ERA: 6.0	(4, 1)	(4, 1)	(4, 1)	(4, 1)	(4, 1)	(4, 1)	(4, 1)	(4, 1)	(4, 1)	(4, 1)	(4, 1)	(4, 1)	(4, 1)	(4, 1)	(4, 1)	(4, 1)	(4, 1)	(4, 1)	(4, 1)	(4, 1)	(4, 1)	(4, 1)	(4, 1)	(4, 1)
Tim Pugh, R ERA: 5.23	(6, 1)	(6, 1)	(6, 1)	(6, 1)	(6, 1)	(6, 1)	(6, 1)	(6, 1)	(6, 1)	(6, 1)	(6, 1)	(6, 1)	(6, 1)	(6, 1)	(6, 1)	(6, 1)	(6, 1)	(6, 1)	(6, 1)	(6, 1)	(6, 1)	(6, 1)	(6, 1)	(6, 1)
Johnny Ruffin, R ERA: 6.23	(8, 1)	(8, 1)	(8, 1)	(8, 1)	(8, 1)	(8, 1)	(8, 1)	(8, 1)	(8, 1)	(8, 1)	(8, 1)	(8, 1)	(8, 1)	(8, 1)	(8, 1)	(8, 1)	(8, 1)	(8, 1)	(8, 1)	(8, 1)	(8, 1)	(8, 1)	(8, 1)	(8, 1)

Cincinnati Reds @ Chicago Cubs
Wrigley Field, Chicago, IL
Wed Apr 17 1996, 3:33 AM CDT
Att. 13,023 - Sunny - 50 F

AB	35
R	8
H	9
RBI	7
BB	4
SO	6
LOB	15



Batter	1	2	3	4	5	6	7	8	9	AB	R	H	RBI	BB	SO	LOB	TOP					
Eric Davis, R OBP: 0.367, SLG: 0.432	4-1 1B SF8	3-3 K		1-0 G5-3			1-3 K		0-0 G3	4	2	1	0	1	2	1	Cincinnati Reds @ Houston Astros Astrodome, Houston, TX Fri Apr 19 1996, 8:05 PM EDT Att: 22,728 - Dome - 67 F					
Barry Larkin, R OBP: 0.426, SLG: 0.537	3-2 F	0-3 K			3-3 K		1-0 1B		2-0 G5-3	3	1	1	0	0	1	0						
Willie Greene, L OBP: 0.273, SLG: 0.467	1-3 FC6-5						1-3 2B			2	0	1	2	0	0	1						
Bret Boone, R OBP: 0.154, SLG: 0.167	0-0 SF8			0-1 E6		2-2 F7		2-2 FC6-4	1-0 G3-1	3	0	0	1	0	1	1						
Reggie Sanders, R OBP: 0.417, SLG: 0.447	0-0 E1			0-0 P6				2-0 FC6-4		3	0	0	0	0	0	2						
Tim Lincecum, R OBP: 0.273, SLG: 0.467	1-3 FC6-5									0	0	0	0	0	0	0						
Vince Coleman, S OBP: 0.208, SLG: 0.208	1-3 1B									0	0	0	0	0	0	0						
Marcus Moore, S OBP: 0.273, SLG: 0.467	1-3 1B									0	0	0	0	0	0	0						
Chris Sabo, R OBP: 0.394, SLG: 0.345	3-1 FC6-5			0-1 FC4			1-0 F9		4-2 G1-6-3	4	1	1	1	0	0	2						
Hal Morris, L OBP: 0.485, SLG: 0.534	0-0 E			0-0 S			0-1 P2		1-2 G1-6-3	5	0	2	0	0	0	3						
Mike Kelly, R OBP: 0.365, SLG: 0.366	3-1 E5			0-0 1B			0-0 G6-3		0-1 G1-6-3	4	0	0	0	0	1	3						
Joe Oliver, R OBP: 0.280, SLG: 0.318	0-1 F7			2-3 K			0-1 F8		1-2 G5-3	3	1	1	0	1	0	3						
Pete Schourek, L OBP: 0.250, SLG: 0.143			0-0 B1-3				4-2 2B		0-0 G3	2	0	0	0	0	0	1						
Eric Anthony, L OBP: 0.250, SLG: 0.143										2	0	0	0	0	1	2						
Inning Stats	R: 3 E: 2 K: 0 S: 13	H: 2 LOB: 2 BB: 1 P: 26	R: 0 E: 0 K: 2 S: 7	H: 0 LOB: 0 BB: 0 P: 10	R: 0 E: 1 K: 0 S: 5	H: 0 LOB: 1 BB: 0 P: 5	R: 0 E: 0 K: 1 S: 7	H: 1 LOB: 1 BB: 0 P: 10	R: 0 E: 0 K: 0 S: 14	H: 0 LOB: 0 BB: 0 P: 21	R: 0 E: 0 K: 0 S: 4	H: 0 LOB: 0 BB: 0 P: 5	R: 2 E: 0 K: 1 S: 12	H: 2 LOB: 1 BB: 1 P: 22	R: 0 E: 0 K: 0 S: 13	H: 1 LOB: 1 BB: 0 P: 19	R: 0 E: 0 K: 0 S: 4	H: 1 LOB: 1 BB: 0 P: 7	1B: 6 2B: 1 3B: 0 HR: 0	SF: 1 SAC: 0 DP: 1 HBP: 0	WP: 0 PB: 0 SB: 3 CS: 0	PA: 39
PITCHER	IP WLS BF H R ER SO BB IBB HBP BLK WP HR S P ERA WHIP																					
Greg Swindell, L ERA: 6.48	1.1	9	2	3	1	0	1	0	0	0	0	0	0	0	14	27	6.75	2.250				
Doug Brocail, R ERA: 4.11	5.1	21	3	2	2	6	1	0	0	0	0	0	0	47	69	3.38	0.750					
Anthony Young, R ERA: 3.97	1.1	5	1	0	0	0	1	0	0	0	0	0	0	14	22	0.00	1.500					
Mark Small, R ERA: 5.87	1.0	4	1	0	0	0	0	0	0	0	0	0	0	4	7	0.00	1.000					

Batter	1	2	3	4	5	6	7	8	9	AB	R	H	RBI	BB	SO	LOB	BOTTOM					
Brian Hunter, R OBP: 0.388, SLG: 0.397	2-2 F8		0-0 2B	0-0 F8		2-1 G3-1	0-2 FC6-4			5	2	3	0	0	0	2	Cincinnati Reds @ Houston Astros Astrodome, Houston, TX Fri Apr 19 1996, 8:05 PM EDT Att: 22,728 - Dome - 67 F					
Craig Biggio, R OBP: 0.400, SLG: 0.383	3-2 E7		0-1 1B	2-3 5 1B		0-1 G3-1	1-1 FC6-4			5	4	2	1	0	0	2						
5 Jeff Bagwell, R OBP: 0.350, SLG: 0.857	4-2 1B		2-2 F9	2-1 1B		1-1 2B	3-2 1B			4	3	3	3	1	0	1						
Bill Spiers, L OBP: 0.357, SLG: 0.538	1-3 1B		2-2 F9	1-2 1B		3-2 2B	1-3 1B			0	0	0	0	0	0	0						
Derek Bell, R OBP: 0.397, SLG: 0.609	0-0 L6		0-0 FC5-4	1-2 2H		0-2 1B	1-0 1B			5	1	4	3	0	0	2						
Sean Berry, R OBP: 0.368, SLG: 0.459	1-1 1B		2-2 SF8	1-3 K		2-0 1B	1-2 1B			4	1	3	5	0	1	2						
Tony Eusebio, R OBP: 0.167, SLG: 0.348	3-3 K		1-2 FC5-4			1-0 F7	1-0 1B			5	0	1	0	0	2	4						
James Mouton, R OBP: 0.267, SLG: 0.231		1-2 G5-3		1-1 F8		0-1 SF8			1-2 G6-3	4	1	2	1	0	0	0						
Orlando Miller, R OBP: 0.352, SLG: 0.458			0-1 F7		4-2 FC6-4	3-2 G6-3			3-3 K	1	0	0	0	0	0	0						
Ricky Gutierrez, R OBP: 0.350, SLG: 0.250				1-2 5 1B						3	1	0	0	1	1	2						
Greg Swindell, L OBP: 0.333, SLG: 0.500		1-1 G6-3		0-1 L9		0-3 K			1-2 G4-3	0	0	0	0	0	0	0						
Doug Brocail, L ERA: 4.01	5.0	27	7	6	6	1	0	0	0	0	0	0	0	0	1	3						
Anthony Young, R ERA: 1.86	0.1	3	2	0	0	1	0	0	0	0	0	0	0	0	0	0						
Mike Simms, R ERA: 1.86	1.0	3	0	0	0	1	0	0	0	0	0	0	0	0	0	0						
Mark Small, R ERA: 5.14	1.0	3	0	0	0	1	0	0	0	0	0	0	0	0	0	0						
Inning Stats	R: 2 E: 1 K: 1 S: 15	H: 1 LOB: 1 BB: 1 P: 28	R: 0 E: 0 K: 0 S: 7	H: 0 LOB: 0 BB: 0 P: 9	R: 2 E: 0 K: 0 S: 15	H: 3 LOB: 1 BB: 0 P: 20	R: 3 E: 0 K: 1 S: 18	H: 4 LOB: 2 BB: 1 P: 31	R: 0 E: 0 K: 1 S: 9	H: 1 LOB: 1 BB: 0 P: 13	R: 4 E: 0 K: 0 S: 14	H: 5 LOB: 1 BB: 0 P: 20	R: 2 E: 0 K: 2 S: 20	H: 4 LOB: 2 BB: 0 P: 27	R: 0 E: 0 K: 1 S: 10	H: 0 LOB: 0 BB: 0 P: 15	1B: 14 2B: 4 3B: 0 HR: 0	SF: 2 SAC: 0 DP: 0 HBP: 0	WP: 0 PB: 0 SB: 2 CS: 0	PA: 45		
PITCHER	IP WLS BF H R ER SO BB IBB HBP BLK WP HR S P ERA WHIP																					
Pete Schourek, L ERA: 4.01	5.0	27	7	6	6	1	0	0	0	0	0	0	0	0	1	3	32.40	4.200				
Tim Lincecum, R ERA: 9.0	1.2	12	7	6	6	1	0	0	0	0	0	0	0	8	11	0.00	6.000					
Jeff Shaw, R ERA: 1.86	0.1	3	2	0	0	1	0	0	0	0	0	0	0	0	0	0	0.00	0.000				
Marcus Moore, R ERA: 5.14	1.0	3	0	0	0	1	0	0	0	0	0	0	0	10	15	0.00	0.000					



Batter	1	2	3	4	5	6	7	8	9	AB	R	H	RBI	BB	SO	LOB	TOP									
Vince Coleman, S OBP: 0.207, SLG: 0.208	F8		K			P4		F9		5	0	1	1	0	1	1	Cincinnati Reds @ Houston Astros Astrodome, Houston, TX Sat Apr 20 1996, 8:05 PM EDT Att: 34,098 - Dome - 67 F									
Lenny Harris, L OBP: 0.345, SLG: 0.571 Johnny Ruffin, R (8, 1)	G4-3		CS 1B			G4-3		K		5	0	1	0	0	2	2										
Barry Larkin, R OBP: 0.438, SLG: 0.534	1B		K			WP 2B		F8		4	1	2	0	1	1	1										
Eddie Taubensee, L OBP: 0.491, SLG: 0.717	G3-1					G3		G4-3		5	0	2	1	0	0	3										
Hal Morris, L OBP: 0.466, SLG: 0.556		G4-3				HR		F8		5	1	1	1	0	0	2										
Bret Boone, R OBP: 0.235, SLG: 0.250	E5 FC4-6					HR		G5-3		4	1	2	0	0	0	1										
Eric Davis, R OBP: 0.358, SLG: 0.488	FC4-6 1B					HR		G4-3		4	1	1	2	0	0	4										
Jeff Branson, L OBP: 0.408, SLG: 0.581	1B					F9		G3		4	1	2	0	0	0	0										
John Smiley, L OBP: 0.400, SLG: 0.400 Chris Sabo, R OBP: 0.412, SLG: 0.467 Thomas Howard, S (8, 9)	K					K		HR		3	0	1	0	0	2	3										
Inning Stats	R: 0 E: 0 K: 0 S: 11	H: 1 LOB: 1 BB: 0 P: 18	R: 0 E: 1 K: 1 S: 11	H: 1 LOB: 2 BB: 0 P: 12	R: 0 E: 0 K: 2 S: 12	H: 1 LOB: 1 BB: 0 P: 18	R: 0 E: 0 K: 0 S: 6	H: 2 LOB: 1 BB: 0 P: 10	R: 1 E: 0 K: 2 S: 11	H: 2 LOB: 2 BB: 1 P: 19	R: 3 E: 0 K: 0 S: 15	H: 4 LOB: 1 BB: 0 P: 24	R: 1 E: 0 K: 1 S: 15	H: 2 LOB: 1 BB: 0 P: 22	R: 1 E: 0 K: 1 S: 9	H: 1 LOB: 0 BB: 0 P: 14		R: 0 E: 0 K: 0 S: 8	H: 0 LOB: 0 BB: 0 P: 11	1B: 9 2B: 2 3B: 0 HR: 3	SF: 0 SAC: 0 DP: 1 HBP: 0	WP: 1 PB: 0 SB: 3 CS: 1	PA: 41			
PITCHER	IP	WLS	BF	H	R	ER	SO	BB	IBB	HBP	BLK	WP	HR	S	P	ERA	WHIP									
Doug Drabek, R ERA: 5.02	(1, 1)	5.0	L	25	10	4	4	5	1	0	0	0	0	2	58	88	7.20	2.200								
Jeff Tabaka, L ERA: 3.72	(6, 1)	1.1		7	3	1	1	0	0	0	0	1	0	15	25	6.75	2.250									
Jim Dougherty, R ERA:	(7, 1)	0.2		2	0	0	0	0	0	0	0	0	0	8	10	0.00	0.000									
Alvin Morman, L ERA: 5.4	(8, 1)	2.0		7	1	1	1	1	0	0	0	0	1	17	25	4.50	0.500									

AB	40
R	6
H	14
RBI	6
BB	1
SO	6
LOB	17



Batter	1	2	3	4	5	6	7	8	9	AB	R	H	RBI	BB	SO	LOB	BOTTOM								
Brian Hunter, R OBP: 0.369, SLG: 0.377	F8		G5-3			G5-3		G5-3		4	0	0	0	0	0	2	Cincinnati Reds @ Houston Astros Astrodome, Houston, TX Sat Apr 20 1996, 8:05 PM EDT Att: 34,098 - Dome - 67 F								
Craig Biggio, R OBP: 0.418, SLG: 0.413	G5-4-3 1B		G6-3			1B 2B		G6-4-3 BB		3	1	2	0	1	0	1									
5 Jeff Bagwell, R OBP: 0.532, SLG: 0.800	G5-4-3					L7		G6-4-3		4	0	0	0	0	0	3									
Derek Bell, R OBP: 0.390, SLG: 0.589	K		G5-3			P5		K		4	0	1	1	0	2	0									
Sean Berry, R OBP: 0.375, SLG: 0.453	BB		1B			F7		K		3	0	1	0	1	1	1									
Tony Eusebio, R OBP: 0.214, SLG: 0.370	K		1B			F8		FC3-6 1B		4	0	2	0	0	1	2									
James Mouton, R OBP: 0.273, SLG: 0.241 Bill Spiers, L OBP: 0.333, SLG: 0.500	F8		F8			G5-3 1B		K		3	0	1	0	0	0	3									
Ricky Gutierrez, R OBP: 0.348, SLG: 0.316 Rick Wilkins, L OBP: 0.510, SLG: 0.590	SH5-4 2B		SH5-4 2B			G6-3		FC3-6		3	0	1	0	0	1	1									
Doug Drabek, R Jeff Tabaka, R Jim Dougherty, R Mike Simms, R Alvin Morman, L	(1, 1) (6, 1) (7, 1) (7, PH) (8, 1)		SH5-4 2B			P4		G5-3		1	0	0	0	0	0	0									
Inning Stats	R: 0 E: 0 K: 0 S: 8	H: 1 LOB: 0 BB: 0 P: 12	R: 0 E: 0 K: 2 S: 10	H: 0 LOB: 1 BB: 1 P: 15	R: 0 E: 0 K: 0 S: 9	H: 1 LOB: 1 BB: 0 P: 14	R: 0 E: 0 K: 0 S: 18	H: 2 LOB: 2 BB: 0 P: 24	R: 0 E: 0 K: 0 S: 5	H: 0 LOB: 0 BB: 0 P: 6	R: 1 E: 0 K: 0 S: 8	H: 2 LOB: 1 BB: 0 P: 12	R: 0 E: 0 K: 1 S: 8	H: 1 LOB: 1 BB: 0 P: 11	R: 0 E: 0 K: 1 S: 6	H: 0 LOB: 0 BB: 1 P: 11		R: 0 E: 0 K: 2 S: 9	H: 1 LOB: 1 BB: 0 P: 16	1B: 6 2B: 2 3B: 0 HR: 0	SF: 0 SAC: 1 DP: 2 HBP: 0	WP: 0 PB: 0 SB: 3 CS: 0	PA: 35		
PITCHER	IP	WLS	BF	H	R	ER	SO	BB	IBB	HBP	BLK	WP	HR	S	P	ERA	WHIP								
John Smiley, L ERA: 4.07	(1, 1)	7.0	W	28	7	1	1	3	1	0	0	0	0	15	27	0.00	1.000								
Johnny Ruffin, R ERA: 5.06	(8, 1)	2.0		7	1	0	0	3	1	0	0	0	0	15	27	0.00	1.000								



Batter	1	2	3	4	5	6	7	8	9	AB	R	H	RBI	BB	SO	LOB	TOP										
Vince Coleman, S OBP: 0.222, SLG: 0.224										5	2	2	0	0	1	1	Cincinnati Reds @ Houston Astros Astrodome, Houston, TX Sun Apr 21 1996, 4:33 AM EDT Att: 27,845 - Dome - 68 F										
Barry Larkin, R OBP: 0.436, SLG: 0.571										5	1	2	1	0	1	2											
Bret Boone, R OBP: 0.318, SLG: 0.333										5	2	3	1	0	2	1											
Eric Davis, R OBP: 0.362, SLG: 0.478										5	0	2	0	0	2	4											
Chris Sabo, R OBP: 0.269, SLG: 0.438 Roger Sakelof, R OBP: 0.100, SLG: 2.000 Thomas Howard, S OBP: 0.000, SLG: 2.000 Jeff Shaw, R OBP: 0.368, SLG: 0.077										2	0	0	0	0	0	3											
Hal Morris, L OBP: 0.449, SLG: 0.522										4	0	0	0	1	1	6											
Joe Oliver, R OBP: 0.280 Lenny Harris, L OBP: 0.367, SLG: 0.586 Jeff Brantley, R OBP: 0.404, SLG: 0.565										3	0	0	0	0	1	1											
Eddie Taubensee, L OBP: 0.492, SLG: 0.694										3	0	1	0	1	1	0											
Dave Burba, R OBP: 0.404, SLG: 0.565										1	0	0	0	0	0	1											
Inning Stats	R: 0 E: 0 K: 2 S: 10	H: 0 LOB: 0 BB: 0 P: 14	R: 0 E: 0 K: 1 S: 8	H: 1 LOB: 1 BB: 0 P: 12	R: 0 E: 0 K: 0 S: 5	H: 2 LOB: 0 BB: 0 P: 9	R: 0 E: 0 K: 1 S: 16	H: 2 LOB: 2 BB: 0 P: 22	R: 0 E: 0 K: 2 S: 7	H: 0 LOB: 0 BB: 0 P: 10	R: 2 E: 1 K: 0 S: 16	H: 2 LOB: 1 BB: 0 P: 24	R: 0 E: 0 K: 0 S: 6	H: 1 LOB: 1 BB: 0 P: 7	R: 2 E: 0 K: 1 S: 18	H: 3 LOB: 2 BB: 0 P: 30		R: 1 E: 1 K: 2 S: 14	H: 3 LOB: 2 BB: 0 P: 24	1B: 12 2B: 1 3B: 0 HR: 1	SF: 0 SAC: 0 DP: 1 HBP: 0	WP: 1 PB: 0 SB: 1 CS: 1	PA: 43				
PITCHER	IP	WLS	BF	H	R	ER	SO	BB	IBB	HBP	BLK	WP	HR	S	P	ERA	WHIP										
Mike Hampton, L ERA: 2.25	7.0		28	8	2	0	6	0	0	0	0	1	0	68	98	0.00	1.143										
Jim Dougherty, R ERA: 16.0	0.1		3	2	2	2	1	0	0	0	0	0	1	7	10	54.00	6.000										
Alvin Morman, L ERA: 5.19	0.1		2	0	0	0	0	1	0	0	0	0	0	5	9	0.00	3.000										
Todd Jones, R ERA: 3.55	1.1	W	9	4	1	1	2	0	1	0	0	0	0	20	35	6.75	3.000										

Batter	1	2	3	4	5	6	7	8	9	AB	R	H	RBI	BB	SO	LOB	BOTTOM										
Brian Hunter, R OBP: 0.382, SLG: 0.390										5	2	3	0	0	0	3	Cincinnati Reds @ Houston Astros Astrodome, Houston, TX Sun Apr 21 1996, 4:33 AM EDT Att: 27,845 - Dome - 68 F										
Craig Biggio, R OBP: 0.440, SLG: 0.424										3	0	2	1	2	0	1											
5 Jeff Bagwell, R OBP: 0.536, SLG: 0.778										3	1	1	1	2	0	3											
Derek Bell, R OBP: 0.390, SLG: 0.618										3	1	1	4	1	1	4											
Rick Wilkins, L OBP: 0.464, SLG: 0.523										5	0	0	0	0	2	5											
Demick May, L OBP: 0.216, SLG: 0.353 Jim Dougherty, R OBP: 0.367, SLG: 0.586 Alvin Morman, L OBP: 0.367, SLG: 0.586 Todd Jones, L OBP: 0.404, SLG: 0.565										4	1	1	1	0	1	0											
Bill Spiers, L OBP: 0.283, SLG: 0.389										4	0	0	0	0	1	0											
Ricky Gutierrez, R OBP: 0.370, SLG: 0.348										4	1	2	0	0	0	0											
Mike Hampton, R OBP: 0.500, SLG: 0.200 John Cangelosi, S OBP: 0.450, SLG: 0.375										1	1	1	0	1	0	0											
Inning Stats	R: 1 E: 0 K: 1 S: 12	H: 1 LOB: 1 BB: 1 P: 19	R: 2 E: 0 K: 1 S: 17	H: 3 LOB: 3 BB: 2 P: 29	R: 0 E: 0 K: 1 S: 6	H: 0 LOB: 0 BB: 0 P: 9	R: 1 E: 0 K: 0 S: 15	H: 2 LOB: 2 BB: 2 P: 28	R: 0 E: 0 K: 0 S: 9	H: 1 LOB: 2 BB: 1 P: 21	R: 0 E: 0 K: 0 S: 6	H: 1 LOB: 1 BB: 0 P: 9	R: 0 E: 0 K: 1 S: 7	H: 0 LOB: 0 BB: 0 P: 9	R: 3 E: 0 K: 1 S: 15	H: 3 LOB: 0 BB: 0 P: 21		R: 0 E: 0 K: 1 S: 14	H: 3 LOB: 2 BB: 0 P: 24	1B: 9 2B: 0 3B: 0 HR: 2	SF: 1 SAC: 1 DP: 0 HBP: 0	WP: 0 PB: 0 SB: 0 CS: 0	PA: 41				
PITCHER	IP	WLS	BF	H	R	ER	SO	BB	IBB	HBP	BLK	WP	HR	S	P	ERA	WHIP										
Dave Burba, R ERA: 6.53	3.2		22	6	4	4	3	5	0	0	0	0	0	12	26	0.00	1.500										
Roger Salkeld, R ERA: 5.4	1.1		6	1	0	0	0	1	0	0	0	0	0	13	18	0.00	0.500										
Jeff Shaw, R ERA: 1.54	2.0		7	1	0	0	1	0	0	0	0	0	0	15	21	27.00	3.000										
Jeff Brantley, R ERA: 6.0	1.0	L	6	3	3	3	1	0	0	0	0	0	1	15	21	27.00	3.000										



Batter	1	2	3	4	5	6	7	8	9	AB	R	H	RBI	BB	SO	LOB	TOP										
Thomas Howard, S OBP: 0.400, SLG: 0.500 (1, 8)										3	0	0	0	1	0	1											
Vince Coleman, S OBP: 0.224, SLG: 0.226 (1, 7)										4	0	1	0	0	1	1											
Barry Larkin, R OBP: 0.427, SLG: 0.552 (1, 6)										4	0	1	0	0	1	1											
Eddie Taubensee, L OBP: 0.460, SLG: 0.642 (1, 2)										4	0	0	0	0	0	2											
Hal Morris, L OBP: 0.439, SLG: 0.507 (1, 3)										4	0	1	0	0	0	0											
Bret Boone, R OBP: 0.308, SLG: 0.292 (1, 4)										3	1	0	0	1	2	2											
Eric Anthony, L OBP: 0.304, SLG: 0.188 (1, 9)										3	0	1	0	0	1	0											
Jeff Branson, L OBP: 0.382, SLG: 0.542 (1, 5)										2	0	0	1	0	0	0											
Mark Portugal, R OBP: 0.167, SLG: 0.333 (1, 1)										2	0	0	0	0	1	1											
Willie Greene, L OBP: 0.294, SLG: 0.484 (8, PH)										1	0	1	0	0	0	0											
Marcus Moore, S (8, 1)										0	0	0	0	0	0	0											
Inning Stats	R: 0 E: 0 K: 0 S: 15	H: 0 LOB: 0 BB: 1 P: 23	R: 0 E: 0 K: 1 S: 11	H: 0 LOB: 0 BB: 0 P: 15	R: 0 E: 0 K: 0 S: 6	H: 0 LOB: 0 BB: 0 P: 6	R: 0 E: 0 K: 0 S: 8	H: 1 LOB: 1 BB: 0 P: 11	R: 1 E: 0 K: 1 S: 10	H: 1 LOB: 1 BB: 1 P: 18	R: 0 E: 0 K: 1 S: 9	H: 0 LOB: 0 BB: 0 P: 13	R: 0 E: 0 K: 1 S: 7	H: 0 LOB: 0 BB: 0 P: 11	R: 0 E: 0 K: 1 S: 12	H: 1 LOB: 1 BB: 0 P: 18	R: 0 E: 0 K: 1 S: 17	H: 2 LOB: 2 BB: 0 P: 27	1B: 4 2B: 1 3B: 0 HR: 0	SF: 1 SAC: 0 DP: 0 HBP: 0	WP: 0 PB: 0 SB: 0 CS: 1	PA: 33					
PITCHER	IP	WLS	BF	H	R	ER	SO	BB	IBB	HBP	BLK	WP	HR	S	P	ERA	WHIP										
Paul Wilson, R ERA: 7.2 (1, 1)	8.0	W	28	3	1	1	5	2	0	0	0	0	0	78	115	1.12	0.625										
Doug Henry, R ERA: 4.15 (9, 1)	1.0		5	2	0	0	1	0	0	0	0	0	0	17	27	0.00	2.000										

Cincinnati Reds @ New York Mets
Shea Stadium, Flushing, NY
Mon Apr 22 1996, 7:05 PM EDT
Att: 14,568 - Unknown - 67 F

AB 30
R 1
H 5
RBI 1
BB 2
SO 6
LOB 8

Batter	1	2	3	4	5	6	7	8	9	AB	R	H	RBI	BB	SO	LOB	BOTTOM										
Lance Johnson, L OBP: 0.296, SLG: 0.423 (1, 8)										5	2	3	0	0	0	2											
Jose Vizcaino, S OBP: 0.305, SLG: 0.316 (1, 4)										3	2	1	2	1	1	1											
Bernard Gilkey, R OBP: 0.377, SLG: 0.625 (1, 7)										4	0	2	1	0	0	0											
Butch Huskey, R OBP: 0.226, SLG: 0.233 (1, 9)										4	0	1	0	0	1	3											
Chris Jones, R OBP: 0.305, SLG: 0.333 (8, 9)										0	0	0	0	0	0	0											
Rico Brogna, L OBP: 0.391, SLG: 0.534 (1, 3)										3	0	0	1	0	1	3											
Todd Hundley, S OBP: 0.414, SLG: 0.738 (1, 2)										4	0	0	0	0	2	3											
Jeff Kent, R OBP: 0.328, SLG: 0.443 (1, 5)										3	1	2	0	1	0	0											
Tim Bogar, R (9, 5)										0	0	0	0	0	0	0											
Rey Ordonez, R OBP: 0.345, SLG: 0.393 (1, 6)										4	0	2	1	0	1	2											
Paul Wilson, R OBP: 0.143, SLG: 0.143 (1, 1)										1	0	0	0	0	1	1											
Kevin Roberson, S OBP: 0.462, SLG: 0.375 (8, PH)										1	0	0	0	0	1	1											
Doug Henry, R (9, 1)										0	0	0	0	0	0	0											
Inning Stats	R: 2 E: 0 K: 0 S: 14	H: 2 LOB: 1 BB: 1 P: 22	R: 0 E: 0 K: 0 S: 10	H: 2 LOB: 2 BB: 0 P: 10	R: 0 E: 1 K: 1 S: 9	H: 0 LOB: 1 BB: 0 P: 11	R: 0 E: 0 K: 2 S: 10	H: 1 LOB: 1 BB: 0 P: 13	R: 2 E: 0 K: 0 S: 12	H: 3 LOB: 1 BB: 0 P: 16	R: 1 E: 1 K: 0 S: 12	H: 2 LOB: 1 BB: 0 P: 15	R: 0 E: 0 K: 1 S: 12	H: 1 LOB: 1 BB: 0 P: 18	R: 0 E: 0 K: 2 S: 16	H: 0 LOB: 1 BB: 1 P: 21	1B: 9 2B: 1 3B: 0 HR: 1	SF: 1 SAC: 2 DP: 0 HBP: 0	WP: 0 PB: 0 SB: 3 CS: 0	PA: 37							
PITCHER	IP	WLS	BF	H	R	ER	SO	BB	IBB	HBP	BLK	WP	HR	S	P	ERA	WHIP										
Mark Portugal, R ERA: 6.14 (1, 1)	7.0	L	33	11	5	4	6	1	0	0	0	0	0	79	105	5.14	1.714										
Marcus Moore, R ERA: 4.5 (8, 1)	1.0		4	0	0	0	2	1	0	0	0	0	0	16	21	0.00	1.000										

Cincinnati Reds @ New York Mets
Shea Stadium, Flushing, NY
Mon Apr 22 1996, 7:05 PM EDT
Att: 14,568 - Unknown - 67 F

AB 32
R 5
H 11
RBI 5
BB 2
SO 8
LOB 16

Batter	1	2	3	4	5	6	7	8	9	AB	R	H	RBI	BB	SO	LOB	TOP					
Thomas Howard, S (1, 7) OBP: 0.267, SLG: 0.308	G3		K			F8		SF8		3	0	0	1	0	1	0						
Barry Larkin, R (1, 6) OBP: 0.396, SLG: 0.488	K			P8			G6-3	K		4	0	0	0	0	2	2						
Hal Morris, L (1, 3) OBP: 0.417, SLG: 0.494	K			F9			E	FC5		4	1	1	0	0	1	2						
Eddie Taubensee, L (1, 2) OBP: 0.423, SLG: 0.574		L4		G4-3			E8		K	4	1	1	0	0	1	0						
Eric Davis, R (1, 8) OBP: 0.371, SLG: 0.526				K			G6-3		F8	4	0	1	1	0	1	0						
Eric Anthony, L (1, 9) OBP: 0.367, SLG: 0.375				G4-3			K			4	1	2	1	0	1	0						
Willie Greene, L (1, 5) OBP: 0.289, SLG: 0.441				G4-3					HR	3	1	0	0	1	0	2						
Jeff Branson, L (1, 4) OBP: 0.379, SLG: 0.517			K			P4				3	0	1	0	0	1	0						
John Smiley, L (1, 1) OBP: 0.364, SLG: 0.364 (6, PH)			G3-1							1	0	0	0	0	0	0						
Vince Coleman, S (6, PH) OBP: 0.219, SLG: 0.209										1	0	0	0	0	1	0						
Tim Pugh, R (6, 1)										0	0	0	0	0	0	0						
Lenny Harris, L (8, PH) OBP: 0.371, SLG: 0.576										1	0	1	0	0	0	0						
Jeff Shaw, R (8, 1)										0	0	0	0	0	0	0						
Inning Stats	R: 0 E: 0 K: 2 S: 10	H: 0 LOB: 0 BB: 0 P: 15	R: 0 E: 0 K: 0 S: 7	H: 2 LOB: 1 BB: 0 P: 11	R: 0 E: 0 K: 2 S: 11	H: 0 LOB: 0 BB: 0 P: 14	R: 0 E: 0 K: 0 S: 6	H: 0 LOB: 0 BB: 0 P: 9	R: 0 E: 0 K: 1 S: 8	H: 0 LOB: 0 BB: 0 P: 11	R: 0 E: 0 K: 1 S: 10	H: 0 LOB: 0 BB: 0 P: 12	R: 2 E: 1 K: 1 S: 10	H: 2 LOB: 0 BB: 0 P: 16	R: 1 E: 0 K: 1 S: 14	H: 2 LOB: 2 BB: 1 P: 22	R: 1 E: 0 K: 1 S: 8	H: 1 LOB: 0 BB: 0 P: 10	1B: 6 2B: 0 3B: 0 HR: 1	SF: 1 SAC: 0 DP: 1 HBP: 0	WP: 0 PB: 0 SB: 0 CS: 0	PA: 34
PITCHER	IP WLS BF H R ER SO BB IBB HBP BLK WP HR S P ERA WHIP																					
Pedro Martinez, R (1, 1) ERA: 3.94	8.0 W 30 6 3 1 8 1 0 0 0 0 0 0 76 110 1.12 0.875																					
Tim Scott, R (9, 1) ERA: 1.42	1.0 4 1 1 1 1 0 0 0 0 0 0 1 8 10 9.00 1.000																					

Cincinnati Reds @ Montreal Expos
Olympic Stadium, Montreal, QB
Thu Apr 25 1996, 3:33 AM EDT
Att: 13,067 - Dome

AB 32
R 4
H 7
RBI 3
BB 1
SO 9
LOB 6





Batter	1	2	3	4	5	6	7	8	9	AB	R	H	RBI	BB	SO	LOB	BOTTOM			
Mark Grudzielanek, R (1, 6) OBP: 0.380, SLG: 0.495	K			F8		G5-3		G6-3		5	0	1	1	0	1	0				
Mike Lansing, R (1, 4) OBP: 0.470, SLG: 0.529										5	2	3	0	0	1	1				
Henry Rodriguez, L (1, 7) OBP: 0.377, SLG: 0.859	K									4	1	1	0	1	2	2				
Moises Alou, R (1, 9) OBP: 0.368, SLG: 0.613 (6, PH)										3	1	1	1	1	2	3				
F.P. Santangelo, S (8, 9) OBP: 0.335, SLG: 0.263										0	0	0	0	0	0	0				
David Segui, S (1, 3) OBP: 0.403, SLG: 0.486										3	1	1	1	1	0	2				
Rondell White, R (1, 8) OBP: 0.350, SLG: 0.489										3	1	1	0	1	1	2				
Shane Andrews, R (1, 5) OBP: 0.344, SLG: 0.556										2	2	1	5	1	0	0				
Tim Spehr, R (1, 2) OBP: 0.371, SLG: 0.526										3	0	0	0	0	2	1				
Pedro Martinez, R (1, 1) ERA: 4.6										2	0	0	0	0	0	3				
Darrin Fletcher, L (8, PH) OBP: 0.396, SLG: 0.596										1	0	0	0	0	0	0				
Tim Scott, R (9, 1) ERA: 2.77										0	0	0	0	0	0	0				
Inning Stats	R: 1 E: 0 K: 2 S: 16	H: 2 LOB: 2 BB: 1 P: 27	R: 1 E: 0 K: 1 S: 11	H: 1 LOB: 1 BB: 1 P: 17	R: 1 E: 0 K: 1 S: 15	H: 2 LOB: 3 BB: 1 P: 28	R: 0 E: 0 K: 1 S: 7	H: 0 LOB: 0 BB: 0 P: 13	R: 1 E: 0 K: 1 S: 7	H: 1 LOB: 0 BB: 0 P: 9	R: 0 E: 0 K: 0 S: 8	H: 0 LOB: 0 BB: 0 P: 11	R: 4 E: 0 K: 2 S: 17	H: 2 LOB: 0 BB: 2 P: 33	R: 0 E: 0 K: 1 S: 9	H: 1 LOB: 1 BB: 0 P: 14	1B: 4 2B: 3 3B: 0 HR: 2	SF: 1 SAC: 1 DP: 0 HBP: 1	WP: 0 PB: 0 SB: 0 CS: 0	PA: 39
PITCHER	IP WLS BF H R ER SO BB IBB HBP BLK WP HR S P ERA WHIP																			
John Smiley, L (1, 1) ERA: 4.6	5.0 L 25 6 4 4 4 2 3 0 1 0 0 0 1 56 94 7.20 1.800																			
Tim Pugh, R (6, 1) ERA: 10.29	2.0 10 2 4 4 2 1 1 0 0 0 0 1 25 44 18.00 1.500																			
Jeff Shaw, R (8, 1) ERA: 2.77	1.0 4 1 0 0 1 0 0 0 0 0 0 0 9 14 0.00 1.000																			

Cincinnati Reds @ Montreal Expos
Olympic Stadium, Montreal, QB
Thu Apr 25 1996, 3:33 AM EDT
Att: 13,067 - Dome

AB 31
R 8
H 9
RBI 8
BB 5
SO 9
LOB 14



Batter	1	2	3	4	5	6	7	8	9	AB	R	H	RBI	BB	SO	LOB	TOP					
Carlos Garcia, R OBP: 0.377, SLG: 0.576 (1, 4)	1-2 CS 1B		0-0 1-2 1B	1-0 HR 1B	0-0 F8		0-1 G6-3		0-0 FC5-4	6	1	3	1	0	0	4	Pittsburgh Pirates @ Cincinnati Reds Riverfront Stadium, Cincinnati, OH Tue Apr 30 1996, 7:05 PM EDT Att: 16,243 - Unknown - 52 F AB 33 R 10 H 12 RBI 10 BB 10 SO 4 LOB 20 					
Al Martin, L OBP: 0.350, SLG: 0.505 (1, 7)	1-1 B5		1-1 F7	4-2 HR BB		1-0 F7		4-0 PB FC3-2 BB	3	1	0	0	3	0	3							
Jeff King, R OBP: 0.308, SLG: 0.588 (1, 3)	1-2 F8			1-2 HR		3-3 K		4-2 BB FC3-2 BB	5	2	2	5	1	1	3							
Orlando Merced, S OBP: 0.327, SLG: 0.424 Mike Kingery, L OBP: 0.200, SLG: 0.175 (7, 9)		3-3 K		1-3 2H BB		1-1 G5-3		1-2 FC3-2 BB	3	1	1	1	1	1	0							
Jay Bell, R OBP: 0.340, SLG: 0.468 (1, 6)		4-1 G5-4-3 BB		1-2 BB				4-1 BB	2	1	1	0	2	0	0							
Jacob Brumfield, R OBP: 0.255, SLG: 0.412 (1, 8)		1-0 G5-4-3		1-2 HBP				2-3 BB	5	2	2	2	0	1	5							
Charlie Hayes, R OBP: 0.293, SLG: 0.352 (1, 5)			2-2 G6	4-0 18 HBP 1B IBB	1-0 G6-3		4-0 SH5-4 18 1B BB	3-2 F8	3	1	0	0	2	0	3							
1B Jason Kendall, R OBP: 0.321, SLG: 0.384 (1, 2)			2-2 G6-3	3-2 1B HR HBP	1-1 SH1-4 1B		0-0 SH5-4 1B	2-3 K2-3	4	1	2	0	0	1	0							
Denny Neagle, L OBP: 0.308, SLG: 0.273 Jon Lieber, L OBP: 0.500, SLG: 0.333 Dan Plesac, L (7, 1) 67 Francisco Cordova, R OBP: 0.500, SLG: 0.500 (8, 1)			4-2 1B BB	0-0 SF7	2-0 SH1-4		0-0 SH5-4	0-0 FC5-4 1B	0	0	0	1	1	0	0							
Inning Stats	R: 0 E: 0 K: 0 S: 8	H: 1 LOB: 0 BB: 0 P: 11	R: 0 E: 0 K: 1 S: 5	H: 0 LOB: 0 BB: 1 P: 13	R: 0 E: 0 K: 0 S: 13	H: 1 LOB: 2 BB: 1 P: 22	R: 9 E: 0 K: 0 S: 23	H: 6 LOB: 1 BB: 3 P: 48	R: 0 E: 0 K: 0 S: 5	H: 0 LOB: 0 BB: 0 P: 9	R: 1 E: 0 K: 0 S: 7	H: 2 LOB: 2 BB: 1 P: 14	R: 0 E: 0 K: 1 S: 13	H: 0 LOB: 3 BB: 1 P: 31	R: 0 E: 0 K: 1 S: 10	H: 1 LOB: 2 BB: 1 P: 16		1B: 7 2B: 1 3B: 0 HR: 4	SF: 1 SAC: 2 DP: 1 HBP: 2	WP: 0 PB: 1 SB: 3 CS: 1	PA: 48	
PITCHER	IP WLS BF H R ER SO	IP WLS BF H R ER SO	IP WLS BF H R ER SO	IP WLS BF H R ER SO	IP WLS BF H R ER SO	IP WLS BF H R ER SO	IP WLS BF H R ER SO	IP WLS BF H R ER SO	IP WLS BF H R ER SO	IP WLS BF H R ER SO	IP WLS BF H R ER SO	IP WLS BF H R ER SO	IP WLS BF H R ER SO	IP WLS BF H R ER SO	IP WLS BF H R ER SO	IP WLS BF H R ER SO	ERA WHIP	ERA WHIP				
John Smiley, L ERA: 6.0 Tim Pugh, R ERA: 10.57 Jeff Shaw, R ERA: 3.0 Chuck McElroy, L ERA: Jeff Brantley, R ERA: 4.5	(1, 1) (4, 1) (6, 1) (8, 1) (9, 1)	3.2 L 20 6 7 7 1	1.1 8 3 2 2 0	2.0 9 2 1 1 1	1.0 6 0 0 0 1	1.0 5 1 0 0 1	3.2 L 20 6 7 7 1	1.1 8 3 2 2 0	2.0 9 2 1 1 1	1.0 6 0 0 0 1	1.0 5 1 0 0 1	3.2 L 20 6 7 7 1	1.1 8 3 2 2 0	2.0 9 2 1 1 1	1.0 6 0 0 0 1	1.0 5 1 0 0 1	6.0 2.727	10.57 2.250	3.0 1.500	0.0 3.000	0.0 2.000	
Eric Owens, R OBP: 0.385, SLG: 0.417 (1, 7)	1-1 G5-3		1-1 1B	1-2 1B		0-0 G5-3		0-1 P4 1B	5	1	2	0	0	0	2	Pittsburgh Pirates @ Cincinnati Reds Riverfront Stadium, Cincinnati, OH Tue Apr 30 1996, 7:05 PM EDT Att: 16,243 - Unknown - 52 F AB 41 R 7 H 15 RBI 7 BB 1 SO 8 LOB 18 						
Hal Morris, L OBP: 0.394, SLG: 0.490 (1, 3)	0-0 F7		1-1 1B	1-2 2-3 1B		1-2 G5-3		3-1 E 1B 1B HR	5	2	3	2	0	1								
Barry Larkin, R OBP: 0.385, SLG: 0.461 (1, 6)	2-2 S 1B		0-2 SF7	4-1 S 1B BB		0-1 P4		2-1 F8	3	0	1	1	1	0	2							
Eric Davis, R OBP: 0.341, SLG: 0.464 (1, 8)	1-1 G3		1-1 F8	1-2 S 1B		0-1 E8 2B 1B		3-3 K	5	0	2	2	0	1	3							
Chris Sabo, R OBP: 0.347, SLG: 0.455 Jeff Shaw, R ERA: 3.0 Thomas Howard, S OBP: 0.299, SLG: 0.211 Chuck McElroy, L ERA: Jeff Brantley, R ERA: 4.5 Lenny Harris, L OBP: 0.405, SLG: 0.657 (8, 1)		2-3 K		2-3 K		3-2 G3		1-3 K	3	0	0	0	0	2	2							
Bret Boone, R OBP: 0.270, SLG: 0.382 (1, 4)		3-3 K		0-0 HR		1-3 K		2-0 K	5	1	2	2	0	2	1							
Eric Anthony, L OBP: 0.343, SLG: 0.345 (1, 9)	2-1 F8		1-3 K	1-3 K		0-0 1B		0-1 L4	5	0	1	0	0	2	3							
Joe Oliver, R OBP: 0.243, SLG: 0.265 (1, 2)			1-1 G1-3	3-1 F9		1-0 F9		0-1 L9	4	0	0	0	0	0	1							
John Smiley, L OBP: 0.417, SLG: 0.417 Tim Pugh, R ERA: 3.0 Vince Coleman, S OBP: 0.238, SLG: 0.236 Willie Greene, L OBP: 0.300, SLG: 0.444 (6, 5)			0-1 1B BB	1-1 SF7 1B		0-0 1B 3B		3-1 HR 1B	1	1	1	0	0	0	0							
Inning Stats	R: 0 E: 0 K: 0 S: 10	H: 1 LOB: 1 BB: 0 P: 14	R: 0 E: 0 K: 2 S: 8	H: 0 LOB: 0 BB: 0 P: 15	R: 1 E: 0 K: 0 S: 15	H: 3 LOB: 2 BB: 0 P: 19	R: 1 E: 0 K: 2 S: 11	H: 1 LOB: 0 BB: 0 P: 17	R: 1 E: 0 K: 0 S: 12	H: 2 LOB: 2 BB: 1 P: 21	R: 0 E: 0 K: 1 S: 8	H: 1 LOB: 1 BB: 0 P: 12	R: 2 E: 1 K: 2 S: 13	H: 4 LOB: 2 BB: 0 P: 18	R: 2 E: 0 K: 0 S: 10		H: 2 LOB: 0 BB: 0 P: 18	R: 0 E: 0 K: 1 S: 9	H: 1 LOB: 1 BB: 0 P: 14	1B: 10 2B: 1 3B: 2 HR: 2	SF: 1 SAC: 0 DP: 0 HBP: 0	WP: 0 PB: 0 SB: 3 CS: 0
PITCHER	IP WLS BF H R ER SO	IP WLS BF H R ER SO	IP WLS BF H R ER SO	IP WLS BF H R ER SO	IP WLS BF H R ER SO	IP WLS BF H R ER SO	IP WLS BF H R ER SO	IP WLS BF H R ER SO	IP WLS BF H R ER SO	IP WLS BF H R ER SO	IP WLS BF H R ER SO	IP WLS BF H R ER SO	IP WLS BF H R ER SO	IP WLS BF H R ER SO	IP WLS BF H R ER SO	IP WLS BF H R ER SO	ERA WHIP	ERA WHIP				
Denny Neagle, L ERA: 3.07 Jon Lieber, R ERA: 4.4 Dan Plesac, L ERA: 9.92 67 Francisco Cordova, R ERA: 2.93	(1, 1) (7, 1) (7, 1) (8, 1)	6.0 W 29 10 5 5 5	0.1 2 1 0 0 0	1.1 7 3 2 2 2	1.1 S 5 1 0 0 1	6.0 W 29 10 5 5 5	0.1 2 1 0 0 0	1.1 7 3 2 2 2	1.1 S 5 1 0 0 1	6.0 W 29 10 5 5 5	0.1 2 1 0 0 0	1.1 7 3 2 2 2	1.1 S 5 1 0 0 1	6.0 W 29 10 5 5 5	0.1 2 1 0 0 0	1.1 7 3 2 2 2	3.07 3.000	4.4 2.250	9.92 0.750	2.93		

Batter	1	2	3	4	5	6	7	8	9	AB	R	H	RBI	BB	SO	LOB	TOP				
Carlos Garcia, R OBP: 0.371, SLG: 0.567 Nelson Liriano, S OBP: 0.291, SLG: 0.365	E5 1B	G4-3			1B BB	L6			G4-3	1	1	0	0	0	0	0					
Al Martin, L OBP: 0.352, SLG: 0.500	G3	G3			1B				G3	5	0	2	0	0	0	1					
Jeff King, R OBP: 0.312, SLG: 0.570 Dan Miceli, R Dan Plesac, L	1B BB		P3		F8				G3	3	1	0	0	2	0	3					
Dave Clark, L OBP: 0.375, SLG: 0.517 Jacob Brumfield, R OBP: 0.259, SLG: 0.412	1B FC4-6 1B		K		1B				K	5	1	2	2	0	2	2					
Jay Bell, R OBP: 0.345, SLG: 0.464	FC4-6 1B				K				K	3	0	1	1	0	2	3					
Mike Kingsley, L OBP: 0.219, SLG: 0.197	FC4-6 1B		P5		F7				1B	4	0	2	0	0	0	3					
Charlie Hayes, R OBP: 0.282, SLG: 0.337	FC4-6				K				F8	4	0	0	1	0	1	3					
Keith Osik, R OBP: 0.414, SLG: 0.520	K		G6-3		F8				K	4	0	0	0	0	2	3					
John Hope, R Paul Wagner, R Jason Christiansen, R Joe Boever, R Lee Hancock, L Mark Johnson, L OBP: 0.419, SLG: 0.440		G6-3			G4-3				K	2	0	0	0	0	0	0					
Inning Stats	R: 3 E: 1 K: 1 S: 21	H: 3 LOB: 2 BB: 1 P: 35	R: 0 E: 0 K: 0 S: 10	H: 0 LOB: 0 BB: 0 P: 14	R: 0 E: 0 K: 1 S: 8	H: 0 LOB: 0 BB: 0 P: 14	R: 0 E: 0 K: 1 S: 9	H: 0 LOB: 0 BB: 0 P: 13	R: 1 E: 0 K: 0 S: 6	H: 2 LOB: 2 BB: 1 P: 10	R: 0 E: 0 K: 2 S: 9	H: 1 LOB: 1 BB: 0 P: 17	R: 0 E: 0 K: 2 S: 11	H: 1 LOB: 1 BB: 0 P: 14	R: 0 E: 0 K: 0 S: 7	H: 0 LOB: 1 BB: 1 P: 14	1B: 7 2B: 0 3B: 0 HR: 0	SF: 0 SAC: 0 DP: 0 HBP: 1	WP: 0 PB: 0 SB: 2 CS: 0	PA: 40	
PITCHER	IP WLS BF H R ER SO BB IBB HBP BLK WP HR S P ERA WHIP	IP WLS BF H R ER SO BB IBB HBP BLK WP HR S P ERA WHIP	IP WLS BF H R ER SO BB IBB HBP BLK WP HR S P ERA WHIP	IP WLS BF H R ER SO BB IBB HBP BLK WP HR S P ERA WHIP	IP WLS BF H R ER SO BB IBB HBP BLK WP HR S P ERA WHIP	IP WLS BF H R ER SO BB IBB HBP BLK WP HR S P ERA WHIP	IP WLS BF H R ER SO BB IBB HBP BLK WP HR S P ERA WHIP	IP WLS BF H R ER SO BB IBB HBP BLK WP HR S P ERA WHIP	IP WLS BF H R ER SO BB IBB HBP BLK WP HR S P ERA WHIP	IP WLS BF H R ER SO BB IBB HBP BLK WP HR S P ERA WHIP	IP WLS BF H R ER SO BB IBB HBP BLK WP HR S P ERA WHIP	IP WLS BF H R ER SO BB IBB HBP BLK WP HR S P ERA WHIP	IP WLS BF H R ER SO BB IBB HBP BLK WP HR S P ERA WHIP	IP WLS BF H R ER SO BB IBB HBP BLK WP HR S P ERA WHIP	IP WLS BF H R ER SO BB IBB HBP BLK WP HR S P ERA WHIP	IP WLS BF H R ER SO BB IBB HBP BLK WP HR S P ERA WHIP	IP WLS BF H R ER SO BB IBB HBP BLK WP HR S P ERA WHIP	IP WLS BF H R ER SO BB IBB HBP BLK WP HR S P ERA WHIP	IP WLS BF H R ER SO BB IBB HBP BLK WP HR S P ERA WHIP	IP WLS BF H R ER SO BB IBB HBP BLK WP HR S P ERA WHIP	IP WLS BF H R ER SO BB IBB HBP BLK WP HR S P ERA WHIP

Pittsburgh Pirates @ Cincinnati Reds
Riverfront Stadium, Cincinnati, OH
Wed May 01 1996, 7:05 PM EDT
Att: 18,197 - Unknown - 52 F

AB 35
R 4
H 7
RBI 4
BB 4
SO 8
LOB 20



Batter	1	2	3	4	5	6	7	8	9	AB	R	H	RBI	BB	SO	LOB	BOTTOM				
Eric Owens, R OBP: 0.387, SLG: 0.393	G6-3		WP FC4-6 1B		G6-3				F9	4	1	1	0	1	0	0					
Hal Morris, L OBP: 0.386, SLG: 0.470	F8		FC4-6 BB		G3-1				F8	4	0	0	0	1	0	3					
Barry Larkin, R OBP: 0.381, SLG: 0.446	WP HBP		FC4-6 2B		G1-3				K	3	1	0	1	0	1	1					
Eddie Taubensee, L OBP: 0.410, SLG: 0.548	K		1-H 2B		G3				G3	4	0	2	1	0	1	1					
Eric Davis, R OBP: 0.337, SLG: 0.444 Jeff Brantley, R		G3-1 BB	K		G4-3				K	3	0	0	0	1	2	2					
Eric Anthony, L OBP: 0.385, SLG: 0.500 Vince Coleman, S OBP: 0.238, SLG: 0.236	G3-1				HR				G3 S BB	3	1	2	1	1	0	1					
Bret Boone, R OBP: 0.250, SLG: 0.351 Johnny Ruffin, R OBP: 1.000, SLG: 1.000 Thomas Howard, S OBP: 0.182, SLG: 0.200	K				F9				L6	3	0	0	0	0	1	2					
Jeff Branson, L OBP: 0.390, SLG: 0.493	K				F8				G5-3 FC5 G3 BB	3	0	0	0	1	1	1					
Dave Burba, R Chris Sabo, R Lenny Harris, L OBP: 0.395, SLG: 0.639	G1-3				K				G3	2	0	0	0	0	1	0					
Inning Stats	R: 0 E: 0 K: 1 S: 8	H: 0 LOB: 0 BB: 0 P: 15	R: 0 E: 0 K: 2 S: 11	H: 0 LOB: 1 BB: 1 P: 22	R: 2 E: 1 K: 1 S: 13	H: 2 LOB: 1 BB: 1 P: 21	R: 1 E: 0 K: 1 S: 8	H: 1 LOB: 0 BB: 0 P: 12	R: 0 E: 0 K: 0 S: 5	H: 0 LOB: 0 BB: 0 P: 10	R: 0 E: 0 K: 0 S: 7	H: 1 LOB: 1 BB: 0 P: 12	R: 0 E: 0 K: 2 S: 10	H: 1 LOB: 1 BB: 0 P: 18	R: 0 E: 0 K: 0 S: 13	H: 0 LOB: 3 BB: 3 P: 29	1B: 2 2B: 2 3B: 0 HR: 1	SF: 0 SAC: 0 DP: 0 HBP: 1	WP: 2 PB: 0 SB: 2 CS: 0	PA: 38	
PITCHER	IP WLS BF H R ER SO BB IBB HBP BLK WP HR S P ERA WHIP	IP WLS BF H R ER SO BB IBB HBP BLK WP HR S P ERA WHIP	IP WLS BF H R ER SO BB IBB HBP BLK WP HR S P ERA WHIP	IP WLS BF H R ER SO BB IBB HBP BLK WP HR S P ERA WHIP	IP WLS BF H R ER SO BB IBB HBP BLK WP HR S P ERA WHIP	IP WLS BF H R ER SO BB IBB HBP BLK WP HR S P ERA WHIP	IP WLS BF H R ER SO BB IBB HBP BLK WP HR S P ERA WHIP	IP WLS BF H R ER SO BB IBB HBP BLK WP HR S P ERA WHIP	IP WLS BF H R ER SO BB IBB HBP BLK WP HR S P ERA WHIP	IP WLS BF H R ER SO BB IBB HBP BLK WP HR S P ERA WHIP	IP WLS BF H R ER SO BB IBB HBP BLK WP HR S P ERA WHIP	IP WLS BF H R ER SO BB IBB HBP BLK WP HR S P ERA WHIP	IP WLS BF H R ER SO BB IBB HBP BLK WP HR S P ERA WHIP	IP WLS BF H R ER SO BB IBB HBP BLK WP HR S P ERA WHIP	IP WLS BF H R ER SO BB IBB HBP BLK WP HR S P ERA WHIP	IP WLS BF H R ER SO BB IBB HBP BLK WP HR S P ERA WHIP	IP WLS BF H R ER SO BB IBB HBP BLK WP HR S P ERA WHIP	IP WLS BF H R ER SO BB IBB HBP BLK WP HR S P ERA WHIP	IP WLS BF H R ER SO BB IBB HBP BLK WP HR S P ERA WHIP	IP WLS BF H R ER SO BB IBB HBP BLK WP HR S P ERA WHIP	IP WLS BF H R ER SO BB IBB HBP BLK WP HR S P ERA WHIP

Pittsburgh Pirates @ Cincinnati Reds
Riverfront Stadium, Cincinnati, OH
Wed May 01 1996, 7:05 PM EDT
Att: 18,197 - Unknown - 52 F

AB 32
R 3
H 5
RBI 3
BB 5
SO 7
LOB 14



Batter	1	2	3	4	5	6	7	8	9	AB	R	H	RBI	BB	SO	LOB	TOP									
Eric Owens, R OBP: 0.333, SLG: 0.333 Jeff Brantley, R (8, 1)	G1-3		K		G6-3		P3	K		5	0	0	0	0	2	4	<p>Cincinnati Reds @ San Francisco Giants</p> <p>3Com Park at Candlestick Point, San Francisco, CA</p> <p>Fri May 03 1996, 10:05 PM EDT</p> <p>Att: 12,884 - Unknown - 65 F</p> <p>livebaseballscorecards.com</p>									
Hal Morris, L OBP: 0.395, SLG: 0.476 (1, 3)	K		1B		E3		1B	1B	SH1-3	5	0	3	1	0	1	0										
Eric Davis, R OBP: 0.333, SLG: 0.427 (1, 8)	G4-3		K		K		BB	SH1-3	SH1-3	3	0	0	0	1	2	2										
Eddie Taubensee, L OBP: 0.398, SLG: 0.519 (1, 2)		K	G3		K		G4-3		IBB	4	0	0	0	1	2	4										
Bret Boone, R OBP: 0.244, SLG: 0.357 (1, 4)		E			P5		K	E5	P4	5	1	1	0	0	1	2										
Eric Anthony, L OBP: 0.357, SLG: 0.457 Chuck McLeroy, L (6, 1)	E3		K		K		K	FC5-2	K	3	1	0	0	0	2	1										
Johnny Ruffin, R OBP: 1.000, SLG: 1.000 Vince Coleman, S OBP: 0.244, SLG: 0.233 (8, 7)	HR							FC5-2	BB	0	0	0	0	0	0	0										
Willie Greene, L OBP: 0.364, SLG: 0.553 (1, 5)	HR				1B			SH1-3	FC5-2	2	2	2	3	2	0	0										
Jeff Branson, L OBP: 0.375, SLG: 0.471 (1, 6)	F7		K		K		SH1-3	FC5-2	FC5-2	3	0	0	0	0	1	4										
Mark Portugal, R OBP: 0.200, SLG: 0.300 Jeff Shaw, R (6, 1)	K				G1-3		1B	SF8		2	0	0	0	0	1	0										
Thomas Howard, S OBP: 0.208, SLG: 0.200 (6, 9)							BB			0	0	0	0	1	1	0										
Inning Stats	R: 0 E: 0 K: 1 S: 7	H: 0 LOB: 0 BB: 0 P: 11	R: 3 E: 1 K: 2 S: 16	H: 2 LOB: 0 BB: 22 P: 22	R: 0 E: 0 K: 2 S: 9	H: 1 LOB: 1 BB: 0 P: 13	R: 0 E: 0 K: 2 S: 8	H: 1 LOB: 1 BB: 0 P: 11	R: 0 E: 1 K: 1 S: 9	H: 0 LOB: 0 BB: 0 P: 12	R: 0 E: 0 K: 3 S: 10	H: 0 LOB: 0 BB: 3 P: 14	R: 1 E: 0 K: 0 S: 13	H: 1 LOB: 3 BB: 3 P: 31	R: 1 E: 1 K: 1 S: 14	H: 0 LOB: 2 BB: 2 P: 25		R: 0 E: 0 K: 1 S: 10	H: 1 LOB: 2 BB: 1 P: 20	1B: 4 2B: 1 3B: 0 HR: 1	SF: 1 SAC: 2 DP: 0 HBP: 0	WP: 0 PB: 0 SB: 2 CS: 0	PA: 42			
PITCHER	IP	WLS	BF	H	R	ER	SO	BB	IBB	HBP	BLK	WP	HR	S	P	ERA		WHIP								
Oswaldo Fernandez, R ERA: 3.99 Doug Creek, L ERA: 3.55 Jeff Juden, R ERA: 0.94 Rod Beck, R ERA: Mark Dewey, R ERA: 2.57	6.0		24	4	3	2	11	0	0	0	0	0	1	59	83	3.00		0.667								
	0.2	L	5	1	1	1	0	2	0	0	0	0	0	9	23	13.50		4.500								
	0.1		5	0	1	0	0	3	0	0	0	0	0	12	26	0.00		9.000								
	1.0		3	0	0	0	1	0	0	0	0	0	0	6	7	0.00	0.000									
	1.0		5	1	0	0	1	0	1	0	0	0	0	10	20	0.00	1.000									

Batter	1	2	3	4	5	6	7	8	9	AB	R	H	RBI	BB	SO	LOB	BOTTOM									
Stan Javier, S OBP: 0.219, SLG: 0.276 (1, 8)	G5-3		G4-3		P7		G5-3		K	5	0	0	0	0	1	0	<p>Cincinnati Reds @ San Francisco Giants</p> <p>3Com Park at Candlestick Point, San Francisco, CA</p> <p>Fri May 03 1996, 10:05 PM EDT</p> <p>Att: 12,884 - Unknown - 65 F</p> <p>livebaseballscorecards.com</p>									
Robby Thompson, R OBP: 0.377, SLG: 0.434 (1, 4)	BB		K		G6-3		BB			2	0	0	0	2	1	0										
Barry Bonds, L OBP: 0.424, SLG: 0.714 (1, 7)	P6		2B				F8			4	1	2	0	0	0	2										
Matt Williams, R OBP: 0.408, SLG: 0.538 (1, 5)	G5-3		G5-3				K			4	0	1	1	0	1	3										
Mark Carreon, R OBP: 0.375, SLG: 0.606 (1, 3)	F8				F7		FC3-2	G5-3	G6-3	4	0	1	0	0	0	0										
Glenallen Hill, R OBP: 0.296, SLG: 0.437 (1, 9)	HR				P3		G5-3	F8		4	1	1	1	0	0	2										
Steve Decker, R OBP: 0.333, SLG: 0.327 Mark Dewey, R (9, 1)	G5-3				G5-3		FC3-2	IBB	K	3	0	0	0	1	1	0										
Rich Aurilia, R OBP: 0.265, SLG: 0.413 (1, 6)	1B		1B				FC3-2		F8	4	1	2	1	0	0	3										
Oswaldo Fernandez, R ERA: 3.99 Mel Hall, L OBP: 0.200, SLG: 0.167 Doug Creek, L ERA: 3.55 Jeff Juden, R ERA: 0.94 Rod Beck, R ERA: Tom Lampkin, L OBP: 0.208, SLG: 0.375 (9, 2)	1B				K		K		K	2	0	1	0	0	1	0										
Inning Stats	R: 0 E: 0 K: 0 S: 10	H: 0 LOB: 1 BB: 1 P: 20	R: 1 E: 0 K: 0 S: 6	H: 3 LOB: 2 BB: 0 P: 9	R: 0 E: 0 K: 1 S: 8	H: 1 LOB: 1 BB: 0 P: 11	R: 0 E: 0 K: 0 S: 3	H: 0 LOB: 0 BB: 0 P: 4	R: 1 E: 0 K: 1 S: 10	H: 1 LOB: 0 BB: 0 P: 15	R: 1 E: 0 K: 1 S: 13	H: 3 LOB: 3 BB: 1 P: 21	R: 0 E: 0 K: 1 S: 9	H: 0 LOB: 1 BB: 1 P: 18	R: 0 E: 0 K: 1 S: 8	H: 0 LOB: 0 BB: 0 P: 12		R: 0 E: 0 K: 2 S: 8	H: 0 LOB: 0 BB: 0 P: 11	1B: 5 2B: 1 3B: 0 HR: 2	SF: 0 SAC: 0 DP: 0 HBP: 0	WP: 0 PB: 0 SB: 1 CS: 0	PA: 37			
PITCHER	IP	WLS	BF	H	R	ER	SO	BB	IBB	HBP	BLK	WP	HR	S	P	ERA		WHIP								
Mark Portugal, R ERA: 5.14 Jeff Shaw, R ERA: 3.45 Chuck McLeroy, L ERA: Johnny Ruffin, R ERA: 4.5 Jeff Brantley, R ERA: 3.6	5.0		20	5	2	2	2	1	0	0	0	0	2	37	59	3.60		1.200								
	0.2		6	3	1	1	0	0	1	0	0	0	0	10	17	13.50		4.500								
	1.0	W	4	0	0	0	1	1	0	0	0	0	0	9	17	0.00		1.000								
	0.1		1	0	0	0	1	0	0	0	0	0	0	3	5	0.00		0.000								
	2.0	S	6	0	0	0	3	0	0	0	0	0	0	16	23	0.00		0.000								



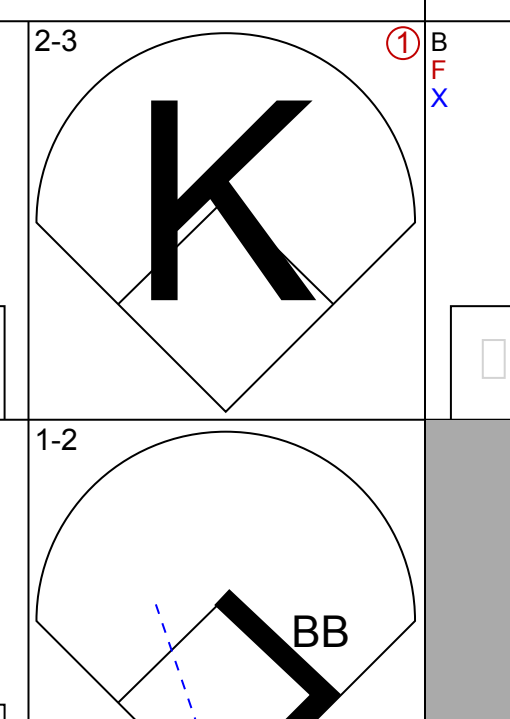
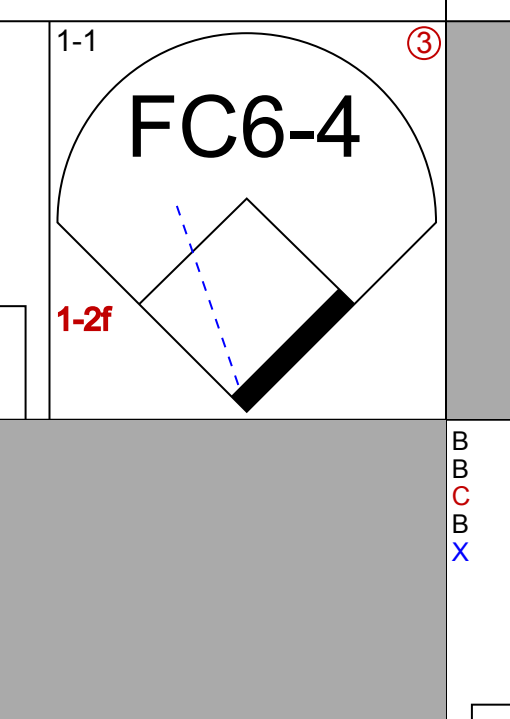
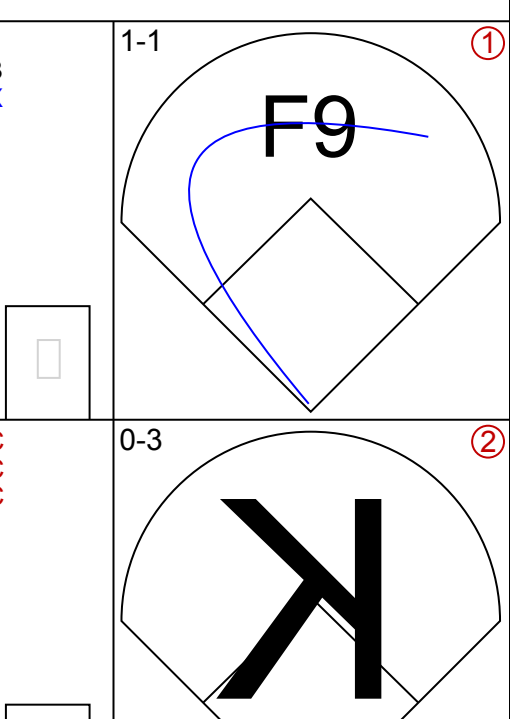
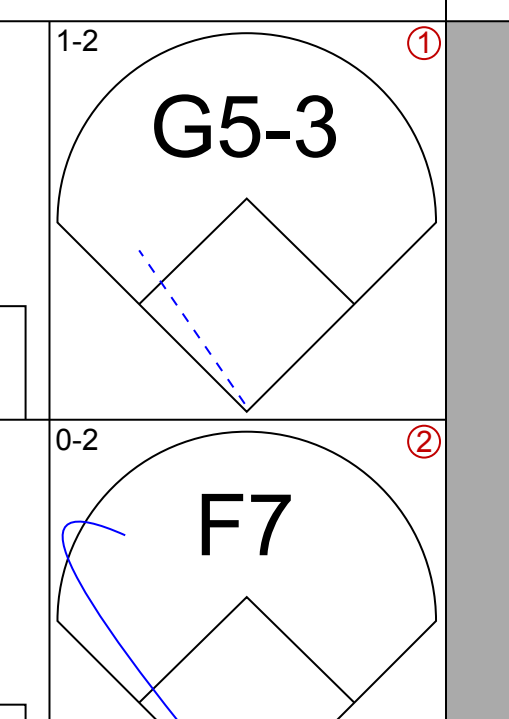
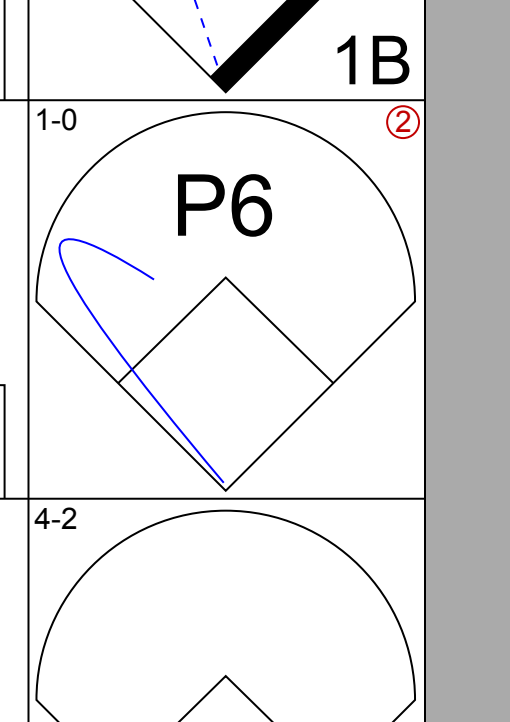
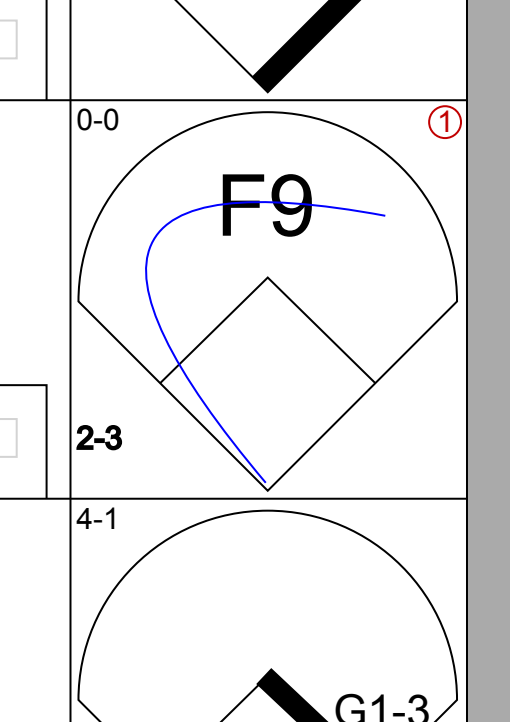
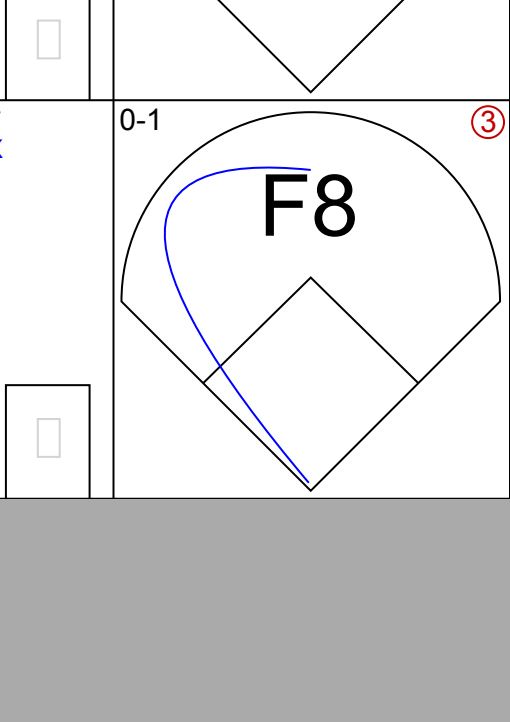
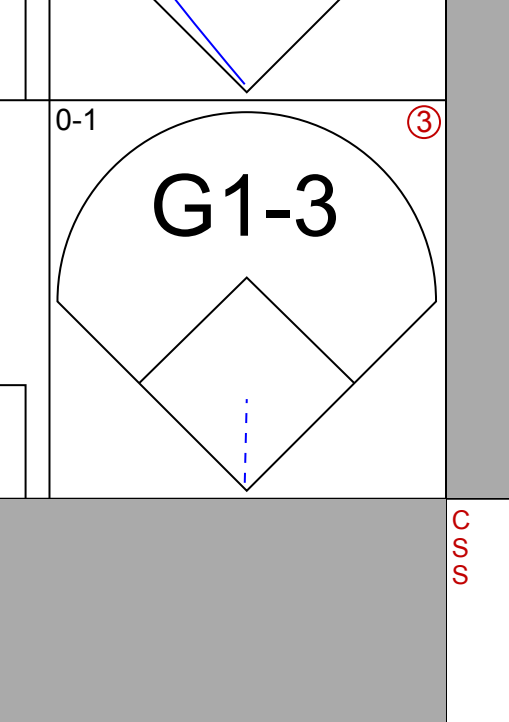
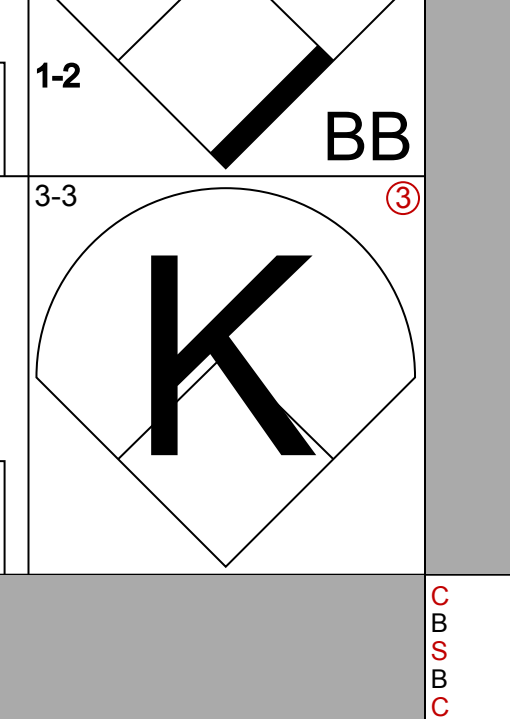
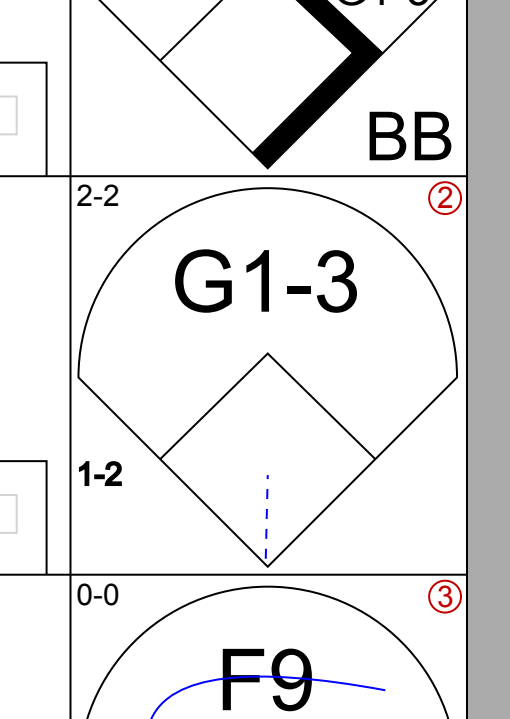

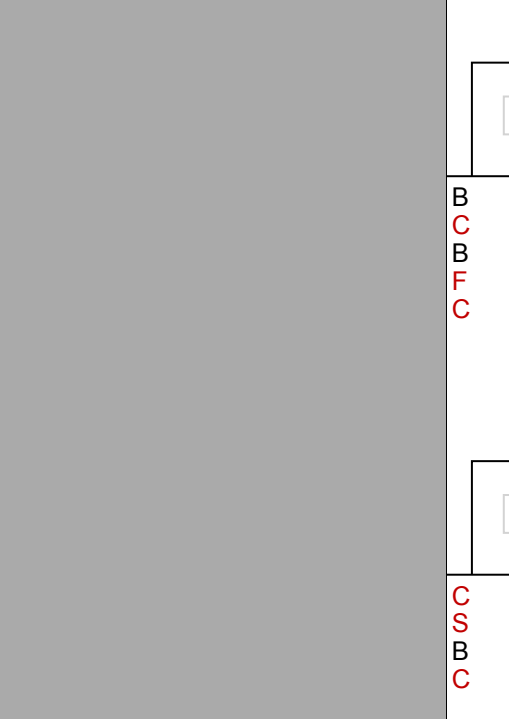
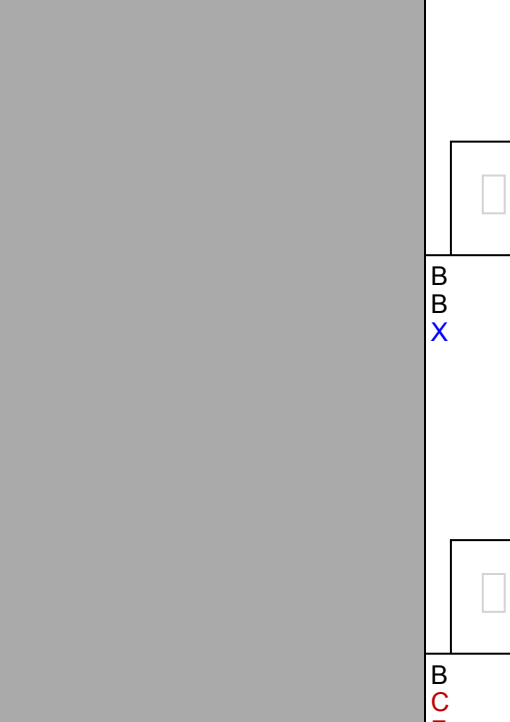
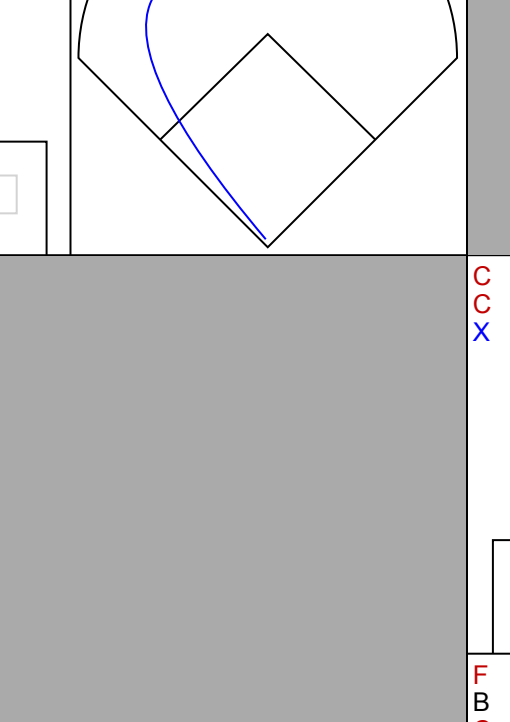
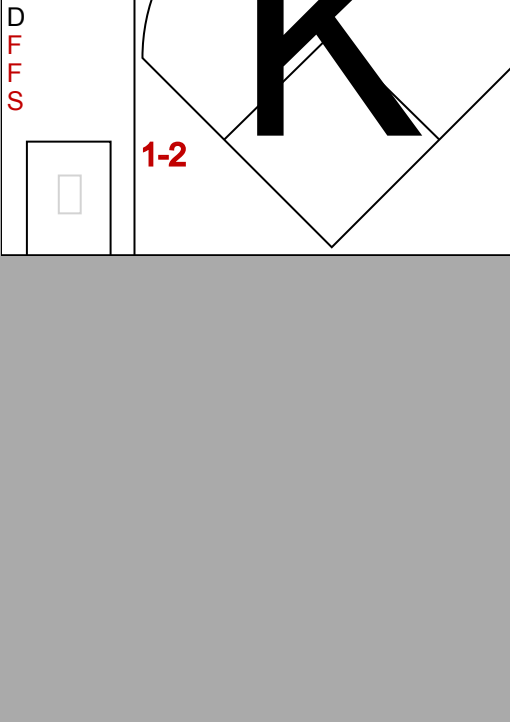
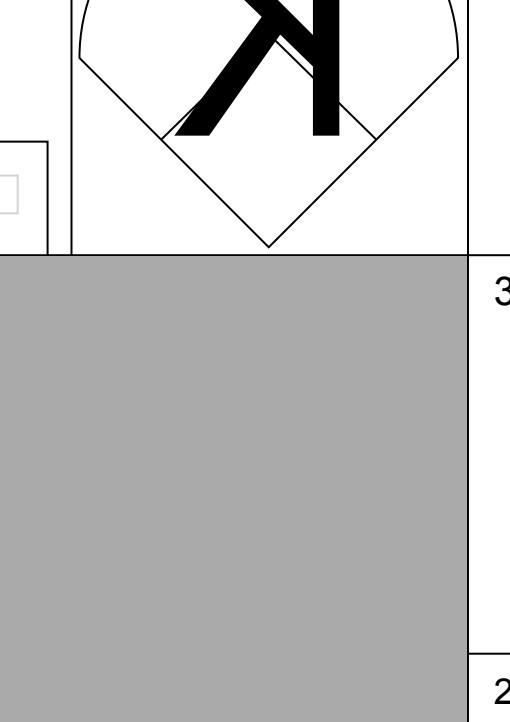
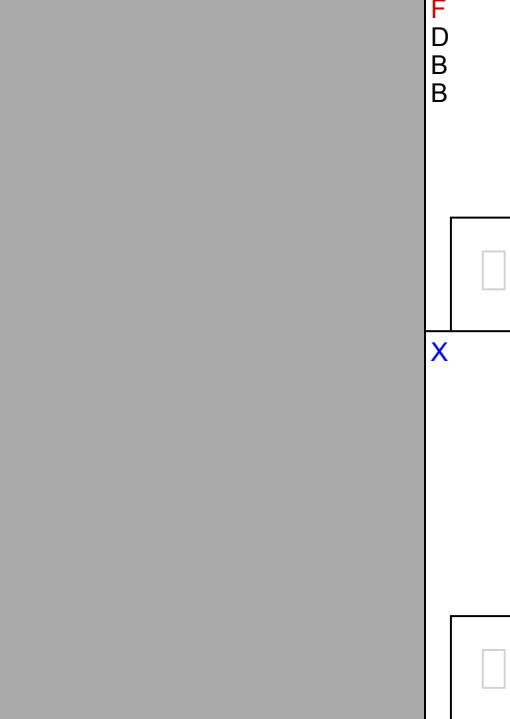



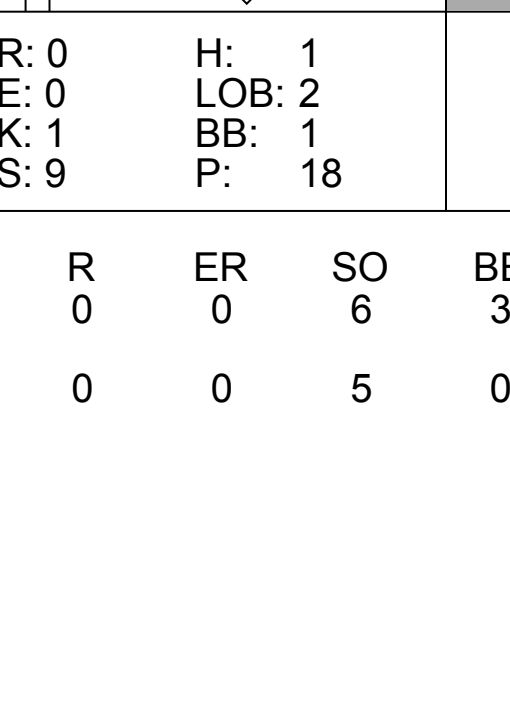
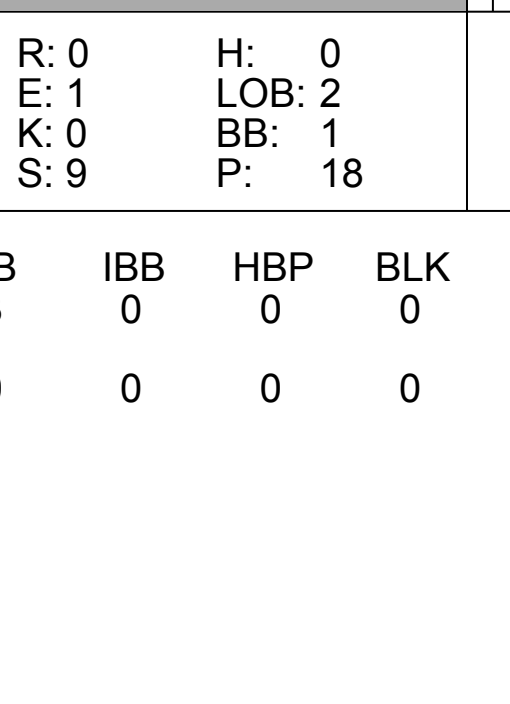
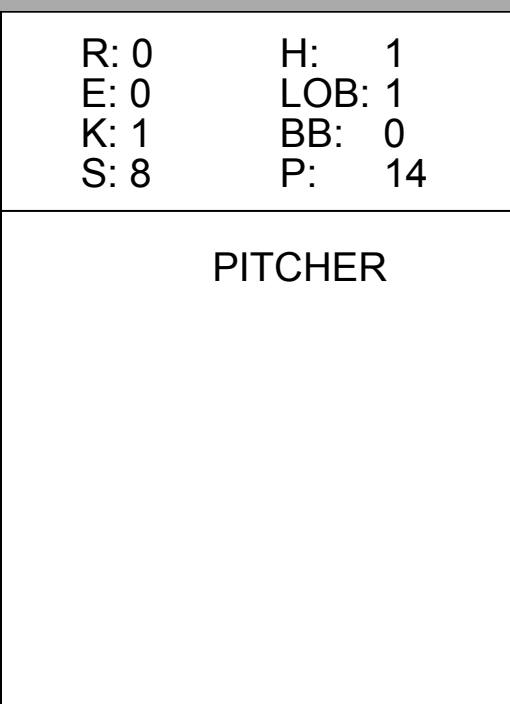
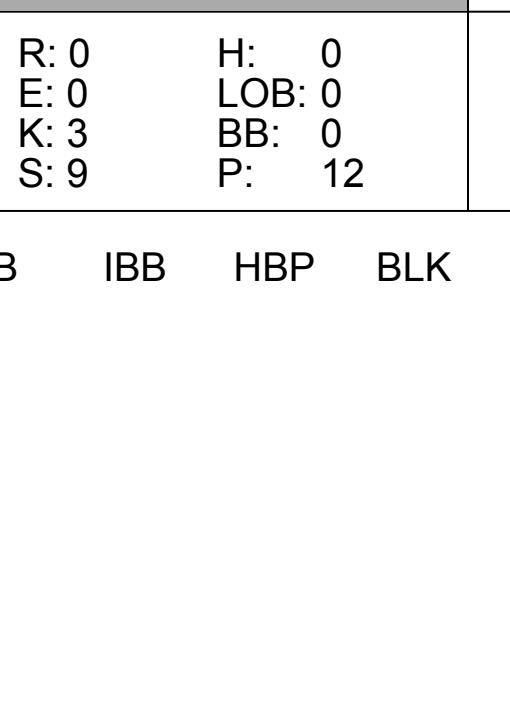
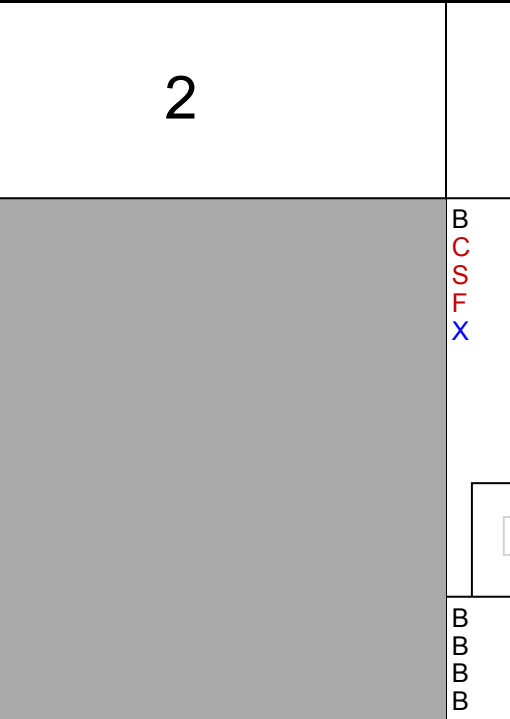
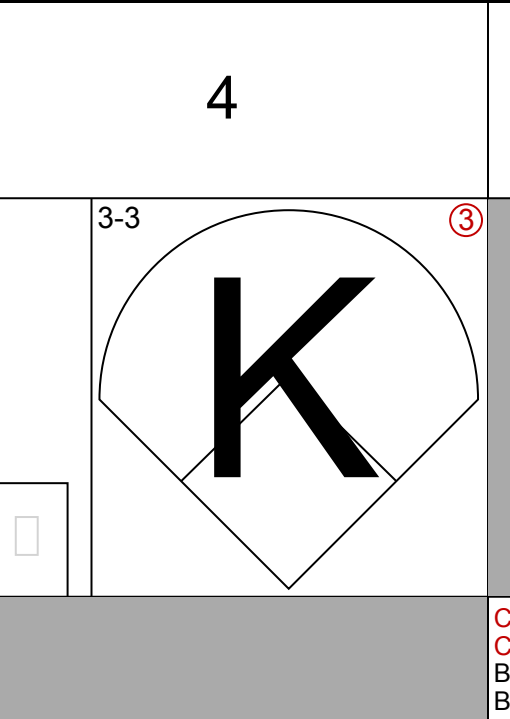
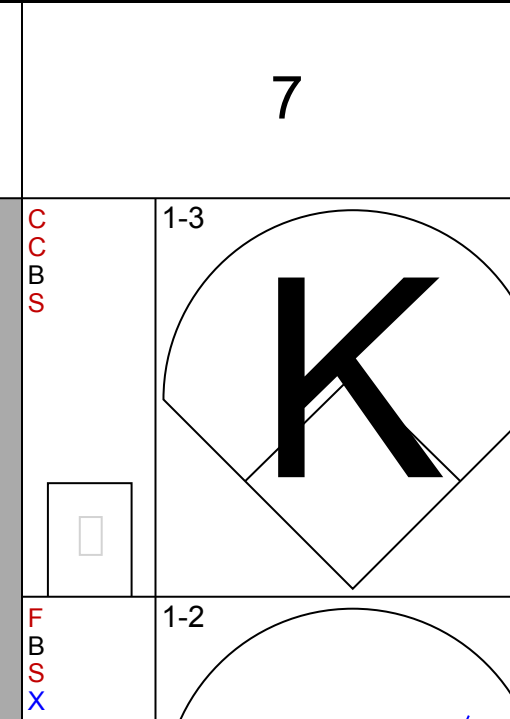
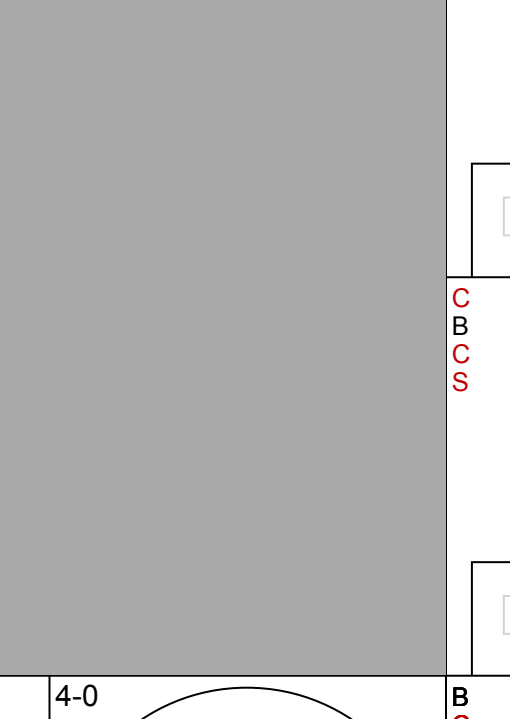
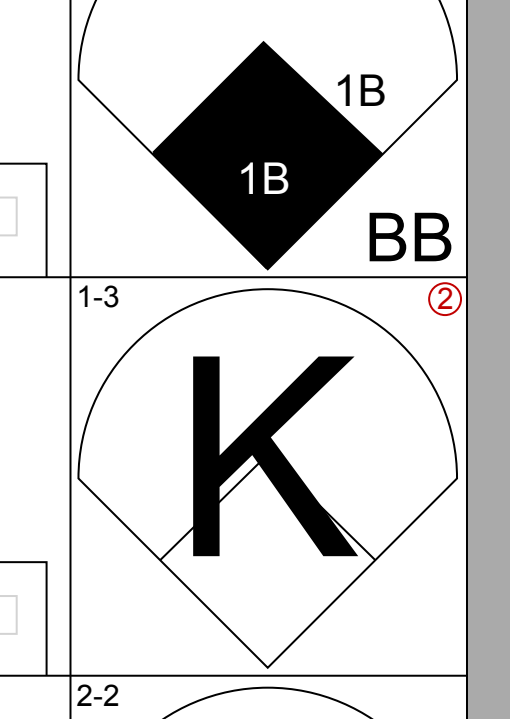
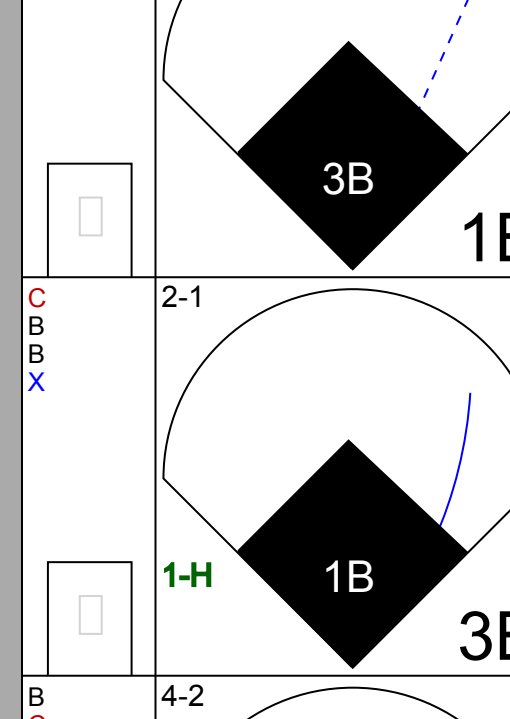
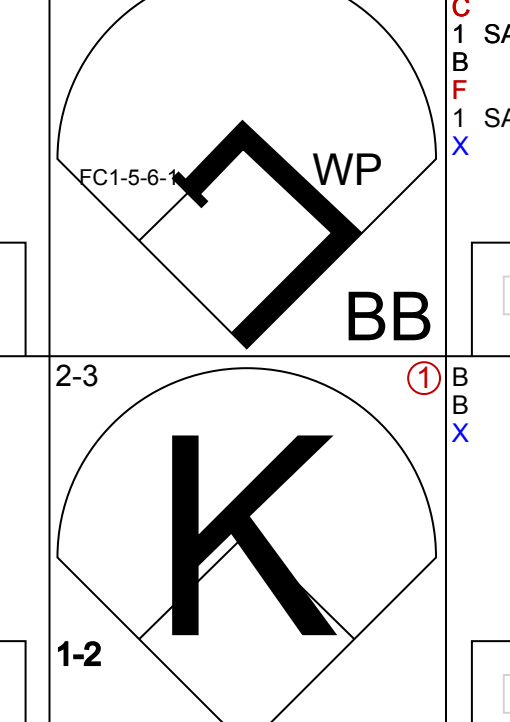
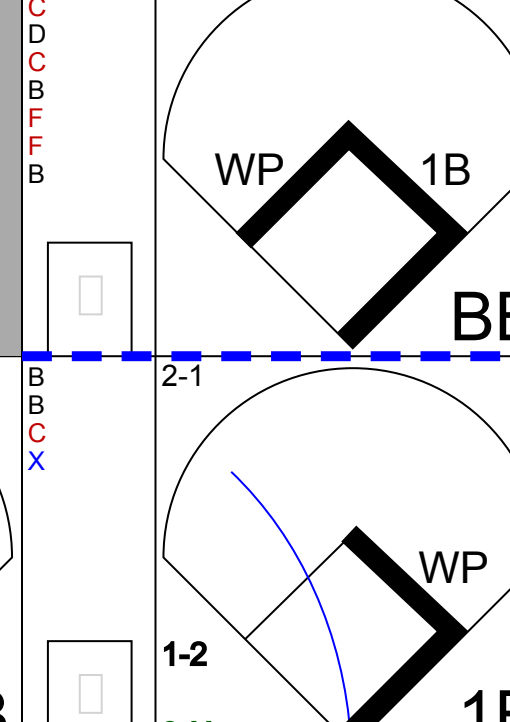
Batter	1	2	3	4	5	6	7	8	9	AB	R	H	RBI	BB	SO	LOB	TOP								
Eric Owens, R OBP: 0.366, SLG: 0.333 (1, 7)										3	1	1	0	1	1	0									
Hal Morris, L OBP: 0.395, SLG: 0.468 (1, 3)										4	1	1	0	1	1	1									
Eric Davis, R OBP: 0.337, SLG: 0.456 (1, 8)										4	1	1	4	1	0	2									
Eddie Taubensee, L OBP: 0.376, SLG: 0.488 (1, 2)										5	0	0	0	0	1	2									
Bret Boone, R OBP: 0.260, SLG: 0.413 (1, 4)										4	1	1	1	1	1	0									
Eric Anthony, L OBP: 0.383, SLG: 0.650 (1, 9)										5	3	3	2	0	2	1									
Willie Greene, L OBP: 0.340, SLG: 0.512 Johnny Ruffin, R OBP: 1.000, SLG: 1.000 Jeff Brantley, R (8, 1)										3	0	0	0	0	2	2	AB 35								
Jeff Branson, L OBP: 0.381, SLG: 0.473 (1, 6)										4	0	2	1	0	0	1	R 9								
Roger Salkeld, R Chuck McElroy, L Marcus Moore, S Lenny Harris, L OBP: 0.425, SLG: 0.676 (1, 1)										1	0	0	0	0	1	1	H 10								
Inning Stats	R: 0 E: 0 K: 1 S: 7	H: 0 LOB: 1 BB: 1 P: 15	R: 2 E: 0 K: 0 S: 12	H: 4 LOB: 2 BB: 0 P: 16	R: 0 E: 0 K: 1 S: 7	H: 0 LOB: 0 BB: 0 P: 11	R: 1 E: 0 K: 2 S: 9	H: 2 LOB: 1 BB: 0 P: 13	R: 0 E: 0 K: 0 S: 8	H: 0 LOB: 1 BB: 1 P: 17	R: 0 E: 0 K: 2 S: 12	H: 0 LOB: 1 BB: 1 P: 19	R: 5 E: 0 K: 1 S: 16	H: 3 LOB: 0 BB: 1 P: 30	R: 1 E: 0 K: 0 S: 13	H: 1 LOB: 0 BB: 1 P: 24	R: 0 E: 0 K: 3 S: 9	H: 0 LOB: 0 BB: 0 P: 12	1B: 4 2B: 2 3B: 0 HR: 4	SF: 0 SAC: 1 DP: 0 HBP: 1	WP: 0 PB: 0 SB: 3 CS: 0	PA: 42			
PITCHER	IP WLS BF H R ER SO BB IBB HBP BLK WP HR S P ERA WHIP	IP WLS BF H R ER SO BB IBB HBP BLK WP HR S P ERA WHIP	IP WLS BF H R ER SO BB IBB HBP BLK WP HR S P ERA WHIP	IP WLS BF H R ER SO BB IBB HBP BLK WP HR S P ERA WHIP	IP WLS BF H R ER SO BB IBB HBP BLK WP HR S P ERA WHIP	IP WLS BF H R ER SO BB IBB HBP BLK WP HR S P ERA WHIP	IP WLS BF H R ER SO BB IBB HBP BLK WP HR S P ERA WHIP	IP WLS BF H R ER SO BB IBB HBP BLK WP HR S P ERA WHIP	IP WLS BF H R ER SO BB IBB HBP BLK WP HR S P ERA WHIP	IP WLS BF H R ER SO BB IBB HBP BLK WP HR S P ERA WHIP	IP WLS BF H R ER SO BB IBB HBP BLK WP HR S P ERA WHIP	IP WLS BF H R ER SO BB IBB HBP BLK WP HR S P ERA WHIP	IP WLS BF H R ER SO BB IBB HBP BLK WP HR S P ERA WHIP	IP WLS BF H R ER SO BB IBB HBP BLK WP HR S P ERA WHIP	IP WLS BF H R ER SO BB IBB HBP BLK WP HR S P ERA WHIP	IP WLS BF H R ER SO BB IBB HBP BLK WP HR S P ERA WHIP	IP WLS BF H R ER SO BB IBB HBP BLK WP HR S P ERA WHIP	IP WLS BF H R ER SO BB IBB HBP BLK WP HR S P ERA WHIP	IP WLS BF H R ER SO BB IBB HBP BLK WP HR S P ERA WHIP	IP WLS BF H R ER SO BB IBB HBP BLK WP HR S P ERA WHIP	IP WLS BF H R ER SO BB IBB HBP BLK WP HR S P ERA WHIP	IP WLS BF H R ER SO BB IBB HBP BLK WP HR S P ERA WHIP	IP WLS BF H R ER SO BB IBB HBP BLK WP HR S P ERA WHIP	IP WLS BF H R ER SO BB IBB HBP BLK WP HR S P ERA WHIP	
Mark Leiter, R ERA: 4.54 Mark Dewey, R ERA: 3.5 Doug Creek, L ERA: 4.05 Rich DeLucia, R ERA:	IP WLS BF H R ER SO BB IBB HBP BLK WP HR S P ERA WHIP	IP WLS BF H R ER SO BB IBB HBP BLK WP HR S P ERA WHIP	IP WLS BF H R ER SO BB IBB HBP BLK WP HR S P ERA WHIP	IP WLS BF H R ER SO BB IBB HBP BLK WP HR S P ERA WHIP	IP WLS BF H R ER SO BB IBB HBP BLK WP HR S P ERA WHIP	IP WLS BF H R ER SO BB IBB HBP BLK WP HR S P ERA WHIP	IP WLS BF H R ER SO BB IBB HBP BLK WP HR S P ERA WHIP	IP WLS BF H R ER SO BB IBB HBP BLK WP HR S P ERA WHIP	IP WLS BF H R ER SO BB IBB HBP BLK WP HR S P ERA WHIP	IP WLS BF H R ER SO BB IBB HBP BLK WP HR S P ERA WHIP	IP WLS BF H R ER SO BB IBB HBP BLK WP HR S P ERA WHIP	IP WLS BF H R ER SO BB IBB HBP BLK WP HR S P ERA WHIP	IP WLS BF H R ER SO BB IBB HBP BLK WP HR S P ERA WHIP	IP WLS BF H R ER SO BB IBB HBP BLK WP HR S P ERA WHIP	IP WLS BF H R ER SO BB IBB HBP BLK WP HR S P ERA WHIP	IP WLS BF H R ER SO BB IBB HBP BLK WP HR S P ERA WHIP	IP WLS BF H R ER SO BB IBB HBP BLK WP HR S P ERA WHIP	IP WLS BF H R ER SO BB IBB HBP BLK WP HR S P ERA WHIP	IP WLS BF H R ER SO BB IBB HBP BLK WP HR S P ERA WHIP	IP WLS BF H R ER SO BB IBB HBP BLK WP HR S P ERA WHIP	IP WLS BF H R ER SO BB IBB HBP BLK WP HR S P ERA WHIP	IP WLS BF H R ER SO BB IBB HBP BLK WP HR S P ERA WHIP	IP WLS BF H R ER SO BB IBB HBP BLK WP HR S P ERA WHIP	IP WLS BF H R ER SO BB IBB HBP BLK WP HR S P ERA WHIP	
Marvin Benard, L OBP: 0.360, SLG: 0.321 Matt Williams, R OBP: 0.418, SLG: 0.570 (6, PH)										2	1	1	0	1	0	0									
Robby Thompson, R OBP: 0.369, SLG: 0.474 (1, 4)										4	1	1	2	0	1	3									
Barry Bonds, L OBP: 0.431, SLG: 0.731 (1, 7)										3	1	1	1	2	0	1									
Glenallen Hill, R OBP: 0.283, SLG: 0.417 (1, 9)										5	0	0	0	0	2	5									
Dave McCarty, R OBP: 0.450, SLG: 0.643 Doug Creek, L Rich DeLucia, R Kim Batiste, R OBP: 0.200, SLG: 0.292 (9, PH)										4	2	2	1	0	1	1									
Steve Scarsone, R OBP: 0.324, SLG: 0.413 Stan Javier, S OBP: 0.206, SLG: 0.258 (7, 8)										3	0	0	0	0	2	1									
Tom Lampkin, L OBP: 0.318, SLG: 0.450 (1, 2)										4	0	2	0	1	1	1	AB 34								
Rich Aurilia, R OBP: 0.302, SLG: 0.417 Mel Hall, L OBP: 0.190, SLG: 0.158 (9, PH)										2	0	1	1	2	1	1	R 7								
Mark Leiter, R OBP: 0.182, SLG: 0.182 Mark Dewey, R Mark Carreon, R OBP: 0.381, SLG: 0.606 (8, 3)										2	0	0	0	0	2	2	H 9								
Inning Stats	R: 2 E: 0 K: 0 S: 11	H: 1 LOB: 0 BB: 1 P: 22	R: 0 E: 0 K: 2 S: 11	H: 0 LOB: 1 BB: 1 P: 19	R: 0 E: 1 K: 0 S: 7	H: 1 LOB: 1 BB: 0 P: 8	R: 1 E: 0 K: 2 S: 13	H: 2 LOB: 0 BB: 0 P: 19	R: 1 E: 0 K: 1 S: 12	H: 1 LOB: 0 BB: 0 P: 20	R: 1 E: 0 K: 1 S: 12	H: 2 LOB: 2 BB: 2 P: 24	R: 0 E: 0 K: 2 S: 14	H: 0 LOB: 1 BB: 1 P: 23	R: 2 E: 0 K: 2 S: 11	H: 1 LOB: 2 BB: 3 P: 32	R: 0 E: 0 K: 1 S: 13	H: 1 LOB: 1 BB: 0 P: 16	1B: 4 2B: 1 3B: 0 HR: 4	SF: 0 SAC: 2 DP: 1 HBP: 0	WP: 1 PB: 0 SB: 3 CS: 1	PA: 44			
PITCHER	IP WLS BF H R ER SO BB IBB HBP BLK WP HR S P ERA WHIP	IP WLS BF H R ER SO BB IBB HBP BLK WP HR S P ERA WHIP	IP WLS BF H R ER SO BB IBB HBP BLK WP HR S P ERA WHIP	IP WLS BF H R ER SO BB IBB HBP BLK WP HR S P ERA WHIP	IP WLS BF H R ER SO BB IBB HBP BLK WP HR S P ERA WHIP	IP WLS BF H R ER SO BB IBB HBP BLK WP HR S P ERA WHIP	IP WLS BF H R ER SO BB IBB HBP BLK WP HR S P ERA WHIP	IP WLS BF H R ER SO BB IBB HBP BLK WP HR S P ERA WHIP	IP WLS BF H R ER SO BB IBB HBP BLK WP HR S P ERA WHIP	IP WLS BF H R ER SO BB IBB HBP BLK WP HR S P ERA WHIP	IP WLS BF H R ER SO BB IBB HBP BLK WP HR S P ERA WHIP	IP WLS BF H R ER SO BB IBB HBP BLK WP HR S P ERA WHIP	IP WLS BF H R ER SO BB IBB HBP BLK WP HR S P ERA WHIP	IP WLS BF H R ER SO BB IBB HBP BLK WP HR S P ERA WHIP	IP WLS BF H R ER SO BB IBB HBP BLK WP HR S P ERA WHIP	IP WLS BF H R ER SO BB IBB HBP BLK WP HR S P ERA WHIP	IP WLS BF H R ER SO BB IBB HBP BLK WP HR S P ERA WHIP	IP WLS BF H R ER SO BB IBB HBP BLK WP HR S P ERA WHIP	IP WLS BF H R ER SO BB IBB HBP BLK WP HR S P ERA WHIP	IP WLS BF H R ER SO BB IBB HBP BLK WP HR S P ERA WHIP	IP WLS BF H R ER SO BB IBB HBP BLK WP HR S P ERA WHIP	IP WLS BF H R ER SO BB IBB HBP BLK WP HR S P ERA WHIP	IP WLS BF H R ER SO BB IBB HBP BLK WP HR S P ERA WHIP	IP WLS BF H R ER SO BB IBB HBP BLK WP HR S P ERA WHIP	
Roger Salkeld, R ERA: 5.75 Chuck McElroy, L ERA: 3.77 Marcus Moore, R ERA: 3.77 Johnny Ruffin, R ERA: 5.06 Jeff Brantley, R ERA: 3.31	IP WLS BF H R ER SO BB IBB HBP BLK WP HR S P ERA WHIP	IP WLS BF H R ER SO BB IBB HBP BLK WP HR S P ERA WHIP	IP WLS BF H R ER SO BB IBB HBP BLK WP HR S P ERA WHIP	IP WLS BF H R ER SO BB IBB HBP BLK WP HR S P ERA WHIP	IP WLS BF H R ER SO BB IBB HBP BLK WP HR S P ERA WHIP	IP WLS BF H R ER SO BB IBB HBP BLK WP HR S P ERA WHIP	IP WLS BF H R ER SO BB IBB HBP BLK WP HR S P ERA WHIP	IP WLS BF H R ER SO BB IBB HBP BLK WP HR S P ERA WHIP	IP WLS BF H R ER SO BB IBB HBP BLK WP HR S P ERA WHIP	IP WLS BF H R ER SO BB IBB HBP BLK WP HR S P ERA WHIP	IP WLS BF H R ER SO BB IBB HBP BLK WP HR S P ERA WHIP	IP WLS BF H R ER SO BB IBB HBP BLK WP HR S P ERA WHIP	IP WLS BF H R ER SO BB IBB HBP BLK WP HR S P ERA WHIP	IP WLS BF H R ER SO BB IBB HBP BLK WP HR S P ERA WHIP	IP WLS BF H R ER SO BB IBB HBP BLK WP HR S P ERA WHIP	IP WLS BF H R ER SO BB IBB HBP BLK WP HR S P ERA WHIP	IP WLS BF H R ER SO BB IBB HBP BLK WP HR S P ERA WHIP	IP WLS BF H R ER SO BB IBB HBP BLK WP HR S P ERA WHIP	IP WLS BF H R ER SO BB IBB HBP BLK WP HR S P ERA WHIP	IP WLS BF H R ER SO BB IBB HBP BLK WP HR S P ERA WHIP	IP WLS BF H R ER SO BB IBB HBP BLK WP HR S P ERA WHIP	IP WLS BF H R ER SO BB IBB HBP BLK WP HR S P ERA WHIP	IP WLS BF H R ER SO BB IBB HBP BLK WP HR S P ERA WHIP	IP WLS BF H R ER SO BB IBB HBP BLK WP HR S P ERA WHIP	IP WLS BF H R ER SO BB IBB HBP BLK WP HR S P ERA WHIP

Cincinnati Reds @ San Francisco Giants
 3Com Park at Candlestick Point, San Francisco, CA
 Sat May 04 1996, 6:33 AM EDT
 Att: 18,989 - Sunny - 63 F

AB	35
R	9
H	10
RBI	8
BB	5
SO	10
LOB	10




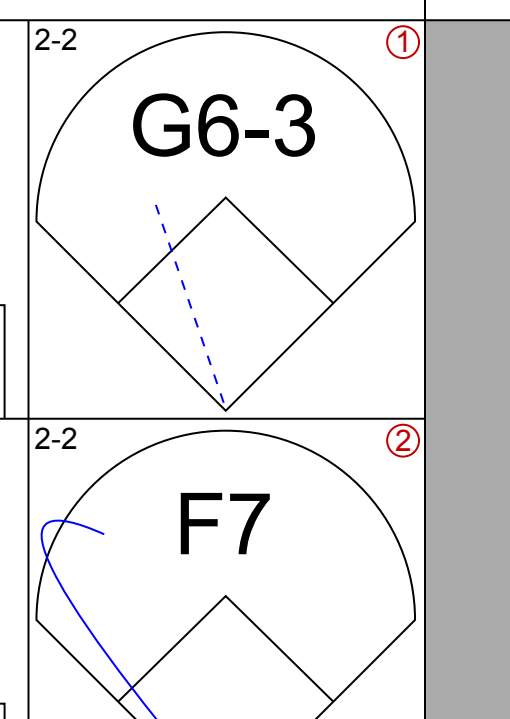
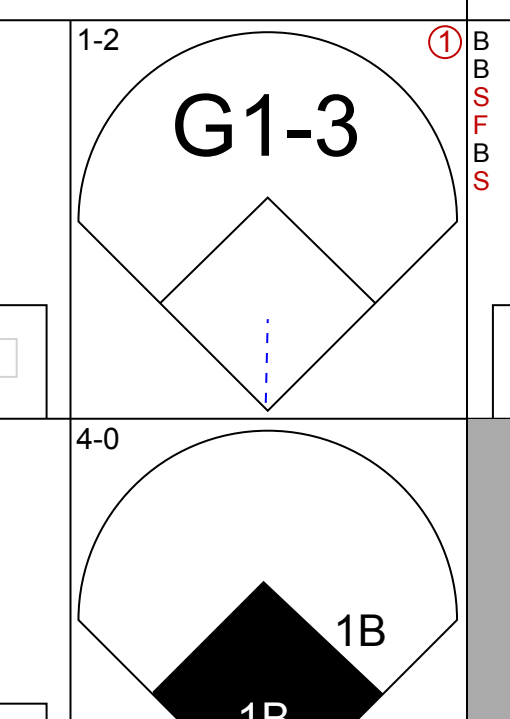
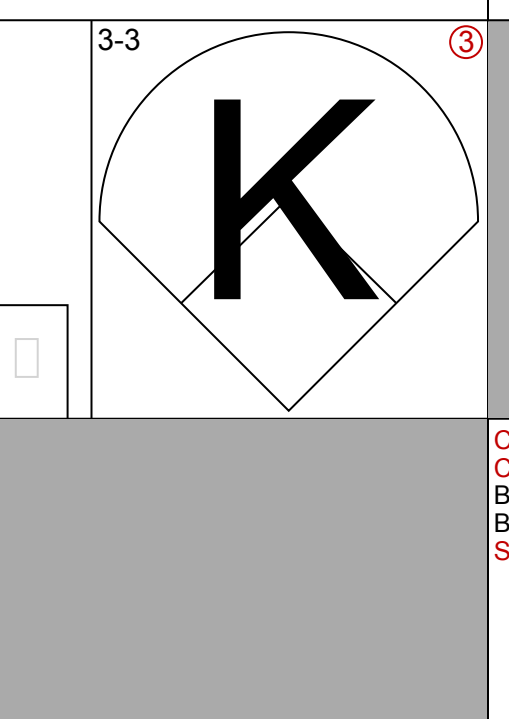
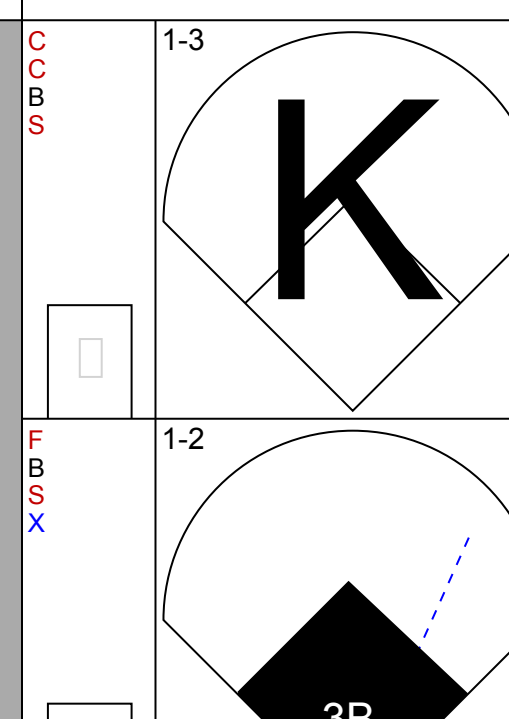
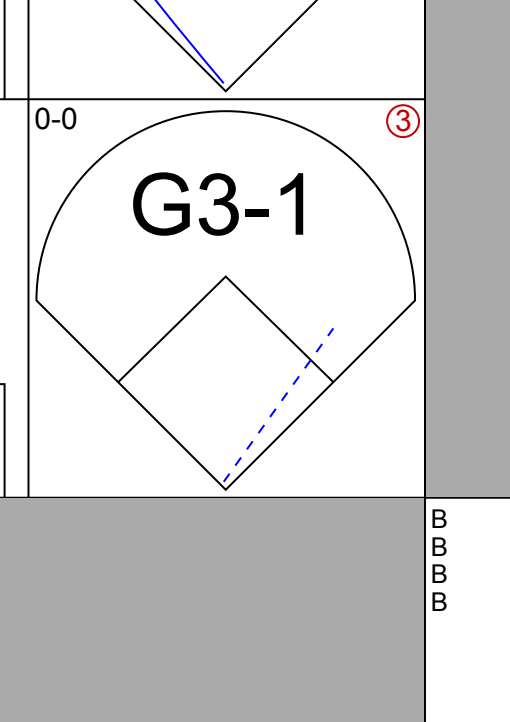
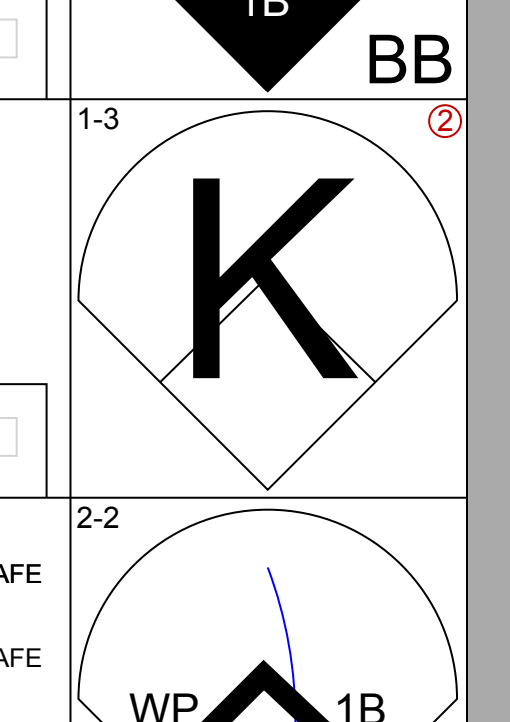
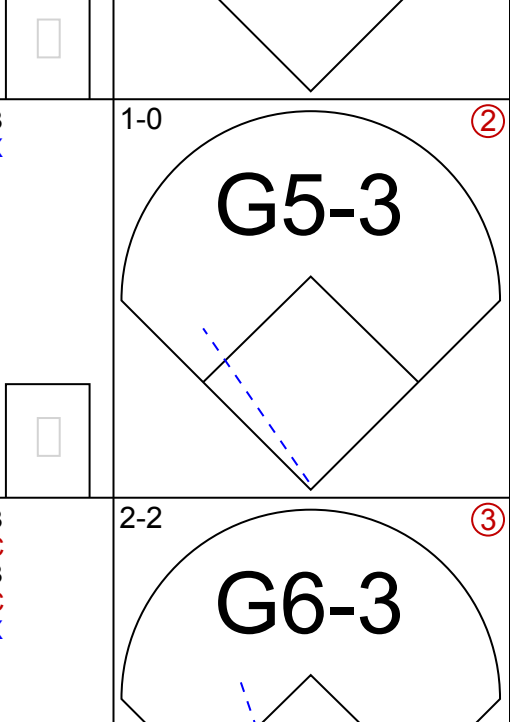
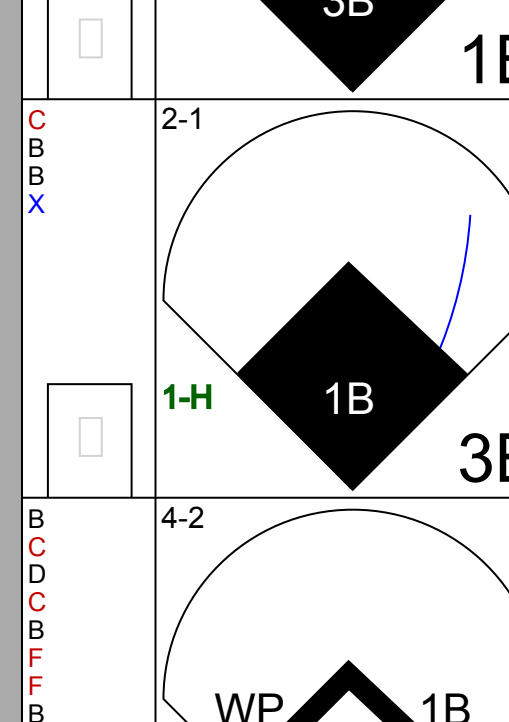

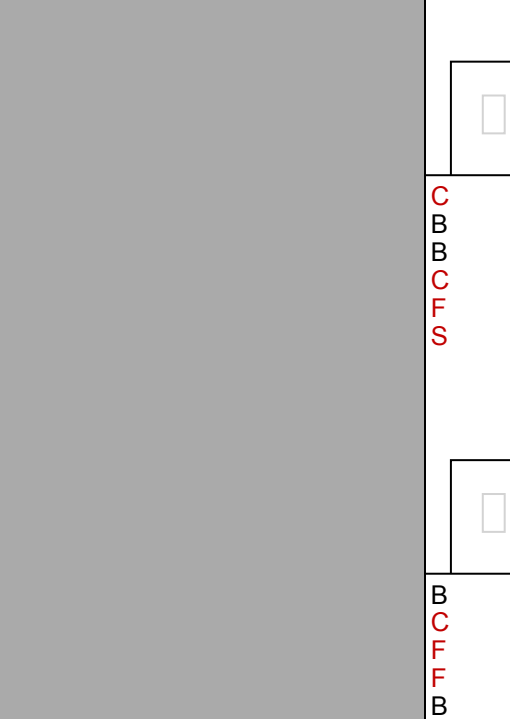
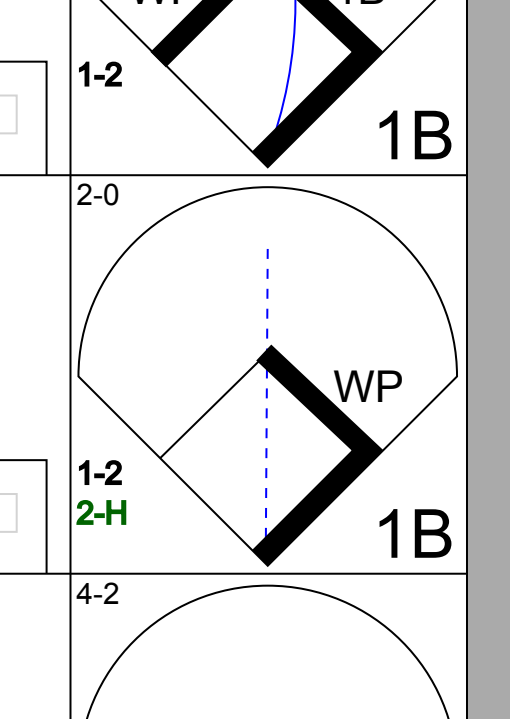
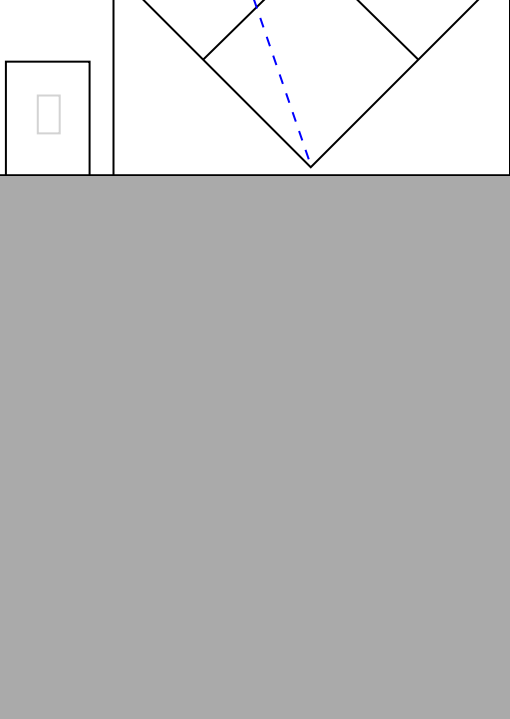
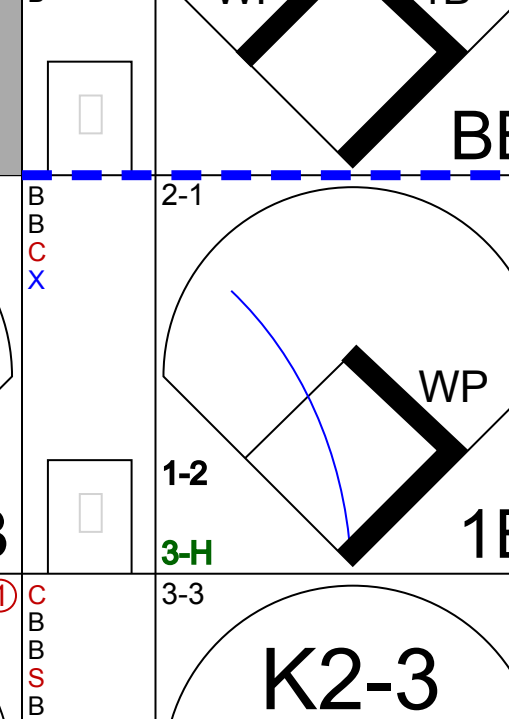
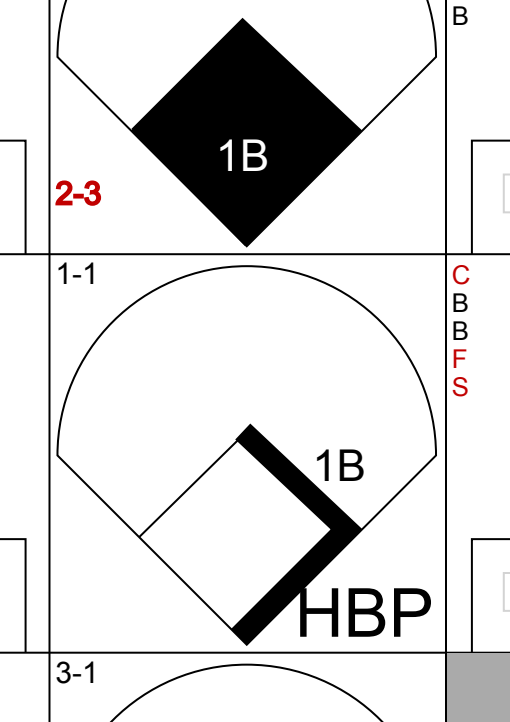
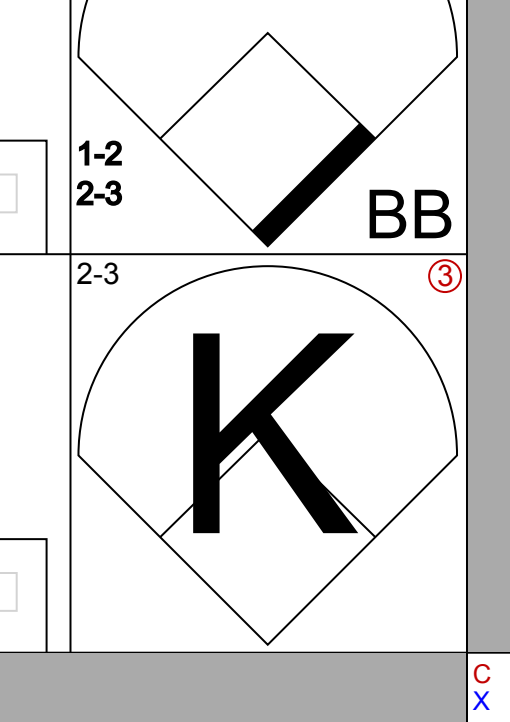

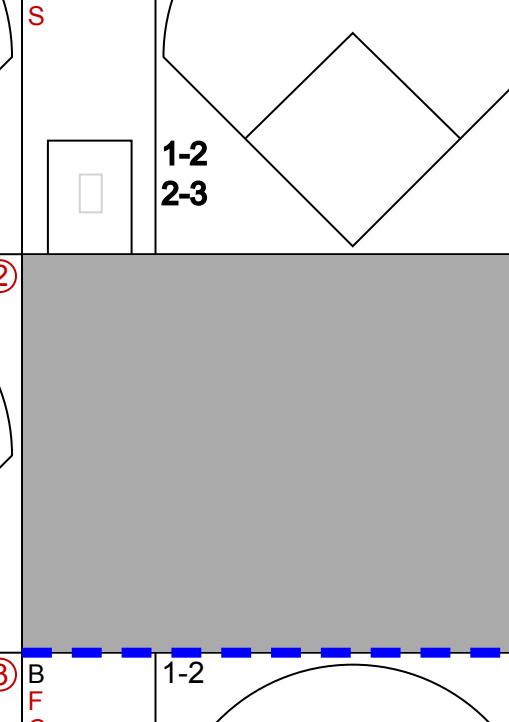
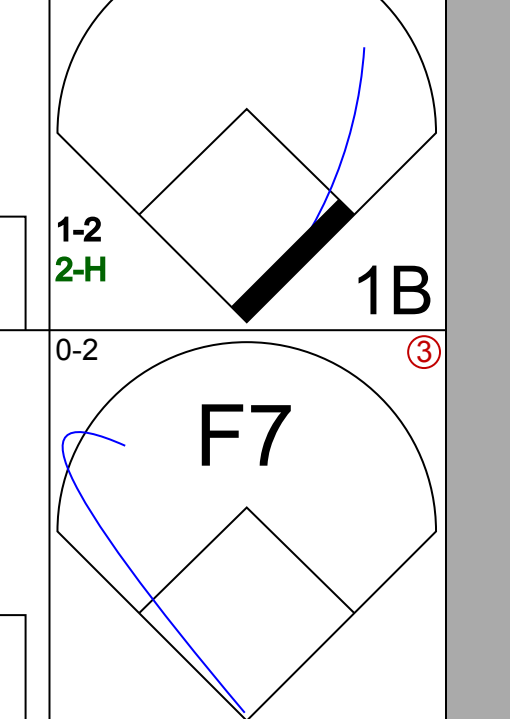

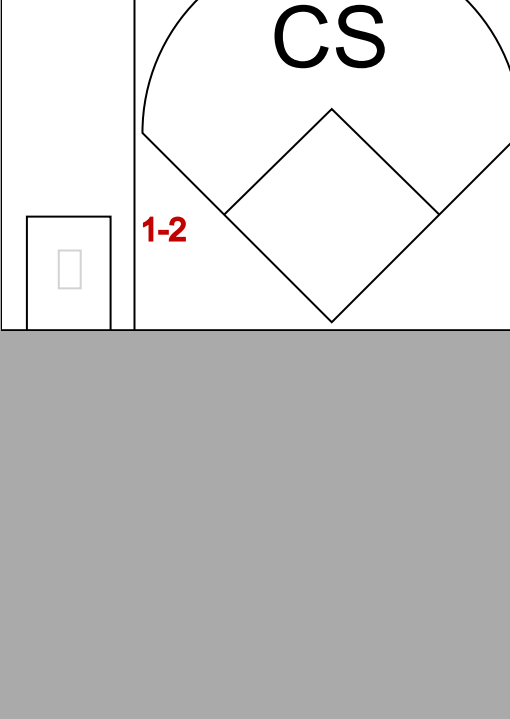
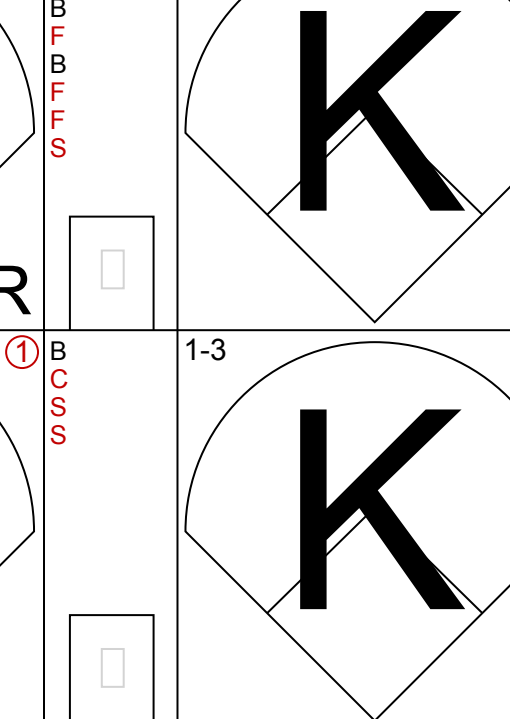
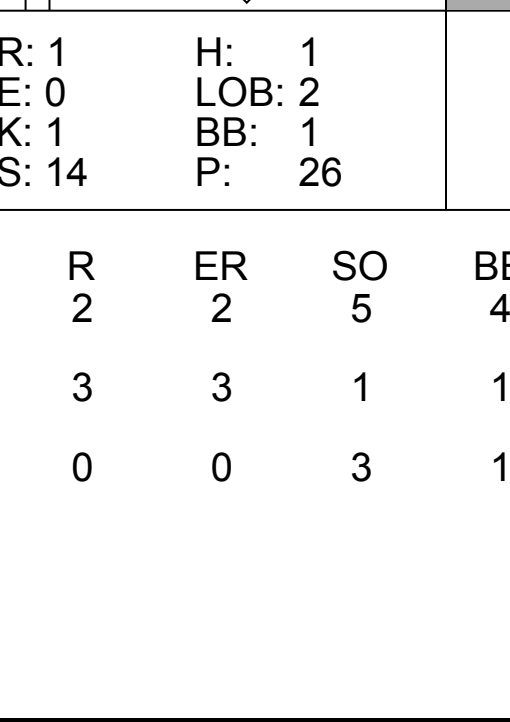
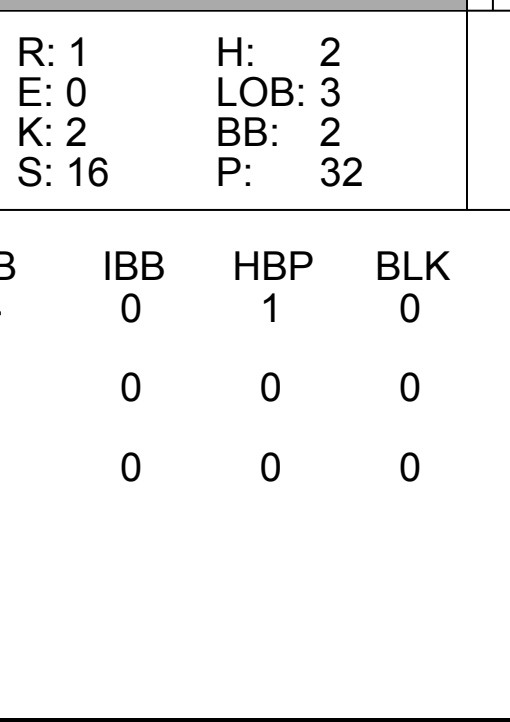
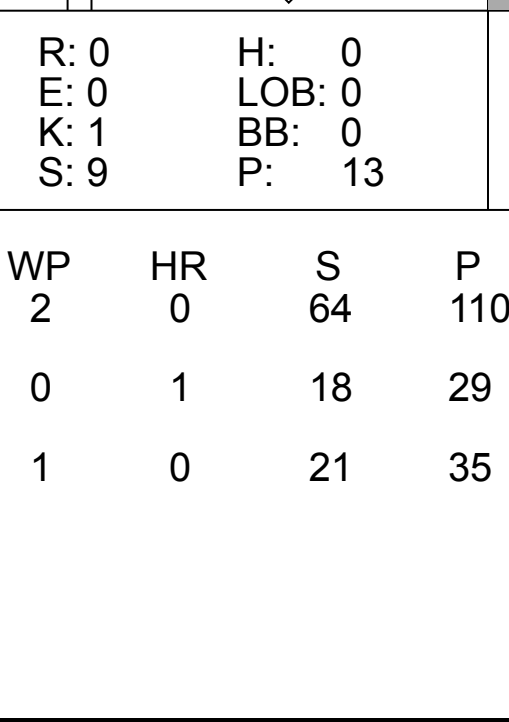
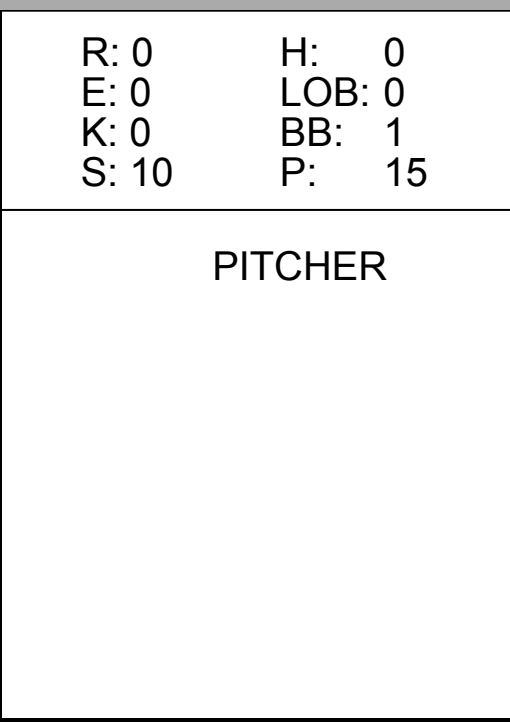
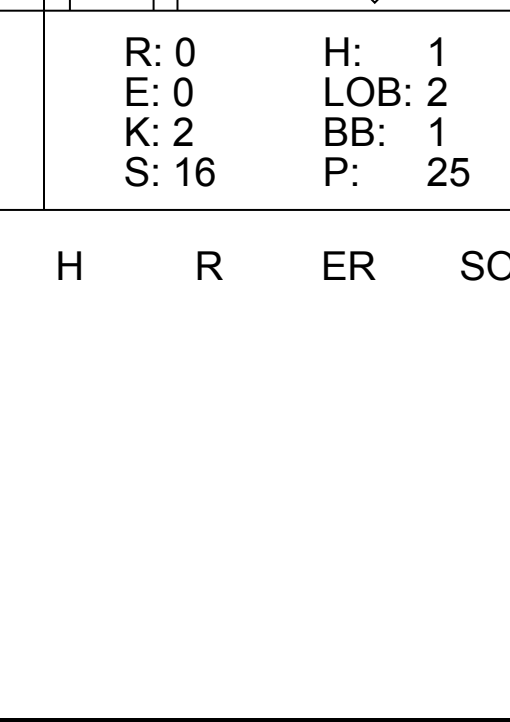
Cincinnati Reds @ San Francisco Giants
 3Com Park at Candlestick Point, San Francisco, CA
 Sat May 04

Batter	1	2	3	4	5	6	7	8	9	AB	R	H	RBI	BB	SO	LOB	TOP			
Chad Fonville, S OBP: 0.319, SLG: 0.313										4	0	0	0	0	1	2				
Roger Cedeno, S OBP: 0.412, SLG: 0.464										4	0	1	0	0	1	0				
Raul Mondesi, R OBP: 0.221, SLG: 0.370										4	0	0	0	0	0	2				
Eric Karros, R OBP: 0.254, SLG: 0.327										2	0	0	0	2	1	0				
Delino DeShields, L OBP: 0.299, SLG: 0.393										4	0	1	0	0	2	4				
Mike Blowers, R OBP: 0.305, SLG: 0.255										4	0	0	0	0	3	3				
Greg Gagne, R OBP: 0.398, SLG: 0.458										3	0	1	0	0	1	0				
Carlos Hernandez, R OBP: 0.364, SLG: 0.222										2	0	0	0	1	1	0				
Chan Ho Park, R OBP: 0.100, SLG: 0.100										2	0	0	0	0	1	2				
Milt Thompson, L OBP: 0.227, SLG: 0.056										1	0	0	0	0	0	0				
Joey Eischen, L OBP: 0.227, SLG: 0.056										0	0	0	0	0	0	0				
Jim Bruske, R OBP: 0.227, SLG: 0.056										0	0	0	0	0	0	0				
Inning Stats	R: 0 E: 0 K: 2 S: 12	H: 1 LOB: 2 BB: 1 P: 23	R: 0 E: 0 K: 1 S: 9	H: 1 LOB: 2 BB: 1 P: 18	R: 0 E: 1 K: 0 S: 9	H: 0 LOB: 2 BB: 1 P: 18	R: 0 E: 0 K: 1 S: 9	H: 0 LOB: 0 BB: 0 P: 12	R: 0 E: 0 K: 1 S: 7	H: 1 LOB: 1 BB: 0 P: 14	R: 0 E: 0 K: 2 S: 9	H: 0 LOB: 0 BB: 0 P: 11	R: 0 E: 0 K: 3 S: 9	H: 0 LOB: 0 BB: 0 P: 10	R: 0 E: 0 K: 3 S: 9	H: 0 LOB: 0 BB: 0 P: 12	1B: 3 2B: 1 3B: 0 HR: 0	SF: 0 SAC: 0 DP: 1 HBP: 0	WP: 0 PB: 0 SB: 0 CS: 1	PA: 33
PITCHER	IP	WLS	BF	H	R	ER	SO	BB	IBB	HBP	BLK	WP	HR	S	P	ERA	WHIP			
Pete Schourek, L ERA: 4.21	(1, 1)	6.0	W	24	3	0	6	3	0	0	0	0	0	54	93	0.00	1.000			
Jeff Shaw, R ERA: 2.89	(7, 1)	3.0	S	9	0	0	5	0	0	0	0	0	0	27	33	0.00	0.000			

Los Angeles Dodgers @ Cincinnati Reds
Riverfront Stadium, Cincinnati, OH
Wed May 08 1996, 7:05 PM EDT
Att: 17,820 - Unknown - 65 F


AB 30
R 0
H 3
RBI 0
BB 3
SO 11
LOB 13



Batter	1	2	3	4	5	6	7	8	9	AB	R	H	RBI	BB	SO	LOB	BOTTOM				
Eric Owens, R OBP: 0.309, SLG: 0.250										4	0	0	0	1	2	0					
Hal Morris, L OBP: 0.388, SLG: 0.451										4	2	1	0	1	1	2					
Barry Larkin, R OBP: 0.360, SLG: 0.462										4	1	1	1	0	1	1					
Eric Anthony, L OBP: 0.443, SLG: 0.673										2	0	1	0	2	0	0					
Eric Davis, R OBP: 0.349, SLG: 0.527										3	0	2	2	1	1	1					
Eddie Taubensee, L OBP: 0.371, SLG: 0.471										3	1	0	0	1	1	4					
Bret Boone, R OBP: 0.279, SLG: 0.490										3	0	1	0	0	1	4					
Jeff Branson, L OBP: 0.372, SLG: 0.494										4	1	2	2	0	1	1					
Pete Schourek, L OBP: 0.250, SLG: 0.182										2	0	0	0	0	2						
Jeff Shaw, R ERA: 3.86	(7, 1)									2	0	0	0	0	1	1					
Inning Stats	R: 0 E: 0 K: 0 S: 8	H: 0 LOB: 0 BB: 0 P: 12	R: 1 E: 0 K: 1 S: 14	H: 1 LOB: 2 BB: 1 P: 26	R: 1 E: 0 K: 2 S: 16	H: 2 LOB: 2 BB: 2 P: 32	R: 0 E: 0 K: 1 S: 9	H: 0 LOB: 0 BB: 0 P: 13	R: 0 E: 0 K: 1 S: 7	H: 0 LOB: 0 BB: 0 P: 12	R: 0 E: 0 K: 0 S: 10	H: 0 LOB: 1 BB: 1 P: 15	R: 3 E: 0 K: 2 S: 23	H: 4 LOB: 2 BB: 1 P: 39	R: 0 E: 0 K: 2 S: 16	H: 1 LOB: 2 BB: 1 P: 25	1B: 5 2B: 1 3B: 1 HR: 1	SF: 0 SAC: 0 DP: 0 HBP: 1	WP: 3 PB: 0 SB: 0 CS: 1	PA: 39	
PITCHER	IP	WLS	BF	H	R	ER	SO	BB	IBB	HBP	BLK	WP	HR	S	P	ERA	WHIP				
Chan Ho Park, R ERA: 2.31	(1, 1)	6.0	L	25	3	2	2	5	4	0	1	0	0	64	110	3.00	1.167				
Joey Eischen, L ERA: 3.29	(7, 1)	0.2		6	3	3	3	1	1	0	0	0	1	18	29	40.50	6.000				
Jim Bruske, R ERA: 3.86	(7, 1)	1.1		7	2	0	0	3	1	0	0	0	1	0	21	35	0.00	2.250			

Los Angeles Dodgers @ Cincinnati Reds
Riverfront Stadium, Cincinnati, OH
Wed May 08 1996, 7:05 PM EDT
Att: 17,820 - Unknown - 65 F

AB 31
R 5
H 8
RBI 5
BB 6
SO 9
LOB 16



Batter	1	2	3	4	5	6	7	8	9	AB	R	H	RBI	BB	SO	LOB	TOP											
Rickey Henderson, R OBP: 0.406, SLG: 0.340	1-2 G5-3		2-2 F7			1-3 K		1-1 FC6-5		4	0	0	0	0	1	2												
Steve Finley, L OBP: 0.319, SLG: 0.399	2-1 F7			2-0 G3		0-0 G4-3		1-2 L4		4	0	0	0	0	0	1												
Tony Gwynn, L OBP: 0.435, SLG: 0.471	1-0 F7			1-0 L8			0-1 F7		0-1 L6	4	0	1	0	0	0	0												
Andujar Cedeno, R OBP: 0.272, SLG: 0.343		1-2 G5-3		2-1 1B		0-0 P3		4-1 1B	3	0	1	0	0	0	0	0												
Chris Gwynn, L OBP: 0.276, SLG: 0.200								1-2 BB	0	0	0	0	0	1	0	0												
Wally Joyner, L OBP: 0.479, SLG: 0.546		2-1 G5-4-3 1B		1-3 K		4-0 1B		1-1 L4	3	0	1	0	1	1	3													
Jody Reed, R OBP: 0.357, SLG: 0.350		1-1 G5-4-3				1-2 1B		3-0 L6	4	0	1	0	0	0	3													
Brad Ausmus, R OBP: 0.282, SLG: 0.285			1-2 G6-3		3-3 K		0-0 F8			2	0	0	0	0	1	0												
Scott Livingstone, L OBP: 0.290, SLG: 0.452										1	0	0	0	0	2													
Brian Johnson, R OBP: 0.306, SLG: 0.559										0	0	0	0	0	0	0												
Luis Lopez, S OBP: 0.313, SLG: 0.452			0-0 G1-3		1-2 G4-3			1-2 FC6-5		3	0	1	0	0	0	0												
Joey Hamilton, R OBP: 0.150, SLG: 0.200			1-2 2B			0-3 K		1-2 SH2-4		2	0	1	0	0	1	0												
Inning Stats	R: 0 E: 0 K: 0 S: 6	H: 0 LOB: 0 BB: 0 P: 10	R: 0 E: 0 K: 0 S: 7	H: 1 LOB: 0 BB: 0 P: 11	R: 0 E: 0 K: 0 S: 12	H: 1 LOB: 1 BB: 0 P: 16	R: 0 E: 0 K: 1 S: 7	H: 0 LOB: 0 BB: 0 P: 13	R: 0 E: 0 K: 1 S: 8	H: 0 LOB: 0 BB: 0 P: 12	R: 0 E: 0 K: 0 S: 7	H: 1 LOB: 2 BB: 1 P: 12	R: 0 E: 0 K: 0 S: 11	H: 1 LOB: 1 BB: 0 P: 15	R: 0 E: 0 K: 0 S: 6	H: 1 LOB: 1 BB: 1 P: 14	1B: 5 2B: 2 3B: 0 HR: 0	SF: 0 SAC: 1 DP: 2 HBP: 0	WP: 0 PB: 0 SB: 2 CS: 0	PA: 33								
PITCHER	IP	WLS	BF	H	R	ER	SO	BB	IBB	HBP	BLK	WP	HR	S	P	ERA	WHIP											
John Smiley, L ERA: 4.82	(1, 1)	6.2	W	24	4	0	0	4	1	0	0	0	0	0	53	81	0.00	0.750										
Jeff Shaw, R ERA: 2.75	(7, 1)	1.0		4	1	0	0	0	0	0	0	0	0	0	9	12	0.00	1.000										
Chuck McElroy, L ERA: 5.4	(8, 1)	0.1		1	0	0	0	0	0	0	0	0	0	3	4	0.00	0.000											
Jeff Brantley, R ERA: 3.2	(9, 1)	1.0	S	4	1	0	0	0	1	0	0	0	0	6	14	0.00	2.000											

San Diego Padres @ Cincinnati Reds
Riverfront Stadium, Cincinnati, OH

AB 30
R 0
H 6
RBI 0
BB 2
SO 4
LOB 11



WP: 0 PA: 33
PB: 0
SB: 2
CS: 0

Sat May 11 1996, 7:05 PM EDT
Att: 24,983 - Unknown - 50 F

Batter	1	2	3	4	5	6	7	8	9	AB	R	H	RBI	BB	SO	LOB	BOTTOM											
Thomas Howard, S OBP: 0.194, SLG: 0.296	1-2 G4-3		1-0 G4-3			1-1 F7				3	0	0	0	0	0	0												
Hal Morris, L OBP: 0.384, SLG: 0.438	4-2 WP E BB			0-0 G6-4-3 1B		0-0 G4-3		4-1 1B		2	1	1	0	1	0	0												
Barry Larkin, R OBP: 0.379, SLG: 0.473	2-2 G4-6-3 1B			0-1 G6-4-3 1B		4-1 1B		1-1 BB		2	0	1	0	1	0	1												
Eric Anthony, L OBP: 0.441, SLG: 0.630	1-0 G4-6-3			1-0 G3		1-1 1B		1-3 1B		3	0	1	0	0	0	1												
Willie Greene, L OBP: 0.305, SLG: 0.462			0-3 K		3-2 G6-3		1-0 P5			3	0	0	0	0	1	2												
Chuck McElroy, L										0	0	0	0	0	0	0												
Bret Boone, R OBP: 0.277, SLG: 0.390										0	0	0	0	0	0	0												
Jeff Branson, L OBP: 0.380, SLG: 0.466		3-2 F7			2-1 F8		0-3 K			3	0	0	0	0	1	2												
Lenny Harris, L OBP: 0.378, SLG: 0.595			1-1 G4-3		0-2 G1-3			2-2 F8		3	0	0	0	0	0	0												
Jeff Brantley, R										0	0	0	0	0	0	0												
Joe Oliver, R OBP: 0.229, SLG: 0.311					0-0 F8		0-2 G3-1		0-2 F8	3	0	0	0	0	0	0												
John Smiley, L OBP: 0.294, SLG: 0.294					0-1 G5-3		2-0 G5-3		2-3 K	2	0	0	0	0	0	0												
Jeff Shaw, R										0	0	0	0	0	0	0												
Eric Davis, R OBP: 0.357, SLG: 0.564										1	0	0	0	0	1	0												
Inning Stats	R: 1 E: 0 K: 0 S: 10	H: 1 LOB: 0 BB: 1 P: 18	R: 0 E: 0 K: 1 S: 8	H: 0 LOB: 0 BB: 0 P: 12	R: 0 E: 0 K: 0 S: 4	H: 0 LOB: 0 BB: 0 P: 5	R: 0 E: 0 K: 0 S: 4	H: 1 LOB: 0 BB: 0 P: 5	R: 0 E: 0 K: 0 S: 10	H: 0 LOB: 0 BB: 0 P: 15	R: 0 E: 0 K: 0 S: 6	H: 0 LOB: 0 BB: 0 P: 9	R: 0 E: 0 K: 1 S: 8	H: 1 LOB: 2 BB: 1 P: 14	R: 0 E: 0 K: 1 S: 10	H: 0 LOB: 0 BB: 0 P: 14	1B: 3 2B: 0 3B: 0 HR: 0	SF: 0 SAC: 0 DP: 2 HBP: 0	WP: 1 PB: 0 SB: 1 CS: 0	PA: 27								
PITCHER	IP	WLS	BF	H	R	ER	SO	BB	IBB	HBP	BLK	WP	HR	S	P	ERA	WHIP											
Joey Hamilton, R ERA: 3.29	(1, 1)	8.0	L	27	3	1	1	3	2	0	0	0	1	0	60	92	1.12	0.625										

San Diego Padres @ Cincinnati Reds
Riverfront Stadium, Cincinnati, OH

AB 25
R 1
H 3
RBI 0
BB 2
SO 3
LOB 6



WP: 1 PA: 27
PB: 0
SB: 1
CS: 0

Sat May 11 1996, 7:05 PM EDT
Att: 24,983 - Unknown - 50 F

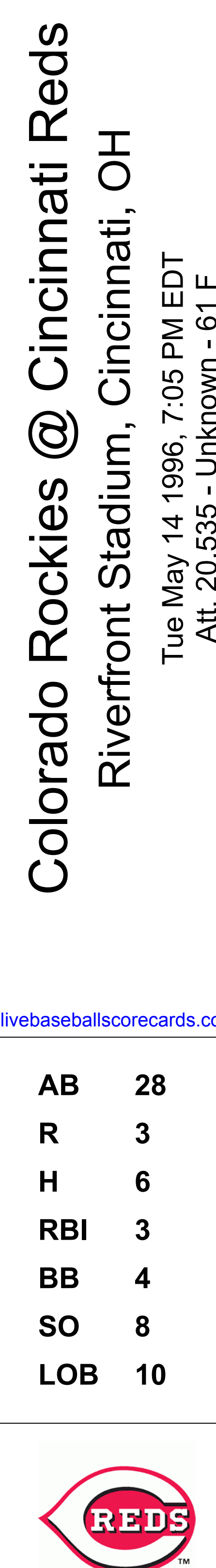
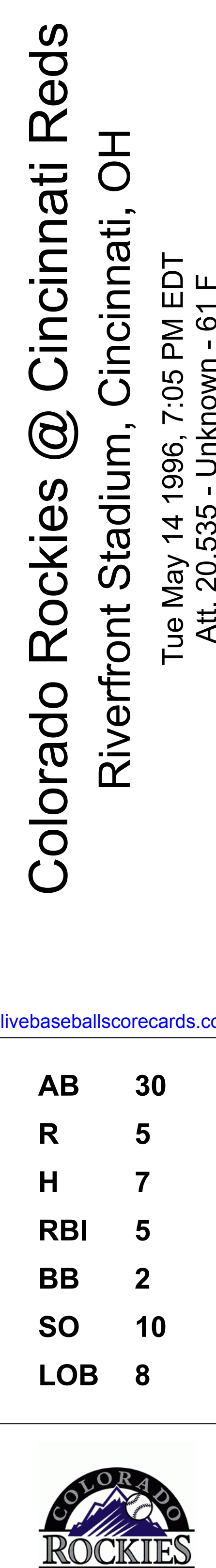
Batter	1	2	3	4	5	6	7	8	9	AB	R	H	RBI	BB	SO	LOB	TOP			
Steve Finley, L (1, 8) OBP: 0.315, SLG: 0.388	L7		G6-3		G1-3		1B S BB	F9		4	1	0	0	1	0	3	San Diego Padres @ Cincinnati Reds Riverfront Stadium, Cincinnati, OH Sun May 12 1996, 3:33 AM EDT Att: 22,786 - Sunny - 50 F			
Jody Reed, R (1, 4) OBP: 0.352, SLG: 0.345	F8		G6-3		L7		1B CS BB	G4-3		5	0	1	1	0	0	3				
Tony Gwynn, L (1, 9) OBP: 0.433, SLG: 0.467	G4-3		F8				CS 1B	F8		5	1	2	1	0	0	0				
Wally Joyner, L (1, 3) OBP: 0.470, SLG: 0.540		F7		F8	F7		CS 1B	K		5	0	1	1	0	1	1				
Scott Livingstone, L (1, 5) OBP: 0.279, SLG: 0.417		1B 1B		L3		L4	P6	G3-1		5	1	1	0	0	0	2				
Chris Gwynn, L (1, 7) Tim Worrell, R (6, 1) Trevor Hoffman, R (9, 1)		1B 1B		BB 2B BB	G4-3		WP BB FC6-2 BB			2	1	1	0	1	0	0				
Luis Lopez, S (1, 6) OBP: 0.333, SLG: 0.424		K		2B BB	G6-3		FC6-2 WP BB			2	0	0	0	2	1	2				
Brian Johnson, R (1, 2) Brad Ausmus, R (7, PR) Trevor Hoffman, R (7, 2)		1B		BB			FC6-2 BB			3	0	3	2	0	0	0				
Bob Tewksbury, R (1, 1) Rickey Henderson, R (6, 7) OBP: 0.468, SLG: 0.337		K		K			F7			2	0	0	0	0	2	4				
Inning Stats	R: 0 E: 0 K: 0 S: 8	H: 0 LOB: 0 BB: 0 P: 13	R: 1 E: 0 K: 2 S: 19	H: 3 LOB: 2 BB: 0 P: 26	R: 0 E: 0 K: 0 S: 7	H: 0 LOB: 0 BB: 0 P: 10	R: 1 E: 0 K: 1 S: 10	H: 1 LOB: 2 BB: 2 P: 21	R: 0 E: 0 K: 0 S: 7	H: 0 LOB: 0 BB: 0 P: 12	R: 3 E: 0 K: 0 S: 11	H: 4 LOB: 2 BB: 1 P: 20	R: 0 E: 0 K: 0 S: 9	H: 0 LOB: 0 BB: 3 P: 24	R: 0 E: 0 K: 1 S: 7	H: 0 LOB: 0 BB: 0 P: 10		1B: 7 2B: 2 3B: 0 HR: 0	SF: 0 SAC: 0 DP: 0 HBP: 0	WP: 1 PB: 0 CS: 2
PITCHER	IP WLS BF H R ER SO BB IBB HBP BLK WP HR S P ERA WHIP	IP WLS BF H R ER SO BB IBB HBP BLK WP HR S P ERA WHIP																		
Dave Burba, R (1, 1) ERA: 3.97	6.1 L 29 7 5 5 3 3 0 0 0 0 0 0 66 106 7.11 1.579																			
Chuck McElroy, L (7, 1) ERA: 6.35	0.2 3 2 0 0 0 0 0 0 0 0 0 5 7 0.00 3.000																			
Marcus Moore, R (8, 1) ERA: 4.02	0.1 4 0 0 0 0 3 0 0 0 0 1 0 7 21 0.00 9.000																			
Derek Lilliquist, L (8, 1) ERA: 10.8	1.2 5 0 0 0 1 0 0 0 0 0 0 0 9 13 0.00 0.000																			

Batter	1	2	3	4	5	6	7	8	9	AB	R	H	RBI	BB	SO	LOB	BOTTOM			
Vince Coleman, S (1, 7) OBP: 0.244, SLG: 0.234	K		S 1B		G6-3		F8			4	0	1	0	0	1	2	San Diego Padres @ Cincinnati Reds Riverfront Stadium, Cincinnati, OH Sun May 12 1996, 3:33 AM EDT Att: 22,786 - Sunny - 50 F			
Hal Morris, L (1, 3) OBP: 0.387, SLG: 0.447	FC6 2B		F7		G4-3		G6-4-3 1B			4	0	2	0	0	0	1				
Barry Larkin, R (1, 6) OBP: 0.368, SLG: 0.456	FC6 FC4-6		K				F9			4	0	0	0	0	1	3				
Eric Anthony, L (1, 9) OBP: 0.417, SLG: 0.586	FC4-6				P6		G3-1			4	0	0	0	0	1	1				
Bret Boone, R (1, 4) OBP: 0.279, SLG: 0.387 Chuck McElroy, L (7, 1) Marcus Moore, S (8, 1) Derek Lilliquist, L (8, 1) Willie Greene, L (9, PH) OBP: 0.300, SLG: 0.453	F8		FC1-6 1B				K			3	0	1	0	0	1	0				
Thomas Howard, S (1, 8) OBP: 0.229, SLG: 0.300		E BB		FC1-6 1B			F7			3	0	1	0	1	0	1				
Chris Sabo, R (1, 5) OBP: 0.358, SLG: 0.447 Lenny Harris, L (9, PH) OBP: 0.370, SLG: 0.581	K						1B BB			2	0	1	0	1	1	1				
Joe Oliver, R (1, 2) OBP: 0.235, SLG: 0.313 Eddie Taubensee, L (9, PH) OBP: 0.382, SLG: 0.466	G4-3				F8					3	0	1	0	0	0	3				
Dave Burba, R (1, 1) Jeff Branson, L (7, 4) OBP: 0.353, SLG: 0.456			G4-3				F7			2	0	0	0	0	0	0				
Inning Stats	R: 0 E: 0 K: 1 S: 10	H: 1 LOB: 1 BB: 0 P: 16	R: 0 E: 1 K: 1 S: 8	H: 0 LOB: 1 BB: 1 P: 15	R: 0 E: 0 K: 1 S: 9	H: 1 LOB: 1 BB: 0 P: 10	R: 0 E: 0 K: 0 S: 10	H: 2 LOB: 2 BB: 0 P: 17	R: 0 E: 0 K: 0 S: 7	H: 0 LOB: 0 BB: 0 P: 12	R: 0 E: 0 K: 1 S: 9	H: 1 LOB: 2 BB: 1 P: 19	R: 0 E: 0 K: 1 S: 8	H: 1 LOB: 0 BB: 0 P: 11	R: 0 E: 0 K: 1 S: 10	H: 1 LOB: 2 BB: 1 P: 24		1B: 6 2B: 1 3B: 0 HR: 0	SF: 0 SAC: 0 DP: 1 HBP: 0	WP: 0 PB: 0 CS: 0
PITCHER	IP WLS BF H R ER SO BB IBB HBP BLK WP HR S P ERA WHIP	IP WLS BF H R ER SO BB IBB HBP BLK WP HR S P ERA WHIP																		
Bob Tewksbury, R (1, 1) ERA: 4.89	5.0 W 20 4 0 0 3 1 0 0 0 0 0 0 44 70 0.00 1.000																			
Tim Worrell, R (6, 1) ERA: 0.64	3.0 11 2 0 0 2 1 0 0 0 0 0 0 30 42 0.00 1.000																			
Trevor Hoffman, R (9, 1) ERA: 1.1	1.0 5 1 0 0 1 1 0 0 0 0 0 0 10 24 0.00 2.000																			



Batter	1	2	3	4	5	6	7	8	9	AB	R	H	RBI	BB	SO	LOB	TOP			
Eric Young Sr. R OBP: 0.404, SLG: 0.500 (1.4)										3	3	2	0	1	0	1	Colorado Rockies @ Cincinnati Reds Riverfront Stadium, Cincinnati, OH Tue May 14 1996, 7:05 PM EDT Att: 20,535 - Unknown - 61 F			
Ellis Burks R OBP: 0.380, SLG: 0.539 (1.7)										3	1	1	0	0	0	2				
Dante Bichette R OBP: 0.380, SLG: 0.463 (1.9)										3	1	2	5	0	1	0				
Andres Galarraga R OBP: 0.318, SLG: 0.548 (1.3)										4	0	0	0	0	3	1				
Larry Walker L OBP: 0.309, SLG: 0.476 (1.8)										4	0	0	0	0	1	1				
Vinny Castilla R OBP: 0.354, SLG: 0.458 (1.5)										4	0	1	0	0	0	0				
Jayhawk Owens R OBP: 0.292, SLG: 0.290 (7.1)										3	0	0	0	0	2	0				
John Vander Wal L OBP: 0.387, SLG: 0.393 (9. PH)										0	0	0	0	0	0	0				
Quinton McCracken S OBP: 0.259, SLG: 0.265 (9. PH)										0	0	0	0	0	0	0				
Bruce Ruffin S (9.1)										0	0	0	0	0	0	0				
Walt Weiss S OBP: 0.406, SLG: 0.356 (1.6)										3	0	1	0	1	0	1				
Armando Reynoso R OBP: 0.222, SLG: 0.176 (1.1)										2	0	0	0	0	2	2				
Jeff Reed L OBP: 0.394, SLG: 0.488 (7.2)										1	0	0	0	0	1	0				
Inning Stats	R: 1 E: 0 K: 1 S: 7	H: 2 LOB: 1 BB: 0 P: 7	R: 0 E: 0 K: 1 S: 5	H: 0 LOB: 1 BB: 1 P: 9	R: 1 E: 0 K: 1 S: 6	H: 1 LOB: 0 BB: 0 P: 6	R: 0 E: 0 K: 1 S: 5	H: 0 LOB: 0 BB: 0 P: 5	R: 0 E: 0 K: 3 S: 9	H: 0 LOB: 0 BB: 0 P: 9	R: 0 E: 0 K: 1 S: 5	H: 0 LOB: 0 BB: 0 P: 5	R: 3 E: 0 K: 1 S: 7	H: 2 LOB: 0 BB: 1 P: 11	R: 0 E: 0 K: 0 S: 3	H: 1 LOB: 0 BB: 0 P: 3	1B: 3 2B: 4 3B: 0 HR: 1	SF: 1 SAC: 2 DP: 1 HBP: 0	WP: 0 PB: 0 SB: 0 CS: 0	PA: 35
PITCHER	IP WLS BF H R ER SO BB IBB HBP BLK WP HR S P ERA WHIP																			
Pete Schourek L ERA: 4.53 (1.1)	7.1 L 30 6 5 5 10 2 0 0 0 0 0 1 48 56 6.14 1.091																			
Jeff Shaw R ERA: 2.66 (8.1)	0.2 2 0 0 0 0 0 0 0 0 0 0 0 2 2 0.00 0.000																			
Johnny Ruffin R ERA: 4.34 (9.1)	0.0 1 1 0 0 0 0 0 0 0 0 0 0 1 1 ∞ ∞																			
Derek Lilliquist L ERA: 6.75 (9.1)	1.0 2 0 0 0 0 0 0 0 0 0 0 0 2 2 0.00 0.000																			

Batter	1	2	3	4	5	6	7	8	9	AB	R	H	RBI	BB	SO	LOB	BOTTOM					
Eric Owens R OBP: 0.317, SLG: 0.255 (1.7)										3	1	1	0	1	0	2	Colorado Rockies @ Cincinnati Reds Riverfront Stadium, Cincinnati, OH Tue May 14 1996, 7:05 PM EDT Att: 20,535 - Unknown - 61 F					
Hal Morris L OBP: 0.396, SLG: 0.463 (1.3)										2	1	2	2	1	0	0						
Barry Larkin R OBP: 0.357, SLG: 0.441 (1.6)										4	0	0	0	0	0	4						
Eric Anthony L OBP: 0.421, SLG: 0.590 (1.9)										3	0	1	1	1	1	0						
Eric Davis R OBP: 0.345, SLG: 0.541 (1.8)										4	0	0	0	0	2	2						
Eddie Taubensee L OBP: 0.377, SLG: 0.451 (1.2)										3	0	0	0	1	2	0						
Bret Boone R OBP: 0.288, SLG: 0.369 (1.4)										3	0	0	0	0	3	1						
Jeff Branson L OBP: 0.343, SLG: 0.441 (1.5)										3	0	0	0	0	0	1						
Pete Schourek L OBP: 0.286, SLG: 0.231 (1.1)										2	0	1	0	0	0	0						
Vince Coleman S OBP: 0.253, SLG: 0.244 (8. PH)										0	0	0	0	0	0	0						
Johnny Ruffin R OBP: 1.000, SLG: 1.000 (9.1)										1	1	1	0	0	0	0						
Derek Lilliquist L ERA: 6.14 (9.1)										0	0	0	0	0	0	0						
Inning Stats	R: 1 E: 0 K: 0 S: 4	H: 2 LOB: 0 BB: 0 P: 4	R: 0 E: 0 K: 3 S: 9	H: 0 LOB: 0 BB: 0 P: 9	R: 0 E: 0 K: 0 S: 3	H: 0 LOB: 0 BB: 0 P: 3	R: 1 E: 0 K: 0 S: 4	H: 2 LOB: 0 BB: 0 P: 4	R: 0 E: 0 K: 1 S: 6	H: 1 LOB: 2 BB: 1 P: 10	R: 0 E: 0 K: 0 S: 2	H: 0 LOB: 1 BB: 2 P: 10	R: 0 E: 0 K: 1 S: 5	H: 0 LOB: 0 BB: 0 P: 5	R: 3 E: 0 K: 0 S: 3	H: 1 LOB: 0 BB: 1 P: 7	R: 0 E: 0 K: 3 S: 9	H: 0 LOB: 0 BB: 0 P: 9	1B: 4 2B: 3 3B: 0 HR: 0	SF: 1 SAC: 0 DP: 2 HBP: 0	WP: 0 PB: 0 SB: 1 CS: 0	PA: 33
PITCHER	IP WLS BF H R ER SO BB IBB HBP BLK WP HR S P ERA WHIP																					
Armando Reynoso R ERA: 4.81 (1.1)	6.0 W 23 5 2 2 4 3 0 0 0 0 0 0 8 12 3.00 1.333																					
Steve Reed R ERA: 3.57 (7.1)	2.0 W 7 1 1 0 1 1 0 0 0 0 0 0 8 12 0.00 1.000																					
Bruce Ruffin L ERA: 6.14 (9.1)	1.0 S 3 0 0 0 3 0 0 0 0 0 0 0 9 9 0.00 0.000																					



Batter	1	2	3	4	5	6	7	8	9	AB	R	H	RBI	BB	SO	LOB	TOP								
Barry Larkin, R (1,6) OBP: 0.372, SLG: 0.455	4-1 BB G3-6-3		4-1 BB		3-2 E		3-2 G4-3			2	0	1	0	2	0	0	Cincinnati Reds @ Atlanta Braves Atlanta-Fulton County Stadium, Atlanta, GA Sat May 18 1996, 7:05 PM EDT Att: 49,553 - Unknown - 90 F								
Eric Owens, R (1,7) OBP: 0.294, SLG: 0.233	1 SAFE 2-2 F9		0-0 F8		1-1 E6		0-2 G3-1			4	0	0	0	0	0	4									
Hal Morris, L (1,3) OBP: 0.383, SLG: 0.444	1 SAFE 1-1 G3-6-3			1-1 F7	0-3 K		3-2 G3-1			4	0	0	0	0	1	3									
Eric Davis, R (1,8) OBP: 0.355, SLG: 0.566		2-0 CS		2-2 HR	1-0 F9		2-3 K		2-3 K	4	1	2	1	0	1	2									
Eric Anthony, L (1,9) OBP: 0.393, SLG: 0.551	1 SAFE 2-3 K		2-3 K		1-3 K		3-2 F7			4	0	0	0	0	3	1									
Bret Boone, R (1,4) OBP: 0.278, SLG: 0.384		2-2 F8		1-1 1B		3-2 F8		0-0 G6-3		4	0	1	0	0	0	1									
Johnny Ruffin, R (8,1) OBP: 1.000, SLG: 1.000										0	0	0	0	0	0	0									
Chuck McElroy, L (8,1)										0	0	0	0	0	0	0									
Jeff Shaw, R (8,1)										0	0	0	0	0	0	0									
Chris Sabo, R (1,5) OBP: 0.404, SLG: 0.510			2-0 G4-3	1-1 1B	0-1 FC5			0-0 F8		3	0	3	0	0	0	0									
Lenny Harris, L (9, PH) OBP: 0.362, SLG: 0.568				1-2 1B						1	0	0	0	0	0	0									
Joe Oliver, R (1,2) OBP: 0.236, SLG: 0.308			0-3 K	1-0 G1-3	0-0 1B			0-3 K		3	0	1	0	0	1	3									
Eddie Taubensee, L (9, PH) OBP: 0.350, SLG: 0.427					1-2 1B					1	0	0	0	0	1	0									
Mark Portugal, R (1,1) OBP: 0.133, SLG: 0.200			0-1 G4-3		0-0 F9		2-1 FC5		0-3 K	3	0	0	0	0	0	3									
Jeff Branson, L (8,4) OBP: 0.345, SLG: 0.443			2-3		2-3					1	0	0	0	0	1	0									
Inning Stats	R: 0 E: 0 K: 0 S: 6	H: 0 LOB: 0 BB: 1 P: 13	R: 0 E: 0 K: 1 S: 11	H: 1 LOB: 0 BB: 0 P: 17	R: 0 E: 0 K: 1 S: 9	H: 1 LOB: 2 BB: 1 P: 15	R: 1 E: 0 K: 1 S: 14	H: 3 LOB: 2 BB: 0 P: 22	R: 0 E: 1 K: 1 S: 11	H: 1 LOB: 2 BB: 0 P: 16	R: 0 E: 0 K: 0 S: 13	H: 2 LOB: 0 BB: 0 P: 19	R: 0 E: 0 K: 0 S: 14	H: 0 LOB: 0 BB: 0 P: 20	R: 0 E: 0 K: 1 S: 7	H: 0 LOB: 0 BB: 0 P: 12	R: 0 E: 0 K: 2 S: 9	H: 0 LOB: 0 BB: 0 P: 9	1B: 5 2B: 2 3B: 0 HR: 1	SF: 0 SAC: 0 DP: 1 HBP: 0	WP: 0 PB: 0 SB: 0 CS: 1	PA: 36			
PITCHER	IP WLS BF H R ER SO BB IBB HBP BLK WP HR S P ERA WHIP																								
Tom Glavine, L (1,1) ERA: 2.35	7.0		30	8	1	1	5	2	0	0	0	0	0	0	1	78	122	1.29	1.429						
Brad Clontz, R (8,1) ERA: 3.99	1.0	W	3	0	0	0	1	0	0	0	0	0	0	0	0	7	12	0.00	0.000						
Mark Wohlers, R (9,1) ERA: 1.86	1.0	S	3	0	0	0	2	0	0	0	0	0	0	0	0	9	9	0.00	0.000						

AB	34
R	1
H	8
RBI	1
BB	2
SO	8
LOB	17



Batter	1	2	3	4	5	6	7	8	9	AB	R	H	RBI	BB	SO	LOB	BOTTOM							
Marquis Grissom, R (1,8) OBP: 0.311, SLG: 0.391	1-2 G4-3		0-0 F9		0-2 E3			1-1 L7		4	0	0	0	0	0	1	Cincinnati Reds @ Atlanta Braves Atlanta-Fulton County Stadium, Atlanta, GA Sat May 18 1996, 7:05 PM EDT Att: 49,553 - Unknown - 90 F							
Mark Lemke, S (1,4)	0-0 G4-3		3-3 K		1-0 G4-3			0-3 K		4	0	0	0	0	2	2								
10 Chipper Jones, S (1,5) OBP: 0.335, SLG: 0.444	2-1 P6			0-0 G3-1		0-0 G6-3		0-0 1B		4	1	1	0	0	0	0								
Fred McGriff, L (1,3) OBP: 0.398, SLG: 0.589		2-2 F9		1-2 P5		2-3 K		4-2 1B		3	0	0	0	1	1	0								
Ryan Klesko, L (1,7) OBP: 0.377, SLG: 0.657		1-2 G4-3		1-1 HR		1-2 G3		2-1 FC5-4		4	1	2	2	0	0	0								
Javy Lopez, R (1,2) OBP: 0.349, SLG: 0.463		2-0 1B		4-0 HR				1-3 1B		3	0	1	0	1	0	2								
Dwight Smith, L (1,9) OBP: 0.250, SLG: 0.286										2	0	0	0	1	1	2								
Jermaine Dye, R (9,9) OBP: 0.500, SLG: 2.000										0	0	0	0	0	0	0								
Jeff Blauser, R (1,6) OBP: 0.324, SLG: 0.371			1-2 G6-3		1-3 K			1-2 G4-3		3	0	0	0	0	1	1								
Tom Glavine, L (1,1) OBP: 0.316, SLG: 0.333			4-1		2-2 F7					1	0	0	0	1	0	0								
Tyler Houston, L (7, PH) OBP: 0.162, SLG: 0.200										1	0	0	0	0	1	1								
Brad Clontz, R (8,1)										0	0	0	0	0	0	0								
Mark Wohlers, R (9,1)										0	0	0	0	0	0	0								
Inning Stats	R: 0 E: 0 K: 0 S: 6	H: 0 LOB: 0 BB: 0 P: 9	R: 0 E: 0 K: 0 S: 10	H: 1 LOB: 1 BB: 0 P: 18	R: 0 E: 0 K: 1 S: 9	H: 0 LOB: 1 BB: 1 P: 17	R: 1 E: 0 K: 1 S: 10	H: 1 LOB: 1 BB: 1 P: 19	R: 0 E: 0 K: 1 S: 12	H: 0 LOB: 1 BB: 0 P: 16	R: 0 E: 0 K: 1 S: 8	H: 0 LOB: 0 BB: 0 P: 11	R: 0 E: 0 K: 1 S: 6	H: 0 LOB: 1 BB: 1 P: 11	R: 1 E: 0 K: 1 S: 11	H: 2 LOB: 2 BB: 1 P: 18	1B: 2 2B: 0 3B: 1 HR: 1	SF: 0 SAC: 0 DP: 0 HBP: 0	WP: 0 PB: 0 SB: 0 CS: 0	PA: 33				
PITCHER	IP WLS BF H R ER SO BB IBB HBP BLK WP HR S P ERA WHIP																							
Mark Portugal, R (1,1) ERA: 4.62	0.2	L	4	1	1	1	1	1	0	0	0	0	0	0	8	13	13.50	3.000						
Johnny Ruffin, R (8,1) ERA: 4.43	0.0		1	1	0	0	0	0	0	0	0	0	0	2	4									
Chuck McElroy, L (8,1) ERA: 5.87	0.1		1	0	0	0	0	0	0	0	0	0	0	1	1									
Jeff Shaw, R (8,1) ERA: 2.61																								



Batter	1	2	3	4	5	6	7	8	9	AB	R	H	RBI	BB	SO	LOB	TOP			
Barry Larkin, R OBP: 0.362, SLG: 0.441 (1, 6)	G6-3		G6-3		F9			F8		4	0	0	0	0	0	2	<p>Cincinnati Reds @ Atlanta Braves Atlanta-Fulton County Stadium, Atlanta, GA</p> <p>Sun May 19 1996, 3:33 AM EDT Att: 41,153 - Sunny - 91 F</p>			
Lenny Harris, L OBP: 0.353, SLG: 0.604 (1, 7)	K		G4-3				P6	HR		4	1	1	2	0	1	1				
Hal Morris, L OBP: 0.373, SLG: 0.432 Jeff Brantley, R (8, 1)	G4-3			G6-3			K	K		4	0	0	0	0	2	0				
Eric Anthony, L OBP: 0.398, SLG: 0.535 (1, 9)		FC4-6 BB					K		F7	2	1	0	0	2	1	0				
Eric Davis, R OBP: 0.352, SLG: 0.582 (1, 8)	K								G1-3	4	1	1	2	0	2	1				
Jeff Branson, L OBP: 0.342, SLG: 0.436 (1, 5)		FC4-6 1-2			F7			F8		4	1	1	0	0	0	1				
Bret Boone, R OBP: 0.277, SLG: 0.377 (1, 4)					F9					4	0	1	0	0	1	1				
Joe Oliver, R OBP: 0.271, SLG: 0.339 (1, 2)			G6-3 SH1-4 1B							4	1	3	1	0	1	0				
Pete Schourek, L OBP: 0.267, SLG: 0.214 Chuck McLeroy, L (7, 1) Jeff Shaw, R (7, 1) Willie Greene, L (8, PH) (8, 3)			SH1-4		G4-3					1	0	0	0	0	0	0				
										0	0	0	0	0	0	0				
										2	0	0	0	0	2	3				
Inning Stats	R: 0 E: 0 K: 1 S: 7	H: 0 LOB: 0 BB: 0 P: 11	R: 0 E: 0 K: 1 S: 7	H: 0 LOB: 1 BB: 1 P: 15	R: 0 E: 0 K: 0 S: 6	H: 1 LOB: 1 BB: 0 P: 8	R: 2 E: 0 K: 0 S: 12	H: 1 LOB: 0 BB: 1 P: 20	R: 0 E: 0 K: 2 S: 8	H: 0 LOB: 0 BB: 0 P: 10	R: 0 E: 0 K: 2 S: 7	H: 0 LOB: 0 BB: 0 P: 11	R: 2 E: 0 K: 2 S: 13	H: 2 LOB: 0 BB: 0 P: 21	R: 1 E: 0 K: 1 S: 15	H: 3 LOB: 2 BB: 0 P: 26	1B: 5 2B: 0 3B: 0 HR: 2	SF: 0 SAC: 1 DP: 0 HBP: 0	WP: 0 PB: 0 SB: 0 CS: 0	PA: 36
PITCHER	IP WLS BF H R ER SO BB IBB HBP BLK WP HR S P ERA WHIP	IP WLS BF H R ER SO BB IBB HBP BLK WP HR S P ERA WHIP	IP WLS BF H R ER SO BB IBB HBP BLK WP HR S P ERA WHIP	IP WLS BF H R ER SO BB IBB HBP BLK WP HR S P ERA WHIP	IP WLS BF H R ER SO BB IBB HBP BLK WP HR S P ERA WHIP	IP WLS BF H R ER SO BB IBB HBP BLK WP HR S P ERA WHIP	IP WLS BF H R ER SO BB IBB HBP BLK WP HR S P ERA WHIP	IP WLS BF H R ER SO BB IBB HBP BLK WP HR S P ERA WHIP	IP WLS BF H R ER SO BB IBB HBP BLK WP HR S P ERA WHIP	IP WLS BF H R ER SO BB IBB HBP BLK WP HR S P ERA WHIP	IP WLS BF H R ER SO BB IBB HBP BLK WP HR S P ERA WHIP	IP WLS BF H R ER SO BB IBB HBP BLK WP HR S P ERA WHIP	IP WLS BF H R ER SO BB IBB HBP BLK WP HR S P ERA WHIP	IP WLS BF H R ER SO BB IBB HBP BLK WP HR S P ERA WHIP	IP WLS BF H R ER SO BB IBB HBP BLK WP HR S P ERA WHIP	IP WLS BF H R ER SO BB IBB HBP BLK WP HR S P ERA WHIP	IP WLS BF H R ER SO BB IBB HBP BLK WP HR S P ERA WHIP	IP WLS BF H R ER SO BB IBB HBP BLK WP HR S P ERA WHIP	IP WLS BF H R ER SO BB IBB HBP BLK WP HR S P ERA WHIP	IP WLS BF H R ER SO BB IBB HBP BLK WP HR S P ERA WHIP

AB	33
R	5
H	7
RBI	5
BB	2
SO	10
LOB	9




Batter	1	2	3	4	5	6	7	8	9	AB	R	H	RBI	BB	SO	LOB	BOTTOM			
Marquis Grissom, R OBP: 0.313, SLG: 0.407 (1, 8)	HR	G4-6-3			10 1B 1B	G4-3	G3			5	2	2	1	0	0	4	<p>Cincinnati Reds @ Atlanta Braves Atlanta-Fulton County Stadium, Atlanta, GA</p> <p>Sun May 19 1996, 3:33 AM EDT Att: 41,153 - Sunny - 91 F</p>			
Mark Lemke, S OBP: 0.370, SLG: 0.381 (1, 4)	10 2B BB		G5-3		1B 10 1B BB			10 2B 1B	BB 10 1B	3	3	2	0	2	0	0				
10 Chipper Jones, S OBP: 0.349, SLG: 0.468 (1, 5)	1H 2B				FC5-2 1B			1H HR 2B	SF7 BB 1B	5	2	4	2	0	1	0				
Fred McGriff, L OBP: 0.414, SLG: 0.629 (1, 3)	WP 2H 2B				FC5-2 1B			2H HR 1B		4	1	4	4	1	0	0				
Javy Lopez, R OBP: 0.344, SLG: 0.457 (1, 2)	K		G6-3		FC5-2 1B			29 2B 1B	SF7 1B	4	1	1	1	0	1	5				
Ryan Klesko, L OBP: 0.378, SLG: 0.645 (1, 7)	G4-3			G2-6-3 BB	L7			29 2B 1B		4	0	1	0	1	1	6				
Jermaine Dye, R OBP: 0.286, SLG: 0.714 (1, 9)	G4-3							FC3-6 1B		5	0	1	0	0	1	6				
Jeff Blausler, R OBP: 0.312, SLG: 0.355 (1, 6)		E6 G4-6-3			G1-3			FC3-6 29 SH1-4	K	4	0	0	0	0	1	3				
29 John Smoltz, R OBP: 0.222, SLG: 0.231 Greg McMichael, R (8, 1) Mark Wohlers, R (9, 1)			F9		G4-3				SH1-4	3	0	1	1	0	0	1				
										0	0	0	0	0	0	0				
										0	0	0	0	0	0	0				
Inning Stats	R: 3 E: 0 K: 1 S: 18	H: 3 LOB: 1 BB: 1 P: 31	R: 0 E: 1 K: 0 S: 6	H: 0 LOB: 0 BB: 0 P: 8	R: 0 E: 0 K: 1 S: 8	H: 1 LOB: 1 BB: 0 P: 12	R: 0 E: 0 K: 0 S: 4	H: 0 LOB: 0 BB: 1 P: 9	R: 1 E: 0 K: 0 S: 14	H: 3 LOB: 3 BB: 1 P: 27	R: 0 E: 0 K: 2 S: 9	H: 1 LOB: 1 BB: 0 P: 13	R: 4 E: 0 K: 2 S: 15	H: 6 LOB: 2 BB: 0 P: 24	R: 1 E: 0 K: 1 S: 15	H: 2 LOB: 2 BB: 1 P: 27	1B: 9 2B: 5 3B: 0 HR: 2	SF: 1 SAC: 1 DP: 2 HBP: 0	WP: 1 PB: 0 SB: 0 CS: 0	PA: 43
PITCHER	IP WLS BF H R ER SO BB IBB HBP BLK WP HR S P ERA WHIP	IP WLS BF H R ER SO BB IBB HBP BLK WP HR S P ERA WHIP	IP WLS BF H R ER SO BB IBB HBP BLK WP HR S P ERA WHIP	IP WLS BF H R ER SO BB IBB HBP BLK WP HR S P ERA WHIP	IP WLS BF H R ER SO BB IBB HBP BLK WP HR S P ERA WHIP	IP WLS BF H R ER SO BB IBB HBP BLK WP HR S P ERA WHIP	IP WLS BF H R ER SO BB IBB HBP BLK WP HR S P ERA WHIP	IP WLS BF H R ER SO BB IBB HBP BLK WP HR S P ERA WHIP	IP WLS BF H R ER SO BB IBB HBP BLK WP HR S P ERA WHIP	IP WLS BF H R ER SO BB IBB HBP BLK WP HR S P ERA WHIP	IP WLS BF H R ER SO BB IBB HBP BLK WP HR S P ERA WHIP	IP WLS BF H R ER SO BB IBB HBP BLK WP HR S P ERA WHIP	IP WLS BF H R ER SO BB IBB HBP BLK WP HR S P ERA WHIP	IP WLS BF H R ER SO BB IBB HBP BLK WP HR S P ERA WHIP	IP WLS BF H R ER SO BB IBB HBP BLK WP HR S P ERA WHIP	IP WLS BF H R ER SO BB IBB HBP BLK WP HR S P ERA WHIP	IP WLS BF H R ER SO BB IBB HBP BLK WP HR S P ERA WHIP	IP WLS BF H R ER SO BB IBB HBP BLK WP HR S P ERA WHIP	IP WLS BF H R ER SO BB IBB HBP BLK WP HR S P ERA WHIP	



Batter	1	2	3	4	5	6	7	8	9	AB	R	H	RBI	BB	SO	LOB	TOP				
Devon White, S OBP: 0.322, SLG: 0.435	F8		F9				F9		G5-3	5	1	1	0	0	0	0					
Edgar Renteria, R OBP: 0.375, SLG: 0.467	G6-3		G5-3				1B		2B	4	0	2	0	1	0	0					
Greg Colbrunn, R OBP: 0.341, SLG: 0.429	G4-3		G6-3				1B		G1-3	5	0	1	0	0	0	2					
Gary Sheffield, R OBP: 0.428, SLG: 0.617							G6-4-3			4	2	2	0	0	1	2					
Jeff Conine, R OBP: 0.346, SLG: 0.429										3	1	1	0	1	1	1					
Terry Pendleton, S OBP: 0.306, SLG: 0.348										2	1	1	1	2	0	1					
Charles Johnson, R OBP: 0.311, SLG: 0.442										3	0	0	1	0	1	4					
Craig Grebeck, R OBP: 0.232, SLG: 0.250										2	0	1	2	1	0	1					
Robb Nen, R (8, 1)										0	0	0	0	0	0	0					
Pat Rapp, R OBP: 0.091, SLG: 0.091										3	0	0	0	0	2	4					
Terry Mathews, L (7, 1)										0	0	0	0	0	0	0					
Yorkis Perez, L (8, 1)										0	0	0	0	0	0	0					
Ralph Millard, R OBP: 0.308, SLG: 0.100										1	0	0	0	0	0	0					
Inning Stats	R: 0 E: 0 K: 0 S: 8	H: 0 LOB: 0 BB: 0 P: 11	R: 3 E: 0 K: 0 S: 13	H: 2 LOB: 0 BB: 1 P: 22	R: 0 E: 0 K: 0 S: 3	H: 0 LOB: 0 BB: 0 P: 4	R: 1 E: 1 K: 1 S: 14	H: 2 LOB: 2 BB: 1 P: 24	R: 1 E: 0 K: 2 S: 15	H: 1 LOB: 0 BB: 1 P: 24	R: 0 E: 0 K: 0 S: 12	H: 2 LOB: 1 BB: 0 P: 16	R: 0 E: 0 K: 1 S: 10	H: 0 LOB: 1 BB: 1 P: 17	R: 0 E: 0 K: 0 S: 10	H: 1 LOB: 1 BB: 0 P: 15	1B: 6 2B: 2 3B: 1 HR: 0	SF: 2 SAC: 0 DP: 2 HBP: 0	WP: 0 PB: 0 SB: 1 CS: 0	PA: 39	
PITCHER	IP	WLS	BF	H	R	ER	SO	BB	IBB	HBP	BLK	WP	HR	S	P	ERA	WHIP				
Dave Burba, R ERA: 4.36	6.0	L	27	6	5	5	4	3	1	0	1	0	0	65	107	7.50	1.500				
Johnny Ruffin, R ERA: 4.03	2.0		8	2	0	0	1	1	0	0	0	0	0	22	33	0.00	1.500				
Jeff Shaw, R ERA: 2.78	1.0		4	1	0	0	0	0	0	0	0	0	0	10	15	0.00	1.000				

Florida Marlins @ Cincinnati Reds
Riverfront Stadium, Cincinnati, OH
Mon May 20 1996, 7:05 PM EDT
Att: 18,023 - Unknown - 84 F


AB	32
R	5
H	9
RBI	4
BB	5
SO	5
LOB	15





Batter	1	2	3	4	5	6	7	8	9	AB	R	H	RBI	BB	SO	LOB	BOTTOM				
Lenny Harris, L OBP: 0.339, SLG: 0.558	G6-3		G3							4	0	0	0	1	0	2					
Bary Larkin, R OBP: 0.369, SLG: 0.462										3	2	1	1	2	0	1					
Hal Morris, L OBP: 0.374, SLG: 0.437										5	1	2	0	0	1	1					
Eric Davis, R OBP: 0.368, SLG: 0.577										1	0	0	0	4	1	1					
Bret Boone, R OBP: 0.261, SLG: 0.358										4	0	0	1	0	1	6					
Willie Greene, L OBP: 0.313, SLG: 0.450										4	0	3	1	0	1	1					
Joe Oliver, R OBP: 0.395, SLG: 0.322										3	0	0	0	0	0	3					
Eddie Taubensee, L OBP: 0.366, SLG: 0.433										1	0	1	0	0	0	0					
Jeff Branson, L OBP: 0.331, SLG: 0.419										4	0	0	0	0	0	3					
Dave Burba, R ERA: 3.67										2	0	0	0	0	0	0					
Eric Anthony, L OBP: 0.395, SLG: 0.528										1	0	0	0	0	0	1					
Johnny Ruffin, R OBP: 1.000, SLG: 1.000										0	0	0	0	0	0	0					
Chris Sabo, R OBP: 0.397, SLG: 0.500										1	0	0	0	0	0	2					
Jeff Shaw, R ERA: 1.52										0	0	0	0	0	0	0					
Inning Stats	R: 2 E: 0 K: 0 S: 13	H: 2 LOB: 2 BB: 2 P: 25	R: 0 E: 0 K: 0 S: 6	H: 0 LOB: 0 BB: 0 P: 10	R: 1 E: 0 K: 1 S: 12	H: 1 LOB: 1 BB: 1 P: 24	R: 0 E: 0 K: 0 S: 7	H: 0 LOB: 0 BB: 0 P: 10	R: 0 E: 0 K: 0 S: 8	H: 1 LOB: 1 BB: 0 P: 16	R: 0 E: 0 K: 0 S: 9	H: 1 LOB: 2 BB: 2 P: 21	R: 0 E: 0 K: 0 S: 10	H: 2 LOB: 2 BB: 0 P: 13	R: 0 E: 0 K: 3 S: 9	H: 0 LOB: 1 BB: 1 P: 17	1B: 5 2B: 1 3B: 0 HR: 1	SF: 1 SAC: 0 DP: 1 HBP: 0	WP: 1 PB: 0 SB: 1 CS: 0	PA: 41	
PITCHER	IP	WLS	BF	H	R	ER	SO	BB	IBB	HBP	BLK	WP	HR	S	P	ERA	WHIP				
Pat Rapp, R ERA: 3.67	6.2	W	30	5	3	3	3	5	0	0	0	0	0	60	112	4.05	1.500				
Terry Mathews, R ERA: 3.95	0.1		3	1	0	0	0	1	0	0	0	0	0	6	12	0.00	6.000				
Yorkis Perez, L ERA: 4.4	0.1		2	1	0	0	0	0	0	0	0	0	0	3	4	0.00	3.000				
Robb Nen, R ERA: 1.52	1.2	S	6	0	0	0	3	1	0	0	0	1	0	13	22	0.00	0.600				

Florida Marlins @ Cincinnati Reds
Riverfront Stadium, Cincinnati, OH
Mon May 20 1996, 7:05 PM EDT
Att: 18,023 - Unknown - 84 F

AB	33
R	3
H	7
RBI	3
BB	7
SO	4
LOB	21



Batter	1	2	3	4	5	6	7	8	9	AB	R	H	RBI	BB	SO	LOB	TOP								
Devon White, S (1, 8) OBP: 0.327, SLG: 0.433	G1-3		P3					SH5-3 E HBP		3	1	1	0	0	0	0	Florida Marlins @ Cincinnati Reds Riverfront Stadium, Cincinnati, OH Tue May 21 1996, 7:05 PM EDT Att: 19,534 - Unknown - 76 F								
Edgar Renteria, R (1, 6) OBP: 0.474, SLG: 0.611	F9 2B		FC5-4 1B				G5-4-3 1B	SH5-3		3	0	3	0	0	0	0									
Greg Colbrunn, R (1, 3) OBP: 0.339, SLG: 0.425	F9 2-3		FC5-4 1-2				G5-4-3 1-2	E9 SF8 1B		4	1	1	1	0	0	4									
Gary Sheffield, R (1, 9) OBP: 0.424, SLG: 0.609			P3				G3-1	SF8		2	0	0	1	1	0	1									
Jeff Conine, R (1, 7) OBP: 0.339, SLG: 0.419	G6-3						G3-1	L7		4	0	0	0	0	1	2									
Terry Pendleton, S (1, 5) OBP: 0.299, SLG: 0.339		G4-3					G5-3			4	0	0	0	0	1	0									
Craig Grebeck, R (1, 4) OBP: 0.217, SLG: 0.232		F8					G3			4	0	0	0	0	1	0									
Rob Natal, R (1, 2) OBP: 0.286, SLG: 0.167							G5-3			2	0	0	0	1	0	0									
Chris Hammond, L (7, 1)							G6-3			0	0	0	0	0	0	0									
Jay Powell, R (8, 1)										0	0	0	0	0	0	0									
Yorkis Perez, L (8, 1)										1	0	0	0	0	1	0									
Terry Mathews, L (9, 1)										0	0	0	0	0	0	0									
David Weathers, R (1, 1) OBP: 0.667, SLG: 1.667										2	1	1	1	0	0	1									
Charles Johnson, R (7, PH) OBP: 0.309, SLG: 0.439	L3									1	0	0	0	0	1	0									
																									
Inning Stats	R: 0 E: 0 K: 0 S: 16	H: 1 LOB: 2 BB: 1 P: 28	R: 0 E: 0 K: 0 S: 6	H: 0 LOB: 1 BB: 1 P: 13	R: 0 E: 0 K: 0 S: 8	H: 1 LOB: 1 BB: 0 P: 11	R: 0 E: 0 K: 0 S: 7	H: 0 LOB: 0 BB: 0 P: 9	R: 1 E: 0 K: 1 S: 10	H: 3 LOB: 1 BB: 0 P: 16	R: 0 E: 0 K: 1 S: 10	H: 0 LOB: 0 BB: 0 P: 15	R: 0 E: 0 K: 1 S: 7	H: 0 LOB: 0 BB: 0 P: 11	R: 2 E: 1 K: 0 S: 11	H: 1 LOB: 0 BB: 0 P: 19		R: 0 E: 0 K: 3 S: 9	H: 0 LOB: 0 BB: 0 P: 14	1B: 4 2B: 1 3B: 0 HR: 1	SF: 1 SAC: 1 DP: 1 HBP: 1	WP: 0 PB: 0 SB: 0 CS: 0	PA: 35		
PITCHER	IP	WLS	BF	H	R	ER	SO	BB	IBB	HBP	BLK	WP	HR	S	P	ERA	WHIP								
Roger Salkeld, R (1, 1) ERA: 4.61	7.0	L	27	5	1	1	2	2	0	0	0	0	1	64	103	1.29	1.000								
Johnny Ruffin, R (8, 1) ERA: 4.24	1.0		5	1	2	1	0	0	0	1	0	0	0	11	19	9.00	1.000								
Jeff Brantley, R (9, 1) ERA: 3.32	1.0		3	0	0	0	3	0	0	0	0	0	0	9	14	0.00	0.000								

Batter	1	2	3	4	5	6	7	8	9	AB	R	H	RBI	BB	SO	LOB	BOTTOM								
Thomas Howard, S (1, 8) OBP: 0.256, SLG: 0.316	G4-3		F7 1-2					FC6-4 1B		4	0	2	0	0	0	1	Florida Marlins @ Cincinnati Reds Riverfront Stadium, Cincinnati, OH Tue May 21 1996, 7:05 PM EDT Att: 19,534 - Unknown - 76 F								
Barry Larkin, R (1, 6) OBP: 0.396, SLG: 0.451	F8						L5			3	0	0	0	1	1	2									
Hal Morris, L (1, 3) OBP: 0.366, SLG: 0.426	F7						FC6-4 1-2			4	0	0	0	0	0	5									
Willie Greene, L (1, 7) OBP: 0.310, SLG: 0.429							G3			3	1	0	0	1	1	0									
Chris Sabo, R (1, 5) OBP: 0.387, SLG: 0.473							F7			3	0	0	0	1	1	1									
Eddie Taubensee, L (1, 2) OBP: 0.371, SLG: 0.465							G1-3			4	1	2	2	0	1	0									
Bret Boone, R (1, 4) OBP: 0.250, SLG: 0.341							G6-4-3			4	0	0	0	0	0	2									
Eric Anthony, L (1, 9) OBP: 0.398, SLG: 0.526							G6-3			4	0	2	0	0	1	0									
Roger Salkeld, R (1, 1) ERA: 3.86										2	0	0	0	0	2	2									
Johnny Ruffin, R (8, 1) OBP: 1.000, SLG: 1.000										0	0	0	0	0	0	0									
Eric Owens, R (6, PH) OBP: 0.304, SLG: 0.246										1	0	1	0	0	0	0									
Jeff Brantley, R (9, 1) ERA: 3.77										0	0	0	0	0	0	0									
																									
Inning Stats	R: 0 E: 0 K: 0 S: 5	H: 0 LOB: 0 BB: 0 P: 7	R: 0 E: 0 K: 0 S: 5	H: 1 LOB: 1 BB: 1 P: 12	R: 0 E: 0 K: 1 S: 8	H: 1 LOB: 0 BB: 0 P: 14	R: 0 E: 0 K: 2 S: 11	H: 0 LOB: 0 BB: 0 P: 18	R: 0 E: 0 K: 1 S: 10	H: 2 LOB: 2 BB: 0 P: 17	R: 0 E: 0 K: 1 S: 9	H: 0 LOB: 0 BB: 0 P: 13	R: 0 E: 0 K: 0 S: 11	H: 2 LOB: 3 BB: 1 P: 20	R: 2 E: 0 K: 2 S: 14	H: 1 LOB: 0 BB: 1 P: 19		1B: 6 2B: 0 3B: 0 HR: 1	SF: 0 SAC: 0 DP: 1 HBP: 0	WP: 0 PB: 0 SB: 0 CS: 1	PA: 35				
PITCHER	IP	WLS	BF	H	R	ER	SO	BB	IBB	HBP	BLK	WP	HR	S	P	ERA	WHIP								
David Weathers, R (1, 1) ERA: 3.86	6.0	W	21	4	0	0	4	1	0	0	0	0	0	45	75	0.00	0.833								
Chris Hammond, L (7, 1) ERA: 8.53	1.2		7	2	0	0	1	0	0	0	0	0	0	19	28	0.00	1.200								
Jay Powell, R (8, 1) ERA: 3.38	0.0		1	0	0	0	0	1	0	0	0	0	0	4	∞	∞	∞								
Yorkis Perez, L (8, 1) ERA: 5.4	0.2		4	1	2	2	1	1	0	0	0	0	1	9	13	27.00	3.000								
Terry Mathews, R (9, 1) ERA: 3.77	0.2	S	2	0	0	0	1	0	0	0	0	0	0	6	7	0.00	0.000								

Batter	1	2	3	4	5	6	7	8	9	AB	R	H	RBI	BB	SO	LOB	TOP				
Devon White, S OBP: 0.325, SLG: 0.428 (1, 8)	G5-3		G6-4-3 2H 1B			P4		K		4	0	1	1	0	1	1					
Edgar Renteria, R OBP: 0.391, SLG: 0.500 Kurt Miller, R OBP: 0.333, SLG: 0.333 (1, 6) (8, 1)	B4-3		G6-4-3 1-2f			F9		K		4	0	0	0	0	1	2					
Greg Colbrunn, R OBP: 0.332, SLG: 0.415 (1, 3)	G1-3			G5-3		K			K	4	0	0	0	0	2	0					
Gary Sheffield, R OBP: 0.421, SLG: 0.600 (1, 9)		E4		G5-3			G6-4-3 1B		K	4	0	1	0	0	1	0					
Jeff Conine, R OBP: 0.342, SLG: 0.417 (1, 7)	G5-3				G6-4-3 1-2f					3	0	1	0	1	0	2					
Charles Johnson, R OBP: 0.308, SLG: 0.434 (1, 2)	G5-3				F7		FC4 1B		L6	4	0	1	0	0	0	3					
Alex Arias, R OBP: 0.313, SLG: 0.397 Craig Grebeck, R OBP: 0.217, SLG: 0.232 (1, 5) (8, 6)	G5-3				G6-3		FC4 1-2f			3	0	0	0	0	0	2					
Ralph Milliard, R OBP: 0.313, SLG: 0.154 (1, 4)			SH5-4 1B		F9			K		3	1	1	0	0	1	0					
Al Leiter, L OBP: 0.050, SLG: 0.050 Matt Mantei, R (7, 1) Terry Mathews, L (7, 1) Terry Pendleton, S OBP: 0.303, SLG: 0.343 Yorkis Perez, L (7, 1)			SH5-4		K					1	0	0	0	0	1	0					
Inning Stats	R: 0 E: 0 K: 0 S: 10	H: 0 LOB: 0 BB: 0 P: 14	R: 0 E: 1 K: 0 S: 7	H: 0 LOB: 1 BB: 0 P: 8	R: 1 E: 0 K: 0 S: 8	H: 2 LOB: 0 BB: 0 P: 11	R: 0 E: 0 K: 0 S: 7	H: 1 LOB: 1 BB: 0 P: 9	R: 0 E: 0 K: 1 S: 9	H: 0 LOB: 0 BB: 0 P: 13	R: 0 E: 0 K: 0 S: 12	H: 2 LOB: 1 BB: 0 P: 17	R: 0 E: 0 K: 3 S: 13	H: 1 LOB: 1 BB: 0 P: 14	R: 0 E: 0 K: 2 S: 13	H: 0 LOB: 1 BB: 1 P: 22	1B: 6 2B: 0 3B: 0 HR: 0	SF: 0 SAC: 1 DP: 2 HBP: 0	WP: 0 PB: 0 SB: 0 CS: 0	PA: 33	
PITCHER	IP	WLS	BF	H	R	ER	SO	BB	IBB	HBP	BLK	WP	HR	S	P	ERA	WHIP				
John Smiley, L ERA: 4.92 Jeff Brantley, R ERA: 3.16	(1, 1) (9, 1)	8.0 S	29 4	6 0	1 0	1 0	5 2	0 1	0 0	0 0	0 0	0 0	0 0	73 13	97 22	1.12 0.00	0.750 1.000				

Florida Marlins @ Cincinnati Reds
Riverfront Stadium, Cincinnati, OH
Wed May 22 1996, 3:33 AM EDT
Att: 22,055 - Sunny - 75 F

AB 31
R 1
H 6
RBI 1
BB 1
SO 7
LOB 10



Batter	1	2	3	4	5	6	7	8	9	AB	R	H	RBI	BB	SO	LOB	BOTTOM				
Eric Owens, R OBP: 0.297, SLG: 0.242 (1, 7)	K	G3		K			BB WP 1B	K		5	1	1	0	0	3	1					
Thomas Howard, S OBP: 0.250, SLG: 0.302 (1, 9)	G4-3		BB BB 1B		L8		B1	G3-1		5	0	1	0	0	0	1					
Barry Larkin, R OBP: 0.382, SLG: 0.451 (1, 6)	BB BB BB		BB BB		CS BB		WP BB 1B BB			0	1	0	0	4	0	0					
Eric Davis, R OBP: 0.380, SLG: 0.571 (1, 8)	BB BB		K		E BB BB		WP BB 1B BB			1	1	0	0	3	1	2					
Chris Sabo, R OBP: 0.424, SLG: 0.473 Jeff Branson, L OBP: 0.331, SLG: 0.419 (1, 5) (8, 5)	FC5-4 BB				E BB		1B FC4-6 BB			0	1	0	0	4	0	0					
Bret Boone, R OBP: 0.250, SLG: 0.337 (1, 4)	FC5-4 1-2f		K		E5		FC4-6 1B			4	0	1	2	0	1	8					
Hal Morris, L OBP: 0.358, SLG: 0.415 (1, 3)		F7	G4-3			G5-3	FC4-6 1-2f			4	0	0	1	0	0	4					
Joe Oliver, R OBP: 0.242, SLG: 0.302 (1, 2)		K		G5-3		K	K			4	0	0	0	0	3	1					
John Smiley, L OBP: 0.300, SLG: 0.350 Lenny Harris, L OBP: 0.333, SLG: 0.547 Jeff Brantley, R (8, PH) (9, 1)				K		G4-3		G6-3		3	0	1	0	0	1	0					
Inning Stats	R: 0 E: 0 K: 1 S: 12	H: 0 LOB: 3 BB: 3 P: 29	R: 0 E: 0 K: 1 S: 10	H: 1 LOB: 1 BB: 0 P: 13	R: 0 E: 0 K: 2 S: 11	H: 1 LOB: 3 BB: 2 P: 25	R: 0 E: 0 K: 2 S: 11	H: 0 LOB: 0 BB: 0 P: 15	R: 0 E: 0 K: 0 S: 13	H: 0 LOB: 3 BB: 3 P: 27	R: 0 E: 0 K: 1 S: 9	H: 0 LOB: 0 BB: 0 P: 12	R: 4 E: 0 K: 1 S: 15	H: 2 LOB: 1 BB: 3 P: 30	R: 0 E: 0 K: 1 S: 6	H: 0 LOB: 0 BB: 0 P: 8	1B: 3 2B: 1 3B: 0 HR: 0	SF: 0 SAC: 0 DP: 0 HBP: 0	WP: 1 PB: 0 SB: 0 CS: 1	PA: 38	
PITCHER	IP	WLS	BF	H	R	ER	SO	BB	IBB	HBP	BLK	WP	HR	S	P	ERA	WHIP				
Al Leiter, L ERA: 2.41 Matt Mantei, R ERA: 5.14 Terry Mathews, R ERA: 3.77 Yorkis Perez, L ERA: 5.17 Kurt Miller, R ERA: 4.5	(1, 1) (7, 1) (7, 1) (7, 1) (8, 1)	6.1 L	30 2	3 0	2 0	2 0	7 0	9 2	0 0	0 0	0 0	1 1	0 1	9 9	3 3	2.84 1.895	1.895				

Florida Marlins @ Cincinnati Reds
Riverfront Stadium, Cincinnati, OH
Wed May 22 1996, 3:33 AM EDT
Att: 22,055 - Sunny - 75 F

AB 27
R 4
H 4
RBI 3
BB 11
SO 9
LOB 17



Batter	1	2	3	4	5	6	7	8	9	AB	R	H	RBI	BB	SO	LOB	TOP										
Barry Larkin, R OBP: 0.394, SLG: 0.454 (1, 6)										4	1	3	3	1	0	0	Cincinnati Reds @ Colorado Rockies Coors Field, Denver, CO Fri May 24 1996, 7:05 PM MDT Att: 48,019 - Unknown - 53 F										
Hal Morris, L OBP: 0.354, SLG: 0.419 (1, 3)										3	2	0	0	2	2	3											
Eric Davis, R OBP: 0.397, SLG: 0.633 (1, 8)										5	2	4	5	0	1	0											
Eddie Taubensee, L OBP: 0.363, SLG: 0.472 Joe Oliver, R OBP: 0.295, SLG: 0.292 (8, 2)										4	0	0	0	0	0	2											
Reggie Sanders, R OBP: 0.421, SLG: 0.447 (1, 9)										5	2	3	0	0	2	1											
Eric Anthony, L OBP: 0.395, SLG: 0.518 Jeff Brantley, R (9, 1)										0	3	0	0	0	0	0											
Bret Boone, R OBP: 0.257, SLG: 0.333 (1, 4)										3	0	1	2	1	1	1											
Chris Sabo, R OBP: 0.437, SLG: 0.466 Hector Carrasco, R Jeff Shaw, R Thomas Howard, S (9, PH) (9, 7)										2	1	0	0	2	2	2											
Pete Schourek, L OBP: 0.296, SLG: 0.300 Marcus Moore, R Willie Greene, L Johnny Ruffin, R Jeff Brantley, R Jeff Brantley, R (7, PH) (7, 9)										1	0	0	0	0	1	2											
Inning Stats	R: 2 E: 0 K: 1 S: 12	H: 2 LOB: 0 BB: 1 P: 21	R: 4 E: 1 K: 0 S: 10	H: 2 LOB: 1 BB: 3 P: 26	R: 2 E: 0 K: 2 S: 15	H: 3 LOB: 2 BB: 1 P: 27	R: 1 E: 0 K: 2 S: 15	H: 2 LOB: 2 BB: 1 P: 24	R: 0 E: 0 K: 1 S: 7	H: 1 LOB: 0 BB: 0 P: 13	R: 0 E: 0 K: 2 S: 10	H: 0 LOB: 0 BB: 0 P: 16	R: 0 E: 0 K: 1 S: 5	H: 0 LOB: 0 BB: 0 P: 10	R: 2 E: 0 K: 0 S: 16	H: 3 LOB: 1 BB: 0 P: 22		1B: 9 2B: 2 3B: 0 HR: 2	SF: 1 SAC: 1 DP: 1 HBP: 0	WP: 0 PB: 0 SB: 0 CS: 1	PA: 45						
PITCHER	IP	WLS	BF	H	R	ER	SO	BB	IBB	HBP	BLK	WP	HR	S	P	ERA	WHIP										
Mark Thompson, R ERA: 5.44 John Habyan, R ERA: 5.31 Mike Munoz, L ERA: 8.83 Darren Holmes, R ERA: 3.5 Lance Painter, L ERA: 4.91	2.0	L	15	6	8	8	1	4	0	0	0	0	1	25	54	36.00	5.000										
Curt Leskanic, R ERA: 6.48 (9, 1)	1.0		6	3	2	2	0	0	0	0	0	0	0	3	2	18.00	3.000										

Batter	1	2	3	4	5	6	7	8	9	AB	R	H	RBI	BB	SO	LOB	BOTTOM										
Eric Young Sr., R OBP: 0.426, SLG: 0.514 (1, 4)										3	0	1	1	2	0	1	Cincinnati Reds @ Colorado Rockies Coors Field, Denver, CO Fri May 24 1996, 7:05 PM MDT Att: 48,019 - Unknown - 53 F										
Ellis Burks, R OBP: 0.401, SLG: 0.600 (1, 7)										6	1	1	0	0	2	7											
Dante Bichette, R OBP: 0.394, SLG: 0.519 (1, 9)										5	2	2	1	0	1	3											
Larry Walker, L OBP: 0.353, SLG: 0.606 (1, 8)										4	1	1	0	1	1	2											
Andres Galarraga, R OBP: 0.347, SLG: 0.571 (1, 3)										5	2	2	1	0	1	1											
Pedro Castellano, R OBP: 0.333, SLG: 0.150 Mike Munoz, L Jason Bates, S Darren Holmes, R Quinton McCracken, S Lance Painter, L Curt Leskanic, R John Vander Wal, L (11, 5) (5, 1) (5, PH) (5, 1) (7, PH) (8, 1) (9, 1) (9, PH)										1	1	0	0	1	0	0											
Jayhawk Owens, R OBP: 0.267, SLG: 0.293 Jeff Reed, L OBP: 0.379, SLG: 0.535 (4, PH) (8, 2)										2	1	1	2	1	0	0											
Walt Weiss, S OBP: 0.415, SLG: 0.358 (1, 6)										3	1	2	1	2	0	2											
Mark Thompson, R OBP: 0.133, SLG: 0.200 John Habyan, R Vinny Castilla, R OBP: 0.340, SLG: 0.437 (4, PH) (5, 5)										0	0	0	0	0	0	0											
Inning Stats	R: 0 E: 0 K: 0 S: 8	H: 0 LOB: 0 BB: 0 P: 8	R: 0 E: 0 K: 0 S: 6	H: 0 LOB: 0 BB: 0 P: 8	R: 0 E: 0 K: 0 S: 8	H: 0 LOB: 1 BB: 1 P: 16	R: 6 E: 0 K: 1 S: 30	H: 6 LOB: 1 BB: 1 P: 51	R: 1 E: 0 K: 0 S: 10	H: 2 LOB: 2 BB: 1 P: 16	R: 0 E: 0 K: 2 S: 10	H: 1 LOB: 1 BB: 0 P: 14	R: 0 E: 0 K: 1 S: 8	H: 0 LOB: 1 BB: 1 P: 17	R: 0 E: 0 K: 1 S: 10	H: 1 LOB: 2 BB: 1 P: 17		R: 2 E: 1 K: 1 S: 24	H: 1 LOB: 3 BB: 3 P: 43	1B: 8 2B: 2 3B: 0 HR: 1	SF: 1 SAC: 0 DP: 0 HBP: 0	WP: 2 PB: 0 SB: 5 CS: 0	PA: 47				
PITCHER	IP	WLS	BF	H	R	ER	SO	BB	IBB	HBP	BLK	WP	HR	S	P	ERA	WHIP										
Pete Schourek, L ERA: 5.43 Marcus Moore, R Johnny Ruffin, R ERA: 4.26 Hector Carrasco, R ERA: 5.91 Jeff Shaw, R ERA: 2.7	3.1		17	5	6	6	1	2	0	0	0	0	0	39	63	16.20	2.100										
Jeff Brantley, R ERA: 2.92 (9, 1)	1.0		8	1	2	0	1	0	0	0	0	0	0	2	4	0.00	4.000										

Batter	1	2	3	4	5	6	7	8	9	AB	R	H	RBI	BB	SO	LOB	TOP								
Barry Larkin, R OBP: 0.400, SLG: 0.462	G5-3		2B		G6-3 G4-3 BB		BB WP 1B		E6 G4-3 1B	4	1	2	0	1	0	0	Cincinnati Reds @ Colorado Rockies Coors Field, Denver, CO Sat May 25 1996, 7:05 PM MDT Att: 48,012 - Unknown - 46 F								
Hal Morris, L OBP: 0.351, SLG: 0.409	L3		G4-3		G4-3		BB BB		G4-3	4	0	0	0	1	0	3									
Eric Davis, R OBP: 0.407, SLG: 0.642 Thomas Howard, S OBP: 0.288, SLG: 0.326					G6-3		G6-4-3 BB			3	1	2	0	1	0	1									
Eddie Taubensee, L OBP: 0.352, SLG: 0.455 Willie Greene, L OBP: 0.301, SLG: 0.415	G4-3				P6		G6-4-3 BB		K	4	0	0	0	0	0	6									
Reggie Sanders, R OBP: 0.410, SLG: 0.490		F9			HR		G4-3		F8	4	1	1	2	0	0	0									
Eric Anthony, L OBP: 0.390, SLG: 0.506		G4-3			E6				L9	0	1	0	0	0	0	0									
Bret Boone, R Jeff Shaw, R		F7			1B		FC5-4		K	4	0	1	1	0	1	1									
Chris Sabo, R Jeff Branson, L			L7		G5-3		F8		K	2	0	0	0	0	0	1									
Dave Burba, R Chuck McElroy, L Vince Coleman, S Marcus Moore, S Johnny Ruffin, R Joe Oliver, R			G4-3		G5-3		K2-3		HR	0	0	0	0	0	0	0									
Inning Stats	R: 0 E: 0 K: 0 S: 14	H: 1 LOB: 1 BB: 0 P: 20	R: 0 E: 0 K: 0 S: 8	H: 0 LOB: 0 BB: 0 P: 11	R: 0 E: 0 K: 0 S: 9	H: 1 LOB: 1 BB: 0 P: 16	R: 3 E: 1 K: 0 S: 15	H: 3 LOB: 1 BB: 0 P: 22	R: 0 E: 0 K: 0 S: 10	H: 1 LOB: 1 BB: 0 P: 15	R: 0 E: 0 K: 1 S: 12	H: 1 LOB: 2 BB: 0 P: 22	R: 0 E: 0 K: 1 S: 8	H: 0 LOB: 0 BB: 0 P: 10	R: 2 E: 1 K: 2 S: 12	H: 2 LOB: 1 BB: 0 P: 16		1B: 5 2B: 2 3B: 0 HR: 2	SF: 0 SAC: 0 DP: 1 HBP: 0	WP: 1 PB: 0 SB: 0 CS: 0	PA: 40				
PITCHER	IP	WLS	BF	H	R	ER	SO	BB	IBB	HBP	BLK	WP	HR	S	P	ERA	WHIP								
Armando Reynoso, R ERA: 4.6	6.0		26	6	3	2	0	1	0	0	0	0	1	66	102	3.00	1.167								
Curt Leskanic, R ERA: 6.23	1.0	W	5	1	0	0	1	2	0	0	0	1	0	12	22	0.00	3.000								
Steve Reed, R ERA: 4.43	1.0		3	0	0	0	1	0	0	0	0	0	0	8	10	0.00	0.000								
Bruce Ruffin, L ERA: 5.99	1.0		6	2	2	1	2	0	0	0	0	0	1	12	16	9.00	2.000								

Batter	1	2	3	4	5	6	7	8	9	AB	R	H	RBI	BB	SO	LOB	BOTTOM								
Eric Young Sr., R OBP: 0.418, SLG: 0.495	F9	FC6-4		G6-3			CS 1B HBP	F7		4	1	0	0	0	0	2	Cincinnati Reds @ Colorado Rockies Coors Field, Denver, CO Sat May 25 1996, 7:05 PM MDT Att: 48,012 - Unknown - 46 F								
John Vander Wal, L OBP: 0.342, SLG: 0.441 Steve Reed, R	L4	K			L9		SF8	L5		3	0	0	1	0	1	1									
Ellis Burks, R Bruce Ruffin, S										1	0	0	0	0	0	1									
Dante Bichette, R OBP: 0.401, SLG: 0.516	1B BB			BB E BB	G6-3		1B BB			1	1	0	0	3	0	0									
Larry Walker, L OBP: 0.362, SLG: 0.608				G6-4-3 E BB	L9		1B			3	0	2	1	1	0	0									
Andres Galarraga, R OBP: 0.340, SLG: 0.558	P4			E6		G6-3	K			4	0	0	0	0	1	5									
Vinny Castilla, R OBP: 0.344, SLG: 0.438			G6-4-3		G4-3			BB 1B		4	2	2	0	0	0	2									
Jeff Reed, L OBP: 0.367, SLG: 0.514		P6	G4-3			K		F8		4	0	0	0	0	1	3									
Walt Weiss, S OBP: 0.421, SLG: 0.366		1B 2B		K			SH SF8 BB	2B BB		2	3	1	1	2	1	0									
Armando Reynoso, R Curt Leskanic, R Quinton McCracken, S					F7		SH CS S	2B		2	0	1	1	0	0	0									
Inning Stats	R: 0 E: 0 K: 0 S: 7	H: 1 LOB: 2 BB: 1 P: 11	R: 2 E: 0 K: 1 S: 18	H: 3 LOB: 1 BB: 0 P: 24	R: 1 E: 1 K: 0 S: 9	H: 0 LOB: 0 BB: 2 P: 21	R: 0 E: 0 K: 1 S: 6	H: 0 LOB: 0 BB: 0 P: 10	R: 0 E: 0 K: 0 S: 5	H: 0 LOB: 0 BB: 0 P: 7	R: 0 E: 0 K: 1 S: 8	H: 0 LOB: 0 BB: 0 P: 10	R: 2 E: 0 K: 1 S: 17	H: 1 LOB: 2 BB: 2 P: 35	R: 2 E: 0 K: 0 S: 13	H: 2 LOB: 1 BB: 1 P: 23	1B: 5 2B: 2 3B: 0 HR: 0	SF: 1 SAC: 1 DP: 1 HBP: 1	WP: 0 PB: 0 SB: 3 CS: 2	PA: 38					
PITCHER	IP	WLS	BF	H	R	ER	SO	BB	IBB	HBP	BLK	WP	HR	S	P	ERA	WHIP								
Dave Burba, R ERA: 4.42	1.1		7	2	1	1	0	1	0	0	0	0	0	42	66	1.93	0.857								
Chuck McElroy, L ERA: 6.57	4.2		18	2	2	1	3	2	0	0	0	0	0	4	13	∞	∞								
Marcus Moore, R ERA: 4.91	0.0	L	3	0	2	2	0	1	0	1	0	0	0	4	13	∞	∞								
Johnny Ruffin, R ERA: 4.73	1.1		8	3	2	2	1	2	0	0	0	0	0	21	38	13.50	3.750								
Jeff Shaw, R ERA: 2.63	0.2		2	0	0	0	0	0	0	0	0	0	0	5	7	0.00	0.000								

AB	33
R	5
H	8
RBI	5
BB	3
SO	4
LOB	15



Batter	1	2	3	4	5	6	7	8	9	AB	R	H	RBI	BB	SO	LOB	TOP					
Vince Coleman, S (1, 7) OBP: 0.239, SLG: 0.229	1-3 K			0-3 K2-3	0-1 G6-3			0-3 K		4	0	0	0	0	3	2	<p>Cincinnati Reds @ Florida Marlins</p> <p>Joe Robbie Stadium, Miami, FL</p> <p>Mon May 27 1996, 7:05 PM EDT</p> <p>Att: 15,919 - Overcast - 79 F</p>					
Hal Morris, L (1, 3) OBP: 0.343, SLG: 0.400	3-2 P6			3-2 G4-3			2-0 G4-3	3-2 F8		4	0	0	0	0	0	0						
Barry Larkin, R (1, 6) OBP: 0.402, SLG: 0.463	1-0 F9			0-0 F9			2-1 1B		1-0 G4-6-3 1B	4	0	2	0	0	0	0						
Reggie Sanders, R (1, 9) OBP: 0.400, SLG: 0.463		4-2 CS BB			0-0 P4		1-1 F7		0-2 G4-6-3 1-2	3	0	0	0	1	0	2						
Chris Sabo, R (1, 5) OBP: 0.416, SLG: 0.429	3-2 L7			4-2 1B E 2B BB			1-3 K		1-3 K	3	1	0	0	1	2	2						
Bret Boone, R (1, 4) OBP: 0.250, SLG: 0.320	2-2 P5				2-1 E5 1B 2B			3-2 P6		3	1	0	0	0	0	1						
Thomas Howard, S (1, 8) OBP: 0.291, SLG: 0.327			2-2 F7		1-2 2B 1B		1-1 F8			3	0	1	0	0	0	0						
Joe Oliver, R (1, 2) OBP: 0.250, SLG: 0.362			1-1 L4		0-0 2B		0-1 F7			3	0	1	2	0	0	0						
John Smiley, L (1, 1) OBP: 0.286, SLG: 0.333			0-2 G5-3		1-2 P2			0-2 G3-1		1	0	0	0	0	0	0						
Willie Greene, L (5, PH) OBP: 0.297, SLG: 0.409										1	0	0	0	0	0	2						
Marcus Moore, S (5, PH) OBP: 0.387, SLG: 0.500										0	0	0	0	0	0	0						
Eric Anthony, L (8, PH) OBP: 0.387, SLG: 0.500										1	0	0	0	0	0	0						
Hector Carrasco, R (8, 1)										0	0	0	0	0	0	0						
Inning Stats	R: 0 E: 0 K: 1 S: 9	H: 0 LOB: 0 BB: 0 P: 14	R: 0 E: 0 K: 0 S: 10	H: 0 LOB: 0 BB: 1 P: 19	R: 0 E: 0 K: 0 S: 8	H: 0 LOB: 0 BB: 0 P: 11	R: 0 E: 0 K: 1 S: 7	H: 0 LOB: 0 BB: 0 P: 10	R: 2 E: 1 K: 0 S: 14	H: 2 LOB: 2 BB: 1 P: 22	R: 0 E: 0 K: 1 S: 8	H: 1 LOB: 1 BB: 0 P: 14	R: 0 E: 0 K: 0 S: 8	H: 0 LOB: 0 BB: 0 P: 12	R: 0 E: 0 K: 1 S: 10	H: 0 LOB: 0 BB: 0 P: 13	R: 0 E: 0 K: 1 S: 7	H: 1 LOB: 0 BB: 0 P: 9	1B: 3 2B: 1 3B: 0 HR: 0	SF: 0 SAC: 0 DP: 1 HBP: 0	WP: 0 PB: 0 SB: 0 CS: 1	PA: 32
PITCHER	IP WLS BF H R ER SO BB IBB HBP BLK WP HR S P ERA WHIP																					
Al Leiter, L (1, 1) ERA: 2.27	8.0 W 29 3 2 1 4 2 0 0 0 0 0 0 74 115 1.12 0.625																					
Robb Nen, R (9, 1) ERA: 1.46	1.0 3 1 0 0 1 0 0 0 0 0 0 0 7 9 0.00 1.000																					

AB	30
R	2
H	4
RBI	2
BB	2
SO	5
LOB	9



Batter	1	2	3	4	5	6	7	8	9	AB	R	H	RBI	BB	SO	LOB	BOTTOM					
Devon White, S (1, 8) OBP: 0.329, SLG: 0.428	1-0 WP 1B 1B	1-1 P4		2-1 SF8			2-1 F8			3	1	1	1	0	0	0	<p>Cincinnati Reds @ Florida Marlins</p> <p>Joe Robbie Stadium, Miami, FL</p> <p>Mon May 27 1996, 7:05 PM EDT</p> <p>Att: 15,919 - Overcast - 79 F</p>					
Edgar Renteria, R (1, 6) OBP: 0.385, SLG: 0.486	0-1 WP 1B 1B	4-0 G5-4-3 BB		3-H FC5-4 1-2			2-3 K			3	1	1	0	1	1	1						
Greg Colbrunn, R (1, 3) OBP: 0.315, SLG: 0.390	0-3 K	1-0 G5-4-3 1-2			1-2 P3		2-1 P3			4	0	0	0	0	1	3						
Gary Sheffield, R (1, 9) OBP: 0.415, SLG: 0.615	4-0 1B 1B IBB		2-2 P5		0-0 F9			3-3 K		3	1	0	0	1	1	0						
Jeff Conine, R (1, 7) OBP: 0.356, SLG: 0.472	0-0 FC6-4 1B 1B		1-2 G5-3		0-0 HR			4-1 BB		3	2	2	3	1	0	0						
Terry Pendleton, S (1, 5) OBP: 0.291, SLG: 0.328	1-2 2-H 3-H 1B		1-1 G4-3		3-2 G4-3			2-2 P6		4	0	1	1	0	0	1						
Charles Johnson, R (1, 2) OBP: 0.296, SLG: 0.414	0-2 FC6-4 1B			1-2 FC6-4 1B SF8 1B			2-3 K		2-3 K	4	1	1	0	0	2	3						
Craig Grebeck, R (1, 4) OBP: 0.250, SLG: 0.254	3-1 1B			1-1 FC6-4 1B			0-3 K			3	0	2	1	0	1	0						
Al Leiter, L (1, 1) OBP: 0.043, SLG: 0.043	0-3 K			1-0 FC6-4 1B			1-3 K			3	0	0	0	0	2	4						
Robb Nen, R (9, 1)				1-2 2-3 1B						0	0	0	0	0	0	0						
Inning Stats	R: 4 E: 0 K: 2 S: 19	H: 5 LOB: 2 BB: 1 P: 27	R: 0 E: 0 K: 0 S: 3	H: 0 LOB: 0 BB: 1 P: 9	R: 0 E: 0 K: 0 S: 10	H: 0 LOB: 0 BB: 0 P: 14	R: 1 E: 0 K: 0 S: 13	H: 2 LOB: 1 BB: 0 P: 20	R: 1 E: 0 K: 0 S: 12	H: 1 LOB: 0 BB: 0 P: 16	R: 0 E: 0 K: 3 S: 10	H: 0 LOB: 0 BB: 0 P: 13	R: 0 E: 0 K: 1 S: 9	H: 0 LOB: 0 BB: 0 P: 15	R: 0 E: 0 K: 2 S: 13	H: 0 LOB: 1 BB: 1 P: 24		R: 0 E: 0 K: 1 S: 7	H: 0 LOB: 0 BB: 0 P: 9	1B: 7 2B: 0 3B: 0 HR: 1	SF: 1 SAC: 0 DP: 1 HBP: 0	WP: 1 PB: 0 SB: 0 CS: 0
PITCHER	IP WLS BF H R ER SO BB IBB HBP BLK WP HR S P ERA WHIP																					
John Smiley, L (1, 1) ERA: 5.34	4.0 L 20 7 5 5 2 1 1 0 0 0 0 1 31 44 3.00 0.333																					
Marcus Moore, R (5, 1) ERA: 4.64	3.0 10 1 1 1 4 0 0 0 0 0 0 1 31 44 3.00 0.333																					
Hector Carrasco, R (8, 1) ERA: 5.4	1.0 4 0 0 0 2 1 0 0 0 0 0 0 13 24 0.00 1.000																					

AB	30
R	6
H	8
RBI	6
BB	3
SO	8
LOB	12



Batter	1	2	3	4	5	6	7	8	9	AB	R	H	RBI	BB	SO	LOB	TOP					
Barry Larkin, R (1, 6) OBP: 0.410, SLG: 0.487	G5-3		BB					IHR		3	1	2	1	1	0	0	Cincinnati Reds @ Florida Marlins Joe Robbie Stadium, Miami, FL Tue May 28 1996, 7:05 PM EDT Att: 14,052 - Unknown - 73 F					
Hal Morris, L (1, 3) OBP: 0.337, SLG: 0.393	G6-3		F7				SF7	G6-3		3	0	0	1	0	0	2						
Reggie Sanders, R (1, 9) OBP: 0.391, SLG: 0.448	1B		F9				K	K		4	0	1	0	0	2	4						
Eric Anthony, L (1, 7) OBP: 0.382, SLG: 0.489 Jeff Brantley, R (8, 1)	K						P5	1B		4	0	1	0	0	2	1						
Thomas Howard, S (1, 8) OBP: 0.271, SLG: 0.302		G6-3					K	F7		4	0	0	0	0	2	1						
Bret Boone, R (1, 4) OBP: 0.241, SLG: 0.308	G6-3						F7		L8	4	0	0	0	0	0	0						
Jeff Branson, L (1, 5) OBP: 0.310, SLG: 0.383	G3						1B SF7 BB	F9		3	1	0	0	1	1	0						
Joe Oliver, R (1, 2) OBP: 0.253, SLG: 0.361 Lenny Harris, L (9, PH) OBP: 0.326, SLG: 0.537			E6 BB				E 1B	K		3	0	1	0	0	1	0						
Dave Burba, R (1, 1) Johnny Ruffin, R (5, 1) OBP: 1.000, SLG: 1.000 Vince Coleman, S (7, PH) OBP: 0.237, SLG: 0.226 Jeff Shaw, R (7, 1) Willie Greene, L (8, 7) OBP: 0.297, SLG: 0.409			K				K	P5		2	0	0	0	0	2	3						
Inning Stats	R: 0 E: 0 K: 1 S: 10	H: 1 LOB: 1 BB: 0 P: 14	R: 0 E: 0 K: 0 S: 9	H: 0 LOB: 0 BB: 0 P: 13	R: 0 E: 1 K: 1 S: 13	H: 0 LOB: 2 BB: 1 P: 22	R: 0 E: 0 K: 2 S: 15	H: 0 LOB: 0 BB: 0 P: 21	R: 1 E: 1 K: 2 S: 13	H: 2 LOB: 2 BB: 1 P: 24	R: 0 E: 0 K: 1 S: 5	H: 0 LOB: 0 BB: 0 P: 7	R: 0 E: 0 K: 1 S: 5	H: 0 LOB: 0 BB: 0 P: 9	R: 1 E: 0 K: 1 S: 14	H: 2 LOB: 1 BB: 0 P: 22		R: 0 E: 0 K: 2 S: 7	H: 0 LOB: 0 BB: 0 P: 9	1B: 4 2B: 0 3B: 0 HR: 1	SF: 1 SAC: 0 DP: 0 HBP: 0	WP: 0 PB: 0 SB: 0 CS: 0
PITCHER	IP	WLS	BF	H	R	ER	SO	BB	IBB	HBP	BLK	WP	HR	S	P	ERA	WHIP					
Kevin Brown, R (1, 1) ERA: 2.2	5.0	W	21	3	1	1	6	2	0	0	0	0	0	60	94	1.80	1.000					
Chris Hammond, L (6, 1) ERA: 7.75	2.1		8	1	1	1	2	0	0	0	0	0	0	15	22	3.86	0.429					
Terry Mathews, R (8, 1) ERA: 3.24	1.2	S	6	1	0	0	3	0	0	0	0	0	0	16	25	0.00	0.600					

Batter	1	2	3	4	5	6	7	8	9	AB	R	H	RBI	BB	SO	LOB	BOTTOM					
Devon White, S (1, 8) OBP: 0.328, SLG: 0.429	G4-3 2B		G4-3	K				L3		4	0	1	0	0	1	1	Cincinnati Reds @ Florida Marlins Joe Robbie Stadium, Miami, FL Tue May 28 1996, 7:05 PM EDT Att: 14,052 - Unknown - 73 F					
Edgar Renteria, R (1, 6) OBP: 0.372, SLG: 0.447	G4-3		G6-3				BB E G4-6-3 BB	G4-3		3	1	0	0	1	0	1						
Jeff Conine, R (1, 3) OBP: 0.349, SLG: 0.461	K		G4-3				E1 G4-6-3 BB 1B	G6-3		4	1	0	0	0	1	2						
Gary Sheffield, R (1, 9) OBP: 0.421, SLG: 0.631	BB						HR G4-6-3 BB	F7		2	1	1	1	2	0	0						
Terry Pendleton, S (1, 5) OBP: 0.291, SLG: 0.326	F7						K G4-6-3	1B SF9 1B		4	1	1	0	0	1	4						
Joe Orsulak, L (1, 7) OBP: 0.241, SLG: 0.291		P5					P6 S 1B	SF9 WP 1B		4	0	2	1	0	0	0						
Charles Johnson, R (1, 2) OBP: 0.301, SLG: 0.412		1B					G4-3 2B BB	P5		3	1	1	0	1	0	3						
Craig Grebeck, R (1, 4) OBP: 0.250, SLG: 0.273		P4					G4-3 1B 2B	SF9		3	1	1	2	0	0	1						
Kevin Brown, R (1, 1) OBP: 0.143, SLG: 0.053 Chris Hammond, L (6, 1) Terry Mathews, L (8, 1)		P4					K 1B	K		2	0	1	1	0	0	1						
Inning Stats	R: 0 E: 0 K: 1 S: 14	H: 1 LOB: 2 BB: 1 P: 23	R: 0 E: 0 K: 0 S: 11	H: 1 LOB: 1 BB: 0 P: 14	R: 0 E: 0 K: 0 S: 8	H: 0 LOB: 0 BB: 0 P: 13	R: 3 E: 0 K: 2 S: 12	H: 3 LOB: 1 BB: 1 P: 18	R: 2 E: 1 K: 0 S: 16	H: 1 LOB: 1 BB: 2 P: 27	R: 0 E: 0 K: 1 S: 6	H: 0 LOB: 0 BB: 0 P: 9	R: 0 E: 0 K: 0 S: 6	H: 0 LOB: 0 BB: 0 P: 9	R: 1 E: 0 K: 1 S: 12	H: 2 LOB: 1 BB: 0 P: 19		1B: 5 2B: 2 3B: 0 HR: 1	SF: 1 SAC: 0 DP: 1 HBP: 0	WP: 1 PB: 0 SB: 1 CS: 0	PA: 36	
PITCHER	IP	WLS	BF	H	R	ER	SO	BB	IBB	HBP	BLK	WP	HR	S	P	ERA	WHIP					
Dave Burba, R (1, 1) ERA: 4.58	4.0	L	19	5	3	3	3	2	0	0	0	0	0	45	68	6.75	1.750					
Johnny Ruffin, R (5, 1) ERA: 4.4	2.0		9	1	2	0	1	2	0	0	0	0	0	22	36	0.00	1.500					
Jeff Shaw, R (7, 1) ERA: 2.52	1.0		3	0	0	0	0	0	0	0	0	0	0	6	9	0.00	0.000					
Jeff Brantley, R (8, 1) ERA: 3.16	1.0		5	2	1	1	1	0	0	0	0	1	0	12	19	9.00	2.000					

Batter	1	2	3	4	5	6	7	8	9	AB	R	H	RBI	BB	SO	LOB	TOP				
Marquis Grissom, R OBP: 0.327, SLG: 0.437	G5-3		P6		G4-6-3			G6-3		4	0	0	0	0	0	1					
Dwight Smith, L OBP: 0.306, SLG: 0.304	F9 10 BB 1B		K					K		4	0	2	0	0	2	0					
10 Chipper Jones, S OBP: 0.365, SLG: 0.495				G3-1		L8				2	0	0	0	2	0	1					
Fred McGriff, L OBP: 0.403, SLG: 0.630	F9			HR				FC6-4 BB		3	1	1	1	1	0	3					
Ryan Klesko, L OBP: 0.372, SLG: 0.602	P6			G1-3 2B						4	0	1	0	0	2	4					
Javy Lopez, R OBP: 0.328, SLG: 0.473		G5-3		G1-3						4	1	1	1	0	1	1					
Jeff Blauser, R OBP: 0.329, SLG: 0.417		L7		G4-3				G6-3		4	0	0	0	0	1	1					
Rafael Belliard, R OBP: 0.160, SLG: 0.181										2	0	0	0	0	0	0					
Mike Mordecai, R OBP: 0.231, SLG: 0.167		L6						L7		1	0	0	0	0	0	0					
Greg Maddux, R OBP: 0.133, SLG: 0.071				K						3	0	1	0	0	2	0					
Inning Stats	R: 0 E: 0 K: 0 S: 10	H: 1 LOB: 2 BB: 1 P: 21	R: 0 E: 0 K: 0 S: 4	H: 0 LOB: 0 BB: 0 P: 5	R: 0 E: 0 K: 2 S: 7	H: 0 LOB: 0 BB: 0 P: 10	R: 1 E: 0 K: 0 S: 12	H: 2 LOB: 1 BB: 0 P: 20	R: 0 E: 0 K: 0 S: 7	H: 1 LOB: 2 BB: 1 P: 14	R: 1 E: 0 K: 1 S: 13	H: 1 LOB: 0 BB: 0 P: 18	R: 0 E: 0 K: 1 S: 11	H: 0 LOB: 1 BB: 1 P: 20	R: 0 E: 0 K: 3 S: 9	H: 0 LOB: 0 BB: 0 P: 12	1B: 3 2B: 2 3B: 0 HR: 2	SF: 0 SAC: 0 DP: 2 HBP: 0	WP: 0 PB: 0 SB: 0 CS: 1	PA: 34	
PITCHER	IP	WLS	BF	H	R	ER	SO	BB	IBB	HBP	BLK	WP	HR	S	P	ERA	WHIP				
Mark Portugal, R ERA: 4.67	(1, 1)	7.0	W	27	6	2	2	4	2	0	0	0	0	2	60	97	2.57	1.143			
Jeff Shaw, R ERA: 2.42	(8, 1)	1.0		4	0	0	0	1	1	0	0	0	0	0	11	20	0.00	1.000			
Jeff Brantley, R ERA: 3.04	(9, 1)	1.0	S	3	0	0	0	3	0	0	0	0	0	0	9	12	0.00	0.000			

Atlanta Braves @ Cincinnati Reds
Riverfront Stadium, Cincinnati, OH
Sat Jun 01 1996, 3:33 AM EDT
Att: 34,023 - Sunny - 76 F

AB 31
R 2
H 6
RBI 2
BB 3
SO 8
LOB 11



Batter	1	2	3	4	5	6	7	8	9	AB	R	H	RBI	BB	SO	LOB	BOTTOM				
Curtis Goodwin, L OBP: 0.429, SLG: 0.571	S E 2B		K		G1-6-3 1B			F7		4	1	2	0	0	1	1					
Eric Owens, R OBP: 0.282, SLG: 0.229	E5 FC6-4 2H		F9		G1-6-3			G6-3		4	0	0	1	0	0	2					
Barry Larkin, R OBP: 0.408, SLG: 0.481	FC6-4 2B 1-2		G4-6-3 1B					L9		4	1	2	0	0	0	1					
Hal Morris, L OBP: 0.333, SLG: 0.384	2B 1B BB		G4-6-3					G5-3		3	1	0	0	1	1	2					
Thomas Howard, S OBP: 0.269, SLG: 0.311	1B 2B		G4-6-3		F8 G4-3 1B			L8		4	0	2	1	0	0	1					
Eddie Taubensee, L OBP: 0.351, SLG: 0.452	G6-3 1B		G4-3		G4-3			E6		3	0	1	1	0	0	2					
Bret Boone, R OBP: 0.238, SLG: 0.295	G6-3		F8		F8			G5-3		3	0	0	0	0	0	5					
Jeff Branson, L OBP: 0.308, SLG: 0.373		K		F8				L8		3	0	0	0	0	1	1					
Mark Portugal, R OBP: 0.105, SLG: 0.158		G1-3								2	0	0	0	0	0	0					
Chris Sabo, R OBP: 0.427, SLG: 0.456										1	0	1	0	0	0	0					
Jeff Shaw, R										0	0	0	0	0	0	0					
Jeff Brantley, R										0	0	0	0	0	0	0					
Inning Stats	R: 3 E: 1 K: 0 S: 14	H: 3 LOB: 1 BB: 1 P: 21	R: 0 E: 0 K: 2 S: 10	H: 0 LOB: 0 BB: 0 P: 12	R: 0 E: 0 K: 0 S: 6	H: 1 LOB: 1 BB: 0 P: 8	R: 0 E: 0 K: 0 S: 7	H: 1 LOB: 1 BB: 0 P: 9	R: 0 E: 0 K: 0 S: 6	H: 1 LOB: 2 BB: 0 P: 8	R: 0 E: 1 K: 1 S: 13	H: 1 LOB: 1 BB: 0 P: 14	R: 0 E: 0 K: 0 S: 8	H: 1 LOB: 1 BB: 0 P: 14	R: 0 E: 0 K: 0 S: 6	H: 0 LOB: 0 BB: 0 P: 8	1B: 5 2B: 3 3B: 0 HR: 0	SF: 0 SAC: 0 DP: 3 HBP: 0	WP: 0 PB: 0 SB: 2 CS: 0	PA: 32	
PITCHER	IP	WLS	BF	H	R	ER	SO	BB	IBB	HBP	BLK	WP	HR	S	P	ERA	WHIP				
Greg Maddux, R ERA: 2.88	(1, 1)	8.0	L	32	8	3	2	3	1	0	0	0	0	0	70	94	2.25	1.125			

Atlanta Braves @ Cincinnati Reds
Riverfront Stadium, Cincinnati, OH
Sat Jun 01 1996, 3:33 AM EDT
Att: 34,023 - Sunny - 76 F

AB 31
R 3
H 8
RBI 3
BB 1
SO 3
LOB 15



Batter	1	2	3	4	5	6	7	8	9	AB	R	H	RBI	BB	SO	LOB	TOP										
Marquis Grissom, R OBP: 0.324, SLG: 0.440	G6-3		G4-3			K			G4-3	5	1	1	1	0	1	3											
Jeff Blauer, R OBP: 0.325, SLG: 0.405	G5-3					K			E6	4	1	0	0	1	1	1											
10 Chipper Jones, S OBP: 0.370, SLG: 0.507	K									3	1	1	1	2	1	1											
Fred McGriff, L OBP: 0.403, SLG: 0.627										4	0	1	1	1	1	1											
Javy Lopez, R OBP: 0.324, SLG: 0.477	G3								P6	5	1	1	0	0	0	4											
Ryan Klesko, L OBP: 0.366, SLG: 0.592	K								K	3	0	0	1	1	2	4											
Jermaine Dye, R OBP: 0.316, SLG: 0.727										4	1	2	1	0	0	0											
Tony Graffanino, R OBP: 0.229, SLG: 0.226										3	1	0	0	1	1	3											
Tom Glavine, L OBP: 0.321, SLG: 0.320										2	0	1	0	1	0	2											
Brad Clontz, R (8, 1)										0	0	0	0	0	0	0											
Mark Wohlers, R (9, 1)										0	0	0	0	0	0	0											
Inning Stats	R: 0 E: 0 K: 1 S: 5	H: 0 LOB: 0 BB: 0 P: 5	R: 0 E: 0 K: 2 S: 10	H: 0 LOB: 0 BB: 0 P: 13	R: 0 E: 0 K: 0 S: 10	H: 1 LOB: 1 BB: 0 P: 11	R: 1 E: 0 K: 0 S: 9	H: 1 LOB: 1 BB: 1 P: 18	R: 3 E: 0 K: 1 S: 13	H: 2 LOB: 1 BB: 2 P: 27	R: 1 E: 1 K: 1 S: 14	H: 1 LOB: 2 BB: 1 P: 23	R: 1 E: 0 K: 0 S: 8	H: 1 LOB: 0 BB: 0 P: 14	R: 0 E: 0 K: 1 S: 7	H: 1 LOB: 1 BB: 1 P: 13	R: 0 E: 1 K: 1 S: 9	H: 0 LOB: 3 BB: 2 P: 18	1B: 1 2B: 2 3B: 2 HR: 2	SF: 1 SAC: 1 DP: 1 HBP: 0	WP: 0 PA: 42 PB: 1 SB: 1 CS: 0						
PITCHER	IP	WLS	BF	H	R	ER	SO	BB	IBB	HBP	BLK	WP	HR	S	P	ERA	WHIP										
John Smiley, L ERA: 5.35	5.0	L	22	4	4	3	4	3	0	0	0	0	1	47	74	5.40	1.400										
Marcus Moore, R ERA: 5.09	0.2		5	1	1	1	0	1	0	0	0	0	0	11	19	13.50	3.000										
Hector Carrasco, R ERA: 5.4	1.1		5	1	1	1	1	0	0	0	0	0	1	11	18	6.75	0.750										
Johnny Ruffin, R ERA: 4.25	1.0		4	1	0	0	1	1	0	0	0	0	0	7	13	0.00	2.000										
Lee Smith, R ERA: 2.77	1.0		6	0	0	0	1	2	0	0	0	0	0	9	18	0.00	2.000										

Atlanta Braves @ Cincinnati Reds
Riverfront Stadium, Cincinnati, OH
Sun Jun 02 1996, 7:05 PM EDT
Att: 23,482 - Unknown - 64 F

AB 33
R 6
H 7
RBI 5
BB 7
SO 7
LOB 19



Batter	1	2	3	4	5	6	7	8	9	AB	R	H	RBI	BB	SO	LOB	BOTTOM										
Thomas Howard, S OBP: 0.287, SLG: 0.287	K									3	0	0	0	0	2	1											
Marcus Moore, S ERA: 5.09										0	0	0	0	0	0	0											
Hector Carrasco, R ERA: 5.4										0	0	0	0	0	0	0											
Johnny Ruffin, R ERA: 4.25										0	0	0	0	0	0	0											
Willie Greene, L OBP: 0.303, SLG: 0.403										0	0	0	0	1	0	0											
Eric Owens, R OBP: 0.280, SLG: 0.230	L4									4	0	1	0	0	0	1											
Barry Larkin, R OBP: 0.415, SLG: 0.488										4	0	3	0	0	0	0											
Lee Smith, R ERA: 2.77										0	0	0	0	0	0	0											
Chris Sabo, R OBP: 0.412, SLG: 0.437										3	0	0	0	0	0	2											
Jeff Branson, L OBP: 0.306, SLG: 0.370										1	0	0	0	0	0	2											
Bret Boone, R OBP: 0.238, SLG: 0.293										4	1	1	0	0	0	1											
Hal Morris, L OBP: 0.332, SLG: 0.381										4	0	1	0	0	1	1											
Chad Mottola, R OBP: 0.276, SLG: 0.294										3	1	2	0	0	0	0											
Lenny Harris, L OBP: 0.350, SLG: 0.564										1	0	1	1	0	0	0											
Joe Oliver, R OBP: 0.256, SLG: 0.367										3	0	2	0	0	1	2											
Eddie Taubensee, L OBP: 0.346, SLG: 0.448										1	0	0	0	0	1	1											
John Smiley, L OBP: 0.273, SLG: 0.318										1	0	0	0	0	0	0											
Curtis Goodwin, L OBP: 0.300, SLG: 0.400										3	0	0	0	0	0	3											
Inning Stats	R: 0 E: 0 K: 1 S: 8	H: 2 LOB: 2 BB: 0 P: 10	R: 0 E: 0 K: 1 S: 8	H: 2 LOB: 0 BB: 0 P: 13	R: 0 E: 0 K: 0 S: 5	H: 0 LOB: 0 BB: 0 P: 8	R: 0 E: 0 K: 0 S: 4	H: 1 LOB: 0 BB: 0 P: 5	R: 1 E: 1 K: 1 S: 15	H: 2 LOB: 1 BB: 0 P: 22	R: 0 E: 0 K: 0 S: 12	H: 2 LOB: 1 BB: 0 P: 19	R: 0 E: 0 K: 0 S: 9	H: 1 LOB: 1 BB: 0 P: 12	R: 0 E: 0 K: 0 S: 7	H: 1 LOB: 1 BB: 1 P: 15	R: 1 E: 0 K: 2 S: 12	H: 2 LOB: 1 BB: 0 P: 14	1B: 9 2B: 2 3B: 0 HR: 0	SF: 0 SAC: 0 DP: 2 HBP: 0	WP: 0 PA: 36 PB: 1 SB: 0 CS: 0						
PITCHER	IP	WLS	BF	H	R	ER	SO	BB	IBB	HBP	BLK	WP	HR	S	P	ERA	WHIP										
Tom Glavine, L ERA: 2.12	7.1	W	30	9	9	6	30	1	0	0	0	0	0	66	100	0.00	1.364										
Brad Clontz, R ERA: 3.71	0.2		1	0	0	0	0	0	0	0	0	0	0	2	4	0.00	0.000										
Mark Wohlers, R ERA: 2.88	1.0		5	2	1	0	2	0	0	0	0	0	0	12	14	0.00	2.000										

Atlanta Braves @ Cincinnati Reds
Riverfront Stadium, Cincinnati, OH
Sun Jun 02 1996, 7:05 PM EDT
Att: 23,482 - Unknown - 64 F

AB 35
R 2
H 11
RBI 1
BB 1
SO 5
LOB 14



Batter	1	2	3	4	5	6	7	8	9	AB	R	H	RBI	BB	SO	LOB	TOP										
Marvin Benard, L (1,9) OBP: 0.352, SLG: 0.345	P4		1B			K		G3-1		4	0	1	0	0	1	0											
Rich Aurilia, R (1,4) OBP: 0.299, SLG: 0.326	F7		G5-3			K			F9	4	0	0	0	0	1	1											
Barry Bonds, L (1,7) OBP: 0.392, SLG: 0.581	K			P4			G1-3		G4-3	4	0	0	0	0	1	0											
Matt Williams, R (1,5) OBP: 0.369, SLG: 0.563				G4-3			2B		F9	4	1	2	0	0	0	0											
Mark Carreon, R (1,3) OBP: 0.321, SLG: 0.458		L8		L7			WP			3	0	1	1	0	0	1											
Stan Javier, S (1,8) OBP: 0.351, SLG: 0.400					G4-1		K			3	0	0	0	0	2	2											
Shawon Dunston, R (1,6) OBP: 0.267, SLG: 0.398		L5			K		F9			3	0	0	0	0	1	2											
Kirt Manwaring, R (1,2) OBP: 0.333, SLG: 0.311 (8, PH)					F7			G3-1		2	0	1	0	0	0	0											
Tom Lampkin, L (8, PH) OBP: 0.411, SLG: 0.469 (8, 2)										1	0	0	0	0	0	0											
Allen Watson, L (1,1) OBP: 0.250, SLG: 0.233										2	0	0	0	0	0	1											
Jeff Juden, R (7, 1)										0	0	0	0	0	0	0											
Dan Peltier, L (8, PH) OBP: 0.500, SLG: 0.600										1	0	0	0	0	1	0											
Rich DeLucia, R (8, 1)										0	0	0	0	0	0	0											
Inning Stats	R: 0 E: 0 K: 1 S: 6	H: 0 LOB: 0 BB: 0 P: 9	R: 0 E: 0 K: 1 S: 10	H: 1 LOB: 1 BB: 0 P: 15	R: 0 E: 0 K: 0 S: 8	H: 2 LOB: 1 BB: 0 P: 11	R: 0 E: 0 K: 0 S: 8	H: 0 LOB: 0 BB: 0 P: 12	R: 0 E: 0 K: 2 S: 8	H: 0 LOB: 0 BB: 0 P: 8	R: 1 E: 0 K: 1 S: 12	H: 2 LOB: 1 BB: 0 P: 19	R: 0 E: 0 K: 1 S: 6	H: 0 LOB: 0 BB: 0 P: 6	R: 0 E: 0 K: 0 S: 6	H: 0 LOB: 0 BB: 0 P: 11	1B: 4 2B: 1 3B: 0 HR: 0	SF: 0 SAC: 0 DP: 1 HBP: 0	WP: 1 PB: 0 SB: 0 CS: 0	PA: 31							
PITCHER	IP	WLS	BF	H	R	ER	SO	BB	IBB	HBP	BLK	WP	HR	S	P	ERA	WHIP										
Roger Salkeld, R (1, 1) ERA: 3.93	7.0	W	25	5	1	1	6	0	0	0	0	1	0	58	86	1.29	0.714										
Jeff Shaw, R (8, 1) ERA: 2.22	1.0		3	0	0	0	1	0	0	0	0	0	0	6	6	0.00	0.000										
Jeff Brantley, R (9, 1) ERA: 3.45	1.0	S	3	0	0	0	0	0	0	0	0	0	0	6	11	0.00	0.000										

San Francisco Giants @ Cincinnati Reds
Riverfront Stadium, Cincinnati, OH
Tue Jun 04 1996, 7:05 PM EDT
Att: 28,549 - Unknown - 66 F

AB 31
R 1
H 5
RBI 1
BB 0
SO 7
LOB 7



Batter	1	2	3	4	5	6	7	8	9	AB	R	H	RBI	BB	SO	LOB	BOTTOM										
Curtis Goodwin, L (1,8) OBP: 0.421, SLG: 0.375	G6-3						1B			2	0	0	0	2	1	0											
Eric Owens, R (1,7) OBP: 0.288, SLG: 0.256		BB								4	2	3	0	0	0	2											
Jeff Shaw, R (8, 1)			G5-3							0	0	0	0	0	0	0											
Jeff Brantley, R (9, 1)	HR									0	0	0	0	0	0	0											
Barry Larkin, R (1,6) OBP: 0.409, SLG: 0.506				F8			L8			4	1	2	3	0	0	2											
Chris Sabo, R (1,5) OBP: 0.404, SLG: 0.453																											
Jeff Branson, L (8, 5) OBP: 0.306, SLG: 0.370							L8			4	0	1	0	0	1	3											
Bret Boone, R (1,4) OBP: 0.239, SLG: 0.279										0	0	0	0	1	1	3											
Eduardo Perez, R (1,3) OBP: 0.342, SLG: 0.407										3	0	0	0	0	1	2											
Hal Morris, L (8, PH) ERA: 4.13										1	1	1	1	0	0	0											
Chad Mottola, R (1,9) OBP: 0.318, SLG: 0.381										4	0	2	0	0	0	0											
Joe Oliver, R (1,2) OBP: 0.256, SLG: 0.341										3	0	0	0	1	3	2											
Roger Salkeld, R (1, 1) ERA: 3.63										2	0	0	0	0	2	2											
Willie Greene, L (7, PH) ERA: 4.13										1	0	0	0	0	0	0											
Thomas Howard, S (8, 7) OBP: 0.250, SLG: 0.288										0	0	0	0	0	0	0											
Inning Stats	R: 2 E: 0 K: 0 S: 17	H: 3 LOB: 1 BB: 0 P: 26	R: 0 E: 0 K: 1 S: 10	H: 0 LOB: 2 BB: 2 P: 20	R: 0 E: 0 K: 1 S: 9	H: 0 LOB: 1 BB: 1 P: 16	R: 0 E: 0 K: 2 S: 8	H: 1 LOB: 0 BB: 0 P: 9	R: 0 E: 0 K: 0 S: 15	H: 1 LOB: 2 BB: 1 P: 25	R: 0 E: 0 K: 2 S: 7	H: 1 LOB: 0 BB: 0 P: 10	R: 1 E: 0 K: 1 S: 21	H: 2 LOB: 1 BB: 0 P: 30	R: 1 E: 0 K: 2 S: 11	H: 1 LOB: 0 BB: 0 P: 14	1B: 3 2B: 3 3B: 2 HR: 2	SF: 0 SAC: 0 DP: 1 HBP: 0	WP: 0 PB: 0 SB: 1 CS: 2	PA: 35							
PITCHER	IP	WLS	BF	H	R	ER	SO	BB	IBB	HBP	BLK	WP	HR	S	P	ERA	WHIP										
Allen Watson, L (1, 1) ERA: 3.63	6.2	L	29	7	3	3	7	4	0	0	0	0	0	10	13	4.05	1.650										
Jeff Juden, R (7, 1) ERA: 4.13	0.1		2	1	0	0	0	0	0	0	0	0	0	10	13	0.00	3.000										
Rich DeLucia, R (8, 1) ERA: 7.62	1.0		4	1	1	1	2	0	0	0	0	0	1	11	14	9.00	1.000										

San Francisco Giants @ Cincinnati Reds
Riverfront Stadium, Cincinnati, OH
Tue Jun 04 1996, 7:05 PM EDT
Att: 28,549 - Unknown - 66 F

AB 31
R 4
H 9
RBI 4
BB 4
SO 9
LOB 16



Batter	1	2	3	4	5	6	7	8	9	AB	R	H	RBI	BB	SO	LOB	TOP								
Curtis Goodwin, L (1, 8) OBP: 0.310, SLG: 0.269	G1-3		G3		G4-3		G4-3		G1	5	0	0	0	0	0	1									
Eric Owens, R (1, 7) OBP: 0.300, SLG: 0.275	K		K				G5-3		K	5	0	1	0	0	3	1									
Barry Larkin, R (1, 6) OBP: 0.409, SLG: 0.503	G6-3			1B	K		G4-3			4	1	1	0	0	1	1									
Eddie Taubensee, L (1, 2) OBP: 0.340, SLG: 0.432		G4-3		1B	G4-3				L4	4	1	1	0	0	0	1									
Hal Morris, L (1, 3) OBP: 0.341, SLG: 0.403	E6			FC5-4	G4-3				K	4	0	1	1	0	1	0									
Bret Boone, R (1, 4) OBP: 0.245, SLG: 0.299	F9		FC5-4	2B					2B	4	0	2	1	0	0	2									
Chad Mottola, R (1, 9) OBP: 0.367, SLG: 0.536	F9			2B	P3				FC4-6	3	0	1	0	1	0	2									
Jeff Branson, L (1, 5) OBP: 0.324, SLG: 0.384			G6-3		IBB				FC4-6	2	0	0	0	2	0	2									
John Smiley, L (1, 1) OBP: 0.280, SLG: 0.292					IBB					2	0	0	0	1	1	5									
Lee Smith, R (8, 1) OBP: 0.328, SLG: 0.516				G4-6-3					K	0	0	0	0	0	0	0									
Lenny Harris, L (9, PH) OBP: 0.328, SLG: 0.516										1	0	0	0	0	1	0									
Jeff Brantley, R (9, 1) OBP: 0.328, SLG: 0.516										0	0	0	0	0	0	0									
Inning Stats	R: 0 E: 0 K: 1 S: 10	H: 0 LOB: 0 BB: 0 P: 14	R: 0 E: 1 K: 0 S: 7	H: 0 LOB: 1 BB: 0 P: 11	R: 0 E: 0 K: 1 S: 13	H: 0 LOB: 1 BB: 1 P: 21	R: 2 E: 0 K: 0 S: 13	H: 4 LOB: 2 BB: 1 P: 23	R: 0 E: 0 K: 1 S: 12	H: 1 LOB: 1 BB: 0 P: 17	R: 0 E: 0 K: 1 S: 12	H: 1 LOB: 2 BB: 1 P: 23	R: 0 E: 0 K: 0 S: 6	H: 0 LOB: 0 BB: 0 P: 8	R: 0 E: 0 K: 1 S: 11	H: 1 LOB: 2 BB: 1 P: 17	R: 0 E: 0 K: 1 S: 10	H: 0 LOB: 0 BB: 0 P: 13	1B: 4 2B: 3 3B: 0 HR: 0	SF: 0 SAC: 0 DP: 1 HBP: 0	WP: 0 PB: 0 SB: 1 CS: 1	PA: 38			
PITCHER	IP	WLS	BF	H	R	ER	SO	BB	IBB	HBP	BLK	WP	HR	S	P	ERA	WHIP								
Ismael Valdez, R (1, 1) ERA: 2.82	7.0	L	30	6	2	2	4	1	2	0	0	0	0	73	117	2.57	1.000								
Scott Radinsky, L (8, 1) ERA: 0.5	1.0		5	1	0	0	1	0	1	0	0	0	0	11	17	0.00	1.000								
Todd Worrell, R (9, 1) ERA: 3.24	1.0		3	0	0	0	2	0	0	0	0	0	0	10	13	0.00	0.000								

Cincinnati Reds @ Los Angeles Dodgers
Dodger Stadium, Los Angeles, CA

AB 34
R 2
H 7
RBI 2
BB 4
SO 7
LOB 15



WP: 0 PA: 38
PB: 0
SB: 1
CS: 1

Fri Jun 07 1996, 7:05 PM PDT
Att: 35,197 - Unknown - 75 F

Batter	1	2	3	4	5	6	7	8	9	AB	R	H	RBI	BB	SO	LOB	BOTTOM								
Delino DeShields, L (1, 4) OBP: 0.286, SLG: 0.336	S		K		G6-3			P6		3	0	0	0	1	1	0									
Roger Cedeno, S (1, 8) OBP: 0.347, SLG: 0.331	K									3	0	1	0	0	2	1									
Todd Hollandsworth, L (8, PH) OBP: 0.373, SLG: 0.394	K		1B					G6-3		1	0	1	0	0	0	0									
Mike Piazza, R (1, 2) OBP: 0.436, SLG: 0.589	P3		1B					1B		4	0	1	0	0	0	2									
Eric Karros, R (1, 3) OBP: 0.301, SLG: 0.399	G5-3		G1-3					BB		3	0	1	0	1	0	3									
Raul Mondesi, R (1, 9) OBP: 0.287, SLG: 0.469	G5-3			G5-3				K		4	0	1	0	0	1	2									
Mike Blowers, R (1, 5) OBP: 0.320, SLG: 0.358	WP			F9				G5-3		4	1	2	1	0	0	2									
Billy Ashley, R (1, 7) OBP: 0.313, SLG: 0.524									HR	4	1	2	1	0	0	2									
Milt Thompson, L (8, 7) OBP: 0.227, SLG: 0.154	K									3	0	0	0	0	3	1									
Juan Castro, R (1, 6) OBP: 0.241, SLG: 0.204										1	0	0	0	0	1	0									
Chad Fonville, S (9, PH) OBP: 0.276, SLG: 0.239	G1-3				G4-3					3	0	0	0	0	1	0									
Ismael Valdez, R (1, 1) OBP: 0.120, SLG: 0.083										2	0	0	0	0	0	0									
Mike Busch, R (7, PH) OBP: 0.269, SLG: 0.440										1	0	0	0	0	1	0									
Scott Radinsky, L (8, 1) ERA: 2.5										0	0	0	0	0	0	0									
Todd Worrell, R (9, 1) ERA: 3.64										0	0	0	0	0	0	0									
Dave Hansen, L (9, PH) OBP: 0.308, SLG: 0.205										1	0	0	0	0	1	0									
Inning Stats	R: 0 E: 0 K: 1 S: 7	H: 0 LOB: 1 BB: 1 P: 13	R: 0 E: 0 K: 1 S: 12	H: 1 LOB: 0 BB: 0 P: 17	R: 0 E: 0 K: 1 S: 10	H: 2 LOB: 0 BB: 0 P: 14	R: 0 E: 0 K: 0 S: 7	H: 0 LOB: 0 BB: 0 P: 10	R: 0 E: 0 K: 1 S: 8	H: 2 LOB: 2 BB: 0 P: 14	R: 0 E: 0 K: 2 S: 8	H: 0 LOB: 0 BB: 0 P: 11	R: 0 E: 0 K: 1 S: 10	H: 1 LOB: 2 BB: 1 P: 20	R: 1 E: 0 K: 3 S: 11	H: 1 LOB: 0 BB: 0 P: 18	1B: 5 2B: 1 3B: 0 HR: 1	SF: 0 SAC: 0 DP: 0 HBP: 0	WP: 1 PB: 0 SB: 1 CS: 0	PA: 36					
PITCHER	IP	WLS	BF	H	R	ER	SO	BB	IBB	HBP	BLK	WP	HR	S	P	ERA	WHIP								
John Smiley, L (1, 1) ERA: 4.83	7.0	W	27	5	0	0	7	1	0	0	0	0	0	64	91	0.00	0.857								
Lee Smith, R (8, 1) ERA: 2.5	1.0		5	1	0	0	1	1	0	0	0	0	0	10	20	0.00	2.000								
Jeff Brantley, R (9, 1) ERA: 3.64	1.0	S	4	1	1	1	3	0	0	0	0	0	1	11	18	9.00	1.000								

Cincinnati Reds @ Los Angeles Dodgers
Dodger Stadium, Los Angeles, CA

AB 34
R 1
H 7
RBI 1
BB 2
SO 11
LOB 12



WP: 1 PA: 36
PB: 0
SB: 1
CS: 0

Fri Jun 07 1996, 7:05 PM PDT
Att: 35,197 - Unknown - 75 F

Batter	1	2	3	4	5	6	7	8	9	AB	R	H	RBI	BB	SO	LOB	TOP					
Curtis Goodwin, L (1, 8) OBP: 0.289, SLG: 0.257	0-0 G6-3		2-3 K			2-0 G4-3	2-2 G3			4	0	0	0	0	1	2						
Eric Owens, R (1, 7) OBP: 0.321, SLG: 0.289	2-1 F9		4-2 BB			4-0 HR BB		1-3 K		2	1	0	0	2	1	0						
Willie Greene, L (1, 5) OBP: 0.290, SLG: 0.429	3-3 K		3-3 K			0-1 HR		0-3 K		4	1	1	2	0	3	2						
Hal Morris, L (1, 3) OBP: 0.349, SLG: 0.416		2-3 K		2-2 G3		2-0 S 1B		2-2 G6-3		4	0	1	0	0	1	0						
Bret Boone, R (1, 4) OBP: 0.243, SLG: 0.296		2-2 G6-3 2B		2-2 F9		1-1 F9		0-0 P3		4	0	1	0	0	0	1						
Jeff Branson, L (1, 6) OBP: 0.311, SLG: 0.366		3-2 G6-3		0-3 K		1-2 K		2-0 F9		4	0	0	0	0	2	2						
Chad Mottola, R (1, 9) OBP: 0.342, SLG: 0.472		0-3 K		1-1 P2		2-1 SH1-3 1B		3-2 1B		4	0	2	0	0	1	1						
Joe Oliver, R (1, 2) OBP: 0.269, SLG: 0.352			1-0 BB 1B		0-0 P3		0-1 SH1-3		0-0 G3	2	0	1	0	0	0	0						
Eddie Taubensee, L (9, PH) OBP: 0.333, SLG: 0.420							1-3 G3			1	0	0	0	0	0	1						
Dave Burba, R (1, 1) OBP: 0.087, SLG: 0.045			0-0 B2		0-2 G3		0-0 G3			2	0	0	0	0	0	1						
Lenny Harris, L (7, PH) OBP: 0.324, SLG: 0.508										1	0	0	0	0	0	1						
Jeff Shaw, R (7, 1)										0	0	0	0	0	0	0						
Lee Smith, R (8, 1)										0	0	0	0	0	0	0						
Johnny Ruffin, R (8, 1) OBP: 1.000, SLG: 1.000										0	0	0	0	0	0	0						
Inning Stats	R: 0 E: 0 K: 1 S: 6	H: 0 LOB: 0 BB: 0 P: 11	R: 0 E: 0 K: 2 S: 15	H: 1 LOB: 1 BB: 0 P: 22	R: 0 E: 0 K: 2 S: 10	H: 1 LOB: 2 BB: 1 P: 20	R: 0 E: 0 K: 1 S: 9	H: 0 LOB: 0 BB: 0 P: 13	R: 0 E: 0 K: 0 S: 6	H: 0 LOB: 0 BB: 0 P: 7	R: 2 E: 0 K: 1 S: 9	H: 2 LOB: 1 BB: 1 P: 20	R: 0 E: 0 K: 0 S: 9	H: 1 LOB: 1 BB: 0 P: 13	R: 0 E: 0 K: 2 S: 9	H: 0 LOB: 0 BB: 0 P: 12	R: 0 E: 0 K: 0 S: 7	H: 1 LOB: 1 BB: 0 P: 12	1B: 4 2B: 1 3B: 0 HR: 1	SF: 0 SAC: 1 DP: 0 HBP: 0	WP: 0 PB: 0 SB: 2 CS: 0	PA: 35
PITCHER	IP	WLS	BF	H	R	ER	SO	BB	IBB	HBP	BLK	WP	HR	S	P	ERA	WHIP					
Hideo Nomo, R (1, 1) ERA: 3.65	8.0	W	31	5	2	2	9	2	0	0	0	0	1	73	118	2.25	0.875					
Todd Worrell, R (9, 1) ERA: 3.0	1.0	S	4	1	0	0	0	0	0	0	0	0	0	7	12	0.00	1.000					

Cincinnati Reds @ Los Angeles Dodgers
 Dodger Stadium, Los Angeles, CA
 Sun Jun 09 1996, 3:33 AM PDT
 Att: 47,847 - Sunny - 86 F

AB	32
R	2
H	6
RBI	2
BB	2
SO	9
LOB	11





Batter	1	2	3	4	5	6	7	8	9	AB	R	H	RBI	BB	SO	LOB	BOTTOM				
Delino DeShields, L (1, 4) OBP: 0.288, SLG: 0.336	0-0 P4		2-0 P2			1-2 G4-3		0-0 E3 1B 1B		4	1	1	0	0	0	2					
Todd Hollandsworth, L (1, 8) OBP: 0.366, SLG: 0.366	2-3 K		3-1 G6-3			0-1 G4-3		3-2 S 2B 1B		4	1	1	1	0	1	2					
Raul Mondesi, R (1, 9) OBP: 0.286, SLG: 0.460	2-1 G3			4-2 G6-4-3 BB		1-3 K		2-2 F8		3	0	0	0	1	1	2					
Eric Karros, R (1, 3) OBP: 0.303, SLG: 0.422		2-1 HR		2-0 G6-4-3		1-2 G3		1-2 1B 2B		4	1	3	2	0	0	1					
Mike Blowers, R (1, 5) OBP: 0.317, SLG: 0.358		1-2 G6-3		3-3 K		3-3 K		1-0 1B		4	0	1	0	0	2	1					
Milt Thompson, L (1, 7) OBP: 0.212, SLG: 0.149		2-3 K		1-1 G2-3		0-0 G3		2-2 P5		4	0	0	0	0	1	3					
Todd Worrell, R (9, 1) ERA: 3.0										0	0	0	0	0	0	0					
Tom Prince, R (1, 2) OBP: 0.318, SLG: 0.333		2-1 G6-3		2-2 F9		4-0 IBB				2	0	0	0	0	0	0					
Mike Piazza, R (7, PH) OBP: 0.436, SLG: 0.580										0	0	0	0	1	0	0					
Juan Castro, R (1, 6) OBP: 0.250, SLG: 0.218			3-2 F8		0-0 G6-3		1-1 P5			2	0	0	0	0	0	0					
Dave Hansen, L (7, PH) OBP: 0.256, SLG: 0.196										1	0	0	0	0	0	2					
Chad Fonville, S (8, 6) OBP: 0.276, SLG: 0.239										0	0	0	0	0	0	0					
Hideo Nomo, R (1, 1) OBP: 0.200, SLG: 0.250			1-2 2B		0-0 G4-3 2B		1-2 F8			2	0	2	0	0	0	0					
Roger Cedeno, S (8, PH) OBP: 0.345, SLG: 0.328										1	0	0	0	0	0	0					
Inning Stats	R: 0 E: 0 K: 1 S: 8	H: 0 LOB: 0 BB: 0 P: 12	R: 1 E: 0 K: 1 S: 10	H: 1 LOB: 0 BB: 0 P: 17	R: 0 E: 0 K: 0 S: 10	H: 1 LOB: 1 BB: 0 P: 19	R: 0 E: 0 K: 1 S: 8	H: 0 LOB: 0 BB: 1 P: 17	R: 0 E: 0 K: 0 S: 6	H: 0 LOB: 0 BB: 0 P: 9	R: 0 E: 0 K: 1 S: 9	H: 1 LOB: 1 BB: 0 P: 11	R: 0 E: 0 K: 1 S: 7	H: 1 LOB: 2 BB: 1 P: 16	R: 2 E: 1 K: 0 S: 22	H: 4 LOB: 2 BB: 0 P: 32	1B: 3 2B: 4 3B: 0 HR: 1	SF: 0 SAC: 0 DP: 1 HBP: 0	WP: 0 PB: 0 SB: 1 CS: 0	PA: 33	
PITCHER	IP	WLS	BF	H	R	ER	SO	BB	IBB	HBP	BLK	WP	HR	S	P	ERA	WHIP				
Dave Burba, R (1, 1) ERA: 4.46	6.0		21	3	1	1	4	1	0	0	0	0	0	51	85	1.50	0.667				
Jeff Shaw, R (7, 1) ERA: 2.01	1.0		5	1	0	0	1	0	1	0	0	0	0	7	16	0.00	1.000				
Lee Smith, R (8, 1) ERA: 3.45	0.2	L	6	4	2	2	0	0	0	0	0	0	0	16	24	27.00	6.000				
Johnny Ruffin, R (8, 1) ERA: 5.88	0.1		1	0	0	0	0	0	0	0	0	0	0	6	8	0.00	0.000				

Cincinnati Reds @ Los Angeles Dodgers
 Dodger Stadium, Los Angeles, CA
 Sun Jun 09 1996, 3:33 AM PDT
 Att: 47,847 - Sunny - 86 F

AB	31
R	3
H	8
RBI	3
BB	2
SO	5
LOB	13



Batter	1	2	3	4	5	6	7	8	9	AB	R	H	RBI	BB	SO	LOB	TOP										
Thomas Howard, S (1, 7) OBP: 0.259, SLG: 0.293 Jeff Brantley, R (8, 1)	P5		F7		CS	P6	CS			5	0	2	3	0	0	0	Cincinnati Reds @ San Diego Padres Jack Murphy Stadium, San Diego, CA Mon Jun 10 1996, 10:05 PM EDT Att: 41,120 - Unknown - 73 F AB 35 R 6 H 10 RBI 5 BB 4 SO 6 LOB 16 										
Hal Morris, L (1, 3) OBP: 0.350, SLG: 0.416	F7						G4-3	G6-3		5	0	2	0	0	0	4											
Barry Larkin, R (1, 6) OBP: 0.409, SLG: 0.497 Curtis Goodwin, L (8, 7)	G6-3		F9						F7	3	1	1	0	0	0	1											
Eric Davis, R (1, 8) OBP: 0.400, SLG: 0.622					G5-3				F8	4	1	0	0	1	2	2											
Eddie Taubensee, L (1, 2) OBP: 0.342, SLG: 0.430									G3-1	4	2	2	1	1	1	0											
Bret Boone, R (1, 4) OBP: 0.238, SLG: 0.290										3	0	0	0	0	0	4											
Willie Greene, L (1, 5) OBP: 0.299, SLG: 0.425										3	1	1	1	1	1	0											
Chad Mottola, R (1, 9) OBP: 0.333, SLG: 0.450										4	1	1	0	0	1	4											
Roger Salkeld, R (7, PH) Lenny Harris, L (7, PH) Hector Carrasco, R (7, 1) Lee Smith, R (7, 1) Jeff Brantley, L (8, PH) OBP: 0.316, SLG: 0.368 (8, 6)										2	0	0	0	0	1	1											
Inning Stats	R: 0 E: 0 K: 0 S: 10	H: 0 LOB: 0 BB: 0 P: 14	R: 1 E: 0 K: 2 S: 14	H: 2 LOB: 1 BB: 0 P: 22	R: 0 E: 0 K: 0 S: 9	H: 1 LOB: 1 BB: 0 P: 14	R: 0 E: 0 K: 1 S: 8	H: 0 LOB: 0 BB: 0 P: 15	R: 0 E: 1 K: 1 S: 10	H: 0 LOB: 3 BB: 1 P: 14	R: 0 E: 0 K: 1 S: 11	H: 1 LOB: 1 BB: 1 P: 19	R: 1 E: 0 K: 0 S: 18	H: 3 LOB: 1 BB: 0 P: 27	R: 4 E: 0 K: 0 S: 17	H: 3 LOB: 2 BB: 3 P: 36		R: 0 E: 0 K: 0 S: 6	H: 0 LOB: 0 BB: 0 P: 13	1B: 9 2B: 1 3B: 0 HR: 0	SF: 0 SAC: 1 DP: 0 HBP: 1	WP: 2 PB: 1 SB: 1 CS: 2	PA: 42				
PITCHER	IP	WLS	BF	H	R	ER	SO	BB	IBB	HBP	BLK	WP	HR	S	P	ERA	WHIP										
Tim Worrell, R (1, 1) ERA: 1.89	5.2		22	4	1	1	5	0	0	1	0	0	0	58	89	1.59	0.706										
Bryce Florie, R (6, 1) ERA: 3.16	0.2		6	3	1	1	1	1	0	0	0	0	0	19	30	13.50	6.000										
Doug Bochtler, R (7, 1) ERA: 3.13	1.1	L	9	3	4	4	0	2	1	0	0	2	0	18	37	27.00	3.750										
Willie Blair, R (8, 1) ERA: 3.72	0.1		1	0	0	0	0	0	0	0	0	0	0	2	5	0.00	0.000										
Trevor Hoffman, R (9, 1) ERA: 1.55	1.0		3	0	0	0	0	0	0	0	0	0	0	6	13	0.00	0.000										

Batter	1	2	3	4	5	6	7	8	9	AB	R	H	RBI	BB	SO	LOB	BOTTOM										
Rickey Henderson, R (1, 7) OBP: 0.414, SLG: 0.311	F9									2	0	0	0	2	1	0	Cincinnati Reds @ San Diego Padres Jack Murphy Stadium, San Diego, CA Mon Jun 10 1996, 10:05 PM EDT Att: 41,120 - Unknown - 73 F AB 31 R 3 H 9 RBI 3 BB 4 SO 6 LOB 10 										
Steve Finley, L (1, 8) OBP: 0.338, SLG: 0.473	G3									3	1	1	0	1	1	2											
Tony Gwynn, L (1, 9) OBP: 0.386, SLG: 0.414	G1-3									4	0	0	0	0	0	4											
Ken Caminiti, S (1, 5) OBP: 0.370, SLG: 0.530										4	2	2	1	0	1	0											
Jason Thompson, L (1, 3) OBP: 0.333, SLG: 0.500 Doug Bochtler, R (7, 1)										3	0	2	1	0	0	0											
Willie Blair, R (8, 1) Chris Gwynn, L (8, PH) Trevor Hoffman, R (9, 1)										0	0	0	0	0	0	0											
Archi Cianfrocco, R (1, 6) OBP: 0.358, SLG: 0.433 (7, 3)										4	0	2	1	0	1	1											
Luis Lopez, S (1, 4) OBP: 0.233, SLG: 0.289 (7, 6)										3	0	0	0	0	1	2											
Brian Johnson, R (9, PH) OBP: 0.313, SLG: 0.505										1	0	1	0	0	0	0											
Brad Ausmus, R (1, 2) OBP: 0.273, SLG: 0.244 Marc Newfield, R (9, PH)										2	0	0	0	1	0	0											
Tim Worrell, R (1, 1) Bryce Florie, R (6, 1) Jody Reed, R (7, 4) OBP: 0.323, SLG: 0.296										1	0	0	0	0	0	0											
Inning Stats	R: 0 E: 0 K: 0 S: 6	H: 1 LOB: 1 BB: 0 P: 18	R: 0 E: 0 K: 1 S: 7	H: 0 LOB: 0 BB: 0 P: 12	R: 2 E: 0 K: 1 S: 14	H: 4 LOB: 1 BB: 0 P: 21	R: 0 E: 0 K: 1 S: 7	H: 0 LOB: 2 BB: 2 P: 18	R: 1 E: 0 K: 0 S: 9	H: 2 LOB: 3 BB: 0 P: 13	R: 0 E: 0 K: 0 S: 8	H: 1 LOB: 3 BB: 2 P: 22	R: 0 E: 0 K: 2 S: 10	H: 0 LOB: 0 BB: 0 P: 15	R: 0 E: 0 K: 0 S: 5	H: 1 LOB: 0 BB: 0 P: 8	1B: 5 2B: 4 3B: 0 HR: 1	SF: 0 SAC: 1 DP: 3 HBP: 0	WP: 1 PB: 0 SB: 1 CS: 1	PA: 36							
PITCHER	IP	WLS	BF	H	R	ER	SO	BB	IBB	HBP	BLK	WP	HR	S	P	ERA	WHIP										
Roger Salkeld, R (1, 1) ERA: 4.02	6.0		24	7	3	3	4	2	0	0	0	1	0	6	19	0.00	4.500										
Hector Carrasco, R (7, 1) ERA: 5.0	0.2		5	1	0	0	0	2	0	0	0	0	0	6	19	0.00	4.500										
Lee Smith, R (7, 1) ERA: 3.38	0.1	W	1	0	0	0	0	0	0	0	0	0	0	2	3	0.00	0.000										
Jeff Brantley, R (8, 1) ERA: 3.41	2.0	S	6	1	0	0	2	0	0	0	0	0	0	15	23	0.00	0.500										

Batter	1	2	3	4	5	6	7	8	9	AB	R	H	RBI	BB	SO	LOB	TOP								
Eric Owens, R OBP: 0.319, SLG: 0.290 (1, 7)										3	0	1	1	0	1	2	Cincinnati Reds @ San Diego Padres Jack Murphy Stadium, San Diego, CA Tue Jun 11 1996, 10:05 PM EDT Att: 12,029 - Unknown - 71 F livebaseballscorecards.com								
Bret Boone, R OBP: 0.245, SLG: 0.291 (1, 4)										3	0	1	0	1	1	3									
Barry Larkin, R OBP: 0.404, SLG: 0.489 Jeff Brantley, L OBP: 0.314, SLG: 0.363 (6, 6)										3	0	0	0	0	1	1									
Eric Davis, R OBP: 0.396, SLG: 0.608 (1, 8)										3	0	0	0	1	2	0									
Chris Sabo, R OBP: 0.409, SLG: 0.468 Jeff Shaw, R (6, 1)										3	1	2	0	0	0	0									
Lee Smith, R (8, 1)										1	0	0	0	0	0	1									
Hal Morris, L OBP: 0.350, SLG: 0.416 (9, 3)										0	0	0	0	0	0	0									
Chad Mottola, R OBP: 0.326, SLG: 0.500 (1, 9)										4	1	1	2	0	0	2									
Eddie Taubensee, L OBP: 0.346, SLG: 0.439 Jeff Brantley, R (9, 1)										4	1	2	0	0	0	0									
Joe Oliver, R OBP: 0.278, SLG: 0.380 (1, 3)										4	1	2	1	0	1	1									
Kevin Jarvis, L (1, 1)										1	0	0	0	0	1	0									
Willie Greene, L OBP: 0.303, SLG: 0.420 (6, 5)										1	0	0	0	1	0	0									
Inning Stats	R: 0 E: 0 K: 0 S: 9	H: 1 LOB: 0 BB: 0 P: 15	R: 0 E: 0 K: 1 S: 10	H: 0 LOB: 0 BB: 0 P: 18	R: 2 E: 0 K: 1 S: 12	H: 2 LOB: 1 BB: 1 P: 23	R: 2 E: 0 K: 1 S: 11	H: 2 LOB: 0 BB: 0 P: 18	R: 0 E: 0 K: 0 S: 6	H: 1 LOB: 1 BB: 0 P: 8	R: 0 E: 0 K: 2 S: 12	H: 1 LOB: 2 BB: 1 P: 24	R: 0 E: 0 K: 1 S: 11	H: 0 LOB: 1 BB: 1 P: 20	R: 0 E: 0 K: 1 S: 9	H: 1 LOB: 0 BB: 0 P: 12	1B: 4 2B: 4 3B: 0 HR: 1	SF: 1 SAC: 1 DP: 0 HBP: 0	WP: 0 PB: 0 SB: 1 CS: 1	PA: 37					
PITCHER	IP	WLS	BF	H	R	ER	SO	BB	IBB	HBP	BLK	WP	HR	S	P	ERA	WHIP								
Fernando Valenzuela, L ERA: 3.35 (1, 1)	6.0	L	24	7	4	4	4	1	0	0	0	0	1	60	100	6.00	1.333								
Scott Sanders, R ERA: 3.18 (7, 1)	2.0		9	1	0	0	3	2	0	0	0	0	0	23	44	0.00	1.500								
Ron Villone, L ERA: (9, 1)	1.0		3	1	0	0	1	0	0	0	0	0	0	9	12	0.00	1.000								

Batter	1	2	3	4	5	6	7	8	9	AB	R	H	RBI	BB	SO	LOB	BOTTOM								
Rickey Henderson, R OBP: 0.418, SLG: 0.315 (1, 7)										4	0	2	0	1	0	3	Cincinnati Reds @ San Diego Padres Jack Murphy Stadium, San Diego, CA Tue Jun 11 1996, 10:05 PM EDT Att: 12,029 - Unknown - 71 F livebaseballscorecards.com								
Steve Finley, L OBP: 0.332, SLG: 0.464 (1, 8)										5	0	0	0	0	0	3									
Tony Gwynn, L OBP: 0.390, SLG: 0.433 (1, 9)										5	1	3	1	0	0	2									
Ken Caminiti, S OBP: 0.366, SLG: 0.521 (1, 5)										5	0	1	0	0	1	3									
Jason Thompson, L OBP: 0.273, SLG: 0.364 (1, 3)										5	0	1	0	0	0	2									
Archi Cianfrocco, R OBP: 0.374, SLG: 0.457 (1, 6)										4	0	3	0	0	1	1									
Brian Johnson, R OBP: 0.311, SLG: 0.491 (1, 2)										3	0	0	0	1	0	4									
Jody Reed, R OBP: 0.326, SLG: 0.296 (1, 4)										3	0	1	0	1	0	3									
Fernando Valenzuela, L OBP: 0.174, SLG: 0.174 Chris Gwynn, L OBP: 0.341, SLG: 0.257 Scott Sanders, R ERA: 1.89 (6, PH)										2	0	0	0	0	1	0									
Marc Newfield, R OBP: 0.378, SLG: 0.472 Ron Villone, L (9, 1)										0	0	0	0	0	0	0									
Inning Stats	R: 0 E: 0 K: 0 S: 6	H: 0 LOB: 1 BB: 1 P: 15	R: 0 E: 0 K: 0 S: 10	H: 1 LOB: 0 BB: 0 P: 15	R: 0 E: 0 K: 0 S: 4	H: 1 LOB: 0 BB: 0 P: 8	R: 1 E: 0 K: 1 S: 11	H: 2 LOB: 2 BB: 1 P: 20	R: 0 E: 0 K: 0 S: 9	H: 1 LOB: 1 BB: 0 P: 12	R: 0 E: 0 K: 0 S: 6	H: 2 LOB: 3 BB: 1 P: 22	R: 0 E: 0 K: 0 S: 6	H: 1 LOB: 1 BB: 0 P: 10	R: 0 E: 0 K: 0 S: 24	H: 2 LOB: 3 BB: 1 P: 37	R: 0 E: 0 K: 1 S: 8	H: 1 LOB: 1 BB: 0 P: 11	1B: 9 2B: 2 3B: 0 HR: 1	SF: 0 SAC: 0 DP: 1 HBP: 0	WP: 0 PB: 0 SB: 2 CS: 0	PA: 41			
PITCHER	IP	WLS	BF	H	R	ER	SO	BB	IBB	HBP	BLK	WP	HR	S	P	ERA	WHIP								
Kevin Jarvis, R ERA: 5.09 (1, 1)	5.2	W	26	7	1	1	2	3	0	0	0	0	0	50	90	1.59	1.765								
Jeff Shaw, R ERA: 1.89 (6, 1)	2.0		9	3	0	0	0	0	0	0	0	0	0	28	40	0.00	1.500								
Lee Smith, R ERA: 3.31 (8, 1)	0.1		2	0	0	0	0	1	0	0	0	0	0	3	9	0.00	3.000								
Jeff Brantley, R ERA: 3.31 (9, 1)	1.0	S	4	1	0	0	1	0	0	0	0	0	0	8	11	0.00	1.000								

Batter	1	2	3	4	5	6	7	8	9	AB	R	H	RBI	BB	SO	LOB	TOP					
Mark Grudzielanek, R (1,6) OBP: 0.370, SLG: 0.454	G6-3		G4-3		P4		L9		SF9	4	0	0	1	0	0	1						
Mike Lansing, R (1,4) OBP: 0.361, SLG: 0.429	3B		G4-3		P3		K		FC5-4	5	1	1	0	0	1	3						
David Segui, S (1,3) Cliff Floyd, L (1,7) Sherman Obando, R (6,9) OBP: 0.316, SLG: 0.283	SF9									1	1	1	1	0	0	0						
Moises Alou, R (1,9) OBP: 0.331, SLG: 0.424	SF9									3	1	1	2	0	0	1						
Henry Rodriguez, L (1,7) OBP: 0.341, SLG: 0.639	K									4	0	1	0	0	3	1						
Darin Fletcher, L (1,2) OBP: 0.286, SLG: 0.371										4	0	1	1	0	1	1						
F.P. Santangelo, S (1,8) OBP: 0.362, SLG: 0.429										3	1	0	0	1	1	2						
Shane Andrews, R (1,5) OBP: 0.319, SLG: 0.458										4	1	3	1	0	0	0						
Pedro Martinez, R (1,1) OBP: 0.200, SLG: 0.111										2	0	0	0	0	1	0						
Inning Stats	R: 2 E: 0 K: 1 S: 16	H: 2 LOB: 0 BB: 0 P: 21	R: 0 E: 0 K: 1 S: 11	H: 0 LOB: 0 BB: 0 P: 18	R: 0 E: 0 K: 0 S: 6	H: 0 LOB: 0 BB: 0 P: 9	R: 1 E: 0 K: 1 S: 11	H: 2 LOB: 1 BB: 0 P: 17	R: 0 E: 0 K: 0 S: 6	H: 1 LOB: 1 BB: 0 P: 6	R: 1 E: 0 K: 0 S: 11	H: 2 LOB: 0 BB: 0 P: 16	R: 1 E: 0 K: 2 S: 9	H: 1 LOB: 0 BB: 0 P: 12	R: 0 E: 0 K: 2 S: 8	H: 0 LOB: 0 BB: 0 P: 12	R: 1 E: 0 K: 0 S: 7	H: 1 LOB: 2 BB: 1 P: 15	1B: 4 2B: 2 3B: 1 HR: 2	SF: 2 SAC: 2 DP: 0 HBP: 0	WP: 0 PB: 0 CS: 0	PA: 38
PITCHER	IP WLS BF H R ER SO BB IBB HBP BLK WP HR S P ERA WHIP																					
Mark Portugal, R (1,1) ERA: 4.46	5.0	L	20	5	3	3	3	0	0	0	0	0	0	0	0	50	71	5.40	1.000			
Johnny Ruffin, R (6,1) ERA: 5.61	3.0		12	3	2	2	5	0	0	0	0	0	0	0	2	28	40	6.00	1.000			
Hector Carrasco, R (9,1) ERA: 4.5	1.0		6	1	1	0	0	1	0	0	0	0	0	0	0	7	15	0.00	2.000			

Montreal Expos @ Cincinnati Reds
Riverfront Stadium, Cincinnati, OH
Fri Jun 14 1996, 7:05 PM EDT
Att: 26,691 - Unknown - 73 F

AB	33
R	6
H	9
RBI	6
BB	1
SO	8
LOB	9



Batter	1	2	3	4	5	6	7	8	9	AB	R	H	RBI	BB	SO	LOB	BOTTOM					
Thomas Howard, S (1,7) OBP: 0.264, SLG: 0.286	G3		F8			G4-3				4	0	0	0	0	1	1						
Hal Morris, L (1,3) OBP: 0.341, SLG: 0.401	K		G1-3			F7				4	0	0	0	0	2	0						
Barry Larkin, R (1,6) OBP: 0.396, SLG: 0.479	F8					F8				4	0	0	0	0	0	0						
Eric Davis, R (1,8) OBP: 0.405, SLG: 0.625										3	1	1	0	1	1	0						
Eddie Taubensee, L (1,2) OBP: 0.341, SLG: 0.429										4	0	1	1	0	2	1						
Bret Boone, R (1,4) OBP: 0.252, SLG: 0.315										3	0	1	0	0	1	1						
Chad Mottola, R (1,9) OBP: 0.296, SLG: 0.442										3	0	0	0	0	3	2						
Jeff Branson, L (1,5) OBP: 0.323, SLG: 0.394										3	0	1	0	0	0	2						
Mark Portugal, R (1,1) Willie Greene, L (5,PH) Johnny Ruffin, R (6,1) Lenny Harris, L (8,PH) Hector Carrasco, R (9,1) OBP: 0.143, SLG: 0.190										1	0	0	0	0	0	0						
Inning Stats	R: 0 E: 0 K: 1 S: 8	H: 0 LOB: 0 BB: 0 P: 12	R: 1 E: 0 K: 2 S: 11	H: 1 LOB: 1 BB: 1 P: 24	R: 0 E: 0 K: 0 S: 7	H: 0 LOB: 0 BB: 0 P: 9	R: 0 E: 0 K: 1 S: 10	H: 0 LOB: 0 BB: 0 P: 15	R: 0 E: 0 K: 2 S: 9	H: 1 LOB: 1 BB: 0 P: 12	R: 0 E: 0 K: 0 S: 6	H: 0 LOB: 0 BB: 0 P: 7	R: 0 E: 0 K: 1 S: 8	H: 0 LOB: 0 BB: 0 P: 15	R: 0 E: 0 K: 2 S: 10	H: 1 LOB: 1 BB: 0 P: 14	R: 0 E: 0 K: 2 S: 11	H: 1 LOB: 1 BB: 0 P: 14	1B: 2 2B: 2 3B: 0 HR: 0	SF: 0 SAC: 0 DP: 0 HBP: 0	WP: 0 PB: 1 CS: 0	PA: 32
PITCHER	IP WLS BF H R ER SO BB IBB HBP BLK WP HR S P ERA WHIP																					
Pedro Martinez, R (1,1) ERA: 3.14	9.0	W	32	4	1	0	11	1	0	0	0	0	0	0	0	80	122	0.00	0.556			


Montreal Expos @ Cincinnati Reds
Riverfront Stadium, Cincinnati, OH
Fri Jun 14 1996, 7:05 PM EDT
Att: 26,691 - Unknown - 73 F

AB	31
R	1
H	4
RBI	1
BB	1
SO	11
LOB	9



Batter	1	2	3	4	5	6	7	8	9	AB	R	H	RBI	BB	SO	LOB	TOP
Mark Grudzielanek, R (1, 6) <small>OBP: 0.366, SLG: 0.450</small> Dave Veres, R (8, 1) <small>OBP: 0.750, SLG: 1.000</small>	G5-3		G6-3			1B 2B		G4-3		4	0	1	0	0	0	1	Montreal Expos @ Cincinnati Reds Riverfront Stadium, Cincinnati, OH Sun Jun 16 1996, 3:33 AM EDT Att: 25,657 - Sunny - 87 F
Mike Lansing, R (1, 4) <small>OBP: 0.373, SLG: 0.424</small>	G6-3			G5-3		G5-4-3 1B		F8		4	0	1	0	0	0		
Henry Rodriguez, L (1, 3) <small>OBP: 0.345, SLG: 0.639</small>	P6			F9		G5-4-3 1-2		2B		4	0	1	0	0	2		
Moises Alou, R (1, 7) <small>OBP: 0.327, SLG: 0.414</small>		F9		K			F9		G5-3	4	0	0	0	0	1		
Darrin Fletcher, L (1, 2) <small>OBP: 0.284, SLG: 0.368</small> Lenny Webster, R (7, 2) <small>OBP: 0.376, SLG: 0.300</small>		G3			F7		F9		K	3	0	0	0	0	0		
Sherman Obando, R (1, 9) <small>OBP: 0.311, SLG: 0.426</small> Tim Spehr, R (8, 9)		2B			G1		F9			3	0	1	0	0	0		
F.P. Santangelo, S (1, 8) <small>OBP: 0.356, SLG: 0.410</small>		L8			HBP			L4		2	0	0	0	0	1		
Shane Andrews, R (1, 5) <small>OBP: 0.325, SLG: 0.480</small>			K		K			F7		2	0	0	0	0	2		
Rheal Cormier, L (1, 1) <small>OBP: 0.125, SLG: 0.087</small> Barry Manuel, R (5, 1) <small>OBP: 0.339, SLG: 0.237</small> Dave Silvestri, R (8, PH) <small>OBP: 0.256, SLG: 0.211</small>			K			L4		DI BB		1	0	0	0	0	1		
Inning Stats	R: 0 E: 0 K: 0 S: 6	H: 0 LOB: 0 BB: 0 P: 8	R: 0 E: 0 K: 0 S: 4	H: 1 LOB: 1 BB: 0 P: 8	R: 0 E: 0 K: 2 S: 8	H: 0 LOB: 0 BB: 0 P: 9	R: 0 E: 0 K: 1 S: 6	H: 0 LOB: 1 BB: 0 P: 12	R: 0 E: 0 K: 1 S: 7	H: 2 LOB: 1 BB: 0 P: 11	R: 0 E: 0 K: 0 S: 5	H: 0 LOB: 0 BB: 0 P: 10	R: 0 E: 0 K: 0 S: 7	H: 0 LOB: 1 BB: 1 P: 14	R: 0 E: 0 K: 1 S: 6	H: 1 LOB: 1 BB: 0 P: 10	
PITCHER Roger Salkeld, R (1, 1) <small>ERA: 3.28</small>	IP: 9.0 WLS: W BF: 32 H: 4 R: 0 ER: 0 SO: 5 BB: 1 IBB: 0 HBP: 1 BLK: 0 WP: 0 HR: 0 S: 56 P: 95 ERA: 0.00 WHIP: 0.556											PITCHER IP: WLS: BF: H: R: ER: SO: BB: IBB: HBP: BLK: WP: HR: S: P: ERA: WHIP					

AB 30
R 0
H 4
RBI 0
BB 1
SO 5
LOB 7



Batter	1	2	3	4	5	6	7	8	9	AB	R	H	RBI	BB	SO	LOB	BOTTOM
Eric Owens, R (1, 7) <small>OBP: 0.331, SLG: 0.306</small>	G6-4-3 1B BB	F8		FC5-4 1-2		K		FC6-4 1B		5	1	2	1	0	1	Montreal Expos @ Cincinnati Reds Riverfront Stadium, Cincinnati, OH Sun Jun 16 1996, 3:33 AM EDT Att: 25,657 - Sunny - 87 F	
Bret Boone, R (1, 4) <small>OBP: 0.266, SLG: 0.344</small>	G6-4-3 BB			F9		K		FC6-4 1-2		3	0	0	0	2	1		
Barry Larkin, R (1, 6) <small>OBP: 0.398, SLG: 0.495</small>	G6-4-3 1-2 2-3	F9			HR		G6-3 2B			4	1	2	1	0	0		
Eric Davis, R (1, 8) <small>OBP: 0.395, SLG: 0.600</small>	S E 1B		F9		HR		K			4	2	2	1	0	1		
Reggie Sanders, R (1, 9) <small>OBP: 0.397, SLG: 0.507</small>	3-H S 1B				HR		G6-3			4	2	3	2	0	0		
Chris Sabo, R (1, 5) <small>OBP: 0.404, SLG: 0.452</small>	1B BB			F7		F7		K		3	0	0	0	1	2		
Hal Morris, L (1, 3) <small>OBP: 0.345, SLG: 0.412</small>	1B BB		L6		F9			E9 1B 2B		4	1	2	1	0	0		
Joe Oliver, R (1, 2) <small>OBP: 0.279, SLG: 0.374</small>	G4-3			FC5-4 1B		K		G5-3		4	0	1	0	0	1		
Roger Salkeld, R (1, 1)			K			K		K		4	0	0	0	0	4		
Inning Stats	R: 3 E: 0 K: 0 S: 18	H: 4 LOB: 2 BB: 2 P: 39	R: 0 E: 0 K: 1 S: 8	H: 0 LOB: 1 BB: 1 P: 14	R: 0 E: 0 K: 0 S: 7	H: 1 LOB: 0 BB: 0 P: 12	R: 0 E: 0 K: 1 S: 7	H: 1 LOB: 1 BB: 0 P: 9	R: 3 E: 0 K: 3 S: 9	H: 3 LOB: 0 BB: 0 P: 30	R: 0 E: 0 K: 2 S: 13	H: 1 LOB: 1 BB: 0 P: 19	R: 1 E: 1 K: 1 S: 13	H: 2 LOB: 1 BB: 0 P: 20	R: 0 E: 0 K: 1 S: 13		H: 0 LOB: 1 BB: 0 P: 20
PITCHER Rheal Cormier, L (1, 1) <small>ERA: 4.06</small> Barry Manuel, R (5, 1) <small>ERA: 3.92</small> Dave Veres, R (8, 1) <small>ERA: 5.58</small>	IP: 4.0 WLS: L BF: 22 H: 8 R: 5 ER: 5 SO: 2 BB: 3 IBB: 0 HBP: 0 BLK: 0 WP: 0 HR: 1 S: 45 P: 80 ERA: 11.25 WHIP: 2.750											PITCHER IP: WLS: BF: H: R: ER: SO: BB: IBB: HBP: BLK: WP: HR: S: P: ERA: WHIP					

AB 35
R 7
H 12
RBI 6
BB 3
SO 9
LOB 16



Batter	1	2	3	4	5	6	7	8	9	AB	R	H	RBI	BB	SO	LOB	TOP										
Thomas Howard, S (1, 7) OBP: 0.260, SLG: 0.273 Chris Sabo, R (9, PH) OBP: 0.410, SLG: 0.452	L7		P6		K	P4			FC4-6 BB	4	0	0	0	0	1	2	Cincinnati Reds @ Houston Astros Astrodome, Houston, TX Mon Jun 17 1996, 8:05 PM EDT Att: 24,977 - Dome - 68 F										
Hal Morris, L (1, 3) OBP: 0.342, SLG: 0.408	K		K		K	BB 1B			FC4-6 1-2	5	1	1	0	0	3	2											
Barry Larkin, R (1, 6) OBP: 0.394, SLG: 0.488	L8		L1-3		BB 1B				G5-3	5	1	1	0	0	1	2											
Eric Davis, R (1, 8) OBP: 0.403, SLG: 0.599		1B SF8 BB		BB 1B	1B				L9	2	2	1	0	2	0	0											
Reggie Sanders, R (1, 9) OBP: 0.402, SLG: 0.507		K		SF7 BB 1B					F7	4	0	2	2	0	1	1											
Eddie Taubensee, L (1, 2) OBP: 0.353, SLG: 0.434				S BB					S 1B	3	0	2	0	1	1	2											
Bret Boone, R (1, 4) OBP: 0.260, SLG: 0.338	SF8		P6						K	3	0	0	1	0	2	4											
Jeff Branson, L (1, 5) OBP: 0.317, SLG: 0.395	K		SF7						F8	3	0	0	1	0	2	2											
Kevin Jarvis, L (1, 1) OBP: 0.143, SLG: 0.143 Eric Owens, R (6, PH) OBP: 0.336, SLG: 0.306 Jeff Shaw, R (7, 1) Lee Smith, R (7, 1) Chad Mottola, R (9, PH) OBP: 0.281, SLG: 0.418					K2-3				K	2	0	1	0	0	1	2											
Inning Stats	R: 0 E: 0 K: 1 S: 7	H: 0 LOB: 0 BB: 0 P: 10	R: 1 E: 0 K: 2 S: 12	H: 1 LOB: 1 BB: 1 P: 22	R: 0 E: 0 K: 1 S: 9	H: 1 LOB: 1 BB: 0 P: 14	R: 1 E: 0 K: 1 S: 15	H: 2 LOB: 2 BB: 1 P: 25	R: 2 E: 0 K: 2 S: 15	H: 3 LOB: 1 BB: 1 P: 25	R: 0 E: 0 K: 1 S: 10	H: 0 LOB: 1 BB: 1 P: 20	R: 0 E: 0 K: 1 S: 10	H: 0 LOB: 0 BB: 0 P: 16	R: 0 E: 0 K: 1 S: 11	H: 1 LOB: 1 BB: 0 P: 16		R: 0 E: 0 K: 2 S: 10	H: 0 LOB: 1 BB: 1 P: 18	1B: 8 2B: 0 3B: 0 HR: 0	SF: 2 SAC: 0 DP: 0 HBP: 0	WP: 0 PB: 0 SB: 2 CS: 1	PA: 39				
PITCHER	IP	WLS	BF	H	R	ER	SO	BB	IBB	HBP	BLK	WP	HR	S	P	ERA	WHIP										
Shane Reynolds, R (1, 1) ERA: 4.1	4.1		23	7	4	4	6	3	0	0	0	0	0	55	93	8.31	2.308										
Billy Wagner, L (5, 1) ERA: 2.31	1.2	W	5	0	0	0	3	1	0	0	0	0	0	13	23	0.00	0.600										
Anthony Young, R (7, 1) ERA: 3.73	2.0		7	1	0	0	2	0	0	0	0	0	0	21	32	0.00	0.500										
Dean Hartgraves, L (9, 1) ERA: 5.54	0.2		3	0	0	0	1	1	0	0	0	0	0	7	13	0.00	1.500										
Todd Jones, R (9, 1) ERA: 3.55	0.1	S	1	0	0	0	1	0	0	0	0	0	0	3	5	0.00	0.000										

Batter	1	2	3	4	5	6	7	8	9	AB	R	H	RBI	BB	SO	LOB	BOTTOM										
John Cangelosi, S (1, 7) OBP: 0.453, SLG: 0.422	BB 2B		G3-1		S 2B				5 2B BB	2	2	1	0	3	0	0	Cincinnati Reds @ Houston Astros Astrodome, Houston, TX Mon Jun 17 1996, 8:05 PM EDT Att: 24,977 - Dome - 68 F										
Craig Biggio, R (1, 4) OBP: 0.403, SLG: 0.450	2B BB		G5-3		S BB				5 2B 1B	3	2	1	0	2	1	2											
5 Jeff Bagwell, R (1, 3) OBP: 0.469, SLG: 0.678	K		K		FC6-4 IBB				G3 1H 2H FC5-2 2B	3	0	1	2	1	2	2											
Derek Bell, R (1, 9) OBP: 0.347, SLG: 0.462	2B				K				FC6-4 G3	4	0	1	2	0	1	4											
Sean Berry, R (1, 5) OBP: 0.324, SLG: 0.470 Ricky Gutierrez, R (9, 6) OBP: 0.372, SLG: 0.376	G5-3				G4-3				F9 FC5-2 CS 1B	4	0	0	0	0	0	2											
Brian Hunter, R (1, 8) OBP: 0.303, SLG: 0.362	K				L7				G6-3 1B	4	0	1	0	0	1	1											
Rick Wilkins, L (1, 2) OBP: 0.355, SLG: 0.379					L5-3 1B				CS	4	1	3	1	0	1	0											
Orlando Miller, R (1, 6) OBP: 0.333, SLG: 0.436					L5-3				G6-3 1B	4	0	2	0	0	0	1											
Shane Reynolds, R (1, 1) OBP: 0.143, SLG: 0.273 Billy Wagner, L (5, 1) Derrick May, L (6, PH) Anthony Young, R (7, 1) Bill Spiers, L (8, PH) Dean Hartgraves, R (9, 1) Todd Jones, L (9, 1)					G5-3				G4-3 L7	1	0	0	0	0	0	0											
Inning Stats	R: 2 E: 0 K: 2 S: 10	H: 1 LOB: 2 BB: 2 P: 21	R: 0 E: 0 K: 0 S: 4	H: 1 LOB: 0 BB: 0 P: 4	R: 0 E: 0 K: 1 S: 6	H: 0 LOB: 0 BB: 0 P: 8	R: 0 E: 0 K: 1 S: 7	H: 0 LOB: 0 BB: 0 P: 9	R: 1 E: 0 K: 0 S: 12	H: 2 LOB: 3 BB: 2 P: 25	R: 0 E: 0 K: 0 S: 9	H: 2 LOB: 2 BB: 0 P: 11	R: 2 E: 0 K: 0 S: 15	H: 3 LOB: 1 BB: 1 P: 24	R: 0 E: 0 K: 2 S: 17	H: 1 LOB: 2 BB: 1 P: 27		1B: 5 2B: 5 3B: 0 HR: 1	SF: 0 SAC: 0 DP: 1 HBP: 0	WP: 0 PB: 0 SB: 2 CS: 1	PA: 39						
PITCHER	IP	WLS	BF	H	R	ER	SO	BB	IBB	HBP	BLK	WP	HR	S	P	ERA	WHIP										
Kevin Jarvis, R (1, 1) ERA: 5.16	5.0		22	4	3	3	4	3	1	0	0	0	0	39	67	5.40	1.400										
Jeff Shaw, R (6, 1) ERA: 2.5	1.2	L	11	5	2	2	0	1	0	0	0	0	0	22	31	10.80	3.600										
Lee Smith, R (7, 1) ERA: 2.61	1.1		5	1	0	0	2	1	0	0	0	0	0	19	31	0.00	1.500										

AB	32
R	4
H	8
RBI	4
BB	5
SO	13
LOB	17



Batter	1	2	3	4	5	6	7	8	9	10	AB	R	H	RBI	BB	SO	LOB	TOP					
Thomas Howard, S OBP: 0.265, SLG: 0.269 (1, 7)	F7		G3-1		E3		K		1B		5	1	1	0	1	1	2	Cincinnati Reds @ Houston Astros Astrodome, Houston, TX Tue Jun 18 1996, 8:05 PM EDT Att. 20,505 - Dome - 68 F					
Willie Greene, L OBP: 0.324, SLG: 0.495 Jeff Brantley, R (9, 1)	K			3B	3B		K		1B	G4-3	5	0	3	2	0	2	0						
Barry Larkin, R OBP: 0.386, SLG: 0.476 (1, 6)	G6-3			F9	FC3-5-2		F8		P4		5	0	0	0	0	0	4						
Reggie Sanders, R OBP: 0.414, SLG: 0.541 (1, 9)									K		3	1	1	1	2	2	2						
Eric Davis, R OBP: 0.398, SLG: 0.605 (1, 8)				BB	BB				K	HR	5	1	1	1	0	3	4						
Hal Morris, L OBP: 0.347, SLG: 0.414 (1, 3)	G6-3									HR	4	1	2	0	0	0	2						
Bret Boone, R OBP: 0.260, SLG: 0.335 (1, 4)											4	1	1	0	0	2	2						
Eddie Taubensee, L OBP: 0.358, SLG: 0.439 Joe Oliver, R OBP: 0.274, SLG: 0.366 (8, PH) (8, 2)											4	1	1	0	0	2	2						
John Smiley, L OBP: 0.276, SLG: 0.286 Hector Carrasco, R OBP: 0.333, SLG: 0.304 Eric Owens, R OBP: 0.317, SLG: 0.395 (9, 5)											2	0	0	0	0	2	3						
Inning Stats	R: 0 E: 0 K: 1 S: 7	H: 0 LOB: 0 BB: 0 P: 11	R: 0 E: 0 K: 2 S: 9	H: 0 LOB: 0 BB: 0 P: 15	R: 0 E: 0 K: 0 S: 5	H: 1 LOB: 1 BB: 0 P: 9	R: 0 E: 0 K: 1 S: 11	H: 1 LOB: 2 BB: 1 P: 20	R: 3 E: 1 K: 2 S: 16	H: 3 LOB: 2 BB: 1 P: 26	R: 0 E: 0 K: 2 S: 9	H: 0 LOB: 0 BB: 0 P: 13	R: 0 E: 0 K: 1 S: 10	H: 0 LOB: 0 BB: 0 P: 15	R: 1 E: 0 K: 1 S: 13	H: 2 LOB: 1 BB: 0 P: 20	R: 0 E: 0 K: 1 S: 12		H: 2 LOB: 2 BB: 0 P: 17	R: 2 E: 0 K: 1 S: 11	H: 2 LOB: 2 BB: 1 P: 21	1B: 6 2B: 1 3B: 2 HR: 2	SF: 0 SAC: 3 DP: 0 HBP: 1
PITCHER	IP WLS BF H R ER SO	IP WLS BF H R ER SO	IP WLS BF H R ER SO	IP WLS BF H R ER SO	IP WLS BF H R ER SO	IP WLS BF H R ER SO	IP WLS BF H R ER SO	IP WLS BF H R ER SO	IP WLS BF H R ER SO	IP WLS BF H R ER SO	IP WLS BF H R ER SO	IP WLS BF H R ER SO	IP WLS BF H R ER SO	IP WLS BF H R ER SO	IP WLS BF H R ER SO	IP WLS BF H R ER SO	IP WLS BF H R ER SO	IP WLS BF H R ER SO	IP WLS BF H R ER SO	IP WLS BF H R ER SO	ERA WHIP	ERA WHIP	
Darryl Kile, R ERA: 4.13 Alvin Morman, L ERA: 5.33 Xavier Hernandez, R ERA: 6.3 Dean Hartgraves, L ERA: 5.27	7.2 0.2 0.0 0.2	7.2 0.2 0.0 0.2	7.2 0.2 0.0 0.2	7.2 0.2 0.0 0.2	7.2 0.2 0.0 0.2	7.2 0.2 0.0 0.2	7.2 0.2 0.0 0.2	7.2 0.2 0.0 0.2	7.2 0.2 0.0 0.2	7.2 0.2 0.0 0.2	7.2 0.2 0.0 0.2	7.2 0.2 0.0 0.2	7.2 0.2 0.0 0.2	7.2 0.2 0.0 0.2	7.2 0.2 0.0 0.2	7.2 0.2 0.0 0.2	7.2 0.2 0.0 0.2	7.2 0.2 0.0 0.2	7.2 0.2 0.0 0.2	7.2 0.2 0.0 0.2	3.52 1.174	3.52 1.174	
Batter	1	2	3	4	5	6	7	8	9	10	AB	R	H	RBI	BB	SO	LOB	BOTTOM					
John Cangelosi, S OBP: 0.451, SLG: 0.426 (1, 7)	K			G5-3						G4-3	4	0	1	0	1	1	1	Cincinnati Reds @ Houston Astros Astrodome, Houston, TX Tue Jun 18 1996, 8:05 PM EDT Att. 20,505 - Dome - 68 F					
Craig Biggio, R OBP: 0.399, SLG: 0.444 (1, 4)	L6-4 5 HBP BB		G5-3		G6-3		F8			F7	4	0	0	0	1	0	2						
5 Jeff Bagwell, R OBP: 0.465, SLG: 0.668 (1, 3)			P4		P4					L9	4	0	0	0	0	1	1						
Derek Bell, R OBP: 0.346, SLG: 0.466 (1, 9)	L6-4			1B 3B	G2						4	1	1	0	0	1	2						
Sean Berry, R OBP: 0.290, SLG: 0.475 Xavier Hernandez, L Dean Hartgraves, R (9, 1) (10, 1)				2B 1B							4	1	2	1	0	1	0						
Tony Eusebio, R OBP: 0.250, SLG: 0.348 Bill Spiers, L OBP: 0.259, SLG: 0.390 (9, 5)				2B 1B							3	0	0	0	0	0	2						
Brian Hunter, R OBP: 0.303, SLG: 0.360 (1, 8)				2B 1B						HR	1	1	1	1	0	0	0						
Orlando Miller, R OBP: 0.327, SLG: 0.427 (1, 6)											4	0	0	0	0	1	3						
Darryl Kile, R OBP: 0.182, SLG: 0.226 Alvin Morman, L Randy Knorr, R OBP: 0.171, SLG: 0.152 (8, 1) (9, 2)											3	0	1	2	0	0	0						
Inning Stats	R: 0 E: 0 K: 1 S: 12	H: 0 LOB: 1 BB: 1 P: 23	R: 0 E: 0 K: 0 S: 12	H: 1 LOB: 1 BB: 0 P: 16	R: 0 E: 0 K: 0 S: 7	H: 1 LOB: 1 BB: 0 P: 9	R: 3 E: 0 K: 0 S: 14	H: 4 LOB: 1 BB: 0 P: 18	R: 0 E: 0 K: 0 S: 9	H: 0 LOB: 0 BB: 0 P: 13	R: 0 E: 0 K: 2 S: 7	H: 0 LOB: 1 BB: 1 P: 13	R: 0 E: 0 K: 1 S: 10	H: 0 LOB: 0 BB: 0 P: 12	R: 1 E: 0 K: 1 S: 10	H: 1 LOB: 0 BB: 0 P: 17	R: 0 E: 0 K: 0 S: 3		H: 0 LOB: 0 BB: 0 P: 4	1B: 2 2B: 4 3B: 1 HR: 1	SF: 0 SAC: 0 DP: 1 HBP: 1	WP: 0 PA: 39	
PITCHER	IP WLS BF H R ER SO	IP WLS BF H R ER SO	IP WLS BF H R ER SO	IP WLS BF H R ER SO	IP WLS BF H R ER SO	IP WLS BF H R ER SO	IP WLS BF H R ER SO	IP WLS BF H R ER SO	IP WLS BF H R ER SO	IP WLS BF H R ER SO	IP WLS BF H R ER SO	IP WLS BF H R ER SO	IP WLS BF H R ER SO	IP WLS BF H R ER SO	IP WLS BF H R ER SO	IP WLS BF H R ER SO	IP WLS BF H R ER SO	IP WLS BF H R ER SO	IP WLS BF H R ER SO	IP WLS BF H R ER SO	ERA WHIP	ERA WHIP	
John Smiley, L ERA: 4.69 Hector Carrasco, R ERA: 4.22 Jeff Brantley, R ERA: 3.38	6.2 1.1 2.0	6.2 1.1 2.0	6.2 1.1 2.0	6.2 1.1 2.0	6.2 1.1 2.0	6.2 1.1 2.0	6.2 1.1 2.0	6.2 1.1 2.0	6.2 1.1 2.0	6.2 1.1 2.0	6.2 1.1 2.0	6.2 1.1 2.0	6.2 1.1 2.0	6.2 1.1 2.0	6.2 1.1 2.0	6.2 1.1 2.0	6.2 1.1 2.0	6.2 1.1 2.0	6.2 1.1 2.0	6.2 1.1 2.0	4.05 1.200	4.05 1.200	

Batter	1	2	3	4	5	6	7	8	9	AB	R	H	RBI	BB	SO	LOB	TOP								
Eric Owens, R OBP: 0.328, SLG: 0.299 (1, 7)	G5-3		G4-3	L6		1B	K			5	1	1	0	0	1	2	Cincinnati Reds @ Houston Astros Astrodome, Houston, TX Wed Jun 19 1996, 4:33 AM EDT Att: 38,218 - Dome - 72 F								
Bret Boone, R OBP: 0.283, SLG: 0.343 (1, 4)	G5-3		E5	E		1B	K			5	2	2	1	0	1	0									
Barry Larkin, R OBP: 0.394, SLG: 0.486 (1, 6)	G6-3		E8	E8		1B	BB			4	1	3	4	1	0	0									
Reggie Sanders, R OBP: 0.391, SLG: 0.506 (1, 9)		G6-3	F9	F7		F7	K			5	0	0	0	0	1	4									
Eric Davis, R OBP: 0.411, SLG: 0.610 Thomas Howard, S OBP: 0.272, SLG: 0.269 (6, 8)				1B	BB	G6-3	G6-3			2	2	2	0	2	0	0									
Chris Sabo, R OBP: 0.418, SLG: 0.483 Jeff Brantley, R (9, 1)				1B	BB	G6-3	G6-3			3	2	1	3	2	0	3									
Hal Morris, L OBP: 0.348, SLG: 0.411 (1, 3)				1B	BB	G6-3	G6-3			4	1	1	0	1	1	2									
Joe Oliver, R OBP: 0.261, SLG: 0.352 (1, 2)				1B	BB	G6-3	G6-3			4	0	0	1	0	0	4									
Mark Portugal, R OBP: 0.167, SLG: 0.208 Chad Mottola, R OBP: 0.278, SLG: 0.411 Johnny Ruffin, R OBP: 0.300, SLG: 0.200 Hector Carrasco, R (7, 1) Jeff Brantley, R OBP: 0.315, SLG: 0.392 (9, 9)				1B	BB	G6-3	G6-3			3	1	1	1	0	0	2									
Inning Stats	R: 0 E: 0 K: 0 S: 7	H: 0 LOB: 0 BB: 0 P: 9	R: 0 E: 0 K: 1 S: 14	H: 1 LOB: 2 BB: 1 P: 27	R: 1 E: 1 K: 0 S: 11	H: 1 LOB: 1 BB: 0 P: 13	R: 5 E: 1 K: 0 S: 14	H: 4 LOB: 1 BB: 2 P: 29	R: 0 E: 0 K: 0 S: 12	H: 1 LOB: 2 BB: 1 P: 22	R: 4 E: 0 K: 0 S: 16	H: 4 LOB: 0 BB: 1 P: 30	R: 0 E: 0 K: 2 S: 7	H: 0 LOB: 2 BB: 0 P: 11	R: 0 E: 0 K: 2 S: 12	H: 0 LOB: 2 BB: 2 P: 26		R: 0 E: 0 K: 1 S: 8	H: 0 LOB: 0 BB: 0 P: 14	1B: 8 2B: 2 3B: 0 HR: 1	SF: 1 SAC: 0 DP: 0 HBP: 0	WP: 0 PB: 0 SB: 2 CS: 1	PA: 45		
PITCHER	IP	WLS	BF	H	R	ER	SO	BB	IBB	HBP	BLK	WP	HR	S	P	ERA	WHIP								
Mike Hampton, L ERA: 3.45 (1, 1)	4.0	L	22	6	6	5	1	3	0	0	0	0	0	46	78	11.25	2.250								
Anthony Young, R ERA: 4.59 (5, 1)	2.0		12	5	4	4	0	1	1	0	0	0	1	28	52	18.00	3.000								
Dean Hartgraves, L ERA: 4.7 (7, 1)	1.2		7	0	0	0	4	2	0	0	0	0	0	17	33	0.00	1.200								
Billy Wagner, L ERA: 2.25 (8, 1)	0.1		1	0	0	0	0	0	0	0	0	0	0	2	4	0.00	0.000								
Alvin Morman, L ERA: 6.04 (9, 1)	1.0		3	0	0	0	1	0	0	0	0	0	0	8	14	0.00	0.000								



Batter	1	2	3	4	5	6	7	8	9	AB	R	H	RBI	BB	SO	LOB	BOTTOM								
Craig Biggio, R OBP: 0.393, SLG: 0.435 (1, 4)	K	K			F8		K		F8	5	0	0	0	0	3	2	Cincinnati Reds @ Houston Astros Astrodome, Houston, TX Wed Jun 19 1996, 4:33 AM EDT Att: 38,218 - Dome - 72 F								
Bill Sciers, L OBP: 0.279, SLG: 0.402 (1, 5)	FC5		G5-4-3		G3-1		5 HR		F7	5	1	3	0	0	0	0									
5 Jeff Bagwell, R OBP: 0.471, SLG: 0.683 (1, 3)	FC5		G5-4-3		S		1H 2H		HR	3	2	3	3	1	0	0									
Derek Bell, R OBP: 0.342, SLG: 0.459 (1, 9)	FC5		G5-4-3		G6-3		F9			4	1	0	0	0	0	5									
Derrick May, L OBP: 0.340, SLG: 0.408 John Cangelosi, S OBP: 0.444, SLG: 0.417 (6, PH) (7, 7)	HR		K				K		K	2	1	1	1	0	1	1									
Orlando Miller, R OBP: 0.325, SLG: 0.439 (1, 6)	HR				K		F8		K	4	1	1	3	0	2	0									
Brian Hunter, R OBP: 0.302, SLG: 0.359 (1, 8)	F8				F9		S		F8	4	0	1	0	0	0	0									
Rick Wilkins, L OBP: 0.359, SLG: 0.377 Dean Hartgraves, R (7, 1)							K		F9	1	0	0	0	2	1	1									
Billy Wagner, L (8, 1)										0	0	0	0	0	0	0									
Sean Berry, R OBP: 0.325, SLG: 0.473 Alvin Morman, L (9, 1)										1	0	0	0	0	0	0									
Mike Hampton, R OBP: 0.476, SLG: 0.353 Mike Simms, R OBP: 0.194, SLG: 0.179 Anthony Young, R (5, 1) Tony Eusebio, R OBP: 0.260, SLG: 0.354 (7, 2)					G6-3		5 HR		F8	1	0	0	0	0	1	1									
Inning Stats	R: 4 E: 0 K: 1 S: 18	H: 4 LOB: 0 BB: 0 P: 26	R: 0 E: 0 K: 2 S: 7	H: 0 LOB: 1 BB: 1 P: 14	R: 0 E: 0 K: 1 S: 9	H: 2 LOB: 1 BB: 0 P: 14	R: 0 E: 0 K: 1 S: 9	H: 0 LOB: 1 BB: 1 P: 17	R: 0 E: 0 K: 2 S: 8	H: 1 LOB: 1 BB: 0 P: 12	R: 3 E: 0 K: 2 S: 14	H: 3 LOB: 0 BB: 0 P: 22	R: 0 E: 0 K: 1 S: 7	H: 0 LOB: 0 BB: 0 P: 11	R: 0 E: 0 K: 0 S: 8	H: 0 LOB: 0 BB: 0 P: 12	1B: 8 2B: 1 3B: 0 HR: 2	SF: 0 SAC: 0 DP: 2 HBP: 0	WP: 0 PB: 0 SB: 2 CS: 1	PA: 38					
PITCHER	IP	WLS	BF	H	R	ER	SO	BB	IBB	HBP	BLK	WP	HR	S	P	ERA	WHIP								
Mark Portugal, R ERA: 4.58 (1, 1)	6.0	W	26	7	4	4	7	3	0	0	0	0	0	7	10	81.00	9.000								
Johnny Ruffin, R ERA: 6.35 (7, 1)	0.1		4	3	3	3	1	0	0	0	0	0	1	7	10	0.00	0.000								
Hector Carrasco, R ERA: 3.91 (7, 1)	1.2		5	0	0	0	2	0	0	0	0	0	0	14	23	0.00	0.000								
Jeff Brantley, R ERA: 3.28 (9, 1)	1.0	S	3	0	0	0	0	0	0	0	0	0	0	8	12	0.00	0.000								



Batter	1	2	3	4	5	6	7	8	9	AB	R	H	RBI	BB	SO	LOB	TOP					
Eric Owens, R OBP: 0.316, SLG: 0.287 (1, 7)										5	0	0	0	0	2	4						
Willie Greene, L OBP: 0.336, SLG: 0.524 (1, 5)										4	1	2	1	1	0	0						
Barry Larkin, R OBP: 0.394, SLG: 0.481 (1, 6)										2	1	0	0	0	0	1						
Jeff Branson, L OBP: 0.314, SLG: 0.389 (6, 6)										1	0	0	0	0	1	0						
Reggie Sanders, R OBP: 0.423, SLG: 0.530 (1, 9)										4	2	4	0	1	0	0						
Eddie Taubensee, L OBP: 0.356, SLG: 0.434 (1, 2)										4	0	1	1	0	2	5						
Joe Oliver, R OBP: 0.268, SLG: 0.352 (9, PH)										0	0	0	0	1	0	0						
Hal Morris, L OBP: 0.342, SLG: 0.404 (1, 3)										4	0	0	1	0	1	5						
Bret Boone, R OBP: 0.262, SLG: 0.356 (1, 4)										5	1	1	1	0	0	6						
Thomas Howard, S OBP: 0.280, SLG: 0.271 (1, 8)									3	0	1	0	1	0	0							
Dave Burba, R OBP: 0.143, SLG: 0.077 (1, 1)									2	0	0	1	1	0	0							
Hector Carrasco, R (7, 1)									0	0	0	0	0	0	0							
Lenny Harris, L OBP: 0.319, SLG: 0.493 (8, PH)									1	0	0	0	0	1	1							
Jeff Shaw, R (8, 1)									0	0	0	0	0	0	0							
Inning Stats	R: 0 E: 0 K: 2 S: 10	H: 1 LOB: 2 BB: 0 P: 14	R: 1 E: 0 K: 0 S: 6	H: 1 LOB: 0 BB: 0 P: 8	R: 0 E: 0 K: 0 S: 4	H: 0 LOB: 0 BB: 1 P: 9	R: 1 E: 1 K: 1 S: 17	H: 1 LOB: 3 BB: 2 P: 30	R: 2 E: 0 K: 0 S: 14	H: 2 LOB: 1 BB: 0 P: 22	R: 0 E: 0 K: 1 S: 8	H: 0 LOB: 0 BB: 0 P: 12	R: 1 E: 0 K: 1 S: 8	H: 2 LOB: 1 BB: 0 P: 13	R: 0 E: 0 K: 1 S: 14	H: 1 LOB: 1 BB: 0 P: 16	R: 0 E: 0 K: 1 S: 12	H: 1 LOB: 3 BB: 2 P: 24	1B: 7 2B: 0 3B: 0 HR: 2	SF: 1 SAC: 1 DP: 1 HBP: 1	WP: 0 PB: 0 SB: 1 CS: 0	PA: 43
PITCHER	IP	WLS	BF	H	R	ER	SO	BB	IBB	HBP	BLK	WP	HR	S	P	ERA	WHIP					
Bobby Jones, R ERA: 4.45 (1, 1)	8.0	L	37	8	5	3	6	2	1	1	0	0	2	81	124	3.38	1.250					
Pedro Martinez, L ERA: 2.45 (9, 1)	0.2		5	1	0	0	1	1	1	0	0	0	0	10	21	0.00	3.000					
Doug Henry, R ERA: 4.38 (9, 1)	0.1		1	0	0	0	0	0	0	0	0	0	0	2	3	0.00	0.000					

Cincinnati Reds @ New York Mets
Shea Stadium, Flushing, NY
Thu Jun 20 1996, 7:05 PM EDT
Att: 16,994 - Unknown - 67 F

AB 35
R 5
H 9
RBI 5
BB 5
SO 7
LOB 22

Batter	1	2	3	4	5	6	7	8	9	AB	R	H	RBI	BB	SO	LOB	BOTTOM					
Lance Johnson, L OBP: 0.348, SLG: 0.462 (1, 8)										5	1	2	0	0	0	1						
Jose Vizcaino, S OBP: 0.382, SLG: 0.422 (1, 4)										4	0	0	0	0	0	2						
Bernard Gilkey, R OBP: 0.359, SLG: 0.517 (1, 7)										3	0	1	1	0	0	0						
Todd Hundley, S OBP: 0.343, SLG: 0.549 (1, 2)										2	0	0	0	2	2	0						
Jeff Kent, R OBP: 0.322, SLG: 0.446 (1, 5)										4	0	1	0	0	1	1						
Andy Tomberlin, L OBP: 0.500, SLG: 1.000 (1, 9)									4	1	2	1	0	0	3							
Butch Huskey, R OBP: 0.291, SLG: 0.364 (1, 3)									3	0	0	0	1	0	0							
Rey Ordonez, R OBP: 0.313, SLG: 0.333 (1, 6)										4	0	0	0	0	1	3						
Bobby Jones, R OBP: 0.067, SLG: 0.034 (1, 1)										2	1	0	0	1	1	1						
Pedro Martinez, L (9, 1)										0	0	0	0	0	0	0						
Doug Henry, R (9, 1)										0	0	0	0	0	0	0						
Brent Mayne, L OBP: 0.346, SLG: 0.370 (9, PH)										1	0	0	0	0	0	0						
Inning Stats	R: 0 E: 0 K: 0 S: 9	H: 0 LOB: 0 BB: 0 P: 13	R: 0 E: 0 K: 1 S: 8	H: 1 LOB: 2 BB: 1 P: 13	R: 1 E: 0 K: 0 S: 16	H: 3 LOB: 3 BB: 2 P: 30	R: 0 E: 0 K: 1 S: 7	H: 0 LOB: 0 BB: 0 P: 9	R: 1 E: 0 K: 1 S: 5	H: 1 LOB: 1 BB: 1 P: 11	R: 1 E: 1 K: 1 S: 9	H: 1 LOB: 1 BB: 0 P: 11	R: 0 E: 0 K: 1 S: 11	H: 0 LOB: 0 BB: 0 P: 17	R: 0 E: 0 K: 1 S: 7	H: 0 LOB: 0 BB: 0 P: 7	R: 0 E: 0 K: 1 S: 8	H: 0 LOB: 0 BB: 0 P: 8	1B: 4 2B: 1 3B: 0 HR: 1	SF: 1 SAC: 0 DP: 1 HBP: 0	WP: 1 PB: 0 SB: 0 CS: 0	PA: 37
PITCHER	IP	WLS	BF	H	R	ER	SO	BB	IBB	HBP	BLK	WP	HR	S	P	ERA	WHIP					
Dave Burba, R ERA: 4.57 (1, 1)	6.0	W	28	6	3	3	3	4	0	0	0	0	1	54	87	4.50	1.667					
Hector Carrasco, R ERA: 3.75 (7, 1)	1.0		3	0	0	0	1	0	0	0	0	0	0	11	17	0.00	0.000					
Jeff Shaw, R ERA: 2.37 (8, 1)	2.0	S	6	0	0	0	1	0	0	0	0	0	0	15	15	0.00	0.000					

Cincinnati Reds @ New York Mets
Shea Stadium, Flushing, NY
Thu Jun 20 1996, 7:05 PM EDT
Att: 16,994 - Unknown - 67 F

AB 32
R 3
H 6
RBI 2
BB 4
SO 5
LOB 11

Batter	1	2	3	4	5	6	7	8	9	AB	R	H	RBI	BB	SO	LOB	TOP		
Thomas Howard, S OBP: 0.286, SLG: 0.287										5	2	2	0	0	0	1	Cincinnati Reds @ New York Mets Shea Stadium, Flushing, NY Fri Jun 21 1996, 7:05 PM EDT Att: 19,432 - Unknown - 82 F		
Willie Greene, L OBP: 0.333, SLG: 0.514										4	0	1	1	0	0	1			
Barry Larkin, R OBP: 0.393, SLG: 0.479										3	0	1	1	0	0	0			
Jeff Branson, L OBP: 0.318, SLG: 0.393										1	0	1	0	0	0	0			
Reggie Sanders, R OBP: 0.406, SLG: 0.506										4	0	0	0	0	1	3			
Eric Davis, R OBP: 0.412, SLG: 0.605										3	1	1	0	1	1	0			
Hal Morris, L OBP: 0.344, SLG: 0.403										3	1	1	0	1	0	2			
Bret Boone, R OBP: 0.287, SLG: 0.360										4	0	2	1	0	0	0			
Eddie Taubensee, L OBP: 0.348, SLG: 0.426										3	0	0	1	0	1	2			
Roger Salkeld, R OBP: 0.286, SLG: 0.287										2	0	0	0	0	0	2			
Johnny Ruffin, R OBP: 0.286, SLG: 0.287										0	0	0	0	0	0	0			
Mike Remlinger, L OBP: 0.286, SLG: 0.287										0	0	0	0	0	0	0			
Lenny Harris, L OBP: 0.286, SLG: 0.287										1	0	0	0	0	0	1			
Kevin Jarvis, R OBP: 0.286, SLG: 0.287										0	0	0	0	0	0	0			
Eric Owens, R OBP: 0.286, SLG: 0.287										1	0	1	0	0	0	0			
Inning Stats	R: 1 E: 1 K: 0 S: 11	H: 1 LOB: 0 BB: 0 P: 17	R: 2 E: 0 K: 1 S: 13	H: 2 LOB: 0 BB: 1 P: 23	R: 1 E: 0 K: 0 S: 15	H: 2 LOB: 2 BB: 1 P: 24	R: 0 E: 0 K: 1 S: 6	H: 0 LOB: 0 BB: 0 P: 12	R: 0 E: 0 K: 0 S: 5	H: 2 LOB: 2 BB: 0 P: 11	R: 0 E: 0 K: 1 S: 8	H: 2 LOB: 2 BB: 0 P: 12	R: 0 E: 0 K: 0 S: 12	H: 2 LOB: 2 BB: 0 P: 18	R: 0 E: 0 K: 0 S: 6	H: 1 LOB: 0 BB: 0 P: 16	1B: 9 2B: 2 3B: 0 HR: 0	SF: 1 SAC: 0 DP: 2 HBP: 0	WP: 0 PA: 37 PB: 0 SB: 1 CS: 0
PITCHER	IP WLS BF H R ER SO BB IBB HBP BLK WP HR S P ERA WHIP																		
Pete Harnisch, R ERA: 4.92	3.0	15	5	4	3	1	2	0	0	0	0	0	0	0	39	64	9.00	2.333	
Jerry Dipoto, R ERA: 5.79	3.0	W	11	2	0	0	2	0	0	0	0	0	0	19	35	0.00	0.667		
Dave Micki, R ERA: 3.63	3.0	S	11	3	0	0	3	0	0	0	0	0	0	29	42	0.00	1.000		

Batter	1	2	3	4	5	6	7	8	9	AB	R	H	RBI	BB	SO	LOB	BOTTOM		
Lance Johnson, L OBP: 0.349, SLG: 0.461										5	1	2	1	0	0	2	Cincinnati Reds @ New York Mets Shea Stadium, Flushing, NY Fri Jun 21 1996, 7:05 PM EDT Att: 19,432 - Unknown - 82 F		
Jose Vizcaino, S OBP: 0.383, SLG: 0.421										5	2	2	2	0	0	3			
Bernard Gilkey, R OBP: 0.366, SLG: 0.531										4	2	3	2	1	1	1			
Todd Hundley, S OBP: 0.348, SLG: 0.574										4	2	2	4	1	1	4			
Jeff Kent, R OBP: 0.321, SLG: 0.447										4	0	1	0	0	0	3			
Andy Tomberlin, L OBP: 0.400, SLG: 0.667										4	0	1	0	0	2	2			
Butch Huskey, R OBP: 0.286, SLG: 0.356										4	0	0	0	0	2	3			
Tim Bogar, R OBP: 0.259, SLG: 0.217										0	0	0	0	0	0	0			
Rey Ordonez, R OBP: 0.311, SLG: 0.332										4	1	1	0	0	0	1			
Pete Harnisch, S OBP: 0.095, SLG: 0.105										0	0	0	0	0	0	0			
Edgardo Alfonzo, R OBP: 0.262, SLG: 0.263										0	1	0	0	1	0	0			
Jerry Dipoto, R ERA: 5.79										1	0	0	0	0	1	0			
Brent Mayne, L OBP: 0.358, SLG: 0.383										1	0	1	0	0	0	0			
Dave Micki, R OBP: 0.280, SLG: 0.111										1	0	1	0	0	0	0			
Inning Stats	R: 0 E: 0 K: 1 S: 10	H: 1 LOB: 2 BB: 1 P: 20	R: 0 E: 0 K: 2 S: 8	H: 0 LOB: 0 BB: 0 P: 13	R: 4 E: 0 K: 2 S: 15	H: 4 LOB: 1 BB: 1 P: 27	R: 0 E: 0 K: 1 S: 6	H: 0 LOB: 0 BB: 0 P: 8	R: 2 E: 0 K: 0 S: 16	H: 2 LOB: 1 BB: 1 P: 28	R: 1 E: 0 K: 0 S: 10	H: 2 LOB: 0 BB: 0 P: 15	R: 2 E: 0 K: 1 S: 12	H: 3 LOB: 1 BB: 0 P: 21	R: 0 E: 0 K: 0 S: 7	H: 2 LOB: 2 BB: 0 P: 12	1B: 10 2B: 1 3B: 0 HR: 3	SF: 0 SAC: 0 DP: 1 HBP: 0	WP: 1 PA: 40 PB: 0 SB: 1 CS: 0
PITCHER	IP WLS BF H R ER SO BB IBB HBP BLK WP HR S P ERA WHIP																		
Roger Salkeld, R ERA: 3.88	1.0	6	2	2	2	0	1	0	0	0	1	13	23	18.00	3.000				
Johnny Ruffin, R ERA: 6.69	1.0	3	1	0	0	0	0	0	0	1	0	8	13	0.00	1.000				
Kevin Jarvis, R ERA: 5.47	2.0	11	5	2	2	1	0	0	0	1	19	33	9.00	2.500					

AB	34
R	4
H	10
RBI	4
BB	2
SO	6
LOB	9



AB	37
R	9
H	14
RBI	9
BB	3
SO	7
LOB	19



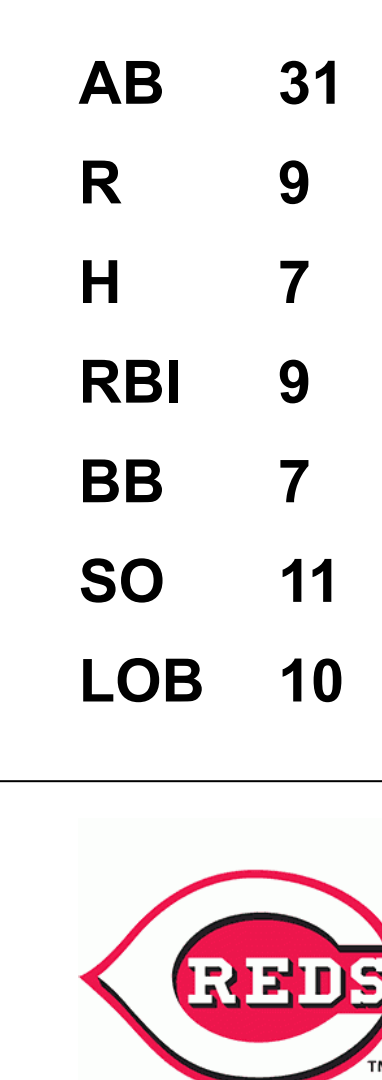
Batter	1	2	3	4	5	6	7	8	9	AB	R	H	RBI	BB	SO	LOB	TOP			
Ricky Otero, S OBP: 0.342, SLG: 0.333	G3		G3			6-3		K		4	0	0	0	0	1	0	Philadelphia Phillies @ Cincinnati Reds Riverfront Stadium, Cincinnati, OH Mon Jun 24 1996, 7:05 PM EDT Att: 20,835 - Unknown - 69 F AB 28 R 0 H 4 RBI 0 BB 3 SO 4 LOB 7			
26 David Doster, R OBP: 0.233, SLG: 0.400	6-3 1B		6-3			5-3			G3	4	0	1	0	0	0	0				
Gregg Jefferies, S OBP: 0.244, SLG: 0.311	6-3 1-2			5-3		F9			G1-6-3 BB	3	0	0	0	1	0	1				
Pete Incaviglia, R OBP: 0.346, SLG: 0.530	F9			K					G1-6-3 1-2	4	0	0	0	0	1	2				
Jim Eisenreich, L OBP: 0.387, SLG: 0.420		G6-3 BB		1B 2B		FC4-6 1B				2	0	2	0	1	0	0				
Todd Zeile, R OBP: 0.337, SLG: 0.437 Steve Frey, R (7.1)	G6-3 1-2f			1B 2H		FC4-6 1-2f				3	0	1	0	0	0	2				
Benito Santiago, R OBP: 0.323, SLG: 0.465		FC5-4 BB				F7				2	0	0	0	1	1	1				
Mike Benjamin, R OBP: 0.349, SLG: 0.457		FC5-4 1-2f								3	0	0	0	0	0	1				
Curt Schilling, R OBP: 0.278, SLG: 0.235 Ricardo Jordan, L (4.1) Howard Battle, R (7.5)										1	0	0	0	0	1	0				
										1	0	0	0	0	0	0				
										1	0	0	0	0	0	0				
Inning Stats	R: 0 E: 0 K: 0 S: 4	H: 1 LOB: 1 BB: 0 P: 4	R: 0 E: 0 K: 0 S: 2	H: 0 LOB: 1 BB: 2 P: 10	R: 0 E: 0 K: 1 S: 5	H: 0 LOB: 0 BB: 0 P: 5	R: 0 E: 0 K: 1 S: 6	H: 2 LOB: 2 BB: 0 P: 6	R: 0 E: 0 K: 1 S: 5	H: 0 LOB: 0 BB: 0 P: 5	R: 0 E: 0 K: 0 S: 3	H: 1 LOB: 1 BB: 0 P: 4	R: 0 E: 0 K: 1 S: 5	H: 0 LOB: 0 BB: 1 P: 5	R: 0 E: 0 K: 0 S: 2	H: 0 LOB: 0 BB: 1 P: 6	1B: 3 2B: 1 3B: 0 HR: 0	SF: 0 SAC: 0 DP: 2 HBP: 0	WP: 0 PB: 0 SB: 0 CS: 0	PA: 31
PITCHER Mark Portugal, R ERA: 4.11	IP: 9.0 WLS: W BF: 31 H: 4 R: 0 ER: 0 SO: 4 BB: 3 IBB: 0 HBP: 0 BLK: 0 WP: 0 HR: 0 S: 36 P: 48 ERA: 0.00 WHIP: 0.778																			

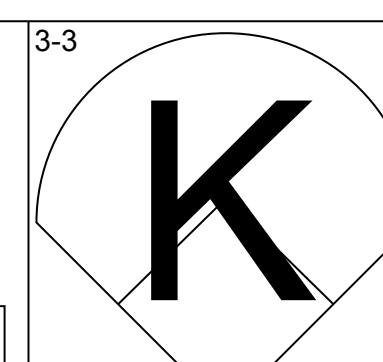
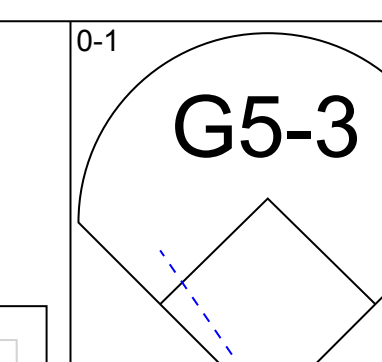
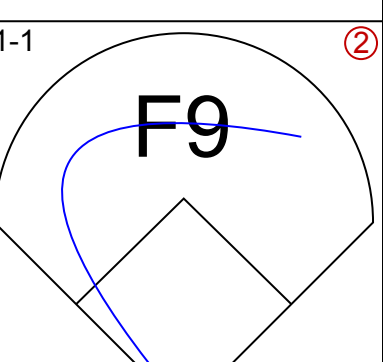
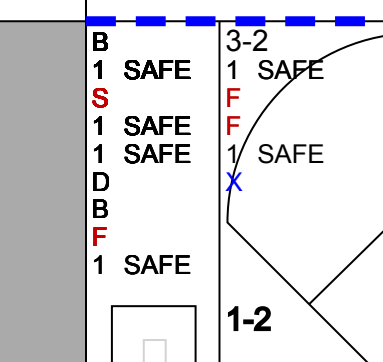
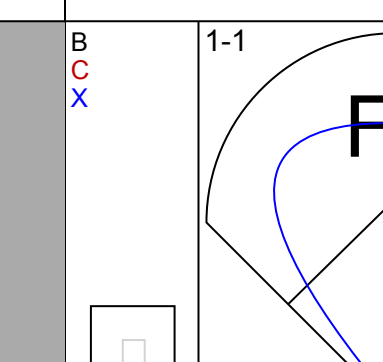
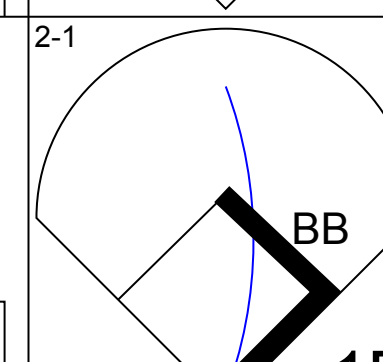
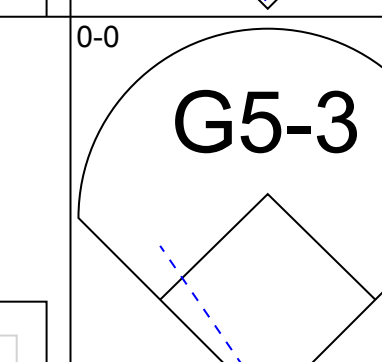
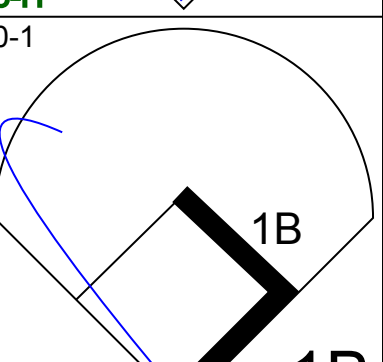
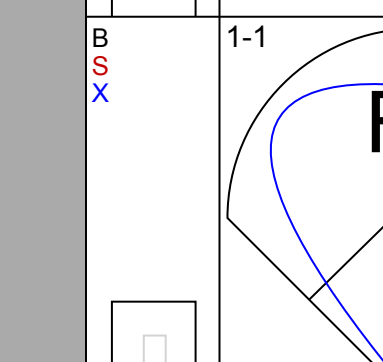
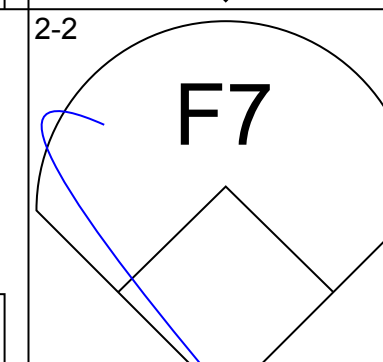
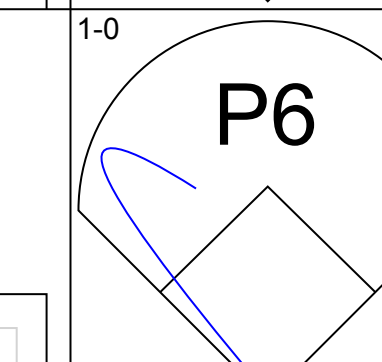
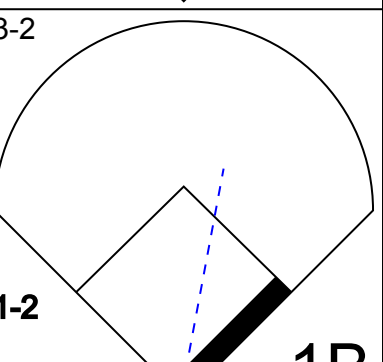
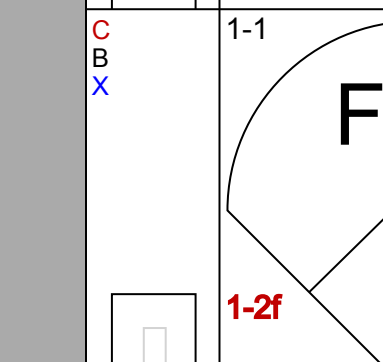
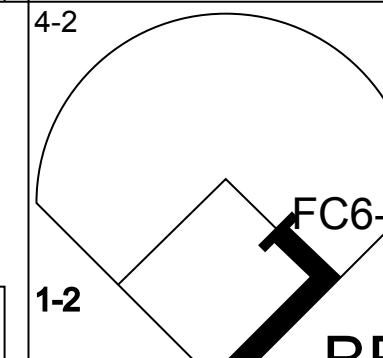
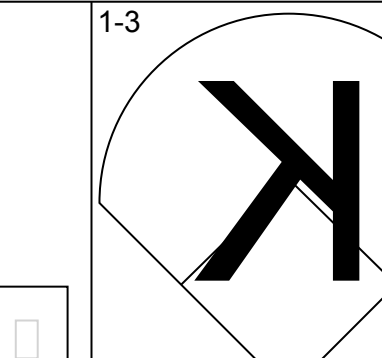
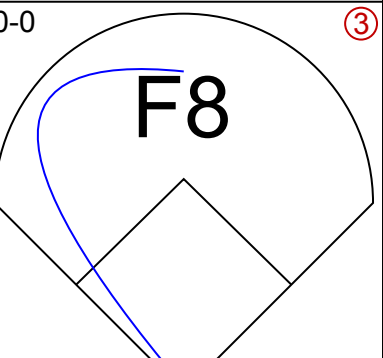
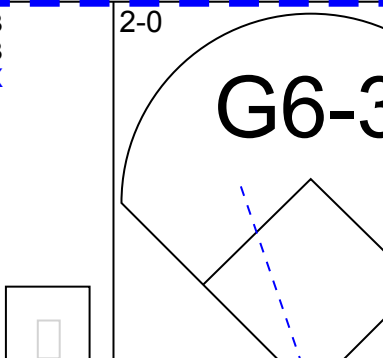
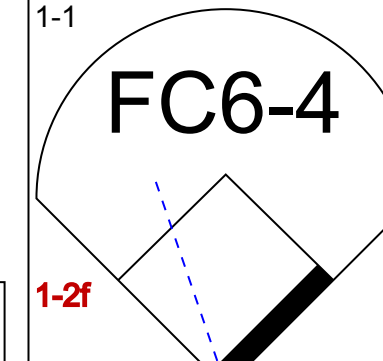
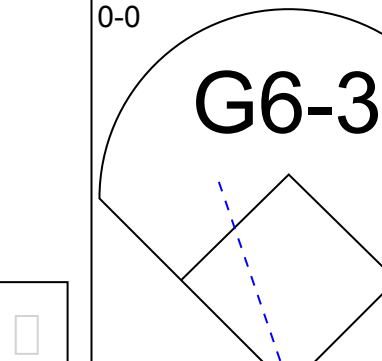
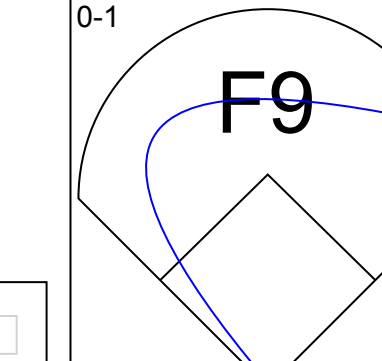
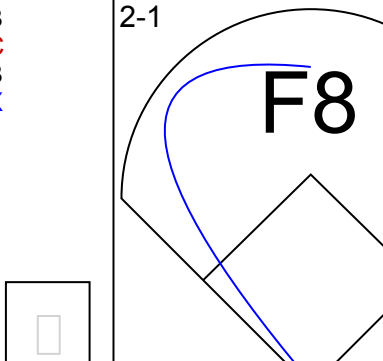
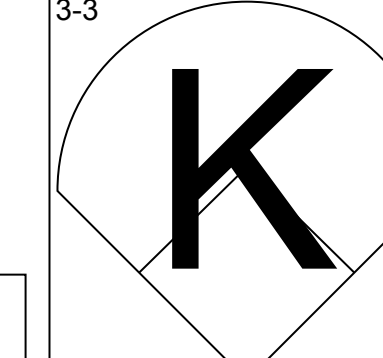
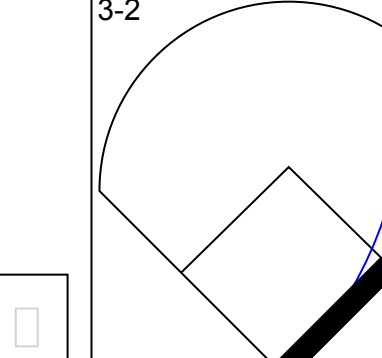
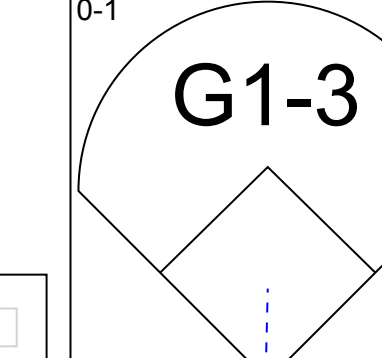
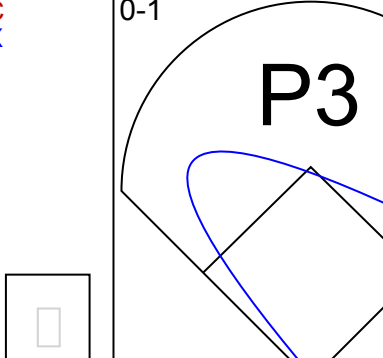
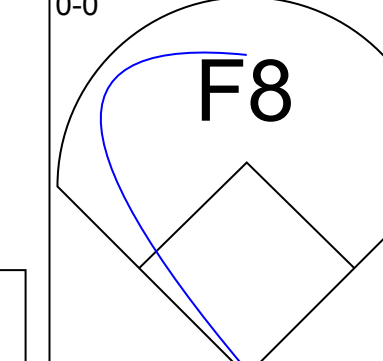
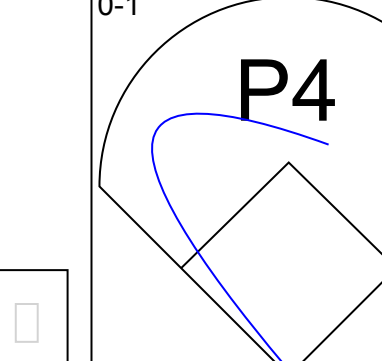
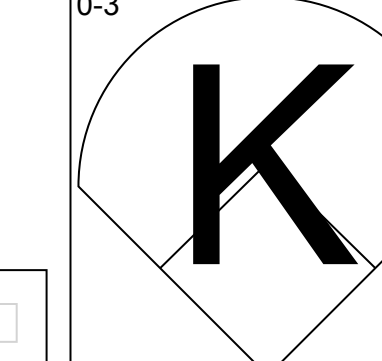
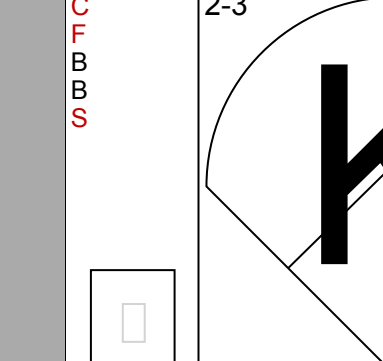
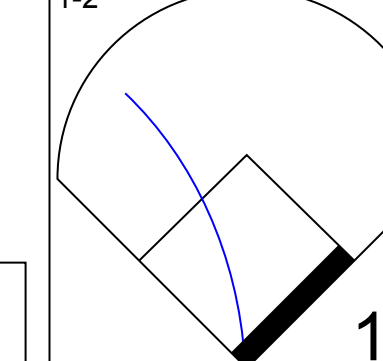
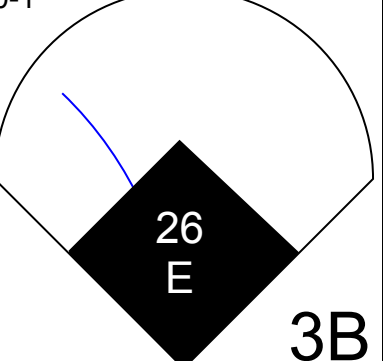
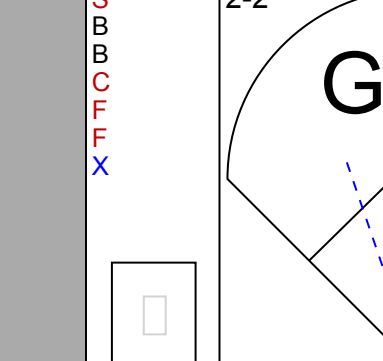
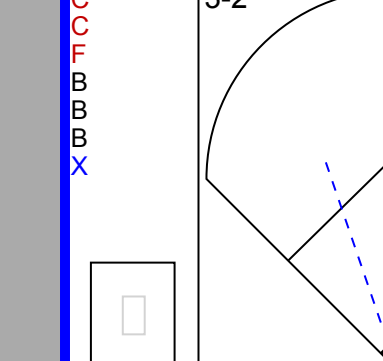
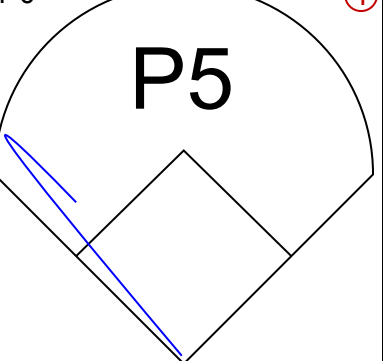
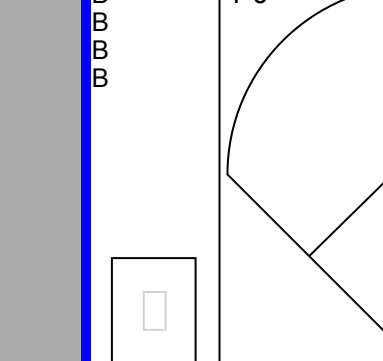
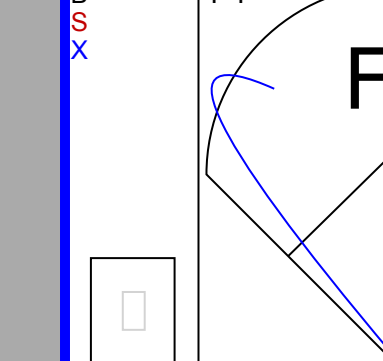
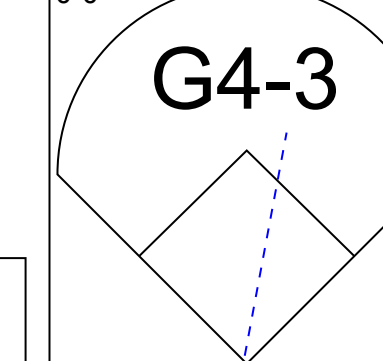
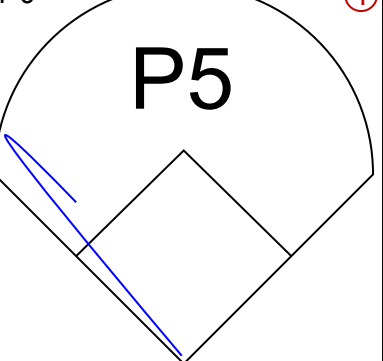
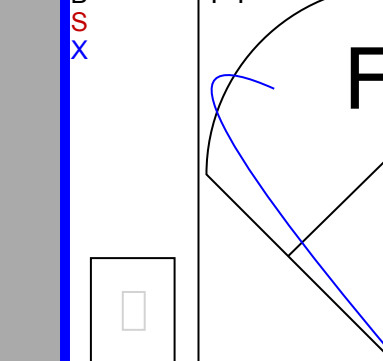
Batter	1	2	3	4	5	6	7	8	9	AB	R	H	RBI	BB	SO	LOB	BOTTOM			
Thomas Howard, S OBP: 0.289, SLG: 0.300	4-3			F9 1B 2B		WP 2B 1B		4-3		5	2	3	0	0	0	0	Philadelphia Phillies @ Cincinnati Reds Riverfront Stadium, Cincinnati, OH Mon Jun 24 1996, 7:05 PM EDT Att: 20,835 - Unknown - 69 F AB 35 R 7 H 12 RBI 7 BB 3 SO 4 LOB 18			
Lenny Harris, L OBP: 0.301, SLG: 0.462 (8.9)	F8			K		L6		F9		5	0	1	1	0	1	2				
Barry Larkin, R OBP: 0.395, SLG: 0.482 Eric Owens, R OBP: 0.317, SLG: 0.288		1B 1B						E6		3	0	1	1	1	1	3				
Reggie Sanders, R OBP: 0.407, SLG: 0.541 Jeff Branson, L OBP: 0.315, SLG: 0.386		HBP BB		F9		1H 2B				1	0	0	0	0	0	0				
				1B SF7 2B		HR 1B		G3		3	2	2	1	0	0	1				
Willie Greene, L OBP: 0.326, SLG: 0.513		HBP		HR 2B		3H 1B				1	0	0	0	0	0	1				
	F9			BB 1B		1H HR		L4		4	1	2	2	0	0	3				
Bret Boone, R OBP: 0.272, SLG: 0.394				1B						3	1	2	2	0	0	0				
				HR		4-3 2B				4	1	1	0	0	0	2				
Hal Morris, L OBP: 0.341, SLG: 0.403				1B 1B		F8		4-3		4	1	1	0	0	0	2				
Joe Oliver, R OBP: 0.283, SLG: 0.351				F4		5-3		G1-6-3 BB		2	0	0	0	2	0	1				
Mark Portugal, R OBP: 0.143, SLG: 0.179				K		F9		G1-6-3 1-2f		4	0	0	0	0	2	5				
Inning Stats	R: 0 E: 0 K: 0 S: 3	H: 0 LOB: 2 BB: 1 P: 8	R: 2 E: 0 K: 2 S: 11	H: 4 LOB: 2 BB: 0 P: 11	R: 1 E: 0 K: 1 S: 7	H: 2 LOB: 1 BB: 1 P: 11	R: 3 E: 0 K: 1 S: 8	H: 3 LOB: 0 BB: 0 P: 8	R: 0 E: 0 K: 0 S: 3	H: 0 LOB: 0 BB: 0 P: 3	R: 1 E: 0 K: 0 S: 5	H: 2 LOB: 1 BB: 0 P: 5	R: 0 E: 0 K: 0 S: 3	H: 1 LOB: 1 BB: 1 P: 7	R: 0 E: 1 K: 0 S: 4	H: 0 LOB: 1 BB: 0 P: 4	1B: 6 2B: 4 3B: 0 HR: 2	SF: 1 SAC: 0 DP: 1 HBP: 1	WP: 1 PB: 0 SB: 0 CS: 0	PA: 40
PITCHER Curt Schilling, R ERA: 3.4 Ricardo Jordan, L ERA: 1.93 Steve Frey, L ERA: 2.59	IP: 3.2 WLS: L BF: 23 H: 9 R: 6 ER: 6 SO: 4 BB: 2 IBB: 1 HBP: 0 BLK: 0 WP: 1 HR: 0 S: 28 P: 37 ERA: 14.73 WHIP: 3.000																			

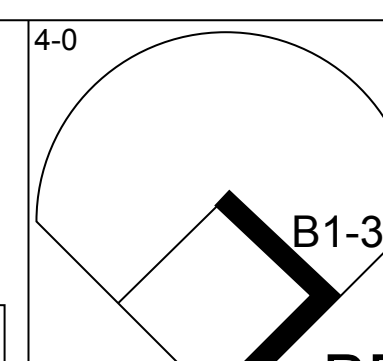
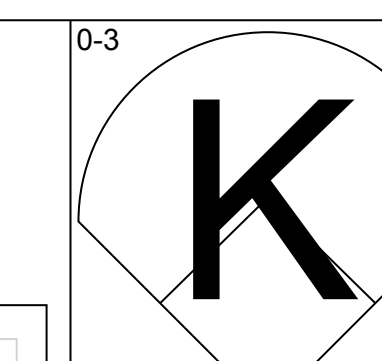
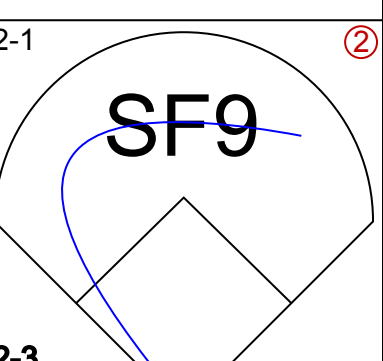
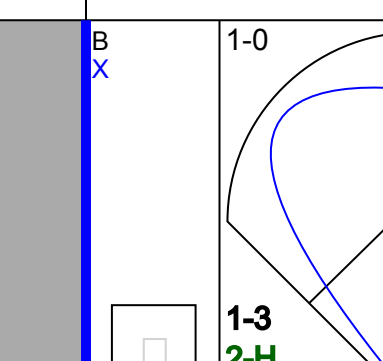
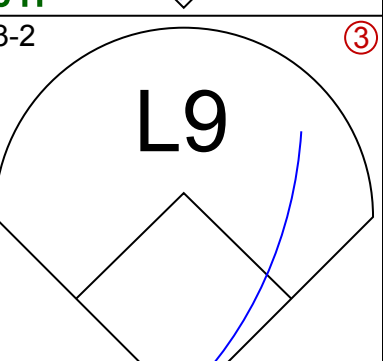
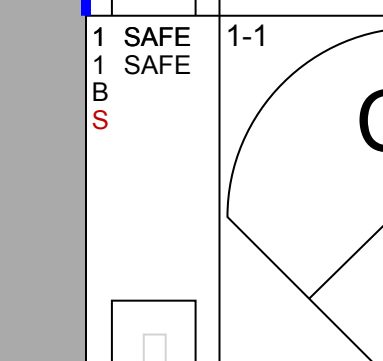
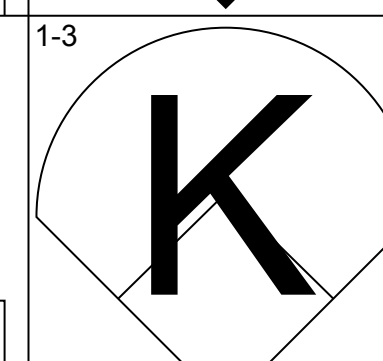
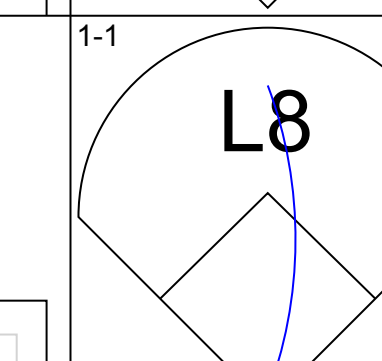
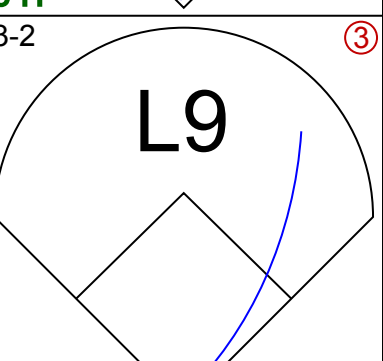
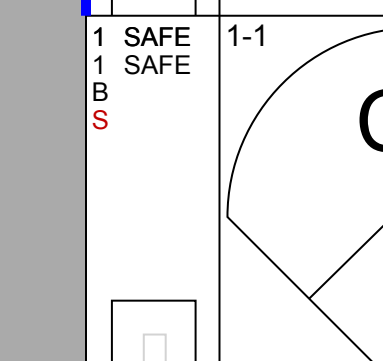
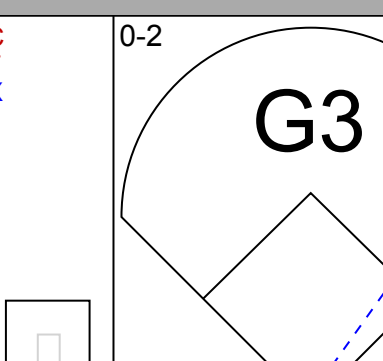
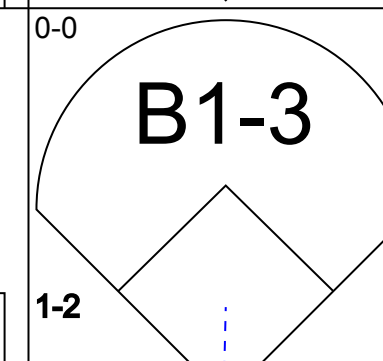
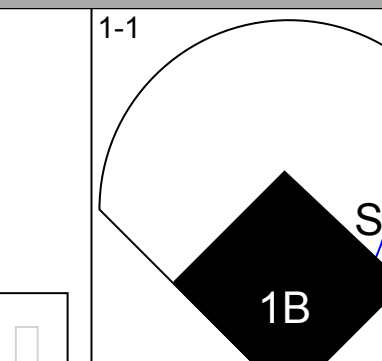
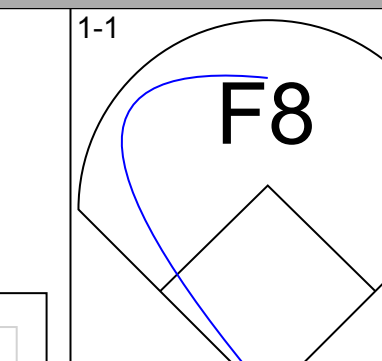
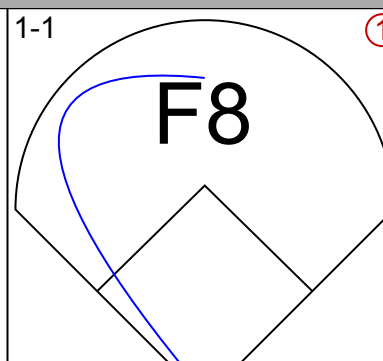
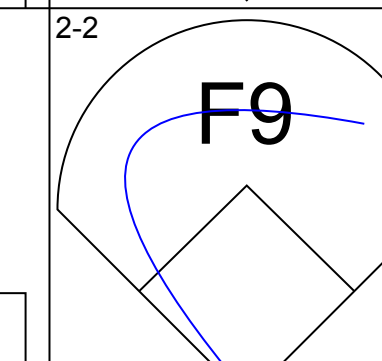
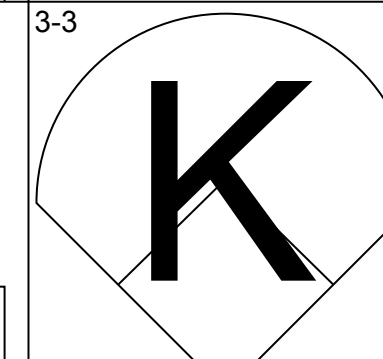
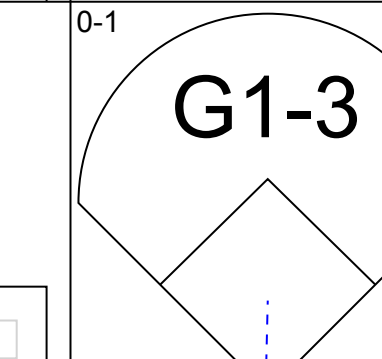
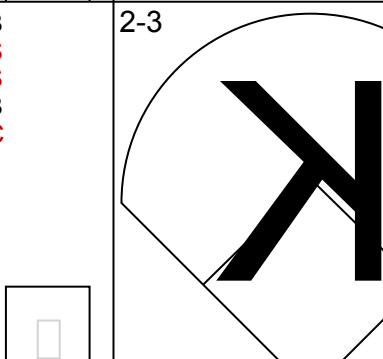
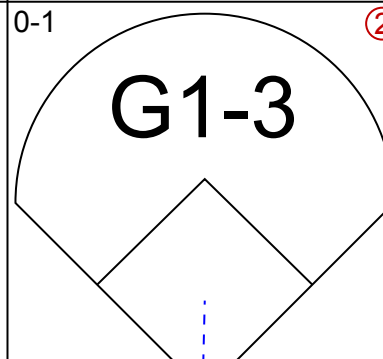
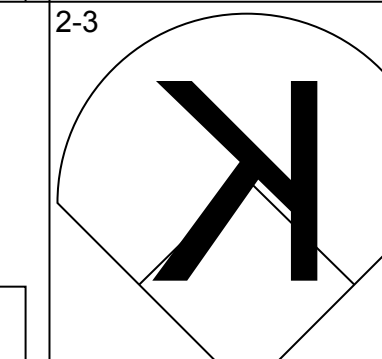
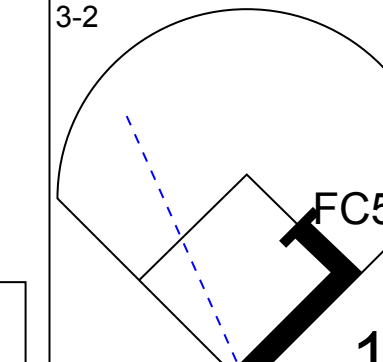
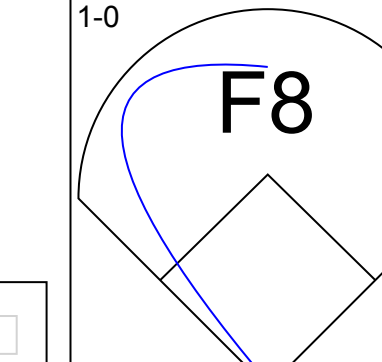
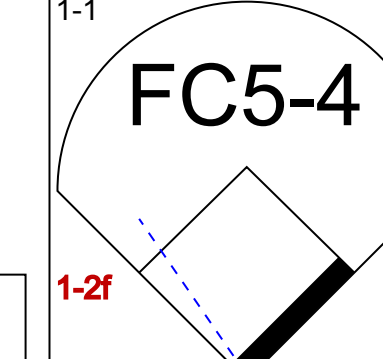
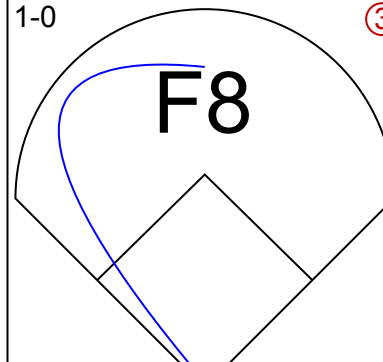
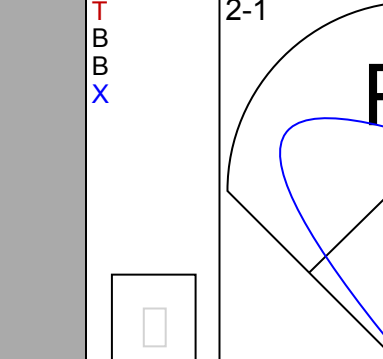
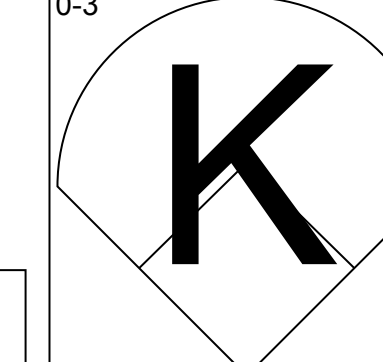
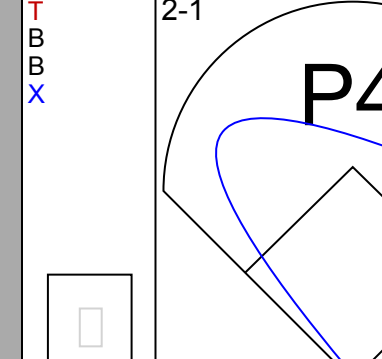
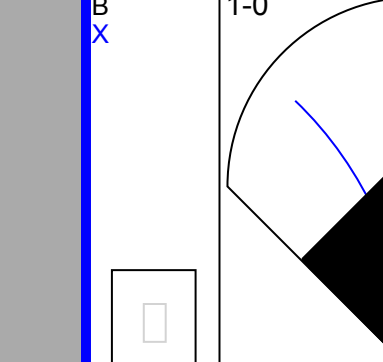
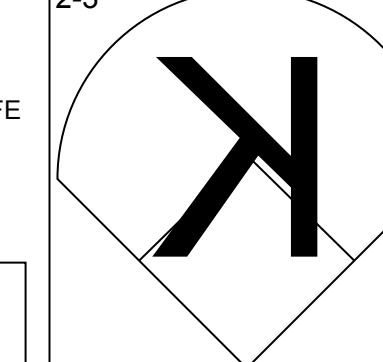
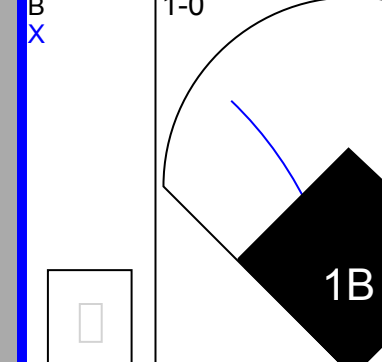
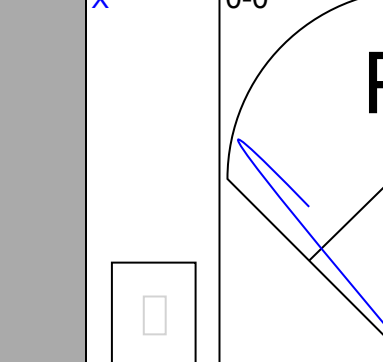
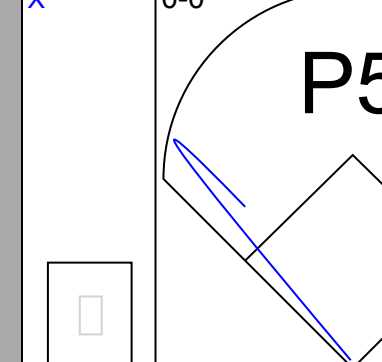
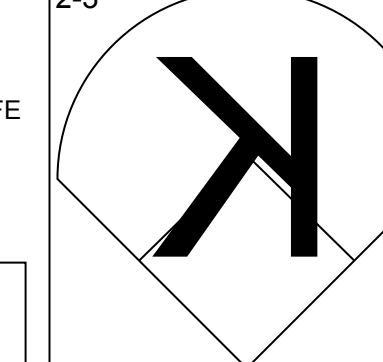
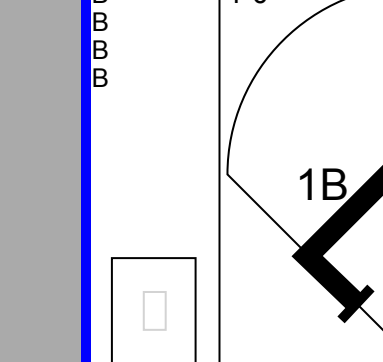
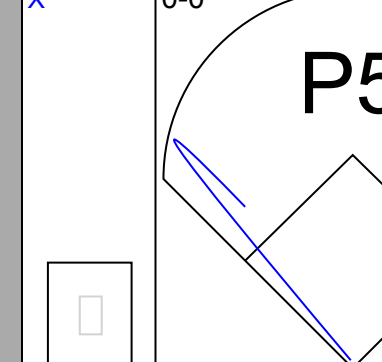
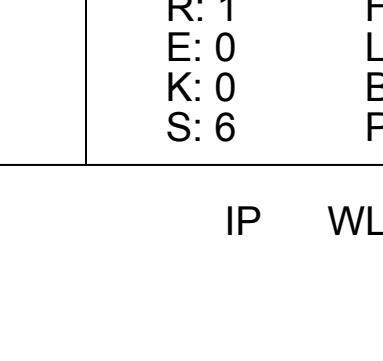

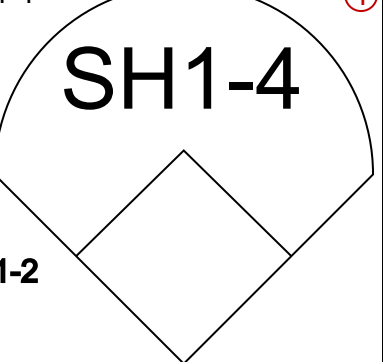

Batter	1	2	3	4	5	6	7	8	9	AB	R	H	RBI	BB	SO	LOB	TOP								
Ricky Otero, S OBP: 0.333, SLG: 0.324 Toby Borland, R (8, PH) Howard Battle, R Ron Blazier, R	G4-3			P2		P5		K		3	0	0	0	0	0	1	Philadelphia Phillies @ Cincinnati Reds Riverfront Stadium, Cincinnati, OH Tue Jun 25 1996, 7:05 PM EDT Unknown - 79 F								
26 David Doster, R OBP: 0.235, SLG: 0.364	K			K		F	BB	G5-3		3	0	0	0	1	2	0									
Gregg Jefferies, S OBP: 0.244, SLG: 0.308	G3			G1-3		E9	1B	F7		4	0	1	1	0	0	0									
Todd Zeile, R OBP: 0.339, SLG: 0.439		L6				K			FC4-6	3	0	1	0	1	1	2									
Jim Eisenreich, L OBP: 0.384, SLG: 0.422	P5				F8			FC4-6		4	0	1	0	0	0	2									
Benito Santiago, R OBP: 0.318, SLG: 0.457	K				P2			F8		4	0	0	0	0	2	3									
J.R. Phillips, L OBP: 0.247, SLG: 0.400				G1-6-3						2	0	0	0	2	1	2									
Kevin Sevcik, R OBP: 0.235, SLG: 0.200			G1-6-3			K				3	0	0	0	0	2	3									
Rafael Quirico, L Russ Springer, R Glenn Murray, R (6, PH)			K			K				0	0	0	0	0	0	0									
						E	2B			2	1	1	0	0	1	2									
Inning Stats	R: 0 E: 0 K: 1 S: 5	H: 0 LOB: 0 BB: 0 P: 5	R: 0 E: 0 K: 1 S: 6	H: 0 LOB: 0 BB: 8 P: 8	R: 0 E: 0 K: 1 S: 8	H: 0 LOB: 0 BB: 1 P: 15	R: 0 E: 0 K: 1 S: 13	H: 0 LOB: 0 BB: 0 P: 21	R: 0 E: 0 K: 0 S: 8	H: 1 LOB: 1 BB: 0 P: 16	R: 1 E: 1 K: 2 S: 15	H: 2 LOB: 2 BB: 1 P: 26	R: 0 E: 0 K: 3 S: 16	H: 1 LOB: 2 BB: 1 P: 25	R: 0 E: 0 K: 1 S: 9	H: 0 LOB: 0 BB: 1 P: 20	R: 0 E: 0 K: 1 S: 10	H: 0 LOB: 1 BB: 1 P: 20	1B: 1 2B: 3 3B: 0 HR: 0	SF: 0 SAC: 0 DP: 1 HBP: 0	WP: 0 PB: 0 SB: 0 CS: 0	PA: 34			
PITCHER	IP	WLS	BF	H	R	ER	SO	BB	IBB	HBP	BLK	WP	HR	S	P	ERA	WHIP								
Dave Burba, R ERA: 4.35	6.1	W	25	4	1	1	7	3	0	0	0	0	0	63	108	1.42	1.105								
Hector Carrasco, R ERA: 3.51	1.2		5	0	0	0	3	0	0	0	0	0	0	17	20	0.00	0.000								
Johnny Ruffin, R ERA: 6.32	1.0		4	0	0	0	1	1	0	0	0	0	0	10	20	0.00	1.000								

Batter	1	2	3	4	5	6	7	8	9	AB	R	H	RBI	BB	SO	LOB	BOTTOM								
Eric Owens, R OBP: 0.313, SLG: 0.279	HR	B1		K		F8		G6-3		4	1	0	0	1	1	0	Philadelphia Phillies @ Cincinnati Reds Riverfront Stadium, Cincinnati, OH Tue Jun 25 1996, 7:05 PM EDT Unknown - 79 F								
Bret Boone, R OBP: 0.280, SLG: 0.411	HR	PB	S	1B		K		F8		4	2	2	2	1	1	0									
Barry Larkin, R OBP: 0.399, SLG: 0.484 Jeff Branson, L OBP: 0.311, SLG: 0.381	S	2B	BLK	1B		K		P6		1	2	1	0	1	0	0									
Reggie Sanders, R OBP: 0.414, SLG: 0.535 Lenny Harris, L OBP: 0.310, SLG: 0.462	S	2B	BB	1B		K		G4-3	BB	1	2	0	0	2	1	1									
Eric Davis, R OBP: 0.407, SLG: 0.593 Thomas Howard, S OBP: 0.287, SLG: 0.297	K					K		G4-3		3	0	1	3	0	2	2									
Chris Sabo, R OBP: 0.417, SLG: 0.489 Willie Greene, L OBP: 0.323, SLG: 0.508	FC6-5	K				K		K		3	0	1	2	0	2	1									
Tim Belk, R OBP: 0.500, SLG: 0.333	FC6-5					F7				3	1	1	0	1	0	1									
Joe Oliver, R OBP: 0.282, SLG: 0.374	F9					F9		F8		4	1	1	2	0	0	2									
Dave Burba, R OBP: 0.129, SLG: 0.069 Hector Carrasco, R		G6-3						G4-3		3	0	0	0	0	2	0									
Hal Morris, L OBP: 0.340, SLG: 0.402 Johnny Ruffin, R OBP: 1.000, SLG: 1.000						K				1	0	0	0	0	0	0									
Inning Stats	R: 4 E: 0 K: 1 S: 14	H: 3 LOB: 1 BB: 2 P: 24	R: 3 E: 0 K: 1 S: 15	H: 1 LOB: 1 BB: 3 P: 33	R: 0 E: 0 K: 1 S: 7	H: 0 LOB: 0 BB: 0 P: 8	R: 0 E: 0 K: 3 S: 11	H: 1 LOB: 1 BB: 0 P: 17	R: 0 E: 0 K: 2 S: 13	H: 0 LOB: 0 BB: 1 P: 24	R: 0 E: 0 K: 2 S: 9	H: 0 LOB: 0 BB: 0 P: 11	R: 0 E: 0 K: 1 S: 7	H: 0 LOB: 1 BB: 1 P: 12	R: 2 E: 0 K: 0 S: 9	H: 2 LOB: 0 BB: 0 P: 12	1B: 3 2B: 2 3B: 0 HR: 2	SF: 0 SAC: 0 DP: 0 HBP: 0	WP: 0 PB: 1 SB: 3 CS: 0	PA: 38					
PITCHER	IP	WLS	BF	H	R	ER	SO	BB	IBB	HBP	BLK	WP	HR	S	P	ERA	WHIP								
Rafael Quirico, L ERA: 37.8	1.2	L	14	4	7	7	1	5	0	0	1	0	0	26	51	37.80	5.400								
Russ Springer, R ERA: 5.25	3.1		12	1	0	0	7	1	0	0	0	0	0	34	55	0.00	0.600								
Toby Borland, R ERA: 4.32	2.0		7	0	0	0	3	1	0	0	0	0	0	16	23	0.00	0.500								
Ron Blazier, R ERA: 2.81	1.0		5	2	2	2	0	0	0	0	0	0	1	9	12	18.00	2.000								

AB 30
R 1
H 4
RBI 1
BB 4
SO 11
LOB 15



Batter	1	2	3	4	5	6	7	8	9	AB	R	H	RBI	BB	SO	LOB	TOP					
26 David Doster, R OBP: 0.231, SLG: 0.342 (1, 4)										5	0	1	0	0	1	1	Philadelphia Phillies @ Cincinnati Reds Riverfront Stadium, Cincinnati, OH Tue Jun 25 1996, 7:05 PM EDT Att: 23,369 - Unknown - 79 F livebaseballscorecards.com					
Mike Lieberthal, R OBP: 0.322, SLG: 0.491 (1, 2)										4	0	2	0	0	0	2						
Gregg Jefferies, S OBP: 0.244, SLG: 0.305 (1, 3)										4	0	1	0	0	0	3						
Pete Incaviglia, R OBP: 0.344, SLG: 0.521 (1, 7)										3	0	0	0	1	1	2						
Todd Zeile, R OBP: 0.334, SLG: 0.433 (1, 5)										4	0	0	0	0	0	2						
J.R. Phillips, L OBP: 0.247, SLG: 0.391 (1, 9)										4	0	1	0	0	1	0						
Glenn Murray, R OBP: 0.259, SLG: 0.308 (1, 8)										4	0	0	0	0	2	1						
Kevin Sefcik, R OBP: 0.300, SLG: 0.389 (1, 6)										3	1	2	0	0	0	0						
Benito Santiago, R OBP: 0.339, SLG: 0.459 (9, PH)										1	0	1	0	0	0	0						
Mike Mims, L OBP: 0.182, SLG: 0.182 (1, 1)										2	0	0	0	0	0	2						
Ricky Otero, S OBP: 0.339, SLG: 0.324 (7, PH)										0	0	0	0	1	0	0						
Ken Ryan, R (7, 1)										0	0	0	0	0	0	0						
Jim Eisenreich, L OBP: 0.382, SLG: 0.419 (9, PH)										1	0	0	0	0	1	0						
Inning Stats	R: 0 E: 0 K: 1 S: 12	H: 1 LOB: 2 BB: 1 P: 24	R: 0 E: 0 K: 1 S: 14	H: 1 LOB: 1 BB: 0 P: 18	R: 0 E: 0 K: 0 S: 4	H: 0 LOB: 0 BB: 0 P: 5	R: 0 E: 0 K: 1 S: 10	H: 1 LOB: 1 BB: 0 P: 14	R: 1 E: 1 K: 0 S: 11	H: 3 LOB: 2 BB: 0 P: 16	R: 0 E: 0 K: 1 S: 7	H: 0 LOB: 0 BB: 0 P: 7	R: 0 E: 0 K: 0 S: 14	H: 1 LOB: 2 BB: 1 P: 25	R: 0 E: 0 K: 0 S: 5	H: 0 LOB: 0 BB: 0 P: 9	R: 0 E: 0 K: 1 S: 11	H: 1 LOB: 1 BB: 0 P: 18	1B: 7 2B: 0 3B: 1 HR: 0	SF: 0 SAC: 0 DP: 0 HBP: 0	WP: 0 PB: 0 SB: 0 CS: 0	PA: 37
PITCHER	IP	WLS	BF	H	R	ER	SO	BB	IBB	HBP	BLK	WP	HR	S	P	ERA	WHIP					
Kevin Jarvis, R ERA: 4.35 (1, 1)	6.1	W	27	6	1	0	4	2	0	0	0	0	0	63	95	0.00	1.263					
Jeff Shaw, R ERA: 2.95 (7, 1)	0.2		3	1	0	0	0	0	0	0	0	0	0	9	14	0.00	1.500					
Lee Smith, R ERA: 2.28 (8, 1)	2.0	S	7	1	0	0	1	0	0	0	0	0	0	16	27	0.00	0.500					

Batter	1	2	3	4	5	6	7	8	9	AB	R	H	RBI	BB	SO	LOB	BOTTOM				
Eric Owens, R OBP: 0.313, SLG: 0.277 (1, 7)										1	0	0	1	1	1	0	Philadelphia Phillies @ Cincinnati Reds Riverfront Stadium, Cincinnati, OH Tue Jun 25 1996, 7:05 PM EDT Att: 23,369 - Unknown - 79 F livebaseballscorecards.com				
Thomas Howard, S OBP: 0.293, SLG: 0.304 (7, 7)										1	0	1	1	0	0	0					
Bret Boone, R OBP: 0.274, SLG: 0.403 (1, 4)										4	0	0	0	0	1	2					
Barry Larkin, R OBP: 0.397, SLG: 0.480 (1, 6)										4	1	1	0	0	0	1					
Reggie Sanders, R OBP: 0.400, SLG: 0.515 (1, 9)										4	0	0	0	0	3	2					
Eric Davis, R OBP: 0.500, SLG: 0.594 (1, 8)										3	0	2	1	0	0	0					
Chris Sabo, R OBP: 0.405, SLG: 0.473 (1, 5)										3	0	0	0	0	0	1					
Tim Belk, R OBP: 0.500, SLG: 0.400 (1, 3)										2	1	1	0	0	1	1					
Hal Morris, L OBP: 0.342, SLG: 0.408 (7, PH) (8, 3)										1	1	1	0	0	0	0					
Eddie Taubensee, L OBP: 0.340, SLG: 0.414 (1, 2)										3	0	1	0	0	1	2					
Joe Oliver, R OBP: 0.282, SLG: 0.374 (8, 2)										0	0	0	0	0	0	0					
Kevin Jarvis, L OBP: 0.125, SLG: 0.125 (1, 1)										1	0	0	0	0	0	0					
Jeff Shaw, R (7, 1)										0	0	0	0	0	0	0					
Lenny Harris, L OBP: 0.318, SLG: 0.462 (7, PH)										0	0	0	0	1	0	0					
Lee Smith, R (8, 1)										0	0	0	0	0	0	0					
Inning Stats	R: 0 E: 0 K: 2 S: 9	H: 0 LOB: 1 BB: 1 P: 17	R: 0 E: 0 K: 2 S: 13	H: 1 LOB: 0 BB: 0 P: 19	R: 0 E: 0 K: 1 S: 8	H: 0 LOB: 0 BB: 0 P: 12	R: 1 E: 0 K: 1 S: 9	H: 2 LOB: 0 BB: 0 P: 15	R: 1 E: 0 K: 0 S: 9	H: 2 LOB: 1 BB: 0 P: 15	R: 0 E: 0 K: 0 S: 5	H: 0 LOB: 0 BB: 0 P: 7	R: 1 E: 0 K: 0 S: 6	H: 2 LOB: 1 BB: 1 P: 15	R: 0 E: 0 K: 1 S: 9	H: 0 LOB: 0 BB: 0 P: 13	1B: 6 2B: 1 3B: 0 HR: 0	SF: 1 SAC: 1 DP: 0 HBP: 0	WP: 0 PB: 0 SB: 1 CS: 1	PA: 32	
PITCHER	IP	WLS	BF	H	R	ER	SO	BB	IBB	HBP	BLK	WP	HR	S	P	ERA	WHIP				
Mike Mims, L ERA: 7.55 (1, 1)	6.0	L	23	5	2	2	6	1	0	0	0	0	0	15	28	4.50	1.500				
Ken Ryan, R ERA: 2.45 (7, 1)	2.0		8	2	1	1	1	1	0	0	0	0	0	15	28	4.50	1.500				

Batter	1	2	3	4	5	6	7	8	9	AB	R	H	RBI	BB	SO	LOB	TOP			
Ricky Otero, S OBP: 0.328, SLG: 0.312	1-1 L9		1-1 G3				1-0 P4										4 0 0 0 0 0 1			
26 David Doster, R OBP: 0.209, SLG: 0.310	0-0 F9						1-2 L8										4 0 0 0 0 0 1			
Gregg Jefferies, S OBP: 0.266, SLG: 0.326	2-2 1B						3-1 WP 1B										4 2 3 0 0 0 0			
Pete Incaviglia, R OBP: 0.343, SLG: 0.516	1-3 K						3-3 K										4 0 1 0 0 2 2			
Ricky Bottalico, L OBP: 0.500, SLG: 1.000							1-2 K										0 0 0 0 0 0 0			
Todd Zeile, R OBP: 0.333, SLG: 0.431							1-1 2H 1B										4 0 1 1 0 1 1			
Mike Lieberthal, R OBP: 0.319, SLG: 0.477							4-1 BB										3 0 0 0 1 1 0			
Glenn Murray, R OBP: 0.258, SLG: 0.305							0-3 K										4 0 1 0 0 2 2			
Kevin Sefcik, R OBP: 0.261, SLG: 0.333							2-1 G6-3										3 0 0 0 0 0 1			
Bento Santiago, R OBP: 0.323, SLG: 0.461																	1 0 1 0 0 0 0			
Mike Benjamin, R OBP: 0.349, SLG: 0.457																	0 0 0 0 0 0 0			
Mike Williams, R OBP: 0.167, SLG: 0.091							0-0 F9										1 0 0 0 1 0 0			
J.R. Phillips, L OBP: 0.244, SLG: 0.386																	1 0 0 0 0 1 1			
Ricardo Jordan, L OBP: 0.380, SLG: 0.417																	1 0 0 0 0 0 1			
Inning Stats	R: 0 E: 0 K: 1 S: 10	H: 1 LOB: 1 BB: 0 P: 14	R: 0 E: 0 K: 2 S: 11	H: 0 LOB: 0 BB: 0 P: 16	R: 0 E: 0 K: 0 S: 5	H: 0 LOB: 0 BB: 0 P: 8	R: 1 E: 0 K: 2 S: 15	H: 2 LOB: 2 BB: 1 P: 27	R: 0 E: 0 K: 0 S: 12	H: 0 LOB: 0 BB: 0 P: 9	R: 0 E: 0 K: 1 S: 12	H: 1 LOB: 1 BB: 0 P: 18	R: 1 E: 1 K: 0 S: 16	H: 2 LOB: 1 BB: 0 P: 20	R: 0 E: 0 K: 1 S: 9	H: 1 LOB: 1 BB: 0 P: 10	1B: 7 2B: 0 3B: 0 HR: 0	SF: 0 SAC: 0 DP: 0 HBP: 0	WP: 1 PB: 0 SB: 2 CS: 0	PA: 36
PITCHER	IP WLS BF H R ER SO BB IBB HBP BLK WP HR S P ERA WHIP																			
Roger Salkeld, R ERA: 3.64	6.0 W 23 3 1 1 5 2 0 0 0 1 0 61 93 1.50 0.833																			
Hector Carrasco, R ERA: 3.29	1.2 S 8 3 1 0 1 0 0 0 0 0 0 25 39 0.00 1.800																			
Jeff Brantley, R ERA: 3.32	1.1 S 5 1 0 0 1 0 0 0 0 0 0 12 16 0.00 0.750																			

Philadelphia Phillies @ Cincinnati Reds
Riverfront Stadium, Cincinnati, OH
Wed Jun 26 1996, 7:05 PM EDT
Att: 32,286 - Unknown - 80 F

AB 34
R 2
H 7
RBI 1
BB 2
SO 7
LOB 10

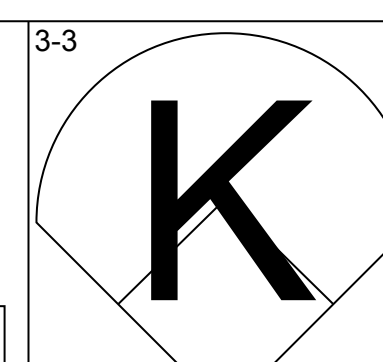
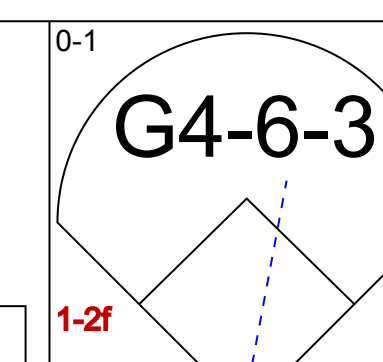
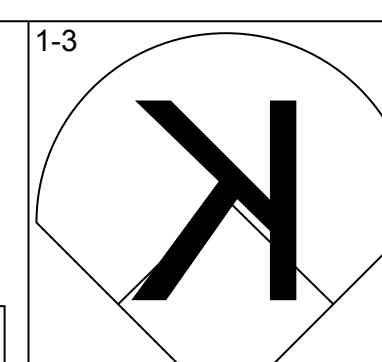

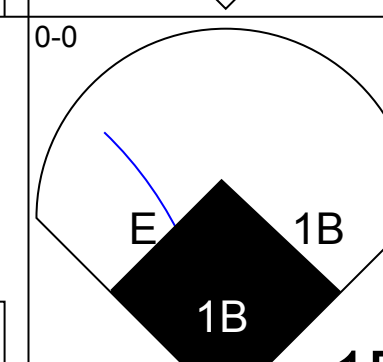
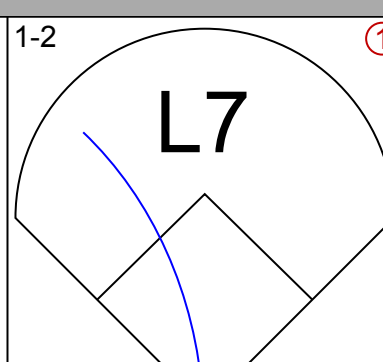
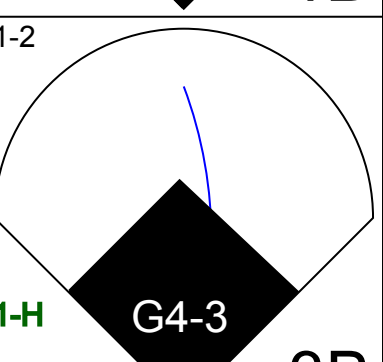
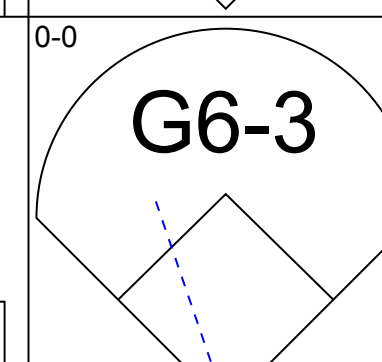
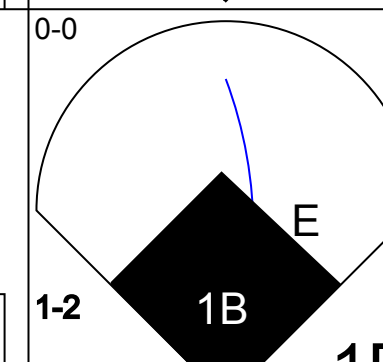
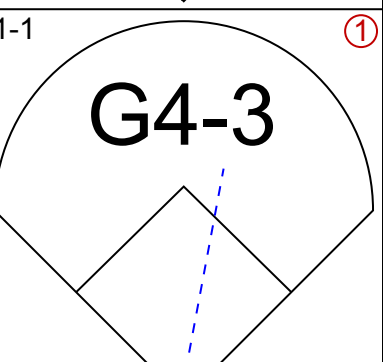
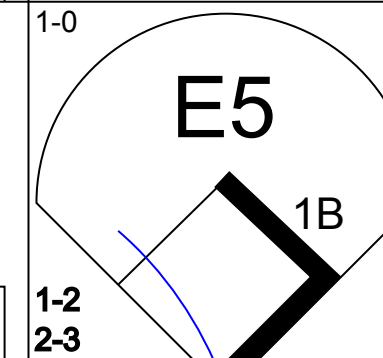
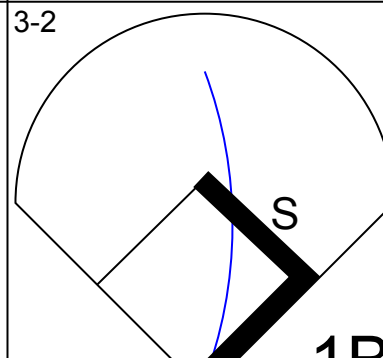
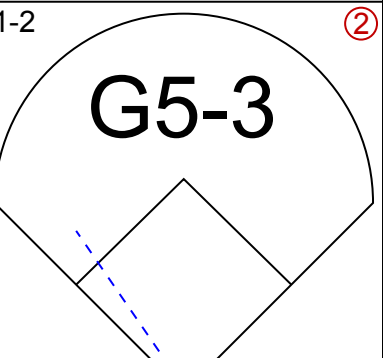
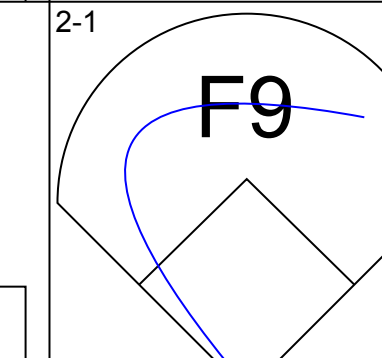
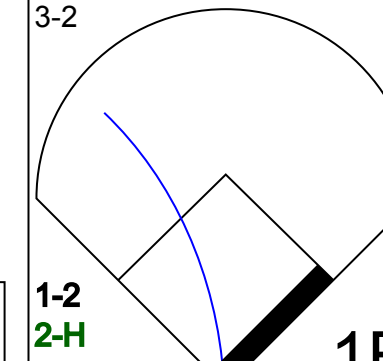
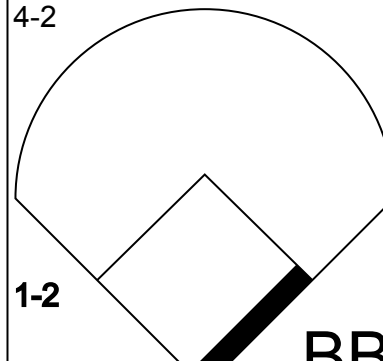
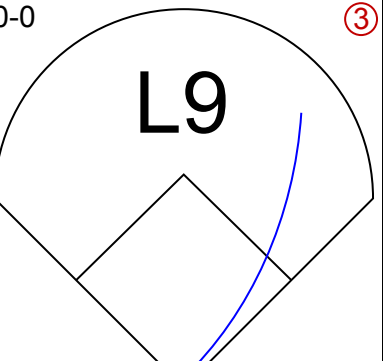
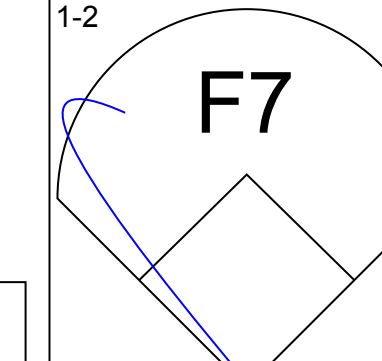
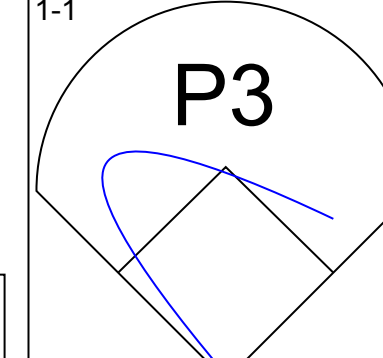
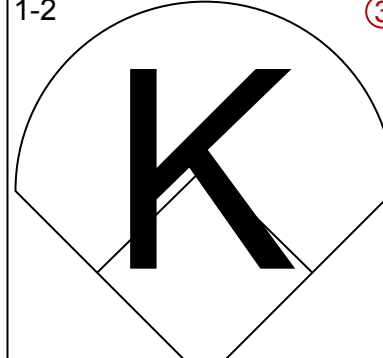


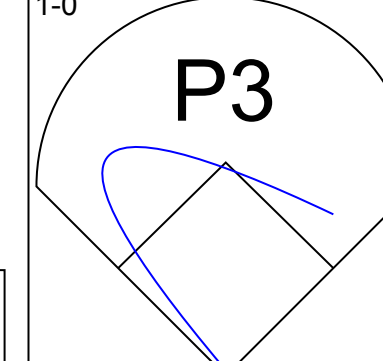

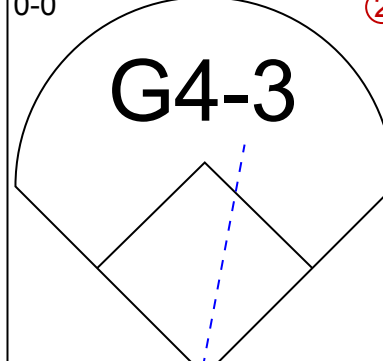
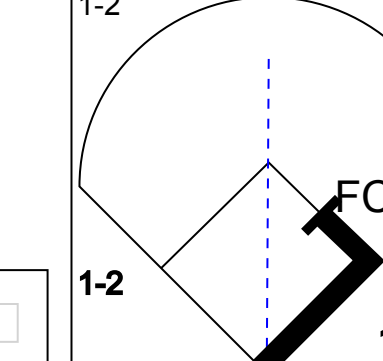

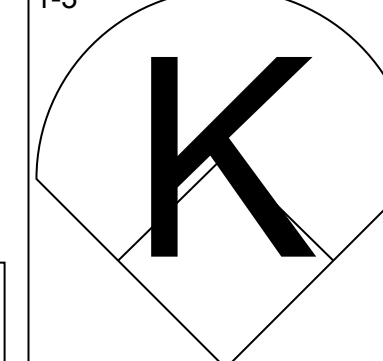
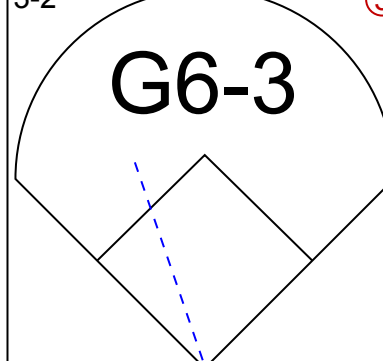
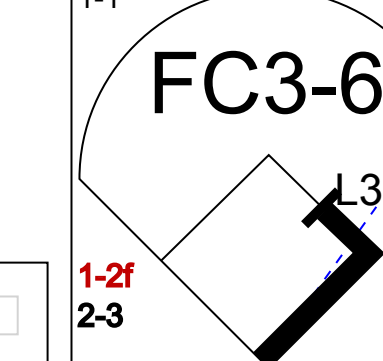
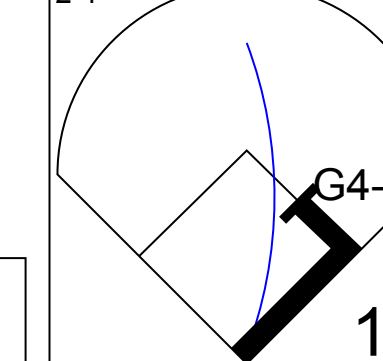
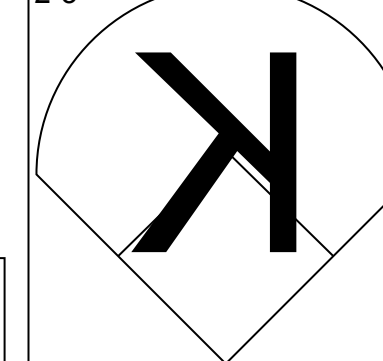

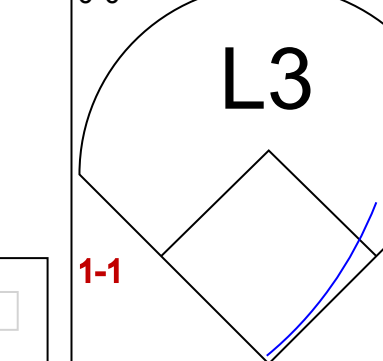
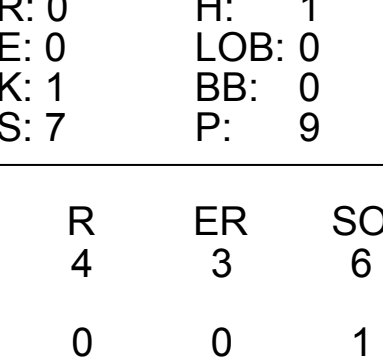
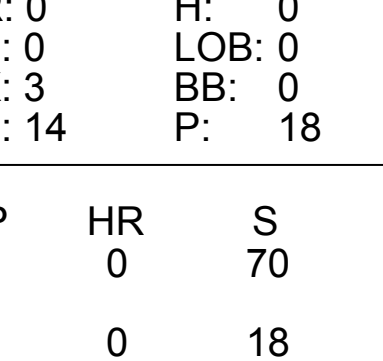
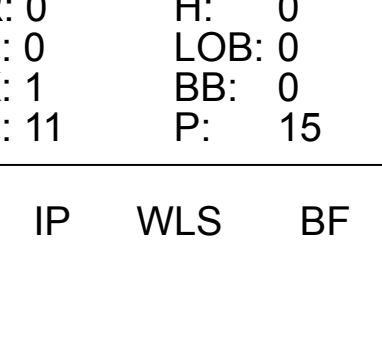
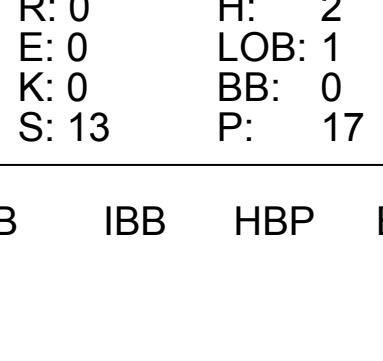


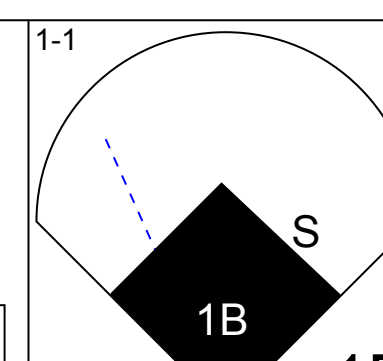
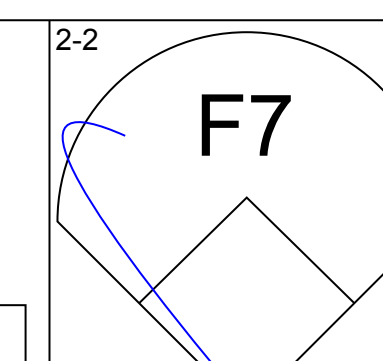
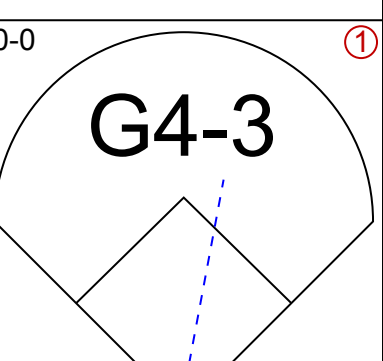
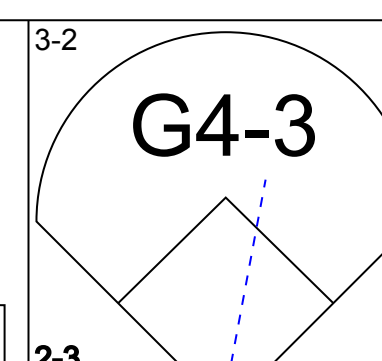

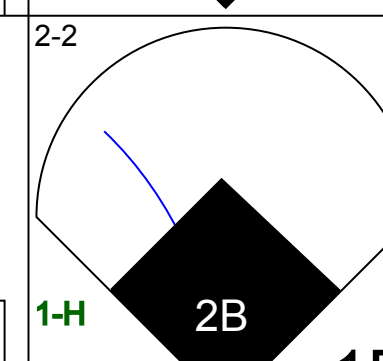
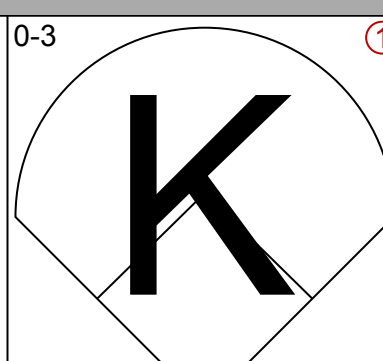
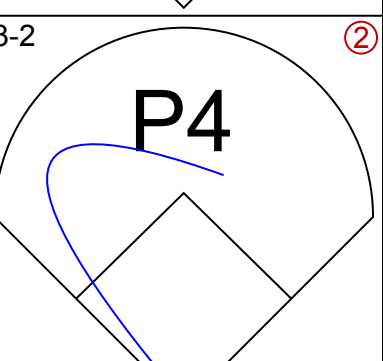
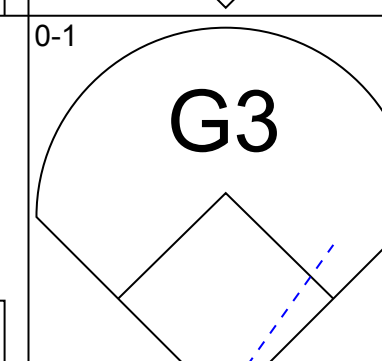
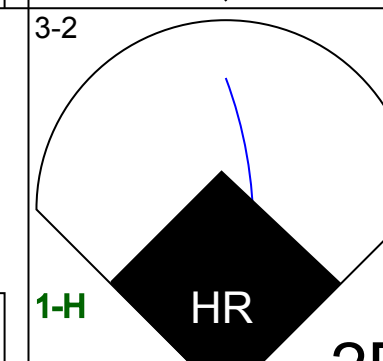
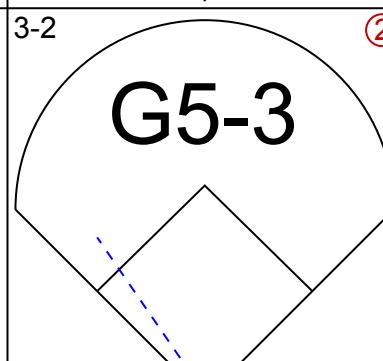
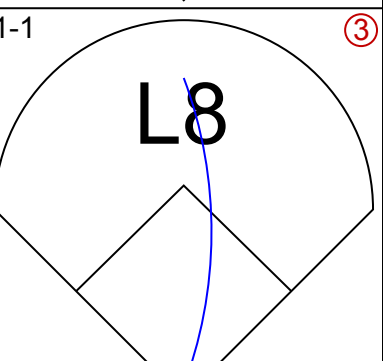
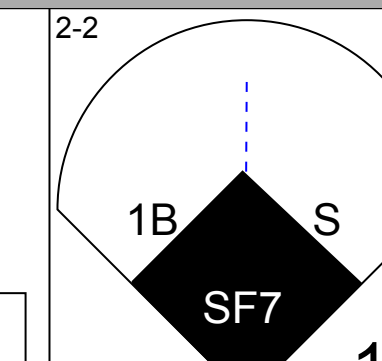
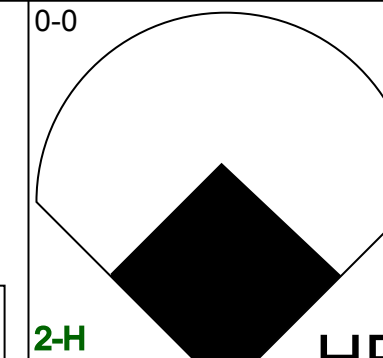
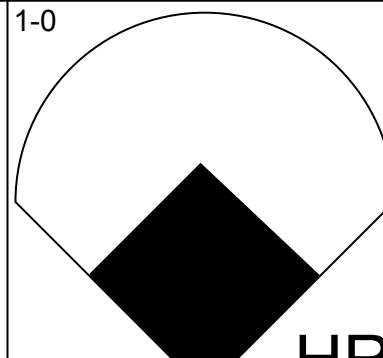
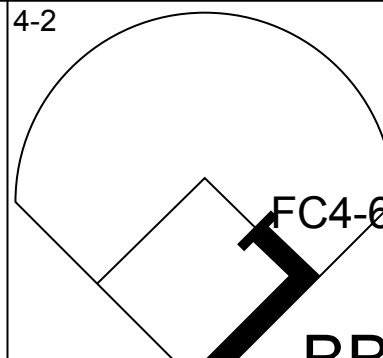
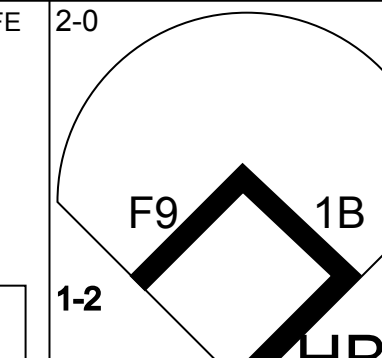
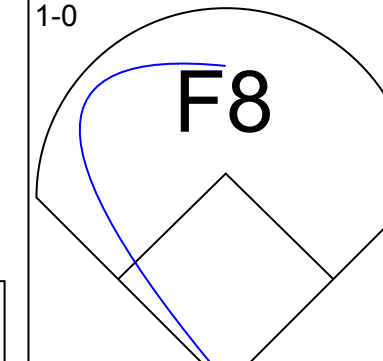
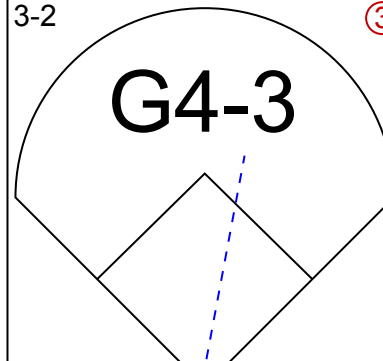
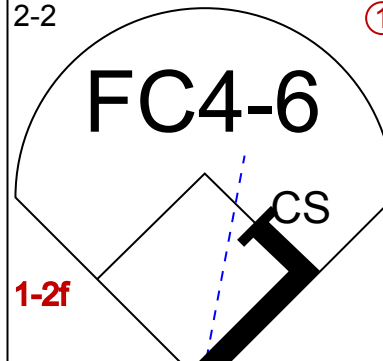

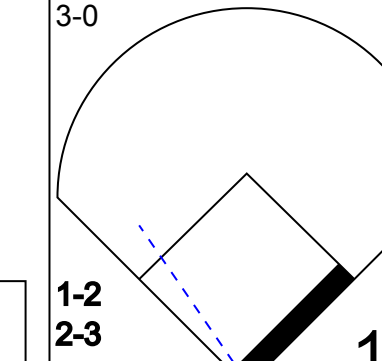
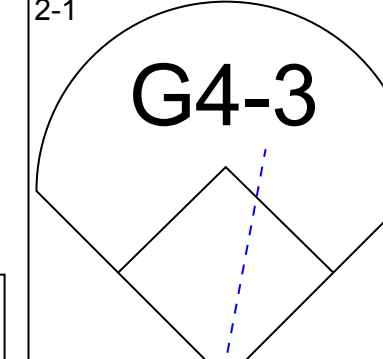
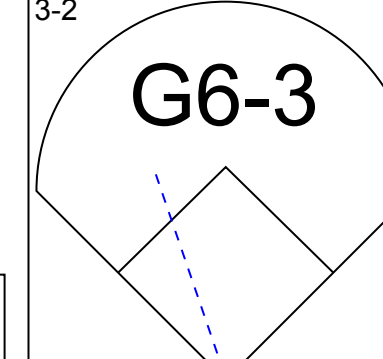
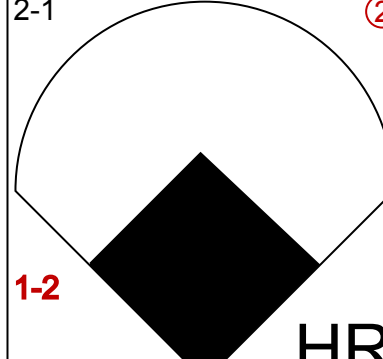
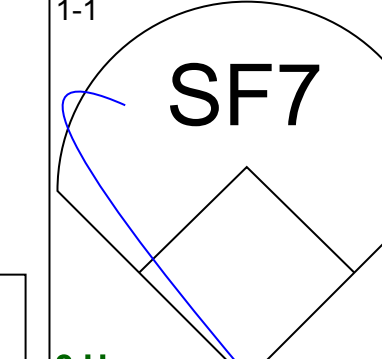
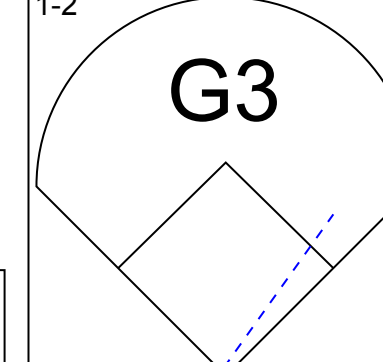
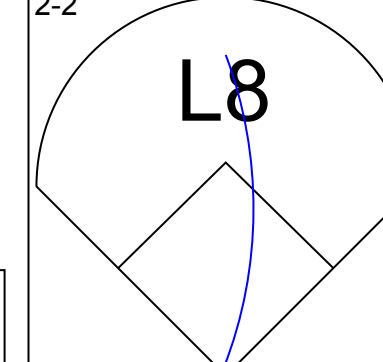
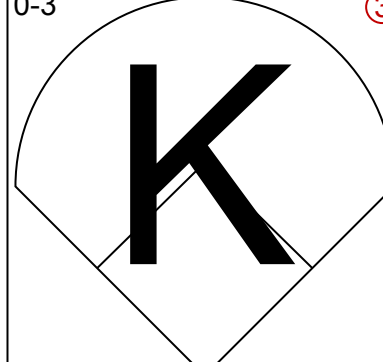
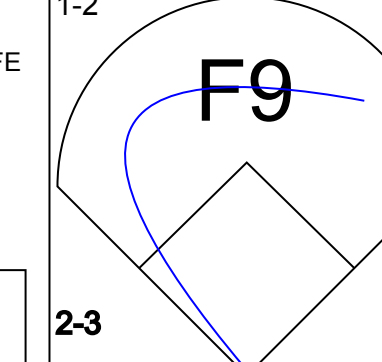
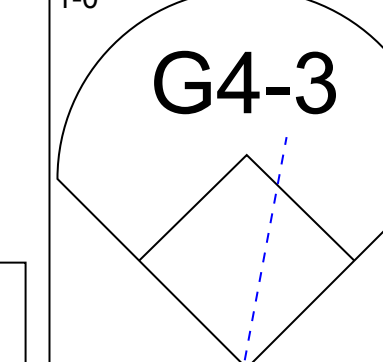
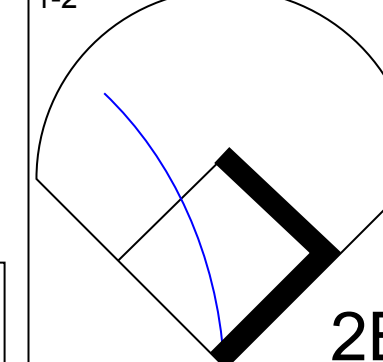
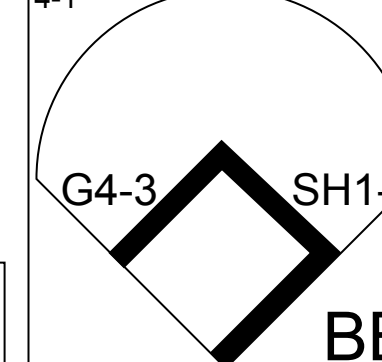
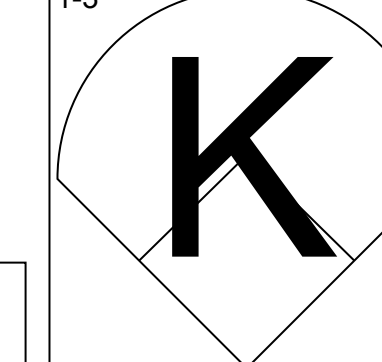
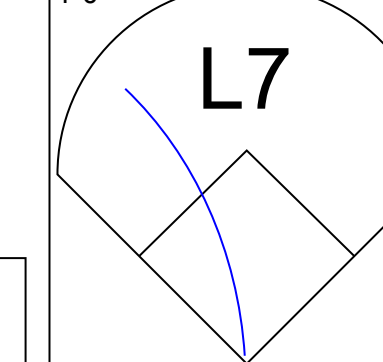
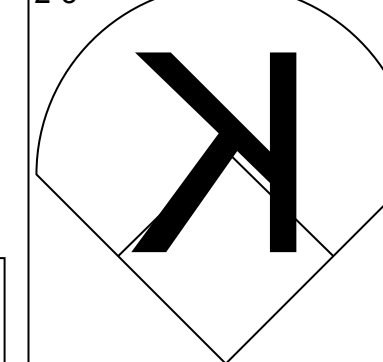
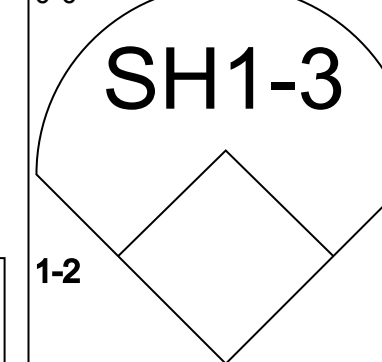
Batter	1	2	3	4	5	6	7	8	9	AB	R	H	RBI	BB	SO	LOB	BOTTOM			
Thomas Howard, S OBP: 0.291, SLG: 0.310	1-0 P5																4 0 1 0 0 0 0			
Lenny Harris, L OBP: 0.315, SLG: 0.463	1-0 BB HR																4 1 1 0 0 0 1			
Barry Larkin, R OBP: 0.402, SLG: 0.480	4-0 BB HR																2 1 1 0 1 1 0			
Eric Davis, R OBP: 0.408, SLG: 0.584	4-1 HR																3 1 0 0 1 2 2			
Willie Greene, L OBP: 0.326, SLG: 0.533	2-1 HR																2 1 1 4 0 0 1			
Jeff Branson, L OBP: 0.313, SLG: 0.383																	2 0 1 0 0 1 0			
Bret Boone, R OBP: 0.271, SLG: 0.397	1-0 G5-3																3 0 0 0 0 1 2			
Hal Morris, L OBP: 0.346, SLG: 0.414	2-1 2-5 2B																3 0 2 0 0 0 1			
Joe Oliver, R OBP: 0.276, SLG: 0.364	2-0 2-3																3 0 0 0 0 1 2			
Roger Salkeld, R Hector Carrasco, R Jeff Brantley, R																	2 0 0 0 0 1 0 1 0 0 0 0 1 0 0 0 0 0 0 0 0			
Inning Stats	R: 4 E: 0 K: 0 S: 8	H: 3 LOB: 1 BB: 2 P: 25	R: 0 E: 0 K: 1 S: 13	H: 1 LOB: 1 BB: 0 P: 19	R: 0 E: 0 K: 2 S: 12	H: 1 LOB: 1 BB: 0 P: 17	R: 0 E: 0 K: 1 S: 6	H: 1 LOB: 0 BB: 0 P: 7	R: 0 E: 0 K: 0 S: 8	H: 0 LOB: 1 BB: 0 P: 12	R: 0 E: 0 K: 0 S: 11	H: 1 LOB: 1 BB: 0 P: 14	R: 0 E: 0 K: 1 S: 5	H: 0 LOB: 0 BB: 0 P: 6	R: 0 E: 0 K: 3 S: 10	H: 0 LOB: 0 BB: 0 P: 14	1B: 3 2B: 3 3B: 0 HR: 1	SF: 0 SAC: 0 DP: 1 HBP: 1	WP: 0 PB: 0 SB: 1 CS: 0	PA: 32
PITCHER	IP WLS BF H R ER SO BB IBB HBP BLK WP HR S P ERA WHIP																			
Mike Williams, R ERA: 5.66	6.0 L 27 7 4 4 4 2 0 1 0 0 0 58 94 6.00 1.500																			
Ricardo Jordan, L ERA: 1.59	1.0 3 0 0 0 1 0 0 0 0 0 0 5 6 0.00 0.000																			
Ricky Bottalico, R ERA: 3.28	1.0 3 0 0 0 3 0 0 0 0 0 0 10 14 0.00 0.000																			

Philadelphia Phillies @ Cincinnati Reds
Riverfront Stadium, Cincinnati, OH
Wed Jun 26 1996, 7:05 PM EDT
Att: 32,286 - Unknown - 80 F

AB 29
R 4
H 7
RBI 4
BB 2
SO 8
LOB 9



Batter	1	2	3	4	5	6	7	8	9	AB	R	H	RBI	BB	SO	LOB	TOP								
Brian McRae, S OBP: 0.351, SLG: 0.368 (1, 8)										4	1	1	0	0	2	1	Chicago Cubs @ Cincinnati Reds Riverfront Stadium, Cincinnati, OH Fri Jun 28 1996, 7:05 PM EDT Att: 27,864 - Unknown - 92 F AB 35 R 4 H 9 RBI 4 BB 1 SO 7 LOB 13 								
Doug Glanville, R OBP: 0.297, SLG: 0.321 (1, 7)										4	2	2	1	0	0	0									
Jim Bullinger, R OBP: 0.333, SLG: 0.636 (7, 1)										0	0	0	0	0	0	0									
Bob Patterson, R (8, 1)										0	0	0	0	0	0	0									
Kent Bottenfield, R (8, 1)										0	0	0	0	0	0	0									
Mark Grace, L OBP: 0.400, SLG: 0.454 (1, 3)										4	1	1	1	0	0	0									
Sammy Sosa, R OBP: 0.293, SLG: 0.535 (1, 9)										4	0	1	0	0	0	2									
Leo Gomez, R OBP: 0.352, SLG: 0.493 (1, 5)										3	0	1	2	1	0	0									
23 Ryne Sandberg, R OBP: 0.300, SLG: 0.447 (1, 4)										4	0	1	0	0	1	4									
Scott Servais, R OBP: 0.321, SLG: 0.425 (1, 2)										4	0	1	0	0	1	2									
José Hernández, R OBP: 0.286, SLG: 0.333 (9, PH)										3	0	0	0	0	2	0									
Frank Castillo, R OBP: 0.107, SLG: 0.107 (7, PH)										2	0	1	0	0	1	0									
Terry Shumpert, R OBP: 0.316, SLG: 0.600 (7, PH)										0	0	0	0	0	0	0									
Luis Gonzalez, L OBP: 0.360, SLG: 0.416 (7, 7)										2	0	0	0	0	0	2									
Inning Stats	R: 2 E: 1 K: 1 S: 13	H: 3 LOB: 2 BB: 0 P: 22	R: 0 E: 0 K: 1 S: 7	H: 1 LOB: 0 BB: 0 P: 9	R: 0 E: 0 K: 1 S: 15	H: 1 LOB: 2 BB: 1 P: 25	R: 0 E: 0 K: 3 S: 14	H: 0 LOB: 0 BB: 0 P: 18	R: 2 E: 0 K: 0 S: 13	H: 2 LOB: 0 BB: 0 P: 17	R: 0 E: 0 K: 0 S: 8	H: 0 LOB: 0 BB: 0 P: 12	R: 0 E: 0 K: 0 S: 11	H: 0 LOB: 0 BB: 0 P: 15	R: 0 E: 0 K: 0 S: 7	H: 0 LOB: 0 BB: 0 P: 12	R: 0 E: 0 K: 0 S: 13	H: 2 LOB: 1 BB: 0 P: 17	1B: 8 2B: 1 3B: 1 HR: 0	SF: 0 SAC: 0 DP: 2 HBP: 0	WP: 0 PB: 0 SB: 1 CS: 0	PA: 36			
PITCHER	IP	WLS	BF	H	R	ER	SO	BB	IBB	HBP	BLK	WP	HR	S	P	ERA	WHIP								
John Smiley, L ERA: 4.31	6.0	W	26	7	4	3	6	1	0	0	0	0	0	70	103	4.50	1.333								
Hector Carrasco, R ERA: 3.07	2.0		6	0	0	0	1	0	0	0	0	0	0	18	27	0.00	0.000								
Lee Smith, R ERA: 2.19	1.0	S	4	2	0	0	0	0	0	0	0	0	0	13	17	0.00	2.000								

Batter	1	2	3	4	5	6	7	8	9	AB	R	H	RBI	BB	SO	LOB	BOTTOM								
Thomas Howard, S OBP: 0.290, SLG: 0.308 (1, 7)										4	1	1	0	0	0	1	Chicago Cubs @ Cincinnati Reds Riverfront Stadium, Cincinnati, OH Fri Jun 28 1996, 7:05 PM EDT Att: 27,864 - Unknown - 92 F AB 30 R 7 H 9 RBI 7 BB 2 SO 4 LOB 8 								
Bret Boone, R OBP: 0.270, SLG: 0.394 (1, 4)										4	1	1	1	0	1	1									
Barry Larkin, R OBP: 0.404, SLG: 0.485 (1, 6)										4	2	2	1	0	0	0									
Reggie Sanders, R OBP: 0.419, SLG: 0.581 (1, 9)										2	2	2	3	1	0	0									
Eric Davis, R OBP: 0.405, SLG: 0.576 (1, 8)										4	0	1	0	0	0	1									
Hal Morris, L OBP: 0.344, SLG: 0.425 (1, 3)										3	1	1	2	0	0	0									
Chris Sabo, R ERA: 6.43										3	0	0	0	0	1	0									
Hector Carrasco, R OBP: 0.395, SLG: 0.458 (7, 1)										0	0	0	0	0	0	0									
Tim Belk, R OBP: 0.429, SLG: 0.333 (8, PH)										1	0	0	0	0	0	2									
Lee Smith, R (9, 1)										0	0	0	0	0	0	0									
Eddie Taubensee, L OBP: 0.346, SLG: 0.421 (1, 2)										2	0	1	0	1	0	0									
Joe Oliver, R OBP: 0.273, SLG: 0.361 (8, PH)										1	0	0	0	0	1	2									
John Smiley, L OBP: 0.235, SLG: 0.242 (1, 1)										2	0	0	0	0	1	1									
Jeff Branson, L OBP: 0.313, SLG: 0.383 (7, 5)										0	0	0	0	0	0	0									
Inning Stats	R: 4 E: 0 K: 0 S: 15	H: 4 LOB: 0 BB: 0 P: 25	R: 0 E: 0 K: 0 S: 6	H: 0 LOB: 0 BB: 0 P: 10	R: 1 E: 0 K: 1 S: 10	H: 1 LOB: 0 BB: 0 P: 17	R: 0 E: 0 K: 1 S: 13	H: 1 LOB: 1 BB: 0 P: 21	R: 0 E: 0 K: 0 S: 6	H: 0 LOB: 0 BB: 0 P: 10	R: 1 E: 0 K: 0 S: 11	H: 1 LOB: 1 BB: 1 P: 18	R: 0 E: 0 K: 0 S: 8	H: 0 LOB: 1 BB: 1 P: 15	R: 1 E: 0 K: 0 S: 13	H: 2 LOB: 2 BB: 0 P: 23	1B: 4 2B: 2 3B: 0 HR: 3	SF: 1 SAC: 1 DP: 0 HBP: 1	WP: 0 PB: 0 SB: 2 CS: 1	PA: 35					
PITCHER	IP	WLS	BF	H	R	ER	SO	BB	IBB	HBP	BLK	WP	HR	S	P	ERA	WHIP								
Frank Castillo, R ERA: 5.54	6.0	L	25	7	6	6	3	1	0	0	0	0	0	12	26	9.00	3.000								
Jim Bullinger, R ERA: 2.08	1.0		7	2	1	1	0	1	0	1	0	0	0	6	8	0.00	0.000								
Bob Patterson, L ERA: 2.08	0.2		2	0	0	0	0	0	0	0	0	0	0	3	4	0.00	0.000								
Kent Bottenfield, R ERA: 2.08	0.1		1	0	0	0	1	0	0	0	0	0	0	3	4	0.00	0.000								

Batter	1	2	3	4	5	6	7	8	9	AB	R	H	RBI	BB	SO	LOB	TOP			
Brian McRae, S OBP: 0.350, SLG: 0.366 (1, 8)										4	1	1	0	0	1	0	Chicago Cubs @ Cincinnati Reds Riverfront Stadium, Cincinnati, OH Sat Jun 29 1996, 3:33 AM EDT Att: 32,273 - Sunny - 86 F			
23 Ryne Sandberg, R OBP: 0.299, SLG: 0.448 (1, 4)										4	1	1	2	0	2	0				
Mark Grace, L OBP: 0.394, SLG: 0.446 (1, 3)										4	0	0	0	0	0	1				
Sammy Sosa, R OBP: 0.301, SLG: 0.549 (1, 9)										3	1	3	2	1	0	0				
Luis Gonzalez, L OBP: 0.358, SLG: 0.426 (1, 7)										4	1	1	1	0	0	3				
Leo Gomez, R OBP: 0.352, SLG: 0.488 (6, 1)										2	0	0	0	1	0	2				
Scott Bleil, L OBP: 0.353, SLG: 0.479 (8, PH)										0	0	0	0	0	0	0				
Turk Wendell, L OBP: 0.500, SLG: 0.500 (6, 1)										1	0	0	0	0	0	0				
Scott Servais, R OBP: 0.318, SLG: 0.420 (1, 2)										3	0	0	0	0	0	3				
Tyler Houston, L OBP: 0.241, SLG: 0.464 (6, 2)										1	0	0	0	0	0	0				
José Hernández, R OBP: 0.279, SLG: 0.325 (1, 6)										4	0	0	0	0	1	2				
Mike Campbell, R OBP: 0.444, SLG: 0.667 (1, 1)										2	1	1	0	0	1	0				
Jim Bullinger, R OBP: 0.333, SLG: 0.636 (4, 1)										0	0	0	0	0	0	0				
Kent Bottenfield, R OBP: 0.500, SLG: 0.500 (5, 1)										2	0	0	0	0	0	0				
Dave Magadan, L OBP: 0.349, SLG: 0.125 (6, 5)										2	0	0	0	0	0	0				
Inning Stats	R: 0 E: 0 K: 2 S: 8	H: 0 LOB: 0 BB: 0 P: 10	R: 0 E: 0 K: 0 S: 8	H: 0 LOB: 2 BB: 2 P: 17	R: 3 E: 0 K: 0 S: 17	H: 4 LOB: 1 BB: 0 P: 24	R: 0 E: 0 K: 1 S: 9	H: 0 LOB: 0 BB: 0 P: 13	R: 0 E: 0 K: 0 S: 7	H: 1 LOB: 1 BB: 0 P: 11	R: 0 E: 0 K: 0 S: 7	H: 0 LOB: 0 BB: 0 P: 10	R: 2 E: 0 K: 1 S: 9	H: 2 LOB: 0 BB: 0 P: 15	R: 0 E: 0 K: 1 S: 12	H: 0 LOB: 0 BB: 0 P: 16	1B: 4 2B: 1 3B: 0 HR: 2	SF: 0 SAC: 0 DP: 0 HBP: 0	WP: 1 PB: 0 SB: 0 CS: 0	PA: 36
PITCHER	IP WLS BF H R ER SO BB IBB HBP BLK WP HR S P ERA WHIP																			
Mark Portugal, R ERA: 4.09 (1, 1)	7.0 W 28 5 3 3 3 2 0 0 0 0 1 0 63 98 3.86 1.000																			
Jeff Shaw, R ERA: 3.24 (8, 1)	2.0 8 2 2 2 2 0 0 0 0 0 2 21 31 9.00 1.000																			

AB 34
R 5
H 7
RBI 5
BB 2
SO 5
LOB 11



Batter	1	2	3	4	5	6	7	8	9	AB	R	H	RBI	BB	SO	LOB	BOTTOM			
Thomas Howard, S OBP: 0.287, SLG: 0.320 (1, 7)										5	1	1	0	0	2	4	Chicago Cubs @ Cincinnati Reds Riverfront Stadium, Cincinnati, OH Sat Jun 29 1996, 3:33 AM EDT Att: 32,273 - Sunny - 86 F			
Bret Boone, R OBP: 0.273, SLG: 0.406 (1, 4)										4	2	1	2	1	0	0				
Barry Larkin, R OBP: 0.411, SLG: 0.487 (1, 6)										3	1	2	0	2	0	0				
Reggie Sanders, R OBP: 0.406, SLG: 0.560 (1, 9)										4	1	0	0	0	1	4				
Lenny Harris, L OBP: 0.311, SLG: 0.459 (8, 9)										1	0	0	0	0	1	1				
Eric Davis, R OBP: 0.411, SLG: 0.581 (1, 8)										2	3	1	2	2	0	0				
Hal Morris, L OBP: 0.383, SLG: 0.435 (1, 3)										3	0	3	1	1	0	0				
Tim Belk, R OBP: 0.429, SLG: 0.333 (8, 3)										0	0	0	0	0	0	0				
Joe Oliver, R OBP: 0.273, SLG: 0.369 (1, 2)										3	0	1	3	0	0	2				
Jeff Branson, L OBP: 0.306, SLG: 0.373 (1, 5)										4	0	0	0	0	0	4				
Mark Portugal, R OBP: 0.194, SLG: 0.226 (1, 1)										3	1	2	0	0	0	0				
Eric Owens, R OBP: 0.311, SLG: 0.275 (7, PH)										1	0	0	0	0	0	1				
Jeff Shaw, R ERA: 3.24 (8, 1)										0	0	0	0	0	0	0				
Inning Stats	R: 0 E: 0 K: 1 S: 11	H: 0 LOB: 0 BB: 0 P: 14	R: 0 E: 0 K: 0 S: 11	H: 1 LOB: 1 BB: 0 P: 21	R: 2 E: 0 K: 1 S: 17	H: 3 LOB: 1 BB: 0 P: 29	R: 1 E: 0 K: 0 S: 4	H: 1 LOB: 0 BB: 1 P: 9	R: 5 E: 1 K: 1 S: 27	H: 4 LOB: 3 BB: 3 P: 46	R: 0 E: 0 K: 0 S: 8	H: 1 LOB: 0 BB: 0 P: 11	R: 1 E: 0 K: 0 S: 13	H: 1 LOB: 1 BB: 1 P: 25	R: 0 E: 0 K: 1 S: 8	H: 0 LOB: 1 BB: 1 P: 14	1B: 6 2B: 3 3B: 1 HR: 1	SF: 1 SAC: 0 DP: 1 HBP: 0	WP: 0 PB: 0 SB: 2 CS: 1	PA: 41
PITCHER	IP WLS BF H R ER SO BB IBB HBP BLK WP HR S P ERA WHIP																			
Mike Campbell, R ERA: 4.05 (1, 1)	3.0 13 4 2 2 2 2 0 0 0 0 0 0 15 29 27.00 3.750																			
Jim Bullinger, R ERA: 6.2 (4, 1)	1.1 L 8 2 4 4 1 3 0 0 0 0 0 0 16 26 13.50 4.500																			
Kent Bottenfield, R ERA: 2.08 (6, 1)	0.2 7 3 2 1 0 0 1 0 0 0 0 0 21 36 4.50 1.500																			
Rodney Myers, R ERA: 3.82 (6, 1)	2.0 8 2 1 1 0 1 0 0 0 0 0 0 8 14 0.00 1.000																			
Turk Wendell, R ERA: 2.38 (8, 1)	1.0 4 0 0 0 0 1 1 0 0 0 0 0 0 8 14 0.00 1.000																			



Batter	1	2	3	4	5	6	7	8	9	AB	R	H	RBI	BB	SO	LOB	TOP				
Brian McRae, S (1, 8) OBP: 0.353, SLG: 0.364	1-1 G3	4-1 BB		4-2 23 3B BB		0-1 P6		4-1 23 1B BB		2	2	0	0	3	0	0	Chicago Cubs @ Cincinnati Reds Riverfront Stadium, Cincinnati, OH Sun Jun 30 1996, 3:33 AM EDT Att: 30,352 - Sunny - 96 F				
23 Ryne Sandberg, R (1, 4) OBP: 0.304, SLG: 0.458	1-0 F8	1-1 P4		2-1 1B 3B			2-1 2B 1B	0-2 E8 1B		5	1	3	2	0	0	3					
Mark Grace, L (1, 3) OBP: 0.398, SLG: 0.451	4-2 BB BB		1-2 G4-3	2-0 1B			1-0 F8 1B 2B	2-2 G6-3		4	1	2	1	1	0	1					
Sammy Sosa, R (1, 9) OBP: 0.303, SLG: 0.545	4-2 BB		0-0 2B 1B	3-H K			1-0 F8		2-0 G6-3	4	1	1	0	1	1	2					
Luis Gonzalez, L (1, 7) OBP: 0.359, SLG: 0.430	2-2 P5		2-0 2B		0-0 F7		1-1 1B	2-1 L8		5	0	2	2	0	0	2					
Leo Gomez, R (1, 5) OBP: 0.353, SLG: 0.490		0-0 1B 2B	2-3 K		2-3 K		0-1 P3	2-2 FC6-4 1B		5	0	2	0	0	2	2					
Scott Servais, R (1, 2) Mike Hubbard, R (8, 2)	0-0 BB 1B		3-3 K		2-2 F8			4-0 SH1-4 BB	2-2 FC6-4 1B	3	1	1	0	1	1	1					
José Hernández, R (1, 6) OBP: 0.274, SLG: 0.319	2-2 K			1-0 F7		3-2 F8		0-0 SH1-4		3	0	0	0	0	1	2					
Steve Trachsel, R (1, 1) Dave Magadan, L (8, PH) Terry Adams, R (8, 1) Bob Patterson, R (8, 1)	1-3 K			0-1 F8		0-2 G6-3		2-3 K		3	0	0	0	0	1	2					
Inning Stats	R: 0 E: 0 K: 0 S: 10	H: 0 LOB: 2 BB: 2 P: 22	R: 0 E: 0 K: 2 S: 14	H: 2 LOB: 3 BB: 1 P: 22	R: 1 E: 0 K: 2 S: 12	H: 2 LOB: 1 BB: 0 P: 20	R: 2 E: 0 K: 1 S: 14	H: 2 LOB: 1 BB: 1 P: 24	R: 0 E: 0 K: 1 S: 8	H: 0 LOB: 0 BB: 0 P: 12	R: 1 E: 0 K: 0 S: 8	H: 3 LOB: 1 BB: 0 P: 13	R: 2 E: 1 K: 1 S: 12	H: 1 LOB: 2 BB: 2 P: 24	R: 0 E: 0 K: 0 S: 13	H: 1 LOB: 1 BB: 0 P: 21		1B: 7 2B: 3 3B: 1 HR: 0	SF: 0 SAC: 1 DP: 0 HBP: 0	WP: 0 PB: 0 SB: 1 CS: 0	PA: 43
PITCHER	IP WLS BF H R ER SO BB IBB HBP BLK WP HR S P ERA WHIP	IP WLS BF H R ER SO BB IBB HBP BLK WP HR S P ERA WHIP	IP WLS BF H R ER SO BB IBB HBP BLK WP HR S P ERA WHIP	IP WLS BF H R ER SO BB IBB HBP BLK WP HR S P ERA WHIP	IP WLS BF H R ER SO BB IBB HBP BLK WP HR S P ERA WHIP	IP WLS BF H R ER SO BB IBB HBP BLK WP HR S P ERA WHIP	IP WLS BF H R ER SO BB IBB HBP BLK WP HR S P ERA WHIP	IP WLS BF H R ER SO BB IBB HBP BLK WP HR S P ERA WHIP	IP WLS BF H R ER SO BB IBB HBP BLK WP HR S P ERA WHIP	IP WLS BF H R ER SO BB IBB HBP BLK WP HR S P ERA WHIP	IP WLS BF H R ER SO BB IBB HBP BLK WP HR S P ERA WHIP	IP WLS BF H R ER SO BB IBB HBP BLK WP HR S P ERA WHIP	IP WLS BF H R ER SO BB IBB HBP BLK WP HR S P ERA WHIP	IP WLS BF H R ER SO BB IBB HBP BLK WP HR S P ERA WHIP	IP WLS BF H R ER SO BB IBB HBP BLK WP HR S P ERA WHIP	IP WLS BF H R ER SO BB IBB HBP BLK WP HR S P ERA WHIP	IP WLS BF H R ER SO BB IBB HBP BLK WP HR S P ERA WHIP	IP WLS BF H R ER SO BB IBB HBP BLK WP HR S P ERA WHIP	IP WLS BF H R ER SO BB IBB HBP BLK WP HR S P ERA WHIP	IP WLS BF H R ER SO BB IBB HBP BLK WP HR S P ERA WHIP	IP WLS BF H R ER SO BB IBB HBP BLK WP HR S P ERA WHIP

AB	36
R	6
H	11
RBI	5
BB	6
SO	7
LOB	17



Batter	1	2	3	4	5	6	7	8	9	AB	R	H	RBI	BB	SO	LOB	BOTTOM					
Thomas Howard, S (1, 8) OBP: 0.279, SLG: 0.310	0-1 G5-3		1-1 P6		1-1 L8			2-2 FC3-6 BB PB		4	0	0	0	0	0	1	Chicago Cubs @ Cincinnati Reds Riverfront Stadium, Cincinnati, OH Sun Jun 30 1996, 3:33 AM EDT Att: 30,352 - Sunny - 96 F					
Bret Boone, R (1, 4) OBP: 0.277, SLG: 0.405	0-0 E9 G6-3		1-1 G5-3			0-2 G5-4-3 1B		4-2 BB BB		3	0	1	0	1	0	0						
Barry Larkin, R (1, 6) OBP: 0.408, SLG: 0.481	3-2 G6-3		2-3 K			1-2 F8		4-0 BB BB		3	0	0	0	1	1	2						
Reggie Sanders, R (1, 9) OBP: 0.402, SLG: 0.558	0-3 K			1-2 PB 2B		1-1 G5-4-3		2-2 K		4	0	1	0	0	2	5						
Hal Morris, L (1, 3) Eric Davis, R (8, PH) Johnny Ruffin, R (9, 1) OBP: 1.000, SLG: 1.000		2-1 G4-3 1B		2-3 K			0-2 G5-4-3 1B	1-3 K		3	0	2	0	0	1	1						
Chris Sabo, R (1, 5) OBP: 0.381, SLG: 0.440	1-2 L7			1-3 K			0-0 G5-4-3		1-2 F7	4	0	0	0	0	1	3						
Eric Owens, R (1, 7) OBP: 0.309, SLG: 0.269	2-1 G4-3			0-0 G3			4-0 BB	1-0 F8		3	0	0	0	1	0	2						
Joe Oliver, R (1, 2) Eddie Taubensee, L (7, PH) OBP: 0.276, SLG: 0.366 OBP: 0.342, SLG: 0.416	4-1 BB				1-2 G6-3			0-3 K		1	0	0	0	1	0	0						
Dave Burba, R (1, 1) Hector Carrasco, R (7, 1) Lenny Harris, L (8, PH) OBP: 0.121, SLG: 0.065 OBP: 0.319, SLG: 0.458	2-2 G4-3				0-0 G4-3			4-2 FC3-6 BB		2	0	0	0	0	0	2						
Inning Stats	R: 0 E: 1 K: 1 S: 9	H: 0 LOB: 1 BB: 0 P: 12	R: 0 E: 0 K: 0 S: 13	H: 1 LOB: 2 BB: 1 P: 24	R: 0 E: 0 K: 1 S: 7	H: 0 LOB: 0 BB: 0 P: 11	R: 0 E: 0 K: 2 S: 10	H: 1 LOB: 1 BB: 0 P: 14	R: 0 E: 0 K: 0 S: 6	H: 0 LOB: 0 BB: 0 P: 8	R: 0 E: 0 K: 0 S: 9	H: 1 LOB: 1 BB: 1 P: 11	R: 0 E: 0 K: 0 S: 5	H: 1 LOB: 1 BB: 1 P: 9	R: 0 E: 0 K: 2 S: 15	H: 0 LOB: 3 BB: 3 P: 32		R: 0 E: 0 K: 1 S: 7	H: 0 LOB: 0 BB: 0 P: 9	1B: 3 2B: 1 3B: 0 HR: 0	SF: 0 SAC: 0 DP: 2 HBP: 0	WP: 0 PB: 2 SB: 0 CS: 0
PITCHER	IP WLS BF H R ER SO BB IBB HBP BLK WP HR S P ERA WHIP	IP WLS BF H R ER SO BB IBB HBP BLK WP HR S P ERA WHIP	IP WLS BF H R ER SO BB IBB HBP BLK WP HR S P ERA WHIP	IP WLS BF H R ER SO BB IBB HBP BLK WP HR S P ERA WHIP	IP WLS BF H R ER SO BB IBB HBP BLK WP HR S P ERA WHIP	IP WLS BF H R ER SO BB IBB HBP BLK WP HR S P ERA WHIP	IP WLS BF H R ER SO BB IBB HBP BLK WP HR S P ERA WHIP	IP WLS BF H R ER SO BB IBB HBP BLK WP HR S P ERA WHIP	IP WLS BF H R ER SO BB IBB HBP BLK WP HR S P ERA WHIP	IP WLS BF H R ER SO BB IBB HBP BLK WP HR S P ERA WHIP	IP WLS BF H R ER SO BB IBB HBP BLK WP HR S P ERA WHIP	IP WLS BF H R ER SO BB IBB HBP BLK WP HR S P ERA WHIP	IP WLS BF H R ER SO BB IBB HBP BLK WP HR S P ERA WHIP	IP WLS BF H R ER SO BB IBB HBP BLK WP HR S P ERA WHIP	IP WLS BF H R ER SO BB IBB HBP BLK WP HR S P ERA WHIP	IP WLS BF H R ER SO BB IBB HBP BLK WP HR S P ERA WHIP	IP WLS BF H R ER SO BB IBB HBP BLK WP HR S P ERA WHIP	IP WLS BF H R ER SO BB IBB HBP BLK WP HR S P ERA WHIP	IP WLS BF H R ER SO BB IBB HBP BLK WP HR S P ERA WHIP	IP WLS BF H R ER SO BB IBB HBP BLK WP HR S P ERA WHIP	IP WLS BF H R ER SO BB IBB HBP BLK WP HR S P ERA WHIP	



Batter	1	2	3	4	5	6	7	8	9	AB	R	H	RBI	BB	SO	LOB	TOP					
Lenny Harris, L (1, 7) OBP: 0.323, SLG: 0.460										4	1	1	0	1	0	2	Cincinnati Reds @ St. Louis Cardinals Busch Stadium, St. Louis, MO Mon Jul 01 1996, 7:05 PM CDT Att: 27,221 - Unknown - 86 F					
Bret Boone, R (1, 4) OBP: 0.277, SLG: 0.402										4	1	1	1	0	1	1						
Barry Larkin, R (1, 6) OBP: 0.410, SLG: 0.492										3	2	1	1	1	0	1						
Reggie Sanders, R (1, 9) OBP: 0.397, SLG: 0.543										3	0	0	0	1	0	2						
Eric Davis, R (1, 8) OBP: 0.406, SLG: 0.568										3	1	0	0	1	2	1						
Hal Morris, L (1, 3) OBP: 0.357, SLG: 0.438										2	1	1	2	0	0	0						
Tim Belk, R (5, PH) OBP: 0.333, SLG: 0.250										2	0	0	0	0	0	1						
Joe Oliver, R (1, 2) OBP: 0.283, SLG: 0.389										3	1	1	1	1	1	2						
Jeff Branson, L (1, 5) OBP: 0.305, SLG: 0.376										4	1	1	2	0	1	1						
Pete Schourek, L (1, 1) OBP: 0.300, SLG: 0.263										2	0	1	1	0	0	0						
Hector Carrasco, R (5, 1)										1	0	0	0	0	1	0						
Jeff Shaw, R (7, 1)										0	0	0	0	0	0	0						
Thomas Howard, S (9, PH)										1	0	1	0	0	0	0						
Jeff Brantley, R (9, 1)										0	0	0	0	0	0	0						
Inning Stats	R: 6 E: 0 K: 1 S: 19	H: 5 LOB: 1 BB: 2 P: 33	R: 1 E: 0 K: 1 S: 13	H: 1 LOB: 0 BB: 0 P: 19	R: 0 E: 0 K: 0 S: 3	H: 0 LOB: 0 BB: 1 P: 7	R: 0 E: 0 K: 0 S: 8	H: 0 LOB: 1 BB: 1 P: 18	R: 0 E: 0 K: 0 S: 6	H: 0 LOB: 0 BB: 1 P: 13	R: 1 E: 0 K: 1 S: 7	H: 1 LOB: 0 BB: 0 P: 13	R: 0 E: 0 K: 1 S: 9	H: 0 LOB: 0 BB: 0 P: 12	R: 0 E: 0 K: 1 S: 6	H: 0 LOB: 0 BB: 0 P: 8	R: 0 E: 0 K: 1 S: 12	H: 1 LOB: 0 BB: 0 P: 14	1B: 4 2B: 2 3B: 0 HR: 2	SF: 0 SAC: 0 DP: 1 HBP: 0	WP: 0 PB: 0 SB: 0 CS: 1	PA: 38
PITCHER	IP WLS BF H R ER SO BB IBB HBP BLK WP HR S P ERA WHIP																					
Alan Benes, R (1, 1) ERA: 5.26	5.0 L 24 6 7 7 2 5 0 0 0 0 0 1 49 90 12.60 2.200																					
Tony Fossas, L (6, 1) ERA: 3.46	1.0 4 1 1 1 1 0 0 0 0 0 0 1 7 13 9.00 1.000																					
T.J. Mathews, R (7, 1) ERA: 2.45	3.0 9 1 0 0 3 0 0 0 0 0 0 0 27 34 0.00 0.333																					

Batter	1	2	3	4	5	6	7	8	9	AB	R	H	RBI	BB	SO	LOB	BOTTOM					
Royce Clayton, R (1, 6) OBP: 0.329, SLG: 0.385										5	1	1	0	0	1	1	Cincinnati Reds @ St. Louis Cardinals Busch Stadium, St. Louis, MO Mon Jul 01 1996, 7:05 PM CDT Att: 27,221 - Unknown - 86 F					
Ray Lankford, L (1, 8) OBP: 0.381, SLG: 0.518										4	0	1	0	0	0	0						
Ron Gant, R (1, 7) OBP: 0.368, SLG: 0.523										2	1	0	0	2	1	0						
Brian Jordan, R (1, 9) OBP: 0.327, SLG: 0.455										3	2	3	2	0	0	0						
Gary Gaetti, R (1, 5) OBP: 0.299, SLG: 0.382										4	0	0	0	0	3	5						
Tom Pagnozzi, R (1, 2) OBP: 0.326, SLG: 0.459										4	1	2	2	0	1	1						
John Mabry, L (1, 3) OBP: 0.375, SLG: 0.476										4	0	0	1	0	1	1						
David Bell, R (1, 4) OBP: 0.274, SLG: 0.282										2	0	0	0	0	2	1						
Mark Swenseny, L (6, PH) OBP: 0.383, SLG: 0.398										1	0	0	0	0	0	0						
T.J. Mathews, R (7, 1)										0	0	0	0	0	0	0						
Willie McGee, S (9, PH)										1	0	1	0	0	0	0						
Alan Benes, R (1, 1) OBP: 0.212, SLG: 0.250										1	0	0	0	0	1	0						
Ozzie Smith, S (5, PH) OBP: 0.305, SLG: 0.303										1	0	0	0	0	0	0						
Tony Fossas, L (6, 1)										0	0	0	0	0	0	0						
Luis Alicea, S (7, 4) OBP: 0.318, SLG: 0.341										2	0	0	0	0	1	1						
Inning Stats	R: 0 E: 0 K: 0 S: 9	H: 0 LOB: 0 BB: 0 P: 12	R: 1 E: 0 K: 1 S: 11	H: 2 LOB: 1 BB: 0 P: 16	R: 0 E: 0 K: 2 S: 9	H: 0 LOB: 0 BB: 0 P: 14	R: 3 E: 0 K: 3 S: 19	H: 2 LOB: 1 BB: 1 P: 30	R: 1 E: 0 K: 1 S: 11	H: 2 LOB: 2 BB: 1 P: 21	R: 0 E: 0 K: 0 S: 5	H: 0 LOB: 0 BB: 0 P: 9	R: 0 E: 0 K: 0 S: 5	H: 0 LOB: 0 BB: 0 P: 6	R: 0 E: 0 K: 3 S: 12	H: 1 LOB: 1 BB: 0 P: 19	R: 0 E: 0 K: 1 S: 14	H: 1 LOB: 1 BB: 0 P: 19	1B: 5 2B: 2 3B: 0 HR: 1	SF: 1 SAC: 0 DP: 0 HBP: 0	WP: 0 PB: 0 SB: 1 CS: 0	PA: 37
PITCHER	IP WLS BF H R ER SO BB IBB HBP BLK WP HR S P ERA WHIP																					
Pete Schourek, L (1, 1) ERA: 6.01	4.1 W 6 0 0 0 1 1 0 0 0 0 0 0 11 22 0.00 0.600																					
Hector Carrasco, R (5, 1) ERA: 3.03	1.2 W 6 0 0 0 1 1 0 0 0 0 0 0 11 22 0.00 0.600																					
Jeff Shaw, R (7, 1) ERA: 3.09	2.0 7 1 0 0 3 0 0 0 0 0 0 0 17 25 0.00 0.500																					
Jeff Brantley, R (9, 1) ERA: 3.23	1.0 S 4 1 0 0 1 0 0 0 0 0 0 0 14 19 0.00 1.000																					

AB 32
R 8
H 8
RBI 8
BB 5
SO 6
LOB 11



AB 34
R 5
H 8
RBI 5
BB 2
SO 11
LOB 10



Batter	1	2	3	4	5	6	7	8	9	AB	R	H	RBI	BB	SO	LOB	TOP							
Lenny Harris, L OBP: 0.327, SLG: 0.467 (1, 7)	2-1 BB 2B	0-1 1B		0-3 K		3-1 G4-3			2-3 K	5	0	2	0	0	2	1								
Bret Boone, R OBP: 0.275, SLG: 0.397 (1, 4)	1-3 K	0-1 1-3 2-H 1B			1-2 G6-3		2-3 K		1-2 G6-3	5	0	1	1	0	2	1								
Barry Larkin, R OBP: 0.406, SLG: 0.484 (1, 6)	4-1 BB BB	1-0 L9			2-1 G5-3		3-2 P6		1-2 P3	4	0	0	0	1	0	2								
Reggie Sanders, R OBP: 0.393, SLG: 0.533 (1, 9)	0-3 K		1-3 K		1-2 S 1B		0-0 F8			4	1	1	0	0	2	2								
Eric Davis, R OBP: 0.412, SLG: 0.570 (1, 8)	4-2 BB		1-1 F9 1B		1-1 1-H 1B			1-2 G6-3		3	0	2	1	1	0	0								
Eddie Taubensee, L OBP: 0.335, SLG: 0.407 (1, 2)	1-3 K		2-1 F9 1B		2-0 G1-3			3-3 K		4	0	0	0	0	2	5								
Tim Belk, R OBP: 0.308, SLG: 0.250 (1, 3)			0-3 K		1-2 G6-3		3-2 P4		2-2 1B	4	0	1	0	0	1	1								
Eric Owens, R OBP: 0.309, SLG: 0.269 (8, PR) (8, 7)										0	0	0	0	0	0	0								
Jeff Branson, L OBP: 0.304, SLG: 0.374 (1, 5)			1-1 SH1-3 1B		1-0 F8		0-1 F7		0-2 G4-3	4	1	1	0	0	0	1								
Roger Salkeld, R Kevin Jarvis, L Lee Smith, R Jeff Shaw, R Mike Kelly, R Thomas Howard, S OBP: 0.299, SLG: 0.344 (1, 1) (3, 1) (7, 1) (8, 1) (9, PH) (9, PH)		0-2 SH1-3		2-1 G3		2-1 1B			0-1 HR	0	0	0	0	0	0	0								
Inning Stats	R: 0 E: 0 K: 3 S: 16	H: 1 LOB: 3 BB: 2 P: 28	R: 1 E: 0 K: 13 S: 13	H: 3 LOB: 2 BB: 0 P: 15	R: 0 E: 0 K: 10 S: 10	H: 1 LOB: 1 BB: 0 P: 15	R: 0 E: 0 K: 7 S: 7	H: 0 LOB: 0 BB: 0 P: 10	R: 1 E: 0 K: 12 S: 12	H: 2 LOB: 1 BB: 0 P: 19	R: 0 E: 0 K: 10 S: 10	H: 1 LOB: 1 BB: 0 P: 18	R: 0 E: 0 K: 8 S: 8	H: 0 LOB: 0 BB: 0 P: 13	R: 0 E: 0 K: 13 S: 13	H: 1 LOB: 1 BB: 0 P: 19	R: 1 E: 0 K: 13 S: 13	H: 1 LOB: 0 BB: 0 P: 17	1B: 8 2B: 1 3B: 0 HR: 1	SF: 0 SAC: 1 DP: 0 HBP: 0	WP: 0 PB: 0 SB: 1 CS: 0	PA: 39		
PITCHER	IP WLS BF H R ER SO BB IBB HBP BLK WP HR S P ERA WHIP	IP WLS BF H R ER SO BB IBB HBP BLK WP HR S P ERA WHIP	IP WLS BF H R ER SO BB IBB HBP BLK WP HR S P ERA WHIP	IP WLS BF H R ER SO BB IBB HBP BLK WP HR S P ERA WHIP	IP WLS BF H R ER SO BB IBB HBP BLK WP HR S P ERA WHIP	IP WLS BF H R ER SO BB IBB HBP BLK WP HR S P ERA WHIP	IP WLS BF H R ER SO BB IBB HBP BLK WP HR S P ERA WHIP	IP WLS BF H R ER SO BB IBB HBP BLK WP HR S P ERA WHIP	IP WLS BF H R ER SO BB IBB HBP BLK WP HR S P ERA WHIP	IP WLS BF H R ER SO BB IBB HBP BLK WP HR S P ERA WHIP	IP WLS BF H R ER SO BB IBB HBP BLK WP HR S P ERA WHIP	IP WLS BF H R ER SO BB IBB HBP BLK WP HR S P ERA WHIP	IP WLS BF H R ER SO BB IBB HBP BLK WP HR S P ERA WHIP	IP WLS BF H R ER SO BB IBB HBP BLK WP HR S P ERA WHIP	IP WLS BF H R ER SO BB IBB HBP BLK WP HR S P ERA WHIP	IP WLS BF H R ER SO BB IBB HBP BLK WP HR S P ERA WHIP	IP WLS BF H R ER SO BB IBB HBP BLK WP HR S P ERA WHIP	IP WLS BF H R ER SO BB IBB HBP BLK WP HR S P ERA WHIP	IP WLS BF H R ER SO BB IBB HBP BLK WP HR S P ERA WHIP	IP WLS BF H R ER SO BB IBB HBP BLK WP HR S P ERA WHIP	IP WLS BF H R ER SO BB IBB HBP BLK WP HR S P ERA WHIP	IP WLS BF H R ER SO BB IBB HBP BLK WP HR S P ERA WHIP	IP WLS BF H R ER SO BB IBB HBP BLK WP HR S P ERA WHIP	IP WLS BF H R ER SO BB IBB HBP BLK WP HR S P ERA WHIP

Cincinnati Reds @ St. Louis Cardinals
 Busch Stadium, St. Louis, MO
 Tue Jul 02 1996, 7:05 PM CDT
 Att: 29,074 - Unknown - 93 F

AB 36
 R 3
 H 10
 RBI 3
 BB 2
 SO 9
 LOB 13



Batter	1	2	3	4	5	6	7	8	9	AB	R	H	RBI	BB	SO	LOB	BOTTOM							
Ozzie Smith, S OBP: 0.313, SLG: 0.297 (1, 6)	0-1 F7		4-1 FC4-6 BB			2-1 L7	4-0 BB			2	0	0	0	2	0	0								
Ray Lankford, L OBP: 0.306, SLG: 0.510 (1, 8)	1-1 F9		0-1 FC4-6			0-1 F7	1-1 P6			4	0	0	0	0	0	3								
Mark Petkovsek, R OBP: 0.100, SLG: 0.100 (8, 1)										0	0	0	0	0	0	0								
Rick Honeycutt, L OBP: 0.281 (8, 1)										0	0	0	0	0	0	0								
Dennis Eckersley, R OBP: 0.274, SLG: 0.282 (9, 1)										0	0	0	0	0	0	0								
Ron Gant, R OBP: 0.376, SLG: 0.541 (1, 7)	4-2 BB			2-0 G6-3		4-1 BB		3-2 HR		2	1	1	1	2	0	0								
Brian Jordan, R OBP: 0.330, SLG: 0.453 (1, 9) (8, 8)	0-3 K			4-0 FC6-4 BB		1-2 G5-3		1-1 SH1-3 FC6-4 1B		3	1	1	0	1	1	2								
John Mabry, L OBP: 0.371, SLG: 0.471 (1, 3)			0-0 F7		2-0 L8		1-1 L8	1-1 SH1-3		3	0	0	0	0	0	1								
Gary Gaetti, R OBP: 0.302, SLG: 0.382 (1, 5)		0-1 F8		0-0 FC6-4			1-0 1B	4-0 FC6-4 IBB		3	1	1	0	1	0	1								
Miguel Mejia, R (8, PR)										0	0	0	0	0	0	0								
David Bell, R OBP: 0.274, SLG: 0.282 (9, 5)										0	0	0	0	0	0	0								
Tom Pagnozzi, R OBP: 0.324, SLG: 0.455 (1, 2)		1-0 F8			1-1 G5-3		0-0 3B 1B	1-0 FC6-4 1B		4	1	1	1	0	0	1								
Luis Alicea, S OBP: 0.317, SLG: 0.340 (1, 4)			0-1 L8		0-0 F7		2-2 F8	2-2 1B		4	0	1	0	0	0	2								
Mike Morgan, R OBP: 0.050, SLG: 0.050 (1, 1)			0-0 G6-3		1-1 F8		0-0 3B	1-0 G1-3		2	0	0	0	0	0	0								
Jeff Parrett, R (7, 1)										0	0	0	0	0	0	0								
Willie McGee, S OBP: 0.361, SLG: 0.437 (7, PH) (8, 9)							1-1 2-H 3B			2	0	1	2	0	0	2								
Inning Stats	R: 0 E: 0 K: 1 S: 10	H: 0 LOB: 1 BB: 1 P: 15	R: 0 E: 0 K: 0 S: 4	H: 0 LOB: 0 BB: 0 P: 5	R: 0 E: 0 K: 0 S: 6	H: 0 LOB: 1 BB: 1 P: 10	R: 0 E: 0 K: 0 S: 3	H: 0 LOB: 1 BB: 1 P: 11	R: 0 E: 0 K: 0 S: 5	H: 0 LOB: 0 BB: 0 P: 7	R: 0 E: 0 K: 0 S: 8	H: 0 LOB: 1 BB: 1 P: 15	R: 2 E: 0 K: 0 S: 10	H: 3 LOB: 2 BB: 1 P: 19	R: 0 E: 1 K: 0 S: 12	H: 3 LOB: 2 BB: 1 P: 25	R: 2 E: 1 K: 0 S: 12	H: 3 LOB: 2 BB: 1 P: 25	1B: 4 2B: 0 3B: 1 HR: 1	SF: 0 SAC: 1 DP: 0 HBP: 0	WP: 0 PB: 0 SB: 0 CS: 0	PA: 36		
PITCHER	IP WLS BF H R ER SO BB IBB HBP BLK WP HR S P ERA WHIP	IP WLS BF H R ER SO BB IBB HBP BLK WP HR S P ERA WHIP	IP WLS BF H R ER SO BB IBB HBP BLK WP HR S P ERA WHIP	IP WLS BF H R ER SO BB IBB HBP BLK WP HR S P ERA WHIP	IP WLS BF H R ER SO BB IBB HBP BLK WP HR S P ERA WHIP	IP WLS BF H R ER SO BB IBB HBP BLK WP HR S P ERA WHIP	IP WLS BF H R ER SO BB IBB HBP BLK WP HR S P ERA WHIP	IP WLS BF H R ER SO BB IBB HBP BLK WP HR S P ERA WHIP	IP WLS BF H R ER SO BB IBB HBP BLK WP HR S P ERA WHIP	IP WLS BF H R ER SO BB IBB HBP BLK WP HR S P ERA WHIP	IP WLS BF H R ER SO BB IBB HBP BLK WP HR S P ERA WHIP	IP WLS BF H R ER SO BB IBB HBP BLK WP HR S P ERA WHIP	IP WLS BF H R ER SO BB IBB HBP BLK WP HR S P ERA WHIP	IP WLS BF H R ER SO BB IBB HBP BLK WP HR S P ERA WHIP	IP WLS BF H R ER SO BB IBB HBP BLK WP HR S P ERA WHIP	IP WLS BF H R ER SO BB IBB HBP BLK WP HR S P ERA WHIP	IP WLS BF H R ER SO BB IBB HBP BLK WP HR S P ERA WHIP	IP WLS BF H R ER SO BB IBB HBP BLK WP HR S P ERA WHIP	IP WLS BF H R ER SO BB IBB HBP BLK WP HR S P ERA WHIP	IP WLS BF H R ER SO BB IBB HBP BLK WP HR S P ERA WHIP	IP WLS BF H R ER SO BB IBB HBP BLK WP HR S P ERA WHIP	IP WLS BF H R ER SO BB IBB HBP BLK WP HR S P ERA WHIP	IP WLS BF H R ER SO BB IBB HBP BLK WP HR S P ERA WHIP	IP WLS BF H R ER SO BB IBB HBP BLK WP HR S P ERA WHIP

Cincinnati Reds @ St. Louis Cardinals
 Busch Stadium, St. Louis, MO
 Tue Jul 02 1996, 7:05 PM CDT
 Att: 29,074 - Unknown - 93 F

AB 29
 R 4
 H 6
 RBI 4
 BB 6
 SO 1
 LOB 12



Batter	1	2	3	4	5	6	7	8	9	AB	R	H	RBI	BB	SO	LOB	TOP					
Barry Larkin, R OBP: 0.401, SLG: 0.476	L7		K			K			F8	4	0	0	0	0	2	1						
Mike Kelly, R OBP: 0.338, SLG: 0.333	K			G4-3		G6-3			F8	4	0	0	0	0	1	0						
Reggie Sanders, R OBP: 0.396, SLG: 0.532	P2			1B			F9		1B	4	0	2	0	0	0	0						
Eric Davis, R OBP: 0.409, SLG: 0.563		G5-3		K			F8		1B	4	0	1	0	0	1	1						
Bret Boone, R OBP: 0.270, SLG: 0.390	G6-3			L8			F9		G4-3	4	0	0	0	0	0	3						
Chris Sabo, R OBP: 0.380, SLG: 0.447	F7				G1-3				2B	3	0	1	0	0	0	0						
Tim Belk, R OBP: 0.250, SLG: 0.200			P2		F7				G6-3	3	0	0	0	0	0	1						
Joe Oliver, R OBP: 0.277, SLG: 0.380			G6-3		P6				G1-3	3	0	0	0	0	0	1						
John Smiley, L OBP: 0.257, SLG: 0.242										0	0	0	0	1	0	0						
Eric Owens, R OBP: 0.307, SLG: 0.267										1	0	0	0	0	0	0						
Scott Service, R OBP: 0.372, SLG: 0.474										0	0	0	0	0	0	0						
Eric Anthony, L OBP: 0.372, SLG: 0.474										1	0	0	0	0	0	1						
Johnny Ruffin, R OBP: 1.000, SLG: 1.000										0	0	0	0	0	0	0						
Inning Stats	R: 0 E: 0 K: 1 S: 9	H: 0 LOB: 0 BB: 0 P: 12	R: 0 E: 0 K: 0 S: 8	H: 0 LOB: 0 BB: 0 P: 12	R: 0 E: 0 K: 1 S: 14	H: 0 LOB: 1 BB: 1 P: 20	R: 0 E: 0 K: 1 S: 10	H: 1 LOB: 1 BB: 0 P: 15	R: 0 E: 0 K: 0 S: 11	H: 0 LOB: 0 BB: 0 P: 14	R: 0 E: 0 K: 1 S: 11	H: 0 LOB: 0 BB: 0 P: 17	R: 0 E: 0 K: 0 S: 7	H: 0 LOB: 0 BB: 0 P: 10	R: 0 E: 0 K: 0 S: 5	H: 1 LOB: 1 BB: 0 P: 8	R: 0 E: 0 K: 0 S: 13	H: 2 LOB: 2 BB: 0 P: 20	1B: 3 2B: 1 3B: 0 HR: 0	SF: 0 SAC: 0 DP: 0 HBP: 0	WP: 0 PB: 0 SB: 0 CS: 0	PA: 32
PITCHER Donovan Osborne, L ERA: 3.13	IP: 9.0 WLS: W BF: 32 H: 4 R: 0 ER: 0 SO: 4 BB: 1 IBB: 0 HBP: 0 BLK: 0 WP: 0 HR: 0 S: 88 P: 128 ERA: 0.00 WHIP: 0.556															PITCHER						

Cincinnati Reds @ St. Louis Cardinals
 Busch Stadium, St. Louis, MO
 Wed Jul 03 1996, 3:33 AM CDT
 Att: 32,658 - Sunny - 82 F

AB	31
R	0
H	4
RBI	0
BB	1
SO	4
LOB	8



Batter	1	2	3	4	5	6	7	8	9	AB	R	H	RBI	BB	SO	LOB	BOTTOM									
Ozzie Smith, S OBP: 0.320, SLG: 0.316	G5-3			FC6 CS 1B	E6 FC6-5				2B	4	0	2	0	0	0	2										
Willie McGee, S OBP: 0.354, SLG: 0.428	G1-3			L9	FC6-5				L5	4	0	0	1	0	0	4										
Ron Gant, R OBP: 0.378, SLG: 0.538	F9			FC6 BB	L8				S 1B	3	0	1	0	1	0	2										
Brian Jordan, R OBP: 0.328, SLG: 0.462		K		FC6 1B					F9 1B	4	1	1	1	0	1	3										
Tom Pagnozzi, R OBP: 0.328, SLG: 0.456				CS	G3 1B				K	4	1	2	0	0	1	1										
Danny Sheaffer, R OBP: 0.315, SLG: 0.361	G4-6-3 1B				G3 1B				G6-3 BB	3	1	1	0	1	0	1										
John Mabry, L OBP: 0.366, SLG: 0.465			K		G3 1B				G4-3 K	4	0	0	0	0	2	4										
David Bell, R OBP: 0.275, SLG: 0.283			F7		E FC6-5 1B				K	3	1	1	2	0	1	0										
Donovan Osborne, S OBP: 0.212, SLG: 0.250			K		FC6-5 E 1B				F7	3	0	1	0	0	1	0										
Inning Stats	R: 0 E: 0 K: 0 S: 7	H: 0 LOB: 0 BB: 0 P: 12	R: 0 E: 0 K: 1 S: 9	H: 1 LOB: 0 BB: 0 P: 12	R: 0 E: 0 K: 2 S: 8	H: 0 LOB: 0 BB: 0 P: 13	R: 0 E: 0 K: 0 S: 12	H: 1 LOB: 1 BB: 1 P: 21	R: 3 E: 1 K: 0 S: 17	H: 4 LOB: 2 BB: 0 P: 19	R: 1 E: 0 K: 0 S: 9	H: 1 LOB: 0 BB: 0 P: 14	R: 0 E: 0 K: 1 S: 13	H: 1 LOB: 1 BB: 0 P: 18	R: 0 E: 0 K: 2 S: 12	H: 1 LOB: 2 BB: 1 P: 25	1B: 7 2B: 1 3B: 0 HR: 1	SF: 0 SAC: 0 DP: 1 HBP: 0	WP: 0 PB: 0 SB: 1 CS: 1	PA: 35						
PITCHER John Smiley, L ERA: 4.27	IP: 5.0 WLS: L BF: 21 H: 6 R: 3 ER: 2 SO: 3 BB: 1 IBB: 0 HBP: 0 BLK: 0 WP: 0 HR: 0 S: 53 P: 77 ERA: 3.60 WHIP: 1.400															PITCHER										
Scott Service, R ERA: 4.5	2.0	8	2	1	1	1	0	0	0	0	1	22	32	4.50	1.000											
Johnny Ruffin, R ERA: 6.0	1.0	5	1	0	0	2	1	0	0	0	0	12	25	0.00	2.000											

Cincinnati Reds @ St. Louis Cardinals
 Busch Stadium, St. Louis, MO
 Wed Jul 03 1996, 3:33 AM CDT
 Att: 32,658 - Sunny - 82 F

AB	32
R	4
H	9
RBI	4
BB	2
SO	6
LOB	17



Batter	1	2	3	4	5	6	7	8	9	AB	R	H	RBI	BB	SO	LOB	TOP				
Lenny Harris, L (1, 3) OBP: 0.324, SLG: 0.458	G6-3		1B		K		K			4	1	1	0	0	2	1	Cincinnati Reds @ Chicago Cubs Wrigley Field, Chicago, IL Thu Jul 04 1996, 3:33 AM CDT Att: 38,047 - Sunny - 68 F				
Eric Anthony, L (1, 7) OBP: 0.365, SLG: 0.465	K2-3		1B		F7		P2			4	1	1	1	0	1	1					
Barry Larkin, R (1, 6) OBP: 0.395, SLG: 0.468	G3		1B		K			G3-1		4	0	0	0	0	1	1					
Reggie Sanders, R (1, 9) OBP: 0.399, SLG: 0.539		1B			K			K		4	0	2	1	0	2	0					
Eric Davis, R (1, 8) OBP: 0.403, SLG: 0.552	K		1B		F9			K		4	0	0	0	0	2	2					
Eddie Taubensee, L (1, 2) Jeff Brantley, R (9, 1)	K				G4-3			G4-3		3	0	1	0	0	1	1					
Bret Boone, R (1, 4) OBP: 0.274, SLG: 0.387		BB			P3			G3-1		2	0	0	0	2	0	1					
Jeff Branson, L (1, 5) OBP: 0.298, SLG: 0.365	L6				G4-3			G4-3		4	0	0	0	0	0	3					
Mark Portugal, R (1, 1) Jeff Shaw, R (6, 1)					L9					2	0	0	0	0	0	1					
Joe Oliver, R (6, 2) Thomas Howard, S (9, PH) OBP: 0.282, SLG: 0.385 OBP: 0.287, SLG: 0.341					G1-3			1B		0	0	0	0	0	0	0					
Inning Stats	R: 0 E: 0 K: 1 S: 9	H: 0 LOB: 0 BB: 0 P: 13	R: 0 E: 0 K: 2 S: 13	H: 1 LOB: 2 BB: 1 P: 24	R: 2 E: 0 K: 0 S: 12	H: 3 LOB: 1 BB: 0 P: 21	R: 0 E: 0 K: 0 S: 8	H: 0 LOB: 1 BB: 1 P: 15	R: 0 E: 0 K: 2 S: 8	H: 1 LOB: 0 BB: 0 P: 18	R: 0 E: 0 K: 1 S: 11	H: 1 LOB: 1 BB: 0 P: 17	R: 0 E: 0 K: 2 S: 7	H: 0 LOB: 0 BB: 0 P: 10	R: 0 E: 0 K: 0 S: 5	H: 0 LOB: 0 BB: 0 P: 6	1B: 5 2B: 1 3B: 0 HR: 0	SF: 0 SAC: 0 DP: 0 HBP: 0	WP: 1 PB: 0 SB: 3 CS: 0	PA: 35	
PITCHER	IP	WLS	BF	H	R	ER	SO	BB	IBB	HBP	BLK	WP	HR	S	P	ERA	WHIP				
Jim Bullinger, R (1, 1) ERA: 5.96	6.0	L	25	5	2	2	6	2	0	0	0	1	0	61	105	3.00	1.167				
Bob Patterson, L (7, 1) ERA: 1.89	1.0		4	1	0	0	1	0	0	0	0	0	0	11	17	0.00	1.000				
Terry Adams, R (8, 1) ERA: 2.18	2.0		6	0	0	0	2	0	0	0	0	0	0	12	16	0.00	0.000				

Batter	1	2	3	4	5	6	7	8	9	AB	R	H	RBI	BB	SO	LOB	BOTTOM				
Brian McRae, S (1, 8) OBP: 0.348, SLG: 0.361	G3		G3		K			P6		4	0	0	0	0	1	1	Cincinnati Reds @ Chicago Cubs Wrigley Field, Chicago, IL Thu Jul 04 1996, 3:33 AM CDT Att: 38,047 - Sunny - 68 F				
23 Ryne Sandberg, R (1, 4) OBP: 0.316, SLG: 0.484	L9		2B					G3		4	0	3	1	0	0	0					
Mark Grace, L (1, 3) OBP: 0.401, SLG: 0.450	F9		G6-3					G3		4	0	1	0	0	0	2					
Sammy Sosa, R (1, 9) OBP: 0.302, SLG: 0.531		BB			K			K		3	0	0	0	1	3	3					
Luis Gonzalez, L (1, 7) Doug Glanville, R (9, PR) OBP: 0.353, SLG: 0.416 OBP: 0.242, SLG: 0.355		P7			G6-4-3			SH3-4		4	0	2	0	0	0	3					
Leo Gomez, R (1, 5) OBP: 0.367, SLG: 0.507		BB			G5-3			SH3-4		0	0	0	0	0	0	0					
Scott Servais, R (1, 2) OBP: 0.315, SLG: 0.408	G6-3				L9			K		4	0	0	0	0	2	3					
José Hernández, R (1, 6) Scott Burrell, L (9, PH) OBP: 0.277, SLG: 0.316 OBP: 0.333, SLG: 0.444			G6-3		G6-3			K		3	0	1	0	0	0	0					
Jim Bullinger, R (1, 1) Bob Patterson, R (7, 1)					K			FC6-4		1	1	0	0	1	1	0					
Dave Magadan, L (7, PH) Terry Adams, R (8, 1)			G3					FC6-4		1	0	0	0	0	0	1					
Inning Stats	R: 0 E: 0 K: 0 S: 6	H: 0 LOB: 0 BB: 0 P: 11	R: 0 E: 0 K: 0 S: 10	H: 0 LOB: 2 BB: 2 P: 19	R: 1 E: 0 K: 0 S: 13	H: 1 LOB: 1 BB: 1 P: 22	R: 0 E: 0 K: 1 S: 8	H: 1 LOB: 1 BB: 0 P: 11	R: 0 E: 0 K: 2 S: 10	H: 0 LOB: 0 BB: 0 P: 13	R: 0 E: 0 K: 1 S: 8	H: 2 LOB: 1 BB: 0 P: 12	R: 0 E: 0 K: 1 S: 10	H: 1 LOB: 1 BB: 0 P: 15	R: 0 E: 0 K: 2 S: 12	H: 1 LOB: 1 BB: 0 P: 16	1B: 5 2B: 2 3B: 0 HR: 0	SF: 0 SAC: 1 DP: 1 HBP: 0	WP: 0 PB: 0 SB: 0 CS: 1	PA: 35	
PITCHER	IP	WLS	BF	H	R	ER	SO	BB	IBB	HBP	BLK	WP	HR	S	P	ERA	WHIP				
Mark Portugal, R (1, 1) ERA: 3.97	5.0	W	21	4	1	1	3	3	0	0	0	0	0	51	82	1.80	1.400				
Jeff Shaw, R (6, 1) ERA: 3.02	3.0		10	2	0	0	3	0	0	0	0	0	0	25	34	0.00	0.667				
Jeff Brantley, R (9, 1) ERA: 3.15	1.0	S	4	1	0	0	2	0	0	0	0	0	0	12	16	0.00	1.000				

AB 33
R 2
H 6
RBI 2
BB 2
SO 9
LOB 11



AB 31
R 1
H 7
RBI 1
BB 3
SO 8
LOB 15



Batter	1	2	3	4	5	6	7	8	9	AB	R	H	RBI	BB	SO	LOB	TOP								
Lenny Harris, L OBP: 0.312, SLG: 0.440 (1, 3)	F9		L6			G3		G3-1		4	0	0	0	0	0	1									
Barry Larkin, R OBP: 0.397, SLG: 0.492 (1, 6)	HR		F8			HR			E3 G6-4-3	4	2	2	2	0	0	1									
Reggie Sanders, R OBP: 0.388, SLG: 0.523 (1, 9)	K				F7	K			G6-4-3 2-3f	4	0	0	0	0	2	1									
Eric Anthony, L OBP: 0.355, SLG: 0.447 Jeff Brantley, R (9, 1)	K				K	G1-3			K	4	0	0	0	0	3	0									
Eric Davis, R OBP: 0.397, SLG: 0.543 (1, 8)			K		G4-3			L7		3	0	0	0	0	1	0									
Bret Boone, R OBP: 0.271, SLG: 0.382 (1, 4)		G6-3				L7		G6-3		3	0	0	0	0	0	0									
Jeff Branson, L OBP: 0.299, SLG: 0.381 (1, 5)								K		3	1	1	1	0	1	0									
Joe Oliver, R OBP: 0.290, SLG: 0.386 (1, 2)						G5-3			G1-6-4 1B	2	0	1	0	1	0	0									
Dave Burba, R OBP: 0.114, SLG: 0.061 Hector Carrasco, R (8, 1)			SH1-4					G1-6-4 1B		2	0	0	0	0	0	1									
Curtis Goodwin, L OBP: 0.282, SLG: 0.250 (9, 7)			SH1-4			G4-3		G1-6-4 1-2f		0	0	0	0	0	0	0									
Inning Stats	R: 1 E: 0 K: 2 S: 9	H: 1 LOB: 0 BB: 0 P: 16	R: 0 E: 0 K: 1 S: 7	H: 0 LOB: 0 BB: 0 P: 10	R: 0 E: 0 K: 0 S: 10	H: 0 LOB: 1 BB: 1 P: 18	R: 0 E: 0 K: 1 S: 7	H: 0 LOB: 0 BB: 0 P: 10	R: 1 E: 0 K: 0 S: 13	H: 1 LOB: 0 BB: 0 P: 19	R: 0 E: 0 K: 1 S: 11	H: 0 LOB: 0 BB: 0 P: 18	R: 0 E: 0 K: 0 S: 6	H: 0 LOB: 0 BB: 0 P: 7	R: 0 E: 0 K: 0 S: 7	H: 1 LOB: 0 BB: 0 P: 7	R: 0 E: 1 K: 1 S: 10	H: 0 LOB: 0 BB: 0 P: 14	1B: 1 2B: 1 3B: 0 HR: 3	SF: 0 SAC: 1 DP: 2 HBP: 0	WP: 0 PB: 0 SB: 0 CS: 0	PA: 31			
PITCHER	IP	WLS	BF	H	R	ER	SO	BB	IBB	HBP	BLK	WP	HR	S	P	ERA	WHIP								
Steve Trachsel, R ERA: 2.14 Kent Bottenfield, R ERA: 1.38 Rodney Myers, R ERA: 4.6	6.0	L	22	3	3	3	5	1	0	0	0	0	3	57	91	4.50	0.667								

Cincinnati Reds @ Chicago Cubs
Wrigley Field, Chicago, IL
Fri Jul 05 1996, 3:33 AM CDT
Att: 40,743 - Sunny - 80 F

AB	29
R	3
H	4
RBI	3
BB	1
SO	7
LOB	4



Batter	1	2	3	4	5	6	7	8	9	AB	R	H	RBI	BB	SO	LOB	BOTTOM								
Brian McRae, S OBP: 0.344, SLG: 0.357 (1, 8)	G3			P6		G1-3		K		4	0	0	0	0	1	1									
23 Ryne Sandberg, R OBP: 0.312, SLG: 0.477 (1, 4)	G6-3			F8		G4-3			F7	4	0	0	0	0	0	0									
Mark Grace, L OBP: 0.395, SLG: 0.444 (1, 3)	F8			G4-3				G6-3	F8	4	0	0	0	0	0	0									
Sammy Sosa, R OBP: 0.302, SLG: 0.528 (1, 9)		L9			F8				K	4	0	1	0	0	1	0									
Luis Gonzalez, L OBP: 0.349, SLG: 0.411 (1, 7)		P6			F8				K	3	0	0	0	0	1	1									
Leo Gomez, R OBP: 0.366, SLG: 0.502 (9, 6)			P3			1B BB			K	2	0	0	0	1	1	1									
Tyler Houston, L OBP: 0.378, SLG: 0.611 (1, 2)						G4-6-3 1B				3	0	3	0	0	0	0									
José Hernández, R OBP: 0.275, SLG: 0.313 Scott Bullitt, L OBP: 0.328, SLG: 0.436 Rodney Myers, R (9, 1)						G4-6-3 1-2f			K	2	0	0	0	0	1	3									
Steve Trachsel, R OBP: 0.088, SLG: 0.176 Doug Glanville, R OBP: 0.235, SLG: 0.344 Kent Bottenfield, R (7, 1)									K	1	0	0	0	0	1	1									
Dave Magadan, L OBP: 0.340, SLG: 0.132 (9, 5)									F7	1	0	0	0	0	0	1									
Inning Stats	R: 0 E: 0 K: 0 S: 9	H: 0 LOB: 0 BB: 0 P: 11	R: 0 E: 0 K: 0 S: 6	H: 0 LOB: 0 BB: 0 P: 11	R: 0 E: 0 K: 0 S: 6	H: 1 LOB: 0 BB: 0 P: 9	R: 0 E: 0 K: 0 S: 7	H: 0 LOB: 0 BB: 0 P: 12	R: 0 E: 0 K: 1 S: 8	H: 1 LOB: 2 BB: 1 P: 20	R: 0 E: 0 K: 0 S: 9	H: 0 LOB: 0 BB: 0 P: 12	R: 0 E: 0 K: 2 S: 12	H: 1 LOB: 1 BB: 0 P: 18	R: 0 E: 0 K: 2 S: 11	H: 1 LOB: 1 BB: 0 P: 17	R: 0 E: 0 K: 1 S: 6	H: 0 LOB: 0 BB: 0 P: 9	1B: 4 2B: 0 3B: 0 HR: 0	SF: 0 SAC: 0 DP: 1 HBP: 0	WP: 0 PB: 0 SB: 1 CS: 0	PA: 31			
PITCHER	IP	WLS	BF	H	R	ER	SO	BB	IBB	HBP	BLK	WP	HR	S	P	ERA	WHIP								
Dave Burba, R ERA: 4.13 Hector Carrasco, R ERA: 2.94 Jeff Brantley, R ERA: 3.07	7.0	W	25	4	0	0	3	1	0	0	0	0	0	10	16	0.00	0.714								

Cincinnati Reds @ Chicago Cubs
Wrigley Field, Chicago, IL
Fri Jul 05 1996, 3:33 AM CDT
Att: 40,743 - Sunny - 80 F

AB	30
R	0
H	4
RBI	0
BB	1
SO	6
LOB	8



Batter	1	2	3	4	5	6	7	8	9	AB	R	H	RBI	BB	SO	LOB	TOP							
Lenny Harris, L (1,3) OBP: 0.327, SLG: 0.456	G5-3		2B			1B		FC6-4 BB		3	0	2	0	1	0	0	Cincinnati Reds @ Chicago Cubs Wrigley Field, Chicago, IL Sat Jul 06 1996, 7:05 PM CDT Att: 38,690 - Unknown - 81 F							
Barry Larkin, R (1,6) OBP: 0.395, SLG: 0.492	G5-3			1B		K		FC6-4 S		4	1	1	0	0	1	3								
Reggie Sanders, R (1,9) OBP: 0.391, SLG: 0.519	K			P6		1B		BB		3	0	1	0	1	1	1								
Eric Anthony, L (1,7) OBP: 0.363, SLG: 0.476		HR		1B		K		K		2	1	1	1	1	1	1								
Eric Davis, R (8,PH) OBP: 0.366, SLG: 0.540				BB						1	0	0	0	0	1	3								
Hector Carrasco, R (8,1) Jeff Shaw, R (8,1)				BB						0	0	0	0	0	0	0								
Bret Boone, R (1,4) OBP: 0.275, SLG: 0.384	P9			BB						4	0	2	1	0	0	0								
Jeff Branson, L (1,5) OBP: 0.294, SLG: 0.375	G1-3			1B						3	0	0	0	0	0	2								
Chris Sabo, R (9,PH) OBP: 0.377, SLG: 0.442				G6-4-3						1	0	0	0	0	0	1								
Curtis Goodwin, L (1,8) OBP: 0.286, SLG: 0.237	G4-3			BB						2	0	0	0	1	1	0								
Eduardo Perez, R (9,PH)										1	0	0	0	0	0	1								
Joe Oliver, R (1,2) OBP: 0.291, SLG: 0.385				K						3	0	1	0	0	2	1								
Mike Kelly, R (8,FR) OBP: 0.351, SLG: 0.348				K				FC6-4 SH1-4 1B		1	0	1	0	0	0	0								
Kevin Jarvis, L (1,1) OBP: 0.167, SLG: 0.167				P5				1B		2	0	0	0	0	0	1								
Scott Service, R (7,1)				G4-6-3				P2		0	0	0	0	0	0	0								
Mark Portugal, R (8,PH) OBP: 0.182, SLG: 0.212										0	0	0	0	0	0	0								
Eddie Taubensee, L (8,2) OBP: 0.333, SLG: 0.403										1	0	0	0	0	0	2								
Inning Stats	R: 0 E: 0 K: 1 S: 9	H: 0 LOB: 0 BB: 0 P: 13	R: 1 E: 0 K: 0 S: 9	H: 1 LOB: 0 BB: 0 P: 13	R: 0 E: 0 K: 1 S: 9	H: 1 LOB: 1 BB: 0 P: 13	R: 1 E: 0 K: 0 S: 7	H: 2 LOB: 1 BB: 1 P: 18	R: 0 E: 0 K: 1 S: 7	H: 0 LOB: 0 BB: 0 P: 14	R: 0 E: 0 K: 2 S: 10	H: 2 LOB: 1 BB: 0 P: 15	R: 0 E: 0 K: 1 S: 14	H: 0 LOB: 0 BB: 0 P: 21	R: 0 E: 0 K: 1 S: 16	H: 1 LOB: 2 BB: 2 P: 31	R: 0 E: 0 K: 0 S: 17	H: 2 LOB: 2 BB: 0 P: 23	1B: 6 2B: 2 3B: 0 HR: 1	SF: 0 SAC: 1 DP: 2 HBP: 0	WP: 0 PB: 0 SB: 1 CS: 0	PA: 36		
PITCHER	IP WLS BF H R ER SO BB IBB HBP BLK WP HR S P ERA WHIP																							
Jaime Navarro, R (1,1) ERA: 3.73	7.0	25	6	2	2	6	2	0	0	0	0	0	0	1	65	107	2.57	1.143						
Terry Adams, R (8,1) ERA: 2.15	0.2	5	1	0	0	0	2	0	0	0	0	0	0	0	12	25	0.00	4.500						
Bob Patterson, L (8,1) ERA: 1.8	1.1	W 6	2	0	0	1	0	0	0	0	0	0	0	0	21	29	0.00	1.500						

Batter	1	2	3	4	5	6	7	8	9	AB	R	H	RBI	BB	SO	LOB	BOTTOM							
Brian McRae, S (1,8) OBP: 0.344, SLG: 0.358	G4-3		G3							4	0	1	1	0	1	1	Cincinnati Reds @ Chicago Cubs Wrigley Field, Chicago, IL Sat Jul 06 1996, 7:05 PM CDT Att: 38,690 - Unknown - 81 F							
23 Ryne Sandberg, R (1,4) OBP: 0.315, SLG: 0.478	CS 1B		1B		2B			L8		4	0	2	0	0	0	1								
Mark Grace, L (1,3) OBP: 0.393, SLG: 0.441	G3-1		L9					1B		4	1	1	0	0	0	2								
Sammy Sosa, R (1,9) OBP: 0.304, SLG: 0.536			K		F8			E8		4	2	2	1	0	1	0								
Luis Gonzalez, L (1,7) OBP: 0.348, SLG: 0.406			P8		F8			1B		3	1	0	0	1	0	0								
Leo Gomez, R (1,5) OBP: 0.368, SLG: 0.500			1B		P4			1B		3	0	1	2	1	0	0								
Scott Servais, R (1,2) OBP: 0.325, SLG: 0.415			BB					CS 1B		3	1	3	1	1	0	0								
José Hernández, R (1,6) OBP: 0.276, SLG: 0.313			G6-3		FC4-6 SH5-4 2B			E2		3	1	1	1	0	0	3								
Jaime Navarro, R (1,1) OBP: 0.143, SLG: 0.143					SH5-4			1B		1	0	0	0	0	1	0								
Dave Magadan, L (7,PH) OBP: 0.333, SLG: 0.128										1	0	0	0	0	0	1								
Terry Adams, R (8,1)										0	0	0	0	0	0	0								
Bob Patterson, R (8,1)										1	0	0	0	0	1	1								
Inning Stats	R: 0 E: 0 K: 0 S: 10	H: 1 LOB: 0 BB: 0 P: 16	R: 0 E: 0 K: 1 S: 13	H: 1 LOB: 2 BB: 1 P: 22	R: 0 E: 0 K: 1 S: 10	H: 1 LOB: 1 BB: 0 P: 12	R: 0 E: 0 K: 0 S: 5	H: 0 LOB: 0 BB: 0 P: 8	R: 1 E: 0 K: 0 S: 9	H: 2 LOB: 1 BB: 0 P: 14	R: 1 E: 0 K: 0 S: 11	H: 1 LOB: 0 BB: 0 P: 17	R: 0 E: 0 K: 1 S: 12	H: 0 LOB: 1 BB: 1 P: 20	R: 4 E: 2 K: 1 S: 14	H: 5 LOB: 1 BB: 1 P: 27	1B: 9 2B: 1 3B: 0 HR: 1	SF: 0 SAC: 2 DP: 0 HBP: 0	WP: 0 PB: 0 SB: 0 CS: 3	PA: 36				
PITCHER	IP WLS BF H R ER SO BB IBB HBP BLK WP HR S P ERA WHIP																							
Kevin Jarvis, R (1,1) ERA: 3.73	6.0	24	6	2	2	2	1	0	0	0	0	0	0	0	58	89	3.00	1.167						
Scott Service, R (7,1) ERA: 3.0	1.0	4	0	0	0	1	1	0	0	0	0	0	0	12	20	0.00	1.000							
Hector Carrasco, R (8,1) ERA: 3.71	0.1	L 4	2	3	3	0	0	1	0	0	0	0	0	5	11	81.00	6.000							
Jeff Shaw, R (8,1) ERA: 3.17	0.2	4	3	1	1	1	0	0	0	0	0	0	0	9	16	13.50	4.500							



Batter	1	2	3	4	5	6	7	8	9	AB	R	H	RBI	BB	SO	LOB	TOP					
Carlos Garcia, R OBP: 0.326, SLG: 0.394 (1, 4)	F9	FC5-4		CS 1B			K		G3	5	0	1	0	0	1	1						
Al Martin, L OBP: 0.345, SLG: 0.443 (1, 7)	2B 1B		SH G5-3 1B	CS	K		CS 1B			4	2	3	0	0	1	0						
Jeff King, R OBP: 0.334, SLG: 0.516 (1, 3)	P4		SH G5-3 S		K		P2			3	1	0	0	0	1	2						
Orlando Merced, S OBP: 0.381, SLG: 0.493 (1, 9)	1B 2B		L3				CS	HR		4	2	3	1	0	0	2						
Charlie Hayes, R OBP: 0.311, SLG: 0.407 (1, 5)	1B		G5-3 IBB		F9			F8		3	0	1	2	1	0	1						
John Wehner, R OBP: 0.253, SLG: 0.314 67 Francisco Cordova, R OBP: 0.333, SLG: 0.333 Dan Plesac, L (8, 1)	G3		G5-3				F8		B5-3	4	0	0	1	0	0	3						
Jay Bell, R OBP: 0.298, SLG: 0.359 (1, 6)		G6-3	G6-3				P4		F9	4	0	0	0	0	0	1						
1B Jason Kendall, R OBP: 0.349, SLG: 0.388 (1, 2)		CS 2B		F8			1B 2B		F8	4	0	2	0	0	0	0						
Denny Neagle, L OBP: 0.162, SLG: 0.143 Ramon Morel, R (7, 1)									G4-3	3	0	2	0	0	1	0						
Mike Kingery, L OBP: 0.306, SLG: 0.299 (8, 8)		FC5-4 1B		K			1B			0	0	0	0	0	0	0						
Inning Stats	R: 2 E: 0 K: 0 S: 13	H: 3 LOB: 1 BB: 0 P: 22	R: 0 E: 0 K: 0 S: 14	H: 2 LOB: 1 BB: 0 P: 20	R: 2 E: 1 K: 0 S: 8	H: 1 LOB: 1 BB: 1 P: 16	R: 0 E: 0 K: 1 S: 11	H: 1 LOB: 0 BB: 0 P: 16	R: 0 E: 0 K: 2 S: 9	H: 1 LOB: 1 BB: 0 P: 13	R: 0 E: 0 K: 0 S: 5	H: 2 LOB: 2 BB: 0 P: 8	R: 0 E: 0 K: 1 S: 10	H: 1 LOB: 0 BB: 0 P: 15	R: 1 E: 0 K: 0 S: 8	H: 1 LOB: 0 BB: 0 P: 15	R: 0 E: 0 K: 0 S: 10	H: 0 LOB: 0 BB: 0 P: 16	1B: 8 2B: 3 3B: 0 HR: 1	SF: 0 SAC: 1 DP: 0 HBP: 0	WP: 0 PB: 0 SB: 1 CS: 3	PA: 39
PITCHER	IP	WLS	BF	H	R	ER	SO	BB	IBB	HBP	BLK	WP	HR	S	P	ERA	WHIP					
John Smiley, L ERA: 4.31 (1, 1)	5.0	L	23	8	4	2	3	0	1	0	0	0	0	55	87	3.60	1.600					
Scott Service, R ERA: 1.59 (6, 1)	2.0		7	3	0	0	1	0	0	0	0	0	0	15	23	0.00	1.500					
Hector Carrasco, R ERA: 3.75 (8, 1)	2.0		7	1	1	1	0	0	0	0	0	0	1	18	31	4.50	0.500					

Pittsburgh Pirates @ Cincinnati Reds
Riverfront Stadium, Cincinnati, OH
Thu Jul 11 1996, 7:05 PM EDT
Att: 24,670 - Unknown - 85 F

AB 35
R 5
H 12
RBI 4
BB 1
SO 4
LOB 10



Batter	1	2	3	4	5	6	7	8	9	AB	R	H	RBI	BB	SO	LOB	BOTTOM					
Mike Kelly, R OBP: 0.333, SLG: 0.327 (1, 7)	F7		K		K		BLK 1B		G4-3	3	0	0	0	0	2	3						
Lenny Harris, L OBP: 0.339, SLG: 0.463 (7, PH)										1	0	1	0	0	0	0						
Hector Carrasco, R (8, 1)										0	0	0	0	0	0	0						
Jeff Branson, L OBP: 0.290, SLG: 0.374 (9, PH)										1	0	0	0	0	0	1						
Barry Larkin, R OBP: 0.386, SLG: 0.478 (1, 6)	F8		F7			G5-3	K			4	0	0	0	0	1	4						
Reggie Sanders, R OBP: 0.367, SLG: 0.483 (1, 9)	F9			G5-3		K	K			4	0	0	0	0	2	2						
Eric Davis, R OBP: 0.392, SLG: 0.527 (1, 8)		K		G6-3		G2-3		K		4	0	0	0	0	2	0						
Bret Boone, R OBP: 0.284, SLG: 0.394 (1, 4)	G1-6-3			G5-3			1B 2B	K		4	1	1	0	0	1	0						
Chris Sabo, R OBP: 0.373, SLG: 0.435 (1, 5)		FC6-4 1B			F7		F9	K		4	0	1	0	0	1	1						
Eduardo Perez, R OBP: 0.311, SLG: 0.111 Curtis Goodwin, L OBP: 0.289, SLG: 0.244 (9, PH)		FC6-4			P3		1B 1B		K	3	1	1	0	0	0	1						
Joe Oliver, R OBP: 0.305, SLG: 0.393 (1, 2)			SH2-4 1B		BB HBP		1B 1B BLK 1B		DI 1B	3	1	3	1	0	0	0						
John Smiley, L ERA: 3.0 OBP: 0.257, SLG: 0.242 Eric Anthony, L OBP: 0.364, SLG: 0.463 Scott Service, R (6, 1)			SH2-4				BLK 1B		F8	0	0	0	0	0	0	0						
Thomas Howard, S OBP: 0.295, SLG: 0.370 (7, PH)					BB					2	0	1	1	0	0	1						
Inning Stats	R: 0 E: 0 K: 0 S: 8	H: 0 LOB: 0 BB: 0 P: 11	R: 0 E: 0 K: 1 S: 10	H: 1 LOB: 1 BB: 0 P: 16	R: 0 E: 0 K: 1 S: 13	H: 1 LOB: 1 BB: 0 P: 21	R: 0 E: 0 K: 0 S: 6	H: 0 LOB: 0 BB: 0 P: 9	R: 0 E: 0 K: 1 S: 7	H: 0 LOB: 2 BB: 1 P: 14	R: 0 E: 0 K: 1 S: 11	H: 0 LOB: 0 BB: 0 P: 15	R: 3 E: 0 K: 2 S: 18	H: 5 LOB: 2 BB: 0 P: 28	R: 0 E: 0 K: 3 S: 10	H: 0 LOB: 0 BB: 0 P: 13	R: 0 E: 0 K: 1 S: 13	H: 1 LOB: 1 BB: 0 P: 19	1B: 7 2B: 1 3B: 0 HR: 0	SF: 0 SAC: 1 DP: 0 HBP: 1	WP: 0 PB: 0 SB: 0 CS: 0	PA: 37
PITCHER	IP	WLS	BF	H	R	ER	SO	BB	IBB	HBP	BLK	WP	HR	S	P	ERA	WHIP					
Denny Neagle, L ERA: 2.95 (1, 1)	6.1	W	27	6	3	3	4	1	0	1	0	0	0	64	99	4.26	1.105					
Ramon Morel, R ERA: 2.95 (7, 1)	0.2		3	1	0	0	2	0	0	0	0	0	0	9	15	0.00	1.500					
67 Francisco Cordova, R ERA: 3.69 (8, 1)	1.0		3	0	0	0	3	0	0	0	0	0	0	10	13	0.00	0.000					
Dan Plesac, L ERA: 4.1 (9, 1)	1.0	S	4	1	0	0	1	0	0	0	0	0	0	13	19	0.00	1.000					

Pittsburgh Pirates @ Cincinnati Reds
Riverfront Stadium, Cincinnati, OH
Thu Jul 11 1996, 7:05 PM EDT
Att: 24,670 - Unknown - 85 F

AB 34
R 3
H 8
RBI 2
BB 1
SO 10
LOB 13



Batter	1	2	3	4	5	6	7	8	9	AB	R	H	RBI	BB	SO	LOB	TOP										
Carlos Garcia, R OBP: 0.325, SLG: 0.392 (1, 4)	L4		1B		G6-3			G4-3		4	1	1	0	0	0	0	Pittsburgh Pirates @ Cincinnati Reds Riverfront Stadium, Cincinnati, OH Fri Jul 12, 1996, 7:05 PM EDT Att: 27,708 - Unknown - 89 F										
Al Martin, L OBP: 0.347, SLG: 0.446 (1, 7)	K		1B		G3			2B		4	0	2	0	0	1	0											
Jeff King, R OBP: 0.333, SLG: 0.513 (1, 3)	K		1B		F8			F7		4	0	1	1	0	1	1											
Orlando Merced, S OBP: 0.376, SLG: 0.486 (1, 9)		G4-3	P6		G4-3			K		4	0	0	0	0	1	2											
Charlie Hayes, R OBP: 0.311, SLG: 0.405 (1, 5)		WP			G3			K		4	0	1	0	0	1	0											
Mike Kingery, L OBP: 0.395, SLG: 0.315 (1, 8)	P6				HR			P5		4	1	1	1	0	0	1											
Jay Bell, R OBP: 0.295, SLG: 0.355 (1, 6)	G5-3				P4			P3		3	0	0	0	0	0	1											
1B Jason Kendall, R OBP: 0.345, SLG: 0.383 (1, 2)			F9		G5-3			F8		3	0	0	0	0	0	0											
Danny Darwin, R OBP: 0.295, SLG: 0.385 (1, 1)			G5-3					K		2	0	0	0	0	1	0											
Nelson Lirio, S OBP: 0.292, SLG: 0.310 (8, PH)										1	0	0	0	0	0	0											
Elmer Dessens, R OBP: 0.687, SLG: 0.687 (8, 1)										0	0	0	0	0	0	0											
Jason Christiansen, R (8, 1)										0	0	0	0	0	0	0											
Steve Parris, R (8, 1)										0	0	0	0	0	0	0											
Inning Stats	R: 0 E: 0 K: 2 S: 10	H: 0 LOB: 0 BB: 0 P: 12	R: 0 E: 0 K: 0 S: 13	H: 1 LOB: 1 BB: 0 P: 19	R: 1 E: 0 K: 0 S: 11	H: 3 LOB: 2 BB: 0 P: 16	R: 1 E: 0 K: 0 S: 9	H: 1 LOB: 0 BB: 0 P: 17	R: 0 E: 0 K: 1 S: 7	H: 0 LOB: 0 BB: 0 P: 11	R: 0 E: 0 K: 0 S: 4	H: 0 LOB: 0 BB: 0 P: 8	R: 0 E: 0 K: 0 S: 7	H: 0 LOB: 0 BB: 0 P: 11	R: 0 E: 0 K: 1 S: 8	H: 1 LOB: 1 BB: 0 P: 11	R: 0 E: 0 K: 2 S: 10	H: 0 LOB: 0 BB: 0 P: 13	1B: 4 2B: 1 3B: 0 HR: 1	SF: 0 SAC: 0 DP: 0 HBP: 0	WP: 1 PB: 0 SB: 0 CS: 0	PA: 33					
PITCHER	IP	WLS	BF	H	R	ER	SO	BB	IBB	HBP	BLK	WP	HR	S	P	ERA	WHIP										
Mark Portugal, R ERA: 3.85 (1, 1)	8.0	W	30	6	2	2	4	0	0	0	0	1	1	69	105	2.25	0.750										
Jeff Brantley, R ERA: 3.0 (9, 1)	1.0	S	3	0	0	0	2	0	0	0	0	0	0	10	13	0.00	0.000										

AB	33
R	2
H	6
RBI	2
BB	0
SO	6
LOB	5



Batter	1	2	3	4	5	6	7	8	9	AB	R	H	RBI	BB	SO	LOB	BOTTOM										
Lenny Harris, L OBP: 0.339, SLG: 0.459 (1, 3)	3B	G3			SH2-3			G3		3	1	1	0	0	0	0	Pittsburgh Pirates @ Cincinnati Reds Riverfront Stadium, Cincinnati, OH Fri Jul 12, 1996, 7:05 PM EDT Att: 27,708 - Unknown - 89 F										
Barry Larkin, R OBP: 0.387, SLG: 0.489 (1, 6)	SF9		P6		K			WP		4	2	2	1	0	1	1											
Willie Greene, L OBP: 0.324, SLG: 0.524 (8, PR)	K		F7		F7			WP		4	0	1	0	0	1	2											
Curtis Goodwin, L OBP: 0.289, SLG: 0.244 (9, 1)	K							S		0	0	0	0	0	0	0											
Reggie Sanders, R OBP: 0.365, SLG: 0.500 (1, 9)	SF9		P4					WP		3	1	1	2	0	1	2											
Eddie Taubensee, L OBP: 0.338, SLG: 0.439 (1, 2)	HR				G4-3			K		3	1	1	1	0	0	0											
Joe Oliver, R OBP: 0.303, SLG: 0.390 (9, 2)	HR							K		1	0	0	0	0	1	2											
Eric Davis, R OBP: 0.398, SLG: 0.533 (1, 8)	WP				G3			K		3	0	2	0	1	0	0											
Bret Boone, R OBP: 0.284, SLG: 0.392 (1, 4)	F9				G5-4-3			BB		4	0	1	0	0	1	3											
Thomas Howard, S OBP: 0.289, SLG: 0.362 (1, 7)		G3-1			G5-4-3			F8		3	0	0	0	0	0	2											
Mark Portugal, R OBP: 0.194, SLG: 0.200 (1, 1)								K		2	0	0	0	1	1	0											
Jeff Branson, L OBP: 0.290, SLG: 0.374 (9, 5)		G6-3			SH2-3					0	0	0	0	0	0	0											
Inning Stats	R: 3 E: 0 K: 1 S: 21	H: 4 LOB: 1 BB: 0 P: 25	R: 0 E: 0 K: 0 S: 10	H: 0 LOB: 0 BB: 0 P: 12	R: 0 E: 0 K: 0 S: 6	H: 0 LOB: 0 BB: 0 P: 7	R: 0 E: 0 K: 0 S: 7	H: 2 LOB: 1 BB: 0 P: 8	R: 0 E: 0 K: 1 S: 8	H: 0 LOB: 1 BB: 1 P: 14	R: 1 E: 0 K: 0 S: 10	H: 1 LOB: 0 BB: 0 P: 14	R: 0 E: 0 K: 1 S: 6	H: 0 LOB: 0 BB: 0 P: 7	R: 1 E: 0 K: 3 S: 16	H: 2 LOB: 3 BB: 1 P: 30	R: 0 E: 0 K: 1 S: 21	H: 4 LOB: 1 BB: 0 P: 25	1B: 4 2B: 2 3B: 1 HR: 2	SF: 1 SAC: 1 DP: 1 HBP: 0	WP: 2 PB: 0 SB: 3 CS: 0	PA: 34					
PITCHER	IP	WLS	BF	H	R	ER	SO	BB	IBB	HBP	BLK	WP	HR	S	P	ERA	WHIP										
Danny Darwin, R ERA: 3.02 (1, 1)	7.0	L	28	7	4	4	3	1	0	0	0	0	0	68	87	5.14	1.143										
Elmer Dessens, R ERA: 14.9 (8, 1)	0.1		3	2	1	1	1	0	0	0	0	0	0	8	13	27.00	6.000										
Jason Christiansen, L ERA: 0.91 (8, 1)	0.1		1	0	0	0	1	0	0	0	0	0	0	4	7	0.00	0.000										
Steve Parris, R ERA: (8, 1)	0.1		2	0	0	0	1	1	0	0	0	1	0	4	10	0.00	3.000										



Batter	1	2	3	4	5	6	7	8	9	AB	R	H	RBI	BB	SO	LOB	TOP			
Jay Bell, R OBP: 0.292, SLG: 0.351 (1, 6)	F8			P4		K		FC6-4		4	0	0	0	0	0	1				
Al Martin, L OBP: 0.343, SLG: 0.441 (1, 7)	F6			F7			G3-1		F7	4	0	0	0	0	0	0				
Jeff King, R OBP: 0.332, SLG: 0.510 (1, 4)	G5-3			F9				FC3-6 1B	F7	4	0	1	0	0	0	0				
Orlando Merced, S OBP: 0.371, SLG: 0.479 (1, 9)		G4-3			G1-3			FC3-6 HBP 1-2	F9	4	0	0	0	0	0	1				
Mark Johnson, L OBP: 0.375, SLG: 0.558 (1, 3)		P6			G3 1B					2	0	1	0	0	0	0				
Mike Kingery, L OBP: 0.300, SLG: 0.310 (1, 8)		F9			G3 1-2					3	0	0	0	0	0	3				
Charlie Hayes, R OBP: 0.308, SLG: 0.401 (1, 5)			G4-3		G1-3				K	3	0	0	0	0	1	1	AB 30			
Keith Osik, R OBP: 0.366, SLG: 0.435 (1, 2)			G5-3							2	0	0	0	0	0	0	R 0			
Nelson Lirio, S OBP: 0.280, SLG: 0.308 (8, PH)						G5-3			L3	1	0	0	0	0	0	0	H 3			
Jason Christiansen, R (8, 1)										0	0	0	0	0	0	0	RBI 0			
Jon Lieber, L OBP: 0.200, SLG: 0.111 (1, 1)										1	0	0	0	0	0	0	BB 0			
John Wehner, R OBP: 0.250, SLG: 0.310 (6, PH)										1	0	0	0	0	0	0	SO 2			
Marc Wilkins, R OBP: 0.400, SLG: 0.400 (6, 1)										0	0	0	0	0	0	0	LOB 6			
1B Jason Kendall, R OBP: 0.347, SLG: 0.386 (8, 2)									FC6-4 1B	1	0	1	0	0	0	0				
Inning Stats	R: 0 E: 0 K: 0 S: 6	H: 0 LOB: 0 BB: 0 P: 9	R: 0 E: 0 K: 0 S: 7	H: 0 LOB: 0 BB: 0 P: 10	R: 0 E: 0 K: 0 S: 6	H: 0 LOB: 0 BB: 0 P: 10	R: 0 E: 0 K: 0 S: 8	H: 0 LOB: 0 BB: 0 P: 15	R: 0 E: 0 K: 1 S: 11	H: 1 LOB: 1 BB: 0 P: 6	R: 0 E: 0 K: 0 S: 8	H: 1 LOB: 2 BB: 0 P: 12	R: 0 E: 0 K: 1 S: 7	H: 1 LOB: 1 BB: 0 P: 13	R: 0 E: 0 K: 0 S: 6	H: 0 LOB: 0 BB: 0 P: 10	1B: 3 2B: 0 3B: 0 HR: 0	SF: 0 SAC: 0 DP: 0 HBP: 1	WP: 0 PB: 0 SB: 0 CS: 0	PA: 31
PITCHER Kevin Jarvis, R ERA: 3.06 (1, 1)	IP: 9.0 WLS: W BF: 31 H: 3 R: 0 ER: 0 SO: 2 BB: 0 IBB: 0 HBP: 1 BLK: 0 WP: 0 HR: 0 S: 64 P: 102 ERA: 0.00 WHIP: 0.333															PITCHER				

Pittsburgh Pirates @ Cincinnati Reds
Riverfront Stadium, Cincinnati, OH

Sat Jul 13 1996, 7:05 PM EDT
Att: 32,119 - Unknown - 91 F

AB 30
R 0
H 3
RBI 0
BB 0
SO 2
LOB 6



Batter	1	2	3	4	5	6	7	8	9	AB	R	H	RBI	BB	SO	LOB	BOTTOM			
Lenny Harris, L OBP: 0.336, SLG: 0.461 (1, 3)	G6-3		G4-3					F9		4	0	1	0	0	0	0				
Bary Larkin, R OBP: 0.385, SLG: 0.484 (1, 6)	G6-3			CS BB		F7		F7		3	0	0	0	1	0	1				
Willie Greene, L OBP: 0.322, SLG: 0.515 (1, 5)			CS		G4-3	G4-3		K		4	0	1	0	0	1	1				
Reggie Sanders, R OBP: 0.358, SLG: 0.490 (1, 9)	K				P4			G5-3		3	0	0	0	0	1	1				
Eric Davis, R OBP: 0.401, SLG: 0.554 (1, 8)				HR		K		K		3	2	2	1	0	1	0				
Thomas Howard, S OBP: 0.289, SLG: 0.376 (1, 7)		F7				G4-3		G4-3		3	0	1	1	0	0	0				
Bret Boone, R OBP: 0.285, SLG: 0.390 (1, 4)										1	0	0	0	0	1	1	AB 28			
Jeff Branson, L OBP: 0.289, SLG: 0.372 (6, 4)										1	0	0	0	0	1	0	R 3			
Joe Oliver, R OBP: 0.304, SLG: 0.410 (1, 2)		G6-4-3								3	1	1	1	0	0	1	H 6			
Kevin Jarvis, L OBP: 0.133, SLG: 0.133 (1, 1)					G1-3					3	0	0	0	0	0	0	RBI 3			
Inning Stats	R: 0 E: 0 K: 1 S: 9	H: 1 LOB: 1 BB: 0 P: 13	R: 1 E: 0 K: 0 S: 12	H: 1 LOB: 0 BB: 0 P: 19	R: 0 E: 0 K: 0 S: 7	H: 0 LOB: 0 BB: 1 P: 13	R: 1 E: 0 K: 1 S: 12	H: 2 LOB: 1 BB: 0 P: 17	R: 1 E: 0 K: 0 S: 12	H: 2 LOB: 1 BB: 0 P: 17	R: 0 E: 0 K: 1 S: 8	H: 0 LOB: 0 BB: 0 P: 10	R: 0 E: 0 K: 1 S: 10	H: 0 LOB: 0 BB: 0 P: 11	R: 0 E: 0 K: 1 S: 8	H: 0 LOB: 0 BB: 0 P: 11	1B: 1 2B: 2 3B: 1 HR: 2	SF: 0 SAC: 0 DP: 1 HBP: 1	WP: 0 PB: 0 SB: 0 CS: 1	PA: 31
PITCHER Jon Lieber, R ERA: 4.31 Marc Wilkins, R ERA: 3.26 Jason Christiansen, L ERA: 6.75	IP: 5.0 WLS: L BF: 21 H: 6 R: 3 ER: 3 SO: 2 BB: 3 IBB: 3 HBP: 3 BLK: 2 WP: 0 HR: 2 S: 21 P: 79 ERA: 5.40 WHIP: 1.400															PITCHER				

Pittsburgh Pirates @ Cincinnati Reds
Riverfront Stadium, Cincinnati, OH

Sat Jul 13 1996, 7:05 PM EDT
Att: 32,119 - Unknown - 91 F

AB 28
R 3
H 6
RBI 3
BB 1
SO 5
LOB 5



Batter	1	2	3	4	5	6	7	8	9	AB R H RBI BB SO LOB	TOP											
Carlos Garcia, R OBP: 0.330, SLG: 0.396 (1, 6)	1-1 E 1B		3-2 G6-3 1B			0-2 2B 1B	0-3 K		3-3 K	5 1 3 0 0 2 0	Pittsburgh Pirates @ Cincinnati Reds Riverfront Stadium, Cincinnati, OH Sun Jul 14 1996, 3:33 AM EDT Att: 26,619 - Overcast - 91 F											
Al Martin, L OBP: 0.343, SLG: 0.442 (1, 8) (8, 7)	3-2 G5-3		0-0 G6-3			3-2 BB G3-1 2B		0-0 G4-3		4 1 1 1 0 0 2												
Jeff King, R OBP: 0.337, SLG: 0.514 (1, 4)	4-1 BB			1-2 G6-3 SF8 2B		0-2 G3-1 BB G3-1 1B		3-2 E5 HR 1B		3 2 2 0 1 0 0												
Orlando Merced, S OBP: 0.373, SLG: 0.477 (1, 9)	0-2 L4			2-1 G6-3		4-1 G3-1 G3-1 BB		0-1 HR		3 1 1 0 1 0 3												
Mark Johnson, L OBP: 0.372, SLG: 0.576 (1, 3)	1-3 K			2-2 SF8		3-1 G3-1		3-2 HR		3 1 1 4 0 1 4												
Dave Clark, L OBP: 0.372, SLG: 0.465 Dan Plesac, L (8, 1)		1-3 K		3-H K		1-0 G3-1		0-0 1B		4 0 1 1 0 2 1 0 0 0 0 0 0 0												
Charlie Hayes, R OBP: 0.304, SLG: 0.396 (1, 5)		3-2 K			0-0 G5-3			3-2 F8		4 0 0 0 0 2 2												
1B Jason Kendall, R OBP: 0.342, SLG: 0.379 (1, 2)		0-1 G4-3			1-2 L5		0-0 P4		1-3 K	4 0 0 0 0 1 0												
Paul Wagner, R OBP: 0.115, SLG: 0.042 Jason Christiansen, R (5, 1) Ramon Morel, R (6, 1) Nelson Lirio, S OBP: 0.250, SLG: 0.326 Steve Parris, R (7, 1) Mike Kingery, L OBP: 0.299, SLG: 0.328 (8, 8)			4-2 CS BB		0-0 G4-3		0-1 F8		0-2 P2	1 0 0 0 1 0 0 0 0 0 0 0 0 0 0 0 1 0 0 0 0 0 0 0 0 0 0 0 0 0 0 0 1 0 0 0 0 0 0 0												
Inning Stats	R: 0 E: 1 K: 1 S: 12	H: 1 LOB: 2 BB: 1 P: 21	R: 0 E: 0 K: 2 S: 8	H: 0 LOB: 0 BB: 0 P: 12	R: 0 E: 0 K: 0 S: 8	H: 1 LOB: 0 BB: 1 P: 15	R: 1 E: 0 K: 1 S: 11	H: 1 LOB: 0 BB: 0 P: 17	R: 0 E: 0 K: 0 S: 5	H: 0 LOB: 0 BB: 0 P: 6		R: 3 E: 0 K: 1 S: 18	H: 3 LOB: 1 BB: 1 P: 30	R: 0 E: 0 K: 1 S: 7	H: 0 LOB: 0 BB: 0 P: 7	R: 2 E: 1 K: 0 S: 23	H: 3 LOB: 1 BB: 0 P: 32	R: 0 E: 0 K: 2 S: 11	H: 0 LOB: 0 BB: 0 P: 15	1B: 6 2B: 2 3B: 0 HR: 1	SF: 1 SAC: 0 DP: 1 HBP: 0	WP: 0 PB: 0 SB: 0 CS: 1
PITCHER	IP WLS BF H R ER SO BB IBB HBP BLK WP HR S P ERA WHIP											PITCHER	IP WLS BF H R ER SO BB IBB HBP BLK WP HR S P ERA WHIP									
Dave Burba, R ERA: 4.2 (1, 1)	5.0 W 22 6 4 4 4 3 0 0 0 0 0 0 56 90 7.20 1.800																					
Hector Carrasco, R ERA: 3.55 (6, 1)	2.0 6 0 0 0 2 0 0 0 0 0 0 1 13 18 0.00 0.000																					
Jeff Shaw, R ERA: 3.38 (8, 1)	1.0 6 3 2 2 0 0 0 0 0 0 0 1 23 32 18.00 3.000																					
Jeff Brantley, R ERA: 2.93 (9, 1)	1.0 S 3 0 0 0 2 0 0 0 0 0 0 0 11 15 0.00 0.000																					

Batter	1	2	3	4	5	6	7	8	9	AB R H RBI BB SO LOB	BOTTOM									
Lenny Harris, L OBP: 0.331, SLG: 0.450 (1, 3)	3-2 F7		3-2 G4-3		0-0 G3	3-2 S 1B		1-0 P5		5 0 1 0 0 0 0	Pittsburgh Pirates @ Cincinnati Reds Riverfront Stadium, Cincinnati, OH Sun Jul 14 1996, 3:33 AM EDT Att: 26,619 - Overcast - 91 F									
Bary Larkin, R OBP: 0.386, SLG: 0.486 (1, 6)	2-2 G6-3		0-0 HR 2B		1-1 E S PB 1B	1-0 P3		0-0 F9		5 2 2 0 0 0 2										
Willie Greene, L OBP: 0.320, SLG: 0.504 (1, 5)	2-1 G4-3		0-1 P6		4-2 BB PB BB	3-2 F9		1-2 BB		3 1 0 0 1 0 3										
Reggie Sanders, R OBP: 0.367, SLG: 0.532 (1, 9)		0-1 G4-3	1-2 HR		4-1 BB BB BB	1-1 HR		1-2 BB		3 2 2 3 1 0 0										
Eddie Taubensee, L OBP: 0.336, SLG: 0.432 (1, 2)		0-3 K	2-0 L9		1-2 BB BB	0-3 K		1-2 BB		3 0 0 0 1 2 0										
Bret Boone, R OBP: 0.288, SLG: 0.390 (1, 4)		0-1 1B		2-2 F8	4-2 BB	0-3 K		1-2 BB		3 0 1 1 1 1 0										
Eric Anthony, L OBP: 0.364, SLG: 0.459 Jeff Shaw, R (8, 1) Eric Davis, R OBP: 0.401, SLG: 0.554 (9, 8)		1-0 FC6-4 1B		1-1 F8	1-1 P6	1-1 HR				3 0 1 0 0 0 3 0 0 0 0 0 0 0 0 0 0 0 0 0 0										
Thomas Howard, S OBP: 0.282, SLG: 0.366 (7, 9)		2-0 FC6-4		0-0 G3		3-2 G3		0-1 F7		4 0 0 0 0 0 2										
Dave Burba, R OBP: 0.132, SLG: 0.167 Curtis Goodwin, L OBP: 0.298, SLG: 0.238 Hector Carrasco, R (6, 1) Eduardo Perez, R OBP: 0.200, SLG: 0.500 (7, PH) Jeff Brantley, R (9, 1)					0-0 G4-3	4-2 1B BB		3-3 K		2 1 1 1 0 0 0 1 0 0 0 1 1 0 0 0 0 0 0 0 0 1 1 1 1 0 0 0 0 0 0 0 0 0 0										
Inning Stats	R: 0 E: 0 K: 0 S: 9	H: 0 LOB: 0 BB: 0 P: 16	R: 0 E: 1 K: 1 S: 9	H: 2 LOB: 2 BB: 0 P: 12	R: 3 E: 0 K: 0 S: 12	H: 3 LOB: 0 BB: 0 P: 18	R: 0 E: 0 K: 0 S: 6	H: 0 LOB: 0 BB: 0 P: 9	R: 2 E: 0 K: 0 S: 11	H: 1 LOB: 3 BB: 4 P: 28		R: 0 E: 0 K: 0 S: 15	H: 1 LOB: 2 BB: 1 P: 28	R: 2 E: 0 K: 2 S: 12	H: 2 LOB: 0 BB: 0 P: 14	R: 0 E: 0 K: 1 S: 5	H: 0 LOB: 0 BB: 0 P: 9	1B: 4 2B: 1 3B: 0 HR: 4	SF: 0 SAC: 0 DP: 0 HBP: 0	WP: 0 PB: 1 SB: 2 CS: 0
PITCHER	IP WLS BF H R ER SO BB IBB HBP BLK WP HR S P ERA WHIP											PITCHER	IP WLS BF H R ER SO BB IBB HBP BLK WP HR S P ERA WHIP							
Paul Wagner, R ERA: 4.95 (1, 1)	4.2 L 22 6 5 5 1 2 0 0 0 0 0 0 43 71 9.64 1.714																			
Jason Christiansen, L ERA: 6.7 (5, 1)	0.1 3 0 0 0 0 2 0 0 0 0 0 0 4 12 0.00 6.000																			
Ramon Morel, R ERA: 2.93 (6, 1)	1.0 5 1 0 0 0 1 0 0 0 0 0 0 15 28 0.00 2.000																			
Steve Parris, R ERA: 13.5 (7, 1)	1.0 5 2 2 2 2 0 0 0 0 0 0 2 12 14 18.00 2.000																			
Dan Plesac, L ERA: 4.01 (8, 1)	1.0 3 0 0 0 1 0 0 0 0 0 0 0 5 9 0.00 0.000																			

Batter	1	2	3	4	5	6	7	8	9	AB	R	H	RBI	BB	SO	LOB	TOP					
Royce Clayton, R OBP: 0.334, SLG: 0.380 (1, 6)										4	1	2	0	1	1	5						
Ray Lankford, L OBP: 0.367, SLG: 0.545 (1, 8)										5	1	1	1	0	2	3						
Ron Gant, R OBP: 0.391, SLG: 0.545 (1, 7)										4	2	3	1	1	0	0						
Willie McGee, S OBP: 0.351, SLG: 0.415 (1, 9)										3	1	1	0	1	1	4						
Tom Pagnozzi, R OBP: 0.313, SLG: 0.435 (1, 2)										5	0	1	2	0	1	5						
Gary Gaetti, R OBP: 0.313, SLG: 0.420 (9, 5)										5	0	3	1	0	0	3						
Danny Sheaffer, R OBP: 0.331, SLG: 0.380 (9, PH)										3	0	1	0	0	0	3						
Mark Sweeney, L OBP: 0.388, SLG: 0.411 (9, 1)										1	0	0	0	0	0	0						
Dennis Eckersley, R (9, 1)										0	0	0	0	0	0	0						
Mike Gallego, R OBP: 0.286, SLG: 0.250 (1, 4)										5	0	1	0	0	1	5						
Donovan Osborne, S OBP: 0.216, SLG: 0.250 (7, PH)										2	0	0	0	0	2	3						
Brian Jordan, R OBP: 0.346, SLG: 0.510 (7, PH)										0	0	0	0	1	0	0						
Mark Petkovsek, R OBP: 0.182, SLG: 0.182 (9, PH)										0	0	0	0	0	0	0						
John Mabry, L OBP: 0.366, SLG: 0.459 (9, 3)										1	0	0	0	0	0	0						
Inning Stats	R: 0 E: 0 K: 2 S: 17	H: 2 LOB: 2 BB: 0 P: 19	R: 0 E: 0 K: 1 S: 11	H: 2 LOB: 2 BB: 0 P: 15	R: 0 E: 0 K: 1 S: 15	H: 0 LOB: 1 BB: 1 P: 25	R: 0 E: 0 K: 1 S: 11	H: 1 LOB: 1 BB: 0 P: 15	R: 2 E: 1 K: 1 S: 12	H: 2 LOB: 2 BB: 1 P: 19	R: 0 E: 0 K: 0 S: 4	H: 1 LOB: 1 BB: 1 P: 11	R: 2 E: 0 K: 2 S: 14	H: 3 LOB: 3 BB: 1 P: 30	R: 1 E: 0 K: 0 S: 13	H: 2 LOB: 1 BB: 0 P: 15	R: 0 E: 0 K: 0 S: 8	H: 0 LOB: 0 BB: 0 P: 11	1B: 9 2B: 2 3B: 1 HR: 1	SF: 0 SAC: 2 DP: 1 HBP: 1	WP: 0 PB: 0 SB: 0 CS: 0	PA: 45
PITCHER	IP WLS BF H R ER SO BB IBB HBP BLK WP HR S P ERA WHIP																					
John Smiley, L ERA: 4.27 (1, 1)	5.1	27	8	2	2	6	2	0	0	0	0	0	0	69	97	3.38	1.875					
Hector Carrasco, R ERA: 3.49 (6, 1)	0.2	2	0	0	0	0	1	0	0	0	0	0	1	7	0.00	1.500						
Jeff Shaw, R ERA: 3.81 (7, 1)	1.1	L 11	5	3	3	2	0	1	1	0	0	1	24	41	20.25	3.750						
Scott Service, R ERA: 1.13 (8, 1)	1.2	5	0	0	0	0	0	0	0	0	0	0	11	15	0.00	0.000						

St. Louis Cardinals @ Cincinnati Reds
Riverfront Stadium, Cincinnati, OH
Tue Jul 16 1996, 7:05 PM EDT
Att: 23,370 - Unknown - 88 F

AB	38
R	5
H	13
RBI	5
BB	4
SO	8
LOB	31



Batter	1	2	3	4	5	6	7	8	9	AB	R	H	RBI	BB	SO	LOB	BOTTOM					
Eric Owens, R OBP: 0.306, SLG: 0.266 (7, PH)										3	1	1	0	0	1	1						
Lenny Harris, L OBP: 0.346, SLG: 0.456 (8, 7)										2	0	1	0	0	0	0						
Bret Boone, R OBP: 0.286, SLG: 0.381 (1, 4)										4	0	1	1	1	1	1						
Barry Larkin, R OBP: 0.382, SLG: 0.483 (1, 6)										3	0	0	0	1	0	2						
Reggie Sanders, R OBP: 0.357, SLG: 0.519 (1, 9)										4	0	1	0	0	2	1						
Eric Davis, R OBP: 0.396, SLG: 0.548 (1, 8)										4	0	1	0	0	1	0						
Chris Sabo, R OBP: 0.372, SLG: 0.432 (8, PH)										3	0	1	0	0	0	2						
Jeff Branson, L OBP: 0.288, SLG: 0.370 (9, 5)										1	0	0	0	0	0	0						
Eduardo Perez, R OBP: 0.286, SLG: 0.692 (1, 3)										2	1	1	1	1	0	1						
Eric Anthony, L OBP: 0.368, SLG: 0.491 (9, PH)										1	1	1	1	0	0	0						
Joe Oliver, R OBP: 0.309, SLG: 0.423 (9, PH)										1	1	0	0	2	0	3						
Eddie Taubensee, L OBP: 0.335, SLG: 0.429 (9, PH)										1	0	0	0	0	0	0						
John Smiley, L OBP: 0.286, SLG: 0.235 (8, 1)										1	0	0	0	0	0	1						
Hector Carrasco, R OBP: 0.346, SLG: 0.380 (6, PH)										0	0	0	0	0	0	0						
Thomas Howard, S OBP: 0.286, SLG: 0.380 (7, 1)										1	0	0	0	0	0	3						
Jeff Shaw, R (9, 1)										0	0	0	0	0	0	0						
Scott Service, R (9, PH)										1	0	0	0	0	0	0						
Willie Greene, L OBP: 0.316, SLG: 0.493 (9, PH)										1	0	0	0	0	0	0						
Inning Stats	R: 1 E: 0 K: 1 S: 13	H: 1 LOB: 1 BB: 1 P: 22	R: 1 E: 0 K: 1 S: 13	H: 1 LOB: 1 BB: 1 P: 24	R: 0 E: 0 K: 1 S: 9	H: 0 LOB: 0 BB: 0 P: 11	R: 0 E: 0 K: 1 S: 9	H: 1 LOB: 1 BB: 0 P: 13	R: 1 E: 0 K: 0 S: 12	H: 1 LOB: 1 BB: 1 P: 19	R: 0 E: 0 K: 0 S: 13	H: 2 LOB: 3 BB: 1 P: 29	R: 0 E: 0 K: 0 S: 5	H: 0 LOB: 0 BB: 1 P: 9	R: 0 E: 0 K: 0 S: 7	H: 0 LOB: 0 BB: 0 P: 10	R: 1 E: 0 K: 1 S: 12	H: 2 LOB: 1 BB: 0 P: 17	1B: 5 2B: 1 3B: 0 HR: 2	SF: 0 SAC: 1 DP: 1 HBP: 0	WP: 0 PB: 0 SB: 1 CS: 1	PA: 38
PITCHER	IP WLS BF H R ER SO BB IBB HBP BLK WP HR S P ERA WHIP																					
Donovan Osborne, L ERA: 3.18 (1, 1)	6.0	W 27	6	3	2	4	3	1	0	0	0	0	0	69	118	3.00	1.500					
Mark Petkovsek, R ERA: 4.21 (7, 1)	2.0	6	0	0	0	0	1	0	0	0	0	0	12	19	0.00	0.500						
Dennis Eckersley, R ERA: 0.56 (9, 1)	1.0	S 5	2	1	1	1	0	0	0	0	0	1	12	17	9.00	2.000						

St. Louis Cardinals @ Cincinnati Reds
Riverfront Stadium, Cincinnati, OH
Tue Jul 16 1996, 7:05 PM EDT
Att: 23,370 - Unknown - 88 F

AB	32
R	4
H	8
RBI	3
BB	5
SO	5
LOB	15



Batter	1	2	3	4	5	6	7	8	9	AB	R	H	RBI	BB	SO	LOB	TOP			
Ozzie Smith, S OBP: 0.322, SLG: 0.313 (1, 6)										5	1	2	0	0	0	0	St. Louis Cardinals @ Cincinnati Reds Riverfront Stadium, Cincinnati, OH Wed Jul 17 1996, 3:33 AM EDT Att: 28,879 - Sunny - 85 F			
Willie McGee, S OBP: 0.347, SLG: 0.410 (1, 8)										5	1	1	0	0	1	2				
Ron Gant, R OBP: 0.389, SLG: 0.537 (1, 7)										3	1	0	0	1	1	0				
Brian Jordan, R OBP: 0.348, SLG: 0.526 (1, 9)										3	1	2	2	0	0	0				
John Mabry, L OBP: 0.368, SLG: 0.469 (1, 3)										4	1	2	3	0	1	1				
Gary Gaetti, R OBP: 0.308, SLG: 0.414 (1, 5)										4	0	0	0	0	0	2				
Tom Pagnozzi, R OBP: 0.316, SLG: 0.434 (1, 2)										3	1	1	0	1	0	1				
Mike Gallego, R OBP: 0.250, SLG: 0.217 (1, 4)										3	0	0	0	0	0	1				
Andy Benes, R OBP: 0.116, SLG: 0.163 Mark Sweeney, L OBP: 0.355, SLG: 0.408 Dennis Eckersley, R (9, 1)										3	0	0	0	0	0	1				
Inning Stats	R: 4 E: 0 K: 0 S: 21	H: 4 LOB: 1 BB: 1 P: 31	R: 0 E: 0 K: 0 S: 7	H: 0 LOB: 0 BB: 0 P: 11	R: 0 E: 0 K: 0 S: 4	H: 0 LOB: 0 BB: 0 P: 6	R: 0 E: 0 K: 0 S: 7	H: 0 LOB: 0 BB: 0 P: 7	R: 0 E: 0 K: 0 S: 9	H: 1 LOB: 1 BB: 0 P: 14	R: 1 E: 0 K: 0 S: 10	H: 0 LOB: 1 BB: 1 P: 17	R: 1 E: 0 K: 0 S: 5	H: 2 LOB: 1 BB: 0 P: 8	R: 0 E: 0 K: 2 S: 11	H: 1 LOB: 1 BB: 0 P: 19	1B: 5 2B: 1 3B: 0 HR: 2	SF: 1 SAC: 1 DP: 0 HBP: 0	WP: 0 PB: 0 SB: 1 CS: 0	PA: 38
PITCHER	IP WLS BF H R ER SO BB IBB HBP BLK WP HR S P ERA WHIP																			
Mark Portugal, R ERA: 3.92	(1, 1)	7.0 L 29 5 5 4 2 2 0 0 0 0 0 1 71 105 5.14 1.000																		
Scott Service, R ERA: 1.8	(8, 1)	2.0 9 3 1 1 2 0 0 0 0 0 0 1 16 27 4.50 1.500																		

AB 34
R 6
H 8
RBI 5
BB 2
SO 4
LOB 8



Batter	1	2	3	4	5	6	7	8	9	AB	R	H	RBI	BB	SO	LOB	BOTTOM					
Hal Morris, L OBP: 0.353, SLG: 0.432 (1, 3)										4	0	0	1	0	0	1	St. Louis Cardinals @ Cincinnati Reds Riverfront Stadium, Cincinnati, OH Wed Jul 17 1996, 3:33 AM EDT Att: 28,879 - Sunny - 85 F					
Willie Greene, L OBP: 0.314, SLG: 0.482 (1, 5)										3	0	0	0	1	0	1						
Barry Larkin, R OBP: 0.387, SLG: 0.497 (1, 6)										4	1	3	1	0	0	1						
Reggie Sanders, R OBP: 0.354, SLG: 0.512 (1, 9)										4	1	1	0	0	0	3						
Eddie Taubensee, L OBP: 0.333, SLG: 0.426 (1, 2)										4	0	1	0	0	0	1						
Eric Davis, R OBP: 0.394, SLG: 0.542 (1, 8)										4	0	1	1	0	0	1						
Bret Boone, R OBP: 0.282, SLG: 0.375 (1, 4)										4	0	0	0	0	3	2						
Lenny Harris, L OBP: 0.343, SLG: 0.473 (1, 7)										4	2	1	1	0	0	1						
Mark Portugal, R OBP: 0.211, SLG: 0.216 Eric Anthony, L OBP: 0.366, SLG: 0.487 Scott Service, R (7, PH) Thomas Howard, S OBP: 0.284, SLG: 0.377 (9, PH)										2	0	1	0	0	1	0						
Inning Stats	R: 0 E: 0 K: 0 S: 9	H: 1 LOB: 1 BB: 0 P: 14	R: 0 E: 0 K: 1 S: 7	H: 0 LOB: 0 BB: 0 P: 9	R: 1 E: 0 K: 0 S: 8	H: 2 LOB: 1 BB: 0 P: 14	R: 1 E: 0 K: 1 S: 11	H: 2 LOB: 1 BB: 0 P: 16	R: 0 E: 0 K: 0 S: 10	H: 1 LOB: 2 BB: 1 P: 17	R: 0 E: 0 K: 0 S: 7	H: 1 LOB: 0 BB: 0 P: 10	R: 1 E: 0 K: 0 S: 6	H: 0 LOB: 0 BB: 0 P: 9	R: 1 E: 0 K: 0 S: 6	H: 1 LOB: 0 BB: 0 P: 9	R: 0 E: 0 K: 1 S: 6	H: 0 LOB: 0 BB: 0 P: 7	1B: 6 2B: 1 3B: 0 HR: 2	SF: 0 SAC: 0 DP: 1 HBP: 0	WP: 0 PB: 0 SB: 1 CS: 0	PA: 36
PITCHER	IP WLS BF H R ER SO BB IBB HBP BLK WP HR S P ERA WHIP																					
Andy Benes, R ERA: 4.15	(1, 1)	8.0 W 33 8 4 3 3 1 0 0 0 0 0 0 2 65 98 3.38 1.125																				
Dennis Eckersley, R ERA: 3.48	(9, 1)	1.0 S 3 0 0 0 1 0 0 0 0 0 0 0 6 7 0.00 0.000																				

AB 35
R 4
H 8
RBI 4
BB 1
SO 4
LOB 12



Batter	1	2	3	4	5	6	7	8	9	AB	R	H	RBI	BB	SO	LOB	TOP			
Thomas Howard, S OBP: 0.281, SLG: 0.372	G4-3		L9				G3		G4-3	5	0	1	0	0	0	0				
Willie Greene, L OBP: 0.313, SLG: 0.476	G3		G3				G3-1			4	0	1	0	0	0	1				
Barry Larkin, R OBP: 0.391, SLG: 0.507	G3									2	2	1	1	1	0	0				
Eric Davis, R OBP: 0.392, SLG: 0.535										3	0	0	0	1	2	3				
Reggie Sanders, R OBP: 0.358, SLG: 0.509	G6-4-3									3	1	1	0	1	1	1				
Hal Morris, L OBP: 0.354, SLG: 0.436										4	0	2	2	0	1	1				
Bret Boone, R OBP: 0.282, SLG: 0.374										4	0	1	0	0	1	2				
Joe Oliver, R OBP: 0.304, SLG: 0.414										3	0	0	0	0	0	3				
Eddie Taubensee, L OBP: 0.332, SLG: 0.423	FC5-4									1	0	0	0	0	0	0				
Kevin Jarvis, L OBP: 0.118, SLG: 0.118										2	0	0	0	0	1	0				
Johnny Ruffin, R OBP: 0.299, SLG: 0.500										0	0	0	0	0	0	0				
Jeff Shaw, R OBP: 0.299, SLG: 0.398										1	0	0	0	0	1	0				
Lee Smith, R OBP: 0.340, SLG: 0.469										0	0	0	0	0	0	0				
Lenny Harris, L OBP: 0.240, SLG: 0.469										1	0	0	0	0	0	0				
Inning Stats	R: 0 E: 0 K: 0 S: 3	H: 0 LOB: 0 BB: 0 P: 6	R: 0 E: 0 K: 0 S: 7	H: 2 LOB: 2 BB: 1 P: 16	R: 0 E: 0 K: 1 S: 9	H: 0 LOB: 0 BB: 0 P: 15	R: 1 E: 0 K: 0 S: 6	H: 2 LOB: 1 BB: 0 P: 12	R: 0 E: 0 K: 2 S: 14	H: 1 LOB: 1 BB: 0 P: 22	R: 2 E: 0 K: 2 S: 14	H: 1 LOB: 2 BB: 1 P: 23	R: 0 E: 0 K: 2 S: 8	H: 0 LOB: 0 BB: 0 P: 15	R: 0 E: 0 K: 0 S: 9	H: 0 LOB: 0 BB: 0 P: 12	1B: 5 2B: 1 3B: 0 HR: 1	SF: 0 SAC: 0 DP: 1 HBP: 1	WP: 0 PB: 0 SB: 1 CS: 0	PA: 37
PITCHER	IP WLS BF H R ER SO BB IBB HBP BLK WP HR S P ERA WHIP																			
Jon Lieber, R ERA: 4.4	(1, 1) 5.1 W 24 6 3 3 2 2 0 1 0 0 0 1 46 84 5.06 1.500																			
Marc Wilkins, R ERA: 3.35	(6, 1) 0.2 2 0 0 0 1 0 0 0 0 0 0 0 7 10 0.00 0.000																			
Dan Plesac, L ERA: 3.66	(7, 1) 2.0 8 1 0 0 4 1 0 0 0 0 0 0 18 32 0.00 1.000																			
67 Francisco Cordova, R ERA: 3.78	(9, 1) 1.0 3 0 0 0 0 0 0 0 0 0 0 0 9 12 0.00 0.000																			

Cincinnati Reds @ Pittsburgh Pirates
Three Rivers Stadium, Pittsburgh, PA
Thu Jul 18 1996, 7:05 PM EDT
Att: 12,669 - Unknown - 85 F

AB 33
R 3
H 7
RBI 3
BB 3
SO 7
LOB 11



Batter	1	2	3	4	5	6	7	8	9	AB	R	H	RBI	BB	SO	LOB	BOTTOM			
Carlos Garcia, R OBP: 0.335, SLG: 0.399	G6-3		G5-3							5	2	2	0	0	1	0				
Al Martin, L OBP: 0.343, SLG: 0.449	F8		G3-1							5	1	2	3	0	1	2				
Jeff King, R OBP: 0.335, SLG: 0.517	F8		K							4	1	1	0	1	1	1				
Orlando Merced, S OBP: 0.373, SLG: 0.483	G3-1									4	0	1	2	0	0	2				
Dave Clark, L OBP: 0.381, SLG: 0.455										2	1	1	1	2	0	0				
Dan Plesac, L ERA: 3.66										0	0	0	0	0	0	0				
67 Francisco Cordova, R OBP: 0.333, SLG: 0.333										0	0	0	0	0	0	0				
Charlie Hayes, R OBP: 0.310, SLG: 0.402										4	0	2	1	0	2	3				
Jay Bell, R OBP: 0.291, SLG: 0.347			L8							3	0	0	0	1	1	3				
1B Jason Kendall, R OBP: 0.339, SLG: 0.372			G5-3							4	1	1	0	0	0	1				
Jon Lieber, L OBP: 0.250, SLG: 0.273			G4-3							2	1	1	1	0	0	1				
Marc Wilkins, R ERA: 6.02										0	1	0	0	1	0	0				
John Wehner, R OBP: 0.247, SLG: 0.306										1	0	0	0	0	1	0				
Inning Stats	R: 0 E: 0 K: 0 S: 8	H: 1 LOB: 1 BB: 0 P: 11	R: 1 E: 0 K: 0 S: 10	H: 1 LOB: 1 BB: 1 P: 20	R: 0 E: 0 K: 1 S: 6	H: 0 LOB: 0 BB: 0 P: 7	R: 0 E: 0 K: 1 S: 7	H: 0 LOB: 0 BB: 0 P: 11	R: 5 E: 0 K: 1 S: 22	H: 7 LOB: 2 BB: 1 P: 35	R: 2 E: 0 K: 2 S: 13	H: 2 LOB: 3 BB: 3 P: 31	R: 0 E: 0 K: 1 S: 10	H: 0 LOB: 0 BB: 0 P: 12	R: 0 E: 0 K: 1 S: 6	H: 0 LOB: 0 BB: 0 P: 9	1B: 5 2B: 5 3B: 0 HR: 1	SF: 0 SAC: 0 DP: 0 HBP: 0	WP: 0 PB: 0 SB: 0 CS: 1	PA: 39
PITCHER	IP WLS BF H R ER SO BB IBB HBP BLK WP HR S P ERA WHIP																			
Kevin Jarvis, R ERA: 3.79	(1, 1) 4.2 L 23 8 6 6 2 2 0 0 0 0 0 0 14 28 18.00 5.000																			
Johnny Ruffin, R ERA: 6.02	(5, 1) 1.0 8 3 2 2 2 2 0 0 0 0 0 0 3 8 0.00 0.000																			
Jeff Shaw, R ERA: 3.78	(6, 1) 0.1 2 0 0 0 1 0 1 0 0 0 0 0 3 8 0.00 0.000																			
Lee Smith, R ERA: 3.82	(7, 1) 2.0 6 0 0 0 2 0 0 0 0 0 0 0 16 21 0.00 0.000																			

Cincinnati Reds @ Pittsburgh Pirates
Three Rivers Stadium, Pittsburgh, PA
Thu Jul 18 1996, 7:05 PM EDT
Att: 12,669 - Unknown - 85 F

AB 34
R 8
H 11
RBI 8
BB 5
SO 7
LOB 13



Batter	1	2	3	4	5	6	7	8	9	AB	R	H	RBI	BB	SO	LOB	TOP								
Thomas Howard, S OBP: 0.285, SLG: 0.369 (1, 7)	F7	G4-3		E S 1B HBP	K2-3			2B 1B 1B		4	2	1	0	0	1	2									
Barry Larkin, R OBP: 0.399, SLG: 0.517 Hector Carrasco, R (8, 1)				1B HBP	1B SF8		G4-3	1B 1B		4	4	4	1	1	0	0									
Johnny Ruffin, R OBP: 0.500, SLG: 0.500 (9, 1)	S 1B			1B BB	1B			1B 2B		0	0	0	0	0	0	0									
Hal Morris, L OBP: 0.358, SLG: 0.437 (1, 3)	F8			1B HBP	1B		G4-3	1B		4	1	2	2	0	0	2									
Reggie Sanders, R OBP: 0.359, SLG: 0.506 (1, 9)	K			1B HBP	1B		F9	G3		5	1	2	2	0	1	3									
Willie Greene, L OBP: 0.315, SLG: 0.469 (1, 5)				1B BB	1B		SF8	K		2	0	0	1	2	1	1									
Eric Davis, R OBP: 0.394, SLG: 0.534 Eric Owens, R OBP: 0.304, SLG: 0.264 (7, 7)				1B	G6-3		K	G6-3		4	0	2	1	0	1	3									
Eddie Taubensee, L OBP: 0.324, SLG: 0.415 (1, 2)	K			1B	SF9		F8	FC4-6 1B		4	0	0	1	0	2	3									
Jeff Branson, L OBP: 0.294, SLG: 0.389 (8, 6)				1B	2B		L4	FC3-6		5	0	3	2	0	0	1									
Dave Burba, R OBP: 0.146, SLG: 0.256 Lenny Harris, L OBP: 0.338, SLG: 0.466 (8, 4)	SH1-4			1B	G5-3		HR	G6-3		3	1	1	1	0	0	2									
Inning Stats	R: 0 E: 0 K: 1 S: 11	H: 1 LOB: 1 BB: 0 P: 20	R: 1 E: 0 K: 1 S: 10	H: 2 LOB: 2 BB: 1 P: 16	R: 4 E: 0 K: 0 S: 16	H: 2 LOB: 1 BB: 2 P: 32	R: 2 E: 0 K: 1 S: 13	H: 2 LOB: 1 BB: 0 P: 26	R: 1 E: 0 K: 1 S: 7	H: 1 LOB: 0 BB: 0 P: 9	R: 1 E: 0 K: 0 S: 8	H: 2 LOB: 0 BB: 0 P: 14	R: 0 E: 0 K: 0 S: 9	H: 1 LOB: 1 BB: 0 P: 17	R: 2 E: 0 K: 1 S: 14	H: 3 LOB: 0 BB: 0 P: 23	R: 0 E: 0 K: 1 S: 13	H: 1 LOB: 1 BB: 0 P: 22	1B: 11 2B: 2 3B: 1 HR: 1	SF: 2 SAC: 1 DP: 1 HBP: 2	WP: 0 PB: 0 SB: 2 CS: 0	PA: 45			
PITCHER	IP	WLS	BF	H	R	ER	SO	BB	IBB	HBP	BLK	WP	HR	S	P	ERA	WHIP								
Paul Wagner, R ERA: 5.4 (1, 1)	2.1	L	15	4	5	5	2	3	0	1	0	0	0	30	58	19.29	3.000								
Chris Peters, L ERA: 10.13 (3, 1)	2.2		13	4	3	3	2	0	0	1	0	0	1	27	45	10.12	1.500								
Elmer Dessens, R ERA: 12.27 (6, 1)	2.0		8	3	1	1	0	0	0	0	0	0	0	17	31	4.50	1.500								
Steve Parris, R ERA: 16.62 (8, 1)	2.0		9	4	2	2	2	0	0	0	0	0	0	27	45	9.00	2.000								

Cincinnati Reds @ Pittsburgh Pirates
Three Rivers Stadium, Pittsburgh, PA

AB 37
R 11
H 15
RBI 11
BB 3
SO 6
LOB 18



Batter	1	2	3	4	5	6	7	8	9	AB	R	H	RBI	BB	SO	LOB	BOTTOM								
Carlos Garcia, R OBP: 0.332, SLG: 0.393 (1, 4)	G5-3	G4-3			1B BB		FC6-4 BB		G6-3	4	0	0	0	1	0	2									
Al Martin, L OBP: 0.346, SLG: 0.452 (1, 8)	E9 SF8				1B		BB		G6-3	4	1	2	0	1	0	0									
Jeff King, R OBP: 0.331, SLG: 0.511 (1, 3)	SF8				F9		P6		K	4	0	0	1	0	1	4									
Orlando Merced, S OBP: 0.372, SLG: 0.480 (1, 9)	S 1B				G6-3		F8			4	0	1	0	0	0	4									
Dave Clark, L OBP: 0.378, SLG: 0.448 (1, 7)	K				F7		G4-3		FC3-6 1B	4	0	1	0	0	1	1									
Charlie Hayes, R OBP: 0.312, SLG: 0.401 (1, 5)					F9		1B		K	3	1	1	0	1	1	1									
Jay Bell, R OBP: 0.291, SLG: 0.346 (1, 6)					E3		F7		FC3-6	4	0	1	0	0	0	2									
2 Angelo Encarnacion, R (1, 2)					G4-3		G5-3		K	4	0	0	0	0	1	5									
Paul Wagner, R OBP: 0.115, SLG: 0.040 Chris Peters, L OBP: 0.285, SLG: 0.317 Nelson Liriano, S OBP: 0.297, SLG: 0.467 Elmer Dessens, R OBP: 0.329, SLG: 0.467 Mike Kingery, L OBP: 0.305, SLG: 0.325 Steve Parris, R OBP: 0.338, SLG: 0.466 Mark Johnson, L OBP: 0.301, SLG: 0.592 (8, 9)					P6				HR	1	0	0	1	0	0	1									
Inning Stats	R: 1 E: 1 K: 1 S: 15	H: 2 LOB: 1 BB: 0 P: 25	R: 0 E: 0 K: 0 S: 9	H: 1 LOB: 1 BB: 1 P: 15	R: 0 E: 0 K: 0 S: 8	H: 0 LOB: 0 BB: 0 P: 12	R: 0 E: 1 K: 0 S: 11	H: 0 LOB: 1 BB: 0 P: 14	R: 0 E: 0 K: 0 S: 6	H: 1 LOB: 1 BB: 0 P: 8	R: 0 E: 0 K: 0 S: 8	H: 1 LOB: 2 BB: 1 P: 14	R: 0 E: 0 K: 2 S: 11	H: 1 LOB: 0 BB: 0 P: 14	R: 1 E: 0 K: 1 S: 8	H: 1 LOB: 0 BB: 0 P: 9	1B: 6 2B: 1 3B: 0 HR: 1	SF: 1 SAC: 0 DP: 0 HBP: 0	WP: 0 PB: 0 SB: 1 CS: 0	PA: 39					
PITCHER	IP	WLS	BF	H	R	ER	SO	BB	IBB	HBP	BLK	WP	HR	S	P	ERA	WHIP								
Dave Burba, R ERA: 4.1 (1, 1)	7.0	W	31	6	2	2	1	3	0	0	0	0	0	72	112	2.57	1.286								
Hector Carrasco, R ERA: 3.4 (8, 1)	1.0		4	1	0	0	2	0	0	0	0	0	0	11	14	0.00	1.000								
Johnny Ruffin, R ERA: 6.09 (9, 1)	1.0		4	1	1	1	1	0	0	0	0	0	1	8	9	9.00	1.000								

Cincinnati Reds @ Pittsburgh Pirates
Three Rivers Stadium, Pittsburgh, PA

AB 35
R 3
H 8
RBI 3
BB 3
SO 4
LOB 20



Fri Jul 19 1996, 7:05 PM EDT
Att: 17,153 - Unknown - 78 F

Batter	1	2	3	4	5	6	7	8	9	AB	R	H	RBI	BB	SO	LOB	TOP								
Eric Owens, R OBP: 0.301, SLG: 0.262 (1, 7)										5	0	1	0	0	0	3	Cincinnati Reds @ Pittsburgh Pirates Three Rivers Stadium, Pittsburgh, PA Sun Jul 21 1996, 3:33 AM EDT Att: 23,117 - Sunny - 80 F								
Hal Morris, L OBP: 0.360, SLG: 0.444 (1, 3)										5	0	1	0	0	0	4									
Barry Larkin, R OBP: 0.395, SLG: 0.507 (1, 6)										4	0	0	0	0	0	2									
Eric Davis, R OBP: 0.391, SLG: 0.534 (1, 8)										4	1	1	0	0	0	0									
Reggie Sanders, R OBP: 0.354, SLG: 0.511 (1, 9)										4	2	2	1	0	1	0									
Bret Boone, R OBP: 0.281, SLG: 0.369 (1, 4)										3	0	0	1	1	0	1									
Joe Oliver, R OBP: 0.302, SLG: 0.410 (1, 2)										4	1	1	0	0	0	1									
Jeff Branson, L OBP: 0.304, SLG: 0.395 (1, 5)										3	0	1	0	1	0	0									
John Smiley, L OBP: 0.263, SLG: 0.250 (8, PH)										2	0	1	0	0	0	0									
Chris Sabo, R OBP: 0.369, SLG: 0.429 (8, PH)										1	0	0	0	0	0	1									
Jeff Shaw, R OBP: 0.292, SLG: 0.388 (8, PH)										1	0	1	2	0	0	0									
Inning Stats	R: 0 E: 0 K: 0 S: 8	H: 0 LOB: 0 BB: 0 P: 12	R: 0 E: 0 K: 1 S: 7	H: 0 LOB: 0 BB: 0 P: 12	R: 0 E: 0 K: 0 S: 11	H: 2 LOB: 2 BB: 0 P: 15	R: 0 E: 0 K: 0 S: 6	H: 0 LOB: 0 BB: 0 P: 9	R: 0 E: 0 K: 0 S: 5	H: 0 LOB: 0 BB: 0 P: 6	R: 1 E: 0 K: 0 S: 11	H: 1 LOB: 1 BB: 1 P: 19	R: 0 E: 0 K: 0 S: 10	H: 2 LOB: 2 BB: 0 P: 16	R: 3 E: 0 K: 0 S: 15	H: 4 LOB: 2 BB: 1 P: 25	1B: 6 2B: 2 3B: 0 HR: 1	SF: 0 SAC: 0 DP: 0 HBP: 0	WP: 0 PB: 0 SB: 0 CS: 0	PA: 38					
PITCHER	IP	WLS	BF	H	R	ER	SO	BB	IBB	HBP	BLK	WP	HR	S	P	ERA	WHIP								
Denny Neagle, L ERA: 2.96 (1, 1)	7.2	W	29	5	1	1	1	1	0	0	0	0	1	62	92	1.17	0.783								
67 Francisco Cordova, R ERA: 4.28 (8, 1)	0.2		5	3	3	3	0	0	0	0	0	0	0	9	13	40.50	4.500								
Dan Plesac, L ERA: 3.61 (9, 1)	0.2	S	4	1	0	0	0	1	0	0	0	0	0	9	16	0.00	3.000								

AB	36
R	4
H	9
RBI	4
BB	2
SO	1
LOB	12



Batter	1	2	3	4	5	6	7	8	9	AB	R	H	RBI	BB	SO	LOB	BOTTOM								
Carlos Garcia, R OBP: 0.338, SLG: 0.399 (1, 4)										2	1	2	0	0	0	0	Cincinnati Reds @ Pittsburgh Pirates Three Rivers Stadium, Pittsburgh, PA Sun Jul 21 1996, 3:33 AM EDT Att: 23,117 - Sunny - 80 F								
Dave Clark, L OBP: 0.370, SLG: 0.438 (3, FR)										4	1	1	2	0	2	1									
Al Martin, L OBP: 0.346, SLG: 0.459 (1, 7)										4	0	2	1	0	1	2									
Jeff King, R OBP: 0.333, SLG: 0.521 (1, 3)										4	1	1	1	0	1	2									
Orlando Merced, S OBP: 0.368, SLG: 0.471 (1, 9)										4	0	0	0	0	1	3									
Charlie Hayes, R OBP: 0.314, SLG: 0.408 (1, 5)										4	1	1	1	0	1	2									
Dan Plesac, L (9, 1)										0	0	0	0	0	0	0									
Jay Bell, R OBP: 0.290, SLG: 0.344 (1, 6)										4	0	0	0	0	0	1									
John Wehner, R OBP: 0.238, SLG: 0.293 (4, 4)										3	0	0	0	0	1	0									
1B Jason Kendall, R OBP: 0.336, SLG: 0.367 (1, 2)										3	1	1	0	0	0	0									
Denny Neagle, L OBP: 0.208, SLG: 0.220 (1, 1)										3	1	1	0	0	1	0									
67 Francisco Cordova, R OBP: 0.333, SLG: 0.333 (8, 1)										0	0	0	0	0	0	0									
Mark Johnson, L OBP: 0.350, SLG: 0.571 (9, 3)										0	0	0	0	0	0	0									
Inning Stats	R: 1 E: 0 K: 1 S: 14	H: 2 LOB: 1 BB: 0 P: 21	R: 0 E: 0 K: 0 S: 7	H: 0 LOB: 0 BB: 0 P: 11	R: 2 E: 0 K: 2 S: 13	H: 2 LOB: 1 BB: 0 P: 19	R: 1 E: 0 K: 1 S: 8	H: 1 LOB: 0 BB: 0 P: 11	R: 0 E: 0 K: 1 S: 5	H: 0 LOB: 0 BB: 0 P: 6	R: 0 E: 0 K: 1 S: 12	H: 1 LOB: 1 BB: 0 P: 18	R: 2 E: 1 K: 0 S: 16	H: 2 LOB: 1 BB: 0 P: 24	R: 0 E: 0 K: 1 S: 8	H: 0 LOB: 0 BB: 0 P: 13	1B: 4 2B: 1 3B: 1 HR: 2	SF: 0 SAC: 0 DP: 0 HBP: 0	WP: 0 PB: 0 SB: 0 CS: 0	PA: 33					
PITCHER	IP	WLS	BF	H	R	ER	SO	BB	IBB	HBP	BLK	WP	HR	S	P	ERA	WHIP								
John Smiley, L ERA: 4.32 (1, 1)	7.0	L	30	8	6	4	6	0	0	0	0	0	2	75	110	5.14	1.143								
Jeff Shaw, R ERA: 3.71 (8, 1)	1.0		3	0	0	0	1	0	0	0	0	0	0	8	13	0.00	0.000								



Batter	1	2	3	4	5	6	7	8	9	AB	R	H	RBI	BB	SO	LOB	TOP																
Thomas Howard, S OBP: 0.293, SLG: 0.392 (1, 8)	4-3			G4-3		2B SF7 1B		G4-3	2B	5	2	2	2	0	0	1	Cincinnati Reds @ Philadelphia Phillies Veterans Stadium, Philadelphia, PA Mon Jul 22 1996, 7:05 PM EDT Att: 22,808 - Unknown - 71 F																
Lenny Harris, L OBP: 0.349, SLG: 0.482 Jeff Brantley, R (1, 7)	6-3			G4-3 S 1B		SF7 2B		1B	2B	5	0	4	1	0	0	0																	
Hal Morris, L OBP: 0.353, SLG: 0.436 (1, 3)	6-3			G4-3		SF7		1B	K	4	0	1	2	0	1	2																	
Reggie Sanders, R OBP: 0.350, SLG: 0.505 (1, 9)		F9		G6-3		G6-3		K		4	0	0	0	0	1	4																	
Eddie Taubensee, L OBP: 0.325, SLG: 0.421 (1, 2)		F8			F9		P5	G6-3		4	0	0	0	0	0	2																	
Willie Greene, L OBP: 0.308, SLG: 0.455 Barry Larkin, R OBP: 0.390, SLG: 0.498 (7, PH)					K		G4-3		1B 2B	2	0	0	0	0	2	0																	
Bret Boone, R OBP: 0.287, SLG: 0.371 (1, 4)				G6-3 1B		1B			1B	3	1	3	0	1	0	0																	
Jeff Branson, L OBP: 0.300, SLG: 0.389 Chris Sabo, R OBP: 0.368, SLG: 0.424 (7, PH)				G6-3		K		K	P6	2	0	0	0	0	1	2																	
Scott Service, R Eric Owens, R Jeff Shaw, R Eric Anthony, L Lee Smith, R Eric Davis, R (11, 1)				G3		G5-3		1B G4-3 1B	2B BB	1	0	0	0	0	0	0																	
Inning Stats	R: 0 E: 0 K: 0 S: 3	H: 0 LOB: 0 BB: 0 P: 3	R: 0 E: 0 K: 1 S: 10	H: 0 LOB: 0 BB: 0 P: 15	R: 0 E: 0 K: 0 S: 7	H: 1 LOB: 0 BB: 0 P: 11	R: 0 E: 0 K: 0 S: 13	H: 1 LOB: 1 BB: 0 P: 21	R: 0 E: 0 K: 2 S: 11	H: 1 LOB: 1 BB: 0 P: 18	R: 1 E: 0 K: 0 S: 12	H: 2 LOB: 1 BB: 0 P: 20	R: 0 E: 0 K: 1 S: 9	H: 0 LOB: 1 BB: 1 P: 19	R: 1 E: 0 K: 1 S: 15	H: 3 LOB: 2 BB: 0 P: 21		R: 3 E: 0 K: 1 S: 15	H: 4 LOB: 1 BB: 1 P: 26	1B: 9 2B: 3 3B: 0 HR: 0	SF: 1 SAC: 0 DP: 1 HBP: 0	WP: 0 PB: 0 SB: 1 CS: 0	PA: 39										
PITCHER	IP WLS BF H R ER SO BB IBB HBP BLK WP HR S P ERA WHIP																																
Bobby Munoz, R ERA: 6.0 (1, 1)	6.0	22	5	1	1	3	0	0	0	0	0	0	0	56	88	1.50	0.833																
Steve Frey, L ERA: 4.7 (7, 1)	0.2	3	0	0	0	0	1	0	0	0	0	0	0	6	14	0.00	1.500																
Toby Borland, R ERA: 3.98 Ken Ryan, R ERA: 3.38 (8, 1)	1.2	L 9	4	3	3	2	1	0	0	0	0	0	0	21	33	16.20	3.000																

AB	36
R	5
H	12
RBI	5
BB	2
SO	6
LOB	14



Batter	1	2	3	4	5	6	7	8	9	AB	R	H	RBI	BB	SO	LOB	BOTTOM																
Manny Martinez, R OBP: 0.360, SLG: 0.429 (1, 8)	CS HBP	P4		FC6-4 1B			K		K	4	0	1	0	0	2	3	Cincinnati Reds @ Philadelphia Phillies Veterans Stadium, Philadelphia, PA Mon Jul 22 1996, 7:05 PM EDT Att: 22,808 - Unknown - 71 F																
Glenn Murray, R OBP: 0.258, SLG: 0.300 Ken Ryan, R OBP: 0.200, SLG: 0.200 Benito Santiago, R OBP: 0.314, SLG: 0.465 (1, 9)	HBP			FC6-4 1B			G5-3		K	4	1	1	0	0	1	2																	
Gregg Jefferies, S OBP: 0.335, SLG: 0.379 (1, 3)	2B 1B			2B 1B		L9		G4-3		4	2	2	0	0	0	0																	
Todd Zeile, R OBP: 0.344, SLG: 0.445 (1, 5)	2B			G6-4-3 1B		G5-3		BB 1B		4	0	3	3	0	0	0																	
Pete Incaviglia, R OBP: 0.323, SLG: 0.483 Ricky Otero, S OBP: 0.336, SLG: 0.349 (1, 7)	F7			G6-4-3 1B		F7		BB		3	0	1	0	1	0	1																	
Mike Lieberthal, R OBP: 0.307, SLG: 0.460 (1, 2)		FC1-4 HBP		G6-4-3		L1		P3		3	0	0	0	0	0	4																	
26 David Doster, R OBP: 0.266, SLG: 0.292 (1, 4)		K		L9		F7		F8		4	0	0	0	0	1	4																	
Kevin Sefcik, R OBP: 0.263, SLG: 0.306 Jim Eisenreich, L OBP: 0.400, SLG: 0.433 (1, 6)		FC1-4 1B		G4-3		G6-3			1B	3	0	1	0	0	0	0																	
Bobby Munoz, R OBP: 0.250, SLG: 0.500 Steve Frey, R Toby Borland, R Ruben Amaro Jr, S OBP: 0.282, SLG: 0.324 (1, 1)	FC1-4			G1-4-3			K		K	2	0	0	0	0	0	2																	
Inning Stats	R: 1 E: 0 K: 1 S: 14	H: 2 LOB: 1 BB: 0 P: 23	R: 0 E: 0 K: 1 S: 9	H: 1 LOB: 2 BB: 0 P: 14	R: 2 E: 0 K: 0 S: 14	H: 4 LOB: 1 BB: 0 P: 20	R: 0 E: 0 K: 0 S: 8	H: 1 LOB: 0 BB: 0 P: 13	R: 0 E: 0 K: 0 S: 6	H: 0 LOB: 0 BB: 0 P: 11	R: 0 E: 0 K: 2 S: 9	H: 0 LOB: 0 BB: 0 P: 11	R: 0 E: 0 K: 0 S: 9	H: 1 LOB: 2 BB: 1 P: 15	R: 0 E: 0 K: 3 S: 16	H: 1 LOB: 1 BB: 0 P: 22		1B: 8 2B: 2 3B: 0 HR: 0	SF: 0 SAC: 0 DP: 1 HBP: 2	WP: 0 PB: 0 SB: 0 CS: 1	PA: 38												
PITCHER	IP WLS BF H R ER SO BB IBB HBP BLK WP HR S P ERA WHIP																																
Scott Service, R ERA: 2.76 Jeff Shaw, R ERA: 3.58 Lee Smith, R ERA: 3.69 Jeff Brantley, R ERA: 2.74 (1, 1)	5.0	23	8	3	3	2	0	0	0	0	0	0	0	16	22	0.00	0.000																
(6, 1)	2.0	6	0	0	0	2	0	0	0	0	0	0	0	9	15	0.00	2.000																
(8, 1)	1.0	W 5	1	0	0	0	1	0	0	0	0	0	0	16	22	0.00	1.000																
(9, 1)	1.0	S 4	1	0	0	3	0	0	0	0	0	0	0	16	22	0.00	1.000																



Batter	1	2	3	4	5	6	7	8	9	AB	R	H	RBI	BB	SO	LOB	TOP				
Eric Owens, R OBP: 0.297, SLG: 0.260 Thomas Howard, S OBP: 0.292, SLG: 0.390	G4-6-3 1B		K		F9		G4-3		G3	4	0	1	0	0	1	1	Cincinnati Reds @ Philadelphia Phillies Veterans Stadium, Philadelphia, PA Tue Jul 23 1996, 7:05 PM EDT Att: 23,100 - Unknown - 72 F				
Lenny Harris, L OBP: 0.350, SLG: 0.479	G4-6-3 1-2		HR		F8			HR	G3	5	2	2	0	0	2						
Barry Larkin, R OBP: 0.394, SLG: 0.519			HR		G6-3			HR		3	2	2	5	1	0						
Eric Davis, R OBP: 0.393, SLG: 0.551	K		K		FC5-4 BB			K		3	0	0	0	1	3						
Reggie Sanders, R OBP: 0.353, SLG: 0.510		CS 1B			F7		L8	1B	2B	4	0	2	0	0	0						
Bret Boone, R OBP: 0.287, SLG: 0.369	P4				E3		F8	G6-4-3 1B		4	0	1	0	0	2						
Chris Sabo, R OBP: 0.344, SLG: 0.413 Jeff Branson, L OBP: 0.300, SLG: 0.389	P6 1-2						FC5-4 1-2	G6-4-3 1-2		3	0	0	0	1	0						
Joe Oliver, R OBP: 0.311, SLG: 0.429			HR		F8		L9		G3 SH2-4 1B	4	1	2	0	0	2						
Kevin Jarvis, L OBP: 0.105, SLG: 0.105			SH3-4		B1-3		K		SH2-4	2	0	0	0	0	1						
Inning Stats	R: 0 E: 0 K: 1 S: 5	H: 1 LOB: 1 BB: 1 P: 9	R: 0 E: 0 K: 0 S: 3	H: 1 LOB: 0 BB: 0 P: 3	R: 3 E: 0 K: 2 S: 10	H: 3 LOB: 0 BB: 0 P: 10	R: 0 E: 1 K: 0 S: 4	H: 0 LOB: 2 BB: 1 P: 8	R: 0 E: 0 K: 0 S: 3	H: 0 LOB: 1 BB: 0 P: 7	R: 0 E: 0 K: 1 S: 5	H: 0 LOB: 0 BB: 0 P: 5	R: 2 E: 0 K: 1 S: 8	H: 4 LOB: 1 BB: 0 P: 8	R: 0 E: 0 K: 0 S: 4	H: 1 LOB: 1 BB: 0 P: 4		1B: 7 2B: 1 3B: 0 HR: 2	SF: 0 SAC: 2 DP: 2 HBP: 0	WP: 0 PB: 0 SB: 0 CS: 1	PA: 38
PITCHER	IP	WLS	BF	H	R	ER	SO	BB	IBB	HBP	BLK	WP	HR	S	P	ERA	WHIP				
Mike Mims, L ERA: 5.32	7.0	L	30	7	5	5	4	3	0	0	0	0	2	35	47	6.43	1.429				
Toby Borland, R ERA: 3.91	1.0		4	2	0	0	1	0	0	0	0	0	0	6	6	0.00	2.000				
Ron Blazier, R ERA: 3.94	1.0		4	1	0	0	0	0	0	0	0	0	0	4	4	0.00	1.000				

AB	33
R	5
H	10
RBI	5
BB	3
SO	5
LOB	16



Batter	1	2	3	4	5	6	7	8	9	AB	R	H	RBI	BB	SO	LOB	BOTTOM				
Ricky Otero, S OBP: 0.339, SLG: 0.363	G5-3		SF8							3	0	2	2	0	0	Cincinnati Reds @ Philadelphia Phillies Veterans Stadium, Philadelphia, PA Tue Jul 23 1996, 7:05 PM EDT Att: 23,100 - Unknown - 72 F					
Glenn Murray, R OBP: 0.248, SLG: 0.287	L5		G5-3			3B		1B		4	0	0	0	0	1						
Gregg Jefferies, S OBP: 0.328, SLG: 0.370	F7				L3		G3-1		F9	4	0	0	0	0	1						
Todd Zeile, R OBP: 0.346, SLG: 0.454		G6-3			G4-6-3 1B		L9		HR	4	1	2	1	0	0						
Jim Eisenreich, L OBP: 0.394, SLG: 0.426	G3-1			G4-6-3 1-2		G4-3		F9		4	0	0	0	0	1						
Benito Santiago, R OBP: 0.310, SLG: 0.459	K				F9		K		K	4	0	0	0	0	3						
26 David Doster, R OBP: 0.280, SLG: 0.307			G6-3		G4-6-3 1B			G3-6-1 1B		3	1	2	0	0	0						
Kevin Sefcik, R OBP: 0.293, SLG: 0.359			1B		G4-6-3			G3-6-1 1B		3	1	2	0	0	1						
Mike Mims, L OBP: 0.143, SLG: 0.143 Toby Borland, R			1B				K		G3-6-1 1B	2	0	1	0	0	1						
Ruben Amaro Jr, S OBP: 0.275, SLG: 0.316 Ron Blazier, R OBP: 1.000, SLG: 1.000								1-2 2-3		1	0	0	0	0	2						
Inning Stats	R: 0 E: 0 K: 0 S: 3	H: 0 LOB: 0 BB: 0 P: 3	R: 0 E: 0 K: 1 S: 5	H: 0 LOB: 0 BB: 0 P: 5	R: 1 E: 0 K: 0 S: 5	H: 2 LOB: 1 BB: 0 P: 5	R: 0 E: 0 K: 0 S: 3	H: 1 LOB: 0 BB: 0 P: 3	R: 0 E: 0 K: 1 S: 6	H: 1 LOB: 1 BB: 0 P: 6	R: 0 E: 0 K: 1 S: 5	H: 0 LOB: 0 BB: 0 P: 5	R: 1 E: 0 K: 1 S: 7	H: 3 LOB: 1 BB: 0 P: 7	R: 1 E: 0 K: 1 S: 6	H: 1 LOB: 0 BB: 0 P: 6	1B: 6 2B: 1 3B: 1 HR: 1	SF: 1 SAC: 0 DP: 3 HBP: 0	WP: 0 PB: 0 SB: 0 CS: 0	PA: 33	
PITCHER	IP	WLS	BF	H	R	ER	SO	BB	IBB	HBP	BLK	WP	HR	S	P	ERA	WHIP				
Kevin Jarvis, R ERA: 3.88	9.0	W	33	9	3	3	5	0	0	0	0	0	1	43	43	3.00	1.000				


AB	32
R	3
H	9
RBI	3
BB	0
SO	5
LOB	8



Batter	1	2	3	4	5	6	7	8	9	AB	R	H	RBI	BB	SO	LOB	TOP										
Thomas Howard, S OBP: 0.284, SLG: 0.379	F8		G3			G3	G4-3		G4-3	5	0	0	0	0	0	2											
Lenny Harris, L OBP: 0.352, SLG: 0.477	G4-3					G3-1		2B	G3-1	5	0	2	0	0	0	0											
Barry Larkin, R OBP: 0.395, SLG: 0.522	E		G1-3			K		FC5		4	0	2	0	0	1	1											
Eddie Taubensee, L OBP: 0.323, SLG: 0.418	E4					F8	K	G1-3		4	0	1	0	0	1	2											
Reggie Sanders, R OBP: 0.356, SLG: 0.508	G1-3					P6-4	F9			3	0	1	0	1	0	3											
Willie Greene, L OBP: 0.301, SLG: 0.443										4	1	0	0	0	1	5											
Jeff Shaw, R										0	0	0	0	0	0	0											
Jeff Brantley, R										0	0	0	0	0	0	0											
Bret Boone, R OBP: 0.286, SLG: 0.367										4	1	1	0	0	1	3											
Eric Anthony, L OBP: 0.371, SLG: 0.508										3	1	1	1	1	1	0											
Dave Burba, R OBP: 0.159, SLG: 0.262										3	0	1	2	0	2	0											
Jeff Branson, L OBP: 0.299, SLG: 0.388										1	0	0	0	0	1	0											
Inning Stats	R: 0 H: 2 E: 1 K: 0 S: 10	H: 2 LOB: 2 BB: 0 P: 16	R: 0 H: 0 E: 0 K: 2 S: 8	H: 0 LOB: 0 BB: 0 P: 14	R: 0 H: 1 E: 0 K: 1 S: 16	H: 1 LOB: 1 BB: 0 P: 20	R: 0 H: 1 E: 0 K: 0 S: 8	H: 0 LOB: 0 BB: 0 P: 11	R: 0 H: 0 E: 0 K: 1 S: 8	H: 0 LOB: 2 BB: 1 P: 12	R: 2 H: 2 E: 1 K: 1 S: 14	H: 2 LOB: 2 BB: 1 P: 22	R: 0 H: 2 E: 0 K: 0 S: 12	H: 2 LOB: 3 BB: 1 P: 21	R: 1 H: 1 E: 0 K: 1 S: 9	H: 1 LOB: 0 BB: 0 P: 13	1B: 7 2B: 2 3B: 0 HR: 1	SF: 0 SAC: 0 DP: 1 HBP: 0	WP: 1 PB: 0 SB: 2 CS: 0	PA: 38							
PITCHER	IP	WLS	BF	H	R	ER	SO	BB	IBB	HBP	BLK	WP	HR	S	P	ERA	WHIP										
Mike Williams, R ERA: 4.95	7.0	L	28	6	2	1	7	0	1	0	0	1	0	72	104	1.29	0.857										
Steve Frey, L ERA: 4.5	0.2		5	2	0	0	0	0	1	0	0	0	0	9	16	0.00	3.000										
Toby Borland, R ERA: 3.98	1.1		5	1	1	1	1	0	0	0	0	0	1	12	18	6.75	0.750										

Cincinnati Reds @ Philadelphia Phillies
Veterans Stadium, Philadelphia, PA
Wed Jul 24 1996, 3:33 AM EDT
Att: 27,352 - Sunny - 77 F


AB 36
R 3
H 9
RBI 3
BB 2
SO 8
LOB 16



Batter	1	2	3	4	5	6	7	8	9	AB	R	H	RBI	BB	SO	LOB	BOTTOM										
Ricky Otero, S OBP: 0.346, SLG: 0.375						P3				4	0	3	0	0	0	0											
Mickey Morandini, L OBP: 0.309, SLG: 0.361										4	0	0	0	0	0	3											
Gregg Jefferies, S OBP: 0.332, SLG: 0.378										4	1	2	0	0	0	1											
Todd Zeile, R OBP: 0.345, SLG: 0.450										3	0	0	0	1	0	3											
Pete Incaviglia, R OBP: 0.319, SLG: 0.476										4	0	0	1	0	2	2											
Mike Lieberthal, R OBP: 0.306, SLG: 0.451										3	0	0	0	1	0	2											
Glenn Murray, R OBP: 0.250, SLG: 0.289										3	0	1	0	0	0	1											
Steve Frey, R										0	0	0	0	0	0	0											
Toby Borland, R										0	0	0	0	0	0	0											
Benito Santiago, R OBP: 0.309, SLG: 0.457										1	0	0	0	0	1												
Kevin Stocker, S OBP: 0.325, SLG: 0.328										3	0	0	0	0	2	0											
Mike Williams, R OBP: 0.147, SLG: 0.094										2	0	0	0	0	1	0											
Jim Eisenreich, L OBP: 0.392, SLG: 0.424										1	0	0	0	0	1	0											
Inning Stats	R: 0 H: 1 E: 0 K: 0 S: 11	H: 1 LOB: 1 BB: 0 P: 16	R: 0 H: 1 E: 0 K: 1 S: 9	H: 1 LOB: 0 BB: 0 P: 15	R: 0 H: 1 E: 0 K: 1 S: 13	H: 1 LOB: 1 BB: 0 P: 19	R: 0 H: 1 E: 0 K: 0 S: 10	H: 1 LOB: 1 BB: 0 P: 17	R: 0 H: 0 E: 0 K: 2 S: 8	H: 0 LOB: 0 BB: 0 P: 11	R: 0 H: 0 E: 0 K: 0 S: 7	H: 0 LOB: 0 BB: 0 P: 7	R: 0 H: 0 E: 0 K: 1 S: 11	H: 0 LOB: 1 BB: 1 P: 20	R: 0 H: 1 E: 0 K: 1 S: 9	H: 1 LOB: 0 BB: 0 P: 14	R: 1 H: 1 E: 0 K: 0 S: 12	H: 1 LOB: 1 BB: 1 P: 21	1B: 4 2B: 2 3B: 0 HR: 0	SF: 0 SAC: 0 DP: 0 HBP: 0	WP: 0 PB: 0 SB: 0 CS: 1	PA: 35					
PITCHER	IP	WLS	BF	H	R	ER	SO	BB	IBB	HBP	BLK	WP	HR	S	P	ERA	WHIP										
Dave Burba, R ERA: 3.87	7.0	W	25	4	0	0	5	1	0	0	0	0	0	69	105	0.00	0.714										
Jeff Shaw, R ERA: 3.51	1.0		4	1	0	0	1	0	0	0	0	0	0	9	14	0.00	1.000										
Jeff Brantley, R ERA: 2.87	1.0	S	5	1	1	1	0	1	0	0	0	0	0	12	21	9.00	2.000										

Cincinnati Reds @ Philadelphia Phillies
Veterans Stadium, Philadelphia, PA
Wed Jul 24 1996, 3:33 AM EDT
Att: 27,352 - Sunny - 77 F

AB 32
R 1
H 6
RBI 1
BB 2
SO 6
LOB 13



Batter	1	2	3	4	5	6	7	8	9	AB	R	H	RBI	BB	SO	LOB	TOP				
Lance Johnson, L OBP: 0.338, SLG: 0.452	L8		E3		F8		P2		DI 2B 1B	5	1	1	0	0	0	1					
Jose Vizcaino, S OBP: 0.359, SLG: 0.369	G6-3		G6-4-3		FC6-4 1B			L5-3	DI 2B	5	0	2	1	0	0	1					
Bernard Gilkey, R OBP: 0.379, SLG: 0.549 Paul Byrd, R OBP: 0.357, SLG: 0.365	G5-3			K	FC6-4 1-2			DI 3B BB	F8	3	1	0	0	0	1	2					
Butch Huskey, R OBP: 0.314, SLG: 0.425		F8		BB 1B BB		1B		F9		3	0	1	0	1	0	1					
Todd Hundley, S OBP: 0.355, SLG: 0.579		HR		1B BB		K		2-2 1-H	2B	3	1	2	2	1	1	1					
Jeff Kent, R OBP: 0.332, SLG: 0.442 Robert Person, R OBP: 0.321, SLG: 0.420				K		L4 1B		1-3	K	2	0	1	0	1	1	2					
Chris Jones, R OBP: 0.321, SLG: 0.420										0	0	0	0	0	0	0					
Alex Ochoa, R OBP: 0.362, SLG: 0.505						L4				1	0	0	0	0	1	1					
Rey Ordenez, R OBP: 0.297, SLG: 0.309 Andy Tomberlin, L OBP: 0.444, SLG: 0.555								WP G6-3 2B	K	3	0	0	0	0	0	1					
Paul Wilson, R OBP: 0.152, SLG: 0.097 Jerry Dipoto, R OBP: 0.284, SLG: 0.322			G5-3			1B HBP		G6-3	G6-3	1	0	0	0	0	0	0					
										2	0	0	1	0	0	0					
Inning Stats	R: 0 E: 0 K: 0 S: 6	H: 0 LOB: 0 BB: 0 P: 8	R: 1 E: 0 K: 1 S: 13	H: 1 LOB: 1 BB: 1 P: 21	R: 0 E: 1 K: 0 S: 6	H: 0 LOB: 0 BB: 0 P: 11	R: 0 E: 0 K: 2 S: 13	H: 1 LOB: 2 BB: 0 P: 24	R: 0 E: 0 K: 1 S: 9	H: 2 LOB: 1 BB: 0 P: 15	R: 0 E: 0 K: 0 S: 5	H: 0 LOB: 0 BB: 0 P: 7	R: 1 E: 0 K: 1 S: 11	H: 1 LOB: 1 BB: 1 P: 19	R: 2 E: 0 K: 1 S: 18	H: 3 LOB: 1 BB: 0 P: 27	1B: 5 2B: 3 3B: 1 HR: 1	SF: 0 SAC: 0 DP: 2 HBP: 1	WP: 2 PB: 0 SB: 0 CS: 0	PA: 39	
PITCHER	IP	WLS	BF	H	R	ER	SO	BB	IBB	HBP	BLK	WP	HR	S	P	ERA	WHIP				
John Smiley, L ERA: 4.15	7.0	W	28	5	1	1	4	3	0	1	0	1	1	58	96	1.29	1.143				
Hector Carrasco, R ERA: 3.46	1.0		5	1	1	1	1	1	0	0	0	0	0	11	19	9.00	2.000				
Lee Smith, R ERA: 4.13	1.0		6	3	2	2	1	0	0	0	0	1	0	18	27	18.00	3.000				

New York Mets @ Cincinnati Reds
Riverfront Stadium, Cincinnati, OH
Fri Jul 26 1996, 7:05 PM EDT
Att: 30,011 - Unknown - 83 F

AB 34
R 4
H 9
RBI 4
BB 4
SO 6
LOB 15



Batter	1	2	3	4	5	6	7	8	9	AB	R	H	RBI	BB	SO	LOB	BOTTOM				
Thomas Howard, S OBP: 0.282, SLG: 0.379	L7		L5		SH1-3 2B		P5			5	1	1	0	0	0	2					
Lenny Harris, L OBP: 0.355, SLG: 0.474	L9-6 S 1B		F9		SH1-3 BB		F7			3	0	1	0	1	0	0					
Barry Larkin, R OBP: 0.395, SLG: 0.520	L9-6 1-2		HBP 1B		SH1-3 1B F8			F8		5	1	2	1	0	0	4					
Eric Davis, R OBP: 0.397, SLG: 0.561 Lee Smith, R		HR	HBP 1B		WP 1B BB	G1-3		F9		3	2	1	1	1	0	0					
Reggie Sanders, R OBP: 0.361, SLG: 0.507			HBP 1B		1-2 1B BB	G5-3		S		0	0	0	0	0	0	0					
Willie Greene, L OBP: 0.304, SLG: 0.435					1-2 2-3			G6-3		4	1	2	1	1	0	2					
Bret Boone, R OBP: 0.289, SLG: 0.369		G4-3			1-2 2-H					3	1	0	0	2	2	2					
Joe Oliver, R OBP: 0.321, SLG: 0.436					1-2 2-3					4	1	2	2	0	0	1					
John Smiley, L OBP: 0.268, SLG: 0.282 Eric Anthony, L OBP: 0.369, SLG: 0.504 Hector Carrasco, R OBP: 0.297, SLG: 0.260					1-2 2-3				G3	2	0	1	2	0	2	3					
										1	0	0	0	0	0	0					
										0	0	0	0	0	0	0					
										0	0	0	0	0	0	0					
Inning Stats	R: 0 E: 0 K: 0 S: 7	H: 1 LOB: 0 BB: 0 P: 10	R: 1 E: 0 K: 2 S: 12	H: 2 LOB: 2 BB: 1 P: 20	R: 0 E: 0 K: 0 S: 14	H: 1 LOB: 1 BB: 0 P: 17	R: 0 E: 0 K: 2 S: 8	H: 1 LOB: 1 BB: 0 P: 9	R: 6 E: 0 K: 0 S: 22	H: 5 LOB: 3 BB: 4 P: 46	R: 0 E: 0 K: 1 S: 8	H: 1 LOB: 2 BB: 1 P: 17	R: 0 E: 0 K: 0 S: 6	H: 0 LOB: 0 BB: 0 P: 10	R: 0 E: 0 K: 0 S: 8	H: 0 LOB: 1 BB: 1 P: 17	1B: 7 2B: 4 3B: 0 HR: 1	SF: 0 SAC: 1 DP: 1 HBP: 1	WP: 1 PB: 0 SB: 5 CS: 0	PA: 42	
PITCHER	IP	WLS	BF	H	R	ER	SO	BB	IBB	HBP	BLK	WP	HR	S	P	ERA	WHIP				
Paul Wilson, R ERA: 6.17	4.1	L	25	9	7	7	4	2	0	0	0	0	0	8	20	0.00	4.500				
Jerry Dipoto, R ERA: 4.3	0.2		5	1	0	0	0	2	0	0	0	0	0	8	20	0.00	4.500				
Robert Person, R ERA: 3.32	2.0		8	1	0	0	1	1	0	0	0	0	0	14	27	0.00	1.000				
Paul Byrd, R ERA: 4.56	1.0		4	0	0	0	0	1	0	0	0	0	0	8	17	0.00	1.000				

New York Mets @ Cincinnati Reds
Riverfront Stadium, Cincinnati, OH
Fri Jul 26 1996, 7:05 PM EDT
Att: 30,011 - Unknown - 83 F

AB 33
R 7
H 11
RBI 7
BB 7
SO 5
LOB 16



Batter	1	2	3	4	5	6	7	8	9	AB	R	H	RBI	BB	SO	LOB	TOP										
Lance Johnson, L OBP: 0.344, SLG: 0.450 Carl Everett, S OBP: 0.354, SLG: 0.361	L9	G4-6-3							G6-3	4	0	1	0	1	0	1											
Jose Vizcaino, S OBP: 0.356, SLG: 0.377	E6		G4-3					G4-3	5	1	2	2	0	1	1												
Bernard Gilkey, R OBP: 0.379, SLG: 0.553 Chris Jones, R OBP: 0.321, SLG: 0.420	1B									5	1	3	0	0	1	2											
Todd Hundley, S OBP: 0.354, SLG: 0.578	FC5		G4-6-3					K	5	1	2	1	0	1	2												
Butch Huskey, R OBP: 0.312, SLG: 0.415 Tim Bogar, R OBP: 0.250, SLG: 0.206	E5									3	1	0	1	1	1	1											
Jeff Kent, R OBP: 0.331, SLG: 0.436	K									4	1	1	0	0	2	2											
Alex Ochoa, R OBP: 0.355, SLG: 0.496	FC5									4	1	1	0	0	1	2											
Edgardo Alfonzo, R OBP: 0.283, SLG: 0.316		G5-3								3	1	0	1	1	1	0											
Bobby Jones, R OBP: 0.163, SLG: 0.171										3	0	1	1	0	2	0											
Inning Stats	R: 2 H: 3 E: 2 K: 1 S: 19	H: 3 LOB: 2 BB: 0 P: 28	R: 0 H: 1 E: 0 K: 0 S: 9	H: 1 LOB: 0 BB: 0 P: 13	R: 0 H: 1 E: 0 K: 1 S: 7	H: 1 LOB: 0 BB: 0 P: 10	R: 0 H: 0 E: 0 K: 1 S: 8	H: 0 LOB: 0 BB: 0 P: 11	R: 0 H: 1 E: 0 K: 2 S: 9	H: 1 LOB: 1 BB: 0 P: 15	R: 5 H: 4 E: 0 K: 1 S: 14	H: 4 LOB: 2 BB: 3 P: 32	R: 0 H: 0 E: 0 K: 2 S: 11	H: 0 LOB: 0 BB: 0 P: 19	R: 0 H: 0 E: 0 K: 2 S: 8	H: 0 LOB: 0 BB: 0 P: 8	R: 0 H: 1 E: 0 K: 1 S: 12	H: 1 LOB: 1 BB: 0 P: 18	1B: 9 2B: 0 3B: 1 HR: 1	SF: 0 SAC: 1 DP: 2 HBP: 0	WP: 0 PA: 40 PB: 0 SB: 1 CS: 0						
PITCHER	IP	WLS	BF	H	R	ER	SO	BB	IBB	HBP	BLK	WP	HR	S	P	ERA	WHIP										
Kevin Jarvis, R ERA: 4.3	5.1	L	26	9	7	7	4	2	0	0	0	0	1	58	95	11.81	2.062										
Scott Service, R ERA: 2.45	0.2		4	1	0	0	1	0	1	0	0	0	0	8	14	0.00	1.500										
Johnny Ruffin, R ERA: 5.83	2.0		6	0	0	0	4	0	0	0	0	0	0	19	27	0.00	0.000										
Lee Smith, R ERA: 4.01	1.0		4	1	0	0	1	0	0	0	0	0	0	12	18	0.00	1.000										
Batter	1	2	3	4	5	6	7	8	9	AB	R	H	RBI	BB	SO	LOB	BOTTOM										
Thomas Howard, S OBP: 0.279, SLG: 0.377	E1								P6	4	0	1	1	0	0	0											
Lenny Harris, L OBP: 0.349, SLG: 0.460	F8								G4-3	4	0	0	0	0	0	2											
Barry Larkin, R OBP: 0.400, SLG: 0.526 Willie Greene, L OBP: 0.306, SLG: 0.436	G6-4-3									2	0	0	0	1	0	1											
Reggie Sanders, R OBP: 0.359, SLG: 0.505										3	0	0	0	0	2	1											
Eric Anthony, L OBP: 0.359, SLG: 0.488	P5									3	0	0	0	0	0	2											
Bret Boone, R OBP: 0.289, SLG: 0.367	L5-3									3	0	0	0	0	1	1											
Jeff Branson, L OBP: 0.298, SLG: 0.386										3	0	1	0	0	1	0											
Joe Oliver, R OBP: 0.321, SLG: 0.435										3	1	1	0	0	1	1											
Kevin Jarvis, L OBP: 0.105, SLG: 0.105 Scott Service, R OBP: 0.256, SLG: 0.256 Eric Owens, R OBP: 0.256, SLG: 0.256 Johnny Ruffin, R OBP: 0.256, SLG: 0.256 Eddie Taubensee, L OBP: 0.256, SLG: 0.256 Lee Smith, R OBP: 0.256, SLG: 0.256										0	0	0	0	0	0	0											
Inning Stats	R: 0 H: 0 E: 1 K: 0 S: 6	H: 0 LOB: 0 BB: 0 P: 9	R: 0 H: 0 E: 1 K: 0 S: 6	H: 0 LOB: 0 BB: 0 P: 9	R: 1 H: 2 E: 0 K: 0 S: 9	H: 2 LOB: 1 BB: 0 P: 15	R: 0 H: 0 E: 0 K: 1 S: 7	H: 0 LOB: 0 BB: 1 P: 14	R: 0 H: 0 E: 0 K: 3 S: 9	H: 0 LOB: 0 BB: 0 P: 15	R: 0 H: 0 E: 0 K: 0 S: 7	H: 0 LOB: 0 BB: 0 P: 9	R: 0 H: 0 E: 0 K: 1 S: 8	H: 0 LOB: 0 BB: 0 P: 9	R: 0 H: 1 E: 0 K: 0 S: 17	H: 1 LOB: 1 BB: 0 P: 26	R: 0 H: 0 E: 0 K: 0 S: 4	H: 0 LOB: 0 BB: 0 P: 6	1B: 1 2B: 3 3B: 0 HR: 0	SF: 0 SAC: 1 DP: 2 HBP: 0	WP: 0 PA: 30 PB: 0 SB: 0 CS: 1						
PITCHER	IP	WLS	BF	H	R	ER	SO	BB	IBB	HBP	BLK	WP	HR	S	P	ERA	WHIP										
Bobby Jones, R ERA: 4.4	9.0	W	30	3	1	1	5	1	0	0	0	0	0	73	112	1.00	0.444										

New York Mets @ Cincinnati Reds
Riverfront Stadium, Cincinnati, OH
Sun Jul 28 1996, 3:33 AM EDT
Att: 25,094 - Cloudy - 83 F

AB	36
R	7
H	11
RBI	6
BB	3
SO	10
LOB	11



New York Mets @ Cincinnati Reds
Riverfront Stadium, Cincinnati, OH
Sun Jul 28 1996, 3:33 AM EDT
Att: 25,094 - Cloudy - 83 F

AB	28
R	1
H	3
RBI	1
BB	1
SO	5
LOB	9



Batter	1	2	3	4	5	6	7	8	9	AB	R	H	RBI	BB	SO	LOB	TOP							
John Cangelosi, S OBP: 0.400, SLG: 0.380 Randy Knorr, R OBP: 0.208, SLG: 0.221	G3		G3			F7		SH3-4		3	0	0	0	0	0	0								
Craig Biggio, R OBP: 0.396, SLG: 0.443	G5-3 1B		F9			G4-3		BB		3	0	1	0	1	0	0								
5 Jeff Bagwell, R OBP: 0.446, SLG: 0.581	1B					G6-3		FC4-6 1B		4	0	2	1	0	1	0								
Derek Bell, R OBP: 0.325, SLG: 0.440	G5-3					G6-3		K		4	0	0	0	0	1	4								
Sean Berry, R OBP: 0.312, SLG: 0.467 Xavier Hernandez, L Billy Wagner, L		P2				F9		FC4-6		4	0	1	0	0	0	2								
Brian Hunter, R OBP: 0.294, SLG: 0.348		G6-3 1B				G5-3		F9		4	0	2	0	0	0	0								
Orlando Miller, R OBP: 0.297, SLG: 0.423		G6-3				G4-6-3 1B		K		4	0	1	0	0	1	3								
Kirt Manwaring, R OBP: 0.316, SLG: 0.293 Bill Splers, L OBP: 0.266, SLG: 0.371		G3				P4		G4-3		2	0	0	0	0	0	2								
Mike Hampton, R OBP: 0.353, SLG: 0.267 Derrick May, L OBP: 0.351, SLG: 0.420						G4-3		HR		2	0	0	0	0	0	1								
						P6		SH3-4 BB		0	1	0	0	1	0	0								
Inning Stats	R: 0 E: 0 K: 0 S: 10	H: 2 LOB: 1 BB: 0 P: 15	R: 0 E: 0 K: 0 S: 10	H: 1 LOB: 1 BB: 0 P: 13	R: 0 E: 0 K: 0 S: 9	H: 0 LOB: 0 BB: 0 P: 11	R: 0 E: 0 K: 1 S: 7	H: 0 LOB: 0 BB: 0 P: 11	R: 0 E: 0 K: 0 S: 12	H: 1 LOB: 1 BB: 0 P: 17	R: 0 E: 0 K: 0 S: 5	H: 0 LOB: 0 BB: 0 P: 7	R: 0 E: 0 K: 0 S: 6	H: 2 LOB: 1 BB: 0 P: 8	R: 2 E: 0 K: 1 S: 16	H: 2 LOB: 2 BB: 2 P: 30	R: 0 E: 0 K: 1 S: 9	H: 0 LOB: 0 BB: 0 P: 13	1B: 6 2B: 1 3B: 0 HR: 1	SF: 0 SAC: 1 DP: 2 HBP: 0	WP: 0 PB: 0 SB: 1 CS: 0	PA: 35		
PITCHER	IP WLS BF H R ER SO BB IBB HBP BLK WP HR S P ERA WHIP	7.1 L 28 7 2 2 1 1 0 0 0 0 1 66 93 2.46 1.091	1.2 7 1 0 0 2 1 0 0 0 0 0 18 32 0.00 1.200																					

Houston Astros @ Cincinnati Reds
Riverfront Stadium, Cincinnati, OH
Mon Jul 29 1996, 7:05 PM EDT
Att: 22,163 - Unknown - 76 F

AB 32
R 2
H 8
RBI 2
BB 2
SO 3
LOB 12



Batter	1	2	3	4	5	6	7	8	9	AB	R	H	RBI	BB	SO	LOB	BOTTOM						
Eric Owens, R OBP: 0.292, SLG: 0.256	F9		K			G4-3			K	5	0	1	0	0	2	0							
Hal Morris, L OBP: 0.355, SLG: 0.433	BB		BB			G4-3		K		2	0	0	0	2	1	2							
Barry Larkin, R OBP: 0.398, SLG: 0.525	F8		K			1B		F7		4	1	1	0	0	1	2							
Eric Davis, R OBP: 0.405, SLG: 0.560	FC6-4 BB		G6-4-3 HBP			SF9 BB		FC6-4 BB		1	0	1	0	2	0	0							
Reggie Sanders, R OBP: 0.357, SLG: 0.498	FC6-4		G6-4-3			BB		FC6-4		3	0	0	0	1	0	4							
Chris Sabo, R OBP: 0.362, SLG: 0.410 Jeff Branson, L OBP: 0.299, SLG: 0.382	P6		G4-3			K		BB		1	0	0	0	0	0	0							
Bret Boone, R OBP: 0.285, SLG: 0.364	G6-3		G4-3			K		BB		2	0	0	0	1	1	3							
Joe Oliver, R OBP: 0.319, SLG: 0.430	G5-3					F8		F9		3	0	0	1	0	0	2							
Joe Oliver, R OBP: 0.319, SLG: 0.430	G5-3					1B		F8		4	0	1	0	0	1	2							
Mark Portugal, R OBP: 0.208, SLG: 0.214 Hector Carrasco, R Lenny Harris, L OBP: 0.347, SLG: 0.457			F8			SH1-4		K		2	0	0	0	0	1	0							
						SH1-4		K		1	0	0	0	0	0	0							
Inning Stats	R: 0 E: 0 K: 0 S: 9	H: 0 LOB: 2 BB: 2 P: 20	R: 0 E: 0 K: 0 S: 9	H: 0 LOB: 0 BB: 0 P: 14	R: 0 E: 0 K: 2 S: 11	H: 0 LOB: 1 BB: 1 P: 16	R: 0 E: 0 K: 0 S: 4	H: 0 LOB: 0 BB: 0 P: 10	R: 0 E: 0 K: 0 S: 9	H: 2 LOB: 2 BB: 0 P: 17	R: 1 E: 0 K: 1 S: 12	H: 2 LOB: 2 BB: 1 P: 22	R: 0 E: 0 K: 2 S: 8	H: 0 LOB: 0 BB: 0 P: 13	R: 0 E: 0 K: 0 S: 7	H: 0 LOB: 2 BB: 2 P: 19	R: 0 E: 0 K: 2 S: 8	H: 0 LOB: 0 BB: 0 P: 11	1B: 3 2B: 1 3B: 0 HR: 0	SF: 1 SAC: 1 DP: 1 HBP: 1	WP: 0 PB: 0 SB: 1 CS: 0	PA: 37	
PITCHER	IP WLS BF H R ER SO BB IBB HBP BLK WP HR S P ERA WHIP	7.0 W 29 4 1 1 5 4 0 1 0 0 0 7 19 0.00 1.143	1.0 S 3 0 0 0 2 0 0 0 0 0 8 11 0.00 0.000																				

Houston Astros @ Cincinnati Reds
Riverfront Stadium, Cincinnati, OH
Mon Jul 29 1996, 7:05 PM EDT
Att: 22,163 - Unknown - 76 F

AB 28
R 1
H 4
RBI 1
BB 6
SO 7
LOB 15



Batter	1	2	3	4	5	6	7	8	9	10	AB	R	H	RBI	BB	SO	LOB							
John Cangelosi, S OBP: 0.391, SLG: 0.370 Terry Clark, R (9, 1)	L5		G6-3		G3-1		CS	K	K		5	0	0	0	0	2	1							
Craig Biggio, R OBP: 0.396, SLG: 0.441 (1, 4)	1B	G6-3	G6-3		G5-3			FC6-4 5 BB 1B HBP	P6		4	1	1	0	0	0	1							
5 Jeff Bagwell, R OBP: 0.447, SLG: 0.578 (1, 3)	K		L5		G1-3 BB			FC6-4 BB			2	0	0	0	3	1	1							
Derek Bell, R OBP: 0.324, SLG: 0.444 (1, 9)	G6-3			HR	G1-3			FC6-4 1B			5	1	1	1	0	1	5							
Derrick May, L OBP: 0.332, SLG: 0.419 (1, 7)				G4-3	F9				G4-3		5	0	2	1	0	0	2							
Bill Spiers, L OBP: 0.271, SLG: 0.367 (1, 5)	F7			F7				F8			4	1	1	0	1	0	3							
Orlando Miller, R OBP: 0.298, SLG: 0.431 (1, 6)				K				L4			4	1	1	1	1	2	3							
Randy Knorr, R OBP: 0.213, SLG: 0.225 James Mouton, R OBP: 0.344, SLG: 0.360 (9, PH) (9, 8)	K				F7			FC5-4 1B			3	0	1	0	0	1	2							
Darryl Kile, R Sean Barry, L Mark Small, R Alvin Morman, L Danny Darwin, R Brian Hunter, L Kim Kinnear, R OBP: 0.316, SLG: 0.293 (7, PH) (7, 1) (8, 1) (8, 1) (8, PH) (8, PH) (8, 2)	K				P4			FC5-4 CS	F2		2	0	0	0	0	1	2							
Inning Stats	R: 0 E: 0 K: 1 S: 9	H: 1 LOB: 1 BB: 0 P: 13	R: 0 E: 0 K: 2 S: 8	H: 1 LOB: 2 BB: 1 P: 12	R: 0 E: 0 K: 0 S: 5	H: 0 LOB: 0 BB: 0 P: 7	R: 1 E: 0 K: 1 S: 9	H: 1 LOB: 0 BB: 0 P: 12	R: 0 E: 0 K: 0 S: 9	H: 0 LOB: 0 BB: 0 P: 15	R: 0 E: 0 K: 0 S: 3	H: 0 LOB: 1 BB: 1 P: 7	R: 1 E: 0 K: 0 S: 11	H: 2 LOB: 0 BB: 0 P: 15	R: 1 E: 0 K: 1 S: 12	H: 1 LOB: 2 BB: 1 P: 20	R: 1 E: 0 K: 1 S: 10	H: 2 LOB: 1 BB: 0 P: 14	R: 0 E: 0 K: 2 S: 12	H: 0 LOB: 2 BB: 2 P: 24	1B: 5 2B: 1 3B: 0 HR: 2	SF: 0 SAC: 0 DP: 0 HBP: 1	WP: 0 PB: 0 SB: 2 CS: 1	PA: 44
PITCHER	IP 7.0	WLS 27	BF 5	H 2	R 2	ER 2	SO 4	BB 2	IBB 0	HBP 0	BLK 0	WP 0	HR 1	S 54	P 81	ERA 2.57	WHIP 1.000							
Dave Burba, R ERA: 3.8 Hector Carrasco, R ERA: 3.38 Jeff Brantley, R ERA: 2.94 Jeff Shaw, R ERA: 3.39	(1, 1)	(8, 1)	(9, 1)	(10, 1)																				


TOP

Houston Astros @ Cincinnati Reds
Riverfront Stadium, Cincinnati, OH

Tue Jul 30 1996, 7:05 PM EDT
Att: 27,015 - Unknown - 80 F

livebaseballscorecards.com

AB 37
R 4
H 8
RBI 4
BB 5
SO 8
LOB 22



WP: 0 PA: 44
PB: 0
SB: 2
CS: 1

Batter	1	2	3	4	5	6	7	8	9	10	AB	R	H	RBI	BB	SO	LOB							
Lenny Harris, L OBP: 0.348, SLG: 0.458 (1, 7)	SH5-3 1B 2B		P4		F7			F8 SH1-3 3B BB		G3	4	2	1	0	1	0	2							
Hal Morris, L OBP: 0.354, SLG: 0.432 (1, 3)	SH5-3			F8		G4-3		SH1-3		WP 1B	3	1	1	0	0	0	0							
Barry Larkin, R OBP: 0.401, SLG: 0.524 (1, 6)	G5-4-3 1B			G6-3		G4-3		3B BB		1B IBB	3	1	1	1	2	0	0							
Eric Davis, R OBP: 0.401, SLG: 0.553 (1, 8)	G5-4-3			G6-3		G6-3		F8		1B	5	0	1	1	0	0	3							
Reggie Sanders, R OBP: 0.355, SLG: 0.502 (1, 9)		K						P6		3B	4	0	1	2	0	2	0							
Eddie Taubensee, L OBP: 0.328, SLG: 0.421 (1, 2)		K			BB E 1B			F7			4	1	2	0	0	1	1							
Bret Boone, R OBP: 0.285, SLG: 0.362 (1, 4)		K						G6-3		G1-6-3 1B	4	0	1	0	0	2	2							
Willie Greene, L OBP: 0.310, SLG: 0.430 (1, 5)				F7		E BB				G1-6-3 1B	2	0	0	0	2	0	1							
Dave Burba, R Kevin Mitchell, R Hector Carrasco, R Jeff Brantley, R Thomas Howard, S Jeff Shaw, R OBP: 0.312, SLG: 0.280 OBP: 0.312, SLG: 0.489 OBP: 0.278, SLG: 0.375 OBP: 0.278, SLG: 0.375 (1, 11) (7, PH) (8, 1) (8, 1) (8, PH) (10, 1)								P4		P6	2	0	0	0	0	1	1							
Inning Stats	R: 1 E: 0 K: 0 S: 8	H: 2 LOB: 0 BB: 0 P: 9	R: 0 E: 0 K: 3 S: 9	H: 0 LOB: 0 BB: 0 P: 16	R: 0 E: 0 K: 1 S: 5	H: 0 LOB: 0 BB: 0 P: 7	R: 0 E: 0 K: 0 S: 4	H: 0 LOB: 0 BB: 0 P: 5	R: 1 E: 1 K: 2 S: 14	H: 1 LOB: 2 BB: 1 P: 19	R: 0 E: 0 K: 0 S: 4	H: 0 LOB: 0 BB: 0 P: 7	R: 0 E: 0 K: 0 S: 6	H: 1 LOB: 2 BB: 1 P: 15	R: 2 E: 0 K: 0 S: 8	H: 1 LOB: 1 BB: 2 P: 16	R: 0 E: 0 K: 0 S: 4	H: 1 LOB: 0 BB: 0 P: 8	R: 1 E: 0 K: 0 S: 7	H: 2 LOB: 2 BB: 1 P: 13	1B: 5 2B: 2 3B: 1 HR: 0	SF: 0 SAC: 2 DP: 2 HBP: 0	WP: 1 PB: 0 SB: 0 CS: 0	PA: 40
PITCHER	IP 6.0	WLS 5	BF 2	H 3	R 2	ER 1	SO 6	BB 1	IBB 0	HBP 0	BLK 0	WP 0	HR 0	S 44	P 63	ERA 1.50	WHIP 0.667							
Darryl Kile, R Mark Small, R Alvin Morman, L Danny Darwin, R Terry Clark, R ERA: 3.68 ERA: 4.22 ERA: 5.34 ERA: 3.02 ERA: 7.77	(1, 1)	(7, 1)	(8, 1)	(8, 1)	(9, 1)																			


BOTTOM

Houston Astros @ Cincinnati Reds
Riverfront Stadium, Cincinnati, OH

Tue Jul 30 1996, 7:05 PM EDT
Att: 27,015 - Unknown - 80 F

livebaseballscorecards.com

AB 33
R 5
H 8
RBI 4
BB 5
SO 6
LOB 12



WP: 1 PA: 40
PB: 0
SB: 0
CS: 0

Batter	1	2	3	4	5	6	7	8	9	AB	R	H	RBI	BB	SO	LOB	TOP							
Lenny Harris, L OBP: 0.344, SLG: 0.442 (1, 5)	F9		G4-3			1B		P3		4	0	1	0	0	0	1								
Hal Morris, L OBP: 0.354, SLG: 0.442 (1, 3)	K			F7		F9			HR	4	1	1	1	0	1	1								
Barry Larkin, R OBP: 0.401, SLG: 0.550 Eric Owens, R OBP: 0.291, SLG: 0.252 (1, 6) (4, 7) (8, 5)	2B			G6-3			BB	G4-3		2	0	1	0	0	0	0								
Kevin Mitchell, R OBP: 0.400, SLG: 0.430 Johnny Ruffin, R OBP: 0.333, SLG: 0.333 Eddie Taubensee, L OBP: 0.329, SLG: 0.431 (1, 7) (4, 1) (9, PH)	G6-3			P4			K	K		2	0	0	0	0	0	1								
Eric Davis, R OBP: 0.400, SLG: 0.560 Willie Greene, L OBP: 0.316, SLG: 0.435 (1, 8) (7, PH) (7, 9)	F9				L8		K		BB	2	0	0	0	0	0	0								
Reggie Sanders, R OBP: 0.380, SLG: 0.505 Thomas Howard, S OBP: 0.287, SLG: 0.376 (1, 9) (7, PH) (7, 8)	K			L8		F8			1B	2	0	0	0	0	1	0								
Bret Boone, R OBP: 0.283, SLG: 0.360 (1, 4)	G4-3			G5-3				E9	BB	4	0	0	0	0	0	2								
Joe Oliver, R OBP: 0.318, SLG: 0.438 (1, 2)			K			G6-3		K		3	0	0	0	0	2	1								
Kevin Jarvis, L OBP: 0.100, SLG: 0.100 Jeff Branson, L OBP: 0.296, SLG: 0.379 (1, 1) (4, 6)			K			L8		L8		1	0	0	0	0	1	0								
Inning Stats	R: 0 E: 0 K: 1 S: 15	H: 1 LOB: 1 BB: 0 P: 22	R: 0 E: 0 K: 1 S: 9	H: 0 LOB: 0 BB: 0 P: 15	R: 0 E: 0 K: 2 S: 12	H: 0 LOB: 0 BB: 0 P: 19	R: 0 E: 0 K: 0 S: 4	H: 0 LOB: 0 BB: 0 P: 4	R: 0 E: 0 K: 0 S: 7	H: 0 LOB: 0 BB: 0 P: 12	R: 0 E: 0 K: 0 S: 9	H: 1 LOB: 1 BB: 0 P: 11	R: 0 E: 1 K: 2 S: 10	H: 0 LOB: 1 BB: 1 P: 18	R: 0 E: 1 K: 1 S: 8	H: 0 LOB: 1 BB: 0 P: 15	R: 1 E: 0 K: 1 S: 12	H: 2 LOB: 2 BB: 1 P: 18	1B: 2 2B: 1 3B: 0 HR: 1	SF: 0 SAC: 0 DP: 0 HBP: 0	WP: 0 PB: 0 SB: 1 CS: 0	PA: 34		
PITCHER	IP	WLS	BF	H	R	ER	SO	BB	IBB	HBP	BLK	WP	HR	S	P	ERA	WHIP							
Pedro Martinez, R ERA: 3.83 Jeff Juden, R ERA: 3.72 (1, 1) (9, 1)	8.0	W	28	2	0	0	7	1	0	0	0	0	0	74	116	0.00	0.375							

Cincinnati Reds @ Montreal Expos
Olympic Stadium, Montreal, QB
Fri Aug 02 1996, 7:05 PM EDT
Att: 12,988 - Dome - 68 F

AB	32
R	1
H	4
RBI	1
BB	2
SO	8
LOB	10



Batter	1	2	3	4	5	6	7	8	9	AB	R	H	RBI	BB	SO	LOB	BOTTOM							
Mark Grudzielanek, R OBP: 0.350, SLG: 0.428 (1, 6)	G6-3		F8				G6-3			4	0	1	2	1	0	2								
Mike Lansing, R OBP: 0.369, SLG: 0.448 Andy Stankiewicz, R OBP: 0.313, SLG: 0.317 (1, 4) (7, 4)	F6	2B	G5-3		G3		K			3	1	1	1	0	0	1								
Cliff Floyd, L OBP: 0.362, SLG: 0.456 (1, 7)	K2-3		G4-3	G3						3	1	1	0	1	1	1								
Moises Alou, R OBP: 0.334, SLG: 0.433 Yamir Benitez, R OBP: 0.125, SLG: 0.125 (1, 9) (8, 9)	G3-1	G4-3	G4-3	HR	G6-4-3			K		4	1	1	1	0	0	3								
Henry Rodriguez, L OBP: 0.325, SLG: 0.579 Dave Silvestri, R OBP: 0.368, SLG: 0.235 (1, 3) (6, 3)	1B	1B	G4-3	HR		K			BB	3	2	2	3	0	0	0								
Darin Fletcher, L OBP: 0.318, SLG: 0.431 (1, 2)	1B	1B	1B	1B	1B		G5-3			5	2	3	0	0	1	2								
F.P. Santangelo, S OBP: 0.366, SLG: 0.388 (1, 8)	1B	1B	1B	K				P4		4	2	2	0	1	1	3								
Shane Andrews, R OBP: 0.313, SLG: 0.463 (1, 5)	2B	1B		F8			F7			3	1	1	2	1	0	2								
Pedro Martinez, R OBP: 0.188, SLG: 0.156 Jeff Juden, R (1, 1) (9, 1)	K									4	1	2	2	0	2	2								
Inning Stats	R: 0 E: 0 K: 1 S: 8	H: 0 LOB: 0 BB: 0 P: 12	R: 4 E: 0 K: 1 S: 17	H: 5 LOB: 1 BB: 0 P: 22	R: 3 E: 0 K: 0 S: 13	H: 4 LOB: 2 BB: 1 P: 29	R: 3 E: 0 K: 1 S: 14	H: 4 LOB: 1 BB: 0 P: 21	R: 1 E: 0 K: 0 S: 10	H: 1 LOB: 1 BB: 2 P: 22	R: 0 E: 0 K: 2 S: 12	H: 0 LOB: 0 BB: 0 P: 9	R: 0 E: 0 K: 2 S: 12	H: 0 LOB: 2 BB: 1 P: 19	1B: 8 2B: 5 3B: 0 HR: 1	SF: 1 SAC: 0 DP: 1 HBP: 1	WP: 2 PB: 0 SB: 0 CS: 0	PA: 43						
PITCHER	IP	WLS	BF	H	R	ER	SO	BB	IBB	HBP	BLK	WP	HR	S	P	ERA	WHIP							
Kevin Jarvis, R ERA: 5.35 Johnny Ruffin, R ERA: 5.47 (1, 1) (4, 1)	3.1	L	24	13	10	2	6	4	0	1	0	2	0	46	75	1.93	1.071							

Cincinnati Reds @ Montreal Expos
Olympic Stadium, Montreal, QB
Fri Aug 02 1996, 7:05 PM EDT
Att: 12,988 - Dome - 68 F

AB	36
R	11
H	14
RBI	11
BB	5
SO	8
LOB	17



Batter	1	2	3	4	5	6	7	8	9	AB	R	H	RBI	BB	SO	LOB	TOP							
Lenny Harris, L OBP: 0.333, SLG: 0.428	G3		G3		G6-3	L7		P5		5	0	0	0	0	0	1	Cincinnati Reds @ Montreal Expos Olympic Stadium, Montreal, QB Sun Aug 04 1996, 3:33 AM EDT Att: 15,408 - Dome - 68 F							
Hal Morris, L OBP: 0.356, SLG: 0.442	1B		1B		1B	F7			K	5	1	3	0	0	1	0								
Barry Larkin, R OBP: 0.402, SLG: 0.551	1B		F7		1B	G5-3		G4-3	2B	4	1	2	0	1	0	1								
Kevin Mitchell, R OBP: 0.387, SLG: 0.417	K		F9		K			G4-3	2B	5	0	1	0	0	2	6								
Reggie Sanders, R OBP: 0.366, SLG: 0.511	G4-3				1B	G3			BB	3	0	0	0	2	0	3								
Eddie Taubensee, L OBP: 0.325, SLG: 0.429		L8			1B			FC3-6	P4	5	0	2	2	0	0	2								
Thomas Howard, S OBP: 0.282, SLG: 0.369	G3-1		E4		G4-3			FC3-6		4	1	0	0	0	0	3								
Willie Greene, L OBP: 0.318, SLG: 0.430			1B			F8		K		3	0	1	0	1	1									
Dave Burba, R Scott Service, R Eric Owens, R Lee Smith, R Jeff Branson, L Hector Carrasco, R	K		G5-3		K			E3		2	0	0	0	0	1	3								
Inning Stats	R: 0 E: 0 K: 1 S: 11	H: 1 LOB: 2 BB: 1 P: 20	R: 0 E: 0 K: 1 S: 7	H: 0 LOB: 1 BB: 1 P: 12	R: 0 E: 0 K: 0 S: 5	H: 1 LOB: 1 BB: 0 P: 8	R: 0 E: 1 K: 0 S: 10	H: 1 LOB: 2 BB: 1 P: 17	R: 2 E: 0 K: 1 S: 19	H: 3 LOB: 2 BB: 1 P: 28	R: 0 E: 0 K: 1 S: 6	H: 0 LOB: 0 BB: 0 P: 9	R: 0 E: 0 K: 0 S: 7	H: 1 LOB: 1 BB: 0 P: 9	R: 1 E: 2 K: 1 S: 13	H: 1 LOB: 1 BB: 0 P: 19	R: 0 E: 0 K: 1 S: 11	H: 1 LOB: 2 BB: 1 P: 22	1B: 6 2B: 3 3B: 0 HR: 0	SF: 0 SAC: 0 DP: 0 HBP: 0	WP: 0 PB: 0 CS: 0	PA: 42		
PITCHER	IP WLS BF	H R ER SO	BB IBB HBP BLK	WP HR S P	ERA WHIP	PITCHER										IP WLS BF	H R ER SO	BB IBB HBP BLK	WP HR S P	ERA WHIP				
Ugueth Urbina, R ERA: 3.76	(1, 1)	6.0 W 28	6 2 2 4	3 0 0 0	0 0 58 94	3.00 1.500																		
Barry Manuel, R ERA: 3.52	(7, 1)	1.2 8	2 1 0 1	0 0 0 0	0 0 19 26	0.00 1.200																		
Omar Daal, L ERA: 2.91	(8, 1)	1.0 5	1 0 0 1	1 0 0 0	0 0 10 22	0.00 2.000																		
Mel Rojas, R ERA: 4.37	(9, 1)	0.1 S 1	0 0 0 0	0 0 0 0	0 0 2 2	0.00 0.000																		

AB 38
R 3
H 9
RBI 2
BB 4
SO 6
LOB 20



Batter	1	2	3	4	5	6	7	8	9	AB	R	H	RBI	BB	SO	LOB	BOTTOM						
Mark Grudzielanek, R OBP: 0.347, SLG: 0.425	F8		F9	1B		F9		G4-3		5	1	1	0	0	0	0	Cincinnati Reds @ Montreal Expos Olympic Stadium, Montreal, QB Sun Aug 04 1996, 3:33 AM EDT Att: 15,408 - Dome - 68 F						
F.P. Santangelo, S OBP: 0.371, SLG: 0.388	G3-6		P3	FC6-4		G6-3		G6-3		4	0	1	0	1	0	0							
Cliff Floyd, L OBP: 0.344, SLG: 0.429	G3-6		K	K		G5-3		P5		5	0	0	0	0	2	3							
Moises Alou, R OBP: 0.330, SLG: 0.426		G5-3		1B				F9		4	1	1	1	0	0	1							
Henry Rodriguez, L OBP: 0.330, SLG: 0.585		2B		K				E	1B	4	1	3	0	0	1	1							
Darin Fletcher, L OBP: 0.323, SLG: 0.431		L9		1B		G4-3		E	1B	4	1	2	1	0	0	1							
Shane Andrews, R OBP: 0.321, SLG: 0.481		IBB		2B		K		E4	FC3-6	3	1	1	2	1	1	2							
Andy Stankiewicz, R OBP: 0.338, SLG: 0.349		BB		3B				K		3	1	2	1	1	1	3							
Ugueth Urbina, R OBP: 0.107, SLG: 0.107		BB		2B				FC3-6		2	1	0	0	0	2	4							
Barry Manuel, R		K		SH						1	0	0	0	0	0	3							
Omar Daal, L				WP						0	0	0	0	0	0	0							
Mel Rojas, R OBP: 0.400, SLG: 0.600								FC3-6		0	0	0	0	0	0	0							
Inning Stats	R: 0 E: 0 K: 0 S: 5	H: 0 LOB: 0 BB: 1 P: 9	R: 0 E: 0 K: 1 S: 11	H: 1 LOB: 2 BB: 2 P: 25	R: 0 E: 0 K: 1 S: 7	H: 0 LOB: 0 BB: 0 P: 11	R: 7 E: 1 K: 2 S: 21	H: 7 LOB: 1 BB: 0 P: 32	R: 0 E: 0 K: 2 S: 10	H: 1 LOB: 1 BB: 0 P: 13	R: 0 E: 0 K: 0 S: 6	H: 0 LOB: 0 BB: 0 P: 9	R: 0 E: 1 K: 1 S: 11	H: 2 LOB: 3 BB: 0 P: 13	R: 0 E: 0 K: 0 S: 10	H: 0 LOB: 0 BB: 0 P: 14	1B: 7 2B: 3 3B: 1 HR: 0	SF: 0 SAC: 1 DP: 1 HBP: 0	WP: 2 PB: 0 CS: 0	PA: 39			
PITCHER	IP WLS BF	H R ER SO	BB IBB HBP BLK	WP HR S P	ERA WHIP	PITCHER										IP WLS BF	H R ER SO	BB IBB HBP BLK	WP HR S P	ERA WHIP			
Dave Burba, R ERA: 4.05	(1, 1)	3.0 L 18	6 6 6 2	2 1 0 0	1 0 22 31	18.00 2.667																	
Scott Service, R ERA: 2.7	(4, 1)	2.0 9	3 1 0 4	0 0 0 0	1 0 22 31	0.00 1.500																	
Lee Smith, R ERA: 3.68	(6, 1)	2.0 9	2 0 0 1	0 0 0 0	0 0 17 22	0.00 1.000																	
Hector Carrasco, R ERA: 3.23	(8, 1)	1.0 3	0 0 0 0	0 0 0 0	0 0 10 14	0.00 0.000																	

AB 35
R 7
H 11
RBI 5
BB 3
SO 7
LOB 18



Batter	1	2	3	4	5	6	7	8	9	AB	R	H	RBI	BB	SO	LOB	TOP					
Lenny Harris, L (1,5) OBP: 0.325, SLG: 0.417	G6-3	P6			B1-3	F7			G6-3	5	0	0	0	0	0	3	Cincinnati Reds @ San Francisco Giants 3Com Park at Candlestick Point, San Francisco, CA Mon Aug 05 1996, 10:05 PM EDT Att: 12,277 - Unknown - 58 F livebaseballscorecards.com					
Hal Morris, L (1,3) OBP: 0.354, SLG: 0.438	HR		G3		K		F7		G5-3	5	1	1	0	0	1	0						
Barry Larkin, R (1,6) OBP: 0.403, SLG: 0.557	HR		E5		1B		L7			3	1	1	2	1	0	0						
Eric Davis, R (1,8) OBP: 0.396, SLG: 0.551	K		K		K		G6-3			4	0	1	0	0	2	1						
Reggie Sanders, R (1,9) OBP: 0.361, SLG: 0.502	K		G4-3		CS		G6-3		G6-3	4	0	0	0	0	1	1						
Thomas Howard, S (1,7)										4	1	3	0	0	0	0						
Bret Boone, R (1,4) OBP: 0.282, SLG: 0.357	G1-3									4	1	2	0	0	0	2						
Joe Oliver, R (1,2) OBP: 0.322, SLG: 0.440										3	0	1	2	1	0	2						
Roger Salkeld, R (1,1)										1	0	0	0	0	1	1						
Willie Greene, L (6,PH) OBP: 0.316, SLG: 0.428										1	0	0	0	0	1	1						
Jeff Shaw, R (6,1)										0	0	0	0	0	0	0						
Eric Owens, R (9,PH)										1	0	0	0	0	1	0						
Jeff Brantley, R (9,1)										0	0	0	0	0	0	0						
Inning Stats	R: 2 E: 0 K: 2 S: 19	H: 2 LOB: 0 BB: 0 P: 29	R: 0 E: 0 K: 0 S: 8	H: 1 LOB: 2 BB: 1 P: 16	R: 0 E: 1 K: 1 S: 13	H: 0 LOB: 1 BB: 0 P: 22	R: 0 E: 0 K: 1 S: 11	H: 2 LOB: 1 BB: 0 P: 17	R: 0 E: 0 K: 1 S: 10	H: 1 LOB: 1 BB: 1 P: 19	R: 2 E: 1 K: 1 S: 13	H: 2 LOB: 1 BB: 0 P: 16	R: 0 E: 0 K: 0 S: 4	H: 0 LOB: 0 BB: 0 P: 10	R: 0 E: 0 K: 0 S: 13	H: 1 LOB: 1 BB: 0 P: 18	R: 0 E: 0 K: 1 S: 7	H: 0 LOB: 0 BB: 0 P: 11	1B: 7 2B: 1 3B: 0 HR: 1	SF: 0 SAC: 1 DP: 0 HBP: 0	WP: 1 PB: 0 SB: 1 CS: 1	PA: 39
PITCHER	IP WLS BF H R ER SO BB IBB HBP BLK WP HR S P ERA WHIP																					
William Van Landingham, R (1,1) ERA: 5.68	5.1 L 26 8 4 3 5 2 0 0 0 0 1 1 70 112 5.06 1.875																					
Doug Creek, L (6,1) ERA: 4.66	1.0 0 3 0 0 0 1 0 0 0 0 0 0 5 9 0.00 0.000																					
Tim Scott, R (7,1) ERA: 3.22	1.2 6 1 0 0 0 0 0 0 0 0 0 0 16 26 0.00 0.600																					
Jim Poole, L (9,1) ERA: 2.5	1.0 3 0 0 0 1 0 0 0 0 0 0 0 7 11 0.00 0.000																					

Batter	1	2	3	4	5	6	7	8	9	AB	R	H	RBI	BB	SO	LOB	BOTTOM					
Marvin Benard, L (1,8) OBP: 0.320, SLG: 0.324	F6		G6-3		G1-4-3		F7		G3	5	0	0	0	0	0	0	Cincinnati Reds @ San Francisco Giants 3Com Park at Candlestick Point, San Francisco, CA Mon Aug 05 1996, 10:05 PM EDT Att: 12,277 - Unknown - 58 F livebaseballscorecards.com					
Bill Mueller, S (1,5) OBP: 0.200, SLG: 0.200	P6		G4-3							4	0	1	0	0	1	0						
Barry Bonds, L (1,7) OBP: 0.434, SLG: 0.606	P2		G4-3							2	0	0	0	2	0	0						
Glenallen Hill, R (1,9) OBP: 0.340, SLG: 0.514										3	1	2	0	1	1	0						
Rick Wilkins, L (1,3) OBP: 0.339, SLG: 0.361										3	1	1	2	1	1	3						
Tom Lampkin, L (1,2) OBP: 0.529, SLG: 0.362										4	0	0	0	0	0	6						
Rich Aurilia, R (1,6) OBP: 0.306, SLG: 0.342										4	1	2	0	0	0	6						
Jay Canizaro, R (1,4) OBP: 0.071, SLG: 0.154										3	0	0	1	0	1	1						
William Van Landingham, R (1,1) OBP: 0.170, SLG: 0.159										2	0	0	0	0	2	1						
Doug Creek, L (6,1) ERA: 4.66										0	0	0	0	0	0	0						
Tim Scott, R (7,1) ERA: 3.22										1	0	0	0	0	1	0						
Jim Poole, L (9,1) ERA: 2.5										1	0	0	0	0	1	0						
Kim Batiste, R (9,PH) OBP: 0.231, SLG: 0.307										1	0	0	0	0	1	0						
Inning Stats	R: 0 E: 0 K: 0 S: 4	H: 0 LOB: 0 BB: 0 P: 4	R: 2 E: 0 K: 2 S: 15	H: 2 LOB: 1 BB: 1 P: 28	R: 0 E: 0 K: 0 S: 5	H: 0 LOB: 0 BB: 0 P: 8	R: 0 E: 0 K: 1 S: 7	H: 0 LOB: 0 BB: 0 P: 13	R: 1 E: 0 K: 1 S: 10	H: 1 LOB: 0 BB: 0 P: 17	R: 0 E: 0 K: 1 S: 14	H: 2 LOB: 3 BB: 1 P: 23	R: 0 E: 0 K: 1 S: 8	H: 0 LOB: 0 BB: 0 P: 11	R: 0 E: 0 K: 1 S: 9	H: 1 LOB: 3 BB: 2 P: 19	R: 0 E: 0 K: 1 S: 9	H: 0 LOB: 0 BB: 0 P: 15	1B: 4 2B: 1 3B: 0 HR: 1	SF: 1 SAC: 0 DP: 0 HBP: 0	WP: 1 PB: 0 SB: 1 CS: 0	PA: 37
PITCHER	IP WLS BF H R ER SO BB IBB HBP BLK WP HR S P ERA WHIP																					
Roger Salkeld, R (1,1) ERA: 4.82	5.0 W 19 3 3 3 4 1 1 0 0 0 0 0 41 53 5.40 0.800																					
Jeff Shaw, R (6,1) ERA: 3.98	3.0 15 3 0 0 3 2 1 0 0 0 0 0 31 53 0.00 1.667																					
Jeff Brantley, R (9,1) ERA: 2.82	1.0 S 3 0 0 0 1 0 0 0 0 0 0 0 9 15 0.00 0.000																					

Batter	1	2	3	4	5	6	7	8	9	AB	R	H	RBI	BB	SO	LOB	TOP						
Eric Owens, R OBP: 0.279, SLG: 0.240 Lenny Harris, L OBP: 0.322, SLG: 0.412 Jeff Brantley, R	1-2 P6		1-2 F8		1-3 K			2-2 P6	2-2 G4-3	3	0	0	0	0	1	1	Cincinnati Reds @ San Francisco Giants 3Com Park at Candlestick Point, San Francisco, CA Tue Aug 06 1996, 6:33 AM EDT Att. 12,434 - Sunny - 66 F						
Bret Boone, R OBP: 0.279, SLG: 0.353	0-0 L8		0-1 F8			1-3 K		1-1 L4		4	0	0	0	0	1	1							
Barry Larkin, R OBP: 0.407, SLG: 0.556	4-2 FC6-4 BB		1-3 K			4-0 CS PB BB		4-0 S BB		1	0	0	0	3	1	1							
Kevin Mitchell, R OBP: 0.375, SLG: 0.402 Eddie Taubensee, L OBP: 0.329, SLG: 0.429	2-1 FC6-4			1-2 G5-3		1-3 K		2-1 G5-3		4	0	0	0	0	1	3							
Eric Davis, R OBP: 0.401, SLG: 0.552		1-0 G4-3 1B		2-2 S HBP		1-3 K		1-2 S HR 1B		3	1	2	0	0	1	1							
Reggie Sanders, R OBP: 0.363, SLG: 0.500	0-0 G4-3 1B		1-3 K		1-0 CS	4-2 SH1 S SH2-3 BB		0-0 P9		3	1	1	0	1	1	2							
Joe Oliver, R OBP: 0.319, SLG: 0.435 Hal Morris, L OBP: 0.353, SLG: 0.437	3-1 G4-3		2-3 K			1-0 SH1		2-0 L7		2	0	0	0	0	1	3							
Jeff Branson, L OBP: 0.296, SLG: 0.390	2-1 F8				0-0 L8	2-1 SH2-3		2-0 HR		3	1	1	3	0	0	1							
John Smiley, L OBP: 0.250, SLG: 0.244 Hector Carrasco, R Thomas Howard, S OBP: 0.294, SLG: 0.384			4-2 BB		0-1 G6-3	0-0 F8		0-0 2B		2	0	0	0	1	0	0							
										0	0	0	0	0	0	0							
Inning Stats	R: 0 E: 0 K: 0 S: 8	H: 0 LOB: 1 BB: 1 P: 15	R: 0 E: 0 K: 0 S: 6	H: 2 LOB: 1 BB: 0 P: 12	R: 0 E: 0 K: 1 S: 12	H: 0 LOB: 1 BB: 1 P: 18	R: 0 E: 0 K: 2 S: 12	H: 0 LOB: 0 BB: 0 P: 18	R: 0 E: 0 K: 3 S: 11	H: 0 LOB: 0 BB: 1 P: 19	R: 1 E: 0 K: 0 S: 8	H: 0 LOB: 0 BB: 1 P: 14	R: 0 E: 0 K: 0 S: 8	H: 0 LOB: 1 BB: 1 P: 17	R: 2 E: 0 K: 0 S: 10	H: 3 LOB: 1 BB: 0 P: 17	1B: 3 2B: 1 3B: 0 HR: 1	SF: 0 SAC: 2 DP: 1 HBP: 1	WP: 0 PB: 1 SB: 4 CS: 1	PA: 38			
PITCHER	IP WLS BF H R ER SO BB IBB HBP BLK WP HR S P ERA WHIP	7.0 0.2 1.0 0.1	27 3 6 1	2 0 3 0	1 0 2 0	7 0 0 0	4 1 0 0	0 0 0 0	0 0 1 0	6 13 16 3	103 0.00 18.00 0.00	1.29 0.857											

AB	29
R	3
H	5
RBI	3
BB	5
SO	7
LOB	15



Batter	1	2	3	4	5	6	7	8	9	AB	R	H	RBI	BB	SO	LOB	BOTTOM					
Dax Jones, R Marvin Benard, L OBP: 0.319, SLG: 0.323	2-3 K		1-2 G5-3			1-0 L9		2-2 G6-3		3	0	0	0	0	1	1	Cincinnati Reds @ San Francisco Giants 3Com Park at Candlestick Point, San Francisco, CA Tue Aug 06 1996, 6:33 AM EDT Att. 12,434 - Sunny - 66 F					
Rich Aurilia, R OBP: 0.299, SLG: 0.333	0-1 F8		1-3 K2-3			2-3 K		0-0 F8		4	0	0	0	0	2	1						
Barry Bonds, L OBP: 0.437, SLG: 0.613	0-0 HR			2-0 G3		4-1 1B WP SF8 BB		4-0 1B IBB		2	2	1	1	2	0	0						
Glenallen Hill, R OBP: 0.333, SLG: 0.503	2-3 K		0-3 K		1-1 G5-3	1-3 K		1-3 K		4	0	0	0	0	4	2						
Kim Batiste, R OBP: 0.235, SLG: 0.308 Tom Lampkin, L OBP: 0.327, SLG: 0.359			0-3 K		1-1 G5-3	1-1 1B		0-1 F8		3	0	1	0	0	1	0						
Rick Wilkins, L OBP: 0.337, SLG: 0.361			1-3 K		1-1 G3	1-0 SF8		1-0 1B		3	0	1	1	0	1	0						
Jay Canizaro, R OBP: 0.167, SLG: 0.235			0-3 K		1-2 G4-6-3 1B	3-H 2-2 1B		1-3 K		4	0	2	0	0	2	2						
Steve Decker, R OBP: 0.299, SLG: 0.252 Mark Dewey, R Rod Beck, R OBP: 0.500, SLG: 0.500 Jim Poole, L			0-3 K		0-2 G4-6-3	0-2 L5				3	0	0	0	0	1	3						
Allen Watson, L OBP: 0.275, SLG: 0.292 Dave McCarty, R OBP: 0.318, SLG: 0.372			3-2 2B		1-1 G6-3	1-1 G6-3		4-2 BB		2	0	1	0	0	0	0						
										0	0	0	0	1	0	0						
Inning Stats	R: 1 E: 0 K: 2 S: 12	H: 1 LOB: 0 BB: 0 P: 16	R: 0 E: 0 K: 3 S: 10	H: 0 LOB: 0 BB: 0 P: 11	R: 0 E: 0 K: 2 S: 15	H: 1 LOB: 1 BB: 0 P: 20	R: 0 E: 0 K: 1 S: 6	H: 0 LOB: 0 BB: 0 P: 9	R: 0 E: 0 K: 1 S: 6	H: 0 LOB: 0 BB: 0 P: 10	R: 1 E: 0 K: 1 S: 17	H: 2 LOB: 2 BB: 1 P: 26	R: 0 E: 0 K: 0 S: 7	H: 0 LOB: 0 BB: 1 P: 13	R: 0 E: 0 K: 2 S: 9	H: 1 LOB: 2 BB: 1 P: 16	1B: 4 2B: 1 3B: 0 HR: 1	SF: 1 SAC: 0 DP: 2 HBP: 0	WP: 1 PB: 0 SB: 0 CS: 0	PA: 34		
PITCHER	IP WLS BF H R ER SO BB IBB HBP BLK WP HR S P ERA WHIP	7.0 1.0 1.0	26 3 5	2 0 1	2 0 0	10 0 2	1 0 0	1 7 9	1 13 16	1 0.00 0.00	2.57 0.857											

AB	30
R	2
H	6
RBI	2
BB	3
SO	12
LOB	11



Batter	1	2	3	4	5	6	7	8	9	AB	R	H	RBI	BB	SO	LOB	TOP			
Thomas Howard, S OBP: 0.293, SLG: 0.391 (1, 9)	F7		1B		G3-1			P5		4	1	1	1	0	0	1	Cincinnati Reds @ San Francisco Giants 3Com Park at Candlestick Point, San Francisco, CA Wed Aug 07 1996, 6:33 AM EDT Att: 15,829 - Sunny - 66 F			
Willie Greene, L OBP: 0.315, SLG: 0.424 (1, 5)	P2		1B		K			K		4	0	1	1	0	2	1				
Hal Morris, L OBP: 0.349, SLG: 0.432 (1, 3)	K		G3-1				F7		G1-3	4	0	0	0	0	1	1				
Kevin Mitchell, R OBP: 0.379, SLG: 0.405 (1, 7)							G6-3		G5-3	4	0	2	0	0	0	0				
Eric Davis, R OBP: 0.399, SLG: 0.548 (1, 8)							F7		1B	4	0	1	0	0	0	2				
Eddie Taubensee, L OBP: 0.328, SLG: 0.426 (1, 2)									1B	4	0	1	0	0	0	2				
Bret Boone, R OBP: 0.276, SLG: 0.348 (1, 4)									1B	4	0	0	0	0	1	3				
Jeff Branson, L OBP: 0.300, SLG: 0.396 (1, 6)										2	1	1	0	1	1	0				
Kevin Jarvis, L OBP: 0.091, SLG: 0.091 Scott Service, R (6, 1)										2	0	0	0	0	0	2				
Lee Smith, R Eric Owens, R OBP: 0.277, SLG: 0.238 Johnny Ruffin, R OBP: 0.333, SLG: 0.333 (8, 1)										0	0	0	0	0	0	0				
Inning Stats	R: 0 E: 0 K: 1 S: 9	H: 0 LOB: 0 BB: 0 P: 13	R: 0 E: 0 K: 0 S: 6	H: 1 LOB: 0 BB: 0 P: 8	R: 2 E: 0 K: 1 S: 12	H: 2 LOB: 1 BB: 1 P: 21	R: 0 E: 0 K: 0 S: 6	H: 1 LOB: 1 BB: 0 P: 8	R: 0 E: 0 K: 1 S: 12	H: 0 LOB: 0 BB: 0 P: 9	R: 0 E: 0 K: 1 S: 11	H: 0 LOB: 0 BB: 0 P: 17	R: 0 E: 0 K: 1 S: 6	H: 0 LOB: 0 BB: 0 P: 10	R: 0 E: 0 K: 0 S: 10	H: 2 LOB: 2 BB: 0 P: 14	1B: 5 2B: 1 3B: 1 HR: 0	SF: 0 SAC: 0 DP: 1 HBP: 0	WP: 0 PB: 0 SB: 0 CS: 0	PA: 34
PITCHER Mark Gardner, R ERA: 4.03 (1, 1)	IP: 9.0 WLS: W BF: 34 H: 7 R: 2 ER: 2 SO: 5 BB: 1 IBB: 0 HBP: 0 BLK: 0 WP: 0 HR: 0 S: 76 P: 117 ERA: 2.00 WHIP: 0.889															PITCHER				



Batter	1	2	3	4	5	6	7	8	9	AB	R	H	RBI	BB	SO	LOB	BOTTOM			
Marvin Benard, L OBP: 0.317, SLG: 0.320 (1, 8)	WP							G3		4	1	0	0	1	0	2	Cincinnati Reds @ San Francisco Giants 3Com Park at Candlestick Point, San Francisco, CA Wed Aug 07 1996, 6:33 AM EDT Att: 15,829 - Sunny - 66 F			
Bill Mueller, S OBP: 0.297, SLG: 0.286 (1, 5)	SF9							G3-1		4	2	2	1	0	0	0				
Glenallen Hill, R OBP: 0.340, SLG: 0.516 (1, 9)	G6-3							K		5	2	3	1	0	1	0				
Barry Bonds, L OBP: 0.441, SLG: 0.621 Dax Jones, R (9, 8)	G6-3									1	3	1	4	3	0	0				
Rick Wilkins, L OBP: 0.336, SLG: 0.359 Desi Wilson, L (9, 3)	G6-3									4	0	1	1	0	1	3				
Steve Scarsone, R OBP: 0.273, SLG: 0.344 (1, 4)	G4-3									4	0	0	0	0	3	5				
Tom Lampkin, L OBP: 0.337, SLG: 0.366 (1, 2)										3	0	2	1	1	1	2				
Rich Aurilia, R OBP: 0.298, SLG: 0.331 (1, 6)	F7									4	0	1	1	0	0	2				
Mark Gardner, R OBP: 0.188, SLG: 0.170 (1, 1)	SH3-4									3	1	0	0	0	2	3				
Inning Stats	R: 1 E: 0 K: 0 S: 12	H: 1 LOB: 2 BB: 2 P: 24	R: 0 E: 0 K: 0 S: 5	H: 0 LOB: 1 BB: 1 P: 12	R: 3 E: 0 K: 2 S: 18	H: 4 LOB: 2 BB: 1 P: 27	R: 0 E: 0 K: 0 S: 8	H: 0 LOB: 0 BB: 0 P: 15	R: 1 E: 0 K: 1 S: 5	H: 1 LOB: 0 BB: 1 P: 13	R: 4 E: 0 K: 2 S: 17	H: 3 LOB: 0 BB: 0 P: 26	R: 0 E: 0 K: 2 S: 10	H: 1 LOB: 1 BB: 0 P: 17	R: 0 E: 0 K: 1 S: 5	H: 0 LOB: 0 BB: 0 P: 7		1B: 7 2B: 2 3B: 0 HR: 1	SF: 1 SAC: 1 DP: 0 HBP: 0	WP: 2 PB: 0 SB: 2 CS: 1
PITCHER Kevin Jarvis, R ERA: 5.99 Scott Service, R ERA: 4.07 Lee Smith, R ERA: 3.58 Johnny Ruffin, R ERA: 5.37 (8, 1)	IP: 5.0 WLS: L BF: 25 H: 6 R: 5 ER: 5 SO: 3 BB: 5 IBB: 0 HBP: 0 BLK: 0 WP: 1 HR: 0 S: 48 P: 91 ERA: 9.00 WHIP: 2.200															PITCHER				



Batter	1	2	3	4	5	6	7	8	9	AB	R	H	RBI	BB	SO	LOB	TOP										
Todd Hollandsworth, L (1.7) OBP: 0.354, SLG: 0.419	1-1 F8		0-1 HR		0-1 2B		0-0 G3		1-2 F7	5	1	2	2	0	0	2											
Chad Curtis, R (1.8) OBP: 0.349, SLG: 0.382	1-2 G3		4-2 BB		0-1 F9		4-1 BB		1-1 FC6-4	3	0	0	0	2	0	3											
Mike Piazza, R (1.2) OBP: 0.414, SLG: 0.568	0-1 G6-3		2-1 P2		4-0 FC6 IBB		1-1 F8			3	0	0	0	1	0	3											
Eric Karros, R (1.3) OBP: 0.296, SLG: 0.450		0-2 F8	0-0 F8		1-2 L6		2-3 K			4	0	0	0	0	1	6											
Raul Mondesi, R (1.9) OBP: 0.315, SLG: 0.472		3-1 G6-3	0-0 F8		2-1 FC6			1-0 P6		4	0	0	0	0	0	4											
Delino DeShields, L (1.4) OBP: 0.296, SLG: 0.312	1-2 E6 HR			3-2 P5		0-0 P6		1-2 G6-3		4	1	0	0	0	0	0											
Mike Busch, R (1.5) Chan Ho Park, R (6.1) Wayne Kirby, L (8, PH) Jim Bruske, R (8.1)	0-1 HR			1-3 K		2-2 P4		2-0 G4-3		3	1	1	2	0	1	0	AB 35 R 4 H 5 RBI 4 BB 3 SO 4 LOB 19										
Greg Gagne, R (1.6) OBP: 0.350, SLG: 0.378	0-0 G5-3			1-2 G6-3		1-0 G6-3		2-2 FC6-4 1B		4	0	1	0	0	0	0											
Ismael Valdez, R (1.1) Scott Radinsky, L (5.1) Juan Castro, R (6.5) OBP: 0.269, SLG: 0.306			0-0 E6 HR		1-3 K 2B		0-2 G3 1B		1-3 K	2	1	0	0	0	1	0											
Inning Stats	R: 0 E: 0 K: 0 S: 7	H: 0 LOB: 0 BB: 0 P: 9	R: 2 E: 1 K: 0 S: 11	H: 1 LOB: 0 BB: 0 P: 15	R: 2 E: 1 K: 0 S: 10	H: 1 LOB: 1 BB: 1 P: 16	R: 0 E: 0 K: 1 S: 11	H: 0 LOB: 0 BB: 0 P: 16	R: 0 E: 0 K: 1 S: 12	H: 1 LOB: 3 BB: 1 P: 20	R: 0 E: 0 K: 0 S: 5	H: 0 LOB: 0 BB: 0 P: 8	R: 0 E: 0 K: 1 S: 11	H: 1 LOB: 2 BB: 1 P: 18	R: 0 E: 0 K: 0 S: 5	H: 0 LOB: 0 BB: 0 P: 9	R: 0 E: 0 K: 1 S: 11	H: 1 LOB: 1 BB: 0 P: 16	1B: 2 2B: 1 3B: 0 HR: 2	SF: 0 SAC: 0 DP: 0 HBP: 0	WP: 1 PB: 0 SB: 0 CS: 0	PA: 38					
PITCHER	IP	WLS	BF	H	R	ER	SO	BB	IBB	HBP	BLK	WP	HR	S	P	ERA	WHIP										
Mark Portugal, R (1.1) ERA: 3.79	5.0	W	23	3	4	1	2	1	1	0	0	1	2	51	76	1.80	0.800										
Hector Carrasco, R (6.1) ERA: 3.04	2.0		8	1	0	0	1	1	0	0	0	0	0	16	26	0.00	1.000										
Lee Smith, R (8.1) ERA: 3.4	2.0		7	1	0	0	1	0	0	0	0	0	0	16	25	0.00	0.500										

Los Angeles Dodgers @ Cincinnati Reds
Riverfront Stadium, Cincinnati, OH
Fri Aug 09 1996, 7:05 PM EDT
Att: 34,004 - Unknown - 83 F

livebaseballscores.com



Batter	1	2	3	4	5	6	7	8	9	AB	R	H	RBI	BB	SO	LOB	BOTTOM										
Lenny Harris, L (1.5) OBP: 0.329, SLG: 0.422	0-1 E5 G4-3 2B	0-0 3B 1B		1-2 G3 1B	2-1 2B		3-1 F8			5	2	3	2	0	0	1											
Hal Morris, L (1.3) OBP: 0.350, SLG: 0.437	1-2 G4-3	0-1 SF9 3B		0-0 F8	3-2 G3-1		0-0 G6-4-3 1B			5	1	2	3	0	0	3											
Barry Larkin, R (1.6) OBP: 0.406, SLG: 0.562	4-2 2B BB	0-0 SF9		1-0 G3		1-1 HR		2-2 G6-4-3 1B		3	1	1	2	1	0	2											
Kevin Mitchell, R (1.7) OBP: 0.382, SLG: 0.412	1-2 2B	1-0 G1-6-3		0-0 F7		4-2 CS BB		1-0 F8		3	0	1	1	1	0	1											
Eric Owens, R (6, PR) OBP: 0.276, SLG: 0.237	1-3 2B									1	0	0	0	0	0	0											
Eric Davis, R (1.8) OBP: 0.400, SLG: 0.551	3-3 K	1-1 E S 1B		1-0 2B 2B		1-3 K				4	1	2	0	0	2	3											
Reggie Sanders, R (1.9) OBP: 0.361, SLG: 0.494	4-2 BB	3-3 K		2-3 K		3-3 K				3	0	0	0	1	3	3											
Bret Boone, R (1.4) OBP: 0.278, SLG: 0.353	1-2 P6		1-2 G4-3		2-2 2B 2B		0-2 1B			4	1	2	1	0	0	3	AB 34 R 9 H 12 RBI 9 BB 4 SO 7 LOB 20										
Joe Oliver, R (1.2) OBP: 0.322, SLG: 0.434		0-0 1B 3B 1B		2-2 G6-3	4-0 2B IBB		0-3 K			3	2	1	0	1	1	1											
Mark Portugal, R (1.1) OBP: 0.200, SLG: 0.205		0-2 SH 1B		0-1 G6-3		1-1 P6		1-3 K		1	1	0	0	0	0	0											
Willie Greene, L (5, PH) OBP: 0.313, SLG: 0.421										1	0	0	0	0	0	2											
Hector Carrasco, R (6.1)										0	0	0	0	0	0	0											
Chris Sabo, R (7, PH) OBP: 0.359, SLG: 0.407		1-2 3B								1	0	0	0	0	1	1											
Lee Smith, R (8.1)										0	0	0	0	0	0	0											
Inning Stats	R: 1 E: 1 K: 1 S: 21	H: 1 LOB: 3 BB: 2 P: 35	R: 4 E: 1 K: 1 S: 14	H: 4 LOB: 1 BB: 0 P: 19	R: 0 E: 0 K: 0 S: 8	H: 0 LOB: 0 BB: 0 P: 11	R: 0 E: 0 K: 0 S: 6	H: 1 LOB: 1 BB: 0 P: 8	R: 3 E: 0 K: 1 S: 15	H: 3 LOB: 1 BB: 1 P: 30	R: 1 E: 0 K: 2 S: 11	H: 1 LOB: 1 BB: 1 P: 20	R: 0 E: 0 K: 2 S: 11	H: 1 LOB: 1 BB: 0 P: 15	R: 0 E: 0 K: 0 S: 5	H: 1 LOB: 0 BB: 0 P: 8	1B: 6 2B: 4 3B: 1 HR: 1	SF: 1 SAC: 1 DP: 1 HBP: 0	WP: 0 PB: 0 SB: 2 CS: 1	PA: 40							
PITCHER	IP	WLS	BF	H	R	ER	SO	BB	IBB	HBP	BLK	WP	HR	S	P	ERA	WHIP										
Ismael Valdez, R (1.1) ERA: 3.34	4.1	L	26	8	8	6	3	2	0	0	0	0	0	8	14	0.00	1.500										
Scott Radinsky, L (5.1) ERA: 1.99	0.2		3	1	0	0	0	0	0	0	0	0	0	8	14	0.00	1.500										
Chan Ho Park, R (6.1) ERA: 3.78	2.0		8	2	1	1	4	1	0	0	0	0	1	22	35	4.50	1.500										
Jim Bruske, R (8.1) ERA: 6.17	1.0		3	1	0	0	0	0	0	0	0	0	0	5	8	0.00	1.000										


Los Angeles Dodgers @ Cincinnati Reds
Riverfront Stadium, Cincinnati, OH
Fri Aug 09 1996, 7:05 PM EDT
Att: 34,004 - Unknown - 83 F



Batter	1	2	3	4	5	6	7	8	9	AB	R	H	RBI	BB	SO	LOB	TOP										
Todd Hollandsworth, L OBP: 0.353, SLG: 0.428 (1.7)	G3	F8		F7			K		F5	5	0	0	0	0	1	2											
Wayne Kirby, L OBP: 0.320, SLG: 0.337 (1.8)	F7		L8	P6			F9		F8 BB 1B	5	1	1	0	0	0	0											
Mike Piazza, R OBP: 0.418, SLG: 0.573 (1.2)			1B BB 1B BB		K				1B BB 1B BB	2	3	1	1	3	1	0											
Eric Karros, R OBP: 0.300, SLG: 0.460 (1.3)	K		1B BB 1B BB				K		F8	4	2	1	1	1	2	3											
Raul Mondesi, R OBP: 0.313, SLG: 0.469 Chad Curtis, R OBP: 0.347, SLG: 0.378 (8.8)		FC6 2B	F8 1B		K			G5-3	1B HR BB	4	0	2	0	0	1	0											
Delino DeShields, L OBP: 0.298, SLG: 0.313 (1.4)	FC6 WP		1-2 2-3 1B		F8				1-2 HR BB	4	2	2	3	1	0	1											
Tim Wallach, R OBP: 0.308, SLG: 0.412 (1.5)	1B WP BB		F8			G6-3		K	1-2 HR BB	4	1	1	4	1	1	3											
Greg Gagne, R OBP: 0.352, SLG: 0.375 (1.6)	K		F8			G5-3			G4-3	4	0	0	0	1	1	3											
Pedro Astacio, R OBP: 0.096, SLG: 0.078 37 Darren Dreifort, R Mark Guthrie, R Antonio Osuna, R (8.1)				G5-3		K		G1-3		4	0	1	0	0	1	2											
Inning Stats	R: 0 E: 0 K: 1 S: 5	H: 0 LOB: 1 BB: 1 P: 9	R: 1 E: 0 K: 1 S: 7	H: 2 LOB: 2 BB: 1 P: 11	R: 2 E: 0 K: 0 S: 5	H: 2 LOB: 2 BB: 2 P: 13	R: 0 E: 0 K: 0 S: 3	H: 0 LOB: 0 BB: 0 P: 3	R: 1 E: 0 K: 2 S: 8	H: 1 LOB: 0 BB: 0 P: 8	R: 0 E: 0 K: 1 S: 5	H: 0 LOB: 0 BB: 0 P: 5	R: 1 E: 0 K: 2 S: 8	H: 1 LOB: 0 BB: 0 P: 8	R: 0 E: 0 K: 1 S: 5	H: 0 LOB: 2 BB: 2 P: 13	R: 5 E: 0 K: 0 S: 6	H: 3 LOB: 0 BB: 2 P: 14	1B: 5 2B: 1 3B: 0 HR: 3	SF: 0 SAC: 0 DP: 0 HBP: 0	WP: 2 PB: 0 SB: 2 CS: 0	PA: 44					
PITCHER	IP	WLS	BF	H	R	ER	SO	BB	IBB	HBP	BLK	WP	HR	S	P	ERA	WHIP	PITCHER									
Roger Salkeld, R ERA: 4.94 Scott Service, R Lee Smith, R Hector Carrasco, R (9.1)	5.0		24	5	4	4	4	4	0	0	0	1	1	28	44	7.20	1.800										

Los Angeles Dodgers @ Cincinnati Reds
Riverfront Stadium, Cincinnati, OH
Sun Aug 11 1996, 3:33 AM EDT
Att: 27,897 - Cloudy - 80 F


AB 36
R 10
H 9
RBI 9
BB 8
SO 8
LOB 14



Batter	1	2	3	4	5	6	7	8	9	AB	R	H	RBI	BB	SO	LOB	BOTTOM											
Lenny Harris, L OBP: 0.323, SLG: 0.406 (1.5)	F7		G3		G4-6-3		P6		G4-3	5	0	0	0	0	0	2												
Hal Morris, L OBP: 0.346, SLG: 0.439 (1.3)	G1-3		G1-3		G6-3			G6-3 3B	F7	5	1	1	0	0	0	1												
Barry Larkin, R OBP: 0.415, SLG: 0.565 (1.6)				BB 1B			F8	G6-3		5	0	3	1	0	0	0												
Kevin Mitchell, R OBP: 0.384, SLG: 0.429 (1.7)				K				K	F9	4	1	1	1	1	2	2												
Eric Davis, R OBP: 0.407, SLG: 0.560 (1.8)	F9			F8					1B 2B 1B	3	1	1	0	1	0	3												
Reggie Sanders, R OBP: 0.360, SLG: 0.484 (1.9)			K				F3		2B 1B	3	1	1	0	1	1	1												
Eddie Taubensee, L OBP: 0.328, SLG: 0.427 (1.2)			K		F7		G4-3		1-2 2B 2B	4	1	1	2	0	1	3												
Bret Boone, R OBP: 0.280, SLG: 0.357 (1.4)		F9			G4-6-3 1B			G5-3		4	0	2	1	0	0	0												
Roger Salkeld, R Willie Greene, L Scott Service, R Eric Owens, R Lee Smith, R Thomas Howard, S Hector Carrasco, R (9.1)			G6-3					F8	F9	1	0	0	0	0	0	0												
Inning Stats	R: 0 E: 0 K: 0 S: 4	H: 1 LOB: 2 BB: 1 P: 8	R: 0 E: 0 K: 2 S: 7	H: 0 LOB: 0 BB: 0 P: 7	R: 0 E: 0 K: 0 S: 3	H: 0 LOB: 0 BB: 0 P: 3	R: 0 E: 0 K: 1 S: 6	H: 1 LOB: 2 BB: 1 P: 10	R: 0 E: 0 K: 0 S: 4	H: 2 LOB: 1 BB: 0 P: 4	R: 1 E: 0 K: 0 S: 4	H: 1 LOB: 1 BB: 1 P: 8	R: 0 E: 0 K: 0 S: 3	H: 0 LOB: 0 BB: 0 P: 3	R: 4 E: 0 K: 1 S: 10	H: 5 LOB: 1 BB: 0 P: 10	R: 0 E: 0 K: 0 S: 4	H: 1 LOB: 1 BB: 0 P: 4	1B: 6 2B: 3 3B: 1 HR: 1	SF: 0 SAC: 0 DP: 1 HBP: 0	WP: 0 PB: 0 SB: 1 CS: 0	PA: 40						
PITCHER	IP	WLS	BF	H	R	ER	SO	BB	IBB	HBP	BLK	WP	HR	S	P	ERA	WHIP	PITCHER										
Pedro Astacio, R 37 Darren Dreifort, R Mark Guthrie, L Antonio Osuna, R (8.1)	7.2		32	7	3	3	4	3	0	0	0	0	0	1	37	49	3.52	1.304										

Los Angeles Dodgers @ Cincinnati Reds
Riverfront Stadium, Cincinnati, OH
Sun Aug 11 1996, 3:33 AM EDT
Att: 27,897 - Cloudy - 80 F

AB 37
R 5
H 11
RBI 5
BB 3
SO 4
LOB 13



Batter	1	2	3	4	5	6	7	8	9	AB	R	H	RBI	BB	SO	LOB	TOP										
Chad Curtis, R OBP: 0.344, SLG: 0.374 (1, 8)	F7		K			G6-3	F9			4	0	0	0	0	1	0	Los Angeles Dodgers @ Cincinnati Reds Riverfront Stadium, Cincinnati, OH Mon Aug 12, 1996, 7:05 PM EDT Att: 21,677 - Unknown - 78 F livebaseballscorecards.com										
Delino DeShields, L OBP: 0.300, SLG: 0.319 (1, 4)	F7			SF8		2B	F8			4	2	2	0	0	0	0											
Mike Piazza, R OBP: 0.421, SLG: 0.584 (1, 2)	HR			2B		1B	F8			3	3	2	2	1	0	0											
Eric Karros, R OBP: 0.299, SLG: 0.462 (1, 3)	K		SF8			1B				3	1	1	1	0	1	0											
Raul Mondesi, R OBP: 0.313, SLG: 0.466 (1, 9)		G6-3		K		1B				3	0	0	0	1	1	1											
Tim Lincecum, R OBP: 0.312, SLG: 0.419 (1, 5)	G6-3			PO		1B				4	0	2	2	0	1	0											
Billy Ashley, R OBP: 0.259, SLG: 0.416 Todd Hollandsworth, L OBP: 0.351, SLG: 0.425 (6, 7)	P4			PO		L5-3	K			2	0	1	0	0	0	0											
Greg Gagne, R OBP: 0.351, SLG: 0.374 (1, 6)			G5-3			L5-3				4	0	1	1	0	0	1											
Ramon Martinez, R OBP: 0.135, SLG: 0.111 Antonio Osuna, R OBP: 0.135, SLG: 0.111 Todd Worrell, R OBP: 0.135, SLG: 0.111 (8, 1)			G4-3			K				3	0	0	0	0	2	3											
						K				1	0	0	0	0	0	0											
										0	0	0	0	0	0	0											
Inning Stats	R: 1 H: 1 E: 0 K: 1 S: 9	H: 1 LOB: 0 BB: 0 P: 16	R: 0 H: 0 E: 0 K: 0 S: 6	H: 0 LOB: 0 BB: 0 P: 7	R: 0 H: 0 E: 0 K: 1 S: 11	H: 0 LOB: 0 BB: 0 P: 14	R: 2 H: 2 E: 0 K: 1 S: 16	H: 2 LOB: 0 BB: 1 P: 26	R: 0 H: 1 E: 0 K: 1 S: 6	H: 1 LOB: 0 BB: 0 P: 7	R: 3 H: 5 E: 0 K: 2 S: 18	H: 5 LOB: 3 BB: 1 P: 28	R: 0 H: 0 E: 0 K: 1 S: 9	H: 0 LOB: 0 BB: 0 P: 15	R: 0 H: 0 E: 0 K: 0 S: 6	H: 0 LOB: 0 BB: 0 P: 10	1B: 4 2B: 4 3B: 1 HR: 1	SF: 1 SAC: 0 DP: 1 HBP: 0	WP: 0 PB: 0 SB: 0 CS: 0	PA: 37							
PITCHER	IP	WLS	BF	H	R	ER	SO	BB	IBB	HBP	BLK	WP	HR	S	P	ERA	WHIP										
John Smiley, L ERA: 4.04 (1, 1)	5.1	L	24	8	6	6	4	1	1	0	0	0	1	59	89	10.12	1.688										
Jeff Shaw, R ERA: 3.22 (6, 1)	1.2		6	1	0	0	2	0	0	0	0	0	0	15	20	0.00	0.600										
Lee Smith, R ERA: 3.24 (8, 1)	1.0		3	0	0	0	1	0	0	0	0	0	0	9	15	0.00	0.000										
Jeff Brantley, R ERA: 2.72 (9, 1)	1.0		3	0	0	0	0	0	0	0	0	0	0	6	10	0.00	0.000										

Batter	1	2	3	4	5	6	7	8	9	AB	R	H	RBI	BB	SO	LOB	BOTTOM										
Lenny Harris, L OBP: 0.325, SLG: 0.403 (1, 5)	K		G6-3			G4-3				4	1	1	1	1	1	0	Los Angeles Dodgers @ Cincinnati Reds Riverfront Stadium, Cincinnati, OH Mon Aug 12, 1996, 7:05 PM EDT Att: 21,677 - Unknown - 78 F livebaseballscorecards.com										
Hal Morris, L OBP: 0.347, SLG: 0.440 (1, 3)	G4-3			F8		BB				4	0	1	0	1	1	1											
Barry Larkin, R OBP: 0.420, SLG: 0.569 (1, 6)	2B			G6-3		BB				3	0	2	0	2	0	0											
Kevin Mitchell, R OBP: 0.371, SLG: 0.412 (1, 7)	K			F7		G4-6-3				5	0	0	0	0	1	7											
Thomas Howard, S OBP: 0.295, SLG: 0.406 (1, 8)				F8		HR				4	1	2	1	0	0	2											
Reggie Sanders, R OBP: 0.359, SLG: 0.478 (1, 9)				F9-3		S				3	1	0	0	1	1	1											
Bret Boone, R OBP: 0.280, SLG: 0.355 (1, 4)				K		F7				4	1	1	0	0	2	1											
Joe Oliver, R OBP: 0.321, SLG: 0.426 (1, 2)				F9		1B				3	0	1	1	1	1	1											
John Smiley, L OBP: 0.246, SLG: 0.234 Jeff Shaw, R OBP: 0.347, SLG: 0.440 Willie Greene, L OBP: 0.347, SLG: 0.440 Lee Smith, R OBP: 0.347, SLG: 0.440 Jeff Brantley, R OBP: 0.347, SLG: 0.440 Eddie Taubensee, L OBP: 0.347, SLG: 0.440 (1, 1)				K		K				2	0	0	0	0	2	1											
										0	0	0	0	0	0	0											
										0	0	0	0	0	0	0											
										0	0	0	0	0	0	0											
										0	0	0	0	0	0	0											
										0	0	0	0	0	0	0											
Inning Stats	R: 0 H: 1 E: 0 K: 2 S: 11	H: 1 LOB: 1 BB: 0 P: 16	R: 0 H: 1 E: 0 K: 1 S: 7	H: 1 LOB: 0 BB: 0 P: 10	R: 0 H: 0 E: 0 K: 1 S: 8	H: 0 LOB: 0 BB: 0 P: 12	R: 1 H: 1 E: 0 K: 1 S: 11	H: 1 LOB: 1 BB: 1 P: 23	R: 0 H: 0 E: 0 K: 0 S: 8	H: 0 LOB: 1 BB: 2 P: 17	R: 1 H: 1 E: 0 K: 2 S: 12	H: 1 LOB: 1 BB: 1 P: 21	R: 0 H: 0 E: 0 K: 1 S: 10	H: 0 LOB: 2 BB: 2 P: 21	R: 3 H: 5 E: 1 K: 2 S: 19	H: 5 LOB: 2 BB: 0 P: 30	1B: 5 2B: 4 3B: 0 HR: 1	SF: 0 SAC: 0 DP: 2 HBP: 0	WP: 1 PB: 0 SB: 1 CS: 0	PA: 40							
PITCHER	IP	WLS	BF	H	R	ER	SO	BB	IBB	HBP	BLK	WP	HR	S	P	ERA	WHIP										
Ramon Martinez, R ERA: 3.75 (1, 1)	7.1	W	30	4	2	2	8	6	0	0	0	0	1	68	123	2.46	1.364										
Antonio Osuna, R ERA: 2.59 (8, 1)	1.1		6	2	2	2	2	0	0	0	0	0	0	16	26	13.50	1.500										
Todd Worrell, R ERA: 3.26 (9, 1)	0.1	S	4	3	1	1	0	0	0	0	0	1	0	8	11	27.00	9.000										

Batter	1	2	3	4	5	6	7	8	9	AB	R	H	RBI	BB	SO	LOB	TOP		
Rickey Henderson, R OBP: 0.414, SLG: 0.348 (1, 7)										4	0	1	0	0	1	3	San Diego Padres @ Cincinnati Reds Riverfront Stadium, Cincinnati, OH Tue Aug 13 1996, 7:05 PM EDT Att: 20,205 - Unknown - 88 F		
Tony Gwynn, L OBP: 0.383, SLG: 0.440 Archi Cianfrocco, R OBP: 0.322, SLG: 0.429 (1, 9)										3	0	0	0	0	1	1			
Steve Finley, L OBP: 0.354, SLG: 0.516 (1, 8)										4	0	1	0	0	2	0			
Ken Caminiti, S OBP: 0.382, SLG: 0.553 Craig Shipley, R OBP: 0.362, SLG: 0.481 (1, 5)										3	1	1	1	0	1	1			
Wally Joyner, L OBP: 0.398, SLG: 0.428 (1, 3)										4	0	0	0	0	1	0			
John Flaherty, R OBP: 0.323, SLG: 0.471 (1, 2)										4	1	1	0	0	0	1			
Chris Gomez, R OBP: 0.360, SLG: 0.341 (1, 6)										4	0	2	0	0	1	1			
Jody Reed, R OBP: 0.318, SLG: 0.279 (1, 4)										2	1	0	0	1	0	2			
Joey Hamilton, R OBP: 0.176, SLG: 0.176 Chris Cowton, L OBP: 0.290, SLG: 0.290 Dustin Hermanson, R OBP: 0.358, SLG: 0.358 Willie Blair, R OBP: 0.376, SLG: 0.376 Greg Vaughn, R OBP: 0.376, SLG: 0.376 (1, 1)										0	0	0	0	1	0	0			
Inning Stats	R: 0 E: 0 K: 1 S: 6	H: 2 LOB: 1 BB: 0 P: 6	R: 0 E: 1 K: 0 S: 4	H: 1 LOB: 1 BB: 0 P: 4	R: 0 E: 0 K: 1 S: 4	H: 0 LOB: 0 BB: 1 P: 8	R: 1 E: 0 K: 1 S: 6	H: 1 LOB: 0 BB: 0 P: 6	R: 0 E: 0 K: 0 S: 3	H: 0 LOB: 0 BB: 0 P: 3	R: 2 E: 0 K: 0 S: 5	H: 2 LOB: 1 BB: 1 P: 9	R: 1 E: 0 K: 3 S: 10	H: 1 LOB: 0 BB: 0 P: 10	R: 0 E: 0 K: 2 S: 7	H: 0 LOB: 1 BB: 0 P: 8		1B: 4 2B: 2 3B: 0 HR: 2	SF: 0 SAC: 0 DP: 3 HBP: 1
PITCHER	IP WLS BF H R ER SO BB IBB HBP BLK WP HR S P ERA WHIP																		
Kevin Jarvis, R ERA: 5.44 (1, 1)	7.0 W 28 7 3 3 4 2 0 0 0 0 1 1 34 42 3.86 1.286																		
Johnny Ruffin, R ERA: 5.67 (8, 1)	1.0 4 1 1 1 3 0 0 0 0 0 0 1 10 10 9.00 1.000																		
Scott Service, R ERA: 3.68 (9, 1)	1.0 4 0 0 0 2 0 0 0 1 0 1 0 7 8 0.00 0.000																		

Batter	1	2	3	4	5	6	7	8	9	AB	R	H	RBI	BB	SO	LOB	BOTTOM		
Thomas Howard, S OBP: 0.302, SLG: 0.407 (1, 9)										4	2	2	2	0	2	0	San Diego Padres @ Cincinnati Reds Riverfront Stadium, Cincinnati, OH Tue Aug 13 1996, 7:05 PM EDT Att: 20,205 - Unknown - 88 F		
Willie Greene, L OBP: 0.311, SLG: 0.419 (1, 5)										5	1	1	1	0	3	3			
Barry Larkin, R OBP: 0.420, SLG: 0.578 Eric Owens, R OBP: 0.273, SLG: 0.234 (1, 6)										3	1	2	2	0	0	1			
Kevin Mitchell, R OBP: 0.374, SLG: 0.410 Jeff Branson, L OBP: 0.299, SLG: 0.394 (1, 7)										3	1	1	1	1	1	1			
Eric Davis, R OBP: 0.415, SLG: 0.575 (1, 8)										3	2	3	1	1	0	0			
Hal Morris, L OBP: 0.345, SLG: 0.439 (1, 3)										5	0	1	3	0	0	5			
Bret Boone, R OBP: 0.282, SLG: 0.355 (1, 4)										3	1	1	0	1	0	1			
Joe Oliver, R OBP: 0.320, SLG: 0.422 (1, 2)										4	1	1	0	0	1	2			
Kevin Jarvis, L OBP: 0.083, SLG: 0.083 Lenny Harris, L OBP: 0.323, SLG: 0.401 Johnny Ruffin, R OBP: 0.333, SLG: 0.333 Scott Service, R (1, 1)										2	1	0	0	0	1	0			
Inning Stats	R: 3 E: 0 K: 1 S: 6	H: 1 LOB: 2 BB: 3 P: 19	R: 0 E: 0 K: 2 S: 7	H: 0 LOB: 0 BB: 0 P: 7	R: 1 E: 0 K: 1 S: 7	H: 2 LOB: 1 BB: 0 P: 7	R: 2 E: 0 K: 1 S: 10	H: 5 LOB: 3 BB: 0 P: 10	R: 3 E: 1 K: 1 S: 9	H: 3 LOB: 1 BB: 0 P: 9	R: 1 E: 0 K: 0 S: 4	H: 1 LOB: 0 BB: 0 P: 4	R: 0 E: 0 K: 2 S: 7	H: 0 LOB: 0 BB: 0 P: 7	R: 0 E: 0 K: 2 S: 7	H: 0 LOB: 1 BB: 0 P: 8		1B: 8 2B: 2 3B: 0 HR: 2	SF: 1 SAC: 1 DP: 0 HBP: 2
PITCHER	IP WLS BF H R ER SO BB IBB HBP BLK WP HR S P ERA WHIP																		
Joey Hamilton, R ERA: 4.58 (1, 1)	4.0 L 24 8 6 6 5 3 0 1 0 0 0 0 1 30 43 13.50 2.750																		
Dustin Hermanson, R ERA: 6.43 (5, 1)	2.0 11 4 4 3 1 0 0 0 0 0 0 1 13 13 13.50 2.000																		
Willie Blair, R ERA: 4.58 (7, 1)	2.0 7 0 0 0 4 0 0 0 1 0 0 0 0 14 15 0.00 0.000																		

Batter	1	2	3	4	5	6	7	8	9	AB	R	H	RBI	BB	SO	LOB	TOP					
Eric Young Sr., R OBP: 0.411, SLG: 0.444 (1.4)										5	1	2	0	0	0	4	Colorado Rockies @ Cincinnati Reds Riverfront Stadium, Cincinnati, OH Fri Aug 16 1996, 7:05 PM EDT Att: 28,878 - Unknown - 85 F					
Watt Weiss, S OBP: 0.392, SLG: 0.377 (1.6)										3	0	0	0	1	0	2						
Ellis Burks, R OBP: 0.403, SLG: 0.632 (1.7)										5	1	2	3	0	0	0						
Larry Walker, L OBP: 0.352, SLG: 0.587 (1.9)										5	1	2	1	0	1	3						
Andres Galarraga, R OBP: 0.353, SLG: 0.573 (1.3)										5	0	2	1	0	1	1						
Eric Anthony, L OBP: 0.353, SLG: 0.486 (1.8)										0	2	0	0	0	0	0						
Steve Reed, R OBP: 0.333, SLG: 0.333 (7.1)										0	0	0	0	0	0	0						
Jason Bates, S OBP: 0.303, SLG: 0.295 (9, PH)										0	0	0	0	1	0	0						
Bruce Ruffin, S (9, 1)										0	0	0	0	0	0	0						
Vinny Castilla, R OBP: 0.346, SLG: 0.557 (1.5)										5	2	4	2	0	0	1						
Jeff Reed, L OBP: 0.365, SLG: 0.427 (1.2)										4	0	2	1	0	1	3						
Armando Reynoso, R OBP: 0.229, SLG: 0.163 (1.1)										0	0	0	0	0	0	0						
John Vander Wal, L OBP: 0.336, SLG: 0.391 (6, PH)										1	1	1	0	0	0	0						
John Burke, S (6, 1)										0	0	0	0	0	0	0						
Quinton McCracken, S OBP: 0.376, SLG: 0.397 (7, PH)										1	0	0	0	0	0	2						
Quinton McCracken, S OBP: 0.376, SLG: 0.397 (7, 8)										1	0	0	0	0	0	2						
Inning Stats	R: 2 E: 0 K: 2 S: 14	H: 3 LOB: 1 BB: 0 P: 23	R: 0 E: 0 K: 0 S: 7	H: 2 LOB: 1 BB: 0 P: 13	R: 0 E: 0 K: 1 S: 9	H: 1 LOB: 1 BB: 0 P: 15	R: 2 E: 0 K: 0 S: 7	H: 3 LOB: 1 BB: 0 P: 8	R: 0 E: 0 K: 0 S: 5	H: 0 LOB: 0 BB: 0 P: 7	R: 3 E: 0 K: 0 S: 16	H: 4 LOB: 2 BB: 1 P: 31	R: 0 E: 0 K: 2 S: 11	H: 2 LOB: 2 BB: 0 P: 17	R: 0 E: 0 K: 0 S: 8	H: 1 LOB: 0 BB: 0 P: 10	R: 1 E: 0 K: 0 S: 12	H: 1 LOB: 1 BB: 1 P: 17	1B: 12 2B: 3 3B: 0 HR: 2	SF: 1 SAC: 3 DP: 0 HBP: 0	WP: 0 PB: 0 SB: 0 CS: 1	PA: 44
PITCHER	IP	WLS	BF	H	R	ER	SO	BB	IBB	HBP	BLK	WP	HR	S	P	ERA	WHIP					
Roger Salkeld, R ERA: 5.29 (1.1)	5.2	L	29	12	7	7	3	1	0	0	0	0	0	1	54	90	11.12	2.294				
Scott Service, R ERA: 3.94 (6.1)	0.1		2	1	0	0	0	0	0	0	0	0	0	0	4	7	0.00	3.000				
Lee Smith, R ERA: 3.05 (7.1)	2.0		8	3	0	0	2	0	0	0	0	0	0	0	19	27	0.00	1.500				
Hector Carrasco, R ERA: 3.79 (9.1)	1.0		5	1	1	1	0	1	0	0	0	0	1	12	17	9.00	2.000					

Batter	1	2	3	4	5	6	7	8	9	AB	R	H	RBI	BB	SO	LOB	BOTTOM					
Thomas Howard, S OBP: 0.324, SLG: 0.437 (1.9)										5	0	4	0	0	0	0	Colorado Rockies @ Cincinnati Reds Riverfront Stadium, Cincinnati, OH Fri Aug 16 1996, 7:05 PM EDT Att: 28,878 - Unknown - 85 F					
Bret Boone, R OBP: 0.276, SLG: 0.345 (1.4)										5	0	0	0	0	1	8						
Barry Larkin, R OBP: 0.413, SLG: 0.563 (1.6)										3	0	0	0	1	0	0						
Kevin Mitchell, R OBP: 0.366, SLG: 0.406 (1.7)										4	1	1	0	0	0	1						
Eric Davis, R OBP: 0.419, SLG: 0.573 (1.8)										4	2	3	1	0	0	0						
Hal Morris, L OBP: 0.346, SLG: 0.436 (1.3)										4	1	2	1	0	0	1						
Joe Oliver, R OBP: 0.319, SLG: 0.420 (1.2)										3	0	0	0	1	1	0						
Jeff Branson, L OBP: 0.302, SLG: 0.393 (1.5)										3	0	1	2	1	1	0						
Hector Carrasco, R (9, 1)										0	0	0	0	0	0	0						
Roger Salkeld, R (1.1)										2	0	0	0	0	1	3						
Scott Service, R (6.1)										0	0	0	0	0	0	0						
Willie Greene, L OBP: 0.313, SLG: 0.420 (6, PH)										1	0	1	0	0	0	0						
Lee Smith, R (7.1)										0	0	0	0	0	0	0						
Lenny Harris, L OBP: 0.324, SLG: 0.400 (9, 5)										1	0	0	0	0	1	0						
Inning Stats	R: 0 E: 0 K: 0 S: 6	H: 1 LOB: 1 BB: 1 P: 12	R: 2 E: 0 K: 0 S: 16	H: 4 LOB: 2 BB: 1 P: 25	R: 1 E: 0 K: 0 S: 5	H: 2 LOB: 0 BB: 0 P: 6	R: 0 E: 0 K: 1 S: 9	H: 1 LOB: 2 BB: 1 P: 15	R: 1 E: 0 K: 0 S: 9	H: 2 LOB: 1 BB: 0 P: 16	R: 0 E: 0 K: 2 S: 17	H: 2 LOB: 2 BB: 0 P: 23	R: 0 E: 0 K: 0 S: 5	H: 0 LOB: 0 BB: 0 P: 7	R: 0 E: 0 K: 0 S: 7	H: 0 LOB: 0 BB: 0 P: 12	R: 0 E: 0 K: 2 S: 13	H: 0 LOB: 0 BB: 0 P: 16	1B: 11 2B: 1 3B: 0 HR: 0	SF: 0 SAC: 0 DP: 3 HBP: 0	WP: 0 PB: 0 SB: 1 CS: 0	PA: 38
PITCHER	IP	WLS	BF	H	R	ER	SO	BB	IBB	HBP	BLK	WP	HR	S	P	ERA	WHIP					
Armando Reynoso, R ERA: 4.86 (1.1)	5.0	W	24	10	4	4	1	3	0	0	0	0	0	17	23	0.00	2.000					
John Burke, R ERA: 3.0 (6.1)	1.0		5	2	0	0	2	0	0	0	0	0	0	0	12	19	0.00	0.000				
Steve Reed, R ERA: 3.69 (7.1)	2.0		6	0	0	0	0	0	0	0	0	0	0	0	12	19	0.00	0.000				
Bruce Ruffin, L ERA: 4.27 (9.1)	1.0		3	0	0	0	2	0	0	0	0	0	0	0	13	16	0.00	0.000				

Colorado Rockies @ Cincinnati Reds
Riverfront Stadium, Cincinnati, OH
Fri Aug 16 1996, 7:05 PM EDT
Att: 28,878 - Unknown - 85 F

AB	34
R	8
H	15
RBI	8
BB	2
SO	3
LOB	16



Batter	1	2	3	4	5	6	7	8	9	AB	R	H	RBI	BB	SO	LOB	TOP										
Eric Young Sr. R OBP: 0.410, SLG: 0.443 (1, 4)										4	0	1	0	0	0	1	<p>Colorado Rockies @ Cincinnati Reds Riverfront Stadium, Cincinnati, OH Sat Aug 17 1996, 7:05 PM EDT Unknown - 85 F</p> <p>livebaseballscores.com</p> <p>AB 31 R 3 H 6 RBI 3 BB 1 SO 4 LOB 7</p>										
Watt Weiss S OBP: 0.389, SLG: 0.374 (1, 6)										4	0	0	0	0	1	2											
Ellis Burks R OBP: 0.402, SLG: 0.635 (1, 8)										4	1	1	1	0	0	1											
Larry Walker L OBP: 0.350, SLG: 0.585 (1, 9)										4	1	1	0	0	1	0											
Andres Galarraga R OBP: 0.352, SLG: 0.570 (1, 3)										4	0	1	0	0	1	1											
Dante Bichette R OBP: 0.386, SLG: 0.530 (1, 7)										2	1	1	2	1	0	0											
Vinny Castilla R OBP: 0.344, SLG: 0.553 Darren Holmes R (7, 1)										3	0	0	0	0	0	1											
Jayhawk Owens R OBP: 0.327, SLG: 0.395 (1, 2)										3	0	1	0	0	1	0											
Roger Bailey R OBP: 0.357, SLG: 0.667 Mike Munoz L (7, 1)										2	0	0	0	0	0	1											
Jason Bates S OBP: 0.301, SLG: 0.293 (7, 5)										0	0	0	0	0	0	0											
Inning Stats	R: 0 E: 0 K: 0 S: 5	H: 1 LOB: 1 BB: 0 P: 8	R: 0 E: 0 K: 1 S: 9	H: 1 LOB: 1 BB: 1 P: 16	R: 0 E: 0 K: 0 S: 11	H: 1 LOB: 0 BB: 0 P: 17	R: 2 E: 0 K: 0 S: 11	H: 2 LOB: 0 BB: 0 P: 15	R: 0 E: 0 K: 1 S: 8	H: 0 LOB: 0 BB: 0 P: 10	R: 1 E: 0 K: 1 S: 7	H: 1 LOB: 0 BB: 0 P: 12	R: 0 E: 0 K: 0 S: 5	H: 0 LOB: 3 BB: 0 P: 8	R: 0 E: 0 K: 1 S: 11	H: 0 LOB: 0 BB: 0 P: 15	R: 0 E: 0 K: 0 S: 6	H: 0 LOB: 0 BB: 0 P: 9	1B: 3 2B: 1 3B: 0 HR: 2	SF: 0 SAC: 0 DP: 1 HBP: 0	WP: 0 PB: 0 SB: 1 CS: 1	PA: 32					
PITCHER	IP	WLS	BF	H	R	ER	SO	BB	IBB	HBP	BLK	WP	HR	S	P	ERA	WHIP										
John Smiley L ERA: 4.04 (1, 1)	7.0	W	26	6	3	3	3	1	0	0	0	0	2	56	86	3.86	1.000										
Hector Carrasco R ERA: 3.72 (8, 1)	1.0		3	0	0	0	1	0	0	0	0	0	0	11	15	0.00	0.000										
Jeff Brantley R ERA: 2.77 (9, 1)	1.0	S	3	0	0	0	0	0	0	0	0	0	0	6	9	0.00	0.000										

Batter	1	2	3	4	5	6	7	8	9	AB	R	H	RBI	BB	SO	LOB	BOTTOM										
Thomas Howard S OBP: 0.329, SLG: 0.458 (8, 7)										5	3	3	1	0	1	3	<p>Colorado Rockies @ Cincinnati Reds Riverfront Stadium, Cincinnati, OH Sat Aug 17 1996, 7:05 PM EDT Unknown - 85 F</p> <p>livebaseballscores.com</p> <p>AB 30 R 5 H 9 RBI 5 BB 6 SO 5 LOB 19</p>										
Lenny Harris L OBP: 0.320, SLG: 0.396 Eric Davis R OBP: 0.416, SLG: 0.569 (7, PH)										2	0	0	1	0	0	1											
Barry Larkin R OBP: 0.414, SLG: 0.561 (1, 6)										3	1	1	1	1	0	1											
Kevin Mitchell R OBP: 0.363, SLG: 0.397 Hector Carrasco R Jeff Brantley R (8, 1)										3	0	0	0	1	0	2											
Hal Morris L OBP: 0.348, SLG: 0.435 (1, 3)										3	0	1	2	1	0	1											
Reggie Sanders R OBP: 0.357, SLG: 0.467 (1, 9)										1	0	0	0	3	0	1											
Joe Oliver R OBP: 0.313, SLG: 0.411 (1, 2)										4	0	0	0	0	1	6											
Jeff Branson L OBP: 0.309, SLG: 0.399 (8, 5)										4	1	3	0	0	1	1											
John Smiley L OBP: 0.250, SLG: 0.245 Eric Owens R OBP: 0.272, SLG: 0.233 Bret Boone R OBP: 0.276, SLG: 0.345 (7, PH)										2	0	1	0	0	0	1											
Inning Stats	R: 1 E: 0 K: 0 S: 10	H: 1 LOB: 1 BB: 0 P: 16	R: 0 E: 0 K: 0 S: 9	H: 2 LOB: 1 BB: 1 P: 17	R: 0 E: 0 K: 0 S: 7	H: 0 LOB: 0 BB: 1 P: 14	R: 2 E: 0 K: 1 S: 11	H: 3 LOB: 1 BB: 0 P: 14	R: 0 E: 0 K: 1 S: 10	H: 0 LOB: 1 BB: 1 P: 17	R: 2 E: 0 K: 2 S: 22	H: 2 LOB: 3 BB: 3 P: 42	R: 0 E: 0 K: 2 S: 13	H: 1 LOB: 1 BB: 0 P: 19	1B: 6 2B: 2 3B: 1 HR: 0	SF: 1 SAC: 1 DP: 0 HBP: 0		WP: 1 PB: 0 SB: 1 CS: 2	PA: 38								
PITCHER	IP	WLS	BF	H	R	ER	SO	BB	IBB	HBP	BLK	WP	HR	S	P	ERA	WHIP										
Roger Bailey R ERA: 5.98 (1, 1)	6.0	L	4	1	2	2	1	0	1	0	0	0	0	9	17	27.00	1.500										
Mike Munoz L ERA: 8.7 (7, 1)	0.2		4	1	2	2	1	0	1	0	0	0	0	9	17	27.00	1.500										
Darren Holmes R ERA: 4.56 (7, 1)	1.1		8	2	0	0	3	2	0	0	0	0	0	26	44	0.00	3.000										

Batter	1	2	3	4	5	6	7	8	9	AB	R	H	RBI	BB	SO	LOB	TOP										
Eric Young Sr. R OBP: 0.408, SLG: 0.443 (1, 4)										4	0	1	1	0	0	5	Colorado Rockies @ Cincinnati Reds Riverfront Stadium, Cincinnati, OH Sat Aug 17 1996, 7:05 PM EDT Att: 34,225 - Unknown - 85 F										
Jason Bates S OBP: 0.306, SLG: 0.294 (1, 6)										3	0	1	0	1	1	1											
Walt Weiss S OBP: 0.388, SLG: 0.373 (7, 6)										1	0	0	0	0	2												
Ellis Burks R OBP: 0.403, SLG: 0.641 (1, 8)										5	2	3	1	0	1	1											
Larry Walker L OBP: 0.347, SLG: 0.590 (1, 9)										5	1	1	2	0	2	3											
Dante Bichette R OBP: 0.368, SLG: 0.536 (1, 7)										4	1	2	1	1	0	0											
Andres Galarraga R OBP: 0.352, SLG: 0.568 (1, 3)										5	0	2	0	0	1	0											
Vinny Castilla R OBP: 0.343, SLG: 0.551 (1, 5)										4	1	1	0	0	1	3											
Jeff Reed L OBP: 0.366, SLG: 0.430 (1, 2)										3	0	1	0	1	0	1											
Marvin Freeman R OBP: 0.163, SLG: 0.122 (6, 1)										3	0	1	0	0	1	3											
Inning Stats	R: 0 E: 0 K: 0 S: 12	H: 0 LOB: 1 BB: 1 P: 22	R: 0 E: 0 K: 1 S: 11	H: 2 LOB: 3 BB: 1 P: 20	R: 3 E: 0 K: 1 S: 14	H: 4 LOB: 1 BB: 0 P: 21	R: 0 E: 0 K: 1 S: 12	H: 2 LOB: 2 BB: 0 P: 19	R: 0 E: 0 K: 0 S: 8	H: 0 LOB: 0 BB: 0 P: 12	R: 0 E: 0 K: 0 S: 5	H: 2 LOB: 2 BB: 0 P: 7	R: 0 E: 0 K: 2 S: 11	H: 0 LOB: 0 BB: 1 P: 22	R: 1 E: 0 K: 0 S: 10	H: 2 LOB: 2 BB: 1 P: 20	R: 1 E: 0 K: 1 S: 10	H: 1 LOB: 0 BB: 0 P: 15	1B: 8 2B: 2 3B: 0 HR: 3	SF: 0 SAC: 1 DP: 0 HBP: 0	WP: 0 PB: 1 SB: 0 CS: 1	PA: 43					
PITCHER	IP	WLS	BF	H	R	ER	SO	BB	IBB	HBP	BLK	WP	HR	S	P	ERA	WHIP										
Giovanni Carrara R ERA: 9.9	5.0	25	7	8	3	3	4	2	0	0	0	0	2	57	94	5.40	2.000										
Scott Service R ERA: 3.41	2.0	7	2	0	0	2	1	0	0	0	0	0	0	16	29	0.00	1.500										
Jeff Shaw R ERA: 3.2	1.0	W 6	2	1	1	0	0	0	1	0	0	0	0	10	20	9.00	2.000										
Lee Smith R ERA: 3.18	1.0	4	1	1	1	1	1	0	0	0	0	0	1	10	15	9.00	1.000										

Batter	1	2	3	4	5	6	7	8	9	AB	R	H	RBI	BB	SO	LOB	BOTTOM										
Thomas Howard S OBP: 0.323, SLG: 0.448 (1, 7)										5	0	0	0	0	1	1	Colorado Rockies @ Cincinnati Reds Riverfront Stadium, Cincinnati, OH Sat Aug 17 1996, 7:05 PM EDT Att: 34,225 - Unknown - 85 F										
Willie Greene L OBP: 0.315, SLG: 0.414 (1, 5)										3	1	0	0	2	1	0											
Lee Smith R (9, 1)										0	0	0	0	0	0	0											
Hal Morris L OBP: 0.353, SLG: 0.448 (1, 3)										5	2	4	1	0	0	2											
Eric Davis R OBP: 0.416, SLG: 0.566 (1, 8)										5	1	2	0	0	2	3											
Eddie Taubensee L OBP: 0.331, SLG: 0.446 (1, 2)										4	1	3	2	0	0	1											
Reggie Sanders R OBP: 0.359, SLG: 0.477 (1, 9)										3	1	1	1	1	1	3											
Bret Boone R OBP: 0.275, SLG: 0.344 (1, 4)										4	1	1	1	0	0	3											
Jeff Branson L OBP: 0.312, SLG: 0.414 (1, 6)										4	1	2	2	0	0	2											
Giovanni Carrara R ERA: 6.09	5.0	23	7	2	2	3	3	2	0	0	0	0	0	50	77	3.60		1.800									
Curt Leskanic R ERA: 9.91	2.0	6	0	0	0	0	1	0	0	0	0	0	0	14	22	0.00	0.000										
Mike Munoz L ERA: 9.0	0.0	1	1	1	1	0	0	0	0	0	0	0	0	2	2	∞	∞										
Steve Reed R ERA: 4.26	0.1	L 5	4	4	4	4	1	0	0	0	0	0	3	11	17	108.00	12.000										
John Burke R ERA: 7.36	0.2	5	2	2	2	1	1	1	0	0	0	0	1	8	16	27.00	4.500										
Inning Stats	R: 1 E: 1 K: 0 S: 13	H: 2 LOB: 1 BB: 0 P: 19	R: 0 E: 0 K: 1 S: 9	H: 0 LOB: 1 BB: 1 P: 15	R: 0 E: 0 K: 1 S: 8	H: 1 LOB: 1 BB: 0 P: 10	R: 0 E: 0 K: 1 S: 6	H: 1 LOB: 0 BB: 0 P: 9	R: 0 E: 0 K: 0 S: 12	H: 1 LOB: 2 BB: 1 P: 22	R: 1 E: 0 K: 0 S: 9	H: 2 LOB: 1 BB: 0 P: 13	R: 0 E: 0 K: 1 S: 7	H: 0 LOB: 0 BB: 0 P: 11	R: 7 E: 0 K: 2 S: 21	H: 7 LOB: 1 BB: 1 P: 35	1B: 6 2B: 4 3B: 0 HR: 4	SF: 0 SAC: 0 DP: 1 HBP: 0	WP: 1 PB: 0 SB: 0 CS: 0	PA: 40							
PITCHER	IP	WLS	BF	H	R	ER	SO	BB	IBB	HBP	BLK	WP	HR	S	P	ERA	WHIP										

AB	37
R	5
H	13
RBI	5
BB	4
SO	7
LOB	19




AB	37
R	9
H	14
RBI	8
BB	3
SO	6
LOB	17




Batter	1	2	3	4	5	6	7	8	9	AB	R	H	RBI	BB	SO	LOB	TOP			
Eric Young Sr. R (1,4) OBP: 0.409, SLG: 0.442 Bruce Ruffin, S (7,1)	G6-3		1B BB		SH5-3 2B 1B		P3			3	1	1	0	1	0	0	Colorado Rockies @ Cincinnati Reds Riverfront Stadium, Cincinnati, OH Sun Aug 18, 1996, 3:33 AM EDT Att: 24,863 - Sunny - 89 F			
Quinton McCracken, S (1,8) OBP: 0.376, SLG: 0.396	K		1B		SH5-3		L8			3	0	1	0	0	1	0				
Dante Bichette, R (1,7) OBP: 0.369, SLG: 0.537	1B		F8		HR		G3-1			4	1	2	2	0	0	2				
Andres Galarraga, R (1,3) OBP: 0.354, SLG: 0.574	1B		F8		HR		G5-3			4	1	2	2	0	0	2				
Eric Anthony, L (1,9) OBP: 0.353, SLG: 0.483 Curt Leskanic, R (5,1) OBP: 0.333, SLG: 0.667 Jason Bates, S (7,4) OBP: 0.304, SLG: 0.292	F9			1B	K		P6			0	0	0	0	0	0	0				
Vinny Castilla, R (1,5) OBP: 0.340, SLG: 0.546		G6-3		P6	G1-3		G6-3			4	0	0	0	0	0	1				
Jeff Reed, L (1,2) OBP: 0.362, SLG: 0.424	G4-3		K			G4-3		K		4	0	0	0	0	2	1				
Walt Weiss, S (1,6) OBP: 0.385, SLG: 0.369	G3		G3			G3		G4-1		4	0	0	0	0	0	1				
Kevin Ritz, R (1,1) OBP: 0.263, SLG: 0.216 Larry Walker, L (5,9) OBP: 0.344, SLG: 0.584			K		SH5-3 2B 1B		P6		L9	2	1	1	0	0	1	0				
										2	0	0	0	0	0	0				
Inning Stats	R: 0 E: 0 K: 1 S: 12	H: 2 LOB: 2 BB: 0 P: 15	R: 0 E: 0 K: 0 S: 6	H: 0 LOB: 0 BB: 0 P: 10	R: 0 E: 0 K: 1 S: 9	H: 1 LOB: 2 BB: 1 P: 18	R: 0 E: 0 K: 1 S: 7	H: 1 LOB: 1 BB: 0 P: 11	R: 4 E: 0 K: 1 S: 17	H: 4 LOB: 0 BB: 0 P: 28	R: 0 E: 0 K: 0 S: 4	H: 0 LOB: 0 BB: 0 P: 4	R: 0 E: 0 K: 0 S: 6	H: 0 LOB: 0 BB: 0 P: 9	R: 0 E: 0 K: 1 S: 7	H: 0 LOB: 0 BB: 0 P: 11	1B: 6 2B: 1 3B: 0 HR: 1	SF: 0 SAC: 1 DP: 0 HBP: 0	WP: 0 PB: 0 SB: 1 CS: 0	PA: 36
PITCHER	IP WLS BF H R ER SO BB IBB HBP BLK WP HR S P ERA WHIP	IP WLS BF H R ER SO BB IBB HBP BLK WP HR S P ERA WHIP																		
Kevin Jarvis, R (1,1) ERA: 5.54 Jeff Shaw, R (6,1) ERA: 3.03	5.0 W 24 8 4 4 4 1 0 0 0 0 1 51 82 7.20 1.800	4.0 S 12 0 0 0 1 0 0 0 0 0 0 22 31 0.00 0.000																		

Batter	1	2	3	4	5	6	7	8	9	AB	R	H	RBI	BB	SO	LOB	BOTTOM			
Thomas Howard, S (1,8) OBP: 0.322, SLG: 0.449 Eric Davis, R (8,8) OBP: 0.415, SLG: 0.565	K	K			G3 BB 2B	K		K		4	1	1	0	0	3	1	Colorado Rockies @ Cincinnati Reds Riverfront Stadium, Cincinnati, OH Sun Aug 18, 1996, 3:33 AM EDT Att: 24,863 - Sunny - 89 F			
Jeff Branson, L (1,5) OBP: 0.310, SLG: 0.409	HR 1B		G3		B3-1-4	K		G3		5	1	1	0	0	1	1				
Barry Larkin, R (1,6) OBP: 0.416, SLG: 0.567	HR BB		G1-3		G3					2	1	0	0	2	0	1				
Kevin Mitchell, R (1,7) OBP: 0.372, SLG: 0.419	HR		WP 1B BB		BB BB BB		K			2	2	1	3	2	1	1				
Hal Morris, L (1,3) OBP: 0.354, SLG: 0.447	L9		WP 1B		BB BB 2B BB		G1-3			3	1	1	0	1	0	0				
Reggie Sanders, R (1,9) OBP: 0.357, SLG: 0.471	L4		K		BB BB 2B BB		K			3	1	0	1	1	2	2				
Bret Boone, R (1,4) OBP: 0.278, SLG: 0.352		G4-3			P2			HR		3	2	1	2	1	0	0				
Joe Oliver, R (1,2) OBP: 0.316, SLG: 0.418		SH3-4 1B			G4-3			G6-3		4	0	2	3	0	0	0				
Kevin Jarvis, L (1,1) OBP: 0.080, SLG: 0.080 Lenny Harris, L (5,PH) OBP: 0.317, SLG: 0.393 Jeff Shaw, R (6,1) ERA: 4.28				K	F7			K		1	0	0	0	0	1	0				
										1	0	0	0	0	1	0				
Inning Stats	R: 3 E: 0 K: 1 S: 12	H: 2 LOB: 1 BB: 1 P: 24	R: 0 E: 0 K: 1 S: 13	H: 1 LOB: 0 BB: 0 P: 19	R: 0 E: 0 K: 1 S: 10	H: 1 LOB: 2 BB: 1 P: 19	R: 0 E: 0 K: 1 S: 5	H: 0 LOB: 0 BB: 0 P: 9	R: 5 E: 0 K: 0 S: 15	H: 2 LOB: 1 BB: 4 P: 41	R: 0 E: 0 K: 3 S: 11	H: 0 LOB: 1 BB: 1 P: 19	R: 1 E: 0 K: 1 S: 13	H: 1 LOB: 0 BB: 0 P: 18	R: 0 E: 0 K: 2 S: 9	H: 0 LOB: 0 BB: 0 P: 12	1B: 3 2B: 2 3B: 0 HR: 2	SF: 0 SAC: 1 DP: 0 HBP: 0	WP: 2 PB: 0 SB: 0 CS: 0	PA: 38
PITCHER	IP WLS BF H R ER SO BB IBB HBP BLK WP HR S P ERA WHIP	IP WLS BF H R ER SO BB IBB HBP BLK WP HR S P ERA WHIP																		
Kevin Ritz, R (1,1) ERA: 5.09 Curt Leskanic, R (5,1) ERA: 6.75 Bruce Ruffin, L (7,1) ERA: 4.28	4.2 L 26 6 8 8 4 1 0 0 0 1 0 12 23 0.00 0.750	1.1 5 0 0 0 3 1 0 0 0 0 1 0 22 30 4.50 0.500																		



Batter	1	2	3	4	5	6	7	8	9	AB	R	H	RBI	BB	SO	LOB	TOP											
Eric Young Sr., R OBP: 0.409, SLG: 0.441	G5-3	F9		G6-4-3			G6-3		1B	4	0	1	0	1	0	1	Colorado Rockies @ Cincinnati Reds Riverfront Stadium, Cincinnati, OH Mon Aug 19 1996, 7:05 PM EDT Att: 22,670 - Unknown - 91 F AB 36 R 6 H 10 RBI 6 BB 4 SO 10 LOB 17 											
Ellis Burks, R OBP: 0.403, SLG: 0.640	2B		F7	G6-4-3					F9	5	1	2	0	0	0	3												
Larry Walker, L OBP: 0.345, SLG: 0.598	2B						P5			5	2	2	2	0	2	2												
Andres Galarraga, R OBP: 0.354, SLG: 0.574	2B			HR			K			5	0	2	1	0	3	1												
Dante Bichette, R OBP: 0.386, SLG: 0.533 Quinton McCracken, S OBP: 0.374, SLG: 0.354	K			K			G5-3		L8	4	0	0	0	0	2	1												
Vinny Castilla, R OBP: 0.340, SLG: 0.544	G6-3								L8	1	0	0	0	0	0	2												
Jayhawk Owens, R OBP: 0.337, SLG: 0.392										4	0	1	0	0	1	1												
Walt Weiss, S OBP: 0.386, SLG: 0.380										1	2	0	0	2	1	0												
Mark Thompson, R OBP: 0.146, SLG: 0.200 John Burke, S (8, 1) Bruce Ruffin, S (9, 1)										4	1	2	3	0	0	2												
Inning Stats	R: 2 E: 0 K: 1 S: 10	H: 3 LOB: 1 BB: 0 P: 11	R: 0 E: 0 K: 2 S: 11	H: 1 LOB: 1 BB: 0 P: 17	R: 1 E: 0 K: 2 S: 14	H: 1 LOB: 0 BB: 1 P: 19	R: 2 E: 0 K: 0 S: 12	H: 2 LOB: 1 BB: 1 P: 21	R: 0 E: 0 K: 2 S: 9	H: 0 LOB: 0 BB: 0 P: 13	R: 1 E: 0 K: 1 S: 9	H: 0 LOB: 0 BB: 1 P: 15	R: 0 E: 0 K: 1 S: 12	H: 1 LOB: 1 BB: 0 P: 18	R: 0 E: 0 K: 0 S: 11	H: 1 LOB: 2 BB: 1 P: 20	R: 0 E: 0 K: 1 S: 9	H: 1 LOB: 2 BB: 1 P: 17	1B: 4 2B: 4 3B: 0 HR: 2	SF: 0 SAC: 0 DP: 2 HBP: 1	WP: 1 PB: 0 SB: 4 CS: 0	PA: 41						
PITCHER	IP	WLS	BF	H	R	ER	SO	BB	IBB	HBP	BLK	WP	HR	S	P	ERA	WHIP											
Mark Portugal, R ERA: 3.66	(1, 1)	2.0	L	10	4	2	2	3	0	0	0	0	0	21	28	9.00	2.000											
Scott Service, R ERA: 4.09	(3, 1)	1.1		9	3	3	3	2	1	0	1	0	0	2	24	36	20.25	3.000										
Johnny Ruffin, R ERA: 5.46	(4, 1)	3.2		12	1	1	1	4	1	0	0	0	1	0	32	50	2.46	0.545										
Hector Carrasco, R ERA: 3.65	(8, 1)	1.0		5	1	0	0	0	1	0	0	0	0	0	11	20	0.00	2.000										
Roger Salkeld, R ERA: 5.24	(9, 1)	1.0		5	1	0	0	1	1	0	0	0	0	0	9	17	0.00	2.000										

Batter	1	2	3	4	5	6	7	8	9	AB	R	H	RBI	BB	SO	LOB	BOTTOM											
Thomas Howard, S OBP: 0.320, SLG: 0.444	K		L9		G3			F8	BB	5	0	1	1	0	1	1	Colorado Rockies @ Cincinnati Reds Riverfront Stadium, Cincinnati, OH Mon Aug 19 1996, 7:05 PM EDT Att: 22,670 - Unknown - 91 F AB 37 R 3 H 9 RBI 3 BB 2 SO 6 LOB 16 											
Hal Morris, L OBP: 0.383, SLG: 0.445 Joe Oliver, R OBP: 0.319, SLG: 0.418	E4						F7	FC6-4	BB	4	0	1	0	0	1	0												
Barry Larkin, R OBP: 0.413, SLG: 0.570	L8							HR		5	2	1	1	0	1	5												
Kevin Mitchell, R OBP: 0.375, SLG: 0.428	F9						F8			4	0	2	1	0	0	1												
Eric Davis, R OBP: 0.411, SLG: 0.557 Roger Salkeld, R (9, 1)			F8		G5-3					4	0	0	0	0	1	2												
Eddie Taubensee, L OBP: 0.333, SLG: 0.451					G3					4	1	2	0	0	0	1												
Bret Boone, R OBP: 0.275, SLG: 0.349							G4-3			4	0	0	0	0	2	2												
Jeff Branson, L OBP: 0.310, SLG: 0.408 Eric Owens, R OBP: 0.274, SLG: 0.232										3	0	1	0	0	0	1												
Mark Portugal, R ERA: 3.66 Scott Service, R ERA: 4.09 Johnny Ruffin, R ERA: 5.46 Willie Greene, L OBP: 0.300, SLG: 0.500 Hector Carrasco, R ERA: 3.65 Reggie Sanders, R OBP: 0.306, SLG: 0.470										0	0	0	0	0	0	0												
Inning Stats	R: 0 E: 1 K: 1 S: 10	H: 0 LOB: 1 BB: 0 P: 18	R: 0 E: 0 K: 1 S: 10	H: 1 LOB: 1 BB: 0 P: 19	R: 0 E: 0 K: 1 S: 10	H: 0 LOB: 0 BB: 0 P: 15	R: 0 E: 0 K: 0 S: 6	H: 1 LOB: 1 BB: 0 P: 13	R: 0 E: 0 K: 0 S: 10	H: 1 LOB: 1 BB: 0 P: 15	R: 1 E: 0 K: 0 S: 11	H: 1 LOB: 0 BB: 0 P: 16	R: 0 E: 0 K: 1 S: 9	H: 1 LOB: 1 BB: 0 P: 15	R: 1 E: 0 K: 1 S: 12	H: 2 LOB: 1 BB: 0 P: 18	R: 1 E: 0 K: 1 S: 18	H: 2 LOB: 3 BB: 2 P: 31	1B: 6 2B: 2 3B: 0 HR: 1	SF: 0 SAC: 0 DP: 0 HBP: 0	WP: 0 PB: 1 SB: 0 CS: 0	PA: 39						
PITCHER	IP	WLS	BF	H	R	ER	SO	BB	IBB	HBP	BLK	WP	HR	S	P	ERA	WHIP											
Mark Thompson, R ERA: 4.96	(1, 1)	7.2	W	30	6	2	2	4	0	0	0	0	0	1	73	122	2.35	0.783										
John Burke, R ERA: 6.75	(8, 1)	0.1		2	1	0	0	1	0	0	0	0	0	5	7	0.00	3.000											
Bruce Ruffin, L ERA: 4.37	(9, 1)	1.0		7	2	1	1	1	2	0	0	0	0	0	18	31	9.00	4.000										

Batter	1	2	3	4	5	6	7	8	9	AB	R	H	RBI	BB	SO	LOB	TOP											
Reggie Sanders, R OBP: 0.358, SLG: 0.468 (1, 9)	4-0 BB	2-1 CS	1-3 K		2-2 1B			1-3 K		3	0	1	0	1	2	0	Cincinnati Reds @ Atlanta Braves Atlanta-Fulton County Stadium, Atlanta, GA Tue Aug 20 1996, 7:05 PM EDT Att: 32,658 - Unknown - 85 F											
Thomas Howard, S OBP: 0.315, SLG: 0.437 (1, 7)	2-3 K		0-0 G5-3		0-0 L6-4			1-2 L6		4	0	0	0	0	1	4												
Barry Larkin, R OBP: 0.412, SLG: 0.565 (1, 6)	4-2 BB		3-2 F9			1-1 F9		1-0 P3		3	0	0	0	1	0	0												
Kevin Mitchell, R OBP: 0.372, SLG: 0.423 (1, 3)	0-0 P3			2-0 G4-6-3 1B		1-0 G6-3			2-2 G6-3	4	0	1	0	0	0	2												
Eric Davis, R OBP: 0.406, SLG: 0.550 (1, 8)	2-3 K			1-0 G4-6-3 1B		2-0 F9			1-1 G4-3	4	0	0	0	0	1	3												
Joe Oliver, R OBP: 0.315, SLG: 0.412 Eddie Taubensee, L OBP: 0.332, SLG: 0.449 (1, 2) (8, 2)		1-1 F9		3-2 G1-3			0-0 G5-3		2-3 K	3	0	0	0	0	0	0												
Bret Boone, R OBP: 0.275, SLG: 0.356 (1, 4)		0-2 HR			2-0 E5 1B BB		1-2 G4-3			3	1	1	1	0	0	0												
Lenny Harris, L OBP: 0.321, SLG: 0.396 (1, 5)		3-2 CS 1B			0-2 F8		1-0 1B			3	0	2	0	0	0	1												
Dave Burba, R OBP: 0.170, SLG: 0.240 (5, PH) Eric Owens, R OBP: 0.278, SLG: 0.232 (5, 1) Roger Sakelid, R (6, 1) Giovanni Carrara, R (7, PH) Willie Greene, L OBP: 0.312, SLG: 0.400 Kevin Jarvis, L OBP: 0.290, SLG: 0.390 (7, 1)		0-3 K			4-1 L6-4 1B 1-2 BB		0-0 G1-3			1	0	0	0	0	1	1												
Inning Stats	R: 0 E: 0 K: 2 S: 11	H: 0 LOB: 2 BB: 2 P: 23	R: 1 E: 0 K: 1 S: 15	H: 2 LOB: 0 BB: 0 P: 21	R: 0 E: 0 K: 1 S: 9	H: 0 LOB: 0 BB: 0 P: 13	R: 0 E: 0 K: 0 S: 5	H: 1 LOB: 2 BB: 1 P: 11	R: 0 E: 1 K: 0 S: 12	H: 0 LOB: 0 BB: 0 P: 8	R: 0 E: 0 K: 1 S: 6	H: 1 LOB: 1 BB: 0 P: 8	R: 0 E: 0 K: 1 S: 7	H: 0 LOB: 0 BB: 0 P: 10	R: 0 E: 0 K: 1 S: 11	H: 0 LOB: 0 BB: 0 P: 16		1B: 4 2B: 1 3B: 0 HR: 1	SF: 0 SAC: 0 DP: 2 HBP: 0	WP: 0 PB: 0 SB: 1 CS: 2	PA: 34							
PITCHER	IP	WLS	BF	H	R	ER	SO	BB	IBB	HBP	BLK	WP	HR	S	P	ERA	WHIP											
Tom Glavine, L ERA: 2.82 Mark Wohlers, R ERA: 2.59	(1, 1)	8.0	W	30	5	1	5	3	0	0	0	0	0	1	69	114	1.12	1.000										
(9, 1)	1.0	S	3	0	0	0	1	0	0	0	0	0	0	0	11	16	0.00	0.000										

AB	30
R	1
H	5
RBI	1
BB	3
SO	6
LOB	12



Batter	1	2	3	4	5	6	7	8	9	AB	R	H	RBI	BB	SO	LOB	BOTTOM											
Marquis Grissom, R OBP: 0.355, SLG: 0.497 (1, 8)	1-2 10 G4-3 1B			2-1 1B		2-2 G4-3				4	0	2	0	0	1	2	Cincinnati Reds @ Atlanta Braves Atlanta-Fulton County Stadium, Atlanta, GA Tue Aug 20 1996, 7:05 PM EDT Att: 32,658 - Unknown - 85 F											
Terry Pendleton, S OBP: 0.296, SLG: 0.358 (1, 5)	0-3 K		1-1 HR	2-2 L9		0-0 F8				4	1	1	1	0	1	3												
10 Chipper Jones, S OBP: 0.397, SLG: 0.554 (1, 6)	1-0 G4-3 1-2		0-1 HR	2-0 F8		2-1 G3-1				4	1	1	1	0	0	3												
Fred McGriff, L OBP: 0.354, SLG: 0.492 (1, 3)	2-3 K		0-0 P6	0-0 L9		3-3 K				4	0	0	0	0	2	3												
Ryan Klesko, L OBP: 0.363, SLG: 0.553 (1, 7)		2-0 E SF8 1B	0-0 HR		2-0 E3		1-2 G4-3			4	2	2	1	0	0	0												
Jermaine Dye, R OBP: 0.326, SLG: 0.470 (1, 9)		0-1 E8 WP 1B	0-0 L9		1-1 F9			1-2 CS 1B		4	0	2	0	0	0	1												
Javy Lopez, R OBP: 0.313, SLG: 0.465 (1, 2)		0-0 SF8	0-2 1B		1-3 K			3-3 K		3	0	1	1	0	2	2												
Mark Lemke, S OBP: 0.329, SLG: 0.316 (1, 4)		3-H 4-2 BB	3-1 G4-3		3-2 G3			3-2 G4-3		3	0	0	0	1	0	2												
Tom Glavine, L OBP: 0.344, SLG: 0.357 Mark Wohlers, R (9, 1)	(1, 1)	4.0 L	22	4	3	3	3	1	0	0	0	0	0	0	0	0		0										
Inning Stats	R: 0 E: 0 K: 2 S: 10	H: 1 LOB: 1 BB: 0 P: 15	R: 1 E: 1 K: 1 S: 11	H: 2 LOB: 2 BB: 1 P: 20	R: 3 E: 0 K: 0 S: 12	H: 4 LOB: 1 BB: 0 P: 16	R: 0 E: 0 K: 0 S: 10	H: 2 LOB: 2 BB: 0 P: 16	R: 0 E: 1 K: 1 S: 10	H: 0 LOB: 1 BB: 0 P: 17	R: 0 E: 0 K: 1 S: 10	H: 0 LOB: 0 BB: 0 P: 16	R: 0 E: 0 K: 1 S: 10	H: 1 LOB: 0 BB: 0 P: 17	R: 0 E: 0 K: 1 S: 10	H: 0 LOB: 0 BB: 0 P: 17		1B: 7 2B: 1 3B: 0 HR: 3	SF: 1 SAC: 0 DP: 1 HBP: 0	WP: 1 PB: 0 SB: 0 CS: 1	PA: 35							
PITCHER	IP	WLS	BF	H	R	ER	SO	BB	IBB	HBP	BLK	WP	HR	S	P	ERA	WHIP											
Dave Burba, R ERA: 3.97 Roger Sakelid, R ERA: 5.19 Giovanni Carrara, R ERA: 0.43 Kevin Jarvis, R ERA: 5.42	(1, 1)	4.0	L	22	4	3	3	1	0	0	0	0	0	0	10	17	0.00	0.000										
(5, 1)	1.0		4	0	0	0	1	0	0	0	0	0	0	5	7	0.00	0.000											
(6, 1)	1.0		3	0	0	0	0	0	0	0	0	0	0	5	7	0.00	0.000											
(7, 1)	2.0		6	1	0	0	2	0	0	0	0	0	0	20	33	0.00	0.500											

AB	33
R	4
H	10
RBI	4
BB	1
SO	6
LOB	18



Batter	1	2	3	4	5	6	7	8	9	AB	R	H	RBI	BB	SO	LOB	TOP								
Thomas Howard, S OBP: 0.313, SLG: 0.440 (1, 9)	L3		K			1B	G5-3		B4-3	5	1	1	0	0	1	2									
Lenny Harris, L OBP: 0.324, SLG: 0.398 (1, 5)	FC6-4 1B			F7		F9 WP 1B		G4-3		4	0	2	1	0	0	0									
Barry Larkin, R OBP: 0.411, SLG: 0.562 (1, 6)	FC6-4 1-2			L8		K		S BLK 1B		4	1	1	0	0	1	2									
Kevin Mitchell, R OBP: 0.370, SLG: 0.419 (1, 7)	F8			1B		F9		F9		4	0	1	0	0	0	3									
Eric Davis, R OBP: 0.405, SLG: 0.545 (1, 8)		F9		F8		F9		1B S IBB		3	0	0	0	1	0	2									
Hal Morris, L OBP: 0.382, SLG: 0.443 (1, 3)		G3-1			L7		L7			4	0	1	1	0	0	0									
Eddie Taubensee, L OBP: 0.313, SLG: 0.446 Jeff Brantley, R (9, 1)			K		K		1B	K		4	0	1	0	0	3	2	AB 36								
Jeff Branson, L OBP: 0.313, SLG: 0.422 (1, 4)			G3		HR		L7		G1-6-3 1B	4	1	2	1	0	0	1	R 3								
Mike Remlinger, L Jeff Shaw, R Willie Greene, L Hector Carrasco, R Lee Smith, R Joe Oliver, R (1, 1) (5, 1) (7, PH) (7, 1) (8, 1) (8, 2)			F7		K		1-3 1B		G1-6-3 1-2	2	0	0	0	0	1	0	H 10								
Inning Stats	R: 0 E: 0 K: 0 S: 12	H: 1 LOB: 1 BB: 0 P: 17	R: 0 E: 0 K: 1 S: 9	H: 0 LOB: 0 BB: 0 P: 16	R: 0 E: 0 K: 1 S: 7	H: 0 LOB: 0 BB: 0 P: 9	R: 0 E: 0 K: 0 S: 8	H: 1 LOB: 1 BB: 0 P: 12	R: 1 E: 0 K: 2 S: 9	H: 1 LOB: 0 BB: 0 P: 12	R: 1 E: 0 K: 1 S: 14	H: 2 LOB: 1 BB: 0 P: 22	R: 0 E: 0 K: 0 S: 10	H: 2 LOB: 2 BB: 1 P: 14	R: 1 E: 0 K: 1 S: 16	H: 2 LOB: 2 BB: 1 P: 30	R: 0 E: 0 K: 0 S: 4	H: 1 LOB: 0 BB: 0 P: 6	1B: 8 2B: 0 3B: 1 HR: 1	SF: 0 SAC: 0 DP: 1 HBP: 0	WP: 1 PB: 0 SB: 2 CS: 0	PA: 37			
PITCHER	IP	WLS	BF	H	R	ER	SO	BB	IBB	HBP	BLK	WP	HR	S	P	ERA	WHIP								
29 John Smoltz, R ERA: 2.9 (1, 1)	7.0		28	7	2	2	5	0	0	0	0	1	1	69	102	2.57	1.000								
Brad Clontz, R ERA: 4.41 (8, 1)	0.2		4	1	1	1	0	0	1	0	1	0	0	8	18	13.50	1.500								
Pedro Borbon, L ERA: 2.78 (8, 1)	1.1	W	5	2	0	0	1	0	0	0	0	0	0	12	18	0.00	1.500								

Cincinnati Reds @ Atlanta Braves
Atlanta-Fulton County Stadium, Atlanta, GA
Wed Aug 21 1996, 7:05 PM EDT
Att: 29,213 - Unknown - 86 F

AB	36
R	3
H	10
RBI	3
BB	1
SO	6
LOB	13



Batter	1	2	3	4	5	6	7	8	9	AB	R	H	RBI	BB	SO	LOB	BOTTOM								
Marquis Grissom, R OBP: 0.354, SLG: 0.496 (1, 8)	L7		G1-3		FC6-4 1-2 2-3 3-H		2B		FC1-5 1-2 2-3	5	0	1	1	0	0	5									
Andruw Jones, R OBP: 0.273, SLG: 0.524 Brad Clontz, R (8, 1)	F9			K	K		K		SF9 2-H	4	0	0	0	0	3	3									
Pedro Borbon, R OBP: 1.000, SLG: 1.000 Luis Polonia, L OBP: 0.280, SLG: 0.305 (9, PH)										0	0	0	0	0	0	0									
10 Chipper Jones, S OBP: 0.397, SLG: 0.557 (1, 6)	G5-3			G6-3		L9 2B		1B G4-3 2B		4	1	2	0	0	0	0									
Fred McGriff, L OBP: 0.353, SLG: 0.490 (1, 3)		E3		F8		P4		G4-3 1B		4	0	1	0	0	0	1									
Terry Pendleton, S OBP: 0.298, SLG: 0.358 (1, 5)		K			BLK 2B 1B		BB	G4-3		3	1	1	1	1	1	1									
Jermaine Dye, R OBP: 0.325, SLG: 0.470 (8, 9)	F7				FC6-4 2B		L9	K		4	1	1	1	0	1	3									
Javy Lopez, R OBP: 0.311, SLG: 0.461 Dwight Smith, L OBP: 0.294, SLG: 0.315 Eddie Pérez, R OBP: 0.336, SLG: 0.465 (1, 2) (6, PH) (9, 2)			G3-1		K	K		G3		3	0	0	0	0	2	3	AB 34								
Mark Lemke, S OBP: 0.333, SLG: 0.319 (1, 4)					FC6-4 29 SH1-4 1B		F7	FC1-5 1B		3	0	2	0	1	0	0	R 4								
29 John Smoltz, R OBP: 0.235, SLG: 0.250 Ryan Klesko, L OBP: 0.363, SLG: 0.553 (7, PH)			SH1-4			FC6-4 1-2 1B		F8	WP FC1-5 SF9 1B	1	0	1	0	0	0	0	H 10								
Inning Stats	R: 0 E: 0 K: 0 S: 8	H: 0 LOB: 0 BB: 0 P: 11	R: 0 E: 1 K: 1 S: 5	H: 0 LOB: 0 BB: 0 P: 8	R: 0 E: 0 K: 1 S: 9	H: 1 LOB: 1 BB: 0 P: 17	R: 0 E: 0 K: 1 S: 8	H: 0 LOB: 0 BB: 0 P: 12	R: 2 E: 0 K: 2 S: 18	H: 3 LOB: 2 BB: 1 P: 30	R: 0 E: 0 K: 1 S: 11	H: 1 LOB: 2 BB: 1 P: 18	R: 0 E: 0 K: 1 S: 10	H: 1 LOB: 1 BB: 0 P: 15	R: 1 E: 0 K: 0 S: 16	H: 2 LOB: 1 BB: 0 P: 23	R: 1 E: 0 K: 0 S: 9	H: 2 LOB: 1 BB: 0 P: 14	1B: 6 2B: 4 3B: 0 HR: 0	SF: 1 SAC: 1 DP: 0 HBP: 0	WP: 1 PB: 0 SB: 0 CS: 0	PA: 38			
PITCHER	IP	WLS	BF	H	R	ER	SO	BB	IBB	HBP	BLK	WP	HR	S	P	ERA	WHIP								
Mike Remlinger, L ERA: 3.38 (1, 1)	4.1		17	3	2	2	3	1	0	0	1	0	0	19	28	0.00	1.800								
Jeff Shaw, R ERA: 2.96 (5, 1)	1.2		8	2	0	0	2	1	0	0	0	0	0	19	28	0.00	1.800								
Hector Carrasco, R ERA: 3.75 (7, 1)	1.0		6	3	1	1	1	0	0	0	0	0	0	18	25	9.00	3.000								
Lee Smith, R ERA: 3.11 (8, 1)	1.0		3	0	0	0	1	0	0	0	0	0	0	8	13	0.00	0.000								
Jeff Brantley, R ERA: 2.89 (9, 1)	0.2	L	4	2	1	1	0	0	0	0	0	1	0	9	14	13.50	3.000								

Cincinnati Reds @ Atlanta Braves
Atlanta-Fulton County Stadium, Atlanta, GA
Wed Aug 21 1996, 7:05 PM EDT
Att: 29,213 - Unknown - 86 F

AB	34
R	4
H	10
RBI	4
BB	2
SO	7
LOB	17



Batter	1	2	3	4	5	6	7	8	9	AB	R	H	RBI	BB	SO	LOB	TOP			
Thomas Howard, S (1, 7) OBP: 0.315, SLG: 0.439	P5	HBP		2B	1B		F8			4	1	2	2	0	0	0				
Lenny Harris, L (1, 5) OBP: 0.324, SLG: 0.397	S	G4-3		P2	P6			F9		4	0	0	0	1	0	5				
Bary Larkin, R (1, 6) OBP: 0.411, SLG: 0.568	P6		P3	S		F7		G6-3	1B	3	0	1	2	0	0	1				
Jeff Branson, L (6, PH) OBP: 0.313, SLG: 0.421				1-H	2-H					2	0	1	0	0	0	0				
Eric Davis, R (1, 8) OBP: 0.406, SLG: 0.543			0-1	2-0			1-3			3	0	1	0	1	1	1				
Willie Greene, L (8, PH) OBP: 0.314, SLG: 0.405			WP	G5-3			K	G6-3		1	0	0	0	0	0	1				
Eddie Taubensee, L (1, 2) OBP: 0.333, SLG: 0.446	G4-3		0-0	2-3						5	1	2	0	0	0	3				
Hal Morris, L (1, 3) OBP: 0.357, SLG: 0.445		2-2	4-2			1B				4	2	3	0	1	1	0				
Reggie Sanders, R (1, 9) OBP: 0.358, SLG: 0.469		2-2	1-3			E				5	0	1	0	0	2	6				
Bret Boone, R (1, 4) OBP: 0.274, SLG: 0.352		1-1	2-3							3	1	1	1	0	1	0				
Giovanni Carrara, R (1, 1)		2-3								4	1	0	0	0	0	3				
Scott Service, R (8, 1)		3-2								0	0	0	0	0	0	0				
Lee Smith, R (8, 1)										0	0	0	0	0	0	0				
Jeff Brantley, R (9, 1)										0	0	0	0	0	0	0				
Inning Stats	R: 0 E: 0 K: 0 S: 12	H: 0 LOB: 2 BB: 2 P: 24	R: 1 E: 0 K: 0 S: 17	H: 2 LOB: 2 BB: 0 P: 26	R: 0 E: 0 K: 1 S: 10	H: 1 LOB: 2 BB: 1 P: 16	R: 2 E: 1 K: 1 S: 10	H: 2 LOB: 1 BB: 0 P: 17	R: 3 E: 0 K: 1 S: 16	H: 4 LOB: 1 BB: 0 P: 24	R: 0 E: 0 K: 0 S: 5	H: 0 LOB: 0 BB: 0 P: 6	R: 0 E: 0 K: 0 S: 7	H: 1 LOB: 0 BB: 0 P: 11	R: 0 E: 0 K: 1 S: 7	H: 0 LOB: 0 BB: 0 P: 12	1B: 9 2B: 3 3B: 0 HR: 0	SF: 1 SAC: 0 DP: 1 HBP: 1	WP: 1 PB: 0 SB: 2 CS: 0	PA: 43
PITCHER	IP WLS BF H R ER SO BB IBB HBP BLK WP HR S P ERA WHIP																			
Marc Valdes, R (1, 1) ERA: 6.33	4.2 L 27 8 6 4 3 3 0 1 0 1 0 62 104 7.71 2.357																			
Yorkis Perez, L (5, 1) ERA: 5.23	0.1 2 1 0 0 0 0 0 0 0 0 0 3 3 0.00 3.000																			
Mark Hutton, R (6, 1) ERA: 5.48	2.0 8 2 0 0 1 0 0 0 0 0 0 17 25 0.00 1.000																			
Miguel Batista, R (8, 1) ERA: 3.0	1.0 3 1 0 0 0 0 0 0 0 0 0 7 11 0.00 1.000																			
Felix Heredia, L (9, 1) ERA: 3.0	1.0 3 0 0 0 1 0 0 0 0 0 0 7 12 0.00 0.000																			

Cincinnati Reds @ Florida Marlins
Joe Robbie Stadium, Miami, FL
Fri Aug 23 1996, 3:33 AM EDT
Cloudy - 83 F

AB	38
R	6
H	12
RBI	5
BB	3
SO	5
LOB	20

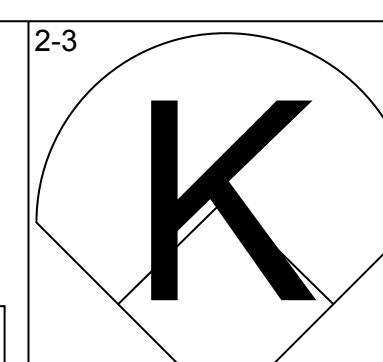
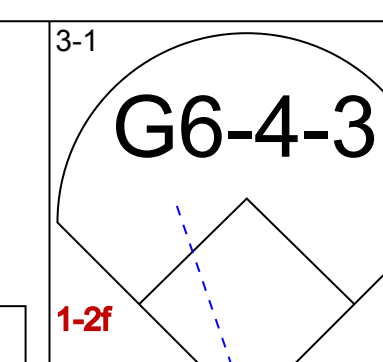
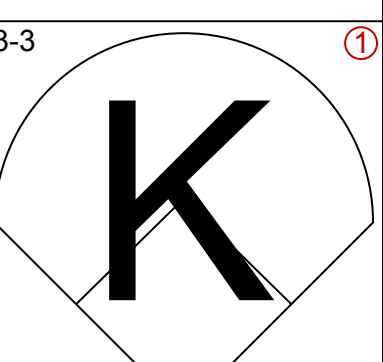
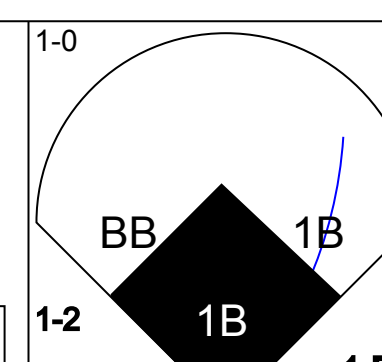
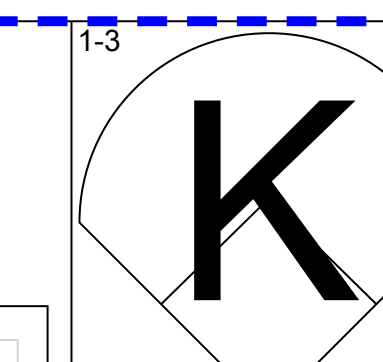
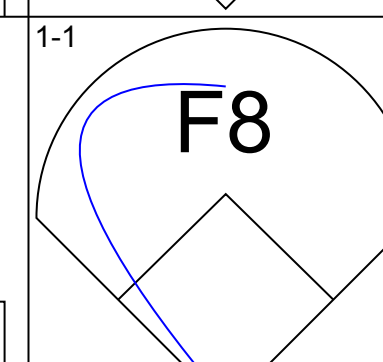
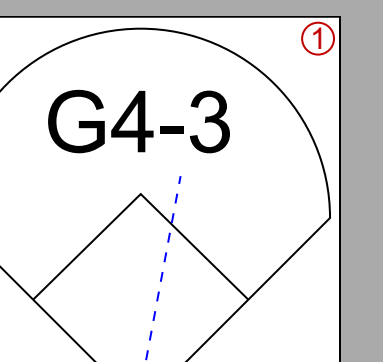
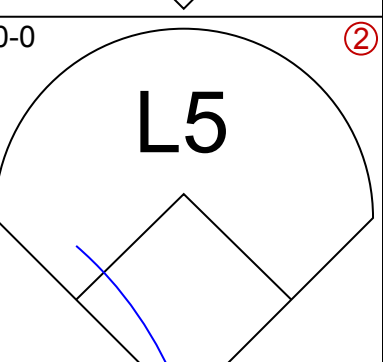
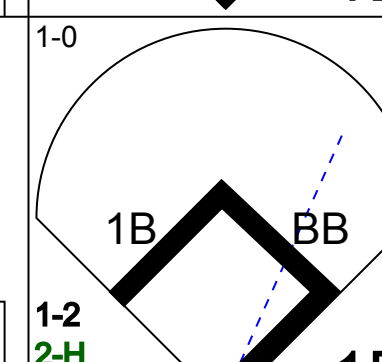
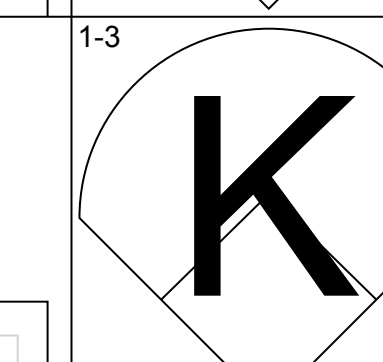
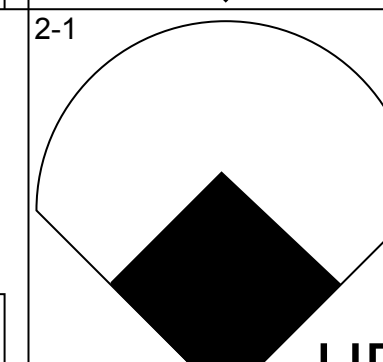
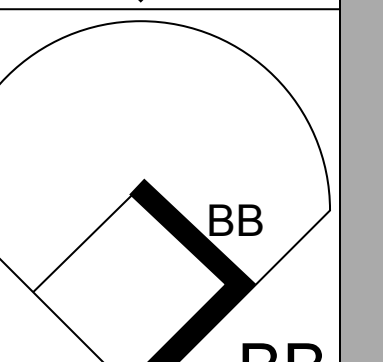
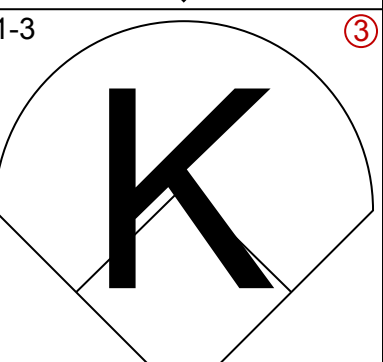
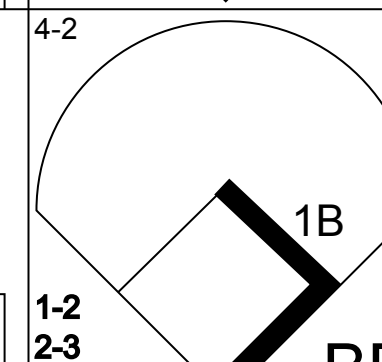
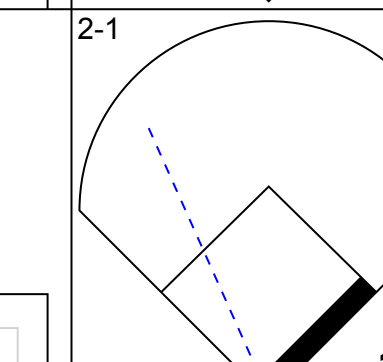
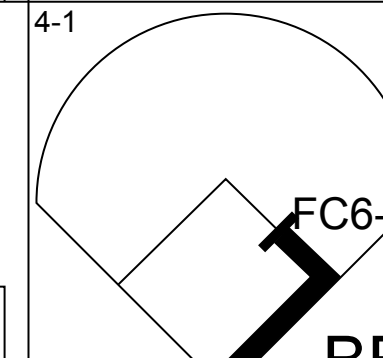
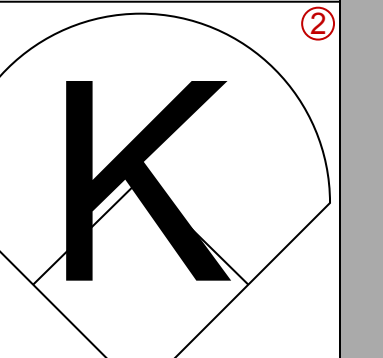
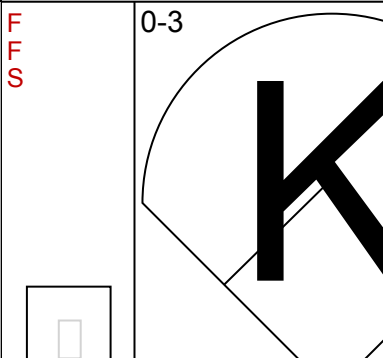
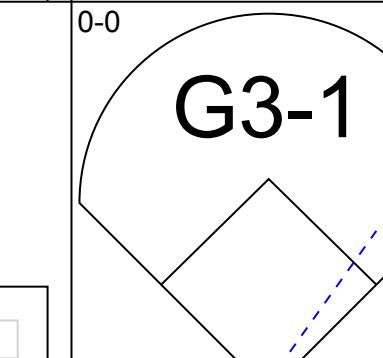
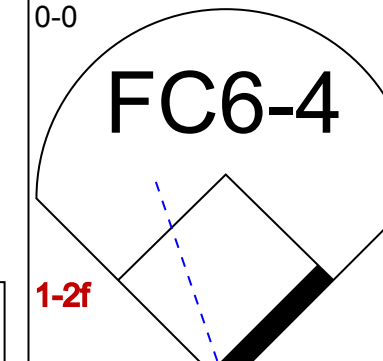
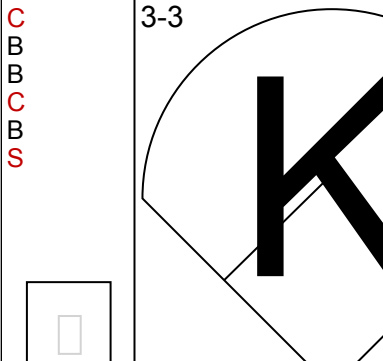


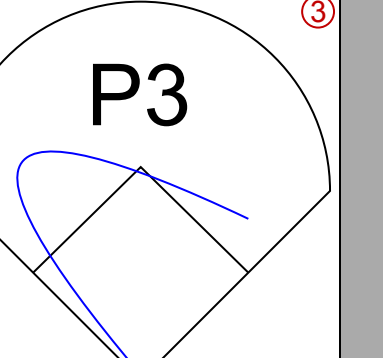
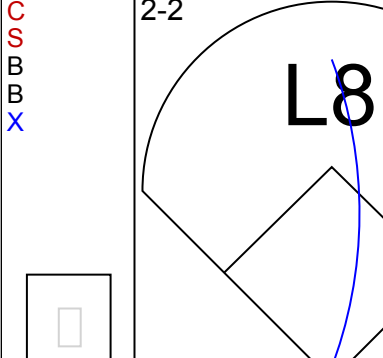

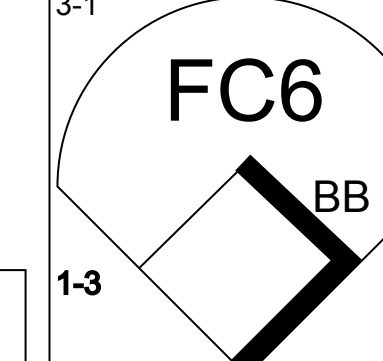


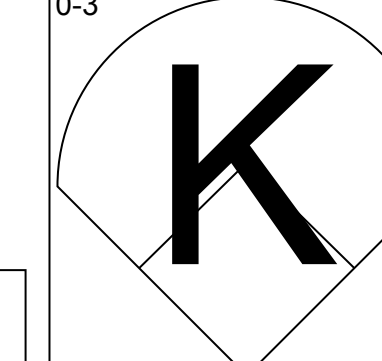
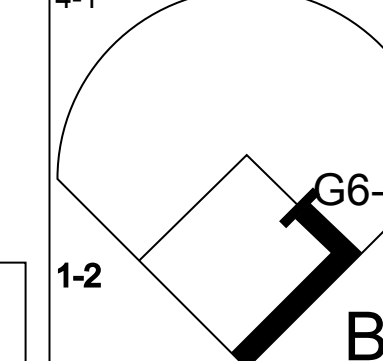
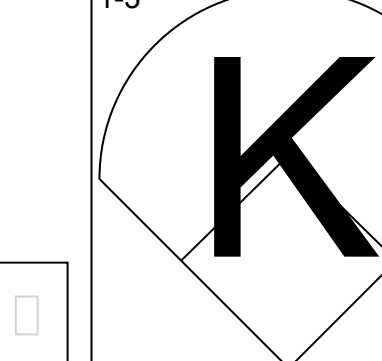
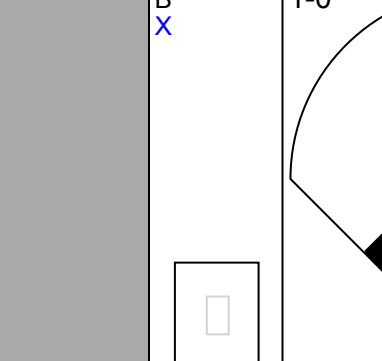

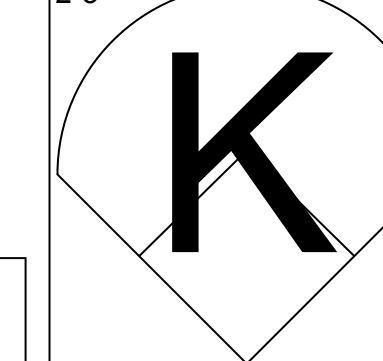
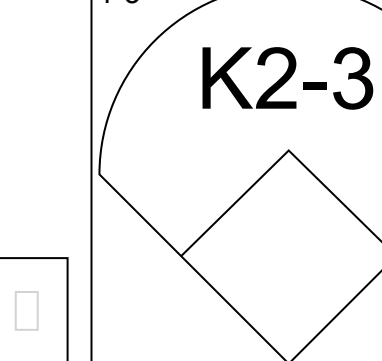
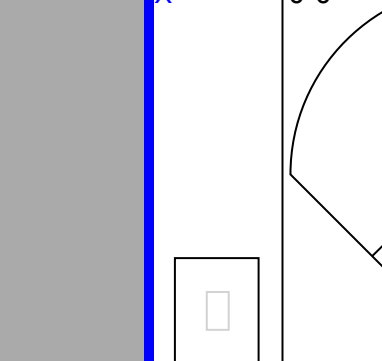

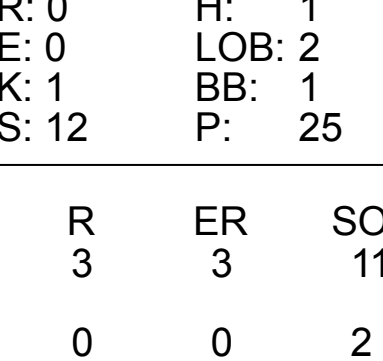
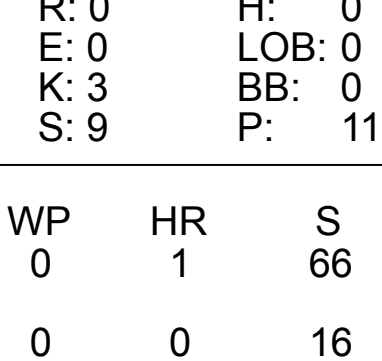
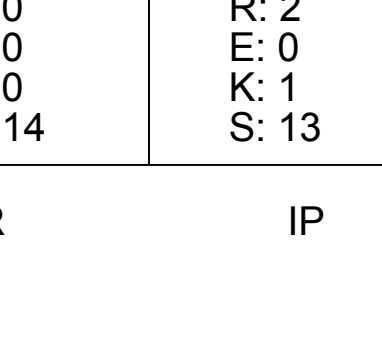
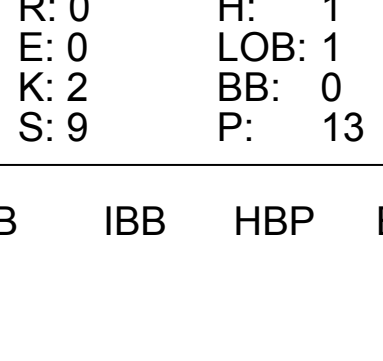


Batter	1	2	3	4	5	6	7	8	9	AB	R	H	RBI	BB	SO	LOB	BOTTOM					
Luis Castillo, S (1, 4) OBP: 0.323, SLG: 0.305	K					K	K		SH1-4	5	0	2	0	0	3	1						
Edgar Renteria, R (1, 6) OBP: 0.345, SLG: 0.392	F8					F7			SH1-4	4	1	2	1	1	0	0						
Gary Sheffield, R (1, 9) OBP: 0.445, SLG: 0.617									SH1-4	1	0	0	0	2	0	1						
Jesus Tavaréz, S (6, PR) OBP: 0.230, SLG: 0.207	2B		G5-4-3						SH1-4	1	0	0	0	0	0	0						
Jeff Conine, R (1, 7) OBP: 0.361, SLG: 0.484										4	1	2	0	1	0	1						
Devon White, S (1, 8) OBP: 0.316, SLG: 0.422										4	0	0	1	1	1	3						
Greg Colbrunn, R (1, 3) OBP: 0.334, SLG: 0.440										5	2	2	1	0	2	6						
Kurt Abbott, R (1, 5) OBP: 0.324, SLG: 0.466										3	1	1	0	1	1	0						
Joe Siddall, L (1, 2) OBP: 0.184, SLG: 0.170										3	0	0	0	0	0	1						
Joe Orsulak, L (8, PH) OBP: 0.392, SLG: 0.309										1	0	1	1	0	0	0						
Rob Natal, R (9, 2) OBP: 0.218, SLG: 0.167										0	0	0	0	0	0	0						
Marc Valdes, R (1, 1) ERA: 6.04										1	0	0	0	0	0	0						
Yorkis Perez, L (5, 1) ERA: 5.23										0	0	0	0	0	0	0						
Craig Grebeck, R (6, PH) ERA: 5.48										1	0	0	0	0	0	0						
Mark Hutton, R (8, 1) ERA: 5.48										0	0	0	0	0	0	0						
Alex Arias, R (7, PH) ERA: 3.0										1	0	1	1	0	0	0						
Miguel Batista, R (8, 1) ERA: 3.0										0	0	0	0	0	0	0						
Billy McMillon, L (8, PH) ERA: 3.0										1	0	0	0	0	0	1						
Felix Heredia, L (9, 1) ERA: 3.0										0	0	0	0	0	0	0						
Inning Stats	R: 0 E: 0 K: 2 S: 12	H: 1 LOB: 3 BB: 2 P: 26	R: 0 E: 0 K: 0 S: 4	H: 0 LOB: 0 BB: 0 P: 4	R: 0 E: 0 K: 0 S: 8	H: 2 LOB: 0 BB: 0 P: 12	R: 0 E: 0 K: 0 S: 4	H: 0 LOB: 0 BB: 0 P: 6	R: 0 E: 0 K: 1 S: 7	H: 0 LOB: 0 BB: 0 P: 12	R: 0 E: 0 K: 1 S: 11	H: 0 LOB: 1 BB: 1 P: 17	R: 2 E: 0 K: 2 S: 18	H: 3 LOB: 1 BB: 0 P: 26	R: 3 E: 0 K: 1 S: 15	H: 4 LOB: 2 BB: 1 P: 31	R: 0 E: 0 K: 1 S: 19	H: 1 LOB: 3 BB: 2 P: 33	1B: 4 2B: 4 3B: 1 HR: 2	SF: 0 SAC: 1 DP: 1 HBP: 0	WP: 0 PB: 0 SB: 0 CS: 1	PA: 42
PITCHER	IP WLS BF H R ER SO BB IBB HBP BLK WP HR S P ERA WHIP																					
Giovanni Carrara, R (1, 1) ERA: 6.04	7.0 W 29 7 3 3 6 2 1 0 0 0 0 2 66 107 3.86 1.286																					
Scott Service, R (8, 1) ERA: 4.54	0.2 4 2 1 1 0 0 0 0 0 0 0 8 13 13.50 3.000																					
Lee Smith, R (8, 1) ERA: 3.0	0.1 3 1 1 1 1 1 0 0 0 0 0 5 14 27.00 6.000																					
Jeff Brantley, R (9, 1) ERA: 2.79	1.0 S 6 1 0 0 1 1 1 0 0 0 0 0 19 33 0.00 2.000																					

Cincinnati Reds @ Florida Marlins
Joe Robbie Stadium, Miami, FL
Fri Aug 23 1996, 3:33 AM EDT
Cloudy - 83 F

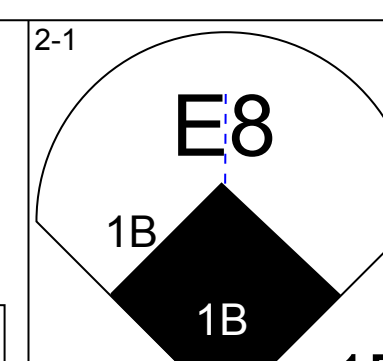
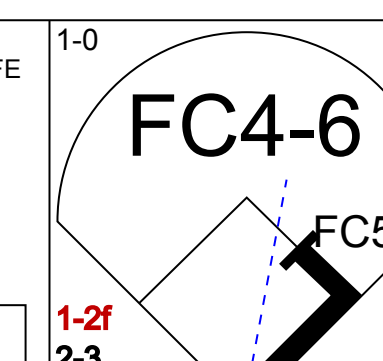
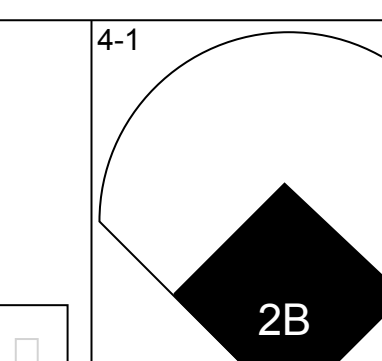
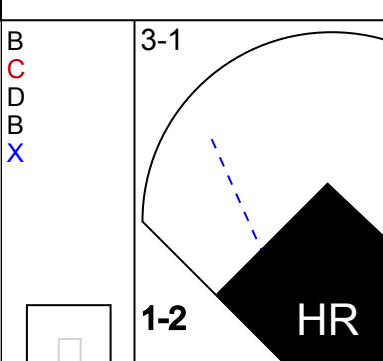
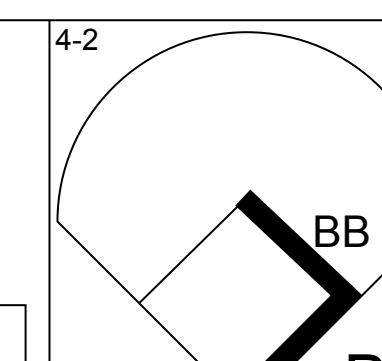
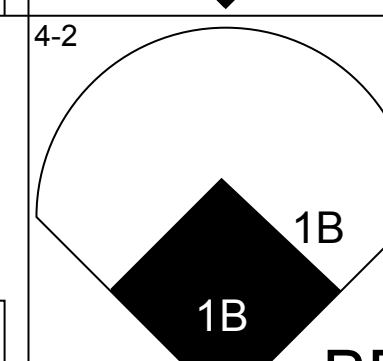
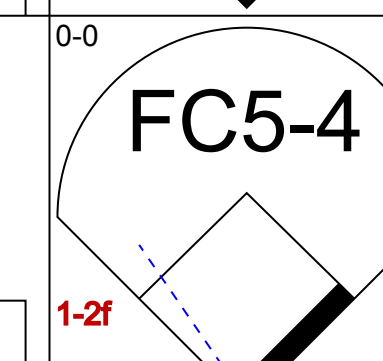
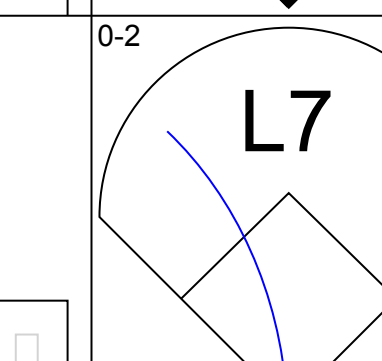
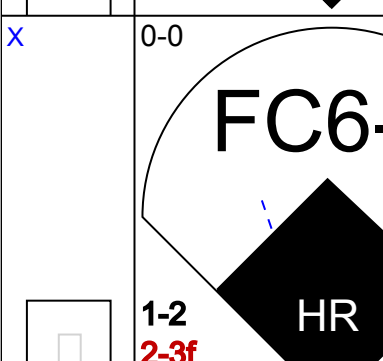
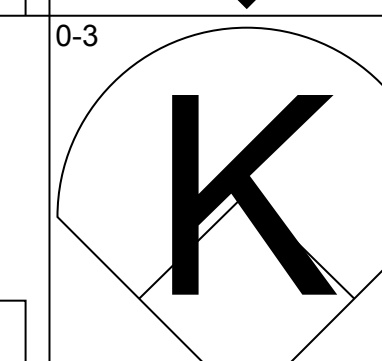
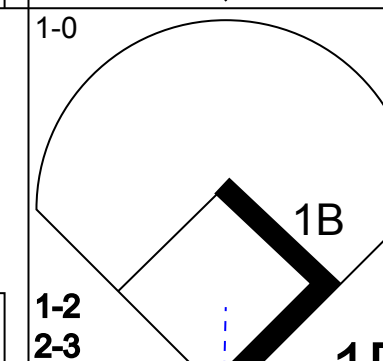
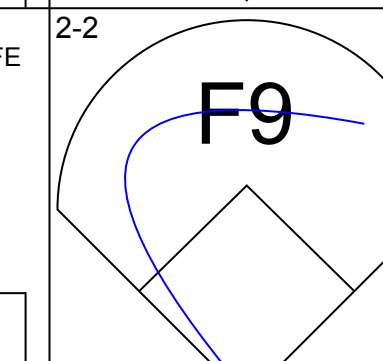
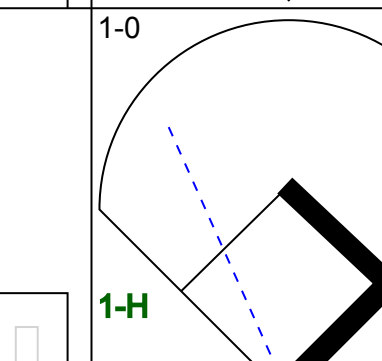
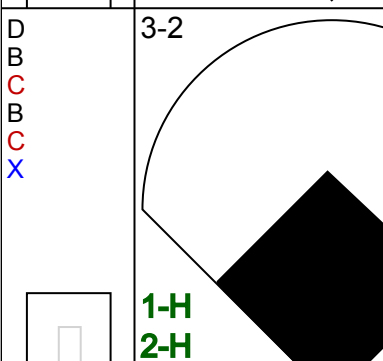
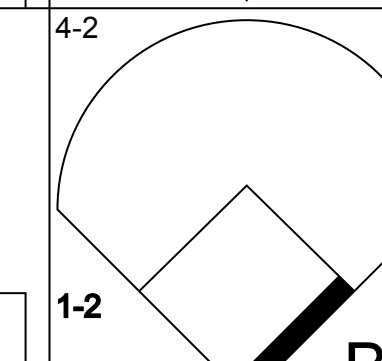
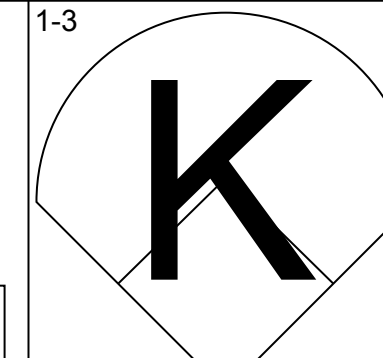
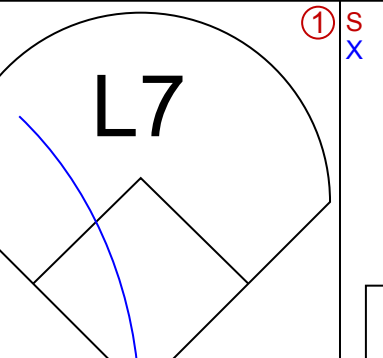
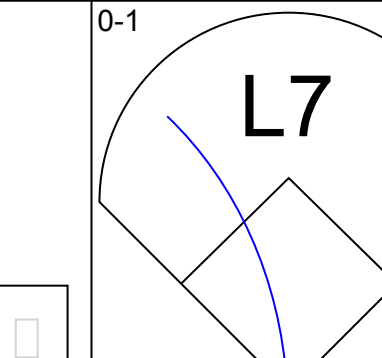
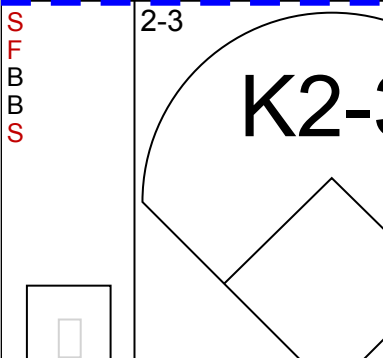
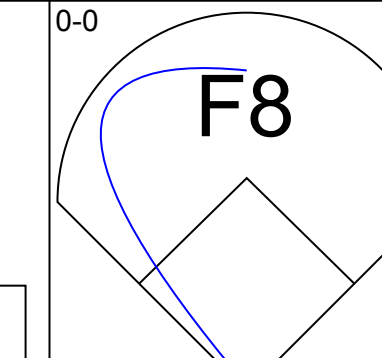
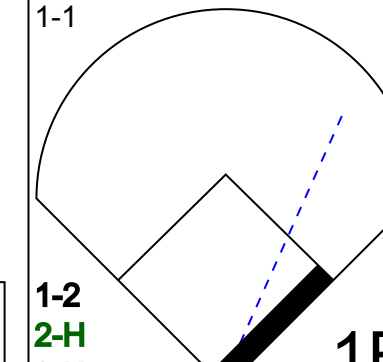
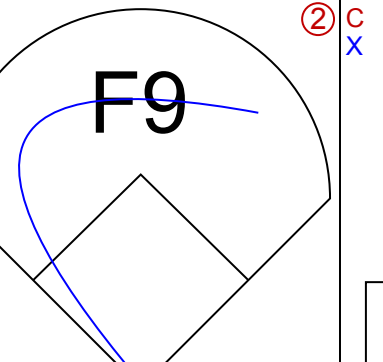
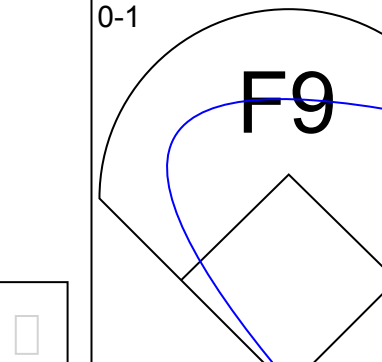
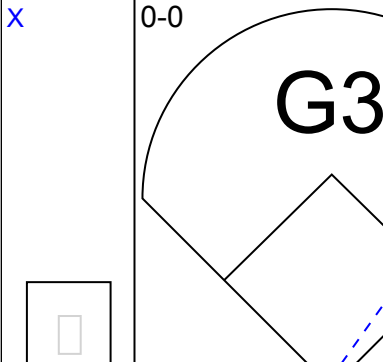
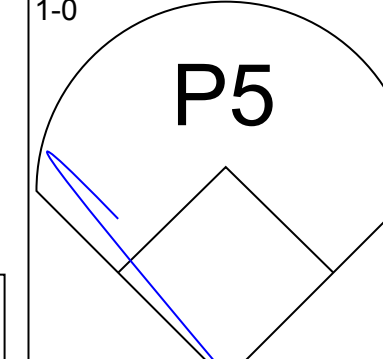
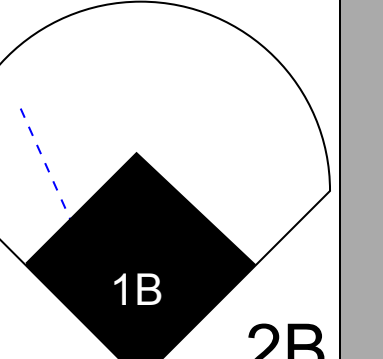
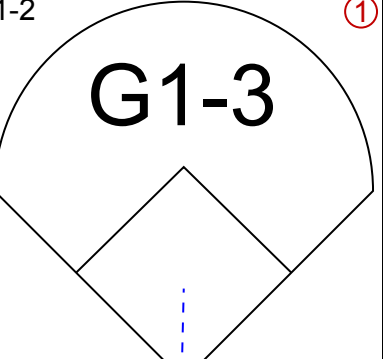
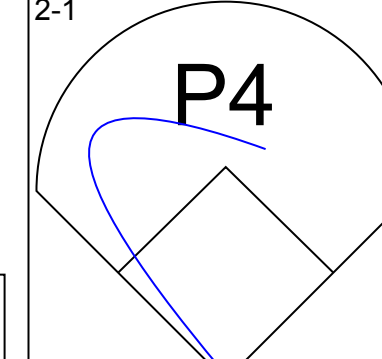
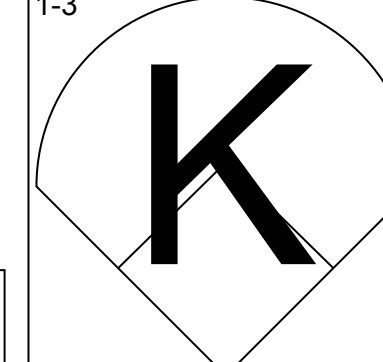
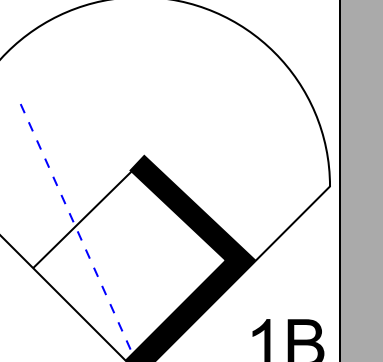

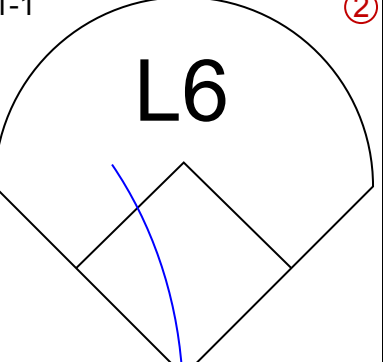
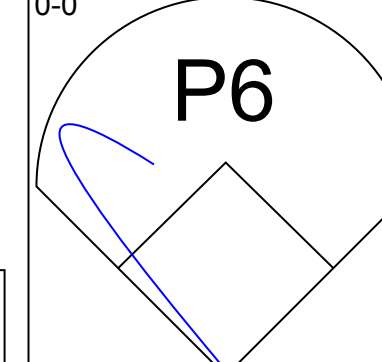
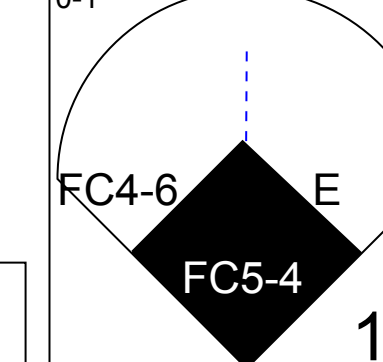
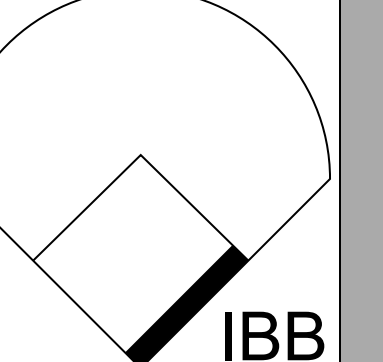

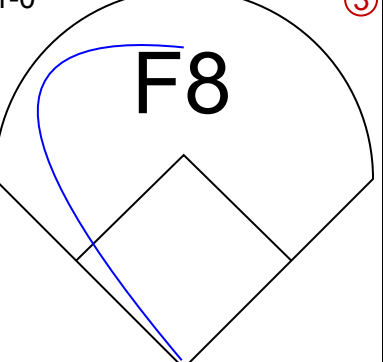
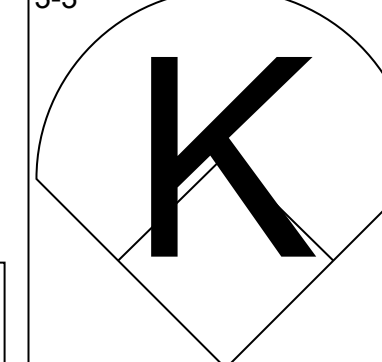

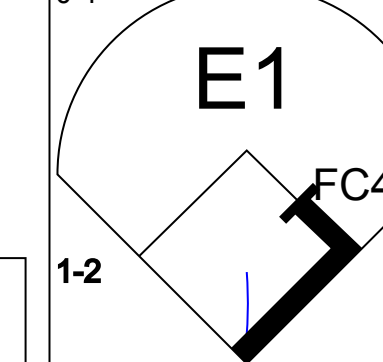
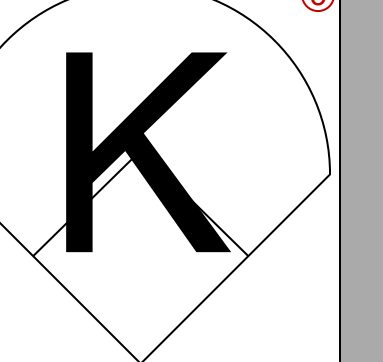
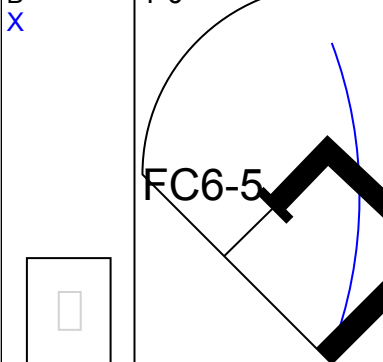
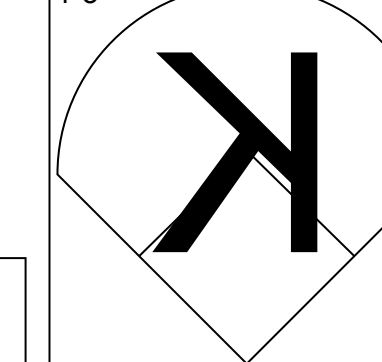
AB	35
R	5
H	11
RBI	5
BB	6
SO	8
LOB	15

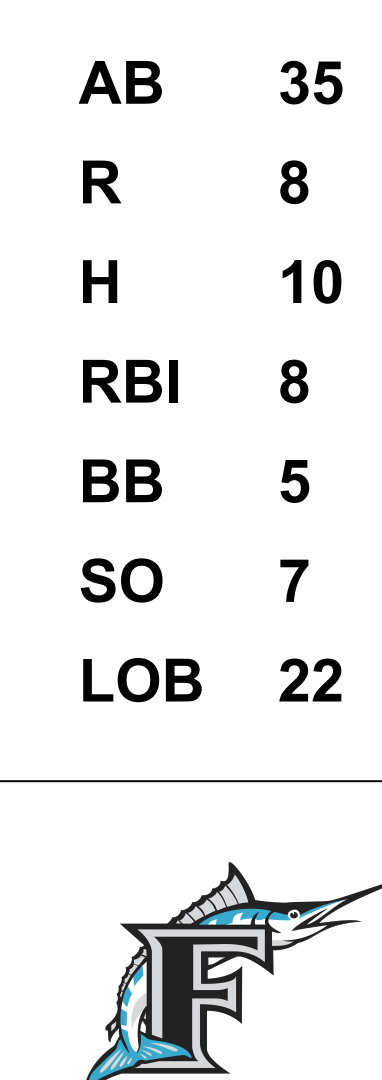


Batter	1	2	3	4	5	6	7	8	9	AB	R	H	RBI	BB	SO	LOB	TOP			
Reggie Sanders, R OBP: 0.356, SLG: 0.465										5	1	1	0	0	3	3	Cincinnati Reds @ Florida Marlins Joe Robbie Stadium, Miami, FL Fri Aug 23, 1996, 7:05 PM EDT Att: 21,497 - Unknown - 76 F			
Hal Morris, L OBP: 0.355, SLG: 0.442										5	0	1	1	0	1	0				
Barry Larkin, R OBP: 0.415, SLG: 0.576										3	1	2	1	2	1	0				
Kevin Mitchell, R OBP: 0.376, SLG: 0.431 Scott Service, R (7, 1)										3	0	1	1	1	2	1				
Thomas Howard, S OBP: 0.314, SLG: 0.437										0	0	0	0	0	0	0				
Eric Davis, R OBP: 0.404, SLG: 0.538										1	0	0	0	0	0	1				
Bret Boone, R OBP: 0.274, SLG: 0.351										3	0	0	0	0	2	1				
Joe Oliver, R OBP: 0.309, SLG: 0.399 Eddie Taubensee, L OBP: 0.300, SLG: 0.500										1	0	0	0	0	1	0				
Willie Greene, L OBP: 0.322, SLG: 0.409										3	1	2	0	1	1	0				
Kevin Jarvis, L OBP: 0.074, SLG: 0.074 Johnny Ruffin, R OBP: 0.500, SLG: 0.500 Lenny Harris, L OBP: 0.322, SLG: 0.394										2	0	0	0	0	2	3				
Inning Stats	R: 1 E: 0 K: 1 S: 9	H: 1 LOB: 1 BB: 1 P: 18	R: 0 E: 0 K: 1 S: 12	H: 1 LOB: 2 BB: 1 P: 25	R: 0 E: 0 K: 1 S: 10	H: 0 LOB: 2 BB: 2 P: 21	R: 0 E: 0 K: 3 S: 9	H: 0 LOB: 0 BB: 0 P: 11	R: 0 E: 0 K: 2 S: 8	H: 0 LOB: 0 BB: 0 P: 12	R: 2 E: 0 K: 1 S: 13	H: 4 LOB: 3 BB: 1 P: 24	R: 0 E: 0 K: 2 S: 12	H: 1 LOB: 1 BB: 0 P: 17	R: 0 E: 0 K: 2 S: 9	H: 1 LOB: 1 BB: 0 P: 13	1B: 7 2B: 0 3B: 0 HR: 1	SF: 0 SAC: 0 DP: 1 HBP: 0	WP: 0 PB: 1 SB: 0 CS: 0	PA: 40
PITCHER	IP	WLS	BF	H	R	ER	SO	BB	IBB	HBP	BLK	WP	HR	S	P	ERA	WHIP			
Al Leiter, L ERA: 2.91	6.2	W	30	5	3	3	11	5	0	0	0	0	1	66	118	4.05	1.500			
Jay Powell, R ERA: 3.75	1.1		6	2	0	0	2	0	0	0	0	0	0	16	24	0.00	1.500			
Robb Nen, R ERA: 2.03	1.0		4	1	0	0	2	0	0	0	0	0	0	9	13	0.00	1.000			

AB	35
R	3
H	8
RBI	3
BB	5
SO	15
LOB	17



Batter	1	2	3	4	5	6	7	8	9	AB	R	H	RBI	BB	SO	LOB	BOTTOM			
Luis Castillo, S OBP: 0.358, SLG: 0.323										3	3	2	0	2	0	2	Cincinnati Reds @ Florida Marlins Joe Robbie Stadium, Miami, FL Fri Aug 23, 1996, 7:05 PM EDT Att: 21,497 - Unknown - 76 F			
Edgar Renteria, R OBP: 0.344, SLG: 0.388 Kurt Abbott, R OBP: 0.323, SLG: 0.464										3	2	0	1	1	0	4				
Gary Sheffield, R OBP: 0.448, SLG: 0.628										4	1	3	4	1	0	1				
Jeff Conine, R OBP: 0.357, SLG: 0.479										5	0	0	0	0	2	6				
Joe Orsulak, L OBP: 0.291, SLG: 0.308 Jay Powell, R Robb Nen, R										4	0	1	2	0	0	1				
Greg Colbrunn, R OBP: 0.333, SLG: 0.441										4	1	1	0	0	0	2				
Alex Arias, R OBP: 0.339, SLG: 0.394										4	0	1	1	0	1	2				
Rob Natal, R OBP: 0.231, SLG: 0.173										3	1	1	0	1	1	0				
Al Leiter, L OBP: 0.131, SLG: 0.070 Jesus Tavarez, S OBP: 0.227, SLG: 0.205										3	0	1	0	0	1	3				
Inning Stats	R: 2 E: 1 K: 2 S: 14	H: 3 LOB: 2 BB: 1 P: 25	R: 1 E: 1 K: 0 S: 9	H: 1 LOB: 0 BB: 0 P: 12	R: 1 E: 0 K: 1 S: 10	H: 2 LOB: 2 BB: 1 P: 17	R: 1 E: 0 K: 0 S: 9	H: 1 LOB: 1 BB: 1 P: 14	R: 0 E: 0 K: 0 S: 6	H: 0 LOB: 0 BB: 0 P: 9	R: 3 E: 0 K: 1 S: 11	H: 3 LOB: 0 BB: 0 P: 20	R: 0 E: 0 K: 1 S: 6	H: 0 LOB: 0 BB: 0 P: 11	R: 0 E: 0 K: 2 S: 14	H: 0 LOB: 2 BB: 2 P: 23		1B: 7 2B: 2 3B: 0 HR: 1	SF: 0 SAC: 0 DP: 0 HBP: 0	WP: 0 PB: 0 SB: 0 CS: 0
PITCHER	IP	WLS	BF	H	R	ER	SO	BB	IBB	HBP	BLK	WP	HR	S	P	ERA	WHIP			
Kevin Jarvis, R ERA: 5.77	5.1	L	30	10	8	7	3	2	0	0	0	0	0	55	91	11.81	2.250			
Johnny Ruffin, R ERA: 5.4	0.2		2	0	0	0	1	0	0	0	0	0	0	4	6	0.00	0.000			
Scott Service, R ERA: 4.29	2.0		8	0	0	0	3	2	0	0	0	0	0	20	34	0.00	1.000			



Batter	1	2	3	4	5	6	7	8	9	AB	R	H	RBI	BB	SO	LOB	TOP			
Thomas Howard, S (1,9) OBP: 0.313, SLG: 0.442										4	1	1	0	0	0	1	Cincinnati Reds @ Florida Marlins Joe Robbie Stadium, Miami, FL Sat Aug 24 1996, 7:05 PM EDT Att: 33,883 - Unknown - 85 F			
Lenny Harris, L (1,7) OBP: 0.325, SLG: 0.396										4	0	2	1	0	0	0				
Barry Larkin, R (1,6) OBP: 0.414, SLG: 0.573										4	0	1	1	0	1	1				
Eric Davis, R (1,8) OBP: 0.400, SLG: 0.532										4	0	0	0	0	1	1				
Hal Morris, L (1,3)										4	0	1	0	0	0	2				
Eddie Taubensee, L (1,2) OBP: 0.334, SLG: 0.456										4	1	2	1	0	0	0				
Willie Greene, L (1,5) OBP: 0.316, SLG: 0.401										4	0	0	0	0	2	2				
Jeff Branson, L (1,4) OBP: 0.310, SLG: 0.416										3	0	0	0	0	0	2				
Jeff Shaw, R (7,1)										0	0	0	0	0	0	0				
Kevin Mitchell, R (9, PH) OBP: 0.374, SLG: 0.429										1	0	0	0	0	1	0				
Dave Burba, R (1,1) OBP: 0.164, SLG: 0.231										2	0	0	0	0	2	0				
Lee Smith, R (6,1)										0	0	0	0	0	0	0				
Bret Boone, R (7,4) OBP: 0.276, SLG: 0.351										0	1	0	0	1	0	0				
Inning Stats	R: 1 E: 0 K: 1 S: 8	H: 1 LOB: 0 BB: 0 P: 9	R: 1 E: 0 K: 1 S: 10	H: 1 LOB: 0 BB: 0 P: 16	R: 0 E: 0 K: 1 S: 9	H: 2 LOB: 1 BB: 0 P: 14	R: 0 E: 0 K: 1 S: 10	H: 2 LOB: 2 BB: 0 P: 18	R: 0 E: 0 K: 0 S: 4	H: 0 LOB: 0 BB: 0 P: 8	R: 0 E: 0 K: 0 S: 6	H: 0 LOB: 0 BB: 0 P: 8	R: 1 E: 0 K: 1 S: 11	H: 1 LOB: 2 BB: 1 P: 19	R: 0 E: 0 K: 1 S: 7	H: 0 LOB: 0 BB: 0 P: 11	1B: 5 2B: 0 3B: 1 HR: 1	SF: 0 SAC: 0 DP: 0 HBP: 0	WP: 0 PB: 2 SB: 0 CS: 0	PA: 36
PITCHER	IP WLS BF H R ER SO BB IBB HBP BLK WP HR S P ERA WHIP																			
Kevin Brown, R (1,1) ERA: 1.96	8.0 W 32 7 3 3 6 1 0 0 0 0 0 1 65 104 3.38 1.000																			
Robb Nen, R (9,1) ERA: 2.0	1.0 S 3 0 0 0 1 0 0 0 0 0 0 0 7 11 0.00 0.000																			

Batter	1	2	3	4	5	6	7	8	9	AB	R	H	RBI	BB	SO	LOB	BOTTOM			
Luis Castillo, S (1,4) OBP: 0.352, SLG: 0.318										4	1	1	0	0	3	5	Cincinnati Reds @ Florida Marlins Joe Robbie Stadium, Miami, FL Sat Aug 24 1996, 7:05 PM EDT Att: 33,883 - Unknown - 85 F			
Edgar Renteria, R (1,6) OBP: 0.345, SLG: 0.389										4	1	2	0	0	0	0				
Gary Sheffield, R (1,9) OBP: 0.449, SLG: 0.629										4	2	2	2	0	0	1				
Jeff Conine, R (1,7) OBP: 0.355, SLG: 0.476										3	0	0	1	0	0	2				
Devon White, S (1,8) OBP: 0.316, SLG: 0.419										3	1	0	0	1	0	1				
Greg Colbrunn, R (1,3) OBP: 0.335, SLG: 0.440										3	0	1	0	1	1	0				
Jesus Tavarez, S (9,7) OBP: 0.227, SLG: 0.205										0	0	0	0	0	0	0				
Kurt Abbott, R (1,5) OBP: 0.330, SLG: 0.469										2	0	1	2	2	0	0				
Robb Nen, R (9,1) ERA: 2.0										0	0	0	0	0	0	0				
Rob Natal, R (1,2) OBP: 0.242, SLG: 0.179										3	0	1	0	1	0	2				
Kevin Brown, R (1,1) OBP: 0.194, SLG: 0.140										3	0	1	0	0	1	3				
Alex Arias, R (8, PH) OBP: 0.337, SLG: 0.391										1	0	0	0	0	0	1				
Inning Stats	R: 0 E: 0 K: 1 S: 8	H: 0 LOB: 0 BB: 0 P: 11	R: 0 E: 0 K: 1 S: 6	H: 0 LOB: 0 BB: 0 P: 11	R: 0 E: 0 K: 0 S: 6	H: 0 LOB: 1 BB: 1 P: 13	R: 1 E: 0 K: 0 S: 7	H: 2 LOB: 1 BB: 0 P: 9	R: 0 E: 0 K: 1 S: 12	H: 2 LOB: 2 BB: 1 P: 22	R: 3 E: 0 K: 2 S: 17	H: 3 LOB: 3 BB: 3 P: 33	R: 1 E: 1 K: 0 S: 8	H: 1 LOB: 0 BB: 0 P: 14	R: 0 E: 0 K: 0 S: 9	H: 1 LOB: 1 BB: 0 P: 14	1B: 7 2B: 2 3B: 0 HR: 0	SF: 1 SAC: 0 DP: 1 HBP: 0	WP: 0 PB: 0 SB: 0 CS: 1	PA: 36
PITCHER	IP WLS BF H R ER SO BB IBB HBP BLK WP HR S P ERA WHIP																			
Dave Burba, R (1,1) ERA: 4.06	5.1 L 24 6 4 4 3 3 1 0 0 0 0 0 10 18 6.75 1.688																			
Lee Smith, R (6,1) ERA: 3.04	0.2 4 1 0 0 2 0 1 0 0 0 0 0 10 18 0.00 1.500																			
Jeff Shaw, R (7,1) ERA: 2.81	2.0 8 2 1 0 0 0 0 0 0 0 0 0 17 28 0.00 1.000																			

Batter	1	2	3	4	5	6	7	8	9	AB	R	H	RBI	BB	SO	LOB	TOP										
Thomas Howard, S OBP: 0.318, SLG: 0.442	F8		1B HR	1B	K			1B BB		4	1	2	0	1	1	2	<p>Cincinnati Reds @ Florida Marlins Joe Robbie Stadium, Miami, FL Sun Aug 25 1996, 3:33 AM EDT Att: 27,372 - Overcast - 86 F</p>										
Lenny Harris, L OBP: 0.326, SLG: 0.396	L3		E6 HR	1B	L4-3		P2	1B		5	1	2	0	0	0	1											
Barry Larkin, R OBP: 0.414, SLG: 0.570			HR	1B	L4-3		G5-3	P2		4	1	1	0	1	0	4											
Kevin Mitchell, R OBP: 0.372, SLG: 0.426	G6-3		HR		K		K		K	1	0	0	0	0	0	1											
Willie Greene, L OBP: 0.316, SLG: 0.414										3	1	1	4	0	2	1											
Jeff Shaw, R OBP: 0.309, SLG: 0.414										0	0	0	0	0	0	0											
Jeff Branson, L OBP: 0.309, SLG: 0.414										1	0	0	0	0	1	0											
Hal Morris, L OBP: 0.357, SLG: 0.444							G3-1		F7	5	1	3	0	0	0	0											
Reggie Sanders, R OBP: 0.353, SLG: 0.463	K		F8		G6-3		G6-3		K	5	0	1	0	0	1	3											
Bret Boone, R Lee Smith, R Jeff Brantley, R	K						G6-3		K	5	0	2	1	0	2	2											
Joe Oliver, R OBP: 0.308, SLG: 0.394	FC5-4				F8			F7		3	0	0	0	1	0	2											
Mike Remlinger, L Hector Carrasco, R Eric Davis, R			G6-3					G6-3		2	0	0	0	1	0	3											
										0	0	0	0	0	0	0											
										1	0	0	0	0	0	0											
Inning Stats	R: 0 E: 0 K: 0 S: 8	H: 0 LOB: 1 BB: 1 P: 19	R: 0 E: 0 K: 2 S: 9	H: 1 LOB: 1 BB: 0 P: 13	R: 4 E: 1 K: 0 S: 18	H: 5 LOB: 3 BB: 1 P: 34	R: 0 E: 0 K: 1 S: 8	H: 2 LOB: 1 BB: 0 P: 14	R: 1 E: 0 K: 1 S: 17	H: 2 LOB: 2 BB: 1 P: 26	R: 0 E: 0 K: 1 S: 5	H: 0 LOB: 0 BB: 0 P: 10	R: 0 E: 0 K: 0 S: 5	H: 0 LOB: 0 BB: 0 P: 9	R: 0 E: 0 K: 0 S: 8	H: 1 LOB: 2 BB: 1 P: 20	R: 0 E: 0 K: 2 S: 9	H: 1 LOB: 1 BB: 0 P: 12	1B: 8 2B: 4 3B: 0 HR: 1	SF: 0 SAC: 0 DP: 1 HBP: 0	WP: 0 PB: 0 SB: 0 CS: 0	PA: 43					
PITCHER	IP	WLS	BF	H	R	ER	SO	BB	IBB	HBP	BLK	WP	HR	S	P	ERA	WHIP										
Kurt Miller, R ERA: 5.63	3.2		21	8	4	3	2	1	1	0	0	0	1	40	75	7.36	2.455										
Yorkis Perez, L ERA: 5.27	1.1		7	2	1	1	2	1	0	0	0	0	0	20	31	6.75	2.250										
Chris Hammond, L ERA: 6.78	2.0		6	0	0	0	1	0	0	0	0	0	0	10	19	0.00	0.000										
Jay Powell, R ERA: 3.7	1.0	W	5	1	0	0	0	1	0	0	0	0	0	8	20	0.00	2.000										
Robb Nen, R ERA: 1.97	1.0		4	1	0	0	2	0	0	0	0	0	0	9	12	0.00	1.000										

Batter	1	2	3	4	5	6	7	8	9	AB	R	H	RBI	BB	SO	LOB	BOTTOM											
Luis Castillo, S OBP: 0.355, SLG: 0.304	G4-3 WP BB		K		G6-3		G5-3		1B BB	3	1	0	0	2	1	1	<p>Cincinnati Reds @ Florida Marlins Joe Robbie Stadium, Miami, FL Sun Aug 25 1996, 3:33 AM EDT Att: 27,372 - Overcast - 86 F</p>											
Edgar Renteria, R OBP: 0.345, SLG: 0.389	G4-3		E S BB		K			G6-3 WP BB	1-2 2-H	3	1	1	1	2	1	1												
Greg Colbrunn, R OBP: 0.336, SLG: 0.447	G3-1 1B BB		K				HR	G6-3		3	2	1	1	1	1	2												
Jeff Conine, R OBP: 0.356, SLG: 0.483	G3-1		P6				HR	G6-3		4	1	2	1	0	0	2												
Devon White, S OBP: 0.315, SLG: 0.417			K		G4-3		G4-3	F7		4	0	1	1	0	1	2												
Kurt Abbott, R OBP: 0.325, SLG: 0.461	K				K		G1-3	F7		4	0	0	0	0	2	2												
Joe Orsulak, L OBP: 0.290, SLG: 0.306		G4-3			G4-3		K		G1-6-3 1B	4	0	1	0	0	1	0												
Rob Natal, R OBP: 0.242, SLG: 0.172		SH3 BB			K		K		G1-6-3 1-2	3	0	0	0	1	2	1												
Kurt Miller, R ERA: 5.286, SLG: 0.286					G4-3					0	0	0	0	0	0	0												
Craig Grebeck, R ERA: 3.53		SH3					F9		1B 2B	0	0	0	0	0	0	0												
Inning Stats	R: 2 E: 0 K: 1 S: 16	H: 1 LOB: 1 BB: 2 P: 30	R: 0 E: 0 K: 1 S: 7	H: 0 LOB: 1 BB: 1 P: 15	R: 0 E: 0 K: 2 S: 10	H: 0 LOB: 1 BB: 1 P: 18	R: 0 E: 0 K: 2 S: 9	H: 0 LOB: 0 BB: 0 P: 14	R: 0 E: 0 K: 1 S: 10	H: 0 LOB: 0 BB: 0 P: 17	R: 2 E: 0 K: 1 S: 15	H: 2 LOB: 0 BB: 0 P: 24	R: 0 E: 0 K: 1 S: 7	H: 0 LOB: 0 BB: 0 P: 16	R: 1 E: 0 K: 0 S: 14	H: 1 LOB: 1 BB: 1 P: 26	R: 1 E: 0 K: 0 S: 12	H: 3 LOB: 2 BB: 1 P: 20	1B: 4 2B: 1 3B: 0 HR: 2	SF: 0 SAC: 1 DP: 1 HBP: 0	WP: 3 PB: 0 SB: 2 CS: 0	PA: 38						
PITCHER	IP	WLS	BF	H	R	ER	SO	BB	IBB	HBP	BLK	WP	HR	S	P	ERA	WHIP											
Mike Remlinger, L ERA: 5.23	5.0		22	3	4	4	7	4	0	0	0	0	1	2	57	102	7.20	1.400										
Hector Carrasco, R ERA: 3.63	2.1		9	1	1	1	2	1	0	0	0	2	0	26	50	3.86	0.857											
Jeff Shaw, R ERA: 2.79	0.2		2	0	0	0	0	0	0	0	0	0	0	5	8	0.00	0.000											
Lee Smith, R ERA: 3.19	0.2	L	4	2	1	1	0	1	0	0	0	0	0	11	18	13.50	4.500											
Jeff Brantley, R ERA: 2.79	0.0		1	1	0	0	0	0	0	0	0	0	0	1	2	∞	∞											



Batter	1	2	3	4	5	6	7	8	9	AB	R	H	RBI	BB	SO	LOB	TOP					
Thomas Howard, S OBP: 0.320, SLG: 0.443	4-2 1B 2B BB		2-1 HR 1B	0-0 SF8			1-1 G4-6-3			2	2	1	1	1	0	1						
Lenny Harris, L OBP: 0.325, SLG: 0.406	0-0 G3		1-1 HR	3-H F9			0-3 K			4	1	1	2	0	1	2						
Barry Larkin, R OBP: 0.413, SLG: 0.568	0-1 2B 1B		3-2 G5-3		0-0 P7					3	1	1	0	0	0	0						
Kevin Mitchell, R OBP: 0.377, SLG: 0.436	0-0 1B 2B		0-2 G2-3 1B		1-0 G4-3					3	0	2	2	0	0	0						
Eric Davis, R OBP: 0.396, SLG: 0.525	2-1 G5-3		2-1 G2-3		1-2 G2-3					3	0	0	0	0	0	2						
Hal Morris, L OBP: 0.354, SLG: 0.441	1-2 P6		0-0 G4-3			0-0 G4-3				3	0	0	0	0	0	2						
Eddie Taubensee, L OBP: 0.334, SLG: 0.458		2-2 G5-3		0-0 SF8 2B		1-1 G4-3				3	1	1	0	0	0	0						
Bret Boone, R OBP: 0.275, SLG: 0.352		0-2 P4		0-0 G5-3		1-0 G5-3				3	0	0	0	0	0	1						
Scott Service, R (6, 1)										0	0	0	0	0	0	0						
Mark Portugal, R OBP: 0.188, SLG: 0.191			1-0 G6-3		0-1 E3		4-0 G4-6-3 BB			1	0	0	0	0	0	0						
Kevin Jarvis, L OBP: 0.071, SLG: 0.071										1	0	0	0	0	0	1						
Jeff Branson, L OBP: 0.311, SLG: 0.414										0	0	0	0	1	0	0						
Inning Stats	R: 2 E: 0 K: 0 S: 11	H: 2 LOB: 1 BB: 1 P: 18	R: 0 E: 0 K: 0 S: 7	H: 0 LOB: 0 BB: 0 P: 10	R: 2 E: 0 K: 0 S: 14	H: 3 LOB: 1 BB: 0 P: 21	R: 1 E: 1 K: 0 S: 6	H: 1 LOB: 1 BB: 0 P: 7	R: 0 E: 0 K: 0 S: 5	H: 0 LOB: 0 BB: 0 P: 6	R: 0 E: 0 K: 1 S: 5	H: 0 LOB: 0 BB: 1 P: 10					1B: 3 2B: 2 3B: 0 HR: 1	SF: 1 SAC: 0 DP: 1 HBP: 0	WP: 0 PB: 0 SB: 0 CS: 0	PA: 29		
PITCHER	IP WLS BF H R ER SO BB IBB HBP BLK WP HR S P ERA WHIP											IP WLS BF H R ER SO BB IBB HBP BLK WP HR S P ERA WHIP										
Bill Swift, R ERA: 6.48	(1, 1) 5.0 W 23 6 5 4 0 1 0 0 0 0 1 43 63 7.20 1.400																					
Roger Bailey, R ERA: 5.85	(6, 1) 2.0 S 6 0 0 0 1 1 0 0 0 0 0 9 16 0.00 0.500																					

Cincinnati Reds @ Colorado Rockies
Coors Field, Denver, CO
Mon Aug 26 1996, 7:05 PM MDT
Att: 48,093 - Unknown - 79 F

AB	26
R	5
H	6
RBI	5
BB	2
SO	1
LOB	9



Batter	1	2	3	4	5	6	7	8	9	AB	R	H	RBI	BB	SO	LOB	BOTTOM					
Eric Young Sr., R OBP: 0.415, SLG: 0.453	1-1 F8	1-0 E5		0-0 E S 1B	0-0 G4-3					4	0	1	0	0	0	3						
Ellis Burks, R OBP: 0.403, SLG: 0.656	1-2 2B 3B	0-0 G1-3		2-2 E5		3-1 F7				4	1	1	0	0	0	3						
Larry Walker, L OBP: 0.344, SLG: 0.589	0-3 K		0-0 S E 2B	1-0 L5		2-1 2B 2B				4	2	2	0	0	1	3						
Andres Galarraga, R OBP: 0.361, SLG: 0.603	2-1 HR 2B		1-0 G6-3		0-0 HR	1-0 S SF7 2B				4	3	3	3	0	0	1						
Dante Bichette, R OBP: 0.365, SLG: 0.538	3-2 HR		2-1 CS 1B		2-1 F8	4-1 CS BB				3	1	2	2	1	0	0						
Vinny Castilla, R OBP: 0.347, SLG: 0.567	0-0 G6-3		2-1 G4-3		1-0 G4-3	0-2 SF7				3	0	0	1	0	0	1						
Jeff Reed, L OBP: 0.363, SLG: 0.431		0-0 L3		1-1 F7	2-2 HR	3-H CS 2B				4	1	2	1	0	0	0						
Walt Weiss, S OBP: 0.387, SLG: 0.380		3-2 P6		1-1 HR	4-2 BB BB					2	1	1	1	1	0	0						
Bill Swift, R OBP: 0.500, SLG: 0.500	(1, 1)		0-0 1B		1-0 G6-3	4-2 BB				2	0	1	0	0	0	0						
Eric Anthony, L OBP: 0.352, SLG: 0.480	(5, PH)									0	0	0	0	1	0	0						
Roger Bailey, R OBP: 0.375, SLG: 0.643	(6, 1)									0	0	0	0	0	0	0						
Inning Stats	R: 3 E: 0 K: 1 S: 17	H: 3 LOB: 0 BB: 0 P: 24	R: 0 E: 1 K: 0 S: 8	H: 1 LOB: 2 BB: 0 P: 12	R: 1 E: 0 K: 0 S: 6	H: 2 LOB: 0 BB: 0 P: 11	R: 1 E: 1 K: 0 S: 10	H: 2 LOB: 2 BB: 0 P: 16	R: 2 E: 0 K: 0 S: 14	H: 2 LOB: 2 BB: 2 P: 27	R: 2 E: 0 K: 0 S: 9	H: 2 LOB: 0 BB: 1 P: 20	R: 0 E: 0 K: 0 S: 2	H: 1 LOB: 1 BB: 0 P: 3					1B: 3 2B: 5 3B: 1 HR: 4	SF: 1 SAC: 0 DP: 0 HBP: 0	WP: 0 PB: 0 SB: 3 CS: 2	PA: 35
PITCHER	IP WLS BF H R ER SO BB IBB HBP BLK WP HR S P ERA WHIP											IP WLS BF H R ER SO BB IBB HBP BLK WP HR S P ERA WHIP										
Mark Portugal, R ERA: 3.81	(1, 1) 1.0 L 22 7 4 4 0 2 0 0 0 0 3 38 66 9.00 2.250																					
Kevin Jarvis, R ERA: 5.3	(2, 1) 4.0 L 22 7 4 4 0 2 0 0 0 0 3 38 66 9.00 2.250																					
Scott Service, R ERA: 4.66	(6, 1) 1.0 6 3 2 2 0 1 0 0 0 0 0 0 11 23 18.00 4.000																					

Cincinnati Reds @ Colorado Rockies
Coors Field, Denver, CO
Mon Aug 26 1996, 7:05 PM MDT
Att: 48,093 - Unknown - 79 F

AB	30
R	9
H	13
RBI	8
BB	3
SO	1
LOB	11



Batter	1	2	3	4	5	6	7	8	9	AB	R	H	RBI	BB	SO	LOB	TOP				
Thomas Howard, S OBP: 0.321, SLG: 0.455 Kevin Mitchell, R OBP: 0.380, SLG: 0.441	L8		HR		G3		K2-3		G4-3 G6-3 2B	3	1	1	1	0	0	0	Cincinnati Reds @ Colorado Rockies Coors Field, Denver, CO Wed Aug 28 1996, 3:33 AM MDT Att: 48,057 - Cloudy - 73 F				
Lenny Harris, L OBP: 0.325, SLG: 0.408	K		G3-1			G4-3 HR 2B	G6-4-3 1B		G4-3	5	1	2	0	0	1	1					
Barry Larkin, R OBP: 0.412, SLG: 0.561	BB			P2		G4-3 2-3	G6-4-3 1-2		G6-3	4	0	0	1	1	0	2					
Eddie Taubensee, L OBP: 0.336, SLG: 0.468	G3			K		HR			G3-1	5	2	2	2	0	1	1					
Eric Davis, R OBP: 0.396, SLG: 0.539	L9			P6		HR	FC4-6 1B		HR	4	1	2	2	0	0	0					
Hal Morris, L OBP: 0.355, SLG: 0.453	G6-3			G3-1		FC4-6 1B	WP 1B		HR	4	1	1	1	0	0	1					
Bret Boone, R OBP: 0.275, SLG: 0.350	G4-3			HR		WP 1B	1B		G5-3	4	1	2	0	0	0	0					
Willie Greene, L OBP: 0.320, SLG: 0.427			G3-1		HR	BB			K	3	1	1	2	1	1	0					
Giovanni Carrara, R Jeff Branson, L Hector Carrasco, R Lee Smith, R Mike Remlinger, L Curtis Goodwin, L Jeff Shaw, R	G4-3		G4-3		G6-3	L9			G5-3	2	0	0	0	0	0	0					
Inning Stats	R: 0 E: 0 K: 1 S: 7	H: 0 LOB: 1 BB: 1 P: 12	R: 0 E: 0 K: 0 S: 6	H: 0 LOB: 0 BB: 0 P: 10	R: 1 E: 0 K: 0 S: 8	H: 1 LOB: 0 BB: 0 P: 14	R: 0 E: 0 K: 1 S: 8	H: 0 LOB: 0 BB: 0 P: 12	R: 2 E: 0 K: 0 S: 13	H: 4 LOB: 3 BB: 1 P: 20	R: 0 E: 0 K: 1 S: 14	H: 1 LOB: 0 BB: 0 P: 21	R: 3 E: 0 K: 1 S: 15	H: 3 LOB: 0 BB: 0 P: 23	R: 1 E: 0 K: 0 S: 8	H: 1 LOB: 0 BB: 0 P: 12		1B: 5 2B: 2 3B: 0 HR: 5	SF: 0 SAC: 0 DP: 1 HBP: 0	WP: 1 PB: 0 SB: 0 CS: 0	PA: 40
PITCHER	IP WLS BF H R ER SO BB IBB HBP BLK WP HR S P ERA WHIP	IP WLS BF H R ER SO BB IBB HBP BLK WP HR S P ERA WHIP	IP WLS BF H R ER SO BB IBB HBP BLK WP HR S P ERA WHIP	IP WLS BF H R ER SO BB IBB HBP BLK WP HR S P ERA WHIP	IP WLS BF H R ER SO BB IBB HBP BLK WP HR S P ERA WHIP	IP WLS BF H R ER SO BB IBB HBP BLK WP HR S P ERA WHIP	IP WLS BF H R ER SO BB IBB HBP BLK WP HR S P ERA WHIP	IP WLS BF H R ER SO BB IBB HBP BLK WP HR S P ERA WHIP	IP WLS BF H R ER SO BB IBB HBP BLK WP HR S P ERA WHIP	IP WLS BF H R ER SO BB IBB HBP BLK WP HR S P ERA WHIP	IP WLS BF H R ER SO BB IBB HBP BLK WP HR S P ERA WHIP	IP WLS BF H R ER SO BB IBB HBP BLK WP HR S P ERA WHIP	IP WLS BF H R ER SO BB IBB HBP BLK WP HR S P ERA WHIP	IP WLS BF H R ER SO BB IBB HBP BLK WP HR S P ERA WHIP	IP WLS BF H R ER SO BB IBB HBP BLK WP HR S P ERA WHIP	IP WLS BF H R ER SO BB IBB HBP BLK WP HR S P ERA WHIP	IP WLS BF H R ER SO BB IBB HBP BLK WP HR S P ERA WHIP	IP WLS BF H R ER SO BB IBB HBP BLK WP HR S P ERA WHIP	IP WLS BF H R ER SO BB IBB HBP BLK WP HR S P ERA WHIP	IP WLS BF H R ER SO BB IBB HBP BLK WP HR S P ERA WHIP	IP WLS BF H R ER SO BB IBB HBP BLK WP HR S P ERA WHIP

AB	38
R	9
H	12
RBI	9
BB	2
SO	4
LOB	8



Batter	1	2	3	4	5	6	7	8	9	AB	R	H	RBI	BB	SO	LOB	BOTTOM			
Eric Young Sr., R OBP: 0.411, SLG: 0.447	G5-3		F9		FC1-6	1B		P6		5	0	1	1	0	0	2	Cincinnati Reds @ Colorado Rockies Coors Field, Denver, CO Wed Aug 28 1996, 3:33 AM MDT Att: 48,057 - Cloudy - 73 F			
Ellis Burks, R OBP: 0.400, SLG: 0.651	F8		F8		F7	K		G6-3 HR 2B		5	1	1	0	0	1	3				
Lary Walker, L Eric Anthony, L	2B			G3-1	P3		G4-3	G6-3		1	0	1	0	0	0	0				
Andres Galarraga, R OBP: 0.362, SLG: 0.605	F8			HR BB		K	S 1B BB	HR		3	3	1	2	2	1	1				
Dante Bichette, R OBP: 0.368, SLG: 0.540		FC6-4 BB		HR BB		1B BB	1B BB	G6-3		1	2	0	0	4	0	0				
Vinny Castilla, R OBP: 0.347, SLG: 0.570	FC6-4 P2-3			HR		1B 3B 1B	K			4	2	2	3	0	1	3				
Jeff Reed, L OBP: 0.361, SLG: 0.428	P2-3			K		K		CI 1B		4	0	1	1	0	2	3				
Walt Weiss, S OBP: 0.387, SLG: 0.381			P6	G3-1		3B 1B		CI		3	1	1	1	0	0	0				
Kevin Ritz, R Darren Holmes, R John Vander Wal, L Mike Munoz, L Jason Bates, S Steve Reed, R Bruce Ruffin, S					FC1-6 1B	1B 3B		K		2	0	2	0	0	0	0				
Inning Stats	R: 0 E: 0 K: 0 S: 8	H: 1 LOB: 1 BB: 0 P: 10	R: 0 E: 0 K: 0 S: 4	H: 0 LOB: 0 BB: 1 P: 10	R: 0 E: 0 K: 0 S: 11	H: 1 LOB: 1 BB: 0 P: 19	R: 3 E: 0 K: 1 S: 10	H: 1 LOB: 0 BB: 2 P: 23	R: 0 E: 0 K: 0 S: 6	H: 1 LOB: 1 BB: 0 P: 10	R: 4 E: 0 K: 3 S: 17	H: 4 LOB: 3 BB: 2 P: 32	R: 1 E: 1 K: 2 S: 17	H: 1 LOB: 3 BB: 2 P: 29	R: 2 E: 0 K: 0 S: 12	H: 2 LOB: 0 BB: 0 P: 20		1B: 6 2B: 3 3B: 1 HR: 2	SF: 0 SAC: 0 DP: 1 HBP: 0	WP: 0 PB: 0 SB: 1 CS: 0
PITCHER	IP WLS BF H R ER SO BB IBB HBP BLK WP HR S P ERA WHIP	IP WLS BF H R ER SO BB IBB HBP BLK WP HR S P ERA WHIP	IP WLS BF H R ER SO BB IBB HBP BLK WP HR S P ERA WHIP	IP WLS BF H R ER SO BB IBB HBP BLK WP HR S P ERA WHIP	IP WLS BF H R ER SO BB IBB HBP BLK WP HR S P ERA WHIP	IP WLS BF H R ER SO BB IBB HBP BLK WP HR S P ERA WHIP	IP WLS BF H R ER SO BB IBB HBP BLK WP HR S P ERA WHIP	IP WLS BF H R ER SO BB IBB HBP BLK WP HR S P ERA WHIP	IP WLS BF H R ER SO BB IBB HBP BLK WP HR S P ERA WHIP	IP WLS BF H R ER SO BB IBB HBP BLK WP HR S P ERA WHIP	IP WLS BF H R ER SO BB IBB HBP BLK WP HR S P ERA WHIP	IP WLS BF H R ER SO BB IBB HBP BLK WP HR S P ERA WHIP	IP WLS BF H R ER SO BB IBB HBP BLK WP HR S P ERA WHIP	IP WLS BF H R ER SO BB IBB HBP BLK WP HR S P ERA WHIP	IP WLS BF H R ER SO BB IBB HBP BLK WP HR S P ERA WHIP	IP WLS BF H R ER SO BB IBB HBP BLK WP HR S P ERA WHIP	IP WLS BF H R ER SO BB IBB HBP BLK WP HR S P ERA WHIP	IP WLS BF H R ER SO BB IBB HBP BLK WP HR S P ERA WHIP	IP WLS BF H R ER SO BB IBB HBP BLK WP HR S P ERA WHIP	IP WLS BF H R ER SO BB IBB HBP BLK WP HR S P ERA WHIP



Batter	1	2	3	4	5	6	7	8	9	AB	R	H	RBI	BB	SO	LOB	TOP					
Curtis Goodwin, L (1, 9) OBP: 0.333, SLG: 0.271										5	2	3	0	1	1	0	Cincinnati Reds @ Colorado Rockies Coors Field, Denver, CO Thu Aug 29 1996, 3:33 AM MDT Att: 48,029 - Cloudy - 74 F					
Bret Boone, R (1, 4) OBP: 0.278, SLG: 0.359										6	3	3	1	0	0	2						
Barry Larkin, R (1, 6) OBP: 0.413, SLG: 0.561										4	2	2	1	0	1	1						
Jeff Branson, L (6, 6) OBP: 0.309, SLG: 0.407										1	1	0	0	1	0	0						
Kevin Mitchell, R (1, 7) OBP: 0.384, SLG: 0.442										4	3	1	0	2	0	4						
Eric Davis, R (1, 8) OBP: 0.397, SLG: 0.552										5	3	3	4	0	2	3						
Johnny Ruffin, R (9, 1) OBP: 0.500, SLG: 0.500										0	0	0	0	0	0	0						
Hal Morris, L (1, 3) OBP: 0.355, SLG: 0.452										3	1	1	2	1	0	1						
Willie Greene, L (1, 5) OBP: 0.325, SLG: 0.429										4	2	2	1	1	0	3						
Joe Oliver, R (1, 2) OBP: 0.305, SLG: 0.404										5	1	2	7	0	0	4						
Dave Burba, R (1, 1) OBP: 0.150, SLG: 0.211										5	0	0	0	0	4	2						
Lenny Harris, L (9, 8) OBP: 0.325, SLG: 0.408										0	0	0	0	0	0	0						
Inning Stats	R: 0 E: 0 K: 0 S: 8	H: 1 LOB: 0 BB: 0 P: 11	R: 2 E: 0 K: 1 S: 10	H: 3 LOB: 1 BB: 0 P: 17	R: 0 E: 0 K: 1 S: 10	H: 1 LOB: 0 BB: 0 P: 17	R: 1 E: 0 K: 0 S: 8	H: 2 LOB: 0 BB: 0 P: 16	R: 6 E: 1 K: 3 S: 23	H: 5 LOB: 1 BB: 1 P: 37	R: 6 E: 0 K: 2 S: 24	H: 3 LOB: 0 BB: 3 P: 45	R: 3 E: 1 K: 0 S: 17	H: 2 LOB: 2 BB: 2 P: 33	R: 0 E: 0 K: 0 S: 9	H: 0 LOB: 0 BB: 0 P: 13	R: 0 E: 0 K: 1 S: 6	H: 0 LOB: 0 BB: 0 P: 9	1B: 11 2B: 3 3B: 0 HR: 3	SF: 2 SAC: 0 DP: 1 HBP: 0	WP: 0 PB: 0 SB: 1 CS: 1	PA: 50
PITCHER	IP	WLS	BF	H	R	ER	SO	BB	IBB	HBP	BLK	WP	HR	S	P	ERA	WHIP					
Mark Thompson, R (1, 1) ERA: 5.05	4.2	L	25	11	9	6	4	1	0	0	0	0	2	52	87	11.57	2.571					
John Burke, R (5, 1) ERA: 12.75	1.1		11	4	6	6	3	3	0	0	0	0	1	31	56	40.50	5.250					
Roger Bailey, R (7, 1) ERA: 5.89	1.0		8	2	3	1	0	2	0	0	0	0	0	17	33	9.00	4.000					
Mike Munoz, L (8, 1) ERA: 7.54	1.0		3	0	0	0	0	0	0	0	0	0	0	9	13	0.00	0.000					
Darren Holmes, R (9, 1) ERA: 4.21	1.0		3	0	0	0	1	0	0	0	0	0	0	6	9	0.00	0.000					
Batter	1	2	3	4	5	6	7	8	9	AB	R	H	RBI	BB	SO	LOB	BOTTOM					
Eric Young Sr., R (1, 4) OBP: 0.413, SLG: 0.447										4	1	2	0	1	0	0	Cincinnati Reds @ Colorado Rockies Coors Field, Denver, CO Thu Aug 29 1996, 3:33 AM MDT Att: 48,029 - Cloudy - 74 F					
Quinton McCracken, S (1, 8) OBP: 0.371, SLG: 0.397										4	1	1	2	1	0	2						
Ellis Burks, R (1, 7) OBP: 0.400, SLG: 0.649										3	0	1	0	0	2	2						
Roger Bailey, R (7, 1) OBP: 0.375, SLG: 0.643										0	0	0	0	0	0	0						
Jason Bates, S (8, 6) OBP: 0.318, SLG: 0.290										2	0	1	1	0	0	0						
Andres Galarraga, R (1, 3) OBP: 0.362, SLG: 0.603										5	2	2	0	0	2	3						
Dante Bichette, R (1, 9) OBP: 0.369, SLG: 0.547										4	1	2	2	0	1	1						
Darren Holmes, R (9, 1) ERA: 4.21										0	0	0	0	0	0	0						
Vinny Castilla, R (1, 5) OBP: 0.346, SLG: 0.569										4	1	1	1	0	0	1						
Jayhawk Owens, R (1, 2) OBP: 0.344, SLG: 0.390										4	0	1	0	0	2	1						
Walt Weiss, S (1, 6) OBP: 0.385, SLG: 0.379										2	0	0	1	0	0	1						
Mike Munoz, L (8, 1) ERA: 7.54										0	0	0	0	0	0	0						
John Vander Wal, L (9, 7) OBP: 0.344, SLG: 0.404										1	0	0	0	0	1	0						
Mark Thompson, R (1, 1) OBP: 0.128, SLG: 0.174										2	0	0	0	0	0	1						
John Burke, S (5, 1) ERA: 12.75										0	0	0	0	0	0	0						
Eric Anthony, L (7, 9) OBP: 0.350, SLG: 0.468										2	0	1	0	0	0	0						
Inning Stats	R: 0 E: 0 K: 1 S: 9	H: 1 LOB: 1 BB: 0 P: 13	R: 0 E: 0 K: 1 S: 10	H: 1 LOB: 0 BB: 0 P: 15	R: 0 E: 0 K: 1 S: 10	H: 0 LOB: 1 BB: 1 P: 17	R: 2 E: 0 K: 1 S: 15	H: 3 LOB: 1 BB: 0 P: 21	R: 0 E: 0 K: 1 S: 11	H: 2 LOB: 1 BB: 0 P: 16	R: 0 E: 0 K: 1 S: 5	H: 0 LOB: 0 BB: 0 P: 8	R: 0 E: 0 K: 0 S: 6	H: 0 LOB: 0 BB: 0 P: 11	R: 2 E: 0 K: 0 S: 5	H: 2 LOB: 0 BB: 0 P: 7	R: 3 E: 0 K: 2 S: 14	H: 3 LOB: 1 BB: 1 P: 24	1B: 8 2B: 2 3B: 1 HR: 1	SF: 1 SAC: 0 DP: 0 HBP: 0	WP: 0 PB: 0 SB: 2 CS: 0	PA: 40
PITCHER	IP	WLS	BF	H	R	ER	SO	BB	IBB	HBP	BLK	WP	HR	S	P	ERA	WHIP					
Dave Burba, R (1, 1) ERA: 4.09	8.0	W	33	9	4	4	6	1	0	0	0	0	0	71	108	4.50	1.250					
Johnny Ruffin, R (9, 1) ERA: 5.75	1.0		7	3	3	3	2	1	0	0	0	0	0	14	24	27.00	4.000					

Batter	1	2	3	4	5	6	7	8	9	AB	R	H	RBI	BB	SO	LOB	TOP					
Luis Castillo, S OBP: 0.354, SLG: 0.341	G5-3		HR	F9		FC6-5		FC5-6		5	1	1	2	0	0	3	Florida Marlins @ Cincinnati Reds Riverfront Stadium, Cincinnati, OH Fri Aug 30 1996, 7:05 PM EDT Att: 22,485 - Unknown - 86 F					
Edgar Renteria, R OBP: 0.355, SLG: 0.350	K		BB			E5		FC6-5		4	0	2	0	1	2	0						
Gary Sheffield, R OBP: 0.451, SLG: 0.629	L6		BB			G6-3		FC6-5		4	0	1	0	1	0	2						
Jeff Conine, R OBP: 0.356, SLG: 0.478		FC5-4	HBP	K		2B		F9		4	1	1	0	1	2	7						
Devon White, S OBP: 0.317, SLG: 0.429		FC5-4	HBP	P3		2B		G4-3		4	0	2	1	0	0	2						
Greg Colbrunn, R OBP: 0.338, SLG: 0.456	FC5-4		F8			F7				4	0	0	0	1	0	6						
Jesus Tavaréz, S OBP: 0.233, SLG: 0.224								F9		0	0	0	0	0	0	0						
Alex Arias, R OBP: 0.324, SLG: 0.382	F9			E3		FC6-5		F7		4	1	0	0	1	0	4						
Rob Natal, R OBP: 0.260, SLG: 0.169				K		FC6-5		K		2	0	0	0	3	2	2						
Kevin Brown, R OBP: 0.194, SLG: 0.145				FC1-6		K		FC5-6		5	0	1	0	0	2	8						
Inning Stats	R: 0 E: 0 K: 1 S: 7	H: 0 LOB: 0 BB: 0 P: 11	R: 0 E: 0 K: 0 S: 8	H: 0 LOB: 3 BB: 2 P: 19	R: 1 E: 0 K: 1 S: 10	H: 2 LOB: 2 BB: 1 P: 18	R: 0 E: 1 K: 1 S: 10	H: 0 LOB: 1 BB: 0 P: 19	R: 1 E: 0 K: 1 S: 11	H: 1 LOB: 3 BB: 3 P: 26	R: 0 E: 0 K: 1 S: 8	H: 0 LOB: 1 BB: 1 P: 12	R: 0 E: 0 K: 1 S: 13	H: 2 LOB: 2 BB: 0 P: 18	R: 0 E: 0 K: 1 S: 10	H: 1 LOB: 2 BB: 1 P: 17	1B: 5 2B: 2 3B: 0 HR: 1	SF: 0 SAC: 0 DP: 0 HBP: 1	WP: 1 PB: 0 CS: 0	PA: 45		
PITCHER	IP	WLS	BF	H	R	ER	SO	BB	IBB	HBP	BLK	WP	HR	S	P	ERA	WHIP					
Mike Remlinger, L ERA: 5.17	(1, 1)	5.0	L	26	4	3	3	4	4	1	1	0	1	47	93	5.40	1.600					
Scott Service, R ERA: 4.59	(6, 1)	0.2		3	1	0	0	1	0	0	0	0	1	0	7	10	0.00	1.500				
Hector Carrasco, R ERA: 4.06	(6, 1)	1.1		6	0	0	1	2	0	0	0	0	0	10	18	0.00	1.500					
Jeff Shaw, R ERA: 2.89	(8, 1)	1.0		5	2	0	0	1	0	0	0	0	0	13	18	0.00	2.000					
Lee Smith, R ERA: 3.25	(9, 1)	1.0		5	1	0	0	1	0	1	0	0	0	10	17	0.00	1.000					

Batter	1	2	3	4	5	6	7	8	9	AB	R	H	RBI	BB	SO	LOB	BOTTOM				
Curtis Goodwin, L OBP: 0.328, SLG: 0.288	G3		G3			FC6-4		G5-3		4	1	1	0	0	0	1	Florida Marlins @ Cincinnati Reds Riverfront Stadium, Cincinnati, OH Fri Aug 30 1996, 7:05 PM EDT Att: 22,485 - Unknown - 86 F				
Lenny Harris, L OBP: 0.320, SLG: 0.402	G3		G4-3			F7		G3		4	0	0	0	0	2						
Barry Larkin, R OBP: 0.409, SLG: 0.556	K		F9			G1-3		G3-1		4	0	0	0	0	1	1					
Kevin Mitchell, R OBP: 0.386, SLG: 0.443						G1-3		G3-1		4	0	2	0	0	0	0					
Eric Davis, R OBP: 0.393, SLG: 0.545						G5-3		F7		4	0	0	0	0	2	2					
Hal Morris, L OBP: 0.356, SLG: 0.452						G3-6-1				4	0	2	0	0	1	1					
Eddie Taubensee, L OBP: 0.334, SLG: 0.465										4	0	1	0	0	2	1					
Bret Boone, R OBP: 0.278, SLG: 0.362										3	0	1	0	0	1	2					
Mike Remlinger, L ERA: 5.17	(1, 1)	9.0	W	34	8	1	1	8	0	0	0	0	0	0	0	0					
Scott Service, R ERA: 4.59	(6, 1)	0.2		3	1	0	0	1	0	0	0	0	1	0	7	10		0.00	1.500		
Hector Carrasco, R ERA: 4.06	(6, 1)	1.1		6	0	0	1	2	0	0	0	0	0	10	18	0.00	1.500				
Willie Gribble, L ERA: 3.25	(7, 0)	0.2		1	0	0	0	0	0	0	0	0	0	0	0	0					
Jeff Shaw, R ERA: 2.89	(8, 1)	1.0		5	2	0	0	1	0	0	0	0	0	13	18	0.00	2.000				
Lee Smith, R ERA: 3.25	(9, 1)	1.0		5	1	0	0	1	0	1	0	0	0	10	17	0.00	1.000				
Inning Stats	R: 1 E: 0 K: 2 S: 9	H: 2 LOB: 1 BB: 0 P: 15	R: 0 E: 0 K: 2 S: 11	H: 1 LOB: 1 BB: 0 P: 17	R: 0 E: 0 K: 0 S: 8	H: 0 LOB: 0 BB: 0 P: 14	R: 0 E: 0 K: 1 S: 11	H: 2 LOB: 2 BB: 0 P: 16	R: 0 E: 0 K: 0 S: 8	H: 1 LOB: 1 BB: 0 P: 10	R: 0 E: 0 K: 0 S: 7	H: 0 LOB: 0 BB: 0 P: 11	R: 0 E: 0 K: 0 S: 8	H: 0 LOB: 0 BB: 0 P: 11	R: 0 E: 0 K: 2 S: 12	H: 1 LOB: 1 BB: 0 P: 16	1B: 6 2B: 2 3B: 0 HR: 0	SF: 0 SAC: 0 DP: 1 HBP: 0	WP: 1 PB: 0 CS: 0	PA: 34	
PITCHER	IP	WLS	BF	H	R	ER	SO	BB	IBB	HBP	BLK	WP	HR	S	P	ERA	WHIP				
Kevin Brown, R ERA: 1.92	(1, 1)	9.0	W	34	8	1	1	8	0	0	0	0	1	81	120	1.00	0.889				



Batter	1	2	3	4	5	6	7	8	9	AB	R	H	RBI	BB	SO	LOB	TOP										
Luis Castillo, S OBP: 0.356, SLG: 0.337										4	1	1	0	1	3	2											
Edgar Renteria, R OBP: 0.355, SLG: 0.393										5	3	3	0	0	0	1											
Gary Sheffield, R OBP: 0.319, SLG: 0.626 Joe Orsulak, L OBP: 0.280, SLG: 0.294										4	0	1	0	0	0	2											
Jeff Conine, R OBP: 0.358, SLG: 0.478										4	1	2	1	1	0	1											
Devon White, S OBP: 0.319, SLG: 0.437 Jesus Tavaraz, S OBP: 0.231, SLG: 0.221										3	2	2	2	0	0	1											
Greg Colbrunn, R OBP: 0.338, SLG: 0.456										4	1	2	2	0	0	2											
Alex Arias, R OBP: 0.318, SLG: 0.373 Jay Powell, R										4	0	0	0	0	1	6											
Craig Grebeck, R OBP: 0.250, SLG: 0.258										0	0	0	0	0	0	2											
Gregg Zaun, S OBP: 0.317, SLG: 0.339										3	0	0	0	1	1	0											
Kurt Miller, R OBP: 0.275, SLG: 0.375 Yorkis Perez, L OBP: 0.286, SLG: 0.234 Billy McMillon, L OBP: 0.250, SLG: 0.250 Miguel Batista, R OBP: 0.250, SLG: 0.250 Chris Hammond, L OBP: 0.250, SLG: 0.250 Felix Heredia, L OBP: 0.250, SLG: 0.250 Kurt Abbott, R OBP: 0.250, SLG: 0.250										1	0	1	2	0	0	0											
Inning Stats	R: 5 E: 2 K: 1 S: 21	H: 4 LOB: 2 BB: 2 P: 40	R: 0 E: 0 K: 0 S: 5	H: 0 LOB: 0 BB: 0 P: 8	R: 1 E: 0 K: 0 S: 11	H: 1 LOB: 0 BB: 0 P: 18	R: 0 E: 0 K: 0 S: 11	H: 1 LOB: 1 BB: 0 P: 13	R: 0 E: 0 K: 1 S: 6	H: 0 LOB: 0 BB: 0 P: 12	R: 0 E: 0 K: 1 S: 8	H: 0 LOB: 0 BB: 0 P: 10	R: 1 E: 0 K: 1 S: 11	H: 3 LOB: 2 BB: 0 P: 17	R: 0 E: 0 K: 3 S: 10	H: 0 LOB: 0 BB: 0 P: 15	R: 1 E: 0 K: 0 S: 15	H: 2 LOB: 2 BB: 1 P: 24	1B: 11 2B: 1 3B: 0 HR: 1	SF: 1 SAC: 0 DP: 2 HBP: 0	WP: 0 PB: 0 SB: 2 CS: 0	PA: 43					
PITCHER	IP WLS BF H R ER SO BB IBB HBP BLK WP HR S P ERA WHIP	5.0 W 25 7 6 3 1 1 1 0 0 0 1 54 91 5.40 1.600	2.0 9 3 1 1 2 0 0 0 0 0 0 19 27 4.50 1.500	2.0 9 2 1 1 3 1 0 0 0 0 0 25 39 4.50 1.500											IP WLS BF H R ER SO BB IBB HBP BLK WP HR S P ERA WHIP												
Kevin Jarvis, R ERA: 5.88											5.0	W	25	7	6	3	1	1	1	0	0	0	1	54	91	5.40	1.600
Hector Carrasco, R ERA: 4.07											2.0		9	3	1	1	2	0	0	0	0	0	0	19	27	4.50	1.500
Roger Salkeld, R ERA: 5.18											2.0		9	2	1	1	3	1	0	0	0	0	0	25	39	4.50	1.500

Florida Marlins @ Cincinnati Reds
Riverfront Stadium, Cincinnati, OH
Sat Aug 31 1996, 7:05 PM EDT
Att: 25,196 - Unknown - 87 F

AB 38
R 8
H 12
RBI 7
BB 3
SO 6
LOB 20



Batter	1	2	3	4	5	6	7	8	9	AB	R	H	RBI	BB	SO	LOB	BOTTOM										
Curtis Goodwin, L OBP: 0.328, SLG: 0.281										5	2	1	0	1	3	3											
Thomas Howard, S OBP: 0.318, SLG: 0.449										6	1	1	0	0	2	2											
Barry Larkin, R OBP: 0.552 Jeff Branson, L OBP: 0.314, SLG: 0.413										3	1	0	0	1	0	0											
Kevin Mitchell, R OBP: 0.395, SLG: 0.466 Roger Salkeld, R OBP: 0.093, SLG: 0.032										4	3	3	6	1	0	0											
Eddie Taubensee, L OBP: 0.341, SLG: 0.474										3	4	1	2	3	1	3											
Hal Morris, L OBP: 0.388, SLG: 0.459										5	3	2	4	1	0	1											
Bret Boone, R OBP: 0.282, SLG: 0.367										5	1	3	0	0	2	2											
Willie Greene, L OBP: 0.333, SLG: 0.441										2	2	1	3	3	0	2											
Kevin Jarvis, L OBP: 0.133, SLG: 0.167 Lenny Harris, L OBP: 0.323, SLG: 0.415 Hector Carrasco, R OBP: 0.200, SLG: 0.200 Joe Oliver, R OBP: 0.308, SLG: 0.407										2	1	2	0	0	0	0											
Inning Stats	R: 0 E: 0 K: 1 S: 9	H: 4 LOB: 0 BB: 0 P: 13	R: 7 E: 0 K: 2 S: 27	H: 4 LOB: 4 BB: 4 P: 51	R: 0 E: 0 K: 1 S: 11	H: 2 LOB: 1 BB: 1 P: 20	R: 0 E: 0 K: 0 S: 6	H: 0 LOB: 0 BB: 0 P: 10	R: 4 E: 0 K: 1 S: 9	H: 1 LOB: 0 BB: 3 P: 25	R: 2 E: 0 K: 1 S: 14	H: 3 LOB: 2 BB: 1 P: 22	R: 6 E: 0 K: 0 S: 17	H: 6 LOB: 1 BB: 1 P: 27	R: 3 E: 0 K: 3 S: 12	H: 2 LOB: 0 BB: 1 P: 21	R: 3 E: 0 K: 0 S: 15	H: 2 LOB: 0 BB: 1 P: 24	1B: 10 2B: 3 3B: 0 HR: 5	SF: 0 SAC: 1 DP: 0 HBP: 0	WP: 0 PB: 0 SB: 0 CS: 0	PA: 52					
PITCHER	IP WLS BF H R ER SO BB IBB HBP BLK WP HR S P ERA WHIP	1.1 L 10 3 6 6 2 3 0 0 0 0 0 24 43 40.50 4.500	1.2 9 3 1 1 2 2 0 0 0 0 0 23 41 5.40 3.000	1.1 7 0 3 3 0 2 1 0 0 0 0 9 25 20.25 1.500	1.2 14 8 7 7 2 0 1 0 0 0 3 25 39 37.80 4.800	1.0 6 2 2 2 0 1 0 0 0 0 0 12 20 18.00 3.000											IP WLS BF H R ER SO BB IBB HBP BLK WP HR S P ERA WHIP										
Kurt Miller, R ERA: 6.75											1.1	L	10	3	6	6	2	3	0	0	0	0	0	24	43	40.50	4.500
Yorkis Perez, L ERA: 5.39											1.2		9	3	1	1	2	2	0	0	0	0	0	23	41	5.40	3.000
Miguel Batista, R ERA: 2.89											1.1		7	0	3	3	0	2	1	0	0	0	0	9	25	20.25	1.500
Chris Hammond, L ERA: 7.34											1.2		14	8	7	7	2	0	1	0	0	0	3	25	37.80	4.800	
Felix Heredia, L ERA: 4.0											1.0		6	2	2	2	0	1	0	0	0	0	12	20	18.00	3.000	

Florida Marlins @ Cincinnati Reds
Riverfront Stadium, Cincinnati, OH
Sat Aug 31 1996, 7:05 PM EDT
Att: 25,196 - Unknown - 87 F

AB 40
R 22
H 18
RBI 22
BB 11
SO 9
LOB 15



Batter	1	2	3	4	5	6	7	8	9	AB	R	H	RBI	BB	SO	LOB	TOP					
Luis Castillo, S OBP: 0.358, SLG: 0.351 (1, 4)										5	2	2	1	0	2	2	Florida Marlins @ Cincinnati Reds Riverfront Stadium, Cincinnati, OH Sun Sep.01.1996, 3:33 AM EDT Att: 25,521 - Sunny - 88 F					
Edgar Renteria, R OBP: 0.355, SLG: 0.393 (1, 6)										5	1	2	0	0	1	1						
Gary Sheffield, R OBP: 0.453, SLG: 0.633 Jesus Tavaréz, S OBP: 0.231, SLG: 0.221 (1, 9)										3	1	2	2	2	0	0						
Jeff Conine, R OBP: 0.358, SLG: 0.476 (1, 7)										4	0	1	0	1	1	3						
Devon White, S OBP: 0.315, SLG: 0.434 (1, 8)										4	0	0	1	0	0	2						
Greg Colbrunn, R OBP: 0.338, SLG: 0.453 (1, 3)										5	0	1	0	0	1	3						
Alex Arias, R OBP: 0.321, SLG: 0.372 (1, 5)										3	1	1	0	1	1	0						
Charles Johnson, R OBP: 0.280, SLG: 0.363 (1, 2)										4	0	1	0	0	0	3						
Mark Hutton, R OBP: 0.333, SLG: 0.333 Joe Orsulak, L OBP: 0.278, SLG: 0.293 Felix Heredia, L Robb Nen, R (7, PH) (7, 1) (8, 1)										3	1	2	0	0	0	1						
Inning Stats	R: 2 E: 1 K: 1 S: 16	H: 3 LOB: 1 BB: 0 P: 21	R: 0 E: 0 K: 1 S: 12	H: 1 LOB: 1 BB: 0 P: 17	R: 1 E: 0 K: 0 S: 12	H: 1 LOB: 1 BB: 2 P: 25	R: 0 E: 0 K: 1 S: 15	H: 1 LOB: 1 BB: 0 P: 18	R: 0 E: 0 K: 0 S: 10	H: 1 LOB: 1 BB: 0 P: 14	R: 3 E: 0 K: 0 S: 15	H: 4 LOB: 2 BB: 1 P: 26	R: 0 E: 0 K: 0 S: 12	H: 1 LOB: 2 BB: 1 P: 21	R: 0 E: 0 K: 2 S: 10	H: 0 LOB: 0 BB: 0 P: 14	R: 0 E: 0 K: 2 S: 10	H: 0 LOB: 0 BB: 0 P: 14	1B: 9 2B: 2 3B: 0 HR: 1	SF: 1 SAC: 0 DP: 1 HBP: 0	WP: 2 PB: 0 SB: 2 CS: 0	PA: 42
PITCHER	IP WLS BF H R ER SO BB IBB HBP BLK WP HR S P ERA WHIP																					
John Smiley, L ERA: 4.08	(1, 1)	5.2 L 28 10 6 6 3 2 0 0 0 0 1 1 75 107 9.53 2.118																				
Hector Carrasco, R ERA: 4.07	(6, 1)	0.0 2 1 0 0 0 1 0 0 0 0 1 0 3 10 ∞ ∞																				
Johnny Ruffin, R ERA: 5.64	(6, 1)	1.1 6 1 0 0 0 1 0 0 0 0 0 0 14 25 0.00 1.500																				
Scott Service, R ERA: 4.46	(8, 1)	1.0 3 0 0 0 1 0 0 0 0 0 0 0 10 14 0.00 0.000																				
Jeff Brantley, R ERA: 2.7	(9, 1)	1.0 3 0 0 0 2 0 0 0 0 0 0 0 10 14 0.00 0.000																				

Batter	1	2	3	4	5	6	7	8	9	AB	R	H	RBI	BB	SO	LOB	BOTTOM			
Thomas Howard, S OBP: 0.313, SLG: 0.441 (9, 8)										5	0	0	0	0	3	1	Florida Marlins @ Cincinnati Reds Riverfront Stadium, Cincinnati, OH Sun Sep.01.1996, 3:33 AM EDT Att: 25,521 - Sunny - 88 F			
Lenny Harris, L OBP: 0.322, SLG: 0.413 (9, 9)										4	0	1	0	0	0	1				
Barry Larkin, R OBP: 0.409, SLG: 0.553 (1, 6)										3	0	1	0	1	1	1				
Eric Davis, R OBP: 0.394, SLG: 0.544 Curtis Goodwin, L OBP: 0.323, SLG: 0.276 Eric Owens, R OBP: 0.276, SLG: 0.230 (1, 8) (5, 8) (8, PH) (9, 7)										1	0	0	0	0	0	1				
Hal Morris, L OBP: 0.359, SLG: 0.459 (1, 3)										4	0	2	0	0	0	2				
Willie Greene, L OBP: 0.336, SLG: 0.453 (1, 5)										3	1	1	1	1	1	3				
Bret Boone, R OBP: 0.279, SLG: 0.363 (1, 4)										4	0	0	0	0	0	4				
Joe Oliver, R OBP: 0.312, SLG: 0.410 Jeff Branson, L OBP: 0.316, SLG: 0.415 (1, 2) (9, PH)										3	0	2	0	0	1	0				
John Smiley, L ERA: 4.08 Hector Carrasco, R ERA: 4.07 Johnny Ruffin, R ERA: 5.64 Scott Service, R ERA: 4.46 Jeff Brantley, R ERA: 2.7 Eddie Taubensee, L OBP: 0.366, SLG: 0.472 (1, 1) (6, 1) (6, 1) (7, PH) (8, 1) (9, 1) (9, PH)										2	0	0	0	0	1	2				
Inning Stats	R: 0 E: 0 K: 1 S: 10	H: 1 LOB: 1 BB: 0 P: 13	R: 0 E: 0 K: 1 S: 12	H: 1 LOB: 2 BB: 1 P: 24	R: 0 E: 0 K: 1 S: 18	H: 1 LOB: 2 BB: 0 P: 27	R: 1 E: 0 K: 1 S: 10	H: 1 LOB: 0 BB: 0 P: 14	R: 0 E: 0 K: 2 S: 9	H: 1 LOB: 1 BB: 0 P: 12	R: 0 E: 0 K: 2 S: 11	H: 1 LOB: 1 BB: 0 P: 19	R: 0 E: 0 K: 0 S: 11	H: 1 LOB: 2 BB: 1 P: 20	R: 0 E: 0 K: 1 S: 7	H: 1 LOB: 0 BB: 0 P: 10	1B: 6 2B: 1 3B: 0 HR: 1	SF: 0 SAC: 0 DP: 1 HBP: 1	WP: 0 PB: 0 SB: 0 CS: 0	PA: 37
PITCHER	IP WLS BF H R ER SO BB IBB HBP BLK WP HR S P ERA WHIP																			
Mark Hutton, R ERA: 4.98	(1, 1)	6.0 W 25 5 1 1 6 1 0 0 0 0 0 1 65 99 1.50 1.000																		
Felix Heredia, L ERA: 3.98	(7, 1)	1.2 8 2 0 0 2 1 0 0 0 0 0 0 21 38 0.00 1.800																		
Robb Nen, R ERA: 1.86	(8, 1)	1.1 4 1 0 0 1 0 0 0 0 0 0 0 8 11 0.00 0.750																		



Batter	1	2	3	4	5	6	7	8	9	AB	R	H	RBI	BB	SO	LOB	TOP				
Marquis Grissom, R OBP: 0.349, SLG: 0.495	0-1 G5-3	3-2 HR 1B		1-3 K			0-1 L4			4	1	1	1	0	1	0					
Andrew Jones, R OBP: 0.317, SLG: 0.643	4-0 BB	1-3 SAFE SAFE HR			1-2 FC4-6 1B			2-2 G6-3		3	1	2	3	1	0	0					
10 Chipper Jones, S OBP: 0.389, SLG: 0.542	2-3 K	1-1 G4-3			0-0 FC4-6 1B			1-0 1B		4	1	1	0	0	1	2					
Fred McGriff, L OBP: 0.357, SLG: 0.489	4-2 FC6-4 BB				0-0 G4-6-3 2B			0-0 2H 1B		3	1	2	1	1	0	1					
Terry Pendleton, S OBP: 0.294, SLG: 0.352	2-0 FC6-4				1-2 G4-3			1-3 K		4	0	0	0	0	1	4					
Jermaine Dye, R OBP: 0.305, SLG: 0.460		2-3 K			0-0 SF9			0-0 F9		3	0	0	1	0	1	1					
Javy Lopez, R OBP: 0.311, SLG: 0.446		0-2 1B 1B			3-H G5-3			2-2 G5-3		4	1	1	0	0	0	0					
Mark Lemke, S OBP: 0.323, SLG: 0.306		1-0 L6			0-0 P4			1-2 F7		4	0	0	0	0	0	1					
Tom Glavine, L BR: 0.324, SLG: 0.333 Brad Clontz, R Luis Polonia, L Dean Hartgraves, R Joe Borowski, R Ryan Klesko, L OBP: 0.307, SLG: 0.537		2-1 1B HR 1B			0-0 G4-3			0-2 G6-3		2	1	1	0	0	0	0					
Inning Stats	R: 0 E: 0 K: 1 S: 8	H: 0 LOB: 2 BB: 2 P: 20	R: 4 E: 0 K: 1 S: 19	H: 4 LOB: 0 BB: 0 P: 28	R: 1 E: 0 K: 0 S: 10	H: 1 LOB: 0 BB: 0 P: 12	R: 0 E: 0 K: 1 S: 6	H: 0 LOB: 0 BB: 0 P: 7	R: 0 E: 0 K: 0 S: 5	H: 1 LOB: 0 BB: 0 P: 6	R: 0 E: 0 K: 0 S: 7	H: 0 LOB: 0 BB: 0 P: 11	R: 0 E: 0 K: 0 S: 8	H: 0 LOB: 1 BB: 0 P: 9	R: 1 E: 0 K: 1 S: 9	H: 2 LOB: 1 BB: 0 P: 13	R: 0 E: 0 K: 0 S: 6	H: 0 LOB: 0 BB: 0 P: 8	1B: 5 2B: 2 3B: 0 HR: 1	SF: 1 SAC: 0 DP: 1 HBP: 0	WP: 0 PA: 36 PB: 0 SB: 1 CS: 0
PITCHER	IP WLS BF H R ER SO BB IBB HBP BLK WP HR S P ERA WHIP	IP WLS BF H R ER SO BB IBB HBP BLK WP HR S P ERA WHIP	IP WLS BF H R ER SO BB IBB HBP BLK WP HR S P ERA WHIP	IP WLS BF H R ER SO BB IBB HBP BLK WP HR S P ERA WHIP	IP WLS BF H R ER SO BB IBB HBP BLK WP HR S P ERA WHIP	IP WLS BF H R ER SO BB IBB HBP BLK WP HR S P ERA WHIP	IP WLS BF H R ER SO BB IBB HBP BLK WP HR S P ERA WHIP	IP WLS BF H R ER SO BB IBB HBP BLK WP HR S P ERA WHIP	IP WLS BF H R ER SO BB IBB HBP BLK WP HR S P ERA WHIP	IP WLS BF H R ER SO BB IBB HBP BLK WP HR S P ERA WHIP	IP WLS BF H R ER SO BB IBB HBP BLK WP HR S P ERA WHIP	IP WLS BF H R ER SO BB IBB HBP BLK WP HR S P ERA WHIP	IP WLS BF H R ER SO BB IBB HBP BLK WP HR S P ERA WHIP	IP WLS BF H R ER SO BB IBB HBP BLK WP HR S P ERA WHIP	IP WLS BF H R ER SO BB IBB HBP BLK WP HR S P ERA WHIP	IP WLS BF H R ER SO BB IBB HBP BLK WP HR S P ERA WHIP	IP WLS BF H R ER SO BB IBB HBP BLK WP HR S P ERA WHIP	IP WLS BF H R ER SO BB IBB HBP BLK WP HR S P ERA WHIP	IP WLS BF H R ER SO BB IBB HBP BLK WP HR S P ERA WHIP	IP WLS BF H R ER SO BB IBB HBP BLK WP HR S P ERA WHIP	IP WLS BF H R ER SO BB IBB HBP BLK WP HR S P ERA WHIP

Atlanta Braves @ Cincinnati Reds
Riverfront Stadium, Cincinnati, OH
Wed Sep 04 1996, 7:05 PM EDT
Att: 19,532 - Unknown - 85 F

AB 33
R 6
H 8
RBI 6
BB 2
SO 4
LOB 9



Batter	1	2	3	4	5	6	7	8	9	AB	R	H	RBI	BB	SO	LOB	BOTTOM				
Curtis Goodwin, L OBP: 0.316, SLG: 0.278	1-0 L6	1-3 K		2-0 SH1-3 1B			1-1 F9			5	1	1	0	0	2	2					
Thomas Howard, S OBP: 0.311, SLG: 0.441	2-3 K			0-0 G6-3			2-0 F7			4	0	0	0	0	1	0					
Barry Larkin, R OBP: 0.413, SLG: 0.556	4-2 1B BB			1-1 G6-3			0-1 F7			4	3	2	1	1	0	0					
Kevin Mitchell, R OBP: 0.410, SLG: 0.477 Chad Mottola, R OBP: 0.276, SLG: 0.411	2-1 1B			4-0 2B			4-2 1B			3	2	3	2	2	0	0					
Bret Boone, R OBP: 0.284, SLG: 0.367	1-3 1B			1-H HR			1-1 1B			0	0	0	0	0	0	0					
Hal Morris, L OBP: 0.361, SLG: 0.461	2-0 1B			3-2 G4-3			1-2 G4-3			5	1	3	3	0	0	1					
Joe Oliver, R OBP: 0.316, SLG: 0.421				1-H 1B			1-2 G4-3			5	2	2	1	0	0	4					
Willie Greene, L OBP: 0.348, SLG: 0.480				2-1 3B 1B			2-1 G4-3			5	2	1	0	0	1	3					
Mike Remlinger, L OBP: 0.250, SLG: 0.143 Keith Mitchell, R				1-2 3B 1B			1-2 G4-3			5	2	1	0	0	1	3					
Roger Salkeld, R OBP: 0.061, SLG: 0.031 Lee Smith, R				2-2 3B 1B			1-2 G4-3			5	2	1	0	0	1	3					
Inning Stats	R: 1 E: 0 K: 1 S: 15	H: 2 LOB: 2 BB: 1 P: 26	R: 0 E: 0 K: 2 S: 9	H: 0 LOB: 1 BB: 1 P: 17	R: 4 E: 0 K: 1 S: 20	H: 4 LOB: 1 BB: 1 P: 34	R: 3 E: 0 K: 0 S: 10	H: 3 LOB: 0 BB: 0 P: 16	R: 0 E: 0 K: 0 S: 9	H: 0 LOB: 1 BB: 1 P: 16	R: 0 E: 0 K: 0 S: 10	H: 1 LOB: 0 BB: 0 P: 14	R: 3 E: 1 K: 0 S: 10	H: 2 LOB: 0 BB: 0 P: 13	R: 1 E: 0 K: 1 S: 14	H: 3 LOB: 2 BB: 0 P: 24	R: 1 E: 0 K: 1 S: 14	H: 3 LOB: 2 BB: 0 P: 24	1B: 11 2B: 1 3B: 1 HR: 2	SF: 0 SAC: 2 DP: 1 HBP: 0	WP: 0 PA: 43 PB: 0 SB: 0 CS: 0
PITCHER	IP WLS BF H R ER SO BB IBB HBP BLK WP HR S P ERA WHIP	IP WLS BF H R ER SO BB IBB HBP BLK WP HR S P ERA WHIP	IP WLS BF H R ER SO BB IBB HBP BLK WP HR S P ERA WHIP	IP WLS BF H R ER SO BB IBB HBP BLK WP HR S P ERA WHIP	IP WLS BF H R ER SO BB IBB HBP BLK WP HR S P ERA WHIP	IP WLS BF H R ER SO BB IBB HBP BLK WP HR S P ERA WHIP	IP WLS BF H R ER SO BB IBB HBP BLK WP HR S P ERA WHIP	IP WLS BF H R ER SO BB IBB HBP BLK WP HR S P ERA WHIP	IP WLS BF H R ER SO BB IBB HBP BLK WP HR S P ERA WHIP	IP WLS BF H R ER SO BB IBB HBP BLK WP HR S P ERA WHIP	IP WLS BF H R ER SO BB IBB HBP BLK WP HR S P ERA WHIP	IP WLS BF H R ER SO BB IBB HBP BLK WP HR S P ERA WHIP	IP WLS BF H R ER SO BB IBB HBP BLK WP HR S P ERA WHIP	IP WLS BF H R ER SO BB IBB HBP BLK WP HR S P ERA WHIP	IP WLS BF H R ER SO BB IBB HBP BLK WP HR S P ERA WHIP	IP WLS BF H R ER SO BB IBB HBP BLK WP HR S P ERA WHIP	IP WLS BF H R ER SO BB IBB HBP BLK WP HR S P ERA WHIP	IP WLS BF H R ER SO BB IBB HBP BLK WP HR S P ERA WHIP	IP WLS BF H R ER SO BB IBB HBP BLK WP HR S P ERA WHIP	IP WLS BF H R ER SO BB IBB HBP BLK WP HR S P ERA WHIP	IP WLS BF H R ER SO BB IBB HBP BLK WP HR S P ERA WHIP

Atlanta Braves @ Cincinnati Reds
Riverfront Stadium, Cincinnati, OH
Wed Sep 04 1996, 7:05 PM EDT
Att: 19,532 - Unknown - 85 F

AB 37
R 12
H 15
RBI 12
BB 4
SO 6
LOB 12



Batter	1	2	3	4	5	6	7	8	9	AB	R	H	RBI	BB	SO	LOB	TOP																				
Dax Jones, R OBP: 0.282, SLG: 0.389 (1, 8)											4	0	1	0	0	0	1																				
Bill Mueller, S OBP: 0.439, SLG: 0.465 (1, 5)											4	0	1	1	0	1	1																				
Barry Bonds, L OBP: 0.445, SLG: 0.604 (1, 7)											3	0	0	0	1	1	1																				
Glenallen Hill, R OBP: 0.352, SLG: 0.505 (1, 9)											3	1	1	1	1	0	1																				
Dave McCarty, R OBP: 0.306, SLG: 0.353 (1, 3)											3	0	0	0	1	1	3																				
Rick Wilkins, L OBP: 0.350, SLG: 0.397 (1, 2)											4	0	0	0	0	1	1																				
Rich Aurilia, R OBP: 0.291, SLG: 0.293 (1, 6)											4	0	1	0	0	1	1																				
Jay Canizaro, R OBP: 0.277, SLG: 0.347 Rod Beck, R OBP: 0.500, SLG: 0.500 (9, 1)											4	1	1	0	0	1	2																				
Oswaldo Fernandez, R OBP: 0.075, SLG: 0.075 Steve Scarsone, R OBP: 0.275, SLG: 0.331 (9, 4)											0	0	0	0	0	0	0																				
Inning Stats	R: 0 E: 0 K: 2 S: 8	H: 1 LOB: 1 BB: 0 P: 8	R: 0 E: 0 K: 1 S: 5	H: 0 LOB: 0 BB: 0 P: 5	R: 1 E: 0 K: 1 S: 7	H: 2 LOB: 3 BB: 2 P: 15	R: 0 E: 0 K: 1 S: 6	H: 1 LOB: 1 BB: 0 P: 6	R: 0 E: 0 K: 0 S: 3	H: 0 LOB: 0 BB: 0 P: 3	R: 1 E: 0 K: 1 S: 6	H: 1 LOB: 1 BB: 1 P: 10	R: 0 E: 0 K: 0 S: 3	H: 0 LOB: 0 BB: 0 P: 3	R: 0 E: 0 K: 0 S: 3	H: 0 LOB: 0 BB: 0 P: 3	R: 0 E: 0 K: 0 S: 3	H: 0 LOB: 0 BB: 0 P: 3	1B: 3 2B: 1 3B: 0 HR: 1	SF: 0 SAC: 1 DP: 0 HBP: 0	WP: 0 PB: 0 SB: 1 CS: 0	PA: 35															
PITCHER	IP WLS BF H R ER SO BB IBB HBP BLK WP HR S P ERA WHIP																																				
John Smiley, L ERA: 4.02 Hector Carrasco, R ERA: 3.95	(1, 1) (8, 1)	7.0 L	29 29	5 5	2 2	2 2	6 6	2 2	1 1	0 0	0 0	0 0	0 0	0 0	0 0	0 0	0 0	6 6	6 6	0.00 0.00	0.000 1.000																

San Francisco Giants @ Cincinnati Reds
Riverfront Stadium, Cincinnati, OH
Fri Sep 06 1996, 7:05 PM EDT
Unknown - 88 F

livebaseballscores.com

AB 31
R 2
H 5
RBI 2
BB 3
SO 6
LOB 12

Batter	1	2	3	4	5	6	7	8	9	AB	R	H	RBI	BB	SO	LOB	BOTTOM															
Curtis Goodwin, L OBP: 0.301, SLG: 0.263 (1, 9)											4	0	0	0	0	2	0															
Thomas Howard, S OBP: 0.310, SLG: 0.436 (1, 7)											3	0	0	0	1	0	0															
Barry Larkin, R OBP: 0.414, SLG: 0.555 (1, 6)											3	0	1	0	1	0	1															
Eric Davis, R OBP: 0.395, SLG: 0.543 (1, 8)											4	0	2	0	0	1	1															
Willie Greene, L OBP: 0.343, SLG: 0.472 (1, 5)											4	0	0	0	0	2	3															
Hal Morris, L OBP: 0.360, SLG: 0.459 (1, 3)											4	0	1	0	0	1	1															
Bret Boone, R OBP: 0.285, SLG: 0.367 (1, 4)											3	0	1	0	1	0	1															
Joe Oliver, R OBP: 0.317, SLG: 0.418 Eddie Taubensee, L OBP: 0.338, SLG: 0.469 (9, PH)											2	0	0	0	1	0	1															
John Smiley, L OBP: 0.226, SLG: 0.220 Lenny Harris, L OBP: 0.322, SLG: 0.410 Hector Carrasco, R OBP: 0.200, SLG: 0.200 (8, 1)											2	0	0	0	0	0	4															
Inning Stats	R: 0 E: 0 K: 1 S: 4	H: 0 LOB: 0 BB: 1 P: 8	R: 0 E: 0 K: 1 S: 6	H: 1 LOB: 3 BB: 2 P: 14	R: 0 E: 0 K: 1 S: 6	H: 1 LOB: 2 BB: 1 P: 10	R: 0 E: 0 K: 0 S: 4	H: 1 LOB: 1 BB: 0 P: 4	R: 0 E: 0 K: 0 S: 3	H: 0 LOB: 0 BB: 0 P: 3	R: 0 E: 0 K: 0 S: 3	H: 0 LOB: 0 BB: 0 P: 3	R: 0 E: 0 K: 2 S: 8	H: 1 LOB: 1 BB: 0 P: 8	R: 0 E: 0 K: 1 S: 6	H: 1 LOB: 1 BB: 0 P: 6	1B: 5 2B: 0 3B: 0 HR: 0	SF: 0 SAC: 0 DP: 1 HBP: 0	WP: 0 PB: 0 SB: 0 CS: 0	PA: 35												
PITCHER	IP WLS BF H R ER SO BB IBB HBP BLK WP HR S P ERA WHIP																															
Oswaldo Fernandez, R ERA: 4.84 Rod Beck, R ERA: 3.71	(1, 1) (9, 1)	8.0 S	31 4	0 1	0 0	0 0	1 1	0 0	0 0	0 0	0 0	0 0	6 6	6 6	0.00 0.00	1.000 1.000																

San Francisco Giants @ Cincinnati Reds
Riverfront Stadium, Cincinnati, OH
Fri Sep 06 1996, 7:05 PM EDT
Unknown - 88 F

livebaseballscores.com

AB 31
R 0
H 5
RBI 0
BB 4
SO 6
LOB 13

Batter	1	2	3	4	5	6	7	8	9	AB	R	H	RBI	BB	SO	LOB	TOP			
Marvin Benard, L (1, 8) OBP: 0.324, SLG: 0.328	G4-3	G3 HBP 1B	1B HBP			K	G1-2-3		F9	5	0	1	0	0	1	4	San Francisco Giants @ Cincinnati Reds Riverfront Stadium, Cincinnati, OH Sat Sep 07 1996, 3:33 AM EDT Att: 22,790 - Cloudy - 86 F			
Bill Mueller, S (1, 5) OBP: 0.439, SLG: 0.453	BB 1B	L7	1-3 2-H 1B			F8		K		5	1	2	1	0	1	1				
Glenallen Hill, R (1, 9) OBP: 0.353, SLG: 0.497	1B 2B BB	G3 HBP	G5-3			1B BB		K		2	1	0	0	2	1	2				
Barry Bonds, L (1, 7) OBP: 0.448, SLG: 0.604	1B 2B BB	G3		G4-6-3 BB		1-3 1B		1B		3	1	2	0	2	0	2				
Rick Wilkins, L (1, 2) OBP: 0.350, SLG: 0.394	2B 1B			G4-6-3		K		G3-1		4	0	1	1	1	1	4				
Rich Aurilia, R (1, 6) OBP: 0.289, SLG: 0.295	1-3 2-H 3-H 2B	G1-3		G4-3			SH1-3 FC5 1B		P4	5	0	2	2	0	0	3				
Desi Wilson, L (1, 3) OBP: 0.290, SLG: 0.286	IBB		FC5-4 1B		G3-1	FC5 SH1-3			HR	4	1	2	1	1	0	1				
Jay Canizaro, R (1, 4) OBP: 0.284, SLG: 0.350	P2		FC5-4 SH1-3 1B		F9	SH1-3			1B	4	1	1	0	0	0	4				
Allen Watson, L (1, 1) OBP: 0.270, SLG: 0.259	F8		SH1-3		G6-3					2	0	0	0	0	0	3				
Tim Scott, R (6, 1)										0	0	0	0	0	0	0				
Jacob Cruz, L (7, PH) OBP: 0.383, SLG: 0.440										0	0	0	0	0	1	0				
Rich DeLucia, R (7, 1) OBP: 0.400, SLG: 0.250										0	0	0	0	0	0	0				
Dave McCarty, R (9, PH) OBP: 0.302, SLG: 0.348										1	0	0	0	0	1	1				
Inning Stats	R: 3 E: 0 K: 0 S: 19	H: 3 LOB: 3 BB: 3 P: 39	R: 0 E: 0 K: 0 S: 10	H: 1 LOB: 3 BB: 1 P: 19	R: 1 E: 0 K: 0 S: 12	H: 2 LOB: 2 BB: 0 P: 19	R: 0 E: 0 K: 0 S: 4	H: 0 LOB: 0 BB: 1 P: 11	R: 0 E: 0 K: 2 S: 15	H: 1 LOB: 2 BB: 1 P: 23	R: 0 E: 0 K: 0 S: 9	H: 1 LOB: 1 BB: 1 P: 17	R: 0 E: 0 K: 2 S: 10	H: 1 LOB: 1 BB: 0 P: 14	R: 1 E: 0 K: 1 S: 11	H: 2 LOB: 1 BB: 0 P: 17	1B: 9 2B: 1 3B: 0 HR: 1	SF: 0 SAC: 2 DP: 2 HBP: 2	WP: 0 PB: 0 SB: 1 CS: 0	PA: 46
PITCHER	IP WLS BF H R ER SO BB IBB HBP BLK WP HR S P ERA WHIP	IP WLS BF H R ER SO BB IBB HBP BLK WP HR S P ERA WHIP	IP WLS BF H R ER SO BB IBB HBP BLK WP HR S P ERA WHIP	IP WLS BF H R ER SO BB IBB HBP BLK WP HR S P ERA WHIP	IP WLS BF H R ER SO BB IBB HBP BLK WP HR S P ERA WHIP	IP WLS BF H R ER SO BB IBB HBP BLK WP HR S P ERA WHIP	IP WLS BF H R ER SO BB IBB HBP BLK WP HR S P ERA WHIP	IP WLS BF H R ER SO BB IBB HBP BLK WP HR S P ERA WHIP	IP WLS BF H R ER SO BB IBB HBP BLK WP HR S P ERA WHIP	IP WLS BF H R ER SO BB IBB HBP BLK WP HR S P ERA WHIP	IP WLS BF H R ER SO BB IBB HBP BLK WP HR S P ERA WHIP	IP WLS BF H R ER SO BB IBB HBP BLK WP HR S P ERA WHIP	IP WLS BF H R ER SO BB IBB HBP BLK WP HR S P ERA WHIP	IP WLS BF H R ER SO BB IBB HBP BLK WP HR S P ERA WHIP	IP WLS BF H R ER SO BB IBB HBP BLK WP HR S P ERA WHIP	IP WLS BF H R ER SO BB IBB HBP BLK WP HR S P ERA WHIP	IP WLS BF H R ER SO BB IBB HBP BLK WP HR S P ERA WHIP			
Giovanni Carrara, R (1, 1) ERA: 6.74	0.1	6	3	3	0	2	0	0	0	0	0	15	28	81.00	15.000					
Scott Service, R (1, 1) ERA: 3.92	1.2	9	1	0	0	0	2	1	0	0	0	14	30	0.00	0.600					
Mike Rentlinger, L (3, 1) ERA: 6.23	2.0	9	2	1	1	0	1	0	1	0	0	16	30	4.50	1.500					
Roger Salkeld, R (5, 1) ERA: 4.93	2.0	W 8	1	0	0	2	1	0	0	0	0	20	29	0.00	1.000					
Jeff Shaw, R (7, 1) ERA: 2.67	2.0	9	2	0	0	2	1	0	0	0	0	19	31	0.00	1.500					

AB	35
R	5
H	11
RBI	5
BB	7
SO	5
LOB	25



Batter	1	2	3	4	5	6	7	8	9	AB	R	H	RBI	BB	SO	LOB	BOTTOM			
Eric Owens, R (1, 5) OBP: 0.286, SLG: 0.241	L8	F9		SH1-3 1B		K		P3		4	0	1	0	0	1	3	San Francisco Giants @ Cincinnati Reds Riverfront Stadium, Cincinnati, OH Sat Sep 07 1996, 3:33 AM EDT Att: 22,790 - Cloudy - 86 F			
Chad Mottola, R (7, 9) OBP: 0.279, SLG: 0.397										1	0	0	0	0	0	0				
Thomas Howard, S (1, 9) OBP: 0.310, SLG: 0.434	L8	F8		SH1-3		F7		1B		4	0	1	0	0	0	3				
Barry Larkin, R (1, 6) OBP: 0.416, SLG: 0.551	2B BB		2B E BB	F8		HR BB		F8		2	3	0	0	3	0	2				
Kevin Mitchell, R (1, 7) OBP: 0.421, SLG: 0.507	F9		F9		1B					4	1	3	4	0	0	1				
Jeff Shaw, R (7, 1)										0	0	0	0	0	0	0				
Jeff Brantley, R (9, 1)	1-H 2B				1B	HR				0	0	0	0	0	0	0				
Eric Davis, R (1, 8) OBP: 0.395, SLG: 0.543	G5-3		E8 S 1B 2B		K	P3				4	1	1	0	0	1	2				
Bret Boone, R (1, 4) OBP: 0.288, SLG: 0.378		F7		S 1B		K		K		4	0	1	1	0	2	1				
Eduardo Perez, R (1, 3) OBP: 0.375, SLG: 0.727		1B 1B		K		1B		L8		4	1	2	0	0	1	1				
Joe Oliver, R (1, 2) OBP: 0.323, SLG: 0.420		1B 1B		P6		F9				4	0	2	0	0	0	1				
Giovanni Carrara, R (1, 1) ERA: 6.74										0	0	0	0	0	0	0				
Scott Service, R (1, 1) ERA: 3.92										0	0	0	0	0	0	0				
Keith Mitchell, R (2, PH) OBP: 0.311, SLG: 0.443										1	0	1	0	0	0	0				
Mike Rentlinger, L (3, 1) ERA: 6.23										0	0	0	0	0	0	0				
Curtis Gooden, L (4, PH) OBP: 0.311, SLG: 0.268										1	0	0	0	0	0	0				
Roger Salkeld, R (5, 1) ERA: 4.93										0	0	0	0	0	0	0				
Lenny Harris, L (6, PH) OBP: 0.302, SLG: 0.348										1	1	1	0	0	0	0				
Jeff Brantley, R (9, 1) ERA: 2.67										1	0	0	0	0	0	0				
Inning Stats	R: 1 E: 0 K: 0 S: 14	H: 1 LOB: 1 BB: 1 P: 24	R: 1 E: 0 K: 0 S: 15	H: 3 LOB: 2 BB: 0 P: 23	R: 2 E: 1 K: 1 S: 14	H: 2 LOB: 1 BB: 1 P: 26	R: 0 E: 0 K: 0 S: 16	H: 1 LOB: 1 BB: 0 P: 21	R: 0 E: 0 K: 2 S: 15	H: 3 LOB: 2 BB: 0 P: 22	R: 3 E: 0 K: 1 S: 12	H: 2 LOB: 0 BB: 1 P: 20	R: 0 E: 0 K: 1 S: 9	H: 0 LOB: 0 BB: 0 P: 13	R: 0 E: 0 K: 0 S: 14	H: 1 LOB: 1 BB: 0 P: 21	1B: 10 2B: 2 3B: 0 HR: 1	SF: 0 SAC: 1 DP: 0 HBP: 0	WP: 1 PB: 0 SB: 2 CS: 0	PA: 39
PITCHER	IP WLS BF H R ER SO BB IBB HBP BLK WP HR S P ERA WHIP	IP WLS BF H R ER SO BB IBB HBP BLK WP HR S P ERA WHIP	IP WLS BF H R ER SO BB IBB HBP BLK WP HR S P ERA WHIP	IP WLS BF H R ER SO BB IBB HBP BLK WP HR S P ERA WHIP	IP WLS BF H R ER SO BB IBB HBP BLK WP HR S P ERA WHIP	IP WLS BF H R ER SO BB IBB HBP BLK WP HR S P ERA WHIP	IP WLS BF H R ER SO BB IBB HBP BLK WP HR S P ERA WHIP	IP WLS BF H R ER SO BB IBB HBP BLK WP HR S P ERA WHIP	IP WLS BF H R ER SO BB IBB HBP BLK WP HR S P ERA WHIP	IP WLS BF H R ER SO BB IBB HBP BLK WP HR S P ERA WHIP	IP WLS BF H R ER SO BB IBB HBP BLK WP HR S P ERA WHIP	IP WLS BF H R ER SO BB IBB HBP BLK WP HR S P ERA WHIP	IP WLS BF H R ER SO BB IBB HBP BLK WP HR S P ERA WHIP	IP WLS BF H R ER SO BB IBB HBP BLK WP HR S P ERA WHIP	IP WLS BF H R ER SO BB IBB HBP BLK WP HR S P ERA WHIP	IP WLS BF H R ER SO BB IBB HBP BLK WP HR S P ERA WHIP				
Allen Watson, L (1, 1) ERA: 4.04	5.0	L 6	2	3	3	1	1	0	0	0	1	1	12	20	27.00	3.000				
Tim Scott, R (6, 1) ERA: 4.43	1.0																			
Rich DeLucia, R (7, 1) ERA: 5.16	2.0	7	1	0	0	1	0	0	0	0	0	0	23	34	0.00	0.500				



Batter	1	2	3	4	5	6	7	8	9	AB	R	H	RBI	BB	SO	LOB	TOP				
Marvin Benard, L (1, 8) OBP: 0.323, SLG: 0.325	F8		G4-3 WP BB		K			F7	F9	4	0	0	0	1	1	2					
Bill Mueller, S (1, 5) OBP: 0.433, SLG: 0.445	FC5-4 1B		G4-3			G6-3		K		4	0	1	0	0	1	2					
Jacob Cruz, L (1, 9) OBP: 0.375, SLG: 0.415	FC5-4 BB		G3			L4		BB 1B BB		3	1	0	0	1	0	2					
Barry Bonds, L (1, 7) OBP: 0.450, SLG: 0.610	BB			G4-3		HR		BB 1B BB		2	1	1	1	2	0	0					
Rick Wilkins, L (1, 2) OBP: 0.352, SLG: 0.393	K			BB		G4-3		BB 1B		3	0	1	2	1	1	2					
Rich Aurilia, R (1, 6) OBP: 0.285, SLG: 0.290		F8		F9			K	F9		4	0	0	0	0	1	3					
Desi Wilson, L (1, 3) OBP: 0.288, SLG: 0.283		K		G3-1			K		FC4-6 1B	4	0	1	0	0	2	1	AB 31				
Jay Canizaro, R (1, 4) OBP: 0.272, SLG: 0.333	P6				G3-1		P4	FC4-6		4	0	0	0	0	0	1	R 3				
William Van Landingham, R (1, 1) OBP: 0.153, SLG: 0.143																	H 4				
Jim Poole, L (7, 1) ERA: 2.25																	RBI 3				
Steve Scaros, R (8, PH) ERA: 3.51																	BB 6				
Jose Bautista, R (8, 1) ERA: 3.24																	SO 8				
Doug Creek, L (8, 1) ERA: 7.16																	LOB 14				
Glenallen Hill, R (8, 9) ERA: 4.16																					
Mark Devey, R (8, 1) ERA: 4.16																					
Inning Stats	R: 0 E: 0 K: 1 S: 13	H: 1 LOB: 2 BB: 1 P: 23	R: 0 E: 0 K: 1 S: 8	H: 0 LOB: 0 BB: 0 P: 16	R: 0 E: 0 K: 1 S: 9	H: 0 LOB: 1 BB: 1 P: 15	R: 0 E: 0 K: 0 S: 9	H: 0 LOB: 0 BB: 0 P: 17	R: 0 E: 0 K: 2 S: 7	H: 1 LOB: 0 BB: 0 P: 11	R: 0 E: 0 K: 2 S: 9	H: 0 LOB: 0 BB: 0 P: 13	R: 2 E: 0 K: 1 S: 15	H: 1 LOB: 2 BB: 3 P: 33	R: 0 E: 0 K: 0 S: 8	H: 1 LOB: 1 BB: 0 P: 12	1B: 3 2B: 0 3B: 0 HR: 1	SF: 0 SAC: 0 DP: 0 HBP: 0	WP: 1 PB: 0 SB: 1 CS: 0	PA: 37	
PITCHER	IP	WLS	BF	H	R	ER	SO	BB	IBB	HBP	BLK	WP	HR	S	P	ERA	WHIP				
Dave Burba, R (1, 1) ERA: 3.89	7.0		26	2	1	1	7	3	0	0	0	1	1	63	110	1.29	0.714				
Lee Smith, R (8, 1) ERA: 3.51	0.2	4	0	2	2	1	2	0	0	0	0	0	0	7	18	27.00	3.000				
Jeff Shaw, R (8, 1) ERA: 2.66	0.1	W	3	1	0	0	1	0	0	0	0	0	0	8	15	0.00	6.000				
Jeff Brantley, R (9, 1) ERA: 2.71	1.0	4	1	0	0	0	0	0	0	0	0	0	0	8	12	0.00	1.000				

San Francisco Giants @ Cincinnati Reds
Riverfront Stadium, Cincinnati, OH
Sun Sep 08 1996, 3:33 AM EDT
Att: 20,838 - Cloudy - 88 F

AB 31
R 3
H 4
RBI 3
BB 6
SO 8
LOB 14



Batter	1	2	3	4	5	6	7	8	9	AB	R	H	RBI	BB	SO	LOB	BOTTOM				
Curtis Goodwin, L (1, 9) OBP: 0.316, SLG: 0.279	S BB		BB 1B 2B		FC6-4 CS		G6-3	F7		4	1	1	0	1	0	3					
Thomas Howard, S (1, 7) OBP: 0.312, SLG: 0.438	F8		G5-4-3 1B		CS	BB 2B		K		4	1	2	1	0	1	1					
Barry Larkin, R (1, 6) OBP: 0.415, SLG: 0.555	F7		G5-4-3 1B		L6			HR		4	1	1	1	0	0	3					
Eric Davis, R (1, 8) OBP: 0.396, SLG: 0.540	BB		F7		P3			S 2B BB		2	1	0	0	2	0	1					
Willie Greene, L (1, 5) OBP: 0.347, SLG: 0.473	G4-3			K		BB 1B		BB 2B		3	2	1	1	1	1	2					
Hal Morris, L (1, 3) OBP: 0.365, SLG: 0.469		K		F8		BB 1B		G3 HR 2B		4	1	2	3	0	1	0					
Bret Boone, R (1, 4) OBP: 0.290, SLG: 0.382	G4-3 2B		G6-3		CS		SH2-3 1B	G3		4	0	2	0	0	0	1					
Eddie Taubensee, L (1, 2) OBP: 0.338, SLG: 0.478	G4-3		G4-3		G4-3		SH2-3	HR		3	1	1	2	0	0	1					
Dave Burba, R (1, 1) ERA: 5.49																					
Keith Mitchell, R (7, PH) ERA: 2.25																					
Lee Smith, L (8, 1) ERA: 3.51																					
Jeff Shaw, R (8, 1) ERA: 2.66																					
Lenny Harris, L (8, PH) ERA: 7.16																					
Jeff Brantley, R (9, 1) ERA: 2.71																					
Inning Stats	R: 0 E: 0 K: 0 S: 7	H: 0 LOB: 2 BB: 2 P: 17	R: 0 E: 0 K: 1 S: 9	H: 1 LOB: 1 BB: 0 P: 12	R: 1 E: 0 K: 0 S: 9	H: 2 LOB: 0 BB: 0 P: 16	R: 0 E: 0 K: 1 S: 7	H: 0 LOB: 0 BB: 0 P: 12	R: 0 E: 0 K: 0 S: 7	H: 1 LOB: 0 BB: 0 P: 8	R: 2 E: 0 K: 0 S: 11	H: 3 LOB: 0 BB: 0 P: 15	R: 0 E: 0 K: 0 S: 8	H: 1 LOB: 1 BB: 0 P: 10	R: 5 E: 0 K: 1 S: 20	H: 4 LOB: 1 BB: 2 P: 37	1B: 6 2B: 4 3B: 0 HR: 2	SF: 0 SAC: 1 DP: 1 HBP: 0	WP: 0 PB: 0 SB: 2 CS: 2	PA: 39	
PITCHER	IP	WLS	BF	H	R	ER	SO	BB	IBB	HBP	BLK	WP	HR	S	P	ERA	WHIP				
William Van Landingham, R (1, 1) ERA: 5.49	6.0		25	3	3	3	2	2	0	0	0	0	0	51	82	4.50	1.667				
Jose Bautista, R (8, 1) ERA: 3.24	0.1	L	3	1	2	2	1	1	0	0	0	0	1	7	13	54.00	6.000				
Doug Creek, L (8, 1) ERA: 7.16	0.0	2	1	1	1	1	0	1	0	0	0	0	0	3	8	=	=				
Mark Devey, R (8, 1) ERA: 4.16	0.2	4	2	2	2	0	0	0	0	0	0	0	1	10	16	27.00	3.000				

San Francisco Giants @ Cincinnati Reds
Riverfront Stadium, Cincinnati, OH
Sun Sep 08 1996, 3:33 AM EDT
Att: 20,838 - Cloudy - 88 F

AB 32
R 8
H 12
RBI 8
BB 4
SO 3
LOB 14



Batter	1	2	3	4	5	6	7	8	9	AB	R	H	RBI	BB	SO	LOB	TOP
Thomas Howard, S OBP: 0.313, SLG: 0.442	(1, 9) K																4 1 1 0 0 1 0
Lenny Harris, L OBP: 0.323, SLG: 0.408	(1, 7) F7																4 0 1 0 0 0 1
Barry Larkin, R OBP: 0.414, SLG: 0.557	(1, 6) P5																4 2 2 2 0 1 1
Eric Davis, R OBP: 0.395, SLG: 0.534																	3 0 0 0 1 0 1
Hal Morris, L OBP: 0.367, SLG: 0.473																	3 1 1 1 1 1 2
Bret Boone, R OBP: 0.287, SLG: 0.377																	4 0 0 0 0 0 2
Eddie Taubensee, L OBP: 0.336, SLG: 0.474																	4 0 1 1 0 0 0
Reggie Sanders, R OBP: 0.353, SLG: 0.463																	0 0 0 0 0 0 0
Jeff Branson, L OBP: 0.310, SLG: 0.409																	4 0 1 0 0 1 1
Roger Sakfeld, R ERA: 4.05																	0 0 0 0 0 0 0
Tom Candiotti, R ERA: 4.05																	0 0 0 0 0 0 0
Todd Worrell, R ERA: 3.09																	0 0 0 0 0 0 0
Inning Stats	R: 0 H: 0 E: 0 K: 1 S: 8	WLS: 0 BF: 13	H: 0 R: 0 ER: 0 SO: 0	R: 0 ER: 0 SO: 0	H: 0 R: 0 ER: 0 SO: 0	H: 0 R: 0 ER: 0 SO: 0	H: 0 R: 0 ER: 0 SO: 0	H: 0 R: 0 ER: 0 SO: 0	H: 0 R: 0 ER: 0 SO: 0	H: 0 R: 0 ER: 0 SO: 0	H: 0 R: 2 ER: 0 SO: 12	H: 3 R: 1 ER: 1 SO: 23	RBI: 5 BB: 1 HR: 1	SF: 0 SAC: 0 DP: 1 HBP: 0	WP: 0 PA: 35		
PITCHER	IP	WLS	BF	H	R	ER	SO	BB	IBB	HBP	BLK	WP	HR	S	P	ERA	WHIP
Tom Candiotti, R ERA: 4.05	8.0	W	29	4	2	2	7	2	0	0	0	0	1	66	106	2.25	0.750
Todd Worrell, R ERA: 3.09	1.0	S	6	3	2	2	0	0	0	0	0	0	0	12	23	18.00	3.000

Cincinnati Reds @ Los Angeles Dodgers
 Dodger Stadium, Los Angeles, CA
 Tue Sep 10 1996, 7:05 PM PDT
 Att: 28,237 - Unknown

AB 33
 R 4
 H 7
 RBI 4
 BB 2
 SO 7
 LOB 9

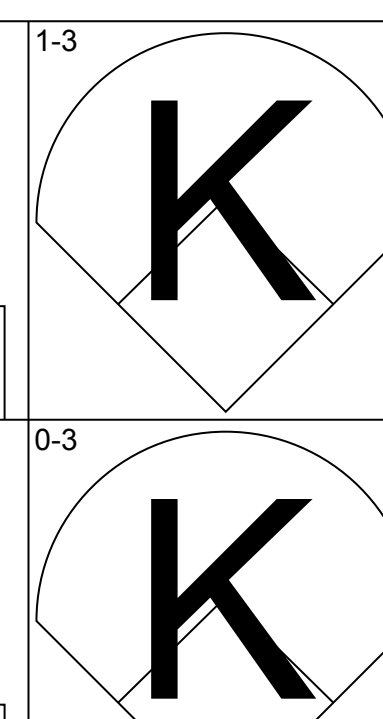
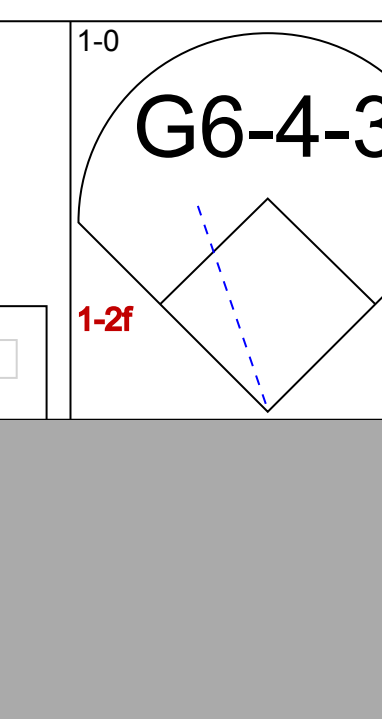
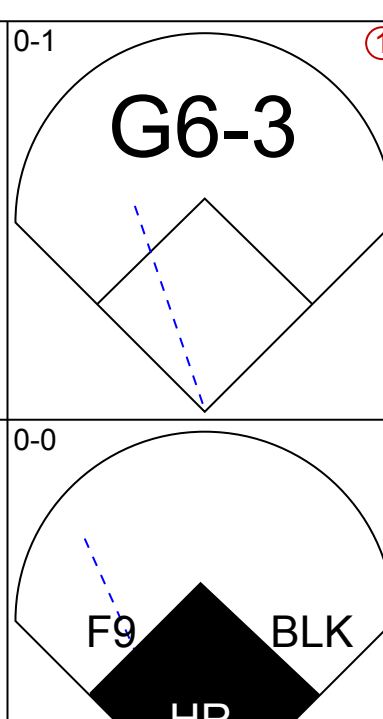
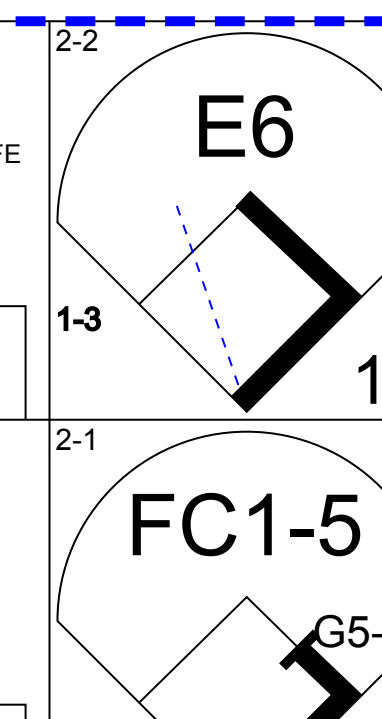
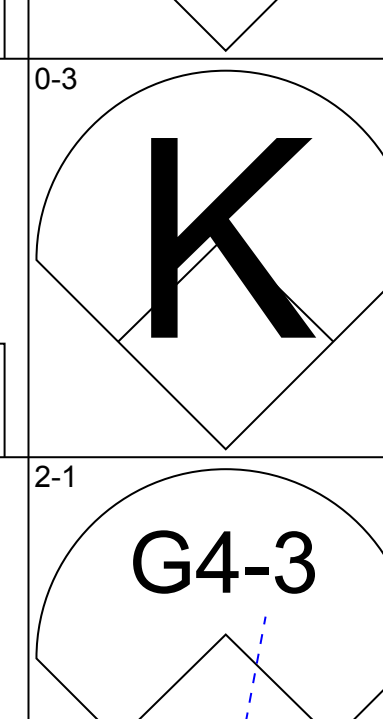
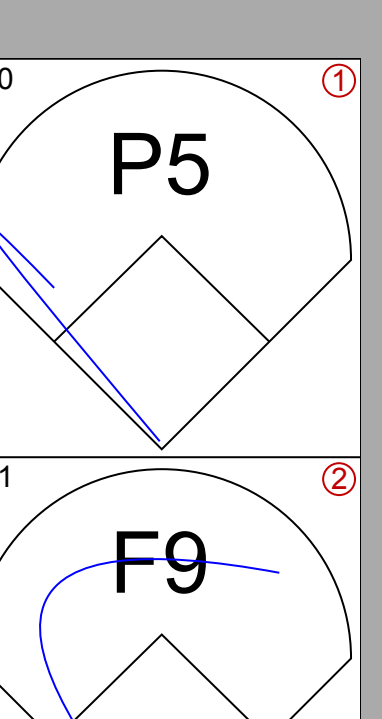
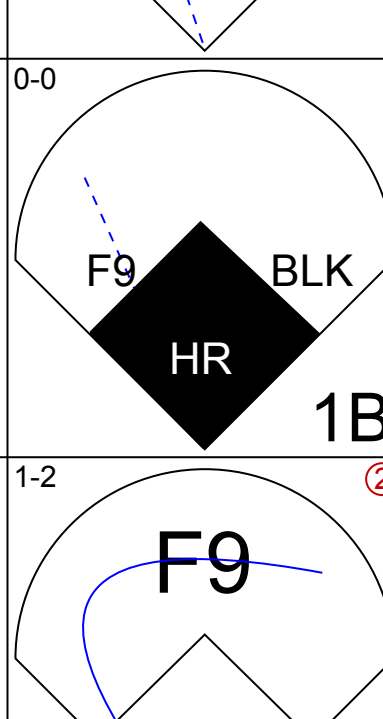
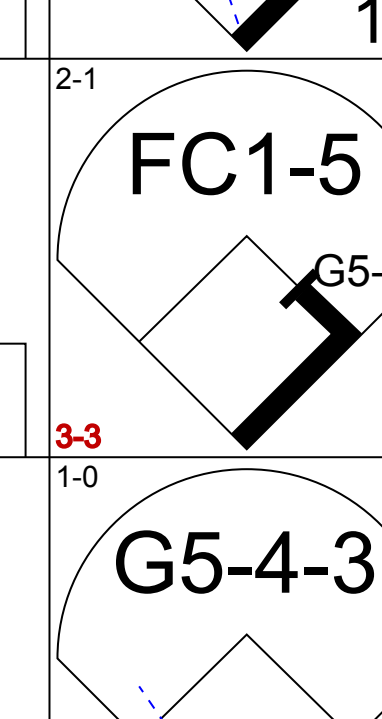
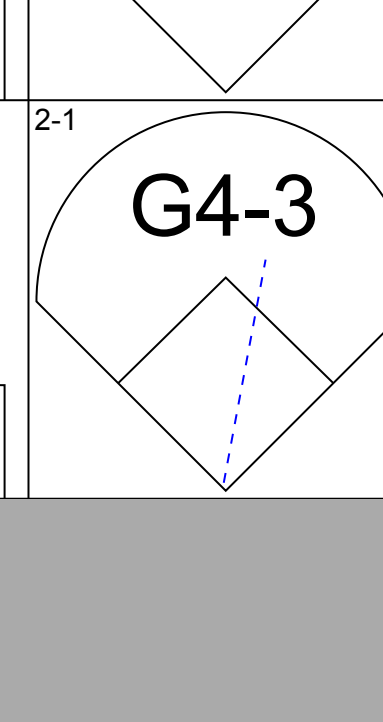
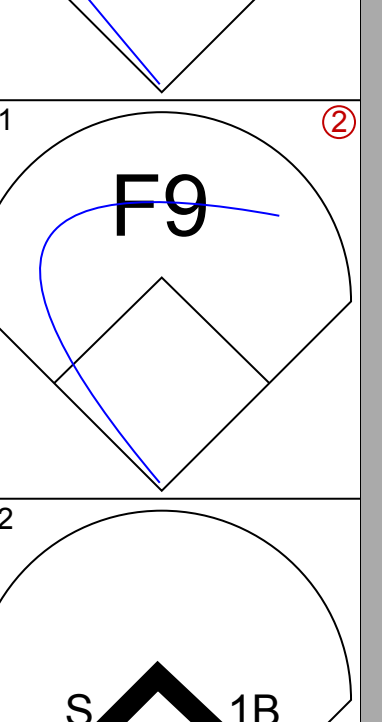
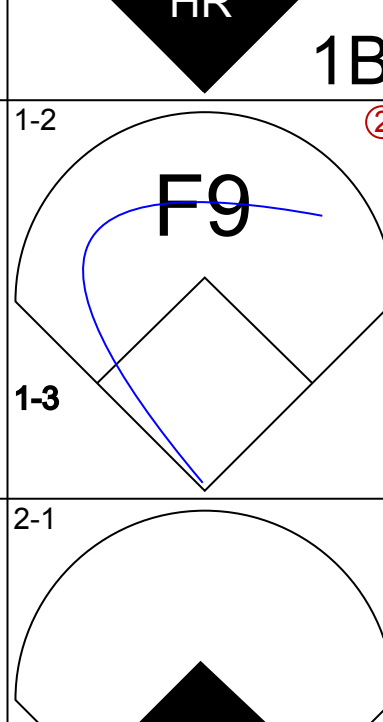
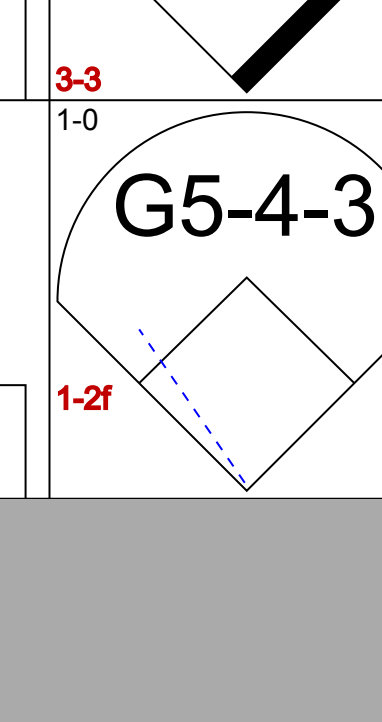
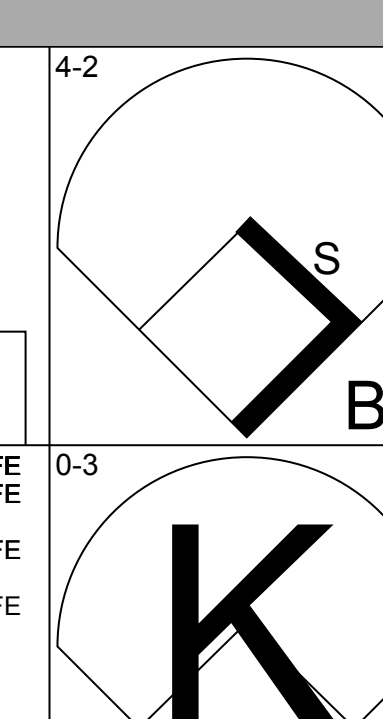
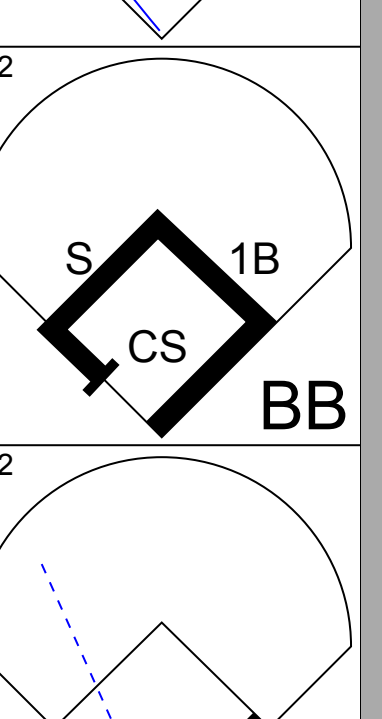
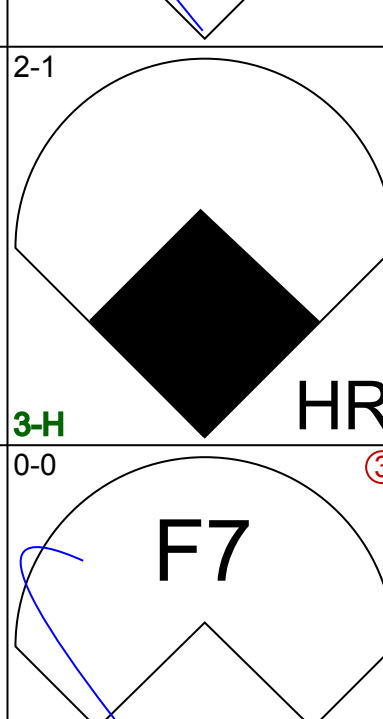


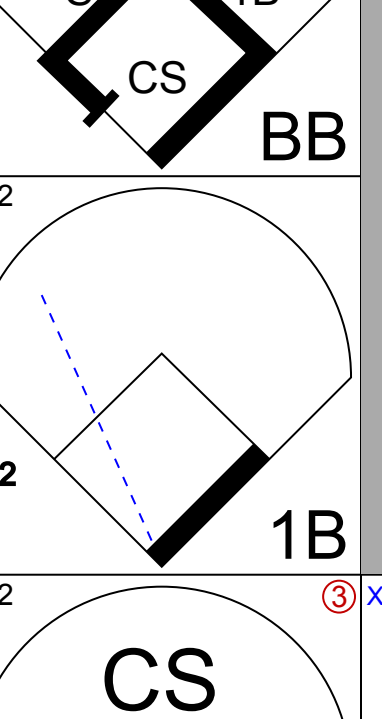
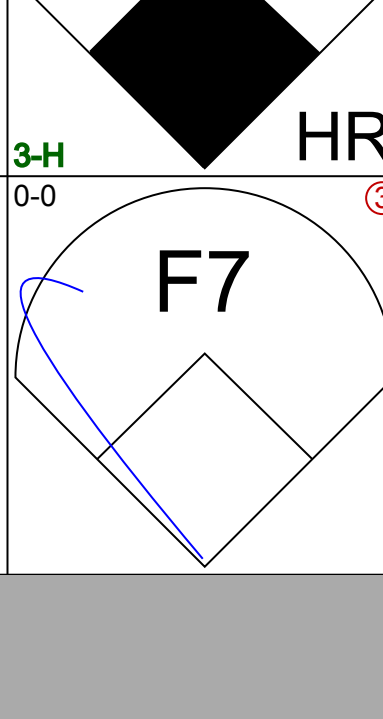


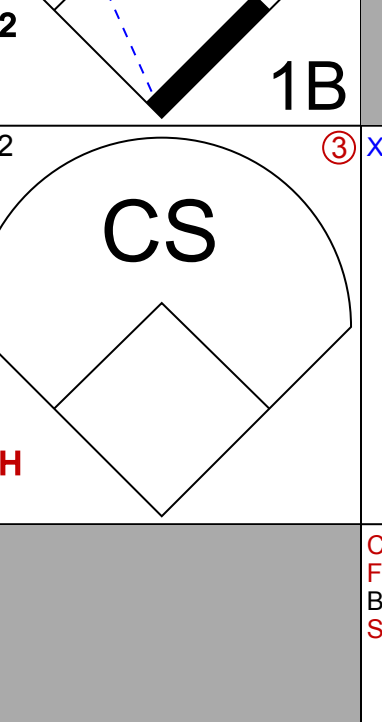
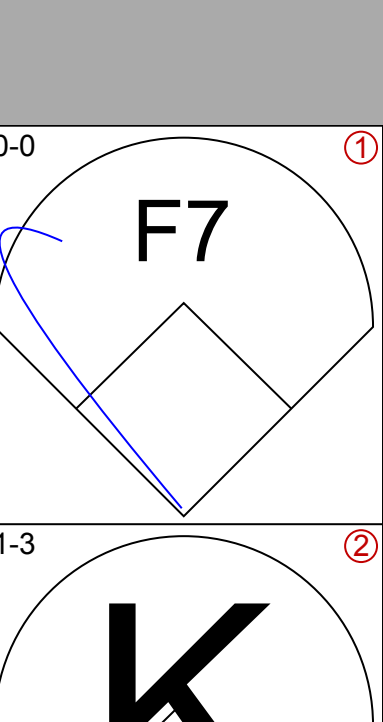
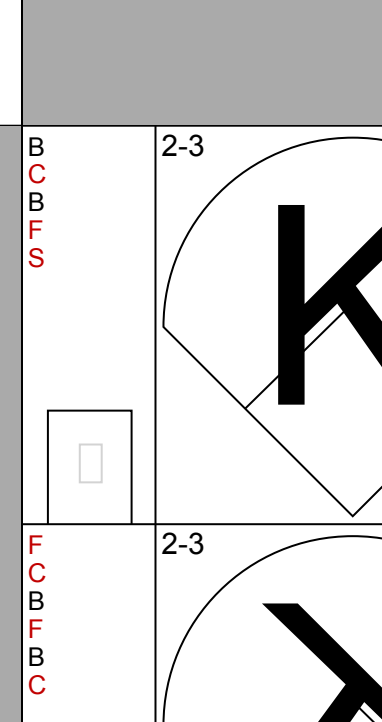
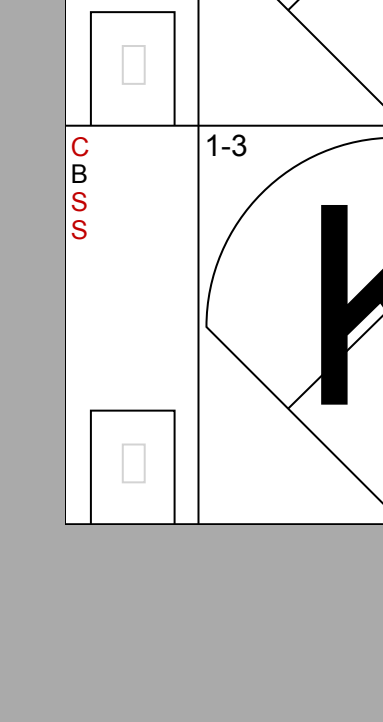

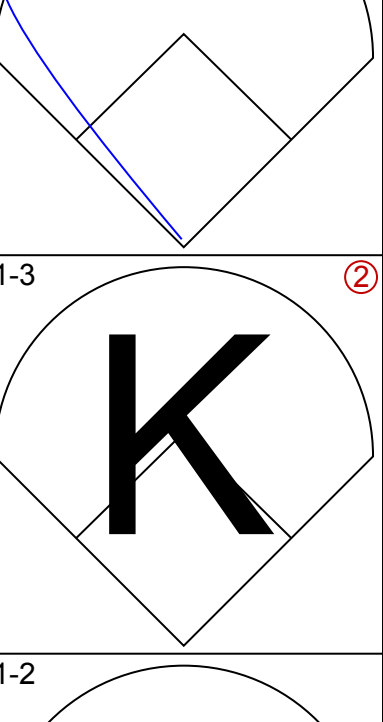
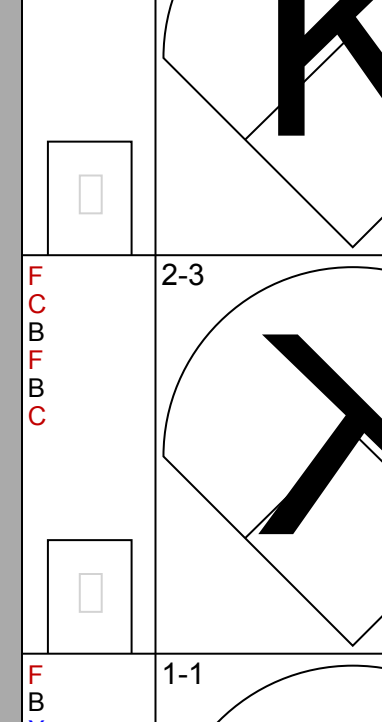
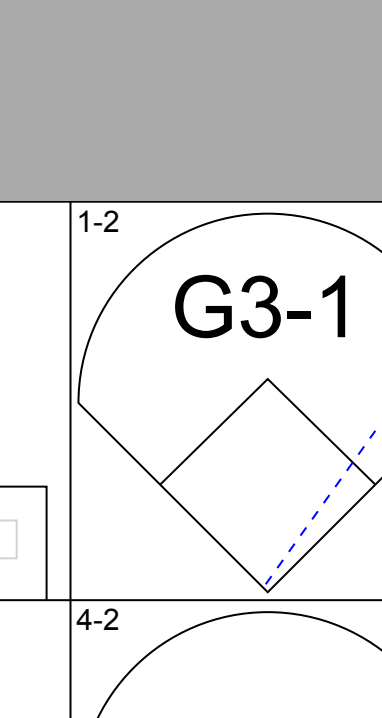
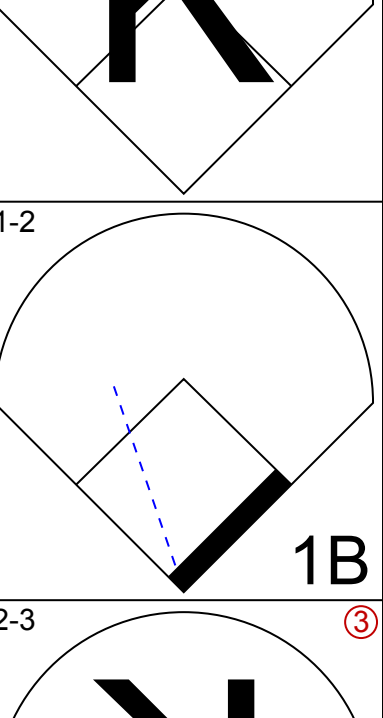
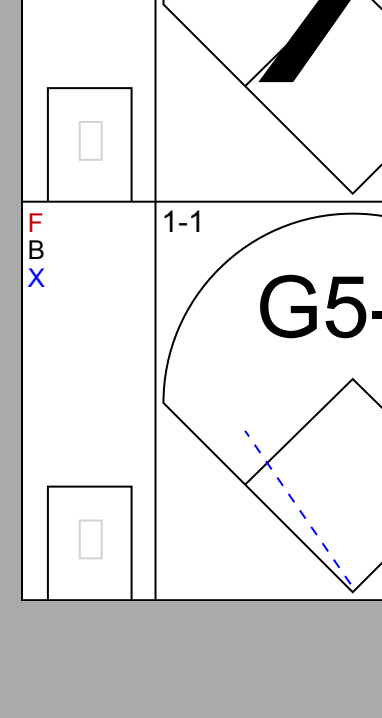
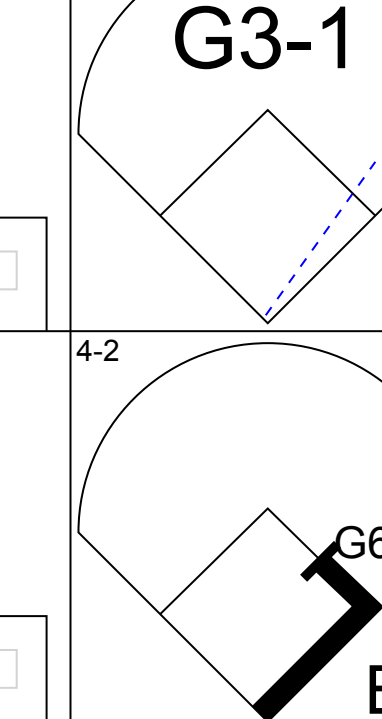
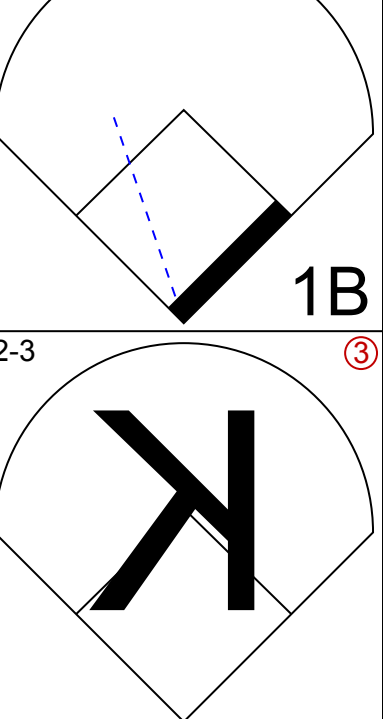
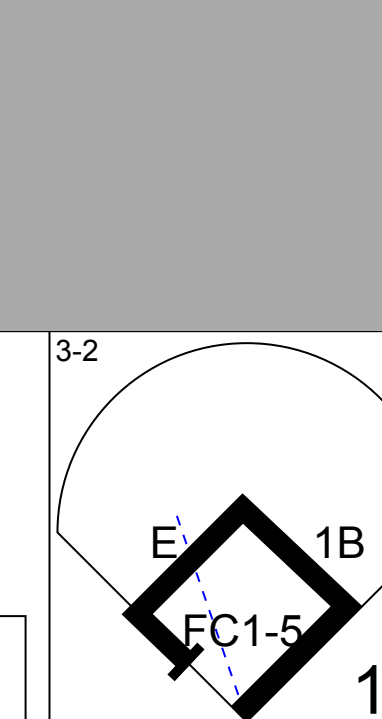


Batter	1	2	3	4	5	6	7	8	9	AB	R	H	RBI	BB	SO	LOB	BOTTOM
Brett Butler, L OBP: 0.313, SLG: 0.290	(1, 8) P6																2 1 1 1 0 0 0
Wayne Kirby, L OBP: 0.320, SLG: 0.333	(4, PH)																2 0 1 0 0 0 0
Chad Curtis, R OBP: 0.347, SLG: 0.388	(8, PH)																1 0 0 0 0 0 1
Todd Hollandsworth, L OBP: 0.337, SLG: 0.442	(1, 7) HR																4 1 3 1 0 0 1
Mike Piazza, R OBP: 0.434, SLG: 0.587	(1, 2) 3B																3 1 2 1 1 0 2
Eric Karros, R OBP: 0.308, SLG: 0.467	(1, 3) 3B																3 1 0 0 1 1 3
Raul Mondesi, R OBP: 0.328, SLG: 0.501	(1, 9) 3B																4 0 4 2 0 0 0
Tim Lincecum, R OBP: 0.305, SLG: 0.400	(1, 5) BB																3 0 0 0 1 1 3
Delino DeShields, L OBP: 0.289, SLG: 0.300	(1, 4) G6-4-3																3 0 0 0 1 1 3
Greg Gagne, R OBP: 0.332, SLG: 0.360	(1, 6) SH3-4																3 1 0 0 1 0 2
Tom Candiotti, R ERA: 4.05	(1, 1)																2 0 0 0 0 0 0
Dave Clark, L OBP: 0.364, SLG: 0.455	(8, PH)																0 0 0 0 1 0 0
Roger Cedeno, S OBP: 0.326, SLG: 0.336	(8, PR)																0 0 0 0 0 0 0
Todd Worrell, R ERA: 3.09	(9, 1)																0 0 0 0 0 0 0
Inning Stats	R: 3 H: 3 E: 0 K: 0 S: 16	WLS: 3 BF: 30	H: 2 R: 2 ER: 0 SO: 19	H: 1 R: 0 ER: 0 SO: 15	H: 1 R: 0 ER: 0 SO: 16	H: 1 R: 0 ER: 0 SO: 18	H: 2 R: 0 ER: 0 SO: 15	H: 1 R: 0 ER: 0 SO: 16	H: 0 R: 0 ER: 0 SO: 16	H: 0 R: 1 ER: 0 SO: 12	RBI: 7 BB: 2 3B: 1 HR: 1	SF: 0 SAC: 1 DP: 3 HBP: 0	WP: 0 PA: 37				
PITCHER	IP	WLS	BF	H	R	ER	SO	BB	IBB	HBP	BLK	WP	HR	S	P	ERA	WHIP
Roger Sakfeld, R ERA: 5.26	1.2	L	12	5	5	5	0	3	0	0	0	0	0	3	5	0.00	0.000
Johnny Ruffin, R ERA: 5.58	0.1		1	0	0	0	0	0	0	0	0	0	0	0	1	0.00	0.000
Giovanni Carrara, R ERA: 9.27	2.0		9	2	0	0	0	1	0	0	0	0	0	16	31	0.00	1.500
Scott Sullivan, R ERA: 9.27	2.0		8	3	0	0	0	1	0	0	0	0	0	20	33	0.00	2.000
Hector Carrasco, R ERA: 3.91	1.0		3	1	0	0	2	0	0	0	0	0	0	10	16	0.00	1.000
Scott Service, R ERA: 4.06	(8, 1)		0.2	0	0	0	0	0	0	0	0	0	0	0	0	0.00	1.500
Mike Remlinger, L ERA: 5.96	(8, 1)		0.1	1	0	0	0	0	0	0	0	0	0	2	4	0.00	0.000

Cincinnati Reds @ Los Angeles Dodgers
 Dodger Stadium, Los Angeles, CA
 Tue Sep 10 1996, 7:05 PM PDT
 Att: 28,237 - Unknown

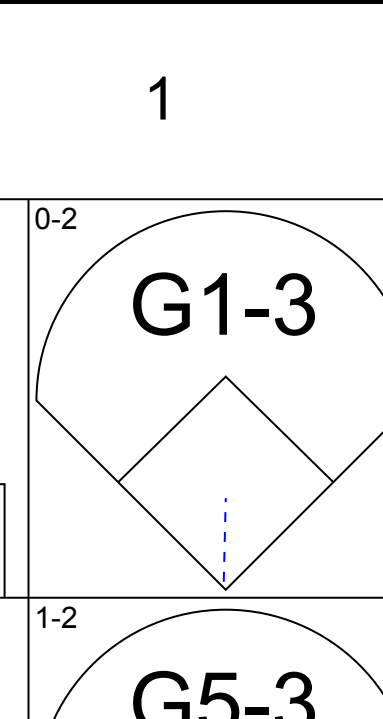
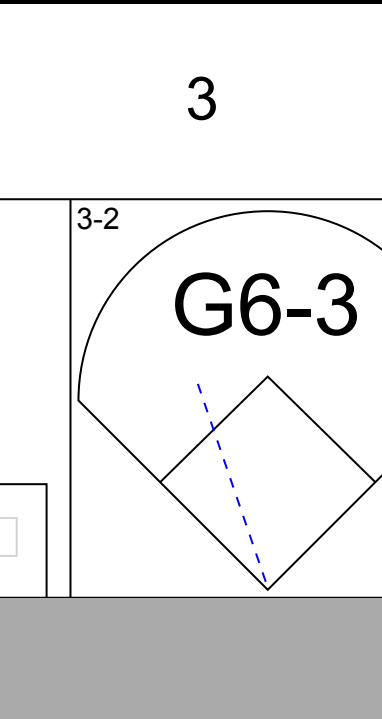
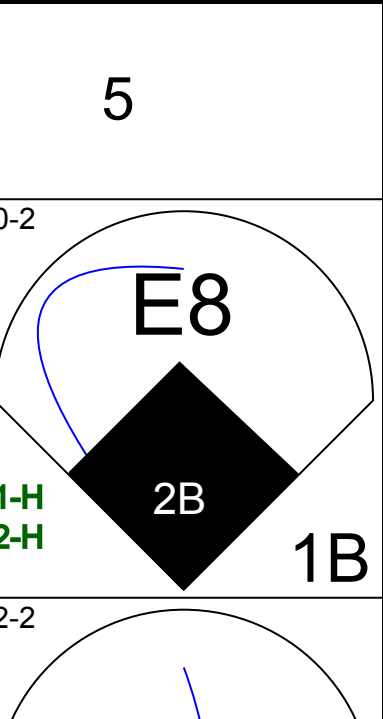
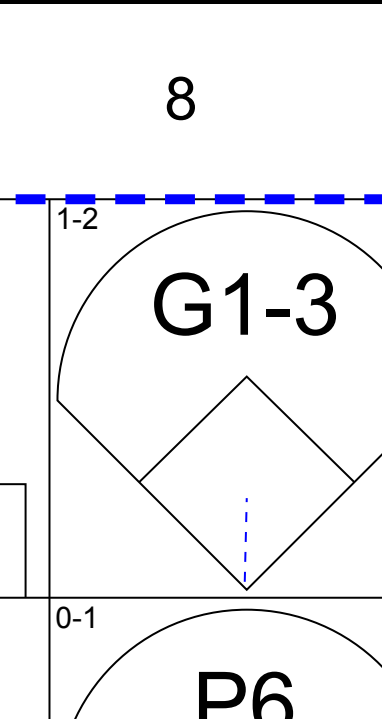
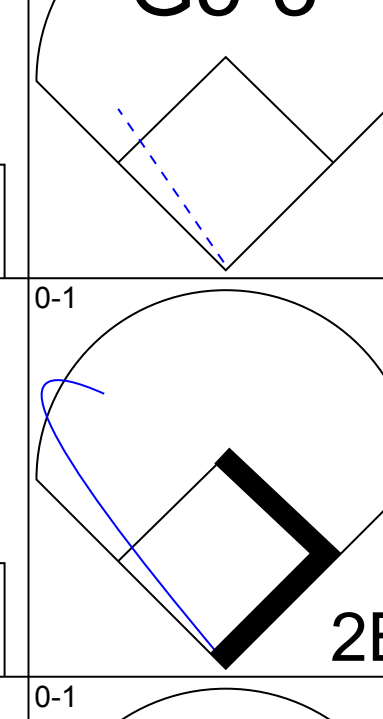
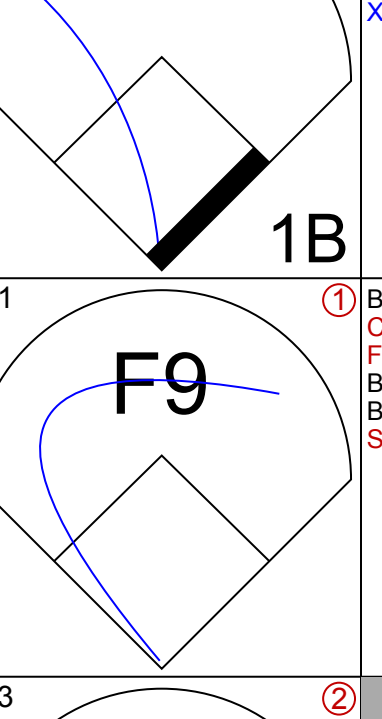
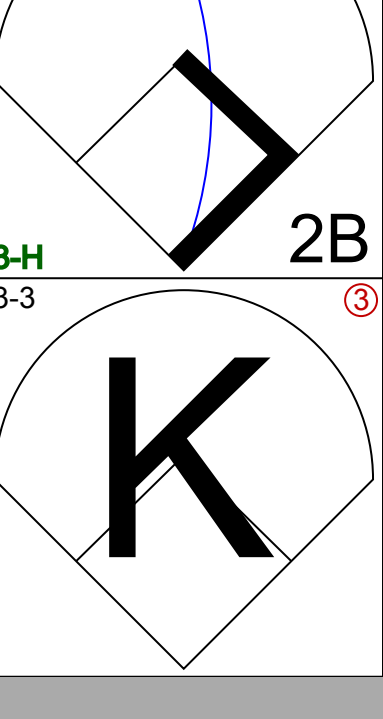
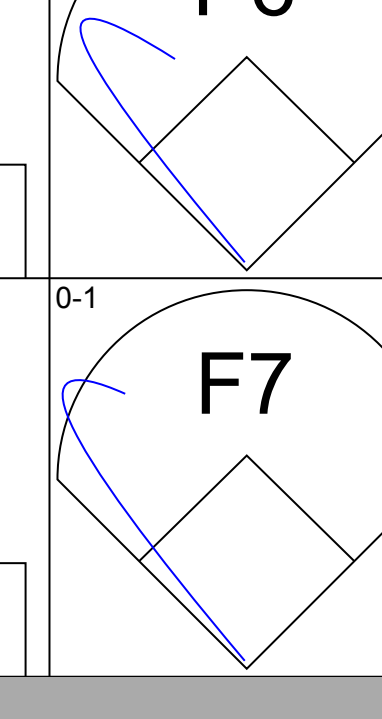
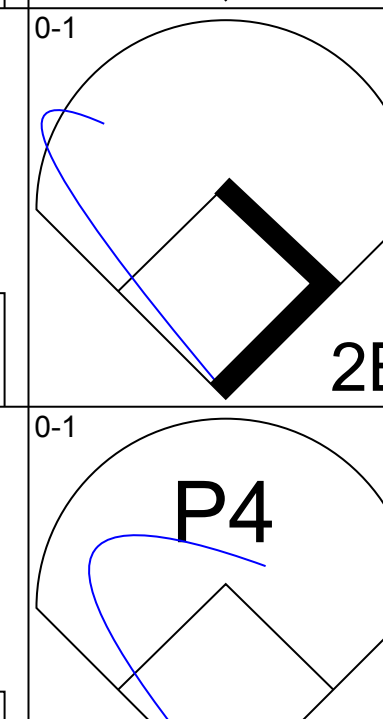
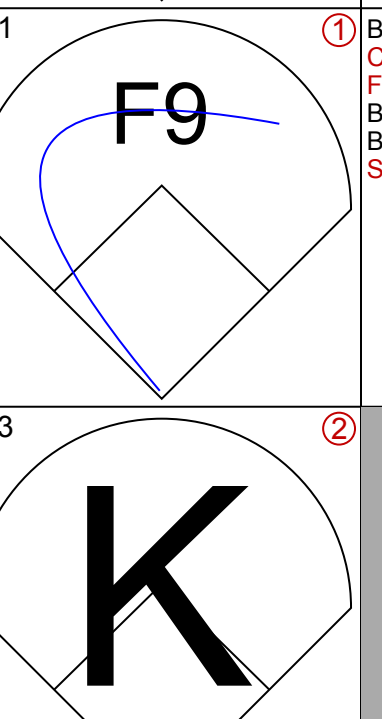

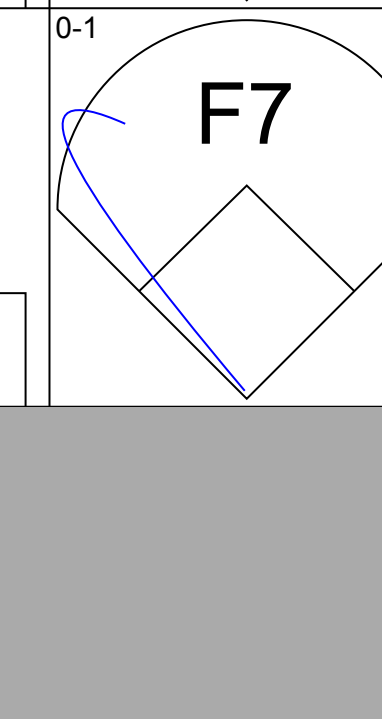
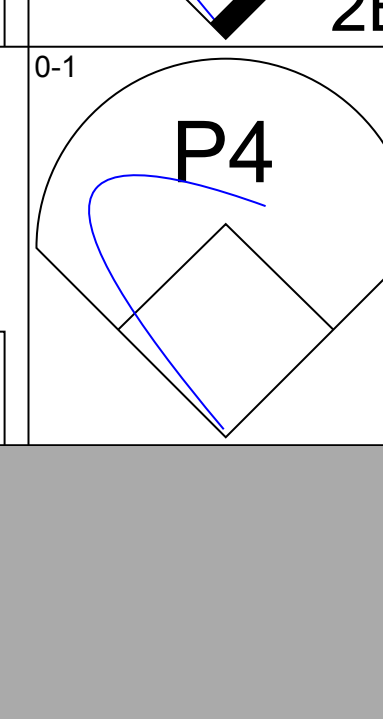
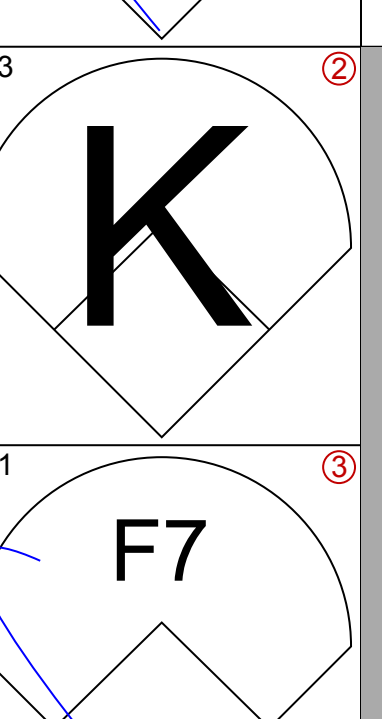
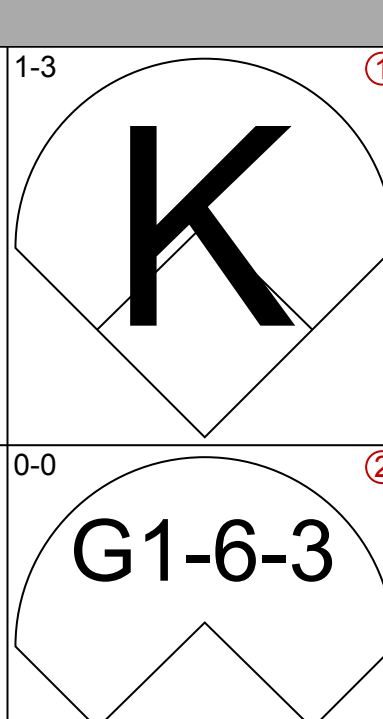
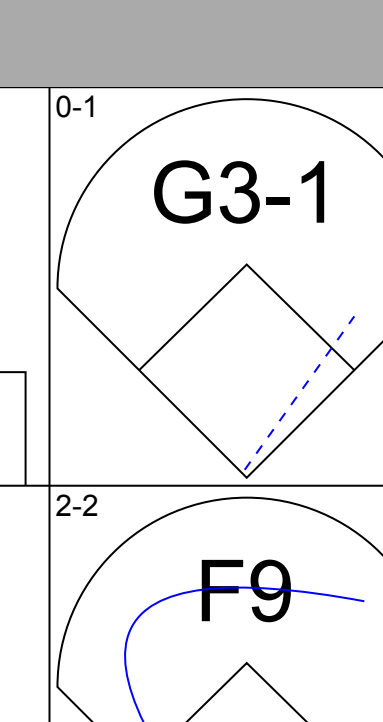
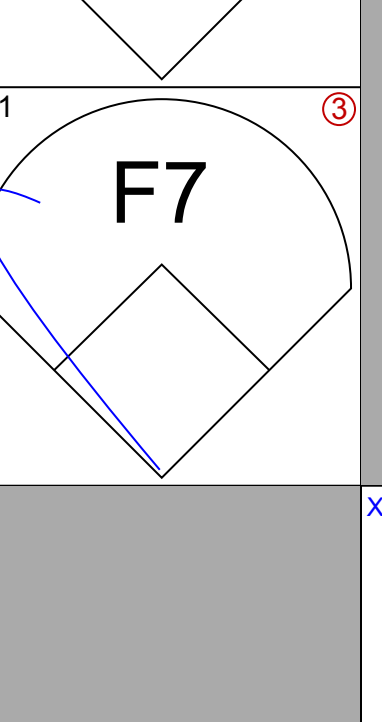
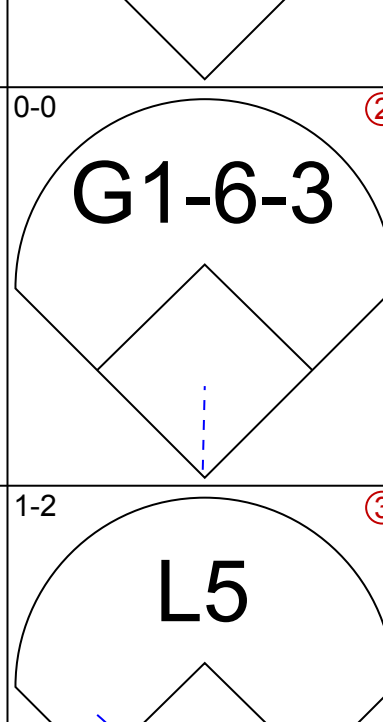
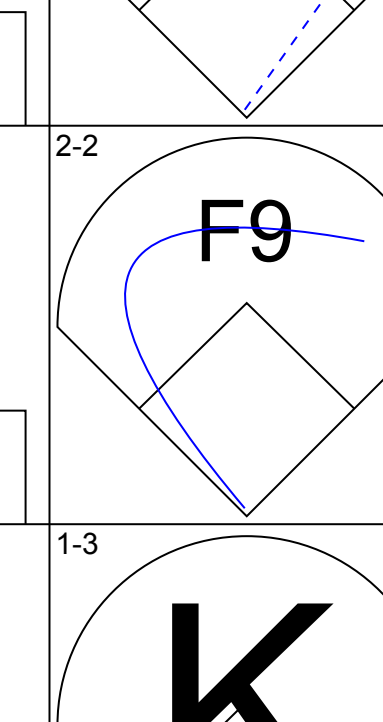
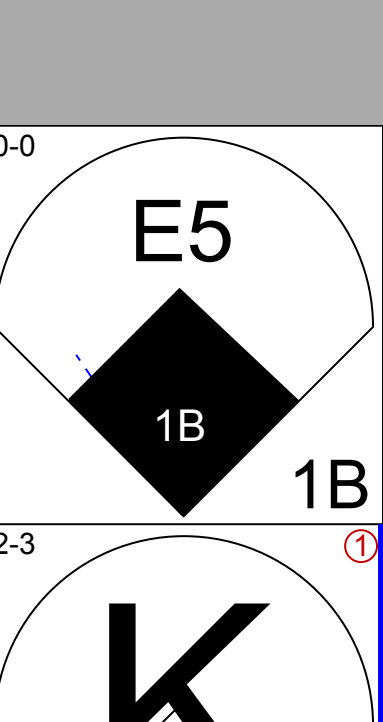
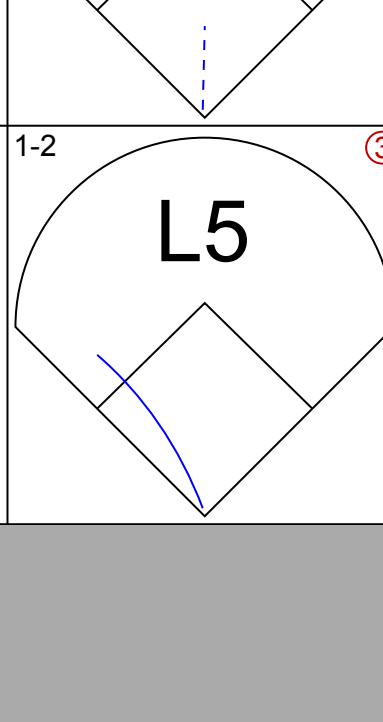
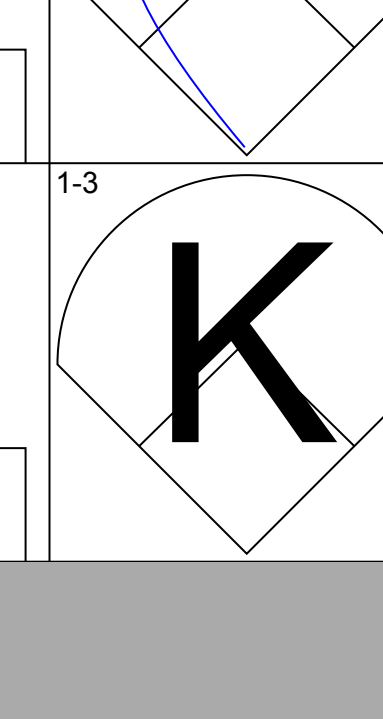
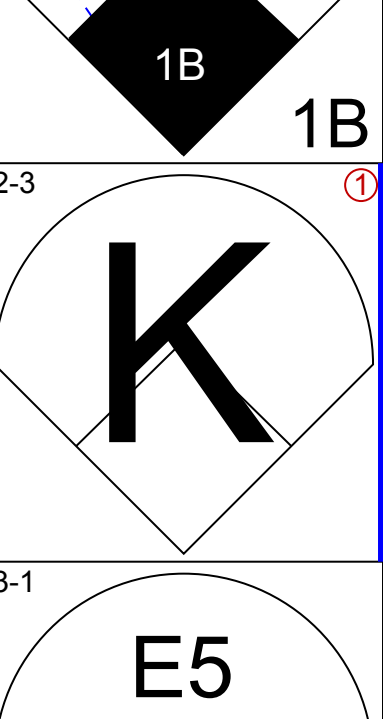
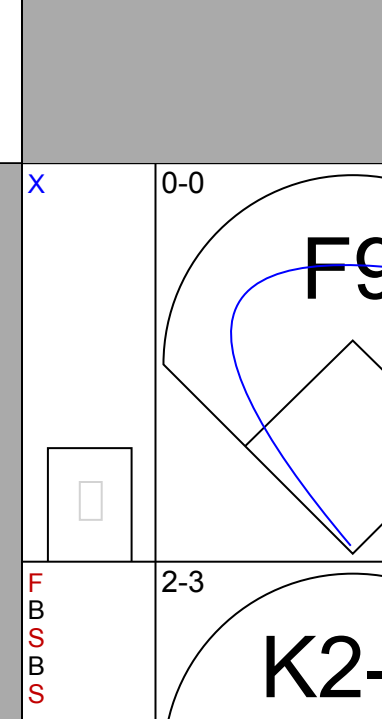
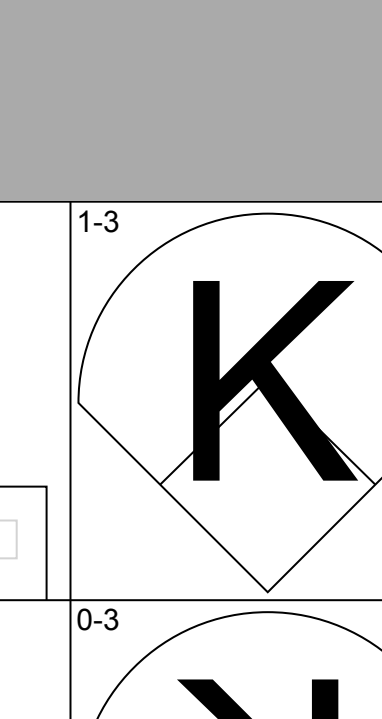
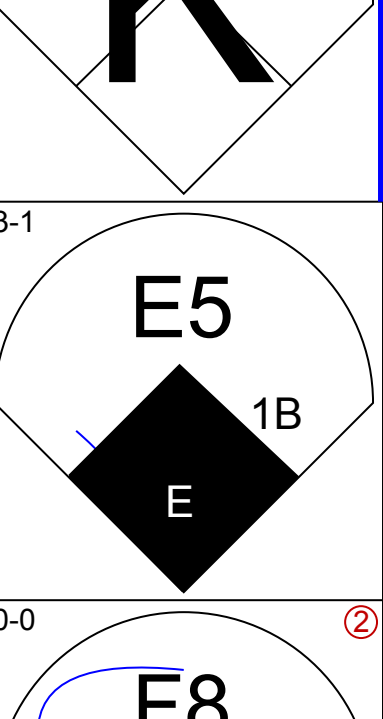
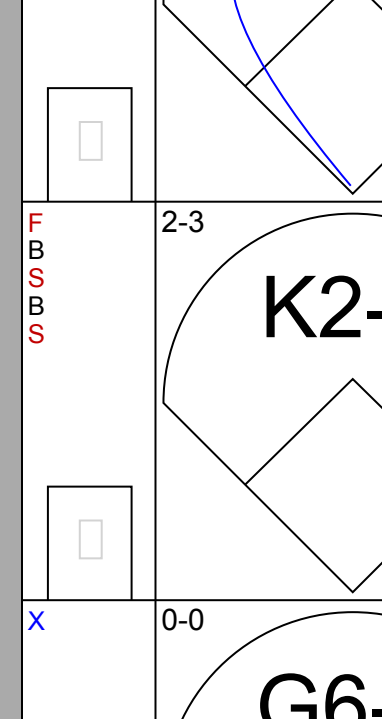

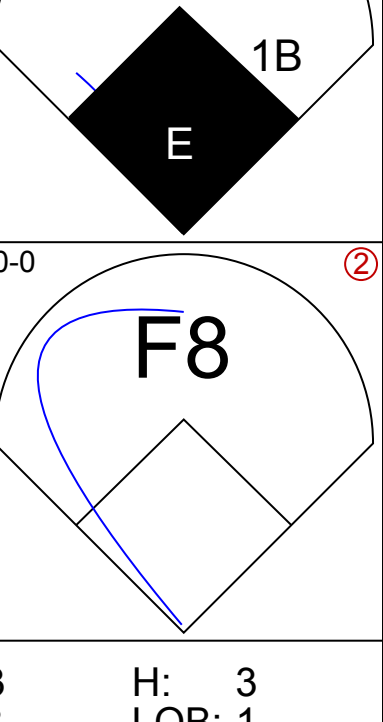
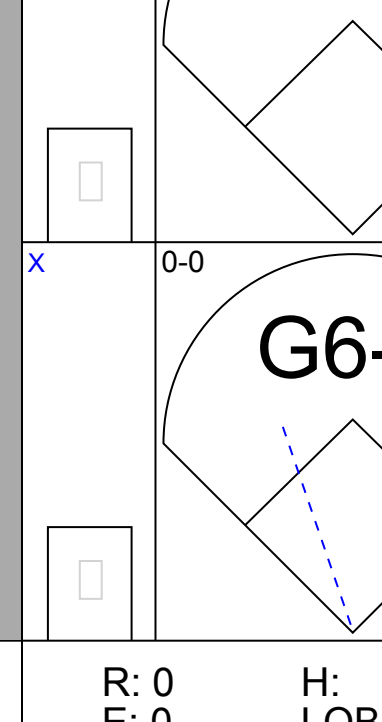
AB 30
 R 5
 H 11
 RBI 5
 BB 6
 SO 3
 LOB 15



Batter	1	2	3	4	5	6	7	8	9	AB	R	H	RBI	BB	SO	LOB	TOP					
Curtis Goodwin, L OBP: 0.307, SLG: 0.272										4	0	1	0	0	1	1	Cincinnati Reds @ Los Angeles Dodgers Dodger Stadium, Los Angeles, CA Wed Sep 11 1996, 7:05 PM PDT Att: 27,527 - Unknown					
Thomas Howard, S OBP: 0.312, SLG: 0.440										4	1	1	0	0	1	2						
Barry Larkin, R OBP: 0.411, SLG: 0.552										4	0	0	0	0	0	3						
Eric Davis, R OBP: 0.399, SLG: 0.542										2	1	1	2	2	0	0						
Hal Morris, L OBP: 0.366, SLG: 0.471										4	0	1	0	0	1	1						
Bret Boone, R OBP: 0.285, SLG: 0.374										4	0	0	0	0	2	1						
Willie Greene, L OBP: 0.338, SLG: 0.460										3	0	0	0	0	3	1						
Joe Oliver, R OBP: 0.326, SLG: 0.419										3	0	1	0	0	0	0						
John Smiley, L OBP: 0.234, SLG: 0.217										1	0	0	0	1	1	1						
Lenny Harris, L OBP: 0.326, SLG: 0.410										1	0	1	0	0	0	0						
Jeff Shaw, R OBP: 0.326, SLG: 0.410										0	0	0	0	0	0	0						
Inning Stats	R: 0 E: 0 K: 2 S: 8	H: 0 LOB: 0 BB: 0 P: 11	R: 0 E: 0 K: 2 S: 15	H: 0 LOB: 1 BB: 1 P: 20	R: 0 E: 0 K: 0 S: 9	H: 0 LOB: 0 BB: 1 P: 15	R: 0 E: 0 K: 0 S: 12	H: 1 LOB: 1 BB: 1 P: 21	R: 0 E: 0 K: 2 S: 10	H: 1 LOB: 0 BB: 0 P: 14	R: 2 E: 0 K: 0 S: 10	H: 2 LOB: 0 BB: 0 P: 13	R: 0 E: 0 K: 2 S: 9	H: 0 LOB: 0 BB: 0 P: 14	R: 0 E: 1 K: 0 S: 11	H: 2 LOB: 1 BB: 0 P: 19	R: 0 E: 0 K: 1 S: 5	H: 0 LOB: 0 BB: 0 P: 8	1B: 5 2B: 0 3B: 0 HR: 1	SF: 0 SAC: 0 DP: 2 HBP: 0	WP: 0 PB: 0 SB: 2 CS: 1	PA: 34
PITCHER	IP	WLS	BF	H	R	ER	SO	BB	IBB	HBP	BLK	WP	HR	S	P	ERA	WHIP					
Ismael Valdez, R ERA: 3.4	7.0	W	27	5	2	2	8	3	0	0	1	0	1	78	116	2.57	1.143					
Mark Guthrie, L ERA: 2.04	1.0		3	1	0	0	0	0	0	0	0	0	0	6	11	0.00	1.000					
Todd Worrell, R ERA: 3.03	1.0	S	3	0	0	0	1	0	0	0	0	0	0	5	8	0.00	0.000					

AB	30
R	2
H	6
RBI	2
BB	3
SO	9
LOB	10



Batter	1	2	3	4	5	6	7	8	9	AB	R	H	RBI	BB	SO	LOB	BOTTOM					
Chad Fonville, S OBP: 0.280, SLG: 0.247										4	1	1	1	0	0	0	Cincinnati Reds @ Los Angeles Dodgers Dodger Stadium, Los Angeles, CA Wed Sep 11 1996, 7:05 PM PDT Att: 27,527 - Unknown					
Chad Curtis, R OBP: 0.348, SLG: 0.391										4	0	2	1	0	0	0						
Mike Piazza, R OBP: 0.433, SLG: 0.586										4	0	1	0	0	1	2						
Eric Karros, R OBP: 0.306, SLG: 0.464										3	0	0	0	0	2	2						
Raul Mondesi, R OBP: 0.326, SLG: 0.498										3	0	0	0	0	0	1						
Tim Lincecum, R OBP: 0.306, SLG: 0.399										3	1	1	0	0	0	0						
Billy Ashley, R OBP: 0.307, SLG: 0.415										2	0	0	0	0	2	1						
Todd Hollandsworth, L OBP: 0.356, SLG: 0.441										1	0	0	0	0	0	0						
Greg Gagne, R OBP: 0.329, SLG: 0.358										3	1	0	0	0	2	1						
Ismael Valdez, R OBP: 0.129, SLG: 0.131										3	0	0	0	0	1	2						
Mark Guthrie, R OBP: 0.356, SLG: 0.441										0	0	0	0	0	0	0						
Todd Worrell, R OBP: 0.356, SLG: 0.441										0	0	0	0	0	0	0						
Inning Stats	R: 0 E: 0 K: 0 S: 10	H: 1 LOB: 1 BB: 0 P: 11	R: 0 E: 0 K: 1 S: 8	H: 0 LOB: 0 BB: 0 P: 11	R: 0 E: 0 K: 2 S: 11	H: 0 LOB: 0 BB: 0 P: 15	R: 0 E: 0 K: 1 S: 8	H: 1 LOB: 1 BB: 0 P: 13	R: 3 E: 3 K: 2 S: 16	H: 3 LOB: 1 BB: 0 P: 26	R: 0 E: 0 K: 1 S: 8	H: 0 LOB: 0 BB: 0 P: 10	R: 0 E: 0 K: 1 S: 5	H: 0 LOB: 0 BB: 0 P: 7	R: 0 E: 0 K: 0 S: 11	H: 0 LOB: 0 BB: 0 P: 12	R: 0 E: 0 K: 0 S: 5	H: 0 LOB: 0 BB: 0 P: 8	1B: 3 2B: 2 3B: 0 HR: 0	SF: 0 SAC: 0 DP: 0 HBP: 0	WP: 0 PB: 0 SB: 0 CS: 0	PA: 30
PITCHER	IP	WLS	BF	H	R	ER	SO	BB	IBB	HBP	BLK	WP	HR	S	P	ERA	WHIP					
John Smiley, L ERA: 3.88	7.0	L	27	5	3	0	8	0	0	0	0	0	0	11	12	0.00	0.714					
Jeff Shaw, R ERA: 2.63	1.0		3	0	0	0	0	0	0	0	0	0	0	1	1	0.00	0.000					

AB	30
R	3
H	5
RBI	2
BB	0
SO	8
LOB	9



Batter	1	2	3	4	5	6	7	8	9	AB	R	H	RBI	BB	SO	LOB	TOP					
Thomas Howard, S OBP: 0.308, SLG: 0.435	F7		B1-3		G4-3		F9			4	0	0	0	0	0	2	Cincinnati Reds @ San Diego Padres Jack Murphy Stadium, San Diego, CA Fri Sep 13, 1996, 10:05 PM EDT Att: 26,524 - Unknown - 68 F					
Willie Greene, L OBP: 0.333, SLG: 0.452	G4-3		G4-3			F8		B1-3	4	0	0	0	0	0	0							
Curtis Goodwin, L OBP: 0.307, SLG: 0.272									0	0	0	0	0	0	0							
Barry Larkin, R OBP: 0.410, SLG: 0.549	BB			G6-3		L8		G4-3	3	0	0	0	1	0	0							
Eric Davis, R OBP: 0.397, SLG: 0.539	K			G6-3		G6-3		K	4	1	1	0	0	2	1							
Hal Morris, L OBP: 0.369, SLG: 0.482		HR		1B		F9 WP		F8	4	2	3	2	0	0	0							
Bret Boone, R OBP: 0.285, SLG: 0.373	F8			2B		1B		P4	4	0	1	0	0	1	2							
Jeff Branson, L OBP: 0.309, SLG: 0.404	L7			K		1B		FC1-6	3	0	0	0	1	0	2							
Joe Oliver, R OBP: 0.322, SLG: 0.413	G5-3			G4-3		IBB		FC1-6	3	0	0	0	1	0	2							
Mike Morgan, R OBP: 0.057, SLG: 0.057				G6-3		F9		K	4	0	0	0	0	1	3							
Lenny Harris, L OBP: 0.328, SLG: 0.412			G4-3		G6-3				2	0	0	0	0	0	0							
Jeff Shaw, R									1	0	1	1	0	0	0							
Jeff Brantley, R									0	0	0	0	0	0	0							
Jeff Brantley, R									0	0	0	0	0	0	0							
Inning Stats	R: 0 E: 0 K: 1 S: 9	H: 0 LOB: 1 BB: 1 P: 16	R: 1 E: 0 K: 0 S: 5	H: 1 LOB: 0 BB: 0 P: 10	R: 0 E: 0 K: 0 S: 4	H: 0 LOB: 0 BB: 0 P: 7	R: 1 E: 0 K: 1 S: 11	H: 2 LOB: 1 BB: 0 P: 14	R: 0 E: 0 K: 0 S: 7	H: 0 LOB: 0 BB: 0 P: 10	R: 0 E: 0 K: 0 S: 8	H: 0 LOB: 0 BB: 0 P: 11	R: 1 E: 0 K: 0 S: 10	H: 2 LOB: 2 BB: 1 P: 18	R: 0 E: 0 K: 1 S: 7	H: 0 LOB: 0 BB: 0 P: 13	R: 0 E: 0 K: 1 S: 11	H: 1 LOB: 1 BB: 0 P: 11	1B: 4 2B: 1 3B: 0 HR: 1	SF: 0 SAC: 0 DP: 0 HBP: 0	WP: 1 PB: 0 SB: 0 CS: 0	PA: 35
PITCHER	IP WLS BF H R ER SO BB IBB HBP BLK WP HR S P ERA WHIP																					
Andy Ashby, R ERA: 3.14	(1, 1) 6.0 L 22 3 2 2 2 1 0 0 0 0 0 1 44 68 3.00 0.667																					
Mike Oquist, R ERA: 1.93	(7, 1) 0.2 4 1 1 1 0 0 1 0 0 0 1 0 7 13 13.50 1.500																					
Al Osuna, L ERA: 3.38	(7, 1) 0.2 3 1 0 0 0 0 0 0 0 0 0 0 5 8 0.00 1.500																					
Willie Blair, R ERA: 4.93	(8, 1) 0.2 2 0 0 0 1 0 0 0 0 0 0 0 5 10 0.00 0.000																					
Sean Bergman, R ERA: 4.31	(9, 1) 1.0 4 1 0 0 1 0 0 0 0 0 0 0 11 11 0.00 1.000																					

AB	33
R	3
H	6
RBI	3
BB	2
SO	4
LOB	10



Batter	1	2	3	4	5	6	7	8	9	AB	R	H	RBI	BB	SO	LOB	BOTTOM					
Tony Gwynn, L OBP: 0.394, SLG: 0.443	G4-6-3			G6-3		G4-3			F8	4	0	1	0	0	0	0	Cincinnati Reds @ San Diego Padres Jack Murphy Stadium, San Diego, CA Fri Sep 13, 1996, 10:05 PM EDT Att: 26,524 - Unknown - 68 F					
Wally Joyner, L OBP: 0.391, SLG: 0.425	G4-6-3			G4-3		1B			K	4	1	1	0	0	1	1						
Steve Finley, L OBP: 0.355, SLG: 0.524	K			L9		2B			F8	4	0	1	1	0	1	0						
Ken Caminiti, S OBP: 0.403, SLG: 0.611				G4-3		2B				3	0	2	0	0	0	0						
Greg Vaughn, R OBP: 0.371, SLG: 0.559				G6-4-3		G6-3			P2	3	0	1	0	0	0	3						
John Flaherty, R OBP: 0.320, SLG: 0.447				1B		G6-3			G5-4-3	3	0	0	0	0	4							
Chris Gomez, R OBP: 0.340, SLG: 0.319				G6-4-3		G6-3			K	3	0	0	0	0	2	1						
Jody Reed, R OBP: 0.312, SLG: 0.279				K		G6-3			K	2	0	0	0	0	1	0						
Scott Livingstone, L OBP: 0.326, SLG: 0.362				G5-3					K	1	0	0	0	0	1	0						
Luis Lopez, S OBP: 0.236, SLG: 0.248									K	0	0	0	0	0	0	0						
Andy Ashby, R ERA: 3.14	(1, 1) 6.0 W 19 3 0 0 3 0 0 0 0 0 0 0 20 27 4.50 1.500																					
Mike Oquist, R ERA: 1.93	(7, 1) 2.0 8 3 1 1 3 0 0 0 0 0 0 0 20 27 4.50 1.500																					
Jeff Shaw, R ERA: 2.67	(9, 1) 1.0 S 3 0 0 0 1 0 0 0 0 0 0 0 9 10 0.00 0.000																					
Jeff Brantley, R ERA: 2.67																						
Inning Stats	R: 0 E: 0 K: 1 S: 10	H: 1 LOB: 0 BB: 0 P: 17	R: 0 E: 0 K: 0 S: 6	H: 1 LOB: 0 BB: 0 P: 9	R: 0 E: 0 K: 1 S: 5	H: 0 LOB: 0 BB: 0 P: 6	R: 0 E: 0 K: 0 S: 4	H: 0 LOB: 0 BB: 0 P: 7	R: 0 E: 0 K: 0 S: 8	H: 1 LOB: 1 BB: 0 P: 12	R: 0 E: 0 K: 1 S: 6	H: 0 LOB: 0 BB: 0 P: 6	R: 1 E: 0 K: 0 S: 9	H: 3 LOB: 1 BB: 0 P: 13	R: 0 E: 0 K: 3 S: 11	H: 0 LOB: 0 BB: 0 P: 14	R: 0 E: 0 K: 1 S: 9	H: 0 LOB: 0 BB: 0 P: 10	1B: 4 2B: 2 3B: 0 HR: 0	SF: 0 SAC: 0 DP: 3 HBP: 0	WP: 0 PB: 0 SB: 0 CS: 0	PA: 30
PITCHER	IP WLS BF H R ER SO BB IBB HBP BLK WP HR S P ERA WHIP																					
Mike Morgan, R ERA: 4.8	(1, 1) 6.0 W 19 3 0 0 3 0 0 0 0 0 0 0 20 27 4.50 1.500																					
Jeff Shaw, R ERA: 2.67	(7, 1) 2.0 8 3 1 1 3 0 0 0 0 0 0 0 20 27 4.50 1.500																					
Jeff Brantley, R ERA: 2.67	(9, 1) 1.0 S 3 0 0 0 1 0 0 0 0 0 0 0 9 10 0.00 0.000																					

AB	30
R	1
H	6
RBI	1
BB	0
SO	7
LOB	9



Batter	1	2	3	4	5	6	7	8	9	AB	R	H	RBI	BB	SO	LOB	TOP		
Curtis Goodwin, L OBP: 0.290, SLG: 0.255 (1, 8)	2-1 G6-3	1-2 G4-3		1-3 K			0-0 L7			4	0	0	0	0	1	2			
Lenny Harris, L OBP: 0.324, SLG: 0.405 (1, 5) (8, 4)	3-1 1B E		0-0 G3-1		0-1 G3-1		2-2 F8			4	0	1	0	0	0	0			
Hal Morris, L OBP: 0.366, SLG: 0.477 Johnny Ruffin, R OBP: 0.500, SLG: 0.500 Giovanni Carrara, R (8, 1)	2-2 E4 1B		2-3 K		0-0 1B		1-0 F9			4	0	1	0	0	1	1			
Eddie Taubensee, L OBP: 0.341, SLG: 0.477 Brook Fordyce, R (8, 2)	1-1 1B		3-2 1B		2-2 1B		2-1 P3			4	0	3	0	0	0	0			
Willie Greene, L OBP: 0.331, SLG: 0.447 (8, 5)	1-2 P3		1-2 1B		2-2 F8		3-2 G4-3			4	0	1	0	0	0	5			
Bret Boone, R OBP: 0.282, SLG: 0.367 Keith Mitchell, R OBP: 0.500, SLG: 1.250 (8, 7)	0-1 F8		0-1 G5-3		1-0 G4-3		1-2 G4-3			4	0	0	0	0	0	7			
Chad Mottola, R OBP: 0.275, SLG: 0.415 (1, 9)		1-1 F8		3-2 F9		4-2 L1-3 BB			0-0 G6-3	3	0	0	0	1	0	0			
Jeff Branson, L OBP: 0.308, SLG: 0.407 (1, 6)		0-2 F7		2-2 3B		1-1 L1-3			1-3 K	4	0	1	0	0	1	1			
Kevin Jarvis, L OBP: 0.176, SLG: 0.206 Pedro Martinez, L Scott Sullivan, R Mike Remlinger, L Eric Owens, R Mark Portugal, R Eduardo Perez, R (1, 1) (4, 1) (5, 1) (5, 1) (6, PH) (6, 1) (7, 3)		1-0 1B		1-0 P5		0-0 F8			1-2 G4-3	2	0	1	0	0	0	1			
Inning Stats	R: 0 E: 1 K: 0 S: 14	H: 2 LOB: 3 BB: 0 P: 23	R: 0 E: 0 K: 0 S: 9	H: 1 LOB: 1 BB: 0 P: 12	R: 0 E: 0 K: 1 S: 14	H: 2 LOB: 2 BB: 0 P: 20	R: 0 E: 0 K: 1 S: 12	H: 1 LOB: 1 BB: 0 P: 19	R: 0 E: 0 K: 0 S: 10	H: 0 LOB: 0 BB: 1 P: 15	R: 0 E: 0 K: 0 S: 5	H: 0 LOB: 0 BB: 0 P: 10	R: 0 E: 0 K: 0 S: 8	H: 0 LOB: 0 BB: 0 P: 14	R: 0 E: 0 K: 1 S: 7	H: 0 LOB: 0 BB: 0 P: 9	1B: 7 2B: 1 3B: 1 HR: 0	SF: 0 SAC: 0 DP: 1 HBP: 0	WP: 0 PA: 36 PB: 0 SB: 0 CS: 0
PITCHER	IP WLS BF H R ER SO BB IBB HBP BLK WP HR S P ERA WHIP	IP WLS BF H R ER SO BB IBB HBP BLK WP HR S P ERA WHIP																	
Joey Hamilton, R ERA: 4.16 Willie Blair, R ERA: 4.75	(1, 1) 6.0 W 27 8 0 0 2 1 0 0 0 0 0 64 99 0.00 1.500	(7, 1) 3.0 S 9 0 0 0 1 0 0 0 0 0 0 20 31 0.00 0.000																	

Cincinnati Reds @ San Diego Padres
Jack Murphy Stadium, San Diego, CA
Sun Sep 15 1996, 6:33 AM EDT
Att: 29,005 - Sunny - 74 F

AB	35
R	0
H	8
RBI	0
BB	1
SO	3
LOB	17



Batter	1	2	3	4	5	6	7	8	9	AB	R	H	RBI	BB	SO	LOB	BOTTOM						
Rickey Henderson, R OBP: 0.414, SLG: 0.351 (1, 7)	1-1 G5-3	2-2 G6-3		4-2 1B BB	4-1 E 1B BB		1-1 L5			3	1	0	0	2	0	1							
Tony Gwynn, L OBP: 0.403, SLG: 0.447 Doug Dasencho, S OBP: 0.125, SLG: 0.125 (7, FR) (8, 9)	0-0 1B G3 2B 1B		2-2 BB 1B	0-0 1B 1B 1-2 2-3 1B	2-2 E7 1B		4-0 G4-6-3 BB			4	1	4	2	1	0	0							
Steve Finley, L OBP: 0.354, SLG: 0.519 (1, 8)	3-2 G3		1-0 1B	3-3 K	2-0 F8		2-1 G4-6-3			5	0	1	0	0	1	7							
Ken Caminiti, S OBP: 0.404, SLG: 0.606 Jim Tatum, R OBP: 0.100, SLG: 0.100 (9, 5)	0-0 2B 1B		2-3 K	1-1 S 1B	1-2 L7		2-1 F7		1-1 P6	5	2	3	2	0	1	2							
Wally Joyner, L OBP: 0.392, SLG: 0.422 Scott Livingstone, L OBP: 0.359, SLG: 0.364 (8, PH) (9, 3)	0-1 1H 3H 2B		4-1 1B	1-1 L7	1-1 L7		2-1 F7		0-0 HBP BB 1B	3	0	1	2	1	0	3							
Archi Cianfrocco, R OBP: 0.313, SLG: 0.414 Jody Reed, R OBP: 0.310, SLG: 0.282 (6, 4)	2-2 F8		1-3 K		2-2 G4		1-1 G4		4-2 HBP BB 1B	3	0	0	0	0	1	4							
Brian Johnson, R OBP: 0.309, SLG: 0.476 (1, 2)		0-0 SH1-4 1B	1-0 F8		2-2 SH1-4 BB 1B		3-2 L7		3-2 G6-4-3 HBP	4	1	2	0	0	0	5							
Chris Gomez, R OBP: 0.341, SLG: 0.332 Luis Lopez, S OBP: 0.235, SLG: 0.246 (8, PH) (9, 6)		2-3 K		0-0 G5-3	4-1 SH1-4 1B BB		3-2 G4-3		3-2 G6-4-3	3	1	1	2	1	1	1							
Joey Hamilton, R OBP: 0.194, SLG: 0.246 Chris Gwynn, L OBP: 0.286, SLG: 0.250 Willie Blair, R (1, 1) (6, PH) (7, 1)		0-0 SH1-4		0-2 1B BB 1B	0-0 SH1-4		1-1 G4-3			1	1	1	0	0	0	0							
Inning Stats	R: 2 E: 0 K: 0 S: 12	H: 3 LOB: 1 BB: 0 P: 18	R: 0 E: 0 K: 1 S: 9	H: 1 LOB: 1 BB: 0 P: 13	R: 0 E: 0 K: 2 S: 16	H: 2 LOB: 3 BB: 1 P: 27	R: 2 E: 0 K: 1 S: 16	H: 3 LOB: 2 BB: 1 P: 25	R: 2 E: 1 K: 0 S: 14	H: 2 LOB: 2 BB: 2 P: 30	R: 2 E: 0 K: 0 S: 17	H: 3 LOB: 1 BB: 0 P: 28	R: 0 E: 0 K: 0 S: 4	H: 0 LOB: 1 BB: 1 P: 11	R: 0 E: 0 K: 0 S: 13	H: 1 LOB: 2 BB: 1 P: 24	1B: 13 2B: 1 3B: 1 HR: 0	SF: 0 SAC: 2 DP: 2 HBP: 1	WP: 0 PA: 44 PB: 0 SB: 1 CS: 0				
PITCHER	IP WLS BF H R ER SO BB IBB HBP BLK WP HR S P ERA WHIP	IP WLS BF H R ER SO BB IBB HBP BLK WP HR S P ERA WHIP																					
Kevin Jarvis, R ERA: 8.19 Pedro Martinez, L ERA: 5.87 Scott Sullivan, R ERA: 3.18 Mike Remlinger, L ERA: 5.63 Mark Portugal, R ERA: 3.91	(1, 1) 3.1 L 19 7 4 4 3 2 0 0 0 0 0 0 8 13 0.00 3.000	(4, 1) 0.2 4 2 0 0 1 0 0 0 0 0 0 0 0 8 13 0.00 3.000	(5, 1) 0.2 5 1 2 2 0 2 0 0 0 0 0 0 10 22 27.00 4.500	(5, 1) 0.1 2 1 0 0 0 0 0 0 0 0 0 0 4 8 0.00 3.000	(6, 1) 1.0 6 3 2 2 0 0 0 0 0 0 0 0 17 28 18.00 3.000	(7, 1) 1.0 5 1 0 0 0 1 0 1 0 0 0 0 13 24 0.00 2.000	(8, 1) 1.0 5 1 0 0 0 1 0 1 0 0 0 0 13 24 0.00 2.000																

Cincinnati Reds @ San Diego Padres
Jack Murphy Stadium, San Diego, CA
Sun Sep 15 1996, 6:33 AM EDT
Att: 29,005 - Sunny - 74 F

AB	35
R	8
H	15
RBI	8
BB	6
SO	4
LOB	27



Batter	1	2	3	4	5	6	7	8	9	AB	R	H	RBI	BB	SO	LOB	TOP								
Curtis Goodwin, L (1, 8) OBP: 0.300, SLG: 0.267	0-0 S E G5-3 1B		1-1 G4-3 1B			3-1 G4-3		1-1 G1-3		3	1	2	0	0	0	0	Cincinnati Reds @ Pittsburgh Pirates Three Rivers Stadium, Pittsburgh, PA Tue Sep 17 1996, 7:05 PM EDT Att. 7,551 - Unknown - 61 F								
Keith Mitchell, R (8, PH) OBP: 0.400, SLG: 1.000										1	0	0	0	0	0	1									
Chad Mottola, R (8, 9) OBP: 0.275, SLG: 0.415										0	0	0	0	0	0	0									
Lenny Harris, L (1, 5) OBP: 0.323, SLG: 0.401	2-1 G5-3 1-2		0-1 G4-3			0-0 G3-1		1-1 BB HBP		3	0	0	0	0	0	2									
Hal Morris, L (1, 3) OBP: 0.367, SLG: 0.476	1-3 K 2H			0-0 G5-4-3 1B		1-2 F7		4-1 BB		3	0	1	0	1	1	0									
Eric Davis, R (1, 7) OBP: 0.398, SLG: 0.537	0-1 G6-3			3-1 G5-4-3 1-2			2-0 1B 2B	0-3 K		4	1	1	0	0	1	4									
Thomas Howard, S (1, 9) OBP: 0.309, SLG: 0.433		0-1 P6		0-1 PO 1B			1-1 2H 1B	0-3 K		4	0	2	1	0	1	3									
Jeff Shaw, R (8, 1)										0	0	0	0	0	0	0									
Bret Boone, R (1, 4) OBP: 0.283, SLG: 0.368	0-1 P4			2-1 PO 1-2	2-0 G1-3		1-0 G3-6-3 1B	0-2 1B		4	0	2	0	0	0	0									
Jeff Branson, L (1, 6) OBP: 0.307, SLG: 0.405	2-2 F9				0-0 FC6-4 1B		1-1 G3-6-3 1-2	3-2 F9		4	0	1	0	0	0	2									
Joe Oliver, R (1, 2) OBP: 0.319, SLG: 0.418				0-0 F9		1-2 FC6-4 1-2		2-1 HR K	2-3 K	4	1	1	1	0	1	2									
John Smiley, L (1, 1) ERA: 0.297, SLG: 0.210			3-2 G5-3		1-3 K			4-2 BB G1-3 BB	2-1 F8	2	0	0	0	0	1	1									
Scott Service, R (7, 1) ERA: 3.97										0	0	0	0	0	0	0									
Mike Remlinger, L (7, 1) ERA: 5.85										0	0	0	0	0	0	0									
Willie Greer, L (8, PH) ERA: 4.86										0	0	0	0	0	0	0									
Eric Owens, R (8, PH) OBP: 0.286, SLG: 0.238										0	0	0	0	1	0	0									
Eddie Taubensee, L (8, 7) OBP: 0.340, SLG: 0.575										1	0	0	0	0	0	1									
Inning Stats	R: 1 E: 0 K: 1 S: 9	H: 1 LOB: 0 BB: 0 P: 11	R: 0 E: 0 K: 0 S: 8	H: 0 LOB: 0 BB: 0 P: 10	R: 0 E: 0 K: 0 S: 9	H: 1 LOB: 1 BB: 0 P: 13	R: 0 E: 0 K: 0 S: 6	H: 2 LOB: 0 BB: 0 P: 11	R: 0 E: 0 K: 1 S: 8	H: 1 LOB: 1 BB: 0 P: 12	R: 0 E: 0 K: 0 S: 6	H: 0 LOB: 0 BB: 0 P: 10	R: 1 E: 0 K: 0 S: 6	H: 3 LOB: 0 BB: 0 P: 11	R: 1 E: 0 K: 2 S: 16	H: 1 LOB: 3 BB: 2 P: 28	R: 0 E: 0 K: 1 S: 12	H: 1 LOB: 1 BB: 0 P: 19	1B: 8 2B: 1 3B: 0 HR: 1	SF: 0 SAC: 0 DP: 2 HBP: 1	WP: 0 PB: 0 SB: 1 CS: 0	PA: 37			
PITCHER	IP	WLS	BF	H	R	ER	SO	BB	IBB	HBP	BLK	WP	HR	S	P	ERA	WHIP								
67 Francisco Cordova, R (1, 1) ERA: 3.97	7.0	W	25	8	2	1	2	0	0	0	0	0	0	52	78	1.29	1.143								
Dan Miceli, R (8, 1) ERA: 5.85	0.0		1	1	1	1	0	0	0	0	0	0	1	2	4	∞	∞								
Matt Ruebel, L (8, 1) ERA: 4.86	0.1		4	0	0	0	0	2	0	1	0	0	0	7	17	0.00	6.000								
John Ericks, R (8, 1) ERA: 5.66	1.2	S	6	1	0	0	3	0	0	0	0	0	0	19	26	0.00	0.600								

Batter	1	2	3	4	5	6	7	8	9	AB	R	H	RBI	BB	SO	LOB	BOTTOM								
Jermaine Allensworth, R (1, 8) OBP: 0.330, SLG: 0.376	1-1 G3		0-3 K		1-2 CS 2H 2B		0-2 F7			4	0	1	1	0	1	1	Cincinnati Reds @ Pittsburgh Pirates Three Rivers Stadium, Pittsburgh, PA Tue Sep 17 1996, 7:05 PM EDT Att. 7,551 - Unknown - 61 F								
Al Martin, L (1, 7) OBP: 0.351, SLG: 0.453	0-3 K		0-0 F9		1-3 K		1-0 2H 2B			4	0	1	1	0	2	1									
Jeff King, R (1, 3) OBP: 0.344, SLG: 0.498	3-2 1B			1-1 2B 2B		2-2 F9	4-2 FC6-4 BB			3	1	2	0	1	0	0									
Orlando Merced, S (1, 9) OBP: 0.361, SLG: 0.480	0-2 G3			2-1 G3 SF9 2H 2B		4-0 1B BB	0-0 FC6-4 1-2			3	1	1	1	1	0	3									
Carlos Garcia, R (1, 4) OBP: 0.324, SLG: 0.390	1-2 G5-3			0-0 G3 2-3		2-1 F7		1-0 F9		4	0	0	0	0	0	2									
Jay Bell, R (1, 6) OBP: 0.311, SLG: 0.366	3-2 K			0-0 SF9		0-0 18 FC6-4 1B		2-2 2B		3	0	2	1	0	1	0									
18 Jason Kendall, R (1, 2) OBP: 0.366, SLG: 0.385	1-1 G6-3			3-2 F9		0-1 FC6-4 1-2		0-0 F8		4	0	0	0	0	0	2									
John Wehner, R (1, 5) OBP: 0.303, SLG: 0.381			3-1 E9 67 G4-3 2B		0-0 67 SH2-3 2B 1B		0-1 SH5-3 2B 1B			3	3	3	0	0	0	0									
67 Francisco Cordova, R (1, 1) OBP: 0.091, SLG: 0.091			1-2 G4-3		1-1 SH2-3		0-1 SH5-3			1	0	0	1	0	0	0									
Tony Womack, L (7, PH) OBP: 0.400, SLG: 0.400										0	0	0	0	0	0	0									
Dan Miceli, R (8, 1) ERA: 5.85										0	0	0	0	0	0	0									
Matt Ruebel, L (8, 1) OBP: 0.333, SLG: 0.273										0	0	0	0	0	0	0									
John Ericks, R (8, 1) ERA: 5.66										0	0	0	0	0	0	0									
Inning Stats	R: 0 E: 0 K: 1 S: 14	H: 1 LOB: 1 BB: 0 P: 18	R: 0 E: 0 K: 1 S: 9	H: 0 LOB: 0 BB: 0 P: 14	R: 1 E: 1 K: 1 S: 9	H: 1 LOB: 0 BB: 0 P: 13	R: 2 E: 0 K: 0 S: 9	H: 2 LOB: 0 BB: 0 P: 12	R: 1 E: 0 K: 1 S: 9	H: 2 LOB: 0 BB: 0 P: 12	R: 0 E: 0 K: 0 S: 8	H: 1 LOB: 2 BB: 1 P: 16	R: 1 E: 0 K: 0 S: 11	H: 2 LOB: 2 BB: 1 P: 16	R: 0 E: 0 K: 0 S: 5	H: 1 LOB: 0 BB: 0 P: 8	1B: 4 2B: 6 3B: 0 HR: 0	SF: 1 SAC: 2 DP: 0 HBP: 0	WP: 0 PB: 0 SB: 0 CS: 1	PA: 34					
PITCHER	IP	WLS	BF	H	R	ER	SO	BB	IBB	HBP	BLK	WP	HR	S	P	ERA	WHIP								
John Smiley, L (1, 1) ERA: 3.93	6.2	L	29	9	5	4	4	1	0	0	0	0	0	2	6	∞	∞								
Scott Service, R (7, 1) ERA: 3.97	0.0		1	0	0	0	0	1	0	0	0	0	0	1	1	0.00	0.000								
Mike Remlinger, L (7, 1) ERA: 5.55	0.1		1	0	0	0	0	0	0	0	0	0	0	1	1	0.00	0.000								
Jeff Shaw, R (8, 1) ERA: 2.62	1.0		3	1	0	0	0	0	0	0	0	0	0	5	8	0.00	1.000								



Batter	1	2	3	4	5	6	7	8	9	AB	R	H	RBI	BB	SO	LOB	TOP											
Royce Clayton, R OBP: 0.318, SLG: 0.371	G6-3		1B		F7		K			4	1	1	0	0	1	0	St. Louis Cardinals @ Cincinnati Reds Riverfront Stadium, Cincinnati, OH Fri Sep 20 1996, 7:05 PM EDT Att: 23,496 - Unknown - 71 F											
Ray Lankford, L OBP: 0.367, SLG: 0.493	F8		1B		BB		CS			3	0	2	1	1	0	0												
Ron Gant, R OBP: 0.366, SLG: 0.515	BB		K		FC5-4-5-6		F9			3	0	0	0	1	1	3												
Mark Sweeney, L OBP: 0.383, SLG: 0.376	K				SH3 WP		CS		F8	3	1	1	0	1	1	1												
Gary Gaetti, R OBP: 0.322, SLG: 0.458	F7				SH3		G4-3			3	0	1	0	0	0	2												
John Mabry, L OBP: 0.337, SLG: 0.423	L5				WP		1B		G4-6-3	4	0	2	1	0	0	1												
Danny Sheaffer, R OBP: 0.279, SLG: 0.347	G5-3				1B		K			3	0	0	0	0	1	2												
Ozzie Smith, S OBP: 0.374, SLG: 0.395					P6		K			1	0	0	0	0	1	0												
Luis Alicaia, S OBP: 0.348, SLG: 0.377			L3		BB		K		F9	3	0	0	0	1	1	1												
Alan Benes, R OBP: 0.180, SLG: 0.203			K		G2-3		L8		G3-1	3	0	0	0	0	1	3												
Rich Batchelor, R OBP: 0.400, SLG: 0.333										0	0	0	0	0	0	0												
Inning Stats	R: 0 E: 0 K: 1 S: 10	H: 0 LOB: 1 BB: 1 P: 19	R: 0 E: 0 K: 0 S: 4	H: 0 LOB: 0 BB: 0 P: 7	R: 1 E: 0 K: 2 S: 12	H: 2 LOB: 1 BB: 0 P: 20	R: 1 E: 0 K: 0 S: 9	H: 2 LOB: 2 BB: 1 P: 19	R: 0 E: 0 K: 2 S: 12	H: 1 LOB: 1 BB: 0 P: 15	R: 0 E: 0 K: 1 S: 9	H: 1 LOB: 0 BB: 0 P: 15	R: 0 E: 0 K: 0 S: 5	H: 1 LOB: 0 BB: 0 P: 6	R: 0 E: 0 K: 1 S: 10	H: 0 LOB: 0 BB: 0 P: 16	1B: 7 2B: 0 3B: 0 HR: 0	SF: 0 SAC: 1 DP: 1 HBP: 0	WP: 2 PB: 0 SB: 2 CS: 1	PA: 37								
PITCHER	IP	WLS	BF	H	R	ER	SO	BB	IBB	HBP	BLK	WP	HR	S	P	ERA	WHIP											
Dave Burba, R ERA: 3.81	(1, 1)	7.0	W	30	6	2	2	6	3	1	0	0	2	0	66	121	2.57	1.286										
Jeff Shaw, R ERA: 2.57	(8, 1)	1.0	S	3	1	0	0	0	0	0	0	0	0	5	6	0.00	1.000											
Jeff Brantley, R ERA: 2.59	(9, 1)	1.0	S	3	0	0	0	1	0	0	0	0	0	10	16	0.00	0.000											

Batter	1	2	3	4	5	6	7	8	9	AB	R	H	RBI	BB	SO	LOB	BOTTOM										
Curtis Goodwin, L OBP: 0.333, SLG: 0.282	CS		3B		K		S			3	1	2	1	1	1	0	St. Louis Cardinals @ Cincinnati Reds Riverfront Stadium, Cincinnati, OH Fri Sep 20 1996, 7:05 PM EDT Att: 23,496 - Unknown - 71 F										
Hal Morris, L OBP: 0.371, SLG: 0.479	G5-3		1B		G4-3		K			3	1	1	1	1	1	2											
Barry Larkin, R OBP: 0.412, SLG: 0.556	G5-3		3B				F9		K2-3	2	0	1	1	0	0	1											
Jeff Branson, L OBP: 0.308, SLG: 0.399	1B		1B				1B			2	0	0	0	0	1	2											
Eric Davis, R OBP: 0.398, SLG: 0.531	F8		F7		K		K		K	4	0	0	0	0	2	2											
Eddie Taubensee, L OBP: 0.337, SLG: 0.467			G1-3						L8	4	0	0	0	0	2	1											
Jeff Brantley, R ERA: 2.59										0	0	0	0	0	0	0											
Bret Boone, R OBP: 0.280, SLG: 0.363	G3				L9		SH		K	3	1	1	0	1	1	0											
Willie Greene, L OBP: 0.328, SLG: 0.439	G3				K		SH		SH	2	1	0	0	0	1	1											
Chad Mottola, R OBP: 0.256, SLG: 0.378	G1-3						E		1B	2	0	0	0	0	0	1											
Thomas Howard, S OBP: 0.310, SLG: 0.432					F8		1B		E	0	0	0	0	1	0	0											
Dave Burba, R OBP: 0.147, SLG: 0.200							SF9			2	0	0	0	0	2	0											
Lenny Harris, L OBP: 0.320, SLG: 0.399										0	0	0	1	0	0	0											
Jeff Shaw, R ERA: 2.57										0	0	0	0	0	0	0											
Joe Oliver, R OBP: 0.321, SLG: 0.422										0	0	0	0	0	0	0											
Inning Stats	R: 0 E: 0 K: 0 S: 15	H: 1 LOB: 1 BB: 1 P: 24	R: 0 E: 0 K: 1 S: 12	H: 1 LOB: 0 BB: 0 P: 18	R: 2 E: 0 K: 1 S: 12	H: 2 LOB: 1 BB: 1 P: 21	R: 0 E: 0 K: 1 S: 8	H: 0 LOB: 0 BB: 0 P: 10	R: 0 E: 0 K: 2 S: 8	H: 0 LOB: 0 BB: 0 P: 12	R: 0 E: 0 K: 2 S: 7	H: 0 LOB: 0 BB: 0 P: 13	R: 2 E: 2 K: 2 S: 13	H: 1 LOB: 2 BB: 2 P: 27	R: 0 E: 0 K: 2 S: 9	H: 0 LOB: 0 BB: 0 P: 13	1B: 3 2B: 1 3B: 1 HR: 0	SF: 1 SAC: 1 DP: 0 HBP: 0	WP: 0 PB: 0 SB: 1 CS: 1	PA: 33							
PITCHER	IP	WLS	BF	H	R	ER	SO	BB	IBB	HBP	BLK	WP	HR	S	P	ERA	WHIP										
Alan Benes, R ERA: 4.74	(1, 1)	7.0	L	30	5	4	3	9	3	1	0	0	0	75	125	3.86	1.143										
Rich Batchelor, R ERA: 1.5	(8, 1)	1.0	S	3	0	0	0	2	0	0	0	0	0	9	13	0.00	0.000										

AB	31
R	2
H	7
RBI	2
BB	4
SO	7
LOB	13



AB	27
R	4
H	5
RBI	4
BB	4
SO	11
LOB	10



Batter	1	2	3	4	5	6	7	8	9	AB	R	H	RBI	BB	SO	LOB	TOP		
Royce Clayton, R OBP: 0.318, SLG: 0.370	G6-3			FC6-4 1B		G1-3			P4	4	0	1	0	0	0	0			
Willie McGee, S OBP: 0.338, SLG: 0.409	G4-3			FC6-4 1-2			K			3	0	0	0	0	0	1			
Ron Gant, R OBP: 0.363, SLG: 0.509 Terry Bradshaw, L OBP: 0.375, SLG: 0.231	G5-3			F8			K			3	0	0	0	0	0	1			
Brian Jordan, R OBP: 0.349, SLG: 0.479 Miguel Mejia, R OBP: 0.063, SLG: 0.063	L5-3			F9			K			3	0	0	0	0	0	1			
Gary Gaetti, R OBP: 0.323, SLG: 0.461 Mike Gallego, R OBP: 0.287, SLG: 0.237	K				L9				K	3	0	0	0	0	0	2			
Dmitri Young, S OBP: 0.375, SLG: 0.286	G6-3				K				K	3	0	0	0	0	0	2			
Danny Sheaffer, R OBP: 0.275, SLG: 0.342				G5-3		L9			G6-3	3	0	0	0	0	0	0			
Luis Alicea, S OBP: 0.345, SLG: 0.374				G5-3		G4-3			F7	3	0	0	0	0	0	0			
Danny Jackson, R OBP: 0.333, SLG: 0.500 Cory Bailey, R OBP: 0.262, SLG: 0.275	G5-3					K			P3	2	0	0	0	0	0	1			
Inning Stats	R: 0 H: 0 E: 0 K: 0 S: 6	H: 0 LOB: 0 BB: 0 P: 10	R: 0 H: 0 E: 0 K: 1 S: 7	H: 0 LOB: 0 BB: 0 P: 10	R: 0 H: 0 E: 0 K: 0 S: 4	H: 0 LOB: 0 BB: 0 P: 8	R: 0 H: 1 E: 0 K: 0 S: 10	H: 1 LOB: 1 BB: 0 P: 15	R: 0 H: 0 E: 0 K: 1 S: 8	H: 0 LOB: 0 BB: 0 P: 13	R: 0 H: 0 E: 0 K: 3 S: 10	H: 0 LOB: 0 BB: 0 P: 16	R: 0 H: 0 E: 0 K: 2 S: 8	H: 0 LOB: 0 BB: 0 P: 12	R: 0 H: 0 E: 0 K: 0 S: 8	H: 0 LOB: 0 BB: 0 P: 12	1B: 1 2B: 0 3B: 0 HR: 0	SF: 0 SAC: 0 DP: 0 HBP: 0	WP: 0 PA: 28 PB: 0 SB: 0 CS: 0
PITCHER John Smiley, L ERA: 3.76	IP: 9.0 WLS: W BF: 28 H: 1 R: 0 ER: 0 SO: 8 BB: 0 IBB: 0 HBP: 0 BLK: 0 WP: 0 HR: 0 S: 68 P: 105 ERA: 0.00 WHIP: 0.111															PITCHER			

St. Louis Cardinals @ Cincinnati Reds
Riverfront Stadium, Cincinnati, OH
Sun Sep 22 1996, 3:38 AM EDT
Att: 38,225 - Sunny - 70 F

AB 28
R 0
H 1
RBI 0
BB 0
SO 8
LOB 3



Batter	1	2	3	4	5	6	7	8	9	AB	R	H	RBI	BB	SO	LOB	BOTTOM
Eric Owens, R OBP: 0.282, SLG: 0.229				F9						2	2	0	0	2	0	2	
Jeff Branson, L OBP: 0.312, SLG: 0.404	FC4-6 1B				F8					4	0	2	1	0	1	0	
Barry Larkin, R OBP: 0.409, SLG: 0.555	FC4-6 BB 1-2 2-3	P2			P6		L6			4	1	0	0	0	0	3	
Joe Oliver, R OBP: 0.319, SLG: 0.418	FC4-6 BB 1-2 2-3			F9	L8				G5-3	3	1	0	0	1	0	0	
Bret Boone, R OBP: 0.284, SLG: 0.368	BB 1B 1-2 2-3 3-H			K					G6-3	3	1	0	1	1	2	0	
Eduardo Perez, R OBP: 0.343, SLG: 0.548	BB 1B 1-2 2-3 3-H			G3					G6-3	3	1	0	1	1	1	0	
Keith Mitchell, R OBP: 0.333, SLG: 0.545	K			F9			P4			3	0	0	0	0	1	3	
Curtis Goodwin, L OBP: 0.333, SLG: 0.277	BB 1B 1-2 2-3 3-H				K				K	2	0	0	1	1	2	0	
John Smiley, L OBP: 0.232, SLG: 0.215	FC6-4 1B			L7			K2-3			3	0	1	2	0	1	0	
Inning Stats	R: 5 H: 2 E: 0 K: 1 S: 19	H: 2 LOB: 5 BB: 5 P: 43	R: 0 H: 0 E: 0 K: 1 S: 5	H: 0 LOB: 0 BB: 0 P: 7	R: 0 H: 0 E: 0 K: 1 S: 6	H: 0 LOB: 0 BB: 0 P: 7	R: 0 H: 0 E: 0 K: 1 S: 9	H: 0 LOB: 0 BB: 0 P: 11	R: 0 H: 0 E: 0 K: 2 S: 11	H: 0 LOB: 0 BB: 0 P: 14	R: 1 H: 1 E: 0 K: 2 S: 15	H: 1 LOB: 1 BB: 1 P: 24	R: 0 H: 0 E: 0 K: 0 S: 6	H: 0 LOB: 0 BB: 0 P: 11	1B: 2 2B: 1 3B: 0 HR: 0	SF: 0 SAC: 0 DP: 0 HBP: 0	WP: 0 PA: 33 PB: 0 SB: 0 CS: 0
PITCHER Danny Jackson, L ERA: 5.52 Cory Bailey, R ERA: 3.23	IP: 6.2 WLS: L BF: 29 H: 3 R: 6 ER: 6 SO: 8 BB: 6 IBB: 0 HBP: 0 BLK: 0 WP: 0 HR: 0 S: 69 P: 112 ERA: 8.10 WHIP: 1.350															PITCHER	

St. Louis Cardinals @ Cincinnati Reds
Riverfront Stadium, Cincinnati, OH
Sun Sep 22 1996, 3:38 AM EDT
Att: 38,225 - Sunny - 70 F

AB 27
R 6
H 3
RBI 6
BB 6
SO 8
LOB 8



Batter	1	2	3	4	5	6	7	8	9	AB	R	H	RBI	BB	SO	LOB	TOP										
Royce Clayton, R (1.6) OBP: 0.322, SLG: 0.373	P3		E 1B S 1B		F9 1B		S 1B		HBP	4	2	3	0	0	0	0											
Ray Lankford, L (1.8) OBP: 0.362, SLG: 0.485	L3		K		F9		B2		P5	5	0	0	0	0	1	4											
Willie McGee, S (1.7) OBP: 0.341, SLG: 0.409	1B		K				K			3	0	1	0	1	2	2											
Brian Jordan, R (1.9) OBP: 0.352, SLG: 0.481	1B		S 1B		F7		CS 1B			4	0	3	2	0	0	2											
Gary Gaetti, R (1.5) OBP: 0.321, SLG: 0.458	G6-3		G5-3		K		CS		G6-3	4	0	0	0	0	1	5											
John Mabry, L (1.3) OBP: 0.337, SLG: 0.426		L7			F8		HR		P5	4	1	1	1	0	0	0											
Tom Pagnozzi, R (1.2) OBP: 0.313, SLG: 0.429		G4-3 2B			G6-3 1B		G6-3		G4-3	4	0	2	0	0	0	0											
Mike Gallego, R (1.4) OBP: 0.279, SLG: 0.230		G4-3			G6-3		G4-3		F9	4	0	0	0	0	0	2											
Todd Stottlemyre, L (1.1) OBP: 0.301, SLG: 0.227									G6-3	3	0	0	0	0	2	2											
Rick Honeycutt, L (8.1) OBP: 0.367, SLG: 0.388										0	0	0	0	0	0	0											
Ozzie Smith, S (9.1) OBP: 0.357, SLG: 0.388										1	0	0	0	0	0	0											
Dennis Eckersley, R (9.1)										0	0	0	0	0	0	0											
Inning Stats	R: 0 E: 0 K: 0 S: 9	H: 2 LOB: 2 BB: 0 P: 13	R: 0 E: 0 K: 1 S: 7	H: 1 LOB: 1 BB: 0 P: 9	R: 1 E: 0 K: 2 S: 16	H: 2 LOB: 1 BB: 0 P: 28	R: 0 E: 0 K: 1 S: 9	H: 1 LOB: 1 BB: 0 P: 13	R: 0 E: 0 K: 1 S: 11	H: 1 LOB: 2 BB: 1 P: 22	R: 1 E: 0 K: 0 S: 10	H: 1 LOB: 0 BB: 0 P: 12	R: 0 E: 0 K: 0 S: 7	H: 0 LOB: 0 BB: 0 P: 7	R: 0 E: 0 K: 0 S: 10	H: 0 LOB: 1 BB: 0 P: 18	1B: 8 2B: 1 3B: 0 HR: 1	SF: 0 SAC: 0 DP: 0 HBP: 1	WP: 0 PA: 39 PB: 0 SB: 3 CS: 1								
PITCHER	IP	WLS	BF	H	R	ER	SO	BB	IBB	HBP	BLK	WP	HR	S	P	ERA	WHIP										
Mike Morgan, R (1.1) ERA: 4.67	6.0	L	27	8	2	1	5	1	0	0	0	0	1	62	98	1.50	1.500										
Lee Smith, R (7.1) ERA: 3.81	1.0		4	2	1	1	1	0	0	0	0	0	0	10	12	9.00	2.000										
Jeff Shaw, R (8.1) ERA: 2.47	2.0		7	0	0	0	0	0	0	1	0	0	0	17	25	0.00	0.000										

St. Louis Cardinals @ Cincinnati Reds
Riverfront Stadium, Cincinnati, OH
Mon Sep 23 1996, 7:05 PM EDT
Att: 17,313 - Unknown - 75 F

AB 36
R 3
H 10
RBI 3
BB 1
SO 6
LOB 17



Batter	1	2	3	4	5	6	7	8	9	AB	R	H	RBI	BB	SO	LOB	BOTTOM										
Curtis Goodwin, L (1.8) OBP: 0.331, SLG: 0.270	P6		K		B3				G1-3 HR BB	3	1	0	0	1	1	3											
Hal Morris, L (1.3) OBP: 0.369, SLG: 0.476	F7		F7						G1-3	4	0	1	0	0	0	2											
Barry Larkin, R (1.6) OBP: 0.408, SLG: 0.559	K				L9		G6-3		G1-3 HR	4	1	1	2	0	1	1											
Eddie Taubensee, L (1.2) OBP: 0.336, SLG: 0.462			F9							3	0	0	0	1	2	1											
Eric Owens, R (8.1) OBP: 0.292, SLG: 0.229										0	0	0	0	0	0	0											
Chad Mottola, R (9.1) OBP: 0.253, SLG: 0.373										0	0	0	0	0	0	0											
Eric Davis, R (1.7) OBP: 0.395, SLG: 0.525									G4-3	4	0	1	0	0	1	2											
Thomas Howard, S (1.9) OBP: 0.310, SLG: 0.437									P3	4	0	1	0	0	1	2											
Joe Oliver, R (8.1) OBP: 0.318, SLG: 0.416									L9	3	0	1	0	0	1	1											
Bret Boone, R (1.4) OBP: 0.281, SLG: 0.365									G5-3	4	0	0	0	0	1	2											
Jeff Branson, L (1.5) OBP: 0.317, SLG: 0.410									K	3	0	2	0	1	1	0											
Mike Morgan, R (1.1) OBP: 0.051, SLG: 0.051									P4	2	0	0	0	0	2	3											
Lee Smith, R (7.1)										0	0	0	0	0	0	0											
Willie Greene, L (7.1) OBP: 0.327, SLG: 0.437										1	0	0	0	0	0	1											
Jeff Shaw, R (8.1)										0	0	0	0	0	0	0											
Lenny Harris, L (9.1) OBP: 0.319, SLG: 0.397										1	0	0	0	0	0	0											
Inning Stats	R: 0 E: 0 K: 1 S: 10	H: 0 LOB: 0 BB: 0 P: 15	R: 0 E: 0 K: 1 S: 10	H: 1 LOB: 1 BB: 0 P: 16	R: 0 E: 1 K: 2 S: 13	H: 1 LOB: 1 BB: 0 P: 19	R: 0 E: 0 K: 2 S: 7	H: 0 LOB: 0 BB: 0 P: 10	R: 0 E: 0 K: 2 S: 9	H: 1 LOB: 2 BB: 1 P: 14	R: 0 E: 0 K: 1 S: 9	H: 1 LOB: 1 BB: 0 P: 11	R: 0 E: 0 K: 0 S: 5	H: 1 LOB: 1 BB: 0 P: 10	R: 2 E: 0 K: 0 S: 14	H: 1 LOB: 1 BB: 2 P: 24	R: 0 E: 0 K: 1 S: 5	H: 0 LOB: 0 BB: 0 P: 7	1B: 2 2B: 2 3B: 1 HR: 1	SF: 0 SAC: 0 DP: 0 HBP: 0	WP: 0 PA: 36 PB: 0 SB: 0 CS: 0						
PITCHER	IP	WLS	BF	H	R	ER	SO	BB	IBB	HBP	BLK	WP	HR	S	P	ERA	WHIP										
Todd Stottlemyre, R (1.1) ERA: 3.9	7.2	W	32	6	2	2	9	3	0	0	0	0	1	76	118	2.35	1.174										
Rick Honeycutt, L (8.1) ERA: 2.96	0.1		1	0	0	0	0	0	0	0	0	0	0	1	1	0.00	0.000										
Dennis Eckersley, R (9.1) ERA: 3.47	1.0	S	3	0	0	0	1	0	0	0	0	0	0	5	7	0.00	0.000										

St. Louis Cardinals @ Cincinnati Reds
Riverfront Stadium, Cincinnati, OH
Mon Sep 23 1996, 7:05 PM EDT
Att: 17,313 - Unknown - 75 F

AB 33
R 2
H 6
RBI 2
BB 3
SO 10
LOB 17



Batter	1	2	3	4	5	6	7	8	9	AB	R	H	RBI	BB	SO	LOB	TOP					
Brian McRae, S (1, 8) OBP: 0.359, SLG: 0.415										5	1	1	1	0	1	2	Chicago Cubs @ Cincinnati Reds Riverfront Stadium, Cincinnati, OH Wed Sep 25 1996, 7:05 PM EDT Att: 18,506 - Unknown - 72 F					
Rey Sanchez, R (1, 6) OBP: 0.273, SLG: 0.252										2	0	0	0	1	0	0						
Brant Brown, L (7, PH) OBP: 0.328, SLG: 0.556										0	0	0	1	0	0	0						
José Hernández, R (7, 6) OBP: 0.295, SLG: 0.387										0	0	0	0	0	0	0						
Scott Bullett, L (9, PH) OBP: 0.257, SLG: 0.301										1	0	0	0	0	1	0						
Mark Grace, L (1, 3) OBP: 0.399, SLG: 0.454										4	0	2	0	1	0	0						
Luis Gonzalez, L (1, 7) OBP: 0.350, SLG: 0.440										4	0	1	0	0	0	5						
23 Ryne Sandberg, R (1, 4) OBP: 0.316, SLG: 0.446										4	1	2	0	0	2	2						
Dave Magadan, L (1, 5) OBP: 0.363, SLG: 0.363										4	0	1	0	0	1	2						
Scott Servais, R (1, 2) OBP: 0.322, SLG: 0.381										3	0	1	1	0	1	1						
Robin Jennings, L (1, 9) OBP: 0.250, SLG: 0.310										1	1	1	0	2	0	0						
Ozzie Timmons, R (8, PH) OBP: 0.272, SLG: 0.358										1	0	0	0	0	1	2						
Kevin Foster, R (1, 1) OBP: 0.426, SLG: 0.519										2	0	0	0	0	1	2						
Larry Casian, R (5, 1) OBP: 0.445, SLG: 0.504										0	0	0	0	0	0	0						
Brooks Kieschnick, L (7, PH) OBP: 0.245, SLG: 0.250										0	0	0	0	0	0	0						
Kent Bottenfield, R (7, 1) OBP: 0.283, SLG: 0.323										0	0	0	0	0	0	0						
Bob Patterson, R (7, 1) OBP: 0.290, SLG: 0.290										0	0	0	0	0	0	0						
Mike Campbell, R (8, PH) OBP: 0.271, SLG: 0.320										0	0	0	0	0	0	0						
Doug Glanville, R (8, PH) OBP: 0.321, SLG: 0.388										1	0	0	0	0	1	2						
Terry Adams, R (8, 1) OBP: 0.272, SLG: 0.358										0	0	0	0	0	0	0						
Inning Stats	R: 1 E: 0 K: 0 S: 4	H: 2 LOB: 0 BB: 0 P: 4	R: 1 E: 1 K: 0 S: 5	H: 2 LOB: 1 BB: 0 P: 5	R: 0 E: 0 K: 2 S: 8	H: 1 LOB: 2 BB: 1 P: 12	R: 0 E: 0 K: 3 S: 9	H: 0 LOB: 1 BB: 1 P: 13	R: 0 E: 0 K: 1 S: 3	H: 1 LOB: 0 BB: 0 P: 7	R: 1 E: 0 K: 0 S: 4	H: 1 LOB: 2 BB: 2 P: 12	R: 0 E: 0 K: 2 S: 9	H: 2 LOB: 2 BB: 0 P: 9	R: 0 E: 0 K: 1 S: 5	H: 0 LOB: 0 BB: 0 P: 5	1B: 7 2B: 1 3B: 0 HR: 1	SF: 2 SAC: 0 DP: 1 HBP: 0	WP: 0 PB: 0 SB: 0 CS: 1	PA: 40		
PITCHER	IP WLS BF H R ER SO BB IBB HBP BLK WP HR S P ERA WHIP	IP WLS BF H R ER SO BB IBB HBP BLK WP HR S P ERA WHIP	IP WLS BF H R ER SO BB IBB HBP BLK WP HR S P ERA WHIP	IP WLS BF H R ER SO BB IBB HBP BLK WP HR S P ERA WHIP	IP WLS BF H R ER SO BB IBB HBP BLK WP HR S P ERA WHIP	IP WLS BF H R ER SO BB IBB HBP BLK WP HR S P ERA WHIP	IP WLS BF H R ER SO BB IBB HBP BLK WP HR S P ERA WHIP	IP WLS BF H R ER SO BB IBB HBP BLK WP HR S P ERA WHIP	IP WLS BF H R ER SO BB IBB HBP BLK WP HR S P ERA WHIP	IP WLS BF H R ER SO BB IBB HBP BLK WP HR S P ERA WHIP	IP WLS BF H R ER SO BB IBB HBP BLK WP HR S P ERA WHIP	IP WLS BF H R ER SO BB IBB HBP BLK WP HR S P ERA WHIP	IP WLS BF H R ER SO BB IBB HBP BLK WP HR S P ERA WHIP	IP WLS BF H R ER SO BB IBB HBP BLK WP HR S P ERA WHIP	IP WLS BF H R ER SO BB IBB HBP BLK WP HR S P ERA WHIP	IP WLS BF H R ER SO BB IBB HBP BLK WP HR S P ERA WHIP	IP WLS BF H R ER SO BB IBB HBP BLK WP HR S P ERA WHIP	IP WLS BF H R ER SO BB IBB HBP BLK WP HR S P ERA WHIP	IP WLS BF H R ER SO BB IBB HBP BLK WP HR S P ERA WHIP	IP WLS BF H R ER SO BB IBB HBP BLK WP HR S P ERA WHIP	IP WLS BF H R ER SO BB IBB HBP BLK WP HR S P ERA WHIP	IP WLS BF H R ER SO BB IBB HBP BLK WP HR S P ERA WHIP
Dave Burba, R (1, 1) ERA: 3.83	6.0 W 27 6 3 3 6 5 0 0 0 0 0 1 34 54 4.50 1.833	6.0 W 27 6 3 3 6 5 0 0 0 0 0 0 4 4 4 0.00 1.000	6.0 W 27 6 3 3 6 5 0 0 0 0 0 0 0 3 3 0.00 6.000	6.0 W 27 6 3 3 6 5 0 0 0 0 0 0 0 6 6 0.00 0.000	6.0 W 27 6 3 3 6 5 0 0 0 0 0 0 0 5 5 0.00 0.000	6.0 W 27 6 3 3 6 5 0 0 0 0 0 0 0 0 0 0.00 0.000	6.0 W 27 6 3 3 6 5 0 0 0 0 0 0 0 0 0 0.00 0.000	6.0 W 27 6 3 3 6 5 0 0 0 0 0 0 0 0 0 0.00 0.000	6.0 W 27 6 3 3 6 5 0 0 0 0 0 0 0 0 0 0.00 0.000	6.0 W 27 6 3 3 6 5 0 0 0 0 0 0 0 0 0 0.00 0.000	6.0 W 27 6 3 3 6 5 0 0 0 0 0 0 0 0 0 0.00 0.000	6.0 W 27 6 3 3 6 5 0 0 0 0 0 0 0 0 0 0.00 0.000	6.0 W 27 6 3 3 6 5 0 0 0 0 0 0 0 0 0 0.00 0.000	6.0 W 27 6 3 3 6 5 0 0 0 0 0 0 0 0 0 0.00 0.000	6.0 W 27 6 3 3 6 5 0 0 0 0 0 0 0 0 0 0.00 0.000	6.0 W 27 6 3 3 6 5 0 0 0 0 0 0 0 0 0 0.00 0.000	6.0 W 27 6 3 3 6 5 0 0 0 0 0 0 0 0 0 0.00 0.000	6.0 W 27 6 3 3 6 5 0 0 0 0 0 0 0 0 0 0.00 0.000	6.0 W 27 6 3 3 6 5 0 0 0 0 0 0 0 0 0 0.00 0.000	6.0 W 27 6 3 3 6 5 0 0 0 0 0 0 0 0 0 0.00 0.000	6.0 W 27 6 3 3 6 5 0 0 0 0 0 0 0 0 0 0.00 0.000	6.0 W 27 6 3 3 6 5 0 0 0 0 0 0 0 0 0 0.00 0.000

Chicago Cubs @ Cincinnati Reds
Riverfront Stadium, Cincinnati, OH
Wed Sep 25 1996, 7:05 PM EDT
Att: 18,506 - Unknown - 72 F

AB 32
R 3
H 9
RBI 3
BB 5
SO 9
LOB 18



Batter	1	2	3	4	5	6	7	8	9	AB	R	H	RBI	BB	SO	LOB	BOTTOM						
Curtis Goodwin, L (1, 8) OBP: 0.324, SLG: 0.260										3	1	1	0	1	1	1	Chicago Cubs @ Cincinnati Reds Riverfront Stadium, Cincinnati, OH Wed Sep 25 1996, 7:05 PM EDT Att: 18,506 - Unknown - 72 F						
Hal Morris, L (1, 3) OBP: 0.372, SLG: 0.482										2	1	1	1	2	0	0							
Barry Larkin, R (1, 6) OBP: 0.409, SLG: 0.559										4	1	2	1	0	0	4							
Willie Greene, L (1, 7) OBP: 0.334, SLG: 0.487										4	1	1	2	0	3	2							
Jeff Brantley, R (9, 1) ERA: 2.49										0	0	0	0	0	0	0							
Thomas Howard, S (1, 9) OBP: 0.309, SLG: 0.434										4	0	0	0	0	1	0							
Bret Boone, R (1, 4) OBP: 0.278, SLG: 0.361										4	0	0	0	0	0	0							
Jeff Branson, L (1, 5) OBP: 0.318, SLG: 0.407										2	0	0	0	1	1	0							
Joe Oliver, R (1, 2) OBP: 0.315, SLG: 0.412										3	0	0	0	0	1	1							
Dave Burba, R (1, 1) ERA: 3.83										2	0	0	0	0	1	1							
Jeff Shaw, R (7, 1) ERA: 2.01										0	0	0	0	0	0	0							
Lenny Harris, L (7, PH) OBP: 0.325, SLG: 0.399										1	0	1	0	0	0	0							
Lee Smith, R (8, 1) ERA: 3.74										0	0	0	0	0	0	0							
Mike Remlinger, L (8, 1) ERA: 5.06										0	0	0	0	0	0	0							
Chad Mottola, R (9, 9) OBP: 0.253, SLG: 0.373										0	0	0	0	0	0	0							
Inning Stats	R: 0 E: 0 K: 1 S: 6	H: 1 LOB: 1 BB: 0 P: 6	R: 0 E: 0 K: 1 S: 5	H: 0 LOB: 0 BB: 0 P: 5	R: 4 E: 0 K: 2 S: 10	H: 3 LOB: 0 BB: 1 P: 14	R: 0 E: 0 K: 1 S: 5	H: 0 LOB: 1 BB: 1 P: 9	R: 0 E: 0 K: 0 S: 3	H: 0 LOB: 0 BB: 0 P: 3	R: 0 E: 0 K: 1 S: 6	H: 1 LOB: 2 BB: 1 P: 10	R: 0 E: 0 K: 1 S: 5	H: 0 LOB: 0 BB: 0 P: 5	R: 0 E: 0 K: 1 S: 5	H: 0 LOB: 0 BB: 0 P: 5	1B: 3 2B: 2 3B: 0 HR: 1	SF: 0 SAC: 0 DP: 1 HBP: 0	WP: 0 PB: 0 SB: 3 CS: 0	PA: 33			
PITCHER	IP WLS BF H R ER SO BB IBB HBP BLK WP HR S P ERA WHIP	IP WLS BF H R ER SO BB IBB HBP BLK WP HR S P ERA WHIP	IP WLS BF H R ER SO BB IBB HBP BLK WP HR S P ERA WHIP	IP WLS BF H R ER SO BB IBB HBP BLK WP HR S P ERA WHIP	IP WLS BF H R ER SO BB IBB HBP BLK WP HR S P ERA WHIP	IP WLS BF H R ER SO BB IBB HBP BLK WP HR S P ERA WHIP	IP WLS BF H R ER SO BB IBB HBP BLK WP HR S P ERA WHIP	IP WLS BF H R ER SO BB IBB HBP BLK WP HR S P ERA WHIP	IP WLS BF H R ER SO BB IBB HBP BLK WP HR S P ERA WHIP	IP WLS BF H R ER SO BB IBB HBP BLK WP HR S P ERA WHIP	IP WLS BF H R ER SO BB IBB HBP BLK WP HR S P ERA WHIP	IP WLS BF H R ER SO BB IBB HBP BLK WP HR S P ERA WHIP	IP WLS BF H R ER SO BB IBB HBP BLK WP HR S P ERA WHIP	IP WLS BF H R ER SO BB IBB HBP BLK WP HR S P ERA WHIP	IP WLS BF H R ER SO BB IBB HBP BLK WP HR S P ERA WHIP	IP WLS BF H R ER SO BB IBB HBP BLK WP HR S P ERA WHIP	IP WLS BF H R ER SO BB IBB HBP BLK WP HR S P ERA WHIP	IP WLS BF H R ER SO BB IBB HBP BLK WP HR S P ERA WHIP	IP WLS BF H R ER SO BB IBB HBP BLK WP HR S P ERA WHIP	IP WLS BF H R ER SO BB IBB HBP BLK WP HR S P ERA WHIP	IP WLS BF H R ER SO BB IBB HBP BLK WP HR S P ERA WHIP	IP WLS BF H R ER SO BB IBB HBP BLK WP HR S P ERA WHIP	
Kevin Foster, R (1, 1) ERA: 6.02	4.0 L 19 5 4 4 5 2 0 0 0 0 0 0 7 11 9.00 1.750	2.0 6 0 0 0 0 1 1 0 0 0 0 0 0 2 2 0.00 3.000	0.1 2 1 0 0 0 0 1 0 0 0 0 0 0 3 7 0.00 3.000	0.1 2 0 0 0 0 1 0 0 0 0 0 0 0 1 1 0.00 0.000	0.1 1 0 0 0 0 0 0 0 0 0 0 0 0 1 1 0.00 0.000	0.1 1 0 0 0 0 0 0 0 0 0 0 0 0 1 1 0.00 0.000	0.1 1 0 0 0 0 0 0 0 0 0 0 0 0 1 1 0.00 0.000	0.1 1 0 0 0 0 0 0 0 0 0 0 0 0 1 1 0.00 0.000	0.1 1 0 0 0 0 0 0 0 0 0 0 0 0 1 1 0.00 0.000	0.1 1 0 0 0 0 0 0 0 0 0 0 0 0 1 1 0.00 0.000	0.1 1 0 0 0 0 0 0 0 0 0 0 0 0 1 1 0.00 0.000	0.1 1 0 0 0 0 0 0 0 0 0 0 0 0 1 1 0.00 0.000	0.1 1 0 0 0 0 0 0 0 0 0 0 0 0 1 1 0.00 0.000	0.1 1 0 0 0 0 0 0 0 0 0 0 0 0 1 1 0.00 0.000	0.1 1 0 0 0 0 0 0 0 0 0 0 0 0 1 1 0.00 0.000	0.1 1 0 0 0 0 0 0 0 0 0 0 0 0 1 1 0.00 0.000	0.1 1 0 0 0 0 0 0 0 0 0 0 0 0 1 1 0.00 0.000	0.1 1 0 0 0 0 0 0 0 0 0 0 0 0 1 1 0.00 0.000	0.1 1 0 0 0 0 0 0 0 0 0 0 0 0 1 1 0.00 0.000	0.1 1 0 0 0 0 0 0 0 0 0 0 0 0 1 1 0.00 0.000	0.1 1 0 0 0 0 0 0 0 0 0 0 0 0 1 1 0.00 0.000	0.1 1 0 0 0 0 0 0 0 0 0 0 0 0 1 1 0.00 0.000	0.1 1 0 0 0 0 0 0 0 0 0 0 0 0 1 1 0.00 0.000

Chicago Cubs @ Cincinnati Reds
Riverfront Stadium, Cincinnati, OH
Wed Sep 25 1996, 7:05 PM EDT
Att: 18,506 - Unknown - 72 F

AB 29
R 4
H 6
RBI 4
BB 4
SO 8
LOB 9



Batter	1	2	3	4	5	6	7	8	9	AB	R	H	RBI	BB	SO	LOB	TOP										
Doug Glanville, R OBP: 0.267, SLG: 0.389 (1, 8)	F8			G5-3	E6		WP 2B		G1-3	5	0	1	2	0	0	1											
Robin Jennings, L OBP: 0.250, SLG: 0.289 Amaury Telemaco, R OBP: 0.133, SLG: 0.103 (1, 9)	G1-3			1B 23 PB HBP	G4-3		P5			3	1	0	0	0	0	2											
Mark Grace, L OBP: 0.398, SLG: 0.452 (1, 3)	G6-3			1B 23 PB		F7		G6-3		4	1	1	0	0	0	0											
23 Ryne Sandberg, R OBP: 0.315, SLG: 0.444 Todd Haney, R OBP: 0.212, SLG: 0.156 (1, 4)		F7		K		G4-3		F9		2	0	0	0	0	1	1											
Dave Magadan, L OBP: 0.361, SLG: 0.366 (1, 5)	L9			E1 1B		F7		2B		4	0	1	0	0	0	1											
Tyler Houston, L OBP: 0.350, SLG: 0.455 Mike Hubbard, R OBP: 0.103, SLG: 0.184 (1, 2)	G1-3			FC3-6 1B		G3 1B BB		K		3	1	1	1	1	1	1											
Brooks Kieschnick, L OBP: 0.407, SLG: 0.542 (1, 7)			F7	FC3-6		G3 1B		F7		4	1	1	0	0	0	2											
José Hernández, R OBP: 0.295, SLG: 0.385 (1, 6)			K		G5-3		K	G4-3 WP 1B		4	0	1	0	0	2	2											
Dave Swartzbaugh, R Scott Bullett, L Jim Bullinger, R Terry Shumpert, R Rodney Myers, R Luis Gonzalez, L (1, 1)	G4-1			G6-3		G3		G4-3		0	0	0	0	0	0	0											
Inning Stats	R: 0 E: 0 K: 0 S: 3	H: 0 LOB: 0 BB: 0 P: 3	R: 0 E: 0 K: 0 S: 4	H: 0 LOB: 0 BB: 0 P: 9	R: 0 E: 0 K: 1 S: 9	H: 0 LOB: 0 BB: 0 P: 13	R: 2 E: 1 K: 1 S: 17	H: 2 LOB: 2 BB: 0 P: 25	R: 0 E: 1 K: 0 S: 11	H: 0 LOB: 1 BB: 0 P: 16	R: 0 E: 0 K: 0 S: 11	H: 0 LOB: 1 BB: 0 P: 17	R: 2 E: 0 K: 1 S: 12	H: 2 LOB: 1 BB: 1 P: 21	R: 0 E: 0 K: 1 S: 15	H: 1 LOB: 1 BB: 0 P: 20	R: 0 E: 0 K: 0 S: 9	H: 1 LOB: 1 BB: 0 P: 12	1B: 4 2B: 2 3B: 0 HR: 0	SF: 0 SAC: 0 DP: 0 HBP: 1	WP: 2 PB: 1 SB: 0 CS: 0	PA: 37					
PITCHER	IP	WLS	BF	H	R	ER	SO	BB	IBB	HBP	BLK	WP	HR	S	P	ERA	WHIP										
Kevin Jarvis, R ERA: 5.98 (1, 1)	7.0	W	29	4	4	2	3	1	0	1	0	1	0	67	104	2.57	0.714										
Pedro Martinez, L ERA: 6.3 (8, 1)	1.0		4	1	0	0	1	0	0	0	0	0	0	15	21	0.00	1.000										
Scott Sullivan, R ERA: 2.57 (9, 1)	1.0		4	1	0	0	0	0	0	0	0	1	0	9	12	0.00	1.000										

Chicago Cubs @ Cincinnati Reds
Riverfront Stadium, Cincinnati, OH
Thu Sep 26 1996, 3:33 AM EDT
Att: 20,777 - Cloudy - 69 F

AB 35
R 4
H 6
RBI 3
BB 1
SO 4
LOB 13



Batter	1	2	3	4	5	6	7	8	9	AB	R	H	RBI	BB	SO	LOB	BOTTOM										
Curtis Goodwin, L OBP: 0.326, SLG: 0.254 (1, 8)	F9 HR BB	FC1-2 1B		K		G4-3 S BB	G4-3			3	3	0	0	2	1	3											
Hal Morris, L OBP: 0.372, SLG: 0.481 (1, 3)	K	FC6-4 1B		L4-6 BB		G4-3		L8		4	0	1	3	1	1	2											
Barry Larkin, R OBP: 0.557 Jeff Branson, L OBP: 0.320, SLG: 0.419 (1, 6)	F9	FC6-4		BB		E BB		HR		2	0	0	0	2	0	2											
Willie Greene, L OBP: 0.332, SLG: 0.493 (1, 5)	HR		K	L4-6		G3-1		K		5	1	1	2	0	2	3											
Eric Davis, R OBP: 0.397, SLG: 0.531 Pedro Martinez, L (8, 1)	G4-3		K		F8		HR	K		3	2	1	1	1	0	0											
Eduardo Perez, R OBP: 0.351, SLG: 0.531 Scott Sullivan, R (9, 1)			2B E BB		F8					0	0	0	0	0	0	0											
Eddie Taubensee, L OBP: 0.338, SLG: 0.466 (1, 2)		BB G3 1B	E7 1B		K		P2			4	2	2	0	0	1	0											
Bret Boone, R OBP: 0.281, SLG: 0.361 (1, 4)		G3 BB FC1-2 BB	G5-3		F8		2B 1B			3	1	1	0	1	0	1											
Chad Mottola, R OBP: 0.277, SLG: 0.377 (1, 9)		FC1-2 1B BB				S SH3-4 G4-3 BB	K			2	2	1	1	2	1	1											
Kevin Jarvis, L OBP: 0.167, SLG: 0.194 Keith Mitchell, R OBP: 0.385, SLG: 0.667 (7, 7)	G3	G3		G3		SH3-4		2B		2	0	0	1	0	0	3											
Inning Stats	R: 2 E: 0 K: 1 S: 10	H: 1 LOB: 1 BB: 1 P: 20	R: 3 E: 0 K: 0 S: 16	H: 2 LOB: 1 BB: 2 P: 31	R: 2 E: 1 K: 1 S: 10	H: 2 LOB: 1 BB: 1 P: 15	R: 0 E: 0 K: 1 S: 4	H: 0 LOB: 2 BB: 2 P: 18	R: 0 E: 1 K: 0 S: 8	H: 0 LOB: 0 BB: 0 P: 13	R: 2 E: 1 K: 0 S: 13	H: 0 LOB: 1 BB: 3 P: 26	R: 2 E: 0 K: 1 S: 15	H: 3 LOB: 1 BB: 0 P: 23	R: 1 E: 0 K: 2 S: 12	H: 1 LOB: 0 BB: 0 P: 17	1B: 4 2B: 3 3B: 0 HR: 3	SF: 0 SAC: 1 DP: 1 HBP: 0	WP: 0 PB: 0 SB: 4 CS: 0	PA: 41							
PITCHER	IP	WLS	BF	H	R	ER	SO	BB	IBB	HBP	BLK	WP	HR	S	P	ERA	WHIP										
Dave Swartzbaugh, R ERA: 6.56 (1, 1)	2.0	L	12	3	5	5	1	3	0	0	0	0	0	14	33	9.00	2.500										
Jim Bullinger, R ERA: 6.56 (3, 1)	2.0		10	2	2	2	2	3	0	0	0	0	0	21	39	4.50	1.500										
Rodney Myers, R ERA: 4.52 (5, 1)	2.0		9	0	2	1	1	3	0	0	0	0	0	27	40	13.50	2.000										
Amaury Telemaco, R ERA: 5.46 (7, 1)	2.0		10	4	3	3	3	0	0	0	0	0	2	27	40	13.50	2.000										

Chicago Cubs @ Cincinnati Reds
Riverfront Stadium, Cincinnati, OH
Thu Sep 26 1996, 3:33 AM EDT
Att: 20,777 - Cloudy - 69 F

AB 31
R 12
H 9
RBI 10
BB 9
SO 7
LOB 15



Batter	1	2	3	4	5	6	7	8	9	AB	R	H	RBI	BB	SO	LOB	TOP										
Eric Owens, R OBP: 0.281, SLG: 0.229	F9			G6-3		F8				4	0	1	1	0	0	0	Cincinnati Reds @ St. Louis Cardinals Busch Stadium, St. Louis, MO Sat Sep 28 1996, 3:33 AM CDT Att: 52,876 - Cloudy - 70 F										
Hal Morris, L OBP: 0.373, SLG: 0.480 Scott Sullivan, R (8, 1)	G6-3			G4-3				K		4	0	1	0	0	1	2											
Bret Boone, R OBP: 0.277, SLG: 0.355	K			G1-3		F8			6-3	4	0	0	0	0	1	1											
Eduardo Perez, R OBP: 0.317, SLG: 0.472		K			F8				6-3	4	0	0	0	0	1	1											
Keith Mitchell, R OBP: 0.333, SLG: 0.571 Thomas Howard, S OBP: 0.308, SLG: 0.432 Curtis Goodwin, L OBP: 0.320, SLG: 0.244		K			L8				P3	2	0	0	0	0	1	0											
Barry Larkin, R OBP: 0.409, SLG: 0.556 Brook Fordyce, R OBP: 0.500, SLG: 0.429 Eddie Taubensee, L OBP: 0.339, SLG: 0.464					E4			BB		1	0	0	0	0	0	0											
Chad Mottola, R OBP: 0.271, SLG: 0.367 Lenny Harris, L OBP: 0.325, SLG: 0.401				G6-3				BB		2	0	0	0	0	1	1											
Jeff Branson, L OBP: 0.313, SLG: 0.410				K		F8				3	0	0	0	0	2	2											
Mike Morgan, R OBP: 0.299, SLG: 0.090 Joe Oliver, R OBP: 0.311, SLG: 0.405 Mike Remlinger, L OBP: 0.220, SLG: 0.143 Roger Salkeld, R OBP: 0.207, SLG: 0.077 Willie Greene, L OBP: 0.329, SLG: 0.489				K		G1-3			L3	1	0	0	0	0	1	0											
Inning Stats	R: 0 E: 0 K: 1 S: 6	H: 0 LOB: 0 BB: 0 P: 10	R: 0 E: 0 K: 2 S: 9	H: 0 LOB: 0 BB: 0 P: 15	R: 0 E: 0 K: 2 S: 8	H: 0 LOB: 0 BB: 0 P: 11	R: 0 E: 0 K: 0 S: 7	H: 0 LOB: 0 BB: 0 P: 10	R: 0 E: 1 K: 1 S: 11	H: 0 LOB: 1 BB: 0 P: 16	R: 0 E: 0 K: 0 S: 6	H: 0 LOB: 0 BB: 0 P: 8	R: 0 E: 0 K: 0 S: 5	H: 1 LOB: 0 BB: 0 P: 8	R: 2 E: 0 K: 2 S: 16	H: 2 LOB: 2 BB: 2 P: 32		R: 0 E: 0 K: 0 S: 3	H: 0 LOB: 0 BB: 0 P: 3	1B: 3 2B: 0 3B: 0 HR: 0	SF: 0 SAC: 0 DP: 1 HBP: 0	WP: 0 PB: 0 SB: 0 CS: 0	PA: 32				
PITCHER	IP	WLS	BF	H	R	ER	SO	BB	IBB	HBP	BLK	WP	HR	S	P	ERA		WHIP									
Danny Jackson, L ERA: 4.46	(1, 1)	7.0	W	22	1	0	0	6	0	0	0	0	0	52	78	0.00	0.143										
Andy Benes, R ERA: 3.53	(8, 1)	0.2		6	2	2	1	2	0	0	0	0	0	13	27	27.00	6.000										
Rick Honeycutt, L ERA: 2.85	(8, 1)	1.1	S	4	0	0	0	1	0	0	0	0	0	6	8	0.00	0.000										

Batter	1	2	3	4	5	6	7	8	9	AB	R	H	RBI	BB	SO	LOB	BOTTOM										
Ozzie Smith, S OBP: 0.361, SLG: 0.373	G1-3			G5-3		G5-3				4	0	1	1	0	0	0	Cincinnati Reds @ St. Louis Cardinals Busch Stadium, St. Louis, MO Sat Sep 28 1996, 3:33 AM CDT Att: 52,876 - Cloudy - 70 F										
Willie McGee, S OBP: 0.345, SLG: 0.414	CS			HR		1B		G4-3		4	1	3	0	1	0	1											
Ron Gant, R OBP: 0.360, SLG: 0.506	K			1B		K		K		5	1	1	2	0	4	5											
Brian Jordan, R OBP: 0.350, SLG: 0.484 Mark Sweeney, L OBP: 0.394, SLG: 0.371		K		P6						3	0	1	0	0	1	0											
Gary Gaetti, R OBP: 0.324, SLG: 0.469								G6-4-3		1	1	1	0	0	0	0											
John Mabry, L OBP: 0.336, SLG: 0.426								E8		4	0	3	0	0	1	2											
Danny Sheaffer, R OBP: 0.273, SLG: 0.335 Andy Benes, R OBP: 0.158, SLG: 0.205 Rick Honeycutt, L								G6-4-3		3	0	0	0	0	0	3											
Luis Alicea, S OBP: 0.349, SLG: 0.383								G6-4-3		0	0	0	0	0	0	0											
Danny Jackson, R OBP: 0.333, SLG: 0.556 Tom Pagnozzi, R OBP: 0.313, SLG: 0.425								K		2	1	0	0	2	1	3											
								BB		3	1	1	1	0	0	2											
Inning Stats	R: 0 E: 0 K: 1 S: 9	H: 1 LOB: 2 BB: 1 P: 16	R: 0 E: 0 K: 1 S: 10	H: 1 LOB: 0 BB: 0 P: 15	R: 2 E: 0 K: 0 S: 12	H: 2 LOB: 0 BB: 0 P: 18	R: 0 E: 0 K: 0 S: 14	H: 1 LOB: 2 BB: 1 P: 23	R: 0 E: 0 K: 2 S: 18	H: 2 LOB: 2 BB: 0 P: 25	R: 2 E: 0 K: 1 S: 19	H: 3 LOB: 2 BB: 1 P: 33	R: 1 E: 1 K: 1 S: 13	H: 2 LOB: 1 BB: 1 P: 22	R: 0 E: 0 K: 1 S: 11	H: 0 LOB: 1 BB: 0 P: 17		1B: 7 2B: 2 3B: 1 HR: 1	SF: 0 SAC: 0 DP: 1 HBP: 2	WP: 0 PB: 0 SB: 0 CS: 1	PA: 39						
PITCHER	IP	WLS	BF	H	R	ER	SO	BB	IBB	HBP	BLK	WP	HR	S	P	ERA	WHIP										
Mike Morgan, R ERA: 4.83	(1, 1)	5.0	L	23	6	2	2	4	1	0	0	0	0	16	29	27.00	6.000										
Mike Remlinger, L ERA: 5.6	(6, 1)	0.2		6	3	2	0	1	0	0	0	0	0	16	26	6.75	1.500										
Roger Salkeld, R ERA: 5.2	(6, 1)	1.1		6	2	1	1	2	0	1	0	0	0	11	17	0.00	0.000										
Scott Sullivan, R ERA: 2.25	(8, 1)	1.0		4	0	0	0	1	0	0	0	0	0	11	17	0.00	0.000										



