Cincinnati Reds - 1997

Colorado Rockies @ Cincinnati Reds

Cinergy Field, Cincinnati, OH

Tue Apr 01 1997, 3:33 AM EST

Att. 54,820 - Sunny - 59 F

TOP

livebaseballscorecards.com

Batter	1	2	3	4	5	6	7	8	9	AB	R	H	RBI	BB	SO	LOB
Eric Young Sr., R (1, 4) OBP: 0.600, SLG: 0.500	B C F B B C 3-3 ① K		C L X 0-2 ① F7		X 0-0 G6-3 S 1B		B B B C B 4-1 1-2 BB		X 0-0 1-2 1B	4	0	2	0	1	1	1
Ellis Burks, R (1, 8) OBP: 0.200, SLG: 0.800 (7, 7)	C F B X 1-2 ② G6-3		F B B X 2-1 1-H HR		B 1 SAFE 1 SAFE 1 SAFE F 1 SAFE B F S 2-3 ① K 1-2		X 0-0 ② F8		B S B F B S 3-3 ③ K	5	1	1	2	0	2	5
Dante Bichette, R (1, 7) OBP: 0.250, SLG: 0.250	B F B X 2-1 ③ G6-3		C X 0-1 CS 1B		F X 0-1 ② G6-3 2-3		B B C F B S 3-3 ③ K			4	0	1	0	0	1	3
Quinton McCracken, S (7, 8)										0	0	0	0	0	0	0
Larry Walker, L (1, 9)		S C S 0-3 ① K2-3	1 SAFE F 1 SAFE B B B X 2-1 ② ③ G4-3 1-2		B B F X 2-1 ③ G3			F C C 0-3 ① K		4	0	0	0	0	2	2
Andres Galarraga, R (1, 3)		B X 1-0 ② G6-3		B B F B F B 4-2 G4-3 S 1B BB		B F B F B X 3-2 ① G5-3		S S F S 0-3 ② K		3	1	0	0	1	1	0
Vinny Castilla, R (1, 5) OBP: 0.250, SLG: 1.000	X 0-0 HR			S 1 SAFE B S F F S 1-3 ① K 1-2		S C F B S 1-3 ② K		B C C X 1-2 ③ G6-3		4	1	1	1	0	2	1
Kirt Manwaring, R (1, 2) OBP: 0.333, SLG: 0.333	B C C F F X 1-2 1B			F X 0-1 ② G4-3 2-3		F B F B F S 2-3 ③ K			S F C 0-3 ① K	3	0	1	0	0	1	1
Steve Reed, R (6, 1)										0	0	0	0	0	0	0
John Burke, S (8, 1)										0	0	0	0	0	0	0
John Vander Wal, L (9, PH)										1	0	0	0	0	1	0
Walt Weiss, S (1, 6) OBP: 0.750, SLG: 0.667	X 0-0 ③ F8			B S X 1-1 3-H 1B			B B B B 4-0 BB BB		S X 0-1 1B 1B	3	0	2	1	1	0	1
Kevin Ritz, R (1, 1)			B B B 4-0 HR BB	C X 0-1 ③ G5-3			C X 0-1 ① F7		C B B F F X 2-2 ② P3	1	1	0	0	1	0	1
Jerry Dipoto, R (6, 1)										0	0	0	0	0	0	0
Jeff Reed, L (6, 2)										2	0	0	0	0	0	2

	AB	34
	R	4
	H	8
	RBI	4
	BB	4
	SO	11
	LOB	17

Inning Stats	1	2	3	4	5	6	7	8	9
	R: 0 E: 0 K: 1 S: 8	R: 1 E: 0 K: 1 S: 11	R: 2 E: 0 K: 0 S: 9	R: 1 E: 0 K: 1 S: 13	R: 0 E: 0 K: 1 S: 8	R: 0 E: 0 K: 2 S: 12	R: 0 E: 0 K: 1 S: 7	R: 0 E: 0 K: 2 S: 10	R: 0 E: 0 K: 2 S: 13
	H: 0 LOB: 0 BB: 0 P: 14	H: 2 LOB: 1 BB: 0 P: 13	H: 2 LOB: 0 BB: 1 P: 17	H: 1 LOB: 1 BB: 1 P: 19	H: 1 LOB: 1 BB: 0 P: 12	H: 0 LOB: 0 BB: 0 P: 18	H: 0 LOB: 2 BB: 2 P: 18	H: 0 LOB: 0 BB: 0 P: 11	H: 2 LOB: 2 BB: 0 P: 18

	1B: 6	SF: 0	WP: 0	PA: 38
	2B: 0	SAC: 0	PB: 0	
	3B: 0	DP: 0	SB: 2	
	HR: 2	HBP: 0	CS: 1	

PITCHER		IP	WLS	BF	H	R	ER	SO	BB	IBB	HBP	BLK	WP	HR	S	P	ERA	WHIP
John Smiley, L ERA: 6.0	(1, 1)	6.0	W	25	6	4	4	6	2	0	0	0	0	2	61	93	6.00	1.333
Kevin Jarvis, R ERA:	(7, 1)	3.0	S	13	2	0	0	5	2	0	0	0	0	0	30	47	0.00	1.333

PITCHER		IP	WLS	BF	H	R	ER	SO	BB	IBB	HBP	BLK	WP	HR	S	P	ERA	WHIP

Batter	1	2	3	4	5	6	7	8	9	AB	R	H	RBI	BB	SO	LOB
Deion Sanders, L (1, 8) OBP: 0.500, SLG: 0.750	HR 2B	G4-3		SH3		S S E 1B	F8			4	2	2	1	0	0	1
Willie Greene, L (1, 5) OBP: 0.600, SLG: 1.250	HR	G5-3 1B		K		S E BB	G3			4	2	2	2	1	1	2
Barry Larkin, R (1, 6) Pokey Reese, R (9, 6)	S 3B BB	G5-3		BB		1B 1B BB		S 2B BB		1 0	3 0	0 0	0 0	4 0	0 0	1 0
Reggie Sanders, R (1, 9) OBP: 0.400, SLG: 0.800	1B 3B	G6-3		P5		CS 1B		F7		5	1	2	1	0	0	4
Hal Morris, L (1, 3) OBP: 0.800, SLG: 1.000	G5-3 1B 1B		F7		F8-3 BB	2B 1B		WP 1B 2B		4	1	3	3	1	0	0
Ruben Sierra, S (1, 7) OBP: 0.500, SLG: 0.750 Kevin Jarvis, L (7, 1)	G5-3 1B	G4-3	F9		F8-3 BB	2B	G4-3	G4-3		4 1	0 0	2 0	0 0	0 0	0 0	1 1
Bret Boone, R (1, 4) OBP: 0.200, SLG: 0.200	G5-3	P3		F8-3		G4-3		1B		5	0	1	1	0	0	5
Eddie Taubensee, L (1, 2) OBP: 0.800, SLG: 0.667	IBB		2B 1B			SH5-3 1B	G4-3 BB	L8		3	2	2	0	2	0	1
John Smiley, L (1, 1) OBP: 0.500, SLG: 1.000 Lenny Harris, L (6, PH) (7, 7)	K		SH3 2B			SH5-3	G4-3			2 1	0 0	1 0	1 0	0 0	1 0	2 1
Inning Stats	R: 4 E: 0 K: 1 S: 19 H: 5 LOB: 2 BB: 2 P: 35	R: 0 E: 0 K: 0 S: 11 H: 1 LOB: 1 BB: 0 P: 20	R: 0 E: 0 K: 0 S: 4 H: 0 LOB: 0 BB: 0 P: 6	R: 1 E: 0 K: 1 S: 11 H: 2 LOB: 2 BB: 1 P: 19	R: 0 E: 0 K: 0 S: 3 H: 0 LOB: 0 BB: 1 P: 9	R: 4 E: 1 K: 0 S: 21 H: 5 LOB: 2 BB: 2 P: 35	R: 0 E: 0 K: 0 S: 8 H: 0 LOB: 1 BB: 1 P: 14	R: 2 E: 0 K: 0 S: 14 H: 2 LOB: 1 BB: 1 P: 22		1B: 9 2B: 5 3B: 1 HR: 1	SF: 0 SAC: 2 DP: 2 HBP: 0			WP: 1 PB: 0 SB: 6 CS: 1	PA: 44	

PITCHER		IP	WLS	BF	H	R	ER	SO	BB	IBB	HBP	BLK	WP	HR	S	P	ERA	WHIP
Kevin Ritz, R ERA: 9.0	(1, 1)	5.0	L	25	8	5	5	2	3	1	0	0	0	1	48	89	9.00	2.200
Jerry Dipoto, R ERA: 54.0	(6, 1)	0.2		8	5	4	4	0	2	0	0	0	0	0	18	31	54.00	10.500
Steve Reed, R ERA:	(6, 1)	1.1		5	0	0	0	0	1	0	0	0	0	0	11	18	0.00	0.750
John Burke, R ERA: 18.0	(8, 1)	1.0		6	2	2	2	0	1	0	0	0	1	0	14	22	18.00	3.000

PITCHER	IP	WLS	BF	H	R	ER	SO	BB	IBB	HBP	BLK	WP	HR	S	P	ERA	WHIP

BOTTOM

Colorado Rockies @ Cincinnati Reds

Cinergy Field, Cincinnati, OH

Tue Apr 01 1997, 3:33 AM EST
Att. 54,820 - Sunny - 59 F

livebaseballscorecards.com

AB	34
R	11
H	15
RBI	9
BB	8
SO	2
LOB	19

Batter	1	2	3	4	5	6	7	8	9	AB	R	H	RBI	BB	SO	LOB
Eric Young Sr., R (1, 4) OBP: 0.444, SLG: 0.500	C C S 0-3 K2-3 ①		X 0-0 L4-3 ② ③ 1-1			C X 0-1 G6-3 ①		C F B B X 2-2 G4-3 2B		4	0	1	0	0	1	1
Quinton McCracken, S (1, 8) OBP: 0.250, SLG: 0.250	C B X 1-1 F7 ②			C F B S 1-3 K ①		C B C B F X 2-2 BB 1B 1B		B F F B F X 3-2 G4-3 ① 2-3		4	1	1	0	0	1	1
Ellis Burks, R (1, 7) OBP: 0.222, SLG: 0.500	C B X 1-1 G6-3 ③			C F F F B S 1-3 K ②		B F B F 1 SAFE 1 SAFE X 2-2 P4 ②		B F H 2-1 G6-4-3 HBP		3	0	0	0	0	1	1
Larry Walker, L (1, 9) OBP: 0.250, SLG: 0.571		X 0-0 HR		F S S 0-3 K ③		B C B F B B 4-2 1B 1-2 BB		1 SAFE B 1 SAFE S F B X 2-2 G6-4-3 ② ③ 1-2f		3	1	1	1	1	1	2
Andres Galarraga, R (1, 3) OBP: 0.375, SLG: 0.714		B B B C X 3-1 F8 ①			B X 1-0 HR	S X 0-1 1-3 2-H 1B			B F F C 1-3 K ①	4	1	2	2	0	1	0
Vinny Castilla, R (1, 5) OBP: 0.125, SLG: 0.500		X 0-0 G6-3 ②			B B B C F X 3-2 F7 ①	C B X 1-1 F7 ③			B C B F F F B X 3-2 G5-3 ②	4	0	0	0	0	0	2
Kirt Manwaring, R (1, 2) OBP: 0.333, SLG: 0.200 John Vander Wal, L (9, PH)		B X 1-0 L7 ③			B B S B B 4-1 G4-3 BB		F B C B F S 2-3 K ①		B B C B B 4-1 BB	2 0	0 0	0 0	0 0	1 1	1 0	0 0
Walt Weiss, S (1, 6) OBP: 0.375, SLG: 0.286			C B X 1-1 F9 ①		C B S X 1-2 G4-3 ② 1-2		B C F B B S 2-3 K ②		B C B B X 3-1 G1-4-3 ③	4	0	0	0	0	1	2
Bill Swift, R (1, 1) OBP: 0.500, SLG: 0.500 Darren Holmes, R (6, 1) Mike Munoz, L (8, 1)			X 0-0 L4-3 1B		B X 1-0 G5-3 ③		C B F S 1-3 K ③			2 1 0	0 0 0	1 0 0	0 0 0	0 0 0	0 1 0	1 0 0
Inning Stats	R: 0 H: 0 E: 0 LOB: 0 K: 1 BB: 0 S: 7 P: 9	R: 1 H: 1 E: 0 LOB: 0 K: 0 BB: 0 S: 5 P: 9	R: 0 H: 1 E: 0 LOB: 0 K: 0 BB: 0 S: 4 P: 5	R: 0 H: 0 E: 0 LOB: 0 K: 3 BB: 0 S: 11 P: 13	R: 1 H: 1 E: 0 LOB: 1 K: 0 BB: 1 S: 9 P: 19	R: 1 H: 2 E: 0 LOB: 2 K: 0 BB: 1 S: 15 P: 24	R: 0 H: 0 E: 0 LOB: 0 K: 3 BB: 0 S: 10 P: 15	R: 0 H: 1 E: 0 LOB: 1 K: 0 BB: 0 S: 11 P: 20	R: 0 H: 0 E: 0 LOB: 1 K: 1 BB: 1 S: 11 P: 22	1B: 3 SF: 0 2B: 2 SAC: 0 3B: 0 DP: 2 HR: 2 HBP: 1						

TOP

Colorado Rockies @ Cincinnati Reds

Cinergy Field, Cincinnati, OH

Wed Apr 02 1997, 7:05 PM EST

Att. 20,210 - Unknown - 67 F

livebaseballscorecards.com

AB	31
R	3
H	6
RBI	3
BB	3
SO	8
LOB	10

PITCHER		IP	WLS	BF	H	R	ER	SO	BB	IBB	HBP	BLK	WP	HR	S	P	ERA	WHIP
Dave Burba, R ERA: 3.86	(1, 1)	7.0	W	27	5	3	3	7	2	0	0	0	0	2	61	94	3.86	1.000
Stan Belinda, R ERA:	(8, 1)	0.1		3	1	0	0	0	0	0	1	0	0	0	8	15	0.00	3.000
Mike Remlinger, L ERA:	(8, 1)	0.2		1	0	0	0	0	0	0	0	0	0	0	3	5	0.00	0.000
Jeff Shaw, R ERA:	(9, 1)	1.0	S	4	0	0	0	1	1	0	0	0	0	0	11	22	0.00	1.000

PITCHER	IP	WLS	BF	H	R	ER	SO	BB	IBB	HBP	BLK	WP	HR	S	P	ERA	WHIP

BOTTOM

Colorado Rockies @ Cincinnati Reds

Cinergy Field, Cincinnati, OH

Wed Apr 02 1997, 7:05 PM EST
Att. 20,210 - Unknown - 67 F

Batter	1	2	3	4	5	6	7	8	9	AB	R	H	RBI	BB	SO	LOB
Deion Sanders, L (1, 8) OBP: 0.667, SLG: 0.778	0-0 L9 E HR 1B	1-0 1-2 1B		1-1 S BLK 2-H 1B		1-3 K		0-1 1-2 2-3 1B		5	1	4	1	0	1	0
Willie Greene, L (1, 5) OBP: 0.300, SLG: 0.556	2-1 L9 1-3	1-2 F8		3-2 P4 1-3			0-3 K	0-1 G3-2-3 3-Hf		5	0	0	0	0	1	7
Jeff Shaw, R (9, 1)	SAFE									0	0	0	0	0	0	0
Barry Larkin, R (1, 6)	4-2 HR BB		2-0 G1-3		1-1 G6-3		3-1 G5-3			3	1	0	0	1	0	0
Reggie Sanders, R (1, 9) OBP: 0.556, SLG: 1.222	0-1 1-H 3-H HR		1-3 K		1-0 S 2B 1B		2-2 2B			4	2	3	3	0	1	0
Hal Morris, L (1, 3) OBP: 0.667, SLG: 0.714	1-1 G5-3		0-1 1B		2-2 G5-3 1-2		4-0 IBB			3	0	1	0	1	0	1
Ruben Sierra, S (1, 7) OBP: 0.375, SLG: 0.625	2-2 G3		1-3 K		1-2 2-H 2B		1-0 G1-3			4	0	1	1	0	1	3
Stan Belinda, R (8, 1)										0	0	0	0	0	0	0
Mike Remlinger, L (8, 1)										0	0	0	0	0	0	0
Jeff Branson, L (9, 5)										0	0	0	0	0	0	0
Bret Boone, R (1, 4) OBP: 0.222, SLG: 0.222		2-2 F7		1-2 SH3 1B 1B	3-2 G1-3			3-3 K		4	1	1	0	0	1	1
Eddie Taubensee, L (1, 2) OBP: 0.556, SLG: 0.571		3-2 G1-3		1-3 K		0-0 F7		2-2 1B G3-2-3 2B		4	0	1	0	0	1	1
Dave Burba, R (1, 1) OBP: 0.500, SLG: 0.500		1-2 1B 1B		0-1 SH3 1-2		0-0 F9		4-2 1B BB		2	0	1	0	0	0	0
Eric Owens, R (8, 7)										0	0	0	0	1	0	0
Inning Stats	R: 3 E: 1 K: 0 S: 14 H: 2 LOB: 0 BB: 1 P: 22	R: 0 E: 0 K: 0 S: 13 H: 2 LOB: 2 BB: 0 P: 21	R: 0 E: 0 K: 2 S: 9 H: 1 LOB: 1 BB: 0 P: 13	R: 1 E: 0 K: 1 S: 13 H: 2 LOB: 1 BB: 0 P: 19	R: 1 E: 0 K: 0 S: 12 H: 2 LOB: 1 BB: 0 P: 20	R: 0 E: 0 K: 1 S: 5 H: 0 LOB: 0 BB: 0 P: 6	R: 0 E: 0 K: 1 S: 9 H: 1 LOB: 2 BB: 1 P: 19	R: 0 E: 0 K: 1 S: 15 H: 2 LOB: 2 BB: 1 P: 24		1B: 8 2B: 3 3B: 0 HR: 1	SF: 0 SAC: 1 DP: 1 HBP: 0					

livebaseballscorecards.com

AB	34
R	5
H	12
RBI	5
BB	3
SO	6
LOB	13

WP: 0 PB: 0 SB: 2 CS: 0 PA: 38

PITCHER		IP	WLS	BF	H	R	ER	SO	BB	IBB	HBP	BLK	WP	HR	S	P	ERA	WHIP
Bill Swift, R ERA: 9.0	(1, 1)	5.0	L	25	9	5	5	3	1	0	0	1	0	1	61	95	9.00	2.000
Darren Holmes, R ERA:	(6, 1)	2.1		11	2	0	0	3	1	1	0	0	0	0	25	45	0.00	1.286
Mike Munoz, L ERA:	(8, 1)	0.2		2	1	0	0	0	0	0	0	0	0	0	4	4	0.00	1.500

PITCHER	IP	WLS	BF	H	R	ER	SO	BB	IBB	HBP	BLK	WP	HR	S	P	ERA	WHIP

Colorado Rockies @ Cincinnati Reds

Cinergy Field, Cincinnati, OH

Thu Apr 03 1997, 3:33 AM EST

Att. 22,660 - Sunny - 69 F

livebaseballscorecards.com

Batter	1	2	3	4	5	6	7	8	9	AB	R	H	RBI	BB	SO	LOB
Eric Young Sr., R (1, 4) OBP: 0.357, SLG: 0.333	P4		P6	1B FC5-2 BB		G4-3			G6-3	4	0	0	0	1	0	0
Ellis Burks, R (1, 8) OBP: 0.143, SLG: 0.308 (7, 7)	L9			E5 / FC5-2		K			L4	5	1	0	0	0	1	3
Larry Walker, L (1, 9) OBP: 0.385, SLG: 0.917	K			WP / 1-2 2-3 3-H			HR		K	5	2	3	3	0	2	0
Andres Galarraga, R (1, 3) OBP: 0.333, SLG: 0.500		F9		F9			K			3	1	0	0	1	1	3
Dante Bichette, R (1, 7) OBP: 0.500, SLG: 0.429		S BB		2B 1B 1B 1-2 3-H	K		G5-4-3 1B			3	1	2	1	1	1	0
Quinton McCracken, S (7, PR) OBP: 0.250, SLG: 0.250 (7, 8)										0	0	0	0	0	0	0
Vinny Castilla, R (1, 5) OBP: 0.250, SLG: 0.545		K		1B 1B 2B 1-3 2-H	FC6-4 BB		G5-4-3 1-2f			3	1	1	1	1	1	2
Kirt Manwaring, R (1, 2) OBP: 0.300, SLG: 0.222		P4 1-2		SH3-4 1B FC5-2 1B 2-3 3-H	F8			K		4	0	1	1	0	1	2
Walt Weiss, S (1, 6) OBP: 0.333, SLG: 0.273		K		FC5-2 SH3-4 1B 1-2 3-H	FC6-4 1-2f			F9		4	1	1	1	0	1	1
Mark Thompson, R (1, 1)			K	SH3-4 1-2 2-3		K		P3		2	0	0	0	0	2	0
Darnell Coles, R (8, PH)										1	0	0	0	0	0	0
Steve Reed, R (8, 1)										0	0	0	0	0	0	0
Bruce Ruffin, S (9, 1)										0	0	0	0	0	0	0

TOP

AB	34
R	7
H	8
RBI	7
BB	4
SO	10
LOB	11

Inning Stats	1	2	3	4	5	6	7	8	9
	R: 0 E: 0 K: 1 S: 7	H: 0 LOB: 0 BB: 0 P: 11	R: 0 E: 0 K: 1 S: 13	H: 0 LOB: 1 BB: 1 P: 24	R: 0 E: 0 K: 2 S: 7	H: 0 LOB: 0 BB: 0 P: 10	R: 6 E: 1 K: 0 S: 20	H: 6 LOB: 3 BB: 2 P: 40	R: 0 E: 0 K: 1 S: 9	H: 0 LOB: 1 BB: 1 P: 19
	R: 0 E: 0 K: 2 S: 9	H: 0 LOB: 0 BB: 0 P: 11	R: 1 E: 0 K: 1 S: 10	H: 2 LOB: 1 BB: 0 P: 17	R: 0 E: 0 K: 1 S: 14	H: 0 LOB: 0 BB: 0 P: 20	R: 0 E: 0 K: 1 S: 7	H: 0 LOB: 0 BB: 0 P: 10	1B: 5 2B: 2 3B: 0 HR: 1	SF: 0 SAC: 1 DP: 1 HBP: 0

WP: 1 PA: 39
PB: 0
SB: 1
CS: 0

PITCHER		IP	WLS	BF	H	R	ER	SO	BB	IBB	HBP	BLK	WP	HR	S	P	ERA	WHIP
Pete Schourek, L ERA: 12.0	(1, 1)	3.0	L	15	3	5	4	4	2	0	0	0	1	0	37	64	12.00	1.667
Scott Sullivan, R ERA: 13.5	(4, 1)	0.2		5	2	0	0	0	1	0	0	0	0	0	5	13	0.00	4.500
Kent Mercker, L ERA:	(4, 1)	1.1		6	1	1	1	1	1	0	0	0	0	0	14	27	6.75	1.500
Stan Belinda, R ERA: 3.86	(6, 1)	2.0		7	2	1	1	3	0	0	0	0	0	1	19	28	4.50	1.000
Mike Remlinger, L ERA:	(8, 1)	2.0		6	0	0	0	2	0	0	0	0	0	0	21	30	0.00	0.000

PITCHER	IP	WLS	BF	H	R	ER	SO	BB	IBB	HBP	BLK	WP	HR	S	P	ERA	WHIP

BOTTOM

Colorado Rockies @ Cincinnati Reds

Cinergy Field, Cincinnati, OH

Thu Apr 03 1997, 3:33 AM EST
Att. 22,660 - Sunny - 69 F

livebaseballscorecards.com

Batter	1	2	3	4	5	6	7	8	9	AB	R	H	RBI	BB	SO	LOB
Deion Sanders, L (1, 8) OBP: 0.538, SLG: 0.692 Eric Owens, R (9, 8)	C C B F B X 2-2 G3-1 ①		X 0-0 F8 ②		F X 0-1 1-3 2B			C B S F B X 2-2 F8 ①		4 0 1 0 0 0 0 0 0 0 0 0 0 0						
Willie Greene, L (1, 5) OBP: 0.357, SLG: 0.500	B B F B F X 3-2 F7 ②		B B X 2-0 BLK BB 1B		B B F B X 3-1 L9 ②			C B S B B B 4-2 BB		3 0 1 0 1 0 2						
Barry Larkin, R (1, 6) OBP: 0.538, SLG: 0.286	C B X 1-1 2B		1 SAFE C 1 SAFE B B F 1 SAFE B B 4-2 BLK 1-2 BB		B C F F X 1-2 G6-3 ③			S C S 0-3 K ②		3 0 1 0 1 1 3						
Reggie Sanders, R (1, 9) OBP: 0.385, SLG: 0.846	X 0-0 L8 ③		B S B C B X 3-2 P5 ③ 1-2 2-3			B C B X 2-1 F7 ①		C S F B B S 2-3 K ③		4 0 0 0 0 1 4						
Hal Morris, L (1, 3) OBP: 0.538, SLG: 0.545		B X 1-0 G3 ①		C X 0-1 G4-3 ①		B B C X 2-1 G1-3 ②			C B X 1-1 G4-3 WP PB 1B	4 1 1 0 0 0 0						
Ruben Sierra, S (1, 7) OBP: 0.333, SLG: 0.583		B X 1-0 2B		F C C 0-3 K ②		C F F B S 1-3 K ③			B S F S 1-3 K 1-2 ①	4 0 1 0 0 3 1						
Bret Boone, R (1, 4) OBP: 0.154, SLG: 0.154		B F F B X 2-2 G6-3 ②		B F S F B X 2-2 G1-3 ③			B C X 1-1 G6-3 ①		B S X 1-1 G4-3 2-3 ②	4 0 0 0 0 0 2						
Brook Fordyce, R (1, 2) OBP: 0.250, SLG: 0.250		B C F S 1-3 K ③			B C X 1-1 FC4-6 1B		B B S B X 3-1 F8 ②		C S B X 1-2 G1-3 3-H ③	4 0 1 0 0 1 1						
Pete Schourek, L (1, 1) Scott Sullivan, R (4, 1) Kent Mercker, L (4, 1) Jeff Branson, L (5, PH) Stan Belinda, R (6, 1) Ozzie Timmons, R (7, PH) Mike Remlinger, L (8, 1)			F B B X 2-1 L8 ①		B B B C C F X 3-2 FC4-6 2B 1-2f ①		C B B F F X 2-2 G4-3 ③			1 0 0 0 0 0 0 0 0 0 0 0 0 0 0 0 0 0 0 0 0 1 0 0 0 0 0 1 0 0 0 0 0 0 0 1 0 0 0 0 0 0 0 0 0 0 0 0 0						
Inning Stats	R: 0 E: 0 K: 0 S: 10 H: 1 LOB: 1 BB: 0 P: 16	R: 0 E: 0 K: 1 S: 8 H: 1 LOB: 1 BB: 0 P: 13	R: 0 E: 0 K: 0 S: 9 H: 1 LOB: 2 BB: 1 P: 20	R: 0 E: 0 K: 1 S: 9 H: 0 LOB: 0 BB: 0 P: 11	R: 0 E: 0 K: 0 S: 14 H: 2 LOB: 2 BB: 0 P: 22	R: 0 E: 0 K: 1 S: 8 H: 0 LOB: 0 BB: 0 P: 13	R: 0 E: 0 K: 0 S: 8 H: 0 LOB: 0 BB: 0 P: 14	R: 0 E: 0 K: 2 S: 13 H: 0 LOB: 1 BB: 1 P: 21	R: 1 E: 0 K: 1 S: 10 H: 1 LOB: 0 BB: 0 P: 14	1B: 3 2B: 3 3B: 0 HR: 0 SF: 0 SAC: 0 DP: 0 HBP: 0							

PITCHER		IP	WLS	BF	H	R	ER	SO	BB	IBB	HBP	BLK	WP	HR	S	P	ERA	WHIP
Mark Thompson, R	(1, 1)	7.0	W	27	5	0	0	3	1	0	0	1	0	0	66	109	0.00	0.857
ERA:																		
Steve Reed, R	(8, 1)	1.0		4	0	0	0	2	1	0	0	0	0	0	13	21	0.00	1.000
ERA:																		
Bruce Ruffin, L	(9, 1)	1.0		4	1	1	0	1	0	0	0	0	1	0	10	14	0.00	1.000
ERA:																		

PITCHER	IP	WLS	BF	H	R	ER	SO	BB	IBB	HBP	BLK	WP	HR	S	P	ERA	WHIP

AB	33
R	1
H	6
RBI	0
BB	2
SO	6
LOB	14

WP: 1 PB: 1 SB: 0 CS: 0 PA: 35

Cincinnati Reds @ Florida Marlins

Pro Player Stadium, Miami, FL

Fri Apr 04 1997, 7:05 PM EST

Att. 25,039 - Unknown - 76 F

livebaseballscorecards.com

TOP

Batter	1	2	3	4	5	6	7	8	9	AB	R	H	RBI	BB	SO	LOB
Deion Sanders, L (1, 8) OBP: 0.556, SLG: 0.647	B B C C B B 4-2 L3 BB		X 0-0 ③ G6-3		C B X 1-1 BB BB 2B 1B	X 0-0 ③ L4	B B F F X 2-2 SF8 1-2 2-3 3-H 1B			4	1	2	1	1	0	2
Willie Greene, L (1, 5) OBP: 0.421, SLG: 0.500	B X 1-0 ① F9			C B X 1-1 G2-3 BB 1B	B B B 4-0 BB 2B 1-2 BB		B B B B 4-1 BLK HR BB B X 1-0 ② SF8 1-2 2-3 3-H			2	2	1	1	2	0	1
Barry Larkin, R (1, 6) OBP: 0.500, SLG: 0.200	C C X 0-2 ② L3 ③ 1-2			B C B 1 SAFE B F X 3-2 ① F9	B B B 4-0 2B 1-2 2-3 BB		B B F B 2-1 1-2 HR BB B B B X 2-1 ③ F8			3	2	0	0	2	0	4
Reggie Sanders, R (1, 9) OBP: 0.500, SLG: 1.059		F F X 0-2 G1-3 G5-3 1B		B B B C B 4-1 G2-3 1-2 BB	B B B C C X 3-2 1-H 2-H 3-H 2B		X 0-0 1-H 2-H HR	C F B B C 2-3 ① K		4	1	3	6	1	1	0
Hal Morris, L (1, 3) OBP: 0.444, SLG: 0.400	B B B B C X 3-1 ① G5-3 1-2			B F F C F X 2-2 ② G2-3 1-2 2-3	B X 1-0 ③ F8		B B C B B 4-1 WP 1B HBP BB	B B X 2-0 ② P5		4	1	0	0	1	0	4
Ruben Sierra, S (1, 7) OBP: 0.353, SLG: 0.500 Jeff Shaw, R (8, 1)	B X 1-0 ② G1-3 2-3			B B B B 4-0 BB	C B F B X 2-2 ① F6	C X 0-1 HBP WP 1B 1-2 1B	B C F F X 1-2 ③ P2			4 0	1 0	1 0	0 0	1 0	0 0	1 0
Bret Boone, R (1, 4) OBP: 0.111, SLG: 0.111	B B C C X 2-2 ③ F9			B X 1-0 ③ F8	B S X 1-1 ② G5-3	B B F B X 3-1 ① G1-3 1-2 2-3			C B B S B F X 3-2 ① F9	5	0	0	0	0	0	6
Eddie Taubensee, L (1, 2) OBP: 0.571, SLG: 0.500			C F B X 1-2 ① L4		C B X 2-1 ① F9	S F B X 1-2 1B 1B	I I I I 4-0 1B HBP SF8 IBB		B F S B B B F B 4-2 CS BB	3	1	1	0	2	0	0
Ricky Bones, R (1, 1) Jeff Branson, L (5, PH) Kevin Jarvis, L (5, 1) Ozzie Timmons, R (6, PH) OBP: 0.500, SLG: 0.500 Kent Mercker, L (6, 1) Lenny Harris, L (7, PH) Scott Service, R (7, 1) Eric Owens, R (8, 7)			C B B X 2-1 ② G4-3		B C S X 1-2 ② F7	B X 1-0 1-2 1B	S S B F F F B H 3-2 SF8 1B 1-2 2-3 3-H HBP		C B B F F X 2-2 1-2 ② G6-3 ③	1 1 0 1 0 0 0 1	0 0 0 0 0 0 0 0	0 0 0 1 0 0 0 0	0 0 0 0 0 0 0 0	0 0 0 0 0 0 0 0	0 0 0 0 0 0 0 1	0 0 0 0 0 0 0 0
Inning Stats	R: 0 H: 0 E: 0 LOB: 0 K: 0 BB: 1 S: 6 P: 11	R: 0 H: 1 E: 0 LOB: 1 K: 0 BB: 0 S: 9 P: 15	R: 0 H: 0 E: 0 LOB: 0 K: 0 BB: 0 S: 6 P: 9	R: 0 H: 1 E: 0 LOB: 3 K: 0 BB: 2 S: 11 P: 26	R: 3 H: 2 E: 0 LOB: 1 K: 0 BB: 2 S: 11 P: 27	R: 0 H: 2 E: 0 LOB: 2 K: 0 BB: 0 S: 10 P: 15	R: 6 H: 3 E: 0 LOB: 2 K: 0 BB: 4 S: 19 P: 46	R: 0 H: 0 E: 0 LOB: 0 K: 1 BB: 0 S: 9 P: 14	R: 0 H: 0 E: 0 LOB: 0 K: 0 BB: 1 S: 11 P: 20	1B: 7 SF: 1 2B: 2 SAC: 0 3B: 0 DP: 1 HR: 1 HBP: 1						

AB	33
R	9
H	9
RBI	9
BB	10
SO	1
LOB	19

WP: 1 PA: 45
PB: 0
SB: 0
CS: 1

PITCHER		IP	WLS	BF	H	R	ER	SO	BB	IBB	HBP	BLK	WP	HR	S	P	ERA	WHIP
Pat Rapp, R ERA: 5.79	(1, 1)	4.2		22	4	3	3	0	5	0	0	0	0	0	42	86	5.79	1.929
Felix Heredia, L ERA: 6.75	(5, 1)	1.1		7	2	1	1	0	1	0	0	0	0	0	12	22	6.75	2.250
Mark Hutton, R ERA: 33.75	(7, 1)	0.1	L	7	2	3	3	0	2	1	1	1	1	1	12	30	81.00	12.000
Rick Helling, R ERA: 1.8	(7, 1)	2.2		9	1	2	2	1	1	0	0	0	0	0	26	45	6.75	0.750

PITCHER		IP	WLS	BF	H	R	ER	SO	BB	IBB	HBP	BLK	WP	HR	S	P	ERA	WHIP

Cincinnati Reds @ Florida Marlins

Pro Player Stadium, Miami, FL

Fri Apr 04 1997, 7:05 PM EST
Att. 25,039 - Unknown - 76 F

BOTTOM

Batter	1	2	3	4	5	6	7	8	9	AB	R	H	RBI	BB	SO	LOB
Luis Castillo, S (1, 4) OBP: 0.450, SLG: 0.474	G5-3	1B 1-2 2-3 1B		G4-3	B5-3		G6-3 1-2f			5	0	1	0	0	0	1
Edgar Renteria, R (1, 6) OBP: 0.316, SLG: 0.294	F9	BB 1-3 2-H 3-H 1B		S 1B	E6			F9		5	1	2	2	0	0	0
Gary Sheffield, R (1, 9) OBP: 0.737, SLG: 0.333	1B HBP	BB 1-2		FC6-4 1B 1-2 IBB	P6			G4-6-3 BB		1	0	0	0	3	0	1
Bobby Bonilla, S (1, 5) OBP: 0.368, SLG: 0.389	1-2 1B	P3		FC6-4 1-2 2-H 1B		F8		G4-6-3 1-2f		5	0	2	1	0	0	4
Jim Eisenreich, L (1, 7) Rick Helling, R (7, 1) John Cangelosi, S (9, PH)	G3	F9		FC6-4 1-2f 2-3		G6-4-3 BB			G6-3	3 0 1	0 0 0	0 0 0	0 0 0	1 0 0	0 0 0	7 0 0
Devon White, S (1, 8) OBP: 0.500, SLG: 0.500		FC6-4 1B 2B	1B FC5-2-5 1B	K		G6-4-3 1-2f			G3	5	1	2	0	0	1	3
Jeff Conine, R (1, 3) OBP: 0.647, SLG: 1.067		FC6-4 BB	FC5-2-5 1-3 1B		HR		L5		1B	4	1	3	1	1	0	0
Charles Johnson, R (1, 2) OBP: 0.412, SLG: 0.571		FC6-4 1-2f 2-3	FC5-2-5 1-3 3-H		HR		WP 2B		K	5	3	2	1	0	1	5
Pat Rapp, R (1, 1) OBP: 0.500, SLG: 0.500 Felix Heredia, L (5, 1) Mark Hutton, R (7, 1) Moises Alou, R (7, 7) OBP: 0.467, SLG: 0.692		1B 1-2 3-H 1B	K		K		G6-3 2-H 1B			2 1 0 1	1 0 0 0	1 0 0 1	1 0 0 1	0 1 0 0	1 0 0 0	1 0 0 0
Inning Stats	R: 0 E: 0 K: 0 S: 13 H: 1 LOB: 2 BB: 0 P: 20	R: 3 E: 0 K: 0 S: 16 H: 4 LOB: 3 BB: 2 P: 33	R: 0 E: 0 K: 1 S: 13 H: 2 LOB: 1 BB: 0 P: 20	R: 1 E: 0 K: 1 S: 13 H: 2 LOB: 2 BB: 1 P: 26	R: 2 E: 1 K: 1 S: 15 H: 2 LOB: 1 BB: 0 P: 22	R: 0 E: 0 K: 0 S: 6 H: 0 LOB: 0 BB: 1 P: 13	R: 1 E: 0 K: 0 S: 5 H: 2 LOB: 0 BB: 0 P: 11	R: 0 E: 0 K: 0 S: 8 H: 0 LOB: 0 BB: 1 P: 15	R: 0 E: 0 K: 1 S: 13 H: 1 LOB: 1 BB: 0 P: 15	1B: 10 2B: 3 3B: 0 HR: 2 SF: 0 SAC: 0 DP: 4 HBP: 1						

PITCHER		IP	WLS	BF	H	R	ER	SO	BB	IBB	HBP	BLK	WP	HR	S	P	ERA	WHIP
Ricky Bones, R ERA: 9.0	(1, 1)	4.0		24	9	4	4	2	2	1	1	0	0	0	55	99	9.00	2.750
Kevin Jarvis, R ERA: 4.5	(5, 1)	1.0		6	2	2	2	1	0	0	0	0	0	2	15	22	18.00	2.000
Kent Mercker, L ERA:	(6, 1)	1.0	W	3	0	0	0	0	1	0	0	0	0	0	6	13	0.00	1.000
Scott Service, R ERA: 9.0	(7, 1)	1.0		4	2	1	1	0	0	0	0	0	1	0	5	11	9.00	2.000
Jeff Shaw, R ERA:	(8, 1)	2.0	S	7	1	0	0	1	1	0	0	0	0	0	21	30	0.00	1.000

PITCHER	IP	WLS	BF	H	R	ER	SO	BB	IBB	HBP	BLK	WP	HR	S	P	ERA	WHIP

livebaseballscorecards.com

AB	38
R	7
H	14
RBI	7
BB	5
SO	4
LOB	22

WP: 1 PA: 44
PB: 0
SB: 1
CS: 0

Batter	1	2	3	4	5	6	7	8	9	10	11	AB	R	H	RBI	BB	SO	LOB
Deion Sanders, L (1, 8) OBP: 0.522, SLG: 0.591	B C F F X 1-2 G4-3 S 1B	S S B C 1-3 ③ K			B X 1-0 ③ P3		B B B X 3-0 ③ 1-H 1B			X 0-0 ③ B1-3		5	0	2	0	0	1	1
Willie Greene, L (1, 5) OBP: 0.375, SLG: 0.389	F B B B B 4-1 G4-3 1-2 BB		X 0-0 ① P6			C F X 0-2 ① G4-3		S S B S 1-3 ① K			C S S 0-3 ① K	4	0	0	0	1	2	0
Barry Larkin, R (1, 6) OBP: 0.435, SLG: 0.200	C D B B X 3-1 ① G4-3 1-2 2-3		B X 1-0 ② F7			B F X 1-1 ② L9		C C B B X 2-2 ② G6-3			X 0-0 S 1B	5	0	1	0	0	0	2
Reggie Sanders, R (1, 9) OBP: 0.391, SLG: 0.818	C C B F X 1-2 ② P5		S C B B S 2-3 ③ K			B S B X 2-1 ③ G5-3		B F F B X 2-2 F7			B B S C C 2-3 ② K 1-2	5	0	0	0	0	2	3
Ruben Sierra, S (1, 7) OBP: 0.273, SLG: 0.381	B X 1-0 ③ P2			B B B C X 3-1 ① F8			C B F S 1-3 ① K		C B C S 1-3 ① K		C B F X 1-2 ③ G3-1	5	0	0	0	0	2	3
Hal Morris, L (1, 3) OBP: 0.409, SLG: 0.368		C B C F B X 2-2 BB SF9 1B		C B S F F B X 2-2 ② G4-3			C F F B B B X 3-2 ② G4-3		X 0-0 ② F8			4	1	1	0	0	0	0
Bret Boone, R (1, 4) OBP: 0.182, SLG: 0.143	B D B B C B 4-1 SH3-4 1-2 BB			C B B X 2-1 ③ G6-3			S B X 1-1 2B 1B		B F B S C 2-3 ③ K			3	1	1	0	1	1	0
Brook Fordyce, R (1, 2) OBP: 0.250, SLG: 0.429	C B F F X 1-2 ① SF9 2-H		X 0-0 ① G4-3			B C D C F B X 3-2 1-H 1B 2B			X 0-0 ① P5			3	1	1	2	0	0	0
Mike Morgan, R (1, 1) Mike Remlinger, L (6, 1) Eduardo Perez, R (7, PH) OBP: 1.000, SLG: 1.000 Eric Owens, R (7, PR) Stan Belinda, R (7, 1) Jeff Shaw, R (9, 1) Ozzie Timmons, R (10, PH) OBP: 0.333, SLG: 0.333 Kevin Jarvis, L (10, 1)	1 SAFE X 0-0 ② SH3-4 1-2		B X 1-0 ② G6-3			X 0-0 S 1B 2-H 1B			C B B S F F S 2-3 ② K			1 0 0 0 0 0 0 0 0 0 0 0 0 0 1 0 1 1 0 0 0 0 0 0 0 0 0 0 0 0 0 0 0 0 0 0 0 0 0 0 0 0 1 0 0 0 0 1 0 0 0 0 0 0 0 0							
Inning Stats	R: 0 E: 0 K: 0 S: 12 H: 1 LOB: 2 BB: 1 P: 22	R: 1 E: 0 K: 1 S: 13 H: 1 LOB: 1 BB: 1 P: 21	R: 0 E: 0 K: 1 S: 5 H: 0 LOB: 0 BB: 0 P: 8	R: 0 E: 0 K: 0 S: 9 H: 0 LOB: 0 BB: 0 P: 16	R: 0 E: 0 K: 0 S: 3 H: 0 LOB: 0 BB: 0 P: 5	R: 0 E: 0 K: 0 S: 7 H: 0 LOB: 0 BB: 0 P: 10	R: 2 E: 0 K: 1 S: 15 H: 4 LOB: 2 BB: 0 P: 26	R: 0 E: 0 K: 1 S: 9 H: 0 LOB: 0 BB: 0 P: 14	R: 0 E: 0 K: 2 S: 7 H: 0 LOB: 0 BB: 0 P: 10	R: 0 E: 0 K: 1 S: 7 H: 0 LOB: 0 BB: 0 P: 9	R: 0 E: 0 K: 2 S: 10 H: 1 LOB: 1 BB: 0 P: 13	1B: 6 2B: 1 3B: 0 HR: 0	SF: 1 SAC: 1 DP: 0 HBP: 0		WP: 0 PB: 0 SB: 3 CS: 0	PA: 41		

PITCHER		IP	WLS	BF	H	R	ER	SO	BB	IBB	HBP	BLK	WP	HR	S	P	ERA	WHIP
Tony Saunders, L ERA: 4.05	(1, 1)	6.2		26	4	3	3	3	2	0	0	0	0	0	62	103	4.05	0.900
Jay Powell, R ERA: 3.0	(7, 1)	1.1		5	2	0	0	1	0	0	0	0	0	0	11	19	0.00	1.500
Dennis Cook, L ERA:	(9, 1)	2.0		6	0	0	0	3	0	0	0	0	0	0	14	19	0.00	0.000
Robb Nen, R ERA: 6.0	(11, 1)	1.0	W	4	1	0	0	2	0	0	0	0	0	0	10	13	0.00	1.000

PITCHER	IP	WLS	BF	H	R	ER	SO	BB	IBB	HBP	BLK	WP	HR	S	P	ERA	WHIP

TOP

Cincinnati Reds @ Florida Marlins

Pro Player Stadium, Miami, FL

Sat Apr 05 1997, 7:05 PM EST

Att. 38,598 - Unknown - 77 F

livebaseballscorecards.com

AB	37
R	3
H	7
RBI	3
BB	2
SO	9
LOB	9

Batter	1	2	3	4	5	6	7	8	9	10	11	AB	R	H	RBI	BB	SO	LOB
Luis Castillo, S (1, 4) OBP: 0.385, SLG: 0.375	CBCC 1-3 ① K	SBB 2-1 ③ 2-6 1-2	LCBBBX 3-2 ① G6-3		SBCBBX 3-2 ① G5-3		X 0-0 ① L5	CFBS 1-3 ③ K			BBBB 4-0 E S 1B BB	5	1	0	0	1	2	2
Edgar Renteria, R (1, 6) OBP: 0.360, SLG: 0.478	BSCC 1-3 ② K		BX 1-0 CS 1B		BX 1-0 ② G6-3		FX 0-1 ② G3		X 0-0 IHR		1 SAFE BBBX 2-0 1-H 1B	6	1	3	2	0	1	0
Gary Sheffield, R (1, 9) OBP: 0.625, SLG: 0.364	BCBX 2-1 ③ G4-3		BBX 2-0 ② 1-2 2B		BX 1-0 ③ L6		BCBX 2-1 E5 S		BCCS 1-3 ① K			5	0	1	0	0	1	0
Bobby Bonilla, S (1, 5) OBP: 0.375, SLG: 0.364		SBSC 1-3 ① K	BX 1-0 ③ F8			BX 1-0 F8 F8 1B	FBH 2-1 1-2 HBP		X 0-0 ② G4-3			4	0	1	0	0	1	1
Moises Alou, R (1, 7) OBP: 0.400, SLG: 0.556		X 0-0 BB BB 1B 1B	BBCBX 3-1 ① G5-3			X 0-0 ① F8 1-2	BFSC 1-3 ③ K		BFFS 1-3 ③ K			5	1	1	0	0	2	3
Devon White, S (1, 8) OBP: 0.522, SLG: 0.471		BBBB 4-0 BB 1B 1-2 BB	CFBBX 2-2 ② G5-3			BBBFX 3-1 ② F8 2-3		BFX 1-1 HBP 1B		H 1-0 FC4-6 HBP		3	1	1	0	1	0	1
Jeff Conine, R (1, 3) OBP: 0.636, SLG: 0.944		BBDFB 4-1 1B 1-2 2-3 BB	BCX 1-1 1B 1B			BCFBBB 4-2 HBP BB		CBX 1-1 ① P4		1 SAFE FX 0-1 ① FC4-6 1-2f		3	0	1	0	2	0	2
Gregg Zaun, S (1, 2) OBP: 0.600, SLG: 0.500		X 0-0 2-6 1-3 2-H 3-H 1B	BX 1-0 1-2 1B			BH 2-0 1-2 HBP		X 0-0 ② F9		X 0-0 ② P5		4	0	2	2	0	0	2
Tony Saunders, L (1, 1) Jay Powell, R (7, 1) Jim Eisenreich, L (8, PH) Dennis Cook, L (9, 1) Cliff Floyd, L (10, PH) Robb Nen, R (11, 1)		SBCBS 2-3 ② K	BBSSS 2-3 ③ K			BSSC 1-3 ③ K		COFH 2-2 1-2 HBP		BX 1-0 ③ F7		3 0 0 0 1 0	0 0 0 0 0 0	0 0 0 0 0 0	0 0 0 0 0 0	0 0 0 0 0 0	3 0 0 0 0 0	7 0 0 0 1 0
Inning Stats	R: 0 H: 0 E: 0 LOB: 0 K: 2 BB: 0 S: 8 P: 12	R: 2 H: 2 E: 0 LOB: 2 K: 2 BB: 2 S: 10 P: 23	R: 0 H: 2 E: 0 LOB: 1 K: 0 BB: 0 S: 6 P: 13	R: 0 H: 2 E: 0 LOB: 2 K: 1 BB: 0 S: 11 P: 20	R: 0 H: 0 E: 0 LOB: 0 K: 0 BB: 0 S: 5 P: 10	R: 0 H: 1 E: 0 LOB: 3 K: 1 BB: 1 S: 9 P: 20	R: 0 H: 0 E: 1 LOB: 2 K: 1 BB: 0 S: 9 P: 14	R: 0 H: 1 E: 0 LOB: 2 K: 1 BB: 0 S: 10 P: 15	R: 1 H: 1 E: 0 LOB: 0 K: 2 BB: 0 S: 8 P: 10	R: 0 H: 0 E: 0 LOB: 1 K: 0 BB: 0 S: 4 P: 6	R: 1 H: 1 E: 0 LOB: 1 K: 0 BB: 1 S: 1 P: 7	1B: 8 2B: 1 3B: 0 HR: 1	SF: 0 SAC: 0 DP: 0 HBP: 4					

PITCHER		IP	WLS	BF	H	R	ER	SO	BB	IBB	HBP	BLK	WP	HR	S	P	ERA	WHIP
Mike Morgan, R ERA: 3.18	(1, 1)	5.2		26	7	2	2	5	3	0	0	0	0	0	46	92	3.18	1.765
Mike Remlinger, L ERA:	(6, 1)	0.1		2	0	0	0	1	0	0	1	0	0	0	3	6	0.00	0.000
Stan Belinda, R ERA: 2.08	(7, 1)	2.0		10	1	0	0	2	0	0	2	0	0	0	19	29	0.00	0.500
Jeff Shaw, R ERA: 2.25	(9, 1)	1.0		4	1	1	1	2	0	0	0	0	0	0	8	10	9.00	1.000
Kevin Jarvis, R ERA: 3.6	(10, 1)	1.0	L	6	1	1	0	0	1	0	1	0	0	0	5	13	0.00	2.000

PITCHER	IP	WLS	BF	H	R	ER	SO	BB	IBB	HBP	BLK	WP	HR	S	P	ERA	WHIP

BOTTOM

Cincinnati Reds @ Florida Marlins

Pro Player Stadium, Miami, FL

Sat Apr 05 1997, 7:05 PM EST

Att. 38,598 - Unknown - 77 F

livebaseballscorecards.com

AB	39
R	4
H	10
RBI	4
BB	4
SO	10
LOB	19

WP: 0 PA: 47
PB: 0
SB: 2
CS: 1

Cincinnati Reds @ Florida Marlins

Pro Player Stadium, Miami, FL

Sun Apr 06 1997, 3:33 AM EDT

Att. 36,146 - Cloudy - 80 F

livebaseballscorecards.com

Batter	1	2	3	4	5	6	7	8	9	AB	R	H	RBI	BB	SO	LOB
Deion Sanders, L (1, 8) OBP: 0.464, SLG: 0.593	G6-3		G4-3 3B		G4-3	G4-3			FC3-6 FC1-4 1-2f	5	1	1	0	0	0	1
Lenny Harris, L (1, 4) OBP: 0.286, SLG: 0.167	G3-1		G4-3 3-H		E FC5 1B 1B		P4		FC1-4 1-2	5	1	1	1	0	0	1
Barry Larkin, R (1, 6) OBP: 0.462, SLG: 0.235	BB HBP		1B		FC5 1B 1B 1-3		1B		K2-3	2	0	1	0	0	0	1
Jeff Branson, L (5, PR) OBP: 0.250, SLG: 0.250 (5, 6)										2	0	1	0	0	1	1
Willie Greene, L (1, 5) OBP: 0.393, SLG: 0.381	1-2 BB		K		1B 1-2 3-H		K			3	0	1	1	1	2	2
Reggie Sanders, R (1, 9) OBP: 0.370, SLG: 0.731	K		F7		1B 1-2 2-3		F9			4	0	1	0	0	1	4
Hal Morris, L (1, 3) OBP: 0.346, SLG: 0.304		G3-1		G4-3	K			E6 G6-4-3		4	0	0	0	0	1	3
Ruben Sierra, S (1, 7) OBP: 0.269, SLG: 0.333		G4-3		BB	K			G6-4-3 1-2f		3	0	0	0	1	1	4
Eddie Taubensee, L (1, 2) OBP: 0.500, SLG: 0.385		BB		P5		G3-1		G4-3		3	0	0	0	1	0	1
John Smiley, L (1, 1) OBP: 0.200, SLG: 0.400		G3		G4-3		G1-3			FC3-6 1B	3	0	0	0	0	0	2
Scott Service, R (7, 1)										0	0	0	0	0	0	0
Eric Owens, R (9, PH) OBP: 0.667, SLG: 0.500										1	0	1	0	0	0	0

TOP	
AB	35
R	2
H	7
RBI	2
BB	3
SO	6
LOB	20

Inning Stats	1	2	3	4	5	6	7	8	9
	R: 0 E: 0 K: 1 S: 9	H: 0 LOB: 2 BB: 1 P: 16	R: 0 E: 0 K: 0 S: 11	H: 0 LOB: 1 BB: 1 P: 16	R: 1 E: 0 K: 1 S: 10	H: 2 LOB: 1 BB: 0 P: 13	R: 0 E: 0 K: 0 S: 8	H: 0 LOB: 1 BB: 1 P: 14	R: 1 E: 1 K: 2 S: 17	H: 3 LOB: 3 BB: 0 P: 27
	R: 0 E: 0 K: 0 S: 5	H: 0 LOB: 0 BB: 0 P: 5	R: 0 E: 0 K: 1 S: 10	H: 1 LOB: 1 BB: 0 P: 15	R: 0 E: 1 K: 0 S: 10	H: 0 LOB: 0 BB: 0 P: 15	R: 0 E: 0 K: 1 S: 7	H: 1 LOB: 1 BB: 0 P: 9		

	1B: 6	SF: 0	WP: 0	PA: 39
	2B: 0	SAC: 0	PB: 0	
	3B: 1	DP: 1	SB: 0	
	HR: 0	HBP: 1	CS: 0	

PITCHER		IP	WLS	BF	H	R	ER	SO	BB	IBB	HBP	BLK	WP	HR	S	P	ERA	WHIP
Kevin Brown, R ERA: 0.64	(1, 1)	7.0	W	32	6	2	1	5	3	0	1	0	0	0	70	106	1.29	1.286
Felix Heredia, L ERA: 3.86	(8, 1)	1.0		3	0	0	0	0	0	0	0	0	0	0	10	15	0.00	0.000
Robb Nen, R ERA: 4.5	(9, 1)	1.0	S	4	1	0	0	1	0	0	0	0	0	0	7	9	0.00	1.000

PITCHER	IP	WLS	BF	H	R	ER	SO	BB	IBB	HBP	BLK	WP	HR	S	P	ERA	WHIP

Cincinnati Reds @ Florida Marlins

Pro Player Stadium, Miami, FL

Sun Apr 06 1997, 3:33 AM EDT

Att. 36,146 - Cloudy - 80 F

livebaseballscorecards.com

Batter	1	2	3	4	5	6	7	8	9	AB	R	H	RBI	BB	SO	LOB
Luis Castillo, S (1, 4) OBP: 0.355, SLG: 0.379	C B S F C 1-3 ① K	B C X 1-1 ③ G4-3		F 1 SAFE B X 1-1 ③ G5-3		B B X 2-0 ③ 1-H 2B		C C B B S 2-3 ② K		5	0	1	0	0	2	4
Edgar Renteria, R (1, 6) OBP: 0.333, SLG: 0.429	X 0-0 E S P3 1B	B F B F X 2-2 ① G6-3		X 0-0 ① G5-3		B C F F F X 1-2 ① F8	C S B X 1-2 ③ P4			5	0	1	0	0	0	0
Gary Sheffield, R (1, 9) OBP: 0.643, SLG: 0.333	B B X 2-0 ② ③ P3 1-H	B B C B C B 4-2 2B BB		B B B C B 4-1 BB		B B B B 4-0 BB F8 BB BB				1	1	0	0	3	0	1
Bobby Bonilla, S (1, 5) OBP: 0.357, SLG: 0.385		B C B S X 2-2 ① G4-3	B 1 SAFE 1 SAFE C 1 SAFE X 1-2 1-3 2B		1 SAFE F 1 SAFE X 0-1 ② P2		X 0-0 ② F8 1-2			4	0	1	0	0	0	2
Moises Alou, R (1, 7) OBP: 0.458, SLG: 0.600		X 0-0 1B BB 2B	I I I I 4-0 G6-4-3 IBB		B 1 SAFE B C 1 SAFE X 2-1 ③ F9		I I I I 4-0 BB BB IBB			2	1	1	0	2	0	1
John Cangelosi, S (1, 8) OBP: 0.333, SLG: 0.200 Felix Heredia, L (8, 1) Robb Nen, R (9, 1)	C F F X 0-2 BB BB 2-3 1B	B C X 1-1 ② ③ G6-4-3 1-2f				C X 0-1 ① F9	B F C B F B B B 4-2 BB 1-2 2-3 BB			3 0 0	0 0 0	1 0 0	0 0 0	1 0 0	0 0 0	3 0 0
Jeff Conine, R (1, 3) OBP: 0.615, SLG: 0.857	B 1 SAFE F 1 C B S SAFE 2-3 ② K			C F B X 1-2 1B		F X 0-1 ② F9	C B F F B B B 4-2 1-2 2-3 3-H BB			3	0	1	1	1	1	2
Charles Johnson, R (1, 2) OBP: 0.429, SLG: 0.588		B 1 SAFE B C B B 4-1 BB 1-2 BB		F B F X 1-2 ① F9		C X 0-1 1B 2B	B S F C 1-3 ③ K			3	1	1	0	1	1	4
Kevin Brown, R (1, 1) OBP: 0.500, SLG: 0.400 Devon White, S (8, 8) OBP: 0.500, SLG: 0.444		B B C B C B 4-2 1-2 2-3 3-H BB		L S S 0-3 ② K		X 0-0 2-H 2B 1B		C F S 0-3 ① K		2 1	0 0	1 0	2 0	1 0	1 1	1 0
Inning Stats	R: 0 E: 0 K: 1 S: 6 H: 1 LOB: 1 BB: 0 P: 9	R: 1 E: 0 K: 1 S: 16 H: 2 LOB: 3 BB: 2 P: 29	R: 0 E: 0 K: 0 S: 10 H: 1 LOB: 2 BB: 2 P: 22	R: 0 E: 0 K: 1 S: 11 H: 1 LOB: 1 BB: 0 P: 14	R: 0 E: 0 K: 0 S: 6 H: 0 LOB: 1 BB: 1 P: 12	R: 1 E: 0 K: 0 S: 8 H: 3 LOB: 2 BB: 0 P: 10	R: 1 E: 0 K: 1 S: 15 H: 0 LOB: 3 BB: 4 P: 33	R: 0 E: 0 K: 2 S: 9 H: 0 LOB: 0 BB: 0 P: 12		1B: 4 2B: 4 3B: 0 HR: 0	SF: 0 SAC: 0 DP: 1 HBP: 0					

PITCHER		IP	WLS	BF	H	R	ER	SO	BB	IBB	HBP	BLK	WP	HR	S	P	ERA	WHIP
John Smiley, L ERA: 4.97	(1, 1)	6.2	L	33	8	3	3	3	6	2	0	0	0	0	66	118	4.05	2.100
Scott Service, R ERA: 3.86	(7, 1)	1.1		5	0	0	0	3	1	0	0	0	0	0	15	23	0.00	0.750

PITCHER	IP	WLS	BF	H	R	ER	SO	BB	IBB	HBP	BLK	WP	HR	S	P	ERA	WHIP

AB	29
R	3
H	8
RBI	3
BB	9
SO	6
LOB	18

WP: 0 PB: 0 SB: 1 CS: 0 PA: 38

Batter	1	2	3	4	5	6	7	8	9	AB	R	H	RBI	BB	SO	LOB
Deion Sanders, L (1, 8) OBP: 0.406, SLG: 0.516	L8		F9			E6		P5		4	0	0	0	0	0	2
Jeff Branson, L (8, 6) OBP: 0.250, SLG: 0.250										0	0	0	0	0	0	0
Willie Greene, L (1, 5) OBP: 0.375, SLG: 0.400	G3			G4-3		2B		K		4	0	1	1	0	1	1
Barry Larkin, R (1, 6) OBP: 0.433, SLG: 0.200	BB			F7		G1-3		G6-3		3	0	0	0	1	0	3
Kevin Jarvis, L (8, 1)										0	0	0	0	0	0	0
Reggie Sanders, R (1, 9) OBP: 0.355, SLG: 0.655	1 SAFE 1 SAFE			F9		G3-6-3 BB			G6-3	3	0	0	0	1	1	1
Hal Morris, L (1, 3) OBP: 0.300, SLG: 0.259		F8			F9	G3-6-3			K	4	0	0	0	0	1	3
Ruben Sierra, S (1, 7) OBP: 0.267, SLG: 0.393		K			G6-3 3B		K		K	4	1	1	0	0	3	0
Eddie Taubensee, L (1, 2) OBP: 0.429, SLG: 0.313		G6-3			G6-3		K			3	0	0	1	0	1	0
Bret Boone, R (1, 4) OBP: 0.160, SLG: 0.125			G4-3		K		G4-3			3	0	0	0	0	1	0
Dave Burba, R (1, 1) OBP: 0.333, SLG: 0.333			K			2B E 1B				1	0	0	0	0	1	0
Kent Mercker, L (4, 1)										0	0	0	0	0	0	0
Ozzie Timmons, R (6, PH) OBP: 0.500, SLG: 0.500										1	1	1	0	0	0	0
Scott Service, R (6, 1)										0	0	0	0	0	0	0
Eric Owens, R (8, PH) OBP: 0.750, SLG: 0.500										0	0	0	0	1	0	0
(8, 8)								WP BB								

TOP

Cincinnati Reds @ Colorado Rockies

Coors Field, Denver, CO

Mon Apr 07 1997, 3:33 AM MDT

Att. 48,014 - Sunny - 53 F

livebaseballscorecards.com

AB	30
R	2
H	3
RBI	2
BB	3
SO	9
LOB	10

Inning Stats	1	2	3	4	5	6	7	8	9	1B	SF	WP	PA
R	0	0	0	0	1	1	0	0	0	1	0	1	33
E	0	0	0	0	0	1	0	0	0	2B	SAC	PB
K	1	1	1	0	1	0	2	1	2	1	0	0
S	12	7	11	4	9	7	10	7	7	3B	DP	SB
H	0	0	0	0	1	2	0	0	0	1	1	0
LOB	1	0	0	0	0	2	0	1	0	HR	HBP	CS
BB	1	0	0	0	0	1	0	1	0	0	0	0
P	19	10	13	8	11	15	14	13	10			

PITCHER		IP	WLS	BF	H	R	ER	SO	BB	IBB	HBP	BLK	WP	HR	S	P	ERA	WHIP
Bill Swift, R ERA: 4.91	(1, 1)	6.0	W	23	3	2	1	4	2	0	0	0	0	0	50	76	1.50	0.833
Darren Holmes, R ERA:	(7, 1)	3.0	S	10	0	0	0	5	1	0	0	0	1	0	24	37	0.00	0.333

PITCHER	IP	WLS	BF	H	R	ER	SO	BB	IBB	HBP	BLK	WP	HR	S	P	ERA	WHIP

Cincinnati Reds @ Colorado Rockies

Coors Field, Denver, CO

Mon Apr 07 1997, 3:33 AM MDT

Att. 48,014 - Sunny - 53 F

livebaseballscorecards.com

BOTTOM

Batter	1	2	3	4	5	6	7	8	9	AB	R	H	RBI	BB	SO	LOB
Eric Young Sr., R (1, 4) OBP: 0.417, SLG: 0.484	3-1 3B 1B	1-1 L8 ①		4-0 BB 4-1 BB			1-0 1B WP 2B	0-0 1-2 1B		4	3	3	0	2	0	1
Quinton McCracken, S (1, 8) OBP: 0.353, SLG: 0.353	3-2 F7 ①	2-1 L9 ②		3-2 1-3 2B 1B 1-1 G4-3 ③			2-2 E 2B 2-3 1B	1-1 G3 ③		6	2	2	0	0	0	7
Larry Walker, L (1, 9) OBP: 0.500, SLG: 1.241	0-0 1-H 2B 3B	4-2 1-2 BB		0-0 F7 ①	1-1 F7 ①		1-0 1-H 1B 3-H 2B			4	1	2	2	1	0	2
Andres Galarraga, R (1, 3) OBP: 0.419, SLG: 0.560	3-3 K ②	2-3 K ③		3-2 1B 1-H HR 3-H 2B	4-0 G4-6-3 BB		1-0 FC6-4 ② 2-H 1B			4	1	2	2	1	2	3
Dante Bichette, R (1, 7) OBP: 0.440, SLG: 0.545 Darnell Coles, R (8, 7)	2-2 HR 3-H 2B		1-1 G5-3 ①	1-1 HR 2-3 1B	3-1 G4-6-3 ② ③ 1-2f		2-2 FC6-4 ③ 1-2f			5 0	2 0	2 0	1 0	0 0	0 0	2 0
Vinny Castilla, R (1, 5) OBP: 0.484, SLG: 0.920	2-1 HR HBP		3-1 FC6-5 2B	2-0 1-H 3-H HR		1-2 F9 ①		1-3 K ①		4	2	2	3	0	1	0
Jeff Reed, L (1, 2) OBP: 0.333, SLG: 0.667	2-0 1-H 2-H HR		0-0 FC6-5 1B ② 2-3	3-3 K ②		1-2 G3-1 ②		3-1 1B 2B		5	2	2	3	0	1	1
Jason Bates, S (1, 6) OBP: 0.438, SLG: 0.429	3-1 L4 ③		1-0 1-2 1B	0-1 BB 1B 1B		0-0 G3-1 ③		0-1 1B 2-H 1B		5	0	3	1	0	0	0
Bill Swift, R (1, 1) OBP: 0.600, SLG: 0.500 Darren Holmes, R (7, 1)		4-2 BB BB	1-2 F9 ③	1-1 1-2 BB 1B			0-1 P3 ①	3-3 K ②		2 2	0 0	1 0	0 0	1 0	0 1	2 1
Inning Stats	R: 5 E: 0 K: 1 S: 17 H: 4 LOB: 0 BB: 0 P: 35	R: 0 E: 0 K: 1 S: 15 H: 0 LOB: 2 BB: 2 P: 28	R: 0 E: 0 K: 0 S: 9 H: 2 LOB: 2 BB: 0 P: 15	R: 5 E: 0 K: 1 S: 20 H: 6 LOB: 3 BB: 2 P: 42	R: 0 E: 0 K: 0 S: 4 H: 0 LOB: 0 BB: 1 P: 12	R: 0 E: 0 K: 0 S: 7 H: 0 LOB: 0 BB: 0 P: 9	R: 2 E: 0 K: 0 S: 12 H: 4 LOB: 1 BB: 0 P: 19	R: 1 E: 0 K: 2 S: 13 H: 3 LOB: 2 BB: 0 P: 21		1B: 10 2B: 6 3B: 1 HR: 2	SF: 0 SAC: 0 DP: 1 HBP: 1			WP: 1 PB: 0 SB: 2 CS: 0	PA: 47	

PITCHER		IP	WLS	BF	H	R	ER	SO	BB	IBB	HBP	BLK	WP	HR	S	P	ERA	WHIP
Dave Burba, R ERA: 11.32	(1, 1)	3.1	L	24	10	10	10	2	3	0	1	0	0	2	51	101	27.00	3.900
Kent Mercker, L ERA:	(4, 1)	1.2		8	2	0	0	1	2	0	0	0	0	0	14	31	0.00	2.400
Scott Service, R ERA: 6.23	(6, 1)	2.0		9	4	2	2	0	0	0	0	0	1	0	19	28	9.00	2.000
Kevin Jarvis, R ERA: 4.5	(8, 1)	1.0		6	3	1	1	2	0	0	0	0	0	0	13	21	9.00	3.000

PITCHER	IP	WLS	BF	H	R	ER	SO	BB	IBB	HBP	BLK	WP	HR	S	P	ERA	WHIP

AB	41
R	13
H	19
RBI	12
BB	5
SO	5
LOB	19

Cincinnati Reds @ Colorado Rockies

Coors Field, Denver, CO

Wed Apr 09 1997, 3:33 AM MDT

Att. 50,095 - Sunny - 44 F

TOP

livebaseballscorecards.com

Batter	1	2	3	4	5	6	7	8	9	AB	R	H	RBI	BB	SO	LOB
Deion Sanders, L (1, 8) OBP: 0.432, SLG: 0.528	F X 0-1 FC5 S 1B		C X 0-1 ① F8		X 0-0 ③ G4-3		X 0-0 1B 1-2 1B		S X 0-1 1B 1B	5	0	3	0	0	0	1
Lenny Harris, L (1, 7) OBP: 0.273, SLG: 0.200	1 SAFE 1 SAFE B F X 1-1 ① L8		B X 1-0 ② F9			B X 1-0 ① G6-3	B F B X 2-1 1-3 2-H 1B		X 0-0 BB 1-3 1B	4	0	1	1	0	0	1
Eduardo Perez, R (9, PH) OBP: 1.000, SLG: 1.000										1	0	1	0	0	0	0
Barry Larkin, R (1, 6) OBP: 0.429, SLG: 0.333	F B B F X 2-2 ② FC5 1-3		X 0-0 ③ F9			C B X 1-1 HR	C B 1 SAFE F S 1-3 ② K		B F D B B 4-1 1-2 BB	4	1	1	1	1	1	3
Willie Greene, L (1, 5) OBP: 0.351, SLG: 0.467	B 1 SAFE X 1-0 ③ P6			B F X 1-1 ① F8		B B B C X 3-1 HR	B F X 1-1 ③ G4-3		C B X 1-1 ③ G4-3	5	1	1	1	0	0	6
Reggie Sanders, R (1, 9) OBP: 0.343, SLG: 0.697		S B B B X 2-1 ① F8		B B X 2-0 ② F8		B F S F B X 2-2 HR		F F F S 1-3 ① K		4	1	1	1	0	1	0
Hal Morris, L (1, 3) OBP: 0.294, SLG: 0.258		B B B C T F F X 3-2 L9 HBP 1B		B C X 1-1 ③ G6-3		M X 0-1 ② G1-3		X 0-0 ② F7		4	0	1	0	0	0	0
Bret Boone, R (1, 4) OBP: 0.172, SLG: 0.111		H 1-0 1-2 HBP	C B X 1-1 ① G4-3		X 0-0 ③ G5-3			B X 1-0 ③ G6-3		3	0	0	0	0	0	0
Brook Fordyce, R (1, 2) OBP: 0.167, SLG: 0.273		B B X 2-0 ② L9 2-3	C X 0-1 ② G4-3			C B X 1-1 ① G6-3			F B S T F B B X 3-2 ① G6-3	4	0	0	0	0	0	2
Ricky Bones, R (1, 1)		C B B B C X 3-2 ③ G6-3	B C X 1-1 2B				C X 0-1 1B 1B 1B		B F F F B F S 2-3 ② K	1	0	0	0	0	0	2
Ozzie Timmons, R (5, PH) OBP: 0.600, SLG: 0.800										1	0	1	0	0	0	0
Kevin Jarvis, L (5, 1)										0	0	0	0	0	0	0
Eric Owens, R (7, PH) OBP: 0.800, SLG: 0.667										1	1	1	0	0	0	0
Stan Belinda, R (7, 1)										0	0	0	0	0	0	0
Scott Service, R (8, 1)										0	0	0	0	0	0	0
Ruben Sierra, S (9, PH) OBP: 0.258, SLG: 0.379										1	0	0	0	0	1	0
Inning Stats	R: 0 E: 0 K: 0 S: 8 H: 1 LOB: 1 BB: 0 P: 12	R: 0 E: 0 K: 0 S: 10 H: 1 LOB: 2 BB: 0 P: 21	R: 0 E: 0 K: 0 S: 4 H: 0 LOB: 0 BB: 0 P: 5	R: 0 E: 0 K: 0 S: 5 H: 0 LOB: 0 BB: 0 P: 9	R: 0 E: 0 K: 0 S: 7 H: 1 LOB: 1 BB: 0 P: 9	R: 3 E: 0 K: 0 S: 12 H: 3 LOB: 0 BB: 0 P: 19	R: 1 E: 0 K: 1 S: 12 H: 3 LOB: 2 BB: 0 P: 17	R: 0 E: 0 K: 1 S: 5 H: 0 LOB: 0 BB: 0 P: 7	R: 0 E: 0 K: 1 S: 14 H: 2 LOB: 3 BB: 1 P: 24	1B: 7 2B: 1 3B: 0 HR: 3	SF: 0 SAC: 0 DP: 0 HBP: 1						

AB	38
R	4
H	11
RBI	4
BB	1
SO	3
LOB	15

WP: 0 PB: 0 SB: 1 CS: 0 PA: 40

PITCHER		IP	WLS	BF	H	R	ER	SO	BB	IBB	HBP	BLK	WP	HR	S	P	ERA	WHIP
Mark Thompson, R ERA: 2.7	(1, 1)	6.1	W	29	9	4	4	0	0	0	1	0	0	3	53	85	5.68	1.421
Jerry Dipoto, R ERA: 21.6	(7, 1)	0.1		1	0	0	0	1	0	0	0	0	0	0	3	4	0.00	0.000
Mike Munoz, L ERA:	(7, 1)	0.1		1	0	0	0	0	0	0	0	0	0	0	2	3	0.00	0.000
Steve Reed, R ERA:	(8, 1)	1.0		3	0	0	0	1	0	0	0	0	0	0	5	7	0.00	0.000
Bruce Ruffin, L ERA: 2.25	(9, 1)	1.0		6	2	0	0	1	1	0	0	0	0	0	14	24	0.00	3.000

PITCHER	IP	WLS	BF	H	R	ER	SO	BB	IBB	HBP	BLK	WP	HR	S	P	ERA	WHIP

Batter	1	2	3	4	5	6	7	8	9	AB	R	H	RBI	BB	SO	LOB
Eric Young Sr., R (1, 4) OBP: 0.405, SLG: 0.459	F8	1B 1B	BB F7 1B 2-H	P3			G4-3	G5-3		6	1	2	1	0	0	3
Jason Bates, S (9, 4) OBP: 0.438, SLG: 0.429										0	0	0	0	0	0	0
Ellis Burks, R (1, 8) OBP: 0.241, SLG: 0.615	1B 1B BB	SAFE SAFE K	F7 1-2		G5-3		HR	1B HR 2-H		5	3	2	3	1	1	2
Larry Walker, L (1, 9) OBP: 0.526, SLG: 1.147	1B 2B 1B 1-3	SAFE S 1B SF9 1B 1-3	BB IBB 4-0		G3-1		F7	1B		5	2	3	0	1	0	0
Andres Galarraga, R (1, 3) OBP: 0.486, SLG: 0.700	2B 1B 1-3 3-H	S 1B 1-2 3-H	BB 1-2 2-3		HR 2-2		1B 0-1	F8 1-1		5	2	4	3	1	0	1
Dante Bichette, R (1, 7) OBP: 0.433, SLG: 0.577	G1-6-3 2B 2-H 3-H	SF9 1-2 2-H	L8		1B 3-1		L4 0-2			4	1	2	3	0	0	4
Steve Reed, R (8, 1)										0	0	0	0	0	0	0
Bruce Ruffin, S (9, 1)										0	0	0	0	0	0	0
Vinny Castilla, R (1, 5) OBP: 0.472, SLG: 0.828	G1-6-3 2-3	HBP 1-1	G5-3 1-2	K 2-3				SH1-4 1B 2B 0-0		4	1	1	0	0	1	2
Kirt Manwaring, R (1, 2) OBP: 0.333, SLG: 0.231	1B BB 4-2	G6-3 1-0	K 0-3		G6-3 2-1			SH1-4 2B 1B 2-2 1-2		4	1	1	0	1	1	2
Walt Weiss, S (1, 6) OBP: 0.444, SLG: 0.333	FC6-4 1B 1-0 1-2 3-H	SH1-4 1B 0-1	2B BB 4-2		G3 0-0			SH1-4 0-0 1-2 2-3		3	1	2	1	1	0	0
Mark Thompson, R (1, 1) OBP: 0.200, SLG: 0.400	FC6-4 0-1 1-2f	SH1-4 0-0 1-2	2B 3-1 1-3		F9 0-2			HR 2B 0-0 2-H 3-H		3	0	1	0	0	0	2
Jerry Dipoto, R (7, 1)										0	0	0	0	0	0	0
Mike Munoz, L (7, 1)										0	0	0	0	0	0	0
Quinton McCracken, S (8, 8) OBP: 0.389, SLG: 0.444										1	1	1	2	0	0	0
Inning Stats	R: 4 E: 0 K: 0 S: 15 H: 4 LOB: 2 BB: 2 P: 25	R: 2 E: 0 K: 1 S: 15 H: 3 LOB: 2 BB: 0 P: 23	R: 1 E: 0 K: 0 S: 9 H: 2 LOB: 3 BB: 2 P: 17	R: 0 E: 0 K: 1 S: 12 H: 1 LOB: 2 BB: 1 P: 20	R: 1 E: 0 K: 1 S: 13 H: 2 LOB: 1 BB: 0 P: 20	R: 0 E: 0 K: 0 S: 6 H: 0 LOB: 0 BB: 0 P: 8	R: 1 E: 0 K: 0 S: 10 H: 2 LOB: 1 BB: 0 P: 10	R: 4 E: 0 K: 0 S: 16 H: 5 LOB: 1 BB: 0 P: 22		1B: 13 2B: 3 3B: 0 HR: 3 SF: 1 SAC: 2 DP: 0 HBP: 1						

PITCHER		IP	WLS	BF	H	R	ER	SO	BB	IBB	HBP	BLK	WP	HR	S	P	ERA	WHIP
Ricky Bones, R ERA: 12.38	(1, 1)	4.0	L	28	10	7	7	2	4	1	1	0	0	0	51	85	15.75	3.500
Kevin Jarvis, R ERA: 4.5	(5, 1)	2.0		8	2	1	1	1	0	0	0	0	0	1	19	28	4.50	1.000
Stan Belinda, R ERA: 3.38	(7, 1)	1.0		5	2	1	1	0	0	0	0	0	0	1	10	10	9.00	2.000
Scott Service, R ERA: 11.81	(8, 1)	1.0		8	5	4	4	0	0	0	0	0	0	1	16	22	36.00	5.000

PITCHER	IP	WLS	BF	H	R	ER	SO	BB	IBB	HBP	BLK	WP	HR	S	P	ERA	WHIP

BOTTOM

Cincinnati Reds @ Colorado Rockies

Coors Field, Denver, CO

Wed Apr 09 1997, 3:33 AM MDT
Att. 50,095 - Sunny - 44 F

livebaseballscorecards.com

AB	40
R	13
H	19
RBI	13
BB	5
SO	3
LOB	16

Florida Marlins @ Cincinnati Reds

Cinergy Field, Cincinnati, OH

Fri Apr 11 1997, 7:05 PM EDT

Att. 21,240 - Unknown - 72 F

TOP

livebaseballscorecards.com

Batter	1	2	3	4	5	6	7	8	9	AB	R	H	RBI	BB	SO	LOB
Luis Castillo, S (1, 4) OBP: 0.375, SLG: 0.378	SH5-3 S SF 1B	G4-3			K	HR 2-3 3-H BB			K	4	2	1	0	1	2	1
Kurt Abbott, R (1, 6) OBP: 0.111, SLG: 0.444	SH5-3 1-3	G6-3			F9	1-H 3-H HR			K	4	1	1	3	0	1	0
Gary Sheffield, R (1, 9) OBP: 0.585, SLG: 0.545	SF G6-3 HR 3-H	G4-6-3 1B				BB F8			P6	3	2	1	1	1	0	0
Bobby Bonilla, S (1, 5) OBP: 0.325, SLG: 0.342 Alex Arias, R (7, 5)	G6-3 2-3	G4-6-3 1-2f				1B 1-2 1B	P6			4 0	1 0	1 0	0 0	0 0	0 0	2 0
Moises Alou, R (1, 7) OBP: 0.389, SLG: 0.563	HR 3-H	G6-3				1B 1-3 2-H 1B	G5-3			4	2	2	3	0	0	0
Devon White, S (1, 8) OBP: 0.472, SLG: 0.407	G4-3	G3				SH2-4 1B WP 1-2 3-H 1B	G4-3			4	1	1	1	0	0	0
Jeff Conine, R (1, 3) OBP: 0.568, SLG: 0.710 Cliff Floyd, L (8, PH) (8, 3)	K	1B				WP SH2-4 HR 1-2 2-H 1B		K		3 1	1 0	2 0	1 0	0 0	1 1	0 0
Charles Johnson, R (1, 2) OBP: 0.414, SLG: 0.542	BB	G4-3				F5		G6-3		3	0	0	0	1	0	3
Pat Rapp, R (1, 1) OBP: 0.200, SLG: 0.200	K				G6-3	SH2-4 1-2 2-3		K		3	0	0	0	0	2	1
Inning Stats	R: 3 E: 1 K: 0 S: 6 / H: 2 LOB: 0 BB: 0 P: 6	R: 0 E: 0 K: 2 S: 7 / H: 0 LOB: 1 BB: 1 P: 11	R: 0 E: 0 K: 0 S: 3 / H: 1 LOB: 0 BB: 0 P: 3	R: 0 E: 0 K: 0 S: 4 / H: 1 LOB: 1 BB: 0 P: 4	R: 0 E: 0 K: 1 S: 5 / H: 0 LOB: 0 BB: 0 P: 5	R: 7 E: 0 K: 0 S: 8 / H: 5 LOB: 0 BB: 2 P: 16	R: 0 E: 0 K: 0 S: 3 / H: 0 LOB: 0 BB: 0 P: 3	R: 0 E: 0 K: 2 S: 7 / H: 0 LOB: 0 BB: 0 P: 7	R: 0 E: 0 K: 2 S: 7 / H: 0 LOB: 0 BB: 0 P: 7	1B: 7 2B: 0 3B: 0 HR: 2	SF: 1 SAC: 2 DP: 1 HBP: 0					

	AB	33
	R	10
	H	9
	RBI	9
	BB	3
	SO	7
	LOB	7

WP: 1 PB: 0 SB: 1 CS: 0 PA: 39

PITCHER		IP	WLS	BF	H	R	ER	SO	BB	IBB	HBP	BLK	WP	HR	S	P	ERA	WHIP
John Smiley, L ERA: 6.11	(1, 1)	5.0	L	24	7	7	5	3	2	0	0	0	0	1	28	36	9.00	1.800
Kevin Jarvis, R ERA: 6.23	(6, 1)	0.2		4	1	0	0	0	1	0	0	0	1	0	3	7	0.00	3.000
Stan Belinda, R ERA: 4.05	(6, 1)	1.1		5	1	3	3	0	0	0	0	0	0	1	5	5	20.25	0.750
Hector Carrasco, R ERA:	(8, 1)	1.0		3	0	0	0	2	0	0	0	0	0	0	7	7	0.00	0.000
Jeff Shaw, R ERA: 1.8	(9, 1)	1.0		3	0	0	0	2	0	0	0	0	0	0	7	7	0.00	0.000

PITCHER	IP	WLS	BF	H	R	ER	SO	BB	IBB	HBP	BLK	WP	HR	S	P	ERA	WHIP

Florida Marlins @ Cincinnati Reds

Cinergy Field, Cincinnati, OH

Fri Apr 11 1997, 7:05 PM EDT
Att. 21,240 - Unknown - 72 F

livebaseballscorecards.com

BOTTOM

Batter	1	2	3	4	5	6	7	8	9	AB	R	H	RBI	BB	SO	LOB
Deion Sanders, L (1, 8) OBP: 0.390, SLG: 0.475	F8		L3		G3			F7		4	0	0	0	0	0	2
Eric Owens, R (9, 8) OBP: 0.800, SLG: 0.667										0	0	0	0	0	0	0
Barry Larkin, R (1, 6) OBP: 0.432, SLG: 0.346	WP 1B		G4-3			F7		G6-3		2	0	1	0	0	0	0
Jeff Branson, L (6, PH) OBP: 0.167, SLG: 0.167 (7, 6)										2	0	0	0	0	0	1
Reggie Sanders, R (1, 9) OBP: 0.333, SLG: 0.649	K 1-2			G3 S 1B		G5-3			F9	4	0	1	0	0	1	1
Willie Greene, L (1, 5) OBP: 0.341, SLG: 0.471	F9			G3 1-3		G1-3			F8 2B	4	0	1	0	0	0	2
Ozzie Timmons, R (1, 7) OBP: 0.333, SLG: 0.444		F3		P4			G5-3		F8 2-3	4	0	0	0	0	0	2
Hal Morris, L (1, 3) OBP: 0.289, SLG: 0.235		BB BB		G6-3			G3		G4-3	3	0	0	0	1	0	2
Bret Boone, R (1, 4) OBP: 0.188, SLG: 0.103		G4-6-3 1-2 BB			P5		F9			2	0	0	0	1	0	0
Eddie Taubensee, L (1, 2) OBP: 0.458, SLG: 0.421		G4-6-3 1-2f			G3 2B			FC6-4 1B		3	0	2	0	0	0	2
John Smiley, L (1, 1) OBP: 0.143, SLG: 0.286 Kevin Jarvis, L (6, 1) Stan Belinda, R (6, 1) Hector Carrasco, R (8, 1) Lenny Harris, L (8, PH) OBP: 0.250, SLG: 0.182 Jeff Shaw, R (9, 1)			G4-3		G3 2-3			FC6-4 1-2f		2 0 0 0 1 0	0 0 0 0 0 0	0 0 0 0 0 0	0 0 0 0 0 0	0 0 0 0 0 0	0 0 0 0 0 0	1 0 0 0 1 0

	AB	31
	R	0
	H	5
	RBI	0
	BB	2
	SO	1
	LOB	14

Inning Stats	1	2	3	4	5	6	7	8	9
	R: 0 H: 1	R: 0 H: 0	R: 0 H: 0	R: 0 H: 1	R: 0 H: 1	R: 0 H: 0	R: 0 H: 0	R: 0 H: 1	R: 0 H: 1
	E: 0 LOB: 1	E: 0 LOB: 1	E: 0 LOB: 0	K: 0 LOB: 1	K: 0 LOB: 1	K: 0 LOB: 0	K: 0 LOB: 0	E: 0 LOB: 1	E: 0 LOB: 1
	K: 1 BB: 0	K: 0 BB: 2	K: 0 BB: 0	BB: 0	BB: 0	BB: 0	BB: 0	K: 0 BB: 0	K: 0 BB: 0
	S: 6 P: 6	S: 2 P: 10	S: 3 P: 3	S: 4 P: 4	S: 4 P: 4	S: 3 P: 3	S: 3 P: 3	S: 4 P: 4	S: 4 P: 4

	1B: 3	SF: 0	WP: 1	PA: 33
	2B: 2	SAC: 0	PB: 0	
	3B: 0	DP: 1	SB: 1	
	HR: 0	HBP: 0	CS: 0	

PITCHER	IP	WLS	BF	H	R	ER	SO	BB	IBB	HBP	BLK	WP	HR	S	P	ERA	WHIP
Pat Rapp, R (1, 1) ERA: 1.98	9.0	W	33	5	0	0	1	2	0	0	0	1	0	33	41	0.00	0.778

PITCHER	IP	WLS	BF	H	R	ER	SO	BB	IBB	HBP	BLK	WP	HR	S	P	ERA	WHIP

Batter	1	2	3	4	5	6	7	8	9	10	AB	R	H	RBI	BB	SO	LOB
Luis Castillo, S (1, 4) OBP: 0.333, SLG: 0.333	B B C X 2-1 ① G4-3		B F L C 1-3 ① K		S B C B X 2-2 ① G6-3	S B X 1-1 ③ FC6-4 1-2f			S B S S 1-3 ① K		5	0	0	0	0	2	3
Edgar Renteria, R (1, 6) OBP: 0.262, SLG: 0.325	B X 1-0 ② G6-3		X 0-0 ② G4-3		X 0-0 ② G5-3		C F S 0-3 ① K		X 0-0 ② F8		5	0	0	0	0	1	0
Gary Sheffield, R (1, 9) OBP: 0.565, SLG: 0.480	F B B B B 4-1 FC4-6 BB		C B B B C F B 4-2 1B BB		X 0-0 ③ F8		B C B F B S 3-3 K		B C F B X 2-2 P4		3	0	0	0	2	1	0
Bobby Bonilla, S (1, 5) OBP: 0.333, SLG: 0.349	S B B B B X 3-1 ③ FC4-6 1-2f		X 0-0 1-2 1B			B B X 2-0 2B G3-1 1B	B B S B S X 3-2 ③ P4			X 0-0 ① F9	5	1	2	0	0	0	1
Moises Alou, R (1, 7) OBP: 0.390, SLG: 0.568		S X 0-1 FC4-6 BB 1B	B B X 2-0 ③ G5-3			X 0-0 G3-1 1-3 2B		C X 0-1 ① L9		X 0-0 E9 G3	5	0	2	0	0	0	2
Devon White, S (1, 8) OBP: 0.463, SLG: 0.367		B 1 B B B SAFE 4-0 FC4-6 1-2 BB		C B B F B X 3-2 ① G4-3		F B B B X 3-1 ① G3-1 2-3 3-H		S B B B F B 4-2 WP BB		X 0-0 ② G3 2-3	3	0	0	1	2	0	2
Jeff Conine, R (1, 3) OBP: 0.524, SLG: 0.629		C B C C 1-3 ① K		B F F X 1-2 ② G4-3		B C B B B F B 4-2 G3 BB		F B 1 SAFE 1 SAFE B S 1 SAFE S 2-3 ② K 1-2		S C X 0-2 ③ F9	4	0	0	0	1	2	4
Gregg Zaun, S (1, 2) OBP: 0.417, SLG: 0.222		B F X 1-1 ② FC4-6 1-2f 2-3		B B B C B 4-1 BB		X 0-0 ② G3 1-2		I I I I 4-0 FC6-4 IBB			2	0	0	0	2	0	4
Kevin Brown, R (1, 1) OBP: 0.444, SLG: 0.286		B F F S 1-3 ③ K		X 0-0 ③ G4-3		B B C B C B 4-2 FC6-4 BB		X 0-0 ③ FC6-4 1-2f			2	0	0	0	1	1	3
John Cangelosi, S (8, PH) OBP: 0.250, SLG: 0.143											1	0	0	0	0	0	2
Dennis Cook, L (8, 1)											0	0	0	0	0	0	0
Rick Helling, R (9, 1)											0	0	0	0	0	0	0
Inning Stats	R: 0 E: 0 K: 0 S: 6 H: 0 LOB: 1 BB: 1 P: 16	R: 0 E: 0 K: 2 S: 10 H: 1 LOB: 2 BB: 1 P: 17	R: 0 E: 0 K: 1 S: 9 H: 1 LOB: 2 BB: 1 P: 16	R: 0 E: 0 K: 0 S: 8 H: 0 LOB: 1 BB: 1 P: 16	R: 0 E: 0 K: 0 S: 5 H: 0 LOB: 0 BB: 0 P: 7	R: 1 E: 0 K: 0 S: 11 H: 2 LOB: 3 BB: 2 P: 25	R: 0 E: 0 K: 2 S: 9 H: 0 LOB: 0 BB: 0 P: 15	R: 0 E: 0 K: 1 S: 8 H: 0 LOB: 2 BB: 2 P: 18	R: 0 E: 0 K: 1 S: 7 H: 0 LOB: 0 BB: 0 P: 10	R: 0 E: 1 K: 0 S: 6 H: 0 LOB: 1 BB: 0 P: 6	1B: 3 2B: 1 3B: 0 HR: 0	SF: 0 SAC: 0 DP: 0 HBP: 0				WP: 1 PB: 0 SB: 0 CS: 0	PA: 43	

PITCHER		IP	WLS	BF	H	R	ER	SO	BB	IBB	HBP	BLK	WP	HR	S	P	ERA	WHIP
Mike Morgan, R ERA: 2.45	(1, 1)	5.1		24	4	1	1	3	4	0	0	0	0	0	42	81	1.69	1.500
Stan Belinda, R ERA: 4.05	(6, 1)	0.0		1	0	0	0	0	1	0	0	0	0	0	2	6	∞	∞
Mike Remlinger, L ERA:	(6, 1)	2.1		10	0	0	0	3	2	1	0	0	1	0	21	42	0.00	0.857
Jeff Shaw, R ERA: 1.42	(8, 1)	1.1		4	0	0	0	1	0	0	0	0	0	0	8	11	0.00	0.000
Hector Carrasco, R ERA:	(10, 1)	1.0	W	4	0	0	0	0	0	0	0	0	0	0	6	6	0.00	0.000

PITCHER	IP	WLS	BF	H	R	ER	SO	BB	IBB	HBP	BLK	WP	HR	S	P	ERA	WHIP

TOP

Florida Marlins @ Cincinnati Reds

Cinergy Field, Cincinnati, OH

Sat Apr 12 1997, 3:33 AM EDT

Att. 21,466 - Cloudy - 62 F

livebaseballscorecards.com

AB	35
R	1
H	4
RBI	1
BB	8
SO	7
LOB	21

Batter	1	2	3	4	5	6	7	8	9	10	AB	R	H	RBI	BB	SO	LOB
Deion Sanders, L (1, 8) OBP: 0.391, SLG: 0.467	C X 0-1 G5-3 ①		B X 1-0 G6-3 ②		B B F X 2-1 BLK 1B 2-H			B S B F X 2-2 1B ②		1 SAFE 1 SAFE F M X 0-2 G4-3 ② 1-2	5	0	2	1	0	0	1
Pokey Reese, R (1, 6) OBP: 0.200, SLG: 0.200	C B X 1-1 G5-3 ②		B X 1-0 G6-3 ③		S B B B X 3-1 F9 ③ 1-2			B B C S X 2-2 P4 ③		B C S B B X 3-2 1B ② 2-H	5	0	1	1	0	0	1
Willie Greene, L (1, 5) OBP: 0.356, SLG: 0.459	B X 1-0 G4-3 ③			B F C X 1-2 F8 1B		B B B C X 3-1 F9 ①			B S B F B B 4-2 G4-3 S BB		3	0	1	0	1	0	0
Reggie Sanders, R (1, 9) OBP: 0.302, SLG: 0.585		S B B C B S 3-3 K ①		X 0-0 F8 ① 1-2		S C B X 1-2 E6 L4-6			B B B S X 3-1 F8 ①		4	0	0	0	0	1	2
Hal Morris, L (1, 3) OBP: 0.262, SLG: 0.211		X 0-0 G3 ②		2 SAFE C B X 1-1 G6-3 ②		B B B X 3-0 L4-6 ②③ 2-2			1 SAFE B 1 SAFE C B X 2-1 G4-3 ② 1-3		4	0	0	0	0	0	3
Eduardo Perez, R (1, 7) OBP: 0.600, SLG: 0.600 Jeff Shaw, R (8, 1) Barry Larkin, R (9, PH) OBP: 0.447, SLG: 0.346 Hector Carrasco, R (10, 1)		C X 0-1 1B 1B		C B F S 1-3 K ③				S X 0-1 F8 ①		4-0 G4-3 IBB	3 0 0 0	0 0 0 0	1 0 0 0	0 0 1 0	0 0 0 0	1 0 0 0	1 0 0 0
Bret Boone, R (1, 4) OBP: 0.222, SLG: 0.182		C X 0-1 1-3 1B			S B C B X 2-2 1B 2B			X 0-0 G5-3 ②		B F B B X 3-1 G4-3 ③ 1-2	4	1	2	0	0	0	2
Brook Fordyce, R (1, 2) OBP: 0.125, SLG: 0.200		C B B X 2-1 F8 ③			F S F B S 1-3 K ①			B F B X 2-1 F8 ③		C S B F B X 2-2 P4 ①	4	0	0	0	0	1	3
Mike Morgan, R (1, 1) Stan Belinda, R (6, 1) Mike Remlinger, L (6, 1) Eric Owens, R (8, 7) OBP: 0.714, SLG: 0.600			S B F B S 2-3 K ①		S C C 0-3 K ②			C F C 0-3 K ①		B B X 2-0 G4-3 1B 1B	2 0 0 2	0 0 0 1	0 0 0 1	0 0 0 0	2 0 0 1	1 0 0 0	1 0 0 0
Inning Stats	R: 0 E: 0 K: 0 S: 5 H: 0 LOB: 0 BB: 0 P: 7	R: 0 E: 0 K: 1 S: 10 H: 2 LOB: 2 BB: 0 P: 15	R: 0 E: 0 K: 1 S: 5 H: 0 LOB: 0 BB: 0 P: 9	R: 0 E: 0 K: 1 S: 9 H: 1 LOB: 1 BB: 0 P: 12	R: 1 E: 0 K: 2 S: 14 H: 2 LOB: 1 BB: 0 P: 22	R: 0 E: 1 K: 0 S: 6 H: 0 LOB: 0 BB: 0 P: 13	R: 0 E: 0 K: 0 S: 5 H: 0 LOB: 0 BB: 0 P: 7	R: 0 E: 0 K: 1 S: 9 H: 1 LOB: 0 BB: 0 P: 13	R: 0 E: 0 K: 0 S: 8 H: 0 LOB: 2 BB: 2 P: 24	R: 1 E: 0 K: 0 S: 11 H: 2 LOB: 1 BB: 0 P: 18	1B: 7 2B: 2 3B: 0 HR: 0	SF: 0 SAC: 0 DP: 1 HBP: 0						

PITCHER	IP	WLS	BF	H	R	ER	SO	BB	IBB	HBP	BLK	WP	HR	S	P	ERA	WHIP
Kevin Brown, R (1, 1) ERA: 0.86	7.0		26	5	1	1	5	0	0	0	1	0	0	54	85	1.29	0.714
Dennis Cook, L (8, 1) ERA:	1.2		6	1	0	0	1	1	0	0	0	0	0	15	28	0.00	1.200
Rick Helling, R (9, 1) ERA: 2.25	1.0	L	6	2	1	1	0	0	1	0	0	0	0	13	27	9.00	2.000

PITCHER	IP	WLS	BF	H	R	ER	SO	BB	IBB	HBP	BLK	WP	HR	S	P	ERA	WHIP

BOTTOM

Florida Marlins @ Cincinnati Reds

Cinergy Field, Cincinnati, OH

Sat Apr 12 1997, 3:33 AM EDT
Att. 21,466 - Cloudy - 62 F

livebaseballscorecards.com

AB	36
R	2
H	8
RBI	2
BB	2
SO	6
LOB	14

1B: 7	SF: 0	WP: 0	PA: 38
2B: 2	SAC: 0	PB: 0	
3B: 0	DP: 1	SB: 1	
HR: 0	HBP: 0	CS: 0	

Batter	1	2	3	4	5	6	7	8	9	AB	R	H	RBI	BB	SO	LOB
Luis Castillo, S (1, 4) OBP: 0.320, SLG: 0.319	G6-3		G1-3		FC1-6 S 1-2f		1B 1-2 2-H	5-3 1-2		5	0	1	1	0	0	3
Edgar Renteria, R (1, 6) OBP: 0.234, SLG: 0.289	G3-1		K2-3		G6-3 1-2		L9 2-3		G6-3	5	0	0	0	0	1	3
Gary Sheffield, R (1, 9) OBP: 0.529, SLG: 0.414	G6-3		K			FC4-6 BB	F8		P6	4	0	0	0	1	1	2
Jim Eisenreich, L (1, 3) OBP: 0.333, SLG: 0.222		F9 G6-3 2B		F7		FC4-6 1-2f		1B E BB	G3	4	2	1	0	1	0	1
Moises Alou, R (1, 7) OBP: 0.400, SLG: 0.550		G6-3 BB		F9		K		SH3 E FC6-4 1-3 1B		3	1	1	0	1	1	1
Devon White, S (1, 8) OBP: 0.444, SLG: 0.333		F9 2-3		BB		K		E4 FC6-4 SH3 1-2 3-H		3	0	0	1	1	1	4
Alex Arias, R (1, 5)		G6-3 1-2 3-H		G4-3			G6-3	SH3 1-2 2-3		3	0	0	1	0	0	2
Gregg Zaun, S (1, 2) OBP: 0.500, SLG: 0.200		IBB			F9		BB 1B	FC6-4 IBB		1	1	0	0	3	0	0
Al Leiter, L (1, 1)		K			E6 FC1-6		L9 1B 1-2	FC6-4 S 1-2f 2-3 3-H		1	0	0	0	0	1	2
John Cangelosi, S (5, PH) OBP: 0.222, SLG: 0.125							BB			1	0	0	0	0	0	0
Mark Hutton, R (5, 1)										0	0	0	0	0	0	0
Bobby Bonilla, S (7, PH) OBP: 0.348, SLG: 0.349										0	0	0	0	1	0	0
Jay Powell, R (7, 1)										0	0	0	0	0	0	0
Cliff Floyd, L (8, PH)										1	0	0	1	0	0	2
Robb Nen, R (8, 1)										0	0	0	0	0	0	0
Inning Stats	R: 0 E: 0 K: 0 S: 3 H: 0 LOB: 0 BB: 0 P: 3	R: 1 E: 0 K: 1 S: 6 H: 1 LOB: 2 BB: 2 P: 14	R: 0 E: 0 K: 2 S: 7 H: 0 LOB: 0 BB: 0 P: 7	R: 0 E: 0 K: 0 S: 3 H: 0 LOB: 1 BB: 1 P: 7	R: 0 E: 1 K: 0 S: 4 H: 0 LOB: 1 BB: 0 P: 4	R: 0 E: 0 K: 2 S: 7 H: 0 LOB: 1 BB: 1 P: 11	R: 1 E: 0 K: 0 S: 4 H: 1 LOB: 2 BB: 2 P: 12	R: 2 E: 1 K: 0 S: 5 H: 1 LOB: 2 BB: 2 P: 13	R: 0 E: 0 K: 0 S: 3 H: 0 LOB: 0 BB: 0 P: 3	1B: 2 2B: 1 3B: 0 HR: 0 SF: 0 SAC: 1 DP: 0 HBP: 0						

PITCHER		IP	WLS	BF	H	R	ER	SO	BB	IBB	HBP	BLK	WP	HR	S	P	ERA	WHIP
Dave Burba, R ERA: 8.1	(1, 1)	6.1	W	28	2	2	2	5	5	1	0	0	0	0	32	56	2.84	1.105
Hector Carrasco, R ERA: 2.45	(7, 1)	1.2		9	1	2	1	0	1	1	0	0	0	0	7	15	5.40	1.200
Jeff Shaw, R ERA: 1.23	(9, 1)	1.0	S	3	0	0	0	0	0	0	0	0	0	0	3	3	0.00	0.000

PITCHER	IP	WLS	BF	H	R	ER	SO	BB	IBB	HBP	BLK	WP	HR	S	P	ERA	WHIP

TOP

Florida Marlins @ Cincinnati Reds

Cinergy Field, Cincinnati, OH

Sun Apr 13 1997, 3:33 AM EDT

Att. 17,687 - Cloudy - 40 F

livebaseballscorecards.com

AB	31
R	4
H	3
RBI	4
BB	8
SO	5
LOB	20

WP: 0	PA: 40																	
PB: 0																		
SB: 2																		
CS: 0																		

Batter	1	2	3	4	5	6	7	8	9	AB	R	H	RBI	BB	SO	LOB
Deion Sanders, L (1, 8) OBP: 0.400, SLG: 0.458	F8		S, 1B (2-H)	FC6-4, HBP (1-2)			L6			3	0	1	1	0	0	0
Eric Owens, R (1, 7) OBP: 0.455, SLG: 0.333	K		G1-3 (1-2)	FC6-4 (1-2f)			G6-3			4	0	0	0	0	1	3
Reggie Sanders, R (1, 9) OBP: 0.298, SLG: 0.578	F9			K	P5			1B, FC, 2B		4	1	1	0	0	1	0
Eduardo Perez, R (1, 3) OBP: 0.667, SLG: 0.750		FC6-4, BB		BB, WP, 2B	K			FC, S, FC5-2 (2-3), 1B		3	1	2	0	1	1	0
Brook Fordyce, R (1, 2) OBP: 0.105, SLG: 0.167 Eddie Taubensee, L (8, PH) OBP: 0.440, SLG: 0.400 (9, 2)		FC6-4, F8-6-3 (1-2f)		L6	K			FC, FC5-2 (1-3, 3-H)		3 1	0 0	0 0	0 1	0 0	1 0	2 1
Willie Greene, L (1, 5) OBP: 0.347, SLG: 0.425		F8-6-3 (1-2)		WP, BB, HR, BB		G3-1		FC5-2 (1-2, 3-H)		3	1	0	0	1	0	3
Bret Boone, R (1, 4) OBP: 0.231, SLG: 0.171 Hector Carrasco, R (7, 1) Lenny Harris, L (8, PH) OBP: 0.231, SLG: 0.167 Jeff Shaw, R (9, 1)		B2		WP, HR, BB (1-2, 2-3)		K		K		2 0 1 0	1 0 0 0	0 0 0 0	0 0 0 0	1 0 0 0	1 0 1 0	0 0 2 0
Pokey Reese, R (1, 6) OBP: 0.333, SLG: 0.625			SH3-4, 1B, HBP	HR (1-H, 2-H, 3-H)		G4-3		K		3	2	1	3	0	1	2
Dave Burba, R (1, 1) OBP: 0.500, SLG: 0.500 Jeff Branson, L (7, 4) OBP: 0.143, SLG: 0.143			SH3-4 (1-2)	HBP, 1B			F7			1 1	0 0	1 0	0 0	0 0	0 0	0 0
Inning Stats	R: 0 H: 0 E: 0 LOB: 0 K: 1 BB: 0 S: 5 P: 5	R: 0 H: 0 E: 0 LOB: 0 K: 0 BB: 1 S: 2 P: 6	R: 1 H: 1 E: 0 LOB: 1 K: 0 BB: 0 S: 4 P: 5	R: 4 H: 3 E: 0 LOB: 2 K: 1 BB: 2 S: 8 P: 17	R: 0 H: 0 E: 0 LOB: 0 K: 2 BB: 0 S: 7 P: 7	R: 0 H: 0 E: 0 LOB: 0 K: 1 BB: 0 S: 5 P: 5	R: 0 H: 0 E: 0 LOB: 0 K: 0 BB: 0 S: 3 P: 3	R: 1 H: 2 E: 0 LOB: 2 K: 2 BB: 0 S: 10 P: 10		1B: 3 SF: 0 2B: 3 SAC: 1 3B: 0 DP: 1 HR: 1 HBP: 2						WP: 1 PA: 35 PB: 0 SB: 2 CS: 0	

BOTTOM

Florida Marlins @ Cincinnati Reds

Cinergy Field, Cincinnati, OH

Sun Apr 13 1997, 3:33 AM EDT
Att. 17,687 - Cloudy - 40 F

livebaseballscorecards.com

AB	29
R	6
H	6
RBI	5
BB	3
SO	7
LOB	13

PITCHER		IP	WLS	BF	H	R	ER	SO	BB	IBB	HBP	BLK	WP	HR	S	P	ERA	WHIP
Al Leiter, L ERA: 6.0	(1, 1)	4.0	L	20	4	5	5	2	3	0	2	0	1	1	19	33	11.25	1.750
Mark Hutton, R ERA: 13.5	(5, 1)	2.0		6	0	0	0	3	0	0	0	0	0	0	12	12	0.00	0.000
Jay Powell, R ERA: 2.25	(7, 1)	1.0		3	0	0	0	0	0	0	0	0	0	0	3	3	0.00	0.000
Robb Nen, R ERA: 4.5	(8, 1)	1.0		6	2	1	1	2	0	0	0	0	0	0	10	10	9.00	2.000

PITCHER	IP	WLS	BF	H	R	ER	SO	BB	IBB	HBP	BLK	WP	HR	S	P	ERA	WHIP

Batter	1	2	3	4	5	6	7	8	9	AB	R	H	RBI	BB	SO	LOB
Deion Sanders, L (1, 8) OBP: 0.424, SLG: 0.455	X 0-0 ① L8		B B B 4-0 G6-4-3 1-2 BB		X 0-0 ③ L9			X 0-0 1B 1B		3	0	1	0	1	0	1
Lenny Harris, L (1, 9) OBP: 0.222, SLG: 0.235	C B X 1-1 ② G1-3		X 0-0 ① ② G6-4-3 1-2f 2-3			F C F B S 1-3 ① K		L S 1 S SAFE 0-3 ② K		4	0	0	0	0	2	3
Barry Larkin, R (1, 6) OBP: 0.426, SLG: 0.400	X 0-0 ③ F9		F X 0-1 ③ F9			X 0-0 ② G4-3		B 1 C X SAFE 1-1 1-3 1B		4	0	1	0	0	0	1
Willie Greene, L (1, 5) OBP: 0.315, SLG: 0.378		S B C X 1-2 ① G4-3		F C X 0-2 ① G4-3		B X 1-0 ③ F8		X 0-0 ③ F8		4	0	0	0	0	0	2
Hal Morris, L (1, 3) OBP: 0.250, SLG: 0.186		F B B B F B 4-2 1B BB		F B X 1-1 ② G5-3			L X 0-1 ① G4-3		X 0-0 ① F7	3	0	0	0	1	0	0
Ruben Sierra, S (1, 7) OBP: 0.270, SLG: 0.353		B C C X 1-2 ② P6		C F B B S 2-3 ③ K			B F B X 2-1 G4-3 1B		B X 1-0 ② F8	4	0	1	0	0	1	1
Eddie Taubensee, L (1, 2) OBP: 0.433, SLG: 0.440		1 SAFE C C F D X 1-2 1-2 1B			X 0-0 2B		F X 0-1 ② G4-3 1-2		F B F B B S 3-3 ③ K	4	0	2	0	0	1	1
Jeff Branson, L (1, 4) OBP: 0.167, SLG: 0.167		F F S 0-3 ③ K			C B B F F S 2-3 ① K		C S F X 0-2 ③ G6-3			3	0	0	0	0	2	4
Kent Mercker, L (1, 1) OBP: 0.500, SLG: 0.500 Bret Boone, R (8, PH) OBP: 0.227, SLG: 0.200 Hector Carrasco, R (8, 1)			B F F X 1-2 G6-4-3 BB 1B		L B F S 1-3 ② K			S X 0-1 ① G3		2	0	1	0	0	1	1
										1	0	0	0	0	0	0
										0	0	0	0	0	0	0

Inning Stats																																		
	R: 0	H: 0		R: 0	H: 1		R: 0	H: 1		R: 0	H: 0		R: 0	H: 1		R: 0	H: 0		R: 0	H: 1		R: 0	H: 2		R: 0	H: 0		1B: 5	SF: 0		WP: 0	PA: 34	
	E: 0	LOB: 0		E: 0	LOB: 2		E: 0	LOB: 1		E: 0	LOB: 0		E: 0	LOB: 1		E: 0	LOB: 0		E: 0	LOB: 1		E: 0	LOB: 2		E: 0	LOB: 0		2B: 1	SAC: 0		PB: 0		
	K: 0	BB: 0		K: 1	BB: 1		K: 0	BB: 1		K: 1	BB: 0		K: 2	BB: 0		K: 1	BB: 0		K: 0	BB: 0		K: 1	BB: 0		K: 1	BB: 0		3B: 0	DP: 1		SB: 0		
	S: 4	P: 5		S: 15	P: 22		S: 6	P: 11		S: 8	P: 11		S: 11	P: 14		S: 6	P: 8		S: 10	P: 12		S: 9	P: 10		S: 5	P: 9		HR: 0	HBP: 0		CS: 0		

PITCHER		IP	WLS	BF	H	R	ER	SO	BB	IBB	HBP	BLK	WP	HR	S	P	ERA	WHIP
29 John Smoltz, R ERA: 2.25	(1, 1)	9.0	W	34	6	0	0	7	2	0	0	0	0	0	74	102	0.00	0.889

PITCHER	IP	WLS	BF	H	R	ER	SO	BB	IBB	HBP	BLK	WP	HR	S	P	ERA	WHIP

TOP

Cincinnati Reds @ Atlanta Braves

Turner Field, Atlanta, GA

Tue Apr 15 1997, 7:05 PM EDT
Att. 31,962 - Unknown - 62 F

livebaseballscorecards.com

AB	32
R	0
H	6
RBI	0
BB	2
SO	7
LOB	14

Cincinnati Reds @ Atlanta Braves

Turner Field, Atlanta, GA

Tue Apr 15 1997, 7:05 PM EDT

Att. 31,962 - Unknown - 62 F

livebaseballscorecards.com

BOTTOM

Batter	1	2	3	4	5	6	7	8	9	AB	R	H	RBI	BB	SO	LOB
Kenny Lofton, L (1, 8) OBP: 0.413, SLG: 0.407	B X 1-0 ① G6-3		B C B B B 4-1 3B BB	F B F X 1-2 ③ G4-3			L F B X 1-2 ① F8			3	1	0	0	1	0	1
Ryan Klesko, L (1, 7) OBP: 0.293, SLG: 0.378	C B B B F B 4-2 10 1B BB		B 1 SAFE B B C X 3-1 ② 10 1B 1-H 3B		B F C F B X 2-2 ① G3		X 0-0 ② ③ G3-6-3 1-2f			3	1	1	1	1	0	1
10 Chipper Jones, S (1, 5) OBP: 0.421, SLG: 0.521 Mike Mordecai, R (6, 5) OBP: 0.250, SLG: 0.143	C C B X 1-2 G6-4-3 1-2 1B		B C S B X 2-2 FC3-6 3-H 1B		F C B X 1-2 ② G5-3			C S B S 1-3 ① K		3 1	0 0	2 0	1 0	0 0	0 1	0 0
Fred McGriff, L (1, 3) OBP: 0.362, SLG: 0.423	F C X 0-2 ② ③ G6-4-3 1-2f		D F C F F X 1-2 ① FC3-6 1B 1-2f		B B X 2-0 ③ G4-3			C X 0-1 1B		4	0	1	0	0	0	3
Andruw Jones, R (1, 9) OBP: 0.323, SLG: 0.321		B X 1-0 S S 3B 1B	C X 0-1 ② F7			B B B C S X 3-2 ① F7		B S S F D S 2-3 ② K		4	1	1	0	0	1	2
Javy Lopez, R (1, 2) OBP: 0.413, SLG: 0.571		B B 1 SAFE 1 SAFE S X 2-1 ① G6-3 1-2	X 0-0 1-2 1B			C C X 0-2 ② G6-3		S C S 0-3 ③ K		4	0	1	0	0	1	2
Mark Lemke, S (1, 4) OBP: 0.333, SLG: 0.333		C B B F F B X 3-2 ② G4-3 2-3	C X 0-1 ③ G5-3			X 0-0 1B				3	0	1	0	0	0	3
Jeff Blauser, R (1, 6) OBP: 0.423, SLG: 0.617		B B B C X 3-1 3-H 3B		C C X 0-2 ① G1-3		B X 1-0 ③ G5-3				3	0	1	1	0	0	1
29 John Smoltz, R (1, 1) OBP: 0.300, SLG: 0.222		F C B S 1-3 ③ K		F C B S 1-3 ② K			X 0-0 G3-6-3 1B			3	0	1	0	0	2	1
Inning Stats	R: 0 H: 1 E: 0 LOB: 1 K: 0 BB: 1 S: 9 P: 15	R: 1 H: 2 E: 0 LOB: 1 K: 1 BB: 0 S: 12 P: 22	R: 2 H: 3 E: 0 LOB: 2 K: 0 BB: 1 S: 16 P: 26	R: 0 H: 0 E: 0 LOB: 0 K: 1 BB: 0 S: 9 P: 11	R: 0 H: 0 E: 0 LOB: 0 K: 0 BB: 0 S: 8 P: 13	R: 0 H: 1 E: 0 LOB: 1 K: 0 BB: 0 S: 8 P: 12	R: 0 H: 1 E: 0 LOB: 0 K: 0 BB: 0 S: 5 P: 6	R: 0 H: 1 E: 0 LOB: 1 K: 3 BB: 0 S: 12 P: 15		1B: 7 SF: 0 2B: 0 SAC: 0 3B: 2 DP: 2 HR: 0 HBP: 0				WP: 0 PA: 33 PB: 0 SB: 2 CS: 0		

	AB	31
	R	3
	H	9
	RBI	3
	BB	2
	SO	5
	LOB	14

PITCHER		IP	WLS	BF	H	R	ER	SO	BB	IBB	HBP	BLK	WP	HR	S	P	ERA	WHIP
Kent Mercker, L ERA: 2.45	(1, 1)	7.0	L	29	8	3	3	2	2	0	0	0	0	0	67	105	3.86	1.429
Hector Carrasco, R ERA: 1.93	(8, 1)	1.0		4	1	0	0	3	0	0	0	0	0	0	12	15	0.00	1.000

PITCHER		IP	WLS	BF	H	R	ER	SO	BB	IBB	HBP	BLK	WP	HR	S	P	ERA	WHIP

Batter	1	2	3	4	5	6	7	8	9	AB	R	H	RBI	BB	SO	LOB
Deion Sanders, L (1, 8) OBP: 0.413, SLG: 0.441	C X 0-1 ① F8			B B C F X 2-2 S CS 1B	B B C B C X 3-2 ② G6-3				X 0-0 ② B1	4	1	1	0	0	0	0
Bret Boone, R (1, 4) OBP: 0.229, SLG: 0.186	B C B X 2-1 ② F9			B C 1 SAFE B F B F F S 3-3 ① K 1-H	B X 1-0 ③ L4				B B B B 4-0 BB BB	3	0	0	0	1	1	0
Reggie Sanders, R (1, 9) OBP: 0.304, SLG: 0.519	C F C 0-3 ③ K			B S F F B B S 3-3 ② K			C X 0-1 ① L8		B B C S B B 4-2 1-2 BB	3	0	0	0	1	2	0
Eduardo Perez, R (1, 7) OBP: 0.438, SLG: 0.467 Lenny Harris, L (7, 7) OBP: 0.211, SLG: 0.222		F B F F F F X 1-2 ① G1-3		B B X 2-0 ③ F7			C B B S F C 2-3 ② K		X 0-0 ③ F7	3 1	0 0	0 0	0 0	0 0	1 2	0 2
Willie Greene, L (1, 5) OBP: 0.316, SLG: 0.396		B X 1-0 ② P4			B X 1-0 1B B3-5 2B		B X 1-0 ③ F9			3	0	1	0	0	0	0
Brook Fordyce, R (1, 2) OBP: 0.167, SLG: 0.182 Eddie Taubensee, L (8, PH) OBP: 0.419, SLG: 0.423 (8, 2)		C C B B B F B X 3-2 ③ G4-3			B F F F X 1-2 2-3 1B			S C S 0-3 ① K		2 1	0 0	1 0	0 0	0 0	0 1	0 0
Hal Morris, L (1, 3) OBP: 0.235, SLG: 0.174			C C S 0-3 ① K	F B X 1-1 ① F7				F B F F S 1-3 ② K		3	0	0	0	0	2	2
Pokey Reese, R (1, 6) OBP: 0.200, SLG: 0.357 Ricky Bones, R (8, 1)			B C F S 1-3 ② K	1 SAFE X 0-0 ② ③ B3-5 3-3f				F B F B F F C 2-3 ③ K		3 0	0 0	0 0	0 0	0 0	2 0	2 0
John Smiley, L (1, 1) OBP: 0.111, SLG: 0.222 Stan Belinda, R (6, 1) Jeff Branson, L (8, 6) OBP: 0.154, SLG: 0.154			B S B F C 2-3 ③ K			F B X 1-1 ① P5			X 0-0 ① F8	2 0 1	0 0 0	0 0 0	0 0 0	1 0 0	0 0 0	0 0 0
Inning Stats	R: 0 E: 0 K: 1 S: 7 H: 0 LOB: 0 BB: 0 P: 9	R: 0 E: 0 K: 0 S: 10 H: 0 LOB: 0 BB: 0 P: 15	R: 0 E: 0 K: 3 S: 9 H: 0 LOB: 0 BB: 0 P: 12	R: 1 E: 0 K: 2 S: 13 H: 1 LOB: 0 BB: 0 P: 23	R: 0 E: 0 K: 0 S: 8 H: 2 LOB: 1 BB: 0 P: 11	R: 0 E: 0 K: 0 S: 6 H: 0 LOB: 0 BB: 0 P: 11	R: 0 E: 0 K: 1 S: 7 H: 0 LOB: 0 BB: 0 P: 10	R: 0 E: 0 K: 3 S: 12 H: 0 LOB: 0 BB: 0 P: 15	R: 0 E: 0 K: 0 S: 5 H: 0 LOB: 2 BB: 2 P: 13	1B: 2 2B: 2 3B: 0 HR: 0 SF: 0 SAC: 0 DP: 1 HBP: 0						WP: 0 PB: 0 SB: 1 CS: 1 PA: 31	

PITCHER		IP	WLS	BF	H	R	ER	SO	BB	IBB	HBP	BLK	WP	HR	S	P	ERA	WHIP
Terrell Wade, L ERA: 1.5	(1, 1)	4.1		16	3	1	0	6	0	0	0	0	0	0	46	69	0.00	0.692
Paul Byrd, R ERA:	(5, 1)	1.2	W	4	0	0	0	0	0	0	0	0	0	0	7	12	0.00	0.000
Mike Bielecki, R ERA: 2.16	(7, 1)	2.0		6	0	0	0	4	0	0	0	0	0	0	19	25	0.00	0.000
Mark Wohlers, R ERA:	(9, 1)	1.0		5	0	0	0	0	2	0	0	0	0	0	5	13	0.00	2.000

PITCHER	IP	WLS	BF	H	R	ER	SO	BB	IBB	HBP	BLK	WP	HR	S	P	ERA	WHIP

TOP

Cincinnati Reds @ Atlanta Braves

Turner Field, Atlanta, GA

Wed Apr 16 1997, 3:33 AM EDT

Att. 38,411 - Sunny - 65 F

livebaseballscorecards.com

AB	29
R	1
H	3
RBI	0
BB	2
SO	10
LOB	6

Cincinnati Reds @ Atlanta Braves

Turner Field, Atlanta, GA

Wed Apr 16 1997, 3:33 AM EDT
Att. 38,411 - Sunny - 65 F

livebaseballscorecards.com

BOTTOM

Batter	1	2	3	4	5	6	7	8	9	AB	R	H	RBI	BB	SO	LOB
Kenny Lofton, L (1, 8) OBP: 0.441, SLG: 0.484	C F F F F X 0-2 1B 1B		F X 0-1 S 2-3 1B 1B		B S B B F F X 3-2 HR	C B X 1-1 1-2 2-3 1B		F C B B X 2-2 G6-3 ③		5	2	4	1	0	0	0
Michael Tucker, L (1, 7) OBP: 0.400, SLG: 0.511	X 0-0 P6 ①		B B X 2-0 S 1-H 3-H 1B		B B C F S 2-3 K ②	S C X 0-2 P4 ③				4	0	1	2	0	1	4
Mike Mordecai, R (1, 5) OBP: 0.333, SLG: 0.455	C B 1 SAFE X 1-1 CS 1-2 1B		S S 1 SAFE B B C 2-3 K ② 1-2		B F X 1-1 P4 ③		B X 1-0 1B 3B			4	1	2	0	0	1	1
Fred McGriff, L (1, 3) OBP: 0.371, SLG: 0.429	B B F C B S 3-3 K ② ③ 1-2		B X 1-0 F7 ③			B F F B X 2-2 2B 1B	C B F B X 2-2 3-H 1B			4	1	2	1	0	1	3
Andruw Jones, R (1, 9) OBP: 0.343, SLG: 0.355		B B B C B 4-1 CS BB		S B S F X 1-2 P4 ①		B X 1-0 S 1-H 2B	C S X 0-2 P3 ①			3	1	1	1	1	0	1
Eddie Pérez, R (1, 2) OBP: 0.077, SLG: 0.077		C S B F C 1-3 K ① ② 1-2	B S B X 2-1 F7 ②			X 0-0 F7 ①	S C B B B S 3-3 K ②			4	0	0	0	0	2	3
Tony Graffanino, R (1, 4) OBP: 0.273, SLG: 0.200 Paul Byrd, R (5, 1) 10 Chipper Jones, S (6, PH) OBP: 0.431, SLG: 0.521 Rafael Belliard, R (6, PR) (7, 6)	C C X 0-2 P5 ③		X 0-0 F8 ③			4-0 1B 1B IBB	X 0-0 G3-1 ③			2 0 0 1	0 0 0 0	0 0 0 0	0 0 0 0	0 0 1 0	0 0 0 0	0 0 0 1
Jeff Blauser, R (1, 6) OBP: 0.455, SLG: 0.694 Mike Bielecki, R (7, 1) Ryan Klesko, L (8, PH) OBP: 0.286, SLG: 0.368 Mark Wohlers, R (9, 1)			B B B C B 4-1 1B SH2-4 1B BB		X 0-0 HR	B F B X 2-1 1B 1-2 2-H 1B		B X 1-0 F8 ①		2 0 1 0	2 0 0 0	2 0 0 0	2 0 0 0	1 0 0 0	0 0 0 0	0 0 0 0
Terrell Wade, L (1, 1) Mark Lemke, S (5, 4) OBP: 0.311, SLG: 0.308			X 0-0 SH2-4 ① 1-2		X 0-0 P3 ①	B C X 1-1 F9 ②		B C C X 1-2 G4-3 ②		0 3	0 0	0 0	0 0	0 0	0 0	0 2
Inning Stats	R: 0 H: 2 E: 0 LOB: 2 K: 1 BB: 0 S: 12 P: 16	R: 0 H: 0 E: 0 LOB: 0 K: 1 BB: 1 S: 8 P: 13	R: 2 H: 2 E: 0 LOB: 1 K: 1 BB: 1 S: 9 P: 18	R: 0 H: 0 E: 0 LOB: 0 K: 0 BB: 0 S: 7 P: 10	R: 2 H: 2 E: 0 LOB: 0 K: 1 BB: 0 S: 11 P: 17	R: 2 H: 4 E: 0 LOB: 3 K: 0 BB: 1 S: 14 P: 25	R: 1 H: 2 E: 0 LOB: 1 K: 1 BB: 0 S: 11 P: 17	R: 0 H: 0 E: 0 LOB: 0 K: 0 BB: 0 S: 7 P: 11		1B: 8 SF: 0 2B: 2 SAC: 1 3B: 1 DP: 1 HR: 2 HBP: 0						

AB	33
R	7
H	12
RBI	7
BB	3
SO	5
LOB	15

WP: 0 PA: 37
PB: 0
SB: 3
CS: 2

PITCHER		IP	WLS	BF	H	R	ER	SO	BB	IBB	HBP	BLK	WP	HR	S	P	ERA	WHIP
John Smiley, L ERA: 7.04	(1, 1)	5.1	L	25	8	6	6	4	2	1	0	0	0	2	52	86	10.12	1.875
Stan Belinda, R ERA: 6.3	(6, 1)	1.2		9	4	1	1	1	0	0	0	0	0	0	20	30	5.40	2.400
Ricky Bones, R ERA: 12.19	(8, 1)	1.0		3	0	0	0	0	0	0	0	0	0	0	7	11	0.00	0.000

PITCHER	IP	WLS	BF	H	R	ER	SO	BB	IBB	HBP	BLK	WP	HR	S	P	ERA	WHIP

Batter	1	2	3	4	5	6	7	8	9	AB	R	H	RBI	BB	SO	LOB
Deion Sanders, L (1, 8) OBP: 0.412, SLG: 0.438	C F B F F B F S 3-3 ① K	D S B X 2-1 ③ G4-3			X 0-0 ② P6		B B X 2-0 1B		B B F F F X 2-2 S 1-3 1B	5	0	2	0	0	1	1
Willie Greene, L (1, 5) OBP: 0.311, SLG: 0.373 Jeff Shaw, R (7, 1) Brook Fordyce, R (9, PH) OBP: 0.200, SLG: 0.182	B S B S B F B 4-2 HBP BB		C X 0-1 ① G3-1		X 0-0 ③ G3		B 1 SAFE C 1 SAFE 1 SAFE F X 1-2 ② F7		B 1 SAFE B D C C F B 4-2 1-3 3-H BB	3 0 0	0 0 0	0 0 0	0 0 0	1 0 1	0 0 0	1 0 0
Barry Larkin, R (1, 6) OBP: 0.404, SLG: 0.375	C S 1 SAFE F B P 1 S 2-3 ② K		X 0-0 S S 1B			C X 0-1 ① F7	1 SAFE F 1 SAFE X 0-1 ③ G4-3		C B B X 2-1 ③ L3	5	0	1	0	0	1	4
Reggie Sanders, R (1, 9) OBP: 0.300, SLG: 0.491	F 1 SAFE 1 SAFE F H 1-2 1-2 HBP		F 1 SAFE 1 SAFE S X 0-2 ② G1-3 1-2			B B B C S S 3-3 ② K		X 0-0 ① G4-3		3	0	0	0	0	1	1
Ruben Sierra, S (1, 7) OBP: 0.268, SLG: 0.342	B B 2 SAFE S B X 3-1 ③ F7		B F B S T 2-2 ③ K 2-3			C F B B X 2-2 1B 1B		B F B X 2-1 ② G3		4	0	1	0	0	1	3
Eddie Taubensee, L (1, 2) OBP: 0.400, SLG: 0.400		S C C 0-3 ① K		X 0-0 ① F8		B S C 1 SAFE X 1-2 HBP 1-3 1B		B S C S 1-3 ③ K		4	0	1	0	0	2	0
Hal Morris, L (1, 3) OBP: 0.236, SLG: 0.163		C B X 1-1 ② G3-1		X 0-0 ② B2-3		C D H 2-1 1-2 HBP			C F S 0-3 ① K	3	0	0	0	0	1	0
Bret Boone, R (1, 4) OBP: 0.231, SLG: 0.191		B X 1-0 3B 1B		C X 0-1 ③ G4-3		F C F B C 1-3 ③ K			B C B B X 3-1 ② F9	4	1	1	0	0	1	3
Mike Morgan, R (1, 1) OBP: 0.200, SLG: 0.600 Hector Carrasco, R (5, 1) Mike Remlinger, L (6, 1) Jeff Branson, L (7, PH) OBP: 0.143, SLG: 0.143 (7, 5) Eduardo Perez, R (9, PH) OBP: 0.438, SLG: 0.467 Lenny Harris, L (9, PH) OBP: 0.250, SLG: 0.263		B C S X 1-2 1-H 3B			B F S B X 2-2 ① G5-3		F B B F S 2-3 ① K		B B B C F X 3-2 1B E 1B	2 0 0 1 0 1	0 0 0 0 0 1	1 0 0 0 0 1	1 0 0 0 0 1	0 0 0 0 0 0	0 0 0 1 0 0	0 0 0 0 0 0
Inning Stats	R: 0 H: 0 E: 0 LOB: 2 K: 2 BB: 1 S: 18 P: 30	R: 1 H: 2 E: 0 LOB: 1 K: 1 BB: 0 S: 11 P: 16	R: 0 H: 1 E: 0 LOB: 1 K: 1 BB: 0 S: 9 P: 11	R: 0 H: 0 E: 0 LOB: 0 K: 0 BB: 0 S: 4 P: 4	R: 0 H: 0 E: 0 LOB: 0 K: 0 BB: 0 S: 5 P: 7	R: 0 H: 2 E: 0 LOB: 3 K: 2 BB: 0 S: 17 P: 26	R: 0 H: 1 E: 0 LOB: 1 K: 1 BB: 0 S: 9 P: 14	R: 0 H: 0 E: 0 LOB: 0 K: 1 BB: 0 S: 6 P: 9	R: 1 H: 2 E: 0 LOB: 2 K: 1 BB: 1 S: 17 P: 31	1B: 7 SF: 0 2B: 0 SAC: 0 3B: 1 DP: 0 HR: 0 HBP: 2						

PITCHER		IP	WLS	BF	H	R	ER	SO	BB	IBB	HBP	BLK	WP	HR	S	P	ERA	WHIP
Esteban Loaiza, R ERA: 1.33	(1, 1)	7.0	W	30	6	1	1	7	1	0	2	0	0	0	73	108	1.29	1.000
Rich Loiselle, R ERA: 5.63	(8, 1)	0.2		2	0	0	0	0	0	0	0	0	0	0	3	5	0.00	0.000
Ricardo Rincon, L ERA: 3.6	(8, 1)	1.0		3	0	0	0	2	0	0	0	0	0	0	8	12	0.00	0.000
John Ericks, R ERA: 1.42	(9, 1)	0.1	S	4	2	1	0	0	1	0	0	0	0	0	12	23	0.00	9.000

PITCHER	IP	WLS	BF	H	R	ER	SO	BB	IBB	HBP	BLK	WP	HR	S	P	ERA	WHIP

Cincinnati Reds @ Pittsburgh Pirates

Three Rivers Stadium, Pittsburgh, PA

Thu Apr 17 1997, 7:05 PM EDT

Att. 6,039 - Unknown - 38 F

TOP

livebaseballscorecards.com

AB	35
R	2
H	8
RBI	1
BB	2
SO	9
LOB	13

WP: 0	PA: 39		
PB: 0			
SB: 4			
CS: 0			

BOTTOM

Cincinnati Reds @ Pittsburgh Pirates

Three Rivers Stadium, Pittsburgh, PA

Thu Apr 17 1997, 7:05 PM EDT

Att. 6,039 - Unknown - 38 F

livebaseballscorecards.com

Batter	1	2	3	4	5	6	7	8	9	AB	R	H	RBI	BB	SO	LOB
Tony Womack, L (1, 4) OBP: 0.306, SLG: 0.393	C B X 1-1 ① L5			L S B S 1-3 K SH2-3 HBP	B D D B 4-0 2B 1-2 2-3 BB		F X 0-1 ① G3			3	1	0	0	1	1	0
Jermaine Allensworth, R (1, 8) OBP: 0.397, SLG: 0.490	C X 0-1 ② G6-3			H 1-0 SH2-3 1-2 HBP	B X 1-0 1-H 2-H 3-H 2B		B B C X 2-1 1B			3	0	2	3	0	0	0
Dale Sveum, S (1, 5) OBP: 0.357, SLG: 0.333	C B B F C 2-3 ③ K			X 0-0 ① SH2-3 1-2 2-3	B B S D X 3-1 ③ G1-3		1 SAFE F 1 SAFE 1 SAFE 1 SAFE B X 1-1 ② F8			3	0	0	0	0	1	2
Mark Johnson, L (1, 3) OBP: 0.271, SLG: 0.364		X 0-0 ① G6-3		C B B B I 4-1 G5-4-3 IBB		B B X 2-0 ① G4-3	S 1 SAFE 1 SAFE S B 1 SAFE S 1-3 ③ K			3	0	0	0	1	1	1
Rich Loiselle, R (8, 1)										0	0	0	0	0	0	0
Ricardo Rincon, L (8, 1)										0	0	0	0	0	0	0
John Ericks, R (9, 1)										0	0	0	0	0	0	0
Kevin Elster, R (1, 6) OBP: 0.370, SLG: 0.455		B X 1-0 ② G6-3		B F B X 2-1 ② ③ G5-4-3 1-2f		T B C B B B 4-2 18 FC5-4 BB		B F C S 1-3 ① K		3	0	0	0	1	1	3
18 Jason Kendall, R (1, 2) OBP: 0.333, SLG: 0.279		B B C B B 4-1 CS BB			B B B C B 4-1 FC5-6 1B BB	B F D X 2-1 ② FC5-4 BB BB 1-2f		B C C X 1-2 1B 1B		2	0	1	0	2	0	1
Jose Guillen, R (1, 9) OBP: 0.333, SLG: 0.348	B F 1 SAFE 1-1 ③ CS 1-2	C X 0-1 ① G6-3			X 0-0 BB FC5-6 1-2 2B 1B	B B B B 4-0 BB 1-2 BB		X 0-0 FC6-4 1-2 1B		3	1	2	0	1	0	0
Midre Cummings, L (1, 7) OBP: 0.222, SLG: 0.353		C B B F X 2-2 ② F9			S S S 0-3 ① K	D B B C B S F B 4-2 1-2 2-3 BB		C S F F X 0-2 ② P6		3	0	0	0	1	1	4
Esteban Loaiza, R (1, 1) OBP: 0.167, SLG: 0.167		F X 0-1 ③ G6-3			2 SAFE B C X 1-1 ② FC5-6 BB 1-2 2-3 2B	C S S 0-3 ③ K		B S S X 1-2 ③ FC6-4 1-2f		3	1	0	0	0	1	5
Kevin Young, R (8, 3) OBP: 0.385, SLG: 0.385										1	0	0	0	0	0	2
Inning Stats	R: 0 H: 0 E: 0 LOB: 0 K: 1 BB: 0 S: 7 P: 10	R: 0 H: 0 E: 0 LOB: 0 K: 0 BB: 1 S: 4 P: 10	R: 0 H: 0 E: 0 LOB: 0 K: 0 BB: 0 S: 7 P: 9	R: 0 H: 0 E: 0 LOB: 2 K: 1 BB: 1 S: 7 P: 15	R: 3 H: 2 E: 0 LOB: 1 K: 1 BB: 2 S: 10 P: 23	R: 0 H: 0 E: 0 LOB: 3 K: 1 BB: 3 S: 11 P: 27	R: 0 H: 1 E: 0 LOB: 1 K: 1 BB: 0 S: 9 P: 13	R: 0 H: 2 E: 0 LOB: 2 K: 1 BB: 0 S: 15 P: 18		1B: 4 SF: 0 2B: 1 SAC: 1 3B: 0 DP: 1 HR: 0 HBP: 1						WP: 1 PA: 37 PB: 0 SB: 0 CS: 1

	AB	27
	R	3
	H	5
	RBI	3
	BB	7
	SO	6
	LOB	18

PITCHER		IP	WLS	BF	H	R	ER	SO	BB	IBB	HBP	BLK	WP	HR	S	P	ERA	WHIP
Mike Morgan, R ERA: 3.45	(1, 1)	4.2	L	20	2	3	3	3	3	1	1	0	1	0	33	62	5.79	1.071
Hector Carrasco, R ERA: 1.59	(5, 1)	1.0		5	0	0	0	0	2	0	0	0	0	0	7	22	0.00	2.000
Mike Remlinger, L ERA:	(6, 1)	0.1		2	0	0	0	1	1	0	0	0	0	0	6	10	0.00	3.000
Jeff Shaw, R ERA: 0.96	(7, 1)	2.0		9	3	0	0	2	0	0	0	0	0	0	24	31	0.00	1.500

PITCHER	IP	WLS	BF	H	R	ER	SO	BB	IBB	HBP	BLK	WP	HR	S	P	ERA	WHIP

Cincinnati Reds @ Pittsburgh Pirates

Three Rivers Stadium, Pittsburgh, PA

Fri Apr 18 1997, 7:05 PM EDT

Att. 9,082 - Unknown - 44 F

TOP

livebaseballscorecards.com

Batter	1	2	3	4	5	6	7	8	9	AB	R	H	RBI	BB	SO	LOB
Deion Sanders, L (1, 8) OBP: 0.438, SLG: 0.515	F S X 0-2 FC3-6 1B		B B C S X 2-2 IHR		X 0-0 ② G1-3		X 0-0 1-3 2B		B F C D D D 4-2 BB PB 1-2 BB	4	1	3	1	1	0	0
Brook Fordyce, R (1, 2) OBP: 0.233, SLG: 0.231	1 SAFE C 1 SAFE B 1 X 1-1 ① FC3-6 G4-3 PB 1-2f		B S B X 2-1 ② G5-3		B X 1-0 2B		C C X 0-2 ③ P5		B B B B 4-0 BB 1-2 2-3 3-H BB	4	0	1	0	1	0	3
Barry Larkin, R (1, 6) OBP: 0.368, SLG: 0.333	B C 1 SAFE B B X 3-1 ② G4-3 1-3		X 0-0 ③ P4		B B X 2-0 ③ G4-3			B S B B X 3-1 ① G4-3	B F B F F F C 2-3 ② K	5	0	0	0	0	1	5
Willie Greene, L (1, 5) OBP: 0.303, SLG: 0.345	B S X 1-1 ③ G3			C F X 0-2 ① G3		S C F B B X 2-2 ① F7		B B C F S 2-3 ② K	C B B B B 4-1 1-2 2-3 3-H BB	4	0	0	1	1	1	1
Reggie Sanders, R (1, 9) OBP: 0.328, SLG: 0.491 Lenny Harris, L (8, 9) OBP: 0.238, SLG: 0.250		B S B B X 3-1 1B E G4-6-3 1B		B B F B B 4-1 G1-6-3 E BB		B B C X 2-1 ② G4-3		F B B C B B 4-2 CS BB	B X 2-0 ③ F8	2 1	2 0	1 0	0 0	2 0	0 0	0 3
Ruben Sierra, S (1, 7) OBP: 0.267, SLG: 0.333		B B 1 SAFE F 2 SAFE 2 SAFE X 2-1 G4-6-3 1-3 1B		X 0-0 ② G1-6-3 1-2		B B X 2-0 ③ G3		F B 1 SAFE P 2-1 ③ CS 1-2	F S S 0-3 ① K	4	0	1	0	0	1	1
Hal Morris, L (1, 3) OBP: 0.237, SLG: 0.189	B C 1 SAFE F X 1-2 ① ② G4-6-3 1-2f 3-H		B B S B X 3-1 E5 2-H				F B F C 1-3 ① K		C X 0-1 WP 2B	4	1	1	0	0	1	1
Bret Boone, R (1, 4) OBP: 0.232, SLG: 0.180	B F X 1-1 ③ P4		C C B X 1-2 ③ G6-3				X 0-0 ② G5-3		B B B B 4-0 WP PB BB	3	1	0	0	1	0	1
Dave Burba, R (1, 1) OBP: 0.429, SLG: 0.429 Mike Remlinger, L (7, 1) Jeff Shaw, R (8, 1) Jeff Branson, L (9, PH) OBP: 0.143, SLG: 0.143 Eduardo Perez, R (9, PH) OBP: 0.471, SLG: 0.467 Jeff Brantley, R (9, 1)			S S C 0-3 ① K		X 0-0 ① G5-3		S X 0-1 2B 1B		B B F C B 4-1 PB BB 1-3 2-H BB	3 0 0 0 0 0	0 0 0 0 1 0	1 0 0 0 0 0	0 0 0 0 1 0	0 0 0 0 0 0	1 0 0 0 0 0	0 0 0 0 0 0
Inning Stats	R: 0 E: 0 K: 0 S: 9 H: 1 LOB: 1 BB: 0 P: 14	R: 1 E: 1 K: 0 S: 9 H: 2 LOB: 0 BB: 0 P: 16	R: 1 E: 0 K: 1 S: 9 H: 1 LOB: 0 BB: 0 P: 13	R: 1 E: 1 K: 0 S: 10 H: 0 LOB: 1 BB: 1 P: 18	R: 0 E: 0 K: 0 S: 4 H: 1 LOB: 1 BB: 0 P: 7	R: 0 E: 0 K: 0 S: 7 H: 0 LOB: 0 BB: 0 P: 13	R: 0 E: 0 K: 1 S: 10 H: 2 LOB: 2 BB: 0 P: 11	R: 0 E: 0 K: 1 S: 9 H: 0 LOB: 0 BB: 1 P: 19	R: 3 E: 0 K: 2 S: 15 H: 1 LOB: 3 BB: 5 P: 39	1B: 4 2B: 3 3B: 0 HR: 1	SF: 0 SAC: 0 DP: 1 HBP: 0						

	AB	34
	R	6
	H	8
	RBI	2
	BB	7
	SO	5
	LOB	15

PITCHER		IP	WLS	BF	H	R	ER	SO	BB	IBB	HBP	BLK	WP	HR	S	P	ERA	WHIP
67 Francisco Cordova, R ERA: 2.14	(1, 1)	7.0	L	29	7	3	1	2	1	0	0	0	0	0	58	92	1.29	1.143
Marc Wilkins, R ERA: 6.43	(8, 1)	1.1		6	1	2	2	2	2	0	0	0	0	0	14	28	13.50	2.250
Jeff Granger, L ERA: 12.0	(9, 1)	0.0		2	0	0	0	0	2	0	0	0	1	0	3	11	∞	∞
David Wainhouse, R ERA: 16.62	(9, 1)	0.2		4	0	1	1	1	2	0	0	0	0	0	7	19	13.50	3.000

PITCHER	IP	WLS	BF	H	R	ER	SO	BB	IBB	HBP	BLK	WP	HR	S	P	ERA	WHIP

BOTTOM

Cincinnati Reds @ Pittsburgh Pirates

Three Rivers Stadium, Pittsburgh, PA

Fri Apr 18 1997, 7:05 PM EDT

Att. 9,082 - Unknown - 44 F

Batter	1	2	3	4	5	6	7	8	9	AB	R	H	RBI	BB	SO	LOB
Tony Womack, L (1, 4) OBP: 0.303, SLG: 0.383	B B C F B X 3-2 ① G6-3		B B C X 2-1 ① F9		B X 1-0 G6-4-3 1B		S B F B F B T 3-2 ② K			4	0	1	0	0	1	0
Jermaine Allensworth, R (1, 8) OBP: 0.371, SLG: 0.453	B C B S B C 3-3 ② K		C B B B F X 3-2 ② G4-3		B B 1 SAFE X 2-0 ① ② G6-4-3 1-2f		C B B F F F C 2-3 ③ K			4	0	0	0	0	2	1
Emil Brown, R (1, 7) OBP: 0.375, SLG: 0.333	B C C B F X 2-2 1B		B S C S 1-3 ③ K		B S B B F B 4-2 S BB			B B F F X 2-2 S 1B		3	0	2	0	1	1	0
Mark Johnson, L (1, 3) OBP: 0.250, SLG: 0.333	B B S B F C 3-3 ③ K			B S B F F B F S 3-3 ① K	B S S B D S 3-3 ③ K 1-2			B 1 SAFE S 1 SAFE B 1 SAFE X 2-1 ① L9		4	0	0	0	0	3	3
Kevin Elster, R (1, 6) OBP: 0.379, SLG: 0.511		B B B B 4-0 BB BB		B B X 2-0 HR		B S S B S 2-3 ① K		B B C S 1 SAFE B C 3-3 ② K 1-2		3	1	1	1	1	2	1
Joe Randa, R (1, 5) OBP: 0.304, SLG: 0.400		B C B F C 2-3 ① K		B C B X 2-1 ② F9		C S B B S 2-3 ② K		C F F X 0-2 ③ F9		4	0	0	0	0	2	2
Jose Guillen, R (1, 9) OBP: 0.346, SLG: 0.333		F F F F S 0-3 ② K		B B B C B 4-1 67 E 1B BB		F H 1-1 HBP			F C B B S 2-3 ① K	2	0	0	0	1	2	1
Keith Osik, R (1, 2) OBP: 0.143, SLG: 0.077		B F C B B B 4-2 1-2 BB		B X 1-0 1-2 1B		S X 0-1 ③ F8			F F X 0-2 ② F8	3	0	1	0	1	0	1
67 Francisco Cordova, R (1, 1) Dale Sveum, S (7, PH) OBP: 0.333, SLG: 0.308 Marc Wilkins, R (8, 1) Jeff Granger, R (9, 1) David Wainhouse, L (9, 1) Midre Cummings, L (9, PH) OBP: 0.211, SLG: 0.333		F F S 0-3 ③ K		B C 2 SAFE F S 1-3 ③ K 2-3			C C S 0-3 ① K		X 0-0 ③ F8	2 1 0 0 0 1	0 0 0 0 0 0	0 0 0 0 0 0	0 0 0 0 0 0	0 1 0 0 0 0	2 0 0 0 0 0	4 0 0 0 0 0
Inning Stats	R: 0 H: 1 E: 0 LOB: 1 K: 2 BB: 0 S: 13 P: 24	R: 0 H: 0 E: 0 LOB: 2 K: 3 BB: 2 S: 13 P: 23	R: 0 H: 0 E: 0 LOB: 0 K: 1 BB: 0 S: 8 P: 14	R: 1 H: 2 E: 1 LOB: 2 K: 2 BB: 1 S: 13 P: 26	R: 0 H: 1 E: 0 LOB: 1 K: 1 BB: 1 S: 7 P: 17	R: 0 H: 0 E: 0 LOB: 1 K: 2 BB: 0 S: 9 P: 14	R: 0 H: 0 E: 0 LOB: 0 K: 3 BB: 0 S: 12 P: 17	R: 0 H: 1 E: 0 LOB: 1 K: 1 BB: 0 S: 12 P: 19	R: 0 H: 0 E: 0 LOB: 0 K: 1 BB: 0 S: 7 P: 9	1B: 4 2B: 0 3B: 0 HR: 1	SF: 0 SAC: 0 DP: 1 HBP: 1			WP: 0 PB: 0 SB: 2 CS: 0	PA: 36		

livebaseballscorecards.com

AB	31
R	1
H	5
RBI	1
BB	4
SO	16
LOB	13

PITCHER		IP	WLS	BF	H	R	ER	SO	BB	IBB	HBP	BLK	WP	HR	S	P	ERA	WHIP
Dave Burba, R ERA: 6.35	(1, 1)	6.0	W	26	4	1	1	11	4	0	1	0	0	1	63	118	1.50	1.333
Mike Remlinger, L ERA:	(7, 1)	1.1		5	1	0	0	3	0	0	0	0	0	0	17	26	0.00	0.750
Jeff Shaw, R ERA: 0.9	(8, 1)	0.2		2	0	0	0	1	0	0	0	0	0	0	7	10	0.00	0.000
Jeff Brantley, R ERA:	(9, 1)	1.0		3	0	0	0	1	0	0	0	0	0	0	7	9	0.00	0.000

PITCHER	IP	WLS	BF	H	R	ER	SO	BB	IBB	HBP	BLK	WP	HR	S	P	ERA	WHIP

Cincinnati Reds @ Pittsburgh Pirates

Three Rivers Stadium, Pittsburgh, PA

Sat Apr 19 1997, 3:33 AM EDT

Att. 11,457 - Sunny - 53 F

TOP

livebaseballscorecards.com

Batter	1	2	3	4	5	6	7	8	9	AB	R	H	RBI	BB	SO	LOB
Deion Sanders, L (1, 8) OBP: 0.449, SLG: 0.514	BBBB 4-0 F8 S BB		CX 0-1 CS 1B		BBCCCFBFX 3-2 BB 3B 1B	BCCFX 1-2 ② G3		SCBS 1-3 ① K		4	1	2	0	1	1	0
Hal Morris, L (1, 3) OBP: 0.281, SLG: 0.214	BBBCCFB 4-2 1-2 BB		1 SAFE 1 SAFE CPS 1 SAFE 1 SAFE FS 1-3 ① ② K 1-2		1 SAFE BFF 1 SAFE FBB 1 SAFE BB 4-2 1-2 3B BB	FBX 1-1 1B 1B		BBBCCX 2-2 BLK 1B		3	1	2	0	2	1	1
Barry Larkin, R (1, 6) OBP: 0.387, SLG: 0.333	X 0-0 ① F8 2-3		CBBBBB 4-1 BB		BX 1-0 ① L5	CX 0-1 1-2 1B		I I I I 4-0 1-2 IBB		3	0	1	0	2	0	4
Willie Greene, L (1, 5) OBP: 0.300, SLG: 0.373 Hector Carrasco, R (6, 1) Brook Fordyce, R (8, PH) OBP: 0.226, SLG: 0.222 (8, 2)	CSBS 1-3 ② K		B 1 SAFE FC 1 SAFE X 2-2 ③ F8		X 0-0 1-H 2-H G6-3 3B	CBFFS 1-3 ③ K		BCBX 2-1 ② F7		4 0 1	1 0 0	1 0 0	2 0 0	0 0 0	2 0 0	5 0 2
Eduardo Perez, R (1, 7) OBP: 0.364, SLG: 0.350 Mike Remlinger, L (8, 1) Jeff Shaw, R (9, 1)	F 1 SAFE X 0-1 ③ G6-3			CX 0-2 ① G6-3	BCFFX 1-2 ② G6-3 3-H		BBFBX 3-1 ① F7	FBCCC 1-3 ③ K		5 0 0	0 0 0	0 0 0	1 0 0	0 0 0	1 0 0	4 0 0
Eddie Taubensee, L (1, 2) OBP: 0.400, SLG: 0.471 (8, 7)		BCX 1-1 ① F7		BCSBBS 3-3 ② K	BCBBB 4-1 2B BB		BBBFX 3-1 HR		FBSSS 1-3 ① K	4	2	1	1	1	2	0
Ruben Sierra, S (1, 9) OBP: 0.320, SLG: 0.404		BBCX 2-1 ② F8		SBCX 1-2 2B 1B	CX 0-1 1-H 2B		BX 1-0 1B		BX 1-0 1B	5	0	4	1	0	0	0
Bret Boone, R (1, 4) OBP: 0.246, SLG: 0.204		CBCFBH 3-2 HBP		X 0-0 1-3 2B	CSX 0-2 ③ G5-3		BCX 1-1 ② P6		1 SAFE BFB 1 SAFE CFB 1 SAFE C 2-3 ② K	4	0	1	0	0	1	3
Pete Schourek, L (1, 1) Pokey Reese, R (6, PH) OBP: 0.167, SLG: 0.294 (6, 5)		BX 1-0 ③ G3		SLBBX 2-2 ③ G1-3		CSBS 1-3 ① K	1 SAFE CF 1 SAFE S 0-3 ③ K		CF 1 SAFE F 1 SAFE 1 SAFE BS 1-3 ③ K	2 3	0 0	0 0	0 0	0 0	0 3	3 2

	AB	38
	R	5
	H	12
	RBI	5
	BB	6
	SO	11
	LOB	24

Inning Stats	1	2	3	4	5	6	7	8	9			
	R: 0 E: 0 K: 1 S: 10	H: 0 LOB: 2 BB: 2 P: 19	R: 0 E: 0 K: 0 S: 8	H: 0 LOB: 1 BB: 0 P: 15	R: 0 E: 0 K: 1 S: 11	H: 1 LOB: 1 BB: 1 P: 17	R: 0 E: 0 K: 1 S: 13	H: 2 LOB: 2 BB: 0 P: 19	R: 4 E: 0 K: 0 S: 19	H: 3 LOB: 1 BB: 2 P: 32	R: 0 E: 0 K: 2 S: 15	H: 2 LOB: 2 BB: 0 P: 19	R: 1 E: 0 K: 1 S: 10	H: 2 LOB: 1 BB: 0 P: 18	R: 0 E: 0 K: 2 S: 11	H: 1 LOB: 2 BB: 1 P: 21	R: 0 E: 0 K: 3 S: 11	H: 1 LOB: 1 BB: 0 P: 16	1B: 8 2B: 3 3B: 1 HR: 1	SF: 0 SAC: 0 DP: 1 HBP: 1	WP: 0 PB: 0 SB: 1 CS: 1	PA: 45

PITCHER		IP	WLS	BF	H	R	ER	SO	BB	IBB	HBP	BLK	WP	HR	S	P	ERA	WHIP
Jason Schmidt, R ERA: 7.62	(1, 1)	5.0		26	6	4	4	3	5	0	1	0	0	0	61	102	7.20	2.200
Matt Ruebel, L ERA: 4.32	(6, 1)	2.0		10	4	1	1	3	0	0	0	0	0	1	25	37	4.50	2.000
Ricardo Rincon, L ERA: 2.57	(8, 1)	2.0	W	9	2	0	0	5	0	1	0	1	0	0	22	37	0.00	1.000

PITCHER	IP	WLS	BF	H	R	ER	SO	BB	IBB	HBP	BLK	WP	HR	S	P	ERA	WHIP

BOTTOM

Cincinnati Reds @ Pittsburgh Pirates

Three Rivers Stadium, Pittsburgh, PA

Sat Apr 19 1997, 3:33 AM EDT

Att. 11,457 - Sunny - 53 F

livebaseballscorecards.com

Batter	1	2	3	4	5	6	7	8	9	AB	R	H	RBI	BB	SO	LOB
Tony Womack, L (1, 4) OBP: 0.310, SLG: 0.385	3-2 B F F B F B X P4 1B FC4-6 1B	0-0 X ② ⑤ G6-4-3 1-2f		1-2 F B C X S 1B		0-0 X ③ G6-3		0-1 T X ③ FC6-4 1-2f		5	1	2	0	0	0	3
Jermaine Allensworth, R (1, 8) OBP: 0.403, SLG: 0.464	0-0 X FC4-6 1B 1-2	1-3 B S C C ① K	4-2 1 SAFE C B B F B F B 1-3 BB				3-2 C B B B C X S 1B 1B		4-1 C B B B B FC5-6 WP SF8 BB	3	2	2	0	2	1	0
Emil Brown, R (1, 7) OBP: 0.381, SLG: 0.278	0-0 X ① P4 2-3	4-1 C B B B B HR BB	2-0 B B X ③ L9				2-1 B C B 1 SAFE X ① F9		1 SAFE 4-2 L B B S S B B FC5-6 1-2 BB	3	1	0	0	2	0	5
Kevin Young, R (1, 3) OBP: 0.353, SLG: 0.529 Ricardo Rincon, L (8, 1) Dale Sveum, S (9, PH) OBP: 0.313, SLG: 0.286	1-1 B C X ② FC4-6 BB 1-2f 3-H	2-0 1 SAFE B B X 1-H HR	3-3 C B F F B B C ① K				1-3 1 SAFE 1 SAFE B S S S ② K		0-1 C X ① FC5-6 1-2f 2-3	4 0 1	1 0 0	1 0 0	3 0 0	0 0 0	2 0 0	2 0 2
Kevin Elster, R (1, 6) OBP: 0.397, SLG: 0.510	4-0 B B B B 1-2 BB	2-3 B B C C C ② K		4-1 B B B C B 18 L4-3 BB			3-2 B B F C B X 1-H 18 FC4-6 1B		0-0 X ② SF8 3-H	2	0	1	2	2	1	0
18 Jason Kendall, R (1, 2) OBP: 0.327, SLG: 0.261	0-1 C X ③ F9	1-0 H E S HBP		3-2 B B 1 B C F F F 1 SAFE F X ② ③ L4-3 1-1			0-2 C F X ③ FC4-6 1-2f			3	0	0	0	0	0	4
Jose Guillen, R (1, 9) OBP: 0.339, SLG: 0.385		1-0 B X HR	1-0 B X ③ G5-3 1-3			3-1 B B B C X ① G6-3		1-3 F B F C ① K		4	1	1	1	0	1	1
Joe Randa, R (1, 5) OBP: 0.300, SLG: 0.372		0-2 C C X ① G5-3		1-1 B C X ① G6-3		4-1 S B B B B BB		0-3 C C C ② K		3	0	0	0	1	1	0
Jason Schmidt, R (1, 1) OBP: 0.167, SLG: 0.167 Matt Ruebel, L (6, 1) Mark Johnson, L (8, 3) OBP: 0.264, SLG: 0.333		0-0 X G6-4-3 1B		2-0 B B X ② F8		1-3 L B M L ② K		4-2 B T B B B C B FC6-4 BB		2 1 0	0 0 0	1 0 0	0 0 0	0 0 1	0 1 0	0 1 0
Inning Stats	R: 1 E: 0 K: 0 S: 10 H: 2 LOB: 2 BB: 1 P: 18	R: 1 E: 0 K: 0 S: 6 H: 2 LOB: 0 BB: 0 P: 7	R: 2 E: 0 K: 2 S: 9 H: 1 LOB: 1 BB: 1 P: 20	R: 0 E: 0 K: 0 S: 10 H: 1 LOB: 2 BB: 1 P: 20	R: 0 E: 0 K: 1 S: 11 H: 0 LOB: 0 BB: 1 P: 21	R: 0 E: 0 K: 1 S: 7 H: 0 LOB: 1 BB: 1 P: 15	R: 1 E: 0 K: 1 S: 14 H: 2 LOB: 1 BB: 0 P: 23	R: 0 E: 0 K: 2 S: 10 H: 0 LOB: 1 BB: 1 P: 15	R: 1 E: 0 K: 0 S: 6 H: 0 LOB: 1 BB: 2 P: 14							

AB	31
R	6
H	8
RBI	6
BB	8
SO	7
LOB	18

PITCHER		IP	WLS	BF	H	R	ER	SO	BB	IBB	HBP	BLK	WP	HR	S	P	ERA	WHIP
Pete Schourek, L ERA: 9.26	(1, 1)	5.0		24	6	4	4	3	4	0	1	0	0	2	46	86	7.20	2.000
Hector Carrasco, R ERA: 2.35	(6, 1)	2.0		9	2	1	1	2	1	0	0	0	0	0	21	38	4.50	1.500
Mike Remlinger, L ERA: 1.13	(8, 1)	1.0	L	5	0	1	1	2	2	0	0	0	0	0	11	20	9.00	2.000
Jeff Shaw, R ERA: 0.84	(9, 1)	0.2		3	0	0	0	0	1	0	0	0	1	0	5	9	0.00	1.500

PITCHER	IP	WLS	BF	H	R	ER	SO	BB	IBB	HBP	BLK	WP	HR	S	P	ERA	WHIP

1B: 6	SF: 1	WP: 1	PA: 41
2B: 1	SAC: 0	PB: 0	
3B: 0	DP: 2	SB: 4	
HR: 2	HBP: 1	CS: 0	

Batter	1	2	3	4	5	6	7	8	9	AB	R	H	RBI	BB	SO	LOB
Deion Sanders, L (1, 8) OBP: 0.446, SLG: 0.506	X 0-0 ① F7		B X 1-0 S BB 1B		C C B X 1-2 S 2-3 1B		B B B C C X 3-2 ① G3		C B F X 1-2 ① P6	5	0	2	0	0	0	0
Lenny Harris, L (1, 4) OBP: 0.269, SLG: 0.250	B X 1-0 E8 1B 1B		C B 1 SAFE P B B 4-1 S 1-2 BB		P S F B X 2-2 ② F9 3-H		X 0-0 ② F7		C X 0-1 ② G4-3	4	1	1	0	1	0	1
Barry Larkin, R (1, 6) OBP: 0.373, SLG: 0.308	X 0-0 ② G5-3		C S S 0-3 ② K 1-2 2-3		C B 1 SAFE F F B X 2-2 ③ L9 1-2		C B C B B B 4-2 BB		B X 1-0 ③ G6-3	4	0	0	0	1	1	4
Ruben Sierra, S (1, 9) OBP: 0.333, SLG: 0.412	B X 1-0 2-H 1B		B X 1-0 ③ F8			C B X 1-1 1B 1B 1B	C X 0-1 ③ F7			4	1	2	1	0	0	3
Hal Morris, L (1, 3) OBP: 0.279, SLG: 0.217	C F 1 SAFE B B S 2-3 ③ K			F B X 1-1 ① G6-3		S B X 1-1 G3 1B 1-2 1B		B C B T C 2-3 ① K		4	0	1	0	0	2	1
Eddie Taubensee, L (1, 2) OBP: 0.409, SLG: 0.444		F B B B F B 4-2 FC1-6 BB		B F C F X 1-2 ② G1-3		B S S S 1-3 ① K		B C F F B B B 4-2 WP 1B BB		2	0	0	0	2	1	2
Eduardo Perez, R (1, 7) OBP: 0.385, SLG: 0.375		B F X 1-1 ① FC1-6 G5-4-3 1-2f		C C X 0-2 ③ F7		X 0-0 G3 1-2 2-H 1B		F B F B X 2-2 WP 1-2 1B		4	0	2	1	0	0	1
Jeff Branson, L (1, 5) OBP: 0.111, SLG: 0.111		B B 1 SAFE F X 2-1 ② ③ G5-4-3 1-2f			B F S X 1-2 ① G6-3	F X 0-1 ② G3 1-2 2-3		C B F S 1-3 ② K		4	0	0	0	0	1	5
Kent Mercker, L (1, 1) OBP: 0.500, SLG: 0.750 Ricky Bones, R (5, 1) Willie Greene, L (6, PH) OBP: 0.296, SLG: 0.367 Stan Belinda, R (6, 1) Bret Boone, R (8, PH) OBP: 0.242, SLG: 0.200 Hector Carrasco, R (8, 1)			F B S B B S 3-3 ① K		S L B B B X 3-2 1B E 2B	B F B X 2-1 ③ G3-1		C C B B F B S 3-3 ③ K 1-2 2-3		2 0 1 0 1 0	1 0 0 0 0 0	1 0 0 0 0 0	0 0 0 0 0 0	0 0 0 0 1 0	1 0 0 0 1 0	0 0 2 0 2 0
Inning Stats	R: 1 E: 1 K: 1 S: 7 H: 2 LOB: 1 BB: 0 P: 11	R: 0 E: 0 K: 0 S: 6 H: 0 LOB: 0 BB: 1 P: 13	R: 0 E: 0 K: 2 S: 10 H: 1 LOB: 2 BB: 1 P: 18	R: 0 E: 0 K: 0 S: 9 H: 0 LOB: 0 BB: 0 P: 11	R: 1 E: 1 K: 0 S: 17 H: 2 LOB: 1 BB: 0 P: 25	R: 1 E: 0 K: 1 S: 12 H: 3 LOB: 2 BB: 0 P: 17	R: 0 E: 0 K: 0 S: 8 H: 0 LOB: 1 BB: 1 P: 15	R: 0 E: 0 K: 3 S: 16 H: 1 LOB: 2 BB: 1 P: 28	R: 0 E: 0 K: 0 S: 6 H: 0 LOB: 0 BB: 0 P: 8	1B: 8 2B: 1 3B: 0 HR: 0	SF: 0 SAC: 0 DP: 1 HBP: 0			WP: 1 PB: 0 SB: 3 CS: 0		PA: 39	

PITCHER		IP	WLS	BF	H	R	ER	SO	BB	IBB	HBP	BLK	WP	HR	S	P	ERA	WHIP
Jon Lieber, R ERA: 1.35	(1, 1)	7.0	W	31	8	3	1	4	3	0	0	0	0	0	69	110	1.29	1.571
Rich Loiselle, R ERA: 5.0	(8, 1)	1.0		5	1	0	0	3	1	0	0	0	1	0	16	28	0.00	2.000
John Ericks, R ERA: 1.23	(9, 1)	1.0	S	3	0	0	0	0	0	0	0	0	0	0	6	8	0.00	0.000

PITCHER	IP	WLS	BF	H	R	ER	SO	BB	IBB	HBP	BLK	WP	HR	S	P	ERA	WHIP

TOP

Cincinnati Reds @ Pittsburgh Pirates

Three Rivers Stadium, Pittsburgh, PA

Sun Apr 20 1997, 3:33 AM EDT

Att. 14,542 - Sunny - 55 F

livebaseballscorecards.com

AB	35
R	3
H	9
RBI	2
BB	4
SO	7
LOB	21

Batter	1	2	3	4	5	6	7	8	9	AB	R	H	RBI	BB	SO	LOB
Emil Brown, R (1, 7) OBP: 0.440, SLG: 0.300	B B F F B B 4-2 2B G4-3 BB	C F B X 1-2 ③ F8			B F X 1-1 SH5-4 1B 1B 1B		C H 1-1 G4-3 SH2-3 HBP			2	2	1	0	1	0	1
Jermaine Allensworth, R (1, 8) OBP: 0.429, SLG: 0.500	C C F 1 SAFE F B B 1 SAFE F 2-2 X G4-3 SF9 1-3 2B	B C S S F B F B 4-2 FC9-4-6 1B BB			B F F X 1-2 SH5-4 1-2 1B 1B		C C X 0-2 ① SH2-3 1-2			2	2	2	0	1	0	0
Dale Sveum, S (1, 4) OBP: 0.316, SLG: 0.294	B F B X 2-1 ① G4-3 2-3 3-H	C 1 SAFE X 0-1 FC9-4-6 1-2 1B			X 0-0 ① SH5-4 1-2 2-3		S C X 0-2 ② G4-3 2-3			3	0	1	1	0	0	2
Kevin Young, R (1, 3) OBP: 0.333, SLG: 0.500	B B X 2-0 ② SF9 3-H	M B F B X 2-2 ① FC9-4-6 1-2f 2-3			B X 1-0 S 2-H 3-H 1B		B X 1-0 ③ G6-3			3	0	1	3	0	0	3
Kevin Elster, R (1, 6) OBP: 0.373, SLG: 0.472	C B B C X 2-2 ③ G5-3	B B F C T 2-2 ② K			C B B C S 2-3 ② K 1-2			C B X 1-1 ① G5-3		4	0	0	0	0	2	3
18 Jason Kendall, R (1, 2) OBP: 0.321, SLG: 0.280		B C X 1-1 CS G6-3 2B	1 SAFE C B X 1-1 ③ F9		B X 1-0 ③ P4			B B X 2-0 ② F8		4	1	1	0	0	0	3
Jose Guillen, R (1, 9) OBP: 0.367, SLG: 0.389		B S S S B B B 4-2 G6-3 CS BB		S B B S B B 4-2 G5-4-3 BB	X 0-0 ① P6			X 0-0 1B		2	0	1	0	2	0	0
Joe Randa, R (1, 5) OBP: 0.278, SLG: 0.340		B C F X 1-2 ① P3		B B X 2-0 ①② G5-4-3 1-2f	B C B C F F B S 3-3 ② K			1 SAFE C B B 1 SAFE X 2-1 ③ L5		4	0	0	0	0	1	4
Jon Lieber, L (1, 1) OBP: 0.100, SLG: 0.100 Rich Loiselle, R (8, 1) John Ericks, R (9, 1)		F 2 SAFE B C X 1-2 ② G6-3 1-3 2-H		C S B B C 2-3 ③ K	F B C S 1-3 ③ K					3 0 0	0 0 0	0 0 0	1 0 0	0 0 0	2 0 0	1 0 0
Inning Stats	R: 2 H: 1 E: 0 LOB: 0 K: 0 BB: 1 S: 14 P: 26	R: 1 H: 1 E: 0 LOB: 1 K: 0 BB: 1 S: 13 P: 21	R: 0 H: 1 E: 0 LOB: 2 K: 1 BB: 1 S: 14 P: 23	R: 0 H: 0 E: 0 LOB: 0 K: 1 BB: 1 S: 6 P: 14	R: 2 H: 3 E: 0 LOB: 1 K: 1 BB: 0 S: 11 P: 17	R: 0 H: 0 E: 0 LOB: 0 K: 2 BB: 0 S: 10 P: 14	R: 0 H: 0 E: 0 LOB: 1 K: 0 BB: 0 S: 8 P: 10	R: 0 H: 1 E: 0 LOB: 1 K: 0 BB: 0 S: 6 P: 11		1B: 5 SF: 1 2B: 2 SAC: 2 3B: 0 DP: 1 HR: 0 HBP: 1						

PITCHER		IP	WLS	BF	H	R	ER	SO	BB	IBB	HBP	BLK	WP	HR	S	P	ERA	WHIP
Kent Mercker, L ERA: 4.11	(1, 1)	4.1	L	21	5	5	4	2	4	0	0	0	0	0	53	92	8.31	2.077
Ricky Bones, R ERA: 11.45	(5, 1)	0.2		3	1	0	0	1	0	0	0	0	0	0	5	9	0.00	1.500
Stan Belinda, R ERA: 5.25	(6, 1)	2.0		7	0	0	0	2	0	0	1	0	0	0	18	24	0.00	0.000
Hector Carrasco, R ERA: 2.08	(8, 1)	1.0		4	1	0	0	0	0	0	0	0	0	0	6	11	0.00	1.000

PITCHER	IP	WLS	BF	H	R	ER	SO	BB	IBB	HBP	BLK	WP	HR	S	P	ERA	WHIP

BOTTOM

Cincinnati Reds @ Pittsburgh Pirates

Three Rivers Stadium, Pittsburgh, PA

Sun Apr 20 1997, 3:33 AM EDT
Att. 14,542 - Sunny - 55 F

livebaseballscorecards.com

AB	27
R	5
H	7
RBI	5
BB	4
SO	5
LOB	17

Batter	1	2	3	4	5	6	7	8	9	AB	R	H	RBI	BB	SO	LOB
Deion Sanders, L (1, 8) OBP: 0.425, SLG: 0.481	C L C 0-3 ① K		F S L 0-3 ② K		X 0-0 ③ G3			X 0-0 ③ G3		4	0	0	0	0	2	0
Lenny Harris, L (1, 4) OBP: 0.233, SLG: 0.214	X 0-0 ② F9		B X 1-0 ③ F7			X 0-0 ① B1-3			X 0-0 ① F8	4	0	0	0	0	0	0
Barry Larkin, R (1, 6) OBP: 0.366, SLG: 0.304	C B B F X 2-2 ③ L8			X 0-0 ① F9		C B B F X 2-2 CS 1B			C B X 1-1 ② L9	4	0	1	0	0	0	0
Ruben Sierra, S (1, 9) OBP: 0.328, SLG: 0.418		B F B F B S 3-3 ① K		S X 0-1 E4 B1-3		C F F F B F F B S 2-3 ② ③ K 1-2			B B C F B F X 3-2 1B 2B	4	1	1	0	0	2	1
Hal Morris, L (1, 3) OBP: 0.292, SLG: 0.234		B C C F B B X 3-2 F9 1B 1B		X 0-0 ② B1-3 1-2			B X 1-0 ① G3		C F X 0-2 2-H 1B	4	0	2	1	0	0	1
Eduardo Perez, R (1, 7) OBP: 0.367, SLG: 0.357		F 1 F X SAFE 0-2 1-2 1B		X 0-0 ③ G6-3			B B X 2-0 ② G6-3		B C X 1-1 ③ G4-3	4	0	1	0	0	0	2
Willie Greene, L (1, 5) OBP: 0.297, SLG: 0.413		F D B B 2 X SAFE 3-1 ② F9 2-3			B B B C X 3-1 HR		X 0-0 ③ G3-1			3	1	1	1	0	0	2
Brook Fordyce, R (1, 2) OBP: 0.235, SLG: 0.267		C B X 1-1 ③ G6-3			C B X 1-1 ① G6-3			C C B X 1-2 ① 2B		3	0	1	0	0	0	2
John Smiley, L (1, 1) OBP: 0.091, SLG: 0.182 Ricky Bones, R (5, 1) Jeff Branson, L (8, PH) OBP: 0.105, SLG: 0.105 Hector Carrasco, R (8, 1)			X 0-0 ① G4-3		S B F B X 2-2 ② G4-3			B B F X 2-1 ② F7		2 0 1 0	0 0 0 0	0 0 0 0	0 0 0 0	0 0 0 0	0 0 0 0	0 0 0 0
Inning Stats	R: 0 E: 0 K: 1 S: 7 H: 0 LOB: 0 BB: 0 P: 9	R: 0 E: 0 K: 1 S: 14 H: 2 LOB: 2 BB: 0 P: 24	R: 0 E: 0 K: 1 S: 5 H: 0 LOB: 0 BB: 0 P: 6	R: 0 E: 1 K: 0 S: 5 H: 0 LOB: 1 BB: 0 P: 5	R: 1 E: 0 K: 0 S: 8 H: 1 LOB: 0 BB: 0 P: 14	R: 0 E: 0 K: 1 S: 11 H: 1 LOB: 1 BB: 0 P: 15	R: 0 E: 0 K: 0 S: 3 H: 0 LOB: 0 BB: 0 P: 6	R: 0 E: 0 K: 0 S: 6 H: 1 LOB: 0 BB: 0 P: 9	R: 1 E: 0 K: 0 S: 12 H: 2 LOB: 1 BB: 0 P: 17	1B: 4 2B: 3 3B: 0 HR: 1	SF: 0 SAC: 0 DP: 1 HBP: 0						

PITCHER	IP	WLS	BF	H	R	ER	SO	BB	IBB	HBP	BLK	WP	HR	S	P	ERA	WHIP
Rick Reed, R (1, 1) ERA: 1.33	9.0	W	33	7	2	2	4	0	0	0	0	0	1	71	105	2.00	0.778

PITCHER	IP	WLS	BF	H	R	ER	SO	BB	IBB	HBP	BLK	WP	HR	S	P	ERA	WHIP

TOP

Cincinnati Reds @ New York Mets

Shea Stadium, Flushing, NY

Tue Apr 22 1997, 3:33 AM EDT

Att. 14,585 - Sunny - 59 F

livebaseballscorecards.com

AB	33
R	2
H	7
RBI	2
BB	0
SO	4
LOB	8

1B: 4	SF: 0	WP: 0	PA: 33
2B: 3	SAC: 0	PB: 0	
3B: 0	DP: 1	SB: 0	
HR: 1	HBP: 0	CS: 1	

Batter	1	2	3	4	5	6	7	8	9	AB	R	H	RBI	BB	SO	LOB
Lance Johnson, L (1, 8) OBP: 0.389, SLG: 0.324	X 0-0 ① F7	B D F B X 3-1 ② L7		B B B C B 4-1 1-2 2-3 2B BB		B X 1-0 ② F7		B X 1-0 G4-3 1B		4	1	1	0	1	0	1
Edgard Alfonzo, R (1, 5) OBP: 0.220, SLG: 0.250	C X 0-1 ② G4-3	F B F X 1-2 ③ G1-3		B C F F F X 1-2 1-H 2-H 3-H 2B		C B X 1-1 ③ G6-3		B B S X 2-1 ② G4-3 1-2		5	0	1	3	0	0	2
John Olerud, L (1, 3) OBP: 0.443, SLG: 0.610	B C H 2-1 E HBP		B B X 2-0 ① P5	F X 0-1 ③ F7			X 0-0 FC1-4 1B 2B	C B B X 2-1 ③ L4		4	1	1	0	0	0	2
Bernard Gilkey, R (1, 7) OBP: 0.279, SLG: 0.280	F X 0-1 E5 1-2		C F X 0-2 ② L3		B B X 2-0 2B SF9 1B		B B B B 4-0 FC1-4 BB			3	1	1	0	1	0	1
Todd Hundley, S (1, 2) OBP: 0.311, SLG: 0.426	C C X 0-2 ③ P4		B X 1-0 ③ F8		B B F 1 SAFE B X 3-1 SF9 1-3 2B		C C X 0-2 ① P5			4	0	1	0	0	0	4
Alex Ochoa, R (1, 9) OBP: 0.260, SLG: 0.277		B F X 1-1 ① G6-3		B S C S 1-3 ① K	X 0-0 ① SF9 2-3 3-H		C B F X 1-2 ② FC1-4 1B 1-2f 2-3			3	0	0	1	0	1	2
Manny Alexander, R (1, 4) OBP: 0.360, SLG: 0.375		C B X 1-1 2B 1B		B F F B C 2-3 ② K	F B F B F B F S 3-3 ② K		B F S B X 2-2 1-2 3-H 1B			4	1	2	1	0	2	1
Rey Ordonez, R (1, 6) OBP: 0.288, SLG: 0.268		B B 1 SAFE C X 2-1 1-H 2B 2B		C X 0-1 BB E 2B 1B	C X 0-1 ③ G6-3		C X 0-1 ③ G5-3			4	2	2	1	0	0	3
Rick Reed, R (1, 1) OBP: 0.125, SLG: 0.250		S M B B F X 2-2 2-H 2B		F C F B B X 2-2 E6 BB 1-2 2B		B B B C C X 3-2 ① P3		B C X 1-1 ① G5-3		4	1	1	1	0	0	1
Inning Stats	R: 0 E: 1 K: 0 S: 9 H: 0 LOB: 2 BB: 0 P: 11	R: 2 E: 0 K: 0 S: 15 H: 3 LOB: 1 BB: 0 P: 25	R: 0 E: 0 K: 0 S: 5 H: 0 LOB: 0 BB: 0 P: 8	R: 3 E: 1 K: 2 S: 21 H: 2 LOB: 1 BB: 1 P: 31	R: 1 E: 0 K: 1 S: 12 H: 2 LOB: 1 BB: 0 P: 20	R: 0 E: 0 K: 0 S: 6 H: 0 LOB: 0 BB: 0 P: 11	R: 1 E: 0 K: 0 S: 12 H: 2 LOB: 2 BB: 1 P: 19	R: 0 E: 0 K: 0 S: 7 H: 1 LOB: 1 BB: 0 P: 13		1B: 5 2B: 5 3B: 0 HR: 0 SF: 1 SAC: 0 DP: 0 HBP: 1						

PITCHER		IP	WLS	BF	H	R	ER	SO	BB	IBB	HBP	BLK	WP	HR	S	P	ERA	WHIP
John Smiley, L ERA: 7.0	(1, 1)	4.0	L	23	7	6	3	2	1	0	1	0	0	0	53	83	6.75	2.000
Ricky Bones, R ERA: 9.64	(5, 1)	3.0		12	2	1	1	1	1	0	0	0	0	0	27	42	3.00	1.000
Hector Carrasco, R ERA: 1.86	(8, 1)	1.0		4	1	0	0	0	0	0	0	0	0	0	7	13	0.00	1.000

PITCHER	IP	WLS	BF	H	R	ER	SO	BB	IBB	HBP	BLK	WP	HR	S	P	ERA	WHIP

BOTTOM

Cincinnati Reds @ New York Mets

Shea Stadium, Flushing, NY

Tue Apr 22 1997, 3:33 AM EDT
Att. 14,585 - Sunny - 59 F

livebaseballscorecards.com

AB	35
R	7
H	10
RBI	7
BB	2
SO	3
LOB	17

WP: 0 PB: 0 SB: 0 CS: 0 PA: 39

Batter	1	2	3	4	5	6	7	8	9	AB	R	H	RBI	BB	SO	LOB
Deion Sanders, L (1, 8) OBP: 0.440, SLG: 0.518	G6-3 3B		SH1-3 1B		G4-6-3 1B		G1-3			4	1	3	1	0	0	1
Lenny Harris, L (1, 7) OBP: 0.212, SLG: 0.194	G6-3		SH1-3		G4-6-3			G4-3		3	0	0	1	0	0	1
Barry Larkin, R (1, 6) OBP: 0.360, SLG: 0.300	G6-3		P4			G4-6-3 1B		G5-3		4	0	1	0	0	0	2
Ruben Sierra, S (1, 9) OBP: 0.339, SLG: 0.424	1B		G6-3			F7		G5-3		4	0	2	0	0	0	2
Hal Morris, L (1, 3) OBP: 0.276, SLG: 0.221	F7			G6-3		G4-6-3			G4-3	4	0	0	0	0	0	3
Willie Greene, L (1, 5) OBP: 0.282, SLG: 0.388		K		K		G4-3			K	4	0	0	0	0	3	1
Bret Boone, R (1, 4) OBP: 0.242, SLG: 0.190		K		F9			BB		G1-3	3	0	0	0	1	1	0
Eddie Taubensee, L (1, 2) OBP: 0.383, SLG: 0.410		F7			F7		K			3	0	0	0	0	1	1
Mike Morgan, R (1, 1) OBP: 0.167, SLG: 0.500			E1 SH1-3 1B		1B 2B		P6			1	0	0	0	0	0	0
Stan Belinda, R (4, 1)										0	0	0	0	0	0	0
Pokey Reese, R (5, PH) OBP: 0.211, SLG: 0.389										1	1	1	0	0	0	0
Kevin Jarvis, L (5, 1)										0	0	0	0	0	0	0
Jeff Branson, L (7, PH) OBP: 0.100, SLG: 0.100										1	0	0	0	0	0	1
Jeff Brantley, R (7, 1)										0	0	0	0	0	0	0
Jeff Shaw, R (8, 1)										0	0	0	0	0	0	0
Inning Stats	R: 1 E: 0 K: 0 S: 11 H: 2 LOB: 1 BB: 0 P: 18	R: 0 E: 0 K: 2 S: 8 H: 0 LOB: 0 BB: 0 P: 11	R: 0 E: 1 K: 0 S: 12 H: 1 LOB: 2 BB: 0 P: 18	R: 0 E: 0 K: 1 S: 8 H: 0 LOB: 0 BB: 0 P: 11	R: 1 E: 0 K: 0 S: 6 H: 2 LOB: 0 BB: 0 P: 10	R: 0 E: 0 K: 0 S: 8 H: 2 LOB: 1 BB: 0 P: 11	R: 0 E: 0 K: 1 S: 9 H: 0 LOB: 1 BB: 1 P: 14	R: 0 E: 0 K: 0 S: 8 H: 0 LOB: 0 BB: 0 P: 14	R: 0 E: 0 K: 1 S: 8 H: 0 LOB: 0 BB: 0 P: 12	1B: 5 2B: 1 3B: 1 HR: 0	SF: 0 SAC: 1 DP: 2 HBP: 0						

PITCHER		IP	W/L/S	BF	H	R	ER	SO	BB	IBB	HBP	BLK	WP	HR	S	P	ERA	WHIP
Mark Clark, R ERA: 4.18	(1, 1)	7.0	W	28	7	2	2	4	1	0	0	0	0	0	62	93	2.57	1.143
Ricardo Jordan, L ERA: 5.68	(8, 1)	1.0		3	0	0	0	0	0	0	0	0	0	0	8	14	0.00	0.000
John Franco, L ERA: 0.87	(9, 1)	1.0		3	0	0	0	1	0	0	0	0	0	0	8	12	0.00	0.000

PITCHER	IP	W/L/S	BF	H	R	ER	SO	BB	IBB	HBP	BLK	WP	HR	S	P	ERA	WHIP

Cincinnati Reds @ New York Mets

Shea Stadium, Flushing, NY

Wed Apr 23 1997, 3:33 AM EDT

Att. 26,492 - Cloudy - 60 F

TOP

livebaseballscorecards.com

AB	32
R	2
H	7
RBI	2
BB	1
SO	5
LOB	12

1B: 5	SF: 0	WP: 0	PA: 34
2B: 1	SAC: 1	PB: 0	
3B: 1	DP: 2	SB: 0	
HR: 0	HBP: 0	CS: 0	

Batter	1	2	3	4	5	6	7	8	9	AB	R	H	RBI	BB	SO	LOB
Lance Johnson, L (1, 8) OBP: 0.394, SLG: 0.325 Steve Bieser, L (8, 8) OBP: 0.500, SLG: 0.200 (9, 7)	1-2 G4-3 SH1-3 HR 1B	1-3 K ③		4-2 S 1B BB		0-1 F8 ②		1-1 1B 1B HBP		3 0	2 0	1 0	0 0	1 0	1 0	2 0
Edgardo Alfonzo, R (1, 5) OBP: 0.289, SLG: 0.308	1 SAFE 1-1 SH1-3 ① 1-2		4-0 2B BB	2-2 1-H 1B		1-1 2B 1B		0-1 1B 1-2 1B		3	2	3	1	1	0	0
John Olerud, L (1, 3) OBP: 0.452, SLG: 0.634	2-2 G4-3 ② 2-3		2-0 WP 1-H 1B 2B	0-0 F7 ①		3-0 1-H HR 2B		1-1 1-2 2-3 1B		5	2	3	2	0	0	2
Todd Hundley, S (1, 2) OBP: 0.329, SLG: 0.530 John Franco, L (9, 1)	0-0 3-H HR		1-2 2-H 2B 1B	1-0 P7 ②		1-2 2-H HR		0-2 P2 ①		5 0	3 0	3 0	5 0	0 0	0 0	4 0
Bernard Gilkey, R (1, 7) OBP: 0.278, SLG: 0.291 Alex Ochoa, R (8, PH) OBP: 0.255, SLG: 0.271 (9, 9)	3-3 K ③		0-1 1-H 1B 2B	1-0 F8 ③		1-0 F7 ③		1-3 K ②		4 1	1 0	1 0	1 0	0 0	1 1	1 3
Carl Everett, S (1, 9) OBP: 0.233, SLG: 0.325 (9, 8)		2-3 K ①	2-0 S 3-H 1B		0-0 G5-3 ①		0-2 F8 ①	1-3 K ③		5	0	1	1	0	2	3
Manny Alexander, R (1, 4) OBP: 0.379, SLG: 0.370		4-0 1B BB	0-3 K ①		2-1 G1-3 ②		0-2 1B			3	0	1	0	1	1	1
Rey Ordonez, R (1, 6) OBP: 0.286, SLG: 0.267	1 SAFE 0-2 1-2 1B		1-1 G4-3 ② 1-2		0-0 G5-3 ③		0-0 F7 ②			4	0	1	0	0	0	2
Mark Clark, R (1, 1) Matt Franco, L (7, PH) OBP: 0.429, SLG: 0.545 Ricardo Jordan, L (8, 1) Alberto Castillo, R (9, 2) OBP: 0.571, SLG: 0.400	2 SAFE 1-3 K ②	2-3 K ③				2-1 G6-3 ①	0-3 K ③			3 1 0 0	0 0 0 0	0 0 0 0	0 0 0 0	0 0 0 0	2 1 0 0	3 1 0 0
Inning Stats	R: 2 H: 2 E: 0 LOB: 0 K: 1 BB: 0 S: 15 P: 22	R: 0 H: 1 E: 0 LOB: 2 K: 3 BB: 1 S: 12 P: 20	R: 4 H: 4 E: 0 LOB: 1 K: 2 BB: 1 S: 16 P: 28	R: 1 H: 1 E: 0 LOB: 1 K: 0 BB: 1 S: 9 P: 17	R: 0 H: 0 E: 0 LOB: 0 K: 0 BB: 0 S: 4 P: 6	R: 3 H: 3 E: 0 LOB: 0 K: 0 BB: 0 S: 11 P: 19	R: 0 H: 1 E: 0 LOB: 1 K: 1 BB: 0 S: 11 P: 11	R: 0 H: 2 E: 0 LOB: 3 K: 2 BB: 0 S: 17 P: 21		1B: 9 SF: 0 2B: 3 SAC: 1 3B: 0 DP: 0 HR: 2 HBP: 1						WP: 1 PA: 42 PB: 0 SB: 2 CS: 0

BOTTOM

Cincinnati Reds @ New York Mets

Shea Stadium, Flushing, NY

Wed Apr 23 1997, 3:33 AM EDT

Att. 26,492 - Cloudy - 60 F

livebaseballscorecards.com

AB	37
R	10
H	14
RBI	10
BB	3
SO	9
LOB	22

PITCHER		IP	WLS	BF	H	R	ER	SO	BB	IBB	HBP	BLK	WP	HR	S	P	ERA	WHIP
Mike Morgan, R ERA: 5.79	(1, 1)	3.0	L	18	7	6	6	6	2	0	0	0	1	1	43	70	18.00	3.000
Stan Belinda, R ERA: 5.54	(4, 1)	1.0		5	1	1	1	0	1	0	0	0	0	0	9	17	9.00	2.000
Kevin Jarvis, R ERA: 9.75	(5, 1)	2.0		9	3	3	3	0	0	0	0	0	0	1	15	25	13.50	1.500
Jeff Brantley, R ERA:	(7, 1)	1.0		4	1	0	0	1	0	0	0	0	0	0	11	11	0.00	1.000
Jeff Shaw, R ERA: 0.77	(8, 1)	1.0		6	2	0	0	2	0	0	1	0	0	0	17	21	0.00	2.000

PITCHER		IP	WLS	BF	H	R	ER	SO	BB	IBB	HBP	BLK	WP	HR	S	P	ERA	WHIP

Batter	1	2	3	4	5	6	7	8	9	AB	R	H	RBI	BB	SO	LOB
Gregg Jefferies, S (1, 7) OBP: 0.304, SLG: 0.314	G5-3		PB K		2B HBP	2-H 1B		K		3	2	1	0	0	1	2
Ruben Amaro Jr, S (6, PH) OBP: 0.333, SLG: 0.231 (6, 7)										2	0	1	1	0	1	1
Mickey Morandini, L (1, 4) OBP: 0.333, SLG: 0.263	L7	PB 2-3 2B 1B	2B	1-H 3-H 2B	G3		L8			5	2	3	2	0	0	1
Kevin Sefcik, R (6, 4) OBP: 0.154, SLG: 0.154										1	0	0	0	0	0	0
Rico Brogna, L (1, 3) OBP: 0.320, SLG: 0.400	K	2B 1-2 1B 3-H	K2-3	2-H 1B		1B	G3			6	1	3	1	0	2	1
Darren Daulton, L (1, 9) OBP: 0.438, SLG: 0.472	F3	1B 1-3 1B 2-H 2B	IBB	BB		F9	F3			2	1	1	1	2	0	0
Wendell Magee, R (5, PR) OBP: 0.210, SLG: 0.228 (5, 8)										2	0	0	0	0	0	1
Mike Lieberthal, R (1, 2) OBP: 0.242, SLG: 0.500	G6-3 BB 1B	G1-3	K	L4		P3				5	0	1	0	0	1	7
Scott Rolen, R (1, 5) OBP: 0.370, SLG: 0.310	1-2 G6-3 BB	1B BB	F8			2B BB	L9			2	2	0	0	3	0	3
Rob Butler, L (1, 8) OBP: 0.450, SLG: 0.526 (5, 9)	G6-3 1-2 2-3	1B 1-2 2-3 3-H 1B		G4-3	WP 1-H 1B 2B			2B		5	1	3	2	0	0	2
Kevin Stocker, S (1, 6) OBP: 0.329, SLG: 0.357	IBB	1-3 2-H 3-H 1B		G1-4-3 2B	G5-3			F9		4	1	2	2	1	0	2
Mark Leiter, R (1, 1) OBP: 0.182, SLG: 0.100	K	K		G1-4-3 2-3	K			K		4	0	0	0	0	3	7
Derrick May, L (8, PH) OBP: 0.276, SLG: 0.417										1	0	0	0	0	1	1
Mike Mimbs, L (8, 1)										0	0	0	0	0	0	0
Reggie Harris, R (9, 1)										0	0	0	0	0	0	0
Erik Plantenberg, R (9, 1)										0	0	0	0	0	0	0
Ricky Bottalico, L (9, 1)										0	0	0	0	0	0	0
Inning Stats	R: 0 E: 0 K: 1 S: 5 H: 0 LOB: 0 BB: 0 P: 5	R: 0 E: 0 K: 1 S: 6 H: 1 LOB: 3 BB: 2 P: 14	R: 5 E: 0 K: 2 S: 13 H: 6 LOB: 2 BB: 1 P: 17	R: 0 E: 0 K: 2 S: 8 H: 1 LOB: 2 BB: 1 P: 12	R: 3 E: 0 K: 0 S: 6 H: 3 LOB: 2 BB: 1 P: 11	R: 2 E: 0 K: 1 S: 7 H: 2 LOB: 1 BB: 1 P: 11	R: 0 E: 0 K: 0 S: 4 H: 1 LOB: 1 BB: 0 P: 4	R: 0 E: 0 K: 2 S: 8 H: 1 LOB: 1 BB: 0 P: 8	R: 0 E: 0 K: 0 S: 3 H: 0 LOB: 0 BB: 0 P: 3	1B: 8 2B: 7 3B: 0 HR: 0	SF: 0 SAC: 0 DP: 0 HBP: 1						

TOP

Philadelphia Phillies @ Cincinnati Reds

Cinergy Field, Cincinnati, OH

Fri Apr 25 1997, 7:05 PM EDT

Att. 22,843 - Cloudy - 66 F

livebaseballscorecards.com

AB	42
R	10
H	15
RBI	9
BB	6
SO	9
LOB	28

WP: 1	PA: 49
PB: 1	
SB: 0	
CS: 0	

PITCHER		IP	WLS	BF	H	R	ER	SO	BB	IBB	HBP	BLK	WP	HR	S	P	ERA	WHIP
Dave Burba, R ERA: 7.57	(1, 1)	4.2	L	28	9	7	7	6	2	2	1	0	0	0	35	52	13.50	2.357
Mike Remlinger, L ERA: 2.25	(5, 1)	0.0		3	2	1	1	0	1	0	0	0	0	0	2	6	∞	∞
Kevin Jarvis, R ERA: 10.13	(5, 1)	1.1		7	2	2	2	1	1	0	0	0	1	0	8	12	13.50	2.250
Ricky Bones, R ERA: 9.0	(7, 1)	1.0		4	1	0	0	0	0	0	0	0	0	0	4	4	0.00	1.000
Stan Belinda, R ERA: 5.14	(8, 1)	1.0		4	1	0	0	2	0	0	0	0	0	0	8	8	0.00	1.000

PITCHER		IP	WLS	BF	H	R	ER	SO	BB	IBB	HBP	BLK	WP	HR	S	P	ERA	WHIP
Hector Carrasco, R ERA: 1.69	(9, 1)	1.0		3	0	0	0	0	0	0	0	0	0	0	3	3	0.00	0.000

BOTTOM

Philadelphia Phillies @ Cincinnati Reds

Cinergy Field, Cincinnati, OH

Fri Apr 25 1997, 7:05 PM EDT

Att. 22,843 - Cloudy - 66 F

livebaseballscorecards.com

Batter	1	2	3	4	5	6	7	8	9	AB	R	H	RBI	BB	SO	LOB
Deion Sanders, L (1, 8) OBP: 0.438, SLG: 0.533	F9		F8		F7		2B 3B		S 1B 1B	5	2	2	0	0	0	0
Eric Owens, R (1, 7) OBP: 0.353, SLG: 0.267	L8		K		F8		K		BB S 2B 1B 1-H	5	1	1	1	0	2	1
Barry Larkin, R (1, 6) OBP: 0.367, SLG: 0.328 Lenny Harris, L (9, 4) OBP: 0.235, SLG: 0.194	WP 1B		L3			G6-3	2B 3-H		BB 2B BB 1-2	4	0	2	1	0	0	0
										0	1	0	0	1	0	0
Ruben Sierra, S (1, 9) OBP: 0.328, SLG: 0.406	F5 1-2			FC3-6 1B 1B		F2	F8		P5	5	0	1	0	0	0	4
Eddie Taubensee, L (1, 2) OBP: 0.404, SLG: 0.476		L8 1B BB		K		HR		F2	2B BB 1-2 2-3	3	2	1	1	2	1	1
Hal Morris, L (1, 3) OBP: 0.296, SLG: 0.260		FC5-4 1B 1-2		FC3-6 1B 1-2		E4 2B		F7	WP G3 2B 1-H 2-H 3-H	5	1	3	3	0	0	0
Willie Greene, L (1, 5) OBP: 0.289, SLG: 0.403	L8 2-3			FC3-6 1-2f 2-3		1B 2B 1-3		1B 1B 1-2	G3 2-H	5	0	2	1	0	0	4
Bret Boone, R (1, 4) OBP: 0.256, SLG: 0.183 Mike Remlinger, L (8, 1) Kevin Jarvis, L (6, 1) Eduardo Perez, R (6, PH) OBP: 0.355, SLG: 0.345 Ricky Bones, R (7, 1) Stan Belinda, R (8, 1) Brook Fordyce, R (8, PH) OBP: 0.241, SLG: 0.276 Hector Carrasco, R (9, 1) Kent Mercker, L (9, PH) OBP: 0.600, SLG: 0.700	K			G1-3		K		BB	BB	2 0 0 1 0 0 0 1 0 0	0 0 0 0 0 0 0 0 0 0	0 0 0 0 0 0 0 1 0 0	0 0 0 0 0 0 0 0 0 0	1 0 0 0 0 0 0 0 0 1	4 0 2 0 0 0 0 0 0 0
Dave Burba, R (1, 1) OBP: 0.375, SLG: 0.375 Jeff Branson, L (5, 4) OBP: 0.083, SLG: 0.083 (9, 6)	FC5-4 1-2f				F9		G6-3	K	G4-3	1 4	0 0	0 0	0 0	0 0	0 1	2 3

Inning Stats	1	2	3	4	5	6	7	8	9
	R: 0 E: 0 K: 0 S: 4	H: 1 LOB: 1 BB: 0 P: 4	R: 0 E: 0 K: 1 S: 6	H: 1 LOB: 2 BB: 1 P: 10	R: 0 E: 0 K: 1 S: 5	H: 0 LOB: 0 BB: 0 P: 5	R: 0 E: 0 K: 1 S: 7	H: 2 LOB: 2 BB: 0 P: 7	R: 0 E: 0 K: 0 S: 3	H: 0 LOB: 0 BB: 0 P: 3	R: 1 E: 1 K: 1 S: 8	H: 2 LOB: 2 BB: 0 P: 8	R: 1 E: 0 K: 1 S: 7	H: 2 LOB: 1 BB: 0 P: 7	R: 0 E: 0 K: 1 S: 7	H: 2 LOB: 2 BB: 0 P: 7	R: 5 E: 0 K: 0 S: 6	H: 3 LOB: 1 BB: 3 P: 18

1B: 8	SF: 0	WP: 2
2B: 3	SAC: 0	PA: 45
3B: 1	DP: 0	PB: 0
HR: 1	HBP: 0	SB: 2
		CS: 0

	AB	41
	R	7
	H	13
	RBI	7
	BB	4
	SO	6
	LOB	21

PITCHER		IP	WLS	BF	H	R	ER	SO	BB	IBB	HBP	BLK	WP	HR	S	P	ERA	WHIP
Mark Leiter, R ERA: 2.81	(1, 1)	7.0	W	31	8	2	2	5	1	0	0	0	1	1	40	44	2.57	1.286
Mike Mimbs, L ERA: 2.63	(8, 1)	1.0		5	2	0	0	1	0	0	0	0	0	0	7	7	0.00	2.000
Reggie Harris, R ERA: 9.45	(9, 1)	0.1		5	2	4	4	0	2	0	0	0	0	0	3	11	108.00	12.000
Erik Plantenberg, L ERA: 8.44	(9, 1)	0.1		3	1	1	1	0	1	0	0	0	1	0	2	6	27.00	6.000
Ricky Bottalico, R ERA: 3.38	(9, 1)	0.1	S	1	0	0	0	0	0	0	0	0	0	0	1	1	0.00	0.000

PITCHER		IP	WLS	BF	H	R	ER	SO	BB	IBB	HBP	BLK	WP	HR	S	P	ERA	WHIP

Batter	1	2	3	4	5	6	7	8	9	AB	R	H	RBI	BB	SO	LOB
Gregg Jefferies, S (1, 7) OBP: 0.289, SLG: 0.297	X 0-0 ① G6-3		B X 1-0 ③ P6		C F X 0-2 E5 BB 2-3 3-H		B B F X 2-1 ③ L4			4	0	0	0	0	0	3
Mickey Morandini, L (1, 4) OBP: 0.341, SLG: 0.266	B S B F X 2-2 ② G3-1			F F C 0-3 ① K	B B F B B 4-1 1-2 BB			C F X 0-2 G6-4-3 1B		3	0	1	0	1	1	0
Rico Brogna, L (1, 3) OBP: 0.304, SLG: 0.377	B B X 2-0 ③ F9			B B X 2-0 ② F8	C B B X 2-1 ③ F8			B C X 1-1 ①② G6-4-3 1-2f		4	0	0	0	0	0	4
Darren Daulton, L (1, 9) OBP: 0.404, SLG: 0.425		C B B F B F T 3-2 ① K		B B X 2-0 ③ L9		C B C B X 2-2 ① G3-1		S B B F X 2-2 ③ F7		4	0	0	0	0	1	0
Mark Parent, R (1, 2) OBP: 0.130, SLG: 0.095		C F B B C 1-3 ② K			B C F B B F F F B 4-2 1B WP SF7 BB	C C B X 1-2 ② F8			X 0-0 ① P6	3	1	0	0	1	1	0
Scott Rolen, R (1, 5) OBP: 0.369, SLG: 0.311 Mike Mimbs, L (6, 1) Reggie Harris, R (8, 1) Rob Butler, L (9, PH) OBP: 0.429, SLG: 0.500		B B X 2-0 ③ F8			F B B B S X 3-2 23 PB BB E 1-3 1B	C S B F F C 1-3 ③ K			B B C C S 2-3 ② K	3	1	1	0	0	1	0
										0	0	0	0	0	0	0
										0	0	0	0	0	0	0
										1	0	0	0	0	1	0
Wendell Magee, R (1, 8) OBP: 0.200, SLG: 0.220 Derrick May, L (9, PH) OBP: 0.270, SLG: 0.405			X 0-0 ① G5-3		C X 0-1 ① SF7 3-H		L C X 0-2 ① L8		B B C B F B S 3-3 ③ K	2	0	0	1	0	0	0
										1	0	0	0	0	1	0
Kevin Stocker, S (1, 6) OBP: 0.342, SLG: 0.361			B X 1-0 1B		C B S B B B 4-2 E 23 PB 1-2 BB		B B C X 2-1 ② L3			2	0	1	0	1	0	0
Curt Schilling, R (1, 1) OBP: 0.067, SLG: 0.071 23 Kevin Jordan, R (5, PH) Scott Ruffcorn, R (5, 1) Kevin Sefcik, R (6, 5) OBP: 0.214, SLG: 0.154			L C B M 1-3 ② K		C C B S 1-3 ② K 1-2 2-3		B F B B B 4-1 BB			1	0	0	0	0	1	1
										1	0	0	0	0	1	2
										0	0	0	0	0	0	0
										0	0	0	0	1	0	0
Inning Stats	R: 0 E: 0 K: 0 S: 5 H: 0 LOB: 0 BB: 0 P: 9	R: 0 E: 0 K: 2 S: 8 H: 0 LOB: 0 BB: 0 P: 14	R: 0 E: 0 K: 1 S: 6 H: 1 LOB: 1 BB: 0 P: 9	R: 0 E: 0 K: 1 S: 5 H: 0 LOB: 0 BB: 0 P: 9	R: 2 E: 1 K: 1 S: 21 H: 1 LOB: 3 BB: 3 P: 39	R: 0 E: 0 K: 1 S: 11 H: 0 LOB: 0 BB: 0 P: 15	R: 0 E: 0 K: 0 S: 8 H: 0 LOB: 1 BB: 1 P: 16	R: 0 E: 0 K: 0 S: 8 H: 1 LOB: 0 BB: 0 P: 11	R: 0 E: 0 K: 2 S: 7 H: 0 LOB: 0 BB: 0 P: 12	1B: 3 2B: 0 3B: 0 HR: 0	SF: 1 SAC: 0 DP: 1 HBP: 0					

TOP

Philadelphia Phillies @ Cincinnati Reds

Cinergy Field, Cincinnati, OH

Sat Apr 26 1997, 7:05 PM EDT

Att. 27,357 - Unknown - 67 F

livebaseballscorecards.com

AB	29
R	2
H	3
RBI	1
BB	4
SO	8
LOB	10

WP: 1 PB: 1 SB: 0 CS: 0 PA: 34

PITCHER		IP	WLS	BF	H	R	ER	SO	BB	IBB	HBP	BLK	WP	HR	S	P	ERA	WHIP
Pete Schourek, L ERA: 7.02	(1, 1)	5.0	W	21	2	2	1	5	3	0	0	0	1	0	45	80	1.80	1.000
Stan Belinda, R ERA: 4.5	(6, 1)	2.0		7	0	0	0	1	1	0	0	0	0	0	19	31	0.00	0.500
Jeff Shaw, R ERA: 0.71	(8, 1)	1.0		3	1	0	0	0	0	0	0	0	0	0	8	11	0.00	1.000
Jeff Brantley, R ERA:	(9, 1)	1.0		3	0	0	0	2	0	0	0	0	0	0	7	12	0.00	0.000

PITCHER	IP	WLS	BF	H	R	ER	SO	BB	IBB	HBP	BLK	WP	HR	S	P	ERA	WHIP

Batter	1	2	3	4	5	6	7	8	9	AB	R	H	RBI	BB	SO	LOB
Deion Sanders, L (1, 8) OBP: 0.446, SLG: 0.548	B C C B F B B 4-2 HR BB	B X 1-0 ② G4-3 3-H		B B F B B 4-1 S S BB		X 0-0 ① F8		B F F X 1-2 HR 3B		3	2	1	1	2	0	0
Hal Morris, L (1, 3) OBP: 0.291, SLG: 0.295	B X 1-0 1-H HR	C B B B F X 3-2 ③ F7		F C S 0-3 ① K 1-2		B B C F X 2-2 ② G3		B F B F F F X 2-2 ① G6-3		5	1	1	2	0	1	2
Barry Larkin, R (1, 6) OBP: 0.393, SLG: 0.348	B B B B 4-0 1B BB		B S B F B B 4-2 HR BB	C B F B 2 SAFE 2 SAFE F S 2-3 ② K		B F B X 2-1 1B 2B		C B B B S B 4-2 HR BB		2	3	1	0	3	1	1
Ruben Sierra, S (1, 9) OBP: 0.333, SLG: 0.441	X 0-0 ① F8		1 SAFE 1 SAFE C F B 1 SAFE S 1-3 ① K	B B B S X 3-1 ③ L6 2-3		B B F B B 4-1 1B BB		B F B B X 3-1 1-H 3-H HR		4	1	1	3	1	1	3
Eddie Taubensee, L (1, 2) OBP: 0.421, SLG: 0.574	C C B X 1-2 ② P2		F B C B B B X 3-2 1-H HR		C F B C 1-3 ① K	C S B B B X 3-2 1-3 2-H 1B		B X 1-0 FC6-4 2B		5	1	3	3	0	1	1
Willie Greene, L (1, 5) OBP: 0.295, SLG: 0.395	B C X 1-1 1-2 1B		B C B X 2-1 ② P5		B S S B F B X 3-2 ② G4-3	P B X 2-0 ③ P5		B B B C B 4-1 FC6-4 BB		4	0	1	0	1	0	2
Bret Boone, R (1, 4) OBP: 0.247, SLG: 0.188	C C B F B X 2-2 ③ L9		B X 1-0 1B		B B B B 4-0 WP 1B BB		B S F X 1-2 ① F8	B C X 1-1 ② FC6-4 BB 1-2f 2-3		4	0	1	0	1	0	4
Curtis Goodwin, L (1, 7) OBP: 0.600, SLG: 0.500		C C X 0-2 SH1-4 S G4-3 1B	B B X 2-0 ③ L7	B B B C 1 SAFE F X 3-2 WP 1-2 1B			C F X 0-2 ② G3	B F B B B 4-1 1-2 BB		4	1	2	0	1	0	1
Pete Schourek, L (1, 1) OBP: 0.200, SLG: 0.800 Jeff Branson, L (5, PH) OBP: 0.080, SLG: 0.080 Stan Belinda, R (6, 1) Eduardo Perez, R (7, PH) OBP: 0.344, SLG: 0.333 Jeff Shaw, R (8, 1) Lenny Harris, L (8, PH) OBP: 0.229, SLG: 0.188 Jeff Brantley, R (9, 1)		L F L B X 1-2 ① SH1-4 1-3		B X 1-0 HR	C F B F F B S 1-3 ③ K 1-2 2-3		C C B S 1-3 ③ K	X 0-0 ③ G3		1 1 0 1 0 0 1	1 0 0 0 0 0 0	1 0 0 0 0 0 0	1 0 0 0 0 0 0	0 1 0 0 0 0 0	0 0 0 1 0 0 0	0 2 0 0 0 0 3
Inning Stats	R: 2 E: 0 K: 0 S: 14 H: 2 LOB: 2 BB: 2 P: 27	R: 1 E: 0 K: 0 S: 10 H: 1 LOB: 0 BB: 0 P: 15	R: 2 E: 0 K: 1 S: 12 H: 2 LOB: 1 BB: 1 P: 25	R: 1 E: 0 K: 2 S: 11 H: 1 LOB: 1 BB: 1 P: 21	R: 0 E: 0 K: 2 S: 16 H: 1 LOB: 2 BB: 1 P: 28	R: 1 E: 0 K: 0 S: 12 H: 2 LOB: 2 BB: 1 P: 24	R: 0 E: 0 K: 1 S: 9 H: 0 LOB: 0 BB: 0 P: 11	R: 3 E: 0 K: 0 S: 18 H: 3 LOB: 3 BB: 3 P: 38		1B: 5 2B: 2 3B: 1 HR: 4	SF: 0 SAC: 1 DP: 0 HBP: 0			WP: 1 PB: 0 SB: 3 CS: 0	PA: 45	

PITCHER		IP	WLS	BF	H	R	ER	SO	BB	IBB	HBP	BLK	WP	HR	S	P	ERA	WHIP
Curt Schilling, R ERA: 3.8	(1, 1)	4.0	L	22	6	6	6	3	4	0	0	0	0	3	47	88	13.50	2.500
Scott Ruffcorn, R ERA: 3.52	(5, 1)	1.2		9	2	1	1	2	2	0	0	0	1	0	23	43	5.40	2.400
Mike Mimbs, L ERA: 4.11	(6, 1)	1.2		11	4	3	3	1	2	0	0	0	0	1	28	49	16.20	3.600
Reggie Harris, R ERA: 8.59	(8, 1)	0.2		3	0	0	0	0	1	0	0	0	0	0	4	9	0.00	1.500

PITCHER	IP	WLS	BF	H	R	ER	SO	BB	IBB	HBP	BLK	WP	HR	S	P	ERA	WHIP

BOTTOM

Philadelphia Phillies @ Cincinnati Reds

Cinergy Field, Cincinnati, OH

Sat Apr 26 1997, 7:05 PM EDT
Att. 27,357 - Unknown - 67 F

livebaseballscorecards.com

AB	35
R	10
H	12
RBI	10
BB	9
SO	6
LOB	19

New York Mets @ Cincinnati Reds

Cinergy Field, Cincinnati, OH

Mon Apr 28 1997, 7:05 PM EDT

Att. 15,572 - Unknown - 60 F

TOP

livebaseballscorecards.com

Batter	1	2	3	4	5	6	7	8	9	AB	R	H	RBI	BB	SO	LOB
Lance Johnson, L (1, 8) OBP: 0.389, SLG: 0.333	0-0 G6-4-3 1B		2-2 1B PB 1B 1-2 1B	0-1 G1-3 ②	1-0 WP 2B 2-H 2B		4-2 WP 2B BB		0-1 1B 2-H 1B	4	2	3	1	0	0	0
Matt Franco, L (5, 5) OBP: 0.476, SLG: 0.500										1	1	1	1	1	0	0
Edgardo Alfonzo, R (1, 5) OBP: 0.322, SLG: 0.365	1-2 G6-4-3 ①② 1-2f		1-1 HBP 1B G5-3 1-3 2-H 1B	1-3 K ③	4-0 2B PB 2-3 BB		2-1 1B-H 2B		3-2 1-3 1B	3	2	1	1	1	1	1
Steve Bieser, L (5, 8) OBP: 0.563, SLG: 0.545										2	0	2	1	0	0	0
Bernard Gilkey, R (1, 7) OBP: 0.292, SLG: 0.318	0-0 G6-3 ③		2-1 G5-3 HBP 1B 1-2 3-H 1B		2-2 HR 1B 0-1 PB 1-3 3-H 2B		3-1 F8 ③		3-1 P9 ③	6	2	3	2	0	0	3
Todd Hundley, S (1, 2) OBP: 0.341, SLG: 0.539		4-0 2B BB	1-2 G5-3 1B 1-2 2-3 HBP		2-1 1-H HR 1-3 K ③ 2-3 3-H			1-3 K ①		2	3	1	2	1	1	1
Alberto Castillo, R (6, 2) OBP: 0.417, SLG: 0.300										1	0	0	0	0	1	0
Butch Huskey, R (1, 3) OBP: 0.179, SLG: 0.327		2-1 G4-3 1-H 2B	1-3 K ①		3-1 HR	1-0 F8 ①		2-1 F8 ②		5	1	2	2	0	1	3
Alex Ochoa, R (1, 9) OBP: 0.246, SLG: 0.258		1-1 G6-3 ①	2-1 G5-3 ② 1-2 2-3 3-H		1-1 G5-3 ①	1-2 F9 ②		2-3 K ③		5	0	0	1	0	1	3
Manny Alexander, R (1, 4) OBP: 0.340, SLG: 0.326		0-2 G4-3 ② 2-3	2-0 2-H 3-H 1B		2-3 K ②	1-3 K ③			1-2 1B 2B	5	1	2	2	0	2	1
(6, 6)																
Rey Ordonez, R (1, 6) OBP: 0.284, SLG: 0.296		2-1 G5-3 ③	0-3 K ③		0-0 2B 3B		1-3 K ①		0-3 K ①	3	1	1	0	0	1	2
Carlos Baerga, S (6, 4) OBP: 0.188, SLG: 0.194										2	0	0	0	0	2	1
Rick Reed, R (1, 1) OBP: 0.250, SLG: 0.364			4-2 B PB 1B 1B BB	0-1 F8 ①	0-2 3-H 2B		1-1 G4-3 ②		1-2 F9 ②	3	2	1	1	1	0	0
Carl Everett, S (9, PH) OBP: 0.232, SLG: 0.288										1	0	0	0	0	0	1
Toby Borland, R (9, 1)										0	0	0	0	0	0	0
Inning Stats	R: 0 E: 0 K: 0 S: 5 H: 1 LOB: 0 BB: 0 P: 6	R: 1 E: 0 K: 0 S: 9 H: 1 LOB: 1 BB: 1 P: 18	R: 5 E: 0 K: 2 S: 26 H: 4 LOB: 1 BB: 1 P: 41	R: 0 E: 0 K: 1 S: 7 H: 0 LOB: 0 BB: 0 P: 8	R: 7 E: 0 K: 2 S: 22 H: 7 LOB: 1 BB: 1 P: 38	R: 0 E: 0 K: 1 S: 7 H: 0 LOB: 0 BB: 0 P: 10	R: 1 E: 0 K: 1 S: 13 H: 1 LOB: 1 BB: 1 P: 24	R: 0 E: 0 K: 2 S: 8 H: 0 LOB: 0 BB: 0 P: 13	R: 1 E: 0 K: 1 S: 20 H: 3 LOB: 2 BB: 0 P: 28	1B: 8 2B: 6 3B: 1 HR: 2 SF: 0 SAC: 0 DP: 1 HBP: 1							

	AB	43
	R	15
	H	17
	RBI	14
	BB	4
	SO	10
	LOB	16

WP: 2 PB: 2 SB: 0 CS: 0 PA: 48

PITCHER		IP	WLS	BF	H	R	ER	SO	BB	IBB	HBP	BLK	WP	HR	S	P	ERA	WHIP
John Smiley, L ERA: 8.19	(1, 1)	2.2	L	16	6	6	6	1	2	0	1	0	0	0	37	62	20.25	3.000
Stan Belinda, R ERA: 4.41	(3, 1)	0.1		1	0	0	0	1	0	0	0	0	0	0	3	3	0.00	0.000
Ricky Bones, R ERA: 10.8	(4, 1)	1.2		10	5	5	5	2	0	0	0	0	0	2	23	34	27.00	3.000
Joey Eischen, L ERA: 6.75	(5, 1)	1.1		7	2	2	1	2	1	0	0	0	1	0	13	22	6.75	2.250
Hector Carrasco, R ERA: 2.31	(7, 1)	1.0		5	1	1	1	1	1	0	0	0	1	0	13	24	9.00	2.000
Mike Remlinger, L ERA: 2.0	(8, 1)	1.0		3	0	0	0	2	0	0	0	0	0	0	8	13	0.00	0.000
Jeff Shaw, R ERA: 1.32	(9, 1)	1.0		6	3	1	1	1	0	0	0	0	0	0	20	28	9.00	3.000

BOTTOM

Batter	1	2	3	4	5	6	7	8	9	AB	R	H	RBI	BB	SO	LOB
Deion Sanders, L (1, 8) OBP: 0.429, SLG: 0.526 Jeff Shaw, R (9, 1)	B C X 1-1 ① F7		B F X 1-1 ② G6-3			X 0-0 ① P8		C X 0-1 ① G3		4	0	0	0	0	0	0
										0	0	0	0	0	0	0
Hal Morris, L (1, 3) OBP: 0.315, SLG: 0.346 Eduardo Perez, R (7, 3) OBP: 0.333, SLG: 0.323	X 0-0 G6-4-3 1B		B C X 1-1 2B			X 0-0 2B		C S S 0-3 ② K		3	0	3	0	0	0	0
										1	0	0	0	0	1	0
Barry Larkin, R (1, 6) OBP: 0.379, SLG: 0.333 Hector Carrasco, R (7, 1) Mike Remlinger, L (8, 1) Eric Owens, R (8, PH) OBP: 0.333, SLG: 0.250 (9, 8)	B 1 SAFE C S B F X 2-2 ② ③ G6-4-3 1-2f		C B F B X 2-2 ③ G4-3			B X 1-0 ② L5		X 0-0 ③ G1-3		3	0	0	0	0	0	3
										0	0	0	0	0	0	0
										0	0	0	0	0	0	0
										1	0	0	0	0	0	0
Ruben Sierra, S (1, 9) OBP: 0.329, SLG: 0.472		X 0-0 ① G1-3		B X 1-0 ① G3		B C X 1-1 ③ F9			C X 0-1 HR	4	1	1	1	0	0	1
Eddie Taubensee, L (1, 2) OBP: 0.393, SLG: 0.529		C E B X 1-2 ② F8		X 0-0 ② G4-3			X 0-0 ① P6		X 0-0 ① G4-3	4	0	0	0	0	0	0
Willie Greene, L (1, 5) OBP: 0.293, SLG: 0.380 (7, 6)	B B B B C B 4-1 1B BB		B B C C F X 2-2 ③ G3-1				X 0-0 ② L8		B F S X 1-2 ② P2	3	0	0	0	1	0	0
Bret Boone, R (1, 4) OBP: 0.247, SLG: 0.191		X 0-0 1-3 1B			B C C B X 2-2 ① G6-3		B X 1-0 E6 2B		B C X 1-1 ③ P9	4	1	1	0	0	0	0
Curtis Goodwin, L (1, 7) OBP: 0.500, SLG: 0.571		F F B S 1-3 ③ K			B X 1-0 ② G6-3		B B C C F B X 3-2 1-H 2B			3	0	1	1	0	1	2
John Smiley, L (1, 1) OBP: 0.091, SLG: 0.182 Stan Belinda, R (3, 1) Jeff Branson, L (3, PH) OBP: 0.077, SLG: 0.077 Ricky Bones, R (4, 1) Joey Eischen, L (5, 1) Lenny Harris, L (7, 5) OBP: 0.222, SLG: 0.182			C X 0-1 ① G4-3		X 0-0 ③ G6-3		X 0-0 ③ L3			0	0	0	0	0	0	0
										0	0	0	0	0	0	0
										1	0	0	0	0	0	0
										0	0	0	0	0	0	0
										1	0	0	0	0	0	0
										1	0	0	0	0	0	1

Inning Stats	1	2	3	4	5	6	7	8	9
	R: 0 E: 0 K: 0 S: 7 H: 1 LOB: 0 BB: 0 P: 10	R: 0 E: 0 K: 1 S: 9 H: 1 LOB: 2 BB: 1 P: 15	R: 0 E: 0 K: 0 S: 9 H: 1 LOB: 1 BB: 0 P: 13	R: 0 E: 0 K: 0 S: 6 H: 0 LOB: 0 BB: 0 P: 9	R: 0 E: 0 K: 0 S: 5 H: 0 LOB: 0 BB: 0 P: 8	R: 0 E: 0 K: 0 S: 5 H: 1 LOB: 1 BB: 0 P: 7	R: 1 E: 1 K: 0 S: 8 H: 1 LOB: 1 BB: 0 P: 12	R: 0 E: 0 K: 1 S: 6 H: 0 LOB: 0 BB: 0 P: 6	R: 1 E: 0 K: 0 S: 8 H: 1 LOB: 0 BB: 0 P: 10

PITCHER		IP	WLS	BF	H	R	ER	SO	BB	IBB	HBP	BLK	WP	HR	S	P	ERA	WHIP
Rick Reed, R ERA: 1.03	(1, 1)	8.0	W	30	5	1	0	2	1	0	0	0	0	0	55	80	0.00	0.750
Toby Borland, R ERA: 3.48	(9, 1)	1.0		4	1	1	1	0	0	0	0	0	0	1	8	10	9.00	1.000

PITCHER	IP	WLS	BF	H	R	ER	SO	BB	IBB	HBP	BLK	WP	HR	S	P	ERA	WHIP

New York Mets @ Cincinnati Reds

Cinergy Field, Cincinnati, OH

Mon Apr 28 1997, 7:05 PM EDT

Att. 15,572 - Unknown - 60 F

livebaseballscorecards.com

AB	33
R	2
H	6
RBI	2
BB	1
SO	2
LOB	7

1B: 2	SF: 0	WP: 0	PA: 34
2B: 3	SAC: 0	PB: 0	
3B: 0	DP: 1	SB: 0	
HR: 1	HBP: 0	CS: 0	

Batter	1	2	3	4	5	6	7	8	9	AB	R	H	RBI	BB	SO	LOB
Lance Johnson, L (1, 8) OBP: 0.407, SLG: 0.344	C C B B B X 3-2 SH1-3 1B 1B		X 0-0 CS 1B		B C B F F B B 4-2 BB 1B BB	I I I 4-0 IBB			C B F C 1-3 ② K	3	2	2	0	2	1	0
Edgardo Alfonzo, R (1, 5) OBP: 0.333, SLG: 0.364	X 0-0 ① SH1-3 1-2		B C X 1-1 ① ② G4-3 1-2		D B D 1 SAFE B 4-0 E 1B 1-2 BB	C S B T 1-2 ③ K			F X 0-1 BB 1B	3	0	1	0	1	1	4
John Olerud, L (1, 3) OBP: 0.432, SLG: 0.567	B C X 1-1 HBP 2-H 1B		C S C 0-3 ③ K		B B C X 2-1 E2 1-3 2-H 1B		B C B X 2-1 ① G6-3		B C 1 SAFE F F B F F 4-2 B B 1-2 BB	4	0	2	2	1	1	0
Todd Hundley, S (1, 2) OBP: 0.344, SLG: 0.525	C F X 0-2 ② F9			B C B X 2-1 2B 1B	I I I 4-0 G6-4-3 IBB		B S S S 1-3 ② K		F F B B X 2-2 ③ P5	4	1	1	0	1	1	3
Bernard Gilkey, R (1, 7) OBP: 0.290, SLG: 0.307	F S H 1-2 HBP			X 0-0 ① F9	X 0-0 ② ③ G6-4-3 1-2f		B C B X 2-1 ③ L4			3	0	0	0	0	0	4
Butch Huskey, R (1, 9) OBP: 0.200, SLG: 0.373 Carl Everett, S (8, 9) OBP: 0.232, SLG: 0.288 John Franco, L (8, 1)	C S B B S 2-3 ③ K			C X 0-1 FC2 1-H 2B		B X 1-0 1B FC5-2-5 2B		C B F C 1-3 ① K		4 0 0	0 0 0	2 0 0	1 0 0	0 0 0	2 0 0	2 0 0
Manny Alexander, R (1, 4) OBP: 0.333, SLG: 0.319		B C X 1-1 ① G5-3		X 0-0 ② FC2 3-H		B B B C X 3-1 S FC5-2-5 2-3 1B		B F F F B X 2-2 ② G3-1		4	0	1	0	0	0	1
Rey Ordonez, R (1, 6) OBP: 0.269, SLG: 0.280		X 0-0 ② G4-3		S 1 SAFE X 0-1 ③ F8		S S X 0-2 ① FC5-2-5 S 1-2 3-H		S C B B B F X 3-2 ③ F9		4	0	0	0	0	0	3
Mark Clark, R (1, 1) Toby Borland, R (8, 1) Alex Ochoa, R (8, 9) OBP: 0.242, SLG: 0.254		C C B C 1-3 ③ K			B C X 1-1 ① G6-3	2 SAFE L S 2 B C 1-3 ② SAFE K 1-2 2-3			C S B B F F X 1-2 ① G4-3	3 0 1	0 0 0	0 0 0	0 0 0	0 0 0	2 0 0	2 0 0
Inning Stats	R: 1 H: 2 E: 0 LOB: 2 K: 1 BB: 0 S: 14 P: 21	R: 0 H: 0 E: 0 LOB: 0 K: 1 BB: 0 S: 6 P: 8	R: 0 H: 1 E: 0 LOB: 0 K: 1 BB: 0 S: 6 P: 7	R: 1 H: 2 E: 0 LOB: 1 K: 0 BB: 0 S: 8 P: 10	R: 1 H: 1 E: 1 LOB: 2 K: 0 BB: 3 S: 8 P: 23	R: 0 H: 2 E: 0 LOB: 3 K: 2 BB: 1 S: 12 P: 22	R: 0 H: 0 E: 0 LOB: 0 K: 1 BB: 0 S: 7 P: 12	R: 0 H: 0 E: 0 LOB: 0 K: 1 BB: 0 S: 11 P: 17	R: 0 H: 1 E: 0 LOB: 2 K: 1 BB: 1 S: 18 P: 26	1B: 7 SF: 0 2B: 2 SAC: 1 3B: 0 DP: 1 HR: 0 HBP: 1						WP: 0 PA: 40 PB: 0 SB: 2 CS: 1

TOP

New York Mets @ Cincinnati Reds

Cinergy Field, Cincinnati, OH

Tue Apr 29 1997, 7:05 PM EDT

Att. 17,699 - Unknown - 74 F

livebaseballscorecards.com

AB	33
R	3
H	9
RBI	3
BB	5
SO	8
LOB	19

PITCHER		IP	WLS	BF	H	R	ER	SO	BB	IBB	HBP	BLK	WP	HR	S	P	ERA	WHIP
Mike Morgan, R ERA: 5.87	(1, 1)	4.1	L	22	6	3	3	3	2	1	1	0	0	0	41	68	6.23	1.846
Stan Belinda, R ERA: 4.24	(5, 1)	0.2		1	0	0	0	0	0	0	0	0	0	0	1	1	0.00	0.000
Hector Carrasco, R ERA: 1.98	(6, 1)	2.0		9	2	0	0	3	0	1	0	0	0	0	19	34	0.00	1.000
Jeff Shaw, R ERA: 1.23	(8, 1)	1.0		3	0	0	0	1	0	0	0	0	0	0	11	17	0.00	0.000
Jeff Brantley, R ERA:	(9, 1)	1.0		5	1	0	0	1	1	0	0	0	0	0	18	26	0.00	2.000

PITCHER	IP	WLS	BF	H	R	ER	SO	BB	IBB	HBP	BLK	WP	HR	S	P	ERA	WHIP

New York Mets @ Cincinnati Reds

Cinergy Field, Cincinnati, OH

Tue Apr 29 1997, 7:05 PM EDT

Att. 17,699 - Unknown - 74 F

BOTTOM

Batter	1	2	3	4	5	6	7	8	9	AB	R	H	RBI	BB	SO	LOB
Deion Sanders, L (1, 8) OBP: 0.418, SLG: 0.510	C X 0-1 F7 ①		B X 1-0 F8 ①		L X 0-1 L3 ②		C F B X 1-2 G6-4-3 1B		B X 1-0 G3-1 ②	5	0	1	0	0	0	0
Hal Morris, L (1, 3) OBP: 0.319, SLG: 0.349	C B B X 2-1 F8 ②		X 0-0 BB 1B		B F B F X 2-2 1B 1B		F B B X 2-1 G6-4-3 ②③ 1-2f		C B F C 1-3 K ③	5	0	2	0	0	1	2
Barry Larkin, R (1, 6) OBP: 0.396, SLG: 0.361	S C B X 1-2 2B		X 0-0 F9 ②		C X 0-1 1-2 1B			C B B B B 4-1 BB S SF8 BB		3	1	2	0	1	0	1
Ruben Sierra, S (1, 9) OBP: 0.325, SLG: 0.453	B X 1-0 G6-3 ③		B C B B B 4-1 1-2 BB		C D C D F X 2-2 G1-3 ③			X 0-0 F7 ①		3	0	0	0	1	0	4
Terry Pendleton, S (1, 5)		B C B B F X 3-2 G1-6-3 ①	X 0-0 G1-3 ③			C B F X 1-2 F7 ①		B B 2 B B SAFE 4-0 1-2 BB BB		3	0	0	0	1	0	2
Willie Greene, L (1, 7) OBP: 0.305, SLG: 0.383 Eduardo Perez, R (8, PH) OBP: 0.353, SLG: 0.323 (9, 7)		B X 1-0 E BB 1B		B C X 1-1 F7 ①		B F C B B B 4-2 G5-4-3 BB		B B F F B B 4-2 1-2 2-3 FC5-4 BB		2 0	0 0	1 0	0 0	1 1	0 0	0 0
Bret Boone, R (1, 4) OBP: 0.235, SLG: 0.183	C X 0-1 F9 ②			B C C S 1-3 K ②		1 SAFE B X 1-0 G5-4-3 ②③ 1-2f		F X 0-1 SF8 ② 3-H		3	0	0	1	0	1	2
Brook Fordyce, R (1, 2) OBP: 0.282, SLG: 0.294		1 SAFE B B B C B 4-1 E2 S 1-3 BB		X 0-0 F8 ③			B X 1-0 1B 1B	X 0-0 FC5-4 ③ 1-2f		3	0	1	0	1	0	2
Mike Morgan, R (1, 1) OBP: 0.143, SLG: 0.429 Stan Belinda, R (5, 1) Curtis Goodwin, L (5, PH) OBP: 0.444, SLG: 0.500 Hector Carrasco, R (6, 1) Jeff Branson, L (7, PH) OBP: 0.074, SLG: 0.074 Jeff Shaw, R (8, 1) Jeff Brantley, R (9, 1) Lenny Harris, L (9, PH) OBP: 0.216, SLG: 0.176		S F B S 1-3 K ③ 1-2			C B C S 1-3 K2-3 ①		B F C X 1-2 F7 ①		B C X 1-1 B1-3 ①	1 0 1 0 1 0 1 0 0	0 0 0 0 0 0 0 0 0	0 0 0 0 0 0 0 0 0	0 0 0 0 0 0 0 0 0	0 0 1 0 0 0 0 0 0	1 0 0 0 0 0 0 0 0	2 0 0 0 0 1 0 0 0
Inning Stats	R: 0 H: 1 E: 0 LOB: 1 K: 0 BB: 0 S: 8 P: 12	R: 0 H: 1 E: 1 LOB: 2 K: 1 BB: 1 S: 10 P: 19	R: 0 H: 1 E: 0 LOB: 2 K: 0 BB: 1 S: 5 P: 10	R: 0 H: 0 E: 0 LOB: 0 K: 1 BB: 0 S: 6 P: 8	R: 0 H: 2 E: 0 LOB: 2 K: 1 BB: 0 S: 14 P: 19	R: 0 H: 0 E: 0 LOB: 0 K: 0 BB: 1 S: 6 P: 12	R: 0 H: 2 E: 0 LOB: 1 K: 0 BB: 0 S: 9 P: 14	R: 1 H: 0 E: 0 LOB: 2 K: 0 BB: 3 S: 7 P: 19	R: 0 H: 0 E: 0 LOB: 0 K: 1 BB: 0 S: 6 P: 9	1B: 6 2B: 1 3B: 0 HR: 0	SF: 1 SAC: 0 DP: 2 HBP: 0		WP: 0 PB: 0 SB: 2 CS: 0	PA: 38			

PITCHER		IP	WLS	BF	H	R	ER	SO	BB	IBB	HBP	BLK	WP	HR	S	P	ERA	WHIP
Mark Clark, R ERA: 3.43	(1, 1)	7.0	W	29	7	0	0	3	3	0	0	0	0	0	58	94	0.00	1.429
Toby Borland, R ERA: 4.22	(8, 1)	0.1		3	0	1	1	0	2	0	0	0	0	0	2	10	27.00	6.000
John Franco, L ERA: 0.69	(8, 1)	1.2	S	6	0	0	0	1	1	0	0	0	0	0	11	18	0.00	0.600

PITCHER	IP	WLS	BF	H	R	ER	SO	BB	IBB	HBP	BLK	WP	HR	S	P	ERA	WHIP

livebaseballscorecards.com

AB	31
R	1
H	7
RBI	1
BB	6
SO	4
LOB	16

Batter	1	2	3	4	5	6	7	8	9	AB	R	H	RBI	BB	SO	LOB
Kenny Lofton, L (1, 8) OBP: 0.434, SLG: 0.500	B B B C X 3-1 G3-1 PB 1B		C C B S 1-3 ② K		B C X 1-1 ① L6	B X 1-0 ② F8 2-3		C F X 0-2 ① L8 2-3	C B B F X 2-2 E1 1-3 1B	6	1	1	0	0	1	4
Michael Tucker, L (1, 7) OBP: 0.446, SLG: 0.544	1 SAFE B X 1-0 ① G3-1 1-3		X 0-0 10 BB 1B 1B		B X 1-0 10 1B HR 1B	F B X 1-1 3-H 1B		C B B B 1 X SAFE 3-1 1-H 3-H HR	C S B F X 1-2 10 E 2-H 3-H 1B	6	3	5	5	0	0	1
10 Chipper Jones, S (1, 5) OBP: 0.400, SLG: 0.467	B C S B C 2-3 ② K		F B B B C B 4-2 1B 1-2 BB		F X 0-1 1-2 HR 1B	X 0-0 ③ G5-3		C C B X 1-2 BB 1B	S X 0-1 E3 1-2	5	1	2	0	1	1	3
Fred McGriff, L (1, 3) OBP: 0.382, SLG: 0.454 Alan Embree, L (9, 1)	S B B B X 2-1 ③ G4-3		B S C X 1-2 1-3 2-H 1B		B B F B X 3-1 1-H 2-H HR		B C B X 2-1 HR	B B B B 4-0 FC6-4 1-2 BB	B X 1-0 ③ G6-3	5 0	2 0	3 0	5 0	1 0	0 0	3 0
Andruw Jones, R (1, 9) OBP: 0.333, SLG: 0.424		B B B B 4-0 FC5-4 1B BB	B C C S 1-3 ③ K		B F B B C C 3-3 ② K		B B F F X 2-2 ① F7	S B B S C 2-3 ② K		4	0	0	0	1	3	4
Javy Lopez, R (1, 2) OBP: 0.412, SLG: 0.658		X 0-0 FC5-4 1-2 1B		B C C B C 2-3 ① K	B X 1-0 ③ G6-3		S S X 0-2 ② F8	B X 1-0 ③ FC6-4 1-2f		5	0	1	0	0	1	2
Mark Lemke, S (1, 4) OBP: 0.329, SLG: 0.368 Tony Graffanino, R (9, 4) OBP: 0.333, SLG: 0.286		X 0-0 ① ② FC5-4 1-2 2-3		X 0-0 ② F9		X 0-0 E 1B 1B	X 0-0 ③ G3-1		X 0-0 ① F8	5 0	1 0	1 0	0 0	0 0	0 0	2 0
Jeff Blauser, R (1, 6) OBP: 0.467, SLG: 0.646 Rafael Belliard, R (8, 6) OBP: 0.375, SLG: 0.375		B C B X 2-1 ③ F8		C H 1-1 HBP		B X 1-0 E8 F8 G1-3 1-H WP 1B		C X 0-1 L8 1B HR 1B	X 0-0 E 1B 1B	3 1	2 1	2 1	0 0	0 0	0 0	1 0
Denny Neagle, L (1, 1) OBP: 0.133, SLG: 0.133 Keith Lockhart, L (8, PH) OBP: 0.333, SLG: 0.385 Mike Bielecki, R (8, 1) Mike Mordecai, R (9, PH) OBP: 0.429, SLG: 0.556 Ryan Klesko, L (9, 3) OBP: 0.299, SLG: 0.443			C C S 0-3 ① K	X 0-0 ③ G4-3		X 0-0 ① G1-3 1-2		F C B X 1-2 1-2 HR 1B	C B C B X 2-2 ② F8	3 1 0 1 0	0 1 0 0 0	0 1 0 0 0	0 0 0 0 0	1 0 0 0 0	0 0 0 1 0	2 0 0 1 0
Inning Stats	R: 0 E: 0 K: 1 S: 8 H: 1 LOB: 1 BB: 0 P: 16	R: 0 E: 0 K: 0 S: 4 H: 1 LOB: 1 BB: 1 P: 10	R: 1 E: 0 K: 3 S: 15 H: 2 LOB: 2 BB: 1 P: 22	R: 0 E: 0 K: 1 S: 6 H: 0 LOB: 1 BB: 0 P: 9	R: 3 E: 0 K: 1 S: 11 H: 3 LOB: 0 BB: 0 P: 20	R: 2 E: 1 K: 0 S: 7 H: 3 LOB: 1 BB: 0 P: 10	R: 1 E: 0 K: 0 S: 9 H: 1 LOB: 0 BB: 0 P: 13	R: 3 E: 0 K: 1 S: 17 H: 4 LOB: 2 BB: 1 P: 29	R: 2 E: 2 K: 0 S: 15 H: 2 LOB: 2 BB: 0 P: 21	1B: 14 2B: 0 3B: 0 HR: 3		SF: 0 SAC: 0 DP: 1 HBP: 1			WP: 1 PB: 1 SB: 0 CS: 0	PA: 49

PITCHER	IP	WLS	BF	H	R	ER	SO	BB	IBB	HBP	BLK	WP	HR	S	P	ERA	WHIP
Kent Mercker, L (1, 1) ERA: 5.75	5.0	L	26	9	6	6	6	2	0	1	0	0	1	46	80	10.80	2.200
Mike Remlinger, L (6, 1) ERA: 1.8	1.0		4	1	0	0	0	0	0	0	0	1	0	5	7	0.00	1.000
Stan Belinda, R (7, 1) ERA: 5.4	1.1		7	3	3	3	0	0	0	0	0	0	1	17	22	20.25	2.250
Hector Carrasco, R (8, 1) ERA: 2.51	0.2		5	2	1	1	1	1	0	0	0	0	1	9	20	13.50	4.500
Ricky Bones, R (9, 1) ERA: 10.19	1.0		7	2	2	0	0	0	0	0	0	0	0	15	21	0.00	2.000

PITCHER	IP	WLS	BF	H	R	ER	SO	BB	IBB	HBP	BLK	WP	HR	S	P	ERA	WHIP

TOP

Atlanta Braves @ Cincinnati Reds

Cinergy Field, Cincinnati, OH

Wed Apr 30 1997, 7:05 PM EDT

Att. 18,278 - Unknown - 82 F

livebaseballscorecards.com

AB	45
R	12
H	17
RBI	10
BB	3
SO	7
LOB	23

Batter	1	2	3	4	5	6	7	8	9	AB	R	H	RBI	BB	SO	LOB
Deion Sanders, L (1, 8) OBP: 0.426, SLG: 0.514	C S X 0-2 S SH1-3 1B 1B	C F X 0-2 1-2 1B		B B C C X 2-2 ③ G1-3			C X 0-1 B2-3 ①		C X 0-1 1B	5	1	3	0	0	0	1
Hal Morris, L (1, 3) OBP: 0.306, SLG: 0.333	1 SAFE X 0-0 ① SH1-3 1-2	C X 0-1 ③ G5-3			B F B C S 2-3 ① K		X 0-0 ② F7		X 0-0 ③ G1	4	0	0	0	0	1	3
Barry Larkin, R (1, 6) OBP: 0.400, SLG: 0.360	B F B B C F B 4-2 S 1B BB		B B X 2-0 ① G5-3		B F B B F F F X 3-2 ② P3		C B B B F X 3-2 1B			3	1	1	0	1	0	0
Ruben Sierra, S (1, 9) OBP: 0.321, SLG: 0.443 Hector Carrasco, R (8, 1) Ricky Bones, R (9, 1)	C B C F S 1-3 ② K		X 0-0 ② G1-3		B F X 1-1 1B 1B		S X 0-1 ③ F9			4 0 0	0 0 0	1 0 0	0 0 0	0 0 0	1 0 0	3 0 0
Eduardo Perez, R (1, 7) OBP: 0.378, SLG: 0.353 Willie Greene, L (8, PH) OBP: 0.302, SLG: 0.378 (9, 7)	C B B X 2-1 1-H 2-H 1B		C B F X 1-2 ③ G3		B X 1-0 1-2 1B			B C B X 2-1 ① F8		3 1	0 0	2 0	2 0	0 0	0 0	0 0
Terry Pendleton, S (1, 5) OBP: 0.250, SLG: 0.286	B X 1-0 ③ F8	C B F X 1-2 1B SH5-4 2B			F B C B B F F X 3-2 ③ G1-3			B C B X 2-1 ② F8		4	1	1	0	0	0	3
Bret Boone, R (1, 4) OBP: 0.224, SLG: 0.173		F F B X 1-2 ① F9		C F C 0-3 ① K		F C S 0-3 ① K		C B X 1-1 ③ G4-3		4	0	0	0	0	2	1
Brook Fordyce, R (1, 2) OBP: 0.279, SLG: 0.289		C S S F F B F C 1-3 ② K		X 0-0 ② SH5-4 2-3 1B		X 0-0 ② P4			C B X 1-1 ① G5-3	4	0	1	0	0	1	0
Kent Mercker, L (1, 1) OBP: 0.667, SLG: 0.800 Mike Remlinger, L (6, 1) Curtis Goodwin, L (6, PH) OBP: 0.400, SLG: 0.444 Stan Belinda, R (7, 1) Lenny Harris, L (8, 9) OBP: 0.211, SLG: 0.171		B F X 1-1 1B 1B		C P X 1-1 ② SH5-4 1-2 3-H		C F F B X 1-2 ③ F7			C S B X 1-2 ② F7	1 0 1 0 1	0 0 0 0 0	1 0 0 0 0	1 0 0 0 0	0 0 0 0 0	0 0 0 0 0	0 0 0 0 0
Inning Stats	R: 2 H: 2 E: 0 LOB: 1 K: 1 BB: 1 S: 14 P: 22	R: 0 H: 2 E: 0 LOB: 2 K: 1 BB: 0 S: 16 P: 19	R: 0 H: 0 E: 0 LOB: 0 K: 0 BB: 0 S: 5 P: 8	R: 1 H: 2 E: 0 LOB: 1 K: 1 BB: 0 S: 13 P: 16	R: 0 H: 2 E: 0 LOB: 2 K: 1 BB: 0 S: 17 P: 27	R: 0 H: 0 E: 0 LOB: 0 K: 1 BB: 0 S: 8 P: 9	R: 0 H: 1 E: 0 LOB: 1 K: 0 BB: 0 S: 8 P: 11	R: 0 H: 0 E: 0 LOB: 0 K: 0 BB: 0 S: 6 P: 11	R: 0 H: 1 E: 0 LOB: 1 K: 0 BB: 0 S: 8 P: 10	1B: 9 2B: 1 3B: 0 HR: 0	SF: 0 SAC: 2 DP: 0 HBP: 0			WP: 0 PB: 0 SB: 2 CS: 0	PA: 38		

PITCHER		IP	WLS	BF	H	R	ER	SO	BB	IBB	HBP	BLK	WP	HR	S	P	ERA	WHIP
Denny Neagle, L ERA: 4.15	(1, 1)	7.0	W	31	9	3	3	5	1	0	0	0	0	0	81	112	3.86	1.429
Mike Bielecki, R ERA: 1.93	(8, 1)	1.0		3	0	0	0	0	0	0	0	0	0	0	6	11	0.00	0.000
Alan Embree, L ERA: 4.76	(9, 1)	1.0		4	1	0	0	0	0	0	0	0	0	0	8	10	0.00	1.000

PITCHER	IP	WLS	BF	H	R	ER	SO	BB	IBB	HBP	BLK	WP	HR	S	P	ERA	WHIP

BOTTOM

Atlanta Braves @ Cincinnati Reds

Cinergy Field, Cincinnati, OH

Wed Apr 30 1997, 7:05 PM EDT

Att. 18,278 - Unknown - 82 F

livebaseballscorecards.com

AB	35
R	3
H	10
RBI	3
BB	1
SO	5
LOB	11

Batter	1	2	3	4	5	6	7	8	9	AB	R	H	RBI	BB	SO	LOB
Kenny Lofton, L (1, 8) OBP: 0.425, SLG: 0.487	C F X 0-2 ① G6-3	C B C F B B X 3-2 ③ G3-1			X 0-0 ② P5		C B B X 2-1 10 WP 1B		X 0-0 E3	5	0	1	0	0	0	2
Michael Tucker, L (1, 9) (8, 7) OBP: 0.443, SLG: 0.566	X 0-0 HR	B B X 2-0 ① G6-3	B B B F B 4-1 10 BB BB				1 SAFE C F 1 SAFE F C 0-3 ② K		S 1 SAFE X 0-1 ③ G3	4	1	1	1	1	1	2
10 Chipper Jones, S (1, 5) OBP: 0.394, SLG: 0.452	X 0-0 ② G4-3	F B F C 1-3 ② K	S B B B F F F B 4-2 1-2 2-3 BB				B C B X 2-1 ③ G4-3 1-2			3	0	0	0	1	1	1
Fred McGriff, L (1, 3) OBP: 0.368, SLG: 0.436	B B B X 3-0 ③ F9	C B B B X 3-1 ③ G6-3	B C B B F C 3-3 ③ K					C C B B S 2-3 ① K		4	0	0	0	0	2	3
Ryan Klesko, L (1, 7) OBP: 0.321, SLG: 0.493 Andruw Jones, R (8, PR) (8, 9) OBP: 0.333, SLG: 0.424		B X 1-0 HR 1B	B C B F F C 2-3 ① K			X 0-0 HR		B B B B B 4-0 CS BB		3	2	2	1	1	1	0
										0	0	0	0	0	0	0
Javy Lopez, R (1, 2) OBP: 0.416, SLG: 0.700		B D C 1 SAFE C X 2-2 1-H HR	F C F X 0-2 ② G5-3			X 0-0 ① G5-3		1 SAFE 1 SAFE B C 1 SAFE B 1 SAFE 1 SAFE B 3-2 1 SAFE S X 1-2 2B		4	1	2	2	0	0	0
Tony Graffanino, R (1, 4) OBP: 0.263, SLG: 0.222		C B C F B X 2-2 ① P6		B S B B B X 3-1 ③ L8		C T B F C 1-3 ② K		S C X 0-2 ③ P4		4	0	0	0	0	1	2
Jeff Blauser, R (1, 6) OBP: 0.458, SLG: 0.627		F F X 0-2 29 SH1-4 1B			B B X 2-0 ① G3	B B C B F X 3-2 ③ G1-3			F B F B B F X 3-2 ① G5-3	4	0	1	0	0	0	0
29 John Smoltz, R (1, 1) OBP: 0.412, SLG: 0.438 Keith Lockhart, L (9, PH) OBP: 0.313, SLG: 0.357 Mark Wohlers, R (9, 1)		L X 0-1 ② SH1-4 1-2			B C F B B X 3-2 10 BB 2B		F B B F B F F C 3-3 ① K		X 0-0 ② G3	2	0	1	0	0	1	0
										1	0	0	0	0	0	0
										0	0	0	0	0	0	0
Inning Stats	R: 1 E: 0 K: 0 S: 6 H: 1 LOB: 0 BB: 0 P: 9	R: 2 E: 0 K: 0 S: 18 H: 3 LOB: 1 BB: 0 P: 26	R: 0 E: 0 K: 1 S: 6 H: 0 LOB: 0 BB: 0 P: 12	R: 0 E: 0 K: 1 S: 10 H: 0 LOB: 0 BB: 0 P: 15	R: 0 E: 0 K: 1 S: 13 H: 1 LOB: 3 BB: 2 P: 29	R: 1 E: 0 K: 1 S: 9 H: 1 LOB: 0 BB: 0 P: 13	R: 0 E: 0 K: 2 S: 13 H: 1 LOB: 1 BB: 0 P: 20	R: 0 E: 0 K: 1 S: 9 H: 1 LOB: 2 BB: 1 P: 18	R: 0 E: 1 K: 0 S: 8 H: 0 LOB: 1 BB: 0 P: 11	1B: 3 2B: 2 3B: 0 HR: 3 SF: 0 SAC: 1 DP: 0 HBP: 0						

TOP

Atlanta Braves @ Cincinati Reds

Cinergy Field, Cincinati, OH

Thu May 01 1997, 3:33 AM EDT

Att. 19,991 - Overcast - 49 F

livebaseballscorecards.com

AB	34
R	4
H	8
RBI	4
BB	3
SO	7
LOB	10

PITCHER		IP	WLS	BF	H	R	ER	SO	BB	IBB	HBP	BLK	WP	HR	S	P	ERA	WHIP
Dave Burba, R ERA: 7.29	(1, 1)	6.0	L	26	6	4	4	4	2	0	0	0	0	3	62	104	6.00	1.333
Mike Remlinger, L ERA: 1.59	(7, 1)	1.1		6	1	0	0	3	1	0	0	0	1	0	16	29	0.00	1.500
Jeff Shaw, R ERA: 1.1	(8, 1)	1.2		6	1	0	0	0	0	0	0	0	0	0	14	20	0.00	0.600

PITCHER	IP	WLS	BF	H	R	ER	SO	BB	IBB	HBP	BLK	WP	HR	S	P	ERA	WHIP

WP: 1	PA: 38
PB: 0	
SB: 0	
CS: 1	

Atlanta Braves @ Cincinnati Reds

Cinergy Field, Cincinnati, OH

Thu May 01 1997, 3:33 AM EDT

Att. 19,991 - Overcast - 49 F

livebaseballscorecards.com

BOTTOM

Batter	1	2	3	4	5	6	7	8	9	AB	R	H	RBI	BB	SO	LOB
Deion Sanders, L (1, 8) OBP: 0.412, SLG: 0.495	C B F B X 2-2 L9 ①		X 0-0 G6-3 ②			C S X 0-2 F7 ②		F F S 0-3 K ②		4	0	0	0	0	1	0
Lenny Harris, L (1, 4) OBP: 0.214, SLG: 0.231	B B C B X 3-1 F9 ②		B B B C X 3-1 P2 ③			C X 0-1 1B 3B		B X 1-0 F7 ③		4	1	1	0	0	0	0
Barry Larkin, R (1, 6) OBP: 0.414, SLG: 0.372	C S B X 1-2 1B			B X 1-0 L9 ①		C B X 3-H 1-1 1B			B B C B B 4-1 1B BB	3	0	2	1	1	0	0
Ruben Sierra, S (1, 9) OBP: 0.307, SLG: 0.422	B F 1 SAFE 1 SAFE X 1-1 L8 ③			C X 0-1 G1-3 ②		X 0-0 F7 ③			F X 0-1 F9 ①	4	0	0	0	0	0	3
Hal Morris, L (1, 3) OBP: 0.314, SLG: 0.351		X 0-0 G4-3 ①		B X 1-0 G4-3 ③			F X 0-1 G4-3 G4-3 2B		X 0-0 1-2 K2-3-2 1B	4	1	2	0	0	0	0
Eddie Taubensee, L (1, 2) OBP: 0.385, SLG: 0.509		C B X 1-1 1B			F B F F B X 2-2 F9 ①		F B X 1-1 G4-3 ① 2-3		C S S 0-3 K2-3-2 ②③ 1-1	4	0	1	0	0	1	3
Willie Greene, L (1, 7) OBP: 0.293, SLG: 0.365		C B S S 1-3 K ②			B X 1-0 F8 ②		X 0-0 G4-3 ② 3-H			3	0	0	1	0	1	1
Jeff Branson, L (1, 5) OBP: 0.067, SLG: 0.067		S F B S 1-3 K ③			X 0-0 G3 ③		F C B B F X 2-2 L9 ③			3	0	0	0	0	1	1
Jeff Shaw, R (8, 1)										0	0	0	0	0	0	0
Dave Burba, R (1, 1) OBP: 0.333, SLG: 0.333			B B C X 2-1 G4-3 ①			B F X 1-1 G6-3 ①		B C S S 1-3 K ①		1	0	0	0	0	0	0
Curtis Goodwin, L (6, PH) OBP: 0.364, SLG: 0.400										1	0	0	0	0	0	0
Mike Remlinger, L (7, 1)										0	0	0	0	0	0	0
Terry Pendleton, S (8, 5) OBP: 0.222, SLG: 0.250										1	0	0	0	0	1	0

Inning Stats	1	2	3	4	5	6	7	8	9
	R: 0 E: 0 K: 0 S: 10	H: 1 LOB: 1 BB: 0 P: 17	R: 0 E: 0 K: 2 S: 9	H: 1 LOB: 1 BB: 0 P: 12	R: 0 E: 0 K: 0 S: 5	H: 0 LOB: 0 BB: 0 P: 10	R: 0 E: 0 K: 0 S: 4	H: 0 LOB: 0 BB: 0 P: 6	R: 0 E: 0 K: 0 S: 6	H: 0 LOB: 0 BB: 0 P: 9	R: 1 E: 0 K: 0 S: 10	H: 2 LOB: 1 BB: 0 P: 12	R: 1 E: 0 K: 0 S: 9	H: 1 LOB: 0 BB: 0 P: 12	R: 0 E: 0 K: 2 S: 7	H: 0 LOB: 0 BB: 0 P: 9	R: 0 E: 0 K: 1 S: 7	H: 1 LOB: 2 BB: 1 P: 11

1B: 4	SF: 0
2B: 2	SAC: 0
3B: 1	DP: 1
HR: 0	HBP: 0

WP: 0 PB: 0 SB: 0 CS: 0 PA: 33

AB	32
R	2
H	6
RBI	2
BB	1
SO	5
LOB	8

PITCHER		IP	WLS	BF	H	R	ER	SO	BB	IBB	HBP	BLK	WP	HR	S	P	ERA	WHIP
29 John Smoltz, R ERA: 2.66	(1, 1)	8.0	W	29	5	2	2	4	0	0	0	0	0	0	60	87	2.25	0.625
Mark Wohlers, R ERA: 3.18	(9, 1)	1.0	S	4	1	0	0	1	1	0	0	0	0	0	7	11	0.00	2.000

PITCHER	IP	WLS	BF	H	R	ER	SO	BB	IBB	HBP	BLK	WP	HR	S	P	ERA	WHIP

Batter	1	2	3	4	5	6	7	8	9	AB	R	H	RBI	BB	SO	LOB
Deion Sanders, L (1, 8) OBP: 0.419, SLG: 0.509	C F B B B X 3-2 P7 ①		B C B X 2-1 2B		B X 1-0 1-2 1B	B C B B C X 3-2 1-3 3-H 1B		M S F X 0-2 FC6-4 CS 1-2f ②		5	0	3	1	0	0	1
Lenny Harris, L (1, 4) (6, 9) OBP: 0.234, SLG: 0.318	B F X 1-1 CS 1B		X 0-0 G4-3 ③		S S S 0-3 K ③	B X 1-0 G4-3 ③		C 1 SAFE B P 2-1 CS 1-2 ③	X 0-0 HR	5	1	2	1	0	1	5
Barry Larkin, R (1, 6) OBP: 0.413, SLG: 0.373	B C 1 SAFE 1 SAFE 1 B B F 3-2 X G6-3 1-2 ② ③			B S F F B X 2-2 G4-3 ①		C C B X 0-2 E 1B 1B	B C B X 2-1 FC3-6 1B		X 0-0 L9 ①	5	1	2	0	0	0	1
Eddie Taubensee, L (1, 2) OBP: 0.371, SLG: 0.533 Jeff Brantley, R (9, 1)		B C X 1-1 HR		X 0-0 L6 ②	1 SAFE X 0-0 E9 1-3 1B	B 1 SAFE B 1 SAFE X 2-0 FC3-6 BB 1-2f ①			C B C S 1-3 K ②	5 0	2 0	1 0	1 0	0 0	1 0	2 0
Hal Morris, L (1, 3) OBP: 0.327, SLG: 0.367		C C B B X 2-2 CS 1B		F B B B X 2-1 2B		B F B B B 4-1 1B 2B BB	C C B C 1-3 K ②		C C X 0-2 G3-1 ③	4	1	2	0	1	1	1
Terry Pendleton, S (1, 5) OBP: 0.308, SLG: 0.273		B 1 SAFE S B F B F S 3-3 K 1-2 ① ②		B B F F B X 3-2 F8 ③	S B X 1-1 2B 1-2 2-H 3-H FC6-2 1B	B F B B B 1 SAFE B 4-1 1-2 BB				3	0	1	2	1	1	2
Willie Greene, L (1, 7) OBP: 0.291, SLG: 0.371		C F B B F T 2-2 K ③			B X 1-0 P6 ①	B 2 SAFE X 1-0 FC6-2 1B 1-3 2-H 2B	X 0-0 G1 ③			4	1	1	1	0	1	2
Curtis Goodwin, L (1, 9) OBP: 0.308, SLG: 0.333 Bret Boone, R (6, PH) OBP: 0.218, SLG: 0.169 (6, 4)			B F B X 2-1 G6-3 ①		C B X 1-1 F7 ②	B C B C X 2-2 G6-3 ①		C B C F B B F S 3-3 K ①		2 2	0 0	0 0	0 0	0 0	0 1	0 2
Pete Schourek, L (1, 1) OBP: 0.250, SLG: 0.625 Jeff Branson, L (8, PH) OBP: 0.097, SLG: 0.067 Jeff Shaw, R (8, 1) Joe Oliver, R (9, 2)			C F F C 0-3 ②		X 0-0 1B 1B	B X 1-0 FC6-2 1B S 2-3 3-H ②		B B B C B 4-1 FC6-4 BB		3 0 0 0	0 0 0 0	1 0 0 0	0 0 0 0	0 1 0 0	1 0 0 0	2 0 0 0
Inning Stats	R: 0 E: 0 K: 0 S: 9 H: 1 LOB: 0 BB: 0 P: 16	R: 1 E: 0 K: 2 S: 13 H: 2 LOB: 0 BB: 0 P: 21	R: 0 E: 0 K: 1 S: 9 H: 1 LOB: 0 BB: 0 P: 13	R: 0 E: 0 K: 0 S: 10 H: 1 LOB: 1 BB: 0 P: 17	R: 0 E: 0 K: 1 S: 8 H: 2 LOB: 2 BB: 0 P: 11	R: 4 E: 1 K: 0 S: 17 H: 4 LOB: 2 BB: 1 P: 30	R: 0 E: 0 K: 1 S: 8 H: 1 LOB: 2 BB: 1 P: 17	R: 0 E: 0 K: 1 S: 12 H: 0 LOB: 0 BB: 1 P: 20	R: 1 E: 0 K: 1 S: 8 H: 1 LOB: 0 BB: 0 P: 9	1B: 8 2B: 3 3B: 0 HR: 2	SF: 0 SAC: 0 DP: 0 HBP: 0					

TOP

Cincinnati Reds @ San Francisco Giants

3Com Park at Candlestick Point, San Francisco, CA

Fri May 02 1997, 10:05 PM EDT

Att. 11,959 - Unknown - 61 F

livebaseballscorecards.com

AB	38
R	6
H	13
RBI	6
BB	3
SO	7
LOB	18

WP: 0 PB: 0 SB: 1 CS: 3 PA: 42

PITCHER		IP	WLS	BF	H	R	ER	SO	BB	IBB	HBP	BLK	WP	HR	S	P	ERA	WHIP
Osvaldo Fernandez, R ERA: 2.95	(1, 1)	5.0	L	25	10	5	3	4	1	0	0	0	0	1	58	93	5.40	2.200
Jim Poole, L ERA: 2.16	(6, 1)	2.0		9	2	0	0	1	1	0	0	0	0	0	16	32	0.00	1.500
Joe Roa, R ERA: 2.25	(8, 1)	2.0		7	1	1	1	2	1	0	0	0	0	1	20	29	4.50	1.000

PITCHER	IP	WLS	BF	H	R	ER	SO	BB	IBB	HBP	BLK	WP	HR	S	P	ERA	WHIP

Batter	1	2	3	4	5	6	7	8	9	AB	R	H	RBI	BB	SO	LOB
LeJon Powell, R (1, 8) OBP: 0.263, SLG: 0.412	S B F B X 2-2 P3 ①		X 0-0 HR			B F C B F C 2-3 K ①		B X 1-0 F9 ②		4	1	1	1	0	1	0
J.T. Snow, L (1, 3) OBP: 0.333, SLG: 0.270	B S B B X 3-1 F9 ②		C C X 0-2 G1-3 ③			F C C 0-3 K ②		B B F F B F F S 3-3 K ③		4	0	0	0	0	2	0
Glenallen Hill, R (1, 9) OBP: 0.286, SLG: 0.485	B B B C F C 3-3 K ③			S S B X 1-2 F8 ①		S X 0-1 G5-3 ③			S B S F F S 1-3 K ①	4	0	0	0	0	2	0
Barry Bonds, L (1, 7) OBP: 0.440, SLG: 0.449		B F C C 1-3 K ①		C B F C 1-3 K ②			B F X 1-1 HR		C F B B B X 3-2 P5 ②	4	1	1	1	0	2	0
Jeff Kent, R (1, 4) OBP: 0.343, SLG: 0.583		X 0-0 G6-3 1B		C B F X 1-2 E5 S			C S B F C 1-3 K ①		B B B B 4-0 BB	3	0	1	0	1	1	0
Mark Lewis, R (1, 5) OBP: 0.298, SLG: 0.455		F B B B F X 2-2 G6-3 ② 1-2		B F F X 1-2 P6 ③ 1-2			B B B B 4-0 BB		C F X 0-2 F8 ③	3	0	0	0	1	0	3
Rick Wilkins, L (1, 2) OBP: 0.214, SLG: 0.302		B X 1-0 L9 ③			B C X 1-1 P4 ①		F B X 1-1 L9 ②			3	0	0	0	0	0	2
Rich Aurilia, R (1, 6) OBP: 0.273, SLG: 0.273 Joe Roa, R (8, 1)			F B B B F F X 3-2 F9 ①		X 0-0 F7 ②		C B B B X 2-1 F8 ③			3 0	0 0	0 0	0 0	0 0	0 0	1 0
Osvaldo Fernandez, R (1, 1) Jim Poole, L (6, 1) Jose Vizcaino, S (8, 6) OBP: 0.313, SLG: 0.292			C F S 0-3 K ②		C B S S 1-3 K ③			B F X 1-1 G3 ①		2 0 1	0 0 0	0 0 0	0 0 0	0 0 0	2 0 0	0 0 0
Inning Stats	R: 0 H: 0 E: 0 LOB: 0 K: 1 BB: 0 S: 8 P: 16	R: 0 H: 1 E: 0 LOB: 1 K: 1 BB: 0 S: 8 P: 12	R: 1 H: 1 E: 0 LOB: 0 K: 1 BB: 0 S: 11 P: 14	R: 0 H: 0 E: 1 LOB: 1 K: 1 BB: 0 S: 12 P: 16	R: 0 H: 0 E: 0 LOB: 0 K: 1 BB: 0 S: 6 P: 8	R: 0 H: 0 E: 0 LOB: 0 K: 2 BB: 0 S: 9 P: 11	R: 1 H: 1 E: 0 LOB: 1 K: 1 BB: 1 S: 10 P: 19	R: 0 H: 0 E: 0 LOB: 0 K: 1 BB: 0 S: 8 P: 13	R: 0 H: 0 E: 0 LOB: 1 K: 1 BB: 1 S: 11 P: 19	1B: 1 SF: 0 2B: 0 SAC: 0 3B: 0 DP: 0 HR: 2 HBP: 0						

PITCHER		IP	WLS	BF	H	R	ER	SO	BB	IBB	HBP	BLK	WP	HR	S	P	ERA	WHIP
Pete Schourek, L ERA: 5.7	(1, 1)	7.0	W	26	3	2	2	8	1	0	0	0	0	2	64	96	2.57	0.571
Jeff Shaw, R ERA: 1.04	(8, 1)	1.0		3	0	0	0	1	0	0	0	0	0	0	8	13	0.00	0.000
Jeff Brantley, R ERA:	(9, 1)	1.0		4	0	0	0	1	1	0	0	0	0	0	11	19	0.00	1.000

PITCHER	IP	WLS	BF	H	R	ER	SO	BB	IBB	HBP	BLK	WP	HR	S	P	ERA	WHIP

BOTTOM

Cincinnati Reds @ San Francisco Giants

3Com Park at Candlestick Point, San Francisco, CA

Fri May 02 1997, 10:05 PM EDT

Att. 11,959 - Unknown - 61 F

livebaseballscorecards.com

AB	31
R	2
H	3
RBI	2
BB	2
SO	10
LOB	6

Cincinnati Reds @ San Francisco Giants

3Com Park at Candlestick Point, San Francisco, CA

Sat May 03 1997, 6:33 AM EDT

Att. 18,149 - Sunny - 70 F

TOP

livebaseballscorecards.com

Batter	1	2	3	4	5	6	7	8	9	AB	R	H	RBI	BB	SO	LOB
Deion Sanders, L (1, 8) OBP: 0.419, SLG: 0.529	G4-3		3B			K		P3	2B	5	0	2	1	0	1	0
Hal Morris, L (1, 3) OBP: 0.330, SLG: 0.366	G3		K			1B		E SH1-3 BB	SF8	3	1	1	1	1	1	1
Barry Larkin, R (1, 6) OBP: 0.413, SLG: 0.360	1B BB		F9			F7		E1 SH1-3	IBB	3	0	0	0	2	0	3
Lenny Harris, L (1, 9) OBP: 0.255, SLG: 0.333	1B			G3		1B		SH1-3	P4	4	0	2	1	0	0	2
Willie Greene, L (1, 7) OBP: 0.283, SLG: 0.359	F7			G3		G4-3		FC6-4 IBB		3	0	0	0	0	0	4
Ruben Sierra, S (8, PH) OBP: 0.315, SLG: 0.422 (8, 7)										0	0	0	0	1	0	0
Terry Pendleton, S (1, 5) OBP: 0.250, SLG: 0.214		P3		G3			E4 FC3-5 BLK			3	0	0	0	0	0	0
Curtis Goodwin, L (7, PR) OBP: 0.308, SLG: 0.333										0	0	0	0	0	0	0
Bret Boone, R (7, 4) OBP: 0.216, SLG: 0.167								FC6-4		1	0	0	0	0	0	2
Joe Oliver, R (1, 2) OBP: 0.500, SLG: 0.333		G6-4-3 BB			F8		FC3-5 FC3-6		E FC5-2-5 1B	3	0	1	0	1	0	1
Jeff Branson, L (1, 4) (7, 5) OBP: 0.086, SLG: 0.059		G6-4-3			G3		FC3-6 FC6-4		E1 FC5-2-5 2B	4	1	0	0	0	0	3
John Smiley, L (1, 1) OBP: 0.071, SLG: 0.143			F8		F7		FC6-4		FC5-2-5 2B SF8	3	0	0	0	0	0	1
Jeff Shaw, R (8, 1)										0	0	0	0	0	0	0
Eddie Taubensee, L (9, PH) OBP: 0.371, SLG: 0.533										0	0	0	0	0	0	0
Eduardo Perez, R (9, PH) OBP: 0.368, SLG: 0.343										1	1	0	0	0	0	2
Jeff Brantley, R (9, 1)										0	0	0	0	0	0	0

	AB	33
	R	3
	H	6
	RBI	3
	BB	5
	SO	2
	LOB	19

Inning Stats	1	2	3	4	5	6	7	8	9
	R: 0 E: 0 K: 0 S: 7	H: 1 LOB: 2 BB: 1 P: 14	R: 0 E: 0 K: 0 S: 4	H: 0 LOB: 0 BB: 1 P: 10	R: 0 E: 0 K: 1 S: 11	H: 1 LOB: 1 BB: 0 P: 14	R: 0 E: 0 K: 0 S: 9	H: 0 LOB: 0 BB: 0 P: 17	R: 0 E: 0 K: 0 S: 4	H: 0 LOB: 0 BB: 0 P: 8	R: 0 E: 0 K: 1 S: 15	H: 2 LOB: 2 BB: 0 P: 24	R: 0 E: 1 K: 0 S: 7	H: 0 LOB: 1 BB: 0 P: 10	R: 1 E: 1 K: 0 S: 14	H: 0 LOB: 2 BB: 2 P: 27	R: 2 E: 1 K: 0 S: 12	H: 2 LOB: 2 BB: 1 P: 22

1B: 4 SF: 1
2B: 1 SAC: 1
3B: 1 DP: 1
HR: 0 HBP: 0

WP: 0 PA: 40
PB: 0
SB: 0
CS: 0

PITCHER		IP	WLS	BF	H	R	ER	SO	BB	IBB	HBP	BLK	WP	HR	S	P	ERA	WHIP
William Van Landingham, R ERA: 2.97	(1, 1)	7.0		27	4	0	0	2	2	0	0	1	0	0	57	97	0.00	0.857
Rich Rodriguez, L ERA: 1.38	(8, 1)	0.2	L	5	0	1	0	0	1	1	0	0	0	0	12	25	0.00	1.500
Julian Tavarez, R ERA: 4.05	(8, 1)	0.1		3	1	2	0	0	0	0	0	0	0	0	4	7	0.00	3.000
Jim Poole, L ERA: 1.93	(9, 1)	1.0		5	1	0	0	0	0	1	0	0	0	0	10	17	0.00	1.000

PITCHER	IP	WLS	BF	H	R	ER	SO	BB	IBB	HBP	BLK	WP	HR	S	P	ERA	WHIP

BOTTOM

Cincinnati Reds @ San Francisco Giants

3Com Park at Candlestick Point, San Francisco, CA

Sat May 03 1997, 6:33 AM EDT

Att. 18,149 - Sunny - 70 F

livebaseballscorecards.com

Batter	1	2	3	4	5	6	7	8	9	AB	R	H	RBI	BB	SO	LOB
LeJon Powell, R (1, 8) OBP: 0.261, SLG: 0.381 Rick Wilkins, L (9, PH) OBP: 0.211, SLG: 0.297	C X 0-1 P6-4 S 1B		S C B F F B B S 3-3 ② K		B C S S 1-3 ② K		B B C F B X 3-2 ③ F8		S B C B B S 3-3 ③ K2-3	4 1	0 0	1 0	0 0	0 0	2 1	2 1
Jose Vizcaino, S (1, 6) OBP: 0.301, SLG: 0.280	B B 1 SAFE B 1 SAFE C F X 3-2 ① ② P6-4 1-2f		B F C C 1-3 ③ K		B C F X 1-2 ③ FC4-6 1-2f			F X 0-1 ① G4-3		4	0	0	0	0	1	3
Glenallen Hill, R (1, 9) OBP: 0.275, SLG: 0.466	X 0-0 ③ L9			X 0-0 ① G4-3		S B F X 1-2 ① G6-3		X 0-0 ② F9		4	0	0	0	0	0	0
Barry Bonds, L (1, 7) OBP: 0.460, SLG: 0.469		B B X 2-0 1B 1B 1B		X 0-0 1B		F B B X 2-1 FC5 E 1B		B B B I 4-0 IBB		3	0	3	0	1	0	0
Jeff Kent, R (1, 3) OBP: 0.330, SLG: 0.557		C X 0-1 ① F7		S S X 0-2 ② F6		B B X 2-0 E5 FC5 1-2		1 SAFE B B F F 1 SAFE X 1-2 ③ P6		4	0	0	0	0	0	4
Mark Lewis, R (1, 4) OBP: 0.314, SLG: 0.521		C B B X 2-1 1B 1-2 1B		X 0-0 ③ F9		C C S 0-3 ② K			S X 0-1 HR	4	1	2	1	0	1	3
Bill Mueller, S (1, 5) OBP: 0.333, SLG: 0.344		C B X 1-1 ② 1-2 2-H 1B			C X 0-1 E6 1B	X 0-0 ③ FC5 1-2 2-3f			C B F B B F X 3-2 ① P5	4	0	1	0	0	0	2
Marcus Jensen, S (1, 2) OBP: 0.318, SLG: 0.263 Marvin Benard, L (9, PH) OBP: 0.619, SLG: 0.611		C C S 0-3 ③ K			X 0-0 FC4-6 1-3 1B		B C B X 2-1 ① G5-3		C F F S 0-3 ② K	3 1	0 0	1 0	0 0	0 0	1 1	2 0
William Van Landingham, R (1, 1) Stan Javier, S (7, PH) OBP: 0.250, SLG: 0.308 Rich Rodriguez, L (8, 1) OBP: 1.000, SLG: 1.000 Julian Tavarez, L (8, 1) Jim Poole, L (9, 1) J.T. Snow, L (9, 3) OBP: 0.340, SLG: 0.278			F S S 0-3 ① K2-3		F L B F S 1-3 ① K		B B C C C 3-3 ② K		F C F X 0-2 1B	2 1 0 0 0 1	0 0 0 0 0 0	0 0 0 0 0 1	0 0 0 0 0 0	0 1 0 0 0 0	2 0 0 0 0 0	2 0 0 0 0 0
Inning Stats	R: 0 E: 0 K: 0 S: 6 H: 1 LOB: 0 BB: 0 P: 9	R: 0 E: 0 K: 1 S: 10 H: 3 LOB: 2 BB: 0 P: 15	R: 0 E: 0 K: 3 S: 11 H: 0 LOB: 0 BB: 0 P: 15	R: 0 E: 0 K: 0 S: 6 H: 1 LOB: 1 BB: 0 P: 6	R: 0 E: 1 K: 2 S: 13 H: 1 LOB: 2 BB: 0 P: 16	R: 0 E: 1 K: 1 S: 10 H: 1 LOB: 2 BB: 0 P: 15	R: 0 E: 0 K: 1 S: 8 H: 0 LOB: 0 BB: 0 P: 16	R: 0 E: 0 K: 0 S: 7 H: 0 LOB: 1 BB: 1 P: 12	R: 1 E: 0 K: 2 S: 17 H: 2 LOB: 1 BB: 0 P: 23	1B: 8 2B: 1 3B: 0 HR: 1	SF: 0 SAC: 0 DP: 1 HBP: 0						

	AB	36
	R	1
	H	9
	RBI	1
	BB	1
	SO	10
	LOB	19

PITCHER		IP	WLS	BF	H	R	ER	SO	BB	IBB	HBP	BLK	WP	HR	S	P	ERA	WHIP
John Smiley, L ERA: 6.63	(1, 1)	7.0	W	28	7	0	0	8	0	0	0	0	0	0	64	92	0.00	1.000
Jeff Shaw, R ERA: 0.98	(8, 1)	1.0		4	0	0	0	0	0	1	0	0	0	0	7	12	0.00	0.000
Jeff Brantley, R ERA: 1.5	(9, 1)	1.0	S	5	2	1	1	2	0	0	0	0	0	1	17	23	9.00	2.000

PITCHER	IP	WLS	BF	H	R	ER	SO	BB	IBB	HBP	BLK	WP	HR	S	P	ERA	WHIP

WP: 0 PB: 0 SB: 1 CS: 0 PA: 37

Batter	1	2	3	4	5	6	7	8	9	10	AB	R	H	RBI	BB	SO	LOB
Deion Sanders, L (1, 8) OBP: 0.410, SLG: 0.512	3-3 K	0-1 F9			0-0 B3-4			2-1 G4-3		4-1 S E BB	4	1	0	0	1	1	3
Terry Pendleton, S (1, 5) OBP: 0.286, SLG: 0.316	1-1 G5-3 1B		2-2 E3		3-1 L5			0-0 FC5 2B		3-2 F8 1-2	5	0	2	0	0	0	1
Barry Larkin, R (1, 6) OBP: 0.404, SLG: 0.344	3-2 G5-3 1-2		2-1 L7			1-2 L8		4-1 FC5 BB		1-0 E5 L1-3 2-H	4	0	0	0	1	0	2
Ruben Sierra, S (1, 9) OBP: 0.301, SLG: 0.402	2-3 K		1-1 P3			0-1 G6-3		1-0 FC5 1-2 2-3f		2-2 L1-3 1-1	4	0	0	0	0	1	4
Stan Belinda, R (8, 1)											0	0	0	0	0	0	0
Eddie Taubensee, L (10, PH) OBP: 0.366, SLG: 0.525											1	0	0	0	0	0	1
Jeff Brantley, R (10, 1)											0	0	0	0	0	0	0
Eduardo Perez, R (1, 3) OBP: 0.366, SLG: 0.342		0-0 1B G3 1B	0-0 F7			3-2 F4		0-1 F7			3	0	1	0	0	0	1
Hal Morris, L (8, PH) OBP: 0.327, SLG: 0.363											1	0	0	0	0	0	2
(8, 3)																	
Joe Oliver, R (1, 2) OBP: 0.375, SLG: 0.286		0-0 G3 1-2		0-1 G6-3			0-2 FC3-6 1B		1-3 K		4	0	1	0	0	1	1
Bret Boone, R (1, 4) OBP: 0.239, SLG: 0.175	2 SAFE 4-1 1B BB			2-1 G6-4-3 1B			1 SAFE 0-0 FC3-6 1-2f		4-0 SH1-3 BB		2	0	1	0	2	0	1
Curtis Goodwin, L (1, 7) OBP: 0.313, SLG: 0.333	1-0 1-2 2-3 1B			0-0 G6-4-3 1-2f			1 SAFE 1 SAFE 0-0 F7		1 SAFE 0-1 SH1-3 1-2		3	0	1	0	0	0	2
Mike Morgan, R (1, 1) OBP: 0.111, SLG: 0.333		0-3 K			1-2 G6-3		1 SAFE 3-2 G3		3-1 G5-3		2	0	0	0	0	1	3
Brook Fordyce, R (7, PH) OBP: 0.273, SLG: 0.282											1	0	0	0	0	0	1
Hector Carrasco, R (7, 1)											0	0	0	0	0	0	0
Mike Remlinger, L (8, 1)											0	0	0	0	0	0	0
Lenny Harris, L (8, 9) OBP: 0.250, SLG: 0.327											1	0	0	0	0	0	1
Inning Stats	R: 0 E: 0 K: 2 S: 12 H: 1 LOB: 1 BB: 0 P: 21	R: 0 E: 0 K: 1 S: 9 H: 2 LOB: 3 BB: 1 P: 14	R: 0 E: 1 K: 0 S: 8 H: 0 LOB: 1 BB: 0 P: 13	R: 0 E: 0 K: 0 S: 5 H: 1 LOB: 0 BB: 0 P: 7	R: 0 E: 0 K: 0 S: 6 H: 0 LOB: 0 BB: 0 P: 10	R: 0 E: 0 K: 0 S: 8 H: 0 LOB: 0 BB: 0 P: 12	R: 0 E: 0 K: 0 S: 9 H: 1 LOB: 1 BB: 0 P: 12	R: 0 E: 0 K: 0 S: 7 H: 1 LOB: 2 BB: 1 P: 14	R: 0 E: 0 K: 1 S: 8 H: 0 LOB: 1 BB: 1 P: 16	R: 1 E: 1 K: 0 S: 10 H: 0 LOB: 0 BB: 1 P: 20	1B: 5 2B: 2 3B: 0 HR: 0 SF: 0 SAC: 1 DP: 2 HBP: 0						

PITCHER		IP	WLS	BF	H	R	ER	SO	BB	IBB	HBP	BLK	WP	HR	S	P	ERA	WHIP
Kirk Rueter, L ERA: 2.21	(1, 1)	7.0		27	5	0	0	3	1	0	0	0	0	0	57	89	0.00	0.857
Doug Henry, R ERA: 1.35	(8, 1)	0.2		4	1	0	0	0	1	0	0	0	0	0	5	12	0.00	3.000
Rich Rodriguez, L ERA: 1.26	(8, 1)	1.1		5	0	0	0	1	1	0	0	0	0	0	10	18	0.00	0.750
Rod Beck, R ERA: 4.22	(10, 1)	1.0	W	4	0	1	0	0	1	0	0	0	0	0	10	20	0.00	1.000

PITCHER	IP	WLS	BF	H	R	ER	SO	BB	IBB	HBP	BLK	WP	HR	S	P	ERA	WHIP

TOP

Cincinnati Reds @ San Francisco Giants

3Com Park at Candlestick Point, San Francisco, CA

Sun May 04 1997, 6:33 AM EDT
Att. 26,287 - Sunny - 72 F

livebaseballscorecards.com

AB	35
R	1
H	6
RBI	0
BB	4
SO	4
LOB	23

WP: 0 PB: 0 SB: 1 CS: 0 PA: 40

Batter	1	2	3	4	5	6	7	8	9	10	AB	R	H	RBI	BB	SO	LOB
Marvin Benard, L (1, 8) OBP: 0.538, SLG: 0.500	F7		L7		G5-3			F7		BB WP 1B BB	4	1	0	0	1	0	2
Bill Mueller, S (1, 5) OBP: 0.364, SLG: 0.368 LeJon Powell, R (10, PR) OBP: 0.261, SLG: 0.381	E 1B		G4-3			G6-3 1B		BB 1B		BB 1B HBP	4 0	0 1	3 0	0 0	0 0	0 0	0 0
Barry Bonds, L (1, 7) OBP: 0.458, SLG: 0.452	CS BB			K		L8		F9		1B BB	3	0	0	0	2	1	2
Jeff Kent, R (1, 4) OBP: 0.324, SLG: 0.533	L5			G5-3		G6-3		BB		K	4	0	0	0	1	1	6
Glenallen Hill, R (1, 9) OBP: 0.281, SLG: 0.463		G5-3		G1-3			1B	K		1B	5	0	2	2	0	1	2
J.T. Snow, L (1, 3) OBP: 0.345, SLG: 0.290		2B			G4-3 1B BB		F7		K		3	0	1	0	1	1	1
Jose Vizcaino, S (1, 6) OBP: 0.308, SLG: 0.289		F8			G4-3 1B				G6-3		4	0	2	0	0	0	1
Marcus Jensen, S (1, 2) OBP: 0.269, SLG: 0.217		G1-3			F7		L9		K		4	0	0	0	0	1	5
Kirk Rueter, L (1, 1)			G4-3		G4-3		L7			K2-3	2	0	0	0	0	0	2
Damon Berryhill, S (7, PH) OBP: 0.422, SLG: 0.389											1	0	0	0	0	0	2
Doug Henry, R (8, 1)											0	0	0	0	0	0	0
Rich Rodriguez, L (8, 1) OBP: 1.000, SLG: 1.000											0	0	0	0	0	0	0
Rod Beck, R (10, 1)											0	0	0	0	0	0	0
Stan Javier, S (10, PH) OBP: 0.244, SLG: 0.300											1	0	0	0	0	1	0
Inning Stats	R: 0 E: 1 K: 0 S: 11 H: 1 LOB: 1 BB: 1 P: 22	R: 0 E: 0 K: 0 S: 7 H: 1 LOB: 1 BB: 0 P: 14	R: 0 E: 0 K: 0 S: 7 H: 0 LOB: 0 BB: 0 P: 9	R: 0 E: 0 K: 1 S: 9 H: 0 LOB: 0 BB: 0 P: 12	R: 0 E: 0 K: 0 S: 6 H: 1 LOB: 2 BB: 1 P: 12	R: 0 E: 0 K: 0 S: 6 H: 1 LOB: 0 BB: 0 P: 10	R: 0 E: 0 K: 0 S: 7 H: 2 LOB: 2 BB: 0 P: 8	R: 0 E: 0 K: 1 S: 8 H: 1 LOB: 2 BB: 1 P: 15	R: 0 E: 0 K: 2 S: 8 H: 0 LOB: 0 BB: 0 P: 12	R: 2 E: 0 K: 2 S: 14 H: 1 LOB: 2 BB: 2 P: 27	1B: 7 2B: 1 3B: 0 HR: 0 SF: 0 SAC: 0 DP: 1 HBP: 1						

PITCHER		IP	WLS	BF	H	R	ER	SO	BB	IBB	HBP	BLK	WP	HR	S	P	ERA	WHIP
Mike Morgan, R ERA: 4.66	(1, 1)	6.0		22	4	0	0	1	2	0	0	0	0	0	46	79	0.00	1.000
Hector Carrasco, R ERA: 2.3	(7, 1)	1.1		7	3	0	0	0	0	0	0	0	0	0	10	12	0.00	2.250
Mike Remlinger, L ERA: 1.54	(8, 1)	0.1		1	0	0	0	0	0	0	0	0	0	0	1	2	0.00	0.000
Stan Belinda, R ERA: 5.03	(8, 1)	1.1		5	0	0	0	3	1	0	0	0	0	0	12	21	0.00	0.750
Jeff Brantley, R ERA: 4.05	(10, 1)	0.2	L	6	1	2	2	2	2	0	1	0	1	0	14	27	27.00	4.500

PITCHER	IP	WLS	BF	H	R	ER	SO	BB	IBB	HBP	BLK	WP	HR	S	P	ERA	WHIP

BOTTOM

Cincinnati Reds @ San Francisco Giants

3Com Park at Candlestick Point, San Francisco, CA

Sun May 04 1997, 6:33 AM EDT

Att. 26,287 - Sunny - 72 F

livebaseballscorecards.com

AB	35
R	2
H	8
RBI	2
BB	5
SO	6
LOB	23

1B: 7 SF: 0
2B: 1 SAC: 0
3B: 0 DP: 1
HR: 0 HBP: 1

WP: 1 PA: 41
PB: 0
SB: 0
CS: 1

Batter	1	2	3	4	5	6	7	8	9	AB	R	H	RBI	BB	SO	LOB
Deion Sanders, L (1, 8) OBP: 0.399, SLG: 0.496	G6-3		P5			K			P4	4	0	0	0	0	1	1
Lenny Harris, L (1, 7) OBP: 0.236, SLG: 0.308	K			G4-3		K			F7	3	0	0	0	0	2	0
Hector Carrasco, R (6, 1)										0	0	0	0	0	0	0
Terry Pendleton, S (9, PH) OBP: 0.273, SLG: 0.300										1	0	0	0	0	0	1
Barry Larkin, R (1, 6) OBP: 0.405, SLG: 0.348	1B			G6-3			L9		G3	2	0	1	0	0	0	0
Jeff Branson, L (5, 6) OBP: 0.081, SLG: 0.056										2	0	0	0	0	0	1
Ruben Sierra, S (1, 9) OBP: 0.292, SLG: 0.389	K			K			P3			3	0	0	0	0	2	1
Eddie Taubensee, L (1, 2) OBP: 0.365, SLG: 0.531		L8			F8 1B 2B		F9			3	1	1	0	0	0	0
Hal Morris, L (1, 3) OBP: 0.328, SLG: 0.362		G4-3			F8 2-3			G3-6-1 1B		3	0	1	0	0	0	1
Willie Greene, L (1, 5) OBP: 0.284, SLG: 0.358		K			G4-6-3 1B 3-H			G3-6-1 1-2f		3	0	1	1	0	1	1
Bret Boone, R (1, 4) OBP: 0.232, SLG: 0.169			F9		G4-6-3 1-2f			G6-3		3	0	0	0	0	0	1
Kent Mercker, L (1, 1) OBP: 0.571, SLG: 0.667			P6			G1-3			1B	1	0	0	0	0	0	0
Curtis Goodwin, L (6, PH) OBP: 0.333, SLG: 0.353										2	0	1	0	0	0	0
(6, 7)																
Inning Stats	R: 0 E: 0 K: 2 S: 8 H: 1 LOB: 1 BB: 0 P: 8	R: 0 E: 0 K: 1 S: 5 H: 0 LOB: 0 BB: 0 P: 8	R: 0 E: 0 K: 0 S: 7 H: 0 LOB: 0 BB: 0 P: 10	R: 0 E: 0 K: 1 S: 9 H: 0 LOB: 0 BB: 0 P: 13	R: 1 E: 0 K: 0 S: 7 H: 2 LOB: 0 BB: 0 P: 13	R: 0 E: 0 K: 2 S: 9 H: 0 LOB: 0 BB: 0 P: 12	R: 0 E: 0 K: 0 S: 5 H: 0 LOB: 0 BB: 0 P: 10	R: 0 E: 0 K: 0 S: 5 H: 1 LOB: 0 BB: 0 P: 8	R: 0 E: 0 K: 0 S: 9 H: 1 LOB: 1 BB: 0 P: 10	1B: 4 2B: 1 3B: 0 HR: 0 SF: 0 SAC: 0 DP: 2 HBP: 0						

PITCHER		IP	WLS	BF	H	R	ER	SO	BB	IBB	HBP	BLK	WP	HR	S	P	ERA	WHIP
Hideo Nomo, R ERA: 3.07	(1, 1)	8.0	W	27	5	1	1	6	0	0	0	0	0	0	57	85	1.12	0.625
Mark Guthrie, L ERA: 2.16	(9, 1)	0.1		1	0	0	0	0	0	0	0	0	0	0	1	1	0.00	0.000
Todd Worrell, R ERA: 5.4	(9, 1)	0.2	S	2	0	0	0	0	0	0	0	0	0	0	6	6	0.00	0.000

PITCHER	IP	WLS	BF	H	R	ER	SO	BB	IBB	HBP	BLK	WP	HR	S	P	ERA	WHIP

TOP

Cincinnati Reds @ Los Angeles Dodgers

Dodger Stadium, Los Angeles, CA

Mon May 05 1997, 7:05 PM PDT

Att. 26,955 - Unknown - 78 F

livebaseballscorecards.com

AB	30
R	1
H	5
RBI	1
BB	0
SO	6
LOB	7

REDS

Batter	1	2	3	4	5	6	7	8	9	AB	R	H	RBI	BB	SO	LOB
Wilton Guerrero, S (1, 4) OBP: 0.298, SLG: 0.450	C B F X 1-2 CS 1B		X 0-0 ① G5-3		B B B C C B 4-2 G2-3 BB	X 0-0 ③ L8		B F F S 1-3 ③ K		2	0	1	0	0	0	0
Juan Castro, R (4, 4)										2	0	0	0	1	1	2
Greg Gagne, R (1, 6) OBP: 0.376, SLG: 0.473	B S B X 2-1 ①② G6-3 1-2		F X 0-1 ② F9		1 SAFE F S X 0-2 ① G2-3 1-2		F B X 1-1 ① G6-3			4	0	0	0	0	0	2
Mike Piazza, R (1, 2) OBP: 0.461, SLG: 0.605	B B B C S B 4-2 FC4-6 BB		B B C C T B X 3-2 1B 1B		B B I I 4-0 IBB		B F X 1-1 BLK 1B			2	0	2	0	2	0	0
Eric Karros, R (1, 3) OBP: 0.306, SLG: 0.336	C B B C X 2-2 ③ FC4-6 1-2f		B B C F T B X 3-2 1-2 1B		C F B F B X 2-2 ② P5		F B S C 1-3 ② K 1-2			4	0	1	0	0	1	4
Raul Mondesi, R (1, 9) OBP: 0.349, SLG: 0.500		C X 0-1 F9 1B 2B	C B B B X 3-1 ③ P3		F B B X 2-1 ③ G5-3		X 0-0 ③ G1-3			4	1	1	0	0	0	5
Todd Zeile, R (1, 5) OBP: 0.316, SLG: 0.330		C B B B B 4-1 CS 1B BB		B B C X 2-1 E6 FC1-6		C C X 0-2 E5 HR		B C S F B F S 2-3 ① K		3	1	0	0	1	1	0
Billy Ashley, R (1, 7) OBP: 0.261, SLG: 0.429	C X 0-1 ① F9 2-3		X 0-0 ① FC1-6 G4-3 1-2f		X 0-0 HR 1-H		C B X 1-1 ② G4-3			3	1	1	2	0	0	3
Wayne Kirby, L (7, 8) OBP: 0.303, SLG: 0.214										1	0	0	0	0	0	0
Todd Hollandsworth, L (1, 8) OBP: 0.270, SLG: 0.306	C B X 1-1 CS 1-2 3-H 1B		D 1 SAFE B C F F F X 2-2 ② G4-3 1-2		S X 0-1 ① G4-3		F X 0-1 1B 1B			4	0	2	1	0	0	1
(7, 7)																
Hideo Nomo, R (1, 1) OBP: 0.125, SLG: 0.125	B S B C C 2-3 ②③ K 1-2 2-3		F S B S 1-3 ③ K		B X 1-0 ② G5-3			B B C X 2-1 1-2 1B		4	0	1	0	0	2	3
Mark Guthrie, R (9, 1)										0	0	0	0	0	0	0
Todd Worrell, R (9, 1)										0	0	0	0	0	0	0
Inning Stats	R: 0 E: 0 K: 0 S: 10 H: 1 LOB: 1 BB: 1 P: 19	R: 1 E: 0 K: 1 S: 10 H: 2 LOB: 1 BB: 1 P: 17	R: 0 E: 0 K: 0 S: 13 H: 2 LOB: 2 BB: 0 P: 22	R: 0 E: 1 K: 1 S: 11 H: 0 LOB: 1 BB: 0 P: 16	R: 0 E: 0 K: 0 S: 11 H: 0 LOB: 2 BB: 2 P: 23	R: 2 E: 1 K: 0 S: 8 H: 1 LOB: 0 BB: 0 P: 9	R: 0 E: 0 K: 1 S: 8 H: 1 LOB: 1 BB: 0 P: 11	R: 0 E: 0 K: 2 S: 14 H: 2 LOB: 2 BB: 0 P: 20		1B: 7 2B: 1 3B: 0 HR: 1		SF: 0 SAC: 0 DP: 0 HBP: 0			WP: 0 PB: 0 SB: 0 CS: 3	PA: 37	

PITCHER		IP	WLS	BF	H	R	ER	SO	BB	IBB	HBP	BLK	WP	HR	S	P	ERA	WHIP
Kent Mercker, L ERA: 4.97	(1, 1)	5.0		23	5	1	1	2	3	1	0	0	0	0	55	97	1.80	1.600
Hector Carrasco, R ERA: 2.41	(6, 1)	3.0	L	14	4	2	1	3	0	0	0	1	0	1	30	40	3.00	1.333

PITCHER	IP	WLS	BF	H	R	ER	SO	BB	IBB	HBP	BLK	WP	HR	S	P	ERA	WHIP

BOTTOM

Cincinnati Reds @ Los Angeles Dodgers

Dodger Stadium, Los Angeles, CA

Mon May 05 1997, 7:05 PM PDT

Att. 26,955 - Unknown - 78 F

livebaseballscorecards.com

AB	33
R	3
H	9
RBI	3
BB	4
SO	5
LOB	20

Batter	1	2	3	4	5	6	7	8	9	10	11	AB	R	H	RBI	BB	SO	LOB
Deion Sanders, L (1, 8) OBP: 0.401, SLG: 0.519	X 0-0 G4-3 ①		X 0-0 G4-3 ③		B X 1-0 HR			B X 1-0 SH5-4 1B 1B		C X 0-1 SH1-3 ① 1-2		4	1	2	1	0	0	0
Pokey Reese, R (1, 6) OBP: 0.208, SLG: 0.348	C B F B C 2-3 K ②			B C B X 2-1 F9 ①	X 0-0 F8 ③			1 SAFE I SAFE P 1 SAFE X 1-0 SH5-4 1-2 1B		F X 0-1 F8 ②		5	0	1	0	0	1	1
Hal Morris, L (1, 3) OBP: 0.325, SLG: 0.358	C B X 1-1 P6 ③			X 0-0 E SF9 1B		B X 1-0 G6-3 ①		B 2 SAFE L X 1-1 SH5-4 1-2 2-3 ①		C B F B B F X 3-2 P5 ③		4	1	1	0	0	0	1
Reggie Sanders, R (1, 9) OBP: 0.319, SLG: 0.459		C C B B C 2-3 K ①		X 0-0 E6 1-3		B S F B B F S 3-3 K ②		I I I I 4-0 G6-4-3 IBB			S B S S F B X 2-2 F7 ①	4	0	0	0	1	2	1
Eddie Taubensee, L (1, 7) OBP: 0.351, SLG: 0.515 Terry Pendleton, S (8, PH) OBP: 0.281, SLG: 0.286 Jeff Shaw, R (8, 1) Jeff Brantley, R (9, 1) Eduardo Perez, R (11, PH) OBP: 0.381, SLG: 0.436 Mike Morgan, R (11, 1) OBP: 0.111, SLG: 0.333 Mike Remlinger, L (11, 1)		X 0-0 G5-3 ②		C X 0-1 SF9 ② 3-H		B C S X 1-2 G4-3 ③		C B F B B X 3-2 G6-4-3 ② ③ 1-2f			B S S S T B X 2-2 HR	2 1 0 0 1 0	0 0 0 0 1 0	0 0 0 0 1 0	1 0 0 0 1 0	0 0 0 0 0 0	0 3 0 0 0 0	0 0 0 0 0 0
Bret Boone, R (1, 4) OBP: 0.240, SLG: 0.172		B B X 2-0 1B		C B B F B B 4-2 BB			C S B B C 1-3 K ①		B C B C B S 3-3 K ①		C F B F S 1-3 K ②	4	0	1	0	1	3	0
Willie Greene, L (1, 5) OBP: 0.286, SLG: 0.367 Jeff Branson, L (7, 5) OBP: 0.077, SLG: 0.053	X 0-0 G3 ③			B B F C B X 3-2 F7 ③			B F B B F F X 3-2 2B		F B F X 1-2 G4-3 ②		F B S B F C 2-3 K ③	3 2	0 0	1 0	0 0	0 0	0 1	3 0
Joe Oliver, R (1, 2) OBP: 0.250, SLG: 0.182			C B B B S X 3-2 G4-3 ①		F F B B F B X 3-2 F9 ①		C F B B S 2-3 K ②		F S F B B S 1-3 K ③			4	0	0	0	0	2	1
Dave Burba, R (1, 1) OBP: 0.273, SLG: 0.273 Lenny Harris, L (7, PH) OBP: 0.232, SLG: 0.302 Stan Belinda, R (7, 1) Curtis Goodwin, L (8, 7) OBP: 0.368, SLG: 0.389			C B F S 1-3 K ②		F B X 1-1 G6-3 ②		C B B F F X 2-2 L9 ③			X 0-0 SH1-3 1B		2 1 0 1	0 0 0 0	0 0 0 1	0 0 0 0	1 0 0 0	0 0 0 0	0 1 0 0
Inning Stats	R: 0 E: 0 K: 1 S: 6 H: 0 LOB: 0 BB: 0 P: 9	R: 0 E: 0 K: 1 S: 6 H: 1 LOB: 1 BB: 0 P: 10	R: 0 E: 0 K: 1 S: 7 H: 0 LOB: 0 BB: 0 P: 11	R: 1 E: 1 K: 0 S: 11 H: 1 LOB: 2 BB: 1 P: 20	R: 1 E: 0 K: 0 S: 8 H: 1 LOB: 0 BB: 0 P: 13	R: 0 E: 0 K: 1 S: 8 H: 0 LOB: 0 BB: 0 P: 13	R: 0 E: 0 K: 2 S: 14 H: 1 LOB: 1 BB: 0 P: 22	R: 0 E: 0 K: 0 S: 8 H: 2 LOB: 2 BB: 1 P: 17	R: 0 E: 0 K: 2 S: 10 H: 0 LOB: 0 BB: 0 P: 15	R: 0 E: 0 K: 0 S: 9 H: 1 LOB: 1 BB: 0 P: 12	R: 1 E: 0 K: 2 S: 16 H: 1 LOB: 0 BB: 0 P: 23	1B: 5 2B: 1 3B: 0 HR: 2	SF: 1 SAC: 2 DP: 1 HBP: 0			WP: 0 PB: 0 SB: 0 CS: 0	PA: 43		

PITCHER		IP	WLS	BF	H	R	ER	SO	BB	IBB	HBP	BLK	WP	HR	S	P	ERA	WHIP
Pedro Astacio, R ERA: 2.0	(1, 1)	7.0		27	4	2	1	6	1	0	0	0	0	1	60	98	1.29	0.714
Scott Radinsky, L ERA: 3.07	(8, 1)	0.1		4	2	0	0	0	0	1	0	0	0	0	5	11	0.00	6.000
37 Darren Dreifort, R ERA: 3.29	(8, 1)	1.2		4	0	0	0	2	0	0	0	0	0	0	13	21	0.00	0.000
Mark Guthrie, L ERA: 2.41	(10, 1)	2.0	L	8	2	1	1	2	0	0	0	0	0	1	25	35	4.50	1.000

PITCHER	IP	WLS	BF	H	R	ER	SO	BB	IBB	HBP	BLK	WP	HR	S	P	ERA	WHIP

TOP

Cincinnati Reds @ Los Angeles Dodgers

Dodger Stadium, Los Angeles, CA

Tue May 06 1997, 7:05 PM PDT

Att. 38,241 - Unknown - 78 F

livebaseballscorecards.com

AB	38
R	3
H	8
RBI	3
BB	2
SO	10
LOB	11

Cincinnati Reds @ Los Angeles Dodgers

Dodger Stadium, Los Angeles, CA

Tue May 06 1997, 7:05 PM PDT

Att. 38,241 - Unknown - 78 F

livebaseballscorecards.com

BOTTOM

Batter	1	2	3	4	5	6	7	8	9	10	11	AB	R	H	RBI	BB	SO	LOB
Todd Hollandsworth, L (1, 8) (10, 7) OBP: 0.275, SLG: 0.319	0-1 1B 2B	1 SAFE 2-0 F7			0-0 CS 1B		0-2 G5-3			0-2 P5		5	1	2	0	0	0	1
Greg Gagne, R (1, 6) OBP: 0.369, SLG: 0.461	1-1 2-H 1B		1-0 G1-3		3-2 G4-3 1-2			0-0 L7		1-1 F9		5	0	1	1	0	0	1
Mike Piazza, R (1, 2) OBP: 0.498, SLG: 0.604	2-2 FC5 2B		2-3 K		0-0 1B			0-2 G1-3			1-0 F8	5	0	2	0	0	1	0
Eric Karros, R (1, 3) OBP: 0.310, SLG: 0.327	3-3 K		4-2 S BB		0-1 L7			0-0 G4-3			4-0 2B BB	3	0	0	0	2	1	2
Wilton Guerrero, S (11, PR) OBP: 0.298, SLG: 0.450												0	0	0	0	0	0	0
Raul Mondesi, R (1, 9) OBP: 0.359, SLG: 0.534	4-1 BB		1-1 P6 1-2			1-0 L7			0-0 HR		0-1 1-3 2B	4	1	2	1	1	0	1
Todd Zeile, R (1, 5) OBP: 0.311, SLG: 0.317	1-1 FC5 2-3f			3-2 F8		3-1 P4			1-3 K		4-0 IBB	4	0	0	0	1	1	2
Billy Ashley, R (1, 7) OBP: 0.259, SLG: 0.400		2-0 FC5-4 1B		0-1 G6-3		2-1 G6-3			3-3 K		3-3 K	4	0	1	0	0	1	0
Mark Guthrie, R (10, 1)												0	0	0	0	0	0	0
Nelson Liriano, S (11, PH) OBP: 0.263, SLG: 0.235												1	0	0	0	0	1	3
Juan Castro, R (1, 4) OBP: 0.143, SLG: 0.077		0-1 FC5-4 1-2f		2-0 1B			1-3 K2-3		1-3 K		1-1 P4	4	0	1	0	0	2	1
Eddie Williams, R (11, PH)												1	0	0	0	0	0	3
Pedro Astacio, R (1, 1) OBP: 0.077, SLG: 0.077		0-2 P5		0-1 G3			2-2 P6			1-1 F8		2	0	0	0	0	0	2
Brett Butler, L (7, PH) OBP: 0.437, SLG: 0.400												1	0	0	0	0	0	0
Scott Radinsky, L (8, 1)												0	0	0	0	0	0	0
37 Darren Dreifort, R (8, 1)												0	0	0	0	0	0	0
Wayne Kirby, L (10, 8) OBP: 0.294, SLG: 0.207												1	0	0	0	0	0	0
Inning Stats	R: 1 H: 3 E: 0 LOB: 2 K: 1 BB: 1 S: 18 P: 29	R: 0 H: 1 E: 0 LOB: 1 K: 0 BB: 0 S: 7 P: 11	R: 0 H: 0 E: 0 LOB: 1 K: 1 BB: 1 S: 9 P: 17	R: 0 H: 1 E: 0 LOB: 1 K: 0 BB: 0 S: 11 P: 16	R: 0 H: 2 E: 0 LOB: 1 K: 0 BB: 0 S: 8 P: 11	R: 0 H: 0 E: 0 LOB: 0 K: 0 BB: 0 S: 5 P: 11	R: 0 H: 0 E: 0 LOB: 0 K: 1 BB: 0 S: 15 P: 18	R: 0 H: 0 E: 0 LOB: 0 K: 0 BB: 0 S: 5 P: 5	R: 1 H: 1 E: 0 LOB: 0 K: 3 BB: 0 S: 11 P: 16	R: 0 H: 0 E: 0 LOB: 0 K: 0 BB: 0 S: 7 P: 9	R: 0 H: 1 E: 0 LOB: 3 K: 1 BB: 2 S: 10 P: 23							

Billy Ashley, R (1, 7) OBP: 0.259, SLG: 0.400	4	0	1	0	0	1	0
Mark Guthrie, R (10, 1)	0	0	0	0	0	0	0
Nelson Liriano, S (11, PH) OBP: 0.263, SLG: 0.235	1	0	0	0	0	1	3
Juan Castro, R (1, 4) OBP: 0.143, SLG: 0.077	4	0	1	0	0	2	1
Eddie Williams, R (11, PH)	1	0	0	0	0	0	3
Pedro Astacio, R (1, 1) OBP: 0.077, SLG: 0.077	2	0	0	0	0	0	2
Brett Butler, L (7, PH) OBP: 0.437, SLG: 0.400	1	0	0	0	0	0	0
Scott Radinsky, L (8, 1)	0	0	0	0	0	0	0
37 Darren Dreifort, R (8, 1)	0	0	0	0	0	0	0
Wayne Kirby, L (10, 8) OBP: 0.294, SLG: 0.207	1	0	0	0	0	0	0

AB	40
R	2
H	9
RBI	2
BB	4
SO	7
LOB	16

1B: 5	SF: 0	WP: 0	PA: 44
2B: 3	SAC: 0	PB: 0	
3B: 0	DP: 0	SB: 1	
HR: 1	HBP: 0	CS: 1	

PITCHER		IP	WLS	BF	H	R	ER	SO	BB	IBB	HBP	BLK	WP	HR	S	P	ERA	WHIP
Dave Burba, R (1, 1) ERA: 6.41		6.0		25	7	1	1	2	2	0	0	0	0	0	58	95	1.50	1.500
Stan Belinda, R (7, 1) ERA: 4.79		1.0		3	0	0	0	1	0	0	0	0	0	0	15	18	0.00	0.000
Jeff Shaw, R (8, 1) ERA: 0.93		1.0		3	0	0	0	0	0	0	0	0	0	0	5	5	0.00	0.000
Jeff Brantley, R (9, 1) ERA: 4.15		2.0	W	7	1	1	1	3	0	0	0	0	0	1	18	25	4.50	0.500
Mike Morgan, R (11, 1) ERA: 4.6		0.1		4	1	0	0	0	1	1	0	0	0	0	3	12	0.00	6.000

PITCHER		IP	WLS	BF	H	R	ER	SO	BB	IBB	HBP	BLK	WP	HR	S	P	ERA	WHIP
Mike Remlinger, L (11, 1) ERA: 1.46		0.2	S	2	0	0	0	1	0	0	0	0	0	0	7	11	0.00	0.000

Batter	1	2	3	4	5	6	7	8	9	AB	R	H	RBI	BB	SO	LOB
Deion Sanders, L (1, 8) OBP: 0.388, SLG: 0.500	F7		P4		G4-6-3 1-2f		P6		G3 1-2 2-3	5	0	0	0	0	0	5
Pokey Reese, R (1, 6) OBP: 0.214, SLG: 0.333	K		P3		1B		K		K	4	0	1	0	0	2	2
Jeff Branson, L (9, PH) OBP: 0.075, SLG: 0.051										1	0	0	0	0	1	2
Hal Morris, L (1, 3) OBP: 0.315, SLG: 0.345	F7			G3	G4-3		F8			4	0	0	0	0	0	1
Reggie Sanders, R (1, 9) OBP: 0.315, SLG: 0.492		K		HR		K		K		4	1	1	1	0	3	0
Eddie Taubensee, L (1, 7) OBP: 0.346, SLG: 0.514 (6, 2)		K		F8		1B SF7 2B		G3		4	1	1	0	0	1	0
Bret Boone, R (1, 4) OBP: 0.250, SLG: 0.178		P3		E S BB		2-3 BB 1B		G6-3		3	0	1	0	1	0	0
Willie Greene, L (1, 5) OBP: 0.310, SLG: 0.374			1B 1B	1-3 BB		1-2 BB			G3 1B BB	1	0	1	0	3	0	0
Joe Oliver, R (1, 2) OBP: 0.286, SLG: 0.231			1-2 1B	F D 1 SAFE F 1 SAFE F C		3-H SF7			G3 1-2 1B	2	0	1	0	0	1	2
Lenny Harris, L (6, PH) OBP: 0.241, SLG: 0.315 (6, 7)										1	0	1	1	0	0	0
Pete Schourek, L (1, 1) OBP: 0.200, SLG: 0.500			B 2 SAFE B F M 2 SAFE M K		E6 G4-6-3	P5			B1	2	0	0	0	0	1	2
Terry Pendleton, S (6, PH) OBP: 0.250, SLG: 0.273										1	0	0	0	0	0	2
Hector Carrasco, R (6, 1)										0	0	0	0	0	0	0
Curtis Goodwin, L (9, PH) OBP: 0.350, SLG: 0.368										1	0	0	0	0	0	2
Inning Stats	R: 0 E: 0 K: 1 S: 6 H: 0 LOB: 0 BB: 0 P: 8	R: 0 E: 0 K: 2 S: 9 H: 0 LOB: 0 BB: 0 P: 13	R: 0 E: 0 K: 1 S: 16 H: 2 LOB: 2 BB: 0 P: 24	R: 1 E: 0 K: 1 S: 10 H: 1 LOB: 2 BB: 2 P: 21	R: 0 E: 1 K: 0 S: 10 H: 1 LOB: 1 BB: 0 P: 12	R: 1 E: 0 K: 1 S: 12 H: 2 LOB: 2 BB: 1 P: 21	R: 0 E: 0 K: 1 S: 10 H: 0 LOB: 0 BB: 0 P: 16	R: 0 E: 0 K: 1 S: 8 H: 0 LOB: 0 BB: 0 P: 14	R: 0 E: 0 K: 1 S: 18 H: 1 LOB: 2 BB: 1 P: 24	1B: 5 2B: 1 3B: 0 HR: 1 SF: 1 SAC: 0 DP: 1 HBP: 0						

PITCHER	IP	WLS	BF	H	R	ER	SO	BB	IBB	HBP	BLK	WP	HR	S	P	ERA	WHIP
Ramon Martinez, R (1, 1) ERA: 4.07	8.0	W	33	6	2	2	8	3	0	0	0	0	1	81	129	2.25	1.125
Todd Worrell, R (9, 1) ERA: 5.02	1.0	S	5	1	0	0	1	1	0	0	0	0	0	18	24	0.00	2.000

PITCHER	IP	WLS	BF	H	R	ER	SO	BB	IBB	HBP	BLK	WP	HR	S	P	ERA	WHIP

TOP

Cincinnati Reds @ Los Angeles Dodgers

Dodger Stadium, Los Angeles, CA

Wed May 07 1997, 7:05 PM PDT

Att. 28,303 - Unknown - 76 F

livebaseballscorecards.com

AB	33
R	2
H	7
RBI	2
BB	4
SO	9
LOB	18

REDS

Batter	1	2	3	4	5	6	7	8	9	AB	R	H	RBI	BB	SO	LOB
Todd Hollandsworth, L (1, 8) (8, 7) OBP: 0.274, SLG: 0.316	C B C T S 1-3 K ①		B S X 1-1 2B 1B 2-H		X 0-0 B1-3 ②		S X 0-1 G3 ③			4	1	1	1	0	1	0
Greg Gagne, R (1, 6) OBP: 0.365, SLG: 0.462	C S S 0-3 K ②		B B X 2-0 2B 1-H		C X 0-1 G5-3 ③			S S C 0-3 K ①		4	0	1	1	0	2	0
Mike Piazza, R (1, 2) OBP: 0.441, SLG: 0.579	C F X 0-2 G5-3 ③		F F B B X 2-2 G5-3 ③			B B B C T X 3-2 G3 ①		S F B B T X 2-2 L8 ②		4	0	0	0	0	0	1
Eric Karros, R (1, 3) OBP: 0.323, SLG: 0.336		B B B B 4-0 G6-4-3 BB		S C X 0-2 S BB E 1B		X 0-0 1B 1B		B T X 1-1 F9 ③		3	1	2	0	1	0	0
Raul Mondesi, R (1, 9) OBP: 0.358, SLG: 0.525		B C B X 2-1 G6-4-3 ① ② 1-2f		C B B D B 4-1 S E BB 1-2		1 SAFE 1 SAFE B X 1-0 L7 ②				2	1	0	0	1	0	2
Todd Zeile, R (1, 5) OBP: 0.311, SLG: 0.317		B C B B X 3-1 F9 ③		B S F X 1-2 L4 ① 1-2 2-3		D 1 SAFE C 1 B X 2-1 FC6-4 1B 1-2				3	0	1	0	0	0	2
Billy Ashley, R (1, 7) OBP: 0.233, SLG: 0.357 Wayne Kirby, L (8, 8) OBP: 0.294, SLG: 0.207			F B B F S 2-3 K ① C B X 1-1 E3 G4-6-3 2-H 3-H			X 0-0 FC6-4 ③ 1-2f				3 0	0 0	0 0	1 0	0 0	1 0	2 0
Juan Castro, R (1, 4) OBP: 0.176, SLG: 0.067			B B B C C B 4-2 SH1-4 1B BB C X 0-1 G4-6-3 ② ③ 1-2f				F B X 1-1 G4-3 ①			2	1	0	0	1	0	1
Ramon Martinez, R (1, 1) Todd Worrell, R (9, 1)			L D B X 2-1 SH1-4 ② 1-2		B C C X 1-2 P6 ①		S B F F S 1-3 K ②			2 0	0 0	0 0	0 0	0 0	1 0	0 0
Inning Stats	R: 0 H: 0 E: 0 LOB: 0 K: 2 BB: 0 S: 11 P: 12	R: 0 H: 0 E: 0 LOB: 0 K: 0 BB: 1 S: 4 P: 13	R: 2 H: 2 E: 0 LOB: 1 K: 1 BB: 1 S: 13 P: 26	R: 2 H: 1 E: 1 LOB: 0 K: 0 BB: 1 S: 11 P: 17	R: 0 H: 0 E: 0 LOB: 0 K: 0 BB: 0 S: 6 P: 7	R: 0 H: 2 E: 0 LOB: 2 K: 0 BB: 0 S: 8 P: 14	R: 0 H: 0 E: 0 LOB: 0 K: 1 BB: 0 S: 8 P: 10	R: 0 H: 0 E: 0 LOB: 0 K: 1 BB: 0 S: 9 P: 12		1B: 4 SF: 0 2B: 1 SAC: 1 3B: 0 DP: 2 HR: 0 HBP: 0						

PITCHER		IP	WLS	BF	H	R	ER	SO	BB	IBB	HBP	BLK	WP	HR	S	P	ERA	WHIP
Pete Schourek, L ERA: 5.65	(1, 1)	5.0	L	20	3	4	3	3	3	0	0	0	0	0	45	75	5.40	1.200
Hector Carrasco, R ERA: 2.08	(6, 1)	3.0		11	2	0	0	2	0	0	0	0	0	0	25	36	0.00	0.667

PITCHER	IP	WLS	BF	H	R	ER	SO	BB	IBB	HBP	BLK	WP	HR	S	P	ERA	WHIP

BOTTOM

Cincinnati Reds @ Los Angeles Dodgers

Dodger Stadium, Los Angeles, CA

Wed May 07 1997, 7:05 PM PDT

Att. 28,303 - Unknown - 76 F

livebaseballscorecards.com

AB	27
R	4
H	5
RBI	3
BB	3
SO	5
LOB	8



Batter	1	2	3	4	5	6	7	8	9	AB	R	H	RBI	BB	SO	LOB
Deion Sanders, L (1, 8) OBP: 0.388, SLG: 0.497	B C B X 2-1 F9 S 1B		B F X 1-1 G6-3 1B	X 0-0 ② ③ G1-2-3 3-Hf		B X 1-0 ③ G4-3		L 1 SAFE S C 0-3 ① ② K 1-2		5	0	2	0	0	1	4
Hal Morris, L (1, 3) OBP: 0.302, SLG: 0.331	X 0-0 ① F7		B 1 SAFE X 1-0 ① G6-3 1-3		X 0-0 ① G4-3		C F X 0-2 ① G4-3	X 0-0 ③ L9		5	0	0	0	0	0	2
Barry Larkin, R (1, 6) OBP: 0.400, SLG: 0.344 Pokey Reese, R (7, PR) OBP: 0.207, SLG: 0.321 (7, 6)	C 1 SAFE 1 SAFE B F 2 SAFE F X 1-2 ② F9 1-3		B X 1-0 ② G1-3		C F B F F X 1-2 ② G5-3		C X 0-1 1B E 1B		B F F B S 2-3 ① K	4 1	0 1	1 0	0 0	0 0	0 1	2 0
Eddie Taubensee, L (1, 7) OBP: 0.345, SLG: 0.507 Eduardo Perez, R (7, PH) OBP: 0.386, SLG: 0.439 (7, 7)	B B X 2-0 ③ P5		C B B X 2-1 ③ F8		B X 1-0 2B 1B		C B X 1-1 SH1-3 E 1-3 1B		C C B B B S 3-3 ② K	3 2	1 0	1 1	0 0	0 0	0 1	2 0
Reggie Sanders, R (1, 9) OBP: 0.308, SLG: 0.486		S C C 0-3 ① K	X 0-0 ① F8	X 0-0 1-H HR 2B		F S X 0-2 E5 SH1-3 1-2 3-H		B B S X 2-1 ③ G6-3	5	1	1	2	0	1	1
Willie Greene, L (1, 5) OBP: 0.319, SLG: 0.406		B S S X 1-2 ② G3-1	B F B B C F F F B 4-2 1B 1B E BB	B F X 1-1 2-H HR		B B X 2-0 ② SH1-3 1-2 2-3			2	2	1	2	1	0	0
Bret Boone, R (1, 4) OBP: 0.259, SLG: 0.223 Jeff Branson, L (8, 4) OBP: 0.075, SLG: 0.051	B S F B F X 2-2 HR	1 SAFE C B 1 SAFE X 1-1 E 1B 1-2 G1-2-3 1B	B F B S 2-3 ③ K		B C C B X 2-2 ③ G3-1				4 0	1 0	2 0	1 0	0 0	1 0	3 0
Joe Oliver, R (1, 2) OBP: 0.389, SLG: 0.500	B B C B S B 4-2 BB	F X 0-1 E 1-2 2-3 1B		B B S F B X 3-2 ① G5-3		B F B F X 2-2 HR			3	1	2	1	1	0	0
John Smiley, L (1, 1) OBP: 0.059, SLG: 0.118 Curtis Goodwin, L (8, PH) OBP: 0.381, SLG: 0.368 Stan Belinda, R (8, 1)	S B C X 1-2 ③ G4-3			X 0-0 E1 1-2 2-3 3-H		C S S 0-3 ② K		S B B F B B 4-2 CS BB		3 0 0	0 0 0	0 0 0	1 0 0	0 1 0	1 0 0	3 0 0
Inning Stats	R: 0 E: 0 K: 0 S: 8 H: 1 LOB: 1 BB: 0 P: 13	R: 1 E: 0 K: 1 S: 15 H: 1 LOB: 1 BB: 1 P: 23	R: 0 E: 0 K: 0 S: 6 H: 1 LOB: 1 BB: 0 P: 11	R: 1 E: 1 K: 0 S: 12 H: 2 LOB: 2 BB: 1 P: 17	R: 3 E: 0 K: 1 S: 13 H: 3 LOB: 0 BB: 0 P: 18	R: 0 E: 0 K: 1 S: 7 H: 0 LOB: 0 BB: 0 P: 11	R: 1 E: 1 K: 0 S: 14 H: 2 LOB: 3 BB: 0 P: 19	R: 1 E: 0 K: 1 S: 9 H: 1 LOB: 0 BB: 1 P: 15	R: 0 E: 0 K: 2 S: 8 H: 0 LOB: 0 BB: 0 P: 15	1B: 7 2B: 1 3B: 0 HR: 3 SF: 0 SAC: 1 DP: 1 HBP: 0						

PITCHER	IP	WLS	BF	H	R	ER	SO	BB	IBB	HBP	BLK	WP	HR	S	P	ERA	WHIP
Tim Worrell, R (1, 1) ERA: 4.66	5.0	L	25	8	5	5	2	2	0	0	0	0	2	54	82	9.00	2.000
Joey Long, L (6, 1) ERA: 9.53	2.0		9	2	1	1	1	0	0	0	0	0	0	21	30	4.50	1.000
Dario Veras, R (8, 1) ERA: 6.75	2.0		7	1	1	1	3	1	0	0	0	0	1	17	30	4.50	1.000

PITCHER	IP	WLS	BF	H	R	ER	SO	BB	IBB	HBP	BLK	WP	HR	S	P	ERA	WHIP

TOP

Cincinnati Reds @ San Diego Padres

Qualcomm Stadium, San Diego, CA

Fri May 09 1997, 10:05 PM EDT

Att. 22,695 - Unknown - 75 F

livebaseballscorecards.com

AB	37
R	7
H	11
RBI	7
BB	3
SO	6
LOB	17

WP: 0 PA: 41
PB: 0
SB: 1
CS: 1

BOTTOM

Batter	1	2	3	4	5	6	7	8	9	AB	R	H	RBI	BB	SO	LOB
Quilvio Veras, S (1, 4) OBP: 0.290, SLG: 0.298	B F F S 1-3 ① K			C F B S 1-3 ① K		X 0-0 HR		S B F S 1-3 ① K2-3		0	0	0	0	0	0	0
Archi Cianfrocco, R (1, 4) OBP: 0.366, SLG: 0.486										4	1	1	1	0	3	0
Steve Finley, L (1, 8) OBP: 0.279, SLG: 0.382	S F S 0-3 ② K2-3			B B F F B X 3-2 1B 1B		T X 0-1 ① F8		B B S F B S 3-3 ② K		4	0	1	0	0	2	0
Tony Gwynn, L (1, 9) OBP: 0.388, SLG: 0.569	F B F B X 2-2 ③ G6-3			B X 1-0 G4-6-3 1-2 1B		C X 0-1 HBP 1B		C B B X 2-1 ③ F8		4	0	2	0	0	0	0
Ken Caminiti, S (1, 5) OBP: 0.309, SLG: 0.413		F X 0-1 ① G1-4-3		X 0-0 ②③ G4-6-3 1-2f		F S B B B S 3-3 ② K			B C X 1-1 ① F7	4	0	0	0	0	1	3
Greg Vaughn, R (1, 7) OBP: 0.270, SLG: 0.402		B F B C C 2-3 ② K			C X 0-1 HR	C B H 2-1 1-2 HBP			B B F B X 3-1 ② G6-3	3	1	1	1	0	1	0
John Flaherty, R (1, 2) OBP: 0.298, SLG: 0.361		B B F S S X 2-2 ③ F9			X 0-0 ① G6-3	C B F F C 1-3 ③ K			F C B B F S 2-3 ③ K2-3	4	0	0	0	0	2	2
Derrek Lee, R (1, 3) OBP: 0.343, SLG: 0.207			B B B F S S S 3-3 ① K		B C S S 1-3 ② K		B F C B S 2-3 ① K			3	0	0	0	0	3	0
Chris Gomez, R (1, 6) OBP: 0.325, SLG: 0.364			C F B F B S 2-3 ② K		B C C C X 1-2 WP 1B		C B B X 2-1 ② G5-3			3	0	1	0	0	1	0
Tim Worrell, R (1, 1) OBP: 0.308, SLG: 0.250			F B F F S 1-3 ③ K		B B X 2-0 ③ G3 1-2		C S B X 1-2 ③ G6-3			1	0	0	0	0	1	0
Don Slaught, R (5, PH)										1	0	0	0	0	0	1
Joey Long, R (6, 1)										0	0	0	0	0	0	0
Terry Shumpert, R (7, PH)										1	0	0	0	0	0	0
Dario Veras, R (8, 1)										0	0	0	0	0	0	0
Inning Stats	R: 0 E: 0 K: 2 S: 9 H: 0 LOB: 0 BB: 0 P: 12	R: 0 E: 0 K: 1 S: 8 H: 0 LOB: 0 BB: 0 P: 12	R: 0 E: 0 K: 3 S: 11 H: 0 LOB: 0 BB: 0 P: 17	R: 0 E: 0 K: 1 S: 8 H: 2 LOB: 1 BB: 0 P: 13	R: 1 E: 0 K: 1 S: 10 H: 2 LOB: 1 BB: 0 P: 14	R: 1 E: 0 K: 2 S: 13 H: 2 LOB: 2 BB: 0 P: 19	R: 0 E: 0 K: 1 S: 8 H: 0 LOB: 0 BB: 0 P: 13	R: 0 E: 0 K: 2 S: 8 H: 0 LOB: 0 BB: 0 P: 14	R: 0 E: 0 K: 1 S: 8 H: 0 LOB: 0 BB: 0 P: 14	1B: 4 2B: 0 3B: 0 HR: 2 SF: 0 SAC: 0 DP: 1 HBP: 1							

PITCHER		IP	WLS	BF	H	R	ER	SO	BB	IBB	HBP	BLK	WP	HR	S	P	ERA	WHIP
John Smiley, L ERA: 5.98	(1, 1)	7.0	W	27	6	2	2	11	0	0	1	0	1	2	67	100	2.57	0.857
Stan Belinda, R ERA: 4.37	(8, 1)	2.0		6	0	0	0	3	0	0	0	0	0	0	16	28	0.00	0.000

PITCHER	IP	WLS	BF	H	R	ER	SO	BB	IBB	HBP	BLK	WP	HR	S	P	ERA	WHIP

Cincinnati Reds @ San Diego Padres

Qualcomm Stadium, San Diego, CA

Fri May 09 1997, 10:05 PM EDT

Att. 22,695 - Unknown - 75 F

livebaseballscorecards.com

AB	32
R	2
H	6
RBI	2
BB	0
SO	14
LOB	6

1B: 4	SF: 0	WP: 1	PA: 33
2B: 0	SAC: 0	PB: 0	
3B: 0	DP: 1	SB: 0	
HR: 2	HBP: 1	CS: 0	

Batter	1	2	3	4	5	6	7	8	9	AB	R	H	RBI	BB	SO	LOB
Deion Sanders, L (1, 8) OBP: 0.382, SLG: 0.486	C C X 0-2 S G5-3 2B 1B	2 SAFE B C S X 1-2 G1-3 2-3 ②③		C F F X 0-2 L3 ③		1 SAFE B B X 2-0 G3 1-2 ③		C X 0-1 F8 ③		5	1	1	0	0	0	6
Terry Pendleton, S (1, 5) OBP: 0.231, SLG: 0.250 Hector Carrasco, R (3, 1) Jeff Branson, L (5, PH) OBP: 0.086, SLG: 0.075 Dave Burba, R (5, 1) OBP: 0.273, SLG: 0.273 Brook Fordyce, R (7, PH) OBP: 0.267, SLG: 0.275 Stan Belinda, R (7, 1) Mike Remlinger, L (8, 1) Lenny Harris, L (9, PH) OBP: 0.237, SLG: 0.309	B C 1 SAFE B 1 X SAFE 2-1 G5-3 1-2 ①	B B C X 2-1 G4-3 ①		B X 1-0 2B 1B		C B X 1-1 F8 ①		C B S S 1-3 K ①		2 0 1 0 1 0 0 0 1	0 0 1 0 0 0 0 0 0	0 0 1 0 0 0 0 0 0	0 0 0 0 0 0 0 0 0	0 0 0 0 0 0 0 0 0	0 0 0 0 0 0 0 0 1	1 0 0 0 0 0 0 0 0
Barry Larkin, R (1, 6) OBP: 0.400, SLG: 0.350	B B F B B 4-1 BB 2B 2-3 BB	C B X 2-1 G5-3 ②	S B B 1 SAFE C X 2-2 1-H 2B ②	C F F X 0-2 G5-3 ②		C F C 0-3 K ②		4	1	1	1	1	1	0
Reggie Sanders, R (1, 9) OBP: 0.301, SLG: 0.459	B B C B B 4-1 2B 1-2 BB	B S C B S 2-3 K ③	B S S 1-3 K ①	S B F C 1-3 K ③		S F F B S 1-3 K ③		4	1	0	0	1	4	1
Eduardo Perez, R (1, 3) OBP: 0.383, SLG: 0.500 Hal Morris, L (8, PH) OBP: 0.300, SLG: 0.328 (8, 3)	B F F C 1-3 K ②	B X 1-0 HR	C X 0-1 F8 ②			S X 0-1 G1-3 ①		3 1	1 0	1 0	1 0	0 0	1 0	4 0
Bret Boone, R (1, 4) OBP: 0.268, SLG: 0.255	C B X 1-1 1-H 2-H 3-H 2B	B F B X 2-1 G6-3 ①	B B C S X 2-2 G4-3 ③			C B X 1-1 BB G5-3 2B		4	1	2	3	0	0	1
Joe Oliver, R (1, 2) OBP: 0.333, SLG: 0.421 Eddie Taubensee, L (8, PH) OBP: 0.353, SLG: 0.507 (8, 2)	F X 0-1 F7 ③	S C B B B F F C 3-3 K ②			S B X 1-1 P6 ①			B B B B 4-0 G5-3 BB BB		3 0	0 0	0 0	0 0	0 1	1 0	1 0
Curtis Goodwin, L (1, 7) OBP: 0.480, SLG: 0.429	B F F X 1-2 CS SH5-4 1B	B F B F B B 4-2 BB BB			F X 0-1 S 1B			B C B C B F B 4-2 G5-3 1-2 2-3 BB		2	0	2	0	2	0	0
Mike Morgan, R (1, 1) OBP: 0.111, SLG: 0.333 Pokey Reese, R (3, 5) OBP: 0.226, SLG: 0.310 Willie Greene, L (8, PH) OBP: 0.317, SLG: 0.402 (8, 5)	X 0-0 SH5-4 1-2 ①	1 SAFE B B C 1 SAFE F F F B 4-2 B 1-2 BB			B X 1-0 F7 ②			S B B F F B F 3 SAFE 3-2 X G5-3 1-2 2-3 3-H ②		0 1 1	0 0 0	0 0 0	0 1 1	0 0 0	0 1 2	0 1 2
Inning Stats	R: 3 H: 2 E: 0 LOB: 1 K: 1 BB: 2 S: 14 P: 26	R: 0 H: 1 E: 0 LOB: 0 K: 0 BB: 0 S: 7 P: 9	R: 0 H: 0 E: 0 LOB: 0 K: 1 BB: 0 S: 7 P: 13	R: 1 H: 1 E: 0 LOB: 2 K: 1 BB: 2 S: 18 P: 32	R: 1 H: 2 E: 0 LOB: 1 K: 1 BB: 0 S: 12 P: 18	R: 0 H: 1 E: 0 LOB: 1 K: 0 BB: 0 S: 6 P: 10	R: 0 H: 0 E: 0 LOB: 0 K: 1 BB: 0 S: 9 P: 11	R: 1 H: 1 E: 0 LOB: 2 K: 0 BB: 2 S: 15 P: 27	R: 0 H: 0 E: 0 LOB: 0 K: 3 BB: 0 S: 10 P: 12	1B: 4 SF: 0 2B: 3 SAC: 1 3B: 0 DP: 0 HR: 1 HBP: 0						

PITCHER		IP	WLS	BF	H	R	ER	SO	BB	IBB	HBP	BLK	WP	HR	S	P	ERA	WHIP
Sterling Hitchcock, L ERA: 4.15	(1, 1)	6.1	W	29	7	5	5	4	4	0	0	0	0	1	66	111	7.11	1.737
Tim Scott, R ERA: 5.51	(7, 1)	1.0		5	1	1	1	1	1	0	0	0	0	0	11	17	9.00	2.000
Doug Bochtler, R ERA: 1.76	(8, 1)	0.2		3	0	0	0	0	1	0	0	0	0	0	11	18	0.00	1.500
Trevor Hoffman, R ERA: 4.63	(9, 1)	1.0	S	3	0	0	0	3	0	0	0	0	0	0	10	12	0.00	0.000

PITCHER	IP	WLS	BF	H	R	ER	SO	BB	IBB	HBP	BLK	WP	HR	S	P	ERA	WHIP

TOP

Cincinnati Reds @ San Diego Padres

Qualcomm Stadium, San Diego, CA

Sat May 10 1997, 10:05 PM EDT

Att. 24,739 - Unknown - 69 F

livebaseballscorecards.com

AB	33
R	6
H	8
RBI	6
BB	6
SO	8
LOB	17

1B: 4	SF: 0	WP: 0	PA: 40
2B: 3	SAC: 1	PB: 0	
3B: 0	DP: 0	SB: 2	
HR: 1	HBP: 0	CS: 1	

Batter	1	2	3	4	5	6	7	8	9	AB	R	H	RBI	BB	SO	LOB
Steve Finley, L (1, 8) OBP: 0.288, SLG: 0.390	B B C B C F B 4-2 1B G6-3 BB	C C B B X 2-2 ③ G3	1 SAFE S S 1 SAFE F B B X 2-2 1-H 3-H 2B		X 0-0 ② F7			B B X 2-0 ② G3		4	1	1	2	1	0	2
Terry Shumpert, R (1, 4) OBP: 0.500, SLG: 0.600	F X 0-1 1-3 G6-3 1B		1-2 SH4-3 1B 2B 0-3 K		F X 0-1 ③ FC5-4 1-2f			B S S B F B F B 4-2 BB		4	1	2	0	1	1	2
Tony Gwynn, L (1, 9) OBP: 0.378, SLG: 0.552	X 0-0 ① ② G6-3 1-2f 3-H		X 0-0 ① SH4-3 2-3 C B X 1-1 E1 S			C F B F S 1-3 ① K		C B X 1-1 ③ F7		4	0	0	0	0	1	2
Ken Caminiti, S (1, 5) OBP: 0.307, SLG: 0.407	B F F B S 2-3 ③ K	F B S B X 2-2 HBP 1B 2B 1B 3-H B C F B B T 3-2 ① K				F B C B C 2-3 ② K				4	1	1	1	0	3	1
Greg Vaughn, R (1, 7) OBP: 0.269, SLG: 0.396		C B F B B C 3-3 ① K F X 0-1 HBP 1-2 2B 1B B S S B B C 3-3 ② K 2-3				B C S S 1-3 ③ K				4	1	1	0	0	3	1
Archi Cianfrocco, R (1, 3) OBP: 0.400, SLG: 0.487		X 0-0 G5-3 1B 1B S H 1-1 2B FC6 1-2 2-3 HBP F B B S B B 4-2 BB					F B B F S 2-3 ① K			2	2	1	0	1	1	0
John Flaherty, R (1, 2) OBP: 0.296, SLG: 0.366		C B X 1-1 ② G5-3 1-2 B B B C X 3-1 FC6 1-3 2-H 3-H 2B X 0-0 ③ G4-3					X 0-0 ② G6-3			4	1	1	2	0	0	3
Chris Gomez, R (1, 6) OBP: 0.323, SLG: 0.360		C B X 1-1 WP 1B 2-H 1B B B C S X 2-2 FC6 2-3 3-H 2B			B C C B B F S 3-3 ① K		C C B F S 1-3 ③ K			4	2	1	2	0	2	1
Sterling Hitchcock, L (1, 1) OBP: 0.143, SLG: 0.143 Tim Scott, R (7, 1) Doug Bochtler, R (8, 1) Chris Jones, R (8, PH) OBP: 0.342, SLG: 0.485 Trevor Hoffman, R (9, 1)	B S S X 1-2 1-H 1B	L C L 0-3 ② K			C C X 0-2 FC5-4 1B			C B B C B C 3-3 ① K		3 0 0 1 0	0 0 0 0 0	2 0 0 0 0	1 0 0 0 0	0 0 0 1 0	1 0 0 0 0	2 0 0 0 0
Inning Stats	R: 1 E: 0 K: 1 S: 9 H: 1 LOB: 0 BB: 1 P: 15	R: 2 E: 0 K: 1 S: 14 H: 3 LOB: 1 BB: 0 P: 22	R: 6 E: 0 K: 2 S: 24 H: 5 LOB: 1 BB: 0 P: 35	R: 0 E: 1 K: 2 S: 11 H: 0 LOB: 2 BB: 1 P: 22	R: 0 E: 0 K: 1 S: 10 H: 1 LOB: 1 BB: 0 P: 13	R: 0 E: 0 K: 3 S: 10 H: 0 LOB: 0 BB: 0 P: 14	R: 0 E: 0 K: 2 S: 8 H: 0 LOB: 0 BB: 0 P: 11	R: 0 E: 0 K: 1 S: 10 H: 0 LOB: 1 BB: 1 P: 20		1B: 7 2B: 3 3B: 0 HR: 0 SF: 0 SAC: 1 DP: 1 HBP: 1						

PITCHER		IP	WLS	BF	H	R	ER	SO	BB	IBB	HBP	BLK	WP	HR	S	P	ERA	WHIP
Mike Morgan, R ERA: 6.54	(1, 1)	2.1	L	16	8	8	8	2	1	0	1	0	1	0	35	56	30.86	3.857
Hector Carrasco, R ERA: 2.31	(3, 1)	1.2		9	1	1	1	4	1	0	0	0	0	0	23	38	5.40	1.200
Dave Burba, R ERA: 6.1	(5, 1)	2.0		7	1	0	0	4	0	0	0	0	0	0	20	27	0.00	0.500
Stan Belinda, R ERA: 4.18	(7, 1)	1.0		3	0	0	0	2	0	0	0	0	0	0	8	11	0.00	0.000
Mike Remlinger, L ERA: 1.35	(8, 1)	1.0		4	0	0	0	1	1	0	0	0	0	0	10	20	0.00	1.000

PITCHER	IP	WLS	BF	H	R	ER	SO	BB	IBB	HBP	BLK	WP	HR	S	P	ERA	WHIP

BOTTOM

Cincinnati Reds @ San Diego Padres

Qualcomm Stadium, San Diego, CA

Sat May 10 1997, 10:05 PM EDT

Att. 24,739 - Unknown - 69 F

livebaseballscorecards.com

AB	34
R	9
H	10
RBI	8
BB	3
SO	13
LOB	14

WP: 1	PB: 0	SB: 1	CS: 0	PA: 39														

Cincinnati Reds @ San Diego Padres

Qualcomm Stadium, San Diego, CA

Sun May 11 1997, 6:33 AM EDT

Att. 31,539 - Sunny - 70 F

TOP

livebaseballscorecards.com

Batter	1	2	3	4	5	6	7	8	9	10	11	AB	R	H	RBI	BB	SO	LOB
Deion Sanders, L (1, 8) OBP: 0.377, SLG: 0.474	X 0-0 F7 ①		B B C F C 2-3 K ②		B F C X 1-2 G4-3 ②		B B B C C F F B 4-2 S SH3 BB		F B B F C 2-3 K ②			4	0	0	0	1	2	0
Curtis Goodwin, L (1, 7) OBP: 0.448, SLG: 0.375	B B C X 2-1 G6-3 ②		B X 1-0 G6-3 ③		C F S 1-3 K ③		B F 1 SAFE X 1-1 SH3 ② 1-2		B B C B B 4-1 S BB			3	0	0	0	1	1	0
Hal Morris, L (1, 3) OBP: 0.319, SLG: 0.341 Mike Remlinger, L (10, 1) Jeff Brantley, R (11, 1) Reggie Sanders, R (11, 9) OBP: 0.301, SLG: 0.459	C X 0-1 1B			B C X 1-1 1B G4-3 1B		C B F X 1-2 E 1B 1B	C B L B B B 4-2 S 2-3 BB		1 SAFE C F F B B C 2-3 K ③ 1-2			4 0 0 0	2 0 0 0	3 0 0 0	0 0 0 0	1 0 0 0	1 0 0 0	1 0 0 0
Lenny Harris, L (1, 9) OBP: 0.219, SLG: 0.283 (11, 3)	X 0-0 F7 ③			B X 1-0 L5 ①		B B X 2-0 E6 1B 1-2 SF8	F F B X 1-2 F8 ③ 1-2			C B X 1-1 G3 ①		5	1	0	0	0	0	5
Willie Greene, L (1, 5) OBP: 0.328, SLG: 0.421		C X 0-1 2B		B 1 SAFE C S B 1 SAFE B X 3-2 G4-3 1-3 1B 1B		B X 1-0 G3 1-3 2-H 1B		C X 0-1 G4-1 ①		C X 0-1 G4-3 ②		5	1	3	1	0	0	0
Bret Boone, R (1, 4) OBP: 0.256, SLG: 0.245		B C F S 1-3 K ①		X 0-0 G4-3 ② 1-2 3-H		F F 1 SAFE F B X 1-2 SF8 ① 3-H		B B B F X 3-1 F9 ②		C B B X 2-1 F8 ③		4	0	0	2	0	1	2
Joe Oliver, R (1, 2) OBP: 0.346, SLG: 0.417	B F B S C 2-3 K ②			X 0-0 2-H 1B		1 SAFE 1 SAFE X 0-0 G3 ② 1-2		X 0-0 1B		C C X 0-2 G4-3 ①		5	0	2	1	0	1	2
Pokey Reese, R (1, 6) OBP: 0.206, SLG: 0.281 Eduardo Perez, R (10, 3) OBP: 0.396, SLG: 0.500	C X 0-1 G5-3 ③			X 0-0 F8 ③		B C S S 1-3 K ③		1 SAFE C B B F F S 2-3 K ③		B B S B B 4-1 CS BB		3 0	0 0	0 0	0 0	0 1	1 0	3 0
Kent Mercker, L (1, 1) OBP: 0.444, SLG: 0.500 Hector Carrasco, R (6, 1) Jeff Shaw, R (6, 1) Jeff Branson, L (6, 6) OBP: 0.091, SLG: 0.070			S S X 0-2 F7 ①		X 0-0 G4-3 ①		B X 1-0 F8 ①		B S S B F B S 3-3 K ①		C S B F C 1-3 K ②③ 1-2	2 0 1 3	0 0 0 0	0 0 0 0	0 0 0 0	0 0 1 2	0 0 1 1	0 0 1 0
Inning Stats	R: 0 H: 1 E: 0 LOB: 1 K: 0 BB: 0 S: 6 P: 8	R: 0 H: 1 E: 0 LOB: 1 K: 2 BB: 0 S: 10 P: 13	R: 0 H: 0 E: 0 LOB: 0 K: 1 BB: 0 S: 7 P: 10	R: 2 H: 3 E: 0 LOB: 1 K: 0 BB: 0 S: 9 P: 14	R: 0 H: 0 E: 0 LOB: 0 K: 1 BB: 0 S: 7 P: 9	R: 2 H: 2 E: 1 LOB: 1 K: 1 BB: 0 S: 13 P: 19	R: 0 H: 0 E: 0 LOB: 2 K: 0 BB: 2 S: 12 P: 23	R: 0 H: 1 E: 0 LOB: 1 K: 1 BB: 0 S: 9 P: 14	R: 0 H: 0 E: 0 LOB: 1 K: 3 BB: 1 S: 12 P: 23	R: 0 H: 0 E: 0 LOB: 0 K: 0 BB: 0 S: 6 P: 9	R: 0 H: 0 E: 0 LOB: 1 K: 1 BB: 1 S: 8 P: 13	1B: 7 SF: 1 2B: 2 SAC: 1 3B: 0 DP: 1 HR: 0 HBP: 0						WP: 0 PA: 45 PB: 0 SB: 3 CS: 1

PITCHER	IP	WLS	BF	H	R	ER	SO	BB	IBB	HBP	BLK	WP	HR	S	P	ERA	WHIP
Andy Ashby, R (1, 1) ERA: 2.31	8.0		35	8	4	3	6	2	0	0	0	0	0	73	110	3.38	1.250
Doug Bochtler, R (9, 1) ERA: 1.65	1.0		4	0	0	0	3	1	0	0	0	0	0	12	23	0.00	1.000
Trevor Hoffman, R (10, 1) ERA: 3.95	2.0	W	6	0	0	0	1	1	0	0	0	0	0	14	22	0.00	0.500

PITCHER	IP	WLS	BF	H	R	ER	SO	BB	IBB	HBP	BLK	WP	HR	S	P	ERA	WHIP

AB	39
R	4
H	8
RBI	4
BB	4
SO	10
LOB	15

Batter	1	2	3	4	5	6	7	8	9	10	11	AB	R	H	RBI	BB	SO	LOB
Steve Finley, L (1, 8) OBP: 0.296, SLG: 0.371	4-0 S 2B BB	4-2 1B BB		0-1 L6			1-3 K			0-1 P6		3	1	0	0	2	1	1
Quilvio Veras, S (1, 4) OBP: 0.287, SLG: 0.294	1-1 B1	2-2 1-2 1B			0-1 G4-3		0-0 P5			1-2 L8		5	0	1	0	0	0	1
Tony Gwynn, L (1, 9) OBP: 0.372, SLG: 0.547	3-2 1-H 1B 2B	0-0 G4-3			2-0 F8		1-0 G4-3			0-0 G3-1		5	1	1	1	0	0	2
Ken Caminiti, S (1, 5) OBP: 0.308, SLG: 0.405 Derrek Lee, R (6, 3) OBP: 0.351, SLG: 0.200	2-2 S SF8 2-H 1B		0-0 L8		1-2 G6-3			2-3 K			4-2 1B 1B BB	3 1	1 1	1 0	1 0	0 1	0 1	0 0
Greg Vaughn, R (1, 7) OBP: 0.274, SLG: 0.394	3-2 SF8 1-H		2-2 6-3			4-2 BB 1B G6-4-3 BB		3-3			0-0 1B 1-2 1B	3	1	1	1	1	1	0
Archi Cianfrocco, R (1, 3) OBP: 0.420, SLG: 0.500 (6, 5)	1-2 WP 1B		1-3 K			1-1 G6-4-3 BB 1-2 1B		2-3 K			2-2 1-2 2-H 1B	5	0	3	1	0	2	0
John Flaherty, R (1, 2) OBP: 0.295, SLG: 0.356	1-2 G1-3 1-2			3-1 P6		4-0 G6-4-3 1-2 2-3 BB			0-1 G5-3			3	0	0	0	1	0	1
Chris Gomez, R (1, 6) OBP: 0.313, SLG: 0.347	2-2 F9			2-2 G4-1		1-2 G6-4-3 1-2f 2-3 3-H			1-3 K2-3			4	0	0	0	0	1	2
Andy Ashby, R (1, 1) OBP: 0.136, SLG: 0.095 Doug Bochtler, R (9, 1) Trey Beamon, L (9, PH) Trevor Hoffman, R (10, 1)	1-3 K			1-0		0-3 K			3-3 K			3 0 1 0	0 0 0 0	1 0 0 0	0 0 0 0	2 0 1 0	1 0 0 0	0 0 1 0
Inning Stats	R: 3 H: 3 E: 0 LOB: 1 K: 0 BB: 1 S: 19 P: 34	R: 0 H: 1 E: 0 LOB: 2 K: 1 BB: 1 S: 13 P: 22	R: 0 H: 0 E: 0 LOB: 0 K: 1 BB: 0 S: 7 P: 10	R: 0 H: 1 E: 0 LOB: 1 K: 0 BB: 0 S: 8 P: 14	R: 0 H: 0 E: 0 LOB: 0 K: 0 BB: 0 S: 6 P: 9	R: 1 H: 1 E: 0 LOB: 1 K: 1 BB: 2 S: 11 P: 21	R: 0 H: 0 E: 0 LOB: 0 K: 1 BB: 0 S: 6 P: 8	R: 0 H: 0 E: 0 LOB: 0 K: 3 BB: 0 S: 10 P: 17	R: 0 H: 0 E: 0 LOB: 0 K: 2 BB: 0 S: 9 P: 13	R: 0 H: 0 E: 0 LOB: 0 K: 0 BB: 0 S: 6 P: 7	R: 1 H: 2 E: 0 LOB: 2 K: 0 BB: 1 S: 8 P: 14	1B: 7 SF: 1 2B: 1 SAC: 0 3B: 0 DP: 1 HR: 0 HBP: 0						

PITCHER		IP	WLS	BF	H	R	ER	SO	BB	IBB	HBP	BLK	WP	HR	S	P	ERA	WHIP
Kent Mercker, L ERA: 5.34	(1, 1)	5.0		23	5	4	4	2	3	0	0	0	1	0	56	96	7.20	1.600
Hector Carrasco, R ERA: 2.31	(6, 1)	0.0		2	1	0	0	0	1	0	0	0	0	0	2	7	∞	∞
Jeff Shaw, R ERA: 0.77	(6, 1)	4.0		11	0	0	0	7	0	0	0	0	0	0	31	45	0.00	0.000
Mike Remlinger, L ERA: 1.88	(10, 1)	1.0	L	4	0	1	1	0	1	0	0	0	0	0	10	15	9.00	1.000
Jeff Brantley, R ERA: 4.15	(11, 1)	0.0		2	2	0	0	0	0	0	0	0	0	0	4	6	∞	∞

PITCHER	IP	WLS	BF	H	R	ER	SO	BB	IBB	HBP	BLK	WP	HR	S	P	ERA	WHIP

BOTTOM

Cincinnati Reds @ San Diego Padres

Qualcomm Stadium, San Diego, CA

Sun May 11 1997, 6:33 AM EDT
Att. 31,539 - Sunny - 70 F

livebaseballscorecards.com

AB	36
R	5
H	8
RBI	4
BB	5
SO	9
LOB	8

WP: 1 PA: 42
PB: 0
SB: 3
CS: 0

San Francisco Giants @ Cincinnati Reds

Cinergy Field, Cincinnati, OH

Tue May 13 1997, 7:05 PM EDT

Att. 17,828 - Unknown - 63 F

livebaseballscorecards.com

TOP

Batter	1	2	3	4	5	6	7	8	9	AB	R	H	RBI	BB	SO	LOB
Darryl Hamilton, L (1, 8) OBP: 0.377, SLG: 0.259	C B B X 2-1 P7		F X 0-1 G6-3 E HR 1B	B X 1-0 HBP 1B		C X 0-1 P7			C X 0-1 SH5-3 2-3	4	1	2	0	0	0	2
Bill Mueller, S (1, 5) OBP: 0.370, SLG: 0.360	B B C F B X 3-2 G3-1		B X 1-0 FC4 G6-3 HR 1-2	F B 1 SAFE B 1 SAFE H 3-1 G6-4-3 HBP 1-2		B B B C C S 3-3 K			B B F S F B S 3-3 K	4	1	0	0	0	2	4
Glenallen Hill, R (1, 9) OBP: 0.266, SLG: 0.430 Rod Beck, R (9, 1)	F F B S 1-3 K		F B X 1-1 G6-3 1-2 2-3	F 2 SAFE X 0-1 G6-4-3 1-2f			B S C X 1-2 F7		B F C S 1-3 K	5 0	0 0	0 0	0 0	0 0	2 0	5 0
Barry Bonds, L (1, 7) OBP: 0.441, SLG: 0.437		B B B B 4-0 1B 1B BB	I I I I 4-0 HR IBB		F B T C 1-3 K		B X 1-0 G4-3			2	1	0	0	2	1	0
Jeff Kent, R (1, 4) OBP: 0.348, SLG: 0.588		F B F B F S 2-3 K	B B F B S X 3-2 1-H 2-H 3-H HR		B C B S B C 3-3 K		B S B S B S 3-3 K			4	1	1	4	0	3	1
J.T. Snow, L (1, 3) OBP: 0.370, SLG: 0.336		B C X 1-1 1B 1-2 1B	B C C B B S 3-3 K		B B F B X 3-1 G3-1			X 0-0 G3-1		4	0	1	0	0	1	0
Jose Vizcaino, S (1, 6) OBP: 0.299, SLG: 0.272		X 0-0 1-2 2-3 1B	B B C X 2-1 1B			B B B C B 4-1 CS BB		C X 0-1 F7		3	0	2	0	1	0	0
Rick Wilkins, L (1, 2) OBP: 0.218, SLG: 0.288		S C F B B X 1-2 P3	B F F B B X 2-2 G1-3			S C B B F F X 2-2 1-2 E 1B		C B F B B X 2-2 L4		4	0	1	0	0	0	4
Shawn Estes, R (1, 1) Rich Rodriguez, L (8, 1) OBP: 1.000, SLG: 1.000 Doug Henry, R (8, 1) Mark Lewis, R (9, PH) OBP: 0.324, SLG: 0.547 Stan Javier, S (9, 9) OBP: 0.309, SLG: 0.286		S B F C 1-3 K		C B X 1-1 L9		L L B X 1-2 E2 1-2			C B C X 1-2 SH5-3 2B	3 0 0 1 0	0 0 0 0 0	0 0 0 1 0	0 0 0 0 0	0 0 0 0 0	1 0 0 0 0	4 0 0 0 0
Inning Stats	R: 0 E: 0 K: 1 S: 8 H: 0 LOB: 0 BB: 0 P: 14	R: 0 E: 0 K: 2 S: 14 H: 2 LOB: 3 BB: 1 P: 23	R: 4 E: 1 K: 1 S: 16 H: 3 LOB: 1 BB: 1 P: 32	R: 0 E: 0 K: 0 S: 6 H: 1 LOB: 1 BB: 0 P: 11	R: 0 E: 0 K: 2 S: 8 H: 0 LOB: 0 BB: 0 P: 15	R: 0 E: 1 K: 1 S: 14 H: 1 LOB: 2 BB: 1 P: 24	R: 0 E: 0 K: 1 S: 7 H: 0 LOB: 0 BB: 0 P: 12	R: 0 E: 0 K: 0 S: 6 H: 0 LOB: 0 BB: 0 P: 8	R: 0 E: 0 K: 2 S: 12 H: 1 LOB: 1 BB: 0 P: 17	1B: 6 2B: 1 3B: 0 HR: 1	SF: 0 SAC: 1 DP: 1 HBP: 1						

AB	34
R	4
H	8
RBI	4
BB	3
SO	10
LOB	20

WP: 0 PB: 0 SB: 0 CS: 1 PA: 39

PITCHER		IP	WLS	BF	H	R	ER	SO	BB	IBB	HBP	BLK	WP	HR	S	P	ERA	WHIP
Dave Burba, R ERA: 5.89	(1, 1)	6.0	L	29	7	4	3	7	2	1	1	0	0	1	66	119	4.50	1.500
Hector Carrasco, R ERA: 2.13	(7, 1)	2.0		6	0	0	0	1	0	0	0	0	0	0	13	20	0.00	0.000
Mike Remlinger, L ERA: 1.8	(9, 1)	0.2		3	1	0	0	1	0	0	0	0	0	0	9	13	0.00	1.500
Stan Belinda, R ERA: 4.13	(9, 1)	0.1		1	0	0	0	1	0	0	0	0	0	0	3	4	0.00	0.000

PITCHER	IP	WLS	BF	H	R	ER	SO	BB	IBB	HBP	BLK	WP	HR	S	P	ERA	WHIP

Batter	1	2	3	4	5	6	7	8	9	AB	R	H	RBI	BB	SO	LOB
Deion Sanders, L (1, 8) OBP: 0.373, SLG: 0.465	B B C C X 2-2 G4-3		B X 1-0 F9			B B B B 4-0 CS BB BB		B C B C F F X 2-2 P6		3	0	0	0	1	0	2
Curtis Goodwin, L (1, 7) OBP: 0.455, SLG: 0.370	X 0-0 G6-3			F B X 1-1 G4-3		1 SAFE B 1 SAFE B B B 4-0 1-2 BB		X 0-0 1-2 2-H 1B		3	0	1	1	1	0	0
Barry Larkin, R (1, 6) OBP: 0.402, SLG: 0.347 Pokey Reese, R (6, 6) OBP: 0.200, SLG: 0.273 Lenny Harris, L (8, PH) OBP: 0.215, SLG: 0.279 (9, 5)	B B B C B 4-1 FC5-4 BB			C C B C 1-3 K		B C S 1-2 CS 2-3	C B B X 2-1 L9	B C B C B B F F F X 3-2 L8		1 1 1	0 0 0	0 0 0	0 0 0	1 0 0	1 0 0	0 0 2
Eduardo Perez, R (1, 3) OBP: 0.365, SLG: 0.458	C X 0-1 FC5-4 1-2f			C F X 0-2 G6-3			B B C C F S 2-3 K		C B X 1-1 F9	4	0	0	0	0	1	1
Reggie Sanders, R (1, 9) OBP: 0.322, SLG: 0.474		B B B C X 3-1 G1-6-3 1B			X 0-0 CS 1B		B B F X 2-1 1B		C C B C 1-3 K	4	0	3	0	0	1	0
Willie Greene, L (1, 5) OBP: 0.318, SLG: 0.405 (9, 6)	X 0-0 G1-6-3 1-2f				C B S S 1-3 K		X 0-0 P6		B C S X 1-2 P5	4	0	0	0	0	1	3
Bret Boone, R (1, 4) OBP: 0.267, SLG: 0.250	B B C F B X 3-2 CS 1B				1 SAFE C B B F B F C 3-3 1-2			B C F B B B 4-2 1B 1B BB		2	1	1	0	1	1	1
Joe Oliver, R (1, 2) OBP: 0.345, SLG: 0.407	C 1 SAFE 0-1 CS 1-2	X 0-0 G4-3				C X 0-1 G6-3		B C F B F F F X 2-2 1-2 1B		3	0	1	0	0	0	0
Dave Burba, R (1, 1) OBP: 0.250, SLG: 0.250 Terry Pendleton, S (6, PH) OBP: 0.222, SLG: 0.240 Hector Carrasco, R (7, 1) Brook Fordyce, R (8, PH) OBP: 0.261, SLG: 0.268 Mike Remlinger, L (9, 1) Stan Belinda, R (9, 1)		X 0-0 G3				B B C S S 2-3 K		C B F F S 1-3 K		1 1 0 1 0 0	0 0 0 0 0 0	0 0 0 0 0 0	0 0 0 0 0 0	0 0 0 0 0 0	0 1 0 1 0 0	0 0 0 2 0 0
Inning Stats	R: 0 E: 0 K: 0 S: 7 H: 0 LOB: 1 BB: 1 P: 13	R: 0 E: 0 K: 0 S: 7 H: 2 LOB: 0 BB: 0 P: 13	R: 0 E: 0 K: 0 S: 3 H: 0 LOB: 0 BB: 0 P: 4	R: 0 E: 0 K: 1 S: 8 H: 0 LOB: 0 BB: 0 P: 10	R: 0 E: 0 K: 2 S: 8 H: 1 LOB: 0 BB: 0 P: 12	R: 0 E: 0 K: 1 S: 7 H: 0 LOB: 1 BB: 2 P: 18	R: 0 E: 0 K: 1 S: 9 H: 1 LOB: 1 BB: 0 P: 15	R: 1 E: 0 K: 1 S: 24 H: 2 LOB: 2 BB: 1 P: 36	R: 0 E: 0 K: 1 S: 8 H: 0 LOB: 0 BB: 0 P: 11	1B: 6 2B: 0 3B: 0 HR: 0	SF: 0 SAC: 0 DP: 1 HBP: 0			WP: 0 PB: 0 SB: 0 CS: 3	PA: 35		

PITCHER		IP	WLS	BF	H	R	ER	SO	BB	IBB	HBP	BLK	WP	HR	S	P	ERA	WHIP
Shawn Estes, L ERA: 3.0	(1, 1)	7.1	W	27	5	1	1	6	4	0	0	0	0	0	61	104	1.23	1.227
Rich Rodriguez, L ERA: 0.96	(8, 1)	0.1		2	1	0	0	0	0	0	0	0	0	0	6	8	0.00	3.000
Doug Henry, R ERA: 0.89	(8, 1)	0.1		1	0	0	0	0	0	0	0	0	0	0	6	9	0.00	0.000
Rod Beck, R ERA: 3.52	(9, 1)	1.0	S	3	0	0	0	1	0	0	0	0	0	0	8	11	0.00	0.000

PITCHER	IP	WLS	BF	H	R	ER	SO	BB	IBB	HBP	BLK	WP	HR	S	P	ERA	WHIP

BOTTOM

San Francisco Giants @ Cincinnati Reds

Cinergy Field, Cincinnati, OH

Tue May 13 1997, 7:05 PM EDT

Att. 17,828 - Unknown - 63 F

livebaseballscorecards.com

AB	29
R	1
H	6
RBI	1
BB	4
SO	7
LOB	11

Batter	1	2	3	4	5	6	7	8	9	10	AB	R	H	RBI	BB	SO	LOB
Darryl Hamilton, L (1, 8) OBP: 0.373, SLG: 0.281	X 0-0 SH2-3 2B		B T C F F B C 2-3 K		C B F B F B X 3-2 G4-6-3 1-2 3-H 1B			B C X 1-1 B3	F B X 1-1 E5 1-2 3-H	C F S 0-3 K	6	0	2	1	0	2	4
Jose Vizcaino, S (1, 6) OBP: 0.298, SLG: 0.271	L X 0-1 SH2-3 2-3		B B C B X 3-1 G5-3		C C X 0-2 G4-6-3 1-2f			C B X 1-1 G4-3 1B	F F S 0-3 K		4	0	1	0	0	1	4
Stan Javier, S (1, 9) OBP: 0.283, SLG: 0.259	B F X 1-1 G5-3			B L X 1-1 F8		B C C B C 2-3 K		F 1 SAFE 1 SAFE 1 SAFE B B B 1 SAFE 1 SAFE X 2-1 G4-3 1-2		S F B B F F S 2-3 K2-3	5	0	0	0	0	2	2
Barry Bonds, L (1, 7) OBP: 0.453, SLG: 0.491	B B S B B 4-1 BB			B X 1-0 F8		F F F X 0-2 3B		I I I I 4-0 IBB		B B C X 2-1 HR	3	1	2	1	2	0	0
Jeff Kent, R (1, 4) OBP: 0.350, SLG: 0.585	C T X 0-2 P3			S T B B B F B 4-2 BB		B S S F S 1-3 K		B X 1-0 F9		X 0-0 WP BB 2B	4	1	1	0	1	1	5
Mark Lewis, R (1, 5) OBP: 0.319, SLG: 0.529 Bill Mueller, S (9, 5) OBP: 0.376, SLG: 0.360		S S S 0-3 K		B 1 SAFE 1 SAFE F 1 SAFE 1 SAFE X 1-2 F9		C F B B X 2-2 G5-3			X 0-0 1B E 1B	C B B B B 4-1 BB WP BB	4 0	1 0	1 0	0 0	0 1	1 0	2 0
J.T. Snow, L (1, 3) OBP: 0.371, SLG: 0.342		C B B B X 3-1 F9			B C F B F B X 3-2 1B 1B 2B		C B T C 1-3		1 SAFE B T 1 SAFE F B 1 SAFE T 2-2 K	B I I I 4-0 BB 1-2 2-3 IBB	4	1	1	0	1	2	1
Marcus Jensen, S (1, 2) OBP: 0.270, SLG: 0.265 Glenallen Hill, R (10, PH) OBP: 0.264, SLG: 0.426 Rich Rodriguez, L (10, 1) OBP: 1.000, SLG: 1.000		B C B F F S 2-3 K			B X 1-0 1B 2-3 1B		B F B B S X 3-2 G4-3		C 1 SAFE F T 0-2 K	C B B C S 2-3 K	4 1 0	0 0 0	1 0 0	0 0 0	0 0 0	2 1 0	1 3 0
Osvaldo Fernandez, R (1, 1) Jim Poole, L (8, 1) Damon Berryhill, S (9, PH) OBP: 0.400, SLG: 0.346 Marvin Benard, L (9, PR) OBP: 0.405, SLG: 0.344 Rod Beck, R (9, 1) Rick Wilkins, L (10, PH) OBP: 0.227, SLG: 0.288 (10, 2)			F B F B F B X 3-2 G3-1		B M B T M 2-3 K		M B B C B C 3-3 K		C 1 SAFE X 0-1 E 1-3 1B	B S B C F B B 4-2 BB 1-2 2-3 3-H	3 0 1 0 0 0	0 0 0 0 0 0	0 0 1 0 0 0	0 0 0 0 0 1	0 0 0 0 0 1	2 0 0 0 0 0	2 0 0 0 0 0
Inning Stats	R: 0 E: 0 K: 0 S: 9 H: 1 LOB: 2 BB: 1 P: 14	R: 0 E: 0 K: 2 S: 9 H: 0 LOB: 0 BB: 0 P: 14	R: 0 E: 0 K: 1 S: 11 H: 0 LOB: 0 BB: 0 P: 19	R: 0 E: 0 K: 0 S: 9 H: 0 LOB: 1 BB: 1 P: 16	R: 1 E: 0 K: 1 S: 15 H: 3 LOB: 1 BB: 0 P: 24	R: 0 E: 0 K: 2 S: 14 H: 1 LOB: 1 BB: 0 P: 19	R: 0 E: 0 K: 2 S: 9 H: 0 LOB: 0 BB: 0 P: 16	R: 0 E: 0 K: 0 S: 7 H: 1 LOB: 2 BB: 1 P: 16	R: 1 E: 1 K: 3 S: 14 H: 2 LOB: 2 BB: 0 P: 17	R: 2 E: 0 K: 3 S: 18 H: 2 LOB: 3 BB: 3 P: 36	1B: 5 2B: 3 3B: 1 HR: 1	SF: 0 SAC: 1 DP: 1 HBP: 0					

PITCHER		IP	WLS	BF	H	R	ER	SO	BB	IBB	HBP	BLK	WP	HR	S	P	ERA	WHIP
Pete Schourek, L ERA: 5.03	(1, 1)	5.1		22	5	1	1	5	2	0	0	0	0	0	60	96	1.69	1.312
Stan Belinda, R ERA: 3.86	(6, 1)	1.2		5	0	0	0	3	0	0	0	0	0	0	16	26	0.00	0.000
Jeff Shaw, R ERA: 0.71	(8, 1)	2.0		11	3	1	0	3	0	1	0	0	0	0	21	33	0.00	1.500
Mike Remlinger, L ERA: 2.35	(10, 1)	0.1	L	2	1	1	1	1	0	0	0	0	0	1	7	11	27.00	3.000
Jeff Brantley, R ERA: 4.82	(10, 1)	0.2		6	1	1	1	2	2	1	0	0	1	0	11	25	13.50	4.500

PITCHER	IP	WLS	BF	H	R	ER	SO	BB	IBB	HBP	BLK	WP	HR	S	P	ERA	WHIP

TOP

San Francisco Giants @ Cincinnati Reds

Cinergy Field, Cincinnati, OH

Wed May 14 1997, 7:05 PM EDT

Att. 16,404 - Unknown - 72 F

livebaseballscorecards.com

AB	39
R	4
H	10
RBI	3
BB	6
SO	14
LOB	24

WP: 1 PA: 46
PB: 0
SB: 0
CS: 0

Batter	1	2	3	4	5	6	7	8	9	10	AB	R	H	RBI	BB	SO	LOB
Deion Sanders, L (1, 8) OBP: 0.368, SLG: 0.453	B S B B C X 3-2 ① P6		C C B X 1-2 ③ G1-3		B S B S B B 4-2 1-2 2-3 BB			L L L 0-3 ① K		B X 1-0 ③ F8	4	0	0	0	1	1	1
Curtis Goodwin, L (1, 7) OBP: 0.432, SLG: 0.355	C X 0-1 CS 1B			B X 1-0 ① L7	X 0-0 ③ F7			B F 1 SAFE X 1-1 ②③ G6-4-3 1-2f			4	0	1	0	0	0	4
Reggie Sanders, R (1, 9) OBP: 0.319, SLG: 0.500	B X 1-0 ② F9			B F F S 1-3 ② K		C X 0-1 ① L9			B X 1-0 HR		4	1	1	1	0	1	1
Willie Greene, L (1, 5) OBP: 0.323, SLG: 0.435	P 1 SAFE 1 SAFE B B B C 3-1 ③ CS 1-2	X 0-0 HR		B B C F B X 3-2 1B		B B S B X 3-1 ② G4-3			S X 0-1 ① P5		4	1	2	1	0	0	0
Eddie Taubensee, L (1, 2) OBP: 0.348, SLG: 0.494		B B B C X 3-1 G5-4-3 1B		C B S 1 SAFE B S 2-3 ③ K		X 0-0 ③ F7			F F B B S 2-3 ② K		4	0	1	0	0	2	1
Eduardo Perez, R (1, 3) OBP: 0.357, SLG: 0.442	B C B 1 SAFE 1 SAFE F B 1 SAFE X 3-2 ① P8				B B S X 2-1 ① F8		C B B F S 2-3 ① K		C B S B F X 2-2 1B		4	0	1	0	0	1	1
Bret Boone, R (1, 4) OBP: 0.268, SLG: 0.252 Jeff Shaw, R (8, 1) Terry Pendleton, S (9, PH) OBP: 0.214, SLG: 0.231 Mike Remlinger, L (10, 1) Jeff Brantley, R (10, 1)	C B 1 SAFE X 1-1 ②③ G5-4-3 1-2f				S B X 1-1 BB 1B		C B S B B F F C 3-3 ② K		1 SAFE C B S C C C 1-3 ③ K		3 0 1 0 0	0 0 0 0 0	1 0 0 0 0	0 0 0 0 0	0 0 0 0 0	1 0 1 0 0	1 0 1 0 0
Pokey Reese, R (1, 6) OBP: 0.179, SLG: 0.243			C X 0-1 ① L9		1 SAFE B 1 SAFE X 1-0 ② P9		C X 0-1 ③ F8			C B S F B F B X 3-2 ① L8	4	0	0	0	0	0	1
Pete Schourek, L (1, 1) OBP: 0.250, SLG: 0.500 Stan Belinda, R (6, 1) Jeff Branson, L (8, 4) OBP: 0.111, SLG: 0.091 Joe Oliver, R (10, PH) OBP: 0.333, SLG: 0.393			C B X 1-1 ② G6-3		F X 0-1 BB 1-2 1B			F B B X 2-1 G6-4-3 1B		B F F F B B B F F X 3-2 ② G4-3	2 0 1 1	0 0 0 0	1 0 1 0	0 0 0 0	0 0 0 0	0 0 0 0	0 0 0 0
Inning Stats	R: 0 E: 0 K: 0 S: 8 H: 1 LOB: 0 BB: 0 P: 14	R: 1 E: 0 K: 0 S: 8 H: 2 LOB: 0 BB: 0 P: 15	R: 0 E: 0 K: 0 S: 7 H: 0 LOB: 0 BB: 0 P: 9	R: 0 E: 0 K: 2 S: 10 H: 1 LOB: 1 BB: 0 P: 17	R: 0 E: 0 K: 0 S: 10 H: 2 LOB: 3 BB: 1 P: 18	R: 0 E: 0 K: 0 S: 5 H: 0 LOB: 0 BB: 0 P: 8	R: 0 E: 0 K: 2 S: 10 H: 0 LOB: 0 BB: 0 P: 15	R: 0 E: 0 K: 1 S: 7 H: 1 LOB: 0 BB: 0 P: 10	R: 1 E: 0 K: 2 S: 13 H: 2 LOB: 1 BB: 0 P: 19	R: 0 E: 0 K: 0 S: 12 H: 0 LOB: 0 BB: 0 P: 19	1B: 7 2B: 0 3B: 0 HR: 2	SF: 0 SAC: 0 DP: 2 HBP: 0	WP: 0 PB: 0 SB: 0 CS: 1	PA: 38				

PITCHER		IP	WLS	BF	H	R	ER	SO	BB	IBB	HBP	BLK	WP	HR	S	P	ERA	WHIP
Osvaldo Fernandez, R ERA: 3.38	(1, 1)	7.0		26	6	1	1	4	1	0	0	0	0	1	58	96	1.29	1.000
Jim Poole, L ERA: 6.23	(8, 1)	1.0		3	1	0	0	1	0	0	0	0	0	0	7	10	0.00	1.000
Rod Beck, R ERA: 3.86	(9, 1)	1.0	W	5	2	1	1	2	0	0	0	0	0	1	13	19	9.00	2.000
Rich Rodriguez, L ERA: 0.92	(10, 1)	1.0	S	3	0	0	0	0	0	0	0	0	0	0	12	19	0.00	0.000

PITCHER	IP	WLS	BF	H	R	ER	SO	BB	IBB	HBP	BLK	WP	HR	S	P	ERA	WHIP

BOTTOM

San Francisco Giants @ Cincinnati Reds

Cinergy Field, Cincinnati, OH

Wed May 14 1997, 7:05 PM EDT

Att. 16,404 - Unknown - 72 F

livebaseballscorecards.com

AB	36
R	2
H	9
RBI	2
BB	1
SO	7
LOB	11

Batter	1	2	3	4	5	6	7	8	9	AB	R	H	RBI	BB	SO	LOB
Todd Hollandsworth, L (1, 8) OBP: 0.265, SLG: 0.319	C B X 1-1 ① F7		B C B X 2-1 ③ F9 2B		C B C X 1-2 ① F7		C F X 0-2 ③ G1-3		B C F F X 1-2 ③ F7	5	0	1	0	0	0	2
Greg Gagne, R (1, 6) OBP: 0.336, SLG: 0.434	B C B S X 2-2 ② G1-3		X 0-0 ① G3		B B F X 2-1 ② G4-3			F X 0-1 G6-3 F9 1B		4	0	1	0	0	0	1
Mike Piazza, R (1, 2) OBP: 0.402, SLG: 0.496	B C X 1-1 ③ G1-3		X 0-0 ② F9 2-3		X 0-0 ③ L4			X 0-0 ① F9 1-2		4	0	0	0	0	0	2
Eric Karros, R (1, 3) OBP: 0.335, SLG: 0.350		C B B F B B 4-2 WP 1B BB	C F B X 1-2 ③ G3			X 0-0 ① F7		B X 1-0 ② G6-3 2-3		3	1	0	0	1	0	2
Raul Mondesi, R (1, 9) OBP: 0.346, SLG: 0.518		B B B B 4-0 1B 1-2 BB		X 0-0 F9 S 1B 1B		S B S X 1-2 ② P4		B B C B X 3-1 ③ G6-3		3	1	1	0	1	0	1
Todd Zeile, R (1, 5) OBP: 0.340, SLG: 0.360		C C B X 1-2 1-2 2-H 1B		B B C F B X 3-2 ① F9 1-3		B B B C F B 4-1 FC6-4 BB			C F S 0-3 ① K	3	0	1	1	1	1	1
Billy Ashley, R (1, 7) OBP: 0.261, SLG: 0.326		X 0-0 ① F9		C B X 1-1 3-H 1B		B B B X 3-0 ③ FC6-4 1-2f			C F X 0-2 ② P5	3	0	1	1	0	0	3
Wayne Kirby, L (7, 7) OBP: 0.316, SLG: 0.219										1	0	0	0	0	0	0
Juan Castro, R (1, 4) OBP: 0.148, SLG: 0.120		C S S 0-3 ② K		F F S 0-3 ② K			C F S 0-3 ① K		B C B X 2-1 2B	4	0	1	0	0	3	3
Ismael Valdez, R (1, 1) Mark Guthrie, R (8, 1) Darren Hall, R (8, 1) Eric Anthony, L (9, PH) OBP: 0.375, SLG: 0.333 Eddie Williams, R (9, PH) OBP: 0.500, SLG: 0.333 Todd Worrell, R (9, 1)		B B X 2-0 ③ P3		S F 1 SAFE F S 0-3 ③ K			X 0-0 ② F9		4-0 IBB	3 0 0 0 0 0	0 0 0 0 0 0	0 0 0 0 0 0	0 0 0 0 1 0	0 0 0 0 0 0	1 0 0 0 0 0	3 0 0 0 0 0
Inning Stats	R: 0 H: 0 E: 0 LOB: 0 K: 0 BB: 0 S: 7 P: 11	R: 1 H: 1 E: 0 LOB: 2 K: 1 BB: 2 S: 10 P: 21	R: 0 H: 1 E: 0 LOB: 1 K: 0 BB: 0 S: 7 P: 10	R: 1 H: 2 E: 0 LOB: 1 K: 2 BB: 0 S: 13 P: 17	R: 0 H: 0 E: 0 LOB: 0 K: 0 BB: 0 S: 6 P: 9	R: 0 H: 0 E: 0 LOB: 1 K: 0 BB: 1 S: 6 P: 14	R: 0 H: 0 E: 0 LOB: 0 K: 1 BB: 0 S: 7 P: 7	R: 0 H: 1 E: 0 LOB: 1 K: 0 BB: 0 S: 6 P: 10	R: 0 H: 1 E: 0 LOB: 2 K: 1 BB: 1 S: 12 P: 19	1B: 4 SF: 0 2B: 2 SAC: 0 3B: 0 DP: 0 HR: 0 HBP: 0						

TOP

Los Angeles Dodgers @ Cincinnati Reds

Cinergy Field, Cincinnati, OH

Thu May 15 1997, 7:05 PM EDT

Att. 16,986 - Unknown - 55 F

livebaseballscorecards.com

AB	33
R	2
H	6
RBI	2
BB	4
SO	5
LOB	18

WP: 1 PA: 37
PB: 0
SB: 1
CS: 0

PITCHER		IP	WLS	BF	H	R	ER	SO	BB	IBB	HBP	BLK	WP	HR	S	P	ERA	WHIP
John Smiley, L ERA: 5.51	(1, 1)	7.0	L	29	5	2	2	4	3	0	0	0	1	0	58	91	2.57	1.143
Jeff Brantley, R ERA: 4.35	(8, 1)	1.0		3	0	0	0	0	0	0	0	0	0	0	4	8	0.00	0.000
Stan Belinda, R ERA: 3.76	(9, 1)	0.2		3	1	0	0	1	0	0	0	0	0	0	8	10	0.00	1.500
Mike Remlinger, L ERA: 2.3	(9, 1)	0.1		2	0	0	0	0	0	1	0	0	0	0	4	9	0.00	0.000

PITCHER	IP	WLS	BF	H	R	ER	SO	BB	IBB	HBP	BLK	WP	HR	S	P	ERA	WHIP

BOTTOM

Los Angeles Dodgers @ Cincinnati Reds

Cinergy Field, Cincinnati, OH

Thu May 15 1997, 7:05 PM EDT

Att. 16,986 - Unknown - 55 F

livebaseballscorecards.com

Batter	1	2	3	4	5	6	7	8	9	AB	R	H	RBI	BB	SO	LOB
Deion Sanders, L (1, 8) OBP: 0.366, SLG: 0.454	G3			SH, 2B	G4-3					4	0	1	0	0	1	2
Curtis Goodwin, L (1, 7) OBP: 0.400, SLG: 0.324	B5-3			SH, S 2-3		G3		K 2-3		3	0	0	0	0	1	1
Barry Larkin, R (1, 6) OBP: 0.389, SLG: 0.333	K			K 1-2		G4-3		G4-3		4	0	0	0	0	2	4
Stan Belinda, R (9, 1)										0	0	0	0	0	0	0
Mike Remlinger, L (9, 1)										0	0	0	0	0	0	0
Willie Greene, L (1, 5) OBP: 0.314, SLG: 0.420		G4-3		K		K			F7	4	0	0	0	0	2	2
Reggie Sanders, R (1, 9) OBP: 0.316, SLG: 0.482		G5-3		K			G1-3, BB		F8	3	0	0	0	1	1	2
Eduardo Perez, R (1, 3) OBP: 0.356, SLG: 0.426		G5-3			1B, G6-3, BB		F7		BB, 1B	2	1	0	0	1	0	1
Eddie Taubensee, L (9, PH) OBP: 0.356, SLG: 0.500										1	0	1	0	0	0	0
Bret Boone, R (1, 4) OBP: 0.283, SLG: 0.264			CS, 1B		G3-1, G6-3 1-3		G1-3 1-2		BB 1-2	3	0	2	0	1	0	1
Joe Oliver, R (1, 2) OBP: 0.303, SLG: 0.355			L1 1-2		G6-3 1-2 3-H		F9		F8	3	0	0	1	0	0	3
Lenny Harris, L (9, PH) OBP: 0.212, SLG: 0.274										1	0	0	0	0	0	2
John Smiley, L (1, 1) OBP: 0.053, SLG: 0.105			G6-3		G3-1 2-3			S, 2B		2	0	0	0	0	0	1
Jeff Brantley, R (8, 1)										0	0	0	0	0	0	0
Terry Pendleton, S (8, PH) OBP: 0.241, SLG: 0.296										1	0	1	0	0	0	0
Pokey Reese, R (8, PR) OBP: 0.179, SLG: 0.243										0	0	0	0	0	0	0
(9, 6)																
Inning Stats	R: 0 E: 0 K: 1 S: 8 H: 0 LOB: 0 BB: 0 P: 15	R: 0 E: 0 K: 0 S: 13 H: 0 LOB: 0 BB: 0 P: 17	R: 0 E: 0 K: 0 S: 8 H: 1 LOB: 0 BB: 0 P: 9	R: 0 E: 0 K: 3 S: 16 H: 1 LOB: 2 BB: 0 P: 24	R: 1 E: 0 K: 0 S: 15 H: 1 LOB: 1 BB: 1 P: 23	R: 0 E: 0 K: 1 S: 8 H: 0 LOB: 0 BB: 0 P: 12	R: 0 E: 0 K: 0 S: 14 H: 0 LOB: 1 BB: 1 P: 23	R: 0 E: 0 K: 2 S: 11 H: 1 LOB: 2 BB: 0 P: 14	R: 0 E: 0 K: 0 S: 10 H: 1 LOB: 2 BB: 1 P: 18	1B: 3 2B: 2 3B: 0 HR: 0 SF: 0 SAC: 1 DP: 0 HBP: 0						

AB	31
R	1
H	5
RBI	1
BB	3
SO	7
LOB	19

PITCHER		IP	WLS	BF	H	R	ER	SO	BB	IBB	HBP	BLK	WP	HR	S	P	ERA	WHIP
Ismael Valdez, R ERA: 2.12	(1, 1)	7.0	W	26	3	1	1	5	2	0	0	0	0	0	82	123	1.29	0.714
Mark Guthrie, L ERA: 2.75	(8, 1)	0.2		3	1	0	0	2	0	0	0	0	0	0	8	10	0.00	1.500
Darren Hall, R ERA: 2.19	(8, 1)	0.1		1	0	0	0	0	0	0	0	0	0	0	3	4	0.00	0.000
Todd Worrell, R ERA: 4.67	(9, 1)	1.0	S	5	1	0	0	0	1	0	0	0	0	0	10	18	0.00	2.000

PITCHER	IP	WLS	BF	H	R	ER	SO	BB	IBB	HBP	BLK	WP	HR	S	P	ERA	WHIP

Los Angeles Dodgers @ Cincinnati Reds

Cinergy Field, Cincinnati, OH

Fri May 16 1997, 7:05 PM EDT

Att. 24,556 - Unknown - 64 F

TOP

livebaseballscorecards.com

Batter	1	2	3	4	5	6	7	8	9	AB	R	H	RBI	BB	SO	LOB
Todd Hollandsworth, L (1, 8) OBP: 0.265, SLG: 0.331	C B T C 1-3 ① K			X 0-0 ① G1-3		C 1 B X SAFE 1-1 1-H 3B			B B C X 2-1 ① G3-1	4	0	1	1	0	1	0
Greg Gagne, R (1, 6) OBP: 0.327, SLG: 0.423	C B B F C 2-3 ② K			B B C X 2-1 ② F9		B C B X 2-1 ③ G5-3			B C X 1-1 ② L5	4	0	0	0	0	1	1
Mike Piazza, R (1, 2) OBP: 0.397, SLG: 0.513	B X 1-0 ③ F8			B X 1-0 ③ G5-3			X 0-0 ① G6-3		B F X 1-1 HR	4	1	1	1	0	0	0
Eric Karros, R (1, 3) OBP: 0.333, SLG: 0.348		C B B S X 2-2 ① G5-3			X 0-0 ① G6-3		C F X 0-2 G6-3 1B		C X 0-1 ③ F8	4	0	1	0	0	0	0
Raul Mondesi, R (1, 9) OBP: 0.340, SLG: 0.507		C B S B S 2-3 ② K2-3			F C B S 1-3 ② K2-3		B X 1-0 ②③ 1-2f G6-3			3	0	0	0	0	2	1
Todd Zeile, R (1, 5) OBP: 0.333, SLG: 0.352		C C B X 1-2 ③ G5-3			C B B C B X 3-2 ③ G4-3			C F T 0-2 ① K		3	0	0	0	0	1	0
Eric Anthony, L (1, 7) OBP: 0.364, SLG: 0.444			B X 1-0 ① G6-3			C B B F B X 3-2 L6 2B		B F F S 1-3 ② K		3	0	1	0	0	1	0
Wilton Guerrero, S (1, 4) OBP: 0.305, SLG: 0.456			C X 0-1 ② G1-3			X 0-0 3B 1B		C F F F X 0-2 1B		3	1	2	0	0	0	0
Chan Ho Park, R (1, 1) OBP: 0.364, SLG: 0.400			X 0-0 ③ G3			B X 1-0 ①② L6 2-2		F F S 0-3 ③ K		1	0	0	0	0	0	0
Nelson Liriano, S (6, PH) OBP: 0.348, SLG: 0.500										1	0	0	0	0	0	2
Tom Candiotti, R (6, 1)										0	0	0	0	0	0	0
Wayne Kirby, L (8, PH) OBP: 0.308, SLG: 0.212										1	0	0	0	0	1	1
Antonio Osuna, R (8, 1)										0	0	0	0	0	0	0
Inning Stats	R: 0 E: 0 K: 2 S: 7 H: 0 LOB: 0 BB: 0 P: 11	R: 0 E: 0 K: 1 S: 9 H: 0 LOB: 0 BB: 0 P: 14	R: 0 E: 0 K: 0 S: 4 H: 0 LOB: 0 BB: 0 P: 5	R: 0 E: 0 K: 0 S: 4 H: 0 LOB: 0 BB: 0 P: 7	R: 0 E: 0 K: 1 S: 7 H: 0 LOB: 0 BB: 0 P: 11	R: 1 E: 0 K: 0 S: 9 H: 3 LOB: 1 BB: 0 P: 16	R: 0 E: 0 K: 0 S: 5 H: 1 LOB: 0 BB: 0 P: 6	R: 0 E: 0 K: 3 S: 14 H: 1 LOB: 1 BB: 0 P: 15	R: 1 E: 0 K: 0 S: 8 H: 1 LOB: 0 BB: 0 P: 12	1B: 3 2B: 2 3B: 1 HR: 1		SF: 0 SAC: 0 DP: 2 HBP: 0				

	AB	31
	R	2
	H	6
	RBI	2
	BB	0
	SO	7
	LOB	5

WP: 0 PB: 0 SB: 0 CS: 0 PA: 31

PITCHER	IP	WLS	BF	H	R	ER	SO	BB	IBB	HBP	BLK	WP	HR	S	P	ERA	WHIP
Mike Morgan, R (1, 1) ERA: 5.59	7.0	W	23	4	1	1	4	0	0	0	0	0	0	45	70	1.29	0.571
Jeff Shaw, R (8, 1) ERA: 0.99	2.0	S	8	2	1	1	3	0	0	0	0	0	1	22	27	4.50	1.000

PITCHER	IP	WLS	BF	H	R	ER	SO	BB	IBB	HBP	BLK	WP	HR	S	P	ERA	WHIP

Batter	1	2	3	4	5	6	7	8	9	AB	R	H	RBI	BB	SO	LOB
Deion Sanders, L (1, 8) OBP: 0.369, SLG: 0.461	0-0 SH1-3 1B 1B 1B		0-1 G4-3		2-1 1B SF9 2B		1-1 P6			4	2	2	0	0	0	1
Curtis Goodwin, L (1, 7) OBP: 0.455, SLG: 0.421	1 SAFE 0-0 SH1-3 1B 1-2 1B		1-1 BB 1B FC6-4 1B		2-2 CS 2-3 1B		0-1 1-H 2B			4	2	4	0	0	0	0
Barry Larkin, R (1, 6) OBP: 0.396, SLG: 0.340 Jeff Shaw, R (8, 1)	0-0 SH1-3 1-2 2-3		2-0 FC6-4 BB 1-2 1B		2-2 SF9 3-H		4-0 IBB			1 0	0 0	1 0	1 0	1 0	0 0	0 0
Willie Greene, L (1, 5) OBP: 0.319, SLG: 0.413 Jeff Branson, L (9, 5) OBP: 0.111, SLG: 0.091	1-2 K		4-2 FC6-4 1-2 2-3 BB		4-1 1-2 BB		1-0 L9			2 0	0 0	0 0	0 0	2 0	1 0	4 0
Reggie Sanders, R (1, 9) OBP: 0.313, SLG: 0.472	0-1 2-H 3-H 1B		3-0 FC6-4 S 1-2f 2-3 3-H		0-2 K			2-3 K		4	0	1	3	0	2	3
Eddie Taubensee, L (1, 2) OBP: 0.340, SLG: 0.476	1 SAFE 2-1 G4-3		1-3 K 1-2			2-2 G1-3		0-0 G4-3		4	0	0	0	0	1	3
Bret Boone, R (1, 4) OBP: 0.275, SLG: 0.254		3-2 L8		3-3 K		2-1 G5-3		2-3 K		4	0	0	0	0	2	0
Eduardo Perez, R (1, 3) OBP: 0.339, SLG: 0.404		2-3 K		0-0 G4-3		1-2 G1-3				3	0	0	0	0	1	0
Mike Morgan, R (1, 1) OBP: 0.091, SLG: 0.273 Brook Fordyce, R (7, PH) OBP: 0.277, SLG: 0.286 Pokey Reese, R (8, 6) OBP: 0.179, SLG: 0.243		2-3 K		1-3 K			3-2 2B 1B			2 1 0	0 0 0	0 1 0	0 0 0	0 0 0	2 0 0	0 0 0
Inning Stats	R: 2 E: 0 K: 1 S: 10 H: 3 LOB: 1 BB: 0 P: 13	R: 0 E: 0 K: 2 S: 10 H: 0 LOB: 0 BB: 0 P: 17	R: 1 E: 0 K: 1 S: 11 H: 2 LOB: 2 BB: 1 P: 22	R: 0 E: 0 K: 2 S: 7 H: 0 LOB: 0 BB: 0 P: 11	R: 1 E: 0 K: 1 S: 15 H: 2 LOB: 1 BB: 1 P: 24	R: 0 E: 0 K: 0 S: 9 H: 0 LOB: 0 BB: 0 P: 14	R: 0 E: 0 K: 0 S: 8 H: 2 LOB: 2 BB: 1 P: 17	R: 0 E: 0 K: 2 S: 7 H: 0 LOB: 0 BB: 0 P: 11		1B: 7 2B: 2 3B: 0 HR: 0 SF: 1 SAC: 1 DP: 0 HBP: 0						WP: 0 PB: 0 SB: 1 CS: 1 PA: 34

PITCHER	IP	WLS	BF	H	R	ER	SO	BB	IBB	HBP	BLK	WP	HR	S	P	ERA	WHIP
Chan Ho Park, R (1, 1) ERA: 2.63	5.0	L	23	7	4	4	7	2	0	0	0	0	0	53	87	7.20	1.800
Tom Candiotti, R (6, 1) ERA: 2.12	2.0		8	2	0	0	0	0	1	0	0	0	0	17	31	0.00	1.000
Antonio Osuna, R (8, 1) ERA:	1.0		3	0	0	0	2	0	0	0	0	0	0	7	11	0.00	0.000

PITCHER	IP	WLS	BF	H	R	ER	SO	BB	IBB	HBP	BLK	WP	HR	S	P	ERA	WHIP

BOTTOM

Los Angeles Dodgers @ Cincinnati Reds

Cinergy Field, Cincinnati, OH

Fri May 16 1997, 7:05 PM EDT

Att. 24,556 - Unknown - 64 F

livebaseballscorecards.com

AB	29
R	4
H	9
RBI	4
BB	3
SO	9
LOB	11

Batter	1	2	3	4	5	6	7	8	9	AB	R	H	RBI	BB	SO	LOB
Steve Finley, L (1, 8) OBP: 0.305, SLG: 0.419	BB SF7 2B		G4-3 ①		F8 ②	F8 ③		S S S K ② 1-2		5	1	1	0	0	1	2
Craig Shipley, R (1, 4) OBP: 0.375, SLG: 1.000 Quilvio Veras, S (7, PR) OBP: 0.293, SLG: 0.290 (7, 4)	P4 ① 0-0		F9 ② 0-0		HR 0-0	HR 2B 0-0		FC4-6 1B 2-3 0-0		4 1	1 1	2 1	1 1	0 0	0 0	1 0
Tony Gwynn, L (1, 9) OBP: 0.396, SLG: 0.574	B B B B BB BB 4-0		1B 0-0		S 2B 0-0	2-H HR 0-0		FC4-6 ③ 1-2f 0-0		4	1	3	2	1	0	2
Chris Jones, R (1, 7) OBP: 0.278, SLG: 0.417	B B B B 1-2 2-3 BB 4-0		F8 ③ 0-0		S S S K ③ 2-3 0-3		F8 ① 0-0		S S S K ① 0-3	4	0	0	0	1	2	3
Wally Joyner, L (1, 3) OBP: 0.320, SLG: 0.400	SF7 ② 3-H 0-0			G4-3 ① 0-0		S S S K ① 0-3	B B B B BB 4-0		F7 ② 0-0	3	0	0	1	1	1	0
Archi Cianfrocco, R (1, 5) OBP: 0.394, SLG: 0.429	G6-3 ③ 0-0			FC4 1B 0-0	1B 1B 1B 0-0		S S S K ② 0-3		B B B B S BB 4-0	4	1	2	0	1	1	4
John Flaherty, R (1, 2) OBP: 0.288, SLG: 0.339		F9 ① 0-0	F9 ② 0-0		CS 1B 1-3 0-0	G6-3 ③ 0-0		S S S K ③ 1-2 0-3		5	0	1	0	0	1	4
Chris Gomez, R (1, 6) OBP: 0.313, SLG: 0.366		F7 ② 0-0	FC4 ③ 1-2f 0-0		2B 1B 1-2 3-H 0-0 ②			F8 ① 0-0		4	1	1	1	0	0	1
Joey Hamilton, R (1, 1) Trey Beamon, L (6, PH) OBP: 0.500, SLG: 0.600 Pete Smith, R (6, 1) Don Slaught, R (8, PH) Doug Bochtler, R (8, 1) Trevor Hoffman, R (9, 1)		S S S K ③ 0-3		S S S K ① 0-3	1-H 2B 0-0 ①			B B B B 1B BLK BB 4-0		2 1 0 0 0 0	0 0 0 0 0 0	0 1 0 0 0 0	0 1 0 0 0 0	0 0 0 1 0 0	2 0 0 0 0 0	0 0 0 0 0 0
Inning Stats	R: 1 E: 0 K: 0 S: 4 H: 1 LOB: 2 BB: 2 P: 12	R: 0 E: 0 K: 1 S: 5 H: 0 LOB: 0 BB: 0 P: 5	R: 0 E: 0 K: 0 S: 4 H: 1 LOB: 1 BB: 0 P: 4	R: 0 E: 0 K: 0 S: 4 H: 1 LOB: 1 BB: 0 P: 4	R: 1 E: 0 K: 2 S: 9 H: 2 LOB: 1 BB: 0 P: 9	R: 2 E: 0 K: 1 S: 8 H: 4 LOB: 1 BB: 0 P: 8	R: 2 E: 0 K: 1 S: 7 H: 2 LOB: 2 BB: 1 P: 11	R: 0 E: 0 K: 1 S: 6 H: 1 LOB: 2 BB: 1 P: 10	R: 0 E: 0 K: 2 S: 7 H: 0 LOB: 1 BB: 1 P: 11	1B: 6 2B: 4 3B: 0 HR: 2 SF: 1 SAC: 0 DP: 0 HBP: 0						

TOP

San Diego Padres @ Cincinnati Reds

Cinergy Field, Cincinnati, OH

Sat May 17 1997, 3:33 AM EDT
Att. 21,469 - Sunny - 71 F

livebaseballscorecards.com

AB	37
R	6
H	12
RBI	6
BB	5
SO	8
LOB	17

WP: 0 PB: 0 SB: 2 CS: 1 PA: 43

PITCHER		IP	WLS	BF	H	R	ER	SO	BB	IBB	HBP	BLK	WP	HR	S	P	ERA	WHIP
Kent Mercker, L ERA: 5.09	(1, 1)	5.0	L	22	5	2	2	3	2	0	0	0	0	1	26	34	3.60	1.400
Stan Belinda, R ERA: 4.33	(6, 1)	0.2		5	4	2	2	1	0	0	0	0	0	0	7	7	27.00	6.000
Mike Remlinger, L ERA: 3.31	(6, 1)	0.2		5	2	2	2	0	1	0	0	0	0	1	4	8	27.00	4.500
Hector Carrasco, R ERA: 2.0	(7, 1)	1.2		7	1	0	0	2	1	0	0	1	0	0	10	14	0.00	1.200
Scott Sullivan, R ERA: 5.4	(9, 1)	1.0		4	0	0	0	2	1	0	0	0	0	0	7	11	0.00	1.000

PITCHER	IP	WLS	BF	H	R	ER	SO	BB	IBB	HBP	BLK	WP	HR	S	P	ERA	WHIP

BOTTOM

San Diego Padres @ Cincinnati Reds

Cinergy Field, Cincinnati, OH

Sat May 17 1997, 3:33 AM EDT

Att. 21,469 - Sunny - 71 F

livebaseballscorecards.com

Batter	1	2	3	4	5	6	7	8	9	AB	R	H	RBI	BB	SO	LOB
Deion Sanders, L (1, 8) OBP: 0.366, SLG: 0.456	F5		1B 1-2		F7		F9			4	0	1	0	0	0	2
Curtis Goodwin, L (1, 7) OBP: 0.479, SG: 0.439	G5-3 CS S 1B		1-3 2-H 1B		1-2 2-3 HBP			G6-3		3	0	2	1	0	0	0
Barry Larkin, R (1, 6) OBP: 0.384, SLG: 0.327	G5-3 1-3		F9		G4-3			F8		4	0	0	0	0	0	5
Eddie Taubensee, L (1, 2) OBP: 0.327, SLG: 0.453	CS 3-H	G3-1		F8		G4-3		K		4	0	0	0	0	1	0
Reggie Sanders, R (1, 9) OBP: 0.301, SLG: 0.452		F5		F8		G5-3			G6-3	4	0	0	0	0	0	0
Lenny Harris, L (1, 3) OBP: 0.243, SLG: 0.338		1B		F8		HR			PB BB	3	1	2	1	1	0	0
Terry Pendleton, S (1, 5) OBP: 0.250, SLG: 0.300		K	HBP HBP 1B			K			P4	3	0	1	0	0	2	1
Hector Carrasco, R (7, 1)										0	0	0	0	0	0	0
Scott Sullivan, R (9, 1)										0	0	0	0	0	0	0
Joe Oliver, R (9, PH) OBP: 0.294, SLG: 0.344										1	0	0	0	0	0	1
Bret Boone, R (1, 4) OBP: 0.281, SLG: 0.250			G6-3		HBP 1-2 HBP		F8		FC6-4 1-2 BB	2	0	0	0	1	0	0
Kent Mercker, L (1, 1) OBP: 0.455, SLG: 0.444			1B 1B BB		K		P4		FC6-4 1-2f	1	1	0	0	1	1	2
Stan Belinda, R (6, 1)										0	0	0	0	0	0	0
Mike Remlinger, L (6, 1)										0	0	0	0	0	0	0
Pokey Reese, R (7, 5) OBP: 0.171, SLG: 0.231										2	0	0	0	0	0	2
Inning Stats	R: 0 E: 0 K: 0 S: 3 H: 1 LOB: 0 BB: 0 P: 3	R: 0 E: 0 K: 1 S: 6 H: 1 LOB: 1 BB: 0 P: 6	R: 1 E: 0 K: 0 S: 4 H: 2 LOB: 1 BB: 1 P: 8	R: 0 E: 0 K: 0 S: 3 H: 0 LOB: 0 BB: 0 P: 3	R: 0 E: 0 K: 1 S: 6 H: 1 LOB: 3 BB: 0 P: 8	R: 1 E: 0 K: 1 S: 6 H: 1 LOB: 0 BB: 0 P: 6	R: 0 E: 0 K: 0 S: 3 H: 0 LOB: 0 BB: 0 P: 3	R: 0 E: 0 K: 1 S: 5 H: 0 LOB: 0 BB: 0 P: 5	R: 0 E: 0 K: 0 S: 3 H: 0 LOB: 2 BB: 2 P: 11	1B: 5 2B: 0 3B: 0 HR: 1 SF: 0 SAC: 0 DP: 0 HBP: 2						

	AB	31
	R	2
	H	6
	RBI	2
	BB	3
	SO	4
	LOB	13

WP: 0 PB: 1 SB: 1 CS: 1 PA: 37

PITCHER		IP	WLS	BF	H	R	ER	SO	BB	IBB	HBP	BLK	WP	HR	S	P	ERA	WHIP
Joey Hamilton, R ERA: 4.08	(1, 1)	5.0	W	21	5	1	1	2	1	0	2	0	0	0	22	28	1.80	1.200
Pete Smith, R ERA: 4.5	(6, 1)	2.0		7	1	1	1	1	0	0	0	0	0	1	9	9	4.50	0.500
Doug Bochtler, R ERA: 1.42	(8, 1)	1.2		7	0	0	0	1	2	0	0	0	0	0	7	15	0.00	1.200
Trevor Hoffman, R ERA: 4.8	(9, 1)	0.1	S	1	0	0	0	0	0	0	0	0	0	0	1	1	0.00	0.000

PITCHER	IP	WLS	BF	H	R	ER	SO	BB	IBB	HBP	BLK	WP	HR	S	P	ERA	WHIP

San Diego Padres @ Cincinnati Reds

Cinergy Field, Cincinnati, OH

Sun May 18 1997, 3:33 AM EDT

Att. 23,265 - Cloudy - 78 F

livebaseballscorecards.com

TOP

Batter	1	2	3	4	5	6	7	8	9	AB	R	H	RBI	BB	SO	LOB
Steve Finley, L (1, 8) OBP: 0.290, SLG: 0.396	B X 1-0 G4-3 ①		C B X 1-1 G1-3 ①		B C B X 2-1 F8 ①		B X 1-0 F8 ②		B X 1-0 F8 ②	5	0	0	0	0	0	1
Quilvio Veras, S (1, 4) OBP: 0.297, SLG: 0.301	C B B F X 2-2 G3 2B		C B L B B X 3-2 F7 ②		F F B F X 1-2 G4-3 ②		F B F B X 2-2 1B 1B		X 0-0 L6 ③	5	0	2	0	0	0	1
Tony Gwynn, L (1, 9) OBP: 0.405, SLG: 0.579	B B B C X 3-1 G3 ② 2-3		F X 0-1 1B		B B C F X 2-2 1B		S B B F X 2-2 FC6-4 1B 1-2			4	0	3	0	0	0	1
Wally Joyner, L (1, 3) OBP: 0.320, SLG: 0.391 Terry Shumpert, R (5, 5) OBP: 0.333, SLG: 0.400	B B F F F B F B 4-2 FC6-4 BB		F C X 0-2 G6-3 ③		F S S 0-3 K ③		X 0-0 FC6-4 ③ 1-2f			2 1	0 0	0 0	0 0	1 0	1 0	2 2
Archi Cianfrocco, R (1, 5) (5, 3) OBP: 0.373, SLG: 0.403	B F X 1-1 FC6-4 ③ 1-2f			B F X 1-1 L3 ①		S F S B B C 2-3 K ①		C S F S 1-3 K ①		4	0	0	0	0	2	2
Trey Beamon, L (1, 7) OBP: 0.500, SLG: 0.667		C X 0-1 FC6-4 1B		B B S F S 2-3 K ②		B X 1-0 2B		C B C F X 1-2 P6 ②		4	0	2	0	0	1	0
John Flaherty, R (1, 2) OBP: 0.287, SLG: 0.336		F B B 1 SAFE 1 SAFE 1 SAFE X 2-1 L6 ①		X 0-0 1B 1B		S B C B B S 3-3 K ②		F B X 1-1 L4 ③		4	0	1	0	0	1	2
Chris Gomez, R (1, 6) OBP: 0.311, SLG: 0.362		X 0-0 FC6-4 ② 1-2f		B B X 2-0 1B 1-2		B X 1-0 G6-3 ③			F F C 0-3 K ①	4	0	1	0	0	1	2
Fernando Valenzuela, L (1, 1) OBP: 0.100, SLG: 0.100 Greg Vaughn, R (4, PH) OBP: 0.265, SLG: 0.376 Sean Bergman, R (4, 1) OBP: 0.250, SLG: 0.250 Don Slaught, R (7, PH) Joey Long, R (7, 1) Chris Jones, R (9, PH) OBP: 0.291, SLG: 0.417		F B F B F F F X 2-2 G3 ③		S F B B B F S 3-3 K ③			C B S F S 1-3 K ①		F F H 1-2 HBP	1 1 0 1 0 0	0 0 0 0 0 0	0 0 0 0 0 0	0 0 0 0 0 0	0 0 0 1 0 0	0 1 0 0 0 0	1 2 0 0 0 0
Inning Stats	R: 0 E: 0 K: 0 S: 11 H: 1 LOB: 2 BB: 1 P: 22	R: 0 E: 0 K: 0 S: 11 H: 1 LOB: 1 BB: 0 P: 15	R: 0 E: 0 K: 0 S: 10 H: 1 LOB: 1 BB: 0 P: 14	R: 0 E: 0 K: 2 S: 12 H: 2 LOB: 2 BB: 0 P: 20	R: 0 E: 0 K: 1 S: 12 H: 1 LOB: 1 BB: 0 P: 17	R: 0 E: 0 K: 2 S: 9 H: 1 LOB: 1 BB: 0 P: 16	R: 0 E: 0 K: 1 S: 12 H: 2 LOB: 2 BB: 0 P: 18	R: 0 E: 0 K: 1 S: 9 H: 0 LOB: 0 BB: 0 P: 12	R: 0 E: 0 K: 1 S: 7 H: 0 LOB: 1 BB: 0 P: 9	1B: 7 2B: 2 3B: 0 HR: 0	SF: 0 SAC: 0 DP: 0 HBP: 1					

AB	36
R	0
H	9
RBI	0
BB	1
SO	8
LOB	16

WP: 0 PB: 0 SB: 0 CS: 0 PA: 38

PITCHER		IP	WLS	BF	H	R	ER	SO	BB	IBB	HBP	BLK	WP	HR	S	P	ERA	WHIP
Dave Burba, R ERA: 5.23	(1, 1)	6.0	W	26	7	0	0	5	1	0	0	0	0	0	65	104	0.00	1.333
Stan Belinda, R ERA: 4.23	(7, 1)	0.2		4	2	0	0	1	0	0	0	0	0	0	11	17	0.00	3.000
Jeff Shaw, R ERA: 0.94	(7, 1)	1.1		4	0	0	0	1	0	0	0	0	0	0	10	13	0.00	0.000
Jeff Brantley, R ERA: 3.97	(9, 1)	1.0		4	0	0	0	1	0	0	1	0	0	0	7	9	0.00	0.000

PITCHER	IP	WLS	BF	H	R	ER	SO	BB	IBB	HBP	BLK	WP	HR	S	P	ERA	WHIP

Batter	1	2	3	4	5	6	7	8	9	AB	R	H	RBI	BB	SO	LOB
Deion Sanders, L (1, 8) OBP: 0.367, SLG: 0.451	2-1 FC1-6 1B	2-3 ① K	3-3 ③ K			4-0 S S BB	3-2 ③ F7 1-2			4	0	1	0	1	2	6
Curtis Goodwin, L (1, 7) OBP: 0.453, SLG: 0.400	0-0 ① FC1-6 1B 1-2f	1-0 ② FC5-2 1B 1-2 2-3 3-Hf		1-2 ① G4-3		1 SAFE 1-2 ② K 1-2		4-0 F9 1B BB		4	1	0	0	1	1	5
Barry Larkin, R (1, 6) OBP: 0.401, SLG: 0.354 Stan Belinda, R (7, 1) Jeff Shaw, R (7, 1) Brook Fordyce, R (8, PH) OBP: 0.271, SLG: 0.279 Jeff Brantley, R (9, 1)	1 SAFE 1 SAFE 1 SAFE 2-2 BB 1-3 1B	2-0 BB 1-3 2-H 3-H 1B		0-1 2B		4-2 S 2-3 BB		0-0 ① F9 1-2		3 0 0 1 0	0 0 0 0 0	3 0 0 0 0	2 0 0 0 0	1 0 0 0 0	0 0 0 0 0	0 0 0 1 0
Reggie Sanders, R (1, 9) OBP: 0.308, SLG: 0.442 Lenny Harris, L (8, PH) OBP: 0.254, SLG: 0.348 (9, 9)	4-1 1-2 BB	4-1 1-2 BB		2-2 ② G6-3		3-3 ③ K 1-2		0-0 2-H 1B		2 1	0 0	0 1	0 1	2 0	1 0	3 0
Eduardo Perez, R (1, 3) OBP: 0.313, SLG: 0.371	1-3 ② K	3-3 ③ K		1-0 ③ G1-3			2-1 ① G6-3	3-2 ② F9		5	0	0	0	0	2	8
Terry Pendleton, S (1, 5) OBP: 0.270, SLG: 0.314	3-2 ③ G1-3		1-0 G4-3 S E 1B		3-2 ① G3		0-0 E S FC5 1B	1-1 ③ F8		5	2	2	0	0	0	4
Bret Boone, R (1, 4) OBP: 0.288, SLG: 0.252		3-2 HBP BB FC5-2 1B	3-2 ① G4-3 1-3		0-2 ② F7		1 SAFE 4-2 FC5 S 1-3 CS BB			3	0	1	0	1	0	1
Joe Oliver, R (1, 2) OBP: 0.289, SLG: 0.314		1 SAFE 4-2 FC5-2 HBP 1-2 1B BB	1-1 E4 SH1-4 3-H		1-1 ③ G1-3		3-2 FC5 1B CS 1-3 3-H			3	1	0	1	1	0	1
Dave Burba, R (1, 1) OBP: 0.308, SLG: 0.250 Hal Morris, L (6, PH) OBP: 0.316, SLG: 0.339 Pokey Reese, R (7, 6) OBP: 0.190, SLG: 0.250		1-0 FC5-2 1B 1-2 2-3 HBP	1 SAFE 1-2 ② SH1-4 1-2			1-2 ① G6-3	2-0 ② S 1-3 3-H 1B			0 1 1	1 0 0	0 0 1	0 0 1	0 0 0	0 0 0	0 0 0
Inning Stats	R: 0 E: 0 K: 1 S: 13 H: 2 LOB: 3 BB: 1 P: 25	R: 2 E: 0 K: 2 S: 16 H: 2 LOB: 3 BB: 2 P: 36	R: 1 E: 1 K: 1 S: 12 H: 1 LOB: 1 BB: 0 P: 21	R: 0 E: 0 K: 0 S: 9 H: 1 LOB: 1 BB: 0 P: 13	R: 0 E: 0 K: 0 S: 8 H: 0 LOB: 0 BB: 0 P: 12	R: 0 E: 0 K: 2 S: 14 H: 0 LOB: 2 BB: 2 P: 26	R: 1 E: 0 K: 0 S: 18 H: 2 LOB: 2 BB: 1 P: 32	R: 1 E: 0 K: 0 S: 7 H: 1 LOB: 1 BB: 1 P: 15		1B: 8 2B: 1 3B: 0 HR: 0 SF: 0 SAC: 1 DP: 0 HBP: 1				WP: 0 PB: 0 SB: 7 CS: 2	PA: 42	

PITCHER		IP	WLS	BF	H	R	ER	SO	BB	IBB	HBP	BLK	WP	HR	S	P	ERA	WHIP
Fernando Valenzuela, L ERA: 4.47	(1, 1)	3.0	L	19	5	3	2	4	3	0	1	0	0	0	41	82	6.00	2.667
Sean Bergman, R ERA: 2.93	(4, 1)	3.0		12	1	0	0	2	2	0	0	0	0	0	31	51	0.00	1.000
Joey Long, L ERA: 9.31	(7, 1)	2.0		11	3	2	1	0	2	0	0	0	0	0	25	47	4.50	2.500

PITCHER	IP	WLS	BF	H	R	ER	SO	BB	IBB	HBP	BLK	WP	HR	S	P	ERA	WHIP

BOTTOM

San Diego Padres @ Cincinnati Reds

Cinergy Field, Cincinnati, OH

Sun May 18 1997, 3:33 AM EDT
Att. 23,265 - Cloudy - 78 F

livebaseballscorecards.com

AB	33
R	5
H	9
RBI	4
BB	7
SO	6
LOB	29

Batter	1	2	3	4	5	6	7	8	9	AB	R	H	RBI	BB	SO	LOB
Steve Finley, L (1, 8) OBP: 0.311, SLG: 0.500	F B C S 1-3 K2-3 ①		X 0-0 HR	B B X 2-0 HR	S B F F F B F B F 4-2 B 1B 1-2 2-3 BB		C X 0-1 G4-1 ①		B F X 1-1 HR	5	3	3	3	1	1	0
Quilvio Veras, S (1, 4) OBP: 0.304, SLG: 0.300	C H 1-1 S G5-3 2B HBP		B C B B B 4-1 FC4-6 BB	B S X 1-1 F7 ②	C B C X 1-2 S 1-3 2-H 3-H 1B		X 0-0 F8 ②		F B X 1-1 G4-3 ②	4	1	1	2	1	0	0
Tony Gwynn, L (1, 9) OBP: 0.395, SLG: 0.564 Trey Beamon, L (6, 7) OBP: 0.500, SLG: 0.600	B C F X 1-2 G5-3 ② 1-2		B X 1-0 FC4-6 ① 1-2f BB	C F B X 1-2 F7 ③	C 1 F B B F F B F B SAFE 3-2 X G6-3 ③ 1-2		F B S F F F H 2-2 HBP		F S F F F F S 0-3 K ③	4 1	0 0	0 0	0 0	0 1	0 0	4 0
Archi Cianfrocco, R (1, 3) OBP: 0.375, SLG: 0.408	F B F X 1-2 2-H 2B		C B 1 B B B SAFE 4-1 1-2 BB	B S X 1-1 G6-3 ①	F C B F F C 1-3 K ①	F B F X 1-2 L8 ③				4	0	1	1	1	1	1
Chris Jones, R (1, 7) OBP: 0.300, SLG: 0.434 (6, 9)	X 0-0 P6 ③		C B B S S 2-3 K ②	C B F X 1-2 S 1B 1B	B B B C F X 3-2 WP 2B 2B			B C B X 2-2 G6-3 ①		5	2	2	0	0	1	3
Chris Gomez, R (1, 6) OBP: 0.320, SLG: 0.378		B X 1-0 BB 1B	B X 1-0 L7 ③		F 1 B B F X SAFE 2-2 L7 ② 1-2	C F B B F B X 2-2 2B 2-H 2B		B S F B X 2-2 G6-4-3 1B		5	1	3	1	0	0	3
John Flaherty, R (1, 2) OBP: 0.299, SLG: 0.350 Trevor Hoffman, R (9, 1)	B C B 1 C B 1 F X SAFE SAFE 3-2 F7 ①		S F B B B B 4-2 HR BB	X 0-0 1B 1B 2-H 1B	B F B B X 2-1 WP 2B 2-H 2B			F X 0-1 G6-4-3 ② ③ 1-2f		4 0	2 0	2 0	2 0	1 0	0 0	2 0
Terry Shumpert, R (1, 5) OBP: 0.471, SLG: 0.692	1 B B F S B B SAFE 4-2 L4-3 1-2 BB		B F X 1-1 1-H HR	F F F B X 1-2 BB 1B 2-3 1B	B B S B F B 4-2 G4-6-3 2-3 BB				B F B X 2-1 F8 ①	3	2	2	2	2	0	0
Andy Ashby, R (1, 1) OBP: 0.150, SLG: 0.091 Will Cunnane, R (2, 1) OBP: 0.333, SLG: 0.333 Don Slaught, R (6, PH) Pete Smith, R (6, 1) Doug Bochtler, R (8, 1) Carlos Hernandez, R (9, PH) OBP: 0.348, SLG: 0.522 (9, 2)	X 0-0 L4-3 ② ③ 1-1		F X 0-1 L9 ①	F B B X 2-1 BB 1B 1-2 3-H 1B	C X 0-1 G4-6-3 ② ③ 1-2f				C B X 1-1 HR	1 2 1 0 0 1	0 1 0 0 0 1	0 1 0 0 0 1	0 1 0 0 0 1	0 0 0 0 0 0	0 0 0 0 0 0	2 0 2 0 0 0

Inning Stats	1	2	3	4	5	6	7	8	9	1B: 7	SF: 0	WP: 2	PA: 48
	R: 1 H: 1 E: 0 LOB: 1 K: 1 BB: 0 S: 11 P: 15	R: 0 H: 1 E: 0 LOB: 1 K: 0 BB: 1 S: 8 P: 16	R: 1 H: 1 E: 0 LOB: 2 K: 1 BB: 2 S: 8 P: 20	R: 3 H: 2 E: 0 LOB: 0 K: 0 BB: 1 S: 13 P: 22	R: 4 H: 5 E: 0 LOB: 2 K: 0 BB: 1 S: 30 P: 45	R: 2 H: 3 E: 0 LOB: 1 K: 1 BB: 1 S: 19 P: 31	R: 0 H: 0 E: 0 LOB: 1 K: 0 BB: 0 S: 11 P: 14	R: 0 H: 1 E: 0 LOB: 0 K: 0 BB: 0 S: 8 P: 12	R: 2 H: 2 E: 0 LOB: 0 K: 1 BB: 0 S: 15 P: 20	2B: 5 3B: 0 HR: 5	SAC: 0 DP: 3 HBP: 2	PB: 0 SB: 3 CS: 0	

PITCHER		IP	WLS	BF	H	R	ER	SO	BB	IBB	HBP	BLK	WP	HR	S	P	ERA	WHIP
Pete Schourek, L ERA: 5.87	(1, 1)	4.1	L	23	6	6	6	2	4	0	1	0	0	3	45	80	12.46	2.308
Scott Sullivan, R ERA: 18.0	(5, 1)	0.1		6	4	3	3	0	1	0	0	0	0	0	19	29	81.00	15.000
Mike Remlinger, L ERA: 4.24	(5, 1)	0.2		6	3	2	2	1	1	0	0	0	2	0	23	38	27.00	6.000
Hector Carrasco, R ERA: 1.88	(6, 1)	1.2		5	0	0	0	0	0	0	1	0	0	0	13	16	0.00	0.000
Jeff Shaw, R ERA: 0.91	(8, 1)	1.0		3	1	0	0	0	0	0	0	0	0	0	8	12	0.00	1.000

PITCHER		IP	WLS	BF	H	R	ER	SO	BB	IBB	HBP	BLK	WP	HR	S	P	ERA	WHIP
Jeff Brantley, R ERA: 3.86	(9, 1)	0.1		1	0	0	0	0	0	0	0	0	0	0	2	4	0.00	0.000
Stan Belinda, R ERA: 4.76	(9, 1)	0.2		4	2	2	2	1	0	0	0	0	0	2	13	16	27.00	3.000

TOP

San Diego Padres @ Cincinnati Reds

Cinergy Field, Cincinnati, OH

Mon May 19 1997, 3:33 AM EDT

Att. 17,898 - Sunny - 82 F

livebaseballscorecards.com

AB	40
R	13
H	16
RBI	13
BB	6
SO	4
LOB	17

BOTTOM

San Diego Padres @ Cincinnati Reds

Cinergy Field, Cincinnati, OH

Mon May 19 1997, 3:33 AM EDT

Att. 17,898 - Sunny - 82 F

livebaseballscorecards.com

Batter	1	2	3	4	5	6	7	8	9	AB	R	H	RBI	BB	SO	LOB
Deion Sanders, L (1, 8) OBP: 0.363, SLG: 0.444	X; 0-0 1B 1B 1B	B F B X; 2-1 P6 ③			C F B S; 1-3 K ①		L F F B X; 1-2 P6 ①	C B X; 1-1 G4-6-3 ①② 1-2f 2-3		5	1	1	0	0	1	5
Curtis Goodwin, L (1, 7) OBP: 0.431, SLG: 0.380	C S B P 1 SAFE 1 SAFE X; 2-2 L1-6-3 1B 1-3 1B		B X; 1-0 G3-1 ①		B B C C B F C; 3-3 K ② 1-2		C F F B B X; 2-2 G4-3 ②	B C B F S; 2-3 K ③		5	0	1	0	0	2	2
Barry Larkin, R (1, 6) OBP: 0.408, SLG: 0.359	B 1 SAFE F X; 2-1 L1-6-3 1-2 3-H 1B		B C B X; 2-1 E5 CS		C B B C B F F B; 4-2 BB		C F B X; 1-2 BB 1B		C C B C; 1-3 K ①	4	0	2	1	1	1	0
Eddie Taubensee, L (1, 2) OBP: 0.327, SLG: 0.443 Hector Carrasco, R (6, 1) Willie Greene, L (7, PH) OBP: 0.324, SLG: 0.413 Jeff Shaw, R (8, 1) Jeff Brantley, R (9, 1) Stan Belinda, R (9, 1) Eduardo Perez, R (9, PH) OBP: 0.309, SLG: 0.365	C X; 0-1 L1-6-3 ①②③ 1-1 2-2		B B B B; 4-0 BB ② 1-2		B 2 SAFE C F S; 1-3 K ③	C B B B C B	C B B B C B; 4-2 BB 1-2		C S S; 0-3 K ②	2 0 0 0 0 0 1	0 0 0 0 0 0 0	0 0 0 0 0 0 0	0 0 1 0 0 0 0	1 0 0 0 0 0 0	1 0 0 0 0 0 1	4 0 0 0 0 0 0
Hal Morris, L (1, 3) OBP: 0.305, SLG: 0.326		C X; 0-1 E3 1B 1B 1B	S B B F B X; 3-2 G2-3 ③			F X; 0-1 L7 ①	C B F B B X; 2-2 G5-3 ③		X; 0-0 G4-3 ③	5	1	0	0	0	0	3
Lenny Harris, L (1, 9) OBP: 0.267, SLG: 0.357		B X; 1-0 1B 1B G3-2-4 1-2 1B		B X; 1-0 G1-3 ①		X; 0-0 B1-3 ②		B F B X; 2-1 BB 1B 1B		4	1	2	0	0	0	0
Terry Pendleton, S (1, 5) OBP: 0.317, SLG: 0.342	X; 0-0 G3-2-4 1B 1-2 2-3 1B			B C B F F B X; 3-2 L5 ②		B B B; 4-0 HR BB		C B X; 1-1 BB 1-2 1B		3	2	2	0	1	0	0
Bret Boone, R (1, 4) OBP: 0.291, SLG: 0.256 Scott Sullivan, R (5, 1) Mike Remlinger, L (5, 1) Brook Fordyce, R (6, 2) OBP: 0.300, SLG: 0.364		C B F X; 1-2 G3-2-4 1-2 2-3 3-H 1B		B F X; 1-1 L8 ③		B X; 1-1 1-H HR		B S B F B F B; 4-2 G4-6-3 1B 1-2 2-3 BB		2 0 0 1	0 0 0 1	1 0 0 1	1 0 0 2	0 0 0 1	0 0 0 0	0 0 0 0
Pete Schourek, L (1, 1) OBP: 0.231, SLG: 0.462 Pokey Reese, R (5, 4) OBP: 0.222, SLG: 0.279		S S X; 0-2 G3-2-4 ①② 1-2 2-3 3-Hf			B F F F B F B X; 3-2 S 1B	C B B F F F F X; 2-2 L8 ③		B C X; 1-1 G4-6-3 1-2 2-H 3-H		1 3	0 0	0 2	0 2	0 0	0 0	3 0
Inning Stats	R: 1 E: 0 K: 0 S: 10 H: 3 LOB: 0 BB: 0 P: 12	R: 1 E: 1 K: 0 S: 12 H: 3 LOB: 2 BB: 0 P: 16	R: 0 E: 1 K: 0 S: 6 H: 0 LOB: 1 BB: 1 P: 16	R: 0 E: 0 K: 0 S: 7 H: 0 LOB: 0 BB: 0 P: 12	R: 0 E: 0 K: 3 S: 18 H: 1 LOB: 2 BB: 1 P: 30	R: 2 E: 0 K: 0 S: 11 H: 1 LOB: 0 BB: 1 P: 18	R: 0 E: 0 K: 0 S: 16 H: 1 LOB: 2 BB: 1 P: 26	R: 2 E: 0 K: 1 S: 14 H: 3 LOB: 1 BB: 1 P: 25	R: 0 E: 0 K: 2 S: 7 H: 0 LOB: 0 BB: 0 P: 8	1B: 11 2B: 0 3B: 1 HR: 1	SF: 0 SAC: 0 DP: 2 HBP: 0						

	AB	36
	R	6
	H	12
	RBI	6
	BB	5
	SO	6
	LOB	17

PITCHER		IP	WLS	BF	H	R	ER	SO	BB	IBB	HBP	BLK	WP	HR	S	P	ERA	WHIP
Andy Ashby, R (1, 1) ERA: 2.42		1.0		7	5	2	1	0	0	0	0	0	0	0	14	17	9.00	5.000
Will Cunnane, R (2, 1) ERA: 5.91		4.0	W	15	2	0	0	3	2	0	0	0	0	0	39	69	0.00	1.000
Pete Smith, R (6, 1) ERA: 11.25		2.0		13	4	4	4	0	3	0	0	0	0	1	34	58	18.00	3.500
Doug Bochtler, R (8, 1) ERA: 1.35		1.0		3	1	0	0	1	0	0	0	0	0	0	7	11	0.00	1.000
Trevor Hoffman, R (9, 1) ERA: 4.5		1.0		3	0	0	0	2	0	0	0	0	0	0	7	8	0.00	0.000

PITCHER	IP	WLS	BF	H	R	ER	SO	BB	IBB	HBP	BLK	WP	HR	S	P	ERA	WHIP

Batter	1	2	3	4	5	6	7	8	9	AB	R	H	RBI	BB	SO	LOB
Deion Sanders, L (1, 8) OBP: 0.369, SLG: 0.446	B C B X 2-1 S 1B G4-3 1B	M H 1-1 1B 1-2 HBP		B C F X 1-2 ① P6			X 0-0 B1-3 1B		B X 1-0 ① F7	4	1	2	0	0	0	0
Curtis Goodwin, L (1, 7) OBP: 0.460, SLG: 0.418	C X 0-1 G4-3 S 1-2 2B 1B	X 0-0 1-2 2-3 1B		C B B B C F X 3-2 CS 1B			X 0-0 ① ② B1-3 1-1f		B F C X 1-2 1B 1B 1B	5	2	4	0	0	0	1
Barry Larkin, R (1, 6) OBP: 0.401, SLG: 0.352	B C F B X 3-2 ① G4-3 1-3 2-H	D C B S C 2-3 ③ K		C C C 0-3 ② ③ K 1-2			F C S 0-3 ③ K		S 1 SAFE F X 0-2 S 1B WP 1-3 1B	5	1	1	1	0	3	5
Reggie Sanders, R (1, 9) OBP: 0.313, SLG: 0.444	C C F B B B X 3-2 3-H 2B	C S B F B B F B 4-2 2B BB		X 0-0 ① F8				F B B C F B T 3-2 ① K	C S S 0-3 ② K	4	1	1	1	1	2	2
Hal Morris, L (1, 3) OBP: 0.315, SLG: 0.351	B C B X 2-1 ② G5-3	F X 0-1 1B 1-H 2B		B B T X 2-1 ② G6-3				C C F X 0-2 1B 2B	C X 0-1 1-2 3-H S 1B	5	1	3	2	0	0	1
Willie Greene, L (1, 5) OBP: 0.329, SLG: 0.411	C C C 0-3 ③ K	C B F F B B B 4-2 1B BB		B X 1-0 ③ F9				F B F X 1-2 2-H E 1B	B 1-0 ③ S 1-H 2-H	3	1	1	1	1	1	1
Hector Carrasco, R (8, 1)										0	0	0	0	0	0	0
Jeff Shaw, R (8, 1)										1	0	0	0	0	0	1
Bret Boone, R (1, 4) OBP: 0.283, SLG: 0.248		C C B S 1-3 ① K	B C F C 1-3 ① K			C F B S 1-3 ① K		C B F B F S 2-3 ② K		4	0	0	0	0	4	3
Joe Oliver, R (1, 2) OBP: 0.286, SLG: 0.308		B S F X 1-2 ② G4-3	X 0-0 G4-6-3 1-2 2-3 1B			X 0-0 ② F8		S B X 1-1 E6 2-H		4	0	1	0	0	0	0
John Smiley, L (1, 1) OBP: 0.091, SLG: 0.136		X 0-0 1B HBP 1B	F B X 1-1 ② ③ G4-6-3 1-2f			X 0-0 ③ G2-3		C C B 1 SAFE B X 2-2 ③ F7		3	0	1	0	0	0	3
Terry Pendleton, S (8, PH) OBP: 0.310, SLG: 0.333										1	0	0	0	0	0	1
(8, 5)																
Inning Stats	R: 2 E: 0 K: 1 S: 16 H: 3 LOB: 1 BB: 0 P: 26	R: 0 E: 0 K: 2 S: 12 H: 2 LOB: 3 BB: 0 P: 17	R: 1 E: 0 K: 1 S: 15 H: 2 LOB: 2 BB: 2 P: 25	R: 0 E: 0 K: 1 S: 10 H: 1 LOB: 0 BB: 0 P: 14	R: 0 E: 0 K: 0 S: 4 H: 0 LOB: 0 BB: 0 P: 7	R: 0 E: 0 K: 1 S: 5 H: 0 LOB: 0 BB: 0 P: 6	R: 0 E: 0 K: 1 S: 5 H: 1 LOB: 0 BB: 0 P: 5	R: 2 E: 1 K: 2 S: 20 H: 2 LOB: 1 BB: 0 P: 29	R: 2 E: 0 K: 1 S: 12 H: 3 LOB: 1 BB: 0 P: 15	1B: 11 2B: 4 3B: 0 HR: 0 SF: 0 SAC: 0 DP: 2 HBP: 1						

PITCHER		IP	WLS	BF	H	R	ER	SO	BB	IBB	HBP	BLK	WP	HR	S	P	ERA	WHIP
Chris Holt, R ERA: 3.6	(1, 1)	5.0		24	8	3	3	5	2	0	1	0	0	0	57	89	5.40	2.000
Ramon Garcia, R ERA: 4.94	(6, 1)	2.0		6	1	0	0	2	0	0	0	0	0	0	10	11	0.00	0.500
Russ Springer, R ERA: 2.53	(8, 1)	1.0	L	6	2	2	1	2	0	0	0	0	0	0	20	29	9.00	2.000
Jose Lima, R ERA: 4.15	(9, 1)	0.2		4	2	2	2	1	0	0	0	0	0	0	10	12	27.00	3.000
Tom Martin, L ERA: 1.72	(9, 1)	0.1		2	1	0	0	0	0	0	0	0	1	0	2	3	0.00	3.000

PITCHER	IP	WLS	BF	H	R	ER	SO	BB	IBB	HBP	BLK	WP	HR	S	P	ERA	WHIP

TOP

Cincinnati Reds @ Houston Astros

Astrodome, Houston, TX

Tue May 20 1997, 8:05 PM EDT

Att. 14,954 - Dome - 72 F

livebaseballscorecards.com

AB	39
R	7
H	14
RBI	5
BB	2
SO	10
LOB	18

1B: 11	SF: 0	WP: 1	PA: 42
2B: 4	SAC: 0	PB: 0	
3B: 0	DP: 2	SB: 3	
HR: 0	HBP: 1	CS: 1	

Batter	1	2	3	4	5	6	7	8	9	AB	R	H	RBI	BB	SO	LOB
Craig Biggio, R (1, 4) OBP: 0.379, SLG: 0.514	C C B S 1-3 K ①		C B B B C X 3-2 5 1B G6-3 1B		B C X 1-1 G4-3 ③			X 0-0 F9 ①		4	0	1	0	0	1	1
James Mouton, R (1, 8) OBP: 0.270, SLG: 0.339	B C S B X 2-2 G1-3 ②		B X 1-0 G6-3 ② 1-2			C X 0-1 E5 5 2B		C B B B F F B 4-2 E 5 S BB		3	2	0	0	1	0	1
5 Jeff Bagwell, R (1, 3) OBP: 0.403, SLG: 0.655	B B X 2-0 G5-3 ③		C X 0-1 ③ 2-H 1B			B C B F X 2-2 SH1-3 1-H 1B 2B		B F S B F B C 3-3 K ② 1-2		4	1	2	1	0	1	1
Sean Berry, R (1, 5) OBP: 0.250, SLG: 0.367		B B B C X 3-1 G4-3 ①		C X 0-1 L6-3 1B		C X 0-1 SH1-3 ① 2-3		B B B F C X 3-2 E3 1B 2-H		3	0	1	0	0	0	0
Luis Gonzalez, L (1, 7) OBP: 0.376, SLG: 0.373		X 0-0 2B 1B 1B		C F X 0-2 F8 ①		C X 0-1 CS 3-H 1B		1 SAFE C C C 1 SAFE F X 0-2 1-2 1B		4	1	3	1	0	0	1
Brad Ausmus, R (1, 2) OBP: 0.352, SLG: 0.435		C S B B B X 3-2 1B 1-3 2B		D B C 1 SAFE F X 2-2 ②③ L6-3 1-1		1 SAFE F T B C 1-3 ②③ K 1-2		B C B S B S 3-3 ③ K		4	0	1	0	0	2	4
Bobby Abreu, L (1, 9) OBP: 0.342, SLG: 0.356		C S X 0-2 G6-4-3 2-3 3-H 1B			F F B B B B 4-2 G6-3 PB BB		B C X 1-1 ① G6-3		C S B X 1-2 ① G6-3	3	0	1	1	1	0	0
Ricky Gutierrez, R (1, 6) OBP: 0.462, SLG: 0.571		B B X 2-0 ②③ G6-4-3 1-2f			B B F F F B F X 3-2 ① G6-3 1-3		B F X 1-1 ② G6-3		S B X 1-1 ② G4-3	4	0	0	0	0	0	3
Chris Holt, R (1, 1) OBP: 0.045, SLG: 0.045 Tim Bogar, R (5, PH) OBP: 0.273, SLG: 0.333 Ramon Garcia, R (6, 1) Ken Ramos, L (7, PH) Russ Springer, R (8, 1) Jose Lima, R (9, 1) Tom Martin, L (9, 1) Bill Spiers, L (9, PH) OBP: 0.419, SLG: 0.413			F X 0-1 F7 ①		C X 0-1 G5-3 ②		X 0-0 F7 ③		B C C F X 1-2 F7 ③	1 1 0 1 0 0 0 0 1	0 0 0 0 0 0 0 0 0	0 0 0 0 0 0 0 0 0	0 0 0 0 0 0 0 0 0	0 0 0 0 0 0 0 0 0	0 0 0 0 0 0 0 0 0	0 1 0 0 0 0 0 0 0
Inning Stats	R: 0 E: 0 K: 1 S: 7 H: 0 LOB: 0 BB: 0 P: 12	R: 1 E: 0 K: 0 S: 10 H: 3 LOB: 1 BB: 0 P: 18	R: 0 E: 0 K: 0 S: 8 H: 2 LOB: 2 BB: 0 P: 12	R: 0 E: 0 K: 0 S: 8 H: 1 LOB: 0 BB: 0 P: 10	R: 0 E: 0 K: 0 S: 11 H: 0 LOB: 1 BB: 1 P: 19	R: 2 E: 1 K: 1 S: 12 H: 2 LOB: 0 BB: 0 P: 15	R: 0 E: 0 K: 0 S: 5 H: 0 LOB: 0 BB: 0 P: 7	R: 1 E: 1 K: 2 S: 18 H: 1 LOB: 2 BB: 1 P: 31	R: 0 E: 0 K: 0 S: 9 H: 0 LOB: 0 BB: 0 P: 12	1B: 7 2B: 3 3B: 0 HR: 0	SF: 0 SAC: 1 DP: 2 HBP: 0			WP: 0 PB: 1 SB: 1 CS: 1	PA: 36	

PITCHER		IP	WLS	BF	H	R	ER	SO	BB	IBB	HBP	BLK	WP	HR	S	P	ERA	WHIP
John Smiley, L ERA: 5.15	(1, 1)	7.0	W	27	8	3	2	2	1	0	0	0	0	0	61	93	2.57	1.286
Hector Carrasco, R ERA: 1.84	(8, 1)	0.2		3	0	1	0	1	1	0	0	0	0	0	8	15	0.00	1.500
Jeff Shaw, R ERA: 0.87	(8, 1)	1.1	S	6	1	0	0	1	0	0	0	0	0	0	19	28	0.00	0.750

PITCHER	IP	WLS	BF	H	R	ER	SO	BB	IBB	HBP	BLK	WP	HR	S	P	ERA	WHIP

BOTTOM

Cincinnati Reds @ Houston Astros

Astrodome, Houston, TX

Tue May 20 1997, 8:05 PM EDT

Att. 14,954 - Dome - 72 F

livebaseballscorecards.com

AB	33
R	4
H	9
RBI	3
BB	2
SO	4
LOB	12

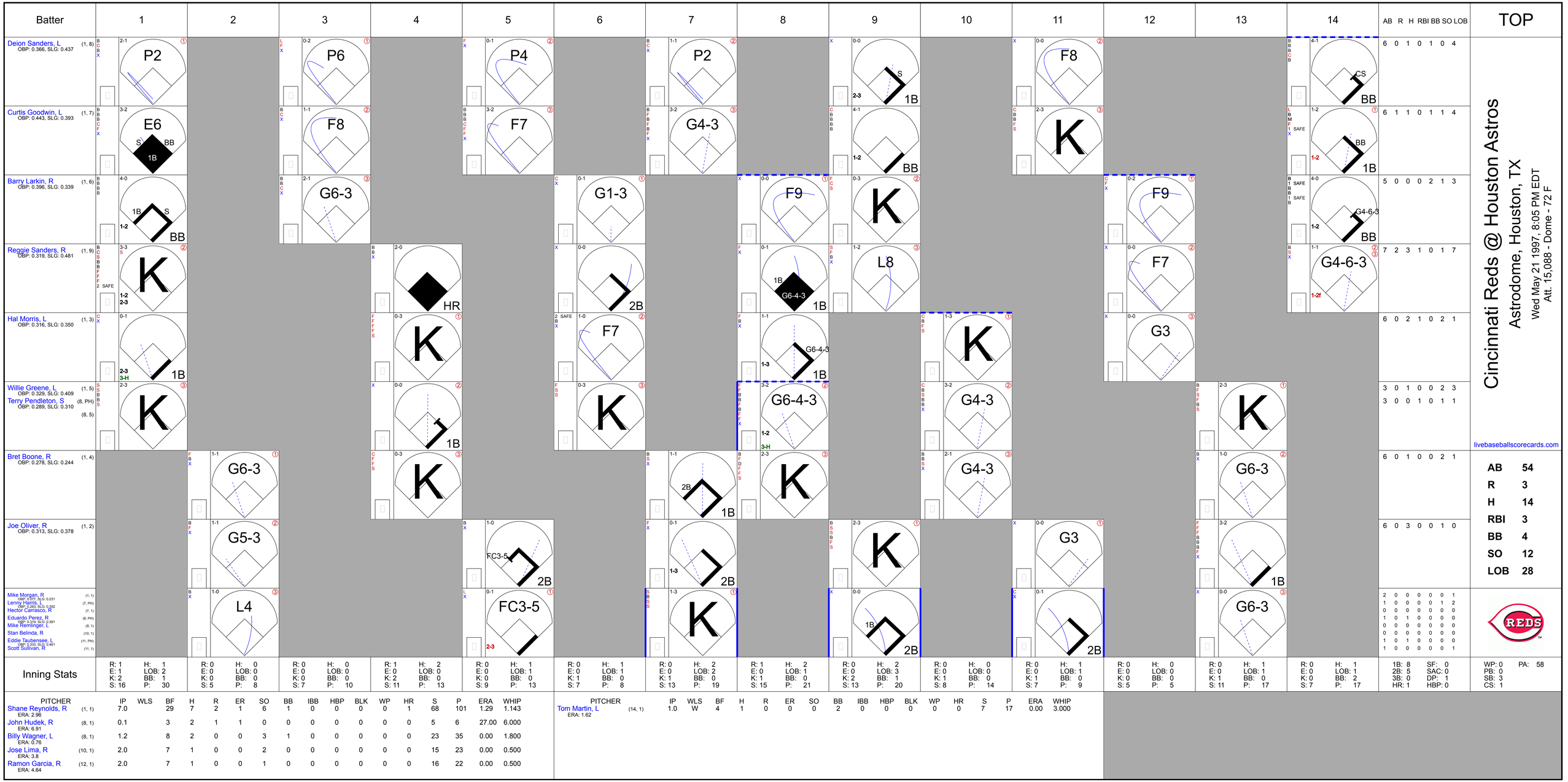
Batter
1
2
3
4
5
6
7
8
9
10
11
12
13
14
AB R H RBI BB SO LOB
TOP
Deion Sanders, L (1, 8) OBP: 0.366, SLG: 0.437
P2
P6
P4
P2
F8
CS
BB
6 0 1 0 1 0 4
Curtis Goodwin, L (1, 7) OBP: 0.443, SLG: 0.393
E6
F8
F7
G4-3
K
SAFE
BB
1B
6 1 1 0 1 1 4
Barry Larkin, R (1, 6) OBP: 0.396, SLG: 0.339
G6-3
G1-3
F9
F9
G4-6-3
BB
5 0 0 0 2 1 3
Reggie Sanders, R (1, 9) OBP: 0.319, SLG: 0.481
K
HR
K
F9
L8
F7
G4-6-3
7 2 3 1 0 1 7
Hal Morris, L (1, 3) OBP: 0.316, SLG: 0.350
K
F7
G6-4-3
K
G3
6 0 2 1 0 2 1
Willie Greene, L (1, 5) OBP: 0.329, SLG: 0.409
Terry Pendleton, S (8, PH) OBP: 0.289, SLG: 0.310 (8, 5)
K
K
G6-4-3
G4-3
K
3 0 1 0 0 2 3
3 0 0 1 0 1 1
Bret Boone, R (1, 4) OBP: 0.278, SLG: 0.244
G6-3
G6-4-3
G4-3
G6-3
6 0 1 0 0 2 1
Joe Oliver, R (1, 2) OBP: 0.313, SLG: 0.378
G5-3
FC3-5
G3
6 0 3 0 0 1 0
Mike Morgan, R (1, 1) OBP: 0.577, SLG: 0.231
Lenny Harris, L (7, PH) OBP: 0.263, SLG: 0.352
Hector Carrasco, R (7, 1)
Eduardo Perez, R (9, PH) OBP: 0.119, SLG: 0.391
Mike Remlinger, L (9, 1)
Stan Belinda, R (10, 1)
Eddie Taubensee, L (11, PH) OBP: 0.333, SLG: 0.481
Scott Sullivan, R (11, 1)
L4
FC3-5
K
G6-3
2 0 0 0 0 0 1
1 0 0 0 0 1 2
0 0 0 0 0 0 0
1 0 1 0 0 0 0
0 0 0 0 0 0 0
0 0 0 0 0 0 0
1 0 1 0 0 0 0
1 0 0 0 0 0 1
Cincinnati Reds @ Houston Astros
Astrodome, Houston, TX
Wed May 21 1997, 8:05 PM EDT
Att. 15,088 - Dome - 72 F
livebaseballscorecards.com
AB 54
R 3
H 14
RBI 3
BB 4
SO 12
LOB 28
Inning Stats
R: 1 E: 1 K: 2 S: 16 H: 1 LOB: 2 BB: 1 P: 30
R: 0 E: 0 K: 0 S: 5 H: 0 LOB: 0 BB: 0 P: 8
R: 0 E: 0 K: 0 S: 7 H: 0 LOB: 0 BB: 0 P: 10
R: 1 E: 0 K: 2 S: 11 H: 2 LOB: 0 BB: 0 P: 13
R: 0 E: 0 K: 0 S: 9 H: 1 LOB: 1 BB: 0 P: 13
R: 0 E: 0 K: 1 S: 7 H: 1 LOB: 1 BB: 0 P: 8
R: 0 E: 0 K: 1 S: 13 H: 2 LOB: 2 BB: 0 P: 19
R: 1 E: 0 K: 1 S: 15 H: 2 LOB: 1 BB: 0 P: 21
R: 0 E: 0 K: 2 S: 13 H: 2 LOB: 3 BB: 1 P: 20
R: 0 E: 0 K: 1 S: 8 H: 0 LOB: 0 BB: 0 P: 14
R: 0 E: 0 K: 1 S: 7 H: 1 LOB: 1 BB: 0 P: 9
R: 0 E: 0 K: 0 S: 5 H: 0 LOB: 0 BB: 0 P: 5
R: 0 E: 0 K: 1 S: 11 H: 1 LOB: 1 BB: 0 P: 17
R: 0 E: 0 K: 0 S: 7 H: 1 LOB: 1 BB: 2 P: 17
1B: 8 2B: 5 3B: 0 HR: 1
SF: 0 SAC: 0 DP: 1 HBP: 0
PA: 58
WP: 0 PB: 0 SB: 3 CS: 1
PITCHER IP WLS BF H R ER SO BB IBB HBP BLK WP HR S P ERA WHIP
Shane Reynolds, R (1, 1) ERA: 2.96 7.0 29 7 2 1 6 1 0 0 0 0 0 1 68 101 1.29 1.143
John Hudek, R (8, 1) ERA: 6.91 0.1 3 2 1 1 0 0 0 0 0 0 0 0 5 6 27.00 6.000
Billy Wagner, L (8, 1) ERA: 0.76 1.2 8 2 0 0 3 1 0 0 0 0 0 0 23 35 0.00 1.800
Jose Lima, R (10, 1) ERA: 3.8 2.0 7 1 0 0 2 0 0 0 0 0 0 0 15 23 0.00 0.500
Ramon Garcia, R (12, 1) ERA: 4.64 2.0 7 1 0 0 1 0 0 0 0 0 0 0 16 22 0.00 0.500
PITCHER IP WLS BF H R ER SO BB IBB HBP BLK WP HR S P ERA WHIP
Tom Martin, L (14, 1) ERA: 1.62 1.0 W 4 1 0 0 0 2 0 0 0 0 0 0 7 17 0.00 3.000

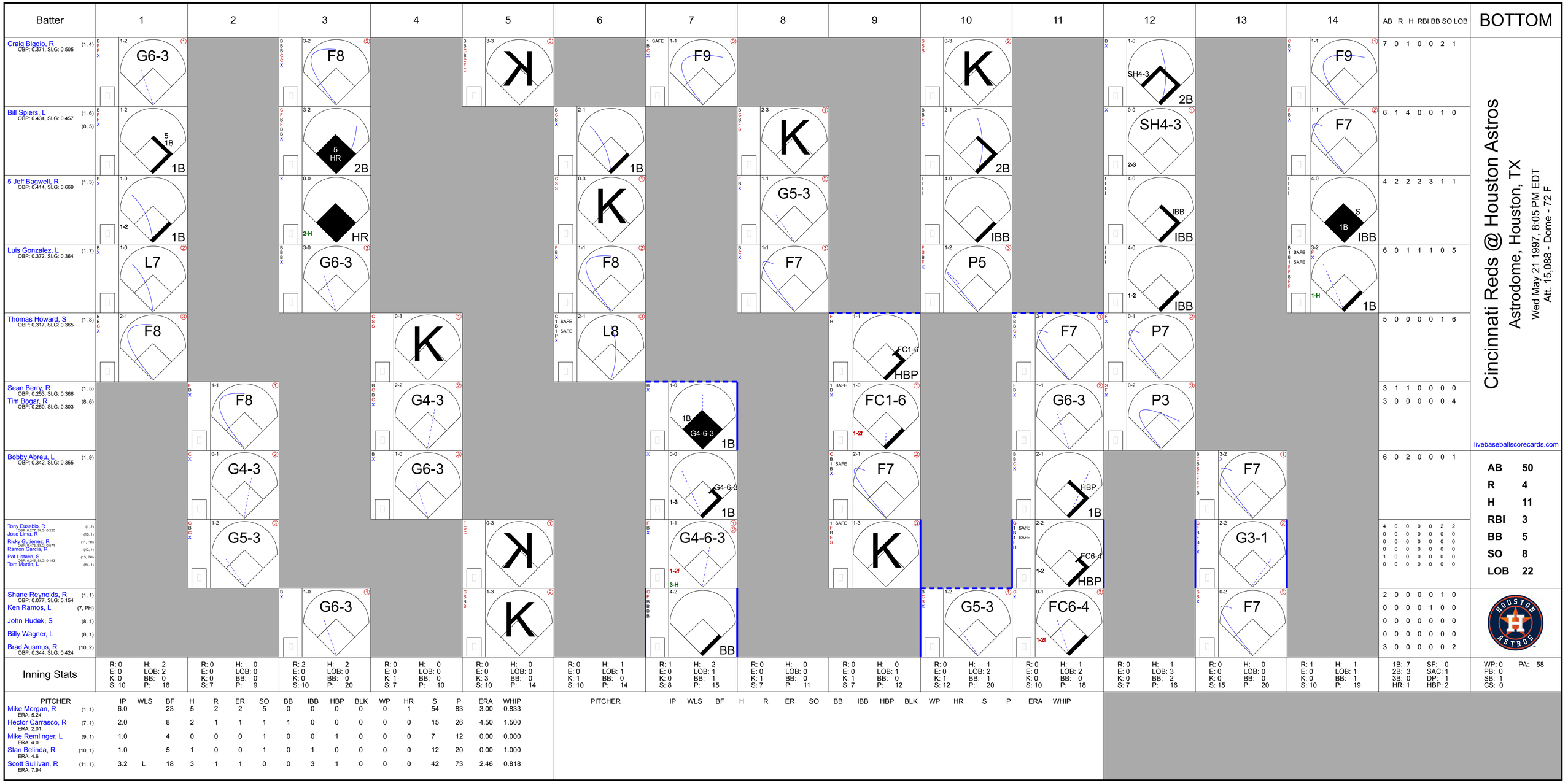

Cincinnati Reds @ Houston Astros

Astrodome, Houston, TX

Wed May 21 1997, 8:05 PM EDT

Att. 15,088 - Dome - 72 F

livebaseballscorecards.com

Batter	1	2	3	4	5	6	7	8	9	10	11	12	13	14	AB	R	H	RBI	BB	SO	LOB
Craig Biggio, R (1, 4) OBP: 0.371, SLG: 0.505	G6-3		F8		K		F9			K		SH4-3 2B		F9	7	0	1	0	0	2	1
Bill Spiers, L (1, 6) OBP: 0.434, SLG: 0.457 (8, 5)	5 1B 1B		5 HR 2B			1B		K		2B		SH4-3 2-3		F7	6	1	4	0	0	1	0
5 Jeff Bagwell, R (1, 3) OBP: 0.414, SLG: 0.669	1-2 1B		2-H HR			K		G5-3		IBB		IBB IBB		S 1B IBB	4	2	2	2	3	1	1
Luis Gonzalez, L (1, 7) OBP: 0.372, SLG: 0.364	L7		G6-3			F8		F7		P5		1-2 IBB		1-H 1B	6	0	1	1	1	0	5
Thomas Howard, S (1, 8) OBP: 0.317, SLG: 0.365	F8			K		L8			FC1-6 HBP		F7	P7			5	0	0	0	0	1	6
Sean Berry, R (1, 5) OBP: 0.253, SLG: 0.366		F8		G4-3			1B G4-6-3 1B		FC1-6 1-2f		G6-3	P3			3	1	1	0	0	0	0
Tim Bogar, R (8, 6) OBP: 0.250, SLG: 0.303															3	0	0	0	0	0	4
Bobby Abreu, L (1, 9) OBP: 0.342, SLG: 0.355		G4-3		G6-3			G4-6-3 1-3 1B		F7		HBP 1B		F7		6	0	2	0	0	0	1
Tony Eusebio, R (1, 2) OBP: 0.277, SLG: 0.220		G5-3			K		G4-6-3 1-2f 3-H		K		FC6-4 1-2 HBP		G3-1		4	0	0	0	0	2	2
Jose Lima, R (10, 1)															0	0	0	0	0	0	0
Ricky Gutierrez, R (11, PH) OBP: 0.475, SLG: 0.571															0	0	0	0	0	0	0
Ramon Garcia, R (12, 1)															0	0	0	0	0	0	0
Pat Listach, S (13, PH) OBP: 0.240, SLG: 0.193															1	0	0	0	0	0	0
Tom Martin, L (14, 1)															0	0	0	0	0	0	0
Shane Reynolds, R (1, 1) OBP: 0.077, SLG: 0.154			G6-3		K		BB			G5-3	FC6-4 1-2f		F7		2	0	0	0	0	1	0
Ken Ramos, L (7, PH)															0	0	0	0	1	0	0
John Hudek, S (8, 1)															0	0	0	0	0	0	0
Billy Wagner, L (8, 1)															0	0	0	0	0	0	0
Brad Ausmus, R (10, 2) OBP: 0.344, SLG: 0.424															3	0	0	0	0	0	2

Inning Stats	1	2	3	4	5	6	7	8	9	10	11	12	13	14	AB	R	H	RBI	BB	SO	LOB
	R: 0 E: 0 K: 0 S: 10	H: 2 LOB: 2 BB: 0 P: 16	R: 0 E: 0 K: 0 S: 7	H: 0 LOB: 0 BB: 0 P: 9	R: 2 E: 0 K: 0 S: 10	H: 2 LOB: 0 BB: 0 P: 20	R: 0 E: 0 K: 1 S: 7	H: 0 LOB: 0 BB: 0 P: 10	R: 0 E: 0 K: 3 S: 10	H: 0 LOB: 0 BB: 0 P: 14	R: 0 E: 0 K: 1 S: 10	H: 1 LOB: 1 BB: 0 P: 14	R: 1 E: 0 K: 0 S: 8	H: 2 LOB: 1 BB: 1 P: 15	R: 0 E: 0 K: 1 S: 7	H: 0 LOB: 0 BB: 0 P: 11	R: 0 E: 0 K: 1 S: 7	H: 0 LOB: 1 BB: 0 P: 12	R: 0 E: 0 K: 1 S: 12	H: 1 LOB: 2 BB: 1 P: 20	R: 0 E: 0 K: 0 S: 10	H: 1 LOB: 2 BB: 0 P: 18	R: 0 E: 0 K: 0 S: 7	H: 1 LOB: 3 BB: 2 P: 16	R: 0 E: 0 K: 0 S: 15	H: 0 LOB: 0 BB: 0 P: 20	R: 1 E: 0 K: 0 S: 10	H: 1 LOB: 1 BB: 1 P: 19	1B: 7 2B: 3 3B: 0 HR: 1	SF: 0 SAC: 1 DP: 1 HBP: 2	WP: 0 PB: 0 SB: 1 CS: 0	PA: 58

PITCHER		IP	WLS	BF	H	R	ER	SO	BB	IBB	HBP	BLK	WP	HR	S	P	ERA	WHIP
Mike Morgan, R ERA: 5.24	(1, 1)	6.0		23	5	2	2	5	0	0	0	0	0	1	54	83	3.00	0.833
Hector Carrasco, R ERA: 2.01	(7, 1)	2.0		8	2	1	1	1	1	0	0	0	0	0	15	26	4.50	1.500
Mike Remlinger, L ERA: 4.0	(9, 1)	1.0		4	0	0	0	1	0	0	1	0	0	0	7	12	0.00	0.000
Stan Belinda, R ERA: 4.6	(10, 1)	1.0		5	1	0	0	1	0	1	0	0	0	0	12	20	0.00	1.000
Scott Sullivan, R ERA: 7.94	(11, 1)	3.2	L	18	3	1	1	0	0	3	1	0	0	0	42	73	2.46	0.818

PITCHER	IP	WLS	BF	H	R	ER	SO	BB	IBB	HBP	BLK	WP	HR	S	P	ERA	WHIP

AB	50
R	4
H	11
RBI	3
BB	5
SO	8
LOB	22

Batter	1	2	3	4	5	6	7	8	9	AB	R	H	RBI	BB	SO	LOB
Brian McRae, S (1, 8) OBP: 0.325, SLG: 0.449	B S B X 2-1 ① 1B	C B B F X 2-2 ③ F8	X 0-0 ① G1-3	I I I 4-0 IBB						3	0	1	0	1	0	0
Doug Glanville, R (1, 7) OBP: 0.319, SLG: 0.391	C B C B X 2-2 ② F8	B B C X 2-1 ① F8	C X 0-1 ② F8	C S F S 0-3 ③ K						4	0	0	0	0	1	3
Mark Grace, L (1, 3) OBP: 0.448, SLG: 0.492	B C C X 1-2 ③ F7	B B C X 3-1 ② P4	B F B B X 3-1 ③ G4-3	X 0-0 ① L5						4	0	0	0	0	0	0
Sammy Sosa, R (1, 9) OBP: 0.330, SLG: 0.547	C C B B X 2-2 ① L5	X 0-0 HR	X 0-0 ① F9	F S B X 1-2 ② L9						4	1	1	1	0	0	0
Shawon Dunston, R (1, 6) OBP: 0.315, SLG: 0.401 Rey Sanchez, R (7, 6) OBP: 0.304, SLG: 0.288	C B F X 1-2 ② L4	C X 0-1 ③ F9	C B F F X 1-2 ① F9	F X 0-1 BB 2B 2B	B S B S B F B 4-2 BB					3 0	1 0	1 0	0 0	0 1	0 0	0 0
23 Ryne Sandberg, R (1, 4) OBP: 0.265, SLG: 0.314	B B B B 4-0 FC6-4 BB				C B F F X 2-2 ② P4	B B B 4-0 BB	S X 0-1 ③ F9			2	1	0	0	2	0	1
Scott Servais, R (1, 2) OBP: 0.331, SLG: 0.370	C B D X 2-1 ③ FC6-4 1-2f				B F F B X 2-2 ② P4	B F B B B 4-1 2B 1-2 2-3 BB			B F F S 1-3 ① K	3	0	0	0	1	1	1
José Hernández, R (1, 5) OBP: 0.367, SLG: 0.463 Tyler Houston, L (7, PH) OBP: 0.316, SLG: 0.426 (7, 5)		B S B B X 3-1 ① G5-3	B B B B 4-0 BB	X 0-0 1-3 2-H 3-H 2B			B X 1-0 ② G6-3	1 2	0 0	0 1	0 2	1 0	0 0	0 0
Terry Mulholland, R (1, 1) OBP: 0.077, SLG: 0.077 Brant Brown, L (9, PH) OBP: 0.213, SLG: 0.182 Terry Adams, R (9, 1)		S S C 0-3 ② K	S S B B B X 3-2 ③ F7	L S L 0-3 ② K			B S B X 2-1 ③ L3	3 1 0	0 0 0	0 0 0	0 0 0	0 0 0	2 0 0	3 0 0
Inning Stats	R: 0 E: 0 K: 0 S: 8 H: 1 LOB: 0 BB: 0 P: 13	R: 0 E: 0 K: 0 S: 8 H: 0 LOB: 1 BB: 1 P: 17	R: 0 E: 0 K: 1 S: 8 H: 0 LOB: 0 BB: 0 P: 13	R: 1 E: 0 K: 0 S: 7 H: 1 LOB: 0 BB: 0 P: 12	R: 0 E: 0 K: 0 S: 10 H: 0 LOB: 1 BB: 1 P: 20	R: 0 E: 0 K: 0 S: 5 H: 0 LOB: 0 BB: 0 P: 8	R: 2 E: 0 K: 2 S: 12 H: 2 LOB: 3 BB: 3 P: 24	R: 0 E: 0 K: 0 S: 9 H: 0 LOB: 1 BB: 1 P: 14	R: 0 E: 0 K: 1 S: 6 H: 0 LOB: 0 BB: 0 P: 10	1B: 1 2B: 2 3B: 0 HR: 1			SF: 0 SAC: 0 DP: 0 HBP: 0			WP: 0 PB: 0 SB: 0 CS: 0	PA: 36

TOP

Chicago Cubs @ Cincinnati Reds

Cinergy Field, Cincinnati, OH

Fri May 23 1997, 7:05 PM EDT

Att. 23,189 - Unknown - 76 F

livebaseballscorecards.com

AB	30
R	3
H	4
RBI	3
BB	6
SO	4
LOB	8

PITCHER		IP	WLS	BF	H	R	ER	SO	BB	IBB	HBP	BLK	WP	HR	S	P	ERA	WHIP
Kent Mercker, L ERA: 4.97	(1, 1)	6.1	L	25	3	3	3	1	4	0	0	0	0	1	50	95	4.26	1.105
Stan Belinda, R ERA: 4.5	(7, 1)	0.2		4	1	0	0	2	0	1	0	0	0	0	8	12	0.00	1.500
Hector Carrasco, R ERA: 1.89	(8, 1)	2.0		7	0	0	0	1	1	0	0	0	0	0	15	24	0.00	0.500

PITCHER	IP	WLS	BF	H	R	ER	SO	BB	IBB	HBP	BLK	WP	HR	S	P	ERA	WHIP

Chicago Cubs @ Cincinnati Reds

Cinergy Field, Cincinnati, OH

Fri May 23 1997, 7:05 PM EDT

Att. 23,189 - Unknown - 76 F

BOTTOM

livebaseballscorecards.com

Batter	1	2	3	4	5	6	7	8	9	AB	R	H	RBI	BB	SO	LOB
Deion Sanders, L (1, 8) OBP: 0.359, SLG: 0.428	G6-3		G4-3		FC3-6			G4-3		4	0	0	1	0	0	2
Curtis Goodwin, L (1, 7) OBP: 0.432, SLG: 0.375	BB		G5-3			G1		G4-3		3	0	0	0	1	0	0
Barry Larkin, R (1, 6) OBP: 0.399, SLG: 0.344	G6-4-3 1B			G6-3		2-6 1B			K	4	0	2	0	0	1	0
Reggie Sanders, R (1, 9) OBP: 0.317, SLG: 0.468	G6-4-3			G6-3		L4			G5-4-3 BB	3	0	0	0	1	0	3
Hal Morris, L (1, 3) OBP: 0.308, SLG: 0.340		G6-3		G4-3		2-6	G6-3		G5-4-3	4	0	0	0	0	0	1
Terry Pendleton, S (1, 5) OBP: 0.271, SLG: 0.289		G6-3			L8		F9			3	0	0	0	0	0	0
Bret Boone, R (1, 4) OBP: 0.286, SLG: 0.248 Hector Carrasco, R (8, 1)		1B			BB		G3			2 0	0 0	1 0	0 0	1 0	0 0	0 0
Joe Oliver, R (1, 2) OBP: 0.314, SLG: 0.396		K			F8			G4-3 2B		3	1	1	0	0	1	2
Kent Mercker, L (1, 1) OBP: 0.462, SLG: 0.455 Stan Belinda, R (7, 1) Pokey Reese, R (8, 4) OBP: 0.217, SLG: 0.273			F7		FC3-6 1B			G4-3		2 0 1	0 0 0	1 0 0	0 0 0	0 0 0	0 0 0	0 0 1

	AB	29
	R	1
	H	5
	RBI	1
	BB	3
	SO	2
	LOB	9

Inning Stats	1	2	3	4	5	6	7	8	9	1B: 4	SF: 0	WP: 0	PA: 32
R	0	0	0	0	0	1	0	1	0	2B: 1	SAC: 0	PB: 0	
E	0	0	0	0	0	0	0	0	0	3B: 0	DP: 2	SB: 0	
K	0	1	0	0	0	0	0	0	1	HR: 0	HBP: 0	CS: 0	
S	8	13	4	4	7	5	9	7	8				
H	1	1	0	0	1	1	0	1	0				
LOB	1	1	0	0	2	1	0	0	0				
BB	1	0	0	0	1	0	0	0	1				
P	17	19	6	6	13	9	11	9	16				

PITCHER	IP	WLS	BF	H	R	ER	SO	BB	IBB	HBP	BLK	WP	HR	S	P	ERA	WHIP
Terry Mulholland, L (1, 1) ERA: 2.59	8.0	W	30	5	1	1	1	2	0	0	0	0	0	57	90	1.12	0.875
Terry Adams, R (9, 1) ERA: 0.74	1.0	S	3	0	0	0	1	1	0	0	0	0	0	8	16	0.00	1.000

PITCHER	IP	WLS	BF	H	R	ER	SO	BB	IBB	HBP	BLK	WP	HR	S	P	ERA	WHIP

Batter	1	2	3	4	5	6	7	8	9	10	11	12	AB	R	H	RBI	BB	SO	LOB
Brian McRae, S (1, 8) OBP: 0.328, SLG: 0.457	0-0 G3 2B		3-3 K			2-1 L7			0-1 SH1-4 FC3-2 2B		1-3 K		1	0	1	0	0	0	0
Doug Glanville, R (2, 8) OBP: 0.316, SLG: 0.396													4	0	1	0	0	2	0
Brant Brown, L (1, 7) OBP: 0.196, SLG: 0.167	0-0 B2			0-3 K		1-0 G4-3			0-0 SH1-4 2-3		0-3 K		4	0	0	0	0	2	1
Mark Grace, L (1, 3) OBP: 0.435, SLG: 0.474	0-1 G3 2-3			0-0 F7			1-0 F7		3-2 FC3-2 3-H		0-1 G4-3		5	0	0	0	0	0	2
Sammy Sosa, R (1, 9) OBP: 0.332, SLG: 0.557	1-3 K			1-1 HR			4-2 BB		3-3 K			2-2 F9	4	1	1	1	1	2	2
Tyler Houston, L (1, 2) OBP: 0.300, SLG: 0.404		0-3 K		1-3 K			1-2 F9			2-3 K		1-0 FC5-4 1B	3	0	0	0	0	2	1
Bob Patterson, R (7, 1)													0	0	0	0	0	0	0
Mel Rojas, R (8, 1)													0	0	0	0	0	0	0
Dave Clark, L (10, PH) OBP: 0.320, SLG: 0.341													1	0	0	0	0	1	0
23 Ryne Sandberg, R (10, 4) OBP: 0.271, SLG: 0.320													1	0	1	0	0	0	0
Shawon Dunston, R (1, 6) OBP: 0.312, SLG: 0.395		1-3 K			0-0 L8		0-0 F9			0-2 FC1-4-5 1B		2-1 FC5-4 1-2f	5	0	1	0	0	1	2
Dave Hansen, L (1, 5) OBP: 0.409, SLG: 0.269		2-2 G4-3			3-3 K			0-3 K		1-0 FC1-4-5 1B 1-3		0-3 K	2	0	0	0	0	1	0
José Hernández, R (8, PH) OBP: 0.349, SLG: 0.439													3	0	0	0	0	2	2
(8, 5)													0	0	0	0	0	0	0
Turk Wendell, L (12, 1)																			
Rey Sanchez, R (1, 4) OBP: 0.301, SLG: 0.286			1-0 G4-3							1-0 FC4-6 1B 1-2			4	0	1	0	0	0	0
Terry Adams, R (10, 1)													0	0	0	0	0	0	0
Mike Hubbard, R (12, 5) OBP: 0.143, SLG: 0.308													0	0	0	0	0	0	0
Steve Trachsel, R (1, 1) OBP: 0.136, SLG: 0.100			3-3 K			1-2 G3-1		2-3 K		0-0 FC4-6 1-2f			2	0	0	0	0	1	0
Scott Servais, R (7, 2) OBP: 0.326, SLG: 0.364													2	0	0	0	0	1	2
Inning Stats	R: 0 H: 1 E: 0 LOB: 1 K: 1 BB: 0 S: 7 P: 8	R: 0 H: 0 E: 0 LOB: 0 K: 2 BB: 0 S: 13 P: 16	R: 0 H: 0 E: 0 LOB: 0 K: 2 BB: 0 S: 9 P: 16	R: 1 H: 1 E: 0 LOB: 0 K: 2 BB: 0 S: 10 P: 12	R: 0 H: 0 E: 0 LOB: 0 K: 1 BB: 0 S: 7 P: 10	R: 0 H: 0 E: 0 LOB: 0 K: 0 BB: 0 S: 6 P: 10	R: 0 H: 0 E: 0 LOB: 1 K: 0 BB: 1 P: 13	R: 0 H: 0 E: 0 LOB: 0 K: 2 BB: 0 S: 9 P: 13	R: 0 H: 1 E: 0 LOB: 1 K: 1 BB: 0 S: 11 P: 17	R: 0 H: 2 E: 0 LOB: 2 K: 1 BB: 0 S: 11 P: 15	R: 0 H: 0 E: 0 LOB: 0 K: 2 BB: 0 S: 9 P: 10	R: 0 H: 1 E: 0 LOB: 1 K: 1 BB: 0 S: 11 P: 16	1B: 3 SF: 0 2B: 2 SAC: 1 3B: 0 DP: 0 HR: 1 HBP: 0						

PITCHER		IP	WLS	BF	H	R	ER	SO	BB	IBB	HBP	BLK	WP	HR	S	P	ERA	WHIP
Dave Burba, R ERA: 4.77	(1, 1)	7.0		24	2	1	1	8	1	0	0	0	0	1	59	85	1.29	0.429
Mike Remlinger, L ERA: 3.66	(8, 1)	1.2		6	1	0	0	2	0	0	0	0	0	0	15	22	0.00	0.600
Stan Belinda, R ERA: 4.45	(9, 1)	0.1		1	0	0	0	1	0	0	0	0	0	0	5	8	0.00	0.000
Jeff Shaw, R ERA: 0.79	(10, 1)	3.0	W	12	3	0	0	4	0	0	0	0	0	0	31	41	0.00	1.000

PITCHER	IP	WLS	BF	H	R	ER	SO	BB	IBB	HBP	BLK	WP	HR	S	P	ERA	WHIP

Chicago Cubs @ Cincinnati Reds

Cinergy Field, Cincinnati, OH

Sat May 24 1997, 7:05 PM EDT

Att. 26,887 - Unknown - 82 F

TOP

livebaseballscorecards.com

AB	41
R	1
H	6
RBI	1
BB	1
SO	15
LOB	12

WP: 0 PA: 43
PB: 0
SB: 1
CS: 0

Batter	1	2	3	4	5	6	7	8	9	10	11	12	AB	R	H	RBI	BB	SO	LOB
Deion Sanders, L (1, 8) OBP: 0.363, SLG: 0.432	0-0 L9 ①		1-3 K CS		1-2 G6-3 ③		1-0 2B 1-3			3-2 G6-4-3 1B		4-0 HR IBB	5	1	2	0	1	1	1
Curtis Goodwin, L (1, 7) OBP: 0.425, SLG: 0.414	3-1 G5-3 ②		3-1 G6-3 ②③ 1-2			0-0 1B 1B	2-3 K ③			0-0 B1 ①		0-0 HR 1-H 2-H	6	1	2	3	0	1	4
Hal Morris, L (1, 3) OBP: 0.311, SLG: 0.349	2-0 2B			2-0 G3 ①		1-1 FC3-6 WP ① 1-2 1B		3-2 F8 ①		2-0 G6-4-3 ②③ 1-2f			5	0	2	0	0	0	1
Barry Larkin, R (1, 6) OBP: 0.399, SLG: 0.341	0-1 G4-3 ③			2-1 1B 1B		4-0 FC3-6 BB 1-2		1-0 G6-3 ②				1-2 G4-3 ① 1-2	4	0	1	0	1	0	1
Willie Greene, L (1, 5) OBP: 0.331, SLG: 0.409		1-0 FC3-6 1B		0-0 G4-6-3 1B 1-2		2-2 FC3-6 ② 1-2f 2-3		2-0 G1-4-3 ③				1-2 G3-1 ② 1-2	5	0	2	0	0	0	2
Mike Kelly, R (1, 9) OBP: 0.200, SLG: 0.200	2-2 FC3-6 FC4-6 ① 1-2f			0-0 G4-6-3 ②③ 1-2f		1-3 K ③		2-3 K ①				1-2 FC4-6 1B	5	0	1	0	0	2	5
Eddie Taubensee, L (1, 2) OBP: 0.327, SLG: 0.479	1-1 FC4-6 ② 1-2f				3-3 K ①		2-3 K ①	0-0 HR				1-0 FC4-6 ③ 1-2f	5	1	1	1	0	2	2
Pokey Reese, R (1, 4) OBP: 0.255, SLG: 0.277	2-3 K ③				4-1 FC3-6 BB		0-0 2B 1B	2-2 F8 ②				4-2 SH1-4 HR BB	3	1	1	0	2	1	1
Dave Burba, R (1, 1) OBP: 0.267, SLG: 0.214 Terry Pendleton, S (7, PH) OBP: 0.265, SLG: 0.283 Mike Remlinger, L (8, 1) Stan Belinda, R (9, 1) Lenny Harris, L (9, PH) OBP: 0.292, SLG: 0.347 Jeff Shaw, R (10, 1) Kent Mercker, L (12, PH) OBP: 0.462, SLG: 0.455			0-3 K ①		0-1 FC3-6 ② 1-2f		2-2 F7 ② 1 SAFE 1 SAFE	1-1 G4-3 ③				0-1 SH1-4 ① 1-2	2 1 0 0 1 0 0	0 0 0 0 0 0 0	0 0 0 0 0 0 0	0 0 0 0 0 0 0	1 0 0 0 0 0 0	1 1 0 0 0 0 0	1 1 0 0 0 0 0
Inning Stats	R: 0 E: 0 K: 0 S: 6 H: 1 LOB: 1 BB: 0 P: 11	R: 0 E: 0 K: 1 S: 11 H: 1 LOB: 1 BB: 0 P: 17	R: 0 E: 0 K: 2 S: 11 H: 0 LOB: 0 BB: 0 P: 14	R: 0 E: 0 K: 0 S: 5 H: 2 LOB: 1 BB: 0 P: 9	R: 0 E: 0 K: 1 S: 9 H: 0 LOB: 1 BB: 1 P: 17	R: 0 E: 0 K: 1 S: 9 H: 2 LOB: 2 BB: 1 P: 17	R: 0 E: 0 K: 2 S: 12 H: 2 LOB: 2 BB: 0 P: 19	R: 0 E: 0 K: 0 S: 5 H: 0 LOB: 0 BB: 0 P: 11	R: 1 E: 0 K: 1 S: 11 H: 1 LOB: 0 BB: 0 P: 16	R: 0 E: 0 K: 0 S: 8 H: 1 LOB: 0 BB: 0 P: 12	R: 0 E: 0 K: 0 S: 11 H: 1 LOB: 1 BB: 0 P: 15	R: 3 E: 0 K: 0 S: 5 H: 1 LOB: 0 BB: 2 P: 13	1B: 8 2B: 2 3B: 0 HR: 2	SF: 0 SAC: 1 DP: 2 HBP: 0	WP: 2 PB: 0 SB: 0 CS: 1	PA: 47			

PITCHER		IP	WLS	BF	H	R	ER	SO	BB	IBB	HBP	BLK	WP	HR	S	P	ERA	WHIP
Steve Trachsel, R ERA: 5.46	(1, 1)	6.1		26	7	0	0	6	2	0	0	0	2	0	55	91	0.00	1.421
Bob Patterson, L ERA: 2.75	(7, 1)	1.0		4	1	0	0	1	0	0	0	0	0	0	11	19	0.00	1.000
Mel Rojas, R ERA: 5.4	(8, 1)	1.2		6	1	1	1	1	0	0	0	0	0	1	13	21	5.40	0.600
Terry Adams, R ERA: 0.68	(10, 1)	2.0		7	2	0	0	0	0	0	0	0	0	0	19	27	0.00	1.000
Turk Wendell, R ERA: 5.32	(12, 1)	0.1	L	4	1	3	3	0	1	1	0	0	0	1	5	13	81.00	6.000

PITCHER	IP	WLS	BF	H	R	ER	SO	BB	IBB	HBP	BLK	WP	HR	S	P	ERA	WHIP

BOTTOM

Chicago Cubs @ Cincinnati Reds

Cinergy Field, Cincinnati, OH

Sat May 24 1997, 7:05 PM EDT

Att. 26,887 - Unknown - 82 F

livebaseballscorecards.com

AB	42
R	4
H	12
RBI	4
BB	4
SO	8
LOB	19

Chicago Cubs @ Cincinnati Reds

Cinergy Field, Cincinnati, OH

Sun May 25 1997, 3:33 AM EDT

Att. 26,844 - Overcast - 72 F

TOP

livebaseballscorecards.com

Batter	1	2	3	4	5	6	7	8	9	AB	R	H	RBI	BB	SO	LOB
Doug Glanville, R (1, 8) OBP: 0.320, SLG: 0.438	B F B X 2-1 HR		C F B B X 2-2 ② G5-3	M C X 0-2 ③ F8			C B F B B X 3-2 ② F9		F B X 1-1 1-3 2B	5	1	2	1	0	0	2
23 Ryne Sandberg, R (1, 4) OBP: 0.263, SLG: 0.310 Dave Clark, L (9, PH) OBP: 0.314, SLG: 0.333	S B B B C S 3-3 ① K		B B B C F X 3-2 ③ L4		C X 0-1 ① L7		C B F S 1-3 ③ K		C B F B T 2-2 ② K	4 1	0 0	0 0	0 0	0 0	2 1	0 2
Mark Grace, L (1, 3) OBP: 0.434, SLG: 0.468	C X 0-1 ② G6-3			H 1-0 HR HBP	X 0-0 ② G6-3			C F B X 1-2 2B 1B	B B F C X 2-2 ③ G5-3	4	2	1	0	0	0	2
Sammy Sosa, R (1, 9) OBP: 0.335, SLG: 0.559	C S B B B F T 3-2 ③ K			S B B 1 SAFE C 1 SAFE 1 SAFE S 2-3 ① K	S B B B 4-1 BB			X 0-0 1-H 2B		3	0	1	1	1	2	1
Shawon Dunston, R (1, 6) OBP: 0.304, SLG: 0.384		B S X 1-1 ① L7		B C F B 1 SAFE 1 SAFE X 2-2 ② F7	1 SAFE S C 1 SAFE 1 SAFE B X 1-2 ③ L7			F M B S 1-3 ① K		4	0	0	0	0	1	3
Scott Servais, R (1, 2) OBP: 0.324, SLG: 0.384		B B B C X 3-1 ② F8		B X 1-0 1-H HR		B B C S B C 3-3 ① K		B B B C X 3-1 ② F7		4	1	1	2	0	1	1
José Hernández, R (1, 5) OBP: 0.358, SLG: 0.492 Mel Rojas, R (8, 1)		C F X 0-2 1B		C C X 0-2 HR		C B S B F S 2-3 ② K		B F F S 1-3 ③ K		4 0	1 0	2 0	1 0	0 0	2 0	1 0
Brant Brown, L (1, 7) OBP: 0.218, SLG: 0.160		F X 0-1 ③ F9		H 1-0 1B HBP		S F S 0-3 ③ K			B B B B 4-0 2B BB	2	0	0	0	1	1	1
Frank Castillo, R (1, 1) OBP: 0.133, SLG: 0.133 Kent Bottenfield, R (5, 1) Larry Casian, R (5, 1) Tyler Houston, L (7, PH) OBP: 0.295, SLG: 0.397 Turk Wendell, L (7, 1) Ramon Tatis, L (7, 1) Dave Hansen, L (8, 5) OBP: 0.409, SLG: 0.269 Rey Sanchez, R (9, PH) OBP: 0.286, SLG: 0.282			C F F B B X 2-2 ① F9	F F X 0-2 1-3 1B		L B X 1-1 ① G6-3			F F S 0-3 ① K	2 0 0 1 0 0 0 1	0 0 0 0 0 0 0 0	1 0 0 0 0 0 0 1	0 0 0 0 0 0 0 1	0 0 0 0 0 0 0 1	0 0 0 0 0 0 0 1	0 0 0 0 0 0 0 1
Inning Stats	R: 1 E: 0 K: 2 S: 11 H: 1 LOB: 0 BB: 0 P: 19	R: 0 E: 0 K: 0 S: 9 H: 1 LOB: 1 BB: 0 P: 13	R: 0 E: 0 K: 0 S: 10 H: 0 LOB: 0 BB: 0 P: 17	R: 3 E: 0 K: 1 S: 16 H: 3 LOB: 2 BB: 0 P: 23	R: 0 E: 0 K: 0 S: 7 H: 0 LOB: 1 BB: 1 P: 12	R: 0 E: 0 K: 3 S: 10 H: 0 LOB: 0 BB: 0 P: 15	R: 0 E: 0 K: 1 S: 8 H: 0 LOB: 0 BB: 0 P: 13	R: 1 E: 0 K: 2 S: 12 H: 2 LOB: 1 BB: 0 P: 18	R: 0 E: 0 K: 2 S: 11 H: 1 LOB: 2 BB: 1 P: 20	1B: 3 2B: 2 3B: 0 HR: 3 SF: 0 SAC: 0 DP: 0 HBP: 2						

AB	35
R	5
H	8
RBI	5
BB	2
SO	11
LOB	14

WP: 0 PB: 0 SB: 0 CS: 0 PA: 39

PITCHER		IP	WLS	BF	H	R	ER	SO	BB	IBB	HBP	BLK	WP	HR	S	P	ERA	WHIP
Pete Schourek, L ERA: 6.02	(1, 1)	5.0	W	23	5	4	4	3	1	0	2	0	0	3	53	84	7.20	1.200
Scott Sullivan, R ERA: 5.87	(6, 1)	2.0		6	0	0	0	4	0	0	0	0	0	0	18	28	0.00	0.000
Hector Carrasco, R ERA: 2.1	(8, 1)	1.0		6	2	1	1	2	1	0	0	0	0	0	12	22	9.00	3.000
Mike Remlinger, L ERA: 3.6	(9, 1)	0.1		1	0	0	0	1	0	0	0	0	0	0	3	3	0.00	0.000
Jeff Shaw, R ERA: 0.78	(9, 1)	0.2	S	3	1	0	0	1	0	0	0	0	0	0	8	13	0.00	1.500

PITCHER	IP	WLS	BF	H	R	ER	SO	BB	IBB	HBP	BLK	WP	HR	S	P	ERA	WHIP

Batter	1	2	3	4	5	6	7	8	9	AB	R	H	RBI	BB	SO	LOB
Deion Sanders, L (1, 8) OBP: 0.359, SLG: 0.424	L B S X 1-2 ① G4-3		B B B C B 4-1 ③ BB SH5-3 BB	B C D B X 3-1 ③ L7	B X 1-0 ③ FC6-4 1-2f			X 0-0 ① G3		4	0	0	0	1	0	3
Curtis Goodwin, L (1, 7) OBP: 0.417, SLG: 0.405	B X 1-0 ② G4-3		L 1 SAFE X 0-1 ① SH5-3 1-2		B C B X 2-1 1B 1B 1B	F C B F B X 2-2 ① G4-3		C F X 0-2 ② G1-3		4	1	1	0	0	0	0
Hal Morris, L (1, 3) OBP: 0.319, SLG: 0.364	C F B X 1-2 1B 2B 1B		B C C X 1-2 ② G5-3		B 1 SAFE F 1 SAFE X 1 SAFE B 1 SAFE F B F 3-2 F FC4-6 1B 1-3 1B 1B	X 0-0 ② G3-1		C X 0-1 BB BB 2B		5	3	3	0	0	0	1
Barry Larkin, R (1, 6) OBP: 0.416, SLG: 0.350	S 1 SAFE B C F B 1 SAFE X 2-2 1-2 2B 1B		B B B B 4-0 BB BB		C B X 1-1 FC4-6 1-2 3-H 1B	B H 2-0 FC6 HBP		I I I I 4-0 BB BB IBB		2	1	2	1	2	0	0
Willie Greene, L (1, 5) OBP: 0.340, SLG: 0.415	B B X 2-0 1-H 2-H 2B		B F B B B 4-1 1-2 2-3 BB		B B X 2-0 ① FC4-6 1B 1B SF8 1-2f 2-3	B F X 1-1 ③ FC6 1-2f		C F B B B 4-2 BB 1-2 2-3 BB		3	1	1	2	2	0	3
Mike Kelly, R (1, 9) OBP: 0.300, SLG: 0.222	C B 2 SAFE X 1-1 ③ G5-3		C B C B F S 2-3 ③ K		F 1 SAFE F B 1 F F F X 1-2 1B 1B 1-2 3-H 1B		S S B F B F F X 2-2 ① F9	B S B B B 4-1 FC3-6 1-2 2-3 3-H BB		4	1	1	2	1	1	4
Eddie Taubensee, L (1, 2) OBP: 0.330, SLG: 0.485 Jeff Shaw, R (9, 1)		B B F B F S 2-3 ① K		B F F F X 1-2 ① F7	F B F F F B X 2-2 1B 1-2 2-3 1B		B B X 2-0 2B	X 0-0 ③ FC3-6 1-2f		5 0	0 0	2 0	0 0	0 0	1 0	3 0
Bret Boone, R (1, 4) OBP: 0.291, SLG: 0.252		C F X 0-2 ② P3		C B B X 2-1 SH5-4 1B	C C B X 1-2 ② SF8 3-H		D C B B B 4-1 G6-4-3 BB			2	0	1	1	1	0	0
Pete Schourek, L (1, 1) OBP: 0.214, SLG: 0.429 Terry Pendleton, S (5, PH) OBP: 0.280, SLG: 0.298 Scott Sullivan, R (6, 1) Lenny Harris, L (7, PH) OBP: 0.256, SLG: 0.342 Hector Carrasco, R (8, 1) Mike Remlinger, L (9, 1) Joe Oliver, R (9, 2) OBP: 0.314, SLG: 0.396		C B X 1-1 ③ G6-3		B X 1-0 ② SH5-4 1-2	B B X 2-0 FC6-4 1-2 2-H 1B		X 0-0 ② ③ G6-4-3 1-2f			1 1 0 1 0 0 0	0 0 0 0 0 0 0	0 1 0 0 0 0 0	0 1 0 0 0 0 0	0 0 0 0 0 0 0	0 0 0 0 0 0 0	0 0 0 2 0 0 0
Inning Stats	R: 2 H: 3 E: 0 LOB: 1 K: 0 BB: 0 S: 14 P: 22	R: 0 H: 0 E: 0 LOB: 0 K: 1 BB: 0 S: 8 P: 11	R: 0 H: 0 E: 0 LOB: 3 K: 1 BB: 3 S: 11 P: 26	R: 0 H: 1 E: 0 LOB: 1 K: 0 BB: 0 S: 8 P: 15	R: 4 H: 6 E: 0 LOB: 2 K: 0 BB: 0 S: 25 P: 40	R: 0 H: 0 E: 0 LOB: 1 K: 0 BB: 0 S: 7 P: 12	R: 0 H: 1 E: 0 LOB: 1 K: 0 BB: 1 S: 9 P: 17	R: 1 H: 1 E: 0 LOB: 3 K: 0 BB: 3 S: 10 P: 22		1B: 9 2B: 3 3B: 0 HR: 0	SF: 1 SAC: 2 DP: 1 HBP: 1			WP: 0 PB: 0 SB: 0 CS: 0	PA: 43	

PITCHER		IP	WLS	BF	H	R	ER	SO	BB	IBB	HBP	BLK	WP	HR	S	P	ERA	WHIP
Frank Castillo, R ERA: 5.47	(1, 1)	4.0		21	6	4	4	2	3	0	0	0	0	0	48	86	9.00	2.250
Kent Bottenfield, R ERA: 3.81	(5, 1)	0.2	L	6	4	2	2	0	0	0	0	0	0	0	17	26	27.00	6.000
Larry Casian, L ERA: 7.45	(5, 1)	1.1		5	0	0	0	0	0	0	1	0	0	0	8	14	0.00	0.000
Turk Wendell, R ERA: 5.24	(7, 1)	0.1		3	1	0	0	0	1	0	0	0	0	0	8	16	0.00	6.000
Ramon Tatis, L ERA: 4.11	(7, 1)	1.1		6	1	1	1	0	1	1	0	0	0	0	9	17	6.75	1.500

PITCHER		IP	WLS	BF	H	R	ER	SO	BB	IBB	HBP	BLK	WP	HR	S	P	ERA	WHIP
Mel Rojas, R ERA: 5.32	(8, 1)	0.1		2	0	0	0	0	1	0	0	0	0	0	2	6	0.00	3.000

BOTTOM

Chicago Cubs @ Cincinnati Reds

Cinergy Field, Cincinnati, OH

Sun May 25 1997, 3:33 AM EDT

Att. 26,844 - Overcast - 72 F

livebaseballscorecards.com

AB	32
R	7
H	12
RBI	7
BB	7
SO	2
LOB	16

Philadelphia Phillies @ Cincinnati Reds

Cinergy Field, Cincinnati, OH

Mon May 26 1997, 7:05 PM EDT

Unknown - 67 F

livebaseballscorecards.com

TOP

Batter	1	2	3	4	5	6	7	8	9	AB	R	H	RBI	BB	SO	LOB
Gregg Jefferies, S (1, 7) OBP: 0.323, SLG: 0.386	1-1 1B		2-2 FC1-6-4 1-2f		1-0 L8		2-0 HR 1-H			4	2	2	2	0	0	1
Mickey Morandini, L (1, 4) OBP: 0.386, SLG: 0.376	3-2 2B 1-3		1-0 F7		1-0 F7		0-0 1B			4	1	2	0	0	0	1
Scott Rolen, R (1, 5) OBP: 0.375, SLG: 0.438	2-2 CS 1B 2-H 3-H		1-2 F8			0-2 1B	1-3 K			4	0	2	2	0	1	2
Darren Daulton, L (1, 9) OBP: 0.385, SLG: 0.504	0-3 K			0-1 2B		3-1 P6		1-2 G4-3		4	0	1	0	0	1	2
Rex Hudler, R (1, 8) OBP: 0.186, SLG: 0.125	1-3 K 1-2			1-2 P5		0-1 P6		2-1 G6-3		4	0	0	0	0	1	3
Rico Brogna, L (1, 3) OBP: 0.313, SLG: 0.497		2-2 G3		3-3 K		2-3 K		2-1 G1-3		4	0	0	0	0	2	2
Mike Lieberthal, R (1, 2) OBP: 0.236, SLG: 0.377		3-3 K		1-1 P3			0-1 G6-3		4-2 G3-6-3 BB	3	0	0	0	1	1	1
Kevin Stocker, S (1, 6) OBP: 0.313, SLG: 0.313		3-2 L5			2-2 P4		1-1 P4		0-1 G3-6-3 1-2f	4	0	0	0	0	0	1
Mark Leiter, R (1, 1) OBP: 0.100, SLG: 0.053			1-0 E6 FC1-6-4		1-0 HR		4-2 HR BB		2-3 K	1	0	0	0	0	0	0
23 Kevin Jordan, R (5, PH) OBP: 0.200, SLG: 0.458										1	1	1	1	0	0	0
Edgar Ramos, R (5, 1)										0	0	0	0	0	0	0
Rob Butler, L (7, PH) OBP: 0.444, SLG: 0.471										0	1	0	0	1	0	0
Erik Plantenberg, R (7, 1)										0	0	0	0	0	0	0
Reggie Harris, R (7, 1)										0	0	0	0	0	0	0
Ruben Amaro Jr, S (9, PH) OBP: 0.298, SLG: 0.275										1	0	0	0	0	1	0
Inning Stats	R: 2 E: 0 K: 2 S: 15 H: 3 LOB: 1 BB: 0 P: 22	R: 0 E: 0 K: 1 S: 12 H: 0 LOB: 0 BB: 0 P: 20	R: 0 E: 1 K: 0 S: 8 H: 0 LOB: 1 BB: 0 P: 13	R: 0 E: 0 K: 1 S: 12 H: 1 LOB: 1 BB: 0 P: 17	R: 1 E: 0 K: 0 S: 6 H: 1 LOB: 0 BB: 0 P: 11	R: 0 E: 0 K: 1 S: 11 H: 1 LOB: 1 BB: 0 P: 16	R: 2 E: 0 K: 1 S: 13 H: 2 LOB: 1 BB: 1 P: 21	R: 0 E: 0 K: 0 S: 7 H: 0 LOB: 0 BB: 0 P: 12	R: 0 E: 0 K: 1 S: 8 H: 0 LOB: 0 BB: 1 P: 14	1B: 4 2B: 3 3B: 0 HR: 2	SF: 0 SAC: 0 DP: 2 HBP: 0			WP: 0 PB: 0 SB: 0 CS: 1		PA: 36	

	AB	34
	R	5
	H	8
	RBI	5
	BB	2
	SO	7
	LOB	13

PITCHER		IP	WLS	BF	H	R	ER	SO	BB	IBB	HBP	BLK	WP	HR	S	P	ERA	WHIP
John Smiley, L ERA: 5.29	(1, 1)	7.0	W	30	8	5	5	6	1	0	0	0	0	2	77	120	6.43	1.286
Mike Remlinger, L ERA: 3.27	(8, 1)	2.0	S	6	0	0	0	1	1	0	0	0	0	0	15	26	0.00	0.500

PITCHER	IP	WLS	BF	H	R	ER	SO	BB	IBB	HBP	BLK	WP	HR	S	P	ERA	WHIP

BOTTOM

Philadelphia Phillies @ Cincinnati Reds

Cinergy Field, Cincinnati, OH

Mon May 26 1997, 7:05 PM EDT

Unknown - 67 F

livebaseballscorecards.com

Batter	1	2	3	4	5	6	7	8	9	AB	R	H	RBI	BB	SO	LOB
Deion Sanders, L (1, 8) OBP: 0.362, SLG: 0.430 Pokey Reese, R (7, 6) OBP: 0.269, SLG: 0.277	C F B F L 1-3 K ①		S F B B X 2-2 CS 1B	X 0-0 E 2B 2B		B X 1-0 P6 ②		B B B B 4-0 BB		4 0	1 0	2 0	0 0	0 1	1 0	0 0
Curtis Goodwin, L (1, 7) OBP: 0.427, SLG: 0.430 (7, 8)	X 0-0 WP S 1B 1B		1 SAFE B X 1-0 ① CS 1-2 1B	2 SAFE X 0-0 ② 2-H 2B		B B C F X 2-2 ③ L7		C X 0-1 ② F9 2-3		5	1	3	1	0	0	2
Hal Morris, L (1, 3) OBP: 0.316, SLG: 0.365	1 SAFE F B S 1 SAFE 1 SAFE 1 SAFE F S 1-3 K ② 1-2		1 SAFE B 1 SAFE B C B X 3-1 ② 2B 1-2 2B	B X 1-0 ③ G4-3			C B B X 2-1 ① G5-3	X 0-0 ③ P6		5	1	1	0	0	1	3
Barry Larkin, R (1, 6) OBP: 0.426, SLG: 0.367 Mike Kelly, R (7, 9) OBP: 0.364, SLG: 0.300	C B F B B F X 3-2 2-H 1B		F D D B C B 4-2 2B BB		B C X 1-1 WP 1B 2B		B B X 2-0 S 1B			2 1	2 0	2 1	1 0	1 0	0 0	0 0
Willie Greene, L (1, 5) OBP: 0.350, SLG: 0.423	B 1 SAFE B X 2-0 ③ P3		X 0-0 1-H 2-H 1B 2B		S B B B B F D 4-2 1B 2-3 BB		B D B B 4-0 FC6-4 1-2 BB			2 0	1 0	1 0	2 0	2 0	0 0	1 0
Lenny Harris, L (1, 9) OBP: 0.284, SLG: 0.368 (7, 7) Eduardo Perez, R (7, PH) OBP: 0.319, SLG: 0.391 Eddie Taubensee, L (7, PH) OBP: 0.327, SLG: 0.480 (8, 7)		X 0-0 BB 1B	B X 1-0 2-H HR 1B		X 0-0 G6-4-3 1-2 3-H 1B		B B X 2-0 ② P7			3 0 1	1 0 0	3 0 0	2 0 0	0 0 0	0 0 0	0 0 2
Bret Boone, R (1, 4) OBP: 0.296, SLG: 0.275		1 SAFE 1 SAFE B B B C B 4-1 G1-6-3 1-2 BB	B F B X 2-1 1-H HR		C X 0-1 ① F8		D C D B X 3-1 ③ FC6-4 1-2f			3	1	1	2	1	0	4
Joe Oliver, R (1, 2) OBP: 0.309, SLG: 0.373		C B C F S 1-3 K ①	X 0-0 ③ F8		F X 0-1 ② ③ G6-4-3 1-2f			F B B B F F B F B 4-2 F9 SH3-4 BB		3	0	0	0	1	1	4
John Smiley, L (1, 1) OBP: 0.080, SLG: 0.120 Mike Remlinger, L (8, 1)		X 0-0 ② ③ G1-6-3 1-2f		X 0-0 ① G4-3		S S B F S 1-3 ① K		B L B L X 2-2 ① SH3-4 1-2		3 0	0 0	0 0	0 0	0 0	1 0	2 0
Inning Stats	R: 1 E: 0 K: 2 S: 14 H: 2 LOB: 1 BB: 0 P: 21	R: 0 E: 0 K: 1 S: 7 H: 1 LOB: 1 BB: 1 P: 12	R: 5 E: 0 K: 0 S: 13 H: 6 LOB: 0 BB: 1 P: 26	R: 1 E: 1 K: 0 S: 4 H: 2 LOB: 0 BB: 0 P: 5	R: 1 E: 0 K: 0 S: 9 H: 2 LOB: 1 BB: 1 P: 14	R: 0 E: 0 K: 1 S: 8 H: 0 LOB: 0 BB: 0 P: 12	R: 0 E: 0 K: 0 S: 6 H: 1 LOB: 2 BB: 1 P: 19	R: 0 E: 0 K: 0 S: 10 H: 0 LOB: 2 BB: 2 P: 20		1B: 8 2B: 5 3B: 0 HR: 1	SF: 0 SAC: 1 DP: 2 HBP: 0					

	AB	32
	R	8
	H	14
	RBI	8
	BB	6
	SO	4
	LOB	18

WP: 2 PB: 0 SB: 2 CS: 2 PA: 39

PITCHER		IP	WLS	BF	H	R	ER	SO	BB	IBB	HBP	BLK	WP	HR	S	P	ERA	WHIP
Mark Leiter, R ERA: 5.26	(1, 1)	4.0	L	21	11	7	7	3	2	0	0	0	1	1	38	64	15.75	3.250
Edgar Ramos, R ERA: 5.14	(5, 1)	2.0		8	2	1	1	1	1	0	0	0	1	0	17	26	4.50	1.500
Erik Plantenberg, L ERA: 5.0	(7, 1)	0.1		3	1	0	0	0	1	0	0	0	0	0	3	11	0.00	6.000
Reggie Harris, R ERA: 5.14	(7, 1)	1.2		7	0	0	0	0	2	0	0	0	0	0	13	28	0.00	1.200

PITCHER	IP	WLS	BF	H	R	ER	SO	BB	IBB	HBP	BLK	WP	HR	S	P	ERA	WHIP

Philadelphia Phillies @ Cincinnati Reds

Cinergy Field, Cincinnati, OH

Mon May 26 1997, 7:05 PM EDT

Att. 16,798 - Unknown - 58 F

TOP

livebaseballscorecards.com

Batter	1	2	3	4	5	6	7	8	9	AB	R	H	RBI	BB	SO	LOB
Gregg Jefferies, S (1, 7) OBP: 0.317, SLG: 0.378	C F B F B F F F 2-2 X G3-1 ①		C B X 1-1 G4-3 ② 3-H		F B X 1-1 G5-3 ③			B C X 1-1 G6-3 ①		4	0	0	1	0	0	0
Mickey Morandini, L (1, 4) OBP: 0.388, SLG: 0.385	F B B B C F X 3-2 G4-3 ②		X 0-0 3B 2B			X 0-0 G4-3 ①		C B B C X 2-2 1B		4	1	2	0	0	0	0
Scott Rolen, R (1, 5) OBP: 0.373, SLG: 0.444	B C X 1-1 G3-1 ③		X 0-0 2-H 3B			C C X 0-2 G3 ②		B C B F C 2-3 K ②		4	0	1	1	0	1	1
Derrick May, L (1, 9) OBP: 0.286, SLG: 0.382		C F B C 1-3 K ①	X 0-0 G3 ③			B F B B X 3-1 2B		B B B C F C 3-3 K ③		4	0	1	0	0	2	2
Rob Butler, L (1, 8) OBP: 0.425, SLG: 0.432		B F B F B X 3-2 G3 ②		C F B X 1-2 G6-3 ①		F B F B X 2-2 F9 ③			L B B B B 4-1 F8 WP 1B BB	3	1	0	0	1	0	1
Rico Brogna, L (1, 3) OBP: 0.312, SLG: 0.491		B F B B B X 3-1 G4-3 ③		F B F C 1-3 K ②			B B F F X 2-2 G3 G4-3 1B		C C B F X 1-2 F8 ① 1-3	4	0	1	0	0	1	1
Mark Parent, R (1, 2) OBP: 0.204, SLG: 0.163			B X 1-0 3B 1B	B C X 1-1 G6-3 ③			C B X 1-1 G4-3 ① 1-2		F B X 1-1 PB 3-H 1B	4	1	2	1	0	0	1
Kevin Stocker, S (1, 6) OBP: 0.311, SLG: 0.323			C B X 1-1 1-H G4-3 3B	C B F B X 2-2 F9 ①			B X 1-0 G3 ② 2-3		B T F S 1-3 K ② 1-2	4	1	1	1	0	1	2
55 Matt Beech, L (1, 1) OBP: 1.000, SLG: 2.000 Ron Blazier, R (2, 1) Rex Hudler, R (5, PH) OBP: 0.182, SLG: 0.122 Edgar Ramos, R (5, 1) 23 Kevin Jordan, R (7, PH) OBP: 0.192, SLG: 0.440 Ken Ryan, R (7, 1) Jerry Spradlin, S (8, 1) Ruben Amaro Jr, S (9, PH) OBP: 0.292, SLG: 0.268		C F B C 1-3 K ①	C X 0-1 G6-3 ②			C F C 0-3 K ③		X 0-0 F8 ③		0 1 1 0 1 0 0 1	0 0 0 0 0 0 0 0	0 0 0 0 0 0 0 0	0 0 0 0 0 0 0 0	0 1 0 0 1 0 0 0	0 1 0 0 1 0 0 1	0 1 0 0 1 0 0 0
Inning Stats	R: 0 H: 0 E: 0 LOB: 0 K: 0 BB: 0 S: 14 P: 20	R: 0 H: 0 E: 0 LOB: 0 K: 1 BB: 0 S: 8 P: 15	R: 3 H: 4 E: 0 LOB: 1 K: 1 BB: 0 S: 11 P: 15	R: 0 H: 0 E: 0 LOB: 0 K: 1 BB: 0 S: 8 P: 11	R: 0 H: 0 E: 0 LOB: 0 K: 0 BB: 0 S: 7 P: 10	R: 0 H: 1 E: 0 LOB: 1 K: 0 BB: 0 S: 9 P: 14	R: 0 H: 1 E: 0 LOB: 1 K: 1 BB: 0 S: 10 P: 14	R: 0 H: 1 E: 0 LOB: 1 K: 2 BB: 0 S: 11 P: 19	R: 1 H: 1 E: 0 LOB: 1 K: 1 BB: 1 S: 11 P: 18	1B: 4 SF: 0 2B: 2 SAC: 0 3B: 2 DP: 0 HR: 0 HBP: 0						WP: 1 PA: 36 PB: 1 SB: 0 CS: 0

	AB	35
	R	4
	H	8
	RBI	4
	BB	1
	SO	7
	LOB	11

PITCHER		IP	WLS	BF	H	R	ER	SO	BB	IBB	HBP	BLK	WP	HR	S	P	ERA	WHIP
Mike Morgan, R ERA: 5.05	(1, 1)	7.0	W	27	6	3	3	4	0	0	0	0	0	0	67	99	3.86	0.857
Scott Sullivan, R ERA: 5.59	(8, 1)	2.0		9	2	1	1	3	1	0	0	0	1	0	22	37	4.50	1.500

PITCHER	IP	WLS	BF	H	R	ER	SO	BB	IBB	HBP	BLK	WP	HR	S	P	ERA	WHIP

BOTTOM

Philadelphia Phillies @ Cincinnati Reds

Cinergy Field, Cincinnati, OH

Mon May 26 1997, 7:05 PM EDT

Att. 16,798 - Unknown - 58 F

livebaseballscorecards.com

Batter	1	2	3	4	5	6	7	8	9	AB	R	H	RBI	BB	SO	LOB
Deion Sanders, L (1, 8) OBP: 0.361, SLG: 0.429 Lenny Harris, L (4, 7) OBP: 0.277, SLG: 0.359	0-1 S 2B 1B	1-3 ① K	3-2 ② F7		2-1 ① P6		3-2 ③ G4-3			3 2	1 0	1 0	0 0	0 0	1 0	1 0
Curtis Goodwin, L (1, 7) OBP: 0.436, SLG: 0.427 (4, 8)	4-2 1-2 2B BB	4-2 BB 1B BB	0-0 1B 2-H BB 1B		2-1 ② G4-3			3-2 ① G6-3		3	3	1	1	2	0	0
Terry Pendleton, S (1, 5) OBP: 0.327, SLG: 0.340	0-0 BB 1-H 2-H FC5-4 2B	4-0 1B 1-2 1B BB	4-2 BB 1B BB		0-0 ③ G6-3			2-2 PB 1B 1B		3	2	2	2	2	0	0
Barry Larkin, R (1, 6) OBP: 0.439, SLG: 0.394 Pokey Reese, R (7, 6) OBP: 0.283, SLG: 0.292	4-1 FC5-4 BB BB	2-1 FC5 1B 1-2 2-H 1B	0-1 BB 1-2 2-3 1B			1-1 FC6-2 3B		2-1 L6-4 PB 1-2 1B		3 1	0 0	3 1	1 0	1 0	0 0	0 0
Eduardo Perez, R (1, 3) OBP: 0.351, SLG: 0.394	4-2 FC5-4 1-2 2-3 BB	0-1 E 1-2 2-H 1B	4-1 1-2 2-3 3-H BB			1-1 ① G5-3		4-0 1-2 2-3 BB		2	1	1	2	3	0	1
Mike Kelly, R (1, 9) OBP: 0.250, SLG: 0.200	3-2 ① FC5-4 S 1-2f 2-3 3-H	1-2 ② FC5 1-H 2-3f	3-2 ③ G5-3			0-1 ② FC6-2 3-H		0-2 ② ③ L6-4 2-2		5	0	0	1	0	0	10
Bret Boone, R (1, 4) OBP: 0.289, SLG: 0.268	3-3 ② K 1-2	2-2 ③ L9			1-1 ① G4-3	3-1 ③ G6-3				4	0	0	0	0	1	4
Brook Fordyce, R (1, 2) OBP: 0.315, SLG: 0.362	4-0 IBB		3-2 S 1B 1B		3-2 ② G6-3		1-2 ① G6-3			3	1	1	0	1	0	0
Mike Morgan, R (1, 1) OBP: 0.063, SLG: 0.188 Eddie Taubensee, L (7, PH) OBP: 0.325, SLG: 0.475 Scott Sullivan, R (8, 1)	3-2 ③ G5-3		3-3 ① K 1-2		0-0 ③ G6-3		1-1 ② F8			3 1 0	0 0 0	0 0 0	0 0 0	0 0 0	1 0 0	4 0 0

Inning Stats	R: 3 E: 0 K: 1 S: 20	H: 2 LOB: 3 BB: 4 P: 45	R: 3 E: 1 K: 1 S: 15	H: 2 LOB: 1 BB: 2 P: 29	R: 2 E: 0 K: 1 S: 19	H: 3 LOB: 3 BB: 2 P: 39	R: 0 E: 0 K: 0 S: 6	H: 0 LOB: 0 BB: 0 P: 10	R: 0 E: 0 K: 0 S: 5	H: 0 LOB: 0 BB: 0 P: 9
	R: 0 E: 0 K: 0 S: 8	H: 1 LOB: 1 BB: 0 P: 13	R: 0 E: 0 K: 0 S: 9	H: 0 LOB: 0 BB: 0 P: 14	R: 0 E: 0 K: 0 S: 11	H: 2 LOB: 2 BB: 1 P: 22				

| | | | | | | | | |

Batter	1	2	3	4	5	6	7	8	9	AB	R	H	RBI	BB	SO	LOB
Gregg Jefferies, S (1, 7) OBP: 0.310, SLG: 0.370	G4-1		L7		P4		G4-3			4	0	0	0	0	0	1
Mickey Morandini, L (1, 4) OBP: 0.390, SLG: 0.390	BB		K		G2-3			E F7-2 2B		3	0	1	0	1	1	1
Darren Daulton, L (1, 9) OBP: 0.382, SLG: 0.492 Derrick May, L (8, 9) OBP: 0.286, SLG: 0.382	P5		G6-3			BB 1B		K		3 0	0 0	0 0	0 0	1 0	1 0	2 0
Scott Rolen, R (1, 5) OBP: 0.370, SLG: 0.440	F7			K		1-2 1B		E5 2-3		4	0	1	0	0	1	2
Rico Brogna, L (1, 3) OBP: 0.311, SLG: 0.503		F9		HR		L6		F7-2 3-H		4	1	1	1	0	0	4
Mike Lieberthal, R (1, 2) OBP: 0.236, SLG: 0.381		E 2B		F8		F9			G6-3	4	1	1	0	0	0	2
Rob Butler, L (1, 8) OBP: 0.409, SLG: 0.415		E8 2-H 1B		G3		G4-3			G5-3	4	0	1	1	0	0	2
Kevin Stocker, S (1, 6) OBP: 0.305, SLG: 0.316		P5			K		G4-3		K	4	0	0	0	0	2	1
Curt Schilling, R (1, 1) OBP: 0.179, SLG: 0.222		L4			1B		K			3	0	1	0	0	1	1
Inning Stats	R: 0 E: 0 K: 0 S: 3 H: 0 LOB: 1 BB: 1 P: 7	R: 1 E: 1 K: 0 S: 5 H: 2 LOB: 1 BB: 0 P: 5	R: 0 E: 0 K: 1 S: 5 H: 0 LOB: 0 BB: 0 P: 5	R: 1 E: 0 K: 1 S: 6 H: 1 LOB: 0 BB: 0 P: 6	R: 0 E: 0 K: 1 S: 6 H: 1 LOB: 1 BB: 0 P: 6	R: 0 E: 0 K: 0 S: 4 H: 1 LOB: 2 BB: 1 P: 8	R: 0 E: 0 K: 1 S: 5 H: 0 LOB: 0 BB: 0 P: 5	R: 0 E: 1 K: 1 S: 6 H: 1 LOB: 1 BB: 0 P: 6	R: 0 E: 0 K: 1 S: 5 H: 0 LOB: 0 BB: 0 P: 5	1B: 3 2B: 3 3B: 0 HR: 1 SF: 0 SAC: 0 DP: 1 HBP: 0						

TOP

Philadelphia Phillies @ Cincinnati Reds

Cinergy Field, Cincinnati, OH

Tue May 27 1997, 7:05 PM EDT
Att. 17,297 - Unknown - 75 F

livebaseballscorecards.com

AB	33
R	2
H	6
RBI	2
BB	2
SO	6
LOB	16

WP: 0 PB: 0 SB: 0 CS: 0 PA: 35

PITCHER	IP	WLS	BF	H	R	ER	SO	BB	IBB	HBP	BLK	WP	HR	S	P	ERA	WHIP
Brett Tomko, R (1, 1) ERA: 3.0	6.0	L	25	5	2	2	3	2	0	0	0	0	1	29	37	3.00	1.167
Stan Belinda, R (7, 1) ERA: 4.26	1.1		6	1	0	0	2	0	0	0	0	0	0	10	10	0.00	0.750
Mike Remlinger, L (8, 1) ERA: 3.04	1.2		4	0	0	0	1	0	0	0	0	0	0	6	6	0.00	0.000

PITCHER	IP	WLS	BF	H	R	ER	SO	BB	IBB	HBP	BLK	WP	HR	S	P	ERA	WHIP

Batter	1	2	3	4	5	6	7	8	9	AB	R	H	RBI	BB	SO	LOB
Deion Sanders, L (1, 8) OBP: 0.364, SLG: 0.439	x 0-0 BB BLK 1B		x 0-0 G4-3 3B		SSS 0-3 ③ K			SSS 0-3 ③ K2-3		4	1	2	0	0	2	1
Curtis Goodwin, L (1, 7) OBP: 0.418, SLG: 0.407	SSS 0-3 ① K 1-2		SSS 0-3 ① K			SSS 0-3 ① K2-3			SSS 0-3 ① K	4	0	0	0	0	4	2
Hal Morris, L (1, 3) OBP: 0.320, SLG: 0.364 Pete Schourek, L (9, PR) OBP: 0.214, SLG: 0.429	BBBB 4-0 ② 1B BB 2-3		x 0-0 ② G4-3 3-H			x 0-0 ② G3-1			x 0-0 G1-3 1B	3 0	0 0	1 0	1 0	1 0	0 0	0 0
Barry Larkin, R (1, 6) OBP: 0.435, SLG: 0.390	x 0-0 1-3 1B		x 0-0 ③ F9			SSS 0-3 ③ K			x 0-0 ② G1-3 1-2	4	0	1	0	0	1	1
Willie Greene, L (1, 5) OBP: 0.341, SLG: 0.411	SSS 0-3 ③ K			x 0-0 ① G3-1			x 0-0 ① F9		x 0-0 ③ F7	4	0	0	0	0	1	4
Mike Kelly, R (1, 9) OBP: 0.263, SLG: 0.222		x 0-0 CS 1B		x 0-0 ② F9			x 0-0 ② L4			3	0	1	0	0	0	0
Bret Boone, R (1, 4) OBP: 0.284, SLG: 0.262 Mike Remlinger, L (8, 1)		SSS 0-3 ①② K 1-2		x 0-0 ③ G6-3			x 0-0 ③ G4-3			3 0	0 0	0 0	0 0	0 0	1 0	1 0
Joe Oliver, R (1, 2) OBP: 0.328, SLG: 0.389 Pokey Reese, R (8, PR) OBP: 0.283, SLG: 0.292 Brook Fordyce, R (9, 2) OBP: 0.315, SLG: 0.362		x 0-0 WP 1B			x 0-0 ① P2			x 0-0 G5-6-3 1B		3 0 0	0 0 0	2 0 0	0 0 0	0 0 0	0 0 0	0 0 0
Brett Tomko, R (1, 1) Stan Belinda, R (7, 1) Lenny Harris, L (8, 4) OBP: 0.274, SLG: 0.354		SSS 0-3 ③ K 1-2			SSS 0-3 ② K			x 0-0 ①② G5-6-3 1-2f		2 0 1	0 0 0	0 0 0	0 0 0	0 0 0	2 0 0	1 0 1
Inning Stats	R: 0 H: 2 E: 0 LOB: 2 K: 2 BB: 1 S: 8 P: 12	R: 0 H: 2 E: 0 LOB: 1 K: 2 BB: 0 S: 8 P: 8	R: 1 H: 1 E: 0 LOB: 0 K: 1 BB: 0 S: 6 P: 6	R: 0 H: 0 E: 0 LOB: 0 K: 0 BB: 0 S: 3 P: 3	R: 0 H: 0 E: 0 LOB: 0 K: 2 BB: 0 S: 7 P: 7	R: 0 H: 0 E: 0 LOB: 0 K: 2 BB: 0 S: 7 P: 7	R: 0 H: 0 E: 0 LOB: 0 K: 0 BB: 0 S: 3 P: 3	R: 0 H: 1 E: 0 LOB: 1 K: 1 BB: 0 S: 5 P: 5	R: 0 H: 1 E: 0 LOB: 2 K: 1 BB: 0 S: 6 P: 6	1B: 6 2B: 1 3B: 1 HR: 0	SF: 0 SAC: 0 DP: 2 HBP: 0						

PITCHER	IP	WLS	BF	H	R	ER	SO	BB	IBB	HBP	BLK	WP	HR	S	P	ERA	WHIP
Curt Schilling, R (1, 1) ERA: 2.95	9.0	W	32	7	1	1	11	1	0	0	1	1	0	53	57	1.00	0.889

PITCHER	IP	WLS	BF	H	R	ER	SO	BB	IBB	HBP	BLK	WP	HR	S	P	ERA	WHIP

BOTTOM

Philadelphia Phillies @ Cincinnati Reds

Cinergy Field, Cincinnati, OH

Tue May 27 1997, 7:05 PM EDT
Att. 17,297 - Unknown - 75 F

livebaseballscorecards.com

AB	31
R	1
H	7
RBI	1
BB	1
SO	11
LOB	11

1B: 6	SF: 0	WP: 1	PA: 32
2B: 1	SAC: 0	PB: 0	
3B: 1	DP: 2	SB: 0	
HR: 0	HBP: 0	CS: 1	

Philadelphia Phillies @ Cincinnati Reds

Cinergy Field, Cincinnati, OH

Wed May 28 1997, 7:05 PM EDT

Att. 15,451 - Unknown - 60 F

TOP

livebaseballscorecards.com

Batter	1	2	3	4	5	6	7	8	9	AB	R	H	RBI	BB	SO	LOB
Gregg Jefferies, S (1, 7) OBP: 0.304, SLG: 0.362	F8		F9 2-3			F9		F9		4	0	0	0	0	0	1
Mickey Morandini, L (1, 4) OBP: 0.397, SLG: 0.403	G6-3 2B		G4-3			1B		2B 1B		4	0	3	0	0	0	1
Scott Rolen, R (1, 5) OBP: 0.368, SLG: 0.441	G6-3 2-3			G6-3		F9		1-3 2B		4	0	1	0	0	0	2
Darren Daulton, L (1, 9) OBP: 0.372, SLG: 0.477	P4			G4-3		F7		K		4	0	0	0	0	1	4
Ricky Bottalico, L (8, 1)										0	0	0	0	0	0	0
Rex Hudler, R (1, 8) OBP: 0.191, SLG: 0.136		F9		1B			F8		G3	3	0	1	0	0	0	0
Derrick May, L (9, PH) OBP: 0.282, SLG: 0.377										1	0	0	0	0	0	0
Rico Brogna, L (1, 3) OBP: 0.304, SLG: 0.492		G4-3		G4-3			K		G3-1	4	0	0	0	0	1	1
Mark Parent, R (1, 2) OBP: 0.196, SLG: 0.157		K			K		2B 1B		G4-3	2	0	0	0	0	2	0
Mike Lieberthal, R (7, PH) OBP: 0.240, SLG: 0.382										2	0	1	0	0	0	0
Kevin Stocker, S (7, 2) OBP: 0.311, SLG: 0.328 (1, 6)			F9 SH3 1B		P4		1-H 2B			3	0	2	0	0	0	0
Garrett Stephenson, R (1, 1) OBP: 0.143, SLG: 0.143					G3			L5		1	0	0	0	0	0	0
Rob Butler, L (8, PH) OBP: 0.400, SLG: 0.405 (8, 9)			SH3 1-2							1	0	0	0	0	0	0
Inning Stats	R: 0 E: 0 K: 0 S: 4 H: 1 LOB: 1 BB: 0 P: 4	R: 0 E: 0 K: 1 S: 5 H: 0 LOB: 0 BB: 0 P: 5	R: 0 E: 0 K: 0 S: 4 H: 1 LOB: 1 BB: 0 P: 4	R: 0 E: 0 K: 0 S: 4 H: 1 LOB: 1 BB: 0 P: 4	R: 0 E: 0 K: 1 S: 5 H: 0 LOB: 0 BB: 0 P: 5	R: 0 E: 0 K: 0 S: 4 H: 1 LOB: 1 BB: 0 P: 4	R: 0 E: 0 K: 1 S: 6 H: 2 LOB: 2 BB: 0 P: 6	R: 0 E: 0 K: 1 S: 7 H: 2 LOB: 2 BB: 0 P: 7	R: 0 E: 0 K: 0 S: 3 H: 0 LOB: 0 BB: 0 P: 3	1B: 5 2B: 3 3B: 0 HR: 0 SF: 0 SAC: 1 DP: 0 HBP: 0						

	AB	33
	R	0
	H	8
	RBI	0
	BB	0
	SO	4
	LOB	9

WP: 0 PB: 0 SB: 0 CS: 0 PA: 34

PITCHER		IP	WLS	BF	H	R	ER	SO	BB	IBB	HBP	BLK	WP	HR	S	P	ERA	WHIP
Kent Mercker, L ERA: 4.34	(1, 1)	6.0	W	22	4	0	0	2	0	0	0	0	0	0	26	26	0.00	0.667
Hector Carrasco, R ERA: 2.0	(7, 1)	1.2		8	4	0	0	1	0	0	0	0	0	0	10	10	0.00	2.400
Mike Remlinger, L ERA: 3.0	(8, 1)	0.1		1	0	0	0	1	0	0	0	0	0	0	3	3	0.00	0.000
Jeff Shaw, R ERA: 0.76	(9, 1)	1.0	S	3	0	0	0	0	0	0	0	0	0	0	3	3	0.00	0.000

PITCHER	IP	WLS	BF	H	R	ER	SO	BB	IBB	HBP	BLK	WP	HR	S	P	ERA	WHIP

BOTTOM

Philadelphia Phillies @ Cincinnati Reds

Cinergy Field, Cincinnati, OH

Wed May 28 1997, 7:05 PM EDT

Att. 15,451 - Unknown - 60 F

livebaseballscorecards.com

Batter	1	2	3	4	5	6	7	8	9	AB	R	H	RBI	BB	SO	LOB
Curtis Goodwin, L (1, 8) OBP: 0.422, SLG: 0.398	BBBB 4-0 G4-6-3 BB		x 0-0 ② F8			x 0-0 ① G3		BBBB 4-0 BB		2	0	0	0	2	0	0
Lenny Harris, L (1, 7) OBP: 0.273, SLG: 0.361	x 0-0 ①② G4-6-3 1-2f		x 0-0 ③ L3			x 0-0 ② 2B		SSS 0-3 ② K		4	0	1	0	0	1	3
Hal Morris, L (1, 3) OBP: 0.313, SLG: 0.355	x 0-0 ③ G6-3			x 0-0 ① G1-3		x 0-0 ③ G4-3		x 0-0 ③ G4-1		4	0	0	0	0	0	2
Barry Larkin, R (1, 6) OBP: 0.439, SLG: 0.403		x 0-0 E8 G3 2B		x 0-0 ② G1-3			x 0-0 E9 1B 1B			3	2	2	0	0	0	0
Willie Greene, L (1, 5) OBP: 0.335, SLG: 0.403		x 0-0 ① G3 3-H		x 0-0 ③ G4-3			x 0-0 ① G5-3			3	0	0	1	0	0	1
Jeff Branson, L (8, 5) OBP: 0.111, SLG: 0.091										0	0	0	0	0	0	0
Mike Kelly, R (1, 9) OBP: 0.227, SLG: 0.190		SSS 0-3 ② K			x 0-0 ① L5		x 0-0 ② G4			3	0	0	0	0	1	1
Joe Oliver, R (1, 2) OBP: 0.344, SLG: 0.421		x 0-0 2B			x 0-0 ② P4		x 0-0 ③ 3-H 1B			3	0	2	1	0	0	0
Pokey Reese, R (1, 4) OBP: 0.304, SLG: 0.314		x 0-0 ③ F8			x 0-0 S 1B			x 0-0 S 1B		3	0	2	0	0	0	1
Kent Mercker, L (1, 1) OBP: 0.400, SLG: 0.385			SSS 0-3 ① K		SSS 0-3 ③ K 1-2			SSS 0-3 ① K 1-2		2	0	0	0	0	2	1
Hector Carrasco, R (7, 1)										0	0	0	0	0	0	0
Mike Remlinger, L (8, 1)										0	0	0	0	0	0	0
Eddie Taubensee, L (8, PH) OBP: 0.322, SLG: 0.471										1	0	0	0	0	1	1
Jeff Shaw, R (9, 1)										0	0	0	0	0	0	0
Inning Stats	R: 0 E: 0 K: 0 S: 2 H: 0 LOB: 0 BB: 1 P: 6	R: 1 E: 1 K: 1 S: 7 H: 2 LOB: 1 BB: 0 P: 7	R: 0 E: 0 K: 1 S: 5 H: 0 LOB: 0 BB: 0 P: 5	R: 0 E: 0 K: 0 S: 3 H: 0 LOB: 0 BB: 0 P: 3	R: 0 E: 0 K: 1 S: 6 H: 1 LOB: 1 BB: 0 P: 6	R: 0 E: 0 K: 0 S: 3 H: 1 LOB: 0 BB: 0 P: 3	R: 1 E: 1 K: 0 S: 4 H: 2 LOB: 1 BB: 0 P: 4	R: 0 E: 0 K: 2 S: 8 H: 1 LOB: 2 BB: 1 P: 12		1B: 4 2B: 3 3B: 0 HR: 0 SF: 0 SAC: 0 DP: 1 HBP: 0						

	AB	28
	R	2
	H	7
	RBI	2
	BB	2
	SO	5
	LOB	10

WP: 0 PB: 0 SB: 2 CS: 0 PA: 30

PITCHER		IP	WLS	BF	H	R	ER	SO	BB	IBB	HBP	BLK	WP	HR	S	P	ERA	WHIP
Garrett Stephenson, R ERA: 1.33	(1, 1)	7.0	L	25	6	2	1	3	1	0	0	0	0	0	30	34	1.29	1.000
Ricky Bottalico, R ERA: 2.49	(8, 1)	1.0		5	1	0	0	2	1	0	0	0	0	0	8	12	0.00	2.000

PITCHER		IP	WLS	BF	H	R	ER	SO	BB	IBB	HBP	BLK	WP	HR	S	P	ERA	WHIP

Batter	1	2	3	4	5	6	7	8	9	AB	R	H	RBI	BB	SO	LOB
Deion Sanders, L (1, 8) OBP: 0.362, SLG: 0.436	F F B X 1-2 ① G5-3			C X 0-1 ① G4-3		B F X 1-1 CS 1B		B B B C X 3-1 ③ G6-3		4	0	1	0	0	0	0
Curtis Goodwin, L (1, 7) OBP: 0.415, SLG: 0.402	B X 1-0 ② L4			C B C B X 2-2 S 2B		X 0-0 ① B5			F C F B B C 2-3 ① K	4	0	1	0	0	1	1
Hal Morris, L (1, 3) OBP: 0.306, SLG: 0.347	B F X 1-1 ③ G5-3			B B X 2-0 ② L9		B B 1 SAFE 1 SAFE F P X 3-1 ②③ L9 1-2			C C B F C 1-3 ② K	4	0	0	0	0	1	2
Barry Larkin, R (1, 6) OBP: 0.440, SLG: 0.401		C B X 1-1 ① F9		C B B B B 4-1 S BB			B S B F C 2-3 ① K		F F B F X 1-2 S 1B	3	0	1	0	1	1	0
Willie Greene, L (1, 5) OBP: 0.333, SLG: 0.395		C B B S C 2-3 ② K		S C B B B B C 3-3 ③ K 1-2 2-3			B B S S B B 4-1 BB		F C C C 0-3 ③ K 1-2	3	0	0	0	1	3	3
Mike Kelly, R (1, 9) OBP: 0.200, SLG: 0.167		C X 0-1 ③ G4-3			B S C X 1-2 ① L8		C 1 SAFE C B 1 SAFE F S 1-3 ② K			3	0	0	0	0	1	1
Joe Oliver, R (1, 2) OBP: 0.344, SLG: 0.467			X 0-0 ① G6-3		C F B X 1-2 HR		1 SAFE S C 1 SAFE C 0-3 ③ K			3	1	1	1	0	1	1
Pokey Reese, R (1, 4) OBP: 0.288, SLG: 0.296			C X 0-1 ② G1-3		C B F X 1-2 ② G6-3			B C F X 1-2 ① F8		3	0	0	0	0	0	0
Dave Burba, R (1, 1) OBP: 0.235, SLG: 0.188			C B F X 1-2 ③ G4-3		B F B S F X 2-2 ③ G6-3			C B X 1-1 ② L7		2	0	0	0	0	0	0
Jeff Branson, L (8, PH) OBP: 0.109, SLG: 0.089										1	0	0	0	0	0	0
Stan Belinda, R (8, 1)										0	0	0	0	0	0	0
Inning Stats	R: 0 E: 0 K: 0 S: 6 H: 0 LOB: 0 BB: 0 P: 9	R: 0 E: 0 K: 1 S: 7 H: 0 LOB: 0 BB: 0 P: 10	R: 0 E: 0 K: 0 S: 6 H: 0 LOB: 0 BB: 0 P: 7	R: 0 E: 0 K: 1 S: 10 H: 1 LOB: 2 BB: 1 P: 21	R: 1 E: 0 K: 0 S: 13 H: 1 LOB: 0 BB: 0 P: 18	R: 0 E: 0 K: 0 S: 6 H: 1 LOB: 0 BB: 0 P: 9	R: 0 E: 0 K: 3 S: 11 H: 0 LOB: 1 BB: 1 P: 18	R: 0 E: 0 K: 0 S: 7 H: 0 LOB: 0 BB: 0 P: 12	R: 0 E: 0 K: 3 S: 15 H: 1 LOB: 1 BB: 0 P: 19	1B: 2 2B: 1 3B: 0 HR: 1 SF: 0 SAC: 0 DP: 0 HBP: 0						

TOP

Cincinnati Reds @ Chicago Cubs

Wrigley Field, Chicago, IL

Thu May 29 1997, 7:05 PM CDT

Att. 23,005 - Unknown - 68 F

livebaseballscorecards.com

AB	30
R	1
H	4
RBI	1
BB	2
SO	8
LOB	8

WP: 0 PB: 0 SB: 3 CS: 1 PA: 32

PITCHER		IP	WLS	BF	H	R	ER	SO	BB	IBB	HBP	BLK	WP	HR	S	P	ERA	WHIP
Steve Trachsel, R ERA: 4.95	(1, 1)	8.0	W	28	3	1	1	5	2	0	0	0	0	1	66	104	1.12	0.625
Bob Patterson, L ERA: 3.05	(9, 1)	0.2		2	0	0	0	2	0	0	0	0	0	0	8	11	0.00	0.000
Terry Adams, R ERA: 0.96	(9, 1)	0.1	S	2	1	0	0	1	0	0	0	0	0	0	7	8	0.00	3.000

PITCHER	IP	WLS	BF	H	R	ER	SO	BB	IBB	HBP	BLK	WP	HR	S	P	ERA	WHIP

Batter	1	2	3	4	5	6	7	8	9	AB	R	H	RBI	BB	SO	LOB
Brian McRae, S (1, 8) OBP: 0.329, SLG: 0.462	C X 0-1 PO 2B		B B F C X 2-2 F8 ②		F S B B F C 2-3 K ②			X 0-0 SH5-4 ① 1-2		3	0	1	0	0	1	1
Brant Brown, L (1, 7) OBP: 0.231, SLG: 0.250 Bob Patterson, R (9, 1) Terry Adams, R (9, 1)	B B F B C S 3-3 K ①		X 0-0 G4-3 ③		F S F S 0-3 K ③			S D S B X 2-2 2-H 2B		4 0 0	0 0 0	1 0 0	1 0 0	0 0 0	2 0 0	2 0 0
Mark Grace, L (1, 3) OBP: 0.405, SLG: 0.433	2 SAFE B C B C C X 2-2 F7 ②			B C B B F F F X 3-2 G4-3 2B		C X 0-1 G6-3 ①		X 0-0 F8 ②		4	0	1	0	0	0	3
Sammy Sosa, R (1, 9) OBP: 0.333, SLG: 0.557	S B S 2 SAFE 1-2 PO ③ 2-3	F F F B S 1-3 K ①		B X 1-0 P3 ①		C B B B F S 3-3 K ②		S B B S X 2-2 L8 ③		4	0	0	0	0	2	3
Tyler Houston, L (1, 5) OBP: 0.282, SLG: 0.382 José Hernández, R (9, 5) OBP: 0.384, SLG: 0.507		B F B B X 3-1 G1-3 1B		B C 2 SAFE X 1-1 G4-3 ② 2-3		C S B X 1-2 F9 ③				3 0	0 0	1 0	0 0	0 0	0 0	1 0
Shawon Dunston, R (1, 6) OBP: 0.301, SLG: 0.372		B F F B X 2-2 G1-3 ② 1-2		S S D X 1-2 P2 ③			C F B X 1-2 L7 ①			3	0	0	0	0	0	2
Scott Servais, R (1, 2) OBP: 0.325, SLG: 0.379	C O C B B B 4-2 BB			B B B B 4-0 2B G6-3 BB			F F B F X 1-2 P3 ②			1	1	0	0	2	0	0
Rey Sanchez, R (1, 4) OBP: 0.295, SLG: 0.303	C B X 1-1 L4 ③			C C B F X 1-2 1-3 2B			B B C S X 2-2 G1-3 ③			3	0	1	0	0	0	2
Steve Trachsel, R (1, 1) OBP: 0.125, SLG: 0.091 Dave Clark, L (8, PH) OBP: 0.327, SLG: 0.348 Doug Glanville, R (8, PR) OBP: 0.328, SLG: 0.444 (9, 7)			B C X 1-1 G5-3 ①		X 0-0 G6-3 ① 3-H			B X 1-0 SH5-4 2B 1B		2 1 0	0 0 1	0 1 0	1 0 0	0 0 0	0 0 0	1 0 0
Inning Stats	R: 0 E: 0 K: 1 S: 10 H: 1 LOB: 0 BB: 0 P: 16	R: 0 E: 0 K: 1 S: 13 H: 1 LOB: 2 BB: 1 P: 24	R: 0 E: 0 K: 0 S: 6 H: 0 LOB: 0 BB: 0 P: 9	R: 0 E: 0 K: 0 S: 11 H: 1 LOB: 1 BB: 0 P: 17	R: 1 E: 0 K: 2 S: 13 H: 1 LOB: 1 BB: 1 P: 20	R: 0 E: 0 K: 1 S: 9 H: 0 LOB: 0 BB: 0 P: 13	R: 0 E: 0 K: 0 S: 10 H: 0 LOB: 0 BB: 0 P: 14	R: 1 E: 0 K: 0 S: 9 H: 2 LOB: 2 BB: 0 P: 14		1B: 2 2B: 4 3B: 0 HR: 0 SF: 0 SAC: 1 DP: 0 HBP: 0						

PITCHER		IP	WLS	BF	H	R	ER	SO	BB	IBB	HBP	BLK	WP	HR	S	P	ERA	WHIP
Dave Burba, R ERA: 4.41	(1, 1)	7.0		26	4	1	1	5	2	0	0	0	0	0	72	113	1.29	0.857
Stan Belinda, R ERA: 4.41	(8, 1)	1.0	L	5	2	1	1	0	0	0	0	0	0	0	9	14	9.00	2.000

PITCHER	IP	WLS	BF	H	R	ER	SO	BB	IBB	HBP	BLK	WP	HR	S	P	ERA	WHIP

BOTTOM

Cincinnati Reds @ Chicago Cubs

Wrigley Field, Chicago, IL

Thu May 29 1997, 7:05 PM CDT

Att. 23,005 - Unknown - 68 F

livebaseballscorecards.com

AB	28
R	2
H	6
RBI	2
BB	2
SO	5
LOB	15

WP: 0 PA: 32
PB: 0
SB: 0
CS: 0

Cincinnati Reds @ Chicago Cubs

Wrigley Field, Chicago, IL

Fri May 30 1997, 3:33 AM CDT

Att. 21,267 - Overcast - 70 F

TOP

livebaseballscorecards.com

Batter	1	2	3	4	5	6	7	8	9	AB	R	H	RBI	BB	SO	LOB
Deion Sanders, L (1, 8) OBP: 0.367, SLG: 0.444	C C B S 1-3 K		X 0-0 S 2B	X 0-0 G3-1		F S X 0-2 G4-6-3 2-3 3-H 1B		C B S F X 1-2 1B		5	0	3	1	0	1	1
Curtis Goodwin, L (1, 7) OBP: 0.414, SLG: 0.402	B X 1-0 CS 1B		X 0-0 B1-3		F C B B X 2-2 S G4-3 1B	B 1 SAFE F F F B X 2-2 G4-6-3 1-2f		1 SAFE B X 1-0 F7		5	0	2	0	0	0	4
Hal Morris, L (1, 3) OBP: 0.303, SLG: 0.343	S 1 SAFE F B 1 SAFE F 1 B B 3-2 X F7 1-2		X 0-0 L7		1 SAFE C C B B B 1 SAFE B 1 SAFE X 3-2 G4-3 1-2		S C B B X 2-2 G3		X 0-0 P4-3 1B	5	0	1	0	0	0	3
Barry Larkin, R (1, 6) OBP: 0.449, SLG: 0.432		X 0-0 G3-1 3B 2B	D B C B B 4-1 F7 2-3 BB		C B F B B H 4-2 HBP		B B X 2-0 HR		C B S B X 2-2 P4-3 1-1f	3	2	2	1	1	0	1
Eddie Taubensee, L (1, 2) OBP: 0.325, SLG: 0.467		C X 0-1 G3-1 2-3	B B S 1 SAFE F F B F X 3-2 F7 1-2		F F B S 1-3 K		C F X 0-2 WP 1B		B X 1-0 1B	5	0	2	0	0	1	5
Mike Kelly, R (1, 9) OBP: 0.200, SLG: 0.241		C C B F X 1-2 G5-3 3-H 3B		S C S 0-3 K	C S S 0-3 K 2-3		C B F S 1-3 K		B X 1-0 G4-3	5	1	1	1	0	3	4
Bret Boone, R (1, 4) OBP: 0.283, SLG: 0.262 Pokey Reese, R (7, 4) OBP: 0.288, SLG: 0.296		B B S X 2-1 G5-3 3-H		C C B S 1-3 K 3B		B B F X 2-1 1B 1B 1B	C S B B C 3-3 K 1-2			4	2	1	1	0	2	1
										0	0	0	0	0	0	0
Jeff Branson, L (1, 5) OBP: 0.160, SLG: 0.184		B X 1-0 1B		S B 1 SAFE B X 2-1 1-H 3B		B 1 SAFE B X 2-0 1B SH1-3 1-3 1B		X 0-0 P7		4	0	3	1	0	0	0
Pete Schourek, L (1, 1) OBP: 0.188, SLG: 0.375 Willie Greene, L (8, PH) OBP: 0.331, SLG: 0.392 Scott Sullivan, R (8, 1)		C F B B 1 SAFE B C 3-3 K		S B C P S 2-3 K		C X 0-1 SH1-3 1-2		B X 1-0 L8		2	0	0	0	0	2	2
										1	0	0	0	0	0	0
										0	0	0	0	0	0	0

	AB	39
	R	5
	H	15
	RBI	5
	BB	1
	SO	9
	LOB	21

Inning Stats	1	2	3	4	5	6	7	8	9
	R: 0 E: 0 K: 1 S: 8	H: 1 LOB: 0 BB: 0 P: 13	R: 2 E: 0 K: 1 S: 13	H: 3 LOB: 1 BB: 0 P: 20	R: 0 E: 0 K: 0 S: 9	H: 1 LOB: 2 BB: 1 P: 15	R: 1 E: 0 K: 3 S: 13	H: 1 LOB: 1 BB: 0 P: 17	R: 0 E: 0 K: 2 S: 14	H: 1 LOB: 2 BB: 0 P: 24	R: 1 E: 0 K: 0 S: 12	H: 3 LOB: 1 BB: 0 P: 18	R: 1 E: 0 K: 2 S: 13	H: 2 LOB: 1 BB: 0 P: 21	R: 0 E: 0 K: 0 S: 7	H: 1 LOB: 1 BB: 0 P: 10	R: 0 E: 0 K: 0 S: 6	H: 2 LOB: 1 BB: 0 P: 10

	1B: 10	SF: 0	WP: 2	PA: 42
	2B: 3	SAC: 1	PB: 0	
	3B: 2	DP: 2	SB: 2	
	HR: 1	HBP: 1	CS: 1	

PITCHER		IP	WLS	BF	H	R	ER	SO	BB	IBB	HBP	BLK	WP	HR	S	P	ERA	WHIP
Frank Castillo, R ERA: 5.53	(1, 1)	4.1	L	22	7	3	3	5	1	0	1	0	1	0	51	82	6.23	1.846
Ramon Tatis, L ERA: 4.26	(5, 1)	2.2		12	5	2	2	4	0	0	0	0	1	1	31	46	6.75	1.875
Kent Bottenfield, R ERA: 3.34	(8, 1)	2.0		8	3	0	0	0	0	0	0	0	0	0	13	20	0.00	1.500

PITCHER	IP	WLS	BF	H	R	ER	SO	BB	IBB	HBP	BLK	WP	HR	S	P	ERA	WHIP

Cincinnati Reds @ Chicago Cubs

Wrigley Field, Chicago, IL

Fri May 30 1997, 3:33 AM CDT

Att. 21,267 - Overcast - 70 F

BOTTOM

Batter	1	2	3	4	5	6	7	8	9	AB	R	H	RBI	BB	SO	LOB
Brian McRae, S (1, 8) OBP: 0.323, SLG: 0.453	C B X 1-1 L5 ①		B B C F X 2-2 G6-3 ①		F X 0-1 G6-3 ③			C F B X 1-2 G6-3 ①② 1-2f		4	0	0	0	0	0	1
Doug Glanville, R (1, 7) OBP: 0.333, SLG: 0.441	C B B B B 4-1 FC5 1B BB		X 0-0 G4-3 ②			C B B F X 2-2 L9 ①		C B B F F X 2-2 1B		3	0	1	0	1	0	0
Mark Grace, L (1, 3) OBP: 0.402, SLG: 0.429	F B 1 SAFE X 1-2 1B		B C B X 2-1 G3-1 ③			C B B X 2-1 F9 ②		B F X 1-1 L9 ③		4	0	1	0	0	0	1
Sammy Sosa, R (1, 9) OBP: 0.327, SLG: 0.546	B X 1-0 F8 ②			B F F B F C 2-3 K ①		X 0-0 F7 ③			C B X 1-1 L9 ①	4	0	0	0	0	1	2
Shawon Dunston, R (1, 6) OBP: 0.305, SLG: 0.393	C B X 1-1 FC5 2-3f ③			F B X 1-1 1B			X 0-0 HR		C S B S 1-3 K ②	4	1	2	1	0	1	2
23 Ryne Sandberg, R (1, 4) OBP: 0.262, SLG: 0.321		B F B X 2-1 G4-3 2B		1 SAFE C F B 1 SAFE F X 1-2 P4 ②			B F X 1-1 F9 ①		C S S 0-3 K ③	4	0	1	0	0	1	1
Kevin Orie, R (1, 5) OBP: 0.346, SLG: 0.348 Ramon Tatis, L (5, 1) Brant Brown, L (7, PH) OBP: 0.227, SLG: 0.246 Kent Bottenfield, R (8, 1)		B C B S X 2-2 G1-3 ①		F F X 0-2 L7 ③			C B S B B X 3-2 F9 ②			2 0 1 0	0 0 0 0	0 0 0 0	0 0 0 0	0 0 0 0	0 0 0 0	2 0 0 0
Scott Servais, R (1, 2) OBP: 0.318, SLG: 0.370		B X 1-0 G4-3 ② 2-3			F X 0-1 F9 ①		B F C X 1-2 P3 ③			3	0	0	0	0	0	1
Frank Castillo, R (1, 1) OBP: 0.125, SLG: 0.125 José Hernández, R (5, 5) OBP: 0.378, SLG: 0.500 Dave Hansen, L (8, PH) OBP: 0.414, SLG: 0.259 (9, 5)		B B C S F C 2-3 K ③			C B X 1-1 G5-3 ②			B B C B C B 4-2 G6-3 BB		1 1 0	0 0 0	0 0 0	0 0 0	0 0 1	1 0 0	1 0 0
Inning Stats	R: 0 E: 0 K: 0 S: 8 H: 1 LOB: 2 BB: 1 P: 16	R: 0 E: 0 K: 1 S: 10 H: 1 LOB: 1 BB: 0 P: 17	R: 0 E: 0 K: 0 S: 6 H: 0 LOB: 0 BB: 0 P: 10	R: 0 E: 0 K: 1 S: 13 H: 1 LOB: 1 BB: 0 P: 17	R: 0 E: 0 K: 0 S: 6 H: 0 LOB: 0 BB: 0 P: 7	R: 0 E: 0 K: 0 S: 6 H: 0 LOB: 0 BB: 0 P: 10	R: 1 E: 0 K: 0 S: 9 H: 1 LOB: 0 BB: 0 P: 14	R: 0 E: 0 K: 0 S: 11 H: 1 LOB: 1 BB: 1 P: 19	R: 0 E: 0 K: 2 S: 8 H: 0 LOB: 0 BB: 0 P: 10	1B: 3 2B: 1 3B: 0 HR: 1	SF: 0 SAC: 0 DP: 1 HBP: 0			WP: 0 PB: 0 SB: 0 CS: 0	PA: 33		

PITCHER		IP	WLS	BF	H	R	ER	SO	BB	IBB	HBP	BLK	WP	HR	S	P	ERA	WHIP
Pete Schourek, L ERA: 5.36	(1, 1)	7.0	W	26	4	1	1	2	1	0	0	0	0	1	58	91	1.29	0.714
Scott Sullivan, R ERA: 4.63	(8, 1)	2.0		7	1	0	0	2	1	0	0	0	0	0	19	29	0.00	1.000

PITCHER	IP	WLS	BF	H	R	ER	SO	BB	IBB	HBP	BLK	WP	HR	S	P	ERA	WHIP

AB	31
R	1
H	5
RBI	1
BB	2
SO	4
LOB	11

livebaseballscorecards.com

Batter	1	2	3	4	5	6	7	8	9	AB	R	H	RBI	BB	SO	LOB
Deion Sanders, L (1, 8) OBP: 0.363, SLG: 0.438	P5		G4-3 2-3		SF7 3-H			HR G3-1 BB	G4-3	3	1	0	1	1	0	2
Curtis Goodwin, L (1, 7) OBP: 0.400, SLG: 0.386	G4-3		F7		F8			K		4	0	0	0	0	1	2
Hal Morris, L (1, 3) OBP: 0.297, SLG: 0.335	K			F8		G4-3		G3-1 1-2		4	0	0	0	0	1	1
Barry Larkin, R (1, 6) OBP: 0.450, SLG: 0.459		F7		WP 2B 2B		F9		2-H HR		4	2	2	2	0	0	0
Eddie Taubensee, L (1, 2) OBP: 0.333, SLG: 0.491		G4-3 2B		2-H 2B		F9		1B		3	0	2	1	0	0	0
Joe Oliver, R (8, PH) OBP: 0.354, SLG: 0.475 (8, 2)										1	0	1	0	0	0	0
Lenny Harris, L (1, 9) OBP: 0.261, SLG: 0.345		G4-3 2-3		F7			G5-3	G4-3		4	0	0	0	0	0	3
Bret Boone, R (1, 4) OBP: 0.282, SLG: 0.257		K		F8			BB		F5	3	0	0	0	1	1	2
Jeff Branson, L (1, 5) OBP: 0.204, SLG: 0.231			G4-3 SH3-4 BB		SH1-4 SF7 2B		F3		WP 1B	3	1	2	0	1	0	1
Mike Morgan, R (1, 1) OBP: 0.063, SLG: 0.188			SH3-4 1-2		SH1-4 2-3		F9		K 1-2	0	0	0	0	0	0	0
Hector Carrasco, R (5, 1)										0	0	0	0	0	0	0
Willie Greene, L (7, PH) OBP: 0.330, SLG: 0.389										1	0	0	0	0	0	1
Scott Sullivan, R (7, 1)										0	0	0	0	0	0	0
Terry Pendleton, S (9, PH) OBP: 0.321, SLG: 0.333										1	0	0	0	0	1	1
Inning Stats	R: 0 E: 0 K: 1 S: 5 H: 0 LOB: 0 BB: 0 P: 5	R: 0 E: 0 K: 1 S: 6 H: 1 LOB: 1 BB: 0 P: 6	R: 0 E: 0 K: 0 S: 3 H: 0 LOB: 1 BB: 1 P: 7	R: 1 E: 0 K: 0 S: 5 H: 2 LOB: 1 BB: 0 P: 5	R: 1 E: 0 K: 0 S: 4 H: 1 LOB: 0 BB: 0 P: 4	R: 0 E: 0 K: 0 S: 3 H: 0 LOB: 0 BB: 0 P: 3	R: 0 E: 0 K: 0 S: 3 H: 0 LOB: 1 BB: 1 P: 7	R: 2 E: 0 K: 1 S: 7 H: 2 LOB: 1 BB: 1 P: 11	R: 0 E: 0 K: 1 S: 6 H: 1 LOB: 1 BB: 0 P: 6	1B: 2 2B: 4 3B: 0 HR: 1 SF: 1 SAC: 2 DP: 0 HBP: 0	WP: 2 PB: 0 SB: 0 CS: 0 PA: 37					

PITCHER		IP	WLS	BF	H	R	ER	SO	BB	IBB	HBP	BLK	WP	HR	S	P	ERA	WHIP
Kevin Foster, R ERA: 3.99	(1, 1)	7.0	W	28	4	3	3	2	3	0	0	0	1	0	29	41	3.86	1.000
Bob Patterson, L ERA: 3.38	(8, 1)	0.2		3	1	1	1	1	0	0	0	0	0	1	5	5	13.50	1.500
Mel Rojas, R ERA: 4.62	(8, 1)	1.1	S	6	2	0	0	1	0	0	0	0	1	0	8	8	0.00	1.500

PITCHER	IP	WLS	BF	H	R	ER	SO	BB	IBB	HBP	BLK	WP	HR	S	P	ERA	WHIP

TOP

Cincinnati Reds @ Chicago Cubs

Wrigley Field, Chicago, IL

Sat May 31 1997, 3:33 AM CDT

Att. 36,440 - Cloudy - 56 F

livebaseballscorecards.com

AB	31
R	4
H	7
RBI	4
BB	3
SO	4
LOB	13

Batter	1	2	3	4	5	6	7	8	9	AB	R	H	RBI	BB	SO	LOB
Brian McRae, S (1, 8) OBP: 0.320, SLG: 0.447	G6-4-3 1B		G6-3		G4-3	G4-3 2-3		K		5	0	1	0	0	1	2
Brant Brown, L (1, 7) OBP: 0.246, SLG: 0.297	G6-4-3 1-2f			1B G4-3 2B	BB SF8 2B	BBB				3	1	2	0	0	0	1
Doug Glanville, R (5, PR) OBP: 0.339, SLG: 0.441 (6, 7)						4-0 3-H BB				0	1	0	0	1	0	0
Mark Grace, L (1, 3) OBP: 0.399, SLG: 0.421	G3-1			F7	BBB WP BB 1B BB	SSS K				3	1	0	0	1	1	2
Sammy Sosa, R (1, 9) OBP: 0.335, SLG: 0.548		FC5-4 1B		G4-3 2B 2-3 1B	BBB 1B WP 1-2 2-3 BB		SSS K			3	1	2	0	1	1	0
Tyler Houston, L (1, 2) OBP: 0.267, SLG: 0.366		FC5-4 G5-4-3 1-2f		G4-3 1-2 3-H	SF8 3-H		SSS K			3	0	0	2	0	1	2
Shawon Dunston, R (1, 6) OBP: 0.315, SLG: 0.413		G5-4-3 1-2f		2B 2-H 2B	1B 1-3 2-H		E8 2B			4	1	3	2	0	0	1
Mel Rojas, R (8, 1)										0	0	0	0	0	0	0
23 Ryne Sandberg, R (1, 4) OBP: 0.268, SLG: 0.321			1B G3-2 1B	2B HBP	SSS K		F9			3	1	1	0	0	1	4
Kevin Orie, R (1, 5) OBP: 0.365, SLG: 0.375			G3-2 1-3 1B	1-H 2-H 2B		BBB G4-3 SH1-4 PB BB		SSS K		3	1	2	2	1	1	0
Kevin Foster, R (1, 1) OBP: 0.130, SLG: 0.091			G3-2 1-2 3-Hf	SSS K		SH1-4 1-2		G5-3		2	0	0	0	0	1	3
Bob Patterson, R (8, 1)										0	0	0	0	0	0	0
Rey Sanchez, R (8, 6) OBP: 0.292, SLG: 0.300										1	0	0	0	0	0	0
Inning Stats	R: 0 E: 0 K: 0 S: 3 H: 1 LOB: 0 BB: 0 P: 3	R: 0 E: 0 K: 0 S: 3 H: 1 LOB: 0 BB: 0 P: 3	R: 0 E: 0 K: 0 S: 4 H: 2 LOB: 1 BB: 0 P: 4	R: 4 E: 0 K: 1 S: 9 H: 4 LOB: 1 BB: 0 P: 10	R: 2 E: 0 K: 1 S: 7 H: 2 LOB: 3 BB: 2 P: 15	R: 1 E: 0 K: 1 S: 5 H: 0 LOB: 1 BB: 0 P: 13	R: 0 E: 1 K: 2 S: 8 H: 1 LOB: 1 BB: 0 P: 8	R: 0 E: 0 K: 2 S: 7 H: 0 LOB: 0 BB: 0 P: 7		1B: 6 2B: 6 3B: 0 HR: 0	SF: 1 SAC: 1 DP: 3 HBP: 1					

BOTTOM

Cincinnati Reds @ Chicago Cubs

Wrigley Field, Chicago, IL

Sat May 31 1997, 3:33 AM CDT

Att. 36,440 - Cloudy - 56 F

livebaseballscorecards.com

AB	30
R	7
H	11
RBI	6
BB	4
SO	7
LOB	15

PITCHER		IP	WLS	BF	H	R	ER	SO	BB	IBB	HBP	BLK	WP	HR	S	P	ERA	WHIP
Mike Morgan, R ERA: 5.63	(1, 1)	4.1	L	21	9	6	6	1	1	0	1	0	0	0	21	26	12.46	2.308
Hector Carrasco, R ERA: 1.91	(5, 1)	1.2		9	1	1	0	2	3	0	0	0	1	0	10	22	0.00	2.400
Scott Sullivan, R ERA: 3.95	(7, 1)	2.0		7	1	0	0	4	0	0	0	0	0	0	15	15	0.00	0.500

PITCHER	IP	WLS	BF	H	R	ER	SO	BB	IBB	HBP	BLK	WP	HR	S	P	ERA	WHIP

Cincinnati Reds @ Chicago Cubs

Wrigley Field, Chicago, IL

Sun Jun 01 1997, 3:33 AM CDT

Att. 28,849 - Cloudy - 57 F

livebaseballscorecards.com

Batter	1	2	3	4	5	6	7	8	9	AB	R	H	RBI	BB	SO	LOB
Deion Sanders, L (1, 8) OBP: 0.365, SLG: 0.437	BBCBCB 4-2 L8 S BB		CBFBFX 2-2 ① G6-3		BFFBX 2-2 BLK 1B		CCBX 1-2 ② F7			3	0	1	0	1	0	0
Curtis Goodwin, L (1, 7) OBP: 0.395, SLG: 0.381	D 1 SAFE F 1 SAFE PX 2-1 L8 1-2 1B		X 0-0 ② G4-3		1 SAFE BSBFS 2-3 ② K 1-2		CX 0-1 ③ F7			4	0	1	0	0	1	1
Terry Pendleton, S (1, 5) OBP: 0.317, SLG: 0.345	LBX 1-1 ① L8 1-2 2-3		CBBBFX 3-2 2B		CFC 0-3 ③ K			BCX 1-1 ① F9		4	0	1	0	0	1	3
Barry Larkin, R (1, 6) OBP: 0.456, SLG: 0.478	BBCBB 4-1 BB		BBBB 4-0 BB			CX 0-1 HR		CFBFBBFS 3-3 ② K		2	1	1	1	2	1	0
Jeff Shaw, R (8, 1)										0	0	0	0	0	0	0
Eduardo Perez, R (1, 3) OBP: 0.333, SLG: 0.371	CSBBS 1-3 ② K		BBCSFX 2-2 ③ P6			BBX 2-0 ① L8		BFX 1-1 ③ G1-3		4	0	0	0	0	1	5
Joe Oliver, R (1, 2) OBP: 0.348, SLG: 0.462	FCBX 1-2 ③ G4-3			BBCSS 2-3 ① K		BX 1-0 1B			BX 1-0 ① G6-3	4	0	1	0	0	1	3
Mike Kelly, R (1, 9) OBP: 0.235, SLG: 0.281		BFBBBSB 4-2 K S BB		CBBBS 2-3 ② K		BCBBBX 3-1 ② P8			BSFBX 2-2 2B	3	0	1	0	1	1	1
Jeff Branson, L (1, 4) OBP: 0.193, SLG: 0.218 Mike Remlinger, L (7, 1) Pokey Reese, R (8, 6) OBP: 0.283, SLG: 0.291		BSBBBFS 3-3 ① K 1-2		FCX 0-2 ③ P5		X 0-0 ③ G3			BCSBBBX 3-2 ② P2	3	0	0	0	0	1	2
										0	0	0	0	0	0	0
										1	0	0	0	0	0	1
John Smiley, L (1, 1) OBP: 0.077, SLG: 0.115 Brook Fordyce, R (5, PH) OBP: 0.309, SLG: 0.354 Hector Carrasco, R (5, 1) Stan Belinda, R (6, 1) Lenny Harris, L (6, 4) OBP: 0.255, SLG: 0.337		F 2 SAFE BFS 1-3 ②③ K 2-3			BSCFLFFBX 2-2 ① L4		BFX 1-1 ① B1-3		FFX 0-2 ③ P7	1	0	0	0	0	1	1
										1	0	0	0	0	0	0
										0	0	0	0	0	0	0
										0	0	0	0	0	0	0
										2	0	0	0	0	0	1
Inning Stats	R: 0 E: 0 K: 1 S: 14 H: 1 LOB: 3 BB: 2 P: 26	R: 0 E: 0 K: 2 S: 8 H: 0 LOB: 0 BB: 1 P: 16	R: 0 E: 0 K: 0 S: 12 H: 1 LOB: 2 BB: 1 P: 23	R: 0 E: 0 K: 2 S: 9 H: 0 LOB: 0 BB: 0 P: 13	R: 0 E: 0 K: 2 S: 15 H: 1 LOB: 1 BB: 0 P: 21	R: 1 E: 0 K: 0 S: 7 H: 2 LOB: 1 BB: 0 P: 13	R: 0 E: 0 K: 0 S: 7 H: 0 LOB: 0 BB: 0 P: 9	R: 0 E: 0 K: 1 S: 9 H: 0 LOB: 0 BB: 0 P: 14	R: 0 E: 0 K: 0 S: 10 H: 1 LOB: 1 BB: 0 P: 16	1B: 3 2B: 2 3B: 0 HR: 1	SF: 0 SAC: 0 DP: 0 HBP: 0			WP: 0 PB: 0 SB: 2 CS: 0		PA: 36	

TOP	
AB	32
R	1
H	6
RBI	1
BB	4
SO	8
LOB	18

PITCHER		IP	WLS	BF	H	R	ER	SO	BB	IBB	HBP	BLK	WP	HR	S	P	ERA	WHIP
Geremi Gonzalez, R ERA: 2.61	(1, 1)	5.0	W	21	3	0	0	7	4	0	0	1	0	0	58	99	0.00	1.400
Turk Wendell, R ERA: 5.47	(6, 1)	1.0		5	2	1	1	0	0	0	0	0	0	1	7	13	9.00	2.000
Bob Patterson, L ERA: 3.22	(7, 1)	1.0		3	0	0	0	0	0	0	0	0	0	0	7	9	0.00	0.000
Kent Bottenfield, R ERA: 3.15	(8, 1)	2.0		7	1	0	0	1	0	0	0	0	0	0	19	30	0.00	0.500

PITCHER	IP	WLS	BF	H	R	ER	SO	BB	IBB	HBP	BLK	WP	HR	S	P	ERA	WHIP

Batter	1	2	3	4	5	6	7	8	9	AB	R	H	RBI	BB	SO	LOB
Brian McRae, S (1, 8) OBP: 0.326, SLG: 0.448	G4-3	1B		FC4-6 HBP		1B	F8			4	1	2	0	0	0	0
Doug Glanville, R (1, 7) OBP: 0.341, SLG: 0.440	1B	L9		F8		23 SF8	G1-3			5	2	2	0	0	0	3
Mark Grace, L (1, 3) OBP: 0.404, SLG: 0.426	23 1B	G3		FC4-6		BB		SH1-3		5	2	3	0	0	0	3
Sammy Sosa, R (1, 9) OBP: 0.332, SLG: 0.540	L6		P4			K		F9		5	0	1	0	0	1	6
Shawon Dunston, R (1, 6) OBP: 0.324, SLG: 0.420 Kent Bottenfield, R (8, 1)	23 1B		S 23 BB G3	K		BB		SH1-3		4 0	1 0	3 0	2 0	0 0	1 0	2 0
23 Ryne Sandberg, R (1, 4) OBP: 0.279, SLG: 0.329			G3 S E		G5-3	SF8				3	1	2	3	1	0	0
Kevin Orie, R (1, 5) OBP: 0.371, SLG: 0.365	G6-3		G3		G5-3 HBP	FC4-6				2	0	0	1	1	0	3
Scott Servais, R (1, 2) OBP: 0.310, SLG: 0.360		G4-3	E4		G5-3	FC4-6				4	0	0	0	0	0	4
Geremi Gonzalez, R (1, 1) Dave Clark, L (5, PH) OBP: 0.321, SLG: 0.340 Turk Wendell, L (6, 1) Bob Patterson, R (7, 1) José Hernández, R (7, PH) OBP: 0.373, SLG: 0.493 (8, 6)		1B BB	G4-3		K		K			1 1 0 0 1	0 0 0 0 0	0 0 0 0 0	0 1 0 0 0	1 1 0 0 1	0 0 0 0 0	1 1 0 0 0
Inning Stats	R: 2 E: 0 K: 0 S: 16 H: 4 LOB: 2 BB: 0 P: 24	R: 0 E: 0 K: 0 S: 8 H: 1 LOB: 2 BB: 1 P: 16	R: 2 E: 1 K: 0 S: 10 H: 1 LOB: 1 BB: 1 P: 19	R: 0 E: 0 K: 1 S: 12 H: 1 LOB: 2 BB: 0 P: 17	R: 0 E: 0 K: 1 S: 7 H: 0 LOB: 1 BB: 0 P: 10	R: 2 E: 0 K: 1 S: 16 H: 4 LOB: 3 BB: 1 P: 28	R: 0 E: 0 K: 1 S: 11 H: 0 LOB: 0 BB: 0 P: 17	R: 1 E: 0 K: 0 S: 9 H: 2 LOB: 1 BB: 0 P: 13		1B: 13 2B: 0 3B: 0 HR: 0 SF: 1 SAC: 1 DP: 0 HBP: 2						

PITCHER		IP	WLS	BF	H	R	ER	SO	BB	IBB	HBP	BLK	WP	HR	S	P	ERA	WHIP
John Smiley, L ERA: 5.37	(1, 1)	4.0	L	23	7	4	3	1	2	0	1	0	0	0	46	76	6.75	2.250
Hector Carrasco, R ERA: 2.33	(5, 1)	1.0		7	3	2	2	1	0	0	1	0	0	0	12	20	18.00	3.000
Stan Belinda, R ERA: 4.28	(6, 1)	1.0		5	1	0	0	1	1	0	0	0	0	0	11	18	0.00	2.000
Mike Remlinger, L ERA: 2.88	(7, 1)	1.0		3	0	0	0	1	0	0	0	0	0	0	11	17	0.00	0.000
Jeff Shaw, R ERA: 0.98	(8, 1)	1.0		4	2	1	1	0	0	0	0	0	0	0	9	13	9.00	2.000

PITCHER	IP	WLS	BF	H	R	ER	SO	BB	IBB	HBP	BLK	WP	HR	S	P	ERA	WHIP

BOTTOM

Cincinnati Reds @ Chicago Cubs

Wrigley Field, Chicago, IL

Sun Jun 01 1997, 3:33 AM CDT

Att. 28,849 - Cloudy - 57 F

livebaseballscorecards.com

AB	35
R	7
H	13
RBI	6
BB	3
SO	4
LOB	23

WP: 0 PA: 42
PB: 0
SB: 2
CS: 0

Batter	1	2	3	4	5	6	7	8	9	AB	R	H	RBI	BB	SO	LOB
Deion Sanders, L (1, 8) OBP: 0.364, SLG: 0.433	C B X 1-1 G6-4-3 1B		F F B F B X 2-2 ③ G4-3		B F S X 1-2 ③ G4-3		C F S 0-3 ① K			4	0	1	0	0	1	2
Curtis Goodwin, L (1, 7) OBP: 0.398, SLG: 0.389	F B X 1-1 ① ② G6-4-3 1-2f			B F F F B S 2-3 ① K		C B B B B 4-2 1B HBP FC3-6 BB	B F X 1-1 G4-3 2-1 2B			3	1	1	0	1	1	1
Hal Morris, L (1, 3) OBP: 0.301, SLG: 0.331	B C B F F B B 4-2 BB			X 0-0 ② F8		H 1-0 FC3-6 1B 2B 1-2 HBP	B X 1-0 ② G4-3 2-3			2	1	0	0	1	0	1
Barry Larkin, R (1, 6) OBP: 0.457, SLG: 0.479 Pokey Reese, R (8, 6) OBP: 0.283, SLG: 0.291	B S B C B F X 3-2 ③ F9			B B C F F B X 3-2 1B		C C B F F B X 2-2 FC3-6 1-2 2-3 1B	C B 1-1 ③ 2-1 3-H	B F S B X 3-2 ① G4-3		4 0	0 0	2 0	0 0	0 0	0 0	1 0
Eddie Taubensee, L (1, 9) OBP: 0.323, SLG: 0.474 Mike Kelly, R (8, 9) OBP: 0.235, SLG: 0.281		C S S 0-3 ① K		B B C T F B F S 3-3 ③ K		C B C F F F B X 2-2 ① FC3-6 2B SF8 1-2f 2-3 3-H		B S B B F C 2-3 ② K		4 0	1 0	0 0	1 0	0 0	3 0	3 0
Willie Greene, L (1, 5) OBP: 0.328, SLG: 0.392 Jeff Branson, L (8, 5) OBP: 0.193, SLG: 0.218		B S X 1-1 ② G4-3			C S X 0-2 ① G4-3	C F F F B F B X 2-2 SF8 1-3 3-H 2B		B B B F X 3-1 ③ F7		4 0	0 0	1 0	1 0	0 0	0 0	0 0
Bret Boone, R (1, 4) OBP: 0.287, SLG: 0.258		S B X 1-1 ③ G4-3			B B B C X 3-1 BB 1B	I I I 4-0 S IBB			S B C F B X 2-2 ① P2	3	0	1	0	1	0	0
Joe Oliver, R (1, 2) OBP: 0.329, SLG: 0.441			B B F F B F S 3-3 ① K		C S S 0-3 ② K	B X 1-0 ② SF8 2-3 3-H			X 0-0 ② G6-3	3	0	0	1	0	2	1
Kent Mercer, L (1, 1) OBP: 0.389, SLG: 0.333 Mike Remlinger, L (7, 1) Stan Belinda, R (8, 1) Terry Pendleton, S (9, PH) OBP: 0.311, SLG: 0.339 Jeff Shaw, R (9, 1)			S C S 0-3 ② K		C B C B B B 4-2 1-2 BB	C S S 0-3 ③ K 1-2			X 0-0 ③ P7	2 0 0 1 0	0 0 0 0 0	0 0 0 0 0	0 0 0 0 0	1 0 0 0 0	2 0 0 0 0	2 0 0 0 0
Inning Stats	R: 0 H: 1 E: 0 LOB: 1 K: 0 BB: 1 S: 11 P: 20	R: 0 H: 0 E: 0 LOB: 0 K: 1 BB: 0 S: 7 P: 9	R: 0 H: 0 E: 0 LOB: 0 K: 2 BB: 0 S: 11 P: 16	R: 0 H: 1 E: 0 LOB: 1 K: 2 BB: 0 S: 14 P: 22	R: 0 H: 1 E: 0 LOB: 2 K: 1 BB: 1 S: 13 P: 21	R: 3 H: 2 E: 0 LOB: 2 K: 1 BB: 2 S: 20 P: 36	R: 0 H: 1 E: 0 LOB: 1 K: 1 BB: 0 S: 7 P: 10	R: 0 H: 0 E: 0 LOB: 0 K: 1 BB: 0 S: 8 P: 16	R: 0 H: 0 E: 0 LOB: 0 K: 0 BB: 0 S: 6 P: 8	1B: 4 SF: 1 2B: 2 SAC: 0 3B: 0 DP: 1 HR: 0 HBP: 1					WP: 0 PA: 36 PB: 0 SB: 1 CS: 0	

PITCHER		IP	WLS	BF	H	R	ER	SO	BB	IBB	HBP	BLK	WP	HR	S	P	ERA	WHIP
Curt Schilling, R ERA: 3.05	(1, 1)	6.0	L	27	5	3	3	7	3	1	1	0	0	0	76	124	4.50	1.333
Erik Plantenberg, L ERA: 5.21	(7, 1)	0.2		3	1	0	0	1	0	0	0	0	0	0	6	8	0.00	1.500
Jerry Spradlin, R ERA: 4.07	(7, 1)	0.1		1	0	0	0	0	0	0	0	0	0	0	1	2	0.00	0.000
Ken Ryan, R ERA: 12.0	(8, 1)	1.0		3	0	0	0	1	0	0	0	0	0	0	8	16	0.00	0.000
Ricky Bottalico, R ERA: 2.66	(9, 1)	1.0		3	0	0	0	0	0	0	0	0	0	0	6	8	0.00	0.000

PITCHER	IP	WLS	BF	H	R	ER	SO	BB	IBB	HBP	BLK	WP	HR	S	P	ERA	WHIP

Cincinnati Reds @ Philadelphia Phillies

Veterans Stadium, Philadelphia, PA

Tue Jun 03 1997, 7:05 PM EDT

Att. 14,340 - Unknown - 58 F

TOP

livebaseballscorecards.com

AB	30
R	3
H	6
RBI	3
BB	4
SO	9
LOB	11

BOTTOM

Cincinnati Reds @ Philadelphia Phillies

Veterans Stadium, Philadelphia, PA

Tue Jun 03 1997, 7:05 PM EDT

Att. 14,340 - Unknown - 58 F

livebaseballscorecards.com

Batter	1	2	3	4	5	6	7	8	9	AB	R	H	RBI	BB	SO	LOB
Ricky Otero, S (1, 8) OBP: 0.286, SLG: 0.231 Ruben Amaro Jr, S (7, PH) OBP: 0.345, SLG: 0.333 (8, 8)	B B C C X 2-2 G3 ①		C B F F X 1-2 L6 ①		B B C S B X 3-2 F8 ②		F C B S 1-3 K ③		F F B B F X 2-2 F8 ② 2-3	3 2	0 0	0 0	0 0	0 0	0 1	1 4
Mickey Morandini, L (1, 4) OBP: 0.383, SLG: 0.397	B X 1-0 G6-3 ②		C B B X 2-1 L7 ②		X 0-0 F7 ③			C F B X 1-2 L4 ①	B X 1-0 G6-3 ③	5	0	0	0	0	0	3
Darren Daulton, L (1, 9) OBP: 0.387, SLG: 0.486	B X 1-0 BB 1B		B B B C X 3-1 L7 ③			B B X 2-0 F7 ①		B B B 4-0 BB		3	0	1	0	1	0	0
Scott Rolen, R (1, 5) OBP: 0.371, SLG: 0.446	B F B F B F B 4-2 1-2 BB			B B B B 4-0 BB		X 0-0 P6 ②		B X 1-0 P6 ②		2	0	0	0	2	0	1
Rico Brogna, L (1, 3) OBP: 0.308, SLG: 0.474	B C F B B B X 3-2 F7 ③			B F C 1 SAFE F B F X 2-2 L9 ①		C S B F T 1-2 K ③		F B B F B F S 3-3 K2-3 ③		4	0	0	0	0	2	4
Rex Hudler, R (1, 7) OBP: 0.208, SLG: 0.220		B F B F B F X 2-2 HR		1 SAFE B C 1 SAFE B S F S 2-3 K ②			B F B X 2-1 G5-3 ①		B C F B X 2-2 1B 1B	4	2	2	1	0	1	1
Mike Lieberthal, R (1, 2) OBP: 0.229, SLG: 0.356 Derrick May, L (9, PH) OBP: 0.280, SLG: 0.370		C B C B S 2-3 K ①		B C F B C 2-3 K ③			B B C B F B 4-2 23 BB BB		F F B F X 1-2 P5 ①	2 1	0 0	0 0	0 0	1 0	2 0	1 1
Kevin Stocker, S (1, 6) OBP: 0.301, SLG: 0.321		F X 0-1 F8 ②			B X 1-0 L7 ①		B B B C 1 SAFE X 3-1 P4 ②		B S X 1-1 F8 1B 1-3 1B	4	0	1	0	0	0	1
Curt Schilling, R (1, 1) OBP: 0.200, SLG: 0.214 Erik Plantenberg, R (7, 1) Jerry Spradlin, S (7, 1) 23 Kevin Jordan, R (7, PH) OBP: 0.207, SLG: 0.407 Ken Ryan, R (8, 1) Ricky Bottalico, L (9, 1) Gregg Jefferies, S (9, PH) OBP: 0.311, SLG: 0.358		F B S C 1-3 K ③			B C B B B 4-1 BB		C F B B F F B B 4-2 1-2 BB		B C C C F F F X 1-2 3-H 1B	1 0 0 0 0 0 1	0 0 0 0 0 0 0	0 0 0 0 0 0 1	0 0 0 0 0 0 1	1 0 0 1 0 0 0	1 0 0 0 0 0 0	0 0 0 0 0 0 0
Inning Stats	R: 0 H: 1 E: 0 LOB: 2 K: 0 BB: 1 S: 11 P: 22	R: 1 H: 1 E: 0 LOB: 0 K: 2 BB: 0 S: 12 P: 17	R: 0 H: 0 E: 0 LOB: 0 K: 0 BB: 0 S: 8 P: 14	R: 0 H: 0 E: 0 LOB: 1 K: 2 BB: 1 S: 12 P: 22	R: 0 H: 0 E: 0 LOB: 1 K: 0 BB: 1 S: 6 P: 14	R: 0 H: 0 E: 0 LOB: 0 K: 1 BB: 0 S: 6 P: 9	R: 0 H: 0 E: 0 LOB: 2 K: 1 BB: 2 S: 12 P: 26	R: 0 H: 0 E: 0 LOB: 1 K: 1 BB: 1 S: 8 P: 17	R: 1 H: 3 E: 0 LOB: 2 K: 0 BB: 0 S: 21 P: 29	1B: 4 SF: 0 2B: 0 SAC: 0 3B: 0 DP: 0 HR: 1 HBP: 0						WP: 0 PA: 38 PB: 0 SB: 0 CS: 0	

	AB	32
	R	2
	H	5
	RBI	2
	BB	6
	SO	7
	LOB	17

PITCHER		IP	WLS	BF	H	R	ER	SO	BB	IBB	HBP	BLK	WP	HR	S	P	ERA	WHIP
Kent Mercker, L ERA: 4.0	(1, 1)	6.1	W	25	2	1	1	5	4	0	0	0	0	1	59	108	1.42	0.947
Mike Remlinger, L ERA: 2.77	(7, 1)	1.0		5	0	0	0	1	2	0	0	0	0	0	11	24	0.00	2.000
Stan Belinda, R ERA: 4.19	(8, 1)	0.2		2	0	0	0	1	0	0	0	0	0	0	5	9	0.00	0.000
Jeff Shaw, R ERA: 1.19	(9, 1)	1.0	S	6	3	1	1	0	0	0	0	0	0	0	21	29	9.00	3.000

PITCHER	IP	WLS	BF	H	R	ER	SO	BB	IBB	HBP	BLK	WP	HR	S	P	ERA	WHIP

Batter	1	2	3	4	5	6	7	8	9	AB	R	H	RBI	BB	SO	LOB
Craig Biggio, R (1, 4) OBP: 0.378, SLG: 0.498	X 0-0 ① F8	B S C I F B B B SAFE 4-2 G3 5 2B 1-2 BB		C B B X 2-1 FC1-6 2-H 1B		C B F X 1-2 ① P6		B X 1-0 ③ F9		4	1	1	1	1	0	0
Thomas Howard, S (1, 8) OBP: 0.314, SLG: 0.376	X 0-0 HR	C B X 1-1 ② G3 1-2 2-3		F F B 1 SAFE X 1-2 ② FC1-6 1-2f		C S B X 1-2 ② F7			B B B C X 3-1 ① G3	5	1	1	1	0	0	3
5 Jeff Bagwell, R (1, 3) OBP: 0.442, SLG: 0.675	B C B C B S 3-3 ② K	B X 1-0 2-H 3-H 2B		S X 0-1 ③ F8		C B B X 2-1 ③ G4-3			B B B C C C X 3-2 ② G5-3	5	0	1	2	0	1	1
Luis Gonzalez, L (1, 7) OBP: 0.390, SLG: 0.396	C B X 1-1 2B 1B	B B X 2-0 ③ G3-1			F B F X 1-2 BB WP SF9 1B		B B C X 2-1 ① G6-3		B B F B F B 4-2 BB	4	1	2	0	1	0	1
Ray Montgomery, R (1, 9) OBP: 0.325, SLG: 0.361	B F S F X 1-2 1-3 2B		B B F B F F F F 3-3 ① K		X 0-0 ① P2		C X 0-1 2B		B 1 SAFE B B 1 SAFE C F X 3-2 ③ G1-3	5	0	2	0	0	1	2
Bill Spiers, L (1, 5) OBP: 0.465, SLG: 0.480	I I I I 4-0 IBB		B B B C B 4-1 CS BB		B C B B B 4-1 SF9 BB 1-2 BB		I I I I 4-0 G6-4-3 IBB			0	0	0	0	4	0	0
Ricky Gutierrez, R (1, 6) OBP: 0.360, SLG: 0.397	C S B S 1-3 ③ K	B C B B F F S 3-3 ② ③ K 1-2		F B B B F B 4-2 1-2 2-3 BB		C B F B X 2-2 ② ③ G6-4-3 1-2f				3	0	0	0	1	2	6
Brad Ausmus, R (1, 2) OBP: 0.354, SLG: 0.430		B X 1-0 CS 1B		B C B C X 2-2 SH3-4 1B 1B	X 0-0 ② SF9 2-3 3-H	X 0-0 ① F7				3	1	2	1	0	0	0
Chris Holt, R (1, 1) OBP: 0.077, SLG: 0.040 Sean Berry, R (8, PH) OBP: 0.243, SLG: 0.325 Jose Lima, R (8, 1) Billy Wagner, L (9, 1)		M B B B B 4-1 ① G3 5 2B BB 1-2 BB		X 0-0 ① SH3-4 1-2	S S 1 SAFE S 0-3 ③ K	X 0-0 ② P3				1 1 0 0	1 0 0 0	0 0 0 0	0 0 0 0	1 0 0 0	1 0 0 0	2 0 0 0
Inning Stats	R: 1 E: 0 K: 2 S: 14 H: 3 LOB: 3 BB: 1 P: 24	R: 2 E: 0 K: 0 S: 9 H: 2 LOB: 1 BB: 2 P: 22	R: 0 E: 0 K: 2 S: 15 H: 0 LOB: 1 BB: 1 P: 25	R: 1 E: 0 K: 0 S: 11 H: 2 LOB: 1 BB: 0 P: 16	R: 1 E: 0 K: 1 S: 12 H: 1 LOB: 2 BB: 2 P: 21	R: 0 E: 0 K: 0 S: 8 H: 0 LOB: 0 BB: 0 P: 12	R: 0 E: 0 K: 0 S: 7 H: 1 LOB: 1 BB: 1 P: 15	R: 0 E: 0 K: 0 S: 3 H: 0 LOB: 0 BB: 0 P: 4	R: 0 E: 0 K: 0 S: 10 H: 0 LOB: 1 BB: 1 P: 23	1B: 5 2B: 4 3B: 0 HR: 1 SF: 1 SAC: 1 DP: 2 HBP: 0						

PITCHER		IP	WLS	BF	H	R	ER	SO	BB	IBB	HBP	BLK	WP	HR	S	P	ERA	WHIP
Dave Burba, R ERA: 4.73	(1, 1)	5.0	L	27	8	5	5	5	5	1	0	0	1	1	61	108	9.00	2.600
Scott Sullivan, R ERA: 3.45	(6, 1)	2.0		7	1	0	0	0	0	1	0	0	0	0	15	27	0.00	0.500
Hector Carrasco, R ERA: 2.21	(8, 1)	2.0		7	0	0	0	0	1	0	0	0	0	0	13	27	0.00	0.500

PITCHER	IP	WLS	BF	H	R	ER	SO	BB	IBB	HBP	BLK	WP	HR	S	P	ERA	WHIP

TOP

Houston Astros @ Cincinnati Reds

Cinergy Field, Cincinnati, OH

Wed Jun 04 1997, 7:05 PM EDT

Att. 18,849 - Cloudy - 72 F

livebaseballscorecards.com

AB	31
R	5
H	9
RBI	5
BB	8
SO	5
LOB	15

WP: 1 PA: 41
PB: 0
SB: 0
CS: 2

Batter	1	2	3	4	5	6	7	8	9	AB	R	H	RBI	BB	SO	LOB
Deion Sanders, L (1, 8) OBP: 0.362, SLG: 0.430	F C F F B B F F X 2-2 CS 1B			C X 0-1 ① F7		1 SAFE B B B C X 3-1 ① F8		X 0-0 ② F8		4	0	1	0	0	0	1
Curtis Goodwin, L (1, 7) OBP: 0.409, SLG: 0.402	B X 1-0 ①② G5-3 1-2			X 0-0 FC4-6 1B		C 1 SAFE X 0-1 G4-6-3 1-2 1B		X 0-0 1B		4	0	3	0	0	0	1
Hal Morris, L (1, 3) OBP: 0.295, SLG: 0.324	C C B B X 2-2 ③ G6-3			F B X 1-1 ② FC4-6 FC6-4 1-2f		B X 1-0 ②③ G4-6-3 1-2f		F B B X 2-1 ③ F7		4	0	0	0	0	0	4
Barry Larkin, R (1, 6) OBP: 0.452, SLG: 0.473		C B F C 1-3 ① K		C B B X 2-1 ③ FC6-4 1-2f			C C B B X 2-2 ① G5-3		S T X 0-2 ① F9	2	0	0	0	0	1	1
Brook Fordyce, R (6, 2) OBP: 0.298, SLG: 0.340										2	0	0	0	0	0	0
Eddie Taubensee, L (1, 9) OBP: 0.321, SLG: 0.466		F F X 0-2 G4-6-3 1B			B S B F S 2-3 ① K		F B C F B F C 2-3 ② K		B X 1-0 ② P6	4	0	1	0	0	2	0
Willie Greene, L (1, 5) OBP: 0.337, SLG: 0.436	B T B B X 3-1 ②③ G4-6-3 1-2f				S B B B B 4-1 FC4-6 BB		B B X 2-0 HR		B B C X 2-1 HR	3	2	2	2	1	0	1
Bret Boone, R (1, 4) OBP: 0.292, SLG: 0.264		B B X 2-0 ① F9			F 1 C X SAFE 0-2 ② FC4-6 1-2f		S B B X 2-1 1B		B B C F X 2-2 1B	4	0	2	0	0	0	1
Joe Oliver, R (1, 2) OBP: 0.320, SLG: 0.429		F C X 0-2 ② G4-3			B S X 1-1 ③ G5-3		X 0-0 ③ P8		C S F F B X 1-2 ③ P3	2	0	0	0	0	0	1
Scott Sullivan, R (6, 1)										0	0	0	0	0	0	0
Lenny Harris, L (7, PH) OBP: 0.253, SLG: 0.333										1	0	0	0	0	0	1
Hector Carrasco, R (8, 1)										0	0	0	0	0	0	0
Terry Pendleton, S (9, PH) OBP: 0.306, SLG: 0.333										1	0	0	0	0	0	1
Dave Burba, R (1, 1) OBP: 0.222, SLG: 0.176			C C B F S 1-3 ③ K			C X 0-1 1B		B C B F F F T 2-2 ① K		1	0	0	0	0	1	0
Pokey Reese, R (6, 6) OBP: 0.290, SLG: 0.298										2	0	1	0	0	1	0

BOTTOM

Houston Astros @ Cincinnati Reds

Cinergy Field, Cincinnati, OH

Wed Jun 04 1997, 7:05 PM EDT

Att. 18,849 - Cloudy - 72 F

livebaseballscorecards.com

AB	34
R	2
H	10
RBI	2
BB	1
SO	5
LOB	12

Inning Stats	1	2	3	4	5	6	7	8	9
	R: 0 E: 0 K: 0 S: 11 H: 1 LOB: 0 BB: 0 P: 16	R: 0 E: 0 K: 1 S: 8 H: 1 LOB: 0 BB: 0 P: 12	R: 0 E: 0 K: 1 S: 8 H: 0 LOB: 0 BB: 0 P: 11	R: 0 E: 0 K: 0 S: 7 H: 1 LOB: 1 BB: 0 P: 10	R: 0 E: 0 K: 1 S: 9 H: 0 LOB: 1 BB: 1 P: 16	R: 0 E: 0 K: 0 S: 7 H: 2 LOB: 1 BB: 0 P: 11	R: 1 E: 0 K: 1 S: 12 H: 2 LOB: 1 BB: 0 P: 20	R: 0 E: 0 K: 1 S: 9 H: 1 LOB: 1 BB: 0 P: 13	R: 1 E: 0 K: 0 S: 14 H: 2 LOB: 1 BB: 0 P: 20

1B: 8	SF: 0
2B: 0	SAC: 0
3B: 0	DP: 2
HR: 2	HBP: 0

WP: 0 PB: 0 SB: 0 CS: 1 PA: 35

PITCHER		IP	WLS	BF	H	R	ER	SO	BB	IBB	HBP	BLK	WP	HR	S	P	ERA	WHIP
Chris Holt, R ERA: 3.92	(1, 1)	7.0	W	26	7	1	1	4	1	0	0	0	0	1	62	96	1.29	1.143
Jose Lima, R ERA: 3.24	(8, 1)	1.2		8	3	1	1	1	0	0	0	0	0	1	18	27	5.40	1.800
Billy Wagner, L ERA: 1.95	(9, 1)	0.1	S	1	0	0	0	0	0	0	0	0	0	0	5	6	0.00	0.000

PITCHER	IP	WLS	BF	H	R	ER	SO	BB	IBB	HBP	BLK	WP	HR	S	P	ERA	WHIP

Batter	1	2	3	4	5	6	7	8	9	AB	R	H	RBI	BB	SO	LOB
Craig Biggio, R (1, 4) OBP: 0.375, SLG: 0.504	C X 0-1 HR		C B S F B B F X 3-2 ① F7		B B B C X 3-1 ① L8	C D X 1-1 ③ G5-3		B C F B X 2-2 ② L7		5	1	1	1	0	0	5
Brad Ausmus, R (1, 2) OBP: 0.343, SLG: 0.417	B B X 2-0 F8 ①		X 0-0 L8 ②		X 0-0 G5-3 ②		C C F C 0-3 K ①	X 0-0 L9 ③		5	0	0	0	0	1	2
5 Jeff Bagwell, R (1, 3) OBP: 0.438, SLG: 0.668	F X 0-1 F8 ②		B B X 2-0 1B 2B		C B B B F F X 3-2 ③ F8		F B B S S 2-3 ② K		C F X 0-2 ① P4	5	1	1	0	0	1	0
Luis Gonzalez, L (1, 7) OBP: 0.395, SLG: 0.395	X 0-0 ③ F7		X 0-0 FC5-4 2-H 1B			C S B F B B B 4-2 1B G6-3 BB	B B B B 4-0 BB		C B S F F F F B F 2-2 ② P3	3	1	1	1	2	0	0
Ray Montgomery, R (1, 9) OBP: 0.311, SLG: 0.341		C X 0-1 ① F9	X 0-0 ③ FC5-4 1-2f			C C B B X 2-2 G6-3 WP 1-3 1B	B B C F S 2-3 ③ K		B F B X 2-1 ③ L6	5	0	1	0	0	1	2
Sean Berry, R (1, 5) OBP: 0.236, SLG: 0.315		X 0-0 ② F9		C B C X 1-2 ① F9		S B C B X 2-2 ① G6-3 1-3 3-H		C B X 1-1 ① L3		4	0	0	1	0	0	1
Tim Bogar, R (1, 6) OBP: 0.273, SLG: 0.282 Bill Spiers, L (6, PH) OBP: 0.473, SLG: 0.480 (6, 6) Pat Listach, S (8, PR) OBP: 0.231, SLG: 0.175 (8, 6)		B F B B B 4-1 1B BB		B S S F X 1-2 1B		B B B I 4-0 HBP IBB		B C H 2-1 BB 2B HBP		1 0 0	0 0 1	1 0 0	0 0 0	1 1 0	0 0 0	0 0 0
James Mouton, R (1, 8) OBP: 0.283, SLG: 0.330		B 1 SAFE B F X 2-1 1-3 1B		B 1 SAFE F X 1-1 ② F9		X 0-0 ② P4		B B C B C F B 4-2 1-2 2B BB		3	1	1	0	1	0	3
Shane Reynolds, R (1, 1) OBP: 0.097, SLG: 0.161 Tony Eusebio, R (6, PH) OBP: 0.277, SLG: 0.203 Ramon Garcia, R (6, 1) Ricky Gutierrez, R (8, PH) OBP: 0.360, SLG: 0.397 Thomas Howard, S (8, PH) OBP: 0.320, SLG: 0.391 Mike Magnante, L (8, 1)		F B B F B X 3-2 ③ F8		1 SAFE F B 1 SAFE F B 1 SAFE S 2-3 ③ K		S H 1-1 1-2 HBP		F X 0-1 1-H 2-H 2B		2 0 0 0 0 1 0	0 0 0 0 0 0 0	0 0 0 0 1 0 0	0 0 0 0 2 0 0	1 0 0 0 0 0 0	3 0 0 0 0 0 0	
Inning Stats	R: 1 E: 0 K: 0 S: 6 H: 1 LOB: 0 BB: 0 P: 8	R: 0 E: 0 K: 0 S: 9 H: 1 LOB: 2 BB: 1 P: 18	R: 1 E: 0 K: 0 S: 9 H: 2 LOB: 1 BB: 0 P: 14	R: 0 E: 0 K: 1 S: 12 H: 1 LOB: 1 BB: 0 P: 17	R: 0 E: 0 K: 0 S: 7 H: 0 LOB: 0 BB: 0 P: 13	R: 1 E: 0 K: 0 S: 13 H: 1 LOB: 3 BB: 2 P: 27	R: 0 E: 0 K: 3 S: 10 H: 0 LOB: 1 BB: 1 P: 18	R: 2 E: 0 K: 0 S: 12 H: 1 LOB: 2 BB: 1 P: 21	R: 0 E: 0 K: 0 S: 15 H: 0 LOB: 0 BB: 0 P: 19	1B: 4 2B: 2 3B: 0 HR: 1	SF: 0 SAC: 0 DP: 0 HBP: 2			WP: 1 PB: 0 SB: 0 CS: 0	PA: 41	

PITCHER		IP	WLS	BF	H	R	ER	SO	BB	IBB	HBP	BLK	WP	HR	S	P	ERA	WHIP
Pete Schourek, L ERA: 5.2	(1, 1)	5.0	W	21	5	2	2	1	1	0	0	0	0	1	43	70	3.60	1.200
Stan Belinda, R ERA: 4.21	(6, 1)	2.0		11	1	1	1	3	2	1	1	0	1	0	23	45	4.50	1.500
Mike Remlinger, L ERA: 3.42	(8, 1)	0.1		3	0	2	2	0	1	0	1	0	0	0	6	13	54.00	3.000
Jeff Shaw, R ERA: 1.14	(8, 1)	1.2	S	6	1	0	0	0	0	0	0	0	0	0	21	27	0.00	0.600

PITCHER	IP	WLS	BF	H	R	ER	SO	BB	IBB	HBP	BLK	WP	HR	S	P	ERA	WHIP

TOP

Houston Astros @ Cincinnati Reds

Cinergy Field, Cincinnati, OH

Thu Jun 05 1997, 3:33 AM EDT

Att. 22,437 - Cloudy - 72 F

livebaseballscorecards.com

AB	34
R	5
H	7
RBI	5
BB	5
SO	4
LOB	16

BOTTOM

Houston Astros @ Cincinnati Reds

Cinergy Field, Cincinnati, OH

Thu Jun 05 1997, 3:33 AM EDT

Att. 22,437 - Cloudy - 72 F

livebaseballscorecards.com

Batter	1	2	3	4	5	6	7	8	9	AB	R	H	RBI	BB	SO	LOB
Deion Sanders, L (1, 8)	B B C X 2-1 G4-3 1B 1B		C S B X 1-2 F8 G4-3 1B 1B	B B M B X 3-1 ② 3-H HR		B B B X 3-0 3-H 1B				1	1	1	0	0	0	0
Lenny Harris, L (3, 7)										3	2	3	2	0	0	0
OBP: 0.364, SLG: 0.433																
OBP: 0.276, SLG: 0.387																
Curtis Goodwin, L (1, 7) (3, 8)	X 0-0 ① G4-3 1-2		B 1 SAFE X 1-0 ① G4-3 1-2	F F B F S 1-3 ③ K		B 1 C X SAFE 1-1 ③ L9				4	0	0	0	0	1	3
OBP: 0.397, SLG: 0.388																
Hal Morris, L (1, 3)	B B B C X 3-1 ② L1		F B B C D B 4-2 1B 2B BB		C X 0-1 ① F8		F B S X 1-2 ① G4-3			3	1	0	0	1	0	1
OBP: 0.294, SLG: 0.319																
Eddie Taubensee, L (1, 2)	B B S B X 3-1 2-H 1B		S B F X 1-2 ② F8 2-3		B B B C X 3-1 ② L8		F B B X 2-1 ② P4			3	0	1	1	0	0	2
OBP: 0.321, SLG: 0.463																
Stan Belinda, R (6, 1)										0	0	0	0	0	0	0
Mike Kelly, R (7, PH)										1	0	0	0	0	0	0
OBP: 0.229, SLG: 0.273																
Mike Remlinger, L (8, 1)										0	0	0	0	0	0	0
Jeff Shaw, R (8, 1)										0	0	0	0	0	0	0
Terry Pendleton, S (1, 5)	C X 0-1 ③ F8		S B B C X 1-2 2B 1-3 3-H 1B		C B B X 2-1 ③ G4-3		X 0-0 ③ G3-1			4	0	1	1	0	0	1
OBP: 0.303, SLG: 0.328																
Willie Greene, L (1, 9)		B B C B F X 3-2 ① G6-3	B X 1-0 1-3 3-H 2B			C B B B F B X 3-2 ① G6-3		B C S B S 2-3 ① K		4	0	1	1	0	1	0
OBP: 0.335, SLG: 0.438																
Bret Boone, R (1, 4)		B B X 2-0 ② G4-3	X 0-0 ③ P3			X 0-0 S 1B 1B		B C C F B B B 4-2 BB		3	1	1	0	1	0	2
OBP: 0.296, SLG: 0.265																
Pokey Reese, R (1, 6)		C S X 0-2 1B		B B X 2-0 SH2-4 CS 2B		B B C X 2-1 G5-3 1-H 1B 1B		1 SAFE C C B 1 SAFE 1 SAFE B F S 2-3 ② K		4	1	3	1	0	1	1
OBP: 0.318, SLG: 0.344																
Pete Schourek, L (1, 1)		B F 1 SAFE B X 2-1 ③ G4-3		X 0-0 ① SH2-4 2-3		X 0-0 ② G5-3 2-3		1 SAFE 1 SAFE 1 SAFE X 0-0 ③ L7		1	0	0	0	0	0	1
OBP: 0.176, SLG: 0.353																
Joe Oliver, R (6, 2)										2	0	0	0	0	0	2
OBP: 0.312, SLG: 0.417																
Inning Stats	R: 1 E: 0 K: 0 S: 9 H: 2 LOB: 1 BB: 0 P: 17	R: 0 E: 0 K: 0 S: 9 H: 1 LOB: 1 BB: 0 P: 16	R: 2 E: 0 K: 0 S: 14 H: 3 LOB: 2 BB: 1 P: 23	R: 1 E: 0 K: 1 S: 8 H: 2 LOB: 0 BB: 0 P: 14	R: 0 E: 0 K: 0 S: 6 H: 0 LOB: 0 BB: 0 P: 11	R: 2 E: 0 K: 0 S: 10 H: 3 LOB: 1 BB: 0 P: 19	R: 0 E: 0 K: 0 S: 6 H: 0 LOB: 0 BB: 0 P: 9	R: 0 E: 0 K: 2 S: 11 H: 0 LOB: 1 BB: 1 P: 19		1B: 8 2B: 2 3B: 0 HR: 1	SF: 0 SAC: 1 DP: 0 HBP: 0					

PITCHER		IP	WLS	BF	H	R	ER	SO	BB	IBB	HBP	BLK	WP	HR	S	P	ERA	WHIP
Shane Reynolds, R	(1, 1)	5.0	L	23	8	4	4	1	1	0	0	0	0	1	46	81	7.20	1.800
ERA: 4.04																		
Ramon Garcia, R	(6, 1)	2.0		9	3	2	2	0	0	0	0	0	0	0	16	28	9.00	1.500
ERA: 4.95																		
Mike Magnante, L	(8, 1)	1.0		4	0	0	0	2	1	0	0	0	0	0	11	19	0.00	1.000
ERA:																		

PITCHER	IP	WLS	BF	H	R	ER	SO	BB	IBB	HBP	BLK	WP	HR	S	P	ERA	WHIP

AB	33
R	6
H	11
RBI	6
BB	2
SO	3
LOB	13

WP: 0 PB: 0 SB: 1 CS: 1 PA: 36

New York Mets @ Cincinnati Reds

Cinergy Field, Cincinnati, OH

Fri Jun 06 1997, 7:05 PM EDT

Att. 21,339 - Unknown - 65 F

TOP

livebaseballscorecards.com

Batter	1	2	3	4	5	6	7	8	9	AB	R	H	RBI	BB	SO	LOB
Carl Everett, S (1, 8) OBP: 0.268, SLG: 0.348	P6		1B 2B			CS HBP		S BLK 1B	P2	4	1	2	0	0	0	2
Matt Franco, L (1, 5) OBP: 0.412, SLG: 0.511	6-3		2-H 1B			K		K		3	0	1	1	0	1	1
Edgardo Alfonzo, R (8, PH) OBP: 0.355, SLG: 0.422 (8, 5)										1	0	0	0	0	1	2
John Olerud, L (1, 3) OBP: 0.416, SLG: 0.528	2B		F7			WP 1B		F8		4	0	2	0	0	0	2
Todd Hundley, S (1, 2) OBP: 0.411, SLG: 0.564	K			G4-6-3 BB		FC6-4 IBB		BB		1	0	0	0	3	1	1
Bernard Gilkey, R (1, 7) OBP: 0.305, SLG: 0.347		F9		K		FC6-4		K		4	0	0	0	0	2	5
Greg McMichael, R (8, 1) OBP: 1.000, SLG: 1.000										0	0	0	0	0	0	0
Carlos Baerga, S (1, 4) OBP: 0.321, SLG: 0.393		F7		G4-6-3			6-3		HBP 1B	4	0	1	0	0	0	1
Butch Huskey, R (1, 9) OBP: 0.310, SLG: 0.519		K			5-3		K		F9	4	0	0	0	0	2	1
Manny Alexander, R (1, 6) OBP: 0.299, SLG: 0.333			K		K		K		HBP	2	0	0	0	0	2	0
Luis Lopez, S (7, PH)										1	0	0	0	0	1	0
(7, 6)																
Rick Reed, R (1, 1) OBP: 0.231, SLG: 0.292			5-3		K			1B BLK 1B	K	2	0	0	0	0	1	0
Ricky Trlicek, R (7, 1)										0	0	0	0	0	0	0
Steve Bieser, L (8, PH) OBP: 0.379, SLG: 0.339										2	1	1	0	0	1	2
(8, 7)																
Inning Stats	R: 0 E: 0 K: 1 S: 6 H: 1 LOB: 1 BB: 0 P: 6	R: 0 E: 0 K: 1 S: 5 H: 0 LOB: 0 BB: 0 P: 5	R: 1 E: 0 K: 1 S: 7 H: 2 LOB: 1 BB: 0 P: 7	R: 0 E: 0 K: 1 S: 4 H: 0 LOB: 0 BB: 1 P: 8	R: 0 E: 0 K: 2 S: 7 H: 0 LOB: 0 BB: 0 P: 7	R: 0 E: 0 K: 1 S: 5 H: 1 LOB: 2 BB: 1 P: 10	R: 0 E: 0 K: 2 S: 7 H: 0 LOB: 0 BB: 0 P: 7	R: 1 E: 0 K: 2 S: 9 H: 2 LOB: 2 BB: 1 P: 13	R: 0 E: 0 K: 1 S: 6 H: 1 LOB: 2 BB: 0 P: 7	1B: 5 2B: 2 3B: 0 HR: 0 SF: 0 SAC: 0 DP: 1 HBP: 2	WP: 1 PB: 0 SB: 1 CS: 1 PA: 37					

	AB	32
	R	2
	H	7
	RBI	1
	BB	3
	SO	12
	LOB	17

PITCHER		IP	WLS	BF	H	R	ER	SO	BB	IBB	HBP	BLK	WP	HR	S	P	ERA	WHIP
Brett Tomko, R ERA: 2.25	(1, 1)	6.0	W	23	4	1	1	7	1	1	1	0	1	0	34	43	1.50	0.833
Scott Sullivan, R ERA: 3.78	(7, 1)	1.0		5	2	1	1	2	0	0	0	0	0	0	9	9	9.00	2.000
Mike Remlinger, L ERA: 3.33	(8, 1)	0.2		3	0	0	0	1	1	0	0	1	0	0	4	8	0.00	1.500
Hector Carrasco, R ERA: 2.18	(8, 1)	0.2		4	1	0	0	1	0	0	1	0	0	0	5	6	0.00	1.500
Jeff Shaw, R ERA: 1.13	(9, 1)	0.2	S	2	0	0	0	1	0	0	0	0	0	0	4	4	0.00	0.000

PITCHER	IP	WLS	BF	H	R	ER	SO	BB	IBB	HBP	BLK	WP	HR	S	P	ERA	WHIP

BOTTOM

New York Mets @ Cincinnati Reds

Cinergy Field, Cincinnati, OH

Fri Jun 06 1997, 7:05 PM EDT

Att. 21,339 - Unknown - 65 F

livebaseballscorecards.com

Batter	1	2	3	4	5	6	7	8	9	AB	R	H	RBI	BB	SO	LOB
Curtis Goodwin, L (1, 8) OBP: 0.385, SLG: 0.375	L7		F7		4-3 2-3		1-3			4	0	0	0	0	0	1
Lenny Harris, L (1, 7) OBP: 0.265, SLG: 0.371	6-3			G3	5-3		4-3			4	0	0	0	0	0	1
Terry Pendleton, S (1, 5) OBP: 0.286, SLG: 0.308	K			3-1		3-1		K		4	0	0	0	0	2	0
Willie Greene, L (1, 9) OBP: 0.344, SLG: 0.442		K		1B		1B 2B		BB 1B		3	1	2	0	1	1	0
Mike Kelly, R (8, PR) OBP: 0.229, SLG: 0.273 (9, 9)										0	0	0	0	0	0	0
Hal Morris, L (1, 3) OBP: 0.298, SLG: 0.323		4-3		K		2B 1-2 1B		G6-4-3 1-2 1B		4	1	2	0	0	1	1
Bret Boone, R (1, 4) OBP: 0.301, SLG: 0.277		1B			P3	1B 1-H 2-H 2B		G6-4-3 1-2f		4	1	2	2	0	0	2
Joe Oliver, R (1, 2) OBP: 0.325, SLG: 0.467		K			HR	F8-3 2-H 1B				3	1	2	2	0	1	1
Pokey Reese, R (1, 6) OBP: 0.319, SLG: 0.359			4-3		E9 2B	F8-3 1-2				3	1	1	0	0	0	1
Brett Tomko, R (1, 1) OBP: 0.250, SLG: 0.500			5-3		4-3 3-H 2B		K			2	0	1	1	0	0	0
Scott Sullivan, R (7, 1)										1	0	0	0	0	1	0
Mike Remlinger, L (8, 1)										0	0	0	0	0	0	0
Hector Carrasco, R (8, 1)										0	0	0	0	0	0	0
Jeff Shaw, R (9, 1)										0	0	0	0	0	0	0
Inning Stats	R: 0 E: 0 K: 1 S: 5 H: 0 LOB: 0 BB: 0 P: 5	R: 0 E: 0 K: 2 S: 8 H: 1 LOB: 1 BB: 0 P: 8	R: 0 E: 0 K: 0 S: 3 H: 0 LOB: 0 BB: 0 P: 3	R: 0 E: 0 K: 1 S: 6 H: 1 LOB: 1 BB: 0 P: 6	R: 2 E: 1 K: 0 S: 6 H: 3 LOB: 1 BB: 0 P: 6	R: 3 E: 0 K: 0 S: 6 H: 4 LOB: 0 BB: 0 P: 6	R: 0 E: 0 K: 1 S: 5 H: 0 LOB: 0 BB: 0 P: 5	R: 0 E: 0 K: 1 S: 5 H: 1 LOB: 2 BB: 1 P: 9		1B: 6 2B: 4 3B: 0 HR: 1 SF: 0 SAC: 0 DP: 2 HBP: 0						

AB	32
R	5
H	10
RBI	5
BB	1
SO	6
LOB	7

WP: 0 PB: 0 SB: 0 CS: 0 PA: 33

PITCHER		IP	WLS	BF	H	R	ER	SO	BB	IBB	HBP	BLK	WP	HR	S	P	ERA	WHIP
Rick Reed, R ERA: 2.23	(1, 1)	6.0	L	26	9	5	5	4	0	0	0	0	0	1	34	34	7.50	1.500
Ricky Trlicek, R ERA: 5.64	(7, 1)	1.0		3	0	0	0	1	0	0	0	0	0	0	5	5	0.00	0.000
Greg McMichael, R ERA: 2.43	(8, 1)	1.0		4	1	0	0	1	1	0	0	0	0	0	5	9	0.00	2.000

PITCHER	IP	WLS	BF	H	R	ER	SO	BB	IBB	HBP	BLK	WP	HR	S	P	ERA	WHIP

New York Mets @ Cincinnati Reds

Cinergy Field, Cincinnati, OH

Sat Jun 07 1997, 3:33 AM EDT

Att. 23,830 - Overcast - 59 F

TOP

livebaseballscorecards.com

Batter	1	2	3	4	5	6	7	8	9	AB	R	H	RBI	BB	SO	LOB
Steve Bieser, L (1, 7) OBP: 0.380, SLG: 0.322	G6-3		L4		BB		E5 SF8 1-3		1B SF9 BB	3	1	0	0	2	0	1
Edgardo Alfonzo, R (1, 5) (7, 6) OBP: 0.356, SLG: 0.424	L6		1B		F7		SF8 2-3 3-H		S 1B	4	0	2	1	0	0	1
John Olerud, L (1, 3) OBP: 0.412, SLG: 0.523	F8		L9			WP 1B	L9		SF9 1-2 3-H	4	0	1	1	0	0	2
Todd Hundley, S (1, 2) OBP: 0.413, SLG: 0.585 Alberto Castillo, R (8, 2) OBP: 0.344, SLG: 0.231		K BB 1B		HR		K		1B 2B	K	4 1	2 0	2 0	1 0	0 0	2 1	1 1
Carlos Baerga, S (1, 4) OBP: 0.314, SLG: 0.385		F7		G4-3		L9		F8		4	0	0	0	0	0	3
Butch Huskey, R (1, 9) OBP: 0.309, SLG: 0.512		BB 1-2 1B		L9		L9 1-2		F7		4	0	1	0	0	0	2
Carl Everett, S (1, 8) OBP: 0.279, SLG: 0.373		G6-3 1-2 2-3 BB		K			HR	FC6-4 2-H 1B		3	1	2	2	1	1	0
Manny Alexander, R (1, 6) OBP: 0.294, SLG: 0.327 Luis Lopez, S (7, PH) Takashi Kashiwada, L (7, 1) Barry Manuel, R (7, 1) Alex Ochoa, R (8, PH) OBP: 0.256, SLG: 0.246 Ricky Trlicek, R (8, 1)		G6-3 1-2f			F8		K	FC6-4 1-2f		2 1 0 0 1 0	0 0 0 0 0 0	0 0 0 0 0 0	0 0 0 0 0 0	0 1 0 0 0 0	0 0 0 0 0 0	3 0 0 0 1 0
Cory Lidle, R (1, 1) Mark Clark, R (4, 1) Matt Franco, L (7, PH) (7, 5) OBP: 0.415, SLG: 0.511		K			L6		E SF8 1B		F7	1 1 2	0 0 1	0 0 1	0 0 0	0 0 0	1 0 0	0 0 0
Inning Stats	R: 0 E: 0 K: 0 S: 6 H: 0 LOB: 0 BB: 0 P: 10	R: 0 E: 0 K: 1 S: 11 H: 1 LOB: 2 BB: 1 P: 20	R: 0 E: 0 K: 1 S: 9 H: 1 LOB: 1 BB: 0 P: 12	R: 1 E: 0 K: 1 S: 13 H: 1 LOB: 0 BB: 0 P: 20	R: 0 E: 0 K: 0 S: 10 H: 0 LOB: 1 BB: 1 P: 17	R: 0 E: 0 K: 1 S: 8 H: 1 LOB: 1 BB: 0 P: 12	R: 2 E: 1 K: 1 S: 15 H: 2 LOB: 1 BB: 0 P: 23	R: 1 E: 0 K: 0 S: 13 H: 2 LOB: 1 BB: 0 P: 20	R: 1 E: 0 K: 1 S: 15 H: 1 LOB: 1 BB: 1 P: 24	1B: 6 2B: 1 3B: 0 HR: 2 SF: 2 SAC: 0 DP: 1 HBP: 0						

	AB	35
	R	5
	H	9
	RBI	5
	BB	3
	SO	6
	LOB	15

WP: 2 PB: 0 SB: 1 CS: 0 PA: 40

PITCHER		IP	WLS	BF	H	R	ER	SO	BB	IBB	HBP	BLK	WP	HR	S	P	ERA	WHIP
Mike Morgan, R ERA: 5.49	(1, 1)	1.1		7	1	0	0	1	1	0	0	0	1	0	13	24	0.00	1.500
Scott Sullivan, R ERA: 3.54	(2, 1)	3.2	W	13	2	1	1	2	1	0	0	0	0	1	36	55	2.46	0.818
Stan Belinda, R ERA: 4.23	(6, 1)	2.0		10	3	2	1	2	0	0	0	0	1	1	23	35	4.50	1.500
Felix Rodriguez, R ERA: 9.0	(8, 1)	2.0		10	3	2	2	1	1	0	0	0	0	0	28	44	9.00	2.000

PITCHER	IP	WLS	BF	H	R	ER	SO	BB	IBB	HBP	BLK	WP	HR	S	P	ERA	WHIP

BOTTOM

New York Mets @ Cincinnati Reds

Cinergy Field, Cincinnati, OH

Sat Jun 07 1997, 3:33 AM EDT

Att. 23,830 - Overcast - 59 F

Batter	1	2	3	4	5	6	7	8	9	AB	R	H	RBI	BB	SO	LOB
Curtis Goodwin, L (1, 8) OBP: 0.386, SLG: 0.371	F X 0-1 2B 1B		X 0-0 ① P5		B B B B 4-0 2B BB	B X 1-0 ③ F7		X 0-0 ① G3-1		4	2	1	0	1	0	0
Lenny Harris, L (1, 7) OBP: 0.271, SLG: 0.392	1 SAFE X 0-0 G4-3 1-H 2B		B C X 1-1 ② B2-3		1 SAFE 1 SAFE F 1 SAFE F 1 SAFE F 1 SAFE X 0-2 ① F7		X 0-0 2B 2B	B F F B X 2-2 ② G1-3		5	1	2	1	0	0	1
Terry Pendleton, S (1, 5) OBP: 0.307, SLG: 0.357	C B X 1-1 ① G4-3 2-3		B X 1-0 1B 1B 1B		1 SAFE 1 SAFE F 1 SAFE X 0-1 1-H E 2B		B B X 2-0 2-H HR 2B	B X 1-0 ③ G4-3		5	3	3	2	0	0	1
Willie Greene, L (1, 9) OBP: 0.349, SLG: 0.446 Mike Kelly, R (5, PR) OBP: 0.250, SLG: 0.382 (6, 9)	B S B C S 2-3 ② K		F 1 SAFE B X 1-1 1B 1-2 1B		C D B C B X 3-2 E8 2-H 1B 1B		B F C F X 1-2 2-H HR			3 1	0 2	2 1	1 2	0 0	1 0	1 0
Hal Morris, L (1, 3) OBP: 0.302, SLG: 0.327 Eduardo Perez, R (8, 3) OBP: 0.333, SLG: 0.371	S B F C 1-3 ③ K		X 0-0 ③ 1-3 2-H 1B		B S X 1-1 2-H 1B		B F S X 1-2 ① G4-3			4 0	0 0	2 0	2 0	0 0	1 0	1 0
Bret Boone, R (1, 4) OBP: 0.305, SLG: 0.294		C F B B F X 2-2 ① G5-3		F B B X 2-1 G1-3 SH3-4 2B	B C C S 1-3 ② K		B X 1-0 1B 2B			4	2	2	0	0	1	2
Joe Oliver, R (1, 2) OBP: 0.333, SLG: 0.481		B X 1-0 G5-3 2B	C X 0-1 ① G1-3 2-3		F S B X 1-2 ③ F8		X 0-0 2-H 1B			4	0	2	1	0	0	3
Pokey Reese, R (1, 6) OBP: 0.314, SLG: 0.354 Jeff Branson, L (5, 6) OBP: 0.203, SLG: 0.228		B C B X 2-1 ② G5-3 2-3	D S P B L X 3-2 ② SH3-4 3-H			B X 1-0 G3-6-4 1B	B B X 2-0 ② F9			1 2	0 0	0 1	1 0	0 0	0 0	1 1
Mike Morgan, R (1, 1) OBP: 0.063, SLG: 0.188 Scott Sullivan, R (2, 1) Stan Belinda, R (6, 1) Eddie Taubensee, L (7, PH) OBP: 0.319, SLG: 0.459 Felix Rodriguez, R (8, 1)		X 0-0 ③ G4-3	B S S S 1-3 ③ K			X 0-0 ① ② G3-6-4 1-2f	F C X 0-2 ③ P5			0 2 1 1 0	0 0 0 0 0	0 0 0 0 0	0 0 0 0 0	0 1 0 0 0	0 1 0 0 0	0 1 1 1 0
Inning Stats	R: 1 E: 0 K: 2 S: 11 H: 2 LOB: 1 BB: 0 P: 15	R: 0 E: 0 K: 0 S: 8 H: 1 LOB: 1 BB: 0 P: 13	R: 1 E: 0 K: 0 S: 7 H: 3 LOB: 2 BB: 0 P: 10	R: 1 E: 0 K: 1 S: 11 H: 1 LOB: 0 BB: 0 P: 16	R: 3 E: 1 K: 1 S: 17 H: 3 LOB: 2 BB: 1 P: 27	R: 0 E: 0 K: 0 S: 3 H: 1 LOB: 0 BB: 0 P: 5	R: 4 E: 0 K: 0 S: 15 H: 5 LOB: 1 BB: 0 P: 22	R: 0 E: 0 K: 0 S: 5 H: 0 LOB: 0 BB: 0 P: 8		1B: 8 2B: 7 3B: 0 HR: 1		SF: 0 SAC: 1 DP: 1 HBP: 0		WP: 0 PB: 0 SB: 0 CS: 0	PA: 39	

livebaseballscorecards.com

AB	37
R	10
H	16
RBI	10
BB	1
SO	4
LOB	14

PITCHER		IP	WLS	BF	H	R	ER	SO	BB	IBB	HBP	BLK	WP	HR	S	P	ERA	WHIP
Cory Lidle, R ERA: 3.18	(1, 1)	3.0	L	14	6	2	2	2	0	0	0	0	0	0	26	38	6.00	2.000
Mark Clark, R ERA: 3.82	(4, 1)	3.0		14	5	4	3	2	1	0	0	0	0	0	31	48	9.00	2.000
Takashi Kashiwada, L ERA: 5.4	(7, 1)	0.1		5	4	4	4	0	0	0	0	0	0	1	10	15	108.00	12.000
Barry Manuel, R ERA: 5.82	(7, 1)	0.2		3	1	0	0	0	0	0	0	0	0	0	5	7	0.00	1.500
Ricky Trlicek, R ERA: 5.46	(8, 1)	1.0		3	0	0	0	0	0	0	0	0	0	0	5	8	0.00	0.000

PITCHER	IP	WLS	BF	H	R	ER	SO	BB	IBB	HBP	BLK	WP	HR	S	P	ERA	WHIP

Batter	1	2	3	4	5	6	7	8	9	AB	R	H	RBI	BB	SO	LOB
Manny Alexander, R (1, 6) OBP: 0.282, SLG: 0.316	K	FC5-4 1-2f			G5-3		P4 2-3		SF8 3-H	4	0	0	1	0	1	2
Edgardo Alfonzo, R (1, 5) OBP: 0.353, SLG: 0.415	BB		F9		F8			F9 1 SAFE 1 SAFE	K 1-2	4	0	0	0	1	1	1
John Olerud, L (1, 3) OBP: 0.413, SLG: 0.521	F7		BB			F9		WP 1B		3	1	1	0	1	0	1
Bernard Gilkey, R (1, 7) OBP: 0.304, SLG: 0.350	P4		F9			CS 2B		P4		4	0	1	0	0	0	3
Todd Hundley, S (1, 2) OBP: 0.419, SLG: 0.584		1B G6-4-3 1B BB	K			BB 2-3		WP 1B 1-3		2	1	1	0	2	1	1
Butch Huskey, R (1, 9) OBP: 0.307, SLG: 0.506		G6-4-3 1B 1-2 1B		F8		G6-3		K 1-2 3-H		4	1	1	0	0	1	2
Carlos Baerga, S (1, 4) OBP: 0.313, SLG: 0.382		G6-4-3 1-2 2-3 1B		G3			F8		K	4	0	1	0	0	1	0
Alex Ochoa, R (1, 8) OBP: 0.258, SLG: 0.256 Carl Everett, S (7, 8) OBP: 0.283, SLG: 0.377		G6-4-3 1-2f 2-3 3-H		G1			S 2B		1B SF8 1B	3 1	0 1	1 1	0 0	0 0	0 0	2 0
Bobby Jones, R (1, 1) OBP: 0.229, SLG: 0.242 Matt Franco, L (9, PH) OBP: 0.426, SLG: 0.521 Shawn Gilbert, R (9, PR) OBP: 1.000, SLG: 1.000 John Franco, L (9, 1)		FC5-4 3-H 1B			K		F9		S 1-3 1B	3 1 0 0	0 0 0 0	1 1 0 0	1 0 0 0	0 0 0 0	1 0 0 0	1 0 0 0
Inning Stats	R: 0 E: 0 K: 1 S: 11 H: 0 LOB: 1 BB: 1 P: 20	R: 2 E: 0 K: 0 S: 13 H: 3 LOB: 1 BB: 1 P: 19	R: 0 E: 0 K: 1 S: 9 H: 0 LOB: 1 BB: 1 P: 17	R: 0 E: 0 K: 0 S: 5 H: 0 LOB: 0 BB: 0 P: 8	R: 0 E: 0 K: 1 S: 6 H: 0 LOB: 0 BB: 0 P: 8	R: 0 E: 0 K: 0 S: 7 H: 1 LOB: 1 BB: 1 P: 14	R: 0 E: 0 K: 0 S: 7 H: 1 LOB: 1 BB: 0 P: 9	R: 1 E: 0 K: 1 S: 10 H: 2 LOB: 1 BB: 0 P: 16	R: 1 E: 0 K: 2 S: 17 H: 2 LOB: 2 BB: 0 P: 24	1B: 7 2B: 2 3B: 0 HR: 0 SF: 1 SAC: 0 DP: 1 HBP: 0						

PITCHER		IP	WLS	BF	H	R	ER	SO	BB	IBB	HBP	BLK	WP	HR	S	P	ERA	WHIP
Kent Mercker, L ERA: 3.84	(1, 1)	7.0		28	5	2	2	3	4	0	0	0	0	0	58	95	2.57	1.286
Stan Belinda, R ERA: 4.54	(8, 1)	1.1	L	7	3	2	2	2	0	0	0	0	1	0	16	23	13.50	2.250
Mike Remlinger, L ERA: 3.33	(9, 1)	0.0		1	1	0	0	0	0	0	0	0	0	0	4	6	∞	∞
Jeff Shaw, R ERA: 1.11	(9, 1)	0.2		2	0	0	0	1	0	0	0	0	0	0	7	11	0.00	0.000

PITCHER	IP	WLS	BF	H	R	ER	SO	BB	IBB	HBP	BLK	WP	HR	S	P	ERA	WHIP

TOP

New York Mets @ Cincinnati Reds

Cinergy Field, Cincinnati, OH

Mon Jun 09 1997, 3:33 AM EDT
Att. 23,079 - Overcast - 71 F

livebaseballscorecards.com

AB	33
R	4
H	9
RBI	2
BB	4
SO	6
LOB	13

New York Mets @ Cincinnati Reds

Cinergy Field, Cincinnati, OH

Mon Jun 09 1997, 3:33 AM EDT

Att. 23,079 - Overcast - 71 F

BOTTOM

livebaseballscorecards.com

Batter	1	2	3	4	5	6	7	8	9	AB	R	H	RBI	BB	SO	LOB
Mike Kelly, R (1, 8) OBP: 0.250, SLG: 0.368	B B C F F F B X 3-2 E BLK FC3-2 1B		C B C F F X 1-2 ① P4		C B B 1 SAFE X 2-1 ② ③ G1-4-3 1-2f			B X 1-0 ① F7		4	0	1	0	0	0	1
Lenny Harris, L (1, 7) OBP: 0.270, SLG: 0.387	1 SAFE B C X 1-1 ① P6 1-2		X 0-0 ② L3			C C X 0-2 ① G5-3		B B X 2-0 ② FC4-6 1B		4	0	1	0	0	0	1
Terry Pendleton, S (1, 5) OBP: 0.291, SLG: 0.338 Pokey Reese, R (8, PR) (9, 6) OBP: 0.314, SLG: 0.354	C S X 0-2 E5 FC3-2 2-3		C C F X 0-2 ③ G4-3			B B X 2-0 ② G1-3		F 1 B B B X 2-1 ② FC4-6 1-2f		4 0	0 0	0 0	0 0	0 0	0 0	2 0
Willie Greene, L (1, 9) OBP: 0.342, SLG: 0.435	B B B F X 3-1 ② FC3-2 1-2 3-H			C S C 0-3 ① K		C S B X 1-2 ③ G4-3		C F P F 1 SAFE X 1-2 ③ G6-3		4	0	0	0	0	1	3
Hal Morris, L (1, 3) OBP: 0.296, SLG: 0.320	B C X 1-1 ③ G1-3			B C F F X 1-2 ② G6-3			X 0-0 ① F7		C C B B X 2-2 ① G4-3	4	0	0	0	0	0	2
Eddie Taubensee, L (1, 2) OBP: 0.324, SLG: 0.476 (9, 9)		B B F F C X 2-2 2B		C B B X 2-1 2B			S B X 1-1 ② F8		B X 1-0 ② G4-3	4	0	2	0	0	0	0
Bret Boone, R (1, 4) OBP: 0.303, SLG: 0.299		C B B X 2-1 ① G6-3		B C B F S 2-3 ③ K			C B X 1-1 HR 2B		S S C 0-3 ③ K	4	1	1	0	0	2	2
Jeff Branson, L (1, 6) OBP: 0.210, SLG: 0.283 (9, 5)		B C F F S 1-3 ② K			C F X 0-2 ① F9		B X 1-0 2-H HR			3	1	1	2	0	1	1
Kent Mercker, L (1, 1) OBP: 0.400, SLG: 0.353 Eduardo Perez, R (7, PH) OBP: 0.309, SLG: 0.366 Stan Belinda, R (8, 1) Mike Remlinger, L (9, 1) Jeff Shaw, R (9, 1) Joe Oliver, R (9, 2) OBP: 0.333, SLG: 0.481		F S B C 1-3 ③ K			L X 0-1 G1-4-3 1B		B C S X 1-2 ③ G6-3			2 1 0 0 0 0	0 0 0 0 0 0	1 0 0 0 0 0	0 0 0 0 0 0	0 0 0 0 0 0	1 0 0 0 0 0	1 0 0 0 0 0
Inning Stats	R: 0 E: 1 K: 0 S: 14 H: 1 LOB: 2 BB: 0 P: 22	R: 0 E: 0 K: 2 S: 12 H: 1 LOB: 1 BB: 0 P: 18	R: 0 E: 0 K: 0 S: 10 H: 0 LOB: 0 BB: 0 P: 11	R: 0 E: 0 K: 2 S: 12 H: 1 LOB: 1 BB: 0 P: 17	R: 0 E: 0 K: 0 S: 7 H: 1 LOB: 0 BB: 0 P: 9	R: 0 E: 0 K: 0 S: 7 H: 0 LOB: 0 BB: 0 P: 10	R: 2 E: 0 K: 0 S: 9 H: 2 LOB: 0 BB: 0 P: 13	R: 0 E: 0 K: 0 S: 9 H: 1 LOB: 1 BB: 0 P: 14	R: 0 E: 0 K: 1 S: 7 H: 0 LOB: 0 BB: 0 P: 10	1B: 3 2B: 3 3B: 0 HR: 1	SF: 0 SAC: 0 DP: 1 HBP: 0						

	AB	34
	R	2
	H	7
	RBI	2
	BB	0
	SO	5
	LOB	13

WP: 0 PB: 0 SB: 0 CS: 0 PA: 34

PITCHER		IP	WLS	BF	H	R	ER	SO	BB	IBB	HBP	BLK	WP	HR	S	P	ERA	WHIP
Bobby Jones, R ERA: 2.22	(1, 1)	8.0	W	31	7	2	2	4	0	0	0	1	0	1	80	114	2.25	0.875
John Franco, L ERA: 1.48	(9, 1)	1.0	S	3	0	0	0	1	0	0	0	0	0	0	7	10	0.00	0.000

PITCHER	IP	WLS	BF	H	R	ER	SO	BB	IBB	HBP	BLK	WP	HR	S	P	ERA	WHIP

Pittsburgh Pirates @ Cincinnati Reds

Cinergy Field, Cincinnati, OH

Tue Jun 10 1997, 7:05 PM EDT

Att. 18,556 - Unknown - 78 F

TOP

Batter	1	2	3	4	5	6	7	8	9	AB	R	H	RBI	BB	SO	LOB
Tony Womack, L (1, 4) OBP: 0.322, SLG: 0.360	FC4-6 1B	1-2 1B, SH1-4 1-2 2-H 3-H		G3		1-2 1B		G4-3		5	1	3	2	0	0	1
Adrian Brown, S (1, 8) OBP: 0.267, SLG: 0.227	SAFE FC4-6 18 HBP 1-2f	SH1-4 1-2 2-3		B1-3		FC5 2-3f			B1	4	0	0	0	0	0	3
18 Jason Kendall, R (1, 2) OBP: 0.379, SLG: 0.420	HBP 1-2	FC5-2 1B 3-H		G5-3			3B		G6-3	4	1	1	0	0	0	2
Kevin Young, R (1, 7) OBP: 0.331, SLG: 0.521	F9	1B 1-2 2-3			G4-3		K		F9	5	0	1	0	0	1	3
Joe Randa, R (1, 5) OBP: 0.371, SLG: 0.488	F9	1-2 2-H 3-H			F9		P4			4	0	1	2	0	0	3
Mark Johnson, L (1, 3) OBP: 0.363, SLG: 0.347		3B BB K			K		P5			3	1	0	0	1	2	3
Jose Guillen, R (1, 9) OBP: 0.274, SLG: 0.373		1-H 1B 3B	P4			L4		K		4	1	1	1	0	1	0
Kevin Polcovich, R (1, 6) OBP: 0.439, SLG: 0.389		SH 1B BB	1B			E3 FC5 1B		K		3	1	1	0	1	1	0
Jason Schmidt, R (1, 1) OBP: 0.211, SLG: 0.263 Freddy Garcia, R (6, PH) OBP: 0.188, SLG: 0.200 David Wainhouse, L (6, 1) Matt Ruebel, L (6, 1) Dale Sveum, S (8, PH) OBP: 0.309, SLG: 0.389 Marc Wilkins, R (8, 1) Ricardo Rincon, L (8, 1) Rich Loiselle, R (8, 1)		SH SH1-4 1B 18 FC5-2 1-2	K			K		2B		1 1 0 0 1 0 0 0 0	0 0 0 0 0 0 0 0 0	0 0 0 0 1 0 0 0 0	0 0 0 0 0 0 0 0 0	0 0 0 0 0 0 0 0 0	1 1 0 0 0 0 0 0 0	0 1 0 0 0 0 0 0 0
Inning Stats	R: 0 E: 0 K: 0 S: 10 H: 1 LOB: 2 BB: 0 P: 13	R: 5 E: 1 K: 1 S: 27 H: 4 LOB: 2 BB: 2 P: 43	R: 0 E: 0 K: 1 S: 5 H: 1 LOB: 0 BB: 0 P: 5	R: 0 E: 0 K: 0 S: 4 H: 0 LOB: 0 BB: 0 P: 7	R: 0 E: 0 K: 1 S: 9 H: 0 LOB: 0 BB: 0 P: 10	R: 0 E: 1 K: 1 S: 12 H: 1 LOB: 2 BB: 0 P: 15	R: 0 E: 0 K: 1 S: 10 H: 1 LOB: 1 BB: 0 P: 13	R: 0 E: 0 K: 2 S: 10 H: 1 LOB: 1 BB: 0 P: 14	R: 0 E: 0 K: 0 S: 8 H: 0 LOB: 0 BB: 0 P: 12	1B: 6 2B: 1 3B: 2 HR: 0	SF: 0 SAC: 2 DP: 0 HBP: 1						

	AB	35
	R	5
	H	9
	RBI	5
	BB	2
	SO	7
	LOB	16

	WP: 0	PA: 40
	PB: 0	
	SB: 0	
	CS: 0	

livebaseballscorecards.com

PITCHER		IP	WLS	BF	H	R	ER	SO	BB	IBB	HBP	BLK	WP	HR	S	P	ERA	WHIP
Dave Burba, R ERA: 4.83	(1, 1)	4.0		21	6	5	3	2	2	0	1	0	0	0	46	68	6.75	2.000
Hector Carrasco, R ERA: 2.08	(5, 1)	2.0		8	1	0	0	2	0	0	0	0	0	0	21	25	0.00	0.500
Scott Sullivan, R ERA: 3.27	(7, 1)	1.2		7	2	0	0	3	0	0	0	0	0	0	18	25	0.00	1.200
Mike Remlinger, L ERA: 3.29	(8, 1)	0.1	W	1	0	0	0	0	0	0	0	0	0	0	2	2	0.00	0.000
Jeff Shaw, R ERA: 1.08	(9, 1)	1.0	S	3	0	0	0	0	0	0	0	0	0	0	8	12	0.00	0.000

PITCHER	IP	WLS	BF	H	R	ER	SO	BB	IBB	HBP	BLK	WP	HR	S	P	ERA	WHIP

Batter	1	2	3	4	5	6	7	8	9	AB	R	H	RBI	BB	SO	LOB
Deion Sanders, L (1, 7) OBP: 0.369, SLG: 0.436	X 0-0 1B 1B		C F B B F X 2-2 1B 1B	X 0-0 ③ P6		X 0-0 1-2 2-3 1B 1B		X 0-0 ② P6		5	0	3	0	0	0	3
Curtis Goodwin, L (1, 8) OBP: 0.393, SLG: 0.391	B 1 SAFE F 1 SAFE 1 SAFE B B X 3-1 1-2 1B		1 SAFE C F 1 SAFE B F 1 SAFE B C 2-3 ② K		X 0-0 2B	X 0-0 ② SF7 3-H		X 0-0 1-3 E S 1B		4	1	3	1	0	1	1
Terry Pendleton, S (1, 5) OBP: 0.277, SLG: 0.321 Scott Sullivan, R (7, 1) Mike Remlinger, L (8, 1) Mike Kelly, R (8, PH) OBP: 0.268, SLG: 0.368 (9, 9)	X 0-0 ① P6		B X 1-0 ③ G1-3		B B C B X 3-1 ① P4	B X 1-0 ③ L1		B 1 SAFE B B B 4-0 1-2 E 1B BB		4 0 0 0	0 0 0 1	0 0 0 0	0 0 0 0	0 0 0 1	0 0 0 0	6 0 0 0
Barry Larkin, R (1, 6) OBP: 0.451, SLG: 0.480	B C X 1-1 ② F8			S X 0-1 ① G5-3	B B B B 4-0 BB		B B X 2-0 G4-3 3B	X 0-0 E1 1B 1-3 2-H 3-H 1B		4	2	1	0	1	0	3
Hal Morris, L (1, 3) OBP: 0.299, SLG: 0.327	X 0-0 ③ G1-3			C B S B F X 2-2 1B 2B	C B F F S 1-3 ② K		F S B B B F X 2-2 ① G4-3 3-H	B F X 1-1 1-3 3-H 1B		5	1	2	2	0	1	4
Willie Greene, L (1, 9) OBP: 0.343, SLG: 0.431 Jeff Shaw, R (9, 1)		F B B B B X 3-1 ① F7		B B B C F F B 4-2 1B 1B BB	C B X 1-1 ③ L9		B B X 2-0 ② P6	X 0-0 1-3 3-H 1B		4 0	1 0	1 0	1 0	1 0	0 0	2 0
Joe Oliver, R (1, 2) OBP: 0.348, SLG: 0.482		B H 2-0 L3 HBP		F B X 1-1 1-2 2-3 1B 1B		X 0-0 1B 1B SF7 1B	X 0-0 ③ G4-3	F S F F F B F B S 2-3 ③ K		4	1	2	0	0	1	2
Bret Boone, R (1, 4) OBP: 0.307, SLG: 0.303		B X 1-0 ② ③ L3 1-2		C B B X 2-1 1-2 2-H 3-H 1B		B C F X 1-2 1-2 1B 1B		B F F F B C 2-3 ① K		4	0	2	2	0	1	1
Dave Burba, R (1, 1) OBP: 0.211, SLG: 0.167 Eddie Taubensee, L (4, PH) OBP: 0.321, SLG: 0.472 Hector Carrasco, R (5, 1) Jeff Branson, L (6, PH) OBP: 0.210, SLG: 0.283 Eduardo Perez, R (6, PH) OBP: 0.325, SLG: 0.361 Pokey Reese, R (7, 5) OBP: 0.324, SLG: 0.364			S B C B F S 2-3 ① K	S B B B S B S 3-3 ② K		X 0-0 ① F7		X 0-0 1B E 1B		1 1 0 0 1 1	0 0 0 0 0 1	0 0 0 0 0 0	1 2 0 0 2 0	0 0 0 0 0 0	1 2 0 0 0 0	0 0 0 0 2 0
Inning Stats	R: 0 H: 2 E: 0 LOB: 2 K: 0 BB: 0 S: 7 P: 11	R: 0 H: 0 E: 0 LOB: 0 K: 0 BB: 0 S: 3 P: 9	R: 0 H: 1 E: 0 LOB: 1 K: 2 BB: 0 S: 13 P: 20	R: 2 H: 3 E: 0 LOB: 2 K: 1 BB: 1 S: 17 P: 29	R: 0 H: 1 E: 0 LOB: 2 K: 1 BB: 1 S: 9 P: 18	R: 1 H: 3 E: 0 LOB: 2 K: 0 BB: 0 S: 8 P: 10	R: 1 H: 1 E: 0 LOB: 0 K: 0 BB: 0 S: 7 P: 13	R: 4 H: 4 E: 1 LOB: 2 K: 2 BB: 1 S: 18 P: 27		1B: 12 SF: 1 2B: 3 SAC: 0 3B: 1 DP: 1 HR: 0 HBP: 1				WP: 0 PA: 43 PB: 0 SB: 1 CS: 0		

PITCHER		IP	WLS	BF	H	R	ER	SO	BB	IBB	HBP	BLK	WP	HR	S	P	ERA	WHIP
Jason Schmidt, R ERA: 5.53	(1, 1)	5.0		24	7	2	2	4	2	0	1	0	0	0	49	87	3.60	1.800
David Wainhouse, R ERA: 7.33	(6, 1)	0.0		2	2	1	1	0	0	0	0	0	0	0	4	5	∞	∞
Matt Ruebel, L ERA: 7.13	(6, 1)	2.0		8	2	1	1	0	0	0	0	0	0	0	11	18	4.50	1.000
Marc Wilkins, R ERA: 4.55	(8, 1)	0.1		2	1	1	0	1	0	0	0	0	0	0	5	7	0.00	3.000
Ricardo Rincon, L ERA: 2.63	(8, 1)	0.1	L	3	1	0	0	0	1	0	0	0	0	0	2	6	0.00	6.000

PITCHER		IP	WLS	BF	H	R	ER	SO	BB	IBB	HBP	BLK	WP	HR	S	P	ERA	WHIP
Rich Loiselle, R ERA: 3.25	(8, 1)	0.1		4	2	3	0	1	0	0	0	0	0	0	11	14	0.00	6.000

BOTTOM

Pittsburgh Pirates @ Cincinnati Reds

Cinergy Field, Cincinnati, OH

Tue Jun 10 1997, 7:05 PM EDT

Att. 18,556 - Unknown - 78 F

livebaseballscorecards.com

AB	38
R	8
H	15
RBI	6
BB	3
SO	6
LOB	26

Batter	1	2	3	4	5	6	7	8	9	AB	R	H	RBI	BB	SO	LOB
Tony Womack, L (1, 4) OBP: 0.317, SLG: 0.354	B B C F S 2-3 ① K			X 0-0 ① B5-3	X 0-0 ③ F8			B C F S 1-3 ① K		4	0	0	0	0	2	2
Adrian Brown, S (1, 8) OBP: 0.257, SLG: 0.217	B C X 1-1 ② G6-3			C B X 1-1 ② G4-3		C S B X 1-2 ① G6-3		C S F S 0-3 ② K		4	0	0	0	0	1	0
18 Jason Kendall, R (1, 2) OBP: 0.385, SLG: 0.421	F B B X 2-1 ③ G6-3			C B C H 2-2 FC6-4 HBP		B C B B F F B 4-2 1B BB		C X 0-1 1B		2	0	1	0	1	0	0
Kevin Young, R (1, 7) OBP: 0.328, SLG: 0.512		B X 1-0 ① P6		B B X 2-0 ③ FC6-4 1-2f		X 0-0 G5-4-3 1-2 1B		F 1 SAFE B X 1-1 ③ F9		4	0	1	0	0	0	2
Joe Randa, R (1, 5) OBP: 0.368, SLG: 0.483		F C B F X 1-2 ② F8			C X 0-1 ① P7	C S S X 1-2 ②③ G5-4-3 1-2f			C F B X 1-2 G1-6-3 1B	4	0	1	0	0	0	2
Mark Johnson, L (1, 3) OBP: 0.361, SLG: 0.341		C B B X 2-1 ③ P4			B B F B T B 4-2 1B 1B BB		B F B X 2-1 ① P4		1 SAFE F F F B S 1-3 ① K	3	1	0	0	1	1	1
Jose Guillen, R (1, 9) OBP: 0.274, SLG: 0.371			B X 1-0 ① G3-1		X 0-0 1B 1-2 1B		B C X 1-1 ② G5-3		F B X 1-1 ②③ G1-6-3 1-2f	4	0	1	0	0	0	1
Dale Sveum, S (1, 6) OBP: 0.321, SLG: 0.413			B F B C B S 3-3 ② K		B F B X 2-1 1-3 2-H 1B		F C F X 0-2 2B			3	0	2	1	0	1	0
Esteban Loaiza, R (1, 1) OBP: 0.161, SLG: 0.194 Chris Peters, L (7, 1) OBP: 1.000, SLG: 1.000 Clint Sodowsky, L (8, 1)			F S B S 1-3 ③ K		C L L 0-3 ② K		S S S 0-3 ③ K			3 0 0	0 0 0	0 0 0	0 0 0	0 0 0	3 0 0	3 0 0
Inning Stats	R: 0 E: 0 K: 1 S: 7 H: 0 LOB: 0 BB: 0 P: 12	R: 0 E: 0 K: 0 S: 7 H: 0 LOB: 0 BB: 0 P: 11	R: 0 E: 0 K: 2 S: 7 H: 0 LOB: 0 BB: 0 P: 12	R: 0 E: 0 K: 0 S: 6 H: 0 LOB: 1 BB: 0 P: 11	R: 1 E: 0 K: 1 S: 11 H: 2 LOB: 2 BB: 1 P: 17	R: 0 E: 0 K: 0 S: 10 H: 1 LOB: 1 BB: 1 P: 16	R: 0 E: 0 K: 1 S: 11 H: 1 LOB: 1 BB: 0 P: 14	R: 0 E: 0 K: 2 S: 11 H: 1 LOB: 1 BB: 0 P: 13	R: 0 E: 0 K: 1 S: 9 H: 1 LOB: 0 BB: 0 P: 12	1B: 5 2B: 1 3B: 0 HR: 0 SF: 0 SAC: 0 DP: 2 HBP: 1						

PITCHER		IP	WLS	BF	H	R	ER	SO	BB	IBB	HBP	BLK	WP	HR	S	P	ERA	WHIP
Brett Tomko, R ERA: 1.89	(1, 1)	7.0	W	27	4	1	1	5	2	0	1	0	0	0	59	93	1.29	0.857
Mike Remlinger, L ERA: 3.21	(8, 1)	0.2		3	1	0	0	2	0	0	0	0	0	0	9	10	0.00	1.500
Jeff Shaw, R ERA: 1.05	(8, 1)	1.1	S	4	1	0	0	1	0	0	0	0	0	0	11	15	0.00	0.750

PITCHER	IP	WLS	BF	H	R	ER	SO	BB	IBB	HBP	BLK	WP	HR	S	P	ERA	WHIP

TOP

Pittsburgh Pirates @ Cincinnati Reds

Cinergy Field, Cincinnati, OH

Wed Jun 11 1997, 7:05 PM EDT

Att. 20,854 - Unknown - 71 F

livebaseballscorecards.com

AB	31
R	1
H	6
RBI	1
BB	2
SO	8
LOB	11

Batter	1	2	3	4	5	6	7	8	9	AB	R	H	RBI	BB	SO	LOB
Deion Sanders, L (1, 7) OBP: 0.371, SLG: 0.437	C X 0-1 FC3-6 1B		B B C X 2-1 F9 1B		X 0-0 B3 ③		C B X 1-1 G1-3 ②			4	0	2	0	0	0	3
Curtis Goodwin, L (1, 8) OBP: 0.389, SLG: 0.386	C 1 SAFE 1 SAFE B S 1 SAFE F 1 SAFE C 1-3 K ①		B X 1-0 1-2 1B			B F X 1-1 E6 F9-3	B X 1-0 F8 ③			4	0	1	0	0	1	4
Lenny Harris, L (1, 9) OBP: 0.263, SLG: 0.376 Mike Kelly, R (8, PH) OBP: 0.262, SLG: 0.359 (9, 9)	F 1 SAFE X 0-1 FC3-6 ② 1-2f		B F B 2 SAFE F F X 2-2 F9 ② 2-3			B 1 SAFE F 1 SAFE 1 SAFE B F 1 SAFE F 3-2 F 1 SAFE F F X F9-3 ①② 1-2		F C B B F S 2-3 K2-3 ①		3 1	0 0	0 0	0 0	0 0	0 1	4 0
Barry Larkin, R (1, 6) OBP: 0.443, SLG: 0.469	C 1 SAFE 1 SAFE B 1 SAFE F B S 2-3 K ③		B 1 SAFE B X 2-0 G1-3 ③			F B X 1-1 G5-3 ③		C B B B X 3-1 P6 ②		4	0	0	0	0	1	3
Hal Morris, L (1, 3) OBP: 0.302, SLG: 0.327		B B B C F F B 4-2 G1-3 BB		F B B X 2-1 G6-3 ①			B B F X 2-1 2B SF8 1B	S S B X 1-2 G5-3 ③		3	1	1	0	1	0	0
Bret Boone, R (1, 4) OBP: 0.308, SLG: 0.309		C S T T T S 0-3 K ①		X 0-0 G5-3 ②			1 SAFE L P L X 1-2 SF8 1-3 2B 2B			3	1	1	0	0	1	1
Joe Oliver, R (1, 2) OBP: 0.337, SLG: 0.471		F X 0-1 G1-3 ② 1-2		X 0-0 L1 ③			X 0-0 SF8 ① 2-3 3-H			2	0	0	1	0	0	1
Jeff Branson, L (1, 5) OBP: 0.215, SLG: 0.274 Pokey Reese, R (7, PR) OBP: 0.324, SLG: 0.364 (8, 5)		B S B F X 2-2 G5-3 ③			B B X 2-0 L4 ①		B F B P I 4-1 2B IBB			2 0	0 0	0 0	0 0	1 0	0 0	1 0
Brett Tomko, R (1, 1) OBP: 0.167, SLG: 0.333 Terry Pendleton, S (7, PH) OBP: 0.286, SLG: 0.342 Mike Remlinger, L (8, 1) Jeff Shaw, R (8, 1)			F X 0-1 G6-3 ①		X 0-0 F9 ②		B X 1-0 1-3 3-H 2B			2 1 0 0	0 0 0 0	0 1 0 0	0 1 0 0	0 0 0 0	0 0 0 0	0 0 0 0
Inning Stats	R: 0 E: 0 K: 2 S: 11 H: 1 LOB: 1 BB: 0 P: 14	R: 0 E: 0 K: 1 S: 14 H: 0 LOB: 1 BB: 1 P: 20	R: 0 E: 0 K: 0 S: 10 H: 2 LOB: 2 BB: 0 P: 17	R: 0 E: 0 K: 0 S: 4 H: 0 LOB: 0 BB: 0 P: 6	R: 0 E: 0 K: 0 S: 3 H: 0 LOB: 0 BB: 0 P: 5	R: 0 E: 1 K: 0 S: 11 H: 0 LOB: 0 BB: 0 P: 16	R: 2 E: 0 K: 0 S: 13 H: 3 LOB: 3 BB: 1 P: 21	R: 0 E: 0 K: 1 S: 9 H: 0 LOB: 0 BB: 0 P: 15		1B: 4 2B: 3 3B: 0 HR: 0 SF: 1 SAC: 0 DP: 1 HBP: 0						

PITCHER		IP	WLS	BF	H	R	ER	SO	BB	IBB	HBP	BLK	WP	HR	S	P	ERA	WHIP
Esteban Loaiza, R ERA: 3.3	(1, 1)	6.1	L	27	6	2	2	3	1	1	0	0	0	0	63	94	2.84	1.105
Chris Peters, L ERA: 3.6	(7, 1)	0.2		2	0	0	0	0	0	0	0	0	0	0	3	5	0.00	0.000
Clint Sodowsky, R ERA: 3.95	(8, 1)	1.0		3	0	0	0	1	0	0	0	0	0	0	9	15	0.00	0.000

PITCHER	IP	WLS	BF	H	R	ER	SO	BB	IBB	HBP	BLK	WP	HR	S	P	ERA	WHIP

BOTTOM

Pittsburgh Pirates @ Cincinnati Reds

Cinergy Field, Cincinnati, OH

Wed Jun 11 1997, 7:05 PM EDT

Att. 20,854 - Unknown - 71 F

livebaseballscorecards.com

AB	29
R	2
H	6
RBI	2
BB	2
SO	4
LOB	17

1B: 4	SF: 1	WP: 0	PA: 32
2B: 3	SAC: 0	PB: 0	
3B: 0	DP: 1	SB: 0	
HR: 0	HBP: 0	CS: 0	

Batter	1	2	3	4	5	6	7	8	9	AB	R	H	RBI	BB	SO	LOB
Ray Durham, S (1, 4) OBP: 0.338, SLG: 0.362	B X 1-0 HR		B B B C C X 3-2 ③ G3			C S B F B C 2-3 ① K		F X 0-1 ② G5-3		4	1	1	1	0	1	0
Ozzie Guillen, L (1, 6) OBP: 0.321, SLG: 0.321	F B X 1-1 ① G4-3			X 0-0 ① G3		B X 1-0 FC4-6 1B		X 0-0 ③ G1-3		4	0	1	0	0	0	0
Mike Cameron, R (1, 8) (9, 9) OBP: 0.313, SLG: 0.307	C B B X 2-1 ② F9			B S X 1-1 ② F9		C B F B 1 SAFE 1 SAFE F F X 2-2 ② FC4-6 HR 1-2f			B C X 1-1 ① G6-3	4	1	0	0	0	0	1
Albert Belle, R (1, 7) OBP: 0.356, SLG: 0.542	C B X 1-1 ③ L8			C S B B B B 4-2 BB		C B B C 1 SAFE B F X 3-2 1-H HR			X 0-0 ② G5-3	3	1	1	2	1	0	0
Lyle Mouton, R (1, 9) Darren Lewis, R (9, 8) OBP: 0.372, SLG: 0.450 OBP: 0.310, SLG: 0.220		C F B X 1-2 ① L6		S C 1 SAFE F 1 SAFE S 0-3 ③ K		B T B C S 2-3 ③ K			S S B S 1-3 ③ K	4 0	0 0	0 0	0 0	0 0	3 0	1 0
Jorge Fabregas, L (1, 2) OBP: 0.194, SLG: 0.242		C F S 0-3 ② K			C F B F S 1-3 ① K		C B F C 1-3 ① K			3	0	0	0	0	3	0
Chris Snopek, R (1, 5) OBP: 0.274, SLG: 0.317		B X 1-0 ③ P3			B C B X 2-1 ② F7		B X 1-0 ② F7			3	0	0	0	0	0	0
Dave Martinez, L (1, 3) OBP: 0.339, SLG: 0.428			C B F B B X 3-2 ① F7		B B B B 4-0 BB		C B F F X 1-2 ③ G4-3			2	0	0	0	1	0	0
Wilson Alvarez, L (1, 1) Roberto Hernandez, R (8, 1)			S X 0-1 ② G6-3		C C S 0-3 ③ K			F S S 0-3 ① K		3 0	0 0	0 0	0 0	0 0	2 0	1 0
Inning Stats	R: 1 E: 0 K: 0 S: 7 H: 1 LOB: 0 BB: 0 P: 12	R: 0 E: 0 K: 1 S: 7 H: 0 LOB: 0 BB: 0 P: 9	R: 0 E: 0 K: 0 S: 8 H: 0 LOB: 0 BB: 0 P: 14	R: 0 E: 0 K: 1 S: 9 H: 0 LOB: 1 BB: 1 P: 14	R: 0 E: 0 K: 2 S: 9 H: 0 LOB: 1 BB: 1 P: 16	R: 2 E: 0 K: 2 S: 17 H: 2 LOB: 0 BB: 0 P: 27	R: 0 E: 0 K: 1 S: 8 H: 0 LOB: 0 BB: 0 P: 11	R: 0 E: 0 K: 1 S: 6 H: 0 LOB: 0 BB: 0 P: 6	R: 0 E: 0 K: 1 S: 6 H: 0 LOB: 0 BB: 0 P: 8	1B: 1 2B: 0 3B: 0 HR: 2 SF: 0 SAC: 0 DP: 0 HBP: 0						

PITCHER	IP	WLS	BF	H	R	ER	SO	BB	IBB	HBP	BLK	WP	HR	S	P	ERA	WHIP
Pete Schourek, L (1, 1) ERA: 5.14	6.0	L	23	3	3	3	6	2	0	0	0	0	2	57	92	4.50	0.833
Scott Sullivan, R (7, 1) ERA: 3.0	2.0		6	0	0	0	2	0	0	0	0	0	0	14	17	0.00	0.000
Stan Belinda, R (9, 1) ERA: 4.43	1.0		3	0	0	0	1	0	0	0	0	0	0	6	8	0.00	0.000

PITCHER	IP	WLS	BF	H	R	ER	SO	BB	IBB	HBP	BLK	WP	HR	S	P	ERA	WHIP

TOP

Chicago White Sox @ Cincinnati Reds

Cinergy Field, Cincinnati, OH

Fri Jun 13 1997, 7:05 PM EDT
Att. 31,682 - Unknown - 74 F

livebaseballscorecards.com

AB	30
R	3
H	3
RBI	3
BB	2
SO	9
LOB	3

Batter	1	2	3	4	5	6	7	8	9	AB	R	H	RBI	BB	SO	LOB
Deion Sanders, L (1, 7) OBP: 0.369, SLG: 0.434	C B B X 2-1 F7 ①	X 0-0 G1-3 ③			C F B B X 2-2 G5-3 ①			B B C F X 2-2 G1-3 2B 1B		4	1	1	0	0	0	2
Curtis Goodwin, L (1, 8) OBP: 0.392, SLG: 0.390	X 0-0 FC6-4 1B		C C S 0-3 K ①		B C F B X 2-2 CS 1B			F B F X 1-2 G1-3 ① 1-2		4	0	2	0	0	1	1
Terry Pendleton, S (1, 5) OBP: 0.273, SLG: 0.325	C B X 1-1 FC6-4 1B ② 1-2f		X 0-0 F9 ②		1 SAFE 1 SAFE X 0-0 G5-3 ② ③ 1-2			C X 0-1 G6-3 ②		4	0	0	0	0	0	3
Barry Larkin, R (1, 6) OBP: 0.448, SLG: 0.486	C F 1 SAFE X 0-2 1-3 1B		C X 0-1 2B			B C B C X 2-2 P6 ①		X 0-0 2-H 2B		4	0	3	1	0	0	0
Joe Oliver, R (1, 2) OBP: 0.344, SLG: 0.460 Brett Tomko, R (8, PR) OBP: 0.167, SLG: 0.333 Eddie Taubensee, L (9, 2) OBP: 0.321, SLG: 0.472	C S F F 1 SAFE 1 SAFE B X 1-2 P4 ③		S S B B B F F B F 4-2 B BB			S B B B X 3-1 G6-3 ②		B B F F B B 4-2 BB		2 0 0	0 0 0	0 0 0	0 0 0	2 0 0	0 0 0	2 0 0
Bret Boone, R (1, 4) OBP: 0.308, SLG: 0.306 Scott Sullivan, R (7, 1) Brook Fordyce, R (8, PH) OBP: 0.298, SLG: 0.340 Lenny Harris, L (8, PH) OBP: 0.261, SLG: 0.373 Stan Belinda, R (9, 1)		B B B 4-0 FC6-5 WP BB	C T F F S 0-3 K ③			C B S B S 2-3 K ③		S T F X 0-2 G6-3 ③		2 0 0 1 0	0 0 0 0 0	0 0 0 0 0	0 0 0 0 0	1 0 0 0 0	2 0 0 0 0	2 0 0 2 0
Eduardo Perez, R (1, 3) OBP: 0.313, SLG: 0.347 Jeff Branson, L (9, PH) OBP: 0.212, SLG: 0.270	C 1 SAFE F F B B X 2-2 FC6-5 SH5-4 1B ① 1-3			C B X 1-1 F7 ①		B B C X 2-1 G5-3 ①			F X 0-1 F8 ①	3 1	0 0	0 0	0 0	0 0	1 0	1 0
Mike Kelly, R (1, 9) OBP: 0.267, SLG: 0.357 Hal Morris, L (9, PH) OBP: 0.301, SLG: 0.325	C X 0-1 SH5-4 1B 1-2			B F X 1-1 G5-3 ②		B C F X 1-2 P4 ②			B B C F B F X 3-2 G3-1 ②	3 1	0 0	1 0	0 0	0 0	0 0	0 0
Pete Schourek, L (1, 1) OBP: 0.167, SLG: 0.333 Pokey Reese, R (7, 4) OBP: 0.319, SLG: 0.358 Willie Greene, L (9, PH) OBP: 0.341, SLG: 0.429	L X 0-1 SH5-4 ② 1-2 2-3			X 0-0 G6-3 ③		B S C F B B T F X 3-2 G5-3 ③			S X 0-1 G4-3 ③	1 1 1	0 0 0	0 0 0	0 0 0	0 0 0	0 0 0	0 0 0
Inning Stats	R: 0 E: 0 K: 0 S: 13 H: 2 LOB: 2 BB: 0 P: 17	R: 0 E: 0 K: 0 S: 9 H: 1 LOB: 2 BB: 1 P: 15	R: 0 E: 0 K: 2 S: 17 H: 1 LOB: 2 BB: 1 P: 21	R: 0 E: 0 K: 0 S: 5 H: 0 LOB: 0 BB: 0 P: 7	R: 0 E: 0 K: 0 S: 7 H: 1 LOB: 0 BB: 0 P: 11	R: 0 E: 0 K: 1 S: 8 H: 0 LOB: 0 BB: 0 P: 15	R: 0 E: 0 K: 0 S: 11 H: 0 LOB: 0 BB: 0 P: 17	R: 1 E: 0 K: 0 S: 16 H: 2 LOB: 2 BB: 1 P: 23	R: 0 E: 0 K: 0 S: 8 H: 0 LOB: 0 BB: 0 P: 11	1B: 5 2B: 2 3B: 0 HR: 0	SF: 0 SAC: 1 DP: 0 HBP: 0						

PITCHER	IP	WLS	BF	H	R	ER	SO	BB	IBB	HBP	BLK	WP	HR	S	P	ERA	WHIP
Wilson Alvarez, L (1, 1) ERA: 3.2	7.2	W	32	7	1	1	3	3	0	0	0	1	0	82	122	1.17	1.304
Roberto Hernandez, R (8, 1) ERA: 2.45	1.1	S	4	0	0	0	0	0	0	0	0	0	0	12	15	0.00	0.000

PITCHER	IP	WLS	BF	H	R	ER	SO	BB	IBB	HBP	BLK	WP	HR	S	P	ERA	WHIP

BOTTOM

Chicago White Sox @ Cincinnati Reds

Cinergy Field, Cincinnati, OH

Fri Jun 13 1997, 7:05 PM EDT

Att. 31,682 - Unknown - 74 F

livebaseballscorecards.com

AB	32
R	1
H	7
RBI	1
BB	3
SO	3
LOB	13

REDS

Batter	1	2	3	4	5	6	7	8	9	AB	R	H	RBI	BB	SO	LOB
Ray Durham, S (1, 4) OBP: 0.333, SLG: 0.356	F9		K		L9			G6-4-3 1-2f		4	0	0	0	0	1	2
Norberto Martin, R (1, 6) OBP: 0.313, SLG: 0.373	G4-3		L8			G6-3			G6-4-3 1B 2B 1B	2	0	0	0	0	0	0
Ozzie Guillen, L (3, 6) OBP: 0.322, SLG: 0.323										2	1	1	0	0	0	0
Mike Cameron, R (1, 8) OBP: 0.304, SLG: 0.297	L8		F8			K			G6-4-3 1-2 1B	3	0	0	0	0	1	0
Harold Baines, L (9, PH) OBP: 0.365, SLG: 0.432										1	0	1	0	0	0	0
Albert Belle, R (1, 7) OBP: 0.351, SLG: 0.533		P7		F7		P7			G6-4-3 1-2f 2-3	4	0	0	0	0	0	2
Lyle Mouton, R (1, 9) OBP: 0.368, SLG: 0.452		G4-3		G1-3			F9		3-H 2B	4	0	1	1	0	0	0
Jorge Fabregas, L (1, 2) OBP: 0.196, SLG: 0.242		2B 1B		P5			G1-3		F8	4	0	1	0	0	0	1
Chris Snopek, R (1, 5) OBP: 0.275, SLG: 0.323		1-3 2B			F7		G1-3			3	0	1	0	0	0	0
Dave Martinez, L (1, 3) OBP: 0.348, SLG: 0.434		IBB			SH2-4 1B			G6-4-3 1B		2	0	2	0	1	0	0
Danny Darwin, R (1, 1)										1	0	0	0	0	1	3
Chuck McElroy, L (7, 1)										0	0	0	0	0	0	0
41 Bill Simas, L (7, 1)										0	0	0	0	0	0	0
25 Jeff Abbott, R (8, PH) OBP: 0.222, SLG: 0.222										1	0	0	0	0	0	1
Tony Castillo, L (8, 1)					SH2-4 1-2			F7		0	0	0	0	0	0	0
Inning Stats	R: 0 E: 0 K: 0 S: 4 H: 0 LOB: 0 BB: 0 P: 8	R: 0 E: 0 K: 1 S: 15 H: 2 LOB: 3 BB: 1 P: 26	R: 0 E: 0 K: 1 S: 9 H: 0 LOB: 0 BB: 0 P: 13	R: 0 E: 0 K: 0 S: 6 H: 0 LOB: 0 BB: 0 P: 11	R: 0 E: 0 K: 0 S: 7 H: 1 LOB: 1 BB: 0 P: 8	R: 0 E: 0 K: 1 S: 7 H: 0 LOB: 0 BB: 0 P: 12	R: 0 E: 0 K: 0 S: 4 H: 0 LOB: 0 BB: 0 P: 4	R: 0 E: 0 K: 0 S: 7 H: 1 LOB: 0 BB: 0 P: 11	R: 1 E: 0 K: 0 S: 8 H: 3 LOB: 1 BB: 0 P: 9	1B: 5 2B: 2 3B: 0 HR: 0	SF: 0 SAC: 1 DP: 2 HBP: 0						

PITCHER		IP	WLS	BF	H	R	ER	SO	BB	IBB	HBP	BLK	WP	HR	S	P	ERA	WHIP
Kent Mercker, L ERA: 3.39	(1, 1)	8.0	W	28	4	0	0	3	0	1	0	0	0	0	59	93	0.00	0.500
Jeff Shaw, R ERA: 1.23	(9, 1)	1.0		5	3	1	1	0	0	0	0	0	0	0	8	9	9.00	3.000

PITCHER	IP	WLS	BF	H	R	ER	SO	BB	IBB	HBP	BLK	WP	HR	S	P	ERA	WHIP

TOP

Chicago White Sox @ Cincinnati Reds

Cinergy Field, Cincinnati, OH

Sat Jun 14 1997, 7:05 PM EDT

Att. 36,685 - Sunny - 76 F

livebaseballscorecards.com

AB	31
R	1
H	7
RBI	1
BB	1
SO	3
LOB	9

WP: 0 PB: 0 SB: 0 CS: 0 PA: 33

Batter	1	2	3	4	5	6	7	8	9	AB	R	H	RBI	BB	SO	LOB
Deion Sanders, L (1, 7) OBP: 0.371, SLG: 0.433	B F S C 1-3 ① K		F S X 0-2 FC4-6 1B 2-H 1B		B B B B 4-0 2B BB		S C C 0-3 ① K			3	1	1	1	1	2	0
Curtis Goodwin, L (1, 8) OBP: 0.395, SLG: 0.400	B B B C X 3-1 G6-3 2B		C F F 1 SAFE 1 SAFE 1 SAFE X 0-2 ② FC4-6 1-2 1B		C X 0-1 ② F8		S X 0-2 ② G4-3			4	0	2	0	0	0	1
Hal Morris, L (1, 3) OBP: 0.304, SLG: 0.338	B C B X 2-1 ② G6-3 2-3		B C X 1-1 ② FC4-6 1-2f 2-3		F 1 SAFE 1 SAFE X 0-1 F8 1-H 2B		B X 1-0 1B 2B			4	1	2	1	0	0	3
Barry Larkin, R (1, 6) OBP: 0.445, SLG: 0.478	B C X 1-1 ③ F9		B X 1-0 ③ L6		X 0-0 ③ F8		B B I I 4-0 1B 1B IBB			3	1	0	0	1	0	4
Willie Greene, L (1, 9) OBP: 0.346, SLG: 0.449		C B F X 1-2 ① G1-3		B C B B X 3-1 HR		B X 1-0 FC4 1B	C S B X 1-2 1-H 2-H 1B			3	1	2	1	0	0	0
Mike Kelly, R (6, PR) OBP: 0.267, SLG: 0.357										0	0	0	0	0	0	0
(7, 9)																
Terry Pendleton, S (7, PH) OBP: 0.281, SLG: 0.333										1	0	1	1	0	0	0
Lenny Harris, L (8, 9) OBP: 0.261, SLG: 0.373										0	0	0	0	0	0	0
Bret Boone, R (1, 4) OBP: 0.302, SLG: 0.299		X 0-0 ② F8		B C B B S X 3-2 ① F8		C X 0-1 ① FC4 F9 S 1-2	B F F S 1-3 ③ K			4	0	0	0	0	1	2
Jeff Branson, L (1, 5) OBP: 0.214, SLG: 0.258		C T B F S 1-3 ③ K		B X 1-0 ② F7		C C B 2 B B B SAFE 4-2 S 1-2 BB		F B X 1-1 E4 G4-6-3		3	0	0	0	1	1	0
Joe Oliver, R (1, 2) OBP: 0.340, SLG: 0.451			X 0-0 SH2-4 1B 1B	B X 1-0 ③ G5-3		X 0-0 ② F9 2-3		X 0-0 ① F9		4	1	1	0	0	0	3
Kent Mercker, L (1, 1) OBP: 0.364, SLG: 0.316			X 0-0 ① SH2-4 1-2		S L F F B B S 2-3 ① K	B S S F S 1-3 ③ K 1-2		B X 1-0 ② ③ G4-6-3 1-2f		2	0	0	0	0	2	2
Eduardo Perez, R (8, PH) OBP: 0.310, SLG: 0.342										1	0	0	0	0	0	1
Jeff Shaw, R (9, 1)										0	0	0	0	0	0	0
Inning Stats	R: 0 H: 1 E: 0 LOB: 1 K: 1 BB: 0 S: 9 P: 16	R: 0 H: 0 E: 0 LOB: 0 K: 1 BB: 0 S: 8 P: 10	R: 1 H: 3 E: 0 LOB: 2 K: 0 BB: 0 S: 12 P: 14	R: 1 H: 1 E: 0 LOB: 0 K: 0 BB: 0 S: 7 P: 15	R: 1 H: 1 E: 0 LOB: 1 K: 1 BB: 1 S: 10 P: 16	R: 0 H: 1 E: 0 LOB: 3 K: 1 BB: 1 S: 10 P: 16	R: 2 H: 2 E: 0 LOB: 1 K: 2 BB: 1 S: 13 P: 20	R: 0 H: 0 E: 1 LOB: 0 K: 0 BB: 0 S: 4 P: 6		1B: 5 SF: 0 2B: 3 SAC: 1 3B: 0 DP: 1 HR: 1 HBP: 0						

PITCHER		IP	WLS	BF	H	R	ER	SO	BB	IBB	HBP	BLK	WP	HR	S	P	ERA	WHIP
Danny Darwin, R ERA: 3.31	(1, 1)	6.0	L	27	7	3	3	4	2	0	0	0	0	1	56	87	4.50	1.500
Chuck McElroy, L ERA: 5.19	(7, 1)	0.2		3	1	1	1	1	0	0	0	0	0	0	7	8	13.50	1.500
41 Bill Simas, R ERA: 4.56	(7, 1)	0.1		3	1	1	1	1	0	1	0	0	0	0	6	12	27.00	3.000
Tony Castillo, L ERA: 7.25	(8, 1)	1.0		3	0	0	0	0	0	0	0	0	0	0	4	6	0.00	0.000

PITCHER	IP	WLS	BF	H	R	ER	SO	BB	IBB	HBP	BLK	WP	HR	S	P	ERA	WHIP

BOTTOM

Chicago White Sox @ Cincinnati Reds

Cinergy Field, Cincinnati, OH

Sat Jun 14 1997, 7:05 PM EDT
Att. 36,685 - Sunny - 76 F

livebaseballscorecards.com

AB	32
R	5
H	9
RBI	4
BB	3
SO	6
LOB	16

WP: 0 PA: 36
PB: 0
SB: 2
CS: 0

Batter	1	2	3	4	5	6	7	8	9	AB	R	H	RBI	BB	SO	LOB
Ray Durham, S (1, 4) OBP: 0.337, SLG: 0.368	6-3	1B BB 2-3		K	HR		2B 34 1B 1B K			5	2	2	1	1	2	2
Ozzie Guillen, L (1, 6) OBP: 0.332, SLG: 0.338	F8	1B 1-2 3-H		6-3	34 WP 1B		34 1B 1B 2B 1-3	1B		6	1	4	1	0	0	0
34 Mario Valdez, L (1, 3) OBP: 0.333, SLG: 0.200	BB BB 1B BB	K		4-3	K 1-2		1B HR 1B 2-3 3-H	K		5	2	1	1	1	3	4
Albert Belle, R (1, 7) OBP: 0.354, SLG: 0.542 25 Jeff Abbott, R (8, 7) OBP: 0.222, SLG: 0.222	BB 1B BB 1-2	K			4-3	HR	HR 1B 1-2 3-H	P6		5 0	3 0	2 0	2 0	1 0	1 0	3 0
Lyle Mouton, R (1, 9) OBP: 0.359, SLG: 0.433	1B BB 1-2 2-3	F8		P3	F9	K	F9			5	0	0	0	1	1	3
Jorge Fabregas, L (1, 2) OBP: 0.234, SLG: 0.311 Ron Karkovice, R (8, 2) OBP: 0.255, SLG: 0.307	1B 1-2 2-H 3-H	2B		2B BB	WP 1B		HR 1-H 2-H		K	4 1	2 0	4 0	5 0	1 0	0 1	0 0
Chris Snopek, R (1, 5) OBP: 0.277, SLG: 0.329	F8	K		HR 2B 1-H	K 1-2	1B 1B			P4	6	1	2	1	0	2	4
Dave Martinez, L (1, 8) OBP: 0.358, SLG: 0.434 Darren Lewis, R (7, 8) OBP: 0.305, SLG: 0.216	WP SH1-4 1B 1B	IBB		HR IBB	HBP	K			K	2 1	2 0	1 0	0 0	2 0	1 1	1 0
James Baldwin, R (1, 1) Harold Baines, L (5, PH) OBP: 0.368, SLG: 0.451 Tony Castillo, L (5, 1) Carlos Castillo, R (6, 1) OBP: 1.000, SLG: 1.000	SH1-4 1-2	K		HR 1-H 2-H	6-3	1B 1-3				1 1 1 1	0 1 0 0	0 1 0 1	0 3 0 0	0 0 0 0	1 0 0 0	2 0 2 0
Inning Stats	R: 2 E: 0 K: 0 S: 4 H: 1 LOB: 2 BB: 3 P: 16	R: 1 E: 0 K: 2 S: 9 H: 2 LOB: 2 BB: 1 P: 13	R: 0 E: 0 K: 2 S: 8 H: 1 LOB: 2 BB: 1 P: 12	R: 0 E: 0 K: 1 S: 5 H: 0 LOB: 0 BB: 0 P: 5	R: 5 E: 0 K: 1 S: 9 H: 4 LOB: 1 BB: 2 P: 17	R: 1 E: 0 K: 1 S: 7 H: 2 LOB: 2 BB: 0 P: 8	R: 5 E: 0 K: 3 S: 16 H: 7 LOB: 2 BB: 0 P: 16	R: 0 E: 0 K: 1 S: 6 H: 1 LOB: 1 BB: 0 P: 6	R: 0 E: 0 K: 2 S: 7 H: 0 LOB: 0 BB: 0 P: 7	1B: 11 2B: 3 3B: 0 HR: 4 SF: 0 SAC: 1 DP: 0 HBP: 1						

TOP

Chicago White Sox @ Cincinnati Reds

Cinergy Field, Cincinnati, OH

Sun Jun 15 1997, 3:33 AM EDT
Att. 31,663 - Sunny - 75 F

livebaseballscorecards.com

AB	44
R	14
H	18
RBI	14
BB	7
SO	13
LOB	21

PITCHER		IP	WLS	BF	H	R	ER	SO	BB	IBB	HBP	BLK	WP	HR	S	P	ERA	WHIP
Dave Burba, R ERA: 5.44	(1, 1)	4.2	L	28	7	8	8	5	5	2	0	0	1	2	31	59	15.43	2.571
Mike Remlinger, L ERA: 3.18	(5, 1)	0.1		2	1	0	0	1	0	0	0	0	1	0	4	4	0.00	3.000
Scott Sullivan, R ERA: 3.24	(6, 1)	1.0		6	2	1	1	1	0	0	1	0	1	1	7	8	9.00	2.000
Hector Carrasco, R ERA: 3.09	(7, 1)	0.1		6	5	5	5	1	0	0	0	0	0	1	8	8	135.00	15.000
Felix Rodriguez, R ERA: 4.91	(7, 1)	1.2		8	3	0	0	3	0	0	0	0	0	0	14	14	0.00	1.800

PITCHER		IP	WLS	BF	H	R	ER	SO	BB	IBB	HBP	BLK	WP	HR	S	P	ERA	WHIP
Stan Belinda, R ERA: 4.32	(9, 1)	1.0		3	0	0	0	2	0	0	0	0	0	0	7	7	0.00	0.000

WP: 3 PB: 0 SB: 0 CS: 0 PA: 53

BOTTOM

Chicago White Sox @ Cincinnati Reds

Cinergy Field, Cincinnati, OH

Sun Jun 15 1997, 3:33 AM EDT
Att. 31,663 - Sunny - 75 F

livebaseballscorecards.com

Batter	1	2	3	4	5	6	7	8	9	AB	R	H	RBI	BB	SO	LOB
Deion Sanders, L (1, 7) OBP: 0.373, SLG: 0.434	F7	F8			FC4-6 1B		4-3 P6-2 1B		P2	4	0	2	0	0	0	1
Bret Boone, R (8, 4) OBP: 0.301, SLG: 0.298										1	0	0	0	0	0	0
Curtis Goodwin, L (1, 8) OBP: 0.395, SLG: 0.400	F8	FC6-4 1-2f			FC4-6 1B 1-2f		4-3 1-2		4-3 2B	5	1	2	0	0	0	2
Hal Morris, L (1, 3) OBP: 0.302, SLG: 0.335	L6		6-3		G6-3 1-3		4-3 1-2 2-3		4-3 1-2	5	0	1	0	0	0	3
Barry Larkin, R (1, 6) OBP: 0.443, SLG: 0.481		2B	L9		G6-3 1-2f		P6-2 3-Hf		2-H 2B	3	1	1	0	0	0	2
Lenny Harris, L (7, PH) OBP: 0.265, SLG: 0.384										2	0	1	1	0	0	2
(8, 7)																
Willie Greene, L (1, 9) OBP: 0.352, SLG: 0.458	2-H 2B	BBBB 4-0	BB			6-3		1B 1B	BBBB 4-0	1	1	1	1	1	0	0
Mike Kelly, R (6, PH) OBP: 0.292, SLG: 0.364									BB	2	1	1	0	1	0	0
(7, 9)																
Eddie Taubensee, L (1, 2) OBP: 0.324, SLG: 0.473	2B	P2				E5 BB		L3 1-2	S S S K	2	1	1	0	0	0	1
Joe Oliver, R (6, PH) OBP: 0.340, SLG: 0.447	1B							1B		3	0	1	0	0	1	2
(7, 2)																
Jeff Branson, L (1, 5) OBP: 0.222, SLG: 0.279	1-H 2-H 1B 2B	F9			BBBB 4-0	1-2 BB		L3 1-1		2	1	1	2	0	0	0
Terry Pendleton, S (6, PH) OBP: 0.286, SLG: 0.329										1	0	0	0	1	0	2
(7, 5)																
Pokey Reese, R (1, 4) OBP: 0.316, SLG: 0.352	L4	1-3				L4		2-H 1B		4	0	1	1	0	0	3
(8, 6)																
Dave Burba, R (1, 1) OBP: 0.238, SLG: 0.200										2	0	1	1	0	0	0
Mike Remlinger, L (5, 1)										0	0	0	0	0	0	0
Scott Sullivan, R (6, 1)										0	0	0	0	0	0	0
Eduardo Perez, R (6, PH) OBP: 0.306, SLG: 0.338										1	0	0	0	0	0	2
Hector Carrasco, R (7, 1)										0	0	0	0	0	0	0
Felix Rodriguez, R (7, 1)										0	0	0	0	0	0	0
Brook Fordyce, R (8, PH) OBP: 0.293, SLG: 0.333										1	0	0	0	0	1	1
Stan Belinda, R (9, 1)	2-H FC6-4 1B	G3				F9		K		0	0	0	0	0	0	0

Inning Stats	1	2	3	4	5	6	7	8	9
	R: 0 E: 0 K: 0 S: 3	H: 0 LOB: 0 BB: 0 P: 3	R: 4 E: 0 K: 0 S: 8	H: 5 LOB: 1 BB: 0 P: 8	R: 0 E: 0 K: 0 S: 3	H: 0 LOB: 1 BB: 1 P: 7	R: 0 E: 0 K: 0 S: 3	H: 0 LOB: 0 BB: 0 P: 3	R: 0 E: 0 K: 0 S: 4	H: 2 LOB: 1 BB: 0 P: 4
	R: 0 E: 1 K: 0 S: 4	H: 0 LOB: 2 BB: 1 P: 8	R: 0 E: 0 K: 0 S: 4	H: 2 LOB: 1 BB: 0 P: 4	R: 1 E: 0 K: 1 S: 7	H: 3 LOB: 1 BB: 0 P: 7	R: 1 E: 0 K: 1 S: 7	H: 2 LOB: 2 BB: 1 P: 11		

1B: 10	SF: 0
2B: 6	SAC: 0
3B: 0	DP: 3
HR: 0	HBP: 0

WP: 0	PA: 42
PB: 0	
SB: 0	
CS: 0	

AB	39
R	6
H	14
RBI	6
BB	3
SO	2
LOB	21

PITCHER		IP	WLS	BF	H	R	ER	SO	BB	IBB	HBP	BLK	WP	HR	S	P	ERA	WHIP
James Baldwin, R ERA: 4.88	(1, 1)	4.0		18	5	4	4	0	1	0	0	0	0	0	17	21	9.00	1.500
Tony Castillo, L ERA: 6.75	(5, 1)	1.2	W	8	2	0	0	0	1	0	0	0	0	0	7	11	0.00	1.800
Carlos Castillo, R ERA: 4.58	(6, 1)	3.1	S	16	7	2	2	2	1	0	0	0	0	0	19	23	5.40	2.400

PITCHER	IP	WLS	BF	H	R	ER	SO	BB	IBB	HBP	BLK	WP	HR	S	P	ERA	WHIP

Batter	1	2	3	4	5	6	7	8	9	AB	R	H	RBI	BB	SO	LOB
Deion Sanders, L (1, 7) OBP: 0.366, SLG: 0.426	S B F F S 1-3 K ①		F C B X 1-2 G3-1 ②		X 0-0 F8 ③			B S X 1-1 F8 ①	S S X 0-2 G4-3 ③	5	0	0	0	0	1	2
Curtis Goodwin, L (1, 8) OBP: 0.386, SLG: 0.389	F X 0-1 G4-3 ②		C X 0-1 G4-3 ③			B C X 1-1 G5-3 ①		B X 1-0 P6 ②		4	0	0	0	0	0	0
Terry Pendleton, S (1, 5) OBP: 0.295, SLG: 0.341	X 0-0 P6 ③			B B B B 4-0 F8 SH3-1 BB		X 0-0 G3-1 ②		B F B X 2-1 2B		3	0	1	0	1	0	0
Barry Larkin, R (1, 6) OBP: 0.446, SLG: 0.489 Pokey Reese, R (2, PR) OBP: 0.308, SLG: 0.342 (2, 6)		B X 1-0 G3-1 E 2B		X 0-0 SH3-1 1-2 ①		B C S F B X 2-2 L8 ③		B C S F F S 1-3 K ③		1 2	0 1	1 0	0 0	0 0	0 1	0 1
Eddie Taubensee, L (1, 10) OBP: 0.317, SLG: 0.462 Eduardo Perez, R (9, PH) OBP: 0.302, SLG: 0.333		X 0-0 G3-1 2-3 ①		C X 0-1 F8 2-3 ②			C S B B F C 2-3 K ①		C B B F B X 3-2 F9 ①	3 1	0 0	0 0	0 0	0 0	1 0	2 0
Hal Morris, L (1, 3) OBP: 0.305, SLG: 0.335		B B C X 2-1 E3 G3 3-H		C B B S S 2-3 K ③			C X 0-1 1B 1B 1B		C B C H 2-2 1B 1B HBP	3	2	1	1	0	1	2
Willie Greene, L (1, 9) OBP: 0.357, SLG: 0.459 Mike Kelly, R (7, PR) OBP: 0.292, SLG: 0.364 (7, 9) Lenny Harris, L (9, PH) OBP: 0.271, SLG: 0.389 (9, 9)		B C 1 SAFE F 1 SAFE X 1-2 G3 1-2 ②			C F B B F B B 4-2 L9 G4-3 BB		B B X 2-0 1B 1-3 1B 1B		X 0-0 S 1B G6-3 1-3 1B	2 0 1	0 0 1	1 0 1	0 0 1	1 0 0	0 0 0	2 0 0
Brook Fordyce, R (1, 2) OBP: 0.306, SLG: 0.345		C S S 0-3 K ③			1 SAFE X 0-0 G4-3 1-2 ①		S B L B X 2-2 1B 2-H 3-H ②		X 0-0 G6-3 1-2 3-H 1B	4	0	2	2	0	1	2
Bret Boone, R (1, 4) OBP: 0.295, SLG: 0.292			B S B S S S 2-3 K ①		C B B B S B X 3-2 L9 2-3 ②		B X 1-0 G5-3 ③		S B L B X 2-2 G6-3 1-2 2-H ②	4	0	0	1	0	1	3
Inning Stats	R: 0 E: 0 K: 1 S: 8 H: 0 LOB: 0 BB: 0 P: 9	R: 1 E: 1 K: 1 S: 10 H: 1 LOB: 1 BB: 0 P: 14	R: 0 E: 0 K: 1 S: 8 H: 0 LOB: 0 BB: 0 P: 11	R: 0 E: 0 K: 1 S: 6 H: 0 LOB: 1 BB: 1 P: 12	R: 0 E: 0 K: 0 S: 8 H: 0 LOB: 1 BB: 1 P: 15	R: 0 E: 0 K: 0 S: 7 H: 0 LOB: 0 BB: 0 P: 10	R: 1 E: 0 K: 1 S: 11 H: 3 LOB: 1 BB: 0 P: 18	R: 0 E: 0 K: 1 S: 10 H: 1 LOB: 1 BB: 0 P: 15	R: 2 E: 0 K: 0 S: 13 H: 2 LOB: 1 BB: 0 P: 20	1B: 5 2B: 2 3B: 0 HR: 0 SF: 0 SAC: 1 DP: 0 HBP: 1						

PITCHER		IP	WLS	BF	H	R	ER	SO	BB	IBB	HBP	BLK	WP	HR	S	P	ERA	WHIP
Orel Hershiser, R ERA: 4.41	(1, 1)	8.0	L	31	5	2	2	6	2	0	0	0	0	0	68	104	2.25	0.875
Paul Assenmacher, L ERA: 7.63	(9, 1)	0.1		2	0	1	1	0	0	0	1	0	0	0	5	10	27.00	0.000
Paul Shuey, R ERA: 4.43	(9, 1)	0.1		3	2	1	1	0	0	0	0	0	0	0	5	7	27.00	6.000
Alvin Morman, L ERA: 1.59	(9, 1)	0.1		1	0	0	0	0	0	0	0	0	0	0	3	3	0.00	0.000

PITCHER	IP	WLS	BF	H	R	ER	SO	BB	IBB	HBP	BLK	WP	HR	S	P	ERA	WHIP

TOP

Cincinnati Reds @ Cleveland Indians

Jacobs Field, Cleveland, OH

Mon Jun 16 1997, 7:05 PM EDT

Att. 42,961 - Unknown - 68 F

livebaseballscorecards.com

AB	33
R	4
H	7
RBI	4
BB	2
SO	6
LOB	14

1B: 5	SF: 0	WP: 0	PA: 37		
2B: 2	SAC: 1	PB: 0			
3B: 0	DP: 0	SB: 1			
HR: 0	HBP: 1	CS: 0			

BOTTOM

Cincinnati Reds @ Cleveland Indians

Jacobs Field, Cleveland, OH

Mon Jun 16 1997, 7:05 PM EDT

Att. 42,961 - Unknown - 68 F

Batter	1	2	3	4	5	6	7	8	9	AB	R	H	RBI	BB	SO	LOB
Omar Vizquel, S (1, 6) OBP: 0.337, SLG: 0.359	L7		G6-3			1B, BB		S, 1B		3	0	1	0	1	0	1
Kevin Seitzer, R (1, 10) OBP: 0.313, SLG: 0.362	2B			G6-3		FC6-4, 1B		K		4	0	2	0	0	1	1
Jim Thome, L (1, 3) OBP: 0.436, SLG: 0.578	K			BB		P6		F7		3	0	0	0	1	1	4
Matt Williams, R (1, 5) OBP: 0.287, SLG: 0.463	G4-3			F9		K			G6-3	4	0	0	0	0	1	4
Manny Ramirez, R (1, 9) OBP: 0.405, SLG: 0.508		G4-6-3, 1B		BB		FC6-4			HR	3	1	2	1	1	0	2
Brian Giles, L (1, 7) OBP: 0.384, SLG: 0.446		F7		P6			P6		BB	3	0	0	0	1	0	3
Julio Franco, R (1, 4) OBP: 0.379, SLG: 0.389		G4-6-3			G4-3		K		1B	4	0	1	0	0	1	1
Sandy Alomar Jr., R (1, 2) OBP: 0.407, SLG: 0.627			G6-3, 1B		K		G4-3		L3	4	0	1	0	0	1	2
Marquis Grissom, R (1, 8) OBP: 0.288, SLG: 0.301 Casey Candaele, S (9, PH) OBP: 0.360, SLG: 0.375			L7		F9			G6-3	L6	3 1	0 0	0 0	0 0	0 0	0 0	1 2
Inning Stats	R: 0 H: 1 E: 0 LOB: 1 K: 1 BB: 0 S: 11 P: 17	R: 0 H: 1 E: 0 LOB: 0 K: 0 BB: 0 S: 10 P: 13	R: 0 H: 1 E: 0 LOB: 0 K: 0 BB: 0 S: 6 P: 8	R: 0 H: 0 E: 0 LOB: 2 K: 0 BB: 2 S: 13 P: 26	R: 0 H: 0 E: 0 LOB: 0 K: 1 BB: 0 S: 10 P: 14	R: 0 H: 1 E: 0 LOB: 2 K: 1 BB: 1 S: 12 P: 19	R: 0 H: 0 E: 0 LOB: 0 K: 1 BB: 0 S: 8 P: 10	R: 0 H: 1 E: 0 LOB: 1 K: 1 BB: 0 S: 11 P: 17	R: 1 H: 2 E: 0 LOB: 2 K: 0 BB: 1 S: 15 P: 22	1B: 5 SF: 0 2B: 1 SAC: 0 3B: 0 DP: 2 HR: 1 HBP: 0						WP: 0 PA: 36 PB: 0 SB: 1 CS: 0

	AB	32
	R	1
	H	7
	RBI	1
	BB	4
	SO	5
	LOB	21

PITCHER		IP	WLS	BF	H	R	ER	SO	BB	IBB	HBP	BLK	WP	HR	S	P	ERA	WHIP
Brett Tomko, R ERA: 1.37	(1, 1)	7.1	W	28	5	0	0	4	3	0	0	0	0	0	74	114	0.00	1.091
Stan Belinda, R ERA: 4.25	(8, 1)	0.2		2	0	0	0	1	0	0	0	0	0	0	7	10	0.00	0.000
Jeff Shaw, R ERA: 1.4	(9, 1)	1.0		6	2	1	1	0	1	0	0	0	0	1	15	22	9.00	3.000

PITCHER	IP	WLS	BF	H	R	ER	SO	BB	IBB	HBP	BLK	WP	HR	S	P	ERA	WHIP

livebaseballscorecards.com

Batter	1	2	3	4	5	6	7	8	9	AB	R	H	RBI	BB	SO	LOB
Deion Sanders, L (1, 7) OBP: 0.365, SLG: 0.423	C B B B C X 3-2 G3		C S 1 SAFE 1 SAFE S 0-3 K			C B F B B X 3-2 CS 1B			F X 0-1 B1-3	4	0	1	0	0	1	1
Pokey Reese, R (1, 6) OBP: 0.296, SLG: 0.329 Jeff Branson, L (9, PH) OBP: 0.219, SLG: 0.275	B S C B B S 3-3 K		1 SAFE 0-0 CS 1-2	B B C C S 2-3 K		1 SAFE S S 1 SAFE 1 SAFE B S 1-3 K 1-2			C B S B S 2-3 K	3 1	0 0	0 0	0 0	0 0	3 1	1 0
Terry Pendleton, S (1, 5) OBP: 0.303, SLG: 0.341	B C B F S 2-3 K			B X 1-0 G6-3			B C X 1-1 F9 WP 1B		B B B B 4-0 BB	3	0	1	0	1	1	0
Eduardo Perez, R (1, 3) OBP: 0.303, SLG: 0.370 Hal Morris, L (9, PH) OBP: 0.304, SLG: 0.333		X 0-0 P4		B X 1-0 HR			C X 0-1 P4		B F X 1-1 G4-3	3 1	1 0	1 0	1 0	0 0	0 0	1 1
Joe Oliver, R (1, 2) OBP: 0.330, SLG: 0.433		B X 1-0 G5-3		C F F C 0-3 K			F B B B X 3-1 F9 1-3			3	0	0	0	0	1	1
Brook Fordyce, R (1, 10) OBP: 0.308, SLG: 0.345		C F B X 1-2 1B			X 0-0 F7		D C B X 2-1 L7			3	0	1	0	0	0	1
Bret Boone, R (1, 4) OBP: 0.291, SLG: 0.287		1 SAFE C B P C X 2-2 P6			B S B B X 2-1 G6-3			B F S B X 2-2 F7		3	0	0	0	0	0	1
Mike Kelly, R (1, 9) OBP: 0.280, SLG: 0.348 Willie Greene, L (8, PH) OBP: 0.355, SLG: 0.456 (8, 9)			C S B B F F X 2-2 P3		B C C B S 2-3 K			F C B F S 1-3 K		2 1	0 0	0 0	0 0	0 0	1 1	0 0
Curtis Goodwin, L (1, 8) OBP: 0.385, SLG: 0.388			B X 1-0 CS 1B			B X 1-0 F8		C F C 0-3 K		3	0	1	0	0	1	0
Inning Stats	R: 0 E: 0 K: 2 S: 9 H: 0 LOB: 0 BB: 0 P: 17	R: 0 E: 0 K: 0 S: 9 H: 1 LOB: 1 BB: 0 P: 12	R: 0 E: 0 K: 1 S: 9 H: 1 LOB: 0 BB: 0 P: 12	R: 1 E: 0 K: 2 S: 9 H: 1 LOB: 0 BB: 0 P: 13	R: 0 E: 0 K: 1 S: 6 H: 0 LOB: 0 BB: 0 P: 10	R: 0 E: 0 K: 1 S: 7 H: 1 LOB: 0 BB: 0 P: 12	R: 0 E: 0 K: 0 S: 8 H: 1 LOB: 1 BB: 0 P: 14	R: 0 E: 0 K: 2 S: 10 H: 0 LOB: 0 BB: 0 P: 13	R: 0 E: 0 K: 1 S: 7 H: 0 LOB: 1 BB: 1 P: 14	1B: 4 2B: 0 3B: 0 HR: 1 SF: 0 SAC: 0 DP: 0 HBP: 0						

TOP

Cincinnati Reds @ Cleveland Indians

Jacobs Field, Cleveland, OH

Tue Jun 17 1997, 7:05 PM EDT

Att. 42,901 - Unknown - 64 F

livebaseballscorecards.com

AB	30
R	1
H	5
RBI	1
BB	1
SO	10
LOB	7

WP: 1 PB: 0 SB: 0 CS: 2 PA: 32

PITCHER		IP	WLS	BF	H	R	ER	SO	BB	IBB	HBP	BLK	WP	HR	S	P	ERA	WHIP
Brian Anderson, L ERA: 1.26	(1, 1)	7.0	W	24	5	1	1	7	0	0	0	0	1	1	57	90	1.29	0.714
Albie Lopez, R ERA: 6.7	(8, 1)	1.0		3	0	0	0	2	0	0	0	0	0	0	10	13	0.00	0.000
Michael Jackson, R ERA: 2.34	(9, 1)	1.0		4	0	0	0	1	1	0	0	0	0	0	7	14	0.00	1.000

PITCHER	IP	WLS	BF	H	R	ER	SO	BB	IBB	HBP	BLK	WP	HR	S	P	ERA	WHIP

Batter	1	2	3	4	5	6	7	8	9	AB	R	H	RBI	BB	SO	LOB
Marquis Grissom, R (1, 8) OBP: 0.295, SLG: 0.308	C X 0-1 E9 G4-3 1B		C B B B F F F S 3-3 ② K	B X 1-0 FC6-4 1-2 1B		B C F F B F F X 2-2 S 1B		B S B X 2-1 ① G6-3		5	0	3	0	0	1	0
Kevin Seitzer, R (1, 10) OBP: 0.319, SLG: 0.355	F X 0-1 ① G4-3 2-3		B B C X 2-1 2B 1B	X 0-0 ③ FC6-4 1-2f		B 1 SAFE B B C C B 4-2 1-2 BB		C F B S 1-3 ② K		4	0	1	0	1	1	3
Jim Thome, L (1, 3) OBP: 0.435, SLG: 0.577	S B C B B S 3-3 ② K		C X 0-1 1-3 2B		B X 1-0 ① F7	F F S 0-3 ② K		B C B B F F B 4-2 BB BB		4	0	1	0	1	2	3
Matt Williams, R (1, 5) OBP: 0.285, SLG: 0.456	F B X 1-1 ③ F7		B X 1-0 ③ P5		B F X 1-1 ② F8	B X 1-0 ③ P4		B F B F B B 4-2 1-2 BB		4	0	0	0	1	0	5
Manny Ramirez, R (1, 9) OBP: 0.401, SLG: 0.500		C C S 0-3 ① K	B X 1-0 2B 1B 1B	C B S F X 1-2 ③ P4			C B X 1-1 ① F9	C C B F B X 2-2 ③ G5-3		5	1	1	0	0	1	2
Sandy Alomar Jr., R (1, 2) OBP: 0.409, SLG: 0.630		C B X 1-1 ② L9	X 0-0 1-3 1B 2B			S F B F X 1-2 ① P6	B X 1-0 BB 1B			4	1	2	0	0	0	0
Julio Franco, R (1, 4) OBP: 0.385, SLG: 0.388 Tony Fernandez, S (9, 4) OBP: 0.309, SLG: 0.377	B S B F B F B 4-2 BB		C C B B F C 2-3 ① K			B F F B B B 4-2 1B HR BB	B F F 1 SAFE B B B 4-2 1-2 BB			1 1 0 0 3 1 2 0 0 0 0 0 0 0						
Trenidad Hubbard, R (1, 7) OBP: 0.400, SLG: 0.400 Brian Giles, L (7, PH) OBP: 0.381, SLG: 0.441 (8, 7)	X 0-0 ③ F9		S B S S S 1-3 ② K			B C F X 1-2 HR 1B	C B S B B F F F F 3-3 ② C K			3 1 1 0 0 1 3 1 0 0 0 0 1 2						
Omar Vizquel, S (1, 6) OBP: 0.340, SLG: 0.373			C B C F X 1-2 ① G5-3	C X 0-1 1B 2-H 3-H 1B		B B B C X 3-1 1-H 2-H HR	B X 1-0 ③ L7			4	1	2	5	0	0	2
Inning Stats	R: 0 E: 1 K: 1 S: 9 H: 1 LOB: 1 BB: 0 P: 13	R: 0 E: 0 K: 1 S: 9 H: 0 LOB: 1 BB: 1 P: 14	R: 0 E: 0 K: 1 S: 14 H: 2 LOB: 2 BB: 0 P: 21	R: 2 E: 0 K: 2 S: 13 H: 4 LOB: 2 BB: 0 P: 18	R: 0 E: 0 K: 0 S: 7 H: 0 LOB: 0 BB: 0 P: 10	R: 3 E: 0 K: 1 S: 23 H: 3 LOB: 2 BB: 2 P: 39	R: 0 E: 0 K: 1 S: 13 H: 1 LOB: 2 BB: 1 P: 23	R: 0 E: 0 K: 1 S: 14 H: 0 LOB: 2 BB: 2 P: 27		1B: 8 2B: 2 3B: 0 HR: 1 SF: 0 SAC: 0 DP: 0 HBP: 0						

BOTTOM

Cincinnati Reds @ Cleveland Indians

Jacobs Field, Cleveland, OH

Tue Jun 17 1997, 7:05 PM EDT

Att. 42,901 - Unknown - 64 F

livebaseballscorecards.com

AB	35
R	5
H	11
RBI	5
BB	6
SO	8
LOB	22

WP: 0 PB: 0 SB: 1 CS: 0 PA: 41

PITCHER		IP	WLS	BF	H	R	ER	SO	BB	IBB	HBP	BLK	WP	HR	S	P	ERA	WHIP
John Smiley, L ERA: 5.59	(1, 1)	5.1	L	27	9	5	5	5	2	0	0	0	0	1	63	96	8.44	2.062
Scott Sullivan, R ERA: 3.16	(6, 1)	0.2		4	1	0	0	1	1	0	0	0	0	0	12	19	0.00	3.000
Hector Carrasco, R ERA: 3.07	(7, 1)	0.1		2	1	0	0	0	0	0	0	0	0	0	3	5	0.00	3.000
Felix Rodriguez, R ERA: 3.38	(7, 1)	1.2		8	0	0	0	2	3	0	0	0	0	0	24	45	0.00	1.800

PITCHER	IP	WLS	BF	H	R	ER	SO	BB	IBB	HBP	BLK	WP	HR	S	P	ERA	WHIP

Batter	1	2	3	4	5	6	7	8	9	AB	R	H	RBI	BB	SO	LOB
Deion Sanders, L (1, 8) OBP: 0.365, SLG: 0.421	S F B S 1-3 ① K	B S X 1-1 ③ G4-3			B B X 2-0 ① F7		1 SAFE 1 SAFE 1 SAFE B B B C X 2-1 1-H 1B		B B B C B 4-1 1B 1-2 BB	4	0	1	1	1	1	1
Lenny Harris, L (1, 7) OBP: 0.268, SLG: 0.381	C C B X 1-2 ② F8		X 0-0 ① G4-3		B B C X 2-1 ② G3		X 0-0 ③ P3		F X 0-1 1-3 2-H 3-H G1-6-3 1B	5	0	1	2	0	0	1
Willie Greene, L (1, 9) OBP: 0.352, SLG: 0.465	B B C F B X 3-2 HR		C B B S X 2-2 ② P6		B C C X 1-2 ③ G3			C C B S 1-3 ① K	X 0-0 ② ③ G1-6-3 1-2f	5	1	1	1	0	1	2
Eddie Taubensee, L (1, 10) OBP: 0.322, SLG: 0.467	B S B X 2-1 2B		B C C B F B B 4-2 1B BB			S B X 1-1 ① P6		B S X 1-1 ② F9		3	0	1	0	1	0	0
Terry Pendleton, S (1, 5) OBP: 0.311, SLG: 0.347	B C B S B X 3-2 ③ F9		F B B B X 2-1 1-3 1B			F B F B X 2-2 ② P6		B B X 2-0 1B		4	0	2	0	0	0	1
Hal Morris, L (1, 3) OBP: 0.303, SLG: 0.329		B B B C B 4-1 SH1-4 1B G6-3 BB	C B F X 1-2 ③ G4-3			X 0-0 ③ L3		B 1 SAFE C 1 SAFE S B B C 3-3 ③ K		3	1	0	0	1	1	3
Joe Oliver, R (1, 2) OBP: 0.355, SLG: 0.450	C X 0-1 1-2 G6-3 SH1-4 1B		C F B B F B B 4-2 G4-6-3 BB				X 0-0 CS 1B		F B B B X 3-1 1B G4-3 1B	3	1	3	0	1	0	0
Jeff Branson, L (1, 4) OBP: 0.211, SLG: 0.264	L X 0-1 ① 1-2 2-3 SH1-4		F 1 SAFE S B B B X 2-2 ① ② 1-2f G4-6-3				1 SAFE B 1 SAFE B 1 SAFE S B F X 3-2 ① ② 1-2 P6		L L B X 1-2 ① G4-3 1-2	3	0	0	0	0	0	3
Pokey Reese, R (1, 6) OBP: 0.306, SLG: 0.338		B X 1-0 ② G6-3 2-3 3-H			C D F B X 2-2 ③ G5-3		X 0-0 S 1B 1B		B S B F B F X 3-2 BB 2-3 1B 1B	4	2	2	1	0	0	1
Inning Stats	R: 1 E: 0 K: 1 S: 14 H: 2 LOB: 1 BB: 0 P: 24	R: 1 E: 0 K: 0 S: 8 H: 1 LOB: 1 BB: 1 P: 14	R: 0 E: 0 K: 0 S: 12 H: 1 LOB: 2 BB: 1 P: 21	R: 0 E: 0 K: 0 S: 9 H: 0 LOB: 0 BB: 1 P: 17	R: 0 E: 0 K: 0 S: 6 H: 0 LOB: 0 BB: 0 P: 11	R: 0 E: 0 K: 0 S: 6 H: 0 LOB: 0 BB: 0 P: 9	R: 1 E: 0 K: 0 S: 8 H: 3 LOB: 1 BB: 0 P: 13	R: 0 E: 0 K: 2 S: 9 H: 1 LOB: 1 BB: 0 P: 16	R: 2 E: 0 K: 0 S: 13 H: 3 LOB: 1 BB: 1 P: 24	1B: 9 2B: 1 3B: 0 HR: 1	SF: 0 SAC: 1 DP: 2 HBP: 0					

PITCHER		IP	WLS	BF	H	R	ER	SO	BB	IBB	HBP	BLK	WP	HR	S	P	ERA	WHIP
Chad Ogea, R ERA: 5.56	(1, 1)	6.2	L	27	6	3	3	1	3	0	0	0	0	1	60	104	4.05	1.350
Paul Assenmacher, L ERA: 7.02	(7, 1)	1.1		6	2	0	0	2	0	0	0	0	0	0	12	21	0.00	1.500
Paul Shuey, R ERA: 5.16	(9, 1)	0.1		3	2	2	2	0	0	0	0	0	0	0	9	16	54.00	6.000
Albie Lopez, R ERA: 6.59	(9, 1)	0.2		3	1	0	0	0	1	0	0	0	0	0	4	8	0.00	3.000

PITCHER	IP	WLS	BF	H	R	ER	SO	BB	IBB	HBP	BLK	WP	HR	S	P	ERA	WHIP

TOP

Cincinnati Reds @ Cleveland Indians

Jacobs Field, Cleveland, OH

Wed Jun 18 1997, 7:05 PM EDT

Att. 42,865 - Unknown - 69 F

livebaseballscorecards.com

AB	34
R	5
H	11
RBI	5
BB	4
SO	3
LOB	12

WP: 0	PB: 0	SB: 1	CS: 1
PA: 39			

BOTTOM

Cincinnati Reds @ Cleveland Indians

Jacobs Field, Cleveland, OH

Wed Jun 18 1997, 7:05 PM EDT

Att. 42,865 - Unknown - 69 F

livebaseballscorecards.com

Batter	1	2	3	4	5	6	7	8	9	AB	R	H	RBI	BB	SO	LOB
Marquis Grissom, R (1, 8) OBP: 0.298, SLG: 0.308	B B F B B 4-1 CS BB		1 SAFE S B F S 1-3 ③ K2-3			C F B B X 2-2 F9 S 1B		C X 0-1 ② G6-3		3	0	1	0	1	1	1
Kevin Seitzer, R (1, 10) OBP: 0.316, SLG: 0.338	C B 1 SAFE X 1-1 ① F9			S S B B B B 4-2 FC5-4 BB		B S D 1 SAFE S F F D F 3-2 X ② F9 1-3		C C C 0-3 ③ K		3	0	0	0	1	1	2
Jim Thome, L (1, 3) OBP: 0.433, SLG: 0.575	C 1 SAFE B F C 1-3 ② ③ K 1-2			S B F C 1-3 ① K		B F B B S F S 3-3 ③ K			F X 0-1 1B 2B	4	1	1	0	0	3	3
Matt Williams, R (1, 5) OBP: 0.282, SLG: 0.451 Casey Candaele, S (9, PH) OBP: 0.346, SLG: 0.360		C S X 0-2 ① P4		S B X 1-1 ② FC5-4 WP 1-2f			S T B X 1-2 ① F9		B C S S X 1-2 ① G6-3	3 1	0 0	0 0	0 0	0 0	0 0	1 1
Manny Ramirez, R (1, 9) OBP: 0.402, SLG: 0.505		B C B S D X 3-2 ② F9		B F F X 1-2 ③ G5-3 1-2			B C C B X 2-2 2B 2B		F X 0-1 1B 2-H 1B	4	1	2	1	0	0	1
Sandy Alomar Jr., R (1, 2) OBP: 0.411, SLG: 0.632		X 0-0 ③ G4-3			C F B X 1-2 ① G1-3		B C X 1-1 2-H 2B		X 0-0 G4-6-3 1-2 1B	4	0	2	1	0	0	0
Julio Franco, R (1, 4) OBP: 0.383, SLG: 0.383			B B B B 4-0 CS BB		B C B F F F B T 3-2 ② K		B S S S 1-3 ② K		C F X 0-2 ② ③ G4-6-3 1-2f	3	0	0	0	1	2	3
Trenidad Hubbard, R (1, 7) OBP: 0.286, SLG: 0.286 Brian Giles, L (7, PH) (8, 7) OBP: 0.378, SLG: 0.437			B B B C 1 SAFE C X 3-2 ① ② L9 1-2		B B S B F S 3-3 ③ K		B F B S B F S 2-2 ③ F9			2 1	0 0	0 0	0 0	0 0	1 0	1 1
Omar Vizquel, S (1, 6) OBP: 0.339, SLG: 0.373			B B C S X 2-2 1B			C B X 1-1 ① L8		C S T 0-2 ① K		3	0	1	0	0	1	0

Inning Stats	1	2	3	4	5	6	7	8	9
	R: 0 H: 0 E: 0 LOB: 1 K: 1 BB: 1 S: 6 P: 12	R: 0 H: 0 E: 0 LOB: 0 K: 0 BB: 0 S: 7 P: 10	R: 0 H: 1 E: 0 LOB: 1 K: 1 BB: 1 S: 9 P: 19	R: 0 H: 0 E: 0 LOB: 1 K: 1 BB: 1 S: 10 P: 17	R: 0 H: 0 E: 0 LOB: 0 K: 2 BB: 0 S: 11 P: 18	R: 0 H: 1 E: 0 LOB: 1 K: 1 BB: 0 S: 15 P: 24	R: 1 H: 2 E: 0 LOB: 1 K: 1 BB: 0 S: 14 P: 21	R: 0 H: 0 E: 0 LOB: 0 K: 2 BB: 0 S: 8 P: 8	R: 1 H: 3 E: 0 LOB: 1 K: 0 BB: 0 S: 11 P: 12

	AB	R	H	RBI	BB	SO	LOB
	31	2	7	2	3	9	14

1B: 4 SF: 0 WP: 1 PA: 34
2B: 4 SAC: 0 PB: 0
3B: 0 DP: 2 SB: 1
HR: 0 HBP: 0 CS: 2

PITCHER		IP	WLS	BF	H	R	ER	SO	BB	IBB	HBP	BLK	WP	HR	S	P	ERA	WHIP
Mike Remlinger, L ERA: 2.62	(1, 1)	6.0	W	21	2	0	0	6	3	0	0	0	1	0	58	100	0.00	0.833
Stan Belinda, R ERA: 4.26	(7, 1)	2.0		8	2	1	1	3	0	0	0	0	0	0	22	29	4.50	1.000
Jeff Shaw, R ERA: 1.57	(9, 1)	1.0		5	3	1	1	0	0	0	0	0	0	0	11	12	9.00	3.000

PITCHER	IP	WLS	BF	H	R	ER	SO	BB	IBB	HBP	BLK	WP	HR	S	P	ERA	WHIP

Batter	1	2	3	4	5	6	7	8	9	AB	R	H	RBI	BB	SO	LOB
Deion Sanders, L (1, 7) OBP: 0.366, SLG: 0.435	BCFBBFX 3-2 BLK FC3-2-5-1 2B		CX 0-1 HR		BCFBFX 2-2 ② G6-3		BSBBC2 SAFE2 SAFES 3-3 K S 2-3		BX 1-0 ③ P6	5	1	2	1	0	1	1
Curtis Goodwin, L (1, 8) OBP: 0.376, SLG: 0.378	FLBBS 2-3 ① K		CBX 1-1 ② G6-3		BCBBCS 3-3 ③ K		FPS1 SAFES 1-3 ② K 1-2			4	0	0	0	0	3	3
Lenny Harris, L (1, 4) OBP: 0.286, SLG: 0.400 Terry Pendleton, S (7, PH) OBP: 0.308, SLG: 0.344 (7, 5)	SFBBBB 4-2 FC3-2-5-1 2-3 BB		CCBBX 2-2 1B E 1B			CFBFBFX 2-2 G1-3 1B 2B	BCBX 2-1 ③ F9			2 1	2 0	2 0	0 0	1 0	0 0	0 2
Willie Greene, L (1, 9) OBP: 0.351, SLG: 0.463 Mike Kelly, R (8, PH) OBP: 0.275, SLG: 0.340 (8, 9)	X 0-0 ② FC3-2-5-1 1-3 3-H		BD1 SAFEX 2-0 E8 1-H 1B			SSC 0-3 ① K		FCBX 1-2 ① P1		3 1	0 0	1 0	0 0	0 0	1 0	3 0
Hal Morris, L (1, 3) OBP: 0.298, SLG: 0.323	BCCFBC 2-3 ③ K		X 0-0 ③ F8			CFBBX 1-2 ② G1-3 2-3		BSBX 2-1 ② G4-3		4	0	0	0	0	1	4
Aaron Boone, R (1, 5) OBP: 0.333, SLG: 0.333 Jeff Branson, L (6, 5) OBP: 0.208, SLG: 0.260 (7, 4)		FBBBX 2-1 ① G5-3		X 0-0 ① F9		BFX 1-1 S 1B 3-H 1B		BCX 1-1 ③ F8		3 1	0 0	1 0	1 0	0 0	0 0	0 0
Joe Oliver, R (1, 2) OBP: 0.351, SLG: 0.442		CFBBFX 2-2 ② G6-3		BCCC 1-3 ② K		CCFBX 1-2 ③ 1-H 1B			FSBS 1-3 ① K	4	0	1	0	0	2	0
Pokey Reese, R (1, 6) OBP: 0.315, SLG: 0.381		FCBBBX 2-2 ③ G6-3		CFBBFX 2-2 ③ G4-3			CCBX 1-2 PB S 1B		X 0-0 HR	4	1	2	1	0	0	0
Kent Mercker, L (1, 1) OBP: 0.320, SLG: 0.273 Scott Sullivan, R (7, 1) Eddie Taubensee, L (9, PH) OBP: 0.320, SLG: 0.463 Jeff Shaw, R (9, 1)			SFFBX 1-2 ① G4-1		CCFBS 1-3 ① K		1 SAFEC1 SAFEPL1 SAFEBB1 SAFE 3-3 M K 1-2 ①		BSBFFFS 2-3 ② K	3 0 1 0	0 0 0 0	0 0 0 0	0 0 0 0	0 0 0 0	2 0 1 0	1 0 0 0
Inning Stats	R: 0 H: 1 E: 0 LOB: 2 K: 2 BB: 1 S: 14 P: 25	R: 0 H: 0 E: 0 LOB: 0 K: 0 BB: 0 S: 9 P: 15	R: 2 H: 3 E: 1 LOB: 1 K: 0 BB: 0 S: 13 P: 19	R: 0 H: 0 E: 0 LOB: 0 K: 1 BB: 0 S: 8 P: 11	R: 0 H: 0 E: 0 LOB: 0 K: 2 BB: 0 S: 11 P: 17	R: 1 H: 3 E: 0 LOB: 2 K: 1 BB: 0 S: 17 P: 22	R: 0 H: 1 E: 0 LOB: 2 K: 3 BB: 0 S: 16 P: 24	R: 0 H: 0 E: 0 LOB: 0 K: 0 BB: 0 S: 7 P: 11	R: 1 H: 1 E: 0 LOB: 0 K: 2 BB: 0 S: 10 P: 14	1B: 5 2B: 2 3B: 0 HR: 2	SF: 0 SAC: 0 DP: 0 HBP: 0					

TOP

Cincinnati Reds @ St. Louis Cardinals

Busch Stadium, St. Louis, MO

Fri Jun 20 1997, 7:05 PM CDT
Att. 42,091 - Unknown - 90 F

livebaseballscorecards.com

AB	36
R	4
H	9
RBI	3
BB	1
SO	11
LOB	14

WP: 0 PB: 1 SB: 3 CS: 0 PA: 37

PITCHER		IP	WLS	BF	H	R	ER	SO	BB	IBB	HBP	BLK	WP	HR	S	P	ERA	WHIP
Matt Morris, R ERA: 2.99	(1, 1)	6.0	L	25	7	3	2	6	1	0	0	1	0	1	72	109	3.00	1.333
Mark Petkovsek, R ERA: 3.6	(7, 1)	0.1		2	1	0	0	1	0	0	0	0	0	0	7	10	0.00	3.000
Tony Fossas, L ERA: 1.61	(7, 1)	1.2		6	0	0	0	2	0	0	0	0	0	0	16	25	0.00	0.000
Dennis Eckersley, R ERA: 4.43	(9, 1)	1.0		4	1	1	1	2	0	0	0	0	0	1	10	14	9.00	1.000

PITCHER	IP	WLS	BF	H	R	ER	SO	BB	IBB	HBP	BLK	WP	HR	S	P	ERA	WHIP

Batter	1	2	3	4	5	6	7	8	9	AB	R	H	RBI	BB	SO	LOB
Delino DeShields, L (1, 4) OBP: 0.337, SLG: 0.457	B C C B X 2-2 E3 G4-3 S		F C C 0-3 ① K	S B X 1-1 ③ L9		B B B C X 3-1 ② ③ G4-6-3 1-2f			F X 0-1 ② L3	5	0	0	0	0	1	6
Ron Gant, R (1, 7) OBP: 0.305, SLG: 0.419	S 1 B C B B 1 F F SAFE SAFE 3-3 ① K 1-2		F B X 1-1 ② L7		C F X 0-2 ① G5-3		X 0-0 ① G6-3		F B S X 1-2 ③ G4-3	5	0	0	0	0	1	2
Ray Lankford, L (1, 8) OBP: 0.430, SLG: 0.686	F S B O B F X 3-2 ② G4-3 2-3		F C B F X 1-2 ③ L1		C B S B F X 2-2 ② F7		F X 0-1 ② F7			4	0	0	0	0	0	1
Brian Jordan, R (1, 9) OBP: 0.330, SLG: 0.284	B B B C B 4-1 BB			F C B X 1-2 ① F8	B B B 4-0 WP BB		B F B B F X 3-2 ③ F8			2	0	0	0	2	0	0
Gary Gaetti, R (1, 5) OBP: 0.311, SLG: 0.394	C S B X 1-2 ③ P4			X 0-0 ① BB 1B 1B	F 1 B F B C SAFE 2-3 ③ K 1-3			X 0-0 ① P4		4	1	1	0	0	1	3
John Mabry, L (1, 3) OBP: 0.379, SLG: 0.415		X 0-0 ① P5		S S S 0-3 ② K		F X 0-1 2B 1B		C B S X 1-2 ② L4		4	0	1	0	0	1	1
Royce Clayton, R (1, 6) OBP: 0.295, SLG: 0.413		C C X 0-2 1B		B B 1 C B B SAFE 4-1 1B 1B 1-2 BB		S B F X 1-2 1-3 2B		X 0-0 ③ L9		3	1	2	0	1	0	0
Tom Lampkin, L (1, 2) OBP: 0.307, SLG: 0.370		C C X 0-2 ② F9		C X 0-1 1B 1-3 2-H 1B		X 0-0 ① L9			B B C C X 2-2 F8 2B	4	0	2	1	0	0	3
Matt Morris, R (1, 1) OBP: 0.280, SLG: 0.276 Willie McGee, S (6, PH) OBP: 0.351, SLG: 0.417 Mark Petkovsek, R (7, 1) OBP: 0.125, SLG: 0.125 Tony Fossas, L (7, 1) Dennis Eckersley, R (9, 1) Scott Livingstone, L (9, PH) OBP: 0.212, SLG: 0.194		B F F C 1-3 ③ K		X 0-0 1-2 3-H 1B			4-0 G4-6-3 IBB		B X 1-0 ① F8 2-3	2 0 0 0 0 1	0 0 0 0 0 0	1 0 0 0 0 0	1 0 0 0 0 0	0 1 0 0 0 0	1 0 0 0 0 0	1 0 0 0 0 1
Inning Stats	R: 0 H: 0 E: 1 LOB: 2 K: 1 BB: 1 S: 16 P: 29	R: 0 H: 1 E: 0 LOB: 1 K: 1 BB: 0 S: 10 P: 11	R: 0 H: 0 E: 0 LOB: 0 K: 1 BB: 0 S: 9 P: 11	R: 2 H: 3 E: 0 LOB: 2 K: 1 BB: 1 S: 13 P: 19	R: 0 H: 0 E: 0 LOB: 1 K: 1 BB: 1 S: 10 P: 18	R: 0 H: 2 E: 0 LOB: 2 K: 0 BB: 1 S: 8 P: 16	R: 0 H: 0 E: 0 LOB: 0 K: 0 BB: 0 S: 6 P: 9	R: 0 H: 0 E: 0 LOB: 0 K: 0 BB: 0 S: 5 P: 6	R: 0 H: 1 E: 0 LOB: 1 K: 0 BB: 0 S: 9 P: 13	1B: 5 2B: 2 3B: 0 HR: 0	SF: 0 SAC: 0 DP: 1 HBP: 0			WP: 2 PB: 0 SB: 1 CS: 0	PA: 38		

PITCHER		IP	WLS	BF	H	R	ER	SO	BB	IBB	HBP	BLK	WP	HR	S	P	ERA	WHIP
Kent Mercker, L ERA: 3.36	(1, 1)	6.0	W	28	6	2	2	5	3	1	0	0	1	0	66	104	3.00	1.500
Scott Sullivan, R ERA: 2.93	(7, 1)	2.0		6	0	0	0	0	0	0	0	0	0	0	11	15	0.00	0.000
Jeff Shaw, R ERA: 1.53	(9, 1)	1.0	S	4	1	0	0	0	0	0	0	0	0	0	9	13	0.00	1.000

PITCHER	IP	WLS	BF	H	R	ER	SO	BB	IBB	HBP	BLK	WP	HR	S	P	ERA	WHIP

BOTTOM

Cincinnati Reds @ St. Louis Cardinals

Busch Stadium, St. Louis, MO

Fri Jun 20 1997, 7:05 PM CDT
Att. 42,091 - Unknown - 90 F

livebaseballscorecards.com

AB	34
R	2
H	7
RBI	2
BB	4
SO	5
LOB	18

Batter	1	2	3	4	5	6	7	8	9	AB	R	H	RBI	BB	SO	LOB
Deion Sanders, L (1, 7) OBP: 0.366, SLG: 0.432	P5		1B		G4-3		K		BB FC4-6	4	0	1	0	1	1	2
Curtis Goodwin, L (1, 8) OBP: 0.371, SLG: 0.373	P6		G3			FC3-6 1B	K		FC4-6 1-2f	5	0	1	0	0	1	4
Lenny Harris, L (1, 4) OBP: 0.279, SLG: 0.390	G3-1			F8		FC3-6 BB 1B 1-2f	1-2 2-3 BB			3	1	0	0	0	0	1
Terry Pendleton, S (7, PH) OBP: 0.314, SLG: 0.344 (7, 5)										0	0	0	0	1	0	0
Willie Greene, L (1, 9) OBP: 0.358, SLG: 0.482		F9 1B		HR		1 SAFE 1 SAFE 1B 1-2 BB	F8			3	1	2	1	1	0	3
Felix Rodriguez, R (7, 1)										0	0	0	0	0	0	0
Stan Belinda, R (8, 1)										0	0	0	0	0	0	0
Eddie Taubensee, L (1, 3) OBP: 0.325, SLG: 0.464 (7, 9)		F9 1-2	1B			1-2 2-H 1B		F7		4	0	2	1	0	0	1
Aaron Boone, R (1, 5) OBP: 0.143, SLG: 0.143 (7, 4)		F7	K			L7		K		4	0	0	0	0	2	4
Joe Oliver, R (1, 2) OBP: 0.339, SLG: 0.426		G4-3	L9			F9		F7		4	0	0	0	0	0	4
Pokey Reese, R (1, 6) OBP: 0.323, SLG: 0.386			L9	L5			S 1B 1B		G5-4-3 1B	4	0	2	0	0	0	0
Dave Burba, R (1, 1) OBP: 0.227, SLG: 0.190										1	0	0	0	0	0	0
Scott Sullivan, R (4, 1)										0	0	0	0	0	0	0
Jeff Branson, L (5, PH) OBP: 0.205, SLG: 0.257										1	0	0	0	0	0	0
Hector Carrasco, R (5, 1)			G3	G4-3			BB		G5-4-3	0	0	0	0	0	0	0
Hal Morris, L (7, PH) OBP: 0.300, SLG: 0.325 (7, 3)							1-2 1B		1-2f	2	0	1	0	0	0	1
Inning Stats	R: 0 E: 0 K: 0 S: 5 H: 0 LOB: 0 BB: 0 P: 9	R: 0 E: 0 K: 0 S: 10 H: 1 LOB: 1 BB: 0 P: 15	R: 0 E: 0 K: 0 S: 9 H: 1 LOB: 1 BB: 0 P: 12	R: 1 E: 0 K: 1 S: 8 H: 2 LOB: 1 BB: 0 P: 11	R: 0 E: 0 K: 0 S: 8 H: 0 LOB: 0 BB: 0 P: 10	R: 1 E: 0 K: 0 S: 11 H: 2 LOB: 2 BB: 1 P: 17	R: 0 E: 0 K: 2 S: 11 H: 2 LOB: 3 BB: 1 P: 20	R: 0 E: 0 K: 1 S: 7 H: 0 LOB: 0 BB: 0 P: 9	R: 0 E: 0 K: 0 S: 5 H: 1 LOB: 1 BB: 1 P: 9	1B: 8 2B: 0 3B: 0 HR: 1	SF: 0 SAC: 0 DP: 1 HBP: 0					

TOP

Cincinnati Reds @ St. Louis Cardinals

Busch Stadium, St. Louis, MO

Sat Jun 21 1997, 7:05 PM CDT
Att. 44,931 - Unknown - 74 F

livebaseballscorecards.com

AB	35
R	2
H	9
RBI	2
BB	3
SO	4
LOB	20

WP: 0 PB: 0 SB: 1 CS: 0 PA: 38

PITCHER		IP	WLS	BF	H	R	ER	SO	BB	IBB	HBP	BLK	WP	HR	S	P	ERA	WHIP
Todd Stottlemyre, R ERA: 4.24	(1, 1)	6.0	W	27	8	2	2	1	1	0	0	0	0	1	54	79	3.00	1.500
Tony Fossas, L ERA: 1.52	(7, 1)	1.1		5	0	0	0	2	1	0	0	0	0	0	9	17	0.00	0.750
T.J. Mathews, R ERA: 1.98	(8, 1)	0.2		2	0	0	0	1	0	0	0	0	0	0	6	7	0.00	0.000
John Frascatore, R ERA: 2.57	(9, 1)	1.0		4	1	0	0	0	1	0	0	0	0	0	5	9	0.00	2.000

PITCHER	IP	WLS	BF	H	R	ER	SO	BB	IBB	HBP	BLK	WP	HR	S	P	ERA	WHIP

BOTTOM

Batter	1	2	3	4	5	6	7	8	9	AB	R	H	RBI	BB	SO	LOB
Delino DeShields, L (1, 4) OBP: 0.335, SLG: 0.452	X 0-0 1B G6-4-3 1B	C D B X 2-1 ③ G4-3		C C F X 0-2 ① G3	B B X 2-0 ③ G3			F 1 SAFE F F F 1 SAFE 1 SAFE X 0-2 ② FC3-6 S 1-2f 1B		5	2	1	0	0	0	2
Ron Gant, R (1, 7) OBP: 0.310, SLG: 0.420	X 0-0 G6-4-3 BB 1-3 1B		S X 0-1 ① G1-3	B B C B B 4-1 1B 1B BB		F C C 0-3 ① K		B 1 SAFE B 1 SAFE B C S X 3-2 1B 1-H 1B		4	1	2	1	1	1	0
Ray Lankford, L (1, 8) OBP: 0.434, SLG: 0.683	B F F B B F F B 4-2 G6-4-3 1-2 BB		B F X 1-1 ② F8	F 1 SAFE S X 0-2 1B 1B 1-3 1B		B F C C 1-3 ② K		C B X 1-1 S 1-3 1B		4	0	2	0	1	1	0
Brian Jordan, R (1, 9) OBP: 0.342, SLG: 0.292	X 0-0 ① ② G6-4-3 1-2f 2-3 3-H		B C S F F B F F X 2-2 1B S 1B 1B	B T X 1-1 1B 1-2 3-H 1B		B B X 2-0 ③ P3		B B F F H 3-2 1-2 HBP		4	1	2	1	0	0	2
Gary Gaetti, R (1, 5) OBP: 0.313, SLG: 0.394	B S X 1-1 ③ G1-3		F 1 SAFE C B X 1-2 BB 1-3 1B	B B X 2-0 1-2 2-3 1B			C B F B B X 3-2 ① G1-3	B X 1-0 ③ P3		5	1	2	0	0	0	4
John Mabry, L (1, 3) OBP: 0.381, SLG: 0.418		B X 1-0 G4-3 SF8 2B	S B B B S B 4-2 1B 1-2 BB	F F S 0-3 ② K			S B C B F B C 3-3 ② K			3	1	1	0	1	2	3
Royce Clayton, R (1, 6) OBP: 0.298, SLG: 0.414		L B B B X 3-1 ① G4-3 2-3	B F B F B F F X 3-2 S 1-3 2-H 3-H 1B	C X 0-1 ③ L5			X 0-0 CS 1B			4	0	2	2	0	0	4
Tom Lampkin, L (1, 2) OBP: 0.312, SLG: 0.367		X 0-0 ② SF8 3-H	B C I I I 4-1 1-2 IBB		B C B F X 2-2 ① G3		B 1 SAFE C 1-1 ③ CS 1-2	B B B B 4-0 FC3-6 BB		1	0	0	1	2	0	0
Todd Stottlemyre, L (1, 1) OBP: 0.324, SLG: 0.355 Tony Fossas, L (7, 1) T.J. Mathews, R (8, 1) Willie McGee, S (8, PH) OBP: 0.348, SLG: 0.413 John Frascatore, R (9, 1)		C C B F F F F B B B 3-2 X 3B	F X 0-1 ③ G3		F C S 0-3 ② K			B C F 1 SAFE F X 1-2 ① P7		3 0 0 1 0	0 0 0 0 0	1 0 0 0 0	0 0 0 0 0	0 0 0 0 0	1 0 0 0 0	3 0 0 1 0
Inning Stats	R: 1 E: 0 K: 0 S: 9 H: 2 LOB: 1 BB: 1 P: 14	R: 1 E: 0 K: 0 S: 13 H: 2 LOB: 1 BB: 0 P: 22	R: 2 E: 0 K: 0 S: 24 H: 3 LOB: 3 BB: 2 P: 39	R: 1 E: 0 K: 1 S: 16 H: 3 LOB: 3 BB: 1 P: 23	R: 0 E: 0 K: 1 S: 7 H: 0 LOB: 0 BB: 0 P: 11	R: 0 E: 0 K: 2 S: 7 H: 0 LOB: 0 BB: 0 P: 10	R: 0 E: 0 K: 1 S: 9 H: 1 LOB: 0 BB: 0 P: 16	R: 1 E: 0 K: 0 S: 17 H: 2 LOB: 3 BB: 1 P: 30		1B: 11 2B: 1 3B: 1 HR: 0	SF: 1 SAC: 0 DP: 1 HBP: 1					

PITCHER		IP	WLS	BF	H	R	ER	SO	BB	IBB	HBP	BLK	WP	HR	S	P	ERA	WHIP
Dave Burba, R ERA: 5.76	(1, 1)	3.1	L	22	9	5	5	0	3	1	0	0	0	0	56	90	13.50	3.600
Scott Sullivan, R ERA: 2.86	(4, 1)	0.2		3	1	0	0	1	0	0	0	0	0	0	6	8	0.00	1.500
Hector Carrasco, R ERA: 2.93	(5, 1)	2.0		6	0	0	0	3	0	0	0	0	0	0	14	21	0.00	0.000
Felix Rodriguez, R ERA: 3.86	(7, 1)	1.2		8	3	1	1	1	1	0	0	0	0	0	23	39	5.40	2.400
Stan Belinda, R ERA: 4.23	(8, 1)	0.1		2	0	0	0	0	0	0	1	0	0	0	3	7	0.00	0.000

PITCHER	IP	WLS	BF	H	R	ER	SO	BB	IBB	HBP	BLK	WP	HR	S	P	ERA	WHIP

Cincinnati Reds @ St. Louis Cardinals

Busch Stadium, St. Louis, MO

Sat Jun 21 1997, 7:05 PM CDT

Att. 44,931 - Unknown - 74 F

livebaseballscorecards.com

AB	34
R	6
H	13
RBI	5
BB	5
SO	5
LOB	19

WP: 0	PB: 0	SB: 4	CS: 1
PA: 42			

Batter	1	2	3	4	5	6	7	8	9	AB	R	H	RBI	BB	SO	LOB
Deion Sanders, L (1, 7) OBP: 0.365, SLG: 0.428	C B B F F X 2-2 ① G1-3		F F X 0-2 ② P6		S X 0-1 ③ F7			B B B C B 4-1 CS BB		3	0	0	0	1	0	1
Curtis Goodwin, L (1, 8) OBP: 0.379, SLG: 0.378	C B B F C 2-3 ② K		B B B C X 3-1 1B E 1-2 1B			F C B B B F B 4-2 S BB		F F B 1 B F X SAFE 2-2 ② 1-2 1B		3	1	2	0	1	1	0
Hal Morris, L (1, 3) OBP: 0.299, SLG: 0.323	B F B X 2-1 ③ G6-3		X 0-0 E7 1-H 2-H 1B			1 SAFE C 1 SAFE X 0-1 ① F8		C F B X 1-2 ③ G4-3		4	0	1	1	0	0	2
Willie Greene, L (1, 9) OBP: 0.361, SLG: 0.480		F B B X 2-1 1B	C S S 0-3 ③ K			B I I 4-0 G1-4-3 1-2 IBB			C F B S 1-3 ① K	3	0	1	0	1	2	1
Terry Pendleton, S (1, 5) OBP: 0.308, SLG: 0.337		B B X 2-0 ① F8		B F S F F S 1-3 ① K		F X 0-1 ②③ G1-4-3 1-2f			C S X 0-2 ② F9	2	0	0	0	0	1	1
Aaron Boone, R (5, 5) OBP: 0.111, SLG: 0.111										2	0	0	0	0	0	2
Brook Fordyce, R (1, 2) OBP: 0.294, SLG: 0.328		F B S S F F X 1-2 ② F7		F B B B F F F X 3-2 ② P2			C B F B B C 2-3 ① K		X 0-0 ③ F7	3	0	0	0	0	1	1
Eddie Taubensee, L (9, PH) OBP: 0.323, SLG: 0.461										1	0	0	0	0	0	0
Jeff Branson, L (1, 4) OBP: 0.198, SLG: 0.247		1 SAFE C D C 1 SAFE X 1-2 ③ L7		X 0-0 ③ G1-3			F F B B F F B X 3-2 ② G4-3			3	0	0	0	0	0	1
Mike Remlinger, L (7, 1)										0	0	0	0	0	0	0
Stan Belinda, R (8, 1)										0	0	0	0	0	0	0
Pokey Reese, R (1, 6) OBP: 0.313, SLG: 0.374			C X 0-1 ① G6-3		X 0-0 ① G6-3		C B B S S 2-3 ③ K			3	0	0	0	0	1	0
Brett Tomko, R (1, 1) OBP: 0.250, SLG: 0.286			S B B B C B 4-2 1B 1B BB		C C S 0-3 ② K			C B S S 1-3 ① K		1	1	0	0	1	1	0
Scott Sullivan, R (5, 1)										0	0	0	0	0	0	0
Bret Boone, R (7, 4) OBP: 0.290, SLG: 0.286										1	0	0	0	0	1	0
Inning Stats	R: 0 E: 0 K: 1 S: 9 H: 0 LOB: 0 BB: 0 P: 15	R: 0 E: 0 K: 0 S: 11 H: 1 LOB: 1 BB: 0 P: 17	R: 2 E: 1 K: 1 S: 13 H: 2 LOB: 1 BB: 1 P: 20	R: 0 E: 0 K: 1 S: 10 H: 0 LOB: 0 BB: 0 P: 14	R: 0 E: 0 K: 1 S: 6 H: 0 LOB: 0 BB: 0 P: 6	R: 0 E: 0 K: 0 S: 8 H: 0 LOB: 1 BB: 2 P: 16	R: 0 E: 0 K: 2 S: 11 H: 0 LOB: 0 BB: 0 P: 18	R: 0 E: 0 K: 1 S: 11 H: 1 LOB: 1 BB: 1 P: 19	R: 0 E: 0 K: 1 S: 7 H: 0 LOB: 0 BB: 0 P: 8	1B: 4 2B: 0 3B: 0 HR: 0 SF: 0 SAC: 0 DP: 1 HBP: 0						

PITCHER		IP	WLS	BF	H	R	ER	SO	BB	IBB	HBP	BLK	WP	HR	S	P	ERA	WHIP
Alan Benes, R ERA: 2.73	(1, 1)	8.0	W	30	4	2	1	7	3	1	0	0	0	0	79	125	1.12	0.875
Dennis Eckersley, R ERA: 4.22	(9, 1)	1.0	S	3	0	0	0	1	0	0	0	0	0	0	7	8	0.00	0.000

PITCHER	IP	WLS	BF	H	R	ER	SO	BB	IBB	HBP	BLK	WP	HR	S	P	ERA	WHIP

TOP

Cincinnati Reds @ St. Louis Cardinals

Busch Stadium, St. Louis, MO

Sun Jun 22 1997, 3:33 AM CDT
Att. 43,194 - Cloudy - 84 F

livebaseballscorecards.com

AB	29
R	2
H	4
RBI	1
BB	4
SO	8
LOB	9

WP: 0 PA: 33
PB: 0
SB: 1
CS: 1

BOTTOM

Cincinnati Reds @ St. Louis Cardinals

Busch Stadium, St. Louis, MO

Sun Jun 22 1997, 3:33 AM CDT

Att. 43,194 - Cloudy - 84 F

livebaseballscorecards.com

Batter	1	2	3	4	5	6	7	8	9	AB	R	H	RBI	BB	SO	LOB
Delino DeShields, L (1, 4) OBP: 0.343, SLG: 0.456	G3 1B 2B	1-2 2-3 BB			F8 S 1B BB		B3	S 3-H BB		2	2	1	0	3	0	0
Ron Gant, R (1, 7) OBP: 0.308, SLG: 0.415	G6-3	F8			1-3 F8		2B 1B	1-2 K		5	1	1	0	0	1	6
Dennis Eckersley, R (9, 1)										0	0	0	0	0	0	0
Ray Lankford, L (1, 8) OBP: 0.435, SLG: 0.682	G3 2-3		L9		1B BB		SAFE 1-H 2B			3	0	1	1	1	0	1
Brian Jordan, R (1, 9) OBP: 0.355, SLG: 0.303	3-H 1B		G5-3		1-2 G4-3 3-H 1B		IBB			3	0	2	2	1	0	0
John Mabry, L (1, 3) OBP: 0.375, SLG: 0.411	G4-3		L3		1-2f G4-3		G4-3			4	0	0	0	0	0	5
Royce Clayton, R (1, 6) OBP: 0.298, SLG: 0.410		F8		G6-4-3 1B BB		K		K		3	0	0	0	1	2	0
Mike DiFelice, R (1, 2) OBP: 0.302, SLG: 0.362		K		G6-4-3 1-2 1B		K		2B G4-3 BB		3	0	1	0	1	2	0
Tom Lampkin, L (8, PR) OBP: 0.312, SLG: 0.367										0	1	0	0	0	0	0
(9, 2)																
Danny Sheaffer, R (1, 5) OBP: 0.323, SLG: 0.317		BB 1B 1B		G6-4-3 1-2f 2-3		G6-3		G4-3 1-3 WP 2B		4	1	2	0	0	0	2
Alan Benes, R (1, 1) OBP: 0.229, SLG: 0.286		BB 1-2 1B		G6-3			K	2-3 3-H		3	0	1	0	0	1	1
Willie McGee, S (8, PH) OBP: 0.346, SLG: 0.410										1	0	0	1	0	0	2
(9, 7)																
Inning Stats	R: 1 E: 0 K: 0 S: 10 H: 2 LOB: 1 BB: 0 P: 18	R: 0 E: 0 K: 1 S: 19 H: 2 LOB: 3 BB: 1 P: 34	R: 0 E: 0 K: 0 S: 4 H: 0 LOB: 0 BB: 0 P: 5	R: 0 E: 0 K: 0 S: 4 H: 1 LOB: 1 BB: 1 P: 8	R: 1 E: 0 K: 0 S: 10 H: 1 LOB: 1 BB: 2 P: 21	R: 0 E: 0 K: 2 S: 8 H: 0 LOB: 0 BB: 0 P: 12	R: 1 E: 0 K: 1 S: 13 H: 2 LOB: 2 BB: 1 P: 21	R: 2 E: 0 K: 2 S: 17 H: 1 LOB: 2 BB: 2 P: 30		1B: 6 2B: 3 3B: 0 HR: 0 SF: 0 SAC: 0 DP: 2 HBP: 0						

	AB	31
	R	5
	H	9
	RBI	4
	BB	7
	SO	6
	LOB	17

WP: 1 PB: 0 SB: 2 CS: 0 PA: 38

PITCHER		IP	WLS	BF	H	R	ER	SO	BB	IBB	HBP	BLK	WP	HR	S	P	ERA	WHIP
Brett Tomko, R ERA: 1.76	(1, 1)	4.1		21	5	2	2	1	4	0	0	0	0	0	41	78	4.15	2.077
Scott Sullivan, R ERA: 2.93	(5, 1)	2.1	L	8	2	1	1	3	0	0	0	0	0	0	22	31	3.86	0.857
Mike Remlinger, L ERA: 3.09	(7, 1)	0.2		6	2	2	2	1	1	1	0	0	0	0	10	21	27.00	4.500
Stan Belinda, R ERA: 4.17	(8, 1)	0.2		3	0	0	0	1	1	0	0	0	1	0	12	19	0.00	1.500

PITCHER	IP	WLS	BF	H	R	ER	SO	BB	IBB	HBP	BLK	WP	HR	S	P	ERA	WHIP

Batter	1	2	3	4	5	6	7	8	9	AB	R	H	RBI	BB	SO	LOB
Deion Sanders, L (1, 7) OBP: 0.360, SLG: 0.422	1-3			F9		F8		F8 1-3		4	0	0	0	0	0	2
Curtis Goodwin, L (1, 8) OBP: 0.371, SLG: 0.369	4-3			F7		L7		G1-3		4	0	0	0	0	0	2
Lenny Harris, L (1, 4) OBP: 0.278, SLG: 0.394	4-3			E9 2B		G3			F7	4	0	1	0	0	0	1
Willie Greene, L (1, 9) OBP: 0.359, SLG: 0.472		G3		4-3			BB G3 L8		G6-3	3	0	0	0	1	0	1
Aaron Boone, R (1, 5) OBP: 0.077, SLG: 0.077		P2			G5-3		L8 1-2		G1-3	4	0	0	0	0	0	1
Hal Morris, L (1, 3) OBP: 0.300, SLG: 0.324		G6-3			G5-3 1B		G3 2-3			3	0	1	0	0	0	1
Joe Oliver, R (1, 2) OBP: 0.331, SLG: 0.414			L7		G5-3 1-2		L8			3	0	0	0	0	0	2
Hector Carrasco, R (7, 1)										0	0	0	0	0	0	0
Pokey Reese, R (1, 6) OBP: 0.313, SLG: 0.372			L4		L7			F8 S 1B		3	0	1	0	0	0	1
John Smiley, L (1, 1) OBP: 0.107, SLG: 0.143			L4			1B		F7		2	0	1	0	0	0	0
Eddie Taubensee, L (7, 2) OBP: 0.321, SLG: 0.458										1	0	0	0	0	0	1
Inning Stats	R: 0 E: 0 K: 0 S: 3 H: 0 LOB: 0 BB: 0 P: 3	R: 0 E: 0 K: 0 S: 4 H: 0 LOB: 0 BB: 0 P: 8	R: 0 E: 0 K: 0 S: 8 H: 0 LOB: 0 BB: 0 P: 12	R: 0 E: 1 K: 0 S: 7 H: 1 LOB: 1 BB: 0 P: 11	R: 0 E: 0 K: 0 S: 4 H: 1 LOB: 1 BB: 0 P: 9	R: 0 E: 0 K: 0 S: 9 H: 1 LOB: 1 BB: 0 P: 14	R: 0 E: 0 K: 0 S: 8 H: 0 LOB: 1 BB: 1 P: 13	R: 0 E: 0 K: 0 S: 4 H: 1 LOB: 1 BB: 0 P: 6	R: 0 E: 0 K: 0 S: 7 H: 0 LOB: 0 BB: 0 P: 11	1B: 3 2B: 1 3B: 0 HR: 0 SF: 0 SAC: 0 DP: 0 HBP: 0						

PITCHER	IP	WLS	BF	H	R	ER	SO	BB	IBB	HBP	BLK	WP	HR	S	P	ERA	WHIP
Jim Bullinger, R (1, 1) ERA: 5.48	9.0	W	32	4	0	0	0	1	0	0	0	0	0	54	87	0.00	0.556

PITCHER	IP	WLS	BF	H	R	ER	SO	BB	IBB	HBP	BLK	WP	HR	S	P	ERA	WHIP

TOP

Cincinnati Reds @ Montreal Expos

Olympic Stadium, Montreal, QB

Mon Jun 23 1997, 7:05 PM EDT

Att. 12,367 - Dome - 72 F

livebaseballscorecards.com

AB	31
R	0
H	4
RBI	0
BB	1
SO	0
LOB	12

WP: 0 PA: 32
PB: 0
SB: 1
CS: 0

Cincinnati Reds @ Montreal Expos

Olympic Stadium, Montreal, QB

Mon Jun 23 1997, 7:05 PM EDT

Att. 12,367 - Dome - 72 F

livebaseballscorecards.com

Batter	1	2	3	4	5	6	7	8	9	AB	R	H	RBI	BB	SO	LOB
Mark Grudzielanek, R (1, 6) OBP: 0.337, SLG: 0.411	S S S 0-3 ① K	X 0-0 ③ G6-3			F S B F X 1-2 ① F8		F B B X 2-1 WP 2-H 1B			4	0	1	1	0	1	1
Mike Lansing, R (1, 4) OBP: 0.325, SLG: 0.446	X 0-0 1B	S C B F X 1-2 ① G5-3			C X 0-1 ② G6-3		B F 1 SAFE F B B F X 3-2 ③ P4 1-2			4	0	1	0	0	0	1
Vladimir Guerrero, R (1, 9) OBP: 0.362, SLG: 0.461	C F 1 SAFE S 0-3 ② K	X 0-0 ② L4			S F B X 1-2 ③ L8			B F F X 1-2 1B 3B		4	1	1	0	0	1	1
David Segui, S (1, 3) OBP: 0.409, SLG: 0.503	B C C F B 1 SAFE F B F 3-2 ③ F9		B C B B B 4-1 BB			B B B C X 3-1 ① G6-3		F B B F F F X 2-2 3-H 1B		3	0	1	1	1	0	1
Henry Rodriguez, L (1, 7) OBP: 0.346, SLG: 0.558 Joe Orsulak, L (9, 7) OBP: 0.340, SLG: 0.370		C S F B B S 1-3 ① K	C E C 0-3 ③ K			C F B B B C 2-3 ② K		B B X 2-0 ① F7		4 0	0 0	0 0	0 0	0 0	3 0	2 0
Rondell White, R (1, 8) OBP: 0.322, SLG: 0.451		B X 1-0 E 2B		F S B S S 1-3 ① K		B F X 1-1 ③ L9		C S F B S 1-3 ② K		4	1	1	0	0	2	1
F.P. Santangelo, S (1, 5) OBP: 0.462, SLG: 0.500		B C F D F F X 2-2 E5 2B 2-H 1B		C C X 0-2 HR			B B C S B B 4-2 SH2-4 1B BB	B B B C F X 3-2 G4-3		3	3	2	1	1	0	1
Chris Widger, R (1, 2) OBP: 0.302, SLG: 0.508		B B C X 2-1 2-H 2B		B B B C F X 3-2 ② P5			B X 1-0 ① L7			3	0	1	1	0	0	1
Jim Bullinger, R (1, 1) OBP: 0.286, SLG: 0.393		B B X 2-0 ② P6		F X 0-1 ③ F9			B X 1-0 ② SH2-4 1-2			2	0	0	0	0	0	1
Inning Stats	R: 0 H: 1 E: 0 LOB: 1 K: 2 BB: 0 S: 13 P: 16	R: 2 H: 3 E: 1 LOB: 1 K: 1 BB: 0 S: 14 P: 22	R: 0 H: 0 E: 0 LOB: 1 K: 1 BB: 1 S: 9 P: 14	R: 1 H: 1 E: 0 LOB: 0 K: 1 BB: 0 S: 11 P: 15	R: 0 H: 0 E: 0 LOB: 0 K: 0 BB: 0 S: 9 P: 11	R: 0 H: 0 E: 0 LOB: 0 K: 1 BB: 0 S: 7 P: 13	R: 1 H: 1 E: 0 LOB: 1 K: 0 BB: 1 S: 10 P: 21	R: 1 H: 2 E: 0 LOB: 1 K: 1 BB: 0 S: 16 P: 25		1B: 4 SF: 0 2B: 2 SAC: 1 3B: 1 DP: 0 HR: 1 HBP: 0						WP: 1 PA: 34 PB: 0 SB: 0 CS: 0

BOTTOM

AB	31
R	5
H	8
RBI	4
BB	2
SO	7
LOB	10

PITCHER		IP	WLS	BF	H	R	ER	SO	BB	IBB	HBP	BLK	WP	HR	S	P	ERA	WHIP
John Smiley, L ERA: 5.47	(1, 1)	6.2	L	28	6	4	3	6	2	0	0	0	0	1	69	105	4.05	1.200
Hector Carrasco, R ERA: 3.04	(7, 1)	1.1		6	2	1	1	1	0	0	0	0	1	0	20	32	6.75	1.500

PITCHER	IP	WLS	BF	H	R	ER	SO	BB	IBB	HBP	BLK	WP	HR	S	P	ERA	WHIP

Batter	1	2	3	4	5	6	7	8	9	10	AB	R	H	RBI	BB	SO	LOB
Curtis Goodwin, L (1, 8) OBP: 0.370, SLG: 0.368	F C B F B X 2-2 ① G1-3		X 0-0 ③ L6			X 0-0 FC6-4 1B	C F B X 1-2 ③ G4-3		B B B C X 3-1 1-2 2-H 3-H 1B	F C B X 1-2 ③ G4-3	6	0	2	2	0	0	4
Pokey Reese, R (1, 6) OBP: 0.298, SLG: 0.354	C B B B F F X 3-2 ② F7			C X 0-1 ① F7		B 1 SAFE 1 SAFE C C F B F X 2-2 ② FC6-4 2B 1-2f 2B		C B F B F B F S 3-3 ① K	C F B B S 2-3 ② K		5	1	0	0	0	2	3
Mike Kelly, R (1, 9) OBP: 0.278, SLG: 0.360 Willie Greene, L (8, PH) OBP: 0.356, SLG: 0.468 (8, 9)	X 0-0 ③ G6-3			B X 1-0 ② G6-3		B B X 2-0 1-3 2B 2B		F B F B X 2-2 ② G3	B X 1-0 ③ F7		3 2	1 0	1 0	0 0	0 0	0 0	0 2
Eduardo Perez, R (1, 7) OBP: 0.330, SLG: 0.453 (9, 3)		F B B C F B F X 3-2 ① F9		C B B X 2-1 2B		C C F F X 0-2 2-H 3-H 1B 2B		B B X 2-0 HR		B B B X 3-0 SH3-4 1B	5	3	4	3	0	0	0
Joe Oliver, R (1, 3) OBP: 0.328, SLG: 0.409 (7, 2)		F S X 0-2 ② F7		X 0-0 ③ F8		B F X 1-1 2-H 1B 1B		B B S C F S 2-3 ③ K		C X 0-1 ① SH3-4 1-2	4	0	1	1	0	1	1
Aaron Boone, R (1, 5) OBP: 0.125, SLG: 0.125 Deion Sanders, L (9, PH) OBP: 0.364, SLG: 0.424 (9, 7)		B C F B B X 3-2 ③ G4-3			X 0-0 ① G4-3	F B X 1-1 1-2 1B 1B			B X 1-0 1B S 1B 1B	I I I I 4-0 SH3-4 1B IBB	3 1	0 1	1 1	0 1	0 0	0 1	0 0
Bret Boone, R (1, 4) OBP: 0.291, SLG: 0.283 Scott Sullivan, R (6, 1) Mike Remlinger, L (7, 1) Stan Belinda, R (8, 1) Lenny Harris, L (9, PH) OBP: 0.289, SLG: 0.403 (9, 5)			C B B F B F B 4-2 SH3-4 BB		C X 0-1 ② P3	B F B F X 2-2 ③ G4-3			1 SAFE B 1 SAFE B B B C F F X 3-2 1-3 S 1B 1B	X 0-0 1-2 2-H SH3-4 1B	2 0 0 0 2	0 0 0 0 1	0 0 0 0 2	0 0 0 0 1	1 0 0 0 0	0 0 0 0 2	2 0 0 0 1
Brook Fordyce, R (1, 2) OBP: 0.286, SLG: 0.317 Eddie Taubensee, L (7, PH) OBP: 0.323, SLG: 0.455 (7, 3) Jeff Shaw, R (9, 1)			B 1 SAFE X 1-0 ① L7		C B X 1-1 ③ G4-3		X 0-0 ① G3		B B B C B 4-1 1-2 1B BB	X 0-0 ② 1-2 2-3 SH3-4	2 1 0	0 0 0	0 0 0	0 1 0	0 0 0	0 0 0	1 0 0
Mike Morgan, R (1, 1) OBP: 0.063, SLG: 0.188 Hal Morris, L (6, PH) OBP: 0.298, SLG: 0.322 Jeff Branson, L (6, 4) OBP: 0.202, SLG: 0.241			1 SAFE X 0-0 ② SH3-4 1-2			F X 0-1 ① G4-3	F B B X 2-1 ② G4-3		B B X 2-0 ① P2	C B F B B B 4-2 BB	0 1 2	0 0 0	0 0 0	0 0 1	0 0 0	0 0 3	0 0 3

Inning Stats	1	2	3	4	5	6	7	8	9	10
	R: 0 H: 0 E: 0 LOB: 0 K: 0 BB: 0 S: 9 P: 14	R: 0 H: 0 E: 0 LOB: 0 K: 0 BB: 0 S: 11 P: 17	R: 0 H: 0 E: 0 LOB: 1 K: 0 BB: 1 S: 6 P: 11	R: 0 H: 1 E: 0 LOB: 1 K: 0 BB: 0 S: 6 P: 9	R: 0 H: 0 E: 0 LOB: 0 K: 0 BB: 0 S: 5 P: 6	R: 3 H: 5 E: 0 LOB: 2 K: 0 BB: 0 S: 21 P: 29	R: 0 H: 0 E: 0 LOB: 0 K: 0 BB: 0 S: 6 P: 9	R: 1 H: 1 E: 0 LOB: 0 K: 2 BB: 0 S: 13 P: 22	R: 2 H: 3 E: 0 LOB: 2 K: 1 BB: 1 S: 13 P: 29	R: 1 H: 2 E: 0 LOB: 3 K: 0 BB: 2 S: 10 P: 22

PITCHER		IP	WLS	BF	H	R	ER	SO	BB	IBB	HBP	BLK	WP	HR	S	P	ERA	WHIP
Carlos Perez, L ERA: 3.3	(1, 1)	5.2		24	6	3	3	0	1	0	0	0	0	0	55	81	4.76	1.235
Anthony Telford, R ERA: 2.37	(6, 1)	2.1		8	1	1	1	2	0	0	0	0	0	1	22	36	3.86	0.429
Lee Smith, R ERA: 6.75	(9, 1)	0.0		3	2	2	2	0	1	0	0	0	0	0	6	14	∞	∞
Dave Veres, R ERA: 3.38	(9, 1)	1.2	L	9	3	1	1	1	0	1	0	0	0	0	12	27	5.40	1.800
Marc Valdes, R ERA: 4.65	(10, 1)	0.1		2	0	0	0	0	1	0	0	0	0	0	5	10	0.00	3.000

PITCHER	IP	WLS	BF	H	R	ER	SO	BB	IBB	HBP	BLK	WP	HR	S	P	ERA	WHIP

TOP

Cincinnati Reds @ Montreal Expos

Olympic Stadium, Montreal, QB

Tue Jun 24 1997, 7:05 PM EDT
Att. 13,141 - Unknown - 72 F

livebaseballscorecards.com

AB	39
R	7
H	12
RBI	7
BB	4
SO	3
LOB	16

1B: 8	SF: 0	WP: 0	PA: 46
2B: 3	SAC: 3	PB: 0	
3B: 0	DP: 0	SB: 2	
HR: 1	HBP: 0	CS: 0	

Cincinnati Reds @ Montreal Expos

Olympic Stadium, Montreal, QB

Tue Jun 24 1997, 7:05 PM EDT
Att. 13,141 - Unknown - 72 F

livebaseballscorecards.com

BOTTOM

Batter	1	2	3	4	5	6	7	8	9	10	AB	R	H	RBI	BB	SO	LOB
Mark Grudzielanek, R (1, 6) OBP: 0.338, SLG: 0.411	P9		1B	L7			SH5-3 FC6-4 1B	CS 1-2	P4		5	1	2	0	0	0	1
Mike Lansing, R (1, 4) OBP: 0.329, SLG: 0.459	G5-3		1-2 1B		L5		FC6-4 SH5-3 1-2 1B		HR		5	1	3	1	0	0	0
F.P. Santangelo, S (1, 5) OBP: 0.454, SLG: 0.489	G1-4-3		G4-3		L7		SH5-3 1-2 2-3		G3		4	0	0	0	0	0	2
David Segui, S (1, 3) OBP: 0.418, SLG: 0.519		G4-3 G4-3 2B		HR 1B	2B		FC6-4 IBB		G4-3		4	2	3	0	1	0	0
Vladimir Guerrero, R (1, 9) OBP: 0.356, SLG: 0.450		G4-3 2-3		1-2 HR 1B	K		FC6-4 1-2f 2-3 3-H			G4-3	5	1	1	1	0	1	4
Henry Rodriguez, L (1, 7) OBP: 0.345, SLG: 0.565	G4-3 3-H			1-H 2-H HR		P6	G3			F8	4	1	1	4	0	0	2
Joe Orsulak, L (8, 7) OBP: 0.336, SLG: 0.366											1	0	0	0	0	0	0
Rondell White, R (1, 8) OBP: 0.320, SLG: 0.450	K			CS 2B		G3-1		K		G4-3	5	0	1	0	0	2	0
Chris Widger, R (1, 2) OBP: 0.301, SLG: 0.496			K	G6-3 2-3		BB		K			3	0	0	0	1	2	1
Carlos Perez, L (1, 1) OBP: 0.222, SLG: 0.294			K	2B		G5-3		CS 1B			2	0	1	0	0	1	0
Anthony Telford, R (6, 1) OBP: 0.222, SLG: 0.333											1	0	0	0	0	0	1
Ryan McGuire, L (8, PH) OBP: 0.481, SLG: 0.771											1	0	1	0	0	0	0
Lee Smith, R (9, 1)											0	0	0	0	0	0	0
Dave Veres, R (9, 1) OBP: 1.000, SLG: 1.000											0	0	0	0	0	0	0
Marc Valdes, R (10, 1) OBP: 0.333, SLG: 0.333											0	0	0	0	0	0	0
Inning Stats	R: 0 H: 0 E: 0 LOB: 0 K: 0 BB: 0 S: 5 P: 8	R: 1 H: 1 E: 0 LOB: 0 K: 1 BB: 0 S: 7 P: 10	R: 0 H: 2 E: 0 LOB: 2 K: 2 BB: 0 S: 12 P: 17	R: 3 H: 5 E: 0 LOB: 1 K: 0 BB: 0 S: 14 P: 21	R: 0 H: 1 E: 0 LOB: 1 K: 1 BB: 0 S: 8 P: 9	R: 0 H: 0 E: 0 LOB: 1 K: 0 BB: 1 S: 7 P: 12	R: 1 H: 2 E: 0 LOB: 2 K: 0 BB: 1 S: 8 P: 13	R: 0 H: 1 E: 0 LOB: 0 K: 2 BB: 0 S: 10 P: 15	R: 1 H: 1 E: 0 LOB: 0 K: 0 BB: 0 S: 6 P: 6	R: 0 H: 0 E: 0 LOB: 0 K: 0 BB: 0 S: 4 P: 7	1B: 7 SF: 0 2B: 4 SAC: 1 3B: 0 DP: 0 HR: 2 HBP: 0						

AB	40
R	6
H	13
RBI	6
BB	2
SO	6
LOB	11

WP: 0 PA: 44
PB: 0
SB: 0
CS: 2

PITCHER		IP	WLS	BF	H	R	ER	SO	BB	IBB	HBP	BLK	WP	HR	S	P	ERA	WHIP
Mike Morgan, R ERA: 5.63	(1, 1)	5.0		23	9	4	4	4	0	0	0	0	0	1	46	65	7.20	1.800
Scott Sullivan, R ERA: 3.06	(6, 1)	1.2		9	2	1	1	0	1	1	0	0	0	0	14	23	5.40	1.800
Mike Remlinger, L ERA: 3.06	(7, 1)	0.1		1	0	0	0	0	0	0	0	0	0	0	1	2	0.00	0.000
Stan Belinda, R ERA: 4.08	(8, 1)	1.0		3	1	0	0	2	0	0	0	0	0	0	10	15	0.00	1.000
Jeff Shaw, R ERA: 1.65	(9, 1)	2.0	W	7	1	1	1	0	0	0	0	0	0	1	10	13	4.50	0.500

PITCHER		IP	WLS	BF	H	R	ER	SO	BB	IBB	HBP	BLK	WP	HR	S	P	ERA	WHIP

Cincinnati Reds @ Montreal Expos

Olympic Stadium, Montreal, QB

Wed Jun 25 1997, 3:33 AM EDT

Att. 12,407 - Dome - 72 F

livebaseballscorecards.com

Batter	1	2	3	4	5	6	7	8	9	10	11	AB	R	H	RBI	BB	SO	LOB
Deion Sanders, L (1, 7) OBP: 0.358, SLG: 0.416	1-3		F7		F8			G4-3		G1-3		5	0	0	0	0	0	2
Curtis Goodwin, L (1, 8) OBP: 0.371, SLG: 0.371	5-3 S BB		FC4-6 1-2f		K			L9 2B		G6-3		4	0	1	0	1	1	2
Lenny Harris, L (1, 5) OBP: 0.286, SLG: 0.403	5-3 1-3			G4-3 1B 2B	P5			L9 2-3			G6-3	5	1	1	0	0	0	2
Eduardo Perez, R (1, 3) OBP: 0.316, SLG: 0.433		K		G4-3 2-3		K		G4-3			F7	4	0	0	0	0	2	2
Stan Belinda, R (8, 1)												0	0	0	0	0	0	0
Mike Remlinger, L (9, 1)												0	0	0	0	0	0	0
Eddie Taubensee, L (11, PH) OBP: 0.321, SLG: 0.451												1	0	0	0	0	0	0
Jeff Shaw, R (11, 1)												0	0	0	0	0	0	0
Willie Greene, L (1, 9) OBP: 0.358, SLG: 0.466		K		BB 1B		G4-3			1B		HR	3	0	1	0	1	1	0
Mike Kelly, R (9, PR) OBP: 0.291, SLG: 0.431 (9, 9)		K										1	1	1	1	0	0	0
Joe Oliver, R (1, 2) OBP: 0.323, SLG: 0.400		K		S 1B 1-3 3-H		G5-3			B2		L8	5	0	1	1	0	1	1
Bret Boone, R (1, 4) OBP: 0.288, SLG: 0.280			K					F9				2	0	0	0	0	2	2
Jeff Branson, L (5, 4) OBP: 0.198, SLG: 0.235			K 1-2						K SAFE			2	0	0	0	0	1	1
Pokey Reese, R (1, 6) OBP: 0.306, SLG: 0.353			SH 1B	IBB				F8	K			3	0	1	0	1	1	1
Kent Mercker, L (1, 1) OBP: 0.296, SLG: 0.250			SH FC4-6 1-2							F9		2	0	0	0	0	2	3
Hal Morris, L (8, 3) OBP: 0.297, SLG: 0.321												1	0	0	0	0	0	0
Inning Stats	R: 0 E: 0 K: 0 S: 2 H: 0 LOB: 0 BB: 1 P: 6	R: 0 E: 0 K: 3 S: 10 H: 0 LOB: 0 BB: 0 P: 17	R: 0 E: 0 K: 1 S: 15 H: 1 LOB: 2 BB: 0 P: 21	R: 1 E: 0 K: 2 S: 14 H: 2 LOB: 3 BB: 2 P: 22	R: 0 E: 0 K: 1 S: 8 H: 0 LOB: 0 BB: 0 P: 10	R: 0 E: 0 K: 1 S: 10 H: 0 LOB: 0 BB: 0 P: 15	R: 0 E: 0 K: 1 S: 10 H: 0 LOB: 0 BB: 0 P: 11	R: 0 E: 0 K: 0 S: 7 H: 1 LOB: 1 BB: 0 P: 8	R: 0 E: 0 K: 2 S: 8 H: 1 LOB: 1 BB: 0 P: 9	R: 0 E: 0 K: 0 S: 6 H: 0 LOB: 0 BB: 0 P: 11	R: 1 E: 0 K: 0 S: 6 H: 1 LOB: 0 BB: 0 P: 10	1B: 3 2B: 2 3B: 0 HR: 1	SF: 0 SAC: 1 DP: 0 HBP: 0					

PITCHER	IP	WLS	BF	H	R	ER	SO	BB	IBB	HBP	BLK	WP	HR	S	P	ERA	WHIP
Pedro Martinez, R (1, 1) ERA: 1.58	9.0		35	5	1	1	11	2	1	0	0	0	0	84	119	1.00	0.778
Anthony Telford, R (10, 1) ERA: 2.48	2.0	L	7	1	1	1	0	0	0	0	0	0	1	12	21	4.50	0.500

PITCHER	IP	WLS	BF	H	R	ER	SO	BB	IBB	HBP	BLK	WP	HR	S	P	ERA	WHIP

AB	38
R	2
H	6
RBI	2
BB	3
SO	11
LOB	16

1B: 3	SF: 0	WP: 0	PA: 42
2B: 2	SAC: 1	PB: 0	
3B: 0	DP: 0	SB: 2	
HR: 1	HBP: 0	CS: 0	

Batter	1	2	3	4	5	6	7	8	9	10	11	AB	R	H	RBI	BB	SO	LOB
Mark Grudzielanek, R (1, 6) OBP: 0.335, SLG: 0.411	F9		2B		F8			L7		G5-3		5	0	1	0	0	0	1
Mike Lansing, R (1, 4) OBP: 0.333, SLG: 0.474	HR		K			SH1-3 1B BB		F7		2B		4	1	2	1	1	1	1
F.P. Santangelo, S (1, 5) OBP: 0.451, SLG: 0.484	5-3			G6-4-3 1B		SH1-3 1-2		K		F9		4	0	1	0	0	1	1
David Segui, S (1, 3) OBP: 0.413, SLG: 0.511	G1-6-3			1B 1-2 G6-4-3		F9			F7	G6-3		5	0	1	0	0	0	2
Vladimir Guerrero, R (1, 9) OBP: 0.364, SLG: 0.456		F9		G6-4-3 1-2f 2-3		1B 2-H			FC3-6 1B		G4-6-3 1B	5	0	3	0	0	0	2
Henry Rodriguez, L (1, 7) OBP: 0.339, SLG: 0.554		G3-1		K			P6		FC3-6 BB 1B 1-2f		K	5	0	0	0	0	2	3
Rondell White, R (1, 8) OBP: 0.318, SLG: 0.445		K			E4 SH1-3		G5-3		BB 1B 1-2		G4-6-3 1-2f	5	0	1	0	0	1	1
Chris Widger, R (1, 2) OBP: 0.301, SLG: 0.488			G6-3		F9		BB		BB 1-2 2-3			2	0	0	0	1	0	1
Ryan McGuire, L (9, PH) OBP: 0.491, SLG: 0.771												0	0	0	0	1	0	0
Raul Chavez, R (10, 2)												0	0	0	0	0	0	0
Pedro Martinez, R (1, 1) OBP: 0.114, SLG: 0.118			K		SH1-3 1-2		F8		K			2	0	0	0	0	1	1
Sherman Obando, R (9, PH) OBP: 0.167, SLG: 0.256												1	0	0	0	0	1	3
Anthony Telford, R (10, 1) OBP: 0.222, SLG: 0.333												0	0	0	0	0	0	0
Inning Stats	R: 1 H: 1 E: 0 LOB: 0 K: 0 BB: 0 S: 4 P: 4	R: 0 H: 0 E: 0 LOB: 0 K: 1 BB: 0 S: 9 P: 13	R: 0 H: 1 E: 0 LOB: 1 K: 2 BB: 0 S: 13 P: 16	R: 0 H: 2 E: 0 LOB: 1 K: 1 BB: 0 S: 10 P: 13	R: 0 H: 0 E: 1 LOB: 1 K: 0 BB: 0 S: 9 P: 15	R: 0 H: 1 E: 0 LOB: 2 K: 0 BB: 1 S: 4 P: 9	R: 0 H: 0 E: 0 LOB: 1 K: 0 BB: 1 S: 4 P: 8	R: 0 H: 0 E: 0 LOB: 0 K: 1 BB: 0 S: 7 P: 11	R: 0 H: 2 E: 0 LOB: 3 K: 1 BB: 1 S: 11 P: 19	R: 0 H: 1 E: 0 LOB: 1 K: 0 BB: 0 S: 10 P: 13	R: 0 H: 1 E: 0 LOB: 0 K: 1 BB: 0 S: 9 P: 10	1B: 6 SF: 0 2B: 2 SAC: 2 3B: 0 DP: 2 HR: 1 HBP: 0						

PITCHER	IP	WLS	BF	H	R	ER	SO	BB	IBB	HBP	BLK	WP	HR	S	P	ERA	WHIP
Kent Mercker, L (1, 1) ERA: 3.18	7.0		27	5	1	1	4	2	0	0	0	0	1	53	78	1.29	1.000
Stan Belinda, R (8, 1) ERA: 3.94	1.2		7	2	0	0	1	0	0	0	0	0	0	14	20	0.00	1.200
Mike Remlinger, L (9, 1) ERA: 2.95	1.1	W	6	1	0	0	1	1	0	0	0	0	0	14	23	0.00	1.500
Jeff Shaw, R (11, 1) ERA: 1.62	1.0	S	3	1	0	0	1	0	0	0	0	0	0	9	10	0.00	1.000

PITCHER	IP	WLS	BF	H	R	ER	SO	BB	IBB	HBP	BLK	WP	HR	S	P	ERA	WHIP

BOTTOM

Cincinnati Reds @ Montreal Expos

Olympic Stadium, Montreal, QB

Wed Jun 25 1997, 3:33 AM EDT

Att. 12,407 - Dome - 72 F

livebaseballscorecards.com

AB	38
R	1
H	9
RBI	1
BB	3
SO	7
LOB	16

Batter	1	2	3	4	5	6	7	8	9	AB	R	H	RBI	BB	SO	LOB
Delino DeShields, L (1, 4) OBP: 0.342, SLG: 0.468	C B X 1-1 ① P3		B X 1-0 ① F9		S B S X 1-2 ② SF8 3-H	C B X 1-1 ② SF7 3-H		F F S 0-3 ③ K		3	0	0	2	0	1	0
Ron Gant, R (1, 7) OBP: 0.313, SLG: 0.425	S B B X 2-1 1B P6-2 2B		B C B X 2-1 ② G1-3		C B S X 1-2 HBP 1-3 2B	S C B S 1-3 ③ K			B B S B B 4-1 1B BB SF7 BB	4	1	2	0	1	1	2
Ray Lankford, L (1, 8) OBP: 0.429, SLG: 0.657	B B B C X 3-1 2-3 1B		S S S 0-3 ③ K		I I I 4-0 HBP IBB	B S F X 1-2 G5-3 1B			B B B B 4-0 1-2 1B BB	3	0	2	0	2	1	0
Dmitri Young, S (1, 3) OBP: 0.345, SLG: 0.406	B F X 1-1 ② ③ P6-2 3-Hf			S F B B X 2-2 ① G3	C C H 1-2 1-2 2-3 3-H HBP	C C B F X 1-2 ① P5			L X 0-1 1-2 2-3 1B	4	0	1	1	0	0	3
Gary Gaetti, R (1, 5) OBP: 0.321, SLG: 0.414 Tony Fossas, L (7, 1) Scott Livingstone, L (9, PH) OBP: 0.222, SLG: 0.212 Dennis Eckersley, R (9, 1)		B B X 2-0 ① G4-3		B B S S X 2-2 ② P3	C X 0-1 ③ G5-3	X 0-0 ② G5-3 1-2			C B R X 1-2 ① SF7 3-H	4 0 0 0	0 0 0 0	0 0 1 0	0 0 1 0	0 0 0 0	0 0 0 0	4 0 0 0
John Mabry, L (1, 9) OBP: 0.373, SLG: 0.409		F X 0-1 1B WP 2B		F B B B F C 2-3 ③ K	F B B B C B X 3-2 BB WP SF7 1B	I I I 4-0 IBB			F S S 0-3 ② K	4	2	2	0	1	2	2
Royce Clayton, R (1, 6) OBP: 0.305, SLG: 0.403		B B X 2-0 WP HBP CS 2-3 1B			X 0-0 ① P2	F S B D B F D 4-2 BB 1-2 BB	C F B F S 1-3 ③ K		B X 1-0 ③ P3	4	0	1	0	1	1	4
Tom Lampkin, L (1, 2) OBP: 0.309, SLG: 0.356 Willie McGee, S (6, PH) OBP: 0.359, SLG: 0.417 Mike DiFelice, R (6, 2) OBP: 0.288, SLG: 0.343		F H 1-1 CS WP 1-2 HBP			X 0-0 1B SF8 1B	C B F B B B 4-2 1-2 2-3 BB		C B C S 1-3 ① K		1 0 1	1 0 0	1 0 0	0 0 0	0 1 0	0 0 1	0 0 0
Todd Stottlemyre, L (1, 1) OBP: 0.333, SLG: 0.364 Brian Jordan, R (6, PH) OBP: 0.341, SLG: 0.289 Mark Petkovsek, R (6, 1) OBP: 0.125, SLG: 0.125 Danny Sheaffer, R (7, 5) OBP: 0.318, SLG: 0.311		B B F M S 2-3 ② ③ K 1-3 2-H 3-H			B C C X 1-2 2B HBP 1-3 1B	C C S 0-3 ① K		F B B S C 2-3 ② K		2 1 0 1	1 0 0 0	1 0 0 0	0 0 0 0	0 1 0 1	1 3 0 0	2 3 0 0
Inning Stats	R: 0 E: 0 K: 0 S: 8 H: 2 LOB: 1 BB: 0 P: 15	R: 1 E: 0 K: 1 S: 8 H: 2 LOB: 1 BB: 0 P: 15	R: 0 E: 0 K: 1 S: 6 H: 0 LOB: 0 BB: 0 P: 9	R: 0 E: 0 K: 1 S: 9 H: 0 LOB: 0 BB: 0 P: 15	R: 2 E: 0 K: 0 S: 15 H: 3 LOB: 3 BB: 1 P: 23	R: 1 E: 0 K: 2 S: 16 H: 1 LOB: 2 BB: 2 P: 29	R: 0 E: 0 K: 1 S: 12 H: 1 LOB: 2 BB: 1 P: 19	R: 0 E: 0 K: 3 S: 10 H: 0 LOB: 0 BB: 0 P: 13	R: 1 E: 0 K: 1 S: 10 H: 1 LOB: 2 BB: 2 P: 20	1B: 7 2B: 4 3B: 0 HR: 0 SF: 3 SAC: 0 DP: 1 HBP: 2						

PITCHER		IP	WLS	BF	H	R	ER	SO	BB	IBB	HBP	BLK	WP	HR	S	P	ERA	WHIP
Dave Burba, R ERA: 5.84	(1, 1)	5.0	L	25	8	4	4	3	1	1	2	0	2	0	52	90	7.20	1.800
Mike Remlinger, L ERA: 2.95	(6, 1)	0.0		1	0	0	0	0	1	0	0	0	0	0	2	6	∞	∞
Scott Sullivan, R ERA: 2.88	(6, 1)	2.0		8	1	0	0	3	0	1	0	0	0	0	20	29	0.00	0.500
Hector Carrasco, R ERA: 3.17	(8, 1)	1.0		6	1	1	1	3	2	0	0	0	0	0	13	24	9.00	3.000
Stan Belinda, R ERA: 3.86	(9, 1)	1.0		3	0	0	0	1	0	0	0	0	0	0	7	9	0.00	0.000

PITCHER	IP	WLS	BF	H	R	ER	SO	BB	IBB	HBP	BLK	WP	HR	S	P	ERA	WHIP

TOP

St. Louis Cardinals @ Cincinnati Reds

Cinergy Field, Cincinnati, OH

Thu Jun 26 1997, 7:05 PM EDT

Att. 20,116 - Unknown - 82 F

livebaseballscorecards.com

AB	32
R	5
H	10
RBI	4
BB	6
SO	10
LOB	20

BOTTOM

St. Louis Cardinals @ Cincinnati Reds

Cinergy Field, Cincinnati, OH

Thu Jun 26 1997, 7:05 PM EDT

Att. 20,116 - Unknown - 82 F

Batter	1	2	3	4	5	6	7	8	9	AB	R	H	RBI	BB	SO	LOB
Deion Sanders, L (1, 7) OBP: 0.353, SLG: 0.409	B3		K		L4		G6-3		F7	5	0	0	0	0	1	1
Curtis Goodwin, L (1, 8) OBP: 0.370, SLG: 0.370	G6-3			G1-3	S E 1B		G4-3			3	1	1	0	0	0	0
Mike Kelly, R (7, PH) (8, 8) OBP: 0.286, SLG: 0.423										1	0	0	0	0	0	0
Lenny Harris, L (1, 4) OBP: 0.285, SLG: 0.399	P5			2B 1B	P5			G4-3		4	1	1	0	0	0	1
Eduardo Perez, R (1, 5) OBP: 0.333, SLG: 0.457		F8		WP G1-3 1-H 2B	E6 1-H 1B			S 1B		4	1	3	1	0	0	0
Willie Greene, L (1, 9) OBP: 0.357, SLG: 0.459		G3		HBP G1-3 2-3 BB	F7			K 1-2		3	0	0	0	1	1	2
Joe Oliver, R (1, 2) OBP: 0.321, SLG: 0.390		BB		G1-3 1-2 3-H	K			G6-3		3	0	0	1	1	1	2
Hal Morris, L (1, 3) OBP: 0.297, SLG: 0.317		F9		HBP IBB		G3			G5-3	3	0	0	0	1	0	1
Pokey Reese, R (1, 6) OBP: 0.306, SLG: 0.346			K	HBP 1-2 2-3		F7			P2	2	0	0	0	0	1	0
Jeff Branson, L (9, PH) OBP: 0.195, SLG: 0.232										1	0	0	0	0	0	0
Dave Burba, R (1, 1) OBP: 0.208, SLG: 0.174			K	P3			F7		2B	2	0	0	0	0	1	3
Mike Remlinger, L (6, 1)										0	0	0	0	0	0	0
Scott Sullivan, R (6, 1)										0	0	0	0	0	0	0
Terry Pendleton, S (7, PH) OBP: 0.306, SLG: 0.333										1	0	0	0	0	0	0
Hector Carrasco, R (8, 1)										0	0	0	0	0	0	0
Stan Belinda, R (9, 1)										0	0	0	0	0	0	0
Eddie Taubensee, L (9, PH) OBP: 0.325, SLG: 0.462										1	0	1	0	0	0	0
Inning Stats	R: 0 E: 0 K: 0 S: 6 H: 0 LOB: 0 BB: 0 P: 7	R: 0 E: 0 K: 0 S: 8 H: 0 LOB: 1 BB: 1 P: 16	R: 0 E: 0 K: 3 S: 10 H: 0 LOB: 0 BB: 0 P: 15	R: 2 E: 0 K: 0 S: 15 H: 2 LOB: 3 BB: 2 P: 30	R: 1 E: 1 K: 0 S: 8 H: 2 LOB: 1 BB: 0 P: 16	R: 0 E: 0 K: 1 S: 6 H: 0 LOB: 0 BB: 0 P: 9	R: 0 E: 0 K: 0 S: 7 H: 0 LOB: 0 BB: 0 P: 9	R: 0 E: 0 K: 1 S: 10 H: 1 LOB: 1 BB: 0 P: 16	R: 0 E: 0 K: 0 S: 7 H: 1 LOB: 1 BB: 0 P: 12	1B: 4 2B: 2 3B: 0 HR: 0 SF: 0 SAC: 0 DP: 0 HBP: 1	WP: 1 PB: 0 SB: 2 CS: 0 PA: 37					

livebaseballscorecards.com

	AB	33
	R	3
	H	6
	RBI	2
	BB	3
	SO	5
	LOB	10

PITCHER		IP	WLS	BF	H	R	ER	SO	BB	IBB	HBP	BLK	WP	HR	S	P	ERA	WHIP
Todd Stottlemyre, R ERA: 4.21	(1, 1)	5.0	W	23	4	3	2	3	2	1	1	0	1	0	47	84	3.60	1.200
Mark Petkovsek, R ERA: 3.42	(6, 1)	1.1		4	0	0	0	1	0	0	0	0	0	0	7	10	0.00	0.000
Tony Fossas, L ERA: 1.42	(7, 1)	1.2		6	1	0	0	1	0	0	0	0	0	0	16	24	0.00	0.600
Dennis Eckersley, R ERA: 4.03	(9, 1)	1.0	S	4	1	0	0	0	0	0	0	0	0	0	7	12	0.00	1.000

PITCHER	IP	WLS	BF	H	R	ER	SO	BB	IBB	HBP	BLK	WP	HR	S	P	ERA	WHIP

Batter	1	2	3	4	5	6	7	8	9	AB	R	H	RBI	BB	SO	LOB
Delino DeShields, L (1, 4) OBP: 0.341, SLG: 0.463	B X 1-0 ① P6		B X 1-0 ② P6		B B B C B 4-1 1-2 BB			F S B F B S 2-3 ② K 1-2		3	0	0	0	1	1	1
Ron Gant, R (1, 7) OBP: 0.313, SLG: 0.422	B C S B C 2-3 ② K		C C S 0-3 ③ K		B C B 2-1 ③ 2-5 2-3	B B F F X 2-2 ① G4-3		C B S X 1-2 ③ 2-H 1B		4	0	1	0	0	2	0
Ray Lankford, L (1, 8) OBP: 0.426, SLG: 0.648	B S F B C 2-3 ③ K			B C B F F B F B 4-2 G5-3 SF9 BB		C B F B X 2-2 ② F9			F B X 1-1 ① P6	3	1	0	0	1	1	0
Gary Gaetti, R (1, 5) OBP: 0.320, SLG: 0.412		X 0-0 ① G5-3		C 1 SAFE B X 1-1 ① G5-3 1-3		B C S S 1-3 ③ K			X 0-0 ① 1B 1B	4	0	1	0	0	1	1
John Mabry, L (1, 9) OBP: 0.372, SLG: 0.408		C S F B X 1-2 ② F8		F F B F X 1-2 ② SF9 3-H			F B X 1-1 ① G3		B S S X 1-2 G6-4-3 1-2 1B	3	0	1	1	0	0	0
Royce Clayton, R (1, 6) OBP: 0.307, SLG: 0.402		B X 1-0 HR 1B		B S B S B X 3-2 ③ G6-3			B B B 4-0 L4-3 BB		B L X 1-1 ② ③ G6-4-3 1-2f	3	1	1	0	1	0	2
Mike DiFelice, R (1, 2) OBP: 0.301, SLG: 0.380 Scott Livingstone, L (7, PH) OBP: 0.222, SLG: 0.212 Willie McGee, S (7, PH) OBP: 0.357, SLG: 0.414 Tom Lampkin, L (7, 2) OBP: 0.309, SLG: 0.356		X 0-0 1-H HR			B B F C B B 4-2 2-5 BB BB		F X 0-1 ② ③ L4-3 1-2			1 0 1 0	1 0 0 0	1 0 0 0	2 0 0 0	1 0 0 0	0 0 0 0	0 0 1 0
Dmitri Young, S (1, 3) OBP: 0.340, SLG: 0.399		X 0-0 ③ F9			C F B S 1-3 ① K			C B S T F X 1-2 E5 WP 1B		3	0	0	0	0	1	1
Alan Benes, R (1, 1) OBP: 0.216, SLG: 0.270 Micah Franklin, S (8, PH) OBP: 0.389, SLG: 0.515 Rigo Beltran, L (8, 1)			C F B X 1-2 ① G4-3		F M L 0-3 ② K			S S S 0-3 ① K		2 1 0	0 0 0	0 0 0	0 0 0	1 1 0	1 1 0	1 1 0
Inning Stats	R: 0 E: 0 K: 2 S: 7 H: 0 LOB: 0 BB: 0 P: 12	R: 2 E: 0 K: 0 S: 8 H: 2 LOB: 0 BB: 0 P: 10	R: 0 E: 0 K: 1 S: 7 H: 0 LOB: 0 BB: 0 P: 9	R: 1 E: 0 K: 0 S: 13 H: 0 LOB: 0 BB: 1 P: 22	R: 0 E: 0 K: 2 S: 10 H: 0 LOB: 2 BB: 2 P: 21	R: 0 E: 0 K: 1 S: 9 H: 0 LOB: 0 BB: 0 P: 14	R: 0 E: 0 K: 0 S: 4 H: 0 LOB: 0 BB: 1 P: 9	R: 0 E: 1 K: 2 S: 14 H: 1 LOB: 2 BB: 0 P: 18	R: 0 E: 0 K: 0 S: 8 H: 2 LOB: 1 BB: 0 P: 11	1B: 4 2B: 1 3B: 0 HR: 1	SF: 1 SAC: 0 DP: 2 HBP: 0						

TOP

St. Louis Cardinals @ Cincinnati Reds

Cinergy Field, Cincinnati, OH

Fri Jun 27 1997, 7:05 PM EDT
Att. 28,317 - Unknown - 82 F

livebaseballscorecards.com

AB	28
R	3
H	5
RBI	3
BB	4
SO	8
LOB	8

WP: 1 PB: 0 SB: 0 CS: 0 PA: 33

PITCHER		IP	WLS	BF	H	R	ER	SO	BB	IBB	HBP	BLK	WP	HR	S	P	ERA	WHIP
Brett Tomko, R ERA: 2.19	(1, 1)	6.1	W	25	2	3	3	6	4	0	0	0	0	1	56	95	4.26	0.947
Mike Remlinger, L ERA: 2.84	(7, 1)	1.1		4	0	0	0	2	0	0	0	0	1	0	13	16	0.00	0.000
Jeff Shaw, R ERA: 1.58	(8, 1)	1.1	S	5	3	0	0	0	0	0	0	0	0	0	11	15	0.00	2.250

PITCHER		IP	WLS	BF	H	R	ER	SO	BB	IBB	HBP	BLK	WP	HR	S	P	ERA	WHIP

BOTTOM

St. Louis Cardinals @ Cincinnati Reds

Cinergy Field, Cincinnati, OH

Fri Jun 27 1997, 7:05 PM EDT

Att. 28,317 - Unknown - 82 F

Batter	1	2	3	4	5	6	7	8	9	AB	R	H	RBI	BB	SO	LOB
Deion Sanders, L (1, 7) OBP: 0.349, SLG: 0.404	S X 0-1 G4-3 ①		B F B B F X 3-2 F7 ①		F C S 0-3 K ③		C X 0-1 L3 ②			4	1	0	0	0	0	0
Curtis Goodwin, L (1, 8) OBP: 0.377, SLG: 0.375	X 0-0 G3-1 ②		B B X 2-0 E 1B CS 1B			C B B X 2-1 E4 1B HR	B X 1-0 F9 ③			3	1	2	0	1	0	0
Lenny Harris, L (1, 4) OBP: 0.286, SLG: 0.397 Terry Pendleton, S (8, PH) OBP: 0.303, SLG: 0.330 (9, 5)	C B C X 1-2 G4-3 ③		P X 1-0 E4 CS 1-3 1B			C C B F B X 1-2 S 1-3 HR 1B		S B B B B 4-1 WP PB FC3-2 BB		3 1	0 0	1 0	0 0	0 0	0 1	2 1
Eduardo Perez, R (1, 5) OBP: 0.333, SLG: 0.448 Jeff Branson, L (7, 5) OBP: 0.193, SLG: 0.229 (9, 4)		B C C F C 1-3 K ①	F B 1-1 CS ② ③ 1-2 3-H			B B F F B F X 3-2 P5 ①		B B C C F F S 2-3 K FC3-2 1-3		2 1	1 0	0 0	0 0	1 0	2 0	0 2
Eddie Taubensee, L (1, 2) OBP: 0.319, SLG: 0.453 Mike Remlinger, L (7, 1) Jeff Shaw, R (8, 1)		C E B S 1-3 K2-3 ②		S F B S 1-3 K ①		B 1 SAFE B S F F F B F F 4-2 F B HR BB 1-2		S X 0-1 FC3-2 ① 1-2 3-H		3 0 1	0 0 0	0 0 0	0 0 0	0 0 1	2 0 2	3 0 2
Willie Greene, L (1, 9) OBP: 0.359, SLG: 0.471 Mike Kelly, R (9, 9) OBP: 0.286, SLG: 0.423	B B B B 4-0 1B WP BB			F X 0-1 G3-1 ②		B F C B S 2-3 K ②		B C S L 1-3 K ②		3 0	2 0	1 0	4 0	1 0	2 0	2 0
Hal Morris, L (1, 3) OBP: 0.297, SLG: 0.317		B C X 1-1 WP 1-3 1B		B F F B C 2-3 K ③		X 0-0 1-H 2-H 3-H HR		S C D C 1-3 K ③		3	0	1	0	0	0	0
Pokey Reese, R (1, 6) OBP: 0.307, SLG: 0.340		B S 3 SAFE D D F B 4-2 FC6-4 1-2 3-H BB			B B F X 2-1 G3 ①	C B X 1-1 F7 ③				2	0	0	0	1	1	0
Brett Tomko, R (1, 1) OBP: 0.200, SLG: 0.222 Joe Oliver, R (7, 2) OBP: 0.319, SLG: 0.387		C D X 1-1 FC6-4 ③ 1-2f			F F B B F B C 2-3 K ②		B C X 1-1 G6-3 ①			2 1	0 0	0 0	0 0	0 0	1 0	2 0
Inning Stats	R: 0 E: 0 K: 0 S: 6 H: 0 LOB: 0 BB: 0 P: 7	R: 1 E: 0 K: 2 S: 14 H: 1 LOB: 2 BB: 2 P: 26	R: 0 E: 1 K: 0 S: 7 H: 2 LOB: 0 BB: 0 P: 13	R: 0 E: 0 K: 2 S: 8 H: 0 LOB: 0 BB: 0 P: 11	R: 0 E: 0 K: 2 S: 10 H: 0 LOB: 0 BB: 0 P: 14	R: 4 E: 1 K: 1 S: 22 H: 2 LOB: 0 BB: 1 P: 35	R: 0 E: 0 K: 0 S: 5 H: 0 LOB: 0 BB: 0 P: 7	R: 0 E: 0 K: 3 S: 14 H: 0 LOB: 2 BB: 1 P: 22		1B: 4 2B: 1 3B: 0 HR: 1	SF: 0 SAC: 0 DP: 1 HBP: 0						

livebaseballscorecards.com

AB	29
R	5
H	5
RBI	4
BB	4
SO	10
LOB	14

WP: 2 PB: 1 SB: 1 CS: 2 PA: 34

PITCHER		IP	WLS	BF	H	R	ER	SO	BB	IBB	HBP	BLK	WP	HR	S	P	ERA	WHIP
Alan Benes, R ERA: 2.65	(1, 1)	7.0	L	28	5	5	1	7	3	0	0	0	1	1	72	113	1.29	1.143
Rigo Beltran, L ERA: 2.35	(8, 1)	1.0		5	0	0	0	3	1	0	0	0	1	0	14	22	0.00	1.000

PITCHER	IP	WLS	BF	H	R	ER	SO	BB	IBB	HBP	BLK	WP	HR	S	P	ERA	WHIP

Batter	1	2	3	4	5	6	7	8	9	AB	R	H	RBI	BB	SO	LOB
Royce Clayton, R (1, 6) OBP: 0.314, SLG: 0.407	C L B B B B 4-2 HR BB	X 0-0 3-H 2B	B B B B 4-0 1-2 BB 1B BB		C X 0-1 1B 1B	F S B 2 S SAFE 1-3 ③ K			F C C 0-3 ① K	4	3	2	1	2	2	2
Ron Gant, R (1, 7) OBP: 0.317, SLG: 0.435 Micah Franklin, S (9, PH) OBP: 0.378, SLG: 0.500 (9, 7)	B B X 2-0 1-H HR	B C F C 1-3 ② K	C C D B B B 4-2 1-2 2-3 1B BB		B 1 SAFE C B B C X 3-2 1-3 1B 1B		F S B B B F F X 3-2 ① F9		S C S 0-3 ② K	4 1	1 0	2 0	2 0	1 0	1 1	1 0
Willie McGee, S (1, 8) OBP: 0.369, SLG: 0.425 (5, 9)	X 0-0 ③ S 1B 1B	X 0-0 ③ L3	X 0-0 1-2 2-H 3-H 1B		F 1 SAFE B X 1-1 1-2 3-H 1B		B B X 2-0 ② G4-3		X 0-0 1B	6	1	4	3	0	0	1
John Mabry, L (1, 9) OBP: 0.370, SLG: 0.409 Rigo Beltran, L (9, 1)	C F T 0-2 ① K	0 SH5-3 1B 2B x 0-0 ③ L4			B B X 2-0 ③ F8		X 0-0 ③ F8		C S X 0-2 ③ F8	4 0	1 0	1 0	0 0	0 0	1 0	5 0
Danny Sheaffer, R (1, 5) OBP: 0.309, SLG: 0.302 Delino DeShields, L (6, PH) OBP: 0.342, SLG: 0.463 (6, 4)	S X 0-1 ② L8	X 0-0 ① 2-3 SH5-3	X 0-0 ① P3			B X 1-0 S SF8 1B		B C B B B C X 3-2 ① F7		2 2	0 1	0 1	0 0	0 0	0 0	1 0
Dmitri Young, S (1, 3) OBP: 0.351, SLG: 0.415	B X 1-0 1-H 1B	F S B B B D X 3-2 3-H E 1B	B B F X 2-1 ② F9			X 0-0 1-2 S 1B		F S B X 1-2 2B 2B		5	2	4	2	0	0	0
Mike DiFelice, R (1, 2) OBP: 0.297, SLG: 0.371	B S B T C 2-3 ③ K	F B C X 1-2 1-H E9 1B	B B X 2-0 ③ F8			S S B B F F B F C 3-3 ① K 1-2 2-3		B F B F S 2-3 ② K		5	1	1	0	0	3	4
Mike Gallego, R (1, 4) OBP: 0.186, SLG: 0.220 Scott Livingstone, L (6, PH) OBP: 0.216, SLG: 0.212 Gary Gaetti, R (6, 5) OBP: 0.323, SLG: 0.419		C F B B F B X 3-2 SH5-4 2B 2B	C F O S 1-3 ② K		B C S F C 1-3 ① K	B X 1-0 ② SF8 3-H		S F B X 1-2 2-H 2B		3 0 1	1 0 0	1 0 1	0 1 1	0 0 0	2 0 0	1 0 0
Fernando Valenzuela, L (1, 1) OBP: 0.200, SLG: 0.200 Mark Petkovsek, R (5, 1) OBP: 0.111, SLG: 0.111 Ray Lankford, L (5, 8) OBP: 0.427, SLG: 0.645 Tom Lampkin, L (9, PH) OBP: 0.307, SLG: 0.354		L X 0-1 ① 2-3 SH5-4	X 0-0 3-H BB BB 1B 1B		F X 0-1 ② F8	I I 4-0 IBB		F B X 1-1 ③ F9		2 1 1 1	1 0 0 0	1 0 0 0	1 0 0 0	0 0 1 0	0 0 0 0	0 0 1 1
Inning Stats	R: 3 H: 3 E: 0 LOB: 1 K: 2 BB: 1 S: 13 P: 22	R: 1 H: 2 E: 0 LOB: 1 K: 1 BB: 0 S: 11 P: 15	R: 5 H: 5 E: 1 LOB: 2 K: 1 BB: 2 S: 16 P: 30	R: 0 H: 0 E: 0 LOB: 0 K: 0 BB: 0 S: 4 P: 8	R: 1 H: 3 E: 0 LOB: 2 K: 1 BB: 0 S: 14 P: 21	R: 1 H: 2 E: 0 LOB: 2 K: 2 BB: 1 S: 12 P: 22	R: 0 H: 0 E: 0 LOB: 0 K: 0 BB: 0 S: 7 P: 12	R: 1 H: 2 E: 0 LOB: 1 K: 1 BB: 0 S: 14 P: 22	R: 0 H: 1 E: 0 LOB: 1 K: 2 BB: 0 S: 10 P: 10	1B: 12 SF: 1 2B: 5 SAC: 2 3B: 0 DP: 0 HR: 1 HBP: 0						

TOP

St. Louis Cardinals @ Cincinnati Reds

Cinergy Field, Cincinnati, OH

Sat Jun 28 1997, 3:33 AM EDT

Att. 24,390 - Sunny - 80 F

livebaseballscorecards.com

AB	42
R	12
H	18
RBI	11
BB	4
SO	10
LOB	17

		WP: 0	PA: 49
		PB: 0	
		SB: 3	
		CS: 0	

PITCHER		IP	WLS	BF	H	R	ER	SO	BB	IBB	HBP	BLK	WP	HR	S	P	ERA	WHIP
John Smiley, L ERA: 6.07	(1, 1)	2.1	L	16	8	7	7	3	1	0	0	0	0	1	32	50	27.00	3.857
Hector Carrasco, R ERA: 3.42	(3, 1)	1.2		9	2	2	2	1	2	0	0	0	0	0	12	25	10.80	2.400
Felix Rodriguez, R ERA: 4.5	(5, 1)	1.0		6	3	1	1	1	0	0	0	0	0	0	14	21	9.00	3.000
Scott Sullivan, R ERA: 3.13	(6, 1)	3.0		14	4	2	2	3	0	1	0	0	0	0	33	56	6.00	1.333
Stan Belinda, R ERA: 3.78	(9, 1)	1.0		4	1	0	0	2	0	0	0	0	0	0	10	10	0.00	1.000

PITCHER		IP	WLS	BF	H	R	ER	SO	BB	IBB	HBP	BLK	WP	HR	S	P	ERA	WHIP

BOTTOM

St. Louis Cardinals @ Cincinnati Reds

Cinergy Field, Cincinnati, OH

Sat Jun 28 1997, 3:33 AM EDT
Att. 24,390 - Sunny - 80 F

livebaseballscorecards.com

Batter	1	2	3	4	5	6	7	8	9	AB	R	H	RBI	BB	SO	LOB
Deion Sanders, L (1, 8) OBP: 0.346, SLG: 0.401	X 0-0 ① F8		C F B X 1-2 E6 S S 2B		B B S F B X 3-2 S PB 1B 1B	S T F S 0-3 ③ K			S B S B S 2-3 ① K	5	2	1	0	0	2	1
Pokey Reese, R (1, 6) OBP: 0.311, SLG: 0.330	B B B B 4-0 E BB		B B C S C 2-3 ① K 1-2		B 1 SAFE 1 SAFE 1 SAFE B B S B 4-1 1B 1-3 1B BB		C S S 0-3 ① K		B C C B X 2-2 G3 1-2	3	2	0	0	2	2	2
Mike Kelly, R (1, 9) OBP: 0.311, SLG: 0.474	B X 1-0 E7 1-H WP 2B		C B B C X 2-2 1B 2-H 2B		F X 0-1 S 1B 1-2 G1-2-3 3-H 1B		C B B F B F X 3-2 ② L5		C B S S S 1-3 ③ K	5	2	3	3	0	1	1
Eduardo Perez, R (1, 7) OBP: 0.327, SLG: 0.439 Willie Greene, L (5, PH) OBP: 0.360, SLG: 0.472 (6, 7)	B B S C X 2-2 ② G4-3 3-H		B C F B B S 3-3 ② K		X 0-0 S 1-2 2-H 1B		S C B B X 2-2 ③ G6-3			2 2	0 0	0 1	0 1	0 0	1 0	1 0
Terry Pendleton, S (1, 5) OBP: 0.301, SLG: 0.327	B F B C F F X 2-2 ③ P6		B B F B B X 3-1 FC5-4 2-H 1B		M X 0-1 ① L7			B B C F X 2-2 ① G3		4	0	1	1	0	0	2
Joe Oliver, R (1, 3) OBP: 0.324, SLG: 0.386 (5, 2)		F C B B B F S 2-3 ① K	F B 1 SAFE F D X 2-2 ③ FC5-4 1-2f		B F D B S D 4-2 1-2 2-3 BB			C X 0-1 FC3-6 1B		3	0	1	0	1	1	1
Brook Fordyce, R (1, 2) OBP: 0.276, SLG: 0.308 Felix Rodriguez, R (5, 1) Lenny Harris, L (5, PH) OBP: 0.284, SLG: 0.394 Scott Sullivan, R (6, 1) Curtis Goodwin, L (8, PH) OBP: 0.376, SLG: 0.373 Stan Belinda, R (9, 1)		B B F F X 2-2 ② L9		F F X 0-2 ① G4-3	B F X 1-1 ② ③ G1-2-3 3-Hf			F X 0-1 ② P6		2 0 1 0 1 0	0 0 0 0 0 0	0 0 0 0 0 0	0 0 0 0 0 0	0 0 0 0 0 0	0 0 3 0 1 0	0 0 0 0 1 0
Jeff Branson, L (1, 4) OBP: 0.196, SLG: 0.241		B F X 1-1 2B	C F B X 1-2 ② F7			C S S 0-3 ① K		X 0-0 ③ FC3-6 1-2f		4	0	1	0	0	1	1
John Smiley, L (1, 1) OBP: 0.103, SLG: 0.138 Hector Carrasco, R (3, 1) Hal Morris, L (4, PH) OBP: 0.297, SLG: 0.317 (5, 3)		C X 0-1 ③ G5-3	C B F X 1-2 ③ G4-3			B X 1-0 ② F8			B X 1-0 G3 1B	1 0 3	0 0 0	0 0 1	0 0 0	0 0 0	0 0 0	1 0 0
Inning Stats	R: 2 E: 1 K: 0 S: 10 H: 1 LOB: 0 BB: 1 P: 19	R: 0 E: 0 K: 1 S: 11 H: 1 LOB: 1 BB: 0 P: 16	R: 2 E: 1 K: 2 S: 17 H: 2 LOB: 1 BB: 0 P: 30	R: 0 E: 0 K: 0 S: 9 H: 0 LOB: 0 BB: 0 P: 11	R: 2 E: 0 K: 0 S: 13 H: 3 LOB: 2 BB: 2 P: 25	R: 0 E: 0 K: 2 S: 8 H: 0 LOB: 0 BB: 0 P: 9	R: 0 E: 0 K: 1 S: 10 H: 0 LOB: 0 BB: 0 P: 15	R: 0 E: 0 K: 0 S: 8 H: 1 LOB: 1 BB: 0 P: 10	R: 0 E: 0 K: 2 S: 10 H: 1 LOB: 1 BB: 0 P: 16	1B: 6 2B: 3 3B: 0 HR: 0	SF: 0 SAC: 0 DP: 1 HBP: 0				WP: 1 PB: 1 SB: 5 CS: 0	PA: 39	

PITCHER		IP	WLS	BF	H	R	ER	SO	BB	IBB	HBP	BLK	WP	HR	S	P	ERA	WHIP
Fernando Valenzuela, L ERA: 4.76	(1, 1)	4.0		21	6	6	4	3	2	0	0	0	1	0	53	89	9.00	2.000
Mark Petkovsek, R ERA: 3.16	(5, 1)	4.0	W	14	2	0	0	3	1	0	0	0	0	0	33	46	0.00	0.750
Rigo Beltran, L ERA: 2.08	(9, 1)	1.0		4	1	0	0	2	0	0	0	0	0	0	10	16	0.00	1.000

PITCHER	IP	WLS	BF	H	R	ER	SO	BB	IBB	HBP	BLK	WP	HR	S	P	ERA	WHIP

Batter	1	2	3	4	5	6	7	8	9	10	11	12	AB	R	H	RBI	BB	SO	LOB
Delino DeShields, L (1, 4) OBP: 0.340, SLG: 0.457	G4-3	G1-3			FC5 S BB	P5			G4-3			SH5-4 1-2	4	0	0	0	1	0	2
Ron Gant, R (1, 7) OBP: 0.318, SLG: 0.432	G4-3		S HR 1B		K 1-2		K		K			BB 1B 2-H	6	1	2	1	0	3	1
Ray Lankford, L (1, 8) OBP: 0.429, SLG: 0.653	1B 1B 1B		1 SAFE 1 SAFE 1 SAFE 1-H HR		FC5 1B IBB		K			F8		K	5	3	2	2	1	2	1
Gary Gaetti, R (1, 5) Tony Fossas, L (7, 1) T.J. Mathews, R (8, 1) Scott Livingstone, L (10, PH) John Frascatore, R (10, 1) John Mabry, L (12, PH) OBP: 0.321, SLG: 0.416 OBP: 0.271, SLG: 0.206 OBP: 0.372, SLG: 0.409	1B 1-3 1B		G5-3		FC5 1B 1-2 2-3f		K			G3-1		BB 1-2	4 0 0 1 0 0	0 0 0 0 0 0	1 0 0 0 0 0	0 0 0 0 0 1	0 0 0 0 0 0	1 0 0 0 0 0	2 0 0 0 0 0
Willie McGee, S (1, 9) OBP: 0.368, SLG: 0.421	FC5-4 1-3 3-H 1B		F9		1-3 2-H 1B			G5-3		G3		L6	6	0	2	2	0	0	2
Royce Clayton, R (1, 6) OBP: 0.313, SLG: 0.414	FC5-4 1-2f		P1		L8			HR			K		5	1	1	1	0	1	4
Mike DiFelice, R (1, 2) OBP: 0.295, SLG: 0.367		FC4-6 1B		K		K		K			G1-3		4 1	0 0	1 0	0 0	0 0	3 0	0 0
Tom Lampkin, L (11, PH) OBP: 0.305, SLG: 0.351																			
Dmitri Young, S (1, 3) Dennis Eckersley, R (12, 1)		FC4-6 B5-4 1-2f		CS BB		3B		K			F8		4 0	0 0	1 0	0 0	1 0	1 0	1 0
Andy Benes, R (1, 1) OBP: 0.222, SLG: 0.259 Danny Sheaffer, R (7, 5) OBP: 0.314, SLG: 0.308		B5-4 1-2		K 1-2		K			G6-3			SH5-4 1B 1B	3 2	0 1	0 1	0 0	0 0	2 0	3 0
Inning Stats	R: 1 E: 0 K: 0 S: 9 H: 3 LOB: 2 BB: 0 P: 15	R: 0 E: 0 K: 0 S: 8 H: 1 LOB: 1 BB: 0 P: 12	R: 2 E: 0 K: 0 S: 11 H: 2 LOB: 0 BB: 0 P: 16	R: 0 E: 0 K: 2 S: 11 H: 0 LOB: 0 BB: 1 P: 19	R: 1 E: 0 K: 1 S: 11 H: 1 LOB: 2 BB: 2 P: 21	R: 0 E: 0 K: 2 S: 11 H: 1 LOB: 1 BB: 0 P: 16	R: 0 E: 0 K: 3 S: 9 H: 0 LOB: 0 BB: 0 P: 13	R: 1 E: 0 K: 2 S: 13 H: 1 LOB: 0 BB: 0 P: 20	R: 0 E: 0 K: 1 S: 7 H: 0 LOB: 0 BB: 0 P: 13	R: 0 E: 0 K: 0 S: 9 H: 0 LOB: 0 BB: 0 P: 12	R: 0 E: 0 K: 1 S: 5 H: 0 LOB: 0 BB: 0 P: 5	R: 1 E: 0 K: 1 S: 8 H: 2 LOB: 2 BB: 1 P: 13	1B: 8 2B: 0 3B: 1 HR: 2	SF: 0 SAC: 1 DP: 0 HBP: 0	WP: 0 PB: 0 SB: 2 CS: 1	PA: 50			

PITCHER	IP	WLS	BF	H	R	ER	SO	BB	IBB	HBP	BLK	WP	HR	S	P	ERA	WHIP
Mike Morgan, R (1, 1) ERA: 5.78	4.2		23	7	4	4	3	2	1	0	0	0	1	46	79	7.71	1.929
Stan Belinda, R (5, 1) ERA: 3.68	1.1		5	1	0	0	2	0	0	0	0	0	0	15	20	0.00	0.750
Mike Remlinger, L (7, 1) ERA: 2.85	3.0		10	1	1	1	6	0	0	0	0	0	1	29	46	3.00	0.333
Jeff Shaw, R (10, 1) ERA: 1.52	2.0		6	0	0	0	1	0	0	0	0	0	0	14	17	0.00	0.000
Hector Carrasco, R (12, 1) ERA: 3.53	1.0	L	6	2	1	1	1	1	0	0	0	0	0	8	13	9.00	3.000

PITCHER	IP	WLS	BF	H	R	ER	SO	BB	IBB	HBP	BLK	WP	HR	S	P	ERA	WHIP

TOP

St. Louis Cardinals @ Cincinnati Reds

Cinergy Field, Cincinnati, OH

Sun Jun 29 1997, 3:33 AM EDT

Att. 24,216 - Cloudy - 79 F

livebaseballscorecards.com

AB	45
R	6
H	11
RBI	6
BB	4
SO	13
LOB	16

Batter	1	2	3	4	5	6	7	8	9	10	11	12	AB	R	H	RBI	BB	SO	LOB
Curtis Goodwin, L (1, 8) OBP: 0.374, SLG: 0.377	C T S 0-3 ① K		X 0-0 ① L7		B B C C B S 3-3 ① K		X 0-0 ① B1-3		B X 1-0 2B		X 0-0 FC4-6 S 1B		6	0	2	0	0	2	0
Lenny Harris, L (1, 4) OBP: 0.286, SLG: 0.392	X 0-0 1B SF7 1B		B F F B X 2-2 HR 1B		C B X 1-1 ② G4-3		B C B T F B X 3-2 ② F7		B B X 2-0 ② F7		X 0-0 ① F8 1-2		6	2	2	0	0	0	2
Willie Greene, L (1, 9) (11, 5) (12, 9) OBP: 0.367, SLG: 0.472	B C C B 1 SAFE X 2-2 SF7 1-3 1B		B F C C 1-3 ② K		B X 2-0 ③ G3		C B F X 1-2 1B		I I I I 4-0 FC4-6 IBB		I I I I 4-0 FC4-6 IBB		4	0	2	0	2	1	1
Eddie Taubensee, L (1, 7) OBP: 0.315, SLG: 0.467	C B F X 1-2 ② SF7 2-3 3-H		D X 1-0 1-H HR		B C S S 1-3 ① K		1 SAFE B 1 SAFE 1 SAFE C C B F 3-3 ③ K		X 0-0 ③ FC4-6 1-2f		X 0-0 ② FC4-6 1-2f 2-3		4	1	1	3	0	2	3
Jeff Shaw, R (10, 1)													0	0	0	0	0	0	0
Jeff Branson, L (11, PH) OBP: 0.194, SLG: 0.239 (12, 5)													1	0	0	0	0	0	2
Eduardo Perez, R (1, 5) OBP: 0.330, SLG: 0.437	B C X 1-1 ③ G1-3		B C S B C 2-3 ③ K		C S B B X 2-2 2B 1B			X 0-0 ① G6-3		B F X 1-1 SH5-3 1B	X 0-0 ③ F8		5	1	2	0	0	1	1
Mike Kelly, R (10, PR) OBP: 0.306, SLG: 0.466 (11, 9)													1	0	0	0	0	0	2
Hector Carrasco, R (12, 1)													0	0	0	0	0	0	0
Hal Morris, L (1, 3) OBP: 0.299, SLG: 0.323		C B C S 1-3 ① K		C B B X 2-1 SH1-3 1B		C B B F D F X 3-2 1-H 2B		X 0-0 ② F8		B B X 2-0 ① SH5-3 1-2		B C C B F X 2-2 ① G3	5	0	2	1	0	1	0
Joe Oliver, R (1, 2) OBP: 0.326, SLG: 0.405	X 0-0 ② F9		F X 0-1 ① SH1-3 1-2		X 0-0 ② F7		X 0-0 ② HR		B B B B 4-0 BB			F B F B X 2-2 ② P4	4	1	1	1	1	0	1
Pokey Reese, R (1, 6) OBP: 0.312, SLG: 0.325	C B F X 1-2 1B		X 0-0 ② G6-3		D C D B I 4-1 IBB		C S B F B C 2-3 ③ K		C S S 0-3 ② K			F B B B X 3-1 ③ F8	5	0	1	0	1	2	3
Mike Morgan, R (1, 1) OBP: 0.056, SLG: 0.167		C B B F B F 1 SAFE F S 3-3 ③ K		F D C B B F X 3-2 ③ F9		B C C X 1-1 ③ G1-3			B F F S 1-3 ① K		B S X 1-1 ③ L9		2	0	0	0	0	1	2
Stan Belinda, R (5, 1)													0	0	0	0	0	0	0
Terry Pendleton, S (6, PH) OBP: 0.298, SLG: 0.324													1	0	0	0	0	0	2
Mike Remlinger, L (7, 1)													0	0	0	0	0	0	0
Deion Sanders, L (9, PH) OBP: 0.344, SLG: 0.398 (10, 7)													2	0	0	0	0	1	2

BOTTOM

St. Louis Cardinals @ Cincinnati Reds

Cinergy Field, Cincinnati, OH

Sun Jun 29 1997, 3:33 AM EDT

Att. 24,216 - Cloudy - 79 F

livebaseballscorecards.com

AB	46
R	5
H	13
RBI	5
BB	4
SO	11
LOB	21

Inning Stats	1	2	3	4	5	6	7	8	9	10	11	12
	R: 1 H: 2 E: 0 LOB: 1 K: 1 BB: 0 S: 13 P: 17	R: 0 H: 1 E: 0 LOB: 1 K: 2 BB: 0 S: 13 P: 18	R: 2 H: 2 E: 0 LOB: 0 K: 2 BB: 0 S: 11 P: 17	R: 0 H: 1 E: 0 LOB: 1 K: 0 BB: 0 S: 9 P: 14	R: 0 H: 0 E: 0 LOB: 0 K: 1 BB: 0 S: 6 P: 12	R: 1 H: 2 E: 0 LOB: 2 K: 1 BB: 1 S: 14 P: 25	R: 0 H: 1 E: 0 LOB: 1 K: 1 BB: 0 S: 13 P: 20	R: 1 H: 1 E: 0 LOB: 0 K: 1 BB: 0 S: 7 P: 9	R: 0 H: 1 E: 0 LOB: 2 K: 1 BB: 1 S: 6 P: 14	R: 0 H: 1 E: 0 LOB: 2 K: 1 BB: 1 S: 8 P: 16	R: 0 H: 1 E: 0 LOB: 2 K: 0 BB: 1 S: 4 P: 8	R: 0 H: 0 E: 0 LOB: 0 K: 0 BB: 0 S: 9 P: 16

| | | | | | | | | | | | | |

Batter	1	2	3	4	5	6	7	8	9	AB	R	H	RBI	BB	SO	LOB
Mark Loretta, R (1, 4) OBP: 0.386, SLG: 0.442	F9		HR	G6-3			L9		G6-3	5	1	1	1	0	0	3
Jeromy Burnitz, L (1, 9) OBP: 0.407, SLG: 0.553	2B G3 HBP		P5		G3-1		F8			3	1	0	0	0	0	0
Jeff Cirillo, R (1, 5) OBP: 0.383, SLG: 0.470	G3 1-3 2B		BBBB 1B BB		F8			2B		3	0	2	0	1	0	0
Dave Nilsson, L (1, 3) OBP: 0.346, SLG: 0.401	G3 2-3 3-H		G5-4-3 1-2 1B		F7			F8		4	0	1	1	0	0	2
Matt Mieske, R (1, 7) OBP: 0.314, SLG: 0.391 Jeff Huson, L (8, PH) OBP: 0.300, SLG: 0.260 Kelly Stinnett, R (8, PH) OBP: 0.143, SLG: 0.143 Tim Unroe, R (8, 7) OBP: 0.308, SLG: 0.846	P3		G5-4-3 1-2f			G4-3		SSS K		3 0 1 0	0 0 0 0	0 0 0 0	0 0 0 0	0 0 1 0	0 0 0 0	3 0 1 0
Jose Valentin, S (1, 6) OBP: 0.325, SLG: 0.410		G1-3		F8 1B 1B		FC6-4 1B		G6-3		4	0	2	0	0	0	1
Gerald Williams, R (1, 8) OBP: 0.310, SLG: 0.395		HR		F8 1-2 1B		FC6-4 1-2f			SSS K	4	1	2	1	0	1	1
Mike Matheny, R (1, 2) OBP: 0.277, SLG: 0.331 Jesse Levis, L (9, PH) OBP: 0.333, SLG: 0.306		F9		F8 1-2 2-3		F8			SSS K	3 1	0 0	0 0	0 0	0 0	0 1	3 0
21 Cal Eldred, R (1, 1) Joel Adamson, L (5, 1) Jack Voigt, R (7, PH) OBP: 0.333, SLG: 0.550 Mike Fetters, R (7, 1) Antone Williamson, L (9, PH) OBP: 0.294, SLG: 0.304		L4		G3			F9		2B	2 0 1 0 1	0 0 0 0 0	0 0 0 0 1	0 0 0 0 0	0 0 0 0 0	0 0 0 0 0	2 0 0 0 0
Inning Stats	R: 1 E: 0 K: 0 S: 4 H: 1 LOB: 1 BB: 0 P: 5	R: 1 E: 0 K: 0 S: 4 H: 1 LOB: 0 BB: 0 P: 4	R: 1 E: 0 K: 0 S: 4 H: 2 LOB: 1 BB: 1 P: 8	R: 0 E: 0 K: 0 S: 5 H: 2 LOB: 2 BB: 0 P: 5	R: 0 E: 0 K: 0 S: 3 H: 0 LOB: 0 BB: 0 P: 3	R: 0 E: 0 K: 0 S: 4 H: 1 LOB: 1 BB: 0 P: 4	R: 0 E: 0 K: 0 S: 3 H: 0 LOB: 0 BB: 0 P: 3	R: 0 E: 0 K: 1 S: 6 H: 1 LOB: 1 BB: 0 P: 6	R: 0 E: 0 K: 2 S: 8 H: 1 LOB: 1 BB: 0 P: 8	1B: 4 2B: 3 3B: 0 HR: 2	SF: 0 SAC: 0 DP: 1 HBP: 1						

PITCHER		IP	WLS	BF	H	R	ER	SO	BB	IBB	HBP	BLK	WP	HR	S	P	ERA	WHIP
Kent Mercker, L ERA: 3.24	(1, 1)	7.0	W	29	7	3	3	0	1	0	1	0	0	2	27	32	3.86	1.143
Scott Sullivan, R ERA: 3.11	(8, 1)	0.1		2	1	0	0	0	0	0	0	0	0	0	2	2	0.00	3.000
Mike Remlinger, L ERA: 2.81	(8, 1)	0.2		2	0	0	0	1	0	0	0	0	0	0	4	4	0.00	0.000
Jeff Shaw, R ERA: 1.49	(9, 1)	1.0	S	4	1	0	0	2	0	0	0	0	0	0	8	8	0.00	1.000

PITCHER	IP	WLS	BF	H	R	ER	SO	BB	IBB	HBP	BLK	WP	HR	S	P	ERA	WHIP

TOP

Milwaukee Brewers @ Cincinnati Reds

Cinergy Field, Cincinnati, OH

Mon Jun 30 1997, 7:05 PM EDT

Att. 19,866 - Unknown - 78 F

livebaseballscorecards.com

AB	35
R	3
H	9
RBI	3
BB	1
SO	3
LOB	16

BOTTOM

Milwaukee Brewers @ Cincinnati Reds

Cinergy Field, Cincinnati, OH

Mon Jun 30 1997, 7:05 PM EDT

Att. 19,866 - Unknown - 78 F

livebaseballscorecards.com

Batter	1	2	3	4	5	6	7	8	9	AB	R	H	RBI	BB	SO	LOB
Deion Sanders, L (1, 7) OBP: 0.346, SLG: 0.397	P5		G4-1		E, BB		FC3-6, 1B			3	0	1	0	1	0	0
Curtis Goodwin, L (1, 8) OBP: 0.367, SLG: 0.369	F7		G5-3		G6-3		FC3-6, G5-3, S, CS			4	0	0	0	0	0	3
Lenny Harris, L (1, 4) OBP: 0.288, SLG: 0.400	K			BB, 2B		G4-3	G5-3			2	0	1	0	0	1	0
Bret Boone, R (6, PH) OBP: 0.286, SLG: 0.277										2	0	0	1	0	0	1
(7, 4)																
Eduardo Perez, R (1, 5) OBP: 0.336, SLG: 0.429		G3-6-3, BB		K		G1-3	BB			2	0	0	0	2	1	1
Scott Sullivan, R (8, 1)										0	0	0	0	0	0	0
Mike Remlinger, L (8, 1)										0	0	0	0	0	0	0
Jeff Shaw, R (9, 1)										0	0	0	0	0	0	0
Willie Greene, L (1, 9) OBP: 0.373, SLG: 0.475		G3-6-3		1B, BB		1B, 1B	CS	G4-6-3, 1B		3	1	2	0	1	0	1
Mike Kelly, R (8, PR) OBP: 0.306, SLG: 0.466										0	0	0	0	0	0	0
(9, 9)																
Hal Morris, L (1, 3) OBP: 0.306, SLG: 0.329		HR, 1B		1-3, 1B		1B, 1-2, 1B		K		4	1	3	0	0	1	1
Joe Oliver, R (1, 2) OBP: 0.331, SLG: 0.430		1-H, HR		F9		1-3, 2-H, 1B		G4-6-3, 1-2f		4	1	2	3	0	0	3
Pokey Reese, R (1, 6) OBP: 0.305, SLG: 0.316		F7			K	K				3	0	0	0	0	2	2
Kent Mercker, L (1, 1) OBP: 0.276, SLG: 0.231			K		G5-3		FC3-6, 1B, G5-3, BB			2	0	0	0	0	1	0
Jeff Branson, L (7, PH) OBP: 0.202, SLG: 0.239										0	1	0	0	1	0	0
(8, 5)																
Inning Stats	R: 0 E: 0 K: 1 S: 5 H: 0 LOB: 0 BB: 0 P: 5	R: 2 E: 0 K: 0 S: 4 H: 2 LOB: 0 BB: 1 P: 8	R: 0 E: 0 K: 1 S: 5 H: 0 LOB: 0 BB: 0 P: 5	R: 0 E: 0 K: 1 S: 6 H: 2 LOB: 2 BB: 1 P: 10	R: 0 E: 1 K: 1 S: 5 H: 0 LOB: 1 BB: 1 P: 9	R: 1 E: 0 K: 1 S: 8 H: 3 LOB: 2 BB: 0 P: 8	R: 1 E: 0 K: 0 S: 3 H: 1 LOB: 1 BB: 2 P: 11	R: 0 E: 0 K: 1 S: 5 H: 1 LOB: 1 BB: 0 P: 5		1B: 7 2B: 1 3B: 0 HR: 1 SF: 0 SAC: 0 DP: 2 HBP: 0						

PITCHER		IP	WLS	BF	H	R	ER	SO	BB	IBB	HBP	BLK	WP	HR	S	P	ERA	WHIP
21 Cal Eldred, R ERA: 5.81	(1, 1)	4.2		19	4	2	2	4	3	0	0	0	0	1	24	36	3.86	1.500
Joel Adamson, L ERA: 4.71	(5, 1)	1.1		7	3	1	1	1	0	0	0	0	0	0	9	9	6.75	2.250
Mike Fetters, R ERA: 4.37	(7, 1)	2.0	L	8	2	1	1	1	2	0	0	0	0	0	8	16	4.50	2.000

PITCHER	IP	WLS	BF	H	R	ER	SO	BB	IBB	HBP	BLK	WP	HR	S	P	ERA	WHIP

AB	29
R	4
H	9
RBI	4
BB	5
SO	6
LOB	12

WP: 0 PB: 0 SB: 1 CS: 1 PA: 35

Batter	1	2	3	4	5	6	7	8	9	AB	R	H	RBI	BB	SO	LOB
Mark Loretta, R (1, 4) OBP: 0.382, SLG: 0.437	F9		G6-3			F9			G6-3	3	0	0	0	0	0	0
Jeff Huson, L (9, PH) OBP: 0.296, SLG: 0.257										1	0	0	0	0	0	0
Jeromy Burnitz, L (1, 9) OBP: 0.405, SLG: 0.545	G4-3			K G6-4-3		G4-3			G4-3 BB	3	0	0	0	1	1	0
Jeff Cirillo, R (1, 5) OBP: 0.378, SLG: 0.463	G6-3			G6-4-3 1-2f			G1-3		G4-3 1-2	4	0	0	0	0	0	2
Dave Nilsson, L (1, 7) OBP: 0.348, SLG: 0.404		G4-3 1B 2B		FC4-6 BB			G6-3		F7	3	1	1	0	1	0	1
Jose Valentin, S (1, 6) OBP: 0.321, SLG: 0.403		F8		FC4-6 1-2f			G4-3			3	0	0	0	0	0	2
Antone Williamson, L (1, 3) OBP: 0.278, SLG: 0.286		G4-3 2-3			G1			G4-3		3	0	0	0	0	0	1
Gerald Williams, R (1, 8) OBP: 0.311, SLG: 0.394		CS 1B 3-H			K			G3-1		3	0	1	1	0	1	0
Jesse Levis, L (1, 2) OBP: 0.333, SLG: 0.307		CS 1-2	F7		F7			1B		3	0	1	0	0	0	0
Jose Mercedes, R (1, 1)			K			K		P4		2	0	0	0	0	2	0
Bryce Florie, R (7, 1)										0	0	0	0	0	0	0
Matt Mieske, R (8, PH) OBP: 0.313, SLG: 0.389										1	0	0	0	0	0	1
Ron Villone, L (8, 1)										0	0	0	0	0	0	0
Inning Stats	R: 0 E: 0 K: 0 S: 3 H: 0 LOB: 0 BB: 0 P: 3	R: 1 E: 0 K: 0 S: 4 H: 2 LOB: 0 BB: 0 P: 4	R: 0 E: 0 K: 1 S: 5 H: 0 LOB: 0 BB: 0 P: 5	R: 0 E: 0 K: 1 S: 5 H: 0 LOB: 1 BB: 1 P: 9	R: 0 E: 0 K: 1 S: 5 H: 0 LOB: 0 BB: 0 P: 5	R: 0 E: 0 K: 1 S: 5 H: 0 LOB: 0 BB: 0 P: 5	R: 0 E: 0 K: 0 S: 3 H: 0 LOB: 0 BB: 0 P: 3	R: 0 E: 0 K: 0 S: 4 H: 1 LOB: 1 BB: 0 P: 4	R: 0 E: 0 K: 0 S: 3 H: 0 LOB: 1 BB: 1 P: 7	1B: 2 2B: 1 3B: 0 HR: 0 SF: 0 SAC: 0 DP: 1 HBP: 0						

PITCHER		IP	WLS	BF	H	R	ER	SO	BB	IBB	HBP	BLK	WP	HR	S	P	ERA	WHIP
Dave Burba, R ERA: 5.4	(1, 1)	9.0	W	31	3	1	1	4	2	0	0	0	1	0	37	45	1.00	0.556

PITCHER		IP	WLS	BF	H	R	ER	SO	BB	IBB	HBP	BLK	WP	HR	S	P	ERA	WHIP

TOP

Milwaukee Brewers @ Cincinnati Reds

Cinergy Field, Cincinnati, OH

Tue Jul 01 1997, 7:05 PM EDT

Att. 21,264 - Cloudy - 84 F

livebaseballscorecards.com

AB	29
R	1
H	3
RBI	1
BB	2
SO	4
LOB	7

PA: 32

WP: 1 PB: 0 SB: 0 CS: 1

Milwaukee Brewers @ Cincinnati Reds

Cinergy Field, Cincinnati, OH

Tue Jul 01 1997, 7:05 PM EDT

Att. 21,264 - Cloudy - 84 F

livebaseballscorecards.com

BOTTOM

Batter	1	2	3	4	5	6	7	8	9	AB	R	H	RBI	BB	SO	LOB
Deion Sanders, L (1, 7) OBP: 0.348, SLG: 0.399	G3 S 1B		G5-3			G4-3	HR S 1B 1-3 3-H	G6-3		4	1	2	1	0	0	0
Lenny Harris, L (8, PH) OBP: 0.287, SLG: 0.397 (9, 7)										1	0	0	0	0	0	2
Curtis Goodwin, L (1, 8) OBP: 0.365, SLG: 0.364	G1-3 1-2			G6-3		G5-3	HR BB 1-2			3	1	0	0	1	0	1
Terry Pendleton, S (1, 5) OBP: 0.297, SLG: 0.349	G3 2-3			G6-3		F8	HR 1-H 2-H 3-H			4	1	1	4	0	0	1
Willie Greene, L (1, 9) OBP: 0.367, SLG: 0.466	K			L8			F9			4	0	0	0	0	1	1
Mike Kelly, R (9, 9) OBP: 0.306, SLG: 0.466							G4-3			0	0	0	0	0	0	0
Hal Morris, L (1, 3) OBP: 0.312, SLG: 0.331		G4-3			PB BB FC6-5-4-6 BB		HR 1B	1B 1B BB		2	3	1	0	2	0	0
Joe Oliver, R (1, 2) OBP: 0.336, SLG: 0.449		G5-3			FC6-5-4-6 PB 1-2 BB		HR 1-H	F7		3	1	1	2	1	0	1
Bret Boone, R (1, 4) OBP: 0.281, SLG: 0.272	K				FC6-5-4-6 F8 1-3 2-H		G4-3	P6		4	0	0	1	0	1	2
Pokey Reese, R (1, 6) OBP: 0.311, SLG: 0.317			G5-3		F8 2-3		1B 1B HBP	1B 1-2 1B		3	1	1	0	0	0	1
Dave Burba, R (1, 1) OBP: 0.250, SLG: 0.222			K		G5-3		1B HR 1B 1-3	1B 1-3 2-H 1B		4	1	2	1	0	1	1
Inning Stats	R: 0 H: 1 E: 0 LOB: 1 K: 1 BB: 0 S: 6 P: 6	R: 0 H: 0 E: 0 LOB: 0 K: 1 BB: 0 S: 5 P: 5	R: 0 H: 0 E: 0 LOB: 0 K: 1 BB: 0 S: 5 P: 5	R: 0 H: 0 E: 0 LOB: 0 K: 0 BB: 0 S: 3 P: 3	R: 1 H: 0 E: 0 LOB: 1 K: 0 BB: 2 S: 3 P: 11	R: 0 H: 0 E: 0 LOB: 0 K: 0 BB: 0 S: 3 P: 3	R: 7 H: 5 E: 0 LOB: 0 K: 0 BB: 1 S: 8 P: 13	R: 1 H: 2 E: 0 LOB: 2 K: 0 BB: 1 S: 5 P: 9		1B: 6 SF: 0 2B: 0 SAC: 0 3B: 0 DP: 0 HR: 2 HBP: 1				WP: 0 PA: 37 PB: 1 SB: 2 CS: 0		

PITCHER		IP	WLS	BF	H	R	ER	SO	BB	IBB	HBP	BLK	WP	HR	S	P	ERA	WHIP
Jose Mercedes, R ERA: 4.72	(1, 1)	6.2	L	27	4	5	4	3	2	0	1	0	0	1	30	39	5.40	0.900
Bryce Florie, R ERA: 4.76	(7, 1)	0.1		4	2	3	3	0	1	0	0	0	0	1	3	7	81.00	9.000
Ron Villone, L ERA: 4.64	(8, 1)	1.0		6	2	1	1	0	1	0	0	0	0	0	5	9	9.00	3.000

PITCHER	IP	WLS	BF	H	R	ER	SO	BB	IBB	HBP	BLK	WP	HR	S	P	ERA	WHIP

AB	32
R	9
H	8
RBI	9
BB	4
SO	3
LOB	10

Batter	1	2	3	4	5	6	7	8	9	AB	R	H	RBI	BB	SO	LOB
Mark Loretta, R (1, 4) OBP: 0.376, SLG: 0.429	6-3			P5	6-3			K		4	0	0	0	0	1	0
Jeromy Burnitz, L (1, 9) OBP: 0.403, SLG: 0.553	L9			HR		P6		6-3		4	1	1	1	0	0	0
Jeff Cirillo, R (1, 5) OBP: 0.377, SLG: 0.464	F7			2B		P5		K		4	0	1	0	0	1	0
Dave Nilsson, L (1, 3) OBP: 0.349, SLG: 0.403		K		K		BB			F8 1B SF9 1B	3	1	1	0	1	2	1
Jose Valentin, S (1, 6) OBP: 0.319, SLG: 0.400		K		1-3		F9			SF9 F8 1-2 1B	4	0	1	0	0	1	2
Gerald Williams, R (1, 8) OBP: 0.310, SLG: 0.392		P4			2B SF9 1B		4-3		F8 1-2 2-3	4	1	1	0	0	0	2
Jack Voigt, R (1, 7) OBP: 0.360, SLG: 0.591			K		SF9 1-3 4-3 2B		HBP		SF9 2-3 3-H	2	1	1	1	0	1	0
Mike Matheny, R (1, 2) OBP: 0.274, SLG: 0.329 Jesse Levis, L (7, PH) (7, 2) OBP: 0.327, SLG: 0.300			F8		SF9 2-3 3-H		F9		6-3	1 2	0 0	0 0	1 0	0 0	0 0	0 2
Ben McDonald, R (1, 1) Antone Williamson, L (5, PH) OBP: 0.273, SLG: 0.280 Joel Adamson, L (5, 1) Mike Fetters, R (6, 1) Jeff Huson, L (7, PH) OBP: 0.283, SLG: 0.253 Ron Villone, L (7, 1) Bob Wickman, R (7, 1)			K		4-3 3-H		K			1 1 0 0 1 0 0	0 0 0 0 0 0 0	0 0 0 0 0 0 0	0 1 0 0 0 0 0	1 0 0 0 0 0 0	0 0 0 0 1 0 0	0 0 0 0 1 0 0
Inning Stats	R: 0 E: 0 K: 0 S: 3 H: 0 LOB: 0 BB: 0 P: 3	R: 0 E: 0 K: 2 S: 7 H: 0 LOB: 0 BB: 0 P: 7	R: 0 E: 0 K: 2 S: 7 H: 0 LOB: 0 BB: 0 P: 7	R: 1 E: 0 K: 1 S: 7 H: 2 LOB: 1 BB: 0 P: 7	R: 2 E: 0 K: 0 S: 5 H: 2 LOB: 0 BB: 0 P: 5	R: 0 E: 0 K: 0 S: 3 H: 0 LOB: 1 BB: 1 P: 7	R: 0 E: 0 K: 1 S: 5 H: 0 LOB: 1 BB: 0 P: 6	R: 0 E: 0 K: 2 S: 7 H: 0 LOB: 0 BB: 0 P: 7	R: 1 E: 0 K: 0 S: 5 H: 2 LOB: 1 BB: 0 P: 5	1B: 3 2B: 2 3B: 0 HR: 1 SF: 2 SAC: 0 DP: 0 HBP: 1						

PITCHER		IP	WLS	BF	H	R	ER	SO	BB	IBB	HBP	BLK	WP	HR	S	P	ERA	WHIP
Brett Tomko, R ERA: 2.51	(1, 1)	6.0	W	23	4	3	3	5	1	0	0	0	0	1	32	36	4.50	0.833
Scott Sullivan, R ERA: 3.1	(7, 1)	3.0	S	12	2	1	1	3	0	0	1	0	0	0	17	18	3.00	0.667

PITCHER	IP	WLS	BF	H	R	ER	SO	BB	IBB	HBP	BLK	WP	HR	S	P	ERA	WHIP

Milwaukee Brewers @ Cincinnati Reds

Cinergy Field, Cincinnati, OH

Wed Jul 02 1997, 3:33 AM EDT

Att. 27,866 - Cloudy - 86 F

TOP

livebaseballscorecards.com

AB	31
R	4
H	6
RBI	4
BB	1
SO	8
LOB	8

BOTTOM

Milwaukee Brewers @ Cincinnati Reds

Cinergy Field, Cincinnati, OH

Wed Jul 02 1997, 3:33 AM EDT

Att. 27,866 - Cloudy - 86 F

livebaseballscorecards.com

Batter	1	2	3	4	5	6	7	8	9	AB	R	H	RBI	BB	SO	LOB
Deion Sanders, L (1, 7) OBP: 0.346, SLG: 0.396	F8		F8		S SH1-3 1B		P1	P6		5	1	1	0	0	0	1
Lenny Harris, L (9, 7) OBP: 0.287, SLG: 0.397										0	0	0	0	0	0	0
Curtis Goodwin, L (1, 8) OBP: 0.365, SLG: 0.363	G3 S 1B		1-3		SH1-3 1-2		K			3	1	1	0	0	1	0
Terry Pendleton, S (1, 5) OBP: 0.311, SLG: 0.357	G3 1-3			BBBB CS BB			2B 1B			3	0	2	1	1	0	1
Jeff Branson, L (7, PR) OBP: 0.202, SLG: 0.239 (8, 5)					2-H 1B					0	1	0	0	0	0	0
Eddie Taubensee, L (1, 9) OBP: 0.318, SLG: 0.468	3-H 1B			F7	F7		1-3 1B			2	0	1	1	0	0	1
Mike Kelly, R (5, PH) OBP: 0.313, SLG: 0.483 (6, 9)										2	1	1	0	0	0	1
Hal Morris, L (1, 3) OBP: 0.315, SLG: 0.333	K			2B 1-2 1B	1-3		2-H 3-H 1B			4	1	2	2	0	1	2
Joe Oliver, R (1, 2) OBP: 0.333, SLG: 0.451		L6		1-3 2B		5-3	K			4	1	1	0	0	1	1
Bret Boone, R (1, 4) OBP: 0.280, SLG: 0.271		P2		2-H 3-H 2B		E5		5-3		4	1	1	2	0	0	0
Pokey Reese, R (1, 6) OBP: 0.316, SLG: 0.331		K		2-H 2B		K		SH3 1B		4	0	2	1	0	2	1
Brett Tomko, R (1, 1) OBP: 0.167, SLG: 0.182			F7	K		5-3		SH3 1-2		2	0	0	0	0	1	1
Eduardo Perez, R (6, PH) OBP: 0.333, SLG: 0.425										1	0	0	0	0	0	1
Scott Sullivan, R (7, 1)										0	0	0	0	0	0	0
Inning Stats	R: 1 E: 0 K: 1 S: 7 H: 2 LOB: 1 BB: 0 P: 7	R: 0 E: 0 K: 1 S: 5 H: 0 LOB: 0 BB: 0 P: 5	R: 0 E: 0 K: 0 S: 3 H: 0 LOB: 0 BB: 0 P: 3	R: 3 E: 0 K: 1 S: 8 H: 4 LOB: 1 BB: 1 P: 12	R: 1 E: 0 K: 0 S: 5 H: 2 LOB: 1 BB: 0 P: 5	R: 0 E: 1 K: 1 S: 6 H: 0 LOB: 1 BB: 0 P: 6	R: 2 E: 0 K: 2 S: 10 H: 3 LOB: 1 BB: 0 P: 10	R: 0 E: 0 K: 0 S: 4 H: 1 LOB: 1 BB: 0 P: 4		1B: 9 2B: 3 3B: 0 HR: 0 SF: 0 SAC: 2 DP: 0 HBP: 0							

AB	34
R	7
H	12
RBI	7
BB	1
SO	6
LOB	10

WP: 0 PB: 0 SB: 2 CS: 1 PA: 37

PITCHER		IP	WLS	BF	H	R	ER	SO	BB	IBB	HBP	BLK	WP	HR	S	P	ERA	WHIP
Ben McDonald, R ERA: 4.3	(1, 1)	4.0	L	18	6	4	4	3	1	0	0	0	0	0	23	27	9.00	1.750
Joel Adamson, L ERA: 4.76	(5, 1)	1.2		8	2	1	1	1	0	0	0	0	0	0	10	10	5.40	1.200
Mike Fetters, R ERA: 4.3	(6, 1)	0.1		1	0	0	0	0	0	0	0	0	0	0	1	1	0.00	0.000
Ron Villone, L ERA: 5.32	(7, 1)	0.2		5	3	2	2	1	0	0	0	0	0	0	7	7	27.00	4.500
Bob Wickman, R ERA: 3.38	(7, 1)	1.1		5	1	0	0	1	0	0	0	0	0	0	7	7	0.00	0.750

PITCHER	IP	WLS	BF	H	R	ER	SO	BB	IBB	HBP	BLK	WP	HR	S	P	ERA	WHIP

Batter	1	2	3	4	5	6	7	8	9	AB	R	H	RBI	BB	SO	LOB
Deion Sanders, L (1, 7) OBP: 0.347, SLG: 0.400	C F F H 1-2 BB S WP HBP	S F S 0-3 ② K 2-3			B F B X 2-1 ① P5		X 0-0 3B		C B L X 1-2 ③ L5	4	1	1	0	0	1	1
Curtis Goodwin, L (1, 8) OBP: 0.358, SLG: 0.356	F 1 SAFE B F 1 SAFE 1 SAFE 1 B B 3-3 ① S K 1-2	X 0-0 ③ P6			B C C F B B X 3-2 ② G1-3		B B F X 2-1 ③ F9			4	0	0	0	0	1	3
Lenny Harris, L (1, 5) OBP: 0.288, SLG: 0.392 Mike Kelly, R (8, PH) OBP: 0.308, SLG: 0.475 Jeff Branson, L (8, 5) OBP: 0.202, SLG: 0.239	B B B B 4-0 WP BB 1B BB		B X 1-0 ① G3		C S X 0-2 ③ G4-3			B C F X 1-2 ① P5		2 1 0	1 0 0	0 0 0	0 0 0	1 0 0	0 0 0	0 0 0
Willie Greene, L (1, 9) OBP: 0.369, SLG: 0.465	F B B B F B 4-2 WP 1B 1-2 2-3 BB		S B X 1-1 ② F7			X 0-0 ① L8		C B F F B F B X 3-2 1B		3	1	1	0	1	0	0
Hal Morris, L (1, 3) OBP: 0.317, SLG: 0.336	B S F C 1-3 ② K		B F C B F F F B X 3-2 ③ F8			B B X 2-0 G4-3 S 1B		1 SAFE F B B 1 SAFE 1 SAFE X 2-1 FC6-4 1-2 1B		4	0	2	0	0	1	3
Joe Oliver, R (1, 2) OBP: 0.338, SLG: 0.473	B S B X 2-1 1-H 2-H 3-H 1B		C B B B C X 3-2 HR			B S B F F X 2-2 ② G4-3 1-3		X 0-0 ② F8		4	1	2	3	0	0	3
Bret Boone, R (1, 4) OBP: 0.276, SLG: 0.266	C S 1 SAFE B B F S 2-3 ③ K		B B X 2-0 ① L3			C B B B F F S 3-3 ③ K		S X 0-1 ③ FC6-4 1-2f		4	0	0	0	0	2	4
Pokey Reese, R (1, 6) OBP: 0.321, SLG: 0.336		X 0-0 S SH2-3 1B	B B X 2-0 ② G5-3				B B C S T 2-2 ① K		X 0-0 CS 1B	4	0	2	0	0	1	0
John Smiley, L (1, 1) OBP: 0.097, SLG: 0.129 Stan Belinda, R (7, 1) Eddie Taubensee, L (9, PH) OBP: 0.316, SLG: 0.465 Jeff Shaw, R (9, 1)	C X 0-1 ① SH2-3 1-2		F C S 0-3 ③ K				B F S B B B F X 3-2 ② G6-3		B B T B X 3-1 ① ② F8 1-2	2 0 1 0	0 0 0 0	0 0 0 0	0 0 0 0	0 0 0 0	1 0 0 0	0 0 1 0
Inning Stats	R: 3 H: 1 E: 0 LOB: 1 K: 3 BB: 2 S: 17 P: 34	R: 0 H: 1 E: 0 LOB: 1 K: 1 BB: 0 S: 7 P: 7	R: 0 H: 0 E: 0 LOB: 0 K: 0 BB: 0 S: 9 P: 14	R: 1 H: 1 E: 0 LOB: 0 K: 1 BB: 0 S: 8 P: 15	R: 0 H: 0 E: 0 LOB: 0 K: 0 BB: 0 S: 9 P: 14	R: 0 H: 1 E: 0 LOB: 1 K: 1 BB: 0 S: 10 P: 17	R: 0 H: 1 E: 0 LOB: 1 K: 1 BB: 0 S: 10 P: 17	R: 0 H: 2 E: 0 LOB: 2 K: 0 BB: 0 S: 13 P: 19	R: 0 H: 1 E: 0 LOB: 0 K: 0 BB: 0 S: 6 P: 10	1B: 6 SF: 0 2B: 0 SAC: 1 3B: 1 DP: 0 HR: 1 HBP: 1						

PITCHER		IP	WLS	BF	H	R	ER	SO	BB	IBB	HBP	BLK	WP	HR	S	P	ERA	WHIP
Ramon Garcia, R ERA: 4.4	(1, 1)	7.0	L	29	5	4	4	7	2	0	1	0	1	1	70	118	5.14	1.000
Tom Martin, L ERA: 2.16	(8, 1)	0.1		3	2	0	0	0	0	0	0	0	0	0	10	16	0.00	6.000
John Hudek, R ERA: 6.23	(8, 1)	1.2		5	1	0	0	0	0	0	0	0	0	0	9	13	0.00	0.600

PITCHER	IP	WLS	BF	H	R	ER	SO	BB	IBB	HBP	BLK	WP	HR	S	P	ERA	WHIP

Cincinnati Reds @ Houston Astros

Astrodome, Houston, TX

Thu Jul 03 1997, 8:05 PM EDT

Att. 14,708 - Dome - 72 F

TOP

livebaseballscorecards.com

AB	33
R	4
H	8
RBI	3
BB	2
SO	7
LOB	15

1B: 6	SF: 0	WP: 1	PA: 37
2B: 0	SAC: 1	PB: 0	
3B: 1	DP: 0	SB: 3	
HR: 1	HBP: 1	CS: 1	

Batter	1	2	3	4	5	6	7	8	9	AB	R	H	RBI	BB	SO	LOB
Craig Biggio, R (1, 4) OBP: 0.397, SLG: 0.512	C F X 0-2 ① G4-3		X 0-0 2B			X 0-0 ① G5-3		C X 0-1 ① L9		4	0	1	0	0	0	0
Chuck Carr, S (1, 8) OBP: 0.236, SLG: 0.269 Thomas Howard, S (8, PH) OBP: 0.322, SLG: 0.359 (9, 8)	F B X 1-1 ② G1-3		F F S 0-3 ② K			C B S 1-3 ② K		C F T 0-2 ② K		3 1	0 0	0 0	0 0	0 0	2 1	1 0
5 Jeff Bagwell, R (1, 3) OBP: 0.437, SLG: 0.625	C S B B S 2-3 ③ K		C X 0-1 ③ G5-3			B X 1-0 ③ F8		S X 0-1 ③ G4-3		4	0	0	0	0	1	1
Luis Gonzalez, L (1, 7) OBP: 0.367, SLG: 0.380		F C B F F B S 2-3 ① K		X 0-0 G5-4-3 1B			X 0-0 1B HR 1B		B F F X 1-2 ① L1	4	1	2	0	0	1	0
Derek Bell, R (1, 9) OBP: 0.313, SLG: 0.374		C C F X 0-2 1B 1B		B B B X 3-0 ① F9			X 0-0 1-2 HR 1B		F S X 0-2 ② G1-3	4	1	2	0	0	0	1
Sean Berry, R (1, 5) OBP: 0.275, SLG: 0.361		1 SAFE T X 0-1 ② P3		C C B B F X 2-2 ② ③ G5-4-3 1-2f			F F X 0-2 1-H 2-H HR		B F B S T B F X 3-2 ③ L8	4	1	1	3	0	0	2
Brad Ausmus, R (1, 2) OBP: 0.333, SLG: 0.385		1 SAFE F X 0-1 1-2 1B			X 0-0 ① F9		F C X 0-2 ① G5-3			3	0	1	0	0	0	0
Tim Bogar, R (1, 6) OBP: 0.294, SLG: 0.348		F C X 0-2 ③ L3			C B X 1-1 ② G4-3		C B X 1-1 ② F9			3	0	0	0	0	0	2
Ramon Garcia, R (1, 1) Bobby Abreu, L (7, PH) OBP: 0.333, SLG: 0.358 Tom Martin, L (8, 1) John Hudek, S (8, 1)			F B S S 1-3 ① K		F S F S 0-3 ③ K		B B C B F T 3-2 ③ K			2 1 0 0	0 0 0 0	0 0 0 0	0 0 0 0	2 1 0 0	0 0 0 0	0 0 0 0
Inning Stats	R: 0 E: 0 K: 1 S: 8 H: 0 LOB: 0 BB: 0 P: 11	R: 0 E: 0 K: 1 S: 16 H: 2 LOB: 2 BB: 0 P: 18	R: 0 E: 0 K: 2 S: 9 H: 1 LOB: 1 BB: 0 P: 10	R: 0 E: 0 K: 0 S: 6 H: 1 LOB: 0 BB: 0 P: 11	R: 0 E: 0 K: 1 S: 7 H: 0 LOB: 0 BB: 0 P: 8	R: 0 E: 0 K: 1 S: 5 H: 0 LOB: 0 BB: 0 P: 7	R: 3 E: 0 K: 1 S: 13 H: 3 LOB: 0 BB: 0 P: 17	R: 0 E: 0 K: 1 S: 8 H: 0 LOB: 0 BB: 0 P: 8	R: 0 E: 0 K: 0 S: 11 H: 0 LOB: 0 BB: 0 P: 15	1B: 5 2B: 1 3B: 0 HR: 1	SF: 0 SAC: 0 DP: 1 HBP: 0						

PITCHER		IP	WLS	BF	H	R	ER	SO	BB	IBB	HBP	BLK	WP	HR	S	P	ERA	WHIP
John Smiley, L ERA: 5.97	(1, 1)	6.0	W	24	7	3	3	6	0	0	0	0	0	1	56	70	4.50	1.167
Stan Belinda, R ERA: 3.54	(7, 1)	2.0		6	0	0	0	2	0	0	0	0	0	0	16	20	0.00	0.000
Jeff Shaw, R ERA: 1.46	(9, 1)	1.0	S	3	0	0	0	0	0	0	0	0	0	0	11	15	0.00	0.000

PITCHER	IP	WLS	BF	H	R	ER	SO	BB	IBB	HBP	BLK	WP	HR	S	P	ERA	WHIP

BOTTOM

Cincinnati Reds @ Houston Astros

Astrodome, Houston, TX

Thu Jul 03 1997, 8:05 PM EDT

Att. 14,708 - Dome - 72 F

livebaseballscorecards.com

AB	33
R	3
H	7
RBI	3
BB	0
SO	8
LOB	7

1B: 5	SF: 0	WP: 0	PA: 33
2B: 1	SAC: 0	PB: 0	
3B: 0	DP: 1	SB: 0	
HR: 1	HBP: 0	CS: 0	

Batter	1	2	3	4	5	6	7	8	9	AB	R	H	RBI	BB	SO	LOB
Deion Sanders, L (1, 7) OBP: 0.346, SLG: 0.396	B C C B S 2-3 ① K		F F B B C 2-3 ③ K		L B B B B 4-1 1-2 BB		B B C X 2-1 ② G4-3			3	0	0	0	1	2	1
Curtis Goodwin, L (1, 8) OBP: 0.357, SLG: 0.351	F C B B S 2-3 ② K			F B B B B 4-1 BB HR BB	B C F B F X 2-2 ② P4		B F F X 1-2 ③ G4-3			3	1	0	0	1	1	2
Lenny Harris, L (1, 5) OBP: 0.290, SLG: 0.390 Terry Pendleton, S (5, PH) OBP: 0.309, SLG: 0.354 Jeff Branson, L (5, 5) OBP: 0.200, SLG: 0.236	B B B C X 3-1 ③ P6			B B F 1 SAFE 1 SAFE B F B 4-2 1-2 HR BB	B F C B X 2-2 ③ G4-3			C C B C 1-3 ① K		1 1 1	1 0 0	0 0 0	0 0 0	1 0 0	0 0 1	0 2 0
Willie Greene, L (1, 9) OBP: 0.368, SLG: 0.474		S C X 0-2 ① P5		B X 1-0 1-H 2-H HR		B B B C F S 3-3 ① K		X 0-0 ② P5		4	1	1	3	0	1	0
Hal Morris, L (1, 3) OBP: 0.320, SLG: 0.338		X 0-0 G6-4-3 1B		C B X 1-1 ① G4-3		C B B C B X 3-2 2B 1B		S C B C 1-3 ③ K		4	1	2	0	0	1	0
Joe Oliver, R (1, 2) OBP: 0.335, SLG: 0.467		B F S 1 SAFE F X 1-2 ② ③ G6-4-3 1-2f		S F S 0-3 ② K		B 1 SAFE X 1-0 2B 1-2 L9-2 1B			F B T S 1-3 ① K	4	0	1	0	0	2	1
Bret Boone, R (1, 4) OBP: 0.279, SLG: 0.280			C B F F X 1-2 G6-3 2B	B C F B F X 2-2 ③ F8		C B B X 2-1 1-3 2-H 2B			B B F B F F S 3-3 ② K	4	0	2	1	0	1	0
Pokey Reese, R (1, 6) OBP: 0.313, SLG: 0.326			C X 0-1 ① L7		B B X 2-0 ① F7	X 0-0 ② ③ L9-2 3-H			C B S B S 2-3 ③ K	4	0	0	0	0	1	3
Mike Morgan, R (1, 1) OBP: 0.100, SLG: 0.200 Scott Sullivan, R (6, 1) Jeff Shaw, R (9, 1)			S C X 0-2 ② G6-3 2-3		X 0-0 BB 1B		C S B X 1-2 ① G5-3			2 1 0	0 0 0	1 0 0	0 0 0	0 0 0	0 0 0	1 0 0
Inning Stats	R: 0 E: 0 K: 2 S: 8 H: 0 LOB: 0 BB: 0 P: 15	R: 0 E: 0 K: 0 S: 8 H: 1 LOB: 0 BB: 0 P: 9	R: 0 E: 0 K: 1 S: 12 H: 1 LOB: 1 BB: 0 P: 15	R: 3 E: 0 K: 1 S: 13 H: 1 LOB: 0 BB: 2 P: 25	R: 0 E: 0 K: 0 S: 10 H: 1 LOB: 2 BB: 1 P: 20	R: 1 E: 0 K: 1 S: 10 H: 3 LOB: 1 BB: 0 P: 19	R: 0 E: 0 K: 0 S: 8 H: 0 LOB: 0 BB: 0 P: 12	R: 0 E: 0 K: 2 S: 7 H: 0 LOB: 0 BB: 0 P: 9	R: 0 E: 0 K: 3 S: 11 H: 0 LOB: 0 BB: 0 P: 17	1B: 4 2B: 3 3B: 0 HR: 1	SF: 0 SAC: 0 DP: 2 HBP: 0			WP: 0 PB: 0 SB: 0 CS: 0	PA: 35		

PITCHER		IP	WLS	BF	H	R	ER	SO	BB	IBB	HBP	BLK	WP	HR	S	P	ERA	WHIP
Tommy Greene, R ERA: 7.0	(1, 1)	4.2	L	20	4	3	3	4	3	0	0	0	0	1	48	79	5.79	1.500
Mike Magnante, L ERA: 3.24	(5, 1)	2.1		9	3	1	1	1	0	0	0	0	0	0	21	36	3.86	1.286
Tom Martin, L ERA: 2.08	(8, 1)	1.0		3	0	0	0	2	0	0	0	0	0	0	7	9	0.00	0.000
Billy Wagner, L ERA: 1.93	(9, 1)	1.0		3	0	0	0	3	0	0	0	0	0	0	11	17	0.00	0.000

PITCHER IP WLS BF H R ER SO BB IBB HBP BLK WP HR S P ERA WHIP

Cincinnati Reds @ Houston Astros

Astrodome, Houston, TX

Fri Jul 04 1997, 8:05 PM EDT

Att. 34,080 - Dome - 72 F

TOP

livebaseballscorecards.com

AB	32
R	4
H	7
RBI	4
BB	3
SO	10
LOB	10

Batter	1	2	3	4	5	6	7	8	9	AB	R	H	RBI	BB	SO	LOB
Craig Biggio, R (1, 4) OBP: 0.398, SLG: 0.513	X 0-0 1B 2B		B C S B B B 4-2 5 S S G5-3 BB	C D X 1-1 ③ F9			X 0-0 ② G5-3			3	2	1	0	1	0	1
Bill Spiers, L (1, 5) OBP: 0.452, SLG: 0.429	X 0-0 G3-1 5 G6-3 2-H 1B		B B 1 SAFE B B 4-0 G5-3 5 S 1-2 BB		B B C X 2-1 ① F7		S M B F B B B 4-2 5 FC5-4 BB			2	0	1	1	2	0	0
5 Jeff Bagwell, R (1, 3) OBP: 0.433, SLG: 0.617	S B F B 1 SAFE B X 3-2 ① G6-3 1-2		B B C F 2 SAFE D S 3-3 ① K 1-2 2-3		B C C B F X 2-2 ② L6		B C X 1-1 ③ FC5-4 1-2f			4	0	0	0	0	1	4
Luis Gonzalez, L (1, 7) OBP: 0.369, SLG: 0.383	F F X 0-2 ② G3-1 2-3		I I I I 4-0 G5-3 IBB		C F X 0-2 2B			B C B B F F X 3-2 ① L1		3	0	1	0	1	0	1
Derek Bell, R (1, 9) OBP: 0.308, SLG: 0.367	B B C D X 3-1 ③ G6-3		B X 1-0 ② G5-3 1-2 2-3 3-H		C B F F F X 1-2 ③ G5-3			C X 0-1 ② L8		4	0	0	1	0	0	4
Thomas Howard, S (1, 8) OBP: 0.314, SLG: 0.350 Billy Wagner, L (9, 1)		C S F B X 1-2 ① L8	B C F D F B X 3-2 ③ G3-1			F X 0-1 ① G4-3		B C B X 2-1 ③ G4-3		4 0	0 0	0 0	0 0	0 0	0 0	2 0
Brad Ausmus, R (1, 2) OBP: 0.332, SLG: 0.382		B C F X 1-2 G6-3 S 1B	C B X 1-1 ① G1-3			B B F X 2-1 ② L4			C F B F S 1-3 ① K	4	0	1	0	0	1	0
Ricky Gutierrez, R (1, 6) OBP: 0.320, SLG: 0.316		B S S X 1-2 ② G6-3 1-3	B S F X 1-2 SH3-4 1B			B C B S B F S 3-3 ③ K			F B S S X 1-2 ② G4-3	4	0	1	0	0	1	1
Tommy Greene, R (1, 1) OBP: 0.333, SLG: 0.667 Mike Magnante, L (5, 1) Chuck Carr, S (7, PH) OBP: 0.233, SLG: 0.265 Tom Martin, L (8, 1) Bobby Abreu, L (9, 8) OBP: 0.331, SLG: 0.356		C B B F C 2-3 ③ K	B X 1-0 ② SH3-4 1-2				C F B B B X 2-2 ① L4		B B C S S F S 2-3 ③ K	1 0 1 0 1	0 0 0 0 0	0 0 0 0 0	0 0 0 0 0	1 0 0 0 1	1 0 0 0 0	1 0 0 0 0
Inning Stats	R: 1 H: 2 E: 0 LOB: 1 K: 0 BB: 0 S: 10 P: 16	R: 0 H: 1 E: 0 LOB: 1 K: 1 BB: 0 S: 13 P: 18	R: 1 H: 0 E: 0 LOB: 2 K: 1 BB: 3 S: 10 P: 29	R: 0 H: 1 E: 0 LOB: 1 K: 0 BB: 0 S: 8 P: 12	R: 0 H: 1 E: 0 LOB: 1 K: 0 BB: 0 S: 14 P: 19	R: 0 H: 0 E: 0 LOB: 0 K: 1 BB: 0 S: 8 P: 13	R: 0 H: 0 E: 0 LOB: 1 K: 0 BB: 1 S: 9 P: 16	R: 0 H: 0 E: 0 LOB: 0 K: 0 BB: 0 S: 8 P: 13	R: 0 H: 0 E: 0 LOB: 0 K: 2 BB: 0 S: 11 P: 15	1B: 3 SF: 0 2B: 2 SAC: 1 3B: 0 DP: 0 HR: 0 HBP: 0						WP: 0 PA: 36 PB: 0 SB: 4 CS: 0

PITCHER		IP	WLS	BF	H	R	ER	SO	BB	IBB	HBP	BLK	WP	HR	S	P	ERA	WHIP
Mike Morgan, R ERA: 5.63	(1, 1)	5.0	W	23	5	2	2	2	2	1	0	0	0	0	55	94	3.60	1.400
Scott Sullivan, R ERA: 2.89	(6, 1)	3.0		10	0	0	0	1	1	0	0	0	0	0	25	42	0.00	0.333
Jeff Shaw, R ERA: 1.44	(9, 1)	1.0	S	3	0	0	0	2	0	0	0	0	0	0	11	15	0.00	0.000

PITCHER	IP	WLS	BF	H	R	ER	SO	BB	IBB	HBP	BLK	WP	HR	S	P	ERA	WHIP

Cincinnati Reds @ Houston Astros

Astrodome, Houston, TX

Fri Jul 04 1997, 8:05 PM EDT

Att. 34,080 - Dome - 72 F

BOTTOM

livebaseballscorecards.com

AB	31
R	2
H	5
RBI	2
BB	4
SO	5
LOB	14

Batter	1	2	3	4	5	6	7	8	9	AB	R	H	RBI	BB	SO	LOB
Deion Sanders, L (1, 7) OBP: 0.347, SLG: 0.396	F B B S S 2-3 ① K		B X 1-0 ③ G4-3			B B B C B 4-1 S SH1-3 BB		C X 0-1 E9 1B		3	0	1	0	1	1	0
Curtis Goodwin, L (1, 8) OBP: 0.352, SLG: 0.346	C B F B X 2-2 ② G6-3			B C M F F X 1-2 E1 FC1-6		P L X 1-1 ① SH1-3 1-2		F C B C 1-3 ③ K		3	0	0	0	0	1	1
Willie Greene, L (1, 9) OBP: 0.370, SLG: 0.485	B S C T T 1-2 ③ K			X 0-0 ① FC1-6 1-2f		B C 2 SAFE B B B 4-1 G6-4-3 2-3 BB			X 0-0 HR	3	1	1	1	1	1	1
Eddie Taubensee, L (1, 3) OBP: 0.310, SLG: 0.456 Eduardo Perez, R (9, PH) OBP: 0.331, SLG: 0.421		C S T F B B S 2-3 ① K		D B X 2-0 ② F7		X 0-0 ②③ G6-4-3 1-2f			C C B X 1-2 ① F9	3 1	0 0	0 0	0 0	0 0	1 0	3 0
Joe Oliver, R (1, 2) OBP: 0.339, SLG: 0.464 Brett Tomko, R (9, PR) OBP: 0.167, SLG: 0.182		B B B B 4-0 FC5-4 BB		B B X 2-0 ③ P2			B F B B X 3-1 ① P6		F B B B F X 2-2 BB 1B	3 0	0 0	1 0	0 0	1 0	0 0	1 0
Jeff Branson, L (1, 5) OBP: 0.204, SLG: 0.231 (8, 6) Terry Pendleton, S (9, PH) OBP: 0.315, SLG: 0.354		X 0-0 ② FC5-4 1-2f			C B F B B B 4-2 G2-3 BB		C F B F F B F F S 2-3 ② K		B F B B B 4-1 G4-6-3 1-2 BB	2 0	0 0	0 0	0 0	1 1	1 0	1 0
Bret Boone, R (1, 4) OBP: 0.275, SLG: 0.275		C C S 0-3 ③ K			F C F B B X 2-2 ① G2-3 1-2		F S F S 0-3 ③ K		S F X 0-2 ②③ G4-6-3 1-2f	4	0	0	0	0	2	4
Pokey Reese, R (1, 6) OBP: 0.308, SLG: 0.321 Lenny Harris, L (8, PH) OBP: 0.288, SLG: 0.387 (8, 5)			B F B F X 2-2 ① G6-3		S S B S 1-3 ② K			C F S 0-3 ① K		2 1	0 0	0 0	0 0	0 0	1 1	1 0
Kent Mercer, L (1, 1) OBP: 0.258, SLG: 0.214 Hal Morris, L (8, PH) OBP: 0.319, SLG: 0.337 Stan Belinda, R (8, 1)			S B F B C 2-3 ② K		S F B B S 2-3 ③ K			B F S S 1-3 ② K		2 1 0	0 0 0	0 0 0	0 0 0	0 0 0	2 1 0	1 0 0

TOP

Cincinnati Reds @ Houston Astros

Astrodome, Houston, TX

Sat Jul 05 1997, 8:05 PM EDT

Att. 24,022 - Dome - 72 F

livebaseballscorecards.com

AB	28
R	1
H	3
RBI	1
BB	5
SO	12
LOB	13

Inning Stats	1	2	3	4	5	6	7	8	9
	R: 0 E: 0 K: 2 S: 10	R: 0 E: 0 K: 2 S: 9	R: 0 E: 0 K: 1 S: 7	R: 0 E: 1 K: 0 S: 8	R: 0 E: 0 K: 2 S: 12	R: 0 E: 0 K: 0 S: 6	R: 0 E: 0 K: 2 S: 13	R: 0 E: 1 K: 3 S: 11	R: 1 E: 0 K: 0 S: 11
	H: 0 LOB: 0 BB: 0 P: 15	H: 0 LOB: 1 BB: 1 P: 15	H: 0 LOB: 0 BB: 0 P: 12	H: 0 LOB: 1 BB: 0 P: 13	H: 0 LOB: 1 BB: 1 P: 21	H: 0 LOB: 1 BB: 2 P: 14	H: 0 LOB: 0 BB: 0 P: 18	H: 1 LOB: 1 BB: 0 P: 13	H: 2 LOB: 2 BB: 1 P: 18

| | | |

Cincinnati Reds @ Houston Astros

Astrodome, Houston, TX

Sat Jul 05 1997, 8:05 PM EDT

Att. 24,022 - Dome - 72 F

BOTTOM

Batter	1	2	3	4	5	6	7	8	9	AB	R	H	RBI	BB	SO	LOB
Craig Biggio, R (1, 4) OBP: 0.400, SLG: 0.510	BBCBB 4-1 BB		X 0-0 ② G6-3			BCBBBSFB 4-2 BLK 1B BB		CSS 0-3 ① K		2	1	0	0	2	1	1
James Mouton, R (1, 7) OBP: 0.294, SLG: 0.355	BCX 1-1 ① F9		FCX 0-2 3-H 2B			BBCSSX 2-2 ① F7 1-2		CBBFFX 2-2 ② G5-3		3	0	1	1	0	0	2
Luis Gonzalez, L (8, PH) OBP: 0.368, SLG: 0.382 (9, 7)										1	0	0	0	0	0	0
5 Jeff Bagwell, R (1, 3) OBP: 0.433, SLG: 0.613	FSBBC 1 SAFE 2-3 ② K		BFBCX 2-2 ③ G1-3			IIII 4-0 S 1B IBB		BBBCB 4-1 S BB		2	0	0	0	2	1	2
Derek Bell, R (1, 9) OBP: 0.311, SLG: 0.367	FCS 0-3 ③ K			X 0-0 ① G5-3		CFBBX 2-2 1-2 2-H 1B		BC 1 SAFE BSSBFB 4-2 1-3 BB		3	0	1	1	1	1	1
Sean Berry, R (1, 5) OBP: 0.276, SLG: 0.366		CX 0-1 L9-5 2B		X 0-0 ② F8		BFC 1 SAFE X 1-2 ② P9 2-3		CBBBB 4-1 1-2 BB		3	0	1	0	0	0	2
Bill Spiers, L (8, 5) OBP: 0.455, SLG: 0.429										0	0	0	0	1	0	0
Tony Eusebio, R (1, 2) OBP: 0.371, SLG: 0.310		X 0-0 ①② L9-5 2-3		CFBFX 1-2 ③ L9		BFBBCX 3-2 ③ F9		X 0-0 ③ F8		4	0	0	0	0	0	6
Tim Bogar, R (1, 6) OBP: 0.286, SLG: 0.337		FBSX 1-2 ③ G4-3			X 0-0 ① L8		SBBBBX 3-1 ① F9			3	0	0	0	0	0	0
Chuck Carr, S (1, 8) OBP: 0.237, SLG: 0.282			X 0-0 SH1-4 2B 2B		SX 0-1 ② F8		BBFSX 2-2 ② G6-3			3	1	1	0	0	0	0
Darryl Kile, R (1, 1) OBP: 0.127, SLG: 0.096			BLX 1-1 ① SH1-4 2-3		CCBX 1-2 ③ P5		SBCBFFS 2-3 ③ K			2	0	0	0	0	1	0
Billy Wagner, L (9, 1)										0	0	0	0	0	0	0
Inning Stats	R: 0 E: 0 K: 2 S: 9 H: 0 LOB: 1 BB: 1 P: 16	R: 0 E: 0 K: 0 S: 6 H: 1 LOB: 0 BB: 0 P: 7	R: 1 E: 0 K: 0 S: 10 H: 2 LOB: 1 BB: 0 P: 13	R: 0 E: 0 K: 0 S: 6 H: 0 LOB: 0 BB: 0 P: 7	R: 0 E: 0 K: 0 S: 6 H: 0 LOB: 0 BB: 0 P: 7	R: 1 E: 0 K: 0 S: 15 H: 1 LOB: 2 BB: 2 P: 31	R: 0 E: 0 K: 1 S: 11 H: 0 LOB: 0 BB: 0 P: 18	R: 0 E: 0 K: 1 S: 13 H: 0 LOB: 3 BB: 3 P: 27		1B: 1 2B: 4 3B: 0 HR: 0	SF: 0 SAC: 1 DP: 1 HBP: 0			WP: 0 PB: 0 SB: 3 CS: 0	PA: 33		

livebaseballscorecards.com

AB	26
R	2
H	4
RBI	2
BB	6
SO	4
LOB	14

PITCHER		IP	WLS	BF	H	R	ER	SO	BB	IBB	HBP	BLK	WP	HR	S	P	ERA	WHIP
Kent Mercker, L ERA: 3.19	(1, 1)	7.0	L	27	4	2	2	3	2	1	0	1	0	0	63	99	2.57	0.857
Stan Belinda, R ERA: 3.48	(8, 1)	1.0		6	0	0	0	1	3	0	0	0	0	0	13	27	0.00	3.000

PITCHER	IP	WLS	BF	H	R	ER	SO	BB	IBB	HBP	BLK	WP	HR	S	P	ERA	WHIP

Batter	1	2	3	4	5	6	7	8	9	AB	R	H	RBI	BB	SO	LOB
Deion Sanders, L (1, 8) (7, 7) OBP: 0.351, SLG: 0.408	C B B X 2-1 BB 1B	L B X 1-1 ① FC3-5 1-3		B B C B F F X 3-2 HR		C X 0-1 S 1B		C X 0-1 ③ G3		5	2	3	1	0	0	3
Pokey Reese, R (1, 6) OBP: 0.298, SLG: 0.309	C S S 0-3 ① K	B S S B S 1 SAFE 1 SAFE X 2-2 ② F9		B S C B B F X 3-2 ② L9		C S 1 B X SAFE 1-2 ③ P5 1-2			B F F F C 1-3 ① K	5	0	0	0	0	2	3
Mike Kelly, R (1, 7) OBP: 0.309, SLG: 0.460 Curtis Goodwin, L (7, PH) OBP: 0.349, SLG: 0.343 (7, 8)	B 1 SAFE S 1 SAFE B B 1 SAFE 1 SAFE B 4-1 1B 1B 1-2 BB	C 1 SAFE B B B F 1 SAFE S 2-3 ③ K		S S F B X 1-2 ③ P4			B F B C C 2-3 ① K		B C B C F S 2-3 ② K	2 2	1 0	0 0	0 0	1 0	1 2	1 0
Eduardo Perez, R (1, 5) OBP: 0.325, SLG: 0.411	C F B B X 2-2 1B 1B 1-3 2-H 1B		B S B B C X 3-2 ① F9		B S S B B F F S 3-3 ① K		C C S 0-3 ② K		B B S F B X 3-2 ③ F7	5	1	1	1	0	2	0
Willie Greene, L (1, 9) OBP: 0.371, SLG: 0.485	B S B B S X 2-2 1B G4-3 2-3 3-H 1B		L B C F S 1-3 ② K		S B S B B X 3-2 1B		C F B B X 2-2 ③ L7			4	1	2	1	0	1	0
Joe Oliver, R (1, 2) OBP: 0.349, SLG: 0.471	X 0-0 G4-3 1-3 3-H 1B		B T X 1-1 1B 1B		C 1 SAFE F X 0-2 ② F8			X 0-0 G4-3 SH1-4 1B		4	0	3	1	0	0	1
Hal Morris, L (1, 3) OBP: 0.319, SLG: 0.337	B B S 1 SAFE C B X 3-2 ② G4-3 1-2 3-H	F F B X 1-2 1-2 1B		F 1 SAFE F C 0-3 ③ K		X 0-0 ① B3		X 0-0 ① SH1-4 1-2		3	0	1	1	0	1	2
Bret Boone, R (1, 4) OBP: 0.271, SLG: 0.270	C B B S B S 3-3 ③ K	X 0-0 ③ G5-3				X 0-0 ① B3		B C F X 1-2 ② G4-3 2-3		4	0	0	0	0	1	4
Dave Burba, R (1, 1) OBP: 0.258, SLG: 0.233 Terry Pendleton, S (8, PH) OBP: 0.320, SLG: 0.354 Stan Belinda, R (8, 1) Mike Remlinger, L (9, 1) Scott Sullivan, R (9, 1)		S B B T F X 2-2 FC3-5 PB 1B		C B B C S 2-3 ① K		S C T 0-2 ② K		I I I 4-0 IBB		3 0 0 0 0	0 0 0 0 0	1 0 0 0 0	0 0 0 0 0	0 1 0 0 0	2 0 0 0 0	0 0 0 0 0
Inning Stats	R: 4 H: 4 E: 0 LOB: 1 K: 2 BB: 1 S: 19 P: 35	R: 0 H: 1 E: 0 LOB: 1 K: 1 BB: 0 S: 12 P: 19	R: 0 H: 2 E: 0 LOB: 2 K: 1 BB: 0 S: 13 P: 19	R: 1 H: 1 E: 0 LOB: 0 K: 1 BB: 0 S: 15 P: 24	R: 0 H: 1 E: 0 LOB: 1 K: 2 BB: 0 S: 15 P: 21	R: 0 H: 1 E: 0 LOB: 0 K: 1 BB: 0 S: 9 P: 10	R: 0 H: 0 E: 0 LOB: 0 K: 2 BB: 0 S: 9 P: 13	R: 0 H: 1 E: 0 LOB: 2 K: 0 BB: 1 S: 7 P: 12	R: 0 H: 0 E: 0 LOB: 0 K: 2 BB: 0 S: 11 P: 17	1B: 10 SF: 0 2B: 0 SAC: 1 3B: 0 DP: 0 HR: 1 HBP: 0						

PITCHER		IP	WLS	BF	H	R	ER	SO	BB	IBB	HBP	BLK	WP	HR	S	P	ERA	WHIP
Mike Hampton, L ERA: 5.19	(1, 1)	5.0		25	9	5	5	7	1	0	0	0	0	1	74	118	9.00	2.000
Jose Lima, R ERA: 4.61	(6, 1)	2.0		8	2	0	0	3	0	0	0	0	0	0	19	24	0.00	1.000
Tom Martin, L ERA: 2.0	(8, 1)	1.0		4	0	0	0	0	0	1	0	0	0	0	6	11	0.00	0.000
Billy Wagner, L ERA: 1.83	(9, 1)	1.0	W	3	0	0	0	2	0	0	0	0	0	0	11	17	0.00	0.000

PITCHER	IP	WLS	BF	H	R	ER	SO	BB	IBB	HBP	BLK	WP	HR	S	P	ERA	WHIP

TOP

Cincinnati Reds @ Houston Astros

Astrodome, Houston, TX

Sun Jul 06 1997, 4:33 AM EDT

Att. 25,564 - Dome - 72 F

livebaseballscorecards.com

AB	37
R	5
H	11
RBI	5
BB	2
SO	12
LOB	14

WP: 0	PA: 40
PB: 1	
SB: 1	
CS: 0	

Cincinnati Reds @ Houston Astros

Astrodome, Houston, TX

Sun Jul 06 1997, 4:33 AM EDT

Att. 25,564 - Dome - 72 F

livebaseballscorecards.com

BOTTOM

Batter	1	2	3	4	5	6	7	8	9	AB	R	H	RBI	BB	SO	LOB
Craig Biggio, R (1, 4) OBP: 0.396, SLG: 0.504	L6		FC6-4		P6			P3		4	1	0	0	0	0	1
Chuck Carr, S (1, 8) OBP: 0.241, SLG: 0.284	K		5 HR		B1-3			1B		3	1	1	0	0	1	0
Jose Lima, R (6, 1)										0	0	0	0	0	0	0
Tom Martin, L (8, 1)										0	0	0	0	0	0	0
Thomas Howard, S (8, PH) OBP: 0.318, SLG: 0.354			5 HR							1	0	1	0	0	0	0
Billy Wagner, L (9, 1)			1B							0	0	0	0	0	0	0
5 Jeff Bagwell, R (1, 3) OBP: 0.437, SLG: 0.632	HR		HR			G6-3		F8		3	2	2	4	1	0	1
Luis Gonzalez, L (1, 7) OBP: 0.366, SLG: 0.390	G3-1		HR			G6-3		L8		4	1	1	1	0	0	2
Bill Spiers, L (1, 5) OBP: 0.450, SLG: 0.420		F9	F7			BB			F7	3	0	0	0	1	0	0
Bobby Abreu, L (1, 9) OBP: 0.326, SLG: 0.349		L7		L6		L7			1B	3	0	0	0	0	0	1
Derek Bell, R (9, PH) OBP: 0.314, SLG: 0.370										1	1	1	0	0	0	0
Brad Ausmus, R (1, 2) OBP: 0.331, SLG: 0.380		F7		P6			P9		1B	4	0	1	0	0	0	0
Tim Bogar, R (1, 6) OBP: 0.278, SLG: 0.327			K	G6-3			G1-3		1B	3	0	0	0	0	1	0
Tony Eusebio, R (9, PH) OBP: 0.376, SLG: 0.317										1	0	1	1	0	0	0
Mike Hampton, R (1, 1) OBP: 0.158, SLG: 0.143			FC6-4		K		P4			1	0	1	0	0	0	0
James Mouton, R (5, PH) OBP: 0.290, SLG: 0.350			1B							2	0	0	0	0	1	0
(6, 8)																

Inning Stats	1	2	3	4	5	6	7	8	9
	R: 1 H: 1 E: 0 LOB: 0 K: 1 BB: 0 S: 11 P: 22	R: 0 H: 0 E: 0 LOB: 0 K: 0 BB: 0 S: 7 P: 12	R: 4 H: 4 E: 0 LOB: 0 K: 1 BB: 0 S: 12 P: 15	R: 0 H: 0 E: 0 LOB: 0 K: 0 BB: 0 S: 5 P: 11	R: 0 H: 0 E: 0 LOB: 0 K: 1 BB: 0 S: 8 P: 13	R: 0 H: 0 E: 0 LOB: 1 K: 0 BB: 2 S: 10 P: 22	R: 0 H: 0 E: 0 LOB: 0 K: 0 BB: 0 S: 5 P: 6	R: 0 H: 1 E: 0 LOB: 1 K: 0 BB: 0 S: 6 P: 11	R: 1 H: 3 E: 0 LOB: 2 K: 0 BB: 0 S: 8 P: 9

	AB	33
	R	6
	H	9
	RBI	6
	BB	2
	SO	3
	LOB	5

1B: 6 SF: 0 PA: 35
2B: 0 SAC: 0
3B: 0 DP: 1
HR: 3 HBP: 0

WP: 0
PB: 0
SB: 0
CS: 0

PITCHER		IP	WLS	BF	H	R	ER	SO	BB	IBB	HBP	BLK	WP	HR	S	P	ERA	WHIP
Dave Burba, R ERA: 5.47	(1, 1)	7.0		27	5	5	5	3	2	0	0	0	0	3	58	101	6.43	1.000
Stan Belinda, R ERA: 3.42	(8, 1)	1.0		4	1	0	0	0	0	0	0	0	0	0	6	11	0.00	1.000
Mike Remlinger, L ERA: 3.0	(9, 1)	0.1	L	3	2	1	1	0	0	0	0	0	0	0	6	7	27.00	6.000
Scott Sullivan, R ERA: 2.89	(9, 1)	0.0		1	1	0	0	0	0	0	0	0	0	0	2	2	∞	∞

PITCHER	IP	WLS	BF	H	R	ER	SO	BB	IBB	HBP	BLK	WP	HR	S	P	ERA	WHIP

Montreal Expos @ Cincinnati Reds

Cinergy Field, Cincinnati, OH

Fri Jul 11 1997, 7:05 PM EDT

Att. 25,915 - Unknown - 85 F

TOP

livebaseballscorecards.com

Batter	1	2	3	4	5	6	7	8	9	AB	R	H	RBI	BB	SO	LOB
Mark Grudzielanek, R (1, 6) OBP: 0.335, SLG: 0.402	L1		L4			P6 HBP 1-2 2-H 1B		G4-3		5	0	1	1	0	0	2
Mike Lansing, R (1, 4) OBP: 0.338, SLG: 0.468	K			L4-3 BB		P6		K	G1-3	4	0	0	0	1	2	2
Vladimir Guerrero, R (1, 9) OBP: 0.384, SLG: 0.524	2B			L4-3 1-1		HR 1B	1-2 2-3 HBP		2B	3	1	2	0	0	0	1
Joe Orsulak, L (9, PH) OBP: 0.331, SLG: 0.365 (9, 7)										1	0	1	0	0	0	0
David Segui, S (1, 3) OBP: 0.405, SLG: 0.516	G4-3			F7		HR 1-H	L4		F8	5	1	1	2	0	0	5
Henry Rodriguez, L (1, 7) OBP: 0.321, SLG: 0.505		K			F7	K		G3-1	K	4	0	0	0	0	2	0
Dave Veres, R (8, 1) OBP: 1.000, SLG: 1.000										0	0	0	0	0	0	0
Ugueth Urbina, R (8, 1)										1	0	0	0	0	1	1
Darrin Fletcher, L (1, 2) OBP: 0.326, SLG: 0.527		G4-3			G5-3		F9 SH 2B	G4-3		4	1	1	0	0	0	0
Rondell White, R (1, 8) OBP: 0.312, SLG: 0.438		K			S BB		F9 2-3	2B BB		2	1	0	0	2	1	1
Doug Strange, S (1, 5) OBP: 0.348, SLG: 0.433			G4-3		1-2 IBB		SH 1B 1B 3-H	1-H 2B		2	1	1	2	1	0	0
Jim Bullinger, R (1, 1) OBP: 0.242, SLG: 0.333			K		K		HBP 1B 1-2 1B	HBP		2	0	0	0	0	2	2
Anthony Telford, R (6, 1) OBP: 0.250, SLG: 0.333										1	0	1	0	0	0	0
Omar Daal, L (7, 1) OBP: 0.200, SLG: 0.200										0	0	0	0	0	0	0
F.P. Santangelo, S (8, PH) OBP: 0.438, SLG: 0.459 (8, 7) (9, 9)										0	0	0	0	0	0	0

	AB	34
	R	5
	H	8
	RBI	5
	BB	4
	SO	8
	LOB	14

Inning Stats	1	2	3	4	5	6	7	8	9
	R: 0 E: 0 K: 1 S: 7	H: 1 LOB: 1 BB: 0 P: 13	R: 0 E: 0 K: 2 S: 7	H: 0 LOB: 0 BB: 0 P: 11	R: 0 E: 0 K: 1 S: 7	H: 0 LOB: 0 BB: 0 P: 12	R: 0 E: 0 K: 0 S: 6	H: 0 LOB: 0 BB: 1 P: 11	R: 0 E: 0 K: 1 S: 11	H: 0 LOB: 2 BB: 2 P: 25	R: 2 E: 0 K: 1 S: 15	H: 2 LOB: 0 BB: 0 P: 18	R: 2 E: 0 K: 1 S: 22	H: 3 LOB: 3 BB: 0 P: 29	R: 1 E: 0 K: 0 S: 11	H: 1 LOB: 2 BB: 1 P: 23	R: 0 E: 0 K: 1 S: 8	H: 1 LOB: 1 BB: 0 P: 8

	1B: 3	SF: 0	WP: 0	PA: 41
	2B: 5	SAC: 1	PB: 0	
	3B: 0	DP: 1	SB: 1	
	HR: 1	HBP: 2	CS: 0	

PITCHER		IP	WLS	BF	H	R	ER	SO	BB	IBB	HBP	BLK	WP	HR	S	P	ERA	WHIP
Dave Burba, R ERA: 5.48	(1, 1)	6.1	L	27	5	4	4	6	2	1	0	0	0	1	63	103	5.68	1.105
Scott Sullivan, R ERA: 2.84	(7, 1)	0.2		4	1	0	0	1	0	0	1	0	0	0	12	16	0.00	1.500
Mike Remlinger, L ERA: 2.95	(8, 1)	0.2		2	0	0	0	0	0	0	0	0	0	0	5	8	0.00	0.000
Hector Carrasco, R ERA: 3.68	(8, 1)	0.1		4	1	1	1	0	1	0	1	0	0	0	6	15	27.00	6.000
Stan Belinda, R ERA: 3.36	(9, 1)	1.0		4	1	0	0	1	0	0	0	0	0	0	8	8	0.00	1.000

PITCHER		IP	WLS	BF	H	R	ER	SO	BB	IBB	HBP	BLK	WP	HR	S	P	ERA	WHIP

Batter	1	2	3	4	5	6	7	8	9	AB	R	H	RBI	BB	SO	LOB
Deion Sanders, L (1, 7) OBP: 0.354, SLG: 0.407	S X 0-1 G6-3 1B		1 SAFE B D B C 1 SAFE B 4-1 FC4-6 1-2 BB		B S X 1-1 ③ F8		B B C C X 2-2 ② F9	B B B 4-0 1-2 2-3 BB		3	0	1	0	2	0	2
Curtis Goodwin, L (1, 8) OBP: 0.346, SLG: 0.339 Stan Belinda, R (9, 1)	C 1 SAFE 1 SAFE X 0-1 ① ② G6-3 1-2f		S X 0-1 ③ FC4-6 1-2f			C X 0-1 ① G4-3 X 0-0 1B 1-2 1B	C F B F S 1-3 ③ K			5 0	0 0	1 0	0 0	0 0	1 0	6 0
Lenny Harris, L (1, 5) OBP: 0.292, SLG: 0.388	B X 1-0 ③ G4-3			C X 0-1 ① P6		X 0-0 L8 BB 1B B X 1-0 BB 1-3 2-H 1B	C F B S 1-3 ① K			5	0	2	1	0	1	0
Willie Greene, L (1, 9) OBP: 0.371, SLG: 0.481 Eduardo Perez, R (7, PH) OBP: 0.328, SLG: 0.407 (8, 9)		C B B F B F X 3-2 ① G4-3		B F B F B F X 3-2 ② F8		1 SAFE B 1 SAFE F 1 SAFE S B B B 4-2 1-2 HBP BB B B B F C B 4-2 1-2 BB	B C B C F B S 3-3 ② K			2 1	0 0	0 0	0 0	1 1	0 1	0 0
Hal Morris, L (1, 3) OBP: 0.317, SLG: 0.335		B C S B F S 2-3 ② K		X 0-0 ③ G6-3		B C F X 1-2 ② L8 2-3 X 0-0 ③ G4-3	X 0-0 1B 1B			5	0	1	0	0	1	5
Joe Oliver, R (1, 2) OBP: 0.352, SLG: 0.469 Mike Kelly, R (9, 8) OBP: 0.319, SLG: 0.469		S B B F B F X 3-2 ③ G6-3			B B X 2-0 1B 1B G6-4-3 1B	C H 1-1 1-2 HBP	S X 0-1 ① G3	B F X 1-1 1-2 1B		3 1	1 0	1 1	0 0	0 0	0 0	0 0
Bret Boone, R (1, 4) OBP: 0.277, SLG: 0.281			B C B X 2-1 BB 1B		B 1 SAFE F B 1 SAFE F X 2-2 G6-4-3 1-2 1B	C B C S 1-3 ③ K		X 0-0 BB 2B	C S B S 1-3 ③ K	5	0	3	0	0	2	5
Pokey Reese, R (1, 6) OBP: 0.297, SLG: 0.308			1 SAFE C B 1 SAFE 1 SAFE X 1-1 ① F8		B B C B X 3-1 G6-4-3 1-2 2-3 1B		B F B F B X 3-2 ① P4	C B F S 1-3 ② K		4	0	1	0	0	1	2
Dave Burba, R (1, 1) OBP: 0.242, SLG: 0.219 Scott Sullivan, R (7, 1) Jeff Branson, L (7, PH) OBP: 0.212, SLG: 0.239 Mike Remlinger, L (8, 1) Hector Carrasco, R (8, 1) Eddie Taubensee, L (8, PH) OBP: 0.314, SLG: 0.456 (9, 2)			1 SAFE M 1 SAFE L B L 1-3 ② K		C F X 0-2 ① ② G6-4-3 1-2f 2-3 3-H	X 0-0 1B 1B	B F S B F T F B 4-2 BB BB			2 0 0 1 0 0	0 0 1 0 0 0	0 0 1 0 0 1	0 0 1 0 0 0	0 0 0 0 0 1	1 0 0 0 0 0	3 0 0 0 0 0
Inning Stats	R: 0 E: 0 K: 0 S: 5 H: 1 LOB: 0 BB: 0 P: 6	R: 0 E: 0 K: 1 S: 11 H: 0 LOB: 0 BB: 0 P: 19	R: 0 E: 0 K: 1 S: 10 H: 1 LOB: 2 BB: 1 P: 18	R: 0 E: 0 K: 0 S: 7 H: 0 LOB: 0 BB: 0 P: 10	R: 1 E: 0 K: 0 S: 11 H: 3 LOB: 1 BB: 0 P: 19	R: 0 E: 0 K: 1 S: 12 H: 1 LOB: 3 BB: 1 P: 19	R: 1 E: 0 K: 0 S: 12 H: 3 LOB: 3 BB: 1 P: 22	R: 0 E: 0 K: 2 S: 15 H: 1 LOB: 3 BB: 2 P: 25	R: 0 E: 0 K: 3 S: 13 H: 2 LOB: 2 BB: 0 P: 19	1B: 11 2B: 1 3B: 0 HR: 0	SF: 0 SAC: 0 DP: 2 HBP: 1				WP: 0 PB: 0 SB: 0 CS: 0	PA: 43	

PITCHER		IP	WLS	BF	H	R	ER	SO	BB	IBB	HBP	BLK	WP	HR	S	P	ERA	WHIP
Jim Bullinger, R ERA: 5.55	(1, 1)	5.2	W	24	6	1	1	2	2	0	1	0	0	0	53	87	1.59	1.412
Anthony Telford, R ERA: 2.63	(6, 1)	1.0		6	3	1	1	1	0	0	0	0	0	0	12	19	9.00	3.000
Omar Daal, L ERA: 9.1	(7, 1)	0.1		2	0	0	0	0	1	0	0	0	0	0	3	7	0.00	3.000
Dave Veres, R ERA: 3.09	(8, 1)	0.2		4	1	0	0	1	1	0	0	0	0	0	11	16	0.00	3.000
Ugueth Urbina, R ERA: 4.75	(8, 1)	1.1	S	7	2	0	0	4	1	0	0	0	0	0	17	28	0.00	2.250

PITCHER	IP	WLS	BF	H	R	ER	SO	BB	IBB	HBP	BLK	WP	HR	S	P	ERA	WHIP

BOTTOM

Montreal Expos @ Cincinnati Reds

Cinergy Field, Cincinnati, OH

Fri Jul 11 1997, 7:05 PM EDT

Att. 25,915 - Unknown - 85 F

livebaseballscorecards.com

AB	37
R	2
H	12
RBI	1
BB	5
SO	8
LOB	23

Batter	1	2	3	4	5	6	7	8	9	AB	R	H	RBI	BB	SO	LOB
Mark Grudzielanek, R (1, 6) OBP: 0.332, SLG: 0.397	X 0-0 ① P4		B C B S X 2-2 ③ G4-3		F B B B X 3-1 ② G5-3			C B C F X 1-2 ① F8		4	0	0	0	0	0	1
Mike Lansing, R (1, 4) OBP: 0.337, SLG: 0.466	B C F X 1-2 ② F8			F F F F B F F X 1-2 ① G6-3	B C X 1-1 1B			X 0-0 ② B1-3		4	0	1	0	0	0	0
F.P. Santangelo, S (1, 9) OBP: 0.435, SLG: 0.459	L B B B C C 3-3 ③ K			C X 0-1 PB 1B 2B	B B 1 SAFE F 1 SAFE X 2-1 ③ G6-3			S S B X 1-2 ③ F7		4	1	1	0	0	1	1
David Segui, S (1, 3) OBP: 0.402, SLG: 0.511		B X 1-0 ① L4		B B X 2-0 HR 2-H 1B		C X 0-1 ① G6-3			B F F S 1-3 ① K	4	1	1	1	0	1	0
Rondell White, R (1, 8) OBP: 0.308, SLG: 0.433		F X 0-1 ② G6-3		B S B X 2-1 ② L8		B F X 1-1 ② G1-3			C S C 0-3 ② K	4	0	0	0	0	1	1
Henry Rodriguez, L (1, 7) OBP: 0.321, SLG: 0.511		S S B B F S 2-3 ③ K		C F X 0-2 1-H HR		F B C S 1-3 ③ K			X 0-0 ③ F9	4	1	1	2	0	2	0
Chris Widger, R (1, 2) OBP: 0.303, SLG: 0.465			C C F F B F B X 2-2 ① P4	C F F X 0-2 S 1B			C X 0-1 ① F8			3	0	1	0	0	0	0
Doug Strange, S (1, 5) OBP: 0.343, SLG: 0.425			X 0-0 ② G4-3	B S B F F F F F B 3-2 X 1-2 ③ P6			B C C X 1-2 ② G4-3			3	0	0	0	0	0	1
Carlos Perez, L (1, 1) OBP: 0.214, SLG: 0.275			B S F X 1-2 1B		F C S 0-3 ① K		C B B B C X 3-2 ③ P6			3	0	1	0	0	1	0

Inning Stats	1	2	3	4	5	6	7	8	9
	R: 0 E: 0 K: 1 S: 7	H: 0 LOB: 0 BB: 0 P: 11	R: 0 E: 0 K: 1 S: 7	H: 0 LOB: 0 BB: 0 P: 10	R: 0 E: 0 K: 0 S: 13	H: 1 LOB: 1 BB: 0 P: 18	R: 3 E: 0 K: 0 S: 26	H: 4 LOB: 1 BB: 0 P: 34	R: 0 E: 0 K: 1 S: 9	H: 1 LOB: 1 BB: 0 P: 15	R: 0 E: 0 K: 1 S: 7	H: 0 LOB: 0 BB: 0 P: 9	R: 0 E: 0 K: 0 S: 8	H: 0 LOB: 0 BB: 0 P: 12	R: 0 E: 0 K: 0 S: 8	H: 0 LOB: 0 BB: 0 P: 10	R: 0 E: 0 K: 2 S: 7	H: 0 LOB: 0 BB: 0 P: 8

1B: 4 SF: 0
2B: 1 SAC: 0
3B: 0 DP: 0
HR: 1 HBP: 0

WP: 0 PA: 33
PB: 1
SB: 1
CS: 0

PITCHER		IP	WLS	BF	H	R	ER	SO	BB	IBB	HBP	BLK	WP	HR	S	P	ERA	WHIP
John Smiley, L ERA: 5.81	(1, 1)	7.0	W	27	6	3	3	4	0	0	0	0	0	1	77	109	3.86	0.857
Stan Belinda, R ERA: 3.3	(8, 1)	1.0		3	0	0	0	0	0	0	0	0	0	0	8	10	0.00	0.000
Jeff Shaw, R ERA: 1.41	(9, 1)	1.0	S	3	0	0	0	2	0	0	0	0	0	0	7	8	0.00	0.000

PITCHER	IP	WLS	BF	H	R	ER	SO	BB	IBB	HBP	BLK	WP	HR	S	P	ERA	WHIP

TOP

Montreal Expos @ Cincinnati Reds

Cinergy Field, Cincinnati, OH

Sat Jul 12 1997, 7:05 PM EDT
Att. 25,744 - Unknown - 87 F

livebaseballscorecards.com

AB	33
R	3
H	6
RBI	3
BB	0
SO	6
LOB	4

Batter	1	2	3	4	5	6	7	8	9	AB	R	H	RBI	BB	SO	LOB
Deion Sanders, L (1, 8) OBP: 0.350, SLG: 0.402	B X 1-0 ① F9		C S B C 1-3 ① K	B S C S 1-3 ③ K			1 SAFE X 0-0 ① B2			4	0	0	0	0	2	2
Bret Boone, R (1, 4) OBP: 0.280, SLG: 0.289	X 0-0 2B		C X 0-1 2B HR 1B		B B C F X 2-2 ① L4		D F C X 1-2 ②③ G6-4-3 1-2f			4	1	2	0	0	0	1
Mike Kelly, R (1, 7) OBP: 0.329, SLG: 0.529	C B B C F B X 3-2 ② P6		X 0-0 1-3 HR 2B		C B F X 1-2 HR			C X 0-1 ① G6-3		4	2	2	1	0	0	1
Eduardo Perez, R (1, 5) OBP: 0.333, SLG: 0.431 Jeff Shaw, R (9, 1)	B B C B F F F F F 4-2 B BB		B B C S F F F F X 2-2 2-H 3-H HR		B F X 1-1 ② L6-3			C X 0-1 ② P4		3 0	1 0	1 0	3 0	1 0	0 0	0 0
Willie Greene, L (1, 9) OBP: 0.366, SLG: 0.473	C S B X 1-2 ③ G1-3		C S S 0-3 ② K		B S X 1-1 ③ F7			S S B B S 2-3 ③ K		4	0	0	0	0	2	2
Joe Oliver, R (1, 2) OBP: 0.352, SLG: 0.466		B C X 1-1 G6-3 1B	F X 0-1 ③ F7			B C F B X 2-2 ① L9				3	0	1	0	0	0	0
Hal Morris, L (1, 3) OBP: 0.314, SLG: 0.331		C B C X 1-2 ①② G6-3 1-2f		S C B X 1-2 ① L7		B F B S F C 2-3 ② K				3	0	0	0	0	1	1
Pokey Reese, R (1, 6) OBP: 0.304, SLG: 0.310		B B B B 4-0 BB		C F X 0-2 S 1B		C X 0-1 ③ F9				2	0	1	0	1	0	0
John Smiley, L (1, 1) OBP: 0.091, SLG: 0.121 Curtis Goodwin, L (7, PH) OBP: 0.349, SLG: 0.342 Stan Belinda, R (8, 1) Jeff Branson, L (9, 5) OBP: 0.212, SLG: 0.239		1 SAFE F 1 SAFE S S 0-3 ③ K		L L 1 SAFE M 0-3 ② K 1-2			X 0-0 G6-4-3 1B			2 1 0 0	0 0 0 0	0 1 0 0	0 0 0 0	0 0 0 0	2 0 0 0	2 0 0 0
Inning Stats	R: 0 E: 0 K: 0 S: 15 H: 1 LOB: 2 BB: 1 P: 24	R: 0 E: 0 K: 1 S: 8 H: 1 LOB: 1 BB: 1 P: 14	R: 3 E: 0 K: 2 S: 18 H: 3 LOB: 0 BB: 0 P: 21	R: 0 E: 0 K: 2 S: 12 H: 1 LOB: 1 BB: 0 P: 14	R: 1 E: 0 K: 0 S: 10 H: 1 LOB: 0 BB: 0 P: 15	R: 0 E: 0 K: 1 S: 9 H: 0 LOB: 0 BB: 0 P: 13	R: 0 E: 0 K: 0 S: 5 H: 1 LOB: 0 BB: 0 P: 6	R: 0 E: 0 K: 1 S: 7 H: 0 LOB: 0 BB: 0 P: 9		1B: 4 2B: 2 3B: 0 HR: 2	SF: 0 SAC: 0 DP: 2 HBP: 0					

PITCHER	IP	WLS	BF	H	R	ER	SO	BB	IBB	HBP	BLK	WP	HR	S	P	ERA	WHIP
Carlos Perez, L (1, 1) ERA: 3.59	8.0	L	32	8	4	4	7	2	0	0	0	0	2	84	116	4.50	1.250

PITCHER	IP	WLS	BF	H	R	ER	SO	BB	IBB	HBP	BLK	WP	HR	S	P	ERA	WHIP

BOTTOM

Montreal Expos @ Cincinnati Reds

Cinergy Field, Cincinnati, OH

Sat Jul 12 1997, 7:05 PM EDT

Att. 25,744 - Unknown - 87 F

livebaseballscorecards.com

AB	30
R	4
H	8
RBI	4
BB	2
SO	7
LOB	9

WP: 0 PA: 32
PB: 0
SB: 1
CS: 0

Batter	1	2	3	4	5	6	7	8	9	AB	R	H	RBI	BB	SO	LOB
Mark Grudzielanek, R (1, 6) OBP: 0.331, SLG: 0.394	C F F X 0-2 ① G5-3		S X 0-1 ③ F9		B S B B B 4-1 S 3B BB			X 0-0 ① G6-3		3	1	0	0	1	0	0
Mike Lansing, R (1, 4) OBP: 0.342, SLG: 0.482 Andy Stankiewicz, R (5, 4) OBP: 0.302, SLG: 0.360	F B B X 2-1 1B			C B X 1-1 G4-3 3B	B 1 SAFE C C F X 1-2 1-H 3B			C X 0-1 ② G4-3		3 1	1 0	3 0	1 0	0 0	0 0	0 0
F.P. Santangelo, S (1, 9) OBP: 0.429, SLG: 0.451	B X 1-0 ② F7			X 0-0 ① G4-3 3-H	C F B B F F S 2-3 ③ K			X 0-0 ③ G3		4	0	0	1	0	1	2
David Segui, S (1, 3) OBP: 0.396, SLG: 0.502	B 1 SAFE X 1-0 ③ F7			B B C X 2-1 ② P6		C S B S 1-3 ① K			B S B X 2-1 ① F8	4	0	0	0	0	1	1
Darrin Fletcher, L (1, 2) OBP: 0.324, SLG: 0.520		B C X 1-1 ① G4-3		B B F F F X 2-2 WP 1B		F C S 0-3 ② K			F C B S 1-3 ② K	4	0	1	0	0	2	0
Henry Rodriguez, L (1, 7) OBP: 0.320, SLG: 0.506 Joe Orsulak, L (9, 7) OBP: 0.331, SLG: 0.365		X 0-0 ② F7		B S F B B F B 4-2 1-2 BB		B X 1-0 ③ G4-3			F F S 0-3 ③ K	3 0	0 0	0 0	0 0	1 0	1 0	0 0
Rondell White, R (1, 8) OBP: 0.306, SLG: 0.429		X 0-0 ③ G6-3		C X 0-1 ③ P4			X 0-0 ① G6-3			3	0	0	0	0	0	2
Doug Strange, S (1, 5) OBP: 0.337, SLG: 0.418			X 0-0 ① G3		B C X 1-1 ① G3		C B B C X 2-2 ② G4-3			3	0	0	0	0	0	0
Pedro Martinez, R (1, 1) OBP: 0.125, SLG: 0.154			B X 1-0 ② P4		C C C 0-3 ② K		B F X 1-1 ③ P6			3	0	0	0	0	1	0
Inning Stats	R: 0 H: 1 E: 0 LOB: 1 K: 0 BB: 0 S: 9 P: 13	R: 0 H: 0 E: 0 LOB: 0 K: 0 BB: 0 S: 4 P: 5	R: 0 H: 0 E: 0 LOB: 0 K: 0 BB: 0 S: 4 P: 5	R: 1 H: 2 E: 0 LOB: 2 K: 0 BB: 1 S: 13 P: 22	R: 1 H: 1 E: 0 LOB: 1 K: 2 BB: 1 S: 15 P: 23	R: 0 H: 0 E: 0 LOB: 0 K: 2 BB: 0 S: 7 P: 9	R: 0 H: 0 E: 0 LOB: 0 K: 0 BB: 0 S: 6 P: 9	R: 0 H: 0 E: 0 LOB: 0 K: 0 BB: 0 S: 4 P: 4	R: 0 H: 0 E: 0 LOB: 0 K: 2 BB: 0 S: 8 P: 11	1B: 2 SF: 0 2B: 0 SAC: 0 3B: 2 DP: 0 HR: 0 HBP: 0						

TOP

Montreal Expos @ Cincinnati Reds

Cinergy Field, Cincinnati, OH

Sun Jul 13 1997, 3:33 AM EDT

Att. 22,293 - Sunny - 87 F

livebaseballscorecards.com

AB	31
R	2
H	4
RBI	2
BB	2
SO	6
LOB	5

WP: 1 PA: 33
PB: 0
SB: 1
CS: 0

PITCHER		IP	WLS	BF	H	R	ER	SO	BB	IBB	HBP	BLK	WP	HR	S	P	ERA	WHIP
Mike Morgan, R ERA: 5.29	(1, 1)	8.0	L	30	4	2	2	4	2	0	0	0	1	0	62	90	2.25	0.750
Mike Remlinger, L ERA: 2.89	(9, 1)	1.0		3	0	0	0	2	0	0	0	0	0	0	8	11	0.00	0.000

PITCHER	IP	WLS	BF	H	R	ER	SO	BB	IBB	HBP	BLK	WP	HR	S	P	ERA	WHIP

Montreal Expos @ Cincinnati Reds

Cinergy Field, Cincinnati, OH

Sun Jul 13 1997, 3:33 AM EDT

Att. 22,293 - Sunny - 87 F

livebaseballscorecards.com

Batter	1	2	3	4	5	6	7	8	9	AB	R	H	RBI	BB	SO	LOB
Deion Sanders, L (1, 7) OBP: 0.347, SLG: 0.398	C F B F X 1-2 L6 ①		B F F S 1-3 K ②			X 0-0 B1-3 ①		B B F F S 2-3 K ③		4	0	0	0	0	2	1
Curtis Goodwin, L (1, 8) OBP: 0.343, SLG: 0.336	C S B B B F X 3-2 E6 S		S B C S S 1-3 K ③			F F B F F B B C 3-3 K ②			C C F X 0-2 G6-3 ①	4	0	0	0	0	2	1
Lenny Harris, L (1, 5) OBP: 0.285, SLG: 0.378	X 0-0 F7 ②			B X 1-0 G3 ①		B C S F X 1-2 G4-3 ③			C F F B X 1-2 L8 ②	4	0	0	0	0	0	1
Willie Greene, L (1, 9) OBP: 0.361, SLG: 0.466	B B X 2-0 F8 ③ 1-2			C F S 0-3 K ②			F F B S 1-3 K ①		S X 0-1 G4-3 ③	4	0	0	0	0	2	1
Hal Morris, L (1, 3) OBP: 0.311, SLG: 0.328		C X 0-1 G6-3 ①		B B S X 2-1 P6 ③			B X 1-0 L9 ②			3	0	0	0	0	0	0
Eddie Taubensee, L (1, 2) OBP: 0.315, SLG: 0.450		F B B S S 2-3 K ②			S F X 0-2 P6 ①		B B F B B 4-1 BB			2	0	0	0	1	1	0
Bret Boone, R (1, 4) OBP: 0.281, SLG: 0.290		X 0-0 G4-3 ③			C B B S X 2-2 1B		B B B F B S X 3-2 G6-3 ③			3	0	1	0	0	0	1
Jeff Branson, L (1, 6) OBP: 0.206, SLG: 0.232			F F B F S 1-3 K ①		S B F S 1-3 K ②			B X 1-0 F7 ①		3	0	0	0	0	2	1
Mike Morgan, R (1, 1) OBP: 0.136, SLG: 0.190			H 1-0 HBP		C F X 0-2 G4-3 ③			C S F X 0-2 F9 ②		1	0	0	0	0	0	1
Eric Owens, R (8, PH) OBP: 0.316, SLG: 0.235										1	0	0	0	0	0	0
Mike Remlinger, L (9, 1)										0	0	0	0	0	0	0

	AB	29
	R	0
	H	1
	RBI	0
	BB	1
	SO	9
	LOB	7

Inning Stats	1	2	3	4	5	6	7	8	9
	R: 0 E: 1 K: 0 S: 10 H: 0 LOB: 1 BB: 0 P: 16	R: 0 E: 0 K: 1 S: 6 H: 0 LOB: 0 BB: 0 P: 8	R: 0 E: 0 K: 3 S: 10 H: 0 LOB: 1 BB: 0 P: 14	R: 0 E: 0 K: 1 S: 6 H: 0 LOB: 0 BB: 0 P: 9	R: 0 E: 0 K: 1 S: 12 H: 1 LOB: 1 BB: 0 P: 15	R: 0 E: 0 K: 1 S: 10 H: 0 LOB: 0 BB: 0 P: 14	R: 0 E: 0 K: 1 S: 8 H: 0 LOB: 1 BB: 1 P: 17	R: 0 E: 0 K: 1 S: 8 H: 0 LOB: 0 BB: 0 P: 11	R: 0 E: 0 K: 0 S: 10 H: 0 LOB: 0 BB: 0 P: 11

	1B: 1	SF: 0	WP: 0	PA: 31
	2B: 0	SAC: 0	PB: 0	
	3B: 0	DP: 0	SB: 1	
	HR: 0	HBP: 1	CS: 0	

PITCHER	IP	WLS	BF	H	R	ER	SO	BB	IBB	HBP	BLK	WP	HR	S	P	ERA	WHIP
Pedro Martinez, R (1, 1) ERA: 1.62	9.0	W	31	1	0	0	9	1	0	1	0	0	0	80	115	0.00	0.222

PITCHER	IP	WLS	BF	H	R	ER	SO	BB	IBB	HBP	BLK	WP	HR	S	P	ERA	WHIP

Batter	1	2	3	4	5	6	7	8	9	AB	R	H	RBI	BB	SO	LOB
Royce Clayton, R (1, 6) OBP: 0.308, SLG: 0.391	FC1 2B		F9 2-3		FC5-4 1-2f 2-3		K			4	0	1	0	0	1	3
Dmitri Young, S (1, 3) OBP: 0.339, SLG: 0.385	FC1 2-3		K		F8		K			4	0	0	0	0	2	4
Ron Gant, R (1, 7) OBP: 0.314, SLG: 0.408	K			P6		4-3	4-3			4	0	0	0	0	1	1
Ray Lankford, L (1, 8) OBP: 0.418, SLG: 0.649	K			K		HR		K		4	1	1	1	0	3	1
Gary Gaetti, R (1, 5) OBP: 0.332, SLG: 0.462		P2		HR		5-3 1B 1B		K		4	1	2	1	0	1	0
John Mabry, L (1, 9) OBP: 0.364, SLG: 0.385		P6		4-3		5-3 1-2 1B		F8		4	0	1	0	0	0	0
Tony Fossas, L (8, 1)										0	0	0	0	0	0	0
Mike DiFelice, R (1, 2) OBP: 0.289, SLG: 0.338	K				FC5-4 1B BB	5-3 1-2 2-3			K	2	0	0	0	1	1	2
Delino DeShields, L (9, PH) OBP: 0.357, SLG: 0.453										1	0	0	0	0	1	0
David Bell, R (1, 4) OBP: 0.259, SLG: 0.200			F9 SH5-3 1B		FC5-4 1-2 1B	IBB			G3	2	0	2	0	1	0	0
Tom Lampkin, L (9, PH) OBP: 0.321, SLG: 0.382										1	0	0	0	0	0	0
Fernando Valenzuela, L (1, 1) OBP: 0.182, SLG: 0.182			SH5-3 1-2		K	K			4-3	0	0	0	0	0	0	0
Mark Petkovsek, R (3, 1) OBP: 0.100, SLG: 0.100										1	0	0	0	0	1	2
Danny Sheaffer, R (6, PH) OBP: 0.333, SLG: 0.321										0	0	0	0	0	0	0
Phil Plantier, L (6, PH) OBP: 0.333, SLG: 0.462										1	0	0	0	0	1	3
John Frascatore, R (6, 1)										0	0	0	0	0	0	0
Scott Livingstone, L (8, 9) OBP: 0.205, SLG: 0.200										1	0	0	0	0	0	0
Inning Stats	R: 0 E: 0 K: 2 S: 8 H: 1 LOB: 1 BB: 0 P: 8	R: 0 E: 0 K: 1 S: 5 H: 0 LOB: 0 BB: 0 P: 5	R: 0 E: 0 K: 1 S: 6 H: 1 LOB: 1 BB: 0 P: 6	R: 1 E: 0 K: 1 S: 6 H: 1 LOB: 0 BB: 0 P: 6	R: 0 E: 0 K: 1 S: 6 H: 1 LOB: 2 BB: 1 P: 10	R: 1 E: 0 K: 1 S: 8 H: 3 LOB: 3 BB: 1 P: 12	R: 0 E: 0 K: 2 S: 7 H: 0 LOB: 0 BB: 0 P: 7	R: 0 E: 0 K: 2 S: 7 H: 0 LOB: 0 BB: 0 P: 7	R: 0 E: 0 K: 1 S: 5 H: 0 LOB: 0 BB: 0 P: 5	1B: 4 2B: 1 3B: 0 HR: 2 SF: 0 SAC: 1 DP: 0 HBP: 0						

PITCHER		IP	WLS	BF	H	R	ER	SO	BB	IBB	HBP	BLK	WP	HR	S	P	ERA	WHIP
Kent Mercker, L ERA: 3.19	(1, 1)	5.2	W	26	7	2	2	6	1	1	0	0	0	2	36	44	3.18	1.412
Scott Sullivan, R ERA: 2.82	(6, 1)	0.1		1	0	0	0	1	0	0	0	0	0	0	3	3	0.00	0.000
Stan Belinda, R ERA: 3.19	(7, 1)	2.0		6	0	0	0	4	0	0	0	0	0	0	14	14	0.00	0.000
Jeff Shaw, R ERA: 1.39	(9, 1)	1.0	S	3	0	0	0	1	0	0	0	0	0	0	5	5	0.00	0.000

PITCHER	IP	WLS	BF	H	R	ER	SO	BB	IBB	HBP	BLK	WP	HR	S	P	ERA	WHIP

TOP

St. Louis Cardinals @ Cincinnati Reds

Cinergy Field, Cincinnati, OH

Mon Jul 14 1997, 7:05 PM EDT

Att. 19,405 - Unknown - 84 F

livebaseballscorecards.com

AB	33
R	2
H	7
RBI	2
BB	2
SO	12
LOB	16

WP: 0	PA: 36		
PB: 0			
SB: 0			
CS: 0			

BOTTOM

St. Louis Cardinals @ Cincinnati Reds

Cinergy Field, Cincinnati, OH

Mon Jul 14 1997, 7:05 PM EDT

Att. 19,405 - Unknown - 84 F

livebaseballscorecards.com

Batter	1	2	3	4	5	6	7	8	9	AB	R	H	RBI	BB	SO	LOB
Deion Sanders, L (1, 7) OBP: 0.352, SLG: 0.400 Jeff Shaw, R (9, 1)	G6-4-3, 1B		FC4, HBP	S S, 1B		BBBB, FC4-2, S, BB		SSS, 0-3 ③, K, 1-2		3	0	2	0	1	1	1
										0	0	0	0	0	0	0
Eric Owens, R (1, 8) OBP: 0.261, SLG: 0.190 Stan Belinda, R (7, 1) Lenny Harris, L (9, 7) OBP: 0.285, SLG: 0.378	G6-4-3, 1-2f		FC4, BB BB BB, 1-2	L8, 1-2		FC4-2, 1-3, 2-H				4	1	0	0	0	0	5
										0	0	0	0	0	0	0
										0	0	0	0	0	0	0
Mike Kelly, R (1, 9) OBP: 0.329, SLG: 0.514 Willie Greene, L (6, PH) OBP: 0.360, SLG: 0.464 (7, 9)	SSS, 0-3 ③, K		BBBB, BB BB, FC6-5, 1-2, BB	F7, 2-3		5-3				2	1	0	0	1	1	1
										1	0	0	0	0	0	3
Eduardo Perez, R (1, 5) OBP: 0.331, SLG: 0.420 Jeff Branson, L (8, 5) OBP: 0.206, SLG: 0.232		P3	BBBB, FC6-5, BB, 1-2, 2-3, BB		5-3		SSS, 0-3 ①, K			3	0	0	0	1	1	0
										0	0	0	0	0	0	0
Joe Oliver, R (1, 2) OBP: 0.355, SLG: 0.461		BBBB, BB BB, BB	BBBB, FC6-5, 1B, 1-2, 2-3, 3-H, BB		F7		F8			2	1	0	1	2	0	0
Bret Boone, R (1, 4) OBP: 0.280, SLG: 0.286		BBBB, BB, 1-2, BB	FC6-5, 1B, 1-2, 2-3f, 3-H		6-3		6-3			3	0	0	1	1	0	2
Hal Morris, L (1, 3) OBP: 0.313, SLG: 0.328		BBBB, 1-2, 2-3, BB	1-3, 2-H, 1B			4-3		1-3		3	0	1	1	1	0	0
Pokey Reese, R (1, 6) OBP: 0.302, SLG: 0.309		P2	F7			S, 2B, 1B		P3		4	1	1	0	0	0	5
Kent Mercker, L (1, 1) OBP: 0.242, SLG: 0.200 Scott Sullivan, R (6, 1) Eddie Taubensee, L (6, PH) OBP: 0.318, SLG: 0.460 Curtis Goodwin, L (6, PR) OBP: 0.346, SLG: 0.336 (7, 8)		G3		SSS, 0-3 ①, K		S, 1-H, FC4-2, 2B		BBBB, S, BB		2	0	0	0	0	1	3
										0	0	0	0	0	0	0
										1	0	1	1	0	0	0
										0	0	0	0	1	0	0
Inning Stats	R: 0 E: 0 K: 1 S: 5 H: 1 LOB: 0 BB: 0 P: 5	R: 0 E: 0 K: 0 S: 3 H: 0 LOB: 3 BB: 3 P: 15	R: 3 E: 0 K: 0 S: 4 H: 1 LOB: 2 BB: 3 P: 17	R: 0 E: 0 K: 1 S: 6 H: 1 LOB: 1 BB: 0 P: 6	R: 0 E: 0 K: 0 S: 3 H: 0 LOB: 0 BB: 0 P: 3	R: 1 E: 0 K: 0 S: 5 H: 2 LOB: 3 BB: 1 P: 9	R: 0 E: 0 K: 1 S: 5 H: 0 LOB: 0 BB: 0 P: 5	R: 0 E: 0 K: 1 S: 5 H: 0 LOB: 1 BB: 1 P: 9		1B: 4 2B: 1 3B: 0 HR: 0	SF: 0 SAC: 0 DP: 1 HBP: 1			WP: 0 PB: 0 SB: 6 CS: 0	PA: 37		

PITCHER		IP	WLS	BF	H	R	ER	SO	BB	IBB	HBP	BLK	WP	HR	S	P	ERA	WHIP
Fernando Valenzuela, L ERA: 4.96	(1, 1)	2.2	L	16	2	3	3	1	6	0	1	0	0	0	11	36	10.12	3.000
Mark Petkovsek, R ERA: 3.66	(3, 1)	2.1		8	1	0	0	1	0	0	0	0	0	0	10	10	0.00	0.429
John Frascatore, R ERA: 2.6	(6, 1)	2.0		9	2	1	1	1	1	0	0	0	0	0	10	14	4.50	1.500
Tony Fossas, L ERA: 1.82	(8, 1)	1.0		4	0	0	0	1	1	0	0	0	0	0	5	9	0.00	1.000

PITCHER	IP	WLS	BF	H	R	ER	SO	BB	IBB	HBP	BLK	WP	HR	S	P	ERA	WHIP

AB	28
R	4
H	5
RBI	4
BB	8
SO	4
LOB	20

Batter	1	2	3	4	5	6	7	8	9	AB	R	H	RBI	BB	SO	LOB
Royce Clayton, R (1, 6) OBP: 0.307, SLG: 0.389	S S S 0-3 ① K	x 0-0 ③ 1-3 3-H 1B		x 0-0 ③ 4-3		S S S 0-3 ② K			x 0-0 ① G3	5	0	1	1	0	2	0
Delino DeShields, L (1, 4) OBP: 0.357, SLG: 0.457	x 0-0 ② G3	0-0 ③ CS 3-H	x 0-0 SF7 3B		x 0-0 ① 4-3	x 0-0 G4-3			B B B B 4-0 S BB	4	1	1	0	1	0	0
Danny Sheaffer, R (1, 5) (8, 7) OBP: 0.337, SLG: 0.321	x 0-0 HR 1B		x 0-0 ① SF7 3-H		B B B B 4-0 WP BLK 1B BB		x 0-0 ① G5-3		x 0-0 ② F9 1-2	3	2	1	1	1	0	1
Ray Lankford, L (1, 8) OBP: 0.424, SLG: 0.672	x 0-0 1-H HR		x 0-0 HR		I I I 4-0 FC6-2 WP 1-2 IBB		S S S 0-3 ② K		B B B B 4-0 BB	3	2	2	3	2	1	0
Gary Gaetti, R (1, 3) OBP: 0.333, SLG: 0.459	x 0-0 ③ F7		x 0-0 ② FC5-4 1B		x 0-0 ② FC6-2 BB 1B 1-3 2-3		B B B B 4-0 FC3-6 BB		S S S 0-3 ③ K	4	1	1	0	1	1	4
John Mabry, L (1, 9) OBP: 0.362, SLG: 0.382		x 0-0 ① G4-3	x 0-0 ② F7		B B B B 4-0 1B 1-2 BB		x 0-0 ③ FC3-6 1-2f			3	0	0	0	1	0	2
Mike DiFelice, R (1, 2) OBP: 0.294, SLG: 0.343		x 0-0 F7 1B 1B 1B	x 0-0 ③ FC5-4 1-2f		x 0-0 1-3 2-H 3-H 1B			S S S 0-3 K FC1-6		4	1	2	2	0	1	1
Phil Plantier, L (1, 7) OBP: 0.316, SLG: 0.412 David Bell, R (8, 5) OBP: 0.259, SLG: 0.200		x 0-0 1B 1-2 CS 1B		S S S 0-3 ① K	x 0-0 ③ F7			x 0-0 ① FC1-6 G3-6-3 1-2f		4 0	0 0	1 0	0 0	0 0	1 0	3 0
Alan Benes, R (1, 1) OBP: 0.200, SLG: 0.244 Rigo Beltran, L (6, 1) T.J. Mathews, R (7, 1) Scott Livingstone, L (8, PH) OBP: 0.200, SLG: 0.195 Tony Fossas, L (8, 1) Dennis Eckersley, R (8, 1)		x 0-0 ② F7 2-3		x 0-0 ② 6-3		S S S 0-3 ① K		x 0-0 ② ③ G3-6-3 1-2f		3 0 0 1 0 0	0 0 0 0 0 0	0 0 0 0 0 0	0 0 0 0 0 0	1 0 0 0 0 0	2 0 0 1 0 0	2 0 0 1 0 0
Inning Stats	R: 2 E: 0 K: 1 S: 7 H: 2 LOB: 0 BB: 0 P: 7	R: 1 E: 0 K: 0 S: 5 H: 3 LOB: 1 BB: 0 P: 5	R: 2 E: 0 K: 0 S: 6 H: 3 LOB: 1 BB: 0 P: 6	R: 0 E: 0 K: 1 S: 5 H: 0 LOB: 0 BB: 0 P: 5	R: 2 E: 0 K: 0 S: 4 H: 1 LOB: 2 BB: 3 P: 16	R: 0 E: 0 K: 2 S: 7 H: 0 LOB: 0 BB: 0 P: 7	R: 0 E: 0 K: 1 S: 5 H: 0 LOB: 1 BB: 1 P: 9	R: 0 E: 0 K: 1 S: 5 H: 0 LOB: 0 BB: 0 P: 5	R: 0 E: 0 K: 1 S: 5 H: 0 LOB: 2 BB: 2 P: 13	1B: 6 2B: 0 3B: 1 HR: 2	SF: 1 SAC: 0 DP: 1 HBP: 0						

PITCHER		IP	WLS	BF	H	R	ER	SO	BB	IBB	HBP	BLK	WP	HR	S	P	ERA	WHIP
Brett Tomko, R ERA: 3.33	(1, 1)	3.0	L	16	8	5	5	1	0	0	0	0	0	2	18	18	15.00	2.667
Felix Rodriguez, R ERA: 5.59	(4, 1)	1.2		9	1	2	2	1	2	1	0	1	1	0	8	20	10.80	1.800
Mike Remlinger, L ERA: 2.8	(5, 1)	1.1		4	0	0	0	2	0	0	0	0	0	0	8	8	0.00	0.000
Scott Sullivan, R ERA: 2.7	(7, 1)	2.0		7	0	0	0	2	1	0	0	0	1	0	10	14	0.00	0.500
Stan Belinda, R ERA: 3.13	(9, 1)	1.0		5	0	0	0	1	2	0	0	0	0	0	5	13	0.00	2.000

PITCHER	IP	WLS	BF	H	R	ER	SO	BB	IBB	HBP	BLK	WP	HR	S	P	ERA	WHIP

TOP

St. Louis Cardinals @ Cincinnati Reds

Cinergy Field, Cincinnati, OH

Tue Jul 15 1997, 7:05 PM EDT
Att. 21,232 - Unknown - 83 F

livebaseballscorecards.com

AB	34
R	7
H	9
RBI	7
BB	6
SO	7
LOB	14

1B: 6	SF: 1	WP: 2	PA: 42
2B: 0	SAC: 0	PB: 0	
3B: 1	DP: 1	SB: 1	
HR: 2	HBP: 0	CS: 1	

BOTTOM

St. Louis Cardinals @ Cincinnati Reds

Cinergy Field, Cincinnati, OH

Tue Jul 15 1997, 7:05 PM EDT

Att. 21,232 - Unknown - 83 F

Batter	1	2	3	4	5	6	7	8	9	AB	R	H	RBI	BB	SO	LOB
Deion Sanders, L (1, 7) OBP: 0.351, SLG: 0.397	G3	K		F9		G5-3 1-2		1B SF8 1B		5	1	1	0	0	1	3
Eric Owens, R (1, 8) OBP: 0.321, SLG: 0.269	WP G4-3 1B	K		5-3		2B 2-H 1B		1-3 1B		5	0	3	1	0	1	2
Lenny Harris, L (1, 5) OBP: 0.286, SLG: 0.377 Mike Remlinger, L (5, 1) Curtis Goodwin, L (6, PH) OBP: 0.348, SLG: 0.344 Scott Sullivan, R (7, 1) Mike Kelly, R (8, PH) OBP: 0.325, SLG: 0.514 Stan Belinda, R (9, 1)	G4-3 1-2		2B G6-3 1B	3-1		1-3 2B		SF8 3-H		3 0 1 0 0 0	1 0 0 0 0 0	1 0 1 0 0 0	0 0 0 1 0 0	0 0 0 0 0 0	0 0 0 0 0 0	1 0 0 0 0 0
Willie Greene, L (1, 9) OBP: 0.360, SLG: 0.464 (9, 3)	BB 2-3 BB		G6-3 SF9 1-3 2B		L3	K		F7		4	1	1	0	1	1	3
Hal Morris, L (1, 3) OBP: 0.319, SLG: 0.331 Eduardo Perez, R (8, PH) OBP: 0.331, SLG: 0.420 Jon Nunnally, L (8, PH) OBP: 0.343, SLG: 0.400 (9, 9)	1-2 BB		G6-3 2-3 3-H		1B		FC5 E 1B	F5		3 0 1	0 0 0	2 0 0	1 0 0	1 0 0	0 0 0	1 0 1
Joe Oliver, R (1, 2) OBP: 0.346, SLG: 0.450	K		SF9 3-H	F8			E1 FC5 1-2		F8	4	0	0	1	0	1	5
Bret Boone, R (1, 4) OBP: 0.283, SLG: 0.289		BB 1B	BB 1B	F8			K		G4-3	5	0	2	0	0	1	3
Pokey Reese, R (1, 6) OBP: 0.311, SLG: 0.309		BB 1-2 BB	BB 1-2 BB			FC3-6 1B	FC5 1-2 2-3f		K	3	0	1	0	2	1	2
Brett Tomko, R (1, 1) OBP: 0.154, SLG: 0.167 Eddie Taubensee, L (3, PH) OBP: 0.317, SLG: 0.457 Felix Rodriguez, R (4, 1) Jeff Branson, L (5, 5) OBP: 0.202, SLG: 0.227		K	P5			FC3-6 G5-3 1-2f 1B	K			1 1 0 2	0 0 0 1	0 0 0 0	0 0 0 0	0 0 0 1	1 0 0 0	2 2 0 3
Inning Stats	R: 0 E: 0 K: 1 S: 6 H: 1 LOB: 3 BB: 2 P: 14	R: 0 E: 0 K: 3 S: 10 H: 1 LOB: 2 BB: 1 P: 14	R: 2 E: 0 K: 0 S: 6 H: 3 LOB: 2 BB: 1 P: 10	R: 0 E: 0 K: 0 S: 3 H: 0 LOB: 0 BB: 0 P: 3	R: 0 E: 0 K: 0 S: 4 H: 1 LOB: 1 BB: 0 P: 4	R: 1 E: 0 K: 1 S: 8 H: 3 LOB: 2 BB: 0 P: 8	R: 0 E: 1 K: 2 S: 9 H: 1 LOB: 2 BB: 0 P: 9	R: 1 E: 0 K: 0 S: 5 H: 2 LOB: 1 BB: 0 P: 5	R: 0 E: 0 K: 1 S: 5 H: 0 LOB: 0 BB: 0 P: 5	1B: 10 2B: 2 3B: 0 HR: 0 SF: 2 SAC: 0 DP: 0 HBP: 0						

livebaseballscorecards.com

AB	38
R	4
H	12
RBI	4
BB	4
SO	8
LOB	28

WP: 1 PA: 44
PB: 0
SB: 0
CS: 0

PITCHER		IP	WLS	BF	H	R	ER	SO	BB	IBB	HBP	BLK	WP	HR	S	P	ERA	WHIP
Alan Benes, R ERA: 2.62	(1, 1)	5.2	W	30	9	3	3	4	4	0	0	0	1	0	34	50	4.76	2.294
Rigo Beltran, L ERA: 2.53	(6, 1)	0.1		2	1	0	0	1	0	0	0	0	0	0	4	4	0.00	3.000
T.J. Mathews, R ERA: 1.6	(7, 1)	1.0		4	0	0	0	2	0	0	0	0	0	0	8	8	0.00	0.000
Tony Fossas, L ERA: 2.08	(8, 1)	0.2		4	2	1	1	0	0	0	0	0	0	0	4	4	13.50	3.000
Dennis Eckersley, R ERA: 3.82	(8, 1)	1.1	S	4	0	0	0	1	0	0	0	0	0	0	6	6	0.00	0.000

PITCHER		IP	WLS	BF	H	R	ER	SO	BB	IBB	HBP	BLK	WP	HR	S	P	ERA	WHIP

Cincinnati Reds @ Pittsburgh Pirates

Three Rivers Stadium, Pittsburgh, PA

Wed Jul 16 1997, 7:05 PM EDT

Att. 30,698 - Unknown - 90 F

livebaseballscorecards.com

TOP

Batter	1	2	3	4	5	6	7	8	9	AB	R	H	RBI	BB	SO	LOB
Deion Sanders, L (1, 7) OBP: 0.349, SLG: 0.394	G4-3	G3			B1-3		1B		G6-3	5	0	1	0	0	0	1
Curtis Goodwin, L (1, 8) OBP: 0.353, SLG: 0.346	SF8 1B	E6 CS			HR 1B		K		BB	4	2	2	0	1	1	1
Jon Nunnally, L (1, 9) OBP: 0.325, SLG: 0.471	SF8	CS	G4-3		HR		F7		K	4	1	1	3	0	1	2
Willie Greene, L (1, 5) OBP: 0.362, SLG: 0.477	3B 1B		G3		HR		K			4	2	2	1	0	1	1
Hal Morris, L (1, 3) OBP: 0.324, SLG: 0.343	1B 3B		G5-3		1B			WP 1B		4	1	3	1	0	0	0
Joe Oliver, R (1, 2) OBP: 0.344, SLG: 0.445	1B			G5-3	F9			K		4	0	1	1	0	1	2
Bret Boone, R (1, 4) OBP: 0.279, SLG: 0.284	K			K		G6-3		G4-3		4	0	0	0	0	2	2
Pokey Reese, R (1, 6) OBP: 0.310, SLG: 0.308		G3 S E 1B		F8		G6-3		K		4	1	1	0	0	1	1
Dave Burba, R (1, 1) OBP: 0.216, SLG: 0.194		K			K	K			K	4	0	0	0	0	4	1

Inning Stats	1	2	3	4	5	6	7	8	9
	R: 3 E: 0 K: 1 S: 19 H: 4 LOB: 1 BB: 0 P: 27	R: 1 E: 1 K: 1 S: 13 H: 1 LOB: 0 BB: 0 P: 22	R: 0 E: 0 K: 0 S: 5 H: 0 LOB: 0 BB: 0 P: 6	R: 0 E: 0 K: 1 S: 9 H: 0 LOB: 0 BB: 0 P: 14	R: 3 E: 0 K: 1 S: 17 H: 4 LOB: 1 BB: 0 P: 21	R: 0 E: 0 K: 1 S: 7 H: 0 LOB: 0 BB: 0 P: 8	R: 0 E: 0 K: 2 S: 9 H: 1 LOB: 1 BB: 0 P: 14	R: 0 E: 0 K: 2 S: 10 H: 1 LOB: 1 BB: 0 P: 20	R: 0 E: 0 K: 2 S: 8 H: 0 LOB: 1 BB: 1 P: 14

	AB	37
	R	7
	H	11
	RBI	6
	BB	1
	SO	11
	LOB	11

	1B: 8	SF: 1	WP: 1	PA: 40
	2B: 0	SAC: 0	PB: 0	
	3B: 1	DP: 0	SB: 4	
	HR: 2	HBP: 0	CS: 1	

PITCHER		IP	WLS	BF	H	R	ER	SO	BB	IBB	HBP	BLK	WP	HR	S	P	ERA	WHIP
Esteban Loaiza, R (1, 1) ERA: 4.36	(1, 1)	4.2	L	23	9	7	6	4	0	0	0	0	0	2	62	89	11.57	1.929
Matt Ruebel, L (5, 1) ERA: 8.31	(5, 1)	0.1		1	0	0	0	0	0	0	0	0	0	0	1	1	0.00	0.000
Jose Silva, R (6, 1) ERA: 7.88	(6, 1)	2.0		7	1	0	0	3	0	0	0	0	0	0	16	22	0.00	0.500
Clint Sodowsky, R (8, 1) ERA: 3.86	(8, 1)	2.0		8	1	0	0	4	1	0	0	0	1	0	18	34	0.00	1.000

PITCHER	IP	WLS	BF	H	R	ER	SO	BB	IBB	HBP	BLK	WP	HR	S	P	ERA	WHIP

Cincinnati Reds @ Pittsburgh Pirates

Three Rivers Stadium, Pittsburgh, PA

Wed Jul 16 1997, 7:05 PM EDT
Att. 30,698 - Unknown - 90 F

livebaseballscorecards.com

Batter	1	2	3	4	5	6	7	8	9	AB	R	H	RBI	BB	SO	LOB
Tony Womack, L (1, 4) OBP: 0.314, SLG: 0.358	3-2 F7	0-3 K			0-0 G3 2-3		0-3 K		3-1 F7	4	0	0	0	0	2	2
Clint Sodowsky, L (8, 1) OBP: 0.500, SLG: 0.500										0	0	0	0	0	0	0
Mark Smith, R (9, PH) OBP: 0.324, SLG: 0.569										1	0	0	0	0	0	0
Jermaine Allensworth, R (1, 8) OBP: 0.350, SLG: 0.347	0-2 HBP 1B 1B 1B		1-1 F9		1-1 1B 3-H		4-2 BB E BB		0-1 F8	4	1	2	1	1	0	0
Al Martin, L (1, 7) OBP: 0.380, SLG: 0.473	0-0 1B HBP 1-2 1B		1-0 P6		2-3 K		1-1 E6 BB 1-2		0-0 F7	5	0	1	0	0	1	2
Mark Johnson, L (1, 3) OBP: 0.357, SLG: 0.332	2-2 1B 1-2 2-3 HBP		3-2 P5			0-0 18 1B 1B	4-2 1-2 2-3 BB			2	0	1	0	1	0	0
Dale Sveum, S (1, 5) OBP: 0.343, SLG: 0.481	0-1 18 G6-3 1-2 2-3 3-H 1B			2-2 F8		2-3 K	1-1 F7			4	0	1	1	0	1	4
18 Jason Kendall, R (1, 2) OBP: 0.387, SLG: 0.416	0-2 G6-3 1-2f			0-2 F9		1-1 1-2 1B		1-0 HR		4	1	2	1	0	0	3
Jose Guillen, R (1, 9) OBP: 0.292, SLG: 0.400		0-0 F9		0-0 F9		0-3 K		0-0 L4		4	0	0	0	0	1	2
Kevin Polcovich, R (1, 6) OBP: 0.382, SLG: 0.376		2-3 K			1-3 K	1-3 K		0-2 F7		4	0	0	0	0	3	2
Esteban Loaiza, R (1, 1) OBP: 0.167, SLG: 0.194		0-1 E6			2-2 G3 1B 2B		2-3 K	0-3 K		1	0	0	0	0	0	0
Matt Ruebel, L (5, 1)										0	0	0	0	0	0	0
Turner Ward, S (5, PH) OBP: 0.500, SLG: 0.720										1	1	1	0	0	0	0
Jose Silva, R (6, 1)										0	0	0	0	0	0	0
Keith Osik, R (7, PH) OBP: 0.323, SLG: 0.375										2	0	0	0	0	2	0
Inning Stats	R: 1 E: 0 K: 0 S: 18 H: 3 LOB: 2 BB: 0 P: 23	R: 0 E: 1 K: 2 S: 9 H: 0 LOB: 1 BB: 0 P: 11	R: 0 E: 0 K: 0 S: 6 H: 0 LOB: 0 BB: 0 P: 11	R: 0 E: 0 K: 0 S: 8 H: 0 LOB: 0 BB: 0 P: 10	R: 1 E: 0 K: 2 S: 14 H: 2 LOB: 1 BB: 0 P: 20	R: 0 E: 0 K: 3 S: 13 H: 2 LOB: 2 BB: 0 P: 17	R: 0 E: 1 K: 2 S: 15 H: 0 LOB: 3 BB: 2 P: 27	R: 1 E: 0 K: 1 S: 8 H: 1 LOB: 0 BB: 0 P: 9	R: 0 E: 0 K: 0 S: 5 H: 0 LOB: 0 BB: 0 P: 8	1B: 6 2B: 1 3B: 0 HR: 1	SF: 0 SAC: 0 DP: 1 HBP: 1	WP: 0 PB: 0 SB: 0 CS: 0	PA: 39				

PITCHER	IP	WLS	BF	H	R	ER	SO	BB	IBB	HBP	BLK	WP	HR	S	P	ERA	WHIP
Dave Burba, R (1, 1) ERA: 5.3	9.0	W	39	8	3	3	10	2	0	1	0	0	1	96	136	3.00	1.111

PITCHER	IP	WLS	BF	H	R	ER	SO	BB	IBB	HBP	BLK	WP	HR	S	P	ERA	WHIP

Batter	1	2	3	4	5	6	7	8	9	AB	R	H	RBI	BB	SO	LOB
Curtis Goodwin, L (1, 8) OBP: 0.346, SLG: 0.339	F7	K	G6-3		G3			K		5	0	0	0	0	2	2
Eric Owens, R (1, 7) OBP: 0.333, SLG: 0.267	F8	F9		G3 CI 1B BB		G1-3		2-0 FC3-6 1B		4	1	1	0	1	0	0
Jon Nunnally, L (1, 9) OBP: 0.341, SLG: 0.500	1B 2B 1B		E 2B	CI G3 1B 1-2		K		1-1 FC3-6 1-2f		4	3	2	0	0	1	1
Willie Greene, L (1, 5) OBP: 0.366, SLG: 0.479	1-3 2B 1B		E8 2-H 2B 1B	G3 1-2 2-3		1-0 1B		G3		5	2	3	0	0	0	3
Hal Morris, L (1, 3) OBP: 0.329, SLG: 0.355	1-H 3-H 1B 2B		1B 2-H 1B 2B	2-H 3-H 1B		K			P3	4	2	3	5	0	1	1
Eduardo Perez, R (9, PH) (9, 3) OBP: 0.328, SLG: 0.417										1	0	0	0	0	0	0
Joe Oliver, R (1, 2) OBP: 0.352, SLG: 0.458	2-H 1B		FC5-4 1B 2-3 1B	2B			F9		K	4	1	3	1	0	0	0
Eddie Taubensee, L (8, 2) OBP: 0.315, SLG: 0.454										1	0	0	0	0	1	0
Bret Boone, R (1, 4) OBP: 0.288, SLG: 0.298	1-H 2B		1-2 FC5-4 3-H 1B	K			2-1 FC5-4 1B		1B 1B	5	0	4	2	0	1	1
Pokey Reese, R (1, 6) OBP: 0.307, SLG: 0.304	K		1-2f FC5-4 SH1-4 2-3		F9		1-2f FC5-4 S		1-2 1B	5	0	1	0	0	1	4
John Smiley, L (1, 1) OBP: 0.083, SLG: 0.111		G6-3	SH1-4 1-2		F8		G4-3 1-2		G1	3	0	0	0	0	0	1
Scott Sullivan, R (8, 1)										0	0	0	0	0	0	0
Mike Kelly, R (9, PH) OBP: 0.321, SLG: 0.507										1	0	0	0	0	0	2
Jeff Shaw, R (9, 1)										0	0	0	0	0	0	0
Inning Stats	R: 4 E: 0 K: 1 S: 17 H: 5 LOB: 1 BB: 0 P: 27	R: 0 E: 0 K: 1 S: 6 H: 0 LOB: 0 BB: 0 P: 7	R: 3 E: 1 K: 0 S: 20 H: 5 LOB: 2 BB: 0 P: 30	R: 2 E: 1 K: 1 S: 14 H: 2 LOB: 1 BB: 1 P: 26	R: 0 E: 0 K: 0 S: 7 H: 0 LOB: 0 BB: 0 P: 11	R: 0 E: 0 K: 2 S: 8 H: 1 LOB: 1 BB: 0 P: 12	R: 0 E: 0 K: 0 S: 12 H: 1 LOB: 1 BB: 0 P: 18	R: 0 E: 0 K: 1 S: 7 H: 1 LOB: 1 BB: 0 P: 12	R: 0 E: 0 K: 1 S: 12 H: 2 LOB: 2 BB: 0 P: 20	1B: 12 2B: 5 3B: 0 HR: 0	SF: 0 SAC: 1 DP: 0 HBP: 0						

Cincinnati Reds @ Pittsburgh Pirates

Three Rivers Stadium, Pittsburgh, PA

Thu Jul 17 1997, 7:05 PM EDT

Att. 19,710 - Unknown - 87 F

TOP

livebaseballscorecards.com

AB	42
R	9
H	17
RBI	8
BB	1
SO	7
LOB	15

PITCHER		IP	WLS	BF	H	R	ER	SO	BB	IBB	HBP	BLK	WP	HR	S	P	ERA	WHIP
67 Francisco Cordova, R ERA: 3.07	(1, 1)	2.0	L	14	8	7	7	2	0	0	0	0	0	0	32	47	31.50	4.000
Matt Ruebel, L ERA: 7.6	(3, 1)	4.0		18	5	2	1	3	1	0	0	0	0	0	40	66	2.25	1.500
Marc Wilkins, R ERA: 4.57	(7, 1)	1.0		4	1	0	0	0	0	0	0	0	0	0	12	18	0.00	1.000
Jason Christiansen, L ERA: 4.0	(8, 1)	1.0		4	1	0	0	1	0	0	0	0	0	0	7	12	0.00	1.000
Ricardo Rincon, L ERA: 3.67	(9, 1)	1.0		5	2	0	0	1	0	0	0	0	0	0	12	20	0.00	2.000

PITCHER	IP	WLS	BF	H	R	ER	SO	BB	IBB	HBP	BLK	WP	HR	S	P	ERA	WHIP

BOTTOM

Cincinnati Reds @ Pittsburgh Pirates

Three Rivers Stadium, Pittsburgh, PA

Thu Jul 17 1997, 7:05 PM EDT

Att. 19,710 - Unknown - 87 F

livebaseballscorecards.com

Batter	1	2	3	4	5	6	7	8	9	AB	R	H	RBI	BB	SO	LOB
Tony Womack, L (1, 4) OBP: 0.315, SLG: 0.358	C L S 0-3 ① K		X 0-0 ② FC3-6 1B 1-2f		X 0-0 G4-3 HR 1B		F F X 0-2 ① G5-3		C X 0-1 SF8 BB 1-2 2-H 1B	5	1	2	1	0	1	1
Jermaine Allensworth, R (1, 8) OBP: 0.351, SLG: 0.345	C L S 0-3 ② K		B B L F X 2-2 FC6-4 1-3 1B		C B X 1-1 ② G4-3 1-2		B C B B F C 3-3 ② K		B B B B 4-0 FC6 1-2 2-3 BB	4	0	1	0	1	2	1
Mark Smith, R (1, 7) OBP: 0.315, SLG: 0.586	C B F B F X 2-2 ③ F7		X 0-0 ③ FC6-4 1-2f		S B B X 2-1 HR 2-H		X 0-0 ③ G5-3		C S S 0-3 ① K	5	1	1	2	0	1	5
Kevin Young, R (1, 3) OBP: 0.324, SLG: 0.522		B F S B B B 4-2 G4-6-3 BB	X 0-0 HR	B F F B F B C 3-3 ③ K				C F B B S 2-3 ① K	S X 0-1 ② SF8 2-3 3-H	3	1	1	2	1	2	0
Dale Sveum, S (1, 5) OBP: 0.348, SLG: 0.485 Keith Osik, R (8, 5) OBP: 0.313, SLG: 0.362	C X 0-1 ①② G4-6-3 1-2f		X 0-0 1B			X 0-0 FC6-4 18 1B 1B		F B B F B X 3-2 ② F8	C F F X 0-2 ③ FC6 1-2f	3 2	0 0	2 0	0 0	0 0	0 0	1 2
18 Jason Kendall, R (1, 2) OBP: 0.391, SLG: 0.419	C F H 1-2 HBP		B B F X 2-1 ① F9			C X 0-1 FC6-4 1-2 1B		B C B B B C F X 3-2 1B		3	0	2	0	0	0	1
Jose Guillen, R (1, 9) OBP: 0.289, SLG: 0.396 Emil Brown, R (7, 9) OBP: 0.300, SLG: 0.286	B F B X 2-1 ③ F7		B F F C 1-3 ② K			B F S F F F F X 1-2 ① FC6-4 1-2f 2-3		B C F S 1-3 ③ K		3 1	0 0	0 0	0 0	0 0	1 1	4 1
Kevin Polcovich, R (1, 6) OBP: 0.386, SLG: 0.380			F X 0-1 FC3-6 1B	B B C F F F B S 3-3 ③ K		1 SAFE B X 1-0 ② P4			T F F X 0-2 BB 1B 1B	4	1	2	0	0	1	3
67 Francisco Cordova, R (1, 1) OBP: 0.186, SLG: 0.108 Matt Ruebel, L (3, 1) Turner Ward, S (6, PH) OBP: 0.481, SLG: 0.692 Marc Wilkins, R (7, 1) Jason Christiansen, R (8, 1) Ricardo Rincon, L (9, 1) Mark Johnson, L (9, PH) OBP: 0.360, SLG: 0.332			C M F B S 1-3 ① K		S B B F F C 2-3 ① K	X 0-0 ③ P2			B S B F B B B 4-2 BB 1B SF8 1-2 BB	0 2 1 0 0 0 0	0 0 0 0 0 0 1	0 0 0 0 0 0 0	0 0 0 0 0 0 0	0 2 0 0 0 0 1	0 1 0 0 0 0 0	0 2 2 0 0 0 0
Inning Stats	R: 0 H: 0 E: 0 LOB: 0 K: 2 BB: 0 S: 10 P: 12	R: 0 H: 0 E: 0 LOB: 1 K: 0 BB: 1 S: 8 P: 15	R: 0 H: 2 E: 0 LOB: 2 K: 1 BB: 0 S: 12 P: 15	R: 1 H: 2 E: 0 LOB: 1 K: 2 BB: 0 S: 12 P: 18	R: 2 H: 2 E: 0 LOB: 0 K: 2 BB: 0 S: 13 P: 21	R: 0 H: 2 E: 0 LOB: 2 K: 0 BB: 0 S: 12 P: 14	R: 0 H: 0 E: 0 LOB: 0 K: 1 BB: 0 S: 7 P: 10	R: 0 H: 1 E: 0 LOB: 1 K: 2 BB: 0 S: 14 P: 23	R: 2 H: 2 E: 0 LOB: 2 K: 1 BB: 2 S: 17 P: 25	1B: 9 2B: 0 3B: 0 HR: 2	SF: 1 SAC: 0 DP: 1 HBP: 1			WP: 0 PB: 0 SB: 0 CS: 0	PA: 41		

	AB	36
	R	5
	H	11
	RBI	5
	BB	3
	SO	11
	LOB	22

PITCHER		IP	WLS	BF	H	R	ER	SO	BB	IBB	HBP	BLK	WP	HR	S	P	ERA	WHIP
John Smiley, L ERA: 5.68	(1, 1)	7.0	W	30	8	3	3	8	1	0	1	0	0	2	74	105	3.86	1.286
Scott Sullivan, R ERA: 2.64	(8, 1)	1.0		4	1	0	0	2	0	0	0	0	0	0	14	23	0.00	1.000
Jeff Shaw, R ERA: 1.67	(9, 1)	1.0		7	2	2	2	1	2	0	0	0	0	0	17	25	18.00	4.000

PITCHER	IP	WLS	BF	H	R	ER	SO	BB	IBB	HBP	BLK	WP	HR	S	P	ERA	WHIP

Cincinnati Reds @ New York Mets

Shea Stadium, Flushing, NY

Fri Jul 18 1997, 7:05 PM EDT

Att. 22,901 - Unknown - 89 F

TOP

Batter	1	2	3	4	5	6	7	8	9	AB	R	H	RBI	BB	SO	LOB
Deion Sanders, L (1, 7) OBP: 0.350, SLG: 0.394	F8		G3 2-H			2B 1B		BB 1-2		3	1	1	1	1	0	0
Curtis Goodwin, L (1, 8) OBP: 0.346, SLG: 0.343	K		6-3			6-3 1-H 2B		F9 2-3		3	0	1	1	0	1	0
Eduardo Perez, R (8, PH) OBP: 0.326, SLG: 0.413										1	0	0	0	0	0	2
Scott Sullivan, R (8, 1)										0	0	0	0	0	0	0
Jon Nunnally, L (1, 9) OBP: 0.340, SLG: 0.488	K			CS 1B		6-3 2-3		K 1-2		3	0	1	0	0	1	1
Mike Kelly, R (8, PH) OBP: 0.316, SLG: 0.500										1	0	0	0	0	1	2
(8, 8)																
Willie Greene, L (1, 5) OBP: 0.365, SLG: 0.479		G3		P6		K			2B	4	0	1	0	0	1	2
Hal Morris, L (1, 3) OBP: 0.325, SLG: 0.351		K		1 SAFE F7 1-2			F8		B1-3	4	0	0	0	0	1	2
Eddie Taubensee, L (1, 2) OBP: 0.317, SLG: 0.473		HR			G3		G1		K	2	1	1	1	0	0	0
Joe Oliver, R (7, PH) OBP: 0.348, SLG: 0.453										2	0	0	0	0	1	1
(7, 2)																
Bret Boone, R (1, 4) OBP: 0.284, SLG: 0.293		5-3			K		F7		K	4	0	0	0	0	2	1
Pokey Reese, R (1, 6) OBP: 0.313, SLG: 0.302			SH1-4 G3 BB		F9			F9 HBP		1	1	0	0	1	0	0
Mike Morgan, R (1, 1) OBP: 0.136, SLG: 0.190						P4		P6		0	0	0	0	0	0	0
Eric Owens, R (6, PH) OBP: 0.324, SLG: 0.258										1	0	0	0	0	0	0
Mike Remlinger, L (6, 1)										0	0	0	0	0	0	0
Lenny Harris, L (8, PH) OBP: 0.284, SLG: 0.375										1	0	0	0	0	0	1
(8, 9)																
Inning Stats	R: 0 E: 0 K: 2 S: 7 H: 0 LOB: 0 BB: 0 P: 7	R: 1 E: 0 K: 1 S: 6 H: 1 LOB: 0 BB: 0 P: 6	R: 1 E: 0 K: 0 S: 3 H: 0 LOB: 0 BB: 1 P: 7	R: 0 E: 0 K: 0 S: 3 H: 1 LOB: 0 BB: 0 P: 3	R: 0 E: 0 K: 1 S: 5 H: 0 LOB: 0 BB: 0 P: 5	R: 1 E: 0 K: 1 S: 7 H: 2 LOB: 1 BB: 0 P: 7	R: 0 E: 0 K: 0 S: 3 H: 0 LOB: 0 BB: 0 P: 3	R: 0 E: 0 K: 1 S: 5 H: 0 LOB: 2 BB: 1 P: 10	R: 0 E: 0 K: 2 S: 8 H: 1 LOB: 1 BB: 0 P: 8	1B: 2 2B: 2 3B: 0 HR: 1 SF: 0 SAC: 1 DP: 0 HBP: 1						

livebaseballscorecards.com

AB	30
R	3
H	5
RBI	3
BB	2
SO	8
LOB	12

PITCHER		IP	WLS	BF	H	R	ER	SO	BB	IBB	HBP	BLK	WP	HR	S	P	ERA	WHIP
Bobby Jones, R ERA: 3.34	(1, 1)	2.0		7	1	1	1	3	0	0	0	0	0	1	13	13	4.50	0.500
Joe Crawford, L ERA: 5.52	(3, 1)	4.1	W	16	3	2	2	2	1	0	0	0	0	0	19	23	4.15	0.923
Juan Acevedo, R ERA: 4.19	(7, 1)	1.0		5	0	0	0	0	1	0	1	0	0	0	3	8	0.00	1.000
John Franco, L ERA: 2.68	(8, 1)	1.2	S	6	1	0	0	3	0	0	0	0	0	0	12	12	0.00	0.600

PITCHER	IP	WLS	BF	H	R	ER	SO	BB	IBB	HBP	BLK	WP	HR	S	P	ERA	WHIP

WP: 0 PB: 0 SB: 3 CS: 1 PA: 34

Cincinnati Reds @ New York Mets

Shea Stadium, Flushing, NY

Fri Jul 18 1997, 7:05 PM EDT

Att. 22,901 - Unknown - 89 F

BOTTOM

Batter	1	2	3	4	5	6	7	8	9	AB	R	H	RBI	BB	SO	LOB
Lance Johnson, L (1, 8) OBP: 0.389, SLG: 0.400	0-0 S 1B		4-0 BBBB E BB	0-0 G3			0-0 FC1-6 HBP 1-2f			3	1	1	0	1	0	1
Bernard Gilkey, R (1, 7) OBP: 0.309, SLG: 0.349	0-0 L9		0-3 SSS K		0-0 G4-6-3 1B		0-3 SSS K			4	0	1	0	0	2	3
John Olerud, L (1, 3) OBP: 0.392, SLG: 0.487 John Franco, L (8, 1)	0-0 F7 1-2		0-0 E7 1-H 1B		0-0 G4-6-3 1-2f		1-0 HBP 1-2			3 0	1 0	0 0	0 0	0 0	0 0	2 0
Todd Hundley, S (1, 2) OBP: 0.431, SLG: 0.589	0-0 4-3		4-0 BBBB 1B 2B BB		0-0 P5		0-0 F8			3	1	0	0	1	0	3
Edgardo Alfonzo, R (1, 5) OBP: 0.382, SLG: 0.456		0-0 4-3	0-0 2B 1-3 3-H 1B			0-0 F9		4-0 BBBB 1B BB		3	1	1	1	1	0	0
Butch Huskey, R (1, 9) OBP: 0.323, SLG: 0.518 Carl Everett, S (8, PH) OBP: 0.333, SLG: 0.460 (9, 9)		0-0 E6	0-0 1-H 3-H 2B			4-0 BBBB S BB		0-0 F9		2 1	0 0	1 0	2 0	1 0	0 0	0 1
Carlos Baerga, S (1, 4) OBP: 0.310, SLG: 0.390 Juan Acevedo, R (7, 1) Matt Franco, L (8, 3) OBP: 0.358, SLG: 0.444		0-3 SSS K	0-0 6-3				0-3 SSS K	0-0 1-2 1B		3 0 1	0 0 0	0 0 1	0 0 0	0 0 0	2 0 0	3 0 0
Rey Ordonez, R (1, 6) OBP: 0.268, SLG: 0.284		0-0 6-3		0-0 6-3		0-0 F9 1-2		0-0 P2		4	0	0	0	0	0	4
Bobby Jones, R (1, 1) OBP: 0.205, SLG: 0.214 Joe Crawford, L (3, 1) Luis Lopez, S (7, 4) OBP: 0.351, SLG: 0.360			0-0 6-3	0-3 SSS K			4-0 BBBB FC1-6 BB	0-0 L9		0 2 1	0 0 0	0 0 0	0 0 0	0 1 1	0 0 0	0 0 2
Inning Stats	R: 0 E: 0 K: 0 S: 4 H: 1 LOB: 1 BB: 0 P: 4	R: 0 E: 1 K: 1 S: 6 H: 0 LOB: 1 BB: 0 P: 6	R: 4 E: 1 K: 1 S: 8 H: 2 LOB: 1 BB: 2 P: 16	R: 0 E: 0 K: 1 S: 5 H: 0 LOB: 0 BB: 0 P: 5	R: 0 E: 0 K: 0 S: 3 H: 1 LOB: 0 BB: 0 P: 3	R: 0 E: 0 K: 1 S: 5 H: 0 LOB: 1 BB: 1 P: 9	R: 0 E: 0 K: 1 S: 5 H: 0 LOB: 2 BB: 1 P: 10	R: 0 E: 0 K: 0 S: 4 H: 1 LOB: 2 BB: 1 P: 8		1B: 4 2B: 1 3B: 0 HR: 0	SF: 0 SAC: 0 DP: 1 HBP: 1			WP: 0 PB: 0 SB: 2 CS: 0	PA: 36	

livebaseballscorecards.com

	AB	30
	R	4
	H	5
	RBI	3
	BB	5
	SO	5
	LOB	19

PITCHER		IP	WLS	BF	H	R	ER	SO	BB	IBB	HBP	BLK	WP	HR	S	P	ERA	WHIP
Mike Morgan, R ERA: 4.98	(1, 1)	5.0	L	22	4	4	0	3	2	0	0	0	0	0	26	34	0.00	1.200
Mike Remlinger, L ERA: 2.68	(6, 1)	2.0		9	0	0	0	2	2	0	1	0	0	0	10	19	0.00	1.000
Scott Sullivan, R ERA: 2.59	(8, 1)	1.0		5	1	0	0	0	1	0	0	0	0	0	4	8	0.00	2.000

PITCHER	IP	WLS	BF	H	R	ER	SO	BB	IBB	HBP	BLK	WP	HR	S	P	ERA	WHIP

Batter	1	2	3	4	5	6	7	8	9	AB	R	H	RBI	BB	SO	LOB
Deion Sanders, L (1, 7) OBP: 0.347, SLG: 0.390	G3	CS 3-H	P4		L9			G4-3		4	0	0	0	0	0	0
Curtis Goodwin, L (1, 8) OBP: 0.345, SLG: 0.339	K		G3-6-1 BB		K			K		3	0	0	0	1	3	0
Jon Nunnally, L (1, 9) OBP: 0.314, SLG: 0.444	K		G3-6-1 1-2f			L4			L9	4	0	0	0	0	1	1
Willie Greene, L (1, 5) OBP: 0.366, SLG: 0.491		FC4-6 1B 1B		K		F9			HR	4	2	2	1	0	1	0
Hal Morris, L (1, 3) OBP: 0.327, SLG: 0.353		1 SAFE FC4-6 1-2		1B		G4-3			L7	4	0	2	0	0	0	0
Joe Oliver, R (1, 2) OBP: 0.343, SLG: 0.445		FC4-6 1B 1-2f 2-3		F7			G5-3		G4-3	3	1	0	0	0	0	3
Eddie Taubensee, L (9, PH) OBP: 0.315, SLG: 0.470										1	0	0	0	0	0	0
Eric Owens, R (1, 4) OBP: 0.351, SLG: 0.294		1B CS 1-2 3-H		0-0 1-2			K			3	0	2	1	0	1	0
Pokey Reese, R (1, 6) OBP: 0.308, SLG: 0.297		F8		L4			F7			3	0	0	0	0	0	4
Pete Schourek, L (1, 1) OBP: 0.200, SLG: 0.350					K			G6-3		2	0	1	1	0	1	0
Brett Tomko, R (6, 1) OBP: 0.143, SLG: 0.154										1	0	0	0	0	0	0
Inning Stats	R: 0 H: 0 E: 0 LOB: 0 K: 2 BB: 0 S: 10 P: 15	R: 2 H: 4 E: 0 LOB: 1 K: 0 BB: 0 S: 15 P: 22	R: 0 H: 0 E: 0 LOB: 0 K: 0 BB: 1 S: 9 P: 16	R: 0 H: 2 E: 0 LOB: 2 K: 1 BB: 0 S: 8 P: 13	R: 0 H: 0 E: 0 LOB: 0 K: 2 BB: 0 S: 9 P: 12	R: 0 H: 0 E: 0 LOB: 0 K: 0 BB: 0 S: 7 P: 11	R: 0 H: 0 E: 0 LOB: 0 K: 1 BB: 0 S: 9 P: 15	R: 0 H: 0 E: 0 LOB: 0 K: 1 BB: 0 S: 8 P: 10	R: 1 H: 1 E: 0 LOB: 0 K: 0 BB: 0 S: 12 P: 21	1B: 6 SF: 0 2B: 0 SAC: 0 3B: 0 DP: 1 HR: 1 HBP: 0						

TOP

Cincinnati Reds @ New York Mets

Shea Stadium, Flushing, NY

Sat Jul 19 1997, 3:33 AM EDT

Att. 26,675 - Sunny - 82 F

livebaseballscorecards.com

AB	32
R	3
H	7
RBI	3
BB	1
SO	7
LOB	8

WP: 0 PA: 34
PB: 0
SB: 0
CS: 1

PITCHER		IP	WLS	BF	H	R	ER	SO	BB	IBB	HBP	BLK	WP	HR	S	P	ERA	WHIP
Rick Reed, R ERA: 2.94	(1, 1)	8.0	W	29	6	2	2	7	1	0	0	0	0	0	75	114	2.25	0.875
Greg McMichael, R ERA: 2.68	(9, 1)	1.0	S	4	1	1	1	0	0	0	0	0	0	1	12	21	9.00	1.000

PITCHER	IP	WLS	BF	H	R	ER	SO	BB	IBB	HBP	BLK	WP	HR	S	P	ERA	WHIP

Cincinnati Reds @ New York Mets

Shea Stadium, Flushing, NY

Sat Jul 19 1997, 3:33 AM EDT

Att. 26,675 - Sunny - 82 F

BOTTOM

Batter	1	2	3	4	5	6	7	8	9	AB	R	H	RBI	BB	SO	LOB
Carl Everett, S (1, 8) (8, 9) OBP: 0.329, SLG: 0.453	F B B X 2-1 B1-3 ①		C S B F X 1-2 G6-3 ②		B C C B F B X 3-2 F7 ③			S B 1 SAFE L F F X 1-2 L8 ②		4	0	0	0	0	0	1
Edgardo Alfonzo, R (1, 5) OBP: 0.381, SLG: 0.454	B X 1-0 F8 ②		C B C C X 1-2 G6-3 ③			C T S 0-3 K ①		C T 1 SAFE P F F X 1-2 HR 1-3 1B		4	1	1	0	0	1	0
Bernard Gilkey, R (1, 7) OBP: 0.314, SLG: 0.360	B S B B B 4-1 BB			B F L C 1-3 K ①		B B B B 4-0 G6-3 BB		X 0-0 1-H 3-H HR		2	1	1	3	2	1	0
Butch Huskey, R (1, 3) OBP: 0.318, SLG: 0.510	B B S X 2-1 F9 ③			C C S 0-3 K ②		C 1 SAFE S F B X 1-2 G6-3 1-2f ②③		B C B F X 2-2 G1-6-3 ③		4	0	0	0	0	1	2
Greg McMichael, R (9, 1) OBP: 0.500, SLG: 0.500										0	0	0	0	0	0	0
Alex Ochoa, R (1, 9) OBP: 0.267, SLG: 0.321		B F F F B B F F X 3-2 L5 ①		S F B B F B S 3-3 K			C B B F S 2-3 K ①			2	0	0	0	0	1	0
Lance Johnson, L (7, PH) (8, 8) OBP: 0.387, SLG: 0.398										1	0	0	0	0	1	0
Todd Pratt, R (1, 2) OBP: 0.483, SLG: 0.680		B C B B B 4-1 BB			X 0-0 F8 ①		B C C C 1-3 K ②			2	0	0	0	1	1	0
Carlos Baerga, S (1, 4) OBP: 0.307, SLG: 0.386		B X 1-0 P3 ②			B B X 2-0 B2-3 ②		C X 0-1 P6 ③			3	0	0	0	0	0	1
Rey Ordonez, R (1, 6) OBP: 0.274, SLG: 0.291		B X 1-0 G6-3 ③			B C F B F X 2-2 HR 1B			C B X 1-1 1B HR 1B		3	2	2	0	0	0	1
Rick Reed, R (1, 1) OBP: 0.225, SLG: 0.324			B F C X 1-2 G5-3 ①		B B C X 2-1 1-H HR			X 0-0 B2 ①		2	1	1	2	0	0	0
Matt Franco, L (8, PH) OBP: 0.355, SLG: 0.440										1	0	0	0	0	0	1
John Olerud, L (9, 3) OBP: 0.392, SLG: 0.487										0	0	0	0	0	0	0
Inning Stats	R: 0 E: 0 K: 0 S: 6 H: 0 LOB: 1 BB: 1 P: 15	R: 0 E: 0 K: 0 S: 9 H: 0 LOB: 1 BB: 1 P: 18	R: 0 E: 0 K: 0 S: 10 H: 0 LOB: 0 BB: 0 P: 13	R: 0 E: 0 K: 3 S: 10 H: 0 LOB: 0 BB: 0 P: 14	R: 2 E: 0 K: 0 S: 12 H: 2 LOB: 0 BB: 0 P: 21	R: 0 E: 0 K: 1 S: 7 H: 0 LOB: 0 BB: 1 P: 12	R: 0 E: 0 K: 2 S: 8 H: 0 LOB: 0 BB: 0 P: 11	R: 3 E: 0 K: 0 S: 17 H: 3 LOB: 0 BB: 0 P: 21		1B: 3 2B: 0 3B: 0 HR: 2	SF: 0 SAC: 0 DP: 1 HBP: 0					

	AB	28
	R	5
	H	5
	RBI	5
	BB	3
	SO	6
	LOB	6

WP: 0 PB: 0 SB: 0 CS: 0 PA: 31

livebaseballscorecards.com

PITCHER		IP	WLS	BF	H	R	ER	SO	BB	IBB	HBP	BLK	WP	HR	S	P	ERA	WHIP
Pete Schourek, L ERA: 5.02	(1, 1)	5.0		19	2	2	2	3	2	0	0	0	0	1	47	81	3.60	0.800
Brett Tomko, R ERA: 3.67	(6, 1)	3.0	L	12	3	3	3	3	1	0	0	0	0	1	32	44	9.00	1.333

PITCHER	IP	WLS	BF	H	R	ER	SO	BB	IBB	HBP	BLK	WP	HR	S	P	ERA	WHIP

Batter	1	2	3	4	5	6	7	8	9	AB	R	H	RBI	BB	SO	LOB
Deion Sanders, L (1, 7) OBP: 0.346, SLG: 0.386	B C B X 2-1 G3		C B X 1-1 P5		C B B B X 3-1 F9			B B C B B 4-1 BB HBP BB	S B B B B 4-1 FC5-4 BB 1-2	3	0	0	0	1	0	2
Lenny Harris, L (8, 7) OBP: 0.288, SLG: 0.375										0	0	0	0	1	0	0
Curtis Goodwin, L (1, 8) OBP: 0.341, SLG: 0.335	F X 0-1 G5-3			C B B B C S 3-3 K		X 0-0 G3		B 1 SAFE S B X 2-1 F9	B C S X 1-2 FC5-4 1-2f	3	0	0	0	0	1	0
Mike Kelly, R (8, PH) OBP: 0.309, SLG: 0.486										2	0	0	0	0	0	4
(8, 9)																
Jon Nunnally, L (1, 9) OBP: 0.309, SLG: 0.417	S F B X 1-2 G6-3			S B F S 1-3 K		B C C T B X 2-2 L8		B S D H 3-1 BB HBP 1-2		3	0	0	0	0	1	0
(8, 8)																
Willie Greene, L (1, 5) OBP: 0.368, SLG: 0.493		B B C X 2-1 2B		B B B C S X 3-2 F7		C B B F C 2-3 K		S B B D B 4-1 BB 1-2 2-3		3	0	1	0	1	1	0
Hal Morris, L (1, 3) OBP: 0.327, SLG: 0.356		B C B F B X 3-2 F6			C F B B B X 2-2 L8		B C X 1-1 FC5-6-3 2B	B B C F F S 2-3 K		3	0	1	0	0	0	1
Eduardo Perez, R (7, 3) OBP: 0.324, SLG: 0.410										1	0	0	0	0	1	3
Joe Oliver, R (1, 2) OBP: 0.338, SLG: 0.438		B X 1-0 G6-4-3			F B B B F F X 2-2 P3		B X 1-0 G5-3		B S C B X 2-2 FC3-6 1B	3	0	0	0	0	0	2
Eddie Taubensee, L (8, 2) OBP: 0.319, SLG: 0.473										1	0	1	0	0	0	0
Eric Owens, R (1, 4) OBP: 0.341, SLG: 0.289		F B F B F F S 2-3 K			X 0-0 WP 1B 1B		C B B B X 3-1 FC5-6-5 2-3		B X 1-0 FC3-6 FC5-4 1-2f	4	1	1	0	0	1	3
Pokey Reese, R (1, 6) OBP: 0.306, SLG: 0.296			X 0-0 F8		B B F B F X 3-2 1B 1-H 1B		B B C X 2-1 G6-3		D C S B X 2-2 FC5-4 1B 1-2f	4	0	1	1	0	0	2
Kent Mercker, L (1, 1) OBP: 0.235, SLG: 0.194			X 0-0 P8		S B X 1-1 1B 1-2			X 0-0 F7	C S B F X 1-2 BB 1-3	1	0	0	0	0	0	0
Jeff Branson, L (5, PH) OBP: 0.210, SLG: 0.235										1	0	1	0	0	0	0
Felix Rodriguez, R (5, 1)										1	0	0	0	0	0	0
Bret Boone, R (9, PH) OBP: 0.286, SLG: 0.296										1	0	1	0	0	0	0
Inning Stats	R: 0 E: 0 K: 0 S: 7 H: 0 LOB: 0 BB: 0 P: 10	R: 0 E: 0 K: 1 S: 11 H: 1 LOB: 1 BB: 0 P: 19	R: 0 E: 0 K: 0 S: 4 H: 0 LOB: 0 BB: 0 P: 5	R: 0 E: 0 K: 2 S: 9 H: 0 LOB: 0 BB: 0 P: 16	R: 1 E: 0 K: 0 S: 15 H: 3 LOB: 2 BB: 0 P: 26	R: 0 E: 0 K: 1 S: 8 H: 0 LOB: 0 BB: 0 P: 12	R: 0 E: 0 K: 0 S: 7 H: 1 LOB: 1 BB: 0 P: 14	R: 0 E: 0 K: 1 S: 10 H: 0 LOB: 3 BB: 2 P: 25	R: 0 E: 0 K: 0 S: 15 H: 2 LOB: 3 BB: 1 P: 26	1B: 5 2B: 2 3B: 0 HR: 0	SF: 0 SAC: 0 DP: 0 HBP: 1					

PITCHER		IP	WLS	BF	H	R	ER	SO	BB	IBB	HBP	BLK	WP	HR	S	P	ERA	WHIP
Dave Mlicki, R ERA: 4.61	(1, 1)	7.0	W	26	5	1	1	4	0	0	0	0	1	0	61	102	1.29	0.714
Takashi Kashiwada, L ERA: 4.21	(8, 1)	1.0		6	0	0	0	1	2	0	1	0	0	0	10	25	0.00	2.000
Cory Lidle, R ERA: 3.56	(9, 1)	1.0		6	2	0	0	0	1	0	0	0	0	0	15	26	0.00	3.000

PITCHER	IP	WLS	BF	H	R	ER	SO	BB	IBB	HBP	BLK	WP	HR	S	P	ERA	WHIP

TOP

Cincinnati Reds @ New York Mets

Shea Stadium, Flushing, NY

Sun Jul 20 1997, 3:33 AM EDT

Att. 36,259 - Sunny - 73 F

livebaseballscorecards.com

AB	34
R	1
H	7
RBI	1
BB	3
SO	5
LOB	17

1B: 5	SF: 0	WP: 1	PA: 38
2B: 2	SAC: 0	PB: 0	
3B: 0	DP: 0	SB: 0	
HR: 0	HBP: 1	CS: 0	

BOTTOM

Cincinnati Reds @ New York Mets

Shea Stadium, Flushing, NY

Sun Jul 20 1997, 3:33 AM EDT

Att. 36,259 - Sunny - 73 F

Batter	1	2	3	4	5	6	7	8	9	AB	R	H	RBI	BB	SO	LOB
Lance Johnson, L (1, 8) OBP: 0.387, SLG: 0.398	C F B X 1-2 F8 ①	B X 1-0 1B 1B		X 0-0 F8 ②		B X 1-0 HR 1B 2-3		B B C B F X 3-2 F7 ①		5	1	2	0	0	0	1
Bernard Gilkey, R (1, 7) OBP: 0.318, SLG: 0.374 Luis Lopez, S (7, 5) OBP: 0.347, SLG: 0.356	B B X 2-0 BB 2B 1B	B B C X 2-1 1B 1-2		B B C X 2-1 HR 1-H		B F 1 SAFE F 1 SAFE T 1-2 K ②		B B B C S F F S 3-3 K ②		4 1	2 0	3 0	2 0	0 0	1 1	2 0
John Olerud, L (1, 3) OBP: 0.393, SLG: 0.485 Shawn Gilbert, R (8, 4) OBP: 0.375, SLG: 0.714	C B B B 1 SAFE B 4-1 2B 2B BB 1-2	B X 1-0 F9 ③		C B B X 2-1 F9 ③		B C 1 SAFE D F X 2-2 HR 1B 1-2 3-H		B C B X 2-1 F9 ③		3 1	2 0	1 0	1 0	1 0	0 0	2 0
Todd Hundley, S (1, 2) OBP: 0.437, SLG: 0.621 Todd Pratt, R (9, 2) OBP: 0.483, SLG: 0.680	B C C B X 2-2 2B 2B 1-3 2-H		S S X 0-2 HR		C B X 1-1 1B	F X 0-1 HR 1-H 2-H				4 0	3 0	4 0	5 0	0 0	0 0	0 0
Edgardo Alfonzo, R (1, 5) OBP: 0.379, SLG: 0.454 Alex Ochoa, R (7, 9) OBP: 0.267, SLG: 0.321	S C F B X 1-2 F8 2B 2-H 3-H		F C X 0-2 G5-3 ①		B B B C X 3-1 F8 ①	B X 1-0 F7 ③				4 0	0 0	1 0	2 0	0 0	0 0	1 0
Butch Huskey, R (1, 9) OBP: 0.317, SLG: 0.504 (7, 7)	B B B I 4-0 F8 IBB		B X 1-0 P6 ②		B B B C F F F S 3-3 K ②		B X 1-0 G5-3 ①			3	0	0	0	1	1	1
Manny Alexander, R (1, 4) OBP: 0.294, SLG: 0.380 Takashi Kashiwada, L (8, 1) Cory Lidle, R (9, 1)	B C F F D B X 3-2 F8 ② ③ 1-2 2-3		C B F F X 1-2 B1-3 ③		F S X 0-2 G5-3 ③		C B B B F F F X 3-2 L8 ②			4 0 0	0 0 0	0 0 0	0 0 0	0 0 0	0 0 0	3 0 0
Rey Ordonez, R (1, 6) OBP: 0.279, SLG: 0.295		C C X 0-2 G3-1 ①		S F X 0-2 G5-3 ①		F F F X 0-2 CS 1B	B C B X 2-1 1B			4	0	2	0	0	0	0
Dave Mlicki, R (1, 1) OBP: 0.265, SLG: 0.344 Matt Franco, L (7, PH) OBP: 0.352, SLG: 0.436 (8, 3)		B B C S S X 2-3 K ②		B B C S S X 2-2 HR 1B		B S X 1-1 1B 1B ① 1-2	B B X 2-0 P6 ③			3 1	2 0	2 0	0 0	0 0	1 0	0 1
Inning Stats	R: 3 H: 3 E: 0 LOB: 2 K: 0 BB: 2 S: 16 P: 33	R: 0 H: 2 E: 0 LOB: 2 K: 1 BB: 0 S: 10 P: 16	R: 1 H: 1 E: 0 LOB: 0 K: 0 BB: 0 S: 11 P: 13	R: 2 H: 2 E: 0 LOB: 0 K: 0 BB: 0 S: 11 P: 17	R: 0 H: 1 E: 0 LOB: 1 K: 1 BB: 0 S: 13 P: 20	R: 4 H: 5 E: 0 LOB: 0 K: 1 BB: 0 S: 16 P: 22	R: 0 H: 1 E: 0 LOB: 1 K: 0 BB: 0 S: 10 P: 18	R: 0 H: 0 E: 0 LOB: 0 K: 1 BB: 0 S: 10 P: 18		1B: 9 SF: 0 2B: 3 SAC: 0 3B: 0 DP: 0 HR: 3 HBP: 0						WP: 0 PA: 39 PB: 0 SB: 0 CS: 1

	AB	37
	R	10
	H	15
	RBI	10
	BB	2
	SO	4
	LOB	11

livebaseballscorecards.com

PITCHER		IP	WLS	BF	H	R	ER	SO	BB	IBB	HBP	BLK	WP	HR	S	P	ERA	WHIP
Kent Mercker, L ERA: 3.58	(1, 1)	4.0	L	21	8	6	6	1	1	1	0	0	0	2	48	79	13.50	2.250
Felix Rodriguez, R ERA: 6.59	(5, 1)	4.0		18	7	4	4	3	0	0	0	0	0	1	49	78	9.00	1.750

PITCHER	IP	WLS	BF	H	R	ER	SO	BB	IBB	HBP	BLK	WP	HR	S	P	ERA	WHIP

Cincinnati Reds @ New York Mets

Shea Stadium, Flushing, NY

Mon Jul 21 1997, 3:33 AM EDT

Att. 22,172 - Cloudy - 82 F

TOP

livebaseballscorecards.com

Batter	1	2	3	4	5	6	7	8	9	AB	R	H	RBI	BB	SO	LOB
Curtis Goodwin, L (1, 7) OBP: 0.336, SLG: 0.329	C F F S 0-3 ① K			B X 1-0 ① F7		B X 1-0 ① F8	B F X 1-1 ③ G1			4	0	0	0	0	1	2
Scott Sullivan, R (7, 1)										0	0	0	0	0	0	0
Eric Owens, R (1, 9) OBP: 0.333, SLG: 0.286	C B B B F C 3-3 ② K			B F F X 1-2 1B S 1B		X 0-0 ② F8		C B X 1-1 ① G5-3		4	0	1	0	0	1	0
Jon Nunnally, L (1, 8) OBP: 0.322, SLG: 0.481	C B B X 2-1 ③ G3-1			S B F F B B F F F 3-2 F F X 1-3 P8 1B		B B B C X 3-1 HR		C C B S 1-3 ② K		4	1	2	1	0	1	0
Willie Greene, L (1, 5) OBP: 0.366, SLG: 0.489		C B B X 2-1 ① P4		B B F B 1 SAFE X 3-1 ② ③ P8 1-2		X 0-0 ③ G3-1		B F F B B X 3-2 1B		4	0	1	0	0	0	2
Hal Morris, L (1, 3) OBP: 0.326, SLG: 0.354		C B S S 1-3 ② K			B B F F F B X 3-2 G4-3 2B 1B		C B B X 2-1 ① G3-1	X 0-0 ③ G4-3		4	1	1	0	0	1	1
Joe Oliver, R (1, 2) OBP: 0.337, SLG: 0.450		B X 1-0 ③ G5-3			B X 1-0 ① G4-3 1-2		B X 1-0 HR		C C B F B B X 3-2 ① F8	4	1	1	1	0	0	1
Bret Boone, R (1, 4) OBP: 0.289, SLG: 0.300			B B C B F X 3-2 ① P3		B C B B X 3-1 2-H 2B		B B S C B F F F B 4-2 BB BB		L B B X 2-1 ② F8	3	0	1	1	1	0	0
Pokey Reese, R (1, 6) OBP: 0.300, SLG: 0.289			B B C C F F F C 2-3 ② K		B 2 SAFE F B X 2-1 ② P4		F X 0-1 ② F9		C B C B X 2-2 ③ F8	4	0	0	0	0	1	2
Dave Burba, R (1, 1) OBP: 0.205, SLG: 0.184			C C C 0-3 ③ K		X 0-0 ③ G6-3		B B B 4-0 1-2 BB			2	0	0	0	0	1	1
Mike Remlinger, L (6, 1)										0	0	0	0	0	0	0
Lenny Harris, L (7, PH) OBP: 0.292, SLG: 0.375										0	0	0	0	1	0	0
(7, 7)																

	AB	33
	R	3
	H	7
	RBI	3
	BB	2
	SO	6
	LOB	9

Inning Stats	1	2	3	4	5	6	7	8	9
	R: 0 E: 0 K: 2 S: 9	H: 0 LOB: 0 BB: 0 P: 14	R: 0 E: 0 K: 1 S: 6	H: 0 LOB: 0 BB: 0 P: 10	R: 0 E: 0 K: 2 S: 12	H: 0 LOB: 0 BB: 0 P: 17	R: 0 E: 0 K: 0 S: 15	H: 2 LOB: 1 BB: 0 P: 23	R: 1 E: 0 K: 0 S: 10	H: 2 LOB: 1 BB: 0 P: 19	R: 1 E: 0 K: 0 S: 5	H: 1 LOB: 0 BB: 0 P: 9	R: 1 E: 0 K: 0 S: 12	H: 1 LOB: 2 BB: 2 P: 24	R: 0 E: 0 K: 1 S: 9	H: 1 LOB: 1 BB: 0 P: 14	R: 0 E: 0 K: 0 S: 9	H: 0 LOB: 0 BB: 0 P: 16

	1B: 4	SF: 0	WP: 0	PA: 35
	2B: 1	SAC: 0	PB: 0	
	3B: 0	DP: 0	SB: 1	
	HR: 2	HBP: 0	CS: 0	

PITCHER		IP	WLS	BF	H	R	ER	SO	BB	IBB	HBP	BLK	WP	HR	S	P	ERA	WHIP
Bobby Jones, R ERA: 3.37	(1, 1)	7.0		28	6	3	3	5	2	0	0	0	0	2	69	116	3.86	1.143
Greg McMichael, R ERA: 2.63	(8, 1)	1.0	W	4	1	0	0	1	0	0	0	0	0	0	9	14	0.00	1.000
John Franco, L ERA: 2.61	(9, 1)	1.0	S	3	0	0	0	0	0	0	0	0	0	0	9	16	0.00	0.000

PITCHER		IP	WLS	BF	H	R	ER	SO	BB	IBB	HBP	BLK	WP	HR	S	P	ERA	WHIP

Cincinnati Reds @ New York Mets

Shea Stadium, Flushing, NY

Mon Jul 21 1997, 3:33 AM EDT

Att. 22,172 - Cloudy - 82 F

Batter		1	2	3	4	5	6	7	8	9	AB	R	H	RBI	BB	SO	LOB
Lance Johnson, L OBP: 0.389, SLG: 0.394	(1, 8)	2-0 ① L3		4-1 BB			4-1 S G5-3 BB BB	3-3 ② K			2	1	0	0	2	1	0
Bernard Gilkey, R OBP: 0.315, SLG: 0.369	(1, 7)	1-1 ② F8		0-0 ② F8			0-0 ① G5-3 1-2	2-1 ③ P3			4	0	0	0	0	0	2
John Olerud, L OBP: 0.397, SLG: 0.485	(1, 3)	4-1 BB		3-0 ③ F7			4-2 BB HBP 1B 2-3 BB		1-0 HR 1B		2	2	1	0	2	0	1
Todd Hundley, S OBP: 0.432, SLG: 0.612	(1, 2)	1-3 ③ K			0-1 ① P4		1-3 ② K		1-0 ① F8		4	0	0	0	0	2	4
Edgardo Alfonzo, R OBP: 0.378, SLG: 0.450	(1, 5)		3-2 ① F9		0-1 ② G5-3		1-0 1B BB 1-2 HBP		2-1 ② F8		3	0	0	0	0	0	1
Carl Everett, S OBP: 0.334, SLG: 0.477	(1, 9)		1-0 HR		3-3 ③ K		4-0 1B 1-2 2-3 3-H BB		2-2 1-H HR		3	2	2	4	1	1	0
Carlos Baerga, S OBP: 0.306, SLG: 0.384	(1, 4)		2-1 ② G3-1			1-0 ① G4-3	0-2 1-2 2-3 3-H 1B		2-0 ③ L6		4	0	1	1	0	0	0
Rey Ordonez, R OBP: 0.275, SLG: 0.290	(1, 6)		0-0 ③ F8			0-3 ② K	0-0 ③ P2				3	0	0	0	0	1	3
Bobby Jones, R OBP: 0.196, SLG: 0.205	(1, 1)			0-3 ① K		0-1 ③ L4		2-1 ① F8			2	0	0	0	0	1	0
Luis Lopez, S OBP: 0.343, SLG: 0.352	(7, PH)										1	0	0	0	0	0	0
Greg McMichael, R OBP: 0.500, SLG: 0.500	(8, 1)										0	0	0	0	0	0	0
John Franco, L	(9, 1)										0	0	0	0	0	0	0

Inning Stats	1	2	3	4	5	6	7	8	9		
	R: 0 H: 0 E: 0 LOB: 1 K: 1 BB: 1 S: 7 P: 15	R: 1 H: 1 E: 0 LOB: 0 K: 0 BB: 0 S: 8 P: 14	R: 0 H: 0 E: 0 LOB: 1 K: 1 BB: 1 S: 6 P: 13	R: 0 H: 0 E: 0 LOB: 0 K: 1 BB: 0 S: 9 P: 12	R: 0 H: 0 E: 0 LOB: 0 K: 1 BB: 0 S: 6 P: 7	R: 2 H: 1 E: 0 LOB: 3 K: 1 BB: 3 S: 12 P: 26	R: 0 H: 0 E: 0 LOB: 0 K: 1 BB: 0 S: 7 P: 14	R: 2 H: 2 E: 0 LOB: 0 K: 0 BB: 0 S: 8 P: 16		1B: 2 SF: 0 2B: 0 SAC: 0 3B: 0 DP: 0 HR: 2 HBP: 1	WP: 0 PA: 34 PB: 0 SB: 1 CS: 0

PITCHER		IP	WLS	BF	H	R	ER	SO	BB	IBB	HBP	BLK	WP	HR	S	P	ERA	WHIP
Dave Burba, R ERA: 5.27	(1, 1)	5.2		24	1	3	3	5	5	0	1	0	0	1	43	82	4.76	1.059
Mike Remlinger, L ERA: 2.66	(6, 1)	0.1		2	1	0	0	0	0	0	0	0	0	0	5	5	0.00	3.000
Scott Sullivan, R ERA: 2.84	(7, 1)	2.0	L	8	2	2	2	1	0	0	0	0	0	1	15	30	9.00	1.000

livebaseballscorecards.com

AB	28
R	5
H	4
RBI	5
BB	5
SO	6
LOB	11

Batter	1	2	3	4	5	6	7	8	9	AB	R	H	RBI	BB	SO	LOB
John Cangelosi, S (1, 7) OBP: 0.363, SLG: 0.344	G6-3		P6		G5-3			HR 1B		4	1	1	0	0	0	0
Edgar Renteria, R (1, 6) OBP: 0.320, SLG: 0.350	F9			G4-3 1B 2B	G6-3			K		4	1	1	0	0	1	1
Kurt Abbott, R (1, 4) OBP: 0.321, SLG: 0.469	G6-3			G4-3 2-3		CS 1B		1-H HR		4	1	2	2	0	0	1
Gary Sheffield, R (1, 9) OBP: 0.437, SLG: 0.451		G6-3		1B 1B HBP		K 1-2		BBBB BB		2	1	0	0	1	1	1
Moises Alou, R (1, 8) OBP: 0.369, SLG: 0.452		F7		K		F7		L7		4	0	0	0	0	1	3
Bobby Bonilla, S (1, 5) OBP: 0.385, SLG: 0.484		G6-3		1B 1-2 3-H 1B			G5-3		HR	4	1	2	2	0	0	0
Jeff Conine, R (1, 3) OBP: 0.334, SLG: 0.369 Mark Hutton, R (7, 1) Darren Daulton, L (9, PH) OBP: 0.380, SLG: 0.478			HR	1-2 2-H 1B			F7		G4-3	3 0 1	1 0 0	2 0 0	2 0 0	0 0 0	0 0 0	0 0 0
Charles Johnson, R (1, 2) OBP: 0.352, SLG: 0.446			L7	K			K		G1-3	4	0	0	0	0	2	2
Al Leiter, L (1, 1) OBP: 0.152, SLG: 0.097 Rick Helling, R (6, 1) OBP: 0.091, SLG: 0.091 Felix Heredia, L (7, 1) OBP: 0.500, SLG: 0.500 Jim Eisenreich, L (7, 3) OBP: 0.349, SLG: 0.379			K		G6-3			K	F8	2 0 0 2	0 0 0 0	0 0 0 0	0 0 0 0	0 0 0 0	1 0 0 1	0 0 0 0
Inning Stats	R: 0 E: 0 K: 0 S: 3 H: 0 LOB: 0 BB: 0 P: 3	R: 0 E: 0 K: 0 S: 3 H: 0 LOB: 0 BB: 0 P: 3	R: 1 E: 0 K: 1 S: 6 H: 1 LOB: 0 BB: 0 P: 6	R: 2 E: 0 K: 2 S: 10 H: 3 LOB: 2 BB: 0 P: 11	R: 0 E: 0 K: 0 S: 3 H: 0 LOB: 0 BB: 0 P: 3	R: 0 E: 0 K: 1 S: 5 H: 1 LOB: 0 BB: 0 P: 5	R: 0 E: 0 K: 1 S: 5 H: 0 LOB: 0 BB: 0 P: 5	R: 2 E: 0 K: 2 S: 9 H: 2 LOB: 1 BB: 1 P: 13	R: 1 E: 0 K: 0 S: 4 H: 1 LOB: 0 BB: 0 P: 4	1B: 4 2B: 2 3B: 0 HR: 3 SF: 0 SAC: 0 DP: 1 HBP: 1						

PITCHER		IP	WLS	BF	H	R	ER	SO	BB	IBB	HBP	BLK	WP	HR	S	P	ERA	WHIP
John Smiley, L ERA: 5.56	(1, 1)	7.0	W	26	5	3	3	5	0	0	1	0	0	1	35	36	3.86	0.714
Mike Remlinger, L ERA: 3.0	(8, 1)	0.2		4	2	2	2	2	0	0	0	0	0	1	8	8	27.00	3.000
Stan Belinda, R ERA: 3.12	(8, 1)	0.1		2	0	0	0	0	1	0	0	0	0	0	1	5	0.00	3.000
Jeff Shaw, R ERA: 1.79	(9, 1)	1.0	S	4	1	1	1	0	0	0	0	0	0	1	4	4	9.00	1.000

PITCHER	IP	WLS	BF	H	R	ER	SO	BB	IBB	HBP	BLK	WP	HR	S	P	ERA	WHIP

TOP

Florida Marlins @ Cincinnati Reds

Cinergy Field, Cincinnati, OH

Tue Jul 22 1997, 7:05 PM EDT

Att. 19,547 - Cloudy - 81 F

livebaseballscorecards.com

AB	34
R	6
H	8
RBI	6
BB	1
SO	7
LOB	8

WP: 0 PB: 0 SB: 0 CS: 1 PA: 36

Florida Marlins @ Cincinnati Reds

Cinergy Field, Cincinnati, OH

Tue Jul 22 1997, 7:05 PM EDT

Att. 19,547 - Cloudy - 81 F

BOTTOM

Batter	1	2	3	4	5	6	7	8	9	AB	R	H	RBI	BB	SO	LOB
Deion Sanders, L (1, 7) OBP: 0.344, SLG: 0.384	G3		K		G6-3		L9	FC9-6 1B		5	0	1	0	0	1	0
Eric Owens, R (1, 8) OBP: 0.327, SLG: 0.283	G3		G5-3		F8		HR 1B	FC9-6 S 1-2f		4	1	1	0	0	0	0
Jon Nunnally, L (8, PH) (9, 8) OBP: 0.317, SLG: 0.472										1	0	0	0	0	0	1
Reggie Sanders, R (1, 9) OBP: 0.328, SLG: 0.522	BB			F7		HR	1-H HR	1-2 P4		4	2	2	3	1	0	1
Eduardo Perez, R (1, 3) OBP: 0.336, SLG: 0.424	K			BB BB 1B		G6-3 1B BB	L9 S 2B			3	1	2	0	1	1	1
Willie Greene, L (1, 5) (7, 6) OBP: 0.368, SLG: 0.486		G6-3 BB		K		K	S HR BB			2	1	0	0	2	2	2
Joe Oliver, R (1, 2) OBP: 0.340, SLG: 0.448		G6-3 1-2		BB 1-2 BB		G6-3 1-2 1B	L9 2-3			3	0	1	0	1	0	3
Bret Boone, R (1, 4) OBP: 0.292, SLG: 0.312		F8		1-2 2-3 BB		G6-3 1-2 2-3	1-H 3-H HR			3	1	1	2	1	0	3
Pokey Reese, R (1, 6) OBP: 0.297, SLG: 0.286		F8		P5		K	L5			2	0	0	0	0	0	4
Lenny Harris, L (6, PH) (7, 5) OBP: 0.289, SLG: 0.371										2	0	0	0	0	1	2
John Smiley, L (1, 1) OBP: 0.079, SLG: 0.105			F8		K		HR	F8		2	0	0	0	0	1	0
Curtis Goodwin, L (7, PH) OBP: 0.336, SLG: 0.329										0	0	0	0	0	0	0
Mike Kelly, R (7, PH) OBP: 0.317, SLG: 0.533										1	1	1	1	0	0	0
Mike Remlinger, L (8, 1)										0	0	0	0	0	0	0
Stan Belinda, R (8, 1)										0	0	0	0	0	0	0
Hal Morris, L (8, PH) OBP: 0.326, SLG: 0.353										1	0	0	0	0	0	0
Jeff Shaw, R (9, 1)										0	0	0	0	0	0	0
Inning Stats	R: 0 E: 0 K: 1 S: 5 H: 0 LOB: 1 BB: 1 P: 9	R: 0 E: 0 K: 0 S: 3 H: 0 LOB: 1 BB: 1 P: 7	R: 0 E: 0 K: 1 S: 5 H: 0 LOB: 0 BB: 0 P: 5	R: 0 E: 0 K: 1 S: 6 H: 1 LOB: 3 BB: 2 P: 14	R: 0 E: 0 K: 1 S: 5 H: 0 LOB: 0 BB: 0 P: 5	R: 1 E: 0 K: 2 S: 9 H: 2 LOB: 2 BB: 1 P: 13	R: 6 E: 0 K: 0 S: 8 H: 5 LOB: 0 BB: 1 P: 12	R: 0 E: 0 K: 0 S: 4 H: 1 LOB: 1 BB: 0 P: 4								

| | | | | | | | | | |

Batter	1	2	3	4	5	6	7	8	9	AB	R	H	RBI	BB	SO	LOB
Mark Kotsay, L (1, 8) OBP: 0.295, SLG: 0.317	G5-3		FC3-6 FC6-4 1-2f			HR 1B	G4-3		G4-6-3 1B	5	1	2	0	0	0	1
Edgar Renteria, R (1, 6) OBP: 0.316, SLG: 0.345	K		FC6-4 1-2f			K	L7		G4-6-3 1-2f	5	0	0	0	0	2	3
Bobby Bonilla, S (1, 5) OBP: 0.382, SLG: 0.488	K			F8		HR 1-H		G4-3	P6	5	1	1	2	0	1	0
Gary Sheffield, R (1, 9) OBP: 0.439, SLG: 0.449 Jim Eisenreich, L (6, 7) OBP: 0.347, SLG: 0.377		G6-3		BB		3B BB		G4-3	G4-3	1 1	1 0	0 0	0 0	2 0	0 0	0 0
Darren Daulton, L (1, 3) OBP: 0.382, SLG: 0.487 Jeff Conine, R (6, 3) OBP: 0.336, SLG: 0.371		G6-4-3 1B		L8		E 1-H 3B		1B 1B	1B	3 1	1 1	2 1	1 0	0 0	0 0	1 0
Moises Alou, R (1, 7) OBP: 0.367, SLG: 0.450 (6, 9)		G6-4-3 1-2f		G5-3		L9		E 1-3 1B		4	1	1	0	0	0	3
Charles Johnson, R (1, 2) OBP: 0.358, SLG: 0.467			1B 2B		G5-3	HR 3-H		E 1-2 3-H 1B		4	2	3	2	0	0	0
Kurt Abbott, R (1, 4) OBP: 0.316, SLG: 0.461 Luis Castillo, S (6, 4) OBP: 0.310, SLG: 0.269			G6-3		G5-3	K		E5 1-3 2-H 1B		3 1	0 0	0 1	0 0	0 0	1 0	1 0
Alex Fernandez, R (1, 1) OBP: 0.217, SLG: 0.286 Jay Powell, R (9, 1) OBP: 0.500, SLG: 0.500			FC3-6 2-H 1B		G5-3		K	F9		4 0	0 0	1 0	1 0	0 0	1 0	2 0

TOP

Florida Marlins @ Cincinnati Reds

Cinergy Field, Cincinnati, OH

Wed Jul 23 1997, 7:05 PM EDT

Att. 20,371 - Unknown - 77 F

livebaseballscorecards.com

AB	37
R	8
H	12
RBI	6
BB	2
SO	5
LOB	11

Inning Stats	1	2	3	4	5	6	7	8	9
	R: 0 E: 0 K: 2 S: 9	H: 0 LOB: 0 BB: 0 P: 11	R: 0 E: 0 K: 0 S: 6	H: 1 LOB: 0 BB: 0 P: 11	R: 1 E: 0 K: 0 S: 15	H: 2 LOB: 1 BB: 0 P: 26	R: 0 E: 0 K: 0 S: 6	H: 0 LOB: 1 BB: 1 P: 13	R: 0 E: 0 K: 0 S: 10	H: 0 LOB: 0 BB: 0 P: 15	R: 5 E: 0 K: 2 S: 23	H: 4 LOB: 0 BB: 1 P: 35	R: 0 E: 0 K: 1 S: 6	H: 0 LOB: 0 BB: 0 P: 9	R: 2 E: 1 K: 0 S: 17	H: 4 LOB: 2 BB: 0 P: 27	R: 0 E: 0 K: 0 S: 5	H: 1 LOB: 0 BB: 0 P: 7

| | | |

Batter	1	2	3	4	5	6	7	8	9	AB	R	H	RBI	BB	SO	LOB
Deion Sanders, L (1, 7) OBP: 0.342, SLG: 0.382	C B F B X 2-2 P4 ①		X 0-0 B2 ①		B F X 1-1 CS 1B		M F F S 0-3 K ②		F B F F F X 1-2 FC4-6 1-2f ③	5	0	1	0	0	1	2
Jon Nunnally, L (1, 8) OBP: 0.328, SLG: 0.482	B S B B T T 3-2 K ②		B S C B B F F X 3-2 1-3 2B		B S 1 SAFE 1 SAFE B F 1 B F 4-2 F F F B 1-2 BB ②		B B X 2-0 G3 ③			3	0	1	0	1	1	0
Reggie Sanders, R (1, 9) OBP: 0.333, SLG: 0.543	C B C X 1-2 G6-3 ③		B X 1-0 G1-3 ②		1 SAFE C B F B B B 4-2 1-2 BB			B B C X 2-1 HR		3	1	1	1	1	0	2
Willie Greene, L (1, 5) OBP: 0.367, SLG: 0.482		B B F B X 3-1 1B 1B	C B X 1-1 F9 ③		C F S 0-3 K ③			B S C X 1-2 F7 ①		4	0	1	0	0	1	4
Hal Morris, L (1, 3) OBP: 0.325, SLG: 0.352		B C F C 1-3 K ①		C F B B X 2-2 L6 ①		X 0-0 G5-3 1B		C B B X 2-1 G3 ②		4	0	1	0	0	1	1
Joe Oliver, R (1, 2) OBP: 0.338, SLG: 0.444		C F B B F F X 2-2 1-2 FC6-4 1B		C L X 0-2 F9 ②		C X 0-1 L9 ①		C X 0-1 G6-3 ③		4	0	1	0	0	0	1
Bret Boone, R (1, 4) OBP: 0.291, SLG: 0.309	C B F X 1-2 L9 ②			B C S B B F B 4-2 BB		F B C X 1-2 1-2 G5-3 ②			C B C B S 2-3 K ①	3	0	0	0	1	1	3
Pokey Reese, R (1, 6) OBP: 0.296, SLG: 0.285	B C B X 2-1 FC6-4 1-2f ③			C C X 0-2 P4 ③		B B B C F F S 3-3 K ③			C X 0-1 FC6-4 1B	4	0	1	0	0	1	4
Mike Morgan, R (1, 1) OBP: 0.125, SLG: 0.174			B C X 1-1 E4 2B		F B F B B X 3-2 F8 ①		C X 0-1 G5-3 ①		X 0-0 FC6-4 FC4-6 1-2f ②	2	0	0	0	0	0	0
Scott Sullivan, R (6, 1)										0	0	0	0	0	0	0
Curtis Goodwin, L (7, PH) OBP: 0.335, SLG: 0.328										1	0	0	0	0	0	0
Felix Rodriguez, R (8, 1)										0	0	0	0	0	0	0
Lenny Harris, L (9, PH) OBP: 0.287, SLG: 0.368										1	0	0	0	0	0	1
Inning Stats	R: 0 E: 0 K: 1 S: 9 H: 0 LOB: 0 BB: 0 P: 15	R: 0 E: 0 K: 1 S: 15 H: 2 LOB: 2 BB: 0 P: 24	R: 0 E: 1 K: 0 S: 11 H: 1 LOB: 2 BB: 0 P: 17	R: 0 E: 0 K: 0 S: 12 H: 0 LOB: 1 BB: 1 P: 18	R: 0 E: 0 K: 1 S: 17 H: 1 LOB: 2 BB: 2 P: 29	R: 0 E: 0 K: 1 S: 10 H: 1 LOB: 1 BB: 0 P: 14	R: 0 E: 0 K: 1 S: 7 H: 0 LOB: 0 BB: 0 P: 9	R: 1 E: 0 K: 0 S: 9 H: 1 LOB: 0 BB: 0 P: 14	R: 0 E: 0 K: 1 S: 11 H: 1 LOB: 1 BB: 0 P: 14	1B: 5 2B: 1 3B: 0 HR: 1	SF: 0 SAC: 0 DP: 0 HBP: 0						

PITCHER		IP	WLS	BF	H	R	ER	SO	BB	IBB	HBP	BLK	WP	HR	S	P	ERA	WHIP
Alex Fernandez, R ERA: 3.62	(1, 1)	8.0	W	33	6	1	1	5	3	0	0	0	0	1	90	140	1.12	1.125
Jay Powell, R ERA: 3.1	(9, 1)	1.0		4	1	0	0	1	0	0	0	0	0	0	11	14	0.00	1.000

PITCHER	IP	WLS	BF	H	R	ER	SO	BB	IBB	HBP	BLK	WP	HR	S	P	ERA	WHIP

BOTTOM

Florida Marlins @ Cincinnati Reds

Cinergy Field, Cincinnati, OH

Wed Jul 23 1997, 7:05 PM EDT
Att. 20,371 - Unknown - 77 F

livebaseballscorecards.com

AB	34
R	1
H	7
RBI	1
BB	3
SO	6
LOB	18

Batter	1	2	3	4	5	6	7	8	9	AB	R	H	RBI	BB	SO	LOB
Jeff Blauser, R (1, 6) OBP: 0.429, SLG: 0.549	G6-3	HR			P6	P6		G4-6-3 BB		4	1	1	4	1	0	0
Danny Bautista, R (1, 9) OBP: 0.243, SLG: 0.472	P4	K			K	F8		G4-6-3 1-2f		5	0	0	0	0	2	1
10 Chipper Jones, S (1, 5) OBP: 0.375, SLG: 0.499	2B	G6-3			P2			HR		4	1	2	1	0	0	0
Fred McGriff, L (1, 3) OBP: 0.369, SLG: 0.449	G3	G5-4-3 1B				G4-3		HR		4	1	2	1	0	0	1
Andruw Jones, R (1, 8) OBP: 0.364, SLG: 0.474		K	G5-4-3 1-2f			HR		F7		4	1	1	1	0	1	1
Javy Lopez, R (1, 2) OBP: 0.374, SLG: 0.560		L9		G6-3		1B		1B		4	0	2	0	0	0	0
Ryan Klesko, L (1, 7) OBP: 0.341, SLG: 0.519		29 BB HR 1B		G1-3 BB		K		K		3	1	1	0	1	2	2
Mark Lemke, S (1, 4) OBP: 0.283, SLG: 0.303		29 BB HR 1-2 BB		G1-3 1-2		F9		G4-3		3	1	0	0	1	0	3
29 John Smoltz, R (1, 1) OBP: 0.400, SLG: 0.365		HR 1-2 2-3 BB		G6-3			G3-1		K	3	1	0	0	1	1	1
Inning Stats	R: 0 E: 0 K: 0 S: 9 H: 1 LOB: 1 BB: 0 P: 16	R: 4 E: 0 K: 2 S: 18 H: 2 LOB: 0 BB: 2 P: 31	R: 0 E: 0 K: 0 S: 8 H: 1 LOB: 0 BB: 0 P: 13	R: 0 E: 0 K: 0 S: 9 H: 0 LOB: 1 BB: 1 P: 15	R: 0 E: 0 K: 1 S: 9 H: 0 LOB: 0 BB: 0 P: 14	R: 1 E: 0 K: 1 S: 10 H: 2 LOB: 1 BB: 0 P: 12	R: 0 E: 0 K: 0 S: 7 H: 0 LOB: 0 BB: 0 P: 13	R: 2 E: 0 K: 1 S: 10 H: 3 LOB: 1 BB: 0 P: 13	R: 0 E: 0 K: 1 S: 7 H: 0 LOB: 0 BB: 1 P: 14	1B: 4 2B: 1 3B: 0 HR: 4	SF: 0 SAC: 0 DP: 2 HBP: 0						

PITCHER		IP	WLS	BF	H	R	ER	SO	BB	IBB	HBP	BLK	WP	HR	S	P	ERA	WHIP
Pete Schourek, L ERA: 5.23	(1, 1)	6.0	L	26	6	5	5	4	3	0	0	0	0	2	63	101	7.50	1.500
Brett Tomko, R ERA: 3.88	(7, 1)	2.0		9	3	2	2	1	0	0	0	0	0	2	17	26	9.00	1.500
Mike Remlinger, L ERA: 2.94	(9, 1)	1.0		3	0	0	0	1	1	0	0	0	0	0	7	14	0.00	1.000

PITCHER	IP	WLS	BF	H	R	ER	SO	BB	IBB	HBP	BLK	WP	HR	S	P	ERA	WHIP

TOP

Atlanta Braves @ Cincinnati Reds

Cinergy Field, Cincinnati, OH

Fri Jul 25 1997, 7:05 PM EDT

Att. 34,931 - Unknown - 87 F

livebaseballscorecards.com

AB	34
R	7
H	9
RBI	7
BB	4
SO	6
LOB	9

Atlanta Braves @ Cincinnati Reds

Cinergy Field, Cincinnati, OH

Fri Jul 25 1997, 7:05 PM EDT

Att. 34,931 - Unknown - 87 F

livebaseballscorecards.com

BOTTOM

Batter	1	2	3	4	5	6	7	8	9	AB	R	H	RBI	BB	SO	LOB
Deion Sanders, L (1, 7) OBP: 0.339, SLG: 0.378	C S B S 1-3 K ①		B B C X 2-1 F8 ③		F B X 1-1 B1-3 ③			B B B C C C 3-3 K ②		4	0	0	0	0	2	0
Pokey Reese, R (1, 6) OBP: 0.290, SLG: 0.279	B S F S 1-3 K ②			B B F X 2-1 G6-3 ①		C F B C 1-3 K ①		C X 0-1 G1-3 ③		4	0	0	0	0	2	0
Reggie Sanders, R (1, 9) OBP: 0.324, SLG: 0.525	F F B X 1-2 F8 ③			F S F C 0-3 K ②		S B B F B X 3-2 F9 ②			B C S S 1-3 K ①	4	0	0	0	0	2	0
Willie Greene, L (1, 5) OBP: 0.362, SLG: 0.476		S X 0-1 G3 ①		C B F S 1-3 K ③		C X 0-1 F7 ③			C S B X 1-2 F9 ②	4	0	0	0	0	1	0
Joe Oliver, R (1, 2) OBP: 0.336, SLG: 0.437		C B B F B F F F F 4-2 B BB BB			B X 1-0 G6-3 ①		C S X 0-2 F8 ①		B C C C X 1-2 F7 ③	3	0	0	0	1	0	0
Jon Nunnally, L (1, 8) OBP: 0.358, SLG: 0.482		B B B B 4-0 G4-6-3 1-2 BB			B F B B B 4-1 1B HR BB		F B B C B B 4-2 BB			0	1	0	0	3	0	0
Hal Morris, L (1, 3) OBP: 0.325, SLG: 0.352		C B X 1-1 G4-6-3 1-2f ② ③			B 1 SAFE C B F F X 2-2 HR 1-2 1B		B F 1 SAFE F F B X 2-2 P5 ②			3	1	1	0	0	0	3
Bret Boone, R (1, 4) OBP: 0.292, SLG: 0.320			C B F B S 2-3 K ①		X 0-0 1-H 2-H HR		B B C 1 SAFE X 2-1 L9 ③			3	1	1	3	0	1	1
Pete Schourek, L (1, 1) OBP: 0.182, SLG: 0.318			S X 0-1 G4-3 ②		C F B B S 2-3 K ②			C F B S 1-3 K ①		2	0	0	0	0	1	0
Brett Tomko, R (7, 1) OBP: 0.143, SLG: 0.154										0	0	0	0	0	0	0
Curtis Goodwin, L (8, PH) OBP: 0.333, SLG: 0.327										1	0	0	0	0	1	0
Mike Remlinger, L (9, 1)										0	0	0	0	0	0	0

	AB	28
	R	3
	H	2
	RBI	3
	BB	4
	SO	10
	LOB	4

Inning Stats	1	2	3	4	5	6	7	8	9
	R: 0 E: 0 K: 2 S: 9	R: 0 E: 0 K: 0 S: 10	R: 0 E: 0 K: 1 S: 7	R: 0 E: 0 K: 2 S: 9	R: 3 E: 0 K: 1 S: 11	R: 0 E: 0 K: 1 S: 8	R: 0 E: 0 K: 0 S: 11	R: 0 E: 0 K: 2 S: 8	R: 0 E: 0 K: 1 S: 9
	H: 0 LOB: 0 BB: 0 P: 12	H: 0 LOB: 1 BB: 2 P: 19	H: 0 LOB: 0 BB: 0 P: 11	H: 0 LOB: 0 BB: 0 P: 12	H: 2 LOB: 0 BB: 1 P: 21	H: 0 LOB: 0 BB: 0 P: 12	H: 0 LOB: 1 BB: 1 P: 19	H: 0 LOB: 0 BB: 0 P: 12	H: 0 LOB: 0 BB: 0 P: 12

	1B	1	SF	0	WP	0	PA	32
	2B	0	SAC	0	PB	0		
	3B	0	DP	1	SB	0		
	HR	1	HBP	0	CS	0		

PITCHER	IP	WLS	BF	H	R	ER	SO	BB	IBB	HBP	BLK	WP	HR	S	P	ERA	WHIP
29 John Smoltz, R (1, 1) ERA: 3.29	9.0	W	32	2	3	3	10	4	0	0	0	0	1	82	130	3.00	0.667

PITCHER	IP	WLS	BF	H	R	ER	SO	BB	IBB	HBP	BLK	WP	HR	S	P	ERA	WHIP

Batter	1	2	3	4	5	6	7	8	9	10	11	AB	R	H	RBI	BB	SO	LOB
Jeff Blauser, R (1, 6) OBP: 0.422, SLG: 0.539	F9	K 2-H		G1-3 1-2		F2		F8		K		6	0	0	0	0	2	3
Michael Tucker, L (1, 9) OBP: 0.353, SLG: 0.448	1B 1B		P6		10 2B 2B		K	G5-3			K	6	1	2	0	0	2	0
10 Chipper Jones, S (1, 5) (7, 7) OBP: 0.375, SLG: 0.497	K		F8		2-H 2B		1B HBP BB	K			F9	5	1	1	1	1	2	1
Fred McGriff, L (1, 3) OBP: 0.374, SLG: 0.458	FC4-6 1-3 1B		2B		K		HBP E HBP 1-3 1B		P6		2B	6	1	4	0	0	1	1
Andruw Jones, R (1, 8) OBP: 0.357, SLG: 0.463	FC4-6 1-2f		F8		G5-3		F8		F9		K	6	0	0	0	0	1	7
Javy Lopez, R (1, 2) OBP: 0.378, SLG: 0.583		F7		HR	F7		E HBP 1-2 HBP		HR			4	2	2	2	0	0	1
Danny Bautista, R (1, 7) OBP: 0.225, SLG: 0.436		K		G5-3		K	E 1-2 2-3 3-H HBP		G3-1			3	0	0	0	0	2	0
Keith Lockhart, L (7, PH) OBP: 0.295, SLG: 0.402 (7, 5)												1	0	0	1	0	0	0
Tony Graffanino, R (1, 4) OBP: 0.376, SLG: 0.462		1B S BB		S BB		K	E6 1-2 2-3 3-H			F9		3	1	0	0	2	1	2
Tom Glavine, L (1, 1) Ryan Klesko, L (4, PH) Mike Cather, R (4, 1) Mark Lemke, S (8, PH) Brad Clontz, R (8, 1) Alan Embree, L (8, 1) Chad Fox, R (8, 1) Eddie Pérez, R (7, PH) Mike Bielecki, R (7, 1) Tim Spehr, R (10, PH) Mark Wohlers, R (10, 1)	1-2 1B	F7				BB	F9			F9		1 0 1 0 0 0 1 0 0 0 0 0 0 0 0 0 0 0 0 0 0 1 0 0 0 0 0 0 0 0 0 0 0 0 0 0 0 0 0 0 0 0 1 0 0 0 0 3 0 0 0 0 0 0 0 0 0 0 0 0 0 0 0 0 0 0						
Inning Stats	R: 0 H: 2 E: 0 LOB: 2 K: 1 BB: 0 S: 7 P: 7	R: 1 H: 1 E: 0 LOB: 1 K: 2 BB: 1 S: 8 P: 12	R: 0 H: 1 E: 0 LOB: 1 K: 0 BB: 0 S: 4 P: 4	R: 1 H: 1 E: 0 LOB: 1 K: 0 BB: 1 S: 4 P: 8	R: 1 H: 2 E: 0 LOB: 1 K: 1 BB: 0 S: 7 P: 7	R: 0 H: 0 E: 0 LOB: 1 K: 2 BB: 1 S: 7 P: 11	R: 2 H: 1 E: 1 LOB: 3 K: 1 BB: 1 S: 7 P: 13	R: 0 H: 0 E: 0 LOB: 0 K: 1 BB: 0 S: 5 P: 5	R: 1 H: 1 E: 0 LOB: 0 K: 0 BB: 0 S: 4 P: 4	R: 0 H: 0 E: 0 LOB: 0 K: 1 BB: 0 S: 5 P: 5	R: 0 H: 1 E: 0 LOB: 1 K: 2 BB: 0 S: 8 P: 8	1B: 4 SF: 0 2B: 4 SAC: 0 3B: 0 DP: 0 HR: 2 HBP: 2						

PITCHER		IP	WLS	BF	H	R	ER	SO	BB	IBB	HBP	BLK	WP	HR	S	P	ERA	WHIP
Kent Mercker, L ERA: 3.66	(1, 1)	5.0		24	7	3	3	4	2	0	0	0	0	1	30	38	5.40	1.800
Scott Sullivan, R ERA: 2.7	(6, 1)	1.0		4	0	0	0	2	1	0	0	0	0	0	7	11	0.00	1.000
Mike Remlinger, L ERA: 3.1	(7, 1)	0.1		3	1	2	1	1	1	0	0	0	0	0	4	8	27.00	6.000
Stan Belinda, R ERA: 3.03	(7, 1)	1.2		8	0	0	0	1	0	0	2	0	0	0	8	10	0.00	0.000
Jeff Shaw, R ERA: 1.85	(9, 1)	3.0	W	11	2	1	1	3	0	0	0	0	0	1	17	17	3.00	0.667

PITCHER	IP	WLS	BF	H	R	ER	SO	BB	IBB	HBP	BLK	WP	HR	S	P	ERA	WHIP

TOP

Atlanta Braves @ Cincinnati Reds

Cinergy Field, Cincinnati, OH

Sat Jul 26 1997, 3:33 AM EDT

Att. 33,115 - Sunny - 88 F

livebaseballscorecards.com

AB	44
R	6
H	10
RBI	4
BB	4
SO	11
LOB	19

WP: 0	PA: 50		
PB: 0			
SB: 3			
CS: 0			

Batter	1	2	3	4	5	6	7	8	9	10	11	AB	R	H	RBI	BB	SO	LOB
Deion Sanders, L (1, 7) OBP: 0.341, SLG: 0.379	G6-3		K	2B		BB			G3		S 1B BB	4	1	1	0	2	1	0
Pokey Reese, R (1, 6) OBP: 0.296, SLG: 0.286	G6-4-3 1B		WP 2B 1B	G4-3		K			K		1-H 1B	6	1	3	1	0	2	4
Reggie Sanders, R (1, 9) OBP: 0.312, SLG: 0.504	G6-4-3 1-2f		F8		K		K		K			5	0	0	0	0	3	2
Willie Greene, L (1, 5) OBP: 0.363, SLG: 0.472		G4-3	2B HR 1-2 BB		G4-3		F8			PB 1B		4	1	1	0	1	0	0
Joe Oliver, R (1, 2) OBP: 0.333, SLG: 0.436		G1-3	HR 1-3 2-H 2B		G5-3		G5-3			P1		5	1	1	1	0	0	1
Eduardo Perez, R (1, 3) OBP: 0.345, SLG: 0.477		HR	2-H HR 3-H			2B 1B		K		K 1-2		5	2	3	4	0	2	1
Eric Owens, R (1, 8) OBP: 0.321, SLG: 0.280		BB 1B	G4-3			K	F8			F7		4	0	1	0	0	1	1
Jon Nunnally, L (10, PH) OBP: 0.353, SLG: 0.474												1	0	0	0	0	0	1
(11, 8)																		
Bret Boone, R (1, 4) OBP: 0.297, SLG: 0.337		1-2 BB		F7		1-3 2B		HR			K	4	1	2	1	1	1	0
Kent Mercker, L (1, 1) OBP: 0.333, SLG: 0.143		K		K		P6		K			F7	2	0	0	0	0	2	2
Scott Sullivan, R (8, 1)												0	0	0	0	0	0	0
Lenny Harris, L (8, PH) OBP: 1.000, SLG: 0.000												0	0	0	0	0	0	0
Mike Kelly, R (8, PH) OBP: 0.000, SLG: 0.000												1	0	0	0	0	0	2
Mike Remlinger, L (7, 1)												0	0	0	0	0	0	0
Stan Belinda, R (7, 1)												0	0	0	0	0	0	0
Curtis Goodwin, L (8, PH) OBP: 0.250, SLG: 0.333												0	0	0	0	0	0	0
Jeff Shaw, R (9, 1)												1	0	0	0	0	0	0
Hal Morris, L (11, PH) OBP: 0.324, SLG: 0.351												1	0	0	0	0	0	0
Inning Stats	R: 0 E: 0 K: 0 S: 3 — H: 1 LOB: 0 BB: 0 P: 3	R: 1 E: 0 K: 1 S: 7 — H: 2 LOB: 2 BB: 1 P: 11	R: 4 E: 0 K: 1 S: 8 — H: 3 LOB: 0 BB: 1 P: 12	R: 0 E: 0 K: 1 S: 6 — H: 1 LOB: 1 BB: 0 P: 6	R: 0 E: 0 K: 1 S: 5 — H: 0 LOB: 0 BB: 0 P: 5	R: 0 E: 0 K: 2 S: 9 — H: 2 LOB: 3 BB: 1 P: 13	R: 0 E: 0 K: 1 S: 5 — H: 0 LOB: 0 BB: 0 P: 5	R: 1 E: 0 K: 2 S: 8 — H: 1 LOB: 0 BB: 0 P: 8	R: 0 E: 0 K: 2 S: 7 — H: 0 LOB: 0 BB: 0 P: 7	R: 0 E: 0 K: 1 S: 6 — H: 1 LOB: 1 BB: 0 P: 6	R: 1 E: 0 K: 1 S: 5 — H: 1 LOB: 1 BB: 1 P: 9	1B: 6 2B: 3 3B: 0 HR: 3 — SF: 0 SAC: 0 DP: 1 HBP: 0						

BOTTOM

Atlanta Braves @ Cincinnati Reds

Cinergy Field, Cincinnati, OH

Sat Jul 26 1997, 3:33 AM EDT

Att. 33,115 - Sunny - 88 F

livebaseballscorecards.com

AB	43
R	7
H	12
RBI	7
BB	4
SO	13
LOB	14

WP: 1 PA: 47
PB: 1
SB: 2
CS: 0

PITCHER		IP	WLS	BF	H	R	ER	SO	BB	IBB	HBP	BLK	WP	HR	S	P	ERA	WHIP
Tom Glavine, L ERA: 3.18	(1, 1)	3.0		16	6	5	5	2	2	0	0	0	1	2	18	26	15.00	2.667
Mike Cather, R ERA:	(4, 1)	2.0		7	1	0	0	2	0	0	0	0	0	0	11	11	0.00	0.500
Brad Clontz, R ERA: 4.08	(6, 1)	0.1		3	2	0	0	1	0	0	0	0	0	0	5	5	0.00	6.000
Alan Embree, L ERA: 3.18	(6, 1)	0.1		2	0	0	0	0	1	0	0	0	0	0	1	5	0.00	3.000
Chad Fox, R ERA: 2.35	(6, 1)	0.1		1	0	0	0	1	0	0	0	0	0	0	3	3	0.00	0.000

PITCHER		IP	WLS	BF	H	R	ER	SO	BB	IBB	HBP	BLK	WP	HR	S	P	ERA	WHIP
Mike Bielecki, R ERA: 3.93	(7, 1)	3.0		10	1	1	1	5	0	0	0	0	0	1	20	20	3.00	0.333
Mark Wohlers, R ERA: 2.2	(10, 1)	1.2	L	8	2	1	1	2	1	0	0	0	0	0	11	15	5.40	1.800

Atlanta Braves @ Cincinnati Reds

Cinergy Field, Cincinnati, OH

Sun Jul 27 1997, 3:33 AM EDT

Att. 30,167 - Sunny - 94 F

TOP

livebaseballscorecards.com

Batter	1	2	3	4	5	6	7	8	9	AB	R	H	RBI	BB	SO	LOB
Jeff Blauser, R (1, 6) OBP: 0.421, SLG: 0.536	C B B B F X 3-2 P6	B B B B 4-0 BB		B B B X 3-0 SF8 3-H			F F B B F S 2-3 K 1-2			2	0	0	1	1	1	1
Michael Tucker, L (1, 9) OBP: 0.349, SLG: 0.443	C B B X 2-1 F8	B B X 2-0 F8		S B B X 2-1 F8			F B C F X 1-2 FC1-5 10 BLK 2-3			4	0	0	0	0	0	3
10 Chipper Jones, S (1, 5) OBP: 0.374, SLG: 0.495	C B X 1-1 BB 1B		B F B F B X 3-2 L3		B B X 2-0 L7		1 SAFE B C 1 SAFE 1 SAFE B X 2-1 F9 1-2			4	0	1	0	0	0	1
Fred McGriff, L (1, 3) OBP: 0.372, SLG: 0.455 Chad Fox, R (8, 1) Mark Wohlers, R (9, 1)	B F B B B 4-1 FC6 1-2 BB		C B B S 1-3 K		B T B S T 2-2 K			C S X 0-2 G5-3		3	0	0	0	1	2	0
										0	0	0	0	0	0	0
										0	0	0	0	0	0	0
Ryan Klesko, L (1, 7) OBP: 0.339, SLG: 0.512 (8, 3)	B X 1-0 FC6 1-2f		B B B B C B 4-1 BB		F B B B F F X 3-2 L8			B X 1-0 F7		3	0	0	0	1	0	2
Andruw Jones, R (1, 8) OBP: 0.352, SLG: 0.456		C X 0-1 E6 1B 1B	S X 0-1 L6			F S F F X 0-2 F9		B B B F X 3-1 G6-3		4	1	0	0	0	0	1
Eddie Pérez, R (1, 2) OBP: 0.289, SLG: 0.383		B 1 SAFE F 1 SAFE B 1 SAFE X 2-1 CS 1B 1-2 1B		B X 1-0 2B 2B		B B C S T 2-2 K			X 0-0 F9	4	1	2	0	0	1	0
Mark Lemke, S (1, 4) OBP: 0.287, SLG: 0.309		B X 1-0 CS 1-2 2-H 1B		X 0-0 SH1-4 SF8 2-H 2B		B S B F X 2-2 P6			S S S 0-3 K	4	1	2	2	0	1	0
Greg Maddux, R (1, 1) OBP: 0.149, SLG: 0.116 Tony Graffanino, R (7, PH) OBP: 0.383, SLG: 0.462 Alan Embree, L (7, 1) Danny Bautista, R (8, 7) OBP: 0.220, SLG: 0.425		B F S C 1-3 K 1-2 2-3		X 0-0 SH1-4 2-3			B B B B 4-0 FC1-5 BLK BB		S S S 0-3 K	1	0	0	0	0	1	2
										0	0	0	0	1	0	0
										0	0	0	0	0	0	0
										1	0	0	0	0	1	0

	AB	30
	R	3
	H	5
	RBI	3
	BB	4
	SO	7
	LOB	10

Inning Stats									
	R: 0 E: 0 K: 0 S: 9	H: 1 LOB: 2 BB: 1 P: 20	R: 1 E: 1 K: 1 S: 9	H: 2 LOB: 2 BB: 1 P: 19	R: 0 E: 0 K: 1 S: 9	H: 0 LOB: 1 BB: 1 P: 17	R: 2 E: 0 K: 0 S: 6	H: 2 LOB: 0 BB: 0 P: 12	R: 0 E: 0 K: 1 S: 8	H: 0 LOB: 0 BB: 0 P: 15
	R: 0 E: 0 K: 1 S: 11	H: 0 LOB: 0 BB: 0 P: 15	R: 0 E: 0 K: 1 S: 10	H: 0 LOB: 1 BB: 1 P: 19	R: 0 E: 0 K: 0 S: 6	H: 0 LOB: 0 BB: 0 P: 10	R: 0 E: 0 K: 2 S: 7	H: 0 LOB: 0 BB: 0 P: 7	1B: 3 2B: 2 3B: 0 HR: 0	SF: 1 SAC: 1 DP: 0 HBP: 0	WP: 0 PB: 0 SB: 0 CS: 2	PA: 36

PITCHER		IP	WLS	BF	H	R	ER	SO	BB	IBB	HBP	BLK	WP	HR	S	P	ERA	WHIP
Dave Burba, R ERA: 5.23	(1, 1)	1.0	L	8	3	1	0	0	1	0	0	0	0	0	14	28	0.00	4.000
Brett Tomko, R ERA: 3.93	(2, 1)	4.0		15	2	2	2	3	2	0	0	0	0	0	27	55	4.50	1.000
Scott Sullivan, R ERA: 2.62	(6, 1)	1.2		6	0	0	0	2	1	0	0	1	0	0	19	30	0.00	0.600
Mike Remlinger, L ERA: 2.96	(7, 1)	2.1		7	0	0	0	2	0	0	0	1	0	0	15	21	0.00	0.000

PITCHER		IP	WLS	BF	H	R	ER	SO	BB	IBB	HBP	BLK	WP	HR	S	P	ERA	WHIP

Atlanta Braves @ Cincinnati Reds

Cinergy Field, Cincinnati, OH

Sun Jul 27 1997, 3:33 AM EDT

Att. 30,167 - Sunny - 94 F

livebaseballscorecards.com

BOTTOM

Batter	1	2	3	4	5	6	7	8	9	AB	R	H	RBI	BB	SO	LOB
Curtis Goodwin, L (1, 8) OBP: 0.327, SLG: 0.320	C F B X 1-2 G4-3 ①		B B F X 2-1 G6-4-3 ② ③ 1-2f		X 0-0 L8 ③			X 0-0 P6 ②		4	0	0	0	0	0	2
Pokey Reese, R (1, 6) OBP: 0.290, SLG: 0.280	B B C X 2-1 L8 ②			B B C X 2-1 G4-3 ①		C B F F X 1-2 L9 ①		X 0-0 F9 ③		4	0	0	0	0	0	1
Reggie Sanders, R (1, 9) OBP: 0.317, SLG: 0.500	B B B F B 4-1 S BB			B F B X 2-1 1B 1B		B B B C F S 3-3 K ②			S S S 0-3 K ①	3	0	1	0	1	2	0
Willie Greene, L (1, 5) OBP: 0.363, SLG: 0.471 Mike Remlinger, L (7, 1) Deion Sanders, L (9, PH) OBP: 0.343, SLG: 0.380	B 1 SAFE C B S S F X 3-2 G4-3 ③ 1-2			X 0-0 1-2 1B		F C T 0-2 K ③			X 0-0 DI 2B 1B	3 0 1	0 0 1	1 0 1	0 0 1	0 0 0	1 0 0	1 0 0
Eddie Taubensee, L (1, 2) OBP: 0.312, SLG: 0.462		C B X 1-1 G3-1 ①		B X 1-0 F8 ②			C B F B F X 2-2 G4-3 ①		S S S 0-3 K ② 1-2	4	0	0	0	0	1	3
Jon Nunnally, L (1, 7) OBP: 0.343, SLG: 0.458 Mike Kelly, R (7, PH) OBP: 0.318, SLG: 0.538 (8, 7)		B F C F S 1-3 K ②		S S C 0-3 K ③			C C S 0-3 K ②		X 0-0 2-H 2B	2 2	0 0	0 1	0 1	0 0	2 1	2 0
Hal Morris, L (1, 3) OBP: 0.323, SLG: 0.353		X 0-0 G6-3 ③			C X 0-1 SH4-3 SF8 2B		B C B F T 2-2 K ③		S F B B C 2-3 K ③	4	1	1	0	0	2	1
Bret Boone, R (1, 4) OBP: 0.295, SLG: 0.335			C C B F B C 2-3 K ①		C X 0-1 SH4-3 ① 2-3			C B S B S 2-3 K ①		2	0	0	0	0	2	0
Dave Burba, R (1, 1) OBP: 0.205, SLG: 0.184 Brett Tomko, R (2, 1) OBP: 0.200, SLG: 0.214 Lenny Harris, L (5, PH) OBP: 0.286, SLG: 0.368 Scott Sullivan, R (6, 1) Eduardo Perez, R (7, 5) OBP: 0.349, SLG: 0.477			X 0-0 G6-4-3 1B		S S X 0-2 SF8 ② 3-H			B C S B F F B B 4-2 BB		0 1 0 0 0	0 0 0 0 0	0 1 0 0 0	0 0 1 0 1	0 0 0 0 0	0 0 0 0 0	0 0 0 0 0
Inning Stats	R: 0 E: 0 K: 0 S: 10 H: 0 LOB: 1 BB: 1 P: 20	R: 0 E: 0 K: 1 S: 7 H: 0 LOB: 0 BB: 0 P: 9	R: 0 E: 0 K: 1 S: 7 H: 1 LOB: 0 BB: 0 P: 11	R: 0 E: 0 K: 1 S: 9 H: 2 LOB: 2 BB: 0 P: 14	R: 1 E: 0 K: 0 S: 8 H: 1 LOB: 0 BB: 0 P: 8	R: 0 E: 0 K: 2 S: 10 H: 0 LOB: 0 BB: 0 P: 14	R: 0 E: 0 K: 2 S: 10 H: 0 LOB: 0 BB: 0 P: 14	R: 0 E: 0 K: 1 S: 9 H: 0 LOB: 1 BB: 1 P: 15	R: 1 E: 0 K: 3 S: 11 H: 2 LOB: 1 BB: 0 P: 13	1B: 4 2B: 2 3B: 0 HR: 0		SF: 1 SAC: 1 DP: 1 HBP: 0			WP: 0 PB: 0 SB: 1 CS: 0	PA: 34	

	AB	30
	R	2
	H	6
	RBI	2
	BB	2
	SO	11
	LOB	10

PITCHER		IP	WLS	BF	H	R	ER	SO	BB	IBB	HBP	BLK	WP	HR	S	P	ERA	WHIP
Greg Maddux, R ERA: 2.33	(1, 1)	6.0	W	22	4	1	1	5	1	0	0	0	0	0	51	76	1.50	0.833
Alan Embree, L ERA: 3.07	(7, 1)	1.0		3	0	0	0	2	0	0	0	0	0	0	10	14	0.00	0.000
Chad Fox, R ERA: 2.08	(8, 1)	1.0		4	0	0	0	1	1	0	0	0	0	0	9	15	0.00	1.000
Mark Wohlers, R ERA: 2.35	(9, 1)	1.0	S	5	2	1	1	3	0	0	0	0	0	0	11	13	9.00	2.000

PITCHER	IP	WLS	BF	H	R	ER	SO	BB	IBB	HBP	BLK	WP	HR	S	P	ERA	WHIP

Batter	1	2	3	4	5	6	7	8	9	AB	R	H	RBI	BB	SO	LOB
Deion Sanders, L (1, 8) OBP: 0.339, SLG: 0.376	C B X 1-1 ① F7		B X 1-0 ③ FC4-6 1-2f		C S B X 1-2 ③ L8			L C X 0-2 ① F7	B F F B X 2-2 ③ G6-3	5	0	0	0	0	0	3
Pokey Reese, R (1, 6) OBP: 0.299, SLG: 0.282	C S B X 1-2 CS 1B			B B B C B 4-1 HBP BB BB		B B B C B 4-1 S BB		B F B F F D S 3-3 ②③ K 1-2		2	0	1	0	2	1	1
Reggie Sanders, R (1, 9) OBP: 0.322, SLG: 0.504	B X 1-0 ② F7			B S B B B 4-1 HBP 1-2 BB		C B B C 1 SAFE C 2-3 ① K			B X 1-0 G3-1 HR 2B	3	1	1	0	1	1	2
Eduardo Perez, R (1, 3) OBP: 0.347, SLG: 0.466	C 1 SAFE B 1-1 ③ CS 1-2	B B B C F X 3-2 ① F9		B C B S H 3-2 1-2 2-3 HBP		C B B S C 2-3 ② K			C S F D B X 2-2 ① G3-1 2-3	3	0	0	0	0	1	2
Willie Greene, L (1, 5) OBP: 0.361, SLG: 0.466		B S X 1-1 ② G4-3		S C F B B B S 3-3 ① K		B C B F F B F X 3-2 ③ G4-3 1-2			I I I I 4-0 HR IBB	3	1	0	0	1	1	4
Joe Oliver, R (1, 2) OBP: 0.332, SLG: 0.447		C X 0-1 ③ F9		B B X 2-0 ② P3			B S F B F F B S 3-3 ① K		B S X 1-1 1-H 3-H HR	4	1	1	3	0	1	3
Mike Kelly, R (1, 7) OBP: 0.315, SLG: 0.561			B B S F C 2-3 ① K	B F F D S 2-3 ③ K			S D F S 1-3 ② K		B X 1-0 HR	4	1	1	1	0	3	3
Bret Boone, R (1, 4) OBP: 0.294, SLG: 0.333			B X 1-0 ② G5-3		C C B B S 2-3 ① K		B F B F C 2-3 ③ K		C X 0-1 CS 1B	4	0	1	0	0	2	0
John Smiley, L (1, 1) OBP: 0.100, SLG: 0.125 Eric Owens, R (8, PH) OBP: 0.333, SLG: 0.280 Stan Belinda, R (8, 1) Lenny Harris, L (9, PH) OBP: 0.290, SLG: 0.372 Jeff Shaw, R (9, 1)			X 0-0 FC4-6 1B		B S B S B C 3-3 ② K			B B B C B 4-1 CS BB	B B C B C X 3-2 ② 1-2 1B	2 0 0 1 0	0 0 0 0 0	1 0 0 1 0	0 1 0 0 0	0 0 0 0 0	1 0 0 0 0	0 0 0 0 0

Cincinnati Reds @ Florida Marlins

Pro Player Stadium, Miami, FL

Mon Jul 28 1997, 7:05 PM EDT

Att. 18,393 - Unknown - 85 F

TOP

livebaseballscorecards.com

AB	31
R	4
H	7
RBI	4
BB	5
SO	11
LOB	18

Inning Stats	1	2	3	4	5	6	7	8	9
	R: 0 E: 0 K: 0 S: 7	R: 0 E: 0 K: 0 S: 7	R: 0 E: 0 K: 1 S: 6	R: 0 E: 0 K: 2 S: 12	R: 0 E: 0 K: 2 S: 9	R: 0 E: 0 K: 2 S: 12	R: 0 E: 0 K: 3 S: 11	R: 0 E: 0 K: 1 S: 8	R: 4 E: 0 K: 0 S: 16
	H: 1 LOB: 0 BB: 0 P: 11	H: 0 LOB: 0 BB: 0 P: 11	H: 1 LOB: 0 BB: 0 P: 10	H: 0 LOB: 3 BB: 2 P: 30	H: 0 LOB: 0 BB: 0 P: 15	H: 0 LOB: 1 BB: 1 P: 23	H: 0 LOB: 0 BB: 0 P: 17	H: 0 LOB: 1 BB: 1 P: 15	H: 5 LOB: 1 BB: 1 P: 30

1B: 4 SF: 0
2B: 2 SAC: 0
3B: 0 DP: 1
HR: 2 HBP: 1

WP: 0 PA: 38
PB: 0
SB: 1
CS: 3

PITCHER		IP	WLS	BF	H	R	ER	SO	BB	IBB	HBP	BLK	WP	HR	S	P	ERA	WHIP
Al Leiter, L ERA: 4.31	(1, 1)	8.0		29	2	0	0	11	4	0	1	0	0	0	72	132	0.00	0.750
Jay Powell, R ERA: 3.81	(9, 1)	0.1	L	6	4	4	4	0	0	1	0	0	0	2	10	19	108.00	12.000
Dennis Cook, L ERA: 2.58	(9, 1)	0.2		2	1	0	0	0	0	0	0	0	0	0	6	11	0.00	1.500

PITCHER	IP	WLS	BF	H	R	ER	SO	BB	IBB	HBP	BLK	WP	HR	S	P	ERA	WHIP

BOTTOM

Cincinnati Reds @ Florida Marlins

Pro Player Stadium, Miami, FL

Mon Jul 28 1997, 7:05 PM EDT

Att. 18,393 - Unknown - 85 F

livebaseballscorecards.com

Batter	1	2	3	4	5	6	7	8	9	AB	R	H	RBI	BB	SO	LOB
Devon White, S (1, 8) OBP: 0.389, SLG: 0.365	X 0-0 ① L7		B B C C S 2-3 ③ K			B S B X 2-1 ① F8		B B S X 2-1 ② F7		4	0	0	0	0	1	0
Edgar Renteria, R (1, 6) OBP: 0.316, SLG: 0.343	S B S T X 1-2 ② G6-3			X 0-0 L4-3 1B		B S X 1-1 1B		B C B B C B 4-2 E S BB		3	0	2	0	1	0	0
Kurt Abbott, R (1, 4) OBP: 0.315, SLG: 0.453	B X 1-0 ③ F8			F B 1 SAFE T F B X 2-2 ① ② L4-3 1-1		1 SAFE B X 1-0 G5-4-3 1-2 1B		C 1 SAFE B 1 P F B S 3-3 ③ K 1-3		4	0	1	0	0	1	2
Gary Sheffield, R (1, 9) OBP: 0.431, SLG: 0.437		B C F X 1-2 ① G6-3		B F B B C F F X 3-2 2B		F X 0-1 ② ③ G5-4-3 1-2f			B F X 1-1 ① P3	4	0	1	0	0	0	2
Bobby Bonilla, S (1, 5) OBP: 0.382, SLG: 0.489		F C F B X 1-2 FC6-4 1B		B B X 2-0 ③ L5			B X 1-0 ① G6-3		C B X 1-1 WP 1B	4	0	2	0	0	0	1
Moises Alou, R (1, 7) OBP: 0.370, SLG: 0.469		C C X 0-2 ② P4			B C S X 1-2 FC6-5 S 1B		C B B C S 2-3 ② K		B C F S 1-3 ② K	4	0	1	0	0	2	2
Jeff Conine, R (1, 3) OBP: 0.335, SLG: 0.365		C B B 1 SAFE C X 2-2 ③ FC6-4 1-2f			B C B B S 1 SAFE F S 3-3 ① K 1-2		F X 0-1 FC6-4 1B		C B B F B X 3-2 ③ G5-3 1-2	4	0	1	0	0	1	3
Charles Johnson, R (1, 2) OBP: 0.355, SLG: 0.482			B C B F B F S 3-3 ① K		X 0-0 ② FC6-5 2-3		X 0-0 ③ FC6-4 1-2f			3	0	0	0	0	1	2
Al Leiter, L (1, 1) OBP: 0.143, SLG: 0.091 Jim Eisenreich, L (8, PH) OBP: 0.343, SLG: 0.372 Jay Powell, R (9, 1) OBP: 0.500, SLG: 0.500 Dennis Cook, L (9, 1) OBP: 1.000, SLG: 2.000			C B S B S 2-3 ② K		F C B S 1-3 ③ K			C X 0-1 ① F7		2 1 0 0	0 0 0 0	0 0 0 0	0 0 0 0	0 0 0 0	2 0 0 0	1 0 0 0
Inning Stats	R: 0 H: 0 E: 0 LOB: 0 K: 0 BB: 0 S: 6 P: 8	R: 0 H: 1 E: 0 LOB: 1 K: 0 BB: 0 S: 13 P: 17	R: 0 H: 0 E: 0 LOB: 0 K: 3 BB: 0 S: 10 P: 17	R: 0 H: 2 E: 0 LOB: 1 K: 0 BB: 0 S: 11 P: 18	R: 0 H: 1 E: 0 LOB: 1 K: 2 BB: 0 S: 11 P: 16	R: 0 H: 2 E: 0 LOB: 1 K: 0 BB: 0 S: 7 P: 11	R: 0 H: 1 E: 0 LOB: 1 K: 1 BB: 0 S: 7 P: 10	R: 0 H: 0 E: 0 LOB: 1 K: 1 BB: 1 S: 10 P: 18	R: 0 H: 1 E: 0 LOB: 1 K: 1 BB: 0 S: 10 P: 16	1B: 7 2B: 2 3B: 0 HR: 0	SF: 0 SAC: 0 DP: 2 HBP: 0			WP: 1 PB: 0 SB: 2 CS: 0	PA: 34		

	AB	33
	R	0
	H	8
	RBI	0
	BB	1
	SO	8
	LOB	13

PITCHER		IP	WLS	BF	H	R	ER	SO	BB	IBB	HBP	BLK	WP	HR	S	P	ERA	WHIP
John Smiley, L ERA: 5.23	(1, 1)	7.0		26	7	0	0	6	0	0	0	0	0	0	65	97	0.00	1.000
Stan Belinda, R ERA: 2.98	(8, 1)	1.0	W	4	0	0	0	1	1	0	0	0	0	0	10	18	0.00	1.000
Jeff Shaw, R ERA: 1.82	(9, 1)	1.0		4	1	0	0	1	0	0	0	0	1	0	10	16	0.00	1.000

PITCHER	IP	WLS	BF	H	R	ER	SO	BB	IBB	HBP	BLK	WP	HR	S	P	ERA	WHIP

Cincinnati Reds @ Florida Marlins

Pro Player Stadium, Miami, FL

Tue Jul 29 1997, 7:05 PM EDT

Att. 20,745 - Unknown - 87 F

TOP

livebaseballscorecards.com

Batter	1	2	3	4	5	6	7	8	9	AB	R	H	RBI	BB	SO	LOB
Deion Sanders, L (1, 8) OBP: 0.335, SLG: 0.371	F B X 1-1 ① B1	C X 0-1 ③ G4-3			C B X 1-1 ① P3		C F B S 1-3 ① K		B F B X 2-1 ①② G4-3 1-2f	5	0	0	0	0	1	6
Pokey Reese, R (1, 6) OBP: 0.301, SLG: 0.285	B B C C X 2-2 ② F9	C X 0-1 G6-3 1B			B B C B X 3-1 ② F8		X 0-0 ② FC4-6 1-2f 2-3 3-H		B C X 1-1 1B 1B	5	0	2	1	0	0	2
Lenny Harris, L (1, 7) OBP: 0.293, SLG: 0.373	C B B F X 2-2 S 1B	B F C T F X 1-2 ①② G6-3 1-2f			F S X 0-2 ③ P5		X 0-0 ③ F7		C X 0-1 1B 1-2	5	0	2	0	0	0	3
Reggie Sanders, R (1, 9) OBP: 0.318, SLG: 0.489	B B C B C B 4-2 BB 1-2	S B B C C S 2-3 ③ K				B B B C F S 3-3 ① K		C B S X 1-2 ① F9	C S S 0-3 ③ K	4	0	0	0	1	3	2
Willie Greene, L (1, 5) OBP: 0.363, SLG: 0.468	C B S X 1-2 ③ F7			B B F B B 4-1 BB BB		C B B S B T 3-2 ② K		C B B X 2-1 2B		3	0	1	0	1	1	2
Joe Oliver, R (1, 2) OBP: 0.330, SLG: 0.443		B C F B B X 2-2 FC1-5 1B 1B		C X 0-1 ① P3		F B X 1-1 ③ F9		B S X 1-1 ② P6		4	0	1	0	0	0	2
Hal Morris, L (1, 3) OBP: 0.331, SLG: 0.355		X 0-0 FC1-5 1-2 1B		B B B B 4-0 BB 1-2			F B T B F B B 4-2 1B 1B FC4-6 BB	C F B B B B 4-2 BB		1	1	1	0	3	0	0
Bret Boone, R (1, 4) OBP: 0.294, SLG: 0.332	B F F B B S 2-3 ① K			S F B F S 1-3 ② K			X 0-0 FC4-6 1B 1-2	C D B X 2-1 ③ G4-3		4	0	1	0	0	2	6
Mike Morgan, R (1, 1) OBP: 0.120, SLG: 0.167 Jon Nunnally, L (4, PH) OBP: 0.338, SLG: 0.450 Scott Sullivan, R (4, 1) Eddie Taubensee, L (7, PH) OBP: 0.316, SLG: 0.465 Felix Rodriguez, R (7, 1) Curtis Goodwin, L (9, PH) OBP: 0.326, SLG: 0.319		X 0-0 ② FC1-5 1-2 2-3f		B B C C S 2-3 ③ K			F B B F X 2-2 FC4-6 1-2 2-3 1B		B C X 1-1 E1 G4-3	1 1 0 1 0 1	0 0 0 0 0 0	0 0 0 1 0 0	0 0 0 0 0 0	0 1 0 0 0 0	0 2 0 0 0 0	2 2 0 0 0 0
Inning Stats	R: 0 H: 1 E: 0 LOB: 2 K: 0 BB: 1 S: 13 P: 23	R: 0 H: 2 E: 0 LOB: 2 K: 1 BB: 0 S: 10 P: 14	R: 0 H: 1 E: 0 LOB: 0 K: 1 BB: 0 S: 10 P: 13	R: 0 H: 0 E: 0 LOB: 2 K: 2 BB: 2 S: 10 P: 21	R: 0 H: 0 E: 0 LOB: 0 K: 0 BB: 0 S: 7 P: 11	R: 0 H: 0 E: 0 LOB: 0 K: 2 BB: 0 S: 8 P: 15	R: 1 H: 2 E: 0 LOB: 2 K: 1 BB: 1 S: 12 P: 19	R: 0 H: 1 E: 0 LOB: 2 K: 0 BB: 1 S: 11 P: 21	R: 0 H: 2 E: 1 LOB: 2 K: 1 BB: 0 S: 11 P: 15	1B: 8 SF: 0 2B: 1 SAC: 0 3B: 0 DP: 2 HR: 0 HBP: 0					WP: 0 PA: 40 PB: 0 SB: 1 CS: 0	

	AB	35
	R	1
	H	9
	RBI	1
	BB	5
	SO	8
	LOB	27

PITCHER		IP	WLS	BF	H	R	ER	SO	BB	IBB	HBP	BLK	WP	HR	S	P	ERA	WHIP
Alex Fernandez, R ERA: 3.48	(1, 1)	8.0	W	35	7	1	1	7	5	0	0	0	0	0	81	137	1.12	1.500
Robb Nen, R ERA: 4.38	(9, 1)	1.0		5	2	0	0	1	0	0	0	0	0	0	11	15	0.00	2.000

PITCHER	IP	WLS	BF	H	R	ER	SO	BB	IBB	HBP	BLK	WP	HR	S	P	ERA	WHIP

BOTTOM

Cincinnati Reds @ Florida Marlins

Pro Player Stadium, Miami, FL

Tue Jul 29 1997, 7:05 PM EDT

Att. 20,745 - Unknown - 87 F

livebaseballscorecards.com

Batter	1	2	3	4	5	6	7	8	9	AB	R	H	RBI	BB	SO	LOB
Devon White, S (1, 8) OBP: 0.379, SLG: 0.346	B F L B X 2-2 ① G4-3	B F H 2-1 1B HBP		B B F S F B X 3-2 ③ G1-6-3		C S B B C 2-3 ③ K		X 0-0 ③ F9		4	0	0	0	0	1	2
Edgar Renteria, R (1, 6) OBP: 0.316, SLG: 0.342	C B F F C 1-3 ② K	F I P F X SAFE 1-2 ② SF8 3-H			F X 0-1 ① F8		H 1-0 FC6-4 HBP			2	0	0	1	0	1	0
Gary Sheffield, R (1, 9) OBP: 0.431, SLG: 0.438 John Cangelosi, S (8, 7) OBP: 0.358, SLG: 0.338	B C X 1-1 HR 1B	C F X 0-2 FC6 1-2 1B			C X 0-1 ② G4-3		B B C B X 3-1 ① FC6-4 WP 1-2f 2B			4 0	2 0	2 0	0 0	0 0	0 0	1 0
Bobby Bonilla, S (1, 5) OBP: 0.386, SLG: 0.503 Alex Arias, R (9, 5) OBP: 0.397, SLG: 0.382	C S X 0-2 1-H HR	F B B S X 2-2 ③ FC6 1-2f			C B B S X 2-2 E1 1B		B F B X 2-1 1-H 2B			4 0	1 0	3 0	3 0	0 0	0 0	2 0
Darren Daulton, L (1, 3) OBP: 0.380, SLG: 0.482 Jeff Conine, R (6, 3) OBP: 0.334, SLG: 0.363	C F B B X 2-2 HR 2B		B B X 2-0 ① F8		B F S C 1-3 ③ K		F B B X 2-1 ② G5-3			3 1	1 0	1 0	0 0	0 0	1 0	1 1
Moises Alou, R (1, 7) OBP: 0.371, SLG: 0.486 (8, 9)	X 0-0 2-H HR		C B X 1-1 ② G5-3			X 0-0 HR	B B X 2-0 ③ G6-3			4	2	2	3	0	0	1
Charles Johnson, R (1, 2) OBP: 0.353, SLG: 0.477	C B F B B F X 3-2 ③ G5-3		S F B F X 1-2 ③ L9			B F S X 1-2 ① F9		F C B B B F F B 4-2 BB		3	0	0	0	1	0	0
Craig Counsell, L (1, 4) OBP: 0.250, SLG: 0.250		C B F F X 1-2 SH3-4 PB SF8 1B		C F B F X 1-2 ① G3		B B F X 2-1 ② G3		B C S X 1-2 ① P3		4	1	1	0	0	0	1
Alex Fernandez, R (1, 1) OBP: 0.229, SLG: 0.295 Jim Eisenreich, L (8, PH) OBP: 0.342, SLG: 0.370 Robb Nen, R (9, 1)		B L L B X 2-2 ① SH3-4 1-3		C B B X 2-1 ② G1-3		X 0-0 1B		C B F S 1-3 ② K		2 1 0	0 0 0	1 0 0	0 0 0	0 0 0	0 1 0	0 1 0
Inning Stats	R: 4 H: 4 E: 0 LOB: 0 K: 1 BB: 0 S: 20 P: 29	R: 1 H: 2 E: 0 LOB: 2 K: 0 BB: 0 S: 18 P: 25	R: 0 H: 0 E: 0 LOB: 0 K: 0 BB: 0 S: 7 P: 11	R: 0 H: 0 E: 0 LOB: 0 K: 0 BB: 0 S: 10 P: 16	R: 0 H: 1 E: 1 LOB: 1 K: 1 BB: 0 S: 10 P: 13	R: 1 H: 2 E: 0 LOB: 1 K: 1 BB: 0 S: 10 P: 15	R: 1 H: 1 E: 0 LOB: 1 K: 0 BB: 0 S: 7 P: 17	R: 0 H: 0 E: 0 LOB: 1 K: 1 BB: 1 S: 11 P: 17		1B: 5 SF: 1 2B: 2 SAC: 1 3B: 0 DP: 0 HR: 3 HBP: 2						

	AB	32
	R	7
	H	10
	RBI	7
	BB	1
	SO	4
	LOB	10

WP: 1 PA: 37
PB: 1
SB: 0
CS: 0

PITCHER		IP	WLS	BF	H	R	ER	SO	BB	IBB	HBP	BLK	WP	HR	S	P	ERA	WHIP
Mike Morgan, R ERA: 5.4	(1, 1)	3.0	L	16	6	5	5	1	0	0	1	0	0	2	45	65	15.00	2.000
Scott Sullivan, R ERA: 2.64	(4, 1)	3.0		12	3	1	1	2	0	0	0	0	0	1	30	44	3.00	1.000
Felix Rodriguez, R ERA: 6.11	(7, 1)	2.0		9	1	1	1	1	1	0	1	0	1	0	18	34	4.50	1.000

PITCHER	IP	WLS	BF	H	R	ER	SO	BB	IBB	HBP	BLK	WP	HR	S	P	ERA	WHIP

Batter	1	2	3	4	5	6	7	8	9	AB	R	H	RBI	BB	SO	LOB
Curtis Goodwin, L (1, 8) OBP: 0.325, SLG: 0.315	B F B X 2-1 ① B1-3		C X 0-1 ③ F8			B B C X 2-1 ① F7		B S B B B 4-1 FC6-4 BB		3	0	0	0	1	0	0
Pokey Reese, R (1, 6) OBP: 0.296, SLG: 0.279	B B C X 2-1 ② F9			C B F B X 2-2 ① F9		C B X 1-1 ② G5-3		C B X 1-1 ③ FC6-4 1-2f		4	0	0	0	0	0	2
Willie Greene, L (1, 5) OBP: 0.362, SLG: 0.464	C B C B X 2-2 ③ G5-3			B B B B 4-0 BB		C B C S 1-3 ③ K			C B S S 1-3 ① K	3	0	0	0	1	2	0
Reggie Sanders, R (1, 9) OBP: 0.316, SLG: 0.482		B C B F B X 3-2 ① P3		C F 1 SAFE B B B 1 SAFE F F B 3-3 C ② K			S B B S C 2-3 ① K		X 0-0 L9 DI 1B	4	0	1	0	0	2	1
Eddie Taubensee, L (1, 2) OBP: 0.314, SLG: 0.466		F C B X 1-2 2B		B X 1-0 ③ F8			X 0-0 ② G3		B X 1-0 ② L9 1-3	4	0	1	0	0	0	2
Jon Nunnally, L (1, 7) OBP: 0.338, SLG: 0.444 Mike Remlinger, L (7, 1) Eduardo Perez, R (9, PH) OBP: 0.344, SLG: 0.463		F B X 1-1 ② L6			B S X 1-1 E 1B		C B S B S 2-3 ③ K		B B C C F B F F X 3-2 ③ P4	3 0 1	0 0 0	1 0 0	0 0 0	0 0 0	1 0 0	1 0 1
Hal Morris, L (1, 3) OBP: 0.328, SLG: 0.351		C B C F F B B S 3-3 ③ K			1 SAFE C B B X 2-1 ① F8 1-2			B X 1-0 ① G4-3		3	0	0	0	0	1	2
Bret Boone, R (1, 4) OBP: 0.294, SLG: 0.336			B B C F C 2-3 ① K		C B B B X 2-1 ② G1-3			B C C F X 1-2 2B		3	0	1	0	0	1	1
Pete Schourek, L (1, 1) OBP: 0.174, SLG: 0.304 Eric Owens, R (5, PH) OBP: 0.327, SLG: 0.275 Stan Belinda, R (5, 1) Mike Kelly, R (7, 7) OBP: 0.311, SLG: 0.554			C C S 0-3 ② K		D C B B C F C 3-3 ③ K			B X 1-0 ② G6-3		1 1 0 1	0 0 0 0	0 0 0 0	0 0 0 0	0 0 0 0	1 1 0 1	0 1 0 1
Inning Stats	R: 0 E: 0 K: 0 S: 7 H: 0 LOB: 0 BB: 0 P: 13	R: 0 E: 0 K: 1 S: 13 H: 1 LOB: 1 BB: 0 P: 21	R: 0 E: 0 K: 2 S: 8 H: 0 LOB: 0 BB: 0 P: 10	R: 0 E: 0 K: 1 S: 9 H: 0 LOB: 1 BB: 1 P: 19	R: 0 E: 1 K: 1 S: 10 H: 1 LOB: 1 BB: 0 P: 18	R: 0 E: 0 K: 1 S: 7 H: 0 LOB: 0 BB: 0 P: 11	R: 0 E: 0 K: 2 S: 7 H: 0 LOB: 0 BB: 0 P: 11	R: 0 E: 0 K: 0 S: 9 H: 1 LOB: 2 BB: 1 P: 17	R: 0 E: 0 K: 1 S: 10 H: 1 LOB: 1 BB: 0 P: 15	1B: 2 2B: 2 3B: 0 HR: 0 SF: 0 SAC: 0 DP: 0 HBP: 0						

PITCHER		IP	WLS	BF	H	R	ER	SO	BB	IBB	HBP	BLK	WP	HR	S	P	ERA	WHIP
Livan Hernandez, R ERA: 2.25	(1, 1)	8.0	W	29	3	0	0	8	2	0	0	0	0	0	70	120	0.00	0.625
Dennis Cook, L ERA: 2.52	(9, 1)	1.0		4	1	0	0	1	0	0	0	0	0	0	10	15	0.00	1.000

PITCHER	IP	WLS	BF	H	R	ER	SO	BB	IBB	HBP	BLK	WP	HR	S	P	ERA	WHIP

TOP

Cincinnati Reds @ Florida Marlins

Pro Player Stadium, Miami, FL

Wed Jul 30 1997, 7:05 PM EDT

Att. 21,373 - Unknown - 89 F

livebaseballscorecards.com

AB	31
R	0
H	4
RBI	0
BB	2
SO	9
LOB	12

REDS

Cincinnati Reds @ Florida Marlins

Pro Player Stadium, Miami, FL

Wed Jul 30 1997, 7:05 PM EDT

Att. 21,373 - Unknown - 89 F

livebaseballscorecards.com

BOTTOM

Batter	1	2	3	4	5	6	7	8	9	AB	R	H	RBI	BB	SO	LOB
Devon White, S (1, 8) OBP: 0.370, SLG: 0.337	1-1 G3	1-1 F9		2-2 F8-2 3-H		1-2 L7		0-0 FC1-6 1-2 2-H 1B		5	0	1	1	0	0	4
Edgar Renteria, R (1, 6) OBP: 0.319, SLG: 0.346	4-1 BB HR BB		2-0 G5-3		0-2 2B		2-2 PB 1B E 1B	0-0 FC1-6 1-2f 2-3		4	2	2	0	1	0	2
Gary Sheffield, R (1, 9) OBP: 0.432, SLG: 0.436 Alex Arias, R (8, 5) OBP: 0.391, SLG: 0.375	4-2 1-2 HR BB		1-3 K		1-3 K		0-0 E PB 1-2 1B	2-3 K		3 1	1 0	1 0	0 0	1 0	2 1	1 2
Bobby Bonilla, S (1, 5) OBP: 0.384, SLG: 0.500 John Cangelosi, S (8, 7) OBP: 0.356, SLG: 0.336	3-1 L8		1-2 S 2B 1B		3-3 K		1-3 K 1-2 2-3	1-3 K		4 1	1 0	1 0	0 0	0 0	2 1	5 2
Moises Alou, R (1, 7) OBP: 0.375, SLG: 0.499 (8, 9)	1-0 1-H 2-H HR		3-2 1-H 2B		1-3 K		4-0 IBB			3	1	2	4	1	1	1
Jeff Conine, R (1, 3) OBP: 0.336, SLG: 0.365	2-2 E6 E 1B		2-0 F8			3-2 SH5-4 1B	1-1 L5 2-3 3-H			4	0	2	0	0	0	3
Charles Johnson, R (1, 2) OBP: 0.355, SLG: 0.477	2-0 E6 1-3			2-1 2B F8-2 1B		1-0 SH5-4 1-2 1B	0-3 K			4	0	2	0	0	1	3
Kurt Abbott, R (1, 4) OBP: 0.314, SLG: 0.448		0-2 P3		2-3 K		1-3 K		2-2 1B 1B 1B		4	1	1	0	0	2	3
Livan Hernandez, R (1, 1) OBP: 0.385, SLG: 0.500 Darren Daulton, L (8, PH) OBP: 0.382, SLG: 0.484 Dennis Cook, L (9, 1) OBP: 1.000, SLG: 2.000		1-2 G5-3		2-0 1-3 2B		0-0 SH5-4 1-2 2-3		1-2 FC1-6 1B 1-2 1B		2 1 0	0 0 0	1 1 0	0 0 0	0 0 0	0 0 0	0 0 0
Inning Stats	R: 3 H: 2 E: 1 LOB: 2 K: 0 BB: 2 S: 12 P: 29	R: 0 H: 0 E: 0 LOB: 0 K: 0 BB: 0 S: 9 P: 11	R: 1 H: 2 E: 0 LOB: 1 K: 1 BB: 0 S: 11 P: 20	R: 0 H: 2 E: 0 LOB: 1 K: 1 BB: 0 S: 9 P: 17	R: 0 H: 1 E: 0 LOB: 1 K: 3 BB: 0 S: 18 P: 23	R: 0 H: 2 E: 0 LOB: 2 K: 1 BB: 0 S: 11 P: 17	R: 1 H: 2 E: 1 LOB: 2 K: 2 BB: 1 S: 12 P: 20	R: 1 H: 3 E: 0 LOB: 2 K: 2 BB: 0 S: 15 P: 21		1B: 10 SF: 0 2B: 4 SAC: 1 3B: 0 DP: 1 HR: 1 HBP: 0						

PITCHER		IP	WLS	BF	H	R	ER	SO	BB	IBB	HBP	BLK	WP	HR	S	P	ERA	WHIP
Pete Schourek, L ERA: 5.42	(1, 1)	4.0	L	19	6	4	4	2	2	0	0	0	0	1	41	77	9.00	2.000
Stan Belinda, R ERA: 2.89	(5, 1)	2.0		9	3	0	0	4	0	0	0	0	0	0	29	40	0.00	1.500
Mike Remlinger, L ERA: 3.02	(7, 1)	2.0		12	5	2	1	4	0	1	0	0	0	0	27	41	4.50	2.500

PITCHER	IP	WLS	BF	H	R	ER	SO	BB	IBB	HBP	BLK	WP	HR	S	P	ERA	WHIP

AB	36
R	6
H	14
RBI	5
BB	3
SO	10
LOB	26

WP: 0 PA: 40
PB: 1
SB: 1
CS: 0

San Francisco Giants @ Cincinnati Reds

Cinergy Field, Cincinnati, OH

Fri Aug 01 1997, 7:05 PM EDT

Att. 25,636 - Unknown - 86 F

livebaseballscorecards.com

TOP

Batter	1	2	3	4	5	6	7	8	9	AB	R	H	RBI	BB	SO	LOB
Darryl Hamilton, L (1, 8) OBP: 0.379, SLG: 0.407	G1-3		L1	FC3-6 1-2f		G4-3 2B 2-H 1B		G4-3		5	1	1	1	0	0	3
Jose Vizcaino, S (1, 6) OBP: 0.329, SLG: 0.325	K		F9		BB 1B 1B 1B	G4-3 1-2		S 2B 1B		5	2	2	0	0	1	1
Barry Bonds, L (1, 7) OBP: 0.442, SLG: 0.588	1B 1B			F7	1B BB WP 1-2 1B	2B IBB		K		4	2	2	0	1	1	1
Jeff Kent, R (1, 4) OBP: 0.316, SLG: 0.492	1-3 1B			L6	P3 1-2 2-3 BB	1-H 2-H 2B		1-H 2B		4	0	3	3	1	0	0
Mark Lewis, R (1, 5) OBP: 0.324, SLG: 0.441 Roberto Hernandez, R (8, 1) Rod Beck, R (9, 1)	F8			1B 3B	P3 1-2	K		K2-3		5 0 0	1 0 0	1 0 0	0 0 0	0 0 0	2 0 0	7 0 0
Stan Javier, S (1, 9) OBP: 0.384, SLG: 0.430		F9		S 1B BB	WP S 2-3 3-H 1B		S SH1-3 FC6-5 BB		F8	3	1	1	1	2	0	0
J.T. Snow, L (1, 3) OBP: 0.408, SLG: 0.518		G3		BB 1B 1-2 BB	G3 1-3 3-H		SH1-3 1-2		K	3	0	0	0	1	1	1
Brian Johnson, R (1, 2) OBP: 0.293, SLG: 0.416		F8		BB 1-2 2-H 3-H 1B		SH1-4 1B BB	FC6-5 2-H		K	4	1	1	2	1	1	1
Wilson Alvarez, L (1, 1) Marvin Benard, L (7, PH) OBP: 0.323, SLG: 0.261 Julian Tavarez, L (7, 1) Bill Mueller, S (8, 5) OBP: 0.348, SLG: 0.389			G5-3	FC3-6 1-2 2-3 BB		SH1-4 1-2	F8			1 1 0 0	0 0 0 0	0 0 0 0	0 0 0 0	1 0 0 0	0 0 0 0	0 1 0 0

| Inning Stats | | |

Batter	1	2	3	4	5	6	7	8	9	AB	R	H	RBI	BB	SO	LOB
Curtis Goodwin, L (1, 8) OBP: 0.319, SLG: 0.309	G4-3		FC5-4 1-2f 2-3		K		L1		P1	5	1	0	0	0	1	5
Pokey Reese, R (1, 6) OBP: 0.298, SLG: 0.284	K		1-H 3-H			BB HR BB	FC5-4 1-2f		FC4-6 1-2f	4	1	1	2	1	1	2
Eric Owens, R (1, 7) OBP: 0.310, SLG: 0.259	F9		K			F8		F7	G3	3	0	0	0	0	1	2
Lenny Harris, L (8, PH) (9, 7) OBP: 0.289, SLG: 0.369										2	0	0	0	0	0	1
Eduardo Perez, R (1, 3) OBP: 0.342, SLG: 0.457		G6-3		P5		F8		HR 1B		4	1	1	0	0	0	1
Reggie Sanders, R (1, 9) OBP: 0.321, SLG: 0.500		K		K		1-2 HR BB		1-H HR		3	2	1	2	1	2	0
Willie Greene, L (1, 5) OBP: 0.363, SLG: 0.474		P5		F8		1-H 2-H HR		FC6-4 1B		4	1	2	3	0	0	0
Joe Oliver, R (1, 2) OBP: 0.335, SLG: 0.441			CS 1B BB		HBP	K		K		1	0	0	0	1	1	0
Stan Belinda, R (7, 1)										0	0	0	0	0	0	0
Jon Nunnally, L (8, PH) OBP: 0.333, SLG: 0.438										1	0	0	0	0	1	1
Jeff Shaw, R (9, 1)										0	0	0	0	0	0	0
Bret Boone, R (1, 4) OBP: 0.294, SLG: 0.334			FC5-4 1-2 BB 2B 1B		P5		G5-3	FC6-4 1-2f		4	1	1	0	0	0	2
Kent Mercker, L (1, 1) OBP: 0.243, SLG: 0.182			1-2 2-3 FC5-4 BB		K		FC5-4 BB		FC4-6 1B	0	0	0	0	1	0	0
Scott Sullivan, R (5, 1)										0	0	0	0	0	0	0
Mike Kelly, R (5, PH) OBP: 0.308, SLG: 0.548										1	0	0	0	0	1	1
Mike Remlinger, L (6, 1)										0	0	0	0	0	0	0
Eddie Taubensee, L (7, 2) OBP: 0.321, SLG: 0.469										1	0	1	0	1	0	0
Inning Stats	R: 0 E: 0 K: 1 S: 5 H: 0 LOB: 0 BB: 0 P: 5	R: 0 E: 0 K: 1 S: 5 H: 0 LOB: 0 BB: 0 P: 5	R: 2 E: 0 K: 1 S: 6 H: 2 LOB: 1 BB: 2 P: 14	R: 0 E: 0 K: 1 S: 5 H: 0 LOB: 0 BB: 0 P: 5	R: 0 E: 0 K: 2 S: 7 H: 0 LOB: 1 BB: 0 P: 8	R: 3 E: 0 K: 1 S: 6 H: 1 LOB: 0 BB: 2 P: 14	R: 0 E: 0 K: 0 S: 3 H: 0 LOB: 1 BB: 1 P: 7	R: 2 E: 0 K: 1 S: 8 H: 3 LOB: 1 BB: 0 P: 8	R: 0 E: 0 K: 0 S: 4 H: 1 LOB: 1 BB: 0 P: 4	1B: 4 2B: 1 3B: 0 HR: 2 SF: 0 SAC: 0 DP: 0 HBP: 1						

PITCHER		IP	WLS	BF	H	R	ER	SO	BB	IBB	HBP	BLK	WP	HR	S	P	ERA	WHIP
Wilson Alvarez, L ERA: 3.2	(1, 1)	6.0	W	25	3	5	5	7	4	0	1	0	0	1	34	51	7.50	1.167
Julian Tavarez, R ERA: 3.73	(7, 1)	1.0		4	0	0	0	0	1	0	0	0	0	0	3	7	0.00	1.000
Roberto Hernandez, R ERA: 2.76	(8, 1)	1.0		6	3	2	2	1	0	0	0	0	0	1	8	8	18.00	3.000
Rod Beck, R ERA: 2.98	(9, 1)	1.0	S	4	1	0	0	0	0	0	0	0	0	0	4	4	0.00	1.000

PITCHER	IP	WLS	BF	H	R	ER	SO	BB	IBB	HBP	BLK	WP	HR	S	P	ERA	WHIP

BOTTOM

San Francisco Giants @ Cincinnati Reds

Cinergy Field, Cincinnati, OH

Fri Aug 01 1997, 7:05 PM EDT

Att. 25,636 - Unknown - 86 F

livebaseballscorecards.com

AB	33
R	7
H	7
RBI	7
BB	5
SO	8
LOB	15

Batter	1	2	3	4	5	6	7	8	9	AB	R	H	RBI	BB	SO	LOB
Darryl Hamilton, L (1, 8) OBP: 0.375, SLG: 0.401	C F C 0-3 ① K			C X 0-1 ① F8		B B C F C 2-3 ① K		B F X 1-1 ③ G3		4	0	0	0	0	2	0
Jose Vizcaino, S (1, 6) OBP: 0.326, SLG: 0.322	B F F B F B C 3-3 ② K			F S S 0-3 K 1B BB		B X 1-0 ② G6-3			C B B X 2-1 ① G4-3	4	0	0	0	0	2	0
Barry Bonds, L (1, 7) OBP: 0.442, SLG: 0.594	C B B C B C 3-3 ③ K			B B B 4-0 1B 1-2 BB		F B B X 2-1 HR			F X 0-1 ② G3	3	1	1	1	1	1	0
Jeff Kent, R (1, 4) OBP: 0.316, SLG: 0.490		X 0-0 ① G5-3		C X 0-1 1-2 2-3 1B		B X 1-0 ③ F8			B F F F S 1-3 ③ K	4	0	1	0	0	1	0
J.T. Snow, L (1, 3) OBP: 0.405, SLG: 0.514		C X 0-1 ② G4-3		C C B B S 2-3 ② K			F F B C 1-3 ① K			3	0	0	0	0	2	3
Stan Javier, S (1, 9) OBP: 0.381, SLG: 0.425		C B B C T F X 2-2 ③ L9		B B F B X 3-1 ③ F9			B X 1-0 ② G6-3			3	0	0	0	0	0	3
Bill Mueller, S (1, 5) OBP: 0.348, SLG: 0.386			X 0-0 ① L5		C B B B F F B 4-2 G6-4-3 BB		C B F S 1-3 ③ K			2	0	0	0	1	1	0
Brian Johnson, R (1, 2) OBP: 0.289, SLG: 0.409			B B X 2-0 ② F8		B X 1-0 ① ② G6-4-3 1-2f			S S S 0-3 ① K		3	0	0	0	0	1	1
Mark Gardner, R (1, 1) OBP: 0.151, SLG: 0.118			F C S 0-3 ③ K		C S S 0-3 ③ K			B X 1-0 ② G4-3		2	0	0	0	0	2	0
Doug Henry, R (6, 1)										0	0	0	0	0	0	0
Marvin Benard, L (8, PH) OBP: 0.320, SLG: 0.258										1	0	0	0	0	0	0
Rich Rodriguez, L (8, 1) OBP: 0.333, SLG: 0.333										0	0	0	0	0	0	0
Inning Stats	R: 0 E: 0 K: 3 S: 10 H: 0 LOB: 0 BB: 0 P: 16	R: 0 E: 0 K: 0 S: 8 H: 0 LOB: 0 BB: 0 P: 10	R: 0 E: 0 K: 1 S: 5 H: 0 LOB: 0 BB: 0 P: 7	R: 0 E: 1 K: 2 S: 12 H: 1 LOB: 3 BB: 1 P: 21	R: 0 E: 0 K: 1 S: 7 H: 0 LOB: 0 BB: 1 P: 12	R: 1 E: 0 K: 1 S: 7 H: 1 LOB: 0 BB: 0 P: 13	R: 0 E: 0 K: 2 S: 7 H: 0 LOB: 0 BB: 0 P: 10	R: 0 E: 0 K: 1 S: 6 H: 0 LOB: 0 BB: 0 P: 8	R: 0 E: 0 K: 1 S: 8 H: 0 LOB: 0 BB: 0 P: 11	1B: 1 2B: 0 3B: 0 HR: 1 SF: 0 SAC: 0 DP: 1 HBP: 0						

PITCHER		IP	WLS	BF	H	R	ER	SO	BB	IBB	HBP	BLK	WP	HR	S	P	ERA	WHIP
Brett Tomko, R ERA: 3.63	(1, 1)	7.0	W	25	2	1	1	10	2	0	0	0	0	1	56	89	1.29	0.571
Jeff Shaw, R ERA: 1.74	(8, 1)	2.0		6	0	0	0	2	0	0	0	0	0	0	14	19	0.00	0.000

PITCHER	IP	WLS	BF	H	R	ER	SO	BB	IBB	HBP	BLK	WP	HR	S	P	ERA	WHIP

San Francisco Giants @ Cincinnati Reds

Cinergy Field, Cincinnati, OH

Sat Aug 02 1997, 3:33 AM EDT

Att. 23,266 - Cloudy - 84 F

livebaseballscorecards.com

AB	29
R	1
H	2
RBI	1
BB	2
SO	12
LOB	7

GIANTS

Batter	1	2	3	4	5	6	7	8	9	AB	R	H	RBI	BB	SO	LOB
Deion Sanders, L (1, 8) OBP: 0.336, SLG: 0.372	C C B F F F X 1-2 S S 1B		B F C F B X 2-2 ① F7		C B B F X 2-2 ① F8		B B C X 2-1 2B 1B			4	1	2	0	0	0	0
Jon Nunnally, L (1, 7) OBP: 0.316, SLG: 0.412 Jeff Shaw, R (8, 1)	C F T 0-2 ① K 1-2		C B B B F X 3-2 ② F8		C S X 0-2 ② F8		P 1 SAFE 1 SAFE 1 SAFE F 1 SAFE F 1 SAFE 1 SAFE 1-3 ② F S K			4 0	0 0	0 0	0 0	0 0	2 0	2 0
Barry Larkin, R (1, 6) OBP: 0.449, SLG: 0.489 Pokey Reese, R (7, 6) OBP: 0.301, SLG: 0.292	B B B F B 4-1 S 2-3 BB		S X 0-1 1B		X 0-0 ③ G6-3		1 SAFE C X 0-1 1-H 2B			2 1	0 0	1 1	0 1	1 1	0 0	0 0
Eduardo Perez, R (1, 3) OBP: 0.333, SLG: 0.444	C F F B 1 SAFE B 1 SAFE B S 3-3 ② K 1-2		F 1 SAFE C 1 SAFE B X 1-2 ③ G5-3			B B C X 2-1 ① P3	C C F B B S 2-3 ③ K			4	0	0	0	0	2	4
Willie Greene, L (1, 5) OBP: 0.367, SLG: 0.485	B B F S S 2-3 ③ K			B B X 2-0 HR		B F B B C B 4-2 HR BB		B S F X 1-2 1B		3	2	2	1	1	1	2
Reggie Sanders, R (1, 9) OBP: 0.325, SLG: 0.521		F C B F B X 2-2 ① F9		B X 1-0 G3 S 1B		1 SAFE B 1 SAFE X 1-0 1-H HR		F S 1 SAFE B S 1-3 ① K		4	1	2	2	0	1	1
Eddie Taubensee, L (1, 2) OBP: 0.325, SLG: 0.486		B B X 2-0 HR		1 SAFE 1 SAFE F B X 1-1 ① G3 1-3		X 0-0 G6-4-3 1B		1 SAFE B 1 SAFE 1 SAFE C S B X 2-2 ② P4		4	1	2	1	0	0	2
Bret Boone, R (1, 4) OBP: 0.290, SLG: 0.330		C B X 1-1 ② G4-3		B F X 1-1 ② P2		B C X 1-1 ②③ G6-4-3 1-2f		B F C S 1-3 ③ K		4	0	0	0	0	1	3
Brett Tomko, R (1, 1) OBP: 0.176, SLG: 0.188 Curtis Goodwin, L (7, PH) OBP: 0.318, SLG: 0.308 (8, 7)		C S X 0-2 ③ F9		C B F X 1-2 ③ G5-3			S F B B X 2-2 ① P6			2 1	0 0	0 0	0 0	0 0	0 0	1 0
Inning Stats	R: 0 H: 1 E: 0 LOB: 2 K: 3 BB: 1 S: 18 P: 28	R: 1 H: 1 E: 0 LOB: 0 K: 0 BB: 0 S: 10 P: 15	R: 0 H: 1 E: 0 LOB: 1 K: 0 BB: 0 S: 12 P: 18	R: 1 H: 2 E: 0 LOB: 1 K: 0 BB: 0 S: 9 P: 15	R: 0 H: 0 E: 0 LOB: 0 K: 0 BB: 0 S: 8 P: 10	R: 2 H: 2 E: 0 LOB: 0 K: 0 BB: 1 S: 8 P: 16	R: 1 H: 2 E: 0 LOB: 1 K: 2 BB: 0 S: 16 P: 22	R: 0 H: 1 E: 0 LOB: 1 K: 2 BB: 0 S: 12 P: 17		1B: 6 SF: 0 2B: 1 SAC: 0 3B: 0 DP: 1 HR: 3 HBP: 0						

PITCHER		IP	WLS	BF	H	R	ER	SO	BB	IBB	HBP	BLK	WP	HR	S	P	ERA	WHIP
Mark Gardner, R ERA: 3.72	(1, 1)	5.1	L	25	7	4	4	3	2	0	0	0	0	3	63	99	6.75	1.688
Doug Henry, R ERA: 4.06	(6, 1)	1.2		6	2	1	1	2	0	0	0	0	0	0	18	25	5.40	1.200
Rich Rodriguez, L ERA: 3.22	(8, 1)	1.0		4	1	0	0	2	0	0	0	0	0	0	12	17	0.00	1.000

PITCHER	IP	WLS	BF	H	R	ER	SO	BB	IBB	HBP	BLK	WP	HR	S	P	ERA	WHIP

BOTTOM

San Francisco Giants @ Cincinnati Reds

Cinergy Field, Cincinnati, OH

Sat Aug 02 1997, 3:33 AM EDT
Att. 23,266 - Cloudy - 84 F

livebaseballscorecards.com

AB	33
R	5
H	10
RBI	5
BB	2
SO	7
LOB	15

PA: 35
WP: 0
PB: 0
SB: 4
CS: 0

Batter	1	2	3	4	5	6	7	8	9	10	AB	R	H	RBI	BB	SO	LOB
Darryl Hamilton, L (1, 8) OBP: 0.375, SLG: 0.401	FC6-4 1B		K			G4-3		F7		2B 1B 2-H	5	1	2	1	0	1	1
Jose Vizcaino, S (1, 6) OBP: 0.326, SLG: 0.330	FC6-4 1B 1-2f		K			K2-3		HR 2-H		2B E 1B	5	2	2	2	0	2	1
Barry Bonds, L (1, 7) OBP: 0.444, SLG: 0.599	S 1B 1-3			G4-3 2B		G4-3		F8		E 2B 2B 1-3 2-H	5	1	3	1	0	0	0
Jeff Kent, R (1, 4) OBP: 0.317, SLG: 0.490	P3 1-2			G4-3 2-3			2B 2B	G4-3		E 2B IBB	4	2	1	0	1	0	3
Stan Javier, S (1, 9) OBP: 0.375, SLG: 0.418	K			G1-3			F8		K	E5 2B 1-2 2-3 3-H	5	0	0	1	0	2	6
J.T. Snow, L (1, 3) OBP: 0.405, SLG: 0.518		K		G3			2B 2-H		K	2B 1-3 2-H 3-H	5	0	2	3	0	2	1
Bill Mueller, S (1, 5) OBP: 0.341, SLG: 0.377		G6-3			F7		P2		P5	P6	5	0	0	0	0	0	3
Damon Berryhill, S (1, 2) OBP: 0.333, SLG: 0.331 Jim Poole, L (7, 1) Roberto Hernandez, R (8, 1) Glenallen Hill, R (10, PH) OBP: 0.280, SLG: 0.417 Rod Beck, R (10, 1)		P5			G6-3		G4-3			SH1-4 1B BB FC5-4 BB	3 0 0 0 0	0 0 0 1 0	0 0 0 0 0	0 0 0 0 0	0 0 0 2 0	0 0 0 0 0	1 0 0 0 0
Shawn Estes, R (1, 1) OBP: 0.128, SLG: 0.136 Julian Tavarez, L (6, 1) Brian Johnson, R (7, 2) OBP: 0.291, SLG: 0.410			F8		P2			E7 HR		SH1-4 FC5-4	2 0 2	0 0 1	0 0 1	0 0 1	0 0 0	0 0 0	0 0 3
Inning Stats	R: 0 H: 2 E: 0 LOB: 2 K: 1 BB: 0 S: 7 P: 7	R: 0 H: 0 E: 0 LOB: 0 K: 1 BB: 0 S: 5 P: 5	R: 0 H: 0 E: 0 LOB: 0 K: 2 BB: 0 S: 7 P: 7	R: 0 H: 1 E: 0 LOB: 1 K: 0 BB: 0 S: 4 P: 4	R: 0 H: 0 E: 0 LOB: 0 K: 0 BB: 0 S: 3 P: 3	R: 0 H: 0 E: 0 LOB: 0 K: 1 BB: 0 S: 5 P: 5	R: 1 H: 2 E: 0 LOB: 1 K: 0 BB: 0 S: 5 P: 5	R: 2 H: 2 E: 1 LOB: 0 K: 0 BB: 0 S: 5 P: 5	R: 0 H: 0 E: 0 LOB: 0 K: 2 BB: 0 S: 7 P: 7	R: 5 H: 4 E: 1 LOB: 3 K: 0 BB: 3 S: 8 P: 20	1B: 5 SF: 0 2B: 5 SAC: 1 3B: 0 DP: 0 HR: 1 HBP: 0						

PITCHER		IP	WLS	BF	H	R	ER	SO	BB	IBB	HBP	BLK	WP	HR	S	P	ERA	WHIP
Mike Morgan, R ERA: 5.15	(1, 1)	6.1		24	5	1	1	5	0	0	0	0	0	0	34	34	1.42	0.789
Mike Remlinger, L ERA: 3.4	(7, 1)	0.2		2	0	0	0	0	0	0	0	0	0	0	2	2	0.00	0.000
Stan Belinda, R ERA: 3.13	(8, 1)	2.0		8	2	2	2	2	0	0	0	0	0	1	12	12	9.00	1.000
Jeff Shaw, R ERA: 2.39	(10, 1)	0.1	L	8	4	5	5	0	1	1	0	0	0	0	6	14	135.00	15.000
Felix Rodriguez, R ERA: 5.89	(10, 1)	0.2		3	0	0	0	0	1	0	0	0	0	0	2	6	0.00	1.500

PITCHER	IP	WLS	BF	H	R	ER	SO	BB	IBB	HBP	BLK	WP	HR	S	P	ERA	WHIP

TOP

San Francisco Giants @ Cincinnati Reds

Cinergy Field, Cincinnati, OH

Sun Aug 03 1997, 3:33 AM EDT

Att. 21,272 - Sunny - 89 F

livebaseballscorecards.com

AB	41
R	8
H	11
RBI	8
BB	3
SO	7
LOB	19

1B: 5	SF: 0	WP: 0	PA: 45
2B: 5	SAC: 1	PB: 0	
3B: 0	DP: 0	SB: 1	
HR: 1	HBP: 0	CS: 0	

Batter	1	2	3	4	5	6	7	8	9	10	AB	R	H	RBI	BB	SO	LOB
Deion Sanders, L (1, 8) OBP: 0.337, SLG: 0.371	L8		HBP			1B	F9			L9	4	1	1	0	0	0	1
Eric Owens, R (1, 7) OBP: 0.311, SLG: 0.263	G6-3		G4-6-3 1-2f			1B		K		K	3	1	1	0	0	0	3
Jon Nunnally, L (8, PH) (9, 7) OBP: 0.309, SLG: 0.400											2	0	0	0	0	2	0
Barry Larkin, R (1, 6) OBP: 0.448, SLG: 0.492	G3-1			G6-3		CS 1B 1-2 3-H 1B		2B		F7	5	0	2	1	0	0	0
Eduardo Perez, R (1, 3) OBP: 0.331, SLG: 0.438		F7		K		CS 1-2 2-H 1B		G5-3			4	0	1	1	0	1	1
Willie Greene, L (1, 5) OBP: 0.366, SLG: 0.481		G4-3		K		G6-4-3 1-2 2-3 BB		F8			3	0	0	0	1	1	1
Reggie Sanders, R (1, 9) OBP: 0.324, SLG: 0.533		F8			HR	G6-4-3 1-2f			L8		4	1	1	1	0	0	2
Joe Oliver, R (1, 2) OBP: 0.329, SLG: 0.433			G5-3		L7		P5		F8		4	0	0	0	0	0	0
Jeff Shaw, R (10, 1)											0	0	0	0	0	0	0
Felix Rodriguez, R (10, 1)											0	0	0	0	0	0	0
Bret Boone, R (1, 4) OBP: 0.296, SLG: 0.333			E SH BB		G4-3		WP 1B		1B		3	0	2	0	1	0	0
Mike Morgan, R (1, 1) OBP: 0.115, SLG: 0.160			SH 1-3		G1-3		F7 1-2		G4-3		1	0	0	0	0	0	0
Mike Remlinger, L (7, 1)											0	0	0	0	0	0	0
Lenny Harris, L (7, PH) OBP: 0.288, SLG: 0.367											1	0	0	0	0	0	1
Stan Belinda, R (8, 1)											0	0	0	0	0	0	0
Eddie Taubensee, L (9, PH) OBP: 0.323, SLG: 0.484											1	0	0	0	0	0	1
(10, 2)																	
Inning Stats	R: 0 E: 0 K: 0 S: 3 H: 0 LOB: 0 BB: 0 P: 3	R: 0 E: 0 K: 0 S: 3 H: 0 LOB: 0 BB: 0 P: 3	R: 0 E: 1 K: 0 S: 3 H: 0 LOB: 2 BB: 1 P: 8	R: 0 E: 0 K: 2 S: 7 H: 0 LOB: 0 BB: 0 P: 7	R: 1 E: 0 K: 0 S: 4 H: 1 LOB: 0 BB: 0 P: 4	R: 2 E: 0 K: 0 S: 5 H: 4 LOB: 1 BB: 1 P: 9	R: 0 E: 0 K: 0 S: 4 H: 1 LOB: 1 BB: 0 P: 4	R: 0 E: 0 K: 1 S: 6 H: 1 LOB: 1 BB: 0 P: 6	R: 0 E: 0 K: 0 S: 4 H: 1 LOB: 1 BB: 0 P: 4	R: 0 E: 0 K: 1 S: 5 H: 0 LOB: 0 BB: 0 P: 5	1B: 6 2B: 1 3B: 0 HR: 1	SF: 0 SAC: 1 DP: 2 HBP: 1		WP: 1 PB: 0 SB: 0 CS: 2	PA: 39		

PITCHER		IP	WLS	BF	H	R	ER	SO	BB	IBB	HBP	BLK	WP	HR	S	P	ERA	WHIP
Shawn Estes, L ERA: 3.09	(1, 1)	5.1		23	5	3	3	2	2	0	1	0	0	1	24	33	5.06	1.312
Julian Tavarez, R ERA: 3.67	(6, 1)	1.0		3	1	0	0	0	0	0	0	0	0	0	3	3	0.00	1.000
Jim Poole, L ERA: 5.67	(7, 1)	0.2		2	0	0	0	0	0	0	0	0	1	0	2	2	0.00	0.000
Roberto Hernandez, R ERA: 2.65	(8, 1)	2.0	W	8	2	0	0	1	0	0	0	0	0	0	10	10	0.00	1.000
Rod Beck, R ERA: 2.91	(10, 1)	1.0		3	0	0	0	1	0	0	0	0	0	0	5	5	0.00	0.000

PITCHER	IP	WLS	BF	H	R	ER	SO	BB	IBB	HBP	BLK	WP	HR	S	P	ERA	WHIP

BOTTOM

San Francisco Giants @ Cincinnati Reds

Cinergy Field, Cincinnati, OH

Sun Aug 03 1997, 3:33 AM EDT

Att. 21,272 - Sunny - 89 F

livebaseballscorecards.com

AB	35
R	3
H	8
RBI	3
BB	2
SO	4
LOB	10

Batter	1	2	3	4	5	6	7	8	9	AB	R	H	RBI	BB	SO	LOB
Darryl Hamilton, L (1, 8) OBP: 0.372, SLG: 0.398	G5-3		1B G4-3 1-2 1B		K	G4-3			G4-3	5	0	1	0	0	1	2
Jose Vizcaino, S (1, 6) OBP: 0.327, SLG: 0.332	F9		G4-3 1-2 2-3		G6-3		BBBB HR BB		HR 2B	4	2	1	0	1	0	2
Barry Bonds, L (1, 7) OBP: 0.441, SLG: 0.593	SSS K		IIII 1B IBB		F8		F8		F7	4	0	0	0	1	1	2
Jeff Kent, R (1, 4) OBP: 0.320, SLG: 0.489		F9	1B 1-2 2-3 3-H			BBBB 1B BB BB	SSS K		H HR HBP	3	2	1	1	1	1	1
J.T. Snow, L (1, 3) OBP: 0.410, SLG: 0.535		BBBB CS BB	L5			BBBB 1B 1-2 BB	1-H HR		1-H 2-H HR	3	3	2	5	2	0	3
Glenallen Hill, R (1, 9) OBP: 0.284, SLG: 0.418		1-2 1B		F8		1B 1-2 2-H 1B	P4		BBBB BB	4	0	2	1	1	0	0
Mark Lewis, R (1, 5) OBP: 0.318, SLG: 0.432		P6		SSS K		F8		G6-3	P6	5	0	0	0	0	1	4
Brian Johnson, R (1, 2) OBP: 0.295, SLG: 0.429			P6 G4-3 1B 1B	HR		SH1-3 1-3 2-H 1B		F9		4	1	2	2	0	0	0
Kirk Rueter, L (1, 1) OBP: 0.143, SLG: 0.087						SH1-3 1-2		F8		2	1	1	0	0	0	0
Marvin Benard, L (8, PH) OBP: 0.317, SLG: 0.256										1	0	0	0	0	0	0
Doug Henry, R (8, 1)										0	0	0	0	0	0	0
Inning Stats	R: 0 E: 0 K: 1 S: 5 H: 0 LOB: 0 BB: 0 P: 5	R: 0 E: 0 K: 0 S: 3 H: 1 LOB: 1 BB: 1 P: 7	R: 1 E: 0 K: 0 S: 6 H: 3 LOB: 3 BB: 1 P: 10	R: 1 E: 0 K: 1 S: 6 H: 1 LOB: 0 BB: 0 P: 6	R: 0 E: 0 K: 1 S: 5 H: 0 LOB: 0 BB: 0 P: 5	R: 2 E: 0 K: 0 S: 5 H: 2 LOB: 2 BB: 2 P: 13	R: 2 E: 0 K: 1 S: 6 H: 1 LOB: 0 BB: 1 P: 10	R: 0 E: 0 K: 0 S: 3 H: 0 LOB: 0 BB: 0 P: 3	R: 3 E: 0 K: 0 S: 5 H: 2 LOB: 1 BB: 1 P: 10	1B: 6 2B: 1 3B: 0 HR: 3 SF: 0 SAC: 1 DP: 0 HBP: 1	WP: 0 PB: 0 SB: 0 CS: 1 PA: 43					

PITCHER	IP	WLS	BF	H	R	ER	SO	BB	IBB	HBP	BLK	WP	HR	S	P	ERA	WHIP
Giovanni Carrara, R (1, 1) ERA: 6.75	5.1	L	26	7	4	4	3	3	1	0	0	0	1	28	44	6.75	1.875
Richie Lewis, R (6, 1) ERA: 9.74	1.2		7	1	2	2	1	1	0	0	0	0	1	8	12	10.80	1.200
Felix Rodriguez, R (8, 1) ERA: 6.64	2.0		10	2	3	3	0	1	0	1	0	0	1	8	13	13.50	1.500

PITCHER	IP	WLS	BF	H	R	ER	SO	BB	IBB	HBP	BLK	WP	HR	S	P	ERA	WHIP

TOP

San Francisco Giants @ Cincinnati Reds

Cinergy Field, Cincinnati, OH

Mon Aug 04 1997, 7:05 PM EDT
Att. 17,930 - Cloudy - 84 F

livebaseballscorecards.com

AB	35
R	9
H	10
RBI	9
BB	6
SO	4
LOB	14

Batter	1	2	3	4	5	6	7	8	9	AB	R	H	RBI	BB	SO	LOB
Deion Sanders, L (1, 8) OBP: 0.336, SLG: 0.370	G5-3		1-3 1B		G4-3			K		4	0	1	0	0	1	1
Mike Kelly, R (1, 7) OBP: 0.316, SLG: 0.552	G4-3		F9			G6-3 G5-3 2B		BB		3	1	1	0	1	0	2
Barry Larkin, R (1, 6) OBP: 0.442, SLG: 0.485	F7			L5		G6-3 2-3		P4		3	0	0	0	0	0	1
Pokey Reese, R (7, 6) OBP: 0.300, SLG: 0.290										1	0	0	0	0	0	1
Eduardo Perez, R (1, 3) OBP: 0.329, SLG: 0.433		G5-3		2B 1B		G5-3 3-H		K		4	0	1	1	0	1	1
Willie Greene, L (1, 5) OBP: 0.365, SLG: 0.481		G6-3		1-2 2B		G6-3			P5	4	0	1	0	0	0	0
Reggie Sanders, R (1, 9) OBP: 0.322, SLG: 0.532		K		G5-3			G1-3 2B		F8	4	0	1	0	0	1	1
Joe Oliver, R (1, 2) OBP: 0.332, SLG: 0.434			1B 1B		1B		G5-3		F7	4	0	2	0	0	0	1
Bret Boone, R (1, 4) OBP: 0.293, SLG: 0.330			K		F9		G1-3 2-3			3	0	0	0	0	1	3
Giovanni Carrara, R (1, 1)			K		K		G6-3			2	0	0	0	0	2	2
Richie Lewis, R (6, 1)										0	0	0	0	0	0	0
Lenny Harris, L (7, PH) OBP: 0.286, SLG: 0.365										1	0	0	0	0	0	1
Felix Rodriguez, R (8, 1)										0	0	0	0	0	0	0
Inning Stats	R: 0 E: 0 K: 0 S: 3 H: 0 LOB: 0 BB: 0 P: 3	R: 0 E: 0 K: 1 S: 5 H: 0 LOB: 0 BB: 0 P: 5	R: 0 E: 0 K: 2 S: 9 H: 2 LOB: 2 BB: 0 P: 9	R: 0 E: 0 K: 0 S: 4 H: 2 LOB: 1 BB: 0 P: 4	R: 0 E: 0 K: 1 S: 6 H: 1 LOB: 1 BB: 0 P: 6	R: 1 E: 0 K: 0 S: 4 H: 1 LOB: 0 BB: 0 P: 4	R: 0 E: 0 K: 0 S: 4 H: 1 LOB: 1 BB: 0 P: 4	R: 0 E: 0 K: 2 S: 7 H: 0 LOB: 1 BB: 1 P: 11	R: 0 E: 0 K: 0 S: 3 H: 0 LOB: 0 BB: 0 P: 3	1B: 4 2B: 3 3B: 0 HR: 0	SF: 0 SAC: 0 DP: 0 HBP: 0						

PITCHER		IP	WLS	BF	H	R	ER	SO	BB	IBB	HBP	BLK	WP	HR	S	P	ERA	WHIP
Kirk Rueter, L ERA: 3.75	(1, 1)	7.0	W	27	7	1	1	4	0	0	0	0	0	0	35	35	1.29	1.000
Doug Henry, R ERA: 3.91	(8, 1)	2.0		7	0	0	0	2	1	0	0	0	0	0	10	14	0.00	0.500

PITCHER	IP	WLS	BF	H	R	ER	SO	BB	IBB	HBP	BLK	WP	HR	S	P	ERA	WHIP

BOTTOM

San Francisco Giants @ Cincinnati Reds

Cinergy Field, Cincinnati, OH

Mon Aug 04 1997, 7:05 PM EDT
Att. 17,930 - Cloudy - 84 F

livebaseballscorecards.com

AB	33
R	1
H	7
RBI	1
BB	1
SO	6
LOB	14

1B: 4	SF: 0	WP: 0	PA: 34
2B: 3	SAC: 0	PB: 0	
3B: 0	DP: 0	SB: 0	
HR: 0	HBP: 0	CS: 0	

Batter	1	2	3	4	5	6	7	8	9	AB	R	H	RBI	BB	SO	LOB
Rickey Henderson, R (1, 8) OBP: 0.417, SLG: 0.365	C B B B S 3-3 ① K	B C F B 1 B S SAFE 3-3 ②③ K2-3-2 1-1		1 SAFE C B X 1-1 ③ G3-1			C B X 1-1 ① P4		C B X 1-1 ③ F9	5	0	0	0	0	2	5
Quilvio Veras, S (1, 4) OBP: 0.360, SLG: 0.358	S B C C 1-3 ② K		C S C 0-3 ① K		B B B C F F F S 3-3 ① K		B S F F X 1-2 ② F8			4	0	0	0	0	3	0
Tony Gwynn, L (1, 9) OBP: 0.426, SLG: 0.589	B C X 1-1 1B		C B B F B X 3-2 ② G4-3		B X 1-0 ② G3-1		F B X 1-1 WP 1B			4	0	2	0	0	0	0
Ken Caminiti, S (1, 5) OBP: 0.359, SLG: 0.426	X 0-0 ③ L4		B B B S C T 3-2 ③ K		B X 1-0 E 2B		C B F B F F B X 3-2 ③ G4-3 1-2			4	1	1	0	0	1	2
Greg Vaughn, R (1, 7) OBP: 0.321, SLG: 0.397		B B S F C 2-3 ① K		B S B B B 4-1 1B 1B BB	F X 0-1 E5 2-H 1B			S B C F T 1-2 ① K		3	1	1	0	1	2	0
Wally Joyner, L (1, 3) OBP: 0.407, SLG: 0.506		C F B F F X 1-2 HR		T B B F F 1 SAFE X 2-2 1B 1-2 1B	C 1 SAFE B X 1-1 ③ F8			X 0-0 ② F8		4	1	2	1	0	0	1
Chris Gomez, R (1, 6) OBP: 0.334, SLG: 0.346		B C B B B 4-1 BB 1B BB		B F X 1-1 1-3 2-H 1B		B C F F S 1-3 ① K		C B S F S 1-3 ③ K		3	0	1	1	1	2	0
John Flaherty, R (1, 2) OBP: 0.290, SLG: 0.348 Steve Finley, L (9, PH) OBP: 0.318, SLG: 0.495		F B 1 SAFE B F X 2-2 BB 1-2 1B		B B S S 1 SAFE 1 SAFE S 2-3 ① K		C B F B C 2-3 ② K			B X 1-0 ① F9	3	0	1	0	0	2	2
										1	0	0	0	0	0	0
Sterling Hitchcock, L (1, 1) OBP: 0.167, SLG: 0.091 Craig Shipley, R (4, PH) OBP: 0.328, SLG: 0.564 Will Cunnane, R (4, 1) OBP: 0.417, SLG: 0.545 Mark Sweeney, L (6, PH) OBP: 0.342, SLG: 0.340 Jim Bruske, R (6, 1) OBP: 0.167, SLG: 0.333 Doug Bochtler, R (7, 1) Trevor Hoffman, R (8, 1) OBP: 0.500, SLG: 0.500 Mandy Romero, S (9, PH) OBP: 0.310, SLG: 0.500		B B B B 4-0 K2-3-2 1-2 2-3 BB		F S B S 1-3 ② K		C B B B X 3-1 ③ G4-3			S B F S 1-3 ② K	0	0	0	0	1	0	0
										1	0	0	0	0	2	2
										0	0	0	0	0	0	0
										1	0	0	0	0	1	0
										0	0	0	0	0	0	0
										0	0	0	0	0	0	0
										0	0	0	0	0	0	0
										1	0	0	0	0	1	0
Inning Stats	R: 0 E: 0 K: 2 S: 9 H: 1 LOB: 1 BB: 0 P: 14	R: 1 E: 0 K: 2 S: 15 H: 2 LOB: 3 BB: 2 P: 31	R: 0 E: 0 K: 2 S: 9 H: 0 LOB: 0 BB: 0 P: 15	R: 1 E: 0 K: 2 S: 15 H: 2 LOB: 2 BB: 1 P: 26	R: 1 E: 1 K: 1 S: 12 H: 2 LOB: 1 BB: 0 P: 18	R: 0 E: 0 K: 2 S: 9 H: 0 LOB: 0 BB: 0 P: 15	R: 0 E: 0 K: 0 S: 13 H: 1 LOB: 1 BB: 0 P: 19	R: 0 E: 0 K: 2 S: 9 H: 0 LOB: 0 BB: 0 P: 11	R: 0 E: 0 K: 1 S: 6 H: 0 LOB: 0 BB: 0 P: 9	1B: 6 2B: 2 3B: 0 HR: 1 SF: 0 SAC: 0 DP: 1 HBP: 0						

TOP

San Diego Padres @ Cincinnati Reds

Cinergy Field, Cincinnati, OH

Tue Aug 05 1997, 7:05 PM EDT
Att. 17,797 - Unknown - 75 F

livebaseballscorecards.com

AB	34
R	3
H	8
RBI	2
BB	3
SO	14
LOB	12

WP: 1 PA: 37
PB: 0
SB: 0
CS: 0

PITCHER		IP	WLS	BF	H	R	ER	SO	BB	IBB	HBP	BLK	WP	HR	S	P	ERA	WHIP
Mike Remlinger, L ERA: 3.41	(1, 1)	5.0	W	24	7	3	2	9	3	0	0	0	0	1	60	104	3.60	2.000
Scott Sullivan, R ERA: 2.47	(6, 1)	3.0		10	1	0	0	4	0	0	0	0	1	0	31	45	0.00	0.333
Jeff Shaw, R ERA: 2.36	(9, 1)	1.0		3	0	0	0	1	0	0	0	0	0	0	6	9	0.00	0.000

PITCHER	IP	WLS	BF	H	R	ER	SO	BB	IBB	HBP	BLK	WP	HR	S	P	ERA	WHIP

BOTTOM

San Diego Padres @ Cincinnati Reds

Cinergy Field, Cincinnati, OH

Tue Aug 05 1997, 7:05 PM EDT

Att. 17,797 - Unknown - 75 F

Batter	1	2	3	4	5	6	7	8	9	AB	R	H	RBI	BB	SO	LOB
Deion Sanders, L (1, 8) OBP: 0.337, SLG: 0.370	2-1 S S 2B 1B		1-0 ① G6-3	1-3 ③ K			1-1 ① F8	0-0 WP 1-2 1B		5	1	2	0	0	1	0
Mike Kelly, R (1, 7) Jeff Shaw, R (9, 1) OBP: 0.320, SLG: 0.543	2-1 ① G6-3 1-2		1-1 BB HR 1B		3-3 ① K		3-1 BB BB 1B	2-0 ③ G1-3 1-2 2-3		5 0	1 0	2 0	0 0	0 0	1 0	3 0
Barry Larkin, R (1, 6) OBP: 0.451, SLG: 0.495	1-2 HR 2-H 2B		4-2 HR 1-2 BB		2-2 1B 1B		4-0 BB 1-2 BB			2	2	2	1	2	0	0
Eduardo Perez, R (1, 3) OBP: 0.333, SLG: 0.451	1-0 HR 2-H		0-1 ② P4		2-3 ② K		4-0 G5-4-3 1-2 2-3 BB			3	1	1	2	1	1	3
Reggie Sanders, R (1, 9) OBP: 0.331, SLG: 0.557	1-1 G4-6-3 1B		1-0 HR 1-H 2-H		1-1 FC6-4 1-2 1B		2-2 ② ③ G5-4-3 1-2f			4	1	3	3	0	0	3
Willie Greene, L (1, 5) OBP: 0.366, SLG: 0.481 Pokey Reese, R (5, 5) OBP: 0.302, SLG: 0.289	0-0 ② ③ G4-6-3 1-2f		1-0 1B		2-1 ③ FC6-4 1-2f			4-1 F9 S 1B BB		2 1	0 1	1 1	0 0	0 1	0 0	1 2
Joe Oliver, R (1, 2) OBP: 0.327, SLG: 0.427		2-3 ① K2-3	2-3 ③ K			2-0 ① G6-3	1-1 ① F9 1-3			4	0	0	0	0	2	2
Bret Boone, R (1, 4) OBP: 0.292, SLG: 0.329		1-1 ② F8		1-3 ① K		2-0 ② F9	0-0 WP 1B 3-H 1B			4	0	1	1	0	1	0
Mike Remlinger, L (1, 1) Scott Sullivan, R (6, 1) Curtis Goodwin, L (8, PH) OBP: 0.317, SLG: 0.307 (9, 7)		3-2 ③ G6-3		2-3 ② K		0-3 ③ K		1-3 ② K		2 1 1	0 0 0	0 0 0	0 0 0	0 0 0	1 1 1	0 0 1
Inning Stats	R: 3 E: 0 K: 0 S: 11 H: 4 LOB: 0 BB: 0 P: 18	R: 0 E: 0 K: 1 S: 9 H: 0 LOB: 0 BB: 0 P: 15	R: 3 E: 0 K: 1 S: 15 H: 3 LOB: 1 BB: 1 P: 25	R: 0 E: 0 K: 3 S: 12 H: 0 LOB: 0 BB: 0 P: 16	R: 0 E: 0 K: 2 S: 14 H: 2 LOB: 2 BB: 0 P: 24	R: 0 E: 0 K: 1 S: 6 H: 0 LOB: 0 BB: 0 P: 10	R: 0 E: 0 K: 0 S: 7 H: 1 LOB: 2 BB: 2 P: 21	R: 1 E: 0 K: 1 S: 9 H: 2 LOB: 2 BB: 1 P: 17		1B: 9 2B: 1 3B: 0 HR: 2	SF: 0 SAC: 0 DP: 2 HBP: 0					

livebaseballscorecards.com

AB	34
R	7
H	12
RBI	7
BB	4
SO	9
LOB	15

WP: 1 PB: 0 SB: 3 CS: 0 PA: 38

PITCHER		IP	WLS	BF	H	R	ER	SO	BB	IBB	HBP	BLK	WP	HR	S	P	ERA	WHIP
Sterling Hitchcock, L ERA: 4.84	(1, 1)	3.0	L	16	7	6	6	2	1	0	0	0	0	2	35	58	18.00	2.667
Will Cunnane, R ERA: 5.2	(4, 1)	2.0		8	2	0	0	5	0	0	0	0	0	0	26	40	0.00	1.000
Jim Bruske, R ERA: 3.94	(6, 1)	1.1		7	1	0	0	1	2	0	0	0	0	0	10	26	0.00	2.250
Doug Bochtler, R ERA: 4.91	(7, 1)	1.0		4	1	1	1	0	1	0	0	0	0	0	7	14	9.00	2.000
Trevor Hoffman, R ERA: 3.38	(8, 1)	0.2		3	1	0	0	1	0	0	0	0	1	0	5	8	0.00	1.500

PITCHER	IP	WLS	BF	H	R	ER	SO	BB	IBB	HBP	BLK	WP	HR	S	P	ERA	WHIP

Batter	1	2	3	4	5	6	7	8	9	AB	R	H	RBI	BB	SO	LOB
Steve Finley, L (1, 8) OBP: 0.319, SLG: 0.500	B B C X 2-1 P6 ①		B X 1-0 HR	B X 1-0 P2 ③			B B B B 4-0 2B BB BB		B F B B X 3-1 F8 ①	4	2	1	1	1	0	1
Craig Shipley, R (1, 4) OBP: 0.333, SLG: 0.567	C F F T 0-2 K ②		F X 0-1 E7 G1-3 SF8 1B		X 0-0 F9 ①		B F X 1-1 BB FC5-4 1-3 2-H 2B		C B S B F F X 2-2 G4-3 ②	5	2	2	1	0	1	0
Tony Gwynn, L (1, 9) OBP: 0.425, SLG: 0.585 Chris Jones, R (9, PR) OBP: 0.356, SLG: 0.480 (9, 9)	C B B X 2-1 G3-1 ③		F X 0-1 G1-3 ① 2-3		C X 0-1 F8 ②		I I I I 4-0 FC5-4 BB IBB		B F B F B F F F B 4-2 BB	3 0	0 0	0 0	0 0	2 0	0 0	1 0
Ken Caminiti, S (1, 5) OBP: 0.360, SLG: 0.435		B F X 1-1 HR	F X 0-1 SF8 ② 3-H		X 0-0 F9 ③		B B B C F B 4-2 FC5-4 1-2 2-3 3-H BB		B B S X 2-1 G3 ③	3	1	1	3	1	0	1
Greg Vaughn, R (1, 7) OBP: 0.320, SLG: 0.392		B B C X 2-1 F8 ①	B B S B F B 4-2 S BB			B B S F C 2-3 K ①	B B B C X 3-1 FC5-4 ② 1-2f 2-3 3-H			3	0	0	1	1	1	2
Wally Joyner, L (1, 3) OBP: 0.405, SLG: 0.503		C F X 0-2 1B 1B	F B F F C 1-3 K ③ 1-2			X 0-0 F8 ②	B B C X 2-1 G4-3 ③			4	0	1	0	0	1	3
Chris Gomez, R (1, 6) OBP: 0.332, SLG: 0.343		C B C S 1-3 K ②	B C F X 1-2 CI			B B X 2-0 F9 ③		C T B X 1-2 F4 ①		3	0	0	0	0	1	1
John Flaherty, R (1, 2) OBP: 0.293, SLG: 0.349		T F X 0-2 1-3 1B	1 SAFE F X 0-1 F7 ①				B C X 1-1 SH5-4 2B 1B	B B X 2-0 F8 ②		4	1	2	0	0	0	1
Joey Hamilton, R (1, 1) OBP: 0.171, SLG: 0.300 Mark Sweeney, L (8, PH) OBP: 0.339, SLG: 0.337 Tim Worrell, R (8, 1) OBP: 0.294, SLG: 0.200 Trevor Hoffman, R (9, 1) OBP: 0.500, SLG: 0.500		B F F S 1-3 K ③	X 0-0 F7 ②				X 0-0 SH5-4 ① 1-2	B C F C 1-3 K ③		2 1 0 0	0 0 0 0	0 0 0 0	0 0 0 0	1 1 0 0	3 0 0 0	
Inning Stats	R: 0 E: 0 K: 1 S: 8 H: 0 LOB: 0 BB: 0 P: 12	R: 1 E: 0 K: 2 S: 16 H: 3 LOB: 2 BB: 0 P: 21	R: 2 E: 1 K: 1 S: 13 H: 2 LOB: 1 BB: 1 P: 19	R: 0 E: 1 K: 0 S: 7 H: 0 LOB: 1 BB: 0 P: 9	R: 0 E: 0 K: 0 S: 4 H: 0 LOB: 0 BB: 0 P: 4	R: 0 E: 0 K: 1 S: 5 H: 0 LOB: 0 BB: 0 P: 9	R: 3 E: 0 K: 0 S: 11 H: 2 LOB: 2 BB: 3 P: 30	R: 0 E: 0 K: 1 S: 7 H: 0 LOB: 0 BB: 0 P: 11	R: 0 E: 0 K: 0 S: 14 H: 0 LOB: 1 BB: 1 P: 25	1B: 4 2B: 1 3B: 0 HR: 2	SF: 1 SAC: 1 DP: 0 HBP: 0						

PITCHER		IP	WLS	BF	H	R	ER	SO	BB	IBB	HBP	BLK	WP	HR	S	P	ERA	WHIP
Kent Mercker, L ERA: 3.8	(1, 1)	6.0		25	5	3	2	5	1	0	0	0	0	2	53	74	3.00	1.000
Stan Belinda, R ERA: 3.5	(7, 1)	0.1	L	6	2	3	3	0	2	1	0	0	0	0	7	21	81.00	12.000
Richie Lewis, R ERA: 9.0	(7, 1)	1.2		5	0	0	0	1	0	0	0	0	0	0	11	20	0.00	0.000
Dave Burba, R ERA: 5.19	(9, 1)	1.0		4	0	0	0	0	1	0	0	0	0	0	14	25	0.00	1.000

PITCHER	IP	WLS	BF	H	R	ER	SO	BB	IBB	HBP	BLK	WP	HR	S	P	ERA	WHIP

TOP

San Diego Padres @ Cincinnati Reds

Cinergy Field, Cincinnati, OH

Wed Aug 06 1997, 7:05 PM EDT

Att. 18,218 - Unknown - 75 F

livebaseballscorecards.com

AB	32
R	6
H	7
RBI	6
BB	5
SO	6
LOB	13

WP: 0	PA: 40		
PB: 0			
SB: 1			
CS: 0			

Batter	1	2	3	4	5	6	7	8	9	AB	R	H	RBI	BB	SO	LOB
Deion Sanders, L (1, 8) OBP: 0.338, SLG: 0.373	B F F F X 1-2 G4-3 2B		X 0-0 ① SF8 3-H		B X 1-0 ② G6-3		C H 1-1 G5-4-3 HBP		C S B C 1-3 ① K	2	0	1	1	0	0	0
Curtis Goodwin, L (8, 8) OBP: 0.316, SLG: 0.306										1	0	0	0	0	1	0
Lenny Harris, L (1, 7) OBP: 0.284, SLG: 0.360	C B X 1-1 ① G4-3 2-3		X 0-0 ② F7		X 0-0 1B		B C X 1-1 ① P7		B B B C B X 3-1 ② G4-3	5	0	1	0	0	0	2
Barry Larkin, R (1, 6) OBP: 0.446, SLG: 0.488	X 0-0 ② G2-3		B X 1-0 ③ G1-3		B C X 1-1 ③ G4-3		B B F F X 2-2 ②③ G5-4-3 1-2f		F C X 0-2 1B	5	0	1	0	0	0	3
Eduardo Perez, R (1, 3) OBP: 0.335, SLG: 0.449	C F S 0-3 ③ K			B X 1-0 ① G6-3		X 0-0 BB BB SF7 1B		B C C B F X 2-2 FC5-4 1B	B C S S 1-3 ③ K	5	1	2	0	0	2	2
Willie Greene, L (1, 5) OBP: 0.370, SLG: 0.481		F B F F B B B 4-2 S BB		S X 0-1 1B 1B		S C B B B B 4-2 SF7 BB SF9 1-2 BB		C X 0-1 ① FC5-4 BB BB 1-2f		2	1	1	0	2	0	1
Reggie Sanders, R (1, 9) OBP: 0.335, SLG: 0.553	X 0-0 ① P2		X 0-0 1-2 1B		B B B C B 4-1 SF9 SF7 1-2 2-3 BB		C F D C 1-3 ② K		3	0	1	0	1	1	2
Eddie Taubensee, L (1, 2) OBP: 0.322, SLG: 0.478	C F B B S 2-3 ② K		S S B X 1-2 ② F8		B X 1-0 ① SF7 1-2 2-3 3-H		B B C F B B 4-2 BB 1-2 BB		2	0	0	1	1	1	3
Bret Boone, R (1, 4) OBP: 0.292, SLG: 0.327	C F B 1 SAFE B B X 3-2 ③ F7 1-2		B C 2 SAFE B X 2-1 ③ G6-3		S B B B X 3-1 ② SF9 2-3 3-H		C B C B B B 4-2 BB 1-2 2-3 BB		2	0	0	1	1	0	3
Kent Mercker, L (1, 1) OBP: 0.256, SLG: 0.257 Jon Nunnally, L (6, PH) OBP: 0.395, SLG: 0.394 Stan Belinda, R (7, 1) Richie Lewis, R (7, 1) Mike Kelly, R (8, PH) OBP: 0.317, SLG: 0.538 Dave Burba, R (9, 1) OBP: 0.205, SLG: 0.184			F B X 1-1 SF8 3B		X 0-0 ① F7		B F X 1-1 ③ G4-3		C B S F F B X 2-2 ③ F8	2 1 0 0 1 0	1 0 0 0 0 0	1 0 0 0 0 0	0 0 0 0 0 0	0 0 0 0 0 0	0 1 0 0 3 0	0 1 0 0 0 0
Inning Stats	R: 0 H: 1 E: 0 LOB: 1 K: 1 BB: 0 S: 10 P: 12	R: 0 H: 0 E: 0 LOB: 1 K: 1 BB: 1 S: 10 P: 19	R: 1 H: 1 E: 0 LOB: 0 K: 0 BB: 0 S: 5 P: 7	R: 0 H: 2 E: 0 LOB: 2 K: 0 BB: 0 S: 9 P: 13	R: 0 H: 1 E: 0 LOB: 1 K: 0 BB: 0 S: 5 P: 7	R: 2 H: 1 E: 0 LOB: 1 K: 0 BB: 2 S: 9 P: 22	R: 0 H: 0 E: 0 LOB: 0 K: 0 BB: 0 S: 6 P: 10	R: 0 H: 1 E: 0 LOB: 3 K: 1 BB: 2 S: 18 P: 31	R: 0 H: 1 E: 0 LOB: 1 K: 2 BB: 0 S: 11 P: 16	1B: 6 2B: 1 3B: 1 HR: 0	SF: 3 SAC: 0 DP: 1 HBP: 1			WP: 0 PB: 0 SB: 1 CS: 0	PA: 40		

PITCHER		IP	WLS	BF	H	R	ER	SO	BB	IBB	HBP	BLK	WP	HR	S	P	ERA	WHIP
Joey Hamilton, R ERA: 3.96	(1, 1)	7.0	W	30	6	3	3	2	3	0	1	0	0	0	54	90	3.86	1.286
Tim Worrell, R ERA: 4.6	(8, 1)	1.0		6	1	0	0	1	2	0	0	0	0	0	18	31	0.00	3.000
Trevor Hoffman, R ERA: 3.31	(9, 1)	1.0	S	4	1	0	0	2	0	0	0	0	0	0	11	16	0.00	1.000

PITCHER	IP	WLS	BF	H	R	ER	SO	BB	IBB	HBP	BLK	WP	HR	S	P	ERA	WHIP

BOTTOM

San Diego Padres @ Cincinnati Reds

Cinergy Field, Cincinnati, OH

Wed Aug 06 1997, 7:05 PM EDT
Att. 18,218 - Unknown - 75 F

livebaseballscorecards.com

AB	31
R	3
H	8
RBI	3
BB	5
SO	5
LOB	20

Batter	1	2	3	4	5	6	7	8	9	AB	R	H	RBI	BB	SO	LOB
Rickey Henderson, R (1, 7) OBP: 0.416, SLG: 0.365	C B C F B B F X 3-2 FC3-6 1B		B C X 1-1 E 1B		C B C B B X 3-2 ③ F8			C C B C 1-3 ① K	C B B C X 2-2 ③ F9	5	0	2	0	0	1	2
Quilvio Veras, S (1, 4) OBP: 0.361, SLG: 0.356	B S F B 1 SAFE F X 2-2 ① FC3-6 WP G1-3 1-2f		1 SAFE C 1 SAFE F F 1 SAFE F F P 2-3 ② 1 SAFE B S K 1-3			B B C S B B 4-2 BB		C H 1-1 1B HBP		2	0	0	0	1	1	2
Tony Gwynn, L (1, 9) OBP: 0.422, SLG: 0.579	C F X 0-2 ② G1-3 1-2		B X 1-0 ③ P6			X 0-0 ① P6		C X 0-1 ② F9		4	0	0	0	0	0	4
Ken Caminiti, S (1, 5) OBP: 0.361, SLG: 0.434	B B B B 4-0 WP BB			C F C 0-3 ① K		C X 0-1 ② P2		B F X 1-1 FC6-4 1-2 1B		3	0	1	0	1	1	1
Steve Finley, L (1, 8) OBP: 0.316, SLG: 0.495	C F B B B X 2-2 ③ G3 1-2 2-3			F B S F B X 2-2 ② P5		1 SAFE B F 1 B C F F D 3-2 ③ X F9		C X 0-1 ③ FC6-4 1-2f		4	0	0	0	0	0	5
Wally Joyner, L (1, 3) OBP: 0.406, SLG: 0.502		B C C B F F X 2-2 ① F7		B C F B X 2-2 1B			F B X 1-1 ① F7		B F B F B B 4-2 BB BB	3	0	1	0	1	0	0
Mandy Romero, S (1, 2) OBP: 0.273, SLG: 0.438		B S T S 1-3 ② K		S S B B S 2-3 ③ K			B F S X 1-2 ② G6-3		F B X 1-1 ① F8	4	0	0	0	0	2	2
Chris Gomez, R (1, 6) OBP: 0.332, SLG: 0.342 Archi Cianfrocco, R (8, 6) OBP: 0.317, SLG: 0.350		B B X 2-0 ③ F9			C B S B B X 3-2 ① F9		B S C B F B B 4-2 WP BB		F B B F F B B 4-2 1-2 BB	2 0	0 0	0 0	0 0	1 1	0 0	0 0
Danny Jackson, R (1, 1) OBP: 0.143, SLG: 0.100 Greg Vaughn, R (5, PH) OBP: 0.318, SLG: 0.391 Sean Bergman, R (5, 1) OBP: 0.250, SLG: 0.333 Mark Sweeney, L (7, PH) OBP: 0.336, SLG: 0.333 Will Cunnane, R (7, 1) OBP: 0.417, SLG: 0.545 Chris Jones, R (9, PH) OBP: 0.353, SLG: 0.475			F F B X 1-2 ① F9		B B S S S 2-3 ② K		F B S F B B X 2-2 ③ G4-3 1-2		C C B F F F S 1-3 ② K	1 1 0 1 0 0	0 0 0 0 0 1	0 0 0 0 0 2	0 0 0 0 0 2	0 1 0 0 0 1	0 0 0 1 0 2	0 0 0 1 0 2
Inning Stats	R: 0 H: 1 E: 0 LOB: 2 K: 0 BB: 1 S: 16 P: 27	R: 0 H: 0 E: 0 LOB: 0 K: 1 BB: 0 S: 9 P: 14	R: 0 H: 1 E: 1 LOB: 1 K: 1 BB: 0 S: 13 P: 17	R: 0 H: 1 E: 0 LOB: 1 K: 2 BB: 0 S: 13 P: 19	R: 0 H: 0 E: 0 LOB: 0 K: 1 BB: 0 S: 9 P: 17	R: 0 H: 0 E: 0 LOB: 1 K: 0 BB: 1 S: 10 P: 17	R: 0 H: 0 E: 0 LOB: 1 K: 0 BB: 1 S: 12 P: 20	R: 0 H: 1 E: 0 LOB: 2 K: 1 BB: 0 S: 10 P: 13	R: 0 H: 0 E: 0 LOB: 2 K: 1 BB: 2 S: 15 P: 27	1B: 4 2B: 0 3B: 0 HR: 0	SF: 0 SAC: 0 DP: 0 HBP: 1			WP: 2 PB: 0 SB: 0 CS: 0	PA: 37		

TOP

San Diego Padres @ Cincinnati Reds

Cinergy Field, Cincinnati, OH

Thu Aug 07 1997, 7:05 PM EDT

Att. 17,458 - Unknown - 81 F

livebaseballscorecards.com

AB	31
R	0
H	4
RBI	0
BB	5
SO	7
LOB	19

PITCHER		IP	WLS	BF	H	R	ER	SO	BB	IBB	HBP	BLK	WP	HR	S	P	ERA	WHIP
Brett Tomko, R ERA: 3.26	(1, 1)	7.0	W	27	3	0	0	5	3	0	0	0	2	0	82	131	0.00	0.857
Scott Sullivan, R ERA: 2.39	(8, 1)	2.0		10	1	0	0	2	2	0	1	0	0	0	25	40	0.00	1.500

PITCHER	IP	WLS	BF	H	R	ER	SO	BB	IBB	HBP	BLK	WP	HR	S	P	ERA	WHIP

BOTTOM

San Diego Padres @ Cincinnati Reds

Cinergy Field, Cincinnati, OH

Thu Aug 07 1997, 7:05 PM EDT

Att. 17,458 - Unknown - 81 F

livebaseballscorecards.com

Batter	1	2	3	4	5	6	7	8	9	AB	R	H	RBI	BB	SO	LOB
Deion Sanders, L (1, 8) OBP: 0.337, SLG: 0.371	C F F X 0-2 S 1B	B B F F C 2-3 ③ K		B C B B S X 3-2 ③ G3-1			C B F S 1-3 ① K	S B B B F X 3-2 ② F8		5	0	1	0	0	2	2
Mike Kelly, R (1, 7)	1 SAFE C B C X 1-2 ① F8		B B F C B X 3-2 G6-3 HR 2B		B X 1-0 S BB 1B		B B B C F B 4-2 FC5-4 1B 2B BB	X 0-0 1-2 1B		4	2	3	0	1	0	1
Barry Larkin, R (1, 6) OBP: 0.445, SLG: 0.483	B 1 SAFE 1 SAFE B C B X 3-1 ② P6 1-3		F B B B F X 3-2 ① G6-3 2-3		C 1 SAFE 1 SAFE B B F 1 SAFE B B 4-2 S 1-2 BB		C B B 1 SAFE X 2-1 FC5-4 1-2 1B	C C B C 1-3 ③ K		4	0	1	0	1	1	4
Eduardo Perez, R (1, 3) OBP: 0.333, SLG: 0.463	X 0-0 ③ F8		B X 1-0 3-H HR		B C B B C S 3-3 ① K 1-2 2-3		C C B X 1-2 ② FC5-4 BB 1-2f 2-3 2B			4	2	1	2	0	1	5
Reggie Sanders, R (1, 9) OBP: 0.344, SLG: 0.561		F B S B F X 2-2 G3-1 S WP 1B	X 0-0 F9 2B		B X 1-0 ② F9		C C B B D F B 4-2 1-2 2B BB			3	2	2	0	1	0	2
Willie Greene, L (1, 5) OBP: 0.368, SLG: 0.481 Scott Sullivan, R (8, 1)	B 1 SAFE B X 2-0 ① G3-1 1-3	X 0-0 ② F9 2-3	X 0-0 ③ F8				B X 1-0 1-H 2-H 3-H 2B			4 0	0 0	1 0	3 0	0 0	0 0	4 0
Joe Oliver, R (1, 2) OBP: 0.325, SLG: 0.437	B F B F B X 3-2 3-H HR	X 0-0 ③ G3-1			C F B X 1-2 ① G5-3	B X 1-0 ③ G4-3				4	1	1	1	0	0	2
Bret Boone, R (1, 4) OBP: 0.297, SLG: 0.328	B B B B 4-0 SH1-4 BB		C B X 1-1 ① F7		B C H 2-1 G6-4-3 HBP	C C X 0-2 FC4-6 1B				2	0	1	0	1	0	0
Brett Tomko, R (1, 1) OBP: 0.158, SLG: 0.167 Pokey Reese, R (8, 5) OBP: 0.300, SLG: 0.288	X 0-0 ② SH1-4 1-2		S S F B B F C 2-3 ② K		X 0-0 ② ③ G6-4-3 1-2f	C X 0-1 ① FC4-6 1B 1-2f				2 1	0 0	0 0	0 0	0 0	1 0	1 1
Inning Stats	R: 0 H: 1 E: 0 LOB: 1 K: 0 BB: 0 S: 10 P: 14	R: 2 H: 2 E: 0 LOB: 1 K: 1 BB: 1 S: 12 P: 25	R: 2 H: 3 E: 0 LOB: 1 K: 0 BB: 0 S: 10 P: 17	R: 0 H: 0 E: 0 LOB: 0 K: 1 BB: 0 S: 10 P: 16	R: 0 H: 1 E: 0 LOB: 2 K: 1 BB: 1 S: 8 P: 17	R: 0 H: 0 E: 0 LOB: 0 K: 0 BB: 0 S: 5 P: 8	R: 3 H: 2 E: 0 LOB: 1 K: 1 BB: 2 S: 15 P: 29	R: 0 H: 2 E: 0 LOB: 2 K: 1 BB: 0 S: 12 P: 16		1B: 6 SF: 0 2B: 3 SAC: 1 3B: 0 DP: 1 HR: 2 HBP: 1						

	AB	33
	R	7
	H	11
	RBI	6
	BB	4
	SO	5
	LOB	22

WP: 1 PA: 39
PB: 0
SB: 5
CS: 0

PITCHER		IP	WLS	BF	H	R	ER	SO	BB	IBB	HBP	BLK	WP	HR	S	P	ERA	WHIP
Danny Jackson, L ERA: 7.58	(1, 1)	4.0	L	19	6	4	4	2	1	0	0	0	1	2	42	72	9.00	1.750
Sean Bergman, R ERA: 5.58	(5, 1)	2.0		8	1	0	0	1	1	0	1	0	0	0	13	25	0.00	1.000
Will Cunnane, R ERA: 5.42	(7, 1)	2.0		12	4	3	3	2	2	0	0	0	0	0	27	45	13.50	3.000

PITCHER	IP	WLS	BF	H	R	ER	SO	BB	IBB	HBP	BLK	WP	HR	S	P	ERA	WHIP

Batter	1	2	3	4	5	6	7	8	9	AB	R	H	RBI	BB	SO	LOB
Brett Butler, L (1, 7) OBP: 0.401, SLG: 0.361	x 0-0 ① G4-3		x 0-0 FC6-4 1B 1B	x 0-0 2B G6-3 2-3 1B	x 0-0 CS 2B	S S S 0-3 ② K			S S S 0-3 ① K	5	2	3	0	0	1	0
Roger Cedeno, S (8, 8) OBP: 0.363, SLG: 0.373										1	0	0	0	0	1	0
Wayne Kirby, L (1, 8) OBP: 0.321, SLG: 0.261	x 0-0 ② P4		x 0-0 1-2 FC6-4 1B	x 0-0 1-3 3-H 2B 2B	B B B 4-0 ① BB 2-3 3B BB	x 0-0 1B			x 0-0 ② P5	5	2	3	1	1	0	0
(8, 7)																
Mike Piazza, R (1, 2) OBP: 0.429, SLG: 0.615	x 0-0 ③ G6-3		x 0-0 ① FC6-4 WP 1B 1-2f 2-3	x 0-0 ② G6-3 3-H	B B B B 4-0 3B 1-2 BB	x 0-0 ③ P4			x 0-0 ③ P4	5	1	0	1	1	0	4
Tom Prince, R (9, 2) OBP: 0.316, SLG: 0.386										0	0	0	0	0	0	0
Eric Karros, R (1, 3) OBP: 0.335, SLG: 0.475		x 0-0 ① G6-3	x 0-0 WP 1-2 3-H 1B	x 0-0 2-H 2B 2B	x 0-0 ② F7		x 0-0 ① F7			5	1	2	2	0	0	2
Raul Mondesi, R (1, 9) OBP: 0.352, SLG: 0.561		x 0-0 ② L4	x 0-0 ② F7	B B B 4-0 2B BB	x 0-0 1-H 2-H 3B		S S S 0-3 ② K			4	1	1	2	1	1	2
Todd Zeile, R (1, 5) OBP: 0.342, SLG: 0.424		x 0-0 2B 1B	B B B 4-0 1-2 2-3 BB	x 0-0 1-H 2-H 1B 2B	B B B 4-0 BB BB		S S S 0-3 ③ K			3	2	2	2	2	1	0
Greg Gagne, R (1, 6) OBP: 0.320, SLG: 0.401		x 0-0 1B 1-H 2B	S S S 0-3 ③ K	B B B 4-0 1B BB	B B B 4-0 1-2 BB			x 0-0 ① G6-3		3	0	1	1	2	1	3
Wilton Guerrero, S (1, 4) OBP: 0.307, SLG: 0.417		x 0-0 2-3 1B		x 0-0 1B SH1-3 2B 1B x 0-0 1-2 2-H FC6 1B	x 0-0 ③ F7			x 0-0 ② G4-3		5	1	3	1	0	0	3
Tom Candiotti, R (1, 1) OBP: 0.059, SLG: 0.059		x 0-0 ③ G3		x 0-0 ① SH1-3 1-2 x 0-0 ③ FC6 1-2f		x 0-0 ① G6-3		S S S 0-3 ③ K		2	0	0	0	0	0	4
Nelson Liriano, S (6, PH) OBP: 0.275, SLG: 0.338										1	0	0	0	0	0	0
37 Darren Dreifort, R (6, 1) OBP: 0.200, SLG: 0.200										1	0	0	0	0	1	0
Inning Stats	R: 0 E: 0 K: 0 S: 3 H: 0 LOB: 0 BB: 0 P: 3	R: 1 E: 0 K: 0 S: 6 H: 3 LOB: 2 BB: 0 P: 6	R: 1 E: 0 K: 1 S: 8 H: 3 LOB: 3 BB: 1 P: 12	R: 6 E: 0 K: 0 S: 9 H: 6 LOB: 2 BB: 2 P: 17	R: 2 E: 0 K: 0 S: 4 H: 2 LOB: 3 BB: 4 P: 20	R: 0 E: 0 K: 1 S: 6 H: 1 LOB: 1 BB: 0 P: 6	R: 0 E: 0 K: 2 S: 7 H: 0 LOB: 0 BB: 0 P: 7	R: 0 E: 0 K: 1 S: 5 H: 0 LOB: 0 BB: 0 P: 5	R: 0 E: 0 K: 1 S: 5 H: 0 LOB: 0 BB: 0 P: 5	1B: 9 2B: 5 3B: 1 HR: 0 SF: 0 SAC: 1 DP: 0 HBP: 0							

TOP

Los Angeles Dodgers @ Cincinnati Reds

Cinergy Field, Cincinnati, OH

Fri Aug 08 1997, 7:05 PM EDT
Att. 26,837 - Cloudy - 83 F

livebaseballscorecards.com

AB	40
R	10
H	15
RBI	10
BB	7
SO	6
LOB	18

WP: 1 PB: 0 SB: 0 CS: 1 PA: 48

PITCHER		IP	WLS	BF	H	R	ER	SO	BB	IBB	HBP	BLK	WP	HR	S	P	ERA	WHIP
Mike Morgan, R ERA: 5.66	(1, 1)	3.2	L	24	11	8	8	1	2	0	0	0	1	0	24	32	19.64	3.545
Richie Lewis, R ERA: 8.87	(4, 1)	0.1		3	1	0	0	0	1	0	0	0	0	0	2	6	0.00	6.000
Felix Rodriguez, R ERA: 6.04	(5, 1)	5.0		21	3	2	2	5	4	0	0	0	0	0	27	43	3.60	1.400

PITCHER	IP	WLS	BF	H	R	ER	SO	BB	IBB	HBP	BLK	WP	HR	S	P	ERA	WHIP

BOTTOM

Los Angeles Dodgers @ Cincinnati Reds

Cinergy Field, Cincinnati, OH

Fri Aug 08 1997, 7:05 PM EDT

Att. 26,837 - Cloudy - 83 F

livebaseballscorecards.com

Batter	1	2	3	4	5	6	7	8	9	AB	R	H	RBI	BB	SO	LOB
Deion Sanders, L (1, 8) OBP: 0.336, SLG: 0.370	0-0 S E 1B 1B	0-3 K		0-0 F5		0-0 G6-3 2-3			0-0 F8	4	1	1	0	0	1	4
Jon Nunnally, L (7, 8) OBP: 0.301, SLG: 0.389										1	0	0	0	0	0	0
Mike Kelly, R (1, 7) OBP: 0.342, SLG: 0.549	0-0 F8 S 1-H 1B	0-3 K		0-0 F7		0-0 G1-3			0-0 DI 1B	5	0	2	1	0	1	4
Barry Larkin, R (1, 6) OBP: 0.450, SLG: 0.490	4-0 PB 1-2 BB		0-0 2B FC5-2 1B	0-0 1-H 2B			0-0 G1-3		0-3 K 1-2	3	0	2	0	1	0	0
Pokey Reese, R (8, 6) OBP: 0.299, SLG: 0.286										1	0	0	0	0	1	1
Eduardo Perez, R (1, 3) OBP: 0.337, SLG: 0.488	0-0 P4		0-0 FC5-2 PB 1-3 2B		0-0 HR		0-3 K			4	2	2	1	0	1	2
Willie Greene, L (1, 5) OBP: 0.365, SLG: 0.476	0-0 F8 2-3		0-0 F8		0-0 G3-1		0-3 K			4	0	0	0	0	1	4
Reggie Sanders, R (1, 9) OBP: 0.337, SLG: 0.548	0-0 P4 1-2		0-0 FC5-2 S HR 2-3 3-H		0-0 F8			0-0 G4-3		4	1	0	0	0	0	4
Joe Oliver, R (1, 2) OBP: 0.328, SLG: 0.451		0-0 SH3-4 1B 1B	0-0 1-H 3-H HR		0-0 F2			0-3 K		4	1	2	2	0	1	0
Bret Boone, R (1, 4) OBP: 0.299, SLG: 0.328		0-0 SH3-4 1-2 1B	0-0 G6-3			4-0 G6-3 SH1-3 BB		0-3 K		3	0	1	0	1	1	0
Mike Morgan, R (1, 1) OBP: 0.115, SLG: 0.160	0-0 SH3-4 1-2 2-3			0-0 2B 1B		0-0 SH1-3 1-2			0-3 K	0	0	0	0	0	0	0
Richie Lewis, R (4, 1) OBP: 1.000, SLG: 1.000										1	0	1	0	0	0	0
Felix Rodriguez, R (5, 1)										0	0	0	0	0	0	0
Eddie Taubensee, L (9, PH) OBP: 0.320, SLG: 0.476										1	0	0	0	0	1	0
Inning Stats	R: 1 E: 1 K: 0 S: 5 H: 2 LOB: 2 BB: 1 P: 9	R: 0 E: 0 K: 2 S: 9 H: 2 LOB: 2 BB: 0 P: 9	R: 3 E: 0 K: 0 S: 6 H: 3 LOB: 0 BB: 0 P: 6	R: 0 E: 0 K: 0 S: 4 H: 2 LOB: 2 BB: 0 P: 4	R: 1 E: 0 K: 0 S: 4 H: 1 LOB: 0 BB: 0 P: 4	R: 0 E: 0 K: 0 S: 3 H: 0 LOB: 1 BB: 1 P: 7	R: 0 E: 0 K: 2 S: 7 H: 0 LOB: 0 BB: 0 P: 7	R: 0 E: 0 K: 2 S: 7 H: 0 LOB: 0 BB: 0 P: 7	R: 0 E: 0 K: 2 S: 8 H: 1 LOB: 1 BB: 0 P: 8	1B: 7 2B: 2 3B: 0 HR: 2	SF: 0 SAC: 2 DP: 0 HBP: 0						

AB	35
R	5
H	11
RBI	4
BB	2
SO	8
LOB	19

PITCHER		IP	WLS	BF	H	R	ER	SO	BB	IBB	HBP	BLK	WP	HR	S	P	ERA	WHIP
Tom Candiotti, R ERA: 3.52	(1, 1)	5.0	W	25	10	5	5	2	1	0	0	0	0	2	28	32	9.00	2.200
37 Darren Dreifort, R ERA: 2.14	(6, 1)	4.0	S	14	1	0	0	6	1	0	0	0	0	0	25	29	0.00	0.500

PITCHER	IP	WLS	BF	H	R	ER	SO	BB	IBB	HBP	BLK	WP	HR	S	P	ERA	WHIP

Los Angeles Dodgers @ Cincinnati Reds

Cinergy Field, Cincinnati, OH

Sat Aug 09 1997, 7:05 PM EDT

Att. 30,809 - Unknown - 73 F

livebaseballscorecards.com

Batter	1	2	3	4	5	6	7	8	9	AB	R	H	RBI	BB	SO	LOB
Brett Butler, L (1, 7) OBP: 0.396, SLG: 0.356	G4-3	L1			G6-3		P2			4	0	0	0	0	0	1
Roger Cedeno, S (1, 8) OBP: 0.365, SLG: 0.382	2B		F9		E 1B		G4-3			4	1	2	0	0	0	0
Mike Piazza, R (1, 2) OBP: 0.427, SLG: 0.610	K		BB		E6			F7		3	0	0	0	1	1	2
Eric Karros, R (1, 3) OBP: 0.335, SLG: 0.475	2-H 2B		P3		L7			G4-3		4	0	1	1	0	0	3
Raul Mondesi, R (1, 9) OBP: 0.349, SLG: 0.556	K		F8		K			K		4	0	0	0	0	3	4
Todd Zeile, R (1, 5) OBP: 0.343, SLG: 0.427 Wilton Guerrero, S (9, PR) OBP: 0.307, SLG: 0.417	1B 2B		F7		P4				G6-4-3 1B	4 0	1 0	2 0	0 0	0 0	0 0	0 0
Greg Gagne, R (1, 6) OBP: 0.320, SLG: 0.399	2-H SH2-3 1B		P3		G5-3				1-2f G6-4-3	4	0	1	1	0	0	1
Adam Riggs, R (1, 4) Eric Anthony, L (9, PH) OBP: 0.342, SLG: 0.420	P5		E5		F8				P5	3 1	0 0	0 0	0 0	0 0	0 0	1 1
Ismael Valdez, R (1, 1) OBP: 0.095, SLG: 0.050 Darren Hall, R (8, 1)	1-2 SH2-3		K				K			2 0	0 0	0 0	0 0	0 0	2 0	1 0
Inning Stats	R: 1 E: 0 K: 2 S: 15 H: 2 LOB: 1 BB: 0 P: 22	R: 1 E: 0 K: 0 S: 12 H: 2 LOB: 1 BB: 0 P: 16	R: 0 E: 0 K: 0 S: 7 H: 0 LOB: 1 BB: 1 P: 13	R: 0 E: 1 K: 1 S: 8 H: 0 LOB: 1 BB: 0 P: 10	R: 0 E: 1 K: 1 S: 12 H: 1 LOB: 2 BB: 0 P: 19	R: 0 E: 0 K: 0 S: 6 H: 0 LOB: 0 BB: 0 P: 8	R: 0 E: 0 K: 1 S: 7 H: 0 LOB: 0 BB: 0 P: 7	R: 0 E: 0 K: 1 S: 7 H: 0 LOB: 0 BB: 0 P: 11	R: 0 E: 0 K: 0 S: 4 H: 1 LOB: 1 BB: 0 P: 6	1B: 3 2B: 3 3B: 0 HR: 0 SF: 0 SAC: 1 DP: 1 HBP: 0						

	AB	33
	R	2
	H	6
	RBI	2
	BB	1
	SO	6
	LOB	14

WP: 0 PB: 0 SB: 0 CS: 0 PA: 35

PITCHER		IP	WLS	BF	H	R	ER	SO	BB	IBB	HBP	BLK	WP	HR	S	P	ERA	WHIP
Gabe White, L ERA: 2.57	(1, 1)	7.0	W	29	5	2	2	5	1	0	0	0	0	0	67	95	2.57	0.857
Stan Belinda, R ERA: 3.45	(8, 1)	1.0		3	0	0	0	1	0	0	0	0	0	0	7	11	0.00	0.000
Jeff Shaw, R ERA: 2.33	(9, 1)	1.0	S	3	1	0	0	0	0	0	0	0	0	0	4	6	0.00	1.000

PITCHER	IP	WLS	BF	H	R	ER	SO	BB	IBB	HBP	BLK	WP	HR	S	P	ERA	WHIP

Batter	1	2	3	4	5	6	7	8	9	AB	R	H	RBI	BB	SO	LOB
Deion Sanders, L (1, 8) OBP: 0.335, SLG: 0.369	B C C F X 1-2 1B FC3 1B		C X 0-1 ① B1		F X 0-1 ① F8		X 0-0 ③ G4-3			4	1	1	0	0	0	0
Chris Stynes, R (1, 4) OBP: 1.000, SLG: 1.000 Bret Boone, R (8, 4) OBP: 0.299, SLG: 0.327	1 SAFE 1 SAFE C 1 SAFE F 1 P 1 SAFE 1 SAFE 1-2 X 1-3 FC3 1B		B X 1-0 S 1B 1B		B B X 2-0 G4-6-3 1B			B C C B X 2-2 ① F7		3 1	1 0	3 0	0 0	0 0	0 0	0 0
Willie Greene, L (1, 5) OBP: 0.363, SLG: 0.471	B B F X 2-1 FC3 1-2 3-H		1 SAFE F C B X 1-2 ② P6 1-2		B X 1-0 ② ③ G4-6-3 1-2f			B B B C B 4-1 E BB		3	0	0	1	1	0	3
Eduardo Perez, R (1, 3) OBP: 0.335, SLG: 0.482	B C S B S 2-3 ① K		B X 1-0 2-H 1B			X 0-0 ① G6-3		1 SAFE B C C S 1-3 ② K		4	0	1	1	0	2	3
Reggie Sanders, R (1, 9) OBP: 0.335, SLG: 0.558	T S B B B X 3-2 ② F9		B B C B F C 3-3 ③ K			B S B S X 2-2 HR		B B C C 1 SAFE F X 2-2 ③ G6-3 1-2		4	1	1	1	0	1	4
Mike Kelly, R (1, 7) OBP: 0.333, SLG: 0.533	C C B B X 2-2 ③ G3-1			C B S S 1-3 ① K2-3		C S B X 1-2 ② G4-3				3	0	0	0	0	1	2
Joe Oliver, R (1, 2) OBP: 0.324, SLG: 0.445		X 0-0 ① F8		B F F B B F X 3-2 ② P4		B S F B C 2-3 ③ K				3	0	0	0	0	1	0
Pokey Reese, R (1, 6) OBP: 0.300, SLG: 0.287		C B L B X 2-2 ② L1		S S B B X 2-2 1B			C B C X 1-2 ① L6			3	0	1	0	0	0	0
Gabe White, L (1, 1) Jon Nunnally, L (7, PH) OBP: 0.298, SLG: 0.384 Stan Belinda, R (8, 1) Jeff Shaw, R (9, 1)		S S F C 0-3 ③ K		1 SAFE S S S S 0-3 ③ K			F S C 0-3 ② K			2 1 0 0	0 0 0 0	0 0 0 0	0 0 0 0	0 0 0 0	2 1 0 0	1 0 0 0
Inning Stats	R: 1 H: 2 E: 0 LOB: 2 K: 1 BB: 0 S: 19 P: 29	R: 0 H: 0 E: 0 LOB: 0 K: 1 BB: 0 S: 8 P: 10	R: 1 H: 2 E: 0 LOB: 1 K: 1 BB: 0 S: 10 P: 16	R: 0 H: 1 E: 0 LOB: 1 K: 2 BB: 0 S: 13 P: 19	R: 0 H: 1 E: 0 LOB: 0 K: 0 BB: 0 S: 4 P: 7	R: 1 H: 1 E: 0 LOB: 0 K: 1 BB: 0 S: 10 P: 15	R: 0 H: 0 E: 0 LOB: 0 K: 1 BB: 0 S: 7 P: 8	R: 0 H: 0 E: 0 LOB: 1 K: 1 BB: 1 S: 11 P: 20		1B: 6 2B: 0 3B: 0 HR: 1	SF: 0 SAC: 0 DP: 1 HBP: 0					

PITCHER		IP	WLS	BF	H	R	ER	SO	BB	IBB	HBP	BLK	WP	HR	S	P	ERA	WHIP
Ismael Valdez, R ERA: 2.94	(1, 1)	7.1	L	30	7	3	3	7	1	0	0	0	0	1	75	114	3.68	1.091
Darren Hall, R ERA: 2.51	(8, 1)	0.2		2	0	0	0	1	0	0	0	0	0	0	7	10	0.00	0.000

PITCHER	IP	WLS	BF	H	R	ER	SO	BB	IBB	HBP	BLK	WP	HR	S	P	ERA	WHIP

BOTTOM

Los Angeles Dodgers @ Cincinnati Reds

Cinergy Field, Cincinnati, OH

Sat Aug 09 1997, 7:05 PM EDT
Att. 30,809 - Unknown - 73 F

livebaseballscorecards.com

AB	31
R	3
H	7
RBI	3
BB	1
SO	8
LOB	13

Batter	1	2	3	4	5	6	7	8	9	AB	R	H	RBI	BB	SO	LOB
Roger Cedeno, S (1, 8) OBP: 0.358, SLG: 0.374	G6-3		K 1-2			F8			L4	4	0	0	0	0	1	1
Greg Gagne, R (1, 6) OBP: 0.320, SLG: 0.397	CS BB		K			K			WP 1B 1B	2	0	0	0	1	2	1
Nelson Liriano, S (6, 4) OBP: 0.284, SLG: 0.347										1	1	1	0	0	0	0
Raul Mondesi, R (1, 9) OBP: 0.347, SLG: 0.553	K 1-2			F9			P3		K 1-2	3	0	0	0	0	1	1
Scott Radinsky, L (7, 1)										0	0	0	0	0	0	0
Todd Worrell, R (8, 1)										0	0	0	0	0	0	0
Mike Piazza, R (9, PH) OBP: 0.426, SLG: 0.609										1	0	0	0	0	1	1
Eric Karros, R (1, 3) OBP: 0.334, SLG: 0.473		G5-3		K			F7		1B 2-H	4	0	1	1	0	1	0
Todd Zeile, R (1, 5) OBP: 0.342, SLG: 0.425		F9		G1-3			1B		G1-3	4	0	1	0	0	0	1
Billy Ashley, R (1, 7) OBP: 0.296, SLG: 0.466		1B			K		G4-3			2	0	1	0	0	1	0
Wayne Kirby, L (6, 7) OBP: 0.315, SLG: 0.255										1	0	0	0	0	0	1
Tom Prince, R (1, 2) OBP: 0.305, SLG: 0.370		P4			K			G4-3		3	0	0	0	0	1	1
Adam Riggs, R (1, 4)			BB E		G5-3			P6		1	0	0	0	1	0	0
Mark Guthrie, R (5, 1)										0	0	0	0	0	0	0
Eric Anthony, L (7, 9) OBP: 0.338, SLG: 0.414										1	0	0	0	0	0	0
Pedro Astacio, R (1, 1) OBP: 0.150, SLG: 0.175			K			G6-3			F9	1	0	0	0	0	1	1
Wilton Guerrero, S (5, 4) OBP: 0.305, SLG: 0.414										2	0	0	0	0	0	0
(6, 6)																
Inning Stats	R: 0 E: 0 K: 1 S: 4 H: 0 LOB: 0 BB: 1 P: 8	R: 0 E: 0 K: 0 S: 4 H: 1 LOB: 1 BB: 0 P: 4	R: 0 E: 1 K: 3 S: 9 H: 0 LOB: 1 BB: 1 P: 13	R: 0 E: 0 K: 1 S: 5 H: 0 LOB: 0 BB: 0 P: 5	R: 0 E: 0 K: 2 S: 7 H: 0 LOB: 0 BB: 0 P: 7	R: 0 E: 0 K: 1 S: 5 H: 0 LOB: 0 BB: 0 P: 5	R: 0 E: 0 K: 0 S: 4 H: 1 LOB: 1 BB: 0 P: 4	R: 0 E: 0 K: 0 S: 3 H: 0 LOB: 0 BB: 0 P: 3	R: 1 E: 0 K: 1 S: 7 H: 2 LOB: 1 BB: 0 P: 7	1B: 4 2B: 0 3B: 0 HR: 0 SF: 0 SAC: 0 DP: 0 HBP: 0						

PITCHER	IP	WLS	BF	H	R	ER	SO	BB	IBB	HBP	BLK	WP	HR	S	P	ERA	WHIP
Mike Remlinger, L (1, 1) ERA: 3.1	9.0	W	32	4	1	1	9	2	0	0	0	1	0	48	56	1.00	0.667

PITCHER	IP	WLS	BF	H	R	ER	SO	BB	IBB	HBP	BLK	WP	HR	S	P	ERA	WHIP

TOP

Los Angeles Dodgers @ Cincinnati Reds

Cinergy Field, Cincinnati, OH

Sun Aug 10 1997, 3:33 AM EDT

Att. 24,742 - Cloudy - 72 F

livebaseballscorecards.com

AB	30
R	1
H	4
RBI	1
BB	2
SO	9
LOB	8

1B: 4	SF: 0	WP: 1	PA: 32
2B: 0	SAC: 0	PB: 0	
3B: 0	DP: 0	SB: 0	
HR: 0	HBP: 0	CS: 1	

Batter	1	2	3	4	5	6	7	8	9	AB	R	H	RBI	BB	SO	LOB
Pokey Reese, R (1, 6) OBP: 0.302, SLG: 0.290	G3-1 E 1B 1B		K 1B	1B 2-H 1B		G5-3		G1-3		5	1	2	1	0	1	0
Chris Stynes, R (1, 7) OBP: 1.000, SLG: 1.429	1-2 G3-1 E 1B		G3 2B 1B	2-3 1B		HR				4	3	4	1	0	0	0
Willie Greene, L (1, 5) OBP: 0.360, SLG: 0.466	G3-1 1-2 2-3		G3 1-2	K		K				4	0	0	0	0	2	5
Eduardo Perez, R (1, 3) OBP: 0.344, SLG: 0.497	E7 2-H 3-H 2B		HR 2-H 2B		E 2B BB	G4-3				3	2	2	3	1	0	0
Reggie Sanders, R (1, 9) OBP: 0.333, SLG: 0.568	G5-3		HR 2-H		F8		K			4	1	1	2	0	1	2
Eddie Taubensee, L (1, 2) OBP: 0.314, SLG: 0.466	K		K		K 1-2		K			4	0	0	0	0	4	2
Jon Nunnally, L (1, 8) OBP: 0.295, SLG: 0.390		G4-3	K	K 2-H 2B			K			4	0	1	1	0	2	0
Bret Boone, R (1, 4) OBP: 0.298, SLG: 0.324		F9	G3	BB				K		3	0	0	0	1	1	0
Mike Remlinger, L (1, 1)		G4-3		E8 1B	K			K		4	1	0	0	0	2	2
Inning Stats	R: 2 H: 3 E: 1 LOB: 1 K: 1 BB: 0 S: 8 P: 8	R: 0 H: 0 E: 0 LOB: 0 K: 0 BB: 0 S: 3 P: 3	R: 3 H: 3 E: 0 LOB: 0 K: 2 BB: 0 S: 10 P: 10	R: 1 H: 2 E: 1 LOB: 2 K: 2 BB: 0 S: 10 P: 10	R: 1 H: 1 E: 1 LOB: 2 K: 2 BB: 2 S: 8 P: 16	R: 1 H: 1 E: 0 LOB: 0 K: 1 BB: 0 S: 6 P: 6	R: 0 H: 0 E: 0 LOB: 0 K: 3 BB: 0 S: 9 P: 9	R: 0 H: 0 E: 0 LOB: 0 K: 2 BB: 0 S: 7 P: 7		1B: 5 SF: 0 2B: 3 SAC: 0 3B: 0 DP: 0 HR: 2 HBP: 0						

PITCHER		IP	WLS	BF	H	R	ER	SO	BB	IBB	HBP	BLK	WP	HR	S	P	ERA	WHIP
Pedro Astacio, R ERA: 3.97	(1, 1)	4.0	L	21	8	6	5	5	0	0	0	0	0	1	31	31	11.25	2.000
Mark Guthrie, L ERA: 4.69	(5, 1)	2.0		10	2	2	1	3	2	0	0	0	0	1	14	22	4.50	2.000
Scott Radinsky, L ERA: 2.85	(7, 1)	1.0		3	0	0	0	3	0	0	0	0	0	0	9	9	0.00	0.000
Todd Worrell, R ERA: 5.04	(8, 1)	1.0		3	0	0	0	2	0	0	0	0	0	0	7	7	0.00	0.000

PITCHER	IP	WLS	BF	H	R	ER	SO	BB	IBB	HBP	BLK	WP	HR	S	P	ERA	WHIP

BOTTOM

Los Angeles Dodgers @ Cincinnati Reds

Cinergy Field, Cincinnati, OH

Sun Aug 10 1997, 3:33 AM EDT
Att. 24,742 - Cloudy - 72 F

livebaseballscorecards.com

AB	35
R	8
H	10
RBI	8
BB	2
SO	13
LOB	11

Cincinnati Reds @ San Francisco Giants

3Com Park at Candlestick Point, San Francisco, CA

Mon Aug 11 1997, 10:05 PM EDT

Att. 19,086 - Unknown - 66 F

TOP

livebaseballscorecards.com

Batter	1	2	3	4	5	6	7	8	9	AB	R	H	RBI	BB	SO	LOB
Deion Sanders, L (1, 8) OBP: 0.337, SLG: 0.377	X 0-0 HR	B C B C X 2-2 ① G6-3	C X 0-1 1B			S B X 1-1 ① F9		B F B C S 2-3 ① K		4	1	2	1	0	0	0
Jon Nunnally, L (6, 8) OBP: 0.292, SLG: 0.385										1	0	0	0	0	1	0
Pokey Reese, R (1, 6) OBP: 0.304, SLG: 0.289	B B B B 4-0 S E 1B BB	C B X 1-1 ② L9	1 SAFE 1 SAFE C S B B 1 SAFE F F 2-2 ③ X L7			B C B X 2-1 1B 1B		F F B F F B F X 2-2 ② G5-3		4	1	1	0	1	0	1
Chris Stynes, R (1, 7) OBP: 0.750, SLG: 1.250	B 1 SAFE 1 SAFE B C C X 2-2 ① P5	X 0-0 HR		C S X 0-2 ① F8		B X 1-0 1-3 1B		F X 0-1 ③ G5-3		5	1	2	1	0	0	1
Eduardo Perez, R (1, 3) OBP: 0.340, SLG: 0.494	1 SAFE C X 0-1 E9 1B S 1-2 SF8	B S C B F X 2-2 1B 2B		B C S S 1-3 ② K		F B S S 1-3 ② K			C B B B X 3-1 ① F9	5	2	1	0	0	2	3
Reggie Sanders, R (1, 9) OBP: 0.335, SLG: 0.561	B B B S B 4-1 SF8 1B 1B 1-2 2-3 BB	S X 0-1 1B 2-H 1B		B C C F B B X 3-2 ③ F8		S B B F S 2-3 ③ K			C B F B S 2-3 ② K	4	1	1	1	1	2	2
Willie Greene, L (1, 5) OBP: 0.363, SLG: 0.468	B B B C X 3-1 1B S 1-2 2-3 3-H 1B	C F B B F X 2-2 1-3 1B			B F X 1-1 ① P6		F B X 1-1 G5-4-3 1B		B C F C 1-3 ③ K	5	0	3	1	0	1	0
Joe Oliver, R (1, 2) OBP: 0.323, SLG: 0.456	X 0-0 ② SF8 2-3 3-H	X 0-0 ③ L8			B F B B X 3-1 HR	X 0-0 ① ② G5-4-3 1-2f				3	1	1	2	0	0	3
Bret Boone, R (1, 4) OBP: 0.300, SLG: 0.326	B C F F B B X 3-2 1-3 3-H 1B		B X 1-0 ① L9		C C X 0-2 ② G4-3	B B C B X 3-1 FC6-4 1B				4	0	2	1	0	0	0
Kent Mercker, L (1, 1) OBP: 0.233, SLG: 0.231	C B B F F S 2-3 ③ K		X 0-0 ② P5		X 0-0 ③ P4	X 0-0 ③ FC6-4 1-2f				4	0	0	0	0	1	3
Scott Sullivan, R (8, 1)										0	0	0	0	0	0	0
Inning Stats	R: 4 E: 1 K: 1 S: 18 H: 3 LOB: 2 BB: 2 P: 36	R: 2 E: 0 K: 0 S: 17 H: 4 LOB: 2 BB: 0 P: 24	R: 0 E: 0 K: 0 S: 9 H: 1 LOB: 1 BB: 0 P: 12	R: 0 E: 0 K: 1 S: 10 H: 0 LOB: 0 BB: 0 P: 14	R: 1 E: 0 K: 0 S: 8 H: 1 LOB: 0 BB: 0 P: 12	R: 0 E: 0 K: 2 S: 11 H: 2 LOB: 2 BB: 0 P: 18	R: 0 E: 0 K: 0 S: 6 H: 2 LOB: 1 BB: 0 P: 10	R: 0 E: 0 K: 1 S: 11 H: 0 LOB: 0 BB: 0 P: 15	R: 0 E: 0 K: 2 S: 8 H: 0 LOB: 0 BB: 0 P: 14	1B: 9 2B: 1 3B: 0 HR: 3 SF: 1 SAC: 0 DP: 1 HBP: 0						

	AB	39
	R	7
	H	13
	RBI	7
	BB	2
	SO	7
	LOB	13

WP: 0 PB: 0 SB: 3 CS: 0 PA: 42

PITCHER		IP	WLS	BF	H	R	ER	SO	BB	IBB	HBP	BLK	WP	HR	S	P	ERA	WHIP
Pat Rapp, R ERA: 4.77	(1, 1)	1.2	L	13	5	6	4	1	2	0	0	0	0	2	28	51	21.60	4.200
Danny Darwin, R ERA: 3.97	(2, 1)	5.1		23	8	1	1	3	0	0	0	0	0	1	51	75	1.69	1.500
Jim Poole, L ERA: 5.57	(8, 1)	1.0		3	0	0	0	1	0	0	0	0	0	0	11	15	0.00	0.000
Doug Henry, R ERA: 3.65	(9, 1)	1.0		3	0	0	0	2	0	0	0	0	0	0	8	14	0.00	0.000

PITCHER	IP	WLS	BF	H	R	ER	SO	BB	IBB	HBP	BLK	WP	HR	S	P	ERA	WHIP

BOTTOM

Batter	1	2	3	4	5	6	7	8	9	AB	R	H	RBI	BB	SO	LOB
Darryl Hamilton, L (1, 8) OBP: 0.359, SLG: 0.379	B C X 1-2 G5-4-3 1B		B C X 1-1 G4-3 ②			B B C C X 2-2 G6-3 ②		F F B X 1-2 G4-3 ②		4	0	1	0	0	0	0
Rich Aurilia, R (1, 6) OBP: 0.359, SLG: 0.623	C B F X 1-2 G5-4-3 ① ② 1-2f		C B B X 2-1 G6-3 ③			C B S B X 2-2 L6 ③		B S X 1-1 E9		4	0	0	0	0	0	1
Doug Henry, R (9, 1)										0	0	0	0	0	0	0
Stan Javier, S (1, 7) OBP: 0.380, SLG: 0.412	B C B S T B B 4-2 BB			F S B X 1-2 F8 ①			B B C B B 4-1 1B 3B BB	F S B X 1-2 L7 ③		2	1	0	0	2	0	1
Jeff Kent, R (1, 3) OBP: 0.318, SLG: 0.487	F X 0-1 F8 ③			X 0-0 G1-3 ②			S X 0-1 1-2 3B 1B		S X 0-1 HR	4	2	2	1	0	0	1
Mark Lewis, R (1, 4) OBP: 0.314, SLG: 0.440		C F F X 0-2 G4-3 ①		B B F F X 2-2 F8 ③			X 0-0 1-H 2-H G6-3 3B		F F S 0-3 K ①	4	1	1	2	0	1	0
Glenallen Hill, R (1, 9) OBP: 0.290, SLG: 0.429		C B B F X 2-2 E6 BB			B C S X 1-2 G6-4-3 1B		S X 0-1 3-H G6-3 ①		F B F X 1-2 G1-3 ②	4	0	1	1	0	0	0
Bill Mueller, S (1, 5) OBP: 0.350, SLG: 0.392		C 1 SAFE B B B B 4-1 1-2 G4-6-3 BB			F C B X 1-2 F8 ①		C B B C F C 2-3 K ②		F F S 0-3 K ③	3	0	0	0	1	2	1
Brian Johnson, R (1, 2) OBP: 0.294, SLG: 0.405		C C X 0-2 G4-6-3 ② ③ 1-2f			C B X 1-1 G6-4-3 ② ③ 1-2f		B F F F S 1-3 K ③			3	0	0	0	0	1	3
Pat Rapp, R (1, 1) OBP: 0.122, SLG: 0.195			X 0-0 F7 ①			B S F T S 1-3 K ①		B F F F B X 2-2 P6 ①		0	0	0	0	0	0	0
Danny Darwin, R (2, 1)										2	0	0	0	0	1	0
Jim Poole, L (8, 1)										0	0	0	0	0	0	0
Jose Vizcaino, S (8, PH) OBP: 0.322, SLG: 0.325										1	0	0	0	0	0	0
											(9, 6)					
Inning Stats	R: 0 E: 0 K: 0 S: 11 H: 1 LOB: 1 BB: 1 P: 17	R: 0 E: 1 K: 0 S: 11 H: 0 LOB: 1 BB: 1 P: 17	R: 0 E: 0 K: 0 S: 5 H: 0 LOB: 0 BB: 0 P: 8	R: 0 E: 0 K: 0 S: 7 H: 0 LOB: 0 BB: 0 P: 10	R: 0 E: 0 K: 0 S: 8 H: 1 LOB: 0 BB: 0 P: 11	R: 0 E: 0 K: 1 S: 9 H: 0 LOB: 0 BB: 0 P: 14	R: 3 E: 0 K: 2 S: 14 H: 2 LOB: 0 BB: 1 P: 21	R: 0 E: 1 K: 0 S: 11 H: 0 LOB: 1 BB: 0 P: 16	R: 1 E: 0 K: 2 S: 11 H: 1 LOB: 0 BB: 0 P: 12	1B: 3 2B: 0 3B: 1 HR: 1 SF: 0 SAC: 0 DP: 3 HBP: 0						

PITCHER		IP	WLS	BF	H	R	ER	SO	BB	IBB	HBP	BLK	WP	HR	S	P	ERA	WHIP
Kent Mercker, L ERA: 3.81	(1, 1)	7.0	W	26	4	3	3	3	3	0	0	0	0	0	65	98	3.86	1.000
Scott Sullivan, R ERA: 2.45	(8, 1)	2.0		8	1	1	1	2	0	0	0	0	0	1	22	28	4.50	0.500

PITCHER	IP	WLS	BF	H	R	ER	SO	BB	IBB	HBP	BLK	WP	HR	S	P	ERA	WHIP

Cincinnati Reds @ San Francisco Giants

3Com Park at Candlestick Point, San Francisco, CA

Mon Aug 11 1997, 10:05 PM EDT

Att. 19,086 - Unknown - 66 F

livebaseballscorecards.com

AB	31
R	4
H	5
RBI	4
BB	3
SO	5
LOB	7

WP: 0	PB: 0	SB: 0	CS: 0
PA: 34			

Cincinnati Reds @ San Francisco Giants

3Com Park at Candlestick Point, San Francisco, CA

Tue Aug 12 1997, 6:33 AM EDT

Att. 15,890 - Sunny - 68 F

TOP

livebaseballscorecards.com

Batter	1	2	3	4	5	6	7	8	9	AB	R	H	RBI	BB	SO	LOB
Deion Sanders, L (1, 8) OBP: 0.335, SLG: 0.375	C C X 0-2 G4-3 ①		C X 0-1 1B 1B E 1-2 1B	C B S S 1-3 K ③			B C L B S 2-3 K ②		C B F S 1-3 K ②	5	1	1	0	0	3	3
Pokey Reese, R (1, 6) OBP: 0.302, SLG: 0.287	C B S S 1-3 K ②		B B X 2-0 E 1-2 2-3 1B		C B B F F B F C 3-3 K ①		B B C S B X 3-2 F8 ③		C X 0-1 FC4 1-2f ③	5	0	1	0	0	2	1
Chris Stynes, R (1, 5) OBP: 0.625, SLG: 1.000	C B F C 1-3 K ③		X 0-0 E6 1-3 2-H 3-H 1B		X 0-0 G5-3 ②			B C X 1-1 G4-3 ①		4	0	1	1	0	1	0
Eduardo Perez, R (1, 3) OBP: 0.343, SLG: 0.492		B B C T S 2-3 K ①	B C X 1-1 G6-3 ③		B C B F B B 4-2 BB			C B F F B F X 2-2 1B 1B		3	0	1	0	1	1	2
Reggie Sanders, R (1, 9) OBP: 0.338, SLG: 0.565		B C S S X 1-2 F9 ②		X 0-0 G3 1B 2B	C S B F 1 S SAFE 1-3 K ③			X 0-0 1-2 1B		4	1	2	0	0	1	1
Mike Kelly, R (1, 7) OBP: 0.322, SLG: 0.514		B B X 2-0 F8 ③		B B X 2-0 G3 ① 2-3		B B C S C 2-3 K ①		C F B F S 1-3 K ②		4	0	0	0	0	2	3
Joe Oliver, R (1, 2) OBP: 0.322, SLG: 0.450 Felix Rodriguez, R (8, 1)			F B B B X 3-1 F8 ①	I I I I 4-0 1B IBB		X 0-0 F9 ②		B F F X 1-2 F8 ③		3	0	0	0	1	0	2
										0	0	0	0	0	0	0
Bret Boone, R (1, 4) OBP: 0.301, SLG: 0.324 Pedro Martinez, L (6, 1) Eddie Taubensee, L (8, 2) OBP: 0.318, SLG: 0.468 Brook Fordyce, R (9, PR) OBP: 0.278, SLG: 0.308			C B B B B 4-1 1B 1B 1B BB	F B 1 SAFE 1 SAFE C 1 SAFE 1-3 K ②		S B B F X 2-2 L8 ③			X 0-0 FC1-6 1B	2	1	0	0	1	1	2
										0	0	0	0	0	0	0
										1	0	1	0	0	0	0
										0	0	0	0	0	0	0
Brett Tomko, R (1, 1) OBP: 0.190, SLG: 0.200 Scott Sullivan, R (5, 1) Lenny Harris, L (6, 4) OBP: 0.281, SLG: 0.356			L 1 SAFE L 1 SAFE B X 1-2 B1 ②	C B C B F X 2-2 1-2 3-H 1B		X 0-0 F7 ①			B X 1-0 FC1-6 FC4 1-2f ①	2	0	1	1	0	0	1
										0	0	0	0	0	0	0
										2	0	0	0	0	0	1

	AB	35
	R	3
	H	8
	RBI	2
	BB	3
	SO	11
	LOB	16

Inning Stats										
	R: 0 E: 0 K: 2 S: 9	H: 0 LOB: 0 BB: 0 P: 11	R: 0 E: 0 K: 1 S: 7	H: 0 LOB: 0 BB: 0 P: 12	R: 2 E: 1 K: 0 S: 12	H: 3 LOB: 2 BB: 1 P: 23	R: 1 E: 0 K: 2 S: 12	H: 2 LOB: 2 BB: 1 P: 22	R: 0 E: 0 K: 2 S: 12	H: 0 LOB: 1 BB: 1 P: 20
	R: 0 E: 0 K: 1 S: 7	H: 0 LOB: 0 BB: 0 P: 11	R: 0 E: 0 K: 1 S: 7	H: 0 LOB: 0 BB: 0 P: 12	R: 0 E: 0 K: 1 S: 15	H: 2 LOB: 2 BB: 0 P: 20	R: 0 E: 0 K: 1 S: 7	H: 1 LOB: 1 BB: 0 P: 9	1B: 7 2B: 1 3B: 0 HR: 0	SF: 0 SAC: 0 DP: 0 HBP: 0
	WP: 0 PB: 0 SB: 0 CS: 0	PA: 38								

PITCHER		IP	WLS	BF	H	R	ER	SO	BB	IBB	HBP	BLK	WP	HR	S	P	ERA	WHIP
Wilson Alvarez, L ERA: 3.22	(1, 1)	7.1	W	32	7	3	2	9	2	1	0	0	0	0	74	122	2.46	1.227
Roberto Hernandez, R ERA: 2.7	(8, 1)	1.2	S	6	1	0	0	2	0	0	0	0	0	0	14	18	0.00	0.600

PITCHER	IP	WLS	BF	H	R	ER	SO	BB	IBB	HBP	BLK	WP	HR	S	P	ERA	WHIP

Batter	1	2	3	4	5	6	7	8	9	AB	R	H	RBI	BB	SO	LOB
Darryl Hamilton, L (1, 8) OBP: 0.360, SLG: 0.378	B C S F X 1-2 L4 SH5-3 1B		B C B B C B 4-2 1B 2B BB	F F B X 1-2 ③ L6 2-3		S C S 0-3 ① K	B C F B F B 1 SAFE X 3-2 ② SF9 1-2 3-H			3	1	1	1	1	1	1
Jose Vizcaino, S (1, 6) OBP: 0.321, SLG: 0.325	X 0-0 ① SH5-3 1-2		1 SAFE F F B B X 2-2 2B SF9 1-3 1B		B X 1-0 ① F9	C B B X 2-1 ② G3-1	B X 1-0 ③ G4-3			4	1	1	0	0	0	1
Barry Bonds, L (1, 7) OBP: 0.436, SLG: 0.566	B B B C B 4-1 BB		F B C X 1-2 SF9 1-3 3-H 2B		B B F B C B 4-2 2B SF8 BB	X 0-0 E9 S		F B B F B C 3-3 ① K		3	2	1	1	2	1	0
Jeff Kent, R (1, 4) OBP: 0.321, SLG: 0.491	C B X 1-1 ② ③ L4 2-3		B F X 1-1 ② SF9 2-3 3-H		B B X 2-0 SF8 E 1-3 2B	B B B F B 4-1 1-2 BB		B X 1-0 S 1B		3	1	2	1	1	0	2
J.T. Snow, L (1, 3) OBP: 0.408, SLG: 0.533		B C C X 1-2 ① F8	C X 0-1 3-H 1B		I I I I 4-0 E BB IBB	B B C F S 2-3 ③ K		C C B B S 2-3 ② K 1-2		4	0	1	1	1	2	3
Stan Javier, S (1, 9) OBP: 0.378, SLG: 0.410		B B C C B F F X 3-2 E1 1B	X 0-0 ③ P8		B F B X 2-1 ② SF8 2-3 3-H		B B C X 2-1 ① P2	B B F F B F X 3-2 ③ G4-3		4	0	1	1	0	0	2
Bill Mueller, S (1, 5) OBP: 0.355, SLG: 0.397	C B B B F F X 2-2 ② F7			B B X 2-0 WP 2B	B B B B 4-0 E 1-2 BB		B B B B 4-0 1B 1B BB			2	1	1	0	2	0	1
Damon Berryhill, S (1, 2) OBP: 0.333, SLG: 0.333	2 SAFE C B F F F B F X 2-2 ③ F9			B B X 2-0 ① P7	X 0-0 E4 1-2 2-3 3-H		1 SAFE 1 SAFE B B B X 2-0 1B 1-3 SF9 1B			4	1	1	0	0	0	4
Wilson Alvarez, L (1, 1) OBP: 0.182, SLG: 0.100 Roberto Hernandez, R (8, 1)			B C F F C 1-3 ① K	B B F X 2-1 ② L7	B S X 1-1 ③ G4-3		X 0-0 E 1-3 3-H 1B			4 0	0 0	1 0	1 0	0 0	1 0	4 0
Inning Stats	R: 0 H: 1 E: 0 LOB: 1 K: 0 BB: 1 S: 8 P: 14	R: 0 H: 1 E: 1 LOB: 1 K: 0 BB: 0 S: 18 P: 26	R: 3 H: 3 E: 0 LOB: 1 K: 1 BB: 1 S: 17 P: 26	R: 0 H: 1 E: 0 LOB: 1 K: 0 BB: 0 S: 7 P: 14	R: 2 H: 1 E: 1 LOB: 3 K: 0 BB: 3 S: 9 P: 27	R: 0 H: 0 E: 1 LOB: 2 K: 2 BB: 1 S: 10 P: 18	R: 2 H: 2 E: 1 LOB: 1 K: 0 BB: 1 S: 9 P: 21	R: 0 H: 1 E: 0 LOB: 1 K: 2 BB: 0 S: 11 P: 20		1B: 7 SF: 3 2B: 4 SAC: 1 3B: 0 DP: 1 HR: 0 HBP: 0						

PITCHER		IP	WLS	BF	H	R	ER	SO	BB	IBB	HBP	BLK	WP	HR	S	P	ERA	WHIP
Brett Tomko, R ERA: 3.54	(1, 1)	4.2	L	25	7	5	4	1	4	1	0	0	1	0	56	103	7.71	2.357
Scott Sullivan, R ERA: 2.44	(5, 1)	0.1		2	0	0	0	0	0	0	0	0	0	0	3	4	0.00	0.000
Pedro Martinez, L ERA: 9.0	(6, 1)	2.0		11	2	2	2	2	2	0	0	0	0	0	19	39	9.00	2.000
Felix Rodriguez, R ERA: 5.81	(8, 1)	1.0		4	1	0	0	2	0	0	0	0	0	0	11	20	0.00	1.000

PITCHER	IP	WLS	BF	H	R	ER	SO	BB	IBB	HBP	BLK	WP	HR	S	P	ERA	WHIP

BOTTOM

Cincinnati Reds @ San Francisco Giants

3Com Park at Candlestick Point, San Francisco, CA

Tue Aug 12 1997, 6:33 AM EDT

Att. 15,890 - Sunny - 68 F

livebaseballscorecards.com

AB	31
R	7
H	10
RBI	6
BB	7
SO	5
LOB	18

1B: 7 SF: 3
2B: 4 SAC: 1
3B: 0 DP: 1
HR: 0 HBP: 0

WP: 1 PA: 42
PB: 0
SB: 2
CS: 0

Batter	1	2	3	4	5	6	7	8	9	AB	R	H	RBI	BB	SO	LOB
Deion Sanders, L (1, 8) OBP: 0.335, SLG: 0.374	B S C S 1-3 ① K		C X 0-1 ③ G4-3			B X 1-0 ① G1-3 1B 1B		B F B F B F F X 3-2 ① F9		4	1	1	0	0	1	0
Pokey Reese, R (1, 6) OBP: 0.301, SLG: 0.291	F F X 0-2 ② G6-3			B C B X 2-1 G4-3 SF8 2B		1 SAFE B 1 SAFE F 1 SAFE S F 1 SAFE 1 SAFE X 1-2 ① G1-3 1-2		C B F B S 2-3 ② K		4	1	1	0	0	1	1
Chris Stynes, R (1, 7) OBP: 0.600, SLG: 0.895	B B F F F X 2-2 ③ F8			B B B X 3-0 ① G4-3 2-3		X 0-0 S 2-H 1B		F C H 1-2 HBP		3	0	1	1	0	0	1
Eduardo Perez, R (1, 3) OBP: 0.341, SLG: 0.486		B B B C B 4-1 G6-3 1B BB		X 0-0 ② SF8 3-H		1 SAFE B B 1 SAFE X 2-0 ② F8		C F X 0-2 ③ G6-3		2	0	0	1	1	0	2
Willie Greene, L (1, 5) OBP: 0.359, SLG: 0.462		1 SAFE B 1 SAFE X 1-0 ① P5		B X 1-0 ③ G3		B B S B F S 3-3 ③ K 1-2			C B F B S 2-3 ① K	4	0	0	0	0	2	2
Reggie Sanders, R (1, 9) OBP: 0.332, SLG: 0.553		C 1 SAFE B B B F 1 SAFE X 3-2 ② G6-3 1-2	X 0-0 ① F9			F B B B C X 3-2 ① G6-3		B S F C 1-3 ② K		4	0	0	0	0	1	1
Joe Oliver, R (1, 2) OBP: 0.328, SLG: 0.455		X 0-0 ③ 2-H 1B	B B S B X 3-1 G5-3 1B			X 0-0 FC6-4 1B		C B C F X 1-2 ③ F9		4	0	3	0	0	0	0
Bret Boone, R (1, 4) OBP: 0.298, SLG: 0.321			C X 0-1 ① G5-3		B B 1 SAFE T X 2-1 ② G5-3 1-2		C B B C C X 2-2 ② FC6-4 1-2f			3	0	0	0	0	0	2
Mike Morgan, R (1, 1) OBP: 0.103, SLG: 0.143			B F C S 1-3 ② K		C C F C 0-3 ③ K		B X 1-0 ③ G5-3			3	0	0	0	0	2	2
Stan Belinda, R (8, 1)										0	0	0	0	0	0	0
Jeff Shaw, R (9, 1)										0	0	0	0	0	0	0
Inning Stats	R: 0 E: 0 K: 1 S: 10 H: 0 LOB: 0 BB: 0 P: 13	R: 0 E: 0 K: 0 S: 6 H: 1 LOB: 2 BB: 1 P: 14	R: 0 E: 0 K: 1 S: 7 H: 0 LOB: 0 BB: 0 P: 8	R: 1 E: 0 K: 0 S: 5 H: 1 LOB: 0 BB: 0 P: 11	R: 0 E: 0 K: 1 S: 9 H: 1 LOB: 1 BB: 0 P: 14	R: 1 E: 0 K: 1 S: 10 H: 2 LOB: 1 BB: 0 P: 17	R: 0 E: 0 K: 0 S: 8 H: 1 LOB: 1 BB: 0 P: 14	R: 0 E: 0 K: 1 S: 13 H: 0 LOB: 1 BB: 0 P: 19	R: 0 E: 0 K: 2 S: 10 H: 0 LOB: 0 BB: 0 P: 14	1B: 5 2B: 1 3B: 0 HR: 0 SF: 1 SAC: 0 DP: 0 HBP: 1						

TOP

Cincinnati Reds @ San Diego Padres

Qualcomm Stadium, San Diego, CA

Wed Aug 13 1997, 10:05 PM EDT
Att. 15,218 - Unknown - 72 F

livebaseballscorecards.com

AB	31
R	2
H	6
RBI	2
BB	1
SO	7
LOB	11

PITCHER		IP	WLS	BF	H	R	ER	SO	BB	IBB	HBP	BLK	WP	HR	S	P	ERA	WHIP
Pete Smith, R ERA: 4.81	(1, 1)	6.0	L	23	5	2	2	4	1	0	0	0	0	0	47	77	3.00	1.000
Dario Veras, R ERA: 4.38	(7, 1)	2.0		8	1	0	0	1	0	0	1	0	0	0	21	33	0.00	0.500
Tim Worrell, R ERA: 4.48	(9, 1)	1.0		3	0	0	0	2	0	0	0	0	0	0	10	14	0.00	0.000

PITCHER	IP	WLS	BF	H	R	ER	SO	BB	IBB	HBP	BLK	WP	HR	S	P	ERA	WHIP

BOTTOM

Cincinnati Reds @ San Diego Padres

Qualcomm Stadium, San Diego, CA

Wed Aug 13 1997, 10:05 PM EDT

Att. 15,218 - Unknown - 72 F

livebaseballscorecards.com

Batter	1	2	3	4	5	6	7	8	9	AB	R	H	RBI	BB	SO	LOB
Quilvio Veras, S (1, 4) OBP: 0.350, SLG: 0.345	C X 0-1 G6-3 ①			C X 0-1 G4-3 ①			B C X 1-1 F9 ①		B F X 1-1 G6-3 ②	4	0	0	0	0	0	0
Mark Sweeney, L (1, 9) OBP: 0.347, SLG: 0.340	C C B F X 1-2 F9 ②			X 0-0 F7 ②			X 0-0 FC3-6 BB 1B		B B C B X 3-1 F8 ③	4	0	1	0	0	0	0
Steve Finley, L (1, 8) OBP: 0.317, SLG: 0.484	C B X 1-1 P6 ③			X 0-0 F8 ③			B C B B F B 4-2 FC3-6 BB 1-2			2	0	0	0	1	0	0
Ken Caminiti, S (1, 5) OBP: 0.360, SLG: 0.435		X 0-0 F7 ①			B S B B X 3-1 G3 ①		B B C X 2-1 FC3-6 ② 1-2f 2-3			3	0	0	0	0	0	2
Wally Joyner, L (1, 3) OBP: 0.397, SLG: 0.494		C B X 1-1 G4-3 ②			B F F X 1-2 G6-3 ②		C B S C 1-3 K ③			3	0	0	0	0	1	2
Greg Vaughn, R (1, 7) OBP: 0.331, SLG: 0.405		C C B F B C 2-3 K ③			C B F C 1-3 K ③			C B B F B 4-2 G6-3 BB		2	0	0	0	1	2	0
Chris Gomez, R (1, 6) OBP: 0.323, SLG: 0.331		X 0-0 G6-3 ①			C B B F C 2-3 K ①			C X 0-1 G6-3 ① ② 1-2f		3	0	0	0	0	1	1
Tim Worrell, R (9, 1) OBP: 0.294, SLG: 0.200										0	0	0	0	0	0	0
Mandy Romero, S (1, 2) OBP: 0.250, SLG: 0.400		C X 0-1 F7 ②			C C B S 1-3 K ②			B C S B F S 2-3 K ③		3	0	0	0	0	2	0
Pete Smith, R (1, 1) OBP: 0.133, SLG: 0.071		C B B C S 2-3 K ③			S X 0-1 G4-3 ③				C B C B S 2-3 K ①	1	0	0	0	0	1	0
Ruben Rivera, R (6, PH)										1	0	0	0	0	0	0
Dario Veras, R (7, 1)										0	0	0	0	0	0	0
Craig Shipley, R (9, 6) OBP: 0.324, SLG: 0.544										1	0	0	0	0	1	0

Inning Stats	1	2	3	4	5	6	7	8	9
	R: 0 E: 0 K: 0 S: 8	H: 0 LOB: 0 BB: 0 P: 10	R: 0 E: 0 K: 1 S: 7	H: 0 LOB: 0 BB: 0 P: 10	R: 0 E: 0 K: 1 S: 6	H: 0 LOB: 0 BB: 0 P: 8	R: 0 E: 0 K: 0 S: 4	H: 0 LOB: 0 BB: 0 P: 4	R: 0 E: 0 K: 1 S: 8	H: 0 LOB: 0 BB: 0 P: 13	R: 0 E: 0 K: 2 S: 8	H: 0 LOB: 0 BB: 0 P: 11	R: 0 E: 0 K: 1 S: 10	H: 1 LOB: 2 BB: 1 P: 18	R: 0 E: 0 K: 1 S: 8	H: 0 LOB: 0 BB: 1 P: 14	R: 0 E: 0 K: 1 S: 7	H: 0 LOB: 0 BB: 0 P: 13

1B: 1	SF: 0
2B: 0	SAC: 0
3B: 0	DP: 1
HR: 0	HBP: 0

WP: 0	PA: 29
PB: 0	
SB: 0	
CS: 0	

AB	**27**
R	**0**
H	**1**
RBI	**0**
BB	**2**
SO	**8**
LOB	**5**

PITCHER		IP	WLS	BF	H	R	ER	SO	BB	IBB	HBP	BLK	WP	HR	S	P	ERA	WHIP
Mike Morgan, R ERA: 5.3	(1, 1)	7.0	W	23	1	0	0	6	1	0	0	0	0	0	51	74	0.00	0.286
Stan Belinda, R ERA: 3.41	(8, 1)	1.0		3	0	0	0	1	1	0	0	0	0	0	8	14	0.00	1.000
Jeff Shaw, R ERA: 2.29	(9, 1)	1.0	S	3	0	0	0	1	0	0	0	0	0	0	7	13	0.00	0.000

PITCHER		IP	WLS	BF	H	R	ER	SO	BB	IBB	HBP	BLK	WP	HR	S	P	ERA	WHIP

Batter	1	2	3	4	5	6	7	8	9	10	AB	R	H	RBI	BB	SO	LOB
Deion Sanders, L (1, 8) OBP: 0.331, SLG: 0.370	C C S 0-3 K ①	F F F B X 1-2 F9 ③			B F B X 2-1 F7 ①	B C C F S 1-3 K ①	X 0-0 G4-3 ①		5	0	0	0	0	2	0
Pokey Reese, R (1, 6) OBP: 0.295, SLG: 0.285	B B X 2-0 E6 S E FC3-6		C B X 1-1 G6-3 ①		C F S 0-3 K ②	B C X 1-1 P4 ②	B F T B X 2-2 F9 ②		5	1	0	0	0	1	0
Chris Stynes, R (1, 7) OBP: 0.600, SLG: 0.875	B X 1-0 E5 FC3-6 S 1B 1-2		S B X 1-1 1B		F F B X 1-2 1B	F X 0-1 P2 ③	C B X 1-1 2B		5	1	3	0	0	0	1
Eduardo Perez, R (1, 3) OBP: 0.343, SLG: 0.497	B B B F B 4-1 FC3-6 BB 1-2 2-3		B C B 1 SAFE X 2-1 F8 ②		X 0-0 G1-3 ③			C F F F X 0-2 HR	B B S S B X 3-2 P3 ③		4	1	1	1	1	0	3
Willie Greene, L (1, 5) OBP: 0.355, SLG: 0.456	B C S F B F F F X 2-2 FC3-6 1B ② 1-2f 2-3 3-H		C B F X 1-2 F8 ③			C X 0-1 G3 ①		F F B B X 2-2 G6-3 ①		C C F S 0-3 K ①	5	0	0	1	0	1	3
Joe Oliver, R (1, 2) OBP: 0.326, SLG: 0.450	S B X 1-1 1B 1-3 3-H			B B B C S X 3-2 G6-3 ①		C B S X 1-2 G5-3 ②		T F F C 0-3 K ②		C C C 0-3 K ②	5	0	1	1	0	2	0
Jon Nunnally, L (1, 9) OBP: 0.309, SLG: 0.427	X 0-0 F9 ③			B C F H 2-2 FC4-6 HBP		C F X 0-2 1B 1B		B F B B X 3-1 HR		B C B B C S 3-3 K ③	4	1	2	1	0	1	2
Bret Boone, R (1, 4) OBP: 0.300, SLG: 0.329		B B F X 2-1 G6-3 ①		1 SAFE C B P X 2-1 FC4-6 ② 1-2f		B C X 1-1 1-3 1B		S F B X 1-2 3B			4	0	2	0	0	0	1
Gabe White, L (1, 1) Lenny Harris, L (8, PH) OBP: 0.280, SLG: 0.354 Scott Sullivan, R (8, 1) Jeff Shaw, R (9, 1)		C S S 0-3 K ②		B S X 1-1 G4-3 ③		S B T F S 1-3 K ③		F C F B X 1-2 G1-3 ③			3 1 0 0	0 0 0 0	0 0 0 0	0 0 0 0	0 0 0 0	2 0 0 0	3 1 0 0
Inning Stats	R: 2 H: 1 E: 2 LOB: 2 K: 1 BB: 1 S: 16 P: 26	R: 0 H: 0 E: 0 LOB: 0 K: 1 BB: 0 S: 9 P: 12	R: 0 H: 1 E: 0 LOB: 1 K: 0 BB: 0 S: 9 P: 14	R: 0 H: 0 E: 0 LOB: 1 K: 0 BB: 0 S: 10 P: 17	R: 0 H: 1 E: 0 LOB: 1 K: 1 BB: 0 S: 9 P: 12	R: 0 H: 2 E: 0 LOB: 2 K: 1 BB: 0 S: 14 P: 17	R: 0 H: 0 E: 0 LOB: 0 K: 1 BB: 0 S: 8 P: 10	R: 2 H: 3 E: 0 LOB: 1 K: 1 BB: 0 S: 21 P: 28	R: 0 H: 1 E: 0 LOB: 1 K: 0 BB: 0 S: 9 P: 15	R: 0 H: 0 E: 0 LOB: 0 K: 3 BB: 0 S: 10 P: 13	1B: 5 2B: 1 3B: 1 HR: 2	SF: 0 SAC: 0 DP: 0 HBP: 1					

PITCHER		IP	WLS	BF	H	R	ER	SO	BB	IBB	HBP	BLK	WP	HR	S	P	ERA	WHIP
Andy Ashby, R ERA: 4.13	(1, 1)	7.0		30	5	2	0	5	1	0	1	0	0	0	75	108	0.00	0.857
Tim Worrell, R ERA: 4.65	(8, 1)	0.2		5	3	2	2	1	0	0	0	0	0	2	17	23	27.00	4.500
Doug Bochtler, R ERA: 4.75	(8, 1)	1.1		5	1	0	0	0	0	0	0	0	0	0	13	20	0.00	0.750
Trevor Hoffman, R ERA: 3.04	(10, 1)	1.0	W	3	0	0	0	3	0	0	0	0	0	0	10	13	0.00	0.000

PITCHER	IP	WLS	BF	H	R	ER	SO	BB	IBB	HBP	BLK	WP	HR	S	P	ERA	WHIP

TOP

Cincinnati Reds @ San Diego Padres

Qualcomm Stadium, San Diego, CA

Thu Aug 14 1997, 6:33 AM EDT
Att. 16,774 - Sunny - 78 F

livebaseballscorecards.com

AB	41
R	4
H	9
RBI	4
BB	1
SO	9
LOB	14

REDS

Batter	1	2	3	4	5	6	7	8	9	10	AB	R	H	RBI	BB	SO	LOB
Craig Shipley, R (1, 4) OBP: 0.307, SLG: 0.514 (9, 6)	P6		L8		F9-2 3-H			F9		SH1-4 1-2	4	0	0	0	0	0	1
Chris Gomez, R (1, 6) OBP: 0.325, SLG: 0.333	1B		2B 1B			G6-3		K		FC4 2-3 1B	3	1	2	0	0	0	0
Quilvio Veras, S (8, PH) OBP: 0.351, SLG: 0.346 (9, 4)											2	0	1	0	0	1	0
Tony Gwynn, L (1, 9) OBP: 0.420, SLG: 0.577	F7		1-H 2B			HR 1B		F8		FC4 1-2f 3-H	5	1	2	2	0	0	2
Ken Caminiti, S (1, 5) OBP: 0.359, SLG: 0.436	F9		P3			P4			G6-3 1B 2B		4	1	1	0	0	0	3
Greg Vaughn, R (1, 7) OBP: 0.333, SLG: 0.416		K2-3		G6-4-3 BB		1-H HR			2-3	G6-3	3	1	1	2	1	1	1
Chris Jones, R (1, 8) OBP: 0.341, SLG: 0.457		K		G6-4-3 1-2f		K				G4-3	3	0	0	0	0	2	1
Steve Finley, L (9, PH) OBP: 0.316, SLG: 0.483 (10, 8)											1	0	0	0	0	0	1
Archi Cianfrocco, R (1, 3) OBP: 0.321, SLG: 0.348		BB		G6-3			G6-4-3 BB			3-H 1B	1	0	0	0	2	0	0
Wally Joyner, L (9, PH) OBP: 0.398, SLG: 0.496 (10, 3)											1	0	1	1	0	0	0
John Flaherty, R (1, 2) OBP: 0.305, SLG: 0.378		F8			SH5-4 F9-2 2B		G6-4-3 1-2f		L4		4	0	1	0	0	0	3
Trevor Hoffman, R (10, 1) OBP: 0.500, SLG: 0.500											0	0	0	0	0	0	0
Andy Ashby, R (1, 1) OBP: 0.089, SLG: 0.047			G6-3		SH5-4 2-3		K			1B SH1-4 FC4 1B	1	0	0	0	0	0	0
Ruben Rivera, R (7, PH)											1	0	0	0	0	1	0
Tim Worrell, R (8, 1) OBP: 0.294, SLG: 0.200											0	0	0	0	0	0	0
Doug Bochtler, R (8, 1)											0	0	0	0	0	0	0
Mandy Romero, S (10, 2) OBP: 0.270, SLG: 0.417											1	1	1	0	0	0	0
Inning Stats	R: 0 E: 0 K: 0 S: 11 H: 1 LOB: 1 BB: 0 P: 15	R: 0 E: 0 K: 2 S: 9 H: 0 LOB: 1 BB: 1 P: 14	R: 1 E: 0 K: 0 S: 10 H: 2 LOB: 1 BB: 0 P: 12	R: 0 E: 0 K: 0 S: 6 H: 0 LOB: 0 BB: 1 P: 10	R: 0 E: 0 K: 0 S: 4 H: 1 LOB: 0 BB: 0 P: 7	R: 2 E: 0 K: 1 S: 13 H: 2 LOB: 0 BB: 0 P: 18	R: 0 E: 0 K: 1 S: 7 H: 0 LOB: 0 BB: 1 P: 14	R: 0 E: 0 K: 1 S: 10 H: 0 LOB: 0 BB: 0 P: 11	R: 1 E: 0 K: 0 S: 6 H: 2 LOB: 1 BB: 0 P: 7	R: 1 E: 0 K: 0 S: 7 H: 2 LOB: 2 BB: 0 P: 8	1B: 6 2B: 4 3B: 0 HR: 1 SF: 0 SAC: 2 DP: 3 HBP: 0	WP: 0 PB: 0 SB: 0 CS: 0 PA: 39					

PITCHER		IP	WLS	BF	H	R	ER	SO	BB	IBB	HBP	BLK	WP	HR	S	P	ERA	WHIP
Gabe White, L ERA: 3.21	(1, 1)	7.0		27	6	3	3	4	3	0	0	0	0	1	60	90	3.86	1.286
Scott Sullivan, R ERA: 2.41	(8, 1)	1.0		3	0	0	0	1	0	0	0	0	0	0	10	11	0.00	0.000
Jeff Shaw, R ERA: 2.49	(9, 1)	1.2	L	9	4	2	2	0	0	0	0	0	0	0	13	15	10.80	2.400

PITCHER	IP	WLS	BF	H	R	ER	SO	BB	IBB	HBP	BLK	WP	HR	S	P	ERA	WHIP

BOTTOM

Cincinnati Reds @ San Diego Padres

Qualcomm Stadium, San Diego, CA

Thu Aug 14 1997, 6:33 AM EDT
Att. 16,774 - Sunny - 78 F

livebaseballscorecards.com

AB	34
R	5
H	10
RBI	5
BB	3
SO	5
LOB	12

Cincinnati Reds @ Los Angeles Dodgers

Dodger Stadium, Los Angeles, CA

Fri Aug 15 1997, 7:05 PM PDT

Att. 46,711 - Unknown - 71 F

livebaseballscorecards.com

TOP

Batter	1	2	3	4	5	6	7	8	9	AB	R	H	RBI	BB	SO	LOB
Deion Sanders, L (1, 8) OBP: 0.332, SLG: 0.367	0-0 G4-3		4-2 BB	4-0 BB			1-3 K		3-3 K	3	0	0	0	2	2	0
Pokey Reese, R (1, 6) OBP: 0.293, SLG: 0.283	1-2 F9		0-1 P5	3-2 P6			1-2 S 1B		2-3 K	5	1	1	0	0	1	3
Chris Stynes, R (1, 5) OBP: 0.552, SLG: 0.786	0-3 K		1-1 G4-3		0-3 K		1-1 S 1B			4	0	1	1	0	2	1
Eduardo Perez, R (1, 3) OBP: 0.346, SLG: 0.500		2-2 G1-3 1B 2B		1-0 F7	0-0 G4-3		4-1 1-2 BB			3	1	1	0	1	0	0
Eddie Taubensee, L (1, 2) OBP: 0.316, SLG: 0.464		3-3 K		1-0 BB 1B 2B 1B	0-0 G2-3		1-0 G4-3			4	1	1	0	0	1	3
Reggie Sanders, R (1, 9) OBP: 0.326, SLG: 0.542		1-0 G1-3 2-3		1-0 F9		2-3 K		1-2 F8		4	0	0	0	0	1	2
Jon Nunnally, L (1, 7) OBP: 0.316, SLG: 0.430		1-1 3-H 1B		1-0 1-2 BB 2B 1B		1-2 G1-3		1-0 G3-1		4	1	2	1	0	0	0
Stan Belinda, R (8, 1)										0	0	0	0	0	0	0
Jeff Shaw, R (9, 1)										0	0	0	0	0	0	0
Bret Boone, R (1, 4) OBP: 0.300, SLG: 0.326		0-2 G6-3		4-1 1-2 2-3 2B BB		1-2 G4-3		0-3 K		3	1	0	0	1	1	1
Mike Remlinger, L (1, 1) OBP: 0.125, SLG: 0.250			1-3 K	2-1 1-H 2-H 3-H 2B			0-0 G1-3		0-0 G6-3	2	0	1	3	0	1	0
Lenny Harris, L (7, PH) OBP: 0.279, SLG: 0.353										1	0	0	0	0	0	0
Scott Sullivan, R (7, 1)										0	0	0	0	0	0	0
Mike Kelly, R (8, 7) OBP: 0.319, SLG: 0.509										1	0	0	0	0	0	0

	AB	34
	R	5
	H	7
	RBI	5
	BB	4
	SO	9
	LOB	10

Inning Stats	1	2	3	4	5	6	7	8	9
	R: 0 E: 0 K: 1 S: 7 H: 0 LOB: 0 BB: 0 P: 8	R: 1 E: 0 K: 1 S: 12 H: 2 LOB: 1 BB: 0 P: 19	R: 0 E: 0 K: 1 S: 11 H: 0 LOB: 1 BB: 1 P: 16	R: 3 E: 0 K: 0 S: 10 H: 3 LOB: 2 BB: 2 P: 27	R: 0 E: 0 K: 1 S: 5 H: 0 LOB: 0 BB: 0 P: 5	R: 0 E: 0 K: 1 S: 10 H: 0 LOB: 0 BB: 0 P: 14	R: 1 E: 0 K: 1 S: 13 H: 2 LOB: 2 BB: 1 P: 21	R: 0 E: 0 K: 1 S: 7 H: 0 LOB: 0 BB: 0 P: 9	R: 0 E: 0 K: 2 S: 9 H: 0 LOB: 0 BB: 0 P: 14

	1B: 5	SF: 0	WP: 0	PA: 38
	2B: 2	SAC: 0	PB: 0	
	3B: 0	DP: 0	SB: 2	
	HR: 0	HBP: 0	CS: 0	

PITCHER		IP	WLS	BF	H	R	ER	SO	BB	IBB	HBP	BLK	WP	HR	S	P	ERA	WHIP
Pedro Astacio, R ERA: 4.1	(1, 1)	4.0	L	20	5	4	4	3	3	0	0	0	0	0	40	70	9.00	2.000
37 Darren Dreifort, R ERA: 2.2	(5, 1)	3.0		12	2	1	1	3	1	0	0	0	0	0	28	40	3.00	1.000
Darren Hall, R ERA: 2.4	(8, 1)	2.0		6	0	0	0	3	0	0	0	0	0	0	16	23	0.00	0.000

PITCHER	IP	WLS	BF	H	R	ER	SO	BB	IBB	HBP	BLK	WP	HR	S	P	ERA	WHIP

Batter	1	2	3	4	5	6	7	8	9	AB	R	H	RBI	BB	SO	LOB
Otis Nixon, S (1, 8) OBP: 0.343, SLG: 0.303	BBBCB 4-1 2B BB	BX 1-0 SH5-3 1B		BBX 2-0 ③ F9			BC1SBSX SAFE 2-2 FC6-4 1-2 1B			3	1	2	0	1	0	0
Brett Butler, L (1, 7) OBP: 0.385, SLG: 0.342	L1X SAFE 0-1 ① B3	FX 0-1 ① SH5-3 1-2			CFC 0-3 ① K		X 0-0 ①② B2-6 2-2f			3	0	0	0	0	1	3
Mike Piazza, R (1, 2) OBP: 0.417, SLG: 0.599	CBF1FB1X SAFE SAFE 2-2 1B 2B 1-H	BFFBC 2-3 ② K			FX 0-1 ② F9		CBX 1-1 ③ FC6-4 1-2f			4	1	1	1	0	1	2
Eric Karros, R (1, 3) OBP: 0.331, SLG: 0.465	CBSFX 1-2 1B 2B 1B 2-H	X 0-0 ③ G6-3			X 0-0 FC5-4 1B			CSBFBC 2-3 ① K		4	1	2	1	0	1	1
Raul Mondesi, R (1, 9) OBP: 0.351, SLG: 0.549	BTFBSX SAFE 2-2 2B 1B 1-2		FBBX 2-1 ① G1-4-3		SBBX 1-1 ③ FC5-4 1-2f			BCX 1-1 ② P3		4	0	1	0	0	0	1
Todd Zeile, R (1, 5) OBP: 0.340, SLG: 0.427	CFX 0-2 2B 1-3 2-H		BBX 2-0 ② L7			CX 0-1 ① F8		BSSS 1-3 ③ K		4	0	1	1	0	1	0
Greg Gagne, R (1, 6) OBP: 0.323, SLG: 0.394	BBBCFS 3-3 ② K		SFBC 1-3 ③ K			CBBBB 4-1 K2 BB			CX 0-1 ① G6-3	3	0	0	0	1	2	2
Adam Riggs, R (1, 4) OBP: 0.333, SLG: 0.167 Wilton Guerrero, S (9, PH) OBP: 0.310, SLG: 0.412	III 4-0 IBB			BBCFBB 4-2 G4-3 BB		BBC1 SAFE SFBFF 3-3 SAFE ②③ K2 1-2f			CFS 0-3 ② K	1 1	0 0	0 0	0 0	2 0	1 1	1 0
Pedro Astacio, R (1, 1) OBP: 0.146, SLG: 0.171 Nelson Liriano, S (4, PH) OBP: 0.280, SLG: 0.342 37 Darren Dreifort, R (5, 1) OBP: 0.200, SLG: 0.200 Wayne Kirby, L (7, PH) OBP: 0.303, SLG: 0.228 Darren Hall, R (8, 1) Roger Cedeno, S (9, PH) OBP: 0.362, SLG: 0.374	SSS 0-3 ③ K			C1 SAFE 1 SAFE BBBBSX 3-2 ①② G4-3 1-2			BBB 4-0 B2-6 1B BB		CBSFFBS 2-3 ③ K	1 1 0 0 0 1	0 0 0 0 0 0	0 0 0 0 0 0	0 0 0 1 0 0	1 0 0 0 0 0	3 1 0 0 0 0	
Inning Stats	R: 3 E: 0 K: 2 S: 23 H: 4 LOB: 3 BB: 2 P: 39	R: 0 E: 0 K: 1 S: 7 H: 1 LOB: 1 BB: 0 P: 10	R: 0 E: 0 K: 1 S: 6 H: 0 LOB: 0 BB: 0 P: 11	R: 0 E: 0 K: 0 S: 6 H: 0 LOB: 0 BB: 1 P: 15	R: 0 E: 0 K: 1 S: 8 H: 1 LOB: 1 BB: 0 P: 9	R: 0 E: 0 K: 1 S: 9 H: 0 LOB: 1 BB: 1 P: 16	R: 0 E: 0 K: 0 S: 6 H: 1 LOB: 1 BB: 1 P: 13	R: 0 E: 0 K: 2 S: 9 H: 0 LOB: 0 BB: 0 P: 13	R: 0 E: 0 K: 2 S: 10 H: 0 LOB: 0 BB: 0 P: 12	1B: 5 2B: 4 3B: 0 HR: 0	SF: 0 SAC: 1 DP: 2 HBP: 0			WP: 0 PB: 0 SB: 0 CS: 0	PA: 36		

PITCHER		IP	WLS	BF	H	R	ER	SO	BB	IBB	HBP	BLK	WP	HR	S	P	ERA	WHIP
Mike Remlinger, L ERA: 3.21	(1, 1)	6.0	W	26	6	3	3	6	3	1	0	0	0	0	59	100	4.50	1.500
Scott Sullivan, R ERA: 2.37	(7, 1)	1.0		4	1	0	0	0	1	0	0	0	0	0	6	13	0.00	2.000
Stan Belinda, R ERA: 3.36	(8, 1)	1.0		3	0	0	0	2	0	0	0	0	0	0	9	13	0.00	0.000
Jeff Shaw, R ERA: 2.45	(9, 1)	1.0	S	3	0	0	0	2	0	0	0	0	0	0	10	12	0.00	0.000

PITCHER	IP	WLS	BF	H	R	ER	SO	BB	IBB	HBP	BLK	WP	HR	S	P	ERA	WHIP

BOTTOM

Cincinnati Reds @ Los Angeles Dodgers

Dodger Stadium, Los Angeles, CA

Fri Aug 15 1997, 7:05 PM PDT

Att. 46,711 - Unknown - 71 F

livebaseballscorecards.com

AB	30
R	3
H	7
RBI	3
BB	5
SO	10
LOB	14

Cincinnati Reds @ Los Angeles Dodgers

Dodger Stadium, Los Angeles, CA

Sat Aug 16 1997, 7:05 PM PDT

Att. 53,464 - Unknown - 70 F

livebaseballscorecards.com

TOP

Batter	1	2	3	4	5	6	7	8	9	AB	R	H	RBI	BB	SO	LOB
Deion Sanders, L (1, 8) OBP: 0.334, SLG: 0.369	F9		S 1B			HR 1B	K			3	1	2	0	0	0	0
Mike Kelly, R (6, 7) OBP: 0.317, SLG: 0.505										1	0	0	0	0	1	1
Pokey Reese, R (1, 6) OBP: 0.289, SLG: 0.278	F8		F8 1-2			K		K		4	0	0	0	0	2	2
Chris Stynes, R (1, 5) OBP: 0.515, SLG: 0.719	G6-3			L8		HR 1B 1-2		F9		4	1	1	0	0	0	0
Eduardo Perez, R (1, 3) OBP: 0.344, SLG: 0.510		F9		P2		HR 1-H 2-H		L3		4	1	1	3	0	0	0
Reggie Sanders, R (1, 9) OBP: 0.320, SLG: 0.531		K		K		F8			K	4	0	0	0	0	3	0
Jon Nunnally, L (1, 7) OBP: 0.314, SLG: 0.422 (6, 8)		1B			K	G3			G5-3	4	0	1	0	0	1	0
Eddie Taubensee, L (1, 2) OBP: 0.311, SLG: 0.455		K			F8	G1-3			F7	4	0	0	0	0	1	1
Bret Boone, R (1, 4) OBP: 0.303, SLG: 0.332			K		1B		2B			3	0	2	0	0	1	0
Kent Mercker, L (1, 1) OBP: 0.227, SLG: 0.225 Richie Lewis, R (3, 1) OBP: 1.000, SLG: 1.000 Lenny Harris, L (5, PH) OBP: 0.277, SLG: 0.351 Felix Rodriguez, R (5, 1) Barry Larkin, R (7, PH) OBP: 0.448, SLG: 0.488 Scott Sullivan, R (7, 1)			K		K		L9			1 0 1 0 1 0	0 0 0 0 0 0	0 0 0 0 0 0	0 0 0 0 0 0	0 0 0 0 0 0	1 0 1 0 0 0	0 0 1 0 1 0
Inning Stats	R: 0 E: 0 K: 0 S: 5 H: 0 LOB: 0 BB: 0 P: 9	R: 0 E: 0 K: 2 S: 13 H: 1 LOB: 1 BB: 0 P: 17	R: 0 E: 0 K: 2 S: 12 H: 1 LOB: 1 BB: 0 P: 19	R: 0 E: 0 K: 1 S: 8 H: 0 LOB: 0 BB: 0 P: 11	R: 0 E: 0 K: 2 S: 9 H: 1 LOB: 1 BB: 0 P: 14	R: 3 E: 0 K: 1 S: 18 H: 3 LOB: 0 BB: 0 P: 29	R: 0 E: 0 K: 1 S: 10 H: 1 LOB: 1 BB: 0 P: 18	R: 0 E: 0 K: 1 S: 7 H: 0 LOB: 0 BB: 0 P: 10	R: 0 E: 0 K: 1 S: 14 H: 0 LOB: 0 BB: 0 P: 19	1B: 5 2B: 1 3B: 0 HR: 1 SF: 0 SAC: 0 DP: 0 HBP: 0						

	AB	34
	R	3
	H	7
	RBI	3
	BB	0
	SO	11
	LOB	6

WP: 0 PB: 0 SB: 1 CS: 0 PA: 34

PITCHER		IP	WLS	BF	H	R	ER	SO	BB	IBB	HBP	BLK	WP	HR	S	P	ERA	WHIP
Chan Ho Park, R ERA: 3.16	(1, 1)	6.0	W	24	6	3	3	8	0	0	0	0	0	1	65	99	4.50	1.000
Antonio Osuna, R ERA: 2.0	(7, 1)	2.0		7	1	0	0	2	0	0	0	0	0	0	17	28	0.00	0.500
Todd Worrell, R ERA: 4.82	(9, 1)	1.0	S	3	0	0	0	1	0	0	0	0	0	0	14	19	0.00	0.000

PITCHER	IP	WLS	BF	H	R	ER	SO	BB	IBB	HBP	BLK	WP	HR	S	P	ERA	WHIP

Batter	1	2	3	4	5	6	7	8	9	AB	R	H	RBI	BB	SO	LOB
Otis Nixon, S (1, 8) OBP: 0.340, SLG: 0.301	B B S X 2-1 B1-3 ①		2 SAFE B X 1-0 SH HR 1-H 2-H ③	B X 1-0 F7			B B C X 2-1 B1-3 ①			3	1	0	0	0	0	0
Roger Cedeno, S (1, 7) OBP: 0.360, SLG: 0.388	B F B F C 2-3 K ②		F X 0-1 HR 3-H		B X 1-0 G6-3 ①		X 0-0 G4-3 ②			4	1	1	2	0	1	0
Mike Piazza, R (1, 2) OBP: 0.415, SLG: 0.602	B S B X 2-1 G5-3 ③		B B X 2-0 HR		X 0-0 G5-3 ②		X 0-0 G5-3 ③			4	1	1	1	0	0	0
Eric Karros, R (1, 3) OBP: 0.332, SLG: 0.463		B B C B F X 3-2 E9 1B	B B B F B 4-1 FC5-4 BB		B B B C B 4-1 BB BB			B B B C S S 3-3 K ①		2	0	0	0	2	1	0
Raul Mondesi, R (1, 9) OBP: 0.352, SLG: 0.548		C X 0-1 G5-4-3 1B 1-2	B F 1 SAFE C F B X 2-2 FC5-4 PB S ① 1-2f		B B F B 1 SAFE F F B 4-2 FC5-4 1-2 BB			S B B B F X 2-2 G1-3 ②		3	0	1	0	1	0	1
Todd Zeile, R (1, 5) OBP: 0.337, SLG: 0.423		B B X 2-0 F9 ①	C B F 1 SAFE 1 SAFE B B F F 3-3 F C K ② 1-2		X 0-0 FC5-4 ③ 1-2f			C X 0-1 G6-3 ③		4	0	0	0	0	1	5
Greg Gagne, R (1, 6) OBP: 0.320, SLG: 0.391		C S B X 1-2 G5-4-3 ②③ 1-2f	C S B B F X 2-2 P6 ③ 2-3			C X 0-1 F9 ①				3	0	0	0	0	0	3
Adam Riggs, R (1, 4) OBP: 0.333, SLG: 0.200			B C F B X 2-2 BB SH 1B	B S C B F F X 2-2 P4 ①		B C S B F X 3-2 P5 ②				3	1	1	0	0	0	0
Chan Ho Park, R (1, 1) OBP: 0.302, SLG: 0.333 Nelson Liriano, S (6, PH) OBP: 0.277, SLG: 0.338 Antonio Osuna, R (7, 1) OBP: 0.500, SLG: 0.500 Todd Worrell, R (9, 1)			B B B B 4-0 SH SH 1-2 BB	F B F F S 1-3 K ②		B B C X 2-1 F8 ③				1 1 0 0	1 0 0 0	0 0 0 0	0 0 0 0	1 0 0 0	1 0 0 0	0 0 0 0
Inning Stats	R: 0 E: 0 K: 1 S: 7 H: 0 LOB: 0 BB: 0 P: 13	R: 0 E: 1 K: 0 S: 9 H: 1 LOB: 1 BB: 0 P: 15	R: 5 E: 1 K: 1 S: 22 H: 3 LOB: 1 BB: 2 P: 42	R: 0 E: 0 K: 1 S: 10 H: 0 LOB: 0 BB: 0 P: 14	R: 0 E: 0 K: 0 S: 7 H: 0 LOB: 2 BB: 2 P: 16	R: 0 E: 0 K: 0 S: 8 H: 0 LOB: 0 BB: 0 P: 13	R: 0 E: 0 K: 0 S: 4 H: 0 LOB: 0 BB: 0 P: 6	R: 0 E: 0 K: 1 S: 8 H: 0 LOB: 0 BB: 0 P: 13		1B: 2 2B: 0 3B: 0 HR: 2	SF: 0 SAC: 1 DP: 1 HBP: 0					

PITCHER		IP	WLS	BF	H	R	ER	SO	BB	IBB	HBP	BLK	WP	HR	S	P	ERA	WHIP
Kent Mercker, L ERA: 3.89	(1, 1)	2.0	L	9	2	2	2	1	1	0	0	0	0	0	19	37	9.00	1.500
Richie Lewis, R ERA: 8.88	(3, 1)	2.0		10	2	3	2	2	1	0	0	0	0	2	29	47	9.00	1.500
Felix Rodriguez, R ERA: 5.4	(5, 1)	2.0		8	0	0	0	0	2	0	0	0	0	0	15	29	0.00	1.000
Scott Sullivan, R ERA: 2.3	(7, 1)	2.0		6	0	0	0	1	0	0	0	0	0	0	12	19	0.00	0.000

PITCHER	IP	WLS	BF	H	R	ER	SO	BB	IBB	HBP	BLK	WP	HR	S	P	ERA	WHIP

BOTTOM

Cincinnati Reds @ Los Angeles Dodgers

Dodger Stadium, Los Angeles, CA

Sat Aug 16 1997, 7:05 PM PDT

Att. 53,464 - Unknown - 70 F

livebaseballscorecards.com

AB	28
R	5
H	4
RBI	3
BB	4
SO	4
LOB	9

WP: 0 PB: 1 SB: 1 CS: 0 PA: 33

Batter	1	2	3	4	5	6	7	8	9	AB	R	H	RBI	BB	SO	LOB
Pokey Reese, R (1, 6) OBP: 0.287, SLG: 0.274	C X 0-1 ① G4-3	S D X 1-1 ② F9 2-3			B B B C B 4-1 1B S 1B BB	B B X 2-0 ③ G5-3		B B C 1 SAFE B C X 3-2 ②③ F9 1-2		4	1	0	0	1	0	2
Jon Nunnally, L (1, 8) OBP: 0.318, SLG: 0.421	F X 0-1 2B 1B 1B	S S D S 1-3 ③ K			1 SAFE X 0-0 1B 1-3 FC5-2 1B		X 0-0 ① F8		X 0-0 ① F7	5	1	2	0	0	1	1
Chris Stynes, R (1, 7) OBP: 0.526, SLG: 0.703	X 0-0 ② F9		B B B C X 3-1 ① G6-3		X 0-0 FC5-2 1-3 3-H 1B		C X 0-1 1B E 1B		C C X 0-2 G5-3 1B	5	1	3	1	0	0	1
Eduardo Perez, R (1, 3) OBP: 0.345, SLG: 0.513	C X 0-1 1-3 1B 2B		B F C S 1-3 ② K		B B C X 2-1 ① FC5-2 BB 2-3 3-H		C X 0-1 E 1-3 1B		C 1 SAFE 1 SAFE B B X 2-1 ② G5-3 1-2	5	1	2	0	0	1	3
Reggie Sanders, R (1, 9) OBP: 0.321, SLG: 0.523	B B C B B 4-1 1B WP BB		C B C X 1-2 ③ F9		S B C B D B 4-2 1-2 BB		B C S D B X 3-2 E2 1-2 3-H		X 0-0 ③ F8	3	1	0	0	2	0	2
Willie Greene, L (1, 5) OBP: 0.354, SLG: 0.453	F X 0-1 WP 1-3 2-H 3-H 1B			C S B B C 2-3 ① K	B S S S 1-3 ② K		F B S S 1-3 ② K			4	0	1	2	0	3	5
Brook Fordyce, R (1, 2) OBP: 0.263, SLG: 0.290	B B B C F F S 3-3 ③ K 1-2 3-H			B F C B B F S 3-3 ② K	F S B S 1-3 ③ K		B B X 2-0 ③ F9			4	0	0	0	0	3	6
Bret Boone, R (1, 4) OBP: 0.305, SLG: 0.332		X 0-0 F9 SH1-4 1B		B B B C B 4-1 BB	S S S 0-3 ① K			C B S C 1-3 ① K		3	0	1	0	1	2	0
Brett Tomko, R (1, 1) OBP: 0.174, SLG: 0.182 Barry Larkin, R (8, PH) OBP: 0.450, SLG: 0.491 Lenny Harris, L (8, PR) OBP: 0.277, SLG: 0.351 Stan Belinda, R (8, 1)		B B X 2-0 ① SH1-4 1-2		B C F F S 1-3 ③ K	B B C B F S X 3-1 ② L7			F B B X 2-1 CS 1B		2 1 0 0	0 0 0 0	0 1 0 0	0 0 0 0	1 0 0 0	1 0 0 0	1 0 0 0
Inning Stats	R: 3 E: 0 K: 1 S: 14 H: 3 LOB: 1 BB: 1 P: 21	R: 0 E: 0 K: 1 S: 7 H: 1 LOB: 1 BB: 0 P: 11	R: 0 E: 0 K: 1 S: 8 H: 0 LOB: 0 BB: 0 P: 13	R: 0 E: 0 K: 3 S: 12 H: 0 LOB: 1 BB: 1 P: 22	R: 1 E: 0 K: 2 S: 13 H: 2 LOB: 3 BB: 2 P: 25	R: 0 E: 0 K: 1 S: 6 H: 0 LOB: 0 BB: 0 P: 11	R: 1 E: 1 K: 1 S: 12 H: 2 LOB: 2 BB: 0 P: 18	R: 0 E: 0 K: 1 S: 8 H: 1 LOB: 1 BB: 0 P: 14	R: 0 E: 0 K: 0 S: 7 H: 1 LOB: 1 BB: 0 P: 9	1B: 9 2B: 1 3B: 0 HR: 0	SF: 0 SAC: 1 DP: 0 HBP: 0			WP: 1 PB: 0 SB: 1 CS: 1	PA: 41	

PITCHER		IP	WLS	BF	H	R	ER	SO	BB	IBB	HBP	BLK	WP	HR	S	P	ERA	WHIP
Hideo Nomo, R ERA: 4.1	(1, 1)	7.0	L	34	8	5	4	10	4	0	0	0	1	0	72	121	5.14	1.714
Mark Guthrie, L ERA: 4.5	(8, 1)	2.0		7	2	0	0	1	0	0	0	0	0	0	15	23	0.00	1.000

PITCHER	IP	WLS	BF	H	R	ER	SO	BB	IBB	HBP	BLK	WP	HR	S	P	ERA	WHIP

TOP

Cincinnati Reds @ Los Angeles Dodgers

Dodger Stadium, Los Angeles, CA

Sun Aug 17 1997, 7:05 PM PDT

Att. 51,245 - Unknown - 76 F

livebaseballscorecards.com

AB	36
R	5
H	10
RBI	3
BB	4
SO	11
LOB	21

Batter	1	2	3	4	5	6	7	8	9	AB	R	H	RBI	BB	SO	LOB
Otis Nixon, S (1, 8) OBP: 0.338, SLG: 0.298	K		F7			F8	FC5-2 1-2 2-3 3-Hf			4	0	0	0	0	1	3
Roger Cedeno, S (1, 7) OBP: 0.353, SLG: 0.380	L7		F9			B5-3	L4			4	0	0	0	0	0	3
Mike Piazza, R (1, 2) OBP: 0.416, SLG: 0.601	1B			E5		1B		K		4	0	2	0	0	1	0
Eric Karros, R (1, 3) OBP: 0.333, SLG: 0.462	P3			P3		1B 1-2		S BB		3	0	1	0	1	0	2
Raul Mondesi, R (1, 9) OBP: 0.352, SLG: 0.545		G4-6-3 1B		L8		F9		K		4	0	1	0	0	1	4
Todd Zeile, R (1, 5) OBP: 0.337, SLG: 0.421		G4-6-3 1-2f		P4			1B HBP FC5-2 1B	G6-3 1-2		4	0	1	0	0	0	3
Greg Gagne, R (1, 6) OBP: 0.322, SLG: 0.390		1B			G5-3		FC5-2 1B 1-2 HBP		F8	3	0	1	0	0	0	0
Wilton Guerrero, S (1, 4) OBP: 0.306, SLG: 0.408		F8			B5-3		P5		K	4	0	0	0	0	1	3
Hideo Nomo, R (1, 1) OBP: 0.196, SLG: 0.286			K		G6-3		FC5-2 1B 1-2 2-3		K	2	0	0	0	0	1	0
Nelson Liriano, S (7, PH) OBP: 0.286, SLG: 0.346										1	0	1	0	0	0	0
Mark Guthrie, R (8, 1)										0	0	0	0	0	0	0
Billy Ashley, R (9, PH) OBP: 0.289, SLG: 0.455										1	0	0	0	0	1	0
Inning Stats	R: 0 E: 0 K: 1 S: 12 H: 1 LOB: 1 BB: 0 P: 15	R: 0 E: 0 K: 0 S: 12 H: 2 LOB: 1 BB: 0 P: 19	R: 0 E: 0 K: 1 S: 11 H: 0 LOB: 0 BB: 0 P: 17	R: 0 E: 1 K: 0 S: 10 H: 0 LOB: 1 BB: 0 P: 13	R: 0 E: 0 K: 0 S: 7 H: 0 LOB: 0 BB: 0 P: 11	R: 0 E: 0 K: 0 S: 9 H: 2 LOB: 2 BB: 0 P: 12	R: 0 E: 0 K: 0 S: 10 H: 2 LOB: 3 BB: 0 P: 14	R: 0 E: 0 K: 2 S: 10 H: 0 LOB: 1 BB: 1 P: 20	R: 0 E: 0 K: 2 S: 7 H: 0 LOB: 0 BB: 0 P: 9	1B: 7 2B: 0 3B: 0 HR: 0 SF: 0 SAC: 0 DP: 1 HBP: 1						

PITCHER		IP	WLS	BF	H	R	ER	SO	BB	IBB	HBP	BLK	WP	HR	S	P	ERA	WHIP
Brett Tomko, R ERA: 3.24	(1, 1)	7.0	W	29	7	0	0	2	0	0	1	0	0	0	71	101	0.00	1.000
Stan Belinda, R ERA: 3.27	(8, 1)	2.0		7	0	0	0	4	1	0	0	0	0	0	17	29	0.00	0.500

PITCHER	IP	WLS	BF	H	R	ER	SO	BB	IBB	HBP	BLK	WP	HR	S	P	ERA	WHIP

BOTTOM

Cincinnati Reds @ Los Angeles Dodgers

Dodger Stadium, Los Angeles, CA

Sun Aug 17 1997, 7:05 PM PDT

Att. 51,245 - Unknown - 76 F

livebaseballscorecards.com

AB	34
R	0
H	7
RBI	0
BB	1
SO	6
LOB	18

WP: 0	PB: 0	SB: 1	CS: 0
PA: 36			

Colorado Rockies @ Cincinnati Reds

Cinergy Field, Cincinnati, OH

Tue Aug 19 1997, 7:05 PM EDT

Att. 31,722 - Unknown - 69 F

livebaseballscorecards.com

TOP

Batter	1	2	3	4	5	6	7	8	9	AB	R	H	RBI	BB	SO	LOB
Neifi Perez, S (1, 4) OBP: 0.361, SLG: 0.503	C B B F C 2-3 ① K		S B S C 1-3 ② K	B B X 2-0 ③ G1-3			C F B X 1-2 L9 2B	F F X 0-2 ③ P4		5	0	1	0	0	2	3
Ellis Burks, R (1, 8) OBP: 0.344, SLG: 0.549	B C B B B 4-1 FC6-4 BB		B F F X 1-2 HR		B F B B F B 4-2 FC6-4 BB		C B C X 1-2 ① P6		B F F X 1-2 ① F8	3	1	1	1	2	0	1
Larry Walker, L (1, 9) OBP: 0.462, SLG: 0.713	B B 1 SAFE B C X 3-1 ② F9		C F B B S 2-3 ③ K2-3		B B B 1 SAFE X 3-0 ① FC6-4 G6-4-3 1-2f		B X 1-0 ② L9 2-3		S S S 0-3 ② K	5	0	0	0	0	2	3
Andres Galarraga, R (1, 3) OBP: 0.389, SLG: 0.573	X 0-0 ③ FC6-4 1-2f			B X 1-0 F9 HBP 1B 1B	B X 1-0 ② ③ G6-4-3 1-2f		B F F S 1-3 ③ K		B S X 1-1 ③ F8	5	1	1	0	0	1	3
Dante Bichette, R (1, 7) OBP: 0.342, SLG: 0.491		C X 0-1 ① G4-3		H 1-0 1B 1B HBP 1-2		S B S B X 2-2 ① G6-3		C F B X 1-2 G4-3 1B 2B 1B		3	2	1	0	0	0	0
Vinny Castilla, R (1, 5) OBP: 0.348, SLG: 0.542		B X 1-0 2B		F B F X 1-2 ① F9 2-3		X 0-0 2B		C S F S 0-3 ① K		4	0	2	0	0	1	3
Jeff Reed, L (1, 2) OBP: 0.392, SLG: 0.500		B B C S C 2-3 ② K		B X 1-0 1B 1-2 3-H 1B		B C 2 SAFE B X 2-1 ② F9		B X 1-0 G4-3 1-2 2B 1B		4	1	2	1	0	1	2
Walt Weiss, S (1, 6) OBP: 0.363, SLG: 0.382		B B X 2-0 ③ G1-3		C B B X 2-1 1-2 2-H 1B		B B B 2 SAFE B 4-0 BB		F C X 0-2 ② G4-3 1-2 2-3		3	0	1	1	1	0	3
Jamey Wright, R (1, 1) OBP: 0.154, SLG: 0.114 Harvey Pulliam, R (6, PH) OBP: 0.347, SLG: 0.435 Curt Leskanic, R (6, 1) Jason Bates, S (8, PH) OBP: 0.320, SLG: 0.393 Mark Hutton, R (8, 1) Steve Reed, R (8, 1)			F B T X 1-2 ① L6	M L L 0-3 ② K		F S S 0-3 ③ K		S S B T X 1-2 2-H 3-H 2B		2 1 0 1 0 0	0 0 0 0 0 0	0 0 0 1 0 0	0 0 0 2 0 0	0 0 0 0 0 0	1 1 0 0 0 0	2 2 0 0 0 0

	AB	36
	R	5
	H	10
	RBI	5
	BB	3
	SO	9
	LOB	22

Inning Stats	1	2	3	4	5	6	7	8	9	1B: 5	SF: 0	WP: 0	PA: 40
	R: 0 E: 0 K: 1 S: 7 H: 0 LOB: 1 BB: 1 P: 16	R: 0 E: 0 K: 1 S: 7 H: 1 LOB: 1 BB: 0 P: 12	R: 1 E: 0 K: 2 S: 12 H: 1 LOB: 0 BB: 0 P: 17	R: 2 E: 0 K: 1 S: 11 H: 3 LOB: 2 BB: 0 P: 19	R: 0 E: 0 K: 0 S: 4 H: 0 LOB: 0 BB: 1 P: 12	R: 0 E: 0 K: 1 S: 9 H: 1 LOB: 2 BB: 1 P: 17	R: 0 E: 0 K: 1 S: 10 H: 1 LOB: 1 BB: 0 P: 14	R: 2 E: 0 K: 1 S: 18 H: 3 LOB: 1 BB: 0 P: 21	R: 0 E: 0 K: 1 S: 8 H: 0 LOB: 0 BB: 0 P: 10	2B: 4 3B: 0 HR: 1	SAC: 0 DP: 1 HBP: 1	PB: 0 SB: 0 CS: 0	

PITCHER	IP	WLS	BF	H	R	ER	SO	BB	IBB	HBP	BLK	WP	HR	S	P	ERA	WHIP
Mike Morgan, R (1, 1) ERA: 5.29	5.1	W	24	6	3	3	5	2	0	1	0	0	1	45	82	5.06	1.500
Pedro Martinez, L (6, 1) ERA: 7.71	0.1		2	0	0	0	0	1	0	0	0	0	0	2	8	0.00	3.000
Scott Sullivan, R (6, 1) ERA: 2.26	1.1		5	1	0	0	2	0	0	0	0	0	0	13	17	0.00	0.750
Stan Belinda, R (8, 1) ERA: 3.48	0.2		5	3	2	2	1	0	0	0	0	0	0	15	18	27.00	4.500
Jeff Shaw, R (8, 1) ERA: 2.41	1.1	S	4	0	0	0	1	0	0	0	0	0	0	11	13	0.00	0.000

PITCHER	IP	WLS	BF	H	R	ER	SO	BB	IBB	HBP	BLK	WP	HR	S	P	ERA	WHIP

Batter	1	2	3	4	5	6	7	8	9	AB	R	H	RBI	BB	SO	LOB
Pokey Reese, R (1, 6) OBP: 0.287, SLG: 0.273	G6-3		F7		HR 1B		P6			4	0	1	0	0	0	0
Jon Nunnally, L (1, 8) OBP: 0.315, SLG: 0.444	G3-1		P6		1-2 HR		F9			4	1	1	1	0	0	0
Chris Stynes, R (1, 7) OBP: 0.500, SLG: 0.659	PB 3B 1B		G4-3		L4			P3		4	1	1	0	0	0	0
Eduardo Perez, R (1, 3) OBP: 0.348, SLG: 0.510	1 SAFE 1-2 3B BB			G5-3		K		HBP BB 1B		3	1	1	0	1	1	0
Reggie Sanders, R (1, 9) OBP: 0.333, SLG: 0.542	1-H 2-H 3B			2-2 1B 2B		HR BB		1-2 HBP BB		2	2	2	2	2	0	0
Willie Greene, L (1, 5) OBP: 0.355, SLG: 0.462	K			1-1 HBP 2-H 1B		1-0 1-H HR		K		4	1	2	3	0	2	3
Joe Oliver, R (1, 2) OBP: 0.329, SLG: 0.447		G4-3		1-0 G4-3 1-2 HBP		K		2-1 FC5-4 1-2 2-3 HBP		2	0	0	0	0	1	0
Bret Boone, R (1, 4) OBP: 0.302, SLG: 0.328		G6-3		G4-3 1-2f		K		FC5-4 1-2f		4	0	0	0	0	1	5
Mike Morgan, R (1, 1) OBP: 0.087, SLG: 0.133		G6-3			L9		G3-1			2	0	0	0	0	0	0
Pedro Martinez, L (6, 1)										0	0	0	0	0	0	0
Scott Sullivan, R (6, 1)										0	0	0	0	0	0	0
Lenny Harris, L (7, PH) OBP: 0.276, SLG: 0.349										1	0	0	0	0	0	0
Stan Belinda, R (8, 1)										0	0	0	0	0	0	0
Jeff Shaw, R (8, 1)										0	0	0	0	0	0	0
Inning Stats	R: 2 E: 0 K: 1 S: 11 H: 2 LOB: 1 BB: 1 P: 19		R: 0 E: 0 K: 0 S: 6 H: 0 LOB: 0 BB: 0 P: 8	R: 0 E: 0 K: 0 S: 5 H: 0 LOB: 0 BB: 0 P: 9	R: 1 E: 0 K: 0 S: 10 H: 2 LOB: 1 BB: 0 P: 18	R: 1 E: 0 K: 0 S: 9 H: 2 LOB: 0 BB: 0 P: 14	R: 2 E: 0 K: 3 S: 12 H: 1 LOB: 0 BB: 1 P: 24	R: 0 E: 0 K: 0 S: 11 H: 0 LOB: 0 BB: 0 P: 17	R: 0 E: 0 K: 1 S: 12 H: 1 LOB: 3 BB: 1 P: 20	1B: 4 2B: 1 3B: 1 HR: 2	SF: 0 SAC: 0 DP: 1 HBP: 2						

PITCHER		IP	WLS	BF	H	R	ER	SO	BB	IBB	HBP	BLK	WP	HR	S	P	ERA	WHIP
Jamey Wright, R ERA: 7.01	(1, 1)	5.0	L	21	6	4	4	1	1	0	1	0	0	1	41	68	7.20	1.400
Curt Leskanic, R ERA: 6.69	(6, 1)	2.0		8	1	2	2	3	1	0	0	0	0	1	23	41	9.00	1.000
Mark Hutton, R ERA: 4.3	(8, 1)	0.2		5	1	0	0	1	1	0	1	0	0	0	9	17	0.00	3.000
Steve Reed, R ERA: 4.81	(8, 1)	0.1		1	0	0	0	0	0	0	0	0	0	0	3	3	0.00	0.000

PITCHER	IP	WLS	BF	H	R	ER	SO	BB	IBB	HBP	BLK	WP	HR	S	P	ERA	WHIP

BOTTOM

Colorado Rockies @ Cincinnati Reds

Cinergy Field, Cincinnati, OH

Tue Aug 19 1997, 7:05 PM EDT

Att. 31,722 - Unknown - 69 F

livebaseballscorecards.com

AB	30
R	6
H	8
RBI	6
BB	3
SO	5
LOB	8

Batter	1	2	3	4	5	6	7	8	9	AB	R	H	RBI	BB	SO	LOB
Neifi Perez, S (1, 4) OBP: 0.356, SLG: 0.500	C F B X 1-2 P4 ①		F X 0-1 P2 ③			C F S 0-3 K ①	C X 0-1 HR 2B	S B B X 2-1 F7 ③ 1-2 2-3		5	1	1	0	0	1	2
Ellis Burks, R (1, 8) (8, 7) OBP: 0.345, SLG: 0.556	B B B C F X 3-2 P3 ②			F F F B C 1-3 K ①		B B B C F B 4-2 1B BB BB	B S B F F X 2-2 2-H HR		B B C F F F X 2-2 F8 ①	4	2	1	2	1	1	0
Larry Walker, L (1, 9) OBP: 0.462, SLG: 0.709	X 0-0 P6 ③			C B C B S 2-3 K ②		F X 0-1 F7 ②	F B S B B B 4-2 BB		S S B F B F B B 4-2 HBP BB	3	0	0	0	2	1	1
Andres Galarraga, R (1, 3) OBP: 0.391, SLG: 0.572		C X 0-1 F9 ①		X 0-0 1B		B S B 1 SAFE F F F B B 4-2 BB 1B 1-2 BB	B 1 SAFE F X 1-1 P4 ③		C H 1-1 1-2 HBP	3	0	1	0	1	0	1
Dante Bichette, R (1, 7) OBP: 0.343, SLG: 0.493		B X 1-0 P4 ②		T B F X 1-2 L5 ③		F B B X 2-1 BB 1-2 2-H 1B		F X 0-1 S 1B 2B	C X 0-1 F8 ②	4	0	2	1	0	0	1
Quinton McCracken, S (8, PR) OBP: 0.364, SLG: 0.352 (8, 8)										1	1	0	0	0	0	2
Vinny Castilla, R (1, 5) OBP: 0.350, SLG: 0.548		B F B S S B F X 3-2 HR			X 0-0 1B	B B B S S B 4-1 1-2 2-3 BB		S B B F S 2-3 K ①	S S B S 1-3 K ③	4	1	2	1	1	2	3
Kirt Manwaring, R (1, 2) OBP: 0.315, SLG: 0.302		S S S 0-3 K ③			B C S S 1-3 K ①	C X 0-1 F8 ③		C F F X 0-2 WP 17 1B 2-H 1B		4	0	1	1	0	2	4
Walt Weiss, S (1, 6) OBP: 0.358, SLG: 0.377			C C B B F S 2-3 K ①		1 SAFE X 0-0 F9 ②		C F B X 1-2 G3 ①	S F C 0-3 K ②		4	0	0	0	0	2	3
Frank Castillo, R (1, 1) OBP: 0.143, SLG: 0.143		S S S 0-3 K ②			S S S 0-3 K ③		B C S B F F X 2-3 K ②	C S B T F X 1-2 WP 1B		3	0	0	0	0	3	1
17 Todd Helton, L (8, PH) OBP: 0.395, SLG: 0.500										1	0	1	0	0	0	0
Darren Holmes, R (8, 1) OBP: 0.167, SLG: 0.333										0	0	0	0	0	0	0
Jerry Dipoto, R (9, 1) OBP: 0.125, SLG: 0.125										0	0	0	0	0	0	0
Inning Stats	R: 0 E: 0 K: 0 S: 9 H: 0 LOB: 0 BB: 0 P: 13	R: 1 E: 0 K: 1 S: 10 H: 1 LOB: 0 BB: 0 P: 14	R: 0 E: 0 K: 2 S: 9 H: 0 LOB: 0 BB: 0 P: 11	R: 0 E: 0 K: 2 S: 11 H: 1 LOB: 1 BB: 0 P: 15	R: 0 E: 0 K: 2 S: 8 H: 1 LOB: 1 BB: 0 P: 9	R: 1 E: 0 K: 1 S: 16 H: 1 LOB: 3 BB: 3 P: 30	R: 2 E: 0 K: 1 S: 17 H: 2 LOB: 1 BB: 1 P: 27	R: 1 E: 0 K: 2 S: 19 H: 3 LOB: 2 BB: 0 P: 24	R: 0 E: 0 K: 1 S: 16 H: 0 LOB: 2 BB: 1 P: 24	1B: 5 2B: 2 3B: 0 HR: 2	SF: 0 SAC: 0 DP: 0 HBP: 1					

PITCHER	IP	WLS	BF	H	R	ER	SO	BB	IBB	HBP	BLK	WP	HR	S	P	ERA	WHIP
Gabe White, L (1, 1) ERA: 3.2	5.2	L	22	3	2	2	8	2	0	0	0	0	1	58	81	3.18	0.882
Scott Sullivan, R (6, 1) ERA: 2.47	1.1		9	3	2	2	1	2	0	0	0	0	1	22	38	13.50	3.750
Felix Rodriguez, R (8, 1) ERA: 5.52	1.0		6	3	1	1	2	0	0	0	0	1	0	19	24	9.00	3.000
Jeff Tabaka, L (9, 1) ERA:	0.1		3	0	0	0	0	1	0	1	0	0	0	11	18	0.00	3.000
Stan Belinda, R (9, 1) ERA: 3.45	0.2		2	0	0	0	1	0	0	0	0	0	0	5	6	0.00	0.000

PITCHER	IP	WLS	BF	H	R	ER	SO	BB	IBB	HBP	BLK	WP	HR	S	P	ERA	WHIP

TOP

Colorado Rockies @ Cincinnati Reds

Cinergy Field, Cincinnati, OH

Wed Aug 20 1997, 3:33 AM EDT

Att. 21,968 - Cloudy - 67 F

livebaseballscorecards.com

AB	36
R	5
H	9
RBI	5
BB	5
SO	12
LOB	18

1B: 5	SF: 0	WP: 1	PA: 42		
2B: 2	SAC: 0	PB: 0			
3B: 0	DP: 0	SB: 1			
HR: 2	HBP: 1	CS: 0			

Colorado Rockies @ Cincinnati Reds

Cinergy Field, Cincinnati, OH

Wed Aug 20 1997, 3:33 AM EDT

Att. 21,968 - Cloudy - 67 F

BOTTOM

livebaseballscorecards.com

Batter	1	2	3	4	5	6	7	8	9	AB	R	H	RBI	BB	SO	LOB
Pokey Reese, R (1, 6) OBP: 0.290, SLG: 0.277	C X 0-1 G4-3 S 1B		C C F X 0-2 F9 ③			B 1 SAFE T B 1 SAFE B 1 SAFE C X 3-2 F8 ①		F F B B X 2-2 1-2 3B 1B		4	1	2	0	0	0	1
Jon Nunnally, L (1, 8) OBP: 0.313, SLG: 0.456	M 1 SAFE 1 SAFE S S 0-3 K ①			B S F B B X 2-2 F7 ①		B C C F D X 2-2 1-1 F9-3 ② ③		X 0-0 1-H 2-H 3B		4	0	1	2	0	1	2
Chris Stynes, R (1, 4) OBP: 0.457, SLG: 0.600 Stan Belinda, R (9, 1)	P C 1 SAFE B B X 3-1 1-3 G4-3 ②			F F B X 1-2 P2 ②			B X 1-0 P4 ①	B B X 2-0 G6-3 ③		4 0	0 0	0 0	0 0	0 0	0 0	2 0
Eduardo Perez, R (1, 3) OBP: 0.351, SLG: 0.522	F S B B S 2-3 K ③			S B B X 2-1 L6 ③			C F B B X 2-2 HR		B B B B 4-0 G4-6-3 BB	3	1	1	1	1	1	1
Reggie Sanders, R (1, 9) OBP: 0.328, SLG: 0.532		B S S B X 2-2 P5 ①			C C B S 1-3 K ①		B B B C S S 3-3 K ②		B B B C B S X 3-2 1-2f G4-6-3 ① ②	4	0	0	0	0	2	1
Willie Greene, L (1, 5) OBP: 0.354, SLG: 0.458		C F X 0-2 F8 ②			B C B S F B B 4-2 BB		X 0-0 G3 ③		B C B X 2-1 G4-3 ③	3	0	0	0	1	0	0
Mike Kelly, R (1, 7) OBP: 0.309, SLG: 0.491		B C T B F F X 2-2 G4-3 ③			X 0-0 F9 ②			C B S B B S 3-3 K ①		3	0	0	0	0	1	1
Eddie Taubensee, L (1, 2) OBP: 0.308, SLG: 0.450 Scott Sullivan, R (6, 1) Felix Rodriguez, R (8, 1) Lenny Harris, L (8, PH) OBP: 0.275, SLG: 0.347 Jeff Tabaka, R (9, 1) Bret Boone, R (9, 4) OBP: 0.302, SLG: 0.328			C B B C X 2-2 L7 ①		D S F F F F 1 SAFE F S 1-3 K ③			C X 0-1 F9 ②		2 0 0 1 0 0	0 0 0 0 0 0	0 0 0 0 0 0	0 0 0 0 0 0	0 0 0 0 0 0	1 0 0 0 0 0	1 0 0 0 0 0
Gabe White, L (1, 1) Brook Fordyce, R (6, 2) OBP: 0.282, SLG: 0.300			F S S 0-3 K ②			X 0-0 F9-3 1B		C S B B F B B 4-2 1B 3B BB		1 1	0 1	0 1	0 0	0 1	1 0	0 0

Inning Stats	1	2	3	4	5	6	7	8	9
	R: 0 H: 1 E: 0 LOB: 1 K: 2 BB: 0 S: 11 P: 15	R: 0 H: 0 E: 0 LOB: 0 K: 0 BB: 0 S: 11 P: 15	R: 0 H: 0 E: 0 LOB: 0 K: 1 BB: 0 S: 10 P: 12	R: 0 H: 0 E: 0 LOB: 0 K: 0 BB: 0 S: 8 P: 13	R: 0 H: 0 E: 0 LOB: 1 K: 2 BB: 1 S: 14 P: 20	R: 0 H: 1 E: 0 LOB: 0 K: 0 BB: 0 S: 8 P: 13	R: 1 H: 1 E: 0 LOB: 0 K: 1 BB: 0 S: 8 P: 14	R: 2 H: 2 E: 0 LOB: 1 K: 1 BB: 1 S: 13 P: 24	R: 0 H: 0 E: 0 LOB: 0 K: 0 BB: 1 S: 5 P: 14

AB	30
R	3
H	5
RBI	3
BB	3
SO	7
LOB	9

PITCHER		IP	WLS	BF	H	R	ER	SO	BB	IBB	HBP	BLK	WP	HR	S	P	ERA	WHIP	PITCHER	IP	WLS	BF	H	R	ER	SO	BB	IBB	HBP	BLK	WP	HR	S	P	ERA	WHIP
Frank Castillo, R ERA: 5.26	(1, 1)	7.0	W	24	3	1	1	6	1	0	0	0	0	1	70	102	1.29	0.571																	
Darren Holmes, R ERA: 5.23	(8, 1)	1.0		6	2	2	2	1	1	0	0	0	0	0	13	24	18.00	3.000																	
Jerry Dipoto, R ERA: 4.56	(9, 1)	1.0	S	3	0	0	0	0	1	0	0	0	0	0	5	14	0.00	1.000																	

1B:	3
2B:	1
3B:	1
HR:	1
SF:	0
SAC:	0
DP:	2
HBP:	0

WP:	0	PA:	33
PB:	0		
SB:	1		
CS:	0		

Batter	1	2	3	4	5	6	7	8	9	AB	R	H	RBI	BB	SO	LOB
Pokey Reese, R (1, 6) OBP: 0.289, SLG: 0.277	C B B B C X 3-2 S 1B		C C X 0-2 ② G6-3		C B X 1-1 ② G5-3 2-3 3-H		F B C F F F B F F 2-2 X ③ F9			4	1	1	1	0	0	2
Jon Nunnally, L (1, 8) OBP: 0.311, SLG: 0.449	1 SAFE L B 1 SAFE S B 2 SAFE F C 2-3 ① 1-2		F F X 0-2 ② 1B CS 1B		B S B F F C 2-3 ③			F S S 0-3 ①		4	0	1	0	0	3	2
Chris Stynes, R (1, 7) OBP: 0.480, SLG: 0.612	2 SAFE B C F F B B X 3-2 S 2-H 1B		X 0-0 1-3 1B			C B C X 1-2 G1-6-3 1B		B X 1-0 ② G6-3		4	0	3	1	0	0	0
Eduardo Perez, R (1, 3) OBP: 0.345, SLG: 0.512	B C S C 1-3 ② 1-2		1 SAFE B F B 1 SAFE C F B 3-2 ③ CS 3-H	S B S S 1-3 ① K		B F F 1 SAFE X 1-2 ①② G1-6-3 1-2f		S X 0-1 ③ G6-3		4	0	0	0	0	2	2
Reggie Sanders, R (1, 9) OBP: 0.331, SLG: 0.531	B B C C C 2-3 ③			F X 0-1 CS 1B		C B S X 1-2 S 1B			S X 1-1 ① F9	4	0	2	0	0	1	1
Willie Greene, L (1, 5) OBP: 0.353, SLG: 0.456		B X 1-0 L4-3 1B		F P S B 1 SAFE S 2-3 ②③ 1-2		B S X 1-1 ③ F7 1-2			B B F B X 3-1 ② F8	4	0	1	0	0	1	2
Joe Oliver, R (1, 2) OBP: 0.331, SLG: 0.451		1 SAFE X 0-0 ①② L4-3 1-1		C B B S X 2-2 2B G5-3 1B		C X 0-1 2B			F C B F S 1-3 ③ K	4	1	2	0	0	1	1
Bret Boone, R (1, 4) OBP: 0.302, SLG: 0.331	B C F B C 2-3 ③			C X 0-1 G5-3 1-3 2B		C C B D S 2-3 ① K				3	0	1	0	0	2	1
Mike Remlinger, L (1, 1) OBP: 0.100, SLG: 0.200			F C B S 1-3 ① K		C X 0-1 ① G1-3		C X 0-1 ② P5			2	0	0	0	0	1	2
Jeff Tabaka, R (6, 1)										0	0	0	0	0	0	0
Lenny Harris, L (7, PH) OBP: 0.273, SLG: 0.345										1	0	0	0	0	0	1
Felix Rodriguez, R (7, 1)										0	0	0	0	0	0	0
Inning Stats	R: 1 E: 0 K: 3 S: 17 H: 2 LOB: 1 BB: 0 P: 28	R: 0 E: 0 K: 1 S: 5 H: 1 LOB: 0 BB: 0 P: 8	R: 0 E: 0 K: 1 S: 13 H: 2 LOB: 1 BB: 0 P: 17	R: 0 E: 0 K: 2 S: 9 H: 1 LOB: 1 BB: 0 P: 11	R: 1 E: 0 K: 1 S: 13 H: 2 LOB: 1 BB: 0 P: 18	R: 0 E: 0 K: 0 S: 11 H: 2 LOB: 1 BB: 0 P: 15	R: 0 E: 0 K: 1 S: 15 H: 1 LOB: 1 BB: 0 P: 19	R: 0 E: 0 K: 1 S: 6 H: 0 LOB: 0 BB: 0 P: 7	R: 0 E: 0 K: 1 S: 8 H: 0 LOB: 0 BB: 0 P: 13	1B: 9 2B: 4 3B: 0 HR: 0 SF: 0 SAC: 0 DP: 3 HBP: 0						

PITCHER		IP	WLS	BF	H	R	ER	SO	BB	IBB	HBP	BLK	WP	HR	S	P	ERA	WHIP
Greg Maddux, R ERA: 2.39	(1, 1)	7.0	W	28	11	2	2	9	0	0	0	0	0	0	83	116	2.57	1.571
Mike Cather, R ERA: 1.61	(8, 1)	2.0		6	0	0	0	2	0	0	0	0	0	0	14	20	0.00	0.000

PITCHER	IP	WLS	BF	H	R	ER	SO	BB	IBB	HBP	BLK	WP	HR	S	P	ERA	WHIP

TOP

Cincinnati Reds @ Atlanta Braves

Turner Field, Atlanta, GA

Fri Aug 22 1997, 7:05 PM EDT
Att. 48,937 - Unknown - 75 F

livebaseballscorecards.com

AB	34
R	2
H	11
RBI	2
BB	0
SO	11
LOB	14

WP	0
PB	0
SB	3
CS	2
PA	35

Cincinnati Reds @ Atlanta Braves

Turner Field, Atlanta, GA

Fri Aug 22 1997, 7:05 PM EDT

Att. 48,937 - Unknown - 75 F

livebaseballscorecards.com

BOTTOM

Batter	1	2	3	4	5	6	7	8	9	AB	R	H	RBI	BB	SO	LOB
Kenny Lofton, L (1, 8) OBP: 0.414, SLG: 0.439	CBBBFB 4-2 CS BB		BX 1-0 ② P6		CBBBFX 3-2 SH2-4 BB 1B 1B	BSH 2-1 HBP				2	1	1	0	1	0	0
Jeff Blauser, R (1, 6) OBP: 0.403, SLG: 0.504	BCF1SAFEBBB 4-2 ① BB 1-2 BB		SBFBX 2-2 1B		B1SAFBBBB 4-0 SH2-4 1B 1-2 BB	CX 0-1 ③ G5-6-3				2	1	1	0	2	0	2
Danny Bautista, R (1, 7) OBP: 0.265, SLG: 0.469	CCFS 0-3 ② K		CF1SAFEBS 1-3 ③ K		CX 0-1 ① SH2-4 1-2 2-3		X 0-0 ① G4-3			3	0	0	0	0	2	2
Andruw Jones, R (1, 9) OBP: 0.346, SLG: 0.428	BBDB 4-0 1-2 BB			BFBFBBB 4-2 HR BB	SFBX 1-2 ① CS 2-H 3-H 1B		CBBBFFC 3-3 ② K			2	1	1	2	2	1	0
Fred McGriff, L (1, 3) OBP: 0.356, SLG: 0.431	SFFBFS 1-3 ③ K			BB1SAFEBC1SAFEX 3-1 ② ③ 1-H HR	1SAFEBBCCS 2-3 ② ③ 1-2 K		BBBX 3-0 ③ G3			4	1	1	2	0	2	3
10 Chipper Jones, S (1, 5) OBP: 0.381, SLG: 0.498		X 0-0 ① F9		SBCX 1-2 WP SF8 2B	FSBX 1-2 S 2B 2B			X 0-0 CS 1B		4	2	3	0	0	0	0
Eddie Pérez, R (1, 2) OBP: 0.260, SLG: 0.335		BBSFX 2-2 ② G5-3		MBX 1-1 ① P3 2-3		X 0-0 ① G6-3		B1SAFFBB1SAFFB1SAFE 3-3 S ① ② K 1-2		4	0	0	0	0	1	3
Tony Graffanino, R (1, 4) OBP: 0.352, SLG: 0.411		BCFC 1-3 ③ K		BCBFX 2-2 ② SF8 3-H		BBBFX 3-1 2-H 2B		BCBFX 2-2 ③ G5-3		3	0	1	2	0	1	0
Greg Maddux, R (1, 1) OBP: 0.140, SLG: 0.096 Mike Cather, R (8, 1)			BCCS 1-3 ① K	BCBX 2-1 ③ L8		X 0-0 ② F7				3 0	0 0	0 0	0 0	0 0	1 0	1 0
Inning Stats	R: 0 E: 0 K: 2 S: 13 H: 0 LOB: 2 BB: 3 P: 26	R: 0 E: 0 K: 1 S: 7 H: 0 LOB: 0 BB: 0 P: 10	R: 0 E: 0 K: 2 S: 10 H: 1 LOB: 1 BB: 0 P: 15	R: 3 E: 0 K: 0 S: 14 H: 2 LOB: 0 BB: 1 P: 27	R: 2 E: 0 K: 1 S: 11 H: 2 LOB: 0 BB: 1 P: 21	R: 1 E: 0 K: 0 S: 10 H: 2 LOB: 2 BB: 0 P: 16	R: 0 E: 0 K: 1 S: 6 H: 0 LOB: 0 BB: 0 P: 12	R: 0 E: 0 K: 1 S: 8 H: 1 LOB: 0 BB: 0 P: 13		1B: 4 2B: 4 3B: 0 HR: 1	SF: 1 SAC: 1 DP: 1 HBP: 1			WP: 1 PB: 0 SB: 1 CS: 3	PA: 35	

	AB	27
	R	6
	H	8
	RBI	6
	BB	5
	SO	8
	LOB	11

PITCHER		IP	WLS	BF	H	R	ER	SO	BB	IBB	HBP	BLK	WP	HR	S	P	ERA	WHIP
Mike Remlinger, L ERA: 3.67	(1, 1)	5.1	L	26	7	6	6	6	5	0	0	0	1	1	61	109	10.12	2.250
Jeff Tabaka, L ERA:	(6, 1)	0.2		3	0	0	0	0	0	0	1	0	0	0	4	6	0.00	0.000
Felix Rodriguez, R ERA: 5.17	(7, 1)	2.0		6	1	0	0	2	0	0	0	0	0	0	14	25	0.00	0.500

PITCHER	IP	WLS	BF	H	R	ER	SO	BB	IBB	HBP	BLK	WP	HR	S	P	ERA	WHIP

Batter	1	2	3	4	5	6	7	8	9	AB	R	H	RBI	BB	SO	LOB
Pokey Reese, R (1, 6) OBP: 0.292, SLG: 0.281	B C B S X 2-2 ① G1-3		X 0-0 ① CS 2B		C C B B F B F F B 4-2 ② BB		C C F B X 1-2 ③ F8			3	0	1	0	1	0	0
Chris Stynes, R (1, 7) OBP: 0.444, SLG: 0.566	C F B F F F X 1-2 ② G5-3		B F L C 1-3 ① K		F 1 SAFE F 1 SAFE F B B 1 B 3-2 F X ③ L7			C B X 1-1 ① G3		4	0	0	0	0	1	2
Reggie Sanders, R (1, 9) OBP: 0.329, SLG: 0.531	B B F B C X 3-2 ② 1B 2B		S D B B C X 3-2 ② ③ P4 2-3			B B S B X 3-1 ① F8		B X 1-0 ② P6		4	1	1	0	0	0	1
Eduardo Perez, R (1, 3) OBP: 0.343, SLG: 0.507	F C X 0-2 ② 2-H 1B			B F B C X 2-2 ① F8		B S B X 2-1 ② G6-3		B C S B F B X 3-2 ③ G5-3		4	0	1	1	0	0	0
Joe Oliver, R (1, 2) OBP: 0.333, SLG: 0.464	C B C X 1-2 ③ P3			X 0-0 ① 1B		F X 0-1 ② HR			B F B B F B X 3-2 ① F8	4	1	2	1	0	0	1
Mike Kelly, R (1, 8) OBP: 0.323, SLG: 0.521		F B B B F B 4-2 ① FC3-6 BB		F B S S 1-3 ② K		C B X 1-1 ③ 1B			X 0-0 ② HR	3	1	2	1	1	1	1
Willie Greene, L (1, 5) OBP: 0.350, SLG: 0.451		1 SAFE X 0-0 ① FC3-6 1-2f		C B B C X 2-2 ③ G5-3		X 0-0 ③ F9			C B B B X 3-1 ② F7	4	0	0	0	0	0	3
Bret Boone, R (1, 4) OBP: 0.301, SLG: 0.330	S B B S S F B F S 3-3 ② K			C B X 1-1 ① F8		B X 1-0 ① G5-3			B S B F X 2-2 DI 1B	4	0	1	0	0	1	1
Brett Tomko, R (1, 1) OBP: 0.160, SLG: 0.167 Barry Larkin, R (7, PH) OBP: 0.449, SLG: 0.488 Stan Belinda, R (7, 1) Pedro Martinez, L (7, 1) Jeff Tabaka, R (8, 1) Eddie Taubensee, L (9, PH) OBP: 0.306, SLG: 0.448	F C S 0-3 ③ K			C S S 0-3 ② K		B C S B F F F X 2-2 ② F9			C B B F D S 3-3 ③ K 1-2	2 1 0 0 0 0 1	0 0 0 0 0 0 0	0 0 0 0 0 0 0	0 0 0 0 0 0 0	0 0 0 0 0 0 0	2 0 0 0 0 0 1	1 0 0 0 0 0 1
Inning Stats	R: 1 H: 2 E: 0 LOB: 1 K: 0 BB: 0 S: 18 P: 25	R: 0 H: 0 E: 0 LOB: 1 K: 2 BB: 1 S: 11 P: 18	R: 0 H: 1 E: 0 LOB: 0 K: 1 BB: 0 S: 7 P: 11	R: 0 H: 1 E: 0 LOB: 1 K: 1 BB: 0 S: 10 P: 15	R: 0 H: 0 E: 0 LOB: 1 K: 1 BB: 1 S: 15 P: 23	R: 1 H: 2 E: 0 LOB: 1 K: 0 BB: 0 S: 9 P: 15	R: 0 H: 0 E: 0 LOB: 0 K: 0 BB: 0 S: 11 P: 15	R: 0 H: 0 E: 0 LOB: 0 K: 0 BB: 0 S: 7 P: 12	R: 1 H: 2 E: 0 LOB: 1 K: 1 BB: 0 S: 12 P: 23	1B: 4 SF: 0 2B: 2 SAC: 0 3B: 0 DP: 0 HR: 2 HBP: 0						

PITCHER		IP	WLS	BF	H	R	ER	SO	BB	IBB	HBP	BLK	WP	HR	S	P	ERA	WHIP
Denny Neagle, L ERA: 2.83	(1, 1)	7.0	W	28	6	2	2	5	2	0	0	0	0	1	81	122	2.57	1.143
Chad Fox, R ERA: 3.63	(8, 1)	1.0		3	0	0	0	0	0	0	0	0	0	0	7	12	0.00	0.000
Kerry Ligtenberg, R ERA: 5.4	(9, 1)	1.0		5	2	1	1	1	0	0	0	0	0	1	12	23	9.00	2.000

PITCHER	IP	WLS	BF	H	R	ER	SO	BB	IBB	HBP	BLK	WP	HR	S	P	ERA	WHIP

TOP

Cincinnati Reds @ Atlanta Braves

Turner Field, Atlanta, GA

Sat Aug 23 1997, 3:33 AM EDT

Att. 48,499 - Sunny - 85 F

livebaseballscorecards.com

AB	34
R	3
H	8
RBI	3
BB	2
SO	6
LOB	11

WP: 0	PA: 36																	
PB: 0																		
SB: 0																		
CS: 1																		

Batter	1	2	3	4	5	6	7	8	9	AB	R	H	RBI	BB	SO	LOB
Kenny Lofton, L (1, 8) OBP: 0.414, SLG: 0.446	C F B B B X 3-2 HR		B B B C C C 3-3 ① K		B S B X 2-1 2-H 1B		C B B C X 2-2 E6 BB 10 1B 1-2 2-3 3-H	B S C S 1-3 ② K		5	2	2	3	0	2	2
Michael Tucker, L (1, 9) OBP: 0.342, SLG: 0.428 Andruw Jones, R (7, PH) OBP: 0.350, SLG: 0.439 (8, 9)	C B X 1-1 ① G4-3		B C S S F F F F X 2-2 10 CS 1B		B F B B B F X 3-2 ③ P3		C B F B B F B 4-2 10 1B 1B 1-2 2-3 3-H BB	B S B B X 3-1 HR		3 1	0 2	1 1	0 2	0 1	0 0	1 0
10 Chipper Jones, S (1, 5) OBP: 0.379, SLG: 0.495	C B F B X 2-2 ② F7		C F 1 SAFE B B S 2-3 ② ③ K 1-2			X 0-0 ① G3	X 0-0 BB 1B 1-2 2-H 3-H 1B	B X 1-0 ③ F9		5	0	1	2	0	1	1
Fred McGriff, L (1, 3) OBP: 0.353, SLG: 0.428 Chad Fox, R (8, 1) Kerry Ligtenberg, R (9, 1)	X 0-0 ③ G3			C S F F B B S 2-3 ① K		X 0-0 ② F8	F B C F F C 1-3 ① K			4 0 0	0 0 0	0 0 0	0 0 0	0 0 0	2 0 0	2 0 0
Ryan Klesko, L (1, 7) OBP: 0.323, SLG: 0.462 Danny Bautista, R (7, PH) OBP: 0.261, SLG: 0.462 (8, 7)		C B F B B B B 4-2 1B SF8 BB		B B B F C X 3-1 ② P4		B B F C F F B X 3-2 ③ F7	C F B F F F B X 2-2 ② P4			2 1	1 0	0 0	0 0	1 0	0 0	0 2
Javy Lopez, R (1, 2) OBP: 0.356, SLG: 0.542	C S S 0-3 ① K			F X 0-1 ③ G5-3			0-0 SH 1B BB 1B			4	1	2	1	0	1	1
Jeff Blauser, R (1, 6) OBP: 0.408, SLG: 0.507	X 0-0 1-3 1B				B B X 2-0 SH1-4 1B 1B		0-1 BB SH E 1-2 1B	1-1 BB 1-2 2-H 1B		3	2	3	0	1	0	0
Tony Graffanino, R (1, 4) OBP: 0.344, SLG: 0.404	X 0-0 ② SF8 3-H				X 0-0 ① L9		2-0 SH E BB 1-2 2-3 BB	4-2 BB 2-2 P4		2	1	0	1	0	0	4
Denny Neagle, L (1, 1) OBP: 0.210, SLG: 0.172 Keith Lockhart, L (7, PH) OBP: 0.307, SLG: 0.430 Greg Colbrunn, R (8, 3) OBP: 0.314, SLG: 0.415	F C S 0-3 ③ K			B X 1-0 ② SH1-4 1-2			B F F B B B 4-2 BB E 10 1B 1-2 2-3 3-H BB	B S C X 1-2 ① L9		1 0 1	0 1 0	0 0 0	0 1 0	0 1 0	1 0 0	1 0 0
Inning Stats	R: 1 E: 0 K: 0 S: 9 H: 1 LOB: 0 BB: 0 P: 15	R: 1 E: 0 K: 2 S: 10 H: 1 LOB: 1 BB: 1 P: 14	R: 0 E: 0 K: 2 S: 13 H: 1 LOB: 1 BB: 0 P: 20	R: 0 E: 0 K: 1 S: 9 H: 0 LOB: 0 BB: 0 P: 14	R: 1 E: 0 K: 0 S: 8 H: 2 LOB: 1 BB: 0 P: 16	R: 0 E: 0 K: 0 S: 7 H: 0 LOB: 0 BB: 0 P: 10	R: 6 E: 1 K: 1 S: 31 H: 4 LOB: 3 BB: 3 P: 53	R: 1 E: 0 K: 1 S: 9 H: 1 LOB: 0 BB: 0 P: 15		1B: 8 2B: 1 3B: 0 HR: 2 SF: 1 SAC: 2 DP: 1 HBP: 0						

PITCHER		IP	WLS	BF	H	R	ER	SO	BB	IBB	HBP	BLK	WP	HR	S	P	ERA	WHIP
Brett Tomko, R ERA: 3.32	(1, 1)	6.0	L	23	5	3	3	5	1	0	0	0	0	1	56	89	4.50	1.000
Stan Belinda, R ERA: 3.93	(7, 1)	0.0		4	2	4	4	0	1	0	0	0	0	0	6	12	∞	∞
Pedro Martinez, L ERA: 5.4	(7, 1)	1.0		8	2	2	0	1	2	0	0	0	0	0	25	41	0.00	4.000
Jeff Tabaka, L ERA: 4.5	(8, 1)	1.0		4	1	1	1	1	0	0	0	0	0	1	9	15	9.00	1.000

PITCHER	IP	WLS	BF	H	R	ER	SO	BB	IBB	HBP	BLK	WP	HR	S	P	ERA	WHIP

BOTTOM

Cincinnati Reds @ Atlanta Braves

Turner Field, Atlanta, GA

Sat Aug 23 1997, 3:33 AM EDT
Att. 48,499 - Sunny - 85 F

livebaseballscorecards.com

AB	32
R	10
H	10
RBI	10
BB	4
SO	7
LOB	14

Cincinnati Reds @ Atlanta Braves

Turner Field, Atlanta, GA

Sun Aug 24 1997, 3:33 AM EDT

Att. 45,577 - Cloudy - 78 F

livebaseballscorecards.com

Batter	1	2	3	4	5	6	7	8	9	10	AB	R	H	RBI	BB	SO	LOB
Pokey Reese, R (1, 6) OBP: 0.294, SLG: 0.287	C X 0-1 WP 1B 2B		B C F S 1-3 ② K			S B B B X 3-1 ② F9		S X 0-1 1B 1-3 2-H 1B		L B B S 2-3 ① K	5	1	2	1	0	2	1
Jon Nunnally, L (1, 8) OBP: 0.306, SLG: 0.438	C B S F X 1-2 G1-6-3 1B 2-H 1B		F B S S 1-3 ③ K			B F F F X 1-2 ③ L8		B B C F S 2-3 ② K		X 0-0 ② FC3-6 E S E 1-2f	5	1	1	1	0	2	3
Chris Stynes, R (1, 7) OBP: 0.441, SLG: 0.552	1 SAFE S 1 SAFE X 0-1 G1-6-3 1-2 1B			C S F B B X 2-2 ① F8			F S C 0-3 ① K	C F B B F X 2-2 1-2 1B 3-H		1 SAFE C B C B B X 3-2 E5 1-3 E	5	1	2	1	0	1	1
Eduardo Perez, R (1, 3) OBP: 0.340, SLG: 0.505	2 SAFE F S D X 1-2 ① ② G1-6-3 1-2f 2-3			B C C F C 1-3 ② K			X 0-0 ② P3	C F B S 1-3 ③ K		B X 1-0 E4 1B 1-H 3-H 2B	5	0	1	2	0	2	4
Willie Greene, L (1, 5) OBP: 0.346, SLG: 0.445	C S F D S 1-3 ③ K			B X 1-0 ③ P5			B B C B F S 3-3 ③ K		B C X 1-1 ① F8	C S S 0-3 ③ K	5	0	0	0	0	3	3
Reggie Sanders, R (1, 9) OBP: 0.332, SLG: 0.542		B C F S 1-3 ① K			B C B F F B B 4-2 CS BB			B B X 2-0 HR	C B B C S 2-3 ② K		3	1	1	1	1	2	0
Eddie Taubensee, L (1, 2) OBP: 0.307, SLG: 0.446		C C B B X 2-2 ② P6			C B 1 SAFE F B F B S 3-3 ① ② K 1-2			F X 0-1 FC1-6 1B	S S X 0-2 1B		3	0	1	0	0	1	1
Mike Kelly, R (8, PR) OBP: 0.323, SLG: 0.521											0	0	0	0	0	0	0
Joe Oliver, R (8, 2) OBP: 0.336, SLG: 0.466											1	0	1	0	0	0	0
Bret Boone, R (1, 4) OBP: 0.298, SLG: 0.327		B S S C 1-3 ③ K			C S B B X 2-2 ③ L8			X 0-0 ① FC1-6 E 1-2f 1B	B S S S B B C 3-3 ③ K		4	1	0	0	0	2	2
Mike Morgan, R (1, 1) OBP: 0.091, SLG: 0.125			C F S 0-3 ① K			C F B B C 2-3 ① K		B X 1-0 E4 1B 1-2 1B		B X 1-0 FC3-6 1B	2	0	0	0	0	2	0
Lenny Harris, L (8, PH) OBP: 0.272, SLG: 0.344											1	1	0	0	0	0	1
Jeff Shaw, R (8, 1)											0	0	0	0	0	0	0
Barry Larkin, R (10, PH) OBP: 0.451, SLG: 0.491											1	0	1	0	0	0	0
Mike Remlinger, L (10, PR) OBP: 0.100, SLG: 0.200											0	0	0	0	0	0	0
Stan Belinda, R (10, 1)											0	0	0	0	0	0	0
Inning Stats	R: 1 E: 0 K: 1 S: 15 H: 3 LOB: 1 BB: 0 P: 18	R: 0 E: 0 K: 2 S: 9 H: 0 LOB: 0 BB: 0 P: 13	R: 0 E: 0 K: 3 S: 9 H: 0 LOB: 0 BB: 0 P: 11	R: 0 E: 0 K: 1 S: 10 H: 0 LOB: 0 BB: 0 P: 14	R: 0 E: 0 K: 1 S: 10 H: 0 LOB: 0 BB: 1 P: 19	R: 0 E: 0 K: 1 S: 9 H: 0 LOB: 0 BB: 0 P: 15	R: 0 E: 0 K: 2 S: 7 H: 0 LOB: 0 BB: 0 P: 10	R: 3 E: 1 K: 2 S: 17 H: 4 LOB: 2 BB: 0 P: 25	R: 0 E: 0 K: 2 S: 11 H: 1 LOB: 1 BB: 0 P: 17	R: 2 E: 2 K: 2 S: 12 H: 2 LOB: 2 BB: 0 P: 19	1B: 7 2B: 2 3B: 0 HR: 1 SF: 0 SAC: 0 DP: 1 HBP: 0	WP: 1 PB: 0 SB: 1 CS: 1 PA: 41					

PITCHER		IP	WLS	BF	H	R	ER	SO	BB	IBB	HBP	BLK	WP	HR	S	P	ERA	WHIP
29 John Smoltz, R ERA: 2.98	(1, 1)	7.2		30	7	4	2	12	1	0	0	0	1	1	83	121	2.35	1.043
Mike Cather, R ERA: 1.59	(8, 1)	0.1		1	0	0	0	1	0	0	0	0	0	0	3	4	0.00	0.000
Mark Wohlers, R ERA: 2.65	(9, 1)	1.0		4	1	0	0	2	0	0	0	0	0	0	11	17	0.00	1.000
Chad Fox, R ERA: 3.5	(10, 1)	0.2	L	5	2	2	0	1	0	0	0	0	0	0	9	16	0.00	3.000
Alan Embree, L ERA: 2.45	(10, 1)	0.1		1	0	0	0	1	0	0	0	0	0	0	3	3	0.00	0.000

PITCHER	IP	WLS	BF	H	R	ER	SO	BB	IBB	HBP	BLK	WP	HR	S	P	ERA	WHIP

AB	40
R	6
H	10
RBI	6
BB	1
SO	17
LOB	16

Cincinnati Reds @ Atlanta Braves

Turner Field, Atlanta, GA

Sun Aug 24 1997, 3:33 AM EDT

Att. 45,577 - Cloudy - 78 F

Batter	1	2	3	4	5	6	7	8	9	10	AB	R	H	RBI	BB	SO	LOB
Kenny Lofton, L (1, 8) OBP: 0.416, SLG: 0.457	HR		BB		G1-3			1B 1-3 2B		K ①	4	2	2	1	1	1	1
Michael Tucker, L (1, 9) OBP: 0.341, SLG: 0.430	K ①		E3 1-2			10 SF7 3B		P6 ①		G4-3 ②	5	1	1	0	0	1	3
10 Chipper Jones, S (1, 5) OBP: 0.375, SLG: 0.491	F7 ②		G1-3 ③			SF7 ① 3-H		P6 ②		G3 ③	4	0	0	1	0	0	4
Fred McGriff, L (1, 3) OBP: 0.354, SLG: 0.428 Rafael Belliard, R (8, PR) OBP: 0.239, SLG: 0.250 Mark Wohlers, R (9, 1) Chad Fox, R (10, 1) Alan Embree, L (10, 1)	K ③			F8 ①		G6-4-3 1B		1B 2-H 3-H 1B			4 0 0 0 0	0 0 0 0 0	2 0 0 0 0	2 0 0 0 0	0 0 0 0 0	1 0 0 0 0	0 0 0 0 0
Ryan Klesko, L (1, 7) OBP: 0.322, SLG: 0.460		F8 ①		L7 ②		G6-4-3 ②③ 1-2f		1B 1-2 1B			4	0	1	0	0	0	1
Javy Lopez, R (1, 2) OBP: 0.355, SLG: 0.537		G1-6-3 HBP		K ③		G6-3 ①		K ③			3	0	0	0	0	2	2
Jeff Blauser, R (1, 6) OBP: 0.405, SLG: 0.502		G1-6-3 ②③ 1-2f			G5-3 ①	F9 ②	F9 ①				4	0	0	0	0	0	1
Tony Graffanino, R (1, 4) OBP: 0.333, SLG: 0.389			F9 ①		G5-3 ②	F9 ③		K ②			4	0	0	0	0	1	0
29 John Smoltz, R (1, 1) OBP: 0.355, SLG: 0.313 Mike Cather, R (8, 1) Keith Lockhart, L (8, PH) OBP: 0.313, SLG: 0.436 Greg Colbrunn, R (9, 3) OBP: 0.312, SLG: 0.413			G5-3 ②		BB			2B 1B 1B		P3 ③	1 0 1 1	0 0 1 0	0 0 1 0	0 0 0 0	1 0 0 0	0 0 0 0	0 0 0 0
Inning Stats	R: 1 H: 1 E: 0 LOB: 0 K: 2 BB: 0 S: 14 P: 20	R: 0 H: 0 E: 0 LOB: 0 K: 0 BB: 0 S: 4 P: 8	R: 0 H: 0 E: 1 LOB: 2 K: 0 BB: 1 S: 12 P: 22	R: 0 H: 0 E: 0 LOB: 0 K: 1 BB: 0 S: 7 P: 13	R: 0 H: 0 E: 0 LOB: 1 K: 0 BB: 1 S: 14 P: 21	R: 1 H: 2 E: 0 LOB: 0 K: 0 BB: 0 S: 5 P: 10	R: 0 H: 0 E: 0 LOB: 0 K: 0 BB: 0 S: 6 P: 7	R: 2 H: 4 E: 0 LOB: 2 K: 1 BB: 0 S: 17 P: 24	R: 0 H: 0 E: 0 LOB: 0 K: 1 BB: 0 S: 7 P: 7	R: 0 H: 0 E: 0 LOB: 0 K: 1 BB: 0 S: 7 P: 11	1B: 4 SF: 1 2B: 1 SAC: 0 3B: 1 DP: 2 HR: 1 HBP: 1						

PITCHER		IP	WLS	BF	H	R	ER	SO	BB	IBB	HBP	BLK	WP	HR	S	P	ERA	WHIP
Mike Morgan, R ERA: 5.14	(1, 1)	7.0		26	3	2	2	3	2	0	1	0	0	1	62	101	2.57	0.714
Jeff Shaw, R ERA: 2.58	(8, 1)	2.0	W	10	4	2	2	2	0	0	0	0	0	0	24	31	9.00	2.000
Stan Belinda, R ERA: 3.87	(10, 1)	1.0	S	3	0	0	0	1	0	0	0	0	0	0	7	11	0.00	0.000

PITCHER	IP	WLS	BF	H	R	ER	SO	BB	IBB	HBP	BLK	WP	HR	S	P	ERA	WHIP

livebaseballscorecards.com

AB	35
R	4
H	7
RBI	4
BB	2
SO	6
LOB	12

WP: 0 PA: 39
PB: 0
SB: 0
CS: 0

Batter	1	2	3	4	5	6	7	8	9	AB	R	H	RBI	BB	SO	LOB
Pokey Reese, R (1, 6) OBP: 0.299, SLG: 0.296	CBX 1-1 CS 1B		X 0-0 1B SF8 1B		CBFBX 2-2 1B 2B	CX 0-1 ③ G3-1		BBCCBX 3-2 ③ F9		5	2	3	0	0	0	0
Jon Nunnally, L (1, 8) OBP: 0.302, SLG: 0.427	B SAFE BC SAFE 1X 2-1 ① P5		CS SAFE 1F SAFE 1S 0-3 ① K		BBX 2-0 1B G3 2-H 1B		FX 0-1 ① G6-3		X 0-0 ① G1-3	5	1	1	1	0	1	2
Chris Stynes, R (1, 7) OBP: 0.453, SLG: 0.548	CB SAFE SB1 SAFE BB 4-2 ② FC6-4 1-2 BB		1 SAFE FBBX 2-1 CS 1-3 1B		X 0-0 ① F8		CX 0-1 2B 1B		BFX 1-1 ② F9	4	0	2	0	1	0	1
Eduardo Perez, R (1, 3) OBP: 0.345, SLG: 0.514	CBSX 1-2 ③ FC6-4 1-2f		BBBCSX 3-2 ② SF8 3-H		CBX 1-1 E HR 1-3 1B		SFX 0-2 ② 1-H 2B		BBCBX 3-1 1B 1B	4	1	3	1	0	0	1
Willie Greene, L (1, 5) OBP: 0.349, SLG: 0.444		BBBB 4-0 E5 E BB	SFB 2-2 ③ CS 1-2	FCBS 1-3 ① K	CBB3DX SAFE 3-1 ② G3 1-2 3-H		BBDB 4-0 BB BB		X 0-0 1-3 1B	3	0	1	1	2	1	1
Reggie Sanders, R (1, 9) OBP: 0.333, SLG: 0.550		BCCX 1-2 ① E5 1-3 HR	CCBFC 1-3 ② K		BSBSFX 2-2 HR 2-H		FBDB1 SAFE 4-1 BB 1-2		CBBX 2-1 ③ F7	4	2	1	2	1	1	3
Joe Oliver, R (1, 2) OBP: 0.334, SLG: 0.466		BX 1-0 ② G6-3	X 0-0 2B	X 0-0 ③ G4-3			BCSC 1-3 ③ K			4	0	1	0	0	1	4
Bret Boone, R (1, 4) OBP: 0.300, SLG: 0.335		CFBBX 2-2 2-H HR	BBI 4-0 IBB			CBX 1-1 ① F8		CCFC 0-3 ① K		3	1	1	2	1	1	0
Felix Rodriguez, R (1, 1) Scott Sullivan, R (5, 1) Pedro Martinez, L (7, 1) Mike Kelly, R (8, PH) OBP: 0.320, SLG: 0.517 Stan Belinda, R (8, 1) Jeff Shaw, R (9, 1)		X 0-0 ③ G6-3	SSX 0-2 ③ G6-3			SBFT 1-2 ② K		SBCFBFFX 2-2 ② P4		2 1 0 1 0 0	0 0 0 0 0 0	0 0 0 0 0 0	0 0 0 0 0 0	0 0 0 0 0 0	0 1 0 0 0 0	2 0 0 0 0 0
Inning Stats	R: 0 H: 1 E: 0 LOB: 1 K: 0 BB: 1 S: 9 P: 17	R: 2 H: 1 E: 1 LOB: 0 K: 0 BB: 1 S: 8 P: 16	R: 1 H: 2 E: 0 LOB: 0 K: 1 BB: 0 S: 12 P: 19	R: 0 H: 1 E: 0 LOB: 2 K: 2 BB: 1 S: 11 P: 17	R: 4 H: 4 E: 1 LOB: 0 K: 0 BB: 0 S: 14 P: 24	R: 0 H: 0 E: 0 LOB: 0 K: 1 BB: 0 S: 7 P: 9	R: 0 H: 2 E: 0 LOB: 3 K: 1 BB: 2 S: 11 P: 20	R: 0 H: 0 E: 0 LOB: 0 K: 1 BB: 0 S: 14 P: 19	R: 0 H: 2 E: 0 LOB: 2 K: 0 BB: 0 S: 8 P: 14	1B: 8 SF: 1 2B: 3 SAC: 0 3B: 0 DP: 0 HR: 2 HBP: 0						WP: 0 PA: 43 PB: 0 SB: 0 CS: 2

PITCHER		IP	WLS	BF	H	R	ER	SO	BB	IBB	HBP	BLK	WP	HR	S	P	ERA	WHIP
Frank Castillo, R ERA: 5.39	(1, 1)	5.0	L	25	9	7	5	3	2	1	0	0	0	2	54	93	9.00	2.200
Steve Reed, R ERA: 4.42	(6, 1)	1.0		3	0	0	0	1	0	0	0	0	0	0	7	9	0.00	0.000
Mike Munoz, L ERA: 5.02	(7, 1)	2.0		9	2	0	0	2	2	0	0	0	0	0	25	39	0.00	2.000
Jerry Dipoto, R ERA: 4.44	(9, 1)	1.0		5	2	0	0	0	0	0	0	0	0	0	8	14	0.00	2.000

PITCHER	IP	WLS	BF	H	R	ER	SO	BB	IBB	HBP	BLK	WP	HR	S	P	ERA	WHIP

TOP

Cincinnati Reds @ Colorado Rockies

Coors Field, Denver, CO

Mon Aug 25 1997, 3:33 AM MDT

Att. 48,143 - Sunny - 84 F

livebaseballscorecards.com

AB	36
R	7
H	13
RBI	7
BB	5
SO	6
LOB	14

BOTTOM

Cincinnati Reds @ Colorado Rockies

Coors Field, Denver, CO

Mon Aug 25 1997, 3:33 AM MDT

Att. 48,143 - Sunny - 84 F

Batter	1	2	3	4	5	6	7	8	9	AB	R	H	RBI	BB	SO	LOB
Quinton McCracken, S (1, 8) OBP: 0.368, SLG: 0.357	C F F B X 1-2 F9 ①		F B B X 2-1 1B		B C B F X 2-2 G4-6-3 1B 1-3 2-H	X 0-0 F8 ③		C C X 0-2 CS 1B		5	0	3	1	0	0	1
Neifi Perez, S (1, 6) OBP: 0.341, SLG: 0.471	X 0-0 F7 ②		1 SAFE B B B C X 3-1 G1-3 ③		1 SAFE B B C B 1 X SAFE 3-1 G4-6-3 ② 1-2 3-H		C F B F S 1-3 K ①	B F 1 F P SAFE 2-2 CS ③ 1-2	C X 0-1 B4-3 ①	5	0	0	1	0	1	2
Larry Walker, L (1, 9) OBP: 0.463, SLG: 0.708	B B X 2-0 1B			X 0-0 L9 ①	B B C S B B 4-2 BB		C X 0-1 HR		X 0-0 F9 ②	4	1	2	1	1	0	0
Andres Galarraga, R (1, 3) OBP: 0.388, SLG: 0.572	B 1 SAFE X 1-0 F9 ③			B X 1-0 G5-3 ②	B B S S T 2-2 K ③		B X 1-0 1B G4-3 2B		C X 0-1 P4 ③	5	1	1	0	0	1	3
Vinny Castilla, R (1, 5) OBP: 0.354, SLG: 0.551		B B B S X 3-1 G6-3 ①		C B B X 2-1 1B		C B B F B S 3-3 K ①	S X 0-1 G4-3 1B 2-3			4	0	2	0	0	1	0
17 Todd Helton, L (1, 7) OBP: 0.364, SLG: 0.490 Ellis Burks, R (7, PH) OBP: 0.342, SLG: 0.550 (8, 7)		S B S B X 2-2 G6-3 ②		F X 0-1 F7 ③		C B B S F X 2-2 HR	S S B D F B 1 X SAFE 3-2 G4-3 ② 1-2 3-H			3 1	1 0	1 0	1 1	0 0	0 0	1 1
Jeff Reed, L (1, 2) OBP: 0.391, SLG: 0.500		F B X 1-1 P2 ③			B C X 1-1 WP BB 1B 1B	B C S B X 2-2 1B 2B	C D B X 2-1 G3 ③			4	2	2	0	0	0	1
Jason Bates, S (1, 4) OBP: 0.345, SLG: 0.450			F F B B B X 2-2 F9 ①		B B B B 4-0 1B WP 1-2 G4-6-3 BB	D B C F B F F C 3-3 K ②		S B B B F F X 3-2 P6 ①		3	1	0	0	1	1	1
Frank Castillo, R (1, 1) OBP: 0.140, SLG: 0.140 Harvey Pulliam, R (5, PH) OBP: 0.309, SLG: 0.385 Steve Reed, R (6, 1) Dante Bichette, R (6, PH) OBP: 0.345, SLG: 0.497 Mike Munoz, L (7, 1) Walt Weiss, S (8, PH) OBP: 0.359, SLG: 0.371 Jerry Dipoto, R (9, 1) OBP: 0.125, SLG: 0.125			B C X 1-1 G5-3 ②		C X 0-1 P4 ①	B X 1-0 2-H 1B		B B C X 2-1 F9 ②		1 1 0 1 0 1 0	0 0 0 0 0 0 0	0 0 0 1 0 0 0	0 0 0 1 0 0 0	0 0 0 0 0 0 0	0 2 0 0 0 0 0	0 0 0 0 0 0 0
Inning Stats	R: 0 E: 0 K: 0 S: 7 H: 1 LOB: 1 BB: 0 P: 11	R: 0 E: 0 K: 0 S: 7 H: 0 LOB: 0 BB: 0 P: 13	R: 0 E: 0 K: 0 S: 9 H: 1 LOB: 1 BB: 0 P: 17	R: 0 E: 0 K: 0 S: 6 H: 1 LOB: 1 BB: 0 P: 9	R: 2 E: 0 K: 1 S: 14 H: 2 LOB: 2 BB: 2 P: 30	R: 2 E: 0 K: 2 S: 17 H: 3 LOB: 1 BB: 0 P: 28	R: 2 E: 0 K: 1 S: 16 H: 3 LOB: 1 BB: 0 P: 23	R: 0 E: 0 K: 0 S: 12 H: 1 LOB: 0 BB: 0 P: 18	R: 0 E: 0 K: 0 S: 5 H: 0 LOB: 0 BB: 0 P: 5	1B: 8 2B: 2 3B: 0 HR: 2	SF: 0 SAC: 0 DP: 0 HBP: 0					

livebaseballscorecards.com

AB	38
R	6
H	12
RBI	6
BB	2
SO	4
LOB	12

WP: 1 PB: 0 SB: 0 CS: 1 PA: 41

PITCHER		IP	WLS	BF	H	R	ER	SO	BB	IBB	HBP	BLK	WP	HR	S	P	ERA	WHIP
Felix Rodriguez, R ERA: 5.0	(1, 1)	4.2		21	5	2	2	0	2	0	0	0	1	0	40	75	3.86	1.500
Scott Sullivan, R ERA: 2.89	(5, 1)	1.2		11	6	4	4	4	0	0	0	0	0	2	30	45	21.60	3.600
Pedro Martinez, L ERA: 4.5	(7, 1)	0.2	W	2	0	0	0	0	0	0	0	0	0	0	6	11	0.00	0.000
Stan Belinda, R ERA: 3.82	(8, 1)	1.0		3	1	0	0	0	0	0	0	0	0	0	12	18	0.00	1.000
Jeff Shaw, R ERA: 2.55	(9, 1)	1.0	S	3	0	0	0	0	0	0	0	0	0	0	5	5	0.00	0.000

PITCHER	IP	WLS	BF	H	R	ER	SO	BB	IBB	HBP	BLK	WP	HR	S	P	ERA	WHIP

Batter	1	2	3	4	5	6	7	8	9	AB	R	H	RBI	BB	SO	LOB
Pokey Reese, R (1, 6) OBP: 0.298, SLG: 0.295	G6-3	1B		P6		P3		SH3-4		4	0	1	0	0	0	2
Lenny Harris, L (1, 4) OBP: 0.281, SLG: 0.354	2B BB	G6-3			G5-3 1B	2B		P9		3	1	2	1	1	0	1
Bret Boone, R (7, 4) OBP: 0.300, SLG: 0.334										1	0	0	0	0	0	1
Chris Stynes, R (1, 7) OBP: 0.478, SLG: 0.582	1B 2B		S 1B		G5-3 1B	G5-3		S 1B		5	1	4	2	0	0	1
Eduardo Perez, R (1, 3) OBP: 0.346, SLG: 0.511	1B 1B		K		G5-3		G6-4-3 BB 1B	SAFE K		5	0	2	1	0	2	4
Willie Greene, L (1, 5) OBP: 0.351, SLG: 0.445	G6-4-3 1B		L7		K		G6-4-3 BB		1B	4	0	2	0	1	1	3
Reggie Sanders, R (1, 9) OBP: 0.327, SLG: 0.538	G6-4-3		F8		F8		G6-4-3		F9	5	0	0	0	0	0	8
Jon Nunnally, L (1, 8) OBP: 0.321, SLG: 0.479		HR		P5		2B 3B	BB		1B	4	2	3	1	1	0	0
Brook Fordyce, R (1, 2) OBP: 0.289, SLG: 0.320		P2		SH5-4 1B		SH1-4 2B	F9		F7	5	1	2	1	0	0	4
Gabe White, L (1, 1)		K		SH5-4		SH1-4		WP SH3-4 1B	F9	1	0	0	0	0	1	0
Danny Graves, R (6, 1)										0	0	0	0	0	0	0
Mike Remlinger, L (7, 1) OBP: 0.100, SLG: 0.200										0	0	0	0	0	0	0
Eddie Taubensee, L (8, PH) OBP: 0.310, SLG: 0.449										1	1	1	0	0	0	0
Stan Belinda, R (8, 1)										0	0	0	0	0	0	0
Barry Larkin, R (9, PH) OBP: 0.449, SLG: 0.488										1	0	0	0	0	0	2
Jeff Shaw, R (9, 1)										0	0	0	0	0	0	0
Inning Stats	R: 2 E: 0 K: 0 S: 10 H: 3 LOB: 1 BB: 1 P: 21	R: 1 E: 0 K: 1 S: 10 H: 2 LOB: 1 BB: 0 P: 14	R: 0 E: 0 K: 1 S: 10 H: 1 LOB: 1 BB: 0 P: 15	R: 0 E: 0 K: 0 S: 6 H: 1 LOB: 1 BB: 0 P: 9	R: 0 E: 0 K: 1 S: 15 H: 2 LOB: 2 BB: 0 P: 20	R: 2 E: 0 K: 0 S: 10 H: 3 LOB: 1 BB: 0 P: 17	R: 0 E: 0 K: 0 S: 10 H: 1 LOB: 2 BB: 2 P: 18	R: 1 E: 0 K: 1 S: 12 H: 2 LOB: 1 BB: 0 P: 23	R: 0 E: 0 K: 0 S: 8 H: 2 LOB: 2 BB: 0 P: 12	1B: 12 2B: 3 3B: 1 HR: 1 SF: 0 SAC: 3 DP: 2 HBP: 0	WP: 1 PB: 0 SB: 2 CS: 0 PA: 45					

PITCHER		IP	WLS	BF	H	R	ER	SO	BB	IBB	HBP	BLK	WP	HR	S	P	ERA	WHIP
Mark Hutton, R ERA: 4.68	(1, 1)	5.1	L	27	11	5	5	3	1	0	0	0	0	1	57	88	8.44	2.250
Darren Holmes, R ERA: 5.0	(6, 1)	1.2		8	2	0	0	0	2	0	0	0	0	0	14	26	0.00	2.400
Curt Leskanic, R ERA: 6.8	(8, 1)	1.0		5	2	1	1	1	0	0	0	0	1	0	12	23	9.00	2.000
Mike DeJean, R ERA: 4.36	(9, 1)	1.0		5	2	0	0	0	0	0	0	0	0	0	8	12	0.00	2.000

PITCHER	IP	WLS	BF	H	R	ER	SO	BB	IBB	HBP	BLK	WP	HR	S	P	ERA	WHIP

Cincinnati Reds @ Colorado Rockies

Coors Field, Denver, CO

Mon Aug 25 1997, 7:05 PM MDT

Att. 48,081 - Unknown - 82 F

TOP

livebaseballscorecards.com

AB	39
R	6
H	17
RBI	6
BB	3
SO	4
LOB	26

Cincinnati Reds @ Colorado Rockies

Coors Field, Denver, CO

Mon Aug 25 1997, 7:05 PM MDT

Att. 48,081 - Unknown - 82 F

livebaseballscorecards.com

BOTTOM

Batter	1	2	3	4	5	6	7	8	9	AB	R	H	RBI	BB	SO	LOB
Neifi Perez, S (1, 4) OBP: 0.343, SLG: 0.469	G4-3		G4-3			2B 1B 1B	1B		F9	5	1	2	0	0	0	2
Ellis Burks, R (1, 8) OBP: 0.343, SLG: 0.547	P3		K			P4	1-2 1B		G4-6-3 1-2 2-3 1B	5	0	2	0	0	1	1
Larry Walker, L (1, 9) OBP: 0.465, SLG: 0.712	E7 1B			2B		1-3 1B 2B	F8		G4-6-3 1-2f	5	1	3	0	0	0	5
Andres Galarraga, R (1, 3) OBP: 0.387, SLG: 0.569	G5-3			L7		P6		G6-4-3 BB		3	0	0	0	1	0	4
Dante Bichette, R (1, 7) OBP: 0.346, SLG: 0.503		HR		G6-3		1B 2-H 3-H 1B		G6-4-3 1-2f		4	1	2	3	0	0	2
Vinny Castilla, R (1, 5) OBP: 0.353, SLG: 0.549		F9		L8		FC6 1-3 1B		K		4	0	1	0	0	1	1
Kirt Manwaring, R (1, 2) OBP: 0.311, SLG: 0.298 17 Todd Helton, L (9, PH) OBP: 0.375, SLG: 0.560	P3		F9			FC6 1-2f			HR	3 1	0 1	0 1	0 1	0 0	0 0	2 0
Walt Weiss, S (1, 6) OBP: 0.358, SLG: 0.369	P5		G6-3			G5-3	1B BB 1B		1B BB 1B	4	0	1	0	0	0	0
Mark Hutton, R (1, 1) Darren Holmes, R (6, 1) OBP: 0.156, SLG: 0.316 Quinton McCracken, S (7, PH) OBP: 0.367, SLG: 0.356 Curt Leskanic, R (8, 1) Mike DeJean, R (9, 1) OBP: 0.500, SLG: 1.000 Jeff Reed, L (9, PH) OBP: 0.394, SLG: 0.500			G1-3			G5-3	G4-3		1B SAFE BB 1-2 BB	2 0 1 0 0 0 0	0 0 0 0 0 0 0	0 0 0 0 0 0 1	0 0 0 0 0 0 0	0 0 0 0 0 0 0	0 0 0 0 0 0 0	0 0 0 0 0 0 0

Inning Stats																																			
	R: 0	H: 1	E: 1	LOB: 1	K: 0	BB: 0	S: 10	P: 13	R: 1	H: 1	E: 0	LOB: 0	K: 0	BB: 0	S: 10	P: 16	R: 0	H: 0	E: 0	LOB: 0	K: 1	BB: 0	S: 9	P: 12	R: 0	H: 1	E: 0	LOB: 1	K: 0	BB: 0	S: 11	P: 20	R: 0	H: 0	E: 0	LOB: 0	K: 0	BB: 0	S: 6	P: 10
	R: 2	H: 4	E: 0	LOB: 2	K: 0	BB: 0	S: 12	P: 21	R: 0	H: 2	E: 0	LOB: 2	K: 0	BB: 0	S: 11	P: 15	R: 0	H: 0	E: 0	LOB: 0	K: 1	BB: 1	S: 8	P: 13	R: 1	H: 3	E: 0	LOB: 2	K: 0	BB: 1	S: 13	P: 23								

	AB	37
	R	4
	H	12
	RBI	4
	BB	2
	SO	2
	LOB	17

	1B: 8	SF: 0	WP: 0	PA: 39
	2B: 2	SAC: 0	PB: 0	
	3B: 0	DP: 2	SB: 0	
	HR: 2	HBP: 0	CS: 0	

PITCHER		IP	WLS	BF	H	R	ER	SO	BB	IBB	HBP	BLK	WP	HR	S	P	ERA	WHIP
Gabe White, L ERA: 3.55	(1, 1)	5.2	W	22	5	3	3	1	0	0	0	0	0	1	54	87	4.76	0.882
Danny Graves, R ERA: 4.38	(6, 1)	1.0		7	4	0	0	0	0	0	0	0	0	0	13	17	0.00	4.000
Mike Remlinger, L ERA: 3.65	(7, 1)	0.1		1	0	0	0	0	0	0	0	0	0	0	2	3	0.00	0.000
Stan Belinda, R ERA: 3.78	(8, 1)	1.0		3	0	0	0	1	1	0	0	0	0	0	8	13	0.00	1.000
Jeff Shaw, R ERA: 2.63	(9, 1)	1.0	S	6	3	1	1	0	1	0	0	0	0	1	13	23	9.00	4.000

PITCHER	IP	WLS	BF	H	R	ER	SO	BB	IBB	HBP	BLK	WP	HR	S	P	ERA	WHIP

Batter	1	2	3	4	5	6	7	8	9	AB	R	H	RBI	BB	SO	LOB
Pokey Reese, R (1, 6) OBP: 0.297, SLG: 0.294	B S X 1-1 ① G5-3	2 SAFE D C B B F X 3-2 ③ F7		B B F C S 2-3 ② K		B B C F B X 3-2 ② F8		C B B X 2-1 CS 1B		5	0	1	0	0	1	3
Jon Nunnally, L (1, 8) OBP: 0.338, SLG: 0.508	S X 0-1 HR		C B B B F B 4-2 G4-6-3 BB	B B B C B 4-1 BB BB		B B X 2-0 1-2 1B		1 SAFE 1 SAFE P 1-0 ③ CS 1-2	C B F S 1-3 ① K	3	1	2	1	2	1	0
Chris Stynes, R (1, 7) OBP: 0.486, SLG: 0.577	S X 0-1 ② G6-3		X 0-0 ①② G4-6-3 1-2f	B F D F B F B 4-2 1-2 2-3 BB		B B B 2 SAFE 3-0 ③ PO 2-3	B X 1-0 G1-3 S 1B		B B C X 2-1 WP 1B	4	0	2	0	1	0	1
Eduardo Perez, R (1, 3) OBP: 0.344, SLG: 0.517	C X 0-1 HR		B B C B X 3-1 E6 BB HR	C D X 1-1 ③ G1-3			S 1 SAFE P X 1-1 ① G1-3 1-3		B C B B C X 3-2 ② F7	5	2	1	1	0	0	5
Willie Greene, L (1, 5) OBP: 0.354, SLG: 0.445	B X 1-0 1B		B O S B B 4-1 1-2 HR BB		B C B X 2-1 G5-4-3 1B		X 0-0 ② G1-3		B C B F C 2-3 ③ K 1-2	4	1	2	0	1	1	2
Reggie Sanders, R (1, 9) OBP: 0.329, SLG: 0.548	1 SAFE F B C 1 SAFE C 1-3 ③ K		X 0-0 1-H 2-H HR		X 0-0 ①② G5-4-3 1-2f		F F H 1-2 HBP			3	1	1	3	0	1	2
Joe Oliver, R (1, 2) OBP: 0.330, SLG: 0.459 Pedro Martinez, L (7, 1) Scott Sullivan, R (8, 1)		S B C S 1-3 ① K	B X 1-0 ③ G5-3		B X 1-0 ③ G6-3		1 SAFE X 0-0 ③ P5			4 0 0	0 0 0	0 0 0	0 0 0	0 0 0	1 0 0	2 0 0
Bret Boone, R (1, 4) OBP: 0.301, SLG: 0.334		B F B B B 4-1 SH3-4 BB		X 0-0 BB SH3 1B		C C B F X 1-2 ① G1-3		B B X 2-0 ① L9		3	0	1	0	1	0	0
Giovanni Carrara, R (1, 1) Barry Larkin, R (6, PH) OBP: 0.451, SLG: 0.488 Mike Remlinger, L (6, PR) OBP: 0.100, SLG: 0.200 Danny Graves, R (6, 1) Eddie Taubensee, L (7, 2) OBP: 0.308, SLG: 0.447		X 0-0 ② SH3-4 1-2		X 0-0 ① SH3 1-2		B B F F F B B 4-2 PO 1B BB		F B B F C 2-3 ② K		0 0 0 0 1	0 0 0 0 0	0 0 0 0 0	0 1 0 0 0	0 0 0 0 1	0 0 0 0 0	0 0 0 0 0
Inning Stats	R: 2 E: 0 K: 1 S: 12 H: 3 LOB: 1 BB: 0 P: 15	R: 0 E: 0 K: 1 S: 8 H: 0 LOB: 1 BB: 1 P: 16	R: 3 E: 1 K: 0 S: 8 H: 1 LOB: 0 BB: 2 P: 20	R: 0 E: 0 K: 1 S: 11 H: 1 LOB: 3 BB: 2 P: 22	R: 0 E: 0 K: 0 S: 4 H: 1 LOB: 0 BB: 0 P: 7	R: 0 E: 0 K: 0 S: 10 H: 1 LOB: 1 BB: 1 P: 23	R: 0 E: 0 K: 0 S: 8 H: 1 LOB: 2 BB: 0 P: 10	R: 0 E: 0 K: 1 S: 7 H: 1 LOB: 0 BB: 0 P: 13	R: 0 E: 0 K: 2 S: 11 H: 1 LOB: 1 BB: 0 P: 19	1B: 7 2B: 0 3B: 0 HR: 3	SF: 0 SAC: 2 DP: 2 HBP: 1		WP: 1 PB: 0 SB: 1 CS: 1	PA: 43		

PITCHER		IP	WLS	BF	H	R	ER	SO	BB	IBB	HBP	BLK	WP	HR	S	P	ERA	WHIP
Roger Bailey, R ERA: 4.33	(1, 1)	6.2		33	8	5	2	3	6	0	1	0	0	3	60	112	2.70	2.100
Steve Reed, R ERA: 4.39	(7, 1)	0.1		1	0	0	0	0	0	0	0	0	0	0	1	1	0.00	0.000
Mike DeJean, R ERA: 4.28	(8, 1)	1.0	W	3	1	0	0	1	0	0	0	0	0	0	7	13	0.00	1.000
Jerry Dipoto, R ERA: 4.39	(9, 1)	1.0		4	1	0	0	2	0	0	0	0	1	0	11	19	0.00	1.000

PITCHER	IP	WLS	BF	H	R	ER	SO	BB	IBB	HBP	BLK	WP	HR	S	P	ERA	WHIP

TOP

Cincinnati Reds @ Colorado Rockies

Coors Field, Denver, CO

Tue Aug 26 1997, 7:05 PM MDT

Att. 48,063 - Unknown - 75 F

livebaseballscorecards.com

AB	32
R	5
H	10
RBI	5
BB	6
SO	6
LOB	15

Batter	1	2	3	4	5	6	7	8	9	AB	R	H	RBI	BB	SO	LOB
Walt Weiss, S (1, 6) OBP: 0.358, SLG: 0.371	C B F X 1-2 G3 ①		C C B B B X 3-2 G1-6-3 ①	B F X 1-1 G3 ② 2-3 3-H			B B B 4-0 BB	B B C F X 2-2 1-H 2B		4	0	1	2	1	0	1
17 Todd Helton, L (1, 3) OBP: 0.373, SLG: 0.547 Andres Galarraga, R (7, PH) OBP: 0.386, SLG: 0.566 (8, 3)	C B F S 1-3 K ②		B F C F X 1-2 1B 1B	C B B B F F X 3-2 L8 ③			B 1 SAFE 1 SAFE S B S F F 1 SAFE 3-3 B S K ②	B S B B C C 3-3 K ③		3 2	0 0	1 0	0 0	0 0	1 2	1 2
Larry Walker, L (1, 9) OBP: 0.463, SLG: 0.708	F B S X 1-2 F7 ③		S B X 1-1 1-2 1B		C B C B B F X 3-2 G5-3 ①		B B C 1 SAFE 2-1 G4-3 ③			4	0	1	0	0	0	1
Dante Bichette, R (1, 7) OBP: 0.347, SLG: 0.510 Harvey Pulliam, R (9, 7) OBP: 0.309, SLG: 0.385		X 0-0 HR	B B F B F S 3-3 K ②		B B X 2-0 F8 ②			X 0-0 BB HR 1B		4 0	2 0	2 0	1 0	0 0	1 0	2 0
Ellis Burks, R (1, 8) OBP: 0.344, SLG: 0.544		B C B B B 4-1 HR BB	C B X 1-1 G1-3 ③		X 0-0 P4 ③			B 1 SAFE B B B 4-0 1-2 HR BB		2	2	0	0	2	0	2
Vinny Castilla, R (1, 5) OBP: 0.354, SLG: 0.560		B X 1-0 1-H HR		B X 1-0 HR		C B X 1-1 F9 ①		F S F F B S 1-3 K ①		4	2	2	3	0	1	2
Jeff Reed, L (1, 2) OBP: 0.396, SLG: 0.513		B B S M B F X 3-2 G6-3 ①		S B B B B 4-1 1B G3 BB		X 0-0 L7 ②		F X 0-1 1-H 2-H HR		3	2	1	3	1	0	0
Neifi Perez, S (1, 4) OBP: 0.346, SLG: 0.470		B C B X 2-1 L9-3 1B		F X 0-1 G3 SH1-4 1-3 1B		B C M F B C 2-3 K ③		C B B X 2-1 G4-3 ②		4	0	2	0	0	1	0
Roger Bailey, R (1, 1) OBP: 0.255, SLG: 0.245 Steve Reed, R (7, 1) Quinton McCracken, S (7, PH) OBP: 0.366, SLG: 0.355 Mike DeJean, R (8, 1) OBP: 0.500, SLG: 1.000 Jason Bates, S (8, PH) OBP: 0.351, SLG: 0.450 Jerry Dipoto, R (9, 1) OBP: 0.125, SLG: 0.125		L B 1 SAFE B X 2-1 ②③ L9-3 1-1		M 1 SAFE X 0-1 ① SH1-4 1-2			C C B B B X 2-2 ① G3-1	B B B B 4-0 2B BB		1 0 1 0 0 0	0 0 0 0 1 0	0 0 0 0 0 0	0 0 0 0 0 0	0 0 0 0 0 0	0 0 0 0 1 0	1 0 0 0 0 0
Inning Stats	R: 0 H: 0 E: 0 LOB: 0 K: 1 BB: 0 S: 9 P: 12	R: 3 H: 3 E: 0 LOB: 0 K: 0 BB: 1 S: 11 P: 23	R: 0 H: 2 E: 0 LOB: 2 K: 1 BB: 0 S: 14 P: 23	R: 2 H: 2 E: 0 LOB: 1 K: 0 BB: 1 S: 12 P: 21	R: 0 H: 0 E: 0 LOB: 0 K: 0 BB: 0 S: 6 P: 11	R: 0 H: 0 E: 0 LOB: 0 K: 1 BB: 0 S: 7 P: 10	R: 0 H: 0 E: 0 LOB: 1 K: 1 BB: 1 S: 10 P: 21	R: 4 H: 3 E: 0 LOB: 1 K: 2 BB: 2 S: 16 P: 32		1B: 5 SF: 0 2B: 2 SAC: 1 3B: 0 DP: 1 HR: 4 HBP: 0						

PITCHER		IP	WLS	BF	H	R	ER	SO	BB	IBB	HBP	BLK	WP	HR	S	P	ERA	WHIP
Giovanni Carrara, R ERA: 7.84	(1, 1)	5.0		23	7	5	5	2	2	0	0	0	0	3	52	90	9.00	1.800
Danny Graves, R ERA: 3.95	(6, 1)	1.1		5	0	0	0	1	1	0	0	0	0	0	10	19	0.00	0.750
Pedro Martinez, L ERA: 7.71	(7, 1)	0.2	L	4	1	2	2	1	1	0	0	0	0	0	8	17	27.00	3.000
Scott Sullivan, R ERA: 3.09	(8, 1)	1.0		6	2	2	2	2	1	0	0	0	0	1	15	27	18.00	3.000

PITCHER	IP	WLS	BF	H	R	ER	SO	BB	IBB	HBP	BLK	WP	HR	S	P	ERA	WHIP

BOTTOM

Cincinnati Reds @ Colorado Rockies

Coors Field, Denver, CO

Tue Aug 26 1997, 7:05 PM MDT

Att. 48,063 - Unknown - 75 F

livebaseballscorecards.com

AB	32
R	9
H	10
RBI	9
BB	5
SO	6
LOB	12

Batter	1	2	3	4	5	6	7	8	9	AB	R	H	RBI	BB	SO	LOB
Pokey Reese, R (1, 6) OBP: 0.296, SLG: 0.291	G4-3			G6-3		BB	FC6-4			3	0	0	0	1	0	1
Jon Nunnally, L (1, 8) OBP: 0.336, SLG: 0.500	G5-4-3, 1B			L3		K		P4		4	0	1	0	0	1	1
Chris Stynes, R (1, 7) OBP: 0.487, SLG: 0.581	G5-4-3			2B		F7		2B, BB		3	1	1	0	1	0	2
Eduardo Perez, R (1, 3) OBP: 0.346, SLG: 0.521		P4		K			2B, BB, 1B	2B		4	1	2	1	0	1	1
Reggie Sanders, R (1, 9) OBP: 0.332, SLG: 0.558		K			HR		2B, BB	G6-3		3	2	1	1	1	1	1
Willie Greene, L (1, 5) OBP: 0.356, SLG: 0.447		G3			G1-4-3, BB		L9, G4-3, 2B	K		3	1	1	2	1	1	1
Joe Oliver, R (1, 2) OBP: 0.329, SLG: 0.454			G6-3		G1-4-3		L9		G4-6-3, BB	3	0	0	0	1	0	2
Brook Fordyce, R (9, PR) OBP: 0.289, SLG: 0.320										0	0	0	0	0	0	0
Bret Boone, R (1, 4)			K		F7		G4-3		K	2	0	0	0	0	1	0
Dave Burba, R (5, 1) OBP: 0.205, SLG: 0.184										0	0	0	0	0	0	0
Eddie Taubensee, L (7, PH) OBP: 0.307, SLG: 0.444										1	0	0	1	0	0	0
Danny Graves, R (7, 1)										0	0	0	0	0	0	0
Barry Larkin, R (9, PH) OBP: 0.449, SLG: 0.486										1	0	0	0	0	1	1
Mike Remlinger, L (1, 1) OBP: 0.091, SLG: 0.182			K			G4-3			G4-6-3	1	0	0	0	0	1	0
Lenny Harris, L (5, 4) OBP: 0.282, SLG: 0.350							FC6-4, BB			2	0	0	0	1	0	1
Inning Stats	R: 0 E: 0 K: 0 S: 6 H: 1 LOB: 0 BB: 0 P: 7	R: 0 E: 0 K: 1 S: 8 H: 0 LOB: 0 BB: 0 P: 9	R: 0 E: 0 K: 2 S: 11 H: 0 LOB: 0 BB: 0 P: 14	R: 0 E: 0 K: 1 S: 10 H: 1 LOB: 1 BB: 0 P: 20	R: 1 E: 0 K: 0 S: 8 H: 1 LOB: 0 BB: 1 P: 13	R: 0 E: 0 K: 1 S: 7 H: 0 LOB: 1 BB: 1 P: 13	R: 3 E: 0 K: 0 S: 15 H: 2 LOB: 1 BB: 2 P: 31	R: 1 E: 0 K: 1 S: 10 H: 1 LOB: 1 BB: 1 P: 23	R: 0 E: 0 K: 1 S: 6 H: 0 LOB: 1 BB: 1 P: 13	1B: 2 2B: 3 3B: 0 HR: 1 SF: 0 SAC: 0 DP: 3 HBP: 0	WP: 0 PB: 0 SB: 0 CS: 0 PA: 36					

PITCHER		IP	WLS	BF	H	R	ER	SO	BB	IBB	HBP	BLK	WP	HR	S	P	ERA	WHIP
John Thomson, R ERA: 4.59	(1, 1)	7.0	W	28	5	4	4	5	4	0	0	0	0	1	65	107	5.14	1.286
Curt Leskanic, R ERA: 6.89	(8, 1)	0.2		4	1	1	1	0	1	0	0	0	0	0	7	17	13.50	3.000
Mike Munoz, L ERA: 4.97	(8, 1)	0.1		1	0	0	0	1	0	0	0	0	0	0	3	6	0.00	0.000
Jerry Dipoto, R ERA: 4.33	(9, 1)	1.0	S	3	0	0	0	1	1	0	0	0	0	0	6	13	0.00	1.000

PITCHER	IP	WLS	BF	H	R	ER	SO	BB	IBB	HBP	BLK	WP	HR	S	P	ERA	WHIP

TOP

Cincinnati Reds @ Colorado Rockies

Coors Field, Denver, CO

Wed Aug 27 1997, 3:33 AM MDT

Att. 48,032 - Sunny - 81 F

livebaseballscorecards.com

AB	30
R	5
H	6
RBI	5
BB	6
SO	7
LOB	11

Batter	1	2	3	4	5	6	7	8	9	AB	R	H	RBI	BB	SO	LOB
Walt Weiss, S (1, 6) OBP: 0.357, SLG: 0.373	C S X 0-2 E6 G6-4-3			B F B F X 2-2 ① G6-3	B B F F B X 3-2 S E 2B	X 0-0 ③ F7				4	1	1	0	0	0	1
Ellis Burks, R (1, 8) (8, 7) OBP: 0.343, SLG: 0.550	F X 0-1 ① ② G6-4-3 1-2f			B C F X 1-2 HR	B C B F S 2-3 ② K 2-H		X 0-0 ① L9			4	1	1	1	0	1	1
Larry Walker, L (1, 9) OBP: 0.463, SLG: 0.707	B B C X 2-1 ③ F8			F B C H 2-2 2B HBP	F C X 0-2 E8 2B 2B		C B X 1-1 ② G3-1			3	2	1	0	0	0	0
Dante Bichette, R (1, 7) OBP: 0.353, SLG: 0.518 Curt Leskanic, R (8, 1) Mike Munoz, L (8, 1) Jerry Dipoto, R (9, 1) OBP: 0.125, SLG: 0.125		B B F B F F X 3-2 CS 1B	F 1 SAFE B F F F X 1-2 1-H HR 2B	B B F F F X 3-2 3-H 2B	S X 0-1 1B				4 0 0 0	1 0 0 0	4 0 0 0	2 0 0 0	0 0 0 0	0 0 0 0	0 0 0 0
Andres Galarraga, R (1, 3) OBP: 0.385, SLG: 0.570		B F F C 1 SAFE 0-3 ① K	B F B X 2-1 ③ 2-H HR	F B F S 1-3 ③ K	B S 1 SAFE X 1-1 ③ L9				4	1	1	2	0	2	3
Vinny Castilla, R (1, 5) OBP: 0.357, SLG: 0.569		B F 1 C X 1 SAFE 1-2 ② ③ F8 1-2	B B B B 4-0 BB		B X 1-0 HR		B X 1-0 SH5-4 2B		3	1	2	1	1	0	1
Kirt Manwaring, R (1, 2) OBP: 0.308, SLG: 0.295			B X 1-0 ① G6-3	C S F S 0-3 ② K	F X 0-1 ① P4	B X 1-0 ① SH5-4 2-3			3	0	0	0	0	1	1
Neifi Perez, S (1, 4) OBP: 0.344, SLG: 0.465			C S B B S 2-3 ② K	C F X 0-2 ③ L8	B F X 1-1 WP 1B	X 0-0 ② G4-3			4	0	1	0	0	1	2
John Thomson, R (1, 1) OBP: 0.244, SLG: 0.205 Quinton McCracken, S (8, 8) OBP: 0.365, SLG: 0.354			M B C S 1-3 ③ K	S B F S 1-3 ① K	L M B S 1-3 ② K 1-2	B C F D B S 3-3 ③ K			3 1	0 0	0 0	0 0	0 0	3 1	1 1
Inning Stats	R: 0 H: 0 E: 1 LOB: 0 K: 0 BB: 0 S: 7 P: 9	R: 0 H: 1 E: 0 LOB: 0 K: 1 BB: 0 S: 10 P: 14	R: 0 H: 0 E: 0 LOB: 0 K: 2 BB: 0 S: 7 P: 11	R: 4 H: 3 E: 0 LOB: 1 K: 1 BB: 1 S: 21 P: 33	R: 2 H: 3 E: 2 LOB: 1 K: 3 BB: 0 S: 18 P: 28	R: 1 H: 2 E: 0 LOB: 1 K: 1 BB: 0 S: 9 P: 12	R: 0 H: 1 E: 0 LOB: 1 K: 0 BB: 0 S: 7 P: 9	R: 0 H: 1 E: 0 LOB: 1 K: 1 BB: 0 S: 6 P: 11		1B: 3 SF: 0 2B: 5 SAC: 1 3B: 0 DP: 1 HR: 3 HBP: 1					WP: 1 PA: 36 PB: 0 SB: 1 CS: 1	

PITCHER		IP	WLS	BF	H	R	ER	SO	BB	IBB	HBP	BLK	WP	HR	S	P	ERA	WHIP
Mike Remlinger, L ERA: 4.08	(1, 1)	4.2	L	22	7	6	6	6	1	0	1	0	0	2	60	91	11.57	1.714
Dave Burba, R ERA: 5.21	(5, 1)	1.1		6	2	1	1	2	0	0	0	0	1	1	12	16	6.75	1.500
Danny Graves, R ERA: 3.45	(7, 1)	2.0		8	2	0	0	1	0	0	0	0	0	0	13	20	0.00	1.000

PITCHER	IP	WLS	BF	H	R	ER	SO	BB	IBB	HBP	BLK	WP	HR	S	P	ERA	WHIP

BOTTOM

Cincinnati Reds @ Colorado Rockies

Coors Field, Denver, CO

Wed Aug 27 1997, 3:33 AM MDT

Att. 48,032 - Sunny - 81 F

livebaseballscorecards.com

AB	33
R	7
H	11
RBI	6
BB	1
SO	9
LOB	11

Cincinnati Reds @ Minnesota Twins

Hubert H. Humphrey Metrodome, Minneapolis, MN

Fri Aug 29 1997, 8:05 PM EDT
Att. 12,155 - Dome - 68 F

TOP

livebaseballscorecards.com

Batter	1	2	3	4	5	6	7	8	9	AB	R	H	RBI	BB	SO	LOB
Pokey Reese, R (1, 6) OBP: 0.298, SLG: 0.293	F8		CS 1B		L8		1B 1B		F9	5	0	2	0	0	0	1
Jon Nunnally, L (1, 8) OBP: 0.345, SLG: 0.508	G3-1		SAFE BB		G3		1B		2B	4	0	2	2	1	0	0
Chris Stynes, R (1, 7) OBP: 0.458, SLG: 0.544	P3		P5		G5-3		G6-3		F7	5	0	0	0	0	0	4
Eduardo Perez, R (1, 3) OBP: 0.348, SLG: 0.519		BB 1B		F8		G5-6-3		FC5-4 HBP		3	0	1	0	0	0	0
Lenny Harris, L (8, PR) OBP: 0.282, SLG: 0.350										0	0	0	0	0	0	0
(8, 3)																
Barry Larkin, R (1, 10) OBP: 0.443, SLG: 0.477		P3		E5 1B HR		G5-3		FC5-4		4	1	0	0	0	0	2
Mike Kelly, R (8, PR) OBP: 0.320, SLG: 0.517										0	0	0	0	0	0	0
Reggie Sanders, R (1, 9) OBP: 0.331, SLG: 0.553		F8		HR 1B		K2-3		K		4	1	1	0	0	2	3
Willie Greene, L (1, 5) OBP: 0.357, SLG: 0.454		BB		F8 HR			G5-3	F8		3	1	1	3	1	0	2
Joe Oliver, R (1, 2) OBP: 0.328, SLG: 0.455		K		G5-3			FC6-5 2B		K	4	0	1	0	0	2	2
Bret Boone, R (1, 4) OBP: 0.300, SLG: 0.334			G6-3	G4-3			FC6-5 1B		2B	4	2	1	0	0	0	1

AB	36
R	5
H	9
RBI	5
BB	2
SO	4
LOB	15

Inning Stats	1	2	3	4	5	6	7	8	9
	R: 0 E: 0 K: 0 S: 5	H: 0 LOB: 0 BB: 0 P: 7	R: 0 E: 0 K: 1 S: 10	H: 1 LOB: 2 BB: 1 P: 18	R: 0 E: 0 K: 0 S: 7	H: 1 LOB: 1 BB: 1 P: 15	R: 3 E: 1 K: 0 S: 13	H: 2 LOB: 0 BB: 0 P: 21	R: 0 E: 0 K: 0 S: 6	H: 0 LOB: 0 BB: 0 P: 11
	R: 0 E: 0 K: 1 S: 6	H: 0 LOB: 0 BB: 0 P: 7	R: 1 E: 0 K: 0 S: 16	H: 3 LOB: 2 BB: 0 P: 22	R: 0 E: 1 K: 1 S: 14	H: 0 LOB: 2 BB: 0 P: 22	R: 1 E: 0 K: 1 S: 16	H: 2 LOB: 1 BB: 0 P: 23		

| | | | | | | | | | | | | | | | |

Batter	1	2	3	4	5	6	7	8	9	AB	R	H	RBI	BB	SO	LOB
Chuck Knoblauch, R (1, 4) OBP: 0.398, SLG: 0.436	F B B F F F C 2-3 K ①		B C F F F F B F B F 3-2 X F8 ②			C B B X 2-1 WP 1B 1B		C B X 1-1 2B SF8 1B		4	1	2	0	0	1	0
Matt Lawton, L (1, 9) OBP: 0.353, SLG: 0.390	B F X 1-1 P4 ②		B B B B 4-0 CS BB			1 SAFE C B P 1 SAFE F 1 SAFE X 2-2 F9 ①		B X 1-0 SF8 1-3 2B		3	0	1	0	1	0	1
Paul Molitor, R (1, 10) OBP: 0.340, SLG: 0.416	X 0-0 F9 ③		B 1-0 CS ③ 1-2	C F B X 1-2 F8 ①		P X 1-0 WP 1-2 1B		B B X 2-0 SF8 ① 2-3 3-H		3	0	1	1	0	0	0
Ron Coomer, R (1, 5) OBP: 0.331, SLG: 0.420		C X 0-1 HR 1B		C B S F S 1-3 K ②		B C C F S 1-3 K ② 1-2 2-3		F F S 0-3 K2-3 ②		4	1	1	0	0	3	3
Terry Steinbach, R (1, 2) OBP: 0.313, SLG: 0.415		C F B C 1-3 K ①		B X 1-0 P3 ③		X 0-0 F7 ③		X 0-0 G5-3 ③		4	0	0	0	0	1	4
Scott Stahoviak, L (1, 3) OBP: 0.306, SLG: 0.422		C B X 1-1 F7 ②			B B F C X 2-2 G4-3 ①		C X 0-1 S 1B		S X 0-1 G4-3 ①	4	0	1	0	0	0	1
Marty Cordova, R (1, 7) OBP: 0.297, SLG: 0.418		B X 1-0 1-H HR			C S B X 1-2 G6-3 ②		F M X 0-2 F7 ①		F B F B F B F S 3-3 K ②	4	1	1	2	0	1	1
Rich Becker, L (1, 8) OBP: 0.357, SLG: 0.403		B F B B X 3-1 F9 ③			H 1-0 S HBP		S B B B F S 2-3 K ②		B X 1-0 G3-1 ③	3	0	0	0	0	1	1
Pat Meares, R (1, 6) OBP: 0.323, SLG: 0.415			B C F B F X 2-2 F8 ①		1 SAFE B F F B F B X 2-2 F8 ③ 1-2		F B B F S 2-3 K ③ 1-2			2	0	0	0	0	0	1
Brent Brede, L (7, PH) OBP: 0.347, SLG: 0.373										1	0	0	0	0	1	1
Denny Hocking, S (8, 6) OBP: 0.316, SLG: 0.386										0	0	0	0	0	0	0
Inning Stats	R: 0 E: 0 K: 1 S: 8 H: 0 LOB: 0 BB: 0 P: 11	R: 2 E: 0 K: 1 S: 10 H: 2 LOB: 0 BB: 0 P: 16	R: 0 E: 0 K: 0 S: 11 H: 0 LOB: 0 BB: 1 P: 21	R: 0 E: 0 K: 1 S: 8 H: 0 LOB: 0 BB: 0 P: 11	R: 0 E: 0 K: 0 S: 9 H: 0 LOB: 1 BB: 0 P: 15	R: 0 E: 0 K: 1 S: 13 H: 2 LOB: 2 BB: 0 P: 17	R: 0 E: 0 K: 2 S: 11 H: 1 LOB: 1 BB: 0 P: 15	R: 1 E: 0 K: 1 S: 8 H: 2 LOB: 1 BB: 0 P: 12	R: 0 E: 0 K: 1 S: 8 H: 0 LOB: 0 BB: 0 P: 12	1B: 5 2B: 1 3B: 0 HR: 1	SF: 1 SAC: 0 DP: 0 HBP: 1					

PITCHER		IP	WLS	BF	H	R	ER	SO	BB	IBB	HBP	BLK	WP	HR	S	P	ERA	WHIP
Brett Tomko, R ERA: 3.33	(1, 1)	5.1	W	21	4	2	2	3	1	0	1	0	0	1	54	85	3.38	0.938
Stan Belinda, R ERA: 3.76	(6, 1)	2.2		11	3	1	1	4	0	0	0	0	1	0	24	33	3.38	1.125
Jeff Shaw, R ERA: 2.6	(9, 1)	1.0	S	3	0	0	0	1	0	0	0	0	0	0	8	12	0.00	0.000

PITCHER	IP	WLS	BF	H	R	ER	SO	BB	IBB	HBP	BLK	WP	HR	S	P	ERA	WHIP

BOTTOM

Cincinnati Reds @ Minnesota Twins

Hubert H. Humphrey Metrodome, Minneapolis, MN

Fri Aug 29 1997, 8:05 PM EDT

Att. 12,155 - Dome - 68 F

livebaseballscorecards.com

AB	32
R	3
H	7
RBI	3
BB	1
SO	8
LOB	13

1B: 5	SF: 1	WP: 1	PA: 36
2B: 1	SAC: 0	PB: 0	
3B: 0	DP: 0	SB: 2	
HR: 1	HBP: 1	CS: 1	

Batter	1	2	3	4	5	6	7	8	9	AB	R	H	RBI	BB	SO	LOB
Pokey Reese, R (1, 6) OBP: 0.297, SLG: 0.292	G4-3		E5 1-3		FC6-4 1-2 3-H 1B		K			4	0	1	1	0	1	1
Jon Nunnally, L (1, 8) OBP: 0.338, SLG: 0.496	G4-3		G4-3		K			G6-4-3 1B		3	0	0	0	0	1	4
Mike Kelly, R (8, PH) OBP: 0.326, SLG: 0.521										1	0	1	0	0	0	0
(8, 8)																
Chris Stynes, R (1, 7) OBP: 0.437, SLG: 0.518	G5-3			L9	FC6-4 1-2f			G6-4-3 1-2f		4	0	0	0	0	0	3
Eddie Taubensee, L (1, 10) OBP: 0.310, SLG: 0.450		L5		FC5-4 1B		G5-3 2B		K		4	0	2	0	0	1	0
Reggie Sanders, R (1, 9) OBP: 0.326, SLG: 0.544		K		FC5-4 BLK 1-2f		K			K	4	0	0	0	0	3	2
Willie Greene, L (1, 5) OBP: 0.354, SLG: 0.449		G3		G3 1-2		G5-3 2-3			F7	4	0	0	0	0	0	2
Joe Oliver, R (1, 2) OBP: 0.330, SLG: 0.456			G4-6-3 1B		FC6-4 1B 1B	G5-3			K	4	1	2	0	0	1	1
Lenny Harris, L (1, 3) OBP: 0.287, SLG: 0.351			G4-6-3 1-2f		FC6-4 1-2 1B		L4-3 BB			2	0	1	0	1	0	1
Bret Boone, R (1, 4) OBP: 0.297, SLG: 0.332			E5 E		FC6-4 1-2f 2-3 1B		L4-3 1-1			3	0	0	0	0	0	3
Inning Stats	R: 0 E: 0 K: 0 S: 5 H: 0 LOB: 0 BB: 0 P: 9	R: 0 E: 0 K: 1 S: 9 H: 0 LOB: 0 BB: 0 P: 11	R: 0 E: 2 K: 0 S: 10 H: 1 LOB: 2 BB: 0 P: 20	R: 0 E: 0 K: 0 S: 7 H: 1 LOB: 1 BB: 0 P: 10	R: 1 E: 0 K: 1 S: 11 H: 3 LOB: 2 BB: 0 P: 12	R: 0 E: 0 K: 1 S: 8 H: 1 LOB: 1 BB: 0 P: 12	R: 0 E: 0 K: 1 S: 7 H: 0 LOB: 0 BB: 1 P: 14	R: 0 E: 0 K: 1 S: 6 H: 1 LOB: 0 BB: 0 P: 9	R: 0 E: 0 K: 2 S: 8 H: 0 LOB: 0 BB: 0 P: 12	1B: 6 2B: 2 3B: 0 HR: 0	SF: 0 SAC: 0 DP: 3 HBP: 0						

TOP

Cincinnati Reds @ Minnesota Twins

Hubert H. Humphrey Metrodome, Minneapolis, MN

Sat Aug 30 1997, 8:05 PM EDT

Att. 17,831 - Dome - 72 F

livebaseballscorecards.com

AB	33
R	1
H	7
RBI	1
BB	1
SO	7
LOB	17

PITCHER		IP	WLS	BF	H	R	ER	SO	BB	IBB	HBP	BLK	WP	HR	S	P	ERA	WHIP
LaTroy Hawkins, R ERA: 5.79	(1, 1)	7.0	W	28	6	1	1	4	1	0	0	1	0	0	57	88	1.29	1.000
Eddie Guardado, L ERA: 3.29	(8, 1)	1.0		3	1	0	0	1	0	0	0	0	0	0	6	9	0.00	1.000
Rick Aguilera, R ERA: 3.7	(9, 1)	1.0	S	3	0	0	0	2	0	0	0	0	0	0	8	12	0.00	0.000

PITCHER	IP	WLS	BF	H	R	ER	SO	BB	IBB	HBP	BLK	WP	HR	S	P	ERA	WHIP

Cincinnati Reds @ Minnesota Twins

Hubert H. Humphrey Metrodome, Minneapolis, MN

Sat Aug 30 1997, 8:05 PM EDT

Att. 17,831 - Dome - 72 F

BOTTOM

Batter	1	2	3	4	5	6	7	8	9	AB	R	H	RBI	BB	SO	LOB
Chuck Knoblauch, R (1, 4) OBP: 0.395, SLG: 0.432	C C B S 1-3 ① K		B X 1-0 ③ G4-3			B 1 SAFE X 1-0 ① FC6-4 E S 1B 1-2f	B F X 1-1 E6 FC6 1-2 2-3			4	1	0	0	0	1	3
Brent Brede, L (1, 9) OBP: 0.336, SLG: 0.360	C X 0-1 ② F8			C S B B S 2-3 ① K		F B B 1 SAFE X 2-1 ② G3 1-3	F B F C 1-3 ② K			4	0	0	0	0	2	4
Paul Molitor, R (1, 10) OBP: 0.339, SLG: 0.415	C C S 0-3 ③ K			F B S F X 1-2 ② G5-3		X 0-0 HR 1B 3-H	B B X 2-0 ③ FC6 1-2f			4	1	1	1	0	1	3
Ron Coomer, R (1, 5) OBP: 0.333, SLG: 0.428		B B C X 2-1 ① G6-3		X 0-0 1B		F X 0-1 HR 1-H		C B S S 1-3 ① K		4	1	2	2	0	1	0
Greg Myers, L (1, 2) OBP: 0.328, SLG: 0.438		B B F B X 3-1 HR		F B X 1-1 ③ G5-3		X 0-0 2B		S X 0-1 BB 1B		4	1	3	1	0	0	1
Marty Cordova, R (1, 7) OBP: 0.294, SLG: 0.413 Matt Lawton, L (8, PH) OBP: 0.354, SLG: 0.390 (9, 7)		F C B X 1-2 ② G5-3			S X 0-1 ① F8	F F F S 0-3 ③ K		B B B B 4-0 1-2 BB		3 0	0 0	0 0	0 0	0 1	1 0	1 0
Scott Stahoviak, L (1, 3) OBP: 0.302, SLG: 0.414		F B B C B S 3-3 ③ K			C X 0-1 ② G3-1		F X 0-1 ① L7	F S F B X 1-2 ② P6		4	0	0	0	0	1	2
Pat Meares, R (1, 6) OBP: 0.323, SLG: 0.414			C S F X 0-2 ① G5-3		F B S X 1-2 ③ G6-3		C B B X 2-1 E S 1B	B C B F C 2-3 ③ K		4	0	1	0	0	1	2
Rich Becker, L (1, 8) OBP: 0.359, SLG: 0.402			B B B C X 3-1 ② G3-1			F B B T F B B 4-2 FC6-4 BB	F 1 SAFE F B 1 SAFE 1 SAFE B B B 4-2 1-2 E BB			1	0	0	0	2	0	0
Inning Stats	R: 0 H: 0 E: 0 LOB: 0 K: 2 BB: 0 S: 8 P: 9	R: 1 H: 1 E: 0 LOB: 0 K: 1 BB: 0 S: 10 P: 19	R: 0 H: 0 E: 0 LOB: 0 K: 0 BB: 0 S: 7 P: 11	R: 0 H: 1 E: 0 LOB: 1 K: 1 BB: 0 S: 10 P: 14	R: 0 H: 0 E: 0 LOB: 0 K: 0 BB: 0 S: 7 P: 8	R: 3 H: 3 E: 0 LOB: 1 K: 1 BB: 1 S: 14 P: 21	R: 0 H: 1 E: 1 LOB: 3 K: 1 BB: 1 S: 12 P: 22	R: 0 H: 1 E: 0 LOB: 2 K: 2 BB: 1 S: 12 P: 20		1B: 4 SF: 0 2B: 1 SAC: 0 3B: 0 DP: 0 HR: 2 HBP: 0						

PITCHER		IP	WLS	BF	H	R	ER	SO	BB	IBB	HBP	BLK	WP	HR	S	P	ERA	WHIP
Mike Morgan, R ERA: 5.18	(1, 1)	6.0	L	24	5	4	4	5	1	0	0	0	0	2	56	82	6.00	1.000
Felix Rodriguez, R ERA: 4.86	(7, 1)	1.0		6	1	0	0	1	1	0	0	0	0	0	12	22	0.00	2.000
Scott Sullivan, R ERA: 3.05	(8, 1)	1.0		5	1	0	0	2	1	0	0	0	0	0	12	20	0.00	2.000

PITCHER	IP	WLS	BF	H	R	ER	SO	BB	IBB	HBP	BLK	WP	HR	S	P	ERA	WHIP

livebaseballscorecards.com

AB	32
R	4
H	7
RBI	4
BB	3
SO	8
LOB	16

WP: 0 PA: 35
PB: 0
SB: 2
CS: 0

Cincinnati Reds @ Minnesota Twins

Hubert H. Humphrey Metrodome, Minneapolis, MN

Sun Aug 31 1997, 4:33 AM EDT

Att. 13,092 - Dome - 72 F

livebaseballscorecards.com

Batter	1	2	3	4	5	6	7	8	9	AB	R	H	RBI	BB	SO	LOB
Pokey Reese, R (1, 6) OBP: 0.296, SLG: 0.294	C B S S 1-3 ① K	F D F B S 2-3 ③ K			B B B C X 3-1 ② F9		B C X 1-1 3B 2B		C B X 1-1 ① G4-3	5	1	1	0	0	2	1
Jon Nunnally, L (1, 8) OBP: 0.338, SLG: 0.493	X 0-0 ② G4-3		C C C X 0-2 ① G3		X 0-0 1B		X 0-0 2-H 3B		B S B F X 2-2 ② G1-3	3	0	1	0	0	0	0
Mike Kelly, R (7, PH) OBP: 0.328, SLG: 0.537 (7, 8)										2	0	1	1	0	0	0
Chris Stynes, R (1, 7) OBP: 0.435, SLG: 0.545	C F B B F S 2-3 ③ K		X 0-0 G3 1B		B X 1-0 G1-3		B X 1-0 ② L6		B B B C F X 3-2 HR	5	1	2	1	0	1	2
Eddie Taubensee, L (1, 3) OBP: 0.311, SLG: 0.449		X 0-0 1B 2B 1B	1 SAFE B F X 1-1 ② G3 1-2			B X 1-0 ① G3	B C X 1-1 ③ G1-3		S X 0-1 ③ G5-3	3	1	1	0	0	0	1
Joe Oliver, R (7, PH) OBP: 0.328, SLG: 0.452 (7, 3)										2	0	0	0	0	0	1
Barry Larkin, R (1, 10) OBP: 0.440, SLG: 0.473		S 1 SAFE X 0-1 1-3 2B 1B	X 0-0 ③ G6-3			B F B X 2-1 ② P3		X 0-0 ① L9		4	1	1	0	0	0	1
Willie Greene, L (1, 5) OBP: 0.355, SLG: 0.456		S F B B B F X 3-2 ① L5		F X 0-1 ① F8		X 0-0 HR		B B B C B 4-1 1B BB		3	1	1	1	1	0	2
Reggie Sanders, R (1, 9) OBP: 0.332, SLG: 0.551		X 0-0 1-H 3-H 2B 2B		C S B F S 1-3 ② K		X 0-0 1B		C F X 0-2 1-2 1B		4	1	3	2	0	1	0
Brook Fordyce, R (1, 2) OBP: 0.287, SLG: 0.329		C B X 1-1 3-H 2B		C X 0-1 ③ F8		X 0-0 ③ L8		C S S 0-3 ② K		4	0	1	1	0	1	3
Bret Boone, R (1, 4) OBP: 0.295, SLG: 0.329		C B F F F S 1-3 ② K			C B F X 1-2 ① F9		B X 1-0 ① F8	D S B X 2-1 ③ P2		3	0	0	0	0	1	1
Lenny Harris, L (8, PH) OBP: 0.286, SLG: 0.350 (8, 4)										1	0	0	0	0	0	2
Inning Stats	R: 0 E: 0 K: 2 S: 8 H: 0 LOB: 0 BB: 0 P: 11	R: 3 E: 0 K: 2 S: 18 H: 4 LOB: 1 BB: 0 P: 25	R: 0 E: 0 K: 0 S: 7 H: 1 LOB: 1 BB: 0 P: 8	R: 0 E: 0 K: 1 S: 8 H: 0 LOB: 0 BB: 0 P: 9	R: 0 E: 0 K: 0 S: 7 H: 1 LOB: 1 BB: 0 P: 12	R: 1 E: 0 K: 0 S: 6 H: 2 LOB: 1 BB: 0 P: 9	R: 1 E: 0 K: 0 S: 7 H: 2 LOB: 1 BB: 0 P: 11	R: 0 E: 0 K: 1 S: 10 H: 1 LOB: 2 BB: 1 P: 16	R: 1 E: 0 K: 0 S: 10 H: 1 LOB: 0 BB: 0 P: 16	1B: 6 2B: 3 3B: 1 HR: 2 SF: 0 SAC: 0 DP: 0 HBP: 0						

TOP	
AB	39
R	6
H	12
RBI	6
BB	1
SO	6
LOB	14

WP: 0 PB: 0 SB: 0 CS: 0 PA: 40

PITCHER		IP	WLS	BF	H	R	ER	SO	BB	IBB	HBP	BLK	WP	HR	S	P	ERA	WHIP
Brad Radke, R ERA: 3.66	(1, 1)	6.1	W	28	9	5	5	5	0	0	0	0	0	1	57	79	7.11	1.421
Greg Swindell, L ERA: 3.67	(7, 1)	0.1		2	1	0	0	0	0	0	0	0	0	0	2	3	0.00	3.000
Mike Trombley, R ERA: 4.12	(7, 1)	1.0		5	1	0	0	1	1	0	0	0	0	0	10	15	0.00	2.000
Eddie Guardado, L ERA: 3.27	(8, 1)	0.1		1	0	0	0	0	0	0	0	0	0	0	2	4	0.00	0.000
Rick Aguilera, R ERA: 3.79	(9, 1)	1.0	S	4	1	1	1	0	0	0	0	0	0	1	10	16	9.00	1.000

PITCHER	IP	WLS	BF	H	R	ER	SO	BB	IBB	HBP	BLK	WP	HR	S	P	ERA	WHIP

Cincinnati Reds @ Minnesota Twins

Hubert H. Humphrey Metrodome, Minneapolis, MN

Sun Aug 31 1997, 4:33 AM EDT

Att. 13,092 - Dome - 72 F

livebaseballscorecards.com

BOTTOM

Batter	1	2	3	4	5	6	7	8	9	AB	R	H	RBI	BB	SO	LOB
Chuck Knoblauch, R (1, 4) OBP: 0.392, SLG: 0.429	F F B X 1-2 ① F9		F B X 1-1 ③ G6-3		F F S 0-3 ② K	C B B F C 2-3 ③ K				4	0	0	0	0	2	1
Denny Hocking, S (1, 8) (9, 7) OBP: 0.311, SLG: 0.379	C B B B X 3-1 ② F8			B X 1-0 ① G6-3	B C X 1-1 ③ G3		F B F X 1-2 ① G3-1			4	0	0	0	0	0	0
Paul Molitor, R (1, 3) OBP: 0.343, SLG: 0.420	F B X 1-1 2B			X 0-0 2B 2B 1B		X 0-0 S 2B 1B	F X 0-1 ② G4-3			4	2	3	0	0	0	0
Ron Coomer, R (1, 5) OBP: 0.334, SLG: 0.434	B X 1-0 ③ P6			S X 0-1 1-3 2B 2B		B F B B B F X 3-2 1-H 2B 2B	C S B B S 2-3 ③ K			4	2	2	1	0	1	1
Terry Steinbach, R (1, 2) OBP: 0.317, SLG: 0.422		B B X 2-0 ① F7		F B X 1-1 2-H 3-H 1B 2B		B F B B B S B 4-2 2B 1B BB		B F F X 1-2 2B 2B		3	3	2	2	1	0	0
Marty Cordova, R (1, 7) OBP: 0.297, SLG: 0.422		X 0-0 ② P6		C F B B F F F S 2-3 ② K		F F B B B F B X 3-2 1-3 2-H 1B 2B		B X 1-0 G6-3 2-H 2B		4	1	2	2	0	1	1
Rich Becker, L (8, PR) (9, 8) OBP: 0.359, SLG: 0.402										0	0	0	0	0	0	0
Matt Lawton, L (1, 9) OBP: 0.355, SLG: 0.389		C C F F X 0-2 ③ P6		F B B X 2-1 2-H 1B		B C F H 2-2 1B HBP		B C S F F B F F C 2-3 ① K		3	0	1	1	0	1	1
Damian Miller, R (1, 10) OBP: 0.292, SLG: 0.478			B F B F B S 3-3 ① K	F 1 SAFE F B C 1-3 ③ K		F C S 0-3 ① K		B C F B X 2-2 ② G6-3 2-3		2	0	0	0	0	2	1
Scott Stahoviak, L (6, PH) OBP: 0.299, SLG: 0.410										2	0	0	0	0	1	4
Pat Meares, R (1, 6) OBP: 0.322, SLG: 0.412			C B F X 1-2 ② P4		F C X 0-2 ① P4	B X 1-0 ② 1-3 2-H 3-H 1B		B B F F S 2-3 ③ K		4	0	1	2	0	1	2
Inning Stats	R: 0 E: 0 K: 0 S: 8 H: 1 LOB: 1 BB: 0 P: 14	R: 0 E: 0 K: 0 S: 7 H: 0 LOB: 0 BB: 0 P: 9	R: 0 E: 0 K: 1 S: 8 H: 0 LOB: 0 BB: 0 P: 13	R: 3 E: 0 K: 2 S: 17 H: 4 LOB: 1 BB: 0 P: 24	R: 0 E: 0 K: 1 S: 8 H: 0 LOB: 0 BB: 0 P: 9	R: 4 E: 0 K: 2 S: 20 H: 4 LOB: 1 BB: 1 P: 35	R: 0 E: 0 K: 1 S: 8 H: 0 LOB: 0 BB: 0 P: 11	R: 1 E: 0 K: 2 S: 17 H: 2 LOB: 2 BB: 0 P: 25		1B: 4 2B: 7 3B: 0 HR: 0		SF: 0 SAC: 0 DP: 0 HBP: 1		WP: 0 PB: 0 SB: 1 CS: 0	PA: 36	

	AB	34
	R	8
	H	11
	RBI	8
	BB	1
	SO	9
	LOB	11

PITCHER		IP	WLS	BF	H	R	ER	SO	BB	IBB	HBP	BLK	WP	HR	S	P	ERA	WHIP
Gabe White, L ERA: 4.45	(1, 1)	5.0	L	22	7	5	5	4	0	0	0	0	0	0	52	76	9.00	1.400
Danny Graves, R ERA: 4.6	(6, 1)	0.0		2	1	0	0	0	1	0	0	0	0	0	6	13	∞	∞
Pedro Martinez, L ERA: 7.71	(6, 1)	0.0		1	0	0	0	0	0	0	1	0	0	0	2	4	∞	∞
Scott Sullivan, R ERA: 3.05	(6, 1)	3.0		11	3	3	3	5	0	0	0	0	0	0	33	47	9.00	1.000

PITCHER	IP	WLS	BF	H	R	ER	SO	BB	IBB	HBP	BLK	WP	HR	S	P	ERA	WHIP

Batter	1	2	3	4	5	6	7	8	9	AB	R	H	RBI	BB	SO	LOB
Johnny Damon, L (1, 8) OBP: 0.341, SLG: 0.400	B C X 1-1 HR		B X 1-0 ② G4-3			B B C F F B B 4-2 BB 1B BB	B F B S F F F X 2-2 ① P2	C B F X 1-2 1-2 1B		4	2	2	1	1	0	0
Jed Hansen, R (1, 4) OBP: 0.371, SLG: 0.433	S S S 0-3 ① K		B C B S S 2-3 ③ K			B 1 SAFE C S 1 B B 1 SAFE B 4-2 1B 1B 1-2 1B BB	B F B B B 4-1 F9 1B BB	S B S B X 2-2 ③ G4-3		3	1	0	0	2	2	2
Jay Bell, R (1, 6) OBP: 0.363, SLG: 0.453	B C F F X 1-2 1B			C B F X 1-2 ① G5-3		C X 0-1 FC6-4 1B 2B 1-3 2-H 1B	B C X 1-1 1-2 1B		B B B B 4-0 HBP BB 2B BB	4	2	3	1	1	0	0
Dean Palmer, R (1, 5) OBP: 0.309, SLG: 0.432	C B 1 SAFE X 1-1 ② F8			F B B F S 2-3 ② K		F B S B X 2-2 FC6-4 1B 1-2 3-H	B X 1-0 ② F9 2-3		B C B B B 4-1 HBP 1-2 2B BB	4	1	1	1	1	1	3
Jeff King, R (1, 3) OBP: 0.336, SLG: 0.422 Matt Whisenant, R (7, 1) Chili Davis, S (9, PH) OBP: 0.401, SLG: 0.546 Jeff Montgomery, R (9, 1) Hipolito Pichardo, R (9, 1)	C 1 SAFE C B F 1 SAFE 1 SAFE B S 2-3 ③ K			B B B C B 4-1 BB		B S B S X 2-2 ① FC6-4 2B 1-2f 2-3	B C X 1-1 ③ F9		F B B F S 3-3 ① K	3 0 1 0 0	0 0 0 0 0	0 0 0 0 0	0 0 0 0 0	1 0 0 0 0	1 0 1 0 0	5 0 2 0 0
Jermaine Dye, R (1, 9) OBP: 0.264, SLG: 0.374		S X 0-1 ① G6-3		B C B F X 2-2 ③ L9		B C 1 SAFE X 1-1 1-3 3-H 2B		B X 1-0 SH3 SF8 2B	H 1-0 1-2 2-3 2B HBP	4	1	2	1	0	0	1
Yamil Benitez, R (1, 7) OBP: 0.309, SLG: 0.477		C S S 0-3 ② K			S F B F X 1-2 ① P4	C C B F C 1-3 ② K		L B X 1-1 ① SH3 2-3	B C F B F S 2-3 ② K	4	0	0	0	0	3	5
Mike Macfarlane, R (1, 2) OBP: 0.302, SLG: 0.382		S B F S 1-3 ③ K			B S B X 2-1 ② G5-3	I I I 4-0 IBB		F B B C X 2-2 ② SF8 3-H	X 0-0 ③ 1-H 2-H 3-H 2B	3	0	1	3	1	1	0
Kevin Appier, R (1, 1) Scott Cooper, L (6, PH) OBP: 0.273, SLG: 0.295 Scott Service, R (6, 1) Larry Sutton, L (7, 3) OBP: 0.348, SLG: 0.636			S C C 0-3 ① K		C B F S 1-3 ③ K	X 0-0 ③ P6		B F X 1-1 1B 1B		2 1 0 1	0 0 0 0	0 0 0 1	0 0 0 0	2 0 0 0	0 0 0 0	0 3 0 0

Inning Stats	1	2	3	4	5	6	7	8	9
	R: 1 E: 0 K: 2 S: 15	R: 0 E: 0 K: 2 S: 8	R: 0 E: 0 K: 2 S: 7	R: 0 E: 0 K: 1 S: 10	R: 0 E: 0 K: 1 S: 9	R: 3 E: 0 K: 1 S: 20	R: 0 E: 0 K: 0 S: 12	R: 1 E: 0 K: 0 S: 14	R: 2 E: 0 K: 2 S: 10
	H: 2 LOB: 1 BB: 0 P: 20	H: 0 LOB: 0 BB: 0 P: 9	H: 0 LOB: 0 BB: 0 P: 10	H: 0 LOB: 1 BB: 1 P: 19	H: 0 LOB: 0 BB: 0 P: 13	H: 3 LOB: 3 BB: 3 P: 38	H: 1 LOB: 2 BB: 1 P: 21	H: 3 LOB: 2 BB: 0 P: 22	H: 1 LOB: 2 BB: 2 P: 24

1B: 6 SF: 1
2B: 3 SAC: 1
3B: 0 DP: 0
HR: 1 HBP: 1

WP: 0 PA: 44
PB: 0
SB: 0
CS: 0

PITCHER		IP	WLS	BF	H	R	ER	SO	BB	IBB	HBP	BLK	WP	HR	S	P	ERA	WHIP
Mike Remlinger, L ERA: 4.25	(1, 1)	5.0	L	21	3	4	4	8	3	0	0	0	0	1	56	86	7.20	1.200
Stan Belinda, R ERA: 3.67	(6, 1)	2.0		11	3	0	0	1	1	1	0	0	0	0	25	44	0.00	2.000
Danny Graves, R ERA: 5.94	(8, 1)	1.0		8	3	3	3	0	2	0	0	0	0	0	15	31	27.00	5.000
Felix Rodriguez, R ERA: 4.74	(9, 1)	1.0		4	1	0	0	2	0	0	1	0	0	0	9	15	0.00	1.000

PITCHER	IP	WLS	BF	H	R	ER	SO	BB	IBB	HBP	BLK	WP	HR	S	P	ERA	WHIP

TOP

Kansas City Royals @ Cincinnati Reds

Cinergy Field, Cincinnati, OH

Mon Sep 01 1997, 3:33 AM EDT

Att. 31,920 - Sunny - 88 F

livebaseballscorecards.com

AB	34
R	7
H	10
RBI	7
BB	7
SO	11
LOB	21

Batter	1	2	3	4	5	6	7	8	9	AB	R	H	RBI	BB	SO	LOB
Pokey Reese, R (1, 6) OBP: 0.294, SLG: 0.295	C F X 0-2 G4-3 ①		B B X 2-0 P3 ①	B C B F B X 3-2 G6-3 ③			C S B B X 2-2 2B		B B B C X 3-1 G5-3 ③ 2-3 3-H	5	0	1	0	0	0	3
Jon Nunnally, L (1, 8) OBP: 0.331, SLG: 0.482 Mike Kelly, R (7, PH) OBP: 0.326, SLG: 0.533 (8, 8)	X 0-0 G4-3 ②		B S F F F B X 2-2 F7 ②		B C S B X 2-2 G3-1 ①		B C F S 1-3 K ③			3 1	0 0	0 0	0 0	0 0	0 1	0 1
Chris Stynes, R (1, 7) OBP: 0.438, SLG: 0.554	C F X 0-2 2B		B X 1-0 E7 HR 1B		X 0-0 G4-3 ②			C B X 1-1 G3 ①		4	1	2	0	0	0	0
Eddie Taubensee, L (1, 3) OBP: 0.310, SLG: 0.459	B F F X 1-2 G6-3 ③		C B B X 2-1 2-H HR		B X 1-0 F7 ③			B S B C X 2-2 F9 ②		4	1	1	2	0	0	1
Willie Greene, L (1, 9) OBP: 0.354, SLG: 0.453		B C X 1-1 G6-3 ①	B C B S B B 4-2 BB			C B S B S 2-3 K ①		C B X 1-1 P6 ③		3	0	0	0	1	1	0
Joe Oliver, R (1, 2) OBP: 0.330, SLG: 0.456 Brook Fordyce, R (9, PR) OBP: 0.287, SLG: 0.329		B S F B B X 3-2 2B 2B	S B S 1 X SAFE 1-2 L7 ③			B S B B X 3-1 G4-3 ②			C X 0-1 G1-3 BB PB 1B	4 0	1 1	2 0	0 0	0 0	0 0	1 0
Pete Rose, L (1, 5) OBP: 0.500, SLG: 0.333		C F B F S 1-3 K ②		B B F F F B X 3-2 SH1-4 1B		B C S B S 2-3 K ③			B B B C F B 4-2 PB G1-3 1-2 BB	3	0	1	0	1	2	1
Bret Boone, R (1, 4) OBP: 0.295, SLG: 0.331		C B X 1-1 2-H 2B		B X 1-0 F7 ①			B C C S 1-3 K ①		B C F F F B F X 2-2 P3 ①	4	0	1	1	0	1	3
Mike Remlinger, L (1, 1) OBP: 0.083, SLG: 0.167 Stan Belinda, R (6, 1) Deion Sanders, L (7, PH) OBP: 0.333, SLG: 0.368 Danny Graves, R (8, 1) Felix Rodriguez, R (9, 1) Lenny Harris, L (9, PH) OBP: 0.284, SLG: 0.348		S B S C 1-3 K ③		X 0-0 SH1-4 ② 1-2			X 0-0 G4-3 ②		F B X 1-1 G1-3 ② 1-2 2-3	1 0 1 0 0 1	0 0 0 0 0 0	0 0 0 0 0 0	0 0 0 0 0 0	0 0 0 0 0 0	1 0 0 0 0 0	1 0 0 0 0 2
Inning Stats	R: 0 E: 0 K: 0 S: 10 H: 1 LOB: 1 BB: 0 P: 11	R: 1 E: 0 K: 2 S: 14 H: 2 LOB: 1 BB: 0 P: 21	R: 2 E: 1 K: 0 S: 14 H: 2 LOB: 1 BB: 1 P: 26	R: 0 E: 0 K: 0 S: 9 H: 1 LOB: 1 BB: 0 P: 16	R: 0 E: 0 K: 0 S: 5 H: 0 LOB: 0 BB: 0 P: 8	R: 0 E: 0 K: 2 S: 8 H: 0 LOB: 0 BB: 0 P: 15	R: 0 E: 0 K: 2 S: 11 H: 1 LOB: 1 BB: 0 P: 15	R: 0 E: 0 K: 0 S: 7 H: 0 LOB: 0 BB: 0 P: 11	R: 1 E: 0 K: 0 S: 14 H: 1 LOB: 2 BB: 1 P: 24	1B: 3 2B: 4 3B: 0 HR: 1	SF: 0 SAC: 1 DP: 0 HBP: 0						

PITCHER		IP	WLS	BF	H	R	ER	SO	BB	IBB	HBP	BLK	WP	HR	S	P	ERA	WHIP
Kevin Appier, R ERA: 3.24	(1, 1)	5.0	W	22	6	3	3	2	1	0	0	0	0	1	52	82	5.40	1.400
Scott Service, R ERA: 7.88	(6, 1)	1.2		6	1	0	0	3	0	0	0	0	0	0	15	25	0.00	0.600
Matt Whisenant, L ERA: 4.96	(7, 1)	1.1		4	0	0	0	1	0	0	0	0	0	0	11	16	0.00	0.000
Jeff Montgomery, R ERA: 4.1	(9, 1)	0.0		2	1	1	0	0	1	0	0	0	0	0	4	8	∞	∞
Hipolito Pichardo, R ERA: 5.02	(9, 1)	1.0	S	3	0	0	0	0	0	0	0	0	0	0	10	16	0.00	0.000

PITCHER	IP	WLS	BF	H	R	ER	SO	BB	IBB	HBP	BLK	WP	HR	S	P	ERA	WHIP

BOTTOM

Kansas City Royals @ Cincinnati Reds

Cinergy Field, Cincinnati, OH

Mon Sep 01 1997, 3:33 AM EDT
Att. 31,920 - Sunny - 88 F

livebaseballscorecards.com

AB	34
R	4
H	8
RBI	3
BB	2
SO	6
LOB	13

WP: 0	PA: 37		
PB: 1			
SB: 0			
CS: 0			

Kansas City Royals @ Cincinnati Reds

Cinergy Field, Cincinnati, OH

Tue Sep 02 1997, 7:05 PM EDT

Att. 15,288 - Unknown - 86 F

TOP

livebaseballscorecards.com

Batter	1	2	3	4	5	6	7	8	9	AB	R	H	RBI	BB	SO	LOB
Johnny Damon, L (1, 8) OBP: 0.342, SLG: 0.404	F8		2B		1B		K			4	0	2	0	0	1	0
Rod Myers, L (1, 7) OBP: 0.389, SLG: 0.333	G1-3		BB		1B		G5-3			3	0	1	0	1	0	0
Jay Bell, R (1, 6) OBP: 0.362, SLG: 0.452	2B 1B		K		F7			P6		4	0	1	0	0	1	4
Dean Palmer, R (1, 5) OBP: 0.308, SLG: 0.432	1-H 2B			K		P4		G1-3		4	0	1	0	0	1	0
Jeff King, R (1, 3) OBP: 0.338, SLG: 0.422		F8		BB		S 1B		P6		3	0	1	0	1	0	0
Jermaine Dye, R (1, 9) OBP: 0.264, SLG: 0.371		29 G4-6-3 1B		F7		K 1-2			K	4	0	1	0	0	2	2
29 Mike Sweeney, R (1, 2) OBP: 0.309, SLG: 0.376 Larry Sutton, L (9, PH) OBP: 0.333, SLG: 0.609		G4-6-3 1-2f		P6		HBP			G3-1	2 1	0 0	0 0	0 0	0 0	0 0	2 0
Shane Halter, R (1, 4) OBP: 0.351, SLG: 0.419 Scott Cooper, L (9, PH) OBP: 0.271, SLG: 0.292			G6-3	L6		K			G3-1	3 1	0 0	0 0	0 0	0 0	1 0	2 0
50 José Rosado, L (1, 1) David Howard, S (7, PH) OBP: 0.285, SLG: 0.323 Hector Carrasco, R (7, 1) Jamie Walker, L (8, 1) Brian Bevil, R (8, 1)			G6-3		K		K			2 1 0 0 0	0 0 0 0 0	0 0 0 0 0	0 0 0 0 0	0 0 0 0 0	1 1 0 0 0	0 0 0 0 0
Inning Stats	R: 0 H: 2 E: 0 LOB: 2 K: 0 BB: 0 S: 10 P: 14	R: 0 H: 1 E: 0 LOB: 0 K: 0 BB: 0 S: 6 P: 10	R: 0 H: 1 E: 0 LOB: 2 K: 1 BB: 1 S: 14 P: 27	R: 0 H: 0 E: 0 LOB: 1 K: 1 BB: 1 S: 10 P: 21	R: 0 H: 2 E: 0 LOB: 2 K: 1 BB: 0 S: 10 P: 18	R: 0 H: 1 E: 0 LOB: 2 K: 2 BB: 0 S: 9 P: 15	R: 0 H: 0 E: 0 LOB: 0 K: 2 BB: 0 S: 8 P: 12	R: 0 H: 0 E: 0 LOB: 0 K: 0 BB: 0 S: 7 P: 10	R: 0 H: 0 E: 0 LOB: 0 K: 1 BB: 0 S: 8 P: 12	1B: 5 2B: 2 3B: 0 HR: 0	SF: 0 SAC: 0 DP: 1 HBP: 1					

	AB	32
	R	0
	H	7
	RBI	0
	BB	2
	SO	8
	LOB	10

WP: 0 PA: 35
PB: 0
SB: 1
CS: 0

PITCHER		IP	WLS	BF	H	R	ER	SO	BB	IBB	HBP	BLK	WP	HR	S	P	ERA	WHIP
Dave Burba, R ERA: 5.01	(1, 1)	5.0	W	21	6	0	0	3	2	0	0	0	0	0	50	90	0.00	1.600
Scott Sullivan, R ERA: 3.01	(6, 1)	1.0		5	1	0	0	2	0	0	1	0	0	0	9	15	0.00	1.000
Stan Belinda, R ERA: 3.63	(7, 1)	1.0		3	0	0	0	2	0	0	0	0	0	0	8	12	0.00	0.000
Jeff Shaw, R ERA: 2.53	(8, 1)	2.0	S	6	0	0	0	1	0	0	0	0	0	0	15	22	0.00	0.000

PITCHER	IP	WLS	BF	H	R	ER	SO	BB	IBB	HBP	BLK	WP	HR	S	P	ERA	WHIP

BOTTOM

Kansas City Royals @ Cincinnati Reds

Cinergy Field, Cincinnati, OH

Tue Sep 02 1997, 7:05 PM EDT

Att. 15,288 - Unknown - 86 F

livebaseballscorecards.com

Batter	1	2	3	4	5	6	7	8	9	AB	R	H	RBI	BB	SO	LOB
Pokey Reese, R (1, 6) OBP: 0.297, SLG: 0.296	B C B X 2-1 L7 ①	B C B B F X 3-2 G5-3 ③			C F B B X 2-2 FC6-4 S 1B		B B B B 4-0 F7 BB			3	0	1	0	1	0	1
Mike Kelly, R (1, 8) OBP: 0.333, SLG: 0.540 Jon Nunnally, L (7, PH) OBP: 0.329, SLG: 0.479 (8, 8)	S F F F X 0-2 E 2B 2B		C B B F X 1-2 G5-3 ①		1 SAFE B 1 SAFE F 1 SAFE 1 SAFE P B B B 4-1 FC6-4 1-2 BB		1 SAFE B C 1 SAFE C X 1-2 F7 ① ② 1-2			2 1	1 0	1 0	0 0	1 0	0 0	0 1
Chris Stynes, R (1, 7) OBP: 0.430, SLG: 0.542	C X 0-1 G5-3 ②		S X 0-1 G4-3 ②		B B F F F X 2-2 FC6-4 FC6-4 1-2f 2-3 ②		X 0-0 1B			4	0	1	0	0	0	3
Eduardo Perez, R (1, 3) OBP: 0.347, SLG: 0.512	B B 2 SAFE B B 4-0 2B 2-3 BB		S B S C 1-3 K ③		B X 1-0 FC6-4 ③ 1-2f		1 SAFE S S 1 SAFE 1 SAFE C 0-3 K ③			3	1	0	0	1	2	3
Reggie Sanders, R (1, 9) OBP: 0.335, SLG: 0.553	1 SAFE X 0-0 1-H 3-H 2B			S X 0-1 F8 ①		B S F B C 2-3 K ①		B S B S B B 4-2 S HR BB		3	1	1	2	1	1	0
Joe Oliver, R (1, 2) OBP: 0.332, SLG: 0.457	C F F X 0-2 G5-3 ③			F B F X 1-2 FC6-4 1B		X 0-0 1B 1B		B B B C 1 SAFE X 3-1 P6 ①		4	0	2	0	0	0	2
Willie Greene, L (1, 5) OBP: 0.355, SLG: 0.460		C B B X 2-1 E BB 1B		X 0-0 FC6-4 1-2f ②		S F B F B C 2-3 K ②		1 SAFE B B X 2-0 1-H HR		4	1	2	2	0	1	2
Bret Boone, R (1, 4) OBP: 0.297, SLG: 0.331		B F B B 1 SAFE B 4-1 E 1-2 BB		C F 1 SAFE B C 1-3 K ③		B X 1-0 1-2 1B		X 0-0 F9 ②		3	0	1	0	1	1	1
Dave Burba, R (1, 1) OBP: 0.200, SLG: 0.179 Pete Rose, L (5, PH) OBP: 0.400, SLG: 0.250 Scott Sullivan, R (6, 1) Brook Fordyce, R (6, PH) OBP: 0.284, SLG: 0.325 Stan Belinda, R (7, 1) Jeff Shaw, R (8, 1)	X 0-0 FC5-4 ① ② 1-3 2-3				C S B S 1-3 K ①	C X 0-1 G3 ③		B S B C B F C 3-3 K ③		1 1 0 1 0 1	0 0 0 0 0 0	0 0 0 0 0 1	0 0 0 0 0 0	0 1 0 0 0 1	0 0 0 0 0 0	2 0 0 2 0 0
Inning Stats	R: 2 E: 1 K: 0 S: 14 H: 2 LOB: 1 BB: 1 P: 20	R: 0 E: 1 K: 0 S: 7 H: 1 LOB: 1 BB: 1 P: 16	R: 0 E: 0 K: 1 S: 9 H: 0 LOB: 0 BB: 0 P: 11	R: 0 E: 0 K: 1 S: 9 H: 1 LOB: 1 BB: 0 P: 11	R: 0 E: 0 K: 1 S: 13 H: 1 LOB: 2 BB: 1 P: 22	R: 0 E: 0 K: 2 S: 11 H: 2 LOB: 2 BB: 0 P: 16	R: 0 E: 0 K: 1 S: 7 H: 1 LOB: 1 BB: 1 P: 12	R: 2 E: 0 K: 1 S: 10 H: 1 LOB: 0 BB: 1 P: 22								

	AB	31
	R	4
	H	9
	RBI	4
	BB	5
	SO	7
	LOB	17

1B: 6 SF: 0 PA: 36
2B: 3 SAC: 0
3B: 0 DP: 1
HR: 1 HBP: 0

WP: 0
PB: 0
SB: 2
CS: 0

PITCHER		IP	WLS	BF	H	R	ER	SO	BB	IBB	HBP	BLK	WP	HR	S	P	ERA	WHIP
50 José Rosado, L ERA: 4.24	(1, 1)	6.0	L	27	7	2	2	5	3	0	0	0	0	0	63	96	3.00	1.667
Hector Carrasco, R ERA: 4.23	(7, 1)	1.1		6	1	1	1	1	2	0	0	0	0	0	11	23	6.75	2.250
Jamie Walker, L ERA: 5.11	(8, 1)	0.0		1	1	1	1	0	0	0	0	0	0	1	1	3	∞	∞
Brian Bevil, R ERA: 12.0	(8, 1)	0.2		2	0	0	0	1	0	0	0	0	0	0	5	8	0.00	0.000

PITCHER	IP	WLS	BF	H	R	ER	SO	BB	IBB	HBP	BLK	WP	HR	S	P	ERA	WHIP

Kansas City Royals @ Cincinnati Reds

Cinergy Field, Cincinnati, OH

Wed Sep 03 1997, 7:05 PM EDT

Att. 16,285 - Unknown - 67 F

TOP

livebaseballscorecards.com

Batter	1	2	3	4	5	6	7	8	9	AB	R	H	RBI	BB	SO	LOB
Johnny Damon, L (1, 8) OBP: 0.339, SLG: 0.399	B C B C S 2-3 ① K		C S B F B S 2-3 ② K		B B C X 2-1 ③ G4-3		B X 1-0 ② G4-3 1-2 2-3 3-H		B C X 1-1 E6	5	0	0	1	0	2	2
Rod Myers, L (1, 9) OBP: 0.348, SLG: 0.263	X 0-0 ② G3-1		C B C B B X 3-2 ③ F9			C X 0-1 ① G4-3	C B B F F F B F F 4-2 B 1B BB		C F X 0-2 ③ L6	4	0	0	0	1	0	1
Jay Bell, R (1, 6) OBP: 0.365, SLG: 0.455	B B F S F F B B 4-2 BB			B X 1-0 1B 2B		B B X 2-0 ② G4-3	B F B X 2-1 1B 1-3 2-H 3-H			3	0	2	2	1	0	0
Dean Palmer, R (1, 5) OBP: 0.307, SLG: 0.430 Scott Cooper, L (5, 5) OBP: 0.276, SLG: 0.292 Jeff King, R (7, PH) OBP: 0.337, SLG: 0.421 Gregg Olson, R (7, 1) Matt Whisenant, R (8, 1) Brian Bevil, R (8, 1)	S S 1 SAFE S 0-3 ③ K			C B C C 1-3 ① K		B S B B F F B 4-2 BB	X 0-0 ③ F7			2 0 0 0 0 2 2 0 0 0 0 1 0 0 1 0 0 0 0 0 2 0 0 0 0 0 0 0 0 0 0 0 0 0 0 0 0 0 0 0 0 0						
Larry Sutton, L (1, 3) OBP: 0.321, SLG: 0.556		B B B C X 3-1 ① F7		C B B X 2-1 2-3 1B		C B X 1-1 ③ F8		B B C X 2-1 ① F8		4	0	1	0	0	0	1
Yamil Benitez, R (1, 7) OBP: 0.307, SLG: 0.478		C X 0-1 2B		F B S S 1-3 ② K			C S X 0-2 ① G4-3	F X 0-1 ② F9		4	0	1	0	0	1	2
29 Mike Sweeney, R (1, 2) OBP: 0.308, SLG: 0.374		C C B F F S 1-3 ② K		X 0-0 ③ G4-3			B F X 1-1 BB BB G4-3 1B	C X 0-1 ③ G6-3		4	1	1	0	0	1	3
Jed Hansen, R (1, 4) OBP: 0.365, SLG: 0.413		F C B C 1-3 ③ K			F B C S 1-3 ① K		B C C B F F B B 4-2 G4-3 BB 1B 1-2 BB		C X 0-1 ① F9	3	1	0	0	1	2	1
Ricky Bones, R (1, 1) Felix Martinez, S (3, PH) Chris Haney, L (3, 1) Shane Halter, R (5, PH) OBP: 0.347, SLG: 0.414 Scott Service, R (5, 1) David Howard, S (7, PH) OBP: 0.287, SLG: 0.321 (7, 5)			B B C F F F C 2-3 ① K		B X 1-0 ② L8		B B F C B B 4-2 G4-3 1B BB 1-2 2-3		C B F F F C 1-3 ② K	0 0 0 0 0 0 0 1 0 0 0 0 1 0 0 0 0 0 0 0 0 1 0 0 0 0 0 0 0 0 0 0 0 0 0 1 1 0 0 1 1 0						
Inning Stats	R: 0 H: 0 E: 0 LOB: 1 K: 2 BB: 1 S: 11 P: 17	R: 0 H: 1 E: 0 LOB: 1 K: 2 BB: 0 S: 12 P: 17	R: 0 H: 0 E: 0 LOB: 0 K: 2 BB: 0 S: 12 P: 19	R: 0 H: 2 E: 0 LOB: 2 K: 2 BB: 0 S: 10 P: 15	R: 0 H: 0 E: 0 LOB: 0 K: 1 BB: 0 S: 6 P: 10	R: 0 H: 0 E: 0 LOB: 1 K: 0 BB: 1 S: 8 P: 15	R: 3 H: 2 E: 0 LOB: 2 K: 0 BB: 3 S: 21 P: 37	R: 0 H: 0 E: 0 LOB: 0 K: 0 BB: 0 S: 6 P: 8	R: 0 H: 0 E: 1 LOB: 1 K: 1 BB: 0 S: 12 P: 14	1B: 3 SF: 0 2B: 2 SAC: 0 3B: 0 DP: 0 HR: 0 HBP: 0						

	AB	33
	R	3
	H	5
	RBI	3
	BB	5
	SO	10
	LOB	14

WP: 0 PA: 38
PB: 0
SB: 0
CS: 0

PITCHER		IP	WLS	BF	H	R	ER	SO	BB	IBB	HBP	BLK	WP	HR	S	P	ERA	WHIP
Brett Tomko, R ERA: 3.38	(1, 1)	6.2	W	30	5	3	3	9	5	0	0	0	0	0	79	129	4.05	1.500
Pedro Martinez, L ERA: 6.75	(7, 1)	0.2		2	0	0	0	0	0	0	0	0	0	0	3	5	0.00	0.000
Scott Sullivan, R ERA: 2.99	(8, 1)	0.2		2	0	0	0	0	0	0	0	0	0	0	4	4	0.00	0.000
Jeff Shaw, R ERA: 2.5	(9, 1)	1.0	S	4	0	0	0	1	0	0	0	0	0	0	12	14	0.00	0.000

PITCHER	IP	WLS	BF	H	R	ER	SO	BB	IBB	HBP	BLK	WP	HR	S	P	ERA	WHIP

Batter	1	2	3	4	5	6	7	8	9	AB	R	H	RBI	BB	SO	LOB
Deion Sanders, L (1, 7) OBP: 0.332, SLG: 0.367	F X 0-1 ① F7	C B B B F X 3-2 CS BB 2-H 1B		B X 1-0 E8		F X 0-1 ③ G4-3		B C F X 1-2 ③ G3		5	0	1	1	0	0	4
Pokey Reese, R (1, 6) OBP: 0.299, SLG: 0.306	B X 1-0 HR	1 SAFE 1 SAFE B B B C 1 SAFE 1 F 4-2 CS 1-2 2B BB		B C B B C F X 3-2 ② P4			C B B S B X 3-2 ① F8			3	2	1	1	1	0	1
Chris Stynes, R (1, 4) OBP: 0.423, SLG: 0.525	C F B S 1-3 ② K	B B C B C B 4-2 ② 1-2 2-3 2B BB		X 0-0 ③ F8			S C S 0-3 ② K			3	1	0	0	1	2	1
Eduardo Perez, R (1, 3) OBP: 0.353, SLG: 0.524	B S X 1-1 2B	B B B X 3-0 ③ 1-H 2-H 2B			C F B X 1-2 G3-6 1B		B C B F C 2-3 ③ K			4	0	3	2	0	1	0
Willie Greene, L (1, 5) OBP: 0.354, SLG: 0.457	S C X 0-2 ③ G1-3		B C B B B X 3-1 ① F9		S X 0-1 ①② G3-6 1-2f			B B B C H 4-1 HBP BB FC6-2 HBP		3	0	0	0	0	0	2
Reggie Sanders, R (1, 9) OBP: 0.340, SLG: 0.556		F B B B S B 4-2 HR BB	C X 0-1 WP 2B		B B X 2-0 ③ F9			C B S B B 1 SAFE B 4-2 FC6-2 HBP 1-2 BB		2	1	1	0	2	0	0
Eddie Taubensee, L (1, 2) OBP: 0.313, SLG: 0.471		C B 1 SAFE X 1-1 1-H HR	C X 0-1 ② L7			C B F B B S 3-3 ① K		B M L B H 3-2 FC6-2 1-2 2-3 HBP		3	1	1	2	0	1	1
Jon Nunnally, L (1, 8) OBP: 0.335, SLG: 0.479 Mike Kelly, R (8, PH) (9, 8) OBP: 0.331, SLG: 0.536		C B B S F B B 4-2 SH1-4 1B BB	B C B C C 2-3 ③ K 2-3			B S B B C X 3-2 1B		C X 0-1 ① FC6-2 1-2 2-3 3-Hf		2 1	1 0	1 0	0 0	1 0	1 0	1 3
Brett Tomko, R (1, 1) OBP: 0.148, SLG: 0.154 Pedro Martinez, L (7, 1) Scott Sullivan, R (8, 1) Lenny Harris, L (8, PH) OBP: 0.283, SLG: 0.346 Jeff Shaw, R (9, 1)	B X 1-0 ① SH1-4 1-2			C X 0-1 ① G6-3		B S L M 1-3 ② K		C B B B F S 3-3 ② K		2 0 0 1 0	0 0 0 0 0	0 0 0 0 0	0 0 0 0 0	1 0 0 1 0	1 0 0 3 0	1 0 0 3 0
Inning Stats	R: 1 H: 2 E: 0 LOB: 1 K: 1 BB: 0 S: 11 P: 14	R: 5 H: 3 E: 0 LOB: 1 K: 0 BB: 4 S: 16 P: 40	R: 0 H: 1 E: 0 LOB: 1 K: 1 BB: 0 S: 9 P: 14	R: 0 H: 0 E: 1 LOB: 1 K: 0 BB: 0 S: 8 P: 12	R: 0 H: 1 E: 0 LOB: 0 K: 0 BB: 0 S: 6 P: 9	R: 0 H: 1 E: 0 LOB: 1 K: 2 BB: 0 S: 11 P: 18	R: 0 H: 0 E: 0 LOB: 0 K: 2 BB: 0 S: 9 P: 14	R: 0 H: 0 E: 0 LOB: 3 K: 1 BB: 1 S: 13 P: 28		1B: 3 SF: 0 2B: 3 SAC: 1 3B: 0 DP: 1 HR: 2 HBP: 2						

PITCHER		IP	WLS	BF	H	R	ER	SO	BB	IBB	HBP	BLK	WP	HR	S	P	ERA	WHIP
Ricky Bones, R ERA: 7.7	(1, 1)	2.0	L	13	5	6	6	1	4	0	0	0	0	2	27	54	27.00	4.500
Chris Haney, L ERA: 5.12	(3, 1)	2.0		8	1	0	0	1	0	0	0	0	1	0	17	26	0.00	0.500
Scott Service, R ERA: 6.3	(5, 1)	2.0		7	2	0	0	2	0	0	0	0	0	0	17	27	0.00	1.000
Gregg Olson, R ERA: 6.38	(7, 1)	1.0		3	0	0	0	2	0	0	0	0	0	0	9	14	0.00	0.000
Matt Whisenant, L ERA: 4.96	(8, 1)	0.0		3	0	0	0	0	1	0	2	0	0	0	5	16	∞	∞

PITCHER		IP	WLS	BF	H	R	ER	SO	BB	IBB	HBP	BLK	WP	HR	S	P	ERA	WHIP
Brian Bevil, R ERA: 10.29	(8, 1)	1.0		3	0	0	0	1	0	0	0	0	0	0	8	12	0.00	0.000

BOTTOM

Kansas City Royals @ Cincinnati Reds

Cinergy Field, Cincinnati, OH

Wed Sep 03 1997, 7:05 PM EDT

Att. 16,285 - Unknown - 67 F

livebaseballscorecards.com

AB	29
R	6
H	8
RBI	6
BB	5
SO	7
LOB	17

Batter	1	2	3	4	5	6	7	8	9	AB	R	H	RBI	BB	SO	LOB
Tony Womack, L (1, 4) OBP: 0.326, SLG: 0.384	C B C F F X 1-2 ① L6		B C B F S 2-3 ② K		C B B B X 3-1 2B		F B X 1-1 ② F7			4	0	1	0	0	1	3
Adrian Brown, S (1, 8) OBP: 0.261, SLG: 0.254	B X 1-0 ② G6-3		C B F X 1-2 ③ G5-3		X 0-0 ③ G3-1		S F F B S 1-3 ③ K			4	0	0	0	0	1	4
Al Martin, L (1, 7) OBP: 0.360, SLG: 0.458	F B F S 1-3 ③ K			B X 1-0 ① F8		C X 0-1 WP S HR 1B		F S B C 1-3 ① K		4	1	1	0	0	2	0
Eddie Williams, R (1, 3) OBP: 0.314, SLG: 0.408		C F F S 0-3 ① K		C B F B S 2-3 ② K		F L S 0-3 ① K		X 0-0 ② L6		4	0	0	0	0	3	1
Joe Randa, R (1, 5) OBP: 0.352, SLG: 0.437		B B F X 2-1 ② G5-3		X 0-0 2B 1B		C C F B F X 1-2 ② F8		C S X 0-2 ③ G6-3		4	0	1	0	0	0	1
Shawon Dunston, R (1, 6) OBP: 0.303, SLG: 0.434		B X 1-0 ③ G6-3		B X 1-0 1-3 2B		B F B B B F X 3-2 1-H HR			B C F X 1-2 ① F9	4	1	2	2	0	0	0
Jose Guillen, R (1, 9) OBP: 0.294, SLG: 0.414			F B B X 2-1 ① G6-3	X 0-0 ③ G1-3		B X 1-0 ③ G4-3			F B X 1-1 ② G5-3	4	0	0	0	0	0	2
18 Jason Kendall, R (1, 2) OBP: 0.382, SLG: 0.417			C F B B X 2-2 S 1B	C B F B X 2-2 ① G6-3		C F B X 1-2 ① G1-3			B C F B X 2-2 ③ G1-3	4	0	1	0	0	0	0
Jon Lieber, L (1, 1) OBP: 0.148, SLG: 0.154 Freddy Garcia, R (5, PH) OBP: 0.176, SLG: 0.188 Chris Peters, L (5, 1) OBP: 0.250, SLG: 0.250 Dale Sveum, S (7, PH) OBP: 0.327, SLG: 0.456 Jeff Wallace, L (7, 1) Jason Christiansen, R (8, 1)			L S B B B F B 4-2 1-2 BB		F B F S 1-3 ② K		B X 1-0 2B			0 0 0 0 1 0 0 1 0 0 0 0 1 0 0 0 0 0 0 0 0 1 0 1 0 0 0 0 0 0 0 0 0 0 0 0 0 0 0 0 0 0						
Inning Stats	R: 0 E: 0 K: 1 S: 9 H: 0 LOB: 0 BB: 0 P: 12	R: 0 E: 0 K: 1 S: 7 H: 0 LOB: 0 BB: 0 P: 10	R: 0 E: 0 K: 1 S: 14 H: 1 LOB: 2 BB: 1 P: 25	R: 0 E: 0 K: 1 S: 7 H: 2 LOB: 2 BB: 0 P: 11	R: 0 E: 0 K: 1 S: 9 H: 1 LOB: 1 BB: 0 P: 15	R: 2 E: 0 K: 1 S: 14 H: 2 LOB: 0 BB: 0 P: 19	R: 0 E: 0 K: 1 S: 10 H: 1 LOB: 1 BB: 0 P: 14	R: 0 E: 0 K: 1 S: 7 H: 0 LOB: 0 BB: 0 P: 8	R: 0 E: 0 K: 0 S: 8 H: 0 LOB: 0 BB: 0 P: 12	1B: 3 2B: 3 3B: 0 HR: 1	SF: 0 SAC: 0 DP: 0 HBP: 0					

PITCHER		IP	WLS	BF	H	R	ER	SO	BB	IBB	HBP	BLK	WP	HR	S	P	ERA	WHIP
Mike Morgan, R ERA: 5.08	(1, 1)	6.0	W	25	6	2	2	6	1	0	0	0	1	1	60	92	3.00	1.167
Stan Belinda, R ERA: 3.54	(7, 1)	2.0		7	1	0	0	2	0	0	0	0	0	0	17	22	0.00	0.500
Jeff Shaw, R ERA: 2.47	(9, 1)	1.0	S	3	0	0	0	0	0	0	0	0	0	0	8	12	0.00	0.000

PITCHER	IP	WLS	BF	H	R	ER	SO	BB	IBB	HBP	BLK	WP	HR	S	P	ERA	WHIP

TOP

Pittsburgh Pirates @ Cincinnati Reds

Cinergy Field, Cincinnati, OH

Thu Sep 04 1997, 7:05 PM EDT

Att. 15,136 - Unknown - 69 F

livebaseballscorecards.com

AB	34
R	2
H	7
RBI	2
BB	1
SO	8
LOB	11

1B: 3	SF: 0	WP: 1	PA: 35
2B: 3	SAC: 0	PB: 0	
3B: 0	DP: 0	SB: 2	
HR: 1	HBP: 0	CS: 0	

Batter	1	2	3	4	5	6	7	8	9	AB	R	H	RBI	BB	SO	LOB
Deion Sanders, L (1, 7) OBP: 0.329, SLG: 0.363	C B B X 2-1 B1-3 ①		C S B F S 1-3 K ②		B C B C X 2-2 G6-3 ①		X 0-0 F7 ②			4	0	0	0	0	1	2
Pokey Reese, R (1, 6) OBP: 0.299, SLG: 0.303	C B S B B X 3-2 G5-3 ②		F O X 1-1 P3 ③		B C X 1-1 L6 ②		B D B B 4-0 1-2 BB			3	0	0	0	1	0	1
Chris Stynes, R (1, 4) OBP: 0.417, SLG: 0.515	F S X 0-2 F9 ③			B C X 1-1 G1-3 2B 1B	B F B X 2-1 G6-3 ③		C B F X 1-2 F8 ③			4	1	1	0	0	0	2
Eduardo Perez, R (1, 3) OBP: 0.348, SLG: 0.516		F B B X 2-1 F8 ①		C 1 SAFE S B S 1-3 K ①		B C X 1-1 L4 ①		B F F S 1-3 K ①		4	0	0	0	0	2	1
Willie Greene, L (1, 5) OBP: 0.358, SLG: 0.465		X 0-0 HR		B B X 2-0 G1-3 1-2 ②		B B S S F B B 4-2 BB		B B F S B B 4-2 BB		2	1	1	1	2	0	1
Reggie Sanders, R (1, 9) OBP: 0.343, SLG: 0.558		S B B X 2-1 G5-3 ②		C X 0-1 HR 2-H 2B		B B B B 4-0 G5-4-3 1-2 BB		B C X 1-1 F8 ②		3	1	1	1	1	0	1
Joe Oliver, R (1, 2) OBP: 0.331, SLG: 0.464		C X 0-1 F8 ③		X 0-0 2-H HR		B X 1-0 G5-4-3 1-2f ② ③		F B B X 2-1 G5-3 ③		4	1	1	2	0	0	3
Jon Nunnally, L (1, 8) OBP: 0.341, SLG: 0.503			X 0-0 S 1B	B B F F F F F X 2-2 HR			B C B S X 2-2 L4 ①			3	1	2	1	0	0	0
Mike Morgan, R (1, 1) OBP: 0.086, SLG: 0.118 Stan Belinda, R (7, 1) OBP: 0.500, SLG: 0.500 Jeff Shaw, R (9, 1)			L B B L B C 3-3 K 1-2 ①	C B B X 2-1 L8 ③			C F B B X 2-2 WP 1B			2 1 0	0 0 0	0 1 0	0 0 0	0 0 0	1 0 0	1 0 0
Inning Stats	R: 0 E: 0 K: 0 S: 8 H: 0 LOB: 0 BB: 0 P: 13	R: 1 E: 0 K: 0 S: 7 H: 1 LOB: 0 BB: 0 P: 11	R: 0 E: 0 K: 2 S: 10 H: 1 LOB: 1 BB: 0 P: 15	R: 4 E: 0 K: 1 S: 17 H: 4 LOB: 0 BB: 0 P: 25	R: 0 E: 0 K: 0 S: 7 H: 0 LOB: 0 BB: 0 P: 12	R: 0 E: 0 K: 0 S: 6 H: 0 LOB: 1 BB: 2 P: 16	R: 0 E: 0 K: 0 S: 10 H: 1 LOB: 2 BB: 1 P: 19	R: 0 E: 0 K: 1 S: 9 H: 0 LOB: 1 BB: 1 P: 17		1B: 3 2B: 1 3B: 0 HR: 3	SF: 0 SAC: 0 DP: 1 HBP: 0			WP: 1 PB: 0 SB: 1 CS: 0	PA: 34	

PITCHER		IP	WLS	BF	H	R	ER	SO	BB	IBB	HBP	BLK	WP	HR	S	P	ERA	WHIP
Jon Lieber, R ERA: 4.59	(1, 1)	4.0	L	18	6	5	5	3	0	0	0	0	0	3	42	64	11.25	1.500
Chris Peters, L ERA: 4.22	(5, 1)	2.0		7	0	0	0	0	2	0	0	0	0	0	13	28	0.00	1.000
Jeff Wallace, L ERA: 1.59	(7, 1)	1.0		5	1	0	0	0	1	0	0	0	1	0	10	19	0.00	2.000
Jason Christiansen, L ERA: 3.42	(8, 1)	1.0		4	0	0	0	1	1	0	0	0	0	0	9	17	0.00	1.000

PITCHER	IP	WLS	BF	H	R	ER	SO	BB	IBB	HBP	BLK	WP	HR	S	P	ERA	WHIP

BOTTOM

Pittsburgh Pirates @ Cincinnati Reds

Cinergy Field, Cincinnati, OH

Thu Sep 04 1997, 7:05 PM EDT

Att. 15,136 - Unknown - 69 F

livebaseballscorecards.com

AB	30
R	5
H	7
RBI	5
BB	4
SO	4
LOB	12

Pittsburgh Pirates @ Cincinnati Reds

Cinergy Field, Cincinnati, OH

Fri Sep 05 1997, 7:05 PM EDT

Att. 21,492 - Unknown - 74 F

livebaseballscorecards.com

TOP

Batter	1	2	3	4	5	6	7	8	9	AB	R	H	RBI	BB	SO	LOB
Jermaine Allensworth, R (1, 8) OBP: 0.342, SLG: 0.345	C F B X 1-2 ① G5-3		B F L X 1-2 S 1B		C B T B F F X 2-2 ① G5-3		C B X 1-1 ① F9		B C X 1-1 ② F9	5	0	1	0	0	0	0
Joe Randa, R (1, 4) OBP: 0.350, SLG: 0.439 (8, 5)	F F X 0-2 ② G3		B 1 SAFE 1 SAFE B X 2-0 ② F8 1-2		F X 0-1 ② G6-3		X 0-0 ② F9		F X 0-1 3B	5	0	1	0	0	0	1
Mark Smith, R (1, 7) OBP: 0.355, SLG: 0.540 Marc Wilkins, R (7, 1) Tony Womack, L (8, 4) OBP: 0.325, SLG: 0.383	B B C T B F X 3-2 ③ G5-3		B B C C B F X 3-2 ③ G5-3		B F X 1-1 1B		F C B S 1-3 ③ K		C S X 0-2 ③ P6	4 0 1	0 0 0	1 0 0	0 0 0	0 0 0	1 0 0	1 0 1
Eddie Williams, R (1, 3) OBP: 0.311, SLG: 0.400		X 0-0 1B		C F F F X 0-2 ① F8	S B B 1 SAFE F X 2-2 ③ F7			B F B F X 2-2 ① F9		4	0	1	0	0	0	1
Shawon Dunston, R (1, 6) OBP: 0.304, SLG: 0.434		B B F S S 2-3 ① K		B X 1-0 ② F8		C F F X 0-2 HR 1B		F S X 0-2 WP 2B 1B		4	2	2	0	0	1	1
Freddy Garcia, R (1, 5) OBP: 0.250, SLG: 0.579 Turner Ward, S (8, PH) OBP: 0.413, SLG: 0.556 Abraham Nunez, S (8, 4) OBP: 0.267, SLG: 0.385 Ricardo Rincon, L (8, 1)		S T F F S 0-3 ② K		B F F X 1-2 HR		S F B X 1-2 1-H HR		B B B C X 3-1 1-H 1B 2B		3 1 0 0	2 1 0 0	2 1 0 0	3 1 0 0	0 0 0 0	1 0 0 0	1 0 0 0
Jose Guillen, R (1, 9) OBP: 0.296, SLG: 0.415		S F 1 SAFE B B X 2-2 ③ F8		C X 0-1 18 1B 1B		X 0-0 ① G4-3		F X 0-1 18 G4-6-3 2-H 1B		4	0	2	1	0	0	1
18 Jason Kendall, R (1, 2) OBP: 0.383, SLG: 0.425		X 0-0 HR		B C 1 SAFE B X 2-1 FC6-4 1-3 1B		B C B X 2-1 ② P3		C F 1 SAFE X 0-2 ② ③ G4-6-3 1-2f		4	1	2	1	0	0	1
Jason Schmidt, R (1, 1) OBP: 0.120, SLG: 0.122 Chris Peters, L (6, 1) OBP: 0.250, SLG: 0.250 Al Martin, L (7, 7) OBP: 0.360, SLG: 0.457		S B B X 2-1 ① F9		X 0-0 ③ FC6-4 1-2f		X 0-0 ③ G5-3			X 0-0 ① G4-3	3 0 1	0 0 0	0 0 0	0 0 0	0 0 0	0 0 0	2 0 0
Inning Stats	R: 0 H: 0 E: 0 LOB: 0 K: 0 BB: 0 S: 10 P: 14	R: 0 H: 1 E: 0 LOB: 1 K: 2 BB: 0 S: 12 P: 16	R: 1 H: 2 E: 0 LOB: 1 K: 0 BB: 0 S: 11 P: 19	R: 1 H: 3 E: 0 LOB: 2 K: 0 BB: 0 S: 14 P: 18	R: 0 H: 1 E: 0 LOB: 1 K: 0 BB: 0 S: 12 P: 17	R: 2 H: 2 E: 0 LOB: 0 K: 0 BB: 0 S: 11 P: 14	R: 0 H: 0 E: 0 LOB: 0 K: 1 BB: 0 S: 6 P: 8	R: 2 H: 3 E: 0 LOB: 0 K: 0 BB: 0 S: 13 P: 18	R: 0 H: 1 E: 0 LOB: 1 K: 0 BB: 0 S: 8 P: 9	1B: 8 2B: 1 3B: 1 HR: 3	SF: 0 SAC: 0 DP: 1 HBP: 0					

	AB	39
	R	6
	H	13
	RBI	6
	BB	0
	SO	3
	LOB	10

WP: 1 PA: 39
PB: 0
SB: 1
CS: 0

PITCHER		IP	WLS	BF	H	R	ER	SO	BB	IBB	HBP	BLK	WP	HR	S	P	ERA	WHIP
Gabe White, L ERA: 4.71	(1, 1)	6.0		27	9	4	4	2	0	0	0	0	0	3	70	98	6.00	1.500
Scott Sullivan, R ERA: 3.13	(7, 1)	2.0	W	8	3	2	2	1	0	0	0	0	1	0	19	26	9.00	1.500
Jeff Shaw, R ERA: 2.44	(9, 1)	1.0	S	4	1	0	0	0	0	0	0	0	0	0	8	9	0.00	1.000

PITCHER	IP	WLS	BF	H	R	ER	SO	BB	IBB	HBP	BLK	WP	HR	S	P	ERA	WHIP

Batter	1	2	3	4	5	6	7	8	9	AB	R	H	RBI	BB	SO	LOB
Pokey Reese, R (1, 6) OBP: 0.303, SLG: 0.313	F8	BB		FC5-4 1B 1-2f		1-H HR		WP 1B HBP 1-2		3	2	1	2	1	0	1
Jon Nunnally, L (1, 8) OBP: 0.349, SLG: 0.507	E E 1B	K		1-2		K		1-H 2-H CS 1B		5	1	3	2	0	2	2
Chris Stynes, R (1, 4) OBP: 0.402, SLG: 0.495 Bret Boone, R (8, 4) OBP: 0.297, SLG: 0.331	E6 G4-3 1B 1-H		G4-3	G4-3		F7		1 SAFE CS 1-2		4 0	1 0	0 0	0 0	0 0	0 0	2 0
Eduardo Perez, R (1, 3) OBP: 0.343, SLG: 0.508	G4-3 2-3		G6-3		F9		K			4	0	0	0	0	1	1
Willie Greene, L (1, 5) OBP: 0.361, SLG: 0.473	3-H 1B		BB		HR		G4-3			3	1	2	2	1	0	0
Reggie Sanders, R (1, 9) OBP: 0.338, SLG: 0.549	K		K		G6-3		K			4	0	0	0	0	3	2
Joe Oliver, R (1, 2) OBP: 0.327, SLG: 0.458		G4-3		F9	F9			G6-3		4	0	0	0	0	0	0
Mike Kelly, R (1, 7) OBP: 0.336, SLG: 0.543		2B		E5 1B		P4		WP HBP 1B		4	2	2	0	0	0	0
Gabe White, L (1, 1) OBP: 0.111, SLG: 0.111 Pete Rose, L (6, PH) OBP: 0.500, SLG: 0.400 Scott Sullivan, R (7, 1) Eddie Taubensee, L (8, PH) OBP: 0.311, SLG: 0.468 Jeff Shaw, R (9, 1)		K		FC5-4 2-H 1B		HR 1B		1 SAFE K		2 1 0 1 0	0 1 0 0 0	1 1 0 0 0	1 0 0 0 0	0 0 0 0 0	1 0 0 1 0	1 0 0 1 0
Inning Stats	R: 2 E: 1 K: 1 S: 12 H: 2 LOB: 1 BB: 0 P: 17	R: 0 E: 0 K: 2 S: 14 H: 1 LOB: 2 BB: 1 P: 22	R: 0 E: 0 K: 1 S: 8 H: 0 LOB: 1 BB: 1 P: 14	R: 1 E: 1 K: 0 S: 7 H: 2 LOB: 2 BB: 0 P: 10	R: 1 E: 0 K: 0 S: 4 H: 1 LOB: 0 BB: 0 P: 6	R: 2 E: 0 K: 1 S: 10 H: 2 LOB: 0 BB: 0 P: 16	R: 0 E: 0 K: 2 S: 7 H: 0 LOB: 0 BB: 0 P: 11	R: 2 E: 0 K: 1 S: 12 H: 2 LOB: 0 BB: 0 P: 19		1B: 7 2B: 1 3B: 0 HR: 2	SF: 0 SAC: 0 DP: 0 HBP: 1			WP: 1 PB: 0 SB: 0 CS: 1	PA: 39		

PITCHER		IP	WLS	BF	H	R	ER	SO	BB	IBB	HBP	BLK	WP	HR	S	P	ERA	WHIP
Jason Schmidt, R ERA: 4.52	(1, 1)	5.1		28	8	6	3	4	2	0	0	0	0	2	51	80	5.06	1.875
Chris Peters, L ERA: 4.05	(6, 1)	1.1		4	0	0	0	2	0	0	0	0	0	0	8	11	0.00	0.000
Marc Wilkins, R ERA: 4.01	(7, 1)	0.2	L	3	1	1	1	1	0	0	0	0	0	0	5	8	13.50	1.500
Ricardo Rincon, L ERA: 3.91	(8, 1)	0.2		3	1	1	1	1	0	0	1	0	1	0	10	16	13.50	1.500

PITCHER	IP	WLS	BF	H	R	ER	SO	BB	IBB	HBP	BLK	WP	HR	S	P	ERA	WHIP

BOTTOM

Pittsburgh Pirates @ Cincinnati Reds

Cinergy Field, Cincinnati, OH

Fri Sep 05 1997, 7:05 PM EDT

Att. 21,492 - Unknown - 74 F

livebaseballscorecards.com

AB	35
R	8
H	10
RBI	7
BB	2
SO	8
LOB	10

Batter	1	2	3	4	5	6	7	8	9	AB	R	H	RBI	BB	SO	LOB
Tony Womack, L (1, 4) OBP: 0.332, SLG: 0.389	C F B B B F X 3-2 BB SF9 2B	C F X 0-2 S 1B 1B		X 0-0 S 2B 1B	B F B B B 4-1 S 2-3 BB		B B B C F B 4-2 S BB	F B F F X 1-2 ③ 1-3 2-H 1B		4	3	4	1	2	0	0
Jermaine Allensworth, R (1, 8) OBP: 0.347, SLG: 0.348	C B H 2-1 SF9 BB E HBP	1 SAFE B B C B B 4-1 E 1B 1-2 BB		F B 1 SAFE C B F F X 2-2 G4-3 1-H 1B 2B	B F B B B 4-1 1-2 BB		B F B X 2-1 ③ G5-3 1-2		F C X 0-2 ① G5-3	3	2	1	1	2	0	2
Al Martin, L (1, 7) OBP: 0.359, SLG: 0.458	B X 1-0 ① F7	B X 1-0 E1 1-3 2-H 1B		B X 1-0 ② G4-3 2-3	B B X 2-0 ③ G4-3			X 0-0 E 2B	F X 0-1 ② L6	6	1	2	1	0	0	6
Mark Smith, R (1, 3) OBP: 0.359, SLG: 0.533 Jeff Wallace, L (6, 1) Turner Ward, S (8, PH) OBP: 0.415, SLG: 0.550 (8, 9)	B B C B B 4-1 E 1-2 2-3 BB	B 1 SAFE X 1-0 ③ P4		B F B F B B 4-2 1B BB		X 0-0 ① F9		X 0-0 ① B1-3	B B B C B 4-1 3B BB	2 0 1	0 0 1	0 0 1	0 0 0	2 0 1	0 0 0	2 0 1
Shawon Dunston, R (1, 6) OBP: 0.305, SLG: 0.442 Abraham Nunez, S (8, 6) OBP: 0.313, SLG: 0.571	X 0-0 ② SF9 2-3 3-H	B S S B X 2-2 HR	S 1 SAFE X 0-1 1-2 3-H 1B		B F X 1-1 ② G6-3			B X 1-0 ② P4	S X 0-1 1-H HR 3B	4 1	1 1	2 1	3 1	0 0	0 0	1 0
Freddy Garcia, R (1, 5) OBP: 0.231, SLG: 0.600	B 1 SAFE B 1 SAFE S B X 3-1 E5 1-2 3-H	T B F B X 2-2 ① F7	F F B S 1-3 ③ K		C B S S S 1-3 ③ K			X 0-0 E5 1B 18 1B 2-H	B F C F B X 2-2 HR 3-H	6	2	1	2	0	2	3
Jose Guillen, R (1, 9) OBP: 0.297, SLG: 0.414 Marc Wilkins, R (8, 1) Ricardo Rincon, L (8, 1) Eddie Williams, R (9, PH) OBP: 0.308, SLG: 0.395 Rich Loiselle, R (9, 1)	B S B F S 2-3 ③ K	X 0-0 ② G5-3		X 0-0 WP 67 SH1-4 1B			C F S 0-3 ① K	X 0-0 18 1B 1B 2-3 1B	S B X 1-1 ③ G4-3	5 0 0 1 0	1 0 0 0 0	2 0 0 0 0	0 0 0 0 0	0 0 0 0 0	2 0 0 0 0	2 0 0 0 0
18 Jason Kendall, R (1, 2) OBP: 0.383, SLG: 0.424		B C F X 1-2 ① F9 B X 1-0 ③ F8		C F C 0-3 ① K			B B B B 4-0 F8 S BB	B B X 2-0 1B 1B 1-2 3-H 1B		4	1	1	1	1	1	1
67 Francisco Cordova, R (1, 1) OBP: 0.145, SLG: 0.078 Dale Sveum, S (6, 3) OBP: 0.328, SLG: 0.456		B S B F B F X 3-2 ② G4-3		B C F B B B X 3-2 ① G6-3	X 0-0 ② SH1-4 1-2		C B X 1-1 ② F8 1-3	C X 0-1 1B 1-2 2-H 1B		2 2	0 0	0 1	0 1	0 0	0 0	0 1
Inning Stats	R: 2 H: 1 E: 1 LOB: 2 K: 1 BB: 1 S: 15 P: 30	R: 1 H: 2 E: 1 LOB: 2 K: 0 BB: 1 S: 13 P: 23	R: 1 H: 1 E: 0 LOB: 0 K: 0 BB: 0 S: 8 P: 13	R: 2 H: 3 E: 0 LOB: 2 K: 1 BB: 1 S: 17 P: 28	R: 0 H: 1 E: 0 LOB: 3 K: 1 BB: 2 S: 8 P: 18	R: 0 H: 0 E: 0 LOB: 0 K: 1 BB: 0 S: 6 P: 8	R: 0 H: 0 E: 0 LOB: 2 K: 1 BB: 2 S: 9 P: 20	R: 4 H: 5 E: 1 LOB: 2 K: 0 BB: 0 S: 12 P: 16	R: 3 H: 2 E: 0 LOB: 0 K: 0 BB: 1 S: 14 P: 21	1B: 9 SF: 1 2B: 3 SAC: 1 3B: 1 DP: 0 HR: 2 HBP: 1						WP: 1 PA: 52 PB: 0 SB: 5 CS: 0

TOP

Pittsburgh Pirates @ Cincinnati Reds

Cinergy Field, Cincinnati, OH

Sat Sep 06 1997, 3:33 AM EDT

Att. 20,383 - Sunny - 75 F

livebaseballscorecards.com

AB	41
R	13
H	15
RBI	11
BB	8
SO	5
LOB	19

PITCHER		IP	WLS	BF	H	R	ER	SO	BB	IBB	HBP	BLK	WP	HR	S	P	ERA	WHIP
Mike Remlinger, L ERA: 4.56	(1, 1)	3.2	L	21	6	6	5	1	2	0	1	0	0	1	46	82	12.27	2.182
Felix Rodriguez, R ERA: 4.7	(4, 1)	0.1		3	1	0	0	1	1	0	0	0	0	0	7	12	0.00	6.000
Danny Graves, R ERA: 4.87	(5, 1)	3.2		21	5	4	0	3	4	0	0	0	1	0	31	57	0.00	2.455
Pedro Martinez, L ERA: 9.45	(8, 1)	1.1		7	3	3	3	0	1	0	0	0	0	1	18	26	20.25	3.000

PITCHER	IP	WLS	BF	H	R	ER	SO	BB	IBB	HBP	BLK	WP	HR	S	P	ERA	WHIP

BOTTOM

Pittsburgh Pirates @ Cincinnati Reds

Cinergy Field, Cincinnati, OH

Sat Sep 06 1997, 3:33 AM EDT
Att. 20,383 - Sunny - 75 F

livebaseballscorecards.com

Batter	1	2	3	4	5	6	7	8	9	AB	R	H	RBI	BB	SO	LOB
Pokey Reese, R (1, 6) OBP: 0.301, SLG: 0.311	C C B S 1-3 ① K		B C B B X 3-1 ① G5-3		X 0-0 ① P4		C B B F B S 3-3 ① K		C B F B B X 3-2 G4-6-3 1B	5	0	1	0	0	2	0
Jon Nunnally, L (1, 8) OBP: 0.356, SLG: 0.503	B C B X 2-1 1B		B F B B B 4-1 G4-3 BB		C B S F B B B 4-2 2B BB		C B S S 1-3 ② K2-3		B F B F X 2-2 ②③ G4-6-3 1-2f	3	1	1	0	2	1	1
Chris Stynes, R (1, 7) OBP: 0.397, SLG: 0.495	C X 0-1 ② P4		X 0-0 ②③ G4-3 1-2f		C X 0-1 1B 1-H 2B		F S B X 1-2 ③ G5-3			4	1	1	1	0	0	2
Eduardo Perez, R (1, 3) OBP: 0.341, SLG: 0.508	C 1 SAFE B S S 1-3 ③ K			B X 1-0 1B 2B	S F X 0-2 ② P3			B F B F B X 3-2 ① P4		4	1	1	0	0	1	2
Willie Greene, L (1, 5) (5, 9) OBP: 0.364, SLG: 0.475		C C S 0-3 ① K		X 0-0 E 1B 1B 2-H 1B	X 0-0 2-H 1B			S B B B B F F B 4-2 FC5 1B BB		3	1	2	2	1	1	0
Mike Kelly, R (1, 9) OBP: 0.345, SLG: 0.550 Danny Graves, R (5, 1) Lenny Harris, L (8, 5) OBP: 0.286, SLG: 0.350		B B X 2-0 FC4 1B 1B	B C B X 2-1 E9 FC6-4-5 1B 1-3 1B		C S F C 0-3 ③ K			F F B X 1-2 FC5 1-2 1B		2 1 1	0 0 0	2 0 1	0 0 0	0 0 0	0 1 0	0 1 0
Eddie Taubensee, L (1, 2) OBP: 0.315, SLG: 0.469		X 0-0 FC4 1-2 1B		C B X 1-1 FC6-4-5 1-2 3-H 1B		B F B F C 2-3 ① K		B C X 1-1 ② FC5 1-2 2-3f		4	0	2	1	0	1	2
Bret Boone, R (1, 4) OBP: 0.294, SLG: 0.327	C X 0-1 ② FC4 1-2f 2-3			X 0-0 ①② FC6-4-5 1-2 2-3		C B X 1-1 ② G6-3		B C F S 1-3 ③ K		4	0	0	0	0	1	6
Mike Remlinger, L (1, 1) OBP: 0.077, SLG: 0.154 Felix Rodriguez, R (4, 1) Pete Rose, L (4, PH) OBP: 0.375, SLG: 0.286 (5, 5) Pedro Martinez, L (8, 1) Brook Fordyce, R (9, PH) OBP: 0.261, SLG: 0.321		B B B C C F C 3-3 ③ K		S X 0-1 ③ L5		B S S S B B C 3-3 ③ K			C F X 0-2 ① G4-3	1 0 2 0 1	0 0 0 0 0	0 0 0 0 0	0 0 0 0 0	0 0 0 0 0	1 0 1 0 0	2 0 1 0 0
Inning Stats	R: 0 E: 0 K: 2 S: 10 H: 1 LOB: 1 BB: 0 P: 14	R: 0 E: 0 K: 2 S: 11 H: 2 LOB: 2 BB: 0 P: 16	R: 0 E: 0 K: 0 S: 4 H: 0 LOB: 0 BB: 1 P: 11	R: 2 E: 1 K: 0 S: 9 H: 4 LOB: 1 BB: 0 P: 13	R: 2 E: 0 K: 1 S: 14 H: 2 LOB: 1 BB: 1 P: 18	R: 0 E: 0 K: 2 S: 8 H: 0 LOB: 0 BB: 0 P: 14	R: 0 E: 0 K: 2 S: 9 H: 0 LOB: 0 BB: 0 P: 14	R: 0 E: 0 K: 1 S: 14 H: 1 LOB: 2 BB: 1 P: 24	R: 0 E: 0 K: 0 S: 9 H: 1 LOB: 0 BB: 0 P: 14	1B: 9 2B: 2 3B: 0 HR: 0	SF: 0 SAC: 0 DP: 3 HBP: 0						

	AB	35
	R	4
	H	11
	RBI	4
	BB	3
	SO	10
	LOB	17

PITCHER		IP	WLS	BF	H	R	ER	SO	BB	IBB	HBP	BLK	WP	HR	S	P	ERA	WHIP
67 Francisco Cordova, R ERA: 3.53	(1, 1)	5.0	W	24	9	4	4	5	2	0	0	0	0	0	48	72	7.20	2.200
Jeff Wallace, L ERA: 1.17	(6, 1)	2.0		6	0	0	0	4	0	0	0	0	0	0	17	28	0.00	0.000
Marc Wilkins, R ERA: 3.99	(8, 1)	0.1		2	0	0	0	0	1	0	0	0	0	0	6	13	0.00	3.000
Ricardo Rincon, L ERA: 3.86	(8, 1)	0.2		3	1	0	0	1	0	0	0	0	0	0	8	11	0.00	1.500
Rich Loiselle, R ERA: 2.95	(9, 1)	1.0		3	1	0	0	0	0	0	0	0	0	0	9	14	0.00	1.000

PITCHER	IP	WLS	BF	H	R	ER	SO	BB	IBB	HBP	BLK	WP	HR	S	P	ERA	WHIP

WP: 0 PB: 0 SB: 0 CS: 0 PA: 38

Batter	1	2	3	4	5	6	7	8	9	AB	R	H	RBI	BB	SO	LOB
Tony Womack, L (1, 4) OBP: 0.330, SLG: 0.387	C F F F S 0-3 ① K	B X 1-0 ③ F8			B C B F S 2-3 ③ K			C X 0-1 ① G4-3		4	0	0	0	0	2	0
Abraham Nunez, S (1, 6) OBP: 0.300, SLG: 0.500	B X 1-0 1B 1B 1B		B C F B F B X 3-2 ① G4-3			B X 1-0 ① F7		X 0-0 ② B2-3		4	1	1	0	0	0	0
Al Martin, L (1, 7) OBP: 0.358, SLG: 0.456	1 SAFE 1 SAFE X 0-0 1B 1B 1-2 G4-6-3 1B		B B X 2-0 ② F8			C B X 1-1 ② G4-3		F S X 0-2 ③ G1-3		4	1	1	0	0	0	0
Dale Sveum, S (1, 3) OBP: 0.327, SLG: 0.453	B S B X 2-1 G4-6-3 1B 1-2 2-H 1B		C C B F F B B S 3-3 ③ K			C F B B B X 3-2 ③ F9			F B B B F B F F C 3-3 ① K	4	0	1	1	0	2	0
Turner Ward, S (1, 8) OBP: 0.417, SLG: 0.558	F F F X 0-2 G4-6-3 1-2 2-3 1B			X 0-0 ① L3			B S S S B F F S 2-3 ① K		C F X 0-2 1B 2B	4	1	2	0	0	1	0
Joe Randa, R (1, 5) OBP: 0.349, SLG: 0.437	X 0-0 ② G4-6-3 1-2 2-3 3-H			C X 0-1 ② G6-3			B B C B X 3-1 ② G5-3		B X 1-0 18 1B 2-H 1B	4	0	1	2	0	0	2
Jose Guillen, R (1, 9) OBP: 0.296, SLG: 0.412	F F T 0-2 ③ K			C B B F B S 3-3 ③ K			F B S B F B B 4-2 18 2B BB		F S B X 1-2 ② F9	3	0	0	0	1	2	3
18 Jason Kendall, R (1, 2) OBP: 0.384, SLG: 0.427		B X 1-0 ① F8			C B X 1-1 ① G5-3		C B X 1-1 1-3 2B		B C B X 2-1 1-2 1B	4	0	2	0	0	0	0
Steve Cooke, R (1, 1) OBP: 0.064, SLG: 0.085 Jose Silva, R (5, 1) OBP: 0.200, SLG: 0.200 Chris Peters, L (6, 1) OBP: 0.250, SLG: 0.250 Eddie Williams, R (7, PH) OBP: 0.304, SLG: 0.390 Jason Christiansen, R (7, 1) Mark Smith, R (9, PH) OBP: 0.357, SLG: 0.529		C X 0-1 ② G4-3			B F S S 1-3 ② K		B B B C X 3-1 ③ G6-3		X 0-0 ③ G4-3	2 0 0 1 0 1	0 0 0 0 0 0	0 0 0 0 0 0	0 0 0 0 0 0	1 0 0 0 0 0	0 0 0 2 0 2	0 0 0 0 0 0
Inning Stats	R: 2 H: 4 E: 0 LOB: 2 K: 2 BB: 0 S: 17 P: 20	R: 0 H: 0 E: 0 LOB: 0 K: 0 BB: 0 S: 4 P: 6	R: 0 H: 0 E: 0 LOB: 0 K: 1 BB: 0 S: 10 P: 18	R: 0 H: 0 E: 0 LOB: 0 K: 1 BB: 0 S: 6 P: 9	R: 0 H: 0 E: 0 LOB: 0 K: 2 BB: 0 S: 8 P: 12	R: 0 H: 0 E: 0 LOB: 0 K: 0 BB: 0 S: 6 P: 11	R: 0 H: 1 E: 0 LOB: 2 K: 1 BB: 1 S: 14 P: 27	R: 0 H: 0 E: 0 LOB: 0 K: 0 BB: 0 S: 6 P: 6	R: 1 H: 3 E: 0 LOB: 2 K: 1 BB: 0 S: 16 P: 23	1B: 6 SF: 0 2B: 2 SAC: 0 3B: 0 DP: 0 HR: 0 HBP: 0						

PITCHER		IP	WLS	BF	H	R	ER	SO	BB	IBB	HBP	BLK	WP	HR	S	P	ERA	WHIP
Dave Burba, R ERA: 4.93	(1, 1)	6.0	W	22	4	2	2	6	0	0	0	0	0	0	51	76	3.00	0.667
Stan Belinda, R ERA: 3.46	(7, 1)	2.0		8	1	0	0	1	1	0	0	0	0	0	20	33	0.00	1.000
Pete Schourek, L ERA: 5.52	(9, 1)	0.1		3	2	1	1	1	0	0	0	0	0	0	10	14	27.00	6.000
Jeff Shaw, R ERA: 2.43	(9, 1)	0.2	S	3	1	0	0	0	0	0	0	0	0	0	6	9	0.00	1.500

PITCHER	IP	WLS	BF	H	R	ER	SO	BB	IBB	HBP	BLK	WP	HR	S	P	ERA	WHIP

TOP

Pittsburgh Pirates @ Cincinnati Reds

Cinergy Field, Cincinnati, OH

Sun Sep 07 1997, 3:33 AM EDT

Att. 19,682 - Sunny - 83 F

livebaseballscorecards.com

AB	35
R	3
H	8
RBI	3
BB	1
SO	8
LOB	9

Jason Grimsley, R	(1, 1)	1.0		4	1	0	0	1	0	0	0	0	0	0	14	19	0.00	1.000
Jason Christiansen, R ERA: 3.00	(7, 1)	1.0		4	0	0	0	1	0	0	0	0	0	0	14	18	0.00	0.000
Mike Williams, R ERA: 4.50	(9, 1)	1.0		4	0	0	0	0	1	0	0	0	0	0	15	20	0.00	1.000
Jason Kendall, R ERA: 3.86	(1, 2)	1.0		4	0	0	0	0	0	0	0	0	0	0	11	15	0.00	0.000
Steve Cooke, R ERA: 3.86	(1, 1)	1.0		4	2	1	1	0	0	0	0	0	0	0	13	17	9.00	2.000
Jose Silva, R ERA: 3.86	(5, 1)	1.0		4	0	0	0	1	0	0	0	0	0	0	13	17	0.00	1.000
Chris Peters, L ERA: 3.86	(6, 1)	1.0		4	0	0	0	1	0	0	0	0	0	0	13	17	0.00	1.000
Eddie Williams, R ERA: 3.86	(7, PH)	1.0		4	0	0	0	1	0	0	0	0	0	0	13	17	0.00	1.000
Mark Smith, R ERA: 3.86	(9, PH)	1.0		4	0	0	0	1	0	0	0	0	0	0	13	17	0.00	1.000

BOTTOM

Pittsburgh Pirates @ Cincinnati Reds

Cinergy Field, Cincinnati, OH

Sun Sep 07 1997, 3:33 AM EDT

Att. 19,682 - Sunny - 83 F

livebaseballscorecards.com

Batter	1	2	3	4	5	6	7	8	9	AB	R	H	RBI	BB	SO	LOB
Pokey Reese, R (1, 6) OBP: 0.297, SLG: 0.306	C F B B S 2-3 K ①		B C B S F S 2-3 K ②		C B S B X 2-2 P3 ①	B C F B X 2-2 FC3-6 ② BB BB 1-2f 2-3		B F X 1-1 G6-3 ②		5	0	0	0	0	2	6
Jon Nunnally, L (1, 8) OBP: 0.363, SLG: 0.522	B S B B B S X 3-2 F8 ②		X 0-0 G5-3 ③		B B S X 2-1 FC5-4 1B 1-2 2-H 3-H	B B C B B 4-1 BB 1-2 BB		S X 0-1 HR		4	1	2	3	1	0	1
Chris Stynes, R (1, 7) OBP: 0.397, SLG: 0.487	C B X 1-1 F9 ③			B C B X 2-1 E5 FC4-6	F C X 0-2 FC5-4 ② 1-2f 2-3	B B D C F B 4-2 BB 1-2 2-3 3-H		B X 1-0 S 1B		4	0	1	1	1	0	2
Eduardo Perez, R (1, 3) OBP: 0.339, SLG: 0.500		B X 1-0 F9 ①		X 0-0 L4 ①	B C F S 1-3 K ③	F B F F F B F F F 3-2 B X G5-3 ③		S B I I I 4-1 IBB 1-2		4	0	0	0	1	1	6
Willie Greene, L (1, 5) OBP: 0.363, SLG: 0.471		B X 1-0 G4-3 ②		X 0-0 FC4-6 ② 1-2f		B X 1-0 2B 1B	C B S B S 2-3 K ①	C C S 0-3 K ③		5	1	1	0	0	2	3
Joe Oliver, R (1, 2) OBP: 0.326, SLG: 0.455		B X 1-0 1B		F S B X 1-2 F9 ③		C F S 0-3 K ①	B F C B T 2-2 K ②			4	0	1	0	0	2	2
Lenny Harris, L (1, 9) OBP: 0.295, SLG: 0.362	C B S F B S 2-3 K ③				B S X 1-1 2B 1B 1B	F B B X 2-1 1-H 1B 2B	B C X 1-1 1B			4	2	3	1	0	1	1
Bret Boone, R (1, 4) OBP: 0.298, SLG: 0.334			X 0-0 SH1-4 1B		B F B C B X 3-2 1-3 1B 2B	C C F F B B F B X 3-2 FC3-6 HBP BB 2-H 1B	B C X 1-1 G5-3 ③			4	2	3	1	0	0	1
Dave Burba, R (1, 1) Kent Mercker, L (6, PR) OBP: 0.207, SLG: 0.225 Stan Belinda, R (7, 1) OBP: 0.500, SLG: 0.500 Brook Fordyce, R (8, PH) OBP: 0.278, SLG: 0.317 Pete Schourek, L (9, 1) OBP: 0.174, SLG: 0.304 Jeff Shaw, R (9, 1)			L X 0-1 SH1-4 ① 1-2		F B F F F F B B B 4-2 FC5-4 1B BB	B B H 3-0 FC3-6 HBP 1-2		X 0-0 G6-3 ①		0 0 0 1 0 0	0 0 0 0 0 0	0 0 0 0 0 0	0 0 0 0 0 0	1 0 0 0 0 0	0 0 0 0 0 0	0 0 0 0 0 0
Inning Stats	R: 0 H: 0 E: 0 LOB: 0 K: 1 BB: 0 S: 8 P: 14	R: 0 H: 1 E: 0 LOB: 1 K: 1 BB: 0 S: 7 P: 12	R: 0 H: 1 E: 0 LOB: 1 K: 1 BB: 0 S: 8 P: 10	R: 0 H: 0 E: 1 LOB: 1 K: 0 BB: 0 S: 7 P: 10	R: 2 H: 3 E: 0 LOB: 2 K: 1 BB: 1 S: 20 P: 33	R: 3 H: 3 E: 0 LOB: 3 K: 1 BB: 2 S: 26 P: 48	R: 0 H: 1 E: 0 LOB: 1 K: 2 BB: 0 S: 10 P: 16	R: 1 H: 2 E: 0 LOB: 2 K: 1 BB: 1 S: 10 P: 16		1B: 8 SF: 0 2B: 2 SAC: 1 3B: 0 DP: 0 HR: 1 HBP: 1						

	AB	35
	R	6
	H	11
	RBI	6
	BB	4
	SO	8
	LOB	22

WP: 0 PA: 41
PB: 0
SB: 1
CS: 0

PITCHER		IP	WLS	BF	H	R	ER	SO	BB	IBB	HBP	BLK	WP	HR	S	P	ERA	WHIP
Steve Cooke, L ERA: 4.08	(1, 1)	4.1		20	5	2	2	3	1	0	0	0	0	0	44	72	4.15	1.385
Jose Silva, R ERA: 7.0	(5, 1)	1.1	L	8	3	3	3	2	0	0	1	0	0	0	21	33	20.25	2.250
Chris Peters, L ERA: 4.01	(6, 1)	0.1		3	0	0	0	0	2	0	0	0	0	0	11	22	0.00	6.000
Jason Christiansen, L ERA: 3.49	(7, 1)	2.0		10	3	1	1	3	0	1	0	0	0	1	20	32	4.50	1.500

PITCHER	IP	WLS	BF	H	R	ER	SO	BB	IBB	HBP	BLK	WP	HR	S	P	ERA	WHIP

Batter	1	2	3	4	5	6	7	8	9	AB	R	H	RBI	BB	SO	LOB
Lance Johnson, L (1, 8) OBP: 0.367, SLG: 0.399	F C X 0-2 ① P2		B C X 1-1 ② L3		X 0-0 1B		C F F X 0-2 SH5-3 1B 2B	I I I 4-0 1B IBB		4	1	2	0	1	0	0
Doug Glanville, R (1, 7) OBP: 0.345, SLG: 0.404	B X 1-0 ② L8		B B B C C X 3-2 1B		1 SAFE C 1 SAFE F P 1 SAFE F X 1-2 ③ L4		X 0-0 ① SH5-3 2-3	B X 1-0 G4-3 1-2 2-3 3-H 1B		4	0	2	1	0	0	1
Mark Grace, L (1, 3) OBP: 0.417, SLG: 0.469	B B B C B 4-1 BB		F X 0-1 ③ F7			B C B X 2-1 1B 2B 2B	B B B C F X 3-2 G6-4-3 3-H 1B	X 0-0 ② ③ G4-3 1-2f		4	1	2	1	1	0	4
Sammy Sosa, R (1, 9) OBP: 0.302, SLG: 0.486	F S S 0-3 ③ K			F B S S 1-3 ① K		C F B C 1-3 ① K	S F F F B F F F X 1-2 ② ③ G6-4-3 1-2f		B F F B X 2-2 ① L6	5	0	0	0	0	3	3
Kevin Orie, R (1, 5) OBP: 0.348, SLG: 0.425		F B B B C C 2-3 ① K		X 0-0 1B		B B F F F F F X 2-2 2B 2-3 1B		B B X 2-0 ① F8	B B B C B 4-1 2B BB	4	2	2	0	1	1	0
Scott Servais, R (1, 2) OBP: 0.313, SLG: 0.368		X 0-0 ② F8		1 SAFE C F F F 1 SAFE X 0-2 ② F8		X 0-0 1-H 3-H 2B		S B B B B C F B 4-2 3B BB	T B B B F S 2-3 ② K	4	1	1	2	1	1	2
José Hernández, R (1, 4) OBP: 0.329, SLG: 0.458	C B X 1-1 2B			B B 1 SAFE S 1 SAFE S 1 SAFE F B 3-2 ③ 1 SAFE X P6		C F F T 0-2 ② K		B X 1-0 1-H FC5 3B	C X 0-1 1-H 1B 2B	5	2	3	2	0	1	2
Manny Alexander, R (1, 6) OBP: 0.311, SLG: 0.377	D C X 1-1 ③ G4-3				C B C F X 1-2 ① G2-3	I I I I 4-0 IBB		F F H 1-2 FC5 S 1B HBP	B F X 1-1 2-H 1B	3	1	1	1	1	0	1
Mark Clark, R (1, 1) OBP: 0.078, SLG: 0.082			S B B C C C 2-3 ① K		F B C B S 2-3 ② K	B X 1-0 ③ F8		C S B P X 2-2 FC5 1B 1-3 3-H	F C S 0-3 ③ K	5	0	0	1	0	3	4
Inning Stats	R: 0 H: 0 E: 0 LOB: 1 K: 1 BB: 1 S: 8 P: 13	R: 0 H: 1 E: 0 LOB: 1 K: 1 BB: 0 S: 8 P: 12	R: 0 H: 1 E: 0 LOB: 1 K: 1 BB: 0 S: 10 P: 16	R: 0 H: 1 E: 0 LOB: 1 K: 1 BB: 0 S: 12 P: 16	R: 0 H: 1 E: 0 LOB: 1 K: 1 BB: 0 S: 13 P: 16	R: 2 H: 3 E: 0 LOB: 2 K: 2 BB: 1 S: 16 P: 26	R: 1 H: 2 E: 0 LOB: 0 K: 0 BB: 0 S: 16 P: 20	R: 3 H: 2 E: 1 LOB: 2 K: 0 BB: 2 S: 13 P: 27	R: 2 H: 2 E: 0 LOB: 1 K: 2 BB: 1 S: 14 P: 23	1B: 7 SF: 0 2B: 5 SAC: 1 3B: 1 DP: 2 HR: 0 HBP: 1						

PITCHER		IP	WLS	BF	H	R	ER	SO	BB	IBB	HBP	BLK	WP	HR	S	P	ERA	WHIP
Brett Tomko, R ERA: 3.43	(1, 1)	6.1	L	29	8	3	3	7	1	1	0	0	0	0	72	104	4.26	1.421
Gabe White, L ERA: 4.71	(7, 1)	0.0		1	1	0	0	0	0	0	0	0	0	0	3	6	∞	∞
Scott Sullivan, R ERA: 3.42	(7, 1)	1.0		8	2	3	3	0	1	1	1	0	0	0	20	35	27.00	3.000
Felix Rodriguez, R ERA: 4.62	(8, 1)	0.2		1	0	0	0	0	0	0	0	0	0	0	1	1	0.00	0.000
Scott Winchester, R ERA: 18.0	(9, 1)	1.0		6	2	2	2	2	1	0	0	0	0	0	14	23	18.00	3.000

PITCHER	IP	WLS	BF	H	R	ER	SO	BB	IBB	HBP	BLK	WP	HR	S	P	ERA	WHIP

TOP

Chicago Cubs @ Cincinnati Reds

Cinergy Field, Cincinnati, OH

Mon Sep 08 1997, 7:05 PM EDT

Att. 15,337 - Unknown - 69 F

livebaseballscorecards.com

AB	38
R	8
H	13
RBI	8
BB	5
SO	9
LOB	17

WP: 0 PA: 45
PB: 0
SB: 1
CS: 0

Batter	1	2	3	4	5	6	7	8	9	AB	R	H	RBI	BB	SO	LOB
Pokey Reese, R (1, 6) OBP: 0.294, SLG: 0.302	G6-3		F9			K		G6-3		4	0	0	0	0	1	0
Jon Nunnally, L (1, 8) OBP: 0.366, SLG: 0.540	S, BLK 1B			G5-3		HR			K	4	1	2	1	0	1	0
Chris Stynes, R (1, 7) OBP: 0.392, SLG: 0.496	F9			3B		G3			F7	4	0	1	0	0	0	1
Eduardo Perez, R (1, 3) OBP: 0.334, SLG: 0.492	SAFE G3-1 1-3			F7		G5-3			G6-3	4	0	0	0	0	0	2
Willie Greene, L (1, 5) OBP: 0.362, SLG: 0.469		K		IBB			K			2	0	0	0	1	2	0
Joe Oliver, R (1, 2) OBP: 0.323, SLG: 0.451		G6-3		G1-3			K			3	0	0	0	0	1	2
Lenny Harris, L (1, 9) OBP: 0.291, SLG: 0.357		L7			G3-1		L7			3	0	0	0	0	0	0
Bret Boone, R (1, 4) OBP: 0.296, SLG: 0.332			F8		G6-3			F9		3	0	0	0	0	0	0
Brett Tomko, R (1, 1) OBP: 0.138, SLG: 0.143										2	0	0	0	0	1	0
Gabe White, L (7, 1) OBP: 0.111, SLG: 0.111										0	0	0	0	0	0	0
Scott Sullivan, R (7, 1)										0	0	0	0	0	0	0
Felix Rodriguez, R (8, 1)										0	0	0	0	0	0	0
Eddie Taubensee, L (8, PH) OBP: 0.313, SLG: 0.467										1	0	0	0	0	0	0
Scott Winchester, R (9, 1)			CSBFFS K		F BCBX G5-3			BX G5-3		0	0	0	0	0	0	0
Inning Stats	R: 0 E: 0 K: 0 S: 9 H: 1 LOB: 1 BB: 0 P: 15	R: 0 E: 0 K: 1 S: 6 H: 0 LOB: 0 BB: 0 P: 11	R: 0 E: 0 K: 1 S: 11 H: 0 LOB: 0 BB: 0 P: 14	R: 0 E: 0 K: 0 S: 7 H: 1 LOB: 2 BB: 1 P: 12	R: 0 E: 0 K: 0 S: 8 H: 0 LOB: 0 BB: 0 P: 11	R: 1 E: 0 K: 1 S: 8 H: 1 LOB: 0 BB: 0 P: 14	R: 0 E: 0 K: 2 S: 9 H: 0 LOB: 0 BB: 0 P: 15	R: 0 E: 0 K: 0 S: 5 H: 0 LOB: 0 BB: 0 P: 8	R: 0 E: 0 K: 1 S: 9 H: 0 LOB: 0 BB: 0 P: 14	1B: 1 2B: 0 3B: 1 HR: 1	SF: 0 SAC: 0 DP: 0 HBP: 0			WP: 0 PB: 0 SB: 1 CS: 0	PA: 31	

PITCHER		IP	WLS	BF	H	R	ER	SO	BB	IBB	HBP	BLK	WP	HR	S	P	ERA	WHIP
Mark Clark, R ERA: 3.91	(1, 1)	9.0	W	31	3	1	1	6	0	1	0	1	0	1	72	114	1.00	0.333

PITCHER	IP	WLS	BF	H	R	ER	SO	BB	IBB	HBP	BLK	WP	HR	S	P	ERA	WHIP

BOTTOM

Chicago Cubs @ Cincinnati Reds

Cinergy Field, Cincinnati, OH

Mon Sep 08 1997, 7:05 PM EDT

Att. 15,337 - Unknown - 69 F

livebaseballscorecards.com

AB	30
R	1
H	3
RBI	1
BB	1
SO	6
LOB	5

Chicago Cubs @ Cincinnati Reds

Cinergy Field, Cincinnati, OH

Tue Sep 09 1997, 7:05 PM EDT

Att. 15,349 - Unknown - 68 F

TOP

livebaseballscorecards.com

Batter	1	2	3	4	5	6	7	8	9	AB	R	H	RBI	BB	SO	LOB
Lance Johnson, L (1, 8) OBP: 0.366, SLG: 0.400	K		G3			1B G6-4-3 2B		L4		4	1	1	0	0	1	0
Doug Glanville, R (1, 7) OBP: 0.346, SLG: 0.407	1B 2B		G4-3			G6-4-3 1B 2-3		F7		4	1	2	0	0	0	0
Mark Grace, L (1, 3) OBP: 0.418, SLG: 0.469	G6-4-3 1B 2-H		K			G6-4-3 1-2f 3-H			FC5-4 1B	4	0	2	1	0	1	1
Sammy Sosa, R (1, 9) OBP: 0.300, SLG: 0.483	G6-4-3 1-2f			G4-3		K			FC5-4 1B 1-2f	4	0	0	0	0	1	2
Kevin Orie, R (1, 5) OBP: 0.352, SLG: 0.433		2B FC2-3 HBP		G5-3			3B		1B 1-3	3	0	2	0	0	0	0
Scott Servais, R (1, 2) OBP: 0.312, SLG: 0.369		FC2-3 2B 1-3		G5-3			G5-3		K	4	0	1	0	0	1	3
José Hernández, R (1, 4) OBP: 0.324, SLG: 0.449		FC2-3 FC6-4 2-3 3-H			G5-3		K		K	3	0	0	0	0	1	3
Dave Clark, L (9, PH) OBP: 0.373, SLG: 0.450										1	0	0	0	0	1	2
Manny Alexander, R (1, 6) OBP: 0.307, SLG: 0.371		F9			G4-3		P4			3	0	0	0	0	0	3
Geremi Gonzalez, R (1, 1) OBP: 0.158, SLG: 0.086		FC6-4 1-2f			G5-3			F8		2	0	0	0	0	0	2
Ramon Tatis, L (7, 1)										0	0	0	0	0	0	0
Kent Bottenfield, R (7, 1)										0	0	0	0	0	0	0
Brooks Kieschnick, L (8, PH) OBP: 0.295, SLG: 0.316										1	0	0	0	0	0	0
Terry Adams, R (8, 1)										0	0	0	0	0	0	0

	AB	33
	R	2
	H	8
	RBI	1
	BB	0
	SO	6
	LOB	16

Inning Stats	1	2	3	4	5	6	7	8	9
	R: 1 E: 0 K: 1 S: 8	H: 2 LOB: 0 BB: 0 P: 12	R: 0 E: 0 K: 0 S: 9	H: 1 LOB: 2 BB: 0 P: 13	R: 0 E: 0 K: 1 S: 7	H: 0 LOB: 0 BB: 0 P: 11	R: 0 E: 0 K: 0 S: 6	H: 0 LOB: 0 BB: 0 P: 8	R: 0 E: 0 K: 0 S: 5	H: 0 LOB: 0 BB: 0 P: 7	R: 1 E: 0 K: 1 S: 8	H: 2 LOB: 0 BB: 0 P: 9	R: 0 E: 0 K: 1 S: 12	H: 1 LOB: 1 BB: 0 P: 18	R: 0 E: 0 K: 0 S: 12	H: 0 LOB: 0 BB: 0 P: 17	R: 0 E: 0 K: 2 S: 10	H: 2 LOB: 2 BB: 0 P: 10

	1B: 4	SF: 0	WP: 0	PA: 34
	2B: 3	SAC: 0	PB: 0	
	3B: 1	DP: 2	SB: 0	
	HR: 0	HBP: 1	CS: 0	

PITCHER		IP	WLS	BF	H	R	ER	SO	BB	IBB	HBP	BLK	WP	HR	S	P	ERA	WHIP
Mike Morgan, R ERA: 4.98	(1, 1)	6.1	W	24	6	2	2	3	0	0	1	0	0	0	48	69	2.84	0.947
Stan Belinda, R ERA: 3.4	(7, 1)	1.2		5	0	0	0	1	0	0	0	0	0	0	19	26	0.00	0.000
Jeff Shaw, R ERA: 2.4	(9, 1)	1.0	S	5	2	0	0	2	0	0	0	0	0	0	10	10	0.00	2.000

PITCHER		IP	WLS	BF	H	R	ER	SO	BB	IBB	HBP	BLK	WP	HR	S	P	ERA	WHIP

Batter	1	2	3	4	5	6	7	8	9	AB	R	H	RBI	BB	SO	LOB
Pokey Reese, R (1, 6) OBP: 0.293, SLG: 0.300	C B X 1-1 G4-3 ①	B C B F B B 4-2 1B 1-2 HR BB		F C F B X 1-2 G1-3 ②			B B C C C 2-3 K ①			3	1	0	0	1	1	0
Jon Nunnally, L (1, 8) (8, 7) OBP: 0.374, SLG: 0.548	B B B C S B 4-2 BB 1B BB	F F B F B X 2-2 HR 1-3 2-H 1B		B F B X 2-1 E9 2B			B B C B F X 3-2 G4-3 ②			3	1	2	1	1	0	0
Chris Stynes, R (1, 7) OBP: 0.403, SLG: 0.528 Pat Watkins, R (8, 8)	B X 1-0 BB 1-2 1B	B X 1-0 1-H 3-H HR		C B F C 1-3 K ③			F B X 1-1 E8 1B 1B			4 0	2 0	3 0	3 0	0 0	1 0	1 0
Willie Greene, L (1, 5) OBP: 0.361, SLG: 0.467	B F X 1-1 L5 ②	S C F B C 1-3 K ③			B B X 2-0 F7 ①		X 0-0 FC5-4 3-H 1B			4	0	1	1	0	1	2
Reggie Sanders, R (1, 9) OBP: 0.337, SLG: 0.543	F C B B B F B 4-2 1-2 2-3 BB		F B C T X 1-2 P4 ①		F C B X 1-2 G6-3 ②		C 1 SAFE C X 0-2 FC5-4 ③ 1-2f			3	0	0	0	1	0	1
Eddie Taubensee, L (1, 3) OBP: 0.312, SLG: 0.463 Jeff Shaw, R (9, 1)	C B F X 1-2 F7 ③		C B F X 1-2 1B		F X 0-1 G4-3 ③			C F S 0-3 K ①		4 0	0 0	1 0	0 0	0 0	1 0	3 0
Joe Oliver, R (1, 2) OBP: 0.322, SLG: 0.452		C B X 1-1 FC1-5 2B	X 0-0 F9 ②			B B S S X 2-2 F9 ①		S X 0-1 G5-3 ②		4	0	1	0	0	0	1
Bret Boone, R (1, 4) OBP: 0.293, SLG: 0.328		C C F B F B B 2 SAFE X 3-2 G6-3 ①	B F B X 2-1 G1-3 ③			S X 0-1 F9 ②		C B X 1-1 G6-3 ③		4	0	0	0	0	0	2
Mike Morgan, R (1, 1) OBP: 0.079, SLG: 0.108 Stan Belinda, R (7, 1) OBP: 0.500, SLG: 0.500 Lenny Harris, L (9, 3) OBP: 0.291, SLG: 0.357		C B B F X 2-2 FC1-5 BB 1B 2-3 ②		S S C 0-3 K ①		B S X 1-1 G6-3 ③				3 0 0	1 0 0	0 0 0	0 0 0	0 0 0	1 0 0	1 0 0
Inning Stats	R: 0 E: 0 K: 0 S: 13 H: 1 LOB: 3 BB: 2 P: 25	R: 4 E: 0 K: 1 S: 22 H: 3 LOB: 0 BB: 1 P: 36	R: 0 E: 0 K: 0 S: 10 H: 1 LOB: 1 BB: 0 P: 14	R: 0 E: 1 K: 2 S: 12 H: 1 LOB: 1 BB: 0 P: 16	R: 0 E: 0 K: 0 S: 6 H: 0 LOB: 0 BB: 0 P: 9	R: 0 E: 0 K: 0 S: 7 H: 0 LOB: 0 BB: 0 P: 10	R: 1 E: 1 K: 1 S: 12 H: 2 LOB: 1 BB: 0 P: 18	R: 0 E: 0 K: 1 S: 7 H: 0 LOB: 0 BB: 0 P: 8		1B: 5 2B: 2 3B: 0 HR: 1	SF: 0 SAC: 0 DP: 0 HBP: 0					

PITCHER		IP	WLS	BF	H	R	ER	SO	BB	IBB	HBP	BLK	WP	HR	S	P	ERA	WHIP
Geremi Gonzalez, R ERA: 4.44	(1, 1)	6.2	L	30	7	5	4	4	3	0	0	0	0	1	78	124	5.40	1.500
Ramon Tatis, L ERA: 5.17	(7, 1)	0.0		1	1	0	0	0	0	0	0	0	0	0	1	1	∞	∞
Kent Bottenfield, R ERA: 3.58	(7, 1)	0.1		1	0	0	0	0	0	0	0	0	0	0	3	3	0.00	0.000
Terry Adams, R ERA: 3.65	(8, 1)	1.0		3	0	0	0	1	0	0	0	0	0	0	7	8	0.00	0.000

PITCHER	IP	WLS	BF	H	R	ER	SO	BB	IBB	HBP	BLK	WP	HR	S	P	ERA	WHIP

BOTTOM

Chicago Cubs @ Cincinnati Reds

Cinergy Field, Cincinnati, OH

Tue Sep 09 1997, 7:05 PM EDT

Att. 15,349 - Unknown - 68 F

livebaseballscorecards.com

AB	32
R	5
H	8
RBI	5
BB	3
SO	5
LOB	11

Batter	1	2	3	4	5	6	7	8	9	AB	R	H	RBI	BB	SO	LOB
Lance Johnson, L (1, 8) OBP: 0.364, SLG: 0.397	F8		L6		2B 1B		G4-3		F8	5	1	1	0	0	0	2
Doug Glanville, R (1, 7) OBP: 0.343, SLG: 0.403	P4		F8		K		L9		FC6-4 1-2f	5	0	0	0	0	1	3
Mark Grace, L (1, 3) OBP: 0.420, SLG: 0.475	FC6-4 1B		F7		1-H 2B		1B 2B			4	1	3	1	0	0	1
Sammy Sosa, R (1, 9) OBP: 0.301, SLG: 0.483	FC6-4 1-2f			E S 1B	G5-3		2-H CS 1B			4	1	2	1	0	0	2
Kevin Orie, R (1, 5) OBP: 0.354, SLG: 0.437		6-3 2B		F8		G5-4-3 1B	CS 1-2	P4		4	0	2	0	0	0	1
Scott Servais, R (1, 2) OBP: 0.314, SLG: 0.371		L8		1-H 1B		1-2 G5-4-3 1B		G1-3		4	0	2	1	0	0	1
José Hernández, R (1, 4) OBP: 0.316, SLG: 0.438		6-3 2-3		F9		G5-4-3 1-2f 2-3		P8		4	0	0	0	0	0	4
Manny Alexander, R (1, 6) OBP: 0.306, SLG: 0.366		F9		K		IBB			P3	3	0	0	0	1	1	2
Kevin Tapani, R (1, 1) OBP: 0.188, SLG: 0.133			1B		G6-3	K			FC6-4 BB	3	0	1	0	0	1	2
Bob Patterson, R (8, 1)										0	0	0	0	0	0	0
Marc Pisciotta, R (8, 1)										0	0	0	0	0	0	0
Dave Clark, L (9, PH) OBP: 0.377, SLG: 0.450										0	0	0	0	1	0	0
Terry Adams, R (9, 1)										0	0	0	0	0	0	0
Inning Stats	R: 0 E: 0 K: 0 S: 4 H: 1 LOB: 1 BB: 0 P: 4	R: 0 E: 0 K: 0 S: 4 H: 1 LOB: 1 BB: 0 P: 4	R: 0 E: 0 K: 0 S: 4 H: 1 LOB: 0 BB: 0 P: 4	R: 1 E: 0 K: 1 S: 7 H: 2 LOB: 1 BB: 0 P: 7	R: 1 E: 0 K: 1 S: 13 H: 2 LOB: 1 BB: 0 P: 18	R: 0 E: 0 K: 1 S: 9 H: 2 LOB: 2 BB: 1 P: 17	R: 1 E: 0 K: 0 S: 7 H: 2 LOB: 0 BB: 0 P: 12	R: 0 E: 0 K: 0 S: 8 H: 0 LOB: 0 BB: 0 P: 10	R: 0 E: 0 K: 0 S: 7 H: 0 LOB: 1 BB: 1 P: 12	1B: 8 2B: 3 3B: 0 HR: 0 SF: 0 SAC: 0 DP: 1 HBP: 0						

PITCHER		IP	WLS	BF	H	R	ER	SO	BB	IBB	HBP	BLK	WP	HR	S	P	ERA	WHIP
Kent Mercker, L ERA: 3.84	(1, 1)	4.0	L	17	5	1	1	1	0	0	0	0	0	0	19	19	2.25	1.250
Scott Sullivan, R ERA: 3.48	(5, 1)	1.0		5	2	1	1	1	0	0	0	0	0	0	13	18	9.00	2.000
Danny Graves, R ERA: 4.63	(6, 1)	3.0		12	4	1	1	1	0	1	0	0	0	0	24	39	3.00	1.333
Felix Rodriguez, R ERA: 4.5	(9, 1)	1.0		4	0	0	0	0	1	0	0	0	0	0	7	12	0.00	1.000

PITCHER	IP	WLS	BF	H	R	ER	SO	BB	IBB	HBP	BLK	WP	HR	S	P	ERA	WHIP

TOP

Chicago Cubs @ Cincinnati Reds

Cinergy Field, Cincinnati, OH

Wed Sep 10 1997, 7:05 PM EDT

Att. 16,200 - Unknown - 67 F

livebaseballscorecards.com

AB	36
R	3
H	11
RBI	3
BB	2
SO	3
LOB	18

PB: 0	PA: 39
SB: 1	
CS: 1	

BOTTOM

Chicago Cubs @ Cincinnati Reds

Cinergy Field, Cincinnati, OH

Wed Sep 10 1997, 7:05 PM EDT

Att. 16,200 - Unknown - 67 F

Batter	1	2	3	4	5	6	7	8	9	AB	R	H	RBI	BB	SO	LOB
Damian Jackson, R (1, 6) OBP: 0.231, SLG: 0.250	6-3 2B		F9		G6-3			SH3-4		3	0	1	0	0	0	0
Jon Nunnally, L (1, 8) OBP: 0.366, SLG: 0.535	6-3		P4			G4-3		P5		4	0	0	0	0	0	2
Chris Stynes, R (1, 7) OBP: 0.398, SLG: 0.516	P4		BB			L4		P3		3	0	0	0	1	0	2
Willie Greene, L (1, 5) OBP: 0.359, SLG: 0.463	4-3		4-3			F7			K	4	0	0	0	0	1	2
Reggie Sanders, R (1, 9) OBP: 0.342, SLG: 0.544		CS 1B		G5-3				G6-3 BB	BB 1B	3	0	2	0	1	0	0
Lenny Harris, L (1, 3) OBP: 0.294, SLG: 0.353		1B BB		G1-3			G6-3			2	0	0	0	2	0	1
Joe Oliver, R (1, 2) OBP: 0.319, SLG: 0.446		F4		G6-3			G6-3		K	4	0	0	0	0	1	3
Bret Boone, R (1, 4) OBP: 0.295, SLG: 0.333		1B			F8			2B	G6-3	4	1	2	0	0	0	2
Kent Mercker, L (1, 1) OBP: 0.222, SLG: 0.220 Scott Sullivan, R (5, 1) Pete Rose, L (5, PH) OBP: 0.333, SLG: 0.250 Danny Graves, R (6, 1) Eddie Taubensee, L (8, PH) OBP: 0.315, SLG: 0.470 Felix Rodriguez, R (9, 1)		1-3			K			SH3-4 2B		1 0 1 0 1 0	0 0 0 0 0 0	0 0 0 0 1 0	0 0 0 0 0 0	0 0 0 0 0 0	0 0 1 0 0 0	2 0 0 0 0 0
Inning Stats	R: 0 E: 0 K: 0 S: 4 H: 1 LOB: 1 BB: 0 P: 4	R: 0 E: 0 K: 0 S: 4 H: 2 LOB: 2 BB: 1 P: 8	R: 0 E: 0 K: 0 S: 3 H: 0 LOB: 1 BB: 1 P: 7	R: 0 E: 0 K: 0 S: 5 H: 0 LOB: 0 BB: 0 P: 8	R: 0 E: 0 K: 1 S: 8 H: 0 LOB: 0 BB: 0 P: 12	R: 0 E: 0 K: 0 S: 5 H: 0 LOB: 0 BB: 0 P: 6	R: 0 E: 0 K: 0 S: 5 H: 0 LOB: 0 BB: 1 P: 9	R: 1 E: 0 K: 0 S: 11 H: 2 LOB: 1 BB: 0 P: 21	R: 0 E: 0 K: 2 S: 10 H: 1 LOB: 2 BB: 1 P: 17	1B: 3 2B: 3 3B: 0 HR: 0 SF: 0 SAC: 1 DP: 1 HBP: 0						

PITCHER		IP	WLS	BF	H	R	ER	SO	BB	IBB	HBP	BLK	WP	HR	S	P	ERA	WHIP
Kevin Tapani, R ERA: 4.28	(1, 1)	7.1	W	28	5	1	1	1	3	0	0	0	0	0	40	67	1.23	1.091
Bob Patterson, L ERA: 3.21	(8, 1)	0.1		1	0	0	0	0	0	0	0	0	0	0	3	5	0.00	0.000
Marc Pisciotta, R ERA: 2.86	(8, 1)	0.1		1	0	0	0	0	0	0	0	0	0	0	2	3	0.00	0.000
Terry Adams, R ERA: 3.6	(9, 1)	1.0	S	5	1	0	0	2	1	0	0	0	0	0	10	17	0.00	2.000

PITCHER		IP	WLS	BF	H	R	ER	SO	BB	IBB	HBP	BLK	WP	HR	S	P	ERA	WHIP

livebaseballscorecards.com

AB	30
R	1
H	6
RBI	1
BB	4
SO	3
LOB	14

WP: 0 PA: 35
PB: 0
SB: 1
CS: 1

Batter	1	2	3	4	5	6	7	8	9	AB	R	H	RBI	BB	SO	LOB
Pokey Reese, R (1, 6) OBP: 0.295, SLG: 0.302	B B X 2-0 F4	B C B S S S 2-3 K		B B B C B 4-1 BB			C X 0-1 HR 2B		B C B B F X 3-2 L7	4	1	1	0	1	1	2
Jon Nunnally, L (1, 8) OBP: 0.367, SLG: 0.534 (9, 7)	X 0-0 2B		C S F T 0-2 K	B C F X 1-2 P3			S S B S D F F X 2-2 L9		B B F C F B B 4-2 HBP BB	4	0	1	0	1	1	3
Chris Stynes, R (1, 7) OBP: 0.406, SLG: 0.538 Jeff Shaw, R (9, 1)	B B C S C 2-3 K	B F C B B F X 2-2 1B 1B 1B			B C B X 2-1 P3		B B X 2-0 2-H HR		F C B F 1 SAFE H 2-2 1-2 FC6-4 HBP	4 0	2 0	2 0	2 0	0 0	1 0	1 0
Eduardo Perez, R (1, 3) OBP: 0.339, SLG: 0.504	B B B C B 4-1 BB		S 1 SAFE X 0-1 A4 D8 1B 1-2 1B		C C F T 0-2 K		X 0-0 HR		B C X 1-1 1-2f FC6-4	4	1	2	1	1	1	2
Willie Greene, L (1, 5) OBP: 0.358, SLG: 0.461	X 0-0 G3-4-1		B B F D X 3-1 1-2 2-H 1B		B B S C C 2-3 K		S C F B B B C 3-3 K			4	0	1	1	0	2	2
Reggie Sanders, R (1, 9) OBP: 0.341, SLG: 0.543		C X 0-1 2B	B S 2 SAFE 1 SAFE B C 1 F C 2-3 2-3			X 0-0 G5-3		F X 0-1 G6-3		4	0	1	0	0	1	2
Brook Fordyce, R (1, 2) OBP: 0.277, SLG: 0.314 Stan Belinda, R (8, 1) OBP: 0.500, SLG: 0.500 Pat Watkins, R (9, 8)		F D B C C 2-3 K		B B C F F X 2-2 SH1-4 1B		B B F X 2-1 P4		S F B X 1-2 G5-3		4 0 0	0 0 0	1 0 0	0 0 0	0 0 0	1 0 0	1 0 0
Bret Boone, R (1, 4) OBP: 0.293, SLG: 0.329		B B B C F X 3-2 L9		B B C B 1 SAFE X 3-1 F9		B B F X 2-1 L8		B C C S 1-3 K		4	0	0	0	0	1	2
Mike Remlinger, L (1, 1) OBP: 0.133, SLG: 0.143 Joe Oliver, R (8, 2) OBP: 0.318, SLG: 0.444		B B B B 4-0 BB		C B X 1-1 SH1-4 1-2			C B S S 1-3 K		X 0-0 G5-3	1 1	0 0	0 0	0 0	1 0	1 0	0 0
Inning Stats	R: 0 E: 0 K: 1 S: 7 H: 1 LOB: 2 BB: 1 P: 15	R: 0 E: 0 K: 2 S: 12 H: 1 LOB: 2 BB: 1 P: 23	R: 1 E: 0 K: 2 S: 16 H: 3 LOB: 1 BB: 0 P: 23	R: 0 E: 0 K: 0 S: 12 H: 1 LOB: 2 BB: 1 P: 23	R: 0 E: 0 K: 2 S: 9 H: 0 LOB: 0 BB: 0 P: 13	R: 0 E: 0 K: 0 S: 5 H: 0 LOB: 0 BB: 0 P: 9	R: 3 E: 0 K: 2 S: 16 H: 3 LOB: 0 BB: 0 P: 24	R: 0 E: 0 K: 1 S: 8 H: 0 LOB: 0 BB: 0 P: 10	R: 0 E: 0 K: 0 S: 12 H: 0 LOB: 2 BB: 1 P: 22	1B: 4 2B: 3 3B: 0 HR: 2 SF: 0 SAC: 1 DP: 0 HBP: 1						

PITCHER		IP	WLS	BF	H	R	ER	SO	BB	IBB	HBP	BLK	WP	HR	S	P	ERA	WHIP
Garrett Stephenson, R ERA: 3.42	(1, 1)	6.1	L	28	7	2	2	8	3	0	0	0	0	0	66	112	2.84	1.579
Darrin Winston, L ERA: 27.0	(7, 1)	0.1		1	0	0	0	0	0	0	0	0	0	0	5	7	0.00	0.000
Wayne Gomes, R ERA: 5.4	(7, 1)	1.1		6	2	2	2	2	0	0	0	0	0	2	14	21	13.50	1.500
Ken Ryan, R ERA: 10.59	(9, 1)	1.0		5	0	0	0	0	1	0	1	0	0	0	12	22	0.00	1.000

PITCHER	IP	WLS	BF	H	R	ER	SO	BB	IBB	HBP	BLK	WP	HR	S	P	ERA	WHIP

TOP

Cincinnati Reds @ Philadelphia Phillies

Veterans Stadium, Philadelphia, PA

Fri Sep 12 1997, 7:05 PM EDT

Cloudy - 80 F

livebaseballscorecards.com

AB	34
R	4
H	9
RBI	4
BB	4
SO	10
LOB	15

WP: 0	PB: 0	SB: 0	CS: 0	PA: 40		

Batter	1	2	3	4	5	6	7	8	9	AB	R	H	RBI	BB	SO	LOB
Midre Cummings, L (1, 8) OBP: 0.317, SLG: 0.387	C B S B X 2-2 ① G4-3		B C C B S 2-3 ③ K			B C B B B 4-1 G4-6-3 BB		F X 0-1 2-3 1B		3	0	1	0	1	1	1
Mickey Morandini, L (1, 4) OBP: 0.375, SLG: 0.383	C X 0-1 ② L7			B F F X 1-2 ① G6-3		1 SAFE 1 SAFE S 1 SAFE B L B B X 3-2 ② ③ G4-6-3 1-2f		X 0-0 ② SF7 3-H		3	0	0	1	0	0	1
Scott Rolen, R (1, 5) OBP: 0.382, SLG: 0.472	C B B B S S 3-3 ③ K			C F B C 1-3 ② K			C B F X 1-2 1B	S S X 0-2 ③ P4		4	0	1	0	0	2	1
Mike Lieberthal, R (1, 2) OBP: 0.320, SLG: 0.458		C B F F B F S 2-3 ① K		T B B F B F S 3-3 ③ K			X 0-0 ① P4		B C F S 1-3 ① K	4	0	0	0	0	3	1
Rex Hudler, R (1, 7) OBP: 0.236, SLG: 0.283 Mike Robertson, L (9, PH) OBP: 0.320, SLG: 0.364		C B F S 1-3 ② K2-3			B X 1-0 ① G5-3		D F D F B 1 SAFE F X 3-2 ② F9		S S S F F X 0-2 ② L5	3 1	0 0	0 0	0 0	0 0	1 0	1 0
Rico Brogna, L (1, 3) OBP: 0.292, SLG: 0.432	X 0-0 ③ L7				B B X 2-0 S 1B		C X 0-1 ③ G4-3		C X 0-1 1B	4	0	2	0	0	0	1
Tony Barron, R (1, 9) OBP: 0.301, SLG: 0.421			B X 1-0 G6-3 2B		S B C C 1-3 ② K			X 0-0 FC4-6 1B	X 0-0 1-2 1B	4	0	3	0	0	1	1
Kevin Stocker, S (1, 6) OBP: 0.334, SLG: 0.357			B F S F B X 2-2 ① F7		S B B B S 2-3 ③ K 1-2			C B F X 1-2 ① FC4-6 23 WP 23 2B 1-2f	X 0-0 ③ G1	4	1	0	0	0	1	5
Garrett Stephenson, R (1, 1) OBP: 0.148, SLG: 0.154 Darrin Winston, R (7, 1) Wayne Gomes, R (7, 1) 23 Kevin Jordan, R (8, PH) OBP: 0.262, SLG: 0.368 Ken Ryan, R (9, 1)			F C X 0-2 ② G6-3 2-3			X 0-0 ① G4-3		B F B S B F X 3-2 1B SF7 1-H 2B		2 0 0 1 0	0 0 0 1 0	0 0 0 1 0	0 0 0 1 0	0 0 0 0 0	0 0 0 0 0	1 0 0 0 0
Inning Stats	R: 0 H: 0 E: 0 LOB: 0 K: 1 BB: 0 S: 8 P: 13	R: 0 H: 0 E: 0 LOB: 0 K: 2 BB: 0 S: 9 P: 12	R: 0 H: 1 E: 0 LOB: 1 K: 1 BB: 0 S: 11 P: 16	R: 0 H: 0 E: 0 LOB: 0 K: 2 BB: 0 S: 10 P: 15	R: 0 H: 1 E: 0 LOB: 1 K: 2 BB: 0 S: 8 P: 14	R: 0 H: 0 E: 0 LOB: 0 K: 0 BB: 1 S: 5 P: 12	R: 0 H: 1 E: 0 LOB: 1 K: 0 BB: 0 S: 10 P: 14	R: 2 H: 3 E: 0 LOB: 1 K: 0 BB: 0 S: 14 P: 18	R: 0 H: 2 E: 0 LOB: 2 K: 1 BB: 0 S: 12 P: 13	1B: 6 2B: 2 3B: 0 HR: 0	SF: 1 SAC: 0 DP: 1 HBP: 0			WP: 1 PB: 0 SB: 1 CS: 0	PA: 35		

PITCHER		IP	WLS	BF	H	R	ER	SO	BB	IBB	HBP	BLK	WP	HR	S	P	ERA	WHIP
Mike Remlinger, L ERA: 4.4	(1, 1)	7.2	W	29	6	2	2	8	1	0	0	0	1	0	72	111	2.35	0.913
Stan Belinda, R ERA: 3.39	(8, 1)	0.1		1	0	0	0	0	0	0	0	0	0	0	3	3	0.00	0.000
Jeff Shaw, R ERA: 2.37	(9, 1)	1.0	S	5	2	0	0	1	0	0	0	0	0	0	12	13	0.00	2.000

PITCHER	IP	WLS	BF	H	R	ER	SO	BB	IBB	HBP	BLK	WP	HR	S	P	ERA	WHIP

BOTTOM

Cincinnati Reds @ Philadelphia Phillies

Veterans Stadium, Philadelphia, PA

Fri Sep 12 1997, 7:05 PM EDT

Cloudy - 80 F

livebaseballscorecards.com

AB	33
R	2
H	8
RBI	2
BB	1
SO	9
LOB	13

Cincinnati Reds @ Philadelphia Phillies

Veterans Stadium, Philadelphia, PA

Fri Sep 12 1997, 7:05 PM EDT

Att. 17,546 - Unknown - 75 F

TOP

livebaseballscorecards.com

Batter	1	2	3	4	5	6	7	8	9	AB	R	H	RBI	BB	SO	LOB
Pokey Reese, R (1, 6) OBP: 0.294, SLG: 0.301	C F B B X 2-2 ① G4-3		C B X 1-1 ③ F8			B C X 1-1 FC5-4 1B		C X 0-1 ③ G5-3		4	0	1	0	0	0	1
Jim Crowell, L (8, 1)										0	0	0	0	0	0	0
Jon Nunnally, L (1, 8)	S S S 0-3 ② K2-3			X 0-0 FC5-4 1B		C B X 1-1 ② F7			X 0-0 G6-3 SF7 2B	4	1	2	0	0	1	1
OBP: 0.370, SLG: 0.539 (6, 9)																
Chris Stynes, R (1, 7) OBP: 0.394, SLG: 0.522	F B B X 2-1 ③ G5-3			B X 1-0 ① FC5-4 1-2f		F B X 1-1 ③ FC5-4 1-2f			C F B F F F F X 1-2 ① G6-3 2-3	4	0	0	0	0	0	3
Eduardo Perez, R (1, 3) OBP: 0.337, SLG: 0.500		S C F F X 0-2 ① G2-3		B F B B X 2-1 ② L8			B F B B X 3-1 1B		B X 1-0 ② SF7 3-H	2	0	0	0	0	0	1
Eddie Taubensee, L (6, 3) OBP: 0.316, SLG: 0.472										1	0	1	1	0	0	0
Willie Greene, L (1, 9) OBP: 0.356, SLG: 0.459		B S B B X 2-1 ② G6-3		C S B B X 1-2 ③ G4-3			X 0-0 ① L7		B X 1-0 2B	2	0	0	0	0	0	1
Pat Watkins, R (6, 8) OBP: 0.500, SLG: 1.000										2	0	1	0	0	0	1
Aaron Boone, R (1, 5) OBP: 0.100, SLG: 0.100		S X 0-1 ③ P5			C S F X 0-2 ① G1-3		C S F D D S 2-3 ② K		S B X 1-1 ③ G5-3	4	0	0	0	0	1	2
Joe Oliver, R (1, 2) OBP: 0.318, SLG: 0.442			C B S B B F F B 4-2 SH5-3 BB		X 0-0 ② L8		B F F B S 2-3 ③ K			2	0	0	0	1	1	1
Damian Jackson, R (1, 4) OBP: 0.188, SLG: 0.200 (8, 6)			F F F C 0-3 ① K		B B F X 2-1 ③ P5			X 0-0 ① L9		3	0	0	0	0	1	1
Pete Schourek, L (1, 1) OBP: 0.174, SLG: 0.304			X 0-0 ② SH5-3 1-2			F B B X 2-1 ① L9		C B B X 2-1 ② F9		0	0	0	0	0	0	0
Felix Rodriguez, R (5, 1)										0	0	0	0	0	0	0
Pete Rose, L (6, PH) OBP: 0.300, SLG: 0.222										1	0	0	0	0	0	0
Scott Winchester, R (6, 1)										0	0	0	0	0	0	0
Lenny Harris, L (8, PH) OBP: 0.293, SLG: 0.352 (8, 4)										1	0	0	0	0	0	0
Inning Stats	R: 0 E: 0 K: 1 S: 8 H: 0 LOB: 0 BB: 0 P: 12	R: 0 E: 0 K: 0 S: 9 H: 0 LOB: 0 BB: 0 P: 11	R: 0 E: 0 K: 1 S: 11 H: 0 LOB: 1 BB: 1 P: 16	R: 0 E: 0 K: 0 S: 7 H: 1 LOB: 1 BB: 0 P: 11	R: 0 E: 0 K: 0 S: 7 H: 0 LOB: 0 BB: 0 P: 9	R: 0 E: 0 K: 0 S: 8 H: 1 LOB: 1 BB: 0 P: 13	R: 0 E: 0 K: 2 S: 10 H: 1 LOB: 1 BB: 0 P: 17	R: 0 E: 0 K: 0 S: 5 H: 0 LOB: 0 BB: 0 P: 7	R: 1 E: 0 K: 0 S: 12 H: 2 LOB: 1 BB: 0 P: 16	1B: 3 2B: 2 3B: 0 HR: 0	SF: 1 SAC: 1 DP: 0 HBP: 0						

AB	30
R	1
H	5
RBI	1
BB	1
SO	4
LOB	12

WP: 0 PB: 0 SB: 0 CS: 0 PA: 33

PITCHER		IP	WLS	BF	H	R	ER	SO	BB	IBB	HBP	BLK	WP	HR	S	P	ERA	WHIP
Mark Leiter, R ERA: 5.5	(1, 1)	9.0	W	33	5	1	1	4	1	0	0	0	0	0	77	112	1.00	0.667

PITCHER	IP	WLS	BF	H	R	ER	SO	BB	IBB	HBP	BLK	WP	HR	S	P	ERA	WHIP

Batter	1	2	3	4	5	6	7	8	9	AB	R	H	RBI	BB	SO	LOB
Rex Hudler, R (1, 7) OBP: 0.239, SLG: 0.294	M X 0-1 G6-3 ①		B C B X 2-1 E 23 2B 3-H 2B	L F B C 1-3 K ③		X 0-0 P6 ①	C X 0-1 G4-3 ③			3	1	1	1	0	1	0
Midre Cummings, L (6, 8) OBP: 0.315, SLG: 0.384										2	0	0	0	0	0	2
Kevin Sefcik, R (1, 4) OBP: 0.314, SLG: 0.378	B X 1-0 F9 ②		B X 1-0 E9 23 2B 2-3		C B S X 1-2 23 2B E 1B	B B X 2-0 23 G6-4-3 1-2 1B		B B C X 2-1 F9 ①		5	2	2	0	0	0	1
23 Kevin Jordan, R (1, 3) OBP: 0.267, SLG: 0.383	C X 0-1 L7 ③		B B X 2-0 1B 2-H 3-H 2B		B C 1 SAFE 1 SAFE F F F X 1-2 1B 1-3 2B	C X 0-1 G6-4-3 ②③ 1-2f		C B F F F X 1-2 G4-3 ②		5	2	2	2	0	0	2
Scott Rolen, R (1, 5) OBP: 0.381, SLG: 0.469		F F S 0-3 K ①	B C X 1-1 F4 ②		F S S 0-3 K ①		F B X 1-1 G5-3 ①	B B F X 2-1 1B 1B		5	0	1	0	0	2	3
Ruben Amaro Jr, S (1, 8) OBP: 0.324, SLG: 0.317 (6, 7)		C X 0-1 G3 ②	B X 1-0 BB 2-H 1B		F B 3 SAFE B S X 2-2 L7 ② 3-H		B B F B X 3-1 E HR 1B	X 0-0 1-2 1B		5	1	3	1	0	0	1
Tony Barron, R (1, 9) OBP: 0.312, SLG: 0.438		C B S F X 1-2 3B	B 1 SAFE C B F B B 4-2 1-2 BB		B F B C X 2-2 BB 2-H 1B		S X 0-1 E5 1-2 HR	S F S 0-3 K ③		4	1	2	1	1	1	3
Bobby Estalella, R (1, 2) OBP: 0.533, SLG: 1.417	B B B X 3-0 P5 ③		C X 0-1 G5-3 ③		B B B C F B 4-2 1-2 BB		C X 0-1 1-H 2-H HR			3	1	1	3	1	0	3
Desi Relaford, S (1, 6) OBP: 0.143, SLG: 0.286			B C X 1-1 E4 SH1-4 2B	C X 0-1 L9 ①	B X 1-0 F7 ③		C B X 1-1 3B			4	1	1	0	0	0	2
Mark Leiter, R (1, 1) OBP: 0.160, SLG: 0.125			B L B L X 2-2 SH1-4 ① 2-3	X 0-0 L4 ②		B X 1-0 1B 1B	X 0-0 G5-3 ②			3	0	1	0	0	0	1
Inning Stats	R: 0 E: 0 K: 0 S: 5 H: 0 LOB: 0 BB: 0 P: 6	R: 0 E: 0 K: 1 S: 10 H: 1 LOB: 1 BB: 0 P: 14	R: 4 E: 2 K: 0 S: 16 H: 3 LOB: 2 BB: 1 P: 30	R: 0 E: 0 K: 1 S: 6 H: 0 LOB: 0 BB: 0 P: 7	R: 2 E: 1 K: 1 S: 20 H: 3 LOB: 2 BB: 1 P: 31	R: 0 E: 0 K: 0 S: 5 H: 2 LOB: 1 BB: 0 P: 8	R: 3 E: 1 K: 0 S: 13 H: 3 LOB: 1 BB: 0 P: 18	R: 0 E: 0 K: 1 S: 13 H: 2 LOB: 2 BB: 0 P: 18		1B: 8 2B: 3 3B: 2 HR: 1 SF: 0 SAC: 1 DP: 1 HBP: 0						

PITCHER		IP	WLS	BF	H	R	ER	SO	BB	IBB	HBP	BLK	WP	HR	S	P	ERA	WHIP
Pete Schourek, L ERA: 5.47	(1, 1)	4.0	L	21	6	6	2	2	1	0	0	0	0	0	45	67	4.50	1.750
Felix Rodriguez, R ERA: 4.39	(5, 1)	1.0		5	1	0	0	1	1	0	0	0	0	0	12	21	0.00	2.000
Scott Winchester, R ERA: 12.0	(6, 1)	2.0		11	5	3	2	0	0	0	0	0	0	1	18	26	9.00	2.500
Jim Crowell, L ERA:	(8, 1)	1.0		5	2	0	0	1	0	0	0	0	0	0	13	18	0.00	2.000

PITCHER	IP	WLS	BF	H	R	ER	SO	BB	IBB	HBP	BLK	WP	HR	S	P	ERA	WHIP

BOTTOM

Cincinnati Reds @ Philadelphia Phillies

Veterans Stadium, Philadelphia, PA

Fri Sep 12 1997, 7:05 PM EDT

Att. 17,546 - Unknown - 75 F

livebaseballscorecards.com

AB	39
R	9
H	14
RBI	8
BB	2
SO	4
LOB	18

WP: 0 PA: 42
PB: 0
SB: 0
CS: 0

Batter	1	2	3	4	5	6	7	8	9	AB	R	H	RBI	BB	SO	LOB
Pokey Reese, R (1, 6) OBP: 0.291, SLG: 0.298	X 0-0 G6-3 ①			B B C X 2-1 L1-3 ①		C C B F B X 2-2 P5 ③		C B B F S 2-3 K ①		4	0	0	0	0	1	2
Jon Nunnally, L (1, 8) OBP: 0.363, SLG: 0.527 (8, 7)	B S B S B X 3-2 F7 ②			B B F C S 2-3 K ②			F F X 0-2 F8 ①	F F B B S 2-3 K ②		4	0	0	0	0	2	1
Chris Stynes, R (1, 7) OBP: 0.390, SLG: 0.514 Stan Belinda, R (8, 1) OBP: 0.500, SLG: 0.500 Jeff Shaw, R (9, 1)	C F X 0-2 G4-3 ③			B S X 1-1 G6-3 ③			B S B X 2-1 WP 2B 1B	X 0-0 G3 ③		4 0 0	1 0 0	1 0 0	0 0 0	0 0 0	0 0 0	1 0 0
Eduardo Perez, R (1, 3) OBP: 0.332, SLG: 0.493		C F B S 1-3 K ①			S S B B S 2-3 K ①		1 SAFE F F D 1 SAFE X 1-2 L7 ②		C F B S 1-3 K ①	4	0	0	0	0	3	1
Willie Greene, L (1, 5) OBP: 0.357, SLG: 0.465		B S S C 1-3 K ②			B B X 2-0 G6-3 ②		1 SAFE D B B B 4-0 2B 1-2 BB		B F B B X 3-1 HR	3	1	1	1	1	1	0
Reggie Sanders, R (1, 9) OBP: 0.343, SLG: 0.546		S C B F S 1-3 K ③			C B F B S 2-3 K ③		X 0-0 1-3 2-H 2B		F X 0-1 BB 1B	4	0	2	1	0	2	0
Joe Oliver, R (1, 2) OBP: 0.317, SLG: 0.438			C S B X 1-2 G6-3 ①			B X 1-0 F9 ① C F B F B F S 2-3 K ③			B F B 1 SAFE B B 4-1 G6-4-3 1-2 BB	3	0	0	0	1	1	2
Bret Boone, R (1, 4) OBP: 0.292, SLG: 0.328			F B X 1-1 F8 ②			B S B C C C 2-3 K ②		C F B F F B X 2-2 E8 2B 1B	C B B X 2-1 G6-4-3 1-2f ②③	4	1	1	0	0	1	2
Dave Burba, R (1, 1) OBP: 0.250, SLG: 0.195 Lenny Harris, L (8, PH) OBP: 0.296, SLG: 0.359 Pat Watkins, R (8, 8) OBP: 0.500, SLG: 1.000			S C B X 1-2 G4-3 ③			B X 1-0 1B		B X 1-0 2-H 2B		2 1 0	0 0 0	1 1 0	0 1 0	0 0 0	0 0 0	0 0 0

Inning Stats																															
	R: 0	E: 0	K: 0	S: 7	H: 0	LOB: 0	BB: 0	P: 10	R: 0	E: 0	K: 3	S: 10	H: 0	LOB: 0	BB: 0	P: 13	R: 0	E: 0	K: 0	S: 8	H: 0	LOB: 0	BB: 0	P: 11	R: 0	E: 0	K: 1	S: 7	H: 0	LOB: 0	BB: 0	P: 12
	R: 0	E: 0	K: 2	S: 7	H: 0	LOB: 0	BB: 0	P: 13	R: 0	E: 0	K: 1	S: 9	H: 1	LOB: 1	BB: 0	P: 15	R: 1	E: 0	K: 1	S: 14	H: 2	LOB: 2	BB: 1	P: 23	R: 1	E: 1	K: 2	S: 13	H: 2	LOB: 1	BB: 0	P: 20
	R: 1	E: 0	K: 1	S: 10	H: 2	LOB: 1	BB: 1	P: 20	1B: 4	2B: 2	3B: 0	HR: 1	SF: 0	SAC: 0	DP: 1	HBP: 0	WP: 1	PB: 0	SB: 0	CS: 0	PA: 35										

PITCHER		IP	WLS	BF	H	R	ER	SO	BB	IBB	HBP	BLK	WP	HR	S	P	ERA	WHIP
Mike Grace, R ERA: 2.17	(1, 1)	8.0	L	30	5	2	1	10	1	0	0	0	1	0	75	117	1.12	0.750
Jerry Spradlin, R ERA: 4.7	(9, 1)	1.0		5	2	1	1	1	1	0	0	0	0	1	10	20	9.00	3.000

PITCHER	IP	WLS	BF	H	R	ER	SO	BB	IBB	HBP	BLK	WP	HR	S	P	ERA	WHIP

TOP

Cincinnati Reds @ Philadelphia Phillies

Veterans Stadium, Philadelphia, PA

Sat Sep 13 1997, 3:33 AM EDT

Att. 15,524 - Sunny - 75 F

livebaseballscorecards.com

AB	33
R	3
H	7
RBI	3
BB	2
SO	11
LOB	9

Batter	1	2	3	4	5	6	7	8	9	AB	R	H	RBI	BB	SO	LOB
Midre Cummings, L (1, 8) OBP: 0.311, SLG: 0.379	C X 0-1 ① L8	B C 1 SAFE 1-1 ③ PO 1-2	S X 0-1 ① G6-3			B C S X 1-2 ① G6-3			C F F B X 1-2 ① G4-3	4	0	0	0	0	0	0
Mickey Morandini, L (1, 4) OBP: 0.374, SLG: 0.384	B C F F B F F B F 3-2 ② 2B	X 0-0 ② G3				C X 0-1 ② F7			C C F F B F S 1-3 ② K	4	0	1	0	0	1	0
Scott Rolen, R (1, 5) OBP: 0.380, SLG: 0.467	X 0-0 1B	B S B S B S 3-3 ③ K				S T S 0-3 ③ K			B B C C B S 3-3 ③ K	4	0	1	0	0	3	0
Rico Brogna, L (1, 3) OBP: 0.290, SLG: 0.429	X 0-0 ② F7			S X 0-1 ① F7			X 0-0 ① P5			3	0	0	0	0	0	2
Mike Lieberthal, R (1, 2) OBP: 0.318, SLG: 0.455	B B F F F S 2-3 ③ K			X 0-0 ② G6-3			C F X 0-2 ② P3			3	0	0	0	0	1	2
Mike Robertson, L (1, 7) OBP: 0.286, SLG: 0.320		B X 1-0 ① L8		C X 0-1 ③ P5			B X 1-0 ③ P2			3	0	0	0	0	0	0
Tony Barron, R (1, 9) OBP: 0.306, SLG: 0.429		X 0-0 ② P6			X 0-0 ① L9			B B B C C X 3-2 ① L4		3	0	0	0	0	0	0
Kevin Stocker, S (1, 6) OBP: 0.334, SLG: 0.356		B B F X 2-1 1B 1B			C B F B B X 3-2 ② G3			C F F S 0-3 ② K		3	0	1	0	0	1	0
Mike Grace, R (1, 1) OBP: 0.100, SLG: 0.100 Gregg Jefferies, S (8, PH) OBP: 0.334, SLG: 0.391 Jerry Spradlin, S (9, 1)		C B B X 2-1 PO 1-2 1B			C B B C S 2-3 ③ K			B B C C T 2-2 ③ K		2 1 0	0 0 0	1 0 0	0 0 0	0 0 0	1 1 0	0 0 0
Inning Stats	R: 0 E: 0 K: 1 S: 16 H: 2 LOB: 2 BB: 0 P: 21	R: 0 E: 0 K: 0 S: 7 H: 2 LOB: 1 BB: 0 P: 13	R: 0 E: 0 K: 1 S: 6 H: 0 LOB: 0 BB: 0 P: 9	R: 0 E: 0 K: 0 S: 5 H: 0 LOB: 0 BB: 0 P: 5	R: 0 E: 0 K: 1 S: 7 H: 0 LOB: 0 BB: 0 P: 12	R: 0 E: 0 K: 1 S: 8 H: 0 LOB: 0 BB: 0 P: 9	R: 0 E: 0 K: 0 S: 5 H: 0 LOB: 0 BB: 0 P: 6	R: 0 E: 0 K: 2 S: 10 H: 0 LOB: 0 BB: 0 P: 15	R: 0 E: 0 K: 2 S: 13 H: 0 LOB: 0 BB: 0 P: 18	1B: 3 2B: 1 3B: 0 HR: 0 SF: 0 SAC: 0 DP: 0 HBP: 0						

PITCHER		IP	WLS	BF	H	R	ER	SO	BB	IBB	HBP	BLK	WP	HR	S	P	ERA	WHIP
Dave Burba, R ERA: 4.69	(1, 1)	7.0	W	24	4	0	0	4	0	0	0	0	0	0	54	75	0.00	0.571
Stan Belinda, R ERA: 3.35	(8, 1)	1.0		3	0	0	0	2	0	0	0	0	0	0	10	15	0.00	0.000
Jeff Shaw, R ERA: 2.34	(9, 1)	1.0	S	3	0	0	0	2	0	0	0	0	0	0	13	18	0.00	0.000

PITCHER	IP	WLS	BF	H	R	ER	SO	BB	IBB	HBP	BLK	WP	HR	S	P	ERA	WHIP

BOTTOM

Cincinnati Reds @ Philadelphia Phillies

Veterans Stadium, Philadelphia, PA

Sat Sep 13 1997, 3:33 AM EDT
Att. 15,524 - Sunny - 75 F

livebaseballscorecards.com

AB	30
R	0
H	4
RBI	0
BB	0
SO	8
LOB	4

Batter	1	2	3	4	5	6	7	8	9	AB	R	H	RBI	BB	SO	LOB
Pokey Reese, R (1, 6) OBP: 0.290, SLG: 0.295	B B X 2-0 ① L9		B B B C F X 3-2 ③ G5-3	1 SAFE C D F D C 2-3 ③ K			C B B B B 4-1 1B 1-2 BB		B C B B S S 3-3 ① K	4	0	0	0	1	2	2
Jon Nunnally, L (1, 8) (9, 7) OBP: 0.368, SLG: 0.540	F C B X 1-2 BB 1B			C B F X 1-2 2B 2B	X 0-0 ① G3-1		B X 1-0 ② F6		B X 1-0 F9 S 2B	5	2	3	0	0	0	2
Chris Stynes, R (1, 7) OBP: 0.397, SLG: 0.521 Pat Watkins, R (9, 8) OBP: 0.500, SLG: 1.000	B B B C 1 SAFE B 4-1 G6-4-3 1-2 BB			B F L F X 1-2 2B 2-H 2B	X 0-0 ② P3		C S B X 1-2 BB 1-3 2-H 1B		C C D X 1-2 ② F9 2-3	4	1	2	2	1	0	1
										0	0	0	0	0	0	0
Eduardo Perez, R (1, 3) OBP: 0.333, SLG: 0.487 Jeff Shaw, R (9, 1)	C F X 0-2 ② ③ G6-4-3 1-2f			B F F B S 2-3 ① K	B B F B X 3-1 ③ G5-3		C B B B B 4-1 1-2 BB		B B C B C D 4-2 E S BB	3	0	0	0	2	1	3
										0	0	0	0	0	0	0
Willie Greene, L (1, 5) OBP: 0.356, SLG: 0.464		B B F S C 2-3 ① K		B B X 2-0 1B 2-H 2B		C B B B X 2-2 ① G4-3	F C C 0-3 ③ K		F B S B B F F T 3-2 ③ K 1-3 3-H	5	1	1	1	0	3	4
Reggie Sanders, R (1, 9) OBP: 0.345, SLG: 0.546		S B F B C 2-3 ② K		B 2 SAFE G S B X 2-2 PB BB FC6-4 2-H 1B		S C B B F B X 3-2 ② F8		B X 1-0 E S 1B		4	1	2	1	0	1	0
Eddie Taubensee, L (1, 2) OBP: 0.315, SLG: 0.466		X 0-0 ③ G4-3		B B F B B 4-1 FC6-4 PB 1-2 BB		B F X 1-1 ③ L9		C S B F X 1-2 ① L8		3	0	0	0	1	0	1
Bret Boone, R (1, 4) OBP: 0.292, SLG: 0.326			B C B X 2-1 ① L9	B I I I 4-0 FC6-4 1-2 2-3 IBB			B B X 2-0 ① F9	F B F F S 1-3 ② K2-3 1-3		3	0	0	0	1	1	1
Brett Tomko, R (1, 1) OBP: 0.152, SLG: 0.156 Stan Belinda, R (8, 1) OBP: 0.500, SLG: 0.500 Lenny Harris, L (9, 3) OBP: 0.296, SLG: 0.359			B X 1-0 ② G6-3	B B C X 2-1 ② FC6-4 1-2f 2-3 3-H			B X 1-0 BB 1B 1B	C S S 0-3 ③ K		4	1	1	1	0	1	3
										0	0	0	0	0	0	0
										0	0	0	0	0	0	0
Inning Stats	R: 0 H: 1 E: 0 LOB: 1 K: 0 BB: 1 S: 8 P: 15	R: 0 H: 0 E: 0 LOB: 0 K: 2 BB: 0 S: 7 P: 11	R: 0 H: 0 E: 0 LOB: 0 K: 0 BB: 0 S: 6 P: 12	R: 4 H: 4 E: 0 LOB: 2 K: 2 BB: 2 S: 20 P: 40	R: 0 H: 0 E: 0 LOB: 0 K: 0 BB: 0 S: 4 P: 7	R: 0 H: 0 E: 0 LOB: 0 K: 0 BB: 0 S: 9 P: 15	R: 1 H: 2 E: 0 LOB: 3 K: 1 BB: 2 S: 11 P: 24	R: 0 H: 1 E: 0 LOB: 1 K: 2 BB: 0 S: 12 P: 15	R: 1 H: 1 E: 0 LOB: 1 K: 2 BB: 1 S: 14 P: 26	1B: 5 SF: 0 2B: 4 SAC: 0 3B: 0 DP: 1 HR: 0 HBP: 0						

PITCHER		IP	WLS	BF	H	R	ER	SO	BB	IBB	HBP	BLK	WP	HR	S	P	ERA	WHIP
Tyler Green, R ERA: 4.92	(1, 1)	6.1	L	28	6	5	5	4	3	1	0	0	0	0	57	110	7.11	1.421
Ryan Karp, L ERA: 2.38	(7, 1)	1.0		6	2	0	0	1	1	0	0	0	0	0	13	21	0.00	3.000
Ron Blazier, R ERA: 5.55	(8, 1)	0.2		2	0	0	0	2	0	0	0	0	0	0	7	8	0.00	0.000
Ricky Bottalico, R ERA: 3.99	(9, 1)	1.0		5	1	1	1	2	1	0	0	0	0	0	14	26	9.00	2.000

PITCHER	IP	WLS	BF	H	R	ER	SO	BB	IBB	HBP	BLK	WP	HR	S	P	ERA	WHIP

TOP

Cincinnati Reds @ Philadelphia Phillies

Veterans Stadium, Philadelphia, PA

Sun Sep 14 1997, 3:33 AM EDT

Att. 20,518 - Cloudy - 73 F

livebaseballscorecards.com

AB	35
R	6
H	9
RBI	5
BB	6
SO	9
LOB	17

REDS

Batter	1	2	3	4	5	6	7	8	9	AB	R	H	RBI	BB	SO	LOB
Midre Cummings, L (1, 8) OBP: 0.313, SLG: 0.386	P6		G3-1		G5-3			1B 2B	2B	5	1	2	1	0	0	0
Mickey Morandini, L (1, 4) OBP: 0.374, SLG: 0.383	CS BB		F7		L8			S 23 1B 1B	G3	4	0	1	1	1	0	1
Billy McMillon, L (1, 7) OBP: 0.207, SLG: 0.296	SAFE K		P6		L3			F8		3	0	0	0	0	1	1
Ryan Karp, L (7, 1)										0	0	0	0	0	0	0
Ron Blazier, R (8, 1) OBP: 0.400, SLG: 0.400										0	0	0	0	0	0	0
Gregg Jefferies, S (8, PH) OBP: 0.333, SLG: 0.391										1	0	0	0	0	0	1
Ricky Bottalico, L (9, 1)										0	0	0	0	0	0	0
23 Kevin Jordan, R (1, 5) OBP: 0.273, SLG: 0.407		G3-1		HR		G6-3		SAFE SAFE S		4	1	2	1	0	0	0
Kevin Sefcik, R (8, PR) OBP: 0.314, SLG: 0.378								1B		0	0	0	0	0	0	0
(9, 5)																
Rico Brogna, L (1, 3) OBP: 0.292, SLG: 0.431		G4-3		E SF8 2B		G6-4-3 BB		K		3	1	1	0	1	1	2
Mike Lieberthal, R (1, 2) OBP: 0.317, SLG: 0.451		E 1B BB		G6-3		G6-4-3		K		3	0	0	0	1	1	4
Tony Barron, R (1, 9) OBP: 0.306, SLG: 0.426		E8 1B		E1 SF8		G6-3			P3	4	0	1	0	0	0	1
Kevin Stocker, S (1, 6) OBP: 0.335, SLG: 0.359		IBB		SF8		K			G4-3 2B	2	1	1	1	1	1	0
Tyler Green, R (1, 1) OBP: 0.333, SLG: 0.429		G4-3		F9		K			G4-3	2	0	0	0	0	0	4
Ruben Amaro Jr, S (7, 7) OBP: 0.321, SLG: 0.313										2	0	0	0	0	1	1
Inning Stats	R: 0 H: 0 E: 0 LOB: 0 K: 1 BB: 1 S: 8 P: 14	R: 0 H: 1 E: 1 LOB: 3 K: 0 BB: 2 S: 11 P: 20	R: 0 H: 0 E: 0 LOB: 0 K: 0 BB: 0 S: 6 P: 6	R: 2 H: 2 E: 1 LOB: 1 K: 0 BB: 0 S: 11 P: 15	R: 0 H: 0 E: 0 LOB: 0 K: 0 BB: 0 S: 10 P: 13	R: 0 H: 0 E: 0 LOB: 0 K: 0 BB: 1 S: 5 P: 10	R: 0 H: 0 E: 0 LOB: 0 K: 2 BB: 0 S: 7 P: 9	R: 1 H: 3 E: 0 LOB: 3 K: 2 BB: 0 S: 14 P: 23	R: 1 H: 2 E: 0 LOB: 1 K: 0 BB: 0 S: 11 P: 16	1B: 3 SF: 1 2B: 4 SAC: 0 3B: 0 DP: 1 HR: 1 HBP: 0						

PITCHER		IP	WLS	BF	H	R	ER	SO	BB	IBB	HBP	BLK	WP	HR	S	P	ERA	WHIP
Brett Tomko, R ERA: 3.36	(1, 1)	7.1	W	31	6	3	2	3	3	1	0	0	0	1	65	98	2.46	1.227
Stan Belinda, R ERA: 3.33	(8, 1)	0.2		2	0	0	0	2	0	0	0	0	0	0	7	12	0.00	0.000
Jeff Shaw, R ERA: 2.42	(9, 1)	1.0	S	5	2	1	1	0	0	0	0	0	0	0	11	16	9.00	2.000

PITCHER	IP	WLS	BF	H	R	ER	SO	BB	IBB	HBP	BLK	WP	HR	S	P	ERA	WHIP

BOTTOM

Cincinnati Reds @ Philadelphia Phillies

Veterans Stadium, Philadelphia, PA

Sun Sep 14 1997, 3:33 AM EDT
Att. 20,518 - Cloudy - 73 F

livebaseballscorecards.com

AB	33
R	4
H	8
RBI	4
BB	4
SO	5
LOB	15

WP: 0 PA: 38
PB: 0
SB: 2
CS: 1

Batter	1	2	3	4	5	6	7	8	9	AB	R	H	RBI	BB	SO	LOB
Pokey Reese, R (1, 6) OBP: 0.289, SLG: 0.293	G6-3		1B	FC5-4 1-2f		P7			G5-3	5	1	1	0	0	0	3
Jon Nunnally, L (1, 8) (9, 7) OBP: 0.374, SLG: 0.539	1B S 1B		1B 1-2 SF9		F9	P6			G4-3 BB	4	1	2	0	1	0	0
Chris Stynes, R (1, 7) OBP: 0.391, SLG: 0.510 Jeff Shaw, R (9, 1)	1-3 1B		P5		G6-3	P2			1 SAFE G4-3 1-2	5 0	0 0	1 0	0 0	0 0	0 0	3 0
Eduardo Perez, R (1, 3) OBP: 0.334, SLG: 0.496	K		2 SAFE SF9 1-3 2-H 1B		K	1-2 HR			F8	5	1	2	2	0	2	3
Willie Greene, L (1, 5) OBP: 0.353, SLG: 0.461	P5		SF9 1-2 3-H			K	G4-3			3	0	0	1	0	1	2
Reggie Sanders, R (1, 9) OBP: 0.347, SLG: 0.543		F9 S 1B	F7			E 1B BB			K	3	1	1	0	1	1	1
Joe Oliver, R (1, 2) OBP: 0.314, SLG: 0.432		1 SAFE 1 SAFE 1 SAFE K 1-2		K		1 SAFE K 1-2			F9	4	0	0	0	0	3	2
Bret Boone, R (1, 4) OBP: 0.294, SLG: 0.324		F9 2-3		G5-3		1B IBB			BB	2	0	0	0	2	0	1
Mike Morgan, R (1, 1) OBP: 0.122, SLG: 0.150 Eddie Taubensee, L (8, PH) OBP: 0.314, SLG: 0.464 Gabe White, L (8, 1) OBP: 0.111, SLG: 0.111 Pat Watkins, R (9, 8) OBP: 0.500, SLG: 1.000		G5-3		FC5-4 1B		1-3 2-H 1B			K	3 1 0 0	0 0 0 0	2 0 0 0	1 0 0 0	0 0 0 0	0 1 0 0	1 1 0 0
Inning Stats	R: 0 E: 0 K: 1 S: 10 H: 2 LOB: 2 BB: 0 P: 16	R: 0 E: 0 K: 1 S: 16 H: 1 LOB: 1 BB: 0 P: 23	R: 2 E: 0 K: 0 S: 12 H: 3 LOB: 1 BB: 0 P: 16	R: 0 E: 0 K: 1 S: 12 H: 1 LOB: 1 BB: 0 P: 15	R: 0 E: 0 K: 1 S: 9 H: 0 LOB: 0 BB: 0 P: 13	R: 1 E: 1 K: 2 S: 13 H: 1 LOB: 2 BB: 2 P: 28	R: 1 E: 0 K: 0 S: 8 H: 1 LOB: 0 BB: 0 P: 11	R: 0 E: 0 K: 2 S: 11 H: 0 LOB: 1 BB: 1 P: 20	R: 0 E: 0 K: 0 S: 6 H: 0 LOB: 1 BB: 1 P: 12	1B: 8 2B: 0 3B: 0 HR: 1 SF: 1 SAC: 0 DP: 0 HBP: 0						

PITCHER		IP	W/L/S	BF	H	R	ER	SO	BB	IBB	HBP	BLK	WP	HR	S	P	ERA	WHIP
Geremi Gonzalez, R ERA: 4.44	(1, 1)	6.0	L	28	8	3	3	6	1	1	0	0	0	0	72	111	4.50	1.500
Kent Bottenfield, R ERA: 3.6	(7, 1)	1.0		4	1	1	1	0	0	0	0	0	0	1	8	11	9.00	1.000
Dave Stevens, R ERA: 8.59	(8, 1)	1.0		4	0	0	0	2	1	0	0	0	0	0	11	20	0.00	1.000
Ramon Morel, R ERA: 4.15	(9, 1)	1.0		4	0	0	0	0	1	0	0	0	0	0	6	12	0.00	1.000

PITCHER	IP	W/L/S	BF	H	R	ER	SO	BB	IBB	HBP	BLK	WP	HR	S	P	ERA	WHIP

Cincinnati Reds @ Chicago Cubs

Wrigley Field, Chicago, IL

Mon Sep 15 1997, 7:05 PM CDT

Att. 20,352 - Unknown - 70 F

TOP

livebaseballscorecards.com

AB	35
R	4
H	9
RBI	4
BB	4
SO	8
LOB	17

1B: 8	SF: 1	WP: 0	PA: 40
2B: 0	SAC: 0	PB: 0	
3B: 0	DP: 0	SB: 2	
HR: 1	HBP: 0	CS: 0	

Batter	1	2	3	4	5	6	7	8	9	AB	R	H	RBI	BB	SO	LOB
Lance Johnson, L (1, 8) OBP: 0.364, SLG: 0.396	X 0-0 ① L7		B X 1-0 ③ L8		C B F C 1-3 ③ K			B B C B C F B 4-2 G1-6-3 BB		3	0	0	0	1	1	1
Doug Glanville, R (1, 7) OBP: 0.340, SLG: 0.398	B F B F F X 2-2 ② G1-3			C X 0-1 ① P4		F X 0-1 ① F9		L B X 1-1 ②③ G1-6-3 1-2f		4	0	0	0	0	0	1
Mark Grace, L (1, 3) OBP: 0.415, SLG: 0.470	B B B C F X 3-2 ③ L6			B B X 2-0 ② F7		C B X 1-1 1B			X 0-0 ① L3	4	0	1	0	0	0	0
Sammy Sosa, R (1, 9) OBP: 0.303, SLG: 0.485		F F B F B X 2-2 HR		C B C B X 2-2 S 1B		B X 1-0 ② P3			B S X 1-1 1B	4	1	3	1	0	0	1
Kevin Orie, R (1, 5) OBP: 0.353, SLG: 0.441		C B X 1-1 ① G1-3		B B S C B B 4-2 1-2 BB		B F B X 2-1 ③ P4			B F C C 1-3 ② K	3	0	0	0	1	1	2
23 Ryne Sandberg, R (1, 4) OBP: 0.318, SLG: 0.409		C F X 0-2 L4-3 1B		S S 1 B B F C SAFE 2-3 ③ K			X 0-0 ① G6-3		C F X 0-2 ③ G3	4	0	1	0	0	1	3
Mike Hubbard, R (1, 2) OBP: 0.237, SLG: 0.263		X 0-0 ②③ L4-3 1-2			C B B X 2-1 ① F8		B F X 1-1 ② G6-3			3	0	0	0	0	0	1
Manny Alexander, R (1, 6) OBP: 0.308, SLG: 0.367			B B B C X 2-2 ① G6-3		X 0-0 SH2-3 1B		B F C X 1-2 ③ F8			3	0	1	0	0	0	0
Geremi Gonzalez, R (1, 1) OBP: 0.154, SLG: 0.083			S B X 1-1 ② G6-3		X 0-0 ② SH2-3 1-2			X 0-0 ① G5-3		1	0	0	0	0	0	0
Kent Bottenfield, R (7, 1)										0	0	0	0	0	0	0
Dave Stevens, R (8, 1)										0	0	0	0	0	0	0
Miguel Cairo, R (8, PH)										1	0	0	0	0	0	0
Ramon Morel, R (9, 1)										0	0	0	0	0	0	0
Inning Stats	R: 0 E: 0 K: 0 S: 8 H: 0 LOB: 0 BB: 0 P: 13	R: 1 E: 0 K: 0 S: 10 H: 2 LOB: 0 BB: 0 P: 13	R: 0 E: 0 K: 0 S: 6 H: 0 LOB: 0 BB: 0 P: 10	R: 0 E: 0 K: 1 S: 12 H: 1 LOB: 2 BB: 1 P: 22	R: 0 E: 0 K: 1 S: 7 H: 1 LOB: 1 BB: 0 P: 10	R: 0 E: 0 K: 0 S: 7 H: 1 LOB: 1 BB: 0 P: 11	R: 0 E: 0 K: 0 S: 6 H: 0 LOB: 0 BB: 0 P: 8	R: 0 E: 0 K: 0 S: 6 H: 0 LOB: 0 BB: 1 P: 11	R: 0 E: 0 K: 1 S: 10 H: 1 LOB: 1 BB: 0 P: 12	1B: 5 2B: 1 3B: 0 HR: 1	SF: 0 SAC: 1 DP: 2 HBP: 0					

PITCHER		IP	WLS	BF	H	R	ER	SO	BB	IBB	HBP	BLK	WP	HR	S	P	ERA	WHIP
Mike Morgan, R ERA: 4.8	(1, 1)	7.0	W	26	5	1	1	2	1	0	0	0	0	1	56	87	1.29	0.857
Gabe White, L ERA: 4.58	(8, 1)	1.0		3	0	0	0	0	1	0	0	0	0	0	6	11	0.00	1.000
Jeff Shaw, R ERA: 2.39	(9, 1)	1.0	S	4	1	0	0	1	0	0	0	0	0	0	10	12	0.00	1.000

PITCHER	IP	WLS	BF	H	R	ER	SO	BB	IBB	HBP	BLK	WP	HR	S	P	ERA	WHIP

BOTTOM

Cincinnati Reds @ Chicago Cubs

Wrigley Field, Chicago, IL

Mon Sep 15 1997, 7:05 PM CDT

Att. 20,352 - Unknown - 70 F

livebaseballscorecards.com

AB	30
R	1
H	6
RBI	1
BB	2
SO	3
LOB	9

WP: 0 PB: 0 SB: 1 CS: 0 PA: 33

Batter	1	2	3	4	5	6	7	8	9	AB	R	H	RBI	BB	SO	LOB
Pokey Reese, R (1, 6) OBP: 0.287, SLG: 0.291	C F C 0-3 ① K		B B F C F S 2-3 ③ K			B X 1-0 ② G5-3 1-2			B X 1-0 ① P3	3	0	0	0	0	2	1
Damian Jackson, R (9, PH) OBP: 0.176, SLG: 0.188										1	0	0	0	0	0	0
Jon Nunnally, L (1, 8) OBP: 0.369, SLG: 0.531	X 0-0 ② F7			X 0-0 ① G3		B C C B F S 2-3 ③ K			X 0-0 ② G4-3	3	0	0	0	0	1	1
Pat Watkins, R (9, PH) OBP: 0.333, SLG: 0.667										1	0	0	0	0	0	0
Chris Stynes, R (1, 7) OBP: 0.384, SLG: 0.500	C B X 1-1 ③ F8			X 0-0 ② G6-3			X 0-0 ① L4		B B S X 2-1 ③ G6-3	3	0	0	0	0	0	0
Aaron Boone, R (9, PH) OBP: 0.095, SLG: 0.095										1	0	0	0	0	0	0
Eduardo Perez, R (1, 3) OBP: 0.331, SLG: 0.491		X 0-0 ① F8		C B S B X 2-2 ③ G5-3			S B X 1-1 ② G6-3			3	0	0	0	0	0	0
Willie Greene, L (1, 5) OBP: 0.351, SLG: 0.458		S B B X 2-1 ② G4-3			B F X 1-1 ① F8		C B B X 2-1 ③ G4-3			3	0	0	0	0	0	0
Reggie Sanders, R (1, 9) OBP: 0.347, SLG: 0.540		B B S B F B 4-2 BB			X 0-0 ② G6-3			X 0-0 ① F8		2	0	0	0	1	0	0
Joe Oliver, R (1, 2) OBP: 0.311, SLG: 0.428		B X 1-0 ③ L7			C B X 1-1 ③ G6-3			B B X 2-0 ② L6		3	0	0	0	0	0	1
Bret Boone, R (1, 4) OBP: 0.296, SLG: 0.325			B C B C X 2-2 ① G4-3			B C B X 2-1 G5-3 1B		B B C F F B B 4-2 BB		2	0	1	0	1	0	0
Kent Mercker, L (1, 1) OBP: 0.213, SLG: 0.209			X 0-0 ② G6-3			L M B L 1-3 ① K		S B F B T 2-2 ③ K		2	0	0	0	0	1	1
Scott Sullivan, R (7, 1)										0	0	0	0	0	0	0
Eddie Taubensee, L (8, PH) OBP: 0.313, SLG: 0.462										1	0	0	0	0	1	1
Danny Graves, R (8, 1)										0	0	0	0	0	0	0
Felix Rodriguez, R (8, 1)										0	0	0	0	0	0	0
Inning Stats	R: 0 E: 0 K: 1 S: 6 H: 0 LOB: 0 BB: 0 P: 7	R: 0 E: 0 K: 0 S: 6 H: 0 LOB: 1 BB: 1 P: 13	R: 0 E: 0 K: 1 S: 8 H: 0 LOB: 0 BB: 0 P: 12	R: 0 E: 0 K: 0 S: 5 H: 0 LOB: 0 BB: 0 P: 7	R: 0 E: 0 K: 0 S: 5 H: 0 LOB: 0 BB: 0 P: 7	R: 0 E: 0 K: 2 S: 10 H: 1 LOB: 1 BB: 0 P: 16	R: 0 E: 0 K: 0 S: 5 H: 0 LOB: 0 BB: 0 P: 8	R: 0 E: 0 K: 1 S: 8 H: 0 LOB: 1 BB: 1 P: 16	R: 0 E: 0 K: 0 S: 4 H: 0 LOB: 0 BB: 0 P: 7	1B: 1 2B: 0 3B: 0 HR: 0	SF: 0 SAC: 0 DP: 0 HBP: 0						

PITCHER	IP	WLS	BF	H	R	ER	SO	BB	IBB	HBP	BLK	WP	HR	S	P	ERA	WHIP
Kevin Tapani, R (1, 1) ERA: 3.73	9.0	W	30	1	0	0	5	2	0	0	0	0	0	57	93	0.00	0.333

PITCHER	IP	WLS	BF	H	R	ER	SO	BB	IBB	HBP	BLK	WP	HR	S	P	ERA	WHIP

TOP

Cincinnati Reds @ Chicago Cubs

Wrigley Field, Chicago, IL

Tue Sep 16 1997, 7:05 PM CDT

Att. 22,190 - Unknown - 76 F

livebaseballscorecards.com

AB	28
R	0
H	1
RBI	0
BB	2
SO	5
LOB	5

Batter	1	2	3	4	5	6	7	8	9	AB	R	H	RBI	BB	SO	LOB
Doug Glanville, R (1, 8) OBP: 0.339, SLG: 0.396	F9		FC6 BB 1-2f		G5-3			1B E 23 2B 1B		4	1	1	0	0	0	2
Terrell Lowery, R (1, 7) OBP: 0.375, SLG: 0.286	G6-3		1 SAFE 1 SAFE 1 SAFE 1 SAFE B C B B 1 SAFE 4-1 1 SAFE B BB 1-2			F7		1 SAFE C B M S 23 2B 1B 1-3		3	1	1	0	1	0	0
Mark Grace, L (1, 3) OBP: 0.414, SLG: 0.468	F7		L8			HR 1B		F7 1-2		4	1	1	0	0	0	4
Sammy Sosa, R (1, 9) OBP: 0.307, SLG: 0.492		G6-3 1B	23 CS BB			3-0 1-H HR		23 2B IBB		2	2	2	2	2	0	0
23 Ryne Sandberg, R (1, 4) OBP: 0.317, SLG: 0.410		F7	K 1-2			F8		PB 1-H 2-H 3-H 2B		4	0	1	3	0	1	2
Kevin Orie, R (1, 5) OBP: 0.349, SLG: 0.436		G6-3 1-2	P3			K		G5-3		4	0	0	0	0	1	2
Scott Servais, R (1, 2) OBP: 0.311, SLG: 0.363		P3		G6-3		F8		F9 2-3		4	0	0	0	0	0	2
Manny Alexander, R (1, 6) OBP: 0.308, SLG: 0.367			G5-3	SH1-4 1B		P4				3	0	1	0	0	0	0
Kevin Tapani, R (1, 1) OBP: 0.222, SLG: 0.176			FC6 1B	SH1-4 1-2		K				2	0	1	0	0	1	0
Inning Stats	R: 0 H: 0 E: 0 LOB: 0 K: 0 BB: 0 S: 8 P: 11	R: 0 H: 1 E: 0 LOB: 1 K: 0 BB: 0 S: 9 P: 11	R: 0 H: 1 E: 0 LOB: 2 K: 0 BB: 1 S: 10 P: 20	R: 0 H: 0 E: 0 LOB: 0 K: 1 BB: 1 S: 9 P: 17	R: 0 H: 1 E: 0 LOB: 1 K: 0 BB: 0 S: 7 P: 13	R: 2 H: 2 E: 0 LOB: 0 K: 1 BB: 0 S: 7 P: 13	R: 0 H: 0 E: 0 LOB: 0 K: 1 BB: 0 S: 7 P: 8	R: 3 H: 3 E: 0 LOB: 1 K: 0 BB: 1 S: 11 P: 22		1B: 6 SF: 0 2B: 1 SAC: 1 3B: 0 DP: 0 HR: 1 HBP: 0						WP: 0 PA: 34 PB: 1 SB: 1 CS: 1

PITCHER		IP	WLS	BF	H	R	ER	SO	BB	IBB	HBP	BLK	WP	HR	S	P	ERA	WHIP
Kent Mercker, L ERA: 3.8	(1, 1)	6.0	L	24	5	2	2	2	2	0	0	0	0	1	50	85	3.00	1.167
Scott Sullivan, R ERA: 3.44	(7, 1)	1.0		3	0	0	0	1	0	0	0	0	0	0	7	8	0.00	0.000
Danny Graves, R ERA: 5.4	(8, 1)	0.0		2	2	2	2	0	0	0	0	0	0	0	4	7	∞	∞
Felix Rodriguez, R ERA: 4.5	(8, 1)	1.0		5	1	1	1	0	0	1	0	0	0	0	7	15	9.00	1.000

PITCHER	IP	WLS	BF	H	R	ER	SO	BB	IBB	HBP	BLK	WP	HR	S	P	ERA	WHIP

BOTTOM

Cincinnati Reds @ Chicago Cubs

Wrigley Field, Chicago, IL

Tue Sep 16 1997, 7:05 PM CDT

Att. 22,190 - Unknown - 76 F

livebaseballscorecards.com

AB	30
R	5
H	8
RBI	5
BB	3
SO	3
LOB	12

Batter	1	2	3	4	5	6	7	8	9	AB	R	H	RBI	BB	SO	LOB
Mark Grudzielanek, R (1, 6) OBP: 0.309, SLG: 0.392	C B S B F F B F X 3-2 ① F9	F F X 0-2 ③ G3-1			C B C F F F S 1-3 ① K			B F B S X 2-2 HR 2B		4	1	1	0	0	1	3
Mike Lansing, R (1, 4) OBP: 0.342, SLG: 0.479	B B X 2-0 ② L5		X 0-0 ① G6-3		F F B X 1-2 ② G1-3			L S X 0-2 ① G5-3		4	0	0	0	0	0	1
Jose Vidro, S (1, 5) OBP: 0.318, SLG: 0.375	F S B X 1-2 ③ F8		B C S T B X 2-2 ② G3-1		B C X 1-1 ③ G5-3			B X 1-0 ② P6		4	0	0	0	0	0	1
David Segui, S (1, 3) OBP: 0.385, SLG: 0.497		B F B B X 3-1 1B 1B BB 1B	X 0-0 2B			F F F T C 0-3 ① K		I I I I 4-0 HR IBB		3	2	2	0	1	1	0
Rondell White, R (1, 8) OBP: 0.317, SLG: 0.465		F S S 0-3 ① K	B C X 1-1 ③ G4-3			X 0-0 ② F8		C B X 1-1 1-H 2-H HR		4	1	1	3	0	1	2
Hensley Meulens, R (1, 7) OBP: 0.300, SLG: 0.250 Brad Fullmer, L (8, PH) OBP: 0.357, SLG: 0.857 Joe Orsulak, L (8, 7) OBP: 0.314, SLG: 0.340		S S B B B C 3-3 ② K		B X 1-0 CS 1B		C F C 0-3 ③ K		B F X 1-1 ③ F9		3 1 0	0 0 0	1 0 0	0 0 0	0 0 0	2 0 0	1 0 0
Ryan McGuire, L (1, 9) OBP: 0.322, SLG: 0.399		B X 1-0 BB 1B 1-2 1B		C B S B S 2-3 ① K			F F S 0-3 ① K		C F S 0-3 ① K	4	0	1	0	0	3	1
Raul Chavez, R (1, 2) OBP: 0.150, SLG: 0.158		X 0-0 BB 1-2 2-3 1B		B C 1 SAFE X 1-1 ② 1-2 1B			B X 1-0 ② L8		B B C T F S 2-3 ② K	4	0	2	0	0	1	0
Marc Valdes, R (1, 1) OBP: 0.167, SLG: 0.118 Jim Bullinger, R (7, 1) OBP: 0.209, SLG: 0.302 Henry Rodriguez, L (9, PH) OBP: 0.305, SLG: 0.487 Ugueth Urbina, R (9, 1)		B B B B 4-0 1-2 2-3 3-H BB		C S C 0-3 ③ K			S B F B F F B X 3-2 ③ G5-3		C F B S 1-3 ③ K	2 0 1 0	0 0 0 0	0 0 0 0	1 0 0 0	1 0 0 0	1 0 1 0	1 0 0 0
Inning Stats	R: 0 E: 0 K: 0 S: 10 H: 0 LOB: 0 BB: 0 P: 16	R: 1 E: 0 K: 2 S: 13 H: 3 LOB: 3 BB: 1 P: 24	R: 0 E: 0 K: 0 S: 8 H: 1 LOB: 1 BB: 0 P: 11	R: 0 E: 0 K: 2 S: 9 H: 2 LOB: 1 BB: 0 P: 13	R: 0 E: 0 K: 1 S: 11 H: 0 LOB: 0 BB: 0 P: 14	R: 0 E: 0 K: 2 S: 9 H: 0 LOB: 0 BB: 0 P: 9	R: 0 E: 0 K: 1 S: 9 H: 0 LOB: 0 BB: 0 P: 13	R: 3 E: 0 K: 0 S: 11 H: 2 LOB: 0 BB: 1 P: 20	R: 0 E: 0 K: 3 S: 10 H: 0 LOB: 0 BB: 0 P: 13	1B: 5 2B: 2 3B: 0 HR: 1 SF: 0 SAC: 0 DP: 0 HBP: 0						

TOP

Montreal Expos @ Cincinnati Reds

Cinergy Field, Cincinnati, OH

Wed Sep 17 1997, 7:05 PM EDT

Att. 15,757 - Unknown - 75 F

livebaseballscorecards.com

AB	34
R	4
H	8
RBI	4
BB	2
SO	11
LOB	10

WP: 0 PB: 0 SB: 0 CS: 1 PA: 36

PITCHER		IP	WLS	BF	H	R	ER	SO	BB	IBB	HBP	BLK	WP	HR	S	P	ERA	WHIP
Mike Remlinger, L ERA: 4.2	(1, 1)	7.0		27	6	1	1	8	1	0	0	0	0	0	69	100	1.29	1.000
Stan Belinda, R ERA: 3.54	(8, 1)	2.0	L	9	2	3	3	3	0	1	0	0	0	1	21	33	13.50	1.000

PITCHER		IP	WLS	BF	H	R	ER	SO	BB	IBB	HBP	BLK	WP	HR	S	P	ERA	WHIP

Montreal Expos @ Cincinnati Reds

Cinergy Field, Cincinnati, OH

Wed Sep 17 1997, 7:05 PM EDT

Att. 15,757 - Unknown - 75 F

livebaseballscorecards.com

BOTTOM

Batter	1	2	3	4	5	6	7	8	9	AB	R	H	RBI	BB	SO	LOB
Pokey Reese, R (1, 6) OBP: 0.289, SLG: 0.291 Joe Oliver, R (9, PH) OBP: 0.310, SLG: 0.427	1-0 1B WP 1B		1-2 G6-3			1-2 F9	4-0 1-2 2-3 BB		1-3 K	3 1	1 0	1 0	0 0	1 0	0 1	0 2
Jon Nunnally, L (1, 8) OBP: 0.367, SLG: 0.525	1 SAFE 1 SAFE 1-3 K		1-1 G3			0-0 BB 1B	1-1 G4-3			4	0	1	0	0	1	4
Chris Stynes, R (1, 7) OBP: 0.393, SLG: 0.503	2-2 G4-3 WP CS 1-3 1B			3-1 G6-4-3 1B		4-2 1-2 BB		0-1 G6-3		3	0	2	0	1	0	0
Eduardo Perez, R (1, 3) OBP: 0.327, SLG: 0.485	2-2 G4-3 1-3 3-H			1-0 G6-4-3 1-2f		2-3 K		1-1 G5-3		4	0	0	0	0	1	4
Willie Greene, L (1, 5) OBP: 0.350, SLG: 0.455	4-1 BB			0-3 K		0-0 G3-1		1-3 K		3	0	0	0	1	2	2
Reggie Sanders, R (1, 9) OBP: 0.343, SLG: 0.532	2-2 CS 3-H	1-3 K			2-3 K2-3		0-3 K		1-3 K	4	0	0	0	0	4	0
Brook Fordyce, R (1, 2) OBP: 0.271, SLG: 0.307 Eddie Taubensee, L (7, PH) OBP: 0.314, SLG: 0.463 (8, 2)		0-0 G6-3			1-0 G1-3		3-3 K		1-2 PB 1B	2 2	0 0	0 1	0 0	0 0	0 1	0 0
Bret Boone, R (1, 4) OBP: 0.298, SLG: 0.325		0-1 L9			0-1 1B		4-1 BB 1B BB		2-2 L8	3	0	1	0	1	0	1
Mike Remlinger, L (1, 1) OBP: 0.118, SLG: 0.125 Lenny Harris, L (7, PH) OBP: 0.299, SLG: 0.362 Stan Belinda, R (8, 1) OBP: 0.500, SLG: 0.500 Pete Rose, L (9, PH) OBP: 0.364, SLG: 0.222			2-2 G4-3		3-2 F7		1-0 1-2 BB		4-0 1-2 BB	2 1 0 0	0 0 0 0	0 1 0 0	0 0 0 0	0 0 0 1	0 0 0 0	1 0 0 0
Inning Stats	R: 1 H: 2 E: 0 LOB: 1 K: 1 BB: 1 S: 13 P: 25	R: 0 H: 0 E: 0 LOB: 0 K: 1 BB: 0 S: 6 P: 7	R: 0 H: 0 E: 0 LOB: 0 K: 0 BB: 0 S: 8 P: 12	R: 0 H: 1 E: 0 LOB: 0 K: 1 BB: 0 S: 6 P: 10	R: 0 H: 1 E: 0 LOB: 1 K: 1 BB: 0 S: 13 P: 19	R: 0 H: 1 E: 0 LOB: 2 K: 1 BB: 1 S: 12 P: 19	R: 0 H: 1 E: 0 LOB: 3 K: 2 BB: 2 S: 10 P: 23	R: 0 H: 0 E: 0 LOB: 0 K: 1 BB: 0 S: 7 P: 9	R: 0 H: 1 E: 0 LOB: 2 K: 2 BB: 1 S: 15 P: 24	1B: 7 SF: 0 2B: 0 SAC: 0 3B: 0 DP: 1 HR: 0 HBP: 0						

	AB	32
	R	1
	H	7
	RBI	0
	BB	5
	SO	10
	LOB	14

WP: 1 PA: 38
PB: 1
SB: 0
CS: 1

PITCHER		IP	WLS	BF	H	R	ER	SO	BB	IBB	HBP	BLK	WP	HR	S	P	ERA	WHIP
Marc Valdes, R ERA: 3.1	(1, 1)	6.2		27	6	1	1	7	3	0	0	0	1	0	66	108	1.35	1.350
Jim Bullinger, R ERA: 5.54	(7, 1)	1.1	W	5	0	0	0	1	1	0	0	0	0	0	9	16	0.00	0.750
Ugueth Urbina, R ERA: 3.84	(9, 1)	1.0	S	5	1	0	0	2	1	0	0	0	0	0	15	24	0.00	2.000

PITCHER	IP	WLS	BF	H	R	ER	SO	BB	IBB	HBP	BLK	WP	HR	S	P	ERA	WHIP

Montreal Expos @ Cincinnati Reds

Cinergy Field, Cincinnati, OH

Thu Sep 18 1997, 7:05 PM EDT

Att. 15,099 - Unknown - 78 F

TOP

livebaseballscorecards.com

Batter	1	2	3	4	5	6	7	8	9	AB	R	H	RBI	BB	SO	LOB
Mark Grudzielanek, R (1, 6) OBP: 0.309, SLG: 0.390	C B F B X 2-2 ① F8		B B B B 4-0 2B BB		B C S X 1-2 ① P9		F B S S 1-3 ③ K			3	0	0	0	1	1	0
Mike Lansing, R (1, 4) OBP: 0.343, SLG: 0.483	B F C F F B B X 3-2 2B		F C B B B F X 3-2 1-3 2-H 2B		C S B F B X 2-2 ② F9			B F F X 1-2 ① G6-3		4	0	2	1	0	0	0
Hensley Meulens, R (1, 7) OBP: 0.333, SLG: 0.222 Brad Fullmer, L (5, PH) OBP: 0.313, SLG: 0.750 (5, 7)	X 0-0 ② P3		B B B C F B 4-2 BB		B C B X 2-1 ③ P5			B X 1-0 ② G4-3		1 2	0 0	0 0	0 0	1 0	0 0	1 0
David Segui, S (1, 3) OBP: 0.384, SLG: 0.501	B F B C B X 3-2 ③ P4		S B X 1-1 ② P9			X 0-0 ① F8		B X 1-0 HR		4	1	1	1	0	0	4
Rondell White, R (1, 8) OBP: 0.315, SLG: 0.461		B S C B B X 3-2 ① L7	C F X 0-2 ③ F9			C F S 0-3 ② K		X 0-0 ③ G5-3		4	0	0	0	0	1	3
Chris Widger, R (1, 2) OBP: 0.286, SLG: 0.400		B F B B X 3-1 ② G5-3		X 0-0 1B 2B		C B C B F F X 2-2 1B			C F S 0-3 ① K	4	1	2	0	0	1	0
Ryan McGuire, L (1, 9) OBP: 0.321, SLG: 0.395		B X 1-0 ③ L9		B F S F B F S 2-3 ① K		X 0-0 ③ G1-5-3			C F F B X 1-2 1B	4	0	1	0	0	1	2
Doug Strange, S (1, 5) OBP: 0.328, SLG: 0.432			B C X 1-1 SH5-4 2B 1B	S X 0-1 ② 2-H 1B			S B S F F B S 2-3 ① K		S F B F F X 1-2 ② F9	4	1	2	1	0	1	1
Dustin Hermanson, R (1, 1) OBP: 0.149, SLG: 0.200 Jose Vidro, S (7, PH) OBP: 0.316, SLG: 0.372 Steve Kline, S (7, 1) Dave Veres, R (8, 1) OBP: 1.000, SLG: 1.000 Rick DeHart, L (8, 1) Henry Rodriguez, L (9, PH) OBP: 0.305, SLG: 0.486			X 0-0 ① SH5-4 1-2	X 0-0 ③ G5-3			B X 1-0 ② G3		B B B B F S S F X 3-2 ③ P4	1 1 0 0 0 0 1	0 0 0 0 0 0 0	0 0 0 0 0 0 0	0 0 0 0 0 0 0	0 0 0 0 0 0 0	0 0 0 0 0 0 1	0 0 0 0 0 0 1

AB	33
R	3
H	8
RBI	3
BB	2
SO	5
LOB	12

Inning Stats	1	2	3	4	5	6	7	8	9
	R: 0 H: 1 E: 0 LOB: 1 K: 0 BB: 0 S: 12 P: 20	R: 0 H: 0 E: 0 LOB: 0 K: 0 BB: 0 S: 6 P: 13	R: 1 H: 2 E: 0 LOB: 3 K: 0 BB: 2 S: 14 P: 27	R: 1 H: 2 E: 0 LOB: 0 K: 1 BB: 0 S: 9 P: 11	R: 0 H: 0 E: 0 LOB: 0 K: 0 BB: 0 S: 9 P: 14	R: 0 H: 1 E: 0 LOB: 1 K: 1 BB: 0 S: 11 P: 13	R: 0 H: 0 E: 0 LOB: 0 K: 2 BB: 0 S: 9 P: 13	R: 1 H: 1 E: 0 LOB: 0 K: 0 BB: 0 S: 6 P: 9	R: 0 H: 1 E: 0 LOB: 1 K: 1 BB: 0 S: 15 P: 20

1B: 4	SF: 0	WP: 0	PA: 36
2B: 3	SAC: 1	PB: 0	
3B: 0	DP: 0	SB: 0	
HR: 1	HBP: 0	CS: 0	

PITCHER		IP	WLS	BF	H	R	ER	SO	BB	IBB	HBP	BLK	WP	HR	S	P	ERA	WHIP
Pete Schourek, L ERA: 5.42	(1, 1)	4.0		18	5	2	2	1	2	0	0	0	0	0	41	71	4.50	1.750
Scott Sullivan, R ERA: 3.39	(5, 1)	4.0	W	14	2	1	1	3	0	0	0	0	0	1	35	49	2.25	0.500
Jeff Shaw, R ERA: 2.36	(9, 1)	1.0	S	4	1	0	0	1	0	0	0	0	0	0	15	20	0.00	1.000

PITCHER	IP	WLS	BF	H	R	ER	SO	BB	IBB	HBP	BLK	WP	HR	S	P	ERA	WHIP

Montreal Expos @ Cincinnati Reds

Cinergy Field, Cincinnati, OH

Thu Sep 18 1997, 7:05 PM EDT

Att. 15,099 - Unknown - 78 F

BOTTOM

Batter	1	2	3	4	5	6	7	8	9	AB	R	H	RBI	BB	SO	LOB
Damian Jackson, R (1, 6) OBP: 0.143, SLG: 0.150 Eddie Taubensee, L (8, PH) OBP: 0.317, SLG: 0.465 (9, 2)	B C B C X 2-2 ① P5		S C B C 1-3 ① K	B F X 1-1 ② G4-3 2-3		C B F X 1-2 ③ P5		B X 1-0 G4-3 1-2 2-H 1B		4 0 0 0 0 1 2 1 0 1 1 0 0 0						
Jon Nunnally, L (1, 8) OBP: 0.372, SLG: 0.530 (9, 7)	X 0-0 ② L8		S X 0-1 1B 2B	B B B F X 3-1 FC5-4 3-H 1B			B B B C B 4-1 SH2-3 E BB	C S T F X 0-2 ② G4-3 1-2 2-3		4 2 2 1 1 0 2						
Chris Stynes, R (1, 7) OBP: 0.401, SLG: 0.506 Jeff Shaw, R (9, 1)	B B X 2-0 1B 1B		B C X 1-1 2B 2-H 1B 1B	B 1 SAFE 1 SAFE X 1-0 ③ FC5-4 1-2f			F X 0-1 ① SH2-3 1-2	I I I 4-0 IBB		3 1 2 1 1 0 1 0 0 0 0 0 0 0						
Willie Greene, L (1, 5) OBP: 0.353, SLG: 0.459	X 0-0 FC6-4 1-2 1B		B F S B X 2-2 1B 1-3 2B		B S X 1-1 ① G6-3		X 0-0 ② E7 G5-3 2-H 1B	B X 1-0 ③ F7		5 1 3 1 0 0 3						
Reggie Sanders, R (1, 9) OBP: 0.342, SLG: 0.526	S F X 0-2 ③ FC6-4 1-2f		B F B X 2-1 ② P6		S B B X 2-1 ② F9		I I I 4-0 IBB			3 0 0 0 1 0 4						
Lenny Harris, L (1, 3) OBP: 0.300, SLG: 0.362 Eduardo Perez, R (7, PH) OBP: 0.326, SLG: 0.483 (8, 3)		C X 0-1 ① L7	B X 1-0 2-H 3-H 1B		X 0-0 ③ G6-3		B X 1-0 ②③ G5-3 2-3f			3 0 1 2 0 0 0 1 0 0 0 0 0 2						
Joe Oliver, R (1, 2) OBP: 0.312, SLG: 0.426 Pokey Reese, R (8, PR) OBP: 0.289, SLG: 0.291 (9, 6)		B F B B B 4-1 CS 1B BB	1 SAFE X 0-0 ③ G1			B X 1-0 ① F9		C X 0-1 FC1-5 SH 1B		3 0 1 0 1 0 1 0 0 0 0 0 0 0						
Bret Boone, R (1, 4) OBP: 0.300, SLG: 0.328		X 0-0 CS 1-2 1B		C X 0-1 E3 G4-3 1B		S B X 1-1 SH1-4 1B		X 0-0 SH FC1-5 1-2 1B		3 2 2 0 0 0 0						
Pete Schourek, L (1, 1) OBP: 0.167, SLG: 0.292 Pete Rose, L (4, PH) OBP: 0.333, SLG: 0.200 Scott Sullivan, R (5, 1) Pat Watkins, R (8, PH) OBP: 0.250, SLG: 0.500 (9, 8)		C M B X 1-2 ②③ G6-3 1-2 2-3		B F B F F S 2-3 ① K		X 0-0 ② SH1-4 1-2		B L X 1-1 ① FC1-5 G4-3 1B 1-2 2-3f		1 0 0 0 0 0 2 1 0 0 0 0 1 1 0 0 0 0 0 0 0 1 0 0 0 0 0 2						
Inning Stats	R: 0 H: 2 E: 0 LOB: 2 K: 0 BB: 0 S: 9 P: 13	R: 0 H: 1 E: 0 LOB: 1 K: 0 BB: 1 S: 7 P: 12	R: 3 H: 4 E: 0 LOB: 1 K: 1 BB: 0 S: 14 P: 21	R: 1 H: 1 E: 1 LOB: 1 K: 1 BB: 0 S: 11 P: 18	R: 0 H: 0 E: 0 LOB: 0 K: 0 BB: 0 S: 5 P: 8	R: 0 H: 1 E: 0 LOB: 1 K: 0 BB: 0 S: 7 P: 10	R: 1 H: 1 E: 1 LOB: 1 K: 0 BB: 2 S: 5 P: 14	R: 1 H: 2 E: 1 LOB: 3 K: 0 BB: 1 S: 12 P: 19		1B: 10 SF: 0 2B: 2 SAC: 3 3B: 0 DP: 1 HR: 0 HBP: 0						

livebaseballscorecards.com

AB	33
R	6
H	12
RBI	6
BB	4
SO	2
LOB	20

WP: 0 PA: 40
PB: 0
SB: 0
CS: 2

PITCHER		IP	WLS	BF	H	R	ER	SO	BB	IBB	HBP	BLK	WP	HR	S	P	ERA	WHIP
Dustin Hermanson, R ERA: 3.43	(1, 1)	6.0	L	28	9	4	3	2	1	0	0	0	0	0	53	82	4.50	1.667
Steve Kline, L ERA: 6.75	(7, 1)	1.0		5	1	1	1	0	1	1	0	0	0	0	5	14	9.00	2.000
Dave Veres, R ERA: 3.05	(8, 1)	0.1		4	2	1	0	0	0	0	0	0	0	0	6	8	0.00	6.000
Rick DeHart, L ERA: 7.29	(8, 1)	0.2		3	0	0	0	0	0	1	0	0	0	0	6	11	0.00	0.000

PITCHER	IP	WLS	BF	H	R	ER	SO	BB	IBB	HBP	BLK	WP	HR	S	P	ERA	WHIP

Houston Astros @ Cincinnati Reds

Cinergy Field, Cincinnati, OH

Fri Sep 19 1997, 7:05 PM EDT

Att. 21,791 - Unknown - 85 F

livebaseballscorecards.com

Batter	1	2	3	4	5	6	7	8	9	AB	R	H	RBI	BB	SO	LOB
Craig Biggio, R (1, 4) OBP: 0.406, SLG: 0.492	B C X 1-1 F9 ①		C F B B B F F F C 3-3 K ③			C F X 0-2 S HR 1B	C S B B S 2-3 1-2 K ③			4	1	1	0	0	2	1
Derek Bell, R (1, 9) OBP: 0.344, SLG: 0.444	F X 0-1 1B			B X 1-0 G1-3 ①		B B S B X 3-1 1-H HR		B C F S 1-3 K ①		4	1	2	2	0	1	0
5 Jeff Bagwell, R (1, 3) OBP: 0.425, SLG: 0.583	F B 1 SAFE 1 SAFE B X 2-1 F7 ②			B F C B B F X 3-2 G6-3 ②		X 0-0 F6 ①		B C X 1-1 CS 1B		4	0	1	0	0	0	1
Luis Gonzalez, L (1, 7) OBP: 0.349, SLG: 0.381	B X 1-0 P5 ③			B X 1-0 1B		C C B F X 1-2 G4-3 ②		1 SAFE B B B C X 3-1 1-2 HR		4	1	2	1	0	0	1
Bill Spiers, L (1, 5) OBP: 0.432, SLG: 0.469		C X 0-1 G4-3 ①		B C B B C X 2-2 G4-3 ③		C X 0-1 G6-3 ③		B B C X 2-1 L7 ③		4	0	0	0	0	0	1
Thomas Howard, S (1, 8) OBP: 0.335, SLG: 0.364		C B B B X 2-1 G6-3 ②			X 0-0 P6 ①		F X 0-1 1B SF9 1B		B F S X 1-2 L6 ①	4	1	1	0	0	0	0
Ricky Gutierrez, R (1, 6) OBP: 0.306, SLG: 0.364		B S B B X 3-1 G4-3 ③			B S C B F X 2-2 F9 ②		B B F B F 1 SAFE X 3-2 L8 ①		B C C F X 1-2 G4-3 ②	4	0	0	0	0	0	1
Brad Ausmus, R (1, 2) OBP: 0.322, SLG: 0.354			X 0-0 G3 ①		B S F F B B F B 4-2 FC6-4 BB		B F B F B 1 SAFE X 3-2 1-3 S 1B		C B X 1-1 P4 ③	3	0	1	0	1	0	0
Chris Holt, R (1, 1) OBP: 0.106, SLG: 0.092 Bobby Abreu, L (7, PH) OBP: 0.325, SLG: 0.353 Sean Berry, R (7, PH) OBP: 0.312, SLG: 0.422 Tom Martin, L (7, 1) John Hudek, S (7, 1) Mike Magnante, L (7, 1)			X 0-0 P3 ②		B X 1-0 FC6-4 ③ 1-2f		C X 0-1 SF9 ② 3-H			2 0 0 0 0 0	0 0 0 0 0 0	0 0 0 0 0 0	0 0 1 0 0 0	0 0 0 0 0 0	0 0 0 0 0 0	1 0 0 0 0 0
Inning Stats	R: 0 E: 0 K: 0 S: 7 H: 1 LOB: 1 BB: 0 P: 11	R: 0 E: 0 K: 0 S: 6 H: 0 LOB: 0 BB: 0 P: 11	R: 0 E: 0 K: 1 S: 8 H: 0 LOB: 0 BB: 0 P: 11	R: 0 E: 0 K: 0 S: 9 H: 1 LOB: 1 BB: 0 P: 16	R: 0 E: 0 K: 0 S: 10 H: 0 LOB: 1 BB: 1 P: 17	R: 2 E: 0 K: 0 S: 12 H: 2 LOB: 0 BB: 0 P: 16	R: 1 E: 0 K: 1 S: 13 H: 2 LOB: 1 BB: 0 P: 21	R: 1 E: 0 K: 1 S: 9 H: 2 LOB: 0 BB: 0 P: 16	R: 0 E: 0 K: 0 S: 9 H: 0 LOB: 0 BB: 0 P: 12	1B: 6 2B: 0 3B: 0 HR: 2	SF: 1 SAC: 0 DP: 0 HBP: 0						

TOP	
AB	33
R	4
H	8
RBI	4
BB	1
SO	3
LOB	6

WP: 0 PB: 0 SB: 2 CS: 1 PA: 35

PITCHER		IP	WLS	BF	H	R	ER	SO	BB	IBB	HBP	BLK	WP	HR	S	P	ERA	WHIP
Dave Burba, R ERA: 4.68	(1, 1)	6.1	W	26	6	3	3	1	1	0	0	0	0	1	60	96	4.26	1.105
Gabe White, L ERA: 4.54	(7, 1)	0.1		1	0	0	0	0	0	0	0	0	0	0	2	2	0.00	0.000
Stan Belinda, R ERA: 3.59	(7, 1)	1.1		5	2	1	1	2	0	0	0	0	0	1	12	21	6.75	1.500
Jeff Shaw, R ERA: 2.34	(9, 1)	1.0	S	3	0	0	0	0	0	0	0	0	0	0	9	12	0.00	0.000

PITCHER	IP	WLS	BF	H	R	ER	SO	BB	IBB	HBP	BLK	WP	HR	S	P	ERA	WHIP

Houston Astros @ Cincinnati Reds

Cinergy Field, Cincinnati, OH

Fri Sep 19 1997, 7:05 PM EDT

Att. 21,791 - Unknown - 85 F

livebaseballscorecards.com

BOTTOM

Batter	1	2	3	4	5	6	7	8	9	AB	R	H	RBI	BB	SO	LOB
Pokey Reese, R (1, 6) OBP: 0.290, SLG: 0.293	C B X 1-1 1B 1B 1B	B C X 1-1 1B 1-3		X 0-0 ③ FC6-4 1-2f		X 0-0 ③ L9		X 0-0 ③ F8		5	1	2	0	0	0	3
Jon Nunnally, L (1, 8) OBP: 0.374, SLG: 0.541	B F 1 SAFE C X 1-2 ① L7	B B X 2-0 ③ F7			B X 1-0 HR		B B B B 4-0 4-3 SH1-4 BB			3	1	1	1	1	0	3
Chris Stynes, R (1, 7) OBP: 0.400, SLG: 0.503	1 SAFE 1 SAFE X 0-0 1B 1B FC6-4 1-2 1B	B C C F B S 2-3 ① K			X 0-0 ① 4-3		X 0-0 ① SH1-4 1-2			3	1	1	0	0	1	0
Willie Greene, L (1, 5) OBP: 0.356, SLG: 0.463	B S F F B X 2-2 FC6-4 1-3 2-H 1B	B B X 2-0 5-3 1B			X 0-0 1B 2B		X 0-0 ② 4-3 2-3			4	1	3	1	0	0	1
Reggie Sanders, R (1, 9) OBP: 0.343, SLG: 0.524	X 0-0 ② FC6-4 1-2f 3-H	1 SAFE B D X 2-0 ② 5-3 1-3			X 0-0 1B SF7-5-3-4-2 2-H 1B		B B B B 4-0 BB			3	1	1	2	1	0	2
Lenny Harris, L (1, 3) OBP: 0.300, SLG: 0.362	B S X 1-1 ③ G1-3	B B F F B X 3-2 ③ 4-3			X 0-0 SF7-5-3-4-2 1-3 1B		X 0-0 ③ 4-3			3	0	1	0	0	0	2
Eduardo Perez, R (7, PH) OBP: 0.325, SLG: 0.481 (8, 3)										1	0	0	0	0	0	2
Joe Oliver, R (1, 2) OBP: 0.314, SLG: 0.428		B C C B B X 3-2 E5 L3		C X 0-1 FC6-4 1B	X 0-0 ② ③ SF7-5-3-4-2 1-2 3-H			X 0-0 WP SH3-4 1B		3	0	2	1	0	0	0
Damian Jackson, R (8, PR) OBP: 0.143, SLG: 0.150										0	0	0	0	0	0	0
Brook Fordyce, R (9, 2) OBP: 0.271, SLG: 0.307										0	0	0	0	0	0	0
Bret Boone, R (1, 4) OBP: 0.298, SLG: 0.325		B X 1-0 ① ② L3 1-2		D X 1-1 ① P4		S S S 0-3 ① K		X 0-0 ① SH3-4 1-2		3	0	0	0	0	1	2
Dave Burba, R (1, 1) OBP: 0.255, SLG: 0.205		C B X 1-1 1B		C L M 0-3 ② K		X 0-0 ② 2-3		X 0-0 ② 1-3 2-3		3	0	1	0	0	1	1
Gabe White, L (7, 1) OBP: 0.111, SLG: 0.111										0	0	0	0	0	0	0
Stan Belinda, R (7, 1) OBP: 0.500, SLG: 0.500										0	0	0	0	0	0	0
Aaron Boone, R (8, PH) OBP: 0.091, SLG: 0.091										1	0	0	0	0	0	2
Jeff Shaw, R (9, 1)										0	0	0	0	0	0	0
Inning Stats	R: 2 E: 0 K: 0 S: 13 H: 3 LOB: 1 BB: 0 P: 18	R: 0 E: 1 K: 0 S: 9 H: 2 LOB: 2 BB: 0 P: 17	R: 0 E: 0 K: 1 S: 9 H: 1 LOB: 1 BB: 0 P: 18	R: 0 E: 0 K: 1 S: 8 H: 1 LOB: 1 BB: 0 P: 9	R: 3 E: 0 K: 0 S: 6 H: 4 LOB: 0 BB: 0 P: 7	R: 0 E: 0 K: 1 S: 5 H: 0 LOB: 0 BB: 0 P: 5	R: 0 E: 0 K: 0 S: 3 H: 0 LOB: 2 BB: 2 P: 11	R: 0 E: 0 K: 0 S: 4 H: 1 LOB: 2 BB: 0 P: 4		1B: 10 2B: 3 3B: 0 HR: 1	SF: 1 SAC: 2 DP: 2 HBP: 0					

AB	32
R	5
H	12
RBI	5
BB	2
SO	3
LOB	18

WP: 1 PB: 0 SB: 0 CS: 0 PA: 37

PITCHER		IP	WLS	BF	H	R	ER	SO	BB	IBB	HBP	BLK	WP	HR	S	P	ERA	WHIP
Chris Holt, R ERA: 3.57	(1, 1)	6.0	L	28	11	5	5	3	0	0	0	0	0	1	50	74	7.50	1.833
Tom Martin, L ERA: 2.15	(7, 1)	0.2		3	0	0	0	0	1	0	0	0	0	0	2	6	0.00	1.500
John Hudek, R ERA: 6.1	(7, 1)	0.0		1	0	0	0	0	1	0	0	0	0	0	0	4	∞	∞
Mike Magnante, L ERA: 2.44	(7, 1)	1.1		5	1	0	0	0	0	0	0	0	1	0	5	5	0.00	0.750

PITCHER	IP	WLS	BF	H	R	ER	SO	BB	IBB	HBP	BLK	WP	HR	S	P	ERA	WHIP

Batter	1	2	3	4	5	6	7	8	9	AB	R	H	RBI	BB	SO	LOB
Craig Biggio, R (1, 4) OBP: 0.405, SLG: 0.488	F X 0-1 G5-3		C C 2 SAFE B F S 1-3 K 2-3		F B X 1-1 F8 2-3		B B B B 4-0 HBP BB		B C X 1-1 L4	4	0	0	0	1	1	3
Derek Bell, R (1, 9) OBP: 0.347, SLG: 0.445	B C B B C F F S 3-3 K			B X 1-0 5 HR 1B	C C B B F B F F F X 3-2 3-H 1B		1 SAFE F 1 SAFE H 1-1 5 G6-3 1-2 HBP		B S B B C S 3-3 K	4	1	2	1	0	2	1
5 Jeff Bagwell, R (1, 3) OBP: 0.424, SLG: 0.586	C S F B X 1-2 G5-3			F 1 SAFE X 0-1 1-H HR	B 1 SAFE C X 1-1 G1-3		B X 1-0 G6-3 1-2f			4	1	1	2	0	0	3
Luis Gonzalez, L (1, 7) OBP: 0.352, SLG: 0.387		C B S F X 1-2 2B		B F F X 1-2 G5-3		X 0-0 WP SF9 2B		B C B F B B 4-2 G6-4-3 BB		3	1	2	0	1	0	0
Sean Berry, R (1, 5) OBP: 0.311, SLG: 0.421 Bill Spiers, L (8, 5) OBP: 0.432, SLG: 0.469		F B C F X 1-2 G1-6-3 1B		C C F X 0-2 G5-3		F B F F B X 2-2 SF9 2-H		F P 1 SAFE F X 1-2 G6-4-3 1-2f		3	0	1	1	0	0	1
										0	0	0	0	0	0	0
Richard Hidalgo, R (1, 8) OBP: 0.396, SLG: 0.500		C X 0-1 P6		X 0-0 FC6-4 1B		C F B S 1-3 K		B C F B F F H 3-2 HBP		3	0	1	0	0	1	2
Ricky Gutierrez, R (1, 6) OBP: 0.305, SLG: 0.362		B B B C 2 SAFE X 3-1 G1-6-3 1-2f		1 SAFE B 1 SAFE B X 2-0 FC6-4 1-2f		S X 0-1 1B		B C C 1 SAFE B 1 B S 3-3 K		4	0	1	0	0	1	4
Brad Ausmus, R (1, 2) OBP: 0.324, SLG: 0.354			C C C 0-3 K		C B B X 2-1 F8 SH3-4 1B 1B	X 0-0 F9			B B B C B 4-1 SH5-3 BB	3	1	1	0	1	1	1
Mike Hampton, R (1, 1) OBP: 0.184, SLG: 0.171 Russ Springer, R (9, 1) Billy Wagner, L (9, 1)			B X 1-0 CS 2B		X 0-0 SH3-4 1-2		X 0-0 P2		L B L X 1-2 SH5-3 1-2	2	0	1	0	0	0	0
										0	0	0	0	0	0	0
										0	0	0	0	0	0	0

Inning Stats										
	R: 0 E: 0 K: 1 S: 11	H: 0 LOB: 0 BB: 0 P: 15	R: 0 E: 0 K: 0 S: 11	H: 2 LOB: 1 BB: 0 P: 16	R: 0 E: 0 K: 2 S: 8	H: 1 LOB: 0 BB: 0 P: 10	R: 2 E: 0 K: 0 S: 12	H: 3 LOB: 1 BB: 0 P: 16	R: 1 E: 0 K: 0 S: 17	H: 2 LOB: 1 BB: 0 P: 24
	R: 1 E: 0 K: 1 S: 11	H: 2 LOB: 1 BB: 0 P: 14	R: 0 E: 0 K: 0 S: 3	H: 0 LOB: 1 BB: 1 P: 9	R: 0 E: 0 K: 1 S: 13	H: 0 LOB: 1 BB: 1 P: 23	R: 0 E: 0 K: 1 S: 9	H: 0 LOB: 1 BB: 1 P: 18	1B: 6 2B: 3 3B: 0 HR: 1	SF: 1 SAC: 2 DP: 3 HBP: 2

PITCHER		IP	WLS	BF	H	R	ER	SO	BB	IBB	HBP	BLK	WP	HR	S	P	ERA	WHIP
Brett Tomko, R ERA: 3.5	(1, 1)	6.0	L	26	10	4	4	4	0	0	0	0	1	1	70	95	6.00	1.667
Felix Rodriguez, R ERA: 4.3	(7, 1)	2.0		8	0	0	0	1	2	0	2	0	0	0	16	32	0.00	1.000
Scott Winchester, R ERA: 9.0	(9, 1)	1.0		4	0	0	0	1	1	0	0	0	0	0	9	18	0.00	1.000

PITCHER	IP	WLS	BF	H	R	ER	SO	BB	IBB	HBP	BLK	WP	HR	S	P	ERA	WHIP

TOP

Houston Astros @ Cincinati Reds

Cinergy Field, Cincinati, OH

Sat Sep 20 1997, 3:33 AM EDT
Att. 20,197 - Cloudy - 73 F

livebaseballscorecards.com

AB	30
R	4
H	10
RBI	4
BB	3
SO	6
LOB	15

WP: 1	PA: 38		
PB: 0			
SB: 0			
CS: 1			

Batter	1	2	3	4	5	6	7	8	9	AB	R	H	RBI	BB	SO	LOB
Pokey Reese, R (1, 6) OBP: 0.290, SLG: 0.295	C X 0-1 G6-3 ①		B C X 1-1 G6-3 ③			B S 1 SAFE X 1-1 1-H 2B		B B X 2-0 E6		4	0	1	1	0	0	0
Pat Watkins, R (1, 8) OBP: 0.250, SLG: 0.375	C B B X 2-1 G4-3 ②			C X 0-1 S 1B		B F S B F B 2 SAFE 2 SAFE F 3-3 F S K ①		B C X 1-1 L9 ②		4	0	1	0	0	1	2
Chris Stynes, R (1, 7) OBP: 0.391, SLG: 0.491	B X 1-0 P3 ③			X 0-0 P3 ①		C X 0-1 P3 ②		B C C S 1-3 K ③		4	0	0	0	0	1	3
Willie Greene, L (1, 5) OBP: 0.354, SLG: 0.460 Felix Rodriguez, R (7, 1) Damian Jackson, R (9, 4) OBP: 0.182, SLG: 0.150		S C S 0-3 K ①		B F C B T 2-2 K ②		B C B F S 2-3 K ③			B B B C B 4-1 BB BB	3 0 0	0 0 0	0 0 0	0 0 0	0 0 1	3 0 0	2 0 0
Reggie Sanders, R (1, 9) OBP: 0.342, SLG: 0.524		B X 1-0 2B		1 SAFE 1 SAFE B B X 2-0 G5-3 ③ 1-2			B S X 1-1 G6-3 ①		C X 0-1 L7 ①	4	0	1	0	0	0	2
Eduardo Perez, R (1, 3) OBP: 0.321, SLG: 0.475		B S S S F B S 2-3 K ②			C B C B S 2-3 K ①		B F X 1-1 G4-3 ②		B B C S T C 2-3 K ②	4	0	0	0	0	3	2
Joe Oliver, R (1, 2) OBP: 0.316, SLG: 0.427 Lenny Harris, L (9, PR) OBP: 0.300, SLG: 0.362		B B X 2-0 G6-3 ③			X 0-0 F8 ②		B B X 2-0 1B		B B B B 4-0 1-2 BB	3 0	0 0	1 0	0 0	1 0	0 0	1 0
Bret Boone, R (1, 4) OBP: 0.296, SLG: 0.323 Scott Winchester, R (9, 1) Jon Nunnally, L (9, PH) OBP: 0.374, SLG: 0.541 Mike Kelly, R (9, PH) OBP: 0.343, SLG: 0.545			C B C F S 1-3 K ①		X 0-0 G6-3 ③		B X 1-0 G6-3 ③		C F F B X 1-2 P4 ③	3 0 0 1	0 0 0 0	0 0 0 0	0 0 0 0	0 0 0 0	1 0 0 0	1 0 0 2
Brett Tomko, R (1, 1) OBP: 0.147, SLG: 0.152 Aaron Boone, R (6, PH) OBP: 0.125, SLG: 0.125 (7, 5)			B C S B X 2-2 G5-3 ②			F B X 1-1 2B 1B		B X 1-0 G4-3 ①		1 2	0 1	0 1	0 0	0 0	0 0	0 0
Inning Stats	R: 0 E: 0 K: 0 S: 5 H: 0 LOB: 0 BB: 0 P: 8	R: 0 E: 0 K: 2 S: 9 H: 1 LOB: 1 BB: 0 P: 14	R: 0 E: 0 K: 1 S: 9 H: 0 LOB: 0 BB: 0 P: 13	R: 0 E: 0 K: 1 S: 7 H: 1 LOB: 1 BB: 0 P: 11	R: 0 E: 0 K: 1 S: 5 H: 0 LOB: 0 BB: 0 P: 7	R: 1 E: 0 K: 2 S: 15 H: 2 LOB: 1 BB: 0 P: 22	R: 0 E: 0 K: 0 S: 6 H: 1 LOB: 1 BB: 0 P: 11	R: 0 E: 1 K: 1 S: 7 H: 0 LOB: 1 BB: 0 P: 12	R: 0 E: 0 K: 1 S: 11 H: 0 LOB: 2 BB: 2 P: 22	1B: 3 2B: 2 3B: 0 HR: 0	SF: 0 SAC: 0 DP: 0 HBP: 0						

PITCHER		IP	WLS	BF	H	R	ER	SO	BB	IBB	HBP	BLK	WP	HR	S	P	ERA	WHIP
Mike Hampton, L ERA: 3.95	(1, 1)	8.0	W	31	5	1	1	8	1	0	0	0	0	0	64	103	1.12	0.750
Russ Springer, R ERA: 4.3	(9, 1)	0.2		3	0	0	0	1	1	0	0	0	0	0	6	12	0.00	1.500
Billy Wagner, L ERA: 3.0	(9, 1)	0.1	S	1	0	0	0	0	0	0	0	0	0	0	4	5	0.00	0.000

PITCHER	IP	WLS	BF	H	R	ER	SO	BB	IBB	HBP	BLK	WP	HR	S	P	ERA	WHIP

BOTTOM

Houston Astros @ Cincinnati Reds

Cinergy Field, Cincinnati, OH

Sat Sep 20 1997, 3:33 AM EDT

Att. 20,197 - Cloudy - 73 F

livebaseballscorecards.com

AB	33
R	1
H	5
RBI	1
BB	2
SO	9
LOB	15

1B: 3	SF: 0	WP: 0	PA: 35
2B: 2	SAC: 0	PB: 0	
3B: 0	DP: 0	SB: 1	
HR: 0	HBP: 0	CS: 0	

Houston Astros @ Cincinnati Reds

Cinergy Field, Cincinnati, OH

Sun Sep 21 1997, 3:33 AM EDT

Att. 22,652 - Sunny - 63 F

TOP

livebaseballscorecards.com

Batter	1	2	3	4	5	6	7	8	9	AB	R	H	RBI	BB	SO	LOB
Craig Biggio, R (1, 4) OBP: 0.406, SLG: 0.487	C F B F F X 1-2 P4 ①		C X 0-1 FC4-6 1B 2-H		B C S B B B B 4-2 S 1B BB	C B S C 1-3 K ②		B C B B B 4-1 1B BB	X 0-0 G5-3 ③	4	0	1	1	2	1	2
Derek Bell, R (1, 9) OBP: 0.351, SLG: 0.447	C B X 1-1 1B		C F X 0-2 FC4-6 ② 1-2f		B B 1 SAFE S X 2-1 ① 5 E 1-H 1B	F B B H 3-1 HBP		S B B X 2-1 ① 1-3 2B 1B		4	2	3	0	0	0	1
5 Jeff Bagwell, R (1, 3) OBP: 0.422, SLG: 0.582	X 0-0 F8 ②		B X 1-0 L8 ③		C B F F X 1-2 E7 1B 2-H 1B	S X 0-1 F7 ③		B B C X 2-1 P1 ②		5	1	1	1	0	0	5
Luis Gonzalez, L (1, 7) OBP: 0.352, SLG: 0.386	B 1 SAFE 1 SAFE X 1-0 F7 ③			C X 0-1 G4-3 ① X	0-0 1B 2B 2-H 1B		F F B B F F B F F 3-2 F X F8 ①	B B B C B 4-1 2B BB		4	1	1	1	1	0	1
Sean Berry, R (1, 5) OBP: 0.315, SLG: 0.424 Bill Spiers, L (7, PH) (7, 5) OBP: 0.436, SLG: 0.475		S F S 0-3 K ①		C S X 0-2 2B 1B C X	0-1 2B 2-3 2B 1B		B B C B B 4-1 S 1B BB	B F X 1-1 1B 1-3 2H 2B		3 1	2 1	2 1	0 1	0 1	1 0	0 0
Thomas Howard, S (1, 8) OBP: 0.330, SLG: 0.358 Chuck Carr, S (7, 8) OBP: 0.305, SLG: 0.373	C B X 1-1 F7 ②			X 0-0 L7 ② B F F C	1-3 K ②		S 1 SAFE S D F 1 SAFE B B B F 3-2 T K ② 1-2	C B B F B X 3-2 F8 ③		4 1	0 0	0 0	0 0	0 0	2 0	4 2
Ricky Gutierrez, R (1, 6) OBP: 0.310, SLG: 0.371	C F B X 1-2 G4-3 ③			C 1 SAFE B B F 1 SAFE X 2-2 1-H 2B X	0-0 1-H 3-H 2B ③		B C B B B 4-1 1B BB	C F B X 1-2 G6-3 ①		4	0	2	3	1	0	0
Brad Ausmus, R (1, 2) OBP: 0.327, SLG: 0.353			B B B C F B 4-2 SH2-4 1B BB I I I	4-0 IBB		B C C C 1-3 K ① B F C F X	1-2 1-3 2H 1B	F C B X 1-2 G4-3 ②		3	1	1	1	2	1	0
Ramon Garcia, R (1, 1) OBP: 0.139, SLG: 0.176 Tony Eusebio, R (7, PH) OBP: 0.357, SLG: 0.300 Jose Cabrera, R (7, 1) Russ Johnson, R (9, PH) OBP: 0.352, SLG: 0.367 John Hudek, S (9, 1) Billy Wagner, L (9, 1)			X 0-0 SH2-4 ① 1-2 B X 1-0 G3 ③			X 0-0 2B B F S S 1-3 K ③		B B F X 2-1 1B		2 1 0 1 0 0	0 0 0 0 0 0	1 0 0 1 0 0	0 0 0 0 0 0	0 1 0 0 0 0	0 2 0 0 0 0	2 2 0 0 0 0
Inning Stats	R: 0 E: 0 K: 0 S: 9 H: 1 LOB: 1 BB: 0 P: 12	R: 0 E: 0 K: 1 S: 8 H: 0 LOB: 0 BB: 0 P: 10	R: 1 E: 0 K: 0 S: 9 H: 1 LOB: 1 BB: 1 P: 14	R: 1 E: 0 K: 0 S: 10 H: 2 LOB: 2 BB: 1 P: 17	R: 4 E: 1 K: 1 S: 15 H: 5 LOB: 1 BB: 1 P: 23	R: 0 E: 0 K: 2 S: 10 H: 1 LOB: 2 BB: 0 P: 15	R: 1 E: 0 K: 2 S: 22 H: 1 LOB: 2 BB: 2 P: 38	R: 1 E: 0 K: 0 S: 11 H: 2 LOB: 2 BB: 2 P: 27	R: 0 E: 0 K: 0 S: 9 H: 1 LOB: 1 BB: 0 P: 13	1B: 10 2B: 4 3B: 0 HR: 0 SF: 0 SAC: 1 DP: 0 HBP: 1						

AB	37
R	8
H	14
RBI	8
BB	7
SO	6
LOB	19

WP: 0 PB: 0 SB: 2 CS: 0 PA: 46

PITCHER		IP	WLS	BF	H	R	ER	SO	BB	IBB	HBP	BLK	WP	HR	S	P	ERA	WHIP
Mike Morgan, R ERA: 5.0	(1, 1)	5.0	L	25	9	6	6	2	2	1	0	0	0	0	51	76	10.80	2.200
Felix Rodriguez, R ERA: 4.3	(6, 1)	2.0		11	2	1	1	4	2	0	1	0	0	0	32	53	4.50	2.000
Danny Graves, R ERA: 5.55	(8, 1)	1.0		6	2	1	1	0	2	0	0	0	0	0	11	27	9.00	4.000
Scott Winchester, R ERA: 7.2	(9, 1)	1.0		4	1	0	0	0	0	0	0	0	0	0	9	13	0.00	1.000

PITCHER	IP	WLS	BF	H	R	ER	SO	BB	IBB	HBP	BLK	WP	HR	S	P	ERA	WHIP

BOTTOM

Houston Astros @ Cincinnati Reds

Cinergy Field, Cincinnati, OH

Sun Sep 21 1997, 3:33 AM EDT

Att. 22,652 - Sunny - 63 F

Batter	1	2	3	4	5	6	7	8	9	AB	R	H	RBI	BB	SO	LOB
Pokey Reese, R (1, 6) OBP: 0.289, SLG: 0.294	C B B F F X 2-2 P3 ①		S B S X 1-2 L5 ②		B B C F B S 3-3 K ②		C B X 1-1 G1-3 ②		C C B X 1-2 BB 1B 1B	5	1	1	0	0	1	0
Jon Nunnally, L (1, 8) OBP: 0.383, SLG: 0.556	C F B B F X 2-2 L8 ②		B B B C B 4-1 BB		B C C X 1-2 HR		B C F B B F B 4-2 BB		B B C F B F B 1B 4-2 1-2 BB	2	1	1	1	3	0	0
Chris Stynes, R (1, 7) OBP: 0.385, SLG: 0.482	C F B B X 2-2 L7 ③		B X 1-0 P6 ③		C S B B X 2-2 F9 ③		B 1 SAFE B C S X 2-2 P2 ③		B C S B X 2-2 1-3 2-H 1B	5	0	1	1	0	0	2
Willie Greene, L (1, 5) OBP: 0.354, SLG: 0.465		X 0-0 HR		B B C X 2-1 F9 ①		B X 1-0 G3 ①		C B C B B B 4-2 1B BB	C B S S 1-3 K ②	4	1	1	1	1	1	2
Reggie Sanders, R (1, 9) OBP: 0.340, SLG: 0.519		C B B F F B X 3-2 G6-3 ①		C X 0-1 S 1B		X 0-0 F7 ②		S S 1 SAFE B S 1-3 K ①	F X 0-1 F9 ③	5	0	1	0	0	1	3
Lenny Harris, L (1, 3) OBP: 0.307, SLG: 0.366		C B F B B B X 3-2 1B		B 1 SAFE 1 SAFE C 1 SAFE S B B S 3-3 K ② 1-2		B B B B 4-0 BB		C B B B B X 3-1 1-2 1B		3	0	2	0	1	1	1
Eddie Taubensee, L (1, 2) OBP: 0.320, SLG: 0.461		B B C 1 SAFE X 2-1 F7 ②		B F C B F B B 4-2 BB		F B F B B B 4-2 1-2 BB		B C C F B B S 2-3 K ②		2	0	0	0	2	1	3
Damian Jackson, R (1, 4) OBP: 0.154, SLG: 0.125		1 SAFE 1 SAFE F C B S 1-3 K ③		F B C F B B B S 3-3 K ③		F B B S B C 3-3 K ③		X 0-0 G3-1 ③		4	0	0	0	0	3	7
Mike Morgan, R (1, 1) OBP: 0.119, SLG: 0.146 Pete Rose, L (5, PH) OBP: 0.308, SLG: 0.182 Felix Rodriguez, R (6, 1) Aaron Boone, R (7, PH) OBP: 0.120, SLG: 0.120 Danny Graves, R (8, 1) Scott Winchester, R (9, 1) Pat Watkins, R (9, PH) OBP: 0.222, SLG: 0.333			C C B F F B B X 3-2 G6-3 ①		F F F S 0-3 K ①		S S S S 0-3 K ①		B B B C B C C 3-3 K ①	1 1 0 1 0 0 1	0 0 0 0 0 0 0	0 0 0 0 0 0 0	0 0 0 0 0 0 0	0 1 0 1 0 0 0	0 0 0 0 0 0 1	0 0 0 0 0 0 0
Inning Stats	R: 0 E: 0 K: 0 S: 11 H: 0 LOB: 0 BB: 0 P: 17	R: 1 E: 0 K: 1 S: 13 H: 2 LOB: 1 BB: 0 P: 22	R: 0 E: 0 K: 0 S: 10 H: 0 LOB: 1 BB: 1 P: 19	R: 0 E: 0 K: 2 S: 14 H: 1 LOB: 2 BB: 1 P: 26	R: 1 E: 0 K: 2 S: 13 H: 1 LOB: 0 BB: 0 P: 19	R: 0 E: 0 K: 1 S: 7 H: 0 LOB: 2 BB: 2 P: 19	R: 0 E: 0 K: 1 S: 12 H: 0 LOB: 1 BB: 1 P: 19	R: 0 E: 0 K: 2 S: 12 H: 1 LOB: 2 BB: 1 P: 22	R: 1 E: 0 K: 2 S: 17 H: 2 LOB: 2 BB: 1 P: 28	1B: 5 2B: 0 3B: 0 HR: 2	SF: 0 SAC: 0 DP: 0 HBP: 0						

livebaseballscorecards.com

AB	34
R	3
H	7
RBI	3
BB	7
SO	11
LOB	18

PITCHER		IP	W/L/S	BF	H	R	ER	SO	BB	IBB	HBP	BLK	WP	HR	S	P	ERA	WHIP	PITCHER	IP	W/L/S	BF	H	R	ER	SO	BB	IBB	HBP	BLK	WP	HR	S	P	ERA	WHIP
Ramon Garcia, R ERA: 3.86	(1, 1)	6.0	W	26	4	2	2	6	4	0	0	0	0	2	68	122	3.00	1.333																		
Jose Cabrera, R ERA: 0.73	(7, 1)	2.0		9	1	0	0	3	2	0	0	0	0	0	24	41	0.00	1.500																		
John Hudek, R ERA: 6.28	(9, 1)	0.1		4	2	1	1	1	1	0	0	0	0	0	12	22	27.00	9.000																		
Billy Wagner, L ERA: 2.97	(9, 1)	0.2		2	0	0	0	1	0	0	0	0	0	0	5	6	0.00	0.000																		

Houston Astros @ Cincinnati Reds

Cinergy Field, Cincinnati, OH

Mon Sep 22 1997, 3:33 AM EDT

Att. 17,411 - Sunny - 62 F

TOP

livebaseballscorecards.com

Batter	1	2	3	4	5	6	7	8	9	AB	R	H	RBI	BB	SO	LOB
Craig Biggio, R (1, 4) OBP: 0.407, SLG: 0.488	0-2 G4-3 5 2B 2B		1-1 ① F8	4-1 BB		2-1 ③ F7		3-2 SF8 1-2 2B HBP		3	2	1	0	1	0	1
Derek Bell, R (1, 9) OBP: 0.348, SLG: 0.444	0-2 ① G4-3 2-3		3-1 ② G4-3	2-0 ③ F7			0-3 ① K	2-0 ① SF8 1-2 2-3 3-H		4	0	0	1	0	1	4
5 Jeff Bagwell, R (1, 3) OBP: 0.426, SLG: 0.587	3-2 S 3-H 2B		4-1 FC6-4 BB		0-0 G4-3 2B		4-1 F7 S BB	4-0 2B IBB		2	0	2	1	3	0	0
Sean Berry, R (1, 5) OBP: 0.312, SLG: 0.419 Bill Spiers, L (7, PH) OBP: 0.439, SLG: 0.480 (7, 5)	2-2 ② K		0-0 ③ FC6-4 1-2f		0-1 ① G4-3 2-3		4-1 1-2 BB	2-1 ② 1-3 2-H 3-H 2B		3 1	0 0	0 1	0 2	0 1	1 0	3 0
Richard Hidalgo, R (1, 8) OBP: 0.377, SLG: 0.531	2-3 ③ K 2-3			3-2 HR	0-3 ② K		0-1 ② F7 2-3	0-1 ③ F9		5	1	1	1	0	2	5
Luis Gonzalez, L (1, 7) OBP: 0.350, SLG: 0.383 Mike Magnante, L (7, 1) Russ Springer, R (7, 1) Russ Johnson, R (9, PH) OBP: 0.345, SLG: 0.360 Billy Wagner, L (9, 1)		2-0 ① F9		1-0 ① L9	2-0 ③ F7		0-1 ③ P2		2-0 ① P2	4 0 0 1 0	0 0 0 0 0	0 0 0 0 0	0 0 0 0 0	0 0 0 0 0	0 0 0 0 0	3 0 0 0 0
Ricky Gutierrez, R (1, 6) OBP: 0.315, SLG: 0.373		1-2 1B		1-1 2B 1B		0-1 ① G5-3		4-2 2B 1B BB	1-0 ② L7	4	1	2	0	1	0	0
Tony Peña, R (1, 2) OBP: 0.272, SLG: 0.238 Chuck Carr, S (8, PH) OBP: 0.308, SLG: 0.380 Brad Ausmus, R (8, 2) OBP: 0.326, SLG: 0.353		0-0 ② L8		1-1 1-3 2B		3-2 SH3-4 1B		1-0 1B 1-3 SF8 2B	0-2 ③ G6-3	3 1 1	0 1 0	2 1 0	0 0 0	0 0 0	0 0 0	1 0 0
Shane Reynolds, R (1, 1) OBP: 0.148, SLG: 0.173 Bobby Abreu, L (7, 7) OBP: 0.328, SLG: 0.356		2-3 ③ K		0-3 ② K		1-1 ② SH3-4 1-2		2-2 SF8 HBP 2-3 3-H 2B 1B		2 1	0 1	0 1	0 1	0 0	2 0	3 0
Inning Stats	R: 1 E: 0 K: 2 S: 19 H: 2 LOB: 1 BB: 0 P: 26	R: 0 E: 0 K: 1 S: 8 H: 1 LOB: 1 BB: 0 P: 13	R: 0 E: 0 K: 0 S: 6 H: 0 LOB: 1 BB: 1 P: 14	R: 1 E: 0 K: 1 S: 15 H: 3 LOB: 3 BB: 1 P: 27	R: 0 E: 0 K: 1 S: 7 H: 1 LOB: 1 BB: 0 P: 9	R: 0 E: 0 K: 0 S: 9 H: 1 LOB: 1 BB: 0 P: 15	R: 0 E: 0 K: 1 S: 9 H: 0 LOB: 2 BB: 2 P: 17	R: 4 E: 0 K: 0 S: 15 H: 3 LOB: 1 BB: 2 P: 33	R: 0 E: 0 K: 0 S: 5 H: 0 LOB: 0 BB: 0 P: 8	1B: 4 2B: 6 3B: 0 HR: 1	SF: 1 SAC: 1 DP: 0 HBP: 1					

	AB	35
	R	6
	H	11
	RBI	6
	BB	6
	SO	6
	LOB	20

WP: 0 PB: 0 SB: 2 CS: 0 PA: 44

PITCHER	IP	WLS	BF	H	R	ER	SO	BB	IBB	HBP	BLK	WP	HR	S	P	ERA	WHIP
Mike Remlinger, L (1, 1) ERA: 4.17	5.0		24	7	2	2	5	2	0	0	0	0	1	55	89	3.60	1.800
Stan Belinda, R (6, 1) ERA: 3.7	2.0	L	11	2	2	2	1	3	0	0	0	0	0	22	41	9.00	2.500
Jeff Shaw, R (8, 1) ERA: 2.44	0.0		1	1	0	0	0	0	0	0	0	0	0	3	5	∞	∞
Gabe White, L (8, 1) ERA: 4.54	2.0		8	1	2	2	0	0	1	1	0	0	0	13	27	9.00	0.500

PITCHER	IP	WLS	BF	H	R	ER	SO	BB	IBB	HBP	BLK	WP	HR	S	P	ERA	WHIP

Batter	1	2	3	4	5	6	7	8	9	AB	R	H	RBI	BB	SO	LOB
Pokey Reese, R (1, 6) OBP: 0.291, SLG: 0.298	X 0-0 ① F8		B C X 1-1 1B 2B		X 0-0 ① SH3-4 1-2		X 0-0 ① E1 SH1-4 FC5 1B		B C F F B F B F S 3-3 ① K	4	2	2	0	0	1	0
Jon Nunnally, L (1, 8) (8, 7) OBP: 0.385, SLG: 0.552	B C B X 2-1 ② G1-3		B S S X 1-2 1B 2-H 1B		B C B B B 4-1 WP BB		B X 1-0 ① SH1-4 2-3		C B F C 1-3 ② K	3	0	1	1	1	1	0
Chris Stynes, R (1, 7) OBP: 0.388, SLG: 0.483	C B S B X 2-2 WP S 1B		X 0-0 G3-6-1 1-2 1B		B C X 1-1 ② P5		C X 0-1 FC5 G4-3 3-H		B S X 1-1 ③ L1	4	0	2	1	0	0	2
Willie Greene, L (1, 5) OBP: 0.353, SLG: 0.462	B B B C S B 4-2 1-2 BB		B B B C X 3-1 ② ③ G3-6-1 1-2f		C B B S X 2-2 ③ G4-3 1-2 2-3		B S B F B X 3-2 ② G4-3 2-3			3	0	0	0	1	0	5
Reggie Sanders, R (1, 9) OBP: 0.339, SLG: 0.515	C B B S S 2-3 ③ K 2-3			F X 0-1 ① G4-3		B X 1-0 BLK 1B SF8 1B	F B F S 1-3 ③ K			4	1	1	0	0	2	3
Lenny Harris, L (1, 3) OBP: 0.315, SLG: 0.367		C C F F X 0-2 ① F8		B B B C B 4-1 FC6-4 BB		X 0-0 SF8 BLK 1-2 1B		B B B B 4-0 BB		2	0	1	0	2	0	0
Joe Oliver, R (1, 2) OBP: 0.313, SLG: 0.422		C C F B B S 2-3 ② K	B 1 SAFE X 1-0 ② F7			M L L 0-3 ① K		C B S S 1-3 ① K		4	0	0	0	0	3	4
Bret Boone, R (1, 4) OBP: 0.294, SLG: 0.321		B B C F B S 3-3 ③ K	F X 0-1 ③ FC6-4 1-2f			X 0-0 ② SF8 1-3 2-H		B C F B F X 2-2 ② F9		3	0	0	1	0	1	2
Mike Remlinger, L (1, 1) Eddie Taubensee, L (5, PH) Stan Belinda, R (6, 1) Jeff Shaw, R (8, 1) Pat Watkins, R (8, 8) Gabe White, L (8, 1) Mike Kelly, R (9, PH)			C B B S F X 2-2 ① F8		S X 0-1 WP SH3-4 1B	C B S S C 1-3 ③ K		B B C X 2-1 ③ F8		1 1 1 0 1 0 1	0 0 0 0 0 0 0	0 1 0 0 0 0 0	0 0 0 0 0 0 0	0 0 1 0 0 0 0	0 0 1 0 0 0 0	0 0 1 0 1 0 0
Inning Stats	R: 0 E: 0 K: 1 S: 11 H: 1 LOB: 2 P: 21	R: 0 E: 0 K: 2 S: 12 H: 0 LOB: 0 BB: 0 P: 17	R: 1 E: 0 K: 0 S: 12 H: 3 LOB: 1 BB: 0 P: 19	R: 0 E: 0 K: 0 S: 6 H: 0 LOB: 1 BB: 1 P: 11	R: 0 E: 0 K: 0 S: 9 H: 1 LOB: 2 BB: 1 P: 16	R: 1 E: 0 K: 2 S: 9 H: 2 LOB: 1 BB: 0 P: 11	R: 1 E: 2 K: 1 S: 10 H: 1 LOB: 1 BB: 0 P: 15	R: 0 E: 0 K: 1 S: 9 H: 0 LOB: 1 BB: 1 P: 18	R: 0 E: 0 K: 2 S: 11 H: 0 LOB: 0 BB: 0 P: 16	1B: 7 2B: 1 3B: 0 HR: 0	SF: 1 SAC: 2 DP: 1 HBP: 0						

PITCHER		IP	WLS	BF	H	R	ER	SO	BB	IBB	HBP	BLK	WP	HR	S	P	ERA	WHIP
Shane Reynolds, R ERA: 4.3	(1, 1)	6.0		27	7	2	2	5	3	0	0	1	2	0	59	95	3.00	1.667
Mike Magnante, L ERA: 2.4	(7, 1)	0.2		4	1	1	0	0	0	0	0	0	0	0	7	11	0.00	1.500
Russ Springer, R ERA: 4.19	(7, 1)	1.1	W	5	0	0	0	2	1	0	0	0	0	0	12	22	0.00	0.750
Billy Wagner, L ERA: 2.92	(9, 1)	1.0	S	3	0	0	0	2	0	0	0	0	0	0	11	16	0.00	0.000

PITCHER	IP	WLS	BF	H	R	ER	SO	BB	IBB	HBP	BLK	WP	HR	S	P	ERA	WHIP

BOTTOM

Houston Astros @ Cincinnati Reds

Cinergy Field, Cincinnati, OH

Mon Sep 22 1997, 3:33 AM EDT

Att. 17,411 - Sunny - 62 F

livebaseballscorecards.com

AB	32
R	3
H	8
RBI	3
BB	4
SO	9
LOB	18

WP: 2 PB: 0 SB: 1 CS: 0 PA: 39

Batter	1	2	3	4	5	6	7	8	9	AB	R	H	RBI	BB	SO	LOB
Pokey Reese, R (1, 6) OBP: 0.287, SLG: 0.295	C X 0-1 ① G6-3	C B F B X 2-2 ③ P6		C C X 0-2 ③ G5-3		C B S B B 1 SAFE F B X 3-2 ③ F8		C X 0-1 ② FC5-2 BB 1-2 3-H		5	1	0	0	0	0	6
Jon Nunnally, L (1, 8) OBP: 0.385, SLG: 0.547 (8, 7)	B B B C C F X 3-2 ② L3		S B B X 2-1 1B 1B 1B		B B X 2-0 ① F7		B C C S 1-3 ① K	C F F F D B B 4-2 1B BB 1-2 2-3		4	1	1	0	1	1	0
Chris Stynes, R (1, 7) OBP: 0.399, SLG: 0.506 Stan Belinda, R (8, 1) OBP: 0.333, SLG: 0.333 Gabe White, L (8, 1) OBP: 0.111, SLG: 0.111 Jeff Shaw, R (8, 1)	B H 2-0 HBP		B F B 1 SAFE 1 SAFE X 2-1 1B 1B 1B 1-2		C F X 0-2 HR		B B C F X 2-2 ② G3	F B X 1-1 BB 1B 1-3 2-H 3-H		4	2	3	3	0	0	0
										0	0	0	0	0	0	0
										0	0	0	0	0	0	0
										0	0	0	0	0	0	0
Willie Greene, L (1, 3) OBP: 0.354, SLG: 0.460	C X 0-1 ③ F9		B X 1-0 ① 1B 1-3 2-H		C B B B X 3-1 ② G3-1		S S B S 1-3 ③ K	B B B B 4-0 BB 1-2		4	0	1	1	1	1	1
Reggie Sanders, R (1, 9) OBP: 0.346, SLG: 0.516		C B S B B B B 4-2 1B S BB	B B C C X 2-2 CS 1B 3-H		B B B B 4-0 FC6-4 BB			x x x 1B E 1B 3-1 ③ F7		3	1	2	1	2	0	3
Joe Oliver, R (1, 2) OBP: 0.315, SLG: 0.422 Damian Jackson, R (8, PR) OBP: 0.154, SLG: 0.125 Pat Watkins, R (8, 8) OBP: 0.273, SLG: 0.455		S B 1 SAFE S T B D S 3-3 ① K 1-2	B P B B 4-0 ② BB 1-2		S S P 1 SAFE F X 1-2 ③ FC6-4 1-2f			F F B D B X 3-2 SH1-4 E 1B 1B 1-3	C F B F X 1-2 SH3-4 1B 2B	3	0	1	0	1	1	2
										0	1	0	0	0	0	0
										1	1	1	0	0	0	0
Aaron Boone, R (1, 5) OBP: 0.138, SLG: 0.107		B B B C S F B 4-2 1B BB	S S B T F S 1-3 ③ K			F B B X 2-1 ① G5-3		B X 1-0 E6 1B SH1-4 FC5-2 1-2 3-H	F B X 1-1 ① SH3-4 2-3	3	0	0	1	1	1	2
Bret Boone, R (1, 4) OBP: 0.296, SLG: 0.323		C F B S 1-3 ② K		B F X 1-1 ① G4-3		B B X 2-0 1B		X 0-0 ① SH1-4 1-2 2-3	X 0-0 CS 1B 3-H	4	0	2	1	0	1	2
Kent Mercker, L (1, 1) OBP: 0.224, SLG: 0.222 Lenny Harris, L (6, PH) OBP: 0.313, SLG: 0.365 Scott Sullivan, R (6, 1) Eddie Taubensee, L (8, PH) OBP: 0.324, SLG: 0.463 (8, 2)		B S X 1-1 1B 1-2 2-3		X 0-0 ② L7		B C C F S 1-3 ② K		S T T D B B X 3-2 BB FC5-2 1B 2-3 3-H	B B S S S C 3-3 ② ③ K 1-2	2	0	1	0	0	0	0
										1	0	0	0	0	1	1
										0	0	0	0	0	0	0
										2	1	1	1	0	1	1
Inning Stats	R: 0 E: 0 K: 0 S: 9 H: 0 LOB: 1 BB: 0 P: 14	R: 0 E: 0 K: 2 S: 17 H: 1 LOB: 3 BB: 2 P: 32	R: 2 E: 0 K: 1 S: 14 H: 4 LOB: 1 BB: 1 P: 25	R: 0 E: 0 K: 0 S: 6 H: 0 LOB: 0 BB: 0 P: 7	R: 1 E: 0 K: 0 S: 11 H: 1 LOB: 1 BB: 1 P: 20	R: 0 E: 0 K: 1 S: 11 H: 1 LOB: 1 BB: 0 P: 19	R: 0 E: 0 K: 2 S: 9 H: 0 LOB: 0 BB: 0 P: 13	R: 4 E: 1 K: 0 S: 21 H: 4 LOB: 3 BB: 2 P: 40	R: 1 E: 0 K: 1 S: 10 H: 2 LOB: 1 BB: 0 P: 15	1B: 11 2B: 2 3B: 0 HR: 1 SF: 0 SAC: 2 DP: 1 HBP: 1						WP: 0 PB: 0 SB: 1 CS: 2 PA: 45

PITCHER		IP	WLS	BF	H	R	ER	SO	BB	IBB	HBP	BLK	WP	HR	S	P	ERA	WHIP
Brady Raggio, R ERA: 7.12	(1, 1)	3.0		16	5	2	2	3	3	0	1	0	0	0	40	71	6.00	2.667
John Frascatore, R ERA: 2.29	(4, 1)	2.0		8	1	1	1	0	1	0	0	0	0	1	17	27	4.50	1.000
Jose Bautista, R ERA: 6.93	(6, 1)	0.1		2	1	0	0	0	0	0	0	0	0	0	3	7	0.00	3.000
Lance Painter, L ERA: 6.23	(6, 1)	1.2		5	0	0	0	3	0	0	0	0	0	0	17	25	0.00	0.000
Curtis King, R ERA: 3.04	(8, 1)	0.2	L	8	4	4	1	0	1	0	0	0	0	0	19	31	13.50	7.500

PITCHER		IP	WLS	BF	H	R	ER	SO	BB	IBB	HBP	BLK	WP	HR	S	P	ERA	WHIP
Tony Fossas, L ERA: 3.4	(8, 1)	0.1		2	0	0	0	0	1	0	0	0	0	0	2	9	0.00	3.000
Mark Petkovsek, R ERA: 5.02	(9, 1)	1.0		4	2	1	1	1	0	0	0	0	0	0	10	15	9.00	2.000

Cincinnati Reds @ St. Louis Cardinals

Busch Stadium, St. Louis, MO

Tue Sep 23 1997, 7:05 PM CDT

Att. 22,045 - Unknown - 62 F

TOP

livebaseballscorecards.com

AB	36
R	8
H	13
RBI	8
BB	6
SO	7
LOB	18

BOTTOM

Cincinnati Reds @ St. Louis Cardinals

Busch Stadium, St. Louis, MO

Tue Sep 23 1997, 7:05 PM CDT

Att. 22,045 - Unknown - 62 F

livebaseballscorecards.com

Batter	1	2	3	4	5	6	7	8	9	AB	R	H	RBI	BB	SO	LOB
Royce Clayton, R (1, 6) OBP: 0.305, SLG: 0.398	C F F B X 1-2 ① L8			C B S S 1-3 ① K	X 0-0 HR 2-H 3-H 1B		F B C B X 2-2 ① G5-3		S X 0-1 ② L9	4	1	1	2	0	1	0
Luis Ordaz, R (8, 6) OBP: 0.300, SLG: 0.400										0	0	0	0	0	0	0
Scott Livingstone, L (9, PH) OBP: 0.197, SLG: 0.197										1	0	0	0	0	0	0
Ron Gant, R (1, 7) OBP: 0.311, SLG: 0.389	S B S X 1-2 ② P5			C B B C B C 3-3 ② K	B B X 2-0 1-H HR		X 0-0 ② F7		C B S B B F B 4-2 BB	4	1	1	2	1	1	0
Mark McGwire, R (1, 3) OBP: 0.386, SLG: 0.632	B F F B C 2-3 ③ K			X 0-0 BB 1B	S F B F X 1-2 1B		X 0-0 ③ F7		B S F X 1-2 ③ F8	5	0	2	0	0	1	1
Ray Lankford, L (1, 8) OBP: 0.421, SLG: 0.606		B F X 1-1 ① G3		B B B B 4-0 FC6-4 1-2 BB	C S B F F S 1-3 ③ K			B S B B S B 4-2 G4-3 1B BB		2	1	0	0	2	1	1
Gary Gaetti, R (1, 5) OBP: 0.307, SLG: 0.407		S X 0-1 ② P6		C F B B B X 2-2 ③ FC6-4 1-2f		X 0-0 ① P4		B B B C X 2-1 ① G4-3 1-2		4	0	0	0	0	0	3
Dmitri Young, S (1, 9) OBP: 0.340, SLG: 0.375		B F B F S 2-3 ③ K			C X 0-1 ① G5-3	F B B B F X 2-2 HR		B S B B B F X 3-2 2-H 1B		4	1	2	2	0	1	0
David Bell, R (1, 4) OBP: 0.282, SLG: 0.336			X 0-0 ① F7		S S B F X 1-2 2B 1B 1B	B S C B B B F F F 4-2 F B S BB		X 0-0 ② F9		2	1	1	0	1	0	0
Phil Plantier, L (8, PH) OBP: 0.333, SLG: 0.436										0	0	0	0	0	0	0
Willie McGee, S (8, PH) OBP: 0.343, SLG: 0.415										1	0	0	0	0	0	1
Mark Petkovsek, R (9, 1) OBP: 0.167, SLG: 0.091										0	0	0	0	0	0	0
Eli Marrero, R (1, 2) OBP: 0.278, SLG: 0.457			B X 1-0 ② G5-3		S B F B F 1 S 2-3 ② K SAFE	B C F X 1-2 ② P2 1-2		X 0-0 ③ F7		3	0	0	0	0	1	2
Tom Lampkin, L (8, PH) OBP: 0.338, SLG: 0.385										1	0	0	0	0	0	1
(9, 2)																
Brady Raggio, R (1, 1) Danny Sheaffer, R (3, PH) John Frascatore, R (4, 1) Tom Pagnozzi, R (5, PH) OBP: 0.000, SLG: 0.047 Jose Bautista, R (6, 1) Lance Painter, L (6, 1) Curtis King, R (6, 1) Tony Fossas, L (6, 1) Delino DeShields, L (6, 4) OBP: 0.308, SLG: 0.421			B L B X 2-1 ③ F8		B X 1-0 1-3 1B 2B	S S S 0-3 ③ K			B C F F B B B X 3-2 ① G6-3	0 1 0 1 0 1 0 0 0 1	0 0 0 1 0 0 0 0 0 0	0 0 0 1 0 0 0 0 0 0	0 0 0 0 0 0 1 0 0 0	0 0 0 0 0 0 0 0 0 0	0 0 0 0 0 0 1 0 0 0	0 0 0 0 0 0 1 0 0 0

	AB	35
	R	6
	H	8
	RBI	6
	BB	4
	SO	7
	LOB	10

Inning Stats	1	2	3	4	5	6	7	8	9	1B: 5	SF: 0	WP: 0	PA: 39
	R: 0 H: 0	R: 0 H: 0	R: 0 H: 0	R: 0 H: 1	R: 4 H: 5	R: 1 H: 1	R: 0 H: 0	R: 1 H: 1	R: 0 H: 0	2B: 1	SAC: 0	PB: 0	
	E: 0 LOB: 0	E: 0 LOB: 0	E: 0 LOB: 0	E: 0 LOB: 2	E: 0 LOB: 1	E: 0 LOB: 1	E: 0 LOB: 0	E: 0 LOB: 1	E: 0 LOB: 1	3B: 0	DP: 0	SB: 1	
	K: 1 BB: 0	K: 1 BB: 0	K: 0 BB: 0	K: 2 BB: 1	K: 2 BB: 0	K: 1 BB: 1	K: 0 BB: 0	K: 0 BB: 1	K: 0 BB: 1	HR: 2	HBP: 0	CS: 0	
	S: 10 P: 14	S: 7 P: 10	S: 4 P: 7	S: 10 P: 20	S: 22 P: 30	S: 17 P: 24	S: 5 P: 7	S: 9 P: 18	S: 12 P: 20				

PITCHER		IP	WLS	BF	H	R	ER	SO	BB	IBB	HBP	BLK	WP	HR	S	P	ERA	WHIP
Kent Mercker, L ERA: 3.92	(1, 1)	5.0		22	6	4	4	6	1	0	0	0	0	1	53	81	7.20	1.400
Scott Sullivan, R ERA: 3.41	(6, 1)	2.0	W	8	1	1	1	1	1	0	0	0	0	1	22	31	4.50	1.000
Stan Belinda, R ERA: 3.78	(8, 1)	0.1		3	1	1	1	0	1	0	0	0	0	0	7	16	27.00	6.000
Gabe White, L ERA: 4.5	(8, 1)	0.1		1	0	0	0	0	0	0	0	0	0	0	1	1	0.00	0.000
Jeff Shaw, R ERA: 2.4	(8, 1)	1.1	S	5	0	0	0	0	1	0	0	0	0	0	13	21	0.00	0.750

PITCHER	IP	WLS	BF	H	R	ER	SO	BB	IBB	HBP	BLK	WP	HR	S	P	ERA	WHIP

Batter	1	2	3	4	5	6	7	8	9	AB	R	H	RBI	BB	SO	LOB
Pokey Reese, R (1, 6) OBP: 0.286, SLG: 0.292	B B S B F F X 3-2 ① P3		B X 1-0 ③ G1-3		C B F C 1-3 ③ K		C B B B B 4-1 2B BB	C X 0-1 ③ G5-3		4	1	0	0	1	1	1
Jon Nunnally, L (1, 8) OBP: 0.385, SLG: 0.548	B B C B S X 3-2 ② P4			F C B F X 1-2 ① G3		B X 1-0 1B SF7 2B	B B B C F F 1 X SAFE 3-2 BB 1-H 1B 2B		S X 0-1 ① F9	3	1	1	0	0	0	0
Mike Kelly, R (7, PH) OBP: 0.342, SLG: 0.548 (7, 8)										2	1	1	1	0	0	0
Jeff Shaw, R (9, 1)										0	0	0	0	0	0	0
Chris Stynes, R (1, 7) OBP: 0.404, SLG: 0.503	B X 1-0 ③ G6-3			B B B B 4-0 1B BB		C X 0-1 F9 BB 2-3 1B	B B B B 4-0 1B BB SF7 BB		B B C B X 3-1 ② P2	3	1	1	0	2	0	0
Willie Greene, L (1, 3) OBP: 0.354, SLG: 0.459		C B S X 1-2 ① G4-3		X 0-0 1-2 1B		B X 1-0 ① SF7 3-H	B B B B 4-0 1B 1-2 2-3 BB		C C S 0-3 ③ K	3	0	1	1	1	1	0
Reggie Sanders, R (1, 9) OBP: 0.348, SLG: 0.515		B X 1-0 ② G1-3		B X 1-0 ② F9		B B C B B 4-1 F9 1-2 BB	B X 1-0 FC6-4 1-2 2-3 3-H 1B			3	0	1	1	1	0	2
Eddie Taubensee, L (1, 2) OBP: 0.322, SLG: 0.462	S B C B F F X 2-2 1B			B X 1-0 ③ L7		B F B C C X 2-2 ② F9 1-2 2-3	X 0-0 ② SF7 3-H			3	0	1	1	0	0	4
Scott Sullivan, R (7, 1)										0	0	0	0	0	0	0
Pat Watkins, R (9, 8) OBP: 0.273, SLG: 0.455										0	0	0	0	0	0	0
Aaron Boone, R (1, 5) OBP: 0.152, SLG: 0.125		D S T B X 2-2 ③ F9			B F X 1-1 1B	B F X 1-1 ③ G4-3	S X 0-1 ③ FC6-4 1-2f			4	0	1	0	0	0	5
Bret Boone, R (1, 4) OBP: 0.295, SLG: 0.329			B X 1-0 ① L9		B C X 1-1 ① F7		X 0-0 HR	B B X 2-0 ① G6-3		4	1	1	1	0	0	1
Dave Burba, R (1, 1) OBP: 0.245, SLG: 0.196			B X 1-0 ② G6-3		B L C B L 2-3 ② K		B S T S 1-3 ① K	B C X 1-1 ② G5-3		2	0	0	0	0	1	1
Pete Rose, L (7, PH) OBP: 0.286, SLG: 0.167										1	0	0	0	0	1	0
Brook Fordyce, R (7, 2) OBP: 0.268, SLG: 0.303										1	0	0	0	0	0	0
Inning Stats	R: 0 E: 0 K: 0 S: 8 H: 0 LOB: 0 BB: 0 P: 15	R: 0 E: 0 K: 0 S: 12 H: 1 LOB: 1 BB: 0 P: 18	R: 0 E: 0 K: 0 S: 3 H: 0 LOB: 0 BB: 0 P: 6	R: 0 E: 0 K: 0 S: 7 H: 1 LOB: 2 BB: 1 P: 14	R: 0 E: 0 K: 2 S: 10 H: 1 LOB: 1 BB: 0 P: 15	R: 1 E: 0 K: 0 S: 10 H: 2 LOB: 2 BB: 1 P: 19	R: 4 E: 0 K: 1 S: 13 H: 3 LOB: 2 BB: 3 P: 30	R: 0 E: 0 K: 0 S: 5 H: 0 LOB: 0 BB: 0 P: 8	R: 0 E: 0 K: 1 S: 7 H: 0 LOB: 0 BB: 0 P: 10	1B: 5 2B: 2 3B: 0 HR: 1	SF: 2 SAC: 0 DP: 0 HBP: 0					

TOP

Cincinnati Reds @ St. Louis Cardinals

Busch Stadium, St. Louis, MO

Wed Sep 24 1997, 7:05 PM CDT

Att. 23,308 - Unknown - 74 F

livebaseballscorecards.com

AB	33
R	5
H	8
RBI	5
BB	5
SO	4
LOB	14

WP: 0 PB: 0 SB: 0 CS: 0 PA: 40

PITCHER		IP	WLS	BF	H	R	ER	SO	BB	IBB	HBP	BLK	WP	HR	S	P	ERA	WHIP
Manny Aybar, R ERA: 4.5	(1, 1)	6.0		25	5	1	1	2	2	0	0	0	0	0	50	87	1.50	1.167
John Frascatore, R ERA: 2.51	(7, 1)	0.1		3	1	2	2	1	1	0	0	0	0	1	5	10	54.00	6.000
Tony Fossas, L ERA: 3.75	(7, 1)	0.0	L	3	1	0	0	0	2	0	0	0	0	0	4	15	∞	∞
Curtis King, R ERA: 2.86	(7, 1)	1.2		6	1	2	2	0	0	0	0	0	0	0	9	13	10.80	0.600
Dennis Eckersley, R ERA: 3.98	(9, 1)	1.0		3	0	0	0	1	0	0	0	0	0	0	7	10	0.00	0.000

PITCHER	IP	WLS	BF	H	R	ER	SO	BB	IBB	HBP	BLK	WP	HR	S	P	ERA	WHIP

BOTTOM

Cincinnati Reds @ St. Louis Cardinals

Busch Stadium, St. Louis, MO

Wed Sep 24 1997, 7:05 PM CDT

Att. 23,308 - Unknown - 74 F

livebaseballscorecards.com

Batter	1	2	3	4	5	6	7	8	9	AB	R	H	RBI	BB	SO	LOB
Delino DeShields, L (1, 4) OBP: 0.352, SLG: 0.442	P6	G3			S HR 1B	1-2 2-H 1B			S 1B	5	1	3	0	0	0	0
Ron Gant, R (1, 7) OBP: 0.310, SLG: 0.389	2B		K		1 SAFE K 1-2		K		1 SAFE K 1-2	5	1	1	0	0	4	2
Mark McGwire, R (1, 3) OBP: 0.387, SLG: 0.636	F9		BB		2-H HR		K			3	1	1	2	1	1	1
Ray Lankford, L (1, 8) OBP: 0.419, SLG: 0.602	2B BB		K		P5		G3			3	1	0	0	1	1	1
Gary Gaetti, R (1, 5) OBP: 0.306, SLG: 0.408	1B 1-H 2-H 2B		P3		K			G5-3		4	0	1	2	0	1	1
Dmitri Young, S (1, 9) OBP: 0.342, SLG: 0.376	2-3 1B			K		S 1B 1B		G1-3		4	0	2	0	0	1	0
David Bell, R (1, 6) OBP: 0.274, SLG: 0.326	K			F9		F7		P5		4	0	0	0	0	1	3
Dennis Eckersley, R (9, 1)										0	0	0	0	0	0	0
Eli Marrero, R (1, 2) OBP: 0.308, SLG: 0.486		G4-3		E6 2B		1B BB			G6-3	2	0	1	0	1	0	0
Phil Plantier, L (9, PH) OBP: 0.331, SLG: 0.432										1	0	0	0	0	0	0
Manny Aybar, R (1, 1) OBP: 0.105, SLG: 0.105										2	0	0	0	0	0	1
Willie McGee, S (6, PH) OBP: 0.342, SLG: 0.414										1	0	0	0	0	0	2
John Frascatore, R (7, 1)										0	0	0	0	0	0	0
Tony Fossas, L (7, 1)										0	0	0	0	0	0	0
Curtis King, R (7, 1)										0	0	0	0	0	0	0
Luis Ordaz, R (9, 6) OBP: 0.350, SLG: 0.400										0	0	0	0	0	0	0
Tom Lampkin, L (9, PH) OBP: 0.337, SLG: 0.383		G4-3		G3-1		P5			F7	1	0	0	0	0	0	0
Inning Stats	R: 2 E: 0 K: 1 S: 11 H: 3 LOB: 2 BB: 1 P: 19	R: 0 E: 0 K: 0 S: 5 H: 0 LOB: 0 BB: 0 P: 6	R: 0 E: 0 K: 2 S: 7 H: 0 LOB: 1 BB: 1 P: 11	R: 0 E: 1 K: 1 S: 12 H: 1 LOB: 1 BB: 0 P: 18	R: 2 E: 0 K: 2 S: 12 H: 2 LOB: 0 BB: 0 P: 21	R: 0 E: 0 K: 0 S: 8 H: 2 LOB: 2 BB: 1 P: 16	R: 0 E: 0 K: 2 S: 7 H: 0 LOB: 0 BB: 0 P: 11	R: 0 E: 0 K: 0 S: 4 H: 0 LOB: 0 BB: 0 P: 4	R: 0 E: 0 K: 1 S: 10 H: 1 LOB: 1 BB: 0 P: 13							

AB	35
R	4
H	9
RBI	4
BB	3
SO	9
LOB	11

PITCHER		IP	WLS	BF	H	R	ER	SO	BB	IBB	HBP	BLK	WP	HR	S	P	ERA	WHIP	PITCHER	IP	WLS	BF	H	R	ER	SO	BB	IBB	HBP	BLK	WP	HR	S	P	ERA	WHIP
Dave Burba, R ERA: 4.73	(1, 1)	6.0	W	28	8	4	4	6	3	0	0	0	0	1	55	91	6.00	1.833																	
Scott Sullivan, R ERA: 3.34	(7, 1)	2.0		6	0	0	0	2	0	0	0	0	0	0	11	15	0.00	0.000																	
Jeff Shaw, R ERA: 2.38	(9, 1)	1.0	S	4	1	0	0	1	0	0	0	0	0	0	10	13	0.00	1.000																	

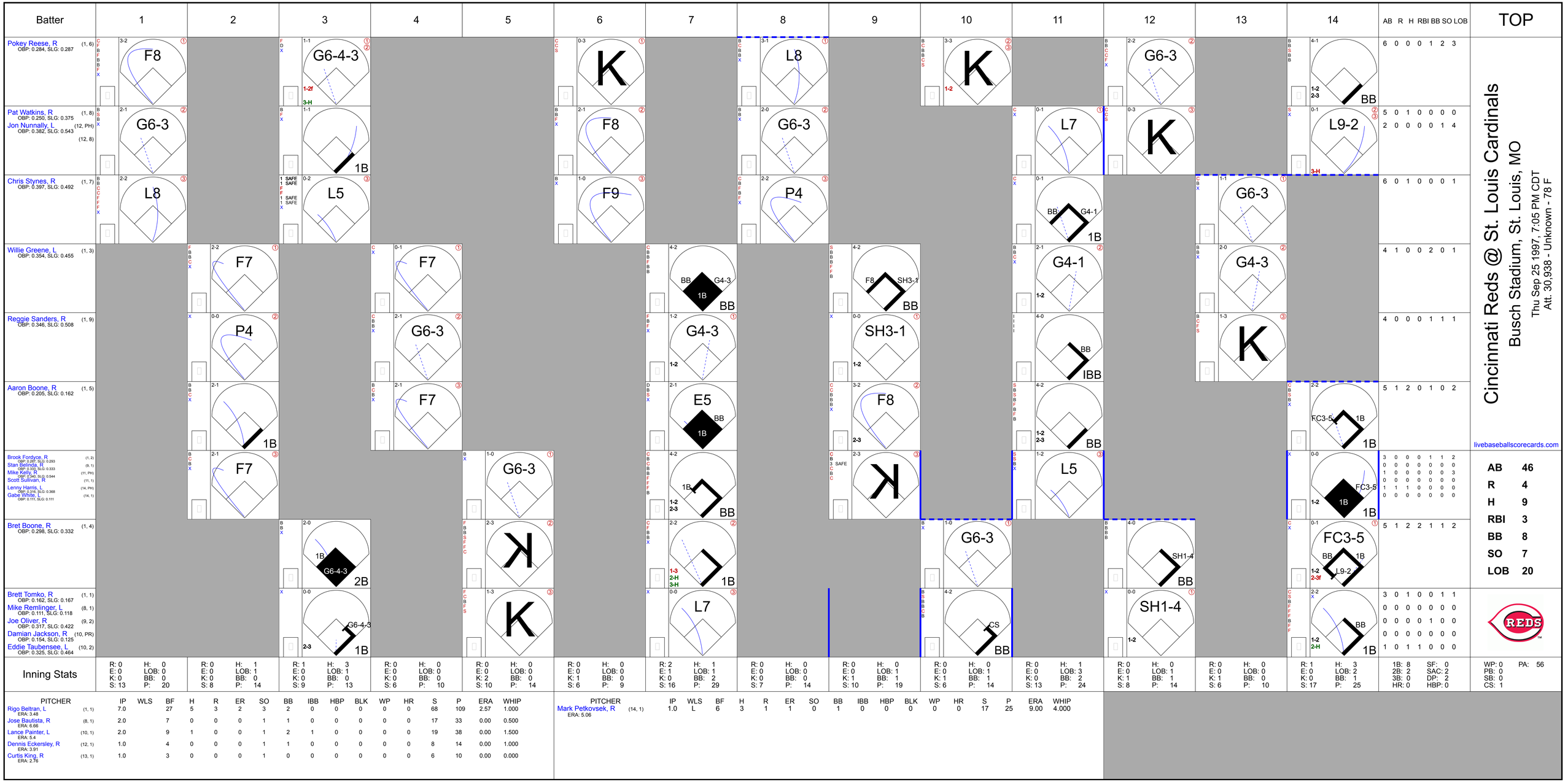
Batter
1
2
3
4
5
6
7
8
9
10
11
12
13
14
AB R H RBI BB SO LOB
TOP
Pokey Reese, R (1, 6) OBP: 0.284, SLG: 0.287
F8
G6-4-3
1-2f
3-H
K
L8
K
G6-3
L7
G6-3
L9-2
3-H
6 0 0 0 1 2 3
Pat Watkins, R (1, 8) OBP: 0.250, SLG: 0.375
Jon Nunnally, L (12, PH) OBP: 0.382, SLG: 0.543 (12, 8)
G6-3
1B
F8
G6-3
K
L7
BB G4-1 1B
1-2 2-3 BB
5 0 1 0 0 0 0
2 0 0 0 0 1 4
Chris Stynes, R (1, 7) OBP: 0.397, SLG: 0.492
L8
1 SAFE 1 SAFE 1 SAFE
L5
F9
P4
G6-3
6 0 1 0 0 0 1
Willie Greene, L (1, 3) OBP: 0.354, SLG: 0.455
F7
F7
BB G4-3 1B
BB
F8 SH3-1
BB
G4-1
1-2
G4-3
4 1 0 0 2 0 1
Reggie Sanders, R (1, 9) OBP: 0.346, SLG: 0.508
P4
G6-3
G4-3
1-2
SH3-1
1-2
BB
IBB
K
4 0 0 0 1 1 1
Aaron Boone, R (1, 5) OBP: 0.205, SLG: 0.162
1B
F7
E5
BB
1B
F8
2-3
BB
FC3-5
1B
1B
5 1 2 0 1 0 2
Brook Fordyce, R (1, 2) OBP: 0.267, SLG: 0.293
Stan Belinda, R (9, 1) OBP: 0.333, SLG: 0.333
Mike Kelly, R (11, PH) OBP: 0.340, SLG: 0.544
Scott Sullivan, R (11, 1)
Lenny Harris, L (14, PH) OBP: 0.316, SLG: 0.368
Gabe White, L (14, 1) OBP: 0.111, SLG: 0.111
F7
G6-3
1-2 2-3 BB
K
L5
1-2
G6-3
FC3-5
1-2
1B
1B
3 0 0 0 1 1 2
0 0 0 0 0 0 0
1 0 0 0 0 0 3
0 0 0 0 0 0 0
1 1 1 0 0 0 0
0 0 0 0 0 0 0
Bret Boone, R (1, 4) OBP: 0.298, SLG: 0.332
1B G6-4-3 2B
K
1-3 2-H 3-H 1B
G6-3
SH1-4
BB
FC3-5
BB 1B
1-2 2-3f L9-2
5 1 2 2 1 1 2
Brett Tomko, R (1, 1) OBP: 0.162, SLG: 0.167
Mike Remlinger, L (8, 1) OBP: 0.111, SLG: 0.118
Joe Oliver, R (9, 2) OBP: 0.317, SLG: 0.422
Damian Jackson, R (10, PR) OBP: 0.154, SLG: 0.125
Eddie Taubensee, L (10, 2) OBP: 0.325, SLG: 0.464
G6-4-3
2-3
1B
K
L7
CS
BB
SH1-4
1-2
BB
1B
3 0 1 0 0 1 1
0 0 0 0 0 0 0
0 0 0 0 1 0 0
0 0 0 0 0 0 0
1 0 1 1 0 0 0
Cincinnati Reds @ St. Louis Cardinals
Busch Stadium, St. Louis, MO
Thu Sep 25 1997, 7:05 PM CDT
Att. 30,938 - Unknown - 78 F
livebaseballscorecards.com
AB 46
R 4
H 9
RBI 3
BB 8
SO 7
LOB 20
REDS
Inning Stats
1: R: 0 E: 0 K: 0 S: 13 | H: 0 LOB: 0 BB: 0 P: 20
2: R: 0 E: 0 K: 0 S: 8 | H: 1 LOB: 1 BB: 0 P: 14
3: R: 1 E: 0 K: 0 S: 9 | H: 3 LOB: 1 BB: 0 P: 13
4: R: 0 E: 0 K: 0 S: 6 | H: 0 LOB: 0 BB: 0 P: 10
5: R: 0 E: 0 K: 2 S: 10 | H: 0 LOB: 0 BB: 0 P: 14
6: R: 0 E: 0 K: 1 S: 6 | H: 0 LOB: 0 BB: 0 P: 9
7: R: 2 E: 1 K: 0 S: 16 | H: 1 LOB: 1 BB: 2 P: 29
8: R: 0 E: 0 K: 0 S: 7 | H: 0 LOB: 0 BB: 0 P: 14
9: R: 0 E: 0 K: 1 S: 10 | H: 0 LOB: 1 BB: 1 P: 19
10: R: 0 E: 0 K: 1 S: 6 | H: 0 LOB: 1 BB: 1 P: 14
11: R: 0 E: 0 K: 0 S: 13 | H: 1 LOB: 3 BB: 2 P: 24
12: R: 0 E: 0 K: 1 S: 8 | H: 0 LOB: 1 BB: 1 P: 14
13: R: 0 E: 0 K: 1 S: 6 | H: 0 LOB: 0 BB: 0 P: 10
14: R: 1 E: 0 K: 0 S: 17 | H: 3 LOB: 2 BB: 1 P: 25
1B: 8 2B: 2 3B: 0 HR: 0
SF: 0 SAC: 2 DP: 2 HBP: 0
WP: 0 PB: 0 SB: 0 CS: 1
PA: 56
PITCHER IP WLS BF H R ER SO BB IBB HBP BLK WP HR S P ERA WHIP
Rigo Beltran, L (1, 1) ERA: 3.48 7.0 27 5 3 2 3 2 0 0 0 0 0 68 109 2.57 1.000
Jose Bautista, R (8, 1) ERA: 6.66 2.0 7 0 0 0 1 1 0 0 0 0 0 17 33 0.00 0.500
Lance Painter, L (10, 1) ERA: 5.4 2.0 9 1 0 0 1 2 1 0 0 0 0 19 38 0.00 1.500
Dennis Eckersley, R (12, 1) ERA: 3.91 1.0 4 0 0 0 1 1 0 0 0 0 0 8 14 0.00 1.000
Curtis King, R (13, 1) ERA: 2.76 1.0 3 0 0 0 1 0 0 0 0 0 0 6 10 0.00 0.000
PITCHER IP WLS BF H R ER SO BB IBB HBP BLK WP HR S P ERA WHIP
Mark Petkovsek, R (14, 1) ERA: 5.06 1.0 L 6 3 1 1 0 1 0 0 0 0 0 0 17 25 9.00 4.000

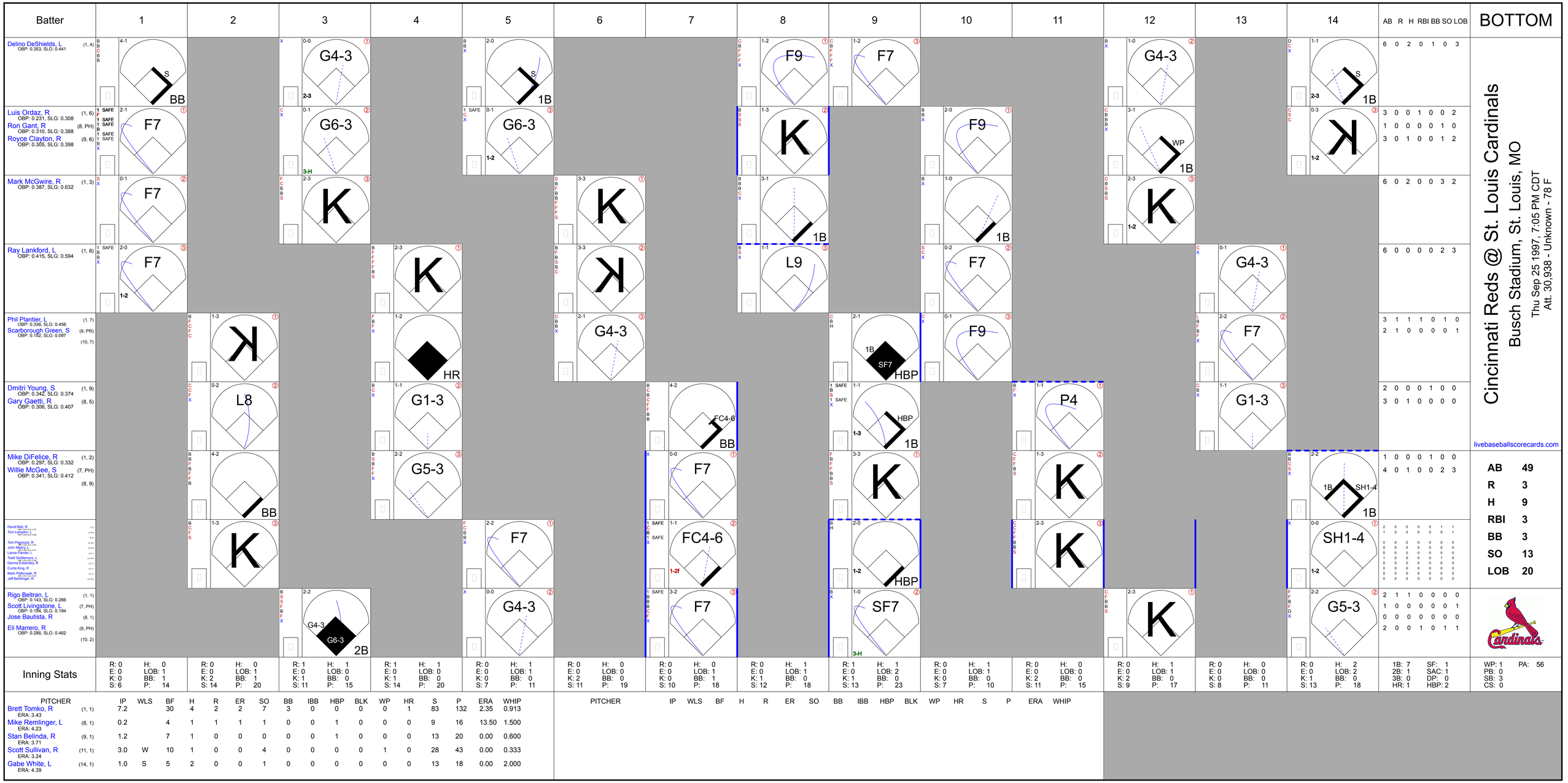
Batter
1
2
3
4
5
6
7
8
9
10
11
12
13
14
AB R H RBI BB SO LOB
BOTTOM
Delino DeShields, L (1, 4) OBP: 0.353, SLG: 0.441
Luis Ordaz, R (1, 6) OBP: 0.231, SLG: 0.308
Ron Gant, R (8, PH) OBP: 0.310, SLG: 0.388
Royce Clayton, R (9, 6) OBP: 0.305, SLG: 0.398
Mark McGwire, R (1, 3) OBP: 0.387, SLG: 0.632
Ray Lankford, L (1, 8) OBP: 0.415, SLG: 0.594
Phil Plantier, L (1, 7) OBP: 0.336, SLG: 0.456
Scarborough Green, S (9, PR) (10, 7) OBP: 0.152, SLG: 0.097
Dmitri Young, S (1, 9) OBP: 0.342, SLG: 0.374
Gary Gaetti, R (8, 5) OBP: 0.306, SLG: 0.407
Mike DiFelice, R (1, 2) OBP: 0.297, SLG: 0.332
Willie McGee, S (7, PH) (8, 9) OBP: 0.341, SLG: 0.412
David Bell, R (7, 5) OBP: 0.244, SLG: 0.344
Tom Lampkin, L (7, PH) (PR-for 5) (9, 5) OBP: 0.000, SLG: 0.000
Tom Pagnozzi, R (9, 5) OBP: 0.271, SLG: 0.344
John Mabry, L (8, PH) OBP: 0.333, SLG: 0.571
Lance Painter, L (10, 1) OBP: 0.000, SLG: 0.000
Todd Stottlemyre, L (10, PH) OBP: 0.000, SLG: 0.000
Dennis Eckersley, R (10, 1) OBP: 0.000, SLG: 0.000
Curtis King, R (10, 1) OBP: 0.000, SLG: 0.000
Mark Petkovsek, R (10, 1) OBP: 0.000, SLG: 0.000
Jeff Ballinger, R (10, 1) OBP: 0.000, SLG: 0.000
Rigo Beltran, L (1, 1) OBP: 0.143, SLG: 0.286
Scott Livingstone, L (7, PH) OBP: 0.194, SLG: 0.194
Jose Bautista, R (8, 1)
Eli Marrero, R (9, PH) (10, 2) OBP: 0.286, SLG: 0.462
Inning Stats
PITCHER IP WLS BF H R ER SO BB IBB HBP BLK WP HR S P ERA WHIP
Brett Tomko, R (1, 1) ERA: 3.43
Mike Remlinger, L (8, 1) ERA: 4.23
Stan Belinda, R (9, 1) ERA: 3.71
Scott Sullivan, R (11, 1) ERA: 3.24
Gabe White, L (14, 1) ERA: 4.39
1B: 7 SF: 1
2B: 1 SAC: 1
3B: 0 DP: 0
HR: 1 HBP: 2
WP: 1 PA: 56
PB: 0
SB: 3
CS: 0
Cincinnati Reds @ St. Louis Cardinals
Busch Stadium, St. Louis, MO
Thu Sep 25 1997, 7:05 PM CDT
Att. 30,938 - Unknown - 78 F
livebaseballscorecards.com
AB 49
R 3
H 9
RBI 3
BB 3
SO 13
LOB 20
Cardinals

Batter	1	2	3	4	5	6	7	8	9	AB	R	H	RBI	BB	SO	LOB
Damian Jackson, R (1, 6) OBP: 0.258, SLG: 0.296	B B B B 4-0 WP S G4-3 BB		x 0-0 ① L7	B B B B 4-0 HR BB		x 0-0 1B			x 0-0 HR	3	3	2	1	2	0	0
Jon Nunnally, L (1, 9) OBP: 0.382, SLG: 0.552	B B B B 4-0 G4-3 WP 1-2 BB		S S S 0-3 ② K	x 0-0 1-H 2-H 3-H HR		S S S 0-3 ③ K			x 0-0 ① L8	4	1	1	4	1	2	1
Chris Stynes, R (1, 4) OBP: 0.397, SLG: 0.495	x 0-0 ① F7		x 0-0 1B 2B	x 0-0 ③ G6-3			x 0-0 E4 G6-4-3		x 0-0 FC6-4 1B	5	1	2	0	0	0	2
Willie Greene, L (1, 3) OBP: 0.353, SLG: 0.453	x 0-0 ② G4-3 1-3 2-H		x 0-0 2-H 1B		x 0-0 ① L9		x 0-0 ① P6		S S S 0-3 ② K	5	0	1	2	0	1	3
Pat Watkins, R (1, 8) OBP: 0.238, SLG: 0.333	x 0-0 ③ G6-3		x 0-0 ③ G6-3		x 0-0 FC6-4 1B		x 0-0 ②③ G6-4-3 1-2f		x 0-0 ③ FC6-4 1-2f	5	0	1	0	0	0	4
Lenny Harris, L (1, 7) OBP: 0.319, SLG: 0.370		x 0-0 FC6-4 1B		x 0-0 SH1-3 1B HR 1B	x 0-0 ② F9			x 0-0 ① G4-3		4	1	2	0	0	0	1
Joe Oliver, R (1, 2) OBP: 0.313, SLG: 0.417		x 0-0 ① F8	x 0-0 ① F8	x 0-0 FC6-4 1-2f				x 0-0 ② P4		4	0	0	0	0	0	3
Aaron Boone, R (1, 5) OBP: 0.233, SLG: 0.195		x 0-0 ② F7		x 0-0 SH1-3 1-2 HR 1B		x 0-0 ① G6-3		x 0-0 1B		4	1	2	0	0	0	1
Mike Morgan, R (1, 1) OBP: 0.111, SLG: 0.136		x 0-0 ③ FC6-4 1-2f		x 0-0 ② SH1-3 1-2 2-3		x 0-0 ② G6-3		x 0-0 ③ G3		3	0	0	0	0	0	2
Inning Stats	R: 1 H: 0 E: 0 LOB: 1 K: 0 BB: 2 S: 3 P: 11	R: 0 H: 1 E: 0 LOB: 1 K: 0 BB: 0 S: 4 P: 4	R: 1 H: 2 E: 0 LOB: 1 K: 1 BB: 0 S: 7 P: 7	R: 4 H: 3 E: 0 LOB: 0 K: 0 BB: 1 S: 6 P: 10	R: 0 H: 1 E: 0 LOB: 1 K: 0 BB: 0 S: 4 P: 4	R: 0 H: 1 E: 0 LOB: 1 K: 1 BB: 0 S: 6 P: 6	R: 0 H: 0 E: 1 LOB: 0 K: 0 BB: 0 S: 3 P: 3	R: 0 H: 1 E: 0 LOB: 1 K: 0 BB: 0 S: 4 P: 4	R: 1 H: 2 E: 0 LOB: 1 K: 1 BB: 0 S: 7 P: 7	1B: 8 SF: 0 2B: 1 SAC: 1 3B: 0 DP: 1 HR: 2 HBP: 0						

TOP

Cincinnati Reds @ Montreal Expos

Olympic Stadium, Montreal, QB

Fri Sep 26 1997, 7:05 PM EDT

Att. 17,430 - Dome

livebaseballscorecards.com

AB	37
R	7
H	11
RBI	7
BB	3
SO	3
LOB	17

PITCHER		IP	WLS	BF	H	R	ER	SO	BB	IBB	HBP	BLK	WP	HR	S	P	ERA	WHIP
Mike Johnson, R ERA: 6.83	(1, 1)	4.0	L	21	6	6	6	1	3	0	0	0	1	1	20	32	13.50	2.250
Shayne Bennett, R ERA: 3.18	(5, 1)	4.0		15	3	0	0	1	0	0	0	0	0	0	17	17	0.00	0.750
Rick DeHart, L ERA: 6.39	(9, 1)	1.0		5	2	1	1	1	0	0	0	0	0	1	7	7	9.00	2.000

PITCHER	IP	WLS	BF	H	R	ER	SO	BB	IBB	HBP	BLK	WP	HR	S	P	ERA	WHIP

Cincinnati Reds @ Montreal Expos

Olympic Stadium, Montreal, QB

Fri Sep 26 1997, 7:05 PM EDT

Att. 17,430 - Dome

livebaseballscorecards.com

BOTTOM

Batter	1	2	3	4	5	6	7	8	9	AB	R	H	RBI	BB	SO	LOB
Mark Grudzielanek, R (1, 6) OBP: 0.309, SLG: 0.387 Orlando Cabrera, R (9, PR) OBP: 0.273, SLG: 0.273	F7		G5-3 2-3 3-H			F9			1B	4 0	0 0	1 0	1 0	0 0	0 0	2 0
Andy Stankiewicz, R (1, 4) OBP: 0.245, SLG: 0.340	L4		K			G6-4-3 1-2f			F9	4	0	0	0	0	1	3
Jose Vidro, S (1, 5) OBP: 0.300, SLG: 0.366	G1-3			F8			K		F7	4	0	0	0	0	1	1
Brad Fullmer, L (1, 3) OBP: 0.382, SLG: 0.656		F8		K			1B		K	4	0	1	0	0	2	1
Vladimir Guerrero, R (1, 9) OBP: 0.349, SLG: 0.484 Hensley Meulens, R (4, 7) OBP: 0.300, SLG: 0.375		G1-3		K			K			1 2	0 0	0 0	0 0	0 0	0 2	0 1
Rondell White, R (1, 8) OBP: 0.313, SLG: 0.469		G5-3			G5-3		P4			3	0	0	0	0	0	1
Ryan McGuire, L (1, 7) OBP: 0.330, SLG: 0.411 (4, 9)			2B G5-3 BB		F8			G1-3		2	1	0	0	1	0	0
Chris Widger, R (1, 2) OBP: 0.290, SLG: 0.406 Rick DeHart, L (9, 1)			G5-3 1-3 2B		F7			F8		3 0	0 0	1 0	0 0	0 0	0 0	0 0
Mike Johnson, L (1, 1) OBP: 0.077, SLG: 0.077 Shayne Bennett, R (5, 1) Raul Chavez, R (8, PH) OBP: 0.174, SLG: 0.182 (9, 2)			K			E5 G6-4-3		G4-3		1 1 1	0 0 0	0 0 0	0 0 0	0 0 0	1 0 0	2 0 0

Inning Stats	1	2	3	4	5	6	7	8	9
	R: 0 E: 0 K: 0 S: 3	R: 0 E: 0 K: 0 S: 3	R: 1 E: 0 K: 2 S: 8	R: 0 E: 0 K: 2 S: 7	R: 0 E: 0 K: 0 S: 3	R: 0 E: 1 K: 0 S: 3	R: 0 E: 0 K: 2 S: 8	R: 0 E: 0 K: 0 S: 3	R: 0 E: 0 K: 1 S: 6
	H: 0 LOB: 0 BB: 0 P: 3	H: 0 LOB: 0 BB: 0 P: 3	H: 1 LOB: 1 BB: 1 P: 12	H: 0 LOB: 0 BB: 0 P: 7	H: 0 LOB: 0 BB: 0 P: 3	H: 0 LOB: 0 BB: 0 P: 3	H: 1 LOB: 1 BB: 0 P: 8	H: 0 LOB: 0 BB: 0 P: 3	H: 1 LOB: 1 BB: 0 P: 6

1B: 2 SF: 0
2B: 1 SAC: 0
3B: 0 DP: 1
HR: 0 HBP: 0

WP: 0 PA: 31
PB: 0
SB: 0
CS: 0

	AB	30
	R	1
	H	3
	RBI	1
	BB	1
	SO	7
	LOB	11

PITCHER	IP	WLS	BF	H	R	ER	SO	BB	IBB	HBP	BLK	WP	HR	S	P	ERA	WHIP
Mike Morgan, R (1, 1) ERA: 4.78	9.0	W	31	3	1	1	7	1	0	0	0	0	0	44	48	1.00	0.444

PITCHER	IP	WLS	BF	H	R	ER	SO	BB	IBB	HBP	BLK	WP	HR	S	P	ERA	WHIP

Batter	1	2	3	4	5	6	7	8	9	AB	R	H	RBI	BB	SO	LOB
Damian Jackson, R (1, 6) OBP: 0.250, SLG: 0.344	C S B B F C 2-3 ① K		F B B C X 2-2 ① L4		B X 1-0 ③ F8		C F X 0-2 2-H 1B 3B		F F S 0-3 ② K	5	1	1	1	0	2	1
Jon Nunnally, L (1, 9) OBP: 0.386, SLG: 0.559	C B B B C F B 4-2 1B S G4-3 BB		B F F F X 1-2 ② G3			S B S S X 1-2 1B 3B	X 0-0 FC6-4 3-H 1B		B C C B S 2-3 ③ K	4	2	2	1	1	1	1
Chris Stynes, R (1, 4) OBP: 0.399, SLG: 0.495	B B C X 2-1 G4-3 1-3 1B		B C F F X 2-2 ③ G4-3			F B S F F B B X 3-2 SH2-4 1B F9-2 3-H 1B	C S F X 0-2 ② FC6-4 1-2f			4	0	2	1	0	0	1
Willie Greene, L (1, 3) OBP: 0.354, SLG: 0.459 (8, 5)	B B F X 2-1 ② G4-3 1-2 3-H			F B B X 2-1 HR		F C X 0-2 SH2-4 1-2 1B	B C B S C 2-3 ③ K			4	1	2	2	0	1	2
Pat Watkins, R (1, 8) OBP: 0.208, SLG: 0.292	C B F F B S 2-3 ③ K			F C B S 1-3 ① K	X 0-0 ① SH2-4 1-2 2-3			X 0-0 ① L6		3	0	0	0	0	2	1
Lenny Harris, L (1, 7) OBP: 0.323, SLG: 0.369 (6, 5) Reggie Sanders, R (8, PH) OBP: 0.347, SLG: 0.510 Scott Winchester, R (8, 1)		B B C B B 4-1 BB	X 0-0 ② G1-3		I I I 4-0 IBB			F B X 1-1 G6-4-3 1B		1 1 0	0 0 0	0 1 0	0 0 0	2 0 0	0 0 0	0 0 0
Aaron Boone, R (1, 5) OBP: 0.217, SLG: 0.182 Danny Graves, R (6, 1) Joe Oliver, R (8, PH) OBP: 0.313, SLG: 0.415 (8, 3)		C 1 SAFE B X 1-1 ① F9	X 0-0 ③ L7			S C B B F X 2-2 ②③ F9-2 3-H		F X 0-1 ②③ G6-4-3 1-2f		3 0 1	0 0 0	0 0 0	0 0 0	0 0 0	0 0 0	4 0 1
Brook Fordyce, R (1, 2) OBP: 0.267, SLG: 0.292 Pokey Reese, R (9, PR) OBP: 0.284, SLG: 0.287	B C F S 1-3 ② K				B X 1-0 ① F9		X 0-0 ① P5		C X 0-1 1B	4 0	0 0	1 0	0 0	0 0	1 0	1 0
Jim Crowell, L (1, 1) Mike Kelly, R (6, 7) OBP: 0.342, SLG: 0.551	B F X 1-1 ③ G4-3				X 0-0 ② G5-3		B B F C F X 2-2 3B 2B		C S X 0-2 ① F9	2 2	0 1	0 1	0 0	0 0	0 0	1 1
Inning Stats	R: 1 H: 1 E: 0 LOB: 1 K: 2 BB: 1 S: 15 P: 27	R: 0 H: 0 E: 0 LOB: 1 K: 1 BB: 1 S: 8 P: 15	R: 0 H: 0 E: 0 LOB: 0 K: 0 BB: 0 S: 10 P: 15	R: 1 H: 1 E: 0 LOB: 0 K: 1 BB: 0 S: 7 P: 10	R: 0 H: 0 E: 0 LOB: 0 K: 0 BB: 0 S: 3 P: 5	R: 1 H: 3 E: 0 LOB: 2 K: 0 BB: 1 S: 16 P: 26	R: 2 H: 3 E: 0 LOB: 1 K: 1 BB: 0 S: 16 P: 20	R: 0 H: 1 E: 0 LOB: 0 K: 0 BB: 0 S: 5 P: 6	R: 0 H: 1 E: 0 LOB: 1 K: 2 BB: 0 S: 11 P: 13	1B: 6 2B: 2 3B: 2 HR: 1	SF: 0 SAC: 1 DP: 2 HBP: 0						

PITCHER		IP	WLS	BF	H	R	ER	SO	BB	IBB	HBP	BLK	WP	HR	S	P	ERA	WHIP
Mike Thurman, R ERA: 5.4	(1, 1)	5.0	W	19	2	2	2	4	2	0	0	0	0	1	43	72	3.60	0.800
Dave Veres, R ERA: 3.48	(6, 1)	1.1		9	5	3	3	0	0	1	0	0	0	0	24	36	20.25	3.750
Steve Kline, L ERA: 6.1	(7, 1)	1.0		5	2	0	0	1	0	0	0	0	0	0	11	14	0.00	2.000
Anthony Telford, R ERA: 3.24	(8, 1)	1.2	S	5	1	0	0	2	0	0	0	0	0	0	13	15	0.00	0.600

PITCHER	IP	WLS	BF	H	R	ER	SO	BB	IBB	HBP	BLK	WP	HR	S	P	ERA	WHIP

TOP

Cincinnati Reds @ Montreal Expos

Olympic Stadium, Montreal, QB

Sat Sep 27 1997, 7:05 PM EDT

Att. 14,708 - Dome - 65 F

livebaseballscorecards.com

AB	34
R	5
H	10
RBI	5
BB	3
SO	7
LOB	14

WP: 0 PA: 38
PB: 0
SB: 1
CS: 0

Cincinnati Reds @ Montreal Expos

Olympic Stadium, Montreal, QB

Sat Sep 27 1997, 7:05 PM EDT

Att. 14,708 - Dome - 65 F

livebaseballscorecards.com

BOTTOM

Batter	1	2	3	4	5	6	7	8	9	AB	R	H	RBI	BB	SO	LOB
Mark Grudzielanek, R (1, 6) OBP: 0.308, SLG: 0.385	C F B F F S 1-3 ① K		B B S F F X 2-2 SH1-3 1-2 1B 1B	S X 0-1 ② G4-3 2-3		B S F X 1-2 ① G1-3	X 0-0 ② G5-3 2-3			5	1	1	0	0	1	2
Orlando Cabrera, R (1, 4) OBP: 0.267, SLG: 0.214	X 0-0 ② G6-3		B L X 2-1 ① SH1-3 1-2 2-3	S B F F X 1-2 ③ L1		F B B F B B 4-2 2B BB	F F X 0-2 ③ P5			3	1	0	0	1	0	2
Hensley Meulens, R (1, 7) OBP: 0.400, SLG: 0.650	C S F F B B B B 4-2 BB		B F B X 2-1 BB BB 2-H 3-H 1B		F B B X 2-1 HR	S 1 SAFE P B B 1 SAFE X 3-1 1-H 2B		F B X 1-1 ① F8		4	2	3	4	1	0	0
Brad Fullmer, L (1, 3) OBP: 0.385, SLG: 0.639	B B X 2-0 ③ P6		C F S 0-3 ② K		X 0-0 ① G5-3	B C X 1-1 3B 3-H 2B		F B S B F H 3-2 SH1-4 1B HBP		4	1	1	1	0	1	2
Rondell White, R (1, 8) OBP: 0.317, SLG: 0.480		F S X 0-2 ① F9	B 1 SAFE B B B 4-0 BB 1-2 BB		B B B C X 3-1 HR	C X 0-1 1B 2-H 3B		C B X 1-1 SH1-4 1-2 1B		4	2	3	2	1	0	0
Doug Strange, S (1, 5) OBP: 0.332, SLG: 0.428 Steve Kline, S (7, 1) Anthony Telford, R (8, 1) OBP: 0.200, SLG: 0.267		B B B B 4-0 G5-3 BB	F C B B B F F B B 4-2 1-2 2-3 BB		X 0-0 1B 1B	X 0-0 G4-6-3 3-H 1B		X 0-0 ② SH1-4 1-2 2-3		2 0 2 1 2 0 0 0 0 0 0 0 0 0 0 0 0 0 0 0 0						
Ryan McGuire, L (1, 9) OBP: 0.323, SLG: 0.401		F 1 SAFE C 1 SAFE X 0-2 ② G5-3 1-2	C F B F X 1-2 ③ G4-3		S S X 0-2 ② F8	F B C B X 2-2 ②③ G4-6-3 1-2f		C X 0-1 ③ G5-3		5	0	0	0	0	0	8
Raul Chavez, R (1, 2) OBP: 0.259, SLG: 0.269		C X 0-1 ③ P6		B F X 1-1 G4-3 SH5-4 1B	1 SAFE F X 0-1 1-2 1B		X 0-0 G5-3 S 1B			4	0	3	0	0	0	1
Mike Thurman, R (1, 1) OBP: 0.500, SLG: 0.500 Andy Stankiewicz, R (5, PH) OBP: 0.243, SLG: 0.336 Dave Veres, R (6, 1) OBP: 1.000, SLG: 1.000 Jose Vidro, S (7, 5) OBP: 0.298, SLG: 0.364			C X 0-1 SH1-3 1B 1B	L B X 1-1 ① SH5-4 1-2	B B S X 2-1 ③ G3-1		B C B F B S 3-3 ① K 1-2			1 1 1 0 0 0 0 1 0 0 0 0 0 2 0 0 0 0 0 0 0 1 0 0 0 0 1 1						
Inning Stats	R: 0 E: 0 K: 1 S: 12 H: 0 LOB: 1 BB: 1 P: 19	R: 0 E: 0 K: 0 S: 8 H: 0 LOB: 1 BB: 1 P: 12	R: 2 E: 0 K: 1 S: 21 H: 3 LOB: 3 BB: 2 P: 36	R: 0 E: 0 K: 0 S: 10 H: 1 LOB: 1 BB: 0 P: 13	R: 2 E: 0 K: 0 S: 13 H: 4 LOB: 2 BB: 0 P: 20	R: 4 E: 0 K: 0 S: 16 H: 4 LOB: 0 BB: 1 P: 26	R: 0 E: 0 K: 1 S: 8 H: 1 LOB: 1 BB: 0 P: 11	R: 0 E: 0 K: 0 S: 10 H: 1 LOB: 2 BB: 0 P: 15		1B: 9 2B: 2 3B: 1 HR: 2 SF: 0 SAC: 3 DP: 1 HBP: 1						

	AB	34
	R	8
	H	14
	RBI	8
	BB	5
	SO	3
	LOB	18

WP: 0 PA: 43
PB: 0
SB: 1
CS: 0

PITCHER		IP	WLS	BF	H	R	ER	SO	BB	IBB	HBP	BLK	WP	HR	S	P	ERA	WHIP
Jim Crowell, L ERA: 9.95	(1, 1)	5.1	L	31	10	7	7	2	5	0	0	0	0	2	74	118	11.81	2.812
Danny Graves, R ERA: 5.54	(6, 1)	1.2		7	3	1	1	1	0	0	0	0	0	0	14	19	5.40	1.800
Scott Winchester, R ERA: 6.0	(8, 1)	1.0		5	1	0	0	0	0	0	1	0	0	0	10	15	0.00	1.000

PITCHER	IP	WLS	BF	H	R	ER	SO	BB	IBB	HBP	BLK	WP	HR	S	P	ERA	WHIP

Batter	1	2	3	4	5	6	7	8	9	AB	R	H	RBI	BB	SO	LOB
Pat Watkins, R (1, 8) OBP: 0.207, SLG: 0.276	C F F B X 1-2 F9 ①		B C S B F F F X 2-2 HR 1B	F B S X 1-2 G5-3 ③	C C S 0-3 K ①			S C F F X 0-2 F8 ①		5	1	1	0	0	1	4
Jon Nunnally, L (1, 9) OBP: 0.394, SLG: 0.578	B T B S B B 4-2 G4-6-3 BB		1 SAFE B B F 1 X 2-1 1-H HR		B B B B 1-2 1B HBP BB 2-3 K ②			X 0-0 E9 E 2B		3	3	2	2	2	1	3
Chris Stynes, R (1, 4) OBP: 0.394, SLG: 0.485	C X 0-1 G4-6-3 ② ③ 1-2f		B F X 1-1 P4 ③		H 1-0 1B 1-2 2B HBP 0-3 K ③			C X 0-1 E5 G3 3-H		4	1	0	1	0	1	4
Willie Greene, L (1, 3) OBP: 0.354, SLG: 0.459 Pete Rose, L (5, PR) OBP: 0.250, SLG: 0.143 (5, 3)		C X 0-1 G4-3 ①	B C B F B F X 3-2 P6 ①	B X 1-0 BB 2B 1-3 2-H 1B	C S C 0-3 K ①			S B B B X 3-1 G3 ② 1-2		3 2	0 1	1 0	1 0	0 0	0 1	0 1
Eddie Taubensee, L (1, 2) OBP: 0.323, SLG: 0.457		X 0-0 F8 ②	C B F C 1-3 K ②	B C S B F F B B 4-2 1-2 2B BB	S F B S 1-3 K ②			B C F B F S 2-3 K ③		4	1	0	0	1	3	1
Aaron Boone, R (1, 5) OBP: 0.275, SLG: 0.265		B B B C X 3-1 FC6-4 1B	B F B X 2-1 2B 1B	C B X 1-1 1B 1-H 2-H 3-H BB 2B	X 0-0 G6-3 ③				B C X 1-1 G6-4-3 1B	5	2	4	3	0	0	0
Lenny Harris, L (1, 7) OBP: 0.327, SLG: 0.374 Mike Kelly, R (5, PR) OBP: 0.338, SLG: 0.543 (5, 7)		1 SAFE X 0-0 FC6-4 ③ 1-2f	B X 1-0 1-H 2B 2B	C C H 1-2 BB 1B HBP	S S S 0-3 K2-3 ①			B X 1-0 G6-4-3 ① ② 1-2f		2 2	1 0	1 0	1 0	0 0	0 1	1 1
Damian Jackson, R (1, 6) OBP: 0.293, SLG: 0.389			F C F F B F X 1-2 P4 ①	I I I I 4-0 2B IBB	B F X 1-1 1-2 2-3 BB 1B		B B S B C X 3-2 P2 ②	B B X 2-0 2B		4	1	2	0	1	0	0
Mike Remlinger, L (1, 1) OBP: 0.174, SLG: 0.190			C C B F B X 2-2 G6-3 ②	B S B B C X 3-2 1-H 2-H 2B	C B B B 4-1 1-2 2-3 3-H BB		C S C 0-3 K ③		C C C 0-3 K ③	4	0	1	3	1	2	1
Inning Stats	R: 0 E: 0 K: 0 S: 8 H: 0 LOB: 0 BB: 1 P: 13	R: 0 E: 0 K: 0 S: 6 H: 1 LOB: 1 BB: 0 P: 9	R: 2 E: 0 K: 0 S: 20 H: 2 LOB: 0 BB: 0 P: 28	R: 3 E: 0 K: 1 S: 16 H: 3 LOB: 1 BB: 1 P: 31	R: 5 E: 0 K: 3 S: 25 H: 3 LOB: 3 BB: 3 P: 44	R: 0 E: 0 K: 2 S: 7 H: 0 LOB: 0 BB: 0 P: 8	R: 0 E: 0 K: 2 S: 9 H: 0 LOB: 0 BB: 0 P: 12	R: 1 E: 2 K: 1 S: 14 H: 1 LOB: 1 BB: 0 P: 19	R: 0 E: 0 K: 1 S: 7 H: 2 LOB: 1 BB: 0 P: 11	1B: 6 2B: 5 3B: 0 HR: 1 SF: 0 SAC: 0 DP: 2 HBP: 2						

TOP

Cincinnati Reds @ Montreal Expos

Olympic Stadium, Montreal, QB

Sun Sep 28 1997, 3:33 AM EDT

Att. 15,477 - Dome - 65 F

livebaseballscorecards.com

AB	38
R	11
H	12
RBI	11
BB	5
SO	10
LOB	16

WP: 0 PB: 0 SB: 0 CS: 0 PA: 45

PITCHER		IP	WLS	BF	H	R	ER	SO	BB	IBB	HBP	BLK	WP	HR	S	P	ERA	WHIP
Dustin Hermanson, R ERA: 3.69	(1, 1)	4.0	L	19	6	5	5	1	1	1	0	0	0	1	50	81	11.25	1.750
Jose Paniagua, R ERA: 12.0	(5, 1)	0.0		8	3	5	5	0	3	0	2	0	0	0	14	31	∞	∞
Rick DeHart, L ERA: 5.52	(5, 1)	4.0		14	1	1	0	8	0	0	0	0	0	0	41	52	0.00	0.250
Steve Kline, L ERA: 5.98	(9, 1)	1.0		4	2	0	0	1	0	0	0	0	0	0	7	11	0.00	2.000

PITCHER	IP	WLS	BF	H	R	ER	SO	BB	IBB	HBP	BLK	WP	HR	S	P	ERA	WHIP

Cincinnati Reds @ Montreal Expos

Olympic Stadium, Montreal, QB

Sun Sep 28 1997, 3:33 AM EDT

Att. 15,477 - Dome - 65 F

livebaseballscorecards.com

BOTTOM

Batter	1	2	3	4	5	6	7	8	9	AB	R	H	RBI	BB	SO	LOB
Mark Grudzielanek, R (1, 6) OBP: 0.307, SLG: 0.384 Steve Kline, S (9, 1)	F B S C 1-3 ① K			X 0-0 ① G6-3			B X 1-0 ① G6-3	B C B F X 2-2 ② SF9 2-3 3-H		3	0	0	1	0	1	0
										0	0	0	0	0	0	0
Orlando Cabrera, R (1, 4) OBP: 0.263, SLG: 0.222 (9, 6)	X 0-0 ② F7			B F F B X 2-2 ② F7			X 0-0 ② G6-3	S B B B S X 3-2 1-2 3-H 1B		4	0	1	1	0	0	0
Jose Vidro, S (1, 5) OBP: 0.297, SLG: 0.367	B F X 1-1 ③ G4-3			B X 1-0 ③ G6-3			S X 0-1 2B	F S F F X 0-2 ③ F7		4	0	1	0	0	0	2
Rondell White, R (1, 8) OBP: 0.316, SLG: 0.478 Ryan McGuire, L (7, 8) OBP: 0.320, SLG: 0.397		S S B S 1-3 ① K			S B C S 1-3 ① K		C B B X 2-1 ③ G4-3		B F F F F X 1-2 ① P5	2	0	0	0	0	2	0
										2	0	0	0	0	0	1
Vladimir Guerrero, R (1, 9) OBP: 0.350, SLG: 0.483		B F S S B S 2-3 ② K			X 0-0 ② G5-3			B F X 1-1 1B 1B BB	B C S B F F F F 4-2 F F B BB	3	1	1	0	1	1	0
Hensley Meulens, R (1, 7) OBP: 0.379, SLG: 0.583		X 0-0 ③ F9			B F C F X 1-2 ③ G6-3			X 0-0 BB SF9 1-3 1B	F X 0-1 ② P6	4	1	1	0	0	0	1
Brad Fullmer, L (1, 3) OBP: 0.349, SLG: 0.575			C F X 0-2 ① G4-3			F X 0-1 ① G4-3		F F S 0-3 ① K	S X 0-1 ③ F9	4	0	0	0	0	1	3
Chris Widger, R (1, 2) OBP: 0.290, SLG: 0.403			F S B B S 2-3 ② K			S B B B F F F F S 2-3 ② K		B B C B S B 4-2 SF9 BB 1B BB		2	1	0	0	1	2	0
Dustin Hermanson, R (1, 1) OBP: 0.140, SLG: 0.188 Jose Paniagua, R (5, 1) Rick DeHart, L (5, 1) Andy Stankiewicz, R (8, PH) OBP: 0.250, SLG: 0.336 (9, 4)			B S C C 1-3 ③ K			S S S 0-3 ③ K		B B B B 4-0 1B 1-2 2-3 3-H BB		1	0	0	0	0	1	0
										0	0	0	0	0	0	0
										1	0	0	0	0	1	0
										0	0	0	1	1	0	0
Inning Stats	R: 0 H: 0 E: 0 LOB: 0 K: 1 BB: 0 S: 6 P: 8	R: 0 H: 0 E: 0 LOB: 0 K: 2 BB: 0 S: 7 P: 10	R: 0 H: 0 E: 0 LOB: 0 K: 2 BB: 0 S: 9 P: 12	R: 0 H: 0 E: 0 LOB: 0 K: 0 BB: 0 S: 5 P: 8	R: 0 H: 0 E: 0 LOB: 0 K: 1 BB: 0 S: 8 P: 10	R: 0 H: 0 E: 0 LOB: 0 K: 2 BB: 0 S: 11 P: 13	R: 0 H: 1 E: 0 LOB: 1 K: 0 BB: 0 S: 6 P: 9	R: 3 H: 3 E: 0 LOB: 2 K: 1 BB: 2 S: 19 P: 33	R: 0 H: 0 E: 0 LOB: 1 K: 0 BB: 1 S: 17 P: 22	1B: 3 SF: 1 2B: 1 SAC: 0 3B: 0 DP: 0 HR: 0 HBP: 0						

	AB	30
	R	3
	H	4
	RBI	3
	BB	3
	SO	9
	LOB	7

WP: 0 PA: 34
PB: 0
SB: 0
CS: 0

PITCHER		IP	WLS	BF	H	R	ER	SO	BB	IBB	HBP	BLK	WP	HR	S	P	ERA	WHIP
Mike Remlinger, L ERA: 4.14	(1, 1)	9.0	W	34	4	3	3	9	3	0	0	0	0	0	88	125	3.00	0.778