


Cincinnati Reds - 1998

Batter	1	2	3	4	5	6	7	8	9	AB	R	H	RBI	BB	SO	LOB	TOP								
Quilvio Veras, S OBP: 0.400, SLG: 0.250 Ed Giovanola, L	FC3-6 BB		E6 2B E	3-1 1B			F8			4	1	1	0	1	0	2									
Steve Finley, L OBP: 0.600, SLG: 1.000	FC3-6 1-2		F 1B 2B	P4			HR BB	WP 2B		4	2	2	0	1	0	2									
Tony Gwynn, L OBP: 0.250, SLG: 1.000 Archi Cianfrocco, R	F7		E6 1B WP		G3		HR BB	K		4	2	1	3	0	0	2									
Ken Caminiti, S OBP: 0.500, SLG: 0.500 Andy Sheets, R	K		G4-3 WP 1B		F8		BB BB 1B	K		4	0	2	1	0	1	1									
Greg Vaughn, R James Mouton, R		G5-3	K		F8		BB BB 2B	P4		3	0	0	0	1	1	2									
Wally Joyner, L OBP: 0.500, SLG: 1.333 Mark Sweeney, L		G3-1	G4-3			HR	1-2 2-3 BB	G1-3		3	2	1	1	1	0	1									
Carlos Hernandez, R OBP: 0.400, SLG: 0.250		1B 1B	L5			F7	1-2 2-3 BB	F8		4	1	1	1	1	0	1									
Chris Gomez, R OBP: 0.400, SLG: 0.250		1B		F9		F9	P4	HBP		4	0	1	0	0	0	3									
Kevin Brown, R OBP: 0.250, SLG: 0.500 Brian Boehringer, S Don Wengert, R		G5-3		F9		G4-3	1-2 2-3 BB	G4-3		4	0	1	3	0	0	2									
Inning Stats	R: 0 E: 1 K: 1 S: 7	H: 0 LOB: 1 BB: 1 P: 17	R: 0 E: 0 K: 0 S: 12	H: 2 LOB: 2 BB: 0 P: 17	R: 3 E: 2 K: 1 S: 16	H: 2 LOB: 1 BB: 0 P: 24	R: 0 E: 0 K: 0 S: 6	H: 1 LOB: 1 BB: 0 P: 10	R: 0 E: 0 K: 0 S: 4	H: 0 LOB: 0 BB: 0 P: 7	R: 1 E: 0 K: 0 S: 9	H: 1 LOB: 0 BB: 0 P: 11	R: 6 E: 0 K: 0 S: 18	H: 3 LOB: 2 BB: 4 P: 44	R: 0 E: 0 K: 2 S: 10	H: 1 LOB: 1 BB: 0 P: 18	R: 0 E: 0 K: 0 S: 10	H: 0 LOB: 1 BB: 0 P: 13	1B: 5 2B: 3 3B: 0 HR: 2	SF: 0 SAC: 0 DP: 0 HBP: 1	WP: 2 PB: 0 SB: 0 CS: 0	PA: 45			
PITCHER	IP	WLS	BF	H	R	ER	SO	BB	IBB	HBP	BLK	WP	HR	S	P	ERA	WHIP								
Mike Remlinger, L ERA: 1.8	5.0	L	23	5	3	1	2	1	0	0	0	1	0	45	75	1.80	1.200								
David Weathers, R ERA: 9.0	1.0	4	1	1	1	0	0	0	0	0	0	0	1	9	11	9.00	1.000								
Ricardo Jordan, L ERA: 162.0	0.1	7	2	6	6	0	0	4	0	0	0	0	1	11	32	162.00	18.000								
Gabe White, L ERA:	1.2	7	2	0	0	0	2	0	0	0	0	1	0	17	30	0.00	1.200								
Scott Sullivan, R ERA:	1.0	4	0	0	0	0	0	0	0	1	0	0	0	10	13	0.00	0.000								

San Diego Padres @ Cincinnati Reds
Cinergy Field, Cincinnati, OH
Tue Mar 31 1998, 3:33 AM EST
Att: 54,578 - Cloudy - 75 F


AB 39
R 10
H 10
RBI 9
BB 5
SO 4
LOB 20



Batter	1	2	3	4	5	6	7	8	9	AB	R	H	RBI	BB	SO	LOB	BOTTOM								
Chris Stynes, R OBP: 0.250, SLG: 0.250	G1-3		L1-3 1B			F7		K		4	0	1	0	0	1	0									
Jon Nunnally, L OBP: 0.500, SLG: 0.333	FC6 1B		L1-3			P5		BB 1B		3	1	1	0	1	0	1									
Willie Greene, L	K			P6		G4-3		BB 1B BB		3	0	0	0	1	1	1									
Eduardo Perez, R OBP: 0.250, SLG: 0.250	FC6 1-2			K			K	BB 1B		4	0	1	1	0	2	1									
Reggie Sanders, R OBP: 0.750, SLG: 0.500 Scott Sullivan, R		E4 FC4-6		BB			1B 1B	BB BB		2	1	1	0	2	0	0									
Eddie Taubensee, L OBP: 0.250, SLG: 0.250	FC4-6 1-2			K			1B	F9		4	0	1	0	0	1	5									
Bret Boone, R OBP: 0.250, SLG: 0.250		K			G6-3		G4-6-3 1B	G4-3		4	0	1	1	0	1	1									
Pokey Reese, R Lenny Harris, L Damian Jackson, R		F8			K		G4-6-3 1-2	G4-3		2	0	0	0	0	1	1									
Mike Remlinger, L Sean Casey, L David Weathers, R Ricardo Jordan, L Gabe White, L Dmitri Young, S			G3					L5		1	0	0	0	0	0	0									
Inning Stats	R: 0 E: 0 K: 1 S: 10	H: 1 LOB: 1 BB: 0 P: 16	R: 0 E: 1 K: 1 S: 11	H: 0 LOB: 0 BB: 0 P: 19	R: 0 E: 0 K: 0 S: 4	H: 1 LOB: 0 BB: 0 P: 6	R: 0 E: 0 K: 2 S: 10	H: 0 LOB: 1 BB: 1 P: 19	R: 0 E: 0 K: 0 S: 11	H: 0 LOB: 0 BB: 0 P: 16	R: 0 E: 0 K: 0 S: 10	H: 0 LOB: 0 BB: 0 P: 12	R: 1 E: 0 K: 1 S: 11	H: 3 LOB: 1 BB: 0 P: 21	R: 1 E: 0 K: 1 S: 16	H: 1 LOB: 3 BB: 3 P: 32	R: 0 E: 0 K: 0 S: 6	H: 0 LOB: 0 BB: 0 P: 10	1B: 6 2B: 1 3B: 0 HR: 0	SF: 0 SAC: 0 DP: 2 HBP: 0	WP: 0 PB: 0 SB: 0 CS: 0	PA: 36			
PITCHER	IP	WLS	BF	H	R	ER	SO	BB	IBB	HBP	BLK	WP	HR	S	P	ERA	WHIP								
Kevin Brown, R ERA: 1.42	6.1	W	25	5	1	1	7	1	0	0	0	0	0	64	103	1.42	0.947								
Brian Boehringer, R ERA: 6.75	1.1	5	0	1	1	1	1	2	0	0	0	0	0	13	27	6.75	1.500								
Don Wengert, R ERA:	1.1	6	1	0	0	0	0	1	0	0	0	0	0	12	21	0.00	1.500								

San Diego Padres @ Cincinnati Reds
Cinergy Field, Cincinnati, OH
Tue Mar 31 1998, 3:33 AM EST
Att: 54,578 - Cloudy - 75 F

AB 32
R 2
H 6
RBI 2
BB 4
SO 8
LOB 12



Batter	1	2	3	4	5	6	7	8	9	AB	R	H	RBI	BB	SO	LOB	TOP			
Quilvio Veras, S OBP: 0.500, SLG: 0.222			G1-3					1B BB		2	0	1	0	1	0	0	San Diego Padres @ Cincinnati Reds Cinergy Field, Cincinnati, OH Thu Apr 02 1998, 7:05 PM EST Att: 13,630 - Unknown - 59 F			
Steve Finley, L OBP: 0.425, SLG: 0.750	F8		P3				K	P6		4	0	0	0	0	1	3				
Tony Gwynn, L OBP: 0.308, SLG: 0.538	G3		G4-3					P6		4	0	1	0	0	0	1				
Ken Caminiti, S OBP: 0.231, SLG: 0.462	K							G4-3		4	0	0	0	0	1	3				
Greg Vaughn, R OBP: 0.167, SLG: 0.091		G6-3						F9		4	0	0	0	0	0	1				
Arch Cianfranco, R OBP: 0.383, SLG: 0.333										2	1	1	0	0	0	2				
Mark Swirensky, L OBP: 0.179										1	0	0	0	0	1	0				
Don Wengert, R OBP: 0.179										0	0	0	0	0	0	0				
Sterling Hitchcock, L OBP: 0.181										0	0	0	0	0	0	0				
Marc Kroon, R OBP: 0.190										1	0	0	0	0	0	0				
Ed Giovanola, L OBP: 0.190										0	0	0	0	0	0	0				
Carlos Hernandez, R OBP: 0.333, SLG: 0.250										4	0	1	0	0	0	1				
Chris Gomez, R OBP: 0.500, SLG: 0.727										3	0	2	1	0	0	0				
Andy Ashby, R OBP: 0.400, SLG: 0.625										2	0	0	0	0	1	1				
Wally Joyner, L OBP: 0.400, SLG: 0.625										1	0	0	0	0	0	1				
Inning Stats	R: 0 E: 0 K: 1 S: 11	H: 1 LOB: 1 BB: 0 P: 19	R: 1 E: 0 K: 0 S: 6	H: 3 LOB: 1 BB: 0 P: 8	R: 0 E: 0 K: 0 S: 6	H: 0 LOB: 0 BB: 0 P: 9	R: 0 E: 2 K: 0 S: 6	H: 0 LOB: 1 BB: 0 P: 9	R: 0 E: 0 K: 0 S: 7	H: 0 LOB: 0 BB: 0 P: 11	R: 0 E: 0 K: 1 S: 9	H: 1 LOB: 1 BB: 0 P: 13	R: 0 E: 0 K: 0 S: 9	H: 1 LOB: 1 BB: 1 P: 18	R: 0 E: 0 K: 0 S: 5	H: 0 LOB: 0 BB: 0 P: 5	1B: 5 2B: 1 3B: 0 HR: 0	SF: 0 SAC: 0 DP: 1 HBP: 1	WP: 0 PB: 0 SB: 1 CS: 0	PA: 34
PITCHER	IP WLS BF H R ER SO BB IBB HBP BLK WP HR S P ERA WHIP																			
Steve Cooke, L ERA: 1.5	(1, 1) 6.0 W 23 4 1 1 3 0 0 0 1 0 0 0 0 43 68 1.50 0.667																			
Stan Belinda, R ERA:	(7, 1) 1.1 6 1 0 0 1 1 0 0 0 0 0 0 14 22 0.00 1.500																			
Mike Remlinger, L ERA: 1.8	(8, 1) 0.0 1 1 0 0 0 0 0 0 0 0 0 0 1 3 ∞ ∞																			
Jeff Shaw, R ERA:	(8, 1) 1.2 S 4 0 0 0 0 0 0 0 0 0 0 0 8 11 0.00 0.000																			

Batter	1	2	3	4	5	6	7	8	9	AB	R	H	RBI	BB	SO	LOB	BOTTOM			
Chris Stynes, R OBP: 0.308, SLG: 0.538	K		K							4	1	1	1	0	2	1	San Diego Padres @ Cincinnati Reds Cinergy Field, Cincinnati, OH Thu Apr 02 1998, 7:05 PM EST Att: 13,630 - Unknown - 59 F			
Mike Remlinger, L ERA:										0	0	0	0	0	0	0				
Jeff Shaw, R ERA:										0	0	0	0	0	0	0				
Jon Nunnally, L OBP: 0.462, SLG: 0.667	G4-3									4	2	2	0	0	0	0				
Willie Greene, L OBP: 0.538, SLG: 1.100	K									3	2	2	2	1	1	0				
Eduardo Perez, R OBP: 0.231, SLG: 0.167										3	0	0	0	1	2	3				
Reggie Sanders, R OBP: 0.538, SLG: 0.333										3	0	2	1	1	0	0				
Bret Boone, R OBP: 0.462, SLG: 0.692										4	0	1	0	0	1	4				
Brook Fordyce, R ERA: 4.5										3	0	0	0	0	0	3				
Stan Belinda, R ERA:										0	0	0	0	0	0	0				
Pat Watkins, R ERA:										1	0	0	0	0	0	1				
Pokey Reese, R ERA: 4.5										3	0	0	0	0	3	0				
Steve Cooke, R OBP: 0.500, SLG: 0.500										2	0	1	0	0	0	0				
Eddie Taubensee, L OBP: 0.250, SLG: 0.375										1	0	0	0	0	0	0				
Inning Stats	R: 0 E: 0 K: 2 S: 8	H: 0 LOB: 0 BB: 0 P: 12	R: 0 E: 0 K: 1 S: 6	H: 0 LOB: 0 BB: 0 P: 9	R: 0 E: 0 K: 2 S: 11	H: 1 LOB: 1 BB: 0 P: 15	R: 2 E: 0 K: 0 S: 12	H: 2 LOB: 1 BB: 2 P: 26	R: 1 E: 0 K: 1 S: 10	H: 1 LOB: 0 BB: 0 P: 17	R: 0 E: 0 K: 1 S: 12	H: 1 LOB: 2 BB: 1 P: 21	R: 0 E: 0 K: 1 S: 5	H: 0 LOB: 0 BB: 0 P: 8	R: 2 E: 0 K: 1 S: 18	H: 4 LOB: 1 BB: 0 P: 27	1B: 5 2B: 2 3B: 0 HR: 2	SF: 0 SAC: 0 DP: 1 HBP: 0	WP: 2 PB: 1 SB: 1 CS: 0	PA: 34
PITCHER	IP WLS BF H R ER SO BB IBB HBP BLK WP HR S P ERA WHIP																			
Andy Ashby, R ERA: 4.5	(1, 1) 6.0 L 25 5 3 3 7 3 0 0 0 0 0 0 2 59 100 4.50 1.333																			
Don Wengert, R ERA:	(7, 1) 1.0 3 0 0 0 1 0 0 0 0 0 0 0 5 8 0.00 0.000																			
Sterling Hitchcock, L ERA: 4.5	(8, 1) 0.2 5 4 2 2 1 0 0 0 0 0 1 0 16 24 27.00 6.000																			
Marc Kroon, R ERA:	(8, 1) 0.1 1 0 0 0 0 0 0 0 0 0 0 0 2 3 0.00 0.000																			

AB 32
R 1
H 6
RBI 1
BB 1
SO 4
LOB 13



AB 31
R 5
H 9
RBI 4
BB 3
SO 9
LOB 12



Batter	1	2	3	4	5	6	7	8	9	AB	R	H	RBI	BB	SO	LOB	TOP							
Eric Young Sr. R OBP: 0.286, SLG: 0.308 (1, 4)	G6-3 ①		L4 ③				1B ①										4 0 2 1 0 0 1							
Thomas Howard, S OBP: 0.286, SLG: 0.667 Darren Hall, R Jim Bruske, R (1, 8) (7, 1) (8, 1)	L7 ②			G3-1 ①			K ③										4 0 0 0 0 0 2 3 0 0 0 0 0 0 0 0 0 0 0 0 0 0 0 0							
Mike Piazza, R OBP: 0.214, SLG: 0.214 (1, 2)	K ③			E9 1B ①				L9 ①									4 1 1 0 0 1 0							
Todd Zeile, R OBP: 0.357, SLG: 0.455 (1, 5)		F9 ①		FC5-4 1B ②				P4 ②									4 0 1 1 0 1 0							
Raul Mondesi, R OBP: 0.167, SLG: 0.167 (1, 9)	K ③			FC5-4 1B ②													4 0 1 0 0 2 1							
Paul Konerko, R OBP: 0.308, SLG: 0.250 (1, 3)	K ③			K ③				F9 ①									4 0 0 0 0 2 2							
Todd Hollandsworth, L OBP: 0.400, SLG: 0.625 (1, 7)																	3 2 2 0 1 0 0							
Jose Vizcaino, S OBP: 0.077, SLG: 0.077 (1, 6)				FC1-2 3B ①				G3-1 2B ②									3 0 0 0 0 0 2							
Hideo Nomo, R Wilton Guerrero, S Mark Guthrie, R Matt Luke, L Trenidad Hubbard, R (1, 1) (5, PH) (5, 1) (7, PH) (7, 8)				SH2-4 ②				G3 ②									0 0 0 0 0 0 0 0 1 0 0 0 0 0 1 0 0 0 0 0 0 0 0 0 0 0 0 0 0 1 0 0 1 0 0 0 0 1 0 0							
Inning Stats	R: 0 E: 0 K: 1 S: 11	H: 0 LOB: 0 BB: 0 P: 19	R: 0 E: 0 K: 2 S: 8	H: 0 LOB: 0 BB: 0 P: 11	R: 0 E: 0 K: 0 S: 7	H: 1 LOB: 1 BB: 0 P: 10	R: 1 E: 1 K: 1 S: 9	H: 2 LOB: 1 BB: 0 P: 14	R: 1 E: 0 K: 2 S: 10	H: 1 LOB: 1 BB: 1 P: 18	R: 0 E: 0 K: 2 S: 7	H: 0 LOB: 0 BB: 0 P: 9	R: 1 E: 0 K: 1 S: 10	H: 2 LOB: 2 BB: 1 P: 18	R: 0 E: 0 K: 0 S: 8	H: 1 LOB: 1 BB: 0 P: 14	R: 0 E: 0 K: 1 S: 10	H: 0 LOB: 0 BB: 0 P: 13	1B: 5 2B: 1 3B: 1 HR: 0	SF: 0 SAC: 2 DP: 0 HBP: 0	WP: 1 PB: 0 SB: 2 CS: 0	PA: 36		
PITCHER	IP WLS BF H R ER SO BB IBB HBP BLK WP HR S P ERA WHIP	IP WLS BF H R ER SO BB IBB HBP BLK WP HR S P ERA WHIP	IP WLS BF H R ER SO BB IBB HBP BLK WP HR S P ERA WHIP	IP WLS BF H R ER SO BB IBB HBP BLK WP HR S P ERA WHIP	IP WLS BF H R ER SO BB IBB HBP BLK WP HR S P ERA WHIP	IP WLS BF H R ER SO BB IBB HBP BLK WP HR S P ERA WHIP	IP WLS BF H R ER SO BB IBB HBP BLK WP HR S P ERA WHIP	IP WLS BF H R ER SO BB IBB HBP BLK WP HR S P ERA WHIP	IP WLS BF H R ER SO BB IBB HBP BLK WP HR S P ERA WHIP	IP WLS BF H R ER SO BB IBB HBP BLK WP HR S P ERA WHIP	IP WLS BF H R ER SO BB IBB HBP BLK WP HR S P ERA WHIP	IP WLS BF H R ER SO BB IBB HBP BLK WP HR S P ERA WHIP	IP WLS BF H R ER SO BB IBB HBP BLK WP HR S P ERA WHIP	IP WLS BF H R ER SO BB IBB HBP BLK WP HR S P ERA WHIP	IP WLS BF H R ER SO BB IBB HBP BLK WP HR S P ERA WHIP	IP WLS BF H R ER SO BB IBB HBP BLK WP HR S P ERA WHIP	IP WLS BF H R ER SO BB IBB HBP BLK WP HR S P ERA WHIP	IP WLS BF H R ER SO BB IBB HBP BLK WP HR S P ERA WHIP	IP WLS BF H R ER SO BB IBB HBP BLK WP HR S P ERA WHIP	IP WLS BF H R ER SO BB IBB HBP BLK WP HR S P ERA WHIP	IP WLS BF H R ER SO BB IBB HBP BLK WP HR S P ERA WHIP	IP WLS BF H R ER SO BB IBB HBP BLK WP HR S P ERA WHIP	IP WLS BF H R ER SO BB IBB HBP BLK WP HR S P ERA WHIP	IP WLS BF H R ER SO BB IBB HBP BLK WP HR S P ERA WHIP

Los Angeles Dodgers @ Cincinnati Reds
Cinergy Field, Cincinnati, OH
Fri Apr 03 1998, 7:05 PM EST
Att: 16,027 - Overcast - 52 F

AB 32
R 3
H 7
RBI 2
BB 2
SO 10
LOB 9



Batter	1	2	3	4	5	6	7	8	9	AB	R	H	RBI	BB	SO	LOB	BOTTOM							
Chris Stynes, R OBP: 0.444, SLG: 0.625 Jeff Shaw, R (1, 7) (9, 1)	S G3 BB ①		K ②														3 1 2 0 2 1 0 0 0 0 0 0 0 0 0							
Jon Nunnally, L OBP: 0.471, SLG: 0.571 (1, 9)	G3 ①			S BB ①													2 1 0 0 2 1 3							
Willie Greene, L OBP: 0.471, SLG: 0.846 (1, 5)	S BB ①			G4-3 ③													3 0 0 0 1 1 4							
Eduardo Perez, R OBP: 0.294, SLG: 0.200 (1, 3)	K ②			G6-3 ①													3 1 1 1 1 1 2							
Reggie Sanders, R OBP: 0.529, SLG: 0.583 (1, 8)	K ③			BB 2B BB ②													3 2 1 3 1 2 4							
Eddie Taubensee, L OBP: 0.290, SLG: 0.273 (1, 2)																	3 1 0 0 1 2 0							
Bret Boone, R OBP: 0.412, SLG: 0.647 (1, 4)	K ②																4 0 1 2 0 2 0							
Pokey Reese, R OBP: 0.091, SLG: 0.100 (1, 6)																	4 0 1 0 0 2 1							
David Weathers, R Lenny Harris, L Scott Sullivan, R Dmitri Young, S Pat Watkins, R (1, 1) (7, PH) (8, 1) (8, PH) (9, 7)																	2 0 0 0 0 2 1 1 0 0 0 0 0 0 0 0 0 0 0 0 0 1 0 0 0 0 0 1 0 0 0 0 0 0 0							
Inning Stats	R: 0 E: 0 K: 2 S: 9	H: 0 LOB: 2 BB: 2 P: 23	R: 0 E: 0 K: 3 S: 9	H: 0 LOB: 0 BB: 0 P: 16	R: 0 E: 0 K: 2 S: 10	H: 0 LOB: 1 BB: 1 P: 17	R: 2 E: 0 K: 2 S: 15	H: 1 LOB: 1 BB: 2 P: 31	R: 0 E: 1 K: 1 S: 9	H: 1 LOB: 2 BB: 1 P: 19	R: 0 E: 1 K: 1 S: 8	H: 0 LOB: 0 BB: 0 P: 16	R: 4 E: 0 K: 1 S: 15	H: 2 LOB: 0 BB: 2 P: 32	R: 0 E: 0 K: 2 S: 11	H: 2 LOB: 2 BB: 0 P: 13	1B: 3 2B: 2 3B: 0 HR: 1	SF: 0 SAC: 1 DP: 0 HBP: 0	WP: 0 PB: 0 SB: 4 CS: 1	PA: 39				
PITCHER	IP WLS BF H R ER SO BB IBB HBP BLK WP HR S P ERA WHIP	IP WLS BF H R ER SO BB IBB HBP BLK WP HR S P ERA WHIP	IP WLS BF H R ER SO BB IBB HBP BLK WP HR S P ERA WHIP	IP WLS BF H R ER SO BB IBB HBP BLK WP HR S P ERA WHIP	IP WLS BF H R ER SO BB IBB HBP BLK WP HR S P ERA WHIP	IP WLS BF H R ER SO BB IBB HBP BLK WP HR S P ERA WHIP	IP WLS BF H R ER SO BB IBB HBP BLK WP HR S P ERA WHIP	IP WLS BF H R ER SO BB IBB HBP BLK WP HR S P ERA WHIP	IP WLS BF H R ER SO BB IBB HBP BLK WP HR S P ERA WHIP	IP WLS BF H R ER SO BB IBB HBP BLK WP HR S P ERA WHIP	IP WLS BF H R ER SO BB IBB HBP BLK WP HR S P ERA WHIP	IP WLS BF H R ER SO BB IBB HBP BLK WP HR S P ERA WHIP	IP WLS BF H R ER SO BB IBB HBP BLK WP HR S P ERA WHIP	IP WLS BF H R ER SO BB IBB HBP BLK WP HR S P ERA WHIP	IP WLS BF H R ER SO BB IBB HBP BLK WP HR S P ERA WHIP	IP WLS BF H R ER SO BB IBB HBP BLK WP HR S P ERA WHIP	IP WLS BF H R ER SO BB IBB HBP BLK WP HR S P ERA WHIP	IP WLS BF H R ER SO BB IBB HBP BLK WP HR S P ERA WHIP	IP WLS BF H R ER SO BB IBB HBP BLK WP HR S P ERA WHIP	IP WLS BF H R ER SO BB IBB HBP BLK WP HR S P ERA WHIP	IP WLS BF H R ER SO BB IBB HBP BLK WP HR S P ERA WHIP	IP WLS BF H R ER SO BB IBB HBP BLK WP HR S P ERA WHIP	IP WLS BF H R ER SO BB IBB HBP BLK WP HR S P ERA WHIP	IP WLS BF H R ER SO BB IBB HBP BLK WP HR S P ERA WHIP

Los Angeles Dodgers @ Cincinnati Reds
Cinergy Field, Cincinnati, OH
Fri Apr 03 1998, 7:05 PM EST
Att: 16,027 - Overcast - 52 F

AB 29
R 6
H 6
RBI 6
BB 8
SO 14
LOB 16



Batter	1	2	3	4	5	6	7	8	9	AB	R	H	RBI	BB	SO	LOB	TOP										
Eric Young Sr. R OBP: 0.273, SLG: 0.350	4-1 S S BB		3-2 P4		3-3 K			2-2 L7		3	0	0	0	1	1	1	Los Angeles Dodgers @ Cincinnati Reds Cinergy Field, Cincinnati, OH Sun Apr 05 1998, 3:33 AM EDT Att: 19,790 - Sunny - 50 F										
Trenidad Hubbard R OBP: 0.200, SLG: 0.500	1-3 K		1-3 K			3-2 G6-4-3 1B		3-2 F8		4	0	1	0	0	2	1											
Mike Piazza R OBP: 0.227, SLG: 0.238	3-3 K		1-1 F8			1-1 G6-4-3 1-2f		2-1 E6		4	0	0	0	0	1	2											
Todd Zeile R OBP: 0.227, SLG: 0.263	1-2 G5-3			3-2 F8		0-1 G4-3		2-2 G6-3		4	0	0	0	0	0	2											
Raul Mondesi R OBP: 0.250, SLG: 0.400		1-0 G5-3		1-2 G5-4-3 1B			1-1 HR		2-2 G5-4-3 1B	4	1	3	1	0	0	0											
Paul Konerko R OBP: 0.250, SLG: 0.167		2-3 K		1-2 G5-4-3 1-2f			3-2 G5-3		1-2 G5-4-3 1-2f	4	0	0	0	0	1	2											
Mike Devereaux R OBP: 0.800, SLG: 1.000		4-1 BB BB			4-1 SH1-4 BB		2-0 WP 2B		1-1 CS 1B	2	0	2	0	2	0	0											
Jose Vizcaino S OBP: 0.211, SLG: 0.118		4-1 SAFE SAFE		2-3 K		3-2 P6		0-2 CS		2	0	0	0	1	1	2											
Ramon Martinez R Scott Radinsky L		1-2 BB		1-3 K		0-0 SH1-4		2-3 K		2	0	0	0	0	2	3											
Inning Stats	R: 0 H: 0 E: 0 K: 2 S: 12	H: 0 LOB: 1 BB: 1 P: 21	R: 0 H: 0 E: 0 K: 2 S: 9	H: 0 LOB: 2 BB: 2 P: 21	R: 0 H: 0 E: 0 K: 1 S: 10	H: 0 LOB: 0 BB: 0 P: 15	R: 0 H: 1 E: 0 K: 0 S: 13	H: 1 LOB: 0 BB: 0 P: 18	R: 0 H: 0 E: 0 K: 2 S: 14	H: 0 LOB: 1 BB: 1 P: 23	R: 0 H: 1 E: 0 K: 0 S: 9	H: 1 LOB: 0 BB: 0 P: 13	R: 1 H: 2 E: 1 K: 1 S: 16	H: 2 LOB: 1 BB: 0 P: 24	R: 0 H: 0 E: 1 K: 0 S: 12	H: 0 LOB: 1 BB: 0 P: 21	R: 0 H: 2 E: 0 K: 0 S: 12	H: 2 LOB: 0 BB: 0 P: 16	1B: 4 2B: 1 3B: 0 HR: 1	SF: 0 SAC: 1 DP: 3 HBP: 0	WP: 1 PB: 0 SB: 2 CS: 1	PA: 35					
PITCHER	IP	WLS	BF	H	R	ER	SO	BB	IBB	HBP	BLK	WP	HR	S	P	ERA	WHIP										
Mike Remlinger L ERA: 1.59	6.1	L	25	4	1	1	7	4	0	0	0	0	1	73	123	1.42	1.263										
Stan Belinda R ERA:	7.1		9	2	0	0	1	0	0	0	0	1	0	34	49	0.00	0.750										


Batter	1	2	3	4	5	6	7	8	9	AB	R	H	RBI	BB	SO	LOB	BOTTOM										
Chris Stynes R OBP: 0.385, SLG: 0.500	2-3 K			0-0 P6				3-2 G5-3		4	0	1	0	0	1	0	Los Angeles Dodgers @ Cincinnati Reds Cinergy Field, Cincinnati, OH Sun Apr 05 1998, 3:33 AM EDT Att: 19,790 - Sunny - 50 F										
Lenny Harris L	1-2 G1-3			0-0 F7			2-0 F9		1-0 HBP 1B	3	0	0	0	0	0	0											
Willie Greene L OBP: 0.400, SLG: 0.579	3-1 G4-3			3-2 K			4-2 BB		3-2 HBP G6-3	3	0	0	0	1	1	2											
Eduardo Perez R OBP: 0.250, SLG: 0.167		3-2 G6-3			3-0 G6-3		3-2 P6			3	0	0	0	0	0	1											
Reggie Sanders R OBP: 0.458, SLG: 0.444		2-3 K			0-0 G1-3			1-3 K		3	0	0	0	0	2	0											
Eddie Taubensee L OBP: 0.287, SLG: 0.286 Pat Watkins R (8, FR)		0-1 F8			3-2 F7			3-2 G6-4-3 1B		3	0	1	0	0	0	0											
Brook Fordyce R OBP: 0.222, SLG: 0.125										0	0	0	0	0	0	0											
Bret Boone R OBP: 0.375, SLG: 0.522			2-3 K			1-3 K		1-0 G6-4-3 1-2f		3	0	0	0	0	2	1											
Pokey Reese R OBP: 0.188, SLG: 0.143 Dmitri Young S (9, PH)			0-1 G5-3			2-1 F8		3-2 G3-1		2	0	0	0	0	0	0											
Mike Remlinger L Stan Belinda R Aaron Boone R (9, PH)			1-2 P5			1-3 K		1-1 P6		2	0	0	0	0	1	0											
Inning Stats	R: 0 H: 0 E: 0 K: 1 S: 10	H: 0 LOB: 0 BB: 0 P: 16	R: 0 H: 0 E: 0 K: 1 S: 9	H: 0 LOB: 0 BB: 0 P: 14	R: 0 H: 0 E: 0 K: 1 S: 8	H: 0 LOB: 0 BB: 0 P: 11	R: 0 H: 0 E: 0 K: 1 S: 5	H: 0 LOB: 0 BB: 0 P: 8	R: 0 H: 0 E: 0 K: 2 S: 10	H: 0 LOB: 0 BB: 0 P: 14	R: 0 H: 0 E: 0 K: 0 S: 12	H: 0 LOB: 1 BB: 1 P: 24	R: 0 H: 1 E: 0 K: 1 S: 7	H: 1 LOB: 0 BB: 0 P: 12	R: 0 H: 1 E: 0 K: 0 S: 12	H: 1 LOB: 2 BB: 0 P: 21	1B: 2 2B: 0 3B: 0 HR: 0	SF: 0 SAC: 0 DP: 1 HBP: 1	WP: 0 PB: 0 SB: 0 CS: 0	PA: 30							
PITCHER	IP	WLS	BF	H	R	ER	SO	BB	IBB	HBP	BLK	WP	HR	S	P	ERA	WHIP										
Ramon Martinez R ERA: 2.84	8.0	W	25	1	0	0	7	1	0	0	0	0	0	68	112	0.00	0.250										
Scott Radinsky L ERA:	9.1	S	5	1	0	0	0	0	0	1	0	0	0	12	21	0.00	1.000										



Batter	1	2	3	4	5	6	7	8	9	10	AB	R	H	RBI	BB	SO	LOB				
Chris Stynes, R OBP: 0.333, SLG: 0.429 (1, 7)	G5-3	P3			G3			SH5-4		G5-3	4	0	0	0	0	0	3				
Jon Nunnally, L OBP: 0.385, SLG: 0.409 (1, 9)	BB 1B	K			G4-3			F7		P2	5	1	1	0	0	1	4				
Barry Larkin, R (1, 6)	F9				F7			G4-3			4	0	0	0	0	0	2				
Willie Greene, L OBP: 0.414, SLG: 0.545 (1, 5)	BB 1B				K			K		G5-3 1B	3	1	1	0	1	2	0				
Eduardo Perez, R OBP: 0.250, SLG: 0.182 (1, 3)	BB 1B				K			G4-3		G5-3	4	0	1	1	0	1	1				
Reggie Sanders, R OBP: 0.464, SLG: 0.429 (1, 8)	BB 1B				G6-4-3 BB			K		K	3	0	1	1	1	2	1				
Bret Boone, R OBP: 0.321, SLG: 0.444 (1, 4)	F8				G6-4-3			F9		G4-3	4	0	0	0	0	0	4				
Eddie Taubensee, L OBP: 0.316, SLG: 0.294 (1, 2)					K			G4-3			3	0	1	0	1	1	0				
Pokey Reese, R OBP: 0.188, SLG: 0.143 (10, PR)										WP SH3-4 1B	0	0	0	0	0	0	0				
Brook Fordyce, R OBP: 0.222, SLG: 0.125 (10, 2)											0	0	0	0	0	0	0				
Pete Harnisch, S OBP: 0.250, SLG: 0.250 (9, 1)								SH5-4 1B		SH3-4	2	0	1	0	0	1	0				
Jeff Shaw, R (9, 1)					K						0	0	0	0	0	0	0				
Inning Stats	R: 2 E: 0 K: 0 S: 6	H: 3 LOB: 2 BB: 1 P: 10	R: 0 E: 0 K: 1 S: 5	H: 0 LOB: 1 BB: 1 P: 9	R: 0 E: 0 K: 2 S: 7	H: 0 LOB: 0 BB: 0 P: 7	R: 0 E: 0 K: 1 S: 4	H: 0 LOB: 0 BB: 0 P: 8	R: 0 E: 0 K: 1 S: 5	H: 0 LOB: 0 BB: 0 P: 5	R: 0 E: 0 K: 1 S: 5	H: 0 LOB: 0 BB: 0 P: 5	R: 0 E: 0 K: 1 S: 6	H: 1 LOB: 1 BB: 0 P: 4	R: 0 E: 0 K: 1 S: 6	H: 1 LOB: 2 BB: 0 P: 6	R: 0 E: 0 K: 0 S: 4	H: 1 LOB: 2 BB: 0 P: 4	1B: 6 2B: 0 3B: 0 HR: 0	SF: 0 SAC: 3 DP: 1 HBP: 0	WP: 1 PA: 38
PITCHER	IP	WLS	BF	H	R	ER	SO	BB	IBB	HBP	BLK	WP	HR	S	P	ERA	WHIP				
Joey Hamilton, R ERA: 5.84 (1, 1)	7.0		26	3	2	2	7	3	0	0	0	0	0	37	49	2.57	0.857				
Dan Miceli, R ERA: 2.84 (8, 1)	2.0		8	2	0	0	1	0	0	0	0	0	0	10	10	0.00	1.000				
Trevor Hoffman, R ERA: 6.75 (10, 1)	1.0	W	4	1	0	0	0	0	0	0	0	1	0	4	4	0.00	1.000				

Cincinnati Reds @ San Diego Padres
Qualcomm Stadium, San Diego, CA
Tue Apr 07 1998, 6:33 AM EDT
Att: 55,454 - Cloudy - 69 F


AB 32
R 2
H 6
RBI 2
BB 3
SO 8
LOB 15



Batter	1	2	3	4	5	6	7	8	9	10	AB	R	H	RBI	BB	SO	LOB						
Quilvio Veras, S OBP: 0.387, SLG: 0.174 (1, 4)	F9				G6-3			G1-3			4	0	0	0	1	0	2						
Steve Finley, L OBP: 0.254, SLG: 0.452 (1, 8)	G3				BB 1B			G3-1		P6	5	0	1	0	0	1	3						
Tony Gwynn, L OBP: 0.469, SLG: 0.607 (1, 9)	F9				F7			F8			4	1	1	0	1	0	2						
Ken Caminiti, S OBP: 0.250, SLG: 0.483 (1, 5)										BB SF7 1B	4	1	1	0	0	3	2						
Wally Joyner, L OBP: 0.451, SLG: 0.565 (1, 3)											5	1	2	0	0	1	1						
James Moulton, R OBP: 0.100, SLG: 0.222 (10, PR)											0	0	0	0	0	0	0						
Greg Vaughn, R OBP: 0.318, SLG: 0.188 (1, 7)										HR 1B	3	0	1	1	1	1	1						
Carlos Hernandez, R OBP: 0.381, SLG: 0.500 (1, 2)											4	1	2	2	0	0	2						
Chris Gomez, R OBP: 0.379, SLG: 0.440 (1, 6)											4	0	1	0	0	0	2						
Joey Hamilton, R OBP: 0.250, SLG: 0.250 (1, 1)											1	0	1	0	0	0	0						
Mark Sweeney, L OBP: 0.125, SLG: 0.125 (7, PH)											1	0	0	0	0	0	1						
Dan Miceli, R (8, 1)											0	0	0	0	0	0	0						
Greg Myers, L OBP: 0.545, SLG: 0.778 (9, PH)											0	0	0	0	1	0	0						
Trevor Hoffman, R (10, 1)											0	0	0	0	0	0	0						
Inning Stats	R: 0 E: 0 K: 0 S: 3	H: 0 LOB: 0 BB: 0 P: 3	R: 0 E: 0 K: 1 S: 6	H: 1 LOB: 1 BB: 0 P: 6	R: 0 E: 0 K: 0 S: 5	H: 2 LOB: 2 BB: 0 P: 5	R: 0 E: 0 K: 0 S: 3	H: 0 LOB: 0 BB: 0 P: 3	R: 0 E: 1 K: 0 S: 4	H: 1 LOB: 1 BB: 0 P: 4	R: 0 E: 0 K: 3 S: 9	H: 0 LOB: 1 BB: 1 P: 13	R: 0 E: 0 K: 0 S: 3	H: 0 LOB: 1 BB: 0 P: 7	R: 0 E: 0 K: 0 S: 3	H: 0 LOB: 0 BB: 0 P: 3	R: 2 E: 1 K: 1 S: 8	H: 3 LOB: 3 BB: 2 P: 16	R: 1 E: 0 K: 1 S: 6	H: 2 LOB: 1 BB: 0 P: 6	1B: 7 2B: 1 3B: 0 HR: 1	SF: 1 SAC: 1 DP: 0 HBP: 0	WP: 0 PA: 42
PITCHER	IP	WLS	BF	H	R	ER	SO	BB	IBB	HBP	BLK	WP	HR	S	P	ERA	WHIP						
Pete Harnisch, R ERA: 3.38 (1, 1)	8.0		30	4	0	0	4	2	0	0	0	0	0	36	44	0.00	0.750						
Jeff Shaw, R ERA: 5.06 (9, 1)	1.2	L	12	5	3	2	1	1	0	0	0	0	1	14	22	16.20	3.600						

Cincinnati Reds @ San Diego Padres
Qualcomm Stadium, San Diego, CA
Tue Apr 07 1998, 6:33 AM EDT
Att: 55,454 - Cloudy - 69 F

AB 36
R 3
H 9
RBI 3
BB 4
SO 6
LOB 16



Batter	1	2	3	4	5	6	7	8	9	AB	R	H	RBI	BB	SO	LOB	TOP
Chris Stynes, R OBP: 0.303, SLG: 0.387	(1, 7) 0-3 K		(1, 7) 0-3 K														
Scott Sullivan, R (6, 1)																	
Ricardo Jordan, L (6, 1)																	
Stan Belinda, R (7, 1)																	
Aaron Boone, R (7, 5)																	
Jon Nunnally, L OBP: 0.400, SLG: 0.440	(1, 9) 0-3 K																
Barry Larkin, R (1, 6)	0-0 G4-3																
Eduardo Perez, R OBP: 0.250, SLG: 0.192		0-3 K															
Willie Greene, L OBP: 0.455, SLG: 0.583	(1, 5) 4-0 G6-4-3 BB																
Reggie Sanders, R OBP: 0.406, SLG: 0.360	(1, 8) 0-0 G6-4-3																
Eddie Taubensee, L OBP: 0.348, SLG: 0.381	(1, 2) 0-0 G3																
Bret Boone, R OBP: 0.344, SLG: 0.433	(1, 4) 4-0 PB SH1-4 BB																
Gabe White, L Lenny Harris, L (5, PR) (6, 7)																	
Dmitri Young, S OBP: 0.207, SLG: 0.400 (7, 7)																	
Brook Fordyce, R OBP: 0.258, SLG: 0.111 (6, PR) (7, 7)																	
Inning Stats	R: 0 H: 0 E: 0 LOB: 0 K: 2 S: 7	R: 0 H: 0 E: 0 LOB: 0 K: 1 S: 4	R: 0 H: 0 E: 0 LOB: 0 K: 1 S: 5	R: 0 H: 0 E: 0 LOB: 0 K: 1 S: 5	R: 0 H: 0 E: 0 LOB: 0 K: 2 S: 7	R: 1 H: 2 E: 0 LOB: 1 K: 0 S: 5	R: 2 H: 3 E: 0 LOB: 1 K: 1 S: 8	R: 0 H: 0 E: 0 LOB: 1 K: 1 S: 5	R: 0 H: 1 E: 0 LOB: 1 K: 1 S: 6	1B: 3 SF: 0 2B: 3 SAC: 1 3B: 0 DP: 1 HR: 0 HBP: 1	WP: 0 PA: 37						
PITCHER	IP WLS BF H R ER SO BB IBB HBP BLK WP HR S P ERA WHIP																
Andy Ashby, R ERA: 4.25 (1, 1)	6.2 W 26 5 3 3 7 2 0 0 0 0 0 0 38 46 4.05 1.050																
Sterling Hitchcock, L ERA: 19.29 (7, 1)	0.2 3 0 0 0 2 0 0 0 1 0 0 0 6 7 0.00 0.000																
Brian Boehringer, R ERA: 5.08 (8, 1)	0.1 2 0 0 0 0 1 0 0 0 0 0 0 1 5 0.00 3.000																
Trevor Hoffman, R ERA: 4.5 (8, 1)	1.1 S 6 1 0 0 1 1 0 0 0 0 0 0 7 11 0.00 1.500																

Cincinnati Reds @ San Diego Padres
Qualcomm Stadium, San Diego, CA
Wed Apr 08 1998, 10:05 PM EDT
Att: 19,626 - Unknown - 63 F

AB 31
R 3
H 6
RBI 3
BB 4
SO 10
LOB 16



Batter	1	2	3	4	5	6	7	8	9	AB	R	H	RBI	BB	SO	LOB	BOTTOM
Quilvio Veras, S OBP: 0.361, SLG: 0.179 (1, 4)	0-0 F8																
Steve Finley, L OBP: 0.398, SLG: 0.472 (1, 8)	0-0 G3 1B																
Tony Gwynn, L OBP: 0.432, SLG: 0.545 (1, 9)	0-0 G3																
Ken Caminiti, S OBP: 0.257, SLG: 0.469 Andy Sheets, R (5, PR) (6, 5)	0-0 HR 1B																
Greg Vaughn, R OBP: 0.423, SLG: 0.474 James Mouton, R OBP: 0.100, SLG: 0.222 (7, PR) (8, 7)	0-0 1-H HR																
Wally Joyner, L OBP: 0.494, SLG: 0.680 (1, 3)	0-0 F8																
Carlos Hernandez, R OBP: 0.300, SLG: 0.458 Trevor Hoffman, R (8, 1)		0-0 G1-3															
Chris Gomez, R OBP: 0.394, SLG: 0.517 (1, 6)																	
Andy Ashby, R OBP: 0.250, SLG: 0.250 Sterling Hitchcock, L ERA: 12.0 Brian Boehringer, S Greg Myers, L OBP: 0.583, SLG: 0.778 (1, 1) (7, 1) (8, 1) (8, 2)		0-3 K															
Inning Stats	R: 3 H: 3 E: 0 LOB: 0 K: 0 S: 6	R: 0 H: 1 E: 0 LOB: 0 K: 1 S: 6	R: 0 H: 0 E: 0 LOB: 0 K: 0 S: 3	R: 1 H: 4 E: 0 LOB: 2 K: 0 S: 6	R: 0 H: 1 E: 0 LOB: 3 K: 1 S: 6	R: 0 H: 1 E: 1 LOB: 2 K: 1 S: 7	R: 1 H: 1 E: 0 LOB: 1 K: 0 S: 3	R: 1 H: 2 E: 0 LOB: 1 K: 0 S: 4	1B: 8 SF: 1 2B: 4 SAC: 1 3B: 0 DP: 1 HR: 2 HBP: 0	WP: 1 PA: 39							
PITCHER	IP WLS BF H R ER SO BB IBB HBP BLK WP HR S P ERA WHIP																
Gabe White, L ERA: 6.75 (1, 1)	5.0 L 25 9 4 4 2 2 0 0 0 0 0 0 27 35 7.20 2.200																
Scott Sullivan, R ERA: 12.0 (6, 1)	0.1 3 1 0 0 0 0 0 0 0 0 0 0 3 3 0.00 3.000																
Ricardo Jordan, L ERA: 31.5 (6, 1)	0.2 3 0 1 1 1 1 0 0 0 0 0 0 4 8 13.50 1.500																
Stan Belinda, R ERA: 1.13 (7, 1)	2.0 8 3 1 1 0 1 0 0 0 0 1 0 7 11 4.50 2.000																

Cincinnati Reds @ San Diego Padres
Qualcomm Stadium, San Diego, CA
Wed Apr 08 1998, 10:05 PM EDT
Att: 19,626 - Unknown - 63 F

AB 33
R 6
H 13
RBI 6
BB 4
SO 3
LOB 19



Batter	1	2	3	4	5	6	7	8	9	AB	R	H	RBI	BB	SO	LOB	TOP				
Pat Watkins, R OBP: 0.250, SLG: 0.250 Jon Nunnally, L OBP: 0.406, SLG: 0.423										3	0	1	0	0	0	1	Cincinnati Reds @ San Diego Padres Qualcomm Stadium, San Diego, CA Thu Apr 09 1998, 6:33 AM EDT Att: 24,482 - Sunny - 69 F				
Dmitri Young, S OBP: 0.214, SLG: 0.429										4	0	1	0	0	0	3					
Barry Larkin, R										1	0	0	0	3	0						
Eduardo Perez, R OBP: 0.250, SLG: 0.172 Marc Kroon, R										3	0	0	0	1	0	5					
Reggie Sanders, R OBP: 0.389, SLG: 0.345										4	0	1	0	0	1	1					
Bret Boone, R OBP: 0.333, SLG: 0.412										4	1	1	0	0	2	2					
Aaron Boone, R										2	0	0	0	0	0	0					
Willie Greene, L OBP: 0.457, SLG: 0.615										2	1	1	0	0	0	2					
Brook Fordyce, R OBP: 0.250, SLG: 0.182 Lenny Harris, L OBP: 0.300, SLG: 0.125										2	0	1	0	0	1	0					
Brett Tomko, R OBP: 0.250, SLG: 0.250 Ricardo Jordan, L Eddie Taubensee, L OBP: 0.360, SLG: 0.391										1	0	0	0	0	0	0					
Inning Stats	R: 0 E: 0 K: 0 S: 3	H: 1 LOB: 1 BB: 1 P: 7	R: 0 E: 0 K: 1 S: 5	H: 0 LOB: 0 BB: 0 P: 5	R: 0 E: 1 K: 0 S: 4	H: 1 LOB: 1 BB: 0 P: 4	R: 0 E: 0 K: 0 S: 2	H: 0 LOB: 0 BB: 1 P: 6	R: 0 E: 0 K: 2 S: 7	H: 0 LOB: 0 BB: 0 P: 7	R: 0 E: 0 K: 1 S: 6	H: 1 LOB: 2 BB: 1 P: 10	R: 0 E: 0 K: 0 S: 4	H: 1 LOB: 3 BB: 2 P: 12	R: 2 E: 0 K: 0 S: 6	H: 4 LOB: 1 BB: 0 P: 6	1B: 6 2B: 3 3B: 0 HR: 0	SF: 0 SAC: 1 DP: 4 HBP: 0	WP: 0 PA: 37 PB: 0 SB: 0 CS: 0		
PITCHER	IP WLS BF H R ER SO BB IBB HBP BLK WP HR S P ERA WHIP																				
24 Mark Langston, L ERA: 3.97 Brian Boehringer, R ERA: 4.5 Dan Miceli, R ERA: 2.45 Don Wengert, R ERA: 16.88 Sterling Hitchcock, L ERA: 15.0	6.1 23 3 0 0 3 3 0 0 0 0 0 0 26 38 0.00 0.947	0.2 W 2 0 0 0 1 0 0 0 0 0 0 0 4 4 0.00 3.000	1.0 6 1 0 0 0 2 0 0 0 0 0 0 4 12 0.00 3.000	0.1 4 3 2 2 0 0 0 0 0 0 0 0 4 4 54.00 9.000	0.2 2 1 0 0 0 0 0 0 0 0 0 0 2 2 0.00 1.500																

AB 31
R 2
H 8
RBI 2
BB 5
SO 4
LOB 16



Batter	1	2	3	4	5	6	7	8	9	AB	R	H	RBI	BB	SO	LOB	BOTTOM	
QuiVio Veras, S OBP: 0.375, SLG: 0.194 Ed Giovanola, L										3	1	1	1	1	0	1	Cincinnati Reds @ San Diego Padres Qualcomm Stadium, San Diego, CA Thu Apr 09 1998, 6:33 AM EDT Att: 24,482 - Sunny - 69 F	
Steve Finley, L OBP: 0.302, SLG: 0.436										3	0	0	0	1	0	5		
Tony Gwynn, L OBP: 0.415, SLG: 0.556										3	0	1	1	0	0	1		
Ken Caminiti, S OBP: 0.282, SLG: 0.556 Andy Sheets, R										4	1	2	3	0	0	2		
Wally Joyner, L OBP: 0.514, SLG: 0.724										4	0	3	0	0	0	0		
Greg Vaughn, R OBP: 0.400, SLG: 0.435 Dan Miceli, R Don Wengert, R Sterling Hitchcock, L										4	1	1	0	0	0	4		
Greg Myers, L OBP: 0.500, SLG: 0.615										4	1	1	0	0	0	3		
Chris Gomez, R OBP: 0.371, SLG: 0.484 Archi Cianfrocco, R OBP: 0.286, SLG: 0.167										2	1	0	0	0	1	3		
24 Mark Langston, R OBP: 0.400, SLG: 0.500 Brian Boehringer, S Mark Sweeney, L OBP: 0.200, SLG: 0.111										2	0	0	0	0	0	0		
Inning Stats	R: 0 E: 0 K: 0 S: 2	H: 0 LOB: 0 BB: 1 P: 6	R: 0 E: 0 K: 0 S: 5	H: 2 LOB: 2 BB: 0 P: 5	R: 0 E: 1 K: 0 S: 5	H: 1 LOB: 2 BB: 0 P: 5	R: 0 E: 0 K: 1 S: 6	H: 1 LOB: 1 BB: 0 P: 6	R: 0 E: 0 K: 0 S: 3	H: 0 LOB: 0 BB: 0 P: 3	R: 6 E: 0 K: 0 S: 8	H: 4 LOB: 1 BB: 1 P: 13	R: 0 E: 0 K: 0 S: 3	H: 0 LOB: 0 BB: 0 P: 3	1B: 6 2B: 2 3B: 0 HR: 1	SF: 1 SAC: 1 DP: 2 HBP: 1		WP: 0 PA: 36 PB: 0 SB: 0 CS: 0
PITCHER	IP WLS BF H R ER SO BB IBB HBP BLK WP HR S P ERA WHIP																	
Brett Tomko, R ERA: 3.21 Ricardo Jordan, L ERA: 27.0 Marc Kroon, R ERA:	6.0 L 27 7 4 4 4 0 1 0 0 0 0 0 1 5 9 6.00 1.333	1.0 6 2 2 2 0 1 0 0 0 0 0 0 3 3 0.00 0.000																

AB 31
R 6
H 9
RBI 6
BB 2
SO 1
LOB 19



Batter	1	2	3	4	5	6	7	8	9	AB	R	H	RBI	BB	SO	LOB	TOP								
Chris Stynes, R OBP: 0.431, SLG: 0.596 (1, 7)	0-1 HR		1-1 1B 1B	4-0 2B BB		2-2 1B 1B	4-2 FC5-4 BB		0-0 F9	4	4	3	1	2	0	1	Cincinnati Reds @ Colorado Rockies Coors Field, Denver, CO Sun Apr 12 1998, 3:33 AM MDT Att: 46,921 - Cloudy - 63 F								
Lenny Harris, L OBP: 0.391, SLG: 0.368 Pat Watkins, R OBP: 0.125, SLG: 0.125 (1, 9) (6, 8)	3-2 G4-3		0-0 G3	1-2 G4-3 2B		0-2 F9 1B FC3-6 1B	2-1 FC5-4 FC6-4			4	1	2	1	0	0	1									
Barry Larkin, R OBP: 0.429, SLG: 0.455 (1, 6)	0-0 G4-3		1-2 E 1B 1B	1-2 L8		0-0 FC3-6 1B	0-0 FC6-4			5	1	2	2	0	0	3									
Eddie Taubensee, L OBP: 0.415, SLG: 0.459 (1, 2)	2-2 F8		3-2 E6 1B HR	1-0 G4-3		0-2 F9		3-2 F9		5	1	0	0	0	0	4									
Dmitri Young, S OBP: 0.300, SLG: 0.393 Scott Sullivan, R Jeff Shaw, R (1, 3) (8, 1) (9, 1)		3-2 FC1-6 HBP	1-1 BB HR 1B	1-3 K		0-1 FC3-6 BB		2-0 G6-3		4	1	1	2	0	1	2									
Willie Greene, L OBP: 0.471, SLG: 0.526 (1, 5)		2-1 FC1-6 WP	4-2 HR BB		1-3 K	4-0 BB		3-2 L8		0	0	0	0	0	0	0									
Bret Boone, R OBP: 0.423, SLG: 0.646 (1, 4)		2-3 K	3-1 HR		4-2 BB	1-0 L9		2-3 K		4	1	1	4	1	2	3									
Jon Nunnally, L OBP: 0.395, SLG: 0.429 Reggie Sanders, R OBP: 0.425, SLG: 0.355 (1, 8) (6, 9) (7, PH) (7, 9)		4-1 BB	G3-1		3-2 P5		0-0 FC3-6 1B		0-3 K	2	0	0	0	1	0	1									
Pete Harnisch, S OBP: 0.125, SLG: 0.125 Eduardo Perez, R OBP: 0.278, SLG: 0.313 (1, 1) (8, 3)		1-3 K	1-2 L9		0-0 L7		0-1 FC3-6 FC5-4 BB		0-1 1B	4	0	0	0	0	1	4									
Inning Stats	R: 1 E: 0 K: 0 S: 11	H: 1 LOB: 0 BB: 0 P: 16	R: 0 E: 0 K: 2 S: 11	H: 0 LOB: 2 BB: 1 P: 23	R: 6 E: 1 K: 0 S: 19	H: 4 LOB: 0 BB: 1 P: 35	R: 1 E: 0 K: 1 S: 11	H: 1 LOB: 1 BB: 1 P: 19	R: 0 E: 0 K: 1 S: 12	H: 0 LOB: 1 BB: 1 P: 20	R: 2 E: 0 K: 0 S: 13	H: 3 LOB: 2 BB: 1 P: 20	R: 0 E: 0 K: 0 S: 8	H: 1 LOB: 2 BB: 1 P: 14	R: 0 E: 0 K: 0 S: 9	H: 0 LOB: 0 BB: 0 P: 17		R: 0 E: 0 K: 2 S: 10	H: 1 LOB: 1 BB: 0 P: 12	1B: 8 2B: 1 3B: 0 HR: 2	SF: 0 SAC: 0 DP: 0 HBP: 1	WP: 1 PB: 0 SB: 1 CS: 0	PA: 46		
PITCHER	IP WLS BF H R ER SO BB IBB HBP BLK WP HR S P ERA WHIP	IP WLS BF H R ER SO BB IBB HBP BLK WP HR S P ERA WHIP	IP WLS BF H R ER SO BB IBB HBP BLK WP HR S P ERA WHIP	IP WLS BF H R ER SO BB IBB HBP BLK WP HR S P ERA WHIP	IP WLS BF H R ER SO BB IBB HBP BLK WP HR S P ERA WHIP	IP WLS BF H R ER SO BB IBB HBP BLK WP HR S P ERA WHIP	IP WLS BF H R ER SO BB IBB HBP BLK WP HR S P ERA WHIP	IP WLS BF H R ER SO BB IBB HBP BLK WP HR S P ERA WHIP	IP WLS BF H R ER SO BB IBB HBP BLK WP HR S P ERA WHIP	IP WLS BF H R ER SO BB IBB HBP BLK WP HR S P ERA WHIP	IP WLS BF H R ER SO BB IBB HBP BLK WP HR S P ERA WHIP	IP WLS BF H R ER SO BB IBB HBP BLK WP HR S P ERA WHIP	IP WLS BF H R ER SO BB IBB HBP BLK WP HR S P ERA WHIP	IP WLS BF H R ER SO BB IBB HBP BLK WP HR S P ERA WHIP	IP WLS BF H R ER SO BB IBB HBP BLK WP HR S P ERA WHIP	IP WLS BF H R ER SO BB IBB HBP BLK WP HR S P ERA WHIP	IP WLS BF H R ER SO BB IBB HBP BLK WP HR S P ERA WHIP	IP WLS BF H R ER SO BB IBB HBP BLK WP HR S P ERA WHIP	IP WLS BF H R ER SO BB IBB HBP BLK WP HR S P ERA WHIP	IP WLS BF H R ER SO BB IBB HBP BLK WP HR S P ERA WHIP	IP WLS BF H R ER SO BB IBB HBP BLK WP HR S P ERA WHIP	IP WLS BF H R ER SO BB IBB HBP BLK WP HR S P ERA WHIP	IP WLS BF H R ER SO BB IBB HBP BLK WP HR S P ERA WHIP	IP WLS BF H R ER SO BB IBB HBP BLK WP HR S P ERA WHIP	IP WLS BF H R ER SO BB IBB HBP BLK WP HR S P ERA WHIP

AB	39
R	10
H	11
RBI	10
BB	6
SO	6
LOB	22



Batter	1	2	3	4	5	6	7	8	9	AB	R	H	RBI	BB	SO	LOB	BOTTOM								
3 Mike Lansing, R OBP: 0.458, SLG: 0.491 (1, 4)	1-0 G1-6-3 1B		0-3 K		0-2 F8		3-1 F7		1-2 F9	5	0	1	0	0	1	1	Cincinnati Reds @ Colorado Rockies Coors Field, Denver, CO Sun Apr 12 1998, 3:33 AM MDT Att: 46,921 - Cloudy - 63 F								
Ellis Burks, R OBP: 0.464, SLG: 0.875 (1, 8)	0-0 G1-6-3		0-3 K			0-0 HR	0-0 FC6-4		1-0 1B	5	1	2	1	0	1	2									
Larry Walker, L OBP: 0.435, SLG: 0.513 (1, 9)	0-1 1B			3-2 P6		0-0 L8 1B 2B		3-3 K	0-0 G1-3	5	1	2	0	0	1	1									
Dante Bichette, R OBP: 0.467, SLG: 0.621 (1, 7)	1-1 1B			2-1 BB 1B		1-0 L8		4-2 17 2B BB		3	1	2	0	1	0	1									
Vinny Castilla, R OBP: 0.356, SLG: 0.518 (1, 5)	1-0 G5-3			4-2 BB		1-0 1B		0-0 F9		3	0	1	1	1	0	3									
17 Todd Helton, L OBP: 0.313, SLG: 0.400 (1, 3)		1-2 CS 1B		2-2 P5		2-2 P5		3-2 1B 2B		4	1	2	1	0	0	3									
Neifi Perez, S OBP: 0.294, SLG: 0.378 (1, 6)		1-2 P6		1-0 P4		1-0 L8		2-2 1B		4	0	1	1	0	0	4									
Kirt Manwaring, R OBP: 0.320, SLG: 0.273 1 Curtis Goodwin, L OBP: 0.353, SLG: 0.287 Mike Munoz, L Jason Bates, S OBP: 0.375, SLG: 0.357 Chuck McElroy, L (1, 2) (7, PH) (8, 1) (8, PH) (9, 1)		3-3 K		1-0 G6-3		0-2 G3-1		1-3 K		2	0	0	0	0	1	0									
Pedro Astacio, R Bobby Jones, R Jeff Reed, L OBP: 0.333, SLG: 0.440 (1, 1) (6, 1) (7, PH) (8, 2)		0-0 G4-3			1-2 F9		4-1 FC6-4 BB		2-3 K	2	0	0	0	0	0	0									
Inning Stats	R: 0 E: 0 K: 0 S: 7	H: 3 LOB: 2 BB: 0 P: 10	R: 0 E: 0 K: 1 S: 9	H: 1 LOB: 0 BB: 0 P: 14	R: 0 E: 0 K: 2 S: 7	H: 0 LOB: 0 BB: 0 P: 7	R: 0 E: 0 K: 0 S: 15	H: 1 LOB: 2 BB: 1 P: 27	R: 0 E: 0 K: 0 S: 7	H: 0 LOB: 0 BB: 0 P: 9	R: 2 E: 0 K: 0 S: 8	H: 3 LOB: 1 BB: 0 P: 13	R: 0 E: 0 K: 0 S: 7	H: 0 LOB: 1 BB: 1 P: 14	R: 2 E: 0 K: 2 S: 19	H: 2 LOB: 1 BB: 1 P: 32		R: 0 E: 0 K: 1 S: 9	H: 1 LOB: 1 BB: 0 P: 13	1B: 8 2B: 2 3B: 0 HR: 1	SF: 0 SAC: 0 DP: 1 HBP: 0	WP: 0 PB: 0 SB: 0 CS: 1	PA: 39		
PITCHER	IP WLS BF H R ER SO BB IBB HBP BLK WP HR S P ERA WHIP	IP WLS BF H R ER SO BB IBB HBP BLK WP HR S P ERA WHIP	IP WLS BF H R ER SO BB IBB HBP BLK WP HR S P ERA WHIP	IP WLS BF H R ER SO BB IBB HBP BLK WP HR S P ERA WHIP	IP WLS BF H R ER SO BB IBB HBP BLK WP HR S P ERA WHIP	IP WLS BF H R ER SO BB IBB HBP BLK WP HR S P ERA WHIP	IP WLS BF H R ER SO BB IBB HBP BLK WP HR S P ERA WHIP	IP WLS BF H R ER SO BB IBB HBP BLK WP HR S P ERA WHIP	IP WLS BF H R ER SO BB IBB HBP BLK WP HR S P ERA WHIP	IP WLS BF H R ER SO BB IBB HBP BLK WP HR S P ERA WHIP	IP WLS BF H R ER SO BB IBB HBP BLK WP HR S P ERA WHIP	IP WLS BF H R ER SO BB IBB HBP BLK WP HR S P ERA WHIP	IP WLS BF H R ER SO BB IBB HBP BLK WP HR S P ERA WHIP	IP WLS BF H R ER SO BB IBB HBP BLK WP HR S P ERA WHIP	IP WLS BF H R ER SO BB IBB HBP BLK WP HR S P ERA WHIP	IP WLS BF H R ER SO BB IBB HBP BLK WP HR S P ERA WHIP	IP WLS BF H R ER SO BB IBB HBP BLK WP HR S P ERA WHIP	IP WLS BF H R ER SO BB IBB HBP BLK WP HR S P ERA WHIP	IP WLS BF H R ER SO BB IBB HBP BLK WP HR S P ERA WHIP	IP WLS BF H R ER SO BB IBB HBP BLK WP HR S P ERA WHIP	IP WLS BF H R ER SO BB IBB HBP BLK WP HR S P ERA WHIP	IP WLS BF H R ER SO BB IBB HBP BLK WP HR S P ERA WHIP	IP WLS BF H R ER SO BB IBB HBP BLK WP HR S P ERA WHIP	IP WLS BF H R ER SO BB IBB HBP BLK WP HR S P ERA WHIP	IP WLS BF H R ER SO BB IBB HBP BLK WP HR S P ERA WHIP



Batter	1	2	3	4	5	6	7	8	9	AB	R	H	RBI	BB	SO	LOB	TOP										
Chris Stynes, R (1, 7) OBP: 0.418, SLG: 0.569	G6-3		G4-3				G1-3			4	0	1	0	0	0	2	Cincinnati Reds @ Colorado Rockies Coors Field, Denver, CO Mon Apr 13 1998, 7:05 PM MDT Att: 44,488 - Cloudy - 46 F										
Lenny Harris, L (1, 9) OBP: 0.346, SLG: 0.318 Pat Watkins, R (7, 8) OBP: 0.111, SLG: 0.111	G1-3		F9				G3-6-3	K		3	0	0	0	0	0	2											
Barry Larkin, R (1, 6) OBP: 0.406, SLG: 0.400	L8						G6-3	K		3	1	0	0	1	1	0											
Eddie Taubensee, L (1, 2) OBP: 0.400, SLG: 0.439								G5-3		4	1	1	0	0	1	0											
Dmitri Young, S (1, 3) OBP: 0.324, SLG: 0.469								F9		4	1	2	1	0	0	0											
Willie Greene, L (1, 5) OBP: 0.455, SLG: 0.548								K		4	1	1	2	0	1	1											
Bret Boone, R (1, 4) OBP: 0.429, SLG: 0.635										4	0	2	0	0	0	2											
Jon Nunnally, L (1, 8) OBP: 0.383, SLG: 0.405										2	0	0	1	1	0	2											
Gabe White, L (1, 1) Stan Belinda, R (7, 1) Ricardo Jordan, L (8, 1) Scott Sullivan, R (8, 1)										1	0	0	0	0	1	0											
										0	0	0	0	0	0	0											
										0	0	0	0	0	0	0											
										0	0	0	0	0	0	0											
Inning Stats	R: 0 E: 0 K: 0 S: 7	H: 0 LOB: 0 BB: 0 P: 10	R: 0 E: 0 K: 1 S: 8	H: 1 LOB: 1 BB: 0 P: 12	R: 0 E: 0 K: 0 S: 4	H: 0 LOB: 1 BB: 1 P: 10	R: 4 E: 0 K: 1 S: 17	H: 3 LOB: 0 BB: 1 P: 28	R: 0 E: 0 K: 0 S: 6	H: 0 LOB: 0 BB: 0 P: 10	R: 0 E: 0 K: 0 S: 7	H: 1 LOB: 1 BB: 0 P: 11	R: 0 E: 0 K: 2 S: 8	H: 0 LOB: 0 BB: 0 P: 12	R: 0 E: 0 K: 1 S: 10	H: 1 LOB: 1 BB: 0 P: 16	1B: 4 2B: 2 3B: 1 HR: 0	SF: 1 SAC: 2 DP: 1 HBP: 0	WP: 0 PB: 0 SB: 0 CS: 0	PA: 35							
PITCHER	IP	WLS	BF	H	R	ER	SO	BB	IBB	HBP	BLK	WP	HR	S	P	ERA	WHIP										
Jamey Wright, R (1, 1) ERA: 10.43	7.0		28	6	4	4	2	2	0	0	0	0	0	54	89	5.14	1.143										
Curt Leskanic, R (8, 1) ERA: 8.1	1.0	W	3	0	0	0	2	0	0	0	0	0	0	8	12	0.00	0.000										
Jerry Dipoto, R (9, 1) ERA: 1.5	1.0		4	1	0	0	1	0	0	0	0	0	0	10	16	0.00	1.000										

AB	30
R	4
H	7
RBI	4
BB	2
SO	5
LOB	9




Batter	1	2	3	4	5	6	7	8	9	AB	R	H	RBI	BB	SO	LOB	BOTTOM										
3 Mike Lansing, R (1, 4) OBP: 0.438, SLG: 0.468	G4-6-3		K			K	K	FC6-4		5	0	1	0	0	3	5	Cincinnati Reds @ Colorado Rockies Coors Field, Denver, CO Mon Apr 13 1998, 7:05 PM MDT Att: 44,488 - Cloudy - 46 F										
Ellis Burks, R (1, 8) OBP: 0.433, SLG: 0.808	K		F9			F8		K		4	0	0	0	0	2	2											
Larry Walker, L (1, 9) OBP: 0.420, SLG: 0.512	G4-6-3					G4-3		K		4	1	1	0	0	1	1											
Dante Bichette, R (1, 7) OBP: 0.484, SLG: 0.645 Jerry Dipoto, R (9, 1)										4	2	3	1	0	0	0											
Greg Colbrunn, R (1, 3) OBP: 0.520, SLG: 0.875 1 Curtis Goodwin, L (8, PR) OBP: 0.353, SLG: 0.267										4	1	3	0	0	0	1											
Vinny Castilla, R (1, 5) OBP: 0.385, SLG: 0.559										0	1	0	0	0	0	0											
Kirt Manwaring, R (1, 2) OBP: 0.310, SLG: 0.269										3	2	1	3	1	0	2											
Neffi Perez, S (1, 6) OBP: 0.309, SLG: 0.429										4	1	1	1	0	0	1											
Jamey Wright, R (1, 1) Jason Bates, S (7, PH) OBP: 0.412, SLG: 0.357 Curt Leskanic, R (8, 1) 17 Todd Helton, L (8, PH) OBP: 0.327, SLG: 0.400										2	0	0	0	0	1	1											
										0	0	0	0	1	0	0											
										0	0	0	0	0	0	0											
										0	0	0	0	1	0	0											
Inning Stats	R: 0 E: 0 K: 1 S: 5	H: 1 LOB: 0 BB: 0 P: 7	R: 0 E: 0 K: 0 S: 10	H: 1 LOB: 1 BB: 0 P: 15	R: 0 E: 0 K: 1 S: 10	H: 1 LOB: 1 BB: 0 P: 15	R: 1 E: 0 K: 0 S: 4	H: 2 LOB: 0 BB: 0 P: 5	R: 0 E: 0 K: 1 S: 9	H: 0 LOB: 0 BB: 0 P: 12	R: 0 E: 0 K: 1 S: 14	H: 0 LOB: 0 BB: 0 P: 22	R: 3 E: 0 K: 1 S: 17	H: 3 LOB: 1 BB: 1 P: 26	R: 4 E: 1 K: 2 S: 15	H: 4 LOB: 3 BB: 2 P: 27	1B: 8 2B: 3 3B: 1 HR: 1	SF: 0 SAC: 0 DP: 2 HBP: 0	WP: 0 PB: 0 SB: 1 CS: 0	PA: 37							
PITCHER	IP	WLS	BF	H	R	ER	SO	BB	IBB	HBP	BLK	WP	HR	S	P	ERA	WHIP										
Gabe White, L (1, 1) ERA: 5.68	6.0		23	7	3	3	4	0	0	0	0	0	0	55	81	4.50	1.167										
Stan Belinda, R (7, 1) ERA: 4.29	1.2	L	12	5	5	5	3	1	1	0	0	0	1	27	40	27.00	3.600										
Ricardo Jordan, L (8, 1) ERA: 24.3	0.0		1	0	0	0	0	1	0	0	0	0	0	1	5	∞	∞										
Scott Sullivan, R (8, 1) ERA: 11.05	0.1		1	0	0	0	0	0	0	0	0	0	0	1	3	0.00	0.000										



Batter	1	2	3	4	5	6	7	8	9	AB	R	H	RBI	BB	SO	LOB	TOP								
Craig Biggio, R OBP: 0.379, SLG: 0.458 (1, 4)	4-0 CS BB		2-1 F9		0-0 FC6-4 1-2		2-1 G6-3			3	0	0	0	1	0	2									
Derek Bell, R OBP: 0.420, SLG: 0.644 (1, 9)	1-3 K		0-1 F7			4-1 G6-3 BB		0-0 F7		3	0	0	0	1	1	1									
5 Jeff Bagwell, R OBP: 0.391, SLG: 0.473 (1, 3)	0-0 G4-3			1-0 L9		1-0 P4		0-0 G5-3		4	0	0	0	0	0	1									
Sean Berry, R OBP: 0.357, SLG: 0.424 (1, 5)		1-2 F9		1-1 F7		2-2 SAFE G6-3		2-2 G3		4	0	0	0	0	0	1									
Moises Alou, R OBP: 0.400, SLG: 0.553 (1, 7)		4-2 1B BB		1-1 F8		4-0 BB			0-3 K	2	0	0	0	2	1	0									
Richard Hidalgo, R OBP: 0.281, SLG: 0.310 (1, 8)	1-3 K			0-0 S 1B		2-2 P6		0-0 G4-3		4	1	1	0	0	1	3									
Tony Eusebio, R OBP: 0.214, SLG: 0.154 (1, 2)	1-0 FC4-6 1B			2-1 FC6-4 1B			2-2 G4-3		0-3 K	4	0	2	1	0	1	0									
Ricky Gutierrez, R OBP: 0.404, SLG: 0.438 (1, 6)	2-2 FC4-6			1-1 F8			1-0 HBP			2	0	0	0	0	0	3									
Tim Bogar, R OBP: 0.182, SLG: 0.100 (7, 6)										0	0	0	0	0	0	0									
Shane Reynolds, R OBP: 0.250, SLG: 0.375 (1, 1)			1-2 G2-3		0-1 B3					2	0	0	0	0	0	1									
35 Dave Clark, L OBP: 0.288, SLG: 0.091 (7, PH)										1	0	0	0	0	1	1									
C.J. Nitkowski, L (7, 1)										0	0	0	0	0	0	0									
Inning Stats	R: 0 E: 0 K: 1 S: 4	H: 0 LOB: 0 BB: 1 P: 9	R: 0 E: 0 K: 1 S: 14	H: 1 LOB: 2 BB: 1 P: 23	R: 0 E: 0 K: 0 S: 8	H: 0 LOB: 0 BB: 0 P: 11	R: 0 E: 0 K: 0 S: 5	H: 0 LOB: 0 BB: 0 P: 8	R: 1 E: 0 K: 0 S: 8	H: 2 LOB: 1 BB: 0 P: 11	R: 0 E: 0 K: 0 S: 12	H: 0 LOB: 2 BB: 2 P: 25	R: 0 E: 0 K: 1 S: 8	H: 0 LOB: 1 BB: 0 P: 14	R: 0 E: 0 K: 0 S: 5	H: 0 LOB: 0 BB: 0 P: 7	R: 0 E: 0 K: 2 S: 7	H: 0 LOB: 0 BB: 0 P: 7	1B: 3 2B: 0 3B: 0 HR: 0	SF: 0 SAC: 0 DP: 0 HBP: 1	WP: 0 PB: 0 SB: 1 CS: 1	PA: 34			
PITCHER	IP	WLS	BF	H	R	ER	SO	BB	IBB	HBP	BLK	WP	HR	S	P	ERA	WHIP								
Brett Tomko, R ERA: 2.45 (1, 1)	8.0	W	31	3	1	1	3	4	0	1	0	0	0	64	108	1.12	0.875								
Jeff Shaw, R ERA: 3.68 (9, 1)	1.0	S	3	0	0	0	2	0	0	0	0	0	0	7	7	0.00	0.000								

Houston Astros @ Cincinnati Reds
Cinergy Field, Cincinnati, OH
Wed Apr 15 1998, 7:05 PM EDT
Att: 15,619 - Overcast - 60 F


AB 29
R 1
H 3
RBI 1
BB 4
SO 5
LOB 13



Batter	1	2	3	4	5	6	7	8	9	AB	R	H	RBI	BB	SO	LOB	BOTTOM								
Chris Stynes, R OBP: 0.424, SLG: 0.618 (1, 7)	0-1 G6-3	0-0 G1-3			3-2 HR		1-2 G1-4-3 BB			4	1	2	1	0	0	1									
Reggie Sanders, R OBP: 0.409, SLG: 0.324 (1, 8)	3-3 K		2-3 K		2-3 K		4-0 G1-4-3 BB			3	0	0	0	1	3	0									
Barry Larkin, R OBP: 0.361, SLG: 0.345 (1, 6)	1-2 F8		3-3 K		3-2 G4-3		2-2 G1-4-3			4	0	0	0	0	1	2									
Eddie Taubensee, L OBP: 0.408, SLG: 0.432 (1, 2)		1-1 1B HR	2-0 P4			4-2 1B G5-3 BB	0-1 F8			3	1	1	0	1	0	1									
Eduardo Perez, R OBP: 0.275, SLG: 0.306 (1, 3)		1-1 HR 1B		2-2 G1-3		2-2 G5-3		3-2 G6-3		4	1	1	0	0	0	1									
Willie Greene, L OBP: 0.475, SLG: 0.622 (1, 5)		2-1 HR		1-1 FC4-6 1B		4-0 1B IBB		2-1 L7		3	1	2	3	1	0	0									
Bret Boone, R OBP: 0.400, SLG: 0.589 (1, 4)		2-1 G6-3		1-2 FC4-6		1-1 L9		1-2 G6-3		4	0	0	0	0	0	3									
Jon Nunnally, L OBP: 0.380, SLG: 0.400 (1, 9)		1-0 G4-3		0-0 G4-3		0-1 1B				3	0	1	0	0	0	1									
Brett Tomko, R OBP: 0.286, SLG: 0.286 (1, 1)		1-2 1B			0-0 G6-3		0-1 G5			3	0	1	0	0	0	3									
Jeff Shaw, R (9, 1)										0	0	0	0	0	0	0									
Inning Stats	R: 0 E: 0 K: 1 S: 9	H: 0 LOB: 0 BB: 0 P: 13	R: 3 E: 0 K: 0 S: 13	H: 4 LOB: 1 BB: 0 P: 21	R: 0 E: 0 K: 2 S: 7	H: 0 LOB: 0 BB: 0 P: 14	R: 0 E: 0 K: 0 S: 11	H: 1 LOB: 1 BB: 0 P: 15	R: 1 E: 0 K: 1 S: 12	H: 1 LOB: 0 BB: 0 P: 20	R: 0 E: 0 K: 0 S: 11	H: 1 LOB: 3 BB: 2 P: 22	R: 0 E: 0 K: 0 S: 9	H: 1 LOB: 1 BB: 1 P: 16	R: 0 E: 0 K: 0 S: 9	H: 0 LOB: 0 BB: 0 P: 15	1B: 6 2B: 0 3B: 0 HR: 2	SF: 0 SAC: 0 DP: 1 HBP: 0	WP: 0 PB: 0 SB: 0 CS: 0	PA: 34					
PITCHER	IP	WLS	BF	H	R	ER	SO	BB	IBB	HBP	BLK	WP	HR	S	P	ERA	WHIP								
Shane Reynolds, R ERA: 4.38 (1, 1)	6.0	L	27	7	4	4	4	1	0	0	0	0	0	63	105	6.00	1.333								
C.J. Nitkowski, L ERA: 2.57 (7, 1)	2.0		7	1	0	0	0	1	0	0	0	0	0	18	31	0.00	1.000								

Houston Astros @ Cincinnati Reds
Cinergy Field, Cincinnati, OH
Wed Apr 15 1998, 7:05 PM EDT
Att: 15,619 - Overcast - 60 F

AB 31
R 4
H 8
RBI 4
BB 3
SO 4
LOB 12



Batter	1	2	3	4	5	6	7	8	9	AB	R	H	RBI	BB	SO	LOB	TOP			
Craig Biggio, R OBP: 0.352, SLG: 0.422 (1, 4)										5	1	0	0	0	2	2				
35 Dave Clark, L OBP: 0.388, SLG: 0.214 Richard Hidalgo, R OBP: 0.255, SLG: 0.302 (7, 9)										3	1	2	0	0	0	0				
5 Jeff Bagwell, R OBP: 0.305, SLG: 0.483 (1, 3)										3	1	1	0	2	0	3				
Bill Spiers, L OBP: 0.333, SLG: 0.355 (1, 5)										5	1	2	2	0	1	2				
Moises Alou, R OBP: 0.433, SLG: 0.608 (1, 7)										4	2	3	2	1	1	0				
Carl Everett, S OBP: 0.394, SLG: 0.484 Doug Henry, R (7, 1)										2	0	2	1	2	0	0				
Jack Howell, L OBP: 0.400, SLG: 0.250 Billy Wagner, L (9, 1)										0	0	0	0	1	0	0				
Brad Ausmus, R OBP: 0.283, SLG: 0.143 (1, 2)										5	0	0	0	0	1	8				
Tim Lincecum, R OBP: 0.267, SLG: 0.385 (1, 6)										3	1	1	1	1	0	3				
Mike Hampton, R OBP: 0.384, SLG: 0.300 Derek Bell, R OBP: 0.414, SLG: 0.633 (7, 9)										2	0	1	0	1	0	2				
Inning Stats	R: 0 E: 0 K: 1 S: 8	H: 1 LOB: 0 BB: 0 P: 14	R: 1 E: 1 K: 0 S: 9	H: 2 LOB: 1 BB: 1 P: 16	R: 5 E: 0 K: 0 S: 17	H: 5 LOB: 2 BB: 2 P: 31	R: 0 E: 0 K: 0 S: 11	H: 1 LOB: 1 BB: 0 P: 19	R: 0 E: 0 K: 1 S: 9	H: 0 LOB: 1 BB: 1 P: 19	R: 0 E: 0 K: 1 S: 9	H: 1 LOB: 0 BB: 0 P: 17	R: 1 E: 0 K: 2 S: 17	H: 1 LOB: 0 BB: 2 P: 21	R: 0 E: 0 K: 1 S: 13	H: 0 LOB: 3 BB: 3 P: 28	1B: 7 2B: 2 3B: 2 HR: 1	SF: 0 SAC: 0 DP: 3 HBP: 1	WP: 0 PA: 45 PB: 0 SB: 6 CS: 1	
PITCHER	IP	WLS	BF	H	R	ER	SO	BB	IBB	HBP	BLK	WP	HR	S	P	ERA	WHIP			
David Weathers, R ERA: 6.75 (1, 1)	2.1	L	15	8	6	5	1	2	0	0	0	0	0	27	48	19.29	4.286			
Mark Hutton, R ERA: (3, 1)	2.2		11	2	0	0	0	2	0	0	0	0	0	25	48	0.00	1.500			
Marc Kroon, R ERA: (6, 1)	2.0		7	1	0	0	2	1	0	1	0	0	0	18	36	0.00	1.000			
Scott Sullivan, R ERA: 10.8 (8, 1)	1.0		4	1	1	1	2	0	0	0	0	0	1	17	21	9.00	1.000			
Stan Belinda, R ERA: 3.55 (9, 1)	1.0		6	0	0	0	1	3	0	0	0	0	0	13	28	0.00	3.000			

Houston Astros @ Cincinnati Reds
Cinergy Field, Cincinnati, OH
Thu Apr 16 1998, 7:05 PM EDT
Att: 14,596 - Cloudy - 64 F

AB	34
R	7
H	12
RBI	6
BB	8
SO	6
LOB	20



Batter	1	2	3	4	5	6	7	8	9	AB	R	H	RBI	BB	SO	LOB	BOTTOM				
Chris Stynes, R OBP: 0.406, SLG: 0.583 (1, 7)											5	1	1	0	0	1	3				
Reggie Sanders, R OBP: 0.388, SLG: 0.308 (1, 8)											5	0	1	0	0	2	3				
Barry Larkin, R OBP: 0.390, SLG: 0.375 (1, 6)											3	0	1	1	2	0	0				
Eduardo Perez, R OBP: 0.250, SLG: 0.275 Scott Sullivan, R (8, 1)											4	0	0	0	0	2	4				
Jon Nunnally, L OBP: 0.373, SLG: 0.390 (9, 9)											0	0	0	0	0	0	0				
Dmitri Young, S OBP: 0.342, SLG: 0.500 (8, 3)											4	1	2	0	0	1	1				
Willie Greene, L OBP: 0.476, SLG: 0.596 (1, 5)											2	1	0	0	2	1	2				
Bret Boone, R OBP: 0.422, SLG: 0.667 (1, 4)											4	1	3	3	0	0	2				
Brook Fordyce, R OBP: 0.250, SLG: 0.200 (1, 2)											4	0	1	0	0	1	1				
David Weathers, R ERA: 4.0 Mark Hutton, R ERA: 2.35 Aaron Boone, R OBP: 0.162, SLG: 0.162 Pat Watkins, R OBP: 0.162, SLG: 0.162 Stan Belinda, R (9, 1)											1	0	0	0	0	1	1				
Inning Stats	R: 1 E: 0 K: 0 S: 11	H: 1 LOB: 0 BB: 0 P: 19	R: 1 E: 0 K: 3 S: 14	H: 2 LOB: 0 BB: 0 P: 21	R: 0 E: 0 K: 0 S: 8	H: 0 LOB: 0 BB: 0 P: 8	R: 0 E: 0 K: 0 S: 5	H: 1 LOB: 0 BB: 0 P: 6	R: 0 E: 0 K: 1 S: 9	H: 3 LOB: 2 BB: 0 P: 15	R: 0 E: 0 K: 1 S: 11	H: 1 LOB: 1 BB: 1 P: 18	R: 0 E: 0 K: 1 S: 7	H: 2 LOB: 3 BB: 1 P: 14	R: 2 E: 0 K: 2 S: 12	H: 1 LOB: 0 BB: 1 P: 21	R: 0 E: 0 K: 3 S: 11	H: 0 LOB: 1 BB: 1 P: 20	1B: 7 2B: 3 3B: 0 HR: 1	SF: 0 SAC: 0 DP: 1 HBP: 0	WP: 1 PA: 40 PB: 0 SB: 0 CS: 0
PITCHER	IP	WLS	BF	H	R	ER	SO	BB	IBB	HBP	BLK	WP	HR	S	P	ERA	WHIP				
Mike Hampton, L ERA: 4.0 (1, 1)	6.2	W	30	10	2	2	5	2	0	0	0	0	1	15	26	13.50	1.800				
Doug Henry, R ERA: 2.35 (7, 1)	1.1		6	1	2	2	3	1	0	0	0	0	1	15	26	13.50	1.800				
Billy Wagner, L ERA: 4.91 (9, 1)	1.0	S	4	0	0	0	3	1	0	0	0	0	0	11	20	0.00	1.000				

Houston Astros @ Cincinnati Reds
Cinergy Field, Cincinnati, OH
Thu Apr 16 1998, 7:05 PM EDT
Att: 14,596 - Cloudy - 64 F

AB	36
R	4
H	11
RBI	4
BB	4
SO	11
LOB	18



Batter	1	2	3	4	5	6	7	8	9	AB	R	H	RBI	BB	SO	LOB	TOP		
Edgardo Alfonso, R OBP: 0.313, SLG: 0.373	4-2 SH1-3 BB SF9 BB		0-1 G4-3		1-1 F9		1-3 K			3	1	0	0	1	1	1	<p>New York Mets @ Cincinnati Reds Cinergy Field, Cincinnati, OH</p> <p>Fri Apr 17 1998, 7:05 PM EDT Att: 21,384 - Unknown - 57 F</p> <p>livebaseballscores.com</p>		
John Olerud, L OBP: 0.452, SLG: 0.500 Rich Becker, L OBP: 0.289, SLG: 0.385	4-2 SF9 SH1-3 BB		0-2 G1-3		2-1 G3		1-1 FC5-2 1B			3	0	1	0	1	0	0			
Bernard Gilkey, R OBP: 0.411, SLG: 0.354	0-0 SH1-3			0-1 F8	1-0 F9		3-3 K			3	0	0	0	0	1	1			
Butch Huskey, R OBP: 0.291, SLG: 0.375	0-2 SF9			0-0 BB SF9 2B		1-0 E5 G6-4-3		0-1 FC5-2		3	1	1	1	0	0	2			
Brian McRae, S OBP: 0.375, SLG: 0.383 Alberto Castillo, R OBP: 0.239, SLG: 0.211	0-0 F8			4-2 SF9 BB 1B BB		0-0 G6-4-3 1-2f		3-2 P4		3	1	0	0	1	0	3			
Tim Spehr, R OBP: 0.323, SLG: 0.231		2-3 K		4-1 1B BB		0-0 P6			0-1 G4-3	2	0	0	0	1	1	0			
Luis Lopez, S OBP: 0.450, SLG: 0.444		1-0 K		1-2 2-3 BB						1	0	0	0	0	0	0			
Carlos Baerga, S OBP: 0.161, SLG: 0.208		1-0 G6-3		0-0 SF9			1-3 K		0-1 G6-3	3	0	0	1	0	1	0			
Rey Ordenez, R OBP: 0.288, SLG: 0.281		1-0 F9		2-3 3-H 1-2 BB 1B			1-0 K		0-3 K	4	0	2	1	0	1	0			
Bobby Jones, R Jim Tatum, R OBP: 0.222, SLG: 0.333 Greg McMichael, R Dennis Cook, L	2-3 K		2-3 K	0-3 K			0-0 F9			2	0	0	0	0	2	2			
Inning Stats	R: 1 E: 0 K: 0 S: 11	H: 0 LOB: 1 BB: 2 P: 19	R: 0 E: 0 K: 1 S: 5	H: 0 LOB: 0 BB: 0 P: 9	R: 0 E: 0 K: 1 S: 8	H: 0 LOB: 0 BB: 0 P: 10	R: 2 E: 0 K: 1 S: 12	H: 2 LOB: 2 BB: 2 P: 20	R: 0 E: 0 K: 0 S: 5	H: 0 LOB: 0 BB: 0 P: 9	R: 0 E: 1 K: 0 S: 3	H: 1 LOB: 1 BB: 0 P: 11	R: 0 E: 1 K: 1 S: 11	H: 1 LOB: 2 BB: 0 P: 18	R: 0 E: 0 K: 1 S: 7	H: 0 LOB: 0 BB: 0 P: 7	1B: 3 2B: 1 3B: 0 HR: 0	SF: 2 SAC: 1 DP: 1 HBP: 0	WP: 0 PA: 35 PB: 0 SB: 2 CS: 0
PITCHER	IP WLS BF H R ER SO BB IBB HBP BLK WP HR S P ERA WHIP	7.0 W 29 4 3 3 5 4 0 0 0 0 0 0 54 85 3.86 1.143	2.0 S 6 0 0 0 2 0 0 0 0 0 0 0 16 22 0.00 0.000	PITCHER															

Batter	1	2	3	4	5	6	7	8	9	AB	R	H	RBI	BB	SO	LOB	BOTTOM			
Chris Stynes, R OBP: 0.412, SLG: 0.578	1-2 G5-3		2-1 G6-3		3-2 S 2B 1B		2-2 G1-3 S 1B			4	1	2	0	0	0	0	<p>New York Mets @ Cincinnati Reds Cinergy Field, Cincinnati, OH</p> <p>Fri Apr 17 1998, 7:05 PM EDT Att: 21,384 - Unknown - 57 F</p> <p>livebaseballscores.com</p>			
Jon Nunnally, L OBP: 0.364, SLG: 0.364	3-3 K		4-2 3B BB		3-3 K 1-2		3-2 G1-3 1-3			3	1	0	0	1	2	2				
Barry Larkin, R OBP: 0.444, SLG: 0.500	4-2 1B BB		1-0 2B 3B		1-0 G6-3 1B 2B		4-0 S IBB			2	2	2	2	2	0	0				
Eddie Taubensee, L OBP: 0.423, SLG: 0.468 Eduardo Perez, R OBP: 0.244, SLG: 0.268	2-0 F9		3-2 2B		3-2 G6-3		3-3 K			3	0	2	1	0	0	1				
Dmitri Young, S OBP: 0.333, SLG: 0.475 Brook Fordyce, R OBP: 0.250, SLG: 0.200	1-3 1B		3-3 2B		0-0 K		2-3 K			4	0	1	1	0	2	5				
Willie Greene, L OBP: 0.448, SLG: 0.549		1-1 G5-3	1-0 G4-3		0-0 P6			3-2 F7		4	0	0	0	0	2	2				
Bret Boone, R OBP: 0.397, SLG: 0.625		1-2 F9		3-2 G4-3		1-3 K		1-0 G1-3		4	0	0	0	0	1	0				
Reggie Sanders, R OBP: 0.396, SLG: 0.310		4-2 BB		1-3 K		0-1 G1-3		0-0 1B		3	0	1	0	1	1	0				
Mike Remlinger, L Jeff Shaw, R	0-2 F9		0-2 L3		0-0 G1-3					3	0	0	0	0	0	1				
Inning Stats	R: 0 E: 0 K: 1 S: 10	H: 1 LOB: 2 BB: 1 P: 20	R: 0 E: 0 K: 0 S: 10	H: 0 LOB: 1 BB: 1 P: 16	R: 2 E: 0 K: 1 S: 13	H: 2 LOB: 1 BB: 1 P: 27	R: 0 E: 0 K: 1 S: 11	H: 0 LOB: 0 BB: 0 P: 15	R: 2 E: 0 K: 1 S: 18	H: 3 LOB: 1 BB: 0 P: 27	R: 0 E: 0 K: 1 S: 6	H: 0 LOB: 0 BB: 0 P: 7	R: 0 E: 0 K: 2 S: 13	H: 1 LOB: 2 BB: 1 P: 27	R: 0 E: 0 K: 0 S: 5	H: 1 LOB: 1 BB: 0 P: 9		1B: 5 2B: 2 3B: 1 HR: 0	SF: 0 SAC: 0 DP: 0 HBP: 0	WP: 0 PA: 35 PB: 0 SB: 3 CS: 0
PITCHER	IP WLS BF H R ER SO BB IBB HBP BLK WP HR S P ERA WHIP	6.0 L 27 6 4 4 5 3 0 0 0 0 0 0 7 112 6.00 1.500	0.1 3 1 0 0 0 0 0 1 0 0 0 0 0 7 16 0.00 3.000	1.2 5 1 0 0 2 0 0 0 0 0 0 0 0 11 20 0.00 0.600	PITCHER															

Batter	1	2	3	4	5	6	7	8	9	10	AB	R	H	RBI	BB	SO	LOB	TOP				
Rich Becker, L OBP: 0.320, SLG: 0.419 (1, 7)	F8		2B		G3-6-1		K			SH5-4	4	3	2	0	1	1	0	New York Mets @ Cincinnati Reds Cinergy Field, Cincinnati, OH Sat Apr 18 1998, 3:33 AM EDT Att: 21,213 - Cloudy - 54 F				
Eduardo Alfonso, R OBP: 0.333, SLG: 0.387 (1, 5)	G5-3		BB		G3-6-1		K			SH5-4	3	1	1	2	1	1	0					
John Olerud, L OBP: 0.455, SLG: 0.481 (1, 3)	BB		BB		G3-6-1					SH5-4	2	0	0	0	2	0	2					
Butch Huskey, R OBP: 0.333, SLG: 0.380 (1, 9)	F9		BB		1-2					SH5-4	2	0	1	1	3	0	1					
Brian McRae, S OBP: 0.344, SLG: 0.353 (1, 8)			K		SF7					P4	4	0	0	1	0	1	5					
Carlos Baerga, S OBP: 0.214, SLG: 0.214 (8, 7)					G3					E5	3	0	1	0	0	0	2					
Brian Schatzler, L OBP: 0.267, SLG: 0.267 (8, 9)					G3					E5	0	0	0	0	0	0	1					
Mel Rojas, R OBP: 0.289, SLG: 0.287 (8, 1)					G3					E5	1	0	0	0	0	0	0					
Jim Tatum, R OBP: 0.300, SLG: 0.300 (10, 9)					G3					E5	1	0	0	0	0	0	2					
John Franco, L OBP: 0.300, SLG: 0.300 (10, 1)					G3					E5	0	0	0	0	0	0	0					
Alberto Castillo, R OBP: 0.208, SLG: 0.182 (9, PH)	G1-6-3				K					F8	3	0	0	0	0	1	1					
Bernard Gilkey, R OBP: 0.404, SLG: 0.347 (9, 2)	G1-6-3				K					K	1	0	0	0	0	0	0					
Tim Spehr, R OBP: 0.313, SLG: 0.222 (9, 2)	G1-6-3				K					K	1	0	0	0	0	1	3					
Rey Ordonez, R OBP: 0.286, SLG: 0.295 (1, 6)			SH5-4		F8					K	4	1	1	0	0	1	0					
Masato Yoshii, R OBP: 0.409, SLG: 0.400 (6, 4)			SH5-4		F8					F8	1	0	0	0	0	0	0					
Luis Lopez, S OBP: 0.409, SLG: 0.400 (6, 4)			SH5-4		F8					F8	2	0	0	0	0	0	0					
Inning Stats	R: 0 E: 0 K: 0 S: 3	H: 0 LOB: 1 BB: 1 P: 7	R: 0 E: 0 K: 1 S: 5	H: 1 LOB: 0 BB: 0 P: 5	R: 3 E: 0 K: 0 S: 5	H: 2 LOB: 3 BB: 3 P: 17	R: 0 E: 0 K: 1 S: 5	H: 0 LOB: 0 BB: 0 P: 7	R: 1 E: 0 K: 0 S: 4	H: 2 LOB: 1 BB: 1 P: 8	R: 0 E: 0 K: 0 S: 3	H: 0 LOB: 0 BB: 0 P: 7	R: 0 E: 0 K: 2 S: 7	H: 0 LOB: 1 BB: 1 P: 7	R: 0 E: 0 K: 1 S: 5	H: 0 LOB: 0 BB: 0 P: 5	R: 1 E: 1 K: 1 S: 7	H: 1 LOB: 3 BB: 1 P: 12	1B: 3 2B: 3 3B: 0 HR: 0	SF: 1 SAC: 2 DP: 2 HBP: 1	WP: 0 PB: 0 SB: 0 CS: 0	PA: 43
PITCHER	IP	WLS	BF	H	R	ER	SO	BB	IBB	HBP	BLK	WP	HR	S	P	ERA	WHIP					
Pete Harnisch, R ERA: 3.76 (1, 1)	6.0		26	5	4	4	2	5	0	0	0	0	0	25	45	6.00	1.667					
Scott Sullivan, R ERA: 8.71 (7, 1)	2.0		7	0	0	0	2	1	0	0	0	0	0	10	14	0.00	0.500					
Stan Belinda, R ERA: 3.45 (9, 1)	2.0	L	10	1	1	0	2	0	1	1	0	0	0	12	17	0.00	0.500					

New York Mets @ Cincinnati Reds
Cinergy Field, Cincinnati, OH

Sat Apr 18 1998, 3:33 AM EDT
Att: 21,213 - Cloudy - 54 F

AB 32
R 5
H 6
RBI 4
BB 7
SO 6
LOB 17



Batter	1	2	3	4	5	6	7	8	9	10	AB	R	H	RBI	BB	SO	LOB	BOTTOM						
Chris Stynes, R OBP: 0.397, SLG: 0.544 (1, 7)	F8		F8		G5-3		K			CS	4	0	0	0	1	1	0	New York Mets @ Cincinnati Reds Cinergy Field, Cincinnati, OH Sat Apr 18 1998, 3:33 AM EDT Att: 21,213 - Cloudy - 54 F						
Jon Nunnally, L OBP: 0.367, SLG: 0.429 (1, 9)	G3-1		CS		HR		P5			P2	5	1	2	1	0	0	1							
Barry Larkin, R OBP: 0.440, SLG: 0.474 (1, 6)	E7		CS		F9		BB			K	4	1	1	0	1	1	0							
Eddie Taubensee, L OBP: 0.439, SLG: 0.538 (1, 2)			HR		1B		F7			G3-1	5	2	3	1	0	0	1							
Dmitri Young, S OBP: 0.296, SLG: 0.432 (1, 3)			K		SF7		F7			G1-3	4	0	0	1	0	1	1							
Willie Greene, L OBP: 0.437, SLG: 0.519 (1, 5)			K		BB		K			G1	3	0	0	0	1	2	0							
Bret Boone, R OBP: 0.431, SLG: 0.662 (1, 4)			BB		BB		FC5-4			FC5-4	4	0	4	1	0	0	0							
Reggie Sanders, R OBP: 0.368, SLG: 0.283 (9, 1)			BB		BB		FC5-4			FC5-4	4	0	0	0	0	1	5							
Pete Harnisch, S OBP: 0.100, SLG: 0.100 (1, 1)			BB		G6-3		F8			F7	2	0	0	0	0	2								
Eduardo Perez, R OBP: 0.259, SLG: 0.262 (6, PH)			BB		G5-3		F8			F7	1	0	0	0	0	1								
Scott Sullivan, R OBP: 0.368, SLG: 0.283 (9, 1)			K		P6		FC5-4			FC5-4	0	0	0	0	0	0	0							
Pat Watkins, R OBP: 0.167, SLG: 0.167 (9, 8)			K		P6		FC5-4			FC5-4	0	0	0	0	0	0	0							
Inning Stats	R: 0 E: 1 K: 0 S: 3	H: 0 LOB: 1 BB: 3 P: 3	R: 1 E: 0 K: 3 S: 11	H: 2 LOB: 1 BB: 0 P: 11	R: 0 E: 0 K: 0 S: 3	H: 1 LOB: 0 BB: 3 P: 3	R: 2 E: 0 K: 0 S: 6	H: 3 LOB: 2 BB: 1 P: 10	R: 1 E: 0 K: 0 S: 5	H: 2 LOB: 1 BB: 1 P: 5	R: 0 E: 0 K: 1 S: 6	H: 1 LOB: 1 BB: 0 P: 6	R: 0 E: 0 K: 1 S: 5	H: 0 LOB: 1 BB: 1 P: 9	R: 0 E: 0 K: 0 S: 4	H: 1 LOB: 1 BB: 0 P: 4	R: 0 E: 0 K: 0 S: 2	H: 0 LOB: 0 BB: 1 P: 6	R: 0 E: 0 K: 1 S: 5	H: 0 LOB: 0 BB: 0 P: 5	1B: 7 2B: 1 3B: 0 HR: 2	SF: 1 SAC: 0 DP: 0 HBP: 0	WP: 0 PB: 0 SB: 2 CS: 2	PA: 42
PITCHER	IP	WLS	BF	H	R	ER	SO	BB	IBB	HBP	BLK	WP	HR	S	P	ERA	WHIP							
Masato Yoshii, R ERA: 2.0 (1, 1)	5.0		23	8	4	4	3	1	0	0	0	0	0	28	32	7.20	1.800							
Brian Bohanon, L ERA: 0.88 (6, 1)	2.0		8	1	0	0	2	1	0	0	0	0	0	11	15	0.00	1.000							
Mel Rojas, R ERA: 0.88 (8, 1)	2.0	W	7	1	0	0	0	1	0	0	0	0	0	6	10	0.00	1.000							
John Franco, L ERA: 0.88 (10, 1)	1.0	S	3	0	0	0	1	0	0	0	0	0	0	5	5	0.00	0.000							

New York Mets @ Cincinnati Reds
Cinergy Field, Cincinnati, OH

Sat Apr 18 1998, 3:33 AM EDT
Att: 21,213 - Cloudy - 54 F

AB 37
R 4
H 10
RBI 4
BB 3
SO 6
LOB 11



Batter	1	2	3	4	5	6	7	8	9	AB	R	H	RBI	BB	SO	LOB	TOP					
Chris Stynes, R OBP: 0.402, SLG: 0.520										4	1	2	0	1	0	2						
Lenny Harris, L OBP: 0.333, SLG: 0.308 Pat Watkins, R OBP: 0.154, SLG: 0.154										4	0	1	0	0	1	3						
Barry Larkin, R OBP: 0.439, SLG: 0.455										3	1	1	1	1	1	0						
Eddie Taubensee, L OBP: 0.438, SLG: 0.509										4	1	1	1	1	1	2						
Willie Greene, L OBP: 0.410, SLG: 0.467 Aaron Boone, R OBP: 0.125, SLG: 0.125										3	0	0	0	0	3	2						
Bret Boone, R OBP: 0.400, SLG: 0.600										3	1	0	0	1	0	2						
Dmitri Young, S OBP: 0.291, SLG: 0.423										4	1	2	2	0	2	0						
Jon Nunnally, L OBP: 0.375, SLG: 0.453										4	1	2	2	0	2	0						
Brett Tomko, R OBP: 0.200, SLG: 0.200 Jeff Shaw, R OBP: 0.125, SLG: 0.125										3	0	0	0	0	2	1						
Inning Stats	R: 1 E: 0 K: 1 S: 16	H: 3 LOB: 2 BB: 0 P: 22	R: 0 E: 0 K: 2 S: 11	H: 0 LOB: 0 BB: 0 P: 16	R: 0 E: 0 K: 1 S: 7	H: 0 LOB: 0 BB: 0 P: 8	R: 0 E: 0 K: 1 S: 9	H: 0 LOB: 0 BB: 0 P: 13	R: 2 E: 0 K: 3 S: 17	H: 3 LOB: 2 BB: 1 P: 27	R: 0 E: 0 K: 2 S: 10	H: 0 LOB: 0 BB: 0 P: 13	R: 0 E: 0 K: 2 S: 9	H: 1 LOB: 1 BB: 0 P: 13	R: 3 E: 0 K: 0 S: 11	H: 2 LOB: 2 BB: 3 P: 28	R: 0 E: 0 K: 1 S: 8	H: 0 LOB: 0 BB: 0 P: 11	1B: 7 2B: 2 3B: 0 HR: 0	SF: 0 SAC: 3 DP: 0 HBP: 0	WP: 0 PB: 0 SB: 2 CS: 0	PA: 40
PITCHER	IP WLS BF H R ER SO BB IBB HBP BLK WP HR S P ERA WHIP																					
Curt Schilling, R ERA: 1.58	7.0 L 29 7 3 3 11 1 0 0 0 0 0 0 79 112 3.86 1.143																					
Jerry Spradlin, R ERA: 4.83	0.1 4 0 3 3 0 2 1 0 0 0 0 0 3 15 81.00 6.000																					
Darrin Winston, L ERA: 2.45	0.1 3 2 0 0 0 0 0 0 0 0 0 0 5 8 0.00 6.000																					
Wayne Gomes, R ERA: 7.0	1.1 4 0 0 0 1 0 0 0 0 0 0 0 11 16 0.00 0.000																					

Cincinnati Reds @ Philadelphia Phillies
Veterans Stadium, Philadelphia, PA

AB 33
R 6
H 9
RBI 6
BB 4
SO 12
LOB 12



WP: 0 PA: 40
PB: 0
SB: 2
CS: 0

Batter	1	2	3	4	5	6	7	8	9	AB	R	H	RBI	BB	SO	LOB	BOTTOM					
Doug Glanville, R OBP: 0.263, SLG: 0.351										4	1	1	0	0	0	2						
Gregg Jefferies, S OBP: 0.380, SLG: 0.368										4	0	3	1	0	0	0						
Scott Rolen, R OBP: 0.359, SLG: 0.478										4	0	1	0	0	1	3						
Mike Lieberthal, R OBP: 0.292, SLG: 0.333										4	1	1	0	0	1	2						
Rico Brogna, L OBP: 0.282, SLG: 0.478										4	1	1	2	0	2	2						
Mark Lewis, R OBP: 0.287, SLG: 0.315										4	0	0	0	0	2	0						
Bobby Abreu, L OBP: 0.381, SLG: 0.362										4	0	0	0	0	3	0						
Desi Relaford, S OBP: 0.319, SLG: 0.341 Jerry Spradlin, S OBP: 0.380, SLG: 0.368 Darrin Winston, R OBP: 0.359, SLG: 0.478 Wayne Gomes, R OBP: 0.348, SLG: 0.409 23 Kevin Jordan, R OBP: 0.348, SLG: 0.409										3	0	1	0	0	0	0						
Curt Schilling, R OBP: 0.167, SLG: 0.091 Alex Arias, R OBP: 0.476, SLG: 0.471										1	0	0	0	1	1	1						
Inning Stats	R: 0 E: 0 K: 0 S: 8	H: 2 LOB: 1 BB: 0 P: 12	R: 0 E: 0 K: 2 S: 9	H: 0 LOB: 0 BB: 0 P: 14	R: 0 E: 0 K: 1 S: 10	H: 1 LOB: 1 BB: 0 P: 14	R: 0 E: 0 K: 1 S: 7	H: 0 LOB: 0 BB: 0 P: 9	R: 0 E: 0 K: 2 S: 10	H: 0 LOB: 0 BB: 0 P: 15	R: 0 E: 0 K: 0 S: 13	H: 1 LOB: 2 BB: 1 P: 21	R: 2 E: 0 K: 1 S: 10	H: 2 LOB: 0 BB: 0 P: 13	R: 1 E: 1 K: 1 S: 16	H: 2 LOB: 2 BB: 0 P: 25	R: 0 E: 0 K: 2 S: 8	H: 0 LOB: 0 BB: 0 P: 10	1B: 5 2B: 2 3B: 0 HR: 1	SF: 0 SAC: 0 DP: 0 HBP: 0	WP: 0 PB: 0 SB: 1 CS: 0	PA: 35
PITCHER	IP WLS BF H R ER SO BB IBB HBP BLK WP HR S P ERA WHIP																					
Brett Tomko, R ERA: 2.76	7.1 W 30 8 3 3 7 1 0 0 0 0 0 0 13 21 3.68 1.227																					
Jeff Shaw, R ERA: 2.45	1.2 S 5 0 0 0 3 0 0 0 0 0 0 0 13 21 0.00 0.000																					

Cincinnati Reds @ Philadelphia Phillies
Veterans Stadium, Philadelphia, PA

AB 34
R 3
H 8
RBI 3
BB 1
SO 10
LOB 10



WP: 0 PA: 35
PB: 0
SB: 1
CS: 0

Batter	1	2	3	4	5	6	7	8	9	AB	R	H	RBI	BB	SO	LOB	TOP					
Chris Stynes, R OBP: 0.414, SLG: 0.513 (1, 7)										3	0	1	0	1	0	0	Cincinnati Reds @ Philadelphia Phillies Veterans Stadium, Philadelphia, PA Wed Apr 22 1998, 7:05 PM EDT Att: 11,102 - Cloudy - 60 F					
Lenny Harris, L OBP: 0.371, SLG: 0.355 (1, 9)										5	1	3	0	0	0	1						
Barry Larkin, R OBP: 0.419, SLG: 0.429 (1, 6)										5	1	1	0	0	1	4						
Eddie Taubensee, L OBP: 0.420, SLG: 0.484 (1, 2)										5	0	1	1	0	1	4						
Willie Greene, L OBP: 0.386, SLG: 0.431 (1, 5)										5	1	0	0	0	1	5						
Bret Boone, R OBP: 0.405, SLG: 0.595 (1, 4)										4	1	2	1	0	0	1						
Dmitri Young, S OBP: 0.322, SLG: 0.455 (1, 3)										3	0	2	1	1	0	1						
Jon Nunnally, L OBP: 0.366, SLG: 0.429 (1, 8)										3	0	0	0	1	0	3						
Mark Hutton, R Gabe White, L Aaron Boone, R Scott Sullivan, R Eduardo Perez, R Stan Belinda, R (1, 1) (3, 1) (6, PH) (6, 1) (8, PH) (8, 1)										1	0	1	1	0	0	0		AB 37 R 4 H 11 RBI 4 BB 3 SO 4 LOB 21				
Inning Stats	R: 4 E: 0 K: 0 S: 8	H: 5 LOB: 2 BB: 1 P: 12	R: 0 E: 0 K: 0 S: 4	H: 1 LOB: 1 BB: 0 P: 4	R: 0 E: 0 K: 0 S: 4	H: 1 LOB: 1 BB: 0 P: 4	R: 0 E: 0 K: 1 S: 5	H: 0 LOB: 0 BB: 0 P: 3	R: 0 E: 0 K: 1 S: 6	H: 1 LOB: 2 BB: 1 P: 10	R: 0 E: 0 K: 1 S: 6	H: 1 LOB: 2 BB: 1 P: 10	1B: 10 2B: 1 3B: 0 HR: 0	SF: 0 SAC: 0 DP: 0 HBP: 1	WP: 0 PB: 0 SB: 0 CS: 0	PA: 41						
PITCHER	IP WLS BF H R ER SO BB IBB HBP BLK WP HR S P ERA WHIP	IP WLS BF H R ER SO BB IBB HBP BLK WP HR S P ERA WHIP																				
Tyler Green, R ERA: 5.4 (1, 1)	7.0 W 31	9 4 4 2	0 1 1 0	0 0 0 0	0 0 0 0	0 0 6 10	0.00 2.000															
Mark Leiter, R ERA: 3.09 (8, 1)	1.0 S 5	1 0 0 1	1 0 0 0	0 0 0 0	0 0 6 10	0.00 2.000																
Ricky Bottalico, R ERA: 4.66 (9, 1)	1.0 S 5	1 0 0 1	1 0 0 0	0 0 0 0	0 0 6 10	0.00 2.000																

Batter	1	2	3	4	5	6	7	8	9	AB	R	H	RBI	BB	SO	LOB	BOTTOM			
Doug Glanville, R OBP: 0.274, SLG: 0.395 (1, 8)										4	1	2	2	0	1	0	Cincinnati Reds @ Philadelphia Phillies Veterans Stadium, Philadelphia, PA Wed Apr 22 1998, 7:05 PM EDT Att: 11,102 - Cloudy - 60 F			
Gregg Jefferies, S OBP: 0.373, SLG: 0.361 (1, 7)										4	0	1	0	0	0	0				
Mark Leiter, R (8, 1)										0	0	0	0	0	0	0				
Ricky Bottalico, L (9, 1)										0	0	0	0	0	0	0				
Scott Rolen, R OBP: 0.354, SLG: 0.457 (1, 5)										3	0	0	0	1	0	2				
Mike Lieberthal, R OBP: 0.290, SLG: 0.359 (1, 2)										4	1	1	0	0	0	1				
Rico Brogna, L OBP: 0.280, SLG: 0.465 (1, 3)										4	0	1	0	0	1	1				
Mark Lewis, R OBP: 0.281, SLG: 0.328 (1, 4)										4	1	2	1	0	0	1				
Bobby Abreu, L OBP: 0.379, SLG: 0.377 (1, 9)										3	1	1	0	0	1	1				
Desi Relaford, S OBP: 0.300, SLG: 0.319 (1, 6)										3	0	0	1	0	0	1				
Tyler Green, R OBP: 0.429, SLG: 0.667 Ruben Amaro Jr, S OBP: 0.500, SLG: 0.571 (1, 1) (7, PH) (8, 7)										2	1	1	1	0	0	0				
Inning Stats	R: 0 E: 0 K: 0 S: 3	H: 0 LOB: 1 BB: 1 P: 7	R: 3 E: 0 K: 0 S: 8	H: 5 LOB: 2 BB: 0 P: 8	R: 1 E: 0 K: 2 S: 8	H: 2 LOB: 0 BB: 0 P: 8	R: 1 E: 0 K: 0 S: 4	H: 1 LOB: 0 BB: 0 P: 4	R: 0 E: 0 K: 0 S: 3	H: 0 LOB: 0 BB: 0 P: 3	R: 0 E: 0 K: 1 S: 5	H: 0 LOB: 0 BB: 0 P: 5	R: 0 E: 1 K: 0 S: 4	H: 1 LOB: 1 BB: 0 P: 4	1B: 5 2B: 2 3B: 1 HR: 1	SF: 0 SAC: 0 DP: 0 HBP: 0	WP: 0 PB: 0 SB: 0 CS: 1	PA: 34		
PITCHER	IP WLS BF H R ER SO BB IBB HBP BLK WP HR S P ERA WHIP	IP WLS BF H R ER SO BB IBB HBP BLK WP HR S P ERA WHIP																		
Mark Hutton, R ERA: 8.59 (1, 1)	2.1 L 8	1 1 1 1	0 0 0 0	0 0 1 10	10 3.38 0.375															
Gabe White, L ERA: 6.41 (3, 1)	2.2 L 8	1 1 1 1	0 0 0 0	0 0 8 8	0.00 0.000															
Scott Sullivan, R ERA: 7.3 (6, 1)	2.0 6	0 0 0 1	0 0 0 0	0 0 4 4	0.00 1.000															
Stan Belinda, R ERA: 3.24 (8, 1)	1.0 4	1 0 0 0	0 0 0 0	0 0 4 4	0.00 1.000															

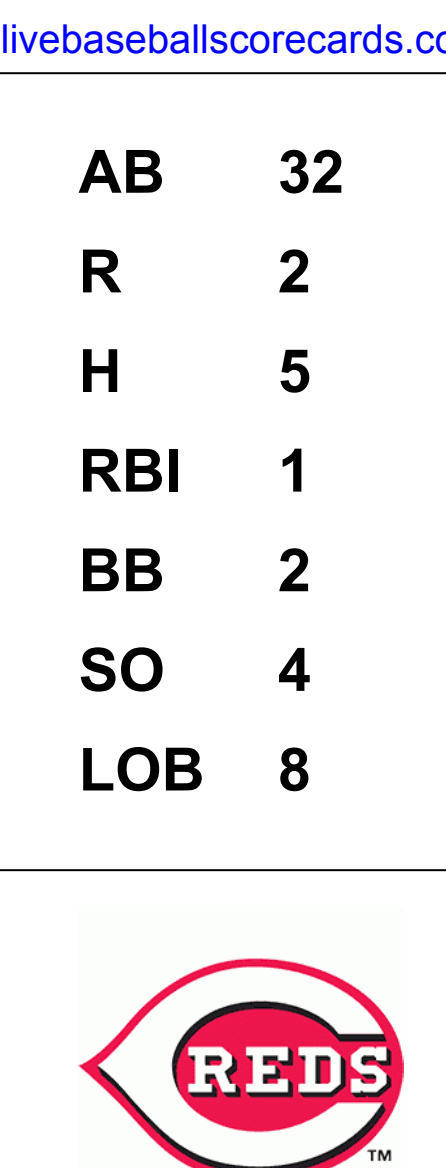
Batter	1	2	3	4	5	6	7	8	9	AB	R	H	RBI	BB	SO	LOB	TOP					
Chris Stynes, R OBP: 0.413, SLG: 0.500 (1, 7)	F7		F9				FC6-4 BB		K	4	1	1	0	1	1	0	Cincinnati Reds @ Philadelphia Phillies Veterans Stadium, Philadelphia, PA Thu Apr 23 1998, 7:05 PM EDT Att: 10,445 - Overcast - 55 F					
Lenny Harris, L OBP: 0.375, SLG: 0.371 (1, 9)	G1-3		2B		FC6-4 BB		FC5-4 BB		G6-3	4	0	1	0	1	0	1						
Barry Larkin, R OBP: 0.418, SLG: 0.404 (1, 6)	F8		G5-3		BB		FC5-4 FC1		1B BB	3	0	0	0	2	0	3						
Eddie Taubensee, L OBP: 0.432, SLG: 0.477 (1, 2)		P2			G6-4-3 1B BB		FC1		1B	3	0	1	1	2	0	1						
Dmitri Young, S OBP: 0.328, SLG: 0.500 (1, 3)		HR			G6-4-3 1B		F8		F7	5	1	2	1	0	0	7						
Bret Boone, R OBP: 0.386, SLG: 0.566 (1, 4)	K				G6-4-3		L6		K	4	0	0	0	0	2	4						
Willie Greene, L OBP: 0.402, SLG: 0.485 (1, 5)		HR			S BB		G3 1B		G4-3	3	1	2	1	1	0	0						
Jon Nunnally, L OBP: 0.361, SLG: 0.407 (1, 8)	K				K		G3		CS BB	3	0	0	0	1	2	3						
Pete Harnisch, S Eduardo Perez, R Stan Belinda, R Aaron Boone, R Scott Sullivan, R Gabe White, L OBP: 0.333, SLG: 0.333 (1, 1)			K		G5-3		G5-3		P6	2	0	0	0	0	1	0						
Inning Stats	R: 0 E: 0 K: 0 S: 5	H: 0 LOB: 0 BB: 0 P: 7	R: 2 E: 0 K: 2 S: 11	H: 2 LOB: 0 BB: 0 P: 16	R: 0 E: 0 K: 1 S: 11	H: 1 LOB: 1 BB: 0 P: 18	R: 0 E: 0 K: 1 S: 7	H: 1 LOB: 2 BB: 2 P: 17	R: 0 E: 0 K: 0 S: 16	H: 0 LOB: 3 BB: 3 P: 31	R: 0 E: 0 K: 1 S: 12	H: 1 LOB: 1 BB: 0 P: 17	R: 1 E: 0 K: 1 S: 9	H: 1 LOB: 2 BB: 1 P: 16	R: 0 E: 0 K: 0 S: 10	H: 0 LOB: 0 BB: 1 P: 19		R: 0 E: 0 K: 1 S: 9	H: 1 LOB: 2 BB: 1 P: 17	1B: 4 2B: 1 3B: 0 HR: 2	SF: 0 SAC: 0 DP: 1 HBP: 0	WP: 0 PB: 0 SB: 2 CS: 1
PITCHER	IP	WLS	BF	H	R	ER	SO	BB	IBB	HBP	BLK	WP	HR	S	P	ERA	WHIP					
Garrett Stephenson, R ERA: 6.9 Darrin Winston, L ERA: 2.25 Wayne Gomes, R ERA: 0.97 Jerry Spradlin, R ERA: 4.26 Mark Leiter, R ERA: 2.94	5.0	23	4	2	2	4	5	0	0	0	0	0	2	50	89	3.60	1.800					

Batter	1	2	3	4	5	6	7	8	9	AB	R	H	RBI	BB	SO	LOB	BOTTOM					
Doug Glanville, R OBP: 0.284, SLG: 0.400 (1, 8)	F9		G6-4-3 1B		K				HR BB 1B	4	1	2	0	0	1	0	Cincinnati Reds @ Philadelphia Phillies Veterans Stadium, Philadelphia, PA Thu Apr 23 1998, 7:05 PM EDT Att: 10,445 - Overcast - 55 F					
Gregg Jefferies, S OBP: 0.379, SLG: 0.360 Mark Leiter, R (9, 1)	WP 1B		F9		L6			HR BB	3	1	1	0	1	0	2	0						
Scott Rolen, R OBP: 0.349, SLG: 0.486 (1, 5)	K		G6-4-3		P4			HR	4	1	1	3	0	1	3							
Rico Brogna, L OBP: 0.291, SLG: 0.480 (1, 3)	G3				G6-3 2B			CS 1B	4	1	2	0	0	0	1							
Mark Lewis, R OBP: 0.294, SLG: 0.328 (1, 4)		G5-3 1B			G5-3 BB			K	3	1	1	0	1	1	1							
Bobby Abreu, L OBP: 0.371, SLG: 0.400 (1, 9)	F7		SF9 3B		F8			K	4	1	1	2	0	1	2							
Mark Parent, R OBP: 0.309, SLG: 0.273 Kevin Seick, R Jerry Spradlin, S Ruben Amaro Jr, S OBP: 0.500, SLG: 0.571 (8, 1)	G5-3				SF9			K	1	0	0	1	0	0	1							
Desi Relaford, S OBP: 0.283, SLG: 0.300 (1, 6)	G1-3				G4-3			K	3	0	0	0	0	1	1							
Garrett Stephenson, R OBP: 0.333, SLG: 0.200 Darrin Winston, R Wayne Gomes, R Mike Lieberthal, R OBP: 0.286, SLG: 0.354 (8, 2)			G5-3 HBP		G5-3			K	1	0	0	0	0	0	0							
Inning Stats	R: 0 E: 0 K: 1 S: 9	H: 1 LOB: 1 BB: 0 P: 17	R: 0 E: 0 K: 0 S: 8	H: 1 LOB: 0 BB: 0 P: 10	R: 0 E: 0 K: 0 S: 6	H: 1 LOB: 1 BB: 0 P: 10	R: 3 E: 0 K: 0 S: 14	H: 2 LOB: 0 BB: 1 P: 25	R: 0 E: 0 K: 0 S: 11	H: 0 LOB: 0 BB: 0 P: 15	R: 0 E: 0 K: 0 S: 4	H: 0 LOB: 0 BB: 0 P: 8	R: 0 E: 0 K: 3 S: 12	H: 0 LOB: 0 BB: 0 P: 19	R: 3 E: 0 K: 2 S: 16	H: 3 LOB: 0 BB: 1 P: 27		R: 3 E: 0 K: 2 S: 16	H: 3 LOB: 0 BB: 1 P: 27	1B: 5 2B: 1 3B: 1 HR: 1	SF: 1 SAC: 0 DP: 1 HBP: 1	WP: 1 PB: 0 SB: 0 CS: 1
PITCHER	IP	WLS	BF	H	R	ER	SO	BB	IBB	HBP	BLK	WP	HR	S	P	ERA	WHIP					
Pete Harnisch, R ERA: 4.02 Stan Belinda, R ERA: 2.89 Scott Sullivan, R ERA: 9.24 Gabe White, L ERA: 6.2	5.0	21	3	0	0	3	0	0	0	0	0	0	0	16	27	0.00	0.000					

livebaseballscores.com



Batter	1	2	3	4	5	6	7	8	9	AB	R	H	RBI	BB	SO	LOB	TOP					
Chris Stynes, R OBP: 0.396, SLG: 0.477 (1, 7)	G5-3			G6-3		G5-3		F9		5	0	0	0	0	0	1	Cincinnati Reds @ New York Mets Shea Stadium, Flushing, NY Fri Apr 24 1998, 7:05 PM EDT Att: 15,546 - Unknown - 73 F					
Willie Greene, L OBP: 0.400, SLG: 0.479 Pokey Reese, R OBP: 0.167, SLG: 0.125 (6, FR) (6, 5)	K			G4-3		FC1-5 1B		G5-3		3	0	1	0	0	1	0						
Barry Larkin, R OBP: 0.394, SLG: 0.375 (1, 6)	G3-1			G6-3		FC1-5 BB 1-2 2-3		G4-3		4	0	0	0	0	0	1						
Eddie Taubensee, L OBP: 0.436, SLG: 0.485 (1, 2)		K				G3 1B 2B			P6	3	1	1	0	1	1	0						
Dmitri Young, S OBP: 0.324, SLG: 0.476 (1, 3)		G4-3				G3			L8	3	0	0	0	1	0	1						
Bret Boone, R OBP: 0.380, SLG: 0.552 (1, 4)		G5-3				1B WP			P9	4	1	1	1	0	1	3						
Reggie Sanders, R OBP: 0.365, SLG: 0.288 (1, 8)				G1-3		WP 1-3 1B			L4	3	0	1	0	0	0	0						
Jon Nunnally, L OBP: 0.347, SLG: 0.387 (1, 9)				K		P5			P5	3	0	0	0	0	1	1						
Mike Remlinger, L OBP: 0.077, SLG: 0.077 Jeff Shaw, R (8, 1)				G5-3		2-3 3-H L5			CS 1B	3	0	1	0	0	0	1						
Inning Stats	R: 0 E: 0 K: 1 S: 8	H: 0 LOB: 0 BB: 0 P: 12	R: 0 E: 0 K: 1 S: 7	H: 0 LOB: 0 BB: 0 P: 10	R: 0 E: 0 K: 1 S: 7	H: 0 LOB: 0 BB: 0 P: 8	R: 0 E: 0 K: 0 S: 8	H: 0 LOB: 0 BB: 0 P: 9	R: 2 E: 0 K: 0 S: 17	H: 3 LOB: 1 BB: 0 P: 22	R: 0 E: 0 K: 0 S: 11	H: 1 LOB: 0 BB: 2 P: 22	R: 0 E: 0 K: 0 S: 7	H: 1 LOB: 0 BB: 0 P: 12	R: 0 E: 0 K: 0 S: 8	H: 0 LOB: 0 BB: 0 P: 11		R: 0 E: 0 K: 1 S: 11	H: 0 LOB: 0 BB: 0 P: 18	1B: 4 2B: 1 3B: 0 HR: 0	SF: 0 SAC: 0 DP: 0 HBP: 0	WP: 1 PB: 0 CS: 1
PITCHER	IP	WLS	BF	H	R	ER	SO	BB	IBB	HBP	BLK	WP	HR	S	P	ERA	WHIP					
Bobby Jones, R ERA: 3.12 John Franco, L ERA:	(1, 1)	8.0	W	31	5	2	2	3	2	0	0	0	0	0	73	106	2.25	0.875				
Batter	1	2	3	4	5	6	7	8	9	AB	R	H	RBI	BB	SO	LOB	BOTTOM					
Rey Ordonez, R OBP: 0.256, SLG: 0.276 Rich Becker, L OBP: 0.352, SLG: 0.500 Carlos Baerga, S OBP: 0.185, SLG: 0.230 (8, PH) (8, 4)	K			L5		K		2B FC6-4 1B		3	0	0	0	0	2	0	Cincinnati Reds @ New York Mets Shea Stadium, Flushing, NY Fri Apr 24 1998, 7:05 PM EDT Att: 15,546 - Unknown - 73 F					
Eduardo Alfonzo, R OBP: 0.344, SLG: 0.410 (1, 5)	F9			1B SF9 2B		G5-3 BB		FC6-4 1B 2B		3	1	2	1	1	0	0						
Bernard Gilkey, R OBP: 0.421, SLG: 0.409 (1, 7)	PO			SF9 1B BB		G5-3		FC6-4 IBB		2	0	1	0	2	0	1						
Butch Huskey, R OBP: 0.299, SLG: 0.333 (1, 9)	PO	P4		SF9 1B		G5-3		FC6-4		4	0	1	1	0	0	3						
Jim Tatum, R OBP: 0.250, SLG: 0.667 Matt Franco, L OBP: 0.409, SLG: 0.235 John Franco, L (8, PH) (9, 1)		G4-3		SF9		L8		G4-3		2	0	0	1	0	0	0						
Brian McRae, S OBP: 0.359, SLG: 0.333 (1, 8)				SF9		L8		G4-3		1	0	0	0	0	0	2						
Luis Lopez, S OBP: 0.472, SLG: 0.516 (9, 6)				K		G6-3		K		3	0	0	0	0	2	0						
Tim Spehr, R OBP: 0.289, SLG: 0.184 (1, 2)				K		G6-3		L8		2	1	0	0	1	0	0						
Bobby Jones, R John Olerud, L OBP: 0.494, SLG: 0.508 (8, PH) (9, 3)				K2-3		K		F7		2	0	0	0	0	2	0						
Inning Stats	R: 0 E: 0 K: 1 S: 6	H: 1 LOB: 0 BB: 0 P: 8	R: 0 E: 0 K: 1 S: 11	H: 0 LOB: 0 BB: 0 P: 15	R: 0 E: 0 K: 1 S: 11	H: 0 LOB: 0 BB: 0 P: 19	R: 1 E: 0 K: 1 S: 14	H: 2 LOB: 2 BB: 1 P: 28	R: 0 E: 0 K: 2 S: 9	H: 0 LOB: 0 BB: 0 P: 14	R: 0 E: 0 K: 1 S: 11	H: 0 LOB: 1 BB: 1 P: 18	R: 0 E: 0 K: 1 S: 11	H: 0 LOB: 0 BB: 0 P: 15	R: 2 E: 0 K: 0 S: 13	H: 2 LOB: 2 BB: 2 P: 26		R: 2 E: 0 K: 0 S: 13	H: 2 LOB: 2 BB: 2 P: 26	1B: 3 2B: 2 3B: 0 HR: 0	SF: 1 SAC: 0 DP: 0 HBP: 0	WP: 0 PB: 0 CS: 0
PITCHER	IP	WLS	BF	H	R	ER	SO	BB	IBB	HBP	BLK	WP	HR	S	P	ERA	WHIP					
Mike Remlinger, L ERA: 3.41 Jeff Shaw, R ERA: 3.09	(1, 1)	7.1	L	5	2	1	1	0	0	1	0	0	0	8	14	13.50	3.000					



Batter	1	2	3	4	5	6	7	8	9	AB	R	H	RBI	BB	SO	LOB	TOP								
Chris Stynes, R (1, 7) OBP: 0.396, SLG: 0.473										5	0	2	1	0	0	1									
Dmitri Young, S (1, 3) OBP: 0.319, SLG: 0.478										4	1	1	0	0	1	3									
Bret Boone, R (1, 4) OBP: 0.379, SLG: 0.539										2	0	0	0	1	1	0									
Eddie Taubensee, L (1, 2) OBP: 0.439, SLG: 0.479										3	0	1	1	1	1	2									
Barry Larkin, R (1, 6) OBP: 0.373, SLG: 0.350										4	0	0	0	0	1	4									
Reggie Sanders, R (1, 8) OBP: 0.358, SLG: 0.273										3	0	0	0	1	1	1									
Jon Nunnally, L (1, 9) Eduardo Perez, R (8, PH) Pat Watkins, R (8, 9) OBP: 0.359, SLG: 0.391 OBP: 0.208, SLG: 0.224 OBP: 0.154, SLG: 0.154										2	1	1	0	1	1	0									
Pokey Reese, R (1, 5) OBP: 0.182, SLG: 0.150										4	0	1	0	0	1	1									
David Weathers, R (1, 1) Jeff Shaw, R (9, 1)										4	0	0	0	0	2	3									
Inning Stats	R: 0 E: 0 K: 2 S: 11	H: 1 LOB: 2 BB: 1 P: 19	R: 1 E: 0 K: 1 S: 13	H: 2 LOB: 2 BB: 1 P: 21	R: 0 E: 0 K: 0 S: 3	H: 0 LOB: 1 BB: 1 P: 9	R: 0 E: 0 K: 0 S: 6	H: 1 LOB: 1 BB: 0 P: 7	R: 1 E: 0 K: 0 S: 5	H: 1 LOB: 0 BB: 0 P: 6	R: 0 E: 0 K: 2 S: 7	H: 0 LOB: 0 BB: 0 P: 12	R: 0 E: 0 K: 0 S: 6	H: 0 LOB: 0 BB: 0 P: 8	R: 0 E: 0 K: 2 S: 15	H: 1 LOB: 2 BB: 1 P: 26	R: 0 E: 0 K: 2 S: 10	H: 0 LOB: 0 BB: 0 P: 12	1B: 5 2B: 1 3B: 0 HR: 0	SF: 0 SAC: 1 DP: 0 HBP: 0	WP: 1 PB: 0 SB: 1 CS: 0	PA: 37			
PITCHER	IP	WLS	BF	H	R	ER	SO	BB	IBB	HBP	BLK	WP	HR	S	P	ERA	WHIP								
Masato Yoshii, R (1, 1) ERA: 2.16	7.0	L	29	5	2	2	5	3	0	0	0	1	0	51	82	2.57	1.143								
Brian Bohanon, L (8, 1) ERA: 0.53	1.0		5	1	0	0	2	1	0	0	0	0	0	15	26	0.00	2.000								
John Hudek, R (9, 1) ERA: 3.86	1.0		3	0	0	0	2	0	0	0	0	0	0	10	12	0.00	0.000								

Cincinnati Reds @ New York Mets
Shea Stadium, Flushing, NY
Sat Apr 25 1998, 3:33 AM EDT
Att: 22,652 - Sunny - 57 F

livebaseballscores.com

AB 32
R 2
H 6
RBI 2
BB 4
SO 9
LOB 17

Batter	1	2	3	4	5	6	7	8	9	AB	R	H	RBI	BB	SO	LOB	BOTTOM								
Rich Becker, L (1, 8) OBP: 0.345, SLG: 0.480										4	0	1	0	0	2	0									
Carlos Baerga, S (1, 4) OBP: 0.185, SLG: 0.231										4	0	1	0	0	1	1									
Bernard Gilkey, R (1, 7) OBP: 0.400, SLG: 0.386										4	0	0	0	0	3	1									
John Olerud, L (1, 3) OBP: 0.494, SLG: 0.500										3	0	1	0	1	0	1									
Butch Huskey, R (1, 9) OBP: 0.296, SLG: 0.343										4	0	1	0	0	0	2									
Matt Franco, L (1, 5) OBP: 0.385, SLG: 0.200										3	0	0	0	1	0	3									
Alberto Castillo, R (1, 2) OBP: 0.290, SLG: 0.286										3	0	2	0	0	0	0									
Rey Ordóñez, R (1, 6) OBP: 0.247, SLG: 0.266										3	0	0	0	0	1	4									
Masato Yoshii, R (1, 1) Brian McRae, S (7, PH) Brian Bohanon, L (8, 1) John Hudek, S (9, 1) OBP: 0.354, SLG: 0.328 OBP: 0.667, SLG: 0.667										2	0	0	0	0	0	0									
Inning Stats	R: 0 E: 0 K: 2 S: 10	H: 1 LOB: 0 BB: 0 P: 17	R: 0 E: 1 K: 0 S: 10	H: 1 LOB: 1 BB: 0 P: 15	R: 0 E: 0 K: 0 S: 5	H: 0 LOB: 0 BB: 0 P: 10	R: 0 E: 0 K: 2 S: 11	H: 2 LOB: 3 BB: 1 P: 24	R: 0 E: 0 K: 1 S: 7	H: 0 LOB: 0 BB: 0 P: 10	R: 0 E: 0 K: 0 S: 8	H: 1 LOB: 1 BB: 0 P: 14	R: 0 E: 0 K: 0 S: 7	H: 0 LOB: 0 BB: 0 P: 11	R: 0 E: 0 K: 2 S: 8	H: 1 LOB: 0 BB: 0 P: 9	R: 0 E: 0 K: 0 S: 5	H: 0 LOB: 0 BB: 1 P: 9	1B: 4 2B: 2 3B: 0 HR: 0	SF: 0 SAC: 0 DP: 2 HBP: 0	WP: 0 PB: 0 SB: 0 CS: 1	PA: 33			
PITCHER	IP	WLS	BF	H	R	ER	SO	BB	IBB	HBP	BLK	WP	HR	S	P	ERA	WHIP								
David Weathers, R (1, 1) ERA: 4.44	8.0	W	31	6	0	0	7	1	0	0	0	0	0	67	115	0.00	0.875								
Jeff Shaw, R (9, 1) ERA: 2.84	1.0	S	2	0	0	0	0	0	0	0	0	0	0	4	4	0.00	0.000								

Cincinnati Reds @ New York Mets
Shea Stadium, Flushing, NY
Sat Apr 25 1998, 3:33 AM EDT
Att: 22,652 - Sunny - 57 F

livebaseballscores.com

AB 31
R 0
H 6
RBI 0
BB 2
SO 7
LOB 12

Batter	1	2	3	4	5	6	7	8	9	AB	R	H	RBI	BB	SO	LOB	TOP					
Doug Glanville, R OBP: 0.308, SLG: 0.422	F7		1-1 WP 1B			4-1 BB		0-1 F8		3	0	1	0	1	0	0	Philadelphia Phillies @ Cincinnati Reds Cinergy Field, Cincinnati, OH Mon Apr 27 1998, 7:05 PM EDT Att: 13,889 - Cloudy - 58 F					
Gregg Jefferies, S OBP: 0.356, SLG: 0.363 Ruben Amaro Jr., S OBP: 0.357, SLG: 0.364	1-2 2B		3-1 SF7 1B			1-2 L8		2-1 L9		1	0	1	1	0	0	0						
Scott Rolen, R OBP: 0.388, SLG: 0.506	0-3 2B		1-3 3-H K			2-3 K			4-0 BB	3	0	0	0	1	3	3						
Mike Lieberthal, R OBP: 0.287, SLG: 0.363	1-1 L8		1-2 K			2-0 G1-3			2-2 P2	4	0	0	0	0	0	3						
Rico Brogna, L OBP: 0.274, SLG: 0.433		0-0 F8		1-0 G3-1			3-3 K		0-2 L6	4	0	0	0	0	1	1						
Mark Lewis, R OBP: 0.274, SLG: 0.299		1-3 K		0-1 P4			2-2 F8		0-0 F9	4	0	0	0	0	1	1						
Bobby Abreu, L OBP: 0.373, SLG: 0.421		1-1 F8			0-3 K		4-2 BB			2	0	0	0	1	1	0						
Desi Relaford, S OBP: 0.338, SLG: 0.397			3-2 1B SF7 2B		1-1 G1-3		1-0 F8			3	1	1	0	0	0	1						
Tyler Green, R OBP: 0.300, SLG: 0.444 Darrin Winston, R (9, 1)			2-3 K		0-3 K			0-0 G4-3		3	0	0	0	0	2	1						
										0	0	0	0	0	0	0						
Inning Stats	R: 0 E: 0 K: 1 S: 9	H: 1 LOB: 1 BB: 0 P: 12	R: 0 E: 0 K: 1 S: 8	H: 0 LOB: 0 BB: 0 P: 10	R: 1 E: 0 K: 2 S: 13	H: 2 LOB: 1 BB: 0 P: 23	R: 0 E: 0 K: 0 S: 4	H: 0 LOB: 0 BB: 0 P: 6	R: 0 E: 0 K: 2 S: 8	H: 0 LOB: 0 BB: 0 P: 9	R: 0 E: 0 K: 1 S: 8	H: 0 LOB: 1 BB: 1 P: 17	R: 0 E: 0 K: 1 S: 10	H: 0 LOB: 1 BB: 1 P: 20	R: 0 E: 0 K: 0 S: 5	H: 0 LOB: 0 BB: 0 P: 7	R: 0 E: 0 K: 0 S: 8	H: 0 LOB: 1 BB: 1 P: 14	1B: 1 2B: 2 3B: 0 HR: 0	SF: 1 SAC: 0 DP: 0 HBP: 0	WP: 1 PB: 0 SB: 0 CS: 0	PA: 33
PITCHER	IP	WLS	BF	H	R	ER	SO	BB	IBB	HBP	BLK	WP	HR	S	P	ERA	WHIP					
Brett Tomko, R ERA: 2.41	(1, 1)	8.0	29	3	1	1	8	2	0	0	0	1	0	65	104	1.12	0.625					
Stan Belinda, R ERA: 2.75	(9, 1)	1.0	W 4	0	0	0	0	1	0	0	0	0	0	8	14	0.00	1.000					

Batter	1	2	3	4	5	6	7	8	9	AB	R	H	RBI	BB	SO	LOB	BOTTOM					
Chris Stynes, R OBP: 0.381, SLG: 0.453	F8		1-1 F8		1-1 G1-3			3-1 G5-3		4	0	0	0	0	0	0	Philadelphia Phillies @ Cincinnati Reds Cinergy Field, Cincinnati, OH Mon Apr 27 1998, 7:05 PM EDT Att: 13,889 - Cloudy - 58 F					
Jon Nunnally, L OBP: 0.354, SLG: 0.385 Pat Watkins, R OBP: 0.188, SLG: 0.188	0-0 G1-3		1-3 K			2-2 G3-1			3-2 SH1-4 HR 1B	1	0	0	0	0	0	0						
Barry Larkin, R OBP: 0.359, SLG: 0.333	1-2 G4-3		0-0 F7			2-1 F8			0-0 SH1-4	3	0	0	0	0	0	0						
Eddie Taubensee, L OBP: 0.442, SLG: 0.533		2-0 1B SF7 2B		2-3 K		0-1 G3			1-1 HR	4	2	2	2	0	1	0						
Dmitri Young, S OBP: 0.320, SLG: 0.464		1-0 F8		4-2 WP BB			1-0 L9			2	0	0	0	1	0	1						
Bret Boone, R OBP: 0.388, SLG: 0.538		2-2 1B		2-0 G1-6-3 HBP			3-3 K			2	0	1	0	0	1	0						
Reggie Sanders, R OBP: 0.358, SLG: 0.273 Lenny Harris, L OBP: 0.349, SLG: 0.351		2-1 SF7		2-1 G1-6-3 1-2			0-0 G6-3			0	0	0	0	0	0	0						
Pokey Reese, R OBP: 0.200, SLG: 0.174		0-0 FC5-4 1B		1-0 G5-3			3-2 G4-3			3	0	1	0	0	0	0						
Brett Tomko, R OBP: 0.167, SLG: 0.167 Willie Greene, L OBP: 0.396, SLG: 0.472 Stan Belinda, R (9, 1)		1-1 FC5-4 1B		1-3 K			2-1 P5			2	0	0	0	0	1	2						
										0	0	0	0	0	0	0						
Inning Stats	R: 0 E: 0 K: 0 S: 5	H: 0 LOB: 0 BB: 0 P: 6	R: 1 E: 0 K: 0 S: 10	H: 3 LOB: 2 BB: 0 P: 18	R: 0 E: 0 K: 1 S: 6	H: 0 LOB: 0 BB: 0 P: 8	R: 0 E: 0 K: 1 S: 8	H: 0 LOB: 1 BB: 1 P: 18	R: 0 E: 0 K: 1 S: 6	H: 0 LOB: 0 BB: 0 P: 9	R: 0 E: 0 K: 0 S: 8	H: 0 LOB: 0 BB: 0 P: 12	R: 0 E: 0 K: 1 S: 5	H: 0 LOB: 0 BB: 0 P: 9	R: 0 E: 0 K: 0 S: 7	H: 0 LOB: 0 BB: 0 P: 15	R: 2 E: 0 K: 0 S: 6	H: 2 LOB: 0 BB: 0 P: 10	1B: 3 2B: 1 3B: 0 HR: 1	SF: 1 SAC: 1 DP: 1 HBP: 1	WP: 1 PB: 0 SB: 0 CS: 0	PA: 31
PITCHER	IP	WLS	BF	H	R	ER	SO	BB	IBB	HBP	BLK	WP	HR	S	P	ERA	WHIP					
Tyler Green, R ERA: 4.45	(1, 1)	8.1	L 30	4	2	2	4	1	0	1	0	1	0	59	102	2.16	0.600					
Darrin Winston, L ERA: 3.35	(9, 1)	0.0	1	1	1	1	0	0	0	0	0	0	1	2	3	∞	∞					

Batter	1	2	3	4	5	6	7	8	9	10	AB	R	H	RBI	BB	SO	LOB	TOP							
Doug Gianville, R OBP: 0.327, SLG: 0.425	G1-3		G3-1 1B	G3-6-1 BB		G5-3		SF7 2B				4	1	2	1	2	0	1							
Ruben Amaro Jr, S OBP: 0.368, SLG: 0.333	G5-4-3 1B		G3-1	G3-6-1				SH 2B		G3		4	0	1	0	1	0	5							
Scott Rolen, R OBP: 0.376, SLG: 0.500	G5-4-3		K			F8		SF7				5	0	1	2	0	2	2							
Rico Brogna, L OBP: 0.317, SLG: 0.532												4	3	4	3	2	0	0							
Mark Lewis, R OBP: 0.287, SLG: 0.280	G5-4-3											5	1	0	0	1	2	7							
Bobby Abreu, L OBP: 0.404, SLG: 0.443												3	2	2	0	3	1	0							
Mark Parent, R OBP: 0.333, SLG: 0.333												4	0	1	1	1	2	4							
Mark Leiter, R												0	0	0	0	0	0	0							
23 Kevin Jordan, R OBP: 0.360, SLG: 0.542												1	1	1	3	0	0	0							
Darrin Winston, R												0	0	0	0	0	0	0							
Desi Relaford, S OBP: 0.333, SLG: 0.433												4	1	1	1	0	1	4							
Jerry Spradlin, S												0	0	0	0	0	0	0							
Mike Lieberthal, R OBP: 0.281, SLG: 0.354												2	0	0	0	0	0	0							
Garrett Stephenson, R OBP: 0.333, SLG: 0.200												0	0	0	0	0	0	0							
Matt Whiteside, R												1	0	0	0	0	1	0							
Rex Hudler, R OBP: 0.307, SLG: 0.083												0	0	0	0	0	0	0							
Wayne Gomes, R												1	1	1	0	0	0	0							
Kevin Setak, R OBP: 0.265, SLG: 0.250												2	1	1	0	0	0	0							
Yorkis Perez, L												0	0	0	0	0	0	0							
Alex Avila, R OBP: 0.478, SLG: 0.474												2	1	1	0	0	1	0							
Inning Stats	R: 0 E: 0 K: 0 S: 4	H: 1 LOB: 0 BB: 0 P: 16	R: 0 E: 0 K: 2 S: 14	H: 1 LOB: 2 BB: 2 P: 16	R: 0 E: 0 K: 2 S: 9	H: 1 LOB: 1 BB: 0 P: 13	R: 3 E: 0 K: 2 S: 14	H: 3 LOB: 2 BB: 3 P: 30	R: 1 E: 0 K: 0 S: 11	H: 1 LOB: 1 BB: 1 P: 20	R: 2 E: 1 K: 0 S: 11	H: 3 LOB: 2 BB: 2 P: 23	R: 0 E: 0 K: 3 S: 10	H: 0 LOB: 0 BB: 0 P: 13	R: 2 E: 1 K: 2 S: 11	H: 2 LOB: 3 BB: 2 P: 23	R: 0 E: 0 K: 1 S: 11	H: 1 LOB: 1 BB: 0 P: 15	R: 3 E: 0 K: 2 S: 13	H: 2 LOB: 0 BB: 1 P: 23	1B: 7 2B: 5 3B: 0 HR: 4	SF: 1 SAC: 1 DP: 4 HBP: 0	WP: 1 PB: 0 SB: 2 CS: 0	PA: 53	
PITCHER	IP	WLS	BF	H	R	ER	SO	BB	IBB	HBP	BLK	WP	HR	S	P	ERA	WHIP								
Scott Winchester, R ERA: 8.1	3.1		18	6	3	3	2	4	0	0	0	0	0	1	28	56	8.10	3.000							
Mark Hutton, R ERA: 3.0	1.2		7	1	1	1	0	2	0	0	0	1	1	14	29	5.40	1.800								
Scott Sullivan, R ERA: 9.88	1.0		7	3	2	2	0	1	1	0	0	0	1	11	23	18.00	4.000								
Gabe White, L ERA: 6.75	1.0		5	1	2	2	3	1	0	0	0	0	0	12	21	18.00	2.000								
Jeff Shaw, R ERA: 2.45	2.0		10	2	0	0	3	0	1	0	0	0	0	20	30	0.00	1.000								
PITCHER	IP	WLS	BF	H	R	ER	SO	BB	IBB	HBP	BLK	WP	HR	S	P	ERA	WHIP								
Stan Belinda, R ERA: 3.92	10.1	1.0	6	2	3	3	2	0	1	0	0	0	1	13	23	27.00	2.000								

Philadelphia Phillies @ Cincinnati Reds
Cinergy Field, Cincinnati, OH
Tue Apr 28 1998, 7:05 PM EDT
Att: 15,890 - Unknown - 69 F

AB	40
R	11
H	15
RBI	11
BB	11
SO	10
LOB	23



Batter	1	2	3	4	5	6	7	8	9	10	AB	R	H	RBI	BB	SO	LOB	BOTTOM						
Chris Stynes, R OBP: 0.369, SLG: 0.430	P5	BB BB		G5-3		G6-3		G3-1		FC1-4 G4-3	5	0	0	0	1	0	3							
Willie Greene, L OBP: 0.402, SLG: 0.481	CS 1B	BB BB		G3-1				E 2B		G4-3	4	1	1	1	2	1	3							
Barry Larkin, R OBP: 0.349, SLG: 0.313	L9			L9				K			4	0	0	1	1	2	2							
Eddie Taubensee, L OBP: 0.440, SLG: 0.532								K			4	2	1	0	1	2	4							
Dmitri Young, S OBP: 0.354, SLG: 0.507								K			4	2	4	2	0	0	0							
Stan Belinda, R								K			0	0	0	0	0	0	0							
Bret Boone, R OBP: 0.379, SLG: 0.516								K			4	0	0	0	1	2	4							
Eduardo Perez, R OBP: 0.224, SLG: 0.241								K			5	1	2	2	2	0	2							
Pat Watkins, R OBP: 0.286, SLG: 0.450								K			4	2	2	1	1	0	2							
Scott Winchester, R								K			2	0	0	0	1	0	1							
Mark Hutton, R								K			0	0	0	0	0	0	0							
Scott Sullivan, R								K			1	0	0	0	0	0	0							
Gabe White, L								K			2	0	0	0	0	0	0							
Jeff Shaw, R								K			0	0	0	0	0	0	0							
Larry Harris, L								K			2	0	0	0	0	0	0							
Jon Niese, R								K			0	0	0	0	0	0	0							
Russ Nixon, R								K			2	0	0	0	0	0	0							
Inning Stats	R: 0 E: 0 K: 0 S: 7	H: 1 LOB: 0 BB: 0 P: 13	R: 4 E: 0 K: 1 S: 18	H: 2 LOB: 3 BB: 5 P: 43	R: 1 E: 0 K: 1 S: 9	H: 2 LOB: 1 BB: 1 P: 16	R: 0 E: 0 K: 0 S: 5	H: 0 LOB: 0 BB: 0 P: 10	R: 1 E: 0 K: 1 S: 8	H: 2 LOB: 0 BB: 0 P: 10	R: 0 E: 0 K: 1 S: 11	H: 0 LOB: 0 BB: 0 P: 18	R: 1 E: 1 K: 3 S: 14	H: 1 LOB: 1 BB: 1 P: 20	R: 1 E: 0 K: 2 S: 12	H: 2 LOB: 1 BB: 0 P: 17	R: 0 E: 0 K: 2 S: 9	H: 0 LOB: 1 BB: 1 P: 16	R: 0 E: 0 K: 0 S: 12	H: 2 LOB: 2 BB: 0 P: 18	1B: 8 2B: 3 3B: 0 HR: 1	SF: 0 SAC: 0 DP: 1 HBP: 0	WP: 0 PB: 0 SB: 1 CS: 1	PA: 47
PITCHER	IP	WLS	BF	H	R	ER	SO	BB	IBB	HBP	BLK	WP	HR	S	P	ERA	WHIP							
Garrett Stephenson, R ERA: 7.78	1.2		12	3	4	4	1	5	0	0	0	0	0	11	19	6.75	2.250							
Matt Whiteside, R ERA: 5.23	1.1		6	2	1	1	1	1	0	0	0	0	0	13	20	4.50	1.000							
Wayne Gomes, R ERA: 5.28	2.0		7	2	1	1	1	0	0	0	0	0	0	22	35	0.00	1.200							
Yorkis Perez, L ERA: 4.91	1.2		7	1	1	0	3	1	0	0	0	0	0	12	25	0.00	1.200							
Jerry Spradlin, R ERA: 5.4	1.0		5	2	1	1	2	0	0	0	0	0	1	12	16	9.00	2.000							
PITCHER	IP	WLS	BF	H	R	ER	SO	BB	IBB	HBP	BLK	WP	HR	S	P	ERA	WHIP							
Mark Leiter, R ERA: 2.4	6.1	1.1	5	0	0	0	3	1	0	0	0	0	0	12	18	0.00	0.750							
Darrin Winston, L ERA: 3.0	10.1	1.0	5	2	0	0	0	0	0	0	0	0	0	12	18	0.00	2.000							

Philadelphia Phillies @ Cincinnati Reds
Cinergy Field, Cincinnati, OH
Tue Apr 28 1998, 7:05 PM EDT
Att: 15,890 - Unknown - 69 F

AB	39
R	8
H	12
RBI	8
BB	8
SO	11
LOB	21



Batter	1	2	3	4	5	6	7	8	9	AB	R	H	RBI	BB	SO	LOB	TOP
Doug Glanville, R (1, 8) OBP: 0.316, SLG: 0.409	F9		K			G6-3			G6-3	4	0	0	0	0	1	1	Philadelphia Phillies @ Cincinnati Reds Cinergy Field, Cincinnati, OH Wed Apr 29 1998, 3:33 AM EDT Att: 16,411 - Cloudy - 60 F
Kevin Seifick, R (1, 7) OBP: 0.278, SLG: 0.313	2B		K			G3-1			P3	4	0	1	0	0	1	1	
Scott Rolen, R (1, 5) OBP: 0.363, SLG: 0.479	K					L7			L4	4	0	0	0	0	2	1	
Mike Lieberthal, R (1, 2) OBP: 0.272, SLG: 0.341	K									3	0	0	0	0	2	1	
Rico Brogna, L (1, 3) OBP: 0.308, SLG: 0.515		P6								3	0	0	0	0	0	0	
23 Kevin Jordan, R (1, 4) OBP: 0.321, SLG: 0.481		G3-1								3	0	0	0	0	1	0	
Bobby Abreu, L (1, 9) OBP: 0.391, SLG: 0.427		G3-1								3	0	0	0	0	1	0	
Alex Arias, R (1, 6) OBP: 0.500, SLG: 0.476										2	0	1	0	1	0	0	
Mike Grace, R (1, 1) OBP: 0.250, SLG: 0.250										1	0	0	0	0	0	1	
Ruben Amaro Jr, S (8, PH) OBP: 0.350, SLG: 0.313										1	0	0	0	0	0	0	
Wayne Gomes, R (8, 1)										0	0	0	0	0	0	0	
Inning Stats	R: 0 H: 1 E: 0 K: 2 S: 14	H: 0 LOB: 0 BB: 0 P: 19	R: 0 H: 0 E: 0 K: 0 S: 8	H: 0 LOB: 0 BB: 1 P: 21	R: 0 H: 0 E: 0 K: 2 S: 10	H: 0 LOB: 0 BB: 0 P: 14	R: 0 H: 1 E: 0 K: 1 S: 9	H: 0 LOB: 0 BB: 0 P: 12	R: 0 H: 0 E: 0 K: 1 S: 6	H: 0 LOB: 0 BB: 0 P: 9	R: 0 H: 0 E: 0 K: 0 S: 7	H: 0 LOB: 0 BB: 0 P: 9	1B: 1 2B: 1 3B: 0 HR: 0	SF: 0 SAC: 1 DP: 0 HBP: 0	WP: 0 PB: 0 SB: 0 CS: 0	PA: 30	AB 28 R 0 H 2 RBI 0 BB 1 SO 8 LOB 5
PITCHER Pete Harnisch, R (1, 1) ERA: 3.12	IP: 9.0 WLS: W BF: 30 H: 2 R: 0 ER: 0 SO: 8 BB: 1 IBB: 0 HBP: 0 BLK: 0 WP: 0 HR: 0 S: 82 P: 113 ERA: 0.00 WHIP: 0.333																

Batter	1	2	3	4	5	6	7	8	9	AB	R	H	RBI	BB	SO	LOB	BOTTOM
Lenny Harris, L (1, 7) OBP: 0.367, SLG: 0.372	1B		P7			K			F8	4	1	1	0	0	1	0	Philadelphia Phillies @ Cincinnati Reds Cinergy Field, Cincinnati, OH Wed Apr 29 1998, 3:33 AM EDT Att: 16,411 - Cloudy - 60 F
Willie Greene, L (1, 5) OBP: 0.400, SLG: 0.456	1B		G6-3			G4-3				3	0	1	0	0	0	0	
Dmitri Young, S (1, 9) OBP: 0.354, SLG: 0.500	1B					G4-3				3	0	1	0	0	2	0	
Eddie Taubensee, L (1, 2) OBP: 0.436, SLG: 0.524	1B					G4-3				3	0	1	1	0	0	1	
Bret Boone, R (1, 4) OBP: 0.368, SLG: 0.500						G4-3				3	0	0	0	0	3	0	
Barry Larkin, R (1, 6) OBP: 0.349, SLG: 0.304						G4-3				2	0	0	0	1	0	0	
Eduardo Perez, R (1, 3) OBP: 0.230, SLG: 0.246						G4-3				3	0	1	0	0	0	1	
Pat Watkins, R (1, 8) OBP: 0.250, SLG: 0.391						K				3	0	0	0	0	2	1	
Pete Harnisch, S (1, 1) OBP: 0.067, SLG: 0.067						K				3	0	0	0	0	2	1	
Inning Stats	R: 1 H: 3 E: 0 K: 0 S: 9	H: 0 LOB: 1 BB: 0 P: 14	R: 0 H: 0 E: 0 K: 0 S: 7	H: 0 LOB: 0 BB: 0 P: 14	R: 0 H: 1 E: 0 K: 0 S: 9	H: 0 LOB: 0 BB: 0 P: 14	R: 0 H: 1 E: 0 K: 2 S: 9	H: 0 LOB: 0 BB: 1 P: 10	R: 0 H: 0 E: 0 K: 1 S: 8	R: 0 H: 0 E: 0 K: 2 S: 7	R: 0 H: 0 E: 0 K: 0 S: 6	R: 0 H: 0 E: 0 K: 2 S: 7	1B: 5 2B: 0 3B: 0 HR: 0	SF: 0 SAC: 0 DP: 2 HBP: 0	WP: 0 PB: 0 SB: 0 CS: 0	PA: 28	AB 27 R 1 H 5 RBI 1 BB 1 SO 5 LOB 9
PITCHER Mike Grace, R (1, 1) ERA: 6.08 Wayne Gomes, R (8, 1) ERA: 4.96	IP: 7.0 WLS: L BF: 25 H: 5 R: 1 ER: 1 SO: 3 BB: 1 IBB: 0 HBP: 0 BLK: 0 WP: 0 HR: 0 S: 57 P: 90 ERA: 1.29 WHIP: 0.857																



Batter	1	2	3	4	5	6	7	8	9	AB	R	H	RBI	BB	SO	LOB	TOP									
Chris Stynes, R OBP: 0.371, SLG: 0.423 (1, 7)	G6-3		G6-3						G3	4	1	1	0	1	0	2	Cincinnati Reds @ Milwaukee Brewers Milwaukee County Stadium, Milwaukee, WI Fri May 01 1998, 8:05 PM EDT Att: 11,030 - Overcast - 47 F									
Willie Greene, L OBP: 0.404, SLG: 0.458 (1, 5)	G1-3			G3						4	0	2	0	0	0	0										
Dmitri Young, S OBP: 0.366, SLG: 0.500 (1, 9)	G5-3			G6-4-3						4	0	2	0	0	0	2										
Eduardo Perez, R OBP: 0.231, SLG: 0.233 Mark Hutton, R OBP: 1.000, SLG: 1.000 Gabe White, L OBP: 0.333, SLG: 0.333 (1, 3)		G6-3		G6-4-3						3	0	0	1	0	0	3										
Bret Boone, R OBP: 0.373, SLG: 0.525 (1, 4)										0	0	0	0	0	0	0										
Bary Larkin, R OBP: 0.344, SLG: 0.292 (1, 6)										3	1	1	1	1	0	2										
Pat Watkins, R OBP: 0.360, SLG: 0.360 Lenny Harris, L OBP: 0.392, SLG: 0.400 (1, 8)										3	0	0	0	1	0	1										
Brook Fordyce, R OBP: 0.300, SLG: 0.222 Eddie Taubensee, L OBP: 0.427, SLG: 0.512 (1, 2)										2	0	0	0	0	0	2										
Mike Remlinger, L OBP: 0.067, SLG: 0.067 Todd Williams, R (6, 1)										2	0	2	0	0	0	0										
Scott Sullivan, R (7, 1)										2	0	0	0	0	0	0										
Jon Nunnally, L OBP: 0.354, SLG: 0.373 (8, 8)										2	0	0	0	0	1	3										
Inning Stats	R: 0 E: 0 K: 0 S: 5	H: 0 LOB: 0 BB: 0 P: 9	R: 1 E: 0 K: 0 S: 8	H: 1 LOB: 0 BB: 0 P: 14	R: 0 E: 0 K: 0 S: 8	H: 0 LOB: 0 BB: 0 P: 12	R: 0 E: 0 K: 0 S: 5	H: 1 LOB: 0 BB: 0 P: 11	R: 0 E: 0 K: 0 S: 9	H: 1 LOB: 1 BB: 1 P: 16	R: 0 E: 0 K: 1 S: 9	H: 1 LOB: 2 BB: 2 P: 16	R: 1 E: 0 K: 0 S: 8	H: 3 LOB: 2 BB: 0 P: 12	R: 0 E: 1 K: 1 S: 10	H: 1 LOB: 2 BB: 0 P: 15		1B: 7 2B: 3 3B: 0 HR: 1	SF: 1 SAC: 0 DP: 4 HBP: 0	WP: 0 PB: 0 SB: 0 CS: 1	PA: 37					
PITCHER	IP	WLS	BF	H	R	ER	SO	BB	IBB	HBP	BLK	WP	HR	S	P	ERA	WHIP									
Scott Karl, L ERA: 3.22 Chad Fox, R ERA: 0.44 Bob Wickman, R ERA: 2.84 Doug Jones, R ERA: 4.8	6.0	W	22	3	1	1	0	2	1	0	0	0	0	1	46	85	1.50	0.833								

Batter	1	2	3	4	5	6	7	8	9	AB	R	H	RBI	BB	SO	LOB	BOTTOM									
Fernando Vina, L OBP: 0.409, SLG: 0.477 (1, 4)	G6-4-3		G5-3							4	0	0	0	0	1	5	Cincinnati Reds @ Milwaukee Brewers Milwaukee County Stadium, Milwaukee, WI Fri May 01 1998, 8:05 PM EDT Att: 11,030 - Overcast - 47 F									
Jeff Cirillo, R OBP: 0.402, SLG: 0.396 (1, 3)	G6-4-3									3	0	1	2	2	0	1										
Jose Valentin, S OBP: 0.383, SLG: 0.464 (1, 6)										3	1	1	0	2	1	4										
Jeremy Burnitz, L OBP: 0.390, SLG: 0.596 (1, 9)										3	1	0	0	1	0	4										
Marquis Grissom, R OBP: 0.286, SLG: 0.431 (1, 8)										4	0	2	0	0	0	1										
Mark Loretta, R OBP: 0.304, SLG: 0.317 (1, 5)										4	1	2	2	0	0	2										
Marc Newfield, R OBP: 0.276, SLG: 0.208 Darrin Jackson, R OBP: 0.188, SLG: 0.194 (1, 7)										1	1	1	0	1	0	0										
Mike Matheny, R OBP: 0.373, SLG: 0.471 (1, 2)										2	0	1	0	0	0	2										
Scott Karl, L Eric Owens, R Chad Fox, R Bob Wickman, R Jesse Lewis, L Doug Jones, R (1, 1)										1	0	0	0	0	1	3										
Inning Stats	R: 0 E: 0 K: 0 S: 7	H: 2 LOB: 3 BB: 1 P: 13	R: 0 E: 0 K: 1 S: 18	H: 2 LOB: 1 BB: 1 P: 32	R: 0 E: 0 K: 1 S: 8	H: 0 LOB: 1 BB: 1 P: 17	R: 0 E: 0 K: 0 S: 5	H: 0 LOB: 0 BB: 0 P: 8	R: 2 E: 0 K: 0 S: 11	H: 2 LOB: 2 BB: 2 P: 17	R: 2 E: 0 K: 0 S: 13	H: 2 LOB: 2 BB: 2 P: 27	R: 0 E: 1 K: 0 S: 11	H: 0 LOB: 2 BB: 2 P: 24	1B: 9 2B: 3 3B: 0 HR: 0	SF: 0 SAC: 1 DP: 3 HBP: 2		WP: 0 PB: 0 SB: 0 CS: 2	PA: 41							
PITCHER	IP	WLS	BF	H	R	ER	SO	BB	IBB	HBP	BLK	WP	HR	S	P	ERA		WHIP								
Mike Remlinger, L ERA: 3.62 Todd Williams, R ERA: 27.0 Scott Sullivan, R ERA: 9.42 Mark Hutton, R ERA: 8.0 Gabe White, L ERA: 6.45	5.2	L	26	7	3	2	3	4	0	0	0	0	0	12	28	27.00		7.500								

Batter	1	2	3	4	5	6	7	8	9	AB	R	H	RBI	BB	SO	LOB	TOP					
Chris Stynes, R OBP: 0.372, SLG: 0.422	G4-3		G1-3			G4-3		FC4-6		5	1	2	1	0	0	1	Cincinnati Reds @ Milwaukee Brewers Milwaukee County Stadium, Milwaukee, WI Sat May 02 1998, 4:33 AM EDT Att: 17,708 - Cloudy - 56 F					
Willea Greene, L OBP: 0.394, SLG: 0.477	P7		HR			G3-1		FC4-6		5	1	1	1	0	1	3						
Dmitri Young, S Jeff Shaw, R	HR		K			G6-3		G5-3		5	2	2	1	0	1	1						
Eddie Taubensee, L OBP: 0.436, SLG: 0.534	K		2B			1B		L9		4	0	2	1	1	1	0						
Bret Boone, R OBP: 0.365, SLG: 0.509			G6-3			G6-3		F8		5	0	1	1	0	0	2						
Barry Larkin, R OBP: 0.340, SLG: 0.289	L4					G6-3		1B		4	1	1	0	0	1	2						
Pokey Reese, R OBP: 0.185, SLG: 0.160						K		1B		1	0	0	0	0	0	1						
Eduardo Perez, R OBP: 0.200, SLG: 0.215	P5					K		P8		5	0	0	0	0	2	2						
Jon Nunnally, L OBP: 0.384, SLG: 0.435			HR			BB		1B		2	2	2	1	2	0	0						
David Weathers, R OBP: 0.091, SLG: 0.364						P3		1B		2	1	1	1	0	0	1						
Gabe White, L OBP: 0.333, SLG: 0.333								1B		0	0	0	0	0	0	0						
Lenny Harris, L OBP: 0.404, SLG: 0.413			HR					1B		1	0	1	1	0	0	0						
Stan Belinda, R								1B		0	0	0	0	0	0	0						
Pat Watkins, R OBP: 0.231, SLG: 0.360			HR					1B		0	0	0	0	0	0	0						
Inning Stats	R: 1 E: 0 K: 1 S: 9	H: 1 LOB: 0 BB: 0 P: 15	R: 0 E: 0 K: 0 S: 5	H: 0 LOB: 2 BB: 0 P: 9	R: 3 E: 0 K: 1 S: 19	H: 4 LOB: 1 BB: 0 P: 23	R: 0 E: 0 K: 1 S: 8	H: 0 LOB: 1 BB: 1 P: 15	R: 1 E: 0 K: 0 S: 14	H: 2 LOB: 2 BB: 1 P: 23	R: 0 E: 0 K: 1 S: 10	H: 0 LOB: 1 BB: 1 P: 18	R: 0 E: 0 K: 1 S: 7	H: 0 LOB: 0 BB: 0 P: 12	R: 2 E: 0 K: 0 S: 15	H: 4 LOB: 2 BB: 0 P: 19	R: 1 E: 0 K: 1 S: 9	H: 2 LOB: 1 BB: 0 P: 12	1B: 7 2B: 2 3B: 0 HR: 4	SF: 0 SAC: 1 DP: 0 HBP: 0	WP: 0 PB: 0 SB: 0 CS: 0	PA: 43
PITCHER	IP WLS BF H R ER SO BB IBB HBP BLK WP HR S P ERA WHIP																					
Jeff Juden, R ERA: 4.08	(1, 1) 6.0 28 7 5 5 4 3 0 0 0 0 0 4 65 103 7.50 1.667																					
Mike Myers, L ERA: 0.93	(7, 1) 1.0 3 0 0 0 1 0 0 0 0 0 0 0 7 12 0.00 0.000																					
Chad Fox, R ERA: 1.27	(8, 1) 1.0 L 7 4 2 2 0 0 0 0 0 0 0 0 15 19 18.00 4.000																					
Paul Wagner, R ERA: 4.74	(9, 1) 1.0 5 2 1 1 1 0 0 0 0 0 0 0 9 12 9.00 2.000																					

Batter	1	2	3	4	5	6	7	8	9	AB	R	H	RBI	BB	SO	LOB	BOTTOM					
Fernando Vina, L OBP: 0.417, SLG: 0.487	G4-3					G3-1				4	0	2	0	1	0	2	Cincinnati Reds @ Milwaukee Brewers Milwaukee County Stadium, Milwaukee, WI Sat May 02 1998, 4:33 AM EDT Att: 17,708 - Cloudy - 56 F					
Jeff Cirillo, R OBP: 0.385, SLG: 0.376	G4-3					L8				5	0	0	0	0	0	7						
Jose Valentin, S OBP: 0.366, SLG: 0.438	G4-3					K				5	0	0	0	0	3	0						
Jeremy Burnitz, L OBP: 0.377, SLG: 0.573			G6-3			L8				4	0	0	0	0	0	0						
Marquis Grissom, R OBP: 0.284, SLG: 0.425			1B			P4				4	1	1	0	0	0	0						
Mark Loretta, R OBP: 0.300, SLG: 0.311						L9				4	0	1	0	0	0	0						
Geoff Jenkins, L OBP: 0.368, SLG: 0.833	FC3-5-2									4	3	2	1	0	0	2						
Jesse Levis, L OBP: 0.500, SLG: 0.382										3	1	3	0	1	0	0						
Jeff Juden, R Eric Owens, R Mike Myers, L Chad Fox, R Bob Hamelin, L Paul Wagner, R										2	0	1	4	0	0	1						
Inning Stats	R: 0 E: 0 K: 0 S: 4	H: 0 LOB: 1 BB: 0 P: 10	R: 3 E: 0 K: 0 S: 19	H: 4 LOB: 2 BB: 1 P: 30	R: 0 E: 0 K: 1 S: 8	H: 0 LOB: 0 BB: 0 P: 12	R: 1 E: 0 K: 0 S: 11	H: 3 LOB: 2 BB: 0 P: 16	R: 0 E: 0 K: 0 S: 5	H: 0 LOB: 0 BB: 0 P: 8	R: 1 E: 0 K: 0 S: 14	H: 2 LOB: 2 BB: 1 P: 24	R: 0 E: 0 K: 0 S: 8	H: 0 LOB: 0 BB: 0 P: 11	R: 0 E: 0 K: 0 S: 10	H: 1 LOB: 1 BB: 0 P: 16		R: 0 E: 0 K: 1 S: 8	H: 0 LOB: 0 BB: 0 P: 11	1B: 7 2B: 2 3B: 0 HR: 1	SF: 0 SAC: 0 DP: 1 HBP: 0	WP: 0 PB: 0 SB: 0 CS: 0
PITCHER	IP WLS BF H R ER SO BB IBB HBP BLK WP HR S P ERA WHIP																					
David Weathers, R ERA: 5.16	(1, 1) 5.1 27 9 5 5 2 2 1 0 0 0 0 1 57 94 8.44 2.062																					
Gabe White, L ERA: 6.0	(6, 1) 1.2 W 5 0 0 0 0 0 0 0 0 0 0 0 12 17 0.00 0.000																					
Stan Belinda, R ERA: 3.74	(8, 1) 1.0 4 1 0 0 0 0 0 0 0 0 0 0 10 16 0.00 1.000																					
Jeff Shaw, R ERA: 2.3	(9, 1) 1.0 S 3 0 0 0 1 0 0 0 0 0 0 0 8 11 0.00 0.000																					

Batter	1	2	3	4	5	6	7	8	9	AB	R	H	RBI	BB	SO	LOB	TOP					
Chris Stynes, R OBP: 0.380, SLG: 0.426 (1, 7)										4	1	1	0	0	0	1	Cincinnati Reds @ Montreal Expos Olympic Stadium, Montreal, QB Mon May 04 1998, 7:05 PM EDT Att. 6,616 - Dome - 72 F					
Willie Greene, L OBP: 0.381, SLG: 0.448 (1, 5)										3	0	0	0	1	1							
Dmitri Young, S OBP: 0.366, SLG: 0.521 (1, 9)										4	1	2	1	0	1	0						
Pat Watkins, R OBP: 0.222, SLG: 0.346 (8, 9)										0	0	0	0	0	0	0						
Bret Boone, R OBP: 0.371, SLG: 0.535 (1, 4)										4	1	1	1	0	2	3						
Barry Larkin, R OBP: 0.337, SLG: 0.300 (1, 6)										4	0	1	1	0	0	2						
Reggie Sanders, R OBP: 0.338, SLG: 0.254 (1, 8)										4	0	0	0	0	2	3						
Eduardo Perez, R OBP: 0.203, SLG: 0.261 (1, 3)										4	1	1	1	0	0	0						
Brook Fordyce, R OBP: 0.292, SLG: 0.227 (1, 2)										4	0	1	0	0	0	0						
Scott Winchester, R (1, 1)										2	0	0	0	0	1	1						
Jon Nunnally, L OBP: 0.385, SLG: 0.417 (7, PH)										1	0	0	0	0	0	0						
Scott Sullivan, R (7, 1)										0	0	0	0	0	0	0						
Jeff Shaw, R (9, 1)										0	0	0	0	0	0	0						
Inning Stats	R: 2 E: 0 K: 1 S: 17	H: 3 LOB: 1 BB: 0 P: 24	R: 0 E: 0 K: 1 S: 10	H: 1 LOB: 1 BB: 0 P: 14	R: 0 E: 0 K: 2 S: 11	H: 1 LOB: 2 BB: 1 P: 18	R: 0 E: 0 K: 0 S: 3	H: 0 LOB: 0 BB: 0 P: 5	R: 0 E: 0 K: 1 S: 6	H: 0 LOB: 0 BB: 0 P: 9	R: 0 E: 0 K: 0 S: 8	H: 0 LOB: 0 BB: 0 P: 12	R: 0 E: 0 K: 0 S: 12	H: 0 LOB: 0 BB: 0 P: 17	R: 0 E: 0 K: 1 S: 8	H: 0 LOB: 0 BB: 0 P: 11	R: 2 E: 0 K: 1 S: 12	H: 2 LOB: 0 BB: 0 P: 18	1B: 3 2B: 2 3B: 0 HR: 2	SF: 0 SAC: 0 DP: 0 HBP: 0	WP: 0 PB: 0 CS: 2 CS: 0	PA: 35
PITCHER	IP	WLS	BF	H	R	ER	SO	BB	IBB	HBP	BLK	WP	HR	S	P	ERA	WHIP					
Trey Moore, L ERA: 7.2 (1, 1)	2.2	L	14	5	2	2	3	1	0	0	0	0	0	35	51	6.75	2.250					
Shayne Bennett, R ERA: 3.79 (3, 1)	3.1		10	0	0	0	2	0	0	0	0	0	0	20	31	0.00	0.000					
Mike Maddux, R ERA: 6.75 (7, 1)	2.0		6	0	0	0	1	0	0	0	0	0	0	20	28	0.00	0.000					
Anthony Telford, R ERA: 3.57 (9, 1)	1.0		5	2	2	2	1	0	0	0	0	0	2	12	18	18.00	2.000					

Cincinnati Reds @ Montreal Expos
Olympic Stadium, Montreal, QB
Mon May 04 1998, 7:05 PM EDT
Att. 6,616 - Dome - 72 F

AB	34
R	4
H	7
RBI	4
BB	1
SO	7
LOB	11



Batter	1	2	3	4	5	6	7	8	9	AB	R	H	RBI	BB	SO	LOB	BOTTOM				
F.P. Santangelo, S OBP: 0.358, SLG: 0.434 (1, 4)										4	0	1	0	0	2	0	Cincinnati Reds @ Montreal Expos Olympic Stadium, Montreal, QB Mon May 04 1998, 7:05 PM EDT Att. 6,616 - Dome - 72 F				
Mark Czuzdzianek, R OBP: 0.272, SLG: 0.347 (1, 6)										4	0	2	0	0	0	2					
Derrick May, L OBP: 0.333, SLG: 0.385 (1, 7)										4	0	0	0	0	0	2					
Rondell White, R OBP: 0.314, SLG: 0.411 (1, 8)										3	0	0	0	0	0	0					
Vladimir Guerrero, R OBP: 0.352, SLG: 0.531 (1, 9)										3	0	0	0	0	0	0					
Brad Fullmer, L OBP: 0.339, SLG: 0.380 (1, 3)										3	0	0	0	0	0	0					
Shane Andrews, R OBP: 0.280, SLG: 0.506 (1, 5)										3	0	0	0	0	1	0					
Mike Hubbard, R OBP: 0.091, SLG: 0.091 (1, 2)										2	1	0	0	0	0	0					
Da Rond Stevill, S OBP: 0.344, SLG: 0.345 (8, PH)										1	0	0	0	0	0	0					
Chris Widger, R OBP: 0.295, SLG: 0.300 (9, 2)										0	0	0	0	0	0	0					
Trey Moore, L ERA: 7.2 (1, 1)										1	0	0	0	0	0	0					
Shayne Bennett, R ERA: 3.79 (3, 1)										0	0	0	0	0	0	0					
Jose Vidro, S OBP: 0.346, SLG: 0.231 (8, PH)										1	0	0	0	0	0	0					
Mike Maddux, R ERA: 6.75 (7, 1)										0	0	0	0	0	0	0					
Anthony Telford, R ERA: 3.57 (9, 1)										0	0	0	0	0	0	0					
Ryan McGuire, L OBP: 0.344, SLG: 0.379 (8, PH)										1	0	0	0	0	1	0					
Inning Stats	R: 0 E: 0 K: 0 S: 6	H: 0 LOB: 0 BB: 0 P: 8	R: 0 E: 0 K: 0 S: 5	H: 0 LOB: 0 BB: 0 P: 8	R: 0 E: 0 K: 1 S: 10	H: 1 LOB: 0 BB: 0 P: 11	R: 0 E: 0 K: 1 S: 8	H: 0 LOB: 0 BB: 0 P: 11	R: 0 E: 2 K: 0 S: 11	H: 2 LOB: 1 BB: 0 P: 15	R: 0 E: 0 K: 0 S: 6	H: 0 LOB: 0 BB: 0 P: 8	R: 0 E: 0 K: 1 S: 9	H: 0 LOB: 0 BB: 0 P: 16	R: 0 E: 0 K: 2 S: 10	H: 1 LOB: 1 BB: 0 P: 14	1B: 4 2B: 0 3B: 0 HR: 0	SF: 0 SAC: 0 DP: 2 HBP: 0	WP: 0 PB: 0 CS: 2 CS: 0	PA: 30	
PITCHER	IP	WLS	BF	H	R	ER	SO	BB	IBB	HBP	BLK	WP	HR	S	P	ERA	WHIP				
Scott Winchester, R ERA: 2.89 (1, 1)	6.0	W	20	3	1	0	0	0	0	0	0	0	0	51	69	0.00	0.500				
Scott Sullivan, R ERA: 8.27 (7, 1)	2.0		6	0	0	0	1	0	0	0	0	0	0	15	24	0.00	0.000				
Jeff Shaw, R ERA: 1.93 (9, 1)	1.0	S	4	1	0	0	2	0	0	0	0	0	0	10	14	0.00	1.000				

Cincinnati Reds @ Montreal Expos
Olympic Stadium, Montreal, QB
Mon May 04 1998, 7:05 PM EDT
Att. 6,616 - Dome - 72 F

AB	30
R	1
H	4
RBI	0
BB	0
SO	4
LOB	4



Batter	1	2	3	4	5	6	7	8	9	AB	R	H	RBI	BB	SO	LOB	TOP										
Chris Stynes, R OBP: 0.373, SLG: 0.412	0-1 F9	2-1 G5-3		1-2 F8			2-2 G6-3	4-0 BB		4	0	0	0	1	0	2	Cincinnati Reds @ Montreal Expos Olympic Stadium, Montreal, QB Tue May 05 1998, 7:05 PM EDT Att. 6,549 - Dome - 72 F										
Willie Greene, L OBP: 0.374, SLG: 0.430	4-0 1B BB		2-2 G1		0-0 G3		2-3 K	0-1 F8		4	1	0	0	1	1	3											
Dmitri Young, S OBP: 0.377, SLG: 0.525	1-1 SAFE		0-1		0-2 F8		2-1 E3		2-2 SH5-4	5	0	3	0	0	0	0											
Pat Watkins, R OBP: 0.222, SLG: 0.346	1-2 1B		2B		1B				1B	0	0	0	0	0	0	0											
Eddie Taubensee, L OBP: 0.436, SLG: 0.536	0-0 1B		0-2 L8		1-0		1-3 K		2-1 SH5-4	4	0	2	1	0	1	2											
Bret Boone, R OBP: 0.380, SLG: 0.546	1-2 1B		1-2 SAFE		0-0		2-2 G1-3	1-2 F8		5	1	3	0	0	0	3											
Barry Larkin, R OBP: 0.320, SLG: 0.282	0-0 G4-3		2-3 K			2-1 P3	0-1 G1-3	1-0 L4		5	0	0	0	0	1	7											
Sean Casey, L OBP: 0.571, SLG: 0.714		1-0 SH1-4		1-2 G4-3		0-0 1B	2-1 BB	2B		4	0	3	1	0	0	0											
Reggie Sanders, R OBP: 0.320, SLG: 0.238	0-0 F7		3-2 G1-3		1-3 K		1-3 K			4	0	0	0	0	2	3											
Pete Harnisch, S OBP: 0.118, SLG: 0.063	1-1 SAFE		1-1 SH1-4		4-2 BB		0-2 F9			1	0	0	0	1	0	1											
Lenny Harris, L OBP: 0.404, SLG: 0.420		1-2						BB		0	0	0	0	1	0	0											
Stan Belinda, R OBP: 0.320, SLG: 0.420								IBB		0	0	0	0	0	0	0											
Inning Stats	R: 1 E: 0 K: 0 S: 10	H: 3 LOB: 2 BB: 1 P: 16	R: 0 E: 0 K: 0 S: 6	H: 1 LOB: 1 BB: 0 P: 10	R: 0 E: 0 K: 1 S: 15	H: 2 LOB: 2 BB: 0 P: 19	R: 0 E: 0 K: 0 S: 11	H: 0 LOB: 1 BB: 1 P: 20	R: 0 E: 0 K: 0 S: 7	H: 1 LOB: 1 BB: 0 P: 9	R: 0 E: 0 K: 2 S: 12	H: 0 LOB: 1 BB: 0 P: 19	R: 1 E: 0 K: 1 S: 17	H: 2 LOB: 2 BB: 2 P: 30	R: 0 E: 0 K: 0 S: 10	H: 1 LOB: 2 BB: 0 P: 16	1B: 8 2B: 3 3B: 0 HR: 0	SF: 0 SAC: 2 DP: 0 HBP: 0	WP: 0 PB: 1 SB: 0 CS: 0	PA: 42							
PITCHER	IP	WLS	BF	H	R	ER	SO	BB	IBB	HBP	BLK	WP	HR	S	P	ERA	WHIP										
Miguel Batista, R ERA: 4.5	(1, 1)	6.2	30	8	1	1	3	2	0	0	0	0	0	68	102	1.35	1.500										
Steve Kline, L ERA: 4.22	(7, 1)	0.1	1	0	0	0	1	0	0	0	0	0	0	4	5	0.00	0.000										
Marc Valdes, R ERA: 9.45	(8, 1)	0.1	2	1	1	1	0	0	0	0	0	0	0	7	9	27.00	3.000										
Ugueth Urbina, R ERA: 1.13	(8, 1)	1.2	W	9	2	0	1	1	1	0	0	0	0	20	37	0.00	1.800										

Batter	1	2	3	4	5	6	7	8	9	AB	R	H	RBI	BB	SO	LOB	BOTTOM										
F.P. Santangelo, S OBP: 0.363, SLG: 0.445	0-0 1B SF8		1-2 1B G3-6-3		2-0 G3			1-3 K		4	2	2	0	0	1	0	Cincinnati Reds @ Montreal Expos Olympic Stadium, Montreal, QB Tue May 05 1998, 7:05 PM EDT Att. 6,549 - Dome - 72 F										
Mark Czuzdzianek, R OBP: 0.279, SLG: 0.352	0-1 1B		0-0 1B		3-1 P2		3-3 K			4	0	2	0	0	1	0											
Derrick May, L OBP: 0.300, SLG: 0.357	2-3 1B		1-3 1B		0-0 G3-1		0-3 K			2	0	0	1	0	0	1											
Da Rond Stovall, S OBP: 0.333, SLG: 0.333	0-0 SF8		0-0 G3-6-3		1-2 1B					1	0	0	0	0	1	0											
Rondell White, R OBP: 0.312, SLG: 0.400	0-1 L5-3		1-1 F8		4-1 1B				1-1 P3	3	0	0	0	1	0	1											
Vladimir Guerrero, R OBP: 0.366, SLG: 0.549		0-2 G6-3		2-2 G4-6-3		0-0 1B	1-2 1B		3-2 E8	4	0	3	0	0	0	0											
Brad Fullmer, L OBP: 0.330, SLG: 0.369		0-2 G3		0-1 G4-6-3		0-0 F8			4-0 FC3-2	3	0	0	0	0	0	3											
Steve Kline, S OBP: 0.500, SLG: 0.400				1-2 1B					BB	0	0	0	0	0	0	0											
Marc Valdes, R OBP: 0.500, SLG: 0.400									IBB	0	0	0	0	0	0	0											
Ugueth Urbina, R OBP: 0.287, SLG: 0.308									IBB	0	1	0	0	1	0	0											
Scott Livingstone, L OBP: 0.297, SLG: 0.308									IBB	0	1	0	0	1	0	0											
Shane Andrews, R OBP: 0.299, SLG: 0.506		2-0 1B		1-0 G5-3		4-2 CS			4-0 BB	2	0	1	0	2	0	0											
Chris Widger, R OBP: 0.297, SLG: 0.301		1-0 1B			1-1 G5-3		2-2 G6-3		1-1 FC3-2	3	0	1	0	0	0	1											
Jose Vidro, S OBP: 0.300, SLG: 0.227		1-2 1B							BB	1	0	0	0	0	0	3											
Miguel Batista, R OBP: 0.300, SLG: 0.227		1-2 1B							3-H	2	0	0	0	0	0	2											
Ryan McGuire, L OBP: 0.353, SLG: 0.367					1-1 P3		3-3 K		4-2 BB	1	0	0	1	1	1	0											
Inning Stats	R: 1 E: 0 K: 0 S: 6	H: 2 LOB: 0 BB: 0 P: 6	R: 0 E: 0 K: 0 S: 11	H: 2 LOB: 2 BB: 0 P: 15	R: 1 E: 0 K: 0 S: 7	H: 2 LOB: 0 BB: 0 P: 9	R: 0 E: 0 K: 0 S: 6	H: 1 LOB: 0 BB: 1 P: 9	R: 0 E: 0 K: 0 S: 5	H: 0 LOB: 0 BB: 0 P: 9	R: 0 E: 0 K: 1 S: 16	H: 0 LOB: 0 BB: 1 P: 25	R: 0 E: 0 K: 3 S: 9	H: 0 LOB: 0 BB: 0 P: 13	R: 1 E: 1 K: 0 S: 11	H: 1 LOB: 3 BB: 3 P: 28	1B: 7 2B: 3 3B: 0 HR: 0	SF: 1 SAC: 0 DP: 3 HBP: 0	WP: 0 PB: 0 SB: 0 CS: 1	PA: 36							
PITCHER	IP	WLS	BF	H	R	ER	SO	BB	IBB	HBP	BLK	WP	HR	S	P	ERA	WHIP										
Pete Harnisch, R ERA: 3.04	(1, 1)	7.0	27	8	2	2	1	2	0	0	0	0	0	57	86	2.57	1.429										
Stan Belinda, R ERA: 3.86	(8, 1)	1.2	L	9	1	1	1	3	1	2	0	0	0	20	41	5.40	1.200										

AB	36
R	2
H	11
RBI	2
BB	4
SO	5
LOB	21



AB	30
R	3
H	9
RBI	2
BB	5
SO	4
LOB	11



Batter	1	2	3	4	5	6	7	8	9	AB	R	H	RBI	BB	SO	LOB	TOP								
Chris Stynes, R (1, 7) OBP: 0.374, SLG: 0.407	G6-3		1B HBP		G5-3		F9		1B	4	0	1	0	0	0	2	Cincinnati Reds @ Montreal Expos Olympic Stadium, Montreal, QB Wed May 06 1998, 7:05 PM EDT Att. 7,261 - Dome - 72 F								
Willie Greene, L (1, 5) OBP: 0.375, SLG: 0.433	G1-3		SF9		G6-3		1B		1B	4	0	2	2	0	0	1									
Dmitri Young, S (1, 9) OBP: 0.376, SLG: 0.553 Pat Watkins, R (7, 9) OBP: 0.222, SLG: 0.346 Jon Nunnally, L (9, FH) OBP: 0.380, SLG: 0.411	K		1B		G5-3		HR		G6-4-3	4	1	2	2	0	1	1									
Eddie Taubensee, L (1, 2) OBP: 0.439, SLG: 0.535		K	P8							4	0	2	0	0	1	2									
Bret Boone, R (1, 4) OBP: 0.371, SLG: 0.533		F9			G5-3		G5-3		SH1	3	0	0	0	0	0	1									
Barry Larkin, R (1, 6) OBP: 0.308, SLG: 0.270		F8			F7		G4-3		G3	4	0	0	0	0	0	2									
Sean Casey, L (1, 3) OBP: 0.545, SLG: 0.556			SH1-4 1B SF9 BB		K		G6-3		FC6-4 BB	2	1	0	0	2	1	1									
Reggie Sanders, R (1, 8) OBP: 0.329, SLG: 0.242			SF9 1B SH1-4 1B		G1-3		F9 1B SH3 BB		FC6-4	3	2	1	0	1	0	2									
Mike Remlinger, L (1, 1) OBP: 0.125, SLG: 0.188 Scott Sullivan, R (8, 1) Lenny Harris, L (9, PH) OBP: 0.397, SLG: 0.412 Jeff Shaw, R (9, 1)			SH1-4				SH3		G6-3	1	0	1	0	0	0	0									
			1-2 2-3				1-2			0	0	0	0	0	0	0									
Inning Stats	R: 0 E: 0 K: 1 S: 7	H: 0 LOB: 0 BB: 0 P: 13	R: 0 E: 0 K: 1 S: 7	H: 0 LOB: 0 BB: 0 P: 13	R: 2 E: 0 K: 0 S: 14	H: 2 LOB: 2 BB: 1 P: 25	R: 0 E: 0 K: 1 S: 6	H: 0 LOB: 0 BB: 0 P: 8	R: 0 E: 0 K: 0 S: 7	H: 1 LOB: 1 BB: 0 P: 12	R: 1 E: 0 K: 0 S: 7	H: 2 LOB: 1 BB: 0 P: 14	R: 1 E: 0 K: 0 S: 14	H: 1 LOB: 1 BB: 1 P: 24	R: 0 E: 0 K: 0 S: 8	H: 1 LOB: 2 BB: 1 P: 14	R: 0 E: 0 K: 0 S: 9	H: 2 LOB: 1 BB: 0 P: 13	1B: 7 2B: 1 3B: 0 HR: 1	SF: 1 SAC: 3 DP: 1 HBP: 1	WP: 0 PB: 0 SB: 0 CS: 0	PA: 39			
PITCHER	IP	WLS	BF	H	R	ER	SO	BB	IBB	HBP	BLK	WP	HR	S	P	ERA	WHIP								
Javier Vazquez, R (1, 1) ERA: 6.75	6.2	L	28	5	4	4	3	2	0	1	0	0	1	56	99	5.40	1.050								
Steve Kline, L (7, 1) ERA: 4.09	0.1		3	2	0	0	0	0	0	0	0	0	0	7	11	0.00	6.000								
Marc Valdes, R (8, 1) ERA: 8.86	1.1		7	2	0	0	0	1	0	0	0	0	0	14	24	0.00	2.250								
Mike Maddux, R (9, 1) ERA: 6.0	0.2		1	0	0	0	0	0	0	0	0	0	0	2	2	0.00	0.000								

AB	31
R	4
H	9
RBI	4
BB	3
SO	3
LOB	14



Batter	1	2	3	4	5	6	7	8	9	AB	R	H	RBI	BB	SO	LOB	BOTTOM								
F.P. Santangelo, S (1, 4) OBP: 0.399, SLG: 0.434	G5-3		F7		S 1B BB		G6-3			3	1	0	0	1	0	1	Cincinnati Reds @ Montreal Expos Olympic Stadium, Montreal, QB Wed May 06 1998, 7:05 PM EDT Att. 7,261 - Dome - 72 F								
Mark Czudzielanek, R (1, 6) OBP: 0.280, SLG: 0.352	G6-4-3 BB		1B		F7				K	3	0	1	0	1	1	1									
Vladimir Guerrero, R (1, 9) OBP: 0.362, SLG: 0.536	G6-4-3		P4		P4		1B		P5	4	0	1	1	0	0	2									
Rondell White, R (1, 8) OBP: 0.310, SLG: 0.395		F7			G5-3		K2-3		FC5-4 1B	4	0	1	0	0	1	1									
Shane Andrews, R (1, 5) OBP: 0.297, SLG: 0.495		P4			K		L3 1B		FC5-4	4	0	1	0	0	1	1									
Brad Fullmer, L (1, 3) OBP: 0.345, SLG: 0.393		1B			2B		L3		G4-6-3 1B	4	0	3	0	0	0	1									
Da Rond Stovall, S (1, 7) OBP: 0.333, SLG: 0.313 Steve Kline, S (7, 1) ERA: 7.79		K					K		G4-6-3	2	0	0	0	0	0	0									
Marc Valdes, R (8, 1) OBP: 0.500, SLG: 0.400 Mike Maddux, L (9, 1)		K								0	0	0	0	0	0	0									
Derrick May, L (9, PH) OBP: 0.290, SLG: 0.345					BB					1	0	0	0	0	0	1									
Chris Widger, R (1, 2) OBP: 0.316, SLG: 0.349			HR		K		G6-3 BB		1B	3	1	2	1	1	1	2									
Javier Vazquez, R (1, 1) OBP: 0.273, SLG: 0.364 Jose Vidro, S (7, 4) OBP: 0.293, SLG: 0.221			G6-3		G6-3		K		G6-3	2	0	0	0	0	0	0									
										2	0	0	0	0	1	2									
Inning Stats	R: 0 E: 0 K: 0 S: 5	H: 0 LOB: 1 BB: 1 P: 13	R: 0 E: 0 K: 1 S: 8	H: 1 LOB: 0 BB: 0 P: 12	R: 1 E: 0 K: 0 S: 8	H: 2 LOB: 1 BB: 0 P: 14	R: 0 E: 0 K: 2 S: 13	H: 1 LOB: 2 BB: 1 P: 20	R: 1 E: 0 K: 1 S: 16	H: 1 LOB: 1 BB: 1 P: 27	R: 0 E: 0 K: 1 S: 9	H: 1 LOB: 0 BB: 0 P: 13	R: 0 E: 0 K: 1 S: 7	H: 0 LOB: 0 BB: 1 P: 12	R: 0 E: 0 K: 1 S: 7	H: 1 LOB: 1 BB: 0 P: 9	R: 0 E: 0 K: 0 S: 10	H: 2 LOB: 1 BB: 0 P: 12	1B: 7 2B: 2 3B: 0 HR: 1	SF: 0 SAC: 0 DP: 4 HBP: 0	WP: 0 PB: 0 SB: 1 CS: 0	PA: 36			
PITCHER	IP	WLS	BF	H	R	ER	SO	BB	IBB	HBP	BLK	WP	HR	S	P	ERA	WHIP								
Mike Remlinger, L (1, 1) ERA: 3.45	7.0	W	28	6	2	2	6	4	0	0	0	0	0	65	111	2.57	1.429								
Scott Sullivan, R (8, 1) ERA: 7.79	1.0		4	1	0	0	1	0	0	0	0	0	0	7	9	0.00	1.000								
Jeff Shaw, R (9, 1) ERA: 1.83	1.0	S	4	2	0	0	0	0	0	0	0	0	0	10	12	0.00	2.000								

AB	32
R	2
H	9
RBI	2
BB	4
SO	7
LOB	13



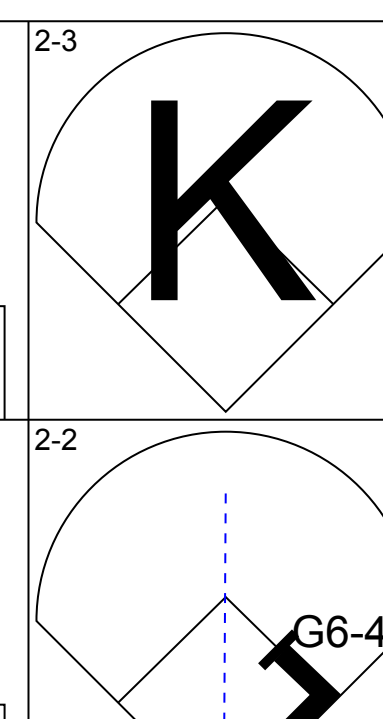
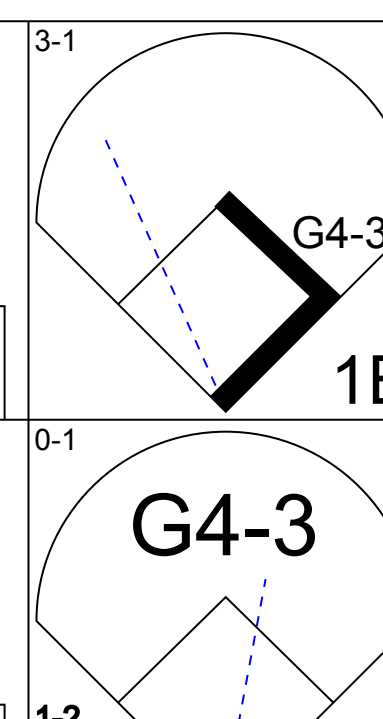
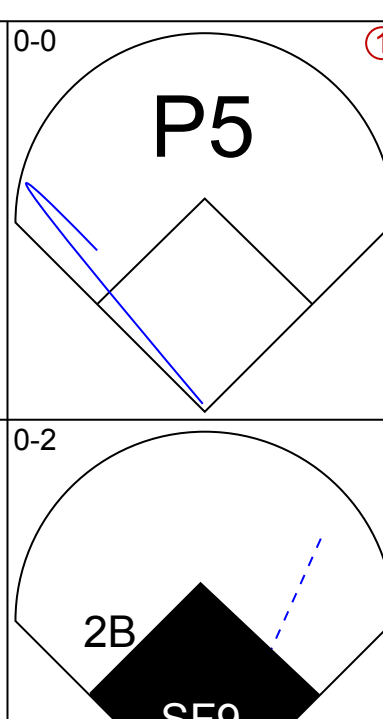
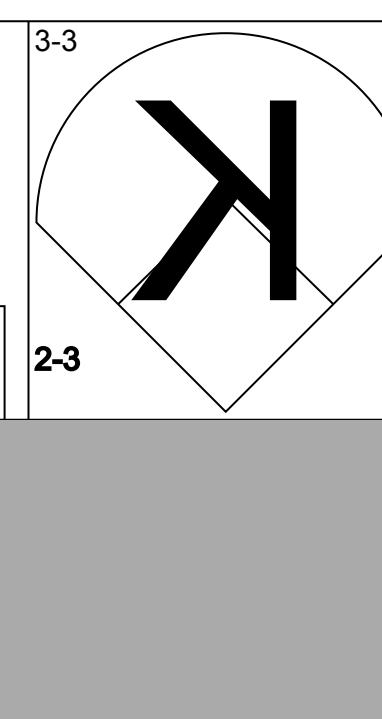
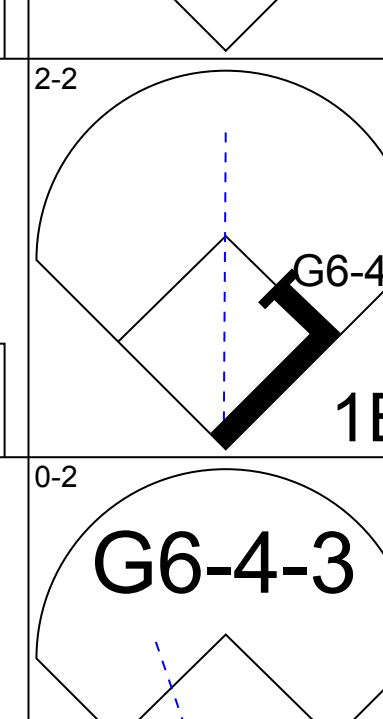
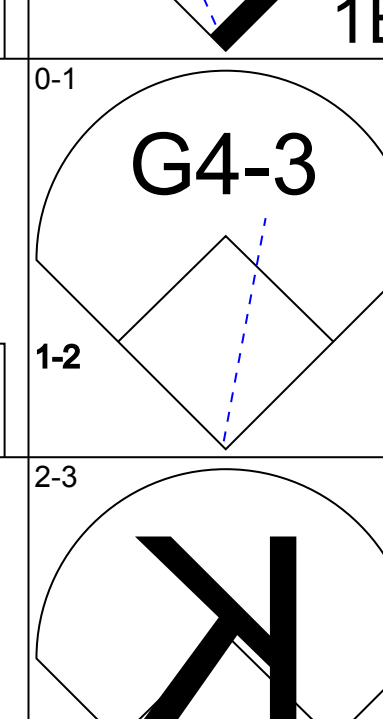
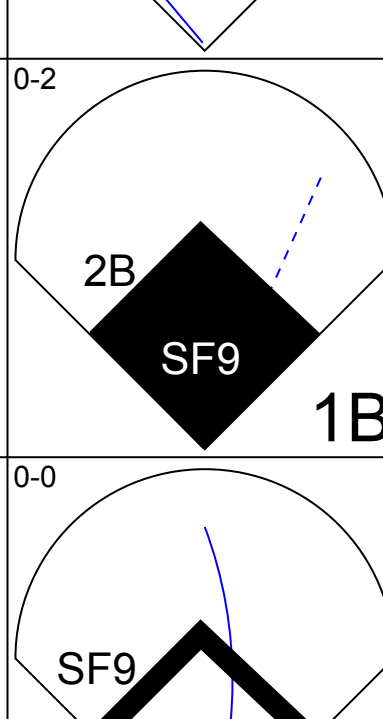
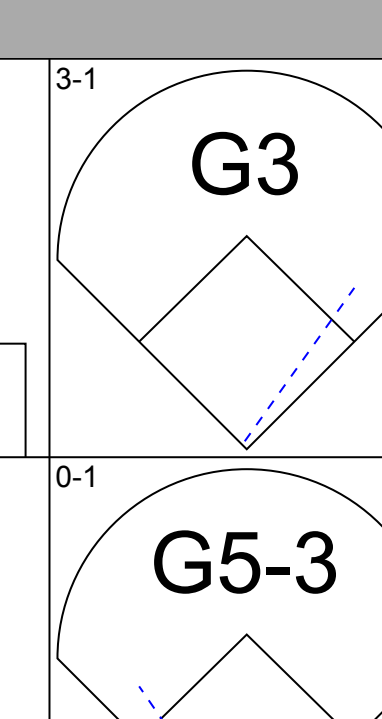
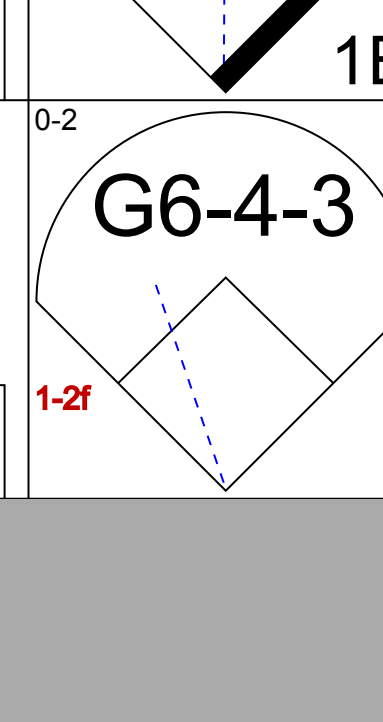
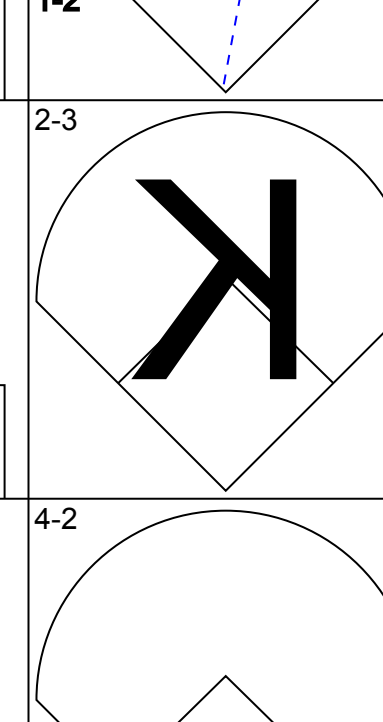
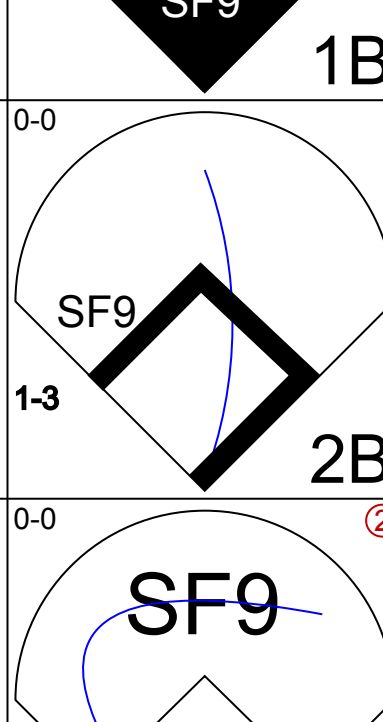
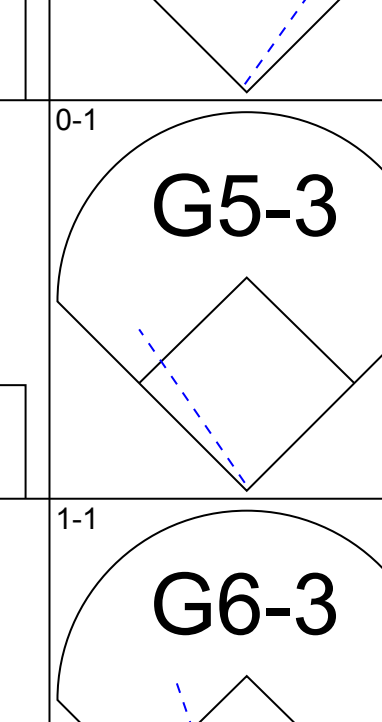
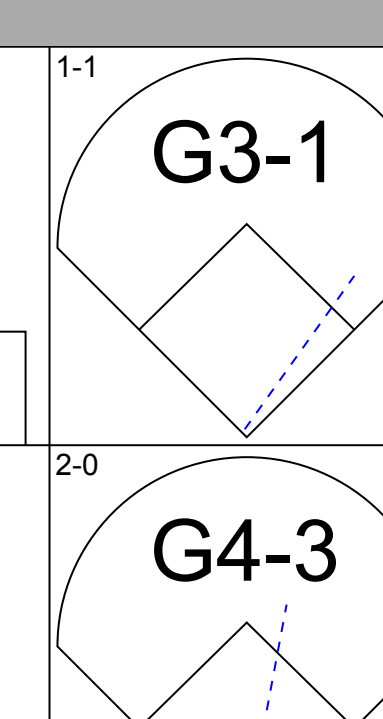
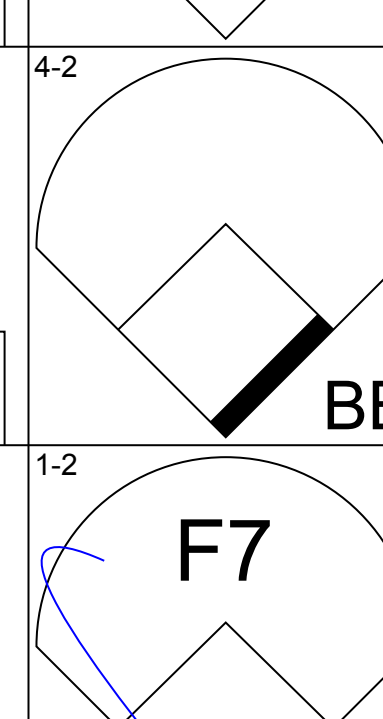
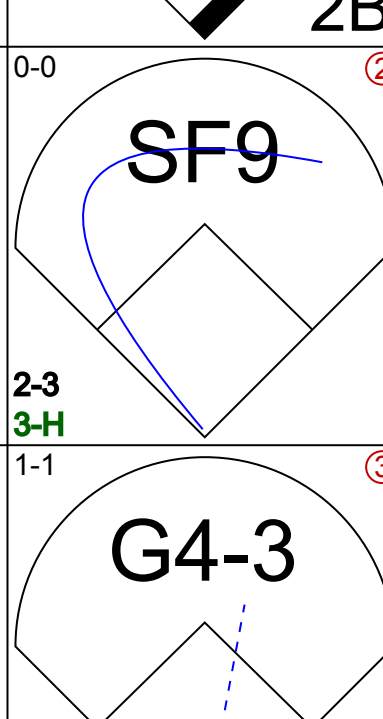
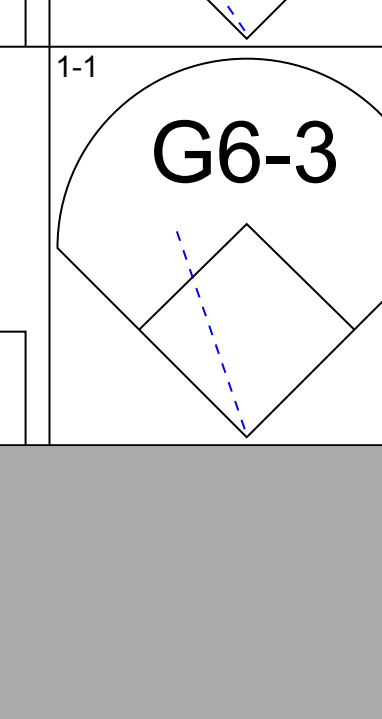
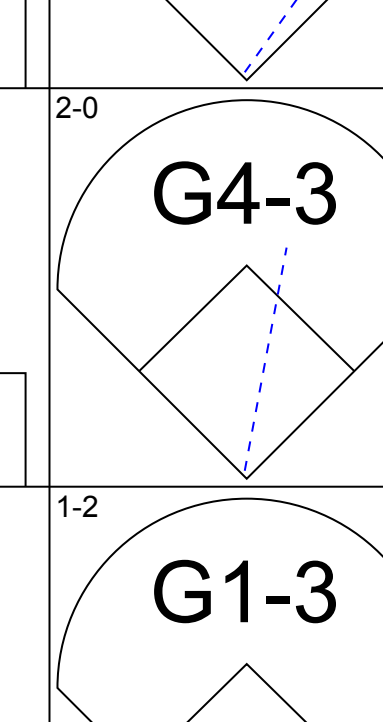
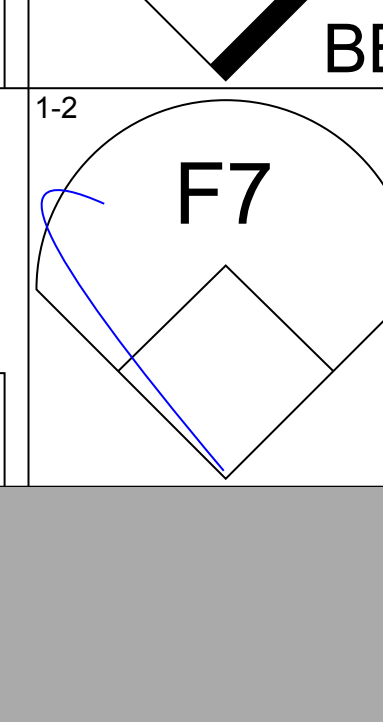
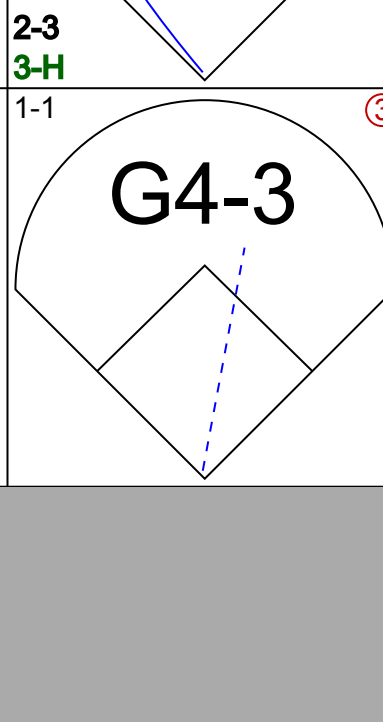
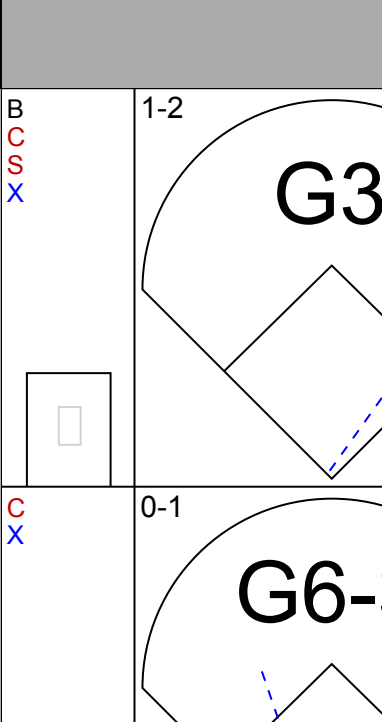
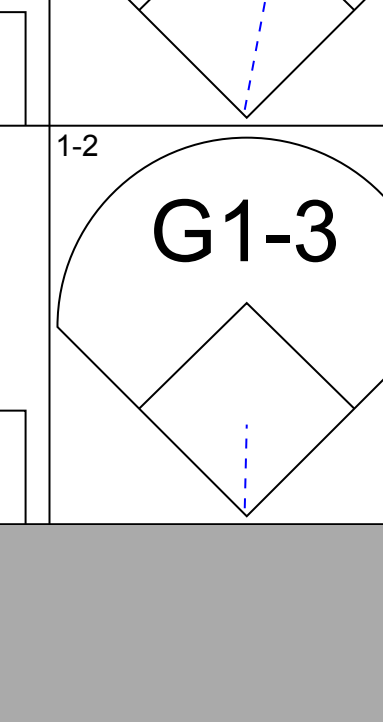
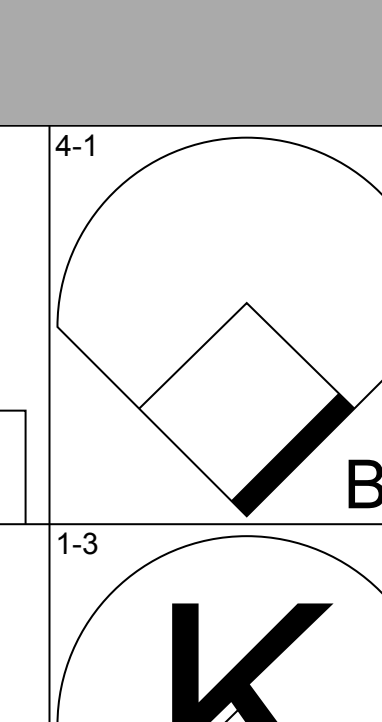
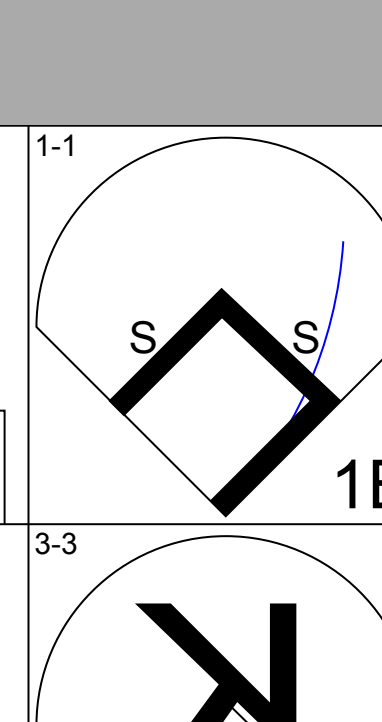
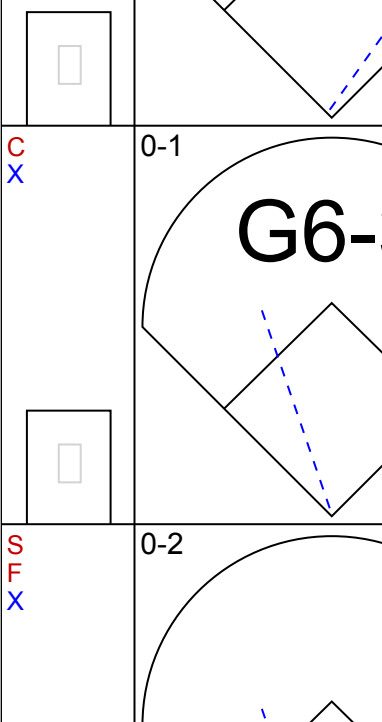
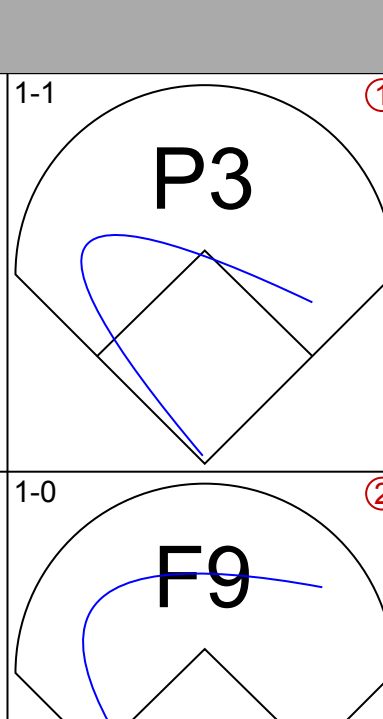
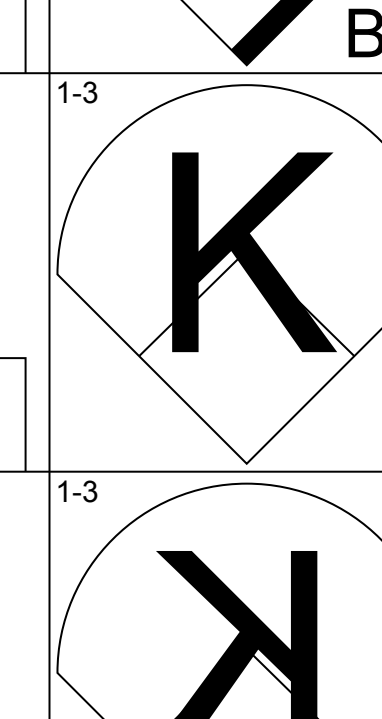
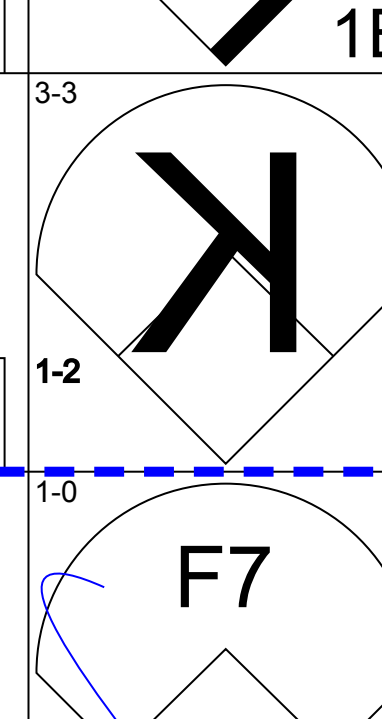
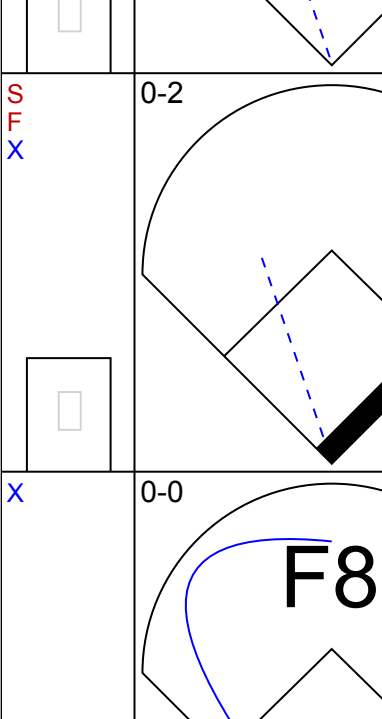
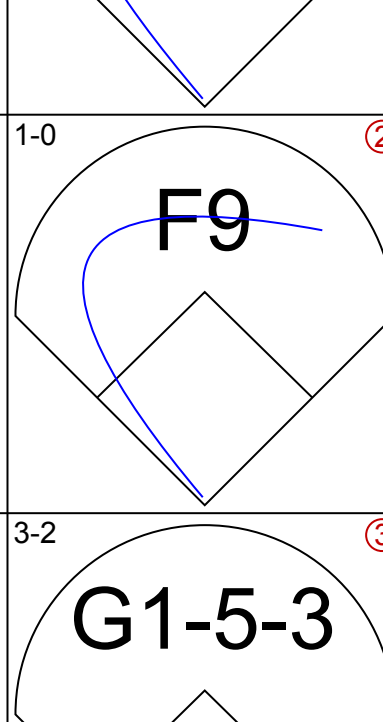
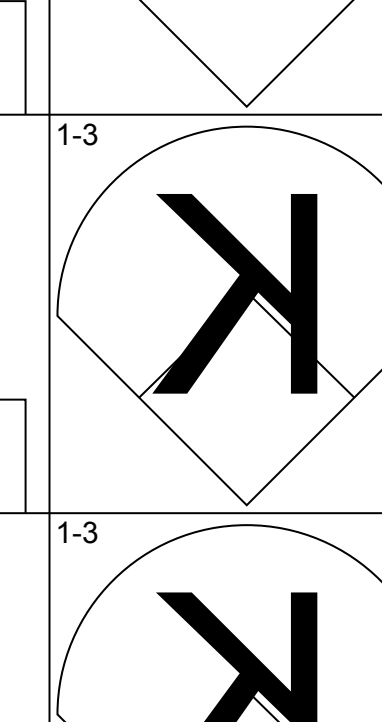
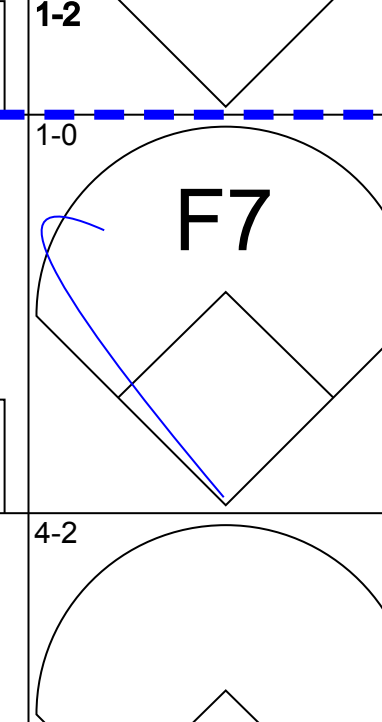
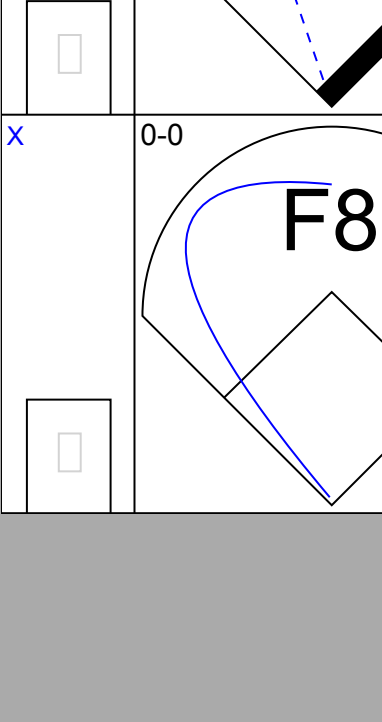
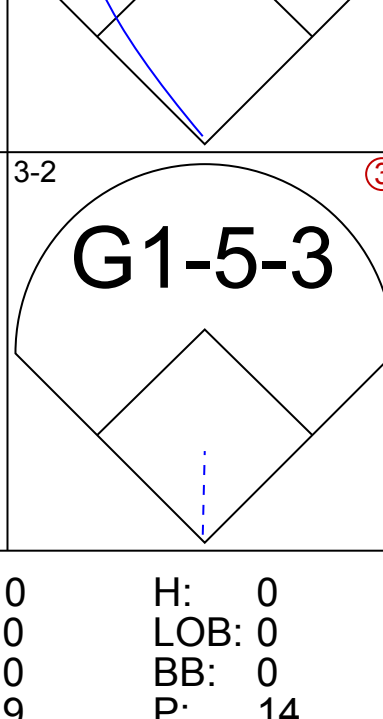
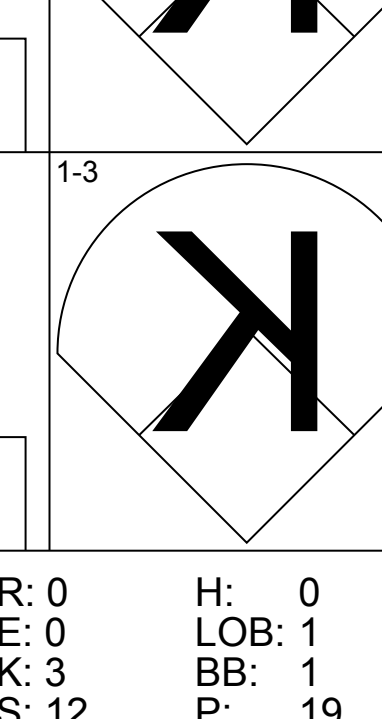
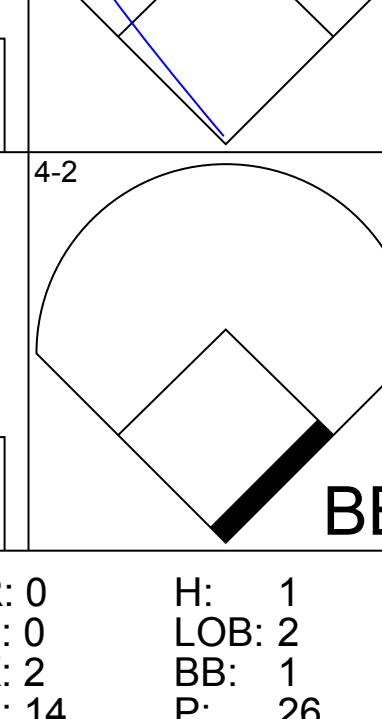
Batter	1	2	3	4	5	6	7	8	9	AB	R	H	RBI	BB	SO	LOB	TOP										
Chris Stynes, R (1.7) OBP: 0.368, SLG: 0.425 Jeff Shaw, R (8.1)	G3		HR		SF8		G4-3	FC6-4		4	1	1	2	0	0	2	Cincinnati Reds @ Pittsburgh Pirates Three Rivers Stadium, Pittsburgh, PA Thu May 07 1998, 7:05 PM EDT Att. 8,400 - Overcast - 68 F										
Willie Greene, L (1.5) OBP: 0.391, SLG: 0.481	G4-6-3 1B		G4-3		WP		HR		1B BB	4	1	3	1	1	0	0											
Dmitri Young, S (1.9) OBP: 0.372, SLG: 0.542 Stan Belinda, R (7.1)	G4-6-3		F9		F8		G3		1B	4	0	1	0	0	0	2											
Lenny Harris, L (8.7) OBP: 0.407, SLG: 0.423	1-2						2-4-5 1B		1-2 1B	1	0	1	0	0	0	0											
Eddie Taubensee, L (1.2) OBP: 0.429, SLG: 0.519		K	K				G3		K	5	1	1	0	0	3	3											
Bret Boone, R (1.4) OBP: 0.380, SLG: 0.552		K			G3-6-1 BB		HR		K	3	1	1	2	2	2	2											
Barry Larkin, R (1.6) OBP: 0.313, SLG: 0.277		S 3B 1B			K		G4-3		F9	5	1	2	0	0	1	3											
Sean Casey, L (1.3) OBP: 0.533, SLG: 0.500		3B BB			G3-6-1		G3		FC2-5 1B	3	1	1	0	1	0	1											
Reggie Sanders, R (1.8) OBP: 0.337, SLG: 0.300					SH3-4 SF8 2B		E6		FC2-5 FC6-4	4	1	2	2	0	0	2											
David Weathers, R (1.1) OBP: 0.083, SLG: 0.333 Scott Sullivan, R (5.1) Gabe White, L (7.1) Pat Watkins, R (7.9) Melvin Nieves, S (8.9) Jon Nunnally, L (8.9) OBP: 0.300, SLG: 0.411			K		SH3-4		K		F9	1	0	0	0	0	1	1											
Inning Stats	R: 0 E: 0 K: 0 S: 6	H: 1 LOB: 0 BB: 0 P: 6	R: 2 E: 0 K: 3 S: 16	H: 2 LOB: 1 BB: 1 P: 27	R: 1 E: 0 K: 1 S: 15	H: 1 LOB: 0 BB: 0 P: 23	R: 0 E: 0 K: 1 S: 6	H: 0 LOB: 0 BB: 1 P: 12	R: 1 E: 0 K: 0 S: 11	H: 2 LOB: 1 BB: 0 P: 15	R: 2 E: 1 K: 1 S: 12	H: 2 LOB: 1 BB: 0 P: 19	R: 1 E: 0 K: 0 S: 13	H: 2 LOB: 2 BB: 1 P: 20	R: 0 E: 0 K: 0 S: 8	H: 2 LOB: 2 BB: 0 P: 14	R: 0 E: 0 K: 2 S: 13	H: 1 LOB: 2 BB: 1 P: 21	1B: 7 2B: 2 3B: 1 HR: 3	SF: 1 SAC: 1 DP: 2 HBP: 0	WP: 1 PB: 0 SB: 1 CS: 0	PA: 42					
PITCHER	IP	WLS	BF	H	R	ER	SO	BB	IBB	HBP	BLK	WP	HR	S	P	ERA	WHIP										
Esteban Loaiza, R (1.1) ERA: 5.94	6.0		27	8	6	6	6	2	0	0	0	1	2	66	102	9.00	1.667										
Chris Peters, L (7.1) ERA: 1.89	1.0		6	2	1	1	0	1	0	0	0	0	1	13	20	9.00	3.000										
Elmer Dessens, R (8.1) ERA: 8.38	1.0	W	5	2	0	0	0	0	0	0	0	0	0	8	14	0.00	2.000										
Ricardo Rincon, L (9.1) ERA: 0.77	0.1		3	1	0	0	1	1	0	0	0	0	0	7	13	0.00	6.000										
Rich Loiselle, R (9.1) ERA: 3.12	0.2	S	2	0	0	0	1	0	0	0	0	0	0	6	8	0.00	0.000										

AB	36
R	7
H	13
RBI	7
BB	4
SO	8
LOB	19



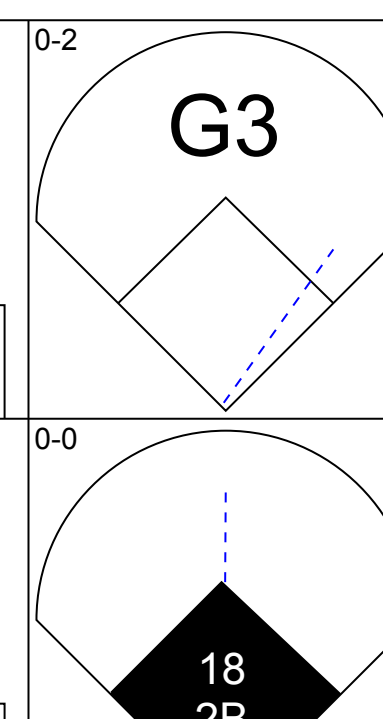
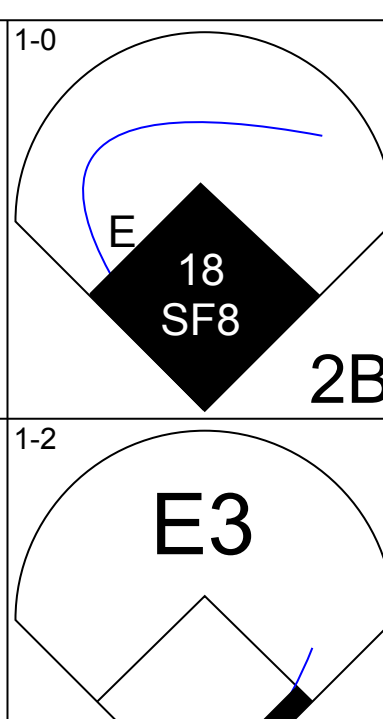
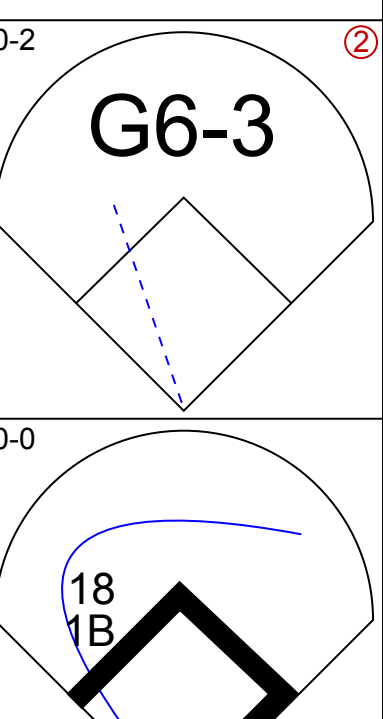
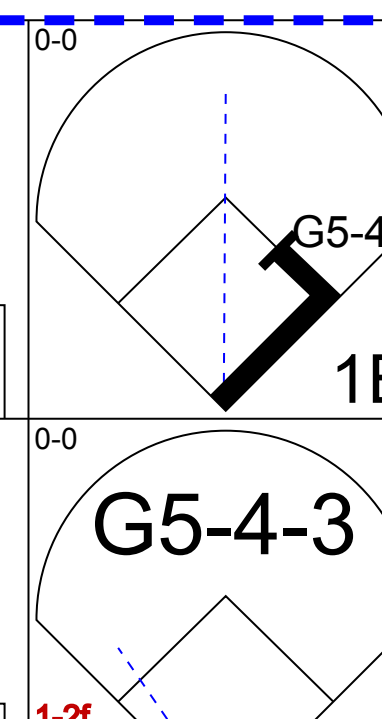
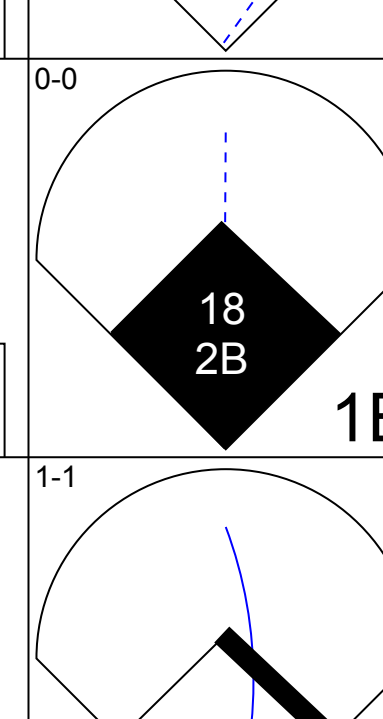
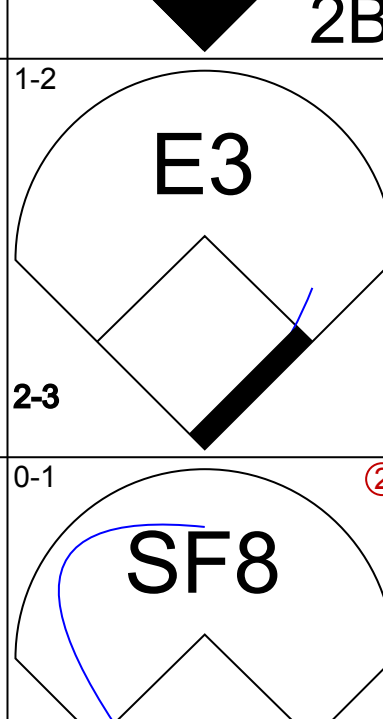
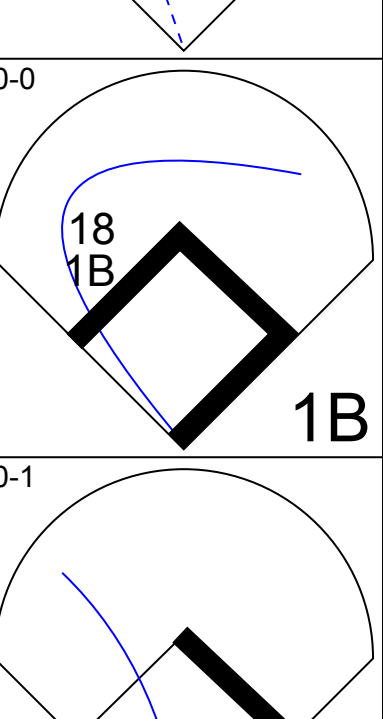
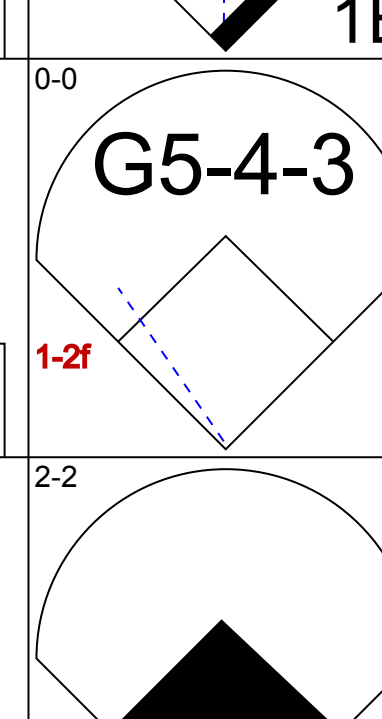
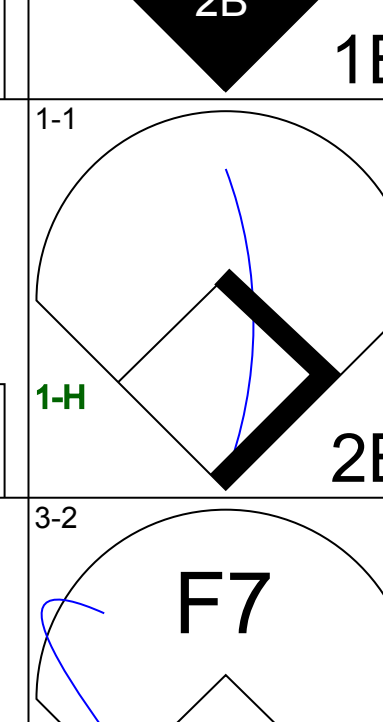
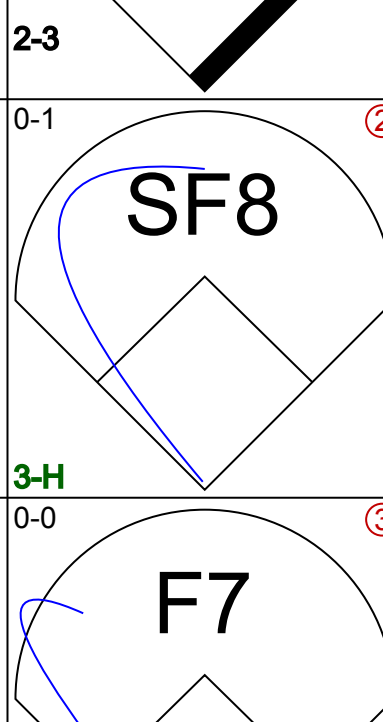
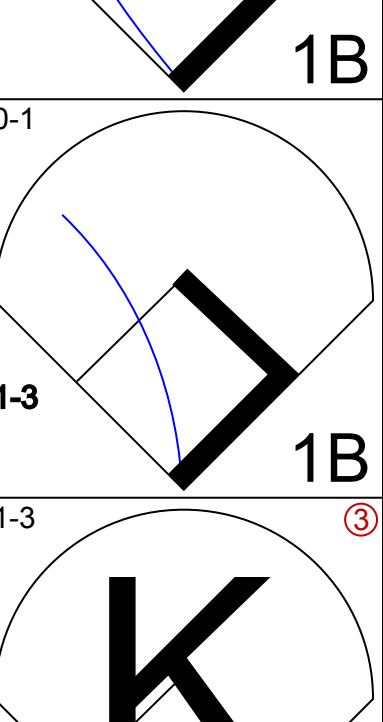
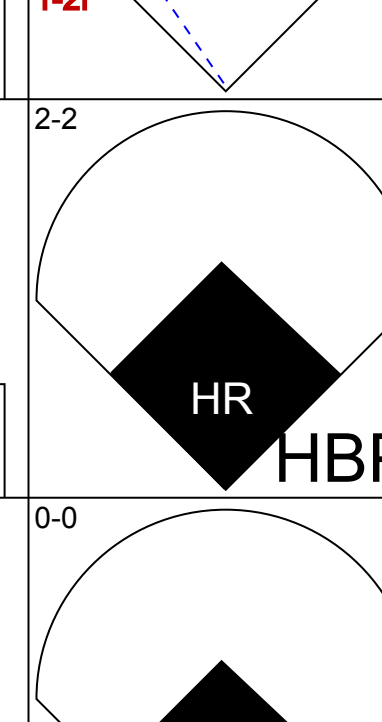
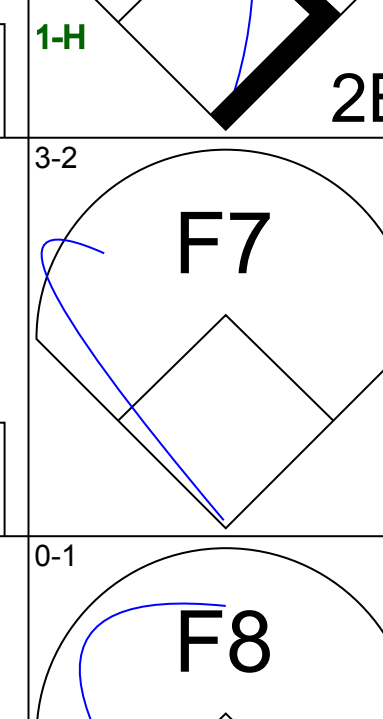
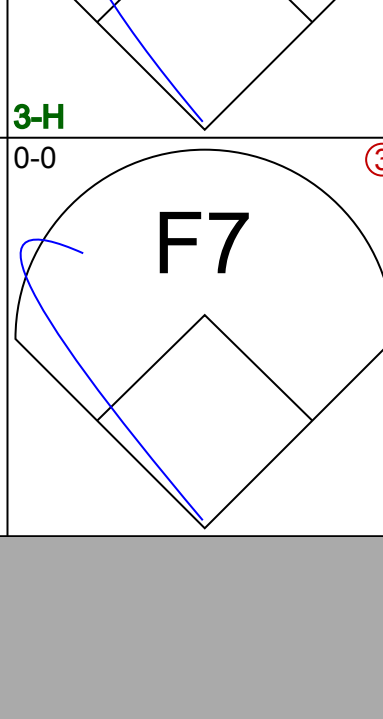
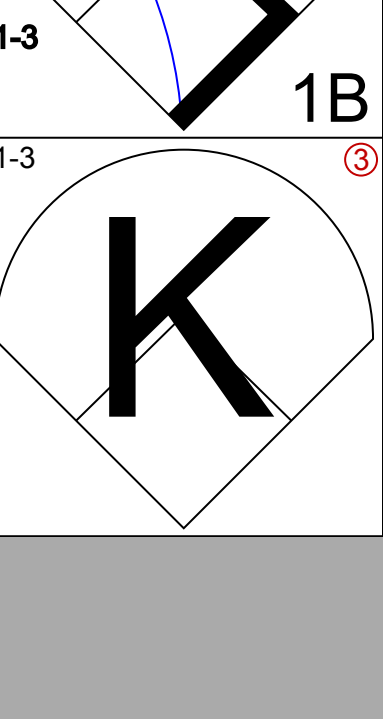
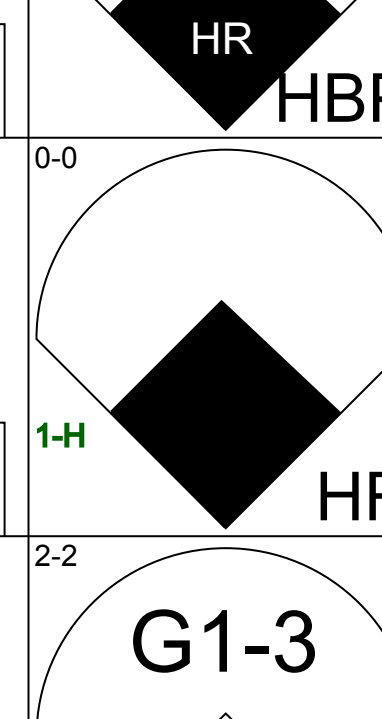
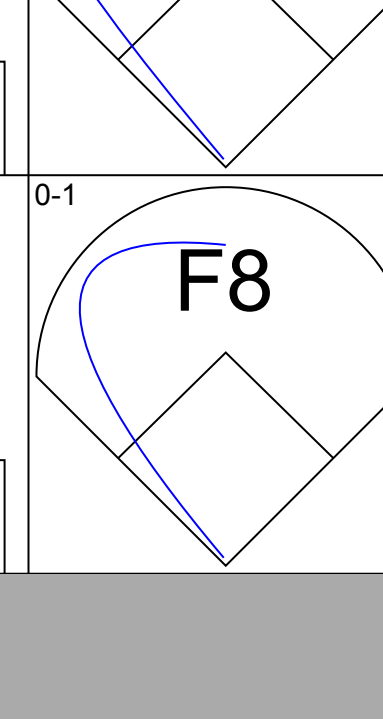
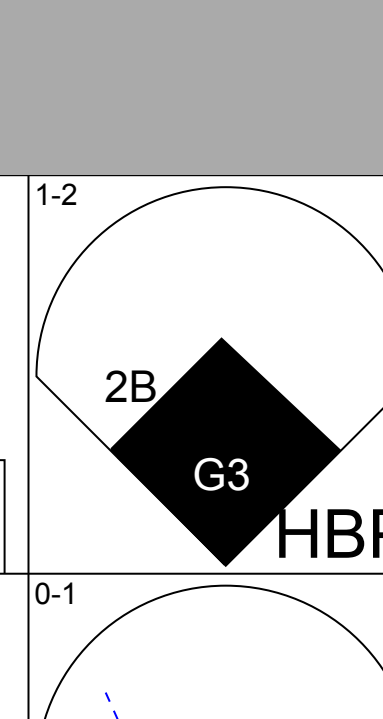
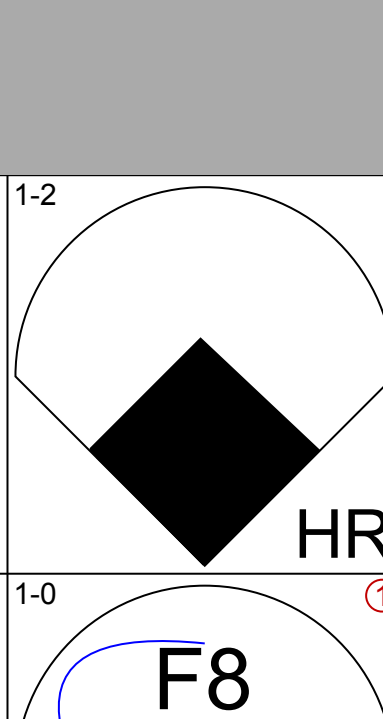
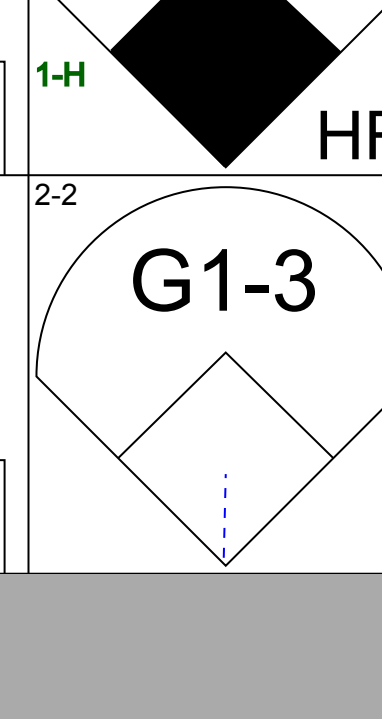
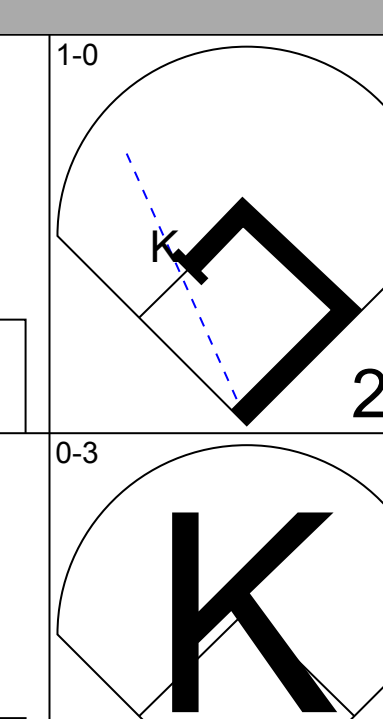
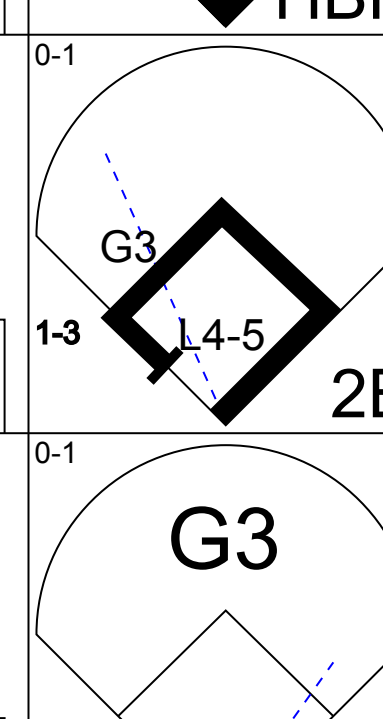
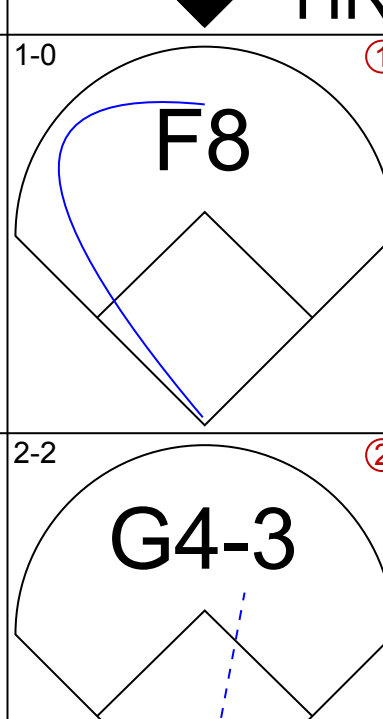
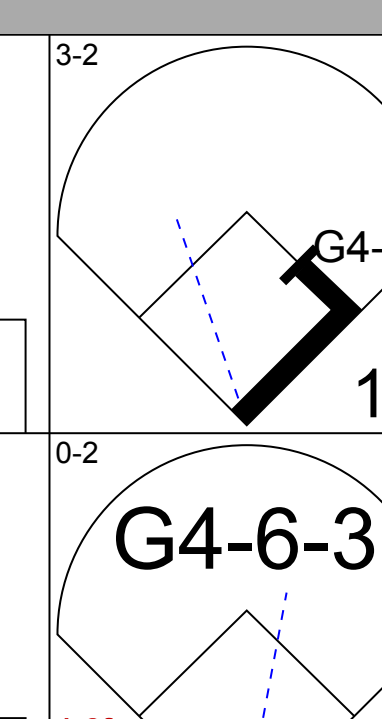
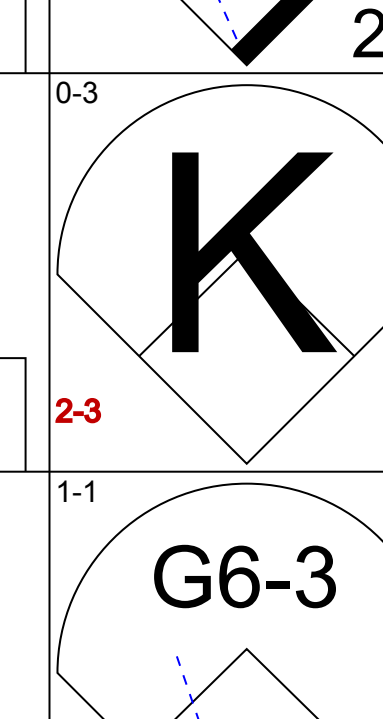
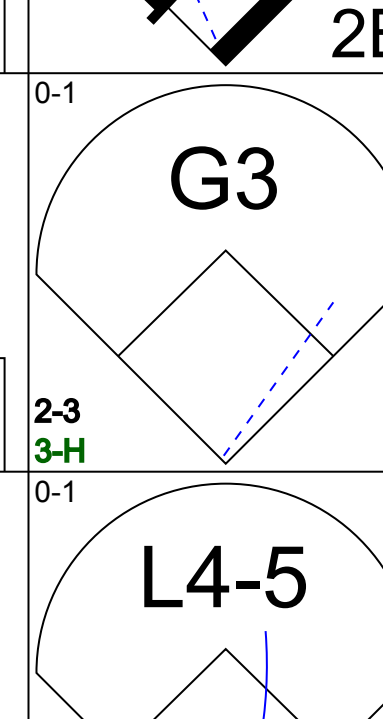
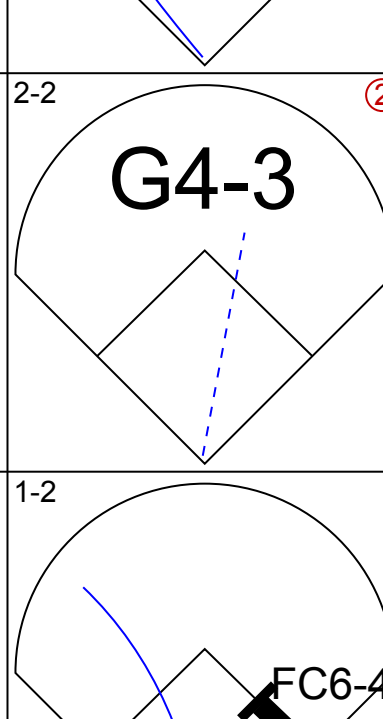
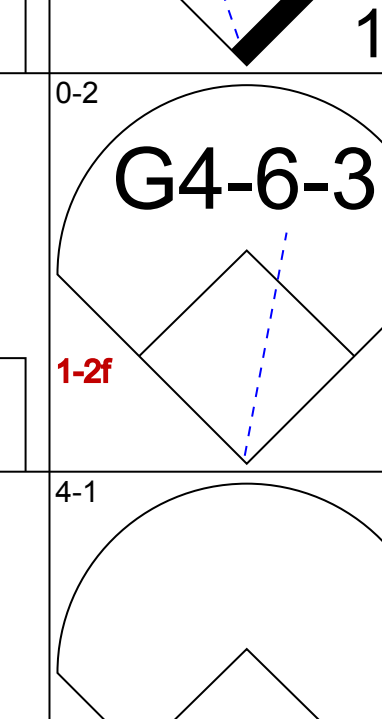
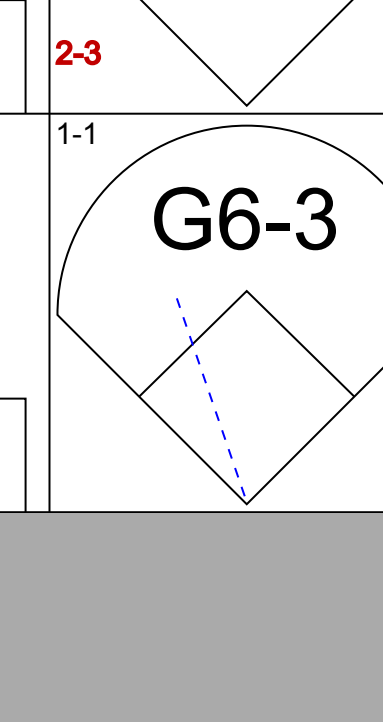
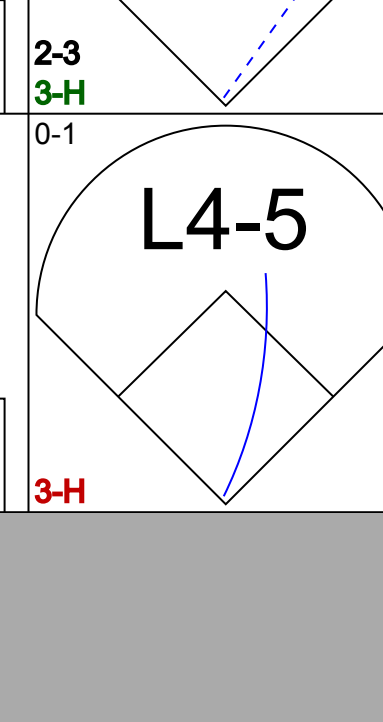
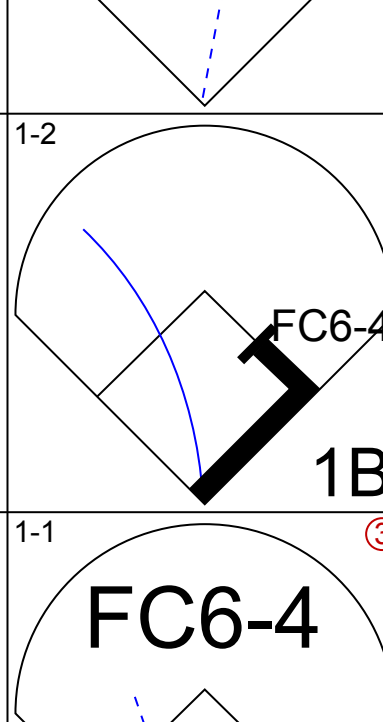
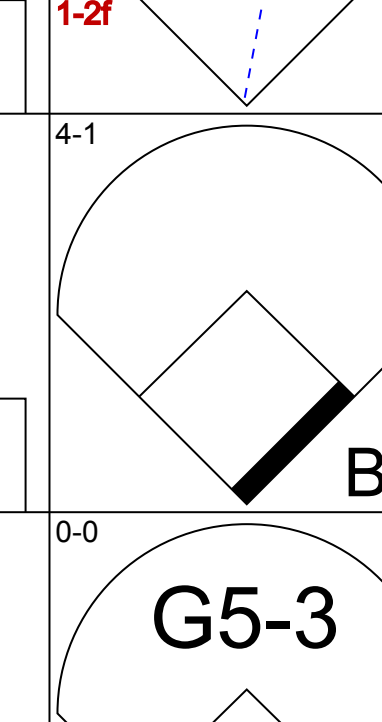
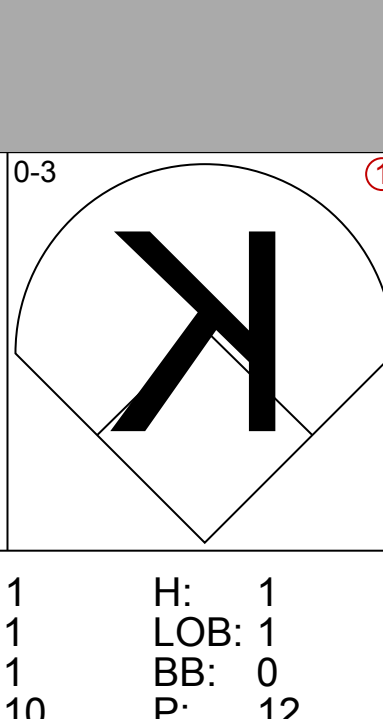
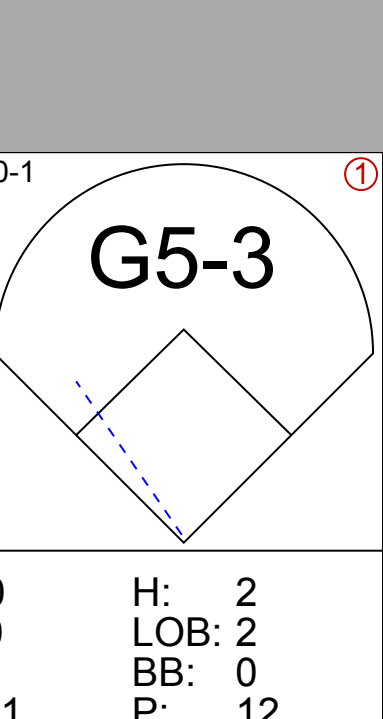

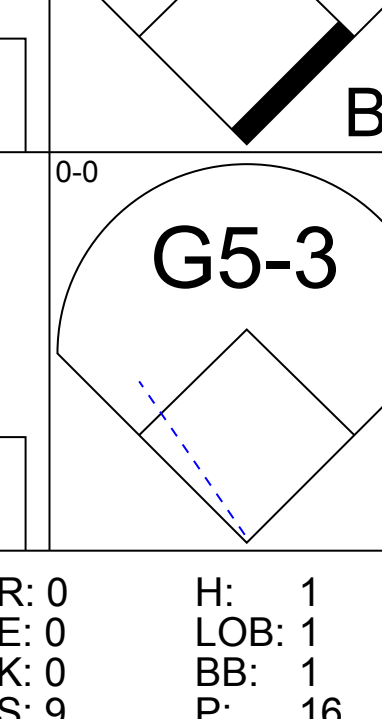
Batter	1	2	3	4	5	6	7	8	9	AB	R	H	RBI	BB	SO	LOB	BOTTOM										
Tony Womack, L (1.4) OBP: 0.282, SLG: 0.266	HR BB	P5			S 18 1B BB	K		BB 18 1B		3	3	1	0	2	1	2	Cincinnati Reds @ Pittsburgh Pirates Three Rivers Stadium, Pittsburgh, PA Thu May 07 1998, 7:05 PM EDT Att. 8,400 - Overcast - 68 F										
Al Martin, L (1.7) OBP: 0.302, SLG: 0.449	HR		K		SF7 BB		K	L3-6 18 1B BB		3	2	1	2	2	0	0											
18 Jason Kendall, R (1.2) OBP: 0.415, SLG: 0.496	G5-3		G5-3		BB 1B		BB	1B		5	2	3	3	0	0	0											
Kevin Young, R (1.3) OBP: 0.312, SLG: 0.437	P6		BB		1B BB		1B	L3-6		2	0	0	0	3	0	2											
Turner Ward, S (1.8) OBP: 0.343, SLG: 0.368	F7		G4-3		SF7		1B			3	0	1	2	0	0	1											
Jose Guillen, R (1.9) OBP: 0.358, SLG: 0.515					3H		1B			3	0	2	1	1	1	2											
Elmer Dessens, R (8.1) ERA: 8.38					FC4-6 1B		K			0	0	0	0	0	0	0											
Ricardo Rincon, L (9.1) ERA: 0.77					1-3 2H		K			0	0	0	0	0	0	0											
Rich Loiselle, R (9.1) ERA: 3.12					1-2 2H		K			0	0	0	0	0	0	0											
Doug Strange, S (1.5) OBP: 0.304, SLG: 0.290					FC4-6 L4-3		F7			4	0	0	0	0	1	6											
Kevin Polcovich, R (1.6) OBP: 0.217, SLG: 0.232					L4-3		K			4	1	1	0	0	2	2											
Esteban Loaiza, R (1.1) OBP: 0.154, SLG: 0.083 Manny Martinez, R (6.9) Chris Peters, L (7.1) Jermaine Allensworth, R (8.8) OBP: 0.402, SLG: 0.476					G1-3		K		G5-3	2	0	0	0	0	1	1											
Inning Stats	R: 2 E: 0 K: 0 S: 13	H: 1 LOB: 0 BB: 1 P: 23	R: 0 E: 0 K: 3 S: 14	H: 0 LOB: 1 BB: 1 P: 20	R: 0 E: 0 K: 1 S: 12	H: 0 LOB: 0 BB: 1 P: 23	R: 0 E: 0 K: 0 S: 8	H: 1 LOB: 0 BB: 0 P: 10	R: 3 E: 0 K: 0 S: 16	H: 2 LOB: 2 BB: 3 P: 31	R: 0 E: 0 K: 3 S: 10	H: 0 LOB: 0 BB: 0 P: 12	R: 1 E: 0 K: 2 S: 16	H: 2 LOB: 2 BB: 1 P: 26	R: 2 E: 0 K: 0 S: 11	H: 3 LOB: 1 BB: 1 P: 18	R: 0 E: 0 K: 0 S: 13	H: 1 LOB: 2 BB: 1 P: 21	1B: 6 2B: 4 3B: 0 HR: 1	SF: 1 SAC: 0 DP: 2 HBP: 0	WP: 1 PB: 0 SB: 1 CS: 0	PA: 40					
PITCHER	IP	WLS	BF	H	R	ER	SO	BB	IBB	HBP	BLK	WP	HR	S	P	ERA	WHIP										
David Weathers, R (1.1) ERA: 5.82	4.1		22	3	5	5	4	6	0	0	0	0	1	58	101	10.38	2.077										
Scott Sullivan, R (5.1) ERA: 7.11	1.2		6	1	0	0	3	0	0	0	0	0	0	15	18	0.00	0.600										
Gabe White, L (7.1) ERA: 6.29	0.1		3	1	1	1	1	1	0	0	0	0	0	9	17	27.00	6.000										
Stan Belinda, R (7.1) ERA: 4.44	1.0	L	7	3	2	2	1	1	0	0	0	0	0	15	24	18.00	4.000										
Jeff Shaw, R (8.1) ERA: 1.77	0.2		2	1	0	0	0	0	0	0	0	0	0	3	3	0.00	1.500										



Batter	1	2	3	4	5	6	7	8	9	AB	R	H	RBI	BB	SO	LOB	TOP								
Jon Nunnally, L (1, 7) OBP: 0.375, SLG: 0.403 Dmitri Young, S (7, PH) OBP: 0.353, SLG: 0.513 (7, 7)										3	0	1	0	0	1	0	Cincinnati Reds @ Pittsburgh Pirates Three Rivers Stadium, Pittsburgh, PA Sat May 09 1998, 7:05 PM EDT Att: 27,185 - Overcast - 65 F								
Willie Greene, L (1, 5) OBP: 0.394, SLG: 0.470										4	1	2	0	0	0	1									
Bret Boone, R (1, 4) OBP: 0.366, SLG: 0.534										4	0	1	0	0	1	2									
Melvin Nieves, S (1, 9)										2	0	0	1	1	0	0									
Sean Casey, L (1, 3) OBP: 0.435, SLG: 0.333										4	0	0	0	0	0	3									
Barry Larkin, R (1, 6) OBP: 0.333, SLG: 0.290										3	0	1	0	1	0	0									
Reggie Sanders, R (1, 8) OBP: 0.330, SLG: 0.295										4	0	1	0	0	2	2									
Brook Fordyce, R (1, 2) OBP: 0.296, SLG: 0.280 Eddie Taubensee, L (7, PH) OBP: 0.432, SLG: 0.523 (7, 2)										2	0	0	0	0	1	1									
Scott Winchester, R (1, 1) Eduardo Perez, R (7, PH) OBP: 0.211, SLG: 0.257 Mark Hutton, R (7, 1) OBP: 1.000, SLG: 1.000										2	0	0	0	0	1	1									
										0	0	0	0	1	0	0									
Inning Stats	R: 0 E: 0 K: 1 S: 11	H: 1 LOB: 0 BB: 0 P: 15	R: 0 E: 0 K: 0 S: 7	H: 0 LOB: 0 BB: 0 P: 11	R: 0 E: 0 K: 0 S: 9	H: 0 LOB: 0 BB: 0 P: 14	R: 0 E: 0 K: 1 S: 12	H: 1 LOB: 2 BB: 1 P: 22	R: 0 E: 0 K: 3 S: 12	H: 0 LOB: 1 BB: 1 P: 19	R: 1 E: 0 K: 0 S: 8	H: 2 LOB: 1 BB: 0 P: 9	R: 0 E: 0 K: 2 S: 14	H: 1 LOB: 2 BB: 1 P: 26	R: 0 E: 0 K: 0 S: 6	H: 0 LOB: 0 BB: 0 P: 10	R: 0 E: 0 K: 0 S: 9	H: 1 LOB: 1 BB: 0 P: 10	1B: 5 2B: 1 3B: 0 HR: 0	SF: 1 SAC: 0 DP: 1 HBP: 0	WP: 0 PB: 0 SB: 2 CS: 0	PA: 35			
PITCHER	IP	WLS	BF	H	R	ER	SO	BB	IBB	HBP	BLK	WP	HR	S	P	ERA	WHIP								
Jose Silva, R (1, 1) ERA: 4.62	6.1	W	25	5	1	1	6	2	0	0	0	0	0	66	101	1.42	1.105								
Chris Peters, L (7, 1) ERA: 1.66	2.2	S	10	1	0	0	1	1	0	0	0	0	0	22	35	0.00	0.750								

AB	31
R	1
H	6
RBI	1
BB	3
SO	7
LOB	14



Batter	1	2	3	4	5	6	7	8	9	AB	R	H	RBI	BB	SO	LOB	BOTTOM								
Tony Womack, L (1, 4) OBP: 0.278, SLG: 0.270										4	1	2	0	0	0	0	Cincinnati Reds @ Pittsburgh Pirates Three Rivers Stadium, Pittsburgh, PA Sat May 09 1998, 7:05 PM EDT Att: 27,185 - Overcast - 65 F								
Al Martin, L (1, 7) OBP: 0.311, SLG: 0.444 Manny Martinez, R (8, 7)										4	1	2	0	0	0	2									
18 Jason Kendall, R (1, 2) OBP: 0.417, SLG: 0.525										2	1	2	2	0	0	0									
Kevin Young, R (1, 3) OBP: 0.308, SLG: 0.470										4	1	1	2	0	1	4									
Jermaine Allensworth, R (1, 8) OBP: 0.395, SLG: 0.486										3	2	1	1	0	0	1									
Jose Guillen, R (1, 9) OBP: 0.385, SLG: 0.569										4	0	3	0	0	0	0									
Doug Strange, S (1, 5) OBP: 0.273, SLG: 0.257										4	0	0	1	0	1	3									
Lou Collier, R (1, 6) OBP: 0.299, SLG: 0.463										3	0	1	0	1	0	1									
Jose Silva, R (1, 1) Chris Peters, L (7, 1)										3	0	0	0	0	1	1									
										1	0	0	0	0	0	1									
Inning Stats	R: 1 E: 0 K: 0 S: 11	H: 2 LOB: 1 BB: 0 P: 15	R: 0 E: 0 K: 1 S: 6	H: 1 LOB: 0 BB: 0 P: 8	R: 1 E: 1 K: 1 S: 10	H: 1 LOB: 1 BB: 0 P: 12	R: 1 E: 0 K: 0 S: 8	H: 2 LOB: 2 BB: 0 P: 9	R: 0 E: 0 K: 1 S: 11	H: 2 LOB: 1 BB: 0 P: 12	R: 1 E: 0 K: 0 S: 12	H: 2 LOB: 1 BB: 0 P: 18	R: 2 E: 0 K: 0 S: 8	H: 2 LOB: 0 BB: 0 P: 12	R: 0 E: 0 K: 0 S: 9	H: 1 LOB: 1 BB: 1 P: 16	1B: 6 2B: 5 3B: 0 HR: 2	SF: 1 SAC: 0 DP: 3 HBP: 2	WP: 0 PB: 0 SB: 0 CS: 0	PA: 36					
PITCHER	IP	WLS	BF	H	R	ER	SO	BB	IBB	HBP	BLK	WP	HR	S	P	ERA	WHIP								
Scott Winchester, R (1, 1) ERA: 3.52	6.0	L	27	9	4	3	3	0	0	1	0	0	0	74	150	4.50	1.500								
Mark Hutton, R (7, 1) ERA: 8.18	2.0		9	3	2	2	0	1	0	1	0	0	1	17	28	9.00	2.000								



Batter	1	2	3	4	5	6	7	8	9	10	11	12	AB	R	H	RBI	BB	SO	LOB	TOP					
Chris Stynes, R OBP: 0.391, SLG: 0.401 (1.7)	G4-3		F8			G1-3			F9		FC4-6		5	0	0	0	0	0	2						
Willie Greene, L OBP: 0.388, SLG: 0.458 (1.5)	G4-3			P2				HR	K		G3		5	1	1	0	0	1	2						
Dmitri Young, S OBP: 0.359, SLG: 0.530 (1.9)				F9				HR	K				4	1	1	2	0	1	0						
Pat Watkins, R OBP: 0.290, SLG: 0.370 (9.8)	G6-3							HR					1	0	1	0	0	0	0						
Eddie Taubensee, L OBP: 0.415, SLG: 0.500 (1.2)			F8			G1-4-3			F7		F9		5	0	0	0	0	0	1						
Bret Boone, R OBP: 0.367, SLG: 0.543 (1.4)									P4		F8		5	2	2	0	0	1	0						
Sean Casey, L OBP: 0.383, SLG: 0.273 (1.3)									G4-3		G1-5-3		4	0	0	0	1	0	1						
Jon Nunnally, L OBP: 0.364, SLG: 0.392 (1.8)									G3				2	0	0	1	0	0	0						
Reggie Sanders, R OBP: 0.344, SLG: 0.310 (11.8)											FC4-6		2	0	2	1	0	0	0						
Pokey Reese, R OBP: 0.200, SLG: 0.156 (1.6)									F9		SH3-4		4	0	0	0	0	2	2						
Pete Harnisch, S OBP: 0.100, SLG: 0.053 (9.1)									K																
Gabe White, L OBP: 0.333, SLG: 0.333 (9.1)									K		G4-3														
Jeff Shaw, R OBP: 0.417, SLG: 0.423 (11.1, PH)																									
Lenny Harris, L OBP: 0.290, SLG: 0.254 (11.1)																									
Stan Belinda, R OBP: 0.269, SLG: 0.254 (11.1)																									
Inning Stats	R: 0 E: 0 K: 3 S: 9	H: 0 LOB: 0 BB: 0 P: 10	R: 1 E: 1 K: 7 S: 7	H: 1 LOB: 0 BB: 0 P: 13	R: 0 E: 0 K: 2 S: 8	H: 0 LOB: 0 BB: 0 P: 10	R: 0 E: 0 K: 1 S: 6	H: 0 LOB: 0 BB: 0 P: 11	R: 0 E: 0 K: 1 S: 7	H: 0 LOB: 0 BB: 0 P: 8	R: 2 E: 0 K: 2 S: 10	H: 2 LOB: 0 BB: 0 P: 17	R: 0 E: 0 K: 1 S: 6	H: 0 LOB: 0 BB: 0 P: 9	R: 0 E: 0 K: 0 S: 6	H: 0 LOB: 0 BB: 0 P: 11	R: 0 E: 0 K: 0 S: 9	H: 1 LOB: 2 BB: 1 P: 19	R: 1 E: 0 K: 0 S: 12	H: 3 LOB: 2 BB: 1 P: 22	1B: 4 2B: 3 3B: 0 HR: 1	SF: 1 SAC: 1 DP: 2 HBP: 0	WP: 0 PB: 0 SB: 0 CS: 0	PA: 44	
PITCHER	IP WLS BF H R ER SO BB IBB HBP BLK WP HR S P ERA WHIP	IP WLS BF H R ER SO BB IBB HBP BLK WP HR S P ERA WHIP	IP WLS BF H R ER SO BB IBB HBP BLK WP HR S P ERA WHIP	IP WLS BF H R ER SO BB IBB HBP BLK WP HR S P ERA WHIP	IP WLS BF H R ER SO BB IBB HBP BLK WP HR S P ERA WHIP	IP WLS BF H R ER SO BB IBB HBP BLK WP HR S P ERA WHIP	IP WLS BF H R ER SO BB IBB HBP BLK WP HR S P ERA WHIP	IP WLS BF H R ER SO BB IBB HBP BLK WP HR S P ERA WHIP	IP WLS BF H R ER SO BB IBB HBP BLK WP HR S P ERA WHIP	IP WLS BF H R ER SO BB IBB HBP BLK WP HR S P ERA WHIP	IP WLS BF H R ER SO BB IBB HBP BLK WP HR S P ERA WHIP	IP WLS BF H R ER SO BB IBB HBP BLK WP HR S P ERA WHIP	IP WLS BF H R ER SO BB IBB HBP BLK WP HR S P ERA WHIP	IP WLS BF H R ER SO BB IBB HBP BLK WP HR S P ERA WHIP	IP WLS BF H R ER SO BB IBB HBP BLK WP HR S P ERA WHIP	IP WLS BF H R ER SO BB IBB HBP BLK WP HR S P ERA WHIP	IP WLS BF H R ER SO BB IBB HBP BLK WP HR S P ERA WHIP	IP WLS BF H R ER SO BB IBB HBP BLK WP HR S P ERA WHIP	IP WLS BF H R ER SO BB IBB HBP BLK WP HR S P ERA WHIP	IP WLS BF H R ER SO BB IBB HBP BLK WP HR S P ERA WHIP	IP WLS BF H R ER SO BB IBB HBP BLK WP HR S P ERA WHIP	IP WLS BF H R ER SO BB IBB HBP BLK WP HR S P ERA WHIP	IP WLS BF H R ER SO BB IBB HBP BLK WP HR S P ERA WHIP	IP WLS BF H R ER SO BB IBB HBP BLK WP HR S P ERA WHIP	IP WLS BF H R ER SO BB IBB HBP BLK WP HR S P ERA WHIP

Cincinnati Reds @ Pittsburgh Pirates
Three Rivers Stadium, Pittsburgh, PA

Sun May 10 1998, 3:33 AM EDT
Att. 19,507 - Overcast - 68 F

AB 40
R 4
H 7
RBI 4
BB 2
SO 7
LOB 8



Batter	1	2	3	4	5	6	7	8	9	10	11	12	AB	R	H	RBI	BB	SO	LOB	BOTTOM						
Tony Womack, L OBP: 0.276, SLG: 0.268 (1.4)	K		G4-3			L6					P6		5	1	1	0	0	1	0							
Al Martin, L OBP: 0.307, SLG: 0.435 (1.7)	K		K			G4-3					K		5	0	1	1	0	3	0							
18 Jason Kendall, R OBP: 0.403, SLG: 0.504 (1.2)	K		G6-3			F9					G4-3		5	0	0	0	0	2	1							
Kevin Young, R OBP: 0.317, SLG: 0.489 (1.3)													5	1	2	1	0	1	0							
Jermaine Allensworth, R OBP: 0.387, SLG: 0.483 (1.8)													5	1	1	0	0	2	1							
Joss Culliton, R OBP: 0.380, SLG: 0.558 (1.9)													4	0	1	1	0	0	0							
Chance Sanford, L OBP: 0.143, SLG: 0.286 (11.1)													4	0	0	0	0	0	1							
Lou Collier, R OBP: 0.286, SLG: 0.442 (1.6)													4	0	0	0	0	2	1							
67 Francisco Cordova, R OBP: 0.299, SLG: 0.160 (8. PH)													2	0	0	0	0	2	1							
Turner Ward, S OBP: 0.329, SLG: 0.350 (9.1)													1	0	0	0	0	1	0							
Ricardo Rincon, L OBP: 0.299, SLG: 0.350 (9.1)													0	0	0	0	0	0	0							
Doug Strange, S OBP: 0.269, SLG: 0.254 (11.5)													1	0	0	0	0	0	0							
Inning Stats	R: 0 E: 0 K: 3 S: 12	H: 0 LOB: 0 BB: 0 P: 17	R: 2 E: 0 K: 21 S: 21	H: 3 LOB: 1 BB: 0 P: 28	R: 0 E: 0 K: 1 S: 10	H: 0 LOB: 0 BB: 0 P: 16	R: 0 E: 0 K: 1 S: 6	H: 0 LOB: 0 BB: 0 P: 6	R: 0 E: 0 K: 1 S: 9	H: 0 LOB: 0 BB: 0 P: 10	R: 0 E: 0 K: 2 S: 12	H: 0 LOB: 0 BB: 0 P: 13	R: 0 E: 0 K: 2 S: 10	H: 0 LOB: 0 BB: 0 P: 16	R: 1 E: 0 K: 0 S: 10	H: 3 LOB: 1 BB: 0 P: 15	R: 0 E: 0 K: 1 S: 7	H: 0 LOB: 0 BB: 0 P: 11	R: 0 E: 0 K: 1 S: 10	H: 0 LOB: 0 BB: 0 P: 15	1B: 4 2B: 1 3B: 0 HR: 1	SF: 0 SAC: 0 DP: 0 HBP: 0	WP: 0 PB: 0 SB: 1 CS: 0	PA: 41		
PITCHER	IP WLS BF H R ER SO BB IBB HBP BLK WP HR S P ERA WHIP	IP WLS BF H R ER SO BB IBB HBP BLK WP HR S P ERA WHIP	IP WLS BF H R ER SO BB IBB HBP BLK WP HR S P ERA WHIP	IP WLS BF H R ER SO BB IBB HBP BLK WP HR S P ERA WHIP	IP WLS BF H R ER SO BB IBB HBP BLK WP HR S P ERA WHIP	IP WLS BF H R ER SO BB IBB HBP BLK WP HR S P ERA WHIP	IP WLS BF H R ER SO BB IBB HBP BLK WP HR S P ERA WHIP	IP WLS BF H R ER SO BB IBB HBP BLK WP HR S P ERA WHIP	IP WLS BF H R ER SO BB IBB HBP BLK WP HR S P ERA WHIP	IP WLS BF H R ER SO BB IBB HBP BLK WP HR S P ERA WHIP	IP WLS BF H R ER SO BB IBB HBP BLK WP HR S P ERA WHIP	IP WLS BF H R ER SO BB IBB HBP BLK WP HR S P ERA WHIP	IP WLS BF H R ER SO BB IBB HBP BLK WP HR S P ERA WHIP	IP WLS BF H R ER SO BB IBB HBP BLK WP HR S P ERA WHIP	IP WLS BF H R ER SO BB IBB HBP BLK WP HR S P ERA WHIP	IP WLS BF H R ER SO BB IBB HBP BLK WP HR S P ERA WHIP	IP WLS BF H R ER SO BB IBB HBP BLK WP HR S P ERA WHIP	IP WLS BF H R ER SO BB IBB HBP BLK WP HR S P ERA WHIP	IP WLS BF H R ER SO BB IBB HBP BLK WP HR S P ERA WHIP	IP WLS BF H R ER SO BB IBB HBP BLK WP HR S P ERA WHIP	IP WLS BF H R ER SO BB IBB HBP BLK WP HR S P ERA WHIP	IP WLS BF H R ER SO BB IBB HBP BLK WP HR S P ERA WHIP	IP WLS BF H R ER SO BB IBB HBP BLK WP HR S P ERA WHIP	IP WLS BF H R ER SO BB IBB HBP BLK WP HR S P ERA WHIP	IP WLS BF H R ER SO BB IBB HBP BLK WP HR S P ERA WHIP	IP WLS BF H R ER SO BB IBB HBP BLK WP HR S P ERA WHIP

Cincinnati Reds @ Pittsburgh Pirates
Three Rivers Stadium, Pittsburgh, PA

Sun May 10 1998, 3:33 AM EDT
Att. 19,507 - Overcast - 68 F

AB 41
R 3
H 6
RBI 3
BB 0
SO 14
LOB 5



Batter	1	2	3	4	5	6	7	8	9	AB	R	H	RBI	BB	SO	LOB	TOP				
Walt Weiss, S OBP: 0.455, SLG: 0.456 Ozzie Guillen, L OBP: 0.130, SLG: 0.091	4-1 1B HR BB		0-2 L5		4-1 10 E HR BB	4-0 1B BB		2-1 G6-3		2	2	0	0	3	0	1					
Tony Graffanino, R OBP: 0.315, SLG: 0.338	1-1 HR BB		0-3 K		1-2 K	0-1 1-2 2-H 1B		3-1 F7		5	1	2	1	0	2	1					
10 Chipper Jones, S OBP: 0.432, SLG: 0.674	1-0 L9		2-3 K		0-0 E5 HR	3-1 L8		2-2 L8		5	1	0	0	0	1	5					
Andres Galaraga, R OBP: 0.432, SLG: 0.683	2-3 K			1-0 G6-3 2B	2-0 HR			0-1 G5-3	2-2 G3	5	1	2	3	0	1	2					
Andruw Jones, R OBP: 0.277, SLG: 0.455	1-2 HR			0-1 E5 G6-3	1-0 HR			2-0 G5-3		4	2	2	4	0	0	1					
Gerald Williams, R OBP: 0.321, SLG: 0.388	1-1 F7			3-2 G6-3	1-0 G5-3			0-0 1B		4	0	1	0	0	0	2					
Eddie Pérez, R OBP: 0.359, SLG: 0.421		1-2 CS 1B		1-1 G6-3		0-0 P3		1-0 F8		4	0	1	0	0	0	2					
Danny Bautista, R OBP: 0.333, SLG: 0.316		3-2 P3		0-1 G6-3		1-1 G4-3 1B		1-0 E5 G3-1		4	1	1	0	0	0	3					
Greg Maddux, R OBP: 0.250, SLG: 0.261 Brian Edmondson, R Alan Embree, L	1-3 K			0-2 L3		0-0 G4-3		0-0 G3-1		3	0	0	0	0	1	2					
Inning Stats	R: 3 E: 0 K: 1 S: 12	H: 2 LOB: 0 BB: 1 P: 22	R: 0 E: 0 K: 1 S: 10	H: 1 LOB: 0 BB: 0 P: 15	R: 0 E: 0 K: 2 S: 10	H: 0 LOB: 0 BB: 0 P: 12	R: 0 E: 1 K: 0 S: 10	H: 1 LOB: 2 BB: 0 P: 15	R: 4 E: 1 K: 1 S: 11	H: 2 LOB: 0 BB: 1 P: 20	R: 0 E: 0 K: 0 S: 4	H: 1 LOB: 1 BB: 0 P: 6	R: 0 E: 1 K: 0 S: 5	H: 0 LOB: 1 BB: 0 P: 9	R: 0 E: 0 K: 0 S: 8	H: 0 LOB: 0 BB: 0 P: 15	1B: 5 2B: 1 3B: 0 HR: 3	SF: 0 SAC: 0 DP: 0 HBP: 0	WP: 0 PB: 0 SB: 0 CS: 1	PA: 40	
PITCHER	IP WLS BF H R ER SO BB IBB HBP BLK WP HR S P ERA WHIP	IP WLS BF H R ER SO BB IBB HBP BLK WP HR S P ERA WHIP	IP WLS BF H R ER SO BB IBB HBP BLK WP HR S P ERA WHIP	IP WLS BF H R ER SO BB IBB HBP BLK WP HR S P ERA WHIP	IP WLS BF H R ER SO BB IBB HBP BLK WP HR S P ERA WHIP	IP WLS BF H R ER SO BB IBB HBP BLK WP HR S P ERA WHIP	IP WLS BF H R ER SO BB IBB HBP BLK WP HR S P ERA WHIP	IP WLS BF H R ER SO BB IBB HBP BLK WP HR S P ERA WHIP	IP WLS BF H R ER SO BB IBB HBP BLK WP HR S P ERA WHIP	IP WLS BF H R ER SO BB IBB HBP BLK WP HR S P ERA WHIP	IP WLS BF H R ER SO BB IBB HBP BLK WP HR S P ERA WHIP	IP WLS BF H R ER SO BB IBB HBP BLK WP HR S P ERA WHIP	IP WLS BF H R ER SO BB IBB HBP BLK WP HR S P ERA WHIP	IP WLS BF H R ER SO BB IBB HBP BLK WP HR S P ERA WHIP	IP WLS BF H R ER SO BB IBB HBP BLK WP HR S P ERA WHIP	IP WLS BF H R ER SO BB IBB HBP BLK WP HR S P ERA WHIP	IP WLS BF H R ER SO BB IBB HBP BLK WP HR S P ERA WHIP	IP WLS BF H R ER SO BB IBB HBP BLK WP HR S P ERA WHIP	IP WLS BF H R ER SO BB IBB HBP BLK WP HR S P ERA WHIP	IP WLS BF H R ER SO BB IBB HBP BLK WP HR S P ERA WHIP	IP WLS BF H R ER SO BB IBB HBP BLK WP HR S P ERA WHIP

Atlanta Braves @ Cincinnati Reds
Cinergy Field, Cincinnati, OH
Mon May 11, 1998, 7:05 PM EDT
Att: 19,285 - Unknown - 72 F

AB 37
R 8
H 9
RBI 8
BB 3
SO 5
LOB 20




Batter	1	2	3	4	5	6	7	8	9	AB	R	H	RBI	BB	SO	LOB	BOTTOM				
Jon Nunnally, L OBP: 0.350, SLG: 0.373	1-2 G3-1		1-1 G3		2-1 G3-1			2-2 G1-3		4	0	0	0	0	0	0					
Willie Greene, L OBP: 0.389, SLG: 0.455 Chris Stynes, R OBP: 0.346, SLG: 0.396	4-0 1B BB		3-3 K		1-0 K			2-1 G4-3		1	0	0	0	1	1	0					
Dmitri Young, S OBP: 0.362, SLG: 0.562	2-1 1B			0-0 1B 3B		1-0 G3-1		0-0 G6-3 2B		4	1	3	0	0	0	0					
Eddie Taubensee, L OBP: 0.421, SLG: 0.500 Brook Fordyce, R OBP: 0.296, SLG: 0.269	2-3 K			0-1 1B		4-2 BB		1-3 K		2	0	1	1	1	1	2					
Bret Boone, R OBP: 0.359, SLG: 0.532 Pokey Reese, R OBP: 0.194, SLG: 0.152	1-2 F8			0-0 P3		2-3 K		2-0 G6-3		3	0	0	0	0	1	4					
Barry Larkin, R OBP: 0.323, SLG: 0.279		2-0 G6-3		1-1 F8		2-2 L8		1-2 G1-3		4	0	0	0	0	0	2					
Sean Casey, L OBP: 0.355, SLG: 0.240		2-2 G4-3		0-0 F8		2-2 G3-1				3	0	0	0	0	0	1					
Reggie Sanders, R OBP: 0.333, SLG: 0.301		1-0 G4-3			0-1 G5-3			1-0 G6-3		3	0	0	0	0	0	0					
Mike Remlinger, L OBP: 0.118, SLG: 0.176 Eduardo Perez, R OBP: 0.209, SLG: 0.254 Mark Hutton, R OBP: 1.000, SLG: 1.000 Melvin Nieves, S Gabe White, L OBP: 0.333, SLG: 0.333			0-2 L3		3-2 L8			0-1 G1-3		1	0	0	0	0	0	0					
Inning Stats	R: 0 E: 0 K: 1 S: 13	H: 1 LOB: 2 BB: 1 P: 23	R: 0 E: 0 K: 0 S: 6	H: 0 LOB: 0 BB: 0 P: 11	R: 0 E: 0 K: 1 S: 8	H: 0 LOB: 0 BB: 0 P: 12	R: 1 E: 0 K: 0 S: 7	H: 2 LOB: 1 BB: 0 P: 8	R: 0 E: 0 K: 2 S: 12	H: 0 LOB: 1 BB: 1 P: 20	R: 0 E: 0 K: 0 S: 9	H: 0 LOB: 0 BB: 0 P: 14	R: 0 E: 0 K: 0 S: 7	H: 0 LOB: 0 BB: 0 P: 11	R: 0 E: 0 K: 1 S: 8	H: 1 LOB: 1 BB: 0 P: 12	1B: 2 2B: 1 3B: 1 HR: 0	SF: 0 SAC: 0 DP: 0 HBP: 0	WP: 0 PB: 0 SB: 0 CS: 0	PA: 33	
PITCHER	IP WLS BF H R ER SO BB IBB HBP BLK WP HR S P ERA WHIP	IP WLS BF H R ER SO BB IBB HBP BLK WP HR S P ERA WHIP	IP WLS BF H R ER SO BB IBB HBP BLK WP HR S P ERA WHIP	IP WLS BF H R ER SO BB IBB HBP BLK WP HR S P ERA WHIP	IP WLS BF H R ER SO BB IBB HBP BLK WP HR S P ERA WHIP	IP WLS BF H R ER SO BB IBB HBP BLK WP HR S P ERA WHIP	IP WLS BF H R ER SO BB IBB HBP BLK WP HR S P ERA WHIP	IP WLS BF H R ER SO BB IBB HBP BLK WP HR S P ERA WHIP	IP WLS BF H R ER SO BB IBB HBP BLK WP HR S P ERA WHIP	IP WLS BF H R ER SO BB IBB HBP BLK WP HR S P ERA WHIP	IP WLS BF H R ER SO BB IBB HBP BLK WP HR S P ERA WHIP	IP WLS BF H R ER SO BB IBB HBP BLK WP HR S P ERA WHIP	IP WLS BF H R ER SO BB IBB HBP BLK WP HR S P ERA WHIP	IP WLS BF H R ER SO BB IBB HBP BLK WP HR S P ERA WHIP	IP WLS BF H R ER SO BB IBB HBP BLK WP HR S P ERA WHIP	IP WLS BF H R ER SO BB IBB HBP BLK WP HR S P ERA WHIP	IP WLS BF H R ER SO BB IBB HBP BLK WP HR S P ERA WHIP	IP WLS BF H R ER SO BB IBB HBP BLK WP HR S P ERA WHIP	IP WLS BF H R ER SO BB IBB HBP BLK WP HR S P ERA WHIP	IP WLS BF H R ER SO BB IBB HBP BLK WP HR S P ERA WHIP	IP WLS BF H R ER SO BB IBB HBP BLK WP HR S P ERA WHIP

Atlanta Braves @ Cincinnati Reds
Cinergy Field, Cincinnati, OH
Mon May 11, 1998, 7:05 PM EDT
Att: 19,285 - Unknown - 72 F

AB 31
R 1
H 4
RBI 1
BB 2
SO 5
LOB 11



Batter	1	2	3	4	5	6	7	8	9	AB	R	H	RBI	BB	SO	LOB	TOP			
Cliff Floyd, L OBP: 0.360, SLG: 0.490 (1, 7)	L8		F8			K		K		4	0	0	0	0	2	0	Florida Marlins @ Cincinnati Reds Cinergy Field, Cincinnati, OH Wed May 13 1998, 7:05 PM EDT Att: 15,121 - Cloudy - 83 F			
Edgar Renteria, R OBP: 0.310, SLG: 0.312 (1, 6)	G1-3		G3			1B		G5-3		4	1	1	0	0	0	0				
Mark Kotsay, L OBP: 0.352, SLG: 0.407 (1, 8)	1B		L3			1B		K		4	0	2	1	0	1	0				
Gary Sheffield, R OBP: 0.388, SLG: 0.496 (1, 9)	L9					1B				4	0	0	0	0	0	2				
Bobby Bonilla, S OBP: 0.358, SLG: 0.458 (1, 5)		F9		P5		2B				4	0	2	0	0	0	0				
Jim Eisenreich, L OBP: 0.317, SLG: 0.339 (1, 3)		HR		F8				K		4	1	1	0	0	1	1				
Charles Johnson, R OBP: 0.315, SLG: 0.451 (1, 2)		HR						F8		4	1	1	2	0	2	1				
Craig Counsell, L OBP: 0.414, SLG: 0.409 (1, 4)		F9		P2				F7		3	0	0	0	0	0	0				
Jesus Sanchez, L OBP: 0.365, SLG: 0.593 Antonio Alfonseca, R Donn Pall, R Vic Darenbourg, L John Cangelosi, S Jay Powell, R (1, 1) (6, 1) (6, 1) (7, 1) (8, PH) (8, 1) (8, 1)		K						HR		2	0	0	0	0	0	0				
										0	0	0	0	0	0	0				
Inning Stats	R: 0 E: 0 K: 0 S: 10	H: 1 LOB: 1 BB: 0 P: 15	R: 2 E: 0 K: 1 S: 12	H: 2 LOB: 0 BB: 0 P: 16	R: 0 E: 0 K: 0 S: 9	H: 0 LOB: 0 BB: 0 P: 11	R: 0 E: 0 K: 0 S: 8	H: 0 LOB: 0 BB: 0 P: 13	R: 0 E: 0 K: 1 S: 10	H: 3 LOB: 2 BB: 0 P: 17	R: 0 E: 0 K: 1 S: 7	H: 0 LOB: 0 BB: 0 P: 13	R: 1 E: 0 K: 2 S: 10	H: 1 LOB: 1 BB: 0 P: 12	R: 0 E: 0 K: 1 S: 12	H: 1 LOB: 1 BB: 0 P: 18	1B: 5 2B: 1 3B: 0 HR: 2	SF: 0 SAC: 0 DP: 0 HBP: 0	WP: 0 PB: 0 SB: 1 CS: 0	PA: 34
PITCHER	IP WLS BF H R ER SO BB IBB HBP BLK WP HR S P ERA WHIP																			
Brett Tomko, R ERA: 2.98 (1, 1)	7.0 W 26 6 3 3 5 0 0 0 0 0 1 64 95 3.86 0.857																			
Gabe White, L ERA: 5.93 (8, 1)	1.0 4 1 1 1 2 0 0 0 0 0 1 10 12 9.00 1.000																			
Stan Belinda, R ERA: 3.81 (9, 1)	1.0 4 1 0 0 1 0 0 0 0 0 0 12 18 0.00 1.000																			

Batter	1	2	3	4	5	6	7	8	9	AB	R	H	RBI	BB	SO	LOB	BOTTOM			
Chris Stynes, R OBP: 0.346, SLG: 0.393 (1, 5)	L7		L7			2B		G4-1		5	1	2	1	0	0	1	Florida Marlins @ Cincinnati Reds Cinergy Field, Cincinnati, OH Wed May 13 1998, 7:05 PM EDT Att: 15,121 - Cloudy - 83 F			
Gabe White, L OBP: 0.333, SLG: 0.333 (8, 1)					1B					0	0	0	0	0	0	0				
Lenny Harris, L OBP: 0.385, SLG: 0.386 (8, PH)										1	0	0	0	0	0	3				
Stan Belinda, R (9, 1)										0	0	0	0	0	0	0				
Barry Larkin, R OBP: 0.326, SLG: 0.288 (1, 6)	L9		K		F9			1B		5	2	2	1	0	1	1				
Dmitri Young, S OBP: 0.365, SLG: 0.558 (6, PH)								1B		4	1	2	0	1	1	0				
Jon Nunnally, L OBP: 0.356, SLG: 0.373 (9, 7)	BB		2B		1B			3B		0	1	0	0	0	0	0				
Melvin Nieves, S OBP: 0.455, SLG: 0.500 (8, 5)								1B		3	0	2	1	1	0	1				
Pokey Reese, R OBP: 0.200, SLG: 0.216 (8, 5)	1B		2B		BB			SF8		1	1	1	2	0	0	0				
Bret Boone, R OBP: 0.346, SLG: 0.517 (1, 4)	K		P4		L8			1B		4	1	1	1	0	1	4				
Reggie Sanders, R OBP: 0.337, SLG: 0.292 (1, 8)			K		K			G6-3		4	1	1	0	1	2	1				
Eduardo Perez, R OBP: 0.244, SLG: 0.260 (1, 3)					2B			BB		2	1	1	1	3	0	2				
Brook Fordyce, R OBP: 0.313, SLG: 0.367 (1, 2)			P4		1B			BB		4	1	2	1	0	0	2				
Brett Tomko, R OBP: 0.150, SLG: 0.150 (1, 1)					2B			BB		3	0	0	0	0	3	3				
Willie Greene, L OBP: 0.389, SLG: 0.455 (7, PH)			K							0	0	0	0	0	0	0				
Pat Watkins, R OBP: 0.267, SLG: 0.370 (8, 9)					K					0	0	0	1	1	0	0				
Inning Stats	R: 0 E: 0 K: 1 S: 14	H: 1 LOB: 2 BB: 1 P: 21	R: 0 E: 0 K: 2 S: 10	H: 0 LOB: 1 BB: 1 P: 19	R: 1 E: 0 K: 1 S: 15	H: 2 LOB: 1 BB: 0 P: 23	R: 2 E: 0 K: 2 S: 12	H: 2 LOB: 1 BB: 1 P: 19	R: 0 E: 0 K: 0 S: 14	H: 0 LOB: 2 BB: 2 P: 27	R: 2 E: 0 K: 2 S: 17	H: 3 LOB: 1 BB: 0 P: 22	R: 2 E: 1 K: 0 S: 10	H: 3 LOB: 1 BB: 0 P: 18	R: 3 E: 1 K: 0 S: 12	H: 3 LOB: 3 BB: 2 P: 26	1B: 8 2B: 5 3B: 1 HR: 0	SF: 2 SAC: 1 DP: 0 HBP: 0	WP: 1 PB: 0 SB: 0 CS: 1	PA: 46
PITCHER	IP WLS BF H R ER SO BB IBB HBP BLK WP HR S P ERA WHIP																			
Jesus Sanchez, L ERA: 3.65 (1, 1)	5.0 25 5 3 3 6 0 0 0 0 0 0 65 109 5.40 2.000																			
Antonio Alfonseca, R ERA: 6.0 (6, 1)	0.0 1 1 1 1 0 0 0 0 0 0 0 2 2 - - -																			
Donn Pall, R ERA: 9.0 (6, 1)	1.1 L 9 5 3 3 2 0 0 0 0 0 1 0 20 29 20.25 3.750																			
Vic Darenbourg, L ERA: 5.66 (7, 1)	0.2 2 0 0 0 0 0 0 0 0 0 0 5 9 0.00 0.000																			
Jay Powell, R ERA: 4.75 (8, 1)	1.0 9 3 3 3 0 2 0 0 0 0 0 0 12 26 27.00 5.000																			

AB	34
R	4
H	8
RBI	4
BB	0
SO	8
LOB	4



AB	36
R	10
H	14
RBI	9
BB	7
SO	8
LOB	18



Batter	1	2	3	4	5	6	7	8	9	AB	R	H	RBI	BB	SO	LOB	TOP					
John Cangelosi, S OBP: 0.275, SLG: 0.286										5	2	2	1	0	0	2	Florida Marlins @ Cincinnati Reds Cinergy Field, Cincinnati, OH Thu May 14 1998, 7:05 PM EDT Att: 14,561 - Unknown - 85 F					
Edgar Renteria, R OBP: 0.316, SLG: 0.329										4	1	2	1	1	0	1						
Mark Kotsay, L OBP: 0.348, SLG: 0.413										5	1	1	1	0	0	3						
Derrek Lee, R OBP: 0.363, SLG: 0.526										5	2	3	1	0	1	1						
Jim Eisenreich, L OBP: 0.294, SLG: 0.313										5	1	0	1	0	2	3						
Gregg Zaun, S OBP: 0.353, SLG: 0.467										4	0	1	1	0	0	1						
Craig Counsell, L OBP: 0.416, SLG: 0.403										2	1	0	0	2	1	0						
Dave Berg, R OBP: 0.373, SLG: 0.349										4	0	1	0	0	1	2						
Andy Larkin, R OBP: 0.125, SLG: 0.125										2	0	1	0	0	1	0						
Rob Stanley, R OBP: 0.392, SLG: 0.500										0	0	0	0	0	0	0						
Gary Sheffield, R OBP: 0.392, SLG: 0.500										1	0	0	0	0	0	0						
Kirt Ojala, L OBP: 0.392, SLG: 0.500										0	0	0	0	0	0	0						
Manuel Barrios, R OBP: 0.392, SLG: 0.500										0	0	0	0	0	0	0						
Bobby Bonilla, S OBP: 0.392, SLG: 0.500										1	0	0	0	0	0	0						
Felix Heredia, L OBP: 0.392, SLG: 0.500										0	0	0	0	0	0	0						
Inning Stats	R: 4 H: 2 E: 2 K: 1 S: 17	WLS: 1 BF: 1 BB: 1 P: 32	R: 0 H: 1 E: 0 K: 0 S: 5	LOB: 0 BB: 0 P: 8	R: 1 H: 3 E: 0 K: 0 S: 8	LOB: 2 BB: 1 P: 19	R: 0 H: 1 E: 0 K: 1 S: 5	LOB: 0 BB: 0 P: 7	R: 1 H: 1 E: 0 K: 1 S: 12	LOB: 0 BB: 0 P: 19	R: 2 H: 2 E: 0 K: 0 S: 9	LOB: 1 BB: 1 P: 18	R: 0 H: 0 E: 0 K: 1 S: 9	LOB: 0 BB: 0 P: 14	R: 0 H: 0 E: 0 K: 1 S: 10	LOB: 0 BB: 0 P: 14	R: 0 H: 2 E: 0 K: 1 S: 14	LOB: 2 BB: 0 P: 20	1B: 7 2B: 4 3B: 2 HR: 0	SF: 0 SAC: 0 DP: 2 HBP: 0	WP: 1 PB: 0 SB: 1 CS: 0	PA: 41
PITCHER	IP WLS BF H R ER SO BB IBB HBP BLK WP HR S P ERA WHIP																					
Scott Winchester, R ERA: 4.43	(1, 1) 5.0 W 24 8 6 4 3 2 2 0 0 0 1 0 47 85 7.20 2.000																					
Danny Graves, L ERA: 27.0	(6, 1) 0.2 5 2 2 2 0 1 0 0 0 0 0 0 6 13 27.00 4.500																					
Gabe White, L ERA: 5.65	(6, 1) 1.1 4 0 0 0 1 0 0 0 0 0 0 0 12 19 0.00 0.000																					
Stan Belinda, R ERA: 3.68	(8, 1) 1.0 3 0 0 0 1 0 0 0 0 0 0 0 10 14 0.00 0.000																					
Jeff Shaw, R ERA: 1.48	(9, 1) 1.0 S 5 2 0 0 1 0 0 0 0 0 0 0 14 20 0.00 2.000																					

AB 38
R 8
H 12
RBI 6
BB 3
SO 6
LOB 13



Batter	1	2	3	4	5	6	7	8	9	AB	R	H	RBI	BB	SO	LOB	BOTTOM			
Chris Stynes, R OBP: 0.351, SLG: 0.393										5	2	2	0	1	0	6	Florida Marlins @ Cincinnati Reds Cinergy Field, Cincinnati, OH Thu May 14 1998, 7:05 PM EDT Att: 14,561 - Unknown - 85 F			
Barry Larkin, R OBP: 0.336, SLG: 0.296										4	2	2	0	1	0	1				
Dmitri Young, S OBP: 0.376, SLG: 0.567										5	3	3	2	0	0	3				
Stan Belinda, R ERA: 3.68										0	0	0	0	0	0	0				
Jeff Shaw, R ERA: 1.48										4	2	4	3	0	0	0				
Eddie Taubensee, L OBP: 0.437, SLG: 0.556										4	2	4	3	0	0	0				
Melvin Nieves, S OBP: 0.467, SLG: 0.455										3	1	1	2	1	0	1				
Pokey Reese, R OBP: 0.195, SLG: 0.211										1	0	0	0	0	1	1				
Bret Boone, R OBP: 0.353, SLG: 0.513										3	0	1	1	2	0	0				
Reggie Sanders, R OBP: 0.330, SLG: 0.298										5	1	1	0	0	0	7				
Eduardo Perez, R OBP: 0.264, SLG: 0.273										4	0	2	2	1	0	0				
Scott Winchester, R ERA: 4.43	(1, 1) 5.0 W 24 8 6 4 3 2 2 0 0 0 1 0 47 85 7.20 2.000																			
Willie Greene, L ERA: 7.32	(5, PH) 0.0 LOB: 2																			
Danny Graves, R ERA: 5.11	(5, PH) 0.1 4 2 1 1 0 1 0 0 0 0 0 0 4 9 27.00 9.000																			
Gabe White, L ERA: 5.65	(6, PH) 1.2 7 2 0 0 0 1 0 0 0 0 0 0 11 18 0.00 1.800																			
Sean Casey ERA: 3.38	(7, PH) 1.0 7 2 1 1 1 1 1 0 0 0 0 0 0 13 28 9.00 3.000																			
Jon Nunnally, L ERA: 7.55	(8, PH) 1.2 7 2 1 1 1 1 1 0 0 0 0 0 0 13 28 9.00 3.000																			
Inning Stats	R: 5 H: 6 E: 0 K: 0 S: 20	WLS: 6 BF: 23 LOB: 1 P: 38	R: 1 H: 0 E: 0 K: 0 S: 7	LOB: 0 BB: 1 P: 17	R: 0 H: 0 E: 0 K: 0 S: 6	LOB: 0 BB: 0 P: 6	R: 2 H: 3 E: 0 K: 0 S: 13	LOB: 1 BB: 0 P: 19	R: 1 H: 2 E: 0 K: 0 S: 10	LOB: 1 BB: 0 P: 20	R: 1 H: 3 E: 0 K: 0 S: 9	LOB: 2 BB: 1 P: 14	R: 0 H: 1 E: 0 K: 0 S: 6	LOB: 1 BB: 1 P: 13	R: 1 H: 2 E: 0 K: 1 S: 13	LOB: 3 BB: 2 P: 28	1B: 13 2B: 4 3B: 0 HR: 0	SF: 1 SAC: 1 DP: 1 HBP: 0	WP: 0 PB: 0 SB: 3 CS: 0	PA: 46
PITCHER	IP WLS BF H R ER SO BB IBB HBP BLK WP HR S P ERA WHIP																			
Andy Larkin, R ERA: 7.32	(1, 1) 4.0 L 23 9 8 8 0 2 0 0 0 0 0 0 10 20 9.00 2.000																			
Rob Stanley, R ERA: 5.11	(5, 1) 1.0 5 2 1 1 0 0 0 0 0 0 0 0 4 9 27.00 9.000																			
Kirt Ojala, L ERA: 3.63	(6, 1) 0.1 4 2 1 1 0 1 0 0 0 0 0 0 4 9 27.00 9.000																			
Manuel Barrios, R ERA: 3.38	(6, 1) 1.2 7 2 0 0 0 1 0 0 0 0 0 0 11 18 0.00 1.800																			
Felix Heredia, L ERA: 7.55	(8, 1) 1.0 7 2 1 1 1 1 1 0 0 0 0 0 0 13 28 9.00 3.000																			


AB 38
R 11
H 17
RBI 11
BB 6
SO 1
LOB 20



Batter	1	2	3	4	5	6	7	8	9	AB	R	H	RBI	BB	SO	LOB	TOP					
Brant Brown, L (1,8) OBP: 0.434, SLG: 0.537 Kevin Orle, R (8,FR) OBP: 0.238, SLG: 0.279	0-0 FC4 1B		1-2 K		0-1 F9			1-0 FC4-6 1B		4	0	2	0	0	1	0						
Mickey Morandini, L (1,4) OBP: 0.397, SLG: 0.411	1-2 FC4 1-2		2-2 1B			1-2 1B 2B		2-2 L8		4	1	2	0	0	0	2						
Sammy Sosa, R (1,9) OBP: 0.412, SLG: 0.516 Jason Hardtke, S (6,5) (8,9)	2-3 K		2-3 K			2-1 G3-6 1B 2-H		1-0 FC4-6 2B 1-2		3	0	1	1	0	2	2						
Mark Grace, L (1,3) OBP: 0.426, SLG: 0.481 Matt Mieske, R (6,9) OBP: 0.314, SLG: 0.323	2-2 G3-1		3-2 F8			3-1 P6		3-1 1-H 2B		3	0	0	0	0	0	3						
Henry Rodriguez, L (1,7) OBP: 0.353, SLG: 0.523		2-2 G4-3		1-0 F8		0-0 G3-6-1 1-2		2-1 G3-1		4	0	0	0	0	0	3						
Jeff Blausler, R (1,6) OBP: 0.345, SLG: 0.333		0-1 G3 1B		0-1 F8			1-1 G4-3 3B		1-2 F9		4	1	2	0	0	0						
Tyler Houston, L (1,5) OBP: 0.191, SLG: 0.239		3-2 G3 1-2		0-0 F8		1-1 G4-3 3-H		0-0 G4-3		4	0	0	1	0	0	1						
Scott Servais, R (1,2) OBP: 0.276, SLG: 0.311 Sandy Martinez, L (5,2) OBP: 0.346, SLG: 0.474		4-0 IBB		0-3 K		1-1 F8		0-3 K2-3		1	0	0	0	1	1	0						
Geremi Gonzalez, R (1,1) Don Wengert, R (2,1) Marc Pisciotta, R (6,1) OBP: 0.333, SLG: 0.333		1-3 K		0-1 G4-3		2-2 P4				1	0	0	0	0	1	2						
Inning Stats	R: 0 E: 0 K: 1 S: 10	H: 1 LOB: 1 BB: 0 P: 15	R: 0 E: 0 K: 1 S: 12	H: 1 LOB: 2 BB: 1 P: 22	R: 0 E: 0 K: 2 S: 20	H: 1 LOB: 1 BB: 0 P: 28	R: 0 E: 0 K: 0 S: 4	H: 0 LOB: 0 BB: 0 P: 5	R: 0 E: 0 K: 1 S: 7	H: 0 LOB: 0 BB: 0 P: 7	R: 1 E: 0 K: 0 S: 9	H: 2 LOB: 0 BB: 0 P: 15	R: 1 E: 0 K: 0 S: 10	H: 1 LOB: 0 BB: 0 P: 15	R: 1 E: 0 K: 0 S: 9	H: 2 LOB: 2 BB: 0 P: 18	R: 0 E: 0 K: 1 S: 8	H: 0 LOB: 0 BB: 0 P: 9	1B: 5 2B: 2 3B: 1 HR: 0	SF: 0 SAC: 0 DP: 1 HBP: 0	WP: 0 PA: 35 PB: 0 SB: 0 CS: 0	
PITCHER	IP WLS BF H R ER SO BB IBB HBP BLK WP HR S P ERA WHIP	7.0 W 27 6 2 2 5 0 1 0 0 0 0 0 72 107 2.57 0.857	2.0 8 2 1 1 1 0 0 0 0 0 0 0 0 17 27 4.50 1.000	PITCHER	IP WLS BF H R ER SO BB IBB HBP BLK WP HR S P ERA WHIP																	

Chicago Cubs @ Cincinnati Reds
Cinergy Field, Cincinnati, OH
Fri May 15 1998, 7:05 PM EDT
Att: 21,408 - Cloudy - 83 F


AB	34
R	3
H	8
RBI	3
BB	1
SO	6
LOB	14



Batter	1	2	3	4	5	6	7	8	9	AB	R	H	RBI	BB	SO	LOB	BOTTOM				
Chris Stynes, R (1,9) OBP: 0.343, SLG: 0.383 Jon Nunnally, L (7,PH) OBP: 0.358, SLG: 0.376	2-2 P4	0-0 FC6-4 1B 1B	0-2 K		1-2 G3		0-3 K			4	1	0	0	0	1	1					
Barry Larkin, R (1,6) OBP: 0.348, SLG: 0.328 Pokey Reese, R (6,6) OBP: 0.214, SLG: 0.231	0-1 E S 1B	1-1 1B 1B	1-1 P4		1-2 1B 3B		1-2 1B			4	2	3	0	0	0	0					
Dmitri Young, S (1,7) OBP: 0.377, SLG: 0.558	1-0 F8	1-0 1B BB 1B	4-2 1B BB		1-1 G3		3-3 K			4	1	1	0	1	1	3					
Eddie Taubensee, L (1,2) OBP: 0.442, SLG: 0.557	2-3 K	0-1 BB BB 1B	0-2 FC6-4 1B		2-2 FC6-4 1B		1-1 G6-3			5	1	3	3	0	1	2					
Bret Boone, R (1,4) OBP: 0.360, SLG: 0.510		1-2 1B BB 1B	1-2 FC6-4 1B		2-0 FC6-4 1-2			3-0 FC4-6 HBP		3	2	1	0	1	0	3					
Willie Greene, L (1,5) OBP: 0.394, SLG: 0.476		1-2 1B BB 1B		1-0 F7		3-1 HR		2-2 FC4-6 1-2		4	3	2	2	1	0	1					
Reggie Sanders, R (1,8) OBP: 0.342, SLG: 0.337		1-2 HR 1B		1-0 1B		0-2 F8		1-0 P3		4	1	2	4	1	0	1					
Eduardo Perez, R (1,3) OBP: 0.275, SLG: 0.275 Sean Casey, L (8,PH) OBP: 0.306, SLG: 0.200		1-2 1B HBP		1-2 F7		3-1 G6-3		0-0 G4-3		3	0	1	2	0	0	1					
Pete Harnisch, S (1,1) OBP: 0.083, SLG: 0.043 Danny Graves, R (8,1) OBP: 0.304		FC3-6 1B G1-3		1-1 G3		1-3 K				4	0	0	0	0	1	4					
Inning Stats	R: 0 E: 0 K: 1 S: 12	H: 1 LOB: 1 BB: 0 P: 17	R: 9 E: 0 K: 0 S: 24	H: 7 LOB: 3 BB: 3 P: 44	R: 0 E: 0 K: 1 S: 16	H: 1 LOB: 1 BB: 0 P: 22	R: 0 E: 0 K: 0 S: 7	H: 1 LOB: 0 BB: 0 P: 11	R: 1 E: 0 K: 1 S: 15	H: 2 LOB: 1 BB: 0 P: 22	R: 1 E: 0 K: 1 S: 10	H: 1 LOB: 0 BB: 0 P: 17	R: 0 E: 0 K: 2 S: 13	H: 1 LOB: 1 BB: 0 P: 18	R: 0 E: 0 K: 0 S: 5	H: 0 LOB: 1 BB: 0 P: 11	1B: 11 2B: 0 3B: 1 HR: 2	SF: 0 SAC: 0 DP: 0 HBP: 2	WP: 0 PA: 44 PB: 0 SB: 1 CS: 0		
PITCHER	IP WLS BF H R ER SO BB IBB HBP BLK WP HR S P ERA WHIP	1.2 L 14 7 3 3 4 3 0 0 0 0 1 69 106 5.06 1.875	1.0 4 0 0 0 0 0 0 0 1 0 0 0 5 11 0.00 0.000	PITCHER	IP WLS BF H R ER SO BB IBB HBP BLK WP HR S P ERA WHIP																

Chicago Cubs @ Cincinnati Reds
Cinergy Field, Cincinnati, OH
Fri May 15 1998, 7:05 PM EDT
Att: 21,408 - Cloudy - 83 F

AB	38
R	11
H	14
RBI	11
BB	4
SO	5
LOB	17



Batter	1	2	3	4	5	6	7	8	9	AB	R	H	RBI	BB	SO	LOB	TOP			
Manny Alexander, R (1.4) OBP: 0.317, SLG: 0.339	4-2 S BB		4-2 1B HR BB	4-1 S 1B BB	1-2 G5-3			1-3 K		2	1	0	0	3	1	1				
Jeff Blauer, R (1.6) OBP: 0.340, SLG: 0.328	3-3 K		1-3 K	2-1 S 1B	0-0 F9			1-3 K		5	0	1	0	0	3	2				
Mark Grace, L (1.3) OBP: 0.426, SLG: 0.478	3-3 K		0-1 HR 1B	3-3 K	3-1 G6-4-3 1B			1-3 K		5	1	2	0	0	3	3				
Sammy Sosa, R (1.9) OBP: 0.412, SLG: 0.528	1-3 K		2-1 HR 1B	4-0 1B	2-1 G6-4-3			2-3 K		4	1	1	3	1	2	2				
Matt Mieske, R (1.7) OBP: 0.391, SLG: 0.394		2-1 F8 G1-4-3 2B	2-2 E 2B 1B	1-3 K			0-1 1B		0-0 CS 1B	2	2	2	0	0	0	0				
Henry Rodriguez, L (4, PH) OBP: 0.355, SLG: 0.523										2	0	1	0	0	1	3				
Brant Brown, L (7.8) OBP: 0.439, SLG: 0.541										1	0	1	0	0	0	0				
José Hernández, R (1.8) OBP: 0.282, SLG: 0.493		4-1 G1-4-3 BB	1-0 E3 2B 1-3	2-3 K			0-3 K		2-3 K	4	0	0	0	1	3	5				
Kevin Orte, R (1.5) OBP: 0.245, SLG: 0.288		1-0 F8	0-2 2B		0-3 K		4-0 1B BB			3	0	1	1	1	1	2				
Scott Servais, R (1.2) OBP: 0.283, SLG: 0.318		1-1 G1-4-3	1-3 K		1-0 1B		2-1 1B			4	0	2	1	0	1	3				
Mark Clark, R (1.1) OBP: 0.111, SLG: 0.059		3-2 G6-3	0-0 F8		0-3 K		1-3 K			4	0	0	0	0	2	6				
Bob Patterson, R (8.1)										0	0	0	0	0	0	0				
Terry Adams, R (8.1)										0	0	0	0	0	0	0				
Rod Beck, R (9.1)										0	0	0	0	0	0	0				
Inning Stats	R: 0 E: 0 K: 3 S: 11	H: 0 LOB: 1 BB: 1 P: 22	R: 1 E: 0 K: 0 S: 9	H: 1 LOB: 1 BB: 1 P: 20	R: 4 E: 1 K: 2 S: 20	H: 4 LOB: 2 BB: 1 P: 32	R: 0 E: 0 K: 3 S: 13	H: 1 LOB: 3 BB: 2 P: 29	R: 0 E: 0 K: 2 S: 11	H: 1 LOB: 1 BB: 0 P: 13	R: 0 E: 0 K: 3 S: 5	H: 2 LOB: 2 BB: 1 P: 17	R: 0 E: 0 K: 3 S: 9	H: 0 LOB: 0 BB: 0 P: 12	R: 0 E: 0 K: 2 S: 8	H: 1 LOB: 1 BB: 0 P: 12	1B: 8 2B: 3 3B: 0 HR: 1	SF: 0 SAC: 0 DP: 2 HBP: 0	WP: 0 PA: 42 PB: 0 SB: 3 CS: 1	
PITCHER	IP WLS BF H R ER SO BB IBB HBP BLK WP HR S P ERA WHIP	IP WLS BF H R ER SO BB IBB HBP BLK WP HR S P ERA WHIP	IP WLS BF H R ER SO BB IBB HBP BLK WP HR S P ERA WHIP	IP WLS BF H R ER SO BB IBB HBP BLK WP HR S P ERA WHIP	IP WLS BF H R ER SO BB IBB HBP BLK WP HR S P ERA WHIP	IP WLS BF H R ER SO BB IBB HBP BLK WP HR S P ERA WHIP	IP WLS BF H R ER SO BB IBB HBP BLK WP HR S P ERA WHIP	IP WLS BF H R ER SO BB IBB HBP BLK WP HR S P ERA WHIP	IP WLS BF H R ER SO BB IBB HBP BLK WP HR S P ERA WHIP	IP WLS BF H R ER SO BB IBB HBP BLK WP HR S P ERA WHIP	IP WLS BF H R ER SO BB IBB HBP BLK WP HR S P ERA WHIP	IP WLS BF H R ER SO BB IBB HBP BLK WP HR S P ERA WHIP	IP WLS BF H R ER SO BB IBB HBP BLK WP HR S P ERA WHIP	IP WLS BF H R ER SO BB IBB HBP BLK WP HR S P ERA WHIP	IP WLS BF H R ER SO BB IBB HBP BLK WP HR S P ERA WHIP	IP WLS BF H R ER SO BB IBB HBP BLK WP HR S P ERA WHIP	IP WLS BF H R ER SO BB IBB HBP BLK WP HR S P ERA WHIP	IP WLS BF H R ER SO BB IBB HBP BLK WP HR S P ERA WHIP	IP WLS BF H R ER SO BB IBB HBP BLK WP HR S P ERA WHIP	
Mike Reminger, L (1.1) ERA: 3.73	1.1 L 7	1 1 1 3	2 0 0 0	0 0 0 0	0 0 1 49	83 7.36 2.182	0 0 0 0	0 0 15 27	0.00 2.000	0.00 0.500										
Scott Sullivan, R (2.1) ERA: 8.75	3.2 6 4 3	7 2 1 0	0 0 0 0	0 0 0 0	0 0 15 27	0.00 2.000	0 0 0 0	0 0 17 24	0.00 0.500											
Mark Hutton, R (6.1) ERA: 5.82	2.0 8 3 0	0 2 1 0	5 0 0 0	0 0 0 0	0 0 17 24	0.00 0.500														
Stan Belinda, R (8.1) ERA: 3.45	2.0 6 1 0	0 5 0 0	0 0 0 0	0 0 0 0	0 0 17 24	0.00 0.500														

Chicago Cubs @ Cincinnati Reds
Cinergy Field, Cincinnati, OH
Sat May 16 1998, 7:05 PM EDT
Att: 30,505 - Unknown - 80 F

AB	36
R	5
H	11
RBI	5
BB	6
SO	17
LOB	27



Batter	1	2	3	4	5	6	7	8	9	AB	R	H	RBI	BB	SO	LOB	BOTTOM				
Jon Nunnally, L (1.9) OBP: 0.360, SLG: 0.371	4-2 S 1B BB		0-0 1B		2-3 K		0-0 L7		1-0 G5-3	4	0	1	0	1	1	0					
Barry Larkin, R (1.6) OBP: 0.359, SLG: 0.374	0-2 F9		3-2 FC6-4 1B		1-0 HR		0-0 G4-3 E 2B			4	2	3	1	0	0	1					
Dmitri Young, S (1.7) OBP: 0.373, SLG: 0.549	2-2 CS 1B		2-1 FC6-4		1-2 P6		3-2 G4-3		2-3	4	0	1	0	0	0	3					
Willie Greene, L (1.5) OBP: 0.403, SLG: 0.477	3-2 CS		0-0 FC5-4 1B		0-1 F7		4-1 3B BB		4-0 F8 E BB	2	1	1	0	2	0	0					
Bret Boone, R (1.4) OBP: 0.358, SLG: 0.522		2-2 FC5-4		1-1 HR		1-1 F8		0-1 E4 FC6-4		4	1	1	2	0	0	3					
Reggie Sanders, R (1.8) OBP: 0.339, SLG: 0.353		0-0 FC5-4		2-2 G6-3		1-0 1B		1-0 F8		4	0	1	1	0	0	3					
Eduardo Perez, R (1.3) OBP: 0.266, SLG: 0.265		1-3 K		1-1 F7		1-2 G5-3		2-2 FC6-4		3	0	0	0	0	1	2					
Melvin Nieves, S (6, PH) OBP: 0.438, SLG: 0.417		1-2 K						1-2		1	0	0	0	0	0	2					
Brook Fordyce, R (1.2) OBP: 0.286, SLG: 0.333			0-0 G6-3		1-3 K		0-0 G6-3		1-1 F7	3	0	0	0	0	1	0					
Sean Casey, L (9, PH) OBP: 0.237, SLG: 0.194			1-0 G3-1		0-0 L9		2-2 G4-3		1-3 K	1	0	0	0	0	0	0					
Mike Reminger, L (1.1) ERA: 3.12	7.0 W 29	4 4 4 3	2 0 0 0	0 0 0 0	0 0 7 14	0.00 3.000	0 0 0 0	0 0 6 9	0.00 0.000	0.00 0.000											
Chris Stynes, R (5, PH) OBP: 0.341, SLG: 0.381	0.1 2 0 0	0 0 0 0	1 0 0 0	0 0 0 0	0 0 7 14	0.00 3.000	0 0 0 0	0 0 6 9	0.00 0.000	0.00 0.000											
Mark Hutton, R (6.1) ERA: 5.82	0.2 3 0 0	0 0 0 0	0 0 0 0	0 0 0 0	0 0 6 9	0.00 0.000	0 0 0 0	0 0 6 9	0.00 0.000	0.00 0.000											
Lenny Harris, L (7, PH) OBP: 0.329, SLG: 0.379	1.0 S 3	0 0 0 1	0 0 0 0	0 0 0 0	0 0 6 9	0.00 0.000	0 0 0 0	0 0 6 9	0.00 0.000	0.00 0.000											
Stan Belinda, R (8.1) ERA: 3.45																					
Eddie Taubensee, L (9, PH) OBP: 0.236, SLG: 0.233																					
Inning Stats	R: 0 E: 0 K: 0 S: 10	H: 1 LOB: 0 BB: 1 P: 19	R: 0 E: 0 K: 1 S: 8	H: 1 LOB: 1 BB: 0 P: 11	R: 0 E: 0 K: 0 S: 8	H: 2 LOB: 2 BB: 0 P: 14	R: 1 E: 0 K: 0 S: 9	H: 1 LOB: 0 BB: 0 P: 13	R: 0 E: 0 K: 2 S: 7	H: 0 LOB: 0 BB: 0 P: 10	R: 2 E: 0 K: 0 S: 11	H: 2 LOB: 1 BB: 1 P: 20	R: 0 E: 0 K: 0 S: 5	H: 0 LOB: 0 BB: 0 P: 7	R: 1 E: 1 K: 0 S: 14	H: 1 LOB: 2 BB: 1 P: 24	R: 0 E: 0 K: 1 S: 6	H: 0 LOB: 0 BB: 0 P: 9	1B: 4 2B: 1 3B: 1 HR: 2	SF: 0 SAC: 0 DP: 0 HBP: 0	WP: 0 PA: 38 PB: 0 SB: 2 CS: 1
PITCHER	IP WLS BF H R ER SO BB IBB HBP BLK WP HR S P ERA WHIP	IP WLS BF H R ER SO BB IBB HBP BLK WP HR S P ERA WHIP	IP WLS BF H R ER SO BB IBB HBP BLK WP HR S P ERA WHIP	IP WLS BF H R ER SO BB IBB HBP BLK WP HR S P ERA WHIP	IP WLS BF H R ER SO BB IBB HBP BLK WP HR S P ERA WHIP	IP WLS BF H R ER SO BB IBB HBP BLK WP HR S P ERA WHIP	IP WLS BF H R ER SO BB IBB HBP BLK WP HR S P ERA WHIP	IP WLS BF H R ER SO BB IBB HBP BLK WP HR S P ERA WHIP	IP WLS BF H R ER SO BB IBB HBP BLK WP HR S P ERA WHIP	IP WLS BF H R ER SO BB IBB HBP BLK WP HR S P ERA WHIP	IP WLS BF H R ER SO BB IBB HBP BLK WP HR S P ERA WHIP	IP WLS BF H R ER SO BB IBB HBP BLK WP HR S P ERA WHIP	IP WLS BF H R ER SO BB IBB HBP BLK WP HR S P ERA WHIP	IP WLS BF H R ER SO BB IBB HBP BLK WP HR S P ERA WHIP	IP WLS BF H R ER SO BB IBB HBP BLK WP HR S P ERA WHIP	IP WLS BF H R ER SO BB IBB HBP BLK WP HR S P ERA WHIP	IP WLS BF H R ER SO BB IBB HBP BLK WP HR S P ERA WHIP	IP WLS BF H R ER SO BB IBB HBP BLK WP HR S P ERA WHIP	IP WLS BF H R ER SO BB IBB HBP BLK WP HR S P ERA WHIP		
Mark Clark, R (1.1) ERA: 4.94	7.0 W 29	4 4 4 3	2 0 0 0	0 0 0 0	0 0 7 14	0.00 3.000	0 0 0 0	0 0 6 9	0.00 0.000	0.00 0.000											
Bob Patterson, L (8.1) ERA: 3.12	0.1 2 0 0	0 0 0 0	1 0 0 0	0 0 0 0	0 0 7 14	0.00 3.000	0 0 0 0	0 0 6 9	0.00 0.000	0.00 0.000											
Terry Adams, R (8.1) ERA: 2.39	0.2 3 0 0	0 0 0 0	0 0 0 0	0 0 0 0	0 0 6 9	0.00 0.000	0 0 0 0	0 0 6 9	0.00 0.000	0.00 0.000											
Rod Beck, R (9.1) ERA: 3.43	1.0 S 3	0 0 0 1	0 0 0 0	0 0 0 0	0 0 6 9	0.00 0.000	0 0 0 0	0 0 6 9	0.00 0.000	0.00 0.000											

Chicago Cubs @ Cincinnati Reds
Cinergy Field, Cincinnati, OH
Sat May 16 1998, 7:05 PM EDT
Att: 30,505 - Unknown - 80 F


AB	34
R	4
H	8
RBI	4
BB	3
SO	4
LOB	14



Batter	1	2	3	4	5	6	7	8	9	AB	R	H	RBI	BB	SO	LOB	TOP					
Chris Stynes, R OBP: 0.332, SLG: 0.360 (1, 5)	G3		G5-3		L9		HBP		E5	4	0	0	0	0	0	0						
Pokey Reese, R OBP: 0.198, SLG: 0.209 Barry Larkin, R OBP: 0.368, SLG: 0.405 (7, PH) (7, 6)	F7			P4		F7	P2			3	0	0	0	0	0	0						
Dmitri Young, S OBP: 0.356, SLG: 0.513 (1, 7)	L9			1B		F7			K	5	0	1	0	0	2	2						
Melvin Nieves, S OBP: 0.381, SLG: 0.353 (1, 9)		G4-3		1B		G5-3			K	4	0	1	0	0	1	0						
Bret Boone, R OBP: 0.346, SLG: 0.494 (1, 4)		K		F8			1B			3	1	1	0	1	1	2						
Eduardo Perez, R OBP: 0.270, SLG: 0.261 (1, 3)				L1			BB		P9	3	0	1	0	1	0	3						
Jon Nunnally, L OBP: 0.361, SLG: 0.433 (1, 8)	G6-3						HR		G4-3	4	2	2	1	0	0	2						
Brook Fordyce, R OBP: 0.308, SLG: 0.333 (1, 2)			G6-3				B1-6-4		F7	3	0	1	0	1	0	1						
Scott Winchester, R Lenny Harris, L Stan Belinda, R Willie Greene, L (1, 1) (7, PH) (7, 1) (9, PH)			K		B1-6-4				G4-3	2	0	0	0	0	1	1						
Inning Stats	R: 0 E: 0 K: 0 S: 5	H: 0 LOB: 0 BB: 0 P: 7	R: 0 E: 0 K: 1 S: 9	H: 0 LOB: 1 BB: 1 P: 17	R: 0 E: 0 K: 1 S: 5	H: 0 LOB: 0 BB: 0 P: 8	R: 0 E: 0 K: 0 S: 16	H: 2 LOB: 2 BB: 0 P: 23	R: 1 E: 0 K: 0 S: 7	H: 1 LOB: 0 BB: 1 P: 14	R: 0 E: 0 K: 0 S: 8	H: 0 LOB: 0 BB: 0 P: 14	R: 1 E: 0 K: 0 S: 12	H: 3 LOB: 3 BB: 1 P: 26	R: 0 E: 0 K: 2 S: 10	H: 1 LOB: 1 BB: 0 P: 13	R: 1 E: 1 K: 1 S: 15	H: 1 LOB: 2 BB: 1 P: 27	1B: 7 2B: 0 3B: 0 HR: 1	SF: 0 SAC: 0 DP: 2 HBP: 1	WP: 0 PB: 0 SB: 1 CS: 0	PA: 39
PITCHER	IP	WLS	BF	H	R	ER	SO	BB	IBB	HBP	BLK	WP	HR	S	P	ERA	WHIP					
Brian Bohanon, L ERA: 1.59 Turk Wendell, R ERA: 7.24 Dennis Cook, L ERA: 3.86 Mel Rojas, R ERA: 1.45 John Franco, L ERA: 4.5	6.0	W	22	3	1	1	2	2	0	0	0	0	1	50	83	1.50	0.833					

Cincinnati Reds @ New York Mets
Shea Stadium, Flushing, NY
Tue May 19 1998, 7:05 PM EDT
Att: 15,558 - Unknown - 84 F


AB 34
R 3
H 8
RBI 1
BB 4
SO 5
LOB 15



Batter	1	2	3	4	5	6	7	8	9	AB	R	H	RBI	BB	SO	LOB	BOTTOM					
Brian McRae, S OBP: 0.366, SLG: 0.381 (1, 8)	B1-3			G4-3			K			4	0	1	0	0	1	1						
Eduardo Alfonso, R OBP: 0.339, SLG: 0.370 (1, 5)	G4-3					L5	HR			3	1	0	0	1	0	2						
John Olerud, L OBP: 0.463, SLG: 0.496 (1, 3)	L7			F9			1B			3	1	2	2	1	0	0						
Butch Huskey, R OBP: 0.304, SLG: 0.388 (1, 9)		L8		F9			1B		K	4	0	1	0	0	1	1						
Carlos Baerga, S OBP: 0.273, SLG: 0.346 Mel Rojas, R Matt Franco, L John Franco, L (1, 4) (8, 1) (8, PH) (9, 1)		G3-1		G4-3		G3-6-1			G4-3	3	0	0	0	0	0	3						
Rich Becker, L OBP: 0.337, SLG: 0.386 (1, 7)		1B		F7			L5		E S	3	1	1	0	1	0	1						
Rick Wilkins, L OBP: 0.237, SLG: 0.283 (1, 2)		3B		F8			G1-3		P7	4	1	1	1	0	0	1						
Rey Ordenez, R OBP: 0.243, SLG: 0.255 (1, 6)		1B				F7			L9	4	1	2	1	0	0	1						
Brian Bohanon, L Turk Wendell, L Dennis Cook, L Luis Lopez, S (1, 1) (7, 1) (7, 1) (7, 4)		FC5					K			2	0	2	1	0	0	0						
Inning Stats	R: 0 E: 0 K: 0 S: 6	H: 0 LOB: 0 BB: 0 P: 11	R: 3 E: 0 K: 0 S: 14	H: 5 LOB: 2 BB: 0 P: 19	R: 0 E: 0 K: 0 S: 7	H: 1 LOB: 1 BB: 0 P: 11	R: 0 E: 0 K: 0 S: 9	H: 2 LOB: 1 BB: 0 P: 14	R: 0 E: 0 K: 0 S: 8	H: 1 LOB: 1 BB: 1 P: 15	R: 0 E: 0 K: 0 S: 8	H: 0 LOB: 0 BB: 0 P: 12	R: 2 E: 0 K: 3 S: 12	H: 1 LOB: 0 BB: 1 P: 24	R: 0 E: 0 K: 0 S: 6	H: 0 LOB: 1 BB: 1 P: 14	1B: 5 2B: 2 3B: 2 HR: 1	SF: 0 SAC: 0 DP: 1 HBP: 0	WP: 0 PB: 0 SB: 1 CS: 1	PA: 35		
PITCHER	IP	WLS	BF	H	R	ER	SO	BB	IBB	HBP	BLK	WP	HR	S	P	ERA	WHIP					
Scott Winchester, R Stan Belinda, R ERA: 3.78	6.0	L	26	9	3	3	0	1	0	0	0	0	1	18	38	9.00	1.500					

Cincinnati Reds @ New York Mets
Shea Stadium, Flushing, NY
Tue May 19 1998, 7:05 PM EDT
Att: 15,558 - Unknown - 84 F


AB 32
R 5
H 10
RBI 5
BB 3
SO 3
LOB 10



Batter	1	2	3	4	5	6	7	8	9	AB	R	H	RBI	BB	SO	LOB	TOP									
Jon Nunnally, L (1,8) OBP: 0.368, SLG: 0.426	G6-3		G6-3	K		G4-3				4	3	1	0	2	1	3										
Barry Larkin, R (1,6) OBP: 0.373, SLG: 0.423	G1-3		G6-3	P6				G4-3		6	1	3	1	0	0	3										
Lenny Harris, L (1,7) OBP: 0.392, SLG: 0.424	G6-3		G6-3		E8			G5-3	F7	6	1	2	2	0	0	2										
Eddie Taubensee, L (1,2) OBP: 0.435, SLG: 0.535		G4-3			SF8			1B		3	1	2	3	1	0	0										
Dmitri Young, S (1,3) OBP: 0.363, SLG: 0.510			G3-1		L9			1B		3	1	1	0	1	0	2										
Willie Greene, L (1,5) OBP: 0.410, SLG: 0.475								1B		4	0	3	1	1	0	2										
Bret Boone, R (1,4) OBP: 0.337, SLG: 0.480								1B		5	0	0	0	0	1	6										
Melvin Nieves, S (1,9) OBP: 0.385, SLG: 0.333									F8	4	0	1	1	1	1	0										
Pokey Reese, R (9,5) OBP: 0.196, SLG: 0.209										0	0	0	0	0	0	0										
Pete Harnisch, S (1,1) OBP: 0.077, SLG: 0.040										3	0	0	0	0	1	4										
Sean Casey, L (6, PH) OBP: 0.275, SLG: 0.194										1	1	1	0	0	0	0										
Scott Sullivan, R (8, PH) OBP: 0.229, SLG: 0.250										0	0	0	0	0	0	0										
Gabe White, L (8, PH) OBP: 0.185, SLG: 0.339										0	0	0	0	0	0	0										
Jeff Shaw, R (8, PH) OBP: 0.200, SLG: 0.308										1	0	0	0	0	0	0										
Chris Stynes, R (8, PH) OBP: 0.200, SLG: 0.308										1	0	0	0	0	0	0										
Inning Stats	R: 0 E: 0 K: 0 S: 7	H: 0 LOB: 0 BB: 0 P: 8	R: 1 E: 0 K: 0 S: 11	H: 2 LOB: 1 BB: 0 P: 18	R: 1 E: 0 K: 1 S: 10	H: 1 LOB: 2 BB: 2 P: 23	R: 0 E: 0 K: 1 S: 13	H: 1 LOB: 3 BB: 1 P: 21	R: 1 E: 0 K: 1 S: 13	H: 1 LOB: 1 BB: 1 P: 20	R: 3 E: 0 K: 0 S: 19	H: 4 LOB: 2 BB: 2 P: 40	R: 0 E: 0 K: 1 S: 17	H: 1 LOB: 1 BB: 0 P: 26	R: 1 E: 0 K: 0 S: 10	H: 3 LOB: 2 BB: 0 P: 12	R: 1 E: 0 K: 0 S: 11	H: 2 LOB: 1 BB: 0 P: 14	1B: 11 2B: 4 3B: 0 HR: 0	SF: 1 SAC: 0 DP: 0 HBP: 1	WP: 2 PB: 0 SB: 0 CS: 1	PA: 49				
PITCHER	IP WLS BF H R ER SO BB IBB HBP BLK WP HR S P ERA WHIP																									
Dave Milicki, R (1,1) ERA: 5.36	5.1	29	6	5	5	3	5	0	1	0	1	0	57	102	8.44	2.062										
John Hudek, R (6,1) ERA: 3.5	0.0	L 1	1	0	0	0	0	0	0	0	0	0	6	9	∞	∞										
Dennis Cook, L (6,1) ERA: 3.68	0.2	4	2	1	1	0	1	0	0	0	0	0	10	19	13.50	4.500										
Turk Wendell, R (7,1) ERA: 6.89	2.0	10	4	1	1	1	0	0	0	0	1	0	27	38	4.50	2.000										
Mel Rojas, R (9,1) ERA: 1.53	1.0	5	2	1	1	0	0	0	0	0	0	0	11	14	9.00	2.000										

Cincinnati Reds @ New York Mets
 Shea Stadium, Flushing, NY
 Wed May 20 1998, 7:05 PM EDT
 Att: 12,834 - Cloudy - 68 F


AB	41
R	8
H	15
RBI	8
BB	6
SO	4
LOB	22



Batter	1	2	3	4	5	6	7	8	9	AB	R	H	RBI	BB	SO	LOB	BOTTOM									
Brian McRae, S (1,8) OBP: 0.380, SLG: 0.427	G4-3									5	2	4	3	0	1	2										
Edgardo Alfonzo, R (1,5) OBP: 0.326, SLG: 0.354	G4-3									5	0	0	0	0	0	8										
Mel Rojas, R (9,1)										0	0	0	0	0	0	0										
John Olerud, L (1,3) OBP: 0.455, SLG: 0.485	SF8									3	0	0	1	1	0	0										
Butch Huskey, R (1,9) OBP: 0.301, SLG: 0.377	E5									4	1	0	0	1	1	1										
Carlos Baerga, S (1,4) OBP: 0.278, SLG: 0.370										5	1	2	2	0	0	0										
Bernard Gilkey, R (1,7) OBP: 0.346, SLG: 0.301										3	0	0	0	0	1	2										
Turk Wendell, L (7,1)										0	0	0	0	0	0	0										
Luis Lopez, S (8, PH) OBP: 0.337, SLG: 0.354										1	0	0	0	0	1	0										
Rick Wilkins, L (1,2) OBP: 0.254, SLG: 0.286										3	1	1	0	1	0	0										
Rey Ordenez, R (1,6) OBP: 0.245, SLG: 0.257										3	0	1	0	0	0	0										
Matt Franco, L (8, PH) OBP: 0.267, SLG: 0.365										0	0	0	0	0	0	0										
Jim Tatum, R (8, PH) OBP: 0.275, SLG: 0.486										0	0	0	0	1	0	0										
Dave Milicki, R (1,1) OBP: 0.267, SLG: 0.214										1	1	0	0	0	0	0										
John Hudek, S (6,1)										0	0	0	0	0	0	0										
Dennis Cook, L (6,1)										0	0	0	0	0	0	0										
Rich Becker, L (6,7) OBP: 0.350, SLG: 0.386										0	0	0	0	2	0	0										
Inning Stats	R: 1 E: 1 K: 1 S: 16	H: 2 LOB: 2 BB: 0 P: 23	R: 0 E: 0 K: 1 S: 12	H: 2 LOB: 2 BB: 0 P: 18	R: 0 E: 0 K: 1 S: 7	H: 0 LOB: 0 BB: 0 P: 11	R: 0 E: 0 K: 0 S: 5	H: 0 LOB: 0 BB: 0 P: 8	R: 4 E: 1 K: 0 S: 15	H: 2 LOB: 0 BB: 1 P: 28	R: 0 E: 0 K: 0 S: 8	H: 1 LOB: 2 BB: 1 P: 16	R: 0 E: 0 K: 0 S: 7	H: 0 LOB: 0 BB: 0 P: 9	R: 1 E: 0 K: 1 S: 15	H: 1 LOB: 3 BB: 3 P: 30	R: 0 E: 0 K: 0 S: 7	H: 0 LOB: 0 BB: 1 P: 11	1B: 5 2B: 1 3B: 0 HR: 2	SF: 1 SAC: 1 DP: 2 HBP: 0	WP: 1 PB: 0 SB: 1 CS: 0	PA: 41				
PITCHER	IP WLS BF H R ER SO BB IBB HBP BLK WP HR S P ERA WHIP																									
Pete Harnisch, R (1,1) ERA: 3.07	5.0	W 24	1	1	1	1	2	0	0	0	0	0	21	37	3.86	1.286										
Scott Sullivan, R (6,1) ERA: 8.52	2.1	10	1	1	1	1	2	0	0	0	0	0	21	37	3.86	1.286										
Gabe White, L (8,1) ERA: 5.58	0.0	2	0	0	0	0	2	0	0	0	1	0	3	11	∞	∞										
Jeff Shaw, R (8,1) ERA: 1.33	1.2	S 5	1	0	0	0	1	0	0	0	0	0	13	18	0.00	1.200										

Cincinnati Reds @ New York Mets
 Shea Stadium, Flushing, NY
 Wed May 20 1998, 7:05 PM EDT
 Att: 12,834 - Cloudy - 68 F

AB	33
R	6
H	8
RBI	6
BB	6
SO	4
LOB	13

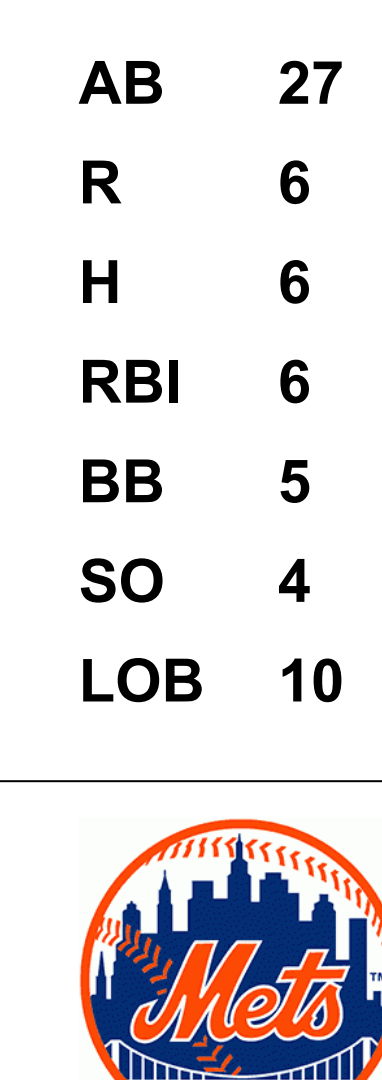


Batter	1	2	3	4	5	6	7	8	9	AB	R	H	RBI	BB	SO	LOB	TOP					
Jon Nunnally, L (1.8)	P6		K		K		K			4	0	0	0	0	3	0	Cincinnati Reds @ New York Mets Shea Stadium, Flushing, NY Thu May 21 1998, 7:05 PM EDT Att: 13,766 - Unknown - 74 F					
Barry Larkin, R (1.6)	G3-1 2B		1B		1B		G6-3			4	0	3	0	0	0	0						
Lenny Harris, L (1.7)	G3-1 2-3		P5		1B			G6-3		4	0	1	0	0	0	2						
Eddie Taubensee, L (1.2)	L7			P4	CS		K	G4-3		4	0	0	0	0	1	1						
Dmitri Young, S (1.3)		L8-4 1B BB		F8			1B			3	0	2	0	1	0	0						
Willie Greene, L (1.5)		K			BB		1B	P8		3	0	1	0	1	1	2						
Bret Boone, R (1.4)		1B		L8			P4			4	0	1	0	0	1	3						
Melvin Nieves, S (1.9)		L8-4 2-3			HR		K	G5-4-3 BB		3	1	1	1	1	1	4						
Mark Hutton, R (1.1) Danny Graves, R (1.1) Sean Casey, L (5. Ph) Gabe White, L (5. Ph) Eduardo Perez, R (7. Ph) Scott Sullivan, R (7.1) Chris Stynes, R (9. Ph)			K		G4-3		K	G5-4-3 1-2		0	0	0	0	0	0	0						
Inning Stats	R: 0 E: 0 K: 0 S: 6	H: 1 LOB: 1 BB: 0 P: 12	R: 0 E: 0 K: 1 S: 12	H: 1 LOB: 1 BB: 1 P: 23	R: 0 E: 0 K: 2 S: 11	H: 1 LOB: 1 BB: 0 P: 16	R: 0 E: 0 K: 0 S: 8	H: 0 LOB: 1 BB: 1 P: 15	R: 1 E: 0 K: 1 S: 14	H: 3 LOB: 1 BB: 0 P: 21	R: 0 E: 0 K: 2 S: 11	H: 2 LOB: 2 BB: 0 P: 14	R: 0 E: 0 K: 0 S: 9	H: 0 LOB: 0 BB: 0 P: 12	R: 0 E: 0 K: 0 S: 6	H: 1 LOB: 1 BB: 0 P: 8		R: 0 E: 0 K: 1 S: 6	H: 0 LOB: 0 BB: 1 P: 11	1B: 7 2B: 2 3B: 0 HR: 1	SF: 0 SAC: 0 DP: 2 HBP: 0	WP: 0 PB: 0 SB: 0 CS: 1
PITCHER Masato Yoshii, R (1.1) ERA: 2.25	IP: 9.0 WLS: W BF: 36 H: 9 R: 1 ER: 1 SO: 9 BB: 3 IBB: 0 HBP: 0 BLK: 0 WP: 0 HR: 1 S: 83 P: 132 ERA: 1.00 WHIP: 1.333																					

AB 33
R 1
H 9
RBI 1
BB 3
SO 9
LOB 13



Batter	1	2	3	4	5	6	7	8	9	AB	R	H	RBI	BB	SO	LOB	BOTTOM			
Brian McRae, S (1.8)	BB 1B BB	K		G4-3			P6			3	1	0	0	1	1	1	Cincinnati Reds @ New York Mets Shea Stadium, Flushing, NY Thu May 21 1998, 7:05 PM EDT Att: 13,766 - Unknown - 74 F			
Eduardo Alfonzo, R (1.5) Luis Lopez, S (4.5)	1B SF8 BB		WP S 1B BB		G5-3		P8			0	2	0	0	2	0	0				
John Olerud, L (1.3)	SF8 1B BB		L8		K		HR			3	2	1	1	1	1	1				
Butch Huskey, R (1.9)	1B		K		G6-3		G4-3			4	0	1	1	0	1	1				
Carlos Baerga, S (1.4)	SF8		1B		HR		1B			3	1	3	3	0	0	0				
Bernard Gilkey, R (1.7)	SF8		G6-3		F7		F9			3	0	0	1	0	0	2				
Alberto Castillo, R (1.2)	G6-3		B1-3		BB		F8			3	0	0	0	1	0	2				
Rey Ordonez, R (1.6)		L7		SH3-4 1B	P4		P4			4	0	1	0	0	0	2				
Masato Yoshii, R (1.1)		K		SH3-4 1-2	G1-6-3					2	0	0	0	0	1	1				
Inning Stats	R: 3 E: 0 K: 0 S: 9	H: 1 LOB: 3 BB: 3 P: 21	R: 0 E: 0 K: 2 S: 8	H: 0 LOB: 0 BB: 0 P: 11	R: 1 E: 0 K: 1 S: 9	H: 1 LOB: 1 BB: 1 P: 19	R: 0 E: 0 K: 0 S: 5	H: 1 LOB: 1 BB: 0 P: 6	R: 0 E: 0 K: 0 S: 6	H: 0 LOB: 0 BB: 0 P: 8	R: 1 E: 0 K: 0 S: 10	H: 1 LOB: 1 BB: 1 P: 22	R: 1 E: 0 K: 0 S: 10	H: 1 LOB: 0 BB: 0 P: 17	R: 0 E: 0 K: 0 S: 8	H: 1 LOB: 1 BB: 0 P: 14		1B: 4 2B: 0 3B: 0 HR: 2	SF: 2 SAC: 1 DP: 0 HBP: 0	WP: 1 PB: 0 SB: 2 CS: 0
PITCHER Mark Hutton, R (1.1) ERA: 7.41 Danny Graves, R (1.1) ERA: 5.4 Gabe White, L (5.1) ERA: 5.51 Scott Sullivan, R (7.1) ERA: 6.39	IP: 4.0 WLS: L BF: 16 H: 3 R: 1 ER: 1 SO: 3 BB: 1 IBB: 0 HBP: 0 BLK: 0 WP: 1 HR: 0 S: 29 P: 43 ERA: 2.25 WHIP: 1.000																			



Batter	1	2	3	4	5	6	7	8	9	AB	R	H	RBI	BB	SO	LOB	TOP				
Nefti Perez, S OBP: 0.335, SLG: 0.425 (1, 6)	P6	P5		1B		1B			G4-3	5	1	2	0	0	0	2					
1 Curtis Goodwin, L OBP: 0.373, SLG: 0.385 (1, 8)	17 1B WP		E6	K		G3			B1	5	0	1	0	0	1	2					
Larry Walker, L OBP: 0.434, SLG: 0.573 (1, 9)	K		17 BB	1B		L9			F9	5	1	2	1	0	1	2					
17 Todd Helton, L OBP: 0.345, SLG: 0.464 (1, 3)	FC6-4		1B	1B		K				3	1	2	0	1	1	0					
Dante Bichette, R OBP: 0.363, SLG: 0.498 Ellis Burks, R OBP: 0.322, SLG: 0.547 (1, 7) (8, 7)	FC6-4		3 BB	K		F8				4	0	1	2	0	1	4					
Vinny Castilla, R OBP: 0.337, SLG: 0.598 (1, 5)		K				F9				3	0	0	0	1	1	0					
3 Mike Lansing, R OBP: 0.306, SLG: 0.360 (1, 4)	L8		F8			L7				4	0	1	0	0	0	2					
Kirt Manwaring, R OBP: 0.382, SLG: 0.360 (1, 2)	1B BB		L8			P3				3	0	0	0	1	0	2					
Jamey Wright, R OBP: 0.105, SLG: 0.105 Chuck McElroy, L (7, 1) John Vander Wal, L OBP: 0.400, SLG: 0.464 Curt Leskanic, R (8, 1) Jerry Dipoto, R (9, 1)				G6-3		P5				3	0	1	0	0	1	0					
Inning Stats	R: 0 E: 0 K: 1 S: 20	H: 2 LOB: 2 BB: 0 P: 30	R: 0 E: 0 K: 1 S: 9	H: 1 LOB: 2 BB: 1 P: 16	R: 2 E: 1 K: 0 S: 19	H: 2 LOB: 2 BB: 2 P: 33	R: 1 E: 0 K: 2 S: 14	H: 3 LOB: 0 BB: 0 P: 19	R: 0 E: 0 K: 1 S: 4	H: 1 LOB: 0 BB: 0 P: 9	R: 0 E: 0 K: 1 S: 6	H: 0 LOB: 0 BB: 0 P: 10	R: 0 E: 0 K: 0 S: 7	H: 0 LOB: 0 BB: 0 P: 10	R: 0 E: 0 K: 0 S: 8	H: 0 LOB: 0 BB: 0 P: 11	1B: 10 2B: 0 3B: 0 HR: 0	SF: 0 SAC: 0 DP: 0 HBP: 0	WP: 1 PB: 0 SB: 2 CS: 0	PA: 39	
PITCHER	IP	WLS	BF	H	R	ER	SO	BB	IBB	HBP	BLK	WP	HR	S	P	ERA	WHIP				
David Weathers, R ERA: 6.0 Stan Belinda, R ERA: 3.97 Jeff Shaw, R ERA: 1.24	(1, 1) (7, 1) (8, 1)	6.0 1.0 2.0	L 3 6	10 0 0	3 0 0	3 0 0	5 1 0	3 0 0	0 0 0	0 0 0	1 0 0	1 0 0	0 6 15	75 10 21	121	4.50 0.00 0.00	2.167 0.000 0.000				

Colorado Rockies @ Cincinnati Reds
Cinergy Field, Cincinnati, OH
Fri May 22 1998, 7:05 PM EDT
Att: 21,410 - Cloudy - 66 F

AB	36
R	3
H	10
RBI	3
BB	3
SO	6
LOB	14



Batter	1	2	3	4	5	6	7	8	9	AB	R	H	RBI	BB	SO	LOB	BOTTOM					
Chris Stynes, R OBP: 0.326, SLG: 0.353 (1, 9) (8, 8)	FC4-6		G6-3			G1-3		G5-3		4	0	1	0	0	0	0						
Barry Larkin, R OBP: 0.379, SLG: 0.434 (1, 6)	F8		G6-3			S		F9		4	0	1	0	0	0	1						
Lenny Harris, L OBP: 0.366, SLG: 0.392 (1, 7) (8, 9)	FC4-6		G4-3			G4-3		F8		4	0	0	0	0	0	2						
Eddie Taubensee, L OBP: 0.420, SLG: 0.513 (1, 2)	FC6-4		G6-3			2B		F7		4	1	1	0	0	0	1						
Dmitri Young, S OBP: 0.381, SLG: 0.530 (1, 3) (8, 7)		G6-4-3				G4-3		1B		4	1	3	1	0	0	0						
Willie Greene, L OBP: 0.420, SLG: 0.483 (1, 5)	K					2B		2B		3	0	2	0	1	1	1						
Bret Boone, R OBP: 0.330, SLG: 0.470 (1, 4)	G6-4-3		G1-3			SH3		SF7		2	0	0	1	0	0	2						
Jon Nunnally, L OBP: 0.351, SLG: 0.402 Eduardo Perez, R OBP: 0.262, SLG: 0.253 (1, 8) (7, PH) (8, 3)			G3			L5		F9		2	0	0	0	0	0	1						
David Weathers, R OBP: 0.133, SLG: 0.286 Sean Casey, L OBP: 0.281, SLG: 0.175 Stan Belinda, R (7, 1) Melvin Nieves, S OBP: 0.387, SLG: 0.440 Jeff Shaw, R (8, 1)			K			G1-3		K		1	0	0	0	0	1	0						
Inning Stats	R: 0 E: 0 K: 0 S: 7	H: 1 LOB: 1 BB: 0 P: 9	R: 0 E: 0 K: 1 S: 10	H: 1 LOB: 0 BB: 0 P: 14	R: 0 E: 0 K: 1 S: 6	H: 0 LOB: 0 BB: 0 P: 11	R: 0 E: 0 K: 0 S: 5	H: 0 LOB: 0 BB: 0 P: 8	R: 0 E: 0 K: 0 S: 11	H: 1 LOB: 1 BB: 0 P: 17	R: 0 E: 0 K: 0 S: 9	H: 1 LOB: 1 BB: 0 P: 18	R: 1 E: 0 K: 2 S: 15	H: 2 LOB: 2 BB: 1 P: 26	R: 0 E: 0 K: 0 S: 7	H: 0 LOB: 0 BB: 0 P: 10	R: 1 E: 0 K: 0 S: 12	H: 2 LOB: 1 BB: 0 P: 19	1B: 5 2B: 3 3B: 0 HR: 0	SF: 1 SAC: 1 DP: 1 HBP: 0	WP: 0 PB: 0 SB: 1 CS: 0	PA: 35
PITCHER	IP	WLS	BF	H	R	ER	SO	BB	IBB	HBP	BLK	WP	HR	S	P	ERA	WHIP					
Jamey Wright, R ERA: 5.82 Chuck McElroy, L ERA: 1.89 Curt Leskanic, R ERA: 4.85 Jerry Dipoto, R ERA: 3.18	(1, 1) (7, 1) (8, 1) (9, 1)	6.1 0.2 1.0 1.0	W 2 3 S	6 0 0 5	1 0 0 2	1 0 0 1	2 2 0 0	1 0 0 0	0 0 0 0	0 0 0 0	0 0 0 0	0 0 0 0	0 0 7 12	9 15 10 19	1.42 0.00 0.00 9.00	1.105 0.000 0.000 2.000						

Colorado Rockies @ Cincinnati Reds
Cinergy Field, Cincinnati, OH
Fri May 22 1998, 7:05 PM EDT
Att: 21,410 - Cloudy - 66 F

AB	32
R	2
H	8
RBI	2
BB	1
SO	4
LOB	13



Batter	1	2	3	4	5	6	7	8	9	AB	R	H	RBI	BB	SO	LOB	TOP		
Nelf Perez, S OBP: 0.335, SLG: 0.423	F9		G4-3														3 0 1 0 0 0 0		
Ellis Burks, R OBP: 0.317, SLG: 0.537	L6		F7														3 0 0 0 0 0 2		
Larry Walker, L OBP: 0.432, SLG: 0.569	17 WP 17 S 1B		G6-3														3 1 1 0 0 0 3		
17 Todd Helton, L OBP: 0.351, SLG: 0.468	1-H 1B			G4-3				G5-4-3 1B									3 0 2 1 0 0 0		
Dante Bichette, R OBP: 0.358, SLG: 0.491	F9			G5-3				G5-4-3 1-2									3 0 0 0 0 0 2		
Vinny Castilla, R OBP: 0.332, SLG: 0.589				F7				F8									3 0 0 0 0 0 0		
3 Mike Lansing, R OBP: 0.302, SLG: 0.354				G5-3				F8									3 0 0 0 0 1 0		
Jeff Reed, L OBP: 0.348, SLG: 0.443					G3-1 BB			G4-3									2 0 0 0 1 0 0		
Pedro Astacio, R OBP: 0.261, SLG: 0.190								F8									1 0 0 0 0 1 1		
Jason Bates, S OBP: 0.314, SLG: 0.233																	1 0 0 0 0 0 0		
Mike DeJean, R OBP: 0.314, SLG: 0.233																	0 0 0 0 0 0 0		
Inning Stats	R: 1 E: 0 K: 0 S: 13	H: 2 LOB: 1 BB: 0 P: 19	R: 0 E: 0 K: 1 S: 10	H: 0 LOB: 1 BB: 1 P: 19	R: 0 E: 0 K: 0 S: 7	H: 0 LOB: 0 BB: 0 P: 10	R: 0 E: 0 K: 0 S: 7	H: 0 LOB: 0 BB: 0 P: 11	R: 0 E: 1 K: 1 S: 12	H: 1 LOB: 3 BB: 0 P: 18	R: 0 E: 0 K: 0 S: 3	H: 1 LOB: 0 BB: 0 P: 5	R: 0 E: 0 K: 0 S: 4	H: 0 LOB: 0 BB: 0 P: 5	R: 0 E: 0 K: 0 S: 4	H: 0 LOB: 0 BB: 0 P: 5	1B: 4 2B: 0 3B: 0 HR: 0	SF: 0 SAC: 0 DP: 1 HBP: 1	WP: 1 PA: 27 PB: 0 SB: 1 CS: 0
PITCHER Scott Winchester, R ERA: 3.78	IP: 7.0 WLS: W BF: 27 H: 4 R: 1 ER: 1 SO: 2 BB: 1 IBB: 0 HBP: 1 BLK: 0 WP: 1 HR: 0 S: 56 P: 87 ERA: 1.29 WHIP: 0.714															PITCHER			

Colorado Rockies @ Cincinnati Reds
Cinergy Field, Cincinnati, OH
Sat May 23 1998, 3:33 AM EDT
Att: 20,034 - Overcast - 61 F

AB	25
R	1
H	4
RBI	1
BB	1
SO	2
LOB	8



Batter	1	2	3	4	5	6	7	8	9	AB	R	H	RBI	BB	SO	LOB	BOTTOM		
Chris Stynes, R OBP: 0.332, SLG: 0.364	E 2B																3 1 2 0 0 0 2		
Eduardo Perez, R OBP: 0.269, SLG: 0.261																	1 0 1 0 0 0 0		
Dmitri Young, S OBP: 0.380, SLG: 0.545	F7	F9															3 1 1 1 0 0 2		
Barry Larkin, R OBP: 0.378, SLG: 0.429	FC6-4 BB			F7													2 0 0 0 1 0 0		
Eddie Taubensee, L OBP: 0.419, SLG: 0.510	FC6-4 1-2 2H			P5													3 0 1 0 0 0 1		
Melvin Nieves, S OBP: 0.353, SLG: 0.393	K			G6-3													3 0 0 0 0 1 2		
Willie Greene, L OBP: 0.418, SLG: 0.500					L7												3 1 1 1 0 0 0		
Bret Boone, R OBP: 0.330, SLG: 0.473					F8												3 0 1 0 0 0 0		
Jon Nunnally, L OBP: 0.351, SLG: 0.427					G1-3 2B												3 1 1 1 0 0 1		
Scott Winchester, R ERA: 3.78																	1 0 0 0 0 0 0		
Lenny Harris, L OBP: 0.373, SLG: 0.413																	1 0 1 0 0 0 0		
Inning Stats	R: 1 E: 1 K: 1 S: 9	H: 1 LOB: 1 BB: 1 P: 16	R: 2 E: 0 K: 0 S: 14	H: 3 LOB: 1 BB: 0 P: 19	R: 0 E: 0 K: 0 S: 3	H: 0 LOB: 0 BB: 0 P: 4	R: 0 E: 0 K: 0 S: 8	H: 1 LOB: 2 BB: 0 P: 13	R: 0 E: 0 K: 0 S: 10	H: 2 LOB: 0 BB: 0 P: 17	R: 0 E: 0 K: 0 S: 6	H: 0 LOB: 0 BB: 0 P: 10	R: 0 E: 0 K: 0 S: 5	H: 2 LOB: 2 BB: 0 P: 7	R: 0 E: 0 K: 0 S: 5	H: 0 LOB: 0 BB: 0 P: 7	1B: 3 2B: 3 3B: 0 HR: 3	SF: 0 SAC: 0 DP: 1 HBP: 1	WP: 0 PA: 28 PB: 0 SB: 0 CS: 0
PITCHER Pedro Astacio, R ERA: 7.31	IP: 6.0 WLS: L BF: 26 H: 7 R: 4 ER: 3 SO: 1 BB: 1 IBB: 1 HBP: 1 BLK: 0 WP: 0 HR: 3 S: 50 P: 79 ERA: 4.50 WHIP: 1.333															PITCHER			
Mike DeJean, R ERA: 2.55	IP: 0.1 WLS: L BF: 2 H: 2 R: 0 ER: 0 SO: 0 BB: 0 IBB: 0 HBP: 0 BLK: 0 WP: 0 HR: 0 S: 5 P: 7 ERA: 0.00 WHIP: 6.000															PITCHER			

Colorado Rockies @ Cincinnati Reds
Cinergy Field, Cincinnati, OH
Sat May 23 1998, 3:33 AM EDT
Att: 20,034 - Overcast - 61 F

AB	26
R	4
H	9
RBI	3
BB	1
SO	1
LOB	8



Batter	1	2	3	4	5	6	7	8	9	AB	R	H	RBI	BB	SO	LOB	TOP				
Nelf Perez, S OBP: 0.327, SLG: 0.412 (1, 6)										5	0	0	0	0	2	3					
Ellis Burks, R OBP: 0.310, SLG: 0.524 (1, 8) (8, 7)										4	0	0	0	0	4	1					
Larry Walker, L OBP: 0.434, SLG: 0.579 (1, 9)									4	1	2	0	0	0	0						
17 Todd Helton, L OBP: 0.360, SLG: 0.468 (1, 3)									2	1	1	0	2	0	1						
Dante Bichette, R OBP: 0.356, SLG: 0.484 (1, 7)									3	1	0	0	1	2	4						
Chuck McElroy, L (8, 1)									0	0	0	0	0	0	0						
Jerry Dipoto, R (9, 1)									0	0	0	0	0	0	0						
Vinny Castilla, R OBP: 0.335, SLG: 0.587 (1, 5)									4	0	2	2	0	0	2						
3 Mike Lansing, R OBP: 0.296, SLG: 0.347 (1, 4)									4	0	0	0	0	0	5						
Kirt Manwaring, R OBP: 0.377, SLG: 0.355 (1, 2)										4	0	1	1	0	0	1					
Bobby Jones, R OBP: 0.143, SLG: 0.286 (1, 1)									3	0	1	0	0	1	1						
1 Curtis Goodwin, L OBP: 0.393, SLG: 0.396 (8, 8)									1	0	1	0	0	0	0						
Inning Stats	R: 0 E: 0 K: 2 S: 12	H: 1 LOB: 1 BB: 0 P: 19	R: 1 E: 1 K: 0 S: 10	H: 1 LOB: 1 BB: 1 P: 17	R: 0 E: 0 K: 1 S: 9	H: 0 LOB: 0 BB: 0 P: 12	R: 0 E: 0 K: 1 S: 9	H: 0 LOB: 1 BB: 0 P: 14	R: 0 E: 0 K: 1 S: 12	H: 1 LOB: 1 BB: 0 P: 17	R: 2 E: 0 K: 1 S: 17	H: 2 LOB: 0 BB: 1 P: 28	R: 0 E: 0 K: 1 S: 7	H: 0 LOB: 0 BB: 0 P: 8	R: 0 E: 0 K: 1 S: 11	H: 1 LOB: 1 BB: 0 P: 15	R: 0 E: 0 K: 0 S: 10	H: 2 LOB: 2 BB: 0 P: 12	1B: 5 2B: 3 3B: 0 HR: 0	SF: 0 SAC: 0 DP: 1 HBP: 0	WP: 0 PA: 37 PB: 0 SB: 2 CS: 1
PITCHER	IP WLS BF H R ER SO BB IBB HBP BLK WP HR S P ERA WHIP	IP WLS BF H R ER SO BB IBB HBP BLK WP HR S P ERA WHIP	IP WLS BF H R ER SO BB IBB HBP BLK WP HR S P ERA WHIP	IP WLS BF H R ER SO BB IBB HBP BLK WP HR S P ERA WHIP	IP WLS BF H R ER SO BB IBB HBP BLK WP HR S P ERA WHIP	IP WLS BF H R ER SO BB IBB HBP BLK WP HR S P ERA WHIP	IP WLS BF H R ER SO BB IBB HBP BLK WP HR S P ERA WHIP	IP WLS BF H R ER SO BB IBB HBP BLK WP HR S P ERA WHIP	IP WLS BF H R ER SO BB IBB HBP BLK WP HR S P ERA WHIP	IP WLS BF H R ER SO BB IBB HBP BLK WP HR S P ERA WHIP	IP WLS BF H R ER SO BB IBB HBP BLK WP HR S P ERA WHIP	IP WLS BF H R ER SO BB IBB HBP BLK WP HR S P ERA WHIP	IP WLS BF H R ER SO BB IBB HBP BLK WP HR S P ERA WHIP	IP WLS BF H R ER SO BB IBB HBP BLK WP HR S P ERA WHIP	IP WLS BF H R ER SO BB IBB HBP BLK WP HR S P ERA WHIP	IP WLS BF H R ER SO BB IBB HBP BLK WP HR S P ERA WHIP	IP WLS BF H R ER SO BB IBB HBP BLK WP HR S P ERA WHIP	IP WLS BF H R ER SO BB IBB HBP BLK WP HR S P ERA WHIP	IP WLS BF H R ER SO BB IBB HBP BLK WP HR S P ERA WHIP	IP WLS BF H R ER SO BB IBB HBP BLK WP HR S P ERA WHIP	IP WLS BF H R ER SO BB IBB HBP BLK WP HR S P ERA WHIP

Colorado Rockies @ Cincinnati Reds
Cinergy Field, Cincinnati, OH
Sun May 24 1998, 3:33 AM EDT
Att: 21,298 - Cloudy - 68 F

AB	34
R	3
H	8
RBI	3
BB	3
SO	9
LOB	18



Batter	1	2	3	4	5	6	7	8	9	AB	R	H	RBI	BB	SO	LOB	BOTTOM				
Jon Nunnally, L OBP: 0.346, SLG: 0.430 (1, 8)										4	1	1	0	0	1	0					
Dmitri Young, S OBP: 0.375, SLG: 0.541 (1, 7)										3	0	1	0	0	0	0					
Barry Larkin, R OBP: 0.371, SLG: 0.420 (1, 6)										3	0	0	0	0	0	1					
Eduardo Perez, R OBP: 0.262, SLG: 0.253 (1, 3)										3	0	0	0	0	1	0					
Bret Boone, R OBP: 0.325, SLG: 0.465 (1, 4)										3	0	0	0	0	1	0					
Willie Greene, L OBP: 0.412, SLG: 0.490 (1, 5)										3	0	0	0	0	2	0					
Melvin Nieves, S OBP: 0.324, SLG: 0.355 (1, 9)										3	0	0	0	0	3	0					
Brook Fordyce, R OBP: 0.286, SLG: 0.308 (1, 2)										3	0	0	0	0	1	0					
Brett Tomko, R OBP: 0.130, SLG: 0.130 (1, 1)										1	0	0	0	0	0	0					
Chris Stynes, R OBP: 0.330, SLG: 0.362 (6, PH)										1	0	0	0	0	0	0					
Scott Sullivan, R OBP: 0.250, SLG: 0.250 (7, 1)										0	0	0	0	0	0	0					
Lenny Harris, L OBP: 0.369, SLG: 0.408 (9, PH)										1	0	0	0	0	0	0					
Inning Stats	R: 0 E: 0 K: 0 S: 6	H: 0 LOB: 0 BB: 0 P: 7	R: 0 E: 0 K: 3 S: 9	H: 0 LOB: 0 BB: 0 P: 12	R: 0 E: 0 K: 1 S: 10	H: 0 LOB: 0 BB: 0 P: 13	R: 1 E: 0 K: 0 S: 13	H: 2 LOB: 0 BB: 0 P: 18	R: 0 E: 0 K: 0 S: 7	H: 0 LOB: 0 BB: 0 P: 12	R: 0 E: 0 K: 0 S: 5	H: 0 LOB: 0 BB: 0 P: 10	R: 0 E: 0 K: 2 S: 9	H: 0 LOB: 0 BB: 0 P: 11	R: 0 E: 0 K: 2 S: 9	H: 0 LOB: 0 BB: 0 P: 12	R: 0 E: 0 K: 2 S: 9	H: 0 LOB: 0 BB: 0 P: 12	1B: 1 2B: 1 3B: 0 HR: 0	SF: 0 SAC: 0 DP: 1 HBP: 0	WP: 0 PA: 28 PB: 0 SB: 0 CS: 0
PITCHER	IP WLS BF H R ER SO BB IBB HBP BLK WP HR S P ERA WHIP	IP WLS BF H R ER SO BB IBB HBP BLK WP HR S P ERA WHIP	IP WLS BF H R ER SO BB IBB HBP BLK WP HR S P ERA WHIP	IP WLS BF H R ER SO BB IBB HBP BLK WP HR S P ERA WHIP	IP WLS BF H R ER SO BB IBB HBP BLK WP HR S P ERA WHIP	IP WLS BF H R ER SO BB IBB HBP BLK WP HR S P ERA WHIP	IP WLS BF H R ER SO BB IBB HBP BLK WP HR S P ERA WHIP	IP WLS BF H R ER SO BB IBB HBP BLK WP HR S P ERA WHIP	IP WLS BF H R ER SO BB IBB HBP BLK WP HR S P ERA WHIP	IP WLS BF H R ER SO BB IBB HBP BLK WP HR S P ERA WHIP	IP WLS BF H R ER SO BB IBB HBP BLK WP HR S P ERA WHIP	IP WLS BF H R ER SO BB IBB HBP BLK WP HR S P ERA WHIP	IP WLS BF H R ER SO BB IBB HBP BLK WP HR S P ERA WHIP	IP WLS BF H R ER SO BB IBB HBP BLK WP HR S P ERA WHIP	IP WLS BF H R ER SO BB IBB HBP BLK WP HR S P ERA WHIP	IP WLS BF H R ER SO BB IBB HBP BLK WP HR S P ERA WHIP	IP WLS BF H R ER SO BB IBB HBP BLK WP HR S P ERA WHIP	IP WLS BF H R ER SO BB IBB HBP BLK WP HR S P ERA WHIP	IP WLS BF H R ER SO BB IBB HBP BLK WP HR S P ERA WHIP	IP WLS BF H R ER SO BB IBB HBP BLK WP HR S P ERA WHIP	IP WLS BF H R ER SO BB IBB HBP BLK WP HR S P ERA WHIP

Colorado Rockies @ Cincinnati Reds
Cinergy Field, Cincinnati, OH
Sun May 24 1998, 3:33 AM EDT
Att: 21,298 - Cloudy - 68 F

AB	28
R	1
H	2
RBI	0
BB	0
SO	9
LOB	1



Batter	1	2	3	4	5	6	7	8	9	AB	R	H	RBI	BB	SO	LOB	TOP										
Darryl Hamilton, L (1, 8) OBP: 0.381, SLG: 0.325	1-2 FC8-5 BB 1B		2-3 K		4-2 BB BB		1-1 G6-3			3	0	1	0	1	1	1											
Bill Mueller, S (1, 5) OBP: 0.419, SLG: 0.489	0-0 F8		4-1 HR BB		1-2 L7		0-2 G5-3			3	1	0	0	1	0	2											
Barry Bonds, L (1, 7) OBP: 0.438, SLG: 0.598	4-0 FC8-5 BB		2-1 HR		4-1 BB BB		1-1 E7 F9			2	1	1	3	2	0	0											
Jeff Kent, R (1, 4) OBP: 0.333, SLG: 0.469	2-1 FC8-5		1-2 L1		1-0 L5		0-1 F9			4	0	0	0	0	0	5											
Charlie Hayes, R (1, 3) OBP: 0.373, SLG: 0.429	2-3 K		3-3 K				1-3 K			4	0	0	0	0	3	3											
Marvin Benard, L (1, 9) OBP: 0.348, SLG: 0.352					1-1 F7		1-1 G6-3			4	0	2	0	0	0	0											
Rich Aurilia, R (1, 6) OBP: 0.383, SLG: 0.484					0-1 G5-3		0-3 K			4	0	0	0	0	1	2											
Brent Mayne, L (1, 2) OBP: 0.369, SLG: 0.380					3-2 L8		1-2 L4			4	0	0	0	0	1	1											
Orel Hershiser, R (1, 1) OBP: 0.208, SLG: 0.174					1-2 BB HR 1B		0-2 L8			3	1	1	0	0	0	0											
Chris Jones, R (9, PH) OBP: 0.273, SLG: 0.211										1	0	0	0	0	1	1											
Robb Nen, R (9, 1)										0	0	0	0	0	0	0											
Inning Stats	R: 0 E: 0 K: 1 S: 9	H: 1 LOB: 2 BB: 1 P: 18	R: 0 E: 0 K: 0 S: 9	H: 1 LOB: 0 BB: 0 P: 12	R: 3 E: 0 K: 2 S: 16	H: 2 LOB: 0 BB: 1 P: 29	R: 0 E: 0 K: 0 S: 8	H: 0 LOB: 0 BB: 0 P: 12	R: 0 E: 0 K: 2 S: 13	H: 0 LOB: 2 BB: 2 P: 23	R: 0 E: 0 K: 0 S: 6	H: 0 LOB: 0 BB: 0 P: 8	R: 0 E: 1 K: 0 S: 8	H: 0 LOB: 1 BB: 0 P: 9	R: 0 E: 0 K: 2 S: 11	H: 1 LOB: 1 BB: 0 P: 15	1B: 3 2B: 1 3B: 0 HR: 1	SF: 0 SAC: 0 DP: 0 HBP: 0	WP: 0 PB: 0 SB: 0 CS: 0	PA: 36							
PITCHER	IP	WLS	BF	H	R	ER	SO	BB	IBB	HBP	BLK	WP	HR	S	P	ERA	WHIP										
Pete Harnisch, R (1, 1) ERA: 3.24	5.0	L	22	4	3	3	3	4	0	0	0	0	1	55	94	5.40	1.600										
Danny Graves, R (6, 1) ERA: 4.5	2.0		6	0	0	0	2	0	0	0	0	0	0	15	19	0.00	0.000										
Gabe White, L (8, 1) ERA: 5.45	0.1		2	0	0	0	0	0	0	0	0	0	0	5	6	0.00	0.000										
Stan Belinda, R (8, 1) ERA: 3.5	1.2		6	1	0	0	2	0	0	0	0	0	0	14	18	0.00	0.600										

San Francisco Giants @ Cincinnati Reds
Cinergy Field, Cincinnati, OH
Mon May 25 1998, 3:33 AM EDT
Att: 17,980 - Cloudy - 69 F

AB	32
R	3
H	5
RBI	3
BB	4
SO	7
LOB	15



Batter	1	2	3	4	5	6	7	8	9	AB	R	H	RBI	BB	SO	LOB	BOTTOM										
Reggie Sanders, R (1, 8) OBP: 0.344, SLG: 0.339	1-0 G4-6-3 1B		3-2 HBP		0-0 L9			2-1 F8		3	0	1	0	0	0	0											
Lenny Harris, L (1, 7) OBP: 0.384, SLG: 0.400	0-1 G4-6-3		0-2 G4-3				0-0 F9 WP 1B			4	0	1	0	0	0	3											
Barry Larkin, R (1, 6) OBP: 0.369, SLG: 0.416	2-2 G5-3				1-0 2B G4-3 1B		3-2 F9			4	1	1	0	0	0	1											
Eddie Taubensee, L (1, 2) OBP: 0.415, SLG: 0.510					0-1 G4-3 2B		1-3 K			4	0	1	0	0	2	1											
Dmitri Young, S (1, 3) OBP: 0.371, SLG: 0.529					0-0 G4-3		0-0 G3			4	0	0	1	0	0	2											
Willie Greene, L (1, 5) OBP: 0.405, SLG: 0.481					2-3 3H P6		3-1 G3-1			3	0	0	0	0	1	1											
Bret Boone, R (1, 4) OBP: 0.325, SLG: 0.460					4-1 FC5-4 BB		0-3 K			2	0	0	0	1	2	1											
Jon Nunnally, L (1, 9) OBP: 0.340, SLG: 0.419					0-1 FC5-4 HBP		3-2 F7			3	0	0	0	0	0	1											
Gabe White, L (8, 1) OBP: 0.333, SLG: 0.333										0	0	0	0	0	0	0											
Stan Belinda, R (8, 1)										0	0	0	0	0	0	0											
Pete Harnisch, S (1, 1) OBP: 0.074, SLG: 0.038					0-3 K		3-3 K			1	0	0	0	0	1	1											
Eduardo Perez, R (5, PH) OBP: 0.259, SLG: 0.250										1	0	0	0	0	1	0											
Danny Graves, R (6, 1)										0	0	0	0	0	0	0											
Pat Watkins, R (8, 9) OBP: 0.258, SLG: 0.357										1	0	0	0	0	1	0											
Inning Stats	R: 0 E: 0 K: 0 S: 6	H: 1 LOB: 0 BB: 0 P: 9	R: 0 E: 0 K: 1 S: 8	H: 0 LOB: 0 BB: 0 P: 10	R: 0 E: 0 K: 1 S: 11	H: 0 LOB: 2 BB: 1 P: 18	R: 1 E: 0 K: 1 S: 8	H: 2 LOB: 1 BB: 0 P: 13	R: 0 E: 0 K: 1 S: 12	H: 0 LOB: 0 BB: 0 P: 18	R: 0 E: 0 K: 1 S: 8	H: 1 LOB: 1 BB: 0 P: 12	R: 0 E: 0 K: 1 S: 7	H: 0 LOB: 0 BB: 0 P: 10	R: 0 E: 0 K: 1 S: 7	H: 0 LOB: 0 BB: 0 P: 11	R: 0 E: 0 K: 1 S: 6	H: 0 LOB: 0 BB: 0 P: 6	1B: 3 2B: 1 3B: 0 HR: 0	SF: 0 SAC: 0 DP: 1 HBP: 1	WP: 1 PB: 0 SB: 0 CS: 0	PA: 32					
PITCHER	IP	WLS	BF	H	R	ER	SO	BB	IBB	HBP	BLK	WP	HR	S	P	ERA	WHIP										
Orel Hershiser, R (1, 1) ERA: 3.15	8.0	W	29	4	1	1	7	1	0	1	0	0	0	67	101	1.12	0.625										
Robb Nen, R (9, 1) ERA: 1.41	1.0	S	3	0	0	0	1	0	0	0	0	0	0	6	6	0.00	0.000										

San Francisco Giants @ Cincinnati Reds
Cinergy Field, Cincinnati, OH
Mon May 25 1998, 3:33 AM EDT
Att: 17,980 - Cloudy - 69 F

AB	30
R	1
H	4
RBI	1
BB	1
SO	8
LOB	11



Batter	1	2	3	4	5	6	7	8	9	AB	R	H	RBI	BB	SO	LOB	TOP				
Darryl Hamilton, L (1, 8) OBP: 0.376, SLG: 0.316	F7			G4-3	FC4-6		G4-3			4	0	0	0	0	0	1	San Francisco Giants @ Cincinnati Reds Cinergy Field, Cincinnati, OH Wed May 27 1998, 3:33 AM EDT Att: 17,742 - Cloudy - 72 F				
Bill Mueller, S (1, 5) OBP: 0.425, SLG: 0.500	G6-4-3 BB			F9		HR		1B BB		2	1	1	0	2	0	0					
Barry Bonds, L (1, 7) OBP: 0.440, SLG: 0.605	G6-4-3 1-2			K		HR		G4-6-3 1B		4	1	2	2	0	1	1					
Charlie Hayes, R (1, 3) OBP: 0.364, SLG: 0.414 Julian Tavarez, L (8, 1) Steve Reed, R (8, 1) OBP: 0.500, SLG: 0.500	G5-4-3 1B				G6-3	F9		K		4	0	1	0	0	1	2					
Stan Javier, S (1, 9) OBP: 0.313, SLG: 0.306	G5-4-3 1-2			G4-3	G6-3			G4-6-3 1-2		4	0	0	0	0	0	3					
Rich Aurilia, R (1, 6) OBP: 0.386, SLG: 0.500	G4-3			E7 1B		2B		G6-3		4	1	2	0	0	0	0					
Rey Sanchez, R (1, 4) OBP: 0.406, SLG: 0.385			G6-3		HR	1B		G5-3		4	1	1	1	0	1	1					
Brian Johnson, R (1, 2) OBP: 0.278, SLG: 0.311 Brent Mayne, L (9, PH) OBP: 0.365, SLG: 0.376	F8					HR		G6-3		3	1	1	2	0	0	0					
Mark Gardner, R (1, 1) OBP: 0.238, SLG: 0.158 Jim Poole, L (7, 1) OBP: 0.333, SLG: 0.667 Jeff Kent, R (8, 3) OBP: 0.336, SLG: 0.467	G5-3					FC4-6 1B				3	0	1	0	0	1	0					
Inning Stats	R: 0 E: 0 K: 0 S: 7	H: 0 LOB: 1 BB: 1 P: 14	R: 0 E: 0 K: 0 S: 5	H: 1 LOB: 0 BB: 0 P: 6	R: 0 E: 0 K: 0 S: 7	H: 0 LOB: 0 BB: 0 P: 11	R: 0 E: 0 K: 1 S: 7	H: 0 LOB: 0 BB: 0 P: 9	R: 3 E: 1 K: 0 S: 14	H: 4 LOB: 1 BB: 0 P: 18	R: 2 E: 0 K: 1 S: 14	H: 3 LOB: 1 BB: 0 P: 19	R: 0 E: 0 K: 1 S: 10	H: 0 LOB: 0 BB: 0 P: 12	R: 0 E: 0 K: 1 S: 11	H: 1 LOB: 1 BB: 0 P: 19		R: 0 E: 0 K: 0 S: 5	H: 0 LOB: 0 BB: 0 P: 5	1B: 5 2B: 2 3B: 0 HR: 2	SF: 0 SAC: 0 DP: 3 HBP: 0
PITCHER	IP WLS BF H R ER SO BB IBB HBP BLK WP HR S P ERA WHIP																				
Eddie Priest, L (1, 1) ERA: 7.94	5.2	24	8	5	5	1	1	0	0	0	0	0	0	2	50	71	7.94	1.588			
Danny Graves, R (6, 1) ERA: 4.05	1.1	4	0	0	0	2	0	0	0	0	0	0	0	0	14	18	0.00	0.000			
Gabe White, L (8, 1) ERA: 5.29	0.0	2	1	0	0	0	1	0	0	0	0	0	0	6	12	∞	∞				
Scott Sullivan, R (8, 1) ERA: 5.5	1.0	W	2	0	0	0	0	0	0	0	0	0	0	5	7	0.00	0.000				
Jeff Shaw, R (9, 1) ERA: 1.2	1.0	S	3	0	0	0	0	0	0	0	0	0	0	5	5	0.00	0.000				

Batter	1	2	3	4	5	6	7	8	9	AB	R	H	RBI	BB	SO	LOB	BOTTOM		
Reggie Sanders, R (1, 8) OBP: 0.365, SLG: 0.383	G4-3 2B 1B			CS BB			F8			3	2	2	2	2	0	0	San Francisco Giants @ Cincinnati Reds Cinergy Field, Cincinnati, OH Wed May 27 1998, 3:33 AM EDT Att: 17,742 - Cloudy - 72 F		
Lenny Harris, L (1, 7) OBP: 0.358, SLG: 0.395 Jeff Shaw, R (9, 1) OBP: 0.365, SLG: 0.383	G4-3 1-2			2B BB			P6		G3-1 G4-3	4	1	0	0	1	0	4			
Barry Larkin, R (1, 6) OBP: 0.374, SLG: 0.432	G4-3 2H			2B			G5-3		1B SH1-3 FC3-2 1B	4	0	3	1	0	0	0			
Eddie Taubensee, L (1, 2) OBP: 0.420, SLG: 0.509	G4-6-3 BB			E5			G4-6-3 1B		SH1-3 1-2	2	0	1	1	1	0	1			
Dmitri Young, S (1, 3) OBP: 0.366, SLG: 0.516	G4-6-3 1-2			FC3-6-4-2-5-6			G4-6-3 1-2		FC3-2 2B 1B	4	1	1	0	0	0	5			
Willie Greene, L (1, 5) OBP: 0.399, SLG: 0.466				G4-3 1B			G3		FC3-2 2B	4	1	1	0	0	0	2			
Bret Boone, R (1, 4) OBP: 0.327, SLG: 0.467	F9			G4-3 2B			F9		1B 2B	4	1	2	2	0	0	1			
Jon Nunnally, L (1, 9) OBP: 0.342, SLG: 0.408	F8			G4-3 2-3			G4-3 HR		BB 1B IBB	2	1	0	0	2	0	2			
Eddie Priest, R (1, 1) Danny Graves, R (6, 1) Melvin Nieves, S (7, PH) Gabe White, L (8, 1) Scott Sullivan, R (8, 1) Chris Stynes, R (8, PH) Pat Watkins, R (8, 7)	K			K			K		BB 1-2 2H	2	0	0	0	0	2	2			
Inning Stats	R: 1 E: 0 K: 0 S: 12	H: 2 LOB: 1 BB: 1 P: 21	R: 0 E: 0 K: 1 S: 15	H: 1 LOB: 0 BB: 0 P: 21	R: 1 E: 1 K: 0 S: 13	H: 1 LOB: 1 BB: 2 P: 25	R: 0 E: 0 K: 1 S: 9	H: 1 LOB: 0 BB: 0 P: 16	R: 0 E: 0 K: 0 S: 6	H: 0 LOB: 0 BB: 0 P: 11	R: 2 E: 0 K: 1 S: 9	H: 1 LOB: 0 BB: 1 P: 17	R: 3 E: 0 K: 0 S: 22	H: 4 LOB: 3 BB: 2 P: 40	R: 0 E: 0 K: 0 S: 5	H: 0 LOB: 0 BB: 0 P: 5		1B: 6 2B: 5 3B: 0 HR: 1	SF: 0 SAC: 1 DP: 3 HBP: 0
PITCHER	IP WLS BF H R ER SO BB IBB HBP BLK WP HR S P ERA WHIP																		
Mark Gardner, R (1, 1) ERA: 5.84	6.2	28	7	4	4	3	4	0	0	0	0	0	0	1	67	116	5.40	1.650	
Jim Poole, L (7, 1) ERA: 2.98	1.0	L	5	2	2	2	0	0	0	0	0	0	0	15	21	18.00	2.000		
Julian Tavarez, R (8, 1) ERA: 2.5	0.0	4	2	1	1	0	1	1	0	0	0	0	0	8	20	∞	∞		
Steve Reed, R (8, 1) ERA: 1.48	0.1	1	0	0	0	0	0	0	0	0	0	0	0	1	2	0.00	0.000		

Batter	1	2	3	4	5	6	7	8	9	AB	R	H	RBI	BB	SO	LOB	TOP					
Reggie Sanders, R OBP: 0.366, SLG: 0.373										3	0	0	0	2	2	3	Cincinnati Reds @ Los Angeles Dodgers Dodger Stadium, Los Angeles, CA Thu May 28 1998, 7:05 PM PDT Att: 37,273 - Unknown - 70 F					
Dmitri Young, S OBP: 0.372, SLG: 0.516									4	0	2	0	1	1	2							
Barry Larkin, R OBP: 0.370, SLG: 0.425										5	1	1	0	0	3	5						
Eddie Taubensee, L OBP: 0.419, SLG: 0.506										3	0	1	1	1	0	2						
Willie Greene, L OBP: 0.409, SLG: 0.466											2	1	1	0	3	0						
Bret Boone, R OBP: 0.333, SLG: 0.475											5	0	3	2	0	1		5				
Melvin Nieves, S OBP: 0.326, SLG: 0.410											3	0	1	0	1	1		4				
Jon Nunnally, L OBP: 0.333, SLG: 0.395											4	0	0	0	0	2		4				
Scott Winchester, R ERA: 2.82										1	0	0	0	0	0	2						
David Weathers, R ERA: 5.67										0	1	1	0	0	0	0						
Lenny Harris, L ERA: 5.67										0	0	0	0	1	0	0						
Stan Belinda, R ERA: 5.67										0	1	0	0	0	0	0						
Inning Stats	R: 0 E: 0 K: 2 S: 15	H: 1 LOB: 1 BB: 0 P: 22	R: 1 E: 1 K: 2 S: 13	H: 1 LOB: 2 BB: 1 P: 25	R: 0 E: 0 K: 0 S: 7	H: 0 LOB: 0 BB: 1 P: 15	R: 0 E: 0 K: 0 S: 10	H: 1 LOB: 1 BB: 1 P: 19	R: 1 E: 0 K: 2 S: 15	H: 2 LOB: 3 BB: 2 P: 27	R: 0 E: 0 K: 0 S: 7	H: 1 LOB: 1 BB: 1 P: 17	R: 1 E: 0 K: 2 S: 13	H: 4 LOB: 2 BB: 0 P: 22	R: 0 E: 0 K: 1 S: 10	H: 1 LOB: 1 BB: 1 P: 17	R: 0 E: 0 K: 1 S: 7	H: 0 LOB: 1 BB: 2 P: 19	1B: 10 2B: 1 3B: 0 HR: 0	SF: 1 SAC: 0 DP: 5 HBP: 0	WP: 0 PB: 0 SB: 0 CS: 0	PA: 42
PITCHER	IP	WLS	BF	H	R	ER	SO	BB	IBB	HBP	BLK	WP	HR	S	P	ERA	WHIP					
Ramon Martinez, R ERA: 2.82	6.0		28	6	2	1	6	6	0	0	0	0	0	67	125	1.50	2.000					
Mark Guthrie, L ERA: 1.89	0.2		4	3	1	1	1	0	0	0	0	0	0	8	13	13.50	4.500					
Antonio Osuna, R ERA: 1.57	1.1		6	2	0	0	2	1	0	0	0	0	0	15	26	0.00	2.250					
Jim Bruske, R ERA: 3.21	1.0	W	4	0	0	0	1	2	0	0	0	0	0	7	19	0.00	2.000					

Batter	1	2	3	4	5	6	7	8	9	AB	R	H	RBI	BB	SO	LOB	BOTTOM					
Eric Young Sr., R OBP: 0.351, SLG: 0.350										4	1	2	1	1	0	0	Cincinnati Reds @ Los Angeles Dodgers Dodger Stadium, Los Angeles, CA Thu May 28 1998, 7:05 PM PDT Att: 37,273 - Unknown - 70 F					
Jose Vizcaino, S OBP: 0.337, SLG: 0.378									4	0	1	0	1	1	1							
Gary Sheffield, R OBP: 0.421, SLG: 0.520										4	0	0	0	1	0	4						
Bobby Bonilla, S OBP: 0.333, SLG: 0.432										5	0	3	1	0	0	2						
Raul Mondesi, R OBP: 0.317, SLG: 0.532										4	0	0	0	0	0	5						
Eric Karros, R OBP: 0.336, SLG: 0.346										4	0	1	0	0	1	1						
Jim Bruske, R ERA: 3.21										0	0	0	0	0	0	0						
Todd Hollandsworth, L OBP: 0.324, SLG: 0.425									4	1	2	0	0	0	2							
Charles Johnson, R OBP: 0.270, SLG: 0.366										4	1	1	1	0	1	3						
Ramon Martinez, R ERA: 2.82										2	1	1	1	0	1	0						
Matt Luke, L ERA: 4.1										1	0	0	0	0	0	1						
Mark Guthrie, R ERA: 5.67										0	0	0	0	0	0	0						
Antonio Osuna, R ERA: 1.57										0	0	0	0	0	0	0						
Jim Eisenreich, L OBP: 0.282, SLG: 0.297										1	0	0	0	1	0	1						
Inning Stats	R: 0 E: 0 K: 0 S: 11	H: 1 LOB: 2 BB: 1 P: 16	R: 2 E: 0 K: 0 S: 18	H: 3 LOB: 2 BB: 1 P: 29	R: 0 E: 0 K: 0 S: 6	H: 1 LOB: 1 BB: 0 P: 11	R: 1 E: 0 K: 1 S: 7	H: 1 LOB: 0 BB: 0 P: 9	R: 0 E: 0 K: 0 S: 9	H: 0 LOB: 0 BB: 0 P: 14	R: 0 E: 0 K: 1 S: 11	H: 1 LOB: 1 BB: 0 P: 16	R: 0 E: 1 K: 0 S: 11	H: 1 LOB: 2 BB: 0 P: 14	R: 0 E: 0 K: 1 S: 6	H: 1 LOB: 1 BB: 0 P: 8	R: 0 E: 0 K: 2 S: 11	H: 2 LOB: 2 BB: 1 P: 20	1B: 7 2B: 2 3B: 1 HR: 1	SF: 0 SAC: 0 DP: 1 HBP: 0	WP: 0 PB: 0 SB: 5 CS: 0	PA: 40
PITCHER	IP	WLS	BF	H	R	ER	SO	BB	IBB	HBP	BLK	WP	HR	S	P	ERA	WHIP					
Scott Winchester, R ERA: 4.1	4.0		20	6	3	3	1	2	0	0	0	0	0	42	65	6.75	2.000					
David Weathers, R ERA: 5.67	3.0		12	2	0	0	1	0	0	0	0	0	0	31	44	0.00	0.667					
Stan Belinda, R ERA: 5.67	1.2	L	8	3	1	1	3	1	0	0	0	0	0	17	28	5.40	2.400					

Batter	1	2	3	4	5	6	7	8	9	10	11	12	AB	R	H	RBI	BB	SO	LOB						
Reggie Sanders, R OBP: 0.350, SLG: 0.363	F8	CS	G5-3		G4-3		G6-3		G1-3			K	6	0	1	1	0	1	2						
Lenny Harris, L OBP: 0.350, SLG: 0.385 Eduardo Perez, R OBP: 0.270, SLG: 0.263	P9		K		P5			K	G1-3			3B	4	0	0	0	0	2	0						
Barry Larkin, R OBP: 0.374, SLG: 0.453	1B					G6-3		P3		F7		1B	5	3	2	2	1	0	0						
Eddie Taubensee, L OBP: 0.422, SLG: 0.503	1B					P5		G3-1		G6-3		2B	5	1	2	1	1	0	0						
Dmitri Young, S OBP: 0.371, SLG: 0.516	1B		G6-3			K			G5-3	G6-3		1B	6	1	2	2	0	1	1						
Willie Greene, L OBP: 0.411, SLG: 0.473	K				G6-3				G3-1			K	6	0	3	1	0	2	2						
Bret Boone, R OBP: 0.329, SLG: 0.486			G4-3		G6-3			FC1-5		1B		G5-3	6	1	1	0	0	1	3						
Pat Watkins, R OBP: 0.263, SLG: 0.343 Melvin Nieves, S OBP: 0.340, SLG: 0.425 Pokey Reese, R OBP: 0.196, SLG: 0.209 Jeff Shaw, R OBP: 0.196, SLG: 0.209 Stan Belinda, R OBP: 0.196, SLG: 0.209					6-3			FC1-6		1B		K2-3	3	0	1	0	0	0	1						
Brett Tomko, R OBP: 0.154, SLG: 0.120 Danny Graves, R OBP: 0.337, SLG: 0.369 Chris Stynes, R OBP: 0.337, SLG: 0.369 Jon Nunnally, L OBP: 0.337, SLG: 0.369			K							1B		G3	2	0	0	0	1	2	1						
Inning Stats	R: 1 E: 0 K: 1 S: 16	H: 2 LOB: 2 BB: 1 P: 28	R: 0 E: 0 K: 1 S: 11	H: 1 LOB: 0 BB: 0 P: 14	R: 1 E: 0 K: 1 S: 15	H: 1 LOB: 1 BB: 1 P: 25	R: 0 E: 0 K: 0 S: 3	H: 1 LOB: 0 BB: 0 P: 6	R: 0 E: 0 K: 1 S: 7	H: 0 LOB: 0 BB: 0 P: 10	R: 0 E: 0 K: 1 S: 10	H: 0 LOB: 0 BB: 0 P: 13	R: 2 E: 0 K: 0 S: 15	H: 4 LOB: 2 BB: 0 P: 26	R: 0 E: 0 K: 0 S: 6	H: 0 LOB: 0 BB: 0 P: 10	R: 0 E: 0 K: 2 S: 9	H: 0 LOB: 0 BB: 0 P: 12	R: 4 E: 0 K: 2 S: 16	H: 5 LOB: 1 BB: 0 P: 25	1B: 11 2B: 2 3B: 1 HR: 1	SF: 0 SAC: 0 DP: 1 HBP: 0	WP: 2 PB: 0 SB: 0 CS: 1	PA: 53	
PITCHER	IP WLS BF H R ER SO BB IBB HBP BLK WP HR S P ERA WHIP	Chan Ho Park, R ERA: 2.14	8.0 7 4 2 2 0 0 0 0 0 0 0 1 0 31 47 12.00 1.667	Scott Radinsky, L ERA: 2.14	1.0 7 4 2 2 0 0 0 0 0 0 0 0 0 15 26 18.00 4.000	Dennys Reyes, L ERA: 4.82	3.0 L 14 5 4 4 4 0 0 0 0 0 1 0 31 47 12.00 1.667	PITCHER	IP WLS BF H R ER SO BB IBB HBP BLK WP HR S P ERA WHIP																

Cincinnati Reds @ Los Angeles Dodgers
Dodger Stadium, Los Angeles, CA
Fri May 29 1998, 7:05 PM PDT
Att. 41,479 - Unknown - 66 F

TOP

livebaseballscorecards.com

AB 49
R 8
H 15
RBI 8
BB 3
SO 10
LOB 12




Batter	1	2	3	4	5	6	7	8	9	10	11	12	AB	R	H	RBI	BB	SO	LOB							
Eric Young Sr., R OBP: 0.350, SLG: 0.349	K		1B		P4				G5-3			F9	6	1	2	1	0	1	2							
Jose Vizcaino, S OBP: 0.328, SLG: 0.366	K2-3		F7			G3	G4-3			G4-3			5	0	0	0	0	1	3							
Gary Sheffield, R OBP: 0.425, SLG: 0.519	S		E9			G1-3-1		G4-6-3		G6-3			4	0	2	0	0	0	0							
Bobby Bonilla, S OBP: 0.323, SLG: 0.417	G3		F8			P6		G4-6-3		G3			5	0	0	0	0	0	3							
Raul Mondesi, R OBP: 0.314, SLG: 0.538		K			K			F9				L9	5	1	1	1	0	2	0							
Eric Karros, R OBP: 0.333, SLG: 0.342 Roger Cedeno, S OBP: 0.405, SLG: 0.339 Paul Konerko, R OBP: 0.274, SLG: 0.188		K			L5		G6-3		SH3-4			F4	4	0	1	0	0	1	0							
Todd Hollandsworth, L OBP: 0.322, SLG: 0.421		K			G4-3				SH3-4			G4-3	4	1	1	0	0	1	0							
Charles Johnson, R OBP: 0.274, SLG: 0.386						G3			G6-3			K	5	1	2	1	0	1	2							
Chan Ho Park, R OBP: 0.240, SLG: 0.400 Scott Radinsky, L ERA: 1.09												G1-3	3	0	0	0	0	2	2							
Jim Eisenreich, L OBP: 0.291, SLG: 0.297 Dennys Reyes, R OBP: 0.224, SLG: 0.364 Thomas Howard, S OBP: 0.224, SLG: 0.364													1B	0	0	0	0	0	0							
Inning Stats	R: 0 E: 0 K: 2 S: 11	H: 1 LOB: 1 BB: 0 P: 17	R: 0 E: 0 K: 3 S: 10	H: 0 LOB: 0 BB: 0 P: 15	R: 2 E: 1 K: 0 S: 14	H: 3 LOB: 1 BB: 0 P: 24	R: 0 E: 0 K: 1 S: 10	H: 0 LOB: 0 BB: 0 P: 7	R: 0 E: 0 K: 0 S: 6	H: 0 LOB: 0 BB: 0 P: 7	R: 0 E: 0 K: 0 S: 9	H: 0 LOB: 0 BB: 0 P: 5	R: 0 E: 0 K: 0 S: 4	H: 1 LOB: 2 BB: 1 P: 11	R: 0 E: 0 K: 0 S: 5	H: 0 LOB: 0 BB: 0 P: 5	R: 0 E: 0 K: 0 S: 9	H: 0 LOB: 0 BB: 0 P: 12	R: 0 E: 0 K: 1 S: 10	H: 0 LOB: 0 BB: 0 P: 12	1B: 7 2B: 0 3B: 0 HR: 2	SF: 0 SAC: 1 DP: 1 HBP: 1	WP: 0 PB: 0 SB: 1 CS: 0	PA: 46		
PITCHER	IP WLS BF H R ER SO BB IBB HBP BLK WP HR S P ERA WHIP	Brett Tomko, R ERA: 3.75	6.1 1.2 7 4 0 0 0 0 0 0 0 0 0 0 18 12 0.00 0.600	Danny Graves, R ERA: 3.6	3.0 W 11 1 0 0 0 0 1 0 0 0 0 0 18 12 0.00 0.333	Jeff Shaw, R ERA: 1.09	1.0 3 0 0 0 0 1 0 0 0 0 0 0 10 12 0.00 0.000	PITCHER	IP WLS BF H R ER SO BB IBB HBP BLK WP HR S P ERA WHIP																	

Cincinnati Reds @ Los Angeles Dodgers
Dodger Stadium, Los Angeles, CA
Fri May 29 1998, 7:05 PM PDT
Att. 41,479 - Unknown - 66 F

BOTTOM

livebaseballscorecards.com

AB 43
R 4
H 9
RBI 3
BB 1
SO 9
LOB 12



Batter	1	2	3	4	5	6	7	8	9	AB	R	H	RBI	BB	SO	LOB	TOP								
Reggie Sanders, R OBP: 0.366, SLG: 0.388 (1, 8)	G6-3		2B	1B		E5		1B		5	2	3	1	0	0	0	<p>Cincinnati Reds @ Los Angeles Dodgers Dodger Stadium, Los Angeles, CA Sat May 30 1998, 3:33 AM PDT Att: 37,643 - Sunny - 73 F</p>								
Jon Nunnally, L OBP: 0.340, SLG: 0.398 (1, 9)	K		G6-3	1B		FC6-4		F7		3	1	1	2	2	1	1									
Chris Stynes, R OBP: 0.338, SLG: 0.370 Scott Sullivan, R OBP: 0.250, SLG: 0.250 (8, 1)	1B		G6-3			FC6-4		G4-3		5	0	2	2	0	0	4									
Eddie Taubensee, L OBP: 0.416, SLG: 0.497 (1, 2)	G4-3		SF7	CS		FC6-4		F7		4	0	1	1	0	0	1									
Dmitri Young, S OBP: 0.376, SLG: 0.528 (1, 3)			F9			K		HR		3	1	1	1	2	1	1									
Willie Greene, L OBP: 0.411, SLG: 0.477 (1, 5)	P8			K		FC6-4		1B		5	0	2	0	0	1	2									
Bret Boone, R OBP: 0.322, SLG: 0.455 (1, 4)	F9			F9		FC6-4		F8		5	0	0	0	0	1	5									
Pokey Reese, R OBP: 0.216, SLG: 0.196 (1, 6)	K			1B		G6-3		F8		3	1	0	0	2	1	2									
Pete Harnisch, S OBP: 0.133, SLG: 0.103 Melvin Nieves, S OBP: 0.333, SLG: 0.415 (8, PH) Pat Watkins, R OBP: 0.256, SLG: 0.333 (8, 7)			2B	1B		F9		K		3	2	2	0	0	0	0									
Inning Stats	R: 0 E: 0 K: 1 S: 8	H: 1 LOB: 1 BB: 0 P: 13	R: 0 E: 0 K: 1 S: 7	H: 0 LOB: 1 BB: 1 P: 13	R: 3 E: 0 K: 0 S: 12	H: 3 LOB: 0 BB: 0 P: 22	R: 3 E: 0 K: 1 S: 17	H: 3 LOB: 1 BB: 2 P: 34	R: 0 E: 1 K: 0 S: 8	H: 0 LOB: 2 BB: 1 P: 14	R: 1 E: 0 K: 0 S: 5	H: 2 LOB: 1 BB: 0 P: 10	R: 0 E: 0 K: 1 S: 11	H: 1 LOB: 1 BB: 0 P: 21	R: 0 E: 0 K: 1 S: 10	H: 1 LOB: 3 BB: 2 P: 20	1B: 7 2B: 4 3B: 0 HR: 1	SF: 1 SAC: 0 DP: 0 HBP: 0	WP: 0 PB: 0 SB: 0 CS: 1	PA: 46					
PITCHER	IP	WLS	BF	H	R	ER	SO	BB	IBB	HBP	BLK	WP	HR	S	P	ERA	WHIP								
Hideo Nomo, R ERA: 5.05 (1, 1)	3.2	L	21	7	6	6	3	3	0	0	0	0	0	42	77	14.73	2.727								
Eric Weaver, R ERA: 2.7 (4, 1)	3.1		14	3	1	1	1	1	0	0	0	0	1	23	41	2.70	1.200								
Jim Bruske, R ERA: 3.0 (8, 1)	2.0		10	2	0	0	2	2	0	0	0	0	0	21	41	0.00	2.000								

Batter	1	2	3	4	5	6	7	8	9	AB	R	H	RBI	BB	SO	LOB	BOTTOM								
Eric Young Sr., R OBP: 0.356, SLG: 0.366 (1, 4)	2B		K				F8		2B	5	1	3	0	0	1	0	<p>Cincinnati Reds @ Los Angeles Dodgers Dodger Stadium, Los Angeles, CA Sat May 30 1998, 3:33 AM PDT Att: 37,643 - Sunny - 73 F</p>								
Jose Vizcaino, S OBP: 0.324, SLG: 0.361 (1, 6)	6-3		G4-3			E6		G4-3		5	0	1	1	0	0	3									
Gary Sheffield, R OBP: 0.429, SLG: 0.522 (1, 9)	2B			1B		1B		L5		3	0	1	1	2	1	2									
Bobby Bonilla, S OBP: 0.322, SLG: 0.413 (1, 5)	K			1B		G3		F7		4	0	1	0	0	1	4									
Raul Mondesi, R OBP: 0.313, SLG: 0.533 (1, 8)	G5-3			F8		G3		P9		4	0	1	0	0	0	3									
Todd Hollandsworth, L OBP: 0.315, SLG: 0.411 (1, 7)			K2-3			G3		K		4	0	0	0	0	3	3									
Jim Eisenreich, L OBP: 0.289, SLG: 0.308 (1, 3)			K			K		P5		4	1	1	0	0	2	3									
Tom Prince, R OBP: 0.290, SLG: 0.200 Thomas Howard, S OBP: 0.237, SLG: 0.375 (9, PH)						G6-3		F8		3	0	0	0	0	1	1									
Hideo Nomo, R OBP: 0.050, SLG: 0.200 Eric Weaver, R OBP: 0.400, SLG: 0.333 Jim Bruske, R OBP: 0.270, SLG: 0.185 (9, PH)			K			K		F7		1	0	0	0	0	1	0									
Inning Stats	R: 1 E: 0 K: 1 S: 11	H: 2 LOB: 1 BB: 0 P: 19	R: 0 E: 0 K: 3 S: 10	H: 0 LOB: 0 BB: 0 P: 16	R: 0 E: 0 K: 2 S: 13	H: 0 LOB: 0 BB: 0 P: 18	R: 0 E: 0 K: 2 S: 12	H: 1 LOB: 2 BB: 1 P: 19	R: 0 E: 1 K: 1 S: 14	H: 1 LOB: 3 BB: 1 P: 19	R: 0 E: 0 K: 0 S: 8	H: 1 LOB: 1 BB: 0 P: 13	R: 0 E: 0 K: 1 S: 10	H: 1 LOB: 1 BB: 0 P: 12	R: 0 E: 0 K: 1 S: 8	H: 0 LOB: 0 BB: 0 P: 11	R: 2 E: 0 K: 2 S: 14	H: 3 LOB: 1 BB: 0 P: 18	1B: 5 2B: 4 3B: 0 HR: 0	SF: 0 SAC: 0 DP: 0 HBP: 0	WP: 1 PB: 0 SB: 1 CS: 0	PA: 39			
PITCHER	IP	WLS	BF	H	R	ER	SO	BB	IBB	HBP	BLK	WP	HR	S	P	ERA	WHIP								
Pete Harnisch, R ERA: 3.06 (1, 1)	7.0	W	30	6	1	1	9	2	0	0	0	0	0	78	116	1.29	1.143								
Scott Sullivan, R ERA: 5.66 (8, 1)	2.0		9	3	2	2	3	0	0	0	0	0	0	22	29	9.00	1.500								



Batter	1	2	3	4	5	6	7	8	9	AB	R	H	RBI	BB	SO	LOB	TOP								
Reggie Sanders, R OBP: 0.367, SLG: 0.410	3-3 K	0-1 FC4-6 1B		2-3 K		0-3 K		2-2 CS	1-2 HR	5	1	2	1	0	3	1									
Chris Stynes, R OBP: 0.330, SLG: 0.360	0-1 F9	1-0 FC4-6		2-2 E4 G6-3			0-0 G1-3		1-2 G5-3	5	0	0	0	0	0	3									
Barry Larkin, R OBP: 0.374, SLG: 0.446	4-2 BB		1-1 F8	2-0 G6-3			2-1 G4-3		4-1 2B BB	3	1	0	0	2	0	2									
Dmitri Young, S OBP: 0.372, SLG: 0.525	0-0 P6		1-3 K	1-2 P5			2-3 K		3-2 2B	5	0	1	1	0	2	3									
Willie Greene, L OBP: 0.416, SLG: 0.483		0-1 HR	4-1 1B 1B		0-0 P6			2-2 HR	3-1 F8	4	2	2	0	1	0	0									
Bret Boone, R OBP: 0.329, SLG: 0.488		2-2 HR	1-1 1B		1-1 G6-3			1-0 HR		4	2	3	4	0	0	0									
Jon Nunnally, L OBP: 0.362, SLG: 0.400		4-1 1B	1-2 1B		1-3 K			4-2 CS		2	0	1	0	1	1	0	AB 36								
David Weathers, R OBP: 0.188, SLG: 0.206										0	0	0	0	0	0	0	R 6								
Melvin Nieves, S OBP: 0.347, SLG: 0.415										0	0	0	0	0	0	0	H 11								
Wesley Young, R OBP: 0.218, SLG: 0.196										0	0	0	0	0	0	0	RBI 6								
Danny Graves, R OBP: 0.278, SLG: 0.333										0	0	0	0	0	0	0	BB 5								
Pat Watkins, R OBP: 0.256, SLG: 0.333										0	0	0	0	0	0	0	SO 7								
Brook Fordyce, R OBP: 0.292, SLG: 0.333		0-0 F9	3-2 L9			0-0 G4-6-3 1B		1-3 K		4	0	1	0	0	1	5	LOB 17								
Mike Remlinger, L OBP: 0.143, SLG: 0.190		0-2 P2		3-2 G6-3 E 1B		0-0 G4-6-3		1-1 F7		2	0	1	0	0	0	1									
Lenny Harris, L OBP: 0.343, SLG: 0.376										2	0	0	0	0	0	2									
Jeff Shaw, R OBP: 0.343, SLG: 0.376										0	0	0	0	0	0	0									
Jeff Shaw, R OBP: 0.343, SLG: 0.376										0	0	0	0	0	0	0									
Inning Stats	R: 0 E: 0 K: 1 S: 8	H: 0 LOB: 1 BB: 1 P: 15	R: 2 E: 0 K: 0 S: 13	H: 3 LOB: 2 BB: 1 P: 20	R: 0 E: 0 K: 1 S: 16	H: 2 LOB: 3 BB: 1 P: 26	R: 0 E: 1 K: 1 S: 15	H: 1 LOB: 2 BB: 0 P: 25	R: 0 E: 0 K: 1 S: 6	H: 0 LOB: 0 BB: 0 P: 8	R: 0 E: 0 K: 1 S: 5	H: 1 LOB: 0 BB: 0 P: 5	R: 0 E: 0 K: 1 S: 8	H: 0 LOB: 0 BB: 0 P: 12	R: 2 E: 0 K: 1 S: 15	H: 2 LOB: 1 BB: 1 P: 26	R: 2 E: 0 K: 0 S: 14	H: 2 LOB: 0 BB: 1 P: 26	1B: 6 2B: 2 3B: 0 HR: 3	SF: 0 SAC: 0 DP: 1 HBP: 0	WP: 0 PB: 0 SB: 0 CS: 1	PA: 42			
PITCHER	IP	WLS	BF	H	R	ER	SO	BB	IBB	HBP	BLK	WP	HR	S	P	ERA	WHIP								
Ismael Valdez, R ERA: 5.33	7.0		32	8	3	3	6	3	0	0	0	0	1	74	116	3.86	1.571								
Antonio Osuna, R ERA: 1.89	1.0		4	1	1	1	1	1	0	0	0	0	1	12	21	9.00	2.000								
Scott Radinsky, L ERA: 2.86	1.0	L	5	2	2	2	0	1	0	0	0	0	1	14	26	18.00	3.000								

Cincinnati Reds @ Los Angeles Dodgers
 Dodger Stadium, Los Angeles, CA
 Sun May 31 1998, 3:33 AM PDT
 Att: 41,306 - Sunny - 70 F

AB	36
R	6
H	11
RBI	6
BB	5
SO	7
LOB	17



Batter	1	2	3	4	5	6	7	8	9	AB	R	H	RBI	BB	SO	LOB	BOTTOM								
Eric Young Sr., R OBP: 0.353, SLG: 0.359	4-1 CS 1B	0-2 F8		1-1 P6		0-2 FC5-4			2-2 G4-3	4	0	0	0	1	0	4									
Jose Vizcaino, S OBP: 0.323, SLG: 0.361	2-2 BB HR	0-2 SF7			0-2 P9		1-0 G4-3			3	1	1	1	0	0	0									
Gary Sheffield, R OBP: 0.430, SLG: 0.519	4-2 HR BB	0-0 FC6-4			1-1 L9 1B		2-3 K			3	1	1	0	1	1	1									
Eric Karros, R OBP: 0.339, SLG: 0.342	4-0 HR BB		1-1 G5-3		0-2 1B		1-1 G6-3			3	1	1	0	1	0	0									
Raul Mondesi, R OBP: 0.312, SLG: 0.541	2-0 HR		2-2 P9		0-0 L9		3-3 K			4	1	1	4	0	1	2									
Paul Konerko, R OBP: 0.280, SLG: 0.176	1-1 HR		3-3 K		2-3 K			2-2 G4-3		3	0	0	0	0	2	2									
Juan Castro, R OBP: 0.244, SLG: 0.289										1	0	0	0	0	0	0									
Todd Hollandsworth, L OBP: 0.309, SLG: 0.401	1-1 L7			1-3 K2-3		2-3 K		0-1 G4-3		4	0	0	0	0	2	0									
Charles Johnson, R OBP: 0.280, SLG: 0.398		1-0 F8 SF7 2B		2-2 SH3-4 1B		1-2 F8		1-1 F8		3	1	2	0	0	0	0									
Jim Eisenreich, L OBP: 0.296, SLG: 0.304										1	0	0	0	0	0	0									
Ismael Valdez, R OBP: 0.308, SLG: 0.261		0-1 E1		0-1 SH3-4		4-2 FC5-4 BB			2-0 G3	1	0	0	0	1	0	1									
Antonio Osuna, R OBP: 0.308, SLG: 0.261										0	0	0	0	0	0	0									
Scott Radinsky, L OBP: 0.308, SLG: 0.261										0	0	0	0	0	0	0									
Bobby Bonilla, S OBP: 0.320, SLG: 0.410										1	0	0	0	0	0	0									
Inning Stats	R: 4 E: 0 K: 0 S: 13	H: 2 LOB: 3 BB: 3 P: 32	R: 1 E: 1 K: 0 S: 10	H: 1 LOB: 0 BB: 0 P: 11	R: 0 E: 0 K: 1 S: 10	H: 0 LOB: 0 BB: 0 P: 16	R: 0 E: 0 K: 1 S: 10	H: 1 LOB: 1 BB: 0 P: 14	R: 0 E: 0 K: 1 S: 13	H: 2 LOB: 2 BB: 0 P: 16	R: 0 E: 0 K: 1 S: 17	H: 0 LOB: 1 BB: 1 P: 24	R: 0 E: 0 K: 1 S: 6	H: 0 LOB: 0 BB: 0 P: 10	R: 0 E: 0 K: 1 S: 9	H: 0 LOB: 0 BB: 0 P: 14	R: 0 E: 0 K: 0 S: 6	H: 0 LOB: 0 BB: 0 P: 11	1B: 4 2B: 1 3B: 0 HR: 1	SF: 1 SAC: 1 DP: 0 HBP: 0	WP: 0 PB: 0 SB: 0 CS: 1	PA: 37			
PITCHER	IP	WLS	BF	H	R	ER	SO	BB	IBB	HBP	BLK	WP	HR	S	P	ERA	WHIP								
Mike Remlinger, L ERA: 4.35	4.1		22	6	5	4	2	3	0	0	0	0	0	27	40	0.00	0.375								
David Weathers, R ERA: 5.4	2.2		9	0	0	0	3	1	0	0	0	0	0	9	14	0.00	0.000								
Danny Graves, R ERA: 3.38	1.0	W	3	0	0	0	1	0	0	0	0	0	0	9	14	0.00	0.000								
Jeff Shaw, R ERA: 1.06	1.0	S	3	0	0	0	0	0	0	0	0	0	0	6	11	0.00	0.000								

Cincinnati Reds @ Los Angeles Dodgers
 Dodger Stadium, Los Angeles, CA
 Sun May 31 1998, 3:33 AM PDT
 Att: 41,306 - Sunny - 70 F

AB	31
R	5
H	6
RBI	5
BB	4
SO	6
LOB	10



Batter	1	2	3	4	5	6	7	8	9	AB	R	H	RBI	BB	SO	LOB	TOP						
Reggie Sanders, R OBP: 0.364, SLG: 0.428										4	1	1	1	0	2	2	Cincinnati Reds @ San Francisco Giants 3Com Park at Candlestick Point, San Francisco, CA Mon Jun 01 1998, 10:05 PM EDT Att: 10,986 - Cloudy - 59 F						
Chris Stynes, R OBP: 0.330, SLG: 0.360										3	0	1	0	0	0	0							
Gabe White, L OBP: 0.333, SLG: 0.333										0	0	0	0	0	0	0							
Lenny Harris, L OBP: 0.340, SLG: 0.372										1	0	0	0	0	0	0							
Barry Larkin, R OBP: 0.369, SLG: 0.438										3	0	0	0	0	0	1							
Pokey Reese, R OBP: 0.212, SLG: 0.191										1	0	0	0	0	1	0							
Eddie Taubensee, L OBP: 0.415, SLG: 0.500										3	1	1	0	0	0	0							
Brook Fordyce, R OBP: 0.296, SLG: 0.326										1	0	0	0	0	0	0							
Dmitri Young, S OBP: 0.374, SLG: 0.529										4	1	2	1	0	0	0							
Willie Greene, L OBP: 0.413, SLG: 0.475										3	0	0	0	1	0	1							
Bret Boone, R OBP: 0.299, SLG: 0.491										3	0	1	1	0	2	1	AB 31 R 3 H 6 RBI 3 BB 3 SO 8 LOB 9						
Eduardo Perez, R OBP: 0.268, SLG: 0.260										1	0	0	0	0	1	0							
Jon Nunnally, L OBP: 0.352, SLG: 0.397										1	0	0	0	2	0	1							
Eddie Priest, R OBP: 0.250, SLG: 0.324										0	0	0	0	0	0	0							
Scott Sullivan, R OBP: 0.290, SLG: 0.200										1	0	0	0	0	1	1							
Pat Watkins, R OBP: 0.188, SLG: 0.286										1	0	0	0	0	0	0							
David Weathers, R OBP: 0.188, SLG: 0.286										0	0	0	0	0	0	0							
Melvin Nieves, S OBP: 0.340, SLG: 0.405										1	0	0	0	0	1	2							
Inning Stats	R: 2 E: 0 K: 0 S: 13	H: 4 LOB: 0 BB: 0 P: 23	R: 0 E: 0 K: 2 S: 8	H: 0 LOB: 1 BB: 1 P: 13	R: 0 E: 0 K: 0 S: 5	H: 0 LOB: 0 BB: 0 P: 8	R: 1 E: 0 K: 0 S: 14	H: 2 LOB: 1 BB: 0 P: 19	R: 0 E: 0 K: 1 S: 10	H: 0 LOB: 0 BB: 0 P: 14	R: 0 E: 0 K: 0 S: 4	H: 0 LOB: 2 BB: 2 P: 5	R: 0 E: 0 K: 3 S: 12	H: 0 LOB: 2 BB: 2 P: 24	R: 0 E: 0 K: 1 S: 6	H: 0 LOB: 0 BB: 0 P: 8		R: 0 E: 0 K: 1 S: 8	H: 0 LOB: 0 BB: 0 P: 11	1B: 2 2B: 4 3B: 0 HR: 1	SF: 0 SAC: 0 DP: 1 HBP: 0	WP: 0 PB: 0 SB: 1 CS: 1	PA: 35
PITCHER	IP WLS BF H R ER SO BB IBB HBP BLK WP HR S P ERA WHIP																						
Mark Gardner, R ERA: 5.64	(1, 1) 7.0 W 28 6 3 3 6 3 0 0 0 0 0 1 66 106 3.86 1.286																						
John Johnstone, R ERA: 2.03	(8, 1) 1.0 3 0 0 0 1 0 0 0 0 0 0 0 6 8 0.00 0.000																						
Jim Poole, L ERA: 2.74	(9, 1) 1.0 3 0 0 0 1 0 0 0 0 0 0 0 8 11 0.00 0.000																						

Batter	1	2	3	4	5	6	7	8	9	AB	R	H	RBI	BB	SO	LOB	BOTTOM				
Darryl Hamilton, L OBP: 0.374, SLG: 0.314										5	1	2	1	0	1	4	Cincinnati Reds @ San Francisco Giants 3Com Park at Candlestick Point, San Francisco, CA Mon Jun 01 1998, 10:05 PM EDT Att: 10,986 - Cloudy - 59 F				
John Johnstone, R OBP: 0.412, SLG: 0.471										0	0	0	0	0	0	0					
Bill Mueller, S OBP: 0.333, SLG: 0.667										1	0	0	0	0	0	0					
Rich Aurilia, R OBP: 0.388, SLG: 0.497										5	3	3	2	0	0	2					
Barry Bonds, L OBP: 0.450, SLG: 0.616										2	4	2	0	2	0	0					
Marvin Benard, L OBP: 0.343, SLG: 0.345										1	0	0	0	0	0	2					
Jeff Kent, R OBP: 0.341, SLG: 0.476										2	2	2	5	1	0	0					
Rey Sanchez, R OBP: 0.399, SLG: 0.363										1	0	0	0	0	0	0					
Charlie Hayes, R OBP: 0.386, SLG: 0.442										5	1	3	5	0	0	1					
Chris Jones, R OBP: 0.296, SLG: 0.333										5	1	1	1	0	2	5					
J.T. Snow, L OBP: 0.288, SLG: 0.272										1	2	0	0	4	1	0	AB 38 R 16 H 16 RBI 15 BB 7 SO 6 LOB 19				
Brian Johnson, R OBP: 0.292, SLG: 0.398										4	1	1	1	0	0	4					
Brent Mayne, L OBP: 0.355, SLG: 0.357										1	0	0	0	0	1	0					
Mark Gardner, R OBP: 0.280, SLG: 0.217										4	1	2	0	0	1	1					
Stan Javier, S OBP: 0.313, SLG: 0.314										1	0	0	0	0	0	0					
Inning Stats	R: 3 E: 1 K: 0 S: 15	H: 4 LOB: 0 BB: 0 P: 23	R: 0 E: 0 K: 1 S: 14	H: 0 LOB: 1 BB: 1 P: 20	R: 3 E: 0 K: 1 S: 18	H: 2 LOB: 2 BB: 2 P: 35	R: 0 E: 0 K: 0 S: 6	H: 0 LOB: 0 BB: 0 P: 7	R: 0 E: 0 K: 2 S: 28	H: 7 LOB: 2 BB: 3 P: 56	R: 1 E: 0 K: 0 S: 11	H: 2 LOB: 2 BB: 1 P: 15	R: 1 E: 0 K: 1 S: 12	H: 1 LOB: 0 BB: 0 P: 16	R: 0 E: 0 K: 1 S: 9	H: 0 LOB: 0 BB: 0 P: 13		1B: 11 2B: 3 3B: 0 HR: 2	SF: 1 SAC: 0 DP: 0 HBP: 0	WP: 1 PB: 1 SB: 0 CS: 3	PA: 47
PITCHER	IP WLS BF H R ER SO BB IBB HBP BLK WP HR S P ERA WHIP																				
Eddie Priest, L ERA: 10.5	(1, 1) 3.2 15 2 3 2 2 3 0 0 0 0 0 1 42 69 4.91 1.364																				
Scott Sullivan, R ERA: 5.62	(5, 1) 0.2 11 6 8 8 2 3 0 0 0 0 1 0 22 47 108.00 13.500																				
David Weathers, R ERA: 6.59	(5, 1) 2.1 12 4 2 2 1 1 0 0 0 0 0 1 29 40 7.71 2.143																				
Gabe White, L ERA: 5.45	(8, 1) 1.0 3 0 0 0 1 0 0 0 0 0 0 0 9 13 0.00 0.000																				

Batter	1	2	3	4	5	6	7	8	9	AB	R	H	RBI	BB	SO	LOB	TOP			
Reggie Sanders, R OBP: 0.355, SLG: 0.415	(1, 8) K		(2) G6-3		(2) L6		(3) G4-3			4	0	0	0	0	1	3	Cincinnati Reds @ San Francisco Giants 3Com Park at Candlestick Point, San Francisco, CA Tue Jun 02 1998, 10:05 PM EDT Att: 10,320 - Cloudy - 53 F			
Chris Stynes, R OBP: 0.324, SLG: 0.352	(1, 7) K		(3) L9		(3) G5-3			(1) K		4	0	0	0	0	2	2				
Barry Larkin, R OBP: 0.371, SLG: 0.440	(1, 6) HR	1B			(1) G5-3		(1) G6-3	1B		4	1	2	0	0	0	0				
Eddie Taubensee, L OBP: 0.412, SLG: 0.511	(1, 2) HR	1B			(2) G4-3		(2) P7	(2) L8		4	1	1	2	0	0	1				
Dmitri Young, S OBP: 0.377, SLG: 0.529	(1, 3) L8				(3) G4-3		(3) G4-3	(3) K		4	0	2	0	0	1	1				
Willie Greene, L OBP: 0.405, SLG: 0.465		(1) F8			(3) K		(3) L1		(1) P6	4	0	0	0	0	1	2				
Bret Boone, R OBP: 0.328, SLG: 0.487		(2) G5-3			(1) E	1B	(2) E6		(2) K	4	0	1	0	0	1	0				
Jon Nunnally, L OBP: 0.349, SLG: 0.393		(3) G1-3			(1) E4	SH3-4	(1) G3-1		(2) K	4	0	1	0	0	0	2				
Scott Winchester, R Gabe White, L Danny Graves, R Melvin Nieves, S Stan Belinda, R Lenny Harris, L	(1, 1) (6, 1) (6, 1) (7, PH) (7, 1) (6, PH)		(1) K		(1) SH3-4		(2) K		(3) K	1	0	0	0	0	1	0				
Inning Stats	R: 2 E: 0 K: 2 S: 16	H: 2 LOB: 0 BB: 0 P: 19	R: 0 E: 0 K: 0 S: 6	H: 0 LOB: 0 BB: 0 P: 7	R: 0 E: 0 K: 1 S: 8	H: 0 LOB: 0 BB: 0 P: 10	R: 0 E: 0 K: 1 S: 9	H: 1 LOB: 1 BB: 0 P: 13	R: 0 E: 1 K: 0 S: 4	H: 1 LOB: 1 BB: 0 P: 6	R: 0 E: 1 K: 1 S: 10	H: 0 LOB: 1 BB: 0 P: 14	R: 0 E: 0 K: 2 S: 9	H: 1 LOB: 1 BB: 0 P: 10	R: 0 E: 0 K: 2 S: 10	H: 1 LOB: 1 BB: 0 P: 13		1B: 6 2B: 0 3B: 0 HR: 1	SF: 0 SAC: 1 DP: 0 HBP: 0	WP: 0 PB: 0 SB: 0 CS: 0
PITCHER	IP WLS BF H R ER SO BB IBB HBP BLK WP HR S P ERA WHIP																			
Danny Darwin, R ERA: 4.57	(1, 1) 6.2 W 27 5 2 2 5 0 0 0 0 0 0 1 62 84 2.70 0.750																			
Steve Reed, R ERA: 1.41	(7, 1) 0.2 3 1 0 0 1 0 0 0 0 0 0 0 7 8 0.00 1.500																			
Rich Rodriguez, L ERA: 4.24	(8, 1) 0.2 2 0 0 0 1 0 0 0 0 0 0 0 4 4 0.00 0.000																			
Robb Nen, R ERA: 1.25	(9, 1) 1.0 S 4 1 0 0 2 0 0 0 0 0 0 0 10 13 0.00 1.000																			



Batter	1	2	3	4	5	6	7	8	9	AB	R	H	RBI	BB	SO	LOB	BOTTOM			
Darryl Hamilton, L OBP: 0.379, SLG: 0.335	(1, 8) HR	(3) F8			(1) G5-3	1B		(2) G3		4	2	2	1	1	0	1	Cincinnati Reds @ San Francisco Giants 3Com Park at Candlestick Point, San Francisco, CA Tue Jun 02 1998, 10:05 PM EDT Att: 10,320 - Cloudy - 53 F			
Bill Mueller, S OBP: 0.403, SLG: 0.459	(1, 5) G5-3		(1) G6-3		(1) G3	BB	(1) P2	(3) G3		5	0	0	0	0	0	4				
Barry Bonds, L OBP: 0.454, SLG: 0.617	(1, 7) FC5	1B	(2) K		(2) E9	1B	(2) K	(2) K		3	1	2	1	1	1	0				
Jeff Kent, R OBP: 0.344, SLG: 0.474	(1, 4) FC5	1B	(2) HBP		(2) K	1B	(2) K	(2) K		3	0	1	1	0	2	4				
Stan Javier, S OBP: 0.316, SLG: 0.314	(1, 9) FC5		(2) HBP		(2) K	1B	(3) K	(3) K		3	0	1	0	1	1	5				
J.T. Snow, L OBP: 0.287, SLG: 0.272	(1, 3) L9		(3) F8		(1) K	1B	(1) G4-3			4	0	1	1	0	0	4				
Rey Sanchez, R OBP: 0.376, SLG: 0.349		(1) G6-3			(1) P3	(3) L7	(2) K			4	0	0	0	0	1	2				
Brent Mayne, L OBP: 0.360, SLG: 0.366		(2) SH1-4	BB		(2) G4-3		(2) SH	1B	(3) G4-3	3	1	1	0	1	0	0				
Danny Darwin, R OBP: 0.091, SLG: 0.048	(1, 1) SH1-4		(2) K		(3) K		(1) SH	1B	(2) K	1	0	0	0	0	1	0				
Steve Reed, R OBP: 0.500, SLG: 0.500	(7, 1) SH1-4		(3) K		(3) K		(2) SH	1B	(2) K	0	0	0	0	0	0	0				
Rich Rodriguez, L OBP: 0.500, SLG: 0.500	(8, 1) SH1-4		(3) K		(3) K		(2) SH	1B	(2) K	0	0	0	0	0	0	0				
Marvin Benard, L OBP: 0.338, SLG: 0.339	(6, PH) SH1-4		(3) K		(3) K		(2) SH	1B	(2) K	0	0	0	0	0	1	0				
Robb Nen, R ERA: 1.25	(9, 1) SH1-4		(3) K		(3) K		(2) SH	1B	(2) K	0	0	0	0	0	0	0				
Inning Stats	R: 1 E: 0 K: 0 S: 13	H: 2 LOB: 2 BB: 1 P: 22	R: 0 E: 0 K: 0 S: 6	H: 0 LOB: 1 BB: 1 P: 10	R: 0 E: 0 K: 1 S: 13	H: 1 LOB: 2 BB: 0 P: 23	R: 0 E: 0 K: 1 S: 7	H: 0 LOB: 0 BB: 0 P: 9	R: 2 E: 1 K: 2 S: 11	H: 3 LOB: 2 BB: 1 P: 20	R: 1 E: 0 K: 2 S: 24	H: 2 LOB: 3 BB: 1 P: 36	R: 0 E: 0 K: 1 S: 7	H: 0 LOB: 0 BB: 0 P: 12	R: 0 E: 0 K: 1 S: 10	H: 0 LOB: 0 BB: 0 P: 13	1B: 6 2B: 1 3B: 0 HR: 1	SF: 0 SAC: 2 DP: 0 HBP: 1	WP: 0 PB: 0 SB: 0 CS: 0	PA: 38
PITCHER	IP WLS BF H R ER SO BB IBB HBP BLK WP HR S P ERA WHIP																			
Scott Winchester, R ERA: 4.48	(1, 1) 5.0 L 27 7 4 4 3 3 0 0 0 0 0 0 1 54 91 7.20 2.000																			
Gabe White, L ERA: 5.4	(6, 1) 0.1 3 1 0 0 0 1 0 0 0 0 0 0 11 16 0.00 6.000																			
Danny Graves, R ERA: 3.24	(6, 1) 0.2 2 0 0 0 2 0 0 0 0 0 0 0 9 13 0.00 0.000																			
Stan Belinda, R ERA: 3.32	(7, 1) 2.0 6 0 0 0 2 0 0 0 0 0 0 0 17 25 0.00 0.000																			



Batter	1	2	3	4	5	6	7	8	9	AB	R	H	RBI	BB	SO	LOB	TOP											
Reggie Sanders, R OBP: 0.351, SLG: 0.429	G6-3		G6-3			G5-3	HR		P6	5	1	1	3	0	0	2	Cincinnati Reds @ San Francisco Giants 3Com Park at Candlestick Point, San Francisco, CA Wed Jun 03 1998, 6:33 AM EDT Att: 13,524 - Overcast - 62 F livebaseballscorecards.com											
Chris Stynes, R OBP: 0.330, SLG: 0.355	1B			1B		G5-3	BB		F7	4	0	2	0	1	0	2												
Barry Larkin, R OBP: 0.364, SLG: 0.430	FC4-1-6			G6-4-3		F9	K			4	0	0	0	0	1	3												
Dmitri Young, S OBP: 0.374, SLG: 0.524	F9			G1-3			1B	K		4	1	1	0	0	1	1												
Bret Boone, R OBP: 0.331, SLG: 0.491		G4-6-3					1B	F9		4	0	2	0	0	1	1												
Eduardo Perez, R OBP: 0.297, SLG: 0.260	K				2B			F8		4	1	1	0	0	2	2												
Pat Watkins, R OBP: 0.256, SLG: 0.316										1	0	0	1	1	0	1												
Lenny Harris, L OBP: 0.343, SLG: 0.375	G4-6-3				BB		SF8		1B	1	0	1	0	0	0	0												
Brook Fordyce, R OBP: 0.288, SLG: 0.347			G4-3			F9			K	3	1	1	1	0	0	2												
Eddie Taubensee, L OBP: 0.410, SLG: 0.598							HR			1	0	0	0	0	1	1												
Brett Tomko, R OBP: 0.143, SLG: 0.111										2	0	0	0	0	2	2												
Scott Sullivan, R OBP: 0.200, SLG: 0.200										0	0	0	0	0	0	0												
Melvin Nieves, S OBP: 0.346, SLG: 0.395										0	1	0	0	1	0	0												
Danny Graves, R OBP: 0.346, SLG: 0.395										0	0	0	0	0	0	0												
Willie Greene, L OBP: 0.408, SLG: 0.468							HR		1B	1	0	1	0	0	0	0												
Inning Stats	R: 0 E: 0 K: 0 S: 4	H: 1 LOB: 1 BB: 0 P: 4	R: 0 E: 0 K: 1 S: 5	H: 1 LOB: 0 BB: 0 P: 5	R: 0 E: 0 K: 1 S: 5	H: 0 LOB: 0 BB: 0 P: 5	R: 0 E: 0 K: 0 S: 3	H: 1 LOB: 0 BB: 0 P: 3	R: 0 E: 0 K: 2 S: 8	H: 1 LOB: 2 BB: 1 P: 12	R: 0 E: 0 K: 0 S: 3	H: 0 LOB: 0 BB: 0 P: 3	R: 5 E: 0 K: 2 S: 11	H: 4 LOB: 1 BB: 2 P: 19	R: 0 E: 0 K: 1 S: 5	H: 0 LOB: 0 BB: 0 P: 5	R: 0 E: 0 K: 1 S: 7	H: 2 LOB: 2 BB: 0 P: 7	1B: 7 2B: 2 3B: 0 HR: 1	SF: 1 SAC: 0 DP: 2 HBP: 0	WP: 0 PB: 0 CS: 0 SB: 0	PA: 38						
PITCHER	IP	WLS	BF	H	R	ER	SO	BB	IBB	HBP	BLK	WP	HR	S	P	ERA	WHIP											
Shawn Estes, L ERA: 4.61	(1, 1)	6.2	W	28	8	5	5	5	2	0	0	0	0	1	36	44	6.75	1.500										
John Johnstone, R ERA: 1.95	(7, 1)	1.1		5	0	0	0	2	1	0	0	0	0	0	8	12	0.00	0.750										
Robb Nen, R ERA: 1.22	(9, 1)	1.0	S	5	2	0	0	1	0	0	0	0	0	0	7	7	0.00	2.000										

Batter	1	2	3	4	5	6	7	8	9	AB	R	H	RBI	BB	SO	LOB	BOTTOM										
Darryl Hamilton, L OBP: 0.384, SLG: 0.348	G6-3		WP			G3-1				5	2	3	0	0	0	0	Cincinnati Reds @ San Francisco Giants 3Com Park at Candlestick Point, San Francisco, CA Wed Jun 03 1998, 6:33 AM EDT Att: 13,524 - Overcast - 62 F livebaseballscorecards.com										
Bill Mueller, S OBP: 0.407, SLG: 0.462	F8		WP						1B	3	1	1	1	2	1	2											
Barry Bonds, L OBP: 0.455, SLG: 0.612			WP																								
Marvin Benard, L OBP: 0.338, SLG: 0.339	F9		BB							3	1	1	1	1	0	1											
Jeff Kent, R OBP: 0.340, SLG: 0.468		F9								3	0	0	0	0	0	3											
Rey Sanchez, R OBP: 0.373, SLG: 0.346			CS							1	0	0	0	0	0	0											
Stan Javier, S OBP: 0.324, SLG: 0.323		1B								4	1	3	0	0	0	0											
J.T. Snow, L OBP: 0.292, SLG: 0.283										4	1	2	1	0	2	1											
Rich Aurilia, R OBP: 0.378, SLG: 0.486										3	0	0	1	0	1	2											
Brian Johnson, R OBP: 0.313, SLG: 0.463										3	2	3	3	1	0	0											
Shawn Estes, R OBP: 0.259, SLG: 0.269										3	0	0	0	0	2	2											
John Johnstone, R ERA: 5.61										0	0	0	0	0	0	0											
Charlie Hayes, R OBP: 0.383, SLG: 0.439										1	0	0	0	0	0	1											
Robb Nen, R ERA: 2.89										0	0	0	0	0	0	0											
Inning Stats	R: 0 E: 0 K: 0 S: 3	H: 0 LOB: 0 BB: 0 P: 3	R: 0 E: 0 K: 1 S: 6	H: 2 LOB: 1 BB: 0 P: 6	R: 2 E: 0 K: 1 S: 6	H: 2 LOB: 1 BB: 2 P: 14	R: 0 E: 0 K: 1 S: 6	H: 1 LOB: 2 BB: 1 P: 10	R: 6 E: 0 K: 1 S: 11	H: 6 LOB: 0 BB: 0 P: 11	R: 0 E: 0 K: 0 S: 2	H: 0 LOB: 0 BB: 1 P: 6	R: 0 E: 0 K: 1 S: 5	H: 0 LOB: 0 BB: 0 P: 5	R: 0 E: 0 K: 1 S: 7	H: 2 LOB: 2 BB: 0 P: 7		1B: 8 2B: 3 3B: 0 HR: 2	SF: 1 SAC: 0 DP: 1 HBP: 0	WP: 3 PB: 0 SB: 1 CS: 1	PA: 39						
PITCHER	IP	WLS	BF	H	R	ER	SO	BB	IBB	HBP	BLK	WP	HR	S	P	ERA	WHIP										
Brett Tomko, R ERA: 4.35	(1, 1)	4.1	L	24	10	7	7	3	1	2	1	27	39	14.54	2.538												
Scott Sullivan, R ERA: 5.61	(5, 1)	1.2		6	1	1	1	1	1	0	0	0	1	7	11	5.40	1.200										
Danny Graves, R ERA: 2.89	(7, 1)	2.0		8	2	0	0	2	0	0	0	0	0	12	12	0.00	1.000										

Batter	1	2	3	4	5	6	7	8	9	AB	R	H	RBI	BB	SO	LOB	TOP					
Kenny Lofton, L OBP: 0.361, SLG: 0.401	L5		F9 G5-3 1B		F9		G6-3			4	0	1	0	0	0	0	Cleveland Indians @ Cincinnati Reds Cinergy Field, Cincinnati, OH Fri Jun 05 1998, 7:05 PM EDT Att: 43,532 - Cloudy - 57 F					
Omar Vizquel, S OBP: 0.370, SLG: 0.373	FC4 BB		G5-3		F7			L7		3	0	0	0	1	0	1						
David Justice, L OBP: 0.370, SLG: 0.548	FC4 1-2		F9		G4-3			G6-3		4	0	0	0	0	0	2						
Jim Thome, L OBP: 0.410, SLG: 0.628	K		K			HR		G4-3		4	1	1	1	0	2	2						
Manny Ramirez, R OBP: 0.369, SLG: 0.517 Shawon Dunston, R (9, PR) OBP: 0.242, SLG: 0.365		1B BB			2B			S 1B		3	0	2	0	1	0	0						
Sandy Alomar Jr., R OBP: 0.308, SLG: 0.375	K		K		K			P6		4	0	0	0	0	3	3						
Travis Fryman, R OBP: 0.319, SLG: 0.437					G6-3					4	0	1	0	0	1	2						
David Bell, R OBP: 0.315, SLG: 0.421								F9		3	0	0	0	1	1	4						
Charles Nagy, L Jose Mesa, R Alvin Morman, L Eric Plunk, R	K		K		P5			K		3	0	0	0	0	2	4						
Inning Stats	R: 0 E: 0 K: 1 S: 9	H: 0 LOB: 1 BB: 1 P: 15	R: 0 E: 0 K: 2 S: 12	H: 1 LOB: 2 BB: 1 P: 23	R: 0 E: 0 K: 1 S: 11	H: 1 LOB: 1 BB: 0 P: 16	R: 0 E: 0 K: 1 S: 9	H: 1 LOB: 2 BB: 1 P: 17	R: 0 E: 0 K: 2 S: 5	H: 0 LOB: 0 BB: 0 P: 8	R: 1 E: 0 K: 2 S: 12	H: 1 LOB: 0 BB: 0 P: 19	R: 0 E: 0 K: 1 S: 6	H: 0 LOB: 0 BB: 0 P: 6	R: 0 E: 0 K: 0 S: 7	H: 0 LOB: 0 BB: 0 P: 13		R: 0 E: 0 K: 1 S: 7	H: 1 LOB: 2 BB: 0 P: 13	1B: 3 2B: 1 3B: 0 HR: 1	SF: 0 SAC: 0 DP: 0 HBP: 0	WP: 0 PB: 0 SB: 1 CS: 0
PITCHER	IP	WLS	BF	H	R	ER	SO	BB	IBB	HBP	BLK	WP	HR	S	P	ERA	WHIP					
Pete Harnisch, R ERA: 2.92	7.0	W	28	4	1	1	8	2	1	0	0	0	1	64	104	1.29	0.857					
Danny Graves, R ERA: 2.75	1.0		3	0	0	0	0	0	0	0	0	0	0	7	13	0.00	0.000					
Jeff Shaw, R ERA: 1.03	1.0	S	4	1	0	0	1	0	0	0	0	0	0	7	13	0.00	1.000					

AB 32
R 1
H 5
RBI 1
BB 3
SO 9
LOB 18




Batter	1	2	3	4	5	6	7	8	9	AB	R	H	RBI	BB	SO	LOB	BOTTOM				
Reggie Sanders, R OBP: 0.349, SLG: 0.424	1B 1B		G5-3		F8		P4			4	1	1	0	0	0	1	Cleveland Indians @ Cincinnati Reds Cinergy Field, Cincinnati, OH Fri Jun 05 1998, 7:05 PM EDT Att: 43,532 - Cloudy - 57 F				
Chris Stynes, R OBP: 0.338, SLG: 0.357	G4-3 1B		FC5-4 BB		G1-3					2	0	1	0	2	0	0					
Barry Larkin, R OBP: 0.362, SLG: 0.426	G4-3 1B		FC5-4 1B		G6-3			F9		4	0	1	1	0	0	3					
Eddie Taubensee, L OBP: 0.407, SLG: 0.503	G4-3				G4-3			P5		4	0	1	0	0	0	2					
Dmitri Young, S OBP: 0.368, SLG: 0.514	G4-3		G6-3				P4			4	0	0	0	0	0	3					
Willie Greene, L OBP: 0.409, SLG: 0.466			G4-3				G1-3			3	0	1	0	1	0	0					
Bret Boone, R OBP: 0.341, SLG: 0.504								1B BB		4	1	4	0	0	0	0					
Jon Nunnally, L OBP: 0.349, SLG: 0.399 Melvin Nieves, S OBP: 0.340, SLG: 0.386 Jeff Shaw, R					F8			F9		3	0	1	0	0	1	2					
Pete Harnisch, S OBP: 0.125, SLG: 0.097 Lenny Harris, L (7, PH) Danny Graves, R										1	0	0	0	0	0	2					
Pat Watkins, R OBP: 0.256, SLG: 0.316										0	0	0	0	0	0	0					
Inning Stats	R: 1 E: 0 K: 0 S: 9	H: 3 LOB: 1 BB: 0 P: 14	R: 0 E: 0 K: 1 S: 9	H: 1 LOB: 0 BB: 0 P: 14	R: 0 E: 0 K: 0 S: 13	H: 1 LOB: 1 BB: 1 P: 24	R: 0 E: 0 K: 0 S: 11	H: 2 LOB: 1 BB: 0 P: 15	R: 0 E: 0 K: 0 S: 7	H: 0 LOB: 0 BB: 0 P: 9	R: 0 E: 0 K: 0 S: 4	H: 0 LOB: 0 BB: 0 P: 6	R: 1 E: 0 K: 0 S: 12	H: 2 LOB: 2 BB: 1 P: 20	R: 0 E: 0 K: 0 S: 13	H: 1 LOB: 2 BB: 1 P: 22	1B: 8 2B: 2 3B: 0 HR: 0	SF: 0 SAC: 0 DP: 1 HBP: 0	WP: 0 PB: 0 SB: 0 CS: 1	PA: 35	
PITCHER	IP	WLS	BF	H	R	ER	SO	BB	IBB	HBP	BLK	WP	HR	S	P	ERA	WHIP				
Charles Nagy, R ERA: 5.47	6.2	L	29	9	2	2	1	2	0	0	0	0	0	63	100	2.70	1.650				
Jose Mesa, R ERA: 3.79	0.1		1	0	0	0	0	0	0	0	0	0	0	2	2	0.00	0.000				
Alvin Morman, L ERA: 3.14	0.2		4	1	0	0	0	1	0	0	0	0	0	11	19	0.00	3.000				
Eric Plunk, R ERA: 4.24	0.1		1	0	0	0	0	0	0	0	0	0	0	2	3	0.00	0.000				

AB 32
R 2
H 10
RBI 2
BB 3
SO 1
LOB 16



Batter	1	2	3	4	5	6	7	8	9	AB	R	H	RBI	BB	SO	LOB	TOP					
Kenny Lofton, L OBP: 0.358, SLG: 0.396 (1, 8)	G6-3		G6-3		F9	FC6 BB		SF7		3	0	1	1	0	0		Cleveland Indians @ Cincinnati Reds Cinergy Field, Cincinnati, OH Sat Jun 06 1998, 7:05 PM EDT Att: 51,796 - Unknown - 61 F					
Omar Vizquel, S OBP: 0.375, SLG: 0.396 (1, 6)	G4-3		2B		BLK WP 2B	FC6		1B 3B		5	2	3	2	0	0	1						
David Justice, L OBP: 0.367, SLG: 0.540 (1, 7)	L7		G4-3		P5		F8	1B		5	0	1	1	0	0	1						
Jim Thome, L OBP: 0.414, SLG: 0.630 (1, 3)		2B 1B		WP 1B 2B	1B 2B		G4-3	K		4	3	2	0	1	1	1						
Manny Ramirez, R OBP: 0.377, SLG: 0.529 Mark Whiten, S OBP: 0.381, SLG: 0.528 (6, 9)	1B WP 2B			WP 1B	2B 1B		G5-3		G3-1	3	2	3	1	0	0	0						
Sandy Alomar Jr., R OBP: 0.316, SLG: 0.393 (1, 2)				G5-4-3 1H 2H	2B				G4-3	5	0	3	3	0	0	0						
Travis Fryman, R Jeff Branson, L OBP: 0.206, SLG: 0.242 (8, 5)	F9			G5-4-3 BB	K			1B SF7 2B	BB	3	1	1	0	1	1	3						
David Bell, R OBP: 0.311, SLG: 0.413 (1, 4)	F7			G5-4-3 1-2 2-3	L7			SF7 1B 3B 1B	P6	5	1	1	0	0	0	3						
Jaret Wright, R OBP: 0.250, SLG: 0.250 Rick Krivda, R (9, 1)			K	P6	G6-3			SF7 3B 1B		4	1	1	0	0	1	1						
Inning Stats	R: 0 E: 0 K: 0 S: 8	H: 0 LOB: 0 BB: 0 P: 12	R: 2 E: 0 K: 0 S: 11	H: 3 LOB: 0 BB: 0 P: 16	R: 0 E: 0 K: 1 S: 11	H: 1 LOB: 1 BB: 0 P: 18	R: 2 E: 0 K: 0 S: 8	H: 2 LOB: 1 BB: 0 P: 18	R: 2 E: 0 K: 1 S: 11	H: 4 LOB: 2 BB: 0 P: 24	R: 0 E: 0 K: 0 S: 9	H: 0 LOB: 0 BB: 0 P: 14	R: 0 E: 0 K: 0 S: 9	H: 0 LOB: 0 BB: 0 P: 13	R: 4 E: 0 K: 1 S: 22	H: 5 LOB: 1 BB: 0 P: 29		R: 0 E: 0 K: 0 S: 12	H: 0 LOB: 1 BB: 1 P: 20	1B: 7 2B: 7 3B: 1 HR: 0	SF: 1 SAC: 0 DP: 1 HBP: 0	WP: 3 PB: 0 SB: 0 CS: 0
PITCHER	IP	WLS	BF	H	R	ER	SO	BB	IBB	HBP	BLK	WP	HR	S	P	ERA	WHIP					
Mike Remlinger, L ERA: 4.86 David Weathers, R ERA: 6.44 Gabe White, L ERA: 6.05 Scott Sullivan, R ERA: 5.48	(1, 1)	4.2	L	23	9	6	6	1	2	0	0	1	0	45	79	11.57	2.357					
	(5, 1)	1.1		6	1	0	0	1	1	0	0	0	0	13	23	0.00	1.500					
	(7, 1)	2.0		11	5	4	4	1	0	0	0	0	0	31	42	18.00	2.500					
	(9, 1)	1.0		4	0	0	0	0	1	0	0	0	0	12	20	0.00	1.000					

AB 39
R 10
H 15
RBI 8
BB 4
SO 3
LOB 10



Batter	1	2	3	4	5	6	7	8	9	AB	R	H	RBI	BB	SO	LOB	BOTTOM				
Reggie Sanders, R OBP: 0.341, SLG: 0.413 (1, 8)	F8		G6-3			K		G4-3		4	0	0	0	0	1	2	Cleveland Indians @ Cincinnati Reds Cinergy Field, Cincinnati, OH Sat Jun 06 1998, 7:05 PM EDT Att: 51,796 - Unknown - 61 F				
Chris Stynes, R OBP: 0.341, SLG: 0.374 (1, 7)	G6-3			1B		IHR			G6-3	4	1	2	1	0	0	0					
Barry Larkin, R OBP: 0.360, SLG: 0.420 (1, 6)	G1-3			K		G4-3		1B BB		3	0	0	0	1	1	1					
Eddie Taubensee, L OBP: 0.399, SLG: 0.492 (1, 2)		F8		F8			F8		K	4	0	0	0	0	1	2					
Dmitri Young, S OBP: 0.366, SLG: 0.509 (1, 3)		G4-3		F7			P5		1B	4	0	1	0	0	0	1					
Willie Greene, L OBP: 0.403, SLG: 0.456 (1, 5)		L5				G4-3			F7	4	0	0	0	0	1	2					
Bret Boone, R OBP: 0.341, SLG: 0.500 (1, 4)			G4-3 BB		G6-3			G6-3		2	0	0	0	1	0	0					
Jon Nunnally, L OBP: 0.349, SLG: 0.393 (1, 9)			G4-3		G3-1			BB		2	0	0	0	1	0	1					
Mike Remlinger, L ERA: 4.86 David Weathers, R ERA: 6.44 Pat Watkins, R OBP: 0.256, SLG: 0.333 Gabe White, L OBP: 0.333, SLG: 0.375 Melvin Nieves, S OBP: 0.206, SLG: 0.200 (9, 1)	(1, 1)		G5-3			G6-3		K		1	0	0	0	0	0	1					
Inning Stats	R: 0 E: 0 K: 0 S: 11	H: 0 LOB: 0 BB: 0 P: 18	R: 0 E: 0 K: 0 S: 4	H: 0 LOB: 0 BB: 0 P: 5	R: 0 E: 0 K: 1 S: 10	H: 1 LOB: 1 BB: 0 P: 15	R: 0 E: 0 K: 0 S: 7	H: 0 LOB: 0 BB: 0 P: 12	R: 1 E: 0 K: 1 S: 11	H: 1 LOB: 0 BB: 0 P: 16	R: 0 E: 0 K: 1 S: 7	H: 0 LOB: 0 BB: 0 P: 10	R: 0 E: 0 K: 1 S: 12	H: 0 LOB: 1 BB: 1 P: 24	R: 0 E: 0 K: 1 S: 9	H: 1 LOB: 2 BB: 1 P: 19		1B: 2 2B: 0 3B: 0 HR: 1	SF: 0 SAC: 0 DP: 0 HBP: 0	WP: 0 PB: 0 SB: 0 CS: 0	PA: 33
PITCHER	IP	WLS	BF	H	R	ER	SO	BB	IBB	HBP	BLK	WP	HR	S	P	ERA	WHIP				
Jaret Wright, R ERA: 3.75 Rick Krivda, L ERA: 3.24	(1, 1)	8.0	W	28	2	1	1	4	2	0	0	0	0	68	113	1.12	0.500				
	(9, 1)	1.0		5	1	0	0	1	1	0	0	0	0	9	19	0.00	2.000				

AB 30
R 1
H 3
RBI 1
BB 3
SO 5
LOB 11



Batter	1	2	3	4	5	6	7	8	9	AB	R	H	RBI	BB	SO	LOB	TOP					
Reggie Sanders, R OBP: 0.346, SLG: 0.427	1-0 G6-3 3B		1-2 G4-3		2-1 1B 2B 1B		2-2 G5-3		1-0 FC4-6 1B	5	2	3	0	0	0	0	Cincinnati Reds @ San Diego Padres Qualcomm Stadium, San Diego, CA Mon Jun 08 1998, 10:05 PM EDT Att: 14,620 - Cloudy - 67 F					
Lenny Harris, L OBP: 0.342, SLG: 0.373	0-1 G6-3		0-0 F7		1-1 2B 1-3 1B		2-1 1B		0-1 FC4-6 1-2	5	0	2	1	0	0	1						
Barry Larkin, R OBP: 0.365, SLG: 0.430	1-0 F7		1-0 F9		2-1 1-3 2B		1-3 K			4	0	1	1	0	1	1						
Willie Greene, L OBP: 0.406, SLG: 0.452	4-2 BB			1-1 FC4-6 1B		1-0 P5		4-2 G3 BB		2	0	1	0	2	0	2						
Dmitri Young, S OBP: 0.358, SLG: 0.496	1-2 P5			0-0 FC4-6 BB 1-2		0-1 G4-3		1-1 F7		4	0	0	0	0	0	5						
Eddie Taubensee, L OBP: 0.385, SLG: 0.472		2-3 K		3-1 P5		1-3 K		1-2 G3		4	0	0	0	0	2	2						
Bret Boone, R OBP: 0.338, SLG: 0.490		1-2 FC5-4 1B		4-1 1-2 BB		0-0 G6-3		2-3 K2-3		3	0	1	0	1	1	1						
Chris Stynes, R OBP: 0.335, SLG: 0.367		0-0 FC5-4		1-0 G4-3		3-1 G4-3			0-0 P5	3	0	0	0	0	0	3						
Scott Sullivan, R OBP: 0.200, SLG: 0.200										0	0	0	0	0	0	0						
Danny Graves, R										0	0	0	0	0	0	0						
Melvin Nieves, S OBP: 0.339, SLG: 0.383		1-2								1	0	0	0	0	0	0						
Scott Winchester, R OBP: 0.345, SLG: 0.387		0-3 K						2-2 G4-3		2	0	0	0	0	1	1						
Jon Nunnally, L										2	0	0	0	0	0	0						
Inning Stats	R: 1 E: 0 K: 0 S: 11	H: 1 LOB: 1 BB: 1 P: 18	R: 0 E: 0 K: 2 S: 12	H: 1 LOB: 1 BB: 0 P: 15	R: 0 E: 0 K: 0 S: 5	H: 0 LOB: 0 BB: 0 P: 7	R: 0 E: 0 K: 0 S: 7	H: 1 LOB: 2 BB: 1 P: 16	R: 1 E: 0 K: 0 S: 10	H: 3 LOB: 2 BB: 0 P: 17	R: 0 E: 0 K: 1 S: 6	H: 0 LOB: 0 BB: 0 P: 10	R: 0 E: 0 K: 1 S: 9	H: 1 LOB: 1 BB: 0 P: 14	R: 0 E: 0 K: 1 S: 11	H: 0 LOB: 1 BB: 1 P: 19	R: 0 E: 0 K: 0 S: 7	H: 1 LOB: 1 BB: 0 P: 10	1B: 6 2B: 1 3B: 1 HR: 0	SF: 0 SAC: 0 DP: 0 HBP: 0	WP: 0 PB: 0 SB: 0 CS: 0	PA: 38
PITCHER	IP WLS BF H R ER SO BB IBB HBP BLK WP HR S P ERA WHIP	IP WLS BF H R ER SO BB IBB HBP BLK WP HR S P ERA WHIP																				
Joey Hamilton, R ERA: 5.2	8.0 W 34 7 2 2 5 3 0 0 0 0 0 0 71 116 2.25 1.250																					
Trevor Hoffman, R ERA: 1.67	1.0 S 4 1 0 0 0 0 0 0 0 0 0 0 7 10 0.00 1.000																					

AB	35
R	2
H	8
RBI	2
BB	3
SO	5
LOB	16



Batter	1	2	3	4	5	6	7	8	9	AB	R	H	RBI	BB	SO	LOB	BOTTOM			
Quilvio Veras, S OBP: 0.387, SLG: 0.340	2-2 F7	4-2 1B BB		3-3 K			2-1 S 1B SF7 1B	1-1 G4-3		4	1	1	1	1	1	1	Cincinnati Reds @ San Diego Padres Qualcomm Stadium, San Diego, CA Mon Jun 08 1998, 10:05 PM EDT Att: 14,620 - Cloudy - 67 F			
Steve Finley, L OBP: 0.302, SLG: 0.404	4-1 BB	1-2 1-2 2-3 3-H			1-1 F7		1-0 BB S G3 1B		3	1	2	1	1	0	0					
Tony Gwynn, L OBP: 0.387, SLG: 0.521	1-1 F9	1-1 F9			2-1 F7		4-2 G3 BB BB		3	0	0	0	0	0	4					
Ruben Rivera, R OBP: 0.447, SLG: 0.600							1-2 2-3 BB		0	0	0	0	1	0	0					
Ken Caminiti, S OBP: 0.339, SLG: 0.443	1-3 K		0-0 F8		0-0 BB 1B		3-2 SF7		3	0	1	1	0	1	1					
Greg Vaughn, R OBP: 0.370, SLG: 0.638		0-0 G4-3 BB 2B		0-0 G6-3		4-1 1-2 BB	4-2 G3 BB		2	1	1	0	2	0	0					
Wally Joyner, L OBP: 0.376, SLG: 0.467	1-0 G4-3	1-0 G4-3	3-3 K		2-0 G1-3		3-1 G3		4	0	0	1	0	1	5					
Carlos Hernandez, R OBP: 0.302, SLG: 0.336		0-1 G5-3		3-2 P4		2-3 K	2-1 F8		4	0	0	0	0	1	3					
Chris Gomez, R OBP: 0.327, SLG: 0.363		4-1 BB BB 1B BB		2-1 S 1B		0-1 F8		1-3 K	3	1	1	0	1	1	0					
Joey Hamilton, R OBP: 0.121, SLG: 0.094		4-0 BB BB		1-0 F8		1-3 K		1-2 L6	2	0	0	0	1	1	1					
Mark Sweeney, L OBP: 0.309, SLG: 0.310									1	0	0	0	0	0	0					
Trevor Hoffman, R ERA: 3.18		1-2 BB		1-2					0	0	0	0	0	0	0					
Inning Stats	R: 0 E: 0 K: 1 S: 9	H: 0 LOB: 1 BB: 1 P: 17	R: 2 E: 0 K: 0 S: 11	H: 2 LOB: 3 BB: 3 P: 26	R: 0 E: 0 K: 1 S: 5	H: 0 LOB: 0 BB: 0 P: 8	R: 0 E: 0 K: 1 S: 9	H: 1 LOB: 0 BB: 0 P: 18	R: 0 E: 0 K: 0 S: 7	H: 1 LOB: 2 BB: 1 P: 16	R: 0 E: 0 K: 2 S: 11	H: 0 LOB: 0 BB: 0 P: 14	R: 2 E: 0 K: 0 S: 14	H: 2 LOB: 2 BB: 2 P: 33	R: 0 E: 0 K: 1 S: 10	H: 0 LOB: 0 BB: 0 P: 13	1B: 5 2B: 1 3B: 0 HR: 0	SF: 1 SAC: 0 DP: 0 HBP: 0	WP: 0 PB: 0 SB: 3 CS: 0	PA: 37
PITCHER	IP WLS BF H R ER SO BB IBB HBP BLK WP HR S P ERA WHIP	IP WLS BF H R ER SO BB IBB HBP BLK WP HR S P ERA WHIP																		
Scott Winchester, R ERA: 4.37	5.0 L 5 2 2 2 2 0 0 0 0 0 0 14 20 18.00 2.000																			
Scott Sullivan, R ERA: 5.63	1.0																			
Danny Graves, R ERA: 3.18	2.0																			



Batter	1	2	3	4	5	6	7	8	9	AB	R	H	RBI	BB	SO	LOB	TOP			
Craig Biggio, R OBP: 0.306, SLG: 0.546 (1, 4)	1-1 HR		2-1 G4-3		1-3 K			0-1 G4-3		4	1	1	1	0	1	0				
Ricky Gutierrez, R OBP: 0.385, SLG: 0.365 (1, 6)	3-2 L4		0-1 G5-3			1-2 G3			0-0 G5-3	4	0	0	0	0	0	0				
Derek Bell, R OBP: 0.364, SLG: 0.492 (1, 9)	2-1 F8			2-2 G5-3		1-2 G6-3			0-1 BB 5 1B	4	0	1	0	0	0	0				
5 Jeff Bagwell, R OBP: 0.402, SLG: 0.447 (1, 3)	4-0 BB			0-0 P3		0-0 F7			1-1 BB 1B	3	0	1	0	1	0	0				
Moises Alou, R OBP: 0.420, SLG: 0.629 (1, 7)	0-0 F8			1-0 BB 1B			1-1 G5-3		0-0 F9	4	0	1	0	0	0	3				
Sean Berry, R OBP: 0.336, SLG: 0.398 (1, 5)		1-3 K		4-0 BB		0-1 G4-3			4-0 FC4-6 BB	2	0	0	0	2	1	0				
Carl Everett, S OBP: 0.429, SLG: 0.546 (1, 8)		0-0 F7		1-0 L7			0-0 G1-3		0-0 FC4-6 BB 1-2 2-3	4	0	0	0	0	0	5				
Brad Ausmus, R OBP: 0.321, SLG: 0.304 (1, 2)		0-0 G6-3			3-3 K			2-2 G3-1		3	0	0	0	0	1	0				
Jose Lima, R OBP: 0.139, SLG: 0.088 (1, 1)			1-3 K		1-0 G5-3			1-2 K		1	0	0	0	0	0	0				
Trevor Miller, R OBP: 0.200, SLG: 1.000 (4, 1)										0	0	0	0	0	0	0				
Ray Montgomery, R OBP: 0.333, SLG: 0.533 (5, PH)										0	0	0	0	0	0	0				
C.J. Nitkowski, L OBP: 0.302, SLG: 0.395 (5, 1)										0	0	0	0	0	0	0				
Tony Eusebio, R OBP: 0.302, SLG: 0.395 (8, PH)										0	0	0	0	0	1	0				
Bob Scanlan, R OBP: 0.302, SLG: 0.395 (8, 1)										0	0	0	0	0	0	0				
Inning Stats	R: 1 E: 0 K: 0 S: 9	H: 1 LOB: 1 BB: 1 P: 19	R: 0 E: 0 K: 1 S: 5	H: 0 LOB: 0 BB: 0 P: 6	R: 0 E: 0 K: 1 S: 10	H: 0 LOB: 0 BB: 0 P: 13	R: 0 E: 0 K: 0 S: 6	H: 1 LOB: 2 BB: 1 P: 14	R: 0 E: 0 K: 2 S: 7	H: 0 LOB: 0 BB: 0 P: 12	R: 0 E: 0 K: 0 S: 5	H: 0 LOB: 0 BB: 0 P: 6	R: 0 E: 0 K: 1 S: 8	H: 0 LOB: 0 BB: 0 P: 11	R: 0 E: 0 K: 0 S: 7	H: 2 LOB: 3 BB: 1 P: 12	1B: 3 2B: 0 3B: 0 HR: 1	SF: 0 SAC: 0 DP: 0 HBP: 0	WP: 0 PA: 34 PB: 0 SB: 0 CS: 0	
PITCHER	IP	WLS	BF	H	R	ER	SO	BB	IBB	HBP	BLK	WP	HR	S	P	ERA	WHIP			
Mike Reminger, L ERA: 4.46 (1, 1)	8.0	W	28	2	1	1	5	2	0	0	0	0	1	57	90	1.12	0.500			
Danny Graves, R ERA: 3.0 (9, 1)	1.0		6	2	0	0	0	1	0	0	0	0	0	7	12	0.00	3.000			

Houston Astros @ Cincinnati Reds
Cinergy Field, Cincinnati, OH
Fri Jun 12 1998, 7:05 PM EDT
Att: 21,310 - Cloudy - 83 F

AB 31
R 1
H 4
RBI 1
BB 3
SO 5
LOB 8





Batter	1	2	3	4	5	6	7	8	9	AB	R	H	RBI	BB	SO	LOB	BOTTOM			
Reggie Sanders, R OBP: 0.343, SLG: 0.418 (1, 8)	2-2 F7	2-1 G6-3		0-1 FC6 1B		1-1 SAFE SAFE SAFE S 1B		1-1 FC5-4 WP 1B SF9		5	1	2	1	0	0	1				
Willis Greene, L OBP: 0.401, SLG: 0.443 (1, 5)	0-0 1B	2-2 L9		1-0 FC6 1-2		3-2 G6-3		2-1 1B		5	1	2	0	0	0	3				
Barry Larkin, R OBP: 0.362, SLG: 0.439 (1, 6)	1-2 1B 1B		0-2 HR		3-2 L8		0-2 G4-3		2-2 SF9	4	2	2	2	0	0	2				
Eddie Taubensee, L OBP: 0.383, SLG: 0.465 (1, 2)	2-2 G3 1B 1B		2-1 F7		4-1 F8 1B BB		1-0 F8		3-2 G3	4	1	1	1	1	0	1				
Dmitri Young, S OBP: 0.357, SLG: 0.485 (1, 3)	2-0 SAFE 1B 1B		0-0 G3-1		1-0 1B		4-2 CS BB			3	1	2	1	1	0	0				
Bret Boone, R OBP: 0.337, SLG: 0.482 (1, 4)	0-1 G3		2-2 1B		0-1 F8		0-3 K			4	0	1	0	0	1	5				
Melvin Nieves, S OBP: 0.353, SLG: 0.379 (1, 9)	2-2 1B		3-3 K		2-0 G4-3			4-0 SH SH BB		3	0	1	2	1	1	3				
Jon Nunnally, L OBP: 0.345, SLG: 0.387 (6, PH) (9, 9)	2-2 2H 3H 1B									0	1	0	0	0	0	0				
Pat Watkins, R OBP: 0.322, SLG: 0.426 (1, 7)	0-0 F7			1-0 G5-3		1-0 1B 1B		0-1 SH SH FC5-4 BB		3	1	1	0	0	0	1				
Mike Reminger, L OBP: 0.120, SLG: 0.160 (1, 1)		0-2 G1-3		1-3 K		0-0 B2		4-1 FC5-4 BB		3	0	0	0	0	1	1				
Lenny Harris, L OBP: 0.345, SLG: 0.369 (8, PH) (9, 1)										0	0	0	0	1	0	0				
Danny Graves, R ERA: 4.05 (8, 1)										0	0	0	0	0	0	0				
Inning Stats	R: 4 E: 0 K: 0 S: 17	H: 5 LOB: 1 BB: 0 P: 26	R: 0 E: 0 K: 0 S: 8	H: 0 LOB: 0 BB: 0 P: 12	R: 1 E: 0 K: 1 S: 13	H: 2 LOB: 1 BB: 0 P: 20	R: 0 E: 0 K: 1 S: 8	H: 1 LOB: 1 BB: 0 P: 11	R: 0 E: 0 K: 0 S: 11	H: 2 LOB: 2 BB: 0 P: 16	R: 0 E: 0 K: 1 S: 8	H: 0 LOB: 1 BB: 1 P: 13	R: 3 E: 1 K: 0 S: 13	H: 1 LOB: 1 BB: 2 P: 29	1B: 11 2B: 0 3B: 0 HR: 1	SF: 1 SAC: 1 DP: 0 HBP: 0	WP: 1 PA: 40 PB: 0 SB: 1 CS: 1			
PITCHER	IP	WLS	BF	H	R	ER	SO	BB	IBB	HBP	BLK	WP	HR	S	P	ERA	WHIP			
Jose Lima, R ERA: 3.35 (1, 1)	3.2	L	19	8	5	5	2	0	0	0	0	0	0	1	2	0.00	0.000			
Trevor Miller, L ERA: 3.48 (4, 1)	0.1		1	0	0	0	0	0	0	0	0	0	0	1	2	0.00	0.000			
C.J. Nitkowski, L ERA: 3.22 (5, 1)	3.0		13	3	0	0	1	2	0	0	0	0	0	28	48	0.00	1.667			
Bob Scanlan, R ERA: 4.05 (8, 1)	1.0		7	1	3	1	0	2	0	0	0	1	0	13	29	9.00	3.000			

Houston Astros @ Cincinnati Reds
Cinergy Field, Cincinnati, OH
Fri Jun 12 1998, 7:05 PM EDT
Att: 21,310 - Cloudy - 83 F

AB 34
R 8
H 12
RBI 7
BB 4
SO 3
LOB 17




Batter	1	2	3	4	5	6	7	8	9	AB	R	H	RBI	BB	SO	LOB	TOP																			
Craig Biggio, R OBP: 0.403, SLG: 0.537 (1, 4)	F9		HR		K		G6-3		F7	4	1	0	0	1	1	1	Houston Astros @ Cincinnati Reds Cinergy Field, Cincinnati, OH Sat Jun 13 1998, 7:05 PM EDT Att: 28,055 - Unknown - 74 F																			
Bill Spillers, L OBP: 0.371, SLG: 0.396 (1, 5)	G3		F7		G4-3		1B		L7	5	0	1	0	0	0	2																				
Derek Bell, R OBP: 0.362, SLG: 0.500 (1, 9)	G6-3		HR		L8		K			4	1	1	2	0	1	1																				
5 Jeff Bagwell, R OBP: 0.408, SLG: 0.462 (1, 3)		PB				G4-3	K			3	2	2	0	1	1	1																				
Moises Alou, R OBP: 0.414, SLG: 0.618 (1, 7)	F9		F8			P5		G6-3		4	0	0	0	0	0	3																				
Carl Everett, S OBP: 0.419, SLG: 0.535 (1, 8)	SF7			G3-1		G4-3		F8		3	0	0	1	0	0	1																				
Tony Eusebio, R OBP: 0.370, SLG: 0.354 (1, 2)				G6-3			BB	G6-3		3	0	1	1	1	0	0																				
Ricky Gutierrez, R OBP: 0.387, SLG: 0.364 (1, 6)				G1-3					G5-3	3	0	1	0	1	0	1																				
Shane Reynolds, R J.R. Phillips Trevor Miller Mike Magnante Doug Henry 35 Dave Clark (1, 1) (5, PH) (5, 1) (5, 1) (5, PH) (5, PH)				G5-3						2	0	0	0	0	0	1																				
Inning Stats	R: 0 E: 0 K: 0 S: 9	H: 0 LOB: 0 BB: 0 P: 13	R: 1 E: 0 K: 0 S: 6	H: 1 LOB: 1 BB: 1 P: 13	R: 2 E: 0 K: 0 S: 9	H: 1 LOB: 1 BB: 2 P: 18	R: 0 E: 0 K: 0 S: 8	H: 1 LOB: 1 BB: 0 P: 9	R: 0 E: 0 K: 1 S: 10	H: 0 LOB: 0 BB: 0 P: 14	R: 1 E: 0 K: 0 S: 13	H: 2 LOB: 2 BB: 1 P: 24	R: 0 E: 0 K: 0 S: 11	H: 1 LOB: 1 BB: 0 P: 16	R: 0 E: 0 K: 0 S: 5	H: 0 LOB: 0 BB: 0 P: 5		R: 0 E: 0 K: 0 S: 13	H: 1 LOB: 1 BB: 0 P: 16	1B: 4 2B: 2 3B: 0 HR: 1	SF: 1 SAC: 0 DP: 0 HBP: 0	WP: 0 PA: 38 PB: 1 SB: 0 CS: 0														
PITCHER	IP	WLS	BF	H	R	ER	SO	BB	IBB	HBP	BLK	WP	HR	S	P	ERA	WHIP	PITCHER		IP	WLS	BF	H	R	ER	SO	BB	IBB	HBP	BLK	WP	HR	S	P	ERA	WHIP
Scott Klasingbeck, R ERA: 4.97 (1, 1)	5.2	W	26	5	4	3	1	4	0	0	0	0	1	53	86	4.76	1.588			5.2	W	26	5	4	3	1	4	0	0	0	0	1	53	86	4.76	1.588
Danny Graves, R ERA: 2.73 (5, 1)	2.1		8	1	0	0	2	0	0	0	0	0	0	18	26	0.00	0.429			2.1		8	1	0	0	2	0	0	0	0	0	18	26	0.00	0.429	
Jeff Shaw, R ERA: 0.97 (5, 1)	1.0	S	4	1	0	0	0	0	0	0	0	0	0	13	16	0.00	1.000			1.0	S	4	1	0	0	0	0	0	0	0	13	16	0.00	1.000		

Batter	1	2	3	4	5	6	7	8	9	AB	R	H	RBI	BB	SO	LOB	BOTTOM																			
Reggie Sanders, R OBP: 0.345, SLG: 0.440 (1, 8)	HR		E		F8	G6-3		G6-3		5	1	2	2	0	0	1	Houston Astros @ Cincinnati Reds Cinergy Field, Cincinnati, OH Sat Jun 13 1998, 7:05 PM EDT Att: 28,055 - Unknown - 74 F																			
Willie Greene, L OBP: 0.397, SLG: 0.435 (1, 5)	FC6-4		F7		K	K		F8		4	0	0	0	1	2	2																				
Barry Larkin, R OBP: 0.360, SLG: 0.435 (1, 6)	FC6-4		E5				L3			4	1	1	0	0	0	2																				
Eddie Taubensee, L OBP: 0.381, SLG: 0.459 (1, 2)	L4		P6				G3			3	1	0	0	1	0	3																				
Dmitri Young, S OBP: 0.359, SLG: 0.496 (1, 3)	CS	L8		FC3-6			G6-3			3	1	1	3	1	0	0																				
Bret Boone, R OBP: 0.338, SLG: 0.494 (1, 4)		G6-3		L8				BB		4	2	2	1	0	0	1																				
Melvin Nieves, S OBP: 0.375, SLG: 0.393 (1, 9)								BB		3	0	2	0	1	1	1																				
Jon Nunnally, L OBP: 0.345, SLG: 0.387 (5, 9)								K		0	0	0	0	0	0	0																				
Pat Watkins, R OBP: 0.306, SLG: 0.404 (1, 7)										3	0	0	0	0	1	4																				
Danny Graves, R ERA: 3.57 (5, 1)										0	0	0	0	0	0	0																				
Eduardo Perez, R OBP: 0.274, SLG: 0.267 (5, PH)										1	1	1	0	0	0	0																				
Jeff Shaw, R ERA: 0.97 (5, 1)										0	0	0	0	0	0	0																				
Scott Klasingbeck, R ERA: 3.19 (1, 1)	5.0	L	26	7	5	5	4	4	0	0	0	0	0	0	0	0																				
Chris Stynes, R OBP: 0.333, SLG: 0.369 (5, 7)	2.0		7	1	1	1	1	0	0	0	0	0	0	0	0	0																				
Pat Watkins, R OBP: 0.306, SLG: 0.404 (1, 7)	0.1		3	2	0	0	1	0	0	0	0	0	0	0	0	0																				
Danny Graves, R ERA: 3.57 (5, 1)	0.2		2	0	1	1	0	0	0	0	0	0	0	0	0	0																				
Eduardo Perez, R OBP: 0.274, SLG: 0.267 (5, PH)	0.2		2	0	1	1	0	0	0	0	0	0	0	0	0	0																				
Jeff Shaw, R ERA: 0.97 (5, 1)	0.2		2	0	1	1	0	0	0	0	0	0	0	0	0	0																				
Inning Stats	R: 1 E: 0 K: 0 S: 12	H: 1 LOB: 0 BB: 1 P: 24	R: 0 E: 0 K: 1 S: 7	H: 1 LOB: 0 BB: 0 P: 9	R: 0 E: 1 K: 1 S: 12	H: 1 LOB: 2 BB: 0 P: 17	R: 0 E: 0 K: 1 S: 8	H: 0 LOB: 2 BB: 2 P: 17	R: 4 E: 0 K: 1 S: 18	H: 4 LOB: 1 BB: 1 P: 31	R: 0 E: 0 K: 1 S: 9	H: 0 LOB: 0 BB: 0 P: 12	R: 0 E: 0 K: 0 S: 7	H: 0 LOB: 0 BB: 0 P: 10	R: 2 E: 0 K: 1 S: 11	H: 3 LOB: 1 BB: 0 P: 12	1B: 5 2B: 2 3B: 0 HR: 3	SF: 0 SAC: 0 DP: 0 HBP: 0	WP: 0 PA: 39 PB: 0 SB: 0 CS: 1																	
PITCHER	IP	WLS	BF	H	R	ER	SO	BB	IBB	HBP	BLK	WP	HR	S	P	ERA	WHIP	PITCHER		IP	WLS	BF	H	R	ER	SO	BB	IBB	HBP	BLK	WP	HR	S	P	ERA	WHIP
Shane Reynolds, R ERA: 3.19 (1, 1)	5.0	L	26	7	5	5	4	4	0	0	0	0	0	3	57	9.00	2.200			5.0	L	26	7	5	5	4	4	0	0	0	0	0	3	57	9.00	2.200
Trevor Miller, L ERA: 3.57 (5, 1)	2.0		7	1	1	1	1	0	0	0	0	0	0	18	24	4.50	0.500			2.0		7	1	1	1	1	0	0	0	0	0	18	24	4.50	0.500	
Mike Magnante, L ERA: 6.33 (5, 1)	0.1		3	2	0	0	1	0	0	0	0	0	0	5	5	0.00	6.000			0.1		3	2	0	0	1	0	0	0	0	5	5	0.00	6.000		
Doug Henry, R ERA: 3.38 (5, 1)	0.2		2	0	1	1	0	0	0	0	0	0	0	4	5	13.50	0.000			0.2		2	0	1	1	0	0	0	0	4	5	13.50	0.000			

Batter	1	2	3	4	5	6	7	8	9	AB	R	H	RBI	BB	SO	LOB	TOP										
Craig Biggio, R OBP: 0.403, SLG: 0.540 Tim Bogar, R OBP: 0.229, SLG: 0.237	1-0 2B		0-3 K	0-0 1B		2-2 E 2B	0-1 L4-3		2-2 P3	5	2	3	1	0	1	2											
Bill Spillers, L OBP: 0.387, SLG: 0.443	4-0 2B		4-2 2B	1-2 F7		1-0 E4 5 1B		0-0 WP 2B	0-1 L8	4	3	1	0	2	0	2											
Derek Bell, R OBP: 0.360, SLG: 0.500	2-1 G1-3 1B		1-2 5 HR		2-3 K	2-1 G5-3		2-3 K		5	2	2	3	0	2	2											
5 Jeff Bagwell, R OBP: 0.408, SLG: 0.474 Bob Scanlan, R	2-2 G1-3		0-1 HR		3-2 G5-3	0-0 1B		2-3 K		5	1	2	3	0	1	2											
Moises Alou, R OBP: 0.417, SLG: 0.630	2-1 G3-6-3 1B		3-3 K		2-2 1B	1-2 P4 1B		2-2 G1-3		5	0	2	1	0	1	2											
Carl Everett, S OBP: 0.410, SLG: 0.515	0-0 G3-6-3		1-3 K		1-0 1B		1-2 F7		4-0 FC1-6 BB	4	0	1	0	1	1	1											
Ricky Gutierrez, R OBP: 0.385, SLG: 0.356		1-1 G4-3		0-1 G4-3		3-2 F9		4-0 1B BB	1-1 FC1-6 1B BLK	4	2	0	0	1	0	3											
Brad Ausmus, R OBP: 0.324, SLG: 0.307		2-1 F9		0-2 1B SH3-4 1B		1-2 P4		0-1 1B	2-0 HR	5	1	3	0	0	0	0											
Mike Hampton, R C.J. Nitkowski, L Ray Montgomery, R Mike Magnante, L J.R. Phillips, L	0-3 K		1-0 SH3-4		1-0 1B	2-2 2B 1B		1-0 L4-3 1B	2-1 HR	1	0	0	0	0	0	0											
Inning Stats	R: 3 E: 0 K: 0 S: 9	H: 3 LOB: 0 BB: 1 P: 20	R: 0 E: 0 K: 1 S: 7	H: 0 LOB: 0 BB: 0 P: 10	R: 3 E: 0 K: 3 S: 17	H: 2 LOB: 2 BB: 0 P: 26	R: 0 E: 0 K: 0 S: 11	H: 2 LOB: 2 BB: 0 P: 13	R: 0 E: 1 K: 1 S: 20	H: 2 LOB: 1 BB: 1 P: 31	R: 3 E: 1 K: 0 S: 16	H: 3 LOB: 1 BB: 0 P: 25	R: 1 E: 0 K: 0 S: 8	H: 2 LOB: 1 BB: 1 P: 14	R: 0 E: 0 K: 2 S: 11	H: 1 LOB: 1 BB: 0 P: 17	R: 3 E: 0 K: 0 S: 13	H: 2 LOB: 0 BB: 1 P: 24	1B: 10 2B: 6 3B: 0 HR: 2	SF: 0 SAC: 1 DP: 2 HBP: 0	WP: 2 PB: 0 SB: 0 CS: 0	PA: 47					
PITCHER	IP	WLS	BF	H	R	ER	SO	BB	IBB	HBP	BLK	WP	HR	S	P	ERA	WHIP										
Brett Tomko, R	2.1	L	13	5	6	6	2	2	0	0	0	0	1	27	46	23.14	3.000										
David Weathers, R	3.2		19	7	3	1	3	0	0	0	0	1	0	53	79	2.46	1.909										
Scott Sullivan, R	2.0		9	3	1	1	2	1	0	0	0	1	0	19	31	4.50	2.000										
Marc Kroon, R	0.1		3	1	2	2	0	1	0	0	1	0	0	3	10	54.00	6.000										
Gabe White, L	0.2		3	1	1	1	0	0	0	0	0	0	1	10	14	13.50	1.500										

Houston Astros @ Cincinnati Reds
Cinergy Field, Cincinnati, OH
Mon Jun 15 1998, 7:05 PM EDT
Att: 14,556 - Overcast - 71 F


AB 42
R 13
H 17
RBI 12
BB 4
SO 7
LOB 14



Batter	1	2	3	4	5	6	7	8	9	AB	R	H	RBI	BB	SO	LOB	BOTTOM										
Reggie Sanders, R OBP: 0.338, SLG: 0.429 Scott Sullivan, R OBP: 0.200, SLG: 0.200 Marc Kroon, R	1-3 K	0-0 F8		1-0 F7		3-2 L8			0-1 L7	4	0	0	0	0	1	2											
Gabe White, L OBP: 0.333, SLG: 0.333 Tony Tarasco, L	0-0 G1-3 BLK 1B		3-1 G5-3		3-2 F9 1B 2B	0-1 G1-3			0-1 E6 G3-1	5	1	2	0	0	0	1											
Chris Stynes, R OBP: 0.332, SLG: 0.371	4-2 G1-3 BB		4-0 FC4-6 BB		4-0 1B BB		1-2 F8		1-0 G3-1	1	0	0	0	3	0	0											
Barry Larkin, R OBP: 0.363, SLG: 0.425 Lenny Harris, L OBP: 0.339, SLG: 0.362	3-1 G1-3		0-0 FC4-6 1B		0-0 F9	1-0 F9		1-0 F9	1-2 G3-1	5	0	0	0	0	0	6											
Dmitri Young, S OBP: 0.349, SLG: 0.484	4-1 BB		0-1 1B		2-3 K	3-2 G6-3				3	0	1	0	1	1	2											
Bret Boone, R OBP: 0.346, SLG: 0.498	2-3 K		2-3 K		0-0 1B		3-2 G6-3			3	0	1	0	1	1	2											
Melvin Nieves, S OBP: 0.386, SLG: 0.388					1-2 1B		0-0 1B		1-3 K2-3	4	0	1	1	0	3	5											
Eduardo Perez, R OBP: 0.279, SLG: 0.266		3-2 G3-1-3		0-0 F8		0-0 F9		4-1 BB		3	0	0	0	1	0	2											
Brook Fordyce, R OBP: 0.270, SLG: 0.367		2-1 G1-3		3-1 HR		3-1 1B		0-1 F9		4	1	2	1	0	0	1											
Brett Tomko, R OBP: 0.129, SLG: 0.100 David Weathers, R OBP: 0.176, SLG: 0.267 Pat Watkins, R OBP: 0.308, SLG: 0.400	1-0 E1		0-3 K		0-3 K	1-3 1B			0-0 F9	1	0	0	0	0	0	0											
Inning Stats	R: 0 E: 1 K: 2 S: 12	H: 1 LOB: 3 BB: 2 P: 26	R: 0 E: 1 K: 0 S: 7	H: 0 LOB: 1 BB: 0 P: 13	R: 0 E: 0 K: 1 S: 8	H: 1 LOB: 2 BB: 1 P: 17	R: 1 E: 0 K: 1 S: 7	H: 1 LOB: 0 BB: 0 P: 11	R: 1 E: 0 K: 1 S: 11	H: 2 LOB: 2 BB: 1 P: 22	R: 0 E: 0 K: 1 S: 11	H: 1 LOB: 1 BB: 0 P: 18	R: 0 E: 0 K: 0 S: 8	H: 0 LOB: 0 BB: 0 P: 13	R: 0 E: 0 K: 1 S: 7	H: 0 LOB: 1 BB: 1 P: 12	R: 0 E: 1 K: 0 S: 8	H: 0 LOB: 1 BB: 0 P: 10	1B: 4 2B: 1 3B: 0 HR: 1	SF: 0 SAC: 0 DP: 0 HBP: 0	WP: 0 PB: 0 SB: 0 CS: 0	PA: 40					
PITCHER	IP	WLS	BF	H	R	ER	SO	BB	IBB	HBP	BLK	WP	HR	S	P	ERA	WHIP										
Mike Hampton, L	3.0		15	2	0	0	3	3	0	0	0	0	1	18	33	9.00	2.000										
C.J. Nitkowski, L	2.0		10	3	2	2	2	1	0	0	0	0	0	26	43	0.00	0.667										
Mike Magnante, L	3.0	W	11	1	0	0	2	1	0	0	0	0	0	8	10	0.00	0.000										
Bob Scanlan, R	1.0		4	0	0	0	0	0	0	0	0	0	0	8	10	0.00	0.000										

Houston Astros @ Cincinnati Reds
Cinergy Field, Cincinnati, OH
Mon Jun 15 1998, 7:05 PM EDT
Att: 14,556 - Overcast - 71 F

AB 35
R 2
H 6
RBI 2
BB 5
SO 7
LOB 22



Batter	1	2	3	4	5	6	7	8	9	AB	R	H	RBI	BB	SO	LOB	TOP		
Reggie Sanders, R OBP: 0.323, SLG: 0.408 (1, 9)										5	0	0	0	0	1	2			
61 Mike Frank, L OBP: 0.500, SLG: 0.333 (1, 8)										3	1	1	0	1	0	0			
Barry Larkin, R OBP: 0.361, SLG: 0.416 (1, 6)										4	1	1	0	0	0	1			
Willie Greene, L OBP: 0.389, SLG: 0.423 (1, 5)										4	0	2	1	0	0	0			
Dmitri Young, S OBP: 0.358, SLG: 0.496 (1, 7)										4	0	3	0	0	0	0			
Eddie Taubensee, L OBP: 0.371, SLG: 0.455 (1, 2)										4	0	0	0	0	0	6			
Bret Boone, R OBP: 0.341, SLG: 0.487 (1, 4)										4	0	2	1	0	0	1			
Sean Casey, L OBP: 0.245, SLG: 0.163 (9, PH)										3	0	0	0	0	0	4			
Chris Stynes, R OBP: 0.332, SLG: 0.370 (9, PH)										1	0	0	0	0	0	0			
Scott Winchester, R (1, 1)									2	0	0	0	0	2	1				
Melvin Nieves, S OBP: 0.379, SLG: 0.351 (6, PH)									1	0	0	0	0	1	1				
Steve Parris, R (6, 1)									0	0	0	0	0	0	0				
Scott Sullivan, R OBP: 0.200, SLG: 0.200 (8, 1)									0	0	0	0	0	0	0				
Eduardo Perez, R OBP: 0.277, SLG: 0.267 (9, PH)									1	0	0	0	0	1	0				
Inning Stats	R: 2 E: 0 K: 1 S: 17	H: 5 LOB: 3 BB: 0 P: 24	R: 0 E: 0 K: 1 S: 5	H: 0 LOB: 1 BB: 1 P: 10	R: 0 E: 0 K: 0 S: 8	H: 1 LOB: 0 BB: 0 P: 11	R: 0 E: 0 K: 1 S: 8	H: 0 LOB: 0 BB: 0 P: 13	R: 0 E: 0 K: 0 S: 9	H: 2 LOB: 2 BB: 0 P: 11	R: 0 E: 0 K: 0 S: 7	H: 0 LOB: 0 BB: 0 P: 12	R: 0 E: 0 K: 0 S: 9	H: 0 LOB: 0 BB: 0 P: 16	R: 0 E: 0 K: 1 S: 6	H: 0 LOB: 0 BB: 0 P: 6	1B: 7 2B: 2 3B: 0 HR: 0	SF: 0 SAC: 0 DP: 1 HBP: 0	WP: 0 PA: 37 PB: 0 SB: 0 CS: 0
PITCHER	IP WLS BF H R ER SO BB IBB HBP BLK WP HR S P ERA WHIP																		
Sean Bergman, R ERA: 2.92 (1, 1)	8.0 W 34 9 2 2 4 1 0 0 0 0 0 0 71 106 2.25 1.250																		
Billy Wagner, L ERA: 1.61 (9, 1)	1.0 S 3 0 0 0 1 0 0 0 0 0 0 0 6 6 0.00 0.000																		

Cincinnati Reds @ Houston Astros
Astrodome, Houston, TX
Fri Jun 19 1998, 8:05 PM EDT
Att: 29,251 - Dome - 72 F

AB 36
R 2
H 9
RBI 2
BB 1
SO 5
LOB 16



Batter	1	2	3	4	5	6	7	8	9	AB	R	H	RBI	BB	SO	LOB	BOTTOM		
Craig Biggio, R OBP: 0.301, SLG: 0.527 (1, 4)										4	0	2	1	0	0	1			
Bill Sciers, L OBP: 0.380, SLG: 0.424 (1, 5)										4	0	0	0	0	0	3			
Derek Bell, R OBP: 0.365, SLG: 0.502 (1, 9)										4	0	1	0	0	1	0			
5 Jeff Bagwell, R OBP: 0.406, SLG: 0.495 (1, 3)										4	1	1	0	0	0	1			
Moises Alou, R OBP: 0.402, SLG: 0.596 (1, 7)										4	0	0	0	0	0	2			
Carl Everett, S OBP: 0.426, SLG: 0.568 (1, 8)										3	2	2	2	1	0	1			
Ricky Gutierrez, R OBP: 0.369, SLG: 0.361 (1, 6)									3	1	3	1	0	0	0				
Billy Wagner, L (9, 1)									0	0	0	0	0	0	0				
Brad Ausmus, R OBP: 0.341, SLG: 0.321 (1, 2)									3	0	1	0	1	1	3				
Sean Bergman, R OBP: 0.069, SLG: 0.069 (1, 1)									2	0	0	0	0	2	4				
Tim Bogar, R OBP: 0.233, SLG: 0.231 (9, 6)									0	0	0	0	0	0	0				
Inning Stats	R: 0 E: 0 K: 1 S: 8	H: 0 LOB: 0 BB: 0 P: 13	R: 1 E: 0 K: 1 S: 12	H: 2 LOB: 1 BB: 1 P: 23	R: 0 E: 0 K: 0 S: 5	H: 1 LOB: 0 BB: 0 P: 8	R: 3 E: 0 K: 1 S: 18	H: 5 LOB: 2 BB: 0 P: 25	R: 0 E: 0 K: 0 S: 9	H: 1 LOB: 1 BB: 0 P: 11	R: 0 E: 0 K: 1 S: 11	H: 0 LOB: 1 BB: 0 P: 16	R: 0 E: 0 K: 0 S: 7	H: 0 LOB: 0 BB: 0 P: 12	R: 0 E: 0 K: 0 S: 13	H: 1 LOB: 1 BB: 1 P: 23	1B: 6 2B: 3 3B: 0 HR: 1	SF: 0 SAC: 1 DP: 1 HBP: 1	WP: 0 PA: 35 PB: 0 SB: 1 CS: 1
PITCHER	IP WLS BF H R ER SO BB IBB HBP BLK WP HR S P ERA WHIP																		
Scott Winchester, R ERA: 4.17 (1, 1)	5.0 L 24 9 4 4 3 0 0 0 0 0 0 0 18 28 0.00 0.000																		
Steve Parris, R ERA: (6, 1)	2.0 7 0 0 0 1 0 0 0 0 0 0 0 6 6 0.00 0.000																		
Scott Sullivan, R ERA: 5.33 (8, 1)	1.0 4 1 0 0 0 1 0 0 0 0 0 0 13 23 0.00 2.000																		

Cincinnati Reds @ Houston Astros
Astrodome, Houston, TX
Fri Jun 19 1998, 8:05 PM EDT
Att: 29,251 - Dome - 72 F

AB 31
R 4
H 10
RBI 4
BB 2
SO 4
LOB 15



Batter	1	2	3	4	5	6	7	8	9	AB	R	H	RBI	BB	SO	LOB	TOP																
Reggie Sanders, R OBP: 0.320, SLG: 0.400	G5-3		K2-4-3			G3	HBP 61 1B BB		K	4	0	0	1	1	2	1	Cincinnati Reds @ Houston Astros Astrodome, Houston, TX Sat Jun 20 1998, 4:33 AM EDT Att: 24,301 - Dome - 72 F																
61 Mike Frank, L OBP: 0.556, SLG: 0.571	K		L6-3				HBP 1B		1B 2B	4	1	2	2	1	1	0																	
Barry Larkin, R OBP: 0.361, SLG: 0.429	F8				HR	L9	P5		1B	5	1	2	2	0	0	4																	
Willie Greene, L OBP: 0.386, SLG: 0.416		K			G6-3	K	HBP		G4-6-3	4	0	0	1	0	2	2																	
Dmitri Young, S OBP: 0.356, SLG: 0.496																																	
Rick Krivda, R																																	
Scott Sullivan, R OBP: 0.200, SLG: 0.200		1B 2B																															
Jeff Shaw, R																																	
Eddie Taubensee, L OBP: 0.395, SLG: 0.451		K			K					4	1	1	0	0	2	1																	
Bret Boone, R OBP: 0.343, SLG: 0.488						F9	1B BB 1B		K	4	1	2	1	0	1	0																	
Sean Casey, L OBP: 0.245, SLG: 0.170					L5				G4-3	4	1	1	1	0	1	1																	
Brett Tomko, R OBP: 0.121, SLG: 0.094						F8				2	0	0	0	0	1	0																	
Danny Graves, R										0	0	0	0	0	0	0																	
Chris Stynes, R OBP: 0.337, SLG: 0.372									61 2B 1B	1	2	1	0	1	0	0																	
Inning Stats	R: 0 E: 0 K: 1 S: 9	H: 0 LOB: 0 BB: 0 P: 12	R: 1 E: 0 K: 3 S: 17	H: 2 LOB: 1 BB: 0 P: 24	R: 0 E: 0 K: 2 S: 9	H: 0 LOB: 0 BB: 0 P: 14	R: 1 E: 0 K: 2 S: 9	H: 1 LOB: 0 BB: 0 P: 11	R: 0 E: 0 K: 0 S: 7	H: 0 LOB: 0 BB: 0 P: 11	R: 0 E: 0 K: 1 S: 8	H: 0 LOB: 1 BB: 1 P: 16	R: 4 E: 0 K: 0 S: 17	H: 4 LOB: 3 BB: 2 P: 40	R: 0 E: 0 K: 1 S: 5	H: 0 LOB: 0 BB: 0 P: 8		R: 2 E: 0 K: 1 S: 14	H: 3 LOB: 0 BB: 0 P: 17	1B: 7 2B: 2 3B: 0 HR: 1	SF: 0 SAC: 0 DP: 1 HBP: 1	WP: 0 PB: 0 SB: 0 CS: 0	PA: 40										
PITCHER	IP WLS BF H R ER SO BB IBB HBP BLK WP HR S P ERA WHIP																																
Scott Elarton, R ERA: 5.68	6.1	25	5	4	4	9	1	0	0	0	0	0	1	64	97	5.68	0.947																
Mike Magnante, L ERA: 6.15	0.0	2	1	0	0	0	1	0	0	0	0	0	0	3	9	∞	∞																
Reggie Harris, R ERA: 4.5	0.0	1	0	0	0	0	1	0	0	0	0	0	0	1	5	∞	∞																
C.J. Nitkowski, L ERA: 3.29	1.2	W	7	1	2	2	1	0	0	1	0	0	0	13	25	10.80	0.600																
Billy Wagner, L ERA: 2.17	1.0	S	5	3	2	2	1	0	0	0	0	0	0	14	17	18.00	3.000																


Batter	1	2	3	4	5	6	7	8	9	AB	R	H	RBI	BB	SO	LOB	BOTTOM																
Bill Spiers, L OBP: 0.385, SLG: 0.422	F8		1B BB			G4-3			2B 1B	3	2	1	1	1	0	0	Cincinnati Reds @ Houston Astros Astrodome, Houston, TX Sat Jun 20 1998, 4:33 AM EDT Att: 24,301 - Dome - 72 F																
Brad Ausmus, R OBP: 0.342, SLG: 0.319	P3		1B 5 HR		G5-3	1B BB			F8	4	1	1	0	1	0	4																	
Derek Bell, R OBP: 0.366, SLG: 0.500	L5		5 HR						F9	5	1	2	1	0	1	2																	
5 Jeff Bagwell, R OBP: 0.406, SLG: 0.505		F9	1B HR		F8	L5-4			2B	4	2	1	3	1	0	2																	
Carl Everett, S OBP: 0.425, SLG: 0.569		F9			F8	1B 1B			G4-3	5	1	2	3	0	0	0																	
Sean Berry, R OBP: 0.335, SLG: 0.402						1B 1B			2B	5	0	2	0	0	1	1																	
Billy Wagner, L					P3	1B 1B			G1-3	0	0	0	0	0	0	0																	
J.R. Phillips, L OBP: 0.310, SLG: 0.257										2	0	1	1	1	0	0																	
Moises Alou, R OBP: 0.401, SLG: 0.594					P5					1	0	0	0	0	1	0																	
Tim Bogar, R OBP: 0.236, SLG: 0.235										3	0	1	0	0	1	4																	
Craig Biggio, R OBP: 0.402, SLG: 0.527	G3				SH3-4 1B				1B HBP	0	1	0	0	0	0	0																	
Scott Elarton, R										2	0	0	0	0	1	0																	
Mike Magnante, L										0	0	0	0	0	0	0																	
Reggie Harris, R										0	0	0	0	0	0	0																	
C.J. Nitkowski, L										0	0	0	0	0	0	0																	
Ricky Gutierrez, R OBP: 0.391, SLG: 0.365									1B 2B 1B	1	1	1	0	0	0	0																	
Inning Stats	R: 0 E: 0 K: 0 S: 7	H: 0 LOB: 0 BB: 0 P: 13	R: 0 E: 0 K: 0 S: 15	H: 1 LOB: 2 BB: 1 P: 25	R: 4 E: 0 K: 1 S: 16	H: 3 LOB: 0 BB: 1 P: 23	R: 0 E: 0 K: 0 S: 9	H: 1 LOB: 2 BB: 0 P: 13	R: 1 E: 0 K: 2 S: 20	H: 3 LOB: 2 BB: 0 P: 28	R: 0 E: 0 K: 0 S: 11	H: 1 LOB: 2 BB: 1 P: 18	R: 0 E: 0 K: 2 S: 9	H: 0 LOB: 0 BB: 0 P: 14	R: 4 E: 0 K: 0 S: 15	H: 3 LOB: 1 BB: 1 P: 25	1B: 9 2B: 2 3B: 0 HR: 1	SF: 0 SAC: 1 DP: 0 HBP: 2	WP: 0 PB: 0 SB: 1 CS: 0	PA: 42													
PITCHER	IP WLS BF H R ER SO BB IBB HBP BLK WP HR S P ERA WHIP																																
Brett Tomko, R ERA: 5.26	4.2	25	8	5	5	2	2	0	0	0	0	0	1	64	98	9.64	2.143																
Danny Graves, R ERA: 3.34	1.1	6	1	0	0	1	1	0	0	0	0	0	14	22	0.00	1.500																	
Rick Krivda, L ERA: 4.18	1.0	L	6	2	3	3	2	0	0	1	0	0	0	13	21	27.00	2.000																
Scott Sullivan, R ERA: 5.43	0.2	3	0	0	0	0	0	1	0	0	0	0	7	14	0.00	0.000																	
Jeff Shaw, R ERA: 2.01	0.1	2	1	1	1	0	0	0	0	0	0	0	4	4	27.00	3.000																	



Batter	1	2	3	4	5	6	7	8	9	AB	R	H	RBI	BB	SO	LOB	TOP				
Pokey Reese, R (1, 5) OBP: 0.220, SLG: 0.204	F8		K		FC6-4		FC6-4		G4-3 WP	5	0	2	0	0	1	2					
61 Mike Frank, L (1, 8) OBP: 0.385, SLG: 0.364	G6-3		FC3-6		F9		FC6-4		G4-3	4	0	0	0	0	0	3					
Eduardo Perez, R (9, PH) OBP: 0.282, SLG: 0.267			FC6-4				FC6-4		G4-3	0	0	0	0	1	0	0					
Barry Larkin, R (1, 6) OBP: 0.358, SLG: 0.421	K		FC6-4			2B FC5-2	G6-3		G4-3	4	0	0	0	1	1	4					
Dmitri Young, S (1, 7) OBP: 0.361, SLG: 0.500		G5-3			FC4-6	FC5-2			K	4	1	2	0	1	1	2					
Bret Boone, R (1, 4) OBP: 0.342, SLG: 0.484		F9 BB			P3	SF8				4	0	1	0	0	0	5					
Sean Casey, L (1, 3) OBP: 0.246, SLG: 0.163					FC4-6					2	0	0	1	1	0	1					
Chris Stynes, R (1, 9) OBP: 0.336, SLG: 0.368		F9			FC6-4					3	0	0	0	1	0	3					
Brook Fordyce, R (1, 2) OBP: 0.268, SLG: 0.343		K								3	0	1	0	1	1	2					
Pete Harnisch, S (1, 1) OBP: 0.150, SLG: 0.128										3	0	1	0	0	2	4					
Danny Graves, R (6, 1)										0	0	0	0	0	0	0					
Reggie Sanders, R (9, PH) OBP: 0.319, SLG: 0.398			61 FC3-6		K	K			L5	1	0	0	0	0	0	0					
Inning Stats	R: 0 E: 0 K: 1 S: 9	H: 0 LOB: 0 BB: 0 P: 15	R: 0 E: 0 K: 1 S: 14	H: 1 LOB: 2 BB: 1 P: 25	R: 0 E: 0 K: 1 S: 11	H: 1 LOB: 1 BB: 0 P: 17	R: 0 E: 0 K: 0 S: 6	H: 1 LOB: 1 BB: 0 P: 6	R: 0 E: 0 K: 1 S: 15	H: 1 LOB: 3 BB: 3 P: 19	R: 0 E: 0 K: 0 S: 10	H: 1 LOB: 2 BB: 1 P: 16	R: 0 E: 0 K: 0 S: 9	H: 0 LOB: 0 BB: 0 P: 10	R: 0 E: 0 K: 1 S: 13	H: 1 LOB: 2 BB: 1 P: 25	1B: 6 2B: 1 3B: 0 HR: 0	SF: 1 SAC: 0 DP: 0 HBP: 0	WP: 2 PB: 1 SB: 0 CS: 0	PA: 40	
PITCHER	IP	WLS	BF	H	R	ER	SO	BB	IBB	HBP	BLK	WP	HR	S	P	ERA	WHIP				
Pete Schourek, L (1, 1) ERA: 4.26	6.0	W	27	5	1	1	5	4	0	0	0	1	0	75	120	1.50	1.500				
Trey Miller, L (7, 1) ERA: 3.34	2.1		11	2	0	0	0	2	0	0	0	1	0	25	39	0.00	1.714				
Mike Magnante, L (9, 1) ERA: 6.0	0.2	S	2	0	0	0	1	0	0	0	0	0	0	7	12	0.00	0.000				

Cincinnati Reds @ Houston Astros
Astrodome, Houston, TX
Sun Jun 21 1998, 4:33 AM EDT
Att: 42,281 - Dome - 72 F


AB 33
R 1
H 7
RBI 1
BB 6
SO 6
LOB 26

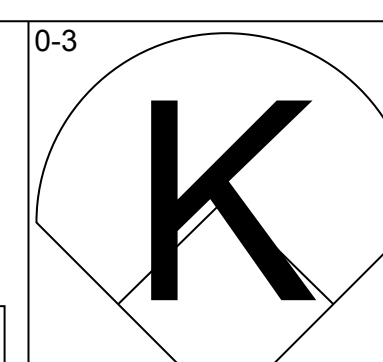
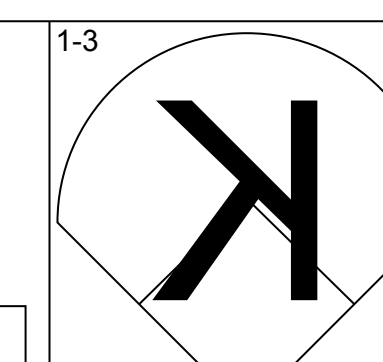
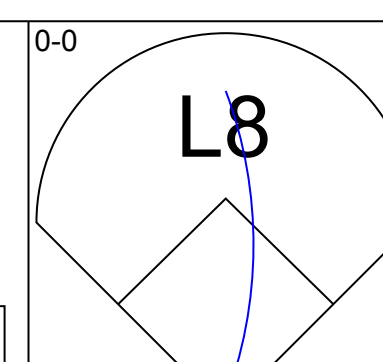
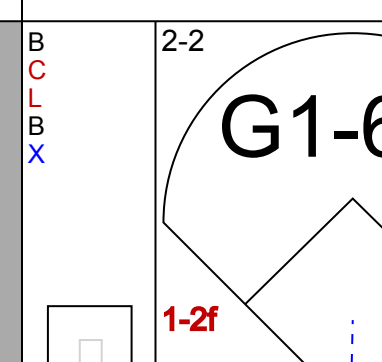
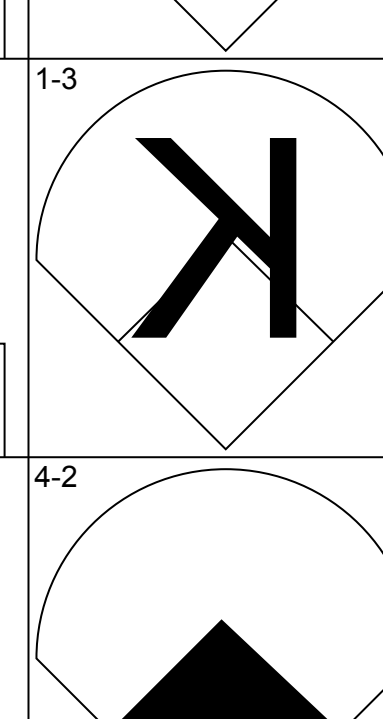
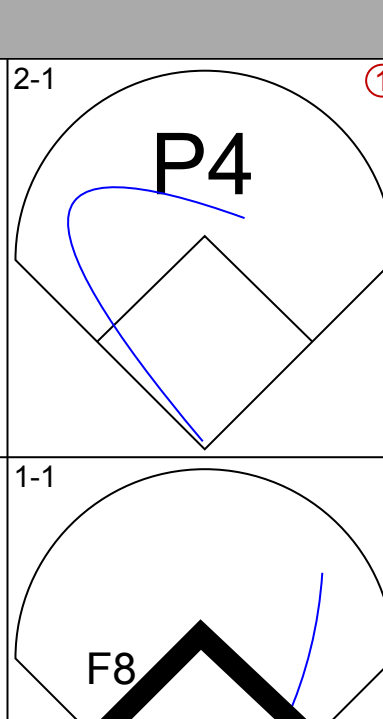
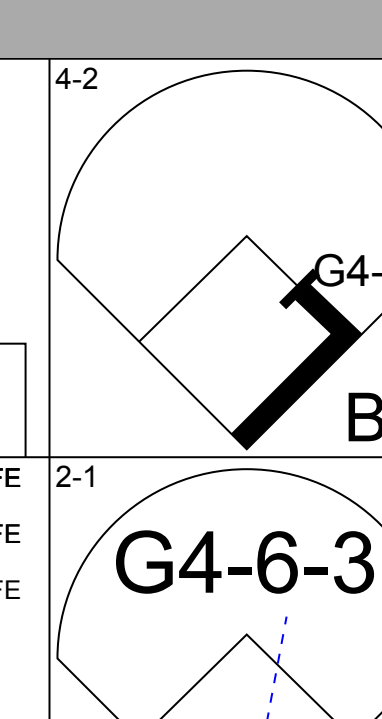
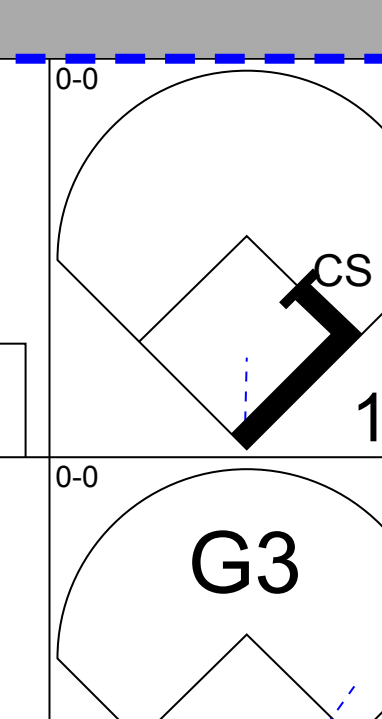
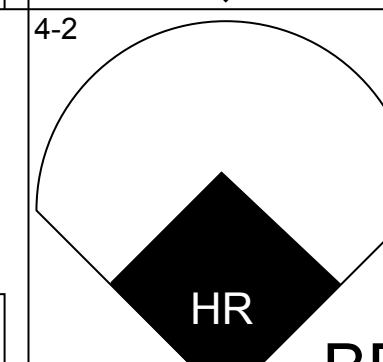
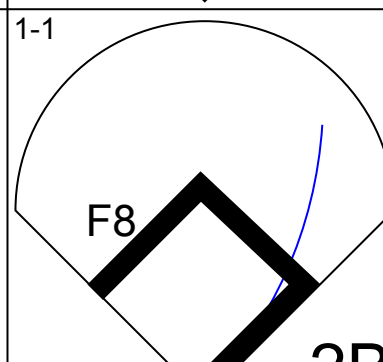
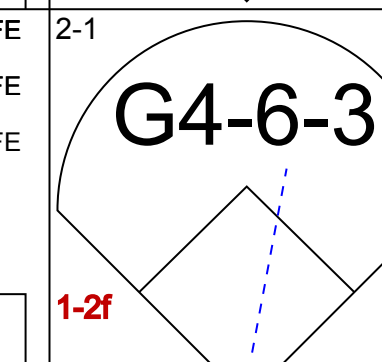
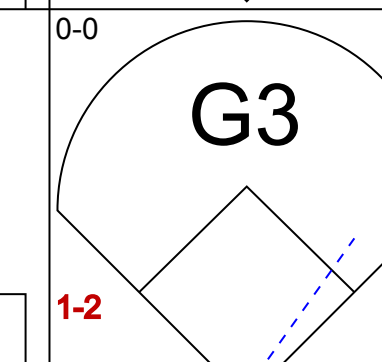
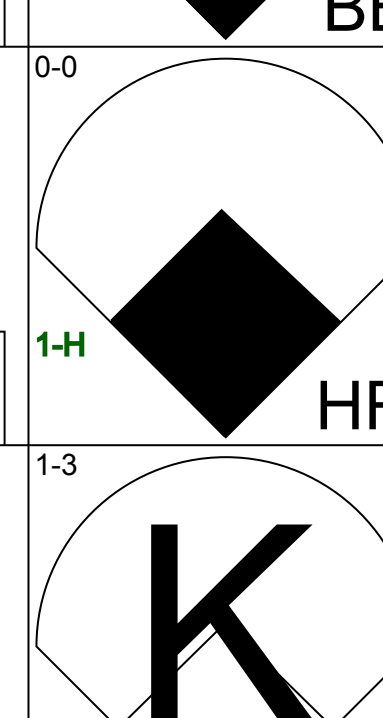
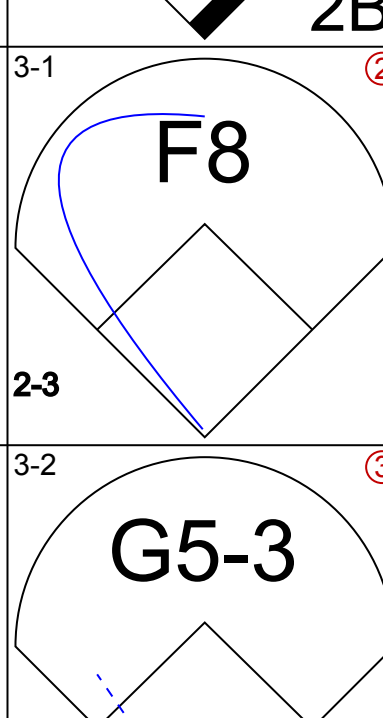
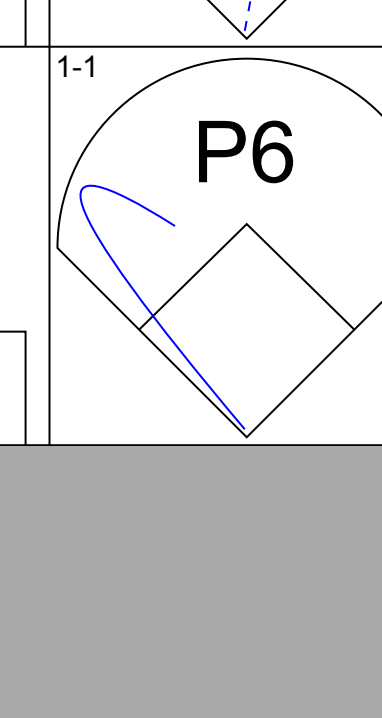
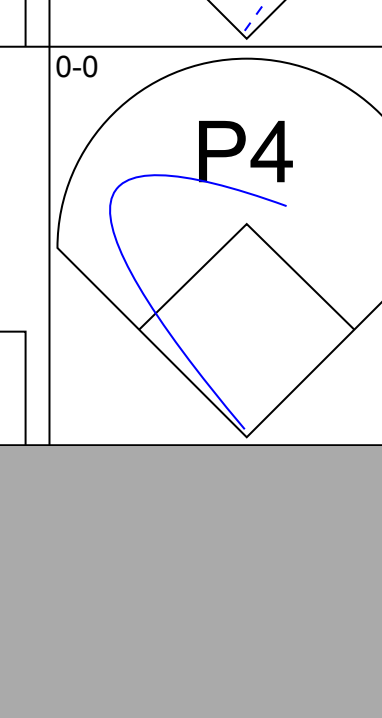
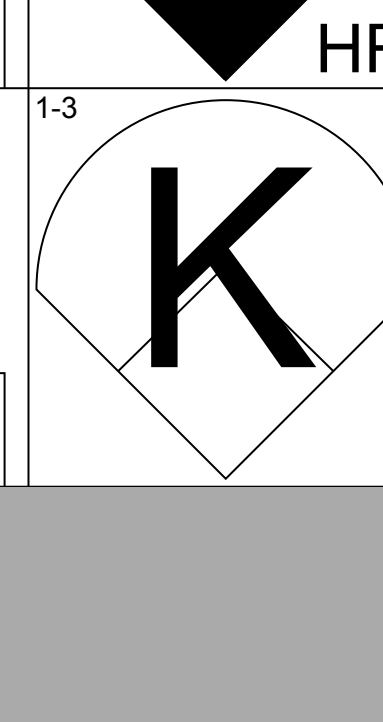
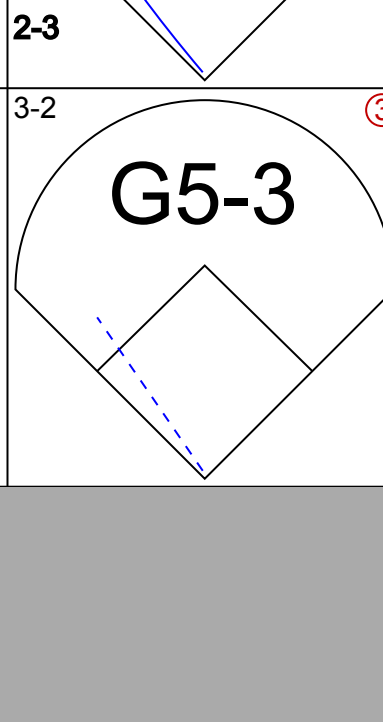
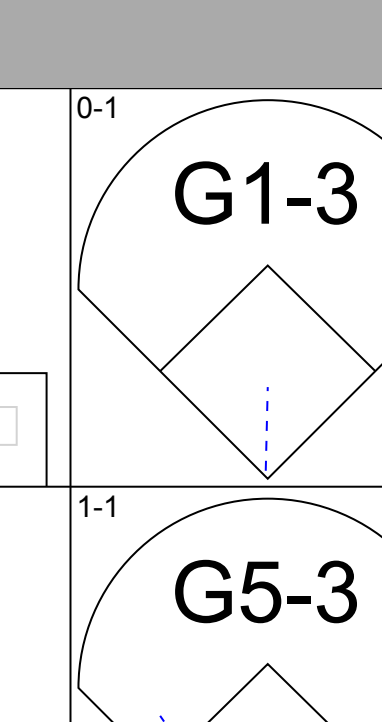
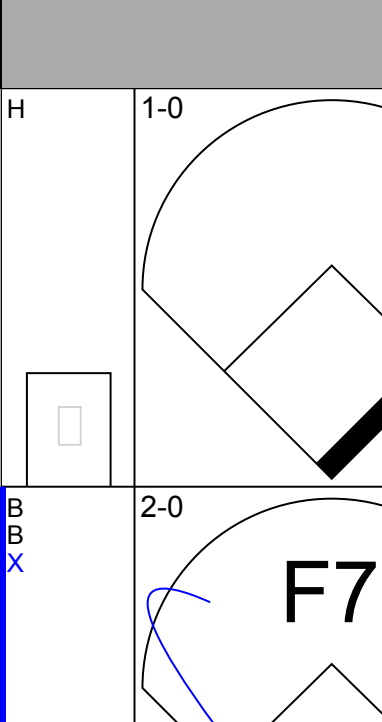
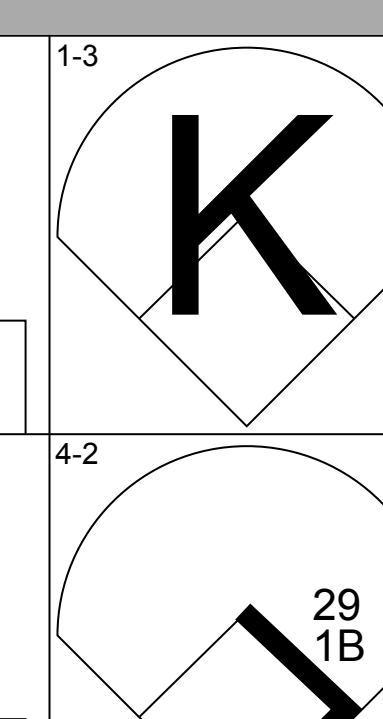
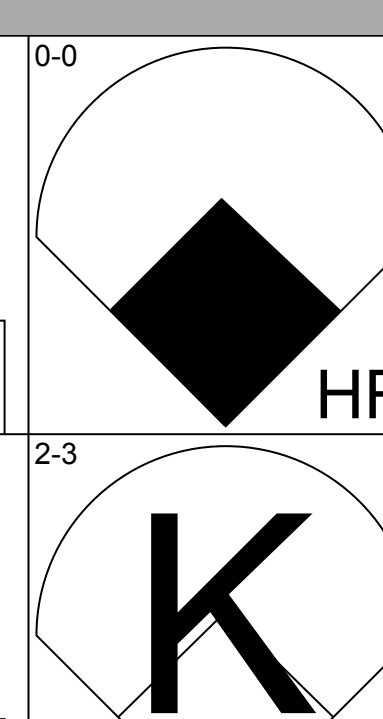
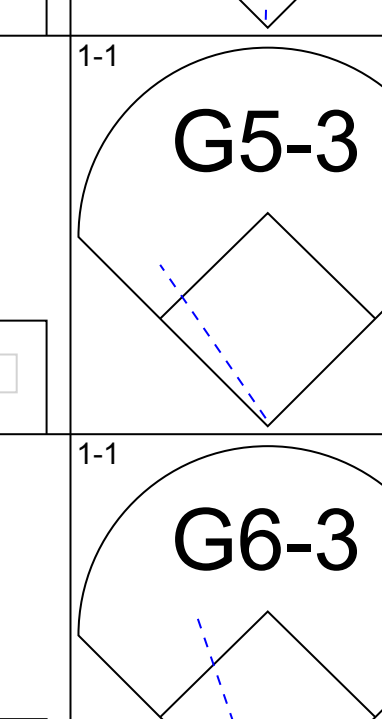
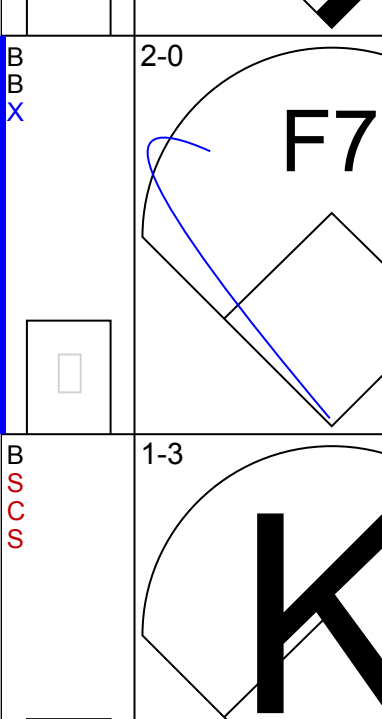
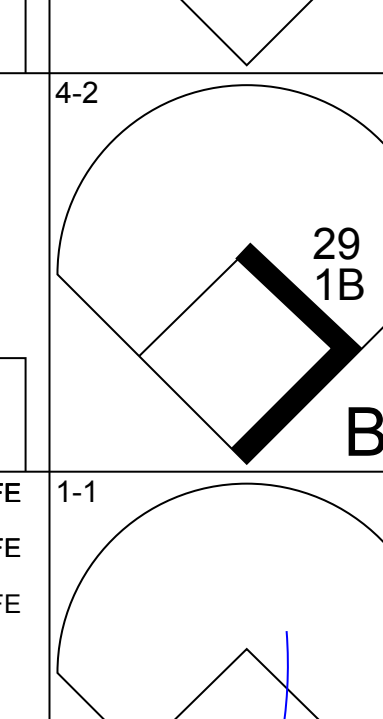
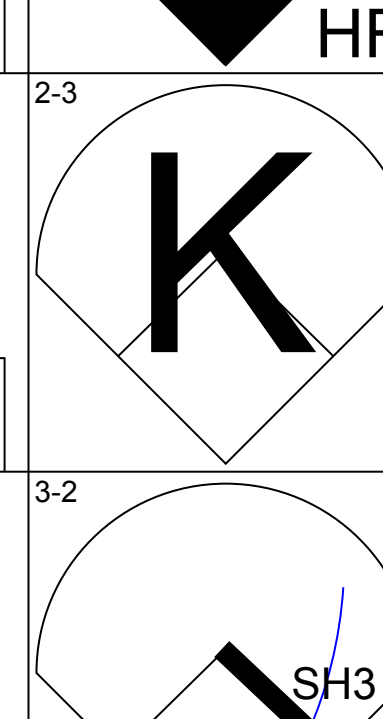
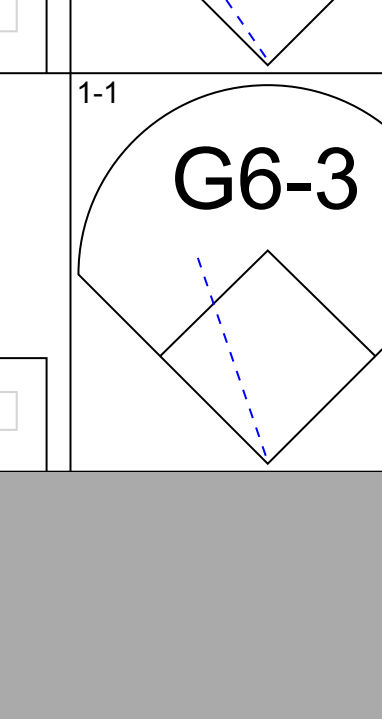
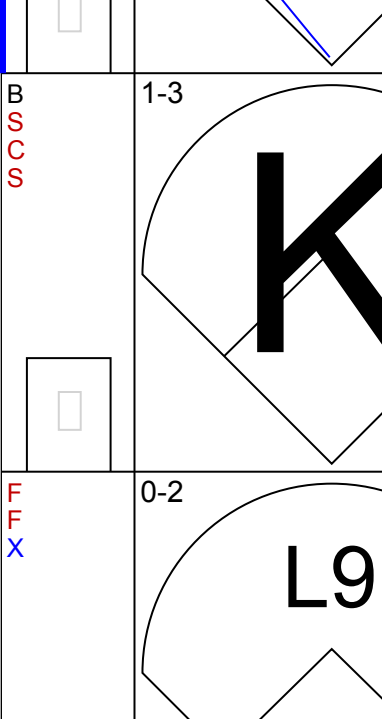
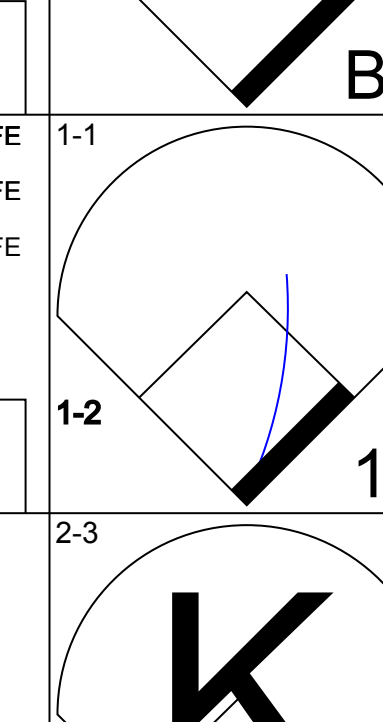
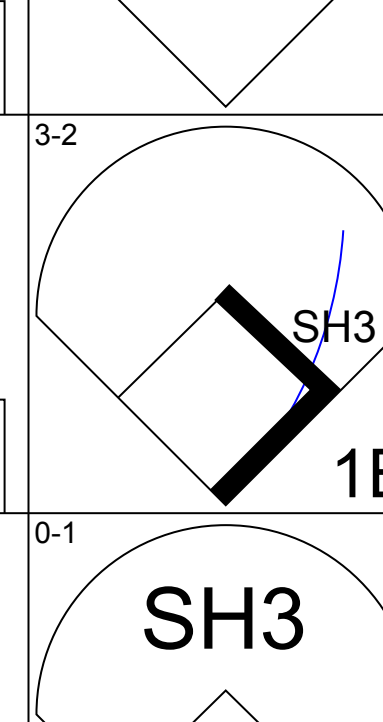
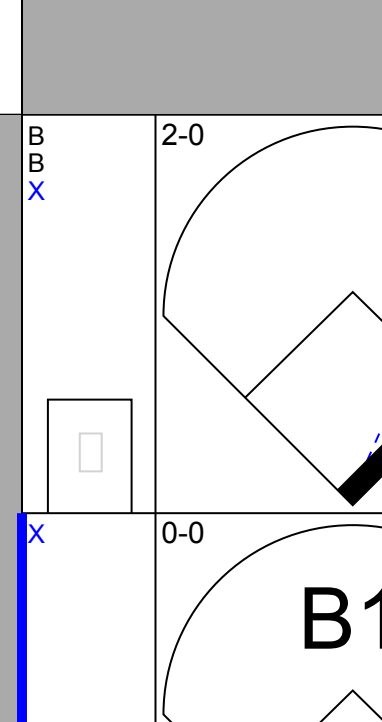
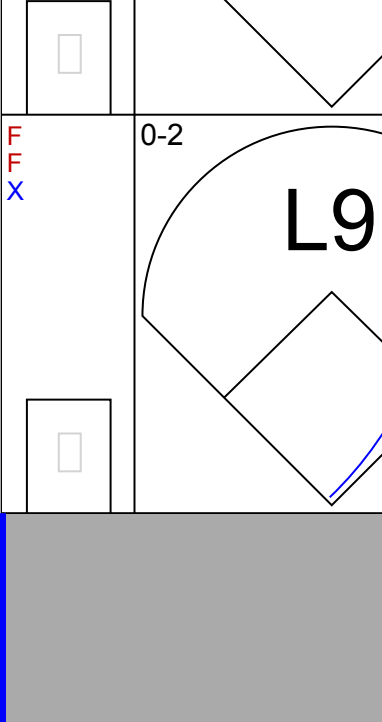
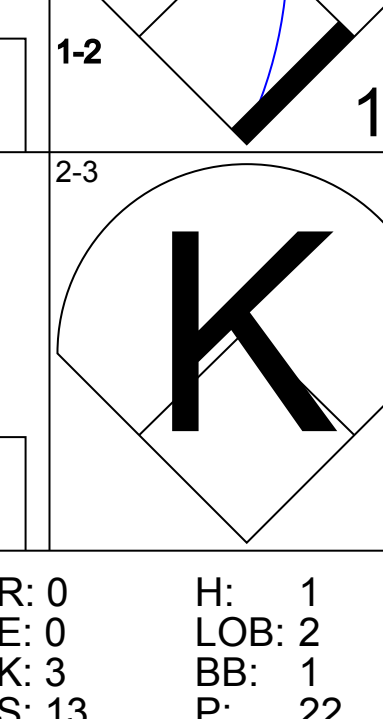
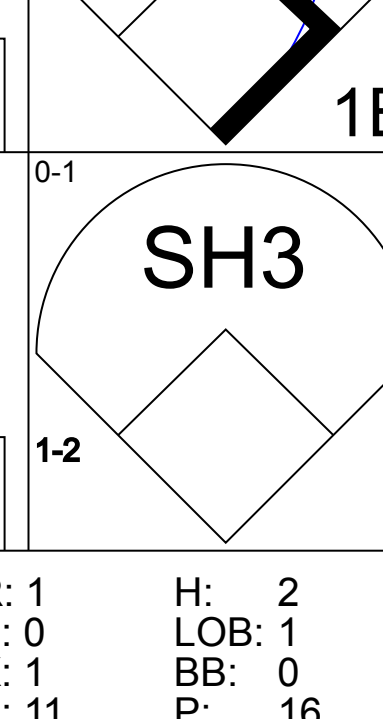
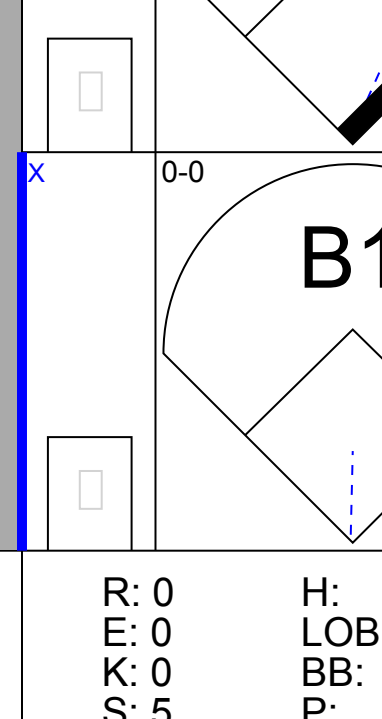


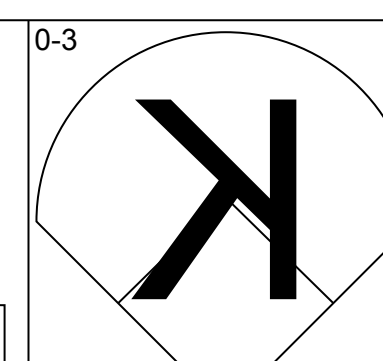
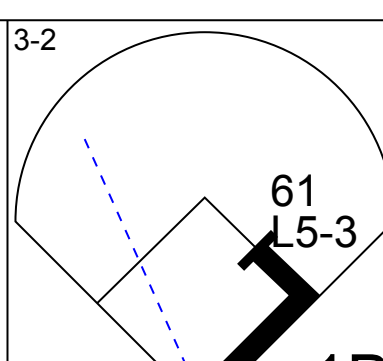
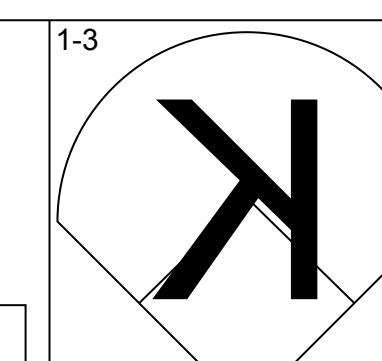
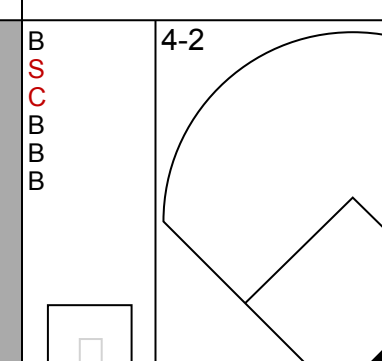
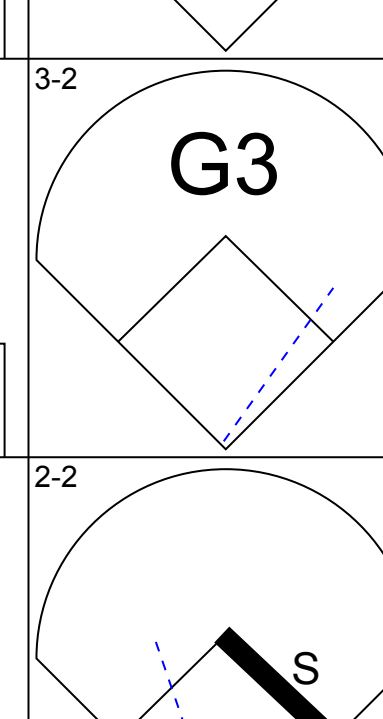
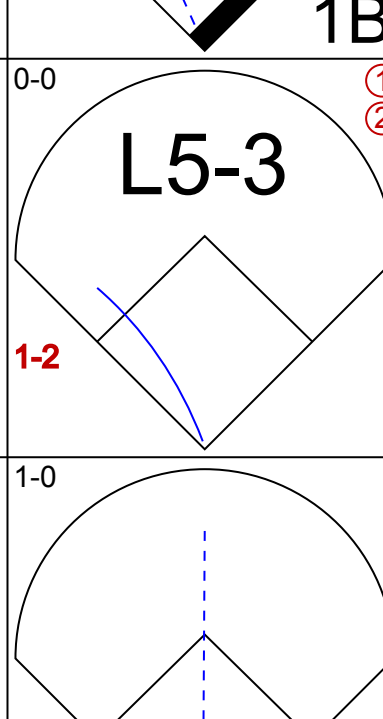
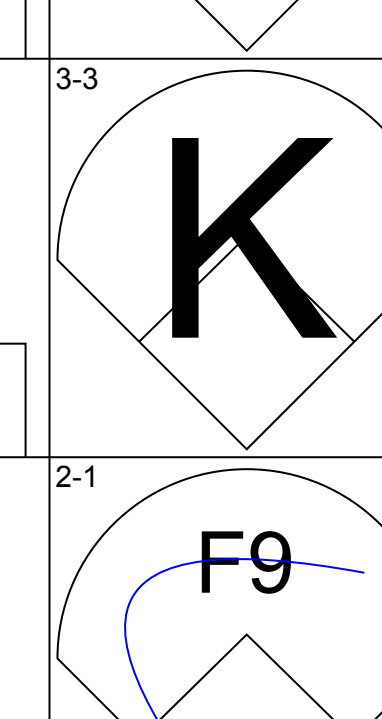
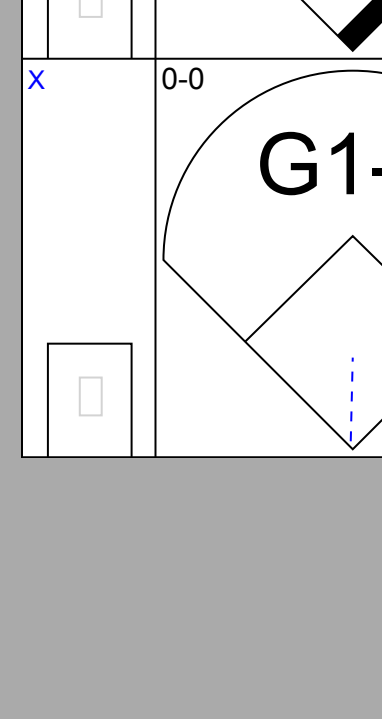
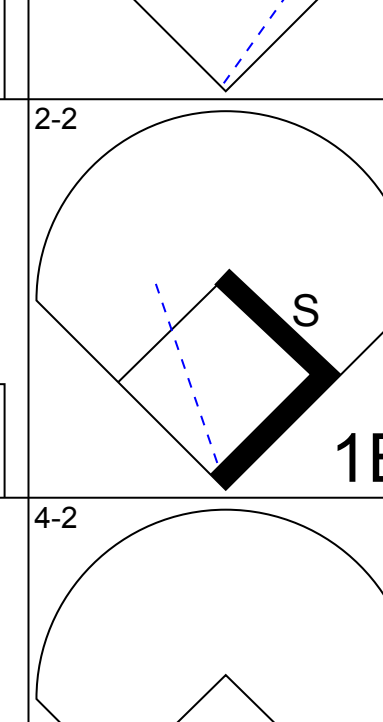
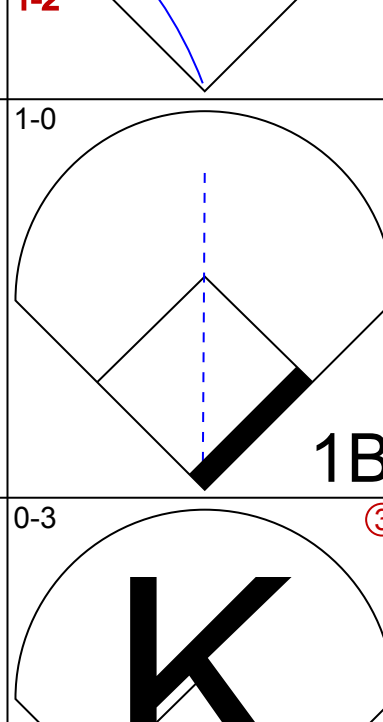
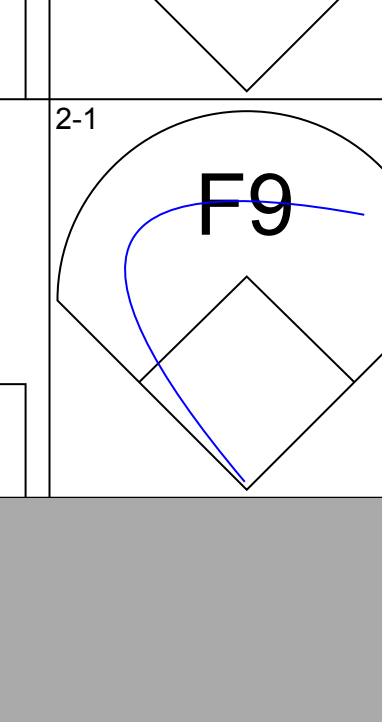
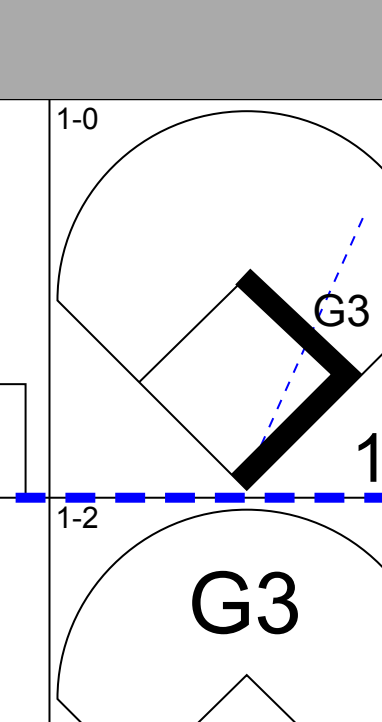
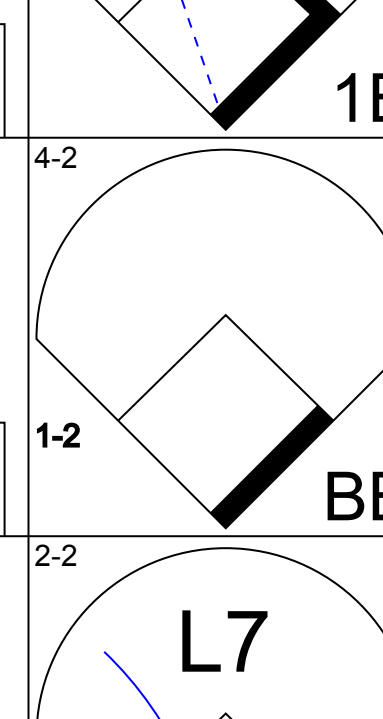

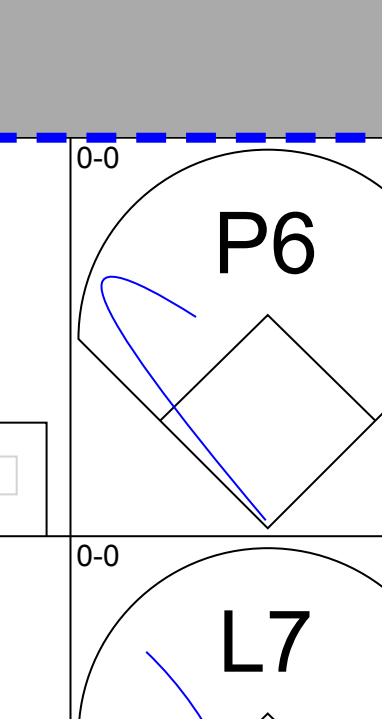
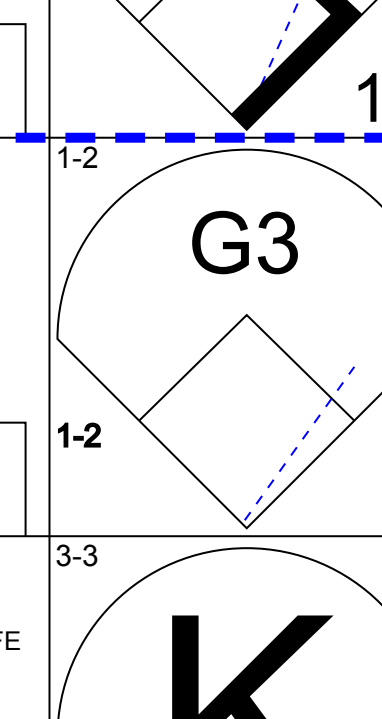
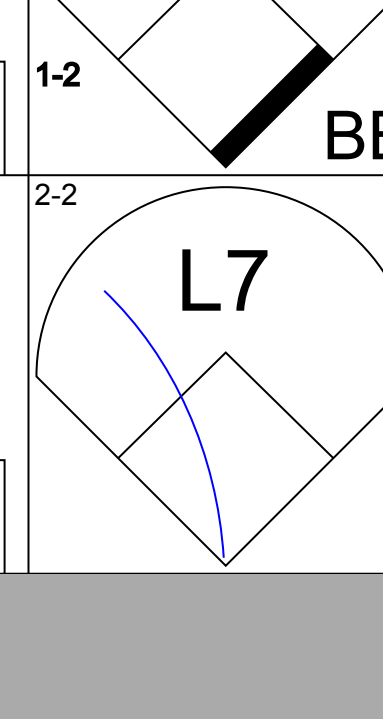
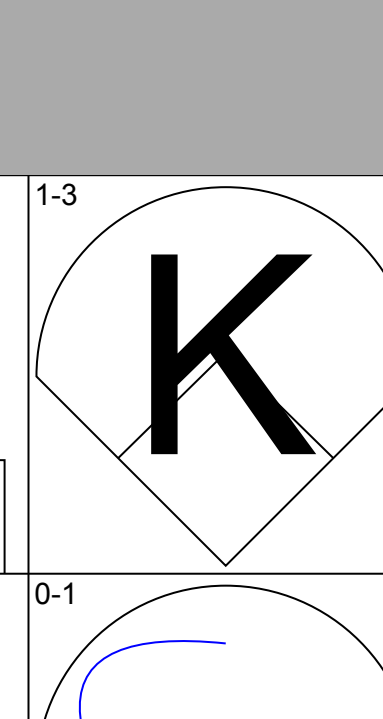
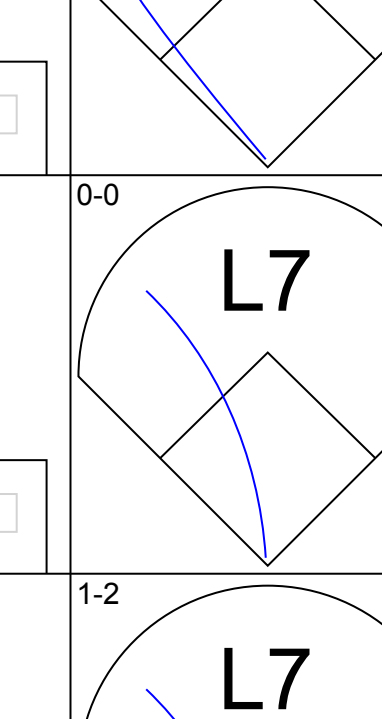
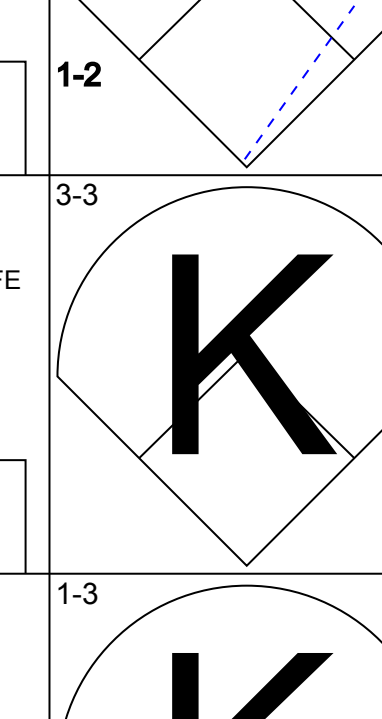
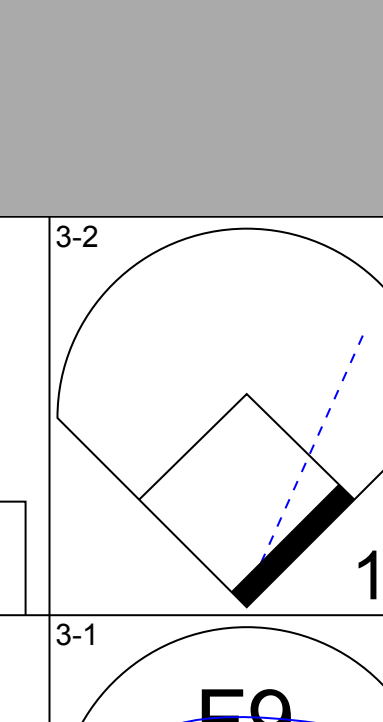
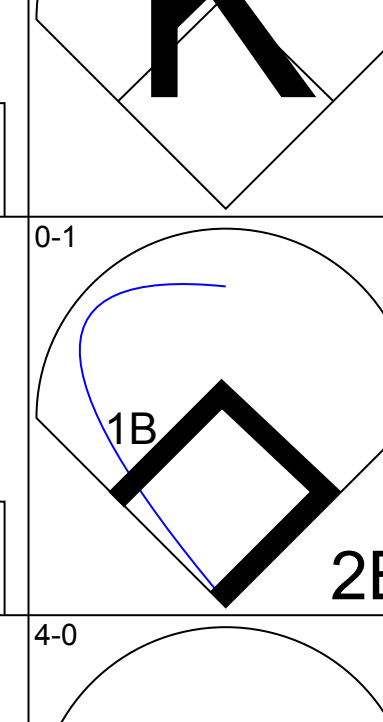
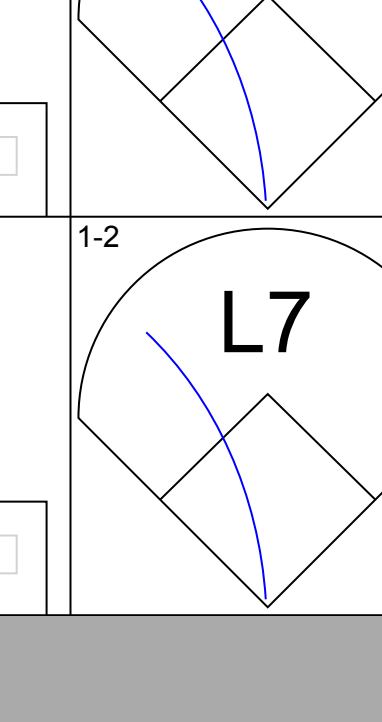
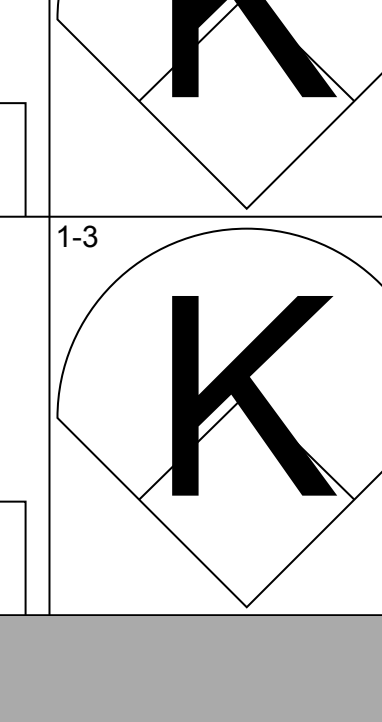
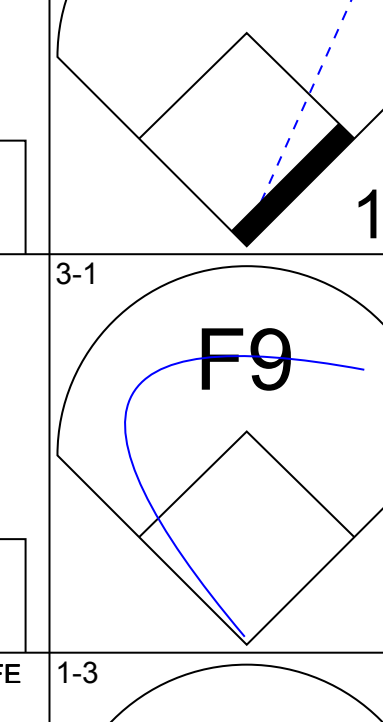
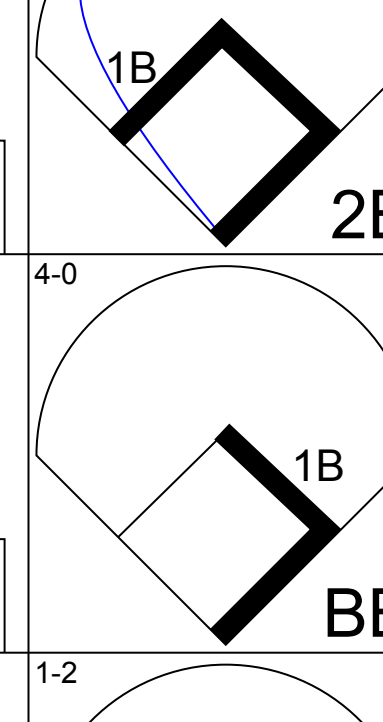
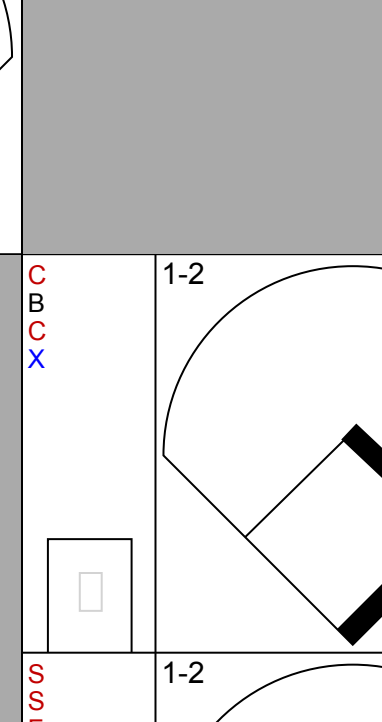
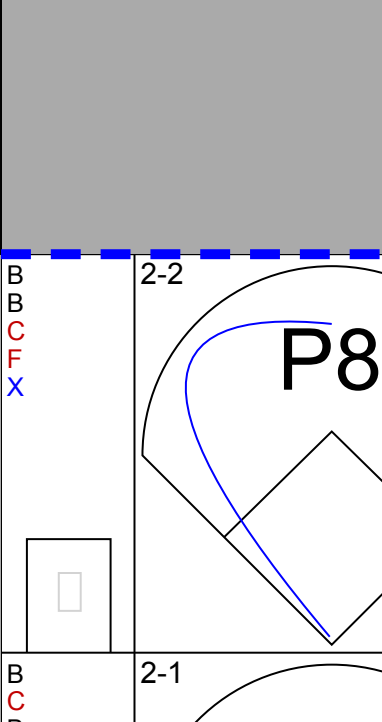
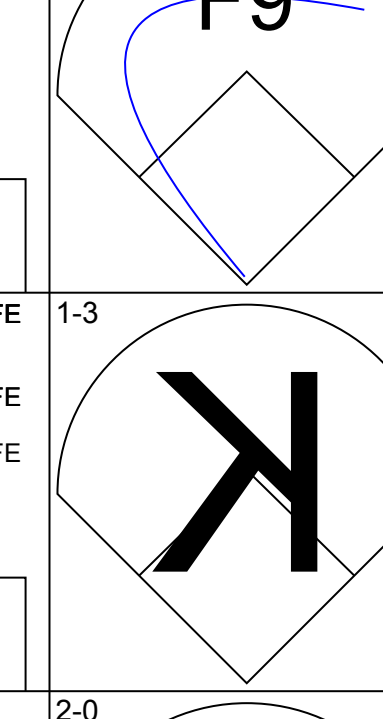
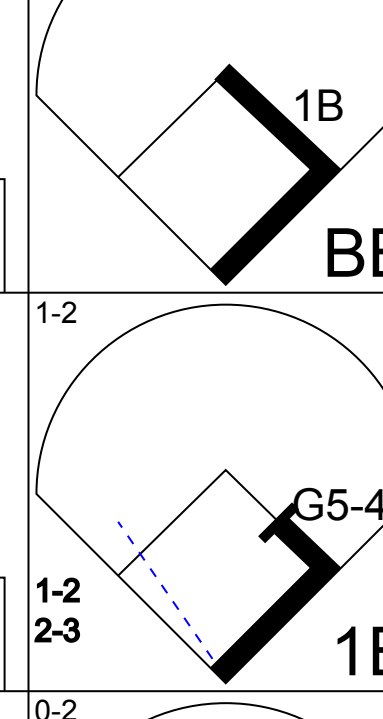
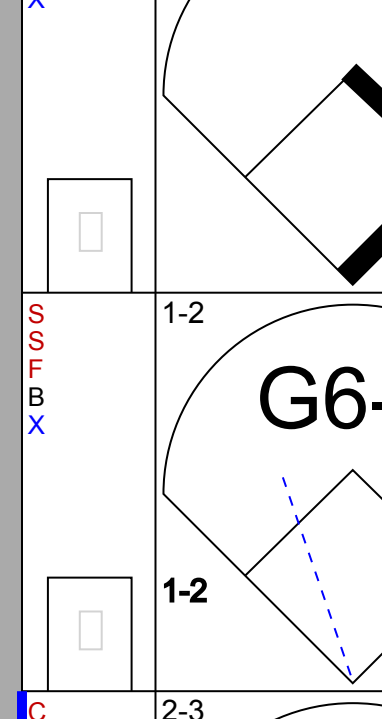
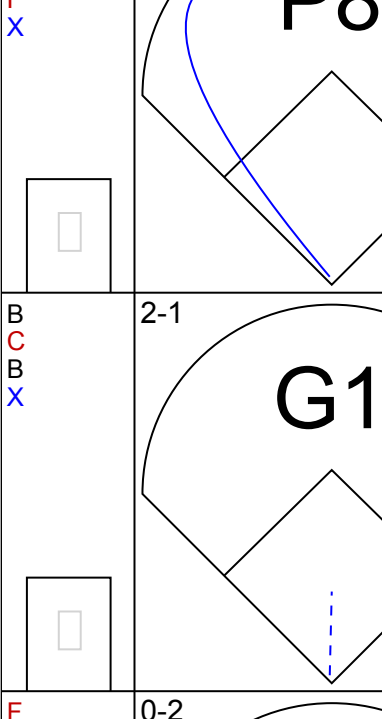
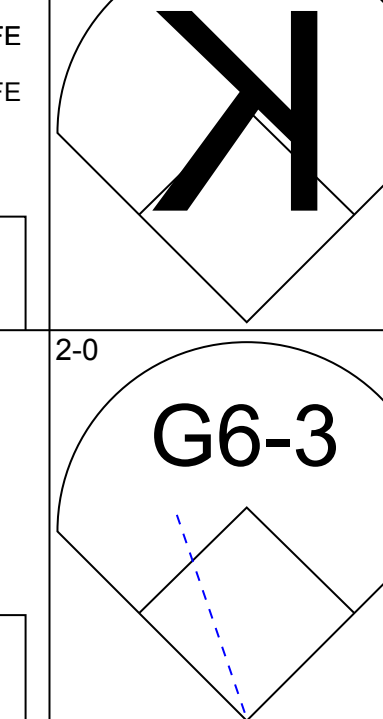
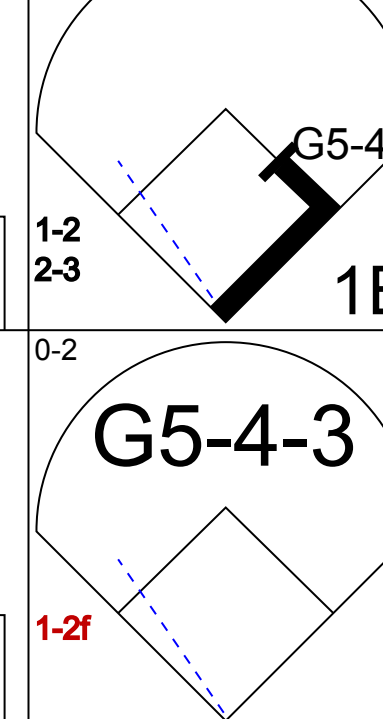
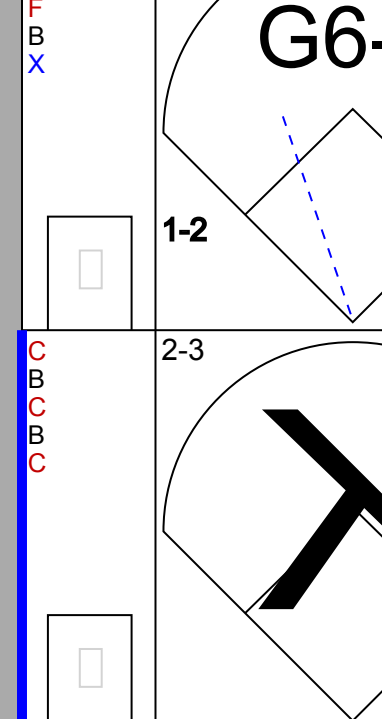
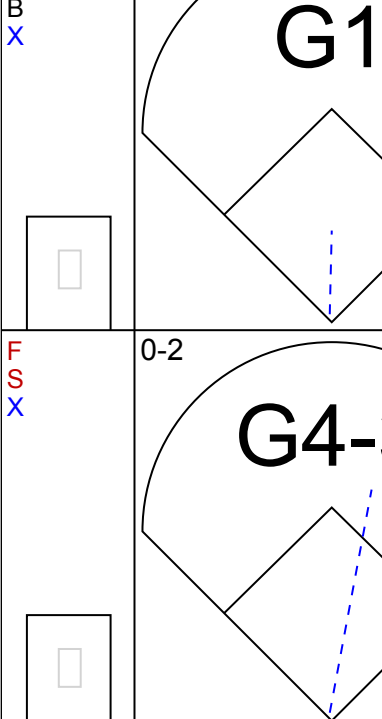
Batter	1	2	3	4	5	6	7	8	9	AB	R	H	RBI	BB	SO	LOB	BOTTOM				
Craig Biggio, R (1, 4) OBP: 0.301, SLG: 0.521	G6-3		5 1B HBP		F8	FC6-4				3	1	0	0	0	0	2					
Bill Spiers, L (1, 5) OBP: 0.388, SLG: 0.429	G6-3		5 1B		K				G3	4	0	2	0	0	1	0					
Derek Bell, R (1, 9) OBP: 0.364, SLG: 0.497	G6-3		L9		G6-3				5 FC5-4	4	0	1	0	0	0	3					
5 Jeff Bagwell, R (1, 3) OBP: 0.411, SLG: 0.507										3	1	2	1	1	0	1					
Moises Alou, R (1, 7) OBP: 0.399, SLG: 0.588	FC6-4		G1-3						L6	4	1	1	0	0	0	5					
Carl Everett, S (1, 8) OBP: 0.422, SLG: 0.560		F7			K				K	3	0	0	0	1	2	0					
Tony Eusebio, R (1, 2) OBP: 0.341, SLG: 0.315	G6-3		G6-3		G6-3				G6-3	4	0	0	0	0	0	2					
Ricky Gutierrez, R (1, 6) OBP: 0.393, SLG: 0.372	G6-3								G6-3	4	0	2	1	0	0	0					
Pete Schourek, L (1, 1) OBP: 0.111, SLG: 0.111										2	0	0	0	0	1	1					
35 Dave Clark, L (6, PH) OBP: 0.232, SLG: 0.133										0	0	0	0	1	0	0					
Trey Miller, R (7, 1) OBP: 0.500, SLG: 1.000										0	0	0	0	0	0	0					
Mike Magnante, L (9, 1) OBP: 1.000, SLG: 1.000										0	0	0	0	0	0	0					
Inning Stats	R: 0 E: 0 K: 0 S: 11	H: 1 LOB: 2 BB: 1 P: 18	R: 0 E: 0 K: 0 S: 13	H: 0 LOB: 0 BB: 0 P: 20	R: 1 E: 0 K: 1 S: 13	H: 2 LOB: 2 BB: 0 P: 20	R: 0 E: 0 K: 1 S: 9	H: 1 LOB: 1 BB: 0 P: 15	R: 0 E: 0 K: 0 S: 9	H: 0 LOB: 0 BB: 0 P: 13	R: 2 E: 0 K: 0 S: 15	H: 3 LOB: 2 BB: 2 P: 33	R: 0 E: 0 K: 0 S: 9	H: 1 LOB: 1 BB: 0 P: 14	R: 0 E: 0 K: 1 S: 10	H: 0 LOB: 0 BB: 0 P: 16	1B: 6 2B: 2 3B: 0 HR: 0	SF: 0 SAC: 0 DP: 1 HBP: 1	WP: 0 PB: 0 SB: 0 CS: 0	PA: 35	
PITCHER	IP	WLS	BF	H	R	ER	SO	BB	IBB	HBP	BLK	WP	HR	S	P	ERA	WHIP				
Pete Schourek, R (1, 1) ERA: 2.89	5.2	L	27	7	3	3	3	3	0	1	0	0	0	68	116	4.76	1.765				
Danny Graves, R (6, 1) ERA: 3.09	2.1		8	1	0	0	1	0	0	0	0	0	0	21	33	0.00	0.429				

Cincinnati Reds @ Houston Astros
Astrodome, Houston, TX
Sun Jun 21 1998, 4:33 AM EDT
Att: 42,281 - Dome - 72 F

AB 31
R 3
H 8
RBI 2
BB 3
SO 4
LOB 14



Batter	1	2	3	4	5	6	7	8	9	AB	R	H	RBI	BB	SO	LOB	TOP											
Johnny Damon, L OBP: 0.345, SLG: 0.426 (1, 8)										4	0	0	0	0	2	4	Kansas City Royals @ Cincinnati Reds Cinergy Field, Cincinnati, OH Mon Jun 22 1998, 7:05 PM EDT Att: 18,687 - Cloudy - 71 F											
Shane Halter, R OBP: 0.299, SLG: 0.358 (1, 6)										3	0	1	0	1	1	0												
Jose Offerman, S OBP: 0.381, SLG: 0.414 (1, 4)										3	1	1	0	1	0	2												
Jeff King, R OBP: 0.337, SLG: 0.483 (1, 5)										4	1	1	2	0	0	1												
Jeff Conine, R OBP: 0.291, SLG: 0.373 (1, 3) (8, 7)										3	0	0	0	0	1	1												
Shane Mack, R OBP: 0.340, SLG: 0.462 Hal Morris, L OBP: 0.376, SLG: 0.434 (8, 3)										3	1	1	1	0	1	0												
Jermaine Dye, R OBP: 0.267, SLG: 0.295 (1, 9)										3	0	0	0	1	2	1												
29 Mike Sweeney, R OBP: 0.292, SLG: 0.331 (1, 2)										4	0	3	0	0	0	1												
Jim Pittsley, R Ricky Bones, R Matt Whisenant, R Jeff Montgomery, R (1, 1) (6, 1) (8, 1) (9, 1)										1	0	0	0	0	1	2												
Inning Stats	R: 2 E: 0 K: 3 S: 13	H: 1 LOB: 0 BB: 1 P: 19	R: 0 E: 0 K: 3 S: 13	H: 1 LOB: 2 BB: 1 P: 22	R: 0 E: 0 K: 0 S: 10	H: 1 LOB: 1 BB: 0 P: 19	R: 1 E: 0 K: 1 S: 11	H: 2 LOB: 1 BB: 0 P: 16	R: 0 E: 0 K: 0 S: 7	H: 0 LOB: 0 BB: 1 P: 14	R: 0 E: 0 K: 0 S: 6	H: 0 LOB: 0 BB: 0 P: 8	R: 0 E: 0 K: 0 S: 5	H: 1 LOB: 0 BB: 0 P: 9	R: 0 E: 0 K: 0 S: 3	H: 1 LOB: 0 BB: 0 P: 3		R: 0 E: 0 K: 1 S: 7	H: 0 LOB: 1 BB: 0 P: 11	1B: 4 2B: 1 3B: 0 HR: 2	SF: 0 SAC: 1 DP: 2 HBP: 1	WP: 0 PB: 0 SB: 0 CS: 1	PA: 35					
PITCHER	IP	WLS	BF	H	R	ER	SO	BB	IBB	HBP	BLK	WP	HR	S	P	ERA		WHIP										
Mike Remlinger, L ERA: 4.36 Scott Sullivan, R ERA: 5.24	(1, 1) (8, 1)	7.0 L	28 28	6 6	3 3	3 3	7 7	3 3	0 0	0 0	0 0	0 0	2 2	65 65	107 107	3.86 3.86		1.286 1.286										

Batter	1	2	3	4	5	6	7	8	9	AB	R	H	RBI	BB	SO	LOB	BOTTOM											
Reggie Sanders, R OBP: 0.322, SLG: 0.397 (1, 9) (8, 8)										3	0	1	0	1	2	0	Kansas City Royals @ Cincinnati Reds Cinergy Field, Cincinnati, OH Mon Jun 22 1998, 7:05 PM EDT Att: 18,687 - Cloudy - 71 F											
61 Mike Frank, L OBP: 0.294, SLG: 0.267 Scott Sullivan, R OBP: 0.200, SLG: 0.200 (1, 8) (8, 1)										4	0	0	0	0	1	3												
Barry Larkin, R OBP: 0.364, SLG: 0.427 (1, 6)										4	0	3	0	0	0	0												
Eddie Taubensee, L OBP: 0.367, SLG: 0.445 (1, 2)										3	0	0	0	1	1	2												
Dmitri Young, S OBP: 0.356, SLG: 0.493 (1, 7)										4	0	0	0	0	2	3												
Willie Greene, L OBP: 0.388, SLG: 0.421 (1, 5)										4	0	2	0	0	1	1												
Bret Boone, R OBP: 0.344, SLG: 0.483 (1, 4)										3	0	1	0	1	0	1												
Sean Casey, L OBP: 0.246, SLG: 0.170 (1, 3)										4	0	1	0	0	1	2												
Mike Remlinger, L OBP: 0.107, SLG: 0.143 Lenny Harris, L OBP: 0.336, SLG: 0.358 (7, PH) (8, 9)										2	0	0	0	0	0	4												
Inning Stats	R: 0 E: 0 K: 1 S: 16	H: 1 LOB: 2 BB: 1 P: 27	R: 0 E: 0 K: 1 S: 10	H: 1 LOB: 0 BB: 0 P: 19	R: 0 E: 0 K: 1 S: 8	H: 2 LOB: 1 BB: 0 P: 12	R: 0 E: 0 K: 1 S: 13	H: 2 LOB: 2 BB: 1 P: 19	R: 0 E: 0 K: 0 S: 5	H: 0 LOB: 0 BB: 0 P: 6	R: 0 E: 0 K: 1 S: 13	H: 1 LOB: 2 BB: 1 P: 21	R: 0 E: 0 K: 2 S: 13	H: 1 LOB: 1 BB: 0 P: 19	R: 0 E: 0 K: 0 S: 8	H: 0 LOB: 0 BB: 0 P: 12		1B: 7 2B: 2 3B: 0 HR: 0	SF: 0 SAC: 0 DP: 2 HBP: 0	WP: 0 PB: 0 SB: 1 CS: 0	PA: 36							
PITCHER	IP	WLS	BF	H	R	ER	SO	BB	IBB	HBP	BLK	WP	HR	S	P	ERA		WHIP										
Jim Pittsley, R ERA: 6.06 Ricky Bones, R ERA: Matt Whisenant, L ERA: 5.33 Jeff Montgomery, R ERA: 6.91	(1, 1) (6, 1) (8, 1) (9, 1)	5.0 2.0 1.0 1.0	W 9 3 3	21 21 3 3	6 2 0 0	0 0 0 0	0 1 2 0	6 1 0 0	0 1 0 0	0 0 0 0	0 0 0 0	0 0 0 0	0 0 0 0	19 19 12 8	29 29 17 12	0.00 0.00 0.00 0.00		1.600 1.500 0.000 0.000										

Batter	1	2	3	4	5	6	7	8	9	AB	R	H	RBI	BB	SO	LOB	TOP					
Johnny Damon, L OBP: 0.346, SLG: 0.445 (1, 8)	G4-3		HR	HR		G4-3		F8		5	2	2	4	0	0	1	Kansas City Royals @ Cincinnati Reds Cinergy Field, Cincinnati, OH Tue Jun 23 1998, 3:33 AM EDT Att: 18,063 - Cloudy - 73 F					
Jose Offerman, S OBP: 0.378, SLG: 0.417 (1, 4)	G6-3		G5-3	1B		L7		K		5	1	1	0	0	1	1						
Hal Morris, L OBP: 0.384, SLG: 0.446 (1, 3)	1B		2B	1B		1B			G1-3	5	0	4	1	0	0	0						
Jeff King, R OBP: 0.331, SLG: 0.475 (1, 5)	F9		K	L7		L9			G6-3	5	0	0	0	0	1	4						
Larry Sutton, L OBP: 0.323, SLG: 0.353 (1, 9)		K	L3			F8			G6-3	5	0	0	0	0	1	1						
Jeff Conine, R OBP: 0.290, SLG: 0.392 (1, 7)	HR			F8	G4-3					4	1	1	1	0	1	0						
Luis Rivera, R OBP: 0.333, SLG: 0.281 Scott Service, R (7, 1)	F8		SH1-4	HR	BB	S		G4-3		3	1	1	0	1	0	0						
Sal Fasano, R OBP: 0.263, SLG: 0.245 (1, 2)	1B		HR	SH1-4	1B	1B		SH3		2	1	2	0	1	0	0						
Pat Rapp, R Shane Halter, R OBP: 0.299, SLG: 0.358 (7, 6)	K		SH1-4	G5-3				SH3		2	0	0	0	0	1	3						
Inning Stats	R: 0 E: 0 K: 0 S: 11	H: 1 LOB: 1 BB: 0 P: 18	R: 1 E: 0 K: 2 S: 13	H: 2 LOB: 1 BB: 0 P: 18	R: 1 E: 0 K: 1 S: 16	H: 2 LOB: 1 BB: 0 P: 23	R: 4 E: 0 K: 0 S: 14	H: 4 LOB: 1 BB: 1 P: 23	R: 0 E: 0 K: 0 S: 7	H: 1 LOB: 2 BB: 1 P: 15	R: 0 E: 0 K: 1 S: 8	H: 0 LOB: 0 BB: 0 P: 11	R: 0 E: 0 K: 1 S: 7	H: 0 LOB: 1 BB: 0 P: 10	R: 0 E: 0 K: 0 S: 5	H: 0 LOB: 0 BB: 0 P: 7		1B: 6 2B: 1 3B: 1 HR: 3	SF: 0 SAC: 2 DP: 0 HBP: 1	WP: 0 PB: 0 SB: 1 CS: 0	PA: 41	
PITCHER	IP	WLS	BF	H	R	ER	SO	BB	IBB	HBP	BLK	WP	HR	S	P	ERA	WHIP					
Scott Klinglebeck, R ERA: 5.96 Steve Parris, R ERA: Scott Sullivan, R ERA: 5.11 Gabe White, L ERA: 5.79 Danny Graves, R ERA: 3.0	(1, 1)	4.0	L	22	9	6	6	3	1	0	0	0	0	3	54	82	13.50	2.500				
	(5, 1)	2.0		9	2	0	0	0	0	1	0	0	0	0	15	26	0.00	1.000				
	(7, 1)	1.1		5	0	0	0	1	0	0	1	0	0	0	11	17	0.00	0.000				
	(8, 1)	0.2		2	0	0	0	1	0	0	0	0	0	4	4	0.00	0.000					
	(9, 1)	1.0		3	0	0	0	0	0	0	0	0	0	5	7	0.00	0.000					

Batter	1	2	3	4	5	6	7	8	9	AB	R	H	RBI	BB	SO	LOB	BOTTOM					
Lenny Harris, L OBP: 0.331, SLG: 0.345 Danny Graves, R (9, 1)	F9		S	G4-3		K		F9		4	0	0	0	1	1	4	Kansas City Royals @ Cincinnati Reds Cinergy Field, Cincinnati, OH Tue Jun 23 1998, 3:33 AM EDT Att: 18,063 - Cloudy - 73 F					
61 Mike Frank, L OBP: 0.273, SLG: 0.250 (1, 8)	3B		K			F8		G6-3		5	1	1	0	0	1	3						
Barry Larkin, R OBP: 0.368, SLG: 0.446 (1, 6)	1H	G6-3	3B	F7	2B	2B		FC4-6		5	2	3	1	0	1	1						
Willie Greene, L OBP: 0.388, SLG: 0.423 (1, 5)	G6-3		BB	BB		2B		FC4-6		4	1	1	2	1	0	1						
Bret Boone, R OBP: 0.343, SLG: 0.483 (1, 4)	G6-3		K	K		K		G4-3		4	0	1	0	0	2	3						
Dmitri Young, S OBP: 0.357, SLG: 0.486 (1, 7)	G6-3		K	K		G3-1		G4-3		4	0	0	1	0	1	2						
Sean Casey, L OBP: 0.246, SLG: 0.175 (1, 3)	G6-3		G6-3	G6-3		G6-3		G3-1		4	0	1	0	0	0	1						
Brook Fordyce, R OBP: 0.293, SLG: 0.366 (1, 2)	1B		BB	1B		BB		K		4	0	3	0	0	1	0						
Scott Klinglebeck, R Melvin Nieves, S Steve Parris, R Chris Stynes, R Scott Sullivan, R Gabe White, L Reggie Sanders, R	(1, 1)	(4, P)	(5, 1)	(6, P)	(7, 1)	(8, P)	(8, P)	(8, P)	(8, P)	1	0	0	0	0	1	1						
Inning Stats	R: 2 E: 0 K: 0 S: 13	H: 2 LOB: 0 BB: 0 P: 19	R: 0 E: 0 K: 1 S: 11	H: 1 LOB: 1 BB: 0 P: 13	R: 0 E: 0 K: 2 S: 12	H: 0 LOB: 2 BB: 2 P: 24	R: 0 E: 0 K: 1 S: 8	H: 1 LOB: 2 BB: 1 P: 15	R: 1 E: 0 K: 1 S: 9	H: 2 LOB: 1 BB: 0 P: 15	R: 0 E: 0 K: 1 S: 10	H: 2 LOB: 1 BB: 0 P: 16	R: 1 E: 0 K: 0 S: 9	H: 2 LOB: 1 BB: 0 P: 13	R: 0 E: 0 K: 1 S: 5	H: 0 LOB: 0 BB: 0 P: 6		R: 0 E: 0 K: 1 S: 8	H: 0 LOB: 0 BB: 0 P: 10	1B: 6 2B: 2 3B: 2 HR: 0	SF: 0 SAC: 0 DP: 0 HBP: 0	WP: 2 PB: 0 SB: 1 CS: 0
PITCHER	IP	WLS	BF	H	R	ER	SO	BB	IBB	HBP	BLK	WP	HR	S	P	ERA	WHIP					
Pat Rapp, R ERA: 4.84 Scott Service, R ERA: 3.6	(1, 1)	6.0	W	29	8	3	3	6	3	0	0	0	0	0	22	29	3.00	0.667				
	(7, 1)	3.0	S	11	2	1	1	2	0	0	0	0	0	22	29	3.00	0.667					

AB	36
R	6
H	11
RBI	6
BB	2
SO	5
LOB	10

AB	37
R	4
H	10
RBI	4
BB	3
SO	8
LOB	18



Batter	1	2	3	4	5	6	7	8	9	AB	R	H	RBI	BB	SO	LOB	TOP								
Reggie Sanders, R OBP: 0.320, SLG: 0.393 (1, 9)	F7			61 BB 1B		G5-3		P3		4	1	1	0	0	0	0	Cincinnati Reds @ Chicago White Sox Comiskey Park, Chicago, IL Wed Jun 24 1998, 8:05 PM EDT Att: 16,344 - Unknown - 91 F								
61 Mike Frank, L OBP: 0.289, SLG: 0.217 (1, 8)	G6-3			FC6 1B BB		F8		F9		3	0	0	0	1	0										
Barry Larkin, R OBP: 0.366, SLG: 0.443 (1, 6)	G4-3			1-2 FC6 1B		G3-1		G6-3		4	0	1	1	0	0										
Eddie Taubensee, L OBP: 0.365, SLG: 0.455 (1, 2)		F8							K	4	1	1	1	0	1	2									
Dmitri Young, S OBP: 0.350, SLG: 0.483 (1, 7)		G6-3							K	4	0	1	0	0	1	2									
Bret Boone, R OBP: 0.338, SLG: 0.477 (1, 4)		G6-3							G6-4-3	4	0	0	0	0	0	3									
Willie Greene, L OBP: 0.391, SLG: 0.423 (1, 5)				G4-6-3 1B		G3				2	0	1	0	1	0	0									
Melvin Nieves, S OBP: 0.385, SLG: 0.351 (1, 10)			K			G3-1				2	0	0	0	1	1										
Sean Casey, L OBP: 0.235, SLG: 0.167 (1, 3)			G4-6-3			F9				3	0	0	0	0	0	3									
Inning Stats	R: 0 E: 0 K: 0 S: 5	H: 0 LOB: 0 BB: 0 P: 9	R: 0 E: 0 K: 0 S: 7	H: 0 LOB: 0 BB: 0 P: 8	R: 0 E: 0 K: 1 S: 8	H: 1 LOB: 0 BB: 0 P: 11	R: 1 E: 0 K: 0 S: 15	H: 2 LOB: 2 BB: 1 P: 26	R: 0 E: 0 K: 0 S: 4	H: 0 LOB: 0 BB: 0 P: 7	R: 0 E: 0 K: 0 S: 6	H: 0 LOB: 0 BB: 0 P: 6	R: 1 E: 0 K: 0 S: 9	H: 2 LOB: 2 BB: 2 P: 20	R: 0 E: 0 K: 2 S: 9	H: 0 LOB: 0 BB: 0 P: 16	R: 0 E: 0 K: 2 S: 8	H: 0 LOB: 0 BB: 0 P: 12	1B: 4 2B: 0 3B: 0 HR: 1	SF: 0 SAC: 0 DP: 2 HBP: 0	WP: 0 PB: 0 SB: 0 CS: 0	PA: 33			
PITCHER	IP	WLS	BF	H	R	ER	SO	BB	IBB	HBP	BLK	WP	HR	S	P	ERA	WHIP								
Jaime Navarro, R ERA: 5.52 (1, 1)	6.2	W	26	5	2	2	1	3	0	0	0	0	1	52	83	2.70	1.200								
Bob Howry, R ERA: (7, 1)	0.1		1	0	0	0	0	0	0	0	0	0	0	2	4	0.00	0.000								
41 Bill Simas, R ERA: 2.56 (8, 1)	2.0	S	6	0	0	0	2	0	0	0	0	0	0	17	28	0.00	0.000								

Batter	1	2	3	4	5	6	7	8	9	AB	R	H	RBI	BB	SO	LOB	BOTTOM								
Ray Durham, S OBP: 0.380, SLG: 0.470 (1, 4)	FC4-6 1B									4	0	4	0	0	0	0	Cincinnati Reds @ Chicago White Sox Comiskey Park, Chicago, IL Wed Jun 24 1998, 8:05 PM EDT Att: 16,344 - Unknown - 91 F								
Mike Canuso, S OBP: 0.340, SLG: 0.427 (1, 6)	FC4-6 HR									4	1	1	1	0	0	3									
Frank Thomas, R OBP: 0.387, SLG: 0.471 (1, 10)	1-H HR									4	1	1	2	0	1	3									
Albert Belle, R OBP: 0.339, SLG: 0.497 (1, 7)	K									4	0	0	0	0	2	3									
Robin Ventura, L OBP: 0.372, SLG: 0.465 (1, 5)	G4-3									4	0	0	0	0	0	0									
Wil Cordero, R OBP: 0.306, SLG: 0.436 (1, 3)		G4-3								3	0	0	0	0	0	0									
Magglio Ordonez, R OBP: 0.307, SLG: 0.414 (1, 9)		G4-3								3	1	1	1	0	0	0									
Mike Cameron, R OBP: 0.287, SLG: 0.319 (1, 8)										3	0	1	0	0	1	0									
Chad Kreuter, S OBP: 0.409, SLG: 0.364 (1, 2)		K								3	1	1	0	0	1	1									
Inning Stats	R: 2 E: 0 K: 1 S: 9	H: 2 LOB: 0 BB: 0 P: 14	R: 0 E: 0 K: 1 S: 9	H: 1 LOB: 0 BB: 0 P: 11	R: 0 E: 0 K: 0 S: 8	H: 1 LOB: 1 BB: 0 P: 12	R: 1 E: 0 K: 0 S: 5	H: 1 LOB: 0 BB: 0 P: 9	R: 1 E: 0 K: 0 S: 10	H: 3 LOB: 1 BB: 0 P: 16	R: 0 E: 0 K: 0 S: 5	H: 0 LOB: 0 BB: 0 P: 7	R: 0 E: 0 K: 1 S: 11	H: 1 LOB: 1 BB: 0 P: 14	R: 0 E: 0 K: 2 S: 11	H: 0 LOB: 0 BB: 0 P: 16	1B: 7 2B: 0 3B: 0 HR: 2	SF: 0 SAC: 0 DP: 1 HBP: 0	WP: 0 PB: 1 SB: 3 CS: 0	PA: 32					
PITCHER	IP	WLS	BF	H	R	ER	SO	BB	IBB	HBP	BLK	WP	HR	S	P	ERA	WHIP								
Scott Winchester, R ERA: 4.48 (1, 1)	4.0	L	20	8	4	4	2	0	0	0	0	0	0	20	37	5.7	2.000								
Scott Sullivan, R ERA: 4.85 (5, 1)	3.0		9	1	0	0	1	0	0	0	0	0	0	20	26	0.00	0.333								
Jeff Shaw, R ERA: 1.96 (8, 1)	1.0		3	0	0	0	2	0	0	0	0	0	0	11	16	0.00	0.000								

AB	30
R	2
H	5
RBI	2
BB	3
SO	3
LOB	11



AB	32
R	4
H	9
RBI	4
BB	0
SO	5
LOB	10



Batter	1	2	3	4	5	6	7	8	9	AB	R	H	RBI	BB	SO	LOB	TOP					
Reggie Sanders, R OBP: 0.317, SLG: 0.388 (1, 8)	G5-3			P4			E6	K		5	0	1	1	0	1	1	Cincinnati Reds @ Chicago White Sox Comiskey Park, Chicago, IL Thu Jun 25 1998, 8:05 PM EDT Att: 14,081 - Cloudy - 93 F					
Chris Stynes, R OBP: 0.331, SLG: 0.361 61 Mike Frank, L OBP: 0.259, SLG: 0.208 (1, 9)	K	G3		K			SH1-3	K		3	0	0	0	0	2	4						
Barry Larkin, R OBP: 0.364, SLG: 0.442 (1, 6)	G5-3				G4-3		G5-3	F9		5	1	1	0	0	0	1						
Bret Boone, R OBP: 0.336, SLG: 0.472 (1, 4)		G6-3			F9		K	L9		5	1	1	1	0	1	1						
Dmitri Young, S OBP: 0.355, SLG: 0.490 (1, 7)					G3-1					4	2	3	1	0	0	0						
Eduardo Perez, R OBP: 0.284, SLG: 0.269 (1, 3)							G5-3	SH2-3		3	1	1	0	0	0	1						
Melvin Nieves, S OBP: 0.389, SLG: 0.342 (1, 10)							F7	HR		2	1	0	0	2	0	1						
Pokey Reese, R OBP: 0.270, SLG: 0.286 (1, 5)								HR		2	1	2	4	2	0	0						
Brook Fordyce, R OBP: 0.278, SLG: 0.347 (1, 2)							K	G6-3		4	0	0	0	0	3	5						
Inning Stats	R: 0 E: 0 K: 1 S: 9	H: 0 LOB: 0 BB: 0 P: 11	R: 2 E: 0 K: 1 S: 18	H: 3 LOB: 3 BB: 2 P: 36	R: 2 E: 0 K: 0 S: 8	H: 3 LOB: 0 BB: 0 P: 10	R: 0 E: 0 K: 2 S: 11	H: 1 LOB: 1 BB: 0 P: 13	R: 0 E: 0 K: 0 S: 9	H: 0 LOB: 0 BB: 0 P: 13	R: 0 E: 0 K: 1 S: 9	H: 0 LOB: 1 BB: 1 P: 15	R: 0 E: 1 K: 1 S: 9	H: 0 LOB: 1 BB: 0 P: 15	R: 3 E: 0 K: 1 S: 9	H: 2 LOB: 0 BB: 1 P: 17	R: 0 E: 0 K: 1 S: 5	H: 0 LOB: 0 BB: 0 P: 8	1B: 6 2B: 2 3B: 0 HR: 1	SF: 0 SAC: 2 DP: 1 HBP: 0	WP: 0 PB: 0 SB: 2 CS: 0	PA: 40
PITCHER	IP	WLS	BF	H	R	ER	SO	BB	IBB	HBP	BLK	WP	HR	S	P	ERA	WHIP					
Jim Parque, L ERA: 5.83 (1, 1)	3.0	L	16	6	4	4	2	2	0	0	0	0	0	35	57	12.00	2.667					
Jason Bere, R ERA: 6.02 (4, 1)	4.0		15	1	0	0	4	1	0	0	0	0	0	38	56	0.00	0.500					
Keith Foulke, R ERA: 4.54 (8, 1)	2.0		9	2	3	3	2	0	1	0	0	0	1	14	25	13.50	1.000					

AB	34
R	7
H	9
RBI	7
BB	4
SO	8
LOB	14



Batter	1	2	3	4	5	6	7	8	9	AB	R	H	RBI	BB	SO	LOB	BOTTOM					
Ray Durham, S OBP: 0.377, SLG: 0.465 (1, 4)			F7		G3-1		F8	K		5	0	1	0	0	1	4	Cincinnati Reds @ Chicago White Sox Comiskey Park, Chicago, IL Thu Jun 25 1998, 8:05 PM EDT Att: 14,081 - Cloudy - 93 F					
Mike Canuso, S OBP: 0.345, SLG: 0.431 (1, 6)	FC4-6						E7	G3		5	1	3	0	0	0	1						
Frank Thomas, R OBP: 0.384, SLG: 0.467 (1, 10)	F7		F9				F8	F9		5	1	1	0	0	0	5						
Albert Belle, R OBP: 0.346, SLG: 0.502 (1, 7)										5	1	4	1	0	0	2						
Robin Ventura, L OBP: 0.373, SLG: 0.462 (1, 5)	F8									4	1	1	0	1	0	3						
Wil Cordero, R OBP: 0.303, SLG: 0.429 (1, 3)										5	0	1	1	0	3	5						
Magglio Ordonez, R OBP: 0.305, SLG: 0.410 (1, 9)		G6-3					L8			5	0	1	1	0	0	5						
Mike Cameron, R OBP: 0.286, SLG: 0.318 (1, 8)		G5-3					P4	F8		4	1	1	0	0	0	2						
Charlie O'Brien, R OBP: 0.305, SLG: 0.388 Greg Norton, S OBP: 0.296, SLG: 0.438 Chad Kreuter, S OBP: 0.409, SLG: 0.364 (1, 2)										3	0	1	0	0	0	1						
Inning Stats	R: 1 E: 0 K: 0 S: 16	H: 2 LOB: 1 BB: 0 P: 23	R: 0 E: 0 K: 0 S: 8	H: 0 LOB: 0 BB: 0 P: 11	R: 0 E: 0 K: 0 S: 17	H: 2 LOB: 2 BB: 0 P: 20	R: 0 E: 0 K: 1 S: 8	H: 0 LOB: 0 BB: 0 P: 15	R: 0 E: 0 K: 0 S: 7	H: 0 LOB: 0 BB: 0 P: 12	R: 0 E: 0 K: 1 S: 9	H: 2 LOB: 3 BB: 1 P: 15	R: 1 E: 1 K: 0 S: 8	H: 2 LOB: 1 BB: 0 P: 13	R: 2 E: 0 K: 2 S: 19	H: 4 LOB: 2 BB: 0 P: 28	R: 1 E: 0 K: 0 S: 15	H: 3 LOB: 2 BB: 0 P: 23	1B: 15 2B: 0 3B: 0 HR: 0	SF: 0 SAC: 0 DP: 0 HBP: 0	WP: 1 PB: 0 SB: 2 CS: 0	PA: 43
PITCHER	IP	WLS	BF	H	R	ER	SO	BB	IBB	HBP	BLK	WP	HR	S	P	ERA	WHIP					
Brett Tomko, R ERA: 4.98 (1, 1)	7.0	W	30	8	2	1	2	1	0	0	0	0	0	73	109	1.29	1.286					
Danny Graves, R ERA: 3.45 (8, 1)	0.2		6	4	2	2	1	0	0	0	0	0	0	16	24	27.00	6.000					
Jeff Shaw, R ERA: 2.11 (8, 1)	1.1	S	7	3	1	1	1	0	0	0	0	0	0	18	27	6.75	2.250					

AB	42
R	5
H	15
RBI	4
BB	1
SO	4
LOB	28



Batter	1	2	3	4	5	6	7	8	9	10	11	12	13	AB	R	H	RBI	BB	SO	LOB	TOP	
Reggie Sanders, R OBP: 0.324, SLG: 0.410 (1, 9)	K		CS 1H 2H HR		CS 1B			K			G4-3 1B		SH3-4	5	1	3	3	0	2	0		
Willie Greene, L OBP: 0.263, SLG: 0.425 (1, 5)	G3-1		G6-3 1B		K			K			G4-3		K	6	0	1	0	0	3	3		
Barry Larkin, R OBP: 0.360, SLG: 0.441 (1, 6)	G4-3		G6-3 1-2		CS	P3			G4-3		F7		1B 1B	5	1	0	0	1	0	2		
Eddie Taubensee, L OBP: 0.365, SLG: 0.450 Chris Stynes, R OBP: 0.330, SLG: 0.360 Brook Forgyes, R OBP: 0.293, SLG: 0.354 (1, 2)		G3	F8			G4-3			P6		G1-3 1B		1B 1B	5	0	1	0	0	0	0		
Dmitri Young, S OBP: 0.361, SLG: 0.500 (1, 7)	G3 2B				HR				K		K		1B IBB	5	1	2	1	1	3	1		
Lenny Harris, L OBP: 0.336, SLG: 0.350 (1, 10)	G3				CS 1B				B5-6-4 1B		G1-3		1B IBB	6	0	3	1	0	1	2		
Sean Casey, L OBP: 0.247, SLG: 0.176 (1, 3)	F8				1B				B5-6-4 1-2		F7		IBB	4	0	0	0	1	1	3		
Pokey Reese, R OBP: 0.271, SLG: 0.286 Bret Boone, R OBP: 0.333, SLG: 0.460 (1, 4)					61 1B HR				K		G5-3		G1-3	4	1	1	0	0	1	1		
61 Mike Frank, L OBP: 0.257, SLG: 0.194 (1, 8)					1-2 HR 1B				G3		P5		SH3-4 1B BB	4	2	1	0	1	0	0		
Inning Stats	R: 0 E: 0 K: 1 S: 7	H: 0 LOB: 0 BB: 0 P: 8	R: 0 E: 0 K: 0 S: 10	H: 1 LOB: 1 BB: 0 P: 13	R: 3 E: 0 K: 0 S: 16	H: 4 LOB: 0 BB: 0 P: 24	R: 1 E: 0 K: 1 S: 11	H: 2 LOB: 0 BB: 0 P: 14	R: 0 E: 0 K: 2 S: 8	H: 0 LOB: 0 BB: 0 P: 14	R: 0 E: 0 K: 1 S: 6	H: 0 LOB: 0 BB: 0 P: 11	R: 0 E: 0 K: 1 S: 8	H: 1 LOB: 1 BB: 0 P: 12	R: 0 E: 0 K: 0 S: 13	H: 1 LOB: 2 BB: 1 P: 24	R: 2 E: 0 K: 1 S: 11	H: 2 LOB: 2 BB: 3 P: 28	1B: 10 2B: 1 3B: 0 HR: 2	SF: 0 SAC: 1 DP: 2 HBP: 0	W/P: 0 PB: 0 SB: 0 CS: 2	PA: 52
PITCHER	IP	WLS	BF	H	R	ER	SO	BB	IBB	HBP	BLK	WP	HR	S	P	ERA	WHIP					
Brian Powell, R ERA: 6.0 44 Sean Runyan, L ERA: 3.29 Matt Anderson, R ERA: Todd Jones, R ERA: 5.53 Dean Crow, R ERA: 2.04 (1, 1)	6.0		23	8	4	4	4	0	0	0	0	0	2	57	81	6.00	1.333					
PITCHER	IP	WLS	BF	H	R	ER	SO	BB	IBB	HBP	BLK	WP	HR	S	P	ERA	WHIP					
Denny Hariger, R ERA: 7.36 (13, 1)	0.0		0	0	0	0	0	0	0	0	0	0	0	0	0	∞	∞					

Cincinnati Reds @ Detroit Tigers
Tiger Stadium, Detroit, MI
Sat Jun 27 1998, 7:05 PM EDT
Att. 25,356 - Cloudy - 79 F

AB	46
R	6
H	13
RBI	6
BB	4
SO	11
LOB	14



Batter	1	2	3	4	5	6	7	8	9	10	11	12	13	AB	R	H	RBI	BB	SO	LOB	BOTTOM			
Brian Hunter, R OBP: 0.314, SLG: 0.354 (1, 8)	G4-3	P4		G4-3			G6-3		G5-3		P4			6	0	0	0	0	0	5				
Joe Randa, R OBP: 0.316, SLG: 0.333 (1, 5)	1B 1B	BB				K	G4-3		G4-3		G4-3		P4	5	1	1	1	1	1	0				
Bobby Higginson, L OBP: 0.404, SLG: 0.557 (1, 9)	CS 1B	P5				1B 2B	G4-3		G4-3		1B 1B		G6-4-3 BB	5	1	3	0	1	0	3				
Tony Clark, S OBP: 0.351, SLG: 0.521 (1, 3)	1B			G5-4-3 2B		K	G6-3		G6-3		P4		G6-4-3	6	1	2	1	0	1	3				
Damon Easley, R OBP: 0.349, SLG: 0.531 (1, 4)	K			G5-4-3 1B		1B	G4-3 BB		G4-3		1B		K	5	0	3	1	1	2	2				
Geronimo Berroa, R OBP: 0.277, SLG: 0.289 Kimera Barbee, R OBP: 0.266, SLG: 0.450 Luis Gonzalez, L OBP: 0.379, SLG: 0.496 (1, 7)		BB		G5-4-3		K	G4-3		G4-3		K		K	4	1	1	0	0	1	3				
Gabe Alvarez, R OBP: 0.444, SLG: 0.792 (1, 10)	BB 1B	BB		K			K		F9		1B P3-2 1B		HR	5	1	2	1	1	2	0				
Joe Oliver, R OBP: 0.265, SLG: 0.373 Paul Bako, L OBP: 0.330, SLG: 0.376 (1, 2)	BB 1B			K			K		G4-3		P3-2 1B		K	3	0	1	0	0	2	0				
Delvi Cruz, R OBP: 0.297, SLG: 0.333 (1, 6)	K			G4-3			K		P6		P3-2			5	0	0	0	0	2	6				
Inning Stats	R: 1 E: 0 K: 1 S: 13	H: 3 LOB: 2 BB: 0 P: 20	R: 1 E: 0 K: 1 S: 15	H: 2 LOB: 3 BB: 2 P: 25	R: 1 E: 0 K: 1 S: 10	H: 2 LOB: 0 BB: 0 P: 18	R: 0 E: 0 K: 3 S: 9	H: 0 LOB: 0 BB: 0 P: 15	R: 0 E: 0 K: 0 S: 5	H: 0 LOB: 0 BB: 0 P: 5	R: 0 E: 0 K: 0 S: 11	H: 1 LOB: 1 BB: 0 P: 16	R: 0 E: 0 K: 1 S: 14	H: 2 LOB: 2 BB: 0 P: 21	R: 0 E: 0 K: 0 S: 8	H: 2 LOB: 1 BB: 0 P: 9	R: 0 E: 0 K: 0 S: 11	H: 0 LOB: 0 BB: 1 P: 20	R: 1 E: 0 K: 3 S: 12	H: 1 LOB: 0 BB: 0 P: 17	1B: 12 2B: 4 3B: 0 HR: 1	SF: 0 SAC: 0 DP: 5 HBP: 0	W/P: 0 PB: 0 SB: 0 CS: 1	PA: 53
PITCHER	IP	WLS	BF	H	R	ER	SO	BB	IBB	HBP	BLK	WP	HR	S	P	ERA	WHIP							
Mike Remlinger, L ERA: 4.57 Scott Sullivan, R ERA: 4.69 Danny Graves, R ERA: 3.11 Jeff Shaw, R ERA: 1.97 Gabe White, L ERA: 5.73 (1, 1)	2.0		14	7	3	3	2	2	0	0	0	0	0	34	55	13.50	4.500							
PITCHER	IP	WLS	BF	H	R	ER	SO	BB	IBB	HBP	BLK	WP	HR	S	P	ERA	WHIP							

Cincinnati Reds @ Detroit Tigers
Tiger Stadium, Detroit, MI
Sat Jun 27 1998, 7:05 PM EDT
Att. 25,356 - Cloudy - 79 F

AB	49
R	5
H	15
RBI	4
BB	4
SO	14
LOB	24



Batter	1	2	3	4	5	6	7	8	9	AB	R	H	RBI	BB	SO	LOB	TOP			
Reggie Sanders, R OBP: 0.322, SLG: 0.406 (1, 8)	G6-3	F9			F9		L6		FC6-4	5	0	1	0	0	0	1				
Chris Stynes, R OBP: 0.327, SLG: 0.357 (1, 9)	BB 2B	F8			L9		G4-3		FC6-4	5	1	1	0	0	0	3				
Barry Larkin, R OBP: 0.361, SLG: 0.442 (1, 6)	2B			F8		G6-3 1B	G4-3		G4-3	4	2	1	0	1	0	2				
Bret Boone, R OBP: 0.332, SLG: 0.466 (1, 4)	1B 2B			L8		G6-3		L9		4	1	1	2	0	0	1				
Dmitri Young, S OBP: 0.362, SLG: 0.500 61 Mike Frank, L OBP: 0.243, SLG: 0.182 (1, 7)	FC5-4 1B			G4-3		G4-3		F8		2	0	1	1	0	0	0				
Eduardo Perez, R OBP: 0.290, SLG: 0.270 (1, 3)	FC5-4 FC6-4			L8		1B	1B	1B		3	1	1	0	1	0	1				
Melvin Nieves, S OBP: 0.384, SLG: 0.338 (1, 10)	FC6-4			P4		1B	1B	K		4	0	1	1	0	1	2				
Pokey Reese, R OBP: 0.270, SLG: 0.284 (1, 5)		L8		G6-3		1B		L6		4	0	1	1	0	0	0				
Brook Fordyce, R OBP: 0.299, SLG: 0.361 (1, 2)				F8		K		FC6-4 1B		4	0	2	0	0	1	2				
Inning Stats	R: 3 H: 3 E: 0 K: 0 S: 12	H: 3 LOB: 1 BB: 1 P: 19	R: 0 H: 1 E: 0 K: 0 S: 6	LOB: 1 BB: 0 P: 11	R: 0 H: 0 E: 0 K: 0 S: 9	H: 0 LOB: 0 BB: 0 P: 14	R: 0 H: 0 E: 0 K: 0 S: 6	H: 0 LOB: 0 BB: 0 P: 12	R: 0 H: 0 E: 0 K: 1 S: 18	H: 3 LOB: 2 BB: 1 P: 31	R: 0 H: 0 E: 0 K: 0 S: 8	H: 0 LOB: 0 BB: 0 P: 11	R: 0 H: 1 E: 0 K: 1 S: 10	H: 1 LOB: 1 BB: 0 P: 16	R: 0 H: 2 E: 0 K: 0 S: 11	H: 2 LOB: 2 BB: 0 P: 17	1B: 8 2B: 2 3B: 0 HR: 0	SF: 0 SAC: 0 DP: 0 HBP: 0	WP: 0 PA: 39 PB: 0 SB: 0 CS: 0	
PITCHER	IP	WLS	BF	H	R	ER	SO	BB	IBB	HBP	BLK	WP	HR	S	P	ERA	WHIP			
Justin Thompson, L ERA: 4.05 (1, 1)	5.2	L	25	6	5	5	0	1	1	0	0	0	0	49	80	7.94	1.235			
Doug Bochler, R ERA: 3.57 (6, 1)	2.1		9	2	0	0	2	0	0	0	0	0	0	25	39	0.00	0.857			
Denny Harriger, R ERA: 6.75 (9, 1)	0.0		0	0	0	0	0	0	0	0	0	0	0	0	0	∞	∞			

Cincinnati Reds @ Detroit Tigers
Tiger Stadium, Detroit, MI
Sun Jun 28 1998, 3:33 AM EDT
Att: 22,535 - Cloudy - 79 F

AB 37
R 5
H 10
RBI 5
BB 2
SO 2
LOB 13



Batter	1	2	3	4	5	6	7	8	9	AB	R	H	RBI	BB	SO	LOB	BOTTOM			
Brian Hunter, R OBP: 0.309, SLG: 0.349 (1, 8)	K		K		B2-3		E5	F9		5	0	0	0	0	2	1				
Trey Beamon, L OBP: 0.687, SLG: 0.500 Joe Randa, R OBP: 0.317, SLG: 0.332 (1, 10)	G6-3		1B		1B	BB			L8	2	0	1	0	2	0	0				
Bobby Higginson, L OBP: 0.304, SLG: 0.565 (1, 9)	HR		1B		F7		F8		G3	5	1	2	1	0	0	3				
Tony Clark, S OBP: 0.349, SLG: 0.516 (1, 3)	K		K		1B		K		K	5	0	1	0	0	4	4				
Luis Gonzalez, L OBP: 0.374, SLG: 0.489 (1, 7)		F9	P5		G4-3		K			4	0	0	0	0	1	6				
Damion Easley, R OBP: 0.351, SLG: 0.540 (1, 4)		2B		P4		F7		HR		4	1	2	1	0	0	0				
Gabe Alvarez, R OBP: 0.419, SLG: 0.714 (1, 5)	F8		1B		F9		K		K	4	0	1	0	0	1	1				
Paul Bako, L OBP: 0.345, SLG: 0.411 (1, 2)			2B				G4-3			4	0	3	0	0	0	0				
Deivi Cruz, R OBP: 0.296, SLG: 0.332 (1, 6)	K			G5-3		P2				4	0	1	0	0	1	4				
Inning Stats	R: 1 H: 1 E: 0 K: 2 S: 14	H: 2 LOB: 2 BB: 0 P: 23	R: 0 H: 2 E: 0 K: 1 S: 15	LOB: 2 BB: 0 P: 22	R: 0 H: 2 E: 0 K: 0 S: 10	H: 2 LOB: 1 BB: 0 P: 16	R: 0 H: 1 E: 0 K: 0 S: 10	H: 1 LOB: 1 BB: 0 P: 15	R: 0 H: 0 E: 1 K: 2 S: 12	H: 0 LOB: 2 BB: 1 P: 21	R: 1 H: 2 E: 0 K: 1 S: 10	H: 2 LOB: 1 BB: 0 P: 14	R: 0 H: 0 E: 0 K: 1 S: 8	H: 0 LOB: 0 BB: 0 P: 11	1B: 7 2B: 2 3B: 0 HR: 2	SF: 0 SAC: 0 DP: 0 HBP: 0	WP: 0 PA: 40 PB: 0 SB: 0 CS: 0			
PITCHER	IP	WLS	BF	H	R	ER	SO	BB	IBB	HBP	BLK	WP	HR	S	P	ERA	WHIP			
Steve Parris, R ERA: 0.9 (1, 1)	6.0	W	29	9	1	1	5	2	0	0	0	0	0	75	121	1.50	1.833			
Rick Kiviya, L ERA: 4.2 (7, 1)	2.0		8	2	1	1	3	0	0	0	0	0	1	17	23	4.50	1.000			
Jeff Shaw, R ERA: 1.93 (9, 1)	1.0	S	3	0	0	0	1	0	0	0	0	0	0	8	11	0.00	0.000			

Cincinnati Reds @ Detroit Tigers
Tiger Stadium, Detroit, MI
Sun Jun 28 1998, 3:33 AM EDT
Att: 22,535 - Cloudy - 79 F

AB 38
R 2
H 11
RBI 2
BB 2
SO 9
LOB 19



Batter	1	2	3	4	5	6	7	8	9	AB	R	H	RBI	BB	SO	LOB	TOP			
Otis Nixon, S <small>OBP: 0.341, SLG: 0.303</small> 										3	1	1	0	2	1	0	Minnesota Twins @ Cincinnati Reds Cinergy Field, Cincinnati, OH Tue Jun 30 1998, 7:05 PM EDT Att: 19,315 - Unknown - 79 F			
Brent Gates, S <small>OBP: 0.291, SLG: 0.283</small> Greg Swindell, L <small>(7.1)</small> Mike Trombley, R <small>(8.1)</small> Scott Stahoviak, L <small>(9, PH) OBP: 0.118, SLG: 0.294</small>										3	1	0	0	1	0	2				
Matt Lawton, L <small>(1.9) OBP: 0.363, SLG: 0.441</small>										5	0	1	1	0	1	2				
Marty Cordova, R <small>(1.7) OBP: 0.375, SLG: 0.465</small>										4	0	1	1	0	1	1				
Orlando Merced, S <small>(1.3) OBP: 0.344, SLG: 0.444</small>										4	1	2	1	0	1	2				
Terry Steinbach, R <small>(1.2) OBP: 0.322, SLG: 0.386</small>										4	0	1	0	0	0	2				
Todd Walker, L <small>(1.4) OBP: 0.370, SLG: 0.494</small>										4	0	0	0	0	1	3				
Denny Hocking, S <small>(1.6) OBP: 0.266, SLG: 0.207</small>										4	0	2	0	0	0	0				
LaTroy Hawkins, R <small>(4.1)</small> Dan Serafini, S <small>(5, PH) OBP: 0.288, SLG: 0.437</small> Eddie Guardado, R <small>(5.1)</small> Jon Shave, R <small>(7, PH) OBP: 0.317, SLG: 0.421</small> <small>(7.9)</small>										1	0	0	0	0	1	0				
Inning Stats	R: 0 H: 0 E: 0 K: 2 S: 11	H: 0 LOB: 0 BB: 0 P: 17	R: 0 H: 1 E: 0 K: 0 S: 10	H: 1 LOB: 0 BB: 0 P: 18	R: 0 H: 0 E: 0 K: 1 S: 6	H: 0 LOB: 0 BB: 0 P: 9	R: 0 H: 0 E: 0 K: 1 S: 6	H: 2 LOB: 1 BB: 0 P: 20	R: 2 H: 1 E: 0 K: 0 S: 8	H: 1 LOB: 1 BB: 2 P: 22	R: 0 H: 2 E: 0 K: 0 S: 15	H: 2 LOB: 2 BB: 0 P: 23	R: 0 H: 2 E: 0 K: 2 S: 11	H: 2 LOB: 2 BB: 0 P: 18	R: 0 H: 1 E: 0 K: 1 S: 8	H: 1 LOB: 2 BB: 1 P: 13		1B: 8 2B: 0 3B: 0 HR: 1	SF: 0 SAC: 0 DP: 0 HBP: 0	WP: 1 PA: 39 FB: 0 SB: 0 CS: 0
PITCHER	IP WLS BF H R ER SO BB IBB HBP BLK WP HR S P ERA WHIP																			
Brett Tomko, R <small>(1.1) ERA: 4.92</small>	6.2	W	28	6	3	3	5	2	0	0	0	0	0	0	0	0	112	4.05	1.200	
Gabe White, L <small>(7.1) ERA: 5.6</small>	1.0		4	1	0	0	1	0	0	0	0	0	0	0	0	11	18	0.00	1.000	
Danny Graves, R <small>(8.1) ERA: 3.08</small>	0.1		2	1	0	0	1	0	0	0	0	0	0	0	4	6	0.00	3.000		
Jeff Shaw, R <small>(9.1) ERA: 1.89</small>	1.0	S	5	1	0	0	1	1	0	0	0	0	0	0	8	13	0.00	2.000		

Batter	1	2	3	4	5	6	7	8	9	AB	R	H	RBI	BB	SO	LOB	BOTTOM			
Reggie Sanders, R <small>(1.9) OBP: 0.325, SLG: 0.408</small>										4	0	2	0	0	1	0	Minnesota Twins @ Cincinnati Reds Cinergy Field, Cincinnati, OH Tue Jun 30 1998, 7:05 PM EDT Att: 19,315 - Unknown - 79 F			
61 Mike Frank, L <small>(1.8) OBP: 0.288, SLG: 0.216</small>										4	1	2	1	0	0	1				
Barry Larkin, R <small>(1.6) OBP: 0.369, SLG: 0.451</small>										3	2	3	0	1	0	0				
Eddie Taubensee, L <small>(1.2) OBP: 0.363, SLG: 0.446</small>										4	0	1	1	0	1	6				
Willie Greene, L <small>(1.7) OBP: 0.381, SLG: 0.433</small> Danny Graves, R <small>(8.1)</small> Jeff Shaw, R <small>(9.1)</small>										4	1	1	3	0	0	2				
Bret Boone, R <small>(1.4) OBP: 0.331, SLG: 0.467</small>										4	1	1	0	0	1	0				
Sean Casey, L <small>(1.3) OBP: 0.259, SLG: 0.194</small>										4	0	2	1	0	1	0				
Pokey Reese, R <small>(1.5) OBP: 0.256, SLG: 0.268</small>										4	0	0	0	0	0	2				
Brett Tomko, R <small>(1.1) OBP: 0.139, SLG: 0.114</small> Gabe White, L <small>(7.1) OBP: 0.333, SLG: 0.333</small> Chris Stynes, R <small>(8.7) OBP: 0.326, SLG: 0.355</small>										3	1	1	0	0	1	0				
Inning Stats	R: 4 H: 5 E: 0 K: 1 S: 28	H: 5 LOB: 1 BB: 0 P: 39	R: 0 H: 1 E: 0 K: 0 S: 7	H: 1 LOB: 0 BB: 0 P: 8	R: 1 H: 2 E: 1 K: 0 S: 8	H: 2 LOB: 0 BB: 0 P: 11	R: 1 H: 3 E: 0 K: 1 S: 16	H: 3 LOB: 3 BB: 1 P: 27	R: 0 H: 0 E: 0 K: 2 S: 9	H: 0 LOB: 0 BB: 0 P: 11	R: 0 H: 0 E: 0 K: 1 S: 8	H: 1 LOB: 1 BB: 0 P: 13	R: 0 H: 1 E: 0 K: 0 S: 13	H: 1 LOB: 1 BB: 0 P: 24	R: 0 H: 1 E: 0 K: 0 S: 11	H: 1 LOB: 1 BB: 0 P: 15		1B: 10 2B: 2 3B: 0 HR: 1	SF: 0 SAC: 0 DP: 2 HBP: 0	WP: 0 PA: 36 FB: 0 SB: 0 CS: 0
PITCHER	IP WLS BF H R ER SO BB IBB HBP BLK WP HR S P ERA WHIP																			
LaTroy Hawkins, R <small>(1.1) ERA: 5.22</small>	3.2	L	20	11	6	5	1	0	0	0	0	0	0	0	0	0	11	0.00	3.000	
Dan Serafini, L <small>(4.1) ERA: 5.79</small>	0.1		2	0	0	0	1	1	0	0	0	0	0	0	4	11	0.00	3.000		
Eddie Guardado, L <small>(5.1) ERA: 2.84</small>	2.0		6	0	0	0	3	0	0	0	0	0	0	0	17	24	0.00	0.000		
Greg Swindell, L <small>(7.1) ERA: 2.6</small>	1.1		6	2	0	0	0	0	0	0	0	0	0	0	21	35	0.00	1.500		
Mike Trombley, R <small>(8.1) ERA: 3.1</small>	0.2		2	0	0	0	0	0	0	0	0	0	0	0	3	4	0.00	0.000		

Batter	1	2	3	4	5	6	7	8	9	AB	R	H	RBI	BB	SO	LOB	TOP					
Otis Nixon, S <small>OBP: 0.344, SLG: 0.300</small> (1, 8)	F8		BB			G5-3 BB		K		2	1	0	0	2	1	0	Minnesota Twins @ Cincinnati Reds Cinergy Field, Cincinnati, OH Wed Jul 01 1998, 7:05 PM EDT Att: 15,592 - Unknown - 79 F					
Matt Lawton, L <small>OBP: 0.394, SLG: 0.440</small> (1, 9)	F8		G3			G5-3 BB		F S 1B		3	0	1	0	1	0	2						
Marty Cordova, R <small>OBP: 0.369, SLG: 0.457</small> (1, 7)	K				G6-3	G5-3		K		4	0	0	1	0	2	2						
Orlando Merced, S <small>OBP: 0.344, SLG: 0.443</small> Jon Shave, R <small>OBP: 0.310, SLG: 0.410</small> (8, PH) (8, 5)		K			G4-6-3 1B	G3-1		K		3	0	1	0	0	1	1						
Ron Coomer, R <small>OBP: 0.288, SLG: 0.428</small> (8, 3)		G5-3			G4-6-3 1-2					4	0	1	0	0	1	1						
Todd Walker, L <small>OBP: 0.385, SLG: 0.486</small> Rick Aguilera, R (9, 1)		G4-3			G4-3					4	0	0	0	0	1	1						
Terry Steinbach, R <small>OBP: 0.325, SLG: 0.388</small> (1, 2)					G5-3					4	1	2	0	0	1	0						
Denny Hocking, S <small>OBP: 0.286, SLG: 0.235</small> (9, 4)					G6-3					3	0	2	1	1	0	0						
Brad Radke, R <small>ERA: 4.08</small> Scott Stahovak, L <small>ERA: 4.71</small> Greg Swindell, L <small>ERA: 5.56</small> Mike Trombley, R <small>ERA: 3.0</small> Pat Meares, R <small>ERA: 3.0</small> (7, PH) (7, 1) (8, 1) (9, PH)					G1-3	G6-3		G4-6-3 1-2		2	0	0	0	0	1	1						
Inning Stats	R: 0 E: 0 K: 1 S: 8	H: 0 LOB: 0 BB: 0 P: 12	R: 0 E: 0 K: 1 S: 11	H: 0 LOB: 0 BB: 0 P: 17	R: 0 E: 0 K: 1 S: 14	H: 1 LOB: 2 BB: 1 P: 22	R: 0 E: 0 K: 0 S: 13	H: 1 LOB: 0 BB: 0 P: 18	R: 0 E: 0 K: 1 S: 6	H: 0 LOB: 1 BB: 2 P: 15	R: 1 E: 0 K: 0 S: 5	H: 0 LOB: 1 BB: 2 P: 11	R: 0 E: 0 K: 3 S: 12	H: 1 LOB: 1 BB: 0 P: 19	R: 0 E: 1 K: 1 S: 10	H: 2 LOB: 2 BB: 1 P: 17		1B: 6 2B: 1 3B: 0 HR: 0	SF: 0 SAC: 0 DP: 2 HBP: 0	WP: 0 PB: 0 SB: 3 CS: 0	PA: 36	
PITCHER	IP WLS BF H R ER SO BB IBB HBP BLK WP HR S P ERA WHIP																					
Scott Winchester, R <small>ERA: 4.08</small> Scott Sullivan, R <small>ERA: 4.71</small> Gabe White, L <small>ERA: 5.56</small> Danny Graves, R <small>ERA: 3.0</small> (1, 1) (7, PH) (7, 1) (8, 1) (9, PH)	6.0 1.2 0.1 1.0	22 L 8 1 5	2 3 0 2	1 1 0 0	0 1 0 0	4 3 1 1	0 0 0 0	0 0 0 0	0 0 0 0	0 0 0 0	0 0 0 0	0 0 0 0	0 0 0 0	0 0 0 0	0 0 0 0	0 0 0 0	0 0 0 0	0 0 0 0	0 0 0 0	0 0 0 0	0 0 0 0	0 0 0 0

Batter	1	2	3	4	5	6	7	8	9	AB	R	H	RBI	BB	SO	LOB	BOTTOM					
Reggie Sanders, R <small>OBP: 0.322, SLG: 0.403</small> (1, 9)	L8		B1-3			K			K	5	0	1	1	0	2	2	Minnesota Twins @ Cincinnati Reds Cinergy Field, Cincinnati, OH Wed Jul 01 1998, 7:05 PM EDT Att: 15,592 - Unknown - 79 F					
61 Mike Frank, L <small>OBP: 0.239, SLG: 0.190</small> (1, 8)	G3		F7			K			F7	5	0	0	0	0	2	2						
Barry Larkin, R <small>OBP: 0.370, SLG: 0.448</small> (1, 6)	G6-3		1B BB			FC4-6 1B			F9	4	0	1	0	1	0	0						
Eddie Taubensee, L <small>OBP: 0.361, SLG: 0.443</small> (1, 2)		P5	1-2 1B			F7			F9	4	0	1	0	0	0	1						
Willie Greene, L <small>OBP: 0.380, SLG: 0.431</small> (1, 7)		1B S 1B	F7			FC4-6 1-2			F7	4	0	1	0	0	0	3						
Bret Boone, R <small>OBP: 0.330, SLG: 0.464</small> (1, 4)		G5-3				K			G4-3 1B	4	0	1	0	0	1	1						
Sean Casey, L <small>OBP: 0.259, SLG: 0.187</small> (1, 3)		1B BB				G6-3			G4-3	3	0	0	0	1	0	1						
Pokey Reese, R <small>OBP: 0.293, SLG: 0.297</small> (1, 5)		1-2 2-3 1B				1B 1B			G4-3 BB	3	1	3	0	1	0	0						
Scott Winchester, R <small>OBP: 0.295, SLG: 0.350</small> Melvin Nieves, S <small>OBP: 0.295, SLG: 0.346</small> Scott Sullivan, R <small>ERA: 4.71</small> Gabe White, L <small>ERA: 5.56</small> Lenny Harris, L <small>ERA: 3.0</small> Danny Graves, R <small>ERA: 3.0</small> (1, 1) (5, PH) (7, 1) (8, 1) (9, PH)	6.0 1.0 1.0 1.0	29 W 3 4 S 3	9 0 1 0	2 0 0 0	2 0 0 0	0 0 0 0	0 0 0 0	0 0 0 0	0 0 0 0	0 0 0 0	0 0 0 0	0 0 0 0	0 0 0 0	0 0 0 0	0 0 0 0	0 0 0 0		0 0 0 0	0 0 0 0	0 0 0 0	0 0 0 0	0 0 0 0
Inning Stats	R: 0 E: 0 K: 0 S: 5	H: 2 LOB: 3 BB: 1 P: 24	R: 0 E: 0 K: 0 S: 7	H: 1 LOB: 2 BB: 1 P: 14	R: 0 E: 0 K: 1 S: 11	H: 2 LOB: 2 BB: 0 P: 14	R: 0 E: 0 K: 2 S: 13	H: 3 LOB: 2 BB: 0 P: 17	R: 0 E: 0 K: 0 S: 10	H: 0 LOB: 0 BB: 0 P: 14	R: 0 E: 0 K: 0 S: 10	H: 0 LOB: 0 BB: 1 P: 19	R: 0 E: 0 K: 1 S: 8	H: 0 LOB: 0 BB: 0 P: 9	R: 0 E: 0 K: 1 S: 8	H: 0 LOB: 0 BB: 0 P: 9		1B: 10 2B: 0 3B: 0 HR: 0	SF: 0 SAC: 0 DP: 1 HBP: 0	WP: 0 PB: 0 SB: 1 CS: 0	PA: 39	
PITCHER	IP WLS BF H R ER SO BB IBB HBP BLK WP HR S P ERA WHIP																					
Brad Radke, R <small>ERA: 2.77</small> Greg Swindell, L <small>ERA: 2.55</small> Mike Trombley, R <small>ERA: 3.04</small> Rick Aguilera, R <small>ERA: 3.46</small> (1, 1) (7, 1) (8, 1) (9, 1)	6.0 1.0 1.0 1.0	29 W 3 4 S 3	9 0 1 0	2 0 0 0	0 0 0 0	0 0 0 0	0 0 0 0	0 0 0 0	0 0 0 0	0 0 0 0	0 0 0 0	0 0 0 0	0 0 0 0	0 0 0 0	0 0 0 0	0 0 0 0	0 0 0 0	0 0 0 0	0 0 0 0	0 0 0 0	0 0 0 0	



Batter	1	2	3	4	5	6	7	8	9	AB	R	H	RBI	BB	SO	LOB	TOP										
Otis Nixon, S OBP: 0.343, SLG: 0.301 (1, 8)	L5	P3		K		G6-3		E S 1B	G5-4-3	6	1	2	0	0	1	2	Minnesota Twins @ Cincinnati Reds Cinergy Field, Cincinnati, OH Thu Jul 02 1998, 7:05 PM EDT Att: 16,528 - Unknown - 79 F										
Matt Lawton, L OBP: 0.370, SLG: 0.452 (1, 9)	HR	BB		G4-3			E 2B	1B 1B	G5-4-3	4	3	2	2	2	0	1											
Marty Cordova, R OBP: 0.370, SLG: 0.460 (1, 7)	G6-3	K			G5-3		E 2B	1B 1B		5	2	2	0	0	1	2											
Orlando Merced, S OBP: 0.348, SLG: 0.443 Jon Shave, R OBP: 0.302, SLG: 0.400 (7, PH)	1B 1B		F9				K	1B 1B		2	0	1	0	1	0	0											
Brent Gates, S OBP: 0.294, SLG: 0.283 (8, PH)	1B				BB			1B BB		1	0	0	0	0	1	2											
Ron Coomer, R OBP: 0.293, SLG: 0.433 (7, 3)	1B				P4		E IBB	L4		4	0	2	0	1	0	3											
Todd Walker, L OBP: 0.287, SLG: 0.454 Greg Swindell, L OBP: 0.281, SLG: 0.351 Mike Trombley, R OBP: 0.281, SLG: 0.351 Alex Ochoa, R OBP: 0.286, SLG: 0.320 Hector Carrasco, R OBP: 0.286, SLG: 0.320 Eddie Guardado, R OBP: 0.286, SLG: 0.320 Rick Aguilera, R OBP: 0.286, SLG: 0.320 (1, 4)	1B				F7		E4	BB		3	0	1	1	1	0	2											
Terry Steinbach, R OBP: 0.326, SLG: 0.400 (1, 2)	P6		L7			HR	F9	BB		4	1	1	1	1	0	7											
Pat Meares, R OBP: 0.295, SLG: 0.375 (1, 6)		FC1-4 1B	P4			K	K	L8		5	0	1	0	0	2	7											
Eric Milton, L OBP: 0.444, SLG: 0.444 Denny Hocking, S OBP: 0.280, SLG: 0.230 (7, 4)	FC1-4 BB			K		G6-3		G6-3	K	3	0	1	0	0	1	1											
Inning Stats	R: 1 E: 0 K: 0 S: 20	H: 4 LOB: 3 BB: 0 P: 29	R: 0 E: 0 K: 1 S: 13	H: 1 LOB: 2 BB: 1 P: 23	R: 0 E: 0 K: 0 S: 11	H: 1 LOB: 2 BB: 1 P: 17	R: 0 E: 0 K: 2 S: 11	H: 0 LOB: 0 BB: 0 P: 15	R: 0 E: 0 K: 0 S: 7	H: 0 LOB: 1 BB: 1 P: 14	R: 1 E: 0 K: 1 S: 9	H: 2 LOB: 0 BB: 0 P: 15	R: 2 E: 1 K: 2 S: 15	H: 1 LOB: 2 BB: 2 P: 25	R: 3 E: 0 K: 0 S: 17	H: 4 LOB: 3 BB: 2 P: 31	R: 0 E: 0 K: 1 S: 6	H: 1 LOB: 0 BB: 0 P: 9	1B: 10 2B: 2 3B: 0 HR: 2	SF: 0 SAC: 0 DP: 2 HBP: 0	WP: 2 PB: 0 SB: 1 CS: 0	PA: 47					
PITCHER	IP	WLS	BF	H	R	ER	SO	BB	IBB	HBP	BLK	WP	HR	S	P	ERA	WHIP										
Pete Harnisch, R ERA: 3.03 (1, 1)	6.0		30	9	4	3	4	4	0	0	0	0	2	77	124	4.50	2.167										
Gabe White, L ERA: 5.44 (7, 1)	1.0		5	0	0	0	2	0	1	0	0	0	0	9	14	0.00	0.000										
Scott Sullivan, R ERA: 5.1 (8, 1)	0.1		4	3	3	3	0	0	0	0	0	0	0	8	13	81.00	9.000										
Danny Graves, R ERA: 2.93 (8, 1)	1.0		7	2	0	0	1	2	0	0	0	1	0	13	25	0.00	4.000										
Jeff Shaw, R ERA: 1.86 (9, 1)	0.2	W	1	0	0	0	0	0	0	0	0	0	0	2	2	0.00	0.000										

Batter	1	2	3	4	5	6	7	8	9	AB	R	H	RBI	BB	SO	LOB	BOTTOM										
Reggie Sanders, R OBP: 0.331, SLG: 0.421 (1, 8)	F8		CS 1B		FC5-4 BB		HR 2B	2B 3B		4	2	3	2	1	0	0	Minnesota Twins @ Cincinnati Reds Cinergy Field, Cincinnati, OH Thu Jul 02 1998, 7:05 PM EDT Att: 16,528 - Unknown - 79 F										
Chris Stynes, R OBP: 0.324, SLG: 0.356 (1, 7)	L5		F9		FC5-4 BB		F7	1B 2B		5	1	1	1	0	0	4											
Barry Larkin, R OBP: 0.373, SLG: 0.447 (1, 6)	P3		CS		1B WP 1B		HR BB	K		3	1	1	0	2	1	1											
Bret Boone, R OBP: 0.331, SLG: 0.472 Jeff Shaw, R ERA: 1.86 (9, 1)	G6-3		F9		K		HR	1B		5	1	2	4	0	1	4											
Eduardo Perez, R OBP: 0.301, SLG: 0.272 (1, 3)	F9 BB				BB 1B		G1-3	BB	K	3	0	1	0	2	1	0											
Melvin Nieves, S OBP: 0.404, SLG: 0.349 Scott Sullivan, R OBP: 0.200, SLG: 0.200 Danny Graves, R Lenny Harris, L OBP: 0.338, SLG: 0.361 (1, 9)	F9 BB				BB 1B		G6-3	BB	1B	2	0	1	0	2	0	1											
Pokey Reese, R OBP: 0.287, SLG: 0.282 (9, 4)	F9				G5-4-3		F7	BB 3B BB	P4	4	1	0	0	1	0	7											
Brook Fordyce, R OBP: 0.300, SLG: 0.353 Eddie Taubensee, L OBP: 0.362, SLG: 0.444 (9, 2)	P6				FC5-4 SH3-4 BB		L7	P5	1B	2	0	0	0	1	0	3											
Pete Harnisch, S OBP: 0.146, SLG: 0.125 Gabe White, L OBP: 0.333, SLG: 0.333 Willie Greene, L OBP: 0.381, SLG: 0.429 (8, 9)			K2-3		SH3-4		L8	3B BB		1	0	0	0	0	1	0											
Inning Stats	R: 0 E: 0 K: 0 S: 7	H: 0 LOB: 0 BB: 0 P: 11	R: 0 E: 0 K: 0 S: 10	H: 1 LOB: 1 BB: 1 P: 16	R: 0 E: 0 K: 1 S: 8	H: 1 LOB: 0 BB: 0 P: 10	R: 0 E: 0 K: 0 S: 13	H: 2 LOB: 2 BB: 1 P: 20	R: 0 E: 0 K: 1 S: 10	H: 0 LOB: 3 BB: 3 P: 25	R: 3 E: 0 K: 0 S: 9	H: 2 LOB: 1 BB: 2 P: 15	R: 3 E: 0 K: 1 S: 16	H: 2 LOB: 1 BB: 2 P: 29	R: 4 E: 0 K: 1 S: 14	H: 3 LOB: 1 BB: 2 P: 27		R: 1 E: 0 K: 1 S: 7	H: 2 LOB: 1 BB: 0 P: 8	1B: 6 2B: 3 3B: 1 HR: 1	SF: 0 SAC: 1 DP: 1 HBP: 0	WP: 1 PB: 0 SB: 0 CS: 1	PA: 45				
PITCHER	IP	WLS	BF	H	R	ER	SO	BB	IBB	HBP	BLK	WP	HR	S	P	ERA	WHIP										
Eric Milton, L ERA: 4.82 (1, 1)	6.0		26	4	0	0	2	6	0	0	0	0	1	12	20	40.50	4.500										
Greg Swindell, L ERA: 3.02 (7, 1)	0.2		5	2	3	3	0	1	0	0	0	0	0	4	9	0.00	3.000										
Mike Trombley, R ERA: 3.02 (7, 1)	0.1		2	0	0	0	0	1	0	0	0	0	0	4	9	0.00	3.000										
Hector Carrasco, R ERA: 5.88 (8, 1)	0.0		1	0	1	1	0	1	0	0	0	0	0	1	5	∞	∞										
Eddie Guardado, L ERA: 3.69 (8, 1)	0.1		4	2	2	2	0	1	0	0	0	0	0	6	12	54.00	9.000										



Batter	1	2	3	4	5	6	7	8	9	AB	R	H	RBI	BB	SO	LOB	TOP											
Delino DeShields, L OBP: 0.399, SLG: 0.449 Placido Polanco, R Tom Lampkin, L OBP: 0.325, SLG: 0.389	K		SH5-3		G4-6-3			F8	G4-3	2	0	0	0	0	1	1	St. Louis Cardinals @ Cincinnati Reds Cinergy Field, Cincinnati, OH Fri Jul 03 1998, 7:05 PM EDT Att: 41,302 - Unknown - 83 F livebaseballscorecards.com											
Willie McGee, S OBP: 0.302, SLG: 0.326	G6-3		K			G1-3		BB		4	1	1	0	0	1	1												
Mark McGwire, R OBP: 0.482, SLG: 0.779	F8			FC5-4 IBB		1B HBP		BB	BB	1	1	0	0	2	0	0												
Brian Jordan, R OBP: 0.386, SLG: 0.576		WP 1B 2B	FC5-4			1B		BB	BB	3	1	2	0	1	0	2												
Gary Gaetti, R OBP: 0.358, SLG: 0.428	G6-3			G5-3		G6-4-3 1B		FC5-4 BB		3	0	1	2	1	0	1												
Brian Hunter, R OBP: 0.270, SLG: 0.430 Ray Lankford, L OBP: 0.386, SLG: 0.457	K			F8		G6-4-3		K		3	0	0	0	0	1	3												
Eli Marrero, R OBP: 0.269, SLG: 0.380		3H 1B		G4-3			L8	FC5-4		4	0	1	1	0	0	3												
Luis Ordez, R OBP: 0.194, SLG: 0.138	G1				L7		F8		G6-3	4	0	0	0	0	0	1												
Todd Stottlemyre, L OBP: 0.250, SLG: 0.188 Curtis King, R Tom Paganuzzi, R OBP: 0.292, SLG: 0.308 Bobby Witt, R John Mabry, L OBP: 0.329, SLG: 0.412				SH5-3 1B		G4-6-3 1B		K		2	0	2	0	0	0	0												
Inning Stats	R: 0 E: 0 K: 1 S: 9	H: 0 LOB: 0 BB: 0 P: 13	R: 1 E: 0 K: 1 S: 12	H: 2 LOB: 1 BB: 0 P: 16	R: 0 E: 0 K: 1 S: 7	H: 1 LOB: 2 BB: 1 P: 15	R: 0 E: 0 K: 0 S: 7	H: 0 LOB: 0 BB: 0 P: 9	R: 0 E: 0 K: 0 S: 9	H: 1 LOB: 0 BB: 0 P: 13	R: 1 E: 0 K: 0 S: 8	H: 2 LOB: 1 BB: 0 P: 11	R: 0 E: 0 K: 1 S: 10	H: 0 LOB: 0 BB: 0 P: 18	R: 1 E: 0 K: 1 S: 8	H: 1 LOB: 3 BB: 3 P: 26		R: 0 E: 0 K: 0 S: 8	H: 0 LOB: 0 BB: 0 P: 10	1B: 5 2B: 2 3B: 0 HR: 0	SF: 0 SAC: 1 DP: 2 HBP: 1	WP: 1 PB: 0 SB: 0 CS: 0	PA: 37					
PITCHER	IP	WLS	BF	H	R	ER	SO	BB	IBB	HBP	BLK	WP	HR	S	P	ERA	WHIP											
Mike Remlinger, L ERA: 4.5	(1, 1)	7.1	W	30	7	3	3	4	1	1	1	0	1	0	65	104	3.68	1.091										
Scott Sullivan, R ERA: 5.1	(8, 1)	0.0		2	0	0	0	0	2	0	0	0	0	0	0	8	∞	∞										
Gabe White, L ERA: 5.4	(8, 1)	0.1	S	4	0	0	0	1	0	0	0	0	0	3	6	0.00	0.000											
Jeff Shaw, R ERA: 1.81	(8, 1)	1.1	S	4	0	0	0	0	0	0	0	0	0	10	13	0.00	0.000											

Batter	1	2	3	4	5	6	7	8	9	AB	R	H	RBI	BB	SO	LOB	BOTTOM											
Reggie Sanders, R OBP: 0.333, SLG: 0.434	K		61 1B 61 S	HR		K				4	2	3	0	2	0	St. Louis Cardinals @ Cincinnati Reds Cinergy Field, Cincinnati, OH Fri Jul 03 1998, 7:05 PM EDT Att: 41,302 - Unknown - 83 F livebaseballscorecards.com												
61 Mike Frank, L OBP: 0.280, SLG: 0.239	K		3H 1B SF8	F7		L3-6 2B				4	1	2	0	0	1		0											
Barry Larkin, R OBP: 0.375, SLG: 0.448	K		SF8 BB 1B		G5-3 1B	L3-6				4	1	2	1	0	1		1											
Eddie Taubensee, L OBP: 0.364, SLG: 0.440		BB			F8		G1-3			2	0	0	0	2	0		1											
Willie Greene, L OBP: 0.379, SLG: 0.426	K		SF8		1B G5-3 BB		F7			2	0	0	1	1	1		1											
Bret Boone, R OBP: 0.328, SLG: 0.467	K		F7		G5-3		F9			4	0	0	0	0	1		5											
Sean Casey, L OBP: 0.281, SLG: 0.195	F8			HR 1B		G6-4-3 BB				2	1	1	0	2	0		1											
Pokey Reese, R OBP: 0.297, SLG: 0.293			SH5-4 1B		G4-3		G6-4-3			4	1	2	1	0	0		2											
Mike Remlinger, L OBP: 0.100, SLG: 0.133 Scott Sullivan, R OBP: 0.200, SLG: 0.200 Gabe White, L OBP: 0.333, SLG: 0.333 Jeff Shaw, R			SH5-4		L4		G5			2	0	0	0	0	0		4											
Inning Stats	R: 0 E: 0 K: 3 S: 10	H: 0 LOB: 0 BB: 0 P: 15	R: 0 E: 0 K: 2 S: 10	H: 0 LOB: 1 BB: 1 P: 21	R: 3 E: 0 K: 0 S: 13	H: 4 LOB: 2 BB: 1 P: 26	R: 2 E: 0 K: 0 S: 8	H: 2 LOB: 0 BB: 0 P: 14	R: 1 E: 0 K: 0 S: 14	H: 2 LOB: 3 BB: 2 P: 26	R: 0 E: 0 K: 1 S: 6	H: 1 LOB: 0 BB: 0 P: 9	R: 0 E: 0 K: 0 S: 5	H: 0 LOB: 0 BB: 0 P: 6	R: 0 E: 0 K: 1 S: 5		H: 0 LOB: 0 BB: 1 P: 10	1B: 7 2B: 2 3B: 0 HR: 1	SF: 1 SAC: 1 DP: 2 HBP: 0	WP: 0 PB: 0 SB: 2 CS: 0	PA: 36							
PITCHER	IP	WLS	BF	H	R	ER	SO	BB	IBB	HBP	BLK	WP	HR	S	P	ERA	WHIP											
Todd Stottlemyre, R ERA: 3.1	(1, 1)	5.0	L	27	8	6	6	5	4	0	0	0	0	0	55	102	10.80	2.400										
Curtis King, R ERA: 4.8	(6, 1)	1.0		3	1	0	0	1	0	0	0	0	0	6	9	0.00	1.000											
Bobby Witt, R ERA: 7.68	(7, 1)	2.0		6	0	0	0	1	1	0	0	0	0	10	16	0.00	0.500											

Batter	1	2	3	4	5	6	7	8	9	AB R H RBI BB SO LOB	TOP									
John Mabry, L OBP: 0.326, SLG: 0.411 (1, 7)	G5-3		L8				G1-3		K	5 1 1 0 0 1 0	St. Louis Cardinals @ Cincinnati Reds Cinergy Field, Cincinnati, OH Sat Jul 04 1998, 3:33 AM EDT Att: 26,200 - Cloudy - 77 F									
Delino DeShields, L OBP: 0.402, SLG: 0.450 (1, 4)	FC1-4 1B		G6-3				BB BB BB		K	4 0 2 1 1 1 0										
Mark McGwire, R OBP: 0.483, SLG: 0.774 (1, 3)	FC1-4 HR						BB BB BB			2 1 0 0 3 0 2										
Brian Jordan, R OBP: 0.387, SLG: 0.582 (1, 9)	HR		K				P2		G4-3	4 1 1 2 1 1 4										
Ray Lankford, L OBP: 0.391, SLG: 0.461 (1, 8)	2B									2 1 1 0 2 1 2										
Gary Gaetti, R OBP: 0.353, SLG: 0.421 Rick Croushore, R (7, 1)	K						F8			4 0 0 0 0 1 7 0 0 0 0 0 0 0										
Tom Lampkin, L OBP: 0.323, SLG: 0.381 (1, 2)										3 0 0 1 0 0 0										
Luis Ordaz, R OBP: 0.171, SLG: 0.121 (1, 6)										4 0 0 0 0 1 2										
Kent Bottenfield, R Lance Painter, L OBP: 1.000, SLG: 1.000 Willie McGee, S OBP: 0.300, SLG: 0.324 (6, 1) (7, 7)	K									3 0 0 0 0 1 2 0 0 0 0 0 0 0 1 0 0 0 0 0 0										
Inning Stats	R: 2 E: 0 K: 1 S: 13	H: 3 LOB: 1 BB: 0 P: 18	R: 0 E: 0 K: 1 S: 5	H: 0 LOB: 0 BB: 7	R: 0 E: 0 K: 1 S: 12	H: 0 LOB: 1 BB: 1 P: 21	R: 1 E: 0 K: 1 S: 13	H: 2 LOB: 2 BB: 1 P: 20	R: 1 E: 0 K: 0 S: 9	H: 0 LOB: 3 BB: 3 P: 14		R: 0 E: 0 K: 0 S: 15	H: 0 LOB: 0 BB: 3 P: 33	R: 0 E: 0 K: 0 S: 5	H: 0 LOB: 1 BB: 1 P: 16	1B: 2 2B: 2 3B: 0 HR: 1	SF: 0 SAC: 0 DP: 0 HBP: 1	WP: 0 PB: 0 SB: 1 CS: 1	PA: 40	
PITCHER	IP WLS BF H R ER SO BB IBB HBP BLK WP HR S P ERA WHIP											IP WLS BF H R ER SO BB IBB HBP BLK WP HR S P ERA WHIP								
Steve Parris, R ERA: 3.0 Rick Krivda, L ERA: 4.02 26 John Hudek, R ERA: 3.77 Gabe White, L ERA: 5.32 Danny Graves, R ERA: 2.9	(1, 1) (6, 1) (7, 1) (9, 1) (9, 1)	5.0 1.1 1.2 0.2 0.1	WLS 5 0 0 1	BF 24 0 0 0	H 5 0 0 0	R 4 0 0 0	ER 4 0 0 0	SO 5 0 0 2	BB 3 1 0 0	IBB 0 0 0 0	HBP 1 0 0 0	BLK 0 0 0 0	WP 0 0 0 0	HR 1 0 0 0	S 56 17 12 7	P 92 28 12 4	ERA 7.20 0.00 0.00 0.00	WHIP 1.600 0.750 1.200 0.000	ERA 0.00 0.00 0.00 0.00	WHIP 0.00 0.00 0.00 0.00

Batter	1	2	3	4	5	6	7	8	9	AB R H RBI BB SO LOB	BOTTOM									
Reggie Sanders, R OBP: 0.331, SLG: 0.427 (1, 9)	K		K				G6-3		L8	4 0 0 0 1 2 0	St. Louis Cardinals @ Cincinnati Reds Cinergy Field, Cincinnati, OH Sat Jul 04 1998, 3:33 AM EDT Att: 26,200 - Cloudy - 77 F									
61 Mike Frank, L OBP: 0.273, SLG: 0.260 (1, 8)	K						K		G1-3	4 1 1 1 1 2 0										
Barry Larkin, R OBP: 0.378, SLG: 0.445 (1, 6)	F8									2 1 0 0 3 0 2										
Eddie Taubensee, L OBP: 0.368, SLG: 0.441 (1, 2)										4 2 2 0 1 1 3										
Willie Greene, L OBP: 0.376, SLG: 0.420 (1, 7)										4 0 0 1 1 0 4										
Bret Boone, R OBP: 0.331, SLG: 0.467 (1, 4)										4 0 2 2 1 1 4										
Sean Casey, L OBP: 0.280, SLG: 0.198 (1, 3)										4 0 1 0 0 1 3										
Pokey Reese, R OBP: 0.305, SLG: 0.298 (1, 5)										2 1 1 1 1 1 1										
Steve Parris, R Melvin Nieves, S OBP: 0.200, SLG: 0.345 Rick Krivda, R (6, 1) 26 John Hudek, S (7, 1) Chris Stynes, R OBP: 0.350, SLG: 0.355 Gabe White, L OBP: 0.333, SLG: 0.333 Danny Graves, R (9, 1)										1 0 0 0 0 0 2 1 0 0 0 0 0 2 0 0 0 0 0 0 0 0 0 0 0 0 0 0 1 0										
Inning Stats	R: 0 E: 0 K: 2 S: 7	H: 2 LOB: 2 BB: 1 P: 19	R: 1 E: 1 K: 2 S: 12	H: 0 LOB: 2 BB: 2 P: 25	R: 1 E: 0 K: 1 S: 13	H: 2 LOB: 2 BB: 1 P: 22	R: 1 E: 1 K: 0 S: 10	H: 2 LOB: 2 BB: 1 P: 19	R: 0 E: 0 K: 2 S: 8	H: 0 LOB: 1 BB: 1 P: 17		R: 0 E: 0 K: 1 S: 10	H: 0 LOB: 1 BB: 1 P: 21	R: 0 E: 0 K: 0 S: 6	H: 0 LOB: 0 BB: 0 P: 8	R: 1 E: 0 K: 0 S: 5	H: 1 LOB: 3 BB: 2 P: 14	1B: 6 2B: 2 3B: 0 HR: 0	SF: 1 SAC: 1 DP: 1 HBP: 0	WP: 0 PB: 0 SB: 1 CS: 0
PITCHER	IP WLS BF H R ER SO BB IBB HBP BLK WP HR S P ERA WHIP											IP WLS BF H R ER SO BB IBB HBP BLK WP HR S P ERA WHIP								
Kent Bottenfield, R ERA: 5.13 Lance Painter, L ERA: 4.05 Rick Croushore, R ERA: 3.6	(1, 1) (6, 1) (7, 1)	5.2 1.0 1.2	WLS 30 4 L	BF 30 4 8	H 4 0 1	R 4 0 1	ER 2 0 1	SO 6 1 1	BB 5 1 1	IBB 0 0 0	HBP 0 0 0	BLK 0 0 0	WP 0 0 0	HR 0 9 15	S 105 19 29	P 105 19 29	ERA 3.18 0.00 5.40	WHIP 1.941 1.000 1.200	ERA 0.00 0.00 0.00	WHIP 0.00 0.00 0.00

Batter	1	2	3	4	5	6	7	8	9	AB	R	H	RBI	BB	SO	LOB	TOP				
Reggie Sanders, R OBP: 0.337, SLG: 0.437 (1, 8)									 BB	4	1	0	0	1	4	0	Cincinnati Reds @ Arizona Diamondbacks Bank One Ballpark, Phoenix, AZ Sat Jul 11 1998, 10:05 PM EDT Att: 47,323 - Dome - 72 F				
Sean Casey, L OBP: 0.311, SLG: 0.283 (1, 3)	 BB		G4-3			 2B		 2B		4	1	2	0	1	1	2					
Barry Larkin, R OBP: 0.383, SLG: 0.474 (1, 6)						 F9		 2H	 1H	5	2	3	5	0	1	2					
Eddie Taubensee, L OBP: 0.363, SLG: 0.432 (1, 2)	 F8							 F9	 G6-3	5	0	0	0	0	0	2					
Willie Greene, L OBP: 0.270, SLG: 0.435 61 Mike Frank, L OBP: 0.271, SLG: 0.278 (8, 9)										4	2	2	0	0	0	0					
Bret Boone, R OBP: 0.336, SLG: 0.464 (1, 4)										3	0	2	0	1	0	0					
Paul Konerko, R OBP: 0.322 Chris Stynes, R OBP: 0.318, SLG: 0.349 (8, 7)										4	1	1	1	0	1	3					
Pokey Reese, R OBP: 0.327, SLG: 0.347 (1, 5)										4	1	2	1	0	0	0					
Mike Remlinger, L OBP: 0.088, SLG: 0.118 (1, 1)										4	0	0	0	0	1	2					
Inning Stats	R: 0 E: 0 K: 2 S: 8	H: 0 LOB: 1 BB: 1 P: 13	R: 1 E: 0 K: 0 S: 13	H: 2 LOB: 1 BB: 1 P: 22	R: 0 E: 0 K: 1 S: 12	H: 1 LOB: 0 BB: 0 P: 16	R: 1 E: 0 K: 0 S: 8	H: 1 LOB: 0 BB: 0 P: 9	R: 0 E: 0 K: 1 S: 10	H: 1 LOB: 1 BB: 0 P: 15	R: 0 E: 0 K: 0 S: 8	H: 0 LOB: 0 BB: 0 P: 8	R: 3 E: 0 K: 1 S: 16	H: 4 LOB: 1 BB: 0 P: 24	R: 3 E: 0 K: 2 S: 13	H: 2 LOB: 0 BB: 1 P: 24		1B: 5 2B: 3 3B: 1 HR: 3	SF: 0 SAC: 0 DP: 1 HBP: 0	WP: 1 PB: 0 SB: 0 CS: 0	PA: 40
PITCHER	IP	WLS	BF	H	R	ER	SO	BB	IBB	HBP	BLK	WP	HR	S	P	ERA	WHIP				
Willie Blair, R ERA: 5.0 (1, 1)	7.1	L	30	8	4	4	6	2	0	0	0	0	2	72	105	4.91	1.364				
Alan Embree, L ERA: 4.44 (8, 1)	0.2		4	2	1	1	0	0	0	0	0	1	0	8	13	13.50	3.000				
Gregg Olson, R ERA: 4.5 (9, 1)	1.0		6	2	3	3	2	1	0	0	0	0	1	13	24	27.00	3.000				

AB	37
R	8
H	12
RBI	7
BB	3
SO	8
LOB	11



Batter	1	2	3	4	5	6	7	8	9	AB	R	H	RBI	BB	SO	LOB	BOTTOM					
Devon White, S OBP: 0.334, SLG: 0.470 (1, 8)										3	0	0	0	1	2	2	Cincinnati Reds @ Arizona Diamondbacks Bank One Ballpark, Phoenix, AZ Sat Jul 11 1998, 10:05 PM EDT Att: 47,323 - Dome - 72 F					
Danny Klassen, R OBP: 0.438, SLG: 0.500 Gregg Olson, R OBP: 0.500, SLG: 2.000 (1, 4) (9, 1)	 G6-3		 G6-3							4	0	0	0	0	0	3						
Matt Williams, R OBP: 0.323, SLG: 0.462 (1, 5)										4	0	1	0	0	3	0						
Travis Lee, L OBP: 0.355, SLG: 0.481 (1, 3)										3	0	0	0	1	0	2						
Jay Bell, R OBP: 0.344, SLG: 0.423 (1, 6)										3	0	1	0	1	0	1						
Yamil Benitez, R OBP: 0.308, SLG: 0.432 (1, 7)										2	0	0	0	1	0	2						
David Dellucci, L OBP: 0.350, SLG: 0.463 (1, 9)										4	0	0	0	0	0	4						
Damian Miller, R OBP: 0.375, SLG: 0.451 (1, 2)										2	0	1	0	1	0	0						
Willie Blair, R OBP: 0.091, SLG: 0.091 Alan Embree, L (8, 1) Tony Batista, R OBP: 0.290, SLG: 0.374 (8, PH) (9, 4)										2	0	0	0	0	2	1						
Inning Stats	R: 0 E: 0 K: 2 S: 8	H: 0 LOB: 0 BB: 0 P: 10	R: 0 E: 0 K: 0 S: 3	H: 0 LOB: 1 BB: 1 P: 7	R: 0 E: 0 K: 1 S: 7	H: 1 LOB: 0 BB: 0 P: 10	R: 0 E: 0 K: 1 S: 10	H: 0 LOB: 1 BB: 1 P: 19	R: 0 E: 0 K: 1 S: 7	H: 0 LOB: 0 BB: 0 P: 11	R: 0 E: 0 K: 0 S: 7	H: 1 LOB: 1 BB: 1 P: 13	R: 0 E: 0 K: 0 S: 2	H: 0 LOB: 0 BB: 0 P: 4	R: 0 E: 0 K: 1 S: 16	H: 0 LOB: 1 BB: 1 P: 26		R: 0 E: 0 K: 1 S: 10	H: 1 LOB: 2 BB: 1 P: 21	1B: 2 2B: 1 3B: 0 HR: 0	SF: 0 SAC: 0 DP: 2 HBP: 1	WP: 0 PB: 0 SB: 0 CS: 0
PITCHER	IP	WLS	BF	H	R	ER	SO	BB	IBB	HBP	BLK	WP	HR	S	P	ERA	WHIP					
Mike Remlinger, L ERA: 4.12 (1, 1)	9.0	W	34	3	0	0	7	5	0	1	0	0	0	70	121	0.00	0.889					



Batter	1	2	3	4	5	6	7	8	9	AB	R	H	RBI	BB	SO	LOB	TOP					
Reggie Sanders, R OBP: 0.338, SLG: 0.440 (1, 8)	2-2 SH3 2B	1-0 FC6-4 1B			0-0 G5-3			2-2 G6-3	1-1 G5-3	5	1	2	0	0	0	2						
Chris Stynes, R OBP: 0.316, SLG: 0.346 (1, 9)	0-0 SH3	3-2 FC6-4			0-0 G5-3			0-1 P4		2	0	0	0	0	0	2						
Melvin Nieves, S OBP: 0.396, SLG: 0.341 (8, PH) (8, 9)										1	0	0	0	0	0	0						
Barry Larkin, R OBP: 0.387, SLG: 0.493 (1, 6)	1-1 2B			1-3 K		0-2 FC2-5 2B		0-1 HR		4	1	3	2	0	1	0						
Bret Boone, R OBP: 0.332, SLG: 0.458 (1, 4)					2-1 G5-3		0-0 FC2-5 G6-4-3	0-0 G5-3		4	0	0	0	0	1	2						
Dmitri Young, S OBP: 0.355, SLG: 0.489 (1, 7)	2-2 F9				2-3 K		0-0 G6-4-3		1-1 HR	4	0	1	0	0	1	2						
61 Mike Frank, L OBP: 0.271, SLG: 0.278 (9, PR) (9, 7)										0	1	0	0	0	0	0						
Paul Konerko, R OBP: 0.281, SLG: 0.353 (1, 3)					0-0 G4-6-3 1B			1-1 G1-6-3 1B	1-0 HR	4	1	3	2	0	0	0						
Pokey Reese, R OBP: 0.333, SLG: 0.354 (1, 5)		1-2 2B			2-0 G4-6-3			0-0 G1-6-3	2-2 2B SH3-4	1	1	1	0	0	0	0						
Willie Greene, L OBP: 0.382, SLG: 0.434 (2, 5)					1-2 1B			1-2 1B		3	0	1	0	0	0	2						
Brook Fordyce, R OBP: 0.309, SLG: 0.370 (1, 2)		0-0 1B			1-2 L7			2-2 1B	3-3 K	3	0	2	1	0	0	0						
Eddie Taubensee, L OBP: 0.391, SLG: 0.430 (8, 2)		1-H 2B							SAFE	1	0	0	0	0	1	1						
Pete Harnisch, S OBP: 0.136, SLG: 0.116 (1, 1)		1-0 G1-3						0-0 F9	0-1 SH3-4	3	0	0	0	0	0	2						
Rick Krivda, R (7, 1)										0	0	0	0	0	0	0						
26 John Hudek, S (8, 1)										0	0	0	0	0	0	0						
Inning Stats	R: 1 E: 0 K: 1 S: 14	H: 2 LOB: 1 BB: 0 P: 20	R: 1 E: 0 K: 0 S: 12	H: 3 LOB: 2 BB: 0 P: 19	R: 0 E: 0 K: 2 S: 8	H: 0 LOB: 0 BB: 0 P: 13	R: 0 E: 0 K: 0 S: 5	H: 1 LOB: 0 BB: 0 P: 8	R: 0 E: 0 K: 0 S: 3	H: 0 LOB: 0 BB: 0 P: 3	R: 0 E: 0 K: 0 S: 5	H: 1 LOB: 1 BB: 0 P: 5	R: 0 E: 0 K: 0 S: 8	H: 2 LOB: 1 BB: 0 P: 11	R: 1 E: 0 K: 0 S: 9	H: 1 LOB: 0 BB: 0 P: 11	R: 2 E: 0 K: 1 S: 13	H: 3 LOB: 2 BB: 0 P: 21	1B: 7 2B: 4 3B: 0 HR: 2	SF: 0 SAC: 2 DP: 3 HBP: 0	WP: 0 PB: 0 SB: 0 CS: 0	PA: 37
PITCHER	IP	WLS	BF	H	R	ER	SO	BB	IBB	HBP	BLK	WP	HR	S	P	ERA	WHIP					
Brian Anderson, L ERA: 4.07 (1, 1)	8.0	L	32	11	4	4	3	0	0	0	0	0	1	66	93	4.50	1.375					
Alan Embree, L ERA: 4.07 (9, 1)	0.2		4	2	1	1	1	0	0	0	0	0	1	9	15	13.50	3.000					
Bobby Chouinard, R ERA: 4.73 (9, 1)	0.1		1	0	0	0	0	0	0	0	0	0	0	2	3	0.00	0.000					

Cincinnati Reds @ Arizona Diamondbacks
Bank One Ballpark, Phoenix, AZ
Sun Jul 12 1998, 10:05 PM EDT
Att: 42,329 - Dome - 72 F

AB 35
R 5
H 13
RBI 5
BB 0
SO 4
LOB 13



Batter	1	2	3	4	5	6	7	8	9	AB	R	H	RBI	BB	SO	LOB	BOTTOM					
Andy Fox, L OBP: 0.336, SLG: 0.390 (1, 7)	1-0 G6-3		1-0 G3		3-2 F8		0-0 FC9-2			3	0	0	0	0	0	0						
Yamil Benitez, R OBP: 0.306, SLG: 0.429 (7, PH) (8, 7)										1	0	0	0	0	0	2						
Danny Klassen, R OBP: 0.450, SLG: 0.563 (1, 4)	1-3 K				0-0 G1-6-3		0-1 G6-3 2B	1-2 G4-6-3 1B		4	0	2	0	0	1	0						
Travis Lee, L OBP: 0.356, SLG: 0.480 (1, 3)	4-2 FC4-6 BB				2-2 1B 2B		2-3 K	0-3 K	1 SAFE	3	1	1	0	1	2	2						
Matt Williams, R OBP: 0.319, SLG: 0.456 (1, 5)	2-1 FC4-6				0-0 P7		3-2 G6-3	1-1 G4-6-3		4	0	0	0	0	0	4						
David Dellucci, L OBP: 0.349, SLG: 0.459 (1, 8)					1-0 K		1-3 K		1-2 G6-3	4	1	1	0	0	2	1						
Tony Batista, R OBP: 0.308, SLG: 0.432 (1, 6)					1-2 2B 1B				2-2 G4-6-3 1B	4	1	3	3	0	0	0						
Jorge Fabregas, L OBP: 0.276, SLG: 0.256 (1, 2)					1-3 K		1-2 G3-1		2-3 K	4	0	0	0	0	2	2						
Karim Garcia, L OBP: 0.250, SLG: 0.363 (1, 9)					1-2 G4-3		1-3 K		2-1 F7	4	0	1	0	0	1	1						
Brian Anderson, R OBP: 0.132, SLG: 0.108 (1, 1)					2-2 G1-3		0-3 K			3	0	1	0	0	1	0						
Alan Embree, L (9, 1)										0	0	0	0	0	0	0						
Bobby Chouinard, R (9, 1)										0	0	0	0	0	0	0						
Inning Stats	R: 0 E: 0 K: 1 S: 11	H: 0 LOB: 1 BB: 1 P: 19	R: 0 E: 0 K: 1 S: 5	H: 0 LOB: 0 BB: 0 P: 8	R: 0 E: 0 K: 0 S: 7	H: 0 LOB: 0 BB: 0 P: 11	R: 2 E: 0 K: 1 S: 11	H: 3 LOB: 1 BB: 0 P: 16	R: 0 E: 0 K: 2 S: 9	H: 0 LOB: 0 BB: 0 P: 13	R: 0 E: 0 K: 2 S: 14	H: 1 LOB: 1 BB: 0 P: 20	R: 1 E: 0 K: 0 S: 11	H: 3 LOB: 1 BB: 0 P: 14	R: 0 E: 0 K: 1 S: 10	H: 1 LOB: 0 BB: 0 P: 12	R: 0 E: 0 K: 1 S: 12	H: 1 LOB: 1 BB: 0 P: 19	1B: 6 2B: 3 3B: 0 HR: 1	SF: 0 SAC: 0 DP: 2 HBP: 0	WP: 0 PB: 0 SB: 0 CS: 0	PA: 35
PITCHER	IP	WLS	BF	H	R	ER	SO	BB	IBB	HBP	BLK	WP	HR	S	P	ERA	WHIP					
Pete Harnisch, R ERA: 3.09 (1, 1)	6.1		27	7	3	3	7	1	0	0	0	0	0	67	100	4.26	1.263					
Rick Krivda, L ERA: 3.9 (7, 1)	1.0		3	1	0	0	1	0	0	0	0	0	0	9	10	0.00	1.000					
26 John Hudek, R ERA: 3.34 (8, 1)	1.2	W	5	1	0	0	1	0	0	0	0	0	0	14	22	0.00	0.600					

Cincinnati Reds @ Arizona Diamondbacks
Bank One Ballpark, Phoenix, AZ
Sun Jul 12 1998, 10:05 PM EDT
Att: 42,329 - Dome - 72 F

AB 34
R 3
H 9
RBI 3
BB 1
SO 9
LOB 12



Batter	1	2	3	4	5	6	7	8	9	AB	R	H	RBI	BB	SO	LOB	TOP																								
61 Mike Frank, L (1, 8) OBP: 0.304, SLG: 0.317	2-1 1B E	1-2 1B			4-0 FC5-4 BB		1-1 G6-3		1-1 G2-3	4	1	2	0	1	0	0	<p>Cincinnati Reds @ St. Louis Cardinals</p> <p>Busch Stadium, St. Louis, MO</p> <p>Tue Jul 14 1998, 7:05 PM CDT</p> <p>Att: 31,183 - Cloudy - 78 F</p> <p>livebaseballscorecards.com</p>																								
Sean Casey, L (1, 3) OBP: 0.319, SLG: 0.294	1-0 1B E	1-0 1B			1-0 F7		1-0 WP HR 1B		0-1 G3	5	1	3	0	0	0	1																									
Barry Larkin, R (1, 6) OBP: 0.384, SLG: 0.489	0-3 K	3-2 G1-6-3			1-3 K		1-1 WP HR 1B		0-1 G4-3	5	1	1	0	0	2	5																									
Paul Konerko, R (1, 5) OBP: 0.271, SLG: 0.337	0-3 K				0-0 FC5-4		0-3 K			4	0	0	0	0	2	5																									
Reggie Sanders, R (8, 9) OBP: 0.337, SLG: 0.439					1-2					0	0	0	0	0	0	0																									
Eddie Taubensee, L (1, 2) OBP: 0.359, SLG: 0.440	1-2 E2				3-3 K		0-1 G1-3		1-1 HR	4	1	1	3	0	1	1																									
Bret Boone, R (1, 4) OBP: 0.332, SLG: 0.465	2-1 L8				3-3 K		0-2 G3-1 3B		1-0 G5-3	4	1	1	0	0	1	2																									
Willie Greene, L (1, 9) OBP: 0.377, SLG: 0.428					0-3 K		2-2 G3-1		2-2 G4-3	4	0	1	1	0	1	0																									
Pokey Reese, R (8, 5) OBP: 0.330, SLG: 0.351							3-1 G5-3		1-0 G3	4	2	2	1	0	0	0																									
Dmitri Young, S (1, 7) OBP: 0.360, SLG: 0.502					0-0 G5-3		2-2 HR			0	0	0	0	0	0	0																									
Chris Stynes, R (9, 7) OBP: 0.316, SLG: 0.349										2	0	1	1	0	0	0																									
Steve Parris, R (1, 1) OBP: 0.333, SLG: 0.333					3-2 G5-3		0-2 P5		2-2 G5-3	1	0	0	0	0	0	0																									
Melvin Nieves, S (6, PH) OBP: 0.398, SLG: 0.345										1	0	0	0	0	0	0																									
Scott Sullivan, R (6, 1) OBP: 0.167, SLG: 0.167										1	0	0	0	0	0	0																									
Danny Graves, R (9, 1) OBP: 0.167, SLG: 0.167										0	0	0	0	0	0	0																									
Inning Stats	R: 1 E: 1 K: 2 S: 14	H: 2 LOB: 2 BB: 0 P: 20	R: 1 E: 0 K: 0 S: 17	H: 5 LOB: 2 BB: 0 P: 26	R: 0 E: 0 K: 2 S: 9	H: 0 LOB: 0 BB: 0 P: 17	R: 0 E: 0 K: 1 S: 7	H: 0 LOB: 0 BB: 0 P: 10	R: 0 E: 0 K: 1 S: 6	H: 0 LOB: 1 BB: 1 P: 12	R: 2 E: 0 K: 0 S: 14	H: 2 LOB: 0 BB: 0 P: 18	R: 3 E: 0 K: 1 S: 13	H: 3 LOB: 0 BB: 0 P: 20	R: 0 E: 0 K: 0 S: 9	H: 0 LOB: 0 BB: 0 P: 14	R: 0 E: 0 K: 0 S: 6	H: 0 LOB: 0 BB: 0 P: 7	1B: 8 2B: 1 3B: 1 HR: 2	SF: 0 SAC: 0 DP: 0 HBP: 0	WP: 1 PB: 0 SB: 0 CS: 0	PA: 39																			
PITCHER	IP WLS BF L	H R ER SO	BB IBB HBP BLK	WP HR S P	ERA WHIP	PITCHER										IP WLS BF L	H R ER SO	BB IBB HBP BLK	WP HR S P	ERA WHIP																					
Todd Stottlemyre, R (1, 1) ERA: 3.29	7.0	12	7	6	7	1	0	0	0	1	2	80	123	7.71	1.857											7.0	12	7	6	7	1	0	0	0	0	1	2	80	123	7.71	1.857
John Frascatore, R (8, 1) ERA: 4.25	2.0	0	0	0	0	0	0	0	0	0	0	15	21	0.00	0.000											2.0	0	0	0	0	0	0	0	0	0	15	21	0.00	0.000		

Batter	1	2	3	4	5	6	7	8	9	AB	R	H	RBI	BB	SO	LOB	BOTTOM																											
Royce Clayton, R (1, 6) OBP: 0.321, SLG: 0.331	1-0 P3		3-2 L8	2-3 K						4	0	0	0	0	1	1	<p>Cincinnati Reds @ St. Louis Cardinals</p> <p>Busch Stadium, St. Louis, MO</p> <p>Tue Jul 14 1998, 7:05 PM CDT</p> <p>Att: 31,183 - Cloudy - 78 F</p> <p>livebaseballscorecards.com</p>																											
Ray Lankford, L (1, 8) OBP: 0.388, SLG: 0.474	1-3 K		1-3 K		2-2 F8			0-1 F9 2B		4	0	1	0	0	2	0																												
Brian Jordan, R (1, 9) OBP: 0.377, SLG: 0.551	4-2 S BB		1-0 G1-3		0-3 K			2-1 F9		3	0	0	0	1	1	1																												
Ron Gant, R (1, 7) OBP: 0.304, SLG: 0.510	1-3 K			1-1 HR	1-0 G5-3			0-0 G1-3		4	1	1	1	0	1	2																												
John Mabry, L (1, 3) OBP: 0.320, SLG: 0.396			3-2 G1-3	3-2 HR 1B			0-1 G4-3		1-2 P6	4	1	1	0	0	0	1																												
Gary Gaetti, R (1, 5) OBP: 0.347, SLG: 0.426			3-3 K	2-0 HR			0-0 P2		0-2 S 1B	4	1	2	2	0	1	0																												
Placido Polanco, R (1, 4) OBP: 0.292, SLG: 0.375			0-1 1B	1-0 SH5-4 1B			2-2 P9		1-2 G5-3	3	1	2	0	0	0	0																												
Todd Stottlemyre, L (1, 1) OBP: 0.273, SLG: 0.216			3-2 G1-3	1-1 SH5-4			3-2 G3		0-0 B2-3	1	0	1	1	0	0	0																												
Tom Lampkin, L (7, PH) OBP: 0.318, SLG: 0.373				1-2 1B						1	0	0	0	0	0	0																												
John Frascatore, R (8, 1) OBP: 0.290, SLG: 0.250										0	0	0	0	0	0	0																												
Brian Hunter, R (9, PH) OBP: 0.262, SLG: 0.420										1	0	0	0	0	0	1																												
Tom Pagnozzi, R (1, 2) OBP: 0.296, SLG: 0.306										3	0	0	0	0	1	2																												
Mark McGwire, R (9, PH) OBP: 0.482, SLG: 0.768										1	0	0	0	0	0	1																												
Inning Stats	R: 0 E: 0 K: 2 S: 9	H: 0 LOB: 1 BB: 1 P: 16	R: 1 E: 0 K: 1 S: 13	H: 2 LOB: 1 BB: 0 P: 22	R: 0 E: 0 K: 1 S: 10	H: 0 LOB: 0 BB: 0 P: 15	R: 3 E: 0 K: 1 S: 15	H: 4 LOB: 1 BB: 0 P: 27	R: 0 E: 0 K: 1 S: 8	H: 0 LOB: 0 BB: 0 P: 11	R: 0 E: 0 K: 0 S: 6	H: 0 LOB: 0 BB: 0 P: 8	R: 0 E: 0 K: 1 S: 8	H: 0 LOB: 0 BB: 0 P: 11	R: 0 E: 0 K: 0 S: 8	H: 1 LOB: 1 BB: 0 P: 11	R: 0 E: 0 K: 0 S: 8	H: 1 LOB: 1 BB: 0 P: 11	1B: 4 2B: 1 3B: 1 HR: 2	SF: 0 SAC: 1 DP: 0 HBP: 0	WP: 0 PB: 0 SB: 2 CS: 0	PA: 36																						
PITCHER	IP WLS BF L	H R ER SO	BB IBB HBP BLK	WP HR S P	ERA WHIP	PITCHER										IP WLS BF L	H R ER SO	BB IBB HBP BLK	WP HR S P	ERA WHIP																								
Steve Parris, R (1, 1) ERA: 4.05	5.0	22	6	4	6	1	0	0	0	0	0	0	0	0	0	0	0.00	0.333											5.0	22	6	4	6	1	0	0	0	0	0	0	0	0	0	0
Scott Sullivan, R (6, 1) ERA: 4.8	3.0	10	1	0	0	1	0	0	0	0	0	22	30	0.00	0.333											3.0	10	1	0	0	1	0	0	0	0	22	30	0.00	0.333					
Danny Graves, R (9, 1) ERA: 3.53	1.0	4	1	0	0	0	0	0	0	0	0	8	11	0.00	1.000											1.0	4	1	0	0	0	0	0	0	8	11	0.00	1.000						

Batter	1	2	3	4	5	6	7	8	9	AB	R	H	RBI	BB	SO	LOB	TOP					
QuiVio Veras, S OBP: 0.397, SLG: 0.353 (1, 4)	G6-3		1B		G1-3		BB		G3	4	1	1	0	1	0	2						
Tony Gwynn, L OBP: 0.382, SLG: 0.463 Donne Wall, R OBP: 0.333, SLG: 0.333 Dan Miceli, R OBP: 1.000, SLG: 1.000 Trevor Hoffman, R (8, 1)	F7		1B		F8		F8			4	0	1	1	0	0	2						
Ken Caminiti, S OBP: 0.372, SLG: 0.548 (1, 5)	PB		G4-3			L4		K		4	0	1	0	0	1	1						
Greg Vaughn, R OBP: 0.393, SLG: 0.677 (1, 7)	P3				HR	G6-3		K		4	1	1	1	0	1	1						
Wally Joyner, L OBP: 0.395, SLG: 0.480 (1, 3)		F8		G4-3				K		3	0	0	0	1	1	0						
Steve Finley, L OBP: 0.304, SLG: 0.405 (1, 8)		K		G5-3		BB		P6		4	0	1	0	0	1	1						
Carlos Hernandez, R OBP: 0.311, SLG: 0.390 (1, 2)		P6		G5-3				F7		4	0	1	0	0	0	1						
Chris Gomez, R OBP: 0.323, SLG: 0.350 (1, 6)			F9		K		SH5-4			3	0	1	0	0	1	1						
Joey Hamilton, R OBP: 0.174, SLG: 0.267 Mark Sweeney, L OBP: 0.306, SLG: 0.290 Ruben Rivera, R OBP: 0.394, SLG: 0.513 (7, PH)			K		G4-3					2	0	0	0	0	1	0						
Inning Stats	R: 0 E: 0 K: 0 S: 7	H: 1 LOB: 1 BB: 0 P: 10	R: 0 E: 0 K: 1 S: 7	H: 0 LOB: 0 BB: 0 P: 10	R: 1 E: 0 K: 1 S: 10	H: 2 LOB: 1 BB: 0 P: 17	R: 1 E: 0 K: 1 S: 12	H: 2 LOB: 1 BB: 0 P: 17	R: 0 E: 0 K: 0 S: 8	H: 0 LOB: 0 BB: 0 P: 11	R: 0 E: 0 K: 0 S: 10	H: 0 LOB: 1 BB: 1 P: 20	R: 0 E: 0 K: 1 S: 9	H: 1 LOB: 2 BB: 1 P: 15	R: 0 E: 0 K: 3 S: 11	H: 0 LOB: 0 BB: 0 P: 13	R: 0 E: 0 K: 0 S: 8	H: 1 LOB: 2 BB: 1 P: 15	1B: 4 2B: 2 3B: 0 HR: 1	SF: 0 SAC: 1 DP: 0 HBP: 0	WP: 0 PB: 1 SB: 1 CS: 0	PA: 37
PITCHER	IP	WLS	BF	H	R	ER	SO	BB	IBB	HBP	BLK	WP	HR	S	P	ERA	WHIP					
Pete Harnisch, R ERA: 3.06 Gabe White, L ERA: 4.47 Scott Sullivan, R ERA: 4.71	(1, 1)	7.0	L	29	6	2	4	2	0	0	0	0	1	63	100	2.57	1.143					
(8, 1)	1.2	6	1	0	0	3	0	0	0	0	0	0	0	16	20	0.00	0.600					
(9, 1)	0.1	2	0	0	0	0	1	0	0	0	0	0	0	3	8	0.00	3.000					

San Diego Padres @ Cincinnati Reds
Cinergy Field, Cincinnati, OH
Sat Jul 18 1998, 7:05 PM EDT
Att: 30,289 - Unknown - 83 F

AB 33
R 2
H 7
RBI 2
BB 3
SO 7
LOB 10



Batter	1	2	3	4	5	6	7	8	9	AB	R	H	RBI	BB	SO	LOB	BOTTOM				
Reggie Sanders, R OBP: 0.332, SLG: 0.434 (1, 8)	F8		G6-3			2B		K		4	1	1	0	0	1	0					
Sean Casey, L OBP: 0.328, SLG: 0.313 Chris Stynes, R OBP: 0.318, SLG: 0.346 (8, FR)	L8		L8			G1-3		G6-3		4	0	2	1	0	0	0					
Barry Larkin, R OBP: 0.377, SLG: 0.477 (1, 6)	L7		K			G1-3		G6-3		4	0	0	0	0	1	2					
Eddie Taubensee, L OBP: 0.358, SLG: 0.438 (1, 2)		1B		G3		K		G6-3		3	0	0	0	1	1	3					
Paul Konerko, R OBP: 0.274, SLG: 0.324 (9, 3)		L8		G4-3		G4-3			F9	4	0	0	0	0	0	2					
Bret Boone, R OBP: 0.336, SLG: 0.464 (1, 4)		BB		G4-3					K	4	0	2	0	0	1	0					
Dmitri Young, S OBP: 0.363, SLG: 0.502 (1, 7)		K				G6-3			F9	4	0	0	0	0	2	3					
Willie Greene, L OBP: 0.374, SLG: 0.421 (1, 9)				G4-3		G4-3		F9		2	0	0	0	1	0	1					
Pete Harnisch, S OBP: 0.130, SLG: 0.111 Melvin Nieves, S OBP: 0.393, SLG: 0.341 Gabe White, L OBP: 0.250, SLG: 0.250 Scott Sullivan, R OBP: 0.167, SLG: 0.167 (9, 1)		G4-3				K2-3		K		2	0	0	0	0	1	3					
Inning Stats	R: 0 E: 0 K: 0 S: 4	H: 0 LOB: 0 BB: 0 P: 7	R: 0 E: 0 K: 1 S: 18	H: 1 LOB: 3 BB: 2 P: 31	R: 0 E: 0 K: 1 S: 8	H: 0 LOB: 0 BB: 0 P: 11	R: 0 E: 0 K: 0 S: 7	H: 0 LOB: 0 BB: 0 P: 10	R: 0 E: 0 K: 2 S: 10	H: 1 LOB: 1 BB: 0 P: 18	R: 0 E: 0 K: 1 S: 8	H: 1 LOB: 0 BB: 0 P: 10	R: 0 E: 0 K: 1 S: 9	H: 0 LOB: 0 BB: 0 P: 11	1B: 2 2B: 3 3B: 0 HR: 0	SF: 0 SAC: 0 DP: 0 HBP: 0	WP: 0 PB: 0 SB: 0 CS: 0	PA: 34			
PITCHER	IP	WLS	BF	H	R	ER	SO	BB	IBB	HBP	BLK	WP	HR	S	P	ERA	WHIP				
Joey Hamilton, R ERA: 4.89 Donne Wall, R ERA: 2.51 Dan Miceli, R ERA: 3.77 Trevor Hoffman, R ERA: 1.71	(1, 1)	6.0	W	23	3	1	4	2	0	0	0	0	0	10	18	0.00	1.000				
(7, 1)	1.0	4	1	0	0	2	0	0	0	0	0	0	0	7	9	0.00	1.500				
(8, 1)	0.2	3	1	0	0	1	0	0	0	0	0	0	0	10	12	0.00	0.000				
(8, 1)	1.1	S	4	0	0	0	1	0	0	0	0	0	0	10	12	0.00	0.000				

San Diego Padres @ Cincinnati Reds
Cinergy Field, Cincinnati, OH
Sat Jul 18 1998, 7:05 PM EDT
Att: 30,289 - Unknown - 83 F

AB 32
R 1
H 5
RBI 1
BB 2
SO 8
LOB 15



Batter	1	2	3	4	5	6	7	8	9	AB	R	H	RBI	BB	SO	LOB	TOP								
Reggie Sanders, R OBP: 0.327, SLG: 0.436	(1, 8) K		(0, 3) K2-3			(0, 1) B3			(2, 3) K	4	0	0	0	0	3	0									
Sean Casey, L OBP: 0.316, SLG: 0.300	(1, 3) G6-3			(0, 0) G4-3		(0, 1) G4-3			(0, 3) K	4	0	0	0	0	1	0									
Dmitri Young, S OBP: 0.365, SLG: 0.504	(1, 7) G4-3			(1, 0) F6			(1, 3) K			3	0	0	0	0	1	0									
Eddie Taubensee, L OBP: 0.354, SLG: 0.432		(1, 2) K		(1, 1) G6-3			(2, 3) K			3	0	0	0	0	2	0									
Bret Boone, R OBP: 0.333, SLG: 0.456		(2, 1) G4-3			(4, 2) G4-6-3 BB		(1, 0) F9			2	0	0	0	1	0	0									
Willie Greene, L OBP: 0.374, SLG: 0.424		(1, 2) 2B			(1, 0) G4-6-3 1-2			(3, 3) K		3	0	1	0	0	1	1									
Paul Konerko, R OBP: 0.269, SLG: 0.313		(0, 0) G5-3			(4, 0) G5-4-3 BB			(1, 2) G6-3		2	0	0	0	1	0	1									
Pokey Reese, R OBP: 0.327, SLG: 0.340			(2, 3) K		(1, 1) G5-4-3 1-2			(1, 0) F8		3	0	0	0	0	1	2									
Steve Parris, R OBP: 0.200, SLG: 0.200	(1, 1) G5-3					(1, 0) G5-3				2	0	0	0	0	0	0									
Stan Belinda, R OBP: 0.395, SLG: 0.337								(1, 3) K		0	0	0	0	0	0	0									
Inning Stats	R: 0 E: 0 K: 1 S: 7	H: 0 LOB: 0 BB: 0 P: 10	R: 0 E: 0 K: 1 S: 9	H: 1 LOB: 1 BB: 0 P: 14	R: 0 E: 0 K: 2 S: 10	H: 0 LOB: 0 BB: 0 P: 14	R: 0 E: 0 K: 0 S: 4	H: 0 LOB: 0 BB: 0 P: 6	R: 0 E: 0 K: 0 S: 6	H: 0 LOB: 1 BB: 2 P: 16	R: 0 E: 0 K: 2 S: 5	H: 0 LOB: 0 BB: 0 P: 6	R: 0 E: 0 K: 1 S: 7	H: 0 LOB: 0 BB: 0 P: 11	R: 0 E: 0 K: 1 S: 7	H: 0 LOB: 0 BB: 0 P: 12	R: 0 E: 0 K: 3 S: 9	H: 0 LOB: 0 BB: 0 P: 12	1B: 0 2B: 1 3B: 0 HR: 0	SF: 0 SAC: 0 DP: 1 HBP: 0	WP: 0 PB: 0 SB: 0 CS: 0	PA: 29			
PITCHER	IP	WLS	BF	H	R	ER	SO	BB	IBB	HBP	BLK	WP	HR	S	P	ERA	WHIP								
37 Darren Dreifort, R ERA: 3.51	(1, 1) 8.0	W 26	26	1	0	0	7	2	0	0	0	0	0	55	89	0.00	0.375								
Jeff Shaw, R ERA: 1.62	(9, 1) 1.0	S 3	3	0	0	0	3	0	0	0	0	0	0	9	12	0.00	0.000								

Cincinnati Reds @ Los Angeles Dodgers
Dodger Stadium, Los Angeles, CA
Mon Jul 20 1998, 7:05 PM PDT
Att: 35,775 - Unknown - 78 F

AB	27
R	0
H	1
RBI	0
BB	2
SO	10
LOB	4



Batter	1	2	3	4	5	6	7	8	9	AB	R	H	RBI	BB	SO	LOB	BOTTOM								
Wilton Guerrero, S OBP: 0.278, SLG: 0.324	(1, 4) SH1-3 1B		(1, 2) F4			(0, 0) L3		(0, 1) 3B		3	0	1	0	0	0	1									
Alex Cora, L OBP: 0.136, SLG: 0.227	(8, 6) SH1-3		(3, 2) F7			(0, 0) B3		(0, 0) F7		3	0	0	0	0	0	2									
Juan Castro, R OBP: 0.255, SLG: 0.272	(1, 6) SH1-3									4	1	1	0	0	1	2									
Raul Mondesi, R OBP: 0.322, SLG: 0.541	(1, 8) G6-3			(1, 2) F8		(3, 0) G2-3 1B		(1, 3) K		4	0	0	0	1	3										
Gary Sheffield, R OBP: 0.437, SLG: 0.536	(1, 9) P6			(3, 0) F9		(1, 0) F7		(1, 3) K		4	0	0	0	0	1	3									
Eric Karros, R OBP: 0.348, SLG: 0.430		(1, 2) G5-3		(2, 2) F6		(2, 1) G2-3				3	0	0	0	0	1										
Matt Luke, L OBP: 0.320, SLG: 0.545		(2, 2) L8			(1, 2) G3-4-1		(4, 0) 1B 1B			2	1	0	0	1	0	0									
Adrian Beltré, R OBP: 0.260, SLG: 0.319		(1, 1) G5-3			(2, 3) K		(0, 0) 1B 1B			3	0	1	1	0	1	0									
Charles Johnson, R OBP: 0.271, SLG: 0.379					(0, 1) G5-3		(2, 1) 1B 2-H			3	0	2	1	0	0	0									
37 Darren Dreifort, R OBP: 0.231, SLG: 0.189	(1, 1) SH3-4 1B						(1, 3) 1B 2-H			2	0	0	0	0	2	2									
Jeff Shaw, R ERA: 3.47	(9, 1) SH3-4						(2, 3) K2-3			0	0	0	0	0	0	0									
Inning Stats	R: 0 E: 0 K: 0 S: 6	H: 1 LOB: 1 BB: 0 P: 9	R: 0 E: 0 K: 0 S: 8	H: 0 LOB: 0 BB: 0 P: 12	R: 0 E: 0 K: 0 S: 9	H: 1 LOB: 1 BB: 0 P: 13	R: 0 E: 0 K: 0 S: 7	H: 0 LOB: 0 BB: 0 P: 13	R: 0 E: 0 K: 1 S: 9	H: 0 LOB: 0 BB: 0 P: 12	R: 2 E: 0 K: 1 S: 10	H: 3 LOB: 2 BB: 1 P: 24	R: 0 E: 0 K: 2 S: 9	H: 1 LOB: 1 BB: 0 P: 11	1B: 5 2B: 0 3B: 1 HR: 0	SF: 0 SAC: 2 DP: 0 HBP: 0	WP: 0 PB: 0 SB: 0 CS: 0	PA: 31							
PITCHER	IP	WLS	BF	H	R	ER	SO	BB	IBB	HBP	BLK	WP	HR	S	P	ERA	WHIP								
Steve Parris, R ERA: 3.71	(1, 1) 6.2	L 26	26	5	2	2	2	2	0	0	0	0	0	52	87	0.00	0.750								
Stan Belinda, R ERA: 3.47	(7, 1) 1.1	S 5	5	1	0	0	3	0	0	0	0	0	0	12	16	0.00	0.750								

Cincinnati Reds @ Los Angeles Dodgers
Dodger Stadium, Los Angeles, CA
Mon Jul 20 1998, 7:05 PM PDT
Att: 35,775 - Unknown - 78 F

AB	28
R	2
H	6
RBI	2
BB	1
SO	5
LOB	11



Batter	1	2	3	4	5	6	7	8	9	AB	R	H	RBI	BB	SO	LOB	TOP					
61 Mike Frank, L OBP: 0.286, SLG: 0.286 Reggie Sanders, R OBP: 0.325, SLG: 0.433 (7, PH)	G3-1		L7		F7		P4		K	3	0	0	0	0	0	0						
Sean Casey, L OBP: 0.324, SLG: 0.325 Barry Larkin, R OBP: 0.379, SLG: 0.476 (7, PH)	K		2B			G4-3 SF7 2B	BB			3	1	2	0	0	1	0						
Dmitri Young, S OBP: 0.361, SLG: 0.499 Stan Belinda, R (7, 1)	G6-3		K			G4-3	L3			4	0	0	0	0	1	5						
Eddie Taubensee, L OBP: 0.356, SLG: 0.434 (1, 2)		1B			K			SF7	FC6-4 1B	3	0	2	1	0	1	0						
Bret Boone, R OBP: 0.329, SLG: 0.451 (1, 4)	F8				F3			G6-3	K	4	0	0	0	0	1	2						
Willie Greene, L OBP: 0.376, SLG: 0.426 (1, 9)	K								F9	3	1	1	0	1	1	2						
Paul Konerko, R OBP: 0.274, SLG: 0.313 (7, 7)	1B				F8			FC9-6 BB 2B	FC6-4	3	0	1	0	1	0	2						
Pokey Reese, R OBP: 0.316, SLG: 0.327 (7, 5)	K				F9			FC9-6 BB BB	L1	4	0	0	0	0	1	4						
Brett Tomko, R OBP: 0.133, SLG: 0.116 Eduardo Perez, R OBP: 0.311, SLG: 0.298 (7, 3)			G5-3		K			BB BB	G6-3	2	0	0	0	0	1	0						
Inning Stats	R: 0 E: 0 K: 1 S: 9	H: 0 LOB: 0 BB: 0 P: 12	R: 0 E: 0 K: 2 S: 18	H: 2 LOB: 2 BB: 0 P: 21	R: 0 E: 0 K: 1 S: 12	H: 1 LOB: 1 BB: 0 P: 18	R: 0 E: 0 K: 1 S: 7	H: 0 LOB: 1 BB: 1 P: 13	R: 0 E: 0 K: 0 S: 12	H: 0 LOB: 0 BB: 0 P: 18	R: 1 E: 0 K: 0 S: 7	H: 1 LOB: 0 BB: 0 P: 7	R: 1 E: 0 K: 0 S: 12	H: 1 LOB: 3 BB: 3 P: 26	R: 0 E: 0 K: 1 S: 9	H: 1 LOB: 1 BB: 0 P: 12	R: 0 E: 0 K: 1 S: 10	H: 0 LOB: 0 BB: 0 P: 14	1B: 3 2B: 3 3B: 0 HR: 0	SF: 1 SAC: 0 DP: 0 HBP: 0	WP: 0 PB: 0 SB: 0 CS: 0	PA: 37
PITCHER	IP	WLS	BF	H	R	ER	SO	BB	IBB	HBP	BLK	WP	HR	S	P	ERA	WHIP					
Ismael Valdez, R ERA: 4.06 Scott Radinsky, L ERA: 2.76 Jeff Shaw, R ERA: 1.58	(1, 1)	6.1	W	27	5	2	2	6	3	0	0	0	0	71	104	2.84	1.263					
(7, 1)	1.1		6	1	0	0	1	1	0	0	0	0	0	14	21	0.00	1.500					
(8, 1)	1.1	S	4	0	0	0	1	0	0	0	0	0	0	11	16	0.00	0.000					

Cincinnati Reds @ Los Angeles Dodgers
Dodger Stadium, Los Angeles, CA
Tue Jul 21 1998, 7:05 PM PDT
Att: 30,452 - Unknown - 76 F

AB 32
R 2
H 6
RBI 2
BB 4
SO 8
LOB 18



Batter	1	2	3	4	5	6	7	8	9	AB	R	H	RBI	BB	SO	LOB	BOTTOM						
Wilton Guerrero, S OBP: 0.273, SLG: 0.318 Alex Cora, L OBP: 0.136, SLG: 0.227 (8, 6)	G3		K		G4-3		SH1-4			3	0	0	0	0	1	0							
Juan Castro, R OBP: 0.258, SLG: 0.266 (8, 4)	F8		F8		BB BB		G5-3			3	0	0	0	1	0	1							
Raul Mondesi, R OBP: 0.324, SLG: 0.541 (1, 8)	1B		1B		F8		G6-3			4	1	2	0	0	0	2							
Gary Sheffield, R OBP: 0.437, SLG: 0.534 (1, 9)	G5-3		1B		BB BB		P4			3	1	1	1	1	0	1							
Eric Karros, R OBP: 0.350, SLG: 0.435 (1, 3)		HR	2B		P3		G1-3			4	1	2	1	0	0	2							
Matt Luke, L OBP: 0.313, SLG: 0.532 Scott Radinsky, L OBP: 0.329, SLG: 0.286 (8, 7)	P5		K				F8			3	0	0	0	0	2	2							
Adrian Beltré, R OBP: 0.283, SLG: 0.361 (1, 5)	HR				K		P4			3	1	1	2	0	1	0							
Charles Johnson, R OBP: 0.269, SLG: 0.375 (1, 2)	F8				F7		K			3	0	0	0	0	1	0							
Ismael Valdez, R OBP: 0.225, SLG: 0.189 Trenidad Hubbard, R OBP: 0.400, SLG: 0.522 Jeff Shaw, R (8, 1)	B5-3				F8		SH1-4 1B			2	0	0	0	0	0	0							
Inning Stats	R: 0 E: 0 K: 0 S: 12	H: 1 LOB: 1 BB: 0 P: 17	R: 2 E: 0 K: 0 S: 9	H: 2 LOB: 0 BB: 0 P: 12	R: 2 E: 0 K: 2 S: 14	H: 3 LOB: 1 BB: 0 P: 20	R: 0 E: 0 K: 1 S: 8	H: 0 LOB: 0 BB: 0 P: 10	R: 0 E: 0 K: 0 S: 7	H: 0 LOB: 2 BB: 2 P: 18	R: 0 E: 0 K: 2 S: 9	H: 0 LOB: 0 BB: 0 P: 14	R: 0 E: 0 K: 0 S: 7	H: 1 LOB: 1 BB: 0 P: 13	R: 0 E: 0 K: 0 S: 9	H: 0 LOB: 0 BB: 0 P: 13	1B: 5 2B: 1 3B: 0 HR: 1	SF: 0 SAC: 1 DP: 0 HBP: 0	WP: 0 PB: 0 SB: 1 CS: 0	PA: 33			
PITCHER	IP	WLS	BF	H	R	ER	SO	BB	IBB	HBP	BLK	WP	HR	S	P	ERA	WHIP						
Brett Tomko, R ERA: 4.5 Stan Belinda, R ERA: 3.33	(1, 1)	6.0	L	26	6	4	4	5	2	0	0	0	0	1	59	9	6.00	1.333					
(7, 1)	2.0		7	1	0	0	0	0	0	0	0	0	0	16	26	0.00	0.500						

Cincinnati Reds @ Los Angeles Dodgers
Dodger Stadium, Los Angeles, CA
Tue Jul 21 1998, 7:05 PM PDT
Att: 30,452 - Unknown - 76 F

AB 30
R 4
H 7
RBI 4
BB 2
SO 5
LOB 8



Batter	1	2	3	4	5	6	7	8	9	AB	R	H	RBI	BB	SO	LOB	TOP		
Reggie Sanders, R OBP: 0.324, SLG: 0.430 (1, 8) (4, 9)										4	0	1	0	0	3	0	Cincinnati Reds @ Colorado Rockies Coors Field, Denver, CO Thu Jul 23 1998, 3:33 AM MDT Att: 42,586 - Cloudy - 75 F		
Sean Casey, L OBP: 0.329, SLG: 0.339 (1, 3) (4, 9)										4	1	2	0	0	0	1			
Barry Larkin, R OBP: 0.377, SLG: 0.473 (1, 6) (4, 9)										4	0	1	1	0	0	1			
Eddie Taubensee, L OBP: 0.357, SLG: 0.433 (1, 2) (4, 9)										3	0	1	0	1	0	2			
Bret Boone, R OBP: 0.326, SLG: 0.447 (1, 4) (4, 9)										4	0	0	0	0	0	2			
Willie Greene, L OBP: 0.373, SLG: 0.422 (1, 9) (4, 7)										3	0	0	0	0	0	0			
Melvin Nieves, S OBP: 0.391, SLG: 0.333 (9, PH) (4, 8)										1	0	0	0	0	1	0			
Dmitri Young, S OBP: 0.362, SLG: 0.503 61 Mike Frank, L OBP: 0.299, SLG: 0.300 (1, 7) (4, 8)										1	0	1	0	0	0	0			
Pokey Reese, R OBP: 0.317, SLG: 0.327 (1, 5) (4, 8)										3	1	1	0	0	1	2			
Mike Remlinger, L OBP: 0.083, SLG: 0.111 Scott Sullivan, R OBP: 0.167, SLG: 0.167 Gabe White, L OBP: 0.250, SLG: 0.250 Danny Graves, R OBP: 0.277, SLG: 0.333 (1, 1) (5, 1) (7, 1) (7, 1) (7, 7)										2	0	0	0	0	0	1			
Inning Stats	R: 0 E: 0 K: 1 S: 12	H: 1 LOB: 1 BB: 0 P: 21	R: 0 E: 0 K: 1 S: 9	H: 1 LOB: 1 BB: 0 P: 10	R: 0 E: 0 K: 0 S: 7	H: 1 LOB: 0 BB: 0 P: 11	R: 0 E: 0 K: 0 S: 8	H: 1 LOB: 0 BB: 0 P: 12	R: 0 E: 0 K: 1 S: 10	H: 0 LOB: 0 BB: 0 P: 15	R: 0 E: 0 K: 0 S: 5	H: 0 LOB: 0 BB: 1 P: 12	R: 4 E: 0 K: 1 S: 23	H: 5 LOB: 0 BB: 0 P: 30	R: 0 E: 0 K: 1 S: 9	H: 0 LOB: 0 BB: 0 P: 17	1B: 7 2B: 3 3B: 0 HR: 1	SF: 0 SAC: 0 DP: 3 HBP: 0	WP: 0 PA: 34 PB: 0 SB: 0 CS: 1
PITCHER	IP WLS BF H R ER SO BB IBB HBP BLK WP HR S P ERA WHIP																		
Pedro Astacio, R ERA: 6.16 (1, 1)	7.1 W 28 8 3 3 4 1 0 0 0 0 1 66 103 3.68 1.227																		
Chuck McElroy, L ERA: 1.71 (8, 1)	0.2 3 2 1 1 0 0 0 0 0 0 0 15 20 13.50 3.000																		
Dave Veres, R ERA: 3.38 (9, 1)	1.0 S 3 0 0 0 1 0 0 0 0 0 0 9 17 0.00 0.000																		

AB	33
R	4
H	10
RBI	4
BB	1
SO	5
LOB	9



Batter	1	2	3	4	5	6	7	8	9	AB	R	H	RBI	BB	SO	LOB	BOTTOM		
Neifi Perez, S OBP: 0.321, SLG: 0.392 (1, 6) (4, 9)										5	1	1	0	0	1	1	Cincinnati Reds @ Colorado Rockies Coors Field, Denver, CO Thu Jul 23 1998, 3:33 AM MDT Att: 42,586 - Cloudy - 75 F		
Ellis Burks, R OBP: 0.357, SLG: 0.509 (1, 8) (4, 9)										3	0	2	0	0	0	0			
Larry Walker, L OBP: 0.408, SLG: 0.550 (1, 9) (4, 9)										3	1	3	0	1	0	0			
Dante Bichette, R OBP: 0.354, SLG: 0.526 (1, 7) (4, 9)										4	1	2	1	0	0	3			
Vinny Castilla, R OBP: 0.362, SLG: 0.611 (1, 5) (4, 9)										3	1	2	1	0	1	3			
Greg Colbrunn, R OBP: 0.365, SLG: 0.462 17 Todd Helton, L OBP: 0.355, SLG: 0.521 (1, 3) (5, PH) (6, 3)										2	1	1	0	0	0	3			
3 Mike Lansing, R OBP: 0.303, SLG: 0.362 (1, 4) (4, 9)										4	0	0	0	0	1	2			
Kirt Manwaring, R OBP: 0.341, SLG: 0.344 (1, 2) (4, 9)										4	0	1	1	0	1	0			
Pedro Astacio, R OBP: 0.179, SLG: 0.162 Chuck McElroy, L ERA: 4.72 John Vander Wal, L OBP: 0.355, SLG: 0.484 Dave Veres, R OBP: 0.500, SLG: 0.500 (1, 1) (8, 1) (6, PH) (9, 1)										2	0	0	0	0	1	0			
Inning Stats	R: 0 E: 0 K: 1 S: 13	H: 3 LOB: 3 BB: 0 P: 19	R: 0 E: 0 K: 1 S: 8	H: 0 LOB: 0 BB: 0 P: 12	R: 0 E: 0 K: 0 S: 8	H: 1 LOB: 1 BB: 0 P: 10	R: 2 E: 0 K: 2 S: 12	H: 3 LOB: 1 BB: 0 P: 21	R: 0 E: 0 K: 0 S: 14	H: 3 LOB: 2 BB: 0 P: 20	R: 0 E: 0 K: 1 S: 8	H: 0 LOB: 0 BB: 0 P: 11	R: 4 E: 0 K: 0 S: 17	H: 3 LOB: 0 BB: 1 P: 29	R: 0 E: 0 K: 0 S: 8	H: 0 LOB: 0 BB: 0 P: 10		1B: 10 2B: 2 3B: 0 HR: 1	SF: 1 SAC: 2 DP: 1 HBP: 0
PITCHER	IP WLS BF H R ER SO BB IBB HBP BLK WP HR S P ERA WHIP																		
Mike Remlinger, L ERA: 4.41 (1, 1)	4.1 L 23 10 2 2 4 0 0 0 0 0 0 52 78 4.15 2.308																		
Scott Sullivan, R ERA: 4.72 (5, 1)	2.0 6 1 1 1 1 0 0 0 0 0 0 16 22 4.50 0.500																		
Gabe White, L ERA: 4.63 (7, 1)	0.0 1 0 0 0 0 1 0 0 0 0 0 2 6 ∞ ∞																		
Danny Graves, R ERA: 3.55 (7, 1)	1.2 7 2 3 3 0 0 0 0 0 0 1 18 26 16.20 1.200																		

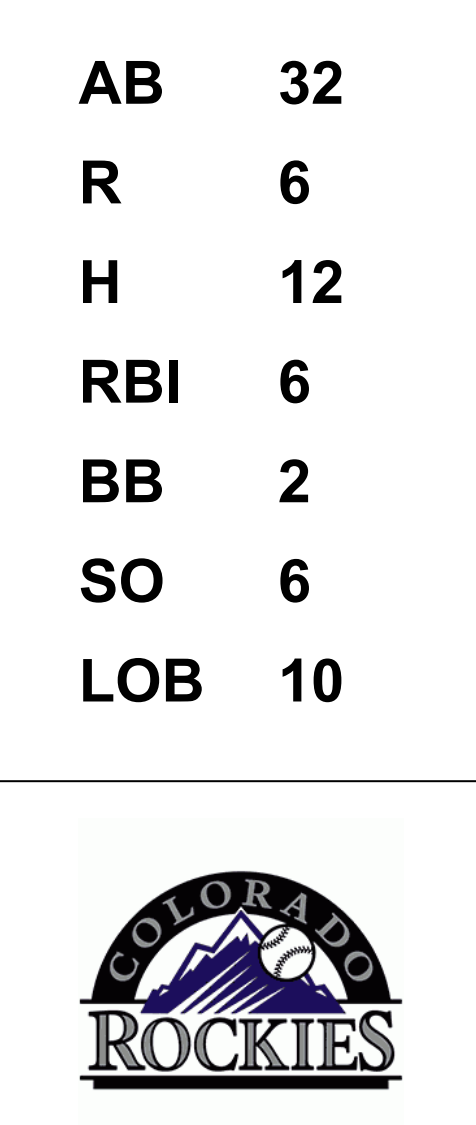
AB	33
R	6
H	13
RBI	5
BB	1
SO	5
LOB	15



Batter	1	2	3	4	5	6	7	8	9	AB	R	H	RBI	BB	SO	LOB	TOP										
Pokey Reese, R (1,5) OBP: 0.315, SLG: 0.318 Sean Casey, L (9,PH) OBP: 0.333, SLG: 0.339	F8		K		L9			1B BB	BB	3	1	0	0	1	1	0	Cincinnati Reds @ Colorado Rockies Coors Field, Denver, CO Thu Jul 23 1998, 7:05 PM MDT Att: 45,705 - Cloudy - 68 F										
Chris Stynes, R (1,9) OBP: 0.323, SLG: 0.352	2B		G6-3		BB			G5-3 1B	K	4	0	2	0	1	1	2											
Barry Larkin, R (1,6) OBP: 0.379, SLG: 0.472	G6-4-3 BB		G4-3		G5-3			G5-3 1B		3	0	1	1	1	0	1											
Paul Konerko, R (1,7) OBP: 0.277, SLG: 0.332	G6-4-3 1-2				HR 1B			G5-3 1-2 2-H		4	1	1	0	0	0	4											
Eduardo Perez, R (1,3)		1B 1B			HR			G4-3		4	1	2	2	0	0	1											
Bret Boone, R (1,4) OBP: 0.325, SLG: 0.445	1B		G6-3		G6-3				G6-3	4	0	1	0	0	0	0											
Reggie Sanders, R (1,8) OBP: 0.323, SLG: 0.428	F7		K		K			G5-3	G1-6-3 1B	4	1	1	0	0	1	2											
Guillermo Garcia, R (1,2) OBP: 0.167, SLG: 0.667 Eddie Taubensee, L (9,PH) OBP: 0.356, SLG: 0.431	K		K		K				G1-6-3	3	0	0	0	0	3	2											
Pete Harnisch, S (1,1) OBP: 0.125, SLG: 0.106 Willie Greene, L (7,PH) OBP: 0.372, SLG: 0.421 Stan Belinda, R (7,1) Melvin Nieves, S (9,PH) OBP: 0.397, SLG: 0.340	K				G5-3			L7	BB 1B	2	0	0	0	0	1	2											
Inning Stats	R: 0 E: 0 K: 0 S: 9	H: 1 LOB: 1 BB: 1 P: 15	R: 0 E: 0 K: 2 S: 16	H: 2 LOB: 2 BB: 0 P: 21	R: 0 E: 0 K: 1 S: 6	H: 0 LOB: 0 BB: 0 P: 10	R: 2 E: 0 K: 2 S: 13	H: 2 LOB: 0 BB: 0 P: 21	R: 0 E: 0 K: 0 S: 6	H: 0 LOB: 1 BB: 1 P: 12	R: 0 E: 0 K: 1 S: 6	H: 0 LOB: 0 BB: 0 P: 9	R: 1 E: 0 K: 0 S: 16	H: 2 LOB: 1 BB: 1 P: 26	R: 1 E: 0 K: 1 S: 15	H: 2 LOB: 2 BB: 1 P: 26		1B: 7 2B: 1 3B: 0 HR: 1	SF: 0 SAC: 0 DP: 2 HBP: 0	WP: 0 PB: 0 SB: 0 CS: 0	PA: 38						
PITCHER	IP	WLS	BF	H	R	ER	SO	BB	IBB	HBP	BLK	WP	HR	S	P	ERA	WHIP										
Bobby Jones, L (1,1) ERA: 6.17	7.0	W	29	6	3	3	6	3	0	0	0	0	1	71	116	3.86	1.286										
Mike DeJean, R (8,1) ERA: 1.99	1.0		3	1	0	0	0	0	0	0	0	0	0	10	14	0.00	1.000										
Jerry Dipoto, R (9,1) ERA: 4.57	0.2		4	2	1	1	0	0	0	0	0	0	0	11	17	13.50	3.000										
Mike Munoz, L (9,1) ERA: 6.23	0.0		1	0	0	0	0	1	0	0	0	0	0	1	5	∞	∞										
Curt Leskanic, R (9,1) ERA: 4.11	0.1	S	1	0	0	0	1	0	0	0	0	0	0	3	4	0.00	0.000										

Batter	1	2	3	4	5	6	7	8	9	AB	R	H	RBI	BB	SO	LOB	BOTTOM										
Neif Perez, S (1,6) OBP: 0.320, SLG: 0.391	P6	FC4-6 1-2		G6-3		CS 1B				4	0	1	1	0	0	1	Cincinnati Reds @ Colorado Rockies Coors Field, Denver, CO Thu Jul 23 1998, 7:05 PM MDT Att: 45,705 - Cloudy - 68 F										
Ellis Burks, R (1,8) OBP: 0.358, SLG: 0.508	G6-3		HR 1B		CS HBP	K				3	1	1	0	0	1	1											
Larry Walker, L (1,9) OBP: 0.412, SLG: 0.561	HR 1B		HR		F8 1-2			G5-4-3 BB		3	2	2	2	1	0	1											
Dante Bichette, R (1,7) OBP: 0.358, SLG: 0.538	HR		K		2B			G5-4-3 1B		4	1	3	2	0	1	0											
Vinny Castilla, R (1,5) OBP: 0.363, SLG: 0.609	1B		K		FC4 BB			G5-4-3 1-2 2-3		3	0	1	0	1	1	2											
17 Todd Helton, L (1,3) OBP: 0.353, SLG: 0.521	L8		2B		FC4 1-2			K		4	0	1	0	0	1	4											
7 Kurt Abbott, R (1,4) OBP: 0.298, SLG: 0.364		G5-3	F8			2B 2B		G1-3		4	1	1	0	0	0	1											
Jeff Reed, L (1,2) OBP: 0.356, SLG: 0.442		K		K		SH1-4 2H 2B		G3		4	1	1	1	0	2	0											
Bobby Jones, R (1,1) ERA: 6.17 Mike DeJean, R (8,1) ERA: 1.99 John Vander Wal, L (9,PH) OBP: 0.356, SLG: 0.476 Jerry Dipoto, R (9,1) ERA: 4.57 Mike Munoz, L (9,1) ERA: 6.23 Curt Leskanic, R (9,1) ERA: 4.11		FC4-6 1B		G4-3		SH1-4 2B		F9		2	0	1	0	0	0	0											
Inning Stats	R: 2 E: 0 K: 0 S: 11	H: 3 LOB: 1 BB: 0 P: 18	R: 0 E: 0 K: 1 S: 9	H: 1 LOB: 1 BB: 0 P: 15	R: 2 E: 0 K: 2 S: 13	H: 3 LOB: 1 BB: 0 P: 21	R: 0 E: 0 K: 1 S: 6	H: 0 LOB: 0 BB: 0 P: 10	R: 0 E: 0 K: 0 S: 10	H: 1 LOB: 2 BB: 1 P: 21	R: 2 E: 0 K: 1 S: 15	H: 3 LOB: 1 BB: 0 P: 24	R: 0 E: 0 K: 1 S: 8	H: 1 LOB: 1 BB: 1 P: 14	R: 0 E: 0 K: 0 S: 7	H: 0 LOB: 0 BB: 0 P: 9		1B: 6 2B: 5 3B: 0 HR: 2	SF: 0 SAC: 1 DP: 2 HBP: 1	WP: 0 PB: 0 SB: 0 CS: 2	PA: 36						
PITCHER	IP	WLS	BF	H	R	ER	SO	BB	IBB	HBP	BLK	WP	HR	S	P	ERA	WHIP										
Pete Harnisch, R (1,1) ERA: 3.32	6.0	L	29	11	6	6	5	1	0	1	0	0	0	15	29	9.00	2.000										
Stan Belinda, R (7,1) ERA: 3.2	2.0		7	1	0	0	1	1	0	0	0	0	0	15	23	0.00	1.000										

AB	34
R	4
H	9
RBI	4
BB	4
SO	7
LOB	15



Batter	1	2	3	4	5	6	7	8	9	AB	R	H	RBI	BB	SO	LOB	TOP				
Pokey Reese, R OBP: 0.313, SLG: 0.316 (1, 5) (6, 6)	G5-3		G1-3					K		4	0	1	0	0	1	2	Cincinnati Reds @ San Francisco Giants 3Com Park at Candlestick Point, San Francisco, CA Fri Jul 24 1998, 10:05 PM EDT Att: 16,931 - Unknown - 61 F				
Sean Casey, L OBP: 0.324, SLG: 0.328 (1, 3) (8, 3)	F8			G4-3	P7			F7		4	0	0	0	0	3						
Barry Larkin, R OBP: 0.468 Chris Stynes, R OBP: 0.351 (1, 6) (6, 5)	P3			G1-3				G4-3		3	0	0	0	0	0						
Willie Greene, L OBP: 0.368, SLG: 0.416 (1, 9)		G4-3		G4-3				K		4	0	0	0	0	1						
Paul Konerko, R OBP: 0.276, SLG: 0.330 (1, 7)		G6-3						P4		4	1	1	0	0	0						
Bret Boone, R OBP: 0.325, SLG: 0.445 (1, 4)		F8						G6-3		4	1	1	0	0	1						
61 Mike Frank, L OBP: 0.289, SLG: 0.293 (1, 8)				K				SF8		2	0	0	1	0	1						
Guillermo Garcia, R OBP: 0.222, SLG: 0.556 (1, 2)				K				F9		3	0	1	1	0	1						
Scott Winchester, R OBP: 0.187, SLG: 0.130 Rick Knivda, R OBP: 0.342, SLG: 0.354 Eduardo Perez, R OBP: 0.287, SLG: 0.187 Scott Sullivan, R OBP: 0.342, SLG: 0.187 26 John Hudek, S OBP: 0.342, SLG: 0.187 Melvin Nieves, S OBP: 0.342, SLG: 0.187 Danny Graves, R OBP: 0.342, SLG: 0.187 (1, 1) (4, 1) (5, PH) (5, 1) (7, 1) (8, PH) (8, 1)								FC5-4		1	0	1	0	0	0						
Inning Stats	R: 0 E: 0 K: 0 S: 5	H: 0 LOB: 0 BB: 0 P: 7	R: 0 E: 0 K: 0 S: 3	H: 0 LOB: 0 BB: 0 P: 4	R: 0 E: 0 K: 2 S: 16	H: 1 LOB: 1 BB: 0 P: 21	R: 0 E: 0 K: 0 S: 8	H: 0 LOB: 0 BB: 0 P: 13	R: 2 E: 0 K: 0 S: 16	H: 4 LOB: 2 BB: 0 P: 23	R: 0 E: 0 K: 0 S: 8	H: 0 LOB: 0 BB: 0 P: 9	R: 0 E: 0 K: 1 S: 7	H: 0 LOB: 1 BB: 1 P: 14	R: 0 E: 0 K: 1 S: 10	H: 0 LOB: 0 BB: 0 P: 17		1B: 4 2B: 1 3B: 0 HR: 0	SF: 1 SAC: 0 DP: 0 HBP: 0	WP: 0 PB: 0 SB: 0 CS: 0	PA: 33
PITCHER	IP	WLS	BF	H	R	ER	SO	BB	IBB	HBP	BLK	WP	HR	S	P	ERA	WHIP				
Mark Gardner, R ERA: 4.88 Jose Mesa, R ERA: 5.07	(1, 1) (9, 1)	8.0 3	30 0	5 0	2 0	2 0	4 1	1 0	0 0	0 0	0 0	0 0	0 0	71 10	102 17	2.25 0.00	0.750 0.000				



Batter	1	2	3	4	5	6	7	8	9	AB	R	H	RBI	BB	SO	LOB	BOTTOM					
Darryl Hamilton, L OBP: 0.395, SLG: 0.367 (1, 8)	G5-4-3		1B	2B	F9			E5		4	2	2	1	1	0	0	Cincinnati Reds @ San Francisco Giants 3Com Park at Candlestick Point, San Francisco, CA Fri Jul 24 1998, 10:05 PM EDT Att: 16,931 - Unknown - 61 F					
Rey Sanchez, R OBP: 0.319, SLG: 0.336 (1, 6) (8, 4)	G5-4-3		1B	1B	K			FC5-4		5	2	2	0	0	1	2						
Barry Bonds, L OBP: 0.543 Marvin Benard, L OBP: 0.328, SLG: 0.317 (1, 7) (8, 7)	HR		1B	HR				F7		3	2	2	0	1	1	0						
Jeff Kent, R OBP: 0.329, SLG: 0.480 Rich Aurilia, R OBP: 0.342, SLG: 0.458 (1, 4) (8, 6)	HR		1B	HR				P9		3	2	2	7	0	0	0						
Joe Carter, R OBP: 0.295, SLG: 0.424 (1, 9)	K		FC6-4	HR				G6-3		5	1	1	0	0	1	3						
J.T. Snow, L OBP: 0.328, SLG: 0.406 (1, 3)	G6-3							G4-6-3		4	1	2	0	0	0	1						
Charlie Hayes, R OBP: 0.375, SLG: 0.446 Bill Mueller, S OBP: 0.375, SLG: 0.395 (1, 5) (7, PR) (8, 5)	G3							G4-6-3		3	1	2	3	1	0	0						
Brent Mayne, L OBP: 0.399, SLG: 0.387 (1, 2)	G6-3							G4-6-3		4	1	1	0	0	0	3						
Mark Gardner, R OBP: 0.234, SLG: 0.205 Jose Mesa, R ERA: 5.07 (1, 1) (9, 1)	G1-3			K	K			K		4	0	0	0	0	3	3						
Inning Stats	R: 2 E: 0 K: 1 S: 9	H: 2 LOB: 1 BB: 1 P: 15	R: 0 E: 0 K: 0 S: 5	H: 0 LOB: 0 BB: 0 P: 7	R: 1 E: 0 K: 0 S: 11	H: 3 LOB: 0 BB: 0 P: 18	R: 8 E: 0 K: 1 S: 25	H: 8 LOB: 1 BB: 1 P: 47	R: 0 E: 0 K: 2 S: 10	H: 0 LOB: 0 BB: 0 P: 15	R: 0 E: 0 K: 1 S: 6	H: 1 LOB: 2 BB: 1 P: 17	R: 1 E: 1 K: 0 S: 12	H: 1 LOB: 1 BB: 0 P: 18	1B: 9 2B: 3 3B: 0 HR: 3	SF: 1 SAC: 0 DP: 2 HBP: 0		WP: 1 PB: 1 SB: 0 CS: 0	PA: 41			
PITCHER	IP	WLS	BF	H	R	ER	SO	BB	IBB	HBP	BLK	WP	HR	S	P	ERA	WHIP					
Scott Winchester, R ERA: 5.81 Rick Knivda, L ERA: 4.74 Scott Sullivan, R ERA: 4.8 26 John Hudek, R ERA: 2.95 Danny Graves, R ERA: 3.46 (1, 1) (4, 1) (5, 1) (7, 1) (8, 1)	(1, 1) (4, 1) (5, 1) (7, 1) (8, 1)	3.1 0.2 2.0 1.0 1.0	22 4 6 1 5	11 2 0 1 1	10 1 0 0 1	10 1 0 0 0	2 0 0 0 0	0 0 0 1 0	0 0 0 0 0	0 0 0 0 0	0 0 0 0 0	0 0 0 0 0	0 0 0 0 0	0 0 0 0 0	0 0 0 0 0	0 0 0 0 0	13.50 0.00 0.00 0.00 0.00	3.600 3.000 0.000 2.000 1.000				



Batter	1	2	3	4	5	6	7	8	9	AB	R	H	RBI	BB	SO	LOB	TOP								
Reggie Sanders, R OBP: 0.330, SLG: 0.433	1-1 CS HBP		4-2 S BB		3-1 G6-3	0-1 2B 2B		1-0 E FC1-5 1B		3	1	2	0	1	0	1									
Sean Casey, L OBP: 0.333, SLG: 0.341	1-1 CS 1B		2-0 G6-3		4-1 2B BB	1-1 2B 2B		0-1 FC1-5 E 1-2 2-3		4	1	2	1	1	0	3									
Barry Larkin, R OBP: 0.376, SLG: 0.465	2-0 FC6 1B			2-1 F7	3-2 P3	2-3 K		4-0 1-2 2-3 IBB		4	0	1	0	1	1	3									
Eddie Taubensee, L OBP: 0.357, SLG: 0.432	1-0 FC6			0-3 K	3-1 2B	4-0 IBB		1-3 K		4	0	1	2	1	2	4									
Paul Konerko, R OBP: 0.272, SLG: 0.325		1-1 P2		2-2 L5	3-2 F4	3-3 K		3-2 F8		3	0	0	0	0	0	1									
Bret Boone, R OBP: 0.326, SLG: 0.452	1-0 G1-3				1-0 HR	2-2 E6 1B HR		1-2 61 G3-6-3 1B		5	2	2	1	0	0	0									
61 Mike Frank, L OBP: 0.284, SLG: 0.299	1-0 G1-3				0-1 2B	0-0 F8		0-1 G3-6-3 1-2		5	1	1	0	0	0	2									
Pokey Reese, R OBP: 0.316, SLG: 0.328			1-1 P9		2-2 2B 2B	1-3 HR 1B		3-3 K		5	2	2	1	0	1	0									
Steve Parris, R OBP: 0.167, SLG: 0.167			3-3 K		1-1 2B 2B	2-0 HR		1-1 FC1-5 1B		1	0	0	0	0	1	0									
Willie Greene, L OBP: 0.373, SLG: 0.433					2-0 2B 2B	1-3 HR				3	2	3	4	0	0	0									
Inning Stats	R: 0 E: 0 K: 0 S: 5	H: 2 LOB: 1 BB: 0 P: 10	R: 0 E: 0 K: 0 S: 4	H: 0 LOB: 0 BB: 0 P: 7	R: 0 E: 0 K: 1 S: 8	H: 0 LOB: 1 BB: 1 P: 18	R: 0 E: 0 K: 1 S: 9	H: 0 LOB: 0 BB: 0 P: 13	R: 5 E: 0 K: 0 S: 21	H: 5 LOB: 1 BB: 1 P: 41	R: 4 E: 1 K: 2 S: 17	H: 4 LOB: 2 BB: 1 P: 31	R: 0 E: 0 K: 1 S: 9	H: 1 LOB: 0 BB: 0 P: 13	R: 0 E: 1 K: 1 S: 13	H: 2 LOB: 3 BB: 1 P: 23	R: 0 E: 0 K: 0 S: 10	H: 0 LOB: 0 BB: 0 P: 13	1B: 6 2B: 6 3B: 0 HR: 2	SF: 0 SAC: 0 DP: 1 HBP: 1	WP: 0 PB: 0 SB: 1 CS: 2	PA: 44			
PITCHER	IP	WLS	BF	H	R	ER	SO	BB	IBB	HBP	BLK	WP	HR	S	P	ERA	WHIP								
Russ Ortiz, R ERA: 3.04	4.2	L	21	6	5	5	2	2	0	1	0	0	1	41	77	9.64	1.714								
Alvin Morman, L ERA: 5.32	0.0		1	1	0	0	0	0	0	0	0	0	0	2	5	∞	∞								
John Johnstone, R ERA: 3.44	1.1		10	4	4	3	2	0	1	0	0	0	1	21	38	20.25	3.000								
Chris Brock, R ERA: 3.86	1.0		5	3	0	0	1	0	0	0	0	0	0	12	18	0.00	3.000								
Rich Rodriguez, L ERA: 4.41	2.0		7	0	0	0	1	0	1	0	0	0	0	20	31	0.00	0.000								

Cincinnati Reds @ San Francisco Giants
3Com Park at Candlestick Point, San Francisco, CA
Sat Jul 25 1998, 6:33 AM EDT
Att: 50,054 - Sunny - 66 F

AB	39
R	9
H	14
RBI	9
BB	4
SO	6
LOB	19



Batter	1	2	3	4	5	6	7	8	9	AB	R	H	RBI	BB	SO	LOB	BOTTOM								
Darryl Hamilton, L OBP: 0.395, SLG: 0.365	1-2 BB HR 1B		2-1 G1-3		0-1 B4-3		4-0 1B SF8 BB	0-3 K		4	2	1	0	1	1	1									
Bill Mueller, S OBP: 0.377, SLG: 0.398	4-0 HR BB		1-0 SH2-4 2B		0-3 K		2-2 1B 1B	2-2 L7		4	1	2	0	1	1	0									
Stan Javier, S OBP: 0.376, SLG: 0.372	4-1 HR BB		1-0 SH2-4		4-0 S BB		2-2 1B 1B	3-2 HR 1B		2	2	2	1	2	0	0									
Jeff Kent, R OBP: 0.327, SLG: 0.485	1-3 K		3-3 K		3-3 K		1-2 2-3 3-H 1B	L7		5	1	1	2	0	3	8									
Joe Carter, R OBP: 0.291, SLG: 0.418	2-3 K		0-0 F9		1-3 K		0-0 SF8	2-2 F8		4	0	0	1	0	2	4									
J.T. Snow, L OBP: 0.330, SLG: 0.421	2-1 1-H 2-H 3-H HR		2-1 L9		2-1 WP 2B		0-1 G4-3	0-1 2B		4	1	2	4	0	0	2									
Rich Aurilia, R OBP: 0.338, SLG: 0.452	1-0 P2		1-1 E3		2-3 K		1-2 P4	1-3 K		3	0	0	0	0	1	1									
Chris Brock, R OBP: 0.333, SLG: 0.333										0	0	0	0	0	0	0									
Rich Rodriguez, L OBP: 0.370, SLG: 0.442										2	0	0	0	1	1										
Charlie Hayes, R OBP: 0.370, SLG: 0.442										1	0	1	0	0	0										
Barry Bonds, L OBP: 0.419, SLG: 0.547										1	0	1	0	0	0										
Doug Mirabelli, R OBP: 0.400, SLG: 0.375		2-3 K		1-3 K		1-2 G5-3		0-1 1B		4	0	1	0	0	2	2									
Russ Ortiz, R ERA: 4.4		1-2 G4-3		0-3 K		0-0 1B BB 1B		2-2 P6		2	0	0	0	0	1	1									
Alvin Morman, L ERA: 3.14										0	0	0	0	0	0	0									
John Johnstone, R ERA: 2.87										0	0	0	0	0	0	0									
Rey Sanchez, R OBP: 0.320, SLG: 0.338										2	1	1	0	0	0	1									
Inning Stats	R: 4 E: 0 K: 2 S: 14	H: 2 LOB: 0 BB: 2 P: 29	R: 0 E: 0 K: 1 S: 10	H: 0 LOB: 0 BB: 0 P: 15	R: 0 E: 0 K: 1 S: 7	H: 1 LOB: 1 BB: 0 P: 12	R: 0 E: 1 K: 2 S: 11	H: 0 LOB: 1 BB: 0 P: 15	R: 0 E: 0 K: 2 S: 12	H: 1 LOB: 1 BB: 0 P: 18	R: 2 E: 0 K: 0 S: 17	H: 3 LOB: 2 BB: 1 P: 26	R: 0 E: 0 K: 1 S: 17	H: 1 LOB: 1 BB: 0 P: 20	R: 2 E: 0 K: 1 S: 25	H: 3 LOB: 1 BB: 0 P: 34	1B: 6 2B: 3 3B: 0 HR: 2	SF: 1 SAC: 1 DP: 0 HBP: 0	WP: 1 PB: 0 SB: 1 CS: 0	PA: 43					
PITCHER	IP	WLS	BF	H	R	ER	SO	BB	IBB	HBP	BLK	WP	HR	S	P	ERA	WHIP								
Steve Parris, R ERA: 4.4	4.0		18	3	4	4	6	2	0	0	0	0	0	8	15	0.00	1.000								
Stan Belinda, R ERA: 3.14	1.0	W	4	0	0	0	2	1	0	0	0	0	0	8	15	0.00	1.000								
Scott Sullivan, R ERA: 4.77	1.0		8	4	2	2	2	1	0	0	0	1	0	24	38	18.00	5.000								
26 John Hudek, R ERA: 2.87	1.0		3	0	0	0	0	0	0	0	0	0	0	5	6	0.00	0.000								
Gabe White, L ERA: 4.81	1.2		9	4	2	2	1	0	0	0	0	0	1	38	49	10.80	2.400								

Cincinnati Reds @ San Francisco Giants
3Com Park at Candlestick Point, San Francisco, CA
Sat Jul 25 1998, 6:33 AM EDT
Att: 50,054 - Sunny - 66 F

AB	37
R	8
H	11
RBI	8
BB	4
SO	12
LOB	21



Batter	1	2	3	4	5	6	7	8	9	10	AB	R	H	RBI	BB	SO	LOB	TOP	
Reggie Sanders, R OBP: 0.332, SLG: 0.441 (1, 9) (4, 8)											4	1	2	0	0	1	0	Cincinnati Reds @ San Francisco Giants 3Com Park at Candlestick Point, San Francisco, CA Sun Jul 26 1998, 6:33 AM EDT Att. 34,638 - Sunny - 67 F	
Sean Casey, L OBP: 0.329, SLG: 0.333 (1, 3)											3	0	0	1	1	1			
Barry Larkin, R OBP: 0.372, SLG: 0.460 (1, 6)											4	0	0	0	0	1	3		
Eddie Taubensee, L OBP: 0.356, SLG: 0.428 (1, 2)											3	0	0	0	1	0	2		
Willie Greene, L OBP: 0.371, SLG: 0.431 (1, 7) (4, 9)											4	0	1	0	0	2	1		
Bret Boone, R OBP: 0.328, SLG: 0.454 (1, 4)											3	0	2	0	0	0	0		
61 Mike Frank, L OBP: 0.278, SLG: 0.292 Paul Konerko, R OBP: 0.270, SLG: 0.321 (1, 8) (4, 7)											2	0	0	0	0	0	2		
Pokey Reese, R OBP: 0.307, SLG: 0.317 (1, 5)											4	0	0	0	0	1	2		
Brett Tomko, R OBP: 0.125, SLG: 0.109 Melvin Nieves, S OBP: 0.395, SLG: 0.333 Stan Belinda, R (10, 1)											3	0	0	0	0	0	0		
Inning Stats	R: 1 E: 0 K: 0 S: 11	H: 1 LOB: 0 BB: 0 P: 21	R: 0 E: 0 K: 0 S: 9	H: 1 LOB: 1 BB: 0 P: 12	R: 0 E: 0 K: 0 S: 10	H: 1 LOB: 1 BB: 0 P: 15	R: 0 E: 0 K: 0 S: 4	H: 0 LOB: 1 BB: 1 P: 22	R: 0 E: 0 K: 1 S: 7	H: 0 LOB: 0 BB: 0 P: 11	R: 0 E: 1 K: 1 S: 14	H: 0 LOB: 2 BB: 1 P: 19	R: 0 E: 0 K: 0 S: 8	H: 1 LOB: 0 BB: 0 P: 11	R: 0 E: 0 K: 3 S: 12	H: 0 LOB: 0 BB: 0 P: 19	1B: 4 2B: 0 3B: 1 HR: 0		SF: 1 SAC: 2 DP: 0 HBP: 0
PITCHER	IP WLS BF H R ER SO ERA WHIP	IP WLS BF H R ER SO ERA WHIP	IP WLS BF H R ER SO ERA WHIP	IP WLS BF H R ER SO ERA WHIP	IP WLS BF H R ER SO ERA WHIP	IP WLS BF H R ER SO ERA WHIP	IP WLS BF H R ER SO ERA WHIP	IP WLS BF H R ER SO ERA WHIP	IP WLS BF H R ER SO ERA WHIP	IP WLS BF H R ER SO ERA WHIP	IP WLS BF H R ER SO ERA WHIP	IP WLS BF H R ER SO ERA WHIP	IP WLS BF H R ER SO ERA WHIP	IP WLS BF H R ER SO ERA WHIP	IP WLS BF H R ER SO ERA WHIP	IP WLS BF H R ER SO ERA WHIP	IP WLS BF H R ER SO ERA WHIP	IP WLS BF H R ER SO ERA WHIP	
Orel Hershiser, R ERA: 3.9 Robb Nen, R ERA: 1.02 Jose Mesa, R ERA: 4.98	(1, 1) (8, 1) (10, 1)	7.0 2.0 1.0	WLS 9 3	BF 26 9 3	H 4 0	R 1 0	ER 1 0	SO 3 3	BB 1 0	IBB 0 0	HBP 0 0	BLK 0 0	WP 0 0	HR 0 0	S 64 22 12	P 104 30 19	ERA 1.29 0.00 0.00	WHIP 0.714 1.000 0.000	

AB	33
R	1
H	5
RBI	1
BB	2
SO	7
LOB	12



Batter	1	2	3	4	5	6	7	8	9	10	AB	R	H	RBI	BB	SO	LOB	BOTTOM			
Darryl Hamilton, L OBP: 0.394, SLG: 0.362 (1, 8)											3	0	0	0	1	0	0	Cincinnati Reds @ San Francisco Giants 3Com Park at Candlestick Point, San Francisco, CA Sun Jul 26 1998, 6:33 AM EDT Att. 34,638 - Sunny - 67 F			
Rey Sanchez, R OBP: 0.319, SLG: 0.344 Jose Mesa, R (10, 1)											4	1	1	0	0	0	2				
Barry Bonds, L OBP: 0.418, SLG: 0.542 (1, 7)											3	0	0	0	1	0	0				
Jeff Kent, R OBP: 0.329, SLG: 0.485 (1, 4)											2	1	1	2	1	1	0				
Joe Carter, R OBP: 0.288, SLG: 0.414 Robb Nen, R (8, 1) Shawon Dunston, R OBP: 0.265, SLG: 0.404 (10, 6)											3	0	0	0	0	0	1				
J.T. Snow, L OBP: 0.327, SLG: 0.417 (1, 3)											3	0	0	0	0	2	1				
Charlie Hayes, R OBP: 0.365, SLG: 0.436 (1, 5)											3	0	0	0	0	0	0				
Brent Mayne, L OBP: 0.398, SLG: 0.392 (1, 2)											3	0	1	0	0	1	0				
Orel Hershiser, R OBP: 0.208, SLG: 0.196 Stan Javier, S OBP: 0.375, SLG: 0.370 (8, 9)											2	0	0	0	0	0	1				
Inning Stats	R: 0 E: 0 K: 0 S: 6	H: 0 LOB: 0 BB: 0 P: 9	R: 0 E: 0 K: 2 S: 9	H: 0 LOB: 0 BB: 0 P: 11	R: 0 E: 0 K: 0 S: 7	H: 0 LOB: 0 BB: 0 P: 11	R: 1 E: 0 K: 0 S: 8	H: 1 LOB: 0 BB: 1 P: 16	R: 0 E: 0 K: 0 S: 6	H: 0 LOB: 0 BB: 1 P: 11	R: 0 E: 0 K: 1 S: 10	H: 0 LOB: 1 BB: 0 P: 17	R: 0 E: 0 K: 1 S: 7	H: 0 LOB: 0 BB: 0 P: 10	R: 0 E: 0 K: 0 S: 8	H: 0 LOB: 0 BB: 0 P: 11	R: 1 E: 0 K: 0 S: 2		H: 1 LOB: 0 BB: 0 P: 2	1B: 0 2B: 1 3B: 1 HR: 1	SF: 1 SAC: 0 DP: 1 HBP: 0
PITCHER	IP WLS BF H R ER SO ERA WHIP	IP WLS BF H R ER SO ERA WHIP	IP WLS BF H R ER SO ERA WHIP	IP WLS BF H R ER SO ERA WHIP	IP WLS BF H R ER SO ERA WHIP	IP WLS BF H R ER SO ERA WHIP	IP WLS BF H R ER SO ERA WHIP	IP WLS BF H R ER SO ERA WHIP	IP WLS BF H R ER SO ERA WHIP	IP WLS BF H R ER SO ERA WHIP	IP WLS BF H R ER SO ERA WHIP	IP WLS BF H R ER SO ERA WHIP	IP WLS BF H R ER SO ERA WHIP	IP WLS BF H R ER SO ERA WHIP	IP WLS BF H R ER SO ERA WHIP	IP WLS BF H R ER SO ERA WHIP	IP WLS BF H R ER SO ERA WHIP	IP WLS BF H R ER SO ERA WHIP			
Brett Tomko, R ERA: 4.27 Stan Belinda, R ERA: 3.31	(1, 1) (10, 1)	9.0 0.0	WLS L	BF 30 1	H 2 1	R 1 1	ER 1 0	SO 4 0	BB 3 0	IBB 0 0	HBP 0 0	BLK 0 0	WP 0 0	HR 0 1	S 65 2	P 105 2	ERA 1.00 ∞	WHIP 0.556 ∞			

AB	27
R	2
H	3
RBI	2
BB	3
SO	4
LOB	5



Batter	1	2	3	4	5	6	7	8	9	10	AB	R	H	RBI	BB	SO	LOB	TOP				
Gerald Williams, R (1, 9) OBP: 0.313, SLG: 0.410	F9	F7		F9		K		G1-3			5	0	0	0	0	1	6	Atlanta Braves @ Cincinnati Reds Cinergy Field, Cincinnati, OH Mon Jul 27 1998, 7:05 PM EDT Att: 23,866 - Unknown - 79 F livebaseballscorecards.com				
Tony Graffanino, R (1, 4) OBP: 0.318, SLG: 0.373 Keith Lockhart, L (9, PH) OBP: 0.347, SLG: 0.396 (9, 4)	F9		L9		FC6-4 BB	P3		P5			3	0	0	0	1	0	2					
10 Chipper Jones, S (1, 5) OBP: 0.412, SLG: 0.578			K					F7			3	0	0	0	2	2	1					
Andres Galarraga, R (1, 3) OBP: 0.386, SLG: 0.602								G4-3			3	0	0	0	2	2	2					
Javy Lopez, R (1, 2) Curtis Priddy, L (10, PR) OBP: 0.337, SLG: 0.466 Kerry Ligtenberg, R (10, 1)					FC6-4					G4-3 SH1-3 1B	4	0	2	0	1	1	2					
Andrew Jones, R (1, 8) OBP: 0.307, SLG: 0.471						G6-3				SH1-3	4	2	2	0	0	1	1					
Danny Bautista, R (1, 7) OBP: 0.245, SLG: 0.348								G6-3		G4-3	4	0	1	0	1	1	4					
Ozzie Guillen, L (1, 6) OBP: 0.318, SLG: 0.318										G4-3	4	0	3	1	0	1	1					
Tom Glavine, L (1, 1) OBP: 0.313, SLG: 0.362 Rudy Seanez, R (9, 1) Eddie Pérez, R (10, PH) OBP: 0.368, SLG: 0.456 (10, 2)										FC5-4 1B	3	0	2	1	0	0	1					
Inning Stats	R: 0 E: 0 K: 0 S: 7	H: 1 LOB: 2 BB: 2 P: 17	R: 1 E: 0 K: 13 S: 13	H: 2 LOB: 1 BB: 0 P: 19	R: 0 E: 0 K: 2 S: 11	H: 1 LOB: 2 BB: 1 P: 20	R: 0 E: 0 K: 1 S: 13	H: 0 LOB: 1 BB: 1 P: 18	R: 1 E: 0 K: 2 S: 13	H: 3 LOB: 2 BB: 0 P: 23	R: 0 E: 0 K: 2 S: 13	H: 0 LOB: 1 BB: 2 P: 25	R: 0 E: 0 K: 0 S: 6	H: 1 LOB: 1 BB: 0 P: 11	R: 0 E: 0 K: 0 S: 6	H: 0 LOB: 0 BB: 0 P: 11	R: 1 E: 0 K: 0 S: 6		H: 2 LOB: 1 BB: 0 P: 6	1B: 9 2B: 1 3B: 0 HR: 0	SF: 0 SAC: 3 DP: 0 HBP: 0	WP: 0 PB: 0 SB: 3 CS: 1
PITCHER	IP WLS BF H R ER SO BB IBB HBP BLK WP HR S P ERA WHIP	5.1 27 7 2 2 6 5 0 0 0 0 0 0 57 110 3.38 2.250	6.1 1.2 6 0 0 0 3 2 0 0 0 0 0 21 38 0.00 1.200	8.1 2.2 L 10 2 1 1 0 0 0 0 0 0 17 25 3.38 0.750	10.1 0.1 2 1 0 0 0 0 0 0 0 0 0 3 3 0.00 3.000	PITCHER																

Batter	1	2	3	4	5	6	7	8	9	10	AB	R	H	RBI	BB	SO	LOB	BOTTOM						
Reggie Sanders, R (1, 9) OBP: 0.330, SLG: 0.437 (10, 8)	L9		G4-3			G3-1		G4-3			5	0	1	0	0	0	3	Atlanta Braves @ Cincinnati Reds Cinergy Field, Cincinnati, OH Mon Jul 27 1998, 7:05 PM EDT Att: 23,866 - Unknown - 79 F livebaseballscorecards.com						
Barry Larkin, R (1, 6) OBP: 0.373, SLG: 0.460						F9		F8		F8	4	0	1	0	1	0	1							
Sean Casey, L (1, 3) OBP: 0.327, SLG: 0.331						G6-3		K			4	1	1	0	0	1	2							
Bret Boone, R (1, 4) OBP: 0.327, SLG: 0.450										K	3	0	0	0	1	2	1							
Paul Konerko, R (1, 5) OBP: 0.296, SLG: 0.317 Pokey Reese, R (9, 5) OBP: 0.312, SLG: 0.317											3	0	0	0	0	1	3							
Willie Greene, L (1, 7) OBP: 0.370, SLG: 0.429 (10, 9)											4	0	1	1	0	0	1							
Pat Watkins, R (1, 8) OBP: 0.300, SLG: 0.376 Gabe White, L (10, 1) OBP: 0.250, SLG: 0.250											4	0	1	0	0	1	3							
Eddie Taubensee, L (1, 2) OBP: 0.354, SLG: 0.425 26 John Hudek, S (6, 1)											0	0	0	0	0	0	0							
Dmitri Young, S (7, PH) OBP: 0.361, SLG: 0.501 Stan Belinda, R (8, 1)											2	0	0	0	0	1	1							
Chris Stynes, R (10, 7) OBP: 0.321, SLG: 0.349											1	0	0	0	0	0	0							
Mike Remlinger, L (1, 1) OBP: 0.108, SLG: 0.111 Guillermo Garcia, R (6, 2) OBP: 0.250, SLG: 0.353											3	1	1	0	0	0	0							
Inning Stats	R: 0 E: 0 K: 0 S: 7	H: 0 LOB: 0 BB: 1 P: 14	R: 0 E: 0 K: 0 S: 4	H: 0 LOB: 0 BB: 0 P: 7	R: 0 E: 0 K: 0 S: 5	H: 1 LOB: 1 BB: 1 P: 13	R: 0 E: 0 K: 1 S: 11	H: 1 LOB: 1 BB: 0 P: 20	R: 0 E: 0 K: 1 S: 7	H: 0 LOB: 0 BB: 0 P: 10	R: 0 E: 0 K: 0 S: 8	H: 0 LOB: 2 BB: 1 P: 23	R: 1 E: 0 K: 2 S: 17	H: 2 LOB: 2 BB: 1 P: 23	R: 1 E: 0 K: 1 S: 16	H: 1 LOB: 0 BB: 0 P: 24	R: 0 E: 0 K: 2 S: 10	H: 0 LOB: 1 BB: 1 P: 16	R: 0 E: 0 K: 0 S: 11	H: 1 LOB: 1 BB: 0 P: 20	1B: 4 2B: 2 3B: 0 HR: 0	SF: 0 SAC: 0 DP: 2 HBP: 0	WP: 0 PB: 1 SB: 0 CS: 0	PA: 38
PITCHER	IP WLS BF H R ER SO BB IBB HBP BLK WP HR S P ERA WHIP	8.0 30 5 2 2 5 3 0 0 0 0 0 0 75 122 2.25 1.000	9.1 1.0 W 4 0 0 0 2 1 0 0 0 0 10 16 0.00 1.000	10.1 1.0 S 4 1 0 0 0 0 0 0 0 0 11 20 0.00 1.000	PITCHER																			



Batter	1	2	3	4	5	6	7	8	9	AB	R	H	RBI	BB	SO	LOB	TOP			
Ozzie Guillen, L (1, 6) OBP: 0.322, SLG: 0.325 Danny Bautista, R (9, PH) OBP: 0.242, SLG: 0.344	G4-3		CS 2B		HBP BB		G1-3		G4-3	3	0	1	0	1	0	0				
Keith Lockhart, L (1, 4) OBP: 0.320, SLG: 0.390 Mark Wohlers, R (7, 1) Russ Springer, R (8, 1)	G3		P5		K		P6			4	0	0	0	0	1	2				
10 Chipper Jones, S (1, 5) OBP: 0.413, SLG: 0.575	K				L5				1B BB	2	0	0	0	2	1	1				
Andres Galarraga, R (1, 3) OBP: 0.389, SLG: 0.600 Eddie Pérez, R (8, 3) OBP: 0.368, SLG: 0.456		2B E 1B	K		HBP				F7	3	1	1	0	0	1	3				
Ryan Klesko, L (1, 7) OBP: 0.350, SLG: 0.502	K				P6				F9	3	0	0	0	1	1	4				
Javy Lopez, R (1, 2) OBP: 0.337, SLG: 0.543	E6 1-H 2B				K				1B	4	0	2	0	0	2	1				
Michael Tucker, L (1, 9) OBP: 0.330, SLG: 0.450	K				1B		G4-3		F7	4	0	1	0	0	1	3				
Andrew Jones, R (1, 8) OBP: 0.307, SLG: 0.467					P3		K		F9	3	0	0	0	1	1	2				
Kevin Millwood, R (1, 1) OBP: 0.226, SLG: 0.077 Curtis Pride, L (4, PH) OBP: 0.343, SLG: 0.461 Dennis Martinez, R (4, 1) OBP: 0.167, SLG: 0.182 Tony Graffanino, R (7, PH) OBP: 0.315, SLG: 0.368	K				G1-3		K		G6-3	1	0	0	0	0	1	2				
Inning Stats	R: 0 E: 0 K: 1 S: 7	H: 0 LOB: 0 BB: 0 P: 13	R: 1 E: 1 K: 3 S: 16	H: 2 LOB: 2 BB: 1 P: 25	R: 0 E: 0 K: 1 S: 12	H: 1 LOB: 2 BB: 1 P: 19	R: 0 E: 0 K: 1 S: 15	H: 1 LOB: 2 BB: 1 P: 23	R: 0 E: 0 K: 2 S: 8	H: 0 LOB: 0 BB: 0 P: 9	R: 0 E: 0 K: 1 S: 8	H: 0 LOB: 0 BB: 0 P: 11	R: 0 E: 0 K: 0 S: 9	H: 1 LOB: 2 BB: 1 P: 21	R: 0 E: 0 K: 0 S: 4	H: 0 LOB: 0 BB: 0 P: 9	1B: 3 2B: 3 3B: 0 HR: 0	SF: 0 SAC: 0 DP: 1 HBP: 1	WP: 0 PB: 0 SB: 0 CS: 1	PA: 37
PITCHER	IP WLS BF H R ER SO	IP WLS BF H R ER SO	IP WLS BF H R ER SO	IP WLS BF H R ER SO	IP WLS BF H R ER SO	IP WLS BF H R ER SO	IP WLS BF H R ER SO	IP WLS BF H R ER SO	IP WLS BF H R ER SO	IP WLS BF H R ER SO	IP WLS BF H R ER SO	IP WLS BF H R ER SO	IP WLS BF H R ER SO	IP WLS BF H R ER SO	IP WLS BF H R ER SO	IP WLS BF H R ER SO	ERA WHIP	ERA WHIP		
Pete Harnisch, R (1, 1) ERA: 3.25 Scott Sullivan, R (4, 1) ERA: 4.59 26 John Hudek, R (7, 1) ERA: 2.61 Danny Graves, R (9, 1) ERA: 3.4	3.0 W 13 3 1 0 5	3.0 W 13 1 0 0 4	2.0 8 1 0 0 1	1.0 3 0 0 0 0	3.0 L 16 4 2 1 3	2.0 8 1 0 0 1	1.0 3 0 0 0 0	1.0 3 0 0 0 0	1.0 3 0 0 0 0	1.0 3 0 0 0 0	1.0 3 0 0 0 0	1.0 3 0 0 0 0	1.0 3 0 0 0 0	1.0 3 0 0 0 0	1.0 3 0 0 0 0	1.0 3 0 0 0 0	0.00 1.333	0.00 1.000	0.00 1.000	0.00 0.000

Atlanta Braves @ Cincinnati Reds
Cinergy Field, Cincinnati, OH
Tue Jul 28, 1998, 7:05 PM EDT
Att: 22,690 - Unknown - 81 F

AB 31
R 1
H 5
RBI 0
BB 5
SO 10
LOB 20



Batter	1	2	3	4	5	6	7	8	9	AB	R	H	RBI	BB	SO	LOB	BOTTOM			
Reggie Sanders, R (1, 8) OBP: 0.334, SLG: 0.437	K	SF9 2-3 3-H		S 1B BB		1B		PB 1B BB		2	2	1	2	2	1	0				
Barry Larkin, R (1, 6) OBP: 0.373, SLG: 0.458	G4-3	G5-3		WP 1B		G6-3		1B BB		4	1	1	1	1	0	2				
Sean Casey, L (1, 3) OBP: 0.335, SLG: 0.356	L9			HR				1B BB		4	2	2	3	1	0	0				
Dmitri Young, S (1, 7) OBP: 0.360, SLG: 0.497 Chris Stynes, R (8, 7) OBP: 0.323, SLG: 0.352		1B WP BB	F8	K			L4	G6-4-3 1B BB		3	1	0	0	1	1	2				
Willie Greene, L (1, 9) OBP: 0.374, SLG: 0.431 Pat Watkins, R (8, 8) OBP: 0.309, SLG: 0.387		WP 1B 2B 1B				P2		G6-4-3 1B BB		3	1	2	0	1	0	0				
Bret Boone, R (1, 4) OBP: 0.326, SLG: 0.447		2B WP 1B	F9			F8	L8	G6-4-3		5	1	1	0	0	4					
Eddie Taubensee, L (1, 2) OBP: 0.357, SLG: 0.433		SH5-4 SF9 2B	F7			G5-3				4	2	2	2	1	0	1				
Pokey Reese, R (1, 5) OBP: 0.308, SLG: 0.313		E6 SF9 SH5-4				G5-3				5	1	1	1	0	2					
Pete Harnisch, S (1, 1) ERA: 6.025, SLG: 0.106 Scott Sullivan, R (4, 1) ERA: 4.59 Eduardo Pérez, R (8, PH) OBP: 0.143, SLG: 0.143 26 John Hudek, R (7, 1) ERA: 2.61 Melvin Nieves, S (8, PH) OBP: 0.402, SLG: 0.333 Danny Graves, R (9, 1) ERA: 3.4		SH5-4				K		PB BB 1B BB		0	0	0	0	0	0	0				
Inning Stats	R: 0 E: 0 K: 1 S: 7	H: 3 LOB: 1 BB: 1 P: 32	R: 1 E: 0 K: 0 S: 12	H: 2 LOB: 1 BB: 0 P: 15	R: 1 E: 0 K: 2 S: 14	H: 1 LOB: 2 BB: 2 P: 7	R: 0 E: 0 K: 1 S: 9	H: 1 LOB: 1 BB: 0 P: 12	R: 0 E: 0 K: 0 S: 16	H: 5 LOB: 1 BB: 4 P: 40	1B: 9 2B: 2 3B: 0 HR: 1	SF: 1 SAC: 1 DP: 1 HBP: 0	WP: 2 PB: 1 SB: 1 CS: 0	PA: 44						
PITCHER	IP WLS BF H R ER SO	IP WLS BF H R ER SO	IP WLS BF H R ER SO	IP WLS BF H R ER SO	IP WLS BF H R ER SO	IP WLS BF H R ER SO	IP WLS BF H R ER SO	IP WLS BF H R ER SO	IP WLS BF H R ER SO	IP WLS BF H R ER SO	IP WLS BF H R ER SO	IP WLS BF H R ER SO	IP WLS BF H R ER SO	IP WLS BF H R ER SO	IP WLS BF H R ER SO	IP WLS BF H R ER SO	ERA WHIP	ERA WHIP		
Kevin Millwood, R (1, 1) ERA: 4.39 Dennis Martinez, R (4, 1) ERA: 4.61 Mark Wohlers, R (7, 1) ERA: 9.15 Russ Springer, R (8, 1) ERA: 4.06	3.0 L 16 2 1 1 3	3.0 L 13 2 1 1 3	1.0 9 1 5 5 0	1.0 6 4 2 2 0	3.0 L 16 4 2 1 3	2.0 8 1 0 0 1	1.0 3 0 0 0 0	1.0 3 0 0 0 0	1.0 3 0 0 0 0	1.0 3 0 0 0 0	1.0 3 0 0 0 0	1.0 3 0 0 0 0	1.0 3 0 0 0 0	1.0 3 0 0 0 0	1.0 3 0 0 0 0	1.0 3 0 0 0 0	12.00 2.000	3.00 1.333	45.00 6.000	18.00 4.000

Atlanta Braves @ Cincinnati Reds
Cinergy Field, Cincinnati, OH
Tue Jul 28, 1998, 7:05 PM EDT
Att: 22,690 - Unknown - 81 F

AB 34
R 13
H 12
RBI 10
BB 8
SO 4
LOB 11



Batter	1	2	3	4	5	6	7	8	9	AB	R	H	RBI	BB	SO	LOB	TOP						
Ozzie Guillen, L OBP: 0.322, SLG: 0.325 (1, 6)	B4-3		G4-3				P6		G4-3	6	2	2	0	0	0	0							
Tony Graffanino, R OBP: 0.321, SLG: 0.391 (1, 4)	P6		K						G6-3	6	2	3	4	0	1	0							
10 Chipper Jones, S OBP: 0.415, SLG: 0.576 (1, 5)	G3									4	1	2	1	1	0	1							
Andres Galarraga, R Eddie Pérez, R OBP: 0.391, SLG: 0.601 OBP: 0.368, SLG: 0.456 (1, 3) (8, 3)										3	0	1	0	2	1	1							
Ryan Klesko, L John Rocker, R OBP: 0.342, SLG: 0.500 OBP: 1.99 (11, 7) (6, 1) Danny Bautista, R Russ Springer, R OBP: 0.290, SLG: 0.351 (8, 1) Mark Wohlers, R Kerry Ligtenberg, R (9, 1) (9, 1)										3	0	1	2	1	0	2							
Javy Lopez, R OBP: 0.335, SLG: 0.547 (1, 2)										5	1	1	2	0	1	8							
Michael Tucker, L OBP: 0.331, SLG: 0.451 (1, 9)										4	2	1	0	1	1	2							
Andrew Jones, R OBP: 0.305, SLG: 0.472 (1, 8)										5	1	1	2	0	1	3							
29 John Smoltz, R Rudy Seanez, R OBP: 0.343, SLG: 0.214 (1, 1) (4, 1)										1	0	0	0	0	0	0							
Curtis Pride, L OBP: 0.343, SLG: 0.451 (6, PH) (6, 7)										1	0	0	0	0	1	1							
Inning Stats	R: 0 E: 0 K: 0 S: 6	H: 0 LOB: 0 BB: 0 P: 10	R: 0 E: 1 K: 1 S: 11	H: 0 LOB: 2 BB: 1 P: 21	R: 0 E: 0 K: 1 S: 7	H: 0 LOB: 0 BB: 0 P: 8	R: 0 E: 0 K: 0 S: 6	H: 0 LOB: 1 BB: 1 P: 11	R: 4 E: 0 K: 1 S: 14	H: 4 LOB: 2 BB: 2 P: 29	R: 3 E: 0 K: 0 S: 17	H: 4 LOB: 3 BB: 2 P: 28	R: 2 E: 0 K: 1 S: 13	H: 3 LOB: 1 BB: 0 P: 18	R: 2 E: 0 K: 3 S: 17	H: 2 LOB: 2 BB: 0 P: 24	R: 0 E: 0 K: 1 S: 8	H: 0 LOB: 0 BB: 0 P: 8	1B: 7 2B: 3 3B: 0 HR: 3	SF: 0 SAC: 0 DP: 0 HBP: 0	WP: 0 PB: 0 SB: 0 CS: 0	PA: 47	
PITCHER	IP	WLS	BF	H	R	ER	SO	BB	IBB	HBP	BLK	WP	HR	S	P	ERA	WHIP						
Steve Parris, R ERA: 5.45 (1, 1)	5.2	L	31	8	7	7	3	4	1	0	0	0	1	58	100	11.12	2.118						
Todd Williams, R ERA: 18.0 (6, 1)	1.1		8	3	2	2	1	1	0	0	0	0	1	16	25	13.50	3.000						
Stan Belinda, R ERA: 3.58 (8, 1)	1.0		5	2	2	2	3	0	0	0	0	0	1	17	24	18.00	2.000						
Gabe White, L ERA: 4.7 (9, 1)	1.0		3	0	0	0	1	0	0	0	0	0	0	8	8	0.00	0.000						

Atlanta Braves @ Cincinnati Reds
Cinergy Field, Cincinnati, OH
Wed Jul 29 1998, 7:05 PM EDT
Att: 24,480 - Unknown - 84 F

AB 41
R 11
H 13
RBI 11
BB 6
SO 8
LOB 18

Braves

Batter	1	2	3	4	5	6	7	8	9	AB	R	H	RBI	BB	SO	LOB	BOTTOM						
Reggie Sanders, R OBP: 0.335, SLG: 0.435 (1, 8) (7, 9)	K		K							4	0	1	0	1	2	1							
Barry Larkin, R OBP: 0.373, SLG: 0.459 (1, 6)	1B		K							4	0	1	0	1	2	2							
Sean Casey, L OBP: 0.349, SLG: 0.358 (1, 3)	2B		1B							2	2	1	0	2	1	2							
Dmitri Young, S OBP: 0.363, SLG: 0.500 (1, 7)	2B		1B							4	1	2	1	1	2	3							
Willie Greene, L OBP: 0.371, SLG: 0.427 Todd Williams, R (6, 1) Eduardo Perez, R OBP: 0.308, SLG: 0.317 (7, PH) Chris Stynes, R OBP: 0.326, SLG: 0.352 (8, 4)										3	0	0	0	0	1	5							
Bret Boone, R OBP: 0.325, SLG: 0.448 Stan Belinda, R (8, 1) Gabe White, L OBP: 0.350, SLG: 0.250 (9, 1) Melvin Nieves, S OBP: 0.397, SLG: 0.333 (9, PH)										0	0	0	0	0	0	0							
Eddie Taubensee, L OBP: 0.356, SLG: 0.427 (1, 2)										4	0	0	0	1	1	3							
Pokey Reese, R OBP: 0.324, SLG: 0.326 (1, 5)										4	1	3	2	1	1	1							
Steve Parris, R OBP: 0.125, SLG: 0.125 Pat Watkins, R OBP: 0.321, SLG: 0.423 (1, 1) (6, 9) (7, 8)										2	0	0	0	0	0	2							
Inning Stats	R: 1 E: 0 K: 1 S: 10	H: 3 LOB: 1 BB: 0 P: 16	R: 0 E: 0 K: 0 S: 5	H: 1 LOB: 0 BB: 0 P: 8	R: 0 E: 0 K: 2 S: 12	H: 1 LOB: 2 BB: 1 P: 19	R: 0 E: 0 K: 0 S: 13	H: 2 LOB: 1 BB: 0 P: 18	R: 0 E: 0 K: 3 S: 17	H: 0 LOB: 2 BB: 2 P: 29	R: 1 E: 0 K: 1 S: 9	H: 1 LOB: 1 BB: 1 P: 14	R: 0 E: 0 K: 2 S: 12	H: 0 LOB: 2 BB: 0 P: 22	R: 0 E: 0 K: 2 S: 15	H: 2 LOB: 2 BB: 1 P: 24	R: 3 E: 0 K: 0 S: 13	H: 1 LOB: 1 BB: 3 P: 28	1B: 7 2B: 3 3B: 1 HR: 0	SF: 1 SAC: 0 DP: 0 HBP: 1	WP: 2 PB: 1 SB: 0 CS: 1	PA: 45	
PITCHER	IP	WLS	BF	H	R	ER	SO	BB	IBB	HBP	BLK	WP	HR	S	P	ERA	WHIP						
29 John Smoltz, R ERA: 3.18 (1, 1)	1.1		16	6	1	1	3	1	0	0	0	0	0	31	48	2.70	2.100						
Rudy Seanez, R ERA: 1.99 (4, 1)	1.2	W	7	1	0	0	3	2	0	0	0	0	0	26	42	0.00	1.800						
John Rocker, L ERA: 1.99 (6, 1)	2.0		10	1	1	1	3	1	0	1	0	1	0	21	36	4.50	1.000						
Russ Springer, R ERA: 3.97 (8, 1)	1.0		5	2	0	0	2	1	0	0	0	0	0	15	24	0.00	3.000						
Mark Wohlers, R ERA: 10.53 (9, 1)	0.0		3	0	3	3	0	3	0	0	0	0	0	2	14	∞	∞						

Atlanta Braves @ Cincinnati Reds
Cinergy Field, Cincinnati, OH
Wed Jul 29 1998, 7:05 PM EDT
Att: 24,480 - Unknown - 84 F

AB 35
R 5
H 11
RBI 5
BB 8
SO 11
LOB 24

REDS

Batter	1	2	3	4	5	6	7	8	9	AB	R	H	RBI	BB	SO	LOB	TOP								
Gerald Williams, R OBP: 0.326, SLG: 0.435 (1, 9)										5	3	3	3	1	1	2									
Tony Graffanino, R OBP: 0.311, SLG: 0.379 (1, 4)										5	0	0	1	0	2	4									
10 Chipper Jones, S OBP: 0.420, SLG: 0.582 (1, 5)										3	2	2	0	3	0	0									
Andres Galarraga, R Eduardo Pérez, R OBP: 0.393, SLG: 0.599 OBP: 0.374, SLG: 0.462 (8, PR) (8, 3)										4	1	2	0	1	0	2									
Javy Lopez, R OBP: 0.332, SLG: 0.544 (1, 2)										6	1	1	1	0	0	6									
Andruw Jones, R OBP: 0.306, SLG: 0.478 (1, 8)										5	2	2	3	0	1	3									
Danny Bautista, R OBP: 0.267, SLG: 0.357 (1, 7)										4	2	2	0	1	0	2									
Ozzie Guillen, L OBP: 0.330, SLG: 0.335 (1, 6)										4	0	2	2	1	0	2									
Denny Neagle, L OBP: 0.189, SLG: 0.157 (1, 1)										3	0	0	0	0	1	4									
Michael Tucker, L OBP: 0.333, SLG: 0.452 (9, PH)										1	1	1	0	0	0	0									
Dennis Martinez, R OBP: 0.167, SLG: 0.182 (9, 1)										0	0	0	0	0	0	0									
Inning Stats	R: 2 E: 1 K: 1 S: 17	H: 1 LOB: 1 BB: 1 P: 30	R: 0 E: 0 K: 1 S: 8	H: 0 LOB: 1 BB: 1 P: 14	R: 0 E: 0 K: 1 S: 14	H: 0 LOB: 2 BB: 2 P: 24	R: 2 E: 0 K: 1 S: 12	H: 1 LOB: 0 BB: 1 P: 23	R: 4 E: 0 K: 0 S: 22	H: 4 LOB: 1 BB: 1 P: 31	R: 0 E: 0 K: 0 S: 9	H: 1 LOB: 2 BB: 0 P: 15	R: 1 E: 0 K: 1 S: 13	H: 3 LOB: 0 BB: 0 P: 20	R: 2 E: 0 K: 0 S: 11	H: 3 LOB: 1 BB: 1 P: 14	R: 2 E: 0 K: 0 S: 9	H: 3 LOB: 1 BB: 1 P: 16	1B: 11 2B: 2 3B: 1 HR: 2	SF: 1 SAC: 1 DP: 1 HBP: 0	WP: 0 PB: 0 SB: 2 CS: 0	PA: 50			
PITCHER	IP	WLS	BF	H	R	ER	SO	BB	IBB	HBP	BLK	WP	HR	S	P	ERA	WHIP								
Rick Krivda, L ERA: 5.57 (1, 1)	4.0	L	23	4	7	6	4	6	0	0	0	0	1	57	104	13.50	2.500								
Todd Williams, R ERA: 10.8 (5, 1)	3.0		15	6	2	2	1	0	0	0	0	0	0	38	53	6.00	2.000								
Scott Sullivan, R ERA: 4.76 (8, 1)	1.0		6	3	2	2	0	0	0	0	0	0	1	11	14	18.00	3.000								
Danny Graves, R ERA: 3.67 (9, 1)	1.0		6	3	2	2	0	1	0	0	0	0	0	9	16	18.00	4.000								

Atlanta Braves @ Cincinnati Reds
Cinergy Field, Cincinnati, OH
Thu Jul 30 1998, 3:33 AM EDT
Att: 28,946 - Cloudy - 76 F

AB	41
R	13
H	16
RBI	12
BB	7
SO	5
LOB	25



Batter	1	2	3	4	5	6	7	8	9	AB	R	H	RBI	BB	SO	LOB	BOTTOM								
Reggie Sanders, R OBP: 0.334, SLG: 0.431 (1, 9)										3	1	0	0	1	0	0									
Barry Larkin, R OBP: 0.374, SLG: 0.470 (1, 6)										4	1	2	2	0	0	0									
Sean Casey, L OBP: 0.347, SLG: 0.351 (1, 3)										3	0	0	0	1	3	1									
Dmitri Young, S OBP: 0.362, SLG: 0.497 (1, 7)										4	0	1	0	0	0	2									
Bret Boone, R OBP: 0.325, SLG: 0.447 (1, 4)										3	0	1	0	0	1	2									
Willie Greene, L OBP: 0.373, SLG: 0.438 (7, 5)										1	1	1	1	0	0	0									
Guillermo Garcia, R OBP: 0.188, SLG: 0.438 (1, 2)										4	0	0	0	0	1	2									
Pat Watkins, R OBP: 0.307, SLG: 0.402 (1, 8)										4	0	0	0	0	0	2									
Pokey Reese, R OBP: 0.322, SLG: 0.323 (1, 5)										1	0	0	0	0	0	1									
Chris Stynes, R OBP: 0.326, SLG: 0.352 (7, 4)										3	0	1	0	0	0	1									
Rick Krivda, R (1, 1)										1	0	0	0	0	1	0									
Todd Williams, R (5, 1)										1	0	0	0	0	1	0									
Eduardo Perez, R OBP: 0.306, SLG: 0.314 (7, PH)										1	0	0	0	0	1	1									
Scott Sullivan, R OBP: 0.143, SLG: 0.143 (8, 1)										0	0	0	0	0	0	0									
Danny Graves, R (9, 1)										0	0	0	0	0	0	0									
Inning Stats	R: 0 E: 0 K: 1 S: 10	H: 1 LOB: 0 BB: 0 P: 17	R: 0 E: 0 K: 0 S: 7	H: 1 LOB: 0 BB: 0 P: 12	R: 0 E: 0 K: 1 S: 11	H: 0 LOB: 0 BB: 0 P: 16	R: 0 E: 0 K: 1 S: 12	H: 0 LOB: 1 BB: 1 P: 20	R: 0 E: 0 K: 2 S: 8	H: 1 LOB: 1 BB: 0 P: 10	R: 0 E: 0 K: 1 S: 7	H: 0 LOB: 0 BB: 0 P: 9	R: 1 E: 1 K: 0 S: 11	H: 1 LOB: 1 BB: 0 P: 18	1B: 3 2B: 1 3B: 0 HR: 2	SF: 0 SAC: 0 DP: 1 HBP: 0	WP: 0 PB: 0 SB: 0 CS: 0	PA: 35							
PITCHER	IP	WLS	BF	H	R	ER	SO	BB	IBB	HBP	BLK	WP	HR	S	P	ERA	WHIP								
Denny Neagle, L ERA: 3.53 (1, 1)	8.0	W	30	5	2	2	8	2	0	0	0	0	1	71	107	2.25	0.875								
Dennis Martinez, R ERA: 4.66 (9, 1)	1.0		5	1	1	1	0	0	0	0	0	0	1	11	18	9.00	1.000								

Atlanta Braves @ Cincinnati Reds
Cinergy Field, Cincinnati, OH
Thu Jul 30 1998, 3:33 AM EDT
Att: 28,946 - Cloudy - 76 F

AB	33
R	3
H	6
RBI	3
BB	2
SO	8
LOB	12



Batter	1	2	3	4	5	6	7	8	9	AB	R	H	RBI	BB	SO	LOB	TOP					
Pat Watkins, R OBP: 0.301, SLG: 0.391	0-1 F8	2-1 1B		1-0 G4-3			3-2 F9		0-1 F8	0	0	0	0	0	0	0	Cincinnati Reds @ Florida Marlins Pro Player Stadium, Miami, FL Fri Jul 31 1998, 7:05 PM EDT Att: 16,763 - Cloudy - 81 F					
Chris Stynes, R OBP: 0.325, SLG: 0.348	0-2 P6	2-0 F7			3-2 G6-3		4-1 2B BB			3	1	0	0	1	0	2						
Barry Larkin, R OBP: 0.376, SLG: 0.470	1-1 BB 1B			1-0 F8		1-2 1B	2-3 K			4	1	2	0	0	1	2						
Dmitri Young, S OBP: 0.364, SLG: 0.499	4-0 1B BB			0-1 P3		2-2 F9	3-2 2B			3	0	1	2	1	0	1						
Eduardo Perez, R OBP: 0.311, SLG: 0.319	2-2 1B			3-1 1B		1-3 K		1-1 G6-3		4	0	2	1	0	1	1						
Willie Greene, L OBP: 0.371, SLG: 0.435	2-3 K			1-0 G3				0-2 F7		2	0	0	0	0	1	3						
Melvin Nieves, S OBP: 0.390, SLG: 0.327										2	0	0	0	0	1	0						
Gabe White, L OBP: 0.250, SLG: 0.250										0	0	0	0	0	0	0						
Aaron Boone, R OBP: 0.143, SLG: 0.143		0-0 F7		1-2 SH1-4 1B		3-2 F9		0-0 G3		4	0	1	0	0	0	0						
Guillermo Garcia, R OBP: 0.200, SLG: 0.400		0-1 1B		0-1 F8		0-2 F9			3-3 K	0	0	0	0	0	0	0						
Brett Tomko, R OBP: 0.143, SLG: 0.109		0-0 SH2-4		1-2 SH1-4			4-1 BB 2B		0-2 F7	0	1	0	0	1	0	0						
Reggie Sanders, R OBP: 0.333, SLG: 0.429		1-2		1-2						1	0	0	0	0	0	0						
Inning Stats	R: 1 E: 0 K: 1 S: 14	H: 2 LOB: 2 BB: 1 P: 23	R: 0 E: 0 K: 0 S: 7	H: 2 LOB: 2 BB: 0 P: 11	R: 0 E: 0 K: 0 S: 6	H: 1 LOB: 1 BB: 0 P: 11	R: 0 E: 0 K: 0 S: 10	H: 1 LOB: 1 BB: 0 P: 13	R: 0 E: 0 K: 1 S: 14	H: 0 LOB: 0 BB: 0 P: 15	R: 2 E: 0 K: 1 S: 15	H: 1 LOB: 2 BB: 2 P: 31	R: 0 E: 0 K: 0 S: 7	H: 0 LOB: 0 BB: 0 P: 8	R: 0 E: 0 K: 1 S: 11	H: 0 LOB: 0 BB: 0 P: 14	1B: 7 2B: 1 3B: 0 HR: 0	SF: 0 SAC: 2 DP: 0 HBP: 0	WP: 0 PB: 0 SB: 0 CS: 0	PA: 37		
PITCHER	IP WLS BF H R ER SO BB IBB HBP BLK WP HR S P ERA WHIP	IP WLS BF H R ER SO BB IBB HBP BLK WP HR S P ERA WHIP	IP WLS BF H R ER SO BB IBB HBP BLK WP HR S P ERA WHIP	IP WLS BF H R ER SO BB IBB HBP BLK WP HR S P ERA WHIP	IP WLS BF H R ER SO BB IBB HBP BLK WP HR S P ERA WHIP	IP WLS BF H R ER SO BB IBB HBP BLK WP HR S P ERA WHIP	IP WLS BF H R ER SO BB IBB HBP BLK WP HR S P ERA WHIP	IP WLS BF H R ER SO BB IBB HBP BLK WP HR S P ERA WHIP	IP WLS BF H R ER SO BB IBB HBP BLK WP HR S P ERA WHIP	IP WLS BF H R ER SO BB IBB HBP BLK WP HR S P ERA WHIP	IP WLS BF H R ER SO BB IBB HBP BLK WP HR S P ERA WHIP	IP WLS BF H R ER SO BB IBB HBP BLK WP HR S P ERA WHIP	IP WLS BF H R ER SO BB IBB HBP BLK WP HR S P ERA WHIP	IP WLS BF H R ER SO BB IBB HBP BLK WP HR S P ERA WHIP	IP WLS BF H R ER SO BB IBB HBP BLK WP HR S P ERA WHIP	IP WLS BF H R ER SO BB IBB HBP BLK WP HR S P ERA WHIP	IP WLS BF H R ER SO BB IBB HBP BLK WP HR S P ERA WHIP	IP WLS BF H R ER SO BB IBB HBP BLK WP HR S P ERA WHIP	IP WLS BF H R ER SO BB IBB HBP BLK WP HR S P ERA WHIP	IP WLS BF H R ER SO BB IBB HBP BLK WP HR S P ERA WHIP	IP WLS BF H R ER SO BB IBB HBP BLK WP HR S P ERA WHIP	IP WLS BF H R ER SO BB IBB HBP BLK WP HR S P ERA WHIP

AB	23
R	3
H	6
RBI	3
BB	3
SO	4
LOB	9



Batter	1	2	3	4	5	6	7	8	9	AB	R	H	RBI	BB	SO	LOB	BOTTOM					
Todd Dunwoody, L OBP: 0.289, SLG: 0.341			4-1 FC5-4 BB				2-2 F7			3	0	0	0	1	2	2	Cincinnati Reds @ Florida Marlins Pro Player Stadium, Miami, FL Fri Jul 31 1998, 7:05 PM EDT Att: 16,763 - Cloudy - 81 F					
Edgar Renteria, R OBP: 0.355, SLG: 0.352	1-0 L8		2-1 FC5-4			4-2 1B BB	0-0 FC5-4			3	1	0	0	1	0	2						
Mark Kotsay, L OBP: 0.313, SLG: 0.378	4-0 BB			1-1 F7		0-1 F7		1-2 G1-3		3	0	0	0	1	0	1						
Cliff Floyd, L OBP: 0.338, SLG: 0.470	2-1 F9			1-0 G3		0-1 2B 1B		2-3 K		4	0	1	0	0	1	1						
Derrek Lee, R OBP: 0.323, SLG: 0.434		1-1 F9		1-3 K		1-0 P6		3-2 P2		4	0	0	0	0	1	2						
Craig Counsell, L OBP: 0.354, SLG: 0.367		1-3 K			1-2 2B 1B		2-2 2B		1-1 P4	3	1	2	1	0	1	0						
John Wehner, R OBP: 0.188, SLG: 0.191										1	0	0	0	0	0	0						
Gregg Zaun, S OBP: 0.283, SLG: 0.287		2-2 G4-1			0-2 F8		3-3 F9		1-3 K	4	0	0	0	0	1	3						
Dave Berg, R OBP: 0.331, SLG: 0.333			2-0 F9		1-0 G4-3 2B			2-1 G6-3		4	0	1	1	0	0	0						
Jesus Sanchez, L OBP: 0.118, SLG: 0.152			1-2 G6-3		0-0 G4-3			1-0 FC5-4		2	0	0	0	0	0	1						
John Cangelosi, S OBP: 0.379, SLG: 0.327					2-3					1	0	1	0	0	0	0						
Inning Stats	R: 0 E: 0 K: 1 S: 6	H: 0 LOB: 1 BB: 1 P: 14	R: 0 E: 0 K: 1 S: 9	H: 0 LOB: 0 BB: 0 P: 13	R: 0 E: 0 K: 0 S: 7	H: 0 LOB: 0 BB: 1 P: 16	R: 0 E: 0 K: 1 S: 7	H: 0 LOB: 0 BB: 0 P: 10	R: 1 E: 0 K: 0 S: 11	H: 2 LOB: 1 BB: 0 P: 16	R: 1 E: 0 K: 0 S: 12	H: 2 LOB: 2 BB: 1 P: 19	R: 0 E: 0 K: 0 S: 9	H: 1 LOB: 1 BB: 0 P: 14	R: 0 E: 0 K: 1 S: 10	H: 0 LOB: 0 BB: 0 P: 16	R: 0 E: 0 K: 1 S: 11	H: 0 LOB: 0 BB: 0 P: 16	1B: 3 2B: 2 3B: 0 HR: 0	SF: 0 SAC: 0 DP: 0 HBP: 0	WP: 0 PB: 0 SB: 1 CS: 0	PA: 35
PITCHER	IP WLS BF H R ER SO BB IBB HBP BLK WP HR S P ERA WHIP	IP WLS BF H R ER SO BB IBB HBP BLK WP HR S P ERA WHIP	IP WLS BF H R ER SO BB IBB HBP BLK WP HR S P ERA WHIP	IP WLS BF H R ER SO BB IBB HBP BLK WP HR S P ERA WHIP	IP WLS BF H R ER SO BB IBB HBP BLK WP HR S P ERA WHIP	IP WLS BF H R ER SO BB IBB HBP BLK WP HR S P ERA WHIP	IP WLS BF H R ER SO BB IBB HBP BLK WP HR S P ERA WHIP	IP WLS BF H R ER SO BB IBB HBP BLK WP HR S P ERA WHIP	IP WLS BF H R ER SO BB IBB HBP BLK WP HR S P ERA WHIP	IP WLS BF H R ER SO BB IBB HBP BLK WP HR S P ERA WHIP	IP WLS BF H R ER SO BB IBB HBP BLK WP HR S P ERA WHIP	IP WLS BF H R ER SO BB IBB HBP BLK WP HR S P ERA WHIP	IP WLS BF H R ER SO BB IBB HBP BLK WP HR S P ERA WHIP	IP WLS BF H R ER SO BB IBB HBP BLK WP HR S P ERA WHIP	IP WLS BF H R ER SO BB IBB HBP BLK WP HR S P ERA WHIP	IP WLS BF H R ER SO BB IBB HBP BLK WP HR S P ERA WHIP	IP WLS BF H R ER SO BB IBB HBP BLK WP HR S P ERA WHIP	IP WLS BF H R ER SO BB IBB HBP BLK WP HR S P ERA WHIP	IP WLS BF H R ER SO BB IBB HBP BLK WP HR S P ERA WHIP	IP WLS BF H R ER SO BB IBB HBP BLK WP HR S P ERA WHIP	IP WLS BF H R ER SO BB IBB HBP BLK WP HR S P ERA WHIP	IP WLS BF H R ER SO BB IBB HBP BLK WP HR S P ERA WHIP



Batter	1	2	3	4	5	6	7	8	9	AB	R	H	RBI	BB	SO	LOB	TOP					
Pat Watkins, R OBP: 0.324, SLG: 0.426 (1, 8)	G4-3																0 2 0 0 0 0 0					
Chris Stynes, R OBP: 0.325, SLG: 0.356 (1, 4)	SF9 3B		K														4 1 2 1 0 1 0					
Barry Larkin, R OBP: 0.378, SLG: 0.471 (1, 6)	SF9		G6-3														3 1 1 1 0 0 1					
Dmitri Young, S OBP: 0.362, SLG: 0.494 (1, 7)	P2																4 0 0 0 0 1 2					
Eduardo Perez, R OBP: 0.320, SLG: 0.331 (1, 3)		G4-3															3 0 1 1 1 0 0					
Reggie Sanders, R OBP: 0.333, SLG: 0.428 (1, 9)	F9																4 0 1 0 0 0 2					
Aaron Boone, R OBP: 0.292, SLG: 0.286 (1, 5)																	3 0 1 0 0 1 0					
Guillermo Garcia, R OBP: 0.208, SLG: 0.500 (1, 2)			K														0 1 0 0 0 0 0					
Dennys Reyes, R (1, 1)																	2 0 0 0 0 1 1					
Melvin Nieves, S OBP: 0.397, SLG: 0.323 (7, PH)			K														1 0 0 0 0 0 0					
Danny Graves, R (7, 1)																	1 0 0 0 0 0 0					
Inning Stats	R: 1 E: 0 K: 0 S: 7	H: 1 LOB: 0 BB: 0 P: 11	R: 0 E: 0 K: 1 S: 9	H: 0 LOB: 1 BB: 0 P: 15	R: 1 E: 0 K: 2 S: 17	H: 1 LOB: 0 BB: 0 P: 21	R: 0 E: 0 K: 0 S: 6	H: 0 LOB: 0 BB: 0 P: 12	R: 0 E: 0 K: 0 S: 9	H: 1 LOB: 1 BB: 0 P: 11	R: 0 E: 0 K: 0 S: 8	H: 1 LOB: 2 BB: 1 P: 17	R: 0 E: 0 K: 1 S: 6	H: 0 LOB: 0 BB: 0 P: 8	R: 2 E: 0 K: 1 S: 13	H: 3 LOB: 0 BB: 0 P: 23	R: 1 E: 0 K: 1 S: 12	H: 2 LOB: 2 BB: 0 P: 16	1B: 5 2B: 1 3B: 1 HR: 2	SF: 1 SAC: 0 DP: 0 HBP: 1	WP: 0 PB: 0 SB: 1 CS: 1	PA: 37
PITCHER	IP WLS BF H R ER SO BB IBB HBP BLK WP HR S P ERA WHIP																					
Kirt Ojala, L ERA: 3.13 (1, 1)	7.0 L 27 4 2 2 4 1 0 1 0 0 0 1 62 95 2.57 0.714																					
Justin Speier, R ERA: 13.5 (8, 1)	2.0 9 5 3 3 2 0 0 0 0 0 0 1 25 39 13.50 2.500																					

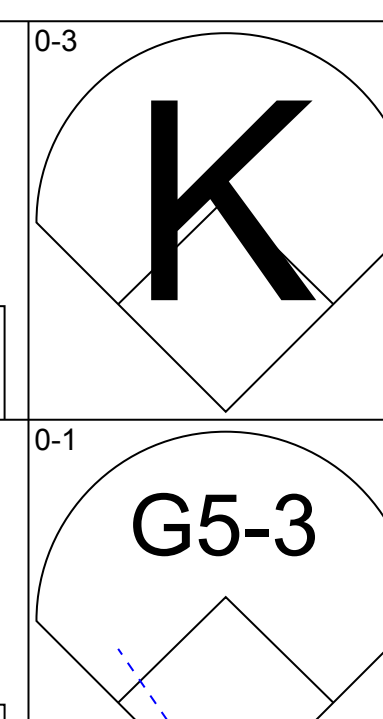
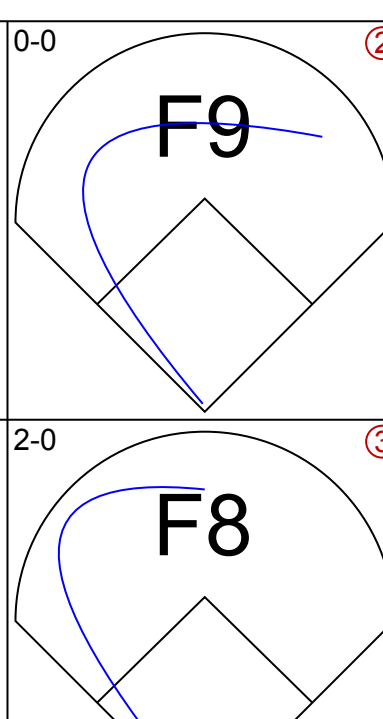
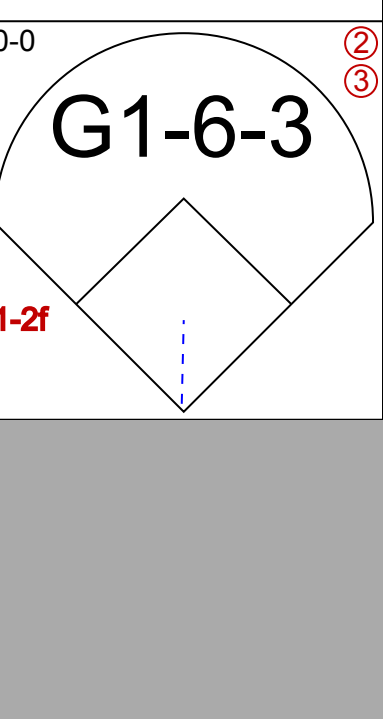
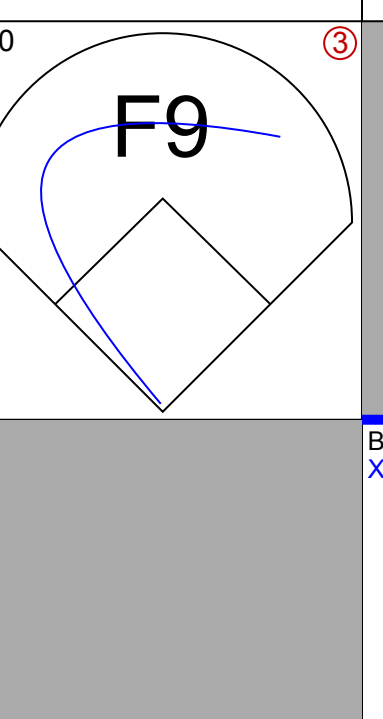
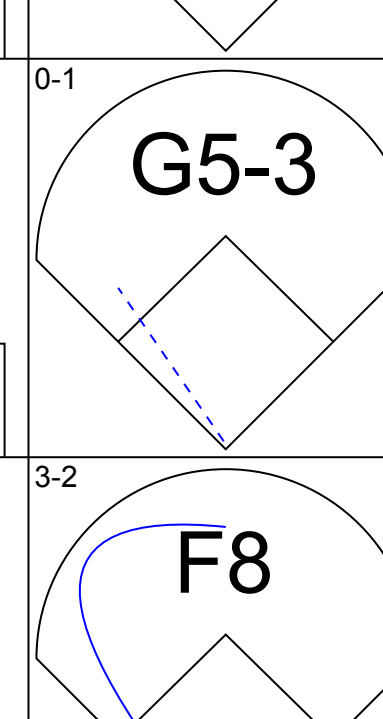
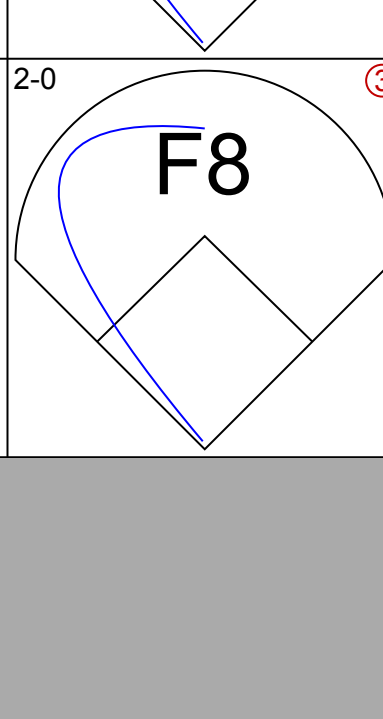
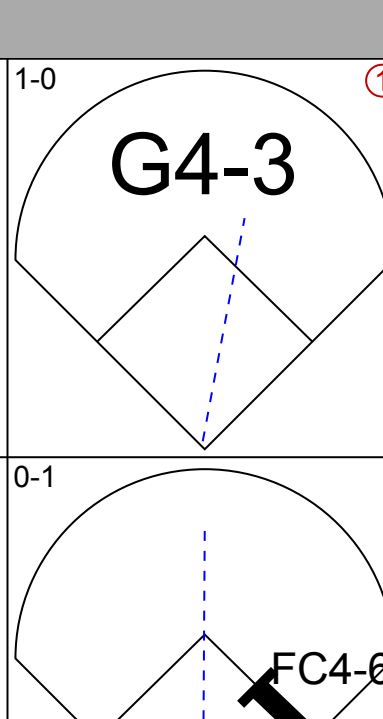
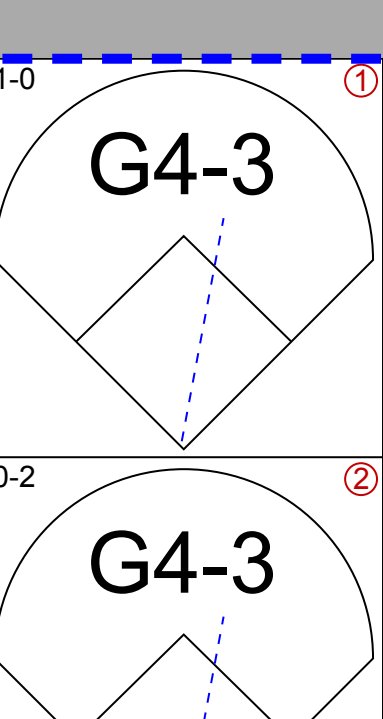
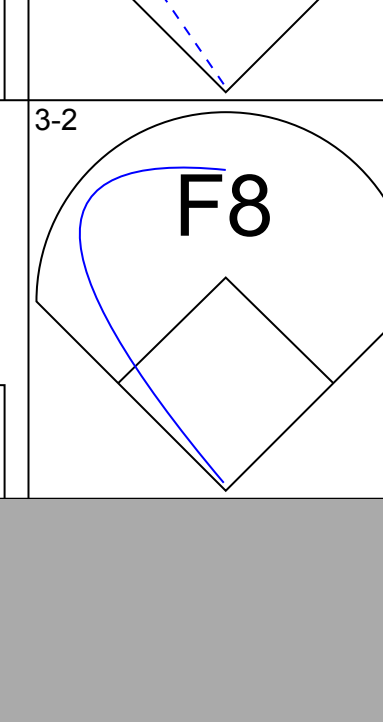
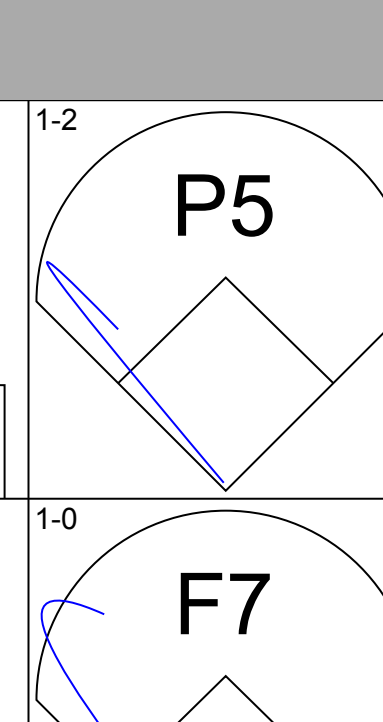
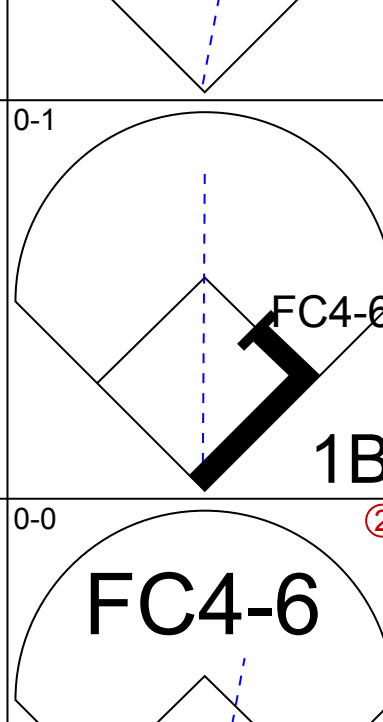
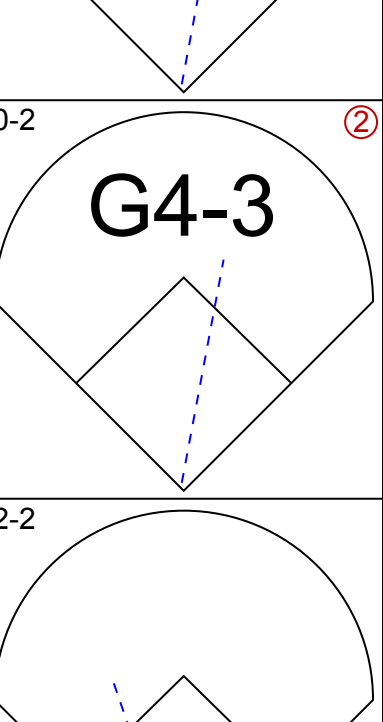
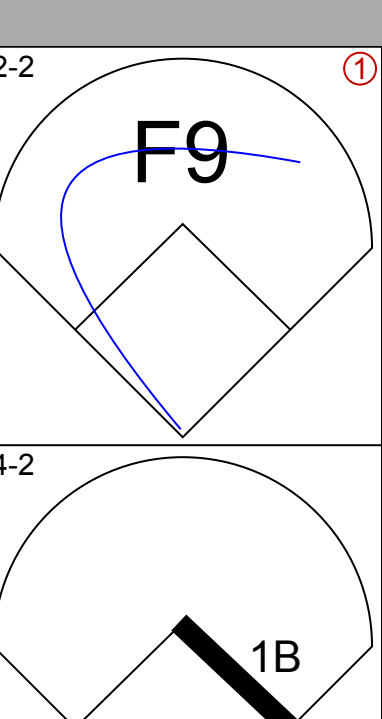
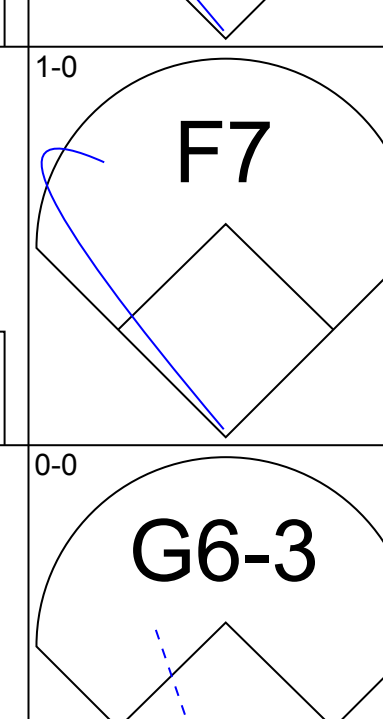
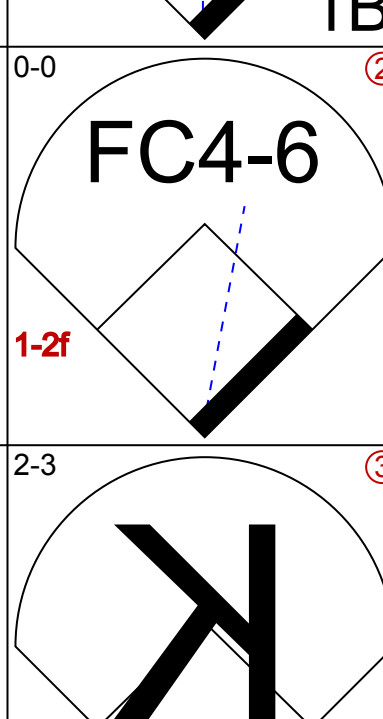
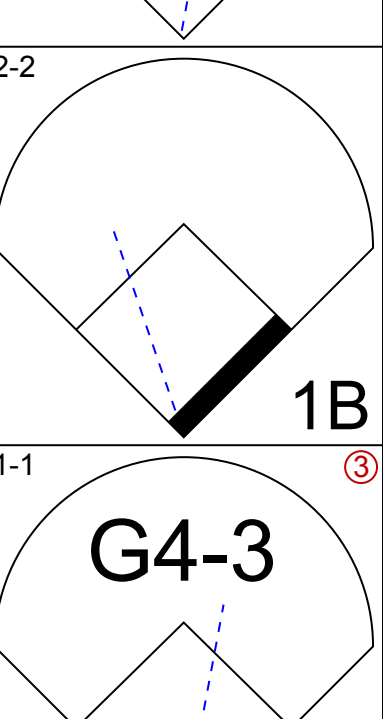
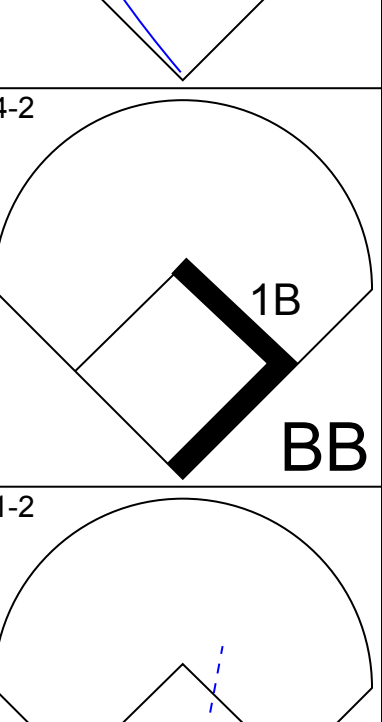
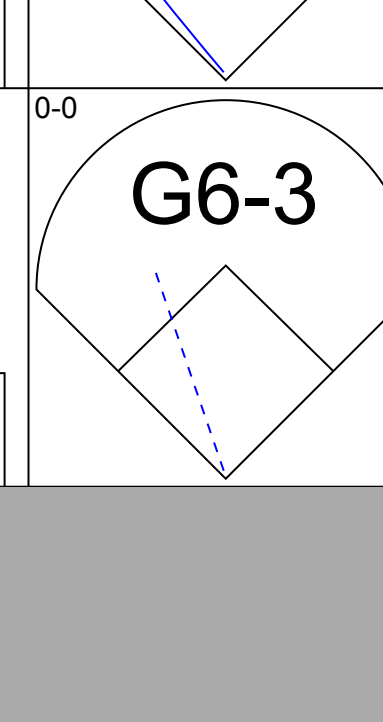

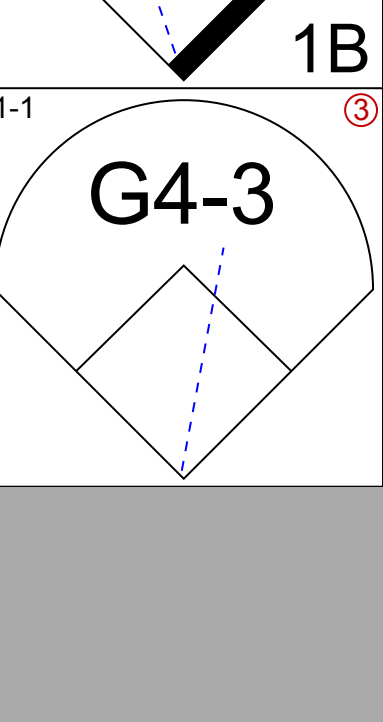

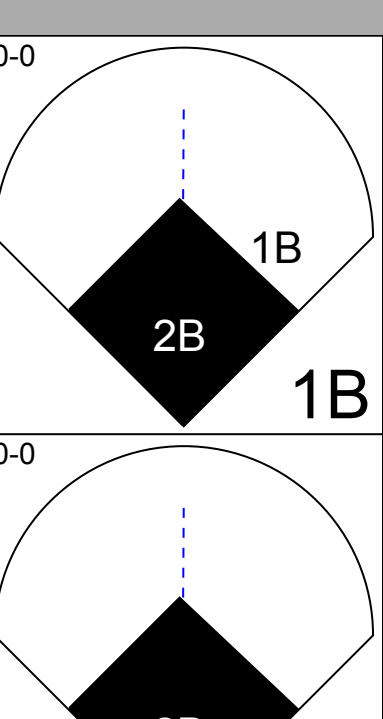
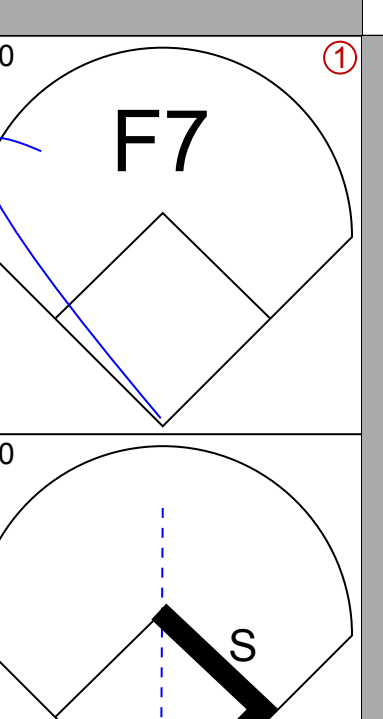
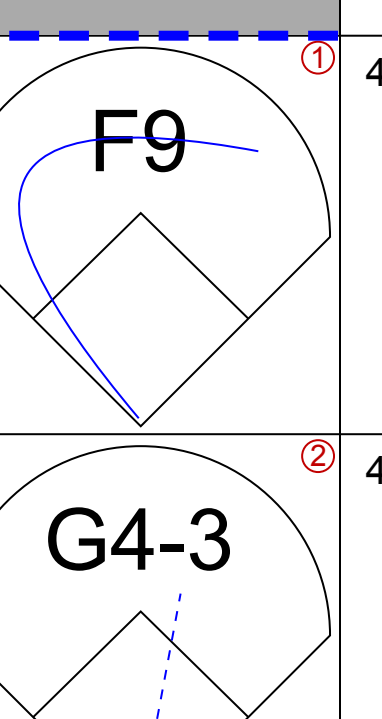

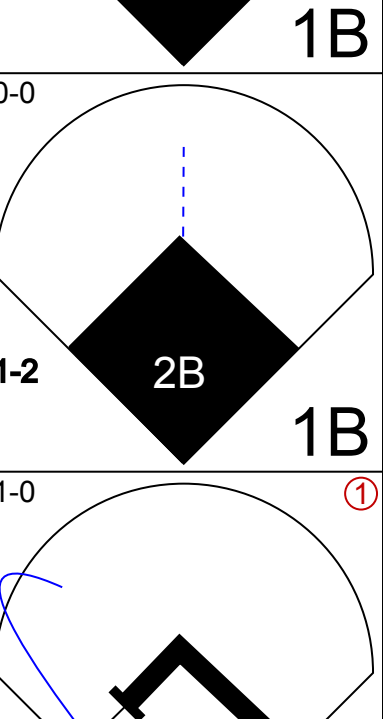
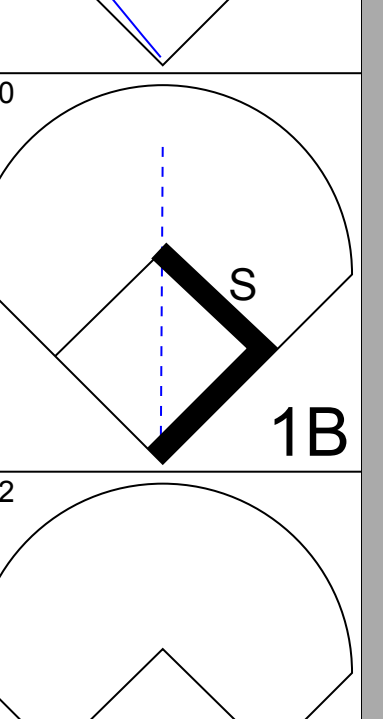
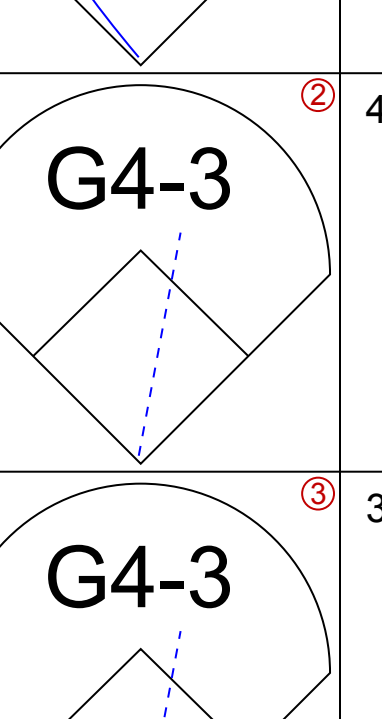

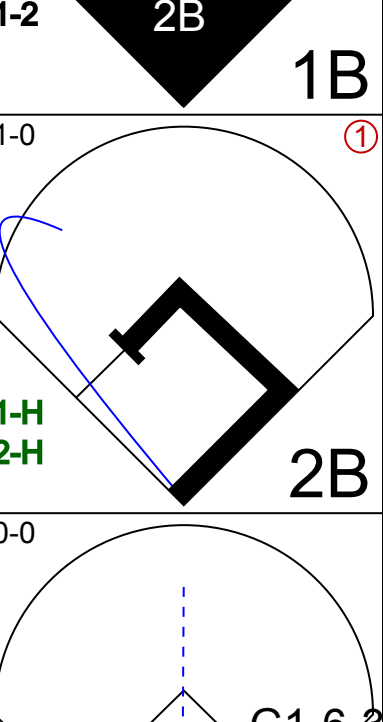
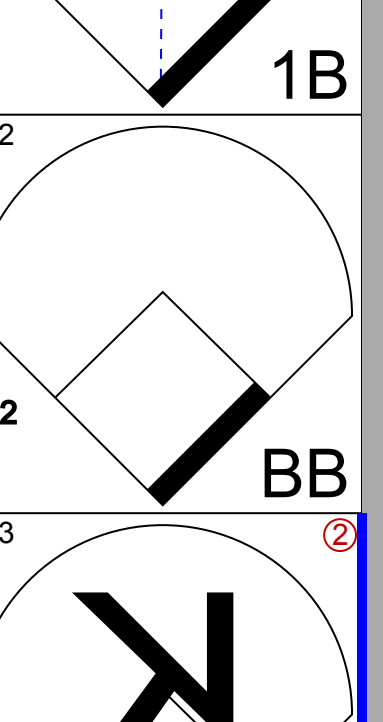
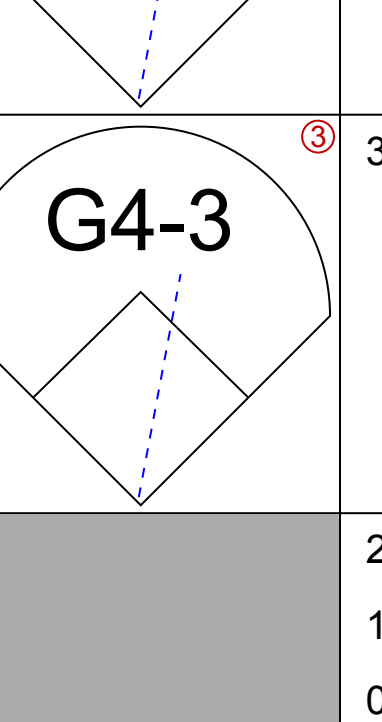
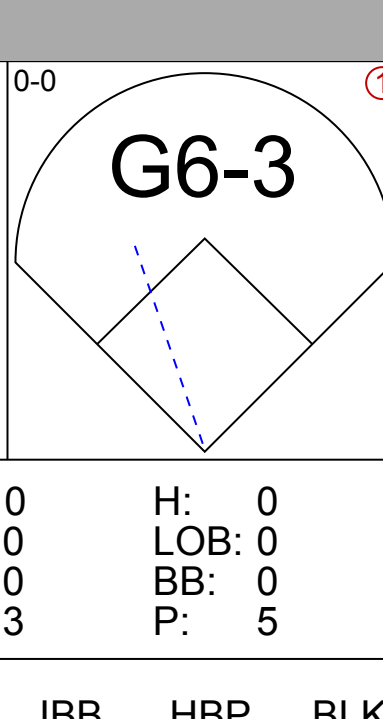
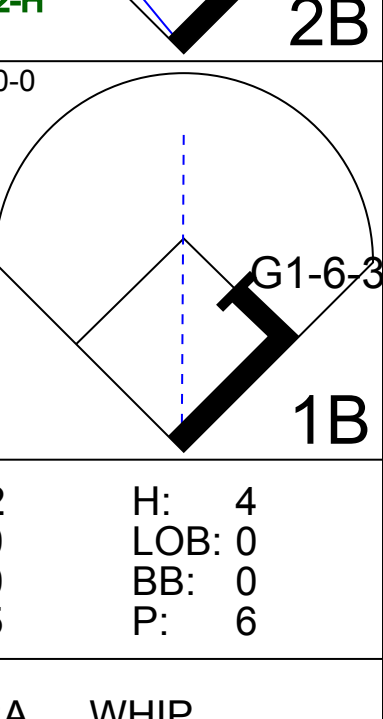
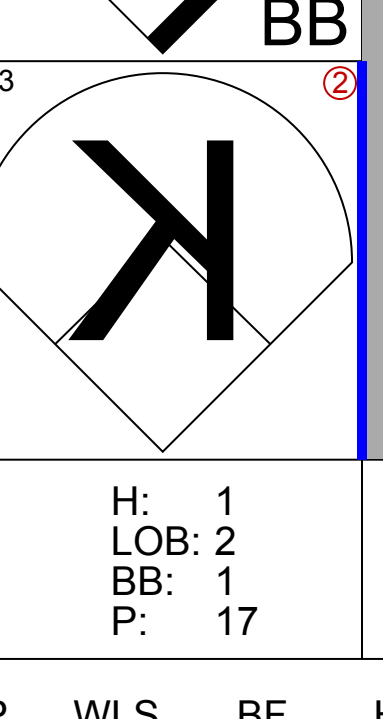
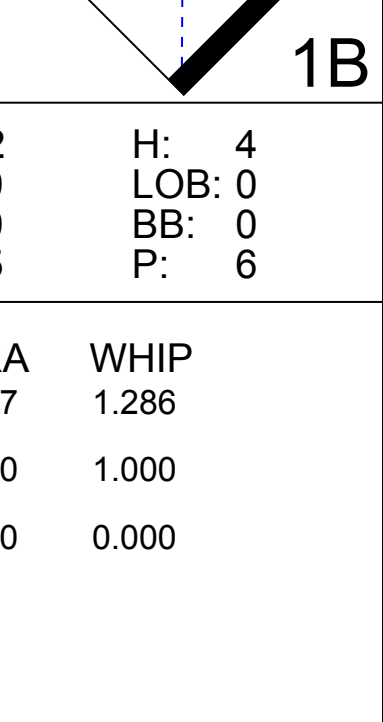
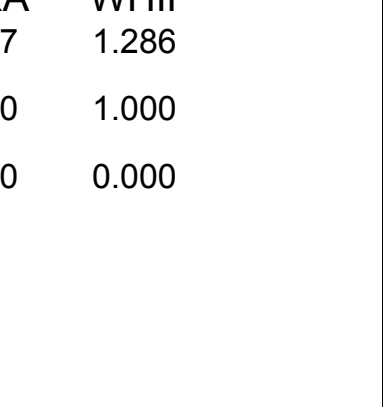
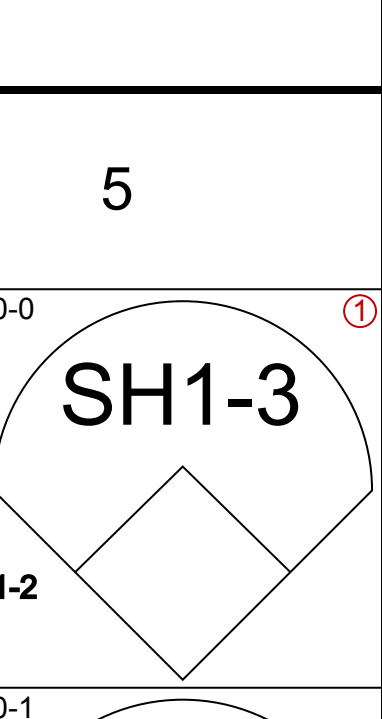
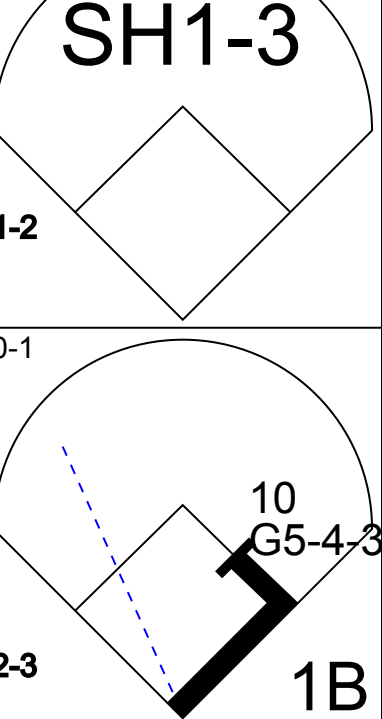
Cincinnati Reds @ Florida Marlins
Pro Player Stadium, Miami, FL
Sun Aug 02 1998, 3:33 AM EDT
Att: 22,136 - Cloudy - 91 F

AB	25
R	5
H	6
RBI	3
BB	1
SO	4
LOB	6

Batter	1	2	3	4	5	6	7	8	9	AB	R	H	RBI	BB	SO	LOB	BOTTOM					
John Cangelosi, S OBP: 0.383, SLG: 0.333 (1, 8)	F8																3 0 0 0 1 1 1					
Justin Speier, R (8, 1)																	0 0 0 0 0 0 0					
Todd Dunwoody, L OBP: 0.273, SLG: 0.342 (9, PH)																	0 0 0 0 1 0 0					
Edgar Renteria, R OBP: 0.352, SLG: 0.347 (1, 6)	K		G5-3														5 0 1 0 0 1 3					
Mark Kotsay, L OBP: 0.311, SLG: 0.373 (1, 9)	G3																4 0 0 0 1 1 3					
Derrek Lee, R OBP: 0.323, SLG: 0.428 (1, 3)																	3 0 1 0 1 1 3					
Cliff Floyd, L OBP: 0.339, SLG: 0.469 (1, 7)	P6																4 0 1 0 0 1 1					
Kevin Orie, R OBP: 0.282, SLG: 0.282 (1, 5)																	2 0 1 0 2 0 0					
Craig Counsell, L OBP: 0.354, SLG: 0.373 (1, 4)	PO																4 1 1 0 0 3 5					
Mike Redmond, R OBP: 0.361, SLG: 0.436 (1, 2)																	1 0 1 1 0 0 0					
Gregg Zaun, S OBP: 0.260, SLG: 0.283 (7, PH)																	2 0 0 0 0 0 0					
Gregg Zaun, S (8, 2)																	2 0 0 0 0 0 0					
Kirt Ojala, L OBP: 0.250, SLG: 0.200 (1, 1)																	2 0 0 0 0 2 2					
Ryan Jackson, L OBP: 0.309, SLG: 0.365 (7, PH)																	2 0 0 0 0 0 0					
Inning Stats	R: 0 E: 0 K: 1 S: 6	H: 0 LOB: 0 BB: 0 P: 8	R: 0 E: 0 K: 1 S: 8	H: 1 LOB: 0 BB: 0 P: 13	R: 1 E: 0 K: 2 S: 11	H: 2 LOB: 1 BB: 0 P: 20	R: 0 E: 0 K: 3 S: 12	H: 0 LOB: 2 BB: 2 P: 26	R: 0 E: 0 K: 1 S: 12	H: 0 LOB: 3 BB: 2 P: 29	R: 0 E: 0 K: 0 S: 7	H: 0 LOB: 0 BB: 0 P: 10	R: 0 E: 0 K: 1 S: 15	H: 0 LOB: 0 BB: 0 P: 10	R: 0 E: 1 K: 1 S: 15	H: 2 LOB: 3 BB: 1 P: 25	R: 0 E: 0 K: 0 S: 6	H: 1 LOB: 2 BB: 1 P: 12	1B: 4 2B: 1 3B: 1 HR: 0	SF: 0 SAC: 0 DP: 1 HBP: 1	WP: 0 PB: 0 SB: 1 CS: 0	PA: 40
PITCHER	IP WLS BF H R ER SO BB IBB HBP BLK WP HR S P ERA WHIP																					
Dennys Reyes, L ERA: 4.15 (1, 1)	6.0 W 25 3 1 1 9 4 0 1 0 0 0 0 66 106 1.50 1.167																					
Danny Graves, R ERA: 3.47 (7, 1)	3.0 S 14 3 0 0 1 2 0 0 0 0 0 0 27 47 0.00 1.667																					

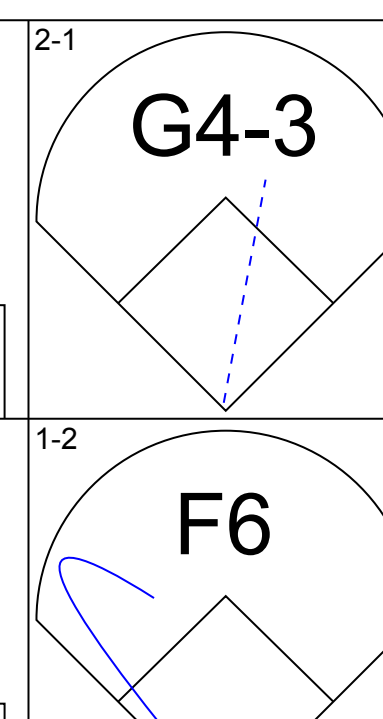
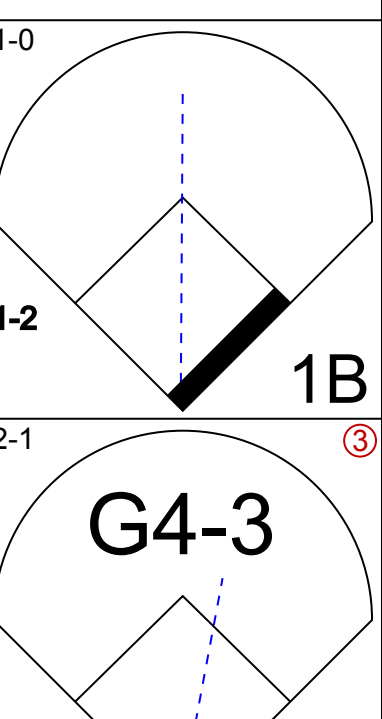
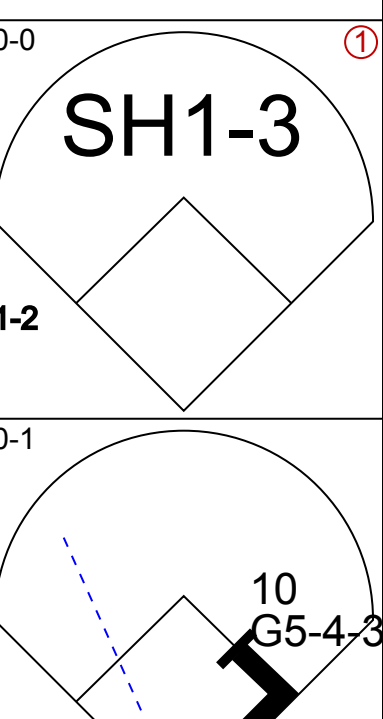
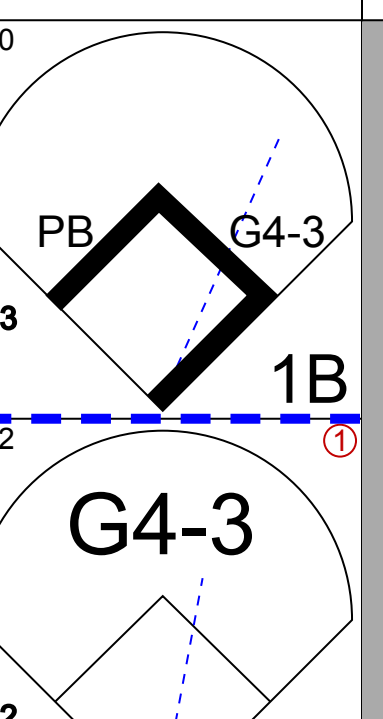
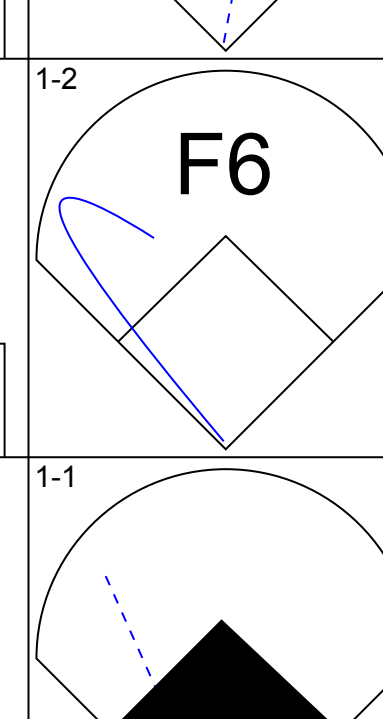
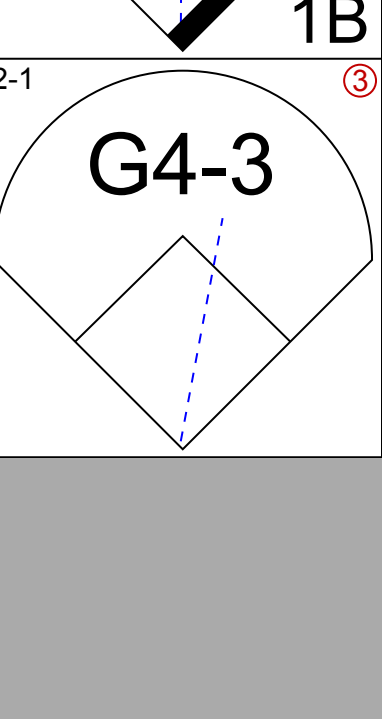
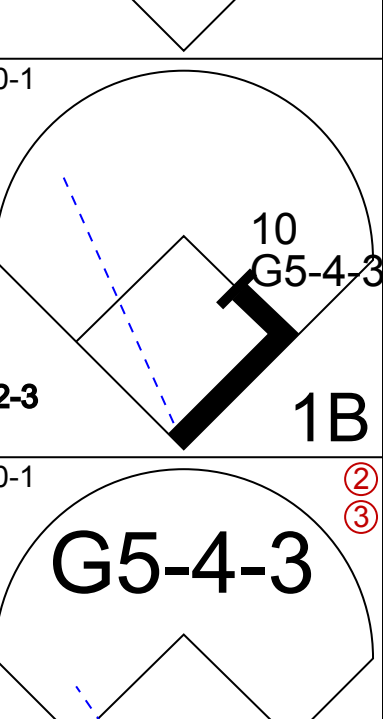
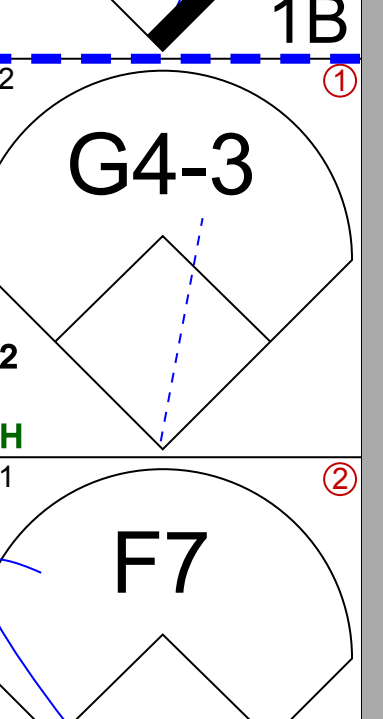
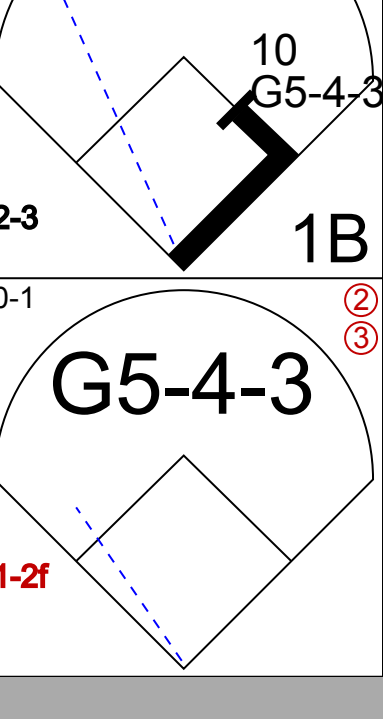
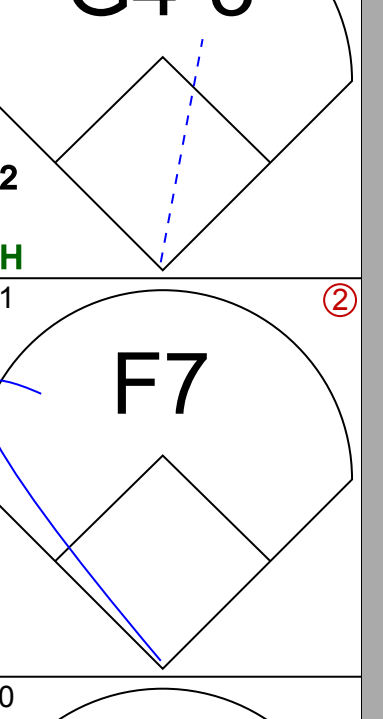
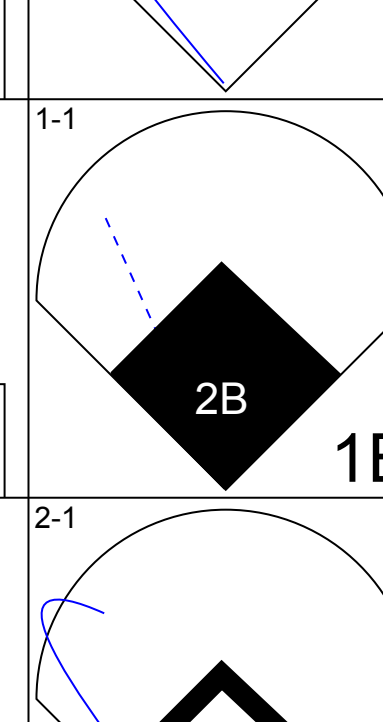
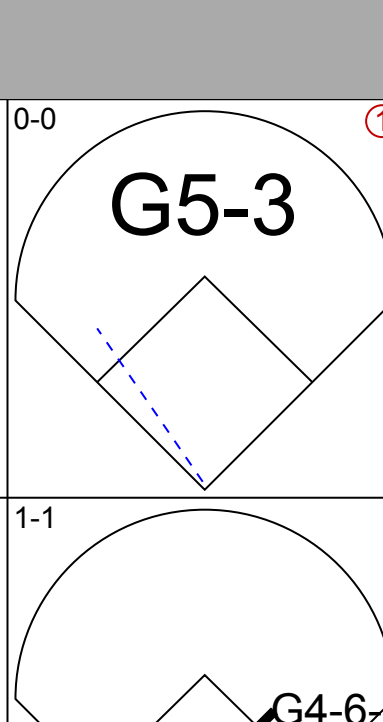
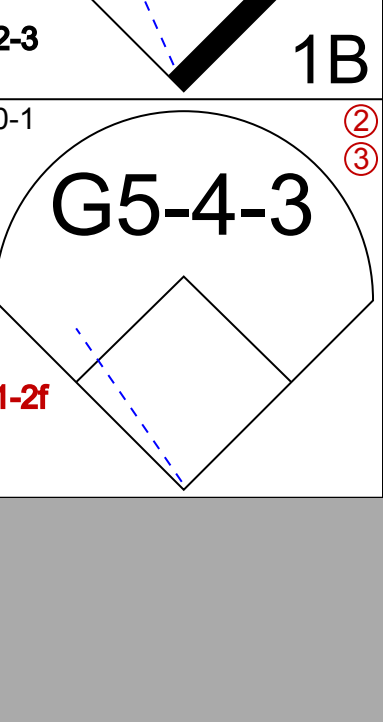
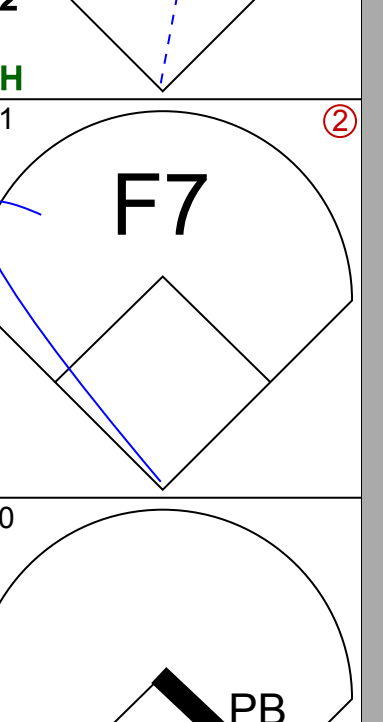
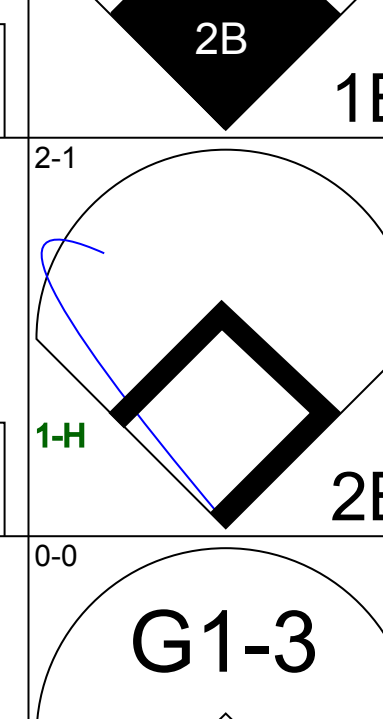
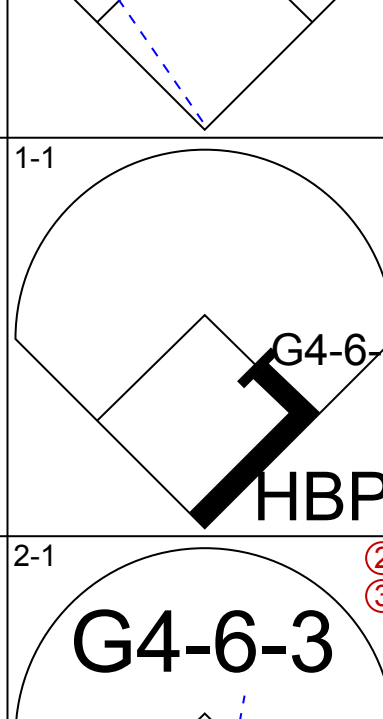
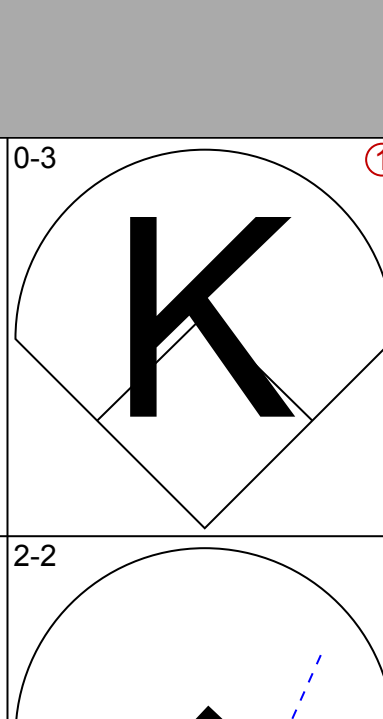
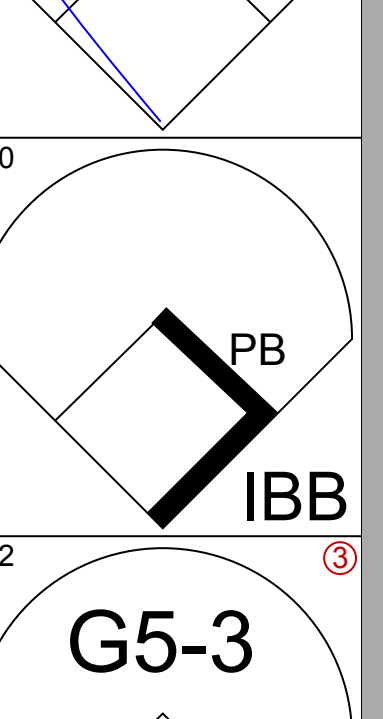
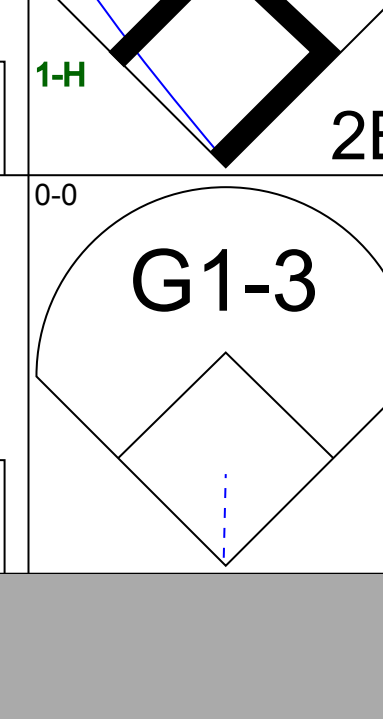
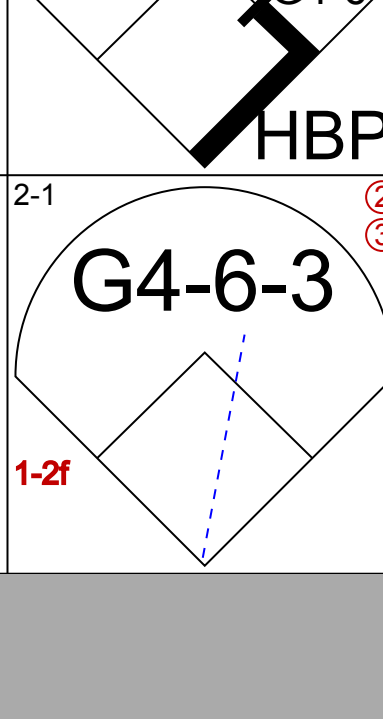
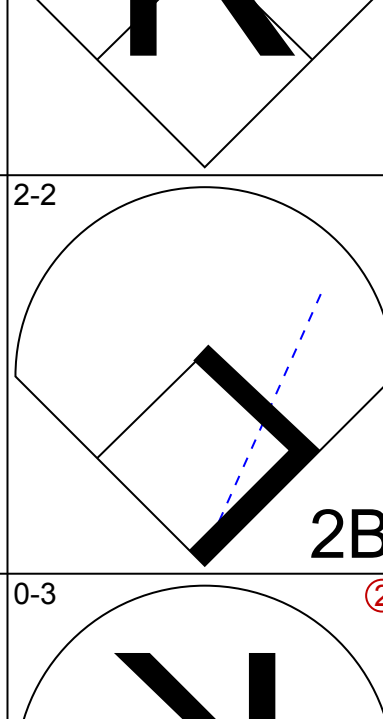
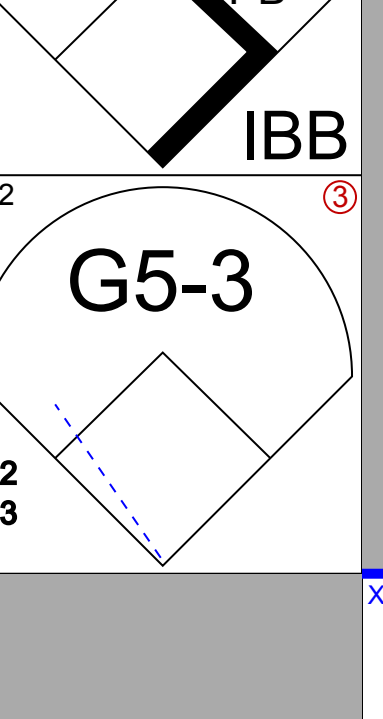
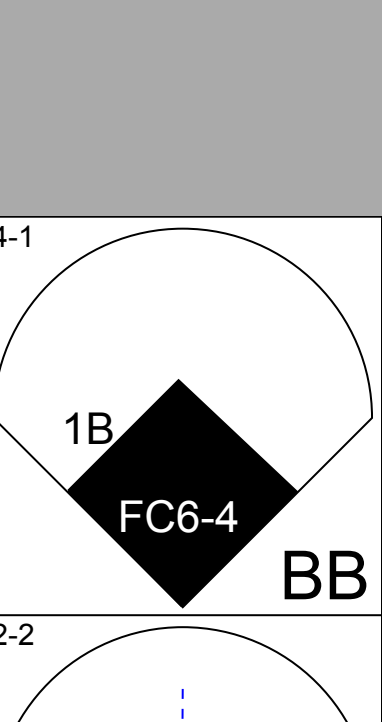
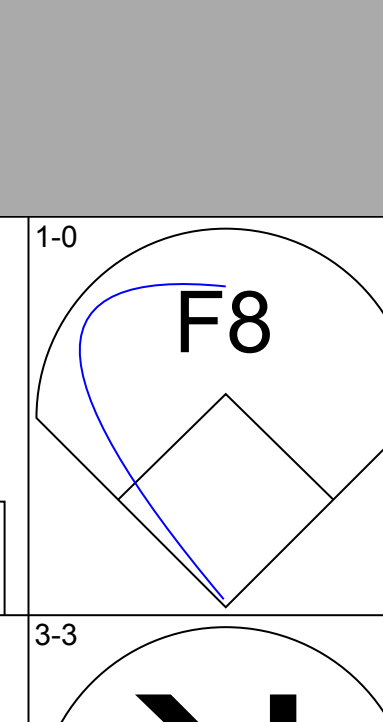
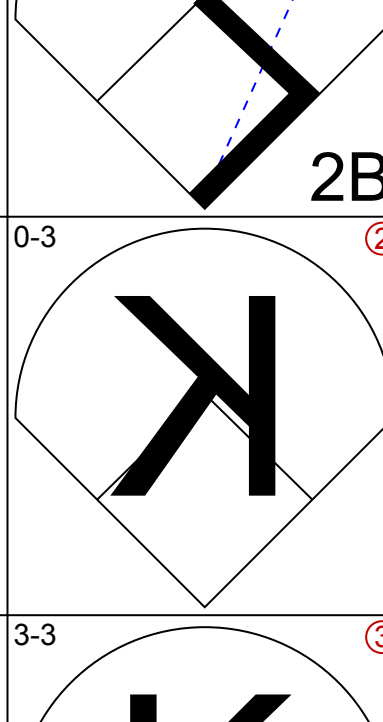
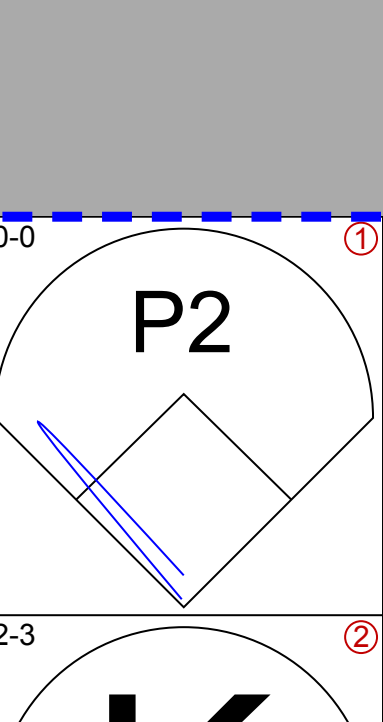
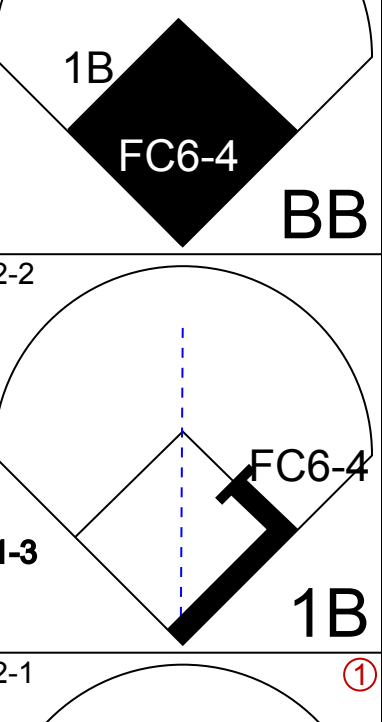
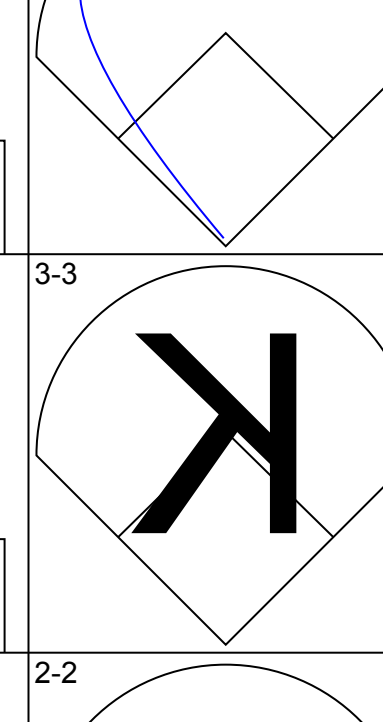
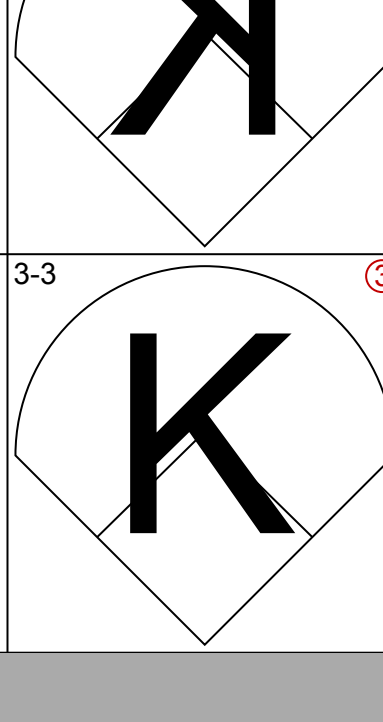
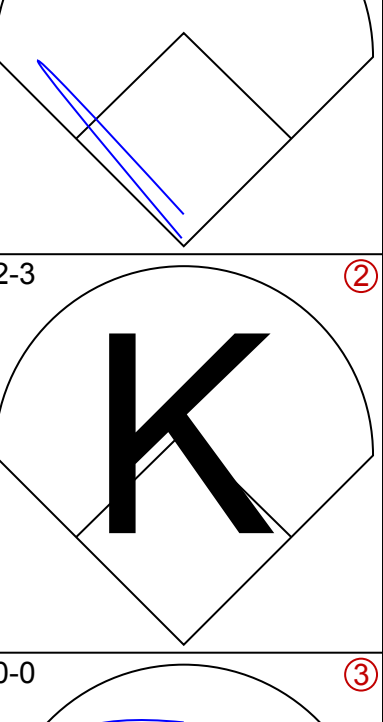
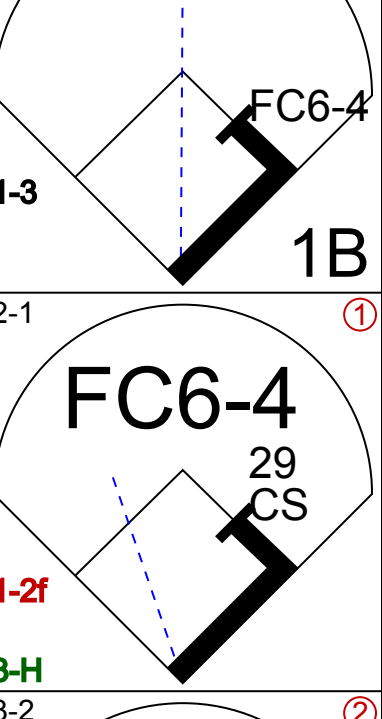
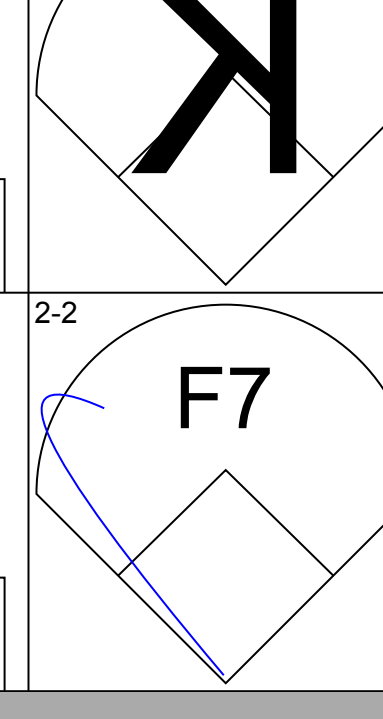
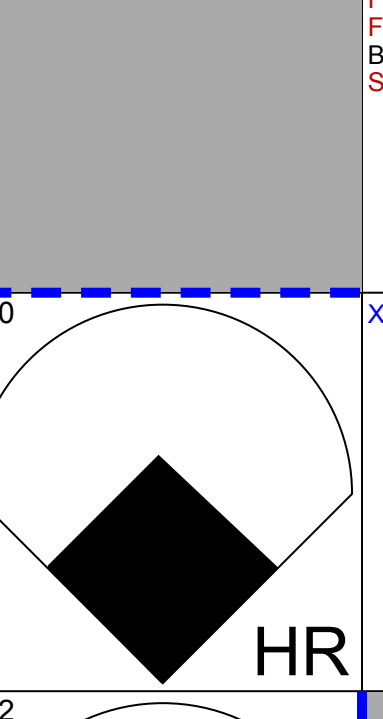
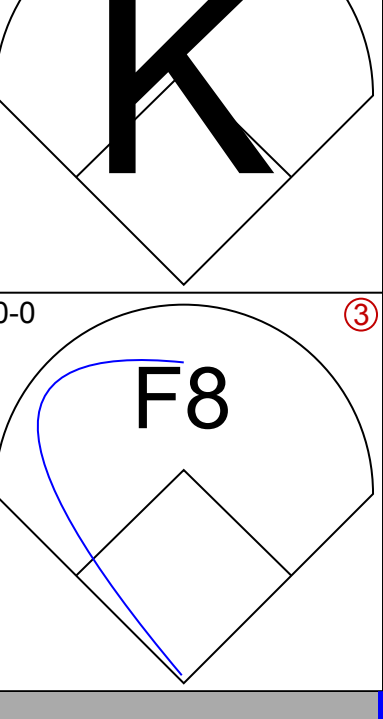
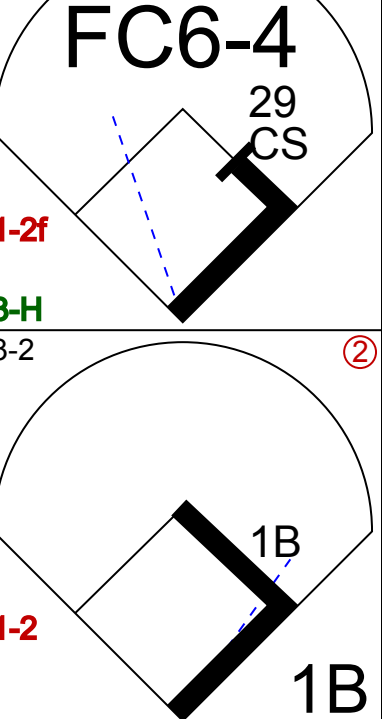
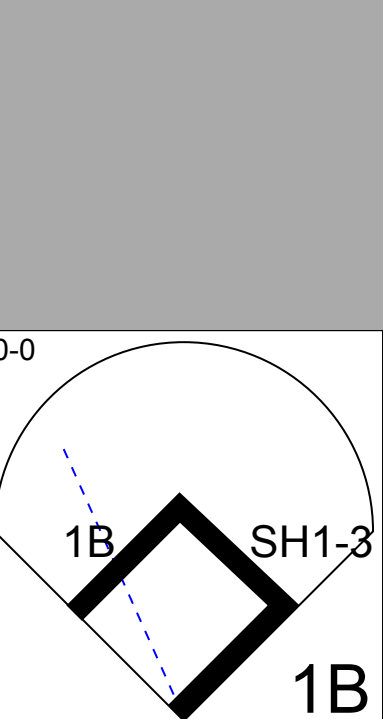
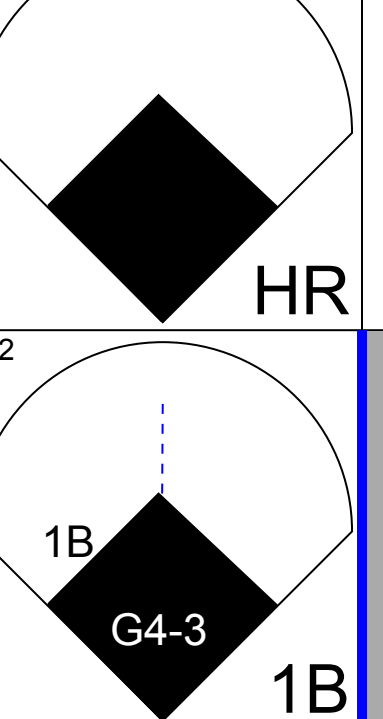
Cincinnati Reds @ Florida Marlins
Pro Player Stadium, Miami, FL
Sun Aug 02 1998, 3:33 AM EDT
Att: 22,136 - Cloudy - 91 F

AB	32
R	1
H	6
RBI	1
BB	6
SO	10
LOB	18

Batter	1	2	3	4	5	6	7	8	9	AB	R	H	RBI	BB	SO	LOB	TOP							
Pat Watkins, R OBP: 0.311, SLG: 0.408 (1, 8)										4	0	0	0	0	1	3	<p>Cincinnati Reds @ Atlanta Braves Turner Field, Atlanta, GA Tue Aug 04 1998, 7:05 PM EDT Att: 43,012 - Unknown - 85 F</p>							
Barry Larkin, R OBP: 0.375, SLG: 0.466 (1, 6)										4	0	0	0	0	0	0								
Sean Casey, L OBP: 0.355, SLG: 0.358 (1, 3)										4	0	1	0	0	0	0								
Dmitri Young, S OBP: 0.361, SLG: 0.492 (1, 7)										4	0	1	0	0	0	1								
Eddie Taubensee, L OBP: 0.353, SLG: 0.424 (1, 2)										3	0	0	0	1	1	2								
Willie Greene, L OBP: 0.371, SLG: 0.435 (1, 9)										4	1	2	0	0	0	0								
Aaron Boone, R OBP: 0.321, SLG: 0.320 (1, 5)										4	1	2	0	0	1	2								
Chris Stynes, R OBP: 0.327, SLG: 0.359 (1, 4)										3	0	1	2	1	0	2								
Steve Parris, R OBP: 0.200, SLG: 0.200 (7, PH)										2	0	1	0	0	0	0								
Eduardo Perez, R OBP: 0.318, SLG: 0.329 (7, PH)										1	0	0	0	0	1	2								
Scott Sullivan, R OBP: 0.143, SLG: 0.143 (7, 1)										0	0	0	0	0	0	0								
Gabe White, L OBP: 0.250, SLG: 0.250 (7, 1)										0	0	0	0	0	0	0								
Stan Belinda, R OBP: 0.250, SLG: 0.250 (8, 1)										0	0	0	0	0	0	0								
Inning Stats	R: 0 E: 0 K: 1 S: 8	H: 0 LOB: 0 BB: 0 P: 11	R: 0 E: 0 K: 1 S: 19	H: 1 LOB: 2 BB: 1 P: 31	R: 0 E: 0 K: 0 S: 3	H: 0 LOB: 0 BB: 0 P: 5	R: 0 E: 0 K: 0 S: 6	H: 0 LOB: 0 BB: 0 P: 8	R: 2 E: 0 K: 0 S: 5	H: 4 LOB: 0 BB: 0 P: 6	R: 0 E: 0 K: 1 S: 7	H: 1 LOB: 1 BB: 0 P: 10	R: 0 E: 0 K: 1 S: 8	H: 1 LOB: 2 BB: 1 P: 17	R: 0 E: 0 K: 0 S: 10	H: 1 LOB: 1 BB: 0 P: 14	R: 0 E: 0 K: 0 S: 8	H: 0 LOB: 0 BB: 0 P: 10	1B: 7 2B: 1 3B: 0 HR: 0	SF: 0 SAC: 0 DP: 1 HBP: 0	WP: 0 PB: 0 SB: 1 CS: 0	PA: 35		
PITCHER	IP WLS BF H R ER SO BB IBB HBP BLK WP HR S P ERA WHIP	IP WLS BF H R ER SO BB IBB HBP BLK WP HR S P ERA WHIP	IP WLS BF H R ER SO BB IBB HBP BLK WP HR S P ERA WHIP	IP WLS BF H R ER SO BB IBB HBP BLK WP HR S P ERA WHIP	IP WLS BF H R ER SO BB IBB HBP BLK WP HR S P ERA WHIP	IP WLS BF H R ER SO BB IBB HBP BLK WP HR S P ERA WHIP	IP WLS BF H R ER SO BB IBB HBP BLK WP HR S P ERA WHIP	IP WLS BF H R ER SO BB IBB HBP BLK WP HR S P ERA WHIP	IP WLS BF H R ER SO BB IBB HBP BLK WP HR S P ERA WHIP	IP WLS BF H R ER SO BB IBB HBP BLK WP HR S P ERA WHIP	IP WLS BF H R ER SO BB IBB HBP BLK WP HR S P ERA WHIP	IP WLS BF H R ER SO BB IBB HBP BLK WP HR S P ERA WHIP	IP WLS BF H R ER SO BB IBB HBP BLK WP HR S P ERA WHIP	IP WLS BF H R ER SO BB IBB HBP BLK WP HR S P ERA WHIP	IP WLS BF H R ER SO BB IBB HBP BLK WP HR S P ERA WHIP	IP WLS BF H R ER SO BB IBB HBP BLK WP HR S P ERA WHIP	IP WLS BF H R ER SO BB IBB HBP BLK WP HR S P ERA WHIP	IP WLS BF H R ER SO BB IBB HBP BLK WP HR S P ERA WHIP	IP WLS BF H R ER SO BB IBB HBP BLK WP HR S P ERA WHIP	IP WLS BF H R ER SO BB IBB HBP BLK WP HR S P ERA WHIP	IP WLS BF H R ER SO BB IBB HBP BLK WP HR S P ERA WHIP	IP WLS BF H R ER SO BB IBB HBP BLK WP HR S P ERA WHIP	IP WLS BF H R ER SO BB IBB HBP BLK WP HR S P ERA WHIP	IP WLS BF H R ER SO BB IBB HBP BLK WP HR S P ERA WHIP

AB	33
R	2
H	8
RBI	2
BB	2
SO	4
LOB	12



Batter	1	2	3	4	5	6	7	8	9	AB	R	H	RBI	BB	SO	LOB	BOTTOM							
Walt Weiss, S OBP: 0.413, SLG: 0.365 (1, 6)										3	0	2	0	0	0	0	<p>Cincinnati Reds @ Atlanta Braves Turner Field, Atlanta, GA Tue Aug 04 1998, 7:05 PM EDT Att: 43,012 - Unknown - 85 F</p>							
Keith Lockhart, L OBP: 0.323, SLG: 0.390 (1, 4)										3	0	1	0	0	0	2								
Tony Graffano, R OBP: 0.307, SLG: 0.388 (8, 4)										1	0	0	1	0	0	1								
10 Chipper Jones, S OBP: 0.412, SLG: 0.567 (1, 5)										4	1	1	0	0	0	3								
Andres Galarraga, R OBP: 0.397, SLG: 0.597 (1, 3)										2	0	1	1	1	1	0								
Ryan Klesko, L OBP: 0.355, SLG: 0.505 (7, PH)										3	0	1	0	0	0	2								
Gerald Williams, R OBP: 0.322, SLG: 0.428 (8, 7)										1	0	0	0	0	0	2								
Javy Lopez, R OBP: 0.340, SLG: 0.539 (1, 2)										3	1	0	0	1	1	1								
Michael Tucker, L OBP: 0.330, SLG: 0.440 (1, 9)										4	0	1	0	0	3	1								
Andruw Jones, R OBP: 0.304, SLG: 0.474 (1, 8)										4	1	1	2	0	0	1								
29 John Smoltz, R OBP: 0.395, SLG: 0.290 (8, 1)										3	1	3	0	0	0	0								
Rudy Seanez, R OBP: 0.395, SLG: 0.290 (8, 1)										0	0	0	0	0	0	0								
Kerry Ligtenberg, R OBP: 0.395, SLG: 0.290 (8, 1)										0	0	0	0	0	0	0								
Inning Stats	R: 1 E: 0 K: 0 S: 10	H: 2 LOB: 1 BB: 0 P: 16	R: 1 E: 0 K: 0 S: 12	H: 3 LOB: 2 BB: 1 P: 26	R: 0 E: 0 K: 0 S: 4	H: 0 LOB: 0 BB: 0 P: 7	R: 0 E: 0 K: 1 S: 9	H: 0 LOB: 0 BB: 0 P: 15	R: 0 E: 0 K: 0 S: 6	H: 2 LOB: 1 BB: 0 P: 6	R: 0 E: 0 K: 3 S: 14	H: 1 LOB: 1 BB: 0 P: 19	R: 2 E: 0 K: 0 S: 13	H: 3 LOB: 2 BB: 1 P: 21	R: 0 E: 0 K: 1 S: 7	H: 0 LOB: 0 BB: 0 P: 9	1B: 8 2B: 2 3B: 0 HR: 1	SF: 0 SAC: 1 DP: 2 HBP: 1	WP: 0 PB: 1 SB: 0 CS: 1	PA: 35				
PITCHER	IP WLS BF H R ER SO BB IBB HBP BLK WP HR S P ERA WHIP	IP WLS BF H R ER SO BB IBB HBP BLK WP HR S P ERA WHIP	IP WLS BF H R ER SO BB IBB HBP BLK WP HR S P ERA WHIP	IP WLS BF H R ER SO BB IBB HBP BLK WP HR S P ERA WHIP	IP WLS BF H R ER SO BB IBB HBP BLK WP HR S P ERA WHIP	IP WLS BF H R ER SO BB IBB HBP BLK WP HR S P ERA WHIP	IP WLS BF H R ER SO BB IBB HBP BLK WP HR S P ERA WHIP	IP WLS BF H R ER SO BB IBB HBP BLK WP HR S P ERA WHIP	IP WLS BF H R ER SO BB IBB HBP BLK WP HR S P ERA WHIP	IP WLS BF H R ER SO BB IBB HBP BLK WP HR S P ERA WHIP	IP WLS BF H R ER SO BB IBB HBP BLK WP HR S P ERA WHIP	IP WLS BF H R ER SO BB IBB HBP BLK WP HR S P ERA WHIP	IP WLS BF H R ER SO BB IBB HBP BLK WP HR S P ERA WHIP	IP WLS BF H R ER SO BB IBB HBP BLK WP HR S P ERA WHIP	IP WLS BF H R ER SO BB IBB HBP BLK WP HR S P ERA WHIP	IP WLS BF H R ER SO BB IBB HBP BLK WP HR S P ERA WHIP	IP WLS BF H R ER SO BB IBB HBP BLK WP HR S P ERA WHIP	IP WLS BF H R ER SO BB IBB HBP BLK WP HR S P ERA WHIP	IP WLS BF H R ER SO BB IBB HBP BLK WP HR S P ERA WHIP	IP WLS BF H R ER SO BB IBB HBP BLK WP HR S P ERA WHIP	IP WLS BF H R ER SO BB IBB HBP BLK WP HR S P ERA WHIP	IP WLS BF H R ER SO BB IBB HBP BLK WP HR S P ERA WHIP	IP WLS BF H R ER SO BB IBB HBP BLK WP HR S P ERA WHIP	IP WLS BF H R ER SO BB IBB HBP BLK WP HR S P ERA WHIP

AB	31
R	4
H	11
RBI	4
BB	2
SO	5
LOB	13



Batter	1	2	3	4	5	6	7	8	9	AB	R	H	RBI	BB	SO	LOB	TOP										
Reggie Sanders, R OBP: 0.336, SLG: 0.429										6	2	3	1	0	2	1	Cincinnati Reds @ Atlanta Braves Turner Field, Atlanta, GA Wed Aug 05 1998, 7:05 PM EDT Att: 43,315 - Unknown - 83 F										
Barry Larkin, R OBP: 0.381, SLG: 0.472										4	2	3	1	2	0	0											
Dmitri Young, S OBP: 0.365, SLG: 0.504										5	3	3	4	1	2	4											
Eduardo Perez, R OBP: 0.312, SLG: 0.322										3	0	0	0	0	1	2											
Sean Casey, L OBP: 0.356, SLG: 0.356										1	1	0	0	1	0	1											
Bret Boone, R OBP: 0.327, SLG: 0.446										3	0	1	1	1	1	1											
Guillermo Garcia, R OBP: 0.155, SLG: 0.444										3	0	0	0	0	2	2											
Eddie Taubensee, L OBP: 0.357, SLG: 0.426										1	2	1	0	1	0	0											
Aaron Boone, R OBP: 0.333, SLG: 0.367										5	2	2	3	0	1	1											
Pat Watkins, R OBP: 0.312, SLG: 0.406										3	0	1	0	0	0	0											
Willie Greene, L OBP: 0.372, SLG: 0.444										2	1	1	2	0	0	2											
Brett Tomko, R ERA: 4.55										3	0	0	0	0	2	1											
Rick Krivda, R ERA: 4.35										0	0	0	0	0	0	0											
Stan Belinda, R ERA: 3.34										0	0	0	0	0	0	0											
Melvin Nieves, S ERA: 2.47										0	0	0	0	1	0	0											
26 John Hudek, S ERA: 2.47										0	0	0	0	0	0	0											
Chris Stynes, R ERA: 3.41										1	0	1	1	0	0	0											
Danny Graves, R ERA: 3.41										0	0	0	0	0	0	0											
Inning Stats	R: 3 E: 0 K: 2 S: 17	H: 3 LOB: 1 BB: 1 P: 30	R: 0 E: 0 K: 2 S: 7	H: 0 LOB: 0 BB: 0 P: 8	R: 0 E: 0 K: 1 S: 10	H: 0 LOB: 1 BB: 1 P: 18	R: 0 E: 0 K: 2 S: 12	H: 1 LOB: 1 BB: 0 P: 16	R: 3 E: 0 K: 0 S: 5	H: 3 LOB: 0 BB: 1 P: 9	R: 0 E: 0 K: 1 S: 5	H: 0 LOB: 0 BB: 0 P: 5	R: 0 E: 0 K: 1 S: 6	H: 1 LOB: 1 BB: 0 P: 6	R: 3 E: 0 K: 1 S: 8	H: 4 LOB: 2 BB: 1 P: 12	R: 4 E: 0 K: 1 S: 9	H: 4 LOB: 3 BB: 3 P: 21	1B: 11 2B: 3 3B: 0 HR: 2	SF: 0 SAC: 1 DP: 1 HBP: 0	WP: 0 PB: 0 SB: 2 CS: 0	PA: 48					
PITCHER	IP	WLS	BF	H	R	ER	SO	BB	IBB	HBP	BLK	WP	HR	S	P	ERA	WHIP										
Denny Neagle, L ERA: 3.73	(1, 1)	6.0	27	7	6	6	8	3	0	0	0	0	1	56	86	9.00	1.667										
Dennis Martinez, R ERA: 4.85	(7, 1)	1.1	7	3	2	2	1	0	0	0	0	0	0	9	9	13.50	2.250										
John Rocker, L ERA: 2.31	(8, 1)	0.2	4	2	1	1	1	1	0	0	0	0	1	5	9	13.50	4.500										
Russ Springer, R ERA: 4.7	(9, 1)	0.2	L	8	4	4	4	0	1	1	0	0	0	6	14	54.00	7.500										
Mark Wohlers, R ERA: 10.35	(9, 1)	0.1	2	0	0	0	1	1	0	0	0	0	0	3	7	0.00	3.000										
Batter	1	2	3	4	5	6	7	8	9	AB	R	H	RBI	BB	SO	LOB	BOTTOM										
Walt Weiss, S OBP: 0.413, SLG: 0.367										4	1	1	1	1	2	1	Cincinnati Reds @ Atlanta Braves Turner Field, Atlanta, GA Wed Aug 05 1998, 7:05 PM EDT Att: 43,315 - Unknown - 83 F										
Keith Lockhart, L OBP: 0.320, SLG: 0.386										3	0	0	0	0	1	1											
Tony Graffanino, R OBP: 0.309, SLG: 0.386										5	0	0	0	0	1	3											
10 Chipper Jones, S OBP: 0.408, SLG: 0.560										5	0	0	0	0	1	3											
Andres Galarraga, R OBP: 0.402, SLG: 0.598										3	2	2	0	2	0	2											
Ryan Klesko, L OBP: 0.356, SLG: 0.513										5	2	2	3	0	1	2											
Javy Lopez, R OBP: 0.340, SLG: 0.546										5	2	2	3	0	0	2											
Michael Tucker, L OBP: 0.329, SLG: 0.438										4	0	1	0	0	1	1											
Danny Bautista, R OBP: 0.269, SLG: 0.350										0	0	0	0	0	0	0											
Andruw Jones, R OBP: 0.304, SLG: 0.474										4	1	1	0	0	0	1											
Denny Neagle, L ERA: 4.52										2	0	0	0	0	1	1											
Greg Coltrane, R ERA: 5.53										1	1	1	2	0	0	0											
Dennis Martinez, R ERA: 4.85										0	0	0	0	0	0	0											
John Rocker, L ERA: 3.34										0	0	0	0	0	0	0											
Ozzie Guillen, L ERA: 2.47										1	0	0	0	0	0	0											
Russ Springer, R ERA: 4.7										0	0	0	0	0	0	0											
Mark Wohlers, R ERA: 10.35										0	0	0	0	0	0	0											
Inning Stats	R: 3 E: 1 K: 1 S: 12	H: 1 LOB: 0 BB: 2 P: 24	R: 0 E: 0 K: 0 S: 7	H: 0 LOB: 0 BB: 0 P: 8	R: 0 E: 0 K: 1 S: 6	H: 0 LOB: 0 BB: 0 P: 8	R: 3 E: 0 K: 1 S: 9	H: 3 LOB: 1 BB: 0 P: 11	R: 0 E: 0 K: 1 S: 5	H: 4 LOB: 2 BB: 1 P: 13	R: 0 E: 0 K: 1 S: 5	H: 0 LOB: 0 BB: 0 P: 5	R: 0 E: 0 K: 1 S: 5	H: 0 LOB: 0 BB: 0 P: 5	R: 0 E: 0 K: 0 S: 5	H: 2 LOB: 2 BB: 0 P: 5	1B: 6 2B: 2 3B: 0 HR: 2	SF: 0 SAC: 0 DP: 0 HBP: 0	WP: 0 PB: 0 SB: 1 CS: 0	PA: 42							
PITCHER	IP	WLS	BF	H	R	ER	SO	BB	IBB	HBP	BLK	WP	HR	S	P	ERA	WHIP										
Brett Tomko, R ERA: 4.52	(1, 1)	5.1	28	8	9	8	5	3	0	0	0	0	2	46	67	13.50	2.062										
Rick Krivda, L ERA: 5.53	(6, 1)	0.1	2	0	0	0	0	1	0	0	0	0	0	1	5	0.00	3.000										
Stan Belinda, R ERA: 3.34	(6, 1)	1.1	4	0	0	0	1	0	0	0	0	0	0	6	6	0.00	0.000										
26 John Hudek, R ERA: 2.47	(8, 1)	1.0	W	3	0	0	0	0	0	0	0	0	0	5	5	0.00	0.000										
Danny Graves, R ERA: 3.41	(9, 1)	1.0	5	2	0	0	0	0	0	0	0	0	0	5	5	0.00	2.000										

Batter	1	2	3	4	5	6	7	8	9	AB	R	H	RBI	BB	SO	LOB	TOP			
Reggie Sanders, R (1, 8) OBP: 0.335, SLG: 0.427	E6 G4-6-3			G4-3 1B		K			G4-3	4	0	1	0	0	1	1				
Barry Larkin, R (1, 6) OBP: 0.376, SLG: 0.467	F8			F9		K			K	4	0	0	0	0	2	3				
Sean Casey, L (1, 3) OBP: 0.351, SLG: 0.350	G4-6-3			G4-3					G5-3	3	0	0	0	0	0	2				
Dmitri Young, S (1, 7) OBP: 0.363, SLG: 0.500			K	L3					G3	3	0	0	0	0	1	1				
Eddie Taubensee, L (1, 2) OBP: 0.357, SLG: 0.425						F7			K	3	0	1	0	0	1	0				
Bret Boone, R (1, 4) OBP: 0.325, SLG: 0.443						L9			K	3	0	0	0	0	1	1				
Willie Greene, L (1, 9) OBP: 0.369, SLG: 0.440				G3		G5-3			G6-3	3	0	0	0	0	0	0				
Aaron Boone, R (1, 5) OBP: 0.333, SLG: 0.364				G5-3					G4-3	3	0	1	0	0	0	0				
Mike Remlinger, L (1, 1) OBP: 0.122, SLG: 0.103				G4-3						1	0	0	0	0	0	0				
26 John Hudek, S (7, 1)						SH3-4 1B				0	0	0	0	0	0	0				
Melvin Nieves, S (9, PH) OBP: 0.389, SLG: 0.320						SH3-4			F9	1	0	0	0	0	0	0				
Inning Stats	R: 0 E: 1 K: 0 S: 6	H: 0 LOB: 0 BB: 0 P: 12	R: 0 E: 0 K: 1 S: 8	H: 1 LOB: 0 BB: 0 P: 11	R: 0 E: 0 K: 0 S: 4	H: 0 LOB: 0 BB: 0 P: 9	R: 0 E: 0 K: 0 S: 7	H: 1 LOB: 1 BB: 0 P: 12	R: 0 E: 0 K: 0 S: 10	H: 0 LOB: 0 BB: 0 P: 8	R: 0 E: 0 K: 1 S: 5	H: 0 LOB: 0 BB: 0 P: 11	R: 0 E: 0 K: 1 S: 6	H: 0 LOB: 0 BB: 0 P: 8	R: 0 E: 0 K: 1 S: 6	H: 0 LOB: 0 BB: 0 P: 8	1B: 3 2B: 0 3B: 0 HR: 0	SF: 0 SAC: 1 DP: 2 HBP: 0	WP: 0 PB: 0 CS: 0	PA: 29
PITCHER Greg Maddux, R (1, 1) ERA: 1.53	IP: 9.0 WLS: W BF: 29 H: 3 R: 0 ER: 0 SO: 6 BB: 0 IBB: 0 HBP: 0 BLK: 0 WP: 0 HR: 0 S: 59 P: 92 ERA: 0.00 WHIP: 0.333															PITCHER IP: WLS: BF: H: R: ER: SO: BB: IBB: HBP: BLK: WP: HR: S: P: ERA: WHIP:				

Cincinnati Reds @ Atlanta Braves
Turner Field, Atlanta, GA
Thu Aug 06 1998, 7:05 PM EDT
Att: 47,311 - Unknown - 86 F

AB 28
R 0
H 3
RBI 0
BB 0
SO 6
LOB 8

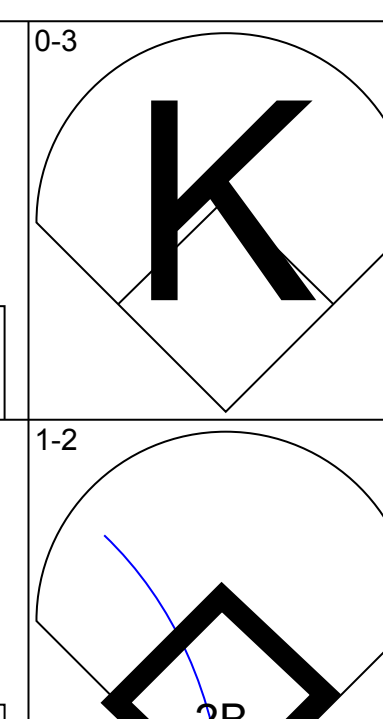
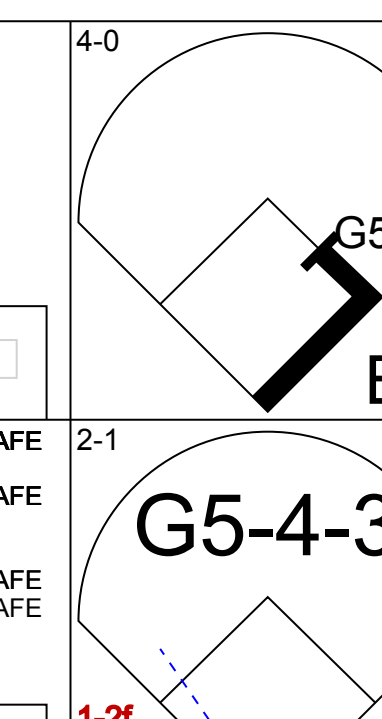
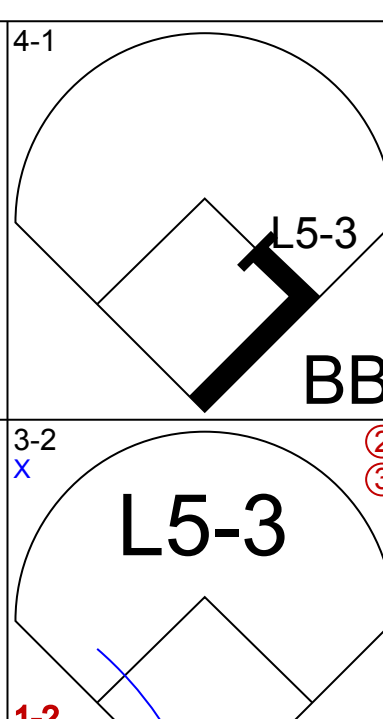
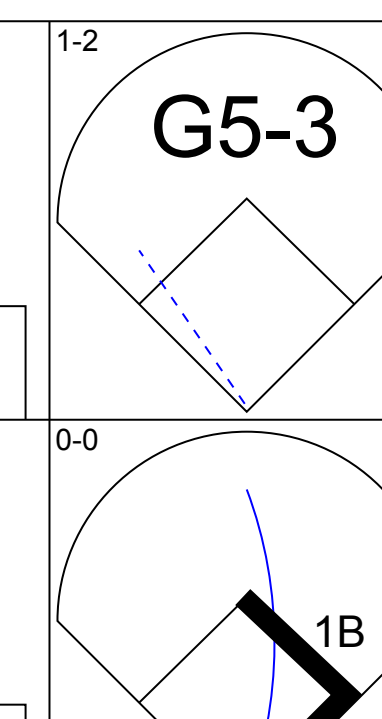
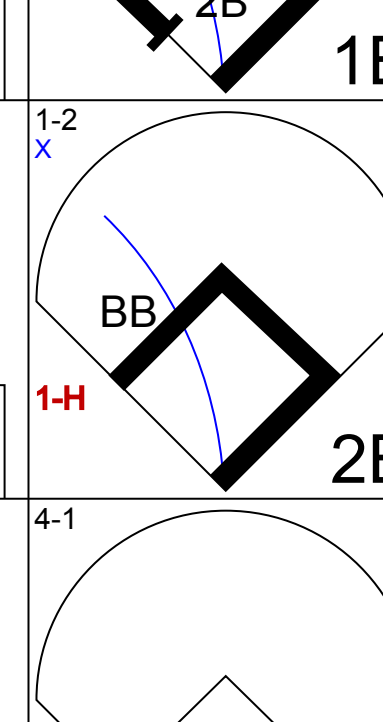


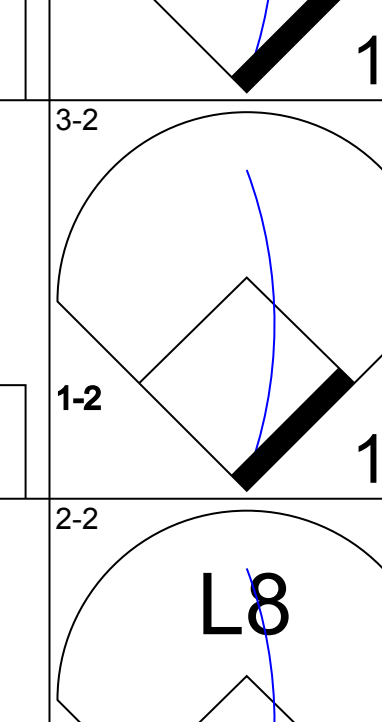
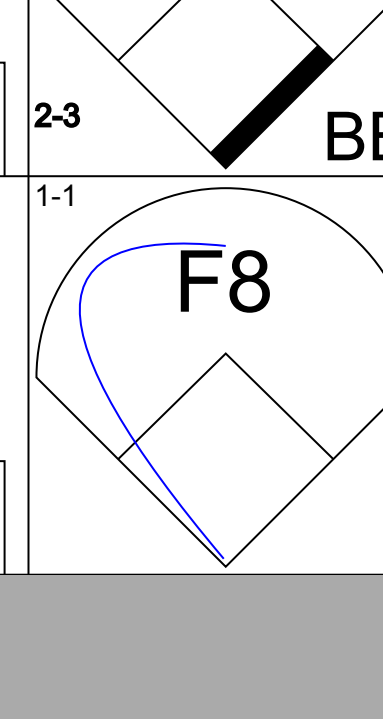
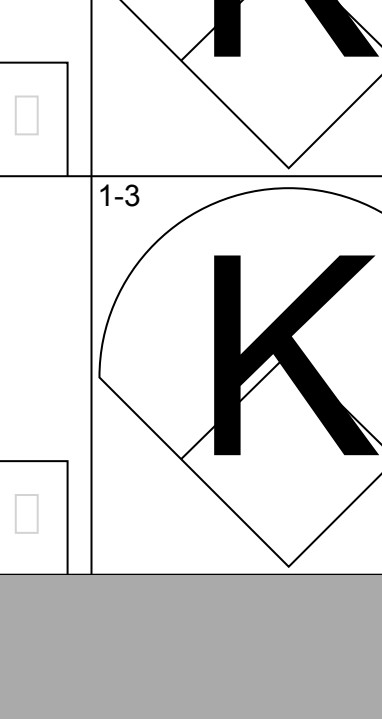






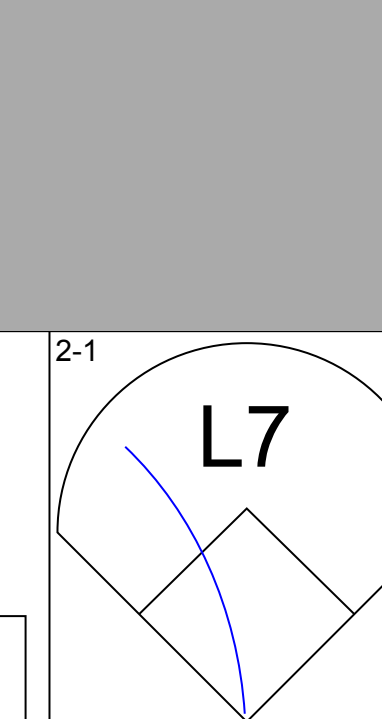
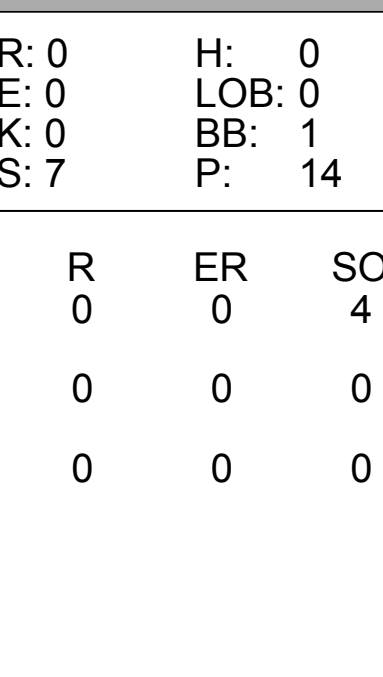
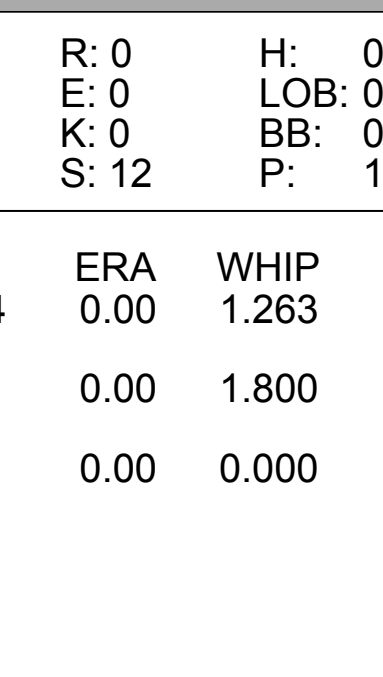
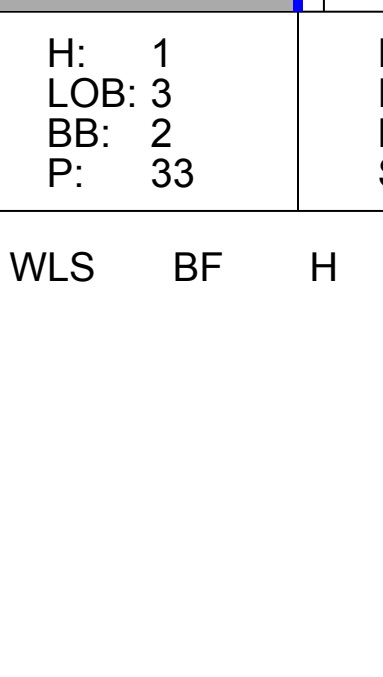
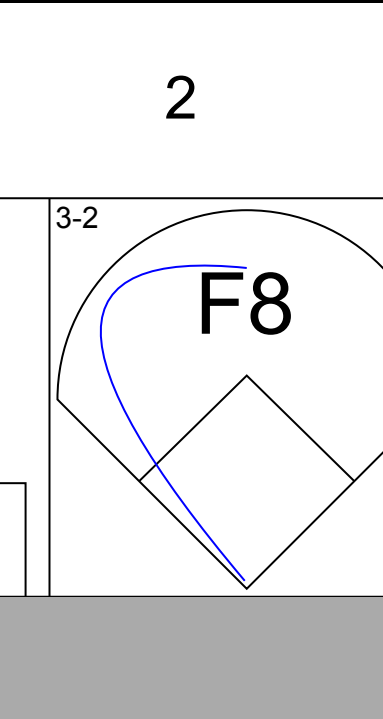
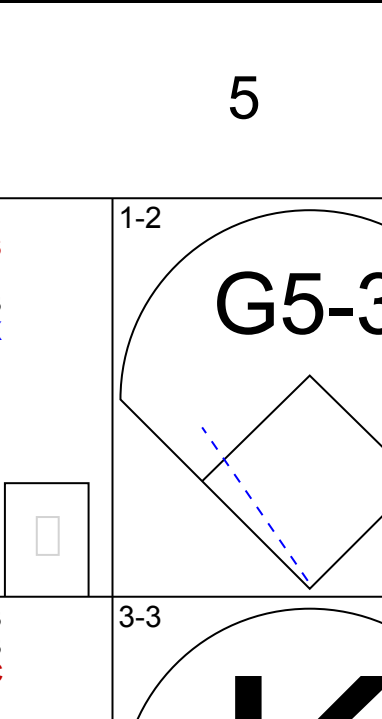
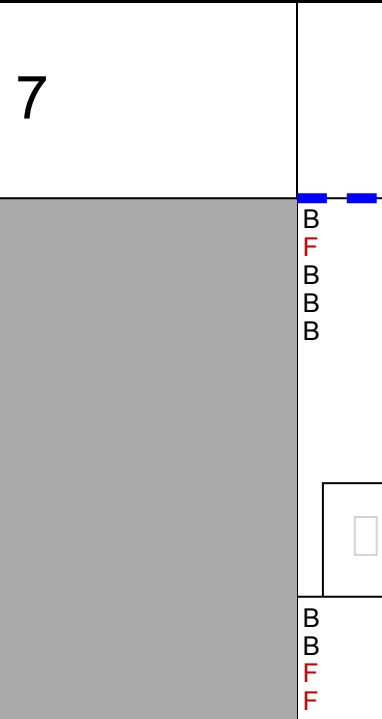

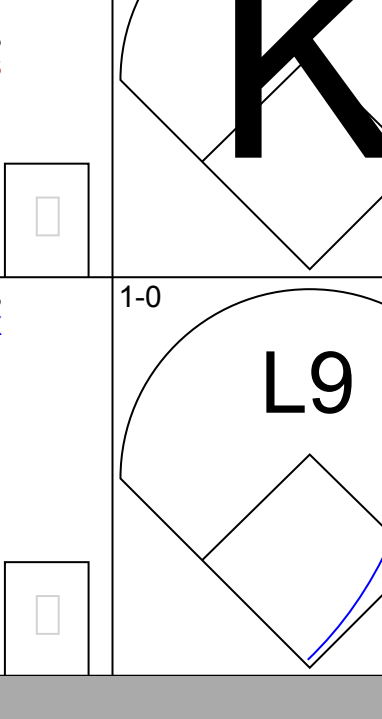
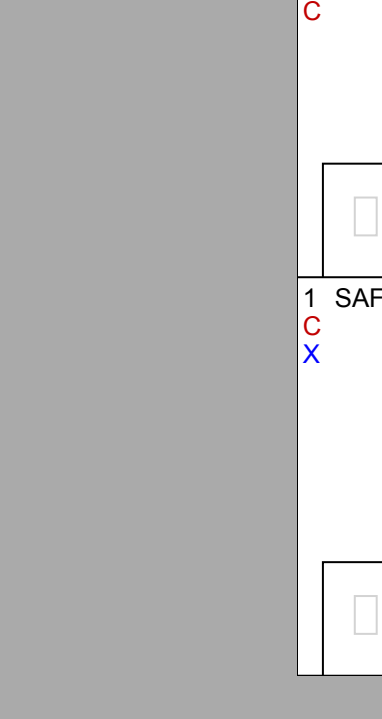
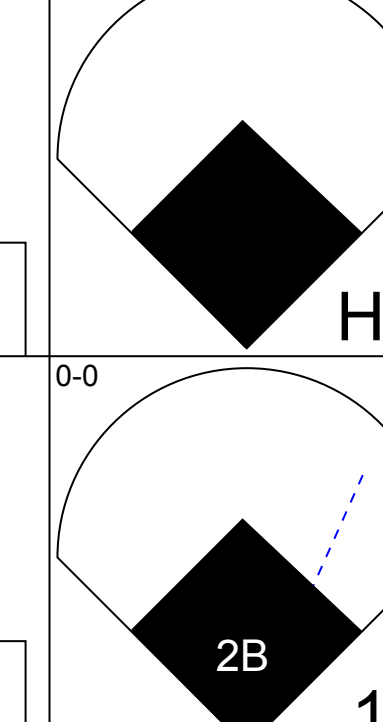
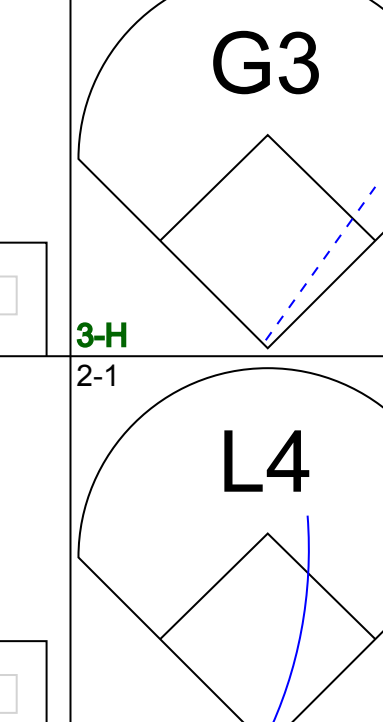

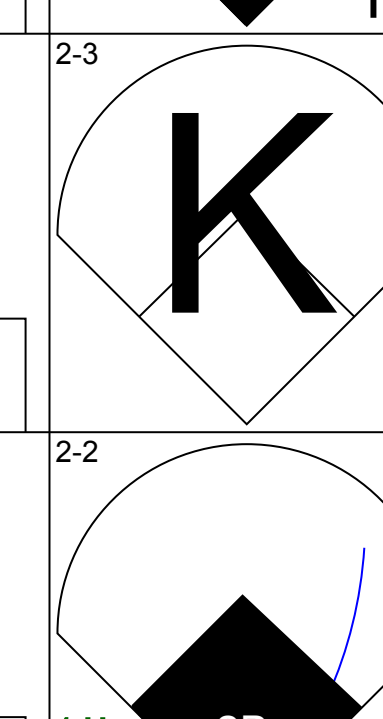
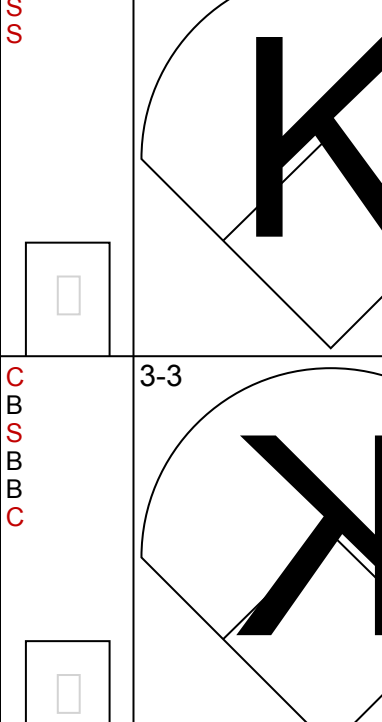



Batter	1	2	3	4	5	6	7	8	9	AB	R	H	RBI	BB	SO	LOB	BOTTOM	
Walt Weiss, S (1, 6) OBP: 0.411, SLG: 0.365	F9			E 10 1B		G1-3			K	4	1	1	0	0	1	1		
Tony Graffano, R (1, 4) OBP: 0.306, SLG: 0.383				P4		P4			K	4	0	1	0	0	1	1		
10 Chipper Jones, S (1, 5) OBP: 0.407, SLG: 0.558				1B					K	4	1	1	0	0	1	1		
Andres Galarraga, R (1, 3) OBP: 0.400, SLG: 0.601				L9		FC4-6 1B			E7 HR	4	1	1	1	0	1	3		
Andruw Jones, R (1, 8) OBP: 0.306, SLG: 0.489						FC4-6 1B			K	4	2	2	3	0	1	1		
Gerald Williams, R (1, 9) OBP: 0.315, SLG: 0.418				HR		F8			K	4	0	0	0	0	2	0		
Eddie Pérez, R (1, 2) OBP: 0.372, SLG: 0.455				P4		P2			K	4	0	0	0	0	2	0		
Danny Bautista, R (1, 7) OBP: 0.261, SLG: 0.340				F8		F8			SH1 1B	3	0	2	0	0	0	0		
Greg Maddux, R (1, 1) OBP: 0.305, SLG: 0.316				FC6-4		G5-3			P3	3	0	0	0	0	1	2		
Inning Stats	R: 0 E: 0 K: 0 S: 8	H: 1 LOB: 1 BB: 0 P: 13	R: 1 E: 0 K: 1 S: 11	H: 2 LOB: 1 BB: 0 P: 16	R: 1 E: 1 K: 0 S: 9	H: 2 LOB: 1 BB: 0 P: 12	R: 0 E: 0 K: 0 S: 4	H: 0 LOB: 0 BB: 0 P: 7	R: 0 E: 0 K: 3 S: 14	H: 1 LOB: 0 BB: 0 P: 19	R: 0 E: 0 K: 1 S: 7	H: 1 LOB: 1 BB: 0 P: 9	R: 2 E: 2 K: 3 S: 18	H: 1 LOB: 0 BB: 0 P: 30	1B: 5 2B: 0 3B: 0 HR: 3	SF: 0 SAC: 1 DP: 0 HBP: 0	WP: 0 PB: 0 CS: 0	PA: 33
PITCHER Mike Remlinger, L (1, 1) ERA: 4.56	IP: 6.0 WLS: L BF: 25 H: 7 R: 3 ER: 2 SO: 4 BB: 0 IBB: 0 HBP: 0 BLK: 0 WP: 0 HR: 2 S: 28 P: 89 ERA: 3.00 WHIP: 1.167															PITCHER IP: WLS: BF: H: R: ER: SO: BB: IBB: HBP: BLK: WP: HR: S: P: ERA: WHIP:		
26 John Hudek, R (7, 1) ERA: 2.36	IP: 2.0 WLS: 8 BF: 1 H: 2 R: 0 ER: 0 SO: 4 BB: 0 IBB: 0 HBP: 0 BLK: 0 WP: 0 HR: 1 S: 23 P: 35 ERA: 0.00 WHIP: 0.500															PITCHER IP: WLS: BF: H: R: ER: SO: BB: IBB: HBP: BLK: WP: HR: S: P: ERA: WHIP:		

Cincinnati Reds @ Atlanta Braves
Turner Field, Atlanta, GA
Thu Aug 06 1998, 7:05 PM EDT
Att: 47,311 - Unknown - 86 F

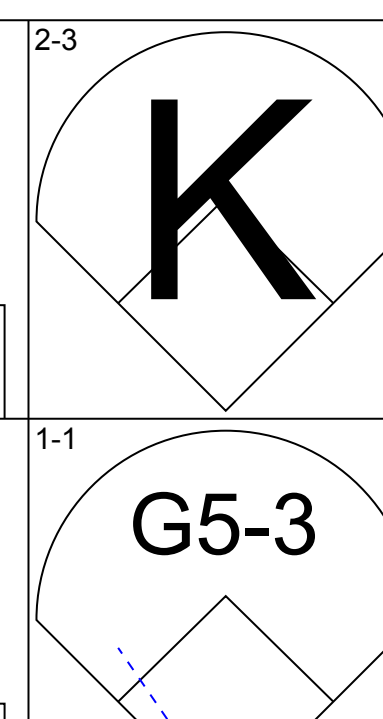
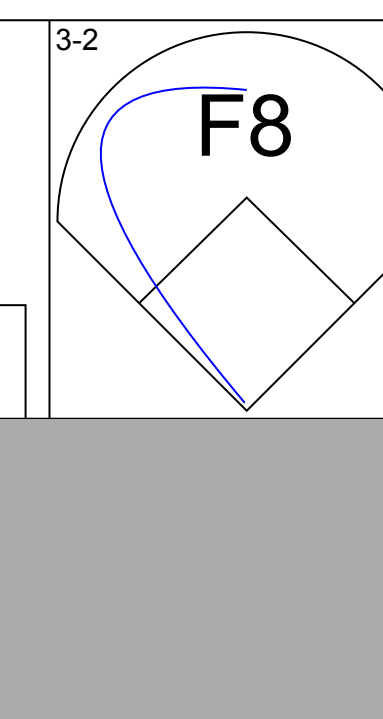
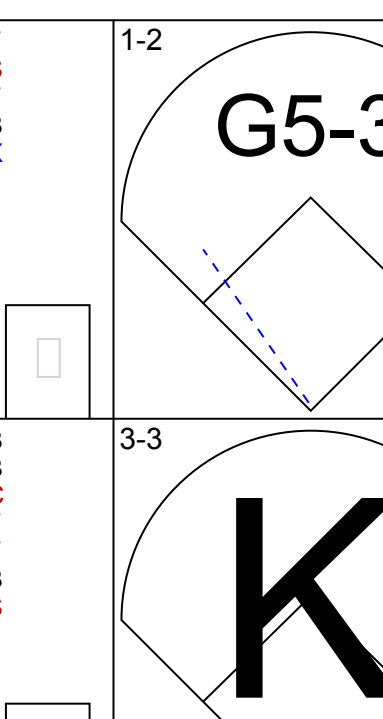
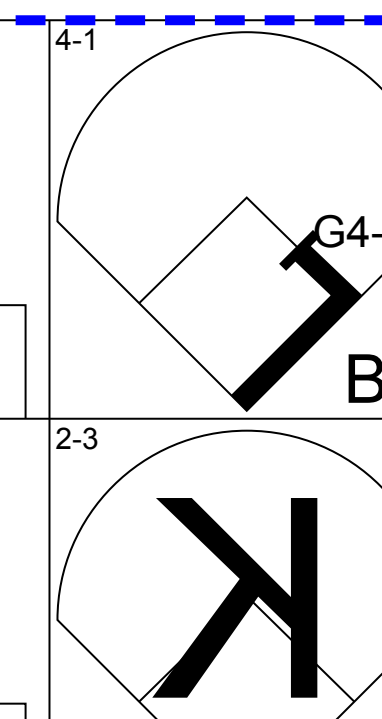
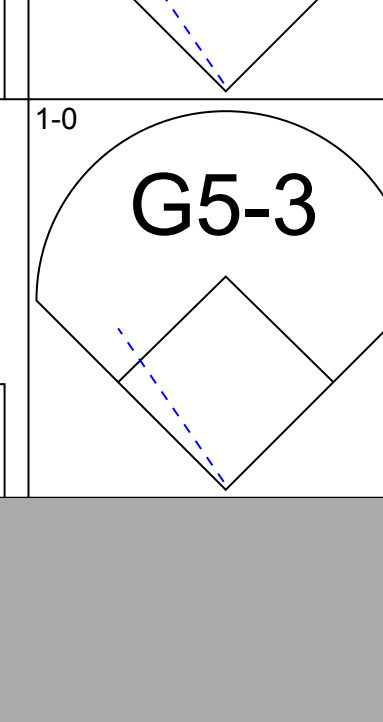
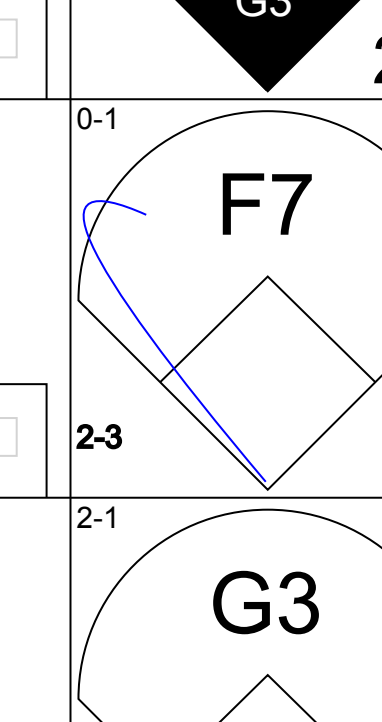
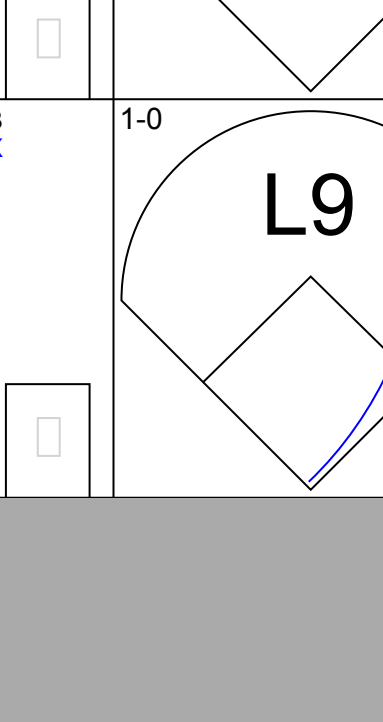
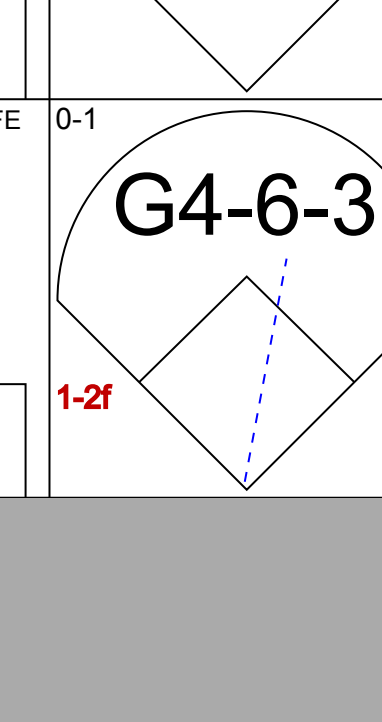

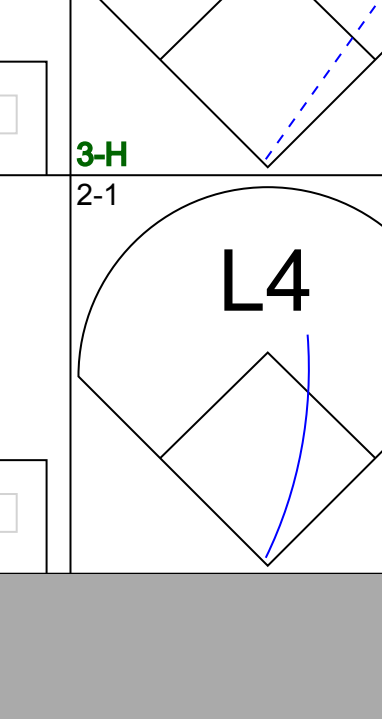


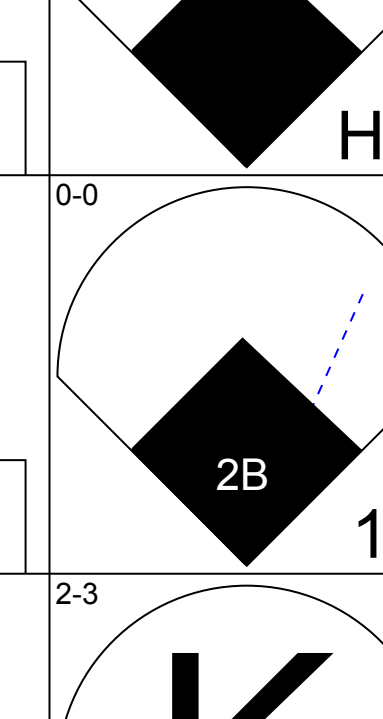
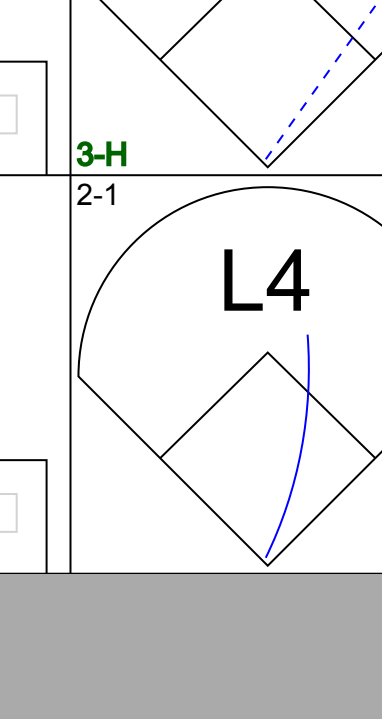
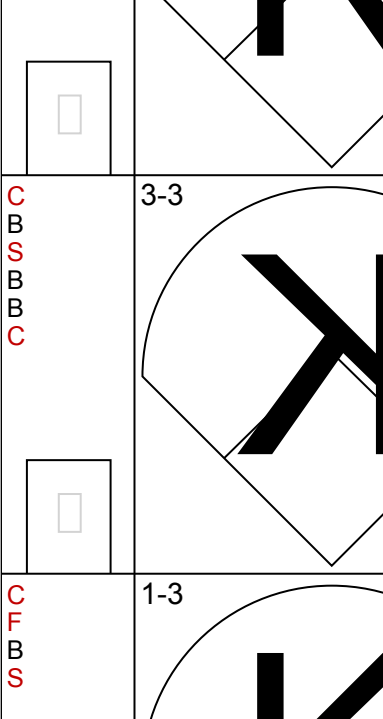

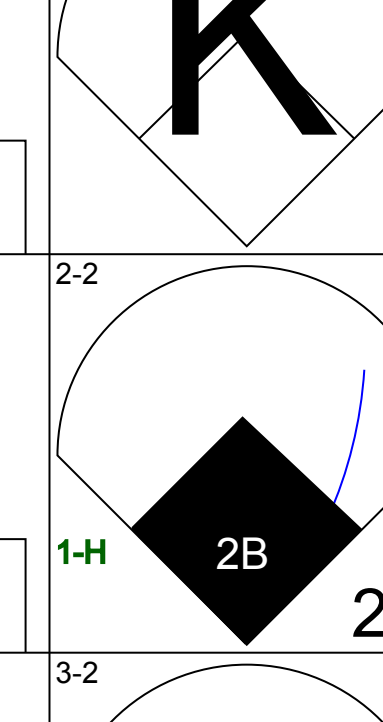

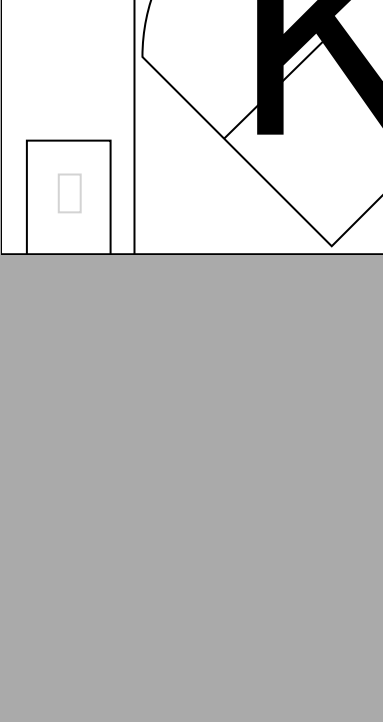

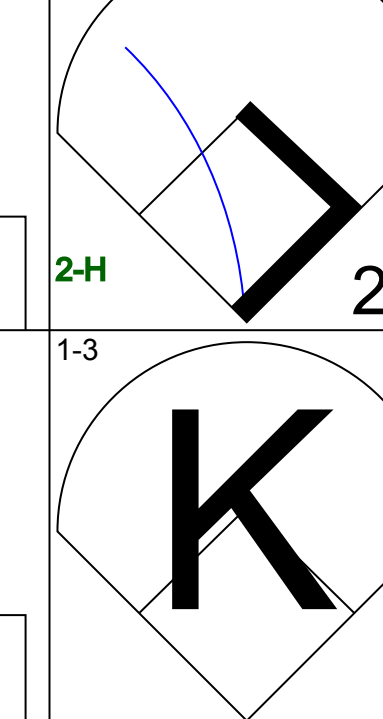
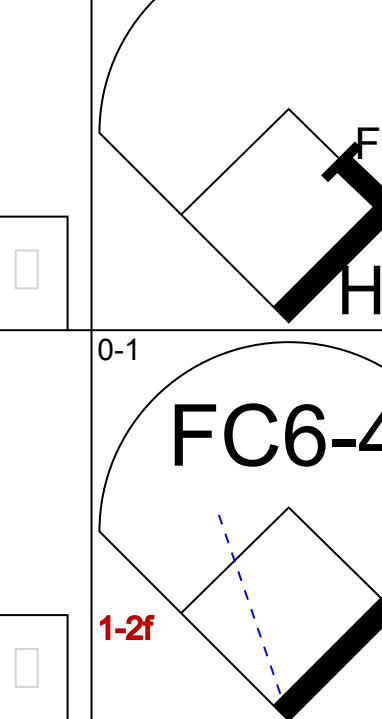


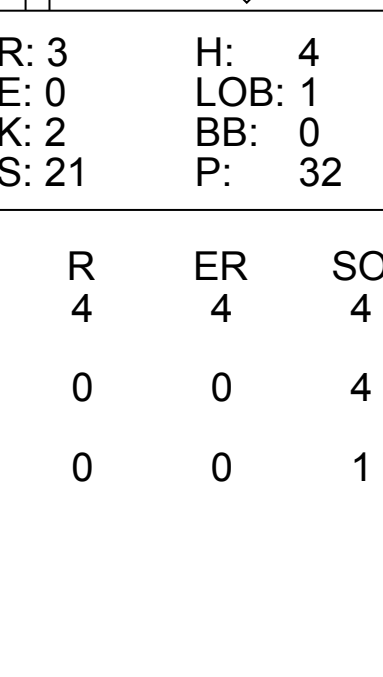
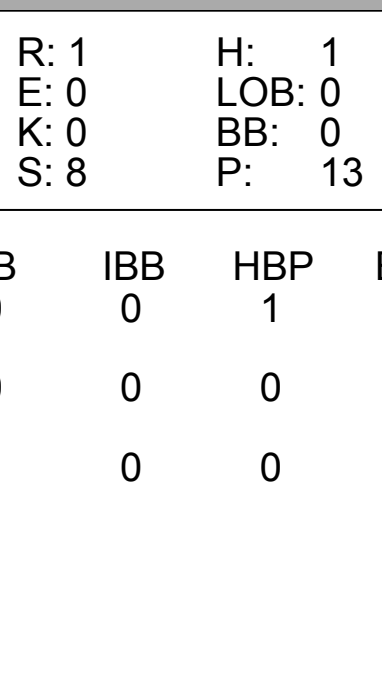
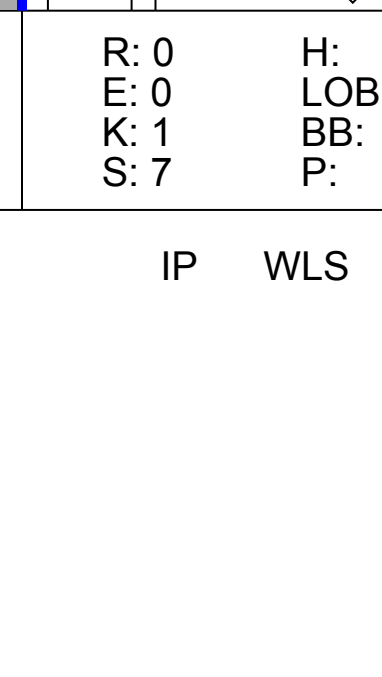
AB 32
R 5
H 8
RBI 4
BB 0
SO 8
LOB 10



Batter	1	2	3	4	5	6	7	8	9	AB	R	H	RBI	BB	SO	LOB	TOP			
Fernando Vina, L (1,4) OBP: 0.389, SLG: 0.424										2	0	0	0	2	1	0	Milwaukee Brewers @ Cincinnati Reds Cinergy Field, Cincinnati, OH Sat Aug 08 1998, 7:05 PM EDT Att: 23,906 - Cloudy - 82 F			
Mark Loretta, R (1,6) OBP: 0.399, SLG: 0.428										4	0	2	0	0	0	2				
Jeff Cirillo, R (1,5) OBP: 0.413, SLG: 0.434										4	0	3	0	0	0	0				
John Jaha, R (1,3) OBP: 0.375, SLG: 0.360										2	0	0	0	2	1	2				
Jeromy Burnitz, L (1,9) OBP: 0.346, SLG: 0.487										4	0	0	0	0	1	4				
Marquis Grissom, R (1,8) OBP: 0.302, SLG: 0.377										4	0	0	0	0	0	2				
Marc Newfield, R (1,7) OBP: 0.306, SLG: 0.313										1	0	0	0	1	0	0				
Dave Nilsson, L (7,PH) OBP: 0.335, SLG: 0.381										1	0	0	0	1	0	0				
Mike Matheny, R (1,2) OBP: 0.276, SLG: 0.344										2	0	0	0	0	0	1				
Bob Hamelin, L (7,PH) OBP: 0.275, SLG: 0.350										1	0	0	0	0	0	0				
Bobby Hughes, R (7,2) OBP: 0.289, SLG: 0.395										0	0	0	0	0	0	0				
Steve Woodard, L (1,1) OBP: 0.182, SLG: 0.242										1	0	0	0	0	0	0				
Brian Banks, S (6,PH) OBP: 0.250, SLG: 0.200										1	0	0	0	0	1	0				
David Weathers, R (6,PH) OBP: 0.130, SLG: 0.190										0	0	0	0	0	0	0				
Jose Valentin, S (8,PH) OBP: 0.323, SLG: 0.410										1	0	0	0	0	0	0				
Chad Fox, R (8,1)										0	0	0	0	0	0	0				
Inning Stats	R: 0 E: 0 K: 1 S: 14	H: 2 LOB: 2 BB: 1 P: 21	R: 0 E: 0 K: 0 S: 7	H: 0 LOB: 0 BB: 1 P: 14	R: 0 E: 0 K: 0 S: 5	H: 0 LOB: 0 BB: 1 P: 12	R: 0 E: 0 K: 2 S: 8	H: 0 LOB: 0 BB: 0 P: 11	R: 0 E: 0 K: 1 S: 9	H: 0 LOB: 0 BB: 1 P: 18	R: 0 E: 0 K: 0 S: 17	H: 1 LOB: 3 BB: 2 P: 33	R: 0 E: 0 K: 0 S: 13	H: 2 LOB: 2 BB: 0 P: 21	R: 0 E: 0 K: 0 S: 9	H: 0 LOB: 0 BB: 0 P: 13	1B: 4 2B: 2 3B: 0 HR: 0	SF: 0 SAC: 0 DP: 3 HBP: 0	WP: 0 PB: 0 CS: 0	PA: 34
PITCHER	IP WLS BF H R ER SO BB IBB HBP BLK WP HR S P ERA WHIP																			
Dennys Reyes, L (1,1) ERA: 3.51	6.1 W 23 3 0 0 4 5 0 0 0 0 0 60 104 0.00 1.263																			
26 John Hudek, R (7,1) ERA: 2.29	1.2 8 2 0 0 0 1 0 0 0 0 0 25 43 0.00 1.800																			
Gabe White, L (9,1) ERA: 4.34	1.0 3 0 0 0 0 0 0 0 0 0 0 9 13 0.00 0.000																			

AB	28
R	0
H	5
RBI	0
BB	6
SO	4
LOB	14



Batter	1	2	3	4	5	6	7	8	9	AB	R	H	RBI	BB	SO	LOB	BOTTOM			
Reggie Sanders, R (1,8) OBP: 0.338, SLG: 0.441										3	0	0	0	1	1	1	Milwaukee Brewers @ Cincinnati Reds Cinergy Field, Cincinnati, OH Sat Aug 08 1998, 7:05 PM EDT Att: 23,906 - Cloudy - 82 F			
Barry Larkin, R (1,6) OBP: 0.378, SLG: 0.474										4	1	1	0	0	2	1				
Sean Casey, L (1,3) OBP: 0.345, SLG: 0.355										4	0	0	0	0	0	2				
Dmitri Young, S (1,7) OBP: 0.363, SLG: 0.507										3	1	1	2	0	1	0				
Eddie Taubensee, L (1,2) OBP: 0.359, SLG: 0.434										3	1	1	0	0	1	0				
Bret Boone, R (1,4) OBP: 0.324, SLG: 0.439										3	0	0	0	0	2	1				
Willie Greene, L (1,9) OBP: 0.371, SLG: 0.441										3	1	1	1	0	0	1				
Pat Watkins, R (8,8) OBP: 0.307, SLG: 0.394										0	0	0	0	0	0	0				
Aaron Boone, R (1,5) OBP: 0.386, SLG: 0.450										2	0	1	1	0	0	0				
Dennys Reyes, R (1,1) ERA: 3.45										2	0	0	0	0	1	2				
26 John Hudek, S (7,1) ERA: 5.03										1	0	0	0	0	1	0				
Gabe White, L (9,1) OBP: 0.250, SLG: 0.250										0	0	0	0	0	0	0				
Inning Stats	R: 0 E: 0 K: 1 S: 6	H: 0 LOB: 0 BB: 0 P: 10	R: 3 E: 0 K: 2 S: 21	H: 4 LOB: 1 BB: 0 P: 32	R: 1 E: 0 K: 0 S: 8	H: 1 LOB: 0 BB: 0 P: 13	R: 0 E: 0 K: 0 S: 10	H: 0 LOB: 0 BB: 0 P: 17	R: 0 E: 0 K: 1 S: 9	H: 0 LOB: 0 BB: 0 P: 14	R: 0 E: 0 K: 3 S: 9	H: 0 LOB: 0 BB: 0 P: 13	R: 0 E: 0 K: 1 S: 7	H: 0 LOB: 0 BB: 0 P: 9	R: 0 E: 0 K: 1 S: 6	H: 0 LOB: 0 BB: 1 P: 12	1B: 1 2B: 3 3B: 0 HR: 1	SF: 0 SAC: 0 DP: 2 HBP: 1	WP: 0 PB: 0 CS: 0	PA: 30
PITCHER	IP WLS BF H R ER SO BB IBB HBP BLK WP HR S P ERA WHIP																			
Steve Woodard, R (1,1) ERA: 3.45	5.0 L 21 5 4 4 4 0 0 0 1 0 0 54 7.20 0.00 1.000																			
David Weathers, R (6,1) ERA: 5.03	2.0 6 0 0 0 4 0 0 0 0 0 0 16 22 0.00 0.000																			
Chad Fox, R (8,1) ERA: 3.49	1.0 3 0 0 0 1 1 0 0 0 0 0 6 12 0.00 1.000																			

AB	28
R	4
H	5
RBI	4
BB	1
SO	9
LOB	8



Batter	1	2	3	4	5	6	7	8	9	AB	R	H	RBI	BB	SO	LOB	TOP										
Fernando Vina, L (1,4) OBP: 0.392, SLG: 0.425	1-2 S E 1B		3-2 HBP		0-0 1-2 2H 1B		2-2 L7			3	1	2	1	0	0	0	Milwaukee Brewers @ Cincinnati Reds Cinergy Field, Cincinnati, OH Sun Aug 09 1998, 3:33 AM EDT Att: 21,976 - Overcast - 75 F										
Jose Valentin, S (1,6) OBP: 0.320, SLG: 0.405	3-2 K		2-0 F8		1-0 L3-6		0-0 G5-3			4	0	0	0	0	1	4											
Jeff Cirillo, R (1,5) OBP: 0.414, SLG: 0.437	1-3 K			2-1 G5-3		2-1 2B		1-0 CS 1B		4	1	2	0	0	1	1											
Jeremy Burnitz, L (1,9) OBP: 0.345, SLG: 0.487	3-3 K 2H			3-2 F8		1-1 F9 2B		3-2 F8 1-2		4	0	1	1	0	1	1											
Mark Loretta, R (1,3) OBP: 0.397, SLG: 0.423 Bob Wickman, R (8,1)		3-2 P4		0-1 G6-3		3-2 F7		4-1 1B CS BB		3	0	0	0	1	0	1											
Dave Nilsson, L (1,7) OBP: 0.335, SLG: 0.377 Darrin Jackson, R (6,7)		2-3 K			4-2 1B BB		0-2 F9		2-2 SAFE 1B		2	1	0	0	1	1											
Marquis Grissom, R (1,8) OBP: 0.304, SLG: 0.377		1-1 G5-3			0-0 1B 1B		2-1 HBP		1-0 CS 3H		3	1	1	0	0	0											
Mike Matheny, R (1,2) OBP: 0.276, SLG: 0.343			3-1 F8		0-0 L3-6 1B 1-2 2H		2-1 SAFE SAFE G6-3		0-3 K		4	0	1	1	0	1											
Scott Karl, L (1,1) OBP: 0.159, SLG: 0.075 Eric Plunk, R (8,1) John Jaha, R (8,3) John Jaha, R (8,3)			1-3 K		0-3 K		0-3 K		3-1 G5-3		3	0	0	0	0	3											
Inning Stats	R: 1 E: 0 K: 3 S: 13	H: 1 LOB: 0 BB: 0 P: 21	R: 0 E: 0 K: 1 S: 9	H: 0 LOB: 0 BB: 0 P: 15	R: 0 E: 0 K: 1 S: 10	H: 0 LOB: 1 BB: 0 P: 19	R: 0 E: 0 K: 0 S: 7	H: 0 LOB: 0 BB: 0 P: 12	R: 2 E: 0 K: 1 S: 9	H: 3 LOB: 1 BB: 1 P: 14	R: 1 E: 0 K: 0 S: 13	H: 2 LOB: 2 BB: 0 P: 23	R: 0 E: 0 K: 1 S: 7	H: 0 LOB: 0 BB: 0 P: 9	R: 0 E: 0 K: 0 S: 8	H: 2 LOB: 1 BB: 0 P: 19	R: 0 E: 0 K: 1 S: 6	H: 0 LOB: 0 BB: 0 P: 9	1B: 6 2B: 3 3B: 0 HR: 0	SF: 0 SAC: 0 DP: 1 HBP: 2	WP: 0 PA: 37 PB: 0 CS: 2						
PITCHER	IP	WLS	BF	H	R	ER	SO	BB	IBB	HBP	BLK	WP	HR	S	P	ERA	WHIP										
Steve Parris, R (1,1) ERA: 4.94	5.0	L	20	4	3	2	6	1	0	1	0	0	0	48	81	3.60	1.000										
Scott Sullivan, R (6,1) ERA: 5.09	1.0		6	2	1	1	0	0	0	1	0	0	0	13	23	9.00	2.000										
Rick Krivda, L (7,1) ERA: 5.32	1.2		7	2	0	0	1	1	0	0	0	0	0	15	27	0.00	1.800										
Danny Graves, R (8,1) ERA: 3.39	0.1		0	0	0	0	0	0	0	0	0	0	0	1	0	0.00	0.000										
Stan Belinda, R (9,1) ERA: 3.23	1.0		3	0	0	0	1	0	0	0	0	0	0	6	9	0.00	0.000										

Batter	1	2	3	4	5	6	7	8	9	AB	R	H	RBI	BB	SO	LOB	BOTTOM										
Reggie Sanders, R (1,9) OBP: 0.337, SLG: 0.439 Chris Stynes, R (3,9) OBP: 0.330, SLG: 0.362	2-2 G5-3		1-0 F9 1B		1-3 K			2-0 F9	2-2 K	1	0	0	0	0	0	0	Milwaukee Brewers @ Cincinnati Reds Cinergy Field, Cincinnati, OH Sun Aug 09 1998, 3:33 AM EDT Att: 21,976 - Overcast - 75 F										
Pat Watkins, R (1,8) OBP: 0.314, SLG: 0.398	3-2 G5-3 1B		2-2 F9 1-2		2-1 F8			2-1 3B 1B 2H		4	1	2	1	0	0	1											
Barry Larkin, R (1,6) OBP: 0.377, SLG: 0.476	2-1 G5-3 1-2		2-3 K		2-2 G5-3			2-2 3B SF7 1B 1H		4	1	1	1	0	1	2											
Dmitri Young, S (1,7) OBP: 0.360, SLG: 0.503	0-1 P4		1-2 G6-3		0-0 G4-3			2-1 SF7 3H		3	0	0	1	0	0	2											
Bret Boone, R (1,4) OBP: 0.325, SLG: 0.439		2-3 K		3-2 S 1B		0-1 F8		4-1 1B BB		3	0	1	0	1	1	0											
Eduardo Perez, R (1,3) OBP: 0.316, SLG: 0.323		0-1 F8		2-0 F8			4-2 G5-4-3 BB	1-0 1B		3	0	1	0	1	0	1											
Aaron Boone, R (1,5) OBP: 0.188, SLG: 0.387 Danny Graves, R (8,1) Sean Casey, L (8,PH) OBP: 0.343, SLG: 0.353 Stan Belinda, R (9,1)		1-0 BB 1B		2-1 F7			0-0 P4	3-3 K2-3		3	0	1	0	0	0	2											
Guillermo Garcia, R (1,2) OBP: 0.188, SLG: 0.387 Eddie Tubensee, L (8,PH) OBP: 0.358, SLG: 0.432		4-1 FC6 BB		2-2 F8			1-2 G5-4-3	1-0 P6		2	0	0	0	1	0	2											
Steve Parris, R (1,1) OBP: 0.182, SLG: 0.182 Melvin Nieves, S (5,PH) Scott Sullivan, R (6,1) Rick Krivda, R (7,1) Willie Greene, L (8,5) OBP: 0.372, SLG: 0.444		0-0 FC6		1-3 K			0-0 1B 2B	1-2 G3-1		1	0	0	0	0	0	2											
Inning Stats	R: 0 E: 0 K: 0 S: 11	H: 1 LOB: 1 BB: 0 P: 18	R: 0 E: 0 K: 1 S: 8	H: 1 LOB: 2 BB: 1 P: 15	R: 0 E: 0 K: 1 S: 12	H: 1 LOB: 1 BB: 0 P: 18	R: 0 E: 0 K: 0 S: 9	H: 0 LOB: 0 BB: 0 P: 12	R: 0 E: 0 K: 0 S: 7	H: 0 LOB: 0 BB: 0 P: 9	R: 0 E: 0 K: 0 S: 6	H: 0 LOB: 0 BB: 1 P: 11	R: 3 E: 0 K: 1 S: 15	H: 4 LOB: 2 BB: 1 P: 31	R: 0 E: 0 K: 1 S: 8	H: 0 LOB: 0 BB: 0 P: 12	1B: 6 2B: 1 3B: 1 HR: 0	SF: 1 SAC: 0 DP: 1 HBP: 0	WP: 0 PA: 37 PB: 0 CS: 0								
PITCHER	IP	WLS	BF	H	R	ER	SO	BB	IBB	HBP	BLK	WP	HR	S	P	ERA	WHIP										
Scott Karl, L (1,1) ERA: 3.68	7.0	W	27	5	1	1	4	2	0	0	0	0	0	62	102	1.29	1.000										
Eric Plunk, R (8,1) ERA: 4.35	0.2		5	2	2	2	0	1	0	0	0	0	0	10	22	27.00	4.500										
Bob Wickman, R (8,1) ERA: 2.64	1.1	S	5	1	0	0	2	0	0	0	0	0	0	12	20	0.00	0.750										

AB	32
R	4
H	8
RBI	3
BB	2
SO	8
LOB	12



Batter	1	2	3	4	5	6	7	8	9	AB R H RBI BB SO LOB	TOP									
Tony Womack, L (1,4) OBP: 0.315, SLG: 0.349	0-1 WP 2B		0-1 B1-3		0-1 G3-1		1-2 FC8-4-6 18 HR		0-3 K	5 1 1 0 0 1 4	Pittsburgh Pirates @ Cincinnati Reds Cinergy Field, Cincinnati, OH Tue Aug 11 1998, 7:05 PM EDT Att: 16,399 - Cloudy - 81 F									
18 Jason Kendall, R (1,2) OBP: 0.406, SLG: 0.464	1-2 F8		1-2 G5-3		2-2 2B		2-2 HR	1-1 SF7	4 1 2 3 0 0 1											
Manny Martinez, R (1,8) OBP: 0.297, SLG: 0.458	3-3 K		3-2 G6-3		0-1 G6-3		0-2 L8	3-H 1-1 L9	5 0 0 0 0 1 4											
Kevin Young, R (1,3) OBP: 0.339, SLG: 0.504	2-3 K			2-0 HR	0-2 G5-3			1-0 G5-3	4 1 1 1 0 1 2											
Jose Guillen, R (1,9) OBP: 0.313, SLG: 0.434		0-0 1B G6-3 1B		2-1 G4-3 WP E HBP		0-1 F8		3-1 F9	3 2 1 0 0 0 0											
Al Martin, L (1,7) OBP: 0.291, SLG: 0.355		2-2 S G6-3 1B		2-2 G4-3		1-1 G4-3		1-0 F7	4 1 1 0 0 0 1											
Freddy Garcia, R (1,5) OBP: 0.250, SLG: 0.379		3-2 G6-3		0-0 E5		1-2 F7		2-2 WP 18 SF7 2B	4 1 1 2 0 0 1											
Lou Collier, R (1,6) OBP: 0.304, SLG: 0.336		1-2 3-H 2-2 G4-3		2-2 F8		0-2 G6-4-6 1B		3-1 67 BB HBP	3 0 1 1 0 0 1											
67 Francisco Cordova, R (1,1) OBP: 0.121, SLG: 0.089		0-2 G4-3		0-0 G1-3		0-3 K		2-3 BB	3 0 0 0 1 1 2											
Inning Stats	R: 0 E: 0 K: 2 S: 15	H: 1 LOB: 1 BB: 0 P: 21	R: 2 E: 0 K: 0 S: 14	H: 2 LOB: 0 BB: 0 P: 21	R: 0 E: 0 K: 0 S: 9	H: 0 LOB: 0 BB: 0 P: 13	R: 2 E: 1 K: 0 S: 14	H: 1 LOB: 1 BB: 0 P: 22	R: 0 E: 0 K: 0 S: 10	H: 0 LOB: 0 BB: 0 P: 12	R: 2 E: 0 K: 1 S: 15	H: 2 LOB: 0 BB: 0 P: 18	R: 0 E: 0 K: 0 S: 4	H: 0 LOB: 0 BB: 0 P: 9	R: 1 E: 0 K: 1 S: 12	H: 1 LOB: 2 BB: 1 P: 23	1B: 3 2B: 3 3B: 0 HR: 2	SF: 1 SAC: 0 DP: 0 HBP: 2	WP: 3 PB: 0 SB: 2 CS: 0	PA: 39
PITCHER	IP WLS BF H R ER SO BB IBB HBP BLK WP HR S P ERA WHIP											PITCHER	IP WLS BF H R ER SO BB IBB HBP BLK WP HR S P ERA WHIP							
Brett Tomko, R (1,1) ERA: 4.61	5.0 L 22 5 4 4 2 0 0 0 1 0 2 1 62 89 7.20 1.000																			
Scott Sullivan, R (6,1) ERA: 5.15	2.0 8 2 2 2 1 0 0 0 0 0 1 22 27 9.00 1.000																			
Jason Bere, R (8,1) ERA: 6.41	2.0 9 1 1 1 1 1 0 1 0 1 0 16 32 4.50 1.000																			

Batter	1	2	3	4	5	6	7	8	9	AB R H RBI BB SO LOB	BOTTOM											
Pat Watkins, R (1,9) OBP: 0.311, SLG: 0.393	1-2 G6-4-3 1B		2-3 K		1-3 K			0-1 F7		4 0 1 0 0 2 1	Pittsburgh Pirates @ Cincinnati Reds Cinergy Field, Cincinnati, OH Tue Aug 11 1998, 7:05 PM EDT Att: 16,399 - Cloudy - 81 F											
Barry Larkin, R (1,6) OBP: 0.380, SLG: 0.476	1-2 G6-4-3 1B		4-1 BB		4-2 BB			1-2 G1-3		2 0 1 0 2 0 0												
Sean Casey, L (1,3) OBP: 0.337, SLG: 0.345	2-0 G6-4-3		2-2 G4-3		1-1 G3-1			0-1 G3		4 0 0 0 0 0 5												
Dmitri Young, S (1,7) OBP: 0.358, SLG: 0.500	1-0 F9			0-0 P6		0-0 G4-3			0-0 FC4-6 1B	4 0 1 0 0 0 1												
Eddie Taubensee, L (1,2) OBP: 0.354, SLG: 0.427		1-0 G4-3		2-3 K		0-0 F7		1-1 FC4-6 1B	4 0 0 0 0 1 1													
Jeffrey Hammonds, R (1,8) OBP: 0.372, SLG: 0.457		2-0 BB 1B		2-1 1B		2-3 K		2-0 L9	4 0 2 0 0 1 1													
Bret Boone, R (1,4) OBP: 0.327, SLG: 0.438	1-2 FC6-4 BB		1-2 P3				0-1 F9	1-2 1B	3 0 1 0 1 0 1													
Aaron Boone, R (1,5) OBP: 0.373, SLG: 0.413	1-2 FC6-4				4-1 BB BB		0-3 K	1-1 F8	3 0 0 0 1 1 3													
Brett Tomko, R (1,1) OBP: 0.132, SLG: 0.100			0-1 G5-3		1-0 F8		2-3 K		1 0 0 0 0 0 0													
Melvin Nieves, S (5,PH)									1 0 0 0 0 0 1													
Scott Sullivan, R (6,1) OBP: 0.143, SLG: 0.143									0 0 0 0 0 0 0													
Eduardo Perez, R (7,PH) OBP: 0.315, SLG: 0.321									1 0 0 0 0 1 0													
Jason Bere, R (8,1) ERA: 6.41									0 0 0 0 0 0 0													
Inning Stats	R: 0 E: 0 K: 0 S: 9	H: 2 LOB: 1 BB: 0 P: 14	R: 0 E: 0 K: 0 S: 7	H: 1 LOB: 1 BB: 1 P: 15	R: 0 E: 0 K: 1 S: 10	H: 0 LOB: 1 BB: 1 P: 18	R: 0 E: 0 K: 1 S: 10	H: 1 LOB: 1 BB: 0 P: 15	R: 0 E: 0 K: 1 S: 9	H: 0 LOB: 2 BB: 2 P: 20	R: 0 E: 0 K: 1 S: 5	H: 0 LOB: 0 BB: 0 P: 7	R: 0 E: 0 K: 2 S: 8	H: 0 LOB: 0 BB: 0 P: 10	R: 0 E: 0 K: 0 S: 7	H: 0 LOB: 0 BB: 0 P: 8	R: 0 E: 0 K: 0 S: 10	H: 2 LOB: 2 BB: 0 P: 15	1B: 6 2B: 0 3B: 0 HR: 0	SF: 0 SAC: 0 DP: 1 HBP: 0	WP: 0 PB: 0 SB: 0 CS: 0	PA: 35
PITCHER	IP WLS BF H R ER SO BB IBB HBP BLK WP HR S P ERA WHIP											PITCHER	IP WLS BF H R ER SO BB IBB HBP BLK WP HR S P ERA WHIP									
67 Francisco Cordova, R (1,1) ERA: 3.26	9.0 W 35 6 0 0 6 4 0 0 0 0 0 0 75 122 0.00 1.111																					



Batter	1	2	3	4	5	6	7	8	9	AB	R	H	RBI	BB	SO	LOB	TOP										
Tony Womack, L (1,4) OBP: 0.316, SLG: 0.349	G1-3		K		L7		1B		1B	5	1	2	0	0	1	0	Pittsburgh Pirates @ Cincinnati Reds Cinergy Field, Cincinnati, OH Wed Aug 12 1998, 7:05 PM EDT Att: 16,946 - Unknown - 84 F										
18 Jason Kendall, R (1,2) OBP: 0.406, SLG: 0.474	HR		BB		K		2B		FC6-4	4	2	2	3	1	1	1											
Manny Martinez, R (1,8) OBP: 0.288, SLG: 0.444	F9		K		G6-3		E5		CI	4	0	0	0	0	1	1											
Kevin Young, R (1,3) OBP: 0.338, SLG: 0.500	G3		K				BB		F9	4	0	0	0	1	2	3											
Jose Guillen, R (1,9) OBP: 0.309, SLG: 0.429			K		K				G6-3	5	0	0	0	0	2	4											
Mark Smith, R (1,7) OBP: 0.263, SLG: 0.301			K		1B					3	0	1	0	1	1	0											
Freddy Garcia, R (1,5) OBP: 0.265, SLG: 0.435			HR		K				1B	4	2	2	1	0	2	2											
Lou Collier, R (1,6) OBP: 0.307, SLG: 0.333			BB						K	2	0	0	0	2	2	2											
Jason Schmidt, R (1,1) OBP: 0.104, SLG: 0.130			K						SH2-4	3	0	0	0	0	2	4											
Mike Williams, R (9,1)									F8	0	0	0	0	0	0	0											
Ricardo Rincon, L (9,1)										0	0	0	0	0	0	0											
Inning Stats	R: 1 E: 0 K: 0 S: 10	H: 1 LOB: 0 BB: 0 P: 11	R: 1 E: 0 K: 3 S: 13	H: 1 LOB: 1 BB: 1 P: 22	R: 0 E: 0 K: 3 S: 10	H: 0 LOB: 1 BB: 1 P: 19	R: 0 E: 0 K: 3 S: 15	H: 1 LOB: 2 BB: 1 P: 26	R: 0 E: 0 K: 1 S: 7	H: 0 LOB: 0 BB: 0 P: 9	R: 0 E: 0 K: 1 S: 7	H: 0 LOB: 0 BB: 0 P: 9	R: 3 E: 1 K: 1 S: 26	H: 3 LOB: 2 BB: 1 P: 43	R: 0 E: 0 K: 2 S: 8	H: 0 LOB: 1 BB: 1 P: 13	R: 0 E: 1 K: 0 S: 8	H: 1 LOB: 2 BB: 0 P: 11	1B: 4 2B: 1 3B: 0 HR: 2	SF: 0 SAC: 1 DP: 0 HBP: 0	WP: 0 PB: 0 SB: 1 CS: 0	PA: 41					
PITCHER	IP	WLS	BF	H	R	ER	SO	BB	IBB	HBP	BLK	WP	HR	S	P	ERA	WHIP										
Mike Remlinger, L (1,1) ERA: 4.6	6.2	L	28	5	4	4	12	3	0	0	0	0	2	79	119	5.40	1.200										
26 John Hudek, R (7,1) ERA: 2.22	1.1		8	1	1	0	2	2	0	0	0	0	0	17	33	0.00	2.250										
Danny Graves, R (9,1) ERA: 3.34	1.0		5	1	0	0	0	0	0	0	0	0	0	8	11	0.00	1.000										

AB	34
R	5
H	7
RBI	4
BB	5
SO	14
LOB	17



Batter	1	2	3	4	5	6	7	8	9	AB	R	H	RBI	BB	SO	LOB	BOTTOM										
Reggie Sanders, R (1,9) OBP: 0.340, SLG: 0.442	K		1B		FC1-6				G4-3	5	0	3	2	0	1	1	Pittsburgh Pirates @ Cincinnati Reds Cinergy Field, Cincinnati, OH Wed Aug 12 1998, 7:05 PM EDT Att: 16,946 - Unknown - 84 F										
Barry Larkin, R (1,6) OBP: 0.376, SLG: 0.471	G5-3		K		P9				F7	5	0	0	0	0	1	5											
Sean Casey, L (1,3) OBP: 0.335, SLG: 0.339	F8								F8	3	0	0	0	1	0	1											
Danny Graves, R (9,1)			BB							0	0	0	0	0	0	0											
Dmitri Young, S (1,7) OBP: 0.357, SLG: 0.497			K		K				1B	4	1	1	0	0	2	3											
Eddie Taubensee, L (1,2) OBP: 0.356, SLG: 0.426					L8				1B	3	1	1	0	1	1	0											
Jeffrey Hammonds, R (1,8) OBP: 0.370, SLG: 0.449					L7				BB	3	0	0	0	1	1	3											
Bret Boone, R (1,4) OBP: 0.326, SLG: 0.438					G4-3				BB	4	1	1	2	0	0	2											
Aaron Boone, R (1,5) OBP: 0.345, SLG: 0.380					G6-3				F9	4	0	0	0	0	0	2											
Mike Remlinger, L (1,1) OBP: 0.163, SLG: 0.146										2	0	2	0	0	0	0											
26 John Hudek, S (7,1) ERA: 2.79										0	0	0	0	0	0	0											
Roberto Petagine, L (8, PH)										1	0	0	0	0	0	0											
Eduardo Perez, R (9, PH)										0	1	0	0	1	0	0											
Inning Stats	R: 0 E: 0 K: 1 S: 10	H: 0 LOB: 0 BB: 0 P: 15	R: 0 E: 0 K: 1 S: 14	H: 1 LOB: 1 BB: 0 P: 21	R: 0 E: 0 K: 2 S: 11	H: 2 LOB: 3 BB: 1 P: 18	R: 0 E: 0 K: 0 S: 3	H: 0 LOB: 0 BB: 0 P: 5	R: 0 E: 0 K: 0 S: 5	H: 1 LOB: 1 BB: 0 P: 7	R: 0 E: 0 K: 1 S: 6	H: 0 LOB: 0 BB: 0 P: 10	R: 0 E: 0 K: 0 S: 5	H: 0 LOB: 0 BB: 1 P: 13	R: 0 E: 0 K: 0 S: 10	H: 1 LOB: 0 BB: 0 P: 20	R: 4 E: 0 K: 1 S: 12	H: 3 LOB: 1 BB: 2 P: 28	1B: 7 2B: 1 3B: 0 HR: 0	SF: 0 SAC: 0 DP: 1 HBP: 0	WP: 1 PB: 1 SB: 0 CS: 0	PA: 38					
PITCHER	IP	WLS	BF	H	R	ER	SO	BB	IBB	HBP	BLK	WP	HR	S	P	ERA	WHIP										
Jason Schmidt, R (1,1) ERA: 3.84	8.0	W	32	6	2	2	5	3	0	0	0	0	0	66	116	2.25	1.125										
Mike Williams, R (9,1) ERA: 2.79	0.1		2	1	0	0	1	0	0	0	0	1	0	5	10	0.00	3.000										
Ricardo Rincon, L (9,1) ERA: 1.63	0.2	S	4	1	2	1	0	1	0	0	0	0	0	5	11	13.50	3.000										



Batter	1	2	3	4	5	6	7	8	9	AB	R	H	RBI	BB	SO	LOB	TOP								
Tony Womack, L OBP: 0.317, SLG: 0.356 (1, 4)	G6-3			HR	L6		SH1-3 1B	K		5	2	2	1	0	1	0									
Adrian Brown, S (1, 8)	G6-3			G5-3		G3	SH1-3		G5-3	4	0	0	0	0	0	0									
18 Jason Kendall, R OBP: 0.412, SLG: 0.475 (1, 2)	L5			1B		HR	BB	1B	1B	3	2	2	1	2	0	0									
Kevin Young, R OBP: 0.339, SLG: 0.505 (1, 3)		F8		F9		HR	BB	F8	1B	5	1	2	2	0	0	2									
Jose Guillen, R OBP: 0.308, SLG: 0.425 (1, 9)	G1-3			K		K		1B	BB	4	0	0	0	1	2	3									
Al Martin, L OBP: 0.295, SLG: 0.361 Ricardo Rincon, L (9, 1)	F8					2B	1B	1B		4	2	3	1	0	0	0									
Freddy Garcia, R OBP: 0.278, SLG: 0.446 (1, 5)				K		G4-3 G3-1 2B	BB	F9		3	2	1	1	1	1	2									
Lou Collier, R OBP: 0.306, SLG: 0.339 (1, 6)				K		G4-3	3B	F9		4	0	1	2	0	1	1									
Todd Van Poppel, R OBP: 0.273, SLG: 0.350 Jeff Tabaka, L (5, PH) Doug Strange, S Jeff McCurry, R (5, PH) Mark Smith, R OBP: 0.281, SLG: 0.298 Elmer Dessens, R (5, PH) Manny Martinez, R OBP: 0.268, SLG: 0.440 Jason Christiansen, R (7, 1) (7, 1)				K		G3-1	P4	K		0	0	0	0	0	0	0									
Inning Stats	R: 0 E: 0 K: 0 S: 7	H: 0 LOB: 0 BB: 0 P: 8	R: 0 E: 0 K: 0 S: 9	H: 0 LOB: 0 BB: 0 P: 14	R: 0 E: 0 K: 3 S: 10	H: 0 LOB: 0 BB: 0 P: 12	R: 1 E: 0 K: 1 S: 10	H: 2 LOB: 1 BB: 0 P: 15	R: 2 E: 0 K: 0 S: 11	H: 2 LOB: 0 BB: 0 P: 15	R: 4 E: 0 K: 1 S: 18	H: 3 LOB: 1 BB: 2 P: 33	R: 2 E: 0 K: 0 S: 10	H: 3 LOB: 2 BB: 1 P: 15	R: 0 E: 0 K: 2 S: 8	H: 0 LOB: 0 BB: 0 P: 11	R: 0 E: 0 K: 0 S: 7	H: 1 LOB: 1 BB: 1 P: 11	1B: 6 2B: 2 3B: 1 HR: 2	SF: 0 SAC: 1 DP: 1 HBP: 0	WP: 0 PB: 0 SB: 1 CS: 0	PA: 41			
PITCHER	IP	WLS	BF	H	R	ER	SO	BB	IBB	HBP	BLK	WP	HR	S	P	ERA	WHIP								
Pete Harnisch, R ERA: 3.41 (1, 1)	5.2	L	26	7	7	7	5	2	0	0	0	0	2	64	94	11.12	1.588								
Scott Sullivan, R ERA: 5.13 (6, 1)	0.1		1	0	0	0	0	0	0	0	0	0	0	1	3	0.00	0.000								
Gabe White, L ERA: 4.48 (7, 1)	2.0		10	3	2	2	2	1	0	0	0	0	0	18	26	9.00	2.000								
Danny Graves, R ERA: 3.28 (9, 1)	1.0		4	1	0	0	0	1	0	0	0	0	0	7	11	0.00	2.000								

Pittsburgh Pirates @ Cincinnati Reds
Cinergy Field, Cincinnati, OH
Thu Aug 13 1998, 7:05 PM EDT
Att: 16,002 - Cloudy - 79 F

AB 36
R 9
H 11
RBI 9
BB 4
SO 7
LOB 9



Batter	1	2	3	4	5	6	7	8	9	AB	R	H	RBI	BB	SO	LOB	BOTTOM								
Reggie Sanders, R OBP: 0.338, SLG: 0.438 (1, 9)	K			K		F9		E5		5	1	1	0	0	2	3									
Barry Larkin, R OBP: 0.376, SLG: 0.476 (1, 6)	P3-1	K		BB IBB			HR	K		4	1	1	1	1	2	2									
Roberto Petagine, L Pat Watkins, R (9, PH) OBP: 0.309, SLG: 0.389 (1, 3)	BB 2B	K		BB		FC5-4 BB		K		1	1	0	0	3	1	0									
Dmitri Young, S OBP: 0.356, SLG: 0.494 (1, 7)	BB 2B	L5		L9		FC5-4 FC3-6		F7		5	1	1	1	0	0	4									
Eddie Taubensee, L OBP: 0.355, SLG: 0.423 Eduardo Perez, R (9, PH) OBP: 0.317, SLG: 0.318 (1, 2)	2B BB	L7		G3		FC3-6 1B		E8		3	1	0	0	1	0	1									
Jeffrey Hammonds, R OBP: 0.370, SLG: 0.454 (1, 8)	2B	F9		G5-3		1B		K		5	1	2	2	0	1	1									
Bret Boone, R OBP: 0.326, SLG: 0.439 (1, 4)	E 2B	K		L8		K				4	0	1	2	0	2	2									
Aaron Boone, R OBP: 0.339, SLG: 0.370 (1, 5)	F7			BB SH5-4 1B		G5-3		G6-3		4	0	1	0	0	0	1									
Pete Harnisch, S OBP: 0.120, SLG: 0.102 Scott Sullivan, R OBP: 0.143, SLG: 0.143 Melvin Nieves, S OBP: 0.286, SLG: 0.327 Gabe White, L OBP: 0.281, SLG: 0.298 Elmer Dessens, R (5, PH) Chris Stynes, R OBP: 0.322, SLG: 0.380 Danny Graves, R (9, 1)	E6			SH5-4		L4		G1-3		1	0	0	0	0	0	1									
Inning Stats	R: 5 E: 1 K: 1 S: 24	H: 4 LOB: 2 BB: 2 P: 43	R: 0 E: 0 K: 2 S: 8	H: 0 LOB: 0 BB: 0 P: 11	R: 0 E: 0 K: 1 S: 8	H: 0 LOB: 0 BB: 0 P: 11	R: 0 E: 0 K: 1 S: 13	H: 1 LOB: 3 BB: 2 P: 26	R: 0 E: 0 K: 0 S: 9	H: 0 LOB: 0 BB: 0 P: 12	R: 0 E: 0 K: 0 S: 4	H: 0 LOB: 0 BB: 0 P: 10	R: 1 E: 0 K: 1 S: 15	H: 2 LOB: 2 BB: 1 P: 28	R: 0 E: 1 K: 1 S: 14	H: 0 LOB: 1 BB: 0 P: 21	R: 0 E: 1 K: 2 S: 16	H: 0 LOB: 1 BB: 0 P: 24	1B: 4 2B: 2 3B: 0 HR: 1	SF: 0 SAC: 1 DP: 0 HBP: 0	WP: 1 PB: 0 SB: 0 CS: 0	PA: 42			
PITCHER	IP	WLS	BF	H	R	ER	SO	BB	IBB	HBP	BLK	WP	HR	S	P	ERA	WHIP								
Todd Van Poppel, R ERA: 6.75 (1, 1)	0.1		7	4	5	5	0	2	0	0	0	1	0	18	35	135.00	18.000								
Jeff Tabaka, L ERA: 2.68 (1, 1)	3.2		15	1	0	0	5	1	1	0	0	0	0	35	56	0.00	0.545								
Jeff McCurry, R ERA: 2.45 (5, 1)	1.0	W	3	0	0	0	0	0	0	0	0	0	0	9	12	0.00	0.000								
Elmer Dessens, R ERA: 4.7 (6, 1)	1.0		4	1	1	1	0	0	0	0	0	0	1	6	13	9.00	1.000								
Jason Christiansen, L ERA: 2.32 (7, 1)	2.0		9	1	0	0	2	1	0	0	0	0	0	27	46	0.00	1.000								

Pittsburgh Pirates @ Cincinnati Reds
Cinergy Field, Cincinnati, OH
Thu Aug 13 1998, 7:05 PM EDT
Att: 16,002 - Cloudy - 79 F

AB 36
R 6
H 7
RBI 6
BB 5
SO 9
LOB 15



Batter	1	2	3	4	5	6	7	8	9	AB	R	H	RBI	BB	SO	LOB	TOP								
Wilton Guerrero, S OBP: 0.303, SLG: 0.349	L8		K		K		G5-3			4	0	0	0	0	2	4									
Terry Jones, S OBP: 0.337, SLG: 0.367	K		F9			G5-3		G6-3		4	0	0	0	0	1	0									
Brad Fulmer, L OBP: 0.328, SLG: 0.453	G4-3			L7		F8		F7		4	0	0	0	0	0	0									
Vladimir Guerrero, R OBP: 0.377, SLG: 0.597		HR		K2-3		K		K		4	1	1	1	0	3	0									
Shane Andrews, R OBP: 0.304, SLG: 0.447		G5-3		G5-3			WP SH1-4 1B BB		K	3	1	0	0	1	1	0									
F.P. Santangelo, S OBP: 0.343, SLG: 0.313 Mike Maddux, L	F8				K		SH1-4		CS HBP	2	0	0	0	0	1	0									
Chris Widger, R OBP: 0.278, SLG: 0.360		2B		F7			SH3-4 1B BB		K	3	0	1	0	1	1	1									
Orlando Cabrera, R OBP: 0.308, SLG: 0.404		G5-3			BB		SH3-4 1B BB		CS	2	0	1	1	1	0	1									
Dustin Hermanson, R OBP: 0.283, SLG: 0.135 Shayne Bennett, R Steve Kline, S Ryan McGuire, L			L9			BB	SH3-4			1	0	0	0	1	0	0									
					BB					0	0	0	0	0	0	0									
										0	0	0	0	0	0	0									
										0	0	0	0	0	0	0									
										0	0	0	0	0	0	0									
Inning Stats	R: 0 E: 0 K: 1 S: 9	H: 0 LOB: 0 BB: 0 P: 13	R: 1 E: 0 K: 0 S: 13	H: 2 LOB: 1 BB: 0 P: 21	R: 0 E: 0 K: 1 S: 5	H: 0 LOB: 0 BB: 0 P: 6	R: 0 E: 0 K: 1 S: 8	H: 0 LOB: 0 BB: 0 P: 15	R: 0 E: 0 K: 2 S: 10	H: 0 LOB: 2 BB: 2 P: 22	R: 0 E: 0 K: 1 S: 8	H: 0 LOB: 0 BB: 0 P: 12	R: 1 E: 0 K: 0 S: 9	H: 1 LOB: 2 BB: 2 P: 20	R: 0 E: 0 K: 1 S: 6	H: 0 LOB: 0 BB: 0 P: 7	R: 0 E: 0 K: 2 S: 8	H: 0 LOB: 0 BB: 0 P: 12	1B: 1 2B: 1 3B: 0 HR: 1	SF: 0 SAC: 1 DP: 0 HBP: 1	WP: 1 PB: 0 SB: 0 CS: 1	PA: 35			
PITCHER	IP	WLS	BF	H	R	ER	SO	BB	IBB	HBP	BLK	WP	HR	S	P	ERA	WHIP								
Dennys Reyes, L ERA: 3.38	7.0		28	3	2	2	6	4	0	0	0	1	1	62	109	2.57	1.000								
Gabe White, L ERA: 4.35	2.0	W	6	0	0	0	3	0	0	1	0	0	0	14	19	0.00	0.000								

Montreal Expos @ Cincinnati Reds
Cinergy Field, Cincinnati, OH

AB 27
R 2
H 3
RBI 2
BB 4
SO 9
LOB 6



WP: 1 PA: 35
PB: 0
SB: 0
CS: 1

Batter	1	2	3	4	5	6	7	8	9	AB	R	H	RBI	BB	SO	LOB	BOTTOM								
Pat Watkins, R OBP: 0.307, SLG: 0.393	K			P2		G6-3				4	0	1	0	0	1	0									
Sean Casey, L OBP: 0.338, SLG: 0.335	G6-3			G3		G6-4-3 BB				2	0	0	0	2	0	0									
Barry Larkin, R OBP: 0.373, SLG: 0.471	G6-3			G4-3		G6-4-3		L9		4	0	0	0	0	0	2									
Dmitri Young, S OBP: 0.355, SLG: 0.490 Reggie Sanders, R OBP: 0.336, SLG: 0.438	F7				K		G4-3		FC5-4 SH1-3 1B BB	3	0	0	0	1	1	0									
Jeffrey Hammonds, R OBP: 0.374, SLG: 0.454					HR BB		P6		SH1-3	2	1	1	0	1	0	0									
Eddie Taubensee, L OBP: 0.359, SLG: 0.434					HR		1B		FC5-4 BB	3	1	2	2	1	1	1									
Bret Boone, R OBP: 0.325, SLG: 0.437			L8		G3-1				FC5-4 1B	4	0	1	0	0	0	2									
Aaron Boone, R OBP: 0.339, SLG: 0.368 Gabe White, L OBP: 0.250, SLG: 0.250 Roberto Petagine, L OBP: 0.667, SLG: 0.333					K					3	0	1	0	0	1	2									
										0	0	0	0	0	0	0									
										1	0	1	1	0	0	0									
Dennys Reyes, R Chris Stynes, R			G3		G4-3					2	0	0	0	0	0	1									
										1	0	0	0	0	1	0									
Inning Stats	R: 0 E: 0 K: 1 S: 7	H: 0 LOB: 0 BB: 0 P: 10	R: 0 E: 0 K: 1 S: 7	H: 1 LOB: 0 BB: 0 P: 11	R: 0 E: 0 K: 1 S: 8	H: 0 LOB: 0 BB: 0 P: 12	R: 0 E: 0 K: 0 S: 7	H: 0 LOB: 0 BB: 0 P: 8	R: 2 E: 0 K: 1 S: 16	H: 2 LOB: 1 BB: 1 P: 25	R: 0 E: 0 K: 0 S: 6	H: 0 LOB: 0 BB: 1 P: 13	R: 0 E: 0 K: 0 S: 7	H: 2 LOB: 2 BB: 0 P: 9	R: 0 E: 0 K: 1 S: 8	H: 1 LOB: 1 BB: 1 P: 17	R: 1 E: 0 K: 0 S: 8	H: 1 LOB: 2 BB: 2 P: 18	1B: 5 2B: 1 3B: 0 HR: 1	SF: 0 SAC: 1 DP: 1 HBP: 0	WP: 0 PB: 0 SB: 0 CS: 0	PA: 35			
PITCHER	IP	WLS	BF	H	R	ER	SO	BB	IBB	HBP	BLK	WP	HR	S	P	ERA	WHIP								
Dustin Hermanson, R ERA: 3.2	1.1		4	1	0	0	1	1	0	0	0	0	0	8	17	0.00	2.000								
Shayne Bennett, R ERA: 4.4	1.0		4	1	0	0	1	1	0	0	0	0	0	4	12	27.00	6.000								
Steve Kline, L ERA: 2.98	0.1	L	3	0	1	1	0	2	0	0	0	0	0	4	6	0.00	3.000								
Mike Maddux, R ERA: 3.68	0.1		2	1	0	0	0	0	0	0	0	0	0	4	6	0.00	3.000								

Montreal Expos @ Cincinnati Reds
Cinergy Field, Cincinnati, OH

AB 29
R 3
H 7
RBI 3
BB 5
SO 5
LOB 8



WP: 0 PA: 35
PB: 0
SB: 0
CS: 0

Batter	1	2	3	4	5	6	7	8	9	AB	R	H	RBI	BB	SO	LOB	TOP							
Wilton Guerrero, S (1.4) OBP: 0.305, SLG: 0.368	2-2 2B		0-1 P5		2-2 F8-3			2-1 G1-3	1-1 HR	5	1	2	1	0	0	1	Montreal Expos @ Cincinnati Reds Cinergy Field, Cincinnati, OH Sat Aug 15 1998, 7:05 PM EDT Att: 24,452 - Cloudy - 80 F							
Terry Jones, S (1.8) OBP: 0.327, SLG: 0.355	0-1 F7		0-2 P4				0-0 G3-1-3	4-2 1B HR BB	0-0 G4-3	3	0	0	0	0	0	1								
Ryan McGuire, L (8. PH) OBP: 0.320, SLG: 0.274										0	1	0	0	1	0	0								
Robert Perez, R (9. PH) OBP: 0.228, SLG: 0.315										1	0	0	0	0	0	0								
Derrick May, L (1.7) OBP: 0.287, SLG: 0.366	3-0 G6-3		4-0 BB				1-0 1B	1-2 HR	2-1 G4-3	4	1	2	0	1	0	1								
Vladimir Guerrero, R (1.9) OBP: 0.380, SLG: 0.604	4-2 BB		0-3 K				2-1 1B	0-0 HR		3	1	2	3	1	1	1								
Brad Fullmer, L (1.3) OBP: 0.328, SLG: 0.451	1-0 P5						1-2 1B	2-2 HR		4	0	1	0	0	0	4								
Shane Andrews, R (1.5)							0-0 G5-3	1-2 WP		4	0	1	0	0	2	2								
Chris Widger, R (1.2) OBP: 0.275, SLG: 0.356								1-2 WP		4	0	0	0	0	0	2								
Orlando Cabrera, R (1.6) OBP: 0.315, SLG: 0.409								1-2 WP		3	0	2	0	0	0	0								
Bob Henley, R (8. PH) OBP: 0.365, SLG: 0.486								1-2 1B		1	0	0	0	0	0	2								
Mike Mordecai, R (8.6) OBP: 0.242, SLG: 0.315								1-2 2-3		0	0	0	0	0	0	0								
Mike Thurman, R (1.1)										1	0	0	0	0	1	1								
Miguel Batista, R (2.1)										1	0	0	0	0	1	1								
Scott Livingstone, L (7. PH) OBP: 0.266, SLG: 0.328										1	0	0	0	0	0	0								
Anthony Telford, R (7.1) ERA: 4.39										0	0	0	0	0	0	0								
Steve Kline, S (8.1)										0	0	0	0	0	0	0								
F.P. Santangelo, S (8. PH) OBP: 0.242, SLG: 0.312										1	0	0	0	0	0	0								
Inning Stats	R: 0 E: 0 K: 0 S: 11	H: 1 LOB: 2 BB: 1 P: 21	R: 0 E: 0 K: 2 S: 12	H: 1 LOB: 1 BB: 0 P: 19	R: 0 E: 0 K: 1 S: 9	H: 0 LOB: 1 BB: 1 P: 13	R: 0 E: 0 K: 1 S: 5	H: 0 LOB: 0 BB: 0 P: 7	R: 0 E: 0 K: 1 S: 8	H: 1 LOB: 0 BB: 0 P: 12	R: 0 E: 0 K: 0 S: 6	H: 2 LOB: 2 BB: 0 P: 9	R: 0 E: 0 K: 0 S: 7	H: 0 LOB: 0 BB: 0 P: 12	R: 3 E: 0 K: 0 S: 20	H: 4 LOB: 2 BB: 1 P: 34	R: 1 E: 0 K: 0 S: 7	H: 1 LOB: 0 BB: 0 P: 10	1B: 7 2B: 2 3B: 0 HR: 2	SF: 0 SAC: 0 DP: 1 HBP: 0	WP: 1 PB: 0 CS: 0	PA: 39		
PITCHER	IP WLS BF H R ER SO BB IBB HBP BLK WP HR S P ERA WHIP	7.1 W 32 8 3 3 5 3 0 0 0 0 1 69 113 3.68 1.500	0.2 S 3 1 0 0 0 0 0 0 0 0 0 9 14 0.00 1.500	1.0 S 4 1 1 1 0 0 0 0 0 0 1 7 10 9.00 1.000																				

AB	36
R	4
H	10
RBI	4
BB	3
SO	5
LOB	16



Batter	1	2	3	4	5	6	7	8	9	AB	R	H	RBI	BB	SO	LOB	BOTTOM						
Reggie Sanders, R (1.9) OBP: 0.337, SLG: 0.435	0-1 CS 1B	1-2 G1-3		0-0 F8			1-0 L9	1-3 K		5	0	1	0	0	1	3	Montreal Expos @ Cincinnati Reds Cinergy Field, Cincinnati, OH Sat Aug 15 1998, 7:05 PM EDT Att: 24,452 - Cloudy - 80 F						
Sean Casey, L (1.3) OBP: 0.350, SLG: 0.346	2-2 1B		1-1 FC6-4		4-0 G4-3 WP SF9 BB		1-1 2B 1B	0-0 G5-3		3	2	3	0	1	0	0							
Eduardo Perez, R (8. PH) OBP: 0.315, SLG: 0.316										1	0	0	0	0	0	1							
Gabe White, L (9.1) OBP: 0.250, SLG: 0.250										0	0	0	0	0	0	0							
Barry Larkin, R (1.6) OBP: 0.369, SLG: 0.466	1-0 F9		0-2 FC6-4 1B S 1B		2-2 G4-3		2-3 K	0-2 G4-3		5	1	0	0	0	1	5							
Dmitri Young, S (1.7) OBP: 0.354, SLG: 0.491	3-1 F9		1 SAFE 2-3 K		0-1 SF9		0-0 1B BB 2B			3	1	1	1	0	1	2							
Jeffrey Hammonds, R (1.8) OBP: 0.381, SLG: 0.466										4	1	3	1	0	0	0							
Eddie Taubensee, L (1.2) OBP: 0.383, SLG: 0.436										3	0	2	1	1	0	0							
Bret Boone, R (1.4) OBP: 0.329, SLG: 0.444										2	1	1	2	2	0	2							
Aaron Boone, R (1.5) OBP: 0.318, SLG: 0.350										3	0	0	1	0	1	3							
Steve Parris, R (1.1) OBP: 0.154, SLG: 0.154										2	0	0	0	0	1	0							
26 John Hudek, S (8.1) ERA: 4.39										0	0	0	0	0	0	0							
Roberto Petagine, L (8. PH) OBP: 0.714, SLG: 0.750										1	0	1	0	0	0	0							
Inning Stats	R: 0 E: 0 K: 0 S: 8	H: 2 LOB: 1 BB: 0 P: 14	R: 1 E: 0 K: 0 S: 15	H: 2 LOB: 2 BB: 1 P: 26	R: 1 E: 0 K: 1 S: 15	H: 3 LOB: 2 BB: 0 P: 19	R: 0 E: 0 K: 1 S: 5	H: 0 LOB: 0 BB: 0 P: 6	R: 1 E: 0 K: 0 S: 9	H: 0 LOB: 0 BB: 1 P: 17	R: 1 E: 0 K: 1 S: 7	H: 1 LOB: 0 BB: 0 P: 12	R: 2 E: 0 K: 1 S: 15	H: 3 LOB: 3 BB: 2 P: 30	R: 0 E: 0 K: 1 S: 8	H: 1 LOB: 1 BB: 0 P: 9	1B: 8 2B: 3 3B: 0 HR: 1	SF: 2 SAC: 1 DP: 0 HBP: 0	WP: 1 PB: 0 CS: 1	PA: 39			
PITCHER	IP WLS BF H R ER SO BB IBB HBP BLK WP HR S P ERA WHIP	1.0 L 5 3 1 1 0 0 0 0 0 0 0 4 4 0.00 0.000	5.0 L 22 5 3 3 3 2 0 0 0 1 1 49 76 5.40 1.400	1.1 L 10 4 2 2 2 2 0 0 0 0 0 19 35 13.50 4.500	0.2 L 0 0 0 0 0 0 0 0 0 0 0 4 4 0.00 0.000																		



Batter	1	2	3	4	5	6	7	8	9	AB	R	H	RBI	BB	SO	LOB	TOP										
Reggie Sanders, R OBP: 0.343, SLG: 0.449 (1, 9)	G6-3		K						FC5-4	5	1	2	0	0	1	1	Cincinnati Reds @ Milwaukee Brewers Milwaukee County Stadium, Milwaukee, WI Tue Aug 18 1998, 8:05 PM EDT Att: 15,671 - Unknown - 68 F										
Sean Casey, L OBP: 0.353, SLG: 0.353 (1, 3)	K2-3				G4-3					2	2	0	0	2	1												
Barry Larkin, R OBP: 0.368, SLG: 0.470 (1, 6)	G3				G1-3					4	1	2	2	0	0												
Dmitri Young, S OBP: 0.356, SLG: 0.489 (1, 7)		P4								3	0	2	1	0	0												
Jeffrey Hammonds, R OBP: 0.379, SLG: 0.461 (1, 8)	K									4	0	1	1	0	1												
Bret Boone, R OBP: 0.327, SLG: 0.439 (1, 4)										4	0	1	0	0	1												
Eddie Taubensee, L OBP: 0.360, SLG: 0.432 (9, PH)										3	0	0	0	0	1												
Eduardo Perez, R OBP: 0.319, SLG: 0.316 (9, PH)										0	0	0	0	0	0												
Aaron Boone, R OBP: 0.320, SLG: 0.353 (1, 5)										4	0	0	0	0	0												
Mike Remlinger, L OBP: 0.156, SLG: 0.140 (5, 1)										2	0	0	0	0	1												
Rick Krivda, R OBP: 0.362, SLG: 0.324 (7, PH)										0	0	0	0	0	0												
Melvin Nieves, S OBP: 0.322, SLG: 0.324 (7, 1)										1	0	0	0	0	1												
Jason Bere, R OBP: 0.322, SLG: 0.358 (9, PH)										0	0	0	0	0	0												
Roberto Petagine, L OBP: 0.660, SLG: 0.500 (9, PH)										1	0	0	0	0	0												
Inning Stats	R: 0 E: 0 K: 1 S: 8	H: 0 LOB: 0 BB: 0 P: 10	R: 0 E: 0 K: 2 S: 12	H: 1 LOB: 1 BB: 0 P: 19	R: 0 E: 0 K: 2 S: 8	H: 0 LOB: 0 BB: 0 P: 11	R: 1 E: 0 K: 1 S: 12	H: 2 LOB: 2 BB: 1 P: 25	R: 0 E: 0 K: 0 S: 10	H: 1 LOB: 1 BB: 0 P: 16	R: 0 E: 0 K: 1 S: 10	H: 2 LOB: 1 BB: 0 P: 16	R: 0 E: 0 K: 1 S: 6	H: 0 LOB: 0 BB: 0 P: 8	R: 3 E: 0 K: 0 S: 14	H: 2 LOB: 0 BB: 0 P: 22	R: 0 E: 0 K: 0 S: 12	H: 0 LOB: 1 BB: 0 P: 22	1B: 6 2B: 1 3B: 1 HR: 0	SF: 1 SAC: 0 DP: 1 HBP: 1	WP: 0 PB: 0 SB: 0 CS: 0	PA: 37					
PITCHER	IP	WLS	BF	H	R	ER	SO	BB	IBB	HBP	BLK	WP	HR	S	P	ERA	WHIP										
48 Brad Woodall, L ERA: 4.43 (1, 1)	5.0	W	22	6	1	1	6	1	0	0	0	0	0	52	84	1.80	1.400										
David Weathers, R ERA: 4.96 (6, 1)	3.0		11	2	3	3	1	1	0	0	0	0	0	25	37	9.00	1.000										
Mike Myers, L ERA: 1.91 (9, 1)	0.0		1	0	0	0	0	0	0	1	0	0	0	1	2	∞	∞										
Bob Wickman, R ERA: 2.63 (9, 1)	1.0		3	0	0	0	0	0	0	0	0	0	0	11	20	0.00	0.000										

Batter	1	2	3	4	5	6	7	8	9	AB	R	H	RBI	BB	SO	LOB	BOTTOM										
Fernando Vina, L OBP: 0.395, SLG: 0.428 (1, 4)										5	2	4	2	0	0	Cincinnati Reds @ Milwaukee Brewers Milwaukee County Stadium, Milwaukee, WI Tue Aug 18 1998, 8:05 PM EDT Att: 15,671 - Unknown - 68 F											
Marquis Grissom, R OBP: 0.294, SLG: 0.365 (1, 8)										4	0	1	1	0	2												
Mark Loretta, R OBP: 0.394, SLG: 0.422 (1, 6)										5	0	3	2	0	0												
Jeff Cirillo, R OBP: 0.413, SLG: 0.430 (1, 5)										3	0	1	0	1	0												
Jose Valentin, S OBP: 0.317, SLG: 0.400 (8, 6)										0	0	0	0	0	0												
Dave Nilsson, L OBP: 0.329, SLG: 0.355 (1, 3)										3	1	0	0	1	1												
Jeremy Burnitz, L OBP: 0.340, SLG: 0.491 (1, 9)										3	1	1	1	1	0												
Bobby Hughes, R OBP: 0.286, SLG: 0.399 (1, 2)										4	1	1	2	0	2												
Geoff Jenkins, L OBP: 0.280, SLG: 0.432 (1, 7)										4	2	2	0	0	0												
48 Brad Woodall, S OBP: 0.379, SLG: 0.300 (1, 1)										1	1	0	0	0	0												
David Weathers, R OBP: 0.125, SLG: 0.162 (8, 1)										0	0	0	0	0	0												
Bob Hamilton, R OBP: 0.265, SLG: 0.358 (8, PH)										0	0	0	0	0	0												
Darwin Jackson, R OBP: 0.225, SLG: 0.358 (9, 1)										0	0	0	0	0	0												
Mike Myers, L OBP: 0.322, SLG: 0.358 (9, 1)										0	0	0	0	0	0												
Bob Wickman, R ERA: 2.63 (9, 1)										0	0	0	0	0	0												
Inning Stats	R: 0 E: 0 K: 2 S: 17	H: 2 LOB: 2 BB: 1 P: 30	R: 0 E: 0 K: 0 S: 13	H: 0 LOB: 1 BB: 1 P: 26	R: 0 E: 0 K: 1 S: 7	H: 1 LOB: 0 BB: 0 P: 9	R: 0 E: 0 K: 1 S: 8	H: 1 LOB: 1 BB: 0 P: 17	R: 3 E: 0 K: 0 S: 12	H: 3 LOB: 1 BB: 0 P: 22	R: 3 E: 0 K: 1 S: 17	H: 4 LOB: 1 BB: 0 P: 24	R: 2 E: 0 K: 0 S: 10	H: 1 LOB: 0 BB: 1 P: 21	R: 0 E: 0 K: 0 S: 15	H: 2 LOB: 2 BB: 0 P: 22	1B: 9 2B: 3 3B: 0 HR: 2	SF: 0 SAC: 3 DP: 0 HBP: 0	WP: 1 PB: 0 SB: 1 CS: 1	PA: 40							
PITCHER	IP	WLS	BF	H	R	ER	SO	BB	IBB	HBP	BLK	WP	HR	S	P	ERA	WHIP										
Mike Remlinger, L ERA: 4.65 (1, 1)	4.1	L	21	7	3	3	4	2	0	0	0	0	1	22	33	16.20	2.400										
Rick Krivda, L ERA: 5.72 (5, 1)	1.2		9	4	3	3	1	0	0	0	0	0	1	25	43	9.00	2.000										
Jason Bere, R ERA: 6.47 (7, 1)	2.0		9	3	2	2	0	1	0	0	0	0	1	25	43	9.00	2.000										



Batter	1	2	3	4	5	6	7	8	9	AB R H RBI BB SO LOB	TOP									
Reggie Sanders, R OBP: 0.344, SLG: 0.447 (1, 9)	G5-3		K	2B			F9		BB IBB	4 1 1 1 1 1 0	Cincinnati Reds @ Milwaukee Brewers Milwaukee County Stadium, Milwaukee, WI Wed Aug 19 1998, 4:33 AM EDT Att: 20,533 - Cloudy - 70 F									
Sean Casey, L OBP: 0.365, SLG: 0.376 (1, 3)			G4-3	1B			K		G5-4-3 BB	4 1 2 2 0 1 0 0 0 0 1 1 0 0										
Eduardo Perez, R OBP: 0.322, SLG: 0.316 (9, PH)	HR			2B					G5-4-3 BB	5 1 2 0 0 1 4										
Barry Larkin, R OBP: 0.369, SLG: 0.469 (1, 6)	FC4-6 1B			1B			G6-3		G5-4-3 1-2	4 0 0 0 0 0 2										
Dmitri Young, S OBP: 0.352, SLG: 0.484 (1, 7)	FC4-6 1-2			P4	P5				G5-3	4 1 2 0 0 1 1										
Jeffrey Hammonds, R OBP: 0.381, SLG: 0.462 (1, 8)	K			1B	1B				L8	4 1 2 1 0 1 0										
Eddie Taubensee, L OBP: 0.361, SLG: 0.433 (1, 2)				1B	F8				K	3 2 1 1 1 1 1										
Bret Boone, R OBP: 0.328, SLG: 0.438 (1, 4)				1B	1B		P6		SH1-4 BB	4 1 2 1 0 0 1										
Chris Stynes, R OBP: 0.330, SLG: 0.361 (1, 5)	G5-4-3			E7	1B		L8		BB SH1-4 1B	3 0 0 0 0 0 1 0 0 0 0 0 0 0										
Pete Harnisch, S OBP: 0.113, SLG: 0.096 (8, 1)				G5-3	F6		P6		SH1-4	WP: 0 PA: 39 PB: 0 SB: 0 CS: 0										
Gabe White, L OBP: 0.250, SLG: 0.250 (8, 1)									1-2 2-3											
Inning Stats	R: 1 E: 0 K: 1 S: 18	H: 2 LOB: 1 BB: 0 P: 27	R: 0 E: 0 K: 1 S: 7	H: 1 LOB: 0 BB: 0 P: 12	R: 0 E: 0 K: 1 S: 7	H: 0 LOB: 0 BB: 0 P: 8	R: 6 E: 1 K: 1 S: 19	H: 7 LOB: 1 BB: 0 P: 28	R: 0 E: 0 K: 0 S: 8	H: 0 LOB: 0 BB: 0 P: 16	R: 0 E: 0 K: 0 S: 6	H: 0 LOB: 0 BB: 0 P: 9	R: 0 E: 0 K: 1 S: 7	H: 0 LOB: 0 BB: 0 P: 13	R: 0 E: 0 K: 1 S: 9	H: 0 LOB: 0 BB: 0 P: 15	R: 1 E: 0 K: 0 S: 8	H: 1 LOB: 2 BB: 3 P: 21	1B: 10 SF: 0 2B: 1 SAC: 1 3B: 0 DP: 2 HR: 1 HBP: 0	
PITCHER	IP WLS BF H R ER SO BB IBB HBP BLK WP HR S P ERA WHIP											IP WLS BF H R ER SO BB IBB HBP BLK WP HR S P ERA WHIP								
Steve Woodard, R ERA: 3.95 (1, 1)	3.2 L 19 9 7 7 3 0 0 0 0 0 0 1 46 68 17.18 2.455																			
Bronswell Patrick, R ERA: 3.65 (4, 1)	1.1 5 2 0 0 1 0 0 0 0 0 0 0 13 23 0.00 1.500																			
Valerio De Los Santos, L ERA: 1.23 (6, 1)	3.0 9 0 0 0 2 0 0 0 0 0 0 0 22 37 0.00 0.000																			
Mike Myers, L ERA: 2.08 (9, 1)	1.0 6 1 1 1 0 2 1 0 0 0 0 0 8 21 9.00 3.000																			

Batter	1	2	3	4	5	6	7	8	9	AB R H RBI BB SO LOB	BOTTOM									
Fernando Vina, L OBP: 0.396, SLG: 0.434 (1, 4)	F7					K				3 1 1 2 1 1 0	Cincinnati Reds @ Milwaukee Brewers Milwaukee County Stadium, Milwaukee, WI Wed Aug 19 1998, 4:33 AM EDT Att: 20,533 - Cloudy - 70 F									
Marquis Grissom, R OBP: 0.293, SLG: 0.364 (1, 8)	G6-3			BB					HR	4 0 1 0 0 1 2										
Mark Loretta, R OBP: 0.392, SLG: 0.418 (1, 6)	G5-3								1B	3 0 0 0 1 0 1										
Jeff Cirillo, R OBP: 0.412, SLG: 0.429 (1, 5)									BB	4 0 1 0 0 0 0										
Jeremy Burnitz, L OBP: 0.337, SLG: 0.487 (1, 9)									1B	4 0 0 0 0 2 2										
Dave Nilsson, L OBP: 0.332, SLG: 0.355 (1, 3)									BB	3 0 1 0 1 0 0										
Geoff Jenkins, L OBP: 0.280, SLG: 0.434 (1, 7)									G5-3	4 0 1 0 0 1 2										
Mike Matheny, R OBP: 0.274, SLG: 0.337 (1, 2)									K	4 0 2 0 0 1 1										
Steve Woodard, L OBP: 0.167, SLG: 0.222 (4, 1)									BB	1 0 0 0 0 0 0 0 0 0 0 0 0 0 1 0 0 0 0 0 2 0 0 0 0 0 0 0 0 1 0 0 0 1 0 0 0 0 0 0 0 0 1 0 0 0 0 0 1										
Bronswell Patrick, R OBP: 0.327, SLG: 0.366 (5, PH)									HR	0 0 0 0 0 0 1										
Marc Newfield, R OBP: 0.247, SLG: 0.333 (8, 1)									BB	0 1 0 0 0 0 0 1										
Valerio De Los Santos, L OBP: 0.318, SLG: 0.400 (8, PH)									HR	0 1 0 0 0 0 0 1										
Jose Valentin, S OBP: 0.318, SLG: 0.400 (9, 1)									BB											
Mike Myers, L OBP: 0.251, SLG: 0.336 (9, PH)									F8											
Darrin Jackson, R OBP: 0.251, SLG: 0.336 (9, PH)																				
Inning Stats	R: 0 E: 0 K: 0 S: 4	H: 0 LOB: 0 BB: 0 P: 6	R: 0 E: 0 K: 1 S: 6	H: 0 LOB: 0 BB: 0 P: 8	R: 0 E: 0 K: 1 S: 12	H: 1 LOB: 2 BB: 1 P: 20	R: 0 E: 0 K: 1 S: 5	H: 0 LOB: 0 BB: 0 P: 7	R: 0 E: 0 K: 0 S: 12	H: 2 LOB: 1 BB: 0 P: 15	R: 0 E: 0 K: 1 S: 7	H: 1 LOB: 0 BB: 0 P: 11	R: 0 E: 0 K: 0 S: 7	H: 0 LOB: 1 BB: 1 P: 14	R: 2 E: 0 K: 1 S: 18	H: 2 LOB: 2 BB: 2 P: 29	R: 0 E: 0 K: 1 S: 8	H: 1 LOB: 1 BB: 0 P: 10	1B: 5 SF: 0 2B: 1 SAC: 0 3B: 0 DP: 2 HR: 1 HBP: 0	
PITCHER	IP WLS BF H R ER SO BB IBB HBP BLK WP HR S P ERA WHIP											IP WLS BF H R ER SO BB IBB HBP BLK WP HR S P ERA WHIP								
Pete Harnisch, R ERA: 3.36 (8, 1)	7.2 W 30 5 2 2 5 4 0 0 0 0 0 0 12 16 0.00 1.500																			
Gabe White, L ERA: 4.33 (8, 1)	1.1 6 2 0 0 1 0 0 0 0 0 0 0 12 16 0.00 1.500																			


Batter	1	2	3	4	5	6	7	8	9	AB	R	H	RBI	BB	SO	LOB	TOP								
Reggie Sanders, R OBP: 0.344, SLG: 0.444 (1, 9)	G1-3		G5-3				E5		G1-3	4	1	1	0	1	0	1	Cincinnati Reds @ Pittsburgh Pirates Three Rivers Stadium, Pittsburgh, PA Thu Aug 20 1998, 7:05 PM EDT Att: 13,137 - Unknown - 85 F								
Sean Casey, L OBP: 0.362, SLG: 0.377 (1, 3)	F8		2B			G3	F7		G1-3	5	0	1	0	0	0	5									
Barry Larkin, R OBP: 0.371, SLG: 0.472 (1, 6)	2B		K				F9	BB	1B	4	1	2	0	1	1	1									
Dmitri Young, S OBP: 0.353, SLG: 0.482 (1, 7)	F7				G6-3		P5	BB	1B	4	0	1	2	1	0	1									
Jeffrey Hammonds, R OBP: 0.377, SLG: 0.455 (1, 8)		K			K		F9	FC5-4	1B	5	0	1	1	0	2	3									
Eddie Taubensee, L OBP: 0.380, SLG: 0.433 Eduardo Perez, R OBP: 0.321, SLG: 0.314 Danny Graves, R (9, 1)		K			K			1B	G3	4	1	1	0	0	2	0									
Bret Boone, R OBP: 0.329, SLG: 0.437 (1, 4)		BB					F8	FC4-6	G6-3	3	0	1	1	1	0	0									
Chris Stynes, R OBP: 0.326, SLG: 0.356 (1, 5)		G5-3					FC4-6	2B	G1-3	4	1	0	0	0	1	2									
Dennys Reyes, R Melvin Nieves, S Scott Sullivan, R 26 John Hudek, R Roberto Patagina, L Brook Fordyce, R (1, 1) (7, PH) (7, 1) (7, 1) (9, PH) (9, 2)					G6-3		E6	BB	G3	2	0	0	0	0	0	0									
Inning Stats	R: 0 E: 0 K: 0 S: 15	H: 1 LOB: 1 BB: 0 P: 23	R: 0 E: 0 K: 2 S: 10	H: 0 LOB: 1 BB: 1 P: 18	R: 0 E: 0 K: 1 S: 8	H: 1 LOB: 1 BB: 0 P: 13	R: 0 E: 0 K: 2 S: 10	H: 0 LOB: 0 BB: 0 P: 11	R: 0 E: 1 K: 1 S: 12	H: 0 LOB: 2 BB: 1 P: 24	R: 0 E: 0 K: 0 S: 4	H: 0 LOB: 0 BB: 0 P: 6	R: 3 E: 1 K: 0 S: 14	H: 3 LOB: 3 BB: 2 P: 29	R: 0 E: 0 K: 0 S: 6	H: 0 LOB: 0 BB: 0 P: 10		R: 2 E: 0 K: 0 S: 16	H: 4 LOB: 2 BB: 0 P: 24	1B: 5 2B: 4 3B: 0 HR: 0	SF: 0 SAC: 0 DP: 0 HBP: 0	WP: 0 PB: 0 SB: 1 CS: 0	PA: 42		
PITCHER	IP	WLS	BF	H	R	ER	SO	BB	IBB	HBP	BLK	WP	HR	S	P	ERA	WHIP								
Jon Lieber, R ERA: 3.9 Mike Williams, R ERA: 2.55 Ricardo Rincon, L ERA: 1.99 Rich Loiselle, R ERA: 3.61 Jason Christiansen, L ERA: 2.28	6.0	25	4	2	2	6	2	0	0	0	0	0	0	63	100	3.00	1.000								
	0.1	1	0	0	0	0	0	0	0	0	0	0	0	3	6	0.00	0.000								
	1.2	9	1	1	0	0	2	0	0	0	0	0	0	13	28	0.00	1.800								
	0.2	6	4	2	2	0	0	0	0	0	0	0	0	15	23	27.00	6.000								
	0.1	W	1	0	0	0	0	0	0	0	0	0	0	1	1	0.00	0.000								

AB	38
R	5
H	9
RBI	5
BB	4
SO	6
LOB	15



Batter	1	2	3	4	5	6	7	8	9	AB	R	H	RBI	BB	SO	LOB	BOTTOM								
Tony Womack, L OBP: 0.320, SLG: 0.356 (1, 4)	K		1B				K		K	5	0	2	0	0	3	2	Cincinnati Reds @ Pittsburgh Pirates Three Rivers Stadium, Pittsburgh, PA Thu Aug 20 1998, 7:05 PM EDT Att: 13,137 - Unknown - 85 F								
Adrian Brown, S OBP: 0.235, SLG: 0.188 (1, 8)	K		FC6-4			K	2B		P5	5	1	2	0	0	2	2									
1B Jason Kendall, R OBP: 0.413, SLG: 0.481 (1, 2)	F9		K			G6-3	F9		1B	5	1	1	0	0	1	5									
Kevin Young, R OBP: 0.344, SLG: 0.510 (1, 3)		FC5-4	FC6-4			E	1B	BB	G5-3	3	2	1	0	2	0	3									
Jose Guillen, R OBP: 0.303, SLG: 0.411 (1, 9)		FC5-4			K	E1	G6-3		1B	3	1	1	1	1	1	1									
Manny Martinez, R OBP: 0.303, SLG: 0.479 (1, 7)		FC5-4			K		1B		1B	5	1	3	3	0	1	2									
Freddy Garcia, R OBP: 0.371, SLG: 0.624 (1, 5)		K			K		CS		1B	4	0	2	2	0	2	2									
Lou Collier, R OBP: 0.305, SLG: 0.333 (1, 6)		K				1B	SH2-4	BB	K	3	0	1	0	1	2	4									
Jon Lieber, L Mike Williams, R Ricardo Rincon, L Turner Ward, S Rich Loiselle, R Jason Christiansen, R (1, 1) (7, 1) (7, 1) (8, PH) (9, 1) (9, 1)			K			SH2-4	K		K	2	0	0	0	0	0	0									
Inning Stats	R: 0 E: 0 K: 2 S: 10	H: 0 LOB: 0 BB: 0 P: 11	R: 0 E: 0 K: 2 S: 9	H: 0 LOB: 2 BB: 2 P: 19	R: 0 E: 0 K: 3 S: 9	H: 0 LOB: 0 BB: 0 P: 11	R: 0 E: 0 K: 1 S: 8	H: 1 LOB: 2 BB: 1 P: 14	R: 3 E: 1 K: 2 S: 13	H: 4 LOB: 2 BB: 1 P: 23	R: 2 E: 0 K: 1 S: 14	H: 4 LOB: 2 BB: 0 P: 25	R: 0 E: 0 K: 2 S: 9	H: 0 LOB: 0 BB: 0 P: 13	R: 1 E: 0 K: 0 S: 6	H: 2 LOB: 2 BB: 0 P: 8		1B: 10 2B: 4 3B: 0 HR: 0	SF: 0 SAC: 1 DP: 1 HBP: 1	WP: 0 PB: 0 SB: 2 CS: 1	PA: 42				
PITCHER	IP	WLS	BF	H	R	ER	SO	BB	IBB	HBP	BLK	WP	HR	S	P	ERA	WHIP								
Dennys Reyes, L ERA: 3.5 Scott Sullivan, R ERA: 5.24 26 John Hudek, R ERA: 2.13 Danny Graves, R ERA: 3.36	6.0	5	3	2	2	0	0	0	0	0	0	0	0	9	19	27.00	4.500								
	1.1	5	1	0	0	3	0	0	0	0	0	0	0	14	19	0.00	0.750								
	0.1	L	4	2	1	1	0	0	0	1	0	0	0	6	8	27.00	6.000								



Batter	1	2	3	4	5	6	7	8	9	AB	R	H	RBI	BB	SO	LOB	TOP										
Reggie Sanders, R (1,9) Pat Watkins, R (6,PH) OBP: 0.343, SLG: 0.442 OBP: 0.291, SLG: 0.371	E6 G4-3		FC6-5			G4-3		G4-3		2	0	0	1	0	0	1	Cincinnati Reds @ Pittsburgh Pirates Three Rivers Stadium, Pittsburgh, PA Fri Aug 21 1998, 7:05 PM EDT Att: 17,007 - Unknown - 82 F										
Barry Larkin, R (1,6) Chris Stynes, R (6,PH) OBP: 0.370, SLG: 0.469 OBP: 0.330, SLG: 0.359	G4-3 1-2f		K			2B		1B		2	0	0	0	0	1	2											
Jeffrey Hammonds, R (1,8) Melvin Nieves, S (6,PH) OBP: 0.374, SLG: 0.451 OBP: 0.396, SLG: 0.361	F7				F8			2B		2	0	0	0	0	0	0											
Dmitri Young, S (1,7) OBP: 0.352, SLG: 0.480		F9			G5-4-3			K		4	0	1	0	0	1	3											
Bret Boone, R (1,4) Roberto Pelagino, L (6,3) OBP: 0.330, SLG: 0.438 OBP: 0.462, SLG: 0.333		G6-4-3			G5-4-3			G3		2	0	1	0	0	0	1											
Eduardo Perez, R (1,3) OBP: 0.314, SLG: 0.307		G6-4-3						G5-3		4	0	0	0	0	0	1											
Aaron Boone, R (1,5) OBP: 0.329, SLG: 0.375										4	1	2	0	0	1	0											
Brook Fordyce, R (1,2) OBP: 0.314, SLG: 0.374										2	0	0	0	1	0	1											
Brett Tomko, R (1,1) Rick Krivda, K (3,1) Scott Sullivan, R (5,1) Danny Graves, R (7,1) Sean Casey, L (8,PH) Gabe White, L (8,1) OBP: 0.184, SLG: 0.154 OBP: 0.125, SLG: 0.125 OBP: 0.360, SLG: 0.375 OBP: 0.290, SLG: 0.290										0	0	0	0	0	0	0											
Inning Stats	R: 0 E: 1 K: 0 S: 3	H: 0 LOB: 0 BB: 0 P: 5	R: 0 E: 0 K: 0 S: 7	H: 1 LOB: 0 BB: 0 P: 10	R: 1 E: 0 K: 1 S: 9	H: 1 LOB: 1 BB: 1 P: 20	R: 0 E: 0 K: 0 S: 8	H: 1 LOB: 0 BB: 0 P: 12	R: 0 E: 0 K: 1 S: 6	H: 0 LOB: 0 BB: 0 P: 9	R: 1 E: 0 K: 2 S: 11	H: 2 LOB: 1 BB: 0 P: 13	R: 0 E: 0 K: 0 S: 9	H: 1 LOB: 1 BB: 0 P: 15	R: 0 E: 0 K: 0 S: 10	H: 1 LOB: 2 BB: 1 P: 20			R: 0 E: 0 K: 0 S: 5	H: 0 LOB: 0 BB: 0 P: 10	1B: 5 2B: 2 3B: 0 HR: 0	SF: 0 SAC: 1 DP: 3 HBP: 0	WP: 0 PB: 0 SB: 0 CS: 0	PA: 34			
PITCHER	IP	WLS	BF	H	R	ER	SO	BB	IBB	HBP	BLK	WP	HR	S	P	ERA	WHIP										
Chris Peters, L (1,1) ERA: 3.62	7.0	W	26	6	2	2	4	1	0	0	0	0	0	53	84	2.57	1.000										
Javier Martinez, R (8,1) ERA: 5.52	1.0		5	1	0	0	0	1	0	0	0	0	0	10	20	0.00	2.000										
Jeff McCurry, R (9,1) ERA: 2.79	1.0		3	0	0	0	0	0	0	0	0	0	0	5	10	0.00	0.000										

Batter	1	2	3	4	5	6	7	8	9	AB	R	H	RBI	BB	SO	LOB	BOTTOM										
Tony Womack, L (1,4) Kevin Polcovich, R (6,PH) OBP: 0.322, SLG: 0.360 OBP: 0.265, SLG: 0.251	L7				F9			G5-3		4	1	2	3	0	0	0	Cincinnati Reds @ Pittsburgh Pirates Three Rivers Stadium, Pittsburgh, PA Fri Aug 21 1998, 7:05 PM EDT Att: 17,007 - Unknown - 82 F										
Adrian Brown, S (1,8) OBP: 0.273, SLG: 0.238		G5-3			G6-3			F7		5	1	2	1	0	0	3											
1B Jason Kendall, R (1,2) Keith Osik, R (6,PH) OBP: 0.416, SLG: 0.490 OBP: 0.315, SLG: 0.250								G1-6-3		3	3	2	2	1	0	1											
Kevin Young, R (1,3) Javier Martinez, R (8,1) Jeff McCurry, R (9,1) OBP: 0.346, SLG: 0.515										5	2	3	1	0	0	1											
Turner Ward, S (1,9) Manny Martinez, R (7,9) OBP: 0.340, SLG: 0.422 OBP: 0.301, SLG: 0.476										0	0	0	0	0	0	0											
Al Martin, L (1,7) OBP: 0.298, SLG: 0.374										0	0	0	0	0	0	0											
Freddy Garcia, R (1,5) OBP: 0.382, SLG: 0.629										3	0	1	1	1	0	2											
Lou Collier, R (1,6) OBP: 0.309, SLG: 0.339										3	2	1	2	2	0	2											
Freddy Garcia, R (1,5) OBP: 0.382, SLG: 0.629										4	2	2	0	1	2	3											
Lou Collier, R (1,6) OBP: 0.309, SLG: 0.339										4	3	2	2	1	1	0											
Chris Peters, L (1,1) Doug Strange, S (8,3) OBP: 0.259, SLG: 0.259 OBP: 0.227, SLG: 0.222										3	0	1	1	0	0	4											
Inning Stats	R: 0 E: 0 K: 0 S: 6	H: 1 LOB: 1 BB: 0 P: 7	R: 4 E: 0 K: 0 S: 14	H: 3 LOB: 1 BB: 2 P: 28	R: 2 E: 0 K: 0 S: 14	H: 3 LOB: 2 BB: 1 P: 27	R: 2 E: 0 K: 0 S: 13	H: 2 LOB: 1 BB: 1 P: 26	R: 5 E: 1 K: 1 S: 23	H: 5 LOB: 2 BB: 2 P: 42	R: 1 E: 0 K: 0 S: 16	H: 2 LOB: 1 BB: 0 P: 19	R: 0 E: 0 K: 2 S: 10	H: 1 LOB: 1 BB: 0 P: 12	R: 0 E: 0 K: 1 S: 8	H: 0 LOB: 0 BB: 0 P: 10	1B: 9 2B: 5 3B: 1 HR: 2	SF: 0 SAC: 1 DP: 1 HBP: 0	WP: 1 PB: 0 SB: 0 CS: 0	PA: 46							
PITCHER	IP	WLS	BF	H	R	ER	SO	BB	IBB	HBP	BLK	WP	HR	S	P	ERA	WHIP										
Brett Tomko, R (1,1) ERA: 4.72	2.2	L	17	7	6	6	0	3	0	0	0	0	1	28	60	20.25	3.750										
Rick Krivda, L (3,1) ERA: 8.85	1.2		13	7	7	7	0	1	0	0	0	0	1	28	49	37.80	4.800										
Scott Sullivan, R (5,1) ERA: 5.14	1.2		9	2	1	0	1	2	0	0	0	0	0	26	40	0.00	2.400										
Danny Graves, R (7,1) ERA: 3.3	1.0		4	1	0	0	2	0	0	0	0	1	0	10	12	0.00	1.000										
Gabe White, L (8,1) ERA: 4.27	1.0		3	0	0	0	1	0	0	0	0	0	0	8	10	0.00	0.000										

Batter	1	2	3	4	5	6	7	8	9	AB	R	H	RBI	BB	SO	LOB	TOP										
Reggie Sanders, R OBP: 0.345, SLG: 0.448 (1, 9)	G6-3		F9			G6-3	HR		1B	5	2	2	2	0	0	0											
Barry Larkin, R OBP: 0.376, SLG: 0.470 (1, 6)	G6-3		F8			G6-3	L8		1B	5	0	1	0	0	0	0											
Sean Casey, L OBP: 0.364, SLG: 0.392 (1, 3)	K		F9			E WP BB		G5-3	FC4-6	4	0	0	1	1	1	1											
Dmitri Young, S OBP: 0.352, SLG: 0.475 (1, 7)		E 1B		L8		E3		E 1B	G6-4-3	5	2	2	0	0	0	2											
Jeffrey Hammonds, R OBP: 0.372, SLG: 0.439 (1, 8)	F8			CS BB		P4		1B E SF3		3	1	1	0	1	0	3											
Bret Boone, R OBP: 0.333, SLG: 0.437 (1, 4)	E 1B BB			F9			G5-4-3 1B	E5 1B		3	2	1	0	1	0	3											
Eddie Taubensee, L OBP: 0.363, SLG: 0.433 (1, 2)	E2 1B				F8		G5-4-3 1B	1B 2-3		4	0	3	2	0	0	0											
Aaron Boone, R OBP: 0.315, SLG: 0.349 (1, 5)	G3				P4		G5-4-3	SF3		3	0	0	1	0	0	3											
Pete Harnisch, S OBP: 0.123, SLG: 0.107 (1, 1)	K				F8		G5-4-3 1B	K		4	1	1	1	0	2	3											
Inning Stats	R: 0 H: 0 E: 0 K: 1 S: 8	H: 0 LOB: 0 BB: 0 P: 12	R: 2 H: 2 E: 2 K: 1 S: 14	H: 2 LOB: 1 BB: 1 P: 21	R: 0 H: 0 E: 0 K: 0 S: 5	H: 0 LOB: 0 BB: 0 P: 7	R: 0 H: 0 E: 0 K: 0 S: 8	H: 0 LOB: 0 BB: 1 P: 16	R: 0 H: 0 E: 0 K: 0 S: 5	H: 0 LOB: 0 BB: 0 P: 8	R: 0 H: 0 E: 1 K: 0 S: 10	H: 0 LOB: 2 BB: 1 P: 19	R: 3 H: 4 E: 0 K: 0 S: 15	H: 4 LOB: 0 BB: 0 P: 21	R: 2 H: 3 E: 1 K: 1 S: 17	H: 3 LOB: 2 BB: 0 P: 25	R: 1 H: 2 E: 0 K: 0 S: 8	H: 2 LOB: 0 BB: 0 P: 11	1B: 10 2B: 0 3B: 0 HR: 1	SF: 1 SAC: 0 DP: 2 HBP: 0	WP: 1 PB: 1 SB: 0 CS: 1	PA: 40					
PITCHER	IP	WLS	BF	H	R	ER	SO	BB	IBB	HBP	BLK	WP	HR	S	P	ERA	WHIP										
Dustin Hermanson, R ERA: 3.32 (1, 1)	7.0	L	29	6	5	5	2	3	0	0	0	1	1	65	104	6.43	1.286										
Anthony Telford, R ERA: 4.2 (8, 1)	1.0		7	3	2	1	1	0	0	0	0	0	0	17	25	9.00	3.000										
Jeremy Powell, R ERA: 6.65 (9, 1)	1.0		4	2	1	0	0	0	0	0	0	0	0	8	11	0.00	2.000										

Cincinnati Reds @ Montreal Expos
Olympic Stadium, Montreal, QB
Mon Aug 24 1998, 7:05 PM EDT
Att: 7,537 - Cloudy - 80 F

AB	36
R	8
H	11
RBI	7
BB	3
SO	3
LOB	15



Batter	1	2	3	4	5	6	7	8	9	AB	R	H	RBI	BB	SO	LOB	BOTTOM										
Terry Jones, S OBP: 0.299, SLG: 0.322 (1, 8)	L7			K		L3			K	4	0	0	0	0	2	2											
Wilton Guerrero, S OBP: 0.286, SLG: 0.338 (1, 4)	L4			L6			F7		P5	4	0	0	0	0	0	0											
Derrick May, L OBP: 0.261, SLG: 0.345 (1, 7)	K			G4-3			G4-3		F9	4	0	0	0	0	1	0											
Vladimir Guerrero, R OBP: 0.371, SLG: 0.593 (1, 9)		K			G6-3			1B	F9	4	0	1	0	0	1	0											
Brad Fullmer, L OBP: 0.322, SLG: 0.450 (1, 3)		K			G3		F7			3	0	0	0	0	1	1											
Anthony Telford, R (8, 1)										0	0	0	0	0	0	0											
Jeremy Powell, R (9, 1)										0	0	0	0	0	0	0											
Chris Widger, R OBP: 0.277, SLG: 0.359 (1, 2)		K2-3			K			G6-3		3	0	0	0	0	2	0											
Shane Andrews, R OBP: 0.300, SLG: 0.436 (1, 5)			F9			K		F8		3	0	0	0	0	1	0											
Orlando Cabrera, R OBP: 0.304, SLG: 0.400 (1, 6)			G6-3			HR		1B BB		2	1	1	1	1	0	0											
Dustin Hermanson, R OBP: 0.294, SLG: 0.146 (1, 1)			G5-3			K				2	0	0	0	0	1	0											
Ryan McGuire, L OBP: 0.307, SLG: 0.262 (8, 3)								1B		1	0	1	0	0	0	0											
Inning Stats	R: 0 H: 0 E: 0 K: 1 S: 7	H: 0 LOB: 0 BB: 0 P: 9	R: 0 H: 0 E: 0 K: 3 S: 11	H: 0 LOB: 0 BB: 0 P: 15	R: 0 H: 0 E: 0 K: 0 S: 6	H: 0 LOB: 0 BB: 0 P: 7	R: 0 H: 0 E: 0 K: 1 S: 8	H: 0 LOB: 0 BB: 0 P: 11	R: 0 H: 0 E: 0 K: 1 S: 6	H: 0 LOB: 0 BB: 0 P: 8	R: 1 H: 1 E: 0 K: 2 S: 9	H: 1 LOB: 0 BB: 0 P: 13	R: 0 H: 1 E: 0 K: 0 S: 5	H: 1 LOB: 1 BB: 0 P: 9	R: 0 H: 1 E: 0 K: 1 S: 12	H: 1 LOB: 2 BB: 1 P: 22	R: 0 H: 0 E: 0 K: 0 S: 6	H: 0 LOB: 0 BB: 0 P: 9	1B: 2 2B: 0 3B: 0 HR: 1	SF: 0 SAC: 0 DP: 0 HBP: 0	WP: 0 PB: 0 SB: 0 CS: 0	PA: 31					
PITCHER	IP	WLS	BF	H	R	ER	SO	BB	IBB	HBP	BLK	WP	HR	S	P	ERA	WHIP										
Pete Harnisch, R ERA: 3.24 (1, 1)	9.0	W	31	3	1	1	9	1	0	0	0	0	1	70	103	1.00	0.444										

Cincinnati Reds @ Montreal Expos
Olympic Stadium, Montreal, QB
Mon Aug 24 1998, 7:05 PM EDT
Att: 7,537 - Cloudy - 80 F

AB	30
R	1
H	3
RBI	1
BB	1
SO	9
LOB	3



Batter	1	2	3	4	5	6	7	8	9	AB	R	H	RBI	BB	SO	LOB	TOP								
Lance Johnson, L OBP: 0.301, SLG: 0.271	G6-3		F7				FC4-6		E	4	1	1	0	1	0	1									
Mickey Morandini, L OBP: 0.359, SLG: 0.406	K		F7				K		F7	4	0	0	0	0	2	3									
Sammy Sosa, R OBP: 0.380, SLG: 0.650	K		HR				K		L5	5	1	1	1	0	3	5									
Mark Grace, L OBP: 0.410, SLG: 0.476		1B 2B	L6				SF9		F8	5	3	3	1	0	0	0									
Brant Brown, L OBP: 0.361, SLG: 0.518		1B 2B				P5	G3-1		1B	3	2	1	0	2	0	1									
Gary Gaetti, R OBP: 0.351, SLG: 0.464 Rod Beck, R		G4-3 SH1-3				K	SF9		F9	4	1	2	4	0	1	1									
Tyler Houston, L OBP: 0.293, SLG: 0.406		G4-3				F9			1B	4	0	2	1	1	0	1									
Manny Alexander, R OBP: 0.287, SLG: 0.347		SH1-3				K	P3		L5	4	0	0	1	0	1	5									
34 Kerry Wood, R OBP: 0.132, SLG: 0.173 José Hernández, R OBP: 0.328, SLG: 0.492		K				K			FC4-6	2	0	0	0	1	2	0									
									1B	1	1	1	0	0	0	0									
Inning Stats	R: 0 E: 0 K: 2 S: 8	H: 0 LOB: 0 BB: 0 P: 10	R: 3 E: 0 K: 1 S: 10	H: 3 LOB: 0 BB: 0 P: 15	R: 1 E: 0 K: 0 S: 11	H: 1 LOB: 0 BB: 0 P: 18	R: 0 E: 0 K: 1 S: 5	H: 0 LOB: 0 BB: 0 P: 6	R: 0 E: 1 K: 3 S: 16	H: 1 LOB: 2 BB: 0 P: 28	R: 1 E: 0 K: 0 S: 11	H: 1 LOB: 1 BB: 1 P: 19	R: 0 E: 0 K: 2 S: 8	H: 0 LOB: 1 BB: 1 P: 18	R: 0 E: 0 K: 0 S: 7	H: 1 LOB: 2 BB: 1 P: 14	R: 4 E: 1 K: 0 S: 16	H: 4 LOB: 2 BB: 2 P: 34	1B: 6 2B: 4 3B: 0 HR: 1	SF: 1 SAC: 1 DP: 0 HBP: 1	WP: 0 PB: 0 SB: 1 CS: 0	PA: 44			
PITCHER	IP	WLS	BF	H	R	ER	SO	BB	IBB	HBP	BLK	WP	HR	S	P	ERA	WHIP								
Brett Tomko, R ERA: 4.79	5.0	L	21	5	4	4	7	0	0	1	0	0	1	50	77	7.20	1.000								
Mike Remlinger, L ERA: 4.59	2.2		13	2	1	1	2	3	0	0	0	0	0	25	49	3.38	1.875								
Danny Graves, R ERA: 3.8	1.1		10	4	4	4	0	2	0	0	0	0	0	17	36	27.00	4.500								

Chicago Cubs @ Cincinnati Reds
Cinergy Field, Cincinnati, OH
Wed Aug 26 1998, 3:33 AM EDT
Att: 20,315 - Sunny - 80 F

AB	36
R	9
H	11
RBI	8
BB	5
SO	9
LOB	17



Batter	1	2	3	4	5	6	7	8	9	AB	R	H	RBI	BB	SO	LOB	BOTTOM								
Reggie Sanders, R OBP: 0.347, SLG: 0.447	1B BB		K					K		3	0	0	0	1	3	1									
Barry Larkin, R OBP: 0.380, SLG: 0.474	1-2 1-2		L8					K		3	0	1	0	1	1	1									
Sean Casey, L OBP: 0.360, SLG: 0.384	P5		G4-3					K		4	0	0	0	0	2	3									
Dmitri Young, S OBP: 0.350, SLG: 0.471	K						F8		F8	4	0	0	0	0	2	2									
Eddie Taubensee, L OBP: 0.362, SLG: 0.426	K						F7		F7	3	0	0	0	1	2	2									
Bret Boone, R OBP: 0.333, SLG: 0.438			K				K		K	4	0	1	0	0	3	0									
Roberto Pelagine, L OBP: 0.369, SLG: 0.231			K						P5	3	1	0	0	1	2	2									
Aaron Boone, R OBP: 0.330, SLG: 0.400 Danny Graves, R									K	3	1	1	1	0	2	1									
Eduardo Perez, R OBP: 0.314, SLG: 0.313			HR						K	1	0	0	0	0	1	2									
Brett Tomko, R OBP: 0.161, SLG: 0.151 Melvin Nieves, S OBP: 0.400, SLG: 0.367 Mike Remlinger, L OBP: 0.156, SLG: 0.140 Chris Stynes, R OBP: 0.328, SLG: 0.356			P4						E8	1	0	0	0	0	0	0									
									1B	1	0	1	0	0	0	0									
										0	0	0	0	0	0	0									
										1	0	0	0	0	0	0									
Inning Stats	R: 0 E: 0 K: 2 S: 14	H: 1 LOB: 2 BB: 1 P: 25	R: 1 E: 0 K: 2 S: 9	H: 1 LOB: 0 BB: 0 P: 12	R: 0 E: 0 K: 1 S: 9	H: 0 LOB: 0 BB: 0 P: 16	R: 0 E: 0 K: 2 S: 10	H: 0 LOB: 0 BB: 0 P: 14	R: 1 E: 1 K: 3 S: 16	H: 1 LOB: 1 BB: 1 P: 24	R: 0 E: 0 K: 1 S: 7	H: 0 LOB: 0 BB: 0 P: 9	R: 0 E: 0 K: 3 S: 9	H: 0 LOB: 0 BB: 0 P: 14	R: 0 E: 0 K: 2 S: 11	H: 0 LOB: 1 BB: 1 P: 19	R: 0 E: 0 K: 2 S: 16	H: 1 LOB: 2 BB: 1 P: 24	1B: 2 2B: 1 3B: 0 HR: 1	SF: 0 SAC: 0 DP: 0 HBP: 0	WP: 0 PB: 0 SB: 0 CS: 0	PA: 35			
PITCHER	IP	WLS	BF	H	R	ER	SO	BB	IBB	HBP	BLK	WP	HR	S	P	ERA	WHIP								
34 Kerry Wood, R ERA: 3.36	8.0	W	30	3	2	1	16	3	0	0	0	0	1	85	133	1.12	0.750								
Rod Beck, R ERA: 3.3	1.0		5	1	0	0	2	1	0	0	0	0	0	16	24	0.00	2.000								

Chicago Cubs @ Cincinnati Reds
Cinergy Field, Cincinnati, OH
Wed Aug 26 1998, 3:33 AM EDT
Att: 20,315 - Sunny - 80 F

AB	31
R	2
H	4
RBI	1
BB	4
SO	18
LOB	14



Batter	1	2	3	4	5	6	7	8	9	AB	R	H	RBI	BB	SO	LOB	TOP							
Todd Dunwoody, L (1, 8) OBP: 0.276, SLG: 0.360	1-1 G1-3		1-0 1B	2-2 L6			3-3 K			4	1	1	0	0	1	3	Florida Marlins @ Cincinnati Reds Cinergy Field, Cincinnati, OH Thu Aug 27 1998, 7:05 PM EDT Att: 14,383 - Unknown - 83 F							
Alex Gonzalez, R (1, 6) OBP: 0.077, SLG: 0.308	0-3 K		0-0 G6-3	1-3 K			1-0 G6-3			4	0	0	0	0	2	4								
Mark Kotsay, L (1, 9) OBP: 0.313, SLG: 0.386	3-2 G6-3		1-0 FC6-4 2H 1B		1-0 F8			2-1 G6-3		4	0	1	1	0	0	0								
Derrek Lee, R (1, 3) OBP: 0.324, SLG: 0.443		2-0 HR	0-0 FC6-4 1-2		2-2 L5			2-1 F8		4	1	1	1	0	0	1								
Cliff Floyd, L (1, 7) OBP: 0.334, SLG: 0.473 John Wehner, R (8, PH) OBP: 0.276, SLG: 0.254		4-1 FC1-6 BB		3-2 G3	1-0 F7			0-2 K		2	0	0	0	1	0	0								
Kevin Orie, R (1, 5) OBP: 0.273, SLG: 0.316	0-2 FC1-6 G1-3 1-2			1-0 PB E 2B		2-2 G5-3			1-1 G5-3	4	1	1	0	0	0	1								
Gregg Zaun, S (1, 2) OBP: 0.288, SLG: 0.305	3-2 G1-3			4-2 1B PB BB		2-2 F7			1-2 G5-3	3	0	0	0	1	0	1								
Luis Castillo, S (1, 4) OBP: 0.279, SLG: 0.230	3-1 G1-3			2-2 E5 1B 2H		1-1 L5			0-0 G6-3	4	0	0	0	0	0	2								
Livan Hernandez, R (1, 1) OBP: 0.236, SLG: 0.239 Ryan Larkin, L (4, PH) OBP: 0.306, SLG: 0.392 Brian Edmondson, R (4, 1) OBP: 0.315, SLG: 0.265 John Cangelosi, S (7, PH) OBP: 0.197, SLG: 0.138 Andy Larkin, R (7, 1) OBP: 0.197, SLG: 0.138 Donn Pall, R (7, 1)		2-0 F9		0-2 1B			0-1 G5-3			1	0	0	0	0	0	0								
Inning Stats	R: 0 E: 0 K: 1 S: 8	H: 0 LOB: 0 BB: 0 P: 12	R: 1 E: 0 K: 0 S: 13	H: 1 LOB: 1 BB: 1 P: 25	R: 1 E: 0 K: 0 S: 5	H: 2 LOB: 1 BB: 0 P: 9	R: 1 E: 1 K: 1 S: 18	H: 2 LOB: 3 BB: 1 P: 31	R: 0 E: 0 K: 0 S: 6	H: 0 LOB: 0 BB: 0 P: 10	R: 0 E: 0 K: 0 S: 9	H: 0 LOB: 0 BB: 0 P: 14	R: 0 E: 0 K: 1 S: 8	H: 0 LOB: 0 BB: 0 P: 12	R: 0 E: 0 K: 1 S: 7	H: 0 LOB: 0 BB: 0 P: 11		R: 0 E: 0 K: 0 S: 6	H: 0 LOB: 0 BB: 0 P: 8	1B: 2 2B: 2 3B: 0 HR: 1	SF: 0 SAC: 0 DP: 0 HBP: 0	WP: 0 PB: 1 SB: 0 CS: 0	PA: 35	
PITCHER	IP WLS BF H R ER SO BB IBB HBP BLK WP HR S P ERA WHIP	7.0 W 29 5 3 3 3 2 0 0 0 0 1 67 113 3.86 1.000	1.0 3 0 0 0 1 0 0 0 0 0 0 0 7 11 0.00 0.000	1.0 3 0 0 0 0 0 0 0 0 0 0 0 6 8 0.00 0.000																				

Batter	1	2	3	4	5	6	7	8	9	AB	R	H	RBI	BB	SO	LOB	BOTTOM						
Reggie Sanders, R (1, 9) OBP: 0.347, SLG: 0.443	4-1 FC6 1B BB	4-2 2B BB	0-0 P5		1-3 K		2-0 SH3-4	0-0 E4		3	1	0	0	2	1	2	Florida Marlins @ Cincinnati Reds Cinergy Field, Cincinnati, OH Thu Aug 27 1998, 7:05 PM EDT Att: 14,383 - Unknown - 83 F						
Barry Larkin, R (1, 6) OBP: 0.380, SLG: 0.479 Chris Stynes, R (8, 6) OBP: 0.327, SLG: 0.355	3-2 FC6 1B 1-2	1-1 L4	1-1 BB 1B		2-0 HR		0-0 G4-3	0-0 F9		5	1	2	1	0	0	6							
Sean Casey, L (1, 3) OBP: 0.399, SLG: 0.395 Gabe White, L (8, 1) OBP: 0.250, SLG: 0.250 Melvin Nieves, S (8, PH) OBP: 0.397, SLG: 0.364 Rick Krivda, R (9, 1)	1-0 1B	2-2 BB 2B	4-0 BB		0-0 G4-3		3-2 BB 1B	2-3 K		4	1	3	5	1	0	0							
Dmitri Young, S (1, 7) OBP: 0.350, SLG: 0.466	3-3 K	4-1 BB BB	0-0 L9		0-0 G3-1		4-2 1B HR BB	3-2 F7		4	1	0	0	2	1	7							
Eddie Taubensee, L (1, 2) OBP: 0.367, SLG: 0.428	4-2 BB	4-2 BB			2-2 G3-1		2-2 FC5-4 1B	1-3 HR 1B		3	1	2	1	2	0	0							
Bret Boone, R (1, 4) OBP: 0.334, SLG: 0.450	0-1 G1-3	3-3 K			2-2 HR		1-1 FC5-4	2-0 HR		5	2	2	4	0	1	7							
Aaron Boone, R (1, 5) OBP: 0.343, SLG: 0.415		2-1 SH5-4 1B 2B	0-0 1B 2B		1-2 G5-3		0-0 G5-3	4-2 HBP		4	2	2	0	0	0	1							
Pat Watkins, R (1, 8) OBP: 0.296, SLG: 0.366		1-2 1B	1-0 G5-3		2-2 G6-3			1-2 F9		5	0	2	0	0	0	2							
Steve Parris, R (1, 1) OBP: 0.158, SLG: 0.158 Roberto Petagine, L (7, PH) OBP: 0.450, SLG: 0.296	2 SAFE SH5-4	1-1 1B	2-1 BB 1B		1-3 K		4-2 1B SH3-4 BB	1-1 F9 E 1B		2	0	1	1	0	1	0							
Inning Stats	R: 0 E: 0 K: 1 S: 18	H: 1 LOB: 3 BB: 2 P: 33	R: 3 E: 0 K: 1 S: 24	H: 3 LOB: 3 BB: 3 P: 45	R: 1 E: 0 K: 0 S: 8	H: 3 LOB: 3 BB: 1 P: 16	R: 1 E: 0 K: 0 S: 12	H: 1 LOB: 0 BB: 0 P: 19	R: 1 E: 0 K: 2 S: 8	H: 1 LOB: 0 BB: 0 P: 12	R: 0 E: 0 K: 0 S: 8	H: 1 LOB: 0 BB: 0 P: 11	R: 6 E: 0 K: 0 S: 19	H: 4 LOB: 1 BB: 2 P: 42	R: 0 E: 1 K: 1 S: 11	H: 1 LOB: 2 BB: 0 P: 17		1B: 10 2B: 2 3B: 0 HR: 3	SF: 0 SAC: 2 DP: 0 HBP: 1	WP: 0 PB: 0 SB: 1 CS: 0	PA: 49		
PITCHER	IP WLS BF H R ER SO BB IBB HBP BLK WP HR S P ERA WHIP	3.0 L 12 3 2 2 2 0 0 0 0 0 2 28 42 6.00 1.000	3.0 3 2 2 2 0 0 0 0 0 0 0 2 28 42 6.00 1.000	0.2 9 4 6 6 0 2 0 1 0 0 1 18 40 81.00 9.000	1.1 6 1 0 0 1 0 0 0 0 0 0 0 12 19 0.00 0.750																		



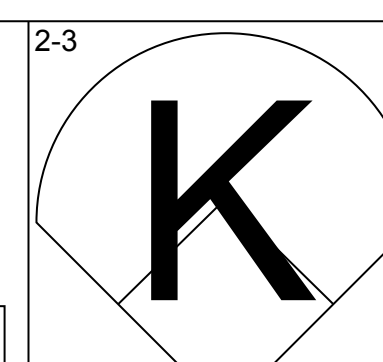
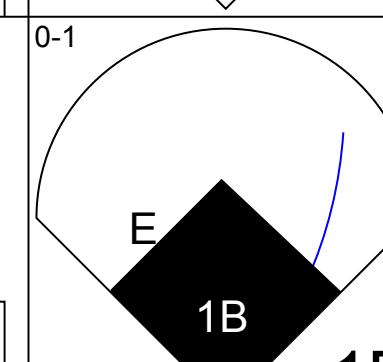
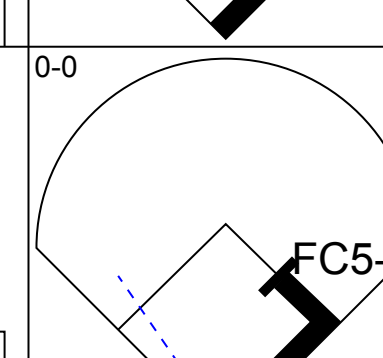
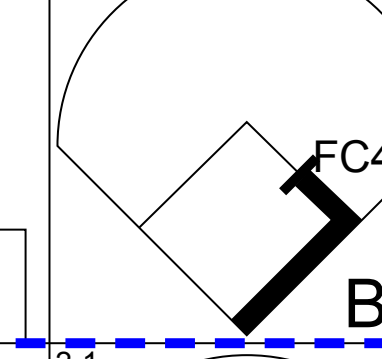
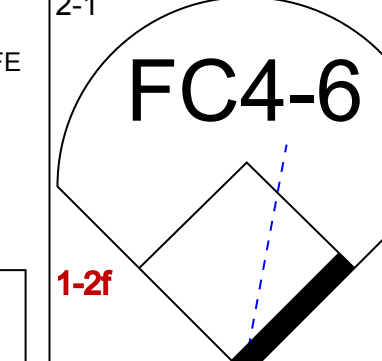
Batter	1	2	3	4	5	6	7	8	9	AB	R	H	RBI	BB	SO	LOB	TOP										
Todd Dunwoody, L OBP: 0.283, SLG: 0.373 (1, 8)	L3			G4-3	2B		2B		FC6	5	0	2	2	0	0	1	Florida Marlins @ Cincinnati Reds Cinergy Field, Cincinnati, OH Sat Aug 29 1998, 7:05 PM EDT Att: 22,445 - Unknown - 82 F										
Alex Gonzalez, R OBP: 0.182, SLG: 0.455 (1, 6)	K			F9	K		K			4	0	0	0	0	3	4											
Mark Kotsay, L OBP: 0.310, SLG: 0.380 (1, 9)	G3			F8		F8	F7			4	0	0	0	0	0	2											
Cliff Floyd, L OBP: 0.332, SLG: 0.471 (1, 7)		K			2B	1B	F7		G6-3	4	1	1	0	0	1	0											
Kevin Orie, R OBP: 0.278, SLG: 0.323 (1, 5)	G5-3			F9	1B	2B	G4-3		F8	4	1	1	1	0	0	0											
Ryan Jackson, L OBP: 0.306, SLG: 0.365 (1, 3)	G3-1				K			HR	G3	4	1	1	1	0	1	1											
Randy Knorr, R OBP: 0.250, SLG: 0.467 John Cangelosi, S OBP: 0.343, SLG: 0.293 (9, PH)			K		F9				G6-3	3	0	0	0	0	1	1											
Dave Berg, R OBP: 0.365, SLG: 0.382 (1, 4)				G5-6-4	1B	2B	1B		G5-3	4	2	3	1	0	0	0											
Brian Meadows, R OBP: 0.220, SLG: 0.156 Brian Edmondson, R (7, 1) Vic Darenborg, L (7, 1) Gregg Zaun, S OBP: 0.291, SLG: 0.308 (9, PH)			G5-6-4		2B	1B	2B	BB	1B	2	0	1	0	1	0	1											
Inning Stats	R: 0 E: 0 K: 1 S: 9	H: 0 LOB: 0 BB: 0 P: 11	R: 0 E: 0 K: 1 S: 9	H: 0 LOB: 0 BB: 0 P: 13	R: 0 E: 0 K: 1 S: 9	H: 1 LOB: 0 BB: 0 P: 12	R: 0 E: 0 K: 0 S: 9	H: 0 LOB: 0 BB: 0 P: 14	R: 3 E: 0 K: 2 S: 18	H: 5 LOB: 2 BB: 0 P: 23	R: 0 E: 0 K: 0 S: 5	H: 0 LOB: 0 BB: 0 P: 6	R: 2 E: 0 K: 1 S: 12	H: 3 LOB: 2 BB: 1 P: 23	R: 0 E: 0 K: 0 S: 8	H: 0 LOB: 0 BB: 0 P: 12		R: 0 E: 0 K: 0 S: 9	H: 1 LOB: 1 BB: 0 P: 12	1B: 6 2B: 3 3B: 0 HR: 1	SF: 0 SAC: 0 DP: 1 HBP: 0	WP: 0 PB: 0 SB: 0 CS: 0	PA: 37				
PITCHER	IP	WLS	BF	H	R	ER	SO	BB	IBB	HBP	BLK	WP	HR	S	P	ERA	WHIP										
Pete Harnisch, R ERA: 3.38 Mike Remlinger, L ERA: 4.54 Danny Graves, R ERA: 3.68	6.1		27	8	5	5	5	1	0	0	0	0	1	65	93	7.11	1.421										
Reggie Sanders, R OBP: 0.348, SLG: 0.443 (1, 9)	F8				G6-3	2B	1B													5	2	2	2	0	0	1	
Barry Larkin, R OBP: 0.383, SLG: 0.485 (1, 6)	1B	S	1B							G1-3										4	1	3	2	0	0	0	
Sean Casey, L OBP: 0.369, SLG: 0.395 Danny Graves, R (8, 1)	F7				F8					G5-3										4	0	1	0	0	0	2	
Dmitri Young, S OBP: 0.353, SLG: 0.467 (1, 7)	FC6-4				G4-1					G6-4-3										3	0	1	0	1	0	1	
Jeffrey Hammonds, R OBP: 0.375, SLG: 0.435 (1, 8)	FC6-4					2B	2B			K										3	1	1	1	0	1	2	
Bret Boone, R OBP: 0.336, SLG: 0.457 (1, 4)		G5-3			G4-3	1B	2B			G5-3										3	1	1	1	1	0	0	
Eddie Taubensee, L OBP: 0.366, SLG: 0.428 (1, 2)					G4-3					L9										4	0	1	0	0	0	3	
Aaron Boone, R OBP: 0.345, SLG: 0.422 (1, 5)		L9																		4	1	2	1	0	0	1	
Pete Harnisch, S OBP: 0.121, SLG: 0.105 Mike Remlinger, L OBP: 0.156, SLG: 0.140 Roberto Petagine, L OBP: 0.455, SLG: 0.313 (8, 3)					K2-3					SH3-4										1	0	0	0	0	1	1	
Inning Stats	R: 0 E: 0 K: 0 S: 12	H: 2 LOB: 2 BB: 0 P: 22	R: 0 E: 0 K: 1 S: 14	H: 1 LOB: 1 BB: 0 P: 23	R: 1 E: 0 K: 0 S: 5	H: 2 LOB: 0 BB: 0 P: 9	R: 2 E: 0 K: 0 S: 13	H: 3 LOB: 1 BB: 0 P: 20	R: 0 E: 0 K: 1 S: 7	H: 0 LOB: 0 BB: 0 P: 8	R: 4 E: 0 K: 0 S: 15	H: 4 LOB: 2 BB: 2 P: 28	R: 0 E: 0 K: 0 S: 5	H: 0 LOB: 0 BB: 0 P: 8	R: 0 E: 0 K: 0 S: 9	H: 0 LOB: 0 BB: 0 P: 12	1B: 7 2B: 5 3B: 1 HR: 0	SF: 1 SAC: 1 DP: 1 HBP: 0	WP: 0 PB: 0 SB: 1 CS: 0	PA: 37							
PITCHER	IP	WLS	BF	H	R	ER	SO	BB	IBB	HBP	BLK	WP	HR	S	P	ERA	WHIP										
Brian Meadows, R ERA: 4.81 Brian Edmondson, R ERA: 3.95 Vic Darenborg, L ERA: 3.77	6.0	L	28	12	6	6	2	0	0	0	0	0	0	4	7	∞	∞										
	2.0		8	0	1	1	0	2	0	0	0	0	0	12	23	4.50	1.000										
PITCHER	IP	WLS	BF	H	R	ER	SO	BB	IBB	HBP	BLK	WP	HR	S	P	ERA	WHIP										

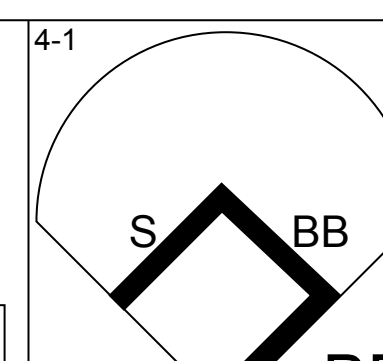
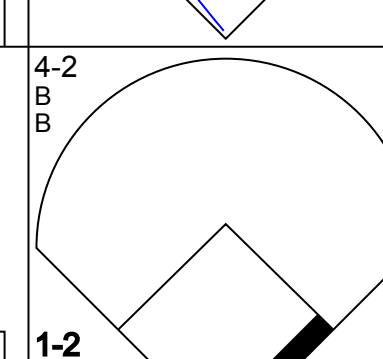
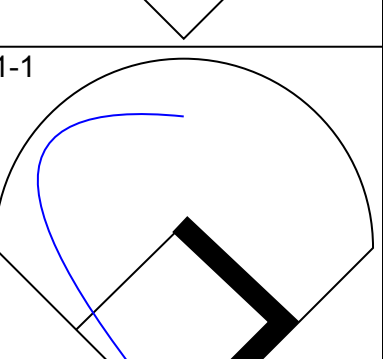
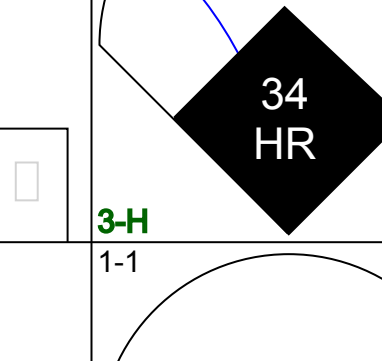
AB	36
R	5
H	10
RBI	5
BB	1
SO	6
LOB	10



AB	33
R	7
H	13
RBI	7
BB	2
SO	2
LOB	11



Batter	1	2	3	4	5	6	7	8	9	AB	R	H	RBI	BB	SO	LOB	TOP		
Reggie Sanders, R OBP: 0.347, SLG: 0.437 (1, 9)			G6-3				G6-3		K	5	0	0	0	0	3	0	Cincinnati Reds @ Chicago Cubs Wrigley Field, Chicago, IL Mon Aug 31 1998, 7:05 PM CDT Att: 36,700 - Unknown - 73 F		
Barry Larkin, R OBP: 0.386, SLG: 0.492 (1, 6)			HR			L8	E6			4	2	2	0	0	0	0			
Roberto Petagine, L OBP: 0.481, SLG: 0.350 (1, 3)	E8		HR				F7			3	1	1	0	1	0	2			
Dmitri Young, S OBP: 0.359, SLG: 0.477 (1, 7)			HR					G5-3		4	1	2	4	0	1	1			
Jeffrey Hammonds, R OBP: 0.379, SLG: 0.443 (1, 8)	F9		K			G4-3 WP		K		4	0	1	0	0	2	2			
Bret Boone, R OBP: 0.338, SLG: 0.464 (1, 4)	FC5-4		G5-3			K				3	0	0	0	1	1	3			
Eddie Taubensee, L OBP: 0.360, SLG: 0.428 (1, 2)		K				G4-3				4	0	0	0	0	1	2			
Aaron Boone, R OBP: 0.331, SLG: 0.394 (1, 5)		G2-3				K		G3		3	0	0	0	0	2	1			
Mike Remlinger, L OBP: 0.156, SLG: 0.140 26 John Hudek, S (6, 1)						K				0	0	0	0	0	0	0			
Melvin Nieves, S OBP: 0.388, SLG: 0.354 (9, PH)										1	0	0	0	0	0	0			
Brett Tomko, R OBP: 0.155, SLG: 0.145 Chris Stynes, R OBP: 0.326, SLG: 0.353 (6, 5)		K					L9		G5-3	2	0	0	0	0	2	0			
										2	0	0	0	0	0	0			
Inning Stats	R: 1 H: 2 E: 1 K: 1 S: 13	H: 2 R: 0 ER: 0 LOB: 2 BB: 0 P: 20	R: 0 H: 0 E: 0 K: 2 S: 9	H: 0 R: 0 ER: 0 LOB: 0 BB: 0 P: 13	R: 3 H: 2 E: 0 K: 1 S: 16	H: 2 R: 0 ER: 0 LOB: 0 BB: 1 P: 28	R: 0 H: 0 E: 0 K: 2 S: 9	H: 0 R: 0 ER: 0 LOB: 0 BB: 0 P: 13	R: 0 H: 1 E: 0 K: 2 S: 16	H: 1 R: 0 ER: 0 LOB: 1 BB: 0 P: 24	R: 0 H: 0 E: 1 K: 0 S: 6	H: 0 R: 0 ER: 0 LOB: 0 BB: 0 P: 6	R: 0 H: 0 E: 0 K: 1 S: 8	H: 0 R: 0 ER: 0 LOB: 1 BB: 1 P: 18	R: 0 H: 0 E: 0 K: 1 S: 7	H: 0 R: 0 ER: 0 LOB: 0 BB: 0 P: 11	1B: 5 RBI: 0 2B: 0 3B: 0 HR: 1	SF: 0 SAC: 0 DP: 0 HBP: 0	WP: 1 PA: 37 PB: 0 SB: 0 CS: 0
PITCHER	IP WLS BF H R ER SO BB IBB HBP BLK WP HR S P ERA WHIP	IP WLS BF H R ER SO BB IBB HBP BLK WP HR S P ERA WHIP																	
34 Kerry Wood, R ERA: 3.4 (1, 1)	6.0 W 26 6 4 3 10 1 0 0 0 0 1 1 76 116 4.50 1.167																		
Matt Karchner, R ERA: 5.4 (7, 1)	1.2 7 0 0 0 1 1 0 0 0 0 0 0 12 20 0.00 0.600																		
Terry Mulholland, L ERA: 2.65 (8, 1)	0.1 1 0 0 0 0 0 0 0 0 0 0 0 2 4 0.00 0.000																		
Rod Beck, R ERA: 3.17 (9, 1)	1.0 S 3 0 0 0 1 0 0 0 0 0 0 0 7 11 0.00 0.000																		

Batter	1	2	3	4	5	6	7	8	9	AB	R	H	RBI	BB	SO	LOB	BOTTOM		
Lance Johnson, L OBP: 0.302, SLG: 0.273 (1, 8)			HR			G4-3				3	1	1	0	1	1	2	Cincinnati Reds @ Chicago Cubs Wrigley Field, Chicago, IL Mon Aug 31 1998, 7:05 PM CDT Att: 36,700 - Unknown - 73 F		
Mickey Morandini, L OBP: 0.366, SLG: 0.401 (1, 4)	K		F7			F7		G6-3		4	0	0	0	0	1	2			
Sammy Sosa, R OBP: 0.381, SLG: 0.654 (1, 9)	F9		HR			K		K		4	1	1	2	0	2	1			
Mark Grace, L OBP: 0.410, SLG: 0.477 (1, 3)			G4-3					F9		3	0	1	0	1	0	0			
Brant Brown, L OBP: 0.359, SLG: 0.520 (1, 7)	K					G1-3		K		4	0	0	0	0	2	3			
José Hernández, R OBP: 0.332, SLG: 0.518 (1, 6)		F9				G6-3		K		4	1	1	0	0	2	0			
Tyler Houston, L OBP: 0.284, SLG: 0.386 (1, 2)		L1-3				G6-3		K		3	0	0	0	1	1	1			
Gary Gaetti, R OBP: 0.347, SLG: 0.465 (1, 5)	F7					E7				4	1	1	0	0	0	1			
34 Kerry Wood, R OBP: 0.145, SLG: 0.241 Sandy Martínez, L OBP: 0.353, SLG: 0.391 Matt Karchner, R (7, 1)			K							2	1	1	2	0	1	0			
Terry Mulholland, R OBP: 0.375, SLG: 0.286 Rod Beck, R (9, 1)										0	0	0	0	0	0	0			
										0	0	0	0	0	0	0			
										0	0	0	0	0	0	0			
Inning Stats	R: 0 H: 0 E: 0 K: 2 S: 16	H: 0 R: 0 ER: 0 LOB: 0 BB: 2 P: 29	R: 0 H: 0 E: 0 K: 0 S: 6	H: 0 R: 0 ER: 0 LOB: 0 BB: 0 P: 13	R: 2 H: 2 E: 1 K: 1 S: 17	H: 2 R: 0 ER: 0 LOB: 0 BB: 0 P: 22	R: 3 H: 2 E: 1 K: 1 S: 15	H: 2 R: 0 ER: 0 LOB: 1 BB: 0 P: 20	R: 0 H: 1 E: 0 K: 2 S: 11	H: 1 R: 0 ER: 0 LOB: 2 BB: 1 P: 19	R: 0 H: 0 E: 0 K: 1 S: 6	H: 0 R: 0 ER: 0 LOB: 0 BB: 0 P: 9	R: 0 H: 0 E: 0 K: 1 S: 5	H: 0 R: 0 ER: 0 LOB: 1 BB: 1 P: 14	R: 0 H: 0 E: 0 K: 1 S: 5	H: 0 R: 0 ER: 0 LOB: 0 BB: 0 P: 14	1B: 1 RBI: 0 2B: 3 3B: 0 HR: 2	SF: 0 SAC: 0 DP: 0 HBP: 0	WP: 0 PA: 35 PB: 0 SB: 1 CS: 0
PITCHER	IP WLS BF H R ER SO BB IBB HBP BLK WP HR S P ERA WHIP	IP WLS BF H R ER SO BB IBB HBP BLK WP HR S P ERA WHIP																	
Brett Tomko, R ERA: 4.74 (1, 1)	5.2 L 27 6 5 2 8 3 0 0 0 0 0 0 2 72 116 3.18 1.588																		
Mike Remlinger, L ERA: 4.57 (6, 1)	2.0 7 0 0 0 2 1 0 0 0 0 0 0 12 25 0.00 0.500																		
26 John Hudek, R ERA: 2.26 (8, 1)	0.1 1 0 0 0 0 0 0 0 0 0 0 0 1 2 0.00 0.000																		

Batter	1	2	3	4	5	6	7	8	9	AB	R	H	RBI	BB	SO	LOB	TOP								
Reggie Sanders, R OBP: 0.344, SLG: 0.431 Gabe White, L OBP: 0.250, SLG: 0.250	(1, 9) 2-3 K		(2) 2-3 K			(1) 3-3 K	(2) 2-1 1B		(2) 1-0 G6-3	5	0	1	1	0	3	2									
Barry Larkin, R OBP: 0.388, SLG: 0.496	(1, 6) 3-2 G4-3		(3) 0-1 L8			(2) 1-0 F8	(2) 2-0 1B		(2) 1-2 1B	4	0	1	0	0	0	1									
Sean Casey, L OBP: 0.368, SLG: 0.391 Scott Sullivan, R OBP: 0.091, SLG: 0.091 Pat Watkins, R OBP: 0.294, SLG: 0.364	(1, 3) 4-2 BB			(1) 1-0 F7		(2) 2-1 E8	(3) 1-2 L7			3	1	1	0	1	0	2									
Dmitri Young, S OBP: 0.358, SLG: 0.482	(1, 7) 1-3 K			(2) 1-0 P6		(3) 3-1 HR		(2) 2-0 F8 SH1-4		4	1	2	2	0	1	1									
Jeffrey Hammonds, R OBP: 0.385, SLG: 0.444		(1) 2-3 K		(3) 2-2 G5-3		(2) 0-0 HR		(1) 1-0 SH1-4		3	0	1	0	0	1	0									
Eddie Taubensee, L OBP: 0.357, SLG: 0.428	(1, 2) 2-0 F7				(1) 0-0 G3	(3) 1-1 G4-3		(2) 0-0 F8		4	0	0	0	0	0	2									
Bret Boone, R OBP: 0.333, SLG: 0.454	(1, 4) 3-1 G1-3				(2) 2-3 K		(3) 4-2 G4-3 SH1-4	(3) 0-1 L9		3	1	0	0	1	1	1									
Aaron Boone, R OBP: 0.346, SLG: 0.412			(3) 3-2 SH1-4		(2) 0-1 1B		(1) 0-0 SH1-4		(1) 0-0 L7	3	0	2	0	0	0	0									
Pete Hamisch, S OBP: 0.119, SLG: 0.103 Roberto Petagine, L OBP: 0.441, SLG: 0.444	(1, 1) 2-1 SH1-4		(1) 2-1 SH1-4		(3) 1-3 K		(2) 2-2 G4-3		(2) 0-0 G6-3	1	0	0	0	0	1	1									
	(7, 3) 1-2 1B						(3) 2-3 1B			2	0	1	0	0	0	1									
Inning Stats	R: 0 E: 0 K: 2 S: 15	H: 0 LOB: 1 BB: 1 P: 25	R: 0 E: 0 K: 1 S: 6	H: 0 LOB: 0 BB: 0 P: 13	R: 0 E: 0 K: 1 S: 12	H: 1 LOB: 1 BB: 0 P: 18	R: 0 E: 0 K: 0 S: 5	H: 0 LOB: 0 BB: 0 P: 9	R: 0 E: 0 K: 2 S: 9	H: 1 LOB: 1 BB: 0 P: 12	R: 2 E: 1 K: 1 S: 13	H: 3 LOB: 1 BB: 1 P: 23	R: 1 E: 0 K: 0 S: 12	H: 2 LOB: 2 BB: 1 P: 23	R: 0 E: 0 K: 0 S: 5	H: 1 LOB: 1 BB: 0 P: 8	R: 0 E: 0 K: 0 S: 3	H: 1 LOB: 0 BB: 0 P: 4	1B: 8 2B: 0 3B: 0 HR: 1	SF: 0 SAC: 3 DP: 1 HBP: 0	WP: 0 PB: 0 SB: 0 CS: 0	PA: 37			
PITCHER	IP	WLS	BF	H	R	ER	SO	BB	IBB	HBP	BLK	WP	HR	S	P	ERA	WHIP								
Kent Bottenfield, R ERA: 4.44	(1, 1) 6.0		24	5	2	2	7	1	0	0	0	0	1	60	100	3.00	1.000								
John Frascatore, R ERA: 4.28	(7, 1) 0.2	L	5	2	1	1	0	1	0	0	0	0	0	9	19	13.50	4.500								
21 Bryan Eversgerd, L ERA: 12.46	(7, 1) 0.1		1	0	0	0	0	0	0	0	0	0	0	3	4	0.00	0.000								
Mark Petkovsek, R ERA: 4.69	(8, 1) 2.0		7	2	0	0	0	0	0	0	0	0	0	8	12	0.00	1.000								

Cincinnati Reds @ St. Louis Cardinals
 Busch Stadium, St. Louis, MO
 Fri Sep 04 1998, 7:05 PM CDT
 Att: 48,076 - Cloudy - 92 F

AB 32
 R 3
 H 9
 RBI 3
 BB 2
 SO 7
 LOB 11



Batter	1	2	3	4	5	6	7	8	9	AB	R	H	RBI	BB	SO	LOB	BOTTOM								
Delino DeShields, L OBP: 0.380, SLG: 0.432	(1, 4) 1-1 G4-3		(1) 0-1 SH1-3		(1) 0-0 FC4-5-6-4		(2) 0-1 G4-6-3			3	1	0	1	0	0	2									
Brian Jordan, R OBP: 0.388, SLG: 0.542	(1, 9) 1-0 E7		(2) 0-1 FC6-2		(2) 3-2 E BB		(2) 4-1 BB			2	0	1	0	1	0	1									
Mark McGwire, R OBP: 0.474, SLG: 0.744	(1, 3) 1-1 F9		(3) 1-3 K		(4) 0-0 E		(3) 0-3 K			3	0	0	0	1	2	3									
Ray Lankford, L OBP: 0.384, SLG: 0.514	(1, 8) 2-3 K			(1) 1-0 F7	(2) 0-0 SF8			(1) 3-3 K		3	0	0	1	0	2	1									
Ron Gant, R OBP: 0.314, SLG: 0.485		(1) 1-1 P4		(2) 3-3 K	(3) 2-2 G5-3			(2) 2-2 G6-4-3		4	0	1	0	0	1	2									
Fernando Tatis, R OBP: 0.328, SLG: 0.398	(1, 5) 2-2 G6-3			(4) 2-2 S		(1) 0-1 L8		(3) 1-2 G6-4-3		3	0	0	0	1	0	1									
Placido Polanco, R OBP: 0.317, SLG: 0.385	(1, 6) 0-0 1B			(3) 1-2 F8		(2) 0-0 F9			(1) 1-1 F8	4	0	1	0	0	0	1									
Kent Bottenfield, R ERA: 4.44 Joe McEwing, R ERA: 3.36 John Frascatore, R ERA: 4.28 21 Bryan Eversgerd, R ERA: 12.46 Mark Petkovsek, R ERA: 4.69 12 Pat Kelly, L ERA: 3.306	(1, 1) 0-3 K			(3) 0-0 2B	(3) 1-0 FC4-5-6-4		(3) 1-0 L5		(2) 0-3 K	2	1	1	0	0	1	1									
Eli Marrero, R OBP: 0.332, SLG: 0.397	(1, 2) 3-2 SH1-3		(2) 3-2 FC6-2		(2) 1-1 FC4-5-6-4		(2) 1-2 G4-6-3		(3) 2-2 F8	4	0	3	0	0	0	0									
Inning Stats	R: 0 E: 1 K: 1 S: 9	H: 1 LOB: 1 BB: 0 P: 14	R: 0 E: 0 K: 1 S: 9	H: 1 LOB: 1 BB: 0 P: 12	R: 0 E: 0 K: 1 S: 12	H: 1 LOB: 1 BB: 0 P: 16	R: 0 E: 0 K: 1 S: 12	H: 0 LOB: 1 BB: 1 P: 21	R: 2 E: 1 K: 0 S: 10	H: 2 LOB: 2 BB: 1 P: 20	R: 0 E: 0 K: 0 S: 4	H: 0 LOB: 0 BB: 0 P: 5	R: 0 E: 0 K: 1 S: 10	H: 1 LOB: 1 BB: 1 P: 15	R: 0 E: 0 K: 1 S: 12	H: 1 LOB: 0 BB: 0 P: 18	R: 0 E: 0 K: 1 S: 8	H: 0 LOB: 0 BB: 0 P: 11	1B: 5 2B: 2 3B: 0 HR: 0	SF: 1 SAC: 1 DP: 2 HBP: 1	WP: 0 PB: 0 SB: 1 CS: 0	PA: 36			
PITCHER	IP	WLS	BF	H	R	ER	SO	BB	IBB	HBP	BLK	WP	HR	S	P	ERA	WHIP								
Pete Hamisch, R ERA: 3.36	(1, 1) 6.0	W	26	5	2	2	4	2	0	0	0	0	0	56	88	3.00	1.167								
Scott Sullivan, R ERA: 5.2	(7, 1) 2.0		7	2	0	0	2	1	0	0	0	0	0	22	33	0.00	1.500								
Gabe White, L ERA: 4.48	(9, 1) 1.0	S	3	0	0	0	1	0	0	0	0	0	0	8	11	0.00	0.000								

Cincinnati Reds @ St. Louis Cardinals
 Busch Stadium, St. Louis, MO
 Fri Sep 04 1998, 7:05 PM CDT
 Att: 48,076 - Cloudy - 92 F

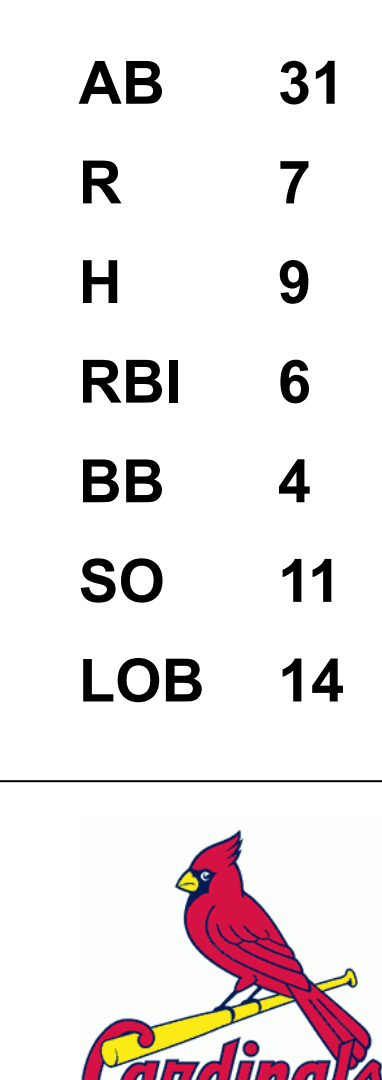
AB 30
 R 2
 H 7
 RBI 2
 BB 3
 SO 7
 LOB 12



Batter	1	2	3	4	5	6	7	8	9	AB	R	H	RBI	BB	SO	LOB	TOP		
Reggie Sanders, R OBP: 0.343, SLG: 0.429	G4-3		G1-3			L7		1-2 1B		4	0	1	0	0	0	0	Cincinnati Reds @ St. Louis Cardinals Busch Stadium, St. Louis, MO Sat Sep 05 1998, 3:33 AM CDT Att: 47,994 - Sunny - 90 F		
Barry Larkin, R OBP: 0.388, SLG: 0.497	F9				2B	G4-6-3 BB		F9		3	0	1	0	1	0	2			
Sean Casey, L OBP: 0.365, SLG: 0.386	BB				F7	G4-6-3 1-2			G6-3	3	0	0	0	1	0	2			
Dmitri Young, S OBP: 0.356, SLG: 0.478	F9				P3			F9		4	0	0	0	0	0	2			
Bret Boone, R OBP: 0.330, SLG: 0.450		G6-3		G6-3		G5-3		G5-3		4	0	0	0	0	0	1			
Chris Stynes, R OBP: 0.322, SLG: 0.348 26 John Hudek, S	G4-3					F9				3	0	1	0	0	0	0			
Danny Graves, R						1B				0	0	0	0	0	0	0			
Aaron Boone, R OBP: 0.338, SLG: 0.402	K					P4		L6		3	0	0	0	0	1	1			
Brook Fordyce, R OBP: 0.286, SLG: 0.330			K			F8		K		3	0	0	0	0	2	1			
Dennys Reyes, R OBP: 0.059, SLG: 0.118 Melvin Nieves, S Mike Remlinger, L Pat Watkins, R	F9					K		E4 1B		1	0	0	0	0	0	0			
Inning Stats	R: 0 H: 0 E: 0 K: 0 S: 6	H: 0 LOB: 1 BB: 1 P: 16	R: 0 H: 0 E: 0 K: 1 S: 7	H: 0 LOB: 0 BB: 0 P: 10	R: 0 H: 0 E: 0 K: 1 S: 7	H: 0 LOB: 0 BB: 0 P: 9	R: 0 H: 1 E: 0 K: 0 S: 8	H: 1 LOB: 1 BB: 0 P: 11	R: 0 H: 0 E: 0 K: 0 S: 4	H: 0 LOB: 0 BB: 1 P: 9	R: 0 H: 0 E: 0 K: 0 S: 3	H: 0 LOB: 0 BB: 0 P: 4	R: 0 H: 1 E: 1 K: 1 S: 10	H: 1 LOB: 2 BB: 0 P: 15	R: 0 H: 0 E: 0 K: 0 S: 8	H: 0 LOB: 0 BB: 0 P: 13	1B: 2 2B: 1 3B: 0 HR: 0	SF: 0 SAC: 0 DP: 1 HBP: 0	WP: 0 PA: 32 PB: 0 SB: 0 CS: 0
PITCHER Donovan Osborne, L ERA: 3.06	IP: 9.0 WLS: W BF: 32 H: 3 R: 0 ER: 0 SO: 4 BB: 2 IBB: 0 HBP: 0 BLK: 0 WP: 0 HR: 0 S: 64 P: 104 ERA: 0.00 WHIP: 0.556											PITCHER	IP: 9.0 WLS: W BF: 32 H: 3 R: 0 ER: 0 SO: 4 BB: 2 IBB: 0 HBP: 0 BLK: 0 WP: 0 HR: 0 S: 64 P: 104 ERA: 0.00 WHIP: 0.556						


Batter	1	2	3	4	5	6	7	8	9	AB	R	H	RBI	BB	SO	LOB	BOTTOM
12 Pat Kelly, R OBP: 0.296, SLG: 0.307	K			K			2B 3B BB			3	1	1	0	1	2	0	Cincinnati Reds @ St. Louis Cardinals Busch Stadium, St. Louis, MO Sat Sep 05 1998, 3:33 AM CDT Att: 47,994 - Sunny - 90 F
John Mabry, L OBP: 0.317, SLG: 0.397	HR				F7		3B 2B			4	2	2	1	0	0	1	
Mark McGwire, R OBP: 0.472, SLG: 0.747	HR				K		K			4	1	1	2	0	3	3	
Brian Jordan, R OBP: 0.371, SLG: 0.549	1B 2B				F9		3B			3	1	2	2	1	0	0	
Ron Gant, R OBP: 0.319, SLG: 0.485	1B WP BB				F8		BB			2	1	1	0	2	0	1	
Fernando Tatis, R OBP: 0.327, SLG: 0.396	WP 1B				K		BB			4	0	1	1	0	2	4	
Luis Ordaz, R OBP: 0.206, SLG: 0.168	K				G4-3					4	0	1	0	0	1	3	
Donovan Osborne, S OBP: 0.091, SLG: 0.048	K				G4-3		K		G4-6-3	4	0	0	0	0	2	2	
Tom Lampkin, L OBP: 0.328, SLG: 0.394	F9				G3		12 BB 2B HBP		K	3	1	0	0	0	1	0	
Inning Stats	R: 4 H: 4 E: 0 K: 3 S: 16	H: 4 LOB: 1 BB: 1 P: 28	R: 0 H: 1 E: 0 K: 1 S: 10	H: 1 LOB: 1 BB: 0 P: 15	R: 0 H: 0 E: 0 K: 1 S: 6	H: 0 LOB: 1 BB: 1 P: 10	R: 0 H: 0 E: 0 K: 1 S: 8	H: 0 LOB: 0 BB: 0 P: 14	R: 0 H: 1 E: 0 K: 0 S: 5	H: 0 LOB: 0 BB: 0 P: 8	R: 3 H: 2 E: 0 K: 3 S: 18	H: 2 LOB: 2 BB: 2 P: 36	R: 0 H: 1 E: 0 K: 1 S: 6	H: 1 LOB: 0 BB: 0 P: 10	1B: 5 2B: 2 3B: 1 HR: 1	SF: 0 SAC: 0 DP: 2 HBP: 1	
PITCHER Dennys Reyes, L ERA: 4.66 Mike Remlinger, L ERA: 4.68 26 John Hudek, R ERA: 2.2 Danny Graves, R ERA: 3.63	IP: 4.0 WLS: L BF: 19 H: 5 R: 4 ER: 4 SO: 6 BB: 2 IBB: 4 HBP: 4 BLK: 6 WP: 1 HR: 1 S: 40 P: 67 ERA: 9.00 WHIP: 1.750											PITCHER	IP: 4.0 WLS: L BF: 19 H: 5 R: 4 ER: 4 SO: 6 BB: 2 IBB: 4 HBP: 4 BLK: 6 WP: 1 HR: 1 S: 40 P: 67 ERA: 9.00 WHIP: 1.750				

AB	30
R	0
H	3
RBI	0
BB	2
SO	4
LOB	10




Batter	1	2	3	4	5	6	7	8	9	AB	R	H	RBI	BB	SO	LOB	TOP			
Reggie Sanders, R OBP: 0.339, SLG: 0.424 (1, 8) (7, 9)	G6-3		K		F9		K	K		5	0	0	0	0	3	3	Cincinnati Reds @ St. Louis Cardinals Busch Stadium, St. Louis, MO Sun Sep.06 1998, 3:33 AM CDT Att: 47,904 - Sunny - 97 F			
Sean Casey, L OBP: 0.382, SLG: 0.382 (1, 3) (7, 9)	G3		K		K		1B		F8	5	0	1	0	0	2	0				
Barry Larkin, R OBP: 0.390, SLG: 0.497 (1, 6) (7, 9)	HR	1B	F9		1B		P8			4	1	2	0	1	0	1				
Dmitri Young, S OBP: 0.358, SLG: 0.486 Jeffrey Hammonds, R OBP: 0.384, SLG: 0.442 (1, 7) (7, 8)	HR	HR		FC5-2	1B		1B		F9	4	1	3	2	0	1	1				
Roberto Petagine, L OBP: 0.462, SLG: 0.467 (1, 9) (7, 7)	FC5-4	BB		FC5-2	2B		G4-3		F8	3	0	1	0	2	0	3				
Bret Boone, R OBP: 0.330, SLG: 0.449 (1, 4) (7, 9)	FC5-4			FC5-2				SH3-4		2	0	0	0	1	0	3				
Eddie Taubensee, L OBP: 0.354, SLG: 0.423 (1, 2) (7, 9)			K		K					4	0	0	0	0	4	4				
Chris Stynes, R OBP: 0.324, SLG: 0.346 (1, 5) (7, 9)	G4-3						F8			2	0	0	0	2	0	1				
Brett Tomko, R OBP: 0.148, SLG: 0.138 (8, PH) Melvin Nieves, S OBP: 0.385, SLG: 0.345 26 John Hudek, S (8, 1)	F9				K					3	0	0	0	0	2	4				
Inning Stats	R: 2 E: 0 K: 0 S: 13	H: 2 LOB: 1 BB: 1 P: 23	R: 0 E: 0 K: 1 S: 9	H: 0 LOB: 0 BB: 0 P: 14	R: 0 E: 0 K: 2 S: 7	H: 2 LOB: 3 BB: 1 P: 10	R: 0 E: 0 K: 2 S: 13	H: 2 LOB: 2 BB: 0 P: 15	R: 0 E: 0 K: 2 S: 10	H: 0 LOB: 1 BB: 1 P: 16	R: 0 E: 0 K: 12 S: 12	H: 1 LOB: 1 BB: 0 P: 15	R: 0 E: 0 K: 2 S: 15	H: 0 LOB: 3 BB: 3 P: 30	R: 0 E: 0 K: 0 S: 7	H: 0 LOB: 1 BB: 1 P: 14	1B: 5 2B: 1 3B: 0 HR: 1	SF: 0 SAC: 1 DP: 0 HBP: 0	WP: 0 PB: 0 SB: 1 CS: 0	PA: 41
PITCHER	IP	WLS	BF	H	R	ER	SO	BB	IBB	HBP	BLK	WP	HR	S	P	ERA	WHIP			
Matt Morris, R ERA: 2.19 Juan Acevedo, R ERA: 2.93	7.0		31	7	2	2	10	2	1	0	0	0	1	76	118	2.57	1.286			
	2.0	W	10	0	0	0	2	4	0	0	0	0	0	22	44	0.00	2.000			

AB	33
R	2
H	7
RBI	2
BB	7
SO	12
LOB	21



Batter	1	2	3	4	5	6	7	8	9	AB	R	H	RBI	BB	SO	LOB	BOTTOM			
Delino DeShields, L OBP: 0.379, SLG: 0.435 (1, 4) (7, 9)	G4-3		F9		F8			SF7		4	1	1	0	0	0	1	Cincinnati Reds @ St. Louis Cardinals Busch Stadium, St. Louis, MO Sun Sep.06 1998, 3:33 AM CDT Att: 47,904 - Sunny - 97 F			
Brian Jordan, R OBP: 0.388, SLG: 0.546 (1, 9) (7, 9)	F8		F8		L9			SF7		3	0	0	1	0	0	1				
Mark McGwire, R OBP: 0.471, SLG: 0.742 (1, 3) (7, 9)	L6			1B				G4-3		3	1	0	0	1	1	0				
Ray Lankford, L OBP: 0.387, SLG: 0.521 (1, 8) (7, 9)		F9		1B				HR		3	1	2	1	1	0	0				
Fernando Tatis, R OBP: 0.327, SLG: 0.402 (1, 5) (7, 9)		F9		E4			G1-6-3	HR		4	1	1	2	0	0	2				
John Mabry, L OBP: 0.316, SLG: 0.395 (1, 7) (7, 9)		F8		P4			G1-3	F7		4	0	1	0	0	0	2				
Placido Polanco, R OBP: 0.320, SLG: 0.388 (1, 6) (7, 9)			SH1-4	1B			SH3-4			2	1	1	0	0	0	2				
Matt Morris, R OBP: 0.280, SLG: 0.150 Ron Gant, R OBP: 0.318, SLG: 0.483 Juan Acevedo, R OBP: 0.235, SLG: 0.250 (1, 1) (7, PH) (8, 1)			SH1-4		K		G1-3			1	0	0	0	0	1	2				
Eli Marrero, R OBP: 0.332, SLG: 0.396 (1, 2) (7, 9)								K		3	0	1	1	0	2	1				
Inning Stats	R: 0 E: 0 K: 0 S: 4	H: 0 LOB: 0 BB: 0 P: 7	R: 0 E: 0 K: 0 S: 6	H: 0 LOB: 0 BB: 0 P: 11	R: 1 E: 0 K: 0 S: 11	H: 2 LOB: 1 BB: 0 P: 18	R: 1 E: 1 K: 1 S: 14	H: 1 LOB: 2 BB: 1 P: 22	R: 0 E: 0 K: 1 S: 10	H: 0 LOB: 0 BB: 1 P: 15	R: 0 E: 0 K: 1 S: 5	H: 1 LOB: 1 BB: 0 P: 10	R: 0 E: 0 K: 1 S: 8	H: 1 LOB: 1 BB: 0 P: 10	R: 3 E: 0 K: 0 S: 13	H: 3 LOB: 0 BB: 0 P: 20	1B: 4 2B: 0 3B: 1 HR: 2	SF: 1 SAC: 2 DP: 1 HBP: 0	WP: 0 PB: 0 SB: 1 CS: 0	PA: 33
PITCHER	IP	WLS	BF	H	R	ER	SO	BB	IBB	HBP	BLK	WP	HR	S	P	ERA	WHIP			
Brett Tomko, R ERA: 4.66 26 John Hudek, R ERA: 2.62	7.0		27	4	2	2	4	2	0	0	0	0	2	58	93	2.57	0.857			
	1.0	L	6	3	3	3	0	0	0	0	0	0	2	13	20	27.00	3.000			

AB	28
R	5
H	7
RBI	5
BB	2
SO	4
LOB	12



Batter	1	2	3	4	5	6	7	8	9	AB	R	H	RBI	BB	SO	LOB	TOP			
Reggie Sanders, R OBP: 0.337, SLG: 0.421 Danny Graves, R (8, 1)	2-3 K			1-3 K		2-3 K		0-3 K		4	0	0	0	0	4	2				
Chris Stynes, R OBP: 0.320, SLG: 0.342	1-3 K			2-1 L7		2-0 F8		1-3 K		4	0	0	0	0	2	2				
Barry Larkin, R OBP: 0.389, SLG: 0.495	3-2 CS 1B			1-3 K		1-3 K			1-0 G6-3	4	0	1	0	0	2	0				
Dmitri Young, S OBP: 0.360, SLG: 0.487	0-2 CS 1-2	2-3 K			0-2 2B 1B		1-1 FC5-4 1B		0-3 K	4	0	2	0	0	2	0				
Jeffrey Hammonds, R OBP: 0.382, SLG: 0.439		2-2 G5-3			1-3 K		0-1 F8		1-1 1B	4	0	1	0	0	1	2				
Bret Boone, R OBP: 0.328, SLG: 0.445		1-1 L4			0-3 K		1-0 FC5-4 E 1-2		0-2 G4-3	4	0	0	0	0	1	3				
Aaron Boone, R OBP: 0.338, SLG: 0.408				1-0 P2		1-2 2B		0-1 G6-3		3	0	1	0	0	0	1				
Brook Fordyce, R OBP: 0.295, SLG: 0.342 Pat Watkins, R OBP: 0.292, SLG: 0.361 (8, PR) (8, 9)			0-2 G5-3		4-0 IBB			1-2 2B		2	0	1	0	1	0	0				
Steve Parris, R OBP: 0.167, SLG: 0.167 Melvin Nieves, S OBP: 0.362, SLG: 0.342 (8, PH) Eddie Taubensee, L OBP: 0.354, SLG: 0.423 (8, 2)			0-0 F9		0-3 K			2-3 K		2	0	0	0	0	1	3				
										1	0	0	0	0	1	1				
										0	0	0	0	0	0	0				
Inning Stats	R: 0 E: 0 K: 2 S: 16	H: 1 LOB: 0 BB: 0 P: 22	R: 0 E: 0 K: 1 S: 11	H: 0 LOB: 0 BB: 0 P: 16	R: 0 E: 0 K: 0 S: 6	H: 0 LOB: 0 BB: 0 P: 7	R: 0 E: 0 K: 2 S: 9	H: 0 LOB: 0 BB: 0 P: 13	R: 0 E: 0 K: 3 S: 16	H: 2 LOB: 3 BB: 1 P: 22	R: 0 E: 1 K: 0 S: 7	H: 1 LOB: 1 BB: 0 P: 9	R: 0 E: 0 K: 3 S: 13	H: 1 LOB: 2 BB: 0 P: 17	R: 0 E: 0 K: 1 S: 9	H: 1 LOB: 1 BB: 0 P: 11	1B: 4 2B: 2 3B: 0 HR: 0	SF: 0 SAC: 0 DP: 0 HBP: 0	WP: 0 PB: 0 SB: 0 CS: 1	PA: 34
PITCHER Randy Johnson, L ERA: 3.39	IP: 9.0 WLS: W BF: 33 H: 6 R: 0 ER: 0 SO: 14 BB: 0 IBB: 1 HBP: 0 BLK: 0 WP: 0 HR: 0 S: 94 P: 129 ERA: 0.00 WHIP: 0.667															PITCHER				

Cincinnati Reds @ Houston Astros
Astrodome, Houston, TX
Mon Sep 07 1998, 4:33 AM EDT
Att: 42,787 - Dome - 72 F

AB	32
R	0
H	6
RBI	0
BB	1
SO	14
LOB	14



Batter	1	2	3	4	5	6	7	8	9	AB	R	H	RBI	BB	SO	LOB	BOTTOM			
Craig Biggio, R OBP: 0.301, SLG: 0.509	1-1 F9		1-2 G3		0-1 F9			1-3 K		4	0	0	0	0	1	0				
Carl Everett, S OBP: 0.395, SLG: 0.486	3-2 FC5-4 1B		1-2 2B			0-3 K		0-1 G1-3		4	0	2	0	0	1	0				
Derek Bell, R OBP: 0.353, SLG: 0.475	2-2 FC5-4 1-2		1-2 G5-3			0-1 HR		1-2 G1-3		4	1	1	1	0	0	2				
5 Jeff Bagwell, R OBP: 0.411, SLG: 0.533	4-0 FC6-4 BB			0-1 F9		1-2 G4-3				2	0	0	0	1	0	0				
Moises Alou, R OBP: 0.397, SLG: 0.603	2-0 FC6-4 1-2			4-1 BB		2-1 1B				2	0	1	0	1	0	2				
Sean Berry, R OBP: 0.400, SLG: 0.553		3-2 F9		1-3 K		1-3 K				3	0	0	0	0	2	2				
Brad Ausmus, R OBP: 0.353, SLG: 0.345		2-0 F9		0-2 F9			0-1 G5-3			3	0	0	0	0	0	1				
Tim Lincecum, R OBP: 0.216, SLG: 0.206		0-1 F9			0-2 G1-3		1-3 K2-3			3	0	0	0	0	1	0				
Randy Johnson, R OBP: 0.063, SLG: 0.063			2-3 K		2-3 K		2-3 K			3	0	0	0	0	3	0				
Inning Stats	R: 0 E: 0 K: 0 S: 10	H: 1 LOB: 2 BB: 1 P: 22	R: 0 E: 0 K: 0 S: 6	H: 0 LOB: 0 BB: 0 P: 11	R: 0 E: 0 K: 1 S: 12	H: 1 LOB: 1 BB: 0 P: 17	R: 0 E: 0 K: 1 S: 12	H: 0 LOB: 1 BB: 1 P: 17	R: 0 E: 0 K: 1 S: 11	H: 0 LOB: 0 BB: 0 P: 13	R: 1 E: 0 K: 2 S: 13	H: 2 LOB: 1 BB: 0 P: 17	R: 0 E: 0 K: 2 S: 9	H: 0 LOB: 0 BB: 0 P: 12	R: 0 E: 0 K: 1 S: 8	H: 0 LOB: 0 BB: 0 P: 10	1B: 2 2B: 1 3B: 0 HR: 1	SF: 0 SAC: 0 DP: 0 HBP: 0	WP: 0 PB: 0 SB: 1 CS: 0	PA: 30
PITCHER Steve Parris, R ERA: 3.87 Danny Graves, R ERA: 3.99	IP: 7.0 WLS: L BF: 27 H: 4 R: 1 ER: 1 SO: 7 BB: 2 IBB: 0 HBP: 0 BLK: 0 WP: 0 HR: 1 S: 73 P: 109 ERA: 1.29 WHIP: 0.857															PITCHER				

Cincinnati Reds @ Houston Astros
Astrodome, Houston, TX
Mon Sep 07 1998, 4:33 AM EDT
Att: 42,787 - Dome - 72 F

AB	28
R	1
H	4
RBI	1
BB	2
SO	8
LOB	7



Batter	1	2	3	4	5	6	7	8	9	AB	R	H	RBI	BB	SO	LOB	TOP										
Chris Stynes, R OBP: 0.324, SLG: 0.342	1-2 G5-3 2B 1B		3-2 HR HBP		1-1 G6-3		2-1 L8		4-0 E 1B BB	3	3	1	0	1	0	0	Cincinnati Reds @ Houston Astros Astrodome, Houston, TX Tue Sep 08 1998, 8:05 PM EDT Att: 16,574 - Dome - 72 F										
Sean Casey, L OBP: 0.356, SLG: 0.402	1-0 WP 2B		3-1 HR		1-2 1B		1-2 G4-3		0-1 E3 1B 2B	5	2	3	2	0	0	1											
Barry Larkin, R OBP: 0.390, SLG: 0.494	0-2 G5-3		0-1 FC3-6 1B		2-3 K		4-2 BB		1-2 2B G5-3 1B	3	0	1	1	1	1	2											
Eduardo Perez, R OBP: 0.321, SLG: 0.327										1	0	1	1	0	0	0											
Reggie Sanders, R OBP: 0.337, SLG: 0.421										0	1	0	0	0	0	0											
Dmitri Young, S OBP: 0.359, SLG: 0.486	3-3 K		2-1 FC3-6 1B		2-3 K		2-2 F7		0-0 2B 3H	1	0	0	0	0	1	1											
Pat Watkins, R OBP: 0.291, SLG: 0.365	2-3 K		1-2 FC6-4 1B						1-3 2H	4	0	1	1	0	1	3											
Jeffrey Hammonds, R OBP: 0.375, SLG: 0.430	0-0 G5-3		0-1 FC6-4 1B						0-0 G5-3	5	0	0	1	0	1	4											
Roberto Petagine, L OBP: 0.455, SLG: 0.529		2-1 G3-1	1-1 G3						3-1 G3	4	1	1	1	1	0	3											
Aaron Boone, R OBP: 0.343, SLG: 0.407		1-2 FC4-6 1B		3-2 G6-3		4-0 BB		3-1 P4		3	0	1	0	1	0	1											
Eddie Taubensee, L OBP: 0.351, SLG: 0.420		1-0 FC4-6		2-1 G4-3		2-0 F7		1-3 K		3	0	0	0	0	0	2											
Brook Fordyce, R OBP: 0.295, SLG: 0.339		1-2 1B								1	0	0	0	0	1	1											
Jason Bere, R OBP: 0.379, SLG: 0.339		1-3 K		2-1 G3-1		0-0 F7		3-2 L9		1	0	0	0	0	1	1											
Rick Krivda, R OBP: 0.379, SLG: 0.339										1	0	0	0	0	0	0											
Keith Glauber, R OBP: 0.379, SLG: 0.339										1	0	0	0	0	0	1											
Melvin Nieves, S OBP: 0.379, SLG: 0.339										1	0	0	0	0	0	0											
Inning Stats	R: 1 E: 0 K: 1 S: 11	H: 2 LOB: 1 BB: 0 P: 16	R: 0 E: 0 K: 1 S: 9	H: 1 LOB: 1 BB: 0 P: 14	R: 2 E: 0 K: 0 S: 12	H: 2 LOB: 1 BB: 0 P: 21	R: 0 E: 0 K: 0 S: 7	H: 0 LOB: 0 BB: 0 P: 14	R: 0 E: 0 K: 2 S: 12	H: 1 LOB: 1 BB: 0 P: 18	R: 1 E: 0 K: 0 S: 4	H: 1 LOB: 1 BB: 1 P: 12	R: 0 E: 0 K: 0 S: 15	H: 0 LOB: 1 BB: 1 P: 24	R: 0 E: 0 K: 2 S: 9	H: 0 LOB: 1 BB: 1 P: 17	R: 3 E: 1 K: 0 S: 13	H: 2 LOB: 2 BB: 1 P: 23	1B: 5 2B: 2 3B: 0 HR: 2	SF: 0 SAC: 0 DP: 0 HBP: 1	WP: 1 PB: 0 SB: 0 CS: 0	PA: 42					
PITCHER	IP	WLS	BF	H	R	ER	SO	BB	IBB	HBP	BLK	WP	HR	S	P	ERA	WHIP										
Sean Bergman, R ERA: 3.76	7.0	W	31	7	4	4	4	2	0	1	0	1	2	70	119	5.14	1.286										
Trever Miller, L ERA: 3.0	2.0		11	2	3	1	2	2	0	0	0	0	0	22	40	4.50	2.000										

Cincinnati Reds @ Houston Astros
Astrodome, Houston, TX
Tue Sep 08 1998, 8:05 PM EDT
Att: 16,574 - Dome - 72 F

AB 37
R 7
H 9
RBI 7
BB 4
SO 6
LOB 20



Batter	1	2	3	4	5	6	7	8	9	AB	R	H	RBI	BB	SO	LOB	BOTTOM										
Craig Biggio, R OBP: 0.403, SLG: 0.510	2-1 E7 G6-3 2B		4-2 5 1B BB		0-1 G4-3		1-0 G6-3		0-0 G5-3	2	3	1	0	2	0	1	Cincinnati Reds @ Houston Astros Astrodome, Houston, TX Tue Sep 08 1998, 8:05 PM EDT Att: 16,574 - Dome - 72 F										
Tim Lincecum, R OBP: 0.213, SLG: 0.203		1-2 5 1B BB	1-2 5 HR BB							2	0	0	0	0	0	1											
Ricky Gutierrez, R OBP: 0.354, SLG: 0.352	0-2 G6-3	0-0 5 1B BB	4-0 5 HR BB		0-0 WP 1B	1-2 F9		1-3 K 1B 2H		5	3	2	1	1	1	0											
Derek Bell, R OBP: 0.355, SLG: 0.476	3-3 K	1-1 P3	1-3 K		3-2 5 2B 1B	3-2 1B		0-0 1B		6	1	3	1	0	2	6											
5 Jeff Bagwell, R OBP: 0.415, SLG: 0.544	4-2 BB	3-2 2B 1B	1-0 HR		2-2 BB 2B	2-0 P6		0-3 K		3	3	3	6	1	0	0											
J.R. Phillips, L OBP: 0.293, SLG: 0.302	E BB	1-2 2H 3H	2B HR		1-3 2B					2	0	0	0	0	1	3											
Moises Alou, R OBP: 0.399, SLG: 0.605	4-1 E	2-1 2B	4-1 BB		1-0 P3			3-1 P5		2	0	1	2	2	0	2											
35 Dave Clark, L OBP: 0.295, SLG: 0.271	1-2 BB	1-1 2B	BB		1-0 P3			3-1 P5		2	0	0	0	0	0	2											
Carl Everett, S OBP: 0.369, SLG: 0.487	3-1 E7 1B	2-1 G6-4-3 HBP	0-1 G5-3		4-2 BB BB			1-2 1B		3	0	2	1	1	0	1											
Sean Berry, R OBP: 0.398, SLG: 0.547	4-2 FC6-4 BB	3-0 G6-4-3		1-2 G5-3	1-2 F7			1-0 F8		3	0	0	0	1	0	5											
Russ Johnson, R OBP: 0.300, SLG: 1.000		1-2 1B								1	0	0	0	0	0	1											
Brad Ausmus, R OBP: 0.356, SLG: 0.347	0-0 FC6-4		1-1 BB 5 BB HR		3-2 SH3-4 1B	4-0 BB		2-0 F7		4	1	2	1	1	0	4											
Trever Miller, R OBP: 0.500, SLG: 1.000	1-2 1B				1-2 2-3 3H					0	0	0	0	0	0	0											
Sean Bergman, R OBP: 0.088, SLG: 0.123		0-0 1B 5 1B 1B		0-1 P6	0-1 SH3-4			2-2 WP 2B		3	1	1	0	0	1	4											
Mitch Meluskey, S OBP: 0.667, SLG: 1.000										1	1	1	0	0	0	0											
Inning Stats	R: 2 E: 2 K: 1 S: 16	H: 2 LOB: 3 BB: 3 P: 35	R: 4 E: 0 K: 0 S: 12	H: 4 LOB: 1 BB: 1 P: 27	R: 4 E: 0 K: 1 S: 12	H: 2 LOB: 1 BB: 3 P: 27	R: 0 E: 0 K: 0 S: 11	H: 1 LOB: 1 BB: 0 P: 15	R: 2 E: 0 K: 0 S: 8	H: 3 LOB: 3 BB: 2 P: 31	R: 0 E: 0 K: 0 S: 6	H: 1 LOB: 1 BB: 0 P: 10	R: 1 E: 0 K: 2 S: 16	H: 2 LOB: 2 BB: 0 P: 22	1B: 11 2B: 4 3B: 0 HR: 1	SF: 0 SAC: 1 DP: 1 HBP: 1	WP: 3 PB: 0 SB: 0 CS: 0	PA: 50									
PITCHER	IP	WLS	BF	H	R	ER	SO	BB	IBB	HBP	BLK	WP	HR	S	P	ERA	WHIP										
Jason Bere, R ERA: 6.45	1.1	L	14	6	6	6	1	4	0	1	0	1	1	35	69	18.00	3.333										
Rick Krivda, L ERA: 7.39	3.0		19	6	6	6	1	4	0	1	0	1	0	36	58	2.46	1.364										
Keith Glauber, R ERA: 2.45	3.2		17	4	1	1	3	1	0	0	0	1	0	36	58	2.46	1.364										

Cincinnati Reds @ Houston Astros
Astrodome, Houston, TX
Tue Sep 08 1998, 8:05 PM EDT
Att: 16,574 - Dome - 72 F

AB 39
R 13
H 16
RBI 12
BB 9
SO 5
LOB 30



Batter	1	2	3	4	5	6	7	8	9	AB	R	H	RBI	BB	SO	LOB	TOP										
Delino DeShields, L OBP: 0.376, SLG: 0.439 Jose Jimenez, R (5, 1) Brian Jordan, R (8, PH) 12 Pat Kelly, R OBP: 0.294, SLG: 0.304	F9		L3		FC6-4			F8	G1-3	3	0	0	0	0	0	1	St. Louis Cardinals @ Cincinnati Reds Cinergy Field, Cincinnati, OH Wed Sep 09 1998, 7:05 PM EDT Att: 51,969 - Unknown - 71 F										
Fernando Tatis, R OBP: 0.324, SLG: 0.402	HR				F9			F9	K	5	1	2	1	0	1	3											
Mark McGwire, R OBP: 0.471, SLG: 0.748 J.D. Drew, L OBP: 0.250, SLG: 1.000	G5-3		L7					HR		2	0	0	0	0	0	1											
Ray Lankford, L OBP: 0.389, SLG: 0.523 Curtis King, R	S		F7					BB		2	0	0	0	2	1	1											
Ron Gant, R OBP: 0.325, SLG: 0.488	K				P2			BB		4	0	1	0	0	2	2											
John Mabry, L OBP: 0.310, SLG: 0.387			K							4	0	0	0	0	1	1											
Placido Polanco, R OBP: 0.315, SLG: 0.371			L4							3	1	1	0	0	0	0											
Bobby Witt, R OBP: 0.250, SLG: 0.273 John Frascatore, R OBP: 0.167, SLG: 1.167 Joe McEwing, R	SH1				L7			G5-3		0	0	0	0	0	0	0											
Eli Marrero, R OBP: 0.338, SLG: 0.402	F7							F8		2	0	0	0	2	0	1											
										2	0	0	0	2	0	1											
Inning Stats	R: 1 E: 0 K: 1 S: 14	H: 1 LOB: 1 BB: 1 P: 26	R: 0 E: 0 K: 0 S: 8	H: 0 LOB: 1 BB: 0 P: 11	R: 0 E: 0 K: 0 S: 8	H: 1 LOB: 1 BB: 0 P: 12	R: 0 E: 0 K: 1 S: 6	H: 0 LOB: 0 BB: 0 P: 7	R: 0 E: 0 K: 0 S: 7	H: 1 LOB: 1 BB: 1 P: 14	R: 0 E: 0 K: 2 S: 18	H: 0 LOB: 0 BB: 0 P: 24	R: 0 E: 0 K: 0 S: 5	H: 0 LOB: 0 BB: 0 P: 9	R: 1 E: 0 K: 1 S: 16	H: 1 LOB: 1 BB: 1 P: 26	R: 1 E: 0 K: 1 S: 8	H: 1 LOB: 2 BB: 2 P: 20	1B: 3 2B: 0 3B: 0 HR: 2	SF: 0 SAC: 1 DP: 0 HBP: 1	WP: 1 PB: 0 SB: 2 CS: 0	PA: 38					
PITCHER	IP	WLS	BF	H	R	ER	SO	BB	IBB	HBP	BLK	WP	HR	S	P	ERA	WHIP										
Pete Harnisch, R ERA: 3.29	7.0	W	27	3	1	1	4	2	0	1	0	1	1	66	103	1.29	0.714										
Gabe White, L ERA: 4.63	1.1		8	2	2	2	1	2	0	0	0	0	1	19	35	13.50	3.000										
Danny Graves, R ERA: 3.55	0.2	S	3	0	0	0	1	1	0	0	0	0	0	5	11	0.00	1.500										

Batter	1	2	3	4	5	6	7	8	9	AB	R	H	RBI	BB	SO	LOB	BOTTOM										
Jeffrey Hammonds, R OBP: 0.377, SLG: 0.429	F9		HR		F9					3	1	1	0	1	0	1	St. Louis Cardinals @ Cincinnati Reds Cinergy Field, Cincinnati, OH Wed Sep 09 1998, 7:05 PM EDT Att: 51,969 - Unknown - 71 F										
Sean Casey, L OBP: 0.364, SLG: 0.412	G4-3		HR		L7			G6-4-3		4	1	1	2	0	0	2											
Barry Larkin, R OBP: 0.389, SLG: 0.494	L7		K		G6-3					4	0	1	0	0	1	0											
Roberto Petagine, L OBP: 0.447, SLG: 0.500 Jon Nunnally, L OBP: 0.348, SLG: 0.382	P5				G6-3					2	1	0	0	1	0	0											
Tony Tarasco, L OBP: 0.200, SLG: 0.400 Danny Graves, R	K									4	1	1	0	0	1	2											
Bret Boone, R OBP: 0.328, SLG: 0.457	HR									4	2	2	4	0	0	2											
Eddie Taubensee, L OBP: 0.349, SLG: 0.417	K									3	0	0	0	0	3	0											
Aaron Boone, R OBP: 0.343, SLG: 0.405			G3		L7					3	0	1	0	0	0	0											
Pete Harnisch, S OBP: 0.131, SLG: 0.117 Paul Konerko, R OBP: 0.265, SLG: 0.315 Gabe White, L OBP: 0.250, SLG: 0.250 Pat Watkins, R OBP: 0.291, SLG: 0.365	G3-1									2	0	1	0	0	0	0											
										1	0	0	0	0	1	1											
										0	0	0	0	0	0	0											
										0	0	0	0	0	0	0											
Inning Stats	R: 0 E: 0 K: 0 S: 11	H: 0 LOB: 0 BB: 0 P: 17	R: 1 E: 0 K: 2 S: 12	H: 1 LOB: 0 BB: 0 P: 17	R: 2 E: 0 K: 1 S: 8	H: 2 LOB: 0 BB: 0 P: 13	R: 3 E: 0 K: 1 S: 17	H: 3 LOB: 1 BB: 1 P: 26	R: 0 E: 0 K: 0 S: 3	H: 0 LOB: 0 BB: 0 P: 6	R: 0 E: 0 K: 1 S: 9	H: 0 LOB: 0 BB: 0 P: 13	R: 0 E: 0 K: 1 S: 10	H: 1 LOB: 1 BB: 1 P: 16	R: 0 E: 0 K: 0 S: 10	H: 1 LOB: 1 BB: 1 P: 19	1B: 3 2B: 2 3B: 0 HR: 3	SF: 0 SAC: 0 DP: 2 HBP: 0	WP: 0 PB: 0 SB: 0 CS: 0	PA: 33							
PITCHER	IP	WLS	BF	H	R	ER	SO	BB	IBB	HBP	BLK	WP	HR	S	P	ERA	WHIP										
Bobby Witt, R ERA: 6.69	3.2	L	18	6	6	6	4	1	0	0	0	0	3	46	69	14.73	1.909										
John Frascatore, R ERA: 4.23	0.1		1	0	0	0	0	0	0	0	0	0	0	2	4	0.00	0.000										
Jose Jimenez, R ERA:	3.0		10	1	0	0	2	1	0	0	0	0	0	22	35	0.00	0.667										
Curtis King, R ERA: 3.86	1.0		4	1	0	0	0	1	0	0	0	0	0	10	19	0.00	2.000										

AB 31
R 3
H 5
RBI 3
BB 5
SO 6
LOB 12



AB 30
R 6
H 8
RBI 6
BB 3
SO 6
LOB 8



Batter	1	2	3	4	5	6	7	8	9	AB	R	H	RBI	BB	SO	LOB	TOP											
12 Pat Kelly, R OBP: 0.293, SLG: 0.298 Rick Croushore, R Mark Petkovsek, R OBP: 0.348, SLG: 0.364 Eli Marrero, R OBP: 0.336, SLG: 0.400	0-3 K	1-1 G6-3						1-0 P3		3	0	0	0	0	2	3	St. Louis Cardinals @ Cincinnati Reds Cinergy Field, Cincinnati, OH Thu Sep 10 1998, 7:05 PM EDT Att: 50,971 - Unknown - 79 F AB 33 R 8 H 6 RBI 7 BB 10 SO 11 LOB 18											
Ray Lankford, L OBP: 0.391, SLG: 0.529	0-0 1B		4-0 L8 CS BB					2-2 F8		4	1	2	2	1	0	2												
Mark McGwire, R OBP: 0.471, SLG: 0.743	2-3 K		2-3 K			4-2 BB BB 1B BB	4-1 FC6-4 BB	0-0 P3		3	1	0	0	2	2	2												
Brian Jordan, R OBP: 0.363, SLG: 0.536	3-3 K		2-0 L8			4-2 BB BB 1B BB	1-1 F9	0-0 P3		4	1	0	0	1	1	3												
Ron Gant, R OBP: 0.326, SLG: 0.484 Juan Acevedo, R OBP: 0.235, SLG: 0.250		4-1 BB 12 WP BB	3-3 K			4-2 BB BB 1B BB	3-3 K	0-0 G6-3		3	2	0	0	2	2	2												
Fernando Tatis, R OBP: 0.325, SLG: 0.404	2-3 K				2-1 F9	0-1 BB BB 1B BB	1-0 FC6-4	3-1 2B		5	1	2	2	0	1	2												
Luis Ordez, R OBP: 0.193, SLG: 0.159 Delino DeShields, L OBP: 0.378, SLG: 0.439	0-0 P4				3-3 K	2-1 BB BB 1B BB		4-0 IBB		2	0	0	0	0	1	1												
Donovan Osborne, S OBP: 0.125, SLG: 0.045 Manny Aybar, R OBP: 0.293, SLG: 0.263 J.D. Drew, L OBP: 0.400, SLG: 1.000 Placido Polanco, R OBP: 0.310, SLG: 0.364	4-1 12 WP BB		3-3 K		3-2 BB BB 1B BB		1-1 G3	0-0 G4-3		1	0	0	0	1	1	0												
Tom Lampkin, L OBP: 0.331, SLG: 0.390 Jeff Brantley, R Lance Painter, L OBP: 1.000, SLG: 1.000 John Mabry, L OBP: 0.310, SLG: 0.387	4-2 12 WP BB						2-2 L7			2	1	0	0	2	1	1												
Inning Stats	R: 0 E: 0 K: 3 S: 10	H: 1 LOB: 1 BB: 0 P: 15	R: 1 E: 0 K: 1 S: 11	H: 0 LOB: 2 BB: 3 P: 26	R: 0 E: 0 K: 2 S: 10	H: 0 LOB: 1 BB: 1 P: 21	R: 0 E: 0 K: 2 S: 9	H: 0 LOB: 0 BB: 0 P: 17	R: 7 E: 0 K: 2 S: 29	H: 4 LOB: 2 BB: 4 P: 59	R: 0 E: 0 K: 1 S: 7	H: 0 LOB: 1 BB: 1 P: 16	R: 0 E: 0 K: 0 S: 8	H: 0 LOB: 0 BB: 0 P: 12	R: 0 E: 0 K: 0 S: 5	H: 0 LOB: 2 BB: 1 P: 12		1B: 4 2B: 1 3B: 0 HR: 1	SF: 0 SAC: 0 DP: 0 HBP: 1	WP: 1 PB: 0 SB: 1 CS: 1	PA: 44							
PITCHER	IP	WLS	BF	H	R	ER	SO	BB	IBB	HBP	BLK	WP	HR	S	P	ERA		WHIP										
Mike Remlinger, L ERA: 4.84	4.1	L	22	2	5	5	9	7	0	0	0	1	1	52	106	10.38		2.077										
Scott Sullivan, R ERA: 5.44	0.2		7	3	3	3	1	1	0	1	0	0	0	17	32	40.50	6.000											
26 John Hudek, R ERA: 2.58	1.0		4	0	0	0	1	1	0	0	0	0	0	7	16	0.00	1.000											
Gabe White, L ERA: 4.52	2.0		6	0	0	0	0	0	0	0	0	0	0	13	20	0.00	0.000											
Danny Graves, R ERA: 3.5	1.0		5	1	0	0	0	0	1	0	0	0	0	5	12	0.00	1.000											

Batter	1	2	3	4	5	6	7	8	9	AB	R	H	RBI	BB	SO	LOB	BOTTOM											
Reggie Sanders, R OBP: 0.343, SLG: 0.421	4-1 1B BB		2-2 S 1B	1-0 E6 1B	4-0 1-2 2-3 BB BB	4-1 1-2 BB		4-2 1-2 2-3 BB		2	2	1	0	4	0	0	St. Louis Cardinals @ Cincinnati Reds Cinergy Field, Cincinnati, OH Thu Sep 10 1998, 7:05 PM EDT Att: 50,971 - Unknown - 79 F AB 40 R 7 H 13 RBI 7 BB 10 SO 10 LOB 28											
Chris Stynes, R OBP: 0.345 Ruben Sierra, R OBP: 0.438, SLG: 0.500 26 John Hudek, R OBP: 0.377, SLG: 0.336 Gabe White, L OBP: 0.295, SLG: 0.250 Dmitri Young, R OBP: 0.307, SLG: 0.465 Danny Graves, R	0-1 L3		0-3 K	0-0 1B	4-1 1-2 2-3 BB BB	1-1 G4-3		2-2 L8		3	0	2	0	0	1	1												
Barry Larkin, R OBP: 0.389, SLG: 0.494 Damian Jackson, R OBP: 0.200, SLG: 0.400	2-1 L3		0-2 2B 1H 1B	3-3 K	1-1 1-3 2H 3H 2B		1-0 F8		2-3 K	2	1	1	1	0	0	2												
Jeffrey Hammonds, R OBP: 0.376, SLG: 0.428	1-3 K2-3		0-0 2B	1-3 K	4-0 BB BB 1B BB		2-2 P9		2-2 P3	5	1	1	0	1	2	3												
Bret Boone, R OBP: 0.328, SLG: 0.453		2-1 F8	4-0 2B IBB	2-2 F8	2-3 K		2-0 F8		1-2 F8	5	1	0	0	1	1	5												
Paul Konerko, R OBP: 0.288, SLG: 0.322	1-0 1B 1B		1-2 E 1H 2H 3H 2B		0-0 G1-3	0-2 G5-3		0-3 K		5	0	2	3	0	1	0												
Aaron Boone, R OBP: 0.345, SLG: 0.412	0-2 1B		3-2 E6		0-0 BB BB 2B	3-2 G5-3		1-0 F8		5	1	2	0	0	0	1												
Guillermo Garcia, R OBP: 0.243, SLG: 0.429 Pat Watkins, R OBP: 0.291, SLG: 0.365 Brook Fordyce, R OBP: 0.293, SLG: 0.339	1-2 G4-6-3 1B		2-3 K		1-3 K	4-2 1B BB		2-2 BB 2B		4	0	2	0	1	2	3												
Mike Remlinger, L OBP: 0.149, SLG: 0.133 Scott Sullivan, R OBP: 0.091, SLG: 0.091 Tony Tarasco, L OBP: 0.385, SLG: 0.455	0-2 G4-6-3 1B		0-3 K		4-2 BB BB 2B	0-0 BB BB 1B		4-1 BB 2B		2	0	0	0	0	1	5												
Inning Stats	R: 0 E: 0 K: 1 S: 8	H: 1 LOB: 1 BB: 1 P: 15	R: 0 E: 0 K: 0 S: 12	H: 3 LOB: 2 BB: 0 P: 16	R: 4 E: 1 K: 3 S: 24	H: 4 LOB: 1 BB: 1 P: 36	R: 0 E: 1 K: 2 S: 12	H: 1 LOB: 2 BB: 0 P: 19	R: 3 E: 0 K: 2 S: 14	H: 2 LOB: 3 BB: 4 P: 34	R: 0 E: 0 K: 0 S: 12	H: 1 LOB: 2 BB: 2 P: 24	R: 0 E: 0 K: 0 S: 5	H: 0 LOB: 0 BB: 0 P: 10	R: 0 E: 0 K: 1 S: 14	H: 1 LOB: 3 BB: 2 P: 27		R: 0 E: 0 K: 1 S: 9	H: 0 LOB: 0 BB: 0 P: 14	1B: 8 2B: 6 3B: 0 HR: 0	SF: 0 SAC: 0 DP: 2 HBP: 0	WP: 0 PB: 0 SB: 1 CS: 0	PA: 50					
PITCHER	IP	WLS	BF	H	R	ER	SO	BB	IBB	HBP	BLK	WP	HR	S	P	ERA		WHIP										
Donovan Osborne, L ERA: 3.42	3.0		20	9	4	4	4	1	1	0	0	0	0	46	70	12.00		3.333										
Manny Aybar, R ERA: 4.96	1.0	W	3	0	0	0	2	0	0	0	0	0	0	10	16	0.00	0.000											
Rick Croushore, R ERA: 4.96	0.2		7	2	3	3	1	3	0	0	0	0	0	11	25	40.50	7.500											
Mark Petkovsek, R ERA: 4.63	1.1		8	1	0	0	1	3	0	0	0	0	0	15	33	0.00	3.000											
Jeff Brantley, R ERA: 4.53	1.2		8	1	0	0	1	2	0	0	0	0	0	16	32	0.00	1.800											
PITCHER	IP	WLS	BF	H	R	ER	SO	BB	IBB	HBP	BLK	WP	HR	S	P	ERA	WHIP											
Lance Painter, L ERA: 4.36	0.1		1	0	0	0	0	0	0	0	0	0	0	3	5	0.00	0.000											
Juan Acevedo, R ERA: 2.63	1.0	S	3	0	0	0	1	0	0	0	0	0	0	9	14	0.00	0.000											

St. Louis Cardinals @ Cincinnati Reds
 Cinergy Field, Cincinnati, OH
 Thu Sep 10 1998, 7:05 PM EDT
 Att: 50,971 - Unknown - 79 F



Batter	1	2	3	4	5	6	7	8	9	AB	R	H	RBI	BB	SO	LOB	TOP										
Andy Fox, L OBP: 0.361, SLG: 0.405 Neil Weber, L (5, 1) Karim Garcia, L OBP: 0.253, SLG: 0.357 (6, 9)	0-0 G3		2-0 F9		0-3 K			2-3 K		3	0	0	0	0	1	0											
Tony Batista, R OBP: 0.332, SLG: 0.576 (1, 6)	2-2 G4-3		3-2 HR			1-1 L9			0-1 E5 FC6-4 1B	4	1	1	1	0	0	0											
Devon White, S OBP: 0.334, SLG: 0.466 Vladimir Nunez, R (6, 1) Hanley Frias, S OBP: 0.136, SLG: 0.364 (7, 5)	2-1 1B		0-0 2B			2-3 K			2-1 L8	3	0	2	0	0	1	0											
Travis Lee, L OBP: 0.345, SLG: 0.428 (1, 3)	3-3 K		1-2 G4-3			2-1 G4-3			2-1 FC6-4 1B	4	0	1	0	0	1	2											
Matt Williams, R OBP: 0.320, SLG: 0.430 Alan Embree, L (7, 1) Andy Stankiewicz, R OBP: 0.258, SLG: 0.248 (8, 4)		1-0 P5		1-1 P6			2-1 G5-3		0-1 FC6-4	3	0	0	0	0	0	0											
Jay Bell, R OBP: 0.355, SLG: 0.434 Ben Ford, R (8, 1) Damian Miller, R OBP: 0.342, SLG: 0.453 (9, PH)		2-3 K		2-2 F8			2-0 F9		0-0 G5-3	3	0	0	0	0	1	0											
David Dellucci, L OBP: 0.324, SLG: 0.410 (6, 8)		1-2 1B		1-3 K			0-3 K			3	0	1	0	0	2	0											
Kelly Stinnett, R OBP: 0.337, SLG: 0.409 (1, 2)		2-1 G5-3			0-1 L4			2-1 L8		3	0	0	0	0	0	1											
Clint Sodowsky, L OBP: 0.300, SLG: 0.400 Chris Michalak, L (4, 1) Brent Brede, L OBP: 0.304, SLG: 0.325 (5, 9) (6, 7)			3-3 K		2-0 L7			0-1 G4-3		1	0	0	0	0	1	0											
										0	0	0	0	0	0	0											
										2	0	0	0	0	0	0											
Inning Stats	R: 0 E: 0 K: 1 S: 10	H: 1 LOB: 1 BB: 0 P: 17	R: 0 E: 0 K: 1 S: 9	H: 1 LOB: 1 BB: 0 P: 15	R: 1 E: 0 K: 1 S: 14	H: 2 LOB: 1 BB: 0 P: 23	R: 0 E: 0 K: 1 S: 8	H: 0 LOB: 0 BB: 0 P: 12	R: 0 E: 0 K: 1 S: 6	H: 0 LOB: 0 BB: 0 P: 8	R: 0 E: 0 K: 1 S: 7	H: 0 LOB: 0 BB: 0 P: 12	R: 0 E: 0 K: 1 S: 6	H: 0 LOB: 0 BB: 0 P: 10	R: 0 E: 0 K: 1 S: 7	H: 0 LOB: 0 BB: 0 P: 11	R: 0 E: 1 K: 0 S: 9	H: 1 LOB: 2 BB: 0 P: 13	1B: 3 2B: 1 3B: 0 HR: 1	SF: 0 SAC: 0 DP: 0 HBP: 0	WP: 0 PB: 0 SB: 0 CS: 0	PA: 33					
PITCHER	IP	WLS	BF	H	R	ER	SO	BB	IBB	HBP	BLK	WP	HR	S	P	ERA	WHIP										
Brett Tomko, R ERA: 4.53 Todd Williams, R ERA: 6.0	(1, 1) 7.0	W 0	25 8	4 1	1 0	1 0	7 1	0 0	0 0	0 0	0 0	0 0	1 0	60 16	97 24	1.29 0.00	0.571 0.500										

Arizona Diamondbacks @ Cincinnati Reds
Cinergy Field, Cincinnati, OH
Fri Sep 11 1998, 7:05 PM EDT
Att: 16,579 - Unknown - 81 F

AB 33
R 1
H 5
RBI 1
BB 0
SO 8
LOB 8

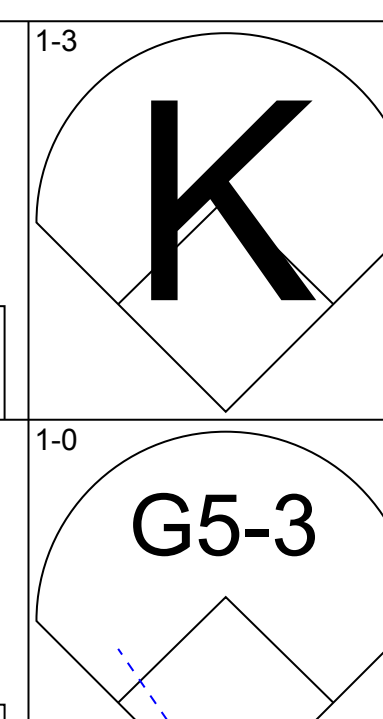
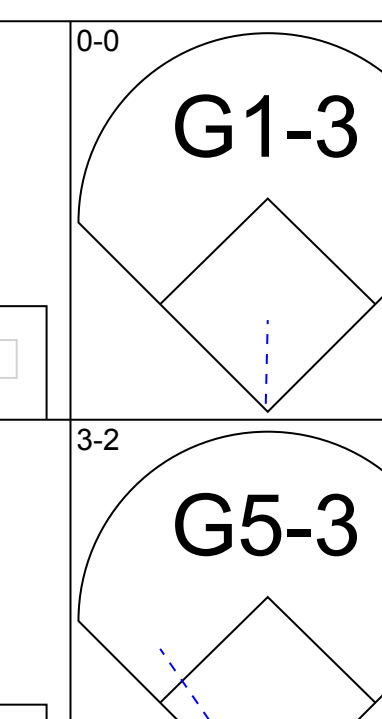
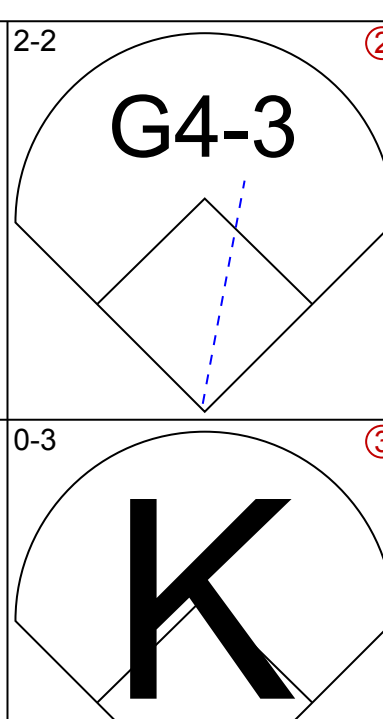
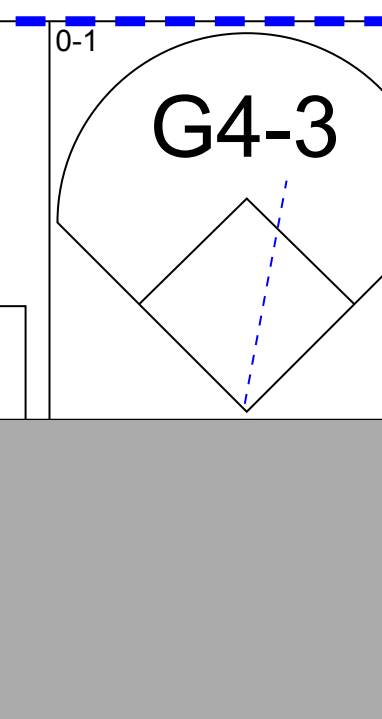
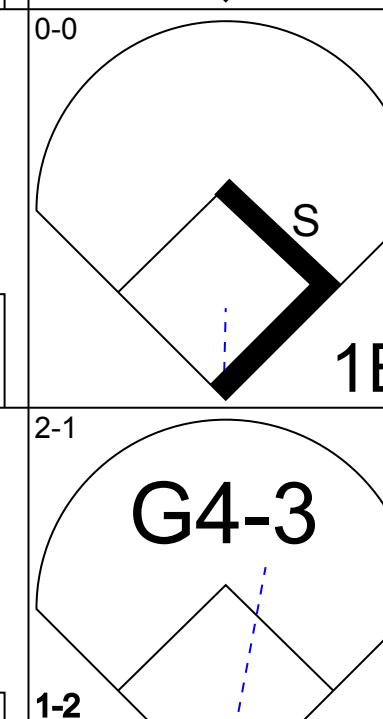


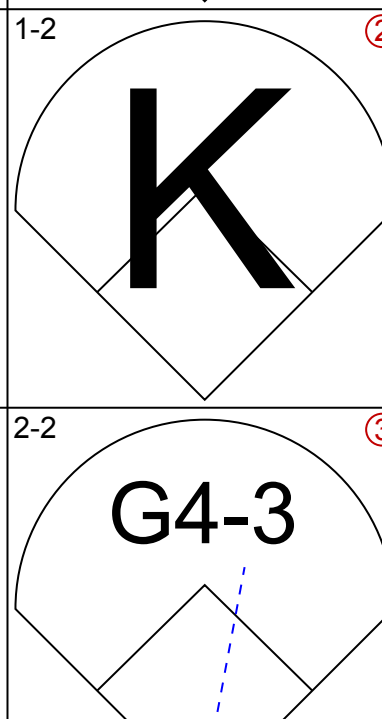

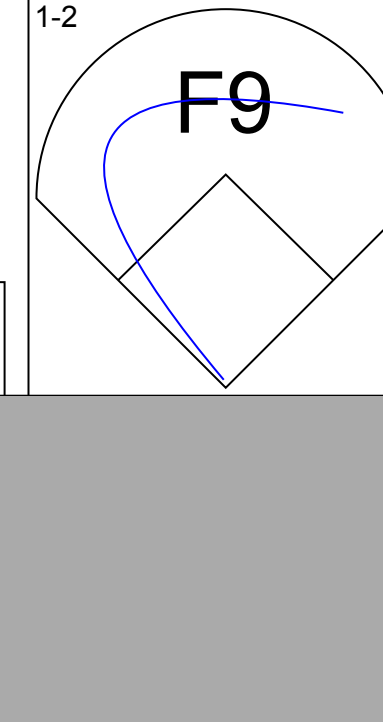
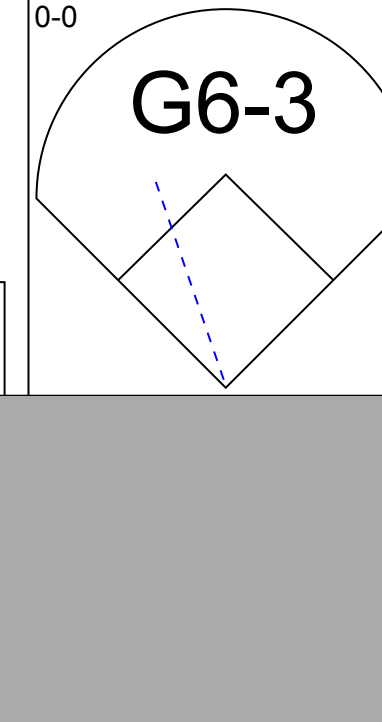





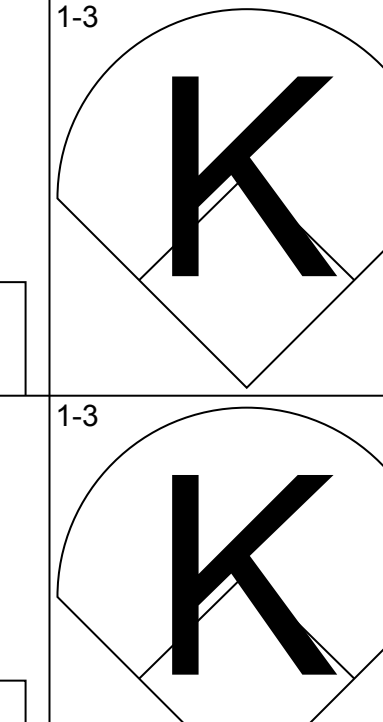


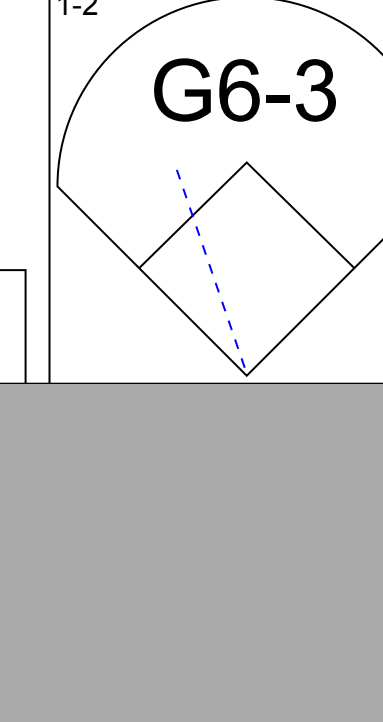
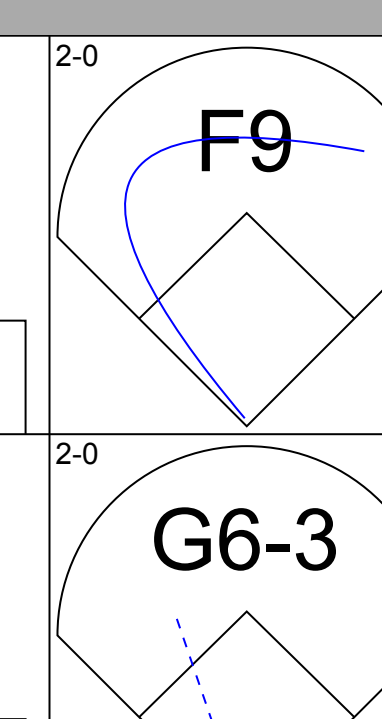
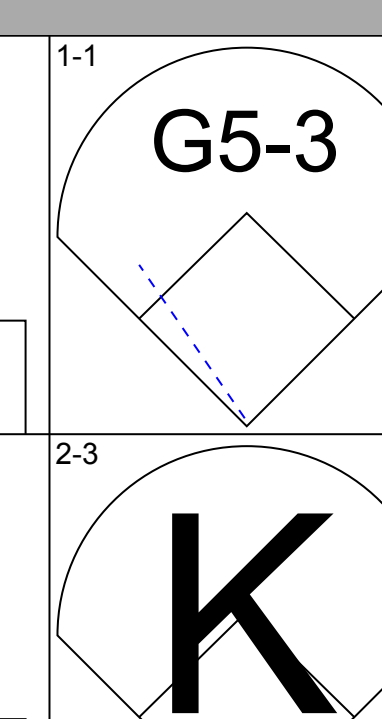

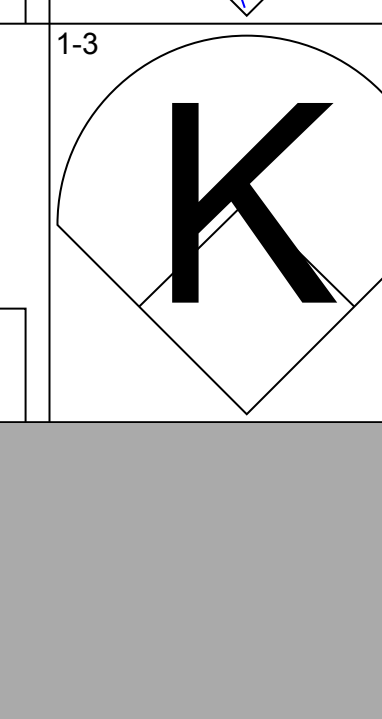
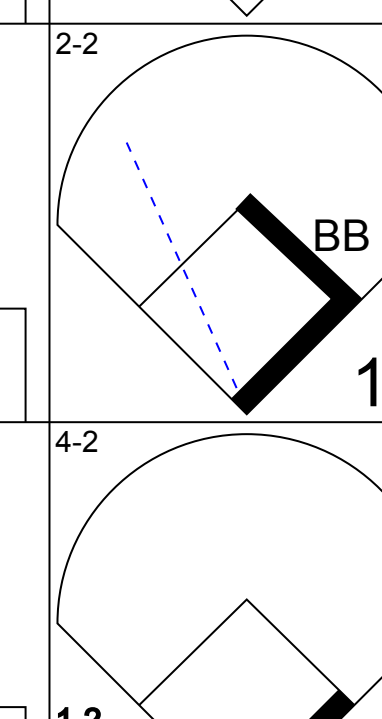
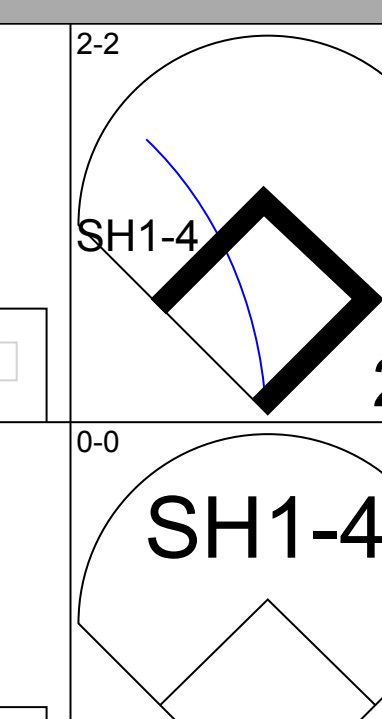
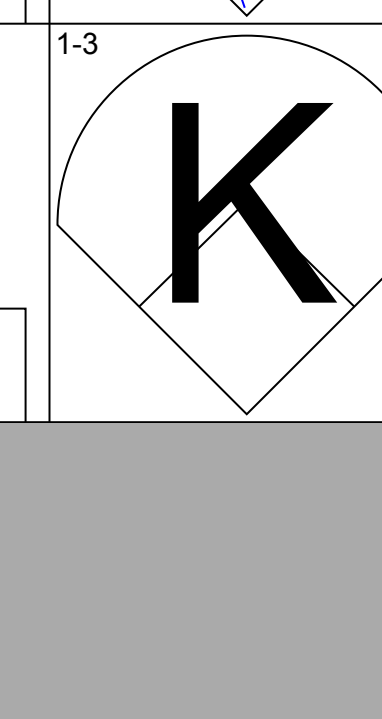
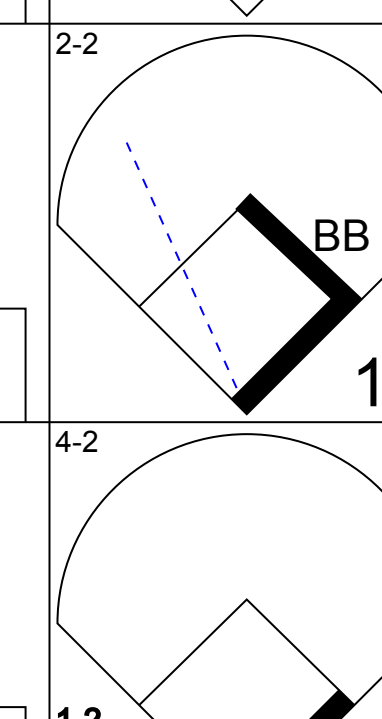
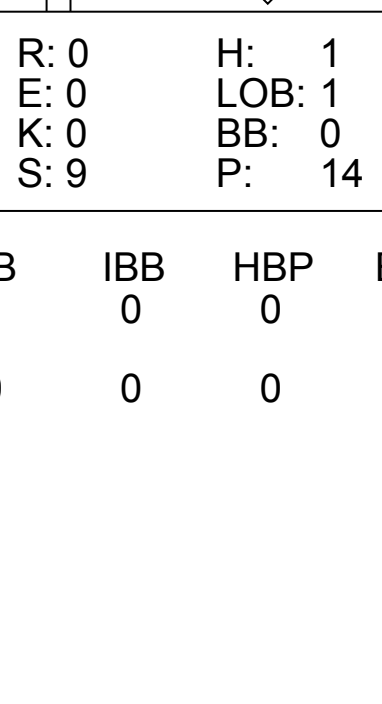
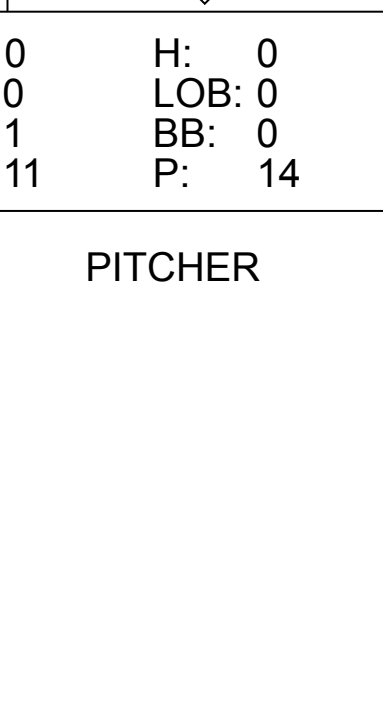
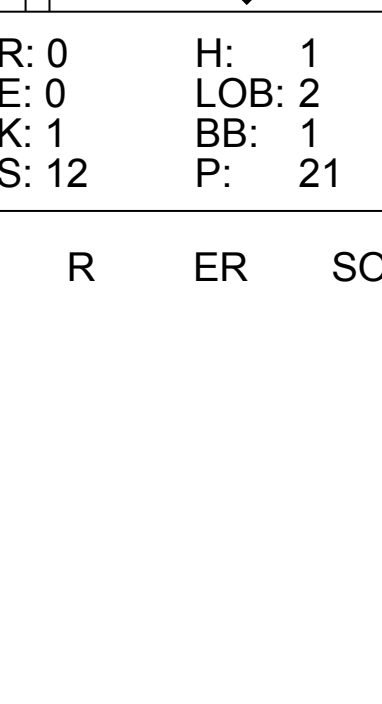


Batter	1	2	3	4	5	6	7	8	9	AB	R	H	RBI	BB	SO	LOB	BOTTOM										
Reggie Sanders, R OBP: 0.347, SLG: 0.421 (1, 8)	3-1 G6-3		1-0 1B	4-2 E S 1B BB	4-0 1B BB		4-1 HR			2	3	1	0	3	0	0											
Sean Casey, L OBP: 0.368, SLG: 0.424 (1, 3)	1-2 G4-3		4-1 BB 1B BB G4-3	1-0 1B SF8 1B	1-3 K		0-2 1H 3H HR			4	3	2	4	1	1	1											
Dmitri Young, S OBP: 0.360, SLG: 0.486 (1, 7)	2-0 G6-3		0-0 G4-3 FC5 1B	0-1 HR SF8 1B	2-1 1B		3-2 L6			5	1	3	1	0	0	0											
Roberto Petagine, L OBP: 0.442, SLG: 0.474 Paul Konerko, R OBP: 0.287, SLG: 0.320 Todd Williams, R (8, 1)		2-1 G6-3	4-1 G4-3 E BB	1-0 SF8 F9	0-0 F9		0-0 F9			2	1	0	1	1	0	2											
Bret Boone, R OBP: 0.325, SLG: 0.449 (1, 4)		2-1 G5-3	1-2 G4-3	1-2 F9		1-0 G4-3		1-2 G5-3		5	0	0	1	0	0	3											
Aaron Boone, R OBP: 0.347, SLG: 0.403 (1, 5)		3-1 1B HBP	2-2 FC5 E 2B BB	4-0 HR BB		1-3 K		1-2 F9		3	3	0	0	1	1	2											
Brook Fordyce, R OBP: 0.297, SLG: 0.367 (1, 2)		0-0 1B	1-2 E9 2B 1B	2-1 HR		1-2 G5-3		0-0 G4-3		5	1	2	3	0	0	1											
Damian Jackson, R OBP: 0.444, SLG: 0.778 (1, 6)		3-2 FC6-4 1B	2-1 FC6-4 1B	1-0 G4-3			2-2 G4-3 HR 2B			4	1	3	2	0	0	0											
Brett Tomko, R OBP: 0.141, SLG: 0.131 Tony Tarasco, L OBP: 0.357, SLG: 0.417 Pat Watkins, R OBP: 0.291, SLG: 0.365 (8, 9)		1-2 FC6-4	1-2 G6-3		1-3 K		1-0 G4-3			3	0	0	0	0	1	4											
Inning Stats	R: 0 E: 0 K: 0 S: 8	H: 0 LOB: 0 BB: 0 P: 14	R: 1 E: 0 K: 0 S: 12	H: 2 LOB: 2 BB: 0 P: 23	R: 4 E: 1 K: 0 S: 17	H: 3 LOB: 2 BB: 2 P: 32	R: 5 E: 0 K: 0 S: 12	H: 3 LOB: 0 BB: 2 P: 27	R: 0 E: 0 K: 2 S: 9	H: 1 LOB: 2 BB: 1 P: 17	R: 0 E: 0 K: 1 S: 7	H: 0 LOB: 0 BB: 0 P: 10	R: 3 E: 0 K: 0 S: 16	H: 2 LOB: 0 BB: 1 P: 26	R: 0 E: 0 K: 0 S: 7	H: 0 LOB: 0 BB: 0 P: 9	R: 0 E: 0 K: 0 S: 9	H: 0 LOB: 0 BB: 0 P: 13	1B: 7 2B: 2 3B: 0 HR: 2	SF: 1 SAC: 0 DP: 0 HBP: 1	WP: 0 PB: 0 SB: 2 CS: 0	PA: 43					
PITCHER	IP	WLS	BF	H	R	ER	SO	BB	IBB	HBP	BLK	WP	HR	S	P	ERA	WHIP										
Clint Sodowsky, R ERA: 5.79 Chris Michalak, L ERA: 13.5 Neil Weber, L ERA: Vladimir Nunez, R ERA: 13.5 Alan Embree, L ERA: 4.66	(1, 1) 3.0	L 0	19 7	5 3	6 4	4 4	0 0	3 1	0 0	0 0	0 0	0 0	1 0	10 9	21 17	12.00 0.00	2.667 2.000										
Ben Ford, R ERA: 8.59	(8, 1) 1.0		3	0	0	0	0	0	0	0	0	0	0	7	9	0.00	0.000										

Arizona Diamondbacks @ Cincinnati Reds
Cinergy Field, Cincinnati, OH
Fri Sep 11 1998, 7:05 PM EDT
Att: 16,579 - Unknown - 81 F

AB 35
R 13
H 11
RBI 12
BB 6
SO 3
LOB 14

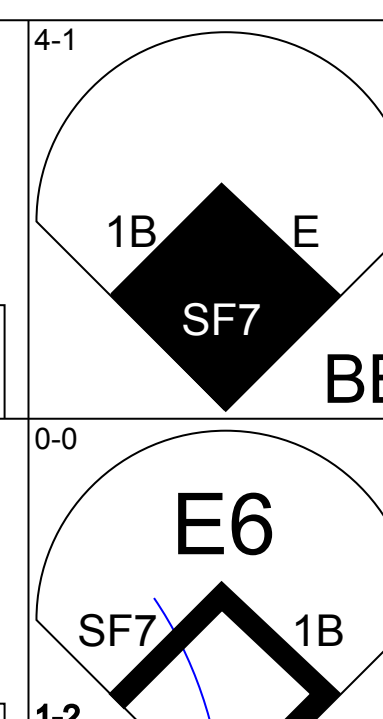
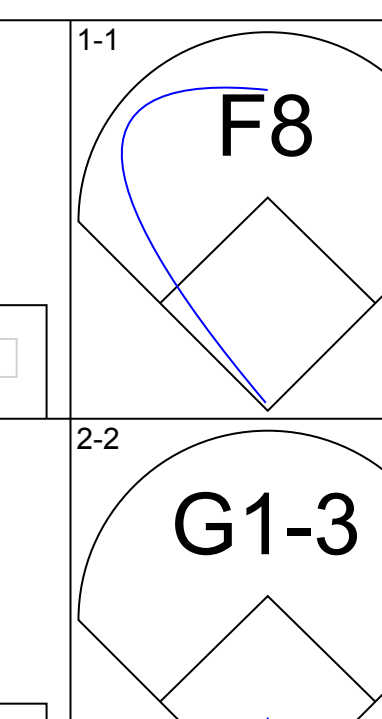
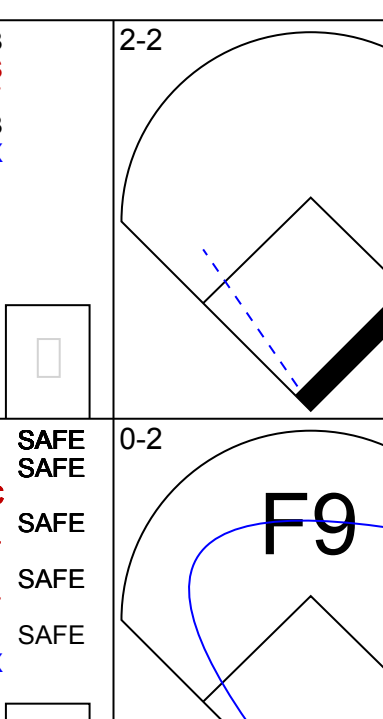
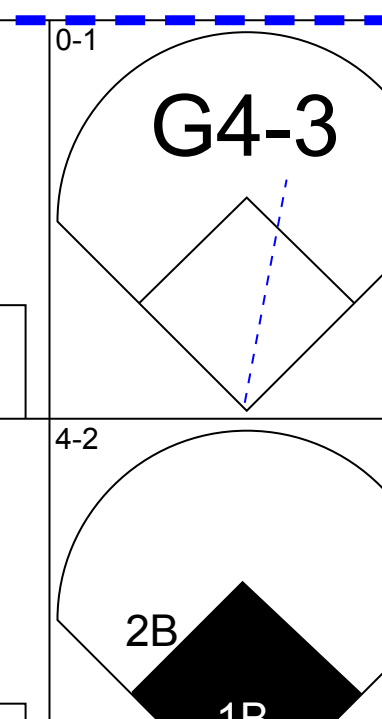
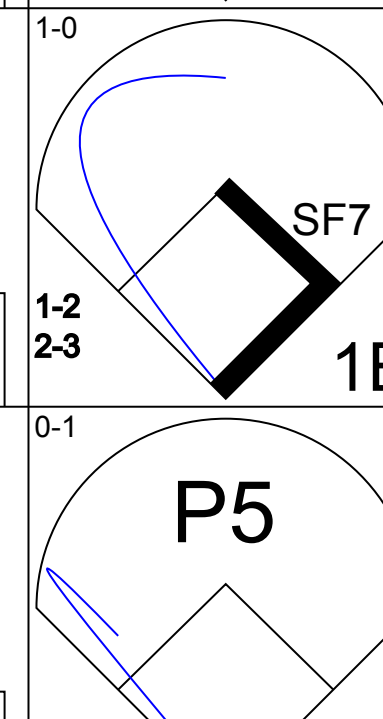
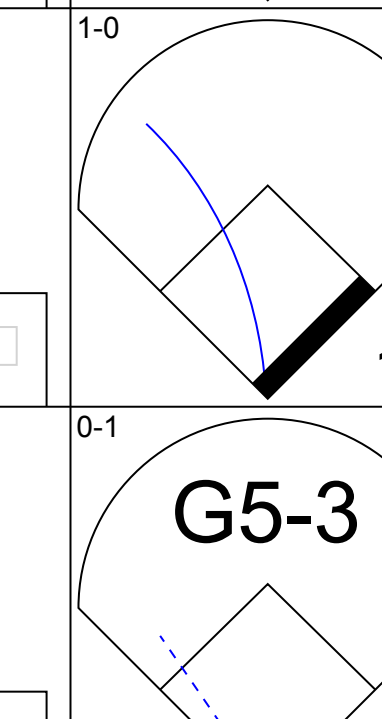

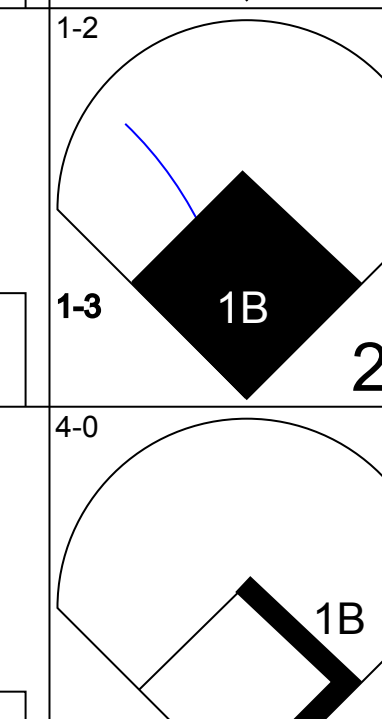
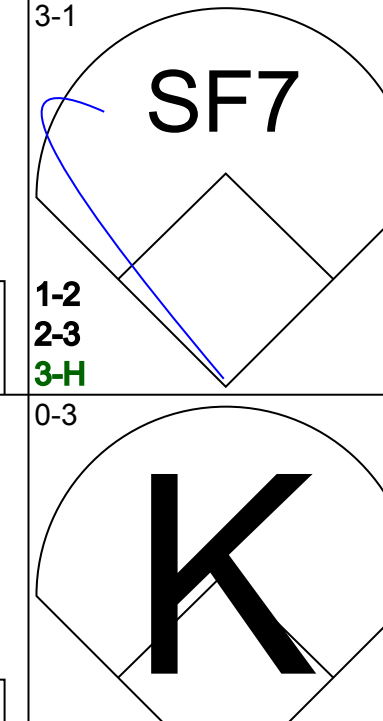
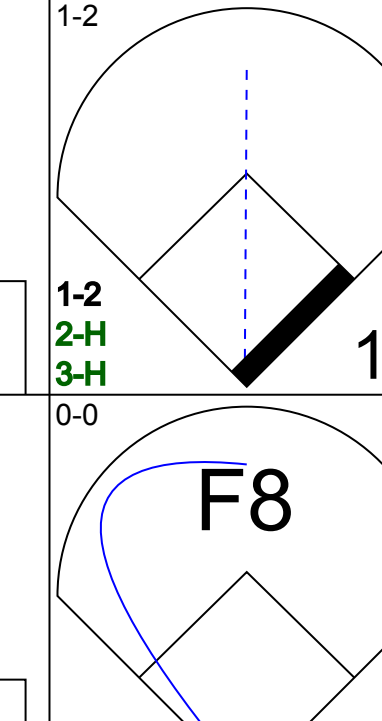


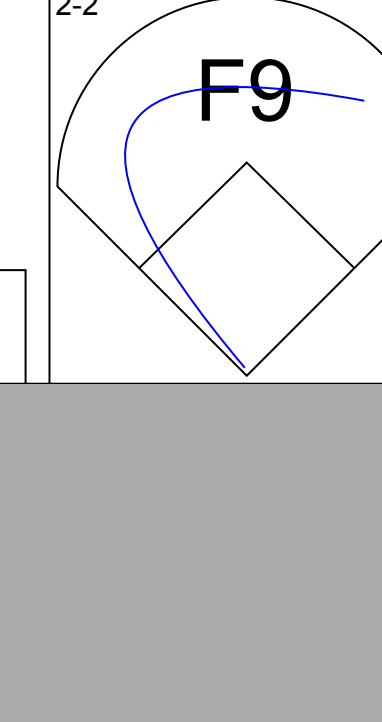

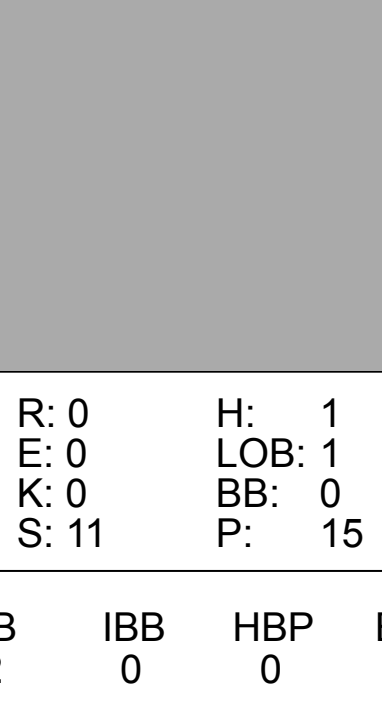
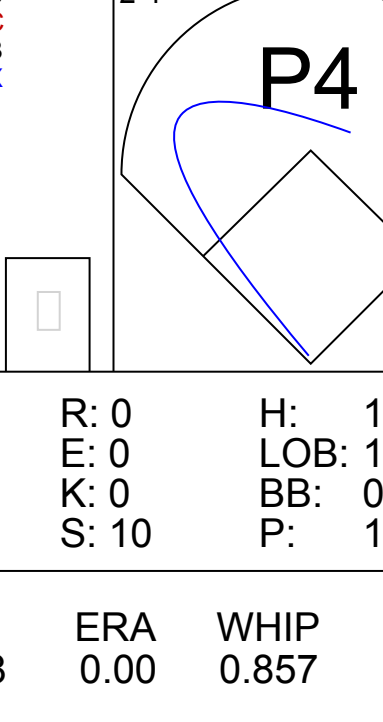
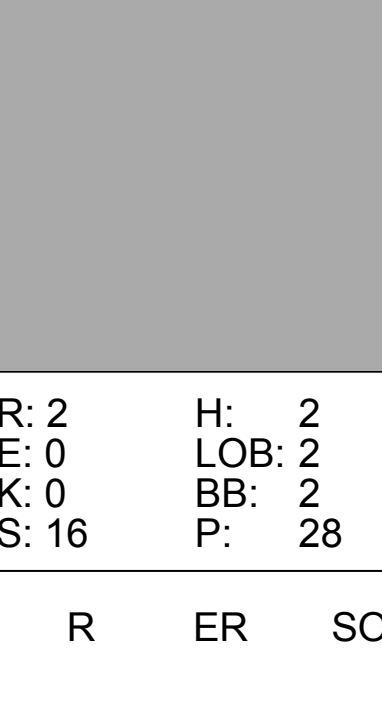


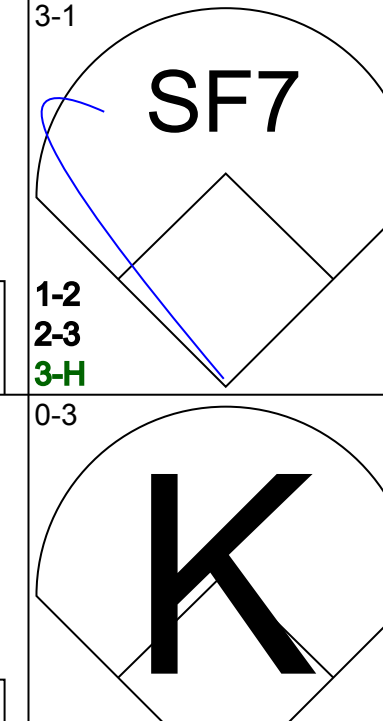
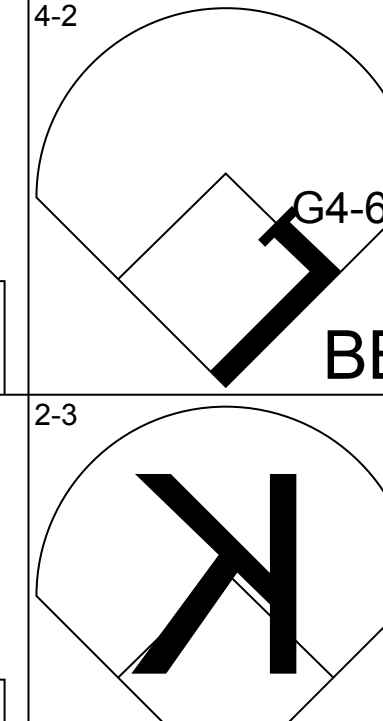
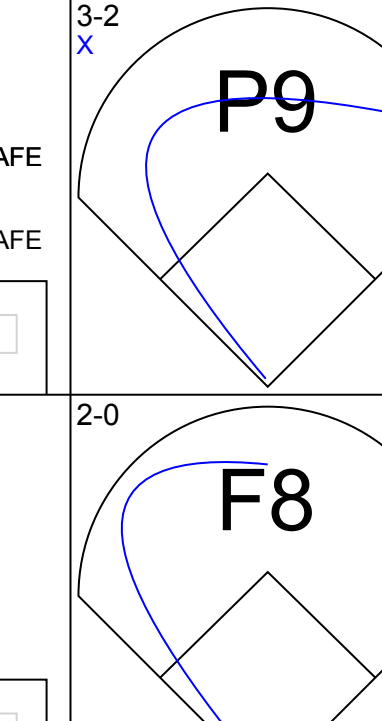
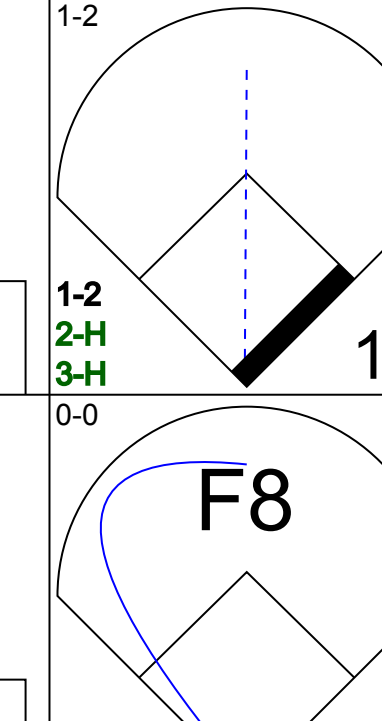

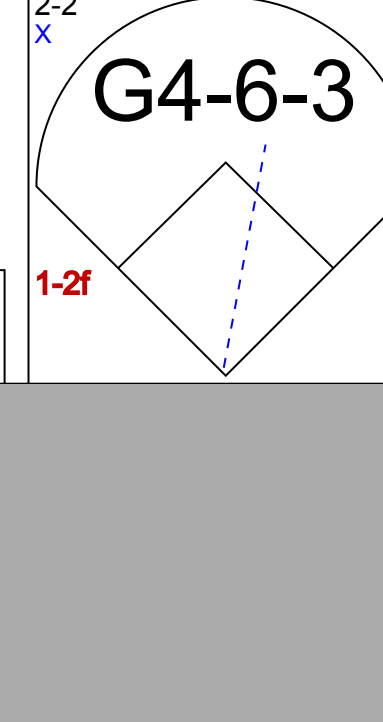

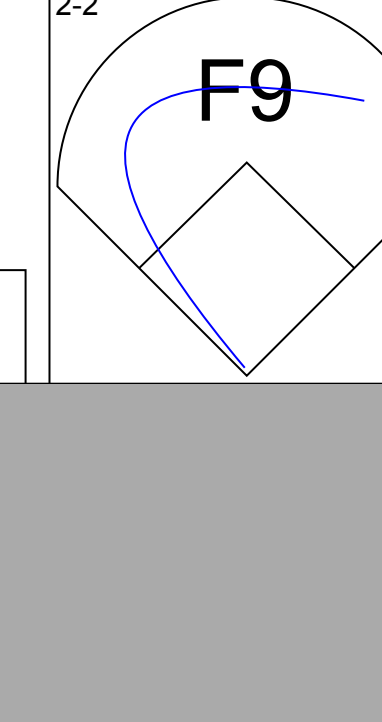
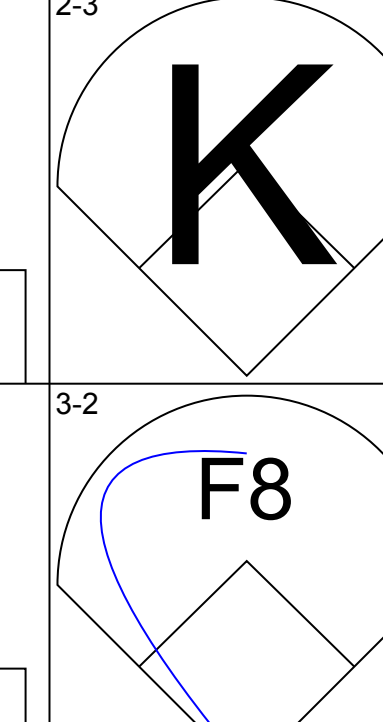
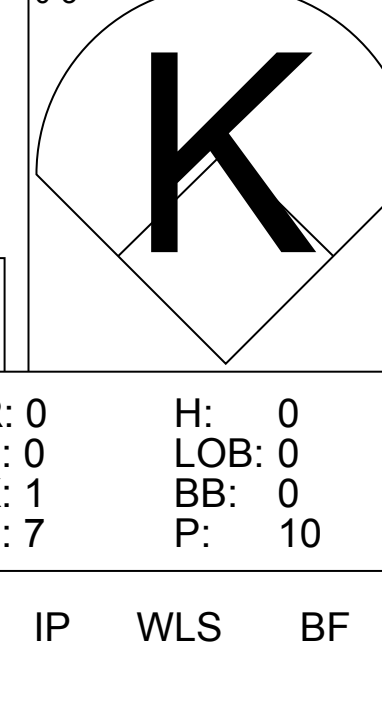
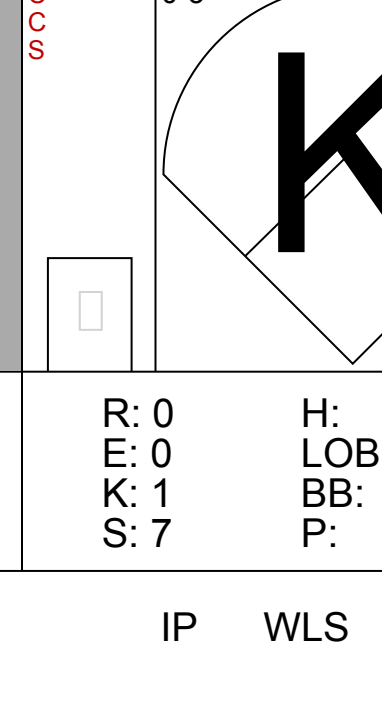

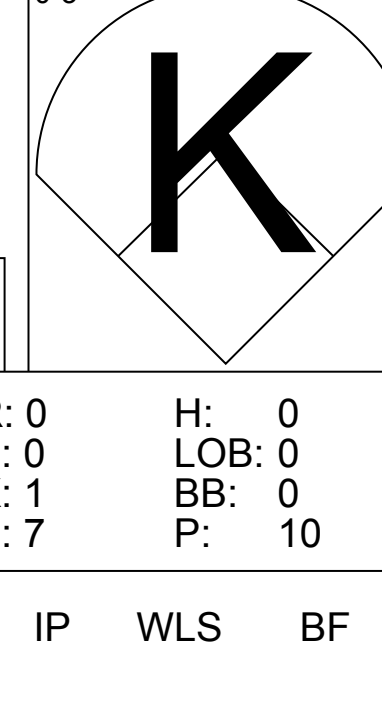
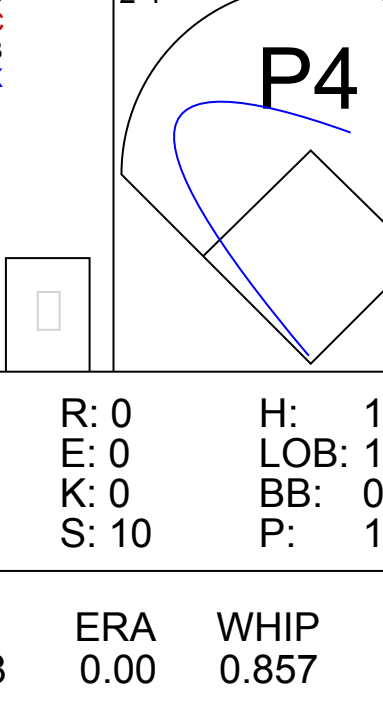
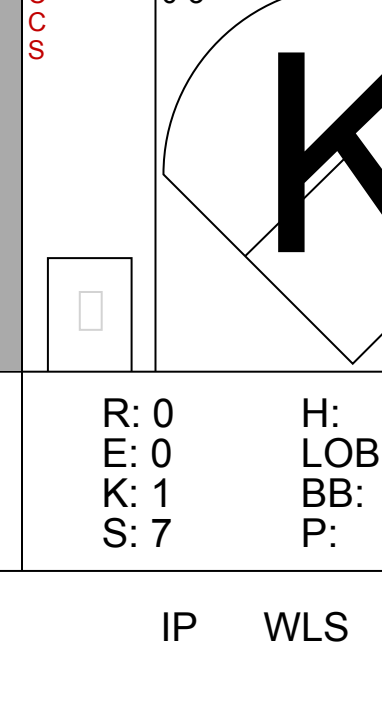





Batter	1	2	3	4	5	6	7	8	9	AB	R	H	RBI	BB	SO	LOB	TOP			
Andy Fox, L OBP: 0.358, SLG: 0.401 (1, 9)										4	0	0	0	0	1	3				
Tony Batista, R OBP: 0.327, SLG: 0.567 (1, 6)										4	0	0	0	0	1	1				
Devon White, S OBP: 0.333, SLG: 0.464 (1, 8)											4	0	1	0	0	1	0			
Travis Lee, L OBP: 0.343, SLG: 0.424 (1, 3)											4	0	0	0	0	1				
Matt Williams, R OBP: 0.318, SLG: 0.427 (1, 5)											3	0	0	0	0	1	0			
Jay Bell, R OBP: 0.353, SLG: 0.432 (1, 4)											3	0	0	0	0	1	0			
David Dellucci, L OBP: 0.322, SLG: 0.407 (1, 7)											3	0	0	0	0	1	0			
Damian Miller, R OBP: 0.348, SLG: 0.465 (1, 2)											3	0	2	0	0	1	0			
Omar Daal, L OBP: 0.213, SLG: 0.119 (1, 1)											1	0	0	0	0	0	0			
Brent Brede, L OBP: 0.307, SLG: 0.325 (8, PH)											0	0	0	0	1	0	0			
Bernard Gilkey, R OBP: 0.320, SLG: 0.315 (8, PR)											0	0	0	0	0	0	0			
Aaron Small, R (8, 1)											0	0	0	0	0	0	0			
Inning Stats	R: 0 E: 0 K: 1 S: 7	H: 1 LOB: 1 BB: 0 P: 11	R: 0 E: 0 K: 2 S: 12	H: 0 LOB: 0 BB: 0 P: 15	R: 0 E: 0 K: 0 S: 9	H: 1 LOB: 1 BB: 0 P: 14	R: 0 E: 0 K: 0 S: 7	H: 0 LOB: 0 BB: 0 P: 9	R: 0 E: 0 K: 1 S: 5	H: 0 LOB: 0 BB: 0 P: 10	R: 0 E: 0 K: 0 S: 3	H: 0 LOB: 0 BB: 0 P: 4	R: 0 E: 0 K: 1 S: 12	H: 1 LOB: 2 BB: 1 P: 21	R: 0 E: 0 K: 1 S: 10	H: 0 LOB: 0 BB: 0 P: 15	1B: 2 2B: 1 3B: 0 HR: 0	SF: 0 SAC: 1 DP: 0 HBP: 0	WP: 0 PB: 0 SB: 1 CS: 0	PA: 31
PITCHER	IP	WLS	BF	H	R	ER	SO	BB	IBB	HBP	BLK	WP	HR	S	P	ERA	WHIP			
Steve Parris, R ERA: 3.55 (1, 1)	7.2	W	27	3	0	0	6	1	0	0	0	0	0	64	96	0.00	0.522			
Gabe White, L ERA: 4.45 (8, 1)	1.1	S	4	0	0	0	1	0	0	0	0	0	0	12	17	0.00	0.000			

Arizona Diamondbacks @ Cincinnati Reds
Cinergy Field, Cincinnati, OH
Sat Sep 12 1998, 3:33 AM EDT
Att: 17,463 - Sunny - 80 F

AB	29
R	0
H	3
RBI	0
BB	1
SO	7
LOB	5



Batter	1	2	3	4	5	6	7	8	9	AB	R	H	RBI	BB	SO	LOB	BOTTOM			
Reggie Sanders, R OBP: 0.348, SLG: 0.421 (1, 8)										3	1	1	0	1	0	0				
Chris Stynes, R OBP: 0.324, SLG: 0.341 (1, 9)										3	0	0	0	0	0	2				
Jon Nunnally, L OBP: 0.352, SLG: 0.382 (8, PH)										0	1	0	0	1	0	0				
Dmitri Young, S OBP: 0.363, SLG: 0.490 (1, 7)										4	1	3	0	0	0	0				
Paul Konerko, R OBP: 0.268, SLG: 0.321 (8, PH)										3	0	1	0	0	0	4				
Sean Casey, L OBP: 0.370, SLG: 0.424 (9, 3)										0	0	0	0	1	0	0				
Bret Boone, R OBP: 0.326, SLG: 0.449 (1, 4)										2	0	1	3	1	0	1				
Aaron Boone, R OBP: 0.338, SLG: 0.391 (1, 5)										4	0	0	0	0	2	6				
Damian Jackson, R OBP: 0.308, SLG: 0.538 (1, 6)										4	0	0	0	0	1	3				
Brook Fordyce, R OBP: 0.290, SLG: 0.358 (1, 2)										3	0	0	0	0	0	0				
Steve Parris, R OBP: 0.148, SLG: 0.148 (1, 1)										3	0	0	0	0	1	0				
Gabe White, L OBP: 0.250, SLG: 0.250 (8, 1)										0	0	0	0	0	0	0				
Inning Stats	R: 1 E: 1 K: 1 S: 10	H: 1 LOB: 2 BB: 1 P: 18	R: 0 E: 0 K: 1 S: 7	H: 0 LOB: 0 BB: 0 P: 12	R: 0 E: 0 K: 0 S: 11	H: 1 LOB: 1 BB: 0 P: 15	R: 0 E: 0 K: 1 S: 12	H: 0 LOB: 0 BB: 1 P: 20	R: 0 E: 0 K: 0 S: 10	H: 1 LOB: 1 BB: 0 P: 14	R: 0 E: 0 K: 0 S: 11	H: 1 LOB: 1 BB: 0 P: 19	R: 0 E: 0 K: 1 S: 7	H: 0 LOB: 0 BB: 0 P: 10	R: 2 E: 0 K: 0 S: 16	H: 2 LOB: 2 BB: 2 P: 28	1B: 5 2B: 1 3B: 0 HR: 0	SF: 1 SAC: 0 DP: 1 HBP: 0	WP: 0 PB: 0 SB: 0 CS: 0	PA: 34
PITCHER	IP	WLS	BF	H	R	ER	SO	BB	IBB	HBP	BLK	WP	HR	S	P	ERA	WHIP			
Omar Daal, L ERA: 2.78 (1, 1)	7.0	L	27	4	1	0	4	2	0	0	0	0	0	68	108	0.00	0.857			
Aaron Small, R ERA: 5.37 (8, 1)	1.0		7	2	2	2	0	1	1	0	0	0	0	16	28	18.00	3.000			

Arizona Diamondbacks @ Cincinnati Reds
Cinergy Field, Cincinnati, OH
Sat Sep 12 1998, 3:33 AM EDT
Att: 17,463 - Sunny - 80 F

AB	29
R	3
H	6
RBI	3
BB	4
SO	4
LOB	16



Batter	1	2	3	4	5	6	7	8	9	AB	R	H	RBI	BB	SO	LOB	TOP										
Andy Fox, L OBP: 0.363, SLG: 0.407 (1, 9)																	3 1 2 0 2 0 0										
Tony Batista, R OBP: 0.325, SLG: 0.571 (1, 6)																	5 1 1 2 0 1 5										
Devon White, S OBP: 0.334, SLG: 0.464 Karim Garcia, L OBP: 0.252, SLG: 0.355 (7, 9)																	3 0 1 0 1 1 0 1 0 0 0 0 0 0										
Travis Lee, L OBP: 0.341, SLG: 0.422 (1, 3)																	5 0 1 0 0 3 4										
Matt Williams, R OBP: 0.319, SLG: 0.431 (1, 5)																	5 2 2 0 0 0 5										
Jay Bell, R OBP: 0.354, SLG: 0.437 (1, 4)																	3 1 1 2 1 0 0										
David Dellucci, L OBP: 0.319, SLG: 0.403 (1, 7)																	4 0 0 0 0 3 2										
Kelly Stinnett, R OBP: 0.342, SLG: 0.413 (1, 2)																	2 0 1 1 2 0 0										
Andy Benes, R OBP: 0.239, SLG: 0.262 Gregg Olson, R OBP: 0.500, SLG: 2.000 (9, 1)																	4 0 0 0 0 3 4 0 0 0 0 0 0 0										
Inning Stats	R: 0 E: 0 K: 1 S: 11	H: 1 LOB: 2 BB: 1 P: 21	R: 0 E: 0 K: 2 S: 11	H: 0 LOB: 1 BB: 1 P: 20	R: 0 E: 0 K: 0 S: 8	H: 0 LOB: 0 BB: 0 P: 12	R: 2 E: 0 K: 1 S: 18	H: 2 LOB: 1 BB: 1 P: 26	R: 0 E: 0 K: 0 S: 6	H: 1 LOB: 2 BB: 1 P: 10	R: 0 E: 0 K: 1 S: 8	H: 0 LOB: 0 BB: 0 P: 13	R: 2 E: 0 K: 3 S: 14	H: 2 LOB: 0 BB: 0 P: 20	R: 1 E: 0 K: 3 S: 25	H: 2 LOB: 2 BB: 2 P: 44	R: 0 E: 0 K: 0 S: 5	H: 1 LOB: 0 BB: 0 P: 7	1B: 3 2B: 3 3B: 1 HR: 2	SF: 0 SAC: 0 DP: 1 HBP: 0	WP: 0 PB: 0 SB: 0 CS: 0	PA: 41					
PITCHER	IP	WLS	BF	H	R	ER	SO	BB	IBB	HBP	BLK	WP	HR	S	P	ERA	WHIP										
Jason Bere, R ERA: 6.27 26 John Hudek, R ERA: 2.53 Danny Graves, R ERA: 3.45	6.0	L	26	4	2	2	5	4	0	0	0	0	1	62	102	3.00	1.333										
	2.0		12	4	3	3	6	2	0	0	0	0	1	39	64	13.50	3.000										
	1.0		3	1	0	0	0	0	0	0	0	0	0	5	7	0.00	1.000										

Arizona Diamondbacks @ Cincinnati Reds
Cinergy Field, Cincinnati, OH
Sun Sep 13 1998, 3:33 AM EDT
Att: 17,741 - Sunny - 82 F

AB	35
R	5
H	9
RBI	5
BB	6
SO	11
LOB	20



Batter	1	2	3	4	5	6	7	8	9	AB	R	H	RBI	BB	SO	LOB	BOTTOM										
Reggie Sanders, R OBP: 0.348, SLG: 0.418 (1, 8)																	3 0 0 0 1 2 0										
Sean Casey, L OBP: 0.369, SLG: 0.422 (1, 3)																	4 0 1 0 0 1 0										
Barry Larkin, R OBP: 0.390, SLG: 0.492 (1, 6)																	2 0 0 0 2 0 0										
Dmitri Young, S OBP: 0.361, SLG: 0.486 (1, 7)																	4 0 0 0 0 1 4										
Roberto Petagine, L OBP: 0.418, SLG: 0.439 (1, 9)																	3 0 0 0 0 2 0										
Bret Boone, R OBP: 0.328, SLG: 0.448 (1, 4)																	1 0 0 0 2 0 0										
Aaron Boone, R OBP: 0.331, SLG: 0.383 (1, 5)																	3 0 0 0 0 0 2										
Brook Fordyce, R OBP: 0.288, SLG: 0.355 Eddie Taubensee, L OBP: 0.348, SLG: 0.415 (5, PH) (6, 2)																	1 0 0 0 0 0 0 2 0 0 0 0 0 1										
Jason Bere, R Tony Tarasco, L OBP: 0.333, SLG: 0.385 26 John Hudek, S Danny Graves, R Jon Nunnally, L OBP: 0.350, SLG: 0.379 (6, PH) (7, 1) (9, 1) (9, PH)																	1 0 0 0 0 0 0 1 0 1 0 0 0 0 0 0										
Inning Stats	R: 0 E: 0 K: 1 S: 9	H: 0 LOB: 1 BB: 1 P: 18	R: 0 E: 0 K: 0 S: 5	H: 0 LOB: 0 BB: 1 P: 11	R: 0 E: 0 K: 1 S: 8	H: 0 LOB: 0 BB: 0 P: 16	R: 0 E: 0 K: 0 S: 8	H: 0 LOB: 0 BB: 0 P: 12	R: 0 E: 0 K: 1 S: 8	H: 0 LOB: 1 BB: 1 P: 14	R: 0 E: 0 K: 2 S: 9	H: 0 LOB: 0 BB: 0 P: 15	R: 0 E: 0 K: 1 S: 9	H: 0 LOB: 0 BB: 0 P: 16	R: 0 E: 0 K: 0 S: 4	H: 0 LOB: 0 BB: 0 P: 7	R: 0 E: 0 K: 0 S: 18	H: 1 LOB: 2 BB: 2 P: 31	1B: 1 2B: 0 3B: 0 HR: 0	SF: 0 SAC: 0 DP: 1 HBP: 0	WP: 0 PB: 0 SB: 0 CS: 1	PA: 32					
PITCHER	IP	WLS	BF	H	R	ER	SO	BB	IBB	HBP	BLK	WP	HR	S	P	ERA	WHIP										
Andy Benes, R ERA: 4.24 Gregg Olson, R ERA: 2.84	8.1	W	30	1	0	0	6	5	0	0	0	0	0	76	138	0.00	0.720										
	0.2	S	1	0	0	0	0	0	0	0	0	0	0	2	2	0.00	0.000										

Arizona Diamondbacks @ Cincinnati Reds
Cinergy Field, Cincinnati, OH
Sun Sep 13 1998, 3:33 AM EDT
Att: 17,741 - Sunny - 82 F

AB	26
R	0
H	1
RBI	0
BB	5
SO	6
LOB	7



Batter	1	2	3	4	5	6	7	8	9	AB	R	H	RBI	BB	SO	LOB	TOP			
Fernando Vina, L (1,4) OBP: 0.388, SLG: 0.430	G5-3		K			L4		G1-3		4	0	1	0	0	1	1	Milwaukee Brewers @ Cincinnati Reds Cinergy Field, Cincinnati, OH Tue Sep 15 1998, 7:05 PM EDT Att: 13,785 - Cloudy - 80 F			
Mark Loretta, R (1,3) OBP: 0.393, SLG: 0.442	G6-3		2B			2B		G1-3		4	0	2	1	0	0	2				
Jeff Cirillo, R (1,5) OBP: 0.411, SLG: 0.455	1B		G6-3			P2		F9		4	0	1	0	0	0	4				
Jeremy Burnitz, L (1,9) OBP: 0.343, SLG: 0.514	P6				P5				K	4	0	0	0	0	1	2				
Marquis Grissom, R (1,8) OBP: 0.301, SLG: 0.370	G1-3		K			G1-3		G4-6-3		4	0	1	0	0	1	0				
Marc Newfield, R (1,7) OBP: 0.306, SLG: 0.323	F8		G4-3			K		G4-6-3		3	0	0	0	0	1	0				
Mike Matheny, R (1,2) OBP: 0.274, SLG: 0.331	F8				F8					2	0	0	0	0	0	0				
Geoff Jenkins, L (7, PH) OBP: 0.276, SLG: 0.400						G3				1	0	0	0	0	0	0				
Bobby Hughes, R (7,2) OBP: 0.303, SLG: 0.433										0	0	0	0	0	0	0				
Jose Valentin, S (1,6) OBP: 0.312, SLG: 0.379			WP		P6			K		3	1	1	0	0	1	0				
Scott Karl, L (1,1) OBP: 0.140, SLG: 0.113			K					G1-3		2	0	0	0	0	2	1				
Dave Nilsson, L (7,7) OBP: 0.335, SLG: 0.439								1B		1	0	1	0	0	0	0				
Valerio De Los Santos, L (7,1) OBP: 0.227, SLG: 0.417										0	0	0	0	0	0	0				
Bob Hamelin, L (9, PH) OBP: 0.303, SLG: 0.422								1B		1	0	0	0	0	0	1				
Inning Stats	R: 0 E: 0 K: 0 S: 12	H: 1 LOB: 1 BB: 0 P: 17	R: 0 E: 0 K: 0 S: 6	H: 0 LOB: 0 BB: 0 P: 9	R: 1 E: 0 K: 2 S: 10	H: 2 LOB: 1 BB: 0 P: 16	R: 0 E: 0 K: 1 S: 11	H: 0 LOB: 0 BB: 0 P: 17	R: 0 E: 0 K: 1 S: 16	H: 1 LOB: 1 BB: 0 P: 23	R: 0 E: 0 K: 1 S: 7	H: 0 LOB: 0 BB: 0 P: 11	R: 0 E: 0 K: 1 S: 12	H: 2 LOB: 2 BB: 0 P: 19	R: 0 E: 0 K: 1 S: 9	H: 1 LOB: 0 BB: 0 P: 10	1B: 4 2B: 3 3B: 0 HR: 0	SF: 0 SAC: 0 DP: 1 HBP: 0	WP: 1 PB: 0 SB: 0 CS: 0	PA: 33
PITCHER	IP WLS BF H R ER SO BB IBB HBP BLK WP HR S P ERA WHIP																			
Mike Remlinger, L (1,1) ERA: 4.72	6.0 W 22 4 1 1 4 0 0 0 0 1 0 66 98 1.50 0.667																			
Danny Graves, R (7,1) ERA: 3.32	3.0 S 11 3 0 0 3 0 0 0 0 0 0 28 40 0.00 1.000																			

Batter	1	2	3	4	5	6	7	8	9	AB	R	H	RBI	BB	SO	LOB	BOTTOM	
Damian Jackson, R (1,8) OBP: 0.333, SLG: 0.556	FC4	L6		E6		2B		P5		5	0	2	0	0	0	2	Milwaukee Brewers @ Cincinnati Reds Cinergy Field, Cincinnati, OH Tue Sep 15 1998, 7:05 PM EDT Att: 13,785 - Cloudy - 80 F	
Barry Larkin, R (1,6) OBP: 0.393, SLG: 0.499	F9		HR	G6-4-3		P5				4	1	2	1	0	0	2		
Bret Boone, R (1,4) OBP: 0.327, SLG: 0.451	FC4		G3	G6-4-3		HR				4	2	1	1	0	0	4		
Dmitri Young, S (1,7) OBP: 0.361, SLG: 0.484	1B									4	1	3	0	0	0	0		
Sean Casey, L (8,3) OBP: 0.394, SLG: 0.415	1B				G6-3					0	0	0	0	0	0	0		
Paul Konerko, R (1,3) OBP: 0.275, SLG: 0.338	1B					2B				4	0	3	2	0	0	1		
Pat Watkins, R (8,9) OBP: 0.291, SLG: 0.365	FC5-4			P4		1B				0	0	0	0	0	0	0		
Aaron Boone, R (1,5) OBP: 0.327, SLG: 0.372	FC5-4			L7		F8				4	0	0	0	0	1	4		
Chris Stynes, R (1,9) OBP: 0.323, SLG: 0.340		G4-3		PB		G5-3				4	1	1	0	0	1	1		
Brook Fordyce, R (1,2) OBP: 0.294, SLG: 0.359		SH1-4		1B		F9		F7		4	0	2	0	0	0	0		
Mike Remlinger, L (1,1) ERA: 4.32		SH1-4		SH3-4						0	0	0	0	0	0	0		
Guillermo Garcia, R (6, PH) OBP: 0.227, SLG: 0.417				SH3-4						1	0	0	0	0	1	0		
Danny Graves, R (7,1) ERA: 3.1										1	0	0	0	0	1	0		
Inning Stats	R: 1 E: 0 K: 0 S: 14	H: 3 LOB: 2 BB: 0 P: 22	R: 0 E: 0 K: 0 S: 8	H: 1 LOB: 1 BB: 0 P: 12	R: 1 E: 0 K: 0 S: 15	H: 2 LOB: 1 BB: 0 P: 19	R: 1 E: 1 K: 0 S: 14	H: 3 LOB: 2 BB: 0 P: 22	R: 0 E: 0 K: 1 S: 9	H: 1 LOB: 1 BB: 0 P: 12	R: 2 E: 0 K: 2 S: 15	H: 3 LOB: 0 BB: 0 P: 23	R: 0 E: 0 K: 1 S: 8	H: 0 LOB: 0 BB: 0 P: 10	1B: 9 2B: 3 3B: 0 HR: 2	SF: 0 SAC: 2 DP: 1 HBP: 0	WP: 0 PB: 1 SB: 0 CS: 0	PA: 37
PITCHER	IP WLS BF H R ER SO BB IBB HBP BLK WP HR S P ERA WHIP																	
Scott Karl, L (1,1) ERA: 4.32	6.0 L 31 13 5 5 1 0 0 0 0 0 2 68 101 7.50 2.167																	
Valerio De Los Santos, L (7,1) ERA: 3.1	2.0 6 1 0 0 3 0 0 0 0 0 0 20 27 0.00 0.500																	

Batter	1	2	3	4	5	6	7	8	9	AB	R	H	RBI	BB	SO	LOB	TOP				
Fernando Vina, L OBP: 0.388, SLG: 0.431 (1, 4)	F8		BB FC5-4 HBP 1B		G3-1		G6-3 2B	P6		5	1	2	0	0	0	3	Milwaukee Brewers @ Cincinnati Reds Cinergy Field, Cincinnati, OH Wed Sep 16 1998, 3:33 AM EDT Att: 14,467 - Cloudy - 78 F				
Mark Loretta, R OBP: 0.391, SLG: 0.438 (1, 3)	F9		FC5-4 BB HBP		L7		G6-3	L8		4	0	0	0	0	0	1					
Dave Nilsson, L OBP: 0.337, SLG: 0.438 Mike Matheny, R OBP: 0.276, SLG: 0.333 (7, 2)	2B 1B		FC5-4 BB		P6		G3-1	WP 1B		3	0	1	0	1	0	1					
Jeff Cirillo, R OBP: 0.410, SLG: 0.458 (1, 5)	1-3 2B		FC5-4					L9		5	1	2	1	0	1	3					
Jeremy Burnitz, L OBP: 0.340, SLG: 0.510 (1, 9)	P6		1-2 2-3 3-H 1-2		K			G3		5	0	0	0	0	1	6					
Geoff Jenkins, L OBP: 0.277, SLG: 0.397 Marquis Grissom, R OBP: 0.301, SLG: 0.369 (8, 8)			P6 G4-3					K		2	0	0	0	1	0	2					
Darrin Jackson, R OBP: 0.268, SLG: 0.379 (8, 7)	F9				P2			1B 2B		4	0	2	1	0	0	0					
Jose Valentin, S OBP: 0.314, SLG: 0.381 (1, 6)					K			1B IBB		3	0	1	0	1	1	2					
Bill Pulsipher, L OBP: 0.188, SLG: 0.188 Brian Barnes, S OBP: 0.292, SLG: 0.412 Chad Fox, R OBP: 0.369, SLG: 1.000 Ronnie Bellard, R Mike Myers, L Eric Plunk, R Bob Wickman, R (11, 1)	G3-1				K			1-2 2-3		2	0	0	0	0	1	1					
Inning Stats	R: 0 E: 0 K: 0 S: 14	H: 2 LOB: 2 BB: 0 P: 21	R: 0 E: 0 K: 0 S: 8	H: 1 LOB: 1 BB: 0 P: 10	R: 1 E: 0 K: 1 S: 12	H: 1 LOB: 2 BB: 1 P: 19	R: 0 E: 0 K: 2 S: 7	H: 0 LOB: 0 BB: 0 P: 7	R: 0 E: 0 K: 1 S: 17	H: 1 LOB: 1 BB: 1 P: 26	R: 0 E: 0 K: 1 S: 9	H: 1 LOB: 1 BB: 0 P: 14	R: 1 E: 0 K: 1 S: 12	H: 3 LOB: 3 BB: 1 P: 20	R: 0 E: 0 K: 0 S: 7	H: 1 LOB: 1 BB: 0 P: 11		1B: 5 2B: 5 3B: 0 HR: 0	SF: 0 SAC: 0 DP: 0 HBP: 1	WP: 1 PB: 0 SB: 0 CS: 0	PA: 41
PITCHER	IP WLS BF H R ER SO	IP WLS BF H R ER SO	IP WLS BF H R ER SO	IP WLS BF H R ER SO	IP WLS BF H R ER SO	IP WLS BF H R ER SO	IP WLS BF H R ER SO	IP WLS BF H R ER SO	IP WLS BF H R ER SO	IP WLS BF H R ER SO	IP WLS BF H R ER SO	IP WLS BF H R ER SO	IP WLS BF H R ER SO	IP WLS BF H R ER SO	IP WLS BF H R ER SO	IP WLS BF H R ER SO		ERA WHIP	ERA WHIP		
Brett Tomko, R ERA: 4.46 Gabe White, L ERA: 4.25	(1, 1) 7.0	(8, 1) 2.0																			

Batter	1	2	3	4	5	6	7	8	9	AB	R	H	RBI	BB	SO	LOB	BOTTOM					
Damian Jackson, R OBP: 0.364, SLG: 0.524 (1, 8)	1B 1B BB		G4-3 G4-3 1B		G5-3			F8		3	0	1	0	1	0	0	Milwaukee Brewers @ Cincinnati Reds Cinergy Field, Cincinnati, OH Wed Sep 16 1998, 3:33 AM EDT Att: 14,467 - Cloudy - 78 F					
Barry Larkin, R OBP: 0.394, SLG: 0.498 (1, 6)	1-1 1-2 1B		G4-3				P6	4-2 1B BB		3	0	1	0	1	0	1						
Bret Boone, R OBP: 0.327, SLG: 0.450 (1, 4)	K		G4-3				2-1 FC5-4 1B	1-3 K		4	0	1	0	0	2	4						
Dmitri Young, S OBP: 0.360, SLG: 0.482 (1, 7)	2 SAFE SAFE X		G5-3				0-0 FC5-4 FC5-4			4	0	1	0	0	1	2						
Paul Konerko, R OBP: 0.274, SLG: 0.333 Reggie Sanders, R OBP: 0.348, SLG: 0.418 (1, 3)	G5-4-3						2-3 K	0-0 FC5-4		3	0	0	0	1	1	4						
Chris Stynes, R OBP: 0.324, SLG: 0.340 (9, 9)							0-2 G1-3	2-2 G3		3	0	1	0	0	0	0						
Sean Casey, L OBP: 0.363, SLG: 0.414 (9, PH)	L4-6 WP 1B						G6-3	1-2 G3		1	0	0	0	0	0	1						
Pat Watkins, R OBP: 0.293, SLG: 0.362 Roberto Petagine, L OBP: 0.414, SLG: 0.477 (7, PH)							G6-3	0-0 G4-3		1	0	0	0	1	0	0						
Gabe White, L OBP: 0.290, SLG: 0.250 Tony Tarasco, L OBP: 0.316, SLG: 0.353 (8, 1)								F8		0	0	0	0	0	0	0						
Brook Fordyce, R OBP: 0.290, SLG: 0.354 Eddie Taubensee, L OBP: 0.348, SLG: 0.413 (7, PH)								1-2 BB		1	0	0	0	0	0	2						
Brett Tomko, R OBP: 0.136, SLG: 0.127 Jon Nunnally, L OBP: 0.344, SLG: 0.372 Aaron Boone, R OBP: 0.325, SLG: 0.369 (8, 5)								L7		2	0	0	0	0	0	2						
Inning Stats	R: 0 E: 0 K: 1 S: 11	H: 2 LOB: 2 BB: 1 P: 17	R: 0 E: 0 K: 1 S: 10	H: 1 LOB: 1 BB: 1 P: 18	R: 0 E: 0 K: 0 S: 12	H: 1 LOB: 1 BB: 0 P: 19	R: 0 E: 0 K: 1 S: 9	H: 0 LOB: 0 BB: 0 P: 13	R: 0 E: 0 K: 0 S: 5	H: 0 LOB: 0 BB: 0 P: 6	R: 0 E: 0 K: 0 S: 6	H: 1 LOB: 1 BB: 0 P: 10	R: 0 E: 0 K: 1 S: 10	H: 0 LOB: 0 BB: 0 P: 13	R: 0 E: 0 K: 1 S: 12	H: 0 LOB: 2 BB: 1 P: 20		R: 0 E: 0 K: 1 S: 9	H: 0 LOB: 1 BB: 1 P: 15	1B: 5 2B: 1 3B: 0 HR: 0	SF: 0 SAC: 0 DP: 2 HBP: 0	WP: 1 PB: 0 SB: 0 CS: 0
PITCHER	IP WLS BF H R ER SO	IP WLS BF H R ER SO	IP WLS BF H R ER SO	IP WLS BF H R ER SO	IP WLS BF H R ER SO	IP WLS BF H R ER SO	IP WLS BF H R ER SO	IP WLS BF H R ER SO	IP WLS BF H R ER SO	IP WLS BF H R ER SO	IP WLS BF H R ER SO	IP WLS BF H R ER SO	IP WLS BF H R ER SO	IP WLS BF H R ER SO	IP WLS BF H R ER SO	IP WLS BF H R ER SO	ERA WHIP	ERA WHIP				
Bill Pulsipher, L ERA: 4.88 Chad Fox, R ERA: 3.88 Mike Myers, L ERA: 2.74 Eric Plunk, R ERA: 4.5 Bob Wickman, R ERA: 3.65	(1, 1) 6.0	(7, 1) 1.0	(8, 1) 0.1	(8, 1) 0.2	(8, 1) 0.2	(9, 1) 1.0																



Batter	1	2	3	4	5	6	7	8	9	AB	R	H	RBI	BB	SO	LOB	TOP					
Reggie Sanders, R OBP: 0.350, SLG: 0.427 (1, 8)	1-1 1B 2B	1-0 HR		4-2 2B BB		0-0 F9		3-2 G4-3		4	2	2	1	1	0	0	Cincinnati Reds @ Chicago Cubs Wrigley Field, Chicago, IL Fri Sep 18 1998, 3:33 AM CDT Att: 40,105 - Sunny - 77 F					
Barry Larkin, R OBP: 0.397, SLG: 0.509 (1, 6)	3-2 2B	1-3 K		0-1 2B		1-0 HR		1-0 1B		5	2	4	2	0	1	0						
Sean Casey, L OBP: 0.358, SLG: 0.408 Gabe White, L OBP: 0.200, SLG: 0.200 (6, 1)	2-3 K			3-2 F8		3-2 P7		0-0 G3		4	0	0	0	0	1	4						
Dmitri Young, S OBP: 0.364, SLG: 0.489 (1, 7)	0-0 2B			0-0 1B		1-0 G4-3		0-0 WP 1B		5	1	4	2	0	0	0						
Bret Boone, R OBP: 0.326, SLG: 0.447 (1, 4)	4-2 BB			2-0 F8		0-1 G4-3		0-1 P6		4	0	0	0	1	0	3						
Roberto Petagine, L OBP: 0.377, SLG: 0.449 (6, 3)	3-2 P6			2-3 K		1-0 G3		3-1 1B		5	0	1	1	0	1	4						
Aaron Boone, R OBP: 0.329, SLG: 0.368 (1, 5)	2-1 L7			2-1 S 2B G4-1 1B		4-2 BB		0-3 K		3	1	1	0	1	1	3						
Eddie Taubensee, L OBP: 0.345, SLG: 0.410 (1, 2)		0-0 P5		2-1 SAFE G4-1		0-3 K		1-2 F8		4	0	0	0	0	1	4						
Steve Parris, R OBP: 0.138, SLG: 0.138 Tony Tarasco, L OBP: 0.300, SLG: 0.333 26 John Hudek, S Jon Nunnally, L OBP: 0.342, SLG: 0.369 (6, PH)	2-2 G6-3			2-3 K		0-3 K		0-1 B5-3		2	0	0	0	0	1	1						
Inning Stats	R: 2 E: 0 K: 1 S: 20	H: 3 LOB: 2 BB: 1 P: 35	R: 1 E: 0 K: 0 S: 9	H: 1 LOB: 0 BB: 0 P: 13	R: 0 E: 0 K: 1 S: 8	H: 1 LOB: 1 BB: 0 P: 14	R: 1 E: 0 K: 1 S: 16	H: 2 LOB: 2 BB: 1 P: 29	R: 0 E: 0 K: 1 S: 10	H: 1 LOB: 0 BB: 0 P: 16	R: 1 E: 0 K: 1 S: 9	H: 1 LOB: 0 BB: 0 P: 13	R: 1 E: 0 K: 1 S: 11	H: 2 LOB: 1 BB: 0 P: 15	R: 0 E: 0 K: 0 S: 7	H: 1 LOB: 1 BB: 0 P: 11		R: 0 E: 0 K: 0 S: 8	H: 0 LOB: 0 BB: 0 P: 10	1B: 6 2B: 4 3B: 0 HR: 2	SF: 0 SAC: 0 DP: 0 HBP: 0	WP: 1 PB: 0 SB: 1 CS: 0
PITCHER	IP	WLS	BF	H	R	ER	SO	BB	IBB	HBP	BLK	WP	HR	S	P	ERA	WHIP					
Steve Trachsel, R ERA: 4.56 Chris Haney, L ERA: 8.89 Don Wengert, R ERA: 5.34 Terry Adams, R ERA: 4.33 Felix Heredia, L ERA: 5.19	3.2		20	7	4	4	4	2	0	0	0	0	1	50	85	9.82	2.455					
PITCHER	IP	WLS	BF	H	R	ER	SO	BB	IBB	HBP	BLK	WP	HR	S	P	ERA	WHIP					
Rodney Myers, R ERA: 7.56	1.2		6	1	0	0	0	0	0	0	0	0	0	13	19	0.00	0.600					

Cincinnati Reds @ Chicago Cubs
Wrigley Field, Chicago, IL
Fri Sep 18 1998, 3:33 AM CDT
Att: 40,105 - Sunny - 77 F

AB	39
R	6
H	12
RBI	6
BB	3
SO	7
LOB	20



Batter	1	2	3	4	5	6	7	8	9	AB	R	H	RBI	BB	SO	LOB	BOTTOM					
Lance Johnson, L OBP: 0.331, SLG: 0.323 (1, 8)	1-0 E BLK 2B 1B	1-0 F7		2-0 G6-3		3-2 1B		1-1 G3-1		5	1	2	0	0	0	1	Cincinnati Reds @ Chicago Cubs Wrigley Field, Chicago, IL Fri Sep 18 1998, 3:33 AM CDT Att: 40,105 - Sunny - 77 F					
Mickey Morandini, L OBP: 0.306, SLG: 0.392 Glenallen Hill, R OBP: 0.368, SLG: 0.550 (9, PH)	2-3 K	0-0 E8		2-2 2B		1-2 P7		1-3 K		4	1	1	0	0	1	3						
Sammy Sosa, R OBP: 0.378, SLG: 0.651 (1, 9)	2-1 E4 2B	2-2 G5-3		3-3 K		3-2 P4		0-1 P6		4	1	0	0	0	1	3						
Mark Grace, L OBP: 0.407, SLG: 0.482 (1, 3)	2-1 1H 3H 2B			3-2 E4		1-3 K		0-1 P6		4	0	1	2	0	1	1						
Henry Rodriguez, L OBP: 0.335, SLG: 0.535 Matt Mieske, R OBP: 0.374, SLG: 0.404 (7, PH)	3-3 K			0-1 F7		0-0 2B		2-3 K		3	0	1	1	0	1	2						
Gary Gaetti, R OBP: 0.357, SLG: 0.495 (1, 5)	4-2 BB			0-2 L8		0-0 F7		0-1 P2		3	0	0	0	1	0	2						
Tyler Houston, L OBP: 0.393 Scott Servais, R OBP: 0.289, SLG: 0.344 (6, PH)	2-3 K			0-0 B1-3		4-1 1B BB		0-0 L9		2	0	0	0	1	1	3						
José Hernández, R OBP: 0.313, SLG: 0.485 (1, 6)	1-0 F7			2-3 K		0-1 B1		1-2 G5-3		4	0	0	0	0	1	1						
Steve Trachsel, R ERA: 4.56 Chris Haney, L ERA: 8.89 Don Wengert, R ERA: 5.34 Terry Adams, R ERA: 4.33 Felix Heredia, L ERA: 5.19	2-1 E			2-2 P4		1-3 K		2-1 G5-3		1	1	1	0	0	0	0						
Inning Stats	R: 2 E: 1 K: 3 S: 21	H: 2 LOB: 2 BB: 1 P: 37	R: 1 E: 0 K: 0 S: 8	H: 1 LOB: 0 BB: 0 P: 14	R: 0 E: 1 K: 0 S: 9	H: 0 LOB: 1 BB: 0 P: 12	R: 0 E: 0 K: 1 S: 7	H: 0 LOB: 0 BB: 0 P: 13	R: 1 E: 0 K: 2 S: 11	H: 2 LOB: 1 BB: 0 P: 17	R: 0 E: 0 K: 1 S: 13	H: 1 LOB: 2 BB: 1 P: 22	R: 0 E: 0 K: 1 S: 10	H: 0 LOB: 0 BB: 0 P: 15	R: 0 E: 0 K: 0 S: 7	H: 0 LOB: 0 BB: 0 P: 8		R: 0 E: 0 K: 1 S: 8	H: 0 LOB: 0 BB: 0 P: 12	1B: 3 2B: 3 3B: 0 HR: 0	SF: 0 SAC: 0 DP: 0 HBP: 0	WP: 0 PB: 0 SB: 0 CS: 0
PITCHER	IP	WLS	BF	H	R	ER	SO	BB	IBB	HBP	BLK	WP	HR	S	P	ERA	WHIP					
Steve Parris, R ERA: 3.55 26 John Hudek, R ERA: 2.5 Gabe White, L ERA: 4.09	5.0	W	24	5	4	2	6	1	0	0	1	1	0	10	18	0.00	3.000					
PITCHER	IP	WLS	BF	H	R	ER	SO	BB	IBB	HBP	BLK	WP	HR	S	P	ERA	WHIP					
	3.1	S	10	0	0	0	2	0	0	0	0	0	0	28	39	0.00	0.000					

Cincinnati Reds @ Chicago Cubs
Wrigley Field, Chicago, IL
Fri Sep 18 1998, 3:33 AM CDT
Att: 40,105 - Sunny - 77 F

AB	36
R	4
H	6
RBI	3
BB	2
SO	9
LOB	17



Batter	1	2	3	4	5	6	7	8	9	AB R H RBI BB SO LOB	TOP											
Reggie Sanders, R OBP: 0.350, SLG: 0.427	0-3 K		0-2 S 3B 1B		0-0 P2		2-3 K		0-0 G1-6-3 1B	5 1 2 0 0 2 0	Cincinnati Reds @ Chicago Cubs Wrigley Field, Chicago, IL Sat Sep 19 1998, 3:33 AM CDT Att: 40,357 - Sunny - 78 F											
Barry Larkin, R OBP: 0.397, SLG: 0.507	1-3 K		4-2 S 3B BB		0-1 L7		2-2 FC4-6 1B		1-0 G1-6-3 1B	4 1 1 0 1 1 2												
Sean Casey, L OBP: 0.363, SLG: 0.418	4-1 BB		1-1 1-H 2-H 3B			2-2 2B 1B	0-2 FC4-6 1-2 1B			3 1 2 2 1 0 1												
Dmitri Young, S OBP: 0.363, SLG: 0.489	1-3 K		0-0 G5-3			0-0 1B HR 2B	0-0 F9			4 1 1 1 0 1 3												
Bret Boone, R OBP: 0.325, SLG: 0.445		1-3 K	2-1 G6-3			1-1 HR 1B		0-3 K		4 1 1 0 0 2 1												
Jon Nunnally, L OBP: 0.346, SLG: 0.412		3-2 HR		2-2 P6		2-1 HR		2-3 K		4 2 2 4 0 1 0												
Aaron Boone, R OBP: 0.328, SLG: 0.365		2-3 K		2-3 K		1-1 G3-6-4 1B		0-1 F8		4 0 1 0 0 2 0												
Brook Fordyce, R OBP: 0.282, SLG: 0.343		0-1 G6-3		0-3 K					0-0 G6-3	4 0 0 0 0 2 1												
Jason Bere, R Roberto Pelagino, L OBP: 0.466, SLG: 0.450 Danny Graves, R			1-1 G6-3		0-2 L7	0-0 G3-6-4 1-2 1B			2-0 1B 1B	3 0 0 0 0 0 1 1 0 1 0 0 0 0 0 0 0 0 0 0 0												
Inning Stats	R: 0 E: 0 K: 3 S: 10	H: 0 LOB: 1 BB: 1 P: 16	R: 1 E: 0 K: 2 S: 12	H: 1 LOB: 0 BB: 0 P: 18	R: 2 E: 0 K: 0 S: 15	H: 2 LOB: 1 BB: 1 P: 23	R: 0 E: 0 K: 2 S: 10	H: 0 LOB: 0 BB: 0 P: 14	R: 0 E: 0 K: 0 S: 6	H: 0 LOB: 0 BB: 0 P: 6		R: 4 E: 0 K: 1 S: 14	H: 5 LOB: 0 BB: 0 P: 20	R: 0 E: 0 K: 2 S: 13	H: 1 LOB: 1 BB: 0 P: 17	R: 0 E: 0 K: 2 S: 9	H: 0 LOB: 0 BB: 0 P: 11	R: 0 E: 0 K: 0 S: 4	H: 2 LOB: 1 BB: 0 P: 7	1B: 7 2B: 1 3B: 1 HR: 2	SF: 0 SAC: 0 DP: 2 HBP: 0	WP: 0 PB: 0 SB: 1 CS: 0
PITCHER	IP WLS BF H R ER SO BB IBB HBP BLK WP HR S P ERA WHIP											PITCHER	IP WLS BF H R ER SO BB IBB HBP BLK WP HR S P ERA WHIP									
Mark Clark, R ERA: 4.99	5.0 L 23 6 6 6 7 2 0 0 0 0 0 1 59 86 10.80 1.600																					
Dave Stevens, R ERA: 4.74	1.0 4 2 1 1 1 0 0 0 0 0 0 1 8 11 9.00 2.000																					
Kurt Miller, R ERA: 4.74	2.0 7 1 0 0 3 0 0 0 0 0 0 0 22 28 0.00 0.500																					
Don Wengert, R ERA: 5.26	1.0 4 2 0 0 0 0 0 0 0 0 0 0 4 7 0.00 2.000																					

Batter	1	2	3	4	5	6	7	8	9	AB R H RBI BB SO LOB	BOTTOM											
Lance Johnson, L OBP: 0.330, SLG: 0.322	1-1 CS 1B			0-3 K		0-1 G3			0-2 L8	4 0 1 1 0 1 0	Cincinnati Reds @ Chicago Cubs Wrigley Field, Chicago, IL Sat Sep 19 1998, 3:33 AM CDT Att: 40,357 - Sunny - 78 F											
Mickey Morandini, L OBP: 0.384, SLG: 0.391	3-1 F7			0-0 G4-3		3-H 1-0 F7			0-0 G5-4-3 1B	4 0 1 0 0 0 1												
Sammy Sosa, R OBP: 0.375, SLG: 0.647	2-3 K			2-3 K					0-0 G5-4-3 1-2 1B	4 0 0 0 0 3 1												
Mark Grace, L OBP: 0.408, SLG: 0.481		0-0 F7			4-1 G4-6-3 BB		4-2 BB			1 0 0 0 2 0 0												
Henry Rodriguez, L OBP: 0.335, SLG: 0.533		4-2 G1-3 BB			1-2 G4-6-3 1-2 1B		0-0 L9			2 0 0 0 1 0 2												
Gary Gaetti, R OBP: 0.354, SLG: 0.491		2-2 G1-3 1-2 1B			0-0 L5		1-1 G5-3			3 0 0 0 0 0 2												
Tyler Houston, L OBP: 0.289, SLG: 0.388						1-1 F7		1-0 F9		3 0 0 0 0 0 0												
José Hernández, R OBP: 0.313, SLG: 0.483						4-2 3B BB		2-0 G5-3		2 1 0 0 1 0 0												
Mark Clark, R OBP: 0.081, SLG: 0.034 Dave Stevens, R OBP: 0.220, SLG: 0.220 Pedro Martínez, R OBP: 0.295, SLG: 0.348 Kurt Miller, R OBP: 0.375, SLG: 0.647 Brant Brown, L OBP: 0.301, SLG: 0.598 Don Wengert, R						0-1 G5-3		1-1 F7		1 0 0 0 0 0 0 0 0 0 0 0 0 0 1 1 1 1 0 0 0 0 0 0 0 0 0 0 1 0 0 0 0 0 0 0 0 0 0 0 0 0												
Inning Stats	R: 0 E: 0 K: 1 S: 7	H: 1 LOB: 0 BB: 0 P: 13	R: 0 E: 0 K: 0 S: 10	H: 0 LOB: 0 BB: 1 P: 16	R: 0 E: 0 K: 0 S: 10	H: 0 LOB: 0 BB: 0 P: 11	R: 0 E: 0 K: 2 S: 7	H: 0 LOB: 0 BB: 0 P: 9	R: 0 E: 0 K: 0 S: 6	H: 0 LOB: 0 BB: 1 P: 11		R: 2 E: 0 K: 0 S: 9	H: 1 LOB: 0 BB: 1 P: 16	R: 0 E: 0 K: 1 S: 9	H: 0 LOB: 1 BB: 1 P: 16	R: 0 E: 0 K: 0 S: 4	H: 0 LOB: 0 BB: 0 P: 8	R: 0 E: 0 K: 0 S: 5	H: 1 LOB: 0 BB: 0 P: 5	1B: 2 2B: 0 3B: 1 HR: 0	SF: 0 SAC: 0 DP: 2 HBP: 0	WP: 0 PB: 0 SB: 0 CS: 1
PITCHER	IP WLS BF H R ER SO BB IBB HBP BLK WP HR S P ERA WHIP											PITCHER	IP WLS BF H R ER SO BB IBB HBP BLK WP HR S P ERA WHIP									
Jason Bere, R ERA: 6.0	8.0 W 27 2 2 2 4 4 0 0 0 0 0 0 62 100 2.25 0.750																					
Danny Graves, R ERA: 3.27	1.0 3 1 0 0 0 0 0 0 0 0 0 0 5 5 0.00 1.000																					

AB	36
R	7
H	11
RBI	7
BB	2
SO	11
LOB	9



AB	26
R	2
H	3
RBI	2
BB	4
SO	4
LOB	6



livebaseballscores.com

livebaseballscores.com

Batter	1	2	3	4	5	6	7	8	9	AB	R	H	RBI	BB	SO	LOB	TOP								
Reggie Sanders, R (1, 8) OBP: 0.350, SLG: 0.426 Pat Watkins, R (8, PH) OBP: 0.291, SLG: 0.360	0-1 FC4-6 1B		2-1 F7		2-3 K		1-3 K	1-0 F7		4	0	1	0	0	2	0									
Jon Nunnally, L (1, 9) OBP: 0.365, SLG: 0.401	1-0 FC4-6 CS 1-2		3-3 K		4-0 1B HR BB		2-2 G4-3		1-3 K	4	1	0	0	1	2	1									
Sean Casey, L (1, 3) OBP: 0.365, SLG: 0.426 Gabe White, L (7, 1) OBP: 0.167, SLG: 0.167	3-2 PB 1-2		0-1 1B 2B		2-3 K		0-1 F7		0-3 K	4	0	2	0	0	1	1									
Dmitri Young, S (1, 7) OBP: 0.367, SLG: 0.490	4-2 FC5-4 BB		0-0 1B 2H		2-0 HR 1B		4-2 HR BB		0-0 G4-3	3	2	2	0	2	0	0									
Bret Boone, R (1, 4) OBP: 0.328, SLG: 0.463	1-1 FC5-4 1-2			0-1 HR	2-1 HR		2-1 HR		2-1 HR	4	3	3	6	0	0	2									
Aaron Boone, R (1, 5) OBP: 0.331, SLG: 0.381		2-1 1B		1-2 SF7 3B		2-3 K		0-0 G5-3		4	1	2	0	0	1	0									
Damian Jackson, R (1, 6) OBP: 0.346, SLG: 0.500		0-0 L9		0-0 SF7		3-2 G5-3 1B		0-3 K		3	0	1	1	0	1	1									
Brook Fordyce, R (1, 2) OBP: 0.281, SLG: 0.341		0-0 L7		0-3 K		1-1 G5-3		2-2 1B		4	0	1	0	0	1	2									
Pete Harnisch, S (1, 1) OBP: 0.121, SLG: 0.108 Roberto Pelagino, L (7, 3) OBP: 0.415, SLG: 0.471		1-2 G4-3		0-0 G4-3		1-3 K		2-2 1B		3	0	0	0	0	1	1									
Inning Stats	R: 0 E: 0 K: 1 S: 12	H: 2 LOB: 2 BB: 1 P: 21	R: 0 E: 0 K: 0 S: 7	H: 1 LOB: 1 BB: 0 P: 10	R: 0 E: 0 K: 1 S: 9	H: 2 LOB: 0 BB: 0 P: 14	R: 2 E: 0 K: 1 S: 10	H: 2 LOB: 0 BB: 1 P: 11	R: 3 E: 0 K: 3 S: 13	H: 2 LOB: 0 BB: 1 P: 27	R: 0 E: 0 K: 1 S: 9	H: 1 LOB: 0 BB: 0 P: 14	R: 0 E: 0 K: 1 S: 11	H: 0 LOB: 0 BB: 0 P: 14	R: 2 E: 0 K: 1 S: 21	H: 3 LOB: 2 BB: 1 P: 32	R: 0 E: 0 K: 2 S: 8	H: 0 LOB: 0 BB: 0 P: 9	1B: 7 2B: 2 3B: 1 HR: 3	SF: 1 SAC: 0 DP: 0 HBP: 0	WP: 0 PB: 1 SB: 0 CS: 1	PA: 40			
PITCHER	IP	WLS	BF	H	R	ER	SO	BB	IBB	HBP	BLK	WP	HR	S	P	ERA	WHIP								
Kevin Tapani, R (1, 1) ERA: 4.71	4.2	L	23	9	5	5	4	2	0	0	0	0	2	48	78	9.64	2.357								
Rodney Myers, R (5, 1) ERA: 7.0	1.1		4	1	0	0	2	0	0	0	0	0	0	12	19	0.00	0.750								
Chris Haney, L (7, 1) ERA: 6.99	1.0		5	1	2	2	1	1	0	0	0	0	1	20	29	18.00	2.000								
Kurt Miller, R (8, 1) ERA: 5.69	1.0		5	2	0	0	1	0	0	0	0	0	0	12	17	0.00	2.000								
Felix Heredia, L (9, 1) ERA: 5.69	1.0		3	0	0	0	2	0	0	0	0	0	0	8	9	0.00	0.000								

Cincinnati Reds @ Chicago Cubs
Wrigley Field, Chicago, IL
Sun Sep 20 1998, 3:33 AM CDT
Att: 40,117 - Sunny - 84 F

AB	36
R	7
H	13
RBI	7
BB	3
SO	10
LOB	10



Batter	1	2	3	4	5	6	7	8	9	AB	R	H	RBI	BB	SO	LOB	BOTTOM								
Lance Johnson, L (1, 8) OBP: 0.331, SLG: 0.335	0-0 F8		0-1 1B E 1B		2-1 G3		0-1 HR		1-1 P6	5	2	2	1	0	0	0									
Mickey Morandini, L (1, 4) OBP: 0.307, SLG: 0.304 Jeff Blauser, R (9, PH) OBP: 0.343, SLG: 0.303	1-2 E8 1B		0-0 BB E 1B		2-2 E 1B		0-1 G5-3		0-1 G5-3	4	0	3	0	0	0	0									
Sammy Sosa, R (1, 9) OBP: 0.373, SLG: 0.642	0-0 P3		3-3 K		3-0 E5		1-3 K		0-1 P4	5	0	0	0	0	2	4									
Mark Grace, L (1, 3) OBP: 0.405, SLG: 0.478	2-3 K		3-0 E3 BB 1-2 2H		2-2 P6		0-1 F8			4	0	0	0	0	1	4									
Glenallen Hill, R (1, 7) OBP: 0.369, SLG: 0.556		2-3 K	4-2 BB 1-2 2-3		2-3 K			1-0 HR		3	1	1	1	1	2	2									
Gary Gaetti, R (1, 5) OBP: 0.353, SLG: 0.489		0-2 P4	1-3 K		0-0 G5-4-3 1B		0-2 G5-3			4	0	1	0	0	1	3									
Tyler Houston, L (1, 2) OBP: 0.293, SLG: 0.392 Scott Servais, R (8, PH) OBP: 0.289, SLG: 0.343		1-2 1B		1-3 K		2-2 G5-4-3 1B		0-1 P4		3	0	2	0	0	1	0									
José Hernández, R (1, 6) OBP: 0.312, SLG: 0.483		1-2 F9		0-1 F9		2-0 G5-4-3		0-0 1B		4	0	1	0	0	0	3									
Kevin Tapani, R (1, 1) OBP: 0.270, SLG: 0.268 Rodney Myers, R (5, PH) OBP: 0.343, SLG: 0.303 Chris Haney, L (7, 1) ERA: 6.99 Kurt Miller, R (8, 1) ERA: 5.69 Matt Mieske, R (8, PH) OBP: 0.205, SLG: 0.400 Felix Heredia, L (9, 1) ERA: 5.69			1-2 F7		0-0 G5-3		2-2 F7		1-1 F8	2	0	0	0	0	0	0									
Inning Stats	R: 0 E: 1 K: 1 S: 8	H: 1 LOB: 1 BB: 0 P: 11	R: 0 E: 0 K: 1 S: 12	H: 1 LOB: 0 BB: 0 P: 16	R: 1 E: 1 K: 2 S: 18	H: 2 LOB: 3 BB: 1 P: 30	R: 0 E: 0 K: 1 S: 8	H: 0 LOB: 0 BB: 0 P: 9	R: 0 E: 0 K: 0 S: 15	H: 1 LOB: 2 BB: 0 P: 26	R: 0 E: 0 K: 0 S: 8	H: 2 LOB: 1 BB: 0 P: 14	R: 1 E: 0 K: 1 S: 12	H: 1 LOB: 0 BB: 0 P: 13	R: 1 E: 0 K: 0 S: 9	H: 2 LOB: 1 BB: 0 P: 11	R: 0 E: 0 K: 0 S: 6	H: 0 LOB: 0 BB: 0 P: 7	1B: 7 2B: 1 3B: 0 HR: 2	SF: 0 SAC: 0 DP: 1 HBP: 0	WP: 0 PB: 0 SB: 0 CS: 0	PA: 39			
PITCHER	IP	WLS	BF	H	R	ER	SO	BB	IBB	HBP	BLK	WP	HR	S	P	ERA	WHIP								
Pete Harnisch, R (1, 1) ERA: 3.16	6.0	W	27	7	1	0	6	1	0	0	0	0	0	69	106	0.00	1.333								
Gabe White, L (7, 1) ERA: 4.15	3.0	S	12	3	2	2	1	0	0	0	0	0	2	27	31	6.00	1.000								

Cincinnati Reds @ Chicago Cubs
Wrigley Field, Chicago, IL
Sun Sep 20 1998, 3:33 AM CDT
Att: 40,117 - Sunny - 84 F

AB	38
R	3
H	10
RBI	2
BB	1
SO	7
LOB	18



Batter	1	2	3	4	5	6	7	8	9	AB	R	H	RBI	BB	SO	LOB	TOP								
Kevin Seifk R (1, 9) OBP: 0.417, SLG: 0.429	0-3 K	1 SAFE 0-0 G4-3			4-0 HR BB		4-1 FC4-6 BB		4-1 BB	2	1	0	0	3	1	1	Philadelphia Phillies @ Cincinnati Reds Cinergy Field, Cincinnati, OH Mon Sep 21 1998, 7:05 PM EDT Att: 12,969 - Cloudy - 82 F								
Doug Glanville R (1, 8) OBP: 0.326, SLG: 0.381	2-3 K		2-1 F7		0-0 G3		3-2 FC4-6 1-2f		3-3 K	5	0	0	0	0	2	3									
Scott Rolen R (1, 5) OBP: 0.389, SLG: 0.530	2-1 23 2B		0-1 HR		0-0 HR		1-0 HBP			3	3	3	3	0	0	0									
23 Kevin Jordan R (1, 3) OBP: 0.298, SLG: 0.349	2-0 2B		0-3 K		0-0 E5		0-1 G1-3			4	0	1	1	0	1	2									
Mark Leiter R (7, 1)										0	0	0	0	0	0	0									
Yorkis Perez L (7, 1)										0	0	0	0	0	0	0									
Ken Ryan R (8, 1)										0	0	0	0	0	0	0									
Wendell Magee R (1, 7) OBP: 0.361, SLG: 0.439	0-1 E6		0-1 G4-3		0-0 G6-4-3			1-1 F8		4	0	0	0	0	0	2									
Mark Lewis R (1, 4) OBP: 0.309, SLG: 0.347	3-3 K				3-1 WP G4-6-3 2B		1-2 F9		2-0 G5-3	4	1	1	0	0	1	2									
Bobby Estalella R (1, 2)		0-2 G6-3			4-2 G4-6-3 BB		3-3 K		0-1 G5-3	3	0	0	0	1	1	0									
Desi Relaford S (1, 6) OBP: 0.294, SLG: 0.335			0-0		3-2 G4-6-3		0-0 F9		4-2 G4-6-3 BB	3	0	1	0	1	0	1									
Tyler Green R (1, 1) OBP: 0.186, SLG: 0.179		0-1 B2			2-1 L6		1-2 L9		2-2 G4-6-3	2	0	0	0	0	0	1									
Jerry Spradlin S (6, 1) OBP: 1.000, SLG: 2.000										0	0	0	0	0	0	0									
Marlon Anderson L (7, PH) OBP: 0.360, SLG: 0.625										1	0	0	0	0	0	0									
Rico Brogna L (7, 3) OBP: 0.322, SLG: 0.454										1	0	0	0	0	0	1									
Inning Stats	R: 1 E: 1 K: 3 S: 14	H: 2 LOB: 2 BB: 0 P: 23	R: 0 E: 0 K: 0 S: 7	H: 1 LOB: 1 BB: 0 P: 7	R: 1 E: 0 K: 1 S: 11	H: 1 LOB: 0 BB: 0 P: 13	R: 1 E: 0 K: 0 S: 10	H: 1 LOB: 0 BB: 1 P: 22	R: 2 E: 1 K: 0 S: 4	H: 1 LOB: 0 BB: 1 P: 8	R: 0 E: 0 K: 1 S: 8	H: 0 LOB: 0 BB: 0 P: 12	R: 0 E: 0 K: 0 S: 11	H: 0 LOB: 2 BB: 1 P: 20	R: 0 E: 0 K: 0 S: 5	H: 0 LOB: 0 BB: 0 P: 8	R: 0 E: 0 K: 1 S: 10	H: 0 LOB: 1 BB: 2 P: 23	1B: 1 2B: 3 3B: 0 HR: 2	SF: 0 SAC: 0 DP: 3 HBP: 1	WP: 1 PB: 0 SB: 1 CS: 0	PA: 38			
PITCHER	IP	WLS	BF	H	R	ER	SO	BB	IBB	HBP	BLK	WP	HR	S	P	ERA	WHIP								
Mike Reminger L (1, 1) ERA: 4.82	6.0		26	6	5	5	5	2	0	0	0	1	2	54	85	7.50	1.333								
Scott Sullivan R (7, 1) ERA: 5.33	2.0	W	8	0	0	0	0	1	0	1	0	0	0	16	28	0.00	0.500								
Danny Graves R (9, 1) ERA: 3.23	1.0	S	4	0	0	0	1	2	0	0	0	0	0	10	23	0.00	2.000								

AB	32
R	5
H	6
RBI	4
BB	5
SO	6
LOB	13



Batter	1	2	3	4	5	6	7	8	9	AB	R	H	RBI	BB	SO	LOB	BOTTOM								
Damian Jackson R (1, 6) OBP: 0.387, SLG: 0.500	1-0 G3		2-1 1B FC4-6 1B		0-0 F8		1-2 E7 1B		4-2 WP BB	4	1	2	1	1	0	2	Philadelphia Phillies @ Cincinnati Reds Cinergy Field, Cincinnati, OH Mon Sep 21 1998, 7:05 PM EDT Att: 12,969 - Cloudy - 82 F								
Jon Nunnally L (1, 9) OBP: 0.343, SLG: 0.398	0-0 G4-3		3-2 FC4-6 1B		3-1 F7		3-3 K		4-1 BB	4	0	1	0	1	1	1									
Sean Casey L (1, 3) OBP: 0.362, SLG: 0.420	2-0 G4-3		2-1 FC4-6 G4-6-3		3-1 G3		SH HR HBP G3			4	1	0	1	0	0	4									
Dmitri Young S (1, 7) OBP: 0.367, SLG: 0.488		0-1 G4-3			4-2 WP BB		4-2 SH HR BB		2-2 K	3	1	0	0	2	1	1									
Danny Graves R (9, 1)			0-1 G4-6-3				1-2 HR BB			0	0	0	0	0	0	0									
Bret Boone R (1, 4) OBP: 0.327, SLG: 0.461		1-1 G5-3			4-1 F9		0-0 SH HR BB		1-3 K	3	1	0	0	1	1	0									
Aaron Boone R (1, 5) OBP: 0.333, SLG: 0.384		2-0 2B 2B			4-0 1B G3 BB		1-3 K		1-1 L4	4	2	1	0	1	2	5									
Pat Watkins R (1, 8) OBP: 0.299, SLG: 0.373		1-1			0-0 G3 BB		1-3 K		1-0 HR	3	0	2	1	0	1	0									
Tony Tarasco L (7, PH) OBP: 0.333, SLG: 0.526					1-3 G3 BB					1	1	1	4	0	0	0									
Brook Fordyce R (1, 2) OBP: 0.300, SLG: 0.357		4-1			4-0 G3 BB		0-0 WP E 2B		1-0 WP SH3-4 1B	2	1	2	0	2	0	0									
Mike Reminger L (1, 1) OBP: 0.143, SLG: 0.128		0-0 G6-3			0-0 G3		2-3 K		1-0 SH3-4	2	0	0	1	0	0	4									
Roberto Petagine L (6, PH) OBP: 0.469, SLG: 0.462					1-2 2-3 3-H					1	0	0	0	0	1	1									
Scott Sullivan R (7, 1) OBP: 0.091, SLG: 0.091										0	0	0	0	0	0	0									
Chris Stynes R (9, 7) OBP: 0.324, SLG: 0.340										0	0	0	0	0	0	0									
Inning Stats	R: 0 E: 0 K: 0 S: 3	H: 0 LOB: 0 BB: 0 P: 6	R: 1 E: 0 K: 0 S: 9	H: 2 LOB: 2 BB: 1 P: 17	R: 1 E: 0 K: 0 S: 10	H: 2 LOB: 0 BB: 0 P: 18	R: 1 E: 0 K: 0 S: 4	H: 1 LOB: 2 BB: 2 P: 12	R: 0 E: 0 K: 1 S: 10	H: 0 LOB: 2 BB: 2 P: 25	R: 1 E: 1 K: 3 S: 15	H: 2 LOB: 1 BB: 0 P: 22	R: 4 E: 0 K: 1 S: 22	H: 2 LOB: 3 BB: 3 P: 41	R: 0 E: 0 K: 2 S: 10	H: 0 LOB: 0 BB: 0 P: 14	1B: 5 2B: 3 3B: 0 HR: 1	SF: 0 SAC: 2 DP: 1 HBP: 1	WP: 3 PB: 0 SB: 1 CS: 0	PA: 42					
PITCHER	IP	WLS	BF	H	R	ER	SO	BB	IBB	HBP	BLK	WP	HR	S	P	ERA	WHIP								
Tyler Green R (1, 1) ERA: 4.83	5.0		24	5	3	3	1	5	0	0	0	1	0	36	78	5.40	2.000								
Jerry Spradlin R (6, 1) ERA: 3.66	1.0		5	2	1	1	3	0	0	0	0	1	0	15	22	9.00	2.000								
Mark Leiter R (7, 1) ERA: 3.72	0.2	L	9	2	4	4	1	3	0	1	0	1	1	19	37	54.00	7.500								
Yorkis Perez L (7, 1) ERA: 3.44	0.1		1	0	0	0	0	0	0	0	0	0	0	3	4	0.00	0.000								
Ken Ryan R (8, 1) ERA: 4.57	1.0		3	0	0	0	2	0	0	0	0	0	0	10	14	0.00	0.000								

AB	31
R	8
H	9
RBI	8
BB	8
SO	7
LOB	18



Batter	1	2	3	4	5	6	7	8	9	10	11	AB	R	H	RBI	BB	SO	LOB	TOP								
Kevin Seifick, R OBP: 0.412, SLG: 0.429												7	0	2	0	0	2	6									
Doug Gianville, R OBP: 0.329, SLG: 0.380												6	1	2	0	0	2	1									
Rico Brogna, L OBP: 0.322, SLG: 0.451												4	2	0	0	2	1	3									
Scott Rolen, R OBP: 0.392, SLG: 0.537												4	3	2	2	2	1	2									
Bobby Abreu, L OBP: 0.406, SLG: 0.494												4	2	2	1	2	0	2									
Mark Lewis, R OBP: 0.311, SLG: 0.349												6	1	3	1	0	1	3									
Gary Bennett, R OBP: 0.565, SLG: 0.474												2	1	1	2	2	0	0									
Marlon Anderson, L OBP: 0.360, SLG: 0.625												0	0	0	0	0	0	0									
Bobby Estalella, R OBP: 0.247, SLG: 0.369												1	0	0	0	1	0	2									
Desi Relaford, S OBP: 0.296, SLG: 0.340												2	0	0	0	0	0	1									
Inning Stats	R: 0 E: 0 K: 2 S: 10	H: 0 LOB: 0 BB: 0 P: 13	R: 1 E: 0 K: 0 S: 9	H: 1 LOB: 0 BB: 1 P: 17	R: 0 E: 0 K: 2 S: 11	H: 0 LOB: 0 BB: 0 P: 13	R: 4 E: 0 K: 2 S: 16	H: 4 LOB: 1 BB: 1 P: 27	R: 0 E: 0 K: 1 S: 11	H: 1 LOB: 2 BB: 1 P: 15	R: 2 E: 0 K: 1 S: 12	H: 2 LOB: 1 BB: 1 P: 23	R: 0 E: 0 K: 1 S: 11	H: 0 LOB: 2 BB: 1 P: 17	R: 1 E: 0 K: 0 S: 16	H: 2 LOB: 2 BB: 1 P: 26	R: 0 E: 0 K: 1 S: 8	H: 2 LOB: 0 BB: 0 P: 12	R: 2 E: 0 K: 0 S: 9	H: 1 LOB: 2 BB: 3 P: 23	1B: 9 2B: 3 3B: 1 HR: 1	SF: 1 SAC: 1 DP: 1 HBP: 0	WP: 0 PB: 0 SB: 0 CS: 0	PA: 55			
PITCHER	IP WLS BF H R ER SO BB IBB HBP BLK WP HR S P ERA WHIP	IP WLS BF H R ER SO BB IBB HBP BLK WP HR S P ERA WHIP	IP WLS BF H R ER SO BB IBB HBP BLK WP HR S P ERA WHIP	IP WLS BF H R ER SO BB IBB HBP BLK WP HR S P ERA WHIP	IP WLS BF H R ER SO BB IBB HBP BLK WP HR S P ERA WHIP	IP WLS BF H R ER SO BB IBB HBP BLK WP HR S P ERA WHIP	IP WLS BF H R ER SO BB IBB HBP BLK WP HR S P ERA WHIP	IP WLS BF H R ER SO BB IBB HBP BLK WP HR S P ERA WHIP	IP WLS BF H R ER SO BB IBB HBP BLK WP HR S P ERA WHIP	IP WLS BF H R ER SO BB IBB HBP BLK WP HR S P ERA WHIP	IP WLS BF H R ER SO BB IBB HBP BLK WP HR S P ERA WHIP	IP WLS BF H R ER SO BB IBB HBP BLK WP HR S P ERA WHIP	IP WLS BF H R ER SO BB IBB HBP BLK WP HR S P ERA WHIP	IP WLS BF H R ER SO BB IBB HBP BLK WP HR S P ERA WHIP	IP WLS BF H R ER SO BB IBB HBP BLK WP HR S P ERA WHIP	IP WLS BF H R ER SO BB IBB HBP BLK WP HR S P ERA WHIP	IP WLS BF H R ER SO BB IBB HBP BLK WP HR S P ERA WHIP	IP WLS BF H R ER SO BB IBB HBP BLK WP HR S P ERA WHIP	IP WLS BF H R ER SO BB IBB HBP BLK WP HR S P ERA WHIP	IP WLS BF H R ER SO BB IBB HBP BLK WP HR S P ERA WHIP	IP WLS BF H R ER SO BB IBB HBP BLK WP HR S P ERA WHIP	IP WLS BF H R ER SO BB IBB HBP BLK WP HR S P ERA WHIP	IP WLS BF H R ER SO BB IBB HBP BLK WP HR S P ERA WHIP	IP WLS BF H R ER SO BB IBB HBP BLK WP HR S P ERA WHIP	IP WLS BF H R ER SO BB IBB HBP BLK WP HR S P ERA WHIP	IP WLS BF H R ER SO BB IBB HBP BLK WP HR S P ERA WHIP	IP WLS BF H R ER SO BB IBB HBP BLK WP HR S P ERA WHIP

Philadelphia Phillies @ Cincinnati Reds
Cinergy Field, Cincinnati, OH
Tue Sep 22 1998, 7:05 PM EDT
Att: 13,644 - Cloudy - 69 F

AB 43
R 10
H 14
RBI 9
BB 10
SO 10
LOB 23





Batter	1	2	3	4	5	6	7	8	9	10	11	AB	R	H	RBI	BB	SO	LOB	BOTTOM								
Damian Jackson, R OBP: 0.405, SLG: 0.515												5	1	2	1	1	0	1									
Jon Nunnally, L OBP: 0.395, SLG: 0.390												3	0	0	0	0	0	2									
Chris Stynes, R OBP: 0.321, SLG: 0.337												3	0	0	0	0	0	3									
Sean Casey, L OBP: 0.362, SLG: 0.418												6	1	2	1	0	0	4									
Dmitri Young, S OBP: 0.365, SLG: 0.483												5	1	0	0	1	1	1									
Bret Boone, R OBP: 0.326, SLG: 0.458												6	1	1	0	0	1	2									
Eddie Taubensee, L OBP: 0.351, SLG: 0.411												3	2	2	0	3	0	0									
Aaron Boone, R OBP: 0.346, SLG: 0.399												4	2	3	3	1	1	1									
Pat Watkins, R OBP: 0.296, SLG: 0.374												5	0	1	3	0	0	5									
Inning Stats	R: 0 E: 0 K: 0 S: 6	H: 0 LOB: 0 BB: 0 P: 12	R: 0 E: 0 K: 0 S: 5	H: 0 LOB: 0 BB: 0 P: 9	R: 1 E: 0 K: 0 S: 14	H: 1 LOB: 2 BB: 2 P: 27	R: 2 E: 0 K: 1 S: 14	H: 3 LOB: 1 BB: 0 P: 25	R: 0 E: 0 K: 0 S: 10	H: 1 LOB: 1 BB: 1 P: 12	R: 4 E: 0 K: 1 S: 10	H: 3 LOB: 1 BB: 2 P: 25	R: 0 E: 0 K: 1 S: 12	H: 0 LOB: 0 BB: 1 P: 22	R: 0 E: 0 K: 0 S: 10	H: 1 LOB: 2 BB: 1 P: 19	R: 0 E: 0 K: 0 S: 5	H: 0 LOB: 1 BB: 1 P: 14	R: 0 E: 0 K: 2 S: 11	H: 0 LOB: 1 BB: 1 P: 19	1B: 8 2B: 3 3B: 0 HR: 0	SF: 0 SAC: 1 DP: 0 HBP: 0	WP: 1 PB: 0 SB: 0 CS: 0	PA: 52			
PITCHER	IP WLS BF H R ER SO BB IBB HBP BLK WP HR S P ERA WHIP	IP WLS BF H R ER SO BB IBB HBP BLK WP HR S P ERA WHIP	IP WLS BF H R ER SO BB IBB HBP BLK WP HR S P ERA WHIP	IP WLS BF H R ER SO BB IBB HBP BLK WP HR S P ERA WHIP	IP WLS BF H R ER SO BB IBB HBP BLK WP HR S P ERA WHIP	IP WLS BF H R ER SO BB IBB HBP BLK WP HR S P ERA WHIP	IP WLS BF H R ER SO BB IBB HBP BLK WP HR S P ERA WHIP	IP WLS BF H R ER SO BB IBB HBP BLK WP HR S P ERA WHIP	IP WLS BF H R ER SO BB IBB HBP BLK WP HR S P ERA WHIP	IP WLS BF H R ER SO BB IBB HBP BLK WP HR S P ERA WHIP	IP WLS BF H R ER SO BB IBB HBP BLK WP HR S P ERA WHIP	IP WLS BF H R ER SO BB IBB HBP BLK WP HR S P ERA WHIP	IP WLS BF H R ER SO BB IBB HBP BLK WP HR S P ERA WHIP	IP WLS BF H R ER SO BB IBB HBP BLK WP HR S P ERA WHIP	IP WLS BF H R ER SO BB IBB HBP BLK WP HR S P ERA WHIP	IP WLS BF H R ER SO BB IBB HBP BLK WP HR S P ERA WHIP	IP WLS BF H R ER SO BB IBB HBP BLK WP HR S P ERA WHIP	IP WLS BF H R ER SO BB IBB HBP BLK WP HR S P ERA WHIP	IP WLS BF H R ER SO BB IBB HBP BLK WP HR S P ERA WHIP	IP WLS BF H R ER SO BB IBB HBP BLK WP HR S P ERA WHIP	IP WLS BF H R ER SO BB IBB HBP BLK WP HR S P ERA WHIP	IP WLS BF H R ER SO BB IBB HBP BLK WP HR S P ERA WHIP	IP WLS BF H R ER SO BB IBB HBP BLK WP HR S P ERA WHIP	IP WLS BF H R ER SO BB IBB HBP BLK WP HR S P ERA WHIP	IP WLS BF H R ER SO BB IBB HBP BLK WP HR S P ERA WHIP	IP WLS BF H R ER SO BB IBB HBP BLK WP HR S P ERA WHIP	IP WLS BF H R ER SO BB IBB HBP BLK WP HR S P ERA WHIP

Philadelphia Phillies @ Cincinnati Reds
Cinergy Field, Cincinnati, OH
Tue Sep 22 1998, 7:05 PM EDT
Att: 13,644 - Cloudy - 69 F

AB 43
R 8
H 11
RBI 8
BB 8
SO 5
LOB 21



Batter	1	2	3	4	5	6	7	8	9	AB	R	H	RBI	BB	SO	LOB	TOP										
Marlon Anderson, L (1, 4) OBP: 0.397, SLG: 0.571	L9					L7			G4-3	4	0	1	0	1	0	0	Philadelphia Phillies @ Cincinnati Reds Cinergy Field, Cincinnati, OH Wed Sep 23 1998, 7:05 PM EDT Att: 13,376 - Unknown - 68 F AB 33 R 4 H 8 RBI 4 BB 4 SO 4 LOB 12 										
Doug Glanville, R (1, 8) OBP: 0.326, SLG: 0.378	P4						F7		F9	4	0	0	1	0	1	2											
Rico Brogna, L (1, 3) OBP: 0.321, SLG: 0.449	P2			G3-1	G4-3				K	5	0	1	0	0	1	1											
Scott Rolen, R (1, 5) OBP: 0.392, SLG: 0.536										3	1	1	0	1	0	1											
Bobby Abreu, L (1, 9) OBP: 0.407, SLG: 0.493										3	1	1	0	1	1	2											
Kevin Sevcik, R (1, 7) OBP: 0.414, SLG: 0.443										4	1	2	2	0	0	2											
Gary Bennett, R (1, 2) OBP: 0.519, SLG: 0.409										3	0	0	0	1	0	1											
Desi Relaford, S (1, 6) OBP: 0.294, SLG: 0.338										3	0	0	1	0	0	3											
Mark Portugal, R (1, 1) OBP: 0.315, SLG: 0.360										4	1	2	0	0	1	0											
Yorkis Perez, L (8, 1)										0	0	0	0	0	0	0											
Ricky Bottalico, L (9, 1)										0	0	0	0	0	0	0											
Inning Stats	R: 0 E: 0 K: 0 S: 8	H: 0 LOB: 0 BB: 0 P: 10	R: 3 E: 0 K: 1 S: 15	H: 3 LOB: 2 BB: 2 P: 29	R: 0 E: 0 K: 0 S: 9	H: 2 LOB: 3 BB: 1 P: 19	R: 1 E: 0 K: 0 S: 13	H: 2 LOB: 1 BB: 0 P: 23	R: 0 E: 0 K: 1 S: 9	H: 0 LOB: 0 BB: 0 P: 13	R: 0 E: 0 K: 0 S: 6	H: 1 LOB: 2 BB: 1 P: 16	R: 0 E: 0 K: 1 S: 12	H: 0 LOB: 0 BB: 0 P: 17	R: 0 E: 0 K: 1 S: 11	H: 0 LOB: 0 BB: 0 P: 17	1B: 6 2B: 1 3B: 1 HR: 0	SF: 2 SAC: 0 DP: 0 HBP: 0	WP: 0 PB: 1 SB: 1 CS: 0	PA: 39							
PITCHER	IP	WLS	BF	H	R	ER	SO	BB	IBB	HBP	BLK	WP	HR	S	P	ERA	WHIP										
Steve Parris, R (1, 1) ERA: 3.73	2.2	L	16	5	3	3	1	3	0	0	0	0	0	31	56	10.12	3.000										
Keith Glauber, R (3, 1) ERA: 2.35	3.1		12	2	1	1	1	0	0	0	0	0	0	29	45	2.70	0.600										
26 John Hudek, R (7, 1) ERA: 3.09	1.0		5	1	0	0	0	1	0	0	0	0	0	9	16	0.00	2.000										
Scott Sullivan, R (8, 1) ERA: 5.21	2.0		6	0	0	0	2	0	0	0	0	0	0	23	34	0.00	0.000										

Batter	1	2	3	4	5	6	7	8	9	AB	R	H	RBI	BB	SO	LOB	BOTTOM										
Damian Jackson, R (1, 6) OBP: 0.390, SLG: 0.472										3	0	0	0	1	0	2	Philadelphia Phillies @ Cincinnati Reds Cinergy Field, Cincinnati, OH Wed Sep 23 1998, 7:05 PM EDT Att: 13,376 - Unknown - 68 F AB 30 R 2 H 5 RBI 2 BB 4 SO 6 LOB 13 										
Roberto Petagine, L (1, 9) OBP: 0.468, SLG: 0.436										2	1	0	0	2	1	1											
Sean Casey, L (1, 3) OBP: 0.359, SLG: 0.414										3	1	0	0	0	0	1											
Paul Konerko, R (8, PH) OBP: 0.276, SLG: 0.332										1	0	0	0	0	0	2											
Dmitri Young, S (1, 7) OBP: 0.364, SLG: 0.481										4	0	1	0	0	1	0											
Eddie Taubensee, L (1, 2) OBP: 0.351, SLG: 0.410										4	0	1	1	0	2	2											
Pat Watkins, R (9, PR) OBP: 0.296, SLG: 0.374										0	0	0	0	0	0	0											
Aaron Boone, R (1, 5) OBP: 0.344, SLG: 0.395										4	0	1	1	0	1	1											
Jon Nunnally, L (1, 8) OBP: 0.335, SLG: 0.389										3	0	1	0	0	0	1											
Scott Sullivan, R (8, 1) OBP: 0.091, SLG: 0.091										0	0	0	0	0	0	0											
Bret Boone, R (9, PH) OBP: 0.325, SLG: 0.457										1	0	0	0	0	0	1											
Chris Stynes, R (1, 4) OBP: 0.321, SLG: 0.335										2	0	0	0	1	0	1											
Steve Parris, R (1, 1) OBP: 0.138, SLG: 0.138										0	0	0	0	0	0	0											
Keith Glauber, R (3, 1) ERA: 4.44										1	0	0	0	0	0	0											
Eduardo Perez, R (6, PH) OBP: 0.325, SLG: 0.331										1	0	1	0	0	0	0											
26 John Hudek, S (7, 1) ERA: 3.73										0	0	0	0	0	0	0											
Tony Tarasco, L (8, 8) OBP: 0.304, SLG: 0.476										1	0	0	0	0	1	1											
Inning Stats	R: 0 E: 0 K: 0 S: 6	H: 0 LOB: 1 BB: 1 P: 12	R: 0 E: 0 K: 2 S: 8	H: 0 LOB: 0 BB: 0 P: 9	R: 0 E: 0 K: 0 S: 7	H: 1 LOB: 0 BB: 0 P: 9	R: 0 E: 0 K: 1 S: 6	H: 0 LOB: 0 BB: 0 P: 10	R: 0 E: 0 K: 2 S: 9	H: 0 LOB: 0 BB: 0 P: 13	R: 0 E: 0 K: 0 S: 10	H: 1 LOB: 1 BB: 0 P: 14	R: 2 E: 1 K: 0 S: 10	H: 2 LOB: 1 BB: 1 P: 16	R: 0 E: 0 K: 1 S: 10	H: 0 LOB: 2 BB: 2 P: 20	R: 0 E: 0 K: 0 S: 8	H: 1 LOB: 1 BB: 0 P: 11	1B: 5 2B: 1 3B: 0 HR: 0	SF: 0 SAC: 0 DP: 2 HBP: 0	WP: 1 PB: 0 SB: 0 CS: 0	PA: 34					
PITCHER	IP	WLS	BF	H	R	ER	SO	BB	IBB	HBP	BLK	WP	HR	S	P	ERA	WHIP										
Mark Portugal, R (1, 1) ERA: 4.44	7.2	W	29	4	2	1	6	4	0	0	0	0	0	64	101	1.17	1.043										
Yorkis Perez, L (8, 1) ERA: 3.73	0.2		3	1	0	0	0	0	0	0	0	0	0	6	7	0.00	1.500										
Ricky Bottalico, R (9, 1) ERA: 6.43	0.2	S	2	0	0	0	0	0	0	0	0	0	0	4	6	0.00	0.000										

Batter	1	2	3	4	5	6	7	8	9	AB	R	H	RBI	BB	SO	LOB	TOP				
Tony Womack, L (1, 8) OBP: 0.320, SLG: 0.359	G6-3 18 FC5-2 2B		FC3-6 S		F7			G6-4-3 1B		4	0	2	0	0	0	2					
Adrian Brown, S (1, 7) OBP: 0.327, SLG: 0.326 Rich Loiselle, R (8, 1)	G6-3 2-3		P4		F8			G6-4-3 1B		4	0	0	0	0	0	4					
18 Jason Kendall, R (1, 2) OBP: 0.412, SLG: 0.474	FC5-2 3-H			F9 2B				K	G6-3	4	0	1	0	0	1	1					
Kevin Young, R (1, 3) OBP: 0.328, SLG: 0.478	K			F9				K	HR	4	1	1	1	0	2	2					
Jose Guillen, R (1, 9) OBP: 0.299, SLG: 0.417		K						G4-3	G1-3	4	0	0	0	0	2	1					
Doug Strange, S (1, 4) OBP: 0.220, SLG: 0.219	P6			L6				G6-3	L8	4	0	0	0	0	0	1					
Freddy Garcia, R (1, 5) OBP: 0.332, SLG: 0.491	L5				G5-3			F9		3	0	0	0	0	0	0					
Abraham Nunez, S (1, 6) OBP: 0.362, SLG: 0.304								G6-3		2	0	1	0	1	0	0					
67 Francisco Cordova, R (1, 1) OBP: 0.143, SLG: 0.160 Todd Van Poppel, R (7, 1) OBP: 0.267, SLG: 0.296 Turner Ward, S (8, PH) OBP: 0.329, SLG: 0.427										2	0	0	0	0	2	2					
										0	0	0	0	0	0	0					
										1	0	1	0	0	0	0					
Inning Stats	R: 0 E: 0 K: 1 S: 12	H: 1 LOB: 1 BB: 0 P: 15	R: 0 E: 0 K: 1 S: 10	H: 0 LOB: 0 BB: 0 P: 15	R: 0 E: 0 K: 1 S: 11	H: 1 LOB: 1 BB: 0 P: 16	R: 0 E: 0 K: 1 S: 13	H: 1 LOB: 1 BB: 0 P: 18	R: 0 E: 0 K: 2 S: 10	H: 0 LOB: 0 BB: 0 P: 15	R: 0 E: 0 K: 0 S: 9	H: 0 LOB: 0 BB: 0 P: 13	R: 0 E: 0 K: 0 S: 11	H: 2 LOB: 1 BB: 0 P: 16	R: 1 E: 0 K: 0 S: 8	H: 1 LOB: 0 BB: 0 P: 11	1B: 3 2B: 2 3B: 0 HR: 1	SF: 0 SAC: 0 DP: 1 HBP: 0	WP: 0 PB: 0 SB: 1 CS: 0	PA: 33	
PITCHER	IP	WLS	BF	H	R	ER	SO	BB	IBB	HBP	BLK	WP	HR	S	P	ERA	WHIP				
Jason Bere, R (1, 1) ERA: 5.65	7.1	W	28	5	0	0	7	1	0	0	0	0	0	81	118	0.00	0.818				
Danny Graves, R (8, 1) ERA: 3.32	1.2	S	5	1	1	1	0	0	0	0	0	0	1	10	15	5.40	0.600				

Pittsburgh Pirates @ Cincinnati Reds
Cinergy Field, Cincinnati, OH

AB 32
R 1
H 6
RBI 1
BB 1
SO 7
LOB 13



WP: 0 PA: 33
PB: 0
SB: 1
CS: 0

Batter	1	2	3	4	5	6	7	8	9	AB	R	H	RBI	BB	SO	LOB	BOTTOM				
Reggie Sanders, R (1, 8) OBP: 0.349, SLG: 0.423	K				F9			K		3	0	0	0	1	2	0					
Barry Larkin, R (1, 6) OBP: 0.398, SLG: 0.507	F8				G6-3			S BB 1B		4	0	2	0	0	0	0					
Sean Casey, L (1, 3) OBP: 0.360, SLG: 0.413	K							S BB 1B		3	1	1	0	1	2	2					
Bret Boone, R (1, 4) OBP: 0.326, SLG: 0.463								S BB 1B		4	2	2	1	0	2	4					
Tony Tarasco, L (1, 7) OBP: 0.269, SLG: 0.417 Danny Graves, R (8, 1)								S BB 1B		3	0	0	0	0	1	2					
								S BB 1B		0	0	0	0	0	0	0					
Aaron Boone, R (1, 5) OBP: 0.342, SLG: 0.392	G6-3				F7			G6-3		4	0	1	2	0	0	0					
Jon Nunnally, L (1, 9) OBP: 0.337, SLG: 0.386	G4-3							L7		4	0	1	0	0	1	1					
Brook Fordyce, R (1, 2) OBP: 0.305, SLG: 0.378								G1-3		3	1	1	1	1	1	1					
Jason Bere, R (1, 1) Chris Stynes, R (8, 7) OBP: 0.321, SLG: 0.335										3	0	0	0	0	1	2					
										0	0	0	0	0	0	0					
Inning Stats	R: 0 E: 0 K: 2 S: 9	H: 0 LOB: 0 BB: 0 P: 14	R: 1 E: 0 K: 0 S: 6	H: 1 LOB: 0 BB: 0 P: 15	R: 1 E: 0 K: 2 S: 12	H: 2 LOB: 2 BB: 1 P: 22	R: 0 E: 0 K: 1 S: 13	H: 1 LOB: 0 BB: 0 P: 21	R: 0 E: 0 K: 0 S: 8	H: 0 LOB: 0 BB: 0 P: 12	R: 2 E: 0 K: 0 S: 10	H: 3 LOB: 2 BB: 1 P: 18	R: 0 E: 0 K: 3 S: 15	H: 1 LOB: 2 BB: 1 P: 24	R: 0 E: 0 K: 1 S: 8	H: 0 LOB: 0 BB: 0 P: 11	1B: 6 2B: 0 3B: 0 HR: 2	SF: 0 SAC: 1 DP: 0 HBP: 0	WP: 0 PB: 0 SB: 3 CS: 0	PA: 35	
PITCHER	IP	WLS	BF	H	R	ER	SO	BB	IBB	HBP	BLK	WP	HR	S	P	ERA	WHIP				
67 Francisco Cordova, R (1, 1) ERA: 3.31	6.0	L	27	7	4	4	6	2	0	0	0	0	0	15	24	0.00	2.000				
Todd Van Poppel, R (7, 1) ERA: 6.47	1.0		5	1	0	0	3	1	0	0	0	0	0	8	11	0.00	0.000				
Rich Loiselle, R (8, 1) ERA: 3.44	1.0		3	0	0	0	1	0	0	0	0	0	0	8	11	0.00	0.000				

Pittsburgh Pirates @ Cincinnati Reds
Cinergy Field, Cincinnati, OH

AB 31
R 4
H 8
RBI 4
BB 3
SO 10
LOB 12



WP: 0 PA: 35
PB: 0
SB: 3
CS: 0

Batter	1	2	3	4	5	6	7	8	9	AB	R	H	RBI	BB	SO	LOB	TOP								
Tony Womack, L (1, 8) OBP: 0.320, SLG: 0.358	G5-3		G3			G6-3		1B		4	0	1	0	0	0	0	Pittsburgh Pirates @ Cincinnati Reds Cinergy Field, Cincinnati, OH Sat Sep 26 1998, 3:33 AM EDT Att: 19,391 - Sunny - 84 F								
Adrian Brown, S (1, 7) OBP: 0.325, SLG: 0.324	G3			HR		G4-3		G5-3		4	1	1	0	0	0	1									
Jose Guillen, R (1, 9) OBP: 0.300, SLG: 0.417	1B			HR		G6-3		F8		3	0	1	0	0	0	1									
Kevin Young, R (1, 3) OBP: 0.328, SLG: 0.481	K			HR			G6-3		F7	4	1	1	2	0	1	1									
Doug Strange, S (1, 4) OBP: 0.221, SLG: 0.220		L8		G4-3			1B		L7	4	0	1	0	0	0	0									
Aramis Ramirez, R (1, 5) OBP: 0.296, SLG: 0.351		F8		P6			1B		K	4	0	1	0	0	1	0									
Keith Osik, R (1, 2) OBP: 0.324, SLG: 0.263		P4				G6-3				3	0	0	0	0	0	2									
Abraham Nunez, S (1, 6) OBP: 0.344, SLG: 0.286			G3			G4-3		L6		3	0	0	0	0	0	2									
Jason Schmidt, R (1, 1) OBP: 0.123, SLG: 0.129			K			G5-3				2	0	0	0	0	1	0									
1B Jason Kendall, R (8, PH) OBP: 0.411, SLG: 0.473								G5-3		1	0	0	0	0	0	0									
Ricardo Rincon, L (8, 1)										0	0	0	0	0	0	0									
Inning Stats	R: 0 E: 0 K: 1 S: 11	H: 1 LOB: 1 BB: 0 P: 14	R: 0 E: 0 K: 0 S: 4	H: 0 LOB: 0 BB: 0 P: 4	R: 0 E: 0 K: 1 S: 9	H: 0 LOB: 0 BB: 0 P: 11	R: 2 E: 0 K: 0 S: 10	H: 2 LOB: 0 BB: 0 P: 18	R: 0 E: 0 K: 0 S: 3	H: 0 LOB: 0 BB: 0 P: 3	R: 0 E: 0 K: 0 S: 7	H: 0 LOB: 0 BB: 0 P: 9	R: 0 E: 0 K: 0 S: 11	H: 2 LOB: 2 BB: 0 P: 15	R: 0 E: 0 K: 0 S: 7	H: 1 LOB: 1 BB: 0 P: 9	R: 0 E: 0 K: 1 S: 9	H: 0 LOB: 0 BB: 0 P: 14	1B: 5 2B: 0 3B: 0 HR: 1	SF: 0 SAC: 0 DP: 0 HBP: 1	WP: 0 PB: 0 SB: 1 CS: 0	PA: 33			
PITCHER	IP WLS BF H R ER SO BB IBB HBP BLK WP HR S P ERA WHIP	7.0 W 26 5 2 2 2 0 0 1 0 0 1 55 74 2.57 0.714	2.0 S 7 1 0 0 1 0 0 0 0 0 0 16 23 0.00 0.500																						

AB	32
R	2
H	6
RBI	2
BB	0
SO	3
LOB	7



Batter	1	2	3	4	5	6	7	8	9	AB	R	H	RBI	BB	SO	LOB	BOTTOM								
Damian Jackson, R (1, 6) OBP: 0.400, SLG: 0.447	L6		G4-3			G5-4-3		BB		2	1	0	0	2	0	1	Pittsburgh Pirates @ Cincinnati Reds Cinergy Field, Cincinnati, OH Sat Sep 26 1998, 3:33 AM EDT Att: 19,391 - Sunny - 84 F								
Reggie Sanders, R (1, 8) OBP: 0.348, SLG: 0.421	1B		K			G5-4-3		K		4	0	1	0	0	2	4									
Sean Casey, L (1, 3) OBP: 0.365, SLG: 0.417		P4						E7		2	1	1	2	2	0	1									
Gabe White, L (8, 1) OBP: 0.167, SLG: 0.167								1H 2H		0	0	0	0	0	0	0									
Bret Boone, R (1, 4) OBP: 0.326, SLG: 0.461	G5-3			HR		G4-3		F9		4	1	1	0	0	0	3									
Eddie Taubensee, L (1, 2) OBP: 0.352, SLG: 0.418			K			P2		2B		4	2	2	3	0	1	0									
Aaron Boone, R (1, 5) OBP: 0.345, SLG: 0.391				HR		K		F7		3	0	1	0	1	1	1									
Roberto Pelagine, L (1, 9) OBP: 0.400, SLG: 0.414			L7			L6		K		3	0	0	0	1	1	2									
Chris Stynes, R (1, 7) OBP: 0.323, SLG: 0.340		CS		G4-3		L9		K		4	0	2	1	0	1	2									
Pete Harnisch, S (1, 1) OBP: 0.119, SLG: 0.106								1H		1	0	0	0	0	0	2									
Tony Tarasco, L (7, PH) OBP: 0.296, SLG: 0.417			SH5-4			G4-6-3		P5		0	1	0	0	1	0	0									
Jon Nunnally, L (8, 9) OBP: 0.335, SLG: 0.384								BB		1	0	0	0	0	0	1									
Inning Stats	R: 0 E: 0 K: 0 S: 7	H: 1 LOB: 1 BB: 0 P: 14	R: 0 E: 0 K: 1 S: 7	H: 0 LOB: 0 BB: 1 P: 16	R: 0 E: 0 K: 1 S: 10	H: 1 LOB: 1 BB: 0 P: 13	R: 3 E: 0 K: 0 S: 11	H: 3 LOB: 1 BB: 2 P: 21	R: 0 E: 0 K: 0 S: 8	H: 0 LOB: 0 BB: 2 P: 18	R: 0 E: 0 K: 1 S: 10	H: 0 LOB: 0 BB: 0 P: 16	R: 2 E: 1 K: 2 S: 16	H: 1 LOB: 1 BB: 2 P: 29	R: 1 E: 0 K: 1 S: 12	H: 2 LOB: 1 BB: 0 P: 19	R: 0 E: 0 K: 1 S: 9	H: 0 LOB: 0 BB: 0 P: 14	1B: 5 2B: 2 3B: 0 HR: 1	SF: 0 SAC: 1 DP: 2 HBP: 0	WP: 0 PB: 0 SB: 1 CS: 1	PA: 37			
PITCHER	IP WLS BF H R ER SO BB IBB HBP BLK WP HR S P ERA WHIP	7.0 L 31 6 5 5 5 7 0 0 0 0 1 69 127 6.43 1.857	1.0 5 2 1 1 1 0 0 0 0 0 0 0 12 19 9.00 2.000																						

AB	28
R	6
H	8
RBI	6
BB	7
SO	6
LOB	17



Batter	1	2	3	4	5	6	7	8	9	AB	R	H	RBI	BB	SO	LOB	TOP			
Tony Womack, L (1.8) OBP: 0.319, SLG: 0.357	F9		1B			L5		G3-1		4	0	1	1	0	0	0	Pittsburgh Pirates @ Cincinnati Reds Cinergy Field, Cincinnati, OH Sun Sep 27 1998, 3:33 AM EDT Att: 19,360 - Sunny - 83 F			
Adrian Brown, S (1.7) OBP: 0.323, SLG: 0.322	B1-3		1B			G1-3			P6	4	0	1	0	0	0					
Jose Guillen, R (1.9) OBP: 0.298, SLG: 0.414	L4		1B			F9			K	4	0	0	0	0	1	2				
Tim Laker, R (1.3) OBP: 0.375, SLG: 0.483		G5-3				F9			K	4	0	1	0	0	1	0				
Doug Strange, S (1.4) OBP: 0.217, SLG: 0.216		K				F9			G3	3	0	0	0	0	1	1				
Freddy Garcia, R (1.5) OBP: 0.332, SLG: 0.488		1B				K			K	3	0	1	0	0	2	1				
Keith Osik, R (1.2) OBP: 0.316, SLG: 0.255						F7			F9	3	0	0	0	0	0	1				
Abraham Nunez, S (1.6) OBP: 0.344, SLG: 0.288						G5-3			G4-3	3	1	1	0	0	0	0				
Jose Silva, R (1.1) OBP: 0.133, SLG: 0.074						G3			K	1	0	0	0	0	1	0				
Todd Van Poppel, R (7.1) OBP: 0.267, SLG: 0.286						K				0	0	0	0	0	0	0				
Turner Ward, S (6, PH) OBP: 0.328, SLG: 0.426										1	0	0	0	0	1	0				
Javier Martinez, R (8.1) OBP: 0.328, SLG: 0.426										0	0	0	0	0	0	0				
Inning Stats	R: 0 E: 0 K: 0 S: 12	H: 0 LOB: 0 BB: 0 P: 16	R: 0 E: 0 K: 1 S: 7	H: 1 LOB: 1 BB: 0 P: 11	R: 1 E: 0 K: 0 S: 11	H: 3 LOB: 2 BB: 0 P: 17	R: 0 E: 0 K: 1 S: 8	H: 0 LOB: 0 BB: 0 P: 10	R: 0 E: 0 K: 1 S: 11	H: 0 LOB: 0 BB: 0 P: 15	R: 0 E: 0 K: 1 S: 7	H: 1 LOB: 1 BB: 0 P: 8	R: 0 E: 0 K: 1 S: 9	H: 0 LOB: 0 BB: 0 P: 10	R: 0 E: 0 K: 2 S: 13	H: 0 LOB: 0 BB: 0 P: 17	1B: 5 2B: 0 3B: 0 HR: 0	SF: 0 SAC: 1 DP: 0 HBP: 0	WP: 0 PB: 0 SB: 0 CS: 0	PA: 31
PITCHER Brett Tomko, R (1.1) ERA: 4.44	IP: 9.0 WLS: W BF: 31 H: 5 R: 1 ER: 1 SO: 7 BB: 0 IBB: 0 HBP: 0 BLK: 0 WP: 0 HR: 0 S: 86 P: 117 ERA: 1.00 WHIP: 0.556															PITCHER				

Batter	1	2	3	4	5	6	7	8	9	AB	R	H	RBI	BB	SO	LOB	BOTTOM			
Reggie Sanders, R (1.8) OBP: 0.346, SLG: 0.418	K		G1-3			K		K		4	0	0	0	0	3	1	Pittsburgh Pirates @ Cincinnati Reds Cinergy Field, Cincinnati, OH Sun Sep 27 1998, 3:33 AM EDT Att: 19,360 - Sunny - 83 F			
Bary Larkin, R (1.6) OBP: 0.397, SLG: 0.504	G5-3		K			P6		G5-4-3		3	0	0	0	0	1	0				
Stephen Larkin, L (1.3) OBP: 0.333, SLG: 0.333	L7		K			1B		G5-4-3		3	0	1	0	0	1	0				
Pat Watkins, R (6, PR) OBP: 0.300, SLG: 0.374			K			HR		G5-4-3		0	1	0	0	1	0	0				
Bret Boone, R (1.4) OBP: 0.324, SLG: 0.458		G3				F7		G5-4-3		4	0	0	0	0	0	3				
Roberto Petagine, L (1.9) OBP: 0.405, SLG: 0.468		HR				L9		G3-1		4	2	2	1	0	0	1				
Aaron Boone, R (1.5) OBP: 0.350, SLG: 0.409		1B				G4-3		HR		2	1	1	3	1	0	0				
Jon Nunnally, L (1.7) OBP: 0.335, SLG: 0.379		L9				G5-4-3		K		2	0	0	0	1	1	2				
Brook Fordyce, R (1.2) OBP: 0.306, SLG: 0.377		1B				G5-4-3		G6-3		3	0	1	0	0	0	1				
Brett Tomko, R (1.1) OBP: 0.157, SLG: 0.123		G5-3				G6-3		G6-3		2	0	0	0	1	0	2				
Inning Stats	R: 0 E: 0 K: 1 S: 5	H: 0 LOB: 0 BB: 0 P: 8	R: 1 E: 0 K: 0 S: 15	H: 2 LOB: 2 BB: 1 P: 27	R: 0 E: 0 K: 2 S: 8	H: 0 LOB: 0 BB: 0 P: 12	R: 0 E: 0 K: 0 S: 6	H: 0 LOB: 0 BB: 0 P: 8	R: 0 E: 0 K: 1 S: 7	H: 0 LOB: 1 BB: 2 P: 18	R: 3 E: 0 K: 1 S: 11	H: 3 LOB: 1 BB: 0 P: 19	R: 0 E: 0 K: 1 S: 7	H: 0 LOB: 0 BB: 0 P: 10	R: 0 E: 0 K: 0 S: 9	H: 0 LOB: 1 BB: 1 P: 18	1B: 3 2B: 0 3B: 0 HR: 2	SF: 0 SAC: 0 DP: 2 HBP: 1	WP: 0 PB: 0 SB: 0 CS: 0	PA: 32
PITCHER Jose Silva, R (1.1) ERA: 4.4	IP: 6.0 WLS: L BF: 25 H: 4 R: 4 ER: 4 SO: 4 BB: 3 IBB: 0 HBP: 0 BLK: 0 WP: 0 HR: 2 S: 52 P: 92 ERA: 6.00 WHIP: 1.333															PITCHER				
Todd Van Poppel, R (7.1) ERA: 6.39	IP: 1.0 WLS: 3 BF: 0 H: 0 R: 0 ER: 0 SO: 1 BB: 0 IBB: 0 HBP: 0 BLK: 0 WP: 0 HR: 7 S: 10 P: 10 ERA: 0.00 WHIP: 0.000																			
Javier Martinez, R (8.1) ERA: 4.83	IP: 1.0 WLS: 4 BF: 0 H: 0 R: 0 ER: 0 SO: 0 BB: 1 IBB: 0 HBP: 1 BLK: 0 WP: 0 HR: 9 S: 18 P: 18 ERA: 0.00 WHIP: 1.000																			

