

Cincinnati Reds - 1999

Batter	1	2	3	4	5	6	7	8	9	AB	R	H	RBI	BB	SO	LOB	TOP																
Marvin Benard, L OBP: 0.400, SLG: 0.250										3	0	1	1	2	1	1	San Francisco Giants @ Cincinnati Reds Cinergy Field, Cincinnati, OH Tue Apr 06 1999, 7:05 PM EDT Att: 17,310 - Unknown - 67 F																
Ellis Burks, R OBP: 0.500, SLG: 0.875 John Johnstone, R OBP: 0.100, SLG: 0.100 Rich Rodriguez, L OBP: 0.100, SLG: 0.100 Robb Nen, R OBP: 0.100, SLG: 0.100										3	1	0	0	2	0	2																	
Barry Bonds, L OBP: 0.600, SLG: 1.000										4	1	3	3	1	1	0																	
Jeff Kent, R OBP: 0.600, SLG: 1.000										4	1	1	1	1	2	3																	
J.T. Snow, L OBP: 0.500, SLG: 0.556										4	1	2	0	1	1	3																	
Charlie Hayes, R OBP: 0.333, SLG: 0.625										4	0	0	0	1	0	3																	
Brent Mayne, L OBP: 0.300, SLG: 0.222										4	2	1	0	1	2	2																	
Rich Aurilia, R OBP: 0.600, SLG: 0.778										5	1	3	2	0	1	1																	
Kirk Rueter, L Miguel Del Toro, R Edwards Guzman, L Julian Tavarez, L Stan Javier, S										0	0	0	0	0	0	0																	
Inning Stats	R: 0 E: 0 K: 1 S: 10	H: 1 LOB: 1 BB: 0 P: 14	R: 0 E: 0 K: 1 S: 12	H: 0 LOB: 1 BB: 1 P: 22	R: 0 E: 0 K: 2 S: 12	H: 0 LOB: 2 BB: 2 P: 27	R: 1 E: 0 K: 1 S: 11	H: 2 LOB: 1 BB: 0 P: 15	R: 3 E: 0 K: 0 S: 14	H: 3 LOB: 0 BB: 2 P: 27	R: 1 E: 0 K: 0 S: 8	H: 2 LOB: 1 BB: 1 P: 18	R: 0 E: 0 K: 2 S: 11	H: 0 LOB: 1 BB: 1 P: 19	R: 2 E: 0 K: 1 S: 14	H: 3 LOB: 3 BB: 2 P: 29	R: 0 E: 0 K: 2 S: 10	H: 0 LOB: 0 BB: 0 P: 12	1B: 6 2B: 3 3B: 0 HR: 2	SF: 0 SAC: 1 DP: 1 HBP: 0	WP: 0 PA: 44 PB: 1 SB: 0 CS: 0												
PITCHER	IP WLS BF H R ER SO BB IBB HBP BLK WP HR S P ERA WHIP																																
Jason Bere, R ERA: 7.2	5.0	24	6	4	4	5	5	0	0	0	0	0	2	59	105	7.20	2.200																
Scott Williamson, R ERA: 4.5	1.0	5	2	1	1	0	1	0	0	0	0	0	0	8	18	9.00	3.000																
Dennys Reyes, L ERA: 18.0	0.2	3	0	0	0	2	1	0	0	0	0	0	0	8	16	0.00	1.500																
Danny Graves, R ERA: 18.0	1.0	6	2	2	2	0	1	0	0	0	0	0	0	10	19	18.00	3.000																
Gabe White, L ERA: 7.1	1.1	6	1	0	0	3	0	1	0	0	0	0	0	17	25	0.00	0.750																

Batter	1	2	3	4	5	6	7	8	9	AB	R	H	RBI	BB	SO	LOB	BOTTOM															
Mike Cameron, R OBP: 0.300, SLG: 0.500										4	0	0	0	1	1	3	San Francisco Giants @ Cincinnati Reds Cinergy Field, Cincinnati, OH Tue Apr 06 1999, 7:05 PM EDT Att: 17,310 - Unknown - 67 F															
Barry Larkin, R OBP: 0.300, SLG: 0.600										5	2	2	1	0	0	1																
Sean Casey, L OBP: 0.600, SLG: 1.000										5	1	3	0	0	0	0																
Greg Vaughn, R OBP: 0.200, SLG: 0.111										5	0	0	0	0	0	4																
Dmitri Young, S OBP: 0.600, SLG: 0.556										4	1	2	1	1	1	2																
Brian Johnson, R OBP: 0.250, SLG: 1.000 Gabe White, L										4	1	1	3	0	0	2																
Aaron Boone, R Mark Lewis, R										0	1	0	0	1	0	0																
Pokey Reese, R OBP: 0.286, SLG: 0.286 Michael Tucker, L Jeffrey Hammonds, R Chris Stynes, R										3	0	0	0	0	0	0																
Jason Bere, R OBP: 0.600, SLG: 1.000 Scott Williamson, R Mark Sweeney, L Dennys Reyes, R Danny Graves, R Eddie Taubensee, L OBP: 0.100, SLG: 0.100										2	0	2	1	0	0	0																
Inning Stats	R: 5 E: 0 K: 1 S: 24	H: 5 LOB: 2 BB: 2 P: 44	R: 1 E: 0 K: 0 S: 13	H: 3 LOB: 1 BB: 0 P: 22	R: 0 E: 0 K: 1 S: 7	H: 1 LOB: 1 BB: 0 P: 11	R: 0 E: 0 K: 0 S: 5	H: 0 LOB: 0 BB: 0 P: 7	R: 0 E: 0 K: 0 S: 6	H: 0 LOB: 0 BB: 0 P: 10	R: 0 E: 0 K: 1 S: 7	H: 0 LOB: 1 BB: 1 P: 13	R: 0 E: 0 K: 0 S: 9	H: 1 LOB: 1 BB: 0 P: 15	R: 0 E: 0 K: 1 S: 6	H: 0 LOB: 0 BB: 0 P: 8	R: 0 E: 1 K: 1 S: 10	H: 1 LOB: 2 BB: 0 P: 12	1B: 9 2B: 1 3B: 0 HR: 2	SF: 0 SAC: 0 DP: 1 HBP: 0	WP: 0 PA: 41 PB: 0 SB: 0 CS: 0											
PITCHER	IP WLS BF H R ER SO BB IBB HBP BLK WP HR S P ERA WHIP																															
Kirk Rueter, L ERA: 32.4	1.2	14	8	6	6	1	0	0	0	0	0	0	21	31	0.00	0.300																
Miguel Del Toro, R ERA: 10.13	3.1	11	1	0	0	1	0	0	0	0	0	0	16	28	0.00	1.000																
Julian Tavarez, R ERA: 10.13	2.0	8	1	0	0	1	1	0	0	0	0	0	2	2	0.00	0.000																
John Johnstone, R ERA: 10.13	0.1	1	0	0	0	0	0	0	0	0	0	0	2	2	0.00	0.000																
Rich Rodriguez, L ERA: 10.13	0.2	2	0	0	0	1	0	0	0	0	0	0	4	6	0.00	0.000																

Batter	1	2	3	4	5	6	7	8	9	AB	R	H	RBI	BB	SO	LOB	TOP		
Stan Javier, S (1,9) OBP: 0.500, SLG: 1.000	G4-3		G4-3			G6-3				3	2	1	2	2	0	0	San Francisco Giants @ Cincinnati Reds Cinergy Field, Cincinnati, OH Wed Apr 07 1999, 12:35 PM EDT Att: 19,011 - Sunny - 60 F		
F.P. Santangelo, S (1,8) OBP: 0.500, SLG: 0.250	F9		G4-3							4	1	1	0	1	1	2			
Barry Bonds, L (1,7) OBP: 0.600, SLG: 0.909										4	1	2	1	1	1	1			
Jeff Kent, R (1,4) OBP: 0.533, SLG: 0.750	P4									4	1	1	0	1	1	2			
Charlie Hayes, R (1,5) OBP: 0.385, SLG: 0.636										3	1	1	2	1	0	1			
J.T. Snow, L (1,3) OBP: 0.500, SLG: 0.455										2	1	0	0	2	0	2			
Rich Aurilia, R (1,6) OBP: 0.500, SLG: 0.615										4	0	1	1	0	0	2			
Scott Servais, R (1,2)										4	0	0	0	0	1	2			
Russ Ortiz, R (1,1) Ellis Burks, R (8,PH) Alan Embree, L (8,PH) Edwards Guzman, L (9,PH) Felix Rodriguez, R (9,1)										2	0	0	0	0	1	0			
Inning Stats	R: 0 E: 0 K: 0 S: 9	H: 0 LOB: 1 BB: 1 P: 15	R: 0 E: 0 K: 0 S: 6	H: 0 LOB: 0 BB: 1 P: 12	R: 0 E: 0 K: 1 S: 13	H: 0 LOB: 1 BB: 1 P: 20	R: 0 E: 0 K: 0 S: 6	H: 0 LOB: 0 BB: 0 P: 11	R: 0 E: 0 K: 1 S: 11	H: 0 LOB: 1 BB: 1 P: 16	R: 0 E: 0 K: 0 S: 5	H: 1 LOB: 0 BB: 0 P: 7	R: 7 E: 2 K: 1 S: 21	H: 5 LOB: 1 BB: 3 P: 44	R: 1 E: 0 K: 2 S: 12	H: 1 LOB: 1 BB: 1 P: 21		1B: 4 2B: 3 3B: 0 HR: 1	SF: 0 SAC: 0 DP: 3 HBP: 0
PITCHER	IP WLS BF H R ER SO BB IBB HBP BLK WP HR S P ERA WHIP																		
Steve Avery, L (1,1) ERA: 3.52	7.2 L 29 3 3 3 2 6 0 0 0 0 0 1 70 118 3.52 1.174																		
Dennys Reyes, L (8,1) ERA: 3.0	0.0 1 1 0 0 0 0 0 0 0 0 0 0 2 4 ∞ ∞																		
Danny Graves, R (8,1) ERA: 36.0	0.0 4 2 3 3 0 2 0 0 0 0 0 0 2 10 ∞ ∞																		
Scott Sullivan, R (8,1) ERA: 6.75	1.1 6 1 2 1 3 1 0 0 0 0 0 0 17 28 6.75 1.500																		

Batter	1	2	3	4	5	6	7	8	9	AB	R	H	RBI	BB	SO	LOB	BOTTOM		
Mike Cameron, R (1,8) OBP: 0.333, SLG: 0.364	K		G6-3							3	0	0	0	2	1	1	San Francisco Giants @ Cincinnati Reds Cinergy Field, Cincinnati, OH Wed Apr 07 1999, 12:35 PM EDT Att: 19,011 - Sunny - 60 F		
Barry Larkin, R (1,6) OBP: 0.286, SLG: 0.462	G4-3		G6-3							3	0	0	0	1	0	1			
Sean Casey, L (1,3) OBP: 0.571, SLG: 0.846	L9									3	0	1	0	1	1	2			
Greg Vaughn, R (1,7) OBP: 0.214, SLG: 0.385										4	1	1	1	0	0	3			
Dmitri Young, S (1,9) OBP: 0.571, SLG: 0.583										3	1	1	0	1	0	2			
Eddie Taubensee, L (1,2) OBP: 0.200, SLG: 0.500										4	1	1	1	0	0	2			
Mark Lewis, R (1,5) OBP: 0.250, SLG: 0.375										4	0	2	1	0	1	0			
Pokey Reese, R (1,4) Michael Tucker, L (9,PH)										3	0	0	0	0	0	1			
Steve Avery, L (1,1) Dennys Reyes, R (8,1) Danny Graves, R (8,1) Scott Sullivan, R (8,1) Hal Morris, L (9,PH)										3	0	0	0	0	2	0			
Inning Stats	R: 0 E: 0 K: 1 S: 8	H: 2 LOB: 0 BB: 0 P: 13	R: 1 E: 0 K: 0 S: 12	H: 2 LOB: 1 BB: 0 P: 15	R: 0 E: 0 K: 0 S: 9	H: 0 LOB: 2 BB: 2 P: 22	R: 0 E: 0 K: 1 S: 6	H: 0 LOB: 0 BB: 1 P: 12	R: 0 E: 0 K: 2 S: 12	H: 0 LOB: 2 BB: 2 P: 24	R: 1 E: 0 K: 0 S: 6	H: 1 LOB: 0 BB: 0 P: 12	R: 0 E: 1 K: 0 S: 9	H: 1 LOB: 1 BB: 0 P: 14	R: 1 E: 0 K: 2 S: 10	H: 2 LOB: 1 BB: 0 P: 17		1B: 2 2B: 2 3B: 0 HR: 2	SF: 0 SAC: 0 DP: 2 HBP: 0
PITCHER	IP WLS BF H R ER SO BB IBB HBP BLK WP HR S P ERA WHIP																		
Russ Ortiz, R (1,1) ERA: 2.57	7.0 W 28 3 2 2 2 5 0 0 0 0 0 1 65 115 2.57 1.143																		
Alan Embree, L (8,1) ERA	1.0 4 1 0 0 0 0 0 0 0 0 0 0 9 14 0.00 1.000																		
Felix Rodriguez, R (9,1) ERA: 9.0	1.0 5 2 1 1 2 0 0 0 0 0 0 1 10 17 9.00 2.000																		

AB	31
R	8
H	7
RBI	6
BB	9
SO	5
LOB	12



AB	32
R	3
H	6
RBI	3
BB	5
SO	7
LOB	14



Batter	1	2	3	4	5	6	7	8	9	AB	R	H	RBI	BB	SO	LOB	TOP										
Jeffrey Hammonds, R (1, 8) (9, 9)	4-2 1B G5-3 BB		0-0 L9			0-1 E4 CS		3-3 K		3	0	0	0	1	1	0	Cincinnati Reds @ St. Louis Cardinals Busch Stadium, St. Louis, MO Fri Apr 09 1999, 7:10 PM CDT Att: 35,930 - Cloudy - 60 F										
Barry Larkin, R (1, 6) OBP: 0.222, SLG: 0.353	0-2 G5-3		2-2 G5-3			3-2 G6-3 1-2		1-2 F9		4	0	0	0	0	0	2											
Sean Casey, L (1, 3) OBP: 0.356, SLG: 1.000 Mike Cameron, R (9, PR) OBP: 0.333, SLG: 0.364 (9, 8)	1-3 K			3-2 G4-3			2-0 HR		2-1 F7 FC6-2 2B	4	1	2	1	0	1	1											
Greg Vaughn, R (1, 7) OBP: 0.278, SLG: 0.588	3-2 FC6-4 1B			1-1 F9			0-1 HR		0-0 F7	4	1	2	1	0	0	1											
Dmitri Young, S (1, 9) Hal Morris, L (9, 3)	0-0 FC6-4			2-2 G6-3			2-2 G6-3		0-0 FC6-2	4	0	0	0	0	0	4											
Brian Johnson, R (1, 2) OBP: 0.125, SLG: 0.500		1-1 G4-3			1-0 F7				0-3 K	4	0	0	0	0	1	2											
Mark Lewis, R (1, 5) OBP: 0.182, SLG: 0.273		2-2 P4			3-3 K					3	0	0	0	0	1	0											
Pokey Reese, R (1, 4) OBP: 0.231, SLG: 0.462		2-2 G5-3			1-2 G3					3	1	1	1	0	0	0											
Pete Harnisch, S (1, 1)			1-3 K			0-0 F9			1-2 G3-1	3	0	0	0	0	1	0											
Inning Stats	R: 0 E: 0 K: 1 S: 14	H: 1 LOB: 2 BB: 1 P: 22	R: 0 E: 0 K: 0 S: 11	H: 0 LOB: 0 BB: 0 P: 16	R: 0 E: 0 K: 1 S: 7	H: 0 LOB: 0 BB: 0 P: 10	R: 0 E: 0 K: 0 S: 8	H: 0 LOB: 0 BB: 0 P: 14	R: 0 E: 0 K: 1 S: 8	H: 0 LOB: 0 BB: 0 P: 13	R: 0 E: 0 K: 0 S: 6	H: 0 LOB: 0 BB: 0 P: 9	R: 2 E: 0 K: 0 S: 9	H: 2 LOB: 0 BB: 0 P: 17	R: 1 E: 0 K: 1 S: 13	H: 1 LOB: 0 BB: 0 P: 19	R: 0 E: 0 K: 1 S: 7	H: 1 LOB: 2 BB: 0 P: 9	1B: 1 2B: 1 3B: 0 HR: 3	SF: 0 SAC: 0 DP: 0 HBP: 0	WP: 0 PB: 0 SB: 0 CS: 1	PA: 33					
PITCHER	IP WLS BF L	H R ER 2 2 2 3	SO 3	BB 1	IBB 0	HBP 0	BLK 0	WP 0	HR 2	S 63	P 101	ERA 2.57	WHIP 0.571	PITCHER	IP WLS BF L	H R ER 0 0 0 0	SO 20	BB 0	IBB 0	HBP 0	BLK 0	WP 0	HR 1	S 28	P 28	ERA 4.50	WHIP 1.000

Batter	1	2	3	4	5	6	7	8	9	AB	R	H	RBI	BB	SO	LOB	BOTTOM										
Edgar Renteria, R (1, 6) OBP: 0.273, SLG: 0.111 Luis Ordaz, R (9, 6) OBP: 0.667, SLG: 0.500	2-1 G1-3			0-2 1B 1B	0-1 F8			1-0 G5-4-3 1-2		4	0	1	0	0	0	3	Cincinnati Reds @ St. Louis Cardinals Busch Stadium, St. Louis, MO Fri Apr 09 1999, 7:10 PM CDT Att: 35,930 - Cloudy - 60 F										
J.D. Drew, L (1, 8) OBP: 0.308, SLG: 0.100	2-2 F8			1 SAFE K			2-1 G6-3 1B		0-3 K	4	0	1	0	0	2	1											
Mark McGwire, R (1, 3) OBP: 0.412, SLG: 0.571	3-3 K			0-0 1B	1-2 1B		1-3 K		0-1 F9	4	0	1	0	0	2	1											
Eric Davis, R (1, 9) OBP: 0.176, SLG: 0.125		1-3 K		0-1 F9	2-2 G6-3		1 SAFE 1-2 G6-3		2-3 K	4	0	0	0	0	2	3											
Fernando Tatis, R (1, 5) OBP: 0.412, SLG: 0.929		2-3 K		0-0 F9	0-0 F9		0-0 P3		0-1 F7	4	0	0	0	0	1	3											
Willie McGee, S (1, 7) OBP: 0.100, SLG: 0.100		1-1 G1-3			0-2 1B G6-3 1B		3-2 G4-3			3	0	1	0	0	0	0											
Eli Marrero, R (1, 2) OBP: 0.273, SLG: 0.455			0-3 K		1 SAFE 1 SAFE G6-3		1-1 F9			3	0	0	0	0	1	1											
Joe McEwing, R (1, 4) OBP: 0.444, SLG: 0.444 Manny Aybar, R (8, 1)			2-1 G6-3		0-2 SH2-4 1B		0-1 G4-3			3	0	1	0	0	0	0											
Darren Oliver, R (1, 1) Placido Polanco, R (8, 4) OBP: 0.545, SLG: 0.556			0-1 G4-3		1-0 SH2-4 1B		1-1 G5-4-3 1B			1	0	0	0	0	0	0											
Inning Stats	R: 0 E: 0 K: 1 S: 10	H: 0 LOB: 0 BB: 0 P: 17	R: 0 E: 0 K: 2 S: 9	H: 0 LOB: 0 BB: 0 P: 13	R: 0 E: 0 K: 1 S: 7	H: 0 LOB: 0 BB: 0 P: 9	R: 0 E: 0 K: 1 S: 10	H: 2 LOB: 0 BB: 0 P: 10	R: 0 E: 0 K: 0 S: 11	H: 2 LOB: 2 BB: 0 P: 13	R: 0 E: 0 K: 1 S: 10	H: 1 LOB: 1 BB: 0 P: 15	R: 0 E: 0 K: 0 S: 7	H: 0 LOB: 0 BB: 0 P: 11	R: 0 E: 0 K: 1 S: 6	H: 1 LOB: 0 BB: 0 P: 8	R: 0 E: 0 K: 1 S: 7	H: 0 LOB: 0 BB: 0 P: 9	1B: 6 2B: 0 3B: 0 HR: 0	SF: 0 SAC: 1 DP: 1 HBP: 0	WP: 0 PB: 0 SB: 0 CS: 0	PA: 32					
PITCHER	IP WLS BF W	H R ER 0 0 0 6	SO 8	BB 0	IBB 0	HBP 0	BLK 0	WP 0	HR 0	S 77	P 105	ERA 0.00	WHIP 0.667	PITCHER	IP WLS BF W	H R ER 0 0 0 0	SO 10	BB 0	IBB 0	HBP 0	BLK 0	WP 0	HR 0	S 77	P 105	ERA 0.00	WHIP 0.667

Batter	1	2	3	4	5	6	7	8	9	AB	R	H	RBI	BB	SO	LOB	TOP							
Jeffrey Hammonds, R OBP: 0.250, SLG: 0.286	(1, 8) K		(0, 0) 1B 2B		(1, 0) G6-4-3			(2, 2) SH1-3		3	1	1	0	0	1	2								
Barry Larkin, R OBP: 0.273, SLG: 0.350	(1, 6) F8		(2, 1) 1B		(1, 0) G6-3			(4, 2) BB		3	0	1	1	1	0	0								
Sean Casey, L OBP: 0.345, SLG: 1.050	(1, 3) HR			(4, 2) FC6-4 BB			(2, 1) G6-3	(0, 0) F8		3	1	1	1	1	0	2								
Greg Vaughn, R OBP: 0.227, SLG: 0.476	(1, 7) F7			(2, 3) K			(0, 1) G5-3	(0, 0) L5		4	0	0	0	0	1	3								
Dmitri Young, S OBP: 0.405, SLG: 0.400		(3, 2) G4-3		(2, 2) FC6-4 1B			(0, 1) FC5-4 1B		(3, 3) K	4	0	1	0	0	1	1								
Eddie Taubensee, L OBP: 0.143, SLG: 0.357		(3, 3) K		(2, 2) G4-3			(0, 2) FC5-4 1B		(0, 0) F7	4	0	0	0	0	1	2								
Chris Stynes, R OBP: 0.250, SLG: 0.250		(3, 2) G6-3			(0, 0) F8		(3, 2) G5-4-3 1B		(2, 1) G5-3	4	0	1	0	0	0	0								
Pokey Reese, R OBP: 0.250, SLG: 0.400			(1, 3) K		(1, 0) 1B S HBP		(1, 2) G5-4-3			2	0	0	0	0	1	2								
Brett Tomko, R OBP: 0.500, SLG: 0.500			(1, 1) G5-3		(3, 1) G6-4-3 1B			(2, 2) F8 SH1-3 1B		2	0	1	0	0	0	0								
Michael Tucker, L OBP: 0.500, SLG: 0.500										1	0	1	0	0	0	0								
Scott Williamson, R OBP: 0.250, SLG: 0.100										0	0	0	0	0	0	0								
26 John Hudek, S OBP: 0.250, SLG: 0.100										0	0	0	0	0	0	0								
Danny Graves, R OBP: 0.250, SLG: 0.100										0	0	0	0	0	0	0								
Inning Stats	R: 1 E: 0 K: 1 S: 7	H: 1 LOB: 0 BB: 0 P: 11	R: 0 E: 0 K: 1 S: 13	H: 0 LOB: 0 BB: 0 P: 22	R: 1 E: 0 K: 1 S: 8	H: 2 LOB: 1 BB: 0 P: 12	R: 0 E: 0 K: 1 S: 12	H: 0 LOB: 1 BB: 1 P: 22	R: 0 E: 0 K: 0 S: 4	H: 1 LOB: 0 BB: 0 P: 9	R: 0 E: 0 K: 0 S: 5	H: 0 LOB: 0 BB: 0 P: 8	R: 0 E: 0 K: 0 S: 11	H: 2 LOB: 1 BB: 0 P: 15	R: 0 E: 0 K: 0 S: 10	H: 1 LOB: 2 BB: 1 P: 18	R: 0 E: 0 K: 1 S: 6	H: 0 LOB: 0 BB: 0 P: 11	1B: 5 2B: 1 3B: 0 HR: 1	SF: 0 SAC: 1 DP: 2 HBP: 1	WP: 0 PB: 0 SB: 1 CS: 0	PA: 34		
PITCHER	IP	WLS	BF	H	R	ER	SO	BB	IBB	HBP	BLK	WP	HR	S	P	ERA	WHIP							
Jose Jimenez, R ERA: 2.57	(1, 1) 7.0		26	6	2	2	4	1	0	1	0	0	1	60	99	2.57	1.000							
Ricky Bottalico, R ERA: 0.00	(8, 1) 0.1		3	1	0	0	0	1	0	0	0	0	0	8	16	0.00	6.000							
Scott Radinsky, L ERA: 0.00	(8, 1) 0.1		1	0	0	0	0	0	0	0	0	0	0	1	1	0.00	0.000							
Juan Acevedo, R ERA: 8.1	(8, 1) 1.1	W	4	0	0	0	1	0	0	0	0	0	0	7	12	0.00	0.000							

Cincinnati Reds @ St. Louis Cardinals
 Busch Stadium, St. Louis, MO
 Sat Apr 10 1999, 1:10 PM CDT
 Att: 43,759 - Cloudy - 65 F

AB	30
R	2
H	7
RBI	2
BB	2
SO	5
LOB	12



Batter	1	2	3	4	5	6	7	8	9	AB	R	H	RBI	BB	SO	LOB	BOTTOM							
Placido Polanco, R OBP: 0.467, SLG: 0.417	(1, 4) F8		(3, 1) F9		(0, 1) P3			(4, 2) 1B BB		3	1	0	0	1	0	1								
J.D. Drew, L OBP: 0.294, SLG: 0.143	(1, 8) F7		(0, 3) K		(0, 2) F7			(1, 1) BB		4	1	1	0	0	1	1								
Mark McGwire, R OBP: 0.429, SLG: 0.500	(1, 3) FC5-4 BB			(1, 2) F7			(2, 1) F9	(4, 1) BB 1B		2	0	0	0	2	0	0								
Eric Davis, R OBP: 0.190, SLG: 0.150	(1, 9) FC5-4			(1, 1) L7			(2, 3) K	(2, 0) FC6 BB		4	0	1	2	0	1	1								
Fernando Tatis, R OBP: 0.429, SLG: 0.813				(1, 3) K			(2, 3) K	(4, 1) FC6 BB		2	0	0	0	2	2	0								
Shawon Dunston, R OBP: 0.482, SLG: 0.750	(1, 6) P6				(1, 0) P6			(1, 3) K		4	0	1	0	0	1	4								
Alberto Castillo, R OBP: 0.429, SLG: 0.400	(1, 2) K				(2, 1) 3B 2B			(0, 0) SH1-4 FC6		3	1	1	0	0	1	4								
Joe McEwing, R OBP: 0.385, SLG: 0.538	(1, 7) L9				(0, 0) 1B 3B			(2, 1) G4-3 K		4	1	1	1	0	1	5								
Jose Jimenez, R ERA: 2.57	(1, 1) 7.0		27	4	2	2	5	2	0	0	0	0	0	66	99	2.57	0.857							
Edgar Renteria, R ERA: 13.5	(7, PH) 0.0	L	2	1	2	2	0	1	0	0	0	0	0	5	10									
Ricky Bottalico, L ERA: 0.00	(8, 1) 0.0		3	1	0	0	0	2	0	0	0	0	0	3	13									
26 John Hudek, R ERA: 27.0	(8, 1) 0.0		3	0	0	0	0	0	0	0	0	0	0	7	9	0.00	0.000							
Danny Graves, R ERA: 18.0	(8, 1) 1.0		3	0	0	0	2	0	0	0	0	0	0	7	9	0.00	0.000							
Inning Stats	R: 0 E: 0 K: 0 S: 7	H: 0 LOB: 1 BB: 1 P: 12	R: 0 E: 0 K: 1 S: 14	H: 0 LOB: 1 BB: 1 P: 20	R: 0 E: 0 K: 1 S: 10	H: 0 LOB: 0 BB: 0 P: 16	R: 0 E: 0 K: 1 S: 9	H: 0 LOB: 0 BB: 0 P: 12	R: 2 E: 0 K: 0 S: 11	H: 3 LOB: 1 BB: 0 P: 15	R: 0 E: 0 K: 2 S: 8	H: 0 LOB: 0 BB: 0 P: 14	R: 0 E: 0 K: 0 S: 7	H: 1 LOB: 1 BB: 0 P: 10	R: 2 E: 0 K: 2 S: 15	H: 2 LOB: 3 BB: 3 P: 32	1B: 4 2B: 1 3B: 1 HR: 0	SF: 0 SAC: 1 DP: 0 HBP: 0	WP: 0 PB: 0 SB: 0 CS: 0	PA: 35				
PITCHER	IP	WLS	BF	H	R	ER	SO	BB	IBB	HBP	BLK	WP	HR	S	P	ERA	WHIP							
Brett Tomko, R ERA: 13.5	(1, 1) 0.0		2	1	2	2	0	1	0	0	0	0	0	5	10									
26 John Hudek, R ERA: 27.0	(8, 1) 0.0		3	1	0	0	0	2	0	0	0	0	0	3	13									
Danny Graves, R ERA: 18.0	(8, 1) 1.0		3	0	0	0	2	0	0	0	0	0	0	7	9	0.00	0.000							

Cincinnati Reds @ St. Louis Cardinals
 Busch Stadium, St. Louis, MO
 Sat Apr 10 1999, 1:10 PM CDT
 Att: 43,759 - Cloudy - 65 F

AB	29
R	4
H	6
RBI	4
BB	5
SO	7
LOB	17



Batter	1	2	3	4	5	6	7	8	9	AB	R	H	RBI	BB	SO	LOB	TOP					
Mike Cameron, R (1, 8) OBP: 0.316, SLG: 0.333	F9			K		E	F8			4	1	1	0	0	1	2	Cincinnati Reds @ St. Louis Cardinals Busch Stadium, St. Louis, MO Sun Apr 11 1999, 1:10 PM CDT Att: 41,301 - Cloudy - 60 F					
Barry Larkin, R (1, 6) OBP: 0.289, SLG: 0.458	G6-3			HR		F9	F9			4	1	1	1	0	0	4						
Hal Morris, L (1, 3) OBP: 0.167, SLG: 0.333	K			F7		E7	F7			4	1	1	1	0	1	0						
Greg Vaughn, R (1, 7) OBP: 0.269, SLG: 0.458		P2				G6-3	L7			3	0	1	1	1	0	0						
Dmitri Young, S (1, 9) OBP: 0.346, SLG: 0.333		P2				G6-3	F7			4	0	0	0	0	1	2						
Brian Johnson, R (1, 2) OBP: 0.083, SLG: 0.333		F9				F9	G5-3			4	0	0	0	0	0	1						
Chris Stynes, R (1, 5) OBP: 0.250, SLG: 0.143				G5-3		F8	G5-3			3	0	0	0	1	0	0						
Pokey Reese, R (1, 4) OBP: 0.250, SLG: 0.368		G6-3				F8	F8	HBP		4	0	1	0	0	1	1						
Jason Bere, R (1, 1) OBP: 0.800, SLG: 0.750				K			F9	1B		2	1	1	0	0	1	0						
Dennys Reyes, R (7, 1)										0	0	0	0	0	0	0						
Danny Graves, R (7, 1)										0	0	0	0	0	0	0						
Inning Stats	R: 0 E: 0 K: 1 S: 6	H: 0 LOB: 0 BB: 0 P: 9	R: 0 E: 0 K: 0 S: 11	H: 0 LOB: 0 BB: 14 P: 10	R: 0 E: 0 K: 1 S: 7	H: 0 LOB: 0 BB: 1 P: 10	R: 1 E: 0 K: 2 S: 10	H: 1 LOB: 1 BB: 1 P: 17	R: 0 E: 0 K: 0 S: 3	H: 0 LOB: 2 BB: 0 P: 5	R: 3 E: 1 K: 0 S: 13	H: 4 LOB: 1 BB: 0 P: 17	R: 0 E: 0 K: 0 S: 8	H: 1 LOB: 2 BB: 0 P: 13	R: 0 E: 0 K: 0 S: 7	H: 0 LOB: 0 BB: 0 P: 12	R: 0 E: 0 K: 1 S: 7	H: 0 LOB: 1 BB: 1 P: 14	1B: 4 2B: 1 3B: 0 HR: 1	SF: 0 SAC: 0 DP: 0 HBP: 1	WP: 0 PB: 0 SB: 0 CS: 1	PA: 35
PITCHER	IP	WLS	BF	H	R	ER	SO	BB	IBB	HBP	BLK	WP	HR	S	P	ERA	WHIP					
Donovan Osborne, L (1, 1) ERA: 5.4	6.1	L	27	6	4	4	4	1	0	1	0	0	1	55	79	5.68	1.105					
Mike Busby, R (7, 1) ERA: 9.92	0.2	H	2	0	0	0	0	0	0	0	0	0	0	3	6	0.00	0.000					
Lance Painter, L (8, 1) ERA:	2.0		6	0	0	0	1	1	0	0	0	0	0	14	26	0.00	0.500					

AB	32
R	4
H	6
RBI	3
BB	2
SO	5
LOB	10



Batter	1	2	3	4	5	6	7	8	9	AB	R	H	RBI	BB	SO	LOB	BOTTOM					
Piacleo Polanco, R (1, 4) OBP: 0.450, SLG: 0.529	G6-3	G6-3							K	5	0	2	1	0	1	3	Cincinnati Reds @ St. Louis Cardinals Busch Stadium, St. Louis, MO Sun Apr 11 1999, 1:10 PM CDT Att: 41,301 - Cloudy - 60 F					
J.D. Drew, L (1, 8) OBP: 0.238, SLG: 0.111										4	0	0	0	0	2	2						
Lance Painter, L (8, 1)										0	0	0	0	0	0	0						
Willie McGee, S (9, PH) OBP: 0.182, SLG: 0.182	K									1	0	1	0	0	0	0						
Mark McGwire, R (1, 3) OBP: 0.462, SLG: 0.650										4	1	2	1	1	1	1						
Eric Davis, R (1, 9) OBP: 0.200, SLG: 0.130										3	0	0	0	1	1	2						
Fernando Tatis, R (1, 5) OBP: 0.360, SLG: 0.650										4	0	0	0	0	2	3						
Edgar Renteria, R (1, 6) OBP: 0.313, SLG: 0.286										4	0	2	0	0	0	0						
Luis Ordaz, R (9, 6) OBP: 0.667, SLG: 0.500										0	0	0	0	0	0	0						
Eli Marrero, R (1, 2) OBP: 0.357, SLG: 0.462										2	0	1	0	1	0	0						
Joe McEwing, R (1, 7) OBP: 0.412, SLG: 0.529										4	1	2	0	0	0	1						
Donovan Osborne, S (1, 1) ERA: 4.76										1	0	0	0	0	1	3						
Mike Busby, R (7, 1) ERA: 2.7										0	0	0	0	0	0	0						
Darren Bragg, L (7, PH) OBP: 0.273, SLG: 0.273										2	0	0	0	0	1	0						
Inning Stats	R: 1 E: 0 K: 1 S: 7	H: 1 LOB: 0 BB: 0 P: 8	R: 0 E: 0 K: 1 S: 16	H: 2 LOB: 3 BB: 1 P: 25	R: 0 E: 0 K: 2 S: 7	H: 0 LOB: 0 BB: 0 P: 12	R: 0 E: 0 K: 1 S: 12	H: 1 LOB: 0 BB: 0 P: 18	R: 1 E: 0 K: 0 S: 10	H: 2 LOB: 2 BB: 1 P: 21	R: 0 E: 0 K: 0 S: 7	H: 1 LOB: 1 BB: 0 P: 12	R: 0 E: 0 K: 3 S: 12	H: 2 LOB: 3 BB: 1 P: 22	R: 0 E: 0 K: 0 S: 5	H: 0 LOB: 0 BB: 0 P: 6	R: 0 E: 0 K: 1 S: 12	H: 1 LOB: 1 BB: 0 P: 16	1B: 7 2B: 1 3B: 1 HR: 1	SF: 0 SAC: 2 DP: 0 HBP: 0	WP: 0 PB: 0 SB: 0 CS: 1	PA: 40
PITCHER	IP	WLS	BF	H	R	ER	SO	BB	IBB	HBP	BLK	WP	HR	S	P	ERA	WHIP					
Jason Bere, R (1, 1) ERA: 4.76	6.1	W	28	8	2	2	6	1	1	0	0	0	0	64	103	2.84	1.421					
Dennys Reyes, L (7, 1) ERA: 2.7	0.1	H	1	0	0	0	1	0	0	0	0	0	0	3	6	0.00	0.000					
Danny Graves, R (7, 1) ERA: 8.31	2.1	S	10	2	0	0	2	1	0	0	0	0	0	21	31	0.00	1.286					

AB	34
R	2
H	10
RBI	2
BB	3
SO	9
LOB	15



Batter	1	2	3	4	5	6	7	8	9	AB	R	H	RBI	BB	SO	LOB	TOP					
Mike Cameron, R (1, 8) OBP: 0.393, SLG: 0.667										4	0	2	0	0	2	0	Cincinnati Reds @ Chicago Cubs Wrigley Field, Chicago, IL Wed Apr 14 1999, 1:20 PM CDT Att: 23,788 - Sunny - 50 F					
Barry Larkin, R (1, 6) OBP: 0.294, SLG: 0.516										4	1	1	0	0	1	1						
Sean Casey, L (1, 3) Chris Stynes, R (6, PR) Danny Graves, R (8, 1)										4	1	3	0	0	0	0						
Greg Vaughn, R (1, 7) OBP: 0.257, SLG: 0.406										3	0	0	1	0	0	2						
Dmitri Young, S (1, 9) OBP: 0.324, SLG: 0.355										3	0	0	1	0	2	0						
Eddie Taubensee, L (1, 2) OBP: 0.182, SLG: 0.429										3	0	0	0	1	0	0						
Aaron Boone, R (1, 5) OBP: 0.231, SLG: 0.417										4	1	2	1	0	2	1						
Pokey Reese, R (1, 4) Michael Tucker, L (9, PH) OBP: 0.259, SLG: 0.423 OBP: 0.250, SLG: 0.250										3	0	0	0	0	2	1						
Pete Harnisch, S (1, 1) Scott Sullivan, R (6, 1) Dennys Reyes, R (7, 1) Mark Sweeney, L (8, PH) Hal Morris, L (8, 3) OBP: 0.667, SLG: 2.000 OBP: 0.167, SLG: 0.333										2	0	0	0	0	1	0						
Inning Stats	R: 0 E: 0 K: 2 S: 11	H: 1 LOB: 1 BB: 0 P: 14	R: 0 E: 0 K: 1 S: 6	H: 0 LOB: 0 BB: 0 P: 9	R: 0 E: 0 K: 0 S: 4	H: 1 LOB: 0 BB: 0 P: 7	R: 2 E: 0 K: 1 S: 11	H: 2 LOB: 1 BB: 1 P: 18	R: 0 E: 0 K: 0 S: 9	H: 0 LOB: 0 BB: 0 P: 12	R: 0 E: 0 K: 0 S: 7	H: 0 LOB: 0 BB: 0 P: 8	R: 0 E: 0 K: 2 S: 12	H: 1 LOB: 1 BB: 0 P: 14	R: 1 E: 0 K: 0 S: 11	H: 3 LOB: 1 BB: 0 P: 16		R: 1 E: 0 K: 1 S: 15	H: 1 LOB: 0 BB: 0 P: 20	1B: 6 2B: 2 3B: 0 HR: 1	SF: 2 SAC: 0 DP: 1 HBP: 0	WP: 0 PB: 0 SB: 0 CS: 1
PITCHER	IP WLS BF H R ER SO BB IBB HBP BLK WP HR S P ERA WHIP																					
Jon Lieber, R (1, 1) ERA: 2.25	8.0 W 31 8 3 3 9 1 0 0 0 0 0 71 98 3.38 1.125																					
Rod Beck, R (9, 1) ERA: 9.0	1.0 S 4 1 1 1 1 0 0 0 0 0 1 15 20 9.00 1.000																					

AB	32
R	4
H	9
RBI	3
BB	1
SO	10
LOB	5



Batter	1	2	3	4	5	6	7	8	9	AB	R	H	RBI	BB	SO	LOB	BOTTOM					
Lance Johnson, L (1, 8) OBP: 0.314, SLG: 0.200										3	0	0	0	1	1	1	Cincinnati Reds @ Chicago Cubs Wrigley Field, Chicago, IL Wed Apr 14 1999, 1:20 PM CDT Att: 23,788 - Sunny - 50 F					
Mickey Morandini, L (1, 4) OBP: 0.226, SLG: 0.345										4	0	0	0	0	0	1						
Sammy Sosa, R (1, 9) OBP: 0.343, SLG: 0.393										3	2	2	0	1	1	1						
Mark Grace, L (1, 3) OBP: 0.429, SLG: 0.464										4	0	1	1	0	0	3						
Glenallen Hill, R (1, 7) Curtis Goodwin, L (9, 7) OBP: 0.579, SLG: 1.278										3	2	2	3	0	0	1						
José Hernández, R (1, 6) OBP: 0.353, SLG: 0.321										2	1	1	0	1	0	0						
Benito Santiago, R (1, 2) OBP: 0.267, SLG: 0.360										3	0	0	0	0	0	2						
Gary Gaetti, R (1, 5) OBP: 0.107, SLG: 0.111										2	0	0	1	0	1	0						
Jon Lieber, L (1, 1) Rod Beck, R (9, 1)										2	0	0	0	0	0	0						
Inning Stats	R: 0 E: 0 K: 1 S: 11	H: 0 LOB: 1 BB: 1 P: 17	R: 2 E: 1 K: 0 S: 11	H: 2 LOB: 1 BB: 0 P: 18	R: 1 E: 0 K: 0 S: 7	H: 2 LOB: 0 BB: 0 P: 9	R: 0 E: 0 K: 1 S: 9	H: 0 LOB: 0 BB: 0 P: 11	R: 0 E: 0 K: 0 S: 7	H: 0 LOB: 0 BB: 0 P: 8	R: 2 E: 0 K: 0 S: 6	H: 2 LOB: 1 BB: 1 P: 16	R: 0 E: 0 K: 1 S: 9	H: 0 LOB: 0 BB: 0 P: 13	R: 0 E: 0 K: 0 S: 8	H: 0 LOB: 0 BB: 1 P: 13		R: 0 E: 0 K: 0 S: 8	H: 0 LOB: 0 BB: 1 P: 13	1B: 2 2B: 2 3B: 0 HR: 2	SF: 1 SAC: 1 DP: 2 HBP: 0	WP: 0 PB: 0 SB: 0 CS: 1
PITCHER	IP WLS BF H R ER SO BB IBB HBP BLK WP HR S P ERA WHIP																					
Pete Harnisch, R (1, 1) ERA: 2.51	5.1 L 24 6 5 4 2 2 0 0 0 0 0 2 4 6.75 1.500																					
Scott Sullivan, R (6, 1) ERA: 6.0	0.2 1 0 0 0 0 0 0 0 0 0 0 2 4 0.00 0.000																					
Dennys Reyes, L (7, 1) ERA: 2.08	1.0 3 0 0 0 1 0 0 0 0 0 0 9 13 0.00 0.000																					
Danny Graves, R (8, 1) ERA: 6.75	1.0 3 0 0 0 0 1 0 0 0 0 0 8 13 0.00 1.000																					

AB	26
R	5
H	6
RBI	5
BB	3
SO	3
LOB	9



Batter	1	2	3	4	5	6	7	8	9	AB	R	H	RBI	BB	SO	LOB	TOP										
Adrian Brown, S OBP: 0.294, SLG: 0.077 (1, 8)	4-1 G4-3 BB		4-1 HBP BB		0-0 WP 1-3 1B		2-1 F9		1-0 G6-3 S	3	0	1	1	2	0	2	Pittsburgh Pirates @ Cincinnati Reds Cinergy Field, Cincinnati, OH Sun Apr 18 1999, 1:15 PM EDT Att: 16,667 - Overcast - 50 F										
Warren Morris, L OBP: 0.326, SLG: 0.429 (1, 4)	2-1 G4-3		1-0 SF8		2-3 SAFE 2-3		2-1 SH2-4 1B		3-2 G6-3 3-H 2-H	4	0	1	2	0	1	3											
Turner Ward, S OBP: 0.500, SLG: 0.467 (1, 9)	2-1 F9		3-2 HBP		0-0 3-2 F8		2-1 SH2-4 1-2		2-0 G1-3	3	0	0	0	0	0	2											
Kevin Young, R OBP: 0.388, SLG: 0.556 (1, 3)			0-0 G5-4-3 1B		2-2 F9		0-2 F7		0-2 F7	4	0	1	0	0	0	4											
Ed Sprague, R OBP: 0.395, SLG: 0.500 (1, 5)	3-0 SAFE G5-4-3 1-2f				0-0 HR		1-2 F9		4-0 BB	3	1	1	1	1	0	1											
Freddy Garcia, R OBP: 0.100, SLG: 0.200 Brian Giles, L OBP: 0.479, SLG: 0.514 (7, 7)	1-3 K		1-2 F7		0-0 F7		1-3 K		0-0 F7	3	0	0	0	0	2	0											
Keith Osik, R (1, 2)			0-2 F7		0-0 P3		0-1 G3		2-3 K	4	0	0	0	0	1	0											
Mike Benjamin, R OBP: 0.156, SLG: 0.207 (1, 6)			0-0 BB SF8 2B		1-0 G6-3		4-0 SH1-4 BB		2-2 E 3B	3	2	2	0	1	0	0											
Todd Ritchie, R OBP: 1.000, SLG: 1.000 Scott Sauerbeck, R Rich Loiselle, R Brant Brown, L 18 Jason Kendall, R Mike Williams, R (11, 1) (7, 1) (8, 1) (9, PH) (9, PH) (9, 1)	1-2 HBP BB 1B		1-1 1B		1-1 1B		0-1 SH1-4 1-2		4-0 S E G6-3 IBB	2	0	2	0	0	0	0											
Inning Stats	R: 0 E: 0 K: 0 S: 5	H: 0 LOB: 0 BB: 1 P: 13	R: 0 E: 0 K: 1 S: 5	H: 1 LOB: 0 BB: 0 P: 9	R: 1 E: 0 K: 0 S: 19	H: 2 LOB: 3 BB: 1 P: 30	R: 1 E: 0 K: 0 S: 6	H: 1 LOB: 0 BB: 0 P: 8	R: 0 E: 0 K: 1 S: 7	H: 2 LOB: 1 BB: 0 P: 10	R: 0 E: 0 K: 0 S: 9	H: 0 LOB: 0 BB: 0 P: 13	R: 0 E: 0 K: 0 S: 6	H: 0 LOB: 1 BB: 1 P: 12	R: 0 E: 0 K: 0 S: 8	H: 1 LOB: 2 BB: 2 P: 16		R: 2 E: 1 K: 1 S: 11	H: 1 LOB: 1 BB: 1 P: 25	1B: 5 2B: 1 3B: 1 HR: 1	SF: 1 SAC: 2 DP: 2 HBP: 1	WP: 1 PB: 0 SB: 2 CS: 0	PA: 39				
PITCHER	IP	WLS	BF	H	R	ER	SO	BB	IBB	HBP	BLK	WP	HR	S	P	ERA	WHIP										
Steve Avery, L ERA: 2.49 Danny Graves, R ERA: 5.87 Dennys Reyes, L ERA: 1.29	(1, 1)	7.0	L	28	6	2	2	3	3	0	1	0	0	1	1	57	95	2.57	1.286								

AB	30
R	4
H	8
RBI	4
BB	5
SO	4
LOB	14



Batter	1	2	3	4	5	6	7	8	9	AB	R	H	RBI	BB	SO	LOB	BOTTOM									
Mike Cameron, R OBP: 0.381, SLG: 0.611 (1, 8)	0-3 K		0-3 K		0-1 F9		4-1 SH1-3 BB			3	1	0	0	1	2	2	Pittsburgh Pirates @ Cincinnati Reds Cinergy Field, Cincinnati, OH Sun Apr 18 1999, 1:15 PM EDT Att: 16,667 - Overcast - 50 F									
Barry Larkin, R OBP: 0.239, SLG: 0.395 (1, 6)	0-1 F7		0-2 G6-3		2-3 K		1-0 SH1-3			3	0	0	0	0	1	2										
Sean Casey, L OBP: 0.489, SLG: 0.800 (1, 3)	2-0 FC4-6 1B				1-0 L4		2-1 G6-3		3-3 K	4	0	1	0	0	1	1										
Greg Vaughn, R OBP: 0.306, SLG: 0.366 (1, 7)	0-2 FC4-6 1-2f				2-2 F9		2-2 F8		4-0 FC5 1B IBB	3	0	0	0	1	0	1										
Michael Tucker, L OBP: 0.364, SLG: 0.333 Dmitri Young, S OBP: 0.300, SLG: 0.324 (8, PH) (9, 9)			1-3 K		4-2 PO BB		1-0 G3		1-2 2-H 1B	2	0	0	0	1	1	0										
Aaron Boone, R OBP: 0.318, SLG: 0.421 Hal Morris, L OBP: 0.250, SLG: 0.500 Mark Lewis, R OBP: 0.214, SLG: 0.357 (1, 5) (8, PH) (9, 5)			0-1 G3 2B		0-1 PO 1-2		4-0 1B BB		2-0 FC5 2-3f	2	1	1	0	1	0	0										
Eddie Taubensee, L OBP: 0.241, SLG: 0.407 (1, 2)			0-0 G3		0-1 SAFE 1B		2-0 1B 1B		1-0 P6	4	0	2	0	0	0	1										
Pokey Reese, R OBP: 0.300, SLG: 0.395 (1, 4)			0-0 G6-3		2-2 1B		1-2 SAFE 1B		2-3 K	4	0	2	1	0	1	1										
Steve Avery, L Mark Sweeney, L Jeffrey Hammonds, R Danny Graves, R Dennys Reyes, R Brian Johnson, R (11, 1) (7, PH) (7, PH) (8, 1) (9, 1) (9, PH)			0-0 F7		0-0 F7		2-0 G6-4-3 1B		0-3 K	2	0	0	0	0	1	2										
Inning Stats	R: 0 E: 0 K: 1 S: 10	H: 1 LOB: 1 BB: 0 P: 13	R: 0 E: 0 K: 1 S: 7	H: 1 LOB: 0 BB: 0 P: 8	R: 0 E: 0 K: 0 S: 8	H: 0 LOB: 0 BB: 1 P: 8	R: 0 E: 0 K: 0 S: 7	H: 0 LOB: 0 BB: 1 P: 14	R: 1 E: 0 K: 2 S: 14	H: 2 LOB: 2 BB: 1 P: 22	R: 0 E: 0 K: 0 S: 6	H: 0 LOB: 0 BB: 0 P: 11	R: 0 E: 0 K: 0 S: 6	H: 2 LOB: 1 BB: 0 P: 12	R: 1 E: 0 K: 1 S: 11	H: 1 LOB: 2 BB: 2 P: 26		R: 0 E: 0 K: 2 S: 8	H: 0 LOB: 0 BB: 0 P: 11	1B: 6 2B: 1 3B: 0 HR: 0	SF: 0 SAC: 1 DP: 1 HBP: 0	WP: 0 PB: 0 SB: 0 CS: 0	PA: 37			
PITCHER	IP	WLS	BF	H	R	ER	SO	BB	IBB	HBP	BLK	WP	HR	S	P	ERA	WHIP									
Todd Ritchie, R ERA: 1.42 Scott Sauerbeck, L ERA: 1.13 Rich Loiselle, R ERA: 2.25 Mike Williams, R ERA: 3.86	(1, 1)	6.1	H	5	0	1	1	1	1	1	0	0	0	0	7	21	6.75	0.750								



Batter	1	2	3	4	5	6	7	8	9	AB	R	H	RBI	BB	SO	LOB	TOP																					
Roger Cedeno, S OBP: 0.345, SLG: 0.346 (1, 8)	G4-3		F7			B1-3		1B BB		3	1	0	0	1	0	0																						
Edgardo Alfonso, R OBP: 0.400, SLG: 0.426 (1, 4)	F9		F8			G6-3		1B 1B		4	0	1	0	0	0	0																						
John Olerud, L OBP: 0.484, SLG: 0.667 (1, 3)	G4-3			G4-3 2B		K		L4		4	0	1	0	0	1	2																						
Bobby Bonilla, S OBP: 0.367, SLG: 0.263 Jermaine Allensworth, R OBP: 0.211, SLG: 0.087 (7, 9)		F9		G4-3			HR	P3		3	1	1	1	0	0	1																						
Robin Ventura, L OBP: 0.379, SLG: 0.490 (1, 5)		F9		P6			L8	1B		4	0	1	1	0	0	1																						
Mike Kinkade, R OBP: 0.308, SLG: 0.615 (1, 7)		1B 3B		G4-3			G4-3	K		4	1	1	0	0	1	3																						
Todd Pratt, R OBP: 0.350, SLG: 0.432 (1, 2)		1B				K		2B 1B	G6-3	4	0	2	1	0	1	0																						
Rey Ordóñez, R OBP: 0.240, SLG: 0.244 (1, 6)		F9		G3				1B 2B	G4-3	4	0	1	0	0	0	1																						
Orel Hershiser, R Dennis Cook, L Matt Franco, L Turk Wendell, L Armando Benitez, R Brian McRae, S John Franco, L (1, 1) (6, 1) (7, PH) (7, 1) (8, 1) (8, PH) (9, 1)			P4			F9		G5-3	G3	2	0	0	0	0	0	0																						
Inning Stats	R: 0 H: 0 E: 0 K: 0 S: 8	H: 0 LOB: 0 BB: 0 P: 14	R: 1 H: 2 E: 0 K: 0 S: 8	H: 2 LOB: 1 BB: 0 P: 14	R: 0 H: 0 E: 0 K: 0 S: 7	H: 0 LOB: 0 BB: 0 P: 10	R: 0 H: 1 E: 0 K: 0 S: 8	H: 1 LOB: 1 BB: 0 P: 10	R: 0 H: 0 E: 0 K: 1 S: 6	H: 0 LOB: 0 BB: 0 P: 7	R: 0 H: 0 E: 0 K: 1 S: 8	H: 0 LOB: 0 BB: 0 P: 12	R: 1 H: 3 E: 0 K: 0 S: 14	H: 3 LOB: 2 BB: 0 P: 20	R: 1 H: 2 E: 0 K: 0 S: 13	H: 2 LOB: 2 BB: 1 P: 20	R: 0 H: 0 E: 0 K: 0 S: 8	H: 0 LOB: 0 BB: 0 P: 12	1B: 4 2B: 2 3B: 1 HR: 1	SF: 0 SAC: 0 DP: 0 HBP: 0	WP: 0 PA: 36 PB: 0 SB: 0 CS: 0																	
PITCHER	IP	WLS	BF	H	R	ER	SO	BB	IBB	HBP	BLK	WP	HR	S	P	ERA	WHIP	PITCHER				IP	WLS	BF	H	R	ER	SO	BB	IBB	HBP	BLK	WP	HR	S	P	ERA	WHIP
Pete Harnisch, R ERA: 2.53	7.0	L	27	6	2	2	2	0	0	0	0	0	1	59	87	2.57	0.857																					
Scott Williamson, R ERA: 6.35	0.0		2	1	1	1	0	1	0	0	0	0	0	4	8																							
Gabe White, L ERA: 3.86	0.2		3	1	0	0	0	0	0	0	0	0	0	6	9	0.00	1.500																					
Danny Graves, R ERA: 5.0	1.1		4	0	0	0	1	0	0	0	0	0	0	11	15	0.00	0.000																					

New York Mets @ Cincinnati Reds
Cinergy Field, Cincinnati, OH
Tue Apr 20 1999, 7:05 PM EDT
Att: 14,006 - Cloudy - 62 F


AB 35
R 3
H 8
RBI 3
BB 1
SO 3
LOB 12



Batter	1	2	3	4	5	6	7	8	9	AB	R	H	RBI	BB	SO	LOB	BOTTOM																					
Mike Cameron, R OBP: 0.362, SLG: 0.561 (1, 8)	K		G5-3			G4-3 2B 1B		K	K	5	1	1	0	0	3	4																						
Barry Larkin, R OBP: 0.295, SLG: 0.370 (1, 6)	K			2B BB		G4-3		S BB	P3	3	0	0	0	2	1	4																						
Sean Casey, L OBP: 0.490, SLG: 0.818 (1, 3)	G3			FC6-5 1H 2B		1-0 3H 2B		P5		4	0	2	1	0	0	1																						
Greg Vaughn, R OBP: 0.321, SLG: 0.349 (1, 7)		G3-6-1 BB		FC6-5 2-3 BB				K		2	0	0	0	2	1	2																						
Dmitri Young, S OBP: 0.295, SLG: 0.317 (1, 9)		G3-6-1 1-2F		K		F7		SH3-4 1B 1B		4	1	1	0	0	1	4																						
Aaron Boone, R OBP: 0.308, SLG: 0.391 (1, 5)		G3-1				F8		1B SH3-4 1B		4	0	1	0	0	0	2																						
Brian Johnson, R OBP: 0.136, SLG: 0.318 (1, 2)			G4-3			G6-3		SH3-4		3	0	0	0	0	0	0																						
Pokey Reese, R OBP: 0.341, SLG: 0.429 (1, 4)								BB		4	0	3	1	0	0	0																						
Pete Harnisch, S Mark Sweeney, L Scott Williamson, R Gabe White, L Danny Graves, R Jeffrey Hammonds, R (1, 1) (7, PH) (8, 1) (8, 1) (8, 1) (8, PH) (9, 1)						G1-3				2	0	0	0	0	0	2																						
Inning Stats	R: 0 H: 0 E: 0 K: 2 S: 11	H: 0 LOB: 0 BB: 0 P: 20	R: 0 H: 0 E: 0 K: 0 S: 5	H: 0 LOB: 1 BB: 1 P: 10	R: 0 H: 1 E: 0 K: 0 S: 7	H: 1 LOB: 0 BB: 0 P: 11	R: 0 H: 1 E: 0 K: 1 S: 7	H: 1 LOB: 1 BB: 1 P: 16	R: 0 H: 1 E: 0 K: 0 S: 16	H: 1 LOB: 1 BB: 0 P: 21	R: 1 H: 2 E: 0 K: 0 S: 11	H: 2 LOB: 2 BB: 1 P: 20	R: 0 H: 0 E: 0 K: 1 S: 8	H: 0 LOB: 0 BB: 0 P: 12	R: 0 H: 0 E: 0 K: 2 S: 9	H: 0 LOB: 1 BB: 1 P: 18	R: 1 H: 3 E: 0 K: 1 S: 14	H: 3 LOB: 3 BB: 1 P: 23	1B: 6 2B: 2 3B: 0 HR: 0	SF: 0 SAC: 1 DP: 1 HBP: 0	WP: 0 PA: 38 PB: 0 SB: 2 CS: 0																	
PITCHER	IP	WLS	BF	H	R	ER	SO	BB	IBB	HBP	BLK	WP	HR	S	P	ERA	WHIP	PITCHER				IP	WLS	BF	H	R	ER	SO	BB	IBB	HBP	BLK	WP	HR	S	P	ERA	WHIP
Orel Hershiser, R ERA: 3.6	5.1		22	5	1	1	3	3	0	0	0	0	0	52	89	1.69	1.500																					
Dennis Cook, L ERA: 0.96	0.2	W	2	0	0	0	0	0	0	0	0	0	0	5	9	0.00	0.000																					
Turk Wendell, R ERA: 0.96	1.0	H	3	0	0	0	1	0	0	0	0	0	0	8	12	0.00	0.000																					
Armando Benitez, R ERA: 1.42	1.0	H	4	0	0	0	2	1	0	0	0	0	0	9	18	0.00	1.000																					
John Franco, L ERA: 1.42	1.0	S	7	3	1	1	1	1	0	0	0	0	0	14	23	9.00	4.000																					

New York Mets @ Cincinnati Reds
Cinergy Field, Cincinnati, OH
Tue Apr 20 1999, 7:05 PM EDT
Att: 14,006 - Cloudy - 62 F

AB 32
R 2
H 8
RBI 2
BB 5
SO 7
LOB 19



Batter	1	2	3	4	5	6	7	8	9	AB	R	H	RBI	BB	SO	LOB	TOP				
Rickey Henderson, R OBP: 0.510, SLG: 0.583 John Franco, L	F9	1B		G4-3			G6-3		G6-3	3	1	0	0	2	0	1					
Edgardo Alfonso, R OBP: 0.405, SLG: 0.410	2B	G3			L8		G6-3		BB	4	1	2	1	1	0	1					
John Olerud, L OBP: 0.507, SLG: 0.660	G3		G4-3		F7		1B		BB	4	0	2	1	1	0	2					
Bobby Bonilla, S OBP: 0.352, SLG: 0.326 Jermaine Allensworth, R OBP: 0.174, SLG: 0.053	G3				K		G6-3		K	1	0	0	1	0	0	1					
Robin Ventura, L OBP: 0.333, SLG: 0.424	P5				L3		G3		K	4	0	0	0	0	1	2					
Brian McRae, S OBP: 0.291, SLG: 0.200		P8		F9			F9		G6-3	4	0	0	0	0	0	0					
Todd Pratt, R OBP: 0.375, SLG: 0.568		HR			FC5-6		1B		K	3	1	2	1	1	1	0					
Luis Lopez, S OBP: 0.400, SLG: 0.385		SH1-4		F7			1B		P9	3	1	1	0	1	0	1					
Al Leiter, L Turk Wendell, L Armando Benitez, R Roger Cedeno, S OBP: 0.324, SLG: 0.355		SH1-4			FC5-6		K		F7	2	0	0	0	0	1	3					
Inning Stats	R: 1 E: 0 K: 0 S: 10	H: 1 LOB: 1 BB: 1 P: 23	R: 2 E: 0 K: 0 S: 13	H: 2 LOB: 2 BB: 2 P: 27	R: 0 E: 0 K: 1 S: 9	H: 0 LOB: 0 BB: 0 P: 14	R: 0 E: 0 K: 1 S: 9	H: 0 LOB: 1 BB: 1 P: 14	R: 0 E: 0 K: 1 S: 11	H: 2 LOB: 2 BB: 0 P: 14	R: 1 E: 0 K: 1 S: 16	H: 1 LOB: 1 BB: 1 P: 22	R: 0 E: 0 K: 1 S: 10	H: 0 LOB: 0 BB: 1 P: 13	R: 0 E: 0 K: 1 S: 8	H: 1 LOB: 2 BB: 1 P: 18	1B: 5 2B: 1 3B: 0 HR: 1	SF: 0 SAC: 1 DP: 0 HBP: 0	WP: 0 PB: 0 SB: 0 CS: 0	PA: 40	
PITCHER	IP WLS BF H R ER SO	IP WLS BF H R ER SO	IP WLS BF H R ER SO	IP WLS BF H R ER SO	IP WLS BF H R ER SO	IP WLS BF H R ER SO	IP WLS BF H R ER SO	IP WLS BF H R ER SO	IP WLS BF H R ER SO	IP WLS BF H R ER SO	IP WLS BF H R ER SO	IP WLS BF H R ER SO	IP WLS BF H R ER SO	IP WLS BF H R ER SO	IP WLS BF H R ER SO	IP WLS BF H R ER SO	ERA WHIP	ERA WHIP			
Brett Tomko, R ERA: 6.35	6.1	L	29	5	4	4	3	5	0	0	0	0	0	0	0	0	0	5.68	1.579		
Gabe White, L ERA: 3.12	1.2		6	1	0	0	2	0	0	0	0	0	0	0	0	0	0	0.00	0.600		
Scott Williamson, R ERA: 5.4	1.0		5	1	0	0	1	1	0	0	0	0	0	0	0	0	0	0.00	2.000		

New York Mets @ Cincinnati Reds
Cinergy Field, Cincinnati, OH
Thu Apr 22 1999, 7:05 PM EDT
Att: 14,783 - Overcast - 71 F

AB 33
R 4
H 7
RBI 4
BB 6
SO 6
LOB 14



Batter	1	2	3	4	5	6	7	8	9	AB	R	H	RBI	BB	SO	LOB	BOTTOM					
Mike Cameron, R OBP: 0.364, SLG: 0.571	G6-3				K		F8			4	0	1	0	0	1	2						
Barry Larkin, R OBP: 0.237, SLG: 0.333	G5-3			P3			G6-3		K	4	0	0	0	0	1	1						
Sean Casey, L OBP: 0.474, SLG: 0.750	F8			1B			G4-3		F9	4	0	1	0	0	0	0						
Greg Vaughn, R OBP: 0.328, SLG: 0.388		K		P6			BB		1B	2	0	0	0	2	1	1						
Jeffrey Hammonds, R OBP: 0.250, SLG: 0.214 Gabe White, L Hal Morris, L Aaron Boone, R OBP: 0.300, SLG: 0.346		K		K			K		1B	3	0	0	0	0	3	2						
Mark Lewis, R OBP: 0.235, SLG: 0.353 Michael Tucker, L OBP: 0.333, SLG: 0.300 Scott Williamson, R		K		1B			K		P3	3	0	1	0	0	2	0						
Brian Johnson, R OBP: 0.192, SLG: 0.462				HR			1B		K	4	1	2	1	0	2	2						
Pokey Reese, R OBP: 0.314, SLG: 0.383				G6-3			G5-3		G6-3	3	0	0	0	1	0	0						
Brett Tomko, R OBP: 0.333, SLG: 0.333 Dmitri Young, S OBP: 0.280, SLG: 0.283				G5-3			G4-3		P5	2	0	0	0	0	0	0						
Inning Stats	R: 0 E: 0 K: 0 S: 6	H: 0 LOB: 0 BB: 0 P: 10	R: 0 E: 0 K: 3 S: 9	H: 0 LOB: 0 BB: 0 P: 17	R: 1 E: 0 K: 0 S: 10	H: 2 LOB: 1 BB: 0 P: 16	R: 0 E: 0 K: 2 S: 15	H: 2 LOB: 2 BB: 0 P: 27	R: 0 E: 0 K: 1 S: 8	H: 0 LOB: 0 BB: 0 P: 13	R: 0 E: 0 K: 1 S: 10	H: 0 LOB: 1 BB: 1 P: 21	R: 0 E: 0 K: 1 S: 12	H: 1 LOB: 2 BB: 1 P: 21	R: 0 E: 0 K: 1 S: 15	H: 1 LOB: 2 BB: 1 P: 26	R: 0 E: 0 K: 2 S: 8	H: 0 LOB: 0 BB: 0 P: 10	1B: 5 2B: 0 3B: 0 HR: 1	SF: 0 SAC: 0 DP: 0 HBP: 0	WP: 0 PB: 0 SB: 0 CS: 0	PA: 36
PITCHER	IP WLS BF H R ER SO	IP WLS BF H R ER SO	IP WLS BF H R ER SO	IP WLS BF H R ER SO	IP WLS BF H R ER SO	IP WLS BF H R ER SO	IP WLS BF H R ER SO	IP WLS BF H R ER SO	IP WLS BF H R ER SO	IP WLS BF H R ER SO	IP WLS BF H R ER SO	IP WLS BF H R ER SO	IP WLS BF H R ER SO	IP WLS BF H R ER SO	IP WLS BF H R ER SO	IP WLS BF H R ER SO	ERA WHIP	ERA WHIP				
Al Leiter, L ERA: 4.85	6.1	W	26	5	1	1	8	2	0	0	0	0	0	0	0	0	1.42	1.105				
Turk Wendell, R ERA: 0.9	0.2	H	2	0	0	0	0	0	0	0	0	7	8	0.00	0.000							
Armando Benitez, R ERA: 1.23	1.0	H	5	1	0	0	1	1	0	0	0	15	26	0.00	2.000							
John Franco, L ERA: 1.23	1.0	S	3	0	0	0	2	0	0	0	0	8	10	0.00	0.000							

New York Mets @ Cincinnati Reds
Cinergy Field, Cincinnati, OH
Thu Apr 22 1999, 7:05 PM EDT
Att: 14,783 - Overcast - 71 F


AB 33
R 1
H 6
RBI 1
BB 3
SO 11
LOB 12



Batter	1	2	3	4	5	6	7	8	9	AB	R	H	RBI	BB	SO	LOB	TOP								
Craig Biggio, R OBP: 0.384, SLG: 0.476 (1, 4)	F7			FC5 5 1B BB		K		1B 1B	P9	4	1	1	0	1	1	0									
Derek Bell, R OBP: 0.336, SLG: 0.426 (1, 9)	G1-3			F9				5 1B 1B		4	1	2	0	0	0	1									
Jeff Bagwell, R OBP: 0.493, SLG: 0.618 (1, 3)	F9			1B		K		1B FC5-4 BB		3	1	1	0	1	1	1									
Ken Caminiti, S OBP: 0.311, SLG: 0.333 (1, 5)		G5-3		F9				G6-3	FC5-4 1B	4	0	1	2	0	0	2									
Richard Hidalgo, R OBP: 0.323, SLG: 0.544 (1, 7)		P6		FC5				E8 1B	FC5-4 WP	4	1	0	1	0	0	3									
Carl Everett, S OBP: 0.420, SLG: 0.547 (1, 8)		P3				G5-3		S 1B	F8	4	0	1	1	0	0	1									
Tony Eusebio, R OBP: 0.353, SLG: 0.333 (1, 2)				G6-4-3 BB		K		1-2 BB	K	2	0	0	0	2	2	1									
Tim Lincecum, R OBP: 0.320, SLG: 0.364 (1, 6)				G6-4-3		G5-3		F8	G4-3	4	0	0	0	0	0	3									
Mike Hampton, R OBP: 0.143, SLG: 0.143 (7, PH)				P3		G5-3		F8	K	2	0	0	0	0	0	0									
Ricky Gutierrez, R OBP: 0.452, SLG: 0.556 (7, PH)										1	0	0	0	0	0	2									
Scott Elarton, R OBP: 0.385, SLG: 0.417 (9, PH)										0	0	0	0	0	0	0									
Alex Diaz, S OBP: 0.385, SLG: 0.417 (9, PH)										1	0	0	0	0	1	0									
Billy Wagner, L OBP: 0.385, SLG: 0.417 (9, 1)										0	0	0	0	0	0	0									
Inning Stats	R: 0 E: 0 K: 0 S: 8	H: 0 LOB: 0 BB: 0 P: 10	R: 0 E: 0 K: 0 S: 6	H: 0 LOB: 0 BB: 0 P: 10	R: 0 E: 0 K: 0 S: 5	H: 0 LOB: 0 BB: 1 P: 10	R: 0 E: 0 K: 0 S: 9	H: 1 LOB: 2 BB: 1 P: 18	R: 0 E: 0 K: 1 S: 12	H: 0 LOB: 0 BB: 0 P: 15	R: 0 E: 0 K: 2 S: 10	H: 1 LOB: 1 BB: 0 P: 16	R: 1 E: 1 K: 0 S: 12	H: 1 LOB: 2 BB: 1 P: 18	R: 3 E: 0 K: 1 S: 19	H: 3 LOB: 1 BB: 1 P: 33	R: 0 E: 0 K: 1 S: 8	H: 0 LOB: 0 BB: 0 P: 10	1B: 5 2B: 1 3B: 0 HR: 0	SF: 0 SAC: 0 DP: 1 HBP: 0	WP: 1 PB: 0 SB: 2 CS: 0	PA: 37			
PITCHER	IP	WLS	BF	H	R	ER	SO	BB	IBB	HBP	BLK	WP	HR	S	P	ERA	WHIP								
Steve Avery, L ERA: 1.88 (1, 1)	7.0		27	3	1	0	3	3	0	0	0	0	0	62	97	0.00	0.857								
Danny Graves, R ERA: 5.4 (8, 1)	1.0	L	7	3	3	3	1	1	0	0	0	1	0	19	33	27.00	4.000								
Gabe White, L ERA: 2.79 (9, 1)	1.0		3	0	0	0	1	0	0	0	0	0	0	8	10	0.00	0.000								

Houston Astros @ Cincinnati Reds
Cinergy Field, Cincinnati, OH
Sat Apr 24 1999, 1:15 PM EDT
Att: 21,651 - Unknown - 57 F


AB 33
R 4
H 6
RBI 4
BB 4
SO 5
LOB 14



Batter	1	2	3	4	5	6	7	8	9	AB	R	H	RBI	BB	SO	LOB	BOTTOM								
Mike Cameron, R OBP: 0.391, SLG: 0.571 (1, 8)	G6-3		4-1 HR BB		G4-3		4-2 BB		K	3	1	0	0	2	1	2									
Barry Larkin, R OBP: 0.239, SLG: 0.361 (1, 6)	G5-3		2-0 1-1 2-H HR		K		3-1 F9			4	1	1	3	0	1	2									
Greg Vaughn, R OBP: 0.348, SLG: 0.455 (1, 7)			2-1 1B				G1-3 1B		K	3	0	2	0	1	1	0									
Sean Casey, L OBP: 0.446, SLG: 0.683 (1, 3)	G5-3		0-0 G1-4-6-3				G1-3		P5	4	0	0	0	0	0	3									
Dmitri Young, S OBP: 0.295, SLG: 0.260 (9, 1)		G1-3		K			K		K	4	0	0	0	0	3	1									
Brian Johnson, R OBP: 0.167, SLG: 0.400 (9, FR)		G5-3		F9			K		K	4	0	0	0	0	2	1									
Aaron Boone, R OBP: 0.265, SLG: 0.310 (9, FR)									K	0	0	0	0	0	0	0									
Chris Stynes, R OBP: 0.333, SLG: 0.111 (1, 5)							E 1B CS BB		SH	1	0	0	0	2	1	0									
Pokey Reese, R OBP: 0.339, SLG: 0.389 (1, 4)			0-2 PB HR 1B		P7		E5 CS 1B		B3	4	1	2	0	0	0	3									
Steve Avery, L OBP: 0.300, SLG: 0.500 (7, PH)			1-3 K				K		K	2	0	0	0	0	1	1									
Hal Morris, L OBP: 0.300, SLG: 0.500 (8, 1)									K	1	0	0	0	0	1	2									
Danny Graves, R OBP: 0.235, SLG: 0.200 (9, 9)									K	0	0	0	0	0	0	0									
Jeffrey Hammonds, R OBP: 0.235, SLG: 0.200 (9, 9)									K	1	0	0	0	0	1	2									
Inning Stats	R: 0 E: 0 K: 0 S: 9	H: 0 LOB: 1 BB: 1 P: 15	R: 0 E: 0 K: 1 S: 8	H: 0 LOB: 0 BB: 0 P: 12	R: 3 E: 0 K: 1 S: 11	H: 3 LOB: 0 BB: 1 P: 20	R: 0 E: 0 K: 1 S: 6	H: 0 LOB: 1 BB: 1 P: 13	R: 0 E: 0 K: 2 S: 10	H: 1 LOB: 1 BB: 0 P: 16	R: 0 E: 1 K: 1 S: 15	H: 1 LOB: 2 BB: 2 P: 26	R: 0 E: 0 K: 2 S: 10	H: 0 LOB: 0 BB: 0 P: 13	R: 0 E: 0 K: 3 S: 14	H: 0 LOB: 2 BB: 0 P: 23	1B: 4 2B: 0 3B: 0 HR: 1	SF: 0 SAC: 1 DP: 1 HBP: 0	WP: 0 PB: 2 SB: 0 CS: 2	PA: 37					
PITCHER	IP	WLS	BF	H	R	ER	SO	BB	IBB	HBP	BLK	WP	HR	S	P	ERA	WHIP								
Mike Hampton, L ERA: 4.94 (1, 1)	6.0		24	4	3	3	6	3	0	0	0	0	0	52	90	4.50	1.167								
Scott Elarton, R ERA: 4.94 (7, 1)	2.0	W	8	1	0	0	3	2	0	0	0	0	0	25	39	0.00	1.500								
Billy Wagner, L ERA: 4.94 (9, 1)	1.0	S	5	0	0	0	3	0	0	0	0	0	0	14	23	0.00	0.000								

Houston Astros @ Cincinnati Reds
Cinergy Field, Cincinnati, OH
Sat Apr 24 1999, 1:15 PM EDT
Att: 21,651 - Unknown - 57 F

AB 31
R 3
H 5
RBI 3
BB 5
SO 12
LOB 17



Batter	1	2	3	4	5	6	7	8	9	AB	R	H	RBI	BB	SO	LOB	TOP								
Craig Biggio, R OBP: 0.385, SLG: 0.463 (1, 4)										4	1	1	0	0	1	3									
Derek Bell, R OBP: 0.329, SLG: 0.462 (1, 9)										4	1	1	2	0	1	4									
5 Jeff Bagwell, R OBP: 0.474, SLG: 0.633 (1, 3)										5	1	1	1	0	2	2									
Ken Caminiti, S OBP: 0.323, SLG: 0.397 (1, 5)										4	1	2	2	0	0	0									
Carl Everett, S OBP: 0.397, SLG: 0.515 (1, 8)										4	0	0	0	0	2	1									
Richard Hidalgo, R OBP: 0.318, SLG: 0.525 (1, 7)										4	0	1	0	0	2	1									
Mitch Meluskey, S OBP: 0.316, SLG: 0.333 (1, 2)										3	0	0	0	1	1	3									
Ricky Gutierrez, R OBP: 0.457, SLG: 0.526 Jay Powell, R (8, 1)										2	1	0	0	2	0	0									
Sean Bergman, R OBP: 0.429, SLG: 1.600 Alex Diaz, S OBP: 0.429, SLG: 0.538 Brian Williams, R OBP: 0.366, SLG: 0.687 Jack Howell, L OBP: 0.366, SLG: 0.687 Doug Henry, R OBP: 0.366, SLG: 0.687 Trever Miller, R OBP: 0.366, SLG: 0.687 Tim Bogar, R OBP: 0.366, SLG: 0.687										1	0	0	0	0	0	2									
Inning Stats	R: 0 E: 0 K: 0 S: 3	H: 0 LOB: 0 BB: 0 P: 5	R: 0 E: 0 K: 2 S: 9	H: 0 LOB: 0 BB: 0 P: 15	R: 0 E: 0 K: 0 S: 10	H: 0 LOB: 2 BB: 2 P: 19	R: 1 E: 0 K: 1 S: 12	H: 2 LOB: 1 BB: 0 P: 20	R: 4 E: 2 K: 1 S: 17	H: 4 LOB: 2 BB: 1 P: 28	R: 0 E: 0 K: 2 S: 9	H: 1 LOB: 0 BB: 0 P: 14	R: 0 E: 0 K: 1 S: 8	H: 0 LOB: 0 BB: 0 P: 12	R: 0 E: 0 K: 1 S: 7	H: 0 LOB: 0 BB: 0 P: 11	R: 1 E: 0 K: 2 S: 11	H: 1 LOB: 0 BB: 0 P: 17	1B: 3 2B: 2 3B: 0 HR: 3	SF: 1 SAC: 0 DP: 1 HBP: 1	WP: 0 PB: 0 SB: 0 CS: 0	PA: 39			
PITCHER	IP	WLS	BF	H	R	ER	SO	BB	IBB	HBP	BLK	WP	HR	S	P	ERA	WHIP								
Pete Harnisch, R ERA: 3.62 Scott Williamson, R ERA: 4.66	6.0	W	29	7	5	5	6	3	0	1	0	0	2	60	101	7.50	1.667								
3.62 4.66	3.0	S	10	1	1	1	4	0	0	0	0	0	1	26	40	3.00	0.333								

Houston Astros @ Cincinnati Reds
Cinergy Field, Cincinnati, OH
Sun Apr 25 1999, 1:15 PM EDT
Att: 20,406 - Sunny - 59 F

AB	34
R	6
H	8
RBI	6
BB	3
SO	10
LOB	16



Batter	1	2	3	4	5	6	7	8	9	AB	R	H	RBI	BB	SO	LOB	BOTTOM								
Mike Cameron, R OBP: 0.406, SLG: 0.600 (1, 8)										4	1	2	1	1	0	0									
Michael Tucker, L OBP: 0.333, SLG: 0.278 (1, 9)										4	1	0	0	1	0	4									
Greg Vaughn, R OBP: 0.351, SLG: 0.450 (1, 7)										5	0	2	2	0	0	1									
Sean Casey, L OBP: 0.471, SLG: 0.683 (1, 3)										3	2	2	0	2	0	1									
Barry Larkin, R OBP: 0.264, SLG: 0.359 (1, 6)										3	1	1	0	2	0	2									
Eddie Taubensee, L OBP: 0.317, SLG: 0.472 (1, 2)										3	1	1	1	1	0	3									
Aaron Boone, R OBP: 0.237, SLG: 0.281 (1, 5)										3	0	0	1	0	0	1									
Pokey Reese, R OBP: 0.333, SLG: 0.431 (1, 4)										4	1	1	1	0	0	3									
Pete Harnisch, S OBP: 0.111, SLG: 0.111 Mark Sweeney, L OBP: 0.375, SLG: 0.857 Scott Williamson, R ERA: 8.53										2	0	1	0	0	0	0									
Inning Stats	R: 0 E: 0 K: 0 S: 6	H: 0 LOB: 0 BB: 0 P: 13	R: 3 E: 0 K: 0 S: 21	H: 4 LOB: 2 BB: 1 P: 33	R: 1 E: 0 K: 0 S: 9	H: 1 LOB: 2 BB: 2 P: 22	R: 1 E: 0 K: 0 S: 9	H: 1 LOB: 1 BB: 1 P: 18	R: 0 E: 0 K: 1 S: 7	H: 0 LOB: 0 BB: 0 P: 13	R: 2 E: 0 K: 1 S: 16	H: 4 LOB: 3 BB: 1 P: 33	R: 0 E: 0 K: 1 S: 10	H: 0 LOB: 0 BB: 0 P: 15	R: 0 E: 0 K: 0 S: 11	H: 0 LOB: 2 BB: 2 P: 24	1B: 8 2B: 0 3B: 1 HR: 1	SF: 1 SAC: 0 DP: 0 HBP: 0	WP: 2 PB: 0 SB: 4 CS: 0	PA: 41					
PITCHER	IP	WLS	BF	H	R	ER	SO	BB	IBB	HBP	BLK	WP	HR	S	P	ERA	WHIP								
Sean Bergman, R ERA: 4.76 Brian Williams, R ERA: 3.55 Doug Henry, R ERA: 8.64 Trever Miller, L ERA: 2.45 Jay Powell, R ERA: 8.53	4.0		22	6	5	5	0	4	0	0	0	0	0	45	86	11.25	2.500								
1.0 0.2 1.1 1.0	3	0	0	0	0	0	0	0	0	0	0	0	0	7	13	0.00	0.000								
0.2 1.1 1.0	L	7	4	2	2	1	1	0	0	0	0	0	1	15	31	27.00	7.500								
0.2 1.1 1.0		4	0	0	0	1	0	0	0	0	0	0	0	11	17	0.00	0.000								
1.0		5	0	0	0	0	2	0	0	0	0	0	0	11	24	0.00	2.000								

Houston Astros @ Cincinnati Reds
Cinergy Field, Cincinnati, OH
Sun Apr 25 1999, 1:15 PM EDT
Att: 20,406 - Sunny - 59 F

AB	33
R	7
H	10
RBI	6
BB	7
SO	2
LOB	15



Batter	1	2	3	4	5	6	7	8	9	AB	R	H	RBI	BB	SO	LOB	TOP				
Mike Cameron, R OBP: 0.393, SLG: 0.554 (1, 8)										5	1	2	2	0	2	2					
Michael Tucker, L OBP: 0.333, SLG: 0.310 (1, 9)										4	0	1	1	1	2	0					
Greg Vaughn, R Danny Graves, R (1, 7) (9, 1)										5	2	1	0	0	2	2					
Sean Casey, L OBP: 0.434, SLG: 0.640 (1, 3)										5	2	2	1	0	1	1					
Barry Larkin, R OBP: 0.291, SLG: 0.377 (1, 6)										5	0	2	2	0	0	1					
Eddie Taubensee, L OBP: 0.333, SLG: 0.511 (1, 2)										4	1	1	1	0	0	2					
Mark Lewis, R OBP: 0.414, SLG: 0.571 (1, 5)										4	0	4	0	0	0	0					
Chris Stynes, R OBP: 0.294, SLG: 0.077 (1, 4)										3	1	0	0	1	0	4					
Jason Bere, R Dennis Reyes, R Scott Sullivan, R Hal Morris, L Gabe White, L Jeffrey Hammonds, R (1, 1) (6, 1) (6, 1) (8, PH) (8, 1) (9, 7)										3	0	0	0	0	2	3					
Inning Stats	R: 2 E: 1 K: 0 S: 16	H: 2 LOB: 1 BB: 1 P: 29	R: 2 E: 0 K: 2 S: 17	H: 3 LOB: 1 BB: 0 P: 27	R: 1 E: 0 K: 0 S: 8	H: 2 LOB: 1 BB: 0 P: 11	R: 0 E: 0 K: 2 S: 10	H: 0 LOB: 0 BB: 0 P: 16	R: 0 E: 0 K: 2 S: 11	H: 1 LOB: 2 BB: 1 P: 22	R: 0 E: 0 K: 2 S: 8	H: 0 LOB: 0 BB: 0 P: 11	R: 1 E: 0 K: 0 S: 15	H: 3 LOB: 2 BB: 1 P: 26	R: 1 E: 0 K: 1 S: 9	H: 2 LOB: 1 BB: 0 P: 16	1B: 8 2B: 4 3B: 1 HR: 0	SF: 1 SAC: 0 DP: 0 HBP: 0	WP: 0 PB: 0 SB: 2 CS: 0	PA: 42	
PITCHER	IP WLS BF H R ER SO BB IBB HBP BLK WP HR S P ERA WHIP	IP WLS BF H R ER SO BB IBB HBP BLK WP HR S P ERA WHIP	IP WLS BF H R ER SO BB IBB HBP BLK WP HR S P ERA WHIP	IP WLS BF H R ER SO BB IBB HBP BLK WP HR S P ERA WHIP	IP WLS BF H R ER SO BB IBB HBP BLK WP HR S P ERA WHIP	IP WLS BF H R ER SO BB IBB HBP BLK WP HR S P ERA WHIP	IP WLS BF H R ER SO BB IBB HBP BLK WP HR S P ERA WHIP	IP WLS BF H R ER SO BB IBB HBP BLK WP HR S P ERA WHIP	IP WLS BF H R ER SO BB IBB HBP BLK WP HR S P ERA WHIP	IP WLS BF H R ER SO BB IBB HBP BLK WP HR S P ERA WHIP	IP WLS BF H R ER SO BB IBB HBP BLK WP HR S P ERA WHIP	IP WLS BF H R ER SO BB IBB HBP BLK WP HR S P ERA WHIP	IP WLS BF H R ER SO BB IBB HBP BLK WP HR S P ERA WHIP	IP WLS BF H R ER SO BB IBB HBP BLK WP HR S P ERA WHIP	IP WLS BF H R ER SO BB IBB HBP BLK WP HR S P ERA WHIP	IP WLS BF H R ER SO BB IBB HBP BLK WP HR S P ERA WHIP	IP WLS BF H R ER SO BB IBB HBP BLK WP HR S P ERA WHIP	IP WLS BF H R ER SO BB IBB HBP BLK WP HR S P ERA WHIP	IP WLS BF H R ER SO BB IBB HBP BLK WP HR S P ERA WHIP	IP WLS BF H R ER SO BB IBB HBP BLK WP HR S P ERA WHIP	IP WLS BF H R ER SO BB IBB HBP BLK WP HR S P ERA WHIP

Cincinnati Reds @ Philadelphia Phillies
Veterans Stadium, Philadelphia, PA
Thu Apr 29 1999, 7:05 PM EDT
Att: 12,248 - Unknown - 67 F

AB 38
R 7
H 13
RBI 7
BB 3
SO 9
LOB 15



Batter	1	2	3	4	5	6	7	8	9	AB	R	H	RBI	BB	SO	LOB	BOTTOM					
Doug Glanville, R OBP: 0.372, SLG: 0.402 (1, 8)										4	0	0	0	1	1	2						
Marlon Anderson, L Steve Montgomery, R Jim Poole, L Alex Arias, R (1, 4) (8, 1) (9, 1) (9, PH)										4	0	0	0	0	0	1						
Scott Rolen, R OBP: 0.372, SLG: 0.622 (1, 5)										5	1	2	0	0	1	1						
Rico Brogna, L OBP: 0.326, SLG: 0.506 (1, 3)										4	1	1	0	0	2	3						
Ron Gant, R OBP: 0.260, SLG: 0.234 (1, 7)										2	1	0	0	2	1	2						
Bobby Abreu, L OBP: 0.388, SLG: 0.493 (1, 9)										3	0	1	1	1	0	2						
Mike Lieberthal, R OBP: 0.410, SLG: 0.446 (1, 2)										3	0	1	1	0	1	3						
Desi Relaford, S OBP: 0.390, SLG: 0.453 (1, 6)										4	0	1	1	0	0	3						
Carlton Loewer, R Kevin Seifried, R Mike Grace, L Rob Ducey, L Yorkis Perez, L 23 Kevin Jordan, R (1, 1) (5, PH) (6, 1) (6, PH) (7, 1) (8, 4)											1	0	1	0	0	0						
Inning Stats	R: 0 E: 0 K: 2 S: 13	H: 1 LOB: 2 BB: 1 P: 24	R: 0 E: 0 K: 1 S: 16	H: 2 LOB: 0 BB: 0 P: 31	R: 0 E: 0 K: 0 S: 8	H: 0 LOB: 0 BB: 0 P: 13	R: 0 E: 0 K: 1 S: 7	H: 0 LOB: 1 BB: 1 P: 13	R: 0 E: 0 K: 0 S: 5	H: 0 LOB: 0 BB: 0 P: 7	R: 2 E: 0 K: 1 S: 22	H: 3 LOB: 2 BB: 1 P: 32	R: 0 E: 0 K: 0 S: 8	H: 0 LOB: 0 BB: 0 P: 10	R: 1 E: 0 K: 0 S: 15	H: 1 LOB: 1 BB: 1 P: 22	R: 0 E: 0 K: 1 S: 13	H: 1 LOB: 1 BB: 0 P: 18	1B: 7 2B: 1 3B: 0 HR: 0	SF: 1 SAC: 0 DP: 0 HBP: 0	WP: 0 PB: 0 SB: 2 CS: 0	PA: 39
PITCHER	IP WLS BF H R ER SO BB IBB HBP BLK WP HR S P ERA WHIP	IP WLS BF H R ER SO BB IBB HBP BLK WP HR S P ERA WHIP	IP WLS BF H R ER SO BB IBB HBP BLK WP HR S P ERA WHIP	IP WLS BF H R ER SO BB IBB HBP BLK WP HR S P ERA WHIP	IP WLS BF H R ER SO BB IBB HBP BLK WP HR S P ERA WHIP	IP WLS BF H R ER SO BB IBB HBP BLK WP HR S P ERA WHIP	IP WLS BF H R ER SO BB IBB HBP BLK WP HR S P ERA WHIP	IP WLS BF H R ER SO BB IBB HBP BLK WP HR S P ERA WHIP	IP WLS BF H R ER SO BB IBB HBP BLK WP HR S P ERA WHIP	IP WLS BF H R ER SO BB IBB HBP BLK WP HR S P ERA WHIP	IP WLS BF H R ER SO BB IBB HBP BLK WP HR S P ERA WHIP	IP WLS BF H R ER SO BB IBB HBP BLK WP HR S P ERA WHIP	IP WLS BF H R ER SO BB IBB HBP BLK WP HR S P ERA WHIP	IP WLS BF H R ER SO BB IBB HBP BLK WP HR S P ERA WHIP	IP WLS BF H R ER SO BB IBB HBP BLK WP HR S P ERA WHIP	IP WLS BF H R ER SO BB IBB HBP BLK WP HR S P ERA WHIP	IP WLS BF H R ER SO BB IBB HBP BLK WP HR S P ERA WHIP	IP WLS BF H R ER SO BB IBB HBP BLK WP HR S P ERA WHIP	IP WLS BF H R ER SO BB IBB HBP BLK WP HR S P ERA WHIP	IP WLS BF H R ER SO BB IBB HBP BLK WP HR S P ERA WHIP	IP WLS BF H R ER SO BB IBB HBP BLK WP HR S P ERA WHIP	

Cincinnati Reds @ Philadelphia Phillies
Veterans Stadium, Philadelphia, PA
Thu Apr 29 1999, 7:05 PM EDT
Att: 12,248 - Unknown - 67 F

AB 34
R 3
H 8
RBI 3
BB 4
SO 6
LOB 19



Batter	1	2	3	4	5	6	7	8	9	AB	R	H	RBI	BB	SO	LOB	TOP																
Mike Cameron, R OBP: 0.375, SLG: 0.526 (1, 8)	F9		F9			G5-3			K	4	0	0	0	0	1	2																	
Michael Tucker, L OBP: 0.297, SLG: 0.273 (1, 9)	L9			F7			G4-3		G5-4-3	4	0	0	0	0	0	1																	
Dmitri Young, S OBP: 0.250, SLG: 0.236 (1, 7)	G4-3			E6			E4			3	0	0	0	0	0	0																	
Sean Casey, L OBP: 0.419, SLG: 0.615 (1, 3)		G3		FC4-6			F7			3	0	0	0	0	0	2																	
Barry Larkin, R OBP: 0.281, SLG: 0.363 (1, 6)	L9			PO		K			G5-3	3	0	0	0	0	1	1																	
Eddie Taubensee, L OBP: 0.333, SLG: 0.500 (1, 2)	F7					G4-6-3			L7	3	0	1	0	0	0	0																	
Mark Lewis, R OBP: 0.375, SLG: 0.516 (1, 5)						G4-6-3			K	3	0	0	0	0	2	1																	
Chris Stynes, R OBP: 0.300, SLG: 0.067 (1, 4)				SH1-3			F8		G6-3	2	0	0	0	1	0	0																	
Steve Avery, L OBP: 0.250, SLG: 0.222 (8, 7)				SH1-3			K		E6	1	0	0	0	0	1	0																	
Jeffrey Hammonds, R OBP: 0.250, SLG: 0.222 (8, 7)										0	0	0	0	0	0	0																	
Inning Stats	R: 0 E: 0 K: 0 S: 8	H: 0 LOB: 0 BB: 0 P: 12	R: 0 E: 0 K: 0 S: 9	H: 0 LOB: 0 BB: 0 P: 15	R: 0 E: 0 K: 1 S: 8	H: 0 LOB: 1 BB: 1 P: 13	R: 0 E: 1 K: 0 S: 5	H: 0 LOB: 0 BB: 0 P: 10	R: 0 E: 0 K: 1 S: 7	H: 1 LOB: 0 BB: 0 P: 10	R: 0 E: 0 K: 0 S: 7	H: 0 LOB: 1 BB: 0 P: 11	R: 0 E: 0 K: 1 S: 8	H: 0 LOB: 0 BB: 0 P: 13	R: 0 E: 1 K: 1 S: 7	H: 0 LOB: 0 BB: 0 P: 10	1B: 1 2B: 0 3B: 0 HR: 0	SF: 0 SAC: 1 DP: 2 HBP: 0	WP: 0 PB: 0 CS: 0	PA: 30													
PITCHER 29 John Smoltz, R ERA: 1.51 (1, 1)	IP: 9.0 WLS: W BF: 29 H: 1 R: 0 ER: 0 SO: 5 BB: 1 IBB: 0 HBP: 0 BLK: 0 WP: 0 HR: 0 S: 66 P: 104 ERA: 0.00 WHIP: 0.222															PITCHER	IP	WLS	BF	H	R	ER	SO	BB	IBB	HBP	BLK	WP	HR	S	P	ERA	WHIP

Cincinnati Reds @ Atlanta Braves
Turner Field, Atlanta, GA
Fri Apr 30 1999, 7:40 PM EDT
Att: 36,923 - Overcast - 53 F

AB 27
R 0
H 1
RBI 0
BB 1
SO 5
LOB 7



Batter	1	2	3	4	5	6	7	8	9	AB	R	H	RBI	BB	SO	LOB	BOTTOM																
Gerald Williams, R OBP: 0.289, SLG: 0.400 (1, 7)	1B		P6		B2-3			K		3	1	0	0	1	1	1																	
Bret Boone, R OBP: 0.327, SLG: 0.393 (1, 4)	K		G5-3			K		FC6-4		3	0	1	1	1	2	1																	
Andruw Jones, R OBP: 0.381, SLG: 0.506 (1, 8)	K		G5-3			K		FC6-4		4	1	0	0	0	2	3																	
Brian Jordan, R OBP: 0.436, SLG: 0.667 (1, 9)	1B		G5-3			1B		1B		4	0	3	1	0	0	1																	
Javy Lopez, R OBP: 0.303, SLG: 0.500 (1, 2)	1B			L8		K		K		4	0	1	1	0	2	2																	
Ryan Klesko, L OBP: 0.370, SLG: 0.425 Brian Hunter, R OBP: 0.348, SLG: 0.652 (1, 3)	P2			L8				K		3	0	0	0	0	1	2																	
Ozzie Guillen, L OBP: 0.167, SLG: 0.222 (1, 5)		G3		L1				F9		3	0	0	0	0	0	0																	
Walt Weiss, S OBP: 0.370, SLG: 0.373 (1, 6)		K				G6-3		F8		3	0	0	0	0	1	0																	
29 John Smoltz, R OBP: 0.286, SLG: 0.357 (1, 1)		G6-3				K		PB		3	1	1	0	0	1	0																	
Inning Stats	R: 1 E: 0 K: 2 S: 16	H: 2 LOB: 2 BB: 1 P: 25	R: 0 E: 0 K: 1 S: 6	H: 0 LOB: 0 BB: 0 P: 9	R: 0 E: 0 K: 0 S: 8	H: 0 LOB: 1 BB: 1 P: 12	R: 0 E: 0 K: 0 S: 6	H: 0 LOB: 0 BB: 0 P: 12	R: 0 E: 0 K: 3 S: 13	H: 1 LOB: 1 BB: 0 P: 17	R: 0 E: 0 K: 1 S: 7	H: 0 LOB: 0 BB: 0 P: 10	R: 2 E: 0 K: 2 S: 19	H: 3 LOB: 1 BB: 0 P: 28	R: 2 E: 0 K: 2 S: 19	H: 3 LOB: 1 BB: 0 P: 28	1B: 5 2B: 1 3B: 0 HR: 0	SF: 0 SAC: 0 DP: 0 HBP: 0	WP: 0 PB: 1 CS: 0	PA: 32													
PITCHER Steve Avery, L ERA: 2.05 Scott Williamson, R ERA: 3.95 (1, 1)	IP: 7.0 WLS: L BF: 27 H: 4 R: 2 ER: 2 SO: 8 BB: 2 IBB: 0 HBP: 0 BLK: 0 WP: 0 HR: 0 S: 64 P: 100 ERA: 2.57 WHIP: 0.857															PITCHER	IP	WLS	BF	H	R	ER	SO	BB	IBB	HBP	BLK	WP	HR	S	P	ERA	WHIP

Cincinnati Reds @ Atlanta Braves
Turner Field, Atlanta, GA
Fri Apr 30 1999, 7:40 PM EDT
Att: 36,923 - Overcast - 53 F

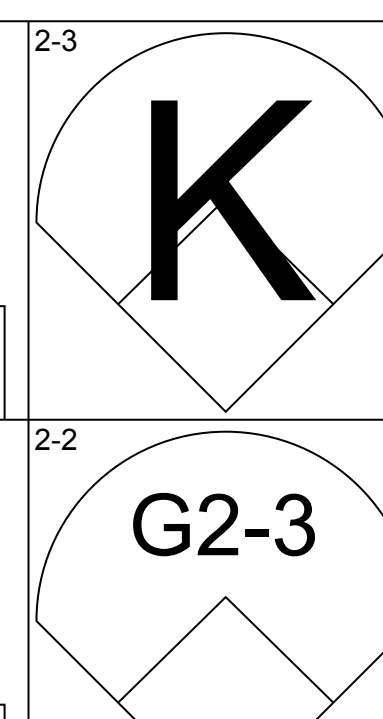
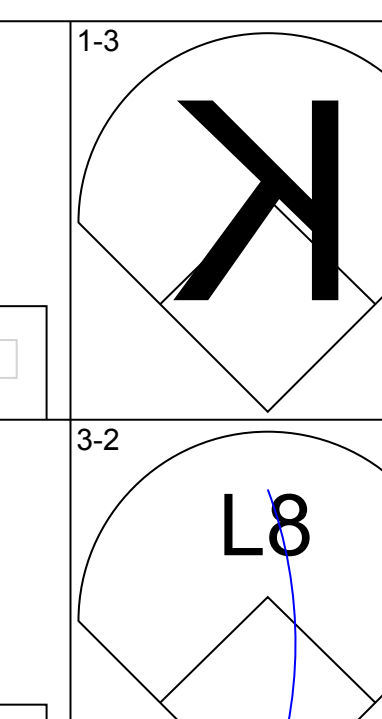
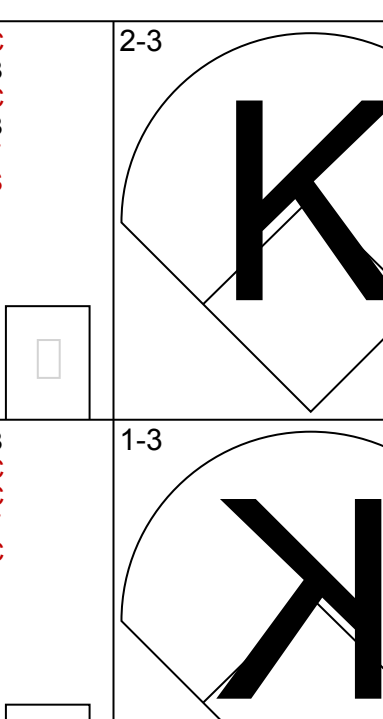
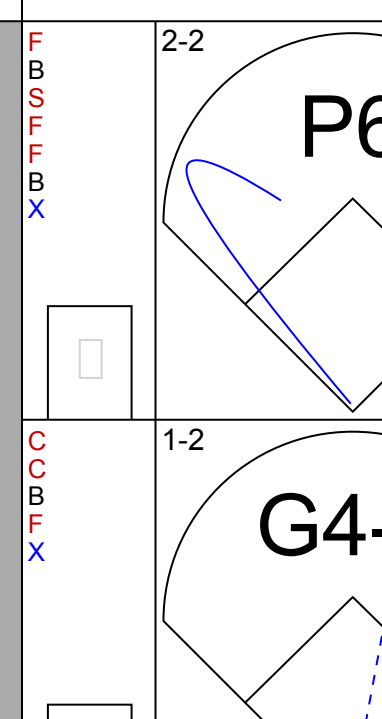
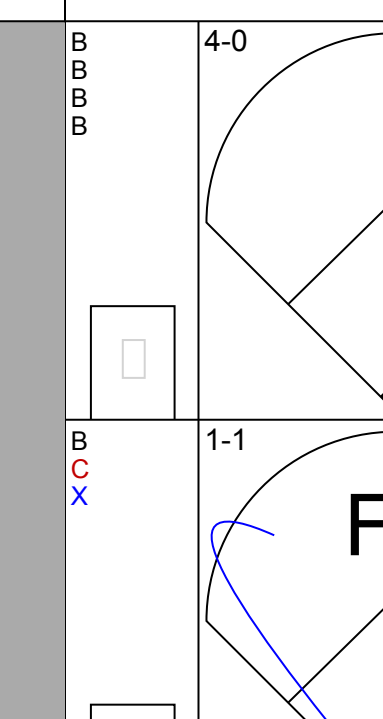
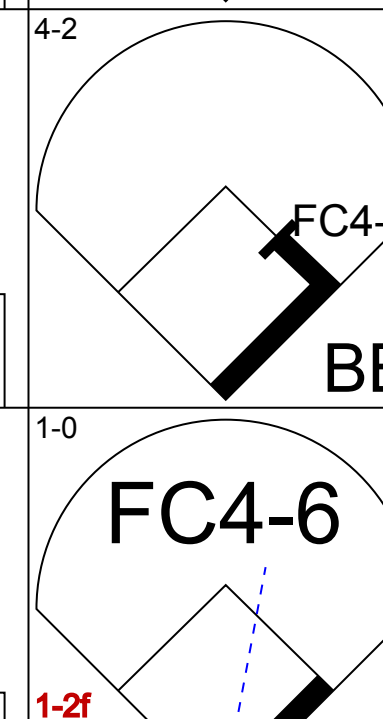

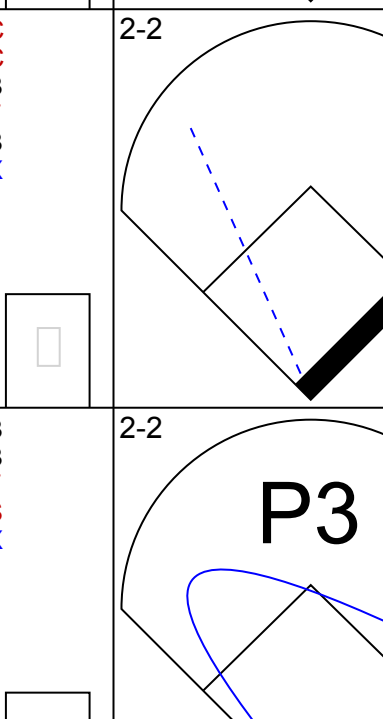
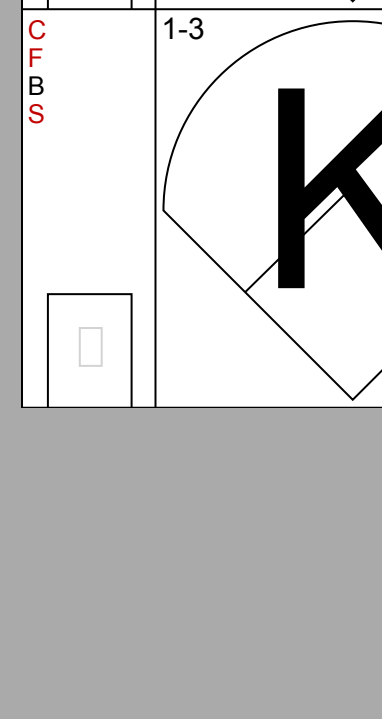
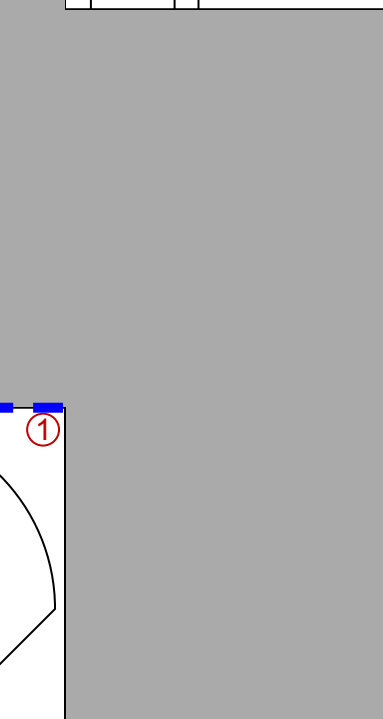

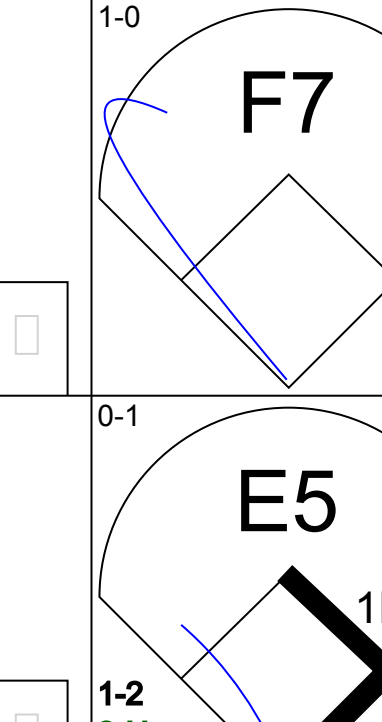



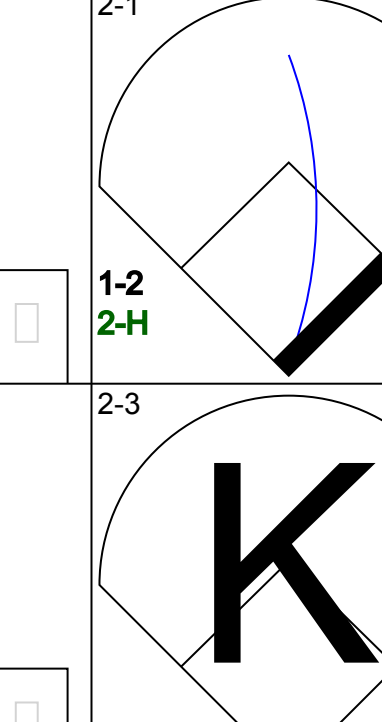

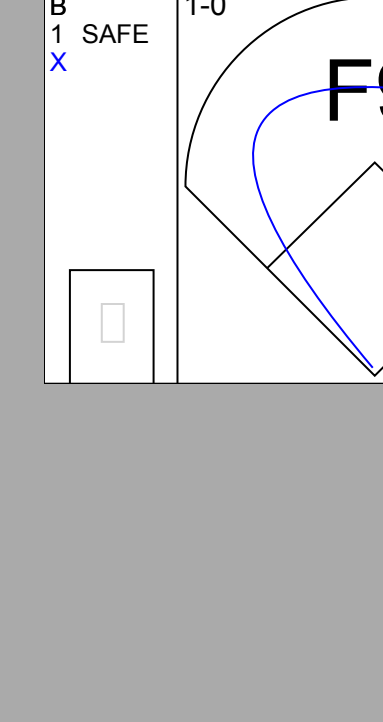
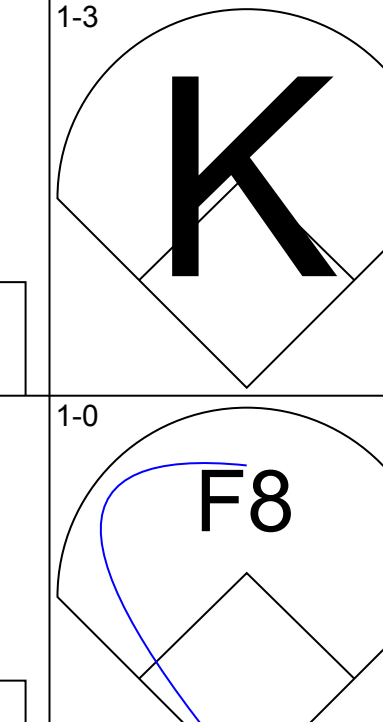
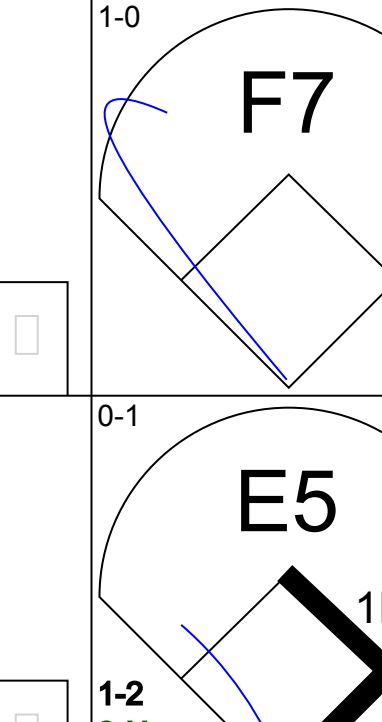
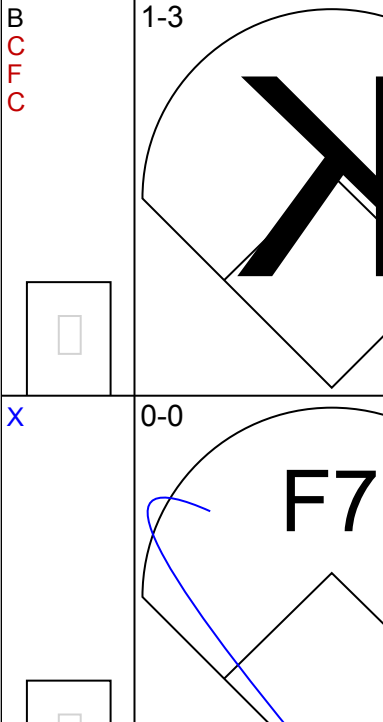
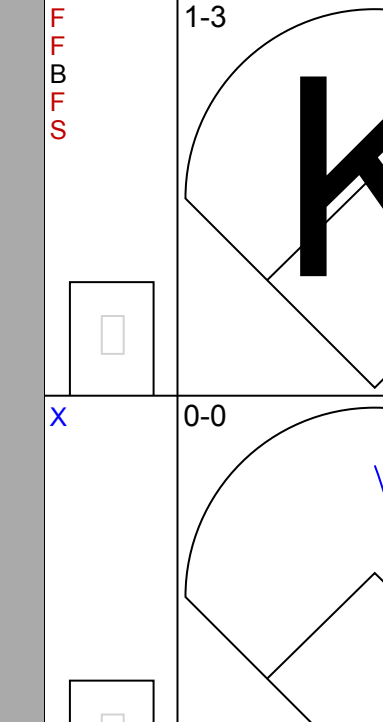

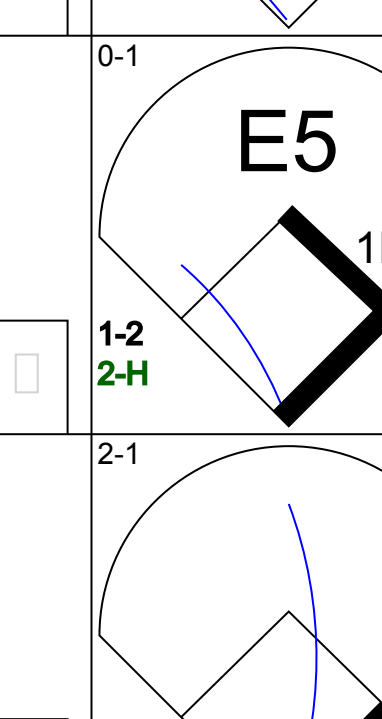
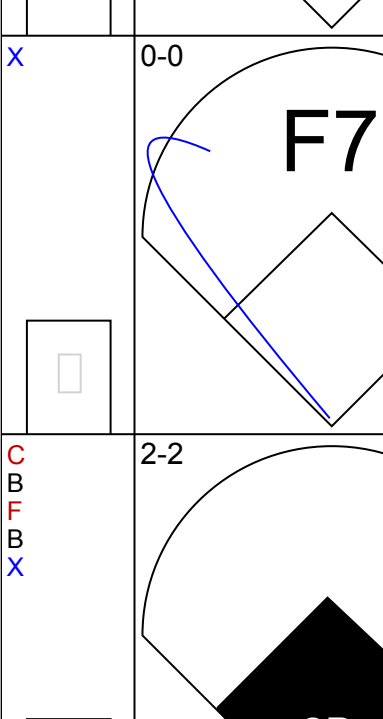
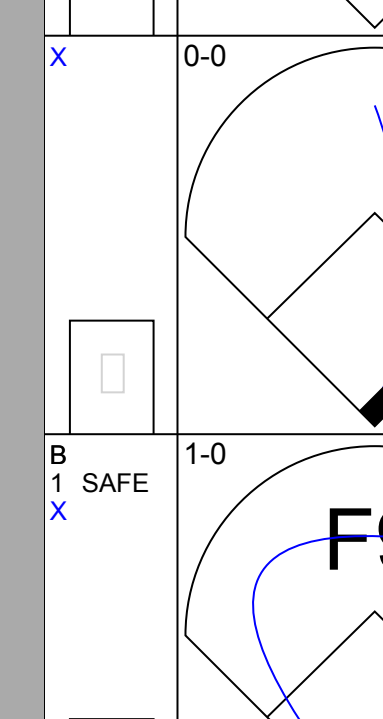

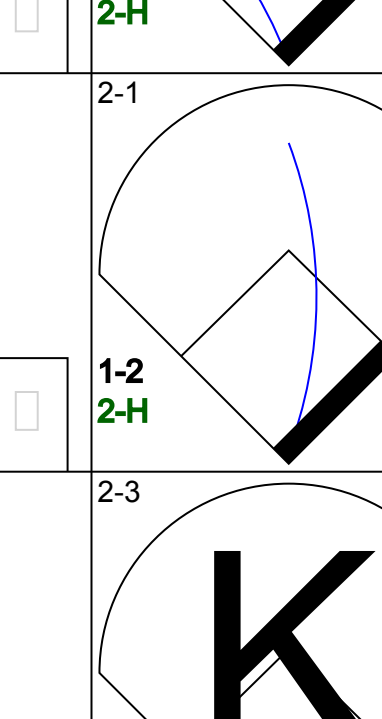
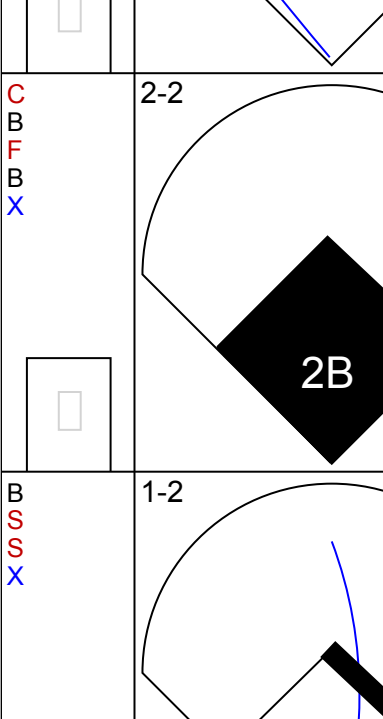
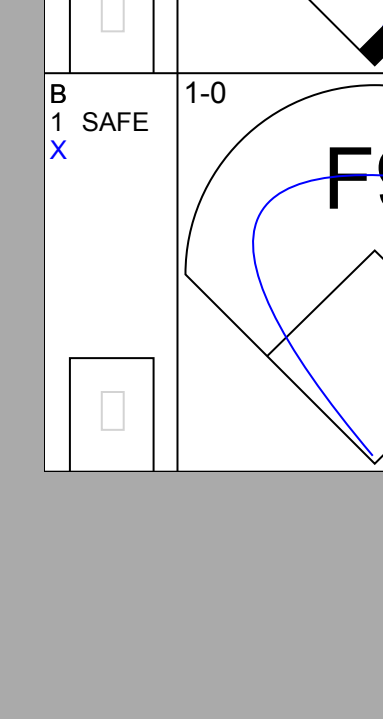

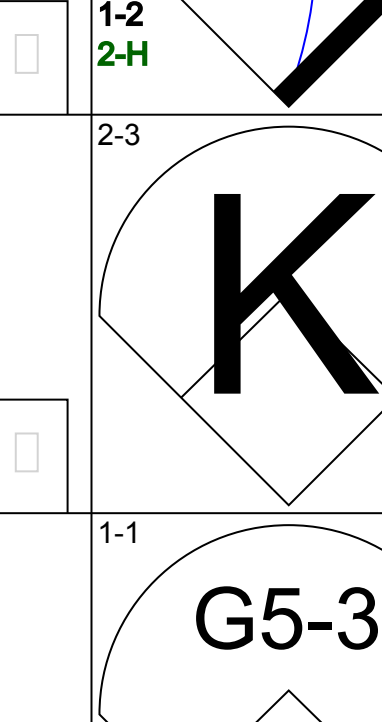
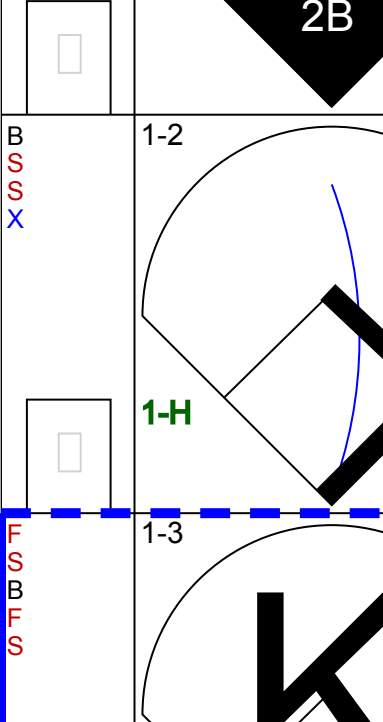

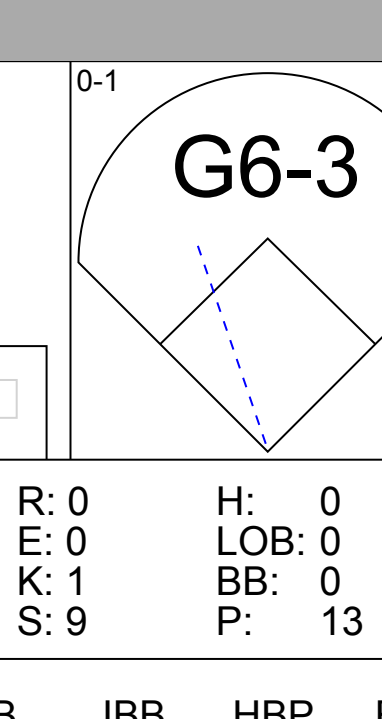
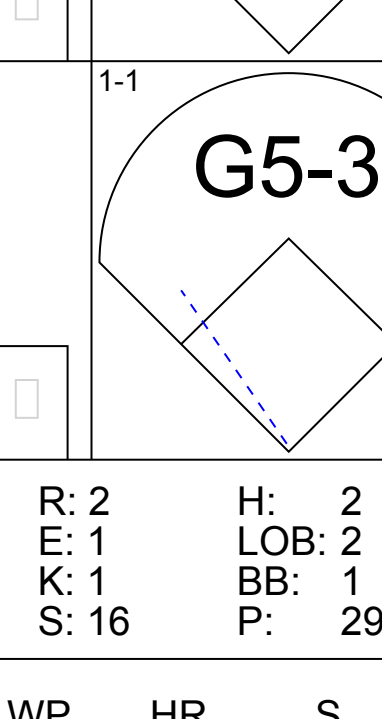
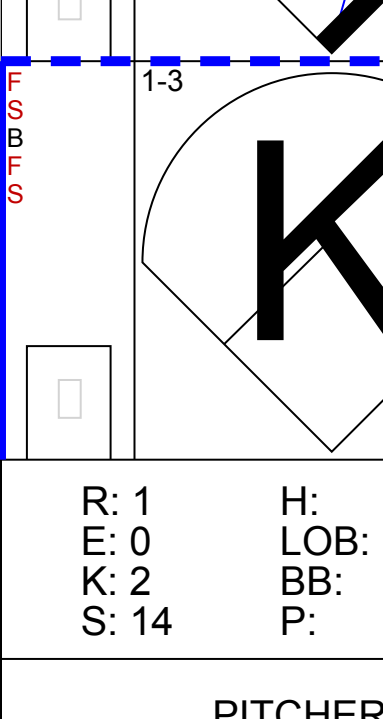
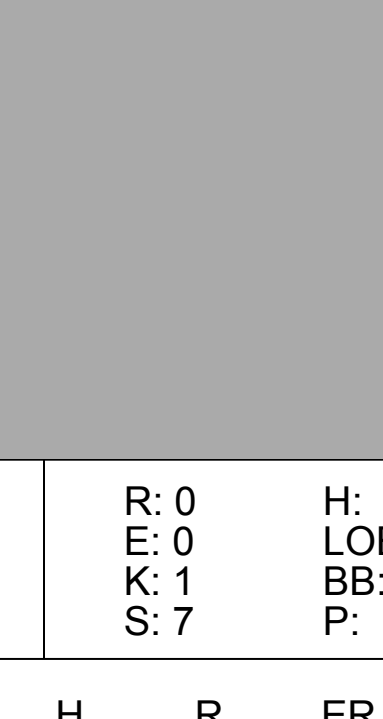
AB 30
R 3
H 6
RBI 3
BB 2
SO 10
LOB 10

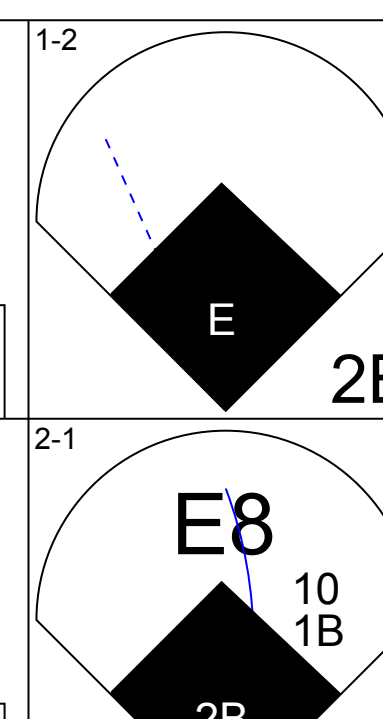
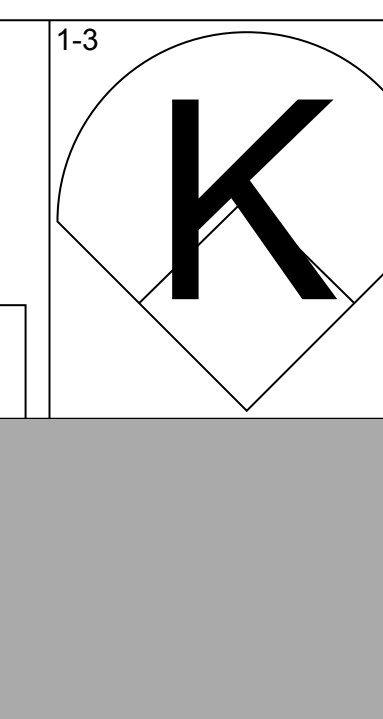
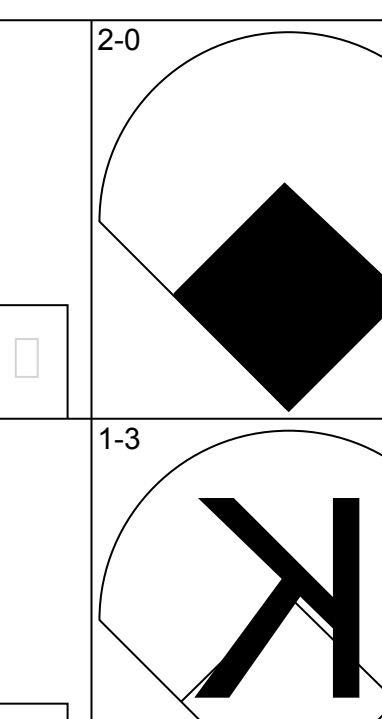
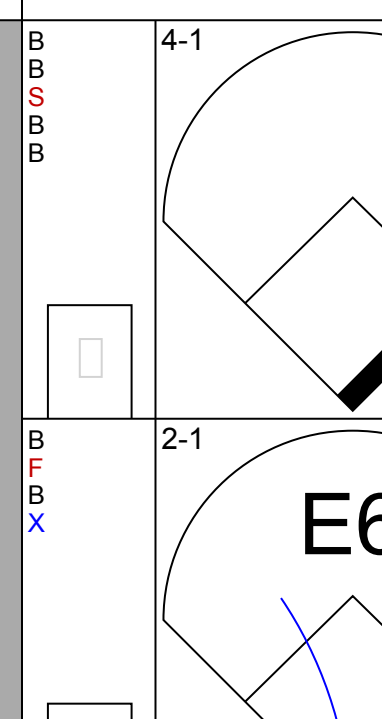
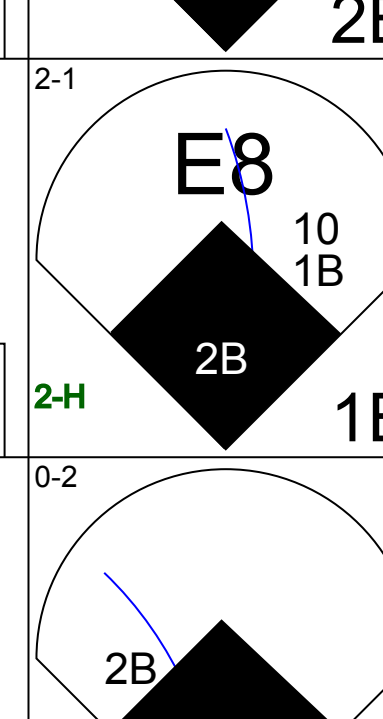
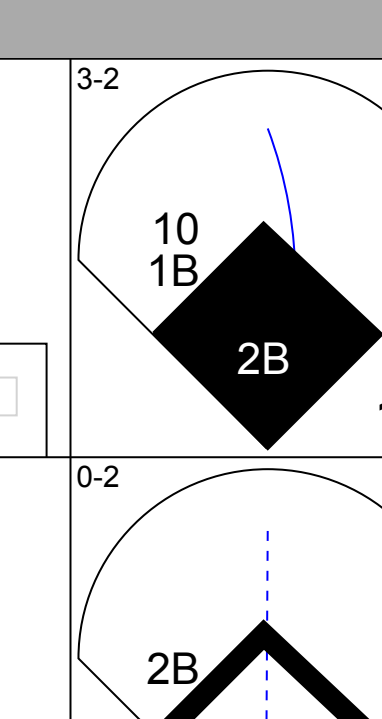
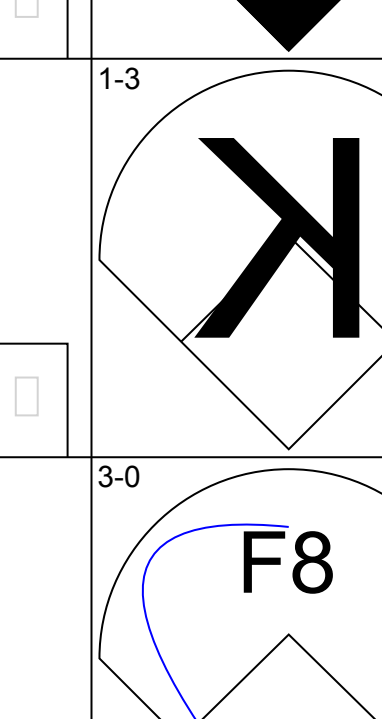
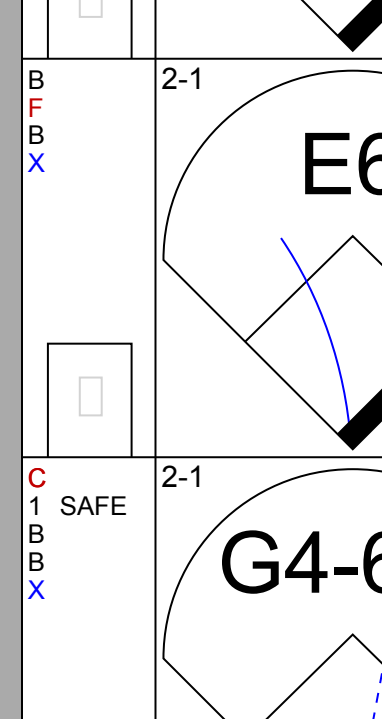
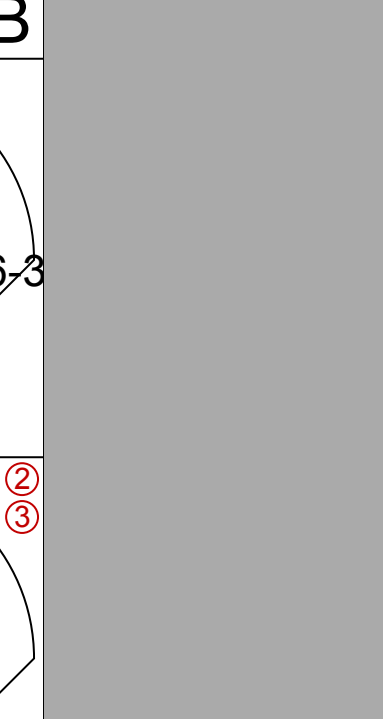
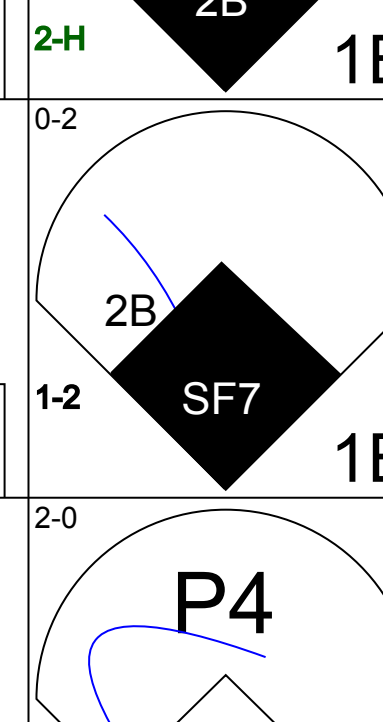
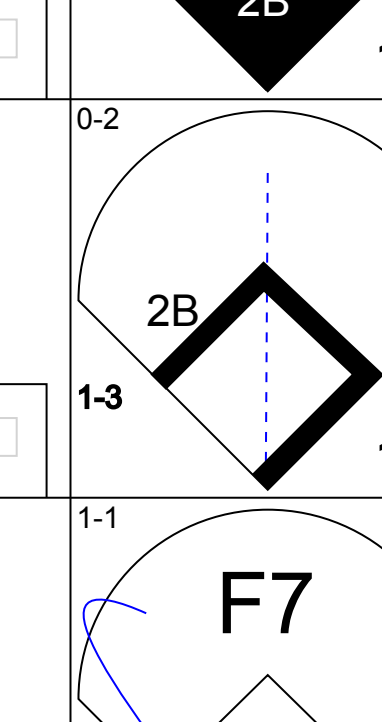
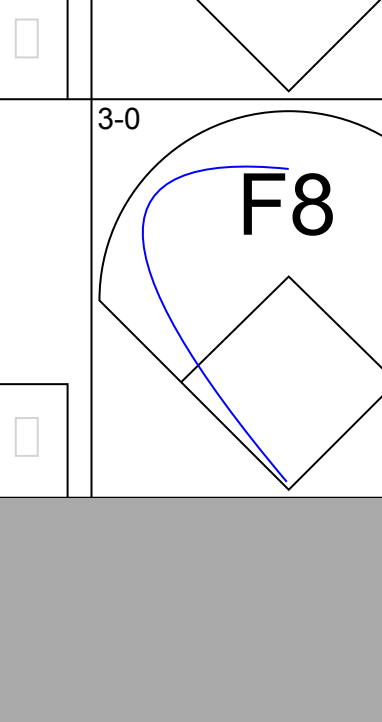
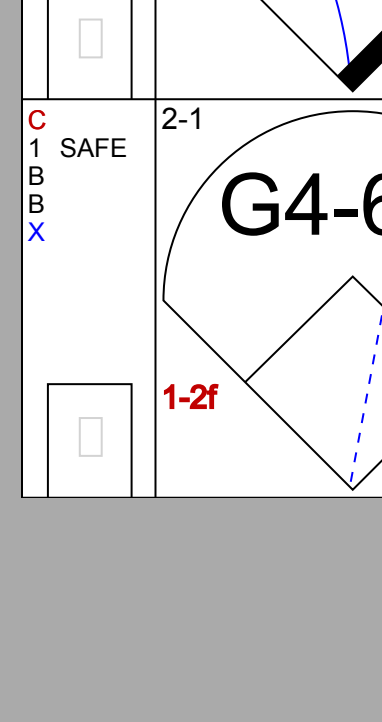
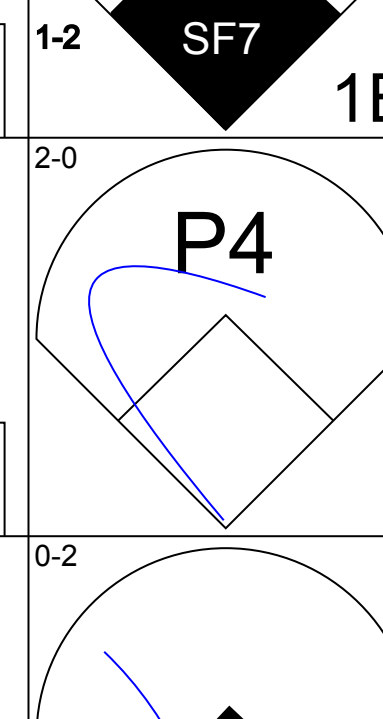
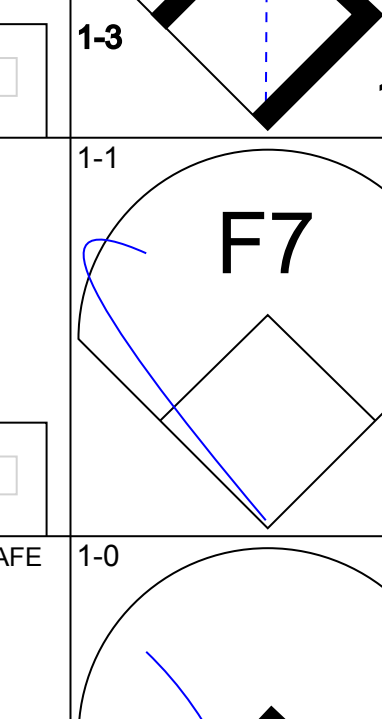
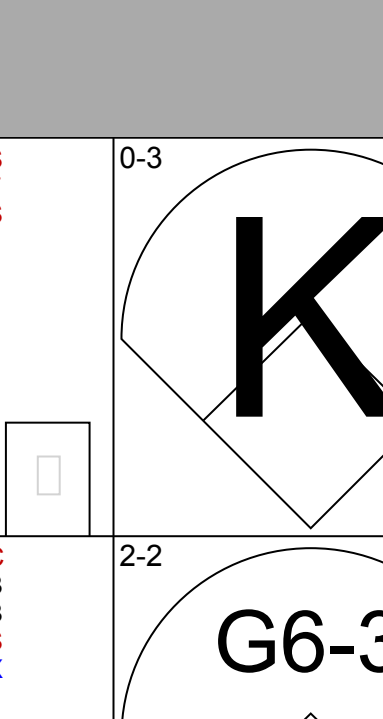
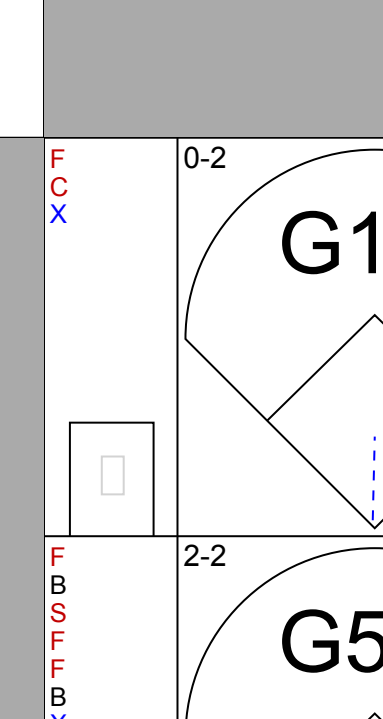
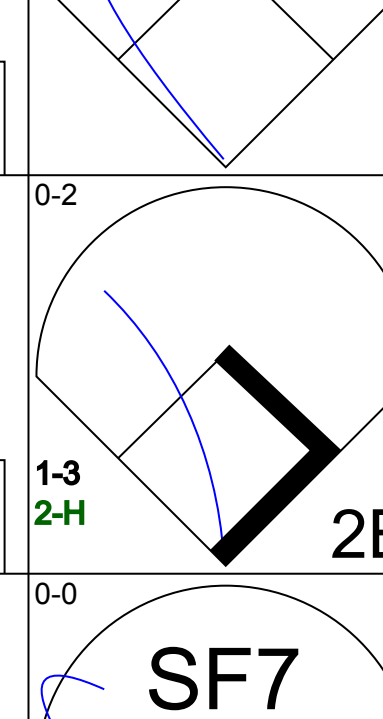
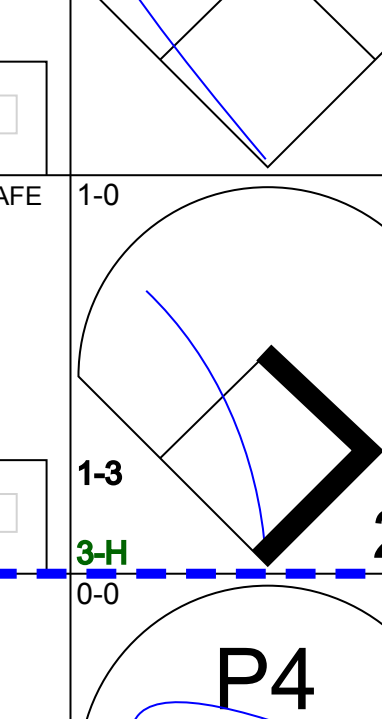
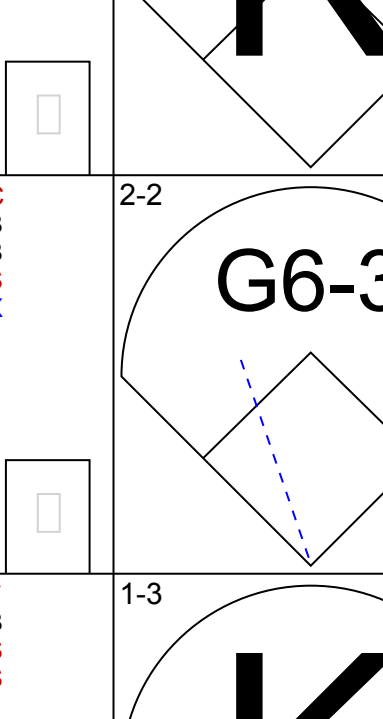
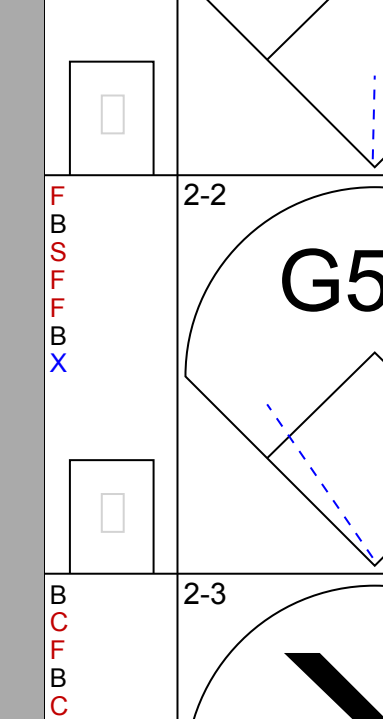
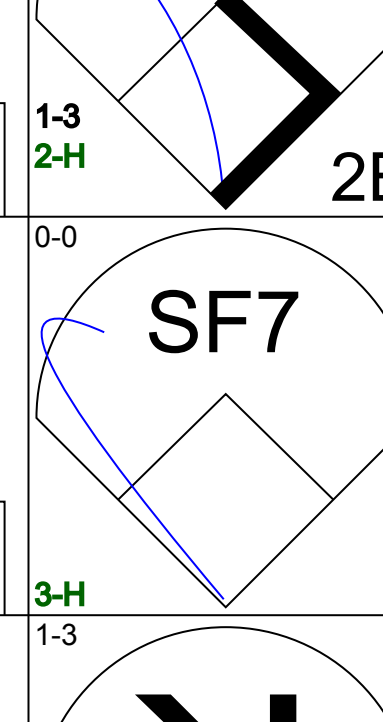
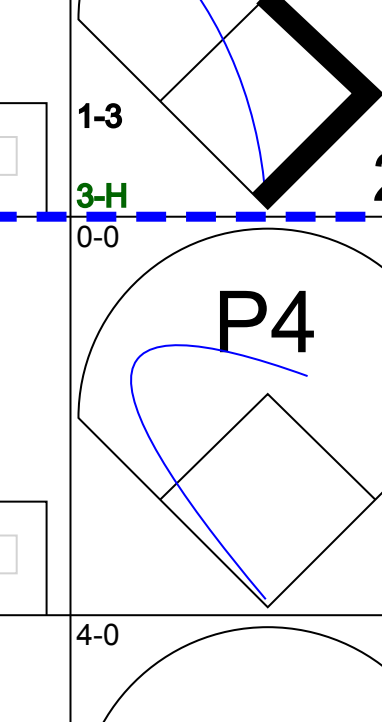
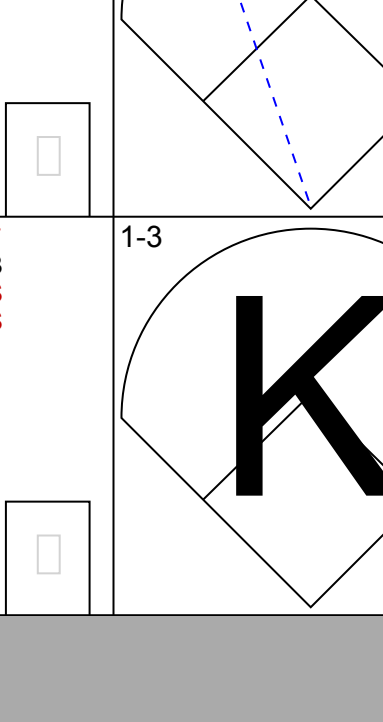
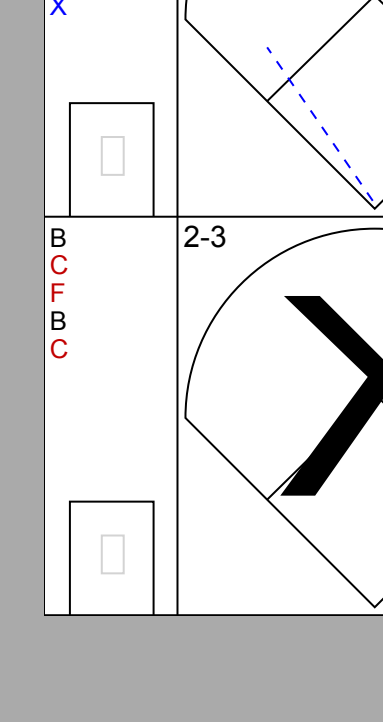
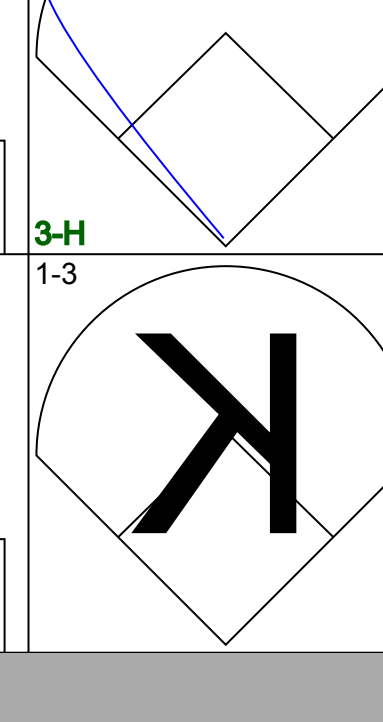
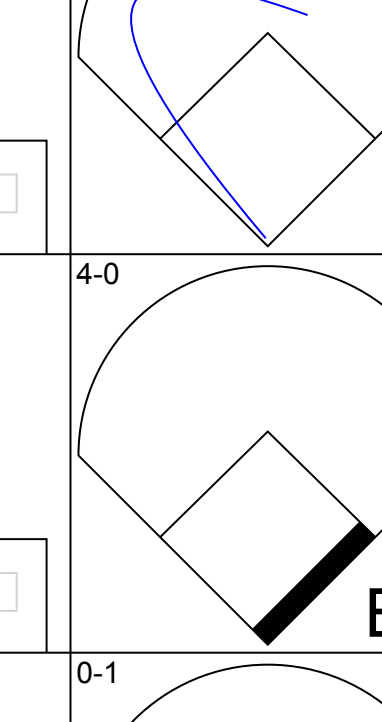
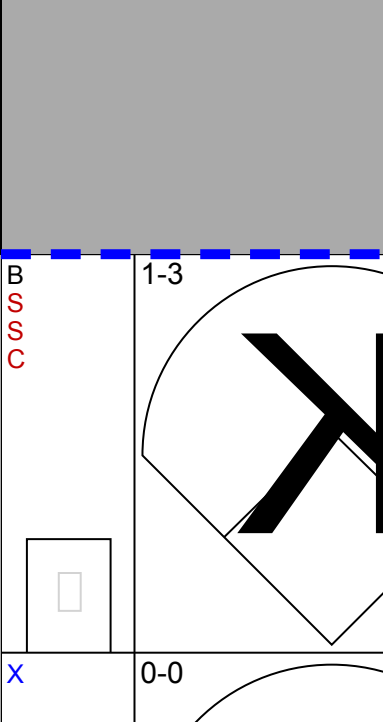

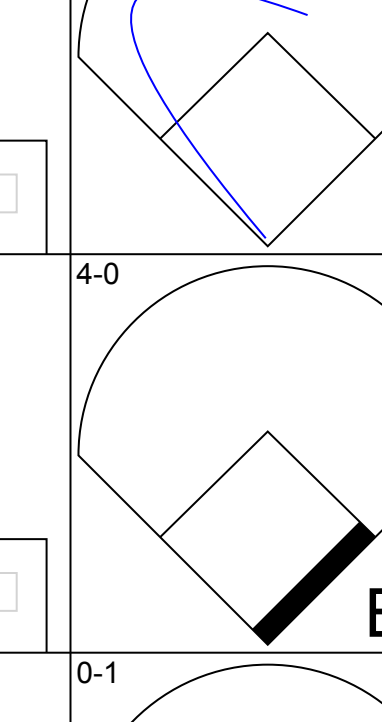
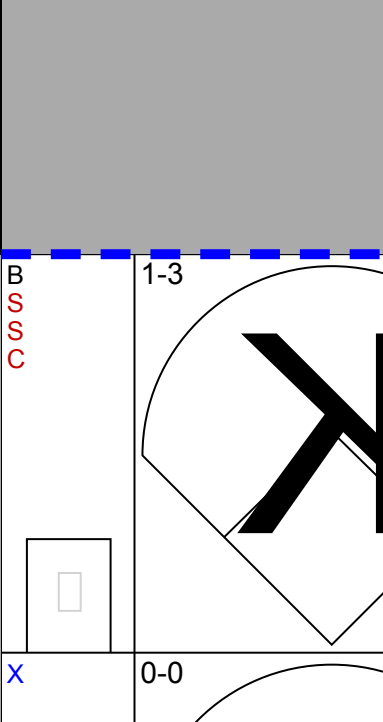
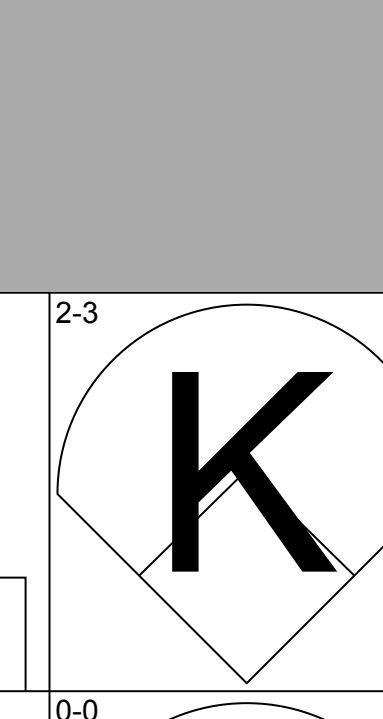

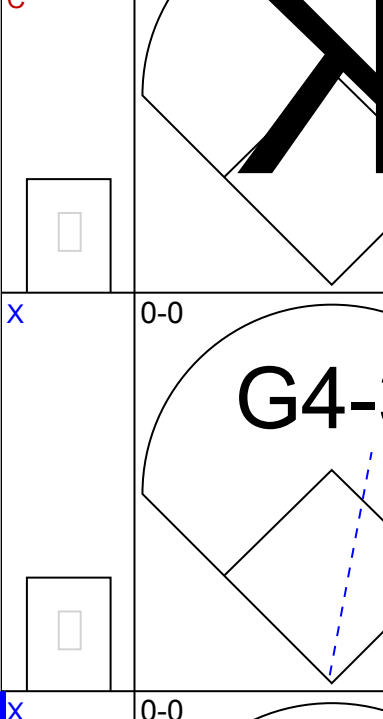


Batter	1	2	3	4	5	6	7	8	9	AB	R	H	RBI	BB	SO	LOB	TOP					
Mike Cameron, R OBP: 0.370, SLG: 0.506 (1, 8)	P3		K		K			FC4-6 BB		3	0	0	0	1	2	0	Cincinnati Reds @ Atlanta Braves Turner Field, Atlanta, GA Sat May 01 1999, 7:10 PM EDT Att: 47,097 - Unknown - 75 F					
Michael Tucker, L OBP: 0.288, SLG: 0.243 (1, 9)	P6		K			F8		FC4-6		4	0	0	0	0	1	2						
Greg Vaughn, R OBP: 0.326, SLG: 0.395 Gabe White, L (8, 1)	2B BB		K			P5		F8		3	1	0	0	1	1	2						
Sean Casey, L OBP: 0.411, SLG: 0.610 (1, 3)	1-H 2B			G6-3		G3-1			K	4	0	1	1	0	1	0						
Barry Larkin, R OBP: 0.280, SLG: 0.349 (1, 6)	2B BB			G6-3		F9			G5-3	3	0	0	0	1	0	0						
Eddie Taubensee, L OBP: 0.333, SLG: 0.491 Brian Johnson, R OBP: 0.188, SLG: 0.387 (1, 2) (9, PH)	P2			1B		F9				3	0	1	0	0	0	2						
Mark Lewis, R OBP: 0.333, SLG: 0.457 (1, 5)		F9		K		G6-3			P3	4	0	0	0	0	1	2						
Pokey Reese, R OBP: 0.324, SLG: 0.397 (1, 4)		K			G1-3			P3		3	0	0	0	0	1	0						
Pete Harnisch, S OBP: 0.091, SLG: 0.091 Mark Sweeney, L OBP: 0.500, SLG: 1.222 (8, PH) (8, 7)	K				K			FC4-6 BB 1B		2	0	0	0	0	2	0						
Inning Stats	R: 1 E: 0 K: 0 S: 14	H: 1 LOB: 2 BB: 2 P: 26	R: 0 E: 0 K: 2 S: 7	H: 0 LOB: 0 BB: 0 P: 11	R: 0 E: 0 K: 3 S: 9	H: 0 LOB: 0 BB: 0 P: 14	R: 0 E: 0 K: 1 S: 7	H: 1 LOB: 1 BB: 0 P: 11	R: 0 E: 0 K: 2 S: 11	H: 0 LOB: 0 BB: 0 P: 16	R: 0 E: 0 K: 0 S: 6	H: 0 LOB: 0 BB: 0 P: 10	R: 0 E: 0 K: 0 S: 7	H: 0 LOB: 0 BB: 0 P: 10	R: 0 E: 0 K: 0 S: 10	H: 1 LOB: 2 BB: 1 P: 18	R: 0 E: 0 K: 1 S: 7	H: 0 LOB: 1 BB: 1 P: 13	1B: 2 2B: 1 3B: 0 HR: 0	SF: 0 SAC: 0 DP: 0 HBP: 0	WP: 0 PB: 0 SB: 0 CS: 0	PA: 34
PITCHER	IP	WLS	BF	H	R	ER	SO	BB	IBB	HBP	BLK	WP	HR	S	P	ERA	WHIP					
Kevin Millwood, R ERA: 4.7 (1, 1)	7.1	W	28	3	1	1	8	3	0	0	0	0	0	67	110	1.23	0.818					
Rudy Seanez, R ERA: 0.92 (8, 1)	0.2	H	2	0	0	0	0	0	0	0	0	0	0	4	6	0.00	0.000					
John Rocker, L ERA: 4.32 (9, 1)	1.0		4	0	0	0	1	1	0	0	0	0	0	7	13	0.00	1.000					

Batter	1	2	3	4	5	6	7	8	9	AB	R	H	RBI	BB	SO	LOB	BOTTOM				
Otis Nixon, S OBP: 0.282, SLG: 0.194 Gerald Williams, R OBP: 0.282, SLG: 0.389 (8, PH) (9, 7)	G5-3		E3		B4			K		3	0	1	0	0	0	0	Cincinnati Reds @ Atlanta Braves Turner Field, Atlanta, GA Sat May 01 1999, 7:10 PM EDT Att: 47,097 - Unknown - 75 F				
Bret Boone, R OBP: 0.324, SLG: 0.419 (1, 4)	F8		2H 1B		F8			HR		4	1	1	1	0	0	1					
10 Chipper Jones, S OBP: 0.351, SLG: 0.575 (1, 5)	F7			HR		G4-3		HR		4	2	2	2	0	0	0					
Brian Jordan, R OBP: 0.429, SLG: 0.648 (1, 9)	F7			1B		G5-3		K		4	0	1	0	0	1	0					
Javy Lopez, R OBP: 0.313, SLG: 0.500 (1, 2)	CS 1B			F7		G4-3				4	0	2	0	0	0	1					
Ryan Klesko, L OBP: 0.347, SLG: 0.395 Brian Hunter, R OBP: 0.333, SLG: 0.625 (1, 3) (8, 3)	K			1B		G4-3		1B		3	0	0	0	0	2	2					
Andruw Jones, R OBP: 0.390, SLG: 0.548 (1, 8)			K							3	1	2	1	0	1	0					
Ozzie Guillen, L OBP: 0.190, SLG: 0.238 (1, 6)			SH2-4 E 1B		L7					3	1	1	0	0	0	2					
Kevin Millwood, R OBP: 0.250, SLG: 0.273 Rudy Seanez, R John Rocker, R (1, 1) (8, 1) (9, 1)	SH2-4 1-2				F9			F9		2	0	0	0	0	0	0					
Inning Stats	R: 0 E: 0 K: 0 S: 6	H: 0 LOB: 0 BB: 0 P: 9	R: 0 E: 0 K: 1 S: 8	H: 1 LOB: 1 BB: 0 P: 14	R: 1 E: 1 K: 1 S: 10	H: 2 LOB: 1 BB: 0 P: 13	R: 1 E: 0 K: 1 S: 12	H: 3 LOB: 2 BB: 0 P: 15	R: 0 E: 0 K: 0 S: 7	H: 0 LOB: 0 BB: 0 P: 10	R: 0 E: 0 K: 0 S: 7	H: 0 LOB: 0 BB: 0 P: 9	R: 1 E: 0 K: 0 S: 9	H: 1 LOB: 0 BB: 0 P: 15	R: 2 E: 0 K: 2 S: 18	H: 3 LOB: 1 BB: 0 P: 23	1B: 6 2B: 1 3B: 0 HR: 4	SF: 0 SAC: 1 DP: 1 HBP: 0	WP: 0 PB: 0 SB: 0 CS: 1	PA: 33	
PITCHER	IP	WLS	BF	H	R	ER	SO	BB	IBB	HBP	BLK	WP	HR	S	P	ERA	WHIP				
Pete Harnisch, R ERA: 3.41 Gabe White, L ERA: 4.85 (1, 1) (8, 1)	7.0	L	27	7	3	2	3	0	0	0	0	0	2	59	85	2.57	1.000				
	1.0		6	3	2	2	2	0	0	0	0	0	2	18	23	18.00	3.000				



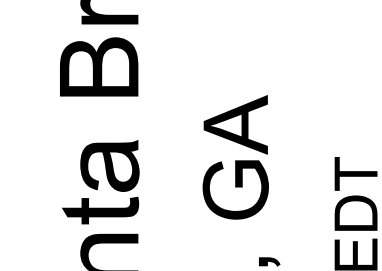
Batter	1	2	3	4	5	6	7	8	9	AB	R	H	RBI	BB	SO	LOB	TOP					
Mike Cameron, R OBP: 0.361, SLG: 0.482 (1, 8)										4	0	0	0	1	3	0	Cincinnati Reds @ Atlanta Braves Turner Field, Atlanta, GA Sun May 02 1999, 1:10 PM EDT Att: 42,036 - Unknown - 66 F					
Barry Larkin, R OBP: 0.265, SLG: 0.330 (1, 6)										5	0	0	0	0	1	1						
Hal Morris, L OBP: 0.412, SLG: 0.467 (1, 3)										3	1	2	0	1	1	0						
Greg Vaughn, R OBP: 0.323, SLG: 0.380 (1, 7)										3	1	0	0	1	0	2						
Jeffrey Hammonds, R OBP: 0.208, SLG: 0.182 (1, 9)										4	0	0	0	0	3	2						
Aaron Boone, R OBP: 0.238, SLG: 0.278 (1, 5)										4	0	1	0	0	0	1						
Brian Johnson, R OBP: 0.222, SLG: 0.400 (1, 2)										4	1	2	1	0	0	1						
Pokey Reese, R OBP: 0.321, SLG: 0.403 (1, 4)										4	0	1	1	0	2	3						
Denny Neagle, L Scott Sullivan, R Mark Lewis, R Dennys Reyes, L Mark Sweeney, L Danny Graves, R Sean Casey, L										1	0	0	0	0	0	0						
Inning Stats	R: 0 E: 0 K: 1 S: 10	H: 0 LOB: 1 BB: 1 P: 19	R: 0 E: 1 K: 1 S: 7	H: 0 LOB: 1 BB: 0 P: 12	R: 0 E: 0 K: 1 S: 9	H: 0 LOB: 0 BB: 0 P: 13	R: 2 E: 1 K: 1 S: 16	H: 2 LOB: 2 BB: 1 P: 29	R: 0 E: 0 K: 2 S: 15	H: 1 LOB: 1 BB: 0 P: 22	R: 1 E: 0 K: 2 S: 14	H: 2 LOB: 1 BB: 0 P: 19	R: 0 E: 0 K: 1 S: 12	H: 0 LOB: 0 BB: 0 P: 16	R: 0 E: 0 K: 1 S: 7	H: 1 LOB: 1 BB: 0 P: 9		R: 0 E: 0 K: 2 S: 12	H: 0 LOB: 1 BB: 1 P: 18	1B: 5 2B: 1 3B: 0 HR: 0	SF: 0 SAC: 0 DP: 0 HBP: 0	WP: 0 PB: 0 SB: 0 CS: 0
PITCHER	IP WLS BF H R ER SO BB IBB HBP BLK WP HR S P ERA WHIP																					
Odalis Perez, L ERA: 3.7	5.2 W 26 5 3 2 7 2 0 0 0 0 0 0 67 109 3.18 1.235																					
30 Kevin McGlinchy, R ERA: 0.84	1.1 H 4 0 0 0 2 0 0 0 0 0 0 0 16 21 0.00 0.000																					
Rudy Seanez, R ERA: 0.75	1.0 H 4 1 0 0 1 0 0 0 0 0 0 0 7 9 0.00 1.000																					
John Rocker, L ERA: 3.86	1.0 S 4 0 0 0 2 1 0 0 0 0 0 0 12 18 0.00 1.000																					

Batter	1	2	3	4	5	6	7	8	9	AB	R	H	RBI	BB	SO	LOB	BOTTOM			
Gerald Williams, R OBP: 0.326, SLG: 0.513 (1, 7)										3	2	2	1	1	1	0	Cincinnati Reds @ Atlanta Braves Turner Field, Atlanta, GA Sun May 02 1999, 1:10 PM EDT Att: 42,036 - Unknown - 66 F			
Bret Boone, R OBP: 0.330, SLG: 0.423 (1, 4)										4	2	2	0	0	1	0				
10 Chipper Jones, S OBP: 0.356, SLG: 0.571 (1, 5)										4	1	2	0	0	0	1				
Brian Jordan, R OBP: 0.413, SLG: 0.621 (1, 9)										4	0	0	0	0	1	4				
Javy Lopez, R OBP: 0.321, SLG: 0.525 (1, 2)										4	0	2	2	0	0	0				
Andruw Jones, R OBP: 0.375, SLG: 0.529 (1, 8)										3	0	0	1	0	2	2				
Brian Hunter, R OBP: 0.333, SLG: 0.577 (1, 3)										2	0	0	0	1	2	1				
Walt Weiss, S OBP: 0.357, SLG: 0.357 (1, 6)										3	0	0	0	0	1	3				
Odalis Perez, L 30 Kevin McGlinchy, R Rudy Seanez, R John Rocker, R										2	0	0	0	0	0	0				
Inning Stats	R: 3 E: 1 K: 1 S: 17	H: 4 LOB: 1 BB: 0 P: 23	R: 0 E: 0 K: 2 S: 9	H: 0 LOB: 0 BB: 0 P: 12	R: 1 E: 0 K: 0 S: 12	H: 3 LOB: 3 BB: 1 P: 21	R: 1 E: 0 K: 1 S: 6	H: 1 LOB: 0 BB: 0 P: 12	R: 0 E: 0 K: 2 S: 9	H: 0 LOB: 0 BB: 0 P: 12	R: 0 E: 0 K: 1 S: 5	H: 0 LOB: 0 BB: 0 P: 6	R: 0 E: 1 K: 0 S: 5	H: 0 LOB: 0 BB: 1 P: 13	R: 0 E: 0 K: 1 S: 11	H: 0 LOB: 0 BB: 0 P: 15		1B: 4 2B: 3 3B: 0 HR: 1	SF: 1 SAC: 0 DP: 1 HBP: 0	WP: 0 PB: 0 SB: 0 CS: 0
PITCHER	IP WLS BF H R ER SO BB IBB HBP BLK WP HR S P ERA WHIP																			
Denny Neagle, L ERA: 5.84	2.1 L 14 7 4 4 3 0 0 0 0 0 0 0 35 49 15.43 3.000																			
Scott Sullivan, R ERA: 2.25	0.2 3 0 0 0 0 1 0 0 0 0 0 0 3 7 0.00 1.500																			
Dennys Reyes, L ERA: 2.19	2.0 7 1 1 1 3 0 0 0 0 0 0 1 15 24 4.50 0.500																			
Danny Graves, R ERA: 4.08	3.0 9 0 0 0 2 1 0 0 0 0 0 0 21 34 0.00 0.333																			

AB 35
R 3
H 6
RBI 2
BB 3
SO 12
LOB 13



AB 30
R 5
H 8
RBI 4
BB 2
SO 8
LOB 11



Batter	1	2	3	4	5	6	7	8	9	AB	R	H	RBI	BB	SO	LOB	TOP		
Tony Womack, L (1, 9) OBP: 0.293, SLG: 0.262	G3-1		G3 1B		G3		G3 1B			4	0	2	0	0	0	0	Arizona Diamondbacks @ Cincinnati Reds Cinergy Field, Cincinnati, OH Mon May 03 1999, 7:05 PM EDT Att: 13,943 - Unknown - 78 F		
Jay Bell, R (1, 4) OBP: 0.339, SLG: 0.571	L9		SF8		F9		F8			3	0	0	1	0	0	1			
Luis Gonzalez, L (1, 7) OBP: 0.468, SLG: 0.704	F7		G3		F7				G6-3 1B	4	0	1	0	0	0	1			
Matt Williams, R (1, 5) OBP: 0.387, SLG: 0.703		1B BB 1B	P3				L5		F8	4	0	1	0	0	0	2			
Travis Lee, L (1, 3) OBP: 0.303, SLG: 0.340		1B BB			G4-3		CS BB		G6-3	2	0	0	0	2	0	1			
Steve Finley, L (1, 8) OBP: 0.302, SLG: 0.438	K				HR		BLK BB		P6	3	1	1	0	1	1	2			
Damian Miller, R (1, 2) OBP: 0.365, SLG: 0.485		1B 2-3			HR		F9		K	4	1	2	2	0	1	1			
Tony Batista, R (1, 6) OBP: 0.296, SLG: 0.348	G5-3				F8				G5-3 1B	4	0	1	0	0	0	2			
Andy Benes, R (1, 1) OBP: 0.300, SLG: 0.125					G6-3				F7	1	1	0	0	1	0	0			
Hanley Frias, S (7, PH)										1	0	0	0	0	0	0			
Greg Swindell, L (7, 1)										0	0	0	0	0	0	0			
David Dellucci, L (9, PH)										1	0	0	0	0	0	1			
Darren Holmes, R (9, 1)										0	0	0	0	0	0	0			
Inning Stats	R: 0 E: 0 K: 0 S: 8	H: 0 LOB: 0 BB: 0 P: 16	R: 0 E: 0 K: 1 S: 10	H: 2 LOB: 2 BB: 1 P: 21	R: 1 E: 0 K: 0 S: 7	H: 1 LOB: 1 BB: 1 P: 15	R: 2 E: 0 K: 0 S: 11	H: 2 LOB: 0 BB: 0 P: 16	R: 0 E: 0 K: 0 S: 14	H: 0 LOB: 1 BB: 2 P: 25	R: 0 E: 0 K: 0 S: 8	H: 1 LOB: 1 BB: 0 P: 12	R: 0 E: 0 K: 0 S: 4	H: 1 LOB: 0 BB: 0 P: 7	R: 0 E: 0 K: 1 S: 12	H: 1 LOB: 1 BB: 0 P: 17	1B: 6 2B: 0 3B: 1 HR: 1	SF: 1 SAC: 0 DP: 1 HBP: 0	WP: 0 PA: 36 PB: 0 SB: 2 CS: 1
PITCHER	IP WLS BF H R ER SO BB IBB HBP BLK WP HR S P ERA WHIP	IP WLS BF H R ER SO BB IBB HBP BLK WP HR S P ERA WHIP	IP WLS BF H R ER SO BB IBB HBP BLK WP HR S P ERA WHIP	IP WLS BF H R ER SO BB IBB HBP BLK WP HR S P ERA WHIP	IP WLS BF H R ER SO BB IBB HBP BLK WP HR S P ERA WHIP	IP WLS BF H R ER SO BB IBB HBP BLK WP HR S P ERA WHIP	IP WLS BF H R ER SO BB IBB HBP BLK WP HR S P ERA WHIP	IP WLS BF H R ER SO BB IBB HBP BLK WP HR S P ERA WHIP	IP WLS BF H R ER SO BB IBB HBP BLK WP HR S P ERA WHIP	IP WLS BF H R ER SO BB IBB HBP BLK WP HR S P ERA WHIP	IP WLS BF H R ER SO BB IBB HBP BLK WP HR S P ERA WHIP	IP WLS BF H R ER SO BB IBB HBP BLK WP HR S P ERA WHIP	IP WLS BF H R ER SO BB IBB HBP BLK WP HR S P ERA WHIP	IP WLS BF H R ER SO BB IBB HBP BLK WP HR S P ERA WHIP	IP WLS BF H R ER SO BB IBB HBP BLK WP HR S P ERA WHIP	IP WLS BF H R ER SO BB IBB HBP BLK WP HR S P ERA WHIP	IP WLS BF H R ER SO BB IBB HBP BLK WP HR S P ERA WHIP	IP WLS BF H R ER SO BB IBB HBP BLK WP HR S P ERA WHIP	IP WLS BF H R ER SO BB IBB HBP BLK WP HR S P ERA WHIP

Batter	1	2	3	4	5	6	7	8	9	AB	R	H	RBI	BB	SO	LOB	BOTTOM				
Michael Tucker, L (1, 9) OBP: 0.273, SLG: 0.231	G6-3		F7				K			2	0	0	0	1	0	0	Arizona Diamondbacks @ Cincinnati Reds Cinergy Field, Cincinnati, OH Mon May 03 1999, 7:05 PM EDT Att: 13,943 - Unknown - 78 F				
Jeffrey Hammonds, R (7, PH) OBP: 0.200, SLG: 0.174										1	0	0	0	0	1	1					
Hal Morris, L (9, PH) OBP: 0.444, SLG: 0.467									1B 2-3 BB	0	0	0	0	1	0	0					
Mike Cameron, R (1, 8) OBP: 0.373, SLG: 0.477	S G3 BB		FC6-4 BB				P2		1-2 2-3 1B	3	1	1	1	2	1	3					
Sean Casey, L (1, 3) OBP: 0.411, SLG: 0.598	G3 BB 1B		F7		P8				1B	4	1	2	0	0	0	3					
Greg Vaughn, R (1, 7) OBP: 0.320, SLG: 0.366	FC6-4 BB G3 1B		FC6-4		G3-1				F9	3	1	0	0	1	0	4					
Eddie Taubensee, L (1, 2) OBP: 0.313, SLG: 0.456	G3		G4-3				F9		P7	4	0	0	1	0	0	4					
Barry Larkin, R (1, 6) OBP: 0.275, SLG: 0.337	2H 3H 1B				G6-3		CS 1B		F8	4	0	2	2	0	0	1					
Aaron Boone, R (1, 5) OBP: 0.261, SLG: 0.300	G6-3				G4-6-3 1B		K		BB SH3-4 1B	4	1	2	0	0	1	2					
Pokey Reese, R (1, 4) OBP: 0.321, SLG: 0.400			F9		G4-6-3		CS		SH3-4	3	0	1	0	0	0	1					
Steve Parris, R (1, 1) OBP: 0.200, SLG: 0.500										2	0	1	0	0	0	0					
Dennis Reyes, R (6, 1)										0	0	0	0	0	0	0					
Scott Sullivan, R (6, 1)										0	0	0	0	0	0	0					
Mark Lewis, R (7, PH) OBP: 0.354, SLG: 0.644										0	0	0	0	0	0	0					
Scott Williamson, R (9, 1) OBP: 0.200, SLG: 1.100										0	0	0	0	0	0	0					
Inning Stats	R: 3 E: 0 K: 0 S: 15	H: 2 LOB: 1 BB: 2 P: 28	R: 0 E: 0 K: 0 S: 10	H: 0 LOB: 0 BB: 0 P: 13	R: 0 E: 0 K: 0 S: 8	H: 0 LOB: 1 BB: 1 P: 17	R: 0 E: 0 K: 0 S: 9	H: 1 LOB: 0 BB: 0 P: 14	R: 0 E: 0 K: 1 S: 10	H: 1 LOB: 2 BB: 1 P: 22	R: 0 E: 0 K: 1 S: 11	H: 1 LOB: 0 BB: 0 P: 18	R: 0 E: 0 K: 1 S: 8	H: 1 LOB: 1 BB: 0 P: 10	R: 0 E: 0 K: 0 S: 7	H: 1 LOB: 1 BB: 0 P: 9	R: 1 E: 0 K: 0 S: 4	H: 2 LOB: 3 BB: 2 P: 14	1B: 9 2B: 0 3B: 0 HR: 0	SF: 0 SAC: 2 DP: 1 HBP: 0	WP: 0 PA: 39 PB: 0 SB: 1 CS: 1
PITCHER	IP WLS BF H R ER SO BB IBB HBP BLK WP HR S P ERA WHIP	IP WLS BF H R ER SO BB IBB HBP BLK WP HR S P ERA WHIP	IP WLS BF H R ER SO BB IBB HBP BLK WP HR S P ERA WHIP	IP WLS BF H R ER SO BB IBB HBP BLK WP HR S P ERA WHIP	IP WLS BF H R ER SO BB IBB HBP BLK WP HR S P ERA WHIP	IP WLS BF H R ER SO BB IBB HBP BLK WP HR S P ERA WHIP	IP WLS BF H R ER SO BB IBB HBP BLK WP HR S P ERA WHIP	IP WLS BF H R ER SO BB IBB HBP BLK WP HR S P ERA WHIP	IP WLS BF H R ER SO BB IBB HBP BLK WP HR S P ERA WHIP	IP WLS BF H R ER SO BB IBB HBP BLK WP HR S P ERA WHIP	IP WLS BF H R ER SO BB IBB HBP BLK WP HR S P ERA WHIP	IP WLS BF H R ER SO BB IBB HBP BLK WP HR S P ERA WHIP	IP WLS BF H R ER SO BB IBB HBP BLK WP HR S P ERA WHIP	IP WLS BF H R ER SO BB IBB HBP BLK WP HR S P ERA WHIP	IP WLS BF H R ER SO BB IBB HBP BLK WP HR S P ERA WHIP	IP WLS BF H R ER SO BB IBB HBP BLK WP HR S P ERA WHIP	IP WLS BF H R ER SO BB IBB HBP BLK WP HR S P ERA WHIP	IP WLS BF H R ER SO BB IBB HBP BLK WP HR S P ERA WHIP	IP WLS BF H R ER SO BB IBB HBP BLK WP HR S P ERA WHIP		



Batter	1	2	3	4	5	6	7	8	9	AB	R	H	RBI	BB	SO	LOB	TOP										
Tony Womack, L (1, 4) OBP: 0.289, SLG: 0.258	F9		BB 1B	P6		G6-3			FC6-4 WP	5	0	1	0	0	0	2											
David Dellucci, L (1, 9) OBP: 0.476, SLG: 0.375 Bernard Gilkey, R (7, PH) OBP: 0.364, SLG: 0.561	1B		1B HR	F7			FC5-4 BB		G5-3	2	1	1	0	1	0	1											
Luis Gonzalez, L (1, 7) OBP: 0.475, SLG: 0.694	1B		HR 1B		2B BB		F8		G4-3	4	1	2	1	1	0	2											
Matt Williams, R (1, 5) OBP: 0.390, SLG: 0.730	F7		HR		1H 2B		FC5-4			4	1	2	3	0	0	3											
Travis Lee, L (1, 3) OBP: 0.310, SLG: 0.340	G4-3		PB S 1B		FC6-4 BB		F7			3	0	1	0	1	0	3											
Steve Finley, L (1, 8) OBP: 0.292, SLG: 0.422		K		K					G4-3	4	0	0	0	0	3	3											
Kelly Stinnett, R (1, 2) OBP: 0.250, SLG: 0.250		G1-6-3 BB		G5-3		FC6-4			K	3	0	0	0	1	1	3											
Andy Fox, L (1, 6) OBP: 0.231, SLG: 0.167 Tony Batista, R (8, PH) OBP: 0.293, SLG: 0.344	G1-6-3			G6-3		F8			K	3	0	0	0	0	0	1											
Omar Daal, L (1, 1) OBP: 0.231, SLG: 0.250 John Frascatore, R (7, 1) Jay Bell, R (9, PH) OBP: 0.344, SLG: 0.575			1B 2B		B5-3				FC6-4 1B	2	1	1	0	1	0	0											
Inning Stats	R: 0 E: 0 K: 0 S: 10	H: 2 LOB: 2 BB: 0 P: 13	R: 0 E: 0 K: 1 S: 4	H: 0 LOB: 0 BB: 1 P: 10	R: 4 E: 0 K: 1 S: 11	H: 5 LOB: 1 BB: 1 P: 18	R: 0 E: 0 K: 0 S: 6	H: 0 LOB: 1 BB: 1 P: 14	R: 0 E: 0 K: 1 S: 8	H: 1 LOB: 2 BB: 2 P: 22	R: 0 E: 0 K: 0 S: 12	H: 0 LOB: 1 BB: 1 P: 21	R: 0 E: 0 K: 2 S: 8	H: 0 LOB: 0 BB: 0 P: 12	R: 0 E: 0 K: 0 S: 5	H: 1 LOB: 1 BB: 0 P: 8	1B: 6 2B: 2 3B: 0 HR: 1	SF: 0 SAC: 0 DP: 1 HBP: 0	WP: 1 PB: 1 SB: 1 CS: 0	PA: 39							
PITCHER	IP	WLS	BF	H	R	ER	SO	BB	IBB	HBP	BLK	WP	HR	S	P	ERA	WHIP										
Jason Bere, R (1, 1) ERA: 6.39	4.1		22	8	4	4	2	4	0	0	0	0	1	33	64	8.31	2.769										
Dennys Reyes, L (5, 1) ERA: 1.95	1.2	W	6	0	0	0	1	1	0	0	0	0	0	11	21	0.00	0.600										
Scott Sullivan, R (7, 1) ERA: 2.0	0.2	H	3	0	0	0	0	1	0	0	0	0	0	7	13	0.00	1.500										
Gabe White, L (7, 1) ERA: 4.4	1.1	H	4	0	0	0	2	0	0	0	0	0	0	13	20	0.00	0.000										
Danny Graves, R (9, 1) ERA: 3.89	1.0	S	4	1	0	0	0	0	0	0	0	1	0	5	8	0.00	1.000										

Arizona Diamondbacks @ Cincinnati Reds
Cinergy Field, Cincinnati, OH
Tue May 04 1999, 7:05 PM EDT
Att: 14,660 - Unknown - 78 F

AB	33
R	4
H	9
RBI	4
BB	6
SO	5
LOB	19



Batter	1	2	3	4	5	6	7	8	9	AB	R	H	RBI	BB	SO	LOB	BOTTOM										
Mike Cameron, R (1, 8) OBP: 0.377, SLG: 0.473	K		G1-3		CS 1B		S BB			3	0	1	0	1	1	0											
Jeffrey Hammonds, R (1, 9) OBP: 0.172, SLG: 0.148	G6-3		G5-3		F8		K			4	0	0	0	0	1	2											
Sean Casey, L (1, 3) OBP: 0.404, SLG: 0.578	G3-1		K		G3		IBB			3	0	0	0	1	1	1											
Greg Vaughn, R (1, 7) OBP: 0.327, SLG: 0.365		E6 FC1-6		S 1B 1B		HR BB			P3	3	2	1	0	1	0	2											
Barry Larkin, R (1, 6) OBP: 0.283, SLG: 0.375		FC1-6 2B		S 1B 1B		HR			P9	4	3	2	2	0	0	1											
Aaron Boone, R (1, 5) OBP: 0.260, SLG: 0.295		2B 1B		K		F8			K	4	1	1	0	0	2	2											
Brian Johnson, R (1, 2) OBP: 0.231, SLG: 0.421 Gabe White, L (7, 1) Mark Sweeney, L (8, PH) OBP: 0.462, SLG: 1.000 Danny Graves, R (9, 1)				K		G6-3			K	3	0	1	2	0	1	2											
Pokey Reese, R (1, 4) OBP: 0.321, SLG: 0.397 Chris Stynes, R (7, 4) OBP: 0.300, SLG: 0.067				K		G3-1			K	0	0	0	0	0	0	0											
Jason Bere, R (1, 1) OBP: 0.364, SLG: 0.300 Dennys Reyes, R (5, 1) Scott Sullivan, R (7, 1) Eddie Taubensee, L (7, 2) OBP: 0.308, SLG: 0.448				K		F7				2	0	0	0	0	2	2											
Inning Stats	R: 0 E: 0 K: 1 S: 6	H: 0 LOB: 0 BB: 0 P: 12	R: 2 E: 1 K: 1 S: 15	H: 2 LOB: 1 BB: 0 P: 20	R: 0 E: 0 K: 1 S: 7	H: 0 LOB: 0 BB: 0 P: 10	R: 2 E: 0 K: 3 S: 23	H: 3 LOB: 1 BB: 0 P: 32	R: 0 E: 0 K: 0 S: 10	H: 1 LOB: 0 BB: 0 P: 13	R: 2 E: 0 K: 0 S: 13	H: 1 LOB: 2 BB: 1 P: 22	R: 0 E: 0 K: 1 S: 9	H: 0 LOB: 2 BB: 2 P: 22	R: 0 E: 0 K: 2 S: 9	H: 0 LOB: 0 BB: 0 P: 11	1B: 5 2B: 1 3B: 0 HR: 1	SF: 0 SAC: 0 DP: 0 HBP: 0	WP: 0 PB: 0 SB: 3 CS: 1	PA: 34							
PITCHER	IP	WLS	BF	H	R	ER	SO	BB	IBB	HBP	BLK	WP	HR	S	P	ERA	WHIP										
Omar Daal, L (1, 1) ERA: 3.99	6.0	L	26	7	0	0	3	1	1	0	0	0	0	18	109	0.00	0.500										
John Frascatore, R (7, 1) ERA: 3.31	2.0		8	0	0	0	3	1	1	0	0	0	0	18	33	0.00	0.500										

Arizona Diamondbacks @ Cincinnati Reds
Cinergy Field, Cincinnati, OH
Tue May 04 1999, 7:05 PM EDT
Att: 14,660 - Unknown - 78 F

AB	31
R	6
H	7
RBI	6
BB	3
SO	9
LOB	13



Batter	1	2	3	4	5	6	7	8	9	AB	R	H	RBI	BB	SO	LOB	TOP										
Curtis Goodwin, L OBP: 0.286, SLG: 0.357 (1, 8)	F8 1B	G5-3			G4-3		G4-3			4	0	1	0	0	0	2	Chicago Cubs @ Cincinnati Reds Cinergy Field, Cincinnati, OH Fri May 07 1999, 7:05 PM EDT Att: 26,533 - Unknown - 72 F livebaseballscorecards.com										
Mickey Morandini, L OBP: 0.314, SLG: 0.363 (1, 4)	F9		L7		G5-3		P6			4	0	0	0	0	0	1											
Sammy Sosa, R OBP: 0.350, SLG: 0.510 (1, 9)	SAFE 1-2 1B		K			WP G4-3 1B BB	G5-3			3	1	1	0	1	1	0											
Mark Grace, L OBP: 0.434, SLG: 0.489 (1, 3)	F8 2-3		G4-3		G4-3			K		4	0	0	0	0	1	3											
Henry Rodriguez, L OBP: 0.403, SLG: 0.526 Gary Gaetti, R OBP: 0.263, SLG: 0.347 (1, 7) (8, 5)	P6			F7		P5		K		4	0	0	0	0	1	3											
José Hernández, R OBP: 0.343, SLG: 0.375 (1, 6)		K		G5-3		1B BB		K		3	1	0	0	1	2	0											
Tyler Houston, L OBP: 0.429, SLG: 0.594 Lance Johnson, L OBP: 0.365, SLG: 0.340 (1, 5) (8, 8)									F7	2	0	2	1	1	0	0											
Benito Santiago, R OBP: 0.327, SLG: 0.386 (1, 2)										1	0	0	0	0	0	0											
Kevin Tapani, R Glenallen Hill, R OBP: 0.500, SLG: 0.881 Rod Beck, R (9, 1) (9, 1)					L7		P4		K	2	0	0	0	1	0	2											
Inning Stats	R: 0 E: 0 K: 1 S: 8	H: 2 LOB: 2 BB: 0 P: 11	R: 0 E: 0 K: 1 S: 16	H: 1 LOB: 2 BB: 2 P: 29	R: 0 E: 0 K: 1 S: 9	H: 0 LOB: 0 BB: 0 P: 15	R: 0 E: 0 K: 0 S: 8	H: 1 LOB: 1 BB: 0 P: 10	R: 0 E: 0 K: 0 S: 5	H: 0 LOB: 0 BB: 0 P: 8	R: 2 E: 0 K: 0 S: 14	H: 2 LOB: 2 BB: 2 P: 26	R: 0 E: 0 K: 3 S: 9	H: 0 LOB: 0 BB: 0 P: 15	R: 0 E: 0 K: 3 S: 9	H: 0 LOB: 0 BB: 0 P: 15		R: 0 E: 0 K: 1 S: 8	H: 0 LOB: 0 BB: 0 P: 13	1B: 5 2B: 1 3B: 0 HR: 0	SF: 0 SAC: 0 DP: 0 HBP: 0	WP: 1 PB: 0 SB: 0 CS: 1	PA: 36				
PITCHER	IP	WLS	BF	H	R	ER	SO	BB	IBB	HBP	BLK	WP	HR	S	P	ERA	WHIP										
Pete Harnisch, R ERA: 3.27 (1, 1)	7.0		30	6	2	2	2	4	0	0	0	1	0	69	114	2.57	1.429										
Dennys Reyes, L ERA: 1.75 (8, 1)	1.0		3	0	0	0	3	0	0	0	0	0	0	9	15	0.00	0.000										
Danny Graves, R ERA: 3.48 (9, 1)	1.0	W	3	0	0	0	1	0	0	0	0	0	0	8	13	0.00	0.000										

Batter	1	2	3	4	5	6	7	8	9	AB	R	H	RBI	BB	SO	LOB	BOTTOM										
Mike Cameron, R OBP: 0.357, SLG: 0.440 (1, 8)	CS 1B		K		G6-3		E5		G4-3	5	0	1	0	0	1	2	Chicago Cubs @ Cincinnati Reds Cinergy Field, Cincinnati, OH Fri May 07 1999, 7:05 PM EDT Att: 26,533 - Unknown - 72 F livebaseballscorecards.com										
Michael Tucker, L OBP: 0.286, SLG: 0.250 (1, 9)	F7 1-2			F7		FC5-4 1B	P4		2B 1B	5	1	2	0	0	0	3											
Greg Vaughn, R OBP: 0.310, SLG: 0.340 (1, 7)	K			1B		FC5-4 1-2 BB		F8	F8	5	0	1	0	0	1	2											
Sean Casey, L OBP: 0.407, SLG: 0.606 Chris Stynes, R OBP: 0.296, SLG: 0.063 (1, 3) (9, PR)				L4		F8			HR 2B	5	1	3	1	0	0	2											
Barry Larkin, R OBP: 0.298, SLG: 0.388 (1, 6)	F8			1B				BB 1B	2B	4	0	3	2	1	0	1											
Eddie Taubensee, L OBP: 0.290, SLG: 0.419 (1, 2)	L7			G4-3		G1-3		F8		4	0	0	0	0	0	6											
Aaron Boone, R OBP: 0.263, SLG: 0.314 (1, 5)					L6		G6-3		BB 1B	4	0	1	0	0	1	1											
Pokey Reese, R OBP: 0.341, SLG: 0.405 (1, 4)				G5-3		SH5-4 1B				3	0	2	0	1	0	0											
Pete Harnisch, S OBP: 0.083, SLG: 0.083 Mark Sweeney, L OBP: 0.429, SLG: 0.917 Dennys Reyes, R (8, 1) Dmitri Young, S OBP: 0.246, SLG: 0.232 Danny Graves, R (9, 1)				K		SH5-4 1B		F7	G4-3	1	0	0	0	0	1	0											
Inning Stats	R: 0 E: 0 K: 1 S: 7	H: 1 LOB: 1 BB: 0 P: 13	R: 0 E: 0 K: 1 S: 11	H: 1 LOB: 1 BB: 0 P: 15	R: 0 E: 0 K: 2 S: 9	H: 0 LOB: 0 BB: 0 P: 13	R: 0 E: 0 K: 0 S: 12	H: 2 LOB: 2 BB: 0 P: 13	R: 0 E: 0 K: 0 S: 7	H: 1 LOB: 1 BB: 0 P: 9	R: 0 E: 0 K: 0 S: 9	H: 1 LOB: 2 BB: 1 P: 18	R: 0 E: 1 K: 0 S: 10	H: 1 LOB: 2 BB: 0 P: 14	R: 1 E: 0 K: 0 S: 13	H: 3 LOB: 3 BB: 1 P: 21		R: 2 E: 0 K: 0 S: 11	H: 3 LOB: 1 BB: 0 P: 18	1B: 10 2B: 2 3B: 0 HR: 1	SF: 0 SAC: 1 DP: 0 HBP: 0	WP: 0 PB: 0 SB: 0 CS: 1	PA: 41				
PITCHER	IP	WLS	BF	H	R	ER	SO	BB	IBB	HBP	BLK	WP	HR	S	P	ERA	WHIP										
Kevin Tapani, R ERA: 2.25 (1, 1)	8.0		36	10	1	1	4	2	0	0	0	0	0	78	116	1.12	1.500										
Rod Beck, R ERA: 9.0 (9, 1)	0.2	L	5	3	2	2	0	0	0	0	0	0	0	11	18	27.00	4.500										

Batter	1	2	3	4	5	6	7	8	9	AB R H RBI BB SO LOB	TOP										
Lance Johnson, L (1, 8) OBP: 0.350, SLG: 0.324	L8		G3		G3		F7		G4-3	5 0 0 0 0 0 0	Chicago Cubs @ Cincinnati Reds Cinergy Field, Cincinnati, OH Sat May 08 1999, 1:15 PM EDT Att: 28,993 - Cloudy - 62 F										
José Hernández, R (1, 6) OBP: 0.355, SLG: 0.413	F9		2B		K		HR		BB	4 2 2 1 1 1 0											
Mark Grace, L (1, 3) OBP: 0.441, SLG: 0.505	BB		1B		1B		L9		F9	5 2 3 1 0 0 1											
Sammy Sosa, R (1, 9) OBP: 0.361, SLG: 0.538	1B		SF9		K		HR		F8	4 1 2 1 1 1 2											
Benito Santiago, R (1, 2) OBP: 0.343, SLG: 0.477	1B		SF9		HR		HR			3 2 3 4 0 0 0											
Henry Rodríguez, L (1, 7) OBP: 0.391, SLG: 0.508	K		K		K		G3			2 0 0 0 0 2 3											
Curtis Goodwin, L (3, 7) OBP: 0.250, SLG: 0.313	K		K		K		G3			2 0 0 0 0 1 0											
Gary Gaetti, R (1, 5) OBP: 0.262, SLG: 0.355			F8		F9		2B		F7	4 0 1 0 0 0 0											
Mickey Morandini, L (1, 4) OBP: 0.302, SLG: 0.347	L8		L8		L7		F7		P5	4 0 0 0 0 0 1											
Jon Lieber, L (1, 1) Manny Alexander, R (8, PH) Terry Mulholland, R (8, 1) Rod Beck, R (9, 1)	K		K		G4-3		G3		P4	3 0 0 0 0 1 1 1 0											
Inning Stats	R: 1 E: 0 K: 1 S: 14	H: 2 LOB: 2 BB: 1 P: 26	R: 0 E: 0 K: 1 S: 8	H: 0 LOB: 0 BB: 0 P: 11	R: 2 E: 0 K: 1 S: 13	H: 3 LOB: 1 BB: 0 P: 21	R: 0 E: 0 K: 0 S: 3	H: 0 LOB: 0 BB: 0 P: 3	R: 0 E: 0 K: 2 S: 11	H: 1 LOB: 1 BB: 0 P: 18	R: 1 E: 0 K: 0 S: 12	H: 2 LOB: 1 BB: 0 P: 17	R: 3 E: 0 K: 0 S: 12	H: 3 LOB: 0 BB: 0 P: 18	R: 0 E: 0 K: 0 S: 9	H: 0 LOB: 0 BB: 0 P: 13	R: 0 E: 0 K: 0 S: 8	H: 0 LOB: 1 BB: 1 P: 19	1B: 5 2B: 2 3B: 0 HR: 4	SF: 1 SAC: 0 DP: 0 HBP: 0	WP: 0 PA: 40 PB: 0 SB: 0 CS: 0
PITCHER	IP WLS BF H R ER SO BB IBB HBP BLK WP HR S P ERA WHIP											PITCHER	IP WLS BF H R ER SO BB IBB HBP BLK WP HR S P ERA WHIP								
Denny Neagle, L (1, 1) ERA: 5.89	6.0 L 27 8 4 4 6 1 0 0 0 0 0 1 61 96 6.00 1.500																				
Gabe White, L (7, 1) ERA: 5.51	2.0 9 3 3 3 0 0 0 0 0 0 0 3 21 31 13.50 1.500																				
Scott Sullivan, R (9, 1) ERA: 1.71	1.0 4 0 0 0 0 0 1 0 0 0 0 0 8 19 0.00 1.000																				

AB	37
R	7
H	11
RBI	7
BB	2
SO	6
LOB	8



Batter	1	2	3	4	5	6	7	8	9	AB R H RBI BB SO LOB	BOTTOM										
Mike Cameron, R (1, 8) OBP: 0.342, SLG: 0.419	K		K		K		G6-3		K	5 0 0 0 0 4 4	Chicago Cubs @ Cincinnati Reds Cinergy Field, Cincinnati, OH Sat May 08 1999, 1:15 PM EDT Att: 28,993 - Cloudy - 62 F										
Michael Tucker, L (1, 9) OBP: 0.258, SLG: 0.255			G3				G3		G5-3	3 0 1 1 0 0 0 0											
Jeffrey Hammonds, R (8, PH) OBP: 0.147, SLG: 0.125	FC7-4								F7	1 0 0 0 0 0 0 2											
Hal Morris, L (9, PH) OBP: 0.421, SLG: 0.438	1B								F7	5 2 1 1 0 1 3											
Greg Vaughn, R (1, 7) OBP: 0.305, SLG: 0.364	FC7-4						G5-3		HR	3 2 3 2 1 0 0											
Sean Casey, L (1, 3) OBP: 0.429, SLG: 0.647	HR						1B		1B	3 0 1 0 1 0 1											
Barry Larkin, R (1, 6) OBP: 0.305, SLG: 0.387	P4						1B		BB	3 0 1 0 1 0 1											
Eddie Taubensee, L (1, 2) OBP: 0.292, SLG: 0.415									F8	3 0 1 1 0 0 0											
Dmitri Young, S (8, PH) OBP: 0.242, SLG: 0.228	G3-1								F8	1 0 0 0 0 0 2											
Scott Sullivan, R (9, 1) ERA: 1.71									FC5-4	0 0 0 0 0 0 0											
Aaron Boone, R (1, 5) OBP: 0.287, SLG: 0.315									1B	3 0 1 0 0 0 2											
Gabe White, L (7, 1) ERA: 5.51	G5-3								G6-3	0 0 0 0 0 0 0											
Brian Johnson, R (8, PH) OBP: 0.233, SLG: 0.429										1 0 0 0 0 0 2											
Pokey Reese, R (1, 4) OBP: 0.347, SLG: 0.409									1B	4 0 2 0 0 1 0											
Denny Neagle, L (1, 1) ERA: 5.89									F7	1 0 0 0 0 0 0											
Mark Lewis, R (7, 5) OBP: 0.325, SLG: 0.436									1B	2 0 1 0 0 0 0											
Inning Stats	R: 2 E: 0 K: 1 S: 12	H: 2 LOB: 0 BB: 0 P: 19	R: 0 E: 0 K: 1 S: 8	H: 0 LOB: 0 BB: 0 P: 10	R: 0 E: 0 K: 1 S: 7	H: 0 LOB: 0 BB: 0 P: 9	R: 0 E: 0 K: 1 S: 5	H: 1 LOB: 0 BB: 0 P: 9	R: 0 E: 0 K: 1 S: 11	H: 2 LOB: 2 BB: 0 P: 17	R: 1 E: 0 K: 0 S: 9	H: 2 LOB: 2 BB: 1 P: 16	R: 0 E: 0 K: 0 S: 8	H: 0 LOB: 0 BB: 0 P: 10	R: 1 E: 0 K: 0 S: 10	H: 2 LOB: 2 BB: 1 P: 17	R: 0 E: 0 K: 1 S: 10	H: 2 LOB: 2 BB: 0 P: 13	1B: 9 2B: 0 3B: 0 HR: 2	SF: 0 SAC: 1 DP: 1 HBP: 0	WP: 0 PA: 39 PB: 0 SB: 0 CS: 0
PITCHER	IP WLS BF H R ER SO BB IBB HBP BLK WP HR S P ERA WHIP											PITCHER	IP WLS BF H R ER SO BB IBB HBP BLK WP HR S P ERA WHIP								
Jon Lieber, R (1, 1) ERA: 3.9	7.0 W 28 7 3 3 5 1 0 0 0 0 0 1 60 90 3.86 1.143																				
Terry Mulholland, L (8, 1) ERA: 4.06	1.0 8 4 1 1 0 1 0 0 0 0 0 1 14 22 9.00 5.000																				
Rod Beck, R (9, 1) ERA: 6.31	1.0 S 3 0 0 0 0 0 0 0 0 0 0 0 6 8 0.00 0.000																				

AB	36
R	4
H	11
RBI	4
BB	2
SO	6
LOB	16



Batter	1	2	3	4	5	6	7	8	9	AB	R	H	RBI	BB	SO	LOB	TOP
Mark Loretta, R OBP: 0.297, SLG: 0.343 (1, 6)	L7		G3-1		G5-3		K			4	0	0	0	0	1	1	Milwaukee Brewers @ Cincinnati Reds Cinergy Field, Cincinnati, OH Tue May 11 1999, 7:05 PM EDT Att: 15,629 - Unknown - 81 F
Ronnie Belliard, R (1, 4)	P4		F9		BB			G1-3		3	0	0	0	1	0	0	
Jeff Cirillo, R OBP: 0.393, SLG: 0.442 (1, 5)	S BB		K		FC5			G6-3		3	0	0	0	1	1	2	
Jeremy Burnitz, L OBP: 0.360, SLG: 0.550 (1, 9)	P5				G4-3			G3-1		4	0	0	0	0	0	1	
Sean Berry, R OBP: 0.333, SLG: 0.398 Alex Ochoa, R OBP: 0.314, SLG: 0.367 (2, 7) (6, 8)		E6 1B SF7		S 1B				G4-3		1	1	0	0	0	0	0	
Dave Nilsson, L OBP: 0.347, SLG: 0.482 (1, 2)			F7		K			1B		4	0	2	0	0	1	2	
Marquis Grissom, R Jim Abbott, L (6, 1) (9, PH)			P3		K			1B		3	0	0	0	0	2	4	
Bobby Hughes, R OBP: 0.297, SLG: 0.472 (9, PH)								FC6-4 1B		1	0	1	0	0	0	0	
Lou Collier, R OBP: 0.333, SLG: 0.188 (2, 6)		SF7			FC5 SH2-4 BB			G6-3		2	0	0	1	1	1	2	
21 Cal Eldred, R Brian Banks, S OBP: 0.227, SLG: 0.200 (6, 7)			K		SH2-4			G6-3		1	0	0	0	0	1	1	
Inning Stats	R: 0 E: 0 K: 0 S: 9	H: 0 LOB: 1 BB: 1 P: 18	R: 1 E: 1 K: 1 S: 13	H: 1 LOB: 1 BB: 0 P: 22	R: 0 E: 0 K: 1 S: 16	H: 1 LOB: 1 BB: 0 P: 24	R: 0 E: 0 K: 2 S: 10	H: 0 LOB: 2 BB: 1 P: 17	R: 0 E: 0 K: 1 S: 13	H: 0 LOB: 0 BB: 0 P: 18	R: 0 E: 0 K: 0 S: 9	H: 2 LOB: 2 BB: 0 P: 15	1B: 4 2B: 0 3B: 0 HR: 0	SF: 1 SAC: 1 DP: 0 HBP: 0	WP: 0 PB: 0 SB: 2 CS: 0	PA: 36	
PITCHER	IP WLS BF H R ER SO BB IBB HBP BLK WP HR S P ERA WHIP																
Steve Avery, L ERA: 2.56 Dennys Reyes, L ERA: 1.47 Scott Sullivan, R ERA: 1.57 Gabe White, L ERA: 5.19	5.0 W 21 2 1 0 3 3 0 0 0 0 0 0 22 35 0.00 1.000																

Batter	1	2	3	4	5	6	7	8	9	AB	R	H	RBI	BB	SO	LOB	BOTTOM			
Mike Cameron, R OBP: 0.346, SLG: 0.435 (1, 8)	S 1B				L7			G5-3		5	1	3	0	0	0	2	Milwaukee Brewers @ Cincinnati Reds Cinergy Field, Cincinnati, OH Tue May 11 1999, 7:05 PM EDT Att: 15,629 - Unknown - 81 F			
Dmitri Young, S OBP: 0.257, SLG: 0.286 Michael Tucker, L OBP: 0.296, SLG: 0.327 (1, 9) (7, 9)	F7		G4-3		HR			L8		4	1	1	2	0	0	4				
Greg Vaughn, R OBP: 0.332, SLG: 0.411 Jeffrey Hammonds, R OBP: 0.167, SLG: 0.147 (1, 7) (8, 7)	F7		G3-1		E8 FC5-4 1B			G4-3		4	1	0	0	0	1	1				
Sean Casey, L OBP: 0.421, SLG: 0.618 Scott Sullivan, R Gabe White, L (9, 1)	HR 1B		L9		FC5-4 BB			F7		3	1	1	1	1	0	0				
Barry Larkin, R OBP: 0.310, SLG: 0.407 (1, 6)	HR 1B		F9		FC5-4 1B			1B		4	1	2	2	0	0	2				
Eddie Taubensee, L OBP: 0.289, SLG: 0.406 (1, 2)	P6				P2			G3		4	0	1	1	0	0	1				
Mark Lewis, R OBP: 0.292, SLG: 0.404 (1, 5)			G6-3		L7			F9		4	1	0	0	0	0	2				
Pokey Reese, R OBP: 0.350, SLG: 0.406 (1, 4)		L9			L8			F8		4	0	0	0	0	0	1				
Steve Avery, L OBP: 0.077, SLG: 0.077 Mark Sweeney, L OBP: 0.500, SLG: 0.923 Dennys Reyes, R Hal Morris, L OBP: 0.429, SLG: 0.500 (5, PH) (8, 3)								HR 1B		1	0	1	0	0	0	0				
Inning Stats	R: 3 E: 0 K: 0 S: 13	H: 3 LOB: 0 BB: 0 P: 19	R: 0 E: 0 K: 0 S: 10	H: 2 LOB: 2 BB: 0 P: 17	R: 0 E: 0 K: 0 S: 6	H: 0 LOB: 0 BB: 0 P: 7	R: 0 E: 0 K: 0 S: 7	H: 0 LOB: 0 BB: 0 P: 12	R: 3 E: 1 K: 1 S: 18	H: 3 LOB: 2 BB: 1 P: 29	R: 0 E: 0 K: 1 S: 11	H: 1 LOB: 1 BB: 0 P: 16	R: 0 E: 0 K: 1 S: 7	H: 1 LOB: 1 BB: 0 P: 13	R: 3 E: 1 K: 3 S: 14	H: 2 LOB: 0 BB: 0 P: 26		1B: 8 2B: 1 3B: 0 HR: 3	SF: 0 SAC: 0 DP: 0 HBP: 0	WP: 2 PB: 0 SB: 2 CS: 0
PITCHER	IP WLS BF H R ER SO BB IBB HBP BLK WP HR S P ERA WHIP																			
21 Cal Eldred, R ERA: 5.56 Jim Abbott, L ERA: 8.74	2.1 L 11 3 3 0 1 0 0 0 0 0 2 1 25 45 0.00 1.286																			

Batter	1	2	3	4	5	6	7	8	9	AB	R	H	RBI	BB	SO	LOB	TOP								
Mark Loretta, R OBP: 0.309, SLG: 0.364 (1, 6)										5	1	3	1	0	0	0	Milwaukee Brewers @ Cincinnati Reds Cinergy Field, Cincinnati, OH Wed May 12 1999, 7:05 PM EDT Att: 14,546 - Unknown - 79 F								
Rich Becker, L OBP: 0.390, SLG: 0.353 (1, 8)										4	0	1	1	1	1	1									
Jeff Cirillo, R OBP: 0.386, SLG: 0.432 (1, 5)										5	1	1	0	0	1	5									
Jeremy Burnitz, L OBP: 0.362, SLG: 0.579 (1, 9)										5	2	2	2	0	1	1									
Dave Nilsson, L OBP: 0.364, SLG: 0.562 (1, 2)										4	2	3	3	0	1	0									
Geoff Jenkins, L OBP: 0.376, SLG: 0.605 (1, 7)										4	1	1	1	0	2	1									
Brian Banks, S OBP: 0.269, SLG: 0.250 (1, 3)										4	1	2	0	0	0	1									
Ronnie Belliard, R OBP: 0.250, SLG: 0.143 (1, 4)										4	0	1	0	0	1	2									
Scott Karl, L OBP: 0.133, SLG: 0.200 (1, 1)										2	0	1	0	0	0	0									
AI Reyes, R OBP: 0.306, SLG: 0.355 (8, PH)										0	0	0	0	0	0	0									
Bob Wickman, R (8, 1)										0	0	0	0	0	0	0									
Inning Stats	R: 0 E: 0 K: 0 S: 10	H: 1 LOB: 1 BB: 0 P: 16	R: 2 E: 0 K: 0 S: 16	H: 4 LOB: 3 BB: 1 P: 32	R: 0 E: 0 K: 2 S: 7	H: 0 LOB: 0 BB: 0 P: 11	R: 2 E: 0 K: 1 S: 13	H: 4 LOB: 1 BB: 0 P: 21	R: 2 E: 0 K: 1 S: 14	H: 3 LOB: 0 BB: 0 P: 19	R: 0 E: 0 K: 0 S: 7	H: 0 LOB: 0 BB: 0 P: 9	R: 2 E: 0 K: 1 S: 11	H: 3 LOB: 0 BB: 0 P: 16	R: 0 E: 0 K: 1 S: 8	H: 0 LOB: 0 BB: 0 P: 11	R: 0 E: 0 K: 2 S: 9	H: 0 LOB: 0 BB: 0 P: 16	1B: 9 2B: 2 3B: 0 HR: 4	SF: 0 SAC: 1 DP: 2 HBP: 0	WP: 1 PB: 0 SB: 1 CS: 0	PA: 40			
PITCHER	IP	WLS	BF	H	R	ER	SO	BB	IBB	HBP	BLK	WP	HR	S	P	ERA	WHIP								
Pete Harnisch, R ERA: 3.97 (1, 1)	4.0	L	22	10	5	5	2	1	0	0	0	0	2	48	84	11.25	2.750								
Gabe White, L ERA: 5.4 (5, 1)	1.0		4	2	1	1	1	0	0	0	0	0	1	12	15	9.00	2.000								
Scott Sullivan, R ERA: 1.86 (6, 1)	1.0		4	1	1	1	0	0	0	0	0	0	0	8	11	9.00	1.000								
Dennys Reyes, L ERA: 1.86 (7, 1)	1.0		4	2	1	1	1	0	0	0	0	1	1	10	14	9.00	2.000								
Scott Williamson, R ERA: 2.75 (8, 1)	2.0		6	0	0	0	3	0	0	0	0	0	0	17	27	0.00	0.000								

Batter	1	2	3	4	5	6	7	8	9	AB	R	H	RBI	BB	SO	LOB	BOTTOM								
Mike Cameron, R OBP: 0.356, SLG: 0.450 (1, 8)										5	2	3	0	0	0	0	Milwaukee Brewers @ Cincinnati Reds Cinergy Field, Cincinnati, OH Wed May 12 1999, 7:05 PM EDT Att: 14,546 - Unknown - 79 F								
Jeffrey Hammonds, R OBP: 0.200, SLG: 0.139 (1, 9)										2	1	0	0	2	0	1									
Michael Tucker, L OBP: 0.309, SLG: 0.400 (9, PH)										1	1	1	2	0	0	0									
Greg Vaughn, R OBP: 0.305, SLG: 0.405 (1, 7)										4	1	1	2	1	0	2									
Sean Casey, L OBP: 0.424, SLG: 0.619 (1, 3)										3	1	1	0	0	0	3									
Scott Williamson, R OBP: 0.254, SLG: 0.281 (9, PH)										1	0	0	0	0	0	0									
Barry Larkin, R OBP: 0.321, SLG: 0.432 (1, 6)										5	0	3	3	0	0	0									
Mark Lewis, R OBP: 0.288, SLG: 0.412 (1, 5)										4	0	1	0	0	0	4									
Brian Johnson, R OBP: 0.255, SLG: 0.480 (1, 2)										4	0	0	0	0	3	2									
Pokey Reese, R OBP: 0.355, SLG: 0.420 (1, 4)										4	1	2	0	0	0	1									
Pete Harnisch, S OBP: 0.077, SLG: 0.077 (5, 1)										1	0	0	0	0	0	0									
Chris Stynes, R OBP: 0.059 (5, PH)										0	0	0	0	0	0	0									
Scott Sullivan, R (6, 1)										0	0	0	0	0	0	0									
Dennys Reyes, R (7, 1)										0	0	0	0	0	0	0									
Aaron Boone, R OBP: 0.262, SLG: 0.309 (7, PH)										1	0	0	0	0	0	0									
Hal Morris, L OBP: 0.260, SLG: 0.474 (8, 3)										1	0	0	0	0	0	0									
Inning Stats	R: 0 E: 0 K: 0 S: 4	H: 0 LOB: 0 BB: 1 P: 9	R: 0 E: 0 K: 1 S: 10	H: 1 LOB: 1 BB: 0 P: 15	R: 0 E: 0 K: 0 S: 6	H: 1 LOB: 0 BB: 0 P: 9	R: 1 E: 2 K: 0 S: 8	H: 2 LOB: 1 BB: 0 P: 9	R: 1 E: 0 K: 1 S: 11	H: 2 LOB: 3 BB: 2 P: 21	R: 0 E: 0 K: 1 S: 7	H: 1 LOB: 1 BB: 0 P: 10	R: 3 E: 0 K: 0 S: 12	H: 3 LOB: 1 BB: 0 P: 24	R: 0 E: 0 K: 1 S: 9	H: 0 LOB: 0 BB: 0 P: 14	R: 2 E: 0 K: 0 S: 11	H: 2 LOB: 0 BB: 0 P: 19	1B: 5 2B: 6 3B: 0 HR: 1	SF: 0 SAC: 0 DP: 2 HBP: 1	WP: 0 PB: 0 SB: 1 CS: 0	PA: 41			
PITCHER	IP	WLS	BF	H	R	ER	SO	BB	IBB	HBP	BLK	WP	HR	S	P	ERA	WHIP								
Scott Karl, L ERA: 3.6 (1, 1)	6.2	W	31	9	5	4	3	3	0	1	0	0	0	54	90	5.40	1.800								
AI Reyes, R ERA: 1.1 (7, 1)	0.1		2	1	0	0	0	0	0	0	0	0	0	4	7	0.00	3.000								
Bob Wickman, R ERA: 4.0 (8, 1)	2.0	S	8	2	2	2	1	0	0	0	0	0	1	20	33	9.00	1.000								



Batter	1	2	3	4	5	6	7	8	9	AB	R	H	RBI	BB	SO	LOB	TOP											
Quilvio Veras, S OBP: 0.336, SLG: 0.287	1-2 1B SF7 HBP		0-0 F9		2-1 G6-3		2-3 K		1-0 1B	4	1	1	1	0	1	0	San Diego Padres @ Cincinnati Reds Cinergy Field, Cincinnati, OH Fri May 14 1999, 7:05 PM EDT Att: 20,877 - Cloudy - 66 F											
Reggie Sanders, R OBP: 0.407, SLG: 0.579	2-1 F8		0-1 G3-6-3 1B		4-2 BB		0-0 F8		0-3 K 3-H	4	0	1	0	1	1	2												
Tony Gwynn, L OBP: 0.430, SLG: 0.513	2-1 BB 1-3 1B		2-0 G3-6-3 1-2		1-0 P3				2-1 G5-3	4	0	1	0	0	0	2												
Jim Leivritz, R OBP: 0.337, SLG: 0.526	3-2 SF7				1-0 HR				0-0 G6-3	3	1	1	2	0	0	0												
Wally Joyner, L OBP: 0.394, SLG: 0.323	3-H BB				1-0 G5-3				3-2 L8	0	0	0	0	0	0	0												
Phil Nevin, R OBP: 0.309, SLG: 0.500	4-1 1-2 BB				1-0 HR				3-1 2B HBP	4	2	2	3	0	0	0												
Eric Owens, R OBP: 0.339, SLG: 0.455	0-0 F9				2-0 HR				1-0 G4-3 1-H	4	2	2	3	0	0	0												
George Arias, R OBP: 0.313, SLG: 0.548		2-1 F8			0-0 F8				1-3 K	4	0	0	0	0	1	1												
Chris Gomez, R OBP: 0.290, SLG: 0.247		2-1 G5-3			0-0 F8				1-1 G4-3	3	0	0	0	0	0	1												
Andy Ashby, R	0-1 G6-3				1-1 F9				1-1 G4-3	3	0	0	0	0	1	0												
Ed Vosberg, L									2-3 K	0	0	0	0	0	0	0												
Dan Miceli, R									2-3 K	0	0	0	0	0	0	0												
Trevor Hoffman, R									2-3 K	1	0	0	0	0	0	1												
Inning Stats	R: 1 E: 0 K: 0 S: 11	H: 1 LOB: 2 BB: 1 P: 23	R: 0 E: 0 K: 0 S: 6	H: 0 LOB: 0 BB: 0 P: 10	R: 0 E: 0 K: 1 S: 4	H: 1 LOB: 0 BB: 0 P: 6	R: 2 E: 0 K: 1 S: 12	H: 2 LOB: 0 BB: 0 P: 18	R: 0 E: 0 K: 0 S: 7	H: 0 LOB: 1 BB: 1 P: 15	R: 2 E: 0 K: 0 S: 7	H: 2 LOB: 0 BB: 0 P: 12	R: 0 E: 0 K: 2 S: 7	H: 0 LOB: 0 BB: 0 P: 11	R: 0 E: 0 K: 0 S: 7	H: 0 LOB: 0 BB: 0 P: 12	R: 2 E: 0 K: 2 S: 13	H: 2 LOB: 1 BB: 0 P: 20	1B: 3 2B: 2 3B: 0 HR: 3	SF: 1 SAC: 0 DP: 1 HBP: 2	WP: 0 PB: 0 SB: 0 CS: 0	PA: 38						
PITCHER	IP	WLS	BF	H	R	ER	SO	BB	IBB	HBP	BLK	WP	HR	S	P	ERA	WHIP											
Denny Neagle, L ERA: 6.46	(1, 1)	5.1	L	24	6	5	5	1	2	0	1	0	0	3	43	78	8.44	1.500										
Scott Sullivan, R ERA: 1.75	(6, 1)	1.2		5	0	0	0	2	0	0	0	0	0	0	11	17	0.00	0.000										
Danny Graves, R ERA: 3.8	(8, 1)	2.0		9	2	2	2	2	0	0	1	0	0	0	20	32	9.00	1.000										

AB 33
R 7
H 8
RBI 7
BB 2
SO 5
LOB 8



Batter	1	2	3	4	5	6	7	8	9	AB	R	H	RBI	BB	SO	LOB	BOTTOM											
Mike Cameron, R OBP: 0.357, SLG: 0.444	2-3 K		3-1 E5 G1-6-3		4-2 S BB		0-1 1B		0-0 G6-3	4	0	1	0	1	1	0	San Diego Padres @ Cincinnati Reds Cinergy Field, Cincinnati, OH Fri May 14 1999, 7:05 PM EDT Att: 20,877 - Cloudy - 66 F											
Barry Larkin, R OBP: 0.309, SLG: 0.415	3-2 G6-3		1-0 G1-6-3 1-2		2-0 G6-3 1-2		1-3 K		0-3 K	5	0	0	0	0	2	3												
Sean Casey, L OBP: 0.442, SLG: 0.658	1-1 1B				0-0 HR				1-1 F9 1B	4	2	4	1	0	0	0												
Chris Stynes, R OBP: 0.273, SLG: 0.059					0-1 HR				0-1 BB 1B	4	1	2	1	0	0	2												
Greg Vaughn, R OBP: 0.311, SLG: 0.435	0-0 F7				1-0 HR				1-2 BB 1B	4	1	2	1	0	0	2												
Dmitri Young, S OBP: 0.240, SLG: 0.265			0-0 F8		1-0 G3-1				3-2 F9	4	0	0	0	0	1	3												
Eddie Taubensee, L OBP: 0.304, SLG: 0.417					1-1 G6-3				2-3 K	3	0	2	1	0	0	0												
Brian Johnson, R OBP: 0.250, SLG: 0.471					1-1 G6-3				1-3 K	1	0	0	0	0	1	3												
Mark Lewis, R OBP: 0.471, SLG: 0.857					1-1 G6-3				4-2 L5	3	0	0	0	0	1	2												
Hal Morris, L OBP: 0.435, SLG: 0.474					1-1 G6-3				1-2 BB	0	0	0	0	1	0	0												
Pokey Reese, R OBP: 0.342, SLG: 0.404			2-1 F9		1-1 L7				0-0 P3	4	0	0	0	0	0	4												
Denny Neagle, L					0-0 G4-3				0-0 L4	2	0	0	0	0	1	0												
Scott Sullivan, R										0	0	0	0	0	0	0												
Mark Sweeney, L OBP: 0.471, SLG: 0.857	(7, PH)									1	0	0	0	0	1	0												
Danny Graves, R	(8, 1)									0	0	0	0	0	0	0												
Michael Tucker, L OBP: 0.304, SLG: 0.392	(9, PH)									1	0	0	0	0	0	0												
Inning Stats	R: 0 E: 0 K: 1 S: 9	H: 1 LOB: 1 BB: 0 P: 15	R: 0 E: 0 K: 1 S: 8	H: 1 LOB: 0 BB: 0 P: 10	R: 0 E: 1 K: 0 S: 4	H: 0 LOB: 0 BB: 0 P: 8	R: 2 E: 0 K: 0 S: 8	H: 2 LOB: 0 BB: 0 P: 11	R: 0 E: 0 K: 1 S: 9	H: 0 LOB: 1 BB: 1 P: 15	R: 1 E: 0 K: 0 S: 13	H: 2 LOB: 1 BB: 0 P: 16	R: 0 E: 0 K: 2 S: 11	H: 1 LOB: 0 BB: 0 P: 16	R: 0 E: 0 K: 1 S: 16	H: 2 LOB: 3 BB: 1 P: 25	R: 0 E: 0 K: 1 S: 5	H: 0 LOB: 0 BB: 0 P: 5	1B: 7 2B: 0 3B: 0 HR: 2	SF: 0 SAC: 0 DP: 1 HBP: 0	WP: 0 PB: 0 SB: 1 CS: 0	PA: 38						
PITCHER	IP	WLS	BF	H	R	ER	SO	BB	IBB	HBP	BLK	WP	HR	S	P	ERA	WHIP											
Andy Ashby, R ERA: 3.0	(1, 1)	7.0	W	31	9	3	3	6	1	0	0	0	0	0	66	96	3.86	1.429										
Ed Vosberg, L ERA: 6.0	(8, 1)	0.1	H	1	0	0	0	0	0	0	0	0	0	5	8	0.00	0.000											
Dan Miceli, R ERA: 4.5	(8, 1)	0.1	H	1	0	0	0	1	0	0	0	0	0	3	4	0.00	0.000											
Trevor Hoffman, R ERA: 3.14	(8, 1)	1.1	S	5	0	0	0	1	0	0	0	0	0	9	13	0.00	0.750											

AB 36
R 3
H 9
RBI 3
BB 2
SO 8
LOB 17



Batter	1	2	3	4	5	6	7	8	9	AB	R	H	RBI	BB	SO	LOB	TOP				
Quilvio Veras, S OBP: 0.331, SLG: 0.293	F9		2B			E S 1B		K		4	0	2	0	0	1	0					
Reggie Sanders, R OBP: 0.380, SLG: 0.534	P2		F9			K		P4		4	0	0	0	0	1	2					
Tony Gwynn, L OBP: 0.420, SLG: 0.496	G4-3			F7		F8		1B 1B		4	0	1	0	0	0	1					
John Vander Wal, L OBP: 0.351, SLG: 0.426		BB		K			K	K		3	0	0	0	1	3	1					
Greg Myers, L OBP: 0.426, SLG: 0.500	K			F8			P6			4	0	1	0	0	1	1					
Dave Magadan, L OBP: 0.333, SLG: 0.294	L7				G4-3		E8		1B	4	0	0	0	0	0	3					
George Arias, R OBP: 0.286, SLG: 0.500	K				K		P4			3	0	0	0	0	2	2					
Chris Gomez, R OBP: 0.284, SLG: 0.241			F9					G6-3		2	0	0	0	0	0	0					
Eric Owens, R OBP: 0.344, SLG: 0.450					G6-3					1	0	0	0	0	0	0					
Damian Jackson, R OBP: 0.300, SLG: 0.333										0	0	0	0	0	0	0					
Woody Williams, R OBP: 0.278, SLG: 0.313			P4							2	0	0	0	0	0	0					
Wally Joyner, L OBP: 0.309, SLG: 0.308						F9				1	0	0	0	0	0	0					
Brian Boehringer, S OBP: 0.300, SLG: 0.333								P6		0	0	0	0	0	0	0					
Inning Stats	R: 0 E: 0 K: 0 S: 5	H: 0 LOB: 0 BB: 0 P: 7	R: 0 E: 0 K: 2 S: 9	H: 0 LOB: 1 BB: 1 P: 17	R: 0 E: 0 K: 0 S: 9	H: 1 LOB: 1 BB: 0 P: 16	R: 0 E: 0 K: 1 S: 7	H: 0 LOB: 0 BB: 0 P: 10	R: 0 E: 0 K: 1 S: 6	H: 0 LOB: 1 BB: 0 P: 9	R: 0 E: 1 K: 1 S: 13	H: 0 LOB: 1 BB: 0 P: 16	R: 0 E: 0 K: 1 S: 8	H: 0 LOB: 0 BB: 0 P: 11	R: 0 E: 0 K: 1 S: 8	H: 2 LOB: 2 BB: 0 P: 10	1B: 3 2B: 1 3B: 0 HR: 0	SF: 0 SAC: 0 DP: 0 HBP: 0	WP: 0 PB: 0 SB: 1 CS: 0	PA: 33	
PITCHER	IP WLS BF H R ER SO BB IBB HBP BLK WP HR S P ERA WHIP	IP WLS BF H R ER SO BB IBB HBP BLK WP HR S P ERA WHIP	IP WLS BF H R ER SO BB IBB HBP BLK WP HR S P ERA WHIP	IP WLS BF H R ER SO BB IBB HBP BLK WP HR S P ERA WHIP	IP WLS BF H R ER SO BB IBB HBP BLK WP HR S P ERA WHIP	IP WLS BF H R ER SO BB IBB HBP BLK WP HR S P ERA WHIP	IP WLS BF H R ER SO BB IBB HBP BLK WP HR S P ERA WHIP	IP WLS BF H R ER SO BB IBB HBP BLK WP HR S P ERA WHIP	IP WLS BF H R ER SO BB IBB HBP BLK WP HR S P ERA WHIP	IP WLS BF H R ER SO BB IBB HBP BLK WP HR S P ERA WHIP	IP WLS BF H R ER SO BB IBB HBP BLK WP HR S P ERA WHIP	IP WLS BF H R ER SO BB IBB HBP BLK WP HR S P ERA WHIP	IP WLS BF H R ER SO BB IBB HBP BLK WP HR S P ERA WHIP	IP WLS BF H R ER SO BB IBB HBP BLK WP HR S P ERA WHIP	IP WLS BF H R ER SO BB IBB HBP BLK WP HR S P ERA WHIP	IP WLS BF H R ER SO BB IBB HBP BLK WP HR S P ERA WHIP	IP WLS BF H R ER SO BB IBB HBP BLK WP HR S P ERA WHIP	IP WLS BF H R ER SO BB IBB HBP BLK WP HR S P ERA WHIP	IP WLS BF H R ER SO BB IBB HBP BLK WP HR S P ERA WHIP	IP WLS BF H R ER SO BB IBB HBP BLK WP HR S P ERA WHIP	IP WLS BF H R ER SO BB IBB HBP BLK WP HR S P ERA WHIP

San Diego Padres @ Cincinnati Reds
Cinergy Field, Cincinnati, OH
Sun May 16 1999, 1:15 PM EDT
Att: 26,843 - Unknown - 77 F

AB 32
R 0
H 4
RBI 0
BB 1
SO 8
LOB 10



Batter	1	2	3	4	5	6	7	8	9	AB	R	H	RBI	BB	SO	LOB	BOTTOM				
Mike Cameron, R OBP: 0.365, SLG: 0.500	F8		HR			HR		K		4	2	2	2	0	1	0					
Barry Larkin, R OBP: 0.306, SLG: 0.408	G5-3		L3			2B		K		4	0	1	0	0	1	0					
Sean Casey, L OBP: 0.426, SLG: 0.645	G3			F7		F9				3	0	0	0	0	0	1					
Greg Vaughn, R OBP: 0.290, SLG: 0.410		F7		G5-3		F8				3	0	0	0	0	0	1					
Jeffrey Hammonds, R OBP: 0.200, SLG: 0.139										0	0	0	0	0	0	0					
Michael Tucker, L OBP: 0.300, SLG: 0.382				G4-3		G3				3	0	1	0	0	0	1					
Eddie Taubensee, L OBP: 0.301, SLG: 0.421		F7			1B 2B			G3-1		3	1	1	0	0	0	1					
Mark Lewis, R OBP: 0.290, SLG: 0.433		F9			G6-4-3 2H 1B			F9		3	0	1	1	0	0	1					
Pokey Reese, R OBP: 0.325, SLG: 0.382						G6-4-3		G4-3		3	0	0	0	0	0	1					
Brett Tomko, R OBP: 0.200, SLG: 0.200										3	0	0	0	0	3	0					
Scott Williamson, R ERA: 2.38								K		0	0	0	0	0	0	0					
Inning Stats	R: 0 E: 0 K: 0 S: 5	H: 0 LOB: 0 BB: 0 P: 9	R: 0 E: 0 K: 0 S: 10	H: 1 LOB: 1 BB: 0 P: 12	R: 1 E: 0 K: 1 S: 10	H: 1 LOB: 0 BB: 0 P: 14	R: 0 E: 0 K: 0 S: 6	H: 0 LOB: 0 BB: 0 P: 8	R: 1 E: 0 K: 1 S: 8	H: 2 LOB: 0 BB: 0 P: 9	R: 1 E: 0 K: 0 S: 11	H: 2 LOB: 1 BB: 0 P: 20	R: 0 E: 0 K: 0 S: 9	H: 0 LOB: 0 BB: 0 P: 14	R: 0 E: 0 K: 3 S: 14	H: 0 LOB: 0 BB: 0 P: 18	1B: 2 2B: 2 3B: 0 HR: 2	SF: 0 SAC: 0 DP: 1 HBP: 0	WP: 0 PB: 0 SB: 0 CS: 0	PA: 29	
PITCHER	IP WLS BF H R ER SO BB IBB HBP BLK WP HR S P ERA WHIP	IP WLS BF H R ER SO BB IBB HBP BLK WP HR S P ERA WHIP	IP WLS BF H R ER SO BB IBB HBP BLK WP HR S P ERA WHIP	IP WLS BF H R ER SO BB IBB HBP BLK WP HR S P ERA WHIP	IP WLS BF H R ER SO BB IBB HBP BLK WP HR S P ERA WHIP	IP WLS BF H R ER SO BB IBB HBP BLK WP HR S P ERA WHIP	IP WLS BF H R ER SO BB IBB HBP BLK WP HR S P ERA WHIP	IP WLS BF H R ER SO BB IBB HBP BLK WP HR S P ERA WHIP	IP WLS BF H R ER SO BB IBB HBP BLK WP HR S P ERA WHIP	IP WLS BF H R ER SO BB IBB HBP BLK WP HR S P ERA WHIP	IP WLS BF H R ER SO BB IBB HBP BLK WP HR S P ERA WHIP	IP WLS BF H R ER SO BB IBB HBP BLK WP HR S P ERA WHIP	IP WLS BF H R ER SO BB IBB HBP BLK WP HR S P ERA WHIP	IP WLS BF H R ER SO BB IBB HBP BLK WP HR S P ERA WHIP	IP WLS BF H R ER SO BB IBB HBP BLK WP HR S P ERA WHIP	IP WLS BF H R ER SO BB IBB HBP BLK WP HR S P ERA WHIP	IP WLS BF H R ER SO BB IBB HBP BLK WP HR S P ERA WHIP	IP WLS BF H R ER SO BB IBB HBP BLK WP HR S P ERA WHIP	IP WLS BF H R ER SO BB IBB HBP BLK WP HR S P ERA WHIP	IP WLS BF H R ER SO BB IBB HBP BLK WP HR S P ERA WHIP	IP WLS BF H R ER SO BB IBB HBP BLK WP HR S P ERA WHIP

San Diego Padres @ Cincinnati Reds
Cinergy Field, Cincinnati, OH
Sun May 16 1999, 1:15 PM EDT
Att: 26,843 - Unknown - 77 F

AB 29
R 3
H 6
RBI 3
BB 0
SO 5
LOB 6



Batter	1	2	3	4	5	6	7	8	9	AB	R	H	RBI	BB	SO	LOB	TOP									
Mike Cameron, R OBP: 0.354, SLG: 0.475	1-3 K	0-2 L6				1-3 K	1-2 G6-3		4-0 2B BB	4	1	0	0	1	2	3										
Barry Larkin, R OBP: 0.318, SLG: 0.401	1-1 G6-3		2-1 G3-6 1B			1-2 G4-3	4-0 G1-4-3 E BB		4-1 2B BB	3	1	1	0	2	0	0										
Sean Casey, L OBP: 0.425, SLG: 0.672	3-1 2B		0-0 G3-6 1-2			1-1 G3	0-1 E6 G1-4-3		0-0 1-H 2-H 2B	5	0	2	2	0	0	2										
Greg Vaughn, R OBP: 0.305, SLG: 0.426	4-0 BB		3-2 1B			4-2 HR BB	0-0 G1-4-3 1-2 2-3		1-0 L4	3	1	1	0	2	0	3										
Michael Tucker, L OBP: 0.273, SLG: 0.344	1-3 K		2-3 K			3-3 K	0-1 6-3		2-2 G3	5	0	0	0	0	3	6										
Mark Lewis, R OBP: 0.300, SLG: 0.463		1-0 G4-3			1-0 F9		0-0 HR		3-1 G4-3	4	1	1	2	0	0	0										
Eddie Taubensee, L OBP: 0.308, SLG: 0.417		1-0 SH2-4 BB 1B			1-1 G4-3		0-0 FC6 1B		3-1 G1-3	4	0	2	0	0	0	0										
Pokey Reese, R OBP: 0.344, SLG: 0.402		4-1 SH2-4 BB			1-2 1B		0-0 FC6 1-2 1B		3-3 K	3	1	1	0	1	1	1										
Jason Bere, R OBP: 0.273, SLG: 0.273		0-0 SH2-4			1-3 K		1-1 1B		2-1 BB BB 1B	0	0	0	0	0	0	0										
Scott Sullivan, R OBP: 0.274, SLG: 0.313										1	0	0	0	0	1	1										
Ron Villone, L ERA: 8.54										0	0	0	0	0	0	0										
Jeffrey Hammonds, R OBP: 0.228, SLG: 0.310										1	0	0	1	0	0	0										
Danny Graves, R ERA: 3.38										0	0	0	0	0	0	0										
Hal Morris, L OBP: 0.242, SLG: 0.300										1	0	1	0	0	0	0										
Chris Stynes, R OBP: 0.273, SLG: 0.259										0	0	0	0	0	0	0										
Scott Williamson, R ERA: 2.28										0	0	0	0	0	0	0										
Inning Stats	R: 0 E: 0 K: 2 S: 11	H: 1 LOB: 2 BB: 1 P: 21	R: 0 E: 0 K: 0 S: 7	H: 1 LOB: 2 BB: 1 P: 13	R: 0 E: 0 K: 1 S: 11	H: 2 LOB: 1 BB: 0 P: 18	R: 0 E: 0 K: 1 S: 9	H: 1 LOB: 1 BB: 0 P: 13	R: 0 E: 0 K: 1 S: 9	H: 0 LOB: 0 BB: 0 P: 12	R: 3 E: 0 K: 1 S: 15	H: 3 LOB: 1 BB: 1 P: 24	R: 0 E: 1 K: 0 S: 5	H: 0 LOB: 0 BB: 1 P: 9	R: 0 E: 0 K: 1 S: 7	H: 0 LOB: 0 BB: 0 P: 16	R: 2 E: 0 K: 0 S: 8	H: 2 LOB: 1 BB: 2 P: 21	1B: 7 2B: 2 3B: 0 HR: 1	SF: 0 SAC: 1 DP: 2 HBP: 0	WP: 0 PB: 0 SB: 3 CS: 0	PA: 41				
PITCHER	IP	WLS	BF	H	R	ER	SO	BB	IBB	HBP	BLK	WP	HR	S	P	ERA	WHIP									
Mark Brownson, R ERA: 5.06	(1, 1)	5.1	25	7	3	3	6	3	0	0	0	0	0	1	56	93	5.06	1.875								
Mike DeJean, R ERA: 8.54	(6, 1)	1.2	B	7	1	0	0	1	0	0	0	0	0	0	11	17	0.00	1.200								
Curt Leskanic, R ERA: 7.16	(8, 1)	1.0	L	5	1	2	2	1	1	0	0	0	0	0	9	24	18.00	2.000								
David Wainhouse, R ERA: 8.1	(9, 1)	1.0		4	1	0	0	0	1	0	0	0	0	0	6	13	0.00	2.000								

Cincinnati Reds @ Colorado Rockies
Coors Field, Denver, CO
Tue May 18 1999, 7:05 PM MDT
Att: 40,032 - Cloudy - 74 F

AB	34
R	5
H	10
RBI	5
BB	6
SO	7
LOB	16



Batter	1	2	3	4	5	6	7	8	9	AB	R	H	RBI	BB	SO	LOB	BOTTOM									
Darryl Hamilton, L OBP: 0.381, SLG: 0.421	2-1 BB SF8 1B	2-2 1-2 2-3 1B		0-1 G1-3					4-0 3 DI BB	4	1	3	0	1	0	0										
3 Mike Lansing, R OBP: 0.347, SLG: 0.449	2-0 BB BB 1B	1-0 F9		3-2 L6			1 SAFE 0-3 1B		2-0 F7	5	0	1	0	0	1	5										
Larry Walker, L OBP: 0.478, SLG: 0.784	4-1 BB 1-2 2-3 BB	0-0 SF8		2-3 K			1 SAFE 1-0 BB 1B		0-0 FC5-4 1B	2	0	1	1	1	1	0										
Dante Bichette, R OBP: 0.331, SLG: 0.467	1-1 SF8	1-1 F7		0-1 L4			1 SAFE 0-0 FC5-4		1-2 1B	3	0	0	1	0	0	4										
Vinny Castilla, R OBP: 0.353, SLG: 0.470	4-2 1-2 2-3 BB			0-0 F9			1 SAFE 0-3 K		1-0 G4-3	3	0	0	0	1	1	0										
17 Todd Helton, L OBP: 0.350, SLG: 0.500	2-2 P5		1-2 HR				1 SAFE 0-0 G6-3		0-1 F7	4	1	1	1	0	0	3										
Neifi Perez, S OBP: 0.273, SLG: 0.372	3-1 F8		2-2 P4				1-1 G3		1-0 L9	4	0	0	0	0	0	3										
Henry Blanco, R OBP: 0.324, SLG: 0.394		4-1 1B SH SF8 BB		0-0 F8			3-2 F9		0-1 F8	2	1	0	0	1	0	0										
Angel Echevarria, R OBP: 0.303, SLG: 0.567										1	0	0	0	0	0	0										
Mark Brownson, L ERA: 6.61	(1, 1)	1.0	10	3	2	1	0	3	0	0	0	0	0	0	0	0										
Mike DeJean, R ERA: 1.88	(6, 1)	3.0	10	1	1	1	0	0	0	0	0	0	0	0	0	0										
Lenny Harris, L OBP: 0.228, SLG: 0.310	(7, PH)	1.0	3	0	0	0	2	0	0	0	0	0	0	0	0	0										
Curt Leskanic, R ERA: 3.38	(8, 1)	3.0	W	11	2	0	2	0	0	0	0	0	0	0	0	0										
David Wainhouse, L ERA: 8.1	(9, 1)	1.0	S	4	0	0	0	1	0	0	0	0	0	0	0	0										
Jeff Reed, L OBP: 0.301, SLG: 0.300	(9, PH)																									
Inning Stats	R: 1 E: 0 K: 0 S: 13	H: 2 LOB: 3 BB: 2 P: 31	R: 1 E: 1 K: 0 S: 9	H: 1 LOB: 2 BB: 1 P: 19	R: 1 E: 0 K: 0 S: 9	H: 1 LOB: 0 BB: 0 P: 12	R: 0 E: 0 K: 0 S: 12	H: 0 LOB: 0 BB: 0 P: 16	R: 0 E: 0 K: 2 S: 8	H: 0 LOB: 0 BB: 0 P: 10	R: 0 E: 0 K: 0 S: 6	H: 0 LOB: 2 BB: 0 P: 10	R: 0 E: 1 K: 2 S: 11	H: 2 LOB: 2 BB: 0 P: 15	R: 0 E: 0 K: 0 S: 4	H: 0 LOB: 0 BB: 0 P: 6	R: 0 E: 0 K: 0 S: 4	H: 0 LOB: 1 BB: 1 P: 11	1B: 5 2B: 0 3B: 0 HR: 1	SF: 2 SAC: 1 DP: 0 HBP: 0	WP: 0 PB: 0 SB: 0 CS: 0	PA: 38				
PITCHER	IP	WLS	BF	H	R	ER	SO	BB	IBB	HBP	BLK	WP	HR	S	P	ERA	WHIP									
Jason Bere, R ERA: 6.61	(1, 1)	1.0	10	3	2	1	0	3	0	0	0	0	0	0	0	0	6.000	6.000								
Scott Sullivan, R ERA: 1.88	(2, 1)	3.0	10	1	1	1	0	0	0	0	0	0	1	25	34	3.00	0.333									
Ron Villone, L ERA: 8.54	(5, 1)	1.0	3	0	0	0	2	0	0	0	0	0	0	8	10	0.00	0.000									
Danny Graves, R ERA: 3.38	(6, 1)	3.0	W	11	2	0	2	0	0	0	0	0	0	21	31	0.00	0.667									
Scott Williamson, R ERA: 2.28	(9, 1)	1.0	S	4	0	0	0	1	0	0	0	0	0	4	11	0.00	1.000									

Cincinnati Reds @ Colorado Rockies
Coors Field, Denver, CO
Tue May 18 1999, 7:05 PM MDT
Att: 40,032 - Cloudy - 74 F

AB	31
R	3
H	6
RBI	3
BB	4
SO	4
LOB	15



Batter	1	2	3	4	5	6	7	8	9	AB	R	H	RBI	BB	SO	LOB	TOP						
Mike Cameron, R (1, 8) OBP: 0.365, SLG: 0.477										4	0	1	0	0	2	2	<p>Cincinnati Reds @ San Diego Padres Qualcomm Stadium, San Diego, CA Fri May 21 1999, 10:05 PM EDT Att: 21,951 - Cloudy - 60 F</p> <p>livebaseballscorecards.com</p> <p>AB 36 R 4 H 10 RBI 4 BB 2 SO 12 LOB 16</p>						
Barry Larkin, R (1, 6) OBP: 0.327, SLG: 0.404										4	0	1	0	1	0	3							
Sean Casey, L (1, 3) OBP: 0.449, SLG: 0.713										5	0	2	1	0	1	4							
Greg Vaughn, R (1, 7) OBP: 0.304, SLG: 0.424										4	0	0	0	0	3	3							
Jeffrey Hammonds, R (1, 9) OBP: 0.264, SLG: 0.417										4	0	0	0	0	3	1							
Eddie Taubensee, L (1, 2) OBP: 0.305, SLG: 0.402										3	0	0	0	1	1	1							
Mark Lewis, R (1, 5) OBP: 0.321, SLG: 0.519										4	1	1	1	0	0	1							
Pokey Reese, R (1, 4) OBP: 0.360, SLG: 0.441										4	2	3	0	0	0	0							
Brett Tomko, R (1, 1) OBP: 0.182, SLG: 0.182										1	0	0	0	0	1	1							
Scott Sullivan, R (4, 1)										1	0	0	0	0	1	0							
Dmitri Young, S (7, PH) OBP: 0.225, SLG: 0.263										1	1	1	1	0	0	0							
Danny Graves, R (7, 1)										0	0	0	0	0	0	0							
Hal Morris, L (9, PH) OBP: 0.482, SLG: 0.500										1	0	1	1	0	0	0							
Inning Stats	R: 0 E: 0 K: 1 S: 8	H: 1 LOB: 1 BB: 0 P: 15	R: 0 E: 0 K: 1 S: 7	H: 0 LOB: 0 BB: 0 P: 11	R: 0 E: 0 K: 1 S: 6	H: 1 LOB: 2 BB: 1 P: 12	R: 0 E: 0 K: 2 S: 10	H: 0 LOB: 1 BB: 0 P: 19	R: 0 E: 0 K: 1 S: 10	H: 1 LOB: 1 BB: 0 P: 13	R: 0 E: 0 K: 2 S: 16	H: 1 LOB: 1 BB: 0 P: 26	R: 3 E: 0 K: 2 S: 19	H: 4 LOB: 1 BB: 0 P: 30	R: 0 E: 0 K: 1 S: 7	H: 0 LOB: 0 BB: 0 P: 12		R: 1 E: 0 K: 1 S: 9	H: 2 LOB: 1 BB: 0 P: 14	1B: 7 2B: 2 3B: 0 HR: 1	SF: 0 SAC: 1 DP: 0 HBP: 0	WP: 0 PB: 0 SB: 1 CS: 0	PA: 39
PITCHER	IP WLS BF H R ER SO BB IBB HBP BLK WP HR S P ERA WHIP																						
Woody Williams, R (1, 1) ERA: 3.49	6.0 W 26 6 2 2 8 2 0 0 0 0 1 63 104 3.00 1.333																						
Brian Boehringer, R (7, 1) ERA: 3.28	1.1 H 6 2 1 1 3 0 0 0 0 0 0 0 17 27 6.75 1.500																						
Ed Vosberg, L (8, 1) ERA: 5.68	0.1 H 1 0 0 0 0 0 0 0 0 0 0 0 1 3 0.00 0.000																						
Dan Miceli, R (8, 1) ERA: 4.96	0.1 H 1 0 0 0 0 0 0 0 0 0 0 0 2 4 0.00 0.000																						
Trevor Hoffman, R (9, 1) ERA: 3.31	1.0 S 5 2 1 1 1 0 0 0 0 0 0 0 9 14 9.00 2.000																						

Batter	1	2	3	4	5	6	7	8	9	AB	R	H	RBI	BB	SO	LOB	BOTTOM				
Quilvio Veras, S (1, 4) OBP: 0.329, SLG: 0.308										5	1	2	0	0	2	3	<p>Cincinnati Reds @ San Diego Padres Qualcomm Stadium, San Diego, CA Fri May 21 1999, 10:05 PM EDT Att: 21,951 - Cloudy - 60 F</p> <p>livebaseballscorecards.com</p> <p>AB 32 R 5 H 10 RBI 4 BB 4 SO 5 LOB 20</p>				
Eric Owens, R (1, 7) OBP: 0.351, SLG: 0.472										3	1	1	0	1	0	1					
Tony Gwynn, L (1, 9) OBP: 0.392, SLG: 0.461										1	0	0	0	0	0	1					
Phil Nevin, R (2, 7) OBP: 0.324, SLG: 0.466										3	0	0	1	0	0	2					
Dave Magadan, L (1, 5) OBP: 0.368, SLG: 0.381										4	1	2	0	0	0	2					
John Vander Wal, L (1, 3) OBP: 0.395, SLG: 0.431										2	1	1	0	2	1	1					
Trevor Hoffman, R (9, 1)										0	0	0	0	0	0	0					
Greg Myers, L (1, 2) OBP: 0.418, SLG: 0.475										4	0	0	0	0	1	4					
Ruben Rivera, R (1, 8) OBP: 0.211, SLG: 0.319										4	0	3	1	0	0	0					
Damian Jackson, R (1, 6) OBP: 0.303, SLG: 0.403										3	1	1	1	1	0	3					
Woody Williams, R (1, 1) ERA: 6.1	3.0 L 15 3 3 3 0 2 0 0 0 0 0 1 28 46 9.00 2.333																				
Scott Sullivan, R (4, 1) ERA: 1.99	3.0 12 3 1 1 3 0 0 0 0 0 0 1 28 46 3.00 1.000																				
Danny Graves, R (7, 1) ERA: 3.45	2.0 10 2 1 1 2 2 0 0 0 0 0 0 19 29 4.50 2.000																				
Inning Stats	R: 0 E: 0 K: 0 S: 11	H: 1 LOB: 0 BB: 0 P: 16	R: 1 E: 0 K: 0 S: 12	H: 2 LOB: 2 BB: 1 P: 22	R: 2 E: 0 K: 0 S: 9	H: 2 LOB: 1 BB: 1 P: 16	R: 0 E: 0 K: 1 S: 10	H: 1 LOB: 0 BB: 0 P: 15	R: 0 E: 0 K: 1 S: 9	H: 1 LOB: 1 BB: 0 P: 15	R: 1 E: 0 K: 1 S: 9	H: 1 LOB: 0 BB: 1 P: 16	R: 0 E: 0 K: 0 S: 8	H: 0 LOB: 1 BB: 1 P: 12	R: 1 E: 0 K: 2 S: 11	H: 2 LOB: 2 BB: 1 P: 17		1B: 7 2B: 2 3B: 0 HR: 1	SF: 1 SAC: 0 DP: 1 HBP: 0	WP: 0 PB: 0 SB: 3 CS: 0	PA: 37
PITCHER	IP WLS BF H R ER SO BB IBB HBP BLK WP HR S P ERA WHIP																				
Brett Tomko, R (1, 1) ERA: 6.1	3.0 L 15 3 3 3 0 2 0 0 0 0 0 1 28 46 9.00 2.333																				
Scott Sullivan, R (4, 1) ERA: 1.99	3.0 12 3 1 1 3 0 0 0 0 0 0 1 28 46 3.00 1.000																				
Danny Graves, R (7, 1) ERA: 3.45	2.0 10 2 1 1 2 2 0 0 0 0 0 0 19 29 4.50 2.000																				

Batter	1	2	3	4	5	6	7	8	9	AB	R	H	RBI	BB	SO	LOB	TOP					
Mike Cameron, R (1, 8) OBP: 0.362, SLG: 0.477	F8		G5-3		FC5-2		2B			4	0	1	0	0	0	3	Cincinnati Reds @ San Diego Padres Qualcomm Stadium, San Diego, CA Sat May 22, 1999, 10:05 PM EDT Att: 49,465 - Unknown - 64 F livebaseballscorecards.com					
Pokey Reese, R (1, 4) OBP: 0.357, SLG: 0.435	G5-3			G3	F9		G6-3			4	1	1	0	0	0	3						
Sean Casey, L (1, 3) OBP: 0.438, SLG: 0.694	K2-3			G3		G3		G4-3		4	0	0	0	0	1	1						
Greg Vaughn, R (1, 7) OBP: 0.309, SLG: 0.430 Michael Tucker, L (8, 9) OBP: 0.269, SLG: 0.339		G5-3		G3			F7			3	0	1	1	1	0	0						
Barry Larkin, R (1, 6) OBP: 0.325, SLG: 0.400				P3		G6-3		P8		4	0	1	0	0	0	2						
Mark Lewis, R (1, 5) OBP: 0.318, SLG: 0.506		G6-4-3		F7						4	0	1	0	0	0	2						
Jeffrey Hammonds, R (1, 9) OBP: 0.263, SLG: 0.404			G1-3		SH1-4		FC5-4			4	1	1	0	0	0	1						
Eddie Taubensee, L (1, 2) OBP: 0.313, SLG: 0.407			SH1-4		FC5-2		K			4	0	2	0	0	1	1						
Pete Harnisch, S (1, 1) OBP: 0.111, SLG: 0.278			SH1-4		SH1-4					1	1	1	2	0	0	0						
Inning Stats	R: 0 E: 0 K: 1 S: 5	H: 0 LOB: 0 BB: 0 P: 7	R: 0 E: 0 K: 0 S: 9	H: 1 LOB: 0 BB: 0 P: 13	R: 0 E: 0 K: 0 S: 11	H: 1 LOB: 0 BB: 0 P: 16	R: 1 E: 0 K: 0 S: 10	H: 2 LOB: 1 BB: 0 P: 19	R: 0 E: 0 K: 0 S: 11	H: 2 LOB: 2 BB: 0 P: 16	R: 0 E: 0 K: 0 S: 6	H: 0 LOB: 0 BB: 1 P: 13	R: 2 E: 0 K: 1 S: 12	H: 3 LOB: 1 BB: 0 P: 16	R: 0 E: 0 K: 0 S: 3	H: 0 LOB: 0 BB: 0 P: 7		R: 0 E: 0 K: 0 S: 6	H: 0 LOB: 0 BB: 0 P: 11	1B: 6 2B: 2 3B: 0 HR: 1	SF: 0 SAC: 2 DP: 1 HBP: 0	WP: 0 PB: 0 SB: 2 CS: 1
PITCHER	IP	WLS	BF	H	R	ER	SO	BB	IBB	HBP	BLK	WP	HR	S	P	ERA	WHIP					
Heath Murray, L (1, 1) ERA: 4.05	6.2	L	28	9	3	3	2	1	0	0	0	0	1	61	95	4.05	1.500					
Donnie Wall, R (7, 1) ERA: 2.37	1.1		4	0	0	0	0	0	0	0	0	0	0	6	12	0.00	0.000					
Carlos Reyes, R (9, 1) ERA: 4.15	1.0		3	0	0	0	0	0	0	0	0	0	0	6	11	0.00	0.000					

Batter	1	2	3	4	5	6	7	8	9	AB	R	H	RBI	BB	SO	LOB	BOTTOM					
Quilvio Veras, S (1, 4) OBP: 0.340, SLG: 0.324					K					3	0	2	0	1	1	1	Cincinnati Reds @ San Diego Padres Qualcomm Stadium, San Diego, CA Sat May 22, 1999, 10:05 PM EDT Att: 49,465 - Unknown - 64 F livebaseballscorecards.com					
Eric Owens, R (1, 9) OBP: 0.333, SLG: 0.447	L4		K2-3			F9		G4-3		4	0	0	0	0	1	3						
Reggie Sanders, R (1, 7) OBP: 0.351, SLG: 0.478	G6-3				G6-3		G5-3			4	0	0	0	0	0	1						
Dave Magadan, L (1, 3) OBP: 0.364, SLG: 0.386	F8					L8				4	0	1	0	0	0	1						
Greg Myers, L (1, 2) OBP: 0.394, SLG: 0.444		G3			F9		L4			4	0	0	0	0	0	1						
George Arias, R (1, 5) OBP: 0.281, SLG: 0.395		F8			F8		F9			3	0	0	0	0	0	1						
Ruben Rivera, R (1, 8) OBP: 0.204, SLG: 0.309					G6-3		G5-3			3	0	0	0	0	1	0						
Damian Jackson, R (1, 6) OBP: 0.293, SLG: 0.388					B3		P3			3	0	0	0	0	0	0						
Heath Murray, L (1, 1) Donne Wall, R (7, 1) John Vander Wal, L (8, PH) OBP: 0.391, SLG: 0.425 Carlos Reyes, S (9, 1)					K					1	0	0	0	1	1	0						
Inning Stats	R: 0 E: 0 K: 0 S: 8	H: 1 LOB: 1 BB: 0 P: 13	R: 0 E: 0 K: 1 S: 8	H: 0 LOB: 0 BB: 0 P: 11	R: 0 E: 0 K: 2 S: 9	H: 0 LOB: 1 BB: 1 P: 15	R: 0 E: 0 K: 0 S: 8	H: 1 LOB: 0 BB: 0 P: 13	R: 0 E: 0 K: 1 S: 8	H: 0 LOB: 1 BB: 1 P: 13	R: 0 E: 0 K: 0 S: 6	H: 0 LOB: 0 BB: 0 P: 6	R: 0 E: 0 K: 0 S: 9	H: 0 LOB: 0 BB: 0 P: 13	R: 0 E: 0 K: 0 S: 8	H: 1 LOB: 1 BB: 0 P: 14		R: 0 E: 0 K: 0 S: 6	H: 0 LOB: 0 BB: 0 P: 7	1B: 1 2B: 2 3B: 0 HR: 0	SF: 0 SAC: 0 DP: 0 HBP: 0	WP: 0 PB: 0 SB: 1 CS: 0
PITCHER	IP	WLS	BF	H	R	ER	SO	BB	IBB	HBP	BLK	WP	HR	S	P	ERA	WHIP					
Pete Harnisch, R (1, 1) ERA: 3.16	9.0	W	32	3	0	0	4	2	0	0	0	0	0	70	105	0.00	0.556					

Batter	1	2	3	4	5	6	7	8	9	AB	R	H	RBI	BB	SO	LOB	TOP								
Mike Cameron, R (1, 8) OBP: 0.352, SLG: 0.463	G6-3		K		L7		G5-3		K	5	0	0	0	0	2	0	<p>Cincinnati Reds @ San Diego Padres Qualcomm Stadium, San Diego, CA</p> <p>Sun May 23 1999, 5:05 PM EDT Att: 32,761 - Unknown - 67 F</p> <p>livebaseballscores.com</p>								
Pokey Reese, R (1, 4) OBP: 0.345, SLG: 0.419	P9		G5-3		P4		F7		K	5	0	0	0	0	1	0									
Hal Morris, L (1, 3) OBP: 0.467, SLG: 0.458	G4-3				G1-5-3 2B		G3		FC5-4 BB	2	1	0	0	2	0	0									
Greg Vaughn, R (1, 7) OBP: 0.392, SLG: 0.418 Scott Williamson, R (7, 1)	F9		K		E4 G3-1 BB 1B		FC5-4			4	1	0	0	0	1	2									
Barry Larkin, R (1, 6) OBP: 0.324, SLG: 0.392	F7		G1-5-3		G3-1 BB 1B		F9			3	1	0	0	1	0	1									
Michael Tucker, L (1, 9) OBP: 0.296, SLG: 0.409	1B 3B		2B 2B		G3-1 1-2 2-3		1B 1B			4	3	3	1	0	0	2									
Eddie Taubensee, L (1, 2) OBP: 0.340, SLG: 0.436	1B		2B		1B IBB		1B 1B			3	0	3	3	1	0	0									
Chris Stynes, R (1, 5) OBP: 0.240, SLG: 0.050 Dmitri Young, S (6, PH) Mark Lewis, R (6, 5) OBP: 0.314, SLG: 0.500	G4-3		K		G3-1 1-3 2-H 3-H		G6-4-3			2	0	0	0	0	1	2									
Steve Avery, L (1, 1) OBP: 0.063, SLG: 0.063 Jeffrey Hammonds, R (7, 7) OBP: 0.259, SLG: 0.359	G5-3		K		G2-3		K			3	0	0	0	0	1	2									
										1	0	0	0	0	1	0									
Inning Stats	R: 0 E: 0 K: 0 S: 5	H: 0 LOB: 0 BB: 0 P: 9	R: 1 E: 0 K: 0 S: 9	H: 2 LOB: 1 BB: 0 P: 11	R: 0 E: 0 K: 1 S: 6	H: 0 LOB: 0 BB: 0 P: 9	R: 2 E: 0 K: 2 S: 12	H: 2 LOB: 1 BB: 1 P: 24	R: 0 E: 0 K: 1 S: 11	H: 0 LOB: 0 BB: 0 P: 15	R: 2 E: 1 K: 0 S: 8	H: 1 LOB: 2 BB: 2 P: 17	R: 0 E: 0 K: 0 S: 7	H: 0 LOB: 1 BB: 1 P: 13	R: 1 E: 1 K: 0 S: 10	H: 2 LOB: 0 BB: 0 P: 14	R: 0 E: 0 K: 3 S: 9	H: 0 LOB: 0 BB: 0 P: 11	1B: 4 2B: 2 3B: 1 HR: 0	SF: 0 SAC: 0 DP: 1 HBP: 0	WP: 0 PB: 0 SB: 0 CS: 0	PA: 38			
PITCHER	IP	WLS	BF	H	R	ER	SO	BB	IBB	HBP	BLK	WP	HR	S	P	ERA	WHIP								
Matt Clement, R (1, 1) ERA: 4.47	7.0	L	31	5	5	3	4	3	1	0	0	0	0	58	98	3.86	1.143								
Ed Vosberg, L (8, 1) ERA: 5.4	0.1		3	2	1	0	0	0	0	0	0	0	0	9	12	0.00	6.000								
Dan Miceli, R (8, 1) ERA: 4.5	1.2		4	0	0	0	3	0	0	0	0	0	0	10	13	0.00	0.000								

Batter	1	2	3	4	5	6	7	8	9	AB	R	H	RBI	BB	SO	LOB	BOTTOM								
Damian Jackson, R (1, 4) OBP: 0.292, SLG: 0.373 Ed Vosberg, L (8, 1) Dan Miceli, R (8, 1) Quilvio Veras, S (9, PH) OBP: 0.338, SLG: 0.321	G5-3		S G1-3 SF9 BB		L3		K		K	3	1	0	0	1	1	1	<p>Cincinnati Reds @ San Diego Padres Qualcomm Stadium, San Diego, CA</p> <p>Sun May 23 1999, 5:05 PM EDT Att: 32,761 - Unknown - 67 F</p> <p>livebaseballscores.com</p>								
Eric Owens, R (1, 9) OBP: 0.316, SLG: 0.425	K		G1-3		G4-3		FC6-4			4	0	0	0	0	1	2									
Reggie Sanders, R (1, 7) OBP: 0.370, SLG: 0.487	1B		CS BB		G5-3 WP 1B		S BB			2	1	2	0	2	0	0									
Phil Nevin, R (1, 2) OBP: 0.306, SLG: 0.443	L6		SF9		F7		F9			3	0	0	1	0	0	3									
George Arias, R (1, 5) OBP: 0.245, SLG: 0.370 Greg Myers, L (8, PH) OBP: 0.389, SLG: 0.438	G5-3		CS		L7		G5-3		K	3	0	0	0	0	0	1									
Dave Magadan, L (1, 3) OBP: 0.377, SLG: 0.382	BB BB		BB BB		BB BB		BB BB		G6-3	1	0	0	0	3	0	1									
Ruben Rivera, R (1, 8) OBP: 0.199, SLG: 0.299 Mike Darr, L (9, PH)	K		K		L8		F9		K	3	0	0	0	0	2	3									
Chris Gomez, R (1, 6) OBP: 0.288, SLG: 0.253 John Vander Wal, L (9, PH) OBP: 0.386, SLG: 0.419	BB		L8		L8		K		K	2	0	0	0	1	1	1									
Matt Clement, R (1, 1) OBP: 0.100, SLG: 0.100 Ed Giovanola, L (7, PH)	K		BB		G4-3		FC6-4 BB		S BB	2	0	0	0	0	1	2									
										0	0	0	0	2	0	0									
Inning Stats	R: 0 E: 0 K: 1 S: 8	H: 1 LOB: 1 BB: 0 P: 12	R: 0 E: 0 K: 2 S: 11	H: 0 LOB: 2 BB: 2 P: 23	R: 1 E: 0 K: 0 S: 8	H: 0 LOB: 0 BB: 2 P: 17	R: 0 E: 0 K: 1 S: 7	H: 0 LOB: 1 BB: 1 P: 13	R: 0 E: 0 K: 0 S: 5	H: 0 LOB: 0 BB: 0 P: 8	R: 1 E: 0 K: 0 S: 9	H: 1 LOB: 1 BB: 1 P: 16	R: 0 E: 0 K: 2 S: 9	H: 0 LOB: 1 BB: 1 P: 17	R: 0 E: 0 K: 1 S: 10	H: 0 LOB: 1 BB: 1 P: 18	R: 0 E: 0 K: 3 S: 11	H: 0 LOB: 1 BB: 1 P: 21	1B: 2 2B: 0 3B: 0 HR: 0	SF: 1 SAC: 0 DP: 0 HBP: 0	WP: 1 PB: 0 SB: 4 CS: 1	PA: 38			
PITCHER	IP	WLS	BF	H	R	ER	SO	BB	IBB	HBP	BLK	WP	HR	S	P	ERA	WHIP								
Steve Avery, L (1, 1) ERA: 2.61	6.0	W	25	2	2	2	4	6	0	0	0	0	0	48	89	3.00	1.333								
Scott Williamson, R (7, 1) ERA: 2.03	3.0	S	12	0	0	0	6	3	0	0	0	0	0	30	56	0.00	1.000								

Batter	1	2	3	4	5	6	7	8	9	AB	R	H	RBI	BB	SO	LOB	TOP				
Pokey Reese, R OBP: 0.325, SLG: 0.403 (1,4) 										5	0	1	0	0	0	3	Cincinnati Reds @ Florida Marlins Pro Player Stadium, Miami, FL Fri May 28, 1999, 7:05 PM EDT Att. 14,975 - Overcast - 76 F				
Michael Tucker, L OBP: 0.322, SLG: 0.450 (1,9) 										4	0	1	0	0	1	2					
Sean Casey, L OBP: 0.433, SLG: 0.685 (1,3) 										3	1	2	0	1	0	1					
Dmitri Young, S OBP: 0.273, SLG: 0.311 (1,7) 										4	0	1	0	0	1	4					
Barry Larkin, R OBP: 0.321, SLG: 0.388 Chris Stynes, R OBP: 0.231, SLG: 0.048 (6,4) 										3	0	1	0	0	1	2					
Eddie Taubensee, L OBP: 0.351, SLG: 0.442 (1,2) 										4	0	2	1	0	1	2					
Mike Cameron, R Hal Morris, L OBP: 0.441, SLG: 0.429 (6,7) 										2	0	0	0	0	2	2					
Aaron Boone, R OBP: 0.232, SLG: 0.270 (1,5) 										4	0	0	0	0	0	4					
Steve Avery, L OBP: 0.063, SLG: 0.063 Ron Villone, L OBP: 0.507, SLG: 0.500 Mark Lewis, R OBP: 0.255, SLG: 0.478 Gabe White, L OBP: 0.290, SLG: 0.375 Jeffrey Hammonds, R OBP: 0.256, SLG: 0.375 (1,1) 										0	0	0	0	0	0	0					
Inning Stats	R: 0 E: 0 K: 2 S: 10	H: 1 LOB: 1 BB: 0 P: 14	R: 0 E: 0 K: 2 S: 10	H: 0 LOB: 0 BB: 0 P: 16	R: 0 E: 0 K: 0 S: 8	H: 0 LOB: 1 BB: 1 P: 17	R: 1 E: 0 K: 2 S: 14	H: 3 LOB: 2 BB: 0 P: 20	R: 0 E: 0 K: 0 S: 9	H: 2 LOB: 2 BB: 0 P: 17	R: 0 E: 0 K: 0 S: 7	H: 0 LOB: 0 BB: 0 P: 10	R: 0 E: 0 K: 1 S: 7	H: 1 LOB: 1 BB: 1 P: 11	R: 0 E: 0 K: 1 S: 15	H: 2 LOB: 2 BB: 0 P: 21		1B: 7 2B: 1 3B: 1 HR: 0	SF: 0 SAC: 0 DP: 1 HBP: 0	WP: 0 PB: 0 SB: 0 CS: 0	PA: 37
PITCHER	IP WLS BF H R ER SO BB IBB HBP BLK WP HR S P ERA WHIP	IP WLS BF H R ER SO BB IBB HBP BLK WP HR S P ERA WHIP	IP WLS BF H R ER SO BB IBB HBP BLK WP HR S P ERA WHIP	IP WLS BF H R ER SO BB IBB HBP BLK WP HR S P ERA WHIP	IP WLS BF H R ER SO BB IBB HBP BLK WP HR S P ERA WHIP	IP WLS BF H R ER SO BB IBB HBP BLK WP HR S P ERA WHIP	IP WLS BF H R ER SO BB IBB HBP BLK WP HR S P ERA WHIP	IP WLS BF H R ER SO BB IBB HBP BLK WP HR S P ERA WHIP	IP WLS BF H R ER SO BB IBB HBP BLK WP HR S P ERA WHIP	IP WLS BF H R ER SO BB IBB HBP BLK WP HR S P ERA WHIP	IP WLS BF H R ER SO BB IBB HBP BLK WP HR S P ERA WHIP	IP WLS BF H R ER SO BB IBB HBP BLK WP HR S P ERA WHIP	IP WLS BF H R ER SO BB IBB HBP BLK WP HR S P ERA WHIP	IP WLS BF H R ER SO BB IBB HBP BLK WP HR S P ERA WHIP	IP WLS BF H R ER SO BB IBB HBP BLK WP HR S P ERA WHIP	IP WLS BF H R ER SO BB IBB HBP BLK WP HR S P ERA WHIP	IP WLS BF H R ER SO BB IBB HBP BLK WP HR S P ERA WHIP	IP WLS BF H R ER SO BB IBB HBP BLK WP HR S P ERA WHIP	IP WLS BF H R ER SO BB IBB HBP BLK WP HR S P ERA WHIP	IP WLS BF H R ER SO BB IBB HBP BLK WP HR S P ERA WHIP	IP WLS BF H R ER SO BB IBB HBP BLK WP HR S P ERA WHIP

AB	35
R	1
H	9
RBI	1
BB	2
SO	7
LOB	25



Batter	1	2	3	4	5	6	7	8	9	AB	R	H	RBI	BB	SO	LOB	BOTTOM				
Luis Castillo, S OBP: 0.353, SLG: 0.343 (1,4) 										2	2	0	0	3	1	1	Cincinnati Reds @ Florida Marlins Pro Player Stadium, Miami, FL Fri May 28, 1999, 7:05 PM EDT Att. 14,975 - Overcast - 76 F				
Alex Gonzalez, R OBP: 0.305, SLG: 0.456 (1,6) 										4	1	1	1	0	2	1					
Cliff Floyd, L OBP: 0.339, SLG: 0.477 Mark Kotsay, L OBP: 0.290, SLG: 0.371 (1,7) 										4	1	1	2	0	0	1					
Kevin Millar, R OBP: 0.467, SLG: 0.680 (1,3) 										3	1	0	0	1	2	0					
Bruce Aven, R OBP: 0.456, SLG: 0.614 (1,9) 										3	1	1	1	1	1	0					
Preston Wilson, R OBP: 0.316, SLG: 0.571 (1,8) 										4	0	3	2	0	1	0					
Dave Berg, R OBP: 0.336, SLG: 0.387 (1,5) 										4	1	1	0	0	0	3					
Mike Redmond, R OBP: 0.338, SLG: 0.323 (1,2) 										4	0	1	1	0	2	0					
Ryan Dempster, R OBP: 0.250, SLG: 0.286 Antonio Alfonseca, R ERA: 4.5 (1,1) 										2	1	0	0	1	2	0					
Inning Stats	R: 2 E: 1 K: 1 S: 15	H: 2 LOB: 2 BB: 2 P: 28	R: 5 E: 1 K: 0 S: 13	H: 3 LOB: 1 BB: 3 P: 27	R: 0 E: 0 K: 2 S: 11	H: 0 LOB: 0 BB: 0 P: 14	R: 0 E: 0 K: 0 S: 8	H: 0 LOB: 0 BB: 0 P: 12	R: 0 E: 0 K: 3 S: 11	H: 0 LOB: 1 BB: 1 P: 18	R: 0 E: 0 K: 1 S: 7	H: 0 LOB: 0 BB: 0 P: 9	R: 1 E: 1 K: 3 S: 14	H: 2 LOB: 1 BB: 0 P: 16	R: 0 E: 0 K: 3 S: 11	H: 0 LOB: 0 BB: 0 P: 16		1B: 6 2B: 1 3B: 0 HR: 1	SF: 0 SAC: 0 DP: 0 HBP: 0	WP: 0 PB: 0 SB: 2 CS: 0	PA: 37
PITCHER	IP WLS BF H R ER SO BB IBB HBP BLK WP HR S P ERA WHIP	IP WLS BF H R ER SO BB IBB HBP BLK WP HR S P ERA WHIP	IP WLS BF H R ER SO BB IBB HBP BLK WP HR S P ERA WHIP	IP WLS BF H R ER SO BB IBB HBP BLK WP HR S P ERA WHIP	IP WLS BF H R ER SO BB IBB HBP BLK WP HR S P ERA WHIP	IP WLS BF H R ER SO BB IBB HBP BLK WP HR S P ERA WHIP	IP WLS BF H R ER SO BB IBB HBP BLK WP HR S P ERA WHIP	IP WLS BF H R ER SO BB IBB HBP BLK WP HR S P ERA WHIP	IP WLS BF H R ER SO BB IBB HBP BLK WP HR S P ERA WHIP	IP WLS BF H R ER SO BB IBB HBP BLK WP HR S P ERA WHIP	IP WLS BF H R ER SO BB IBB HBP BLK WP HR S P ERA WHIP	IP WLS BF H R ER SO BB IBB HBP BLK WP HR S P ERA WHIP	IP WLS BF H R ER SO BB IBB HBP BLK WP HR S P ERA WHIP	IP WLS BF H R ER SO BB IBB HBP BLK WP HR S P ERA WHIP	IP WLS BF H R ER SO BB IBB HBP BLK WP HR S P ERA WHIP	IP WLS BF H R ER SO BB IBB HBP BLK WP HR S P ERA WHIP	IP WLS BF H R ER SO BB IBB HBP BLK WP HR S P ERA WHIP	IP WLS BF H R ER SO BB IBB HBP BLK WP HR S P ERA WHIP	IP WLS BF H R ER SO BB IBB HBP BLK WP HR S P ERA WHIP	IP WLS BF H R ER SO BB IBB HBP BLK WP HR S P ERA WHIP	IP WLS BF H R ER SO BB IBB HBP BLK WP HR S P ERA WHIP



Batter	1	2	3	4	5	6	7	8	9	AB	R	H	RBI	BB	SO	LOB	TOP										
Pokey Reese, R OBP: 0.335, SLG: 0.427 (1, 4)	G1-3		F9		FC6-5		F7		K	5	0	1	0	0	1	1	Cincinnati Reds @ Florida Marlins Pro Player Stadium, Miami, FL Sun May 30, 1999, 4:05 PM EDT Att: 13,851 - Cloudy - 82 F										
Hal Morris, L OBP: 0.429, SLG: 0.417 Jeffrey Hammonds, R OBP: 0.266, SLG: 0.431 (1, 7) (8, 7)	F8 1B		F7		FC6-5		F7		HR	4	1	1	0	0	0	2											
Sean Casey, L OBP: 0.431, SLG: 0.680 (1, 3)	1B		FC6-4		K		E4		BB	5	1	2	0	0	1	2											
Dmitri Young, S OBP: 0.274, SLG: 0.320 Mike Cameron, R OBP: 0.344, SLG: 0.430 (1, 9) (6, 8)	F8		G4-3		K		2B		F9	3	0	0	0	0	1	2											
Barry Larkin, R OBP: 0.337, SLG: 0.405 (1, 6)	CS		1B		L3-6		1B		BB	3	2	3	2	1	0	0											
Michael Tucker, L OBP: 0.333, SLG: 0.443 (1, 8) (6, 9)	CS		G4-3		FC1-6		1B		1B	3	0	2	0	1	0	0											
Eddie Taubensee, L OBP: 0.366, SLG: 0.446 (1, 2)			K		FC1-6		L3-6		G6-4-3	4	0	1	3	0	1	3											
Mark Lewis, R OBP: 0.283, SLG: 0.457 (1, 5)			K		L6		G6-3		G6-4-3	4	0	0	0	0	1	3											
Steve Parris, R OBP: 0.331, SLG: 0.320 Scott Williamson, R ERA: 4.61 Aaron Boone, R OBP: 0.276, SLG: 0.250 Scott Sullivan, R ERA: 7.24 Dennys Reyes, R ERA: 1.71 Danny Graves, R ERA: 3.34 (1, 1) (6, 1) (7, PH) (7, 1) (7, 1) (7, 1)			FC6-4		K		F7		K2-3	2	0	1	0	0	1	0											
Inning Stats	R: 1 E: 0 K: 0 S: 9	H: 3 LOB: 1 BB: 0 P: 16	R: 0 E: 0 K: 2 S: 9	H: 0 LOB: 0 BB: 0 P: 12	R: 0 E: 0 K: 0 S: 6	H: 1 LOB: 1 BB: 0 P: 10	R: 1 E: 0 K: 0 S: 13	H: 1 LOB: 1 BB: 1 P: 22	R: 0 E: 0 K: 1 S: 10	H: 2 LOB: 1 BB: 0 P: 14	R: 0 E: 0 K: 0 S: 5	H: 0 LOB: 0 BB: 0 P: 9	R: 3 E: 1 K: 0 S: 11	H: 2 LOB: 1 BB: 2 P: 24	R: 1 E: 0 K: 2 S: 14	H: 2 LOB: 1 BB: 0 P: 22		1B: 9 2B: 3 3B: 0 HR: 1	SF: 0 SAC: 0 DP: 2 HBP: 0	WP: 0 PB: 0 SB: 0 CS: 1	PA: 41						
PITCHER	IP	WLS	BF	H	R	ER	SO	BB	IBB	HBP	BLK	WP	HR	S	P	ERA	WHIP										
Dennis Springer, R ERA: 4.61	6.0		25	8	2	2	5	1	0	0	0	0	0	59	92	3.00	1.500										
Antonio Alfonseca, R ERA: 4.33	1.0	H	3	0	0	0	0	0	0	0	0	0	0	5	9	0.00	0.000										
Vic Darenbourg, L ERA: 7.24	0.1	H	3	0	2	2	0	1	0	0	0	0	0	7	13	54.00	3.000										
Brian Edmondson, R ERA: 4.46	1.2	L	9	4	2	1	2	0	1	0	0	0	1	18	33	5.40	2.400										

Batter	1	2	3	4	5	6	7	8	9	AB	R	H	RBI	BB	SO	LOB	BOTTOM										
Luis Castillo, S OBP: 0.345, SLG: 0.331 (1, 4)	G1-3		G5-3		L5		G4-3		E5	5	0	1	0	0	0	1	Cincinnati Reds @ Florida Marlins Pro Player Stadium, Miami, FL Sun May 30, 1999, 4:05 PM EDT Att: 13,851 - Cloudy - 82 F										
Alex Gonzalez, R OBP: 0.310, SLG: 0.459 (1, 6)	1B		F8		1B		F9		K	5	1	2	0	0	1	2											
Cliff Floyd, L OBP: 0.346, SLG: 0.496 (1, 7)	1B		G6-3		1B		G4-3		L8	4	1	2	0	1	0	1											
Kevin Millar, R OBP: 0.474, SLG: 0.613 Vic Darenbourg, L ERA: 7.24 Brian Edmondson, R OBP: 0.571, SLG: 0.857 Dave Berg, R OBP: 0.329, SLG: 0.375 (1, 3) (8, 1) (8, 1) (6, PH)	K		G6-4-3		1B		G4-3		K	3	1	1	1	1	1	4											
Mark Kotsay, L OBP: 0.288, SLG: 0.358 (1, 9)	P5		G6-4-3		F7		F7		BB	3	0	0	0	1	0	5											
Preston Wilson, R OBP: 0.326, SLG: 0.564 (1, 8)			B2-3		K		K		K	4	0	1	1	0	2	3											
Mike Lowell, R OBP: 0.250, SLG: 0.429 (1, 5)	K		K		1B		SF9		G4-3	3	1	2	1	0	1	0											
Jorge Fabregas, L OBP: 0.276, SLG: 0.343 (1, 2)	L5		L5		1B		1B		G4-3	3	0	1	1	1	0	1											
Dennis Springer, R OBP: 0.200, SLG: 0.286 Bruce Aven, R OBP: 0.457, SLG: 0.603 Antonio Alfonseca, R ERA: 1.71 Tim Hyers, L OBP: 0.240, SLG: 0.227 (1, 1) (6, PH) (7, 1) (8, 3)			K2-3		K		K		F7	2	0	0	0	0	2	1											
Inning Stats	R: 0 E: 0 K: 1 S: 12	H: 2 LOB: 2 BB: 0 P: 21	R: 0 E: 0 K: 1 S: 7	H: 0 LOB: 0 BB: 0 P: 11	R: 0 E: 0 K: 0 S: 7	H: 0 LOB: 0 BB: 1 P: 14	R: 1 E: 0 K: 2 S: 15	H: 2 LOB: 1 BB: 0 P: 23	R: 3 E: 0 K: 1 S: 15	H: 4 LOB: 3 BB: 1 P: 29	R: 0 E: 0 K: 1 S: 16	H: 1 LOB: 2 BB: 3 P: 29	R: 0 E: 0 K: 0 S: 7	H: 1 LOB: 0 BB: 0 P: 11	R: 0 E: 1 K: 2 S: 10	H: 0 LOB: 1 BB: 0 P: 13		1B: 9 2B: 1 3B: 0 HR: 0	SF: 1 SAC: 0 DP: 2 HBP: 0	WP: 1 PB: 0 SB: 1 CS: 0	PA: 40						
PITCHER	IP	WLS	BF	H	R	ER	SO	BB	IBB	HBP	BLK	WP	HR	S	P	ERA	WHIP										
Steve Parris, R ERA: 4.33	5.0		22	7	4	4	5	1	0	0	0	0	0	57	93	7.20	1.600										
Scott Williamson, R ERA: 1.82	1.0		5	1	0	0	1	0	1	0	0	0	0	8	17	0.00	1.000										
Scott Sullivan, R ERA: 1.72	0.2		4	1	0	0	0	1	0	0	0	1	0	13	21	0.00	3.000										
Dennys Reyes, L ERA: 1.71	0.0		1	0	0	0	0	1	0	0	0	0	0	0	4	=	=										
Danny Graves, R ERA: 3.34	2.1	W	8	1	0	0	3	0	0	0	0	0	0	20	28	0.00	0.429										

AB	37
R	6
H	12
RBI	6
BB	3
SO	7
LOB	14



Batter	1	2	3	4	5	6	7	8	9	AB R H RBI BB SO LOB	TOP												
Pokey Reese, R OBP: 0.337, SLG: 0.450 (1, 4)	F7		P3				HR		FC6-2	5 2 2 1 0 0 2	Cincinnati Reds @ New York Mets Shea Stadium, Flushing, NY Mon May 31 1999, 1:05 PM EDT Att: 28,368 - Sunny - 81 F												
Mike Cameron, R OBP: 0.345, SLG: 0.423 (1, 8)	K		P4		G5-3		CS BB		3-H BB	3 0 0 0 2 1 2													
Sean Casey, L OBP: 0.430, SLG: 0.670 (1, 3)	G3		BB 1B		L4		K		BB	4 0 1 2 1 1 1													
Greg Vaughn, R OBP: 0.314, SLG: 0.442 Michael Tucker, L OBP: 0.337, SLG: 0.438 (7, 9)		HBP BB G6-4-3	BB 1B		HR		CS		G5-3 BB	1 2 1 1 2 0 0 1 0 0 0 1 1 3													
Barry Larkin, R OBP: 0.340, SLG: 0.403 (1, 6)		HBP BB G6-4-3	BB		G4-3				G5-3 BB	3 0 1 0 1 0 2													
Jeffrey Hammonds, R OBP: 0.265, SLG: 0.410 (1, 9) (7, 7)		HBP BB G6-4-3							G5-3	3 0 0 0 0 0 4													
Brian Johnson, R OBP: 0.257, SLG: 0.471 (1, 2)		HBP BB G6-4-3							K	4 0 1 0 0 1 3													
Aaron Boone, R OBP: 0.218, SLG: 0.264 (1, 5)		HBP BB G6-4-3							SH1-4 FC6-2 2B	4 0 1 0 0 1 2													
Brett Tomko, R OBP: 0.286, SLG: 0.286 Ron Villone, L OBP: 0.460, SLG: 0.250 Scott Williamson, R (7, 1)		HBP BB G6-4-3							SH1-4	1 1 1 0 0 0 0 2 0 0 0 0 0 1 0 0 0 0 0 0 0													
Inning Stats	R: 0 E: 0 K: 1 S: 8	H: 0 LOB: 0 BB: 0 P: 11	R: 1 E: 0 K: 0 S: 5	H: 1 LOB: 1 BB: 1 P: 11	R: 2 E: 0 K: 0 S: 15	H: 3 LOB: 2 BB: 1 P: 25	R: 0 E: 0 K: 1 S: 11	H: 1 LOB: 1 BB: 0 P: 16	R: 1 E: 0 K: 0 S: 9	H: 1 LOB: 0 BB: 0 P: 13		R: 0 E: 0 K: 0 S: 7	H: 0 LOB: 0 BB: 0 P: 12	R: 1 E: 0 K: 1 S: 13	H: 1 LOB: 0 BB: 1 P: 25	R: 0 E: 0 K: 1 S: 6	H: 0 LOB: 1 BB: 2 P: 15	R: 0 E: 0 K: 1 S: 11	H: 1 LOB: 3 BB: 2 P: 21	1B: 4 2B: 2 3B: 0 HR: 2	SF: 0 SAC: 1 DP: 2 HBP: 1	WP: 0 PB: 0 SB: 3 CS: 1	PA: 41
PITCHER	IP WLS BF H R ER SO BB IBB HBP BLK WP HR S P ERA WHIP											IP WLS BF H R ER SO BB IBB HBP BLK WP HR S P ERA WHIP											
Al Leiter, L ERA: 6.39 Armando Benitez, R ERA: 1.95 John Franco, L ERA: 1.74	(1, 1) (8, 1) (9, 1)	7.0 L 4 0 6	30 L 0 1	7 5 0 0	5 3 1 0	3 0 0 2	0 0 0 0	0 0 0 0	0 0 0 0	2 6 11	68 15 21	113 0.00 0.00	6.43 2.000 3.000										


AB	31
R	5
H	8
RBI	4
BB	7
SO	5
LOB	20



Batter	1	2	3	4	5	6	7	8	9	AB R H RBI BB SO LOB	BOTTOM												
Rickey Henderson, R OBP: 0.414, SLG: 0.425 (1, 7)	F8		K		G3-1				K	4 0 0 0 0 2 0	Cincinnati Reds @ New York Mets Shea Stadium, Flushing, NY Mon May 31 1999, 1:05 PM EDT Att: 28,368 - Sunny - 81 F												
Edgardo Alfonzo, R OBP: 0.383, SLG: 0.462 (1, 4)	HR		F7		P2				G5-3	4 1 1 1 0 0 0													
John Olerud, L OBP: 0.491, SLG: 0.602 (1, 3)	BB G6-3		BB 1B		G5-3				F8	4 0 2 0 0 0 0													
31 Mike Piazza, R OBP: 0.376, SLG: 0.567 (1, 2)	BB G6-3		BB 2B		G4-3				G5-3	4 0 1 0 0 0 1													
Robin Ventura, L OBP: 0.343, SLG: 0.486 (1, 5)			K		K				K	4 0 0 0 0 4 2													
Bobby Bonilla, S OBP: 0.284, SLG: 0.297 (1, 9)		HR			G6-3				F7	4 1 1 1 0 0 0													
Brian McRae, S OBP: 0.363, SLG: 0.410 (1, 8)		HR			G6-3				K	3 1 1 1 0 1 0													
Luis Lopez, S OBP: 0.397, SLG: 0.407 (1, 6)			K		G5-3				BB	2 0 0 0 1 1 0													
Al Leiter, L ERA: 6.39 Benny Agbayani, R OBP: 0.491, SLG: 0.394 Armando Benitez, R John Franco, L (7, PH) (8, 1) (9, 1)		F7			K				K	2 0 0 0 0 1 0 1 0 0 0 0 1 1 0 0 0 0 0 0 0 0 0 0 0 0 0 0													
Inning Stats	R: 1 E: 0 K: 0 S: 9	H: 2 LOB: 0 BB: 0 P: 15	R: 2 E: 0 K: 2 S: 13	H: 2 LOB: 0 BB: 0 P: 17	R: 0 E: 0 K: 2 S: 9	H: 2 LOB: 0 BB: 0 P: 11	R: 0 E: 0 K: 0 S: 9	H: 0 LOB: 0 BB: 0 P: 14	R: 0 E: 0 K: 1 S: 9	H: 0 LOB: 0 BB: 0 P: 11		R: 0 E: 0 K: 1 S: 9	H: 0 LOB: 0 BB: 0 P: 12	R: 0 E: 0 K: 2 S: 10	H: 0 LOB: 1 BB: 1 P: 17	R: 0 E: 0 K: 1 S: 9	H: 0 LOB: 0 BB: 0 P: 11	R: 0 E: 0 K: 1 S: 8	H: 0 LOB: 0 BB: 0 P: 12	1B: 2 2B: 1 3B: 0 HR: 3	SF: 0 SAC: 0 DP: 1 HBP: 0	WP: 0 PB: 0 SB: 0 CS: 0	PA: 33
PITCHER	IP WLS BF H R ER SO BB IBB HBP BLK WP HR S P ERA WHIP											IP WLS BF H R ER SO BB IBB HBP BLK WP HR S P ERA WHIP											
Brett Tomko, R ERA: 6.13 Ron Villone, L ERA: 1.68 Scott Williamson, R ERA: 1.68	(1, 1) (3, 1) (7, 1)	2.2 W 4.0 2.1	13 13 7	0 0 0	3 3 0	0 0 0	0 0 0	0 0 0	0 0 0	0 35 22	28 50 30	10.12 0.00 0.000	2.250 0.250 0.000										

AB	32
R	3
H	6
RBI	3
BB	1
SO	10
LOB	4



Batter	1	2	3	4	5	6	7	8	9	AB	R	H	RBI	BB	SO	LOB	TOP										
Pokey Reese, R OBP: 0.333, SLG: 0.443 (1, 4)	G4-3		G1-3			G4-3 2B	L6		G4-3	5	1	1	0	0	0	2	Cincinnati Reds @ New York Mets Shea Stadium, Flushing, NY Tue Jun 01 1999, 7:40 PM EDT Att: 17,899 - Unknown - 82 F livebaseballscores.com AB 36 R 4 H 10 RBI 2 BB 1 SO 7 LOB 16										
Michael Tucker, L OBP: 0.330, SLG: 0.426 (1, 9)	F7		E8 G4-3 2H			G4-3			K	5	0	1	0	0	2	1											
Sean Casey, L OBP: 0.426, SLG: 0.667 (1, 3)	G3-1		G4-3			WP 1B			F7	4	1	1	1	0	0	1											
Greg Vaughn, R OBP: 0.324, SLG: 0.460 (1, 7)			P3			1B				3	0	2	0	1	0	1											
Barry Larkin, R OBP: 0.345, SLG: 0.408 (1, 6)			SH			1B				3	1	2	1	0	1	1											
Eddie Taubensee, L OBP: 0.382, SLG: 0.440 (1, 2)	F8					G4-6-3 1B				4	0	1	0	0	1	4											
Mike Cameron, R OBP: 0.338, SLG: 0.413 (1, 8)	K					G4-6-3				4	0	0	0	0	1	3											
Aaron Boone, R OBP: 0.220, SLG: 0.289 (1, 5)	G5-3					F9				4	0	1	0	0	0	2											
Pete Harnisch, S OBP: 0.136, SLG: 0.318 Scott Sullivan, R (8, 1)			E			G5-3			K	3	1	1	0	0	1	1											
										1	0	0	0	0	1	0											
Inning Stats	R: 0 E: 0 K: 0 S: 6	H: 0 LOB: 0 BB: 0 P: 9	R: 0 E: 1 K: 1 S: 11	H: 1 LOB: 2 BB: 0 P: 14	R: 1 E: 1 K: 0 S: 9	H: 2 LOB: 1 BB: 0 P: 14	R: 1 E: 0 K: 0 S: 5	H: 2 LOB: 0 BB: 0 P: 7	R: 2 E: 0 K: 1 S: 14	H: 3 LOB: 1 BB: 0 P: 21	R: 0 E: 0 K: 1 S: 9	H: 1 LOB: 1 BB: 0 P: 12	R: 0 E: 0 K: 2 S: 8	H: 1 LOB: 1 BB: 0 P: 12	R: 0 E: 0 K: 0 S: 5	H: 0 LOB: 0 BB: 0 P: 7		R: 0 E: 0 K: 2 S: 9	H: 0 LOB: 0 BB: 0 P: 14	1B: 6 2B: 2 3B: 2 HR: 0	SF: 0 SAC: 1 DP: 1 HBP: 0	WP: 1 PB: 0 SB: 0 CS: 0	PA: 38				
PITCHER	IP	WLS	BF	H	R	ER	SO	BB	IBB	HBP	BLK	WP	HR	S	P	ERA	WHIP										
Orel Hershiser, R ERA: 5.77 (1, 1)	5.0	L	24	8	4	4	2	1	0	0	0	1	0	45	65	7.20	1.800										
Turk Wendell, R ERA: 2.93 (6, 1)	2.0		8	2	0	0	3	0	0	0	0	0	0	17	24	0.00	1.000										
Dennis Cook, L ERA: 3.32 (8, 1)	1.0		3	0	0	0	0	0	0	0	0	0	0	5	7	0.00	0.000										
Armando Benitez, R ERA: 1.8 (9, 1)	1.0		3	0	0	0	2	0	0	0	0	0	0	9	14	0.00	0.000										

Batter	1	2	3	4	5	6	7	8	9	AB	R	H	RBI	BB	SO	LOB	BOTTOM										
Rickey Henderson, R OBP: 0.417, SLG: 0.422 (1, 7)	K						F8			3	0	1	0	1	1	1	Cincinnati Reds @ New York Mets Shea Stadium, Flushing, NY Tue Jun 01 1999, 7:40 PM EDT Att: 17,899 - Unknown - 82 F livebaseballscores.com AB 32 R 0 H 7 RBI 0 BB 3 SO 6 LOB 16										
Edgardo Alfonzo, R OBP: 0.380, SLG: 0.458 (1, 4)	G6-4-3 1B		G6-3			F7			L9	4	0	1	0	0	0	3											
John Olerud, L OBP: 0.487, SLG: 0.594 (1, 3)	G6-4-3					F8			G5-3	4	0	1	0	0	0	3											
31 Mike Piazza, R OBP: 0.373, SLG: 0.559 (1, 2)						FC3-6 2B			G5-3	4	0	1	0	0	1	1											
Bobby Bonilla, S OBP: 0.272, SLG: 0.282 Armando Benitez, R (9, 1)						F9			L4	4	0	0	0	0	1	2											
Robin Ventura, L OBP: 0.346, SLG: 0.489 (1, 5)									G3	0	0	0	0	0	0	0											
Brian McRae, S OBP: 0.360, SLG: 0.405 (1, 8)										3	0	1	0	1	1	0											
Rey Ordenez, R OBP: 0.299, SLG: 0.321 Matt Franco, L OBP: 0.340, SLG: 0.404 (9, PH)										4	0	1	0	0	0	3											
Orel Hershiser, R OBP: 0.196, SLG: 0.200 Melvin Mora, R (5, PH) Turk Wendell, L (8, 1) Benny Abayami, R OBP: 0.345, SLG: 0.587 Dennis Cook, L (8, 1) Roger Cedeno, S OBP: 0.430, SLG: 0.398 (9, 9)										1	0	0	0	0	1	1											
										1	0	0	0	0	1	1											
										0	0	0	0	0	0	0											
										0	0	0	0	0	0	0											
										0	0	0	0	0	0	0											
Inning Stats	R: 0 E: 0 K: 1 S: 7	H: 1 LOB: 0 BB: 0 P: 10	R: 0 E: 0 K: 2 S: 12	H: 0 LOB: 1 BB: 1 P: 21	R: 0 E: 0 K: 1 S: 8	H: 2 LOB: 1 BB: 0 P: 10	R: 0 E: 0 K: 0 S: 11	H: 2 LOB: 2 BB: 0 P: 13	R: 0 E: 0 K: 1 S: 9	H: 0 LOB: 2 BB: 2 P: 20	R: 0 E: 0 K: 0 S: 3	H: 0 LOB: 0 BB: 0 P: 6	R: 0 E: 1 K: 0 S: 7	H: 1 LOB: 1 BB: 0 P: 9	R: 0 E: 0 K: 0 S: 14	H: 1 LOB: 0 BB: 0 P: 22	R: 0 E: 0 K: 1 S: 7	H: 0 LOB: 0 BB: 0 P: 10	1B: 6 2B: 1 3B: 0 HR: 0	SF: 0 SAC: 0 DP: 2 HBP: 0	WP: 0 PB: 0 SB: 0 CS: 0	PA: 35					
PITCHER	IP	WLS	BF	H	R	ER	SO	BB	IBB	HBP	BLK	WP	HR	S	P	ERA	WHIP										
Pete Harnisch, R ERA: 3.16 (1, 1)	7.0	W	28	6	0	0	5	3	0	0	0	0	0	57	89	0.00	1.286										
Scott Sullivan, R ERA: 1.63 (8, 1)	2.0		7	1	0	0	1	0	0	0	0	0	0	21	32	0.00	0.500										



Batter	1	2	3	4	5	6	7	8	9	AB	R	H	RBI	BB	SO	LOB	TOP									
Pokey Reese, R OBP: 0.330, SLG: 0.433 (1, 4)	G6-3	SAFE			P6		K	G6-3		4	0	0	0	1	1	1	Cincinnati Reds @ New York Mets Shea Stadium, Flushing, NY Wed Jun 02 1999, 7:40 PM EDT Att: 15,837 - Unknown - 80 F AB 37 R 8 H 11 RBI 8 BB 6 SO 8 LOB 16									
Michael Tucker, L OBP: 0.324, SLG: 0.417 Jeffrey Hammonds, R OBP: 0.269, SLG: 0.406 (1, 9) (2, 9)	K	P6			F9		HR	F9		2	0	0	0	0	1	2										
Sean Casey, L OBP: 0.421, SLG: 0.659 (1, 3)	F8			K		G1-3 HBP	F7		K	5	1	1	0	0	2	1										
Greg Vaughn, R OBP: 0.326, SLG: 0.474 (1, 7)		G5-3		K		G1-3			S 1B	4	2	1	2	1	1	1										
Barry Larkin, R OBP: 0.356, SLG: 0.415 (1, 6)		1B 3B		G4-3		HBP BB	HR		S 1B	4	2	3	0	1	0	0										
Eddie Taubensee, L OBP: 0.356, SLG: 0.437 Scott Williamson, R OBP: 0.280, SLG: 0.320 Dmitri Young, S Scott Sullivan, R (1, 2) (7, 1) (9, PH) (9, 1)	SAFE	SAFE		L3 BB		P5	P6		1B BB	3	1	1	0	1	0	3										
Mike Cameron, R OBP: 0.344, SLG: 0.426 (1, 8)	1B 3B			L3 BB		HBP BB		G1-3	S 1B	4	1	2	4	1	0	1										
Aaron Boone, R OBP: 0.241, SLG: 0.300 (1, 5)	1B			F8				G1-3	S 1B	4	0	2	2	0	0	2										
Steve Avery, L OBP: 0.056, SLG: 0.056 Mark Lewis, R Danny Graves, R Dennys Reyes, R Brian Johnson, R (1, 1) (6, PH) (6, 1) (7, 1) (7, 2)	K			F8		K		K		2	0	0	0	0	1	1										
Inning Stats	R: 0 E: 0 K: 1 S: 6	H: 0 LOB: 0 BB: 0 P: 10	R: 3 E: 0 K: 1 S: 20	H: 4 LOB: 2 BB: 1 P: 39	R: 0 E: 0 K: 2 S: 10	H: 0 LOB: 0 BB: 0 P: 14	R: 0 E: 0 K: 0 S: 7	H: 0 LOB: 0 BB: 1 P: 13	R: 0 E: 0 K: 0 S: 5	H: 0 LOB: 0 BB: 0 P: 9	R: 1 E: 0 K: 1 S: 21	H: 1 LOB: 3 BB: 2 P: 38	R: 2 E: 1 K: 1 S: 13	H: 3 LOB: 0 BB: 0 P: 15	R: 0 E: 0 K: 1 S: 10	H: 1 LOB: 1 BB: 0 P: 11		R: 2 E: 0 K: 1 S: 19	H: 2 LOB: 2 BB: 2 P: 34	1B: 8 2B: 2 3B: 1 HR: 1	SF: 0 SAC: 0 DP: 1 HBP: 1	WP: 0 PB: 0 SB: 5 CS: 0	PA: 44			
PITCHER	IP	WLS	BF	H	R	ER	SO	BB	IBB	HBP	BLK	WP	HR	S	P	ERA		WHIP								
Jason Iringhausen, R ERA: 7.15 Dennis Cook, L ERA: 3.22 Turk Wendell, R ERA: 3.41 Armando Benitez, R ERA: 1.73 John Franco, L ERA: 2.49 (1, 1) (6, 1) (7, 1) (8, 1) (9, 1)	5.1	23	5	4	4	4	4	2	1	0	0	0	0	53	98	6.75		1.312								

Batter	1	2	3	4	5	6	7	8	9	AB	R	H	RBI	BB	SO	LOB	BOTTOM									
Rickey Henderson, R OBP: 0.425, SLG: 0.413 (1, 7)	1B S FC1-2	G4-3			G6-3		FC SH1-4		S BB	2	0	0	0	3	0	0	Cincinnati Reds @ New York Mets Shea Stadium, Flushing, NY Wed Jun 02 1999, 7:40 PM EDT Att: 15,837 - Unknown - 80 F AB 32 R 7 H 8 RBI 7 BB 5 SO 5 LOB 14									
Luis Lopez, S OBP: 0.388, SLG: 0.397 (1, 4) (8, 6)	31 FC1-2 BB			G5-3		G5-3	SH1-4		K	4	1	1	0	0	1	1										
John Olerud, L OBP: 0.483, SLG: 0.584 (1, 3)	FC6-4 1B FC1-2			F8		G4-3	FC 31 G6-4-3			3	1	0	1	1	0	2										
31 Mike Piazza, R OBP: 0.370, SLG: 0.550 (1, 2)	FC1-2 FC6-4			F8		G4-3	G6-4-3		G6-4-3	4	0	1	0	0	0	5										
Bobby Bonilla, S OBP: 0.274, SLG: 0.321 Roger Cedeno, S OBP: 0.434, SLG: 0.403 (1, 9) (8, 8)	FC6-4 1B			HR		G4-6-3			K 1B	3	1	1	2	0	0	3										
Robin Ventura, L OBP: 0.348, SLG: 0.489 (1, 5)	1-2 2-3 3-H			G1-5-3			BB		K 1B	4	1	2	1	0	1	1										
Benny Agbavani, R OBP: 0.468, SLG: 0.839 (1, 8) (8, 9)	F8			G5-3			2B 1B		K	3	1	0	0	1	1	2										
Rey Ordonez, R OBP: 0.295, SLG: 0.317 Brian McRae, S OBP: 0.354, SLG: 0.416 Armando Benitez, R John Franco, L Todd Pratt, R Jason Iringhausen, R Dennis Cook, L Turk Wendell, L Matt Franco, L Melvin Mora, R (1, 6) (7, PH) (8, 1) (9, 1) (9, PH) (1, 1) (8, 1) (7, 1) (7, PH) (7, PH) (8, 4)		K		P3		G6-3	1B 2B		K	2	0	0	0	0	1	0										
Inning Stats	R: 2 E: 0 K: 0 S: 13	H: 2 LOB: 2 BB: 2 P: 28	R: 0 E: 0 K: 1 S: 8	H: 0 LOB: 0 BB: 0 P: 13	R: 0 E: 0 K: 0 S: 6	H: 0 LOB: 0 BB: 0 P: 7	R: 1 E: 0 K: 0 S: 5	H: 1 LOB: 0 BB: 0 P: 9	R: 0 E: 0 K: 0 S: 5	H: 0 LOB: 0 BB: 0 P: 8	R: 0 E: 0 K: 0 S: 7	H: 1 LOB: 0 BB: 0 P: 14	R: 4 E: 0 K: 0 S: 14	H: 3 LOB: 2 BB: 2 P: 28	R: 0 E: 0 K: 2 S: 8	H: 1 LOB: 0 BB: 0 P: 13		R: 0 E: 0 K: 2 S: 14	H: 0 LOB: 1 BB: 1 P: 22	1B: 6 2B: 1 3B: 0 HR: 1	SF: 0 SAC: 1 DP: 2 HBP: 0	WP: 0 PB: 0 SB: 3 CS: 0	PA: 38			
PITCHER	IP	WLS	BF	H	R	ER	SO	BB	IBB	HBP	BLK	WP	HR	S	P	ERA		WHIP								
Steve Avery, L ERA: 3.7 Danny Graves, R ERA: 4.25 Dennys Reyes, L ERA: 1.69 Scott Williamson, R ERA: 1.6 Scott Sullivan, R ERA: 1.58 (1, 1) (6, 1) (7, 1) (7, 1) (9, 1)	5.0	20	8	4	4	4	0	2	0	0	0	0	0	17	34	36.00		6.000								


Batter	1	2	3	4	5	6	7	8	9	AB	R	H	RBI	BB	SO	LOB	TOP											
Pokey Reese, R OBP: 0.330, SLG: 0.429 (1, 4)	E7 1B		E HR	B5	P9			B3	F7	6	1	2	0	0	0	6	Cincinnati Reds @ Kansas City Royals Kauffman Stadium, Kansas City, MO Sat Jun 05 1999, 4:05 PM CDT Cloudy - 88 F livebaseballscorecards.com											
Mike Cameron, R OBP: 0.346, SLG: 0.422 (1, 8)	CS 1B		E5 HR	K	FC5-4			HR BB		4	2	1	0	1	1	5												
Sean Casey, L OBP: 0.420, SLG: 0.684 (1, 3)	K		HR	K				HR		5	2	2	5	0	2	4												
Greg Vaughn, R OBP: 0.352, SLG: 0.462 Michael Tucker, L OBP: 0.324, SLG: 0.417 (8, 9)	K		G5-3		HR BB			F9		4	1	0	0	1	1	2												
Barry Larkin, R OBP: 0.352, SLG: 0.410 Chris Stynes, R OBP: 0.214, SLG: 0.043 (8, 4)		2B 1B	G6-3	K				G4-3		5	0	1	0	0	1	1												
Dmitri Young, S OBP: 0.286, SLG: 0.327 (1, 10)	G5-3 1H		F8		HR BB			G3-1		4	1	1	0	1	0	0												
Jeffrey Hammonds, R OBP: 0.289, SLG: 0.590 (8, 7)	G5-3			HR	HR			F9		4	2	2	4	1	0	1												
Brian Johnson, R OBP: 0.303, SLG: 0.479 (1, 2)				1B	1B			2B BB		2	0	2	0	3	0	0												
Aaron Boone, R OBP: 0.261, SLG: 0.321 (1, 5)	G4-3			1B	HBP			2B		4	0	2	0	0	0	3												
Inning Stats	R: 0 E: 1 K: 2 S: 10	H: 2 LOB: 1 BB: 0 P: 14	R: 0 E: 0 K: 0 S: 7	H: 2 LOB: 2 BB: 1 P: 13	R: 3 E: 1 K: 0 S: 12	H: 2 LOB: 0 BB: 0 P: 14	R: 1 E: 0 K: 2 S: 10	H: 3 LOB: 2 BB: 0 P: 13	R: 3 E: 0 K: 1 S: 12	H: 2 LOB: 2 BB: 2 P: 30	R: 0 E: 0 K: 0 S: 6	H: 0 LOB: 0 BB: 0 P: 10	R: 0 E: 0 K: 0 S: 5	H: 0 LOB: 1 BB: 2 P: 14	R: 2 E: 0 K: 0 S: 10	H: 1 LOB: 0 BB: 1 P: 21		R: 0 E: 0 K: 0 S: 11	H: 1 LOB: 2 BB: 1 P: 17	1B: 7 2B: 2 3B: 0 HR: 4	SF: 0 SAC: 0 DP: 0 HBP: 1	WP: 0 PB: 0 SB: 0 CS: 2	PA: 46					
PITCHER	IP	WLS	BF	H	R	ER	SO	BB	IBB	HBP	BLK	WP	HR	S	P	ERA	WHIP											
50 José Rosado, L ERA: 3.07 Jose Santiago, R ERA: 3.19 Scott Service, R ERA: 6.75 Jeff Montgomery, R ERA: 5.4	(1, 1)	4.1	L	24	9	6	5	5	3	0	0	0	0	2	45	70	10.38	2.769										
	(5, 1)	2.2		12	2	1	1	0	2	0	1	0	0	1	17	38	3.38	1.500										
	(8, 1)	1.0		5	1	2	2	0	1	0	0	0	0	1	10	21	18.00	2.000										
	(9, 1)	1.0		5	1	0	0	0	1	0	0	0	0	0	11	17	0.00	2.000										

Batter	1	2	3	4	5	6	7	8	9	AB	R	H	RBI	BB	SO	LOB	BOTTOM											
Carlos Febles, R OBP: 0.379, SLG: 0.511 (1, 4)	G5-3		SH1-3	K				K		4	0	0	0	0	3	4	Cincinnati Reds @ Kansas City Royals Kauffman Stadium, Kansas City, MO Sat Jun 05 1999, 4:05 PM CDT Cloudy - 88 F livebaseballscorecards.com											
Carlos Beltrán, S OBP: 0.324, SLG: 0.471 (1, 8)	HR		HR	F9				P5		4	2	2	3	0	0	2												
Johnny Damon, L OBP: 0.365, SLG: 0.466 (1, 7)	K		2B G5-3	1B				F8		4	1	2	0	0	1	0												
29 Mike Sweeney, R OBP: 0.393, SLG: 0.497 (1, 10)	1B		G5-3		F8			G4-3		4	0	1	0	0	0	2												
Jermaine Dye, R OBP: 0.352, SLG: 0.547 (1, 9)	K		1B	G6-4-3				G6-3		4	0	1	1	0	1	2												
Chad Kreuter, S OBP: 0.376, SLG: 0.433 (1, 2)	F8		G1-3					G4-3		4	0	0	0	0	0	1												
Joe Randa, R OBP: 0.310, SLG: 0.361 (1, 5)	K			P4				G6-3		3	0	0	0	1	1	0												
Larry Sutton, L OBP: 0.304, SLG: 0.340 (1, 3)	G3-1			BB 1B				K		4	0	1	0	0	2	1												
Rey Sanchez, R OBP: 0.289, SLG: 0.374 Scott Pose, L OBP: 0.409, SLG: 0.405 (9, PH)			SH1-3 HR	1B				G5-3		2	1	1	0	1	0	0												
Inning Stats	R: 1 E: 0 K: 2 S: 12	H: 2 LOB: 1 BB: 0 P: 15	R: 0 E: 0 K: 1 S: 8	H: 0 LOB: 0 BB: 0 P: 11	R: 3 E: 0 K: 0 S: 15	H: 4 LOB: 1 BB: 0 P: 22	R: 0 E: 0 K: 1 S: 10	H: 1 LOB: 2 BB: 1 P: 19	R: 0 E: 0 K: 1 S: 7	H: 0 LOB: 0 BB: 0 P: 11	R: 0 E: 0 K: 1 S: 7	H: 0 LOB: 0 BB: 0 P: 7	R: 0 E: 0 K: 0 S: 8	H: 0 LOB: 0 BB: 0 P: 12	R: 0 E: 0 K: 2 S: 12	H: 1 LOB: 2 BB: 1 P: 23		1B: 6 2B: 1 3B: 0 HR: 2	SF: 0 SAC: 1 DP: 1 HBP: 0	WP: 1 PB: 0 SB: 0 CS: 0	PA: 37							
PITCHER	IP	WLS	BF	H	R	ER	SO	BB	IBB	HBP	BLK	WP	HR	S	P	ERA	WHIP											
Steve Parris, R ERA: 4.25	(1, 1)	9.0	W	37	9	4	4	8	2	0	0	0	1	2	85	131	4.00	1.222										

Batter	1	2	3	4	5	6	7	8	9	10	AB	R	H	RBI	BB	SO	LOB		
Pokey Reese, R OBP: 0.327, SLG: 0.429 (1,4)	G6-3		K		E8 1-H 2-H 2B		F7		F8		5	0	1	2	0	1	2		
Hal Morris, L OBP: 0.383, SLG: 0.366 (1,3)	K		G1-6-3		G1-3			K		K	5	0	0	0	0	3	1		
Sean Casey, L OBP: 0.425, SLG: 0.682 (1,10)	F9				G5-4-3 1B			K		K	5	1	3	0	0	1	0		
Greg Vaughn, R OBP: 0.325, SLG: 0.479 (1,7)			K		G5-4-3 1-2		F7			HR 1B	5	2	2	1	0	1	2		
Barry Larkin, R OBP: 0.326, SLG: 0.430 (1,6)							P4 1B			F8	5	2	3	3	0	0	1		
Michael Tucker, L OBP: 0.338, SLG: 0.414 (1,9)			F9							HR 1B	3	0	1	0	2	1	2		
Mike Cameron, R OBP: 0.338, SLG: 0.411 (1,8)			K		F9		G3			HR 1B	5	0	0	0	0	1	6		
Eddie Taubensee, L OBP: 0.375, SLG: 0.439 (1,2)			K				G3-1			HR 1B	4	1	2	0	1	1	0		
Mark Lewis, R OBP: 0.276, SLG: 0.440 (1,5)			G6-3				F9			G1-3	5	1	1	1	0	1	4		
Inning Stats	R: 0 E: 0 K: 1 S: 7	H: 0 LOB: 0 BB: 0 P: 9	R: 0 E: 0 K: 2 S: 12	H: 1 LOB: 1 BB: 0 P: 20	R: 0 E: 0 K: 2 S: 8	H: 0 LOB: 0 BB: 0 P: 13	R: 0 E: 0 K: 2 S: 11	H: 1 LOB: 2 BB: 1 P: 18	R: 0 E: 0 K: 0 S: 16	H: 0 LOB: 0 BB: 0 P: 12	R: 1 E: 0 K: 2 S: 11	H: 1 LOB: 0 BB: 0 P: 15	R: 0 E: 0 K: 1 S: 10	H: 0 LOB: 2 BB: 2 P: 21	R: 3 E: 0 K: 3 S: 10	H: 5 LOB: 2 BB: 0 P: 10	1B: 10 2B: 1 3B: 0 HR: 2	SF: 0 SAC: 0 DP: 1 HBP: 0	
PITCHER	IP WLS BF H R ER SO BB IBB HBP BLK WP HR S P ERA WHIP																		
Jeff Suppan, R ERA: 3.32 (1,1)	6.0	0	25	7	3	3	6	1	0	0	0	0	0	0	0	12	17	4.50	1.333
Terry Mathews, R ERA: 2.21 (7,1)	1.1	1	4	0	0	0	1	0	0	0	0	0	0	0	0	3	4	0.00	0.000
Matt Wisenandt, L ERA: 2.76 (8,1)	0.1	1	1	0	0	0	1	0	0	0	0	0	0	0	1	14	27	6.75	2.250
Orber Moreno, R ERA: 1.5 (8,1)	1.1	1	7	1	1	1	2	0	0	0	0	0	0	0	1	10	10	27.00	5.000
Jeff Montgomery, R ERA: 6.35 (10,1)	1.0	1	8	5	3	3	1	0	0	0	0	0	0	0	1	10	10	27.00	5.000

Cincinnati Reds @ Kansas City Royals
Kauffman Stadium, Kansas City, MO
 Sat Jun 05 1999, 7:05 PM CDT
 Att: 27,228 - Cloudy - 85 F

AB 42
 R 7
 H 13
 RBI 7
 BB 3
 SO 10
 LOB 18




WP: 0 PA: 45
 PB: 0
 SB: 1
 CS: 0

Batter	1	2	3	4	5	6	7	8	9	10	AB	R	H	RBI	BB	SO	LOB	
Carlos Febles, R OBP: 0.380, SLG: 0.503 (1,4)	K					K			L7		3	1	0	0	1	2	1	
Carlos Beltrán, S OBP: 0.321, SLG: 0.470 (1,8)	G4-3		L9			G4-6-3			G4-3		5	0	1	2	0	0	2	
Johnny Damon, L OBP: 0.361, SLG: 0.458 (1,7)	G4-3				L9				G3-1		4	0	0	0	1	0	1	
29 Mike Sweeney, R OBP: 0.388, SLG: 0.489 (1,3)			G1-3		P2						5	0	1	0	0	0	3	
Jermaine Dye, R OBP: 0.353, SLG: 0.538 (1,9)																		
Scott Leius, R OBP: 0.276, SLG: 0.314 (1,5)																		
Tim Spehr, R OBP: 0.377, SLG: 0.500 Chad Kreuter, S OBP: 0.375, SLG: 0.430 (10,PH)																		
Rey Sanchez, R OBP: 0.288, SLG: 0.366 (1,6)																		
Scott Pose, L OBP: 0.408, SLG: 0.405 (1,10)																		
Inning Stats	R: 0 E: 0 K: 1 S: 10	H: 0 LOB: 0 BB: 0 P: 14	R: 0 E: 0 K: 0 S: 7	H: 0 LOB: 2 BB: 2 P: 17	R: 0 E: 0 K: 0 S: 7	H: 0 LOB: 2 BB: 2 P: 18	R: 4 E: 0 K: 0 S: 14	H: 3 LOB: 1 BB: 1 P: 29	R: 0 E: 0 K: 2 S: 14	H: 1 LOB: 2 BB: 1 P: 23	R: 0 E: 1 K: 1 S: 13	H: 0 LOB: 1 BB: 0 P: 20	R: 0 E: 0 K: 0 S: 7	H: 0 LOB: 0 BB: 0 P: 9	R: 0 E: 0 K: 3 S: 11	H: 2 LOB: 3 BB: 1 P: 15	1B: 4 2B: 3 3B: 0 HR: 0	SF: 0 SAC: 0 DP: 1 HBP: 1
PITCHER	IP WLS BF H R ER SO BB IBB HBP BLK WP HR S P ERA WHIP																	
Jason Bere, R ERA: 6.02 (1,1)	3.2	20	3	4	4	1	0	2	0	0	33	72	9.82	2.182				
Scott Sullivan, R ERA: 1.54 (4,1)	1.1	6	1	0	0	2	1	0	0	0	19	29	0.00	1.500				
Brett Tomko, R ERA: 5.76 (6,1)	3.0	10	1	0	0	2	0	0	0	0	32	44	0.00	0.333				
Scott Williamson, R ERA: 1.51 (8,1)	2.0	9	2	0	0	3	1	0	0	0	16	22	0.00	1.500				

Cincinnati Reds @ Kansas City Royals
Kauffman Stadium, Kansas City, MO
 Sat Jun 05 1999, 7:05 PM CDT
 Att: 27,228 - Cloudy - 85 F

AB 37
 R 4
 H 7
 RBI 4
 BB 7
 SO 8
 LOB 23



WP: 2 PA: 45
 PB: 0
 SB: 2
 CS: 0

Batter	1	2	3	4	5	6	7	8	9	AB	R	H	RBI	BB	SO	LOB	TOP										
Pokey Reese, R OBP: 0.332, SLG: 0.433 (1, 4)	B5-3				G5-3		G4-6-3			5	2	2	0	1	0	3	Cincinnati Reds @ Kansas City Royals Kauffman Stadium, Kansas City, MO Sun Jun 06 1999, 1:05 PM CDT Att: 25,600 - Overcast - 68 F										
Michael Tucker, L OBP: 0.345, SLG: 0.417 (1, 9)	1B				G4-3		G4-6-3		SF7	4	2	2	1	1	0	2											
Sean Casey, L OBP: 0.436, SLG: 0.692 (1, 3)	1B									6	3	5	2	0	0	3											
Greg Vaughn, R OBP: 0.325, SLG: 0.491 (1, 10)	P3				P5					6	1	2	4	0	0	7											
Barry Larkin, R OBP: 0.369, SLG: 0.442 Chris Stynes, R OBP: 0.200, SLG: 0.042 (1, 6) (7, 4)	1B								SF8	4	1	4	1	0	0	0											
Eddie Taubensee, L OBP: 0.373, SLG: 0.442 (1, 2)	P5				K				P5	6	2	2	1	0	1	5											
Jeffrey Hammonds, R OBP: 0.290, SLG: 0.507 (1, 7)										5	1	2	2	0	2	2											
Mike Cameron, R OBP: 0.335, SLG: 0.406 (1, 8)	B3				FC4-6				FC5	5	0	1	2	0	1	3											
Aaron Boone, R OBP: 0.278, SLG: 0.341 (1, 5)	F7									4	2	2	0	0	1	0											
Inning Stats	R: 1 E: 0 K: 0 S: 13	H: 3 LOB: 2 BB: 0 P: 20	R: 0 E: 0 K: 1 S: 7	H: 0 LOB: 0 BB: 0 P: 8	R: 7 E: 0 K: 0 S: 27	H: 7 LOB: 3 BB: 2 P: 48	R: 0 E: 0 K: 2 S: 12	H: 1 LOB: 1 BB: 0 P: 17	R: 1 E: 0 K: 1 S: 12	H: 2 LOB: 1 BB: 0 P: 18	R: 0 E: 0 K: 1 S: 8	H: 1 LOB: 0 BB: 0 P: 10	R: 2 E: 0 K: 0 S: 11	H: 3 LOB: 1 BB: 0 P: 17	R: 3 E: 0 K: 0 S: 16	H: 4 LOB: 1 BB: 0 P: 21	1B: 16 2B: 5 3B: 0 HR: 1	SF: 2 SAC: 0 DP: 1 HBP: 1	WP: 1 PA: 51 PB: 0 SB: 0 CS: 0								
PITCHER	IP	WLS	BF	H	R	ER	SO	BB	IBB	HBP	BLK	WP	HR	S	P	ERA	WHIP										
Jay Witasick, R ERA: 8.29 (1, 1)	2.0	L	17	10	8	8	1	1	0	0	0	0	1	36	55	36.00	5.500										
Alvin Morman, L ERA: 4.09 (3, 1)	2.2		13	3	1	1	2	1	0	1	0	0	0	34	55	3.38	1.500										
Scott Service, R ERA: 6.21 (5, 1)	2.1		8	2	0	0	2	0	0	0	0	1	0	17	23	0.00	0.857										
Matt Whisenant, L ERA: 3.63 (8, 1)	1.0		6	3	2	2	0	0	0	0	0	0	0	11	17	18.00	3.000										
Terry Mathews, R ERA: 3.39 (9, 1)	1.0		7	4	3	3	0	0	0	0	0	0	0	16	21	27.00	4.000										

AB	46
R	14
H	22
RBI	14
BB	2
SO	5
LOB	26



Batter	1	2	3	4	5	6	7	8	9	AB	R	H	RBI	BB	SO	LOB	BOTTOM										
Carlos Febles, R OBP: 0.380, SLG: 0.497 (1, 4)	F7					FC6-4			P2	4	1	1	1	1	1	3	Cincinnati Reds @ Kansas City Royals Kauffman Stadium, Kansas City, MO Sun Jun 06 1999, 1:05 PM CDT Att: 25,600 - Overcast - 68 F										
Carlos Beltrán, S OBP: 0.315, SLG: 0.460 (1, 8)	F7					FC6-4			F8	5	0	0	0	0	1	6											
Johnny Damon, L OBP: 0.364, SLG: 0.460 Scott Pose, L OBP: 0.420, SLG: 0.419 (1, 7) (9, 7)	G3									3	0	1	1	1	0	0											
29 Mike Sweeney, R OBP: 0.378, SLG: 0.475 (1, 3) (9, 2)	G4-3					G6-3			L6	5	0	0	0	0	0	3											
Jeremy Giambi, L (1, 10)										4	0	0	0	0	3	2											
Jermaine Dye, R OBP: 0.352, SLG: 0.538 (1, 9)										4	1	1	0	0	1	1											
Chad Kreuter, S OBP: 0.378, SLG: 0.432 Scott Leius, R OBP: 0.276, SLG: 0.314 (1, 2) (9, 3)	BB									4	1	2	0	0	0	0											
Joe Randa, R OBP: 0.318, SLG: 0.373 (1, 5)	BB									4	0	3	1	0	0	1											
Steve Scarosone, R OBP: 0.293, SLG: 0.224 (1, 6)	BB									2	0	0	0	2	2	2											
Inning Stats	R: 1 E: 0 K: 0 S: 10	H: 1 LOB: 0 BB: 0 P: 13	R: 1 E: 0 K: 0 S: 15	H: 2 LOB: 2 BB: 2 P: 31	R: 0 E: 0 K: 1 S: 9	H: 0 LOB: 1 BB: 1 P: 16	R: 0 E: 0 K: 2 S: 11	H: 1 LOB: 1 BB: 0 P: 17	R: 0 E: 0 K: 0 S: 9	H: 1 LOB: 1 BB: 1 P: 14	R: 1 E: 0 K: 0 S: 11	H: 2 LOB: 2 BB: 1 P: 19	R: 0 E: 0 K: 1 S: 5	H: 0 LOB: 0 BB: 0 P: 5	R: 0 E: 0 K: 2 S: 9	H: 1 LOB: 1 BB: 0 P: 14	R: 0 E: 0 K: 0 S: 10	H: 1 LOB: 1 BB: 0 P: 12	1B: 6 2B: 3 3B: 0 HR: 0	SF: 0 SAC: 0 DP: 0 HBP: 0	WP: 0 PA: 40 PB: 0 SB: 2 CS: 0						
PITCHER	IP	WLS	BF	H	R	ER	SO	BB	IBB	HBP	BLK	WP	HR	S	P	ERA	WHIP										
Pete Harnisch, R ERA: 3.33 (1, 1)	1.2		8	3	2	2	0	0	0	0	0	0	0	35	61	0.00	1.500										
Scott Sullivan, R ERA: 1.42 (2, 1)	3.1	W	15	2	0	0	5	3	0	0	0	0	0	16	24	4.50	1.500										
Dennys Reyes, L ERA: 1.93 (6, 1)	2.0		9	2	1	1	1	1	0	0	0	0	0	19	26	0.00	1.000										
Gabe White, L ERA: 5.55 (8, 1)	2.0		8	2	0	0	2	0	0	0	0	0	0	19	26	0.00	1.000										

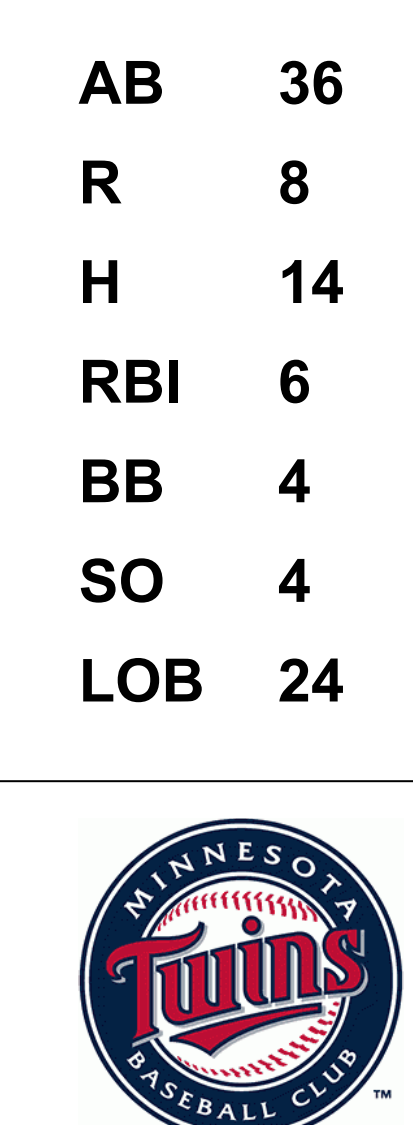
AB	36
R	3
H	9
RBI	3
BB	4
SO	8
LOB	18



Batter	1	2	3	4	5	6	7	8	9	AB	R	H	RBI	BB	SO	LOB	TOP				
Pokey Reese, R OBP: 0.333, SLG: 0.447 (1, 4)	1-1 1B SF7 1B	1-0 SAFE G5-3		0-0 F8		1-2 HR			0-3 K	5	2	2	2	0	1	4	Cincinnati Reds @ Minnesota Twins Hubert H. Humphrey Metrodome, Minneapolis, MN Mon Jun 07 1999, 8:05 PM EDT Att: 12,241 - Dome - 72 F livebaseballscorecards.com				
Michael Tucker, L OBP: 0.339, SLG: 0.407 (1, 9)	1-1 F7		3-2 G4-3		1-0 1B FC5-4 1B	1-3 K			1-3 K	5	1	1	0	0	2	1					
Sean Casey, L OBP: 0.435, SLG: 0.684 (1, 3)	1-0 1B		3-1 L8		0-1 FC5-4 1B	2-2 F8			1-3 K	5	0	2	0	0	1	0					
Greg Vaughn, R OBP: 0.323, SLG: 0.486 (1, 10)	0-1 1B		1-1 L5		1-2 FC5-4 HR				3-3 K	4	1	1	1	0	1	1					
Barry Larkin, R OBP: 0.367, SLG: 0.445 (1, 6)	1-0 SF7			1-0 1B 2B	2-1 F8				1-1 G3-1	3	0	1	1	0	0	1					
Eddie Taubensee, L OBP: 0.370, SLG: 0.459 (1, 2)	0-2 G4-3			1-1 F8	1-2 HR				1-1 P6	4	1	1	2	0	0	3					
Jeffrey Hammonds, R OBP: 0.294, SLG: 0.487 (8, 8)		4-2 FC6-4 BB		1-0 L5	2-3 K				1-3 K	3	0	0	0	1	2	1					
Mike Cameron, R OBP: 0.339, SLG: 0.404 (8, PH)		2-2 FC6-4		1-1 1B HBP		4-2 FC6-4 BB			2-2 F9	1	0	0	0	1	0	1					
Dmitri Young, S OBP: 0.265, SLG: 0.324 (8, 7)		1-2 FC6-4								1	0	0	0	0	0	0					
Aaron Boone, R OBP: 0.277, SLG: 0.337 (1, 5)		2-1 L7		3-2 1B	1-1 FC6-4 HR				1-0 G5-3	4	1	1	0	0	0	2					
Inning Stats	R: 1 E: 0 K: 0 S: 11	H: 3 LOB: 2 BB: 0 P: 15	R: 0 E: 0 K: 0 S: 8	H: 0 LOB: 1 BB: 1 P: 17	R: 0 E: 0 K: 0 S: 7	H: 0 LOB: 0 BB: 0 P: 14	R: 0 E: 0 K: 0 S: 10	H: 2 LOB: 3 BB: 0 P: 17	R: 3 E: 0 K: 1 S: 14	H: 3 LOB: 0 BB: 1 P: 21	R: 0 E: 0 K: 1 S: 7	H: 0 LOB: 0 BB: 0 P: 12	R: 0 E: 0 K: 1 S: 7	H: 0 LOB: 0 BB: 0 P: 11	R: 0 E: 0 K: 3 S: 9	H: 0 LOB: 0 BB: 0 P: 11	1B: 6 2B: 1 3B: 0 HR: 2	SF: 1 SAC: 0 DP: 0 HBP: 1	WP: 0 PB: 0 CS: 0	PA: 39	
PITCHER	IP	WLS	BF	H	R	ER	SO	BB	IBB	HBP	BLK	WP	HR	S	P	ERA	WHIP				
Mike Lincoln, R ERA: 6.09 (1, 1)	5.0	W	25	8	4	4	1	1	0	1	0	0	1	50	84	7.20	1.800				
Joe Mays, R ERA: 5.93 (6, 1)	2.0		8	1	2	2	2	1	0	0	0	0	1	26	40	9.00	1.000				
Bob Wells, R ERA: 4.04 (8, 1)	1.0	H	3	0	0	0	1	0	0	0	0	0	0	7	11	0.00	0.000				
Mike Trombley, R ERA: 2.5 (9, 1)	1.0	S	3	0	0	0	3	0	0	0	0	0	0	9	11	0.00	0.000				

Batter	1	2	3	4	5	6	7	8	9	AB	R	H	RBI	BB	SO	LOB	BOTTOM				
Denny Hocking, S OBP: 0.313, SLG: 0.343 (1, 6)	2-1 F7	1-0 SAFE FC6-4 1B	1-1 G4-3		0-1 F7				1-3 K	5	1	1	1	0	1	3	Cincinnati Reds @ Minnesota Twins Hubert H. Humphrey Metrodome, Minneapolis, MN Mon Jun 07 1999, 8:05 PM EDT Att: 12,241 - Dome - 72 F livebaseballscorecards.com				
Matt Lawton, L OBP: 0.339, SLG: 0.404 (1, 9)	4-1 CS BB	1-0 FC6-4 1B		0-0 G6-3 2B	1-2 G4-3				0-0 G4-3	4	0	2	0	1	0	2					
Brent Gates, S OBP: 0.350, SLG: 0.381 (1, 4)	1-0 BB E 2B	2-2 FC6-4 HBP 1B		2-2 G6-3		0-1 G6-4-3 1B			2-2 1B	5	1	3	1	0	0	3					
Ron Coomer, R OBP: 0.323, SLG: 0.500 (1, 3)	4-0 BB E BB	1-2 HBP 1B		2-3 K		1-0 SAFE G6-4-3 1B			1-0 F7	4	1	1	1	1	1	3					
Marty Cordova, R OBP: 0.401, SLG: 0.471 (1, 10)	4-0 E 1B BB	1-2 HBP 1B		2-3 K		4-2 BB			1-0 G6-3	2	1	0	0	2	1	2					
Chad Allen, R OBP: 0.326, SLG: 0.397 (1, 7)	1-0 E1 1B	1-1 P9			1-0 G4-3 1B				0-0 G5-3	4	2	1	0	0	0	5					
Corey Koskie, L OBP: 0.375, SLG: 0.484 (1, 5)	1-3 2H 3H 1B	2-2 G4-3			2-1 G4-3				1-1 FC5-4 1B	4	0	2	2	0	0	4					
Javier Valentin, S OBP: 0.286, SLG: 0.364 (1, 2)	0-0 PO	0-0 1B 2B		1-1 G4-3		1-0 1B			0-0 FC5-4 PB	4	1	2	1	0	0	1					
Torii Hunter, R OBP: 0.284, SLG: 0.318 (1, 8)		0-0 1B 2B FC6-4 1B		2-3 K		1-2 1B			2-2 G5-3	4	1	2	0	0	1	1					
Inning Stats	R: 4 E: 1 K: 0 S: 10	H: 2 LOB: 0 BB: 3 P: 28	R: 3 E: 0 K: 0 S: 14	H: 5 LOB: 3 BB: 0 P: 23	R: 0 E: 0 K: 1 S: 7	H: 0 LOB: 0 BB: 0 P: 11	R: 0 E: 0 K: 2 S: 11	H: 1 LOB: 1 BB: 0 P: 17	R: 1 E: 0 K: 0 S: 13	H: 3 LOB: 2 BB: 0 P: 20	R: 0 E: 0 K: 0 S: 6	H: 1 LOB: 1 BB: 1 P: 10	R: 0 E: 0 K: 1 S: 9	H: 1 LOB: 0 BB: 0 P: 13	R: 0 E: 0 K: 0 S: 6	H: 1 LOB: 1 BB: 0 P: 10		1B: 11 2B: 3 3B: 0 HR: 0	SF: 0 SAC: 0 DP: 1 HBP: 1	WP: 0 PB: 1 CS: 1	PA: 42
PITCHER	IP	WLS	BF	H	R	ER	SO	BB	IBB	HBP	BLK	WP	HR	S	P	ERA	WHIP				
Steve Avery, L ERA: 4.1 (1, 1)	1.0	L	11	6	7	3	0	3	0	0	0	0	0	14	34	27.00	9.000				
Gabe White, L ERA: 4.94 (2, 1)	3.0		12	2	0	0	3	0	0	1	0	0	0	28	45	0.00	0.667				
Jason Bere, R ERA: 6.1 (5, 1)	1.0		7	4	1	1	0	0	0	0	0	0	0	15	22	9.00	4.000				
Danny Graves, R ERA: 3.92 (6, 1)	3.0		11	2	0	0	1	1	0	0	0	0	0	19	31	0.00	1.000				

AB	35
R	6
H	9
RBI	6
BB	2
SO	7
LOB	14



Batter	1	2	3	4	5	6	7	8	9	AB	R	H	RBI	BB	SO	LOB	TOP					
Pokey Reese, R OBP: 0.327, SLG: 0.438 (1, 4)	G1-3		G4-3			F9		G4-3		4	0	0	0	0	0	1	Cincinnati Reds @ Minnesota Twins Hubert H. Humphrey Metrodome, Minneapolis, MN Tue Jun 08 1999, 8:05 PM EDT Att: 13,157 - Dome - 72 F livebaseballscorecards.com					
Michael Tucker, L OBP: 0.336, SLG: 0.402 (1, 9)	G4-6-3 1B				F8	G3-1			F7	4	0	1	0	0	0	0						
Sean Casey, L OBP: 0.429, SLG: 0.675 Hal Morris, L OBP: 0.375, SLG: 0.357 (7, 3)	G4-6-3 1-2			G3			G6-3		G4-3	3	0	0	0	0	0	1						
Greg Vaughn, R OBP: 0.317, SLG: 0.475 (1, 10)		F7		K			F7		K	4	0	0	0	0	2	0						
Barry Larkin, R OBP: 0.362, SLG: 0.438 (1, 6)		F8			F7		G4-3			3	0	0	0	0	0	0						
Eddie Taubensee, L OBP: 0.369, SLG: 0.456 (1, 2)		G3-1			F8			G4-3 1B		3	0	1	0	0	0	0						
Dmitri Young, S OBP: 0.284, SLG: 0.333 (1, 7)			K		G4-3 2B			G4-3 1-2		3	0	1	0	0	1	1						
Mike Cameron, R OBP: 0.339, SLG: 0.400 (1, 8)			G5-3		K			HR BB		2	1	0	0	1	1	1						
Aaron Boone, R OBP: 0.288, SLG: 0.389 (1, 5)					K			HR		3	1	2	2	0	1	0						
Inning Stats	R: 0 E: 0 K: 0 S: 6	H: 1 LOB: 0 BB: 0 P: 8	R: 0 E: 0 K: 0 S: 4	H: 0 LOB: 0 BB: 0 P: 6	R: 0 E: 0 K: 1 S: 12	H: 1 LOB: 1 BB: 0 P: 17	R: 0 E: 0 K: 1 S: 5	H: 0 LOB: 0 BB: 0 P: 6	R: 0 E: 0 K: 1 S: 13	H: 1 LOB: 3 BB: 0 P: 20	R: 0 E: 0 K: 1 S: 9	H: 0 LOB: 0 BB: 0 P: 12	R: 0 E: 0 K: 0 S: 7	H: 0 LOB: 0 BB: 0 P: 10	R: 2 E: 0 K: 0 S: 10	H: 2 LOB: 0 BB: 1 P: 19	R: 0 E: 0 K: 1 S: 9	H: 0 LOB: 0 BB: 0 P: 10	1B: 2 2B: 2 3B: 0 HR: 1	SF: 0 SAC: 0 DP: 2 HBP: 0	WP: 0 PB: 0 SB: 1 CS: 0	PA: 31
PITCHER	IP	WLS	BF	H	R	ER	SO	BB	IBB	HBP	BLK	WP	HR	S	P	ERA	WHIP					
Brad Radke, R ERA: 3.53 (1, 1)	8.0	W	28	5	2	2	4	1	0	0	0	0	1	66	98	2.25	0.750					
Mike Trombley, R ERA: 2.43 (9, 1)	1.0	S	3	0	0	0	1	0	0	0	0	0	0	9	10	0.00	0.000					

Batter	1	2	3	4	5	6	7	8	9	AB	R	H	RBI	BB	SO	LOB	BOTTOM				
Denny Hocking, S OBP: 0.309, SLG: 0.338 (9, 9)	P4	FC6-4		FC4-6 WP	E6					5	1	1	1	0	0	5	Cincinnati Reds @ Minnesota Twins Hubert H. Humphrey Metrodome, Minneapolis, MN Tue Jun 08 1999, 8:05 PM EDT Att: 13,157 - Dome - 72 F livebaseballscorecards.com				
Todd Walker, L OBP: 0.325, SLG: 0.389 (1, 10)	G4-3	F7		K	K			FC6-4 1B		5	0	1	0	0	2	6					
Brent Gates, S OBP: 0.369, SLG: 0.393 (1, 4)	2B		1B BB	FC6-4 BB		FC6-4 BB	FC6-4	FC6-4 1-2		2	0	1	0	3	0	2					
Ron Coomer, R OBP: 0.320, SLG: 0.492 (1, 3)	G5-3		1B	FC6-4		FC6-4 BB		K		5	0	1	0	0	1	3					
Matt Lawton, L OBP: 0.345, SLG: 0.406 56 Cleatus Davidson, S OBP: 0.222, SLG: 0.222 (8, PR) (9, 6)	1B 1B		P3		G6-3 1B	K		WP HBP		4	2	2	0	0	1	3					
Chad Allen, R OBP: 0.333, SLG: 0.399 (1, 7)	1B FC6-4		FC6-4 1B	FC6-4	K			K		4	1	2	0	1	2	2					
Corey Koskie, L OBP: 0.367, SLG: 0.469 (1, 5)	FC6-4 1B		K		G6-3	P8		F8		5	0	1	0	0	1	7					
Javier Valentin, S OBP: 0.304, SLG: 0.380 (1, 2)	FC6-4 1B	FC6-4		FC6-4	E BB			G5-4-3 1B		4	0	3	2	0	0	3					
Tori Hunter, R OBP: 0.284, SLG: 0.313 (1, 8)	K			E5 FC4-6	E BB			G5-4-3		3	0	0	0	1	1	4					
Inning Stats	R: 0 E: 0 K: 0 S: 10	H: 1 LOB: 1 BB: 0 P: 16	R: 2 E: 0 K: 1 S: 14	H: 4 LOB: 2 BB: 0 P: 21	R: 0 E: 0 K: 1 S: 11	H: 2 LOB: 3 BB: 1 P: 17	R: 1 E: 1 K: 1 S: 9	H: 0 LOB: 1 BB: 1 P: 16	R: 1 E: 1 K: 2 S: 18	H: 2 LOB: 3 BB: 1 P: 33	R: 0 E: 0 K: 1 S: 10	H: 0 LOB: 2 BB: 2 P: 23	R: 0 E: 0 K: 0 S: 13	H: 3 LOB: 2 BB: 0 P: 19	R: 1 E: 0 K: 2 S: 10	H: 0 LOB: 1 BB: 0 P: 16	1B: 11 2B: 1 3B: 0 HR: 0	SF: 0 SAC: 0 DP: 1 HBP: 1	WP: 5 PB: 0 SB: 2 CS: 0	PA: 43	
PITCHER	IP	WLS	BF	H	R	ER	SO	BB	IBB	HBP	BLK	WP	HR	S	P	ERA	WHIP				
Ron Villone, L ERA: 1.5 (1, 1)	4.2	L	27	9	4	3	4	3	0	0	0	0	0	58	97	5.79	2.571				
Dennys Reyes, L ERA: 2.08 (5, 1)	2.2		14	3	1	1	3	2	0	1	0	0	0	30	52	3.38	1.875				
Scott Williamson, R ERA: 1.48 (8, 1)	0.2		2	0	0	0	1	0	0	0	0	2	0	7	12	0.00	0.000				

Batter	1	2	3	4	5	6	7	8	9	AB	R	H	RBI	BB	SO	LOB	TOP					
Kenny Lofton, L OBP: 0.452, SLG: 0.507 (1, 8)	2-1 HR	4-0 BB			0-1 F7		4-1 2B		4-1 E WP BB	2	3	1	1	3	0	0	Cleveland Indians @ Cincinnati Reds Cinergy Field, Cincinnati, OH Fri Jun 11 1999, 7:05 PM EDT Att: 42,928 - Cloudy - 90 F					
Omar Vizquel, S OBP: 0.391, SLG: 0.434 (1, 6)	1-1 F8	2-2 F8			3-2 FC1-5 2B		3-2 1-H 2B		1-2 F7 1-H	5	0	2	1	0	0	1						
Roberto Alomar, S OBP: 0.431, SLG: 0.495 (1, 4)	4-2 BB		2-1 F7		2-1 FC1-5 HR		0-3 K		0-3 K	4	1	0	0	1	2	2						
Manny Ramirez, R OBP: 0.418, SLG: 0.608 (1, 9)	3-2 L9		1-0 P3		2-2 1-H HR		1-3 K			4	1	1	2	0	1	2						
David Justice, L OBP: 0.371, SLG: 0.549 (1, 7)	2-3 K		1-0 1B		1-2 F8			1-0 F9		4	0	1	0	0	1	1						
Jeff Manto, R OBP: 0.426, SLG: 0.500 (1, 5)		4-1 G6-3 HR BB	3-3 K		2-3 K			3-1 F8		3	1	0	0	1	2	1						
Jim Thome, L OBP: 0.404, SLG: 0.451 Paul Shuey, R (8, 1) Michael Jackson, R (9, 1)	1-0 P2		4-0 1-4-3 BB		3-3 K			0-0 P2		3	0	0	0	1	1	1						
Einar Diaz, R OBP: 0.299, SLG: 0.400 Steve Reed, R (7, 1) Richie Sexson, R OBP: 0.298, SLG: 0.557 (8, 3)	2-1 G6-3		0-0 L4-3		0-0 F9			1-1 HR		3	0	0	0	0	0	2						
Dwight Gooden, R OBP: 0.500, SLG: 2.000 Paul Assenmacher, L (6, 1) Steve Karsay, R (6, 1) Chris Turner, R OBP: 0.287, SLG: 0.214 Ricardo Rincon, L (7, 1)	2-1 HR		1-3 K		1-0 G6-3			0-0 G6-3		2	1	1	2	0	1	0						
Inning Stats	R: 1 E: 0 K: 1 S: 13	H: 1 LOB: 1 BB: 1 P: 25	R: 2 E: 0 K: 0 S: 9	H: 1 LOB: 1 BB: 2 P: 24	R: 0 E: 0 K: 1 S: 7	H: 1 LOB: 0 BB: 0 P: 14	R: 0 E: 0 K: 1 S: 4	H: 0 LOB: 0 BB: 1 P: 9	R: 2 E: 0 K: 0 S: 18	H: 2 LOB: 0 BB: 0 P: 26	R: 1 E: 0 K: 2 S: 11	H: 1 LOB: 1 BB: 1 P: 20	R: 0 E: 0 K: 0 S: 4	H: 0 LOB: 0 BB: 0 P: 8	R: 2 E: 1 K: 1 S: 10	H: 1 LOB: 0 BB: 1 P: 16		1B: 1 2B: 3 3B: 0 HR: 4	SF: 0 SAC: 0 DP: 1 HBP: 0	WP: 1 PB: 0 SB: 0 CS: 0	PA: 39	
PITCHER	IP WLS BF H R ER SO BB IBB HBP BLK WP HR S P ERA WHIP	5.0 4.83 1.0 1.0 2.0 L	23 3 5 1 8	5 0 0 1 2	5 0 1 1 1	3 0 2 1 1	5 0 1 1 1	3 0 0 0 0	3 0 0 0 0	51 10 20 14 24	98 0 0 0 0	9.00 0.00 9.00 4.50	1.800 0.000 2.000 1.000									

Batter	1	2	3	4	5	6	7	8	9	AB	R	H	RBI	BB	SO	LOB	BOTTOM					
Pokey Reese, R OBP: 0.327, SLG: 0.436 (1, 4)	2-2 F9		1-2 G6-3		0-1 F9		4-1 G1-3 WP BB	2-1 G4-6-3 1B		4	1	1	0	1	0	0	Cleveland Indians @ Cincinnati Reds Cinergy Field, Cincinnati, OH Fri Jun 11 1999, 7:05 PM EDT Att: 42,928 - Cloudy - 90 F					
Michael Tucker, L OBP: 0.336, SLG: 0.393 (1, 9)	0-0 F8		2-0 1B		2-1 P5		4-0 G1-3 E BB	1-2 G4-6-3		4	1	1	0	1	0	2						
Sean Casey, L OBP: 0.429, SLG: 0.673 Jeffrey Hammonds, R OBP: 0.303, SLG: 0.481 (9, PR)	0-1 2B		0-2 G4-3		1-3 K		0-0 G1-3	0-0 FC4-6 1B		5	0	2	0	0	1	3						
Greg Vaughn, R OBP: 0.322, SLG: 0.476 (1, 7)	0-3 K		3-1 F9		0-0 1B 2B		3-2 1B 2B	1-1 FC4-6 DI 1-2		5	1	2	0	0	1	2						
Barry Larkin, R OBP: 0.361, SLG: 0.431 (1, 6)		1-1 F9		2-0 1B G1-3 1B		4-0 1B 2B BB	1-0 1B	3-3 K		4	2	2	0	1	1	1						
Eddie Taubensee, L OBP: 0.377, SLG: 0.464 Brian Johnson, R OBP: 0.313, SLG: 0.468 (6, PH)	1-0 L6-4 BB 1B		0-0 G1-3 1B		0-1 2B SF7 1B		1-3 K	3-2 P2		2	0	2	0	0	0	0						
Mike Cameron, R OBP: 0.340, SLG: 0.401 (1, 8)	4-0 1-2 BB		3-2 G1-3		1-2 1-3 3-H F9		0-0 1-3 2-H 3-H 2B	3-3 K		3	0	1	3	1	1	3						
Aaron Boone, R OBP: 0.287, SLG: 0.388 (1, 5)	1-0 L6-4		1-0 F9		2-2 G5-3		3-H 2-2 G6-3	2-1 1B 1B		3	0	1	1	0	0	3						
Steve Parris, R OBP: 0.305, SLG: 0.300 Chris Siggers, R OBP: 0.194, SLG: 0.040 Gabe White, L ERA: 4.76 Hal Morris, L OBP: 0.356, SLG: 0.340 Scott Sullivan, R ERA: 1.64 (5, PH) (6, PH) (7, 1) (8, 1)	1-0 G6-3		1-0 G6-3		2-2 G5-3		2-2 G6-3	1-3 K		1	0	0	0	0	0	0						
Inning Stats	R: 0 E: 0 K: 1 S: 10	H: 1 LOB: 0 BB: 0 P: 12	R: 0 E: 0 K: 0 S: 4	H: 1 LOB: 1 BB: 1 P: 11	R: 0 E: 0 K: 0 S: 8	H: 1 LOB: 0 BB: 0 P: 12	R: 1 E: 0 K: 0 S: 8	H: 2 LOB: 1 BB: 0 P: 17	R: 0 E: 0 K: 0 S: 7	H: 0 LOB: 0 BB: 0 P: 11	R: 3 E: 0 K: 1 S: 12	H: 3 LOB: 1 BB: 1 P: 19	R: 2 E: 0 K: 2 S: 13	H: 2 LOB: 2 BB: 2 P: 29	R: 0 E: 0 K: 1 S: 10	H: 2 LOB: 1 BB: 0 P: 16		R: 0 E: 0 K: 1 S: 13	H: 1 LOB: 2 BB: 0 P: 20	1B: 10 2B: 4 3B: 0 HR: 0	SF: 1 SAC: 0 DP: 2 HBP: 0	WP: 1 PB: 0 SB: 0 CS: 0
PITCHER	IP WLS BF H R ER SO BB IBB HBP BLK WP HR S P ERA WHIP	5.1 5.33 0.0 0.2 0.1 1.0	23 1 0 4 2 6	3 0 0 0 0 3	2 0 0 0 0 1	3 0 0 0 0 3	2 0 0 0 0 0	42 2 6 5 0 16	73 2 12 0 0 27	5.06 2.51 0.00 9.00	1.500 1.500 3.000 3.000											



Batter	1	2	3	4	5	6	7	8	9	AB	R	H	RBI	BB	SO	LOB	TOP				
Rickey Henderson, R OBP: 0.416, SLG: 0.376 (1, 7)	4-1 BB FC6-4 1B BB	4-1 S BB			3-2 G4-3	4-1 BB			1-2 E9 G6-3 2B	2	2	1	0	3	0	0					
Edgardo Alfonzo, R OBP: 0.371, SLG: 0.452 (1, 4)	2-1 FC6-4 BB 1-2 BB 1B	2-0 F9			0-0 G4-3	1-3 K			3-2 G6-3	5	1	1	1	0	1	4					
Benny Agbavani, R OBP: 0.466, SLG: 0.857 (1, 9)	4-0 FC6-4 BB 1-2 2-3 BB	2-2 F7			4-1 WP BB			0-2 F7	3-H 4-2 G3 BB	2	0	0	0	3	0	1					
Bobby Bonilla, S OBP: 0.274, SLG: 0.313 (1, 3)	0-2 FC6-4 BB BB 1-2 2-3 3-H		2-2 F7		2-2 F9			0-0 F8	0-0 G3	5	0	0	1	0	0	4					
Robin Ventura, L OBP: 0.350, SLG: 0.474 (1, 5)	4-2 BB BB 1-2 BB		2-2 G3			4-2 WP 1B SF9 BB		3-3 K	1-0 F7	3	1	0	0	2	1	1					
Todd Pratt, R OBP: 0.346, SLG: 0.410 (1, 2)	2-1 L6		1-3 K			2-0 SF9 WP 1B		3-2 G6-3		4	0	1	0	0	1	3					
Roger Cedeno, S OBP: 0.425, SLG: 0.407 (1, 8)	4-2 FC6-4 BB 1-2 2-3 3-H			2-0 F9		4-0 S BB 1-2 2-3 BB		2-2 1B BB		2	0	1	1	2	0	0					
Rey Ordóñez, R OBP: 0.318, SLG: 0.351 (1, 6)	1-1 FC6-4		1-1 L1		0-0 SF9			1-1 G4-3 1B		3	0	1	1	0	0	3					
Jason Iiringhausen, R OBP: 0.128, SLG: 0.250 (5, PH) Matt FitzGerald, L OBP: 0.375, SLG: 0.382 (5, PH) Greg McMichael, R OBP: 0.107, SLG: 0.333 (7, PH) Pat Mahomes, R OBP: 0.403, SLG: 0.539 (8, PH) John Clerud, L OBP: 0.330, SLG: 0.400 (8, PH) Allen Watson, L OBP: 0.300, SLG: 0.400 (8, PH)		1-3 K	1-3 K		1-3 K	1-3 K		1-1 G4-3		2	0	0	0	0	2	0					
Inning Stats	R: 2 E: 0 K: 0 S: 15	H: 1 LOB: 3 BB: 4 P: 36	R: 0 E: 0 K: 1 S: 8	H: 0 LOB: 1 BB: 1 P: 17	R: 0 E: 0 K: 1 S: 9	H: 0 LOB: 0 BB: 0 P: 14	R: 0 E: 0 K: 1 S: 6	H: 0 LOB: 0 BB: 0 P: 10	R: 0 E: 0 K: 0 S: 9	H: 0 LOB: 1 BB: 1 P: 18	R: 1 E: 0 K: 2 S: 11	H: 1 LOB: 3 BB: 3 P: 27	R: 0 E: 0 K: 1 S: 7	H: 0 LOB: 0 BB: 0 P: 10	R: 0 E: 0 K: 0 S: 10	H: 2 LOB: 1 BB: 0 P: 17	R: 1 E: 1 K: 0 S: 10	H: 1 LOB: 1 BB: 1 P: 19	1B: 3 2B: 2 3B: 0 HR: 0	SF: 1 SAC: 0 DP: 1 HBP: 0	WP: 2 PA: 41 PB: 0 SB: 2 CS: 0
PITCHER	IP WLS BF H R ER SO BB IBB HBP BLK WP HR S P ERA WHIP	5.0 23 3 3 3 3 7 0 0 0 1 0 49 101 5.40 1.600	3.0 W 13 3 0 0 3 2 0 0 0 1 0 26 48 0.00 1.667	1.0 5 1 1 0 0 0 1 0 0 0 0 0 10 19 0.00 2.000																	

New York Mets @ Cincinnati Reds
Cinergy Field, Cincinnati, OH
Mon Jun 14 1999, 7:05 PM EDT
Att: 19,270 - Unknown - 77 F

AB	30
R	4
H	5
RBI	4
BB	10
SO	6
LOB	20



Batter	1	2	3	4	5	6	7	8	9	AB	R	H	RBI	BB	SO	LOB	BOTTOM			
Pokey Reese, R OBP: 0.321, SLG: 0.423 (1, 4)	2-2 G6-3		2-2 F9		0-0 G5-3		2-1 P3	0-0 SF7		4	0	0	1	0	0	0				
Michael Tucker, L OBP: 0.329, SLG: 0.416 (1, 9)	0-0 G3		1-2 K		2-3 K		1-2 F9 1B 2B	3-H 3-1 G4-3		5	2	2	1	0	1	1				
Sean Casey, L OBP: 0.420, SLG: 0.647 (1, 3)	1-2 1B		1-1 F7		1-1 G1-3		4-0 1B IBB			3	0	1	0	1	0	0				
Greg Vaughn, R OBP: 0.332, SLG: 0.508 (1, 7)	3-3 K			0-1 P6		4-1 S HR BB	1-1 F9	2-3 F9		3	1	0	0	1	1	3				
Barry Larkin, R OBP: 0.372, SLG: 0.443 (1, 6)		2-1 E1 FC5-4		2-0 HR		4-1 S HR BB	0-1 1B	1-2 3-H 1B		3	2	2	2	1	0	0				
Eddie Taubensee, L OBP: 0.386, SLG: 0.466 (1, 2)		1-2 FC5-4		1-2 F8		2-3 K	1-1 F7			4	0	0	0	0	1	5				
Mike Cameron, R OBP: 0.343, SLG: 0.402 (1, 8)		0-3 K		2-1 S 2B 1B		3-3 K		2-1 FC5-4 1B		4	1	2	0	0	2	3				
Aaron Boone, R OBP: 0.297, SLG: 0.415 (1, 5)		1-2 P4		2-2 1-H 2B		0-1 HR		2-2 FC5-4 2B SF7		4	2	2	4	0	0	2				
Ron Villone, L OBP: 0.286, SLG: 0.167 Scott Williamson, R OBP: 0.279, SLG: 0.438 Mark Lewis, R OBP: 0.279, SLG: 0.438 Danny Graves, R OBP: 0.279, SLG: 0.438			1-3 K		1-2 G1-3		1-3 K	1-0 1-3 2B		2	0	0	0	0	1	1				
Inning Stats	R: 0 E: 0 K: 1 S: 13	H: 1 LOB: 1 BB: 0 P: 19	R: 0 E: 1 K: 1 S: 13	H: 0 LOB: 1 BB: 0 P: 17	R: 1 E: 0 K: 1 S: 18	H: 1 LOB: 0 BB: 0 P: 23	R: 2 E: 0 K: 0 S: 16	H: 3 LOB: 1 BB: 0 P: 24	R: 0 E: 0 K: 1 S: 6	H: 0 LOB: 0 BB: 0 P: 9	R: 3 E: 0 K: 3 S: 15	H: 1 LOB: 2 BB: 2 P: 29	R: 1 E: 0 K: 0 S: 11	H: 2 LOB: 1 BB: 1 P: 20	R: 1 E: 0 K: 0 S: 11	H: 2 LOB: 1 BB: 0 P: 19	1B: 4 2B: 3 3B: 0 HR: 3	SF: 1 SAC: 0 DP: 0 HBP: 0	WP: 0 PA: 38 PB: 0 SB: 4 CS: 0	
PITCHER	IP WLS BF H R ER SO BB IBB HBP BLK WP HR S P ERA WHIP	5.0 21 4 0 2 2 2 2 0 0 0 0 0 10 23 27.00 3.000	0.2 L 4 0 2 2 2 2 0 0 0 0 0 1 5 6 27.00 3.000	1.0 6 2 1 1 1 0 0 1 0 0 0 0 11 20 9.00 2.000	1.0 5 2 1 1 0 0 0 0 0 0 0 0 11 19 9.00 2.000															

New York Mets @ Cincinnati Reds
Cinergy Field, Cincinnati, OH
Mon Jun 14 1999, 7:05 PM EDT
Att: 19,270 - Unknown - 77 F

AB	34
R	8
H	10
RBI	8
BB	3
SO	7
LOB	15



Batter	1	2	3	4	5	6	7	8	9	AB	R	H	RBI	BB	SO	LOB	TOP				
Rickey Henderson, R OBP: 0.427, SLG: 0.448 (1, 7)	4-2 CS BB		2-1 2B		0-2 G3		2-2 2B		2-1 G5-3	4	0	2	0	1	0	1	New York Mets @ Cincinnati Reds Cinergy Field, Cincinnati, OH Wed Jun 16 1999, 12:35 PM EDT Att: 25,531 - Unknown - 66 F				
Eduardo Alfonzo, R OBP: 0.377, SLG: 0.461 (1, 4)	1 SAFE F9		0-0 G6-3		4-1 BB		0-1 P7		1-0 1B	4	0	1	1	1	0	3					
John Olerud, L OBP: 0.449, SLG: 0.542 (1, 3)	3-3 K		4-2 BB		0-0 P7		1-1 P7		0-2 G5-3	4	0	0	0	1	1	4					
31 Mike Piazza, R OBP: 0.372, SLG: 0.592 (1, 2)		1-0 G4-3 1B 2B	0-0 L7		0-1 E5 2B 1B				1-1 G3 2B	4	2	2	0	0	0	2					
Robin Ventura, L OBP: 0.352, SLG: 0.491 (1, 5)		0-1 G4-3		3-2 HR		2-2 1B 2B		0-1 G3	4	2	2	1	0	0	2						
Brian McRae, S OBP: 0.361, SLG: 0.418 (1, 8)		0-1 FC4-6 1B		2-2 G3		2-2 1B		4-1 G5-4-3 BB	3	0	2	3	1	0	0						
Benny Agbayani, R OBP: 0.446, SLG: 0.815 (1, 9)	1 SAFE F9		1-3 K		1-3 G6-3			1-1 G5-4-3	4	0	0	0	0	1	3						
Rey Ordenez, R OBP: 0.315, SLG: 0.343 (1, 6)	1 SAFE FC4-6		1-0 L6		1-3 K			0-0 G5-3	4	0	0	0	0	1	1						
Masato Yoshii, R OBP: 0.174, SLG: 0.174 (7, PH)			1-3 K		3-2 G6-3			2-1 G5-3 1B 2B	2	0	0	0	0	0	1						
Luis Lopez, S OBP: 0.379, SLG: 0.389 (7, PH)										1	0	0	0	0	1	0					
Greg McMichael, R OBP: 0.379, SLG: 0.389 (7, 1)										0	0	0	0	0	0	0					
Dennis Cook, L OBP: 0.379, SLG: 0.389 (7, 1)										0	0	0	0	0	0	0					
Armando Benitez, R OBP: 0.303, SLG: 0.459 (8, PH)										0	0	0	0	0	0	0					
Matt Franco, L OBP: 0.303, SLG: 0.459 (8, PH)										1	1	1	0	0	0	0					
John Franco, L OBP: 0.303, SLG: 0.459 (8, 1)										0	0	0	0	0	0	0					
Inning Stats	R: 0 E: 0 K: 1 S: 9	H: 0 LOB: 0 BB: 1 P: 17	R: 1 E: 0 K: 0 S: 8	H: 2 LOB: 1 BB: 0 P: 13	R: 0 E: 0 K: 1 S: 9	H: 1 LOB: 2 BB: 1 P: 16	R: 1 E: 0 K: 1 S: 12	H: 1 LOB: 0 BB: 0 P: 19	R: 0 E: 0 K: 0 S: 9	H: 0 LOB: 1 BB: 1 P: 16	R: 2 E: 1 K: 1 S: 12	H: 2 LOB: 0 BB: 0 P: 17	R: 0 E: 0 K: 0 S: 7	H: 1 LOB: 1 BB: 0 P: 13	R: 1 E: 0 K: 0 S: 9	H: 2 LOB: 1 BB: 0 P: 14	1B: 3 2B: 6 3B: 0 HR: 1	SF: 0 SAC: 0 DP: 1 HBP: 0	WP: 0 PB: 0 SB: 0 CS: 1	PA: 39	
PITCHER	IP WLS BF H R ER SO BB IBB HBP BLK WP HR S P ERA WHIP	IP WLS BF H R ER SO BB IBB HBP BLK WP HR S P ERA WHIP	IP WLS BF H R ER SO BB IBB HBP BLK WP HR S P ERA WHIP	IP WLS BF H R ER SO BB IBB HBP BLK WP HR S P ERA WHIP	IP WLS BF H R ER SO BB IBB HBP BLK WP HR S P ERA WHIP	IP WLS BF H R ER SO BB IBB HBP BLK WP HR S P ERA WHIP	IP WLS BF H R ER SO BB IBB HBP BLK WP HR S P ERA WHIP	IP WLS BF H R ER SO BB IBB HBP BLK WP HR S P ERA WHIP	IP WLS BF H R ER SO BB IBB HBP BLK WP HR S P ERA WHIP	IP WLS BF H R ER SO BB IBB HBP BLK WP HR S P ERA WHIP	IP WLS BF H R ER SO BB IBB HBP BLK WP HR S P ERA WHIP	IP WLS BF H R ER SO BB IBB HBP BLK WP HR S P ERA WHIP	IP WLS BF H R ER SO BB IBB HBP BLK WP HR S P ERA WHIP	IP WLS BF H R ER SO BB IBB HBP BLK WP HR S P ERA WHIP	IP WLS BF H R ER SO BB IBB HBP BLK WP HR S P ERA WHIP	IP WLS BF H R ER SO BB IBB HBP BLK WP HR S P ERA WHIP	IP WLS BF H R ER SO BB IBB HBP BLK WP HR S P ERA WHIP	IP WLS BF H R ER SO BB IBB HBP BLK WP HR S P ERA WHIP	IP WLS BF H R ER SO BB IBB HBP BLK WP HR S P ERA WHIP	IP WLS BF H R ER SO BB IBB HBP BLK WP HR S P ERA WHIP	IP WLS BF H R ER SO BB IBB HBP BLK WP HR S P ERA WHIP

AB 35
R 5
H 10
RBI 5
BB 4
SO 5
LOB 16



Batter	1	2	3	4	5	6	7	8	9	AB	R	H	RBI	BB	SO	LOB	BOTTOM				
Pokey Reese, R OBP: 0.322, SLG: 0.434 (1, 4)	1-1 G6-3		0-0 F9		1-2 2H 3B			1-3 K		4	0	1	1	0	1	1	New York Mets @ Cincinnati Reds Cinergy Field, Cincinnati, OH Wed Jun 16 1999, 12:35 PM EDT Att: 25,531 - Unknown - 66 F				
Michael Tucker, L OBP: 0.329, SLG: 0.408 (8, PH)	2-1 G3		3-3 K		2-3 K			0-1 G3	3	0	0	0	0	2	1	0					
Jeffrey Hammonds, R OBP: 0.295, SLG: 0.471 (9, 9)										1	0	0	0	0	0	0					
Sean Casey, L OBP: 0.424, SLG: 0.646 (1, 3)	2-3 K				0-1 1B 2B		0-2 G6-4-3 1B	4-2 BB		3	1	2	0	1	1	0					
Greg Vaughn, R OBP: 0.322, SLG: 0.490 (1, 7)		1-0 F7		0-1 P6		3-0 G6-4-3		2-2 K	4	0	0	0	0	1	3						
Barry Larkin, R OBP: 0.370, SLG: 0.438 (1, 6)		1-2 F7		1-2 1B		1-1 G5-3			0-1 G5-3	4	0	1	1	0	0	0					
Eddie Taubensee, L OBP: 0.397, SLG: 0.458 (1, 2)		1-0 G3		1-1 G3			1-3 K		1-2 L4	4	0	0	0	0	1	1					
Mike Cameron, R OBP: 0.344, SLG: 0.423 (1, 8)			0-1 G5-3		0-1 1B 2B		1-2 WP 2B		2-1 F8	4	0	2	0	0	0	0					
Aaron Boone, R OBP: 0.296, SLG: 0.407 (1, 5)			1-1 G4-3		1-1 SH3-4 3B 1B		2-3 K			3	1	1	0	0	1	1					
Steve Parris, R OBP: 0.364, SLG: 0.364 (7, 1)			1-1 SH3-4		0-0 SH3-4		3-3 K			1	0	1	0	0	0	0					
Denny Reyes, R OBP: 0.288, SLG: 0.319 (8, 1)					1-2 1B					0	0	0	0	0	0	0					
Dmitri Young, S OBP: 0.288, SLG: 0.319 (8, 1)										1	0	0	0	0	1	1					
Danny Graves, R OBP: 0.288, SLG: 0.319 (8, 1)										0	0	0	0	0	0	0					
Inning Stats	R: 0 E: 0 K: 1 S: 8	H: 0 LOB: 0 BB: 0 P: 13	R: 0 E: 0 K: 0 S: 6	H: 0 LOB: 0 BB: 0 P: 9	R: 0 E: 0 K: 0 S: 7	H: 1 LOB: 1 BB: 0 P: 9	R: 1 E: 0 K: 1 S: 13	H: 2 LOB: 1 BB: 0 P: 18	R: 1 E: 0 K: 1 S: 18	H: 3 LOB: 1 BB: 0 P: 24	R: 0 E: 0 K: 0 S: 6	H: 1 LOB: 0 BB: 0 P: 10	R: 0 E: 0 K: 2 S: 10	H: 0 LOB: 1 BB: 1 P: 17	R: 0 E: 0 K: 0 S: 7	H: 0 LOB: 0 BB: 0 P: 10	1B: 4 2B: 3 3B: 1 HR: 0	SF: 0 SAC: 1 DP: 1 HBP: 0	WP: 1 PB: 0 SB: 0 CS: 0	PA: 34	
PITCHER	IP WLS BF H R ER SO BB IBB HBP BLK WP HR S P ERA WHIP	IP WLS BF H R ER SO BB IBB HBP BLK WP HR S P ERA WHIP	IP WLS BF H R ER SO BB IBB HBP BLK WP HR S P ERA WHIP	IP WLS BF H R ER SO BB IBB HBP BLK WP HR S P ERA WHIP	IP WLS BF H R ER SO BB IBB HBP BLK WP HR S P ERA WHIP	IP WLS BF H R ER SO BB IBB HBP BLK WP HR S P ERA WHIP	IP WLS BF H R ER SO BB IBB HBP BLK WP HR S P ERA WHIP	IP WLS BF H R ER SO BB IBB HBP BLK WP HR S P ERA WHIP	IP WLS BF H R ER SO BB IBB HBP BLK WP HR S P ERA WHIP	IP WLS BF H R ER SO BB IBB HBP BLK WP HR S P ERA WHIP	IP WLS BF H R ER SO BB IBB HBP BLK WP HR S P ERA WHIP	IP WLS BF H R ER SO BB IBB HBP BLK WP HR S P ERA WHIP	IP WLS BF H R ER SO BB IBB HBP BLK WP HR S P ERA WHIP	IP WLS BF H R ER SO BB IBB HBP BLK WP HR S P ERA WHIP	IP WLS BF H R ER SO BB IBB HBP BLK WP HR S P ERA WHIP	IP WLS BF H R ER SO BB IBB HBP BLK WP HR S P ERA WHIP	IP WLS BF H R ER SO BB IBB HBP BLK WP HR S P ERA WHIP	IP WLS BF H R ER SO BB IBB HBP BLK WP HR S P ERA WHIP	IP WLS BF H R ER SO BB IBB HBP BLK WP HR S P ERA WHIP	IP WLS BF H R ER SO BB IBB HBP BLK WP HR S P ERA WHIP	IP WLS BF H R ER SO BB IBB HBP BLK WP HR S P ERA WHIP

AB 32
R 2
H 8
RBI 2
BB 1
SO 8
LOB 8



Batter	1	2	3	4	5	6	7	8	9	AB	R	H	RBI	BB	SO	LOB	TOP			
Mark Loretta, R (1, 5) OBP: 0.365, SLG: 0.409	1-3 K		2-2 BB BB 1B		0-0 F8		1-2 L3			4	0	1	0	0	1	1	Milwaukee Brewers @ Cincinnati Reds Cinergy Field, Cincinnati, OH Thu Jun 17 1999, 7:05 PM EDT Att: 17,836 - Unknown - 69 F			
Ronnie Belliard, R (1, 4) OBP: 0.448, SLG: 0.481	2-2 F7		1-0 F9		1-2 1B		2-1 F8			4	0	1	0	0	0	1				
Dave Nilsson, L (1, 2) OBP: 0.389, SLG: 0.628	4-2 BB BB		4-2 BB BB		2-3 K		2-3 K2-3			2	0	0	0	2	2	1				
Jeremy Burnitz, L (1, 9) OBP: 0.385, SLG: 0.547	4-0 1-2 BB		4-2 BB BB		1-2 P3		1-3 K			2	0	0	0	2	1	1				
Marquis Grissom, R (1, 8) OBP: 0.332, SLG: 0.386	2-2 F8		1-3 K		0-0 G5-3		3-1 G4-6-3 1B			4	0	1	0	0	1	5				
Geoff Jenkins, L (1, 7) OBP: 0.408, SLG: 0.626		0-0 G3		1-3 K		1-1 P6		0-0 G4-6-3 1B		4	0	0	0	0	1	1				
Sean Berry, R (1, 3) OBP: 0.315, SLG: 0.354		2-2 F7		1-2 F8		0-0 F8		0-1 F8		4	0	0	0	0	0	0				
Jose Valentin, S (1, 6) OBP: 0.316, SLG: 0.133		1-3 K		1-1 1B			4-2 L3 BB			2	0	1	0	1	1	0				
Scott Karl, L (1, 1) OBP: 0.172, SLG: 0.448			1-2 G3		0-2 K		1-3 K			2	0	0	0	0	1	1				
Rich Becker, L (7, PH) OBP: 0.372, SLG: 0.385										1	0	0	0	0	1	1				
David Weathers, R (7, 1) OBP: 0.286, SLG: 0.167										0	0	0	0	0	0	0				
Inning Stats	R: 0 E: 0 K: 1 S: 20	H: 0 LOB: 2 BB: 2 P: 33	R: 0 E: 0 K: 1 S: 12	H: 0 LOB: 0 BB: 0 P: 15	R: 0 E: 0 K: 1 S: 16	H: 1 LOB: 3 BB: 2 P: 29	R: 0 E: 0 K: 2 S: 11	H: 1 LOB: 1 BB: 0 P: 14	R: 0 E: 0 K: 0 S: 4	H: 0 LOB: 0 BB: 0 P: 5	R: 0 E: 0 K: 1 S: 8	H: 0 LOB: 0 BB: 1 P: 14	R: 0 E: 0 K: 2 S: 8	H: 0 LOB: 0 BB: 0 P: 13	R: 0 E: 0 K: 0 S: 5	H: 1 LOB: 0 BB: 0 P: 8	1B: 4 2B: 1 3B: 0 HR: 0	SF: 0 SAC: 0 DP: 2 HBP: 0	WP: 0 PB: 0 CS: 0	PA: 34
PITCHER	IP WLS BF H R ER SO BB IBB HBP BLK WP HR S P ERA WHIP	IP WLS BF H R ER SO BB IBB HBP BLK WP HR S P ERA WHIP	IP WLS BF H R ER SO BB IBB HBP BLK WP HR S P ERA WHIP	IP WLS BF H R ER SO BB IBB HBP BLK WP HR S P ERA WHIP	IP WLS BF H R ER SO BB IBB HBP BLK WP HR S P ERA WHIP	IP WLS BF H R ER SO BB IBB HBP BLK WP HR S P ERA WHIP	IP WLS BF H R ER SO BB IBB HBP BLK WP HR S P ERA WHIP	IP WLS BF H R ER SO BB IBB HBP BLK WP HR S P ERA WHIP	IP WLS BF H R ER SO BB IBB HBP BLK WP HR S P ERA WHIP	IP WLS BF H R ER SO BB IBB HBP BLK WP HR S P ERA WHIP	IP WLS BF H R ER SO BB IBB HBP BLK WP HR S P ERA WHIP	IP WLS BF H R ER SO BB IBB HBP BLK WP HR S P ERA WHIP	IP WLS BF H R ER SO BB IBB HBP BLK WP HR S P ERA WHIP	IP WLS BF H R ER SO BB IBB HBP BLK WP HR S P ERA WHIP	IP WLS BF H R ER SO BB IBB HBP BLK WP HR S P ERA WHIP	IP WLS BF H R ER SO BB IBB HBP BLK WP HR S P ERA WHIP	IP WLS BF H R ER SO BB IBB HBP BLK WP HR S P ERA WHIP			

AB	29
R	0
H	4
RBI	0
BB	5
SO	9
LOB	12



Batter	1	2	3	4	5	6	7	8	9	AB	R	H	RBI	BB	SO	LOB	BOTTOM			
Pokey Reese, R (1, 4) OBP: 0.320, SLG: 0.429	2-2 BB BB 1B		1-2 G6-3		3-2 G1-3		3-2 FC1-5-2-6 S		1-3 K	5	0	1	0	0	1	3	Milwaukee Brewers @ Cincinnati Reds Cinergy Field, Cincinnati, OH Thu Jun 17 1999, 7:05 PM EDT Att: 17,836 - Unknown - 69 F			
Jeffrey Hammonds, R (1, 9) OBP: 0.300, SLG: 0.481	1-0 P2		2-2 G3 1B		4-2 1B BB		3-2 G4-3		1-0 F9	4	1	1	0	1	0	3				
Sean Casey, L (1, 3) OBP: 0.425, SLG: 0.657	2-0 F8		2-2 G3		1-1 1B		2-2 HR			4	1	2	1	0	0	2				
Greg Vaughn, R (1, 7) OBP: 0.329, SLG: 0.488	4-2 BB BB		4-0 1B BB		1-0 P3		4-2 L8-6 1B BB			1	0	0	0	3	0	2				
Barry Larkin, R (1, 6) OBP: 0.375, SLG: 0.441	4-1 BB BB		1-1 FC4-6-5 1B		2-0 G6-3		1-2 S 1B			3	0	2	1	1	0	0				
Eddie Taubensee, L (1, 2) OBP: 0.348, SLG: 0.447	1-2 2-3 BB		1-2 2-H 1B		0-0 F8		1-2 L8-6			4	0	0	0	0	0	7				
Mike Cameron, R (1, 8) OBP: 0.342, SLG: 0.418		1-1 L8		4-2 BB		2-2 F7		2-2 L9		3	0	0	0	1	0	1				
Aaron Boone, R (1, 5) OBP: 0.310, SLG: 0.431		0-0 2B		2-3 K		4-1 WP SH2-4 BB		1-1 SH3-4 2B		3	0	2	0	1	1	3				
Pete Harnisch, S (1, 1) OBP: 0.120, SLG: 0.280		0-3 K		0-2 G6-3		0-2 SH2-4		0-0 SH3-4		2	0	0	0	0	1	1				
Scott Williamson, R (6, 1) ERA: 4.33										0	0	0	0	0	0	0				
Inning Stats	R: 0 E: 0 K: 0 S: 10	H: 1 LOB: 3 BB: 2 P: 24	R: 0 E: 0 K: 1 S: 11	H: 1 LOB: 0 BB: 0 P: 13	R: 1 E: 0 K: 1 S: 17	H: 2 LOB: 3 BB: 2 P: 33	R: 0 E: 0 K: 0 S: 13	H: 1 LOB: 2 BB: 1 P: 22	R: 0 E: 0 K: 0 S: 5	H: 0 LOB: 0 BB: 0 P: 9	R: 0 E: 0 K: 0 S: 11	H: 0 LOB: 1 BB: 1 P: 21	R: 1 E: 0 K: 0 S: 17	H: 2 LOB: 1 BB: 1 P: 25	R: 0 E: 0 K: 1 S: 7	H: 1 LOB: 1 BB: 0 P: 10	1B: 5 2B: 3 3B: 0 HR: 1	SF: 0 SAC: 2 DP: 1 HBP: 0	WP: 1 PB: 0 CS: 0	PA: 38
PITCHER	IP WLS BF H R ER SO BB IBB HBP BLK WP HR S P ERA WHIP	IP WLS BF H R ER SO BB IBB HBP BLK WP HR S P ERA WHIP	IP WLS BF H R ER SO BB IBB HBP BLK WP HR S P ERA WHIP	IP WLS BF H R ER SO BB IBB HBP BLK WP HR S P ERA WHIP	IP WLS BF H R ER SO BB IBB HBP BLK WP HR S P ERA WHIP	IP WLS BF H R ER SO BB IBB HBP BLK WP HR S P ERA WHIP	IP WLS BF H R ER SO BB IBB HBP BLK WP HR S P ERA WHIP	IP WLS BF H R ER SO BB IBB HBP BLK WP HR S P ERA WHIP	IP WLS BF H R ER SO BB IBB HBP BLK WP HR S P ERA WHIP	IP WLS BF H R ER SO BB IBB HBP BLK WP HR S P ERA WHIP	IP WLS BF H R ER SO BB IBB HBP BLK WP HR S P ERA WHIP	IP WLS BF H R ER SO BB IBB HBP BLK WP HR S P ERA WHIP	IP WLS BF H R ER SO BB IBB HBP BLK WP HR S P ERA WHIP	IP WLS BF H R ER SO BB IBB HBP BLK WP HR S P ERA WHIP	IP WLS BF H R ER SO BB IBB HBP BLK WP HR S P ERA WHIP	IP WLS BF H R ER SO BB IBB HBP BLK WP HR S P ERA WHIP				



Batter	1	2	3	4	5	6	7	8	9	AB	R	H	RBI	BB	SO	LOB	TOP										
Mark Loretta, R OBP: 0.363, SLG: 0.407	G3		BLK 1B		G6-3			L9		4	0	1	0	0	0	0	Milwaukee Brewers @ Cincinnati Reds Cinergy Field, Cincinnati, OH Fri Jun 18 1999, 7:05 PM EDT Att: 22,118 - Unknown - 75 F										
Ronnie Belliard, R OBP: 0.442, SLG: 0.500	HR		K				K	G5-3		4	1	1	1	0	2	1											
Jeff Cirillo, R OBP: 0.391, SLG: 0.427	G6-3		G1-3				G3-6-3 BB		F8	3	0	0	0	1	0	1											
Jeremy Burnitz, L OBP: 0.388, SLG: 0.550 Rich Becker, L OBP: 0.367, SLG: 0.379	BB				G3 2B		G3-6-3		P6	2	0	1	0	1	0	1											
Dave Nilsson, L OBP: 0.383, SLG: 0.618 Bobby Hughes, R OBP: 0.284, SLG: 0.392	G1-3				G3		F9		K	1	0	0	0	0	1	0											
Marquis Grissom, R OBP: 0.332, SLG: 0.383		L4			G4-3		FC6-4 BB			2	0	0	0	1	0	1											
Alex Ochoa, R OBP: 0.424, SLG: 0.561		K			G5-3		FC6-4 FC6-4			3	0	0	0	0	1	2											
Sean Berry, R OBP: 0.310, SLG: 0.348 21 Cal Eldred, R		K					FC6-4			3	0	0	0	0	1	1											
52 Rafael Roque, L OBP: 0.214, SLG: 0.083 Eric Plunk, R			K					P5		2	0	0	0	0	2	0											
Mike Myers, L Al Reyes, R Brian Banks, S										0	0	0	0	0	0	0											
Inning Stats	R: 1 E: 0 K: 0 S: 6	H: 1 LOB: 1 BB: 1 P: 15	R: 0 E: 0 K: 2 S: 8	H: 0 LOB: 0 BB: 0 P: 13	R: 0 E: 0 K: 2 S: 12	H: 1 LOB: 1 BB: 0 P: 16	R: 0 E: 0 K: 0 S: 9	H: 1 LOB: 1 BB: 0 P: 13	R: 0 E: 0 K: 1 S: 7	H: 0 LOB: 0 BB: 1 P: 11	R: 0 E: 0 K: 1 S: 11	H: 0 LOB: 0 BB: 1 P: 20	R: 0 E: 0 K: 0 S: 8	H: 0 LOB: 1 BB: 1 P: 17	R: 0 E: 0 K: 0 S: 7	H: 0 LOB: 0 BB: 0 P: 9	R: 0 E: 0 K: 1 S: 7	H: 0 LOB: 0 BB: 0 P: 8	1B: 1 2B: 1 3B: 0 HR: 1	SF: 0 SAC: 0 DP: 1 HBP: 0	WP: 0 PB: 0 SB: 0 CS: 0	PA: 32					
PITCHER	IP	WLS	BF	H	R	ER	SO	BB	IBB	HBP	BLK	WP	HR	S	P	ERA	WHIP										
Steve Avery, L ERA: 4.17	7.0	W	26	3	1	1	6	3	0	0	1	0	1	61	105	1.29	0.857										
Scott Sullivan, R ERA: 1.81	1.0		3	0	0	0	0	0	0	0	0	0	0	7	9	0.00	0.000										
Gabe White, L ERA: 4.18	1.0		3	0	0	0	1	0	0	0	0	0	0	7	8	0.00	0.000										

Batter	1	2	3	4	5	6	7	8	9	AB	R	H	RBI	BB	SO	LOB	BOTTOM										
Pokey Reese, R OBP: 0.317, SLG: 0.422	F9		K		G4-3		SF8 1B BB	G6-3		4	1	0	0	1	1	2	Milwaukee Brewers @ Cincinnati Reds Cinergy Field, Cincinnati, OH Fri Jun 18 1999, 7:05 PM EDT Att: 22,118 - Unknown - 75 F										
Jeffrey Hammonds, R OBP: 0.296, SLG: 0.457	P4		L6		CS 1B		SF8		3	0	1	2	0	0	0	0											
Sean Casey, L OBP: 0.426, SLG: 0.653	G6-3		F9		CS		1B IBB		3	1	1	0	1	0	0	0											
Greg Vaughn, R OBP: 0.332, SLG: 0.502 Michael Tucker, L OBP: 0.329, SLG: 0.408	HR				P5		K	1B	4	1	2	3	0	1	1	1											
Barry Larkin, R OBP: 0.377, SLG: 0.446 Chris Stynes, R OBP: 0.194, SLG: 0.067	L7				F9 2B		G4-6-3	1B	4	0	2	1	0	0	1	1											
Eddie Taubensee, L OBP: 0.352, SLG: 0.460	G4-3 2B		F9		F9		SH1-4 2B	K	4	1	2	0	0	1	3	3											
Mike Cameron, R OBP: 0.346, SLG: 0.416	G4-3 BB		K		K		SH1-4 2B	SH1-4 2B	1	0	0	0	2	1	1	1											
Aaron Boone, R OBP: 0.316, SLG: 0.433	G4-3				E6 FC1-6 1B		SH1-4 2B	G4-6-3	4	1	2	1	0	0	3	3											
Steve Avery, L OBP: 0.095, SLG: 0.095 Dmitri Young, S OBP: 0.273, SLG: 0.325 Scott Sullivan, R	G3				FC1-6 1B		SH1-4 2B	G4-6-3	2	1	0	0	0	0	0	0											
Hal Morris, L OBP: 0.368, SLG: 0.360 Gabe White, L					FC1-6 1B		SH1-4 2B	G4-6-3	0	0	0	0	0	1	0	0											
Inning Stats	R: 0 E: 0 K: 0 S: 4	H: 0 LOB: 0 BB: 0 P: 7	R: 1 E: 0 K: 0 S: 14	H: 2 LOB: 2 BB: 1 P: 21	R: 0 E: 0 K: 1 S: 7	H: 0 LOB: 0 BB: 0 P: 9	R: 0 E: 0 K: 1 S: 8	H: 1 LOB: 1 BB: 0 P: 15	R: 1 E: 1 K: 0 S: 14	H: 2 LOB: 0 BB: 0 P: 22	R: 0 E: 0 K: 1 S: 9	H: 1 LOB: 0 BB: 0 P: 11	R: 5 E: 0 K: 1 S: 23	H: 5 LOB: 2 BB: 2 P: 41	R: 0 E: 0 K: 0 S: 11	H: 0 LOB: 1 BB: 2 P: 22	1B: 7 2B: 3 3B: 0 HR: 1	SF: 1 SAC: 1 DP: 2 HBP: 0	WP: 0 PB: 0 SB: 0 CS: 1	PA: 38							
PITCHER	IP	WLS	BF	H	R	ER	SO	BB	IBB	HBP	BLK	WP	HR	S	P	ERA	WHIP										
52 Rafael Roque, L ERA: 6.36	1.1	L	5	2	2	2	1	0	0	0	0	0	0	14	18	13.50	1.500										
Eric Plunk, R ERA: 3.58	0.0		1	1	0	0	0	0	0	0	0	0	0	1	2	∞	∞										
Al Reyes, R ERA: 4.78	0.2		6	2	3	3	1	1	1	0	0	0	0	16	31	40.50	4.500										
21 Cal Eldred, R ERA: 7.74	1.0		4	0	0	0	0	2	0	0	0	0	0	11	22	0.00	2.000										

Batter	1	2	3	4	5	6	7	8	9	AB	R	H	RBI	BB	SO	LOB	TOP			
Mark Loretta, R (1, 3) OBP: 0.365, SLG: 0.410 Brian Banks, S (6, 3) OBP: 0.321, SLG: 0.367										3	2	1	0	1	0	1	Milwaukee Brewers @ Cincinnati Reds Cinergy Field, Cincinnati, OH Sat Jun 19 1999, 7:05 PM EDT Att: 34,244 - Cloudy - 75 F			
Ronnie Belliard, R (1, 4) OBP: 0.434, SLG: 0.483										4	1	0	0	1	2					
Jeff Cirillo, R (1, 5) OBP: 0.395, SLG: 0.433										4	1	2	0	0	0					
Jeremy Burnitz, L (1, 9) OBP: 0.393, SLG: 0.554 Rich Becker, L (7, 7) OBP: 0.375, SLG: 0.379										4	1	3	2	0	0	1				
Dave Nilsson, L (1, 2) OBP: 0.381, SLG: 0.626 Bobby Hughes, R (8, PH) OBP: 0.280, SLG: 0.388										4	2	1	2	0	0	5				
Marquis Grissom, R (1, 8) OBP: 0.333, SLG: 0.383										5	1	2	1	0	0					
Alex Ochoa, R (1, 7) OBP: 0.423, SLG: 0.558										4	1	1	1	1	1	0				
Jose Valentin, S (1, 6) OBP: 0.333, SLG: 0.400										5	1	2	3	0	1	2				
Steve Woodard, L (1, 1) OBP: 0.281, SLG: 0.241 Sean Berry, R (9, PH) OBP: 0.308, SLG: 0.346 Bob Wickman, R (9, 1)										3	0	0	0	1	2	1				
Inning Stats	R: 7 E: 0 K: 0 S: 16	H: 4 LOB: 0 BB: 3 P: 36	R: 2 E: 0 K: 1 S: 10	H: 2 LOB: 0 BB: 0 P: 16	R: 0 E: 0 K: 1 S: 9	H: 0 LOB: 0 BB: 0 P: 14	R: 0 E: 0 K: 0 S: 10	H: 2 LOB: 2 BB: 0 P: 19	R: 0 E: 0 K: 1 S: 8	H: 1 LOB: 1 BB: 0 P: 13	R: 0 E: 0 K: 0 S: 10	H: 0 LOB: 0 BB: 0 P: 13	R: 0 E: 0 K: 3 S: 16	H: 1 LOB: 3 BB: 2 P: 27	R: 0 E: 0 K: 2 S: 12	H: 1 LOB: 2 BB: 1 P: 20		1B: 6 2B: 4 3B: 0 HR: 2	SF: 0 SAC: 0 DP: 1 HBP: 1	WP: 0 PB: 0 SB: 0 CS: 0
PITCHER	IP WLS BF H R ER SO BB IBB HBP BLK WP HR S P ERA WHIP	IP WLS BF H R ER SO BB IBB HBP BLK WP HR S P ERA WHIP																		
Ron Villone, L (1, 1) ERA: 4.63	0.1 L 7 3 6 6 0 2 0 0 0 0 0 9 23 162.00 15.000																			
Rick Greene, R (1, 1) ERA: 4.79	5.2 25 7 4 3 3 1 0 0 0 0 2 53 88 4.76 1.412																			
Gabe White, L (7, 1) ERA: 3.93	2.0 9 1 0 0 3 2 0 0 0 0 0 26 40 0.00 1.500																			
Danny Graves, R (9, 1) ERA: 3.45	1.0 5 1 0 0 2 1 0 0 0 0 0 12 20 0.00 2.000																			

Batter	1	2	3	4	5	6	7	8	9	AB	R	H	RBI	BB	SO	LOB	BOTTOM			
Pokey Reese, R (1, 4) OBP: 0.316, SLG: 0.419 Danny Graves, R (9, 1)										4	0	1	0	0	0	1	Milwaukee Brewers @ Cincinnati Reds Cinergy Field, Cincinnati, OH Sat Jun 19 1999, 7:05 PM EDT Att: 34,244 - Cloudy - 75 F			
Michael Tucker, L (1, 8) OBP: 0.327, SLG: 0.410										4	0	1	0	0	1	2				
Sean Casey, L (1, 3) OBP: 0.424, SLG: 0.658										4	1	1	1	0	0	2				
Greg Vaughn, R (1, 7) OBP: 0.332, SLG: 0.498 Gabe White, L (7, 1) Mark Lewis, R (9, 5) OBP: 0.274, SLG: 0.430										2	0	0	0	0	1	1				
Barry Larkin, R (1, 6) OBP: 0.375, SLG: 0.443 Chris Stynes, R (5, 4) OBP: 0.184, SLG: 0.063										2	0	0	0	0	0	1				
Eddie Taubensee, L (1, 2) OBP: 0.352, SLG: 0.458 Jason LaRue, R (9, 2)										3	0	1	0	0	0	0				
Dmitri Young, S (1, 9) OBP: 0.267, SLG: 0.317										3	0	0	0	0	0	1				
Aaron Boone, R (1, 5) OBP: 0.309, SLG: 0.423										3	0	0	0	0	0	0				
Ron Villone, L (1, 1) OBP: 0.286, SLG: 0.167 Rick Greene, R (1, 1) Hal Morris, L (7, 7) OBP: 0.362, SLG: 0.353										0	0	0	0	0	0	0				
Inning Stats	R: 1 E: 0 K: 1 S: 9	H: 1 LOB: 1 BB: 0 P: 17	R: 0 E: 0 K: 0 S: 6	H: 1 LOB: 0 BB: 0 P: 9	R: 0 E: 0 K: 1 S: 10	H: 1 LOB: 1 BB: 0 P: 15	R: 0 E: 0 K: 1 S: 7	H: 0 LOB: 0 BB: 0 P: 13	R: 0 E: 0 K: 0 S: 5	H: 1 LOB: 1 BB: 0 P: 8	R: 0 E: 0 K: 0 S: 6	H: 0 LOB: 0 BB: 0 P: 7	R: 0 E: 1 K: 0 S: 7	H: 0 LOB: 1 BB: 0 P: 13	R: 0 E: 0 K: 0 S: 3	H: 0 LOB: 0 BB: 0 P: 5		1B: 2 2B: 1 3B: 0 HR: 1	SF: 0 SAC: 0 DP: 1 HBP: 1	WP: 0 PB: 0 SB: 1 CS: 0
PITCHER	IP WLS BF H R ER SO BB IBB HBP BLK WP HR S P ERA WHIP	IP WLS BF H R ER SO BB IBB HBP BLK WP HR S P ERA WHIP																		
Steve Woodard, R (1, 1) ERA: 4.36	8.0 W 29 4 1 1 4 0 0 1 0 0 1 59 96 1.12 0.500																			
Bob Wickman, R (9, 1) ERA: 3.77	1.0 3 0 0 0 0 0 0 0 0 0 0 3 5 0.00 0.000																			

Batter	1	2	3	4	5	6	7	8	9	10	AB	R	H	RBI	BB	SO	LOB									
Pokey Reese, R OBP: 0.315, SLG: 0.413											6	1	2	1	0	2	4									
Jeffrey Hammonds, R OBP: 0.313, SLG: 0.475											6	1	2	1	0	2	5									
Sean Casey, L OBP: 0.429, SLG: 0.655											5	0	2	0	1	1	2									
Danny Graves, R OBP: 0.313, SLG: 0.413											0	0	0	0	0	0	0									
Greg Vaughn, R OBP: 0.325, SLG: 0.489											6	0	1	1	0	1	4									
Barry Larkin, R OBP: 0.353, SLG: 0.457											4	2	2	1	1	1	2									
Mark Lewis, R OBP: 0.284, SLG: 0.409											4	0	1	0	0	2	1									
Gabe White, L OBP: 0.273, SLG: 0.331											0	0	0	0	0	0	0									
Dmitri Young, S OBP: 0.273, SLG: 0.331											1	1	1	0	0	0	0									
Hal Morris, L OBP: 0.356, SLG: 0.346											0	0	0	0	0	0	0									
Eddie Taubensee, L OBP: 0.362, SLG: 0.480											4	1	3	2	1	0	2									
Mike Cameron, R OBP: 0.349, SLG: 0.416											4	0	0	0	1	0	3									
Steve Parris, R OBP: 0.357, SLG: 0.357											3	0	1	1	0	2	1									
Aaron Boone, R OBP: 0.317, SLG: 0.419											1	1	0	0	1	1	1									
Inning Stats	R: 1 E: 0 K: 2 S: 11	H: 2 LOB: 1 BB: 0 P: 16	R: 0 E: 0 K: 2 S: 11	H: 1 LOB: 1 BB: 0 P: 15	R: 0 E: 0 K: 1 S: 8	H: 1 LOB: 0 BB: 0 P: 12	R: 1 E: 0 K: 1 S: 9	H: 1 LOB: 1 BB: 1 P: 14	R: 1 E: 0 K: 1 S: 9	H: 2 LOB: 3 BB: 2 P: 13	R: 1 E: 0 K: 1 S: 10	H: 2 LOB: 3 BB: 2 P: 23	R: 0 E: 0 K: 1 S: 10	H: 1 LOB: 1 BB: 0 P: 16	R: 0 E: 0 K: 1 S: 8	H: 1 LOB: 1 BB: 0 P: 15	R: 0 E: 0 K: 2 S: 8	H: 1 LOB: 1 BB: 0 P: 9	R: 3 E: 0 K: 1 S: 8	H: 3 LOB: 2 BB: 2 P: 16	1B: 10 2B: 1 3B: 1 HR: 3	SF: 0 SAC: 0 DP: 1 HBP: 0	WP: 1 PB: 0 SB: 4 CS: 0	PA: 49		
PITCHER	IP	WLS	BF	H	R	ER	SO	BB	IBB	HBP	BLK	WP	HR	S	P	ERA	WHIP									
Brian Anderson, L ERA: 7.84	(1, 1)	5.1	27	9	4	4	6	2	0	0	0	0	0	14	22	6.75	2.062									
Darren Holmes, R ERA: 2.73	(6, 1)	1.2	6	1	0	0	2	0	0	0	0	0	0	9	16	0.00	0.600									
Byung-Hyun Kim, R ERA: 2.92	(8, 1)	1.1	5	1	0	0	1	0	0	0	0	0	0	1	1	∞	∞									
Dan Plesac, L ERA: 8.06	(9, 1)	0.0	1	1	0	0	0	0	0	0	0	0	0	1	1	∞	∞									
Vladimir Nunez, R ERA: 2.81	(9, 1)	1.2	L	10	3	3	3	3	1	1	0	0	1	1	14	23	16.20	2.400								

Cincinnati Reds @ Arizona Diamondbacks
Bank One Ballpark, Phoenix, AZ
Mon Jun 21 1999, 10:05 PM EDT
Alt. 32,400 - Dome - 72 F

AB	44
R	7
H	15
RBI	7
BB	5
SO	12
LOB	25

Batter	1	2	3	4	5	6	7	8	9	10	AB	R	H	RBI	BB	SO	LOB								
Tony Womack, L OBP: 0.320, SLG: 0.356											3	1	1	1	2	1	0								
Jay Bell, R OBP: 0.372, SLG: 0.599											4	0	0	0	1	1	3								
Luis Gonzalez, L OBP: 0.430, SLG: 0.608											4	1	2	0	1	0	2								
Matt Williams, R OBP: 0.375, SLG: 0.627											3	1	2	3	2	0	2								
Steve Finley, L OBP: 0.337, SLG: 0.519											5	0	1	0	0	0	3								
Travis Lee, L OBP: 0.360, SLG: 0.431											5	0	2	0	0	0	2								
Damian Miller, R OBP: 0.321, SLG: 0.444											4	0	0	0	0	1	3								
Andy Fox, L OBP: 0.382, SLG: 0.446											4	0	1	0	0	2	3								
Brian Anderson, R ERA: 4.47	(1, 1)	6.2	29	6	2	2	3	2	0	0	0	0	0	1	0	0	4								
Darren Holmes, R ERA: 4.17	(7, 1)	2.1	W	10	1	2	2	3	2	0	0	0	0	1	26	42	7.71								
Greg Colbrunn, R ERA: 3.88	(7, PH)	1.0	S	5	2	0	0	2	0	0	0	0	0	9	9	0.00	2.000								
Byung-Hyun Kim, R ERA: 4.17	(8, 1)	1.0	S	5	2	0	0	2	0	0	0	0	0	9	9	0.00	2.000								
Dan Plesac, L ERA: 8.06	(9, 1)	0.0	S	5	2	0	0	2	0	0	0	0	0	9	9	0.00	2.000								
Vladimir Nunez, R ERA: 2.81	(9, 1)	1.2	L	10	3	3	3	3	1	1	0	0	1	1	14	23	16.20	2.400							
Inning Stats	R: 0 E: 0 K: 0 S: 8	H: 1 LOB: 2 BB: 1 P: 20	R: 0 E: 0 K: 0 S: 9	H: 1 LOB: 1 BB: 0 P: 14	R: 0 E: 0 K: 0 S: 5	H: 0 LOB: 0 BB: 1 P: 11	R: 0 E: 0 K: 0 S: 11	H: 1 LOB: 3 BB: 1 P: 22	R: 0 E: 0 K: 0 S: 7	H: 1 LOB: 1 BB: 1 P: 11	R: 0 E: 0 K: 0 S: 4	H: 2 LOB: 0 BB: 0 P: 7	R: 4 E: 0 K: 2 S: 13	H: 2 LOB: 0 BB: 1 P: 22	R: 0 E: 0 K: 1 S: 9	H: 0 LOB: 0 BB: 0 P: 13	R: 0 E: 0 K: 2 S: 12	H: 0 LOB: 1 BB: 0 P: 19	R: 0 E: 0 K: 2 S: 9	H: 2 LOB: 2 BB: 0 P: 9	1B: 5 2B: 5 3B: 0 HR: 1	SF: 0 SAC: 0 DP: 3 HBP: 2	WP: 1 PB: 0 SB: 2 CS: 0	PA: 44	
PITCHER	IP	WLS	BF	H	R	ER	SO	BB	IBB	HBP	BLK	WP	HR	S	P	ERA	WHIP								
Steve Parris, R ERA: 4.47	(1, 1)	6.2	29	6	2	2	3	2	0	0	0	0	0	1	0	0	4								
Gabe White, L ERA: 4.17	(7, 1)	2.1	W	10	1	2	2	3	2	0	0	0	0	1	26	42	7.71								
Danny Graves, R ERA: 3.88	(10, 1)	1.0	S	5	2	0	0	2	0	0	0	0	0	9	9	0.00	2.000								

Cincinnati Reds @ Arizona Diamondbacks
Bank One Ballpark, Phoenix, AZ
Mon Jun 21 1999, 10:05 PM EDT
Alt. 32,400 - Dome - 72 F

AB	36
R	4
H	9
RBI	4
BB	6
SO	7
LOB	24

Batter	1	2	3	4	5	6	7	8	9	AB	R	H	RBI	BB	SO	LOB	TOP										
Pokey Reese, R OBP: 0.326, SLG: 0.434	1-1 F8		1-1 S 2B		2-1 E SF7 1B	0-0 E4 3B		0-1 1B BB 1B	1-0 CS 1B	6	3	5	1	0	0	0											
Michael Tucker, L OBP: 0.323, SLG: 0.403	2-0 P5		1-3 K		0-0 E1 1B	2-3 K		0-1 BB BB 1B	3-0 CS	5	2	1	0	0	2	2											
Sean Casey, L OBP: 0.432, SLG: 0.651	0-2 WP 1B		0-0 P6		4-0 1B 1B	2-2 F7		4-0 BB BB BB		3	1	1	0	2	0	1											
Greg Vaughn, R OBP: 0.327, SLG: 0.484	2-2 F7		4-1 S BB		3-1 SF7	3-1 G5-3		4-2 BB BB		2	0	0	2	2	0	1											
Barry Larkin, R OBP: 0.387, SLG: 0.457		1-1 G3 1B	3-2 F9		0-0 1B 1B		0-1 F9			4	1	2	2	1	0	2											
Eddie Taubensee, L OBP: 0.358, SLG: 0.472		2-1 G3		0-1 F8	0-0 1B 1B		2-1 F8		0-0 G4-3	5	0	1	1	0	0	4											
Mike Cameron, R OBP: 0.350, SLG: 0.416		2-1 G6-3		1-1 F7	3-1 S 1B		3-1 G4-3		3-1 G1 SH1-3 1B	5	1	2	1	0	0	1											
Aaron Boone, R OBP: 0.322, SLG: 0.413		4-0 IBB		1-0 G5-3	4-0 FC4-6 IBB			0-0 G5-3	0-0 SH1-3	2	0	0	0	2	0	0											
Pete Harnisch, S OBP: 0.107, SLG: 0.250		0-3 K2-3			G6-3			1-3 K	0-1 G1	3	0	0	0	0	1	5											
Dennys Reyes, R OBP: 0.271, SLG: 0.328										0	0	0	0	0	0	0											
Scott Sullivan, R OBP: 0.271, SLG: 0.328										1	0	0	0	0	1	0											
Dmitri Young, S OBP: 0.271, SLG: 0.328										1	0	0	0	0	0	1											
Danny Graves, R OBP: 0.271, SLG: 0.328										0	0	0	0	0	0	0											
Inning Stats	R: 0 E: 0 K: 0 S: 11	H: 1 LOB: 1 BB: 0 P: 16	R: 0 E: 0 K: 1 S: 9	H: 1 LOB: 2 BB: 1 P: 18	R: 0 E: 0 K: 1 S: 10	H: 0 LOB: 0 BB: 0 P: 7	R: 4 E: 1 K: 1 S: 11	H: 4 LOB: 3 BB: 2 P: 27	R: 1 E: 1 K: 1 S: 9	H: 1 LOB: 0 BB: 0 P: 16	R: 0 E: 0 K: 0 S: 6	H: 0 LOB: 0 BB: 0 P: 11	R: 2 E: 0 K: 1 S: 13	H: 2 LOB: 3 BB: 3 P: 26	R: 1 E: 0 K: 0 S: 6	H: 2 LOB: 0 BB: 0 P: 13	1B: 10 2B: 1 3B: 1 HR: 0	SF: 1 SAC: 1 DP: 0 HBP: 0	WP: 1 PA: 47 PB: 0 SB: 3 CS: 1								
PITCHER	IP	WLS	BF	H	R	ER	SO	BB	IBB	HBP	BLK	WP	HR	S	P	ERA	WHIP										
Armando Reynoso, R ERA: 3.94	(1, 1)	5.0		7	4	0	2	1	3	0	0	1	0	46	87	0.00	1.600										
Ed Vosberg, L ERA: 8.18	(6, 1)	1.0	L	4	1	1	1	0	0	0	0	0	0	9	16	9.00	1.000										
Dan Carlson, R ERA: 10.8	(7, 1)	1.2		7	2	2	1	0	0	0	0	0	0	14	20	10.80	1.200										
Dan Plesac, L ERA: 8.06	(8, 1)	0.0		1	0	0	0	1	0	0	0	0	0	4	∞	∞	∞										
Gregg Olson, R ERA: 4.67	(8, 1)	1.1		7	2	1	1	2	0	0	0	0	0	11	26	6.75	3.000										

Cincinnati Reds @ Arizona Diamondbacks
Bank One Ballpark, Phoenix, AZ
Tue Jun 22 1999, 10:05 PM EDT
Att: 30,420 - Dome - 72 F

AB	37
R	8
H	12
RBI	7
BB	7
SO	4
LOB	17



Batter	1	2	3	4	5	6	7	8	9	AB	R	H	RBI	BB	SO	LOB	BOTTOM										
Tony Womack, L OBP: 0.322, SLG: 0.357	0-2 G4-3 F8 1B		0-1 S 2B 1B		1-1 P6	0-3 K		1-2 G4-3		5	1	2	0	0	1	4											
Jay Bell, R OBP: 0.373, SLG: 0.599	1-0 F8		1-0 1-H 2B		1-0 2B 1B		0-1 G5-3		1-2 G5-3	5	1	2	1	0	0	1											
Luis Gonzalez, L OBP: 0.432, SLG: 0.608	2-0 G4-3		0-0 P6		1-0 1-H 2-H 2B		4-0 FC1-4 BB		4-1 3B BB	3	2	1	2	2	0	2											
Matt Williams, R OBP: 0.372, SLG: 0.623	2-0 P4		3-2 F8		0-0 2-H 2B		0-0 FC1-4		0-0 P4	5	0	1	1	0	0	4											
Steve Finley, L OBP: 0.332, SLG: 0.511		3-2 G4-1		1-1 G3	2-3 K		2-0 F8		0-1 1-H 1B 3B	4	0	0	0	0	1	2											
Travis Lee, L OBP: 0.357, SLG: 0.426		2-0 G6-3		0-2 G3		2-3 K		0-1 G1-3	1-0 1B	5	0	1	1	0	1	0											
Kelly Stinnett, R OBP: 0.288, SLG: 0.434		0-0		3-3 K		4-1 1B BB		0-1 HR	1-0 1B	4	1	3	1	1	1	0											
Andy Fox, L OBP: 0.375, SLG: 0.436		1-3 K			0-2 G3-1	0-3 K		1-2 1B	0-3 K	5	0	1	0	0	3	4											
Armando Reynoso, R ERA: 3.94	(1, 1)	4.2		7	4	4	3	0	0	1	0	0	0	45	69	7.71	1.500										
Dennys Reyes, L ERA: 2.05	(5, 1)	1.2	W	8	1	0	4	2	0	0	0	0	0	17	31	0.00	1.800										
Scott Sullivan, R ERA: 2.08	(7, 1)	1.2	H	7	2	1	1	0	0	0	0	0	1	17	22	5.40	1.200										
Danny Graves, R ERA: 3.67	(9, 1)	1.0	S	7	3	2	2	1	0	0	0	0	0	13	20	18.00	4.000										
Inning Stats	R: 0 E: 0 K: 0 S: 6	H: 1 LOB: 1 BB: 0 P: 11	R: 0 E: 0 K: 1 S: 9	H: 1 LOB: 0 BB: 0 P: 15	R: 1 E: 0 K: 1 S: 10	H: 2 LOB: 1 BB: 0 P: 15	R: 0 E: 0 K: 1 S: 10	H: 0 LOB: 0 BB: 0 P: 14	R: 3 E: 0 K: 3 S: 12	H: 3 LOB: 1 BB: 1 P: 20	R: 0 E: 0 K: 0 S: 4	H: 0 LOB: 1 BB: 1 P: 10	R: 1 E: 0 K: 1 S: 15	H: 2 LOB: 1 BB: 0 P: 18	R: 2 E: 0 K: 1 S: 13	H: 3 LOB: 2 BB: 1 P: 20	1B: 7 2B: 4 3B: 1 HR: 1	SF: 0 SAC: 0 DP: 0 HBP: 1	WP: 0 PA: 44 PB: 0 SB: 1 CS: 0								
PITCHER	IP	WLS	BF	H	R	ER	SO	BB	IBB	HBP	BLK	WP	HR	S	P	ERA	WHIP										

Cincinnati Reds @ Arizona Diamondbacks
Bank One Ballpark, Phoenix, AZ
Tue Jun 22 1999, 10:05 PM EDT
Att: 30,420 - Dome - 72 F

AB	40
R	7
H	13
RBI	7
BB	3
SO	9
LOB	18



Batter	1	2	3	4	5	6	7	8	9	AB	R	H	RBI	BB	SO	LOB	TOP								
Pokey Reese, R OBP: 0.325, SLG: 0.431	0-0 P3		3-1 WP 1B		2-1 F9	0-1 SH1-3		0-3 K		4	1	1	0	0	1	0									
Michael Tucker, L OBP: 0.331, SLG: 0.417	0-0 F7		2-2 1B		3-2 HR	3-1 1B 2B		3-2 F8		5	1	3	2	0	0	0									
Sean Casey, L OBP: 0.438, SLG: 0.665	2-2 G4-3		3-1 FC5-4 1B		0-2 HR	1-2 G4-3 1B			2-1 FC2-6 1B	5	1	4	2	0	0	0									
Greg Vaughn, R OBP: 0.326, SLG: 0.493 Scott Sullivan, R OBP: 0.331, SLG: 0.417		2-2 P3	1-0 FC5-4		0-0 HR	2-2 G4-3			0-0 FC2-6 1B	4	1	1	1	0	0	3									
Dennys Reyes, R Scott Williamson, R		1-1 S 1B	0-3 K		1-0 G4-3				1-1 1B E	5	1	2	0	0	2	1									
Barry Larkin, R OBP: 0.387, SLG: 0.456		2-1 BB 1B		2-3 K	0-2 G4-3				0-0 F9 E	5	0	2	1	0	1	0									
Eddie Taubensee, L OBP: 0.359, SLG: 0.470		2-3 K		4-2 G6-3 BB	1-0 G6-3	1-2 1B 3B			1-1 E6 S	4	1	2	1	1	1	3									
Mike Cameron, R OBP: 0.355, SLG: 0.426		4-1 BB		1-1 G6-3	1-2 1B	0-0 P3			0-0 F9	4	1	1	1	1	0	4									
Aaron Boone, R OBP: 0.324, SLG: 0.423		0-2 G3-1		0-2 G1-3	0-0 G1-3	1-3 K			3-2 P4	2	0	0	0	0	0	4									
Steve Avery, L OBP: 0.087, SLG: 0.087 Hal Morris, L OBP: 0.357, SLG: 0.358 Jeffrey Hammonds, R OBP: 0.308, SLG: 0.466										2	0	0	0	0	0	4									
										1	1	1	1	0	0	2									
Inning Stats	R: 0 E: 0 K: 0 S: 5	H: 0 LOB: 0 BB: 0 P: 7	R: 0 E: 0 K: 1 S: 14	H: 2 LOB: 3 BB: 1 P: 25	R: 1 E: 0 K: 1 S: 11	H: 3 LOB: 1 BB: 0 P: 20	R: 0 E: 0 K: 1 S: 10	H: 0 LOB: 1 BB: 1 P: 17	R: 3 E: 0 K: 0 S: 13	H: 3 LOB: 0 BB: 0 P: 19	R: 3 E: 0 K: 0 S: 16	H: 5 LOB: 1 BB: 0 P: 24	R: 0 E: 0 K: 1 S: 16	H: 1 LOB: 0 BB: 0 P: 23	R: 0 E: 0 K: 2 S: 9	H: 0 LOB: 0 BB: 0 P: 13	R: 2 E: 1 K: 0 S: 13	H: 3 LOB: 2 BB: 0 P: 20	1B: 11 2B: 3 3B: 1 HR: 2	SF: 0 SAC: 1 DP: 1 HBP: 0	WP: 1 PB: 0 SB: 2 CS: 0	PA: 45			
PITCHER	IP	WLS	BF	H	R	ER	SO	BB	IBB	HBP	BLK	WP	HR	S	P	ERA	WHIP								
Andy Benes, R ERA: 5.87	5.1	L	28	11	7	7	3	2	0	0	0	1	2	60	97	11.81	2.438								
Ed Vosberg, L ERA: 8.18	0.0		2	2	0	0	0	0	0	0	0	0	0	5	9	∞	∞								
Darren Holmes, R ERA: 2.61	1.1		4	1	0	0	1	0	0	0	0	0	0	18	27	0.00	0.750								
Dan Carlson, R ERA: 9.0	2.1		11	3	2	2	2	0	0	0	0	0	0	24	35	7.71	1.286								

Cincinnati Reds @ Arizona Diamondbacks
Bank One Ballpark, Phoenix, AZ
Wed Jun 23 1999, 10:05 PM EDT
Att: 31,648 - Dome - 72 F

AB 42
R 9
H 17
RBI 9
BB 2
SO 6
LOB 18



Batter	1	2	3	4	5	6	7	8	9	AB	R	H	RBI	BB	SO	LOB	BOTTOM								
Tony Womack, L OBP: 0.323, SLG: 0.355	4-0 S 1B	0-2 G4-3		3-2 1B			1-2 P2		3-2 F7	4	1	1	0	1	0	1									
Jay Bell, R OBP: 0.370, SLG: 0.591	4-1 1B 2B	1-1 P6		3-1 G5-3			3-1 F7		1-3 K	4	1	0	0	1	1	2									
Luis Gonzalez, L OBP: 0.430, SLG: 0.603	0-2 2B 1B	1-1 F8			1-2 G3				2-3 K	4	1	1	1	0	1	0									
Matt Williams, R OBP: 0.367, SLG: 0.615	0-3 K		3-3 K		1-0 F7				0-0 G1-3	4	0	0	0	0	2	2									
Steve Finley, L OBP: 0.334, SLG: 0.513	3-2 1B 2B		4-2 S BB		3-2 F8				0-2 F9	3	1	1	1	1	0	0									
Damian Miller, R OBP: 0.325, SLG: 0.445	2-2 2B 1B		0-3 K		1-1 P4				3-2 2B SF8	4	2	2	1	0	1	1									
Travis Lee, L OBP: 0.359, SLG: 0.435	0-0 F8 1B		0-1 G6-3		0-3 K				1-2 1B 2B	4	1	2	2	0	1	1									
Hanley Frias, S OBP: 0.333, SLG: 0.263 Dan Carlson, R	1-0 F8			0-1 G5-3		0-0 F7			2-2 SF8	3	0	0	0	0	0	1									
David Dellucci, L OBP: 0.449, SLG: 0.467 Greg Colbrunn, R OBP: 0.365, SLG: 0.457	2-3 F8								3-1 SF8	0	0	0	0	0	0	0									
Andy Benes, R OBP: 0.154, SLG: 0.083 Ed Vosberg, L Darren Holmes, R Andy Fox, L OBP: 0.372, SLG: 0.432 Bernard Gilkey, R OBP: 0.391, SLG: 0.511	0-2 F8			2-2 F9					3-1 1B	2	0	0	0	0	0	1									
Inning Stats	R: 5 E: 0 K: 1 S: 19	H: 4 LOB: 1 BB: 2 P: 33	R: 0 E: 0 K: 0 S: 7	H: 0 LOB: 0 BB: 0 P: 9	R: 0 E: 0 K: 2 S: 10	H: 0 LOB: 1 BB: 1 P: 17	R: 0 E: 0 K: 0 S: 11	H: 1 LOB: 0 BB: 0 P: 19	R: 0 E: 0 K: 0 S: 8	H: 0 LOB: 0 BB: 0 P: 13	R: 0 E: 0 K: 1 S: 6	H: 0 LOB: 0 BB: 0 P: 7	R: 0 E: 0 K: 1 S: 9	H: 0 LOB: 0 BB: 0 P: 11	R: 0 E: 0 K: 1 S: 9	H: 0 LOB: 0 BB: 0 P: 11	R: 2 E: 0 K: 1 S: 25	H: 3 LOB: 1 BB: 0 P: 38	1B: 5 2B: 3 3B: 0 HR: 0	SF: 1 SAC: 0 DP: 0 HBP: 0	WP: 0 PB: 0 SB: 2 CS: 0	PA: 38			
PITCHER	IP	WLS	BF	H	R	ER	SO	BB	IBB	HBP	BLK	WP	HR	S	P	ERA	WHIP								
Steve Avery, L ERA: 4.5	5.0	W	23	5	5	5	3	3	0	0	0	0	0	55	91	9.00	1.600								
Scott Sullivan, R ERA: 2.29	3.0	H	11	2	2	2	2	0	0	0	0	0	0	30	42	6.00	0.667								
Dennys Reyes, L ERA: 2.05	0.1	H	1	0	0	0	0	0	0	0	0	0	0	3	5	0.00	0.000								
Scott Williamson, R ERA: 1.7	0.2	S	3	1	0	0	1	0	0	0	0	0	0	13	20	0.00	1.500								

Cincinnati Reds @ Arizona Diamondbacks
Bank One Ballpark, Phoenix, AZ
Wed Jun 23 1999, 10:05 PM EDT
Att: 31,648 - Dome - 72 F

AB 34
R 7
H 8
RBI 7
BB 3
SO 6
LOB 9



Batter	1	2	3	4	5	6	7	8	9	AB	R	H	RBI	BB	SO	LOB	TOP				
Pokey Reese, R OBP: 0.323, SLG: 0.425	G5-3		K		K			FC4-6 E 1B BB	F7	4	1	0	0	1	2	2	Cincinnati Reds @ Houston Astros Astrodome, Houston, TX Thu Jun 24 1999, 8:05 PM EDT Att: 25,543 - Dome - 72 F				
Jeffrey Hammonds, R OBP: 0.377, SLG: 0.487	CS 1B			G3 BB		F9		SH FC4-6		2	0	1	0	1	0	0					
Hal Morris, L OBP: 0.344, SLG: 0.333	K			G3		G4-3		FC4-6 1B BB		4	0	0	1	0	1	4					
Greg Vaughn, R OBP: 0.325, SLG: 0.487		G6-3		K		G5-3		1B BB		3	0	0	0	1	1	1					
Barry Larkin, R OBP: 0.385, SLG: 0.453	K			G1-3			F8	1B BB		4	0	1	1	0	1	1					
Jason LaRue, R Eddie Taubensee, L (8, PH) OBP: 0.357, SLG: 0.467	FC5-4 HBP				K		K	P6		2	0	0	0	0	2	0					
Mike Cameron, R OBP: 0.357, SLG: 0.433	FC5-4 1-2					2B 3B		BB		1	0	0	0	0	0	3					
Aaron Boone, R OBP: 0.322, SLG: 0.425			E8 CS		1-2 2B		L4		F7	4	0	1	1	0	0	1					
Ron Villone, L OBP: 0.222, SLG: 0.125 Mark Lewis, R (8, PH) OBP: 0.270, SLG: 0.414 Danny Graves, R (8, 1)			K		K			E BB FC4-6 1B	F8	2	0	0	0	0	2	2					
Inning Stats	R: 0 E: 0 K: 1 S: 6	H: 1 LOB: 0 BB: 0 P: 10	R: 0 E: 0 K: 1 S: 12	H: 0 LOB: 1 BB: 0 P: 20	R: 0 E: 1 K: 2 S: 8	H: 0 LOB: 0 BB: 0 P: 11	R: 0 E: 0 K: 1 S: 7	H: 0 LOB: 1 BB: 1 P: 17	R: 1 E: 0 K: 3 S: 13	H: 2 LOB: 1 BB: 0 P: 18	R: 0 E: 0 K: 0 S: 6	H: 0 LOB: 0 BB: 0 P: 9	R: 0 E: 0 K: 1 S: 10	H: 0 LOB: 1 BB: 1 P: 17	R: 2 E: 1 K: 1 S: 17	H: 2 LOB: 2 BB: 2 P: 32		R: 0 E: 0 K: 0 S: 8	H: 0 LOB: 0 BB: 0 P: 11	1B: 3 2B: 1 3B: 1 HR: 0	SF: 0 SAC: 1 DP: 0 HBP: 1
PITCHER	IP	WLS	BF	H	R	ER	SO	BB	IBB	HBP	BLK	WP	HR	S	P	ERA	WHIP				
Mike Hampton, L ERA: 3.02	(1, 1)	7.0	L	28	4	3	2	9	3	0	1	0	0	66	113	2.57	1.000				
Scott Elarton, R ERA: 2.48	(8, 1)	1.0		6	1	0	0	1	1	0	0	0	0	13	21	0.00	2.000				
Brian Williams, R ERA: 3.03	(9, 1)	1.0		3	0	0	0	0	0	0	0	0	0	8	11	0.00	0.000				

AB	31
R	3
H	5
RBI	3
BB	4
SO	10
LOB	18



Batter	1	2	3	4	5	6	7	8	9	AB	R	H	RBI	BB	SO	LOB	BOTTOM				
Craig Biggio, R OBP: 0.364, SLG: 0.434	G5-3		FC1-6 1-2		F9			G1-3		4	0	0	0	0	0	1	Cincinnati Reds @ Houston Astros Astrodome, Houston, TX Thu Jun 24 1999, 8:05 PM EDT Att: 25,543 - Dome - 72 F				
Ricky Gutierrez, R OBP: 0.385, SLG: 0.385	BB BB		F9		G3		K			3	0	0	0	1	1	1					
5 Jeff Bagwell, R OBP: 0.364, SLG: 0.649	K		F7		K		K		F9	4	0	0	0	0	2	2					
Derek Bell, R OBP: 0.295, SLG: 0.364	BB BB			G4-3		K		G4-3		3	0	0	0	1	1	0					
Richard Hidalgo, R OBP: 0.328, SLG: 0.488	P4			G4-3 BB		1B SH1 BB		K		2	0	0	0	2	1	2					
Matt Mieske, R OBP: 0.383, SLG: 0.644		F8		G4-3		SH1				2	0	0	0	0	0	1					
Tony Eusebio, R OBP: 0.352, SLG: 0.327 Glen Barker, S (7, PR) OBP: 0.389, SLG: 0.412 Paul Bako, L OBP: 0.378, SLG: 0.420		G6-3		F8		G6-4-3 1B				3	0	1	0	0	0	1					
Tim Bogar, R OBP: 0.349, SLG: 0.397 Brian Williams, R OBP: 0.500, SLG: 0.500		K			K		G6-4-3 1-2			0	0	0	0	0	0	0					
Mike Hampton, R OBP: 0.353, SLG: 0.467 Scott Elarton, R (8, 1) Russ Johnson, R OBP: 0.369, SLG: 0.373			FC1-6 BB		K		K			1	0	0	0	1	1	0					
Inning Stats	R: 0 E: 0 K: 1 S: 13	H: 0 LOB: 2 BB: 2 P: 24	R: 0 E: 0 K: 1 S: 9	H: 0 LOB: 0 BB: 0 P: 15	R: 0 E: 0 K: 0 S: 6	H: 0 LOB: 1 BB: 1 P: 14	R: 0 E: 0 K: 0 S: 9	H: 0 LOB: 1 BB: 1 P: 21	R: 0 E: 0 K: 2 S: 10	H: 0 LOB: 0 BB: 0 P: 16	R: 0 E: 0 K: 2 S: 8	H: 0 LOB: 0 BB: 0 P: 11	R: 0 E: 0 K: 0 S: 4	H: 1 LOB: 2 BB: 1 P: 8	R: 0 E: 0 K: 2 S: 12	H: 0 LOB: 0 BB: 0 P: 15		R: 0 E: 0 K: 1 S: 6	H: 0 LOB: 0 BB: 0 P: 9	1B: 1 2B: 0 3B: 0 HR: 0	SF: 0 SAC: 1 DP: 1 HBP: 0
PITCHER	IP	WLS	BF	H	R	ER	SO	BB	IBB	HBP	BLK	WP	HR	S	P	ERA	WHIP				
Ron Villone, L ERA: 3.56	(1, 1)	7.0	W	26	1	0	0	6	5	0	0	0	0	59	109	0.00	0.857				
Danny Graves, R ERA: 3.53	(8, 1)	2.0	S	6	0	0	0	3	0	0	0	0	0	18	24	0.00	0.000				



Batter	1	2	3	4	5	6	7	8	9	AB	R	H	RBI	BB	SO	LOB	TOP										
Pokey Reese, R OBP: 0.328, SLG: 0.426 (1, 4)	G5-3		HR 1B		K	3B BB		S HBP 1B		4	2	2	0	1	1	0	Cincinnati Reds @ Houston Astros Astrodome, Houston, TX Fri Jun 25 1999, 8:05 PM EDT Att: 33,661 - Dome - 72 F										
Michael Tucker, L OBP: 0.345, SLG: 0.459 (1, 9)	K		HR		BB	SF7 3B		FC6 HBP		4	3	3	4	0	1	0											
Sean Casey, L OBP: 0.431, SLG: 0.655 (1, 3)	L1		G6-3		F7	SF7 3B		K		4	0	0	1	0	1	3											
Greg Vaughn, R OBP: 0.350, SLG: 0.489 Scott Sullivan, R Scott Williamson, R (8, 1)		FC5-4 HBP	1B 2B		2B 1B BB	P8		FC6		3	1	1	0	1	0	2											
Barry Larkin, R OBP: 0.385, SLG: 0.456 (1, 6)	F9		G3-6-3 1B		1B 2B		G6-3		F9	5	1	2	1	0	0	1											
Eddie Taubensee, L OBP: 0.353, SLG: 0.460 (1, 2)	FC5-4 BB 1B		G3-6-3 1B		1B 2B CS		K		K2-3	5	1	1	2	0	2	3											
Mike Cameron, R OBP: 0.361, SLG: 0.438 (1, 8)	1B BB		G5-3		CS	SH1-4 WP 1B		2B	K	4	1	2	0	1	1	0											
Aaron Boone, R OBP: 0.327, SLG: 0.423 (1, 5)	FC6-4 1B		G6-3		G5-3	WP SH1-4 3B BB		G5-3		3	1	1	1	1	0	1											
Brett Tomko, R OBP: 0.286, SLG: 0.333 Dmitri Young, S OBP: 0.266, SLG: 0.325 Jeffrey Hammonds, R OBP: 0.317, SLG: 0.467 (8, 7)	FC6-4 1B		K		SH1-4			G6-3		2	0	0	0	0	1	2											
Inning Stats	R: 0 E: 0 K: 1 S: 9	H: 0 LOB: 0 BB: 0 P: 13	R: 1 E: 0 K: 0 S: 7	H: 1 LOB: 2 BB: 1 P: 20	R: 2 E: 0 K: 0 S: 12	H: 4 LOB: 1 BB: 0 P: 20	R: 0 E: 0 K: 1 S: 8	H: 0 LOB: 0 BB: 0 P: 12	R: 3 E: 0 K: 1 S: 13	H: 3 LOB: 0 BB: 1 P: 22	R: 4 E: 0 K: 0 S: 10	H: 2 LOB: 0 BB: 2 P: 21	R: 0 E: 0 K: 1 S: 12	H: 1 LOB: 1 BB: 0 P: 20	R: 0 E: 0 K: 2 S: 14	H: 0 LOB: 2 BB: 0 P: 20	R: 0 E: 0 K: 2 S: 9	H: 0 LOB: 0 BB: 0 P: 16	1B: 7 2B: 3 3B: 1 HR: 1	SF: 1 SAC: 1 DP: 1 HBP: 2	WP: 2 PB: 0 SB: 1 CS: 1	PA: 44					
PITCHER	IP	WLS	BF	H	R	ER	SO	BB	IBB	HBP	BLK	WP	HR	S	P	ERA	WHIP										
Chris Holt, R ERA: 4.84 (1, 1)	4.2	L	24	8	6	6	3	2	0	1	0	0	1	47	82	11.57	2.143										
Trever Miller, L ERA: 4.0 (5, 1)	0.2		5	2	4	4	0	2	0	0	0	2	0	8	21	54.00	6.000										
Jose Cabrera, R ERA: (6, 1)	1.2		6	1	0	0	1	0	0	0	0	0	0	16	25	0.00	0.600										
Jay Powell, R ERA: 3.88 (8, 1)	1.0		5	1	0	0	1	0	0	1	0	0	0	14	20	0.00	1.000										
Brian Williams, R ERA: 2.94 (9, 1)	1.0		3	0	0	0	2	0	0	0	0	0	0	9	16	0.00	0.000										

AB	35
R	10
H	12
RBI	9
BB	4
SO	7
LOB	12



Batter	1	2	3	4	5	6	7	8	9	AB	R	H	RBI	BB	SO	LOB	BOTTOM										
Craig Biggio, R OBP: 0.365, SLG: 0.434 (1, 4)	P4		5 HR 1B		G1-6-3 1B		G6-3		F9	5	1	2	0	0	0	0	Cincinnati Reds @ Houston Astros Astrodome, Houston, TX Fri Jun 25 1999, 8:05 PM EDT Att: 33,661 - Dome - 72 F										
Bill Sciers, L OBP: 0.358, SLG: 0.420 (1, 5)	F8		F7		G1-6-3 1B		F8		G3-4-1	5	0	0	0	0	0	3											
5 Jeff Bagwell, R OBP: 0.465, SLG: 0.657 (1, 3)	F8		HR		F9				BLK WP 1B BB	3	2	1	3	1	0	0											
Derek Bell, R OBP: 0.298, SLG: 0.374 (1, 9)		HR	G4-3		2B SF8 HBP		F9		F9	3	2	1	1	0	0	1											
Carl Everett, S OBP: 0.370, SLG: 0.465 (1, 8)	K		G6-3		SF8 2B 2B		K		K	4	1	1	0	0	2	1											
Matt Mieske, R OBP: 0.373, SLG: 0.625 (1, 7)	F9		K		SF8		1B		1B	3	0	1	2	0	1	0											
Paul Bako, L OBP: 0.384, SLG: 0.438 (1, 2)	G6-3		2B		K		K		1B	4	0	2	0	0	1	1											
Tim Bogar, R OBP: 0.358, SLG: 0.416 (1, 6)			FC1-5 2B		IBB		K		K	3	0	2	1	1	1	2											
Chris Holt, R OBP: 0.182, SLG: 0.100 Trever Miller, R Jose Cabrera, R Ricky Gutierrez, R OBP: 0.342, SLG: 0.380 Jay Powell, R Brian Williams, R OBP: 0.309, SLG: 0.500 Jack Howell, R OBP: 0.273, SLG: 0.283 (9, 9)	FC1-5 1B		5 HR		F9		G4-3		K	2	1	0	0	0	0	3											
Inning Stats	R: 0 E: 0 K: 0 S: 6	H: 0 LOB: 0 BB: 0 P: 12	R: 1 E: 0 K: 1 S: 10	H: 1 LOB: 0 BB: 0 P: 14	R: 3 E: 0 K: 0 S: 14	H: 3 LOB: 0 BB: 0 P: 22	R: 0 E: 0 K: 1 S: 11	H: 1 LOB: 2 BB: 1 P: 20	R: 0 E: 0 K: 0 S: 5	H: 1 LOB: 0 BB: 0 P: 9	R: 2 E: 0 K: 1 S: 12	H: 2 LOB: 1 BB: 0 P: 17	R: 0 E: 0 K: 0 S: 7	H: 0 LOB: 0 BB: 0 P: 10	R: 1 E: 0 K: 2 S: 14	H: 2 LOB: 2 BB: 1 P: 25	R: 0 E: 0 K: 1 S: 8	H: 0 LOB: 0 BB: 0 P: 10	1B: 4 2B: 4 3B: 0 HR: 2	SF: 1 SAC: 0 DP: 1 HBP: 1	WP: 1 PB: 0 SB: 0 CS: 0	PA: 38					
PITCHER	IP	WLS	BF	H	R	ER	SO	BB	IBB	HBP	BLK	WP	HR	S	P	ERA	WHIP										
Brett Tomko, R ERA: 5.66 (1, 1)	7.0	W	29	8	6	6	3	0	1	1	0	0	0	65	104	7.71	1.143										
Scott Sullivan, R ERA: 2.43 (8, 1)	0.2		5	2	1	1	1	1	0	0	1	1	0	10	19	13.50	4.500										
Scott Williamson, R ERA: 1.68 (8, 1)	1.1	S	4	0	0	0	2	0	0	0	0	0	0	12	16	0.00	0.000										



Batter	1	2	3	4	5	6	7	8	9	AB	R	H	RBI	BB	SO	LOB	TOP										
Pokey Reese, R OBP: 0.329, SLG: 0.433 (1, 4)	G6-3		SF7 3B		1B FC6-4		K	F8		5	2	2	0	0	1	2	Cincinnati Reds @ Houston Astros Astrodome, Houston, TX Sat Jun 26 1999, 8:05 PM EDT Att: 31,792 - Dome - 72 F										
Michael Tucker, L OBP: 0.347, SLG: 0.453 (1, 9)	K		SF7		FC6-4 1B FC4-6 BB		HR	F9		2	2	0	1	2	1	2											
Sean Casey, L OBP: 0.433, SLG: 0.665 (1, 3)	F8		BB 1B		FC6-4 1B		HR		G3-1	5	1	3	2	0	0	0											
Greg Vaughn, R OBP: 0.359, SLG: 0.483 Jeffrey Hammonds, R OBP: 0.322, SLG: 0.481 (7, 7)		G4-3	FC6-4 BB		FC6-4 FC4-6		K			3	0	0	1	1	1	2											
Barry Larkin, R OBP: 0.383, SLG: 0.453 Chris Stynes, R OBP: 0.179, SLG: 0.061 (8, 4)		S G4-3 1B	FC6-4		FC4-6 FC4-6		G4-3			4	0	1	1	0	0	3											
Eddie Taubensee, L OBP: 0.354, SLG: 0.484 (1, 2)	G4-3			G6-3 3B		FC4-6				5	2	2	1	0	0	3											
Mike Cameron, R OBP: 0.360, SLG: 0.435 (1, 8)	F9			G6-3		K				4	0	1	1	0	1	1											
Aaron Boone, R OBP: 0.325, SLG: 0.433 (1, 5)			G6-3 3B		F8		K			4	1	1	0	0	2	1											
Steve Parris, R OBP: 0.294, SLG: 0.294 Hal Morris, L OBP: 0.354, SLG: 0.333 Stan Belinda, R Gabe White, L (8, PH) (8, 1) (9, 1)			G6-3		K		P6			3	0	0	1	0	1	0											
Inning Stats	R: 0 E: 0 K: 1 S: 7	H: 0 LOB: 0 BB: 0 P: 11	R: 0 E: 0 K: 0 S: 9	H: 1 LOB: 1 BB: 0 P: 15	R: 2 E: 0 K: 0 S: 13	H: 3 LOB: 2 BB: 1 P: 27	R: 1 E: 0 K: 1 S: 10	H: 1 LOB: 0 BB: 0 P: 12	R: 2 E: 0 K: 0 S: 9	H: 2 LOB: 1 BB: 1 P: 15	R: 0 E: 0 K: 2 S: 8	H: 0 LOB: 0 BB: 0 P: 9	R: 2 E: 0 K: 2 S: 16	H: 1 LOB: 0 BB: 1 P: 24	R: 1 E: 0 K: 1 S: 8	H: 2 LOB: 2 BB: 1 P: 16		R: 0 E: 0 K: 0 S: 9	H: 1 LOB: 1 BB: 0 P: 9	1B: 5 2B: 1 3B: 3 HR: 2	SF: 1 SAC: 0 DP: 0 HBP: 0	WP: 0 PB: 0 SB: 2 CS: 0	PA: 42				
PITCHER	IP	WLS	BF	H	R	ER	SO	BB	IBB	HBP	BLK	WP	HR	S	P	ERA	WHIP										
Sean Bergman, R ERA: 4.87 Scott Elarton, R ERA: 2.82 Jose Cabrera, R ERA: 3.38 Billy Wagner, L ERA: 2.48	(1, 1) (6, 1) (8, 1) (9, 1)	5.0 2.0 1.0 1.0	L 8 6 4	24 1 2 1	7 2 1 0	5 2 1 0	2 4 1 0	2 0 0 0	0 0 0 0	0 0 0 0	0 0 0 0	0 0 0 0	0 1 1 0	48 24 8 9	80 33 16 9	9.00 9.00 9.00 0.00	1.800 1.000 3.000 1.000										

AB	37
R	8
H	11
RBI	8
BB	4
SO	7
LOB	15



Batter	1	2	3	4	5	6	7	8	9	AB	R	H	RBI	BB	SO	LOB	BOTTOM										
Bill Spiers, L OBP: 0.350, SLG: 0.410 (1, 4)	G6-3		G4-3		F9			P2		4	0	0	0	0	0	0	Cincinnati Reds @ Houston Astros Astrodome, Houston, TX Sat Jun 26 1999, 8:05 PM EDT Att: 31,792 - Dome - 72 F										
Derek Bell, R OBP: 0.297, SLG: 0.370 (1, 9)	F8		BB 5 BB BB		F8			K2-3		3	0	0	0	1	1	0											
5 Jeff Bagwell, R OBP: 0.465, SLG: 0.652 (1, 3)	BB		BB		F7			F7		2	0	0	0	2	0	0											
Carl Everett, S OBP: 0.372, SLG: 0.464 (1, 8)	BB		BB		P6			K		3	0	1	0	1	1	0											
Richard Hidalgo, R OBP: 0.323, SLG: 0.481 (1, 7)	K		K		G1-3			F7		4	0	0	0	0	2	5											
Ricky Gutierrez, R OBP: 0.367, SLG: 0.379 (1, 6)		G5-3		K				BB FC5-4		3	1	1	0	1	1	0											
Tony Eusebio, R OBP: 0.344, SLG: 0.319 (1, 2)		G4-3		G5-3				K		4	0	0	0	0	1	2											
Tim Bogar, R OBP: 0.352, SLG: 0.408 (1, 5)	F9			G6-3				FC5-4 L4-3		3	0	0	1	0	0	1											
Sean Bergman, R OBP: 0.311, SLG: 0.333 Russ Johnson, R OBP: 0.264, SLG: 0.305 Scott Elarton, R Jack Howell, L OBP: 0.281, SLG: 0.290 Jose Cabrera, R Billy Wagner, L (5, PH) (8, 1) (7, PH) (8, 1) (9, 1)				K				L4-3		1	0	0	0	0	1	0											
Inning Stats	R: 0 E: 0 K: 1 S: 14	H: 1 LOB: 2 BB: 1 P: 22	R: 0 E: 0 K: 0 S: 10	H: 0 LOB: 0 BB: 0 P: 16	R: 0 E: 0 K: 2 S: 14	H: 0 LOB: 3 BB: 3 P: 29	R: 0 E: 0 K: 1 S: 9	H: 0 LOB: 0 BB: 0 P: 14	R: 0 E: 0 K: 1 S: 7	H: 0 LOB: 0 BB: 0 P: 10	R: 0 E: 0 K: 0 S: 6	H: 0 LOB: 0 BB: 0 P: 11	R: 1 E: 1 K: 0 S: 8	H: 0 LOB: 0 BB: 1 P: 17	R: 0 E: 0 K: 1 S: 8	H: 0 LOB: 0 BB: 0 P: 10		R: 0 E: 0 K: 2 S: 14	H: 1 LOB: 1 BB: 0 P: 18	1B: 2 2B: 1 3B: 0 HR: 0	SF: 0 SAC: 0 DP: 1 HBP: 0	WP: 0 PB: 0 SB: 0 CS: 0	PA: 34				
PITCHER	IP	WLS	BF	H	R	ER	SO	BB	IBB	HBP	BLK	WP	HR	S	P	ERA	WHIP										
Steve Parris, R ERA: 3.96 Stan Belinda, R ERA: Gabe White, L ERA: 4.06	(1, 1) (8, 1) (9, 1)	7.0 1.0 1.0	W 3 4	27 0 1	1 0 0	5 0 0	27 1 2	5 0 0	0 0 0	0 0 0	0 0 0	0 0 0	0 0 0	8 8 14	10 10 18	0.00 0.00 0.00	0.857 0.000 1.000										

AB	29
R	1
H	2
RBI	1
BB	5
SO	8
LOB	9



Batter	1	2	3	4	5	6	7	8	9	AB	R	H	RBI	BB	SO	LOB	TOP								
Pokey Reese, R OBP: 0.333, SLG: 0.437	G4-3		K			CS 1B	2B		G4-3 1B BB	4	1	2	0	1	1	0									
Michael Tucker, L OBP: 0.349, SLG: 0.471	HR		K			WP 1B	G3-1		G4-3	5	2	2	1	0	1	2									
Sean Casey, L OBP: 0.436, SLG: 0.664	G4-3			G4-3		WP 1B		BB 1B	FC5-4 1B	5	1	3	1	0	0	0									
Greg Vaughn, R OBP: 0.325, SLG: 0.477 Jeffrey Hammonds, R OBP: 0.325, SLG: 0.481	K			K		K		BB 1B	FC5-4	3	0	0	0	0	3	2									
Barry Larkin, R OBP: 0.385, SLG: 0.457		FC3-5 2B		G4-3		1-H 2-H 1B		K		4	1	2	2	0	1	2									
Eddie Taubensee, L OBP: 0.352, SLG: 0.480		FC3-5			G3-1			P6		4	0	1	1	0	0	3									
Mike Cameron, R OBP: 0.358, SLG: 0.430		K			F7		G5-3			3	0	0	0	1	1	2									
Aaron Boone, R OBP: 0.323, SLG: 0.428		K						G4-3		4	0	1	0	0	2	4									
Pete Harnisch, S OBP: 0.100, SLG: 0.233 Scott Williamson, R OBP: 0.297, SLG: 0.323 Dmitri Young, S OBP: 0.257, SLG: 0.323 Danny Graves, R			G4-3			FC5-4 1B		G4-3	G5-3	2	0	0	0	0	0	1									
Inning Stats	R: 1 E: 0 K: 1 S: 8	H: 1 LOB: 0 BB: 0 P: 9	R: 0 E: 0 K: 2 S: 10	H: 1 LOB: 1 BB: 0 P: 17	R: 0 E: 0 K: 2 S: 13	H: 0 LOB: 0 BB: 0 P: 19	R: 0 E: 0 K: 1 S: 10	H: 0 LOB: 0 BB: 0 P: 13	R: 0 E: 0 K: 0 S: 11	H: 1 LOB: 1 BB: 0 P: 15	R: 3 E: 0 K: 1 S: 17	H: 5 LOB: 1 BB: 0 P: 24	R: 0 E: 0 K: 1 S: 11	H: 1 LOB: 1 BB: 0 P: 13	R: 0 E: 0 K: 1 S: 11	H: 2 LOB: 3 BB: 1 P: 17	R: 1 E: 0 K: 0 S: 8	H: 1 LOB: 1 BB: 1 P: 15	1B: 9 2B: 2 3B: 0 HR: 1	SF: 0 SAC: 0 DP: 0 HBP: 0	WP: 1 PB: 0 SB: 0 CS: 1	PA: 40			
PITCHER	IP	WLS	BF	H	R	ER	SO	BB	IBB	HBP	BLK	WP	HR	S	P	ERA	WHIP								
Jose Lima, R ERA: 3.13	7.0	L	29	9	4	4	8	0	0	0	0	1	1	80	110	5.14	1.286								
Jay Powell, R ERA: 3.56	1.0		6	2	0	0	1	1	0	0	0	0	0	11	17	0.00	3.000								
Trever Miller, L ERA: 4.26	1.0		5	1	1	1	0	1	0	0	0	0	0	8	15	9.00	2.000								

Cincinnati Reds @ Houston Astros
Astrodome, Houston, TX
Sun Jun 27 1999, 2:35 PM EDT
Att: 32,981 - Dome - 72 F

AB 38
R 5
H 12
RBI 5
BB 2
SO 9
LOB 17



Batter	1	2	3	4	5	6	7	8	9	AB	R	H	RBI	BB	SO	LOB	BOTTOM								
Craig Biggio, R OBP: 0.364, SLG: 0.430	P3		2B HBP						K	3	0	0	0	0	1	1									
Derek Bell, R OBP: 0.297, SLG: 0.372	L8		1-H 2B			G6-3			K	4	0	1	0	0	1	0									
5 Jeff Bagwell, R OBP: 0.463, SLG: 0.658	G6-3			HR					L8	4	1	1	1	0	1	0									
Carl Everett, S OBP: 0.370, SLG: 0.472		K		P5					HR	4	1	1	1	0	2	0									
Bill Spiers, L OBP: 0.342, SLG: 0.400	G6-3			F9					G4-3	4	0	0	0	0	0	0									
Richard Hidalgo, R OBP: 0.323, SLG: 0.479		FC6-4 1B		K					G5-3	3	0	1	0	0	1	0									
Tony Eusebio, R OBP: 0.339, SLG: 0.313		FC6-4			K				F8	3	0	0	0	0	1	1									
Ricky Gutierrez, R OBP: 0.366, SLG: 0.378			F8						F9	3	0	1	0	0	0	0									
Jose Lima, R OBP: 0.211, SLG: 0.167 Jay Powell, R			P4						K	1	0	0	0	0	0	0									
Jack Howell, L OBP: 0.250, SLG: 0.238 Trever Miller, R			P4		SH3-4 1B				K	1	0	0	0	0	1	0									
Inning Stats	R: 0 E: 0 K: 0 S: 11	H: 0 LOB: 0 BB: 0 P: 14	R: 0 E: 0 K: 1 S: 8	H: 1 LOB: 1 BB: 0 P: 8	R: 0 E: 0 K: 0 S: 10	H: 1 LOB: 2 BB: 0 P: 15	R: 1 E: 0 K: 1 S: 9	H: 1 LOB: 0 BB: 0 P: 14	R: 0 E: 0 K: 1 S: 7	H: 1 LOB: 1 BB: 0 P: 12	R: 0 E: 0 K: 2 S: 9	H: 0 LOB: 0 BB: 0 P: 18	R: 0 E: 0 K: 0 S: 7	H: 0 LOB: 0 BB: 0 P: 8	R: 0 E: 0 K: 2 S: 11	H: 0 LOB: 0 BB: 0 P: 17	R: 1 E: 0 K: 1 S: 8	H: 1 LOB: 0 BB: 0 P: 13	1B: 2 2B: 1 3B: 0 HR: 2	SF: 0 SAC: 1 DP: 0 HBP: 1	WP: 0 PB: 0 SB: 0 CS: 0	PA: 32			
PITCHER	IP	WLS	BF	H	R	ER	SO	BB	IBB	HBP	BLK	WP	HR	S	P	ERA	WHIP								
Pete Harnisch, R ERA: 3.48 Scott Williamson, R ERA: 1.56 Danny Graves, R ERA: 3.63	5.0	W	19	4	1	1	3	0	0	1	0	0	0	45	63	1.80	0.800								
	3.0	H	9	0	0	0	4	0	0	0	0	0	0	27	43	0.00	0.000								
	1.0		4	1	1	1	1	0	0	0	0	0	1	8	13	9.00	1.000								

Cincinnati Reds @ Houston Astros
Astrodome, Houston, TX
Sun Jun 27 1999, 2:35 PM EDT
Att: 32,981 - Dome - 72 F

AB 30
R 2
H 5
RBI 2
BB 0
SO 8
LOB 2



Batter	1	2	3	4	5	6	7	8	9	AB	R	H	RBI	BB	SO	LOB	TOP		
Tony Womack, L (1, 9) OBP: 0.316, SLG: 0.357	0-2 G1-3		2-3 K			2-1 1B G4-3			1-0 P6	4	0	1	0	0	1	0			
Jay Bell, R (1, 4) OBP: 0.370, SLG: 0.569	1-3 K			1-1 P4					1-3 K	4	0	0	0	0	2	1			
Greg Colbrunn, R (1, 3) OBP: 0.362, SLG: 0.471	2-3 K			2-2 G4-3					2-1 G6-3	3	0	0	0	0	1	0			
Luis Gonzalez, L (9, PH) OBP: 0.427, SLG: 0.594										1	0	0	0	0	0	0			
Matt Williams, R (1, 5) OBP: 0.358, SLG: 0.594		0-1 G6-3		0-1 G6-3					2-3 K	3	0	0	0	0	1	0			
Bernard Gilkey, R (1, 7) OBP: 0.390, SLG: 0.481		4-2 BB			1-2 F8				4-2 BB	1	0	0	0	2	0	0			
Damian Miller, R (1, 2) OBP: 0.302, SLG: 0.411		1-3 K			2-1 G4-3				0-0 G6-3	3	0	0	0	0	1	2			
LeJon Powell, R (1, 8) OBP: 0.333, SLG: 0.400		1-1 G3			0-0 G4-3				0-0 G1-3	3	0	0	0	0	0	1			
Hanley Frias, S (1, 6) OBP: 0.268, SLG: 0.229			1-1 G6-3			1-2 G3			2-3 K	3	0	0	0	0	1	0			
Randy Johnson, R (1, 1) OBP: 0.151, SLG: 0.189			3-2 F9			0-2 G5-3			0-3 K	3	0	0	0	0	1	0			
Inning Stats	R: 0 H: 0 E: 0 K: 2 S: 11	H: 0 LOB: 0 BB: 0 P: 14	R: 0 H: 0 E: 0 K: 1 S: 9	H: 0 LOB: 1 BB: 1 P: 15	R: 0 H: 0 E: 0 K: 1 S: 9	H: 0 LOB: 0 BB: 0 P: 15	R: 0 H: 0 E: 0 K: 0 S: 7	H: 0 LOB: 0 BB: 0 P: 10	R: 0 H: 0 E: 0 K: 0 S: 6	H: 1 LOB: 1 BB: 0 P: 9	R: 0 H: 0 E: 0 K: 1 S: 11	H: 0 LOB: 1 BB: 1 P: 18	R: 0 H: 0 E: 0 K: 2 S: 8	H: 0 LOB: 0 BB: 0 P: 10	R: 0 H: 0 E: 0 K: 1 S: 6	H: 0 LOB: 0 BB: 0 P: 10	1B: 1 2B: 0 3B: 0 HR: 0	SF: 0 SAC: 0 DP: 0 HBP: 0	WP: 0 PA: 30 PB: 0 SB: 0 CS: 0
PITCHER	IP WLS BF H R ER SO BB IBB HBP BLK WP HR S P ERA WHIP																		
Ron Villone, L (1, 1) ERA: 2.82	8.0 W 27 1 0 0 7 2 0 0 0 0 0 0 73 108 0.00 0.375																		
Scott Williamson, R (9, 1) ERA: 1.53	1.0 S 3 0 0 0 1 0 0 0 0 0 0 0 6 10 0.00 0.000																		

Arizona Diamondbacks @ Cincinnati Reds
Cinergy Field, Cincinnati, OH
Wed Jun 30 1999, 7:05 PM EDT
Att: 29,560 - Unknown - 81 F

AB 28
R 0
H 1
RBI 0
BB 2
SO 8
LOB 4



Batter	1	2	3	4	5	6	7	8	9	AB	R	H	RBI	BB	SO	LOB	BOTTOM		
Pokey Reese, R (1, 4) OBP: 0.331, SLG: 0.443	3-3 K		0-1 S 1B			2-3 K			0-3 K	4	0	1	0	0	3	1			
Jeffrey Hammonds, R (1, 9) OBP: 0.328, SLG: 0.478	0-1 F9		1-3 K			2-2 1B			2-2 1B	4	0	2	1	0	1	1			
Dmitri Young, S (1, 3) OBP: 0.268, SLG: 0.344	3-2 HR		1-2 K		1-0 G3				1-3 K	4	1	1	1	0	2	2			
Scott Williamson, R (9, 1) ERA: 1.53										0	0	0	0	0	0	0			
Greg Vaughn, R (1, 7) OBP: 0.321, SLG: 0.467	2-2 L8					2-3 K			2-3 K	3	0	0	0	0	2	0			
Barry Larkin, R (1, 6) OBP: 0.389, SLG: 0.464		2-2 1B				2-3 K			3-2 1B	3	0	2	0	0	1	0			
Aaron Boone, R (1, 5) OBP: 0.333, SLG: 0.433		1-0 P4				0-3 K			1-3 K	3	0	0	0	0	2	2			
Mike Cameron, R (1, 8) OBP: 0.351, SLG: 0.420		3-3 K				0-3 K			1-0 L8	3	0	0	0	0	2	2			
Jason LaRue, R (1, 2) OBP: 0.348, SLG: 0.328			0-3 K			1-3 K			1-3 K	3	0	0	0	0	3	0			
Ron Villone, L (1, 1) OBP: 0.182, SLG: 0.100			0-3 K			0-1 G4-3			1-1 S 1B	2	0	0	0	0	1	0			
Chris Stynes, R (8, PH) OBP: 0.200, SLG: 0.088										1	1	1	0	0	0	0			
Hal Morris, L (9, 3) OBP: 0.348, SLG: 0.328										0	0	0	0	0	0	0			
Inning Stats	R: 1 H: 1 E: 0 K: 1 S: 15	H: 1 LOB: 0 BB: 0 P: 23	R: 0 H: 1 E: 0 K: 1 S: 10	H: 1 LOB: 0 BB: 0 P: 16	R: 0 H: 1 E: 0 K: 3 S: 12	H: 1 LOB: 1 BB: 0 P: 13	R: 0 H: 0 E: 0 K: 2 S: 9	H: 0 LOB: 0 BB: 0 P: 14	R: 0 H: 0 E: 0 K: 3 S: 10	H: 0 LOB: 0 BB: 0 P: 11	R: 0 H: 1 E: 0 K: 2 S: 11	H: 1 LOB: 1 BB: 0 P: 16	R: 0 H: 1 E: 0 K: 2 S: 13	H: 1 LOB: 1 BB: 0 P: 20	R: 1 H: 2 E: 0 K: 3 S: 16	H: 2 LOB: 1 BB: 0 P: 21	1B: 6 2B: 0 3B: 0 HR: 1	SF: 0 SAC: 0 DP: 0 HBP: 0	WP: 0 PA: 30 PB: 0 SB: 2 CS: 0
PITCHER	IP WLS BF H R ER SO BB IBB HBP BLK WP HR S P ERA WHIP																		
Randy Johnson, L (1, 1) ERA: 3.14	8.0 L 30 7 2 2 17 0 0 0 0 0 0 1 96 134 2.25 0.875																		

Arizona Diamondbacks @ Cincinnati Reds
Cinergy Field, Cincinnati, OH
Wed Jun 30 1999, 7:05 PM EDT
Att: 29,560 - Unknown - 81 F

AB 30
R 2
H 7
RBI 2
BB 0
SO 17
LOB 8




Batter	1	2	3	4	5	6	7	8	9	10	AB	R	H	RBI	BB	SO	LOB			
Tony Womack, L OBP: 0.321, SLG: 0.359	E6 PB 1B		P9		FC4-6 1-2		BB		1B		4	1	2	0	1	0	1			
Jay Bell, R OBP: 0.367, SLG: 0.563	K2-3		F7			WP 1B	G3		K		5	0	1	0	0	2	4			
Luis Gonzalez, L OBP: 0.427, SLG: 0.590	K		F8			WP BB		SH2-4 1B	G4-3		4	0	1	0	1	1	3			
Travis Lee, L OBP: 0.356, SLG: 0.423	G3			G4-3		F8		SH2-4 BB		G1-3	4	0	0	0	1	0	2			
Steve Finley, L OBP: 0.326, SLG: 0.493		F8		G4-3		P5		SH2-4 BB		F7	4	0	0	0	0	0	2			
Andy Fox, L OBP: 0.387, SLG: 0.433				G3						G3	3	0	1	0	2	0	0			
Matt Williams, R OBP: 0.358, SLG: 0.594						IBB		G4-6-3 BB			0	0	0	0	0	0	0			
Kelly Stinnett, R OBP: 0.301, SLG: 0.423						G3-1		G4-6-3 BB			3	0	0	0	0	1	4			
David Dellucci, L OBP: 0.421, SLG: 0.433						K					1	0	0	0	0	0	3			
Damian Miller, R OBP: 0.302, SLG: 0.411											0	0	0	0	0	0	0			
Hanley Frias, S OBP: 0.267, SLG: 0.211						G4-3		L7		G3	3	0	0	0	1	0	0			
Omar Daal, L OBP: 0.243, SLG: 0.229											3	0	1	0	0	1	2			
Bernard Gilkey, R OBP: 0.355, SLG: 0.486											1	0	1	0	0	0	0			
Vladimir Nunez, R OBP: 0.302, SLG: 0.411											0	0	0	0	0	0	0			
Dan Plesac, L OBP: 0.302, SLG: 0.411											0	0	0	0	0	0	0			
Byung-Hyun Kim, R OBP: 0.302, SLG: 0.411											0	0	0	0	0	0	0			
Inning Stats	R: 1 E: 2 K: 2 S: 11	H: 1 LOB: 0 BB: 0 P: 19	R: 0 E: 0 K: 0 S: 8	H: 1 LOB: 2 BB: 1 P: 15	R: 0 E: 0 K: 0 S: 6	H: 0 LOB: 0 BB: 0 P: 9	R: 0 E: 0 K: 0 S: 7	H: 0 LOB: 0 BB: 0 P: 12	R: 0 E: 0 K: 0 S: 7	H: 1 LOB: 1 BB: 0 P: 12	R: 0 E: 0 K: 1 S: 9	H: 0 LOB: 1 BB: 1 P: 18	R: 0 E: 0 K: 0 S: 6	H: 1 LOB: 2 BB: 2 P: 17	R: 0 E: 0 K: 1 S: 8	H: 2 LOB: 2 BB: 0 P: 13	R: 0 E: 0 K: 0 S: 3	H: 0 LOB: 0 BB: 0 P: 3	1B: 6 2B: 1 3B: 0 HR: 0	SF: 0 SAC: 1 DP: 1 HBP: 0
PITCHER	IP WLS BF H R ER SO BB IBB HBP BLK WP HR S P ERA WHIP	7.0 0.1 1.1 0.1 1.0	29 4 2 1 3	4 1 0 0 0	0 0 0 0 0	4 0 0 0 0	2 2 0 0 0	2 0 0 0 0	0 0 0 0 0	63 5 16 12 3	114 0.00 9.000 1.500 0.000 0.000									

Arizona Diamondbacks @ Cincinnati Reds
Cinergy Field, Cincinnati, OH
Thu Jul 01 1999, 7:05 PM EDT
Att. 18,394 - Cloudy - 83 F

AB	35
R	1
H	7
RBI	0
BB	6
SO	5
LOB	21

WP: 2 PA: 42
PB: 1
SB: 1
CS: 0



Batter	1	2	3	4	5	6	7	8	9	10	AB	R	H	RBI	BB	SO	LOB			
Pokey Reese, R OBP: 0.327, SLG: 0.436	G6-3		G6-3			F8		F9			4	0	0	0	0	2				
Jeffrey Hammonds, R OBP: 0.318, SLG: 0.462	K			F8		F8		K			4	0	0	0	0	2	1			
Sean Casey, L OBP: 0.425, SLG: 0.645	G5-3			F7				K		G4-3	4	0	0	0	1	0				
Greg Vaughn, R OBP: 0.316, SLG: 0.460		K			G4-3						4	0	0	0	1	0				
Barry Larkin, R OBP: 0.390, SLG: 0.462		G6-3				G5-3					3	0	1	0	1	0	0			
Aaron Boone, R OBP: 0.233, SLG: 0.438											3	0	1	0	0	0	1			
Danny Reyes, R ERA: 2.86											0	0	0	0	0	0	0			
Danny Graves, R ERA: 3.98											0	0	0	0	0	0	0			
Gabe White, L ERA: 4.03											0	0	0	0	0	0	0			
Michael Tucker, L OBP: 0.347, SLG: 0.489											1	0	0	0	0	1	1			
Scott Williamson, R ERA: 1.5											0	0	0	0	0	0	0			
Mike Cameron, R OBP: 0.356, SLG: 0.436			L7 2B			K					4	2	3	0	0	1	1			
Jason LaRue, R OBP: 0.356, SLG: 0.436								1B 3B		SH2-4 2B 1B	2	0	0	0	0	1	2			
Dmitri Young, S OBP: 0.294, SLG: 0.341			L7					G5-3		SH2-4	1	0	0	0	0	1	1			
Eddie Taubensee, L OBP: 0.350, SLG: 0.480											0	0	0	0	0	0	0			
Brett Tomko, R OBP: 0.261, SLG: 0.394											2	0	0	0	0	1	1			
Mark Lewis, R OBP: 0.282, SLG: 0.432			K			P9					2	0	2	2	0	0	0			
Inning Stats	R: 0 E: 0 K: 1 S: 7	H: 0 LOB: 0 BB: 0 P: 10	R: 0 E: 0 K: 1 S: 9	H: 0 LOB: 0 BB: 0 P: 15	R: 0 E: 0 K: 1 S: 10	H: 1 LOB: 1 BB: 0 P: 14	R: 0 E: 0 K: 0 S: 4	H: 0 LOB: 0 BB: 0 P: 5	R: 0 E: 0 K: 2 S: 14	H: 1 LOB: 1 BB: 0 P: 19	R: 0 E: 0 K: 4 S: 4	H: 0 LOB: 0 BB: 0 P: 7	R: 0 E: 0 K: 1 S: 9	H: 0 LOB: 1 BB: 1 P: 17	R: 1 E: 0 K: 1 S: 15	H: 1 LOB: 1 BB: 0 P: 22	R: 1 E: 0 K: 0 S: 3	H: 2 LOB: 1 BB: 0 P: 3	1B: 3 2B: 3 3B: 1 HR: 0	SF: 0 SAC: 1 DP: 0 HBP: 0
PITCHER	IP WLS BF H R ER SO BB IBB HBP BLK WP HR S P ERA WHIP	8.0 0.2 0.2 0.2 0.0	29 3 1 1 0	4 1 0 0 0	0 0 0 0 0	7 0 0 0 0	0 0 0 0 0	0 0 0 0 0	0 0 0 0 0	66 12 5 8 1	103 0.00 13.500 ∞									

Arizona Diamondbacks @ Cincinnati Reds
Cinergy Field, Cincinnati, OH
Thu Jul 01 1999, 7:05 PM EDT
Att. 18,394 - Cloudy - 83 F

AB	34
R	2
H	7
RBI	2
BB	1
SO	8
LOB	10

WP: 1 PA: 36
PB: 0
SB: 0
CS: 0



Batter	1	2	3	4	5	6	7	8	9	AB	R	H	RBI	BB	SO	LOB	TOP		
Craig Biggio, R OBP: 0.367, SLG: 0.438 Tim Bogar, R OBP: 0.346, SLG: 0.400	F8		P7		K		G5-3		K	4	0	0	0	0	1	1			
Derek Bell, R OBP: 0.296, SLG: 0.363	FC4-6 1B		F8		F9			E5		4	0	1	0	0	0	0			
5 Jeff Bagwell, R OBP: 0.464, SLG: 0.661	FC4-6 1B		G6-3			P5		K		4	0	1	0	0	1	1			
Carl Everett, S OBP: 0.372, SLG: 0.491 Jose Cabrera, R	FC4-6 1-2 2-3		F7		F8			P4		4	0	0	0	0	0	3			
Bill Spiers, L OBP: 0.354, SLG: 0.411	G6-3									3	0	2	0	1	0	2			
Richard Hidalgo, R OBP: 0.324, SLG: 0.470 Trever Miller, R		F8		P9				K		3	0	0	0	0	0	2			
Glen Barker, S OBP: 0.389, SLG: 0.389 (6, PH) S: 12						FC6-4 1B		K		1	0	0	0	0	0	2			
Paul Bako, L OBP: 0.383, SLG: 0.423		G4-3								2	0	0	0	2	1	0			
Ricky Gutierrez, R OBP: 0.379, SLG: 0.417			E6		F9					4	0	1	0	0	0	3			
Scott Elarton, R Russ Johnson, R OBP: 0.353, SLG: 0.352 Brian Williams, R OBP: 0.500, SLG: 0.500 Matt Mieske, R OBP: 0.352, SLG: 0.588							F9			1	0	0	0	0	1	1			
Inning Stats	R: 0 E: 0 K: 0 S: 12	H: 2 LOB: 2 BB: 0 P: 21	R: 0 E: 1 K: 1 S: 10	H: 0 LOB: 1 BB: 0 P: 14	R: 0 E: 0 K: 0 S: 5	H: 0 LOB: 0 BB: 1 P: 8	R: 0 E: 0 K: 0 S: 11	H: 1 LOB: 2 BB: 1 P: 18	R: 0 E: 0 K: 0 S: 7	H: 0 LOB: 0 BB: 0 P: 8	R: 0 E: 0 K: 0 S: 12	H: 1 LOB: 1 BB: 0 P: 15	R: 0 E: 1 K: 2 S: 11	H: 0 LOB: 2 BB: 1 P: 22	R: 0 E: 0 K: 1 S: 10	H: 0 LOB: 1 BB: 1 P: 19	1B: 4 2B: 1 3B: 0 HR: 0	SF: 0 SAC: 0 DP: 0 HBP: 0	WP: 0 PA: 37 PB: 0 SB: 0 CS: 0
PITCHER	IP	WLS	BF	H	R	ER	SO	BB	IBB	HBP	BLK	WP	HR	S	P	ERA	WHIP		
Pete Harnisch, R ERA: 3.25	6.0	W	24	4	0	0	2	1	0	0	0	0	0	57	87	0.00	0.833		
Dennys Reyes, L ERA: 1.95	3.0	S	13	1	0	0	5	2	0	0	0	0	0	33	56	0.00	1.000		

Houston Astros @ Cincinnati Reds
Cinergy Field, Cincinnati, OH
Sat Jul 03 1999, 7:05 PM EDT
Att: 34,168 - Unknown - 92 F

AB	34
R	0
H	5
RBI	0
BB	3
SO	7
LOB	18



Batter	1	2	3	4	5	6	7	8	9	AB	R	H	RBI	BB	SO	LOB	BOTTOM		
Chris Stynes, R OBP: 0.200, SLG: 0.103	P4		K		G5-3	G5-3				5	0	1	1	0	1	2			
Michael Tucker, L OBP: 0.346, SLG: 0.473	L8-3-5 1B									4	2	2	2	1	1	3			
Sean Casey, L OBP: 0.427, SLG: 0.652										3	2	2	1	2	1	0			
Greg Vaughn, R OBP: 0.318, SLG: 0.461 Dennys Reyes, R	L8-3-5 2-3									4	1	2	2	0	0	3			
Barry Larkin, R OBP: 0.396, SLG: 0.467 Mark Lewis, R OBP: 0.286, SLG: 0.433										2	2	1	2	2	0	1			
Eddie Taubensee, L OBP: 0.350, SLG: 0.471										1	0	1	0	0	0	0			
Eddie Taubensee, L OBP: 0.350, SLG: 0.471										4	0	1	0	1	0	3			
Mike Cameron, R OBP: 0.359, SLG: 0.451 Jeffrey Hammonds, R OBP: 0.311, SLG: 0.450										3	0	2	1	0	0	1			
Aaron Boone, R OBP: 0.330, SLG: 0.425										2	0	0	0	0	0	4			
Aaron Boone, R OBP: 0.330, SLG: 0.425										3	1	0	0	1	0	4			
Pete Harnisch, S OBP: 0.094, SLG: 0.219 Dmitri Young, S OBP: 0.280, SLG: 0.374										2	1	0	0	0	0	2			
Inning Stats	R: 0 E: 0 K: 0 S: 7	H: 2 LOB: 1 BB: 0 P: 13	R: 0 E: 0 K: 0 S: 4	H: 0 LOB: 1 BB: 1 P: 10	R: 0 E: 0 K: 1 S: 8	H: 0 LOB: 0 BB: 0 P: 10	R: 2 E: 0 K: 0 S: 11	H: 2 LOB: 0 BB: 1 P: 19	R: 6 E: 1 K: 0 S: 16	H: 5 LOB: 2 BB: 3 P: 33	R: 1 E: 0 K: 1 S: 8	H: 1 LOB: 1 BB: 1 P: 15	R: 1 E: 0 K: 0 S: 11	H: 2 LOB: 3 BB: 2 P: 23	R: 0 E: 0 K: 1 S: 15	H: 1 LOB: 2 BB: 0 P: 24	1B: 7 2B: 6 3B: 0 HR: 1	SF: 0 SAC: 0 DP: 3 HBP: 0	WP: 1 PA: 43 PB: 0 SB: 0 CS: 0
PITCHER	IP	WLS	BF	H	R	ER	SO	BB	IBB	HBP	BLK	WP	HR	S	P	ERA	WHIP		
Scott Elarton, R ERA: 2.91	4.0	L	15	4	2	2	1	2	0	0	0	0	0	30	52	4.50	1.500		
Brian Williams, R ERA: 4.29	1.0		11	5	6	6	0	2	1	0	0	0	0	16	33	54.00	7.000		
Trever Miller, L ERA: 5.48	2.0		12	3	2	2	1	3	0	0	0	0	1	19	38	9.00	3.000		
Jose Cabrera, R ERA: 5.79	1.0		5	1	0	0	1	0	0	0	0	1	0	15	24	0.00	1.000		

Houston Astros @ Cincinnati Reds
Cinergy Field, Cincinnati, OH
Sat Jul 03 1999, 7:05 PM EDT
Att: 34,168 - Unknown - 92 F

AB	35
R	10
H	13
RBI	10
BB	8
SO	3
LOB	24



Batter	1	2	3	4	5	6	7	8	9	AB	R	H	RBI	BB	SO	LOB	TOP				
Craig Biggio, R OBP: 0.365, SLG: 0.437 (1, 4)										5	0	1	0	0	1	3	Houston Astros @ Cincinnati Reds Cinergy Field, Cincinnati, OH Sun Jul 04 1999, 1:15 PM EDT Att: 22,023 - Unknown - 92 F				
Derek Bell, R OBP: 0.286, SLG: 0.371 (1, 9)										4	2	1	1	1	1	1					
5 Jeff Bagwell, R OBP: 0.463, SLG: 0.655 (1, 3)										4	1	1	0	1	1	1					
Carl Everett, S OBP: 0.370, SLG: 0.498 (1, 8)										4	1	1	2	0	0	3					
Tony Eusebio, R OBP: 0.343, SLG: 0.318 (1, 2)										4	0	1	0	0	1	1					
Matt Mieske, R OBP: 0.368, SLG: 0.577 (7, PH)										1	0	0	0	2	0	0					
Bill Spiers, L OBP: 0.353, SLG: 0.409 (7, PH)										1	0	0	0	0	0	1					
Richard Hidalgo, R OBP: 0.324, SLG: 0.470 (7, 7)										0	0	0	0	0	0	0					
Ricky Gutierrez, R OBP: 0.375, SLG: 0.429 (1, 6)										4	1	1	0	0	0	3					
Tim Bogar, R OBP: 0.344, SLG: 0.393 (1, 5)										3	0	0	0	1	0	1					
Shane Reynolds, R OBP: 0.278, SLG: 0.294 (6, 1)										3	0	1	1	0	1	0					
Jay Powell, R (8, PH)										0	0	0	0	0	0	0					
Jack Howell, L OBP: 0.333, SLG: 0.304 (8, PH)										1	0	1	0	0	0	0					
Glen Barker, S OBP: 0.368, SLG: 0.389 (8, PR)										0	0	0	0	0	0	0					
Billy Wagner, L (8, 1)										0	0	0	0	0	0	0					
Inning Stats	R: 0 E: 0 K: 0 S: 10	H: 1 LOB: 1 BB: 0 P: 15	R: 0 E: 0 K: 0 S: 12	H: 1 LOB: 3 BB: 2 P: 28	R: 2 E: 0 K: 0 S: 11	H: 2 LOB: 0 BB: 0 P: 18	R: 1 E: 0 K: 0 S: 9	H: 1 LOB: 0 BB: 0 P: 14	R: 1 E: 0 K: 2 S: 13	H: 2 LOB: 2 BB: 1 P: 22	R: 0 E: 0 K: 2 S: 13	H: 0 LOB: 0 BB: 0 P: 19	R: 1 E: 0 K: 1 S: 14	H: 0 LOB: 1 BB: 2 P: 29	R: 0 E: 0 K: 0 S: 6	H: 1 LOB: 1 BB: 0 P: 12	R: 0 E: 0 K: 1 S: 9	H: 0 LOB: 0 BB: 0 P: 12	1B: 4 2B: 1 3B: 1 HR: 2	SF: 0 SAC: 0 DP: 0 HBP: 0	WP: 0 PA: 40 PB: 0 SB: 4 CS: 0
PITCHER	IP WLS BF H R ER SO BB IBB HBP BLK WP HR S P ERA WHIP																				
Steve Avery, L ERA: 4.8	(1, 1) 5.0 L 25 7 4 4 1 3 0 0 0 0 0 2 53 97 7.20 2.000																				
Stan Belinda, R ERA: 4.91	(6, 1) 1.0 4 0 1 0 2 1 0 0 0 0 0 0 15 25 0.00 1.000																				
Scott Williamson, R ERA: 1.45	(7, 1) 2.0 7 1 0 0 1 1 0 0 0 0 0 0 18 35 0.00 1.000																				
Scott Sullivan, R ERA: 2.45	(9, 1) 1.0 3 0 0 0 1 0 0 0 0 0 0 0 9 12 0.00 0.000																				

AB	34
R	5
H	8
RBI	4
BB	5
SO	5
LOB	14



Batter	1	2	3	4	5	6	7	8	9	AB	R	H	RBI	BB	SO	LOB	BOTTOM				
Pokey Reese, R OBP: 0.335, SLG: 0.440 (1, 4)										5	0	3	0	0	2	2	Houston Astros @ Cincinnati Reds Cinergy Field, Cincinnati, OH Sun Jul 04 1999, 1:15 PM EDT Att: 22,023 - Unknown - 92 F				
Michael Tucker, L OBP: 0.344, SLG: 0.465 (1, 9)										3	0	0	0	1	0	3					
Sean Casey, L OBP: 0.422, SLG: 0.643 (1, 3)										4	0	0	0	0	1	3					
Greg Vaughn, R OBP: 0.320, SLG: 0.462 (1, 7)										4	1	2	0	0	0	0					
Barry Larkin, R OBP: 0.394, SLG: 0.467 (1, 6)										4	0	1	0	0	0	1					
Eddie Taubensee, L OBP: 0.348, SLG: 0.469 (1, 2)										3	0	1	1	0	1	0					
Mike Cameron, R OBP: 0.351, SLG: 0.453 (9, 1)										3	1	2	0	0	1	1					
Scott Sullivan, R (9, 1)										0	0	0	0	0	0	0					
Dmitri Young, S OBP: 0.278, SLG: 0.371 (9, PH)										1	0	0	0	0	1	0					
Aaron Boone, R OBP: 0.339, SLG: 0.451 (1, 5)										4	1	3	2	0	0	2					
Steve Avery, L OBP: 0.077, SLG: 0.077 (5, PH)										1	0	0	0	0	1	0					
Hal Morris, L OBP: 0.338, SLG: 0.317 (6, 1)										1	0	0	0	0	0	0					
Stan Belinda, R (6, 1)										0	0	0	0	0	0	0					
Scott Williamson, R (7, 1)										0	0	0	0	0	0	0					
Jeffrey Hammonds, R OBP: 0.307, SLG: 0.443 (7, 8)										2	0	0	0	0	0	2					
Inning Stats	R: 0 E: 0 K: 0 S: 6	H: 1 LOB: 0 BB: 0 P: 10	R: 0 E: 0 K: 0 S: 11	H: 3 LOB: 2 BB: 0 P: 15	R: 0 E: 0 K: 2 S: 13	H: 1 LOB: 1 BB: 0 P: 19	R: 0 E: 0 K: 1 S: 7	H: 0 LOB: 0 BB: 0 P: 9	R: 2 E: 0 K: 0 S: 11	H: 3 LOB: 0 BB: 0 P: 16	R: 1 E: 0 K: 0 S: 15	H: 2 LOB: 1 BB: 0 P: 19	R: 0 E: 0 K: 1 S: 15	H: 1 LOB: 2 BB: 1 P: 23	R: 0 E: 0 K: 0 S: 6	H: 0 LOB: 0 BB: 0 P: 10	R: 0 E: 0 K: 2 S: 10	H: 1 LOB: 1 BB: 0 P: 16	1B: 10 2B: 1 3B: 0 HR: 1	SF: 1 SAC: 0 DP: 2 HBP: 0	WP: 0 PA: 38 PB: 0 SB: 3 CS: 0
PITCHER	IP WLS BF H R ER SO BB IBB HBP BLK WP HR S P ERA WHIP																				
Shane Reynolds, R ERA: 3.6	(1, 1) 5.1 W 23 10 3 3 3 0 0 0 0 0 1 58 81 5.06 1.875																				
Jay Powell, R ERA: 3.15	(6, 1) 1.2 H 7 1 0 0 2 1 0 0 0 0 0 0 20 30 0.00 1.200																				
Billy Wagner, L ERA: 2.21	(8, 1) 2.0 S 7 1 0 0 2 0 0 0 0 0 0 0 16 26 0.00 0.500																				



Batter	1	2	3	4	5	6	7	8	9	AB	R	H	RBI	BB	SO	LOB	TOP								
Craig Biggio, R OBP: 0.364, SLG: 0.433 (1, 4)	4-1 BB G5-4-3		2-3 K			1-2 G5-3	0-0 G5-3			3	0	0	0	1	1	0									
Derek Bell, R OBP: 0.297, SLG: 0.368 Glen Barker, S OBP: 0.366, SLG: 0.389 (1, 9)	0-0 G5-4-3			4-1 5 1B BB		1-3 K		3-2 G4-3		3	0	0	0	1	1	1									
5 Jeff Bagwell, R OBP: 0.463, SLG: 0.653 (1, 3)	2-2 G5-3			2-2 S 1B		2-1 1B		2-0 F8		4	0	2	0	0	0	0									
Carl Everett, S OBP: 0.369, SLG: 0.495 (1, 8)		3-1 G5-3		1-0 F8		2-1 1B		1-2 F7		4	0	1	0	0	0	2									
Richard Hidalgo, R OBP: 0.324, SLG: 0.468 Joe Slusarski, R (6, 1)	1-2 E7			0-1 F9		3-1 L6			1-3 K	3	0	1	0	0	0	4									
Jose Cabrera, R (8, 1)										0	0	0	0	0	0	0									
Bill Spiers, L OBP: 0.351, SLG: 0.406 (9, PH)										1	0	0	0	0	1	0									
Tony Eusebio, R OBP: 0.343, SLG: 0.324 Paul Bako, L OBP: 0.379, SLG: 0.418 (1, 2)	0-2 G6-3			3-2 F9			1-1 HR		1-2 G1-3	3	1	1	0	0	0	3									
Ricky Gutierrez, R OBP: 0.364, SLG: 0.415 (1, 6)	0-0 G6-3				0-1 G6-3		1-0 G6-3		0-1 G3	4	0	0	0	0	0	2									
Tim Bogar, R OBP: 0.339, SLG: 0.386 (1, 5)			2-2 F9		0-1 F9		2-1 F8			3	0	0	0	0	0	1									
Chris Holt, R OBP: 0.154, SLG: 0.083 Matt Mieske, R OBP: 0.379, SLG: 0.642 (6, 7)			0-1 F7		0-0 P8					2	0	0	0	0	0	0									
Inning Stats	R: 0 E: 0 K: 0 S: 5	H: 0 LOB: 0 BB: 1 P: 11	R: 0 E: 1 K: 0 S: 10	H: 1 LOB: 1 BB: 0 P: 14	R: 0 E: 0 K: 1 S: 10	H: 0 LOB: 0 BB: 0 P: 14	R: 0 E: 0 K: 0 S: 12	H: 1 LOB: 2 BB: 1 P: 22	R: 0 E: 0 K: 0 S: 5	H: 0 LOB: 0 BB: 0 P: 5	R: 0 E: 0 K: 1 S: 13	H: 2 LOB: 2 BB: 0 P: 22	R: 2 E: 0 K: 0 S: 8	H: 2 LOB: 0 BB: 0 P: 12	R: 0 E: 0 K: 1 S: 9	H: 0 LOB: 0 BB: 0 P: 15	R: 0 E: 0 K: 1 S: 8	H: 0 LOB: 0 BB: 0 P: 10	1B: 4 2B: 1 3B: 0 HR: 1	SF: 0 SAC: 0 DP: 1 HBP: 0	WP: 0 PB: 0 SB: 3 CS: 0	PA: 34			
PITCHER	IP	WLS	BF	H	R	ER	SO	BB	IBB	HBP	BLK	WP	HR	S	P	ERA	WHIP								
Ron Villone, L ERA: 2.78 (1, 1)	7.0	W	28	6	2	2	2	2	0	0	0	0	1	63	100	2.57	1.143								
Scott Sullivan, R ERA: 2.41 (8, 1)	1.0	H	3	0	0	0	0	0	0	0	0	0	0	9	15	0.00	0.000								
Danny Graves, R ERA: 3.51 (9, 1)	1.0	S	3	0	0	0	1	0	0	0	0	0	0	8	10	0.00	0.000								

Houston Astros @ Cincinnati Reds
Cinergy Field, Cincinnati, OH
Mon Jul 05 1999, 12:35 PM EDT
Att: 23,958 - Cloudy - 89 F

AB 32
R 2
H 6
RBI 2
BB 2
SO 3
LOB 13



Batter	1	2	3	4	5	6	7	8	9	AB	R	H	RBI	BB	SO	LOB	BOTTOM								
Pokey Reese, R OBP: 0.336, SLG: 0.443 (1, 4)	0-0 G6-3		3-0 FC3-6 1B		0-0 P9	1-1 2B		0-0 G5-3		5	0	2	0	0	0	1									
Michael Tucker, L OBP: 0.335, SLG: 0.451 (1, 9)	2-1 F7		1-0 FC3-6 1B	0-1 G3		3-2 G4-3		3-0 F8		5	1	0	0	0	0	4									
Sean Casey, L OBP: 0.423, SLG: 0.639 (1, 3)	2-3 K		1-0 G3 1B		1-1 G3	4-0 IBB				3	1	1	0	1	1	0									
Greg Vaughn, R OBP: 0.319, SLG: 0.458 (1, 7)		0-0 G5-3	0-0 1B G3 1B		0-0 F8	0-0 F8				4	0	1	1	0	0	3									
Barry Larkin, R OBP: 0.396, SLG: 0.466 (1, 6)		2-2 1B FC6-4 1B	3-2 G3		2-1 G6-3		4-1 S BB			3	1	1	0	1	0	2									
Aaron Boone, R OBP: 0.347, SLG: 0.458 (1, 5)		0-1 FC6-4 1B	0-0 1B			1-2 HR 1B	0-3 K			4	1	3	1	0	1	1									
Mike Cameron, R OBP: 0.359, SLG: 0.461 (1, 8)		1-2 FC6-4 HBP	1-2 L5			2-0 HR	3-2 P4			4	1	1	3	0	0	4									
Jason LaRue, R OBP: 0.176, SLG: 0.067 (1, 2)		2-1 FC6 HBP		0-0 S 1B		2-3 K	2-3 K			3	0	1	0	0	2	1									
Ron Villone, L OBP: 0.214, SLG: 0.154 Scott Sullivan, R (8, 1)	0-0 FC6			1-3 K		1-1 2B		2-2 F8		3	0	1	0	0	1	3									
Hal Morris, L OBP: 0.333, SLG: 0.311 Danny Graves, R (9, 1)					1-2 K					1	0	0	0	0	0	0									
Inning Stats	R: 0 E: 0 K: 1 S: 7	H: 0 LOB: 0 BB: 0 P: 11	R: 1 E: 0 K: 0 S: 12	H: 2 LOB: 2 BB: 0 P: 17	R: 2 E: 0 K: 0 S: 13	H: 4 LOB: 0 BB: 0 P: 23	R: 0 E: 0 K: 1 S: 7	H: 1 LOB: 1 BB: 0 P: 8	R: 0 E: 0 K: 0 S: 5	H: 0 LOB: 0 BB: 0 P: 8	R: 2 E: 0 K: 1 S: 18	H: 4 LOB: 3 BB: 1 P: 32	R: 0 E: 0 K: 2 S: 11	H: 0 LOB: 1 BB: 1 P: 20	R: 0 E: 0 K: 0 S: 8	H: 0 LOB: 0 BB: 0 P: 13	1B: 9 2B: 1 3B: 0 HR: 1	SF: 0 SAC: 0 DP: 0 HBP: 1	WP: 0 PB: 0 SB: 2 CS: 0	PA: 38					
PITCHER	IP	WLS	BF	H	R	ER	SO	BB	IBB	HBP	BLK	WP	HR	S	P	ERA	WHIP								
Chris Holt, R ERA: 5.33 (1, 1)	5.1	L	27	10	5	5	3	0	0	1	0	0	0	54	83	8.44	1.875								
Joe Slusarski, R ERA: (6, 1)	1.2		8	1	0	0	2	1	1	0	0	0	0	19	36	0.00	1.200								
Jose Cabrera, R ERA: 4.76 (8, 1)	1.0		3	0	0	0	0	0	0	0	0	0	0	8	13	0.00	0.000								

Houston Astros @ Cincinnati Reds
Cinergy Field, Cincinnati, OH
Mon Jul 05 1999, 12:35 PM EDT
Att: 23,958 - Cloudy - 89 F

AB 35
R 5
H 11
RBI 5
BB 2
SO 5
LOB 19



Batter	1	2	3	4	5	6	7	8	9	AB	R	H	RBI	BB	SO	LOB	TOP										
Pokey Reese, R OBP: 0.334, SLG: 0.442										5	1	1	0	0	1	3	Cincinnati Reds @ St. Louis Cardinals Busch Stadium, St. Louis, MO Tue Jul 06 1999, 7:10 PM CDT Att: 40,449 - Cloudy - 81 F										
Michael Tucker, L OBP: 0.337, SLG: 0.444										3	0	0	1	2	0												
Sean Casey, L OBP: 0.422, SLG: 0.635										5	0	2	1	0	0	2											
Greg Vaughn, R OBP: 0.321, SLG: 0.468										5	1	2	1	0	1	4											
Barry Larkin, R OBP: 0.396, SLG: 0.468										5	1	2	0	0	1	3											
Eddie Taubensee, L OBP: 0.342, SLG: 0.460										4	0	0	0	0	0	4											
Mike Cameron, R OBP: 0.358, SLG: 0.456										3	1	0	0	1	0	0											
Aaron Boone, R OBP: 0.351, SLG: 0.456										3	0	1	1	1	0	2											
Brett Tomko, R OBP: 0.320, SLG: 0.375 Scott Sullivan, R ERA: 3.82 Manny Aybar, R ERA: 3.45 Lance Painter, L ERA: 6.05 Ricky Bottalico, R ERA: 3.77										1	1	1	0	1	0	0											
Inning Stats	R: 0 E: 0 K: 1 S: 8	H: 0 LOB: 0 BB: 0 P: 12	R: 1 E: 0 K: 0 S: 6	H: 1 LOB: 0 BB: 0 P: 9	R: 1 E: 0 K: 0 S: 12	H: 2 LOB: 2 BB: 1 P: 24	R: 0 E: 0 K: 0 S: 6	H: 1 LOB: 1 BB: 1 P: 15	R: 1 E: 0 K: 0 S: 13	H: 1 LOB: 1 BB: 1 P: 19	R: 2 E: 1 K: 0 S: 14	H: 2 LOB: 1 BB: 0 P: 24	R: 0 E: 0 K: 0 S: 10	H: 2 LOB: 2 BB: 0 P: 13	R: 0 E: 0 K: 1 S: 12	H: 0 LOB: 1 BB: 1 P: 18	R: 0 E: 0 K: 2 S: 8	H: 0 LOB: 1 BB: 1 P: 17	1B: 5 2B: 4 3B: 0 HR: 1	SF: 0 SAC: 1 DP: 1 HBP: 0	WP: 0 PB: 0 SB: 0 CS: 0	PA: 41					
PITCHER	IP	WLS	BF	H	R	ER	SO	BB	IBB	HBP	BLK	WP	HR	S	P	ERA	WHIP										

Batter	1	2	3	4	5	6	7	8	9	AB	R	H	RBI	BB	SO	LOB	BOTTOM										
Joe McEwing, R OBP: 0.356, SLG: 0.428										4	1	2	0	0	0	1	Cincinnati Reds @ St. Louis Cardinals Busch Stadium, St. Louis, MO Tue Jul 06 1999, 7:10 PM CDT Att: 40,449 - Cloudy - 81 F										
J.D. Drew, L OBP: 0.354, SLG: 0.464										3	1	1	0	0	0	1											
Mark McGwire, R OBP: 0.417, SLG: 0.608										3	1	1	2	1	0	1											
Thomas Howard, S OBP: 0.338, SLG: 0.361										4	0	0	0	0	1	3											
Fernando Tatis, R OBP: 0.414, SLG: 0.554										3	2	1	0	1	0	1											
Edgar Renteria, R OBP: 0.342, SLG: 0.415										4	1	2	1	0	0	0											
Darren Bragg, L OBP: 0.372, SLG: 0.350										4	0	3	1	0	0	2											
Eli Marrero, R OBP: 0.250, SLG: 0.338 Manny Aybar, R OBP: 0.100, SLG: 0.100 Lance Painter, L ERA: 6.05 Ricky Bottalico, L ERA: 3.89										1	0	0	1	0	0	1											
Kent Bottenfield, R OBP: 0.167, SLG: 0.250 Willie McGee, S OBP: 0.315, SLG: 0.297 Alberto Castillo, R OBP: 0.284, SLG: 0.302										2	0	0	0	0	1	2											
Inning Stats	R: 2 E: 1 K: 0 S: 8	H: 1 LOB: 0 BB: 0 P: 11	R: 0 E: 0 K: 1 S: 8	H: 1 LOB: 1 BB: 0 P: 13	R: 0 E: 1 K: 0 S: 6	H: 1 LOB: 1 BB: 0 P: 12	R: 1 E: 0 K: 0 S: 8	H: 1 LOB: 1 BB: 1 P: 13	R: 1 E: 0 K: 1 S: 13	H: 1 LOB: 0 BB: 0 P: 19	R: 2 E: 0 K: 0 S: 12	H: 3 LOB: 1 BB: 0 P: 14	R: 0 E: 0 K: 0 S: 7	H: 1 LOB: 1 BB: 1 P: 12	R: 0 E: 0 K: 0 S: 13	H: 1 LOB: 1 BB: 0 P: 19	1B: 5 2B: 4 3B: 0 HR: 1	SF: 1 SAC: 3 DP: 1 HBP: 0	WP: 0 PB: 0 SB: 0 CS: 0	PA: 36							
PITCHER	IP	WLS	BF	H	R	ER	SO	BB	IBB	HBP	BLK	WP	HR	S	P	ERA	WHIP										

Batter	1	2	3	4	5	6	7	8	9	AB	R	H	RBI	BB	SO	LOB	TOP										
Pokey Reese, R OBP: 0.330, SLG: 0.436 (1, 4)	G4-3		F7		L8			F8		4	0	0	0	0	0	0	Cincinnati Reds @ St. Louis Cardinals Busch Stadium, St. Louis, MO Wed Jul 07 1999, 7:10 PM CDT Att: 34,769 - Unknown - 89 F livebaseballscorecards.com										
Jeffrey Hammonds, R OBP: 0.312, SLG: 0.452 (1, 9)	1B		F8		G4-3			1B		4	1	2	0	0	0	0											
Sean Casey, L OBP: 0.423, SLG: 0.634 (1, 3)	L6-4		1B		K			F8		4	0	2	0	0	1	1											
Greg Vaughn, R OBP: 0.323, SLG: 0.469 (1, 7)	1B		1B					K		4	0	2	1	0	1	1											
Barry Larkin, R OBP: 0.391, SLG: 0.462 (1, 6)	L6-4		FC5-4							4	0	0	0	0	0	4											
Aaron Boone, R OBP: 0.354, SLG: 0.457 (1, 5)					G6-3					4	0	2	0	0	0	0											
Mike Cameron, R OBP: 0.360, SLG: 0.453 (1, 8)			F8							2	0	0	0	2	1	1											
Jason LaRue, R OBP: 0.190, SLG: 0.105 (1, 2)			L8		G6-3					4	0	1	0	0	0	4											
Steve Parris, R OBP: 0.250, SLG: 0.250 (1, 1)			F8		L4					2	0	0	0	0	0	2											
Michael Tucker, L OBP: 0.335, SLG: 0.441 (7, PH)										1	0	0	0	0	1	1											
Scott Williamson, R (7, 1)										0	0	0	0	0	0	0											
Inning Stats	R: 1 E: 0 K: 0 S: 13	H: 3 LOB: 1 BB: 0 P: 16	R: 0 E: 0 K: 0 S: 9	H: 1 LOB: 1 BB: 0 P: 14	R: 0 E: 0 K: 0 S: 9	H: 2 LOB: 2 BB: 0 P: 18	R: 0 E: 0 K: 0 S: 7	H: 1 LOB: 1 BB: 1 P: 15	R: 0 E: 0 K: 1 S: 6	H: 0 LOB: 0 BB: 0 P: 10	R: 0 E: 0 K: 0 S: 6	H: 0 LOB: 0 BB: 0 P: 9	R: 0 E: 0 K: 2 S: 8	H: 1 LOB: 0 BB: 0 P: 12	R: 0 E: 0 K: 1 S: 9	H: 1 LOB: 1 BB: 0 P: 13	R: 0 E: 0 K: 0 S: 9	H: 0 LOB: 1 BB: 1 P: 17	1B: 8 2B: 2 3B: 0 HR: 0	SF: 0 SAC: 0 DP: 2 HBP: 0	WP: 0 PB: 0 SB: 0 CS: 1	PA: 35					
PITCHER	IP	WLS	BF	H	R	ER	SO	BB	IBB	HBP	BLK	WP	HR	S	P	ERA	WHIP										
Darren Oliver, L ERA: 5.1 (1, 1)	6.0		24	7	1	1	1	1	0	0	0	0	0	51	82	1.50	1.333										
Rick Croushore, R ERA: 2.43 (7, 1)	3.0	W	11	2	0	0	3	1	0	0	0	0	0	26	42	0.00	1.000										

Batter	1	2	3	4	5	6	7	8	9	AB	R	H	RBI	BB	SO	LOB	BOTTOM										
Darren Bragg, L OBP: 0.380, SLG: 0.368 (1, 7)	FC6-4		BB		G4-6-3					3	1	2	2	2	1	0	Cincinnati Reds @ St. Louis Cardinals Busch Stadium, St. Louis, MO Wed Jul 07 1999, 7:10 PM CDT Att: 34,769 - Unknown - 89 F livebaseballscorecards.com										
J.D. Drew, L OBP: 0.350, SLG: 0.450 (1, 8)	FC6-4		P5		G4-6-3					3	0	0	0	1	0	3											
Mark McGwire, R OBP: 0.420, SLG: 0.607 (1, 3)	F9		BB		1B					2	0	1	0	2	0	1											
Thomas Howard, S OBP: 0.333, SLG: 0.355 (1, 9)	L6		G3		1B					4	0	1	0	0	1	5											
Fernando Tatis, R OBP: 0.412, SLG: 0.553 (1, 5)			F8		L4					4	0	1	0	0	0	4											
Edgar Renteria, R OBP: 0.344, SLG: 0.416 (1, 6)			P6		G3-1					4	0	2	0	0	0	1											
Alberto Castillo, R OBP: 0.343, SLG: 0.358 (1, 2)			F8		G3-1					2	0	0	0	0	0	2											
Joe McEwing, R OBP: 0.355, SLG: 0.427 (8, PH) (9, 4)										1	0	0	0	0	0	0											
David Howard, S OBP: 0.294, SLG: 0.300 (1, 4)			P7							3	0	0	0	1	2	2											
Eli Marrero, R OBP: 0.250, SLG: 0.338 (9, 2)										0	0	0	0	0	0	0											
Darren Oliver, R OBP: 0.366, SLG: 0.421 (1, 1)										2	0	0	0	0	2	2											
Piacleo Polanco, R OBP: 0.343, SLG: 0.358 (6, PH)										1	0	0	0	0	0	0											
Rick Croushore, R OBP: 0.500, SLG: 0.500 (7, 1)										0	0	0	0	0	0	0											
Willie McGee, S OBP: 0.313, SLG: 0.295 (9, PH)										1	1	0	0	0	0	0											
Inning Stats	R: 0 E: 0 K: 0 S: 11	H: 0 LOB: 1 BB: 1 P: 19	R: 0 E: 0 K: 0 S: 10	H: 1 LOB: 1 BB: 0 P: 16	R: 0 E: 0 K: 1 S: 14	H: 1 LOB: 2 BB: 1 P: 22	R: 0 E: 0 K: 1 S: 12	H: 1 LOB: 2 BB: 1 P: 21	R: 0 E: 0 K: 1 S: 9	H: 1 LOB: 1 BB: 0 P: 12	R: 0 E: 0 K: 2 S: 10	H: 0 LOB: 2 BB: 2 P: 20	R: 0 E: 0 K: 1 S: 6	H: 0 LOB: 0 BB: 0 P: 7	R: 2 E: 1 K: 0 S: 4	H: 1 LOB: 0 BB: 0 P: 6	1B: 5 2B: 1 3B: 0 HR: 1	SF: 0 SAC: 1 DP: 1 HBP: 0	WP: 1 PB: 0 SB: 1 CS: 0	PA: 37							
PITCHER	IP	WLS	BF	H	R	ER	SO	BB	IBB	HBP	BLK	WP	HR	S	P	ERA	WHIP										
Steve Parris, R ERA: 3.88 (1, 1)	6.0		27	6	0	0	3	3	1	0	0	0	0	68	112	0.00	1.500										
Scott Williamson, R ERA: 1.55 (7, 1)	2.0	L	10	1	2	1	3	2	0	0	0	1	1	20	33	4.50	1.500										



Batter	1	2	3	4	5	6	7	8	9	AB	R	H	RBI	BB	SO	LOB	TOP										
Pokey Reese, R OBP: 0.331, SLG: 0.445 (1, 4)	G4-3	2B		3B	G5-3			F9		5	0	2	0	0	0	1	Cincinnati Reds @ St. Louis Cardinals Busch Stadium, St. Louis, MO Thu Jul 08 1999, 7:10 PM CDT Att: 39,603 - Unknown - 92 F										
Jeffrey Hammonds, R OBP: 0.308, SLG: 0.490 (1, 9)	P3	G6-3		K		1B		F8		5	1	1	0	0	1	2											
Sean Casey, L OBP: 0.429, SLG: 0.637 (1, 3)	HR		1B	BB		2B		P6		3	2	2	1	1	0	0											
Greg Vaughn, R OBP: 0.328, SLG: 0.482 Michael Tucker, L OBP: 0.339, SLG: 0.441 (1, 7)	HR		FC5-4	BB		K				3	1	2	2	1	1	1											
Barry Larkin, R OBP: 0.391, SLG: 0.459 Chris Stynes, R OBP: 0.191, SLG: 0.098 (1, 6)	HR		FC5-4	BB		G4-3		E1		2	1	0	0	1	0	4											
Eddie Taubensee, L OBP: 0.339, SLG: 0.461 (1, 2)	L6		FC5-4					SF8		4	0	1	1	0	0	1											
Mike Cameron, R OBP: 0.360, SLG: 0.460 (1, 8)	HR		FC5-4			K		L6		4	1	1	1	1	2	1											
Aaron Boone, R OBP: 0.351, SLG: 0.453 (1, 5)	K		FC5-4			CI		F8		4	1	1	1	0	1	3											
Pete Harnisch, S OBP: 0.114, SLG: 0.257 Scott Sullivan, R (6, 1)	P3		FC6-4							3	0	1	1	0	0	2											
Dennys Reyes, R Danny Graves, R (9, 1)										1	0	0	0	0	1	1											
Inning Stats	R: 2 E: 0 K: 0 S: 11	H: 1 LOB: 1 BB: 1 P: 23	R: 1 E: 0 K: 1 S: 12	H: 2 LOB: 1 BB: 0 P: 15	R: 2 E: 1 K: 0 S: 16	H: 3 LOB: 2 BB: 1 P: 28	R: 0 E: 0 K: 1 S: 9	H: 1 LOB: 2 BB: 2 P: 24	R: 1 E: 0 K: 1 S: 8	H: 1 LOB: 0 BB: 0 P: 13	R: 1 E: 0 K: 1 S: 11	H: 2 LOB: 0 BB: 0 P: 14	R: 0 E: 0 K: 2 S: 10	H: 1 LOB: 1 BB: 0 P: 15	R: 0 E: 0 K: 0 S: 11	H: 0 LOB: 0 BB: 0 P: 14	R: 1 E: 1 K: 0 S: 9	H: 0 LOB: 1 BB: 1 P: 18	1B: 3 2B: 5 3B: 1 HR: 2	SF: 1 SAC: 0 DP: 2 HBP: 1	WP: 1 PB: 0 SB: 0 CS: 0	PA: 44					
PITCHER	IP	WLS	BF	H	R	ER	SO	BB	IBB	HBP	BLK	WP	HR	S	P	ERA	WHIP										
Kent Mercker, L ERA: 5.97 Mike Busby, R ERA: 7.15 Garrett Stephenson, R ERA: 7.71 Manny Aybar, R ERA: 3.39 Scott Radinsky, L ERA: 5.04	2.1	L	15	6	5	3	1	1	0	1	0	0	2	35	56	11.57	3.000										
	2.2		13	2	1	0	2	3	0	0	0	0	0	21	47	0.00	1.875										
	2.0		3	3	1	1	3	0	0	0	0	0	0	21	29	4.50	1.500										
	1.0		3	0	0	0	0	0	0	0	0	0	0	11	14	0.00	0.000										
	1.0		5	0	1	0	0	1	0	0	0	1	0	9	18	0.00	1.000										

Batter	1	2	3	4	5	6	7	8	9	AB	R	H	RBI	BB	SO	LOB	BOTTOM										
Joe McEwing, R OBP: 0.359, SLG: 0.431 (1, 4)	G4-3	F9			G3	K		G3		4	1	2	0	1	1	3	Cincinnati Reds @ St. Louis Cardinals Busch Stadium, St. Louis, MO Thu Jul 08 1999, 7:10 PM CDT Att: 39,603 - Unknown - 92 F										
Willie McGee, S OBP: 0.310, SLG: 0.288 (1, 8)	G4-3			BB	G3			G3		4	0	0	0	1	0	3											
Mark McGwire, R OBP: 0.417, SLG: 0.600 (1, 3)	K		P6		G3			L7		5	0	1	1	0	1	3											
Thomas Howard, S ERA: 7.71 Garrett Stephenson, R ERA: 7.71 David Howard, S ERA: 7.71 Manny Aybar, R ERA: 3.39 Scott Radinsky, L ERA: 5.04 Piaclido Polanco, R OBP: 0.341, SLG: 0.395 (1, 9)	G4-3		F8		G4-3			L4		3	0	0	0	0	0	3											
Fernando Tatis, R OBP: 0.407, SLG: 0.545 (1, 5)	F9		G3					F9		4	0	0	0	0	0	1											
Edgar Renteria, R OBP: 0.346, SLG: 0.420 (1, 6)	L7			P3				1B		4	2	2	0	0	0	0											
Darren Bragg, L OBP: 0.386, SLG: 0.383 (1, 7)	1B		F8		F8			FC5-4		4	1	3	1	0	0	0											
Alberto Castillo, R OBP: 0.279, SLG: 0.295 (1, 2)	BB		F9					FC5-4		4	0	1	1	0	0	2											
Kent Mercker, L OBP: 0.267, SLG: 0.231 Mike Busby, R (3, 1)					G3-1			K		0	0	0	0	1	0	0											
Darren Oliver, R OBP: 0.357, SLG: 0.410 J.D. Drew, L OBP: 0.353, SLG: 0.480 (6, 8)						HR				1	0	0	0	0	0	0											
Inning Stats	R: 0 E: 0 K: 1 S: 8	H: 1 LOB: 0 BB: 0 P: 11	R: 0 E: 0 K: 0 S: 15	H: 2 LOB: 3 BB: 1 P: 22	R: 0 E: 0 K: 0 S: 9	H: 0 LOB: 1 BB: 1 P: 18	R: 0 E: 0 K: 0 S: 8	H: 0 LOB: 0 BB: 0 P: 10	R: 1 E: 0 K: 0 S: 12	H: 2 LOB: 1 BB: 0 P: 19	R: 3 E: 0 K: 1 S: 15	H: 3 LOB: 0 BB: 0 P: 26	R: 0 E: 0 K: 1 S: 6	H: 0 LOB: 0 BB: 0 P: 12	R: 1 E: 0 K: 1 S: 13	H: 2 LOB: 1 BB: 0 P: 23	R: 0 E: 0 K: 0 S: 9	H: 0 LOB: 1 BB: 1 P: 21	1B: 5 2B: 4 3B: 0 HR: 1	SF: 0 SAC: 0 DP: 0 HBP: 0	WP: 1 PB: 0 SB: 0 CS: 0	PA: 40					
PITCHER	IP	WLS	BF	H	R	ER	SO	BB	IBB	HBP	BLK	WP	HR	S	P	ERA	WHIP										
Pete Harnisch, R ERA: 3.42 Scott Sullivan, R ERA: 2.4 Dennys Reyes, L ERA: 1.83 Danny Graves, R ERA: 3.45	5.2	W	27	8	4	4	1	2	0	0	0	0	0	19	35	4.50	1.000										
	0.1		1	0	0	0	1	0	0	0	0	0	0	3	5	0.00	0.000										
	1.0	S	4	0	0	0	0	1	0	0	0	0	0	9	21	0.00	1.000										



Batter	1	2	3	4	5	6	7	8	9	AB	R	H	RBI	BB	SO	LOB	TOP				
Pokey Reese, R OBP: 0.327, SLG: 0.441 (1, 4)	F8		SF9		F7		G6-3			3	0	0	1	0	0	1					
Michael Tucker, L OBP: 0.337, SLG: 0.434 (1, 9)	G1-3		K			1B BB		K		3	1	0	0	1	2	0					
Sean Casey, L OBP: 0.427, SLG: 0.632 (1, 3)	G4-3		G4-3			BB 1B		G6-3		4	1	1	0	0	0	0					
Greg Vaughn, R OBP: 0.327, SLG: 0.477 (1, 7)		1B BB		F9		P3		G5-3		3	0	0	0	1	0	2					
Barry Larkin, R OBP: 0.389, SLG: 0.454 (1, 6)	L5		K			CS 1B BB			1-3	3	0	0	0	1	2	1					
Eddie Taubensee, L OBP: 0.342, SLG: 0.462 (1, 2)		1B		K				K	0-3	4	0	2	2	0	2	0					
Mike Cameron, R OBP: 0.356, SLG: 0.454 (1, 8)			K		G6-3			K	2-3	4	0	0	0	0	3	4					
Hal Morris, L OBP: 0.319, SLG: 0.297 (1, 10)	G3				G6-3			G4-3		3	0	0	0	0	0	2					
Aaron Boone, R OBP: 0.356, SLG: 0.467 (1, 5)			SF9 3B					P3		3	1	2	0	0	0	0					
Inning Stats	R: 0 H: 0 E: 0 K: 0 S: 5	H: 0 LOB: 0 BB: 7	R: 0 H: 1 E: 0 K: 1 S: 10	LOB: 2 BB: 1 P: 22	R: 1 H: 1 E: 0 K: 1 S: 15	LOB: 0 BB: 0 P: 20	R: 0 H: 0 E: 0 K: 2 S: 7	LOB: 0 BB: 0 P: 12	R: 0 H: 1 E: 0 K: 0 S: 8	LOB: 1 BB: 0 P: 14	R: 2 H: 2 E: 0 K: 1 S: 21	H: 2 LOB: 2 BB: 2 P: 34	R: 0 H: 0 E: 0 K: 1 S: 9	H: 0 LOB: 0 BB: 0 P: 15	R: 0 H: 0 E: 0 K: 3 S: 12	H: 0 LOB: 0 BB: 0 P: 15	1B: 4 2B: 1 3B: 1 HR: 0	SF: 1 SAC: 0 DP: 1 HBP: 0	WP: 0 PB: 0 SB: 0 CS: 1	PA: 34	
PITCHER	IP	WLS	BF	H	R	ER	SO	BB	IBB	HBP	BLK	WP	HR	S	P	ERA	WHIP				
Dave Burba, R ERA: 4.58 (1, 1)	7.0	L	28	5	3	3	5	3	0	0	0	0	0	73	118	3.86	1.143				
Paul Assenmacher, L ERA: 4.08 (8, 1)	0.2		2	0	0	0	1	0	0	0	0	0	0	6	11	0.00	0.000				
Paul Shuey, R ERA: 3.35 (8, 1)	1.1		4	0	0	0	3	0	0	0	0	0	0	15	19	0.00	0.000				

Cincinnati Reds @ Cleveland Indians
Jacobs Field, Cleveland, OH
Fri Jul 09 1999, 7:05 PM EDT
Att: 43,208 - Cloudy - 73 F

AB 30
R 3
H 5
RBI 3
BB 3
SO 9
LOB 10



Batter	1	2	3	4	5	6	7	8	9	AB	R	H	RBI	BB	SO	LOB	BOTTOM					
Kenny Lofton, L OBP: 0.413, SLG: 0.432 (1, 8)	P4 BB		G6-3			B3		K		3	0	0	0	1	1	2						
Enrique Wilson, S OBP: 0.351, SLG: 0.430 (1, 5)	P4			F7		2B G6-3 BB		G5-3		3	1	0	0	1	0	1						
Roberto Alomar, S OBP: 0.423, SLG: 0.521 (1, 4)	G6-3			G5-3		2B		K2-3		4	0	1	0	0	1	0						
Manny Ramirez, R OBP: 0.422, SLG: 0.624 (1, 9)		K		G6-3		G6-3		G5-4-3 BB		3	0	0	1	1	1	1						
Jim Thome, L OBP: 0.427, SLG: 0.498 (1, 3)	G4-3				1B BB G5-4-3 BB			F7		3	1	0	0	1	1	2						
Richie Sexson, R OBP: 0.307, SLG: 0.494 (1, 7)	G5-3				G5-4-3 1B BB			F9		3	0	0	0	1	0	1						
David Justice, L OBP: 0.397, SLG: 0.527 (1, 10)			F7		G5-4-3 1B BB			FC4-6 BB		2	0	1	0	1	0	0						
John McDonald, R OBP: 0.500, SLG: 0.500 (1, 6)				CS 1B BB	G5-4-3			FC4-6		3	0	1	0	0	0	3						
Einar Diaz, R OBP: 0.298, SLG: 0.361 (1, 2)				1-2 1B	P5			G5-3		3	0	1	0	0	0	2						
Inning Stats	R: 0 H: 0 E: 0 K: 0 S: 7	H: 0 LOB: 1 BB: 1 P: 15	R: 0 H: 0 E: 0 K: 1 S: 9	LOB: 0 BB: 0 P: 15	R: 0 H: 2 E: 0 K: 0 S: 10	LOB: 1 BB: 0 P: 12	R: 0 H: 0 E: 0 K: 0 S: 6	LOB: 0 BB: 0 P: 12	R: 1 H: 1 E: 0 K: 0 S: 11	LOB: 1 BB: 2 P: 24	R: 1 H: 1 E: 0 K: 1 S: 10	H: 1 LOB: 1 BB: 1 P: 18	R: 0 H: 0 E: 0 K: 2 S: 10	H: 0 LOB: 0 BB: 1 P: 9	R: 0 H: 0 E: 0 K: 2 S: 10	H: 0 LOB: 0 BB: 0 P: 16	R: 0 H: 0 E: 0 K: 0 S: 8	H: 0 LOB: 0 BB: 1 P: 15	1B: 3 2B: 1 3B: 0 HR: 0	SF: 0 SAC: 0 DP: 2 HBP: 0	WP: 0 PB: 0 SB: 0 CS: 1	PA: 33
PITCHER	IP	WLS	BF	H	R	ER	SO	BB	IBB	HBP	BLK	WP	HR	S	P	ERA	WHIP					
Steve Avery, L ERA: 4.53 (1, 1)	5.1	W	21	4	2	2	1	4	0	0	0	0	0	47	88	3.38	1.500					
Stan Belinda, R ERA: 4.5 (6, 1)	0.1	H	1	0	0	0	0	0	0	0	0	0	0	3	4	0.00	0.000					
Dennys Reyes, L ERA: 1.72 (6, 1)	2.1	H	8	0	0	0	3	1	0	0	0	0	0	18	29	0.00	0.429					
Scott Williamson, R ERA: 1.53 (9, 1)	1.0	S	3	0	0	0	0	1	0	0	0	0	0	8	15	0.00	1.000					

Cincinnati Reds @ Cleveland Indians
Jacobs Field, Cleveland, OH
Fri Jul 09 1999, 7:05 PM EDT
Att: 43,208 - Cloudy - 73 F

AB 27
R 2
H 4
RBI 1
BB 6
SO 4
LOB 12



Batter	1	2	3	4	5	6	7	8	9	AB	R	H	RBI	BB	SO	LOB	TOP										
Pokey Reese, R OBP: 0.330, SLG: 0.443 (1, 6)	4-1 WP 2B BB	1-2 G1-3	3-3 K		1-1 2H 3H 2B		3-3 K		2-2 2H 1B	5	1	2	3	1	2	2											
Jeffrey Hammonds, R OBP: 0.309, SLG: 0.449 (1, 7)	1-0 1H HR 2B		2-0 G5-3	0-0 F9	4-1 BB		3-3 K		0-3 1-2 K	5	1	1	1	1	2	1											
Sean Casey, L OBP: 0.427, SLG: 0.627 (1, 3)	0-2 F7		1-0 WP 1B 1B	4-2 BB	2-1 G4-3			2-3 K		4	1	1	0	1	1	3											
Greg Vaughn, R OBP: 0.331, SLG: 0.488 (1, 10)	1-1 2H HR		2-2 1B WP 2B 1B	1-3 K		2-0 L9		4-1 BB		4	2	2	2	1	1	1											
Michael Tucker, L OBP: 0.338, SLG: 0.430 (1, 9)	1-2 F8		3-2 2B 1B	3-3 K		4-0 1B BB		1-0 F8		4	1	1	1	1	1	2											
Aaron Boone, R OBP: 0.352, SLG: 0.457 (1, 5)	4-1 S BB		0-0 P6		1-1 G6-3	0-0 P4		2-2 L6		4	0	0	0	1	0	4											
Mike Cameron, R OBP: 0.363, SLG: 0.459 (1, 8)	2-0 1-2 P6		2-0 1H 2B 3H 2B	4-1 S 2B BB	0-0 1B			4-2 S 1B BB		3	3	2	2	2	0	1											
Jason LaRue, R OBP: 0.240, SLG: 0.182 Eddie Taubensee, L OBP: 0.315, SLG: 0.292 (9, PH)		1-0 G5-3	1-2 2B	4-2 S 2B BB	1-3 2B BB			1-0 L8		3	1	1	1	1	1	2											
Chris Stynes, R OBP: 0.196, SLG: 0.091 Hal Morris, L OBP: 0.315, SLG: 0.292 Barry Larkin, R OBP: 0.389, SLG: 0.454 (9, PH)		2-1 L9	4-0 BB	1-2 P6	1-2 P6		3-3 K	2-2 F8		3	0	0	0	1	1	2											
Inning Stats	R: 3 E: 0 K: 0 S: 12	H: 2 LOB: 1 BB: 2 P: 25	R: 0 E: 0 K: 0 S: 7	H: 0 LOB: 0 BB: 0 P: 11	R: 4 E: 0 K: 1 S: 20	H: 5 LOB: 2 BB: 1 P: 38	R: 0 E: 0 K: 2 S: 9	H: 0 LOB: 1 BB: 1 P: 17	R: 2 E: 0 K: 0 S: 14	H: 1 LOB: 2 BB: 3 P: 31	R: 0 E: 0 K: 1 S: 8	H: 0 LOB: 0 BB: 0 P: 20	R: 0 E: 0 K: 1 S: 8	H: 0 LOB: 1 BB: 1 P: 17	R: 1 E: 0 K: 1 S: 13	H: 1 LOB: 1 BB: 1 P: 22	1B: 5 2B: 4 3B: 0 HR: 1	SF: 0 SAC: 0 DP: 0 HBP: 0	WP: 2 PB: 0 SB: 6 CS: 0	PA: 47							
PITCHER	IP	WLS	BF	H	R	ER	SO	BB	IBB	HBP	BLK	WP	HR	S	P	ERA	WHIP										
Tom Candiotti, R ERA: 6.51 (1, 1)	2.2		17	7	7	7	0	2	0	0	0	2	1	35	63	23.62	3.375										
Dwight Gooden, R ERA: 5.81 (3, 1)	4.1		21	2	2	2	7	6	0	0	0	0	0	46	96	4.15	1.846										
Ricardo Rincon, L ERA: 4.5 (8, 1)	0.2		3	0	0	0	1	1	0	0	0	0	0	5	12	0.00	1.500										
Steve Reed, R ERA: 3.31 (8, 1)	0.1		1	0	0	0	0	0	0	0	0	0	0	3	5	0.00	0.000										
Michael Jackson, R ERA: 4.59 (9, 1)	1.0	W	5	1	1	1	1	1	0	0	0	0	0	13	22	9.00	2.000										

Cincinnati Reds @ Cleveland Indians
Jacobs Field, Cleveland, OH
Sat Jul 10 1999, 1:05 PM EDT
Att: 43,127 - Cloudy - 67 F

AB	37
R	10
H	10
RBI	10
BB	10
SO	9
LOB	20



Batter	1	2	3	4	5	6	7	8	9	AB	R	H	RBI	BB	SO	LOB	BOTTOM										
Omar Vizquel, S OBP: 0.385, SLG: 0.426 (1, 6)	1-2 G5-3	0-0 K 1B		3-3 K		0-1 G4-3	1-0 F8		1-0 2H HR	6	1	2	2	0	1	1											
Enrique Wilson, S OBP: 0.363, SLG: 0.438 (1, 5)	3-1 G3	2-0 1-2 1B			0-0 F9 FC4-6 1B	2-2 1B		4-0 G6-4-3 BB		4	1	3	1	1	0	0											
Roberto Alomar, S OBP: 0.423, SLG: 0.522 (1, 4)	2-1 2B	1-3 K			2-1 FC4-6 1B	2-3 K		0-1 G6-4-3		5	0	2	0	0	2	4											
Manny Ramirez, R OBP: 0.425, SLG: 0.642 (1, 9)	1-1 F9		4-0 BB		3-2 F9		0-1 HR	3-2 HR		4	2	2	2	1	0	3											
David Justice, L OBP: 0.397, SLG: 0.521 (1, 10)		4-1 1B 3B BB	1-3 K		2-2 FC4-6 BB 1B		1-1 G5-3	4-2 FC6-4 BB		3	1	0	1	2	1	2											
Richie Sexson, R OBP: 0.305, SLG: 0.488 (1, 7)		0-1 P3	2-3 K		0-0 BB 1B		2-2 E4 HR	1-1 FC6-4		5	1	1	0	0	1	3											
Jim Thome, L OBP: 0.333, SLG: 0.512 John McDonald, R OBP: 0.500, SLG: 0.500 (9, PR)		2-0 3B 1B	1 SAFE K		4-1 FC5-4 BB		1-1 HR	4-2 SH5-3 HR BB		3	2	2	2	2	1	1											
Pat Borders, R OBP: 0.273, SLG: 0.455 Kenny Lofton, L OBP: 0.413, SLG: 0.432 (9, PH)		1-2 1B 3B		1-1 F9	0-0 FC5-4		3-2 G5-3	0-1 SH5-3		4	1	1	2	0	0	3											
Jacob Cruz, L OBP: 0.351, SLG: 0.588 (1, 8)	0-1 1B 1B			1-1 G3		1-0 G4-3	2-1 BB	0-3 K		5	1	2	1	0	1	2											
Inning Stats	R: 0 E: 0 K: 0 S: 12	H: 1 LOB: 1 BB: 0 P: 19	R: 4 E: 0 K: 1 S: 14	H: 5 LOB: 1 BB: 1 P: 24	R: 0 E: 0 K: 3 S: 9	H: 0 LOB: 0 BB: 1 P: 19	R: 0 E: 0 K: 1 S: 7	H: 0 LOB: 0 BB: 0 P: 12	R: 1 E: 0 K: 0 S: 13	H: 3 LOB: 3 BB: 1 P: 24	R: 0 E: 0 K: 1 S: 10	H: 1 LOB: 1 BB: 0 P: 15	R: 3 E: 1 K: 0 S: 18	H: 3 LOB: 1 BB: 0 P: 28	R: 1 E: 0 K: 0 S: 12	H: 1 LOB: 2 BB: 2 P: 24	R: 2 E: 0 K: 1 S: 9	H: 1 LOB: 1 BB: 1 P: 14	1B: 9 2B: 1 3B: 1 HR: 4	SF: 0 SAC: 1 DP: 1 HBP: 0	WP: 0 PB: 0 SB: 0 CS: 0	PA: 46					
PITCHER	IP	WLS	BF	H	R	ER	SO	BB	IBB	HBP	BLK	WP	HR	S	P	ERA	WHIP										
Ron Villone, L ERA: 3.42 (1, 1)	4.2		25	9	5	5	5	3	0	0	0	0	0	54	97	9.64	2.571										
Scott Sullivan, R ERA: 2.48 (5, 1)	1.2		8	2	2	2	1	0	0	0	0	0	1	20	28	10.80	1.200										
Gabe White, L ERA: 4.05 (7, 1)	0.2	H	4	2	1	0	0	0	0	0	0	0	1	9	16	0.00	3.000										
Danny Graves, R ERA: 3.7 (8, 1)	1.0	B	6	1	2	2	0	3	0	0	0	0	1	15	31	18.00	4.000										
Scott Williamson, R ERA: 1.66 (9, 1)	0.2	L	3	1	1	1	1	0	0	0	0	0	1	6	7	13.50	1.500										

Cincinnati Reds @ Cleveland Indians
Jacobs Field, Cleveland, OH
Sat Jul 10 1999, 1:05 PM EDT
Att: 43,127 - Cloudy - 67 F

AB	39
R	11
H	15
RBI	11
BB	6
SO	7
LOB	19



Batter	1	2	3	4	5	6	7	8	9	AB	R	H	RBI	BB	SO	LOB	TOP					
Pokey Reese, R OBP: 0.329, SLG: 0.440	G5-3					P1		L4-3		5	0	1	1	0	0	3	Cincinnati Reds @ Cleveland Indians Jacobs Field, Cleveland, OH Sun Jul 11 1999, 1:05 PM EDT Att: 43,167 - Sunny - 70 F					
Jeffrey Hammonds, R OBP: 0.306, SLG: 0.440	P1					K		K		5	0	1	0	0	3	1						
Sean Casey, L OBP: 0.426, SLG: 0.623	1B				F7	G3-1		G3		4	1	1	0	1	0	1						
Greg Vaughn, R OBP: 0.329, SLG: 0.483	1B				F7			P1		5	0	1	0	0	2	2						
Barry Larkin, R OBP: 0.386, SLG: 0.450	P9				P5			G4-3		5	1	1	0	0	0	3						
Eddie Taubensee, L OBP: 0.354, SLG: 0.482										2	3	2	3	3	0	0						
Dmitri Young, S OBP: 0.287, SLG: 0.372										4	3	2	0	1	1	2						
Mike Cameron, R OBP: 0.367, SLG: 0.473										4	1	3	2	0	0	1						
Aaron Boone, R OBP: 0.355, SLG: 0.458										4	0	2	2	0	0	3						
Inning Stats	R: 0 E: 0 K: 0 S: 15	H: 1 LOB: 2 BB: 1 P: 29	R: 2 E: 0 K: 1 S: 11	H: 3 LOB: 1 BB: 1 P: 22	R: 0 E: 0 K: 0 S: 9	H: 0 LOB: 0 BB: 0 P: 13	R: 0 E: 0 K: 0 S: 7	H: 0 LOB: 1 BB: 1 P: 14	R: 0 E: 0 K: 1 S: 7	H: 0 LOB: 0 BB: 0 P: 11	R: 2 E: 0 K: 0 S: 12	H: 2 LOB: 2 BB: 2 P: 24	R: 0 E: 0 K: 1 S: 9	H: 1 LOB: 0 BB: 0 P: 15	R: 4 E: 0 K: 1 S: 17	H: 5 LOB: 0 BB: 0 P: 28	R: 1 E: 0 K: 2 S: 15	H: 2 LOB: 1 BB: 0 P: 22	1B: 11 2B: 2 3B: 0 HR: 2	SF: 0 SAC: 0 DP: 2 HBP: 0	WP: 1 PB: 0 SB: 1 CS: 1	PA: 43
PITCHER	IP	WLS	BF	H	R	ER	SO	BB	IBB	HBP	BLK	WP	HR	S	P	ERA	WHIP					
Jaret Wright, R ERA: 6.09	6.0		28	6	4	4	2	5	0	0	0	0	0	61	113	6.00	1.833					
Paul Shuey, R ERA: 4.09	1.0	L	8	6	4	4	1	0	0	0	0	0	2	18	31	36.00	6.000					
Steve Reed, R ERA: 3.22	1.0		2	0	0	0	1	0	0	0	0	0	0	8	12	0.00	0.000					
Ricardo Rincon, L ERA: 4.74	1.0		5	2	1	1	2	0	0	0	0	1	0	15	22	9.00	2.000					

AB	38
R	9
H	14
RBI	8
BB	5
SO	6
LOB	16



Batter	1	2	3	4	5	6	7	8	9	AB	R	H	RBI	BB	SO	LOB	BOTTOM					
Kenny Lofton, L OBP: 0.416, SLG: 0.433	1B				G4-3					4	1	2	0	1	0	0	Cincinnati Reds @ Cleveland Indians Jacobs Field, Cleveland, OH Sun Jul 11 1999, 1:05 PM EDT Att: 43,167 - Sunny - 70 F					
Omar Vizquel, S OBP: 0.388, SLG: 0.427	2B				E8					4	1	2	0	1	0	1						
Roberto Alomar, S OBP: 0.420, SLG: 0.517	G1-3				G4-3					3	0	0	0	0	1	3						
Jacob Cruz, L OBP: 0.342, SLG: 0.571	G1-3				K					1	0	0	0	0	0	3						
Manny Ramirez, R OBP: 0.423, SLG: 0.640	HR				P6					4	1	1	2	0	1	1						
David Justice, L OBP: 0.398, SLG: 0.530	HR				SH1-3					3	1	1	2	1	0	0						
Jim Thome, L OBP: 0.434, SLG: 0.516	G4-3				SH1-3					4	0	2	0	0	1	0						
Enrique Wilson, S OBP: 0.357, SLG: 0.430	K				SH1-3					3	0	0	0	0	2	1						
Einar Diaz, R OBP: 0.297, SLG: 0.358					G6-3					4	0	1	0	0	0	2						
John McDonald, R OBP: 0.286, SLG: 0.286					F7					3	0	0	0	0	0	3						
Richie Sexson, R OBP: 0.304, SLG: 0.486										1	0	0	0	0	0	0						
Inning Stats	R: 4 E: 0 K: 1 S: 18	H: 4 LOB: 0 BB: 0 P: 27	R: 0 E: 0 K: 0 S: 9	H: 0 LOB: 0 BB: 0 P: 16	R: 0 E: 0 K: 0 S: 5	H: 0 LOB: 0 BB: 0 P: 10	R: 0 E: 0 K: 0 S: 7	H: 1 LOB: 2 BB: 1 P: 12	R: 0 E: 0 K: 2 S: 13	H: 1 LOB: 1 BB: 0 P: 21	R: 0 E: 0 K: 2 S: 7	H: 0 LOB: 0 BB: 0 P: 9	R: 0 E: 0 K: 0 S: 14	H: 1 LOB: 2 BB: 2 P: 25	R: 0 E: 0 K: 0 S: 9	H: 1 LOB: 1 BB: 0 P: 13	R: 0 E: 0 K: 0 S: 8	H: 1 LOB: 1 BB: 0 P: 9	1B: 6 2B: 3 3B: 0 HR: 1	SF: 0 SAC: 1 DP: 1 HBP: 0	WP: 1 PB: 0 SB: 1 CS: 0	PA: 38
PITCHER	IP	WLS	BF	H	R	ER	SO	BB	IBB	HBP	BLK	WP	HR	S	P	ERA	WHIP					
Brett Tomko, R ERA: 5.42	6.1		29	7	4	4	5	3	0	0	0	0	0	71	117	5.68	1.579					
Danny Graves, R ERA: 3.54	2.2	W	9	2	0	0	0	0	0	0	0	0	0	19	25	0.00	0.750					

AB	34
R	4
H	9
RBI	4
BB	3
SO	5
LOB	14



Batter	1	2	3	4	5	6	7	8	9	AB	R	H	RBI	BB	SO	LOB	TOP										
Neft Perez, S OBP: 0.323, SLG: 0.434	1-3 K		2-2 FC6-4 1B		0-0 E5 1B		1-1 HR		2-2 HR 1B	5	3	4	1	0	1	0	Colorado Rockies @ Cincinnati Reds Cinergy Field, Cincinnati, OH Thu Jul 15 1999, 7:05 PM EDT Att: 22,243 - Cloudy - 90 F										
Darryl Hamilton, L OBP: 0.370, SLG: 0.407	3-2 FC4-6 1B		3-1 E6 FC6-4 1-2		1-2 F7		0-1 FC4-6 1B		3-2 HR 1B	5	1	3	3	0	0	3											
Larry Walker, L OBP: 0.442, SLG: 0.725	0-0 FC4-6 1-2		0-1 FC6-4 1B		1-3 K		1-0 FC4-6 1-2		0-0 G4-3	5	0	0	0	0	1	6											
Dante Bichette, R OBP: 0.321, SLG: 0.512	0-2 F8		1-2 1-2 3-H 1B		0-2 E5 1-H 2-H		1-3 K		1-2 G5-3	5	0	1	1	0	1	3											
Vinny Castilla, R OBP: 0.334, SLG: 0.503		3-1 P7	2-2 P6			0-1 1B		0-0 G5-3	0-2 G6-3	5	0	1	0	0	0	2											
17 Todd Helton, L OBP: 0.375, SLG: 0.536	1-2 2B			1-2 F7		2-3 K		2-2 G3		4	0	1	0	0	1	1											
7 Kurt Abbott, R OBP: 0.309, SLG: 0.454	3-3 K			1-2 F8		0-2 L6		0-0 F9		4	0	0	0	0	1	2											
Kirt Manwaring, R OBP: 0.402, SLG: 0.473	0-1 P6			1-3 K		3-1 F7			0-1 HR	4	1	1	1	0	1	2											
Darryl Kile, R OBP: 0.114, SLG: 0.061			2-2 G5-3		3-2 1B		1-2 P5		4-2 HR 1B BB	1	0	0	0	0	0	0											
Inning Stats	R: 0 E: 0 K: 1 S: 11	H: 1 LOB: 1 BB: 0 P: 15	R: 0 E: 0 K: 1 S: 10	H: 1 LOB: 1 BB: 0 P: 17	R: 1 E: 1 K: 0 S: 22	H: 2 LOB: 2 BB: 0 P: 32	R: 0 E: 0 K: 1 S: 11	H: 0 LOB: 0 BB: 0 P: 14	R: 1 E: 1 K: 1 S: 13	H: 2 LOB: 1 BB: 0 P: 18	R: 0 E: 0 K: 1 S: 14	H: 1 LOB: 1 BB: 0 P: 19	R: 1 E: 0 K: 1 S: 11	H: 2 LOB: 1 BB: 0 P: 15	R: 0 E: 0 K: 0 S: 5	H: 0 LOB: 0 BB: 0 P: 7		R: 4 E: 0 K: 0 S: 17	H: 3 LOB: 0 BB: 1 P: 27	1B: 8 2B: 1 3B: 0 HR: 3	SF: 0 SAC: 0 DP: 0 HBP: 0	WP: 0 PA: 41 PB: 0 SB: 0 CS: 0					
PITCHER	IP	WLS	BF	H	R	ER	SO	BB	IBB	HBP	BLK	WP	HR	S	P	ERA	WHIP										
Steve Parris, R ERA: 3.63	7.0	W	31	9	3	1	6	0	0	0	0	0	1	92	130	1.29	1.286										
Scott Sullivan, R ERA: 2.44	1.0		3	0	0	0	0	0	0	0	0	0	0	5	7	0.00	0.000										
Stan Belinda, R ERA: 13.5	0.0	S	3	0	0	0	0	1	0	0	0	0	2	10	19	∞	∞										
Danny Graves, R ERA: 3.48	1.0	S	3	0	0	0	0	0	0	0	0	0	0	7	8	0.00	0.000										

Batter	1	2	3	4	5	6	7	8	9	AB	R	H	RBI	BB	SO	LOB	BOTTOM										
Pokey Reese, R OBP: 0.327, SLG: 0.439	2-2 1B 2B	0-3 K		2-1 F8			1-1 F7	1-0 G1-3		5	1	1	0	0	1	1	Colorado Rockies @ Cincinnati Reds Cinergy Field, Cincinnati, OH Thu Jul 15 1999, 7:05 PM EDT Att: 22,243 - Cloudy - 90 F										
Michael Tucker, L OBP: 0.341, SLG: 0.429	0-2 1B 2-3	1-3 K			1-0 F9		4-1 BB			3	1	1	0	1	1	0											
Sean Casey, L OBP: 0.427, SLG: 0.624	3-1 1B 3-H		2-1 HR 2B		1-2 G3		2-2 F8			4	2	2	1	0	0	1											
Chris Stynes, R OBP: 0.196, SLG: 0.091	1-3 3-H 1B		1-1 HR 2B		0-0 F9		0-0 P7			4	2	2	3	0	0	1											
Greg Vaughn, R OBP: 0.351, SLG: 0.493	1-3 3-H 1B		2-1 HR							0	0	0	0	0	0	0											
Jeffrey Hammonds, R OBP: 0.306, SLG: 0.440	1-3 3-H 1B		2-1 HR							0	0	0	0	0	0	0											
Barry Larkin, R OBP: 0.390, SLG: 0.450	4-0 1B G6-4-3		2-1 G4-3			4-1 1B BB		0-2 G5-3 1B PB		2	3	1	0	2	0	0											
Stan Belinda, R	1-2 G6-4-3 BB									0	0	0	0	0	0	0											
Danny Graves, R	1-2 G6-4-3 BB									0	0	0	0	0	0	0											
Eddie Taubensee, L OBP: 0.352, SLG: 0.478	0-0 G6-4-3 1B		3-1 G3			1-2 P6		0-0 F7		4	0	1	2	0	0	2											
Mike Cameron, R OBP: 0.369, SLG: 0.474	1-1 G6-4-3		3-2 F8			2-1 1B		0-0 PB G5-3 1B		4	1	2	0	0	0	1											
Aaron Boone, R OBP: 0.353, SLG: 0.454	2-0 P6			0-0 F8		0-1 1B		2-0 G5-3		4	0	1	1	0	0	2											
Steve Parris, R OBP: 0.217, SLG: 0.217		2-1 G6-3			0-0 G5-3			2-1 2B		3	0	0	0	0	1	1											
Hal Morris, L OBP: 0.324, SLG: 0.318								2-H 3-H 2B		1	0	1	1	0	0	0											
Inning Stats	R: 5 E: 0 K: 0 S: 13	H: 5 LOB: 0 BB: 1 P: 25	R: 0 E: 0 K: 2 S: 8	H: 0 LOB: 0 BB: 0 P: 11	R: 2 E: 0 K: 0 S: 13	H: 2 LOB: 0 BB: 0 P: 24	R: 0 E: 0 K: 0 S: 4	H: 0 LOB: 0 BB: 0 P: 6	R: 0 E: 0 K: 1 S: 15	H: 2 LOB: 1 BB: 1 P: 25	R: 0 E: 0 K: 0 S: 8	H: 0 LOB: 1 BB: 1 P: 15	R: 2 E: 0 K: 0 S: 10	H: 3 LOB: 1 BB: 0 P: 15	R: 0 E: 0 K: 0 S: 10	H: 0 LOB: 0 BB: 0 P: 15	R: 2 E: 0 K: 0 S: 10	H: 3 LOB: 1 BB: 0 P: 15	1B: 8 2B: 3 3B: 0 HR: 1	SF: 0 SAC: 0 DP: 1 HBP: 0	WP: 0 PA: 37 PB: 1 SB: 0 CS: 0						
PITCHER	IP	WLS	BF	H	R	ER	SO	BB	IBB	HBP	BLK	WP	HR	S	P	ERA	WHIP										
Darryl Kile, R ERA: 6.27	4.0	L	19	7	7	7	2	1	0	0	0	0	0	38	66	15.75	2.000										
David Lee, R ERA: 6.16	2.0		8	2	1	1	1	1	0	0	0	0	0	20	32	4.50	1.500										
Mike Porzio, L ERA:	1.0		4	0	0	0	0	1	0	0	0	0	0	8	15	0.00	1.000										
Mike DeJean, R ERA: 7.17	1.0		6	3	2	2	0	0	0	0	0	0	0	10	15	18.00	3.000										


AB	40
R	7
H	12
RBI	6
BB	1
SO	6
LOB	19

AB	34
R	10
H	12
RBI	8
BB	3
SO	3
LOB	9

Batter	1	2	3	4	5	6	7	8	9	AB	R	H	RBI	BB	SO	LOB	TOP										
Nefti Perez, S OBP: 0.319, SLG: 0.428 (1, 6)	F7	FC5-6-4		FC6-4		P6		G5-3		5	0	0	2	0	0	4											
Darryl Hamilton, L OBP: 0.387, SLG: 0.402 (1, 8)	G4-3	G4-3		G4-3		G3			F9	4	0	0	0	0	0	4											
Angel Echevarria, R OBP: 0.333, SLG: 0.527 (1, 9)	G4-3			F8			HR		G6-3	4	1	1	1	1	0	1											
Dante Bichette, R OBP: 0.322, SLG: 0.509 Jeff Barry, S OBP: 0.357, SLG: 0.455 (9, 7)		7 BB		G6-3		G5-3			F8	4	1	1	0	1	0	1											
Vinny Castilla, R OBP: 0.335, SLG: 0.501 (1, 5)		7 BB		F8					G6-3	5	1	2	0	0	0	1											
7 Kurt Abbott, R OBP: 0.321, SLG: 0.474 (1, 3)		1B				F8				3	1	2	2	1	0	0											
Terry Shumpert, R OBP: 0.425, SLG: 0.681 (1, 4)		2B		SH1-4		E5			P6	3	1	1	0	0	1	3											
Henry Blanco, R OBP: 0.367, SLG: 0.434 (1, 2)		1B		FC6-4					P2	3	1	1	1	1	0	0											
Pedro Astacio, R OBP: 0.306, SLG: 0.313 Dave Veres, R (9, 1)		2B							G4-3	4	0	3	0	0	0	0											
Inning Stats	R: 0 E: 0 K: 0 S: 9	H: 0 LOB: 0 BB: 0 P: 16	R: 4 E: 0 K: 0 S: 15	H: 4 LOB: 1 BB: 1 P: 26	R: 0 E: 0 K: 0 S: 12	H: 0 LOB: 0 BB: 0 P: 18	R: 1 E: 1 K: 0 S: 17	H: 2 LOB: 2 BB: 1 P: 24	R: 0 E: 0 K: 0 S: 10	H: 1 LOB: 0 BB: 0 P: 11	R: 1 E: 0 K: 1 S: 13	H: 2 LOB: 1 BB: 0 P: 17	R: 0 E: 0 K: 0 S: 6	H: 0 LOB: 0 BB: 0 P: 7	R: 0 E: 0 K: 0 S: 8	H: 1 LOB: 1 BB: 0 P: 12	1B: 7 2B: 3 3B: 0 HR: 1	SF: 0 SAC: 1 DP: 1 HBP: 1	WP: 0 PB: 0 SB: 0 CS: 1	PA: 41							
PITCHER	IP	WLS	BF	H	R	ER	SO	BB	IBB	HBP	BLK	WP	HR	S	P	ERA	WHIP										
Ron Villone, L ERA: 4.0 (1, 1)	4.0	L	21	6	5	5	0	3	0	1	0	0	0	54	89	11.25	2.250										
Scott Sullivan, R ERA: 2.41 (5, 1)	1.0		4	1	0	0	0	1	0	0	0	0	0	9	18	0.00	2.000										
Gabe White, L ERA: 4.07 (6, 1)	2.0		9	3	1	1	1	0	0	0	0	0	1	23	28	4.50	1.500										
Stan Belinda, R ERA: 10.8 (8, 1)	1.0		3	0	0	0	0	0	0	0	0	0	0	6	7	0.00	0.000										
Dennys Reyes, L ERA: 1.67 (9, 1)	1.0		4	1	0	0	0	0	0	0	0	0	0	8	12	0.00	1.000										

Colorado Rockies @ Cincinnati Reds
Cinergy Field, Cincinnati, OH
Fri Jul 16 1999, 7:05 PM EDT
Att: 29,552 - Unknown - 91 F


AB 35
R 6
H 11
RBI 6
BB 4
SO 1
LOB 14



Batter	1	2	3	4	5	6	7	8	9	AB	R	H	RBI	BB	SO	LOB	BOTTOM										
Pokey Reese, R OBP: 0.323, SLG: 0.434 (1, 4)	F8		F8		G5-3			K		4	0	0	0	0	1	0											
Dmitri Young, S OBP: 0.292, SLG: 0.411 (1, 9)			F7			G3-1				4	1	2	1	0	0	0											
Hal Morris, L OBP: 0.321, SLG: 0.314 (1, 3)	K		G6-3							4	0	1	0	0	2	1											
Greg Vaughn, R OBP: 0.330, SLG: 0.488 (1, 7)	K				P3					3	0	0	0	1	1	1											
Barry Larkin, R OBP: 0.389, SLG: 0.448 (1, 6)					G5-3					4	1	1	0	0	0	2											
Eddie Taubensee, L OBP: 0.350, SLG: 0.472 (1, 2)										3	0	0	0	1	0	2											
Mike Cameron, R OBP: 0.365, SLG: 0.471 Stan Belinda, R Dennys Reyes, R (8, 1) (9, 1)										2	0	0	1	0	2	1											
Aaron Boone, R OBP: 0.348, SLG: 0.447 (1, 5)										3	0	0	0	0	1	1											
Ron Villone, L OBP: 0.290, SLG: 0.143 Scott Sullivan, R (5, 1) Mark Lewis, R OBP: 0.283, SLG: 0.430 Gabe White, L (6, 1) Jeffrey Hammonds, R OBP: 0.304, SLG: 0.437 (8, 8)										1	0	0	0	0	0	1											
Inning Stats	R: 0 E: 0 K: 2 S: 10	H: 1 LOB: 1 BB: 0 P: 16	R: 1 E: 1 K: 1 S: 16	H: 1 LOB: 1 BB: 0 P: 21	R: 0 E: 0 K: 1 S: 7	H: 0 LOB: 0 BB: 1 P: 17	R: 0 E: 0 K: 1 S: 7	H: 0 LOB: 0 BB: 0 P: 12	R: 0 E: 0 K: 1 S: 6	H: 0 LOB: 0 BB: 0 P: 9	R: 1 E: 0 K: 0 S: 15	H: 2 LOB: 1 BB: 1 P: 21	1B: 2 2B: 0 3B: 1 HR: 1	SF: 1 SAC: 0 DP: 1 HBP: 0	WP: 0 PB: 0 SB: 0 CS: 0	PA: 33											
PITCHER	IP	WLS	BF	H	R	ER	SO	BB	IBB	HBP	BLK	WP	HR	S	P	ERA	WHIP										
Pedro Astacio, R ERA: 5.4 (1, 1)	8.0	W	31	4	2	1	7	2	0	0	0	0	0	74	117	1.12	0.750										
Dave Veres, R ERA: 3.69 (9, 1)	1.0	S	2	0	0	0	0	0	0	0	0	0	0	6	7	0.00	0.000										

Colorado Rockies @ Cincinnati Reds
Cinergy Field, Cincinnati, OH
Fri Jul 16 1999, 7:05 PM EDT
Att: 29,552 - Unknown - 91 F

AB 30
R 2
H 4
RBI 2
BB 2
SO 7
LOB 9



Batter	1	2	3	4	5	6	7	8	9	AB	R	H	RBI	BB	SO	LOB	TOP										
Nelf Perez, S (1, 6) OBP: 0.316, SLG: 0.423	P6		G3			P3		P2		4	0	0	0	0	0	0											
Lenny Harris, L (1, 7) OBP: 0.278, SLG: 0.282	F8			F8		P6		F9		4	0	0	0	0	0	0											
7 Kurt Abbott, R (1, 3) OBP: 0.313, SLG: 0.460	G6-3			G5-3		P4			F8	4	0	0	0	0	0	0											
Vinny Castilla, R (1, 5) OBP: 0.332, SLG: 0.496		F8		G5-3			G6-3		G5-3	4	0	0	0	0	0	0											
Jeff Barry, S (1, 8) OBP: 0.406, SLG: 0.538		F7			1B		2B		1B	4	1	3	0	0	0	0											
Angel Echevarria, R (1, 9) OBP: 0.353, SLG: 0.542 Larry Walker, L (9, PH) OBP: 0.444, SLG: 0.737					1B		F9		HR	3	0	2	0	0	0	1											
Terry Shumpert, R (1, 4) OBP: 0.429, SLG: 0.667		F9			1B		FC6-4		F7	3	0	1	0	1	0	1											
Kirt Manwaring, R (1, 2) OBP: 0.400, SLG: 0.468			K				FC6-4			3	0	1	0	0	1	2											
Brian Bohanon, L (1, 1) OBP: 0.200, SLG: 0.167 Darryl Hamilton, L (8, PH) OBP: 0.396, SLG: 0.401 Curt Leskanic, R (8, 1) OBP: 0.500, SLG: 2.000 Jerry Dipoto, R (9, 1)				P4			G1-3		F7	2	0	0	0	0	0	2											
Inning Stats	R: 0 E: 0 K: 0 S: 7	H: 0 LOB: 0 BB: 0 P: 11	R: 0 E: 0 K: 0 S: 8	H: 1 LOB: 1 BB: 0 P: 10	R: 0 E: 0 K: 1 S: 6	H: 0 LOB: 0 BB: 0 P: 9	R: 0 E: 0 K: 0 S: 5	H: 0 LOB: 0 BB: 0 P: 6	R: 0 E: 0 K: 0 S: 13	H: 4 LOB: 2 BB: 0 P: 21	R: 0 E: 0 K: 0 S: 5	H: 0 LOB: 2 BB: 0 P: 9	R: 0 E: 0 K: 0 S: 9	H: 1 LOB: 2 BB: 1 P: 15	R: 0 E: 0 K: 0 S: 10	H: 0 LOB: 0 BB: 0 P: 12	R: 2 E: 0 K: 0 S: 10	H: 2 LOB: 0 BB: 0 P: 11	1B: 5 2B: 2 3B: 0 HR: 1	SF: 0 SAC: 0 DP: 0 HBP: 0	WP: 0 PA: 34 PB: 0 SB: 0 CS: 2						
PITCHER	IP	WLS	BF	H	R	ER	SO	BB	IBB	HBP	BLK	WP	HR	S	P	ERA	WHIP										
Brett Tomko, R (1, 1) ERA: 5.05	8.2		32	7	1	1	1	1	0	0	0	0	0	67	98	1.04	0.923										
Scott Williamson, R (9, 1) ERA: 1.8	0.1	W	2	1	1	1	0	0	0	0	0	0	1	6	6	27.00	3.000										

Colorado Rockies @ Cincinnati Reds
Cinergy Field, Cincinnati, OH
Sat Jul 17 1999, 1:15 PM EDT
Att: 26,605 - Unknown - 88 F

AB 33
R 2
H 8
RBI 2
BB 1
SO 1
LOB 6



Batter	1	2	3	4	5	6	7	8	9	AB	R	H	RBI	BB	SO	LOB	BOTTOM										
Pokey Reese, R (1, 4) OBP: 0.320, SLG: 0.429	G6-3			F9		P3		G1-3		4	0	0	0	0	0	1											
Jeffrey Hammonds, R (1, 9) OBP: 0.302, SLG: 0.452	F8			K		L8			HR	4	1	1	1	0	1	1											
Sean Casey, L (1, 3) OBP: 0.429, SLG: 0.623	G4-3				1B					2	1	1	0	0	0	0											
Greg Vaughn, R (1, 7) OBP: 0.330, SLG: 0.497		F7			P2					3	1	1	2	0	0	1											
Barry Larkin, R (1, 6) OBP: 0.386, SLG: 0.444		G4-3			P3					3	0	0	0	0	0	0											
Aaron Boone, R (1, 5) OBP: 0.344, SLG: 0.440				K		G5-3				3	0	0	0	0	1	0											
Mike Cameron, R (1, 8) OBP: 0.362, SLG: 0.466					P9					3	0	0	0	0	0	0											
Jason LaRue, R (1, 2) OBP: 0.250, SLG: 0.167				K						2	0	0	0	1	1	0											
Brett Tomko, R (1, 1) OBP: 0.296, SLG: 0.346 Scott Williamson, R (9, 1)				G4-3						2	0	0	0	0	0	0											
Inning Stats	R: 0 E: 0 K: 0 S: 5	H: 0 LOB: 0 BB: 0 P: 6	R: 0 E: 0 K: 1 S: 10	H: 0 LOB: 0 BB: 0 P: 14	R: 0 E: 0 K: 1 S: 9	H: 0 LOB: 0 BB: 0 P: 13	R: 0 E: 0 K: 1 S: 8	H: 1 LOB: 1 BB: 0 P: 11	R: 0 E: 0 K: 0 S: 5	H: 0 LOB: 0 BB: 0 P: 10	R: 0 E: 0 K: 0 S: 5	H: 0 LOB: 1 BB: 1 P: 12	R: 2 E: 0 K: 0 S: 8	H: 1 LOB: 0 BB: 0 P: 15	R: 0 E: 0 K: 0 S: 8	H: 0 LOB: 0 BB: 0 P: 12	R: 1 E: 0 K: 0 S: 1	H: 1 LOB: 0 BB: 0 P: 3	1B: 1 2B: 0 3B: 0 HR: 2	SF: 0 SAC: 1 DP: 0 HBP: 1	WP: 1 PA: 29 PB: 0 SB: 0 CS: 0						
PITCHER	IP	WLS	BF	H	R	ER	SO	BB	IBB	HBP	BLK	WP	HR	S	P	ERA	WHIP										
Brian Bohanon, L (1, 1) ERA: 6.36	7.0		25	2	2	2	3	1	0	1	0	0	0	50	81	2.57	0.429										
Curt Leskanic, R (8, 1) ERA: 4.64	1.0		3	0	0	0	0	0	0	0	0	0	0	8	12	0.00	0.000										
Jerry Dipoto, R (9, 1) ERA: 5.28	0.0	L	1	1	1	1	0	0	0	0	0	0	1	1	3	∞	∞										

Colorado Rockies @ Cincinnati Reds
Cinergy Field, Cincinnati, OH
Sat Jul 17 1999, 1:15 PM EDT
Att: 26,605 - Unknown - 88 F

AB 26
R 3
H 3
RBI 3
BB 1
SO 3
LOB 3



Batter	1	2	3	4	5	6	7	8	9	AB	R	H	RBI	BB	SO	LOB	TOP					
Juan Encarnacion, R OBP: 0.299, SLG: 0.446	(1,7) P6		(1,7) F7	(1,7) F9		(1,7) FC5-2 2B		(1,7) SH1-3 1B		5	0	1	0	0	0	6	Detroit Tigers @ Cincinnati Reds Cinergy Field, Cincinnati, OH Mon Jul 19 1999, 7:05 PM EDT Att: 20,291 - Overcast - 92 F					
Brad Ausmus, R OBP: 0.380, SLG: 0.448	(1,2) 1B 2B		(1,2) F9		(1,2) F9	(1,2) FC5-2 2B		(1,2) SH1-3		4	1	2	2	0	0	1						
Bobby Higginson, L OBP: 0.353, SLG: 0.374	(1,9) F8		(1,9) 1B		(1,9) P3	(1,9) L4		(1,9) P5		5	0	1	1	0	0	4						
Dean Palmer, R OBP: 0.341, SLG: 0.548	(1,5) 2H 1B		(1,5) L7		(1,5) BB		(1,5) P4	(1,5) K		4	0	1	1	1	1	2						
Tony Clark, S OBP: 0.325, SLG: 0.422	(1,3) K			(1,3) HR	(1,3) K		(1,3) L7		(1,3) BB	4	1	1	1	1	2	2						
Damon Easley, R OBP: 0.348, SLG: 0.436		(1,4) K2-3		(1,4) G5-3		(1,4) 1B FC5-2 BB		(1,4) HR	(1,4) P5	4	1	1	1	1	1	1						
Gabe Kapler, R OBP: 0.303, SLG: 0.440		(1,8) K		(1,8) K		(1,8) P4		(1,8) E5 2B	(1,8) P6	5	1	0	0	0	2	2						
Deivi Cruz, R OBP: 0.283, SLG: 0.363		(1,6) G5-3		(1,6) 1B HBP		(1,6) FC5-2 2B 1B		(1,6) 2B	(1,6) K	4	1	2	1	0	1	1						
Jeff Weaver, R OBP: 0.500, SLG: 0.750	(1,1)			(1,1) F9 1B 2B		(1,1) SH FC5-2 2B				2	2	2	0	0	0	0						
C.J. Nitkowski, L Nelson Cruz, R Todd Jones, L	(6,1) (8,1) (9,1)			(6,1) (8,1) (9,1)				(6,1) (8,1) (9,1)		1 0 0	0 0 0	0 0 0	0 0 0	0 0 0	1 1 0	1 0 0						
Inning Stats	R: 1 E: 0 K: 1 S: 16	H: 2 LOB: 1 BB: 0 P: 22	R: 0 E: 0 K: 2 S: 9	H: 0 LOB: 0 BB: 0 P: 13	R: 1 E: 0 K: 0 S: 9	H: 2 LOB: 1 BB: 0 P: 16	R: 1 E: 0 K: 1 S: 15	H: 2 LOB: 2 BB: 1 P: 22	R: 0 E: 0 K: 1 S: 13	H: 0 LOB: 1 BB: 1 P: 23	R: 2 E: 1 K: 0 S: 18	H: 2 LOB: 2 BB: 1 P: 28	R: 2 E: 1 K: 1 S: 15	H: 2 LOB: 1 BB: 0 P: 21	R: 0 E: 0 K: 1 S: 7	H: 1 LOB: 1 BB: 0 P: 10	R: 0 E: 0 K: 1 S: 11	H: 0 LOB: 1 BB: 1 P: 16	1B: 5 2B: 4 3B: 0 HR: 2	SF: 0 SAC: 2 DP: 0 HBP: 1	WP: 0 PB: 0 SB: 1 CS: 0	PA: 44
PITCHER	IP WLS BF H R ER SO BB IBB HBP BLK WP HR S P ERA WHIP																					
Pete Harnisch, R ERA: 3.5	(1,1) 5.0 23 6 3 3 5 1 0 1 0 0 1 62 96 5.40 1.400																					
Denny Reyes, L ERA: 1.59	(6,1) 1.0 7 2 2 0 0 1 0 0 0 0 0 18 28 0.00 3.000																					
Scott Sullivan, R ERA: 2.43	(7,1) 1.0 L 6 2 2 1 1 0 0 0 0 0 0 1 15 21 9.00 2.000																					
Stan Belinda, R ERA: 7.71	(8,1) 2.0 8 1 0 0 2 1 0 0 0 0 0 0 18 26 0.00 1.000																					

Batter	1	2	3	4	5	6	7	8	9	AB	R	H	RBI	BB	SO	LOB	BOTTOM					
Pokey Reese, R OBP: 0.316, SLG: 0.423	(1,4) P2		(1,4) P4		(1,4) L5		(1,4) F8		(1,4) G4-3 1B	5	0	1	1	0	0	1	Detroit Tigers @ Cincinnati Reds Cinergy Field, Cincinnati, OH Mon Jul 19 1999, 7:05 PM EDT Att: 20,291 - Overcast - 92 F					
Michael Tucker, L OBP: 0.332, SLG: 0.415	(1,9) G3		(1,9) G4-3		(1,9) F9		(1,9) K		(1,9) G4-3 1B	5	0	0	0	0	1	2						
Sean Casey, L OBP: 0.429, SLG: 0.617	(1,3) L6		(1,3) F8		(1,3) 2B 1B		(1,3) FC5-4 1B		(1,3) FC5-4 1B	4	1	2	0	0	0	0						
Greg Vaughn, R OBP: 0.328, SLG: 0.502		(1,7) K		(1,7) G5-3		(1,7) 1B FC5-4 2B		(1,7) FC5-4 1B	(1,7) K	4	1	1	0	0	1	1						
Barry Larkin, R OBP: 0.392, SLG: 0.445		(1,6) BB		(1,6) 2B BB		(1,6) FC5-4 1B 1B		(1,6) K	(1,6) K	2	2	1	0	2	1	1						
Eddie Taubensee, L OBP: 0.350, SLG: 0.471		(1,2) F7		(1,2) E 2B		(1,2) FC5-4 1B		(1,2) K		4	1	2	2	0	1	2						
Mike Cameron, R OBP: 0.363, SLG: 0.467		(1,8) G4-3		(1,8) G5-3		(1,8) FC5-4 1B		(1,8) 1B 2B	(1,8) K	4	1	1	1	0	0	4						
Aaron Boone, R OBP: 0.349, SLG: 0.447			(1,5) K		(1,5) E6 1B		(1,5) FC5-4 1B		(1,5) K	4	0	2	1	0	2	1						
Pete Harnisch, S Hal Morris, L Denny Reyes, R Dmitri Young, S Scott Sullivan, R Mark Lewis, R Stan Belinda, R Jeffrey Hammonds, R	(1,1) (5,PH) (6,1) (6,PH) (7,1) (7,PH) (8,1) (9,PH)		(1,1) (5,PH) (6,1) (6,PH) (7,1) (7,PH) (8,1) (9,PH)		(1,1) (5,PH) (6,1) (6,PH) (7,1) (7,PH) (8,1) (9,PH)		(1,1) (5,PH) (6,1) (6,PH) (7,1) (7,PH) (8,1) (9,PH)		(1,1) (5,PH) (6,1) (6,PH) (7,1) (7,PH) (8,1) (9,PH)		(1,1) (5,PH) (6,1) (6,PH) (7,1) (7,PH) (8,1) (9,PH)	1 1 0 0 0 0 0 0	0 0 0 0 0 0 0 0	0 0 0 0 0 0 0 0	0 0 0 0 0 0 0 0	0 0 0 0 0 0 0 0		0 0 0 0 0 0 0 0				
Inning Stats	R: 0 E: 0 K: 0 S: 5	H: 0 LOB: 0 BB: 0 P: 10	R: 0 E: 0 K: 1 S: 11	H: 0 LOB: 1 BB: 1 P: 22	R: 0 E: 0 K: 1 S: 9	H: 0 LOB: 0 BB: 0 P: 14	R: 0 E: 0 K: 0 S: 10	H: 0 LOB: 0 BB: 0 P: 15	R: 2 E: 1 K: 1 S: 14	H: 2 LOB: 1 BB: 1 P: 24	R: 3 E: 0 K: 0 S: 13	H: 5 LOB: 1 BB: 0 P: 20	R: 0 E: 0 K: 1 S: 8	H: 0 LOB: 0 BB: 0 P: 14	R: 0 E: 0 K: 2 S: 10	H: 1 LOB: 1 BB: 0 P: 16		R: 1 E: 0 K: 1 S: 18	H: 2 LOB: 1 BB: 1 P: 30	1B: 7 2B: 3 3B: 0 HR: 0	SF: 0 SAC: 0 DP: 1 HBP: 0	WP: 0 PB: 0 SB: 0 CS: 1
PITCHER	IP WLS BF H R ER SO BB IBB HBP BLK WP HR S P ERA WHIP																					
Jeff Weaver, R ERA: 3.98	(1,1) 5.2 26 7 5 4 3 2 0 0 0 0 0 62 103 6.35 1.588																					
C.J. Nitkowski, L ERA: 5.29	(6,1) 1.1 W 4 1 0 0 1 0 0 0 0 0 0 10 21 0.00 0.750																					
Nelson Cruz, R ERA: 6.2	(8,1) 1.0 H 3 0 0 0 2 0 0 0 0 0 0 8 11 0.00 0.000																					
Todd Jones, R ERA: 4.76	(9,1) 1.0 S 5 2 1 1 1 1 0 0 0 0 0 0 18 30 9.00 3.000																					

AB	38
R	7
H	11
RBI	7
BB	3
SO	8
LOB	20



Batter	1	2	3	4	5	6	7	8	9	AB	R	H	RBI	BB	SO	LOB	TOP	
J.D. Drew, L OBP: 0.343, SLG: 0.500 (1, 8)	1-1 2B		0-2 F8			0-1 G6-3			4-1 BB	3	0	1	0	1	0	0		
Joe Mauer, R OBP: 0.381, SLG: 0.415 (1, 7)	1-0 HBP		0-1 G4-3			0-2 F9			1-3 K	2	0	0	0	0	0	0		
Ray Lankford, L OBP: 0.366, SLG: 0.537 (9, PH)									SAFE	1	0	0	0	0	1	1		
Mark McGwire, R OBP: 0.418, SLG: 0.624 (1, 3)	0-0 P5				1-1 L7				1-3 K	4	0	0	0	0	1	3		
Fernando Tatis, R OBP: 0.399, SLG: 0.552 (1, 5)	1-3 K				3-3 K				0-3 K	4	0	0	0	0	3	3		
Edgar Renteria, R OBP: 0.341, SLG: 0.415 (1, 6)	2-3 K				0-0 L4				1-2 G3	3	0	0	0	0	1	2		
Darren Bragg, L OBP: 0.375, SLG: 0.391 (1, 9)									1-0 P6	3	0	0	0	0	1	0		
Alberto Castillo, R OBP: 0.299, SLG: 0.311 (1, 2)									2-1 F8	1	0	0	0	1	0	0		
Shawon Dunston, R OBP: 0.350, SLG: 0.507 (8, PH)	1-2 F8								4-0 BB	1	0	0	0	0	0	0		
Manny Aybar, R OBP: 0.091, SLG: 0.091 (8, 1)									3-1 P3	2	3	0	0	0	0	1		
David Howard, S OBP: 0.289, SLG: 0.293 (1, 4)	0-0 G5-3								2-1 E8	2	3	0	0	0	0	1		
Jose Jimenez, R OBP: 0.125, SLG: 0.175 (1, 1)									3-2 L9	3	2	0	0	0	1	1		
Thomas Howard, S OBP: 0.206, SLG: 0.333 (8, PH)									1-0 L9	1	1	0	0	0	0	0		
Eli Marrero, R OBP: 0.247, SLG: 0.331 (8, 2)										0	0	0	0	0	0	0		
Inning Stats	R: 0 H: 1 E: 0 LOB: 2 K: 2 S: 9	H: 0 R: 0 ER: 0 SO: 0 BB: 0 P: 14	H: 0 R: 0 ER: 0 SO: 0 BB: 0 P: 8	H: 0 R: 0 ER: 0 SO: 0 BB: 0 P: 8	H: 0 R: 0 ER: 0 SO: 0 BB: 0 P: 11	H: 0 R: 0 ER: 0 SO: 0 BB: 1 P: 18	H: 0 R: 0 ER: 0 SO: 0 BB: 0 P: 9	H: 0 R: 0 ER: 0 SO: 0 BB: 0 P: 11	H: 0 R: 0 ER: 0 SO: 0 BB: 0 P: 14	H: 0 R: 0 ER: 0 SO: 0 BB: 1 P: 16	1B: 0 2B: 1 3B: 0 HR: 0	SF: 0 SAC: 0 DP: 0 HBP: 1	WP: 0 PA: 31					
PITCHER	IP: 8.0 WLS: W BF: 28 ERA: 3.48 Scott Williamson, R ERA: 1.86	IP: 1.0 WLS: S BF: 3 ERA: 1.86	IP: 0.0 WLS: 0 BF: 0 ERA: 0.00	IP: 0.0 WLS: 0 BF: 0 ERA: 0.00	IP: 0.0 WLS: 0 BF: 0 ERA: 0.00	IP: 0.0 WLS: 0 BF: 0 ERA: 0.00	IP: 0.0 WLS: 0 BF: 0 ERA: 0.00	IP: 0.0 WLS: 0 BF: 0 ERA: 0.00	IP: 0.0 WLS: 0 BF: 0 ERA: 0.00	IP: 0.0 WLS: 0 BF: 0 ERA: 0.00	IP: 0.0 WLS: 0 BF: 0 ERA: 0.00	IP: 0.0 WLS: 0 BF: 0 ERA: 0.00	IP: 0.0 WLS: 0 BF: 0 ERA: 0.00	IP: 0.0 WLS: 0 BF: 0 ERA: 0.00	IP: 0.0 WLS: 0 BF: 0 ERA: 0.00	IP: 0.0 WLS: 0 BF: 0 ERA: 0.00	IP: 0.0 WLS: 0 BF: 0 ERA: 0.00	IP: 0.0 WLS: 0 BF: 0 ERA: 0.00

St. Louis Cardinals @ Cincinnati Reds
Cinergy Field, Cincinnati, OH
Wed Jul 21 1999, 7:05 PM EDT
Att: 33,958 - Cloudy - 92 F

AB 28
R 0
H 1
RBI 0
BB 2
SO 8
LOB 11

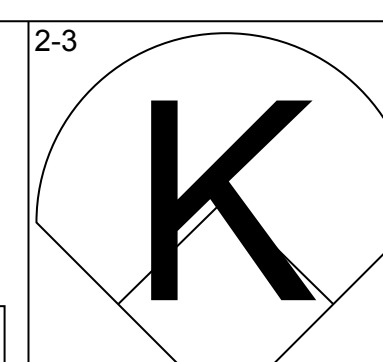
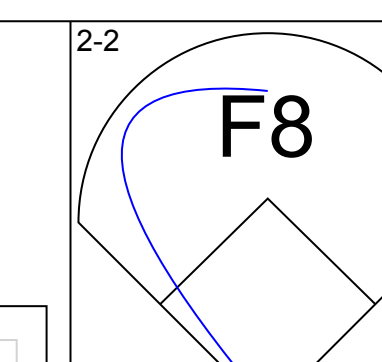
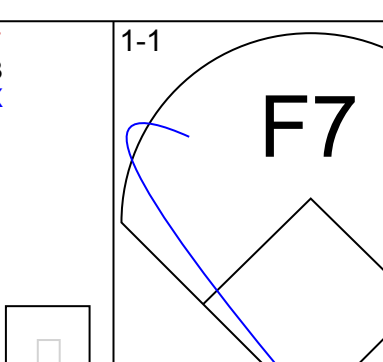
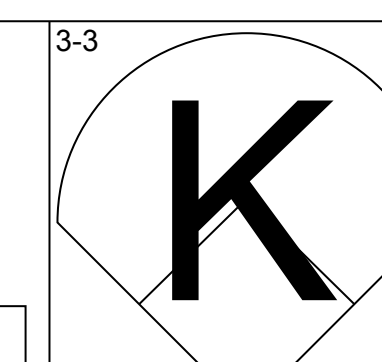
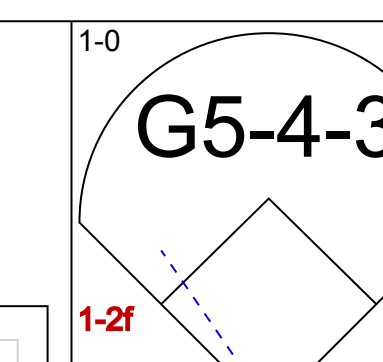
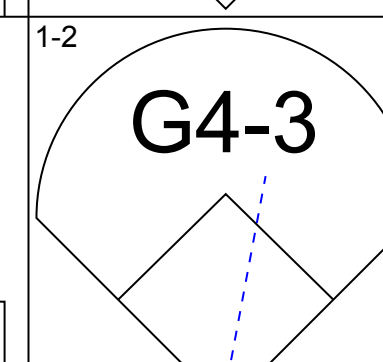
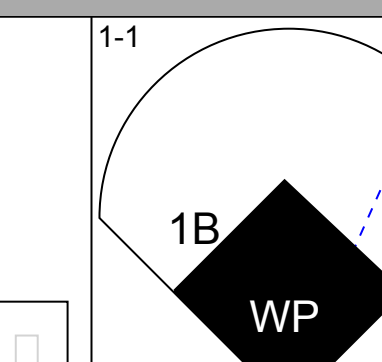
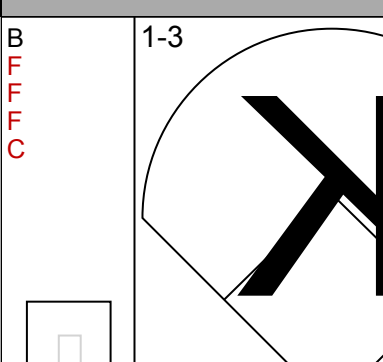
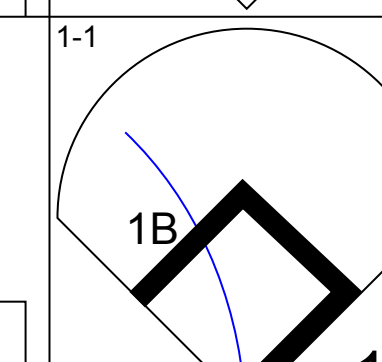
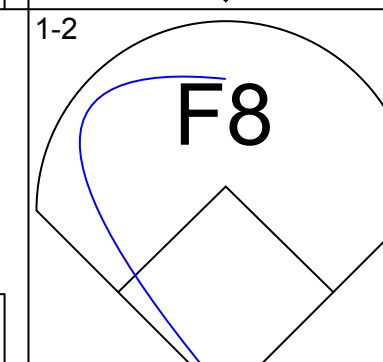
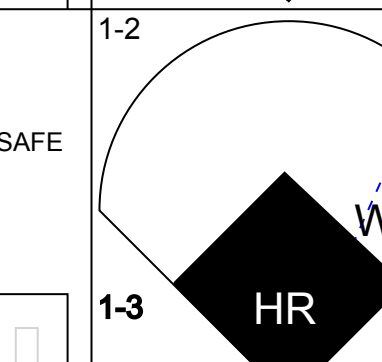
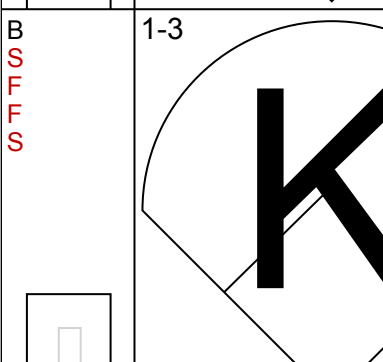
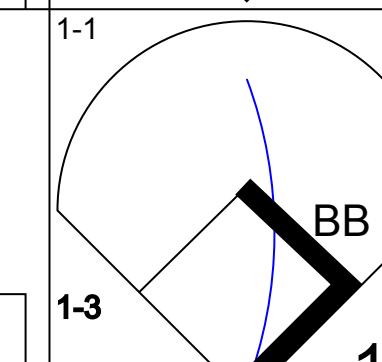
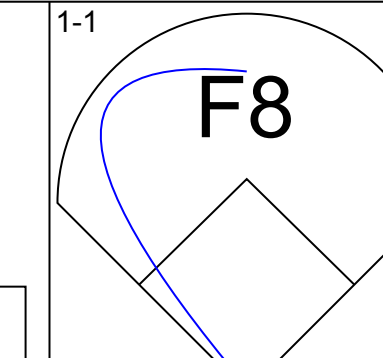
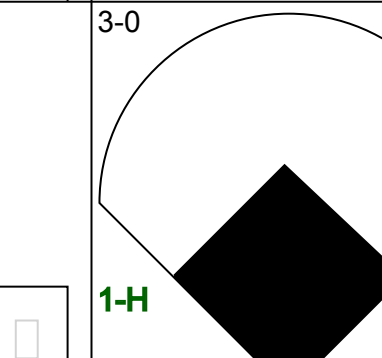
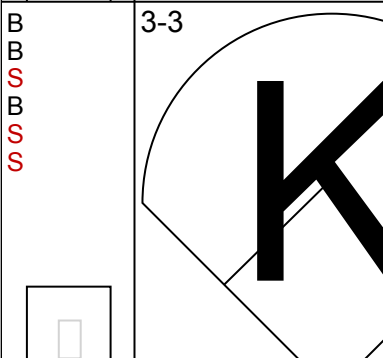
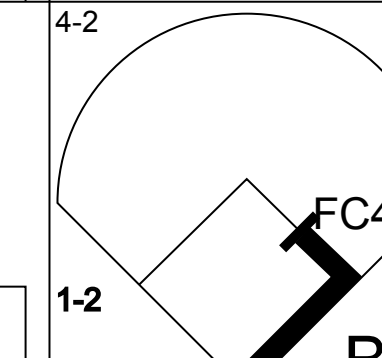
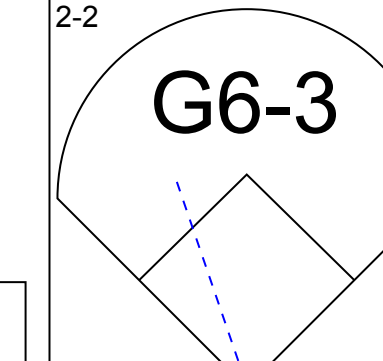
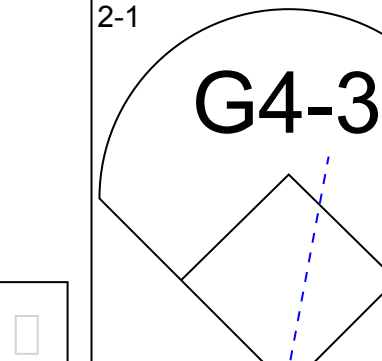
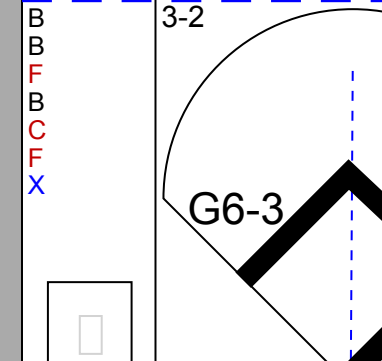
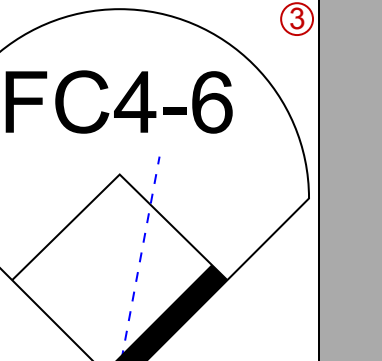
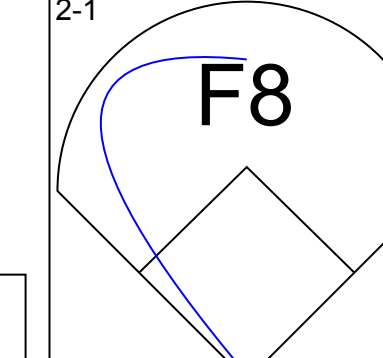
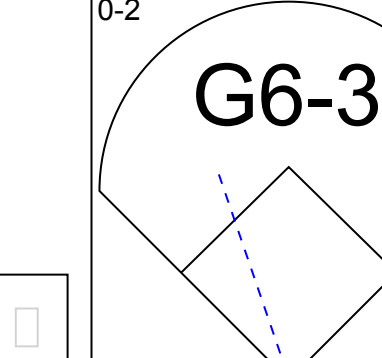
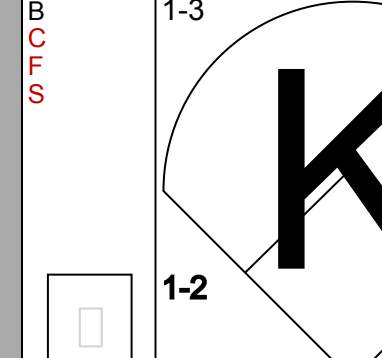
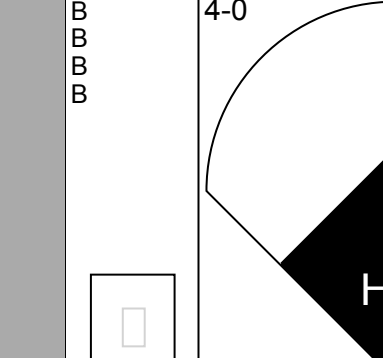
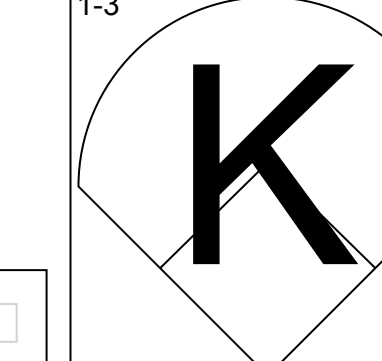
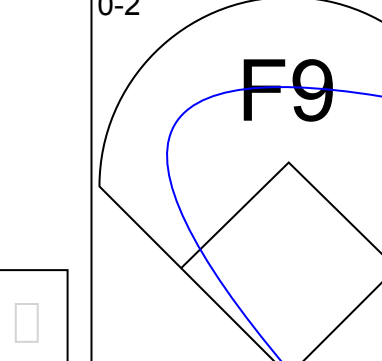
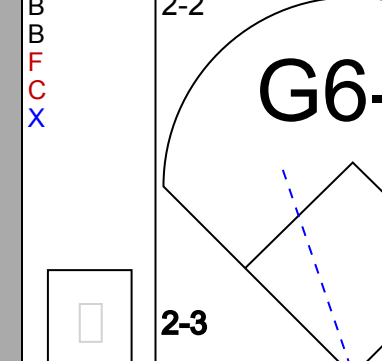
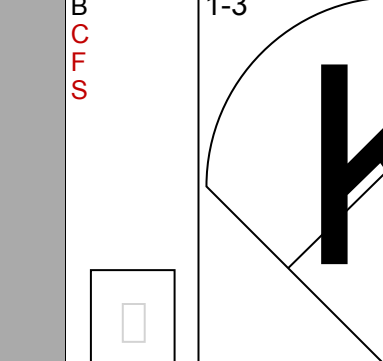
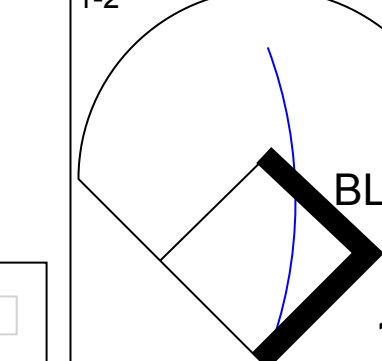
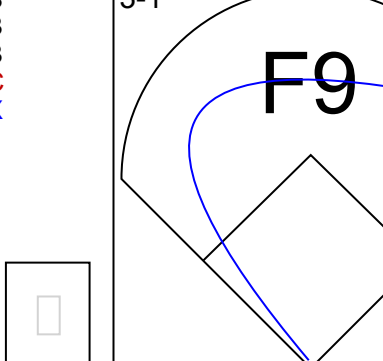
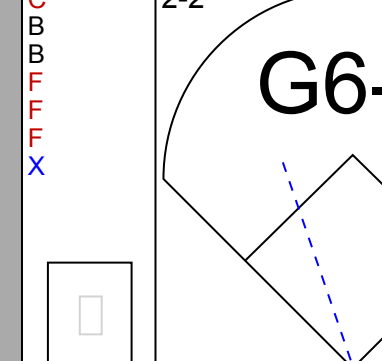
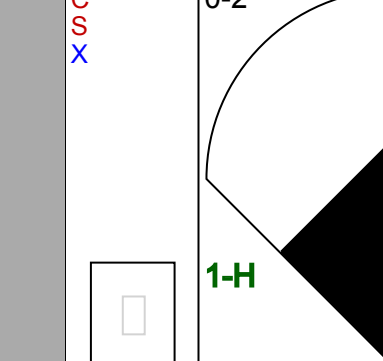
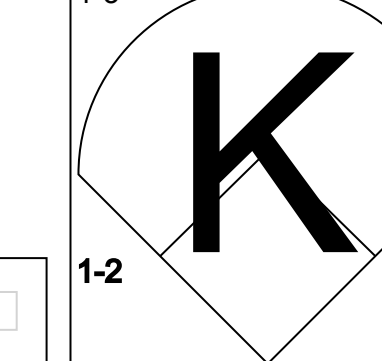
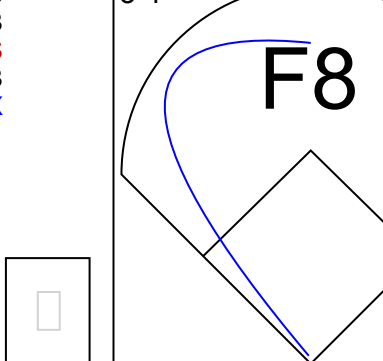
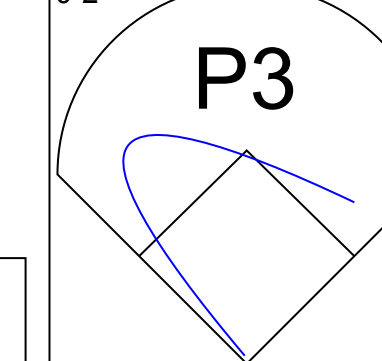
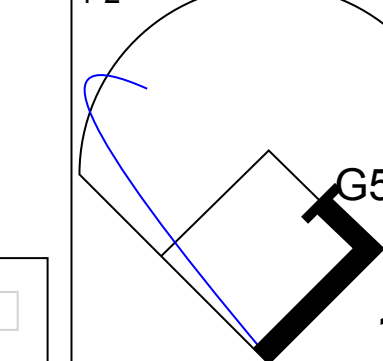


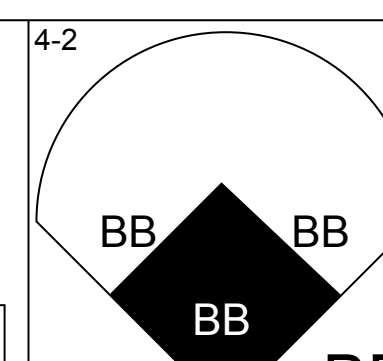
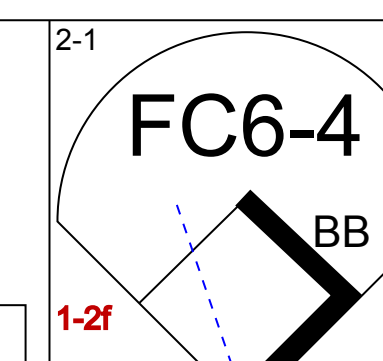
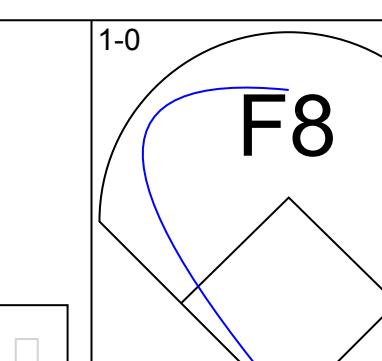
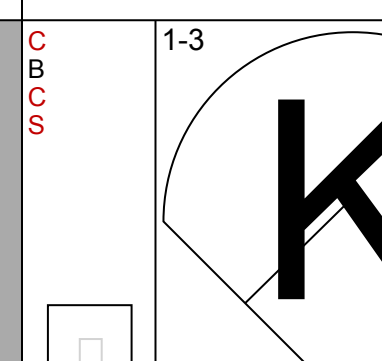
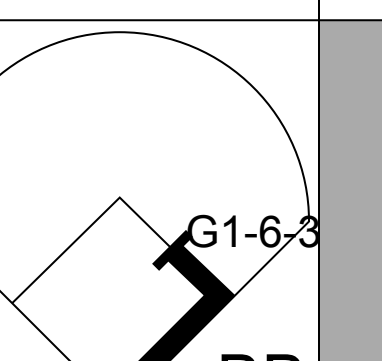
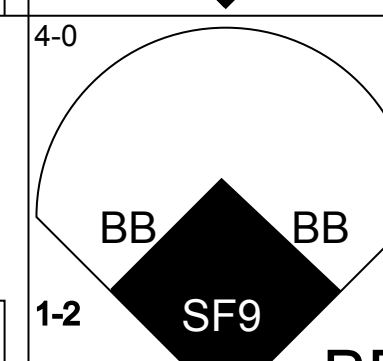
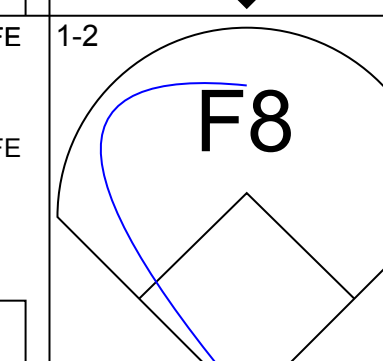
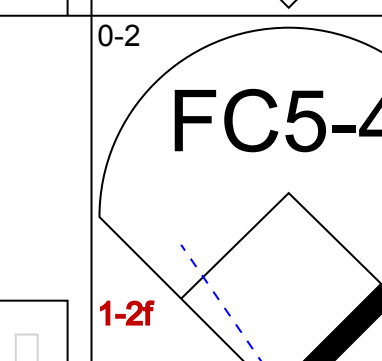
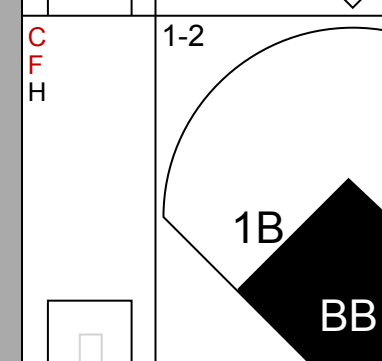
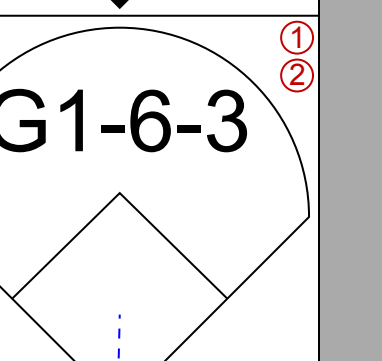
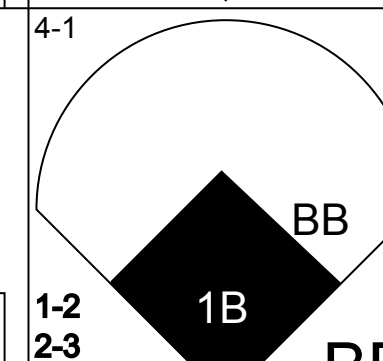
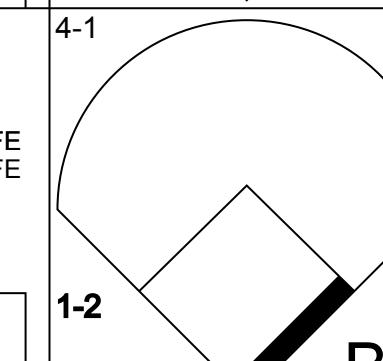
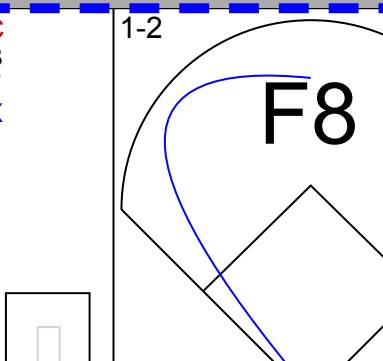
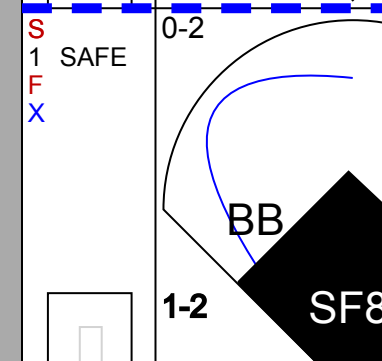
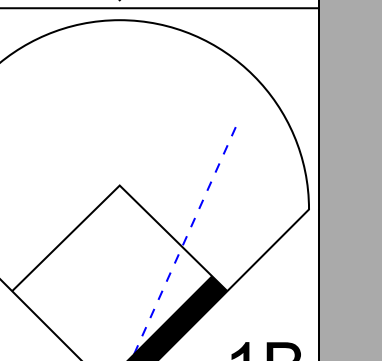
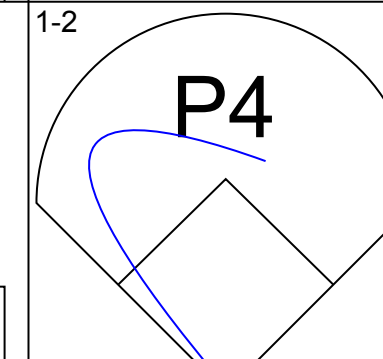
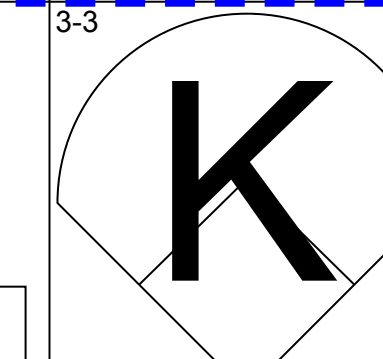
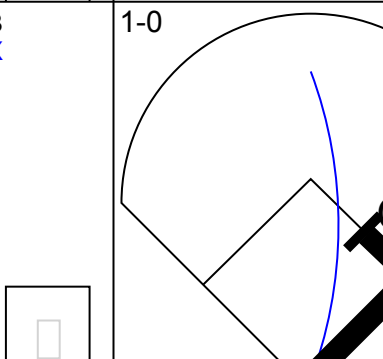
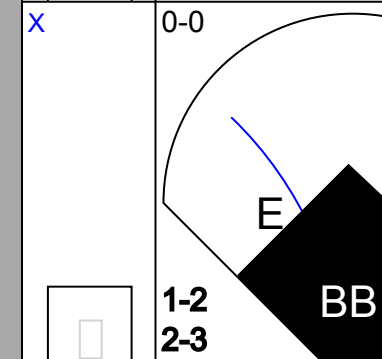
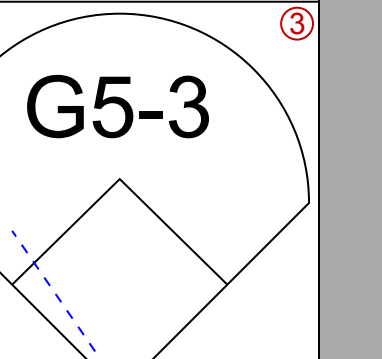
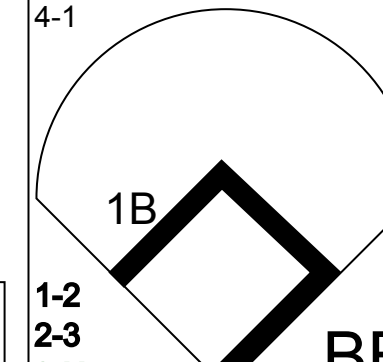
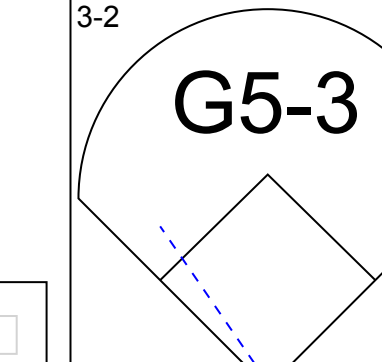
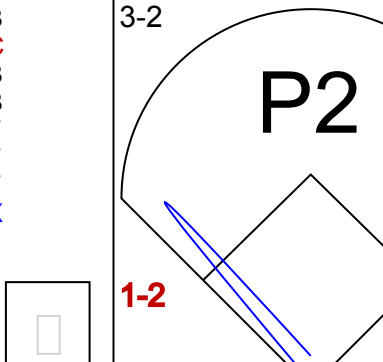
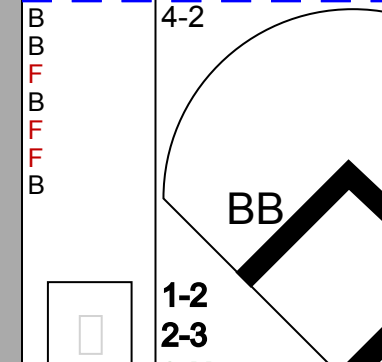
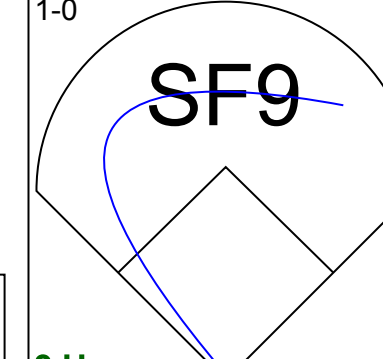
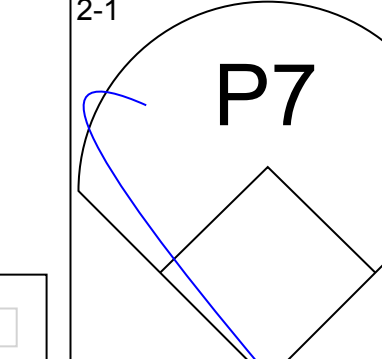
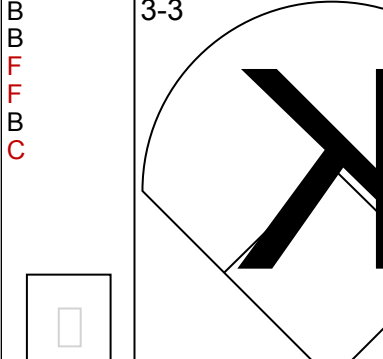
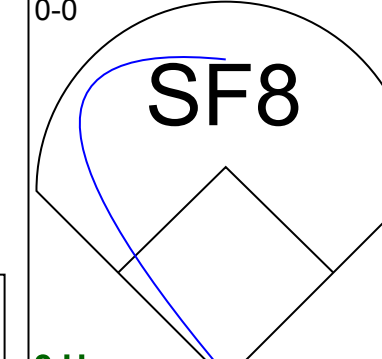
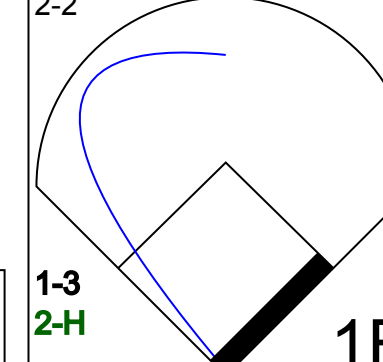
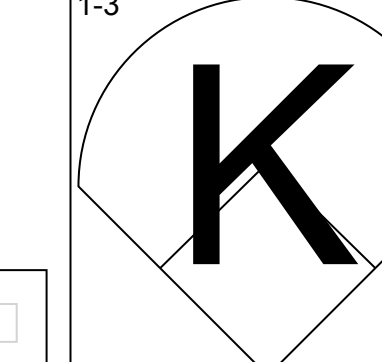

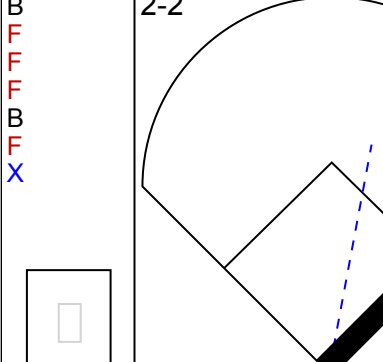
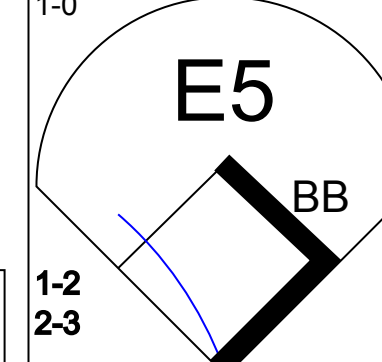
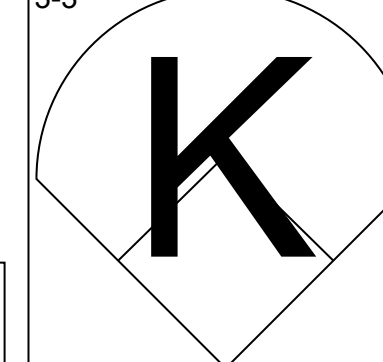
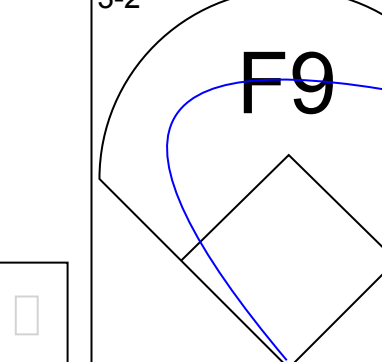
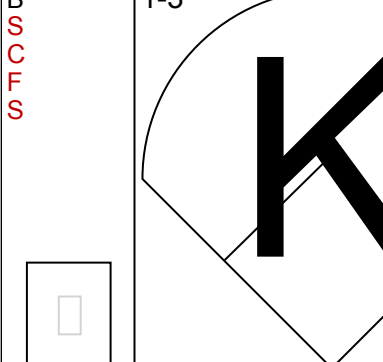
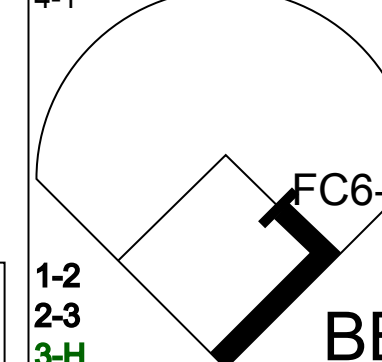
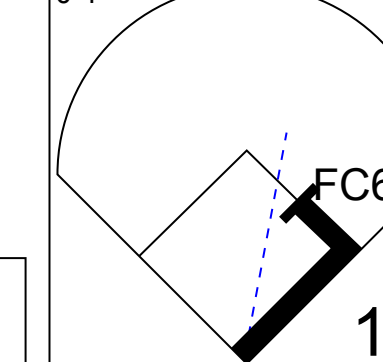
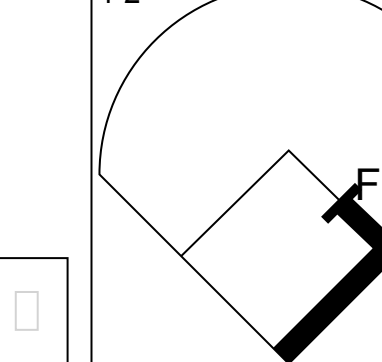
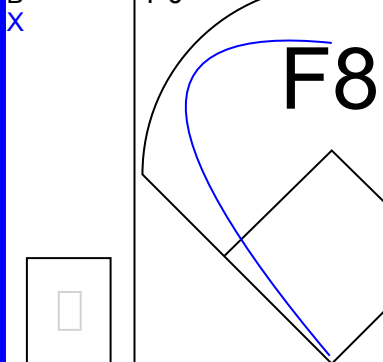
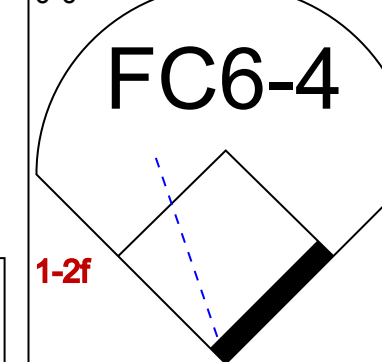
Batter	1	2	3	4	5	6	7	8	9	AB	R	H	RBI	BB	SO	LOB	BOTTOM	
Pokey Reese, R OBP: 0.325, SLG: 0.436 (1, 4)	1-2 G4-6-3 1B			0-0 HR		0-1 G5-3			3-3 K	4	1	2	1	0	1	0		
Dmitri Young, S OBP: 0.303, SLG: 0.413 (1, 9)	3-2 G4-6-3			1-0 S 1B		2-2 G4-3				3	0	1	0	0	0	1		
Michael Tucker, L OBP: 0.330, SLG: 0.413 (8, 9)	SAFE 1-2F									0	0	0	0	0	0	0		
Sean Casey, L OBP: 0.429, SLG: 0.614 (1, 3)	2-1 F7			0-0 F7		4-0 BB			2-3 K	2	0	0	0	1	0	1		
Greg Vaughn, R OBP: 0.324, SLG: 0.503 (1, 7)				3-3 K		2-3 K				3	0	0	0	0	2	2		
Barry Larkin, R OBP: 0.393, SLG: 0.439 (1, 6)				4-2 FC4-6 BB					2-2 F9	1	2	0	0	1	0	0		
Aaron Boone, R OBP: 0.339, SLG: 0.433 (1, 5)				2-1 FC4-6					0-0 G6-3	2	3	0	0	0	0	2		
Mike Cameron, R OBP: 0.358, SLG: 0.460 (1, 8)				3-1 G6-3					0-0 G6-3	3	0	0	0	0	0	0		
Jason LaRue, R OBP: 0.257, SLG: 0.258 (1, 2)				0-2 G5-3					2-2 G5-3	1	3	0	0	0	0	0		
Ron Villone, L OBP: 0.167, SLG: 0.118 (1, 1)				2-1 G4-3					0-3 K	2	3	0	0	0	1	0		
Scott Williamson, R ERA: 3.63 (9, 1)										0	0	0	0	0	0	0		
Inning Stats	R: 0 H: 1 E: 0 LOB: 0 K: 0 S: 11	H: 0 R: 0 ER: 0 SO: 0 BB: 0 P: 17	H: 0 R: 0 ER: 0 SO: 0 BB: 0 P: 11	H: 0 R: 0 ER: 0 SO: 0 BB: 0 P: 12	H: 2 R: 1 ER: 0 SO: 0 BB: 1 P: 20	H: 0 R: 0 ER: 0 SO: 0 BB: 0 P: 10	H: 0 R: 0 ER: 0 SO: 0 BB: 1 P: 17	H: 0 R: 0 ER: 0 SO: 0 BB: 0 P: 7	H: 0 R: 0 ER: 0 SO: 0 BB: 0 P: 18	H: 0 R: 0 ER: 0 SO: 0 BB: 0 P: 18	1B: 2 2B: 0 3B: 0 HR: 1	SF: 0 SAC: 0 DP: 1 HBP: 0	WP: 0 PA: 28					
PITCHER	IP: 7.0 WLS: L BF: 25 ERA: 5.3 Manny Aybar, R ERA: 3.63	IP: 1.0 WLS: 3 BF: 3 ERA: 3.63	IP: 0.0 WLS: 0 BF: 0 ERA: 0.00	IP: 0.0 WLS: 0 BF: 0 ERA: 0.00	IP: 0.0 WLS: 0 BF: 0 ERA: 0.00	IP: 0.0 WLS: 0 BF: 0 ERA: 0.00	IP: 0.0 WLS: 0 BF: 0 ERA: 0.00	IP: 0.0 WLS: 0 BF: 0 ERA: 0.00	IP: 0.0 WLS: 0 BF: 0 ERA: 0.00	IP: 0.0 WLS: 0 BF: 0 ERA: 0.00	IP: 0.0 WLS: 0 BF: 0 ERA: 0.00	IP: 0.0 WLS: 0 BF: 0 ERA: 0.00	IP: 0.0 WLS: 0 BF: 0 ERA: 0.00	IP: 0.0 WLS: 0 BF: 0 ERA: 0.00	IP: 0.0 WLS: 0 BF: 0 ERA: 0.00	IP: 0.0 WLS: 0 BF: 0 ERA: 0.00	IP: 0.0 WLS: 0 BF: 0 ERA: 0.00	IP: 0.0 WLS: 0 BF: 0 ERA: 0.00

St. Louis Cardinals @ Cincinnati Reds
Cinergy Field, Cincinnati, OH
Wed Jul 21 1999, 7:05 PM EDT
Att: 33,958 - Cloudy - 92 F

AB 26
R 1
H 3
RBI 1
BB 2
SO 4
LOB 6



Batter	1	2	3	4	5	6	7	8	9	AB	R	H	RBI	BB	SO	LOB	TOP			
Pokey Reese, R OBP: 0.319, SLG: 0.426 (1, 4)										5	0	0	0	0	2	2	Cincinnati Reds @ San Francisco Giants 3Com Park at Candlestick Point, San Francisco, CA Fri Jul 23 1999, 10:35 PM EDT Att: 23,100 - Cloudy - 59 F			
Dmitri Young, S OBP: 0.305, SLG: 0.430 (1, 9)										4	1	2	0	0	1	0				
Sean Casey, L OBP: 0.430, SLG: 0.616 (1, 3)										4	1	2	0	0	1	0				
Greg Vaughn, R OBP: 0.331, SLG: 0.509 (1, 7)										3	1	1	2	1	1	0				
Barry Larkin, R OBP: 0.397, SLG: 0.438 (1, 6)										4	0	1	0	0	0	3				
Aaron Boone, R OBP: 0.337, SLG: 0.441 (1, 5)										3	0	0	0	0	1	1				
Mike Cameron, R OBP: 0.355, SLG: 0.465 (1, 8)										4	0	0	0	0	2	2				
Jason LaRue, R OBP: 0.279, SLG: 0.342 (1, 2)										4	1	2	2	0	0	1				
Steve Avery, L ERA: 5.48 Stan Balinda, R ERA: 5.79 Mark Lewis, R ERA: 4.89 Scott Sullivan, R ERA: 2.48 Dennys Reyes, L ERA: 1.82 Danny Graves, R ERA: 3.54 Chris Hayes, R ERA: 1.82 John Johnstone, R ERA: 1.82 Robb Nen, R ERA: 4.27										0	0	0	0	0	0	0				
Inning Stats	R: 0 E: 0 K: 1 S: 9	H: 0 LOB: 0 BB: 0 P: 13	R: 0 E: 0 K: 0 S: 8	H: 0 LOB: 0 BB: 0 P: 13	R: 0 E: 0 K: 2 S: 13	H: 1 LOB: 1 BB: 0 P: 18	R: 3 E: 0 K: 0 S: 19	H: 3 LOB: 0 BB: 0 P: 26	R: 0 E: 0 K: 0 S: 6	H: 0 LOB: 0 BB: 0 P: 13	R: 0 E: 0 K: 1 S: 15	H: 1 LOB: 1 BB: 0 P: 23	R: 0 E: 0 K: 1 S: 15	H: 2 LOB: 3 BB: 1 P: 24	R: 2 E: 0 K: 1 S: 11	H: 2 LOB: 0 BB: 1 P: 18		1B: 7 2B: 0 3B: 0 HR: 2	SF: 0 SAC: 0 DP: 1 HBP: 0	WP: 1 PB: 0 SB: 1 CS: 0
PITCHER	IP	WLS	BF	H	R	ER	SO	BB	IBB	HBP	BLK	WP	HR	S	P	ERA	WHIP			
Chris Brock, R ERA: 5.48 Jerry Spradlin, R ERA: 4.89 John Johnstone, R ERA: 1.71 Robb Nen, R ERA: 4.27	6.0	W	22	4	3	3	6	0	0	0	1	1	1	66	99	4.50	0.667			

Batter	1	2	3	4	5	6	7	8	9	AB	R	H	RBI	BB	SO	LOB	BOTTOM			
F.P. Santangelo, S OBP: 0.458, SLG: 0.407 (1, 8)										3	1	0	0	2	1	2	Cincinnati Reds @ San Francisco Giants 3Com Park at Candlestick Point, San Francisco, CA Fri Jul 23 1999, 10:35 PM EDT Att: 23,100 - Cloudy - 59 F			
Rich Aurilia, R OBP: 0.355, SLG: 0.469 (1, 6)										3	2	0	0	1	0	3				
Barry Bonds, L OBP: 0.408, SLG: 0.541 (1, 7)										3	2	2	0	2	0	0				
Jeff Kent, R OBP: 0.374, SLG: 0.492 (1, 4)										5	1	2	0	0	1	6				
Ellis Burks, R OBP: 0.379, SLG: 0.511 Marvin Benard, L OBP: 0.363, SLG: 0.468 (9, 9)										2	0	0	2	2	0	1				
J.T. Snow, L OBP: 0.377, SLG: 0.451 (1, 3)										2	0	0	2	0	1	0				
Charlie Hayes, R OBP: 0.263, SLG: 0.200 Stan Javier, S OBP: 0.336, SLG: 0.360 Jerry Spradlin, S OBP: 0.392, SLG: 0.335 (8, 5)										4	0	2	1	0	1	2				
Scott Servais, R OBP: 0.336, SLG: 0.425 (1, 2)										1	0	1	0	1	0	0				
Chris Brock, R OBP: 0.263, SLG: 0.200 Stan Javier, S OBP: 0.336, SLG: 0.360 Jerry Spradlin, S OBP: 0.392, SLG: 0.335 Bill Mueller, S OBP: 0.392, SLG: 0.335 (8, 5)										1	0	0	0	0	0	1				
Inning Stats	R: 3 E: 0 K: 1 S: 16	H: 1 LOB: 2 BB: 4 P: 39	R: 0 E: 0 K: 1 S: 15	H: 1 LOB: 1 BB: 1 P: 25	R: 0 E: 0 K: 1 S: 8	H: 0 LOB: 0 BB: 0 P: 14	R: 0 E: 0 K: 0 S: 9	H: 0 LOB: 1 BB: 1 P: 17	R: 0 E: 0 K: 2 S: 13	H: 1 LOB: 0 BB: 0 P: 14	R: 3 E: 1 K: 1 S: 16	H: 2 LOB: 3 BB: 2 P: 27	R: 0 E: 0 K: 0 S: 9	H: 1 LOB: 1 BB: 1 P: 16	1B: 7 2B: 0 3B: 0 HR: 0	SF: 2 SAC: 0 DP: 1 HBP: 1		WP: 0 PB: 0 SB: 0 CS: 1	PA: 40	
PITCHER	IP	WLS	BF	H	R	ER	SO	BB	IBB	HBP	BLK	WP	HR	S	P	ERA	WHIP			
Steve Avery, L ERA: 5.16 Stan Balinda, R ERA: 5.79 Scott Sullivan, R ERA: 2.48 Dennys Reyes, L ERA: 1.82 Danny Graves, R ERA: 3.54	1.2	L	12	8	0	0	2	5	0	0	0	0	0	23	40	0.00	0.429			

Batter	1	2	3	4	5	6	7	8	9	AB	R	H	RBI	BB	SO	LOB	TOP				
Pokey Reese, R OBP: 0.315, SLG: 0.420	F9			L5	L4		F8		K	5	0	0	0	0	1	5					
Michael Tucker, L OBP: 0.332, SLG: 0.410	P5			P5					FC5-4	2	0	0	0	1	0	0					
Jeffrey Hammonds, R OBP: 0.305, SLG: 0.443					BB					2	0	0	0	0	1	3					
Sean Casey, L OBP: 0.429, SLG: 0.611	G4-3			1B	K				E6	4	1	1	0	1	1	4					
Greg Vaughn, R OBP: 0.329, SLG: 0.503		P5		1B		F9		E4	G5-3	4	1	0	0	1	0	3					
Barry Larkin, R OBP: 0.395, SLG: 0.435	P4			HR		F9		FC6-4		4	1	1	1	0	0	2					
Mark Lewis, R OBP: 0.286, SLG: 0.457	F9			HR						4	1	2	3	0	1	0					
Chris Stynes, R OBP: 0.192, SLG: 0.089										0	1	0	0	0	0	0					
Aaron Boone, R OBP: 0.337, SLG: 0.441									WP	0	0	0	0	0	0	0					
Mike Cameron, R OBP: 0.352, SLG: 0.460			P6	F9			F8		E1	4	1	0	0	0	0	1					
Jason LaRue, R OBP: 0.298, SLG: 0.325			P3		SH3-4		P5		1B	2	1	0	0	2	0	0					
Pete Harnisch, S OBP: 0.199, SLG: 0.243										1	0	0	0	0	0	0					
Hal Morris, L OBP: 0.325, SLG: 0.371										1	0	1	0	0	0	0					
Scott Williamson, R OBP: 0.255, SLG: 0.354										0	0	0	0	0	0	0					
Dmitri Young, S OBP: 0.150, SLG: 0.054										1	0	1	2	0	0	0					
Dennys Reyes, R OBP: 0.205, SLG: 0.254										0	0	0	0	0	0	0					
Danny Graves, R OBP: 0.205, SLG: 0.254										0	0	0	0	0	0	0					
Inning Stats	R: 0 E: 0 K: 0 S: 8	H: 0 LOB: 0 BB: 0 P: 14	R: 0 E: 0 K: 0 S: 8	H: 0 LOB: 0 BB: 0 P: 15	R: 0 E: 0 K: 1 S: 8	H: 0 LOB: 0 BB: 0 P: 11	R: 4 E: 0 K: 0 S: 16	H: 3 LOB: 0 BB: 1 P: 25	R: 0 E: 0 K: 1 S: 9	H: 0 LOB: 2 BB: 2 P: 19	R: 0 E: 0 K: 0 S: 13	H: 1 LOB: 1 BB: 0 P: 16	R: 0 E: 1 K: 1 S: 11	H: 0 LOB: 1 BB: 1 P: 22	R: 3 E: 2 K: 1 S: 23	H: 2 LOB: 2 BB: 1 P: 36	1B: 4 2B: 1 3B: 0 HR: 1	SF: 0 SAC: 1 DP: 0 HBP: 0	WP: 1 PB: 0 SB: 1 CS: 0	PA: 41	
PITCHER	IP	WLS	BF	H	R	ER	SO	BB	IBB	HBP	BLK	WP	HR	S	P	ERA	WHIP				
Mark Gardner, R ERA: 6.61	(1, 1)	7.0	28	4	4	4	3	3	0	0	0	0	1	71	121	5.14	1.000				
Rich Rodriguez, L ERA: 4.75	(8, 1)	0.1	H	2	0	0	0	1	0	0	0	0	0	6	12	0.00	3.000				
Julian Tavaréz, R ERA: 5.01	(8, 1)	0.2	H	2	0	0	0	0	0	0	0	0	0	5	10	0.00	0.000				
Robb Nen, R ERA: 4.37	(9, 1)	1.0	L	8	2	3	1	1	0	0	0	1	0	23	36	9.00	3.000				

Cincinnati Reds @ San Francisco Giants
 3Com Park at Candlestick Point, San Francisco, CA

AB 34
 R 7
 H 6
 RBI 6
 BB 5
 SO 5
 LOB 18



WP: 1 PA: 41
 PB: 0
 SB: 1
 CS: 0

Sat Jul 24 1999, 4:05 PM EDT
 Att: 32,118 - Cloudy - 64 F

Batter	1	2	3	4	5	6	7	8	9	AB	R	H	RBI	BB	SO	LOB	BOTTOM					
Marvin Benard, L OBP: 0.366, SLG: 0.482	SH5-3		P6	L9		G3			HR	5	2	3	1	0	0	1						
Bill Mueller, S OBP: 0.390, SLG: 0.333	SH5-3		P6		FC4-6		G6-3		G5-3	4	0	1	0	0	0	1						
Barry Bonds, L OBP: 0.413, SLG: 0.537	SF9		S		HR				P4-3	1	1	0	1	2	0	1						
Jeff Kent, R OBP: 0.377, SLG: 0.493					F8				P4-3	3	0	1	0	2	0	2						
J.T. Snow, L OBP: 0.375, SLG: 0.448	F9		L4		HR		K			3	1	0	0	1	1	5						
Ellis Burks, R OBP: 0.381, SLG: 0.536		P4			HR		P4			4	2	2	4	0	0	2						
Rich Rodriguez, L OBP: 1.000, SLG: 1.000										0	0	0	0	0	0	0						
Julian Tavaréz, L OBP: 0.200, SLG: 0.200					HR					0	0	0	0	0	0	0						
Robb Nen, R OBP: 0.354, SLG: 0.466										0	0	0	0	0	0	0						
Rich Aurilia, R OBP: 0.354, SLG: 0.466										4	0	1	0	0	1	0						
Brent Mayne, L OBP: 0.366, SLG: 0.401		F7			E3				P6	3	0	0	0	1	0	1						
Mark Gardner, R OBP: 0.188, SLG: 0.207										3	0	0	0	0	2	3						
Stan Javier, S OBP: 0.334, SLG: 0.358										1	0	0	0	0	1	0						
Inning Stats	R: 1 E: 0 K: 0 S: 14	H: 2 LOB: 1 BB: 0 P: 17	R: 0 E: 0 K: 1 S: 10	H: 1 LOB: 0 BB: 0 P: 11	R: 0 E: 0 K: 0 S: 15	H: 1 LOB: 2 BB: 2 P: 27	R: 1 E: 1 K: 2 S: 13	H: 1 LOB: 1 BB: 0 P: 17	R: 3 E: 0 K: 0 S: 11	H: 2 LOB: 0 BB: 1 P: 16	R: 0 E: 0 K: 0 S: 5	H: 0 LOB: 0 BB: 1 P: 12	R: 0 E: 0 K: 1 S: 9	H: 0 LOB: 2 BB: 2 P: 22	R: 0 E: 0 K: 1 S: 6	H: 0 LOB: 0 BB: 0 P: 9	R: 1 E: 0 K: 0 S: 10	H: 1 LOB: 0 BB: 0 P: 21	1B: 3 2B: 3 3B: 0 HR: 3	SF: 1 SAC: 1 DP: 2 HBP: 1	WP: 0 PB: 0 SB: 1 CS: 0	PA: 40
PITCHER	IP	WLS	BF	H	R	ER	SO	BB	IBB	HBP	BLK	WP	HR	S	P	ERA	WHIP					
Pete Harnisch, R ERA: 3.71	(1, 1)	6.0	28	7	5	5	3	4	0	0	0	0	0	15	31	0.00	1.000					
Scott Williamson, R ERA: 1.8	(7, 1)	2.0	W	8	0	0	0	2	0	0	0	0	0	15	31	0.00	1.000					
Dennys Reyes, L ERA: 2.05	(9, 1)	0.1	H	3	1	1	0	0	0	1	0	0	1	7	15	27.00	3.000					
Danny Graves, R ERA: 3.5	(9, 1)	0.2	S	1	0	0	0	0	0	0	0	0	0	3	6	0.00	0.000					

Cincinnati Reds @ San Francisco Giants
 3Com Park at Candlestick Point, San Francisco, CA

AB 31
 R 6
 H 8
 RBI 6
 BB 6
 SO 5
 LOB 16



WP: 0 PA: 40
 PB: 0
 SB: 1
 CS: 0


Sat Jul 24 1999, 4:05 PM EDT
 Att: 32,118 - Cloudy - 64 F

Batter	1	2	3	4	5	6	7	8	9	10	11	12	13	14	AB	R	H	RBI	BB	SO	LOB	TOP			
Pokoy Reese, R OBP: 0.315, SLG: 0.427 (1, 4)	1-1 FC5-4 1B		0-3 K			3-2 HR		3-2 G6-3		0-3 K		0-0 P3			6	1	2	1	0	2	1				
Jeffrey Hammonds, R OBP: 0.301, SLG: 0.439 (1, 9)	2-2 FC5-4 1-2			1-1 G5-3		0-1 E4 G3-6-3		3-2 2B		0-3 K		0-0 F9			6	0	1	0	0	1	2				
Sean Casey, L OBP: 0.425, SLG: 0.603 (1, 3)	0-3 K			2-3 K		0-0 G3-6-3		3-2 G3-1		4-0 BB BB			0-0 G4-3		5	0	0	0	1	2	3				
Greg Vaughn, R OBP: 0.329, SLG: 0.497 Stan Belinda, R (1, 7)	2-1 G1			2-3 K		4-1 BB			0-3 K	4-0 FC6-4 BB		1-2 2-3 BB	0-3 K		4	0	0	0	2	3	1				
Barry Larkin, R OBP: 0.394, SLG: 0.430 (1, 6)		3-2 G5-3			4-0 BB	2-3 K			4-2 FC6-4 1B BB	0-0 FC6-4		0-0 F9			4	0	0	0	2	1	5				
Aaron Boone, R OBP: 0.333, SLG: 0.434 (1, 5)		2-1 F8			0-0 P4		3-2 P7		1-1 FC6-4 1B		0-3 K		0-0 G5-3		6	0	1	0	0	1	1				
Mike Cameron, R OBP: 0.346, SLG: 0.452 (1, 8)		0-0 G6-3			0-1 L8		3-2 G6-3		1-1 FC6-4 S		0-0 B1-3		0-3 K		6	0	0	0	0	1	3				
Jason LaRue, R OBP: 0.285, SLG: 0.362 Dmitry Young, S OBP: 0.285, SLG: 0.431 Danny Gutierrez, R OBP: 0.285, SLG: 0.362 Hal Morris, L OBP: 0.285, SLG: 0.362 Scott Williamson, R OBP: 0.285, SLG: 0.362 Michael Tucker, R OBP: 0.285, SLG: 0.362 (1, 2)			1-3 K		1-3 K		2-3 K		1-2 2-3 F7		0-0 F9		0-0 HR		3	0	0	0	0	3	1				
Steve Parris, R OBP: 0.285, SLG: 0.362 Mark Lewis, R OBP: 0.285, SLG: 0.362 Chris Stevens, R OBP: 0.285, SLG: 0.362 Scott Sullivan, R OBP: 0.285, SLG: 0.362 Dennis Reyes, R OBP: 0.285, SLG: 0.362 Eddie Taubensee, L OBP: 0.285, SLG: 0.362 (1, 3)		0-2 G4-3			0-0 G5-3		2-2 F7		4-0 BB BB			0-0 P5		0-0 F8	1	0	0	0	0	0	0				
Inning Stats	R: 0 E: 0 K: 10 S: 10	H: 1 LOB: 1 BB: 0 P: 15	R: 0 E: 0 K: 10 S: 6	H: 0 LOB: 0 BB: 0 P: 11	R: 0 E: 0 K: 2 S: 10	H: 0 LOB: 0 BB: 0 P: 11	R: 0 E: 0 K: 2 S: 9	H: 0 LOB: 0 BB: 1 P: 14	R: 0 E: 0 K: 1 S: 6	H: 1 LOB: 1 BB: 0 P: 11	R: 0 E: 0 K: 1 S: 12	H: 1 LOB: 1 BB: 3 P: 19	R: 0 E: 0 K: 1 S: 5	H: 0 LOB: 0 BB: 0 P: 5	R: 0 E: 0 K: 1 S: 5	H: 0 LOB: 0 BB: 0 P: 5	R: 0 E: 0 K: 1 S: 5	H: 0 LOB: 0 BB: 0 P: 5	R: 1 E: 0 K: 1 S: 6	H: 1 LOB: 0 BB: 0 P: 6	1B: 2 2B: 1 3B: 0 HR: 2	SF: 0 SAC: 0 DP: 0 HBP: 0	WP: 0 PB: 0 SB: 1 CS: 0	PA: 54	
PITCHER	IP	WLS	BF	H	R	ER	SO	BB	IBB	HBP	BLK	WP	HR	S	P	ERA	WHIP								
Shawn Estes, L ERA: 5.09	8.0		30	3	1	0	6	2	0	0	0	0	0	9	127	1.12	0.625								
Julian Tavarez, R ERA: 4.93	0.2		4	1	0	0	1	1	0	0	0	0	0	9	15	0.00	3.000								
Alan Embree, L ERA: 3.53	1.0		5	0	0	0	2	2	0	0	0	0	0	9	18	0.00	2.000								
Jerry Spradlin, R ERA: 4.62	0.1		2	0	0	0	0	1	0	0	0	0	0	1	5	0.00	3.000								
John Johnstone, R ERA: 1.81	3.0		9	0	0	0	2	0	0	0	0	0	0	13	13	0.00	0.000								
PITCHER	IP	WLS	BF	H	R	ER	SO	BB	IBB	HBP	BLK	WP	HR	S	P	ERA	WHIP								
Robb Nen, R ERA: 4.47	1.0		4	1	1	0	1	0	0	0	0	0	0	6	6	5.00	1.000								

Cincinnati Reds @ San Francisco Giants
3Com Park at Candlestick Point, San Francisco, CA
Sun Jul 25 1999, 4:05 PM EDT
Att: 34,452 - Cloudy - 64 F

AB: 48
R: 2
H: 5
RBI: 2
BB: 6
SO: 14
LOB: 19

WP: 0 PA: 54
PB: 0
SB: 1
CS: 0



Batter	1	2	3	4	5	6	7	8	9	10	11	12	13	14	AB	R	H	RBI	BB	SO	LOB	BOTTOM			
Marvin Benard, L OBP: 0.366, SLG: 0.478 (1, 8)	2-1 G4-3		0-0 G1-3		1-2 P1			3-1 FC4-6 HBP		0-0 1B			0-0 P5		5	0	1	0	0	0	1				
Bill Mueller, S OBP: 0.384, SLG: 0.329 (1, 5)	2-2 F8			1-0 BB 1B		0-0 P3		0-1 FC4-6 BB		1-2 2-3 BB		0-0 G6-3		0-3 K	6	1	1	0	0	1	3				
Barry Bonds, L OBP: 0.405, SLG: 0.520 (1, 7)	0-0 F8			0-3 SAFE K		1-3 K		4-2 BB 1-2 BB		1-2 BB			0-0 F7		5	0	0	0	1	2	1				
J.T. Snow, L OBP: 0.375, SLG: 0.443 (1, 3)		4-2 BB G5-4-3		4-1 SAFE SAFE SAFE BB		1-1 F8		2-3 K			0-0 F7		0-0 F7		4	0	0	0	2	1	3				
Stan Javier, S OBP: 0.331, SLG: 0.358 (1, 9)		0-1 F8		0-0 BB		1-3 2-H 2B		1-2 P4		1-2 P4		0-0 G4-3		0-0 G4-3	6	0	1	1	0	1	1				
Rich Aurilia, R OBP: 0.349, SLG: 0.459 (1, 6)		2-2 G5-4-3		0-1 P6		1-0 P3		1-0 P3		0-1 G1-3			0-0 F9		5	0	0	0	0	0	3				
Brent Mayne, L OBP: 0.363, SLG: 0.396 (1, 2)			1-0 G3-1		3-2 F7		2-2 P4		1-1 G4-3			0-0 G4-3		0-3 K	5	0	1	0	0	1	2				
Wilson Delgado, S OBP: 0.354, SLG: 0.302 (1, 4)			2-2 E4		2-1 G6-3		1-2 CS		0-1 P6		0-0 G4-3		0-0 G5-3		5	0	0	0	0	0	0				
Brian Eaton, R OBP: 0.285, SLG: 0.362 Steve Parris, R OBP: 0.285, SLG: 0.362 F.P. Heffington, R OBP: 0.285, SLG: 0.362 Alan Embree, L OBP: 0.285, SLG: 0.362 Scott Sullivan, R OBP: 0.285, SLG: 0.362 Charlie Hayes, R OBP: 0.285, SLG: 0.362 John Johnstone, R OBP: 0.285, SLG: 0.362 Jeff Kent, R OBP: 0.285, SLG: 0.362 Robb Nen, R OBP: 0.285, SLG: 0.362 (1, 1)			1-3 K		0-0 B1-3			1-0 FC4-6 HBP HBP		0-3 K		0-0 F8		2	0	0	0	0	1	1					
Inning Stats	R: 0 E: 0 K: 0 S: 6	H: 0 LOB: 0 BB: 0 P: 10	R: 0 E: 0 K: 10 S: 7	H: 0 LOB: 1 BB: 1 P: 13	R: 0 E: 1 K: 1 S: 9	H: 0 LOB: 1 BB: 0 P: 13	R: 1 E: 0 K: 1 S: 12	H: 2 LOB: 2 BB: 1 P: 20	R: 0 E: 0 K: 0 S: 6	H: 0 LOB: 0 BB: 0 P: 8	R: 0 E: 0 K: 1 S: 11	H: 1 LOB: 0 BB: 0 P: 16	R: 0 E: 0 K: 0 S: 7	H: 0 LOB: 1 BB: 0 P: 6	R: 0 E: 0 K: 0 S: 3	H: 0 LOB: 0 BB: 0 P: 3	R: 0 E: 0 K: 1 S: 5	H: 0 LOB: 0 BB: 0 P: 5	R: 0 E: 0 K: 1 S: 5	H: 0 LOB: 0 BB: 0 P: 5	1B: 3 2B: 1 3B: 0 HR: 0	SF: 0 SAC: 0 DP: 1 HBP: 2	WP: 0 PB: 0 SB: 1 CS: 1	PA: 51	
PITCHER	IP	WLS	BF	H	R	ER	SO	BB	IBB	HBP	BLK	WP	HR	S	P	ERA	WHIP								
Steve Parris, R ERA: 3.45	5.0		19	2	1	0	2	2	0	0	0	0	0	8	8	0.00	0.800								
Gabe White, L ERA: 3.59	2.0		6	1	0	0	1	0	0	0	0	0	0	17	24	0.00	0.500								
Scott Sullivan, R ERA: 2.45	0.2		4	0	0	0	0	0	0	2	0	0	0	5	9	0.00	0.000								
Dennis Reyes, L ERA: 2.01	0.1		2	0	0	0	1	1	0	0	0	0	0	5	11	0.00	3.000								
Danny Graves, R ERA: 3.41	2.0		7	1	0	0	1	0	0	0	0	0	0	13	15	0.00	0.500								
PITCHER	IP	WLS	BF	H	R	ER	SO	BB	IBB	HBP	BLK	WP	HR	S	P	ERA	WHIP								
Scott Williamson, R ERA: 1.75	2.0		6	0	0	0	2	0	0	0	0	0	0	10	10	0.00	0.000								
Stan Belinda, R ERA: 4.79	2.0		6	0	0	0	2	0	0	0	0	0	0	10	10	0.00	0.000								

Cincinnati Reds @ San Francisco Giants
3Com Park at Candlestick Point, San Francisco, CA
Sun Jul 25 1999, 4:05 PM EDT
Att: 34,452 - Cloudy - 64 F

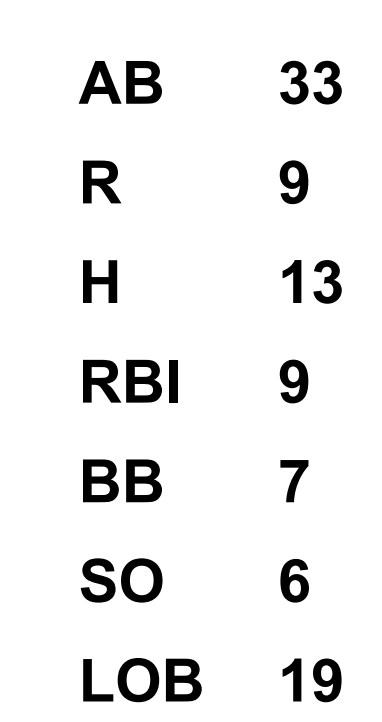
AB: 45
R: 1
H: 4
RBI: 1
BB: 3
SO: 8
LOB: 15



Batter	1	2	3	4	5	6	7	8	9	AB	R	H	RBI	BB	SO	LOB	TOP					
Mike Cameron, R (1.8) OBP: 0.340, SLG: 0.446	G4-3		2B		G6-3		G4-3		F8	5	1	1	0	0	0	1	Cincinnati Reds @ Los Angeles Dodgers Dodger Stadium, Los Angeles, CA Wed Jul 28 1999, 7:35 PM PDT Att: 32,127 - Unknown - 69 F					
Dmitri Young, S (1.7) OBP: 0.337, SLG: 0.459	G4-3		G3		K		1B		K	4	0	2	1	1	2	1						
Sean Casey, L (1.3) OBP: 0.421, SLG: 0.598	G4-3		G3				K			3	0	0	0	1	1	3						
Michael Tucker, L (1.9) OBP: 0.335, SLG: 0.421			F7		F8				G6-3	3	0	0	0	1	0	2						
Barry Larkin, R (1.6) OBP: 0.392, SLG: 0.424	P3				G4-3				L8	2	0	0	0	1	0	2						
B.J. Ryan, L (6.1) Hal Morris, L (8, PH) Gabe White, L (8.1)										0	0	0	0	0	0	0						
Eddie Taubensee, L (1.2) OBP: 0.350, SLG: 0.466										1	0	0	0	0	0	0						
Aaron Boone, R (1.5) OBP: 0.350, SLG: 0.452										3	0	1	0	1	1	1						
Chris Stynes, R (1.4) OBP: 0.234, SLG: 0.143										4	0	0	0	0	0	3						
Dennys Reyes, R (1.1) Scott Sullivan, R (3.1) Mark Lewis, R (6.5) OBP: 0.283, SLG: 0.450										1	0	0	0	0	1	0						
Inning Stats	R: 0 E: 0 K: 0 S: 5	H: 0 LOB: 2 BB: 2 P: 19	R: 0 E: 0 K: 2 S: 8	H: 0 LOB: 0 BB: 0 P: 11	R: 1 E: 0 K: 1 S: 12	H: 2 LOB: 1 BB: 0 P: 18	R: 0 E: 0 K: 0 S: 8	H: 1 LOB: 2 BB: 1 P: 17	R: 0 E: 0 K: 1 S: 10	H: 0 LOB: 1 BB: 1 P: 18	R: 0 E: 1 K: 0 S: 6	H: 1 LOB: 1 BB: 1 P: 13	R: 0 E: 0 K: 1 S: 12	H: 1 LOB: 0 BB: 0 P: 17	R: 0 E: 0 K: 0 S: 9	H: 1 LOB: 1 BB: 0 P: 16	R: 0 E: 0 K: 1 S: 10	H: 1 LOB: 1 BB: 0 P: 15	1B: 6 2B: 1 3B: 0 HR: 0	SF: 0 SAC: 0 DP: 1 HBP: 0	WP: 0 PB: 0 SB: 0 CS: 0	PA: 38
PITCHER	IP	WLS	BF	H	R	ER	SO	BB	IBB	HBP	BLK	WP	HR	S	P	ERA	WHIP					
Robinson Checo, R (1.1) ERA: 8.31	5.0	W	22	3	1	1	4	4	0	0	0	0	0	43	83	1.80	1.400					
Jamie Arnold, R (6.1) ERA: 4.8	4.0	S	16	4	0	0	2	1	0	0	0	0	0	37	61	0.00	1.250					

Batter	1	2	3	4	5	6	7	8	9	AB	R	H	RBI	BB	SO	LOB	BOTTOM				
Mark Grudzielanek, R (1.6) OBP: 0.364, SLG: 0.405	SH5-3		P4							5	2	3	2	0	0	4	Cincinnati Reds @ Los Angeles Dodgers Dodger Stadium, Los Angeles, CA Wed Jul 28 1999, 7:35 PM PDT Att: 32,127 - Unknown - 69 F				
Jose Vizcaino, S (1.4) OBP: 0.276, SLG: 0.279	SH5-3		G5-3		G6-3		F7		F8	4	0	0	0	0	0	2					
Gary Sheffield, R (1.7) OBP: 0.408, SLG: 0.506	G6-3									4	1	2	2	0	0	0					
Trenidad Hubbard, R (8.7) OBP: 0.405, SLG: 0.429										1	0	1	0	0	0	0					
Eric Karros, R (1.3) OBP: 0.344, SLG: 0.556	G5-3		2B		1B		G6-4-3		K	5	1	2	0	0	1	2					
22 Devon White, S (1.8) OBP: 0.370, SLG: 0.440										2	2	1	1	2	0	0					
Raul Mondesi, R (1.9) OBP: 0.327, SLG: 0.474									F8	2	2	0	0	3	1	4					
Adrian Beltré, R (1.5) OBP: 0.357, SLG: 0.430										4	0	1	0	1	2	4					
Angel Pena, R (1.2) OBP: 0.291, SLG: 0.381	SF7		1B		L7					2	0	1	2	1	0	0					
Robinson Checo, R (1.1) OBP: 0.333, SLG: 0.333										2	0	1	2	0	1	2					
Todd Hollandsworth, L (6, PH) OBP: 0.335, SLG: 0.500										1	1	1	0	0	0	0					
Jamie Arnold, R (6.1) OBP: 0.290, SLG: 0.290										1	0	0	0	0	1	1					
Inning Stats	R: 1 E: 0 K: 0 S: 10	H: 1 LOB: 0 BB: 0 P: 16	R: 1 E: 0 K: 1 S: 9	H: 0 LOB: 3 BB: 2 P: 25	R: 4 E: 0 K: 1 S: 19	H: 4 LOB: 2 BB: 2 P: 37	R: 0 E: 0 K: 1 S: 10	H: 1 LOB: 0 BB: 0 P: 17	R: 2 E: 0 K: 0 S: 6	H: 2 LOB: 0 BB: 0 P: 9	R: 0 E: 0 K: 0 S: 8	H: 1 LOB: 0 BB: 0 P: 13	R: 1 E: 0 K: 1 S: 17	H: 3 LOB: 2 BB: 1 P: 29	R: 0 E: 0 K: 2 S: 18	H: 1 LOB: 2 BB: 1 P: 25	1B: 8 2B: 3 3B: 0 HR: 2	SF: 1 SAC: 1 DP: 1 HBP: 1	WP: 0 PB: 0 SB: 4 CS: 0	PA: 43	
PITCHER	IP	WLS	BF	H	R	ER	SO	BB	IBB	HBP	BLK	WP	HR	S	P	ERA	WHIP				
Dennys Reyes, L (1.1) ERA: 3.14	2.2	L	18	5	6	6	2	5	0	0	0	0	0	33	71	20.25	3.750				
Scott Sullivan, R (3.1) ERA: 2.59	2.1		11	3	2	2	1	0	0	1	0	0	1	21	33	7.71	1.286				
B.J. Ryan, L (6.1) ERA: 4.5	2.0		9	4	1	1	1	1	0	0	0	0	0	25	42	4.50	2.500				
Gabe White, L (8.1) ERA: 3.77	1.0		5	1	0	0	2	1	0	0	0	0	0	18	25	0.00	2.000				

AB	33
R	1
H	7
RBI	1
BB	5
SO	6
LOB	16



Batter	1	2	3	4	5	6	7	8	9	AB	R	H	RBI	BB	SO	LOB	TOP				
Marvin Benard, L (1, 8) OBP: 0.359, SLG: 0.460	G3		P6		G4-3		F8		G4-3	5	0	0	0	0	0	1	San Francisco Giants @ Cincinnati Reds Cinergy Field, Cincinnati, OH Fri Jul 30 1999, 7:05 PM EDT Att: 31,946 - Unknown - 103 F				
F.P. Santangelo, S (1, 4) OBP: 0.425, SLG: 0.373	K		P6				B1-3		F8	5	0	1	0	0	1	1					
Charlie Hayes, R (1, 5) OBP: 0.275, SLG: 0.260	K			L7	G5-3				G5-3	4	0	1	0	0	1	1					
Barry Bonds, L (1, 7) OBP: 0.402, SLG: 0.566		HR		HR			P8		P4	4	2	2	2	0	0	1					
Ellis Burks, R (1, 9) OBP: 0.389, SLG: 0.554	F8			G4-3			FC4-6		G5-3	4	0	2	0	0	0	1					
J.T. Snow, L (1, 3) OBP: 0.374, SLG: 0.436	K			G4-3			FC4-6		K	4	0	0	0	0	2	3					
Rich Aurilia, R (1, 6) OBP: 0.350, SLG: 0.462	HR								F7	2	1	1	1	2	0	0					
Scott Servais, R (1, 2) OBP: 0.338, SLG: 0.424										2	0	0	0	0	0	2					
Brent Mayne, L (6, PH) OBP: 0.371, SLG: 0.422	G4-3			P4			K		2B	2	1	1	0	0	1	2					
Mark Gardner, R (1, 1) OBP: 0.176, SLG: 0.194										2	0	0	0	0	2	0					
Rich Rodriguez, L (6, 1) OBP: 1.000, SLG: 1.000			K							0	0	0	0	0	0	0					
Bill Mueller, S (7, PH) OBP: 0.389, SLG: 0.333										1	0	0	0	0	0	0					
Felix Rodriguez, R (7, 1) OBP: 0.429, SLG: 1.000										0	0	0	0	0	0	0					
Stan Javier, S (9, PH) OBP: 0.333, SLG: 0.366										1	0	1	1	0	0	0					
Inning Stats	R: 0 E: 0 K: 2 S: 7	H: 0 LOB: 0 BB: 0 P: 11	R: 2 E: 0 K: 1 S: 12	H: 2 LOB: 0 BB: 0 P: 17	R: 0 E: 0 K: 1 S: 7	H: 0 LOB: 0 BB: 0 P: 8	R: 1 E: 0 K: 0 S: 12	H: 2 LOB: 2 BB: 1 P: 20	R: 0 E: 0 K: 1 S: 14	H: 1 LOB: 1 BB: 0 P: 23	R: 0 E: 0 K: 0 S: 9	H: 1 LOB: 0 BB: 1 P: 20	R: 0 E: 0 K: 1 S: 4	H: 0 LOB: 0 BB: 0 P: 7	R: 0 E: 0 K: 1 S: 9	H: 1 LOB: 1 BB: 0 P: 12	R: 1 E: 0 K: 0 S: 10	H: 2 LOB: 1 BB: 0 P: 11	1B: 3 2B: 3 3B: 0 HR: 3	SF: 0 SAC: 0 DP: 0 HBP: 0	WP: 0 PA: 38 PB: 0 SB: 1 CS: 0
PITCHER	IP WLS BF H R ER SO BB IBB HBP BLK WP HR S P ERA WHIP																				
Denny Neagle, L (1, 1) ERA: 7.58	5.2 W 25 6 3 3 5 2 0 0 0 0 0 3 58 95 4.76 1.412																				
Stan Belinda, R (6, 1) ERA: 3.68	1.1 H 4 0 0 0 1 0 0 0 0 0 0 0 7 11 0.00 0.000																				
Gabe White, L (8, 1) ERA: 4.18	1.1 7 3 1 1 1 0 0 0 0 0 0 0 16 20 6.75 2.250																				
Scott Williamson, R (9, 1) ERA: 1.67	0.2 S 2 0 0 0 0 0 0 0 0 0 0 0 3 3 0.00 0.000																				

Batter	1	2	3	4	5	6	7	8	9	AB	R	H	RBI	BB	SO	LOB	BOTTOM		
Mike Cameron, R (1, 8) OBP: 0.344, SLG: 0.455	G4-3	HR		F9						4	1	2	1	1	0	0	San Francisco Giants @ Cincinnati Reds Cinergy Field, Cincinnati, OH Fri Jul 30 1999, 7:05 PM EDT Att: 31,946 - Unknown - 103 F		
Dmitri Young, S (1, 9) OBP: 0.332, SLG: 0.470	G3	G3		G4-3						5	0	0	0	0	1	3			
Michael Tucker, L (9, 9) OBP: 0.332, SLG: 0.417										0	0	0	0	0	0	0			
Sean Casey, L (1, 3) OBP: 0.420, SLG: 0.593	BB	G3		L7						3	1	0	0	1	1	2			
Greg Vaughn, R (1, 7) OBP: 0.357, SLG: 0.493	1B									3	1	1	0	1	1	0			
Jeffrey Hammonds, R (8, 7) OBP: 0.299, SLG: 0.436	1B	K								1	0	0	0	0	0	1			
Barry Larkin, R (1, 6) OBP: 0.395, SLG: 0.428	BB	BB		G4-3						4	2	3	1	0	0	0			
Eddie Taubensee, L (1, 2) OBP: 0.357, SLG: 0.490	1B	1B		SF7						3	2	2	1	1	0	1			
Aaron Boone, R (1, 5) OBP: 0.347, SLG: 0.445	1B	BB		SF7						2	0	0	2	1	0	3			
Chris Stynes, R (1, 4) OBP: 0.250, SLG: 0.159										3	0	1	2	1	1	3			
Denny Neagle, L (1, 1) OBP: 0.111, SLG: 0.111										2	0	0	0	0	1	3			
Stan Belinda, R (6, 1) OBP: 0.500, SLG: 0.500	K			G4-3						1	0	1	0	0	0	0			
Hal Morris, L (7, PH) OBP: 0.344, SLG: 0.357										1	0	0	0	0	1	3			
Gabe White, L (8, 1) ERA: 4.18										0	0	0	0	0	0	0			
Scott Williamson, R (9, 1) ERA: 1.67										0	0	0	0	0	0	0			
Inning Stats	R: 4 E: 0 K: 1 S: 24	H: 2 LOB: 2 BB: 3 P: 44	R: 1 E: 0 K: 1 S: 7	H: 1 LOB: 0 BB: 0 P: 11	R: 1 E: 0 K: 0 S: 6	H: 1 LOB: 1 BB: 1 P: 13	R: 0 E: 0 K: 0 S: 7	H: 0 LOB: 0 BB: 0 P: 10	R: 1 E: 0 K: 0 S: 8	H: 1 LOB: 0 BB: 0 P: 13	R: 0 E: 0 K: 1 S: 13	H: 2 LOB: 2 BB: 0 P: 19	R: 0 E: 0 K: 2 S: 18	H: 3 LOB: 3 BB: 0 P: 25	R: 0 E: 0 K: 1 S: 7	H: 0 LOB: 1 BB: 2 P: 18	1B: 7 2B: 1 3B: 0 HR: 2	SF: 1 SAC: 0 DP: 0 HBP: 1	WP: 0 PA: 40 PB: 0 SB: 0 CS: 1
PITCHER	IP WLS BF H R ER SO BB IBB HBP BLK WP HR S P ERA WHIP																		
Mark Gardner, R (1, 1) ERA: 8.88	5.1 L 28 7 7 7 2 4 0 0 1 0 0 2 60 103 11.81 2.062																		
Rich Rodriguez, L (6, 1) ERA: 4.46	0.2 2 0 0 0 1 0 0 0 0 0 0 0 5 7 0.00 0.000																		
Felix Rodriguez, R (7, 1) ERA: 3.66	2.0 10 3 0 0 3 2 0 0 0 0 0 0 25 43 0.00 2.500																		



Batter	1	2	3	4	5	6	7	8	9	AB	R	H	RBI	BB	SO	LOB	TOP					
Marvin Benard, L (1, 8) OBP: 0.359, SLG: 0.461	P2		K			G4-3 2B		F8		4	1	1	0	0	1	0	San Francisco Giants @ Cincinnati Reds Cinergy Field, Cincinnati, OH Sun Aug 01 1999, 1:15 PM EDT Att: 25,426 - Unknown - 84 F livebaseballscorecards.com					
Ramon Martinez, R (1, 4) OBP: 0.314, SLG: 0.397	G4-3		L6			K		F9		4	0	0	0	0	1	1						
J.T. Snow, L (1, 3) OBP: 0.372, SLG: 0.436	2B		F7			G4-3		G3-1		4	0	1	1	0	0	0						
Barry Bonds, L (1, 7) OBP: 0.406, SLG: 0.601	G3		F7			WP G4-3 2B		F7		4	0	1	0	0	0	1						
Stan Javier, S (1, 9) OBP: 0.331, SLG: 0.363	G4-3		F7			K		FC5-4 1B		4	0	1	0	0	1	1						
Bill Mueller, S (1, 5) OBP: 0.387, SLG: 0.333	1B		K			F7		FC5-4 FC6-4 1-2		4	0	1	0	0	1	1						
Rich Aurilia, R (1, 6) OBP: 0.349, SLG: 0.457	1B		P9			BB		FC6-4 1-2		3	0	1	0	1	0	1						
Brent Mayne, L (1, 2) OBP: 0.366, SLG: 0.416	L9		K			F8				3	0	0	0	0	1	3						
Russ Ortiz, R (1, 1) Rich Rodriguez, L (3, 1) Livan Hernandez, R (5, PH) Julian Tavarez, L (5, 1) Jeff Kent, R (7, PH) Alan Embree, L (7, 1) John Johnstone, R (8, 1)	G4-3		K			K		K		1	0	0	0	0	0	2						
Inning Stats	R: 0 E: 0 K: 0 S: 10	H: 1 LOB: 1 BB: 0 P: 15	R: 0 E: 0 K: 0 S: 15	H: 2 LOB: 2 BB: 0 P: 23	R: 0 E: 0 K: 1 S: 5	H: 0 LOB: 0 BB: 0 P: 7	R: 0 E: 0 K: 1 S: 9	H: 0 LOB: 0 BB: 0 P: 16	R: 0 E: 0 K: 2 S: 8	H: 0 LOB: 0 BB: 0 P: 11	R: 1 E: 0 K: 2 S: 16	H: 2 LOB: 1 BB: 0 P: 21	R: 0 E: 0 K: 1 S: 8	H: 0 LOB: 1 BB: 1 P: 14	R: 0 E: 0 K: 0 S: 7	H: 0 LOB: 0 BB: 0 P: 12	R: 0 E: 0 K: 0 S: 5	H: 1 LOB: 1 BB: 0 P: 7	1B: 3 2B: 3 3B: 0 HR: 0	SF: 0 SAC: 0 DP: 0 HBP: 0	WP: 2 PB: 0 SB: 0 CS: 0	PA: 34
PITCHER Brett Tomko, R (1, 1) ERA: 4.61	IP: 9.0 WLS: W BF: 34 H: 6 R: 1 ER: 1 SO: 7 BB: 1 IBB: 0 HBP: 0 BLK: 0 WP: 2 HR: 0 S: 83 P: 126 ERA: 1.00 WHIP: 0.778											PITCHER	IP: 9.0 WLS: W BF: 34 H: 6 R: 1 ER: 1 SO: 7 BB: 1 IBB: 0 HBP: 0 BLK: 0 WP: 2 HR: 0 S: 83 P: 126 ERA: 1.00 WHIP: 0.778									

Batter	1	2	3	4	5	6	7	8	9	AB	R	H	RBI	BB	SO	LOB	BOTTOM			
Michael Tucker, L (1, 8) OBP: 0.337, SLG: 0.419	2B	G3	G4-3		2B HBP	1B		F7		5	2	2	1	1	0	4	San Francisco Giants @ Cincinnati Reds Cinergy Field, Cincinnati, OH Sun Aug 01 1999, 1:15 PM EDT Att: 25,426 - Unknown - 84 F livebaseballscorecards.com			
Dmitri Young, S (1, 9) OBP: 0.337, SLG: 0.481	1B		F7		F9 G1-3 1B	L8				5	1	3	3	0	0	1				
Sean Casey, L (1, 3) OBP: 0.418, SLG: 0.585	F7		BB		G1-3	HBP IBB		K		3	1	0	0	2	1	2				
Greg Vaughn, R (1, 7) Jeffrey Hammonds, R (6, 7) OBP: 0.302, SLG: 0.453	K		1B		1B	HBP		P9		1	1	0	1	2	1	1				
Barry Larkin, R (1, 6) OBP: 0.398, SLG: 0.434	1B		1B		F9	F7		2B		5	1	3	2	0	0	5				
Eddie Taubensee, L (1, 2) OBP: 0.354, SLG: 0.485	E6		FC4-6 1B		G3-1	G3-1		F8		5	0	1	1	0	0	7				
Aaron Boone, R (1, 5) OBP: 0.353, SLG: 0.453	K		FC4-6 BB 1B		SH5-4 2B 1B	G6-3		G6-3 BLK 1B		5	1	2	1	0	1	3				
Chris Stynes, R (1, 4) OBP: 0.272, SLG: 0.171	K		BB		SH5-4 2B BB	SH1-4 1B		G6-3		3	2	1	0	2	1	1				
Brett Tomko, R (1, 1) OBP: 0.294, SLG: 0.290	K		BB		SH5-4	SH1-4		K		2	0	0	0	1	2	1				
Inning Stats	R: 2 E: 1 K: 2 S: 19	H: 3 LOB: 2 BB: 0 P: 28	R: 0 E: 0 K: 2 S: 9	H: 0 LOB: 0 BB: 0 P: 13	R: 3 E: 0 K: 0 S: 14	H: 2 LOB: 3 BB: 4 P: 42	R: 0 E: 0 K: 0 S: 13	H: 1 LOB: 2 BB: 1 P: 21	R: 3 E: 0 K: 0 S: 14	H: 2 LOB: 3 BB: 3 P: 34	R: 1 E: 0 K: 0 S: 9	H: 2 LOB: 1 BB: 0 P: 13	R: 0 E: 0 K: 1 S: 12	H: 1 LOB: 1 BB: 0 P: 14	R: 0 E: 0 K: 1 S: 7	H: 1 LOB: 1 BB: 0 P: 11	1B: 8 2B: 4 3B: 0 HR: 0	SF: 0 SAC: 2 DP: 0 HBP: 1	WP: 0 PB: 0 SB: 1 CS: 0	PA: 46
PITCHER Russ Ortiz, R (1, 1) ERA: 3.56 Rich Rodriguez, L (3, 1) ERA: 4.3 Julian Tavarez, R (5, 1) ERA: 5.48 Alan Embree, L (7, 1) ERA: 3.38 John Johnstone, R (8, 1) ERA: 1.55	IP: 2.2 WLS: L BF: 18 H: 5 R: 5 ER: 5 SO: 4 BB: 3 IBB: 0 HBP: 0 BLK: 0 WP: 0 HR: 0 S: 40 P: 79 ERA: 16.88 WHIP: 3.000											PITCHER	IP: 2.2 WLS: L BF: 18 H: 5 R: 5 ER: 5 SO: 4 BB: 3 IBB: 0 HBP: 0 BLK: 0 WP: 0 HR: 0 S: 40 P: 79 ERA: 16.88 WHIP: 3.000							

Batter	1	2	3	4	5	6	7	8	9	AB	R	H	RBI	BB	SO	LOB	TOP										
Nelf Perez, S (1, 6) OBP: 0.316, SLG: 0.407	G3		17 1B		G4-6-3		G3			3	1	1	0	1	0	0	Colorado Rockies @ Cincinnati Reds Cinergy Field, Cincinnati, OH Tue Aug 03 1999, 7:05 PM EDT Att: 22,516 - Unknown - 86 F										
17 Todd Helton, L (1, 3) OBP: 0.376, SLG: 0.526	K		BB		CI			K		3	0	1	0	0	2	0											
Larry Walker, L (1, 9) OBP: 0.441, SLG: 0.704	G5-3		K		G4-6-3			L3		4	0	0	0	0	1	4											
Dante Bichette, R (1, 7) OBP: 0.338, SLG: 0.533		F7	BB		G6-3			G5-3		4	0	1	1	0	0	1											
Vinny Castilla, R (1, 5) OBP: 0.327, SLG: 0.484		1B			F8			F9		3	0	1	0	1	0	0											
Brian McRae, S (1, 8) OBP: 0.324, SLG: 0.352		1B			G4-3			WP		4	0	2	0	0	0	3											
Terry Shumpert, R (1, 4) OBP: 0.401, SLG: 0.581		1B			F7			2B		4	0	0	0	0	3	3											
Henry Blanco, R (1, 2) OBP: 0.359, SLG: 0.466		P5			F8			K		4	0	0	0	0	2	3											
Jamey Wright, R (1, 1) OBP: 0.301, SLG: 0.322					K			F7		2	0	0	0	0	1	0											
Lenny Harris, L (7, PH) ERA: 2.85					P9					1	0	0	0	0	0	0											
Curt Leskanic, R (7, 1) OBP: 0.667, SLG: 1.667										0	0	0	0	0	0	0											
Roberto Ramirez, L (9, 1) OBP: 0.400, SLG: 0.250										0	0	0	0	0	0	0											
Mike DeJean, R (9, 1) ERA: 1.88										0	0	0	0	0	0	0											
Inning Stats	R: 0 E: 0 K: 1 S: 9	H: 0 LOB: 0 BB: 0 P: 14	R: 0 E: 0 K: 1 S: 13	H: 2 LOB: 2 BB: 0 P: 19	R: 1 E: 0 K: 2 S: 13	H: 2 LOB: 3 BB: 2 P: 27	R: 0 E: 0 K: 0 S: 5	H: 0 LOB: 0 BB: 0 P: 7	R: 0 E: 1 K: 0 S: 7	H: 1 LOB: 1 BB: 0 P: 11	R: 0 E: 0 K: 1 S: 6	H: 0 LOB: 0 BB: 0 P: 9	R: 0 E: 0 K: 1 S: 8	H: 0 LOB: 0 BB: 0 P: 9	R: 0 E: 0 K: 1 S: 7	H: 0 LOB: 0 BB: 0 P: 12	R: 0 E: 0 K: 2 S: 11	H: 1 LOB: 1 BB: 0 P: 16	1B: 5 2B: 1 3B: 0 HR: 0	SF: 0 SAC: 0 DP: 1 HBP: 0	WP: 1 PB: 0 SB: 0 CS: 0	PA: 35					
PITCHER	IP	WLS	BF	H	R	ER	SO	BB	IBB	HBP	BLK	WP	HR	S	P	ERA	WHIP										
Pete Harnisch, R (1, 1) ERA: 2.85	7.0		28	5	1	1	6	2	0	0	0	0	0	61	96	1.29	1.000										
Dennys Reyes, L (8, 1) ERA: 3.07	1.0		3	0	0	0	1	0	0	0	0	0	0	7	12	0.00	0.000										
Scott Williamson, R (9, 1) ERA: 1.88	1.0	W	4	1	0	0	2	0	0	0	0	1	0	11	16	0.00	1.000										

Batter	1	2	3	4	5	6	7	8	9	AB	R	H	RBI	BB	SO	LOB	BOTTOM										
Mike Cameron, R (1, 8) OBP: 0.340, SLG: 0.449	K		1B		K			K		4	0	1	0	0	3	1	Colorado Rockies @ Cincinnati Reds Cinergy Field, Cincinnati, OH Tue Aug 03 1999, 7:05 PM EDT Att: 22,516 - Unknown - 86 F										
Dmitri Young, S (1, 9) OBP: 0.300, SLG: 0.471	G4-3		K		F8			G4-3		4	0	0	0	0	1	2											
Scott Williamson, R (9, 1) ERA: 1.88										0	0	0	0	0	0	0											
Sean Casey, L (1, 3) OBP: 0.417, SLG: 0.581	1B				L9			G1-3		4	0	1	0	0	1	0											
Greg Vaughn, R (1, 7) OBP: 0.337, SLG: 0.483	K				P9			P9		3	1	0	0	1	2	1											
Barry Larkin, R (1, 6) OBP: 0.399, SLG: 0.434		G6-3			2B			G5-3		4	1	2	0	0	0	0											
Eddie Taubensee, L (1, 2) OBP: 0.356, SLG: 0.487		G6-3			1B			L6		3	0	1	1	1	0	0											
Aaron Boone, R (1, 5) OBP: 0.355, SLG: 0.454					2B			G5-3		4	0	2	1	0	0	1											
Chris Stynes, R (1, 4) OBP: 0.262, SLG: 0.164	PO				F9			P5		3	0	0	0	0	0	0											
Pete Harnisch, S (1, 1) ERA: 6.12					G6-3			P5		2	0	1	0	0	0	0											
Dennys Reyes, R (8, 1) ERA: 4.92					L5			G4-3		0	0	0	0	0	0	0											
Hal Morris, L (8, PH) OBP: 0.337, SLG: 0.349										1	0	0	0	0	0	0											
Michael Tucker, L (9, 9) OBP: 0.337, SLG: 0.419										0	0	0	0	0	0	0											
Inning Stats	R: 0 E: 0 K: 2 S: 14	H: 1 LOB: 1 BB: 0 P: 22	R: 0 E: 0 K: 0 S: 6	H: 1 LOB: 0 BB: 0 P: 10	R: 0 E: 0 K: 1 S: 12	H: 1 LOB: 1 BB: 0 P: 19	R: 1 E: 0 K: 1 S: 13	H: 2 LOB: 1 BB: 0 P: 20	R: 0 E: 0 K: 1 S: 9	H: 1 LOB: 1 BB: 0 P: 16	R: 0 E: 0 K: 0 S: 5	H: 0 LOB: 0 BB: 0 P: 9	R: 0 E: 0 K: 0 S: 5	H: 0 LOB: 0 BB: 0 P: 7	R: 0 E: 0 K: 1 S: 6	H: 0 LOB: 0 BB: 0 P: 10	R: 1 E: 0 K: 1 S: 11	H: 2 LOB: 3 BB: 2 P: 22	1B: 7 2B: 1 3B: 0 HR: 0	SF: 0 SAC: 0 DP: 0 HBP: 0	WP: 0 PB: 0 SB: 0 CS: 0	PA: 35					
PITCHER	IP	WLS	BF	H	R	ER	SO	BB	IBB	HBP	BLK	WP	HR	S	P	ERA	WHIP										
Jamey Wright, R (1, 1) ERA: 6.12	6.0		23	6	1	1	5	0	0	0	0	0	0	59	96	1.50	1.000										
Curt Leskanic, R (7, 1) ERA: 4.92	2.0		6	0	0	0	1	0	0	0	0	0	0	11	17	0.00	0.000										
Roberto Ramirez, L (9, 1) ERA: 10.73	0.1		1	0	0	0	1	0	0	0	0	0	0	5	6	0.00	0.000										
Mike DeJean, R (9, 1) ERA: 6.89	0.0	L	4	2	1	1	0	2	0	0	0	0	0	6	16	∞	∞										

AB	32
R	1
H	6
RBI	1
BB	2
SO	9
LOB	14



Batter	1	2	3	4	5	6	7	8	9	AB	R	H	RBI	BB	SO	LOB	TOP										
Nefti Perez, S OBP: 0.323, SLG: 0.417 (1, 6)	1-2 17 1B 1B	4-2 BB		1-0 1-H 2B			0-0 G6-3		0-2 SAFE SAFE 1B	4	1	3	1	1	0	0	Colorado Rockies @ Cincinnati Reds Cinergy Field, Cincinnati, OH Thu Aug 05 1999, 12:35 PM EDT Att: 24,318 - Sunny - 76 F										
17 Todd Helton, L OBP: 0.377, SLG: 0.529 (1, 3)	1-1 1B 1B	0-2 F8		1-1 F9			3-2 1B		2-3 2B 1B	5	0	2	0	0	1	4											
Larry Walker, L OBP: 0.436, SLG: 0.692 (1, 9)	0-0 G1-3 1B			0-0 G3-1			0-0 F8		0-1 G3	5	0	1	1	0	0	3											
Dante Bichette, R OBP: 0.338, SLG: 0.533 (1, 7)	0-2 G1-3			3-2 F9 2B			1-2 G4-3		0-0 P9	4	0	1	0	0	0	2											
Vinny Castilla, R OBP: 0.328, SLG: 0.481 (1, 5)	4-2 BB			1-0 F9			1-2 G4-3		0-0 CS 1B	3	0	1	0	1	0	1											
Brian McRae, S OBP: 0.322, SLG: 0.347 (1, 8)	1-0 P4			2-1 G4-3			2-3 K		1-1 SAFE SAFE 1B	4	0	1	0	0	1	4											
Henry Blanco, R OBP: 0.355, SLG: 0.456 (1, 2)	0-0 F9			4-2 2B BB			1-0 P5		3-3 K 2-3	3	1	0	0	1	1	5											
Chris Sexton, R OBP: 0.355, SLG: 0.340 (1, 4)				1-3 K			2-0 F9		1-2 1B 1B	4	0	1	0	0	1	1											
Pedro Astacio, R OBP: 0.295, SLG: 0.300 (1, 1)	0-2 G3			0-3 K			1-2 G6-3		1-3 K	4	0	0	0	0	2	2											
Inning Stats	R: 1 E: 0 K: 0 S: 15	H: 3 LOB: 3 BB: 1 P: 22	R: 0 E: 0 K: 0 S: 11	H: 0 LOB: 1 BB: 1 P: 17	R: 0 E: 0 K: 0 S: 7	H: 1 LOB: 1 BB: 0 P: 13	R: 1 E: 0 K: 2 S: 11	H: 1 LOB: 1 BB: 1 P: 18	R: 0 E: 0 K: 0 S: 8	H: 0 LOB: 0 BB: 0 P: 10	R: 0 E: 0 K: 0 S: 12	H: 1 LOB: 1 BB: 0 P: 18	R: 0 E: 0 K: 1 S: 8	H: 2 LOB: 2 BB: 0 P: 12	R: 0 E: 0 K: 2 S: 14	H: 2 LOB: 2 BB: 0 P: 18	1B: 8 2B: 3 3B: 0 HR: 0	SF: 0 SAC: 0 DP: 1 HBP: 0	WP: 0 PB: 0 SB: 1 CS: 1	PA: 39							
PITCHER	IP	WLS	BF	H	R	ER	SO	BB	IBB	HBP	BLK	WP	HR	S	P	ERA	WHIP										
Juan Guzman, R ERA: 4.06 (1, 1)	8.0	L	34	8	2	2	4	3	0	0	0	0	0	77	120	2.25	1.375										
Scott Sullivan, R ERA: 2.55 (9, 1)	0.1		3	2	0	0	1	0	0	0	0	0	0	9	11	0.00	6.000										
Dennys Reyes, L ERA: 3.02 (9, 1)	0.2		2	0	0	0	1	0	0	0	0	0	0	5	7	0.00	0.000										

AB 36
R 2
H 10
RBI 2
BB 3
SO 6
LOB 22



Batter	1	2	3	4	5	6	7	8	9	AB	R	H	RBI	BB	SO	LOB	BOTTOM										
Mike Cameron, R OBP: 0.340, SLG: 0.455 (1, 8)	1-0 HR			1-1 G5-3			1-2 G6-3		1-0 FC5-4 CS	4	1	1	1	0	0	1	Colorado Rockies @ Cincinnati Reds Cinergy Field, Cincinnati, OH Thu Aug 05 1999, 12:35 PM EDT Att: 24,318 - Sunny - 76 F										
Dmitri Young, S OBP: 0.336, SLG: 0.482 (1, 9)	0-0 F9			3-2 FC6-5 2B			0-0 F8		0-1 CS 1-2	4	0	1	0	0	1	0											
Sean Casey, L OBP: 0.416, SLG: 0.576 (1, 3)	2-3 K			0-0 FC6-5			4-2 BB		2-2 E4 FC4-6 BB	3	0	0	0	0	1	1											
Jeffrey Hammonds, R OBP: 0.300, SLG: 0.451 (9, PR)				2-3 K			3-0 P4		4-2 FC4-6 BB	3	0	0	0	0	1	2											
Greg Vaughn, R OBP: 0.341, SLG: 0.477 (1, 7)	1-0 P3			1-3 K			0-3 K		1-2 FC4-6 BB	4	0	0	0	0	2	3											
Barry Larkin, R OBP: 0.396, SLG: 0.436 (1, 6)				2-2 F9			2-3 K		0-0 FC4-6 S	4	0	0	0	0	2	3											
Aaron Boone, R OBP: 0.346, SLG: 0.440 (1, 5)				1-3 K			1-3 K		1-2 F7	4	0	0	0	0	3	2											
Brian Johnson, R OBP: 0.326, SLG: 0.470 (1, 2)				2-1 F7			0-1 G1-4-3			3	0	1	0	0	0	0											
Chris Stynes, R OBP: 0.258, SLG: 0.167 (8, PH)				3-1 F8			2-1 P2		1-2 G6-3	2	0	0	0	0	0	1											
Michael Tucker, L OBP: 0.336, SLG: 0.417 (9, 1)										1	0	0	0	0	0	0											
Scott Sullivan, R (9, 1)										0	0	0	0	0	0	0											
Dennys Reyes, R (9, 1)										0	0	0	0	0	0	0											
Juan Guzman, R OBP: 0.125, SLG: 0.125 (8, PH)				0-1 G6-3			0-3 K		0-0 FC5-4 1B	2	0	0	0	0	1	1											
Hal Morris, L OBP: 0.344, SLG: 0.356 (8, PR)										1	0	1	0	0	0	0											
Pokey Reese, R OBP: 0.318, SLG: 0.427 (9, 4)										0	0	0	0	0	0	0											
Inning Stats	R: 1 E: 0 K: 1 S: 7	H: 1 LOB: 0 BB: 0 P: 11	R: 0 E: 0 K: 1 S: 9	H: 0 LOB: 0 BB: 0 P: 14	R: 0 E: 0 K: 0 S: 6	H: 0 LOB: 0 BB: 0 P: 10	R: 0 E: 0 K: 2 S: 11	H: 1 LOB: 1 BB: 0 P: 15	R: 0 E: 0 K: 0 S: 7	H: 0 LOB: 1 BB: 1 P: 15	R: 0 E: 0 K: 0 S: 9	H: 0 LOB: 0 BB: 0 P: 12	R: 0 E: 0 K: 0 S: 6	H: 1 LOB: 1 BB: 0 P: 8	R: 0 E: 1 K: 1 S: 14	H: 0 LOB: 3 BB: 1 P: 22	1B: 2 2B: 1 3B: 0 HR: 1	SF: 0 SAC: 0 DP: 0 HBP: 0	WP: 0 PB: 0 SB: 1 CS: 1	PA: 34							
PITCHER	IP	WLS	BF	H	R	ER	SO	BB	IBB	HBP	BLK	WP	HR	S	P	ERA	WHIP										
Pedro Astacio, R ERA: 5.15 (1, 1)	9.0	W	33	4	1	1	9	2	0	0	0	0	1	80	122	1.00	0.667										

AB 31
R 1
H 4
RBI 1
BB 2
SO 9
LOB 11



Batter	1	2	3	4	5	6	7	8	9	AB	R	H	RBI	BB	SO	LOB	TOP											
Mike Cameron, R OBP: 0.345, SLG: 0.461	0-0 F7	4-2 BB			3-2 P4	1-0 1-2 2-H 1B		2-1 3B	4-2 BB	4	0	2	1	2	0	0	Cincinnati Reds @ Milwaukee Brewers Milwaukee County Stadium, Milwaukee, WI Fri Aug 06 1999, 8:05 PM EDT Att: 18,492 - Cloudy - 70 F											
Dmitri Young, S OBP: 0.336, SLG: 0.478 Jeffrey Hammonds, R OBP: 0.299, SLG: 0.448	4-0 2B	0-2 K			1-1 HR	0-3 K		0-3 K	0-0 F8	4	2	1	0	1	3	6												
Sean Casey, L OBP: 0.416, SLG: 0.579	0-0 1-H 2B		0-3 K		1-1 F8		2-1 G4-3		1-1 1B 2B	5	1	2	1	0	1	1												
Greg Vaughn, R OBP: 0.340, SLG: 0.483 Michael Tucker, L OBP: 0.339, SLG: 0.420	1-3 K		1-1 G5-3		0-1 1-H HR		0-0 P3		3-2 1B 2B	4	1	1	2	0	1	1												
Barry Larkin, R OBP: 0.394, SLG: 0.433 Chris Stynes, R OBP: 0.258, SLG: 0.167	2-0 F8		1-0 L7		2-1 G6-3		2-2 P4		1-0 F8 1B WP	5	1	1	1	0	0	1												
Eddie Taubensee, L OBP: 0.359, SLG: 0.502		0-1 G1-3		0-0 2B		3-3 K		3-2 HR	0-0 WP BB 1B	5	1	3	2	0	1	0												
Aaron Boone, R OBP: 0.347, SLG: 0.451		0-1 SH1-4 1B		0-0 P4		1-1 L7		1-2 HR	0-0 F8	5	1	2	1	0	0	3												
Pokey Reese, R OBP: 0.321, SLG: 0.428		0-1 SH1-4 1B		1-2 G6-3		2-1 S 1B		0-3 K	4-2 WP BB	4	1	2	0	1	1	1												
Ron Villone, L OBP: 0.136, SLG: 0.095 Hal Morris, L OBP: 0.351, SLG: 0.356 Scott Sullivan, R OBP: 0.351, SLG: 0.356	0-1 SH1-4		1-0 F8		4-1 1B BB		1-2 1B BB		2-3 K	1	0	0	0	0	0	1												
	1-2 2-3									2	0	0	0	0	1	3												
Inning Stats	R: 1 E: 0 K: 1 S: 8	H: 1 LOB: 1 BB: 1 P: 15	R: 0 E: 0 K: 1 S: 14	H: 2 LOB: 3 BB: 1 P: 18	R: 0 E: 0 K: 1 S: 6	H: 0 LOB: 0 BB: 0 P: 8	R: 0 E: 0 K: 0 S: 6	H: 1 LOB: 1 BB: 0 P: 8	R: 2 E: 0 K: 0 S: 11	H: 2 LOB: 0 BB: 0 P: 18	R: 1 E: 0 K: 2 S: 14	H: 2 LOB: 2 BB: 1 P: 25	R: 0 E: 0 K: 0 S: 7	H: 0 LOB: 0 BB: 0 P: 11	R: 2 E: 0 K: 2 S: 17	H: 3 LOB: 1 BB: 0 P: 24	R: 3 E: 0 K: 1 S: 20	H: 4 LOB: 3 BB: 2 P: 35	1B: 8 2B: 3 3B: 1 HR: 3	SF: 0 SAC: 1 DP: 0 HBP: 0	WP: 1 PB: 0 SB: 1 CS: 0	PA: 47						
PITCHER	IP	WLS	BF	H	R	ER	SO	BB	IBB	HBP	BLK	WP	HR	S	P	ERA	WHIP											
Steve Woodard, R ERA: 3.97	(1, 1)	5.2	L	28	8	4	4	4	3	0	0	0	0	1	56	89	6.35	1.941										
Mike Myers, L ERA: 5.28	(6, 1)	0.2		2	0	0	0	1	0	0	0	0	0	0	5	7	0.00	0.000										
Eric Plunk, R ERA: 4.19	(7, 1)	1.2		9	4	3	3	2	0	0	0	0	2	24	34	16.20	2.400											
52 Rafael Roque, L ERA: 5.37	(9, 1)	0.0		3	3	1	1	0	0	0	0	0	0	7	11	∞	∞											
Reggie Harris, R ERA: 4.05	(9, 1)	1.0		5	0	1	1	1	2	0	0	0	1	0	11	21	9.00	2.000										

AB	41
R	9
H	15
RBI	8
BB	5
SO	8
LOB	20



Batter	1	2	3	4	5	6	7	8	9	AB	R	H	RBI	BB	SO	LOB	BOTTOM										
Mark Loretta, R OBP: 0.364, SLG: 0.409	4-2 FC5-4 HBP BB		4-1 2B	4-2 BB			1-1 G3			1	1	0	0	3	0	0	Cincinnati Reds @ Milwaukee Brewers Milwaukee County Stadium, Milwaukee, WI Fri Aug 06 1999, 8:05 PM EDT Att: 18,492 - Cloudy - 70 F										
Jeff Cirillo, R OBP: 0.397, SLG: 0.446	2-1 P6		1-0 B5-3 1-H 1B 2B	0-0 F8			1-1 G6-3			4	1	1	1	0	0	3											
Dave Nilsson, L OBP: 0.382, SLG: 0.566	3-0 FC5-4 HBP		0-0 B5-3		3-3 K			2-1 F8		3	0	0	0	0	1	1											
Alex Ochoa, R OBP: 0.416, SLG: 0.538	1-1 FC5-4		4-0 F7 1B BB		2-0 P4			0-1 G4-3		3	0	0	0	1	0	2											
Geoff Jenkins, L OBP: 0.384, SLG: 0.594	0-1 F8		1-0 1B		1-2 G4-3			0-1 F9		4	0	1	1	0	0	2											
Marquis Grissom, R OBP: 0.334, SLG: 0.410		2-1 G5-3 2B	2-2 F7 2-3		3-1 L8			2-3 K		4	0	1	0	0	1	2											
Ronnie Belliard, R OBP: 0.384, SLG: 0.417		0-2 G5-3		3-2 G5-3		3-2 P4		1-0 F9		4	0	0	0	0	0	1											
Jose Valentin, S OBP: 0.361, SLG: 0.461 Eric Plunk, R OBP: 0.176, SLG: 0.067 Reggie Harris, R OBP: 0.388, SLG: 0.391		1-0 L6		0-1 E1 1B		3-2 F8		3-2 P3		3	0	1	0	0	0	1											
Rich Becker, L OBP: 0.245, SLG: 0.163 Mike Myers, L OBP: 0.318, SLG: 0.360		0-1 G6-3		0-2 P5			2-2 G4-3			2	0	0	0	0	0	2											
										1	0	0	0	0	0	0											
Inning Stats	R: 0 E: 0 K: 0 S: 8	H: 0 LOB: 2 BB: 1 P: 18	R: 0 E: 0 K: 0 S: 11	H: 1 LOB: 1 BB: 0 P: 14	R: 2 E: 0 K: 0 S: 8	H: 2 LOB: 1 BB: 2 P: 20	R: 0 E: 0 K: 0 S: 16	H: 1 LOB: 2 BB: 1 P: 23	R: 0 E: 0 K: 0 S: 11	H: 0 LOB: 0 BB: 0 P: 17	R: 0 E: 0 K: 0 S: 9	H: 0 LOB: 0 BB: 0 P: 18	R: 0 E: 0 K: 0 S: 7	H: 0 LOB: 0 BB: 0 P: 11	R: 0 E: 0 K: 0 S: 6	H: 0 LOB: 0 BB: 0 P: 8	R: 0 E: 0 K: 1 S: 7	H: 0 LOB: 0 BB: 0 P: 13	1B: 2 2B: 2 3B: 0 HR: 0	SF: 0 SAC: 0 DP: 0 HBP: 1	WP: 0 PB: 0 SB: 0 CS: 0	PA: 35					
PITCHER	IP	WLS	BF	H	R	ER	SO	BB	IBB	HBP	BLK	WP	HR	S	P	ERA	WHIP										
Ron Villone, L ERA: 4.03	(1, 1)	5.0	W	23	4	2	2	1	4	0	1	0	0	54	92	3.60	1.600										
Scott Sullivan, R ERA: 2.42	(6, 1)	4.0	S	12	0	0	0	1	0	0	0	0	0	29	50	0.00	0.000										

AB	30
R	2
H	4
RBI	2
BB	4
SO	2
LOB	14



Batter	1	2	3	4	5	6	7	8	9	AB	R	H	RBI	BB	SO	LOB	TOP					
Mike Cameron, R OBP: 0.348, SLG: 0.472	4-2 1B SF8 BB		1-0 HR			3-1 P4	1-2 2B		0-1 G6-3	4	2	2	1	1	0	0	Cincinnati Reds @ Milwaukee Brewers Milwaukee County Stadium, Milwaukee, WI Sat Aug 07 1999, 8:05 PM EDT Att: 35,096 - Cloudy - 73 F					
Jeffrey Hammonds, R OBP: 0.303, SLG: 0.449	2-0 F8		0-1 HBP 1B		0-0 1B		2-3 K			4	2	2	0	0	1	1						
Sean Casey, L OBP: 0.419, SLG: 0.579	1-2 FC6-4 1B		1-1 1B HBP		2-1 1B		0-3 K			3	0	2	0	0	1	0						
Greg Vaughn, R OBP: 0.341, SLG: 0.483	3-2 SF8		0-2 1B		1-3 K		4-2 2-4 BB			2	0	1	2	1	1	2						
Michael Tucker, L OBP: 0.339, SLG: 0.420	3-H		1-2 2H 1B							0	0	0	0	0	0	0						
Barry Larkin, R OBP: 0.393, SLG: 0.431	0-1 FC6-4		1-1 F9		0-0 1B		1 SAFE 2-1 2-4	1-1 F8		4	0	1	1	0	0	3						
Aaron Boone, R OBP: 0.342, SLG: 0.444		1-0 G6-3	3-3 K		0-2 P6			2-1 P3		4	0	0	0	0	1	4						
Pokey Reese, R OBP: 0.318, SLG: 0.423		2-2 P4		3-2 F8		2-0 F8		0-0 P2		4	0	0	0	0	0	0						
Brian Johnson, R OBP: 0.326, SLG: 0.459		1-2 F9		2-1 G1-3		4-2 2B BB		3-1 G1-6-3 1B		2	0	0	0	1	0	0						
Eddie Taubensee, L OBP: 0.391, SLG: 0.594										1	0	1	0	0	0	0						
Brett Tomko, R OBP: 0.270, SLG: 0.265			2-2 G6-3	1-0 G6-3				0-2 G1-6-3		3	0	0	0	0	1	1						
Danny Graves, R										0	0	0	0	0	0	0						
Hal Morris, L OBP: 0.347, SLG: 0.352								1-2		1	0	0	0	0	0	1						
Inning Stats	R: 1 E: 0 K: 0 S: 12	H: 1 LOB: 1 BB: 1 P: 22	R: 0 E: 0 K: 0 S: 7	H: 0 LOB: 0 BB: 0 P: 11	R: 2 E: 0 K: 1 S: 16	H: 3 LOB: 2 BB: 0 P: 24	R: 0 E: 0 K: 0 S: 6	H: 0 LOB: 0 BB: 0 P: 12	R: 1 E: 0 K: 1 S: 13	H: 3 LOB: 2 BB: 0 P: 19	R: 0 E: 0 K: 1 S: 11	H: 1 LOB: 2 BB: 1 P: 21	R: 0 E: 0 K: 2 S: 9	H: 0 LOB: 1 BB: 1 P: 17	R: 0 E: 0 K: 0 S: 5	H: 0 LOB: 0 BB: 0 P: 8	R: 0 E: 0 K: 0 S: 7	H: 1 LOB: 0 BB: 0 P: 10	1B: 7 2B: 1 3B: 0 HR: 1	SF: 1 SAC: 0 DP: 1 HBP: 1	WP: 0 PB: 0 SB: 0 CS: 0	PA: 37
PITCHER	IP WLS BF H R ER SO BB IBB HBP BLK WP HR S P ERA WHIP	IP WLS BF H R ER SO BB IBB HBP BLK WP HR S P ERA WHIP	IP WLS BF H R ER SO BB IBB HBP BLK WP HR S P ERA WHIP	IP WLS BF H R ER SO BB IBB HBP BLK WP HR S P ERA WHIP	IP WLS BF H R ER SO BB IBB HBP BLK WP HR S P ERA WHIP	IP WLS BF H R ER SO BB IBB HBP BLK WP HR S P ERA WHIP	IP WLS BF H R ER SO BB IBB HBP BLK WP HR S P ERA WHIP	IP WLS BF H R ER SO BB IBB HBP BLK WP HR S P ERA WHIP	IP WLS BF H R ER SO BB IBB HBP BLK WP HR S P ERA WHIP	IP WLS BF H R ER SO BB IBB HBP BLK WP HR S P ERA WHIP	IP WLS BF H R ER SO BB IBB HBP BLK WP HR S P ERA WHIP	IP WLS BF H R ER SO BB IBB HBP BLK WP HR S P ERA WHIP	IP WLS BF H R ER SO BB IBB HBP BLK WP HR S P ERA WHIP	IP WLS BF H R ER SO BB IBB HBP BLK WP HR S P ERA WHIP	IP WLS BF H R ER SO BB IBB HBP BLK WP HR S P ERA WHIP	IP WLS BF H R ER SO BB IBB HBP BLK WP HR S P ERA WHIP						
Scott Karl, L ERA: 5.13	5.0	24	7	4	4	2	1	0	0	0	0	0	0	0	0	0	7.20	1.600				
Rocky Coppinger, R ERA: 6.89	2.0	8	1	0	0	3	2	0	0	0	0	0	0	0	0	0	0.00	1.500				
David Weathers, R ERA: 4.12	1.0	W	3	0	0	0	0	0	0	0	0	0	0	0	0	0	0.00	0.000				
Bob Wickman, R ERA: 2.84	1.0	S	3	1	0	0	0	0	0	0	0	0	0	0	0	0	0.00	1.000				

Batter	1	2	3	4	5	6	7	8	9	AB	R	H	RBI	BB	SO	LOB	BOTTOM			
Mark Loretta, R OBP: 0.365, SLG: 0.411	0-0 F7		3-1 2B		0-1 1B		1-1 P4	2-0 F7		5	1	2	0	0	0	2	Cincinnati Reds @ Milwaukee Brewers Milwaukee County Stadium, Milwaukee, WI Sat Aug 07 1999, 8:05 PM EDT Att: 35,096 - Cloudy - 73 F			
Jeff Cirillo, R OBP: 0.395, SLG: 0.447	3-1 G5-3		2-1 G3-1 2B		0-1 F9		1-2 G6-3			4	0	1	2	0	0	2				
Dave Nilsson, L OBP: 0.386, SLG: 0.570	2-2 2B		2-1 G3-1			0-2 1B	3-H 4-2 FC6-4 BB			3	1	2	0	1	0	1				
Charlie Greene, R										0	0	0	0	0	0	0				
Alex Ochoa, R OBP: 0.417, SLG: 0.542	3-2 2B		1-2 F7			3-2 1B	0-1 FC6-4			4	0	2	1	0	0	3				
David Weathers, R OBP: 0.298, SLG: 0.167										0	0	0	0	0	0	0				
Ronnie Belliard, R OBP: 0.384, SLG: 0.417	2-H 2B					1-2 1B	1-2 1B			0	0	0	0	0	0	0				
Geoff Jenkins, L OBP: 0.382, SLG: 0.599	2-3 K			1-1 G1-3		1-3 K		3-2 HR		4	1	1	1	0	2	3				
Marquis Grissom, R OBP: 0.331, SLG: 0.406		1-1 L9		3-2 F8		2-0 F7		2-1 G6-3		4	0	0	0	0	0	2				
Lou Collier, R OBP: 0.316, SLG: 0.371		1-2 G5-3		3-1 G6-3		1-1 FC6		2-2 G4-3		4	0	0	0	0	0	2				
Bob Wickman, R										0	0	0	0	0	0	0				
Jose Valentin, S OBP: 0.364, SLG: 0.458		1-3 K			1-2 L9		0-1 2B G6-3	4-0 E BB		3	2	1	0	1	1	0				
Scott Karl, L OBP: 0.182, SLG: 0.333			2-3 K		1-3 K		2-2 2B	2-0 E4		1	0	0	0	0	1	0				
Brian Banks, S OBP: 0.316, SLG: 0.357										1	0	0	0	0	1	0				
Rocky Coppinger, R OBP: 0.500, SLG: 0.500										0	0	0	0	0	0	0				
Rich Becker, L OBP: 0.397, SLG: 0.420							1-3 2B	1-H 2B		2	1	2	1	0	0	0				
Inning Stats	R: 1 E: 0 K: 1 S: 16	H: 2 LOB: 1 BB: 0 P: 26	R: 0 E: 0 K: 1 S: 12	H: 0 LOB: 0 BB: 0 P: 15	R: 1 E: 0 K: 1 S: 13	H: 2 LOB: 1 BB: 0 P: 23	R: 0 E: 0 K: 0 S: 8	H: 0 LOB: 0 BB: 0 P: 15	R: 0 E: 0 K: 1 S: 11	H: 1 LOB: 1 BB: 0 P: 13	R: 0 E: 0 K: 1 S: 15	H: 2 LOB: 2 BB: 0 P: 22	R: 1 E: 0 K: 0 S: 15	H: 2 LOB: 2 BB: 1 P: 23	R: 3 E: 1 K: 0 S: 11	H: 2 LOB: 0 BB: 1 P: 26	1B: 4 2B: 6 3B: 0 HR: 1	SF: 0 SAC: 0 DP: 0 HBP: 0	WP: 0 PB: 0 SB: 0 CS: 0	PA: 37
PITCHER	IP WLS BF H R ER SO BB IBB HBP BLK WP HR S P ERA WHIP	IP WLS BF H R ER SO BB IBB HBP BLK WP HR S P ERA WHIP	IP WLS BF H R ER SO BB IBB HBP BLK WP HR S P ERA WHIP	IP WLS BF H R ER SO BB IBB HBP BLK WP HR S P ERA WHIP	IP WLS BF H R ER SO BB IBB HBP BLK WP HR S P ERA WHIP	IP WLS BF H R ER SO BB IBB HBP BLK WP HR S P ERA WHIP	IP WLS BF H R ER SO BB IBB HBP BLK WP HR S P ERA WHIP	IP WLS BF H R ER SO BB IBB HBP BLK WP HR S P ERA WHIP	IP WLS BF H R ER SO BB IBB HBP BLK WP HR S P ERA WHIP	IP WLS BF H R ER SO BB IBB HBP BLK WP HR S P ERA WHIP	IP WLS BF H R ER SO BB IBB HBP BLK WP HR S P ERA WHIP	IP WLS BF H R ER SO BB IBB HBP BLK WP HR S P ERA WHIP	IP WLS BF H R ER SO BB IBB HBP BLK WP HR S P ERA WHIP	IP WLS BF H R ER SO BB IBB HBP BLK WP HR S P ERA WHIP	IP WLS BF H R ER SO BB IBB HBP BLK WP HR S P ERA WHIP	IP WLS BF H R ER SO BB IBB HBP BLK WP HR S P ERA WHIP				
Brett Tomko, R ERA: 4.6	6.0	27	9	3	3	5	0	0	0	0	0	0	0	0	0	0	4.50	1.500		
Danny Graves, R ERA: 3.96	2.0	L	10	2	3	2	0	0	0	0	0	0	0	0	0	0	9.00	2.000		

Batter	1	2	3	4	5	6	7	8	9	AB	R	H	RBI	BB	SO	LOB	TOP										
Mike Cameron, R (1, 8) OBP: 0.353, SLG: 0.485			G5-3				F9		K	5	1	1	0	0	2	3	Cincinnati Reds @ Pittsburgh Pirates Three Rivers Stadium, Pittsburgh, PA Wed Aug 11 1999, 7:05 PM EDT Att: 23,728 - Unknown - 78 F livebaseballscorecards.com										
Michael Tucker, L (1, 9) OBP: 0.337, SLG: 0.425			F8				F9		K	5	1	2	0	0	1	3											
Hal Morris, L (1, 3) OBP: 0.343, SLG: 0.348			G4-3						G4-3	4	0	1	1	0	1	2											
Greg Vaughn, R (1, 7) OBP: 0.340, SLG: 0.486									G6-3	4	1	2	1	0	0	1											
Eddie Taubensee, L (1, 2) OBP: 0.359, SLG: 0.503									F7	4	0	1	0	0	2	3											
Aaron Boone, R (1, 5) OBP: 0.342, SLG: 0.439									E6	4	1	1	1	0	0	3											
Pokey Reese, R (1, 6) OBP: 0.318, SLG: 0.418			G4-3						B3	4	0	0	0	0	0	4											
Chris Stynes, R (1, 4) OBP: 0.260, SLG: 0.202			G6-3							2	0	0	0	1	0	0											
Dmitri Young, S (9, PH) OBP: 0.346, SLG: 0.488										1	0	1	1	0	0	0											
Mark Lewis, R (9, 4) OBP: 0.282, SLG: 0.444										0	0	0	0	0	0	0											
Ron Villone, L (7, 1) OBP: 0.128, SLG: 0.083			G6-3							3	0	0	0	0	0	1											
Scott Sullivan, R (7, 1) OBP: 0.128, SLG: 0.083										0	0	0	0	0	0	0											
Dennys Reyes, R (7, 1) OBP: 0.128, SLG: 0.083										0	0	0	0	0	0	0											
Danny Graves, R (7, 1) OBP: 0.128, SLG: 0.083										0	0	0	0	0	0	0											
Sean Casey, L (9, PH) OBP: 0.128, SLG: 0.083										0	0	0	0	0	1	0											
Scott Williamson, R (9, 1) OBP: 0.128, SLG: 0.083										0	0	0	0	0	0	0											
Inning Stats	R: 1 E: 0 K: 2 S: 20	H: 3 LOB: 2 BB: 0 P: 27	R: 0 E: 0 K: 0 S: 7	H: 0 LOB: 0 BB: 0 P: 11	R: 0 E: 0 K: 0 S: 7	H: 0 LOB: 0 BB: 0 P: 13	R: 1 E: 0 K: 0 S: 9	H: 2 LOB: 0 BB: 0 P: 15	R: 0 E: 0 K: 1 S: 10	H: 0 LOB: 0 BB: 0 P: 14	R: 1 E: 0 K: 1 S: 14	H: 3 LOB: 2 BB: 0 P: 22	R: 0 E: 0 K: 0 S: 8	H: 0 LOB: 1 BB: 1 P: 15	R: 0 E: 0 K: 0 S: 4	H: 0 LOB: 0 BB: 0 P: 6	R: 1 E: 2 K: 2 S: 12	H: 1 LOB: 2 BB: 1 P: 22	1B: 7 2B: 1 3B: 1 HR: 0	SF: 0 SAC: 0 DP: 1 HBP: 0	WP: 0 PB: 0 SB: 1 CS: 0	PA: 38					
PITCHER	IP WLS BF H R ER SO BB IBB HBP BLK WP HR S P ERA WHIP																										
Jason Schmidt, R (1, 1) ERA: 3.91	7.0	29	8	3	3	4	1	0	0	1	0	0	75	117	3.86	1.286											
Marc Wilkins, R (8, 1) ERA: 4.5	1.0	3	0	0	0	0	0	0	0	0	0	0	4	6	0.00	0.000											
Mike Williams, R (9, 1) ERA: 2.22	1.0	W	6	1	1	0	2	0	1	0	0	0	0	12	22	0.00	1.000										

Batter	1	2	3	4	5	6	7	8	9	AB	R	H	RBI	BB	SO	LOB	BOTTOM											
Adrian Brown, S (1, 9) OBP: 0.360, SLG: 0.348	G5-3		G5-3				FC3-6		SH5-3	3	0	0	0	1	0	3	Cincinnati Reds @ Pittsburgh Pirates Three Rivers Stadium, Pittsburgh, PA Wed Aug 11 1999, 7:05 PM EDT Att: 23,728 - Unknown - 78 F livebaseballscorecards.com											
John Wehner, R (1, 7) OBP: 0.300, SLG: 0.393	P3		G1-3				P3			3	0	0	0	0	0	2												
Al Martin, L (9, PH) OBP: 0.344, SLG: 0.536										0	1	0	0	1	0	0												
Brian Giles, L (1, 8) OBP: 0.396, SLG: 0.557	K									4	0	1	2	1	1	1												
Kevin Young, R (1, 3) OBP: 0.395, SLG: 0.526			G5-3							4	1	1	0	0	1	3												
Ed Sprague, R (1, 5) OBP: 0.372, SLG: 0.500			F8							4	1	2	1	0	0	0												
Warren Morris, L (1, 4) OBP: 0.379, SLG: 0.455										4	0	2	0	0	0	2												
Joe Oliver, R (1, 2) OBP: 0.338, SLG: 0.328			K							3	0	1	1	1	1	2												
Mike Benjamin, R (1, 6) OBP: 0.275, SLG: 0.316										3	1	1	0	1	0	3												
Mike Williams, R (9, 1) ERA: 3.98										0	0	0	0	0	0	0												
Jason Schmidt, R (1, 1) OBP: 0.114, SLG: 0.071										1	0	0	0	0	0	2												
Dale Sveum, S (7, PH) OBP: 0.304, SLG: 0.429			SH5-4							1	0	1	0	0	0	0												
Marc Wilkins, R (8, 1) ERA: 3.98										0	0	0	0	0	0	0												
Abraham Nunez, S (9, 6) OBP: 0.298, SLG: 0.247										0	1	0	0	1	0	0												
Inning Stats	R: 0 E: 0 K: 1 S: 9	H: 0 LOB: 0 BB: 0 P: 16	R: 0 E: 0 K: 1 S: 7	H: 1 LOB: 1 BB: 0 P: 12	R: 0 E: 0 K: 0 S: 7	H: 0 LOB: 1 BB: 1 P: 15	R: 2 E: 1 K: 0 S: 13	H: 3 LOB: 2 BB: 0 P: 17	R: 0 E: 0 K: 0 S: 6	H: 0 LOB: 0 BB: 1 P: 11	R: 0 E: 0 K: 0 S: 5	H: 1 LOB: 0 BB: 0 P: 8	R: 1 E: 0 K: 1 S: 10	H: 2 LOB: 2 BB: 1 P: 21	R: 0 E: 0 K: 0 S: 10	H: 1 LOB: 1 BB: 1 P: 21	R: 2 E: 0 K: 0 S: 5	H: 1 LOB: 1 BB: 2 P: 14	1B: 6 2B: 3 3B: 0 HR: 0	SF: 0 SAC: 3 DP: 2 HBP: 0	WP: 1 PB: 0 SB: 0 CS: 0	PA: 39						
PITCHER	IP WLS BF H R ER SO BB IBB HBP BLK WP HR S P ERA WHIP																											
Ron Villone, L (1, 1) ERA: 3.98	6.0	27	7	3	2	2	2	0	0	0	0	0	49	82	3.00	1.500												
Scott Sullivan, R (7, 1) ERA: 2.4	0.2	B	2	0	0	0	0	0	0	0	0	0	1	0	4	8	0.00	0.000										
Dennys Reyes, L (7, 1) ERA: 3.02	0.0		1	0	0	0	0	1	0	0	0	0	0	1	5	*												
Danny Graves, R (7, 1) ERA: 3.42	1.1	5	1	0	0	1	1	0	0	0	0	0	0	13	26	0.00	1.500											
Scott Williamson, R (9, 1) ERA: 1.84	0.1	L	4	1	2	2	0	2	0	0	0	0	0	5	14	54.00	9.000											

Batter	1	2	3	4	5	6	7	8	9	AB	R	H	RBI	BB	SO	LOB	TOP								
Doug Glanville, R OBP: 0.378, SLG: 0.453	1-1 G4-6-3 1B	1-1 FC6-4			1-1 G6-4-3 1B	1-0 G4-3		0-3 K		5	0	2	0	0	1	7									
Ron Cant, R OBP: 0.363, SLG: 0.447	2-1 G4-6-3 1-2f		4-1 FC5-4 BB		1-1 G6-4-3 1-2f		2-2 L7		1-0 G5-3	4	0	0	0	1	0	2									
Bobby Abreu, L OBP: 0.432, SLG: 0.566	1-2 F7		2-2 FC5-4 1-2f		1-2 G4-3		2-1		1-1 S 2B	5	0	2	0	0	0	1									
Scott Rolen, R OBP: 0.361, SLG: 0.527		2-2 G3-1 3B		1-0 F7		2-2 2B 1B		1-0 F7	4-0 S IBB	4	2	2	0	1	0	2									
Rico Brogna, L OBP: 0.393, SLG: 0.441		0-0 G3-1		1-2 F8 1-2		0-0 2B		0-0 F7	1-3 K	5	1	1	1	0	1	4									
Mike Lieberthal, R OBP: 0.372, SLG: 0.574		1-3 K		1-0 HR		1-2 1B 2B		3-2 1B SH4-3	0-3 K	5	1	3	3	0	2	2									
Marlon Anderson, L OBP: 0.286, SLG: 0.363		1-0 BB 2B		1-1 G4-3		3-3 K		0-0 SH4-3		3	0	1	0	0	1	1									
Alex Arias, R OBP: 0.387, SLG: 0.410		4-0 BB IBB		1-1 G5-3		1-0 SH3 1B		2-0 1B		3	0	2	0	1	0	0									
Paul Byrd, R OBP: 0.240, SLG: 0.156		4-2 FC6-4 BB		2-1 G6-3		0-0 SH3		2-3 K		1	0	0	0	1	0	0									
Scott Aldred, L ERA: 4.09										0	0	0	0	0	0	0									
Rob Ducey, L OBP: 0.385, SLG: 0.446										1	0	0	0	0	1	2									
Steve Schrenk, R ERA: 3.91										0	0	0	0	0	0	0									
Billy Brewer, L ERA: 7.94										0	0	0	0	0	0	0									
Inning Stats	R: 0 E: 0 K: 0 S: 8	H: 1 LOB: 0 BB: 0 P: 12	R: 1 E: 0 K: 1 S: 13	H: 2 LOB: 3 BB: 2 P: 26	R: 0 E: 0 K: 0 S: 12	H: 0 LOB: 1 BB: 1 P: 19	R: 1 E: 0 K: 0 S: 7	H: 1 LOB: 0 BB: 0 P: 12	R: 0 E: 0 K: 0 S: 7	H: 1 LOB: 0 BB: 0 P: 10	R: 2 E: 0 K: 1 S: 13	H: 4 LOB: 2 BB: 0 P: 21	R: 0 E: 0 K: 0 S: 9	H: 1 LOB: 1 BB: 0 P: 14	R: 0 E: 0 K: 2 S: 11	H: 2 LOB: 2 BB: 0 P: 18	R: 0 E: 0 K: 2 S: 9	H: 1 LOB: 2 BB: 1 P: 16	1B: 7 2B: 4 3B: 1 HR: 1	SF: 0 SAC: 2 DP: 2 HBP: 0	WP: 0 PB: 0 SB: 3 CS: 0	PA: 42			
PITCHER	IP	WLS	BF	H	R	ER	SO	BB	IBB	HBP	BLK	WP	HR	S	P	ERA	WHIP								
Brett Tomko, R ERA: 4.08	(1, 1)	6.0	28	9	4	4	2	2	1	0	0	0	1	60	100	6.00	1.833								
Stan Belinda, R ERA: 4.09	(7, 1)	2.1	12	4	0	0	2	0	1	0	0	0	0	23	41	0.00	1.714								
Dennys Reyes, L ERA: 3.91	(9, 1)	0.1	1	0	0	0	1	0	0	0	0	0	0	3	4	0.00	0.000								
Scott Williamson, R ERA: 1.83	(9, 1)	0.1	W	1	0	0	1	0	0	0	0	0	0	3	3	0.00	0.000								

Philadelphia Phillies @ Cincinnati Reds
Cinergy Field, Cincinnati, OH
Fri Aug 13, 1999, 7:05 PM EDT
Att: 26,353 - Unknown - 94 F

AB 36
R 4
H 13
RBI 4
BB 4
SO 6
LOB 21



Batter	1	2	3	4	5	6	7	8	9	AB	R	H	RBI	BB	SO	LOB	BOTTOM									
Mike Cameron, R OBP: 0.353, SLG: 0.484	1-1 1B		2-0 F9		3-2 G1-3	3-3 K		0-0 1B 1B		5	1	2	0	0	1	1										
Dmitri Young, S OBP: 0.352, SLG: 0.505	0-2 1B		2-1 F7		0-0 HR		3-2 F9		1-2 1B	5	1	3	1	0	0	0										
Sean Casey, L OBP: 0.412, SLG: 0.568	1-2 F8			4-1 HR BB	0-0 G4-3		0-1 G4-3		3-2 1B	4	1	1	1	1	0	2										
Greg Vaughn, R OBP: 0.344, SLG: 0.495	2-0 L8			1-0 HR 1H	4-2 BB		4-2 FC6-4 BB			2	1	1	2	2	0	2										
Barry Larkin, R OBP: 0.388, SLG: 0.427	0-3 K			3-1 S 1B 1B	2-1 F9		1-1 FC6-4			4	0	1	0	0	1	4										
Eddie Taubensee, L OBP: 0.354, SLG: 0.497		0-0 G6-3		0-0 F7		1-2 L8		1-2 P5		4	0	0	0	0	0	1										
Aaron Boone, R OBP: 0.350, SLG: 0.436		2-2 F9		1-0 1B		1-3 K		1-0 F8		4	0	1	0	0	1	0										
Scott Williamson, R ERA: 1.83										0	0	0	0	0	0	0										
Pokey Reese, R OBP: 0.317, SLG: 0.419		1-0 F9		1-2 P9		2-1 2B 2B		1-1 G6-3		4	1	1	0	0	0	2										
Brett Tomko, R ERA: 4.08										2	0	0	0	0	1	2										
Hal Morris, L OBP: 0.350, SLG: 0.366										1	0	1	1	0	0	0										
Stan Belinda, R OBP: 0.333, SLG: 0.333										0	0	0	0	0	0	0										
Dennys Reyes, R ERA: 3.91										0	0	0	0	0	0	0										
Mark Lewis, R OBP: 0.280, SLG: 0.441										1	0	0	0	0	1	0										
Inning Stats	R: 0 E: 0 K: 1 S: 12	H: 2 LOB: 2 BB: 0 P: 17	R: 0 E: 0 K: 0 S: 5	H: 0 LOB: 0 BB: 0 P: 8	R: 0 E: 0 K: 0 S: 4	H: 0 LOB: 0 BB: 0 P: 9	R: 2 E: 0 K: 1 S: 13	H: 3 LOB: 2 BB: 1 P: 25	R: 1 E: 0 K: 0 S: 9	H: 1 LOB: 1 BB: 1 P: 18	R: 1 E: 0 K: 2 S: 16	H: 2 LOB: 1 BB: 0 P: 25	R: 0 E: 0 K: 0 S: 11	H: 0 LOB: 1 BB: 1 P: 19	R: 0 E: 0 K: 0 S: 6	H: 0 LOB: 0 BB: 0 P: 9	R: 1 E: 0 K: 1 S: 11	H: 3 LOB: 2 BB: 0 P: 17	1B: 7 2B: 2 3B: 0 HR: 2	SF: 0 SAC: 0 DP: 0 HBP: 0	WP: 1 PB: 0 SB: 1 CS: 0	PA: 39				
PITCHER	IP	WLS	BF	H	R	ER	SO	BB	IBB	HBP	BLK	WP	HR	S	P	ERA	WHIP									
Paul Byrd, R ERA: 3.91	(1, 1)	6.0	28	8	4	4	4	2	1	0	0	0	1	2	59	102	6.00	1.667								
Scott Aldred, L ERA: 3.91	(7, 1)	1.0	4	0	0	0	0	1	0	0	0	0	0	11	19	0.00	1.000									
Steve Schrenk, R ERA: 4.1	(8, 1)	1.1	L	5	1	1	1	0	0	0	0	0	0	10	15	6.75	0.750									
Billy Brewer, L ERA: 7.94	(9, 1)	0.0	2	2	0	0	0	0	0	0	0	0	0	7	11	∞	∞									

Philadelphia Phillies @ Cincinnati Reds
Cinergy Field, Cincinnati, OH
Fri Aug 13, 1999, 7:05 PM EDT
Att: 26,353 - Unknown - 94 F


AB 36
R 5
H 11
RBI 5
BB 3
SO 5
LOB 14



Batter	1	2	3	4	5	6	7	8	9	AB	R	H	RBI	BB	SO	LOB	TOP					
Doug Glanville, R OBP: 0.379, SLG: 0.453	1-1 1B G1-3		0-0 1B		2-1 F7			0-2 G6-3		4	0	2	0	0	0	0						
Rob Ducey, L OBP: 0.384, SLG: 0.439	2-0 G1-3		4-1 1B			3-2 G4-3		1-0 F8		2	0	0	0	1	0	1						
Kevin Sefcik, R OBP: 0.364, SLG: 0.410	1-2		1-2 BB					1-3 K		1	0	0	0	0	0	0						
Bobby Abreu, L OBP: 0.433, SLG: 0.564	0-0 1B		3-2 F7			4-2 23 3B BB		1-3 K		3	1	1	0	1	1	2						
23 Kevin Jordan, R OBP: 0.368, SLG: 0.450	1-1 P6		0-0 P4			1-1 1+H 3B		0-1 G4-3		4	0	1	1	0	0	4						
Rico Brogna, L OBP: 0.329, SLG: 0.438	2-3 K			0-1 P7		1-2 P2		4-2 G1-4-3 BB		3	0	0	0	1	1	3						
Mike Lieberthal, R OBP: 0.399, SLG: 0.568		0-1 P2		2-1 F8		1-0 F8		0-1 G1-4-3		4	0	0	0	0	0	2						
Marlon Anderson, L OBP: 0.283, SLG: 0.360		1-2 G4-3		2-0 F9				0-2 P6		3	0	0	0	0	0	0						
Alex Arias, R OBP: 0.383, SLG: 0.404		2-3 K		1-1 F9		3-2 F7				3	0	0	0	0	1	0						
Steve Schrenk, R										0	0	0	0	0	0	0						
Jim Poole, L										0	0	0	0	0	0	0						
Amaury Telemaco, R										0	0	0	0	0	0	0						
Billy Brewer, L										0	0	0	0	0	0	0						
Chad Ogea, R OBP: 0.186, SLG: 0.103										2	0	0	0	0	0	0						
Anthony Shumaker, L										0	0	0	0	0	0	0						
Domingo Cedeno, S OBP: 0.264, SLG: 0.363										1	0	0	0	0	1	0						
Inning Stats	R: 0 E: 0 K: 1 S: 11	H: 2 LOB: 2 BB: 0 P: 17	R: 0 E: 0 K: 1 S: 9	H: 0 LOB: 0 BB: 0 P: 12	R: 0 E: 0 K: 0 S: 9	H: 1 LOB: 2 BB: 1 P: 16	R: 0 E: 0 K: 0 S: 5	H: 0 LOB: 0 BB: 0 P: 9	R: 0 E: 0 K: 0 S: 6	H: 0 LOB: 0 BB: 0 P: 9	R: 1 E: 0 K: 0 S: 12	H: 1 LOB: 1 BB: 1 P: 22	R: 0 E: 0 K: 1 S: 11	H: 0 LOB: 0 BB: 0 P: 15	R: 0 E: 0 K: 1 S: 7	H: 0 LOB: 0 BB: 1 P: 9	R: 0 E: 0 K: 0 S: 8	H: 0 LOB: 0 BB: 1 P: 12	1B: 3 2B: 0 3B: 1 HR: 0	SF: 0 SAC: 0 DP: 1 HBP: 0	WP: 0 PB: 0 SB: 2 CS: 0	PA: 33
PITCHER	IP	WLS	BF	H	R	ER	SO	BB	IBB	HBP	BLK	WP	HR	S	P	ERA	WHIP					
Pete Harnisch, R ERA: 3.41	7.0	W	27	4	1	1	3	2	0	0	0	0	0	63	100	1.29	0.857					
Dennys Reyes, L ERA: 2.93	1.0	H	3	0	0	0	1	0	0	0	0	0	0	7	9	0.00	0.000					
Danny Graves, R ERA: 3.38	1.0	S	3	0	0	0	0	1	0	0	0	0	0	8	12	0.00	1.000					

Philadelphia Phillies @ Cincinnati Reds
Cinergy Field, Cincinnati, OH
Sat Aug 14 1999, 1:15 PM EDT
Att: 25,214 - Cloudy - 68 F


AB 30
R 1
H 4
RBI 1
BB 3
SO 4
LOB 12



Batter	1	2	3	4	5	6	7	8	9	AB	R	H	RBI	BB	SO	LOB	BOTTOM				
Mike Cameron, R OBP: 0.358, SLG: 0.487	2-2 1B 1B	1-1 SF9		1-0 1B		4-2 BB		4-2 PB BB		2	0	2	1	2	0	0					
Dmitri Young, S OBP: 0.350, SLG: 0.500	2-1 F7	0-1 1B		0-0 F8-6-2-4-2		0-1 P3		2-2 G4-3		4	0	1	1	0	0	5					
Michael Tucker, L OBP: 0.336, SLG: 0.423	1-1 1B	2-2 1B						1-2 G4-3		1	0	0	0	0	0	1					
Sean Casey, L OBP: 0.412, SLG: 0.567	1-1 1B	3-2 1B				0-2 G4-3		3-1 F7		4	0	2	0	0	0	0					
Greg Vaughn, R OBP: 0.343, SLG: 0.495	3-3 K	2-2 F7				2-2 2B		2-3 K		4	0	1	0	0	2	3					
Barry Larkin, R OBP: 0.387, SLG: 0.425	1-0 P8		0-1 G5-3			1-0 G6-3		0-0 1B		4	0	1	0	0	0	3					
Eddie Taubensee, L OBP: 0.356, SLG: 0.497		1-2 1B 2B 1B		0-0 P2		2-3 K		1-2 1B		4	1	2	0	0	1	1					
Aaron Boone, R OBP: 0.339, SLG: 0.434		2-1 1B 2B 1B		1-3 K				0-1 P2		4	1	1	0	0	1	2					
Pokey Reese, R OBP: 0.319, SLG: 0.422		0-2 2B SF9 1B		0-0 F9				0-1 2B		4	1	2	0	0	1	0					
Pete Harnisch, S ERA: 3.07		0-0 1B		1-2 1B				0-1 G4-3		3	1	2	2	0	0	1					
Dennys Reyes, R										0	0	0	0	0	0	0					
Hal Morris, L OBP: 0.346, SLG: 0.362										1	0	0	0	0	0	0					
Danny Graves, R										0	0	0	0	0	0	0					
Inning Stats	R: 0 E: 0 K: 1 S: 14	H: 2 LOB: 2 BB: 0 P: 22	R: 4 E: 0 K: 0 S: 22	H: 6 LOB: 1 BB: 0 P: 31	R: 0 E: 0 K: 1 S: 6	H: 0 LOB: 0 BB: 0 P: 7	R: 0 E: 0 K: 0 S: 6	H: 2 LOB: 1 BB: 0 P: 8	R: 0 E: 0 K: 0 S: 11	H: 1 LOB: 1 BB: 1 P: 16	R: 0 E: 0 K: 0 S: 11	H: 1 LOB: 2 BB: 1 P: 15	R: 0 E: 0 K: 1 S: 11	H: 2 LOB: 2 BB: 0 P: 16	R: 0 E: 0 K: 1 S: 10	H: 0 LOB: 1 BB: 1 P: 16	1B: 11 2B: 4 3B: 0 HR: 0	SF: 1 SAC: 0 DP: 1 HBP: 0	WP: 0 PB: 1 SB: 0 CS: 0	PA: 38	
PITCHER	IP	WLS	BF	H	R	ER	SO	BB	IBB	HBP	BLK	WP	HR	S	P	ERA	WHIP				
Chad Ogea, R ERA: 3.07	0.1	L	1	0	0	0	0	0	0	0	0	0	0	2	2	0.00	0.000				
Steve Schrenk, R ERA: 4.0	0.2	3	1	0	0	1	0	0	0	0	0	0	0	6	11	0.00	1.500				
Jim Poole, L ERA: 4.33	0.0	1	1	0	0	0	0	0	0	0	0	0	0	4	4	=	=				
Amaury Telemaco, R ERA: 3.38	1.0	4	0	0	0	1	1	1	0	0	0	0	0	8	12	0.00	1.000				
PITCHER	IP	WLS	BF	H	R	ER	SO	BB	IBB	HBP	BLK	WP	HR	S	P	ERA	WHIP				
Billy Brewer, L ERA: 7.5	0.1	L	1	0	0	0	0	0	0	0	0	0	0	3	5	0.00	0.000				

Philadelphia Phillies @ Cincinnati Reds
Cinergy Field, Cincinnati, OH
Sat Aug 14 1999, 1:15 PM EDT
Att: 25,214 - Cloudy - 68 F


AB 35
R 4
H 14
RBI 4
BB 2
SO 5
LOB 16



Batter	1	2	3	4	5	6	7	8	9	AB	R	H	RBI	BB	SO	LOB	TOP											
Al Martin, L OBP: 0.343, SLG: 0.532 John Wehner, R OBP: 0.306, SLG: 0.394	0-1 F9		1-1 WP S 1B			2-2 K		0-3 K		4	0	1	0	0	2	0												
Mike Benjamin, R OBP: 0.273, SLG: 0.313	3-2 F9		2-2 F8			2-2 P4		3-3 K		4	0	0	0	0	0	1												
Brian Giles, L OBP: 0.391, SLG: 0.551	1-2 1B			2-1 P8		1-0 1B			2-2 F7	4	0	2	0	0	0	0												
Kevin Young, R OBP: 0.389, SLG: 0.517	0-1 P8			1-1 L5		1-2 F9			0-1 F9	4	0	0	0	0	0	2												
Ed Sprague, R OBP: 0.373, SLG: 0.515		1-0 P9		1-1 HR					1-3 K	4	2	2	2	0	1	0												
Warren Morris, L OBP: 0.378, SLG: 0.458		2-2 F9		1-1 G4-3						3	0	0	0	0	0	0												
Adrian Brown, S OBP: 0.351, SLG: 0.329 Jimmy Anderson, L OBP: 0.500, SLG: 1.000 Jose Silva, R OBP: 0.100, SLG: 0.100 Scott Sauerbeck, R (8.1)		1-1 G3			2-2 K				1-0 G4-3	3	0	0	0	0	1	0	AB 32											
Joe Oliver, R OBP: 0.321, SLG: 0.329			3-2 P6		2-1 G4-3				2-2 F9	3	0	0	0	0	0	0	R 2											
Pete Schourek, L (1.1) Greg Hansell, R (3.1) Brad Clontz, R (6.1) Brant Brown, L OBP: 0.291, SLG: 0.428			2-1 F7			0-3 K			0-2 P7	1	0	0	0	0	0	0	H 5											
Inning Stats	R: 0 E: 0 K: 0 S: 11	H: 1 LOB: 1 BB: 0 P: 15	R: 0 E: 0 K: 0 S: 6	H: 0 LOB: 0 BB: 0 P: 10	R: 0 E: 0 K: 0 S: 12	H: 1 LOB: 1 BB: 0 P: 20	R: 1 E: 0 K: 0 S: 8	H: 1 LOB: 0 BB: 0 P: 13	R: 0 E: 0 K: 1 S: 12	H: 1 LOB: 0 BB: 0 P: 18	R: 1 E: 0 K: 0 S: 6	H: 1 LOB: 0 BB: 0 P: 10	R: 0 E: 0 K: 2 S: 13	H: 0 LOB: 0 BB: 0 P: 16	R: 0 E: 0 K: 1 S: 10	H: 0 LOB: 0 BB: 0 P: 13	1B: 3 2B: 0 3B: 0 HR: 2	SF: 0 SAC: 0 DP: 0 HBP: 0	WP: 1 PB: 0 SB: 1 CS: 0	PA: 32								
PITCHER	IP	WLS	BF	H	R	ER	SO	BB	IBB	HBP	BLK	WP	HR	S	P	ERA	WHIP											
Juan Guzman, R ERA: 3.86	(1.1)	7.0	W	26	5	2	2	3	0	0	0	0	1	2	63	98	2.57	0.714										
Dennys Reyes, L ERA: 2.57	(8.1)	1.0		3	0	0	0	2	0	0	0	0	0	0	13	16	0.00	0.000										
Scott Sullivan, R ERA: 2.57	(9.1)	1.0		3	0	0	0	1	0	0	0	0	0	0	10	13	0.00	0.000										

Pittsburgh Pirates @ Cincinnati Reds
Cinergy Field, Cincinnati, OH
Mon Aug 16 1999, 7:05 PM EDT
Att: 19,693 - Unknown - 89 F

AB	32
R	2
H	5
RBI	2
BB	0
SO	6
LOB	3



Batter	1	2	3	4	5	6	7	8	9	AB	R	H	RBI	BB	SO	LOB	BOTTOM											
Mike Cameron, R OBP: 0.362, SLG: 0.493	2-2 F8	4-2 BB		1-1 G5-3		1-0 1B		2-2 HR		4	1	2	1	1	0	0												
Jeffrey Hammonds, R OBP: 0.306, SLG: 0.481	1-0 F8	0-3 K		2-3 K		0-0 F9		1-0 BB 1B		5	0	1	0	0	2	2												
Dmitri Young, S OBP: 0.357, SLG: 0.498 Hal Morris, L OBP: 0.343, SLG: 0.358	0-1 G5-3		1-0 1B		1-3 K		4-2 BB BB	0-0 F7		3	2	1	0	1	1	0												
Greg Vaughn, R OBP: 0.346, SLG: 0.500 Dennys Reyes, R (8.1) Mark Lewis, R OBP: 0.284, SLG: 0.436 Scott Sullivan, R (9.1)		4-1 2B G4-3 BB	0-0 G5-3		0-0 G4-3		4-1 WP SF9 BB	3-1 BB 1B		2	2	0	0	2	0	1												
Barry Larkin, R OBP: 0.392, SLG: 0.433		0-1 G4-3 HR	4-0 1B		1-0 1B		4-2 SF9 S	4-2 BB		2	2	2	0	3	0	0												
Eddie Taubensee, L OBP: 0.354, SLG: 0.493		0-1 G4-3	2-2 F7		1-1 1B		2-2 SF9	2-1 F7		4	0	1	2	0	0	6												
Aaron Boone, R OBP: 0.341, SLG: 0.434		4-1 HR	2-0 1B		1-0 F8		1-3 3-H SF8			2	1	1	2	1	0	2												
Pokey Reese, R OBP: 0.320, SLG: 0.433		2-2 HR	3-3 K			0-1 G6-3	3-2 P9			4	1	1	3	0	1	2												
Juan Guzman, R OBP: 0.154, SLG: 0.154 Michael Tucker, L OBP: 0.333, SLG: 0.419		1-1 HR	0-3 K		0-0 F7		1-2 G4-3	0-3 K		3	0	0	0	0	1	0	AB 32											
Inning Stats	R: 0 E: 0 K: 0 S: 6	H: 0 LOB: 0 BB: 0 P: 9	R: 4 E: 0 K: 2 S: 18	H: 2 LOB: 3 BB: 3 P: 32	R: 1 E: 0 K: 1 S: 9	H: 2 LOB: 1 BB: 1 P: 21	R: 0 E: 0 K: 1 S: 6	H: 0 LOB: 0 BB: 0 P: 9	R: 0 E: 0 K: 1 S: 8	H: 2 LOB: 2 BB: 0 P: 12	R: 3 E: 0 K: 0 S: 15	H: 0 LOB: 0 BB: 3 P: 33	R: 1 E: 0 K: 1 S: 14	H: 3 LOB: 3 BB: 1 P: 26	R: 0 E: 0 K: 1 S: 10	H: 0 LOB: 0 BB: 0 P: 13	1B: 6 2B: 2 3B: 0 HR: 2	SF: 2 SAC: 0 DP: 0 HBP: 0	WP: 2 PB: 0 SB: 1 CS: 0	PA: 42								
PITCHER	IP	WLS	BF	H	R	ER	SO	BB	IBB	HBP	BLK	WP	HR	S	P	ERA	WHIP											
Pete Schourek, L ERA: 5.68	(1.1)	2.2	L	16	4	5	5	2	3	0	0	0	0	0	17	27	0.00	0.857										
Greg Hansell, R ERA: 3.72	(3.1)	2.1		9	2	0	0	3	0	0	0	0	0	0	8	10	0.00	1.000										
Brad Clontz, R ERA: 2.45	(6.1)	1.0		4	1	0	0	0	0	0	0	0	0	0	10	24	81.00	9.000										
Jimmy Anderson, L ERA: 3.72	(7.1)	0.1		4	0	3	3	0	3	0	0	0	1	0	10	24	81.00	9.000										
Jose Silva, R ERA: 6.37	(7.1)	0.2		2	0	0	0	0	0	0	0	0	0	0	5	9	0.00	0.000										

Pittsburgh Pirates @ Cincinnati Reds
Cinergy Field, Cincinnati, OH
Mon Aug 16 1999, 7:05 PM EDT
Att: 19,693 - Unknown - 89 F

AB	32
R	9
H	10
RBI	8
BB	8
SO	6
LOB	14



Batter	1	2	3	4	5	6	7	8	9	10	11	12	AB	R	H	RBI	BB	SO	LOB	TOP							
Al Martin, L OBP: 0.339, SLG: 0.526 (1.7)	P4	G5-3			G4-3		K			K			5	0	0	0	0	2	1								
Adrian Brown, S OBP: 0.347, SLG: 0.320 (1.9)	F9				G1-3		P8			G3			4	0	0	0	1	0	0								
Brian Giles, L OBP: 0.391, SLG: 0.548 (1.8)	FC5-4 BB				P6					K			4	0	1	0	1	1	1								
Kevin Young, R OBP: 0.387, SLG: 0.514 (1.3)	FC5-4 1-2r				F9					G5-4-3 1B			5	1	1	0	0	0	3								
Ed Sprague, R OBP: 0.374, SLG: 0.513 (1.5)					G6-3 2B					G3			4	2	1	1	0	0	1								
Warren Morris, L OBP: 0.378, SLG: 0.460 (1.4)					L5 2B					F9			5	1	2	0	0	0	0								
Joe Oliver, R OBP: 0.313, SLG: 0.320 (1.2)					K					K			5	0	1	1	0	3	2								
Mike Benjamin, R OBP: 0.275, SLG: 0.318 (1.6)					K					P4			5	0	2	2	0	1	2								
Jason Schmidt, R ERA: 4.09 Scott Sauerbeck, R ERA: 2.43 Jeffrey Heyman, R ERA: 3.91 Marc Wilkins, R ERA: 4.0 Jose Silva, R ERA: 8.14 Drew Young, S ERA: 2.85					K					K			2	0	0	0	0	0	0								
Inning Stats	R: 0 E: 0 K: 0 S: 8	H: 0 LOB: 1 BB: 1 P: 16	R: 2 E: 0 K: 2 S: 14	H: 2 LOB: 1 BB: 0 P: 18	R: 0 E: 0 K: 0 S: 7	H: 0 LOB: 1 BB: 1 P: 16	R: 0 E: 0 K: 2 S: 8	H: 0 LOB: 0 BB: 0 P: 11	R: 0 E: 0 K: 0 S: 5	H: 0 LOB: 0 BB: 0 P: 5	R: 2 E: 1 K: 0 S: 13	H: 4 LOB: 1 BB: 0 P: 19	R: 0 E: 0 K: 1 S: 9	H: 0 LOB: 0 BB: 0 P: 14	R: 0 E: 0 K: 0 S: 5	H: 1 LOB: 0 BB: 0 P: 7	R: 0 E: 0 K: 2 S: 7	H: 0 LOB: 0 BB: 0 P: 7	R: 0 E: 0 K: 0 S: 3	H: 0 LOB: 0 BB: 0 P: 3	R: 0 E: 0 K: 1 S: 5	H: 0 LOB: 0 BB: 0 P: 6	1B: 6 2B: 2 3B: 0 HR: 0	SF: 0 SAC: 0 DP: 2 HBP: 1	WP: 0 PB: 0 SB: 1 CS: 0	PA: 45	
PITCHER	IP	WLS	BF	H	R	ER	SO	BB	IBB	HBP	BLK	WP	HR	S	P	ERA	WHIP										
Ron Villone, L ERA: 4.09	(1.1)	6.0	26	6	4	4	4	2	0	0	0	0	0	55	85	6.00	1.333										
Gabe White, L ERA: 3.91	(7.1)	1.0	4	1	0	0	1	0	0	0	0	0	0	11	17	0.00	1.000										
Scott Williamson, R ERA: 1.76	(8.1)	3.0	9	1	0	0	4	0	0	0	0	0	0	18	23	0.00	0.333										
Danny Graves, R ERA: 3.3	(11.1)	2.0	W	6	0	0	1	0	0	0	0	0	0	8	8	0.00	0.000										

Pittsburgh Pirates @ Cincinnati Reds
Cinergy Field, Cincinnati, OH

Tue Aug 17 1999, 7:05 PM EDT
Att. 19,118 - Unknown - 94 F

AB 42
R 4
H 8
RBI 4
BB 2
SO 10
LOB 12



Batter	1	2	3	4	5	6	7	8	9	10	11	12	AB	R	H	RBI	BB	SO	LOB	BOTTOM								
Mike Cameron, R OBP: 0.361, SLG: 0.488 (1.8)	2B HBP	G6-3			K					P4			4	1	0	0	1	2	3									
Michael Tucker, L OBP: 0.332, SLG: 0.414 (1.9)	K				K					K			3	1	0	0	1	2	2									
Sean Casey, L OBP: 0.407, SLG: 0.560 Danny Graves, R OBP: 0.268, SLG: 0.247 (12. PH)	2B 2B				L6					L4			5	1	1	1	0	1	2									
Chris Stynes, R OBP: 0.268, SLG: 0.247 (12. PH)	2B 2B				G6-3					K			0	0	0	0	0	0	0									
Greg Vaughn, R OBP: 0.344, SLG: 0.499 (1.7)	2B 2B				F8					P3			5	0	1	1	0	2	1									
Barry Larkin, R OBP: 0.397, SLG: 0.439 (1.6)	G4-6-3 BB				F9 1B					G4-3			2	1	1	1	3	0	0									
Eddie Taubensee, L OBP: 0.348, SLG: 0.485 (1.2)	G4-6-3 1-2r				F9					K			5	0	0	0	0	2	5									
Aaron Boone, R OBP: 0.341, SLG: 0.431 Gabe White, L ERA: 4.0 Scott Williamson, R ERA: 3.91 Jeffrey Heyman, R ERA: 3.91 Marc Wilkins, R ERA: 4.0 Jose Silva, R ERA: 8.14 Drew Young, S ERA: 2.85					F8 HBP					L3			2	0	0	0	0	0	1									
Pokey Reese, R OBP: 0.319, SLG: 0.431 (1.4)	L6				F8					G6-3			5	0	1	1	0	0	1									
Ron Villone, L OBP: 0.146, SLG: 0.115 Hal Morris, L OBP: 0.343, SLG: 0.358 Mark Lewis, R OBP: 0.285, SLG: 0.441 (6. PH)	G6-3				F8					G6-3			2	0	1	0	0	0	1									
Inning Stats	R: 2 E: 0 K: 1 S: 11	H: 2 LOB: 1 BB: 1 P: 22	R: 0 E: 0 K: 0 S: 13	H: 0 LOB: 1 BB: 0 P: 20	R: 1 E: 0 K: 1 S: 12	H: 1 LOB: 1 BB: 1 P: 19	R: 0 E: 0 K: 1 S: 10	H: 1 LOB: 0 BB: 0 P: 16	R: 0 E: 0 K: 0 S: 7	H: 0 LOB: 0 BB: 0 P: 12	R: 1 E: 0 K: 0 S: 11	H: 1 LOB: 0 BB: 1 P: 23	R: 0 E: 0 K: 2 S: 10	H: 0 LOB: 1 BB: 1 P: 18	R: 0 E: 0 K: 1 S: 9	H: 0 LOB: 0 BB: 0 P: 11	R: 0 E: 0 K: 0 S: 8	H: 0 LOB: 0 BB: 0 P: 13	R: 0 E: 0 K: 1 S: 5	H: 0 LOB: 0 BB: 0 P: 5	R: 0 E: 0 K: 0 S: 7	H: 0 LOB: 1 BB: 1 P: 11	R: 3 E: 0 K: 1 S: 6	H: 2 LOB: 0 BB: 1 P: 10	1B: 2 2B: 3 3B: 1 HR: 1	SF: 0 SAC: 0 DP: 1 HBP: 2	WP: 0 PB: 0 SB: 4 CS: 1	PA: 49
PITCHER	IP	WLS	BF	H	R	ER	SO	BB	IBB	HBP	BLK	WP	HR	S	P	ERA	WHIP											
Jason Schmidt, R ERA: 2.43	(1.1)	5.1	24	4	4	4	4	3	0	0	0	0	0	54	96	6.75	1.312											
Brad Clontz, R ERA: 2.43	(6.1)	0.1	B	2	1	0	0	0	0	0	0	0	0	7	12	0.00	3.000											
Scott Sauerbeck, L ERA: 2.43	(6.1)	0.1	0	0	0	0	0	0	0	0	0	0	0	3	4	0.00	0.000											
Marc Wilkins, R ERA: 4.0	(7.1)	2.0	7	0	0	0	3	1	0	0	0	0	0	19	29	0.00	0.500											
Jose Silva, R ERA: 8.14	(9.1)	3.0	10	0	0	0	3	1	0	0	0	0	0	20	29	0.00	0.333											
PITCHER	IP	WLS	BF	H	R	ER	SO	BB	IBB	HBP	BLK	WP	HR	S	P	ERA	WHIP											
Mike Williams, R ERA: 2.85	(12.1)	0.2	L	5	2	3	3	0	1	0	0	0	0	1	6	10	40.50	3.000										

Pittsburgh Pirates @ Cincinnati Reds
Cinergy Field, Cincinnati, OH

Tue Aug 17 1999, 7:05 PM EDT
Att. 19,118 - Unknown - 94 F

AB 40
R 7
H 7
RBI 7
BB 6
SO 11
LOB 17



Batter	1	2	3	4	5	6	7	8	9	AB	R	H	RBI	BB	SO	LOB	TOP										
Al Martin, L OBP: 0.340, SLG: 0.531 John Wehner, R OBP: 0.297, SLG: 0.382	0-1 G4-3	1-0 HR 1B		1-3 K		1-1 G3-1		0-1 HR		5	2	2	3	0	1	0											
Mike Benjamin, R OBP: 0.277, SLG: 0.320	2-2 F8	1-0 HR 1B		0-0 G5-3		0-1 HR 1B		2-2 F8		5	2	2	0	0	0	0											
Brian Giles, L OBP: 0.396, SLG: 0.560 Adrian Brown, S OBP: 0.347, SLG: 0.320	4-2 BB WP BB	2-2 HR		0-0 G1-3		0-0 HR 1B		1-1 2B		4	3	3	3	1	0	0											
Dale Sveum, S OBP: 0.278, SLG: 0.515	4-1 WP BB 1-2 BB	1-3 K			0-0 HR	1-0 HR		3-3 K		4	2	2	4	1	2	1											
Ed Sprague, R OBP: 0.374, SLG: 0.518	4-1 WP BB 1-2 2-3			0-0 HR		1-3 K		1-3 K		4	1	1	1	1	1	2											
Warren Morris, L OBP: 0.379, SLG: 0.456	1-3 K 1-2 2-3 3-H			1-1 F8		4-2 FC4-6 BB		1-2 G4-3		4-2 67 WP BB	3	0	0	0	2	1											
Brant Brown, L OBP: 0.285, SLG: 0.418		0-3 K		1-0 F9		0-3 K		2-3 K		1-2 F7	5	0	0	0	0	3											
Keith Osik, R OBP: 0.240, SLG: 0.264		0-2 67 SH3 1B		0-2 1B		0-1 FC4-6 1-2		0-1 P9		0-3 K	5	1	2	0	0	1											
67 Francisco Cordova, R OBP: 0.229, SLG: 0.182 Greg Hansell, R (9, 1)		0-0 SH3		0-0 G5-3		1-3 K		1-1 HR 1B		1-3 K	4	1	1	0	0	2											
Inning Stats	R: 1 E: 0 K: 1 S: 14	H: 0 LOB: 2 BB: 3 P: 29	R: 4 E: 0 K: 2 S: 15	H: 4 LOB: 0 BB: 0 P: 20	R: 1 E: 0 K: 0 S: 8	H: 2 LOB: 1 BB: 0 P: 10	R: 0 E: 0 K: 1 S: 5	H: 0 LOB: 0 BB: 0 P: 6	R: 1 E: 0 K: 1 S: 9	H: 1 LOB: 1 BB: 1 P: 14	R: 3 E: 0 K: 2 S: 16	H: 3 LOB: 0 BB: 0 P: 20	R: 0 E: 0 K: 1 S: 8	H: 0 LOB: 0 BB: 0 P: 11	R: 2 E: 0 K: 2 S: 16	H: 3 LOB: 1 BB: 2 P: 24	R: 0 E: 0 K: 2 S: 15	H: 0 LOB: 1 BB: 1 P: 21	1B: 7 2B: 1 3B: 0 HR: 5	SF: 0 SAC: 1 DP: 0 HBP: 0	WP: 2 PB: 0 SB: 0 CS: 0	PA: 45					
PITCHER	IP	WLS	BF	H	R	ER	SO	BB	IBB	HBP	BLK	WP	HR	S	P	ERA	WHIP										
Brett Tomko, R ERA: 4.94	5.0	L	26	7	7	7	5	4	0	0	0	1	3	51	79	12.60	2.200										
Gabe White, L ERA: 4.27	2.0		9	3	3	3	3	0	0	0	0	0	1	24	31	13.50	1.500										
Stan Belinda, R ERA: 5.04	1.0		6	3	2	2	2	0	0	0	0	0	1	16	24	18.00	3.000										
Scott Sullivan, R ERA: 2.54	1.0		4	0	0	0	2	1	0	0	0	1	0	15	21	0.00	1.000										

Pittsburgh Pirates @ Cincinnati Reds
Cinergy Field, Cincinnati, OH
Wed Aug 18 1999, 7:05 PM EDT
Att: 19,733 - Cloudy - 85 F

AB 39
R 12
H 13
RBI 11
BB 5
SO 12
LOB 10



Batter	1	2	3	4	5	6	7	8	9	AB	R	H	RBI	BB	SO	LOB	BOTTOM										
Mike Cameron, R OBP: 0.364, SLG: 0.490	3-2 2B		0-0 G6-3		4-0 BB			4-2 G4-6-3 BB	0-0 FC6-4	3	1	1	0	2	0	1											
Dmitri Young, S OBP: 0.345, SLG: 0.494	0-0 G3 WP 2B		1-0 G4-3		2-0 G4-3			2-2 L9	0-1 F7	5	1	1	1	0	0	4											
Sean Casey, L OBP: 0.405, SLG: 0.559	2-2 G3		0-0 2B		0-0 G1-3			1-0 G4-6-3		4	0	1	0	0	0	3											
Greg Vaughn, R OBP: 0.342, SLG: 0.495 Chris Stynes, R OBP: 0.276, SLG: 0.256	2-3 K		2-2 G6-3		0-0 F7			0-2 HR 1B		3	0	0	0	0	1	2											
Barry Larkin, R OBP: 0.396, SLG: 0.436 Michael Tucker, L OBP: 0.335, SLG: 0.429	4-2 WP BB			2-1 F8		1-0 F9		0-0 HR 1B		2	0	0	0	1	0	0											
Aaron Boone, R OBP: 0.343, SLG: 0.435	3-2 P5			3-2 P3-2 1B				1-0 HR		4	1	2	0	0	0	1											
Pokey Reese, R OBP: 0.319, SLG: 0.430 Stan Belinda, R OBP: 0.333, SLG: 0.333 Scott Sullivan, R		3-1 F8		0-1 P3-2				2-2 G5-4-3 1B	1-1 G6-3	3	0	1	0	0	0	1											
Jeffrey Hammonds, R OBP: 0.300, SLG: 0.453				1-2 1B						0	0	0	0	0	0	0											
Brian Johnson, R OBP: 0.317, SLG: 0.448		0-0 F7			1-3 K			0-1 G5-4-3	1-1 1B 2B	4	1	1	1	0	1	1											
Brett Tomko, R ERA: 4.32 Hal Morris, L OBP: 0.340, SLG: 0.354 Gabe White, L Mark Lewis, R OBP: 0.294, SLG: 0.455		1-0 G6-3			1-0 F8			0-0 2B	0-0 FC6-4 1B	1	0	0	0	0	0	0											
Inning Stats	R: 2 E: 0 K: 1 S: 22	H: 2 LOB: 1 BB: 1 P: 36	R: 0 E: 0 K: 0 S: 4	H: 0 LOB: 0 BB: 0 P: 8	R: 0 E: 0 K: 0 S: 6	H: 1 LOB: 1 BB: 0 P: 9	R: 0 E: 0 K: 0 S: 7	H: 1 LOB: 0 BB: 0 P: 12	R: 0 E: 0 K: 1 S: 5	H: 0 LOB: 1 BB: 1 P: 13	R: 0 E: 0 K: 0 S: 3	H: 0 LOB: 0 BB: 0 P: 4	R: 0 E: 0 K: 0 S: 6	H: 1 LOB: 0 BB: 0 P: 8	R: 0 E: 0 K: 0 S: 11	H: 1 LOB: 1 BB: 1 P: 18	R: 4 E: 0 K: 0 S: 13	H: 5 LOB: 1 BB: 0 P: 17	1B: 4 2B: 7 3B: 0 HR: 1	SF: 0 SAC: 0 DP: 3 HBP: 0	WP: 1 PB: 0 SB: 0 CS: 0	PA: 38					
PITCHER	IP	WLS	BF	H	R	ER	SO	BB	IBB	HBP	BLK	WP	HR	S	P	ERA	WHIP										
67 Francisco Cordova, R ERA: 3.64	0.2	W	3	1	0	0	0	0	0	0	0	0	0	4	4	0.00	1.500										

Pittsburgh Pirates @ Cincinnati Reds
Cinergy Field, Cincinnati, OH
Wed Aug 18 1999, 7:05 PM EDT
Att: 19,733 - Cloudy - 85 F

AB 35
R 6
H 11
RBI 5
BB 3
SO 2
LOB 14



Batter	1	2	3	4	5	6	7	8	9	AB	R	H	RBI	BB	SO	LOB	TOP										
Al Martin, L OBP: 0.337, SLG: 0.526 (1, 7)										4	0	0	0	0	1	0	Pittsburgh Pirates @ Cincinnati Reds Cinergy Field, Cincinnati, OH Thu Aug 19 1999, 7:05 PM EDT Att: 17,904 - Cloudy - 76 F										
Mike Benjamin, R OBP: 0.277, SLG: 0.319 (1, 6)										4	0	1	0	0	2	0											
Brian Giles, L OBP: 0.396, SLG: 0.557 (1, 8)										2	0	0	0	2	0	1											
Dale Sveum, S OBP: 0.250, SLG: 0.459 (1, 3)										4	0	0	0	0	3	3											
Ed Sprague, R OBP: 0.371, SLG: 0.514 (1, 5)										3	0	0	0	0	2	1											
Warren Morris, L OBP: 0.376, SLG: 0.453 (1, 4)										3	0	0	0	0	2	0											
Adrian Brown, S OBP: 0.341, SLG: 0.314 (1, 9)										3	0	0	0	0	1	0											
Keith Osik, R OBP: 0.242, SLG: 0.258 (1, 2)										2	0	0	0	1	1	0											
Kris Benson, R OBP: 0.160, SLG: 0.167 (1, 1)										3	0	0	0	0	1	1											
Inning Stats	R: 0 E: 0 K: 1 S: 9	H: 0 LOB: 0 BB: 0 P: 12	R: 0 E: 0 K: 3 S: 11	H: 0 LOB: 0 BB: 0 P: 18	R: 0 E: 0 K: 0 S: 7	H: 0 LOB: 1 BB: 0 P: 10	R: 0 E: 0 K: 2 S: 11	H: 0 LOB: 1 BB: 1 P: 19	R: 0 E: 0 K: 1 S: 10	H: 0 LOB: 0 BB: 0 P: 13	R: 0 E: 0 K: 1 S: 5	H: 0 LOB: 0 BB: 0 P: 6	R: 0 E: 0 K: 1 S: 10	H: 1 LOB: 1 BB: 0 P: 18	R: 0 E: 0 K: 3 S: 13	H: 0 LOB: 1 BB: 1 P: 22	R: 0 E: 0 K: 1 S: 8	H: 0 LOB: 1 BB: 1 P: 18	1B: 1 2B: 0 3B: 0 HR: 0	SF: 0 SAC: 0 DP: 0 HBP: 0	WP: 0 PB: 0 SB: 2 CS: 0	PA: 31					
PITCHER	IP	WLS	BF	H	R	ER	SO	BB	IBB	HBP	BLK	WP	HR	S	P	ERA	WHIP										
Pete Harnisch, R ERA: 3.24 (1, 1)	8.0	W	27	1	0	0	12	2	0	0	0	0	0	76	118	0.00	0.375										
Scott Williamson, R ERA: 1.74 (9, 1)	1.0	S	4	0	0	0	1	1	0	0	0	0	0	8	18	0.00	1.000										

AB	28
R	0
H	1
RBI	0
BB	3
SO	13
LOB	6



Batter	1	2	3	4	5	6	7	8	9	AB	R	H	RBI	BB	SO	LOB	BOTTOM										
Mike Cameron, R OBP: 0.362, SLG: 0.486 (1, 8)										3	0	0	0	0	1	0	Pittsburgh Pirates @ Cincinnati Reds Cinergy Field, Cincinnati, OH Thu Aug 19 1999, 7:05 PM EDT Att: 17,904 - Cloudy - 76 F										
Dmitri Young, S OBP: 0.355, SLG: 0.498 (1, 9)										4	0	3	0	0	1	1											
Michael Tucker, L OBP: 0.335, SLG: 0.429 (8, FR) (9, 9)										0	0	0	0	0	0	0											
Sean Casey, L OBP: 0.406, SLG: 0.565 (1, 3)										3	1	1	1	1	1	2											
Greg Vaughn, R OBP: 0.341, SLG: 0.491 (1, 7)										3	0	0	0	1	2	4											
Scott Williamson, R ERA: 1.74 (9, 1)										0	0	0	0	0	0	0											
Barry Larkin, R OBP: 0.393, SLG: 0.432 (1, 6)										4	0	0	0	0	0	3											
Eddie Taubensee, L OBP: 0.345, SLG: 0.481 (1, 2)										3	0	0	0	0	0	0											
Aaron Boone, R OBP: 0.343, SLG: 0.435 (1, 5)										3	0	1	0	0	1	0											
Pokey Reese, R OBP: 0.319, SLG: 0.429 (1, 4)										3	0	1	0	0	1	0											
Pete Harnisch, S OBP: 0.160, SLG: 0.300 (1, 1)										3	0	1	0	0	1	2											
Jeffrey Hammonds, R OBP: 0.300, SLG: 0.453 (9, 7)										0	0	0	0	0	0	0											
Inning Stats	R: 0 E: 0 K: 3 S: 14	H: 1 LOB: 1 BB: 0 P: 22	R: 0 E: 0 K: 0 S: 13	H: 2 LOB: 2 BB: 0 P: 17	R: 0 E: 0 K: 0 S: 9	H: 1 LOB: 2 BB: 1 P: 19	R: 0 E: 0 K: 1 S: 8	H: 0 LOB: 0 BB: 0 P: 10	R: 0 E: 0 K: 1 S: 8	H: 1 LOB: 2 BB: 1 P: 18	R: 0 E: 0 K: 0 S: 5	H: 0 LOB: 0 BB: 0 P: 9	R: 0 E: 0 K: 2 S: 9	H: 0 LOB: 0 BB: 0 P: 13	R: 1 E: 0 K: 1 S: 12	H: 2 LOB: 1 BB: 0 P: 19	R: 0 E: 0 K: 1 S: 8	H: 1 LOB: 1 BB: 0 P: 19	1B: 5 2B: 1 3B: 0 HR: 1	SF: 0 SAC: 1 DP: 0 HBP: 0	WP: 0 PB: 0 SB: 1 CS: 1	PA: 32					
PITCHER	IP	WLS	BF	H	R	ER	SO	BB	IBB	HBP	BLK	WP	HR	S	P	ERA	WHIP										
Kris Benson, R ERA: 4.16 (1, 1)	8.0	L	32	7	1	1	8	2	0	0	0	0	1	78	127	1.12	1.125										

AB	29
R	1
H	7
RBI	1
BB	2
SO	8
LOB	12



Batter	1	2	3	4	5	6	7	8	9	AB	R	H	RBI	BB	SO	LOB	TOP										
Rondell White, R OBP: 0.364, SLG: 0.505 (1, 7)	4-0 2B BB		2-2 G4-3		0-0 G5-3		4-0 1B E G5-3 BB	2-2 G5-3		3	2	0	0	2	0	0											
Manny Martinez, R OBP: 0.287, SLG: 0.359 (1, 8)	2-2 F9		3-2 P4		2-2 G6-3		0-2 1B G5-3 1B		1-1 F7	3	0	0	0	0	0	1											
Wilton Guerrero, S OBP: 0.338, SLG: 0.416 (7, PH)	SAFE									1	1	1	0	0	0	0											
Ryan McGuire, L OBP: 0.342, SLG: 0.341 (7, 7)	SAFE									1	0	0	0	0	0	0											
Michael Barrett, R OBP: 0.334, SLG: 0.406 (9, 1)	1-1 1B 1-H 2B		1-2 F9		2-3 K		1-1 G5-3		0-1 HR	5	1	2	3	0	1	1											
Ugueth Urbina, R (9, 1)										0	0	0	0	0	0	0											
Vladimir Guerrero, R OBP: 0.371, SLG: 0.579 (1, 9)	3-1 S 1B			1-2 FC5-4 1B		2-1 HR		1B IBB	1-2 K	4	1	3	1	1	1	0											
Shane Andrews, R OBP: 0.295, SLG: 0.364 (1, 3)	1-0 G5-3			1-1 FC5-4 2B 1-2		1-2 HR		1-0 2B 1B	3-1 F7	5	0	2	1	0	0	3											
Chris Widger, R OBP: 0.335, SLG: 0.491 (1, 2)	3-2 G6-3			0-0 L4		1-0 P6		4-2 1B BB		3	0	0	0	1	0	4											
Jose Vidro, S OBP: 0.355, SLG: 0.515 (1, 4)		1-2 G6-3		0-0 2B		0-0 G5-3		0-0 F7		4	0	1	0	0	0	3											
Geoff Blum, S OBP: 0.354, SLG: 0.634 (1, 6)		0-2 P6		4-0 IBB		4-0 IBB		1-1 F9		2	0	0	0	2	0	0											
Jeremy Powell, R OBP: 0.125, SLG: 0.067 (1, 1)			2-3 K		0-0 P4		0-3 K		1-3 K	2	0	0	0	0	1	3											
James Mouton, R OBP: 0.367, SLG: 0.382 (6, PH)										1	0	0	0	0	1	2											
Miguel Batista, R OBP: 0.250, SLG: 0.333 (8, 1)										1	0	0	0	0	1	0											
Steve Kline, S (8, 1)										0	0	0	0	0	0	0											
Mike Mordecai, R OBP: 0.318, SLG: 0.381 (8, 5)										0	0	0	0	0	0	0											
Inning Stats	R: 1 E: 0 K: 0 S: 13	H: 2 LOB: 2 BB: 1 P: 27	R: 0 E: 0 K: 1 S: 11	H: 0 LOB: 0 BB: 0 P: 14	R: 0 E: 0 K: 0 S: 12	H: 0 LOB: 0 BB: 0 P: 18	R: 0 E: 0 K: 0 S: 9	H: 2 LOB: 3 BB: 1 P: 15	R: 0 E: 0 K: 1 S: 10	H: 2 LOB: 2 BB: 1 P: 18	R: 2 E: 1 K: 0 S: 10	H: 2 LOB: 2 BB: 3 P: 24	R: 0 E: 0 K: 1 S: 8	H: 0 LOB: 0 BB: 0 P: 12	R: 1 E: 0 K: 1 S: 9	H: 1 LOB: 0 BB: 0 P: 14	1B: 4 2B: 3 3B: 0 HR: 2	SF: 0 SAC: 0 DP: 0 HBP: 0	WP: 0 PB: 0 SB: 1 CS: 0	PA: 41							
PITCHER	IP	WLS	BF	H	R	ER	SO	BB	IBB	HBP	BLK	WP	HR	S	P	ERA	WHIP										
Denny Neagle, L ERA: 5.73 (1, 1)	6.0		27	6	2	2	3	1	2	0	0	0	1	64	105	3.00	1.167										
Scott Sullivan, R ERA: 2.75 (7, 1)	0.0	L	2	1	2	2	0	1	0	0	0	0	0	3	7	∞	∞										
Danny Graves, R ERA: 3.26 (7, 1)	1.0	B	5	1	0	0	0	1	1	0	0	0	0	7	17	0.00	2.000										
Stan Belinda, R ERA: 5.0 (8, 1)	2.0		7	1	1	1	2	0	0	0	0	0	1	17	26	4.50	0.500										

Montreal Expos @ Cincinnati Reds
Cinergy Field, Cincinnati, OH

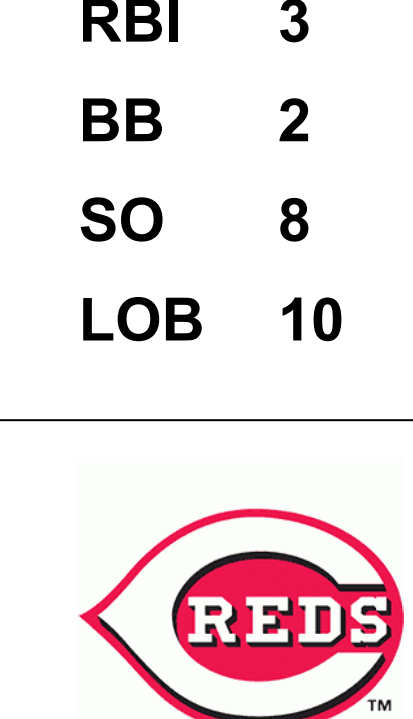
AB 35
R 5
H 9
RBI 5
BB 6
SO 5
LOB 17



WP: 0 PA: 41
PB: 0
SB: 1
CS: 0

Montreal Expos @ Cincinnati Reds
Cinergy Field, Cincinnati, OH

AB 34
R 3
H 8
RBI 3
BB 2
SO 8
LOB 10



WP: 0 PA: 37
PB: 1
SB: 0
CS: 1

Batter	1	2	3	4	5	6	7	8	9	AB	R	H	RBI	BB	SO	LOB	BOTTOM										
Mike Cameron, R OBP: 0.362, SLG: 0.484 (1, 8)	1-0 PB SF8 1B	4-1 BB			2-1 E6 CS		2-3 K		3-3 K	4	1	1	0	1	2	1											
Dmitri Young, S OBP: 0.354, SLG: 0.506 (1, 9)	1-0 G4-3	0-0 F7			1-2 HR		3-3 K			4	1	1	1	0	1	4											
Sean Casey, L OBP: 0.403, SLG: 0.561 (1, 3)	2-0 SF8 2-H		2-2 G4-3		0-1 F7		0-1 G4-3			3	0	0	1	0	0	0											
Greg Vaughn, R OBP: 0.338, SLG: 0.486 (1, 7)	3-2 P2		2-3 K		0-3 K		1-0 F8			4	0	0	0	0	2	0											
Barry Larkin, R OBP: 0.396, SLG: 0.436 (1, 6)		0-2 P4	2-1 2B		2-1 1B		4-1 BB			3	0	2	0	1	0	0											
Eddie Taubensee, L OBP: 0.342, SLG: 0.476 (1, 2)		3-3 K	2-1 G4-3		0-0 L7		0-0 P4			3	0	0	0	0	1	2											
Mark Lewis, R OBP: 0.292, SLG: 0.452 (8, PH)										1	0	0	0	0	0	1											
Brian Johnson, R OBP: 0.317, SLG: 0.448 (9, 2)										0	0	0	0	0	0	0											
Aaron Boone, R OBP: 0.342, SLG: 0.442 (1, 5)		0-2 HR			0-0 F8		2-3 K		0-3 K	4	1	1	1	0	2	1											
Pokey Reese, R OBP: 0.318, SLG: 0.428 (1, 4)		3-2 2B 1B			1-2 F9		1-0 F8		1-2 F7	4	0	1	0	0	0	1											
Denny Neagle, L OBP: 0.176, SLG: 0.235 (7, 1)			2-1 G4-3		1-0 G4-3		0-2 G6-3		2-1 E3	2	0	1	0	0	0	0											
Scott Sullivan, R OBP: 0.333, SLG: 0.391 (7, 1)										0	0	0	0	0	0	0											
Danny Graves, R OBP: 0.333, SLG: 0.391 (7, 1)										0	0	0	0	0	0	0											
Hal Morris, L OBP: 0.333, SLG: 0.391 (7, PH)										1	0	0	0	0	0	0											
Stan Belinda, R OBP: 0.333, SLG: 0.391 (8, 1)										0	0	0	0	0	0	0											
Michael Tucker, R OBP: 0.333, SLG: 0.432 (8, PH)										1	0	1	0	0	0	0											
Inning Stats	R: 1 E: 0 K: 0 S: 6	H: 1 LOB: 0 BB: 0 P: 13	R: 1 E: 0 K: 1 S: 17	H: 3 LOB: 3 BB: 1 P: 29	R: 0 E: 0 K: 1 S: 10	H: 1 LOB: 1 BB: 0 P: 18	R: 0 E: 0 K: 0 S: 6	H: 0 LOB: 0 BB: 0 P: 8	R: 1 E: 1 K: 1 S: 12	H: 1 LOB: 0 BB: 0 P: 15	R: 0 E: 0 K: 2 S: 10	H: 1 LOB: 0 BB: 0 P: 15	R: 0 E: 0 K: 0 S: 5	H: 0 LOB: 1 BB: 1 P: 10	R: 0 E: 1 K: 2 S: 11	H: 1 LOB: 1 BB: 0 P: 17	1B: 4 2B: 2 3B: 0 HR: 2	SF: 1 SAC: 0 DP: 0 HBP: 0	WP: 0 PA: 37 PB: 1 SB: 0 CS: 1								
PITCHER	IP	WLS	BF	H	R	ER	SO	BB	IBB	HBP	BLK	WP	HR	S	P	ERA	WHIP										
Jeremy Powell, R ERA: 3.52 (1, 1)	5.0		22	6	3	2	3	1	0	0	0	0	2	51	83	3.60	1.400										
Miguel Batista, R ERA: 5.05 (6, 1)	2.2	W	10	1	0	0	3	1	0	0	0	0	0	22	36	0.00	0.750										
Steve Kline, L ERA: 3.38 (8, 1)	0.1	H	1	0	0	0	0	0	0	0	0	0	0	1	1	0.00	0.000										
Ugueth Urbina, R ERA: 3.57 (9, 1)	1.0	S	4	1	0	0	2	0	0	0	0	0	0	11	17	0.00	1.000										

livebaseballscores.com

Batter	1	2	3	4	5	6	7	8	9	AB	R	H	RBI	BB	SO	LOB	TOP			
Rondell White, R OBP: 0.363, SLG: 0.511 Robert Machado, R OBP: 0.176, SLG: 0.176	1-3 K		0-2 F8		0-0 HR			0-2 F8		4	1	1	1	0	1	0				
Orlando Merced, S OBP: 0.340, SLG: 0.429 Ryan McGuire, L OBP: 0.342, SLG: 0.341	2-3 K			2-3 K	3-2 G4-3			3-3 K		4	0	0	0	0	3	0				
Jose Vidro, S OBP: 0.354, SLG: 0.515	3-2 G4-3			0-0 2B		1-2 P8		0-3 K		4	1	1	0	0	1	0				
Vladimir Guerrero, R OBP: 0.371, SLG: 0.577 James Mouton, R OBP: 0.372, SLG: 0.388		0-0 WP G4-3 1B		1-0 G5-3		0-1 F9		1-2 1B G4-6-3		3	0	1	0	0	0	1				
Brad Fullmer, L OBP: 0.344, SLG: 0.527	1 SAFE 1 G4-3	0-2 1-2 G4-3		2-1 WP 2H 2B		1-1 F8		0-0 1B G4-6-3		4	0	2	1	0	0	1				
Michael Barrett, R OBP: 0.337, SLG: 0.406 Manny Martinez, R OBP: 0.286, SLG: 0.357		3-3 K2-3		4-2 BB		0-0 1B G5-4-3		2-2 G4-6-3		2	0	1	0	1	1	1				
Shane Andrews, R OBP: 0.291, SLG: 0.358		1-0 F9		1-0 P6		2-1 G5-4-3		1-2 P7		4	0	0	0	0	0	4				
Geoff Blum, S OBP: 0.353, SLG: 0.614			2-1 G3		1-3 K		1-1 1B FC4			3	0	1	0	0	1	0				
Mike Thurman, R OBP: 0.061, SLG: 0.031 Anthony Telford, R (6, 1)			2-3 K		0-0 G5-3		3-1 FC4			2	0	0	0	0	1	0				
Wilton Guerrero, S OBP: 0.336, SLG: 0.414 Steve Kline, S (7, 1) Bobby Ayala, R (7, 1)										0	0	0	0	0	0	0				
Inning Stats	R: 0 E: 0 K: 2 S: 10	H: 0 LOB: 0 BB: 0 P: 16	R: 0 E: 0 K: 1 S: 9	H: 1 LOB: 1 BB: 0 P: 13	R: 0 E: 0 K: 1 S: 9	H: 0 LOB: 0 BB: 0 P: 13	R: 1 E: 0 K: 1 S: 11	H: 2 LOB: 2 BB: 1 P: 21	R: 1 E: 0 K: 1 S: 8	H: 1 LOB: 0 BB: 0 P: 12	R: 0 E: 0 K: 0 S: 7	H: 2 LOB: 1 BB: 0 P: 13	R: 0 E: 0 K: 2 S: 9	H: 0 LOB: 0 BB: 0 P: 12	R: 1 E: 0 K: 0 S: 8	H: 2 LOB: 0 BB: 0 P: 11	1B: 5 2B: 2 3B: 0 HR: 1	SF: 0 SAC: 0 DP: 2 HBP: 0	WP: 2 PB: 0 CS: 0	PA: 34
PITCHER Juan Guzman, R ERA: 3.81	IP: 9.0 WLS: W BF: 34 H: 8 R: 3 ER: 3 SO: 8 BB: 1 IBB: 0 HBP: 0 BLK: 0 WP: 2 HR: 1 S: 78 P: 120 ERA: 3.00 WHIP: 1.000																			

Montreal Expos @ Cincinnati Reds
Cinergy Field, Cincinnati, OH
Sat Aug 21 1999, 7:05 PM EDT
Att: 33,714 - Unknown - 84 F


AB	33
R	3
H	8
RBI	2
BB	1
SO	8
LOB	9



Batter	1	2	3	4	5	6	7	8	9	AB	R	H	RBI	BB	SO	LOB	BOTTOM			
Mike Cameron, R OBP: 0.358, SLG: 0.478	1-1 G5-3	2-1 L6			3-2 F7	2-3 K		2-0 F9		5	0	0	0	0	1	3				
Dmitri Young, S OBP: 0.356, SLG: 0.514 Michael Tucker, L OBP: 0.336, SLG: 0.430	3-1 F9	1-3 K			3-2 G4-3		1-2 BB HR 2B	2-3 K		4	0	2	0	0	1	3				
Greg Vaughn, R OBP: 0.338, SLG: 0.483 Jeffrey Hammonds, R OBP: 0.300, SLG: 0.453	4-2 WP BB	2-0 2	3-2 G5-3		3-3 K		3-3 K			3	0	0	0	1	2	1				
Sean Casey, L OBP: 0.404, SLG: 0.559	1-1 F9		2-2 G4-3		0-0 2B HR 1B	4-0 BB HR BB				3	2	1	0	1	0	2				
Barry Larkin, R OBP: 0.397, SLG: 0.438	3-3 K		0-0 G6-3		0-1 HR 2B	4-2 HR BB	1-2 2-3 HR BB			3	2	1	0	1	1	2				
Eddie Taubensee, L OBP: 0.347, SLG: 0.487		2-2 1B 1B		0-0 G4-3		4-0 HR BB	1-2 1H 2H 3H HR			3	3	2	4	1	0	0				
Aaron Boone, R OBP: 0.347, SLG: 0.455		0-1 1B 1B		1-1 1B		3-1 HR	1-1 F8			4	1	3	4	0	0	1				
Pokey Reese, R OBP: 0.318, SLG: 0.426		1-1 1B		1 SAFE 1 SAFE 1 SAFE 1 G4-3		1-1 G5-3	2-0 P4			4	0	1	0	0	2					
Juan Guzman, R OBP: 0.176, SLG: 0.176		0-0 1B		1-2 G4-3		1-3 K		0-2 G5-3		4	0	1	1	0	1	1				
Inning Stats	R: 0 E: 0 K: 1 S: 12	H: 1 LOB: 2 BB: 1 P: 24	R: 0 E: 0 K: 1 S: 14	H: 4 LOB: 3 BB: 0 P: 22	R: 0 E: 0 K: 0 S: 7	H: 0 LOB: 0 BB: 0 P: 12	R: 0 E: 0 K: 0 S: 9	H: 1 LOB: 1 BB: 0 P: 14	R: 0 E: 0 K: 1 S: 9	H: 0 LOB: 0 BB: 0 P: 18	R: 4 E: 0 K: 2 S: 13	H: 3 LOB: 0 BB: 1 P: 24	R: 4 E: 0 K: 1 S: 15	H: 2 LOB: 1 BB: 2 P: 31	R: 0 E: 0 K: 1 S: 7	H: 0 LOB: 0 BB: 0 P: 11	1B: 6 2B: 3 3B: 0 HR: 2	SF: 0 SAC: 0 DP: 0 HBP: 0	WP: 1 PB: 0 CS: 0	PA: 38
PITCHER Mike Thurman, R ERA: 4.33 Anthony Telford, R ERA: 3.57 Steve Kline, L ERA: 3.69 Bobby Ayala, R ERA: 3.74	IP: 5.0 WLS: L BF: 26 H: 9 R: 5 ER: 5 SO: 3 BB: 2 IBB: 0 HBP: 0 BLK: 0 WP: 1 HR: 1 S: 56 P: 102 ERA: 9.00 WHIP: 2.200																			

Montreal Expos @ Cincinnati Reds
Cinergy Field, Cincinnati, OH
Sat Aug 21 1999, 7:05 PM EDT
Att: 33,714 - Unknown - 84 F

AB	34
R	9
H	11
RBI	9
BB	4
SO	7
LOB	15



Batter	1	2	3	4	5	6	7	8	9	AB	R	H	RBI	BB	SO	LOB	TOP										
Mike Cameron, R OBP: 0.357, SLG: 0.476 (1, 8)	F8		G6-3			L6		P4		4	0	0	0	0	0	0	Cincinnati Reds @ Atlanta Braves Turner Field, Atlanta, GA Mon Aug 23 1999, 7:40 PM EDT Att: 31,016 - Overcast - 80 F										
Michael Tucker, L OBP: 0.347, SLG: 0.444 Jeffrey Hammonds, R OBP: 0.302, SLG: 0.451 (1, 9)	2B		K			HR		K	2-3	2	2	1	1	1	1	0											
Greg Vaughn, R OBP: 0.338, SLG: 0.484 (1, 7)	G4-3				G4-3	L6		G3	1-1	4	0	2	1	0	0	0											
Sean Casey, L OBP: 0.396, SLG: 0.548 (1, 3)	G4-3				G4-3	G6-3		G3	0-0	4	0	0	0	0	0	2											
Barry Larkin, R OBP: 0.400, SLG: 0.440 (1, 6)	F8				G4-3	L6		FC4-6	4-0	3	0	1	0	1	0	1											
Eddie Taubensee, L OBP: 0.344, SLG: 0.480 Brian Johnson, R OBP: 0.311, SLG: 0.439 (9, PH)	G4-3				K	K		FC4-6	0-0	3	0	0	0	0	2	1											
Aaron Boone, R OBP: 0.344, SLG: 0.450 (1, 5)	G6-3				F7	G6-3			1-2	3	0	0	0	0	0	0											
Pokey Reese, R OBP: 0.314, SLG: 0.421 (1, 4)	G5-3				F8			K	2-3	3	0	0	0	0	1	0											
Brett Tomko, R OBP: 0.238, SLG: 0.231 Gabe White, L (7, 1)	G4-3				K			K	2-3	2	0	0	0	0	1	0											
Stan Belinda, R OBP: 0.333, SLG: 0.333 Mark Lewis, R OBP: 0.288, SLG: 0.446 Dennys Reyes, R (8, 1)										0	0	0	0	0	0	0											
Inning Stats	R: 1 E: 0 K: 0 S: 8	H: 1 LOB: 1 BB: 1 P: 21	R: 0 E: 0 K: 0 S: 4	H: 0 LOB: 0 BB: 0 P: 7	R: 0 E: 0 K: 1 S: 10	H: 0 LOB: 0 BB: 0 P: 13	R: 0 E: 0 K: 1 S: 11	H: 1 LOB: 1 BB: 0 P: 15	R: 0 E: 0 K: 1 S: 7	H: 0 LOB: 0 BB: 0 P: 9	R: 0 E: 0 K: 1 S: 6	H: 1 LOB: 0 BB: 0 P: 9	R: 0 E: 0 K: 1 S: 7	H: 0 LOB: 0 BB: 0 P: 10	R: 0 E: 0 K: 2 S: 9	H: 0 LOB: 0 BB: 1 P: 16	R: 0 E: 0 K: 1 S: 9	H: 1 LOB: 2 BB: 1 P: 16	1B: 2 2B: 1 3B: 0 HR: 1	SF: 0 SAC: 0 DP: 0 HBP: 0	WP: 0 PB: 0 SB: 0 CS: 0	PA: 33					
PITCHER	IP	WLS	BF	H	R	ER	SO	BB	IBB	HBP	BLK	WP	HR	S	P	ERA	WHIP										
Kevin Millwood, R ERA: 3.16 (1, 1)	7.0	W	25	3	2	2	4	1	0	0	0	0	1	53	84	2.57	0.571										
Mike Remlinger, L ERA: 2.29 (8, 1)	1.2		7	1	0	0	3	1	0	0	0	0	0	17	31	0.00	1.200										
Russ Springer, R ERA: 4.04 (9, 1)	0.1	S	1	0	0	0	0	0	0	0	0	0	0	1	1	0.00	0.000										

AB	31
R	2
H	4
RBI	2
BB	2
SO	7
LOB	6



Batter	1	2	3	4	5	6	7	8	9	AB	R	H	RBI	BB	SO	LOB	BOTTOM										
Gerald Williams, R OBP: 0.325, SLG: 0.448 (1, 7)	G4-3				F9	G4-3		L8		5	0	0	0	0	0	3	Cincinnati Reds @ Atlanta Braves Turner Field, Atlanta, GA Mon Aug 23 1999, 7:40 PM EDT Att: 31,016 - Overcast - 80 F										
Bret Boone, R OBP: 0.318, SLG: 0.428 (1, 4)	10 HR		E6		G1-3			SF7	0-1	4	3	2	0	0	0	0											
10 Chipper Jones, S OBP: 0.443, SLG: 0.633 (1, 5)	HR		1B		L9			WP	4-1	3	3	2	3	1	0	0											
Brian Jordan, R OBP: 0.365, SLG: 0.500 (1, 9)	BB		K		K			SF7	3-2	2	0	0	1	1	2	1											
Ryan Klesko, L OBP: 0.375, SLG: 0.549 Brian Hunter, R OBP: 0.365, SLG: 0.445 (7, PH)	P4		FC4-6		P5			K	3-1	2	0	0	0	1	0	1											
Andruw Jones, R OBP: 0.354, SLG: 0.483 (1, 8)	G5-3		FC4-6		L8			S	4-2	3	0	1	1	1	0	1											
José Hernández, R OBP: 0.352, SLG: 0.445 Mike Remlinger, L OBP: 0.302, SLG: 0.451 Russ Springer, R (9, 1)	BB		FC4-6		K			K	3-3	3	0	0	0	1	2	3											
Greg Myers, L OBP: 0.364, SLG: 0.413 (1, 2)	K		K		2B			K	1-2	3	0	0	0	1	3	3											
Kevin Millwood, R OBP: 0.167, SLG: 0.172 Walt Weiss, S OBP: 0.307, SLG: 0.296 (8, 6)	K2-3				K			G1-3	0-0	3	0	1	0	0	2	1											
Inning Stats	R: 2 E: 0 K: 0 S: 17	H: 2 LOB: 1 BB: 1 P: 28	R: 0 E: 0 K: 2 S: 12	H: 0 LOB: 1 BB: 1 P: 19	R: 2 E: 1 K: 2 S: 17	H: 2 LOB: 2 BB: 1 P: 25	R: 0 E: 0 K: 1 S: 9	H: 0 LOB: 0 BB: 0 P: 16	R: 0 E: 0 K: 1 S: 15	H: 1 LOB: 2 BB: 1 P: 24	R: 2 E: 0 K: 2 S: 17	H: 1 LOB: 1 BB: 2 P: 31	R: 0 E: 0 K: 1 S: 7	H: 0 LOB: 0 BB: 0 P: 10	1B: 2 2B: 3 3B: 0 HR: 1	SF: 1 SAC: 0 DP: 0 HBP: 0		WP: 1 PB: 0 SB: 7 CS: 0	PA: 37								
PITCHER	IP	WLS	BF	H	R	ER	SO	BB	IBB	HBP	BLK	WP	HR	S	P	ERA	WHIP										
Brett Tomko, R ERA: 5.03 (1, 1)	6.1	L	31	6	6	5	7	5	0	0	0	0	0	3	4	0.00	1.737										
Gabe White, L ERA: 4.25 (7, 1)	0.1		1	0	0	0	1	0	0	0	0	0	0	3	4	0.00	0.000										
Stan Belinda, R ERA: 4.94 (7, 1)	0.1		2	0	0	0	1	1	0	0	0	1	0	6	13	0.00	3.000										
Dennys Reyes, L ERA: 2.81 (8, 1)	1.0		3	0	0	0	1	0	0	0	0	0	0	7	10	0.00	0.000										

AB	30
R	6
H	6
RBI	5
BB	6
SO	10
LOB	14



Batter	1	2	3	4	5	6	7	8	9	AB	R	H	RBI	BB	SO	LOB	TOP																					
Mike Cameron, R (1, 8) OBP: 0.355, SLG: 0.471	G5-3		K					F7		4	0	0	0	0	1	1	Cincinnati Reds @ Atlanta Braves Turner Field, Atlanta, GA Tue Aug 24 1999, 7:40 PM EDT Att: 38,049 - Overcast - 76 F																					
Dmitri Young, S (1, 9) OBP: 0.351, SLG: 0.508	G1-3		G4-3				G4-3	K		4	0	0	0	0	1	0																						
Greg Vaughn, R (1, 7) OBP: 0.335, SLG: 0.479	K		G5-3				F8		G4-3	4	0	0	0	0	1	0																						
Sean Casey, L (1, 3) OBP: 0.394, SLG: 0.544		G4-3			G6-3			F8		3	0	0	0	0	0	0																						
Barry Larkin, R (1, 6) OBP: 0.400, SLG: 0.439		HR			G4-3		HBP		K	3	2	1	0	1	1	1																						
Eddie Taubensee, L (1, 2) Jeffrey Hammonds, R (9, PH) OBP: 0.305, SLG: 0.454		E6			F7			G4-3		3	1	0	0	0	0	1																						
Aaron Boone, R (1, 5) OBP: 0.346, SLG: 0.459		HR				G6-3				1	0	1	1	0	0	0																						
Pokey Reese, R (1, 4) OBP: 0.315, SLG: 0.420		P2								3	0	1	0	0	1	1																						
Pete Harnisch, S (1, 1) Scott Sullivan, R (6, 1) Hal Morris, L (8, PH) Danny Graves, R (8, 1) OBP: 0.339, SLG: 0.354		P8							G4-3	1	0	0	0	0	0	0																						
Inning Stats	R: 0 E: 0 K: 1 S: 9	H: 0 LOB: 0 BB: 0 P: 12	R: 3 E: 1 K: 0 S: 9	H: 2 LOB: 0 BB: 0 P: 15	R: 0 E: 0 K: 1 S: 5	H: 0 LOB: 0 BB: 0 P: 9	R: 0 E: 0 K: 0 S: 5	H: 0 LOB: 0 BB: 0 P: 7	R: 0 E: 0 K: 0 S: 7	H: 1 LOB: 1 BB: 0 P: 11	R: 0 E: 0 K: 1 S: 9	H: 0 LOB: 1 BB: 0 P: 13	R: 0 E: 0 K: 1 S: 8	H: 1 LOB: 1 BB: 0 P: 11	R: 0 E: 0 K: 1 S: 9	H: 0 LOB: 0 BB: 0 P: 15		R: 1 E: 0 K: 1 S: 10	H: 1 LOB: 1 BB: 1 P: 17	1B: 4 2B: 1 3B: 0 HR: 1	SF: 0 SAC: 1 DP: 1 HBP: 1	WP: 0 PB: 0 SB: 0 CS: 1	PA: 34															
PITCHER	IP	WLS	BF	H	R	ER	SO	BB	IBB	HBP	BLK	WP	HR	S	P	ERA	WHIP	PITCHER				IP	WLS	BF	H	R	ER	SO	BB	IBB	HBP	BLK	WP	HR	S	P	ERA	WHIP
29 John Smoltz, R (1, 1) ERA: 3.5	8.0	W	29	4	3	2	5	0	0	1	0	0	1	61	93	2.25	0.500					1.0	S	5	1	1	1	1	1	0	0	0	0	0	10	17	9.00	2.000
John Rocker, L (9, 1) ERA: 2.84	1.0	S	5	1	1	1	1	1	0	0	0	0	0	10	17	9.00	2.000																					

AB	31
R	4
H	5
RBI	4
BB	1
SO	6
LOB	5



Batter	1	2	3	4	5	6	7	8	9	AB	R	H	RBI	BB	SO	LOB	BOTTOM																					
Gerald Williams, R (1, 7) OBP: 0.327, SLG: 0.452	F9	FC6-4						G5-3		4	1	2	0	0	0	0	Cincinnati Reds @ Atlanta Braves Turner Field, Atlanta, GA Tue Aug 24 1999, 7:40 PM EDT Att: 38,049 - Overcast - 76 F																					
Bret Boone, R (1, 4) OBP: 0.316, SLG: 0.425	F9	FC6-4					K2-3	F8		4	0	0	0	0	1	2																						
10 Chipper Jones, S (1, 5) OBP: 0.445, SLG: 0.633	1B				F7					3	2	2	1	1	0	0																						
Brian Jordan, R (1, 9) OBP: 0.364, SLG: 0.497	F8				K			FC5-4		3	1	0	0	1	1	2																						
Ryan Klesko, L (1, 3) Brian Hunter, R (9, 3) OBP: 0.377, SLG: 0.549	1B				G1-3					4	1	2	1	0	0	0																						
Andruw Jones, R (1, 8) OBP: 0.355, SLG: 0.483	1B				G3					4	1	2	2	0	0	0																						
José Hernández, R (1, 6) John Rocker, R (9, 1) OBP: 0.353, SLG: 0.448	1B				F9					4	0	2	2	0	0	0																						
Eddie Pérez, R (1, 2) OBP: 0.307, SLG: 0.357					G6-3					3	0	0	0	0	1	1																						
29 John Smoltz, R (1, 1) Walt Weiss, S (9, 6) OBP: 0.286, SLG: 0.370										3	0	0	0	0	3	1																						
										0	0	0	0	0	0	0																						
Inning Stats	R: 2 E: 0 K: 0 S: 14	H: 5 LOB: 2 BB: 0 P: 18	R: 0 E: 0 K: 2 S: 12	H: 1 LOB: 1 BB: 0 P: 14	R: 0 E: 0 K: 1 S: 7	H: 0 LOB: 0 BB: 0 P: 11	R: 0 E: 0 K: 0 S: 3	H: 0 LOB: 0 BB: 0 P: 3	R: 0 E: 0 K: 2 S: 7	H: 0 LOB: 0 BB: 0 P: 8	R: 4 E: 0 K: 1 S: 12	H: 4 LOB: 1 BB: 1 P: 22	R: 0 E: 0 K: 0 S: 9	H: 0 LOB: 1 BB: 1 P: 17	R: 0 E: 0 K: 0 S: 5	H: 0 LOB: 0 BB: 0 P: 6	1B: 8 2B: 2 3B: 0 HR: 0	SF: 0 SAC: 0 DP: 0 HBP: 0	WP: 0 PB: 0 SB: 0 CS: 1	PA: 34																		
PITCHER	IP	WLS	BF	H	R	ER	SO	BB	IBB	HBP	BLK	WP	HR	S	P	ERA	WHIP	PITCHER				IP	WLS	BF	H	R	ER	SO	BB	IBB	HBP	BLK	WP	HR	S	P	ERA	WHIP
Pete Harnisch, R (1, 1) ERA: 3.47	5.0	L	25	10	6	6	5	1	0	0	0	0	0	51	69	10.80	2.200					2.0		6	0	0	0	1	1	0	0	0	0	0	13	24	0.00	0.500
Scott Sullivan, R (6, 1) ERA: 2.73	2.0		6	0	0	0	1	1	0	0	0	0	0	5	6	0.00	0.000					1.0		3	0	0	0	0	0	0	0	0	0	5	6	0.00	0.000	
Danny Graves, R (8, 1) ERA: 3.19	1.0		3	0	0	0	0	0	0	0	0	0	0	5	6	0.00	0.000																					



Batter	1	2	3	4	5	6	7	8	9	AB	R	H	RBI	BB	SO	LOB	TOP					
Mike Cameron, R OBP: 0.355, SLG: 0.477 (1, 8)	P6		1B HBP		L9	FC SF8			K	5	1	1	1	0	1	4	<p>Cincinnati Reds @ Montreal Expos</p> <p>Olympic Stadium, Montreal, QB</p> <p>Thu Aug 26 1999, 7:05 PM EDT</p> <p>Att: 6,796 - Dome - 72 F</p>					
Hal Morris, L OBP: 0.381, SLG: 0.376 Sean Casey, L OBP: 0.395, SLG: 0.545 (5, 3)	G3-1 PB		1B		1B	SF8		L1-3	1B	2	1	2	1	0	0	0						
Dmitri Young, S OBP: 0.347, SLG: 0.500 Scott Williamson, R (8, 1)	G3-1		F8		1B	G3		G5-3	K	5	0	1	0	0	0	5						
Michael Tucker, L OBP: 0.350, SLG: 0.455 (1, 9)	F9				1B			K	K	5	1	2	1	1	2	4						
Barry Larkin, R OBP: 0.395, SLG: 0.431 (1, 6)		K		G1-3	P6		G4-3		E4 1B	5	1	0	0	0	1	4						
Eddie Taubensee, L OBP: 0.342, SLG: 0.477 (1, 2)	K			2B	G4-3		L3		1B E	5	1	2	0	0	1	4						
Aaron Boone, R OBP: 0.343, SLG: 0.453 (1, 5)	P2			K			G6-3		E1 1B	5	2	1	0	0	1	4						
Pokey Reese, R OBP: 0.317, SLG: 0.419 (1, 4)			F8		IBB		E1 FC SF8		1B SH	4	3	2	2	1	0	0						
Juan Guzman, R OBP: 0.150, SLG: 0.150 Mark Lewis, R OBP: 0.258, SLG: 0.446 Jeffrey Hammonds, R OBP: 0.303, SLG: 0.447 (8, 7)	G4-3		G4-3	K		B3		SH	1B	3	0	0	0	0	1	3						
Inning Stats	R: 1 E: 0 K: 0 S: 10	H: 1 LOB: 0 BB: 0 P: 18	R: 0 E: 0 K: 2 S: 9	H: 0 LOB: 0 BB: 0 P: 13	R: 1 E: 0 K: 0 S: 9	H: 1 LOB: 1 BB: 0 P: 16	R: 1 E: 0 K: 2 S: 12	H: 2 LOB: 2 BB: 1 P: 19	R: 0 E: 0 K: 0 S: 12	H: 3 LOB: 3 BB: 0 P: 17	R: 2 E: 1 K: 0 S: 11	H: 2 LOB: 1 BB: 0 P: 17	R: 0 E: 0 K: 0 S: 9	H: 0 LOB: 1 BB: 1 P: 17	R: 1 E: 2 K: 1 S: 9	H: 1 LOB: 2 BB: 0 P: 13		R: 4 E: 2 K: 3 S: 21	H: 4 LOB: 2 BB: 0 P: 27	1B: 10 2B: 3 3B: 0 HR: 1	SF: 1 SAC: 1 DP: 0 HBP: 1	WP: 0 PB: 1 SB: 5 CS: 0
PITCHER	IP	WLS	BF	H	R	ER	SO	BB	IBB	HBP	BLK	WP	HR	S	P	ERA	WHIP					
Mike Thurman, R ERA: 4.33 Bobby Ayala, R ERA: 3.89 Steve Kline, L ERA: 3.54 Anthony Telford, R ERA: 3.62	6.0	L	30	9	5	3	4	0	1	1	0	0	0	10	18	4.50	1.500					

Cincinnati Reds @ Montreal Expos
Olympic Stadium, Montreal, QB
Thu Aug 26 1999, 7:05 PM EDT
Att: 6,796 - Dome - 72 F

AB	44
R	10
H	14
RBI	9
BB	2
SO	8
LOB	32



Batter	1	2	3	4	5	6	7	8	9	AB	R	H	RBI	BB	SO	LOB	BOTTOM					
Rondell White, R OBP: 0.382, SLG: 0.505 (1, 8)	F8		K		S		G1-3		F8	5	0	1	0	0	1	4	<p>Cincinnati Reds @ Montreal Expos</p> <p>Olympic Stadium, Montreal, QB</p> <p>Thu Aug 26 1999, 7:05 PM EDT</p> <p>Att: 6,796 - Dome - 72 F</p>					
Wilton Guerrero, S OBP: 0.333, SLG: 0.406 (1, 7)	G3		FC6-4		L5					4	0	1	1	0	0	3						
Jose Vidro, S OBP: 0.358, SLG: 0.513 (1, 4)	G1-3				K		G4-3			4	1	1	0	0	1	2						
Vladimir Guerrero, R OBP: 0.372, SLG: 0.588 (1, 9)	G6-3				HR			K		3	1	1	2	1	1	0						
Brad Fullmer, L OBP: 0.347, SLG: 0.516 (1, 3)	P5				HR		G1-6-3		G1-4-3	4	1	1	0	0	0	1						
Michael Barrett, R OBP: 0.341, SLG: 0.422 (1, 2)	G5-3				G5-3			K		4	0	1	0	0	1	1						
Geoff Blum, S OBP: 0.339, SLG: 0.519 Bobby Ayala, R Steve Kline, S Anthony Telford, R Ryan McGuire, L OBP: 0.349, SLG: 0.344 Mike Mordecai, R OBP: 0.328, SLG: 0.391 (7, 6)			K		SH1-3		G4-3		FC4-6 BB	2	0	0	1	0	1	1						
Mike Mordecai, R OBP: 0.328, SLG: 0.391 (7, 6)					G4-3				FC4-6	4	1	2	0	0	0	1						
Mike Thurman, R OBP: 0.086, SLG: 0.030 Shane Andrews, R OBP: 0.292, SLG: 0.352 (7, 5)					FC6-4 BB		K		F8	1	0	0	0	1	1	0						
Inning Stats	R: 0 E: 0 K: 0 S: 7	H: 0 LOB: 0 BB: 0 P: 8	R: 0 E: 0 K: 0 S: 3	H: 0 LOB: 0 BB: 0 P: 7	R: 0 E: 0 K: 2 S: 11	H: 1 LOB: 1 BB: 0 P: 20	R: 3 E: 0 K: 0 S: 12	H: 3 LOB: 0 BB: 0 P: 19	R: 0 E: 0 K: 0 S: 4	H: 1 LOB: 1 BB: 1 P: 12	R: 1 E: 0 K: 0 S: 9	H: 2 LOB: 1 BB: 0 P: 17	R: 0 E: 0 K: 2 S: 10	H: 0 LOB: 0 BB: 0 P: 15	R: 0 E: 0 K: 1 S: 8	H: 0 LOB: 1 BB: 1 P: 14		1B: 5 2B: 2 3B: 0 HR: 1	SF: 0 SAC: 1 DP: 1 HBP: 0	WP: 0 PB: 1 SB: 1 CS: 0	PA: 37	
PITCHER	IP	WLS	BF	H	R	ER	SO	BB	IBB	HBP	BLK	WP	HR	S	P	ERA	WHIP					
Juan Guzman, R ERA: 3.81 Scott Williamson, R ERA: 1.65	7.0	W	30	8	4	3	4	2	0	0	0	0	0	18	29	0.00	0.500					

Cincinnati Reds @ Montreal Expos
Olympic Stadium, Montreal, QB
Thu Aug 26 1999, 7:05 PM EDT
Att: 6,796 - Dome - 72 F

AB	33
R	4
H	8
RBI	4
BB	3
SO	7
LOB	15



Batter	1	2	3	4	5	6	7	8	9	AB	R	H	RBI	BB	SO	LOB	TOP								
Pokey Reese, R OBP: 0.323, SLG: 0.426 (1, 4)	2-2 FC3-6 1B	1-1 G6-3 1B		1-1 2B	3-2 F9			2-1 F7		5	3	3	0	0	0	1									
Barry Larkin, R OBP: 0.394, SLG: 0.426 (1, 6)	2-2 P4	0-0 G6-3		4-0 2B			4-1 F7	2-0 F8		3	1	0	0	2	0	2									
Sean Casey, L OBP: 0.399, SLG: 0.547 (1, 3)	4-1 FC3-6 1B	2-0		0-2 2B			0-2 F7		3-2 G6-3	4	0	2	4	1	0	1									
Dmitri Young, S OBP: 0.342, SLG: 0.485 (9, 9)	0-1 FC3-6 1B	1-1 F8		1-1 2B			0-0 G4-3		0-3 K	4	1	0	0	1	1	4									
Michael Tucker, L OBP: 0.346, SLG: 0.445 (9, PH)	4-0 1B		1-3 K	1-3 K			1-3 K		0-0 G6-3	3	0	0	0	1	3	3									
Greg Vaughn, R OBP: 0.336, SLG: 0.478 (9, 1)	1-2 BB									1	0	0	0	0	0	0									
Scott Williamson, R (9, 1)										0	0	0	0	0	0	0									
Aaron Boone, R OBP: 0.344, SLG: 0.453 (1, 5)	0-1 1B		2-3 K	0-0 P4					0-2 G6-3	4	0	1	2	0	1	2									
Jeffrey Hammonds, R OBP: 0.310, SLG: 0.453 (1, 8)	4-2 BB		3-2 L7		2-1 G1-3			1-1 F7		3	0	1	0	1	0	0									
Jason LaRue, R OBP: 0.254, SLG: 0.286 (9, 7)	0-0 F8			1-2 FC2-5	2-2 G1-3			0-2 K		4	0	1	0	0	1	4									
Chris Stynes, R OBP: 0.263, SLG: 0.264 (9, 7)										0	0	0	0	0	0	0									
Brett Tomko, R OBP: 0.244, SLG: 0.238 (5, 1)					0-2 FC2-5			0-0 F8		3	1	1	0	0	1	1									
Scott Sullivan, R (5, 1)										0	0	0	0	0	0	0									
Gabe White, L (6, 1)										0	0	0	0	0	0	0									
Stan Belinda, R OBP: 0.333, SLG: 0.333 (7, 1)										0	0	0	0	0	0	0									
Dennys Reyes, R (7, 1)										0	0	0	0	0	0	0									
Eddie Taubensee, L OBP: 0.261, SLG: 0.261 (7, 2)										1	0	0	0	0	0	0									
Inning Stats	R: 2 E: 0 K: 0 S: 14	H: 2 LOB: 3 BB: 3 P: 30	R: 1 E: 0 K: 1 S: 9	H: 2 LOB: 1 BB: 0 P: 13	R: 0 E: 0 K: 2 S: 9	H: 0 LOB: 0 BB: 0 P: 15	R: 3 E: 0 K: 1 S: 16	H: 3 LOB: 2 BB: 2 P: 27	R: 0 E: 0 K: 0 S: 12	H: 2 LOB: 1 BB: 0 P: 20	R: 0 E: 0 K: 1 S: 8	H: 0 LOB: 1 BB: 1 P: 13	R: 0 E: 0 K: 1 S: 8	H: 0 LOB: 0 BB: 0 P: 9	R: 0 E: 0 K: 0 S: 4	H: 0 LOB: 0 BB: 0 P: 8	R: 0 E: 0 K: 1 S: 7	H: 0 LOB: 0 BB: 0 P: 10	1B: 4 2B: 5 3B: 0 HR: 0	SF: 0 SAC: 0 DP: 0 HBP: 0	WP: 0 PB: 0 SB: 1 CS: 1	PA: 41			
PITCHER	IP	WLS	BF	H	R	ER	SO	BB	IBB	HBP	BLK	WP	HR	S	P	ERA	WHIP								
Dan Smith, R ERA: 5.78 (1, 1)	3.1		22	7	6	6	3	5	0	0	0	0	0	44	80	16.20	3.600								
Miguel Batista, R ERA: 5.1 (4, 1)	1.2		6	2	0	0	1	0	0	0	0	0	0	16	25	0.00	1.200								
Guillermo Mota, R ERA: 3.27 (6, 1)	1.0		4	0	0	0	1	1	0	0	0	0	0	8	13	0.00	1.000								
Anthony Telford, R ERA: 3.52 (7, 1)	2.0		6	0	0	0	1	0	0	0	0	0	0	12	17	0.00	0.000								
Steve Kline, L ERA: 3.41 (9, 1)	1.0	W	3	0	0	0	1	0	0	0	0	0	0	7	10	0.00	0.000								

Cincinnati Reds @ Montreal Expos
Olympic Stadium, Montreal, QB
Sat Aug 28 1999, 7:05 PM EDT
Att: 11,238 - Dome - 72 F

AB 35
R 6
H 9
RBI 6
BB 6
SO 7
LOB 18



Batter	1	2	3	4	5	6	7	8	9	AB	R	H	RBI	BB	SO	LOB	BOTTOM								
Rondell White, R OBP: 0.362, SLG: 0.511 (1, 8)	2-1 G4-3 2B		1-0 F7		2-1 G6-3		1-0 F8-6		1-1 F8	5	1	2	0	0	0	1									
Wilton Guerrero, S OBP: 0.331, SLG: 0.413 (1, 7)	2-1 G4-3		2-2 L8		0-0 SF9		0-2 F8-6		4-1 HR	4	1	1	1	0	0	2									
Manny Martinez, R OBP: 0.289, SLG: 0.354 (8, 8)	2-3				2H 3B		1-2		BB	0	1	0	0	1	0	0									
Brad Fullmer, L OBP: 0.347, SLG: 0.515 (1, 3)	0-1 E4 WP 2B		0-1 F9		0-0 SF9		4-0 HBP		2-2 P5	3	1	1	2	1	0	1									
Vladimir Guerrero, R OBP: 0.372, SLG: 0.589 (1, 9)	3H 1B				3H 3B				SAFE SAFE SAFE SAFE SAFE	4	1	1	2	0	0	1									
Jose Vidro, S OBP: 0.356, SLG: 0.509 (1, 4)	0-0 P5		3-1 G4-3		2-2 G6-3		1-0 HBP		1-2 HR	4	1	1	2	0	0	1									
Michael Barrett, R OBP: 0.345, SLG: 0.432 (1, 5)	4-0 2B		1-0 G1-3		0-0 F7		0-2 F9			3	0	0	0	1	0	2									
Chris Widger, R OBP: 0.335, SLG: 0.492 (1, 2)	2-3 BB		1-3 K		1-2 2B				1-1 FC1-6	4	0	3	1	0	1	0									
Geoff Blum, S OBP: 0.348, SLG: 0.527 (1, 6)	1H 3H 2B				HR				0-0 FC1-6	4	1	1	1	0	1	2									
Dan Smith, R ERA: 5.19 (5, 1)					3-1 HR		2-3 K		1-1 FC4-6	1	0	0	0	0	0	0									
Scott Sullivan, R ERA: 2.79 (6, 1)					0-0 1B		4-0 IBB		2-1 FC4-6	3	1	1	0	1	0	1									
Gabe White, L ERA: 4.17 (7, 1)					2B				1-2 FC6-4	1	0	0	0	0	0	0									
Stan Belinda, R ERA: 4.8 (7, 1)					1-1 G6-3		2-1 P4		1-0 FC6-4	1	0	0	0	0	0	0									
Dennys Reyes, L ERA: 2.74 (7, 1)					2H 3B				1-2	1	0	0	0	0	0	0									
Inning Stats	R: 2 E: 1 K: 0 S: 8	H: 3 LOB: 2 BB: 1 P: 16	R: 0 E: 0 K: 1 S: 7	H: 0 LOB: 0 BB: 0 P: 8	R: 0 E: 0 K: 0 S: 6	H: 0 LOB: 0 BB: 0 P: 9	R: 0 E: 0 K: 1 S: 6	H: 0 LOB: 0 BB: 0 P: 11	R: 4 E: 0 K: 0 S: 12	H: 4 LOB: 0 BB: 0 P: 20	R: 0 E: 0 K: 1 S: 9	H: 1 LOB: 2 BB: 1 P: 18	R: 0 E: 0 K: 0 S: 10	H: 1 LOB: 2 BB: 1 P: 16	R: 0 E: 0 K: 0 S: 6	H: 1 LOB: 1 BB: 0 P: 10	R: 2 E: 0 K: 0 S: 13	H: 1 LOB: 0 BB: 1 P: 19	1B: 4 2B: 5 3B: 1 HR: 2	SF: 1 SAC: 0 DP: 1 HBP: 1	WP: 1 PB: 0 SB: 0 CS: 0	PA: 40			
PITCHER	IP	WLS	BF	H	R	ER	SO	BB	IBB	HBP	BLK	WP	HR	S	P	ERA	WHIP								
Brett Tomko, R ERA: 5.19 (1, 1)	4.0		18	6	5	5	2	1	0	0	0	0	0	14	25	5.40	1.750								
Scott Sullivan, R ERA: 2.79 (5, 1)	1.2		8	2	1	1	1	0	1	0	0	0	0	14	25	5.40	1.200								
Gabe White, L ERA: 4.17 (6, 1)	1.0		4	1	0	0	0	1	0	0	0	0	0	8	15	0.00	2.000								
Stan Belinda, R ERA: 4.8 (7, 1)	0.0		1	0	0	0	0	0	0	1	0	0	0	0	1	∞	∞								
Dennys Reyes, L ERA: 2.74 (7, 1)	1.1		5	1	0	0	0	0	0	0	0	0	0	10	14	0.00	0.750								

Cincinnati Reds @ Montreal Expos
Olympic Stadium, Montreal, QB
Sat Aug 28 1999, 7:05 PM EDT
Att: 11,238 - Dome - 72 F

AB 34
R 8
H 11
RBI 8
BB 4
SO 3
LOB 13



Batter	1	2	3	4	5	6	7	8	9	AB R H RBI BB SO LOB	TOP																
Pokey Reese, R OBP: 0.322, SLG: 0.423 (1, 4)	G6-3	2B		F8		K			K	5 1 1 0 0 2 0	Cincinnati Reds @ Montreal Expos Olympic Stadium, Montreal, QB Sun Aug 29 1999, 1:35 PM EDT Att: 10,291 - Dome - 72 F AB 36 R 6 H 10 RBI 6 BB 2 SO 6 LOB 10																
Barry Larkin, R OBP: 0.394, SLG: 0.430 (1, 6)	2B	2B		G4-3			G5-3		L9	5 1 2 1 0 0 0																	
Sean Casey, L OBP: 0.398, SLG: 0.547 (1, 3)	2H	1B		F8			G1-3			4 1 1 1 0 0 1																	
Greg Vaughn, R OBP: 0.337, SLG: 0.481 (1, 7)	1B	1B		F7	G4-3				2B	4 1 2 1 0 0 1																	
Michael Tucker, L OBP: 0.341, SLG: 0.438 (1, 9)	F8	P4		G1-3	G1-3				F7	4 0 0 0 0 0 3																	
Aaron Boone, R OBP: 0.345, SLG: 0.453 (1, 5)	S	1B		PB	K				F7	4 1 2 0 0 1 0																	
Eddie Taubensee, L OBP: 0.339, SLG: 0.472 (1, 2)	1B	BB		F7		K			K	3 0 0 0 1 2 1																	
Jeffrey Hammonds, R OBP: 0.318, SLG: 0.472 Scott Sullivan, R (8, 1)	1B	1B		G5-4-3		HR			K	3 1 2 3 1 1 0 0 0 0 0 0 0 0																	
Pete Harnisch, S OBP: 0.148, SLG: 0.278 Dennys Reyes, R (6, 1)	F7			G5-4-3		P4			G3	3 0 0 0 0 0 4 0 0 0 0 0 0 0 1 0 0 0 0 0 0																	
Dmitri Young, S OBP: 0.341, SLG: 0.483 (8, 9)				1-2 2-3																							
Inning Stats	R: 4 E: 0 K: 0 S: 20	H: 5 LOB: 2 BB: 1 P: 34	R: 1 E: 0 K: 0 S: 13	H: 2 LOB: 1 BB: 0 P: 21	R: 0 E: 0 K: 0 S: 5	H: 1 LOB: 1 BB: 1 P: 10	R: 0 E: 0 K: 0 S: 7	H: 0 LOB: 0 BB: 0 P: 10	R: 0 E: 0 K: 1 S: 7	H: 0 LOB: 0 BB: 0 P: 12	R: 1 E: 0 K: 2 S: 12	H: 1 LOB: 0 BB: 0 P: 15	R: 0 E: 0 K: 0 S: 10	H: 1 LOB: 1 BB: 0 P: 16	R: 0 E: 0 K: 2 S: 10	H: 0 LOB: 0 BB: 0 P: 14	R: 0 E: 0 K: 1 S: 9	H: 0 LOB: 0 BB: 0 P: 13	1B: 5 2B: 4 3B: 0 HR: 1	SF: 0 SAC: 0 DP: 1 HBP: 0	WP: 0 PB: 2 SB: 1 CS: 0	PA: 38					
PITCHER	IP WLS BF H R ER SO BB IBB HBP BLK WP HR S P ERA WHIP											PITCHER	IP WLS BF H R ER SO BB IBB HBP BLK WP HR S P ERA WHIP														
Javier Vazquez, R ERA: 5.65 (1, 1)	5.0	24	8	5	5	1	2	0	0	0	0	0	0	52	87	9.00	2.000										
Guillermo Mota, R ERA: 3.4 (6, 1)	1.0	4	1	1	1	2	0	0	0	0	0	0	1	12	15	9.00	1.000										
Anthony Telford, R ERA: 3.43 (7, 1)	2.0	7	1	0	0	2	0	0	0	0	0	0	0	20	30	0.00	0.500										
Ugueth Urbina, R ERA: 3.63 (9, 1)	1.0	3	0	0	0	1	0	0	0	0	0	0	0	9	13	0.00	0.000										

Batter	1	2	3	4	5	6	7	8	9	AB R H RBI BB SO LOB	BOTTOM																
Manny Martinez, R OBP: 0.292, SLG: 0.354 (1, 8)	BB		G6-3		G6-3	1B				3 0 1 2 1 0 1	Cincinnati Reds @ Montreal Expos Olympic Stadium, Montreal, QB Sun Aug 29 1999, 1:35 PM EDT Att: 10,291 - Dome - 72 F AB 30 R 8 H 8 RBI 8 BB 4 SO 3 LOB 5																
Orlando Merced, S OBP: 0.340, SLG: 0.442 James Mouton, R OBP: 0.376, SLG: 0.393 (6, PH)	G4-6-3			L8	HR	K				3 1 1 1 0 0 1 1 0 0 0 0 1 2																	
Chris Widger, R OBP: 0.335, SLG: 0.492 (9, 2)	1-2				HR					0 0 0 0 0 0 0																	
Brad Fullmer, L OBP: 0.343, SLG: 0.508 (1, 3)	P6			G4-3	F8				P3	4 0 0 0 0 0 0																	
Vladimir Guerrero, R OBP: 0.369, SLG: 0.584 (1, 9)		F9		K		F8			G5-3	4 0 0 0 0 1 0																	
Jose Vidro, S OBP: 0.355, SLG: 0.509 (1, 4)		G4-3			G4-3	G4-3			L6	4 1 1 0 0 0 0																	
Michael Barrett, R OBP: 0.344, SLG: 0.433 Ugueth Urbina, R (9, 1)		G4-3			G4-3	1B			G4-3	4 1 1 0 0 0 1 0 0 0 0 0 0 0																	
Shane Andrews, R OBP: 0.291, SLG: 0.346 (1, 5)			F9		1B	1B			K	3 2 1 1 1 1 0																	
Geoff Blum, S OBP: 0.371, SLG: 0.569 (1, 6)			SH1-4		3B	1B			G3	3 2 2 2 1 0 0																	
Javier Vazquez, R ERA: 5.65 (1, 1) Ryan McCullough, L ERA: 3.79 (5, PH) Guillermo Mota, R ERA: 3.4 (6, 1) Willton Guerrero, S ERA: 3.50 (6, PH) Anthony Telford, R ERA: 3.43 (7, 1) Rondell White, R ERA: 5.91 (9, 7)		SH1-4			G6-3	3B				0 0 0 0 0 0 0 1 1 1 2 0 0 0 0 0 0 0 0 0 0 0 0 0 0 0 1 0 0 0 0 0 0 0 0 0 0 0 0 0 0 0																	
Inning Stats	R: 0 E: 0 K: 0 S: 5	H: 0 LOB: 0 BB: 1 P: 10	R: 0 E: 0 K: 0 S: 7	H: 0 LOB: 0 BB: 0 P: 9	R: 0 E: 0 K: 1 S: 7	H: 0 LOB: 0 BB: 1 P: 15	R: 0 E: 0 K: 1 S: 7	H: 0 LOB: 0 BB: 0 P: 9	R: 5 E: 0 K: 0 S: 14	H: 5 LOB: 0 BB: 0 P: 20	R: 3 E: 0 K: 1 S: 13	H: 3 LOB: 2 BB: 2 P: 30	R: 0 E: 0 K: 0 S: 6	H: 0 LOB: 0 BB: 0 P: 7	R: 0 E: 0 K: 1 S: 8	H: 0 LOB: 0 BB: 0 P: 13	1B: 3 2B: 2 3B: 2 HR: 1	SF: 0 SAC: 1 DP: 1 HBP: 0	WP: 0 PB: 0 SB: 0 CS: 0	PA: 35							
PITCHER	IP WLS BF H R ER SO BB IBB HBP BLK WP HR S P ERA WHIP											PITCHER	IP WLS BF H R ER SO BB IBB HBP BLK WP HR S P ERA WHIP														
Pete Harnisch, R ERA: 3.79 (1, 1)	5.2	26	7	8	8	1	3	0	0	0	0	0	0	12	22	0.00	1.765										
Dennys Reyes, L ERA: 2.65 (6, 1)	1.1	6	1	0	0	1	1	0	0	0	0	0	0	8	13	0.00	0.000										
Scott Sullivan, R ERA: 2.73 (8, 1)	1.0	3	0	0	0	1	0	0	0	0	0	0	0	8	13	0.00	0.000										

Batter	1	2	3	4	5	6	7	8	9	AB	R	H	RBI	BB	SO	LOB	TOP										
Pokey Reese, R OBP: 0.321, SLG: 0.414 (1, 4)	G5-3		P5				F8			3	0	0	0	1	0	2	Cincinnati Reds @ Philadelphia Phillies Veterans Stadium, Philadelphia, PA Fri Sep 03 1999, 7:05 PM EDT Att: 14,447 - Overcast - 77 F										
Barry Larkin, R OBP: 0.392, SLG: 0.427 Gookie Dawkins, R (8, 6)	P4			2B	1B	G4-3		CS	1B	4	1	2	0	0	0	2											
Sean Casey, L OBP: 0.407, SLG: 0.576 (1, 3)	K			G3	2B			1B	K	4	1	2	2	0	2	1											
Greg Vaughn, R OBP: 0.334, SLG: 0.472 Dennys Reyes, R (8, 1)		F7		G3			G5-3		G1-3	4	0	0	0	0	0	1											
Michael Tucker, L OBP: 0.334, SLG: 0.425 (1, 9)		K		K			K		K	4	0	0	0	0	4	1											
Aaron Boone, R OBP: 0.341, SLG: 0.451 (1, 5)	G1-4-3			G4-3			P6		F7	4	0	0	0	0	0	1											
Eddie Taubensee, L OBP: 0.336, SLG: 0.467 Brian Johnson, R OBP: 0.298, SLG: 0.425 (7, PH) (7, 2)			F8				K		F9	2	0	0	0	0	1	0											
Jeffrey Hammonds, R OBP: 0.348, SLG: 0.502 (1, 8)					BB					2	0	2	0	1	0	0											
Steve Parris, R OBP: 0.192, SLG: 0.192 Brett Tomko, R OBP: 0.239, SLG: 0.233 Mark Lewis, R OBP: 0.288, SLG: 0.481 Gabe White, L (5, PH) Dmitri Young, S OBP: 0.308, SLG: 0.472 Scott Sullivan, R (7, 1) Chris Stynes, R OBP: 0.207, SLG: 0.270 (8, 7)			B3				F9		K	0	0	0	0	0	0	0											
Inning Stats	R: 0 E: 0 K: 1 S: 8	H: 0 LOB: 0 BB: 0 P: 12	R: 0 E: 0 K: 1 S: 12	H: 0 LOB: 0 BB: 0 P: 18	R: 0 E: 0 K: 0 S: 8	H: 1 LOB: 1 BB: 0 P: 14	R: 1 E: 0 K: 1 S: 9	H: 2 LOB: 1 BB: 0 P: 11	R: 0 E: 0 K: 1 S: 7	H: 0 LOB: 2 BB: 2 P: 19	R: 0 E: 0 K: 1 S: 10	H: 1 LOB: 1 BB: 0 P: 12	R: 0 E: 0 K: 1 S: 9	H: 1 LOB: 0 BB: 0 P: 14	R: 0 E: 0 K: 1 S: 6	H: 0 LOB: 0 BB: 0 P: 7		1B: 3 2B: 3 3B: 0 HR: 1	SF: 0 SAC: 0 DP: 1 HBP: 0	WP: 0 PB: 0 SB: 1 CS: 1	PA: 34						
PITCHER	IP	WLS	BF	H	R	ER	SO	BB	IBB	HBP	BLK	WP	HR	S	P	ERA	WHIP										
Curt Schilling, R ERA: 3.45	5.0	W	20	3	1	1	4	2	0	0	0	0	0	46	74	1.80	1.000										
Scott Aldred, L ERA: 4.07	2.0	H	8	2	1	1	2	0	0	0	0	0	1	17	23	4.50	1.000										
Steve Montgomery, R ERA: 3.33	1.0	H	3	1	0	0	1	0	0	0	0	0	0	9	14	0.00	1.000										
Steve Schrenk, R ERA: 2.87	1.0		3	0	0	0	1	0	0	0	0	0	0	6	7	0.00	0.000										

AB 32
R 2
H 6
RBI 2
BB 2
SO 8
LOB 11



Batter	1	2	3	4	5	6	7	8	9	AB	R	H	RBI	BB	SO	LOB	BOTTOM										
Doug Glanville, R OBP: 0.380, SLG: 0.450 (1, 8)	L8	SF8		G3				F9		4	0	1	1	0	0	1	Cincinnati Reds @ Philadelphia Phillies Veterans Stadium, Philadelphia, PA Fri Sep 03 1999, 7:05 PM EDT Att: 14,447 - Overcast - 77 F										
Ron Gant, R OBP: 0.365, SLG: 0.439 (1, 7)	G5-3	BB		G4-3			FC6	BB	BB	2	1	1	0	3	0	0											
Bobby Abreu, L OBP: 0.446, SLG: 0.575 (1, 9)	23 1B			G4-3			FC6	23 1B	WP	3	2	1	1	2	0	3											
23 Kevin Jordan, R OBP: 0.363, SLG: 0.449 (1, 5)		F8		G1			G5-3	WP	1B	5	1	2	3	0	0	4											
Rico Brogna, L OBP: 0.339, SLG: 0.460 (1, 3)	G5-3			HR			L4	G4-3	BB	5	2	2	2	0	0	1											
Mike Lieberthal, R OBP: 0.374, SLG: 0.573 (1, 2)		1B		K			P5	WP	1B	4	2	2	0	1	1	0											
Torey Lovullo, S Scott Aldred, L Rob Ducey, L Kevin Saffel, R Steve Schrenk, R (1, 4) (8, 1) (7, PH) (8, 1) (8, PH) (8, 1)		BB		P5			P4		BB	2	1	0	0	1	0	0											
Alex Arias, R OBP: 0.375, SLG: 0.404 (1, 6)		BB					F8			4	1	3	1	1	0	0											
Curt Schilling, R OBP: 0.218, SLG: 0.167 15 David Doster, R OBP: 0.315, SLG: 0.350 (1, 1) (6, 4)				K			K		F9	2	0	0	0	0	2	4											
Inning Stats	R: 1 E: 0 K: 0 S: 8	H: 2 LOB: 1 BB: 0 P: 15	R: 2 E: 0 K: 1 S: 18	H: 2 LOB: 3 BB: 3 P: 41	R: 1 E: 0 K: 2 S: 13	H: 2 LOB: 1 BB: 0 P: 21	R: 0 E: 0 K: 0 S: 7	H: 0 LOB: 1 BB: 1 P: 16	R: 0 E: 0 K: 1 S: 10	H: 2 LOB: 2 BB: 0 P: 15	R: 0 E: 0 K: 0 S: 11	H: 1 LOB: 1 BB: 0 P: 16	R: 6 E: 0 K: 0 S: 22	H: 3 LOB: 2 BB: 5 P: 46	1B: 8 2B: 2 3B: 1 HR: 1	SF: 1 SAC: 1 DP: 0 HBP: 0		WP: 3 PB: 0 SB: 0 CS: 0	PA: 45								
PITCHER	IP	WLS	BF	H	R	ER	SO	BB	IBB	HBP	BLK	WP	HR	S	P	ERA	WHIP										
Steve Parris, R ERA: 3.68	1.2	L	12	4	3	3	1	3	0	0	0	0	0	23	50	16.20	4.200										
Brett Tomko, R ERA: 5.11	2.1		10	2	1	1	2	1	0	0	0	0	1	23	43	3.86	1.286										
Gabe White, L ERA: 3.95	2.0		8	2	0	0	1	0	0	0	0	0	0	16	22	0.00	1.000										
Scott Sullivan, R ERA: 2.97	1.2		8	1	2	2	0	2	0	0	0	0	0	18	31	10.80	1.800										
Dennys Reyes, L ERA: 3.35	0.1		7	3	4	4	0	3	0	0	0	2	0	15	31	108.00	18.000										

AB 34
R 10
H 12
RBI 8
BB 9
SO 4
LOB 16



Batter	1	2	3	4	5	6	7	8	9	AB	R	H	RBI	BB	SO	LOB	TOP								
Pokey Reese, R (1,4) OBP: 0.326, SLG: 0.423 Chris Stynes, R (6,4) OBP: 0.291, SLG: 0.275	F7	FC5-4 1B		BB	FC 2B	HR		HBP 1B	F9	4	2	3	3	1	0	0	Cincinnati Reds @ Philadelphia Phillies Veterans Stadium, Philadelphia, PA Sat Sep 04 1999, 7:05 PM EDT Att: 16,357 - Overcast - 75 F								
Barry Larkin, R (1,6) OBP: 0.393, SLG: 0.426 Gookie Dawkins, R (5,6) OBP: 0.667, SLG: 0.500	G4-3	FC5-4		BB	FC 2B	E5		1B	K	2	1	0	0	2	0	2									
Sean Casey, L (1,3) OBP: 0.408, SLG: 0.574 Mark Sweeney, L (8,3) OBP: 0.500, SLG: 0.867	G4-3		K	FC6-4 1B	FC 2B	HR		HR		5	2	2	1	1	1	2									
Dmitri Young, S (1,9) OBP: 0.339, SLG: 0.490	G4-3		HR	FC6-4 1B	HR	F9		HR		6	3	3	4	0	0	4									
Greg Vaughn, R (1,7) OBP: 0.337, SLG: 0.478 Kerry Robinson, L (7,7)	1B HR		K		HR			K		3	3	1	3	2	1	0									
Eddie Taubensee, L (1,2) OBP: 0.342, SLG: 0.493 Stan Belinda, R (7,1) OBP: 0.250, SLG: 0.250	HR				HR			P4		5	3	4	3	0	0	0									
Aaron Boone, R (1,5) OBP: 0.342, SLG: 0.457 Mark Lewis, R (6,5) OBP: 0.290, SLG: 0.481	HR		G5-3					HR		4	1	1	3	0	0	1									
Jeffrey Hammonds, R (1,8) OBP: 0.347, SLG: 0.509	E5 1B			HR	WP 1B			P4		5	2	1	1	1	1	0									
Pete Harnisch, S (1,1) OBP: 0.155, SLG: 0.263 Brian Johnson, R (7,2) OBP: 0.302, SLG: 0.454	K				WP 1B			HR	G5-3	3	1	0	0	1	2	1									
Inning Stats	R: 0 E: 0 K: 1 S: 6	H: 0 LOB: 0 BB: 0 P: 10	R: 3 E: 1 K: 1 S: 23	H: 3 LOB: 2 BB: 1 P: 38	R: 1 E: 0 K: 2 S: 11	H: 2 LOB: 1 BB: 0 P: 18	R: 1 E: 0 K: 0 S: 11	H: 2 LOB: 2 BB: 2 P: 23	R: 9 E: 0 K: 0 S: 22	H: 4 LOB: 0 BB: 4 P: 49	R: 1 E: 1 K: 1 S: 15	H: 2 LOB: 2 BB: 1 P: 26	R: 1 E: 0 K: 1 S: 10	H: 1 LOB: 0 BB: 0 P: 18	R: 6 E: 0 K: 1 S: 21	H: 5 LOB: 0 BB: 0 P: 39		R: 0 E: 0 K: 1 S: 8	H: 0 LOB: 0 BB: 0 P: 11	1B: 7 2B: 3 3B: 0 HR: 9	SF: 0 SAC: 0 DP: 0 HBP: 1	WP: 1 PB: 0 SB: 0 CS: 0	PA: 56		
PITCHER	IP	WLS	BF	H	R	ER	SO	BB	IBB	HBP	BLK	WP	HR	S	P	ERA	WHIP								
Paul Byrd, R (1,1) ERA: 4.18	3.2	L	21	7	5	5	3	3	0	0	0	0	3	49	84	12.27	2.727								
Billy Brewer, L (4,1)	0.1		3	1	2	2	0	1	0	0	0	0	1	6	13	54.00	6.000								
Cliff Politte, R (5,1) ERA: 6.14	0.1		7	2	4	4	0	3	0	0	0	1	0	10	28	108.00	15.000								
Chad Ogea, R (5,1) ERA: 5.71	2.2		13	4	5	5	3	1	0	0	0	0	3	33	57	16.88	1.875								
Amaury Telemaco, R (8,1) ERA: 5.73	1.0		9	5	6	6	1	0	0	1	0	0	2	21	39	54.00	5.000								

AB	47
R	22
H	19
RBI	22
BB	8
SO	8
LOB	14



Batter	1	2	3	4	5	6	7	8	9	AB	R	H	RBI	BB	SO	LOB	BOTTOM								
Doug Glanville, R (1,8) OBP: 0.381, SLG: 0.451 Tom Prince, R (6,2)	WP E 1B		G6-3		BB 1B	P2		G5-3		3	1	2	0	0	0	0	Cincinnati Reds @ Philadelphia Phillies Veterans Stadium, Philadelphia, PA Sat Sep 04 1999, 7:05 PM EDT Att: 16,357 - Overcast - 75 F								
Rob Ducey, L (1,7) OBP: 0.403, SLG: 0.491	K		FC4-6 1B		K		F8		L9	5	0	1	0	0	2	2									
Bobby Abreu, L (1,9) OBP: 0.447, SLG: 0.574	E7 1B		FC4-6 1B		BB		FC6-4 15		G6-4-3 1B	3	1	1	0	2	0	1									
23 Kevin Jordan, R (1,5) OBP: 0.357, SLG: 0.441	F9		L9		G4-3		K		G6-4-3	4	0	0	0	0	1	5									
Amaury Telemaco, R (8,1)										0	0	0	0	0	0	0									
Steve Schrenk, R (9,1)										0	0	0	0	0	0	0									
Gary Bennett, R (9, PH) OBP: 0.287, SLG: 0.341										1	0	0	0	0	0	1									
Rico Brogna, L (1,3) OBP: 0.340, SLG: 0.467 15 David Doster, R (7,5) OBP: 0.312, SLG: 0.346	CS 1B				P5		FC6-4			3	1	2	2	0	0	0									
Mike Lieberthal, R (1,2) OBP: 0.374, SLG: 0.575 Kevin Seick, R (6,8) OBP: 0.355, SLG: 0.382	CS		F9		G4-3 2B		HR		FC5-4 1B	2	0	1	0	0	0	0									
Marlon Anderson, L (1,4) OBP: 0.288, SLG: 0.357			G6-3 2B		G4-3		F8		FC5-4 1B	4	0	2	0	0	0	2									
Alex Arias, R (1,6) OBP: 0.373, SLG: 0.401 Chad Ogea, R (5,1) OBP: 0.167, SLG: 0.091 Torey Lovullo, S (8,3)			G6-3		K		K		K	2	0	0	0	0	1	2									
Paul Byrd, R (1,1) OBP: 0.222, SLG: 0.143 Billy Brewer, L (4,1) Cliff Politte, R (5,1) Domingo Cedenio, S (5,6) OBP: 0.263, SLG: 0.330			F9				G3		FC5-4	1	0	0	0	0	0	0									
Inning Stats	R: 2 E: 1 K: 1 S: 18	H: 2 LOB: 0 BB: 0 P: 23	R: 0 E: 0 K: 0 S: 5	H: 1 LOB: 1 BB: 0 P: 8	R: 0 E: 0 K: 0 S: 9	H: 1 LOB: 1 BB: 0 P: 11	R: 0 E: 0 K: 1 S: 13	H: 1 LOB: 1 BB: 0 P: 15	R: 0 E: 0 K: 1 S: 9	H: 1 LOB: 2 BB: 1 P: 16	R: 1 E: 0 K: 1 S: 12	H: 2 LOB: 1 BB: 1 P: 20	R: 0 E: 0 K: 1 S: 6	H: 0 LOB: 1 BB: 1 P: 13	R: 0 E: 0 K: 1 S: 16	H: 2 LOB: 2 BB: 0 P: 23	R: 0 E: 0 K: 0 S: 7	H: 1 LOB: 0 BB: 0 P: 12	1B: 8 2B: 2 3B: 0 HR: 1	SF: 0 SAC: 0 DP: 1 HBP: 0	WP: 1 PB: 0 SB: 0 CS: 1	PA: 41			
PITCHER	IP	WLS	BF	H	R	ER	SO	BB	IBB	HBP	BLK	WP	HR	S	P	ERA	WHIP								
Pete Harnisch, R (1,1) ERA: 3.71	6.0	W	28	8	3	1	4	2	0	0	0	0	1	66	93	1.50	1.667								
Stan Belinda, R (7,1) ERA: 4.72	3.0	S	12	3	0	0	2	1	0	0	0	0	0	29	48	0.00	1.333								

AB	37
R	3
H	11
RBI	2
BB	3
SO	6
LOB	24



Batter	1	2	3	4	5	6	7	8	9	AB	R	H	RBI	BB	SO	LOB	TOP					
Pokey Reese, R OBP: 0.326, SLG: 0.425 (1, 4)										5	0	2	0	0	0	1						
Barry Larkin, R OBP: 0.392, SLG: 0.424 (1, 6)										4	1	1	0	0	2	3						
Mark Sweeney, L OBP: 0.474, SLG: 0.813 (8, PH)										1	0	0	0	0	0	1						
Gookie Dawkins, R OBP: 0.667, SLG: 0.500 (8, 6)										0	0	0	0	0	0	0						
Sean Casey, L OBP: 0.404, SLG: 0.568 (1, 3)										5	0	0	0	0	3	5						
Dmitri Young, S OBP: 0.343, SLG: 0.500 (8, 7)										4	3	2	1	1	1	2						
Greg Vaughn, R OBP: 0.340, SLG: 0.486 (1, 7)										3	2	2	3	1	0	0						
Michael Tucker, L OBP: 0.333, SLG: 0.423 (8, 9)										1	0	0	0	0	0	0						
Eddie Taubensee, L OBP: 0.343, SLG: 0.500 (1, 2)										5	1	2	3	0	2	1						
Aaron Boone, R OBP: 0.338, SLG: 0.454 (1, 5)										5	0	1	0	0	1	2						
Jeffrey Hammonds, R OBP: 0.350, SLG: 0.537 (1, 8)										4	2	2	2	0	1	2						
Denny Neagle, L OBP: 0.200, SLG: 0.208 (1, 1)										3	0	1	0	1	2	0						
Gabe White, L (9, 1)										0	0	0	0	0	0	0						
Scott Sullivan, R (9, 1)										0	0	0	0	0	0	0						
Inning Stats	R: 3 E: 0 K: 1 S: 11	H: 2 LOB: 0 BB: 1 P: 22	R: 1 E: 0 K: 1 S: 11	H: 1 LOB: 0 BB: 0 P: 17	R: 3 E: 0 K: 3 S: 18	H: 2 LOB: 0 BB: 1 P: 31	R: 1 E: 0 K: 3 S: 15	H: 2 LOB: 2 BB: 1 P: 23	R: 0 E: 0 K: 2 S: 11	H: 1 LOB: 1 BB: 0 P: 15	R: 0 E: 0 K: 1 S: 7	H: 1 LOB: 1 BB: 0 P: 14	R: 1 E: 0 K: 1 S: 8	H: 2 LOB: 1 BB: 0 P: 12	R: 0 E: 0 K: 0 S: 11	H: 1 LOB: 1 BB: 0 P: 15	R: 0 E: 0 K: 0 S: 6	H: 1 LOB: 1 BB: 0 P: 10	1B: 7 2B: 1 3B: 0 HR: 5	SF: 0 SAC: 0 DP: 0 HBP: 0	WP: 0 PB: 2 SB: 0 CS: 0	PA: 43
PITCHER	IP	WLS	BF	H	R	ER	SO	BB	IBB	HBP	BLK	WP	HR	S	P	ERA	WHIP					
Robert Person, R ERA: 5.03 (1, 1)	3.0	L	19	7	8	8	5	3	0	0	0	0	4	44	80	24.00	3.333					
Cliff Politte, R ERA: 12.36 (4, 1)	3.0		11	2	0	0	6	0	0	0	0	0	0	29	42	0.00	0.667					
Steve Schrenk, R ERA: 2.88 (7, 1)	2.0		9	3	1	1	1	0	0	0	0	0	1	19	27	4.50	1.500					
Wayne Gomes, R ERA: 4.26 (9, 1)	1.0		4	1	0	0	0	0	0	0	0	0	0	6	10	0.00	1.000					

Cincinnati Reds @ Philadelphia Phillies
Veterans Stadium, Philadelphia, PA
Sun Sep.05 1999, 1:35 PM EDT
Att: 18,839 - Cloudy - 78 F

AB 40
R 9
H 13
RBI 9
BB 3
SO 12
LOB 17



Batter	1	2	3	4	5	6	7	8	9	AB	R	H	RBI	BB	SO	LOB	BOTTOM					
Doug Glanville, R OBP: 0.379, SLG: 0.448 (1, 8)										4	0	0	0	0	0	0						
Ron Gant, R OBP: 0.365, SLG: 0.437 (1, 7)										4	1	1	0	0	2	0						
Bobby Abreu, L OBP: 0.447, SLG: 0.572 (1, 9)										3	1	1	0	1	0	0						
23 Kevin Jordan, R OBP: 0.356, SLG: 0.438 (1, 5)										4	1	1	1	0	1	1						
Rico Brogna, L OBP: 0.341, SLG: 0.473 (1, 3)										4	2	2	2	0	0	1						
Mike Lieberthal, R OBP: 0.374, SLG: 0.580 (1, 2)										3	1	1	1	0	1	0						
Tom Prince, R (9, 2)										1	0	0	0	0	0	2						
Torey Lovullo, S OBP: 0.250, SLG: 0.571 (1, 4)										4	1	1	3	0	0	0						
Alex Arias, R OBP: 0.368, SLG: 0.395 (1, 6)										4	0	0	0	0	0	0						
Robert Person, R OBP: 0.125, SLG: 0.097 (1, 1)										1	0	0	0	0	1	0						
Cliff Politte, R (4, 1)										0	0	0	0	0	0	0						
Domingo Cedeno, S OBP: 0.261, SLG: 0.227 (8, PH)										1	0	0	0	0	0	0						
Steve Schrenk, R (7, 1)										0	0	0	0	0	0	0						
Kevin Seifak, R OBP: 0.300, SLG: 0.380 (8, PH)										1	0	0	0	0	0	0						
Wayne Gomes, R (9, 1)										0	0	0	0	0	0	0						
Inning Stats	R: 0 E: 0 K: 1 S: 9	H: 0 LOB: 0 BB: 0 P: 15	R: 1 E: 0 K: 2 S: 10	H: 1 LOB: 0 BB: 0 P: 14	R: 0 E: 0 K: 1 S: 16	H: 0 LOB: 0 BB: 0 P: 22	R: 0 E: 0 K: 1 S: 7	H: 0 LOB: 0 BB: 0 P: 11	R: 0 E: 0 K: 0 S: 6	H: 0 LOB: 0 BB: 0 P: 9	R: 0 E: 0 K: 0 S: 7	H: 0 LOB: 0 BB: 0 P: 11	R: 0 E: 0 K: 0 S: 11	H: 0 LOB: 1 BB: 1 P: 22	R: 1 E: 0 K: 0 S: 8	H: 1 LOB: 0 BB: 0 P: 11	R: 0 E: 0 K: 0 S: 22	H: 5 LOB: 0 BB: 0 P: 36	1B: 4 2B: 0 3B: 0 HR: 3	SF: 0 SAC: 0 DP: 0 HBP: 0	WP: 0 PB: 0 SB: 0 CS: 0	PA: 35
PITCHER	IP	WLS	BF	H	R	ER	SO	BB	IBB	HBP	BLK	WP	HR	S	P	ERA	WHIP					
Denny Neagle, L ERA: 5.38 (1, 1)	8.0	W	27	2	2	2	5	1	0	0	0	0	2	74	115	2.25	0.375					
Gabe White, L ERA: 4.69 (9, 1)	0.2		7	5	5	5	0	0	0	0	0	0	1	18	29	67.50	7.500					
Scott Sullivan, R ERA: 2.96 (9, 1)	0.1	S	1	0	0	0	0	0	0	0	0	0	0	4	7	0.00	0.000					

Cincinnati Reds @ Philadelphia Phillies
Veterans Stadium, Philadelphia, PA
Sun Sep.05 1999, 1:35 PM EDT
Att: 18,839 - Cloudy - 78 F

AB 34
R 7
H 7
RBI 7
BB 1
SO 5
LOB 4



Batter	1	2	3	4	5	6	7	8	9	AB	R	H	RBI	BB	SO	LOB	TOP								
Pokey Reese, R OBP: 0.328, SLG: 0.425	1-1 S 1B		3-2 G4-3		0-1 SH1-4		0-0 G6-3 1B		2-2 G6-3	4	1	2	0	0	0	0	Cincinnati Reds @ Chicago Cubs Wrigley Field, Chicago, IL Mon Sep 06 1999, 1:20 PM CDT Att: 35,832 - Unknown - 70 F livebaseballscores.com								
Barry Larkin, R OBP: 0.390, SLG: 0.424	3-2 P3		3-3 K		1-0 HR 2B		2-1 G6-3 1-2		1-1 G6-3	5	1	1	2	0	1	2									
Sean Casey, L OBP: 0.405, SLG: 0.566	1-1 F8		1-3 K2-3		4-1 HR BB		4-2 BB			2	1	0	0	2	1	1									
Dmitri Young, S OBP: 0.345, SLG: 0.510	2-2 1B				0-1 G5-3		1-3 K			4	1	2	4	0	1	2									
Michael Tucker, L OBP: 0.333, SLG: 0.423	1-H 1B				2-3 HR					0	0	0	0	0	0	0									
Greg Vaughn, R OBP: 0.337, SLG: 0.482	2-3 K				2-0 F7		1-0 F9			4	0	0	0	0	2	3									
Aaron Boone, R OBP: 0.340, SLG: 0.453		3-1 S 1B			4-0 S BB		1-1 F9		2-3 K	3	0	1	0	1	1	0									
Jeffrey Hammonds, R OBP: 0.344, SLG: 0.527	1-1 P3				2-3 K		1-2 F8		0-0 L6	4	0	0	0	0	1	2									
Jason LaRue, R OBP: 0.291, SLG: 0.380		3-3 K			3-2 SH1-4 2B		3-2 G6-3		0-0 F9	4	1	1	0	0	1	1									
Juan Guzman, R OBP: 0.160, SLG: 0.125		0-0 L7			4-2 SH1-4 2B		1-1 G4-3		1-1 F7	2	1	0	0	1	0	1									
Scott Sullivan, R OBP: 0.290, SLG: 0.481										0	0	0	0	0	0	0									
Mark Lewis, R OBP: 0.450, SLG: 0.765										0	0	0	0	0	0	0									
Mark Sweeney, L OBP: 0.450, SLG: 0.765										1	0	0	0	0	0	0									
Danny Graves, R OBP: 0.450, SLG: 0.765										0	0	0	0	0	0	0									
Inning Stats	R: 1 E: 0 K: 1 S: 14	H: 2 LOB: 1 BB: 0 P: 23	R: 0 E: 0 K: 1 S: 10	H: 1 LOB: 1 BB: 0 P: 17	R: 0 E: 0 K: 2 S: 10	H: 0 LOB: 0 BB: 0 P: 17	R: 0 E: 0 K: 1 S: 6	H: 0 LOB: 1 BB: 1 P: 14	R: 5 E: 0 K: 1 S: 19	H: 3 LOB: 0 BB: 2 P: 34	R: 0 E: 0 K: 0 S: 8	H: 0 LOB: 0 BB: 0 P: 13	R: 0 E: 0 K: 1 S: 9	H: 1 LOB: 2 BB: 1 P: 17	R: 0 E: 0 K: 1 S: 5	H: 0 LOB: 0 BB: 0 P: 7	R: 0 E: 0 K: 0 S: 7	H: 0 LOB: 0 BB: 0 P: 11	1B: 4 2B: 2 3B: 0 HR: 1	SF: 0 SAC: 1 DP: 0 HBP: 0	WP: 0 PB: 0 SB: 3 CS: 0	PA: 38			
PITCHER	IP	WLS	BF	H	R	ER	SO	BB	IBB	HBP	BLK	WP	HR	S	P	ERA	WHIP								
Micah Bowie, L ERA: 12.22	4.1	L	22	6	6	6	5	3	0	0	0	0	1	52	95	12.46	2.077								
Scott Sanders, R ERA: 5.71	0.2		2	0	0	0	1	0	0	0	0	0	0	7	10	0.00	0.000								
Rodney Myers, R ERA: 4.61	2.0		8	1	0	0	1	1	0	0	0	0	0	17	30	0.00	1.000								
Mark Guthrie, L ERA: 5.84	1.0		3	0	0	0	1	0	0	0	0	0	0	5	7	0.00	0.000								
Bobby Ayala, R ERA: 3.97	1.0		3	0	0	0	0	0	0	0	0	0	0	7	11	0.00	0.000								

Batter	1	2	3	4	5	6	7	8	9	AB	R	H	RBI	BB	SO	LOB	BOTTOM								
Lance Johnson, L OBP: 0.329, SLG: 0.358	3-2 E SF9 1B		0-3 K		2-1 1B		2-0 G3			4	1	2	1	0	1	0	Cincinnati Reds @ Chicago Cubs Wrigley Field, Chicago, IL Mon Sep 06 1999, 1:20 PM CDT Att: 35,832 - Unknown - 70 F livebaseballscores.com								
Chad Meyers, R OBP: 0.275, SLG: 0.286	3-2 F8		3-3 K		2-1 L7		3-H P2			3	0	0	0	0	1	2									
Rodney Myers, R OBP: 0.429, SLG: 0.571	1-1 F8				1-1 P2					0	0	0	0	0	0	0									
Jeff Reed, L OBP: 0.365, SLG: 0.360	1-3 1B									1	0	0	0	0	0	0									
Mark Guthrie, R OBP: 0.365, SLG: 0.360	1-3 1B									0	0	0	0	0	0	0									
Bobby Ayala, R OBP: 0.365, SLG: 0.360	1-3 1B									0	0	0	0	0	0	0									
Sammy Sosa, R OBP: 0.378, SLG: 0.685	4-2 WP BB		2-1 HR		2-3 K				1-3 K	3	1	1	1	1	2	1									
Mark Grace, L OBP: 0.389, SLG: 0.471	0-2 SF9		4-1 BB		1-1 FC4-6 1B			1-1 F7	2	0	1	1	1	1	0	0									
Glenallen Hill, R OBP: 0.360, SLG: 0.584	1-2 F9		2-3 K		2-1 FC4-6 FC5-4			2-2 F7	3	4	0	0	0	0	1	3									
Jose Nieves, R OBP: 0.275, SLG: 0.301		1-3 K2-3			0-2 P3		1-0 P2		2-2 G6-4-3 1B	3	0	0	0	0	1	1									
Jeff Blauser, R OBP: 0.358, SLG: 0.417										1	0	1	0	0	0	0									
Cole Liniak, R OBP: 0.083, SLG: 0.083		2-0 P5			0-3 K		1-1 FC5-4		0-0 G6-4-3	3	0	0	0	0	1	1									
Manny Alexander, R OBP: 0.311, SLG: 0.355							1-2 FC5-4		1-2 G6-4-3	1	0	0	0	0	0	1									
José Molina, R OBP: 0.667, SLG: 1.000		1-2 1B			0-1 G3-1			1-2 F8 G3 2B	3	3	1	2	0	0	0	0									
Gary Gaetti, R OBP: 0.265, SLG: 0.346									1-0 P6	1	0	0	0	0	0	0									
Micah Bowie, L OBP: 0.250, SLG: 0.143		2-2 G4-3					3-1 F8			1	0	0	0	0	0	1									
Scott Sanders, R OBP: 0.254, SLG: 0.412							2-3 F8			0	0	0	0	0	0	0									
Mickey Morandini, L OBP: 0.318, SLG: 0.333										2	0	0	0	0	0	1									
Inning Stats	R: 1 E: 0 K: 0 S: 15	H: 1 LOB: 1 BB: 1 P: 26	R: 0 E: 0 K: 1 S: 10	H: 1 LOB: 1 BB: 0 P: 16	R: 1 E: 0 K: 3 S: 12	H: 1 LOB: 1 BB: 1 P: 23	R: 0 E: 0 K: 1 S: 8	H: 0 LOB: 0 BB: 0 P: 8	R: 0 E: 0 K: 0 S: 13	H: 1 LOB: 1 BB: 0 P: 22	R: 0 E: 0 K: 0 S: 7	H: 1 LOB: 1 BB: 0 P: 12	R: 1 E: 0 K: 0 S: 8	H: 1 LOB: 0 BB: 0 P: 15	R: 0 E: 0 K: 1 S: 8	H: 0 LOB: 0 BB: 0 P: 12	R: 0 E: 0 K: 0 S: 6	H: 1 LOB: 0 BB: 0 P: 9	1B: 5 2B: 1 3B: 0 HR: 1	SF: 1 SAC: 0 DP: 1 HBP: 0	WP: 1 PB: 0 SB: 1 CS: 0	PA: 35			
PITCHER	IP	WLS	BF	H	R	ER	SO	BB	IBB	HBP	BLK	WP	HR	S	P	ERA	WHIP								
Juan Guzman, R ERA: 3.91	7.0	W	29	6	3	2	6	2	0	0	0	0	1	73	122	2.57	1.143								
Scott Sullivan, R ERA: 2.93	1.0	H	3	0	0	0	1	0	0	0	0	0	0	8	12	0.00	0.000								
Danny Graves, R ERA: 3.05	1.0	S	3	1	0	0	0	0	0	0	0	0	0	6	9	0.00	1.000								

Cincinnati Reds @ Chicago Cubs
 Wrigley Field, Chicago, IL
 Mon Sep 06 1999, 1:20 PM CDT
 Att: 35,832 - Unknown - 70 F

AB	33
R	6
H	7
RBI	6
BB	4
SO	8
LOB	12



Cincinnati Reds @ Chicago Cubs
 Wrigley Field, Chicago, IL
 Mon Sep 06 1999, 1:20 PM CDT
 Att: 35,832 - Unknown - 70 F

AB	32
R	3
H	7
RBI	3
BB	2
SO	7
LOB	11



Batter	1	2	3	4	5	6	7	8	9	AB	R	H	RBI	BB	SO	LOB	TOP						
Pokey Reese, R OBP: 0.327, SLG: 0.424 (1, 4)	1-2 CS 1B		1-1 G5-3			1-0 G6-3		0-3 K		4	0	1	0	0	1	3							
Barry Larkin, R OBP: 0.389, SLG: 0.421 (1, 6)	1-2 F9			2-2 G5-3			3-2 G3-1		4-1 FC4-6 BB	3	0	0	0	1	0	1							
Sean Casey, L OBP: 0.402, SLG: 0.561 Chris Stynes, R OBP: 0.291, SLG: 0.275 (9, PR)	3-2 G4-3			0-2 G6-3			3-1 G3		0-1 FC4-6	4	0	0	0	0	0	1							
Dmitri Young, S OBP: 0.340, SLG: 0.503 (1, 9)		2-2 G6-3		0-1 P6			1-3 K		0-3 K	4	0	0	0	0	2	1							
Greg Vaughn, R OBP: 0.335, SLG: 0.478 (1, 7)		0-0 P6			2-0 L5			2-3 K2-3	1-3 K	4	0	0	0	0	2	1							
Eddie Taubensee, L OBP: 0.343, SLG: 0.499 Kerry Robinson, L (8, PR)	1-1 G3			1-2 G3-1				0-1 BB 1B		3	0	1	0	0	0	0							
Jason LaRue, R OBP: 0.319, SLG: 0.380 (8, 2)								BB 1B		0	0	0	0	0	0	0							
Aaron Boone, R OBP: 0.340, SLG: 0.454 (1, 5)			2-2 G3		0-2 G3			0-0 F7		3	0	1	0	0	0	1							
Jeffrey Hammonds, R OBP: 0.344, SLG: 0.523 (1, 8)			0-1 F8			3-2 F7		4-2 BB 1B	1-2 BB	2	0	0	0	1	0	1							
Ron Villone, L OBP: 0.114, SLG: 0.088 Scott Sullivan, R (6, 1)			1-3 K				0-3 K	1-1 BB		2	0	0	0	0	2	1							
Mark Sweeney, L OBP: 0.476, SLG: 0.778 Danny Graves, R (8, 1)								1-2 BB 1B		0	0	0	0	0	0	0							
Inning Stats	R: 0 E: 0 K: 0 S: 12	H: 1 LOB: 0 BB: 0 P: 19	R: 0 E: 0 K: 0 S: 6	H: 0 LOB: 0 BB: 0 P: 9	R: 0 E: 0 K: 1 S: 10	H: 1 LOB: 1 BB: 0 P: 14	R: 0 E: 0 K: 0 S: 8	H: 0 LOB: 0 BB: 0 P: 10	R: 0 E: 0 K: 0 S: 8	H: 0 LOB: 0 BB: 0 P: 11	R: 0 E: 0 K: 1 S: 7	H: 0 LOB: 0 BB: 0 P: 11	R: 0 E: 0 K: 1 S: 8	H: 0 LOB: 0 BB: 0 P: 15	R: 1 E: 0 K: 2 S: 16	H: 2 LOB: 2 BB: 1 P: 23	R: 0 E: 0 K: 2 S: 9	H: 0 LOB: 1 BB: 1 P: 14	1B: 3 2B: 1 3B: 0 HR: 0	SF: 0 SAC: 0 DP: 0 HBP: 0	WP: 0 PB: 0 SB: 0 CS: 1	PA: 32	
PITCHER	IP	WLS	BF	H	R	ER	SO	BB	IBB	HBP	BLK	WP	HR	S	P	ERA	WHIP					ERA	WHIP
Steve Trachsel, R ERA: 5.61 Terry Adams, R ERA: 3.6	(1, 1)	8.0	W	28	4	1	5	1	0	0	0	0	0	75	112	1.12	0.625						

Cincinnati Reds @ Chicago Cubs
Wrigley Field, Chicago, IL
Tue Sep 07 1999, 3:35 PM CDT
Sunny - 78 F

AB	30
R	1
H	4
RBI	1
BB	2
SO	7
LOB	10



Batter	1	2	3	4	5	6	7	8	9	AB	R	H	RBI	BB	SO	LOB	BOTTOM						
Chad Meyers, R OBP: 0.284, SLG: 0.299 Terry Adams, R (9, 1)	3-2 F9 2B		4-1 PO BB			3-2 G6-3		1-2 G6-3		3	0	1	0	1	0	0							
Bo Porter, R OBP: 0.400, SLG: 0.250 (1, 8)	1-2 K		0-2 PO		0-0 F8	4-0 BB		1-0 BB 1B		3	0	1	0	1	1	1							
Mark Grace, L OBP: 0.388, SLG: 0.468 (1, 3)	2-2 F9			1-2 G4-3		1-2 BB		4-1 FC4-6 BB		3	0	0	0	1	1	2							
Sammy Sosa, R OBP: 0.376, SLG: 0.679 (1, 9)	2-1 F9			3-3 K		1-1 F9		2-3 K		4	0	0	0	0	2	4							
Glenallen Hill, R OBP: 0.360, SLG: 0.579 Lance Johnson, L OBP: 0.328, SLG: 0.356 (8, 8)		1-0 G4-3			4-1 BB 1B		0-1 F9	1-1 FC4-6		2	1	0	0	1	0	0							
Gary Gaetti, R OBP: 0.286, SLG: 0.350 (1, 5)		1-2 G5-3			2-0 BB 1B G4-3 2B		0-1 G6-3			3	1	1	0	0	0	0							
Jose Nieves, R OBP: 0.285, SLG: 0.310 (1, 6)			3-1 F8		2-2 L1-6 G4-3 1B		0-0 E1			3	0	2	1	0	0	0							
José Molina, R OBP: 0.500, SLG: 0.600 (1, 2)				3-2 G6-3		0-1 G4-3		4-0 IBB		2	0	0	1	1	0	1							
Steve Trachsel, R OBP: 0.109, SLG: 0.111 Mickey Morandini, L OBP: 0.318, SLG: 0.333 (9, 4)				0-0 L4		0-0 L1-6		1-3 K		3	0	0	0	0	1	3							
Inning Stats	R: 0 E: 0 K: 1 S: 11	H: 1 LOB: 1 BB: 0 P: 19	R: 0 E: 0 K: 0 S: 6	H: 0 LOB: 0 BB: 0 P: 11	R: 0 E: 0 K: 0 S: 7	H: 0 LOB: 0 BB: 1 P: 14	R: 0 E: 0 K: 1 S: 7	H: 0 LOB: 0 BB: 0 P: 11	R: 2 E: 0 K: 0 S: 9	H: 2 LOB: 0 BB: 1 P: 17	R: 0 E: 0 K: 1 S: 8	H: 0 LOB: 1 BB: 1 P: 19	R: 0 E: 1 K: 1 S: 8	H: 1 LOB: 2 BB: 1 P: 13	R: 0 E: 0 K: 1 S: 11	H: 1 LOB: 2 BB: 1 P: 20	1B: 3 2B: 3 3B: 0 HR: 0	SF: 0 SAC: 0 DP: 1 HBP: 0	WP: 0 PB: 0 SB: 0 CS: 0	PA: 33			
PITCHER	IP	WLS	BF	H	R	ER	SO	BB	IBB	HBP	BLK	WP	HR	S	P	ERA	WHIP					ERA	WHIP
Ron Villone, L ERA: 4.02 Scott Sullivan, R ERA: 2.89 Danny Graves, R ERA: 3.02	(1, 1)	5.2	L	21	3	2	3	3	0	0	0	0	0	10	16	0.00	0.750						

Cincinnati Reds @ Chicago Cubs
Wrigley Field, Chicago, IL
Tue Sep 07 1999, 3:35 PM CDT
Sunny - 78 F

AB	27
R	2
H	5
RBI	2
BB	5
SO	5
LOB	13



Batter	1	2	3	4	5	6	7	8	9	AB	R	H	RBI	BB	SO	LOB	TOP										
Pokey Reese, R OBP: 0.329, SLG: 0.427 (1, 4)										6	0	3	0	0	0	4											
Barry Larkin, R OBP: 0.389, SLG: 0.420 Stan Belinda, R OBP: 0.250, SLG: 0.250 Dennys Reyes, R (8, 1) Mark Lewis, R OBP: 0.288, SLG: 0.477 Gabe White, L (9, 1)										4	0	1	0	1	1	3											
Dmitri Young, S OBP: 0.341, SLG: 0.500 (1, 3)									4	2	1	0	1	0	3												
Greg Vaughn, R OBP: 0.339, SLG: 0.500 (1, 7)									4	4	3	5	1	0	2												
Aaron Boone, R OBP: 0.343, SLG: 0.474 (1, 5)									5	2	3	3	0	2	2												
Jeffrey Hammonds, R OBP: 0.341, SLG: 0.515 (1, 9)									5	1	1	0	0	2	1												
Mike Cameron, R OBP: 0.357, SLG: 0.485 (1, 8)									3	1	1	2	2	1	1												
Brian Johnson, R OBP: 0.289, SLG: 0.434 (1, 2)										5	0	0	0	0	1	2											
Brett Tomko, R OBP: 0.265, SLG: 0.261 Mark Sweeney, L OBP: 0.500, SLG: 0.842 Cookie Dawkins, R OBP: 0.500, SLG: 0.333 (7, 6)										3	0	2	0	0	1	0											
Inning Stats	R: 0 E: 0 K: 1 S: 14	H: 1 LOB: 2 BB: 1 P: 27	R: 2 E: 0 K: 0 S: 8	H: 3 LOB: 1 BB: 0 P: 12	R: 2 E: 0 K: 2 S: 15	H: 2 LOB: 1 BB: 1 P: 28	R: 0 E: 0 K: 1 S: 8	H: 1 LOB: 0 BB: 0 P: 13	R: 2 E: 0 K: 1 S: 16	H: 2 LOB: 2 BB: 2 P: 31	R: 3 E: 0 K: 1 S: 14	H: 3 LOB: 0 BB: 1 P: 25	R: 0 E: 0 K: 1 S: 13	H: 1 LOB: 1 BB: 0 P: 21	R: 1 E: 0 K: 1 S: 8	H: 2 LOB: 1 BB: 0 P: 15	R: 0 E: 0 K: 0 S: 7	H: 1 LOB: 1 BB: 0 P: 8	1B: 7 2B: 3 3B: 0 HR: 6	SF: 0 SAC: 0 DP: 0 HBP: 0	WP: 0 PA: 47 PB: 0 SB: 3 CS: 1						
PITCHER	IP	WLS	BF	H	R	ER	SO	BB	IBB	HBP	BLK	WP	HR	S	P	ERA	WHIP										
33 Brian McNichol, L ERA: 13.5 Scott Sanders, R ERA: 5.81 Rodney Myers, R ERA: 4.7 Felix Heredia, L ERA: 4.34	4.0	L	23	8	6	6	4	3	0	0	0	0	3	47	89	13.50	2.750										
	3.0	15	5	3	3	3	2	0	0	0	0	0	2	41	68	9.00	2.333										
	1.0	5	2	1	1	1	0	0	0	0	0	0	1	8	15	9.00	2.000										
	1.0	4	1	0	0	0	0	0	0	0	0	0	0	7	8	0.00	1.000										

Cincinnati Reds @ Chicago Cubs
Wrigley Field, Chicago, IL
Tue Sep 07 1999, 6:35 PM CDT
Att: 33,040 - Unknown - 72 F

AB 42
R 10
H 16
RBI 10
BB 5
SO 8
LOB 19



Batter	1	2	3	4	5	6	7	8	9	AB	R	H	RBI	BB	SO	LOB	BOTTOM										
Lance Johnson, L OBP: 0.322, SLG: 0.350 (1, 8)										5	0	0	0	0	1	3											
Mickey Morandini, L OBP: 0.321, SLG: 0.341 (1, 4)										4	2	2	2	1	0	1											
Sammy Sosa, R OBP: 0.376, SLG: 0.678 Gary Gaetti, R OBP: 0.265, SLG: 0.348 (8, 3)										4	0	2	0	0	2	1											
Mark Grace, L OBP: 0.387, SLG: 0.468 Rodney Myers, R OBP: 0.429, SLG: 0.571 Felix Heredia, L OBP: 0.500, SLG: 0.500 (9, 1)										4	0	1	1	0	0	1											
Henry Rodriguez, L OBP: 0.391, SLG: 0.557 (1, 7)										4	0	2	0	0	2	2											
Jeff Blausner, R OBP: 0.356, SLG: 0.409 (5, 5)										3	0	0	0	0	1	3											
Jeff Reed, L OBP: 0.357 Bo Porter, R OBP: 0.333, SLG: 0.200 (8, 9)										2	0	0	0	1	0	3											
Cole Liniak, R OBP: 0.071, SLG: 0.071 (1, 5)										2	0	0	0	0	1	3											
33 Brian McNichol, L Scott Sanders, R ERA: 4.97 Stan Belinda, R ERA: 5.09 Dennys Reyes, L ERA: 3.29 Benito Santiago, R OBP: 0.304, SLG: 0.363 (8, 2)										1	0	0	0	0	0	0											
Inning Stats	R: 0 E: 0 K: 1 S: 7	H: 0 LOB: 0 BB: 0 P: 10	R: 0 E: 0 K: 0 S: 7	H: 1 LOB: 0 BB: 0 P: 11	R: 0 E: 0 K: 1 S: 7	H: 0 LOB: 0 BB: 0 P: 11	R: 1 E: 0 K: 2 S: 14	H: 3 LOB: 3 BB: 1 P: 24	R: 0 E: 0 K: 1 S: 11	H: 1 LOB: 1 BB: 0 P: 18	R: 0 E: 0 K: 0 S: 9	H: 1 LOB: 1 BB: 0 P: 13	R: 2 E: 0 K: 1 S: 13	H: 3 LOB: 1 BB: 0 P: 17	R: 0 E: 0 K: 1 S: 7	H: 0 LOB: 0 BB: 0 P: 14	R: 0 E: 0 K: 1 S: 9	H: 1 LOB: 2 BB: 1 P: 16	1B: 6 2B: 3 3B: 0 HR: 1	SF: 0 SAC: 0 DP: 1 HBP: 1	WP: 0 PA: 39 PB: 0 SB: 0 CS: 0						
PITCHER	IP	WLS	BF	H	R	ER	SO	BB	IBB	HBP	BLK	WP	HR	S	P	ERA	WHIP										
Brett Tomko, R ERA: 4.97 Stan Belinda, R ERA: 5.09 Dennys Reyes, L ERA: 3.29 Gabe White, L ERA: 4.6	6.0	W	25	6	1	1	5	1	0	1	0	0	0	55	87	1.50	1.167										
	1.0	6	3	2	2	2	1	0	0	0	0	0	1	13	17	18.00	3.000										
	1.0	3	0	0	0	0	1	0	0	0	0	0	0	7	14	0.00	0.000										
	1.0	5	1	0	0	0	1	1	0	0	0	0	0	9	16	0.00	2.000										

Cincinnati Reds @ Chicago Cubs
Wrigley Field, Chicago, IL
Tue Sep 07 1999, 6:35 PM CDT
Att: 33,040 - Unknown - 72 F

AB 36
R 3
H 10
RBI 3
BB 2
SO 8
LOB 19



Batter	1	2	3	4	5	6	7	8	9	AB	R	H	RBI	BB	SO	LOB	TOP											
Pokey Reese, R OBP: 0.332, SLG: 0.428										3	0	2	0	0	0	2												
Barry Larkin, R OBP: 0.386, SLG: 0.416										5	0	0	0	0	1	4												
Dmitri Young, S OBP: 0.342, SLG: 0.502										5	2	2	1	0	1	1												
Greg Vaughn, R OBP: 0.340, SLG: 0.504										4	2	1	2	1	2	2												
Aaron Boone, R OBP: 0.342, SLG: 0.472										4	1	1	1	0	1	0												
Jeffrey Hammonds, R OBP: 0.360, SLG: 0.511										4	0	1	0	0	1	3												
Mike Cameron, R OBP: 0.360, SLG: 0.484										1	0	0	0	3	0	1												
Jason LaRue, R OBP: 0.289, SLG: 0.373										4	0	1	2	0	0	1												
Dennys Reyes, R OBP: 0.345, SLG: 0.500										1	1	1	0	0	0	0												
Steve Parris, R OBP: 0.172, SLG: 0.172										3	0	0	0	0	2	2												
Eddie Taubensee, L OBP: 0.345, SLG: 0.500										1	1	1	0	0	0	0												
Inning Stats	R: 0 E: 0 K: 1 S: 8	H: 1 LOB: 1 BB: 0 P: 16	R: 0 E: 1 K: 0 S: 4	H: 0 LOB: 0 BB: 0 P: 6	R: 0 E: 0 K: 1 S: 7	H: 1 LOB: 1 BB: 0 P: 10	R: 3 E: 1 K: 1 S: 16	H: 2 LOB: 2 BB: 2 P: 28	R: 2 E: 0 K: 0 S: 13	H: 3 LOB: 1 BB: 1 P: 21	R: 0 E: 0 K: 2 S: 7	H: 0 LOB: 0 BB: 0 P: 13	R: 0 E: 0 K: 1 S: 7	H: 0 LOB: 0 BB: 0 P: 13	R: 1 E: 0 K: 1 S: 7	H: 2 LOB: 1 BB: 0 P: 11	1B: 7 2B: 1 3B: 0 HR: 1	SF: 0 SAC: 1 DP: 0 HBP: 1	WP: 2 PB: 0 SB: 1 CS: 2	PA: 41								
PITCHER	IP	WLS	BF	H	R	ER	SO	BB	IBB	HBP	BLK	WP	HR	S	P	ERA	WHIP											
Andrew Lorraine, L ERA: 5.23	(1, 1)	5.0	L	25	7	5	4	3	2	1	0	0	1	1	48	81	7.20	1.800										
Bobby Ayala, R ERA: 3.47	(6, 1)	2.0		7	0	0	0	3	0	0	1	0	0	0	14	28	0.00	0.000										
Rick Aguilera, R ERA: 3.48	(8, 1)	1.0		3	0	0	0	1	1	0	0	0	0	7	13	0.00	1.000											
Mark Guthrie, L ERA: 5.94	(9, 1)	0.2		4	2	1	1	0	0	0	0	0	0	4	6	13.50	3.000											
Terry Adams, R ERA: 3.59	(9, 1)	0.1		1	0	0	0	1	0	0	0	1	0	3	5	0.00	0.000											

Cincinnati Reds @ Chicago Cubs
Wrigley Field, Chicago, IL
Wed Sep 08 1999, 1:20 PM CDT
Att: 35,200 - Sunny - 77 F

AB 34
R 6
H 9
RBI 6
BB 4
SO 8
LOB 16



Batter	1	2	3	4	5	6	7	8	9	AB	R	H	RBI	BB	SO	LOB	BOTTOM											
Lance Johnson, L OBP: 0.318, SLG: 0.344										4	0	0	1	0	1	0												
Chad Mevers, R OBP: 0.273, SLG: 0.286										4	0	0	0	0	0	0												
Mark Grace, L OBP: 0.391, SLG: 0.474										2	2	2	0	2	0	0												
Sammy Sosa, R OBP: 0.376, SLG: 0.675										4	0	1	1	0	1	3												
Henry Rodriguez, L OBP: 0.388, SLG: 0.552										4	0	0	0	0	2	3												
Terry Adams, R ERA: 3.59										0	0	0	0	0	0	0												
Jeff Reed, L OBP: 0.369, SLG: 0.366										3	0	2	1	0	0	0												
Jeff Blausler, R OBP: 0.359, SLG: 0.430										1	1	1	1	0	0	0												
Jose Nieves, R OBP: 0.279, SLG: 0.303										3	0	0	0	0	1	2												
Mickey Morandini, L OBP: 0.321, SLG: 0.340										1	0	0	0	0	0	0												
Cole Liniak, R OBP: 0.235, SLG: 0.294										3	1	3	0	0	0	0												
Gary Gaetti, R OBP: 0.254, SLG: 0.347										1	0	0	0	0	1	0												
Andrew Lorraine, L OBP: 0.273, SLG: 0.300										0	0	0	0	0	0	0												
Rosevelt Brown, L OBP: 0.273, SLG: 0.300										1	0	0	0	0	0	1												
Bobby Ayala, R ERA: 3.6	(5, PH)									0	0	0	0	0	0	0												
Manny Alexander, R OBP: 0.273, SLG: 0.300	(8, PH)									1	0	0	0	0	0	1												
Rick Aguilera, R ERA: 3.48	(8, 1)									0	0	0	0	0	0	0												
Mark Guthrie, R ERA: 5.94	(9, 1)									0	0	0	0	0	0	0												
Glenallen Hill, R OBP: 0.256, SLG: 0.276	(9, 7)									1	0	0	0	0	1	0												
Inning Stats	R: 0 E: 0 K: 0 S: 7	H: 1 LOB: 1 BB: 0 P: 14	R: 0 E: 0 K: 0 S: 12	H: 1 LOB: 0 BB: 0 P: 17	R: 1 E: 0 K: 0 S: 7	H: 1 LOB: 0 BB: 0 P: 9	R: 1 E: 0 K: 2 S: 15	H: 1 LOB: 1 BB: 1 P: 24	R: 0 E: 0 K: 0 S: 7	H: 1 LOB: 0 BB: 0 P: 10	R: 0 E: 0 K: 1 S: 12	H: 0 LOB: 1 BB: 1 P: 21	R: 0 E: 0 K: 1 S: 13	H: 1 LOB: 1 BB: 0 P: 16	R: 1 E: 0 K: 2 S: 11	H: 2 LOB: 1 BB: 0 P: 16	R: 1 E: 0 K: 2 S: 11	H: 1 LOB: 0 BB: 0 P: 16	1B: 4 2B: 4 3B: 0 HR: 1	SF: 0 SAC: 1 DP: 1 HBP: 0	WP: 0 PB: 0 SB: 0 CS: 1	PA: 37						
PITCHER	IP	WLS	BF	H	R	ER	SO	BB	IBB	HBP	BLK	WP	HR	S	P	ERA	WHIP											
Steve Parris, R ERA: 3.6	(1, 1)	7.0	W	27	6	2	2	4	2	0	0	0	0	0	73	111	2.57	1.143										
Dennys Reyes, L ERA: 3.4	(8, 1)	1.0	H	5	2	1	1	2	0	0	0	0	0	11	16	9.00	2.000											
Danny Graves, R ERA: 3.09	(9, 1)	1.0	S	4	1	1	1	2	0	0	0	0	1	11	16	9.00	1.000											

Cincinnati Reds @ Chicago Cubs
Wrigley Field, Chicago, IL
Wed Sep 08 1999, 1:20 PM CDT
Att: 35,200 - Sunny - 77 F

AB 33
R 4
H 9
RBI 4
BB 2
SO 8
LOB 10



Batter	1	2	3	4	5	6	7	8	9	AB	R	H	RBI	BB	SO	LOB	TOP	
Dave Berg, R OBP: 0.366, SLG: 0.380 Derrek Lee, R OBP: 0.257, SLG: 0.305	1-3 K		1-2 P3			0-0 F9	1-1 F8		0-0 G4-3	4	0	0	0	0	1	1		
Alex Gonzalez, R OBP: 0.308, SLG: 0.431	0-2 P4		1-3 K			0-2 F9 WP 2B		1-2 2B	3-2 L1	5	1	2	0	0	1	1		
Cliff Floyd, L OBP: 0.365, SLG: 0.472	1-1 WP 2B		1-3 K			3-2 F9		0-0 2B		4	0	2	0	0	1	1		
Kevin Millar, R OBP: 0.370, SLG: 0.433	4-0 WP BB			1-1 G6-3		2-2 2B		0-3 K		3	0	1	1	1	1	2		
Bruce Aven, R OBP: 0.373, SLG: 0.460	3-3 K			2-3 K		3-H 0-1 F9		4-2 FC6-4 BB		3	0	0	0	1	2	3		
Preston Wilson, R OBP: 0.380, SLG: 0.526		4-0 BB		0-1 L6			2-2 HR	1-3 K		3	1	1	1	1	1	3		
Mike Lowell, R OBP: 0.381, SLG: 0.381 Jesus Sanchez, L OBP: 0.154, SLG: 0.083		0-1 F8		0-1 L9			0-1 G6-3	2-0 FC6-4		4	0	0	0	0	0	4	AB 34 R 2 H 7 RBI 2 BB 4 SO 8 LOB 18	
Ramon Castro, R OBP: 0.306, SLG: 0.355		2-0 P6		1-3 K			3-1 F7		1-1 G5-3	4	0	0	0	0	1	1		
Dennis Springer, R OBP: 0.440, SLG: 0.187 Rafael Medina, R OBP: 0.200, SLG: 1.000 John Roskos, R OBP: 0.200, SLG: 1.000 Julio Ramirez, R OBP: 0.200, SLG: 1.000 Hector Almonte, R OBP: 0.200, SLG: 1.000 Kevin Orie, R OBP: 0.200, SLG: 0.418		0-0 F9		1-0 P3			0-0 2B		4-0 G4-3 BB	2	0	0	0	0	0	1		
Inning Stats	R: 0 H: 1 E: 0 K: 2 S: 15	H: 1 R: 2 ER: 2 SO: 6 BB: 1 P: 24	R: 0 H: 0 E: 0 K: 0 S: 4	H: 0 R: 0 ER: 0 SO: 1 BB: 1 P: 10	R: 0 H: 0 E: 0 K: 1 S: 7	H: 0 R: 0 ER: 0 SO: 1 BB: 0 P: 10	R: 0 H: 0 E: 0 K: 1 S: 6	H: 2 R: 1 ER: 0 SO: 1 BB: 0 P: 17	R: 1 H: 2 E: 0 K: 0 S: 12	H: 2 R: 1 ER: 0 SO: 1 BB: 0 P: 16	R: 0 H: 2 E: 0 K: 2 S: 13	H: 2 R: 0 ER: 0 SO: 1 BB: 1 P: 21	R: 0 H: 0 E: 0 K: 0 S: 7	H: 0 R: 0 ER: 0 SO: 1 BB: 1 P: 15	1B: 2 2B: 4 3B: 0 HR: 1	SF: 0 SAC: 0 DP: 0 HBP: 0	WP: 2 PA: 38 PB: 0 SB: 0 CS: 0	
PITCHER	IP	WLS	BF	H	R	ER	SO	BB	IBB	HBP	BLK	WP	HR	S	P	ERA	WHIP	
Denny Neagle, L ERA: 5.14	7.0	W	28	5	2	2	6	2	0	0	0	2	1	66	100	2.57	1.000	
Scott Sullivan, R ERA: 2.55	0.1	H	4	2	0	0	1	1	0	0	0	0	0	9	14	0.00	9.000	
Danny Graves, R ERA: 3.0	1.2	S	6	0	0	0	1	1	0	0	0	0	0	11	22	0.00	0.600	

Florida Marlins @ Cincinnati Reds
Cinergy Field, Cincinnati, OH
Fri Sep 10 1999, 7:05 PM EDT
Att: 23,262 - Unknown - 78 F

AB 34
R 2
H 7
RBI 2
BB 4
SO 8
LOB 18



Batter	1	2	3	4	5	6	7	8	9	AB	R	H	RBI	BB	SO	LOB	BOTTOM	
Pokey Reese, R OBP: 0.326, SLG: 0.420	0-3 K		0-0 G6-3			3-2 G6-3		2-1 G4-3		4	0	0	0	0	1	1		
Barry Larkin, R OBP: 0.385, SLG: 0.420	3-1 HR			2-2 G3		2-0 E BB 1B		0-1 G6-3		4	2	2	1	0	0	0		
Sean Casey, L OBP: 0.403, SLG: 0.559	1-1 G6-3			1-1 F8		3-1 L9		0-0 F7		4	0	0	0	0	0	1		
Greg Vaughn, R OBP: 0.339, SLG: 0.506	0-2 G5-3			2-2 F8		4-1 BB E BB		0-2 G5-3		3	0	0	0	1	0	0		
Dmitri Young, S OBP: 0.345, SLG: 0.498 Michael Tucker, L OBP: 0.336, SLG: 0.423		1-0 G4-6-3 1B			2-1 HR 1B	0-0 E6 BB		2-1 F7		4	1	2	0	0	0	2		
Eddie Taubensee, L OBP: 0.350, SLG: 0.513	1-1 G4-6-3			2-0 HR		4-2 BB		1-2 2-3 3B		2	1	1	3	1	0	1		
Mike Cameron, R OBP: 0.358, SLG: 0.478		1-0 F8			4-0 G4-3 BB		3-3 K			2	0	0	0	1	1	3	AB 29 R 4 H 5 RBI 4 BB 3 SO 3 LOB 13	
Aaron Boone, R OBP: 0.341, SLG: 0.469			2-2 P2			2-2 F8		2-3 K		3	0	0	0	0	1	4		
Denny Neagle, L OBP: 0.185, SLG: 0.192 Mark Sweeney, L OBP: 0.300, SLG: 0.810 Scott Sullivan, R OBP: 0.200, SLG: 1.000 Danny Graves, R OBP: 0.200, SLG: 1.000			1-1 F8			3-2 G4-3		0-2 G4-3		2	0	0	0	0	0	1		
Inning Stats	R: 1 H: 1 E: 0 K: 1 S: 12	H: 1 R: 4 ER: 0 SO: 7 BB: 0 P: 16	R: 0 H: 1 E: 0 K: 0 S: 4	H: 1 R: 3 ER: 0 SO: 1 BB: 0 P: 7	R: 0 H: 0 E: 0 K: 0 S: 6	H: 0 R: 0 ER: 0 SO: 1 BB: 0 P: 9	R: 0 H: 0 E: 0 K: 0 S: 8	H: 2 R: 2 ER: 0 SO: 1 BB: 1 P: 30	R: 1 H: 1 E: 0 K: 2 S: 17	H: 1 R: 1 ER: 0 SO: 1 BB: 2 P: 34	R: 0 H: 0 E: 0 K: 0 S: 7	H: 0 R: 0 ER: 0 SO: 1 BB: 0 P: 9	R: 0 H: 0 E: 0 K: 0 S: 7	H: 0 R: 0 ER: 0 SO: 1 BB: 0 P: 9	1B: 3 2B: 0 3B: 0 HR: 2	SF: 0 SAC: 0 DP: 1 HBP: 0	WP: 0 PA: 32 PB: 1 SB: 0 CS: 0	
PITCHER	IP	WLS	BF	H	R	ER	SO	BB	IBB	HBP	BLK	WP	HR	S	P	ERA	WHIP	
Dennis Springer, R ERA: 4.5	5.1	L	24	5	4	3	1	3	0	0	0	0	0	9	14	0.00	0.000	
Rafael Medina, R ERA: 5.49	0.2		2	0	0	0	2	0	0	0	0	0	0	9	14	0.00	0.000	
Hector Almonte, R ERA: 3.38	1.2		5	0	0	0	0	0	0	0	0	0	0	12	14	0.00	0.000	
Jesus Sanchez, L ERA: 6.03	0.1		1	0	0	0	0	0	0	0	0	0	0	2	4	0.00	0.000	

Florida Marlins @ Cincinnati Reds
Cinergy Field, Cincinnati, OH
Fri Sep 10 1999, 7:05 PM EDT
Att: 23,262 - Unknown - 78 F

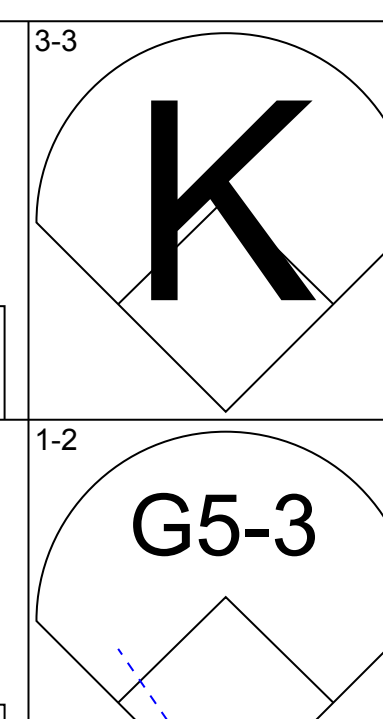
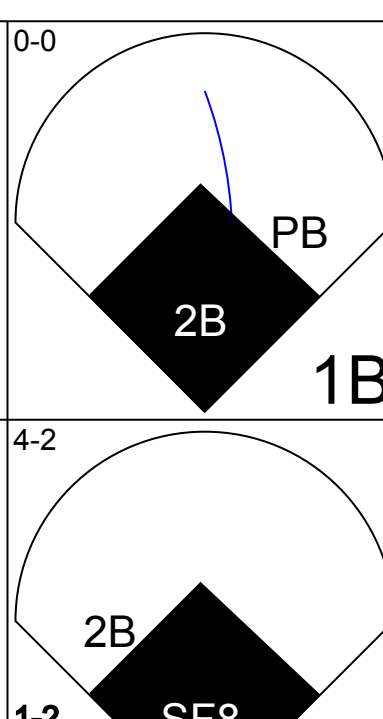
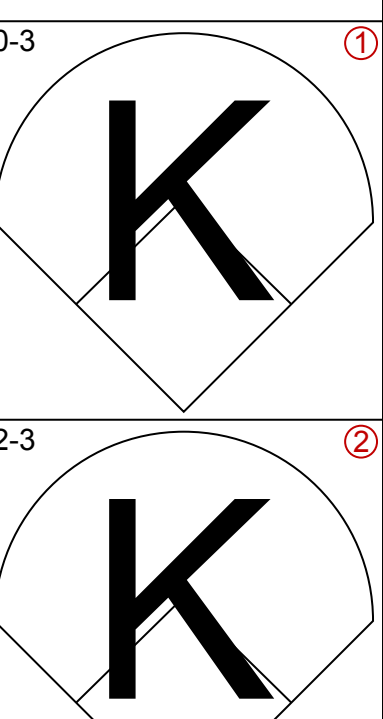
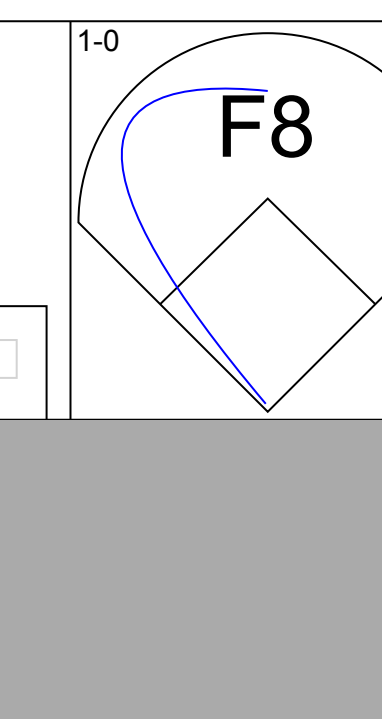
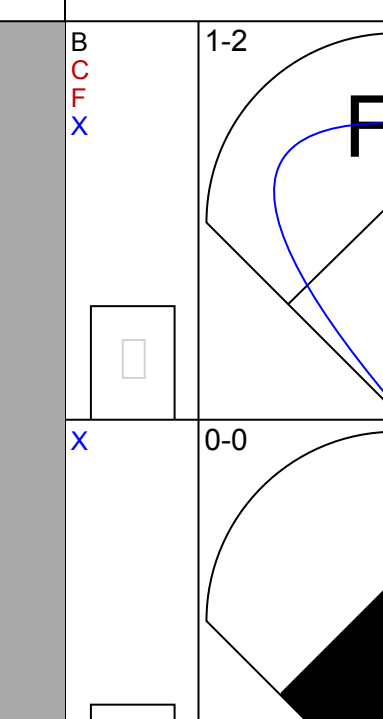
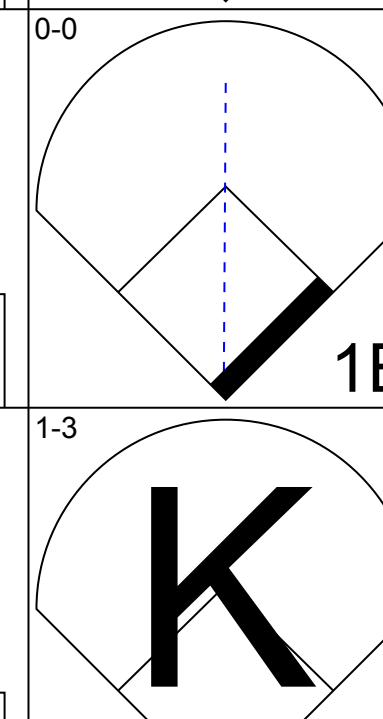
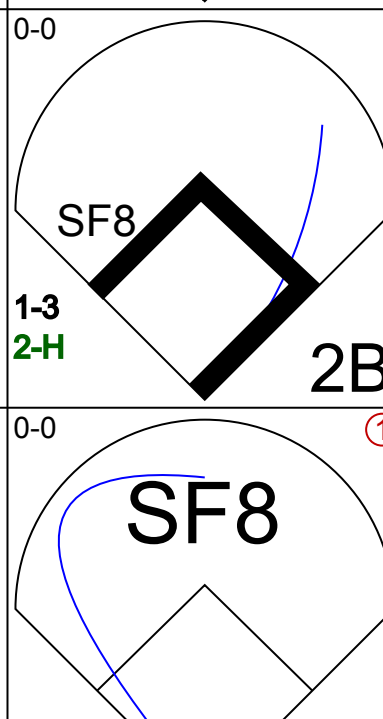
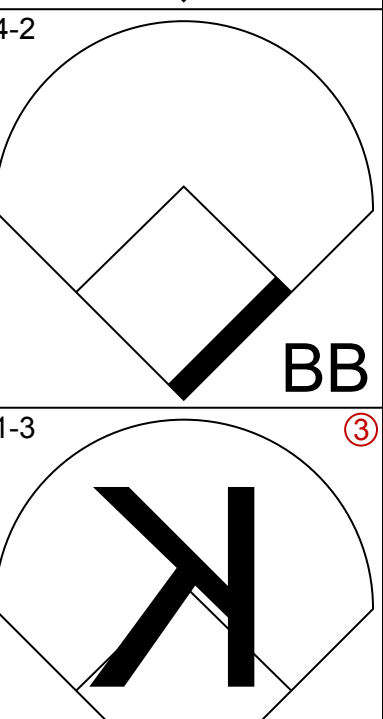
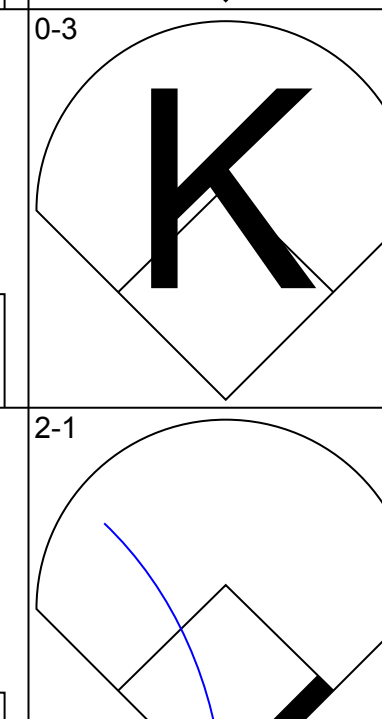
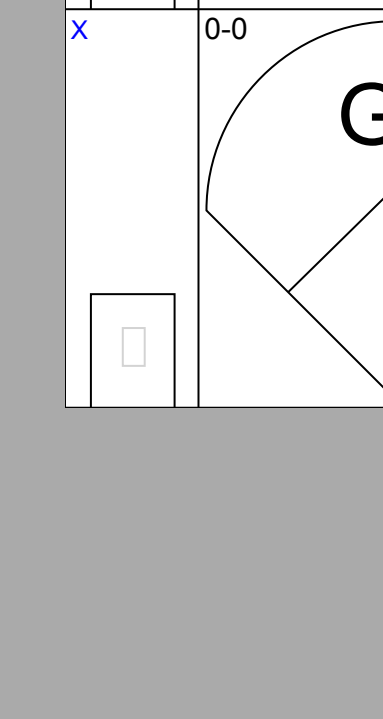

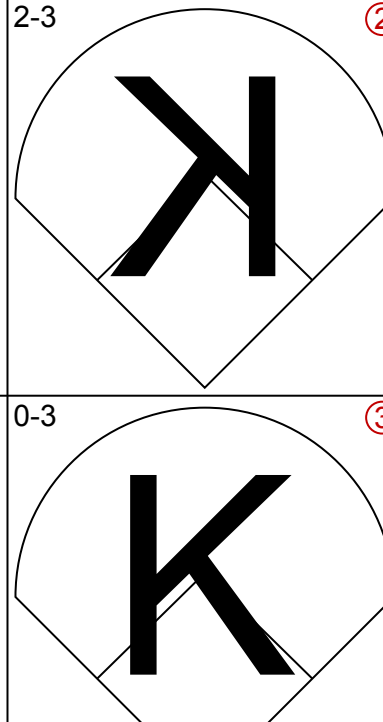







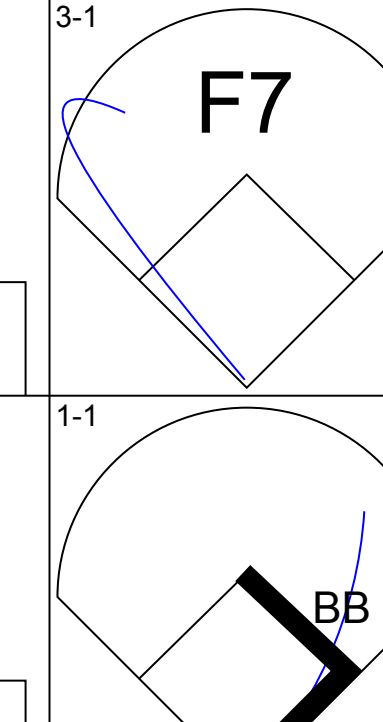
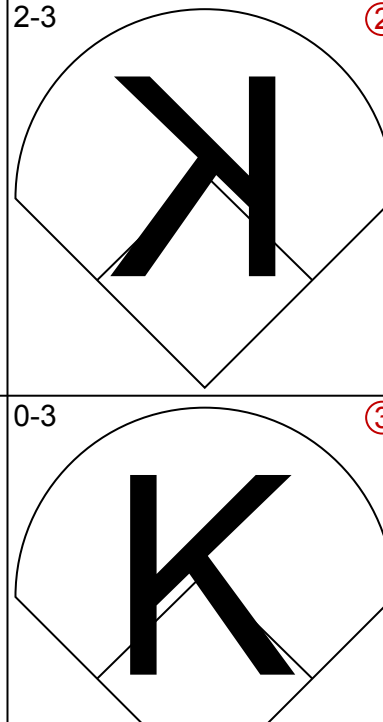
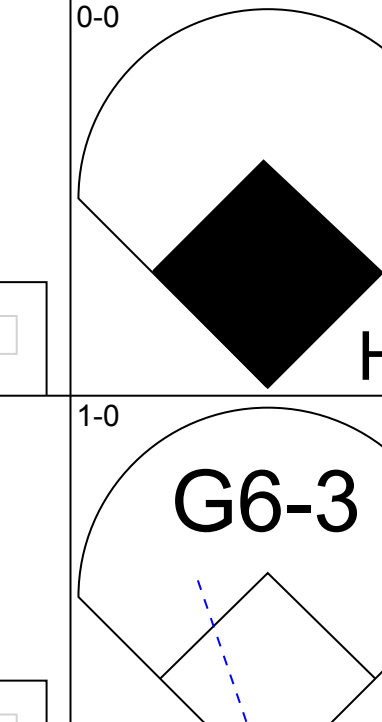

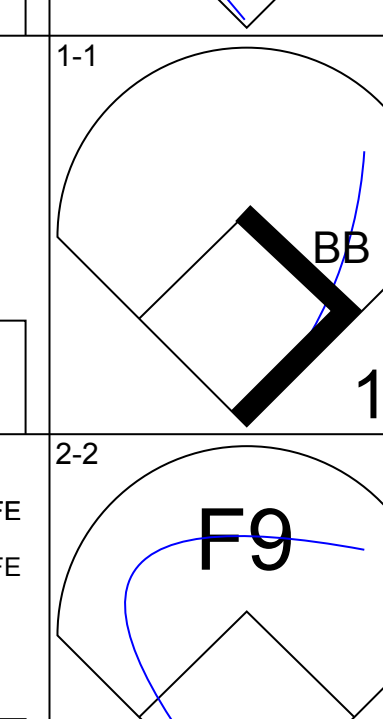

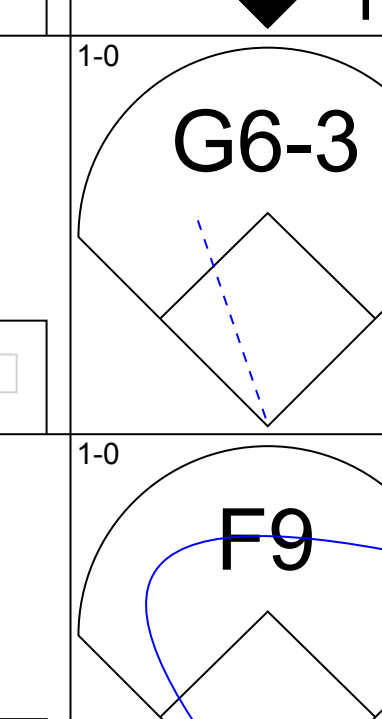
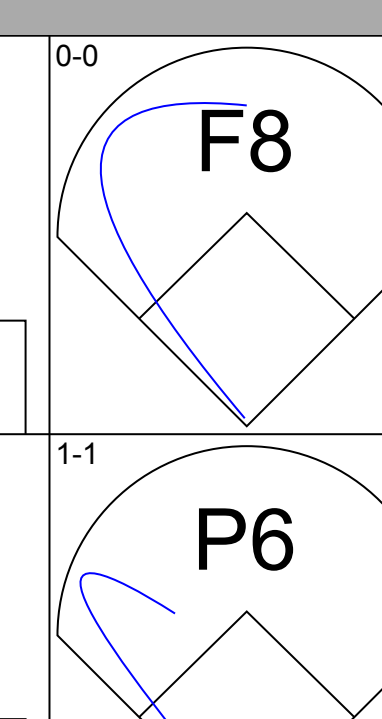
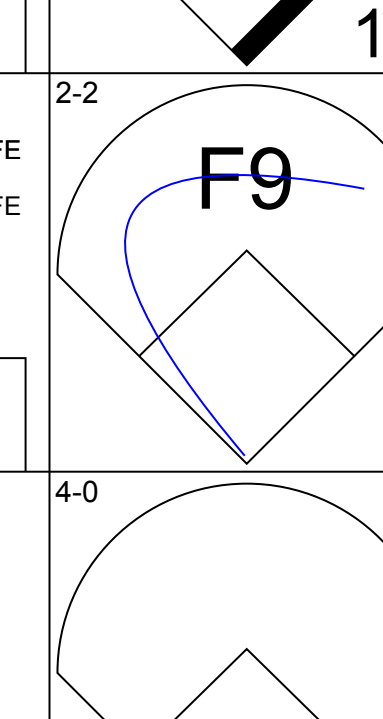
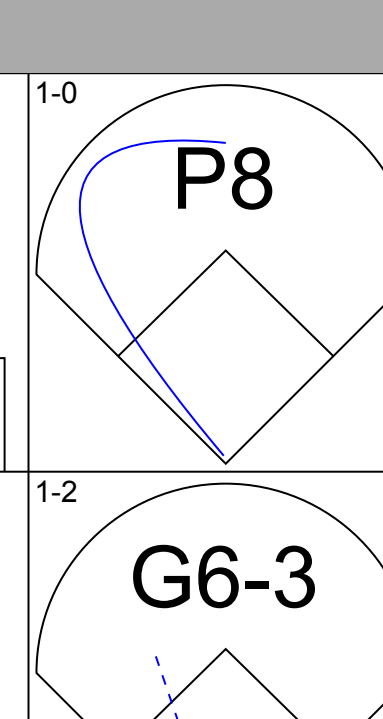
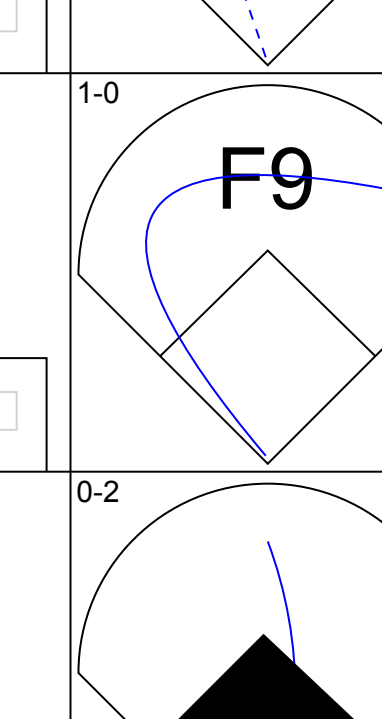
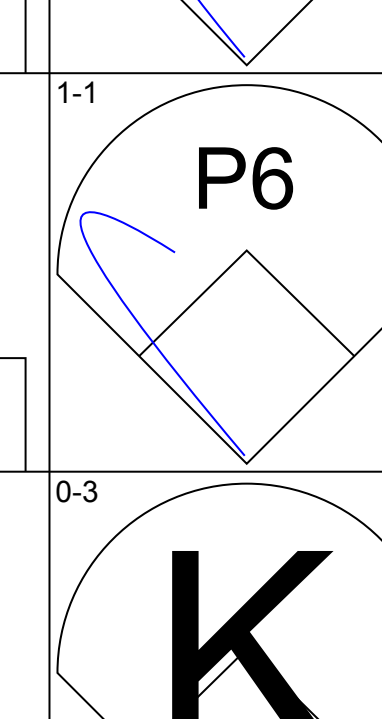
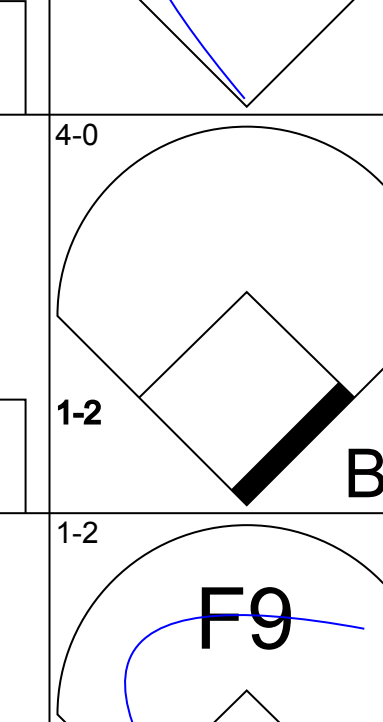
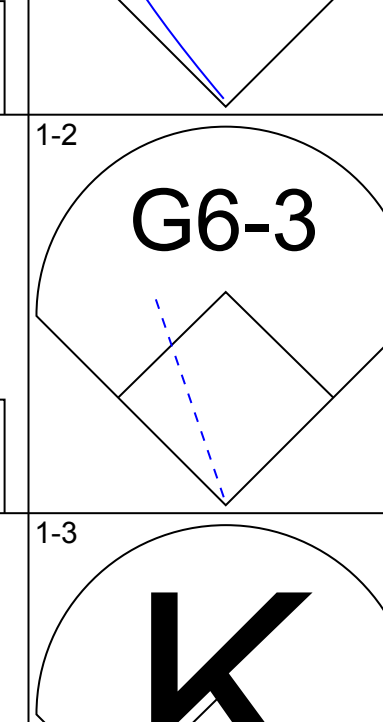
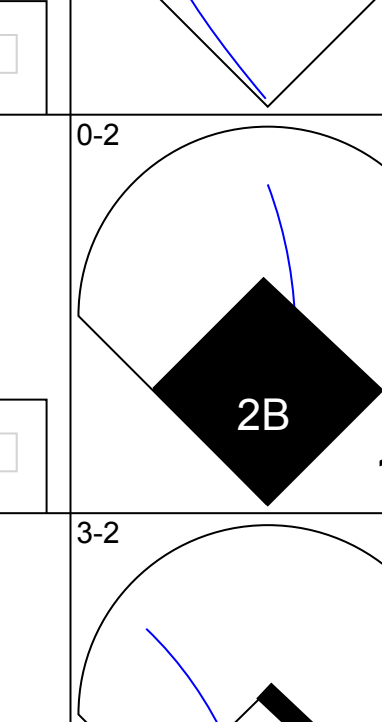
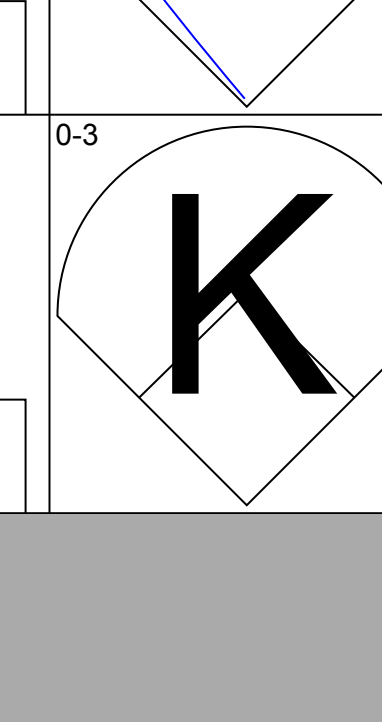
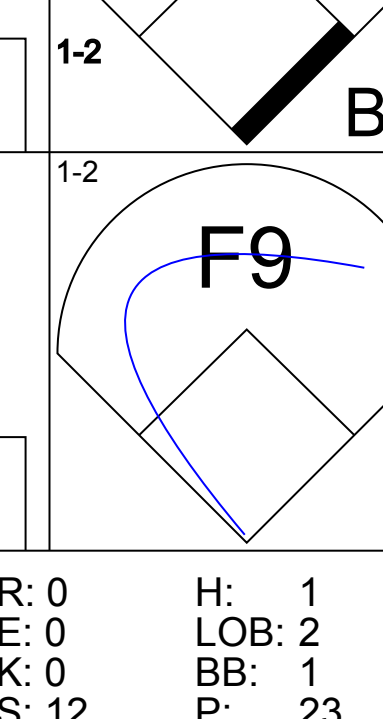
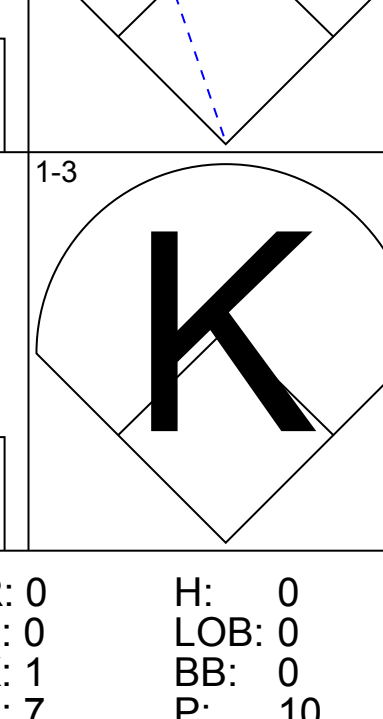
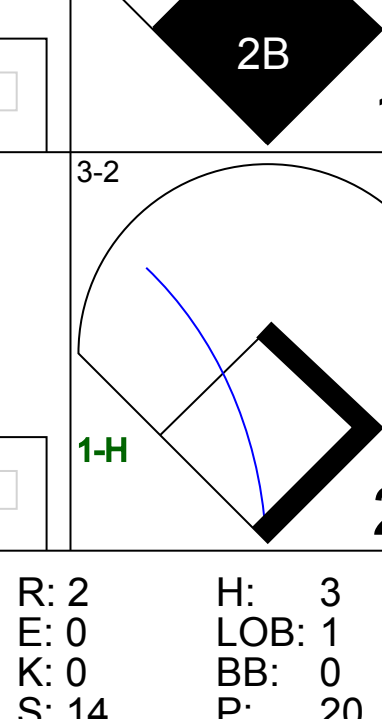

AB 29
R 4
H 5
RBI 4
BB 3
SO 3
LOB 13

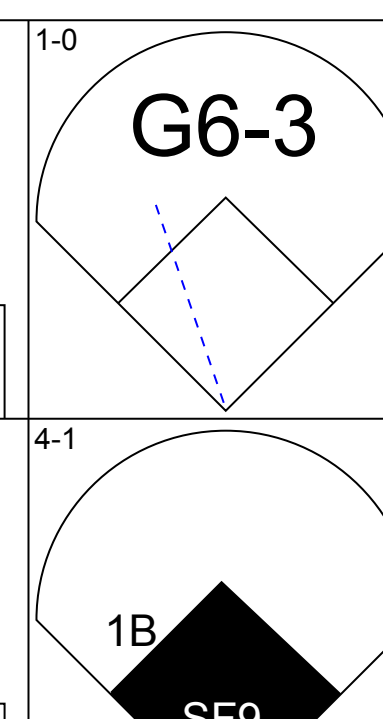
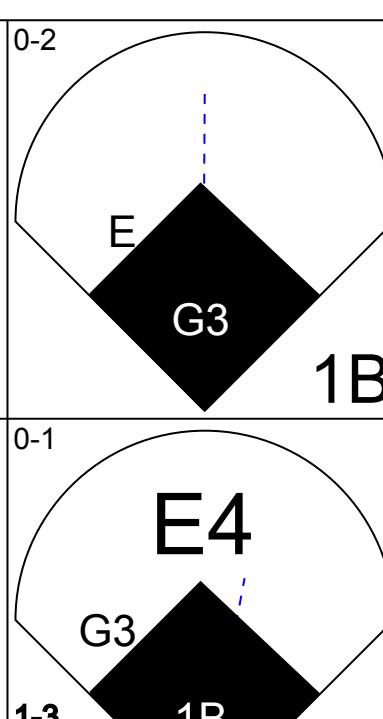
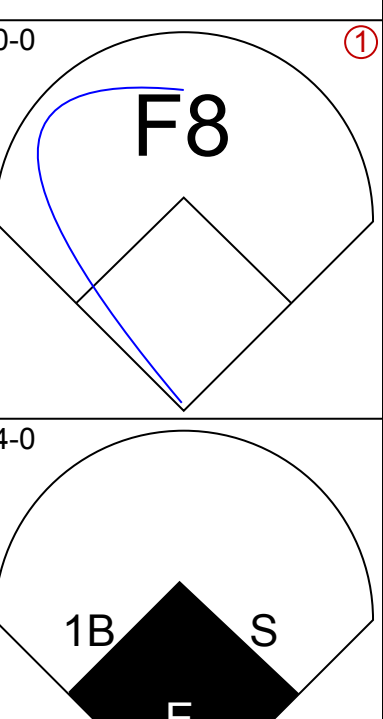
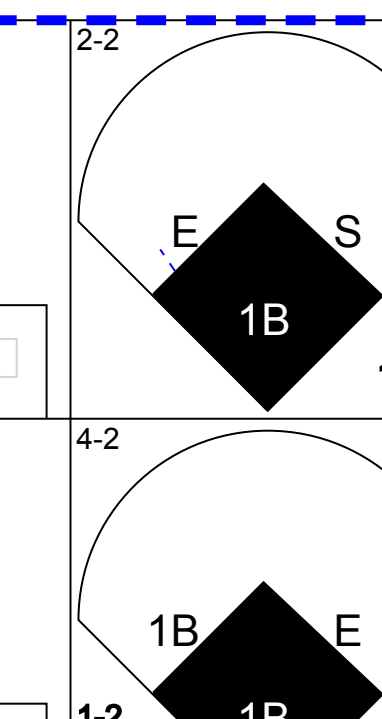
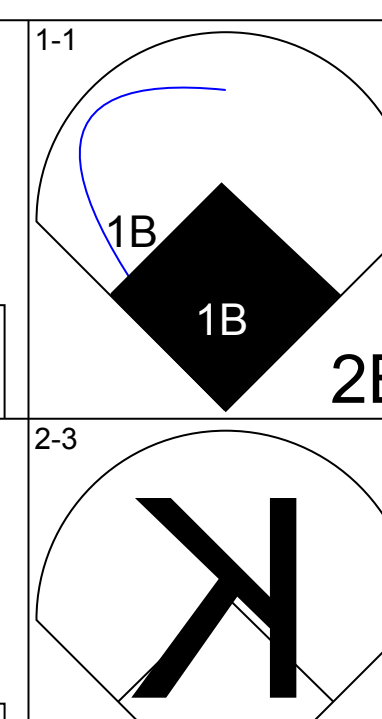

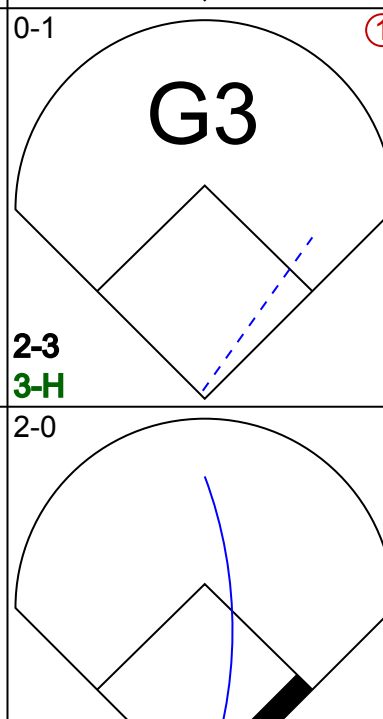
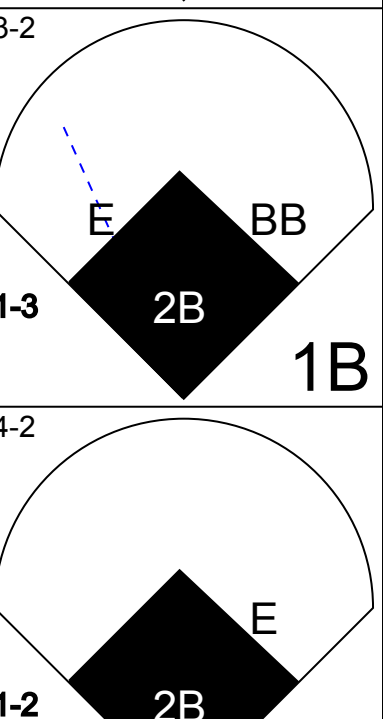
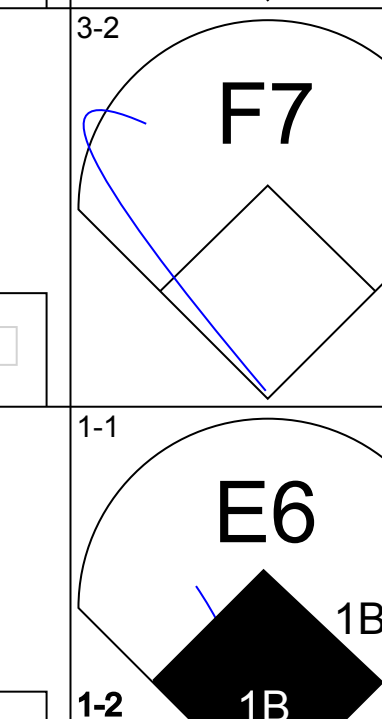
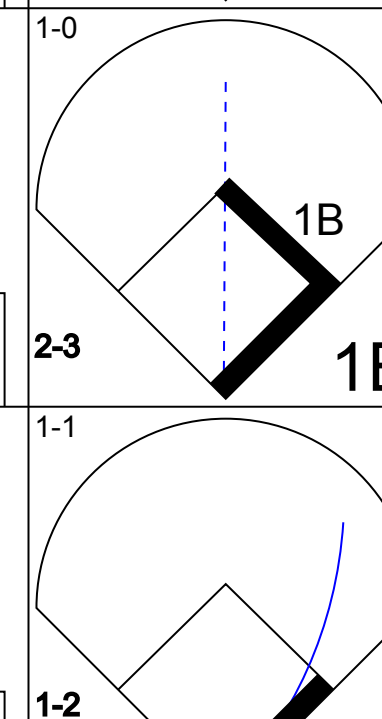

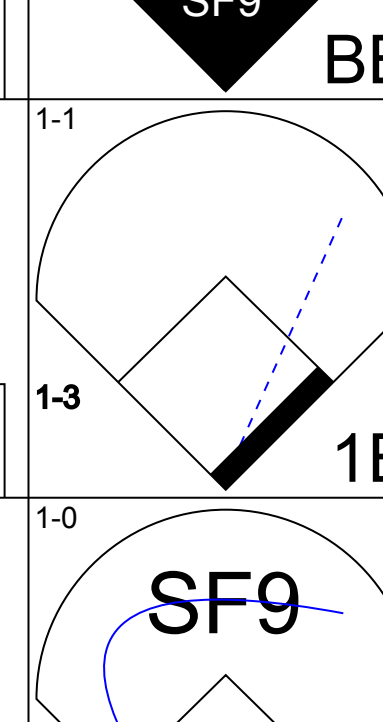
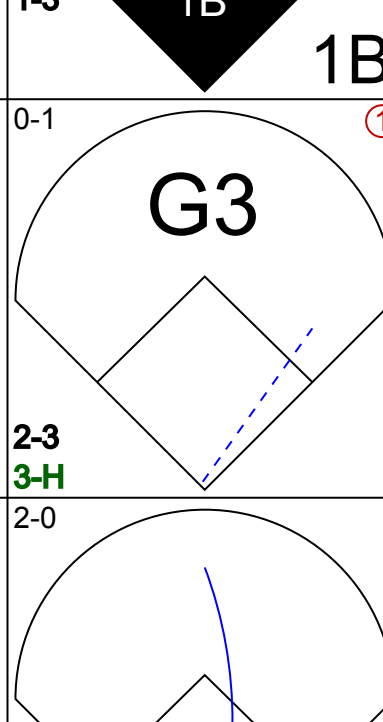
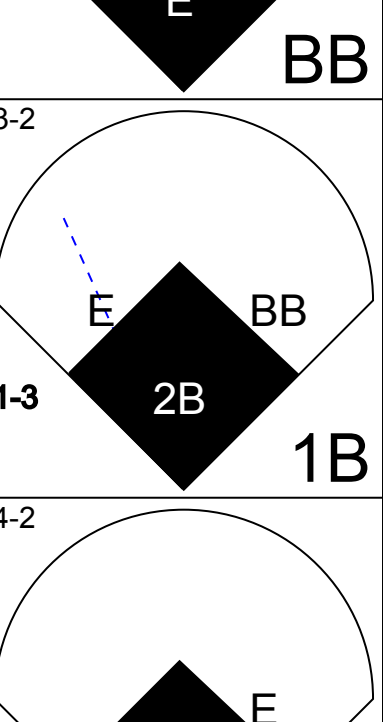
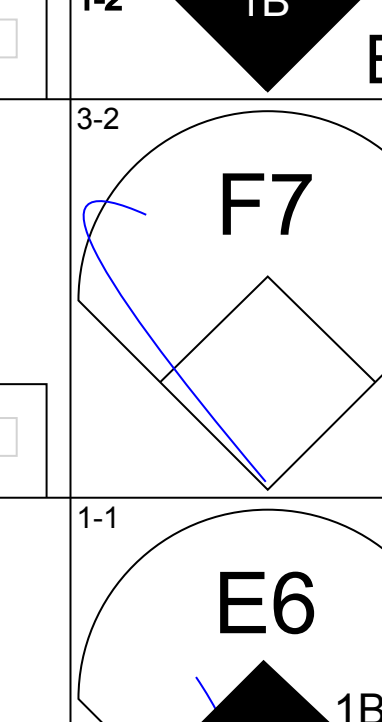
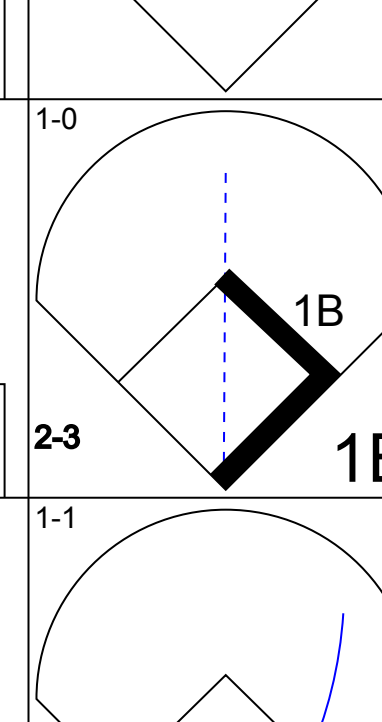

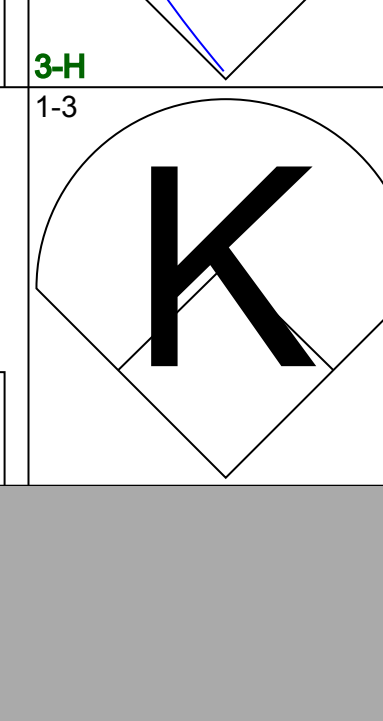
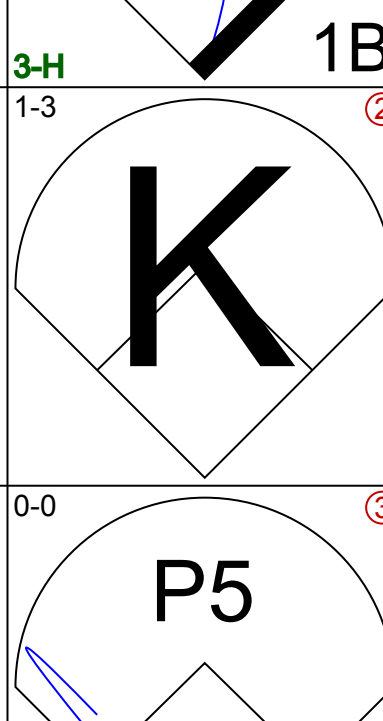
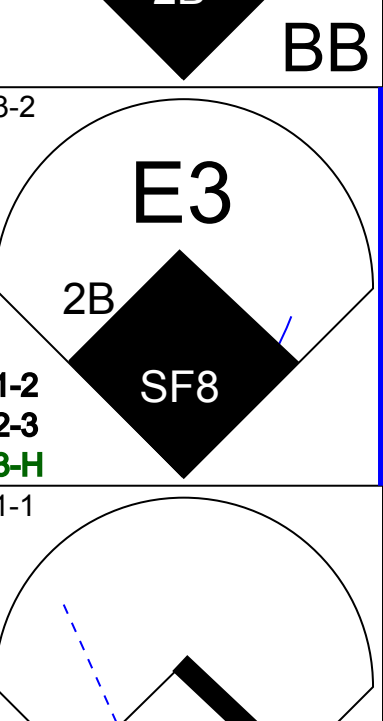
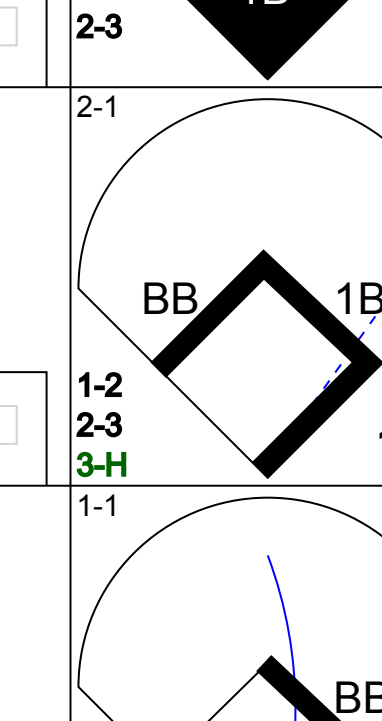
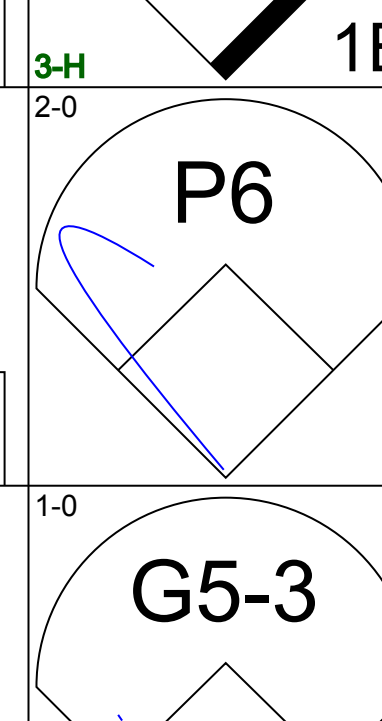



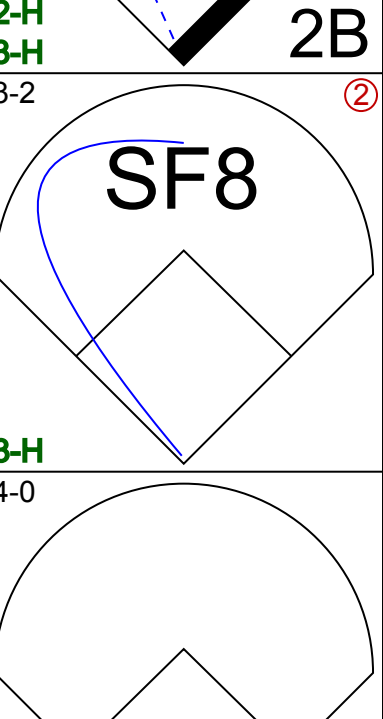
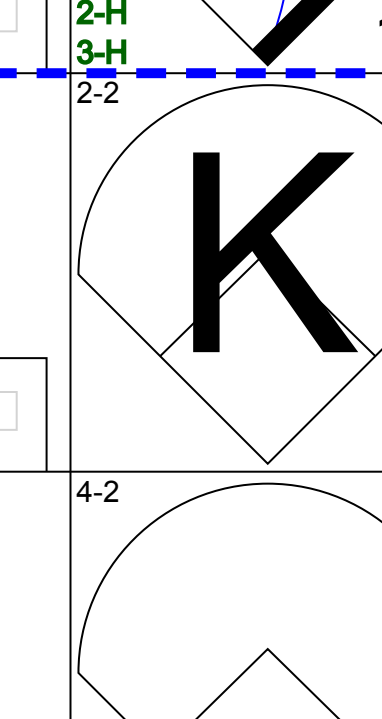

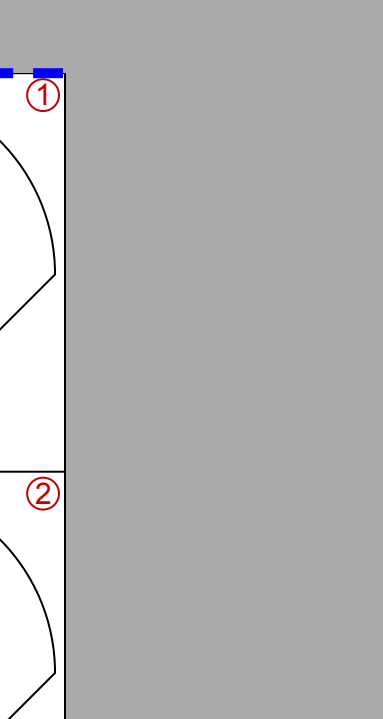

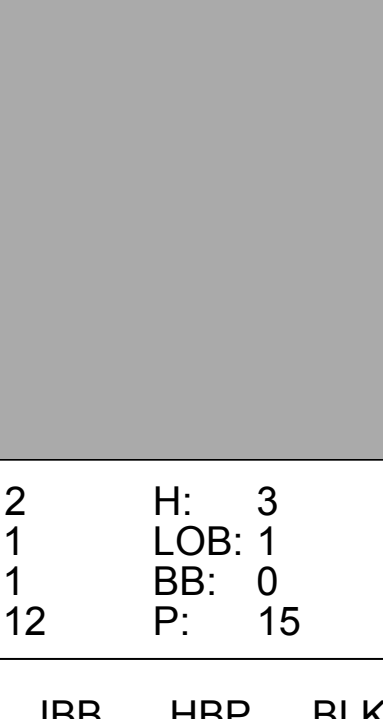
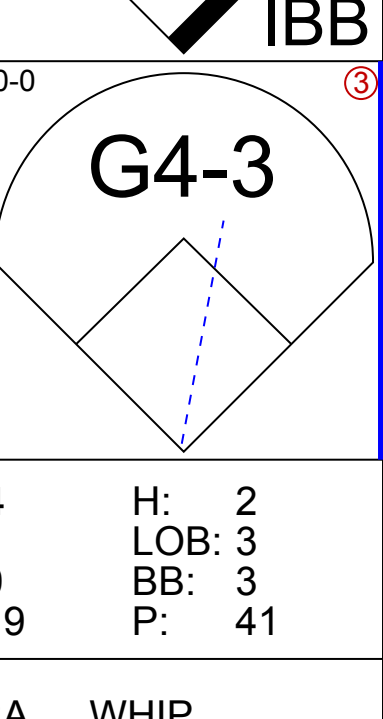
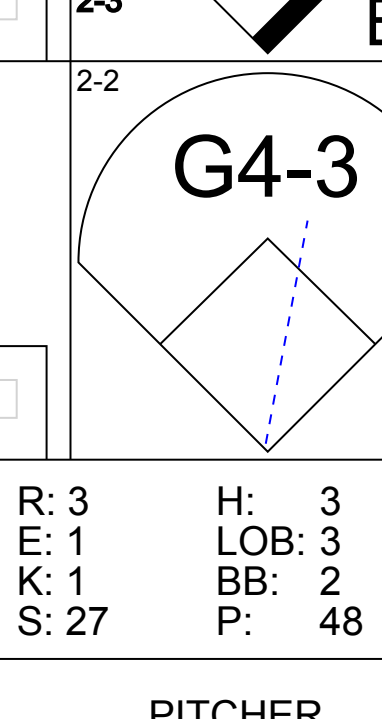
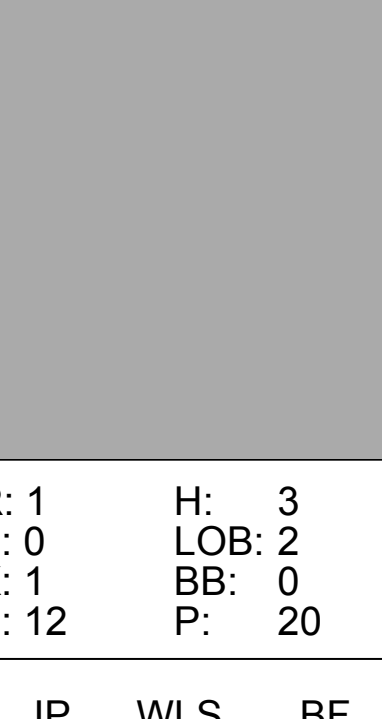
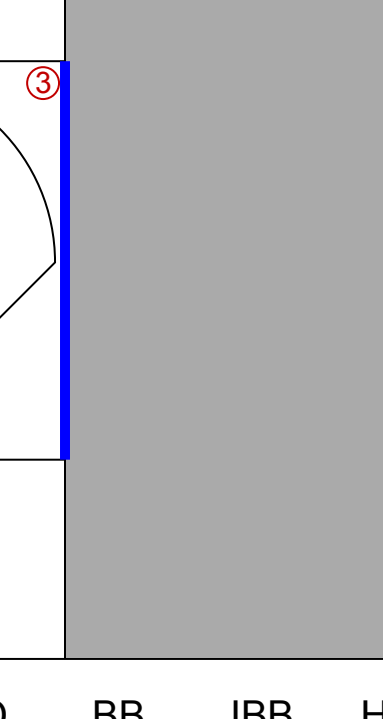








Batter	1	2	3	4	5	6	7	8	9	AB	R	H	RBI	BB	SO	LOB	TOP										
Dave Berg, R OBP: 0.371, SLG: 0.403 (1, 4)	G3	FC5			1B			HR	2B	5	1	3	1	0	0	3	Florida Marlins @ Cincinnati Reds Cinergy Field, Cincinnati, OH Sat Sep 11 1999, 7:05 PM EDT Att: 25,743 - Unknown - 89 F										
Alex Gonzalez, R OBP: 0.307, SLG: 0.435 (1, 6)	K		F8		G5-3			HR	P3	5	1	1	1	0	1	2											
Cliff Floyd, L OBP: 0.369, SLG: 0.464 Julio Ramirez, R OBP: 1.000, SLG: 1.000 (1, 7) (6, 8)	G3-1		K			K		1B	SF8	1B	3	0	0	0	0	2											
Preston Wilson, R OBP: 0.361, SLG: 0.526 (6, 7)		K2-3	P4								4	0	2	0	0	1											
Chris Clapinski, S OBP: 0.368, SLG: 0.354 (8, PR) (8, 7)						FC5-4			G5-3	1B	0	0	0	0	0	0											
Mark Kotsay, L OBP: 0.301, SLG: 0.400 (1, 9)					G1-3				P6	1B	3	1	1	1	0	0											
Kevin Oris, R OBP: 0.326, SLG: 0.410 (1, 5)					P4				FC5-4	1-2	3	0	0	0	1	0											
Derrek Lee, R OBP: 0.251, SLG: 0.298 (1, 3)					G4-3				G5-3	G5-3	4	0	0	0	0	1											
Ramon Castro, R OBP: 0.300, SLG: 0.324 (1, 2)					G3-1				F7	K	3	0	0	0	1	1											
Vladimir Nunez, R OBP: 0.295, SLG: 0.095 John Rocker, R OBP: 0.335, SLG: 0.087 Brent Billingsley, L OBP: 0.321, SLG: 0.300 Mike Lowell, R OBP: 0.321, SLG: 0.300 Vic Darenbourg, L OBP: 0.321, SLG: 0.300 Michael Tejera, L OBP: 0.321, SLG: 0.300 Kevin Millar, R OBP: 0.321, SLG: 0.300 (1, 1) (5, PH) (5, 1) (7, PH) (7, 1) (7, 1) (9, PH)					K				K	F8	1	0	1	1	0	0											
Inning Stats	R: 0 E: 0 K: 1 S: 10	H: 0 LOB: 0 BB: 0 P: 13	R: 1 E: 0 K: 2 S: 14	H: 2 LOB: 3 BB: 2 P: 26	R: 0 E: 0 K: 1 S: 5	H: 0 LOB: 0 BB: 0 P: 9	R: 0 E: 0 K: 0 S: 7	H: 0 LOB: 0 BB: 0 P: 10	R: 0 E: 0 K: 1 S: 7	H: 1 LOB: 1 BB: 0 P: 12	R: 0 E: 0 K: 1 S: 12	H: 1 LOB: 1 BB: 0 P: 16	R: 0 E: 0 K: 1 S: 9	H: 0 LOB: 0 BB: 0 P: 13	R: 3 E: 0 K: 0 S: 12	H: 4 LOB: 2 BB: 0 P: 22	R: 0 E: 0 K: 1 S: 11	H: 1 LOB: 1 BB: 0 P: 15	1B: 5 2B: 2 3B: 0 HR: 2	SF: 1 SAC: 0 DP: 0 HBP: 0	WP: 0 PB: 0 SB: 2 CS: 0	PA: 38					
PITCHER	IP	WLS	BF	H	R	ER	SO	BB	IBB	HBP	BLK	WP	HR	S	P	ERA	WHIP										
Juan Guzman, R ERA: 3.81 (1, 1)	7.0	W	27	4	1	1	7	1	1	0	0	0	0	64	99	1.29	0.714										
Stan Belinda, R ERA: 5.7 (8, 1)	1.0		7	4	3	3	0	0	0	0	0	0	2	12	22	27.00	4.000										
Gabe White, L ERA: 4.48 (9, 1)	1.0		4	1	0	0	1	0	0	0	0	0	0	11	15	0.00	1.000										

Batter	1	2	3	4	5	6	7	8	9	AB	R	H	RBI	BB	SO	LOB	BOTTOM										
Pokey Reese, R OBP: 0.324, SLG: 0.417 Chris Stynes, R OBP: 0.288, SLG: 0.272 (1, 4) (8, 4)	F7		F8	P4		P2		K		4	0	0	0	0	0	1	Florida Marlins @ Cincinnati Reds Cinergy Field, Cincinnati, OH Sat Sep 11 1999, 7:05 PM EDT Att: 25,743 - Unknown - 89 F										
Barry Larkin, R OBP: 0.385, SLG: 0.420 Gookie Dawkins, R OBP: 0.333, SLG: 0.200 (1, 6) (6, PH) (7, 6)	G5-3		1B	HR	F8	F8		K		3	1	1	0	0	0	0											
Sean Casey, L OBP: 0.406, SLG: 0.559 (1, 3)	G4-3		1B	HR	HR	BB		BB		2	3	1	0	3	0	0											
Greg Vaughn, R OBP: 0.341, SLG: 0.512 Michael Tucker, L OBP: 0.334, SLG: 0.422 (1, 7) (8, 9)		K	K		HR	BB		P4		3	2	1	2	1	2	2											
Dmitri Young, S OBP: 0.352, SLG: 0.514 Kerry Robinson, L (1, 9) (8, 7)		BB	HR	BB	HR	BB		BB		1	0	0	0	0	0	1											
Eddie Taubensee, L OBP: 0.350, SLG: 0.519 Brian Johnson, R OBP: 0.287, SLG: 0.430 (1, 2) (7, PH) (8, 2)		HR	HR	HR	BB	BB		BB		2	3	2	4	2	0	0											
Mike Cameron, R OBP: 0.359, SLG: 0.476 Stan Belinda, R OBP: 0.250, SLG: 0.250 Gabe White, L (1, 8) (8, 1) (9, 1)		HR	HR	HR	K	K		L1-6	1B	2	1	0	0	0	0	0											
Aaron Boone, R OBP: 0.341, SLG: 0.475 Mark Lewis, R OBP: 0.235, SLG: 0.481 (1, 5) (7, PH) (8, 5)		HR			G4-3	G3		1B		3	1	1	3	0	0	0											
Juan Guzman, R OBP: 0.179, SLG: 0.148 Jeffrey Hammonds, R OBP: 0.338, SLG: 0.509 (1, 1) (7, PH) (8, 8)		P8			K	1B		L1-6		3	0	1	0	0	1	0											
Inning Stats	R: 0 E: 0 K: 0 S: 5	H: 0 LOB: 0 BB: 0 P: 10	R: 3 E: 0 K: 2 S: 10	H: 1 LOB: 2 BB: 2 P: 21	R: 4 E: 0 K: 2 S: 14	H: 4 LOB: 0 BB: 0 P: 20	R: 0 E: 0 K: 1 S: 8	H: 0 LOB: 0 BB: 0 P: 11	R: 2 E: 0 K: 1 S: 12	H: 1 LOB: 1 BB: 2 P: 28	R: 0 E: 0 K: 0 S: 9	H: 1 LOB: 1 BB: 0 P: 14	R: 3 E: 0 K: 0 S: 13	H: 2 LOB: 1 BB: 2 P: 27	R: 0 E: 0 K: 2 S: 14	H: 0 LOB: 1 BB: 1 P: 24		1B: 4 2B: 2 3B: 0 HR: 4	SF: 0 SAC: 0 DP: 1 HBP: 1	WP: 0 PB: 0 SB: 0 CS: 0	PA: 40						
PITCHER	IP	WLS	BF	H	R	ER	SO	BB	IBB	HBP	BLK	WP	HR	S	P	ERA	WHIP										
Vladimir Nunez, R ERA: 3.9 (1, 1)	4.0	L	19	5	7	7	5	2	0	0	0	0	0	3	37	6.2	1.750										
Brent Billingsley, L ERA: 14.21 (5, 1)	2.0		10	2	2	2	1	2	0	0	0	0	1	21	42	9.00	2.000										
Vic Darenbourg, L ERA: 9.48 (7, 1)	0.1		6	2	3	3	0	2	0	1	0	0	0	10	22	81.00	12.000										
Michael Tejera, L ERA: 4.91 (7, 1)	1.2		5	0	0	0	2	1	0	0	0	0	0	17	29	0.00	0.600										



Batter	1	2	3	4	5	6	7	8	9	AB	R	H	RBI	BB	SO	LOB	TOP					
Julio Ramirez, R OBP: 0.333, SLG: 0.333 (1, 8)										5	1	1	0	0	2	1	Florida Marlins @ Cincinnati Reds Cinergy Field, Cincinnati, OH Sun Sep 12 1999, 1:15 PM EDT Att: 20,363 - Unknown - 81 F					
Amaury Garcia, R OBP: 0.286, SLG: 0.667 (1, 4)										4	2	1	1	1	1	0						
Cliff Floyd, L OBP: 0.365, SLG: 0.470 (1, 7)										4	0	2	1	1	1	0						
Kevin Millar, R OBP: 0.367, SLG: 0.430 (1, 3)										3	0	1	1	0	2	2						
Preston Wilson, R OBP: 0.360, SLG: 0.531 (1, 9)										4	1	1	1	0	2	2						
Mike Lowell, R OBP: 0.320, SLG: 0.378 (1, 5)										4	0	1	0	0	1	1						
Chris Clapinski, S OBP: 0.344, SLG: 0.327 (1, 6)										4	0	0	0	0	0	1						
Mike Redmond, R OBP: 0.390, SLG: 0.349 (1, 2)										3	1	1	0	1	1	0						
A.J. Burnett, R OBP: 0.111, SLG: 0.111 (5, PH) John Kosloski, R OBP: 0.500, SLG: 1.000 (5, PH) Brian Edmondson, R OBP: 0.344, SLG: 0.545 (5, PH) Rafael Medina, R OBP: 0.548 (5, PH) Braden Looper, R OBP: 0.293, SLG: 0.478 (5, PH) Derrek Lee, R OBP: 0.293, SLG: 0.296 (5, PH)										2	0	0	0	0	1	2						
Inning Stats	R: 0 E: 0 K: 2 S: 11	H: 1 LOB: 1 BB: 0 P: 16	R: 0 E: 0 K: 0 S: 12	H: 1 LOB: 2 BB: 1 P: 23	R: 2 E: 0 K: 2 S: 11	H: 2 LOB: 1 BB: 1 P: 17	R: 0 E: 0 K: 1 S: 7	H: 0 LOB: 0 BB: 0 P: 10	R: 0 E: 0 K: 3 S: 11	H: 0 LOB: 1 BB: 1 P: 18	R: 2 E: 0 K: 0 S: 14	H: 3 LOB: 1 BB: 0 P: 20	R: 0 E: 0 K: 2 S: 9	H: 1 LOB: 1 BB: 0 P: 15	R: 0 E: 0 K: 1 S: 6	H: 0 LOB: 0 BB: 0 P: 7	R: 1 E: 0 K: 0 S: 8	H: 1 LOB: 0 BB: 0 P: 10	1B: 5 2B: 2 3B: 0 HR: 2	SF: 1 SAC: 0 DP: 0 HBP: 0	WP: 0 PB: 1 SB: 0 CS: 0	PA: 39
PITCHER	IP	WLS	BF	H	R	ER	SO	BB	IBB	HBP	BLK	WP	HR	S	P	ERA	WHIP					
Ron Villone, L ERA: 4.12 (1, 1)	6.0	W	28	7	4	4	8	3	0	0	0	0	1	66	104	6.00	1.667					
Scott Sullivan, R ERA: 2.5 (7, 1)	2.0		7	1	0	0	3	0	0	0	0	0	0	15	22	0.00	0.500					
Dennys Reyes, L ERA: 3.5 (9, 1)	1.0		4	1	1	1	0	0	0	0	0	0	1	8	10	9.00	1.000					

Batter	1	2	3	4	5	6	7	8	9	AB	R	H	RBI	BB	SO	LOB	BOTTOM					
Pokey Reese, R OBP: 0.323, SLG: 0.416 (1, 4)										1	0	0	0	0	0	0	Florida Marlins @ Cincinnati Reds Cinergy Field, Cincinnati, OH Sun Sep 12 1999, 1:15 PM EDT Att: 20,363 - Unknown - 81 F					
Chris Stynes, R OBP: 0.306, SLG: 0.302 (2, 4)										4	3	3	0	0	0	0						
Barry Larkin, R OBP: 0.389, SLG: 0.421 (1, 6)										1	4	1	0	3	0	0						
Gookie Dawkins, R OBP: 0.286, SLG: 0.167 (7, PH) (8, 6)										1	0	0	0	0	1	1						
Sean Casey, L OBP: 0.408, SLG: 0.559 (1, 3)										5	1	3	1	0	0	3						
Greg Vaughn, R OBP: 0.342, SLG: 0.512 (7, 7)										2	2	1	2	1	0	2						
Jeffrey Hammonds, R OBP: 0.341, SLG: 0.511 (7, 7)										1	0	1	1	0	0	0						
Dmitri Young, S OBP: 0.349, SLG: 0.509 (5, PR) (6, 9)										3	0	0	1	0	2	4						
Michael Tucker, L OBP: 0.335, SLG: 0.422 (5, PR) (6, 9)										2	1	1	1	0	0	2						
Aaron Boone, R OBP: 0.342, SLG: 0.477 (1, 5)										5	0	2	4	0	1	3						
Mike Cameron, R OBP: 0.358, SLG: 0.476 (1, 8)										4	0	1	1	0	2	2						
Jason LaRue, R OBP: 0.295, SLG: 0.359 (1, 2)										3	0	0	0	2	1	1						
Ron Villone, L OBP: 0.105, SLG: 0.081 (6, PH) Mark Sweeney, L OBP: 0.460, SLG: 0.773 (7, 1) Scott Sullivan, R (8, PH) Mark Lewis, R OBP: 0.293, SLG: 0.478 (8, PH) Dennys Reyes, R (9, 1)										3	0	0	0	0	1	4						
Inning Stats	R: 1 E: 0 K: 1 S: 8	H: 1 LOB: 1 BB: 1 P: 16	R: 0 E: 0 K: 2 S: 10	H: 1 LOB: 0 BB: 0 P: 16	R: 2 E: 1 K: 1 S: 12	H: 3 LOB: 1 BB: 0 P: 15	R: 0 E: 0 K: 2 S: 8	H: 0 LOB: 0 BB: 0 P: 14	R: 4 E: 1 K: 0 S: 19	H: 2 LOB: 3 BB: 3 P: 41	R: 3 E: 1 K: 1 S: 27	H: 3 LOB: 3 BB: 2 P: 48	R: 1 E: 0 K: 1 S: 12	H: 3 LOB: 2 BB: 0 P: 20	R: 0 E: 0 K: 0 S: 5	H: 0 LOB: 0 BB: 0 P: 7	R: 0 E: 0 K: 0 S: 5	H: 0 LOB: 0 BB: 0 P: 7	1B: 10 2B: 3 3B: 0 HR: 0	SF: 2 SAC: 0 DP: 0 HBP: 0	WP: 0 PB: 0 SB: 2 CS: 0	PA: 45
PITCHER	IP	WLS	BF	H	R	ER	SO	BB	IBB	HBP	BLK	WP	HR	S	P	ERA	WHIP					
A.J. Burnett, R ERA: 4.84 (6, 1)	0.1		6	3	3	2	0	1	0	0	0	0	0	16	29	54.00	12.000					
Brian Edmondson, R ERA: 5.84 (6, 1)	1.2		9	3	1	1	2	1	0	0	0	0	0	23	39	5.40	2.400					
Braden Looper, R ERA: 3.6 (8, 1)	1.0		3	0	0	0	0	0	0	0	0	0	0	5	7	0.00	0.000					

AB 35
R 5
H 9
RBI 5
BB 3
SO 11
LOB 9



AB 37
R 11
H 13
RBI 11
BB 6
SO 8
LOB 25



Batter	1	2	3	4	5	6	7	8	9	AB	R	H	RBI	BB	SO	LOB	TOP									
Dave Berg, R OBP: 0.367, SLG: 0.396 (1, 4)	F9		L6				G4-3		G5-3	4	0	0	0	1	0	1										
Alex Gonzalez, R OBP: 0.305, SLG: 0.432 Amaury Garcia, R OBP: 0.444, SLG: 1.000 (1, 6)	K			K	G4-3					3	0	0	0	0	2	2										
Cliff Floyd, L OBP: 0.370, SLG: 0.476 (1, 7)	G4-3			2B	1B				F8	4	2	2	0	1	0	1										
Preston Wilson, R OBP: 0.361, SLG: 0.530 (4, 9)				K						4	1	2	0	0	2	3										
Mark Kotsay, L OBP: 0.302, SLG: 0.402 Julio Ramirez, R OBP: 0.250, SLG: 0.250 (1, 9)	G3-6-1									2	0	1	1	0	0	1										
Kevin Orte, R OBP: 0.320, SLG: 0.402 (4, 8)	K									2	0	0	0	0	0	2										
Kevin Orte, R OBP: 0.320, SLG: 0.402 (1, 5)	K			G6-3						4	0	0	1	0	1	2										
Derrek Lee, R OBP: 0.266, SLG: 0.329 (1, 3)				SH3	1B					4	1	4	2	0	0	0										
Ramon Castro, R OBP: 0.273, SLG: 0.289 (1, 2)				P6						4	0	0	0	0	1	3										
Brian Meadows, R OBP: 0.167, SLG: 0.174 Jesus Sanchez, L OBP: 0.154, SLG: 0.093 Brian Edmondson, R OBP: 0.346, SLG: 0.545 Bruce Aikin, R OBP: 0.372, SLG: 0.499 3B Reid Cornelius, R Hector Almonte, R John Roskos, R (1, 1)				SH3						1	0	0	0	0	1	1										
Inning Stats	R: 0 E: 0 K: 1 S: 12	H: 0 LOB: 0 BB: 0 P: 17	R: 0 E: 0 K: 1 S: 6	H: 1 LOB: 0 BB: 0 P: 10	R: 0 E: 0 K: 0 S: 6	H: 1 LOB: 1 BB: 0 P: 10	R: 1 E: 0 K: 2 S: 15	H: 2 LOB: 1 BB: 0 P: 22	R: 0 E: 0 K: 1 S: 9	H: 1 LOB: 2 BB: 1 P: 17	R: 3 E: 0 K: 0 S: 14	H: 3 LOB: 0 BB: 2 P: 21	R: 0 E: 0 K: 2 S: 9	H: 0 LOB: 2 BB: 2 P: 20	R: 0 E: 0 K: 1 S: 6	H: 1 LOB: 1 BB: 0 P: 9	R: 0 E: 0 K: 0 S: 6	H: 1 LOB: 1 BB: 0 P: 8	1B: 6 2B: 2 3B: 1 HR: 1	SF: 0 SAC: 1 DP: 1 HBP: 0	WP: 1 PB: 0 SB: 1 CS: 0	PA: 39				
PITCHER	IP	WLS	BF	H	R	ER	SO	BB	IBB	HBP	BLK	WP	HR	S	P	ERA	WHIP									
Steve Parris, R ERA: 3.74 Scott Williamson, R ERA: 1.87 Danny Graves, R ERA: 2.97	(1, 1)	6.0	W	26	8	4	4	5	1	0	0	0	0	1	62	97	6.00	1.500								
(7, 1)	2.0	H	9	1	0	0	3	2	0	0	0	1	0	15	29	0.00	1.500									
(9, 1)	1.0	S	4	1	0	0	0	0	0	0	0	0	0	6	8	0.00	1.000									

Florida Marlins @ Cincinnati Reds
Cinergy Field, Cincinnati, OH
Mon Sep 13 1999, 12:35 PM EDT
Att: 15,298 - Cloudy - 68 F

AB 35
R 4
H 10
RBI 4
BB 3
SO 8
LOB 16



Batter	1	2	3	4	5	6	7	8	9	AB	R	H	RBI	BB	SO	LOB	BOTTOM								
Mike Cameron, R OBP: 0.358, SLG: 0.480 (1, 8)	HR				G5-3	P4				4	1	1	1	1	0	3									
Barry Larkin, R OBP: 0.393, SLG: 0.423 (1, 6)										2	0	1	0	3	0	1									
Sean Casey, L OBP: 0.406, SLG: 0.555 (1, 3)	F7									4	0	0	0	1	0	6									
Greg Vaughn, R OBP: 0.342, SLG: 0.517 Danny Graves, R (9, 1)	P5									5	2	2	1	0	1	4									
Eddie Taubensee, L OBP: 0.348, SLG: 0.515 (1, 2)	G4-3									5	1	1	0	0	0	5									
Aaron Boone, R OBP: 0.341, SLG: 0.473 (1, 5)										3	1	0	0	1	0	2									
Michael Tucker, L OBP: 0.338, SLG: 0.419 (1, 9)										2	2	0	0	1	0	1									
Chris Stynes, R OBP: 0.313, SLG: 0.310 (1, 4)										4	0	2	3	0	0	1									
Steve Parris, R OBP: 0.194, SLG: 0.194 Mark Lewis, R OBP: 0.258, SLG: 0.478 Scott Williamson, R Jeffrey Hammonds, R OBP: 0.341, SLG: 0.511 (1, 1)										2	0	1	1	0	0	0									
Inning Stats	R: 1 E: 0 K: 0 S: 11	H: 1 LOB: 1 BB: 1 P: 22	R: 1 E: 0 K: 0 S: 9	H: 1 LOB: 1 BB: 1 P: 19	R: 0 E: 0 K: 0 S: 7	H: 1 LOB: 0 BB: 0 P: 11	R: 0 E: 0 K: 0 S: 5	H: 0 LOB: 0 BB: 0 P: 6	R: 0 E: 0 K: 0 S: 5	H: 0 LOB: 1 BB: 1 P: 10	R: 3 E: 1 K: 0 S: 17	H: 3 LOB: 3 BB: 2 P: 35	R: 2 E: 0 K: 1 S: 12	H: 2 LOB: 1 BB: 1 P: 23	R: 0 E: 0 K: 1 S: 13	H: 0 LOB: 2 BB: 2 P: 26	1B: 5 2B: 1 3B: 0 HR: 2	SF: 0 SAC: 0 DP: 0 HBP: 1	WP: 0 PB: 0 SB: 2 CS: 0	PA: 41					
PITCHER	IP	WLS	BF	H	R	ER	SO	BB	IBB	HBP	BLK	WP	HR	S	P	ERA	WHIP								
Brian Meadows, R ERA: 5.75 Jesus Sanchez, L ERA: 6.15 Brian Edmondson, R ERA: 5.79 3B Reid Cornelius, R ERA: 4.5 Hector Almonte, R ERA: 3.0	(1, 1)	5.1	L	24	5	4	4	0	0	0	1	0	0	1	2	∞	∞								
(6, 1)	0.0	L	2	1	1	1	0	0	0	1	0	0	0	1	2	∞	∞								
(6, 1)	0.2	4	0	0	0	0	0	2	0	0	0	0	0	8	21	0.00	3.000								
(7, 1)	1.0	6	2	2	2	1	0	0	1	0	0	0	0	12	23	18.00	2.000								
(8, 1)	1.0	5	0	0	0	1	2	0	0	0	0	0	0	13	26	0.00	2.000								

Florida Marlins @ Cincinnati Reds
Cinergy Field, Cincinnati, OH
Mon Sep 13 1999, 12:35 PM EDT
Att: 15,298 - Cloudy - 68 F

AB 32
R 7
H 8
RBI 6
BB 8
SO 2
LOB 24



Batter	1	2	3	4	5	6	7	8	9	AB	R	H	RBI	BB	SO	LOB	TOP					
Lance Johnson, L (1, 8) OBP: 0.318, SLG: 0.342	G6-3		2-1 2H 1B		0-0 P9			1-2 K		4	0	1	1	0	1	2						
Chad Meyers, R (1, 4) OBP: 0.257, SLG: 0.267	G4-3		2-1 G5-3			2-2 G5-3		1-2 G3		4	0	0	0	0	0	1						
Mark Grace, L (1, 3) OBP: 0.388, SLG: 0.474	F9			1-0 F7		2-0 F8		2-3 K		4	0	0	0	0	1	0						
Sammy Sosa, R (1, 9) OBP: 0.370, SLG: 0.661		3-3 K		1-0 G6-3		1-0 L5			1-1 G6-3	4	0	0	0	0	1	0						
Henry Rodriguez, L (1, 7) OBP: 0.386, SLG: 0.551		3-3 K		2-3 K			2-2 HR		2-2 1B 3B	4	1	2	1	0	2	0						
Bo Porter, R (9, PR) OBP: 0.222, SLG: 0.125										0	1	0	0	0	0	0						
Shane Andrews, R (1, 5) OBP: 0.289, SLG: 0.324		1-3 K			3-2 F8		1-3 K		0-1 1B 3B	4	1	1	0	0	2	0						
Jeff Reed, L (1, 2) OBP: 0.375, SLG: 0.368			2-2 P6		4-2 FC1-5 BB		0-0 G6-3		1-3 K	3	0	0	0	1	1	2						
Jose Nieves, R (1, 6) OBP: 0.287, SLG: 0.323			4-1 SH1-4 BB		1-1 E4 FC1-5		0-1 1B		0-2 1B 3B	3	1	2	2	1	0	1						
Kyle Farnsworth, R (1, 1) OBP: 0.152, SLG: 0.097			2-1 SH1-4		1-1 FC1-5		2-0 F7		0-0 G6-3	1	0	0	0	0	0	2						
Roosevelt Brown, L (7, PH) OBP: 0.227, SLG: 0.200										1	0	0	0	0	0	1						
Rick Aguilera, R (7, 1) OBP: 0.319, SLG: 0.335										0	0	0	0	0	0	0						
Mickey Morandini, L (9, PH) OBP: 0.319, SLG: 0.335										1	0	0	0	0	0	2						
Terry Adams, R (9, 1)					1-2 2-3					0	0	0	0	0	0	0						
Inning Stats	R: 0 E: 0 K: 0 S: 8	H: 0 LOB: 0 BB: 0 P: 10	R: 0 E: 0 K: 3 S: 9	H: 0 LOB: 0 BB: 0 P: 16	R: 1 E: 0 K: 0 S: 11	H: 1 LOB: 1 BB: 1 P: 23	R: 0 E: 0 K: 1 S: 5	H: 0 LOB: 0 BB: 0 P: 9	R: 0 E: 1 K: 0 S: 10	H: 0 LOB: 2 BB: 1 P: 19	R: 0 E: 0 K: 1 S: 10	H: 2 LOB: 1 BB: 0 P: 15	R: 0 E: 0 K: 2 S: 9	H: 0 LOB: 0 BB: 0 P: 13	R: 2 E: 0 K: 1 S: 14	H: 3 LOB: 2 BB: 0 P: 18	1B: 4 2B: 0 3B: 1 HR: 1	SF: 0 SAC: 1 DP: 0 HBP: 0	WP: 0 PA: 36 PB: 0 SB: 0 CS: 0			
PITCHER	IP WLS BF H R ER SO BB IBB HBP BLK WP HR S P ERA WHIP																					
Pete Harnisch, R (1, 1) ERA: 3.72	7.0	L	27	3	2	2	5	2	0	0	0	0	0	0	0	0	0	1	58	102	2.57	0.714
Dennys Reyes, L (8, 1) ERA: 3.72	1.2		7	2	2	2	3	0	0	0	0	0	0	0	0	0	0	0	19	27	10.80	1.200
Scott Sullivan, R (9, 1) ERA: 2.79	0.1		2	1	0	0	0	0	0	0	0	0	0	0	0	0	0	0	4	4	0.00	3.000

Chicago Cubs @ Cincinnati Reds
Cinergy Field, Cincinnati, OH
Tue Sep 14 1999, 7:05 PM EDT
Att: 23,352 - Unknown - 76 F

AB 33
R 4
H 6
RBI 4
BB 2
SO 8
LOB 11



Batter	1	2	3	4	5	6	7	8	9	AB	R	H	RBI	BB	SO	LOB	BOTTOM					
Mike Cameron, R (1, 8) OBP: 0.359, SLG: 0.479	G6-3		4-1 FC4-6 BB		0-1 G5-3		0-0 P3		0-0 BB 1B	4	0	1	0	1	0	1						
Barry Larkin, R (1, 6) OBP: 0.394, SLG: 0.428			0-1 FC4-6			4-1 S BB BB		0-1 G4-3	1 SAFE 1 SAFE 1 SAFE 1 SAFE	3	1	1	1	2	0	1						
Sean Casey, L (1, 3) OBP: 0.407, SLG: 0.555		2-2 G3		2-1 G4-6-3 1B		0-1 F7		2-1 CS 1B		4	0	2	0	0	0	1						
Kerry Robinson, L (6, PR) OBP: 0.348, SLG: 0.508									1-0 G6-3	0	0	0	0	0	0	0						
Dmitri Young, S (9, 3)										1	0	0	0	0	0	2						
Greg Vaughn, R (1, 7) OBP: 0.345, SLG: 0.518				3-2 G4-6-3 1B		4-0 S BB		0-0 1B		3	0	2	0	1	1	0						
Eddie Taubensee, L (1, 2) OBP: 0.345, SLG: 0.509		3-1 G4-3		2-1 G4-6-3		2-1 F7		3-3 K		4	0	0	0	0	1	6						
Jason LaRue, R (9, 2) OBP: 0.295, SLG: 0.359				1-2 2-3						0	0	0	0	0	0	0						
Aaron Boone, R (1, 5) OBP: 0.340, SLG: 0.470		1-3 K		4-1 BB		3-2 G5-3		0-2 G4-3		3	0	0	0	1	1	2						
Michael Tucker, L (1, 9) OBP: 0.333, SLG: 0.413		1-2 G4-3		3-2 F9			1-1 P6		3-3 K	4	0	0	0	0	1	2						
Chris Stynes, R (1, 4) OBP: 0.310, SLG: 0.308			0-2 F7				2-3 K		0-1 HR 1B	4	1	1	0	0	1	0						
Pete Harnisch, S (1, 1) OBP: 0.161, SLG: 0.262			0-3 K				0-0 G6-3		1-0 HR	2	0	0	0	0	1	0						
Mark Swesney, L (7, PH) OBP: 0.500, SLG: 0.826										1	0	1	0	0	0	0						
Dennys Reyes, R (8, 1)										0	0	0	0	0	0	0						
Scott Sullivan, R (9, 1) OBP: 0.344, SLG: 0.526									1-H HR	1	1	1	2	0	0	0						
Inning Stats	R: 1 E: 0 K: 1 S: 15	H: 1 LOB: 0 BB: 0 P: 22	R: 0 E: 0 K: 1 S: 8	H: 0 LOB: 0 BB: 0 P: 13	R: 0 E: 0 K: 1 S: 9	H: 0 LOB: 1 BB: 1 P: 13	R: 0 E: 0 K: 0 S: 12	H: 2 LOB: 2 BB: 1 P: 26	R: 0 E: 0 K: 0 S: 5	H: 0 LOB: 0 BB: 0 P: 5	R: 0 E: 0 K: 0 S: 10	H: 0 LOB: 2 BB: 2 P: 23	R: 0 E: 0 K: 1 S: 9	H: 1 LOB: 1 BB: 0 P: 13	R: 0 E: 0 K: 1 S: 9	H: 2 LOB: 2 BB: 0 P: 14	R: 2 E: 0 K: 1 S: 12	H: 3 LOB: 2 BB: 1 P: 21	1B: 6 2B: 2 3B: 0 HR: 2	SF: 0 SAC: 0 DP: 2 HBP: 0	WP: 0 PA: 39 PB: 0 SB: 2 CS: 1	
PITCHER	IP WLS BF H R ER SO BB IBB HBP BLK WP HR S P ERA WHIP																					
Kyle Farnsworth, R (1, 1) ERA: 5.32	6.0	W	24	3	1	1	3	4	0	0	0	0	0	0	0	0	0	1	59	102	1.50	1.167
Rick Aguilera, R (7, 1) ERA: 3.29	2.0	H	8	3	0	0	2	0	0	0	0	0	0	0	0	0	0	0	18	27	0.00	1.500
Terry Adams, R (9, 1) ERA: 4.61	1.0	S	7	3	2	2	1	1	0	0	0	0	0	0	0	0	0	1	12	21	18.00	4.000

Chicago Cubs @ Cincinnati Reds
Cinergy Field, Cincinnati, OH
Tue Sep 14 1999, 7:05 PM EDT
Att: 23,352 - Unknown - 76 F

AB 34
R 3
H 9
RBI 3
BB 5
SO 6
LOB 15



Batter	1	2	3	4	5	6	7	8	9	AB	R	H	RBI	BB	SO	LOB	TOP										
Chad Meyers, R (1, 4) OBP: 0.257, SLG: 0.267 Henry Rodriguez, L (9, PH) OBP: 0.385, SLG: 0.550	G3-1		F7			G5-3			K	4	1	1	0	0	0	1											
Bo Porter R (1, 8) OBP: 0.250, SLG: 0.273 Roosevelt Brown, L (7, PH) OBP: 0.208, SLG: 0.182	K		K				F8		G5-3	3	0	1	0	0	2	0											
Mark Grace, L (1, 3) OBP: 0.388, SLG: 0.475	F8		F7			SF7			DI 1B	3	1	1	1	1	0	0											
Sammy Sosa, R (1, 9) OBP: 0.372, SLG: 0.660		1B 1B			P4			G5-3	1B	4	0	2	1	1	0	1											
Glenallen Hill, R (1, 7) OBP: 0.357, SLG: 0.581		1B 1B			HR		F9		F8	5	1	2	1	0	1	4											
Shane Andrews, R (1, 5) OBP: 0.291, SLG: 0.337	K				1B		F8			4	1	2	1	0	1	4											
Jose Nieves, R (1, 6) OBP: 0.293, SLG: 0.328		1B			P4			G4-3		4	0	2	0	0	0	1											
José Molina, R (1, 2) OBP: 0.333, SLG: 0.364 Mickey Morandini, L (8, PH) OBP: 0.318, SLG: 0.334 Jeff Reed, L (8, 2) OBP: 0.375, SLG: 0.368		K				K		K		3	0	1	0	0	2	4											
Jon Lieber, L (1, 1) OBP: 0.214, SLG: 0.160 Jeff Blaser, R (5, PH) OBP: 0.247, SLG: 0.413 Rodney Myers, R (7, 1) OBP: 0.225, SLG: 0.271 Mark Guthrie, R (7, 1) OBP: 0.317, SLG: 0.340 Lance Johnson, L (8, PH) OBP: 0.317, SLG: 0.340 Bobby Ayala, R (8, 1)		K			P5			F9		2	0	0	0	0	1	5											
Inning Stats	R: 0 E: 0 K: 1 S: 10	H: 0 LOB: 0 BB: 0 P: 16	R: 0 E: 0 K: 3 S: 19	H: 3 LOB: 3 BB: 0 P: 24	R: 0 E: 0 K: 1 S: 7	H: 0 LOB: 0 BB: 0 P: 12	R: 1 E: 0 K: 0 S: 17	H: 3 LOB: 2 BB: 0 P: 26	R: 1 E: 0 K: 1 S: 9	H: 2 LOB: 1 BB: 0 P: 13	R: 0 E: 0 K: 1 S: 12	H: 1 LOB: 1 BB: 0 P: 17	R: 0 E: 0 K: 1 S: 9	H: 1 LOB: 0 BB: 0 P: 14	R: 1 E: 0 K: 1 S: 11	H: 1 LOB: 0 BB: 0 P: 17	R: 1 E: 0 K: 1 S: 11	H: 1 LOB: 1 BB: 1 P: 17	1B: 8 2B: 2 3B: 0 HR: 2	SF: 1 SAC: 0 DP: 0 HBP: 0	WP: 0 PB: 0 SB: 0 CS: 0	PA: 41					
PITCHER	IP	WLS	BF	H	R	ER	SO	BB	IBB	HBP	BLK	WP	HR	S	P	ERA	WHIP										
Denny Neagle, L (1, 1) ERA: 4.85	6.0	W	28	9	2	2	6	0	1	0	0	0	1	74	108	3.00	1.500										
Scott Williamson, R (7, 1) ERA: 1.85	0.2	H	3	1	0	0	0	0	0	0	0	0	0	5	7	0.00	1.500										
Brett Tomko, R (7, 1) ERA: 4.99	1.1	H	5	1	1	1	2	0	0	0	0	0	1	15	24	6.75	0.750										
Danny Graves, R (9, 1) ERA: 3.03	1.0	S	5	1	1	1	1	1	0	0	0	0	0	11	17	9.00	2.000										

Chicago Cubs @ Cincinnati Reds
Cinergy Field, Cincinnati, OH
Wed Sep 15 1999, 7:05 PM EDT
Att: 21,794 - Unknown - 74 F

AB	38
R	4
H	12
RBI	4
BB	2
SO	9
LOB	21

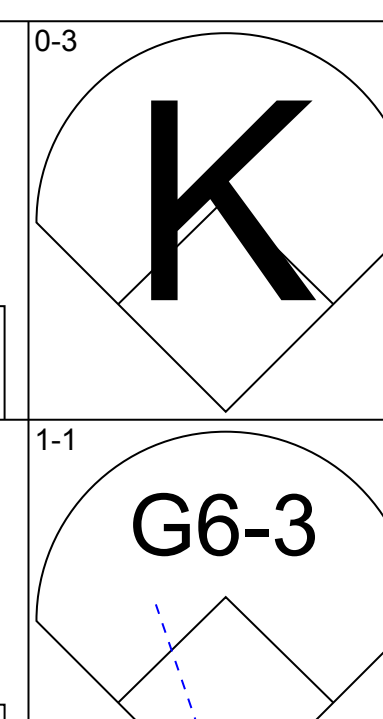
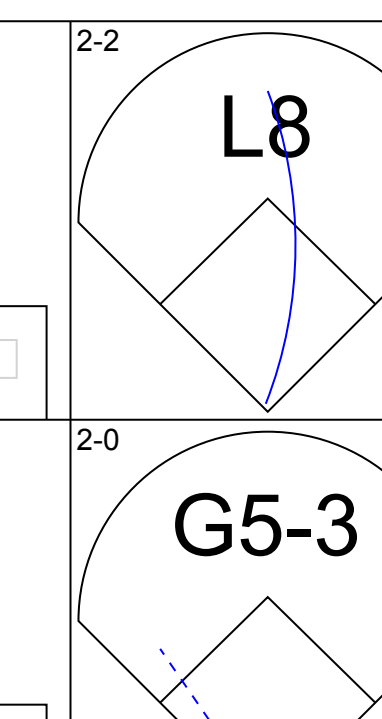
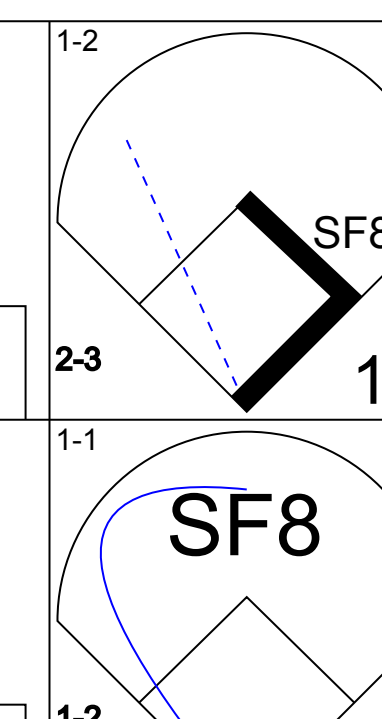
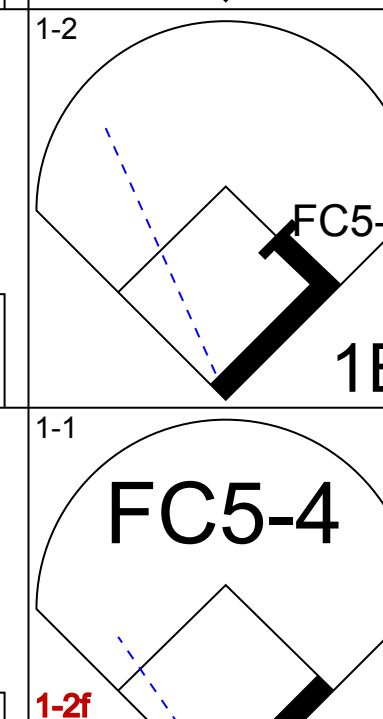

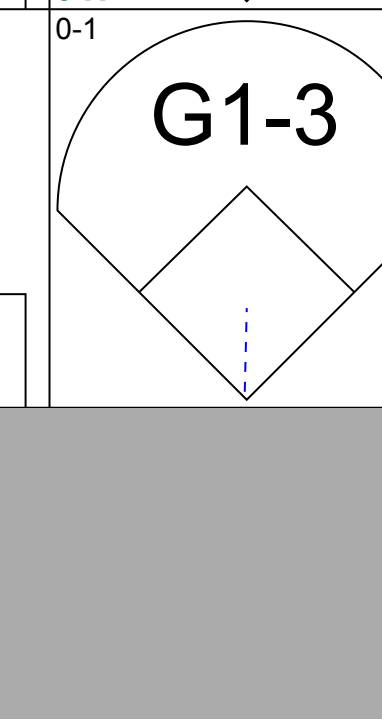
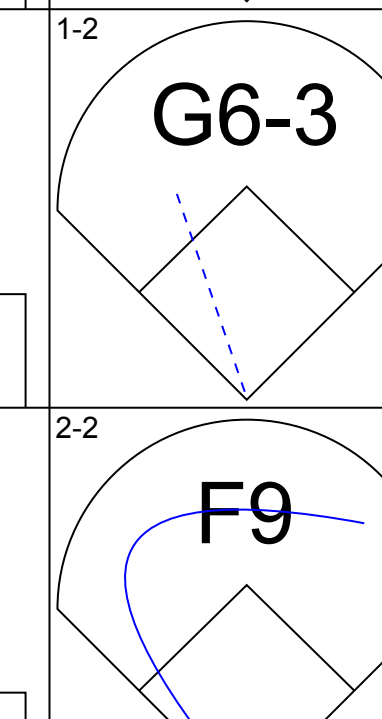

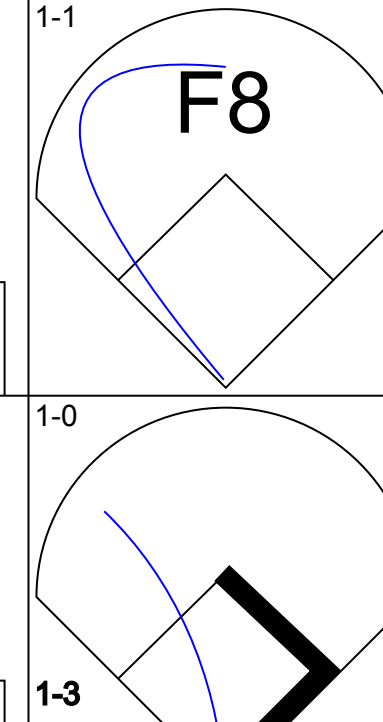



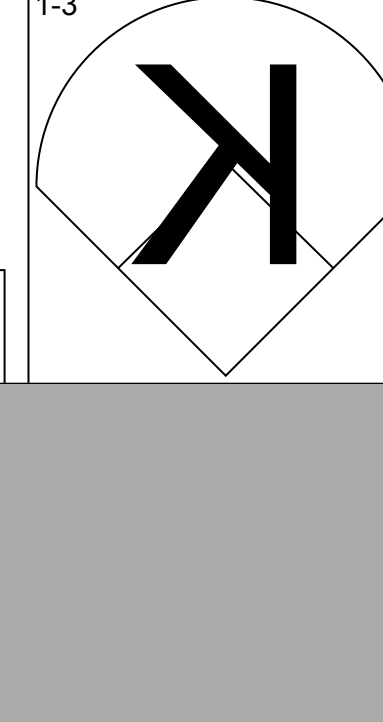


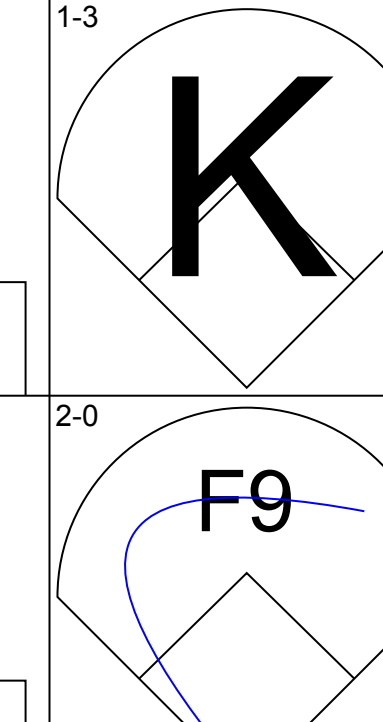
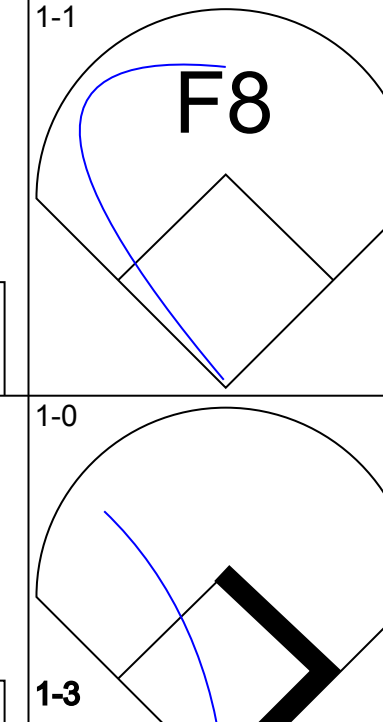
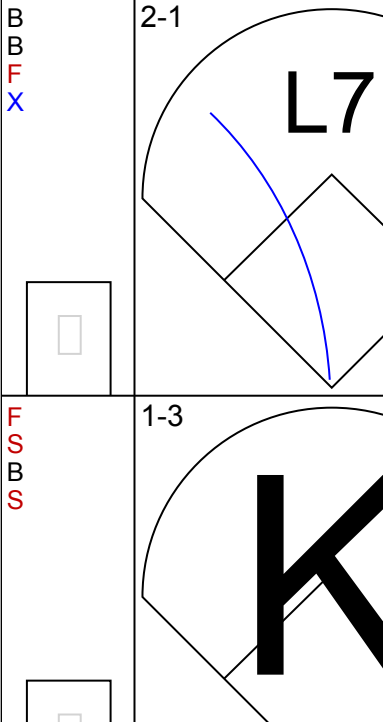
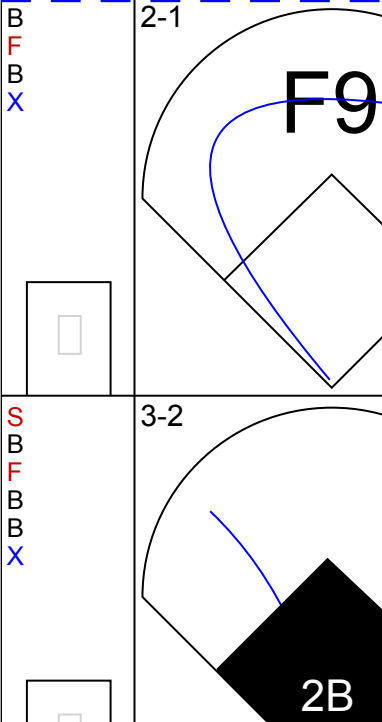
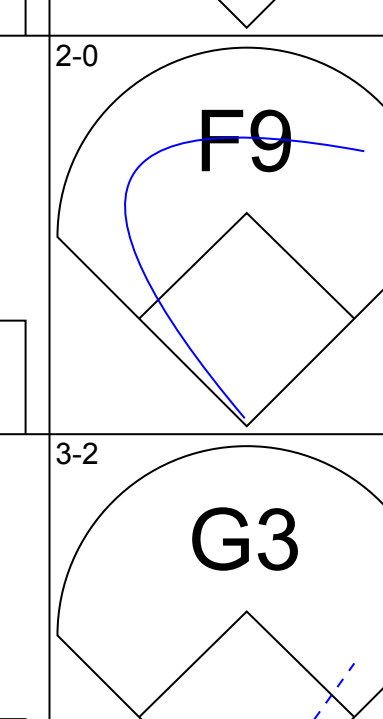
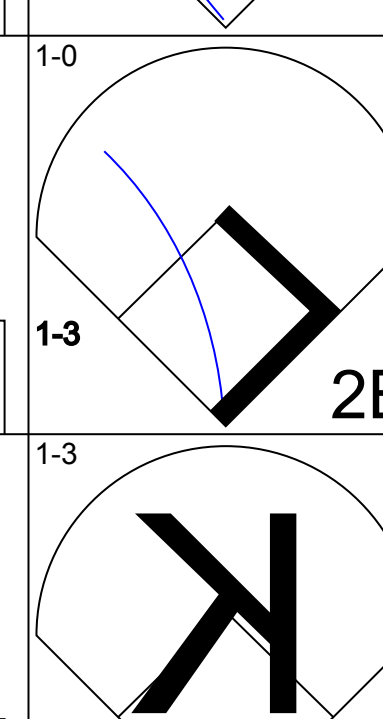
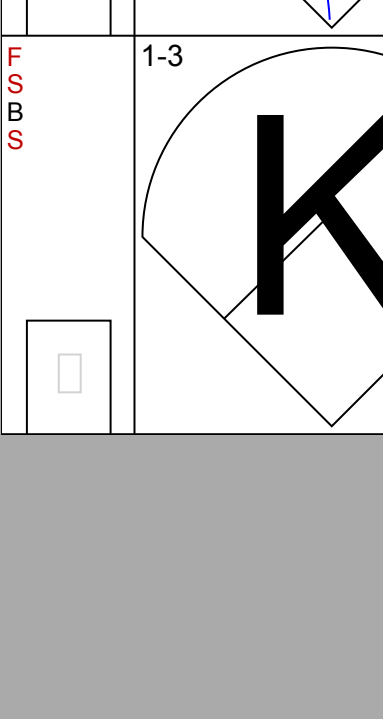
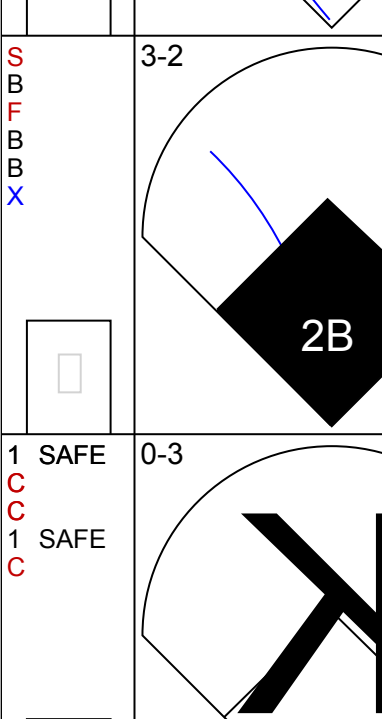
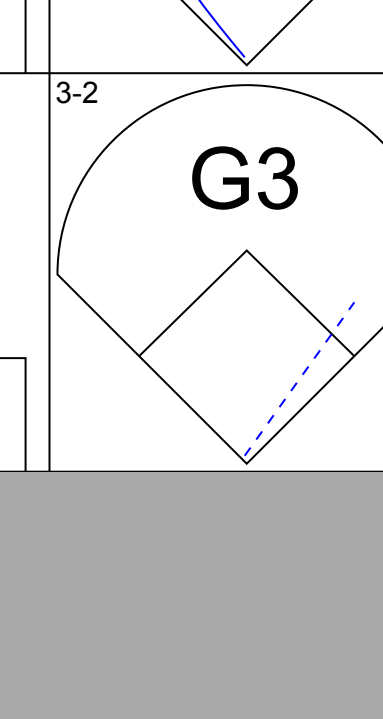
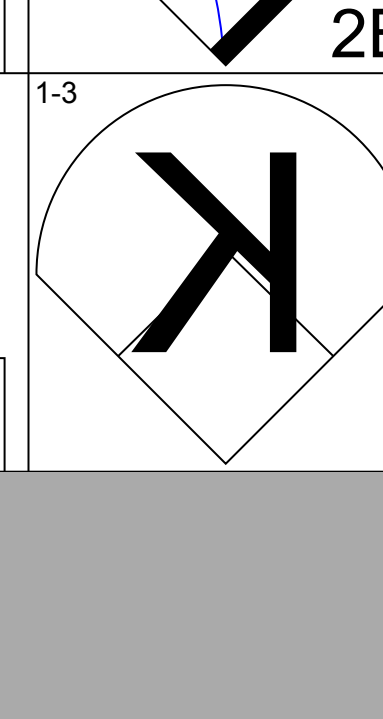
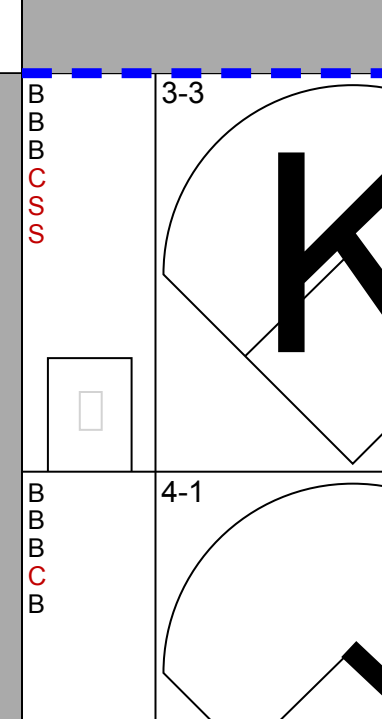
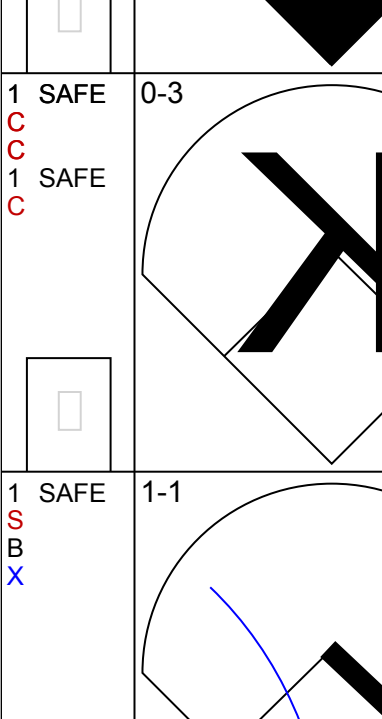
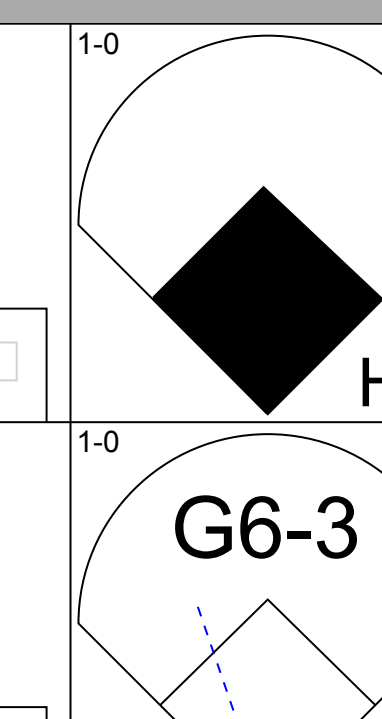
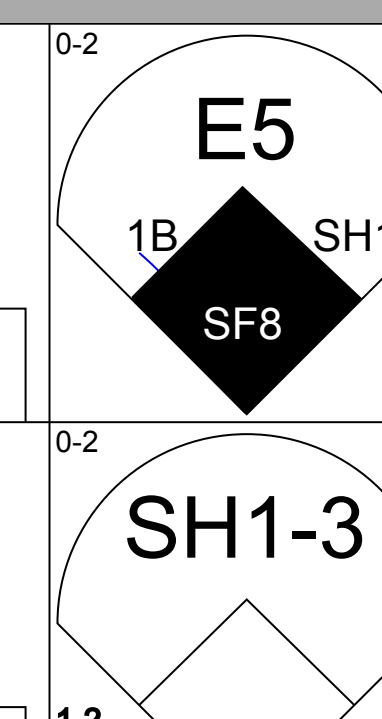
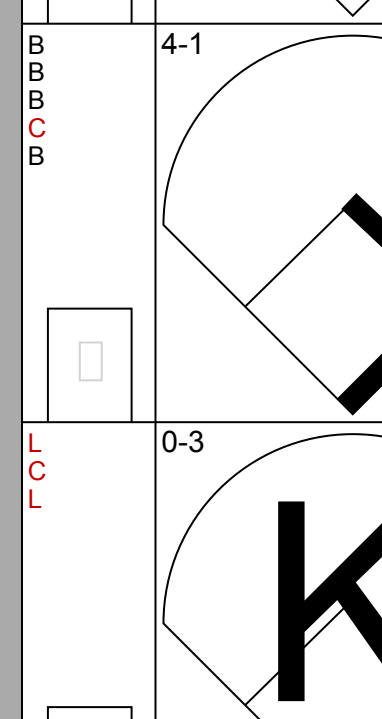
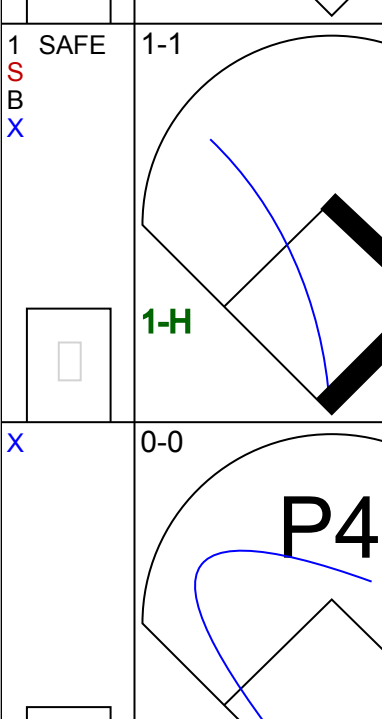
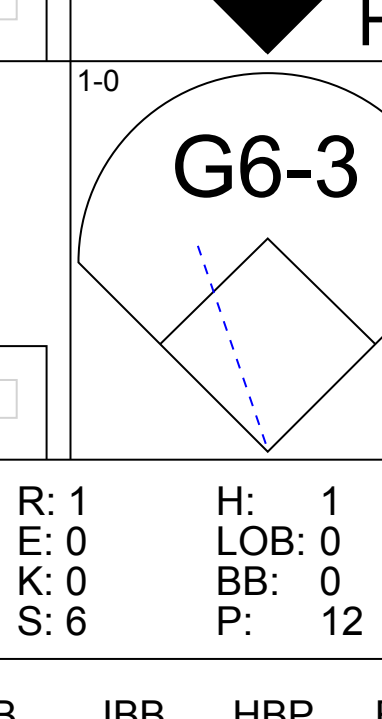
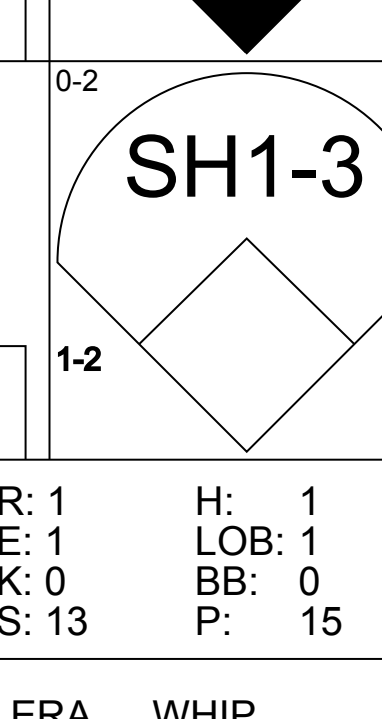
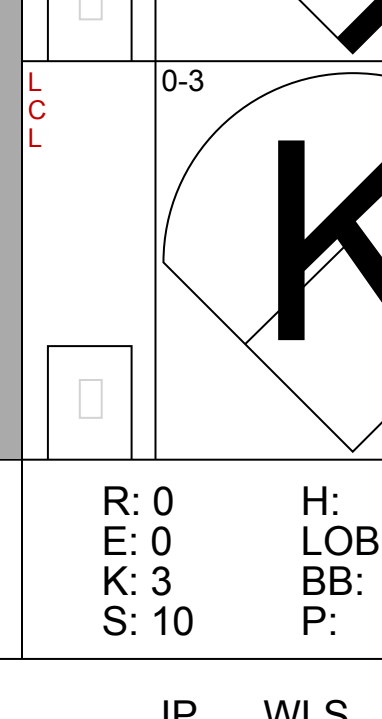
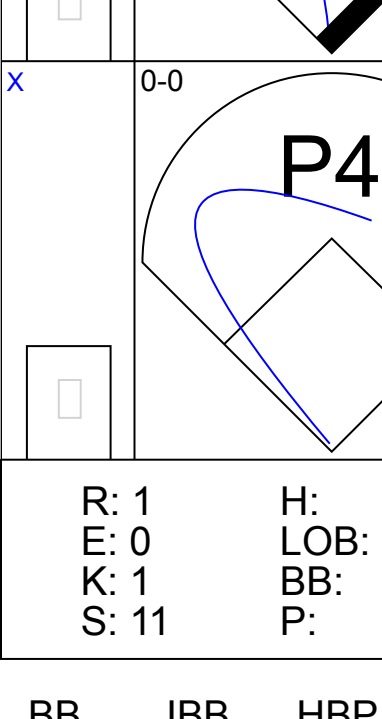


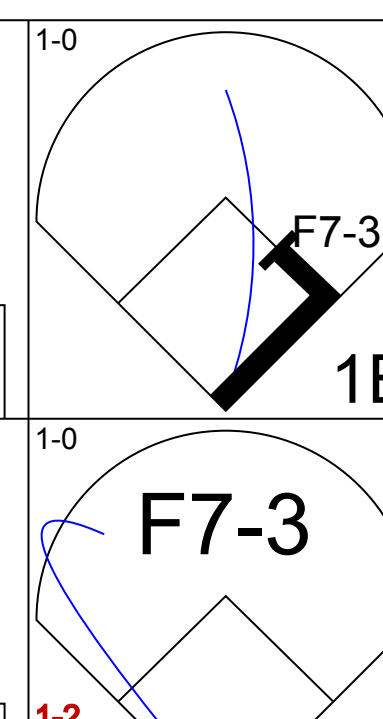
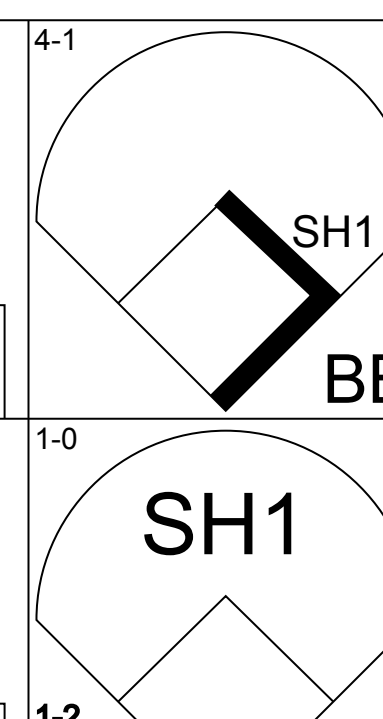
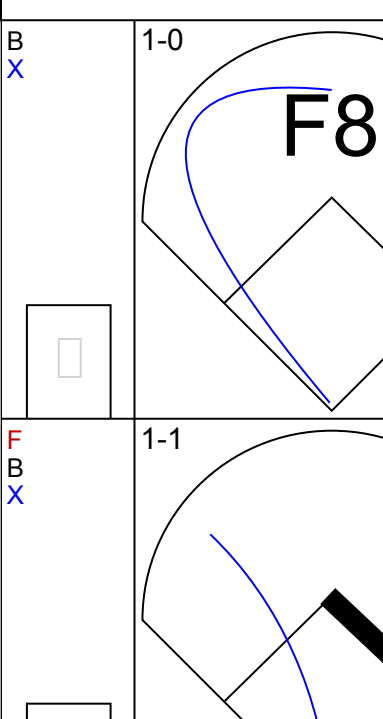
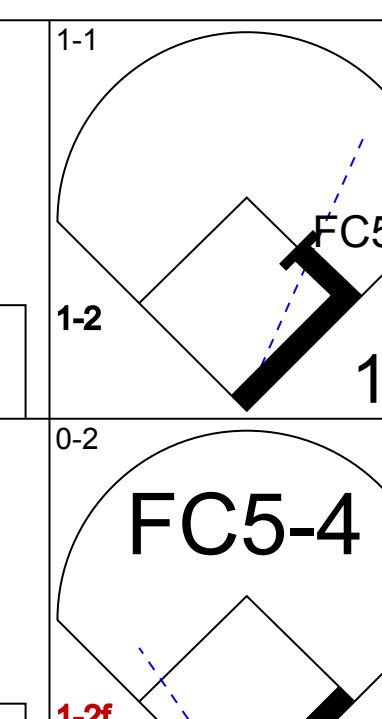
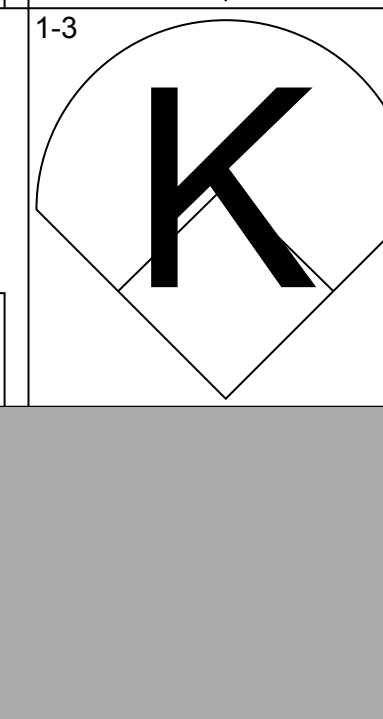
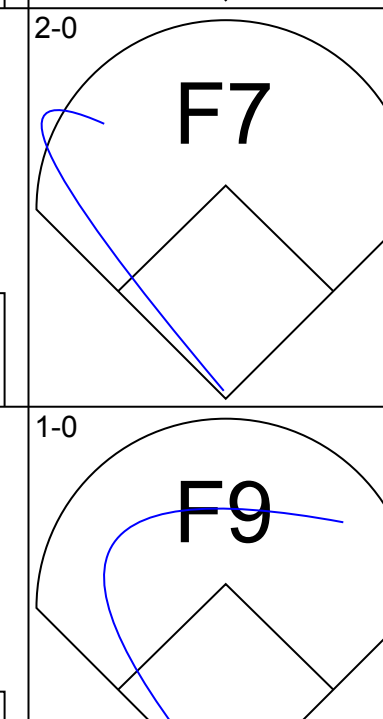
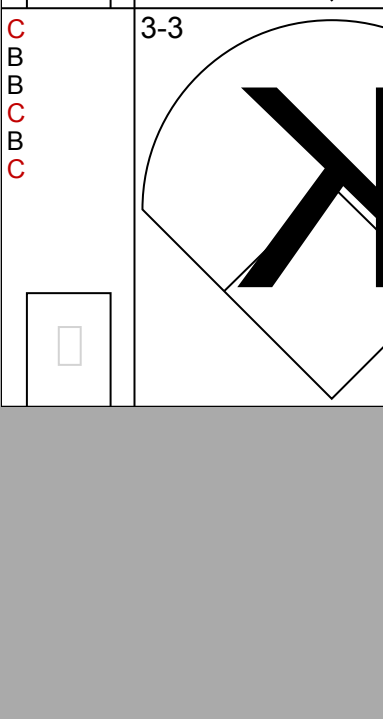







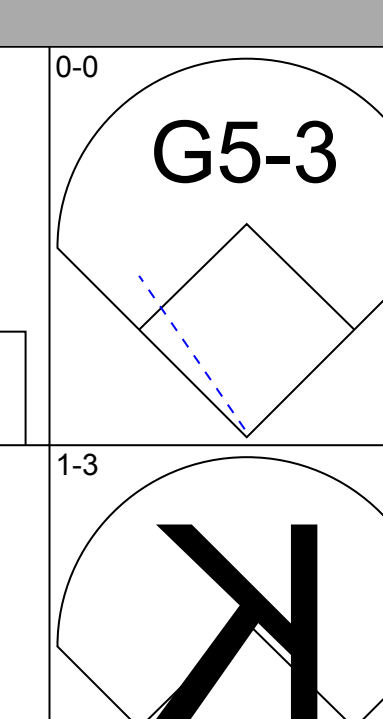
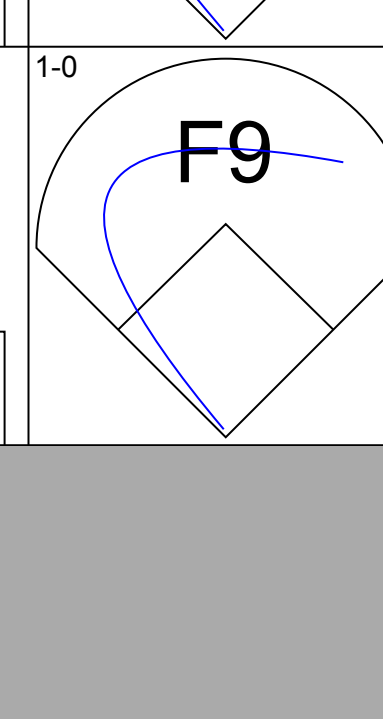
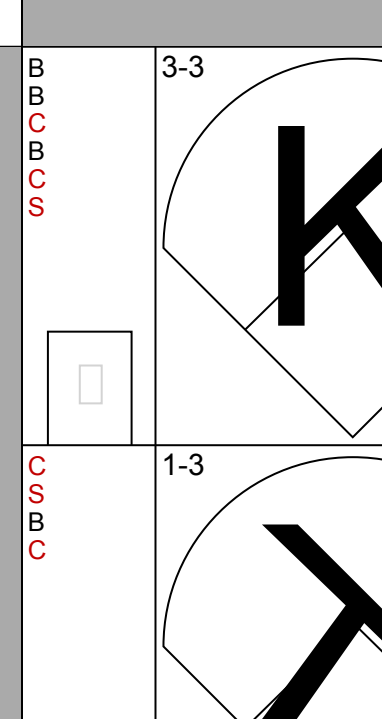
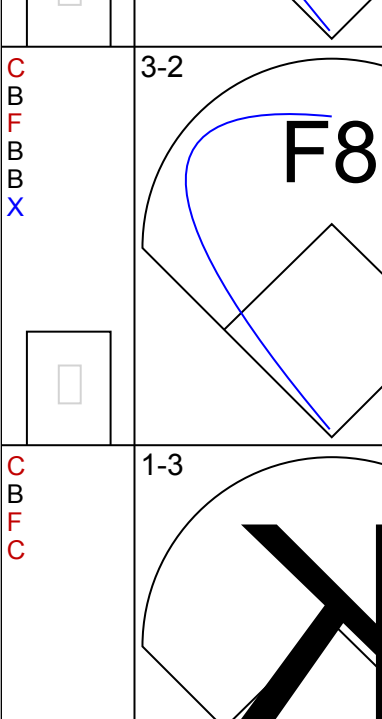
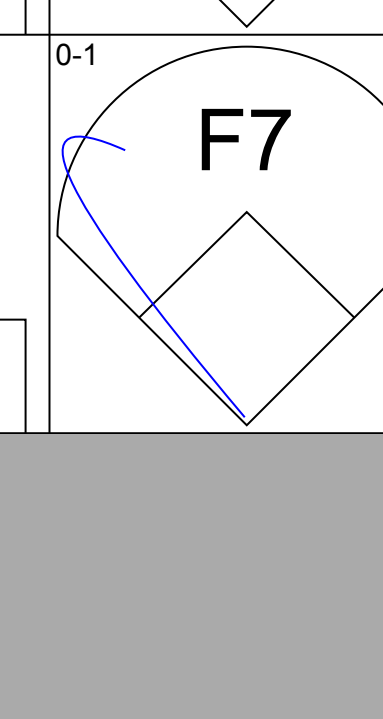
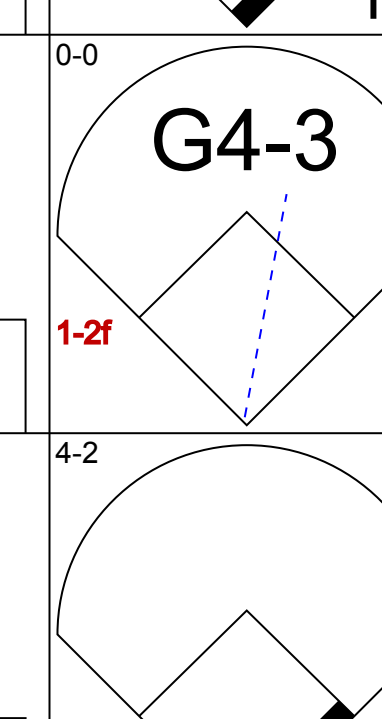
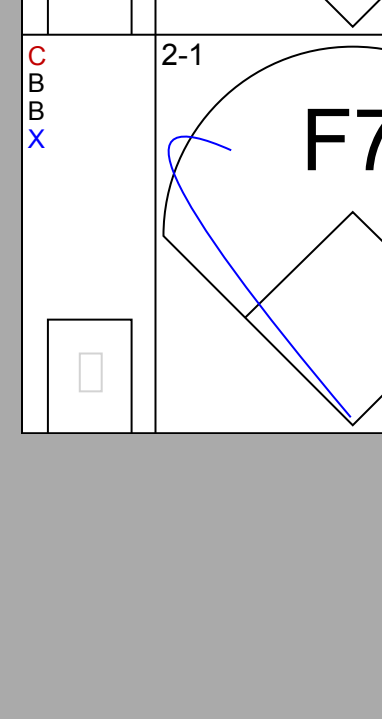


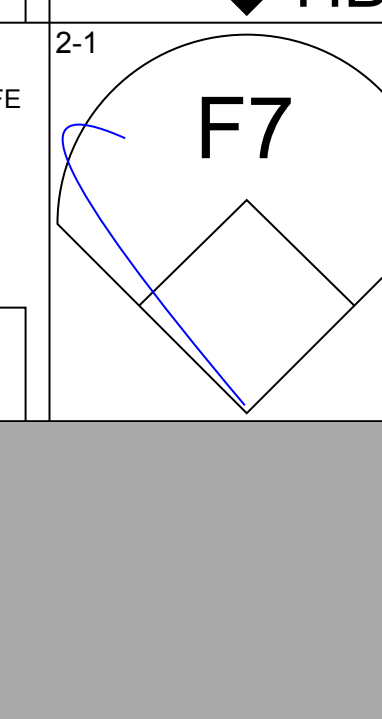

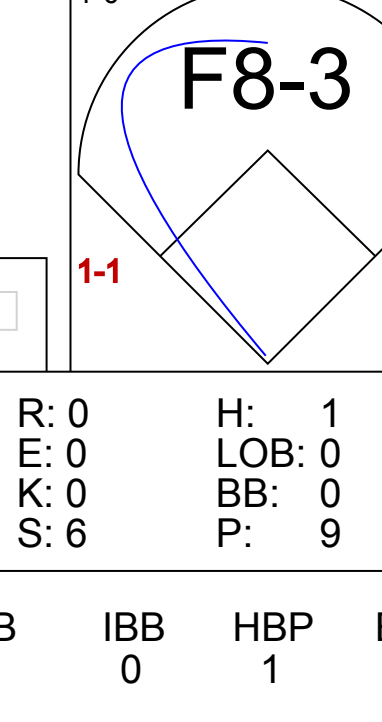
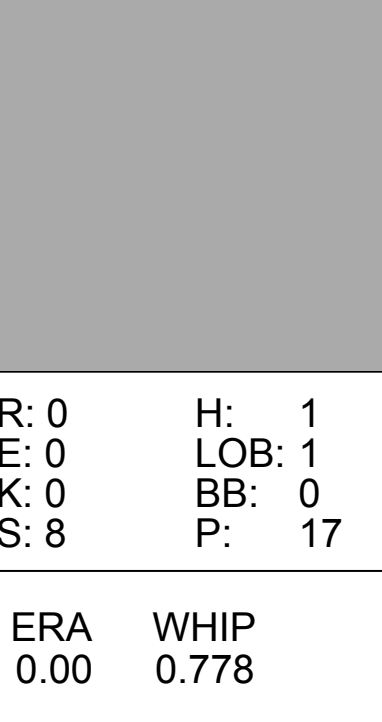
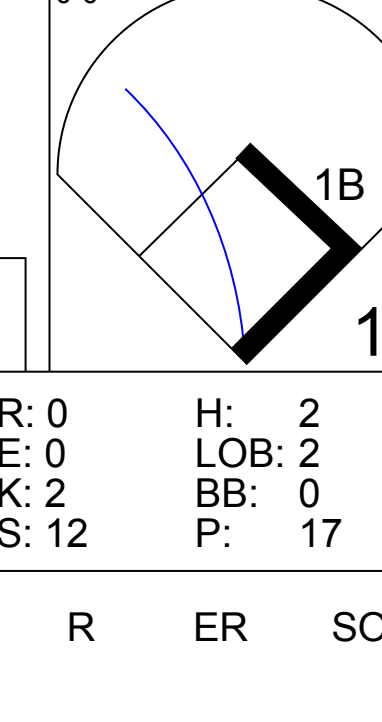



Batter	1	2	3	4	5	6	7	8	9	AB	R	H	RBI	BB	SO	LOB	BOTTOM										
Mike Cameron, R (1, 8) OBP: 0.356, SLG: 0.475	G5-3	F9		K		FC6-4				4	0	0	0	0	1	2											
Barry Larkin, R (1, 6) OBP: 0.393, SLG: 0.427	1B 1B	K				G6-3		P3		4	1	1	0	0	1	0											
Sean Casey, L (1, 3) OBP: 0.407, SLG: 0.553	1B 3B			G4-3 BB		G4-3		G3		3	1	1	0	1	0	0											
Greg Vaughn, R (1, 7) OBP: 0.346, SLG: 0.524	1B 3B			K		HR		F9		4	2	2	2	0	1	1											
Eddie Taubensee, L (1, 2) OBP: 0.349, SLG: 0.516	2B 3B			G4-3		1B			SH3-4 BB	3	1	2	2	1	0	1											
Aaron Boone, R (1, 5) OBP: 0.340, SLG: 0.471	2B			G5-3		P9			SH3-4	3	0	1	1	0	0	2											
Jeffrey Hammonds, R (1, 9) OBP: 0.342, SLG: 0.521	F9			L6-3-4 1B				P4		4	0	1	0	0	0	2											
Chris Stynes, R (1, 4) OBP: 0.308, SLG: 0.299	G4-3			L6-3-4				P6		3	0	0	0	1	0	2											
Denny Neagle, L (1, 1) ERA: 4.18 Mark Swartz, L (5, PH) OBP: 0.219, SLG: 0.250 Scott Williamson, R (7, 1) ERA: 4.47 Brett Tomko, R (7, 1) OBP: 0.285, SLG: 0.291 Dmitri Young, S (8, PH) OBP: 0.347, SLG: 0.508 Danny Graves, R (9, 1)		K				FC6-4 1B			G3	2	0	1	0	0	1	0											
Inning Stats	R: 4 E: 0 K: 0 S: 22	H: 5 LOB: 1 BB: 0 P: 28	R: 0 E: 0 K: 2 S: 8	H: 0 LOB: 0 BB: 0 P: 11	R: 0 E: 0 K: 1 S: 8	H: 0 LOB: 1 BB: 1 P: 15	R: 0 E: 0 K: 1 S: 7	H: 2 LOB: 0 BB: 0 P: 11	R: 1 E: 0 K: 0 S: 11	H: 2 LOB: 1 BB: 0 P: 12	R: 0 E: 0 K: 0 S: 9	H: 1 LOB: 1 BB: 0 P: 14	R: 0 E: 0 K: 0 S: 8	H: 0 LOB: 0 BB: 0 P: 16	R: 0 E: 0 K: 0 S: 14	H: 0 LOB: 2 BB: 2 P: 26	R: 0 E: 0 K: 0 S: 14	H: 0 LOB: 2 BB: 2 P: 26	1B: 7 2B: 2 3B: 1 HR: 1	SF: 0 SAC: 1 DP: 1 HBP: 0	WP: 0 PB: 0 SB: 0 CS: 0	PA: 36					
PITCHER	IP	WLS	BF	H	R	ER	SO	BB	IBB	HBP	BLK	WP	HR	S	P	ERA	WHIP										
Jon Lieber, R (1, 1) ERA: 4.18	5.0	L	24	9	5	5	4	1	0	0	0	0	0	9	14	0.00	1.000										
Rodney Myers, R (6, 1) ERA: 4.47	1.0		4	1	0	0	0	0	0	0	0	0	0	9	14	0.00	1.000										
Mark Guthrie, L (7, 1) ERA: 5.57	1.0		3	0	0	0	0	0	0	0	0	0	0	8	16	0.00	0.000										
Bobby Ayala, R (8, 1) ERA: 3.59	1.0		5	0	0	0	0	2	0	0	0	0	0	14	26	0.00	2.000										

Chicago Cubs @ Cincinnati Reds
Cinergy Field, Cincinnati, OH
Wed Sep 15 1999, 7:05 PM EDT
Att: 21,794 - Unknown - 74 F

AB	32
R	5
H	10
RBI	5
BB	3
SO	4
LOB	12



Batter	1	2	3	4	5	6	7	8	9	AB	R	H	RBI	BB	SO	LOB	TOP								
Pokey Reese, R OBP: 0.321, SLG: 0.412 (1, 4)										4	0	1	0	0	2	1	Cincinnati Reds @ Pittsburgh Pirates Three Rivers Stadium, Pittsburgh, PA Sat Sep 18 1999, 1:15 PM EDT Att: 21,253 - Unknown - 75 F livebaseballscores.com								
Barry Larkin, R OBP: 0.393, SLG: 0.432 (1, 6)										3	0	0	1	0	0										
Dmitri Young, S OBP: 0.351, SLG: 0.505 (1, 3)										4	0	2	0	0	0	1									
Greg Vaughn, R OBP: 0.343, SLG: 0.515 (1, 7)										4	0	0	0	0	0	2									
Aaron Boone, R OBP: 0.334, SLG: 0.464 (1, 5)										4	0	0	0	0	1	1									
Jeffrey Hammonds, R OBP: 0.343, SLG: 0.520 (1, 9)										4	1	2	0	0	1	0									
Mike Cameron, R OBP: 0.355, SLG: 0.474 (1, 8)										4	0	0	0	0	3	3									
Jason LaRue, R OBP: 0.313, SLG: 0.405 (1, 2)										3	2	2	2	1	0	0									
Steve Parris, R OBP: 0.176, SLG: 0.176 (1, 1)										3	0	0	0	0	1	2									
Inning Stats	R: 0 E: 0 K: 1 S: 10	H: 1 LOB: 1 BB: 0 P: 13	R: 0 E: 0 K: 1 S: 9	H: 0 LOB: 0 BB: 0 P: 15	R: 1 E: 0 K: 0 S: 6	H: 1 LOB: 0 BB: 0 P: 12	R: 0 E: 0 K: 1 S: 10	H: 2 LOB: 2 BB: 0 P: 15	R: 1 E: 1 K: 0 S: 13	H: 1 LOB: 1 BB: 0 P: 15	R: 0 E: 0 K: 1 S: 7	H: 0 LOB: 0 BB: 0 P: 12	R: 0 E: 0 K: 3 S: 10	H: 0 LOB: 1 BB: 1 P: 18	R: 0 E: 0 K: 0 S: 9	H: 0 LOB: 0 BB: 0 P: 15		R: 1 E: 0 K: 1 S: 11	H: 2 LOB: 1 BB: 0 P: 17	1B: 4 2B: 2 3B: 0 HR: 1	SF: 1 SAC: 1 DP: 0 HBP: 0	WP: 0 PB: 0 SB: 2 CS: 0	PA: 36		
PITCHER	IP	WLS	BF	H	R	ER	SO	BB	IBB	HBP	BLK	WP	HR	S	P	ERA	WHIP								
Chris Peters, L ERA: 5.98 (1, 1)	6.0	L	24	5	2	1	4	0	0	0	0	0	1	55	82	1.50	0.833								
Mike Williams, R ERA: 4.12 (7, 1)	1.0		4	0	0	0	3	1	0	0	0	0	0	10	18	0.00	1.000								
Jason Boyd, R ERA: (8, 1)	1.0		3	0	0	0	0	0	0	0	0	0	0	9	15	0.00	0.000								
Marc Wilkins, R ERA: 4.34 (9, 1)	1.0		5	2	1	1	1	0	0	0	0	0	0	11	17	9.00	2.000								

Batter	1	2	3	4	5	6	7	8	9	AB	R	H	RBI	BB	SO	LOB	BOTTOM								
Al Martin, L OBP: 0.344, SLG: 0.528 (1, 7)										3	0	2	0	1	0	0	Cincinnati Reds @ Pittsburgh Pirates Three Rivers Stadium, Pittsburgh, PA Sat Sep 18 1999, 1:15 PM EDT Att: 21,253 - Unknown - 75 F livebaseballscores.com								
Mike Benjamin, R OBP: 0.282, SLG: 0.355 (1, 6)										3	0	1	0	0	0	3									
Marc Wilkins, R (9, 1)										0	0	0	0	0	0	0									
Brian Giles, L OBP: 0.412, SLG: 0.600 (1, 8)										4	0	0	0	0	2	2									
Kevin Young, R OBP: 0.390, SLG: 0.523 (1, 3)										4	0	0	0	0	1	1									
Ed Sprague, R OBP: 0.351, SLG: 0.465 (1, 5)										4	0	1	0	0	3	0									
Warren Morris, L OBP: 0.369, SLG: 0.436 (1, 4)										3	0	0	0	0	0	1									
Chad Hermansen, R OBP: 0.370, SLG: 0.348 (1, 9)										2	0	1	0	0	1	0									
Keith Osik, R OBP: 0.258, SLG: 0.271 (1, 2)										2	0	0	0	0	0	2									
Abraham Nunez, S OBP: 0.291, SLG: 0.236 (8, PH)										1	0	0	0	0	1	0									
Joe Oliver, R OBP: 0.266, SLG: 0.299 (9, 2)										0	0	0	0	0	0	0									
Chris Peters, L OBP: 0.238, SLG: 0.200 (5, PH)										1	0	0	0	0	0	1									
Adrian Brown, S OBP: 0.306, SLG: 0.351 (7, 1)										1	0	0	0	0	0	0									
Mike Williams, R (7, 1)										0	0	0	0	0	0	0									
Jason Boyd, R (8, 1)										0	0	0	0	0	0	0									
Dale Sveum, S OBP: 0.281, SLG: 0.483 (9, 6)										1	0	1	0	0	0	0									
Inning Stats	R: 0 E: 0 K: 1 S: 6	H: 1 LOB: 0 BB: 0 P: 9	R: 0 E: 0 K: 1 S: 6	H: 0 LOB: 0 BB: 0 P: 7	R: 0 E: 0 K: 0 S: 6	H: 1 LOB: 0 BB: 0 P: 9	R: 0 E: 0 K: 0 S: 4	H: 0 LOB: 1 BB: 1 P: 12	R: 0 E: 0 K: 0 S: 8	H: 1 LOB: 1 BB: 0 P: 17	R: 0 E: 0 K: 1 S: 8	H: 1 LOB: 0 BB: 0 P: 14	R: 0 E: 0 K: 2 S: 8	H: 0 LOB: 0 BB: 0 P: 14	R: 0 E: 0 K: 2 S: 12	H: 2 LOB: 2 BB: 0 P: 17	R: 0 E: 0 K: 1 S: 7	H: 0 LOB: 0 BB: 0 P: 11	1B: 5 2B: 3 3B: 0 HR: 0	SF: 0 SAC: 1 DP: 3 HBP: 1	WP: 0 PB: 0 SB: 0 CS: 0	PA: 32			
PITCHER	IP	WLS	BF	H	R	ER	SO	BB	IBB	HBP	BLK	WP	HR	S	P	ERA	WHIP								
Steve Parris, R ERA: 3.44 (1, 1)	9.0	W	32	6	0	0	8	1	0	1	0	0	0	65	110	0.00	0.778								

Cincinnati Reds @ Pittsburgh Pirates
 Three Rivers Stadium, Pittsburgh, PA
 Sat Sep 18 1999, 1:15 PM EDT
 Att: 21,253 - Unknown - 75 F




Cincinnati Reds @ Pittsburgh Pirates
 Three Rivers Stadium, Pittsburgh, PA
 Sat Sep 18 1999, 1:15 PM EDT
 Att: 21,253 - Unknown - 75 F



Batter	1	2	3	4	5	6	7	8	9	AB	R	H	RBI	BB	SO	LOB	TOP				
Pokey Reese, R OBP: 0.322, SLG: 0.414	0-0 F8		3-2 E 2B		2-1 BB 1B		0-1 F7		2-3 K	5	1	2	0	0	1	2					
Barry Larkin, R OBP: 0.392, SLG: 0.432	2-2 G6-3		1-2 E6 2H		0-1 F9		2-0 FC6-4 1-2		1-1 1B 2B	5	1	1	1	0	0	2					
Sean Casey, L OBP: 0.405, SLG: 0.545	1-1 G4-3		2-1 F8		4-2 BB				0-0 2B HBP 2H 1B	3	0	1	1	1	0	1					
Greg Vaughn, R OBP: 0.343, SLG: 0.522		1-2 G6-3 G4-3 2B		1-1 HR		0-2 G3			1-3 K 0-0 P9	5	2	2	1	0	1	4					
Dmitri Young, S OBP: 0.352, SLG: 0.507		2-2 G6-3		3-2 G3-1		0-0 G6-4-3 1B			0-2 2B	4	0	2	0	0	0	1					
Eddie Taubensee, L OBP: 0.346, SLG: 0.511		3-1 G4-3		1-0 G6-3		2-1 G6-4-3			0-0 L4	3	0	0	1	0	0	1					
Mark Lewis, R OBP: 0.292, SLG: 0.469						1-2 1B				1	0	0	0	0	0	2					
Jason LaRue, R OBP: 0.313, SLG: 0.405						1-2 1B				0	0	0	0	0	0	0					
Mike Cameron, R OBP: 0.353, SLG: 0.471						2-3 K			3-3 K	4	0	0	0	0	2	2					
Aaron Boone, R OBP: 0.333, SLG: 0.462			1-0 F8	0-3 K					1-2 L3 2B 1B	4	1	1	0	0	1	1					
Pete Harnisch, S OBP: 0.156, SLG: 0.258										1	0	0	0	0	0	0					
Brett Tomko, R OBP: 0.260, SLG: 0.285										0	0	0	0	0	0	0					
Dennys Reyes, L OBP: 0.151, SLG: 0.160										0	0	0	0	0	0	0					
Mark Sweeney, L OBP: 0.151, SLG: 0.160										0	0	0	0	0	0	0					
Scott Sullivan, R OBP: 0.151, SLG: 0.160										0	0	0	0	0	0	0					
Michael Tucker, L OBP: 0.151, SLG: 0.160										1	0	0	0	0	0	1					
Inning Stats	R: 0 E: 0 K: 0 S: 6	H: 0 LOB: 0 BB: 0 P: 9	R: 1 E: 0 K: 0 S: 10	H: 1 LOB: 0 BB: 0 P: 17	R: 1 E: 1 K: 0 S: 10	H: 1 LOB: 1 BB: 0 P: 17	R: 1 E: 1 K: 1 S: 13	H: 1 LOB: 1 BB: 0 P: 19	R: 0 E: 0 K: 0 S: 11	H: 1 LOB: 2 BB: 1 P: 18	R: 0 E: 0 K: 0 S: 8	H: 0 LOB: 1 BB: 1 P: 14	R: 0 E: 0 K: 2 S: 13	H: 1 LOB: 2 BB: 0 P: 18	R: 2 E: 0 K: 1 S: 13	H: 3 LOB: 1 BB: 0 P: 17	1B: 4 2B: 4 3B: 0 HR: 1	SF: 0 SAC: 0 DP: 1 HBP: 1	WP: 0 PB: 0 SB: 0 CS: 0	PA: 40	
PITCHER	IP	WLS	BF	H	R	ER	SO	BB	IBB	HBP	BLK	WP	HR	S	P	ERA	WHIP				
Jason Schmidt, R ERA: 4.1	7.0	W	29	5	3	2	2	2	0	0	0	0	1	64	104	2.57	1.000				
Scott Sauerbeck, L ERA: 2.02	0.1	H	3	1	0	0	1	0	0	1	0	0	0	8	10	0.00	3.000				
Brad Clontz, R ERA: 2.64	1.2	S	8	3	2	2	2	0	0	0	0	0	0	18	25	10.80	1.800				

Cincinnati Reds @ Pittsburgh Pirates
Three Rivers Stadium, Pittsburgh, PA
Sun Sep 19 1999, 1:35 PM EDT
Att: 21,183 - Sunny - 76 F


AB	37
R	5
H	9
RBI	4
BB	2
SO	5
LOB	17

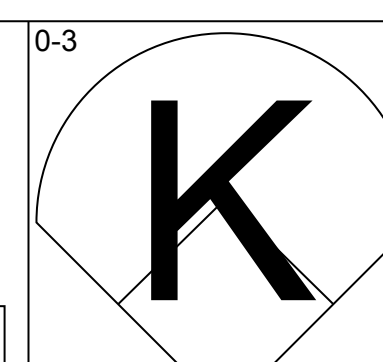
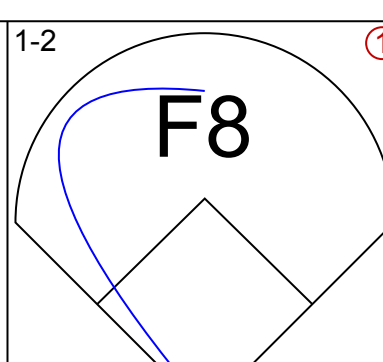
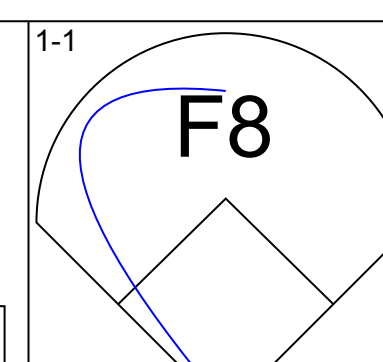
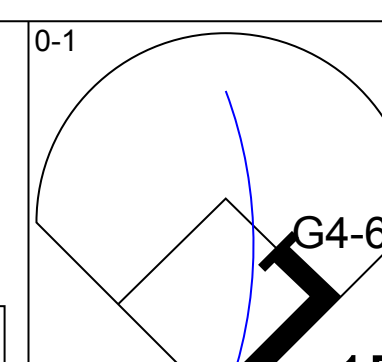
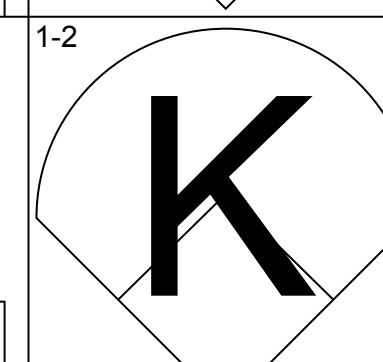
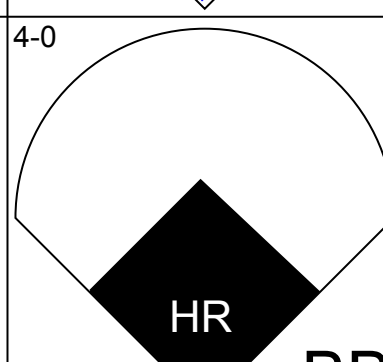
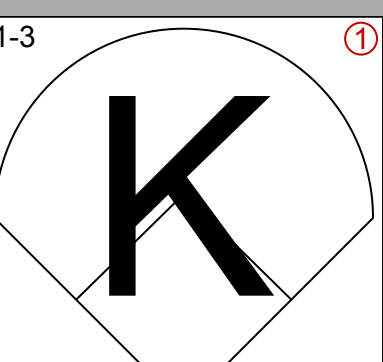
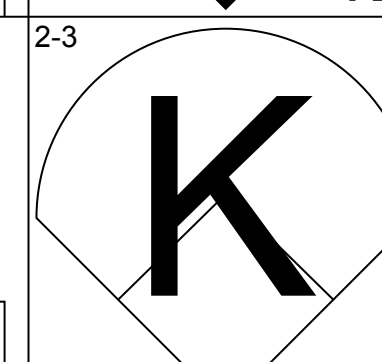
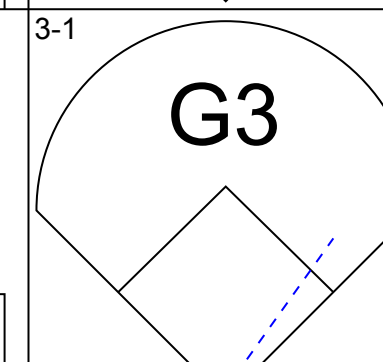
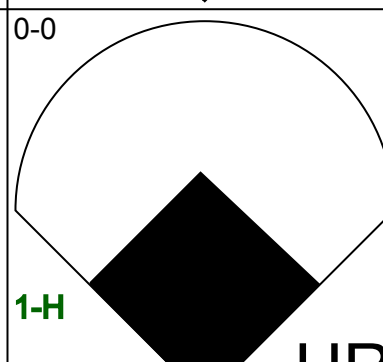
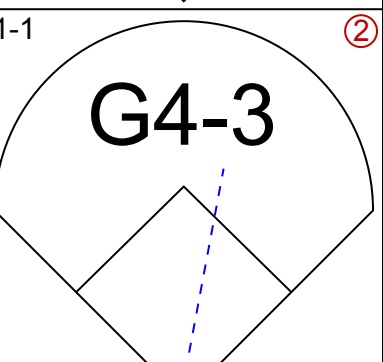
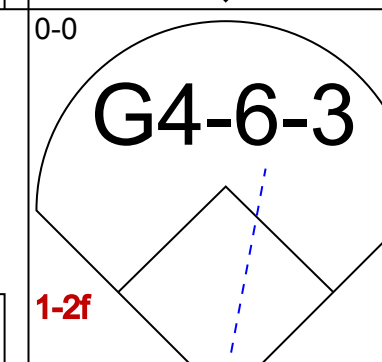
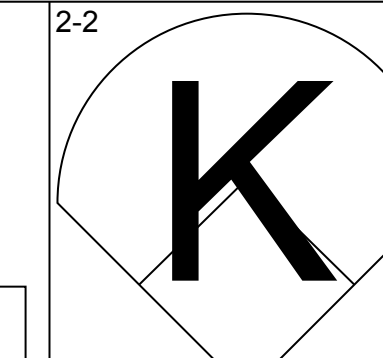
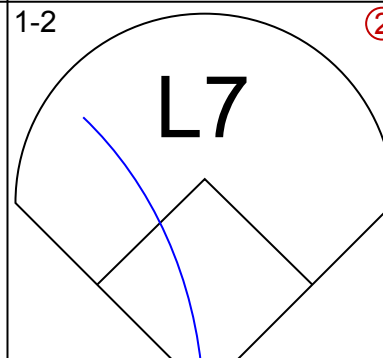
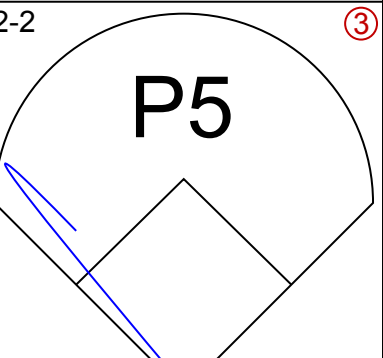
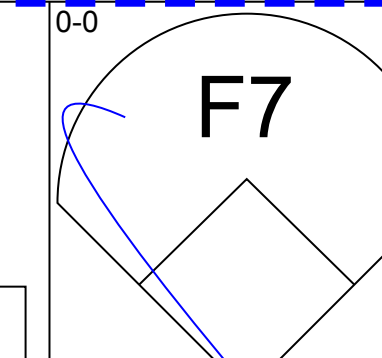
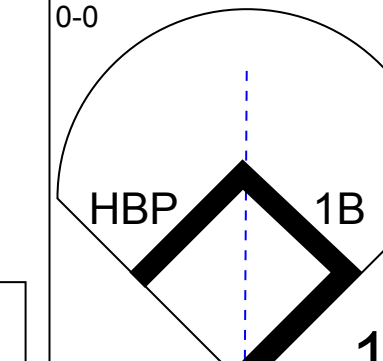
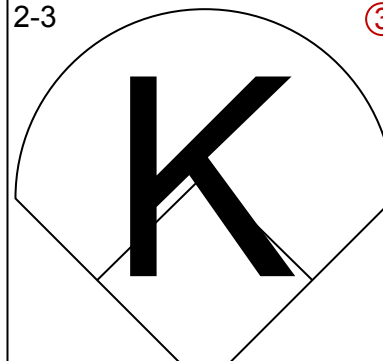
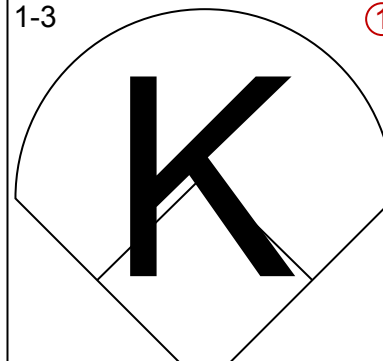
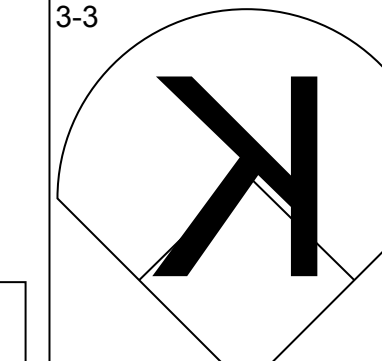
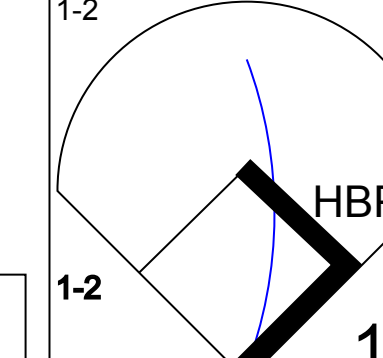
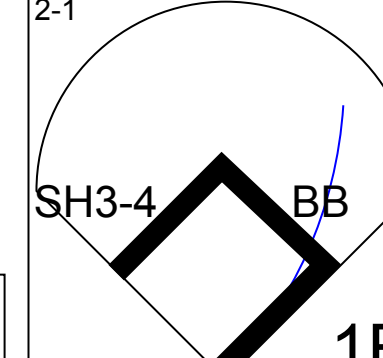
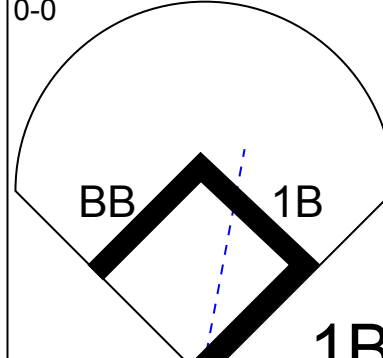
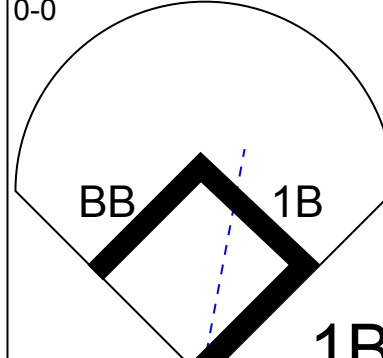
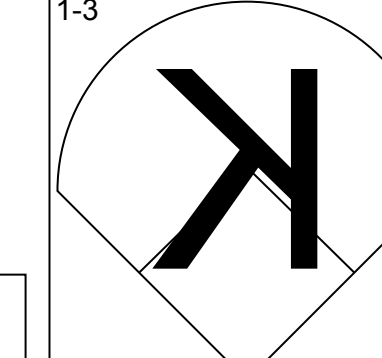
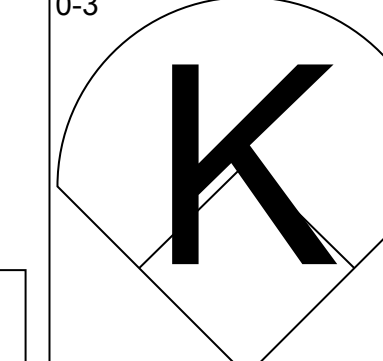
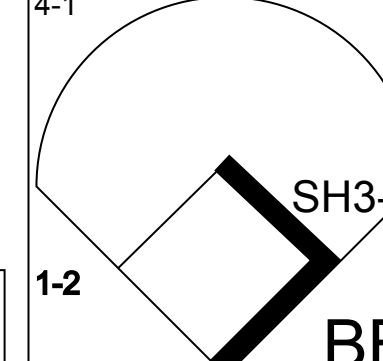
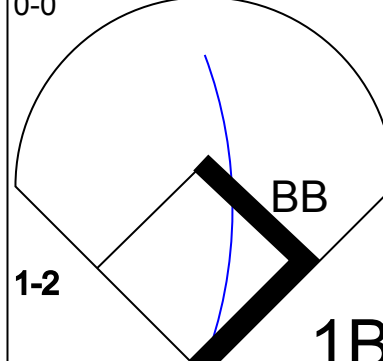
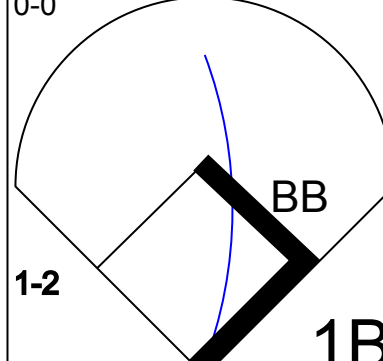
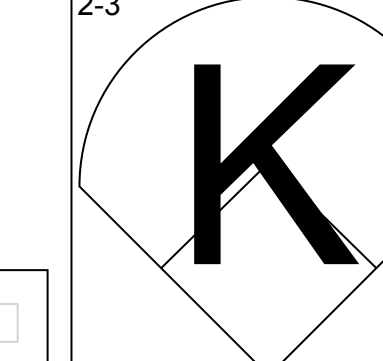
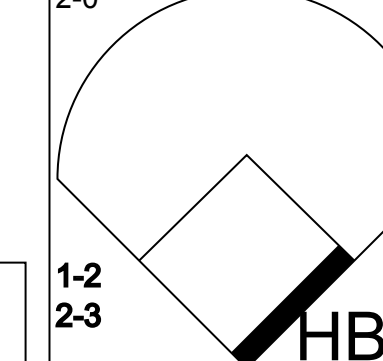
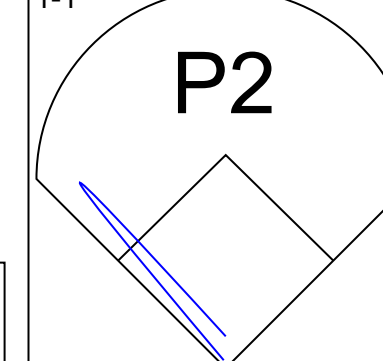
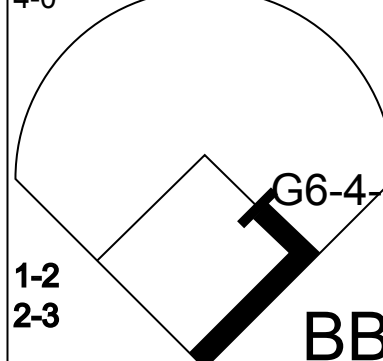
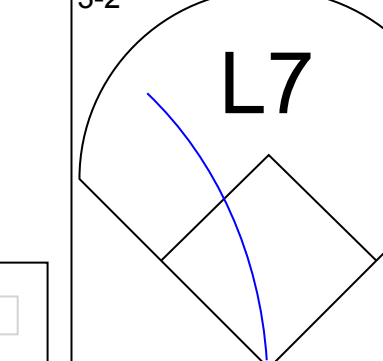
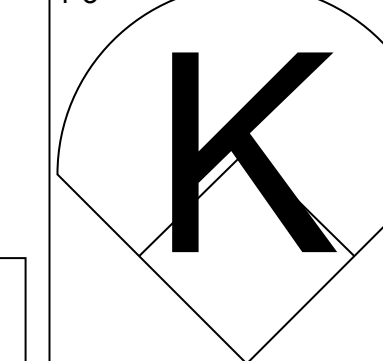
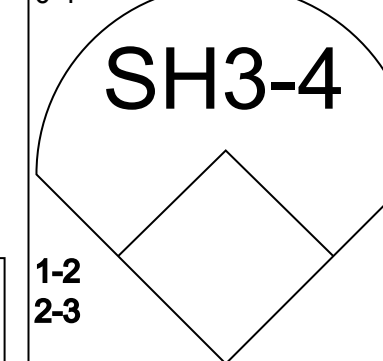
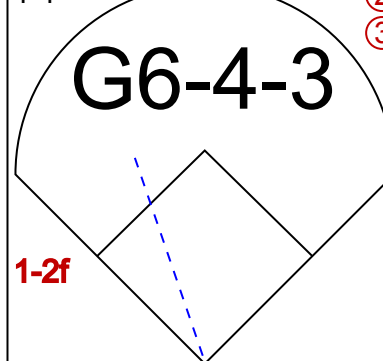
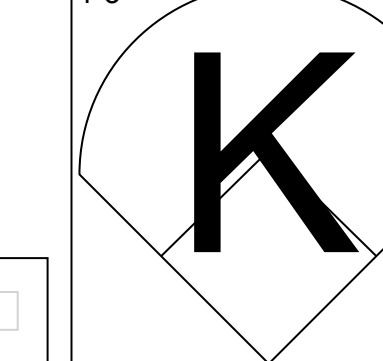
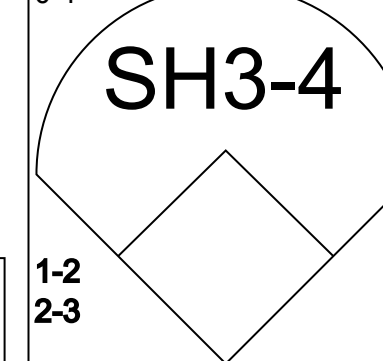
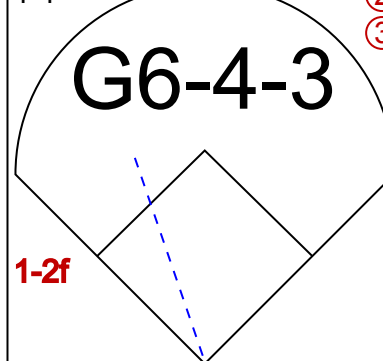
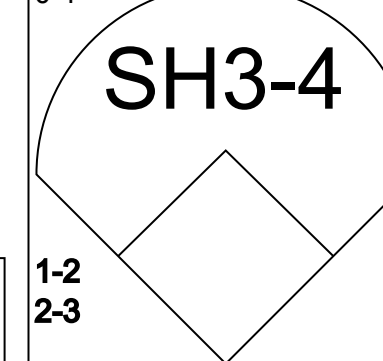
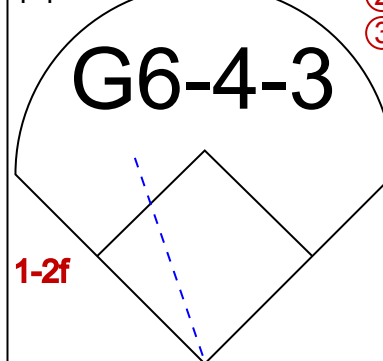
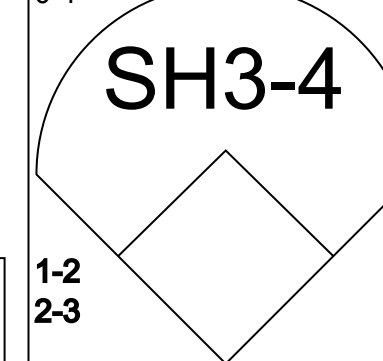
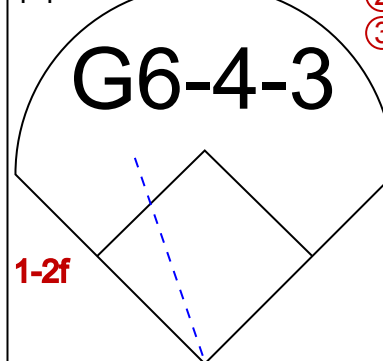
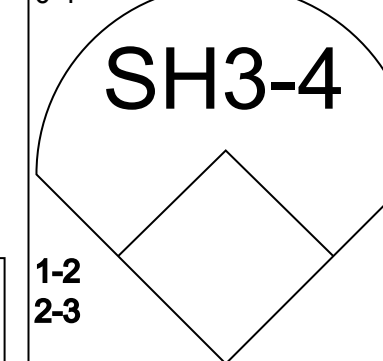
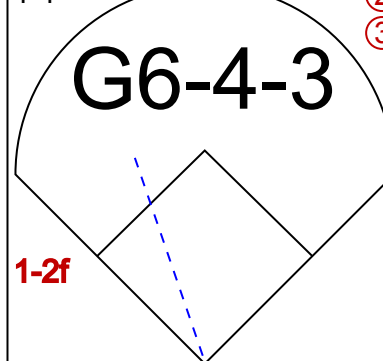


Batter	1	2	3	4	5	6	7	8	9	AB	R	H	RBI	BB	SO	LOB	BOTTOM					
Al Martin, L OBP: 0.345, SLG: 0.525	2-2 BB HBP 1B		0-0 F7	4-2 SH1-4 BB		1-3 K		2-2 G4-3		4	1	1	0	1	1	0						
Mike Benjamin, R OBP: 0.286, SLG: 0.362	3-1 HBP BB G3 1B		0-1 F9	1-0 SH1-4		1-1 WP BB 2B		2-2 HR 1B		4	3	3	0	0	0	0						
Brian Giles, L OBP: 0.413, SLG: 0.611	2-2 P4		1-1 HR	1-2 P2		4-0 BB WP IBB		0-0 HR		4	2	2	3	1	0	3						
Kevin Young, R OBP: 0.393, SLG: 0.528	4-2 G3 HBP BB		1-1 HR	4-0 IBB		4-0 BB IBB		0-1 P4		2	1	1	1	3	0	0						
Ed Sprague, R OBP: 0.352, SLG: 0.465	2-2 G3		1-1 G4-3	0-0 G4-3		4-2 BB		2-2 F8		0	0	0	1	0	0	0						
Aramis Ramirez, R OBP: 0.500, SLG: 0.500	1-2 2-3 3-H HBP					1-2 2-3 3-H BB				3	0	0	1	1	0	2						
Warren Morris, L OBP: 0.396, SLG: 0.432	0-0 G3		3-2 F8		0-0 P6		2-3 K			4	0	0	1	0	1	5						
Chad Hermansen, R OBP: 0.387, SLG: 0.320	4-0 IBB		4-2 S 1B BB		1-1 F7		1-3 K			2	1	0	0	2	1	0						
Keith Osik, R OBP: 0.258, SLG: 0.271	1-3 K		3-2 1-H 1B		0-2 G3		1-2 F7			4	0	1	1	0	1	3						
Jason Schmidt, R OBP: 0.131, SLG: 0.070			1-1 P3		1-3 K		2-3 K			3	0	0	0	0	2	1						
Abraham Nunez, S OBP: 0.290, SLG: 0.235										1	0	0	0	0	1	0						
Scott Sauerbeck, R										0	0	0	0	0	0	0						
Brad Clontz, R										0	0	0	0	0	0	0						
Inning Stats	R: 2 E: 0 K: 1 S: 21	H: 2 LOB: 3 BB: 2 P: 39	R: 0 E: 0 K: 0 S: 5	H: 0 LOB: 0 BB: 0 P: 6	R: 3 E: 0 K: 1 S: 22	H: 3 LOB: 1 BB: 1 P: 38	R: 0 E: 0 K: 0 S: 9	H: 0 LOB: 2 BB: 2 P: 19	R: 0 E: 0 K: 0 S: 6	H: 0 LOB: 0 BB: 0 P: 7	R: 1 E: 0 K: 3 S: 13	H: 1 LOB: 3 BB: 3 P: 30	R: 0 E: 0 K: 2 S: 10	H: 0 LOB: 0 BB: 0 P: 14	R: 2 E: 0 K: 0 S: 12	H: 2 LOB: 0 BB: 0 P: 18	1B: 4 2B: 1 3B: 0 HR: 3	SF: 0 SAC: 1 DP: 0 HBP: 1	WP: 1 PB: 0 SB: 2 CS: 0	PA: 41		
PITCHER	IP	WLS	BF	H	R	ER	SO	BB	IBB	HBP	BLK	WP	HR	S	P	ERA	WHIP					
Pete Harnisch, R ERA: 3.9	3.0	L	18	5	5	5	2	2	1	0	0	1	0	25	48	83	3.38	1.125				
Brett Tomko, R ERA: 4.99	2.2		14	1	1	1	2	2	3	0	0	0	0	3	5	0.00	0.000					
Dennys Reyes, L ERA: 3.59	0.1		1	0	0	0	1	0	0	0	0	0	0	3	5	0.00	0.000					
Scott Sullivan, R ERA: 2.9	2.0		8	2	2	2	2	0	0	0	0	0	1	22	32	9.00	1.000					

Cincinnati Reds @ Pittsburgh Pirates
Three Rivers Stadium, Pittsburgh, PA
Sun Sep 19 1999, 1:35 PM EDT
Att: 21,183 - Sunny - 76 F

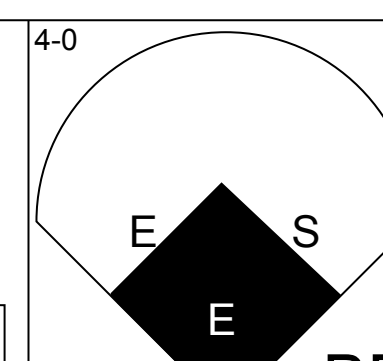
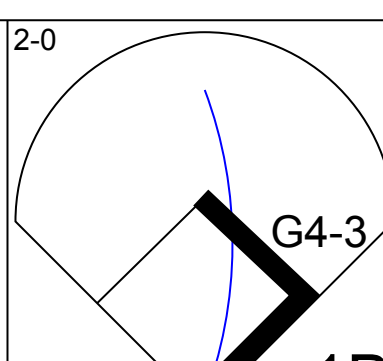
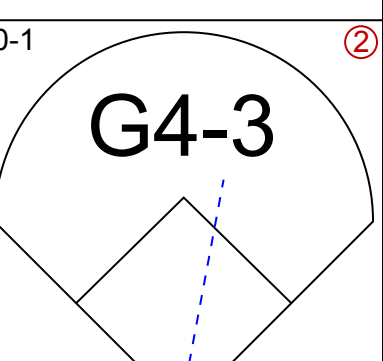
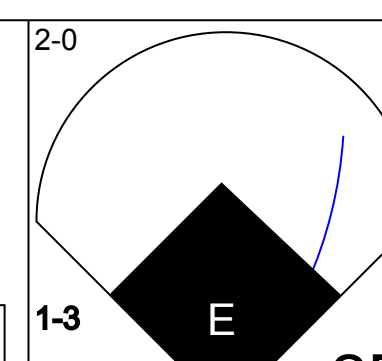
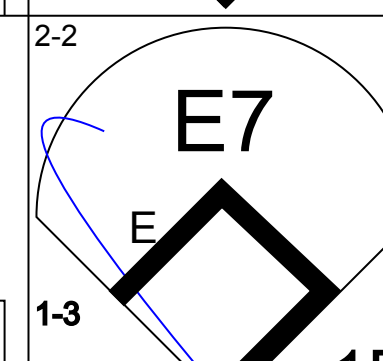
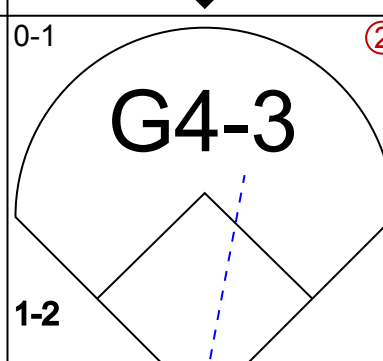
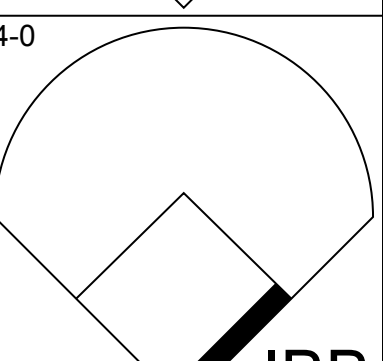
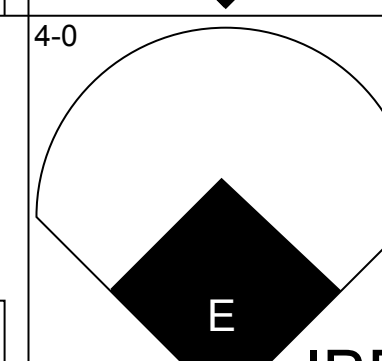
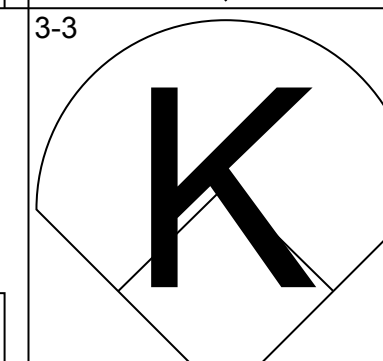
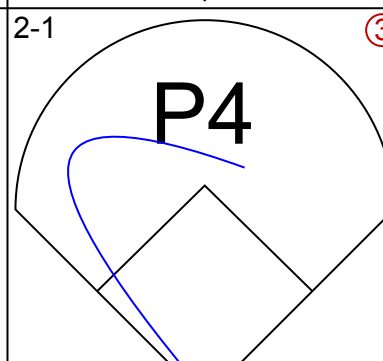
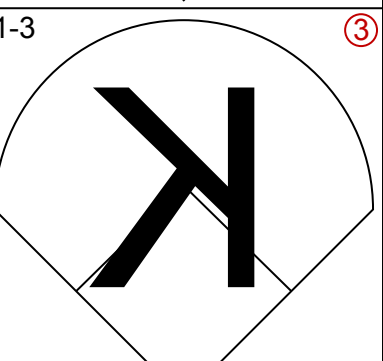
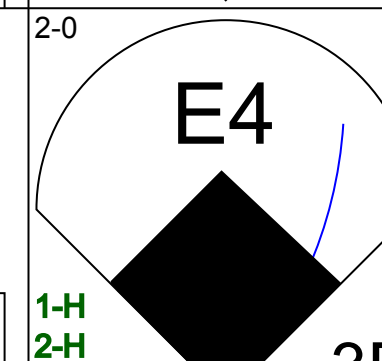
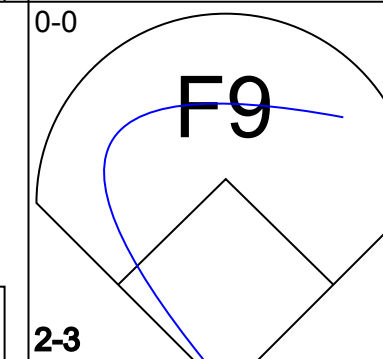


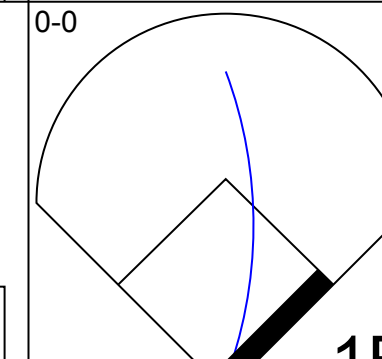
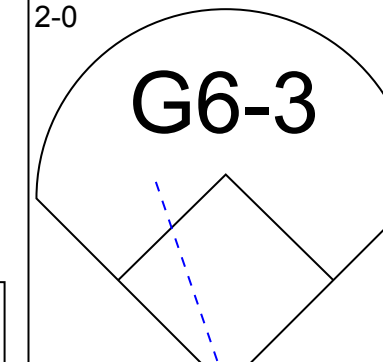
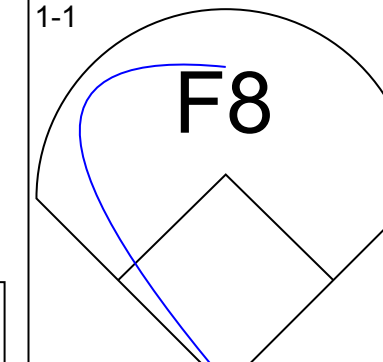
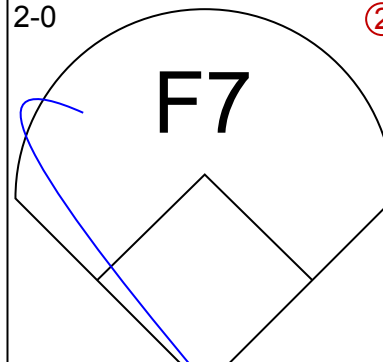
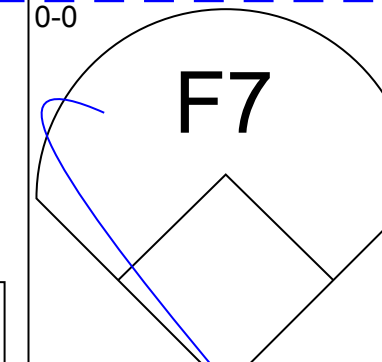

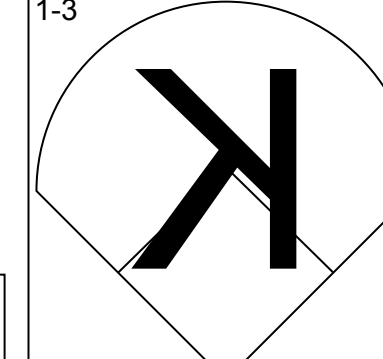
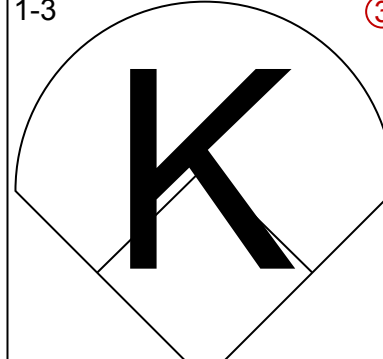

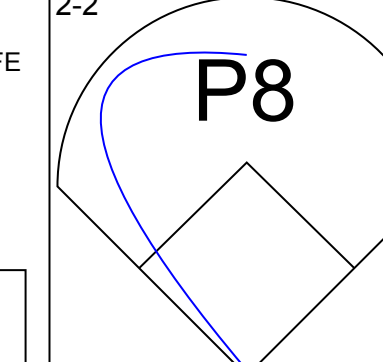


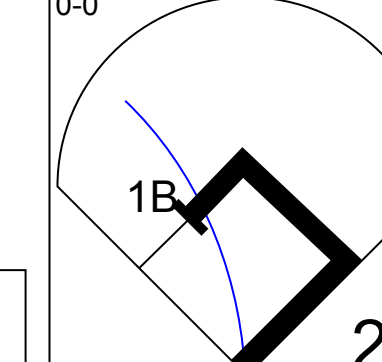
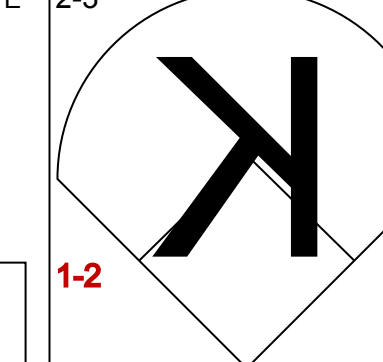
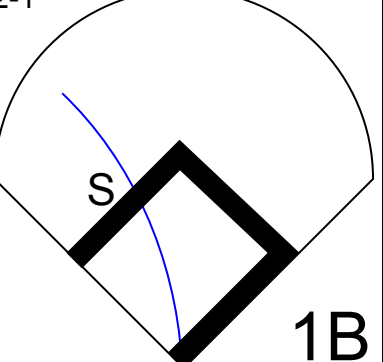
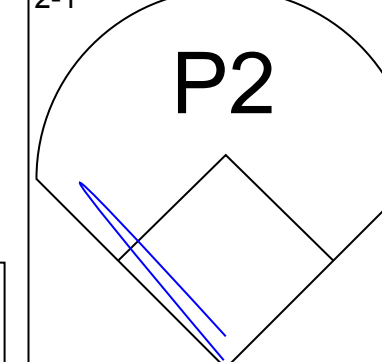
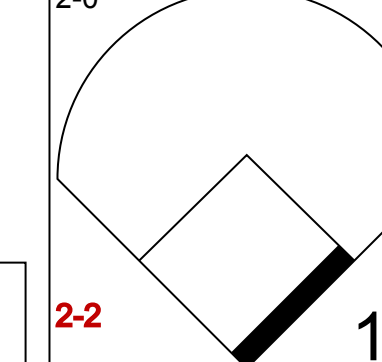

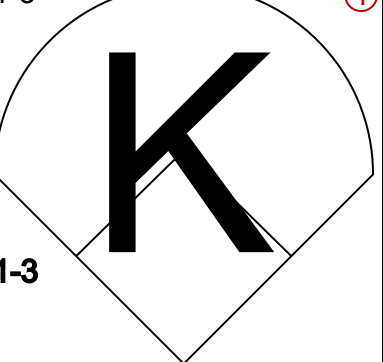
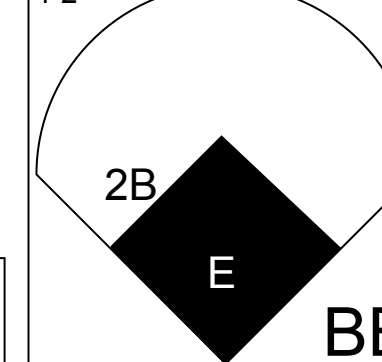
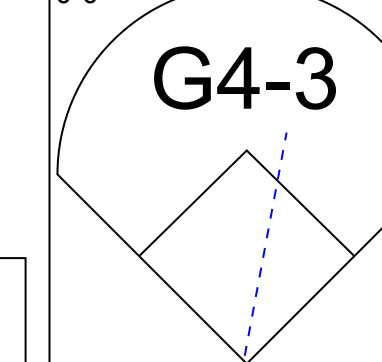
AB	31
R	8
H	8
RBI	8
BB	8
SO	7
LOB	14



Batter	1	2	3	4	5	6	7	8	9	AB	R	H	RBI	BB	SO	LOB	TOP				
Pokey Reese, R OBP: 0.320, SLG: 0.411										4	0	1	0	0	1	2	Cincinnati Reds @ San Diego Padres Qualcomm Stadium, San Diego, CA Tue Sep 21 1999, 10:05 PM EDT Att: 18,512 - Cloudy - 75 F				
Barry Larkin, R OBP: 0.395, SLG: 0.430										3	1	0	0	1	3	1					
Sean Casey, L OBP: 0.404, SLG: 0.549										4	1	1	2	0	0	1					
Greg Vaughn, R OBP: 0.341, SLG: 0.523										4	0	0	0	0	1	0					
Dmitri Young, S OBP: 0.353, SLG: 0.507										4	0	1	0	0	3	0					
Eddie Taubensee, L OBP: 0.356, SLG: 0.528										4	0	3	0	0	1	0					
Michael Tucker, L OBP: 0.337, SLG: 0.418										3	0	1	0	1	2	2					
Aaron Boone, R OBP: 0.334, SLG: 0.460										2	0	0	0	1	0	2					
Juan Guzman, R OBP: 0.167, SLG: 0.138										1	0	0	0	0	1	3					
Mark Swenson, L OBP: 0.500, SLG: 0.789										1	0	0	0	0	0	3					
Scott Williamson, R OBP: 0.362, SLG: 0.518										1	0	0	0	0	0	0					
Dennys Reyes, R										1	0	0	0	0	0	0					
Jeffrey Hammonds, R										1	0	0	0	0	1	0					
Inning Stats	R: 0 E: 0 K: 2 S: 8	H: 0 LOB: 0 BB: 0 P: 12	R: 0 E: 0 K: 3 S: 13	H: 2 LOB: 3 BB: 0 P: 19	R: 2 E: 0 K: 1 S: 10	H: 1 LOB: 0 BB: 1 P: 18	R: 0 E: 0 K: 0 S: 9	H: 1 LOB: 2 BB: 1 P: 17	R: 0 E: 0 K: 1 S: 8	H: 2 LOB: 0 BB: 1 P: 14	R: 0 E: 0 K: 1 S: 7	H: 1 LOB: 0 BB: 0 P: 8	R: 0 E: 0 K: 2 S: 8	H: 0 LOB: 0 BB: 0 P: 12	R: 0 E: 0 K: 2 S: 11	H: 0 LOB: 0 BB: 0 P: 17	1B: 6 2B: 0 3B: 0 HR: 1	SF: 0 SAC: 1 DP: 2 HBP: 1	WP: 0 PB: 0 SB: 0 CS: 0	PA: 36	
PITCHER	IP	WLS	BF	H	R	ER	SO	BB	IBB	HBP	BLK	WP	HR	S	P	ERA	WHIP				
Matt Clement, R ERA: 4.53	(1, 1)	7.0	W	30	7	2	2	9	3	0	1	0	0	1	63	100	2.57	1.429			
Donne Wall, R ERA: 2.95	(8, 1)	2.0		6	0	0	0	4	0	0	0	0	0	0	19	29	0.00	0.000			

AB	31
R	2
H	7
RBI	2
BB	3
SO	13
LOB	14



Batter	1	2	3	4	5	6	7	8	9	AB	R	H	RBI	BB	SO	LOB	BOTTOM				
QuiVio Veras, S OBP: 0.368, SLG: 0.375										3	2	2	0	1	0	1	Cincinnati Reds @ San Diego Padres Qualcomm Stadium, San Diego, CA Tue Sep 21 1999, 10:05 PM EDT Att: 18,512 - Cloudy - 75 F				
Tony Gwynn, L OBP: 0.379, SLG: 0.469										2	1	1	0	2	0	1					
Donne Wall, R										0	0	0	0	0	0	0					
Reggie Sanders, R OBP: 0.385, SLG: 0.536										4	1	1	3	0	2	5					
Phil Nevin, R OBP: 0.354, SLG: 0.548										4	0	1	0	0	1	1					
Wally Joyner, L OBP: 0.364, SLG: 0.338										4	0	0	0	0	0	2					
Ben Davis, S OBP: 0.318, SLG: 0.382										3	0	0	0	1	2	0					
Ruben Rivera, R OBP: 0.297, SLG: 0.407										4	1	2	1	0	1	1					
Damian Jackson, R OBP: 0.332, SLG: 0.369										4	0	2	0	0	1	1					
Matt Clement, R ERA: 3.88	(1, 1)	5.0	L	10	3	4	4	3	1	1	0	0	0	0	0	0					
John Vander Wal, L OBP: 0.371, SLG: 0.426	(7, PH)	1.2		3	4	4	3	3	1	1	0	0	0	0	0	0					
David Newhan, L OBP: 0.125, SLG: 0.250	(7, PR)	1.1		5	2	0	0	0	0	0	0	0	0	0	0	0					
Eric Owens, R OBP: 0.330, SLG: 0.394	(8, 7)	1.1		2	0	0	0	0	0	0	0	0	0	0	0	1					
Inning Stats	R: 1 E: 2 K: 1 S: 8	H: 1 LOB: 1 BB: 1 P: 19	R: 0 E: 0 K: 1 S: 9	H: 0 LOB: 0 BB: 1 P: 17	R: 0 E: 0 K: 1 S: 11	H: 1 LOB: 1 BB: 0 P: 16	R: 0 E: 0 K: 1 S: 8	H: 0 LOB: 0 BB: 0 P: 11	R: 1 E: 0 K: 2 S: 13	H: 2 LOB: 2 BB: 1 P: 21	R: 0 E: 0 K: 2 S: 8	H: 0 LOB: 0 BB: 0 P: 14	R: 4 E: 1 K: 1 S: 12	H: 3 LOB: 1 BB: 2 P: 28	R: 0 E: 0 K: 0 S: 4	H: 2 LOB: 1 BB: 0 P: 7	1B: 5 2B: 2 3B: 1 HR: 1	SF: 0 SAC: 0 DP: 0 HBP: 0	WP: 0 PB: 0 SB: 3 CS: 1	PA: 36	
PITCHER	IP	WLS	BF	H	R	ER	SO	BB	IBB	HBP	BLK	WP	HR	S	P	ERA	WHIP				
Juan Guzman, R ERA: 2.22	(1, 1)	5.0		21	4	2	1	6	2	1	0	0	0	0	49	84	1.80	1.200			
Scott Williamson, R	(6, 1)	1.2		10	3	4	4	3	1	1	0	0	0	0	19	41	21.60	2.400			
Dennys Reyes, L ERA: 3.51	(7, 1)	1.1		5	2	0	0	0	0	0	0	0	0	5	8	0.00	1.500				

AB	31
R	6
H	9
RBI	4
BB	5
SO	9
LOB	14



Batter	1	2	3	4	5	6	7	8	9	AB	R	H	RBI	BB	SO	LOB	TOP										
Mike Cameron, R (1, 8) OBP: 0.351, SLG: 0.467	P4	2-2 1B		F7		F7			B2	5	0	1	0	0	0	3	<p>Cincinnati Reds @ San Diego Padres Qualcomm Stadium, San Diego, CA</p> <p>Wed Sep 22 1999, 10:35 PM EDT Att: 36,788 - Unknown - 73 F</p> <p>livebaseballscorecards.com</p>										
Barry Larkin, R (1, 6) OBP: 0.393, SLG: 0.428	L8	2-0 FC5			P4		G6-3		1-2 1B	5	0	1	0	0	0	2											
Sean Casey, L (1, 3) OBP: 0.404, SLG: 0.548									1-3 K	4	1	1	0	1	1	2											
Greg Vaughn, R (1, 7) OBP: 0.343, SLG: 0.530	K								2-2 G1-3	4	1	2	2	1	1	3											
Dmitri Young, S (1, 9) OBP: 0.352, SLG: 0.503										3	1	0	0	0	1	2											
Michael Tucker, L (9, 9) OBP: 0.337, SLG: 0.418										0	0	0	0	0	0	0											
Eddie Taubensee, L (1, 2) OBP: 0.395, SLG: 0.528										4	0	1	1	0	1	1											
Danny Graves, R (8, 1)										0	0	0	0	0	0	0											
Aaron Boone, R (1, 5) OBP: 0.334, SLG: 0.459										3	0	1	0	0	0	0											
Pokey Reese, R (1, 4) OBP: 0.320, SLG: 0.409										3	1	0	0	1	0	2											
Ron Villone, L (1, 1) OBP: 0.095, SLG: 0.073										2	0	0	0	0	0	1											
Scott Sullivan, R (6, 1)										0	0	0	0	0	0	0											
Jason LaRue, R (8, 2) OBP: 0.320, SLG: 0.412										1	0	1	0	0	0	0											
Inning Stats	R: 0 E: 0 K: 1 S: 7	H: 0 LOB: 1 BB: 1 P: 14	R: 2 E: 1 K: 0 S: 11	H: 2 LOB: 2 BB: 0 P: 18	R: 0 E: 0 K: 0 S: 5	H: 1 LOB: 1 BB: 0 P: 8	R: 0 E: 0 K: 0 S: 5	H: 0 LOB: 0 BB: 1 P: 11	R: 2 E: 0 K: 0 S: 10	H: 2 LOB: 0 BB: 0 P: 16	R: 0 E: 0 K: 0 S: 17	H: 1 LOB: 1 BB: 0 P: 26	R: 0 E: 0 K: 1 S: 10	H: 0 LOB: 0 BB: 1 P: 21	R: 0 E: 0 K: 1 S: 10	H: 0 LOB: 0 BB: 0 P: 15	R: 0 E: 0 K: 1 S: 14	H: 2 LOB: 2 BB: 0 P: 19	1B: 4 2B: 3 3B: 0 HR: 1	SF: 0 SAC: 2 DP: 0 HBP: 1	WP: 0 PB: 1 SB: 1 CS: 0	PA: 40					
PITCHER	IP	WLS	BF	H	R	ER	SO	BB	IBB	HBP	BLK	WP	HR	S	P	ERA	WHIP										
Andy Ashby, R (1, 1) ERA: 3.69	6.0	L	28	6	4	2	1	2	0	1	0	0	1	55	93	3.00	1.333										
Carlos Reyes, R (7, 1) ERA: 3.34	1.1		5	0	0	0	2	1	0	0	0	0	0	13	25	0.00	0.750										
Dan Miceli, R (8, 1) ERA: 3.99	1.0		5	2	0	0	0	0	0	0	0	0	0	14	20	0.00	2.000										
Matt Whisenant, L (9, 1) ERA: 5.08	0.2		2	0	0	0	1	0	0	0	0	0	0	7	10	0.00	0.000										

Batter	1	2	3	4	5	6	7	8	9	AB	R	H	RBI	BB	SO	LOB	BOTTOM										
Quilvio Veras, S (1, 4) OBP: 0.366, SLG: 0.373	BB FC1-2 1B	G5-3		K		P6			F7	5	0	1	0	0	1	2	<p>Cincinnati Reds @ San Diego Padres Qualcomm Stadium, San Diego, CA</p> <p>Wed Sep 22 1999, 10:35 PM EDT Att: 36,788 - Unknown - 73 F</p> <p>livebaseballscorecards.com</p>										
Tony Gwynn, L (1, 9) OBP: 0.376, SLG: 0.465	F7			G3		CS			1-2 G6-4-3 1B	3	0	0	0	0	0	1											
Eric Owens, R (6, 7) OBP: 0.331, SLG: 0.395				F8						2	0	1	0	0	0	0											
Reggie Sanders, R (1, 7) OBP: 0.387, SLG: 0.537	FC1-2 1B			1B					1-2 G6-4-3 1B	5	1	3	0	0	1	1											
Phil Nevin, R (1, 5) OBP: 0.356, SLG: 0.546	FC1-2 BB			1B						3	0	1	0	1	2	1											
Wally Joyner, L (1, 3) OBP: 0.365, SLG: 0.338	FC1-2			1B						3	0	1	1	1	0	3											
Ruben Rivera, R (1, 8) OBP: 0.296, SLG: 0.404	K			1B						3	0	0	0	1	2	5											
Dan Miceli, R (8, 1)										0	0	0	0	0	0	0											
Matt Whisenant, R (9, 1)										0	0	0	0	0	0	0											
Ben Davis, S (1, 2) OBP: 0.320, SLG: 0.378										2	1	0	0	2	0	3											
Damian Jackson, R (1, 6) OBP: 0.331, SLG: 0.370										4	1	1	1	0	2	4											
Andy Ashby, R (1, 1) ERA: 4.17										1	0	0	0	0	1	0											
Wiki Gonzalez, R (6, PH) OBP: 0.303, SLG: 0.375										1	0	1	0	0	0	0											
David Newhan, L (6, PR) OBP: 0.125, SLG: 0.250										0	0	0	0	0	0	0											
Carlos Reyes, S (7, 1)										0	0	0	0	0	0	0											
Gary Matthews, S (8, 8) OBP: 0.429, SLG: 0.200										1	0	0	0	0	0	0											
Inning Stats	R: 0 E: 0 K: 1 S: 12	H: 2 LOB: 3 BB: 1 P: 21	R: 0 E: 0 K: 0 S: 7	H: 0 LOB: 1 BB: 1 P: 13	R: 1 E: 1 K: 1 S: 16	H: 3 LOB: 3 BB: 1 P: 25	R: 0 E: 0 K: 2 S: 8	H: 0 LOB: 0 BB: 0 P: 11	R: 0 E: 0 K: 2 S: 9	H: 0 LOB: 0 BB: 0 P: 14	R: 2 E: 1 K: 0 S: 12	H: 2 LOB: 1 BB: 1 P: 20	R: 0 E: 0 K: 2 S: 10	H: 1 LOB: 2 BB: 1 P: 14	R: 0 E: 0 K: 1 S: 7	H: 0 LOB: 0 BB: 0 P: 10	R: 0 E: 0 K: 0 S: 8	H: 1 LOB: 0 BB: 0 P: 10	1B: 8 2B: 1 3B: 0 HR: 0	SF: 0 SAC: 1 DP: 1 HBP: 0	WP: 0 PB: 0 SB: 0 CS: 1	PA: 40					
PITCHER	IP	WLS	BF	H	R	ER	SO	BB	IBB	HBP	BLK	WP	HR	S	P	ERA	WHIP										
Ron Villone, L (1, 1) ERA: 4.17	5.1	W	27	7	3	3	6	4	0	0	0	0	0	60	98	5.06	2.062										
Scott Sullivan, R (6, 1) ERA: 2.85	1.2	H	6	1	0	0	2	1	0	0	0	0	0	14	20	0.00	1.200										
Danny Graves, R (8, 1) ERA: 3.22	2.0	S	6	1	0	0	1	0	0	0	0	0	0	15	20	0.00	0.500										

AB 34
R 4
H 8
RBI 3
BB 3
SO 4
LOB 16



AB 33
R 3
H 9
RBI 2
BB 5
SO 9
LOB 20



Batter	1	2	3	4	5	6	7	8	9	AB	R	H	RBI	BB	SO	LOB	TOP									
Edgar Renteria, R OBP: 0.337, SLG: 0.401	F9		L5		SH5-3		BB		FC4	4	0	2	0	0	0	0	St. Louis Cardinals @ Cincinnati Reds Cinergy Field, Cincinnati, OH Fri Sep 24 1999, 7:05 PM EDT Att: 36,974 - Overcast - 77 F									
Adam Kennedy, L OBP: 0.286, SLG: 0.442	G4-3		G3		SF8		F7		FC4	4	0	0	1	0	0	2										
Mark McGwire, R OBP: 0.419, SLG: 0.677	E6		K		1B		BB			2	1	0	0	2	1	0										
Ray Lankford, L OBP: 0.384, SLG: 0.499	E4				FC6-4		BB			3	1	2	1	1	1	2										
Thomas Howard, S OBP: 0.365, SLG: 0.459					FC6-4		G4-3			4	0	1	1	0	0	3										
Fernando Tatis, R OBP: 0.399, SLG: 0.527					K					3	0	1	0	0	2	2										
J.D. Drew, L Manny Aybar, R			G6-3		F9		G4-6-3		G6-4-3	3	0	0	0	0	0	2										
Alberto Castillo, R Marcus Jensen, S			G4-3				SH5-3		G4-3	2	1	0	0	1	0	0										
Darren Oliver, R Rick Grosshans, R Mike Mohler, L Heathcliff Slocumb, R Willie McGee, S Craig Paquette, R			F7				1B		G4-3	2	1	1	0	0	0	0										
							SH5-3		G4-3	1	0	0	0	0	0	1										
Inning Stats	R: 2 E: 2 K: 1 S: 17	H: 2 LOB: 1 BB: 0 P: 28	R: 0 E: 0 K: 0 S: 5	H: 0 LOB: 0 BB: 0 P: 7	R: 0 E: 0 K: 1 S: 10	H: 0 LOB: 1 BB: 1 P: 14	R: 0 E: 0 K: 1 S: 12	H: 0 LOB: 1 BB: 1 P: 21	R: 2 E: 0 K: 0 S: 9	H: 2 LOB: 2 BB: 2 P: 19	R: 0 E: 0 K: 0 S: 8	H: 0 LOB: 0 BB: 0 P: 15	R: 0 E: 0 K: 1 S: 9	H: 1 LOB: 2 BB: 1 P: 18	R: 0 E: 0 K: 0 S: 5	H: 1 LOB: 1 BB: 0 P: 6	R: 0 E: 0 K: 0 S: 7	H: 1 LOB: 1 BB: 0 P: 12	1B: 7 2B: 0 3B: 0 HR: 0	SF: 1 SAC: 1 DP: 2 HBP: 1	WP: 0 PB: 0 SB: 1 CS: 0	PA: 38				
PITCHER	IP	WLS	BF	H	R	ER	SO	BB	IBB	HBP	BLK	WP	HR	S	P	ERA	WHIP									
Steve Parris, R	(1, 1)	6.0	W	26	4	4	2	3	2	1	1	0	0	0	61	104	3.00	1.000								
Scott Sullivan, R	(7, 1)	0.2	H	4	1	0	0	0	1	0	0	0	0	0	6	15	0.00	3.000								
Dennys Reyes, L	(7, 1)	0.2	H	3	1	0	0	1	0	0	0	0	0	7	8	0.00	1.500									
Danny Graves, R	(8, 1)	1.2	S	5	1	0	0	0	0	0	0	0	0	8	13	0.00	0.600									

Batter	1	2	3	4	5	6	7	8	9	AB	R	H	RBI	BB	SO	LOB	BOTTOM									
Mike Cameron, R OBP: 0.351, SLG: 0.465	G3-1		K		F9		BB		K	4	1	1	0	1	2	0	St. Louis Cardinals @ Cincinnati Reds Cinergy Field, Cincinnati, OH Fri Sep 24 1999, 7:05 PM EDT Att: 36,974 - Overcast - 77 F									
Barry Larkin, R OBP: 0.392, SLG: 0.424	L8		1B		F9		K		F9	4	1	0	0	1	1	4										
Sean Casey, L OBP: 0.405, SLG: 0.548	G3-1		1B		BB		BB		F7	4	0	2	2	1	0	1										
Greg Vaughn, R OBP: 0.348, SLG: 0.532			1B		BB		BB		1B	2	0	2	2	2	0	0										
Aaron Boone, R OBP: 0.331, SLG: 0.455	F8		FC4-6		F9		P4			4	0	0	0	0	0	8										
Dennys Reyes, L										0	0	0	0	0	0	0										
Eddie Taubensee, L OBP: 0.355, SLG: 0.528										0	0	0	0	0	0	0										
Jeffrey Hammonds, R OBP: 0.288, SLG: 0.534			G6-3		FC5-4		HR		K2-3	4	1	3	1	0	1	0										
Pokey Reese, R OBP: 0.319, SLG: 0.408			G6-3		FC5-4		1B		K	4	1	1	0	0	1	2										
Jason LaRue, R OBP: 0.313, SLG: 0.402			K		K		K		K	2	0	0	0	0	2	1										
Brian Johnson, R OBP: 0.280, SLG: 0.419					K		K		K	2	0	0	0	0	2	1										
Danny Graves, R										0	0	0	0	0	0	0										
Steve Parris, R OBP: 0.167, SLG: 0.167			K		FC6		BB		F8	2	0	0	0	0	1	1										
Dmitri Young, S OBP: 0.354, SLG: 0.504										1	1	1	0	0	0	0										
Scott Sullivan, R										0	0	0	0	0	0	0										
Mark Lewis, R OBP: 0.289, SLG: 0.463										1	0	0	0	0	0	1										
Inning Stats	R: 0 E: 0 K: 0 S: 10	H: 1 LOB: 2 BB: 1 P: 20	R: 0 E: 0 K: 1 S: 8	H: 1 LOB: 0 BB: 0 P: 10	R: 1 E: 0 K: 2 S: 16	H: 2 LOB: 1 BB: 1 P: 25	R: 0 E: 0 K: 1 S: 8	H: 1 LOB: 1 BB: 0 P: 11	R: 0 E: 0 K: 0 S: 8	H: 0 LOB: 2 BB: 2 P: 21	R: 4 E: 0 K: 2 S: 21	H: 5 LOB: 2 BB: 1 P: 38	R: 0 E: 0 K: 3 S: 12	H: 0 LOB: 1 BB: 0 P: 15	R: 0 E: 0 K: 1 S: 8	H: 0 LOB: 0 BB: 0 P: 9	1B: 9 2B: 0 3B: 0 HR: 1	SF: 0 SAC: 0 DP: 1 HBP: 0	WP: 0 PB: 1 SB: 1 CS: 0	PA: 39						
PITCHER	IP	WLS	BF	H	R	ER	SO	BB	IBB	HBP	BLK	WP	HR	S	P	ERA	WHIP									
Darren Oliver, L	(1, 1)	5.1	L	27	4	4	4	5	4	0	0	0	0	0	5	9	0.00	3.000								
Rick Croushore, R	(6, 1)	0.1	L	2	0	0	0	1	1	0	0	0	0	0	1	3	∞	∞								
Mike Mohler, L	(6, 1)	0.0	B	1	1	0	0	0	0	0	0	0	0	0	1	3	∞	∞								
Heathcliff Slocumb, R	(6, 1)	1.1	6	1	1	1	3	0	0	0	0	0	0	15	20	6.75	0.750									
Manny Aybar, R	(8, 1)	1.0	3	0	0	0	1	0	0	0	0	0	0	8	9	0.00	0.000									

AB	31
R	4
H	7
RBI	3
BB	4
SO	4
LOB	12

AB	34
R	5
H	10
RBI	5
BB	5
SO	10
LOB	19



Batter	1	2	3	4	5	6	7	8	9	AB	R	H	RBI	BB	SO	LOB	TOP										
Edgar Renteria, R OBP: 0.334, SLG: 0.398 (1, 6)	L6		K		F9 HR		F8		F9	5	1	1	0	0	1	0	St. Louis Cardinals @ Cincinnati Reds Cinergy Field, Cincinnati, OH Mon Sep 27 1999, 12:35 PM EDT Att: 28,701 - Cloudy - 69 F										
Craig Paquette, R OBP: 0.314, SLG: 0.530 J.D. Drew, L OBP: 0.340, SLG: 0.429 (7, 8)	G1-3		G6-3		F9		FC4-6 BB		1B 2B	3	0	0	0	0	0	1											
Mark McGwire, R OBP: 0.418, SLG: 0.681 (1, 3)	K			HR	HR		FC4-6 1-2		1B	4	2	2	2	1	1	1											
Eduardo Perez, R OBP: 0.263, SLG: 0.333 Rick Crouchmore, R OBP: 0.293, SLG: 0.333 Manny Aybar, R OBP: 0.293, SLG: 0.333 Mike Mohler, R OBP: 0.293, SLG: 0.333 Juan Acevedo, R OBP: 0.263, SLG: 0.333 Adam Kennedy, L OBP: 0.293, SLG: 0.333 El Marcano, R OBP: 0.263, SLG: 0.333 (1, 7)	F8			HR	HR		K		K	3	2	1	3	1	1	1											
Fernando Tatis, R OBP: 0.403, SLG: 0.543 (1, 5)	BB 1B			SH1 SF7 2B	S 1B		G4-3			4	1	3	1	0	0	0											
Joe McEwing, R OBP: 0.332, SLG: 0.400 (1, 8)	BB 1B			SH1	F9		K			2	0	0	0	1	1	1											
Alberto Castillo, R OBP: 0.331, SLG: 0.349 Marcus Jensen, S OBP: 0.400, SLG: 0.560 (8, 2)	K			SF7		P2		BB		2	0	0	1	0	1	2											
Placido Polanco, R OBP: 0.323, SLG: 0.363 Thomas Howard, S OBP: 0.359, SLG: 0.449 (8, 9)	L3			B1-3		L9		F9		3	0	0	0	0	0	2											
Garrett Stephenson, R OBP: 0.077, SLG: 0.115 Willie McGee, S OBP: 0.258, SLG: 0.282 (7, 7)	F9			G6-3		P3		K		3	0	0	0	0	0	0											
Inning Stats	R: 0 E: 0 K: 1 S: 10	H: 0 LOB: 0 BB: 0 P: 14	R: 0 E: 0 K: 1 S: 14	H: 1 LOB: 2 BB: 1 P: 21	R: 0 E: 0 K: 1 S: 12	H: 0 LOB: 0 BB: 0 P: 17	R: 3 E: 1 K: 0 S: 12	H: 2 LOB: 0 BB: 1 P: 20	R: 3 E: 0 K: 0 S: 15	H: 3 LOB: 1 BB: 0 P: 29	R: 0 E: 0 K: 0 S: 7	H: 0 LOB: 0 BB: 0 P: 11	R: 0 E: 0 K: 1 S: 9	H: 0 LOB: 1 BB: 1 P: 17	R: 0 E: 0 K: 1 S: 15	H: 0 LOB: 1 BB: 1 P: 24		R: 1 E: 0 K: 2 S: 12	H: 2 LOB: 1 BB: 0 P: 17	1B: 3 2B: 3 3B: 0 HR: 2	SF: 1 SAC: 1 DP: 0 HBP: 0	WP: 0 PB: 0 SB: 1 CS: 0	PA: 40				
PITCHER	IP	WLS	BF	H	R	ER	SO	BB	IBB	HBP	BLK	WP	HR	S	P	ERA	WHIP										
Ron Villone, L ERA: 4.29 (1, 1)	4.2		21	4	5	4	3	2	1	0	0	0	1	56	89	7.71	1.286										
Brett Tomko, R ERA: 4.99 (5, 1)	1.1	W	6	2	1	1	0	0	0	0	0	0	1	14	23	6.75	1.500										
Stan Belinda, R ERA: 5.13 (7, 1)	1.0		4	0	0	0	1	1	0	0	0	0	0	9	17	0.00	1.000										
Scott Sullivan, R ERA: 2.94 (8, 1)	1.2	H	8	2	1	1	2	1	0	0	0	0	0	24	36	5.40	1.800										
Dennys Reyes, L ERA: 3.59 (9, 1)	0.1	S	1	0	0	0	1	0	0	0	0	0	0	3	5	0.00	0.000										

Batter	1	2	3	4	5	6	7	8	9	AB	R	H	RBI	BB	SO	LOB	BOTTOM										
Mike Cameron, R OBP: 0.356, SLG: 0.468 (1, 8)	K		K		F8		F8	G1-3 BB 1B		4	1	0	0	1	2	1	St. Louis Cardinals @ Cincinnati Reds Cinergy Field, Cincinnati, OH Mon Sep 27 1999, 12:35 PM EDT Att: 28,701 - Cloudy - 69 F										
Barry Larkin, R OBP: 0.393, SLG: 0.427 (1, 6)	F7		BB 2H 2B		F7		F9	1B BB G1-3		4	1	1	1	1	0	0											
Sean Casey, L OBP: 0.405, SLG: 0.543 (1, 3)	1B		BB		G4-3		2B	1B G1-3		4	1	2	0	1	0	2											
Greg Vaughn, R OBP: 0.347, SLG: 0.534 (1, 7)	K		BB		HR	2B	1B 2B	1B IBB		3	2	2	1	2	1	1											
Dmitri Young, S OBP: 0.358, SLG: 0.513 Jeffrey Hammonds, R OBP: 0.346, SLG: 0.532 (1, 9)	F8		F7		HR	2B	HR	1B	1B	5	2	3	5	0	0	3											
Eddie Taubensee, L OBP: 0.357, SLG: 0.531 (1, 2)	G4-3			P6		F8	HR	P5		5	1	1	2	0	0	2											
Aaron Boone, R OBP: 0.333, SLG: 0.454 (1, 5)	F9			1B		1B	1B	F8		5	0	3	0	0	0	2											
Pokey Reese, R OBP: 0.322, SLG: 0.412 (1, 4)			SH1-4 2B		F7		F8	1B		4	1	2	0	0	0	2											
Ron Villone, L ERA: 4.14 Brett Tomko, R ERA: 4.2 Mark Swenseth, L ERA: 4.74 Stan Belinda, R ERA: 5.13 Michael Tucker, R ERA: 3.07 Scott Sullivan, R ERA: 2.94 Dennys Reyes, R ERA: 3.59 (1, 1)	SH1-4		SH1-4		G4-3		F7	L9		1	0	0	0	0	0	1											
Inning Stats	R: 0 E: 0 K: 2 S: 11	H: 1 LOB: 1 BB: 0 P: 18	R: 0 E: 0 K: 0 S: 5	H: 0 LOB: 0 BB: 0 P: 9	R: 1 E: 0 K: 1 S: 13	H: 2 LOB: 3 BB: 2 P: 25	R: 0 E: 0 K: 0 S: 9	H: 1 LOB: 1 BB: 0 P: 15	R: 0 E: 0 K: 0 S: 5	H: 0 LOB: 0 BB: 0 P: 8	R: 2 E: 0 K: 0 S: 13	H: 3 LOB: 1 BB: 0 P: 18	R: 4 E: 0 K: 0 S: 17	H: 6 LOB: 2 BB: 0 P: 28	R: 2 E: 0 K: 0 S: 7	H: 1 LOB: 3 BB: 3 P: 21		1B: 9 2B: 3 3B: 0 HR: 2	SF: 0 SAC: 1 DP: 0 HBP: 0	WP: 0 PB: 0 SB: 2 CS: 0	PA: 43						
PITCHER	IP	WLS	BF	H	R	ER	SO	BB	IBB	HBP	BLK	WP	HR	S	P	ERA	WHIP										
Garrett Stephenson, R ERA: 4.14 (7, 1)	0.1	L	4	3	1	1	0	0	0	0	0	0	1	9	12	27.00	9.000										
Manny Aybar, R ERA: 4.27 (8, 1)	0.0		2	0	2	2	0	2	0	0	0	0	0	0	8	∞	∞										
Mike Mohler, L ERA: 4.56 (8, 1)	0.2	A	1	0	0	0	0	0	1	0	0	0	0	5	10	0.00	1.500										
Juan Acevedo, R ERA: 6.03 (8, 1)	0.1		1	0	0	0	0	0	0	0	0	0	0	2	3	0.00	0.000										

AB 33
R 7
H 8
RBI 7
BB 5
SO 7
LOB 10



AB 37
R 9
H 14
RBI 9
BB 5
SO 3
LOB 17



Batter	1	2	3	4	5	6	7	8	9	AB	R	H	RBI	BB	SO	LOB	TOP
Mike Cameron, R (1, 8) OBP: 0.357, SLG: 0.469 Michael Tucker, L (4, 8) OBP: 0.336, SLG: 0.414	2-2 P6		3-0 2H 1B		1-2 F8		1-2 G6-4-3 1B		2-1 F8	2	0	1	1	0	0	0	Cincinnati Reds @ Milwaukee Brewers Milwaukee County Stadium, Milwaukee, WI Sat Oct 02 1999, 1:15 PM EDT Att: 20,000 - Cloudy - 44 F
Barry Larkin, R (1, 6) OBP: 0.391, SLG: 0.423	2-2 G6-4-3 1B		0-1 G6-3		0-0 F8		1-1 G6-4-3		3-2 G6-3	5	0	1	0	0	0	3	
Sean Casey, L (1, 3) OBP: 0.402, SLG: 0.544	1-1 G6-4-3			0-2 E8 1B HR		1-0 1B 2B		2-2 P5		1-1 1B	5	2	2	0	0	2	
Greg Vaughn, R (1, 7)		3-2 F7		1-0 2B 1B HR		0-1 G6-3		3-2 G6-3 2B 2B		3-3 K	5	2	2	0	0	1	
Dmitri Young, S (1, 9) OBP: 0.357, SLG: 0.514		0-0 G6-3		2-0 1B HR		1-1 L4		2-2 G6-3			4	1	1	3	0	2	
Eddie Taubensee, L (1, 2) OBP: 0.355, SLG: 0.526		1-1 G4-3		1-1 G3-1		0-1 BB 1B		0-0 2B 2B			4	0	2	2	0	0	
Aaron Boone, R (1, 5) OBP: 0.333, SLG: 0.449			3-3 K	2-1 G1-3		4-2 BB		0-1 2B			3	0	1	0	1	1	
Pokey Reese, R (1, 4) OBP: 0.328, SLG: 0.417			1-1 1B HBP	1-0 F8		1-3 K		2-0 P5			3	1	0	0	0	1	
Juan Guzman, R (1, 1) Dennis Reyes, R (1, 1) Stan Belinda, R (1, 1) Gabe White, L (1, 1) Hal Morris, L (1, 1) Brett Tomko, R (1, 1) Chris Spivey, R (1, 1) Ron Wilson, L (1, 1) Mark Sweeney, L (1, 1) Scott Sullivan, R (1, 1)			0-3 K		2-2 F8		1-2 G6-4-3 1B		0-1 G6-3	1	0	0	0	0	0	1	
Inning Stats	R: 0 E: 0 K: 0 S: 8	H: 1 LOB: 0 BB: 0 P: 13	R: 0 E: 0 K: 0 S: 6	H: 0 LOB: 0 BB: 0 P: 10	R: 1 E: 0 K: 2 S: 11	H: 1 LOB: 1 BB: 0 P: 18	R: 3 E: 1 K: 0 S: 12	H: 2 LOB: 0 BB: 0 P: 19	R: 0 E: 0 K: 1 S: 12	H: 2 LOB: 1 BB: 0 P: 17	R: 1 E: 0 K: 0 S: 15	H: 3 LOB: 1 BB: 0 P: 22	R: 0 E: 0 K: 1 S: 14	H: 1 LOB: 1 BB: 0 P: 23	1B: 7 2B: 4 3B: 0 HR: 1	SF: 0 SAC: 0 DP: 2 HBP: 1	
PITCHER	IP WLS BF H R ER SO BB IBB HBP BLK WP HR S P ERA WHIP																
41 Kyle Peterson, R (1, 1) ERA: 4.56	6.2 W 29 8 5 4 3 1 0 0 0 0 1 66 102 5.40 1.350																
Mike Myers, L (7, 1) ERA: 5.23	0.1 1 0 0 0 0 0 0 0 0 0 0 3 5 0.00 0.000																
Eric Plunk, R (8, 1) ERA: 5.02	0.1 3 2 1 1 0 0 0 0 0 0 0 10 15 27.00 6.000																
Hector Ramirez, R (8, 1) ERA: 3.43	0.2 H 3 1 0 0 0 0 0 0 0 0 0 5 7 0.00 1.500																
Jeff D'Amico, R (9, 1) ERA:	1.0 4 1 0 0 1 0 0 0 0 0 0 14 23 0.00 1.000																

Batter	1	2	3	4	5	6	7	8	9	AB	R	H	RBI	BB	SO	LOB	BOTTOM
Marquis Grissom, R (1, 8) OBP: 0.320, SLG: 0.416	1-2 G6-3		SH5-3 1B		3-3 K			0-1 F7		5	1	1	2	0	1	4	Cincinnati Reds @ Milwaukee Brewers Milwaukee County Stadium, Milwaukee, WI Sat Oct 02 1999, 1:15 PM EDT Att: 20,000 - Cloudy - 44 F
Mark Loretta, R (1, 6) OBP: 0.353, SLG: 0.390	0-3 K		SH5-3 1B	3-2 F9		0-0 P3		0-1 BB 1B		4	0	1	0	0	1	0	
Jeff Cirillo, R (1, 5) OBP: 0.400, SLG: 0.462	2-2 F8		1-0 E8 1B	2-2 G5-3		2-2 1B		0-1 BB 1B		5	1	3	2	0	0	0	
Jeremy Burnitz, L (1, 9) OBP: 0.404, SLG: 0.565		2-1 G6-3 1B	2-1 2B 1B	4-1 2B BB		2-3 K		4-0 G4-6-3 BB		3	2	2	2	2	1	1	
Geoff Jenkins, L (1, 7) OBP: 0.372, SLG: 0.567		1-0 P5	0-0 2B FC3-2 1B	1-2 WP 2B		1-3 K		0-1 G4-6-3		5	1	2	1	0	1	5	
Ronnie Belliard, R (1, 4) OBP: 0.380, SLG: 0.430		0-0 G6-3	3-1 FC3-2 41 1B 2B	1-1 2B				1-2 G6-3		4	1	2	2	0	0	1	
Kevin Barker, L (1, 3) OBP: 0.333, SLG: 0.389			1-3 2H 1B	2-3 K				1-1 L9		3	1	1	0	1	1	1	
Brian Banks, S (1, 2) OBP: 0.321, SLG: 0.356 Eric Plunk, R (8, 1) Hector Ramirez, R (8, 1) Jeff D'Amico, R (9, 1)			1-1 1B		2-2 G1-3			3-2 G6-3		4	1	1	0	0	0	3	
41 Kyle Peterson, R (1, 1) OBP: 0.174, SLG: 0.136 Mike Myers, L (7, 1) Charlie Greene, R (8, 2) OBP: 0.271, SLG: 0.214			SH5-3 1B		1-2 G5-3			4-0 1B 1B BB		2	1	1	1	0	0	0	
Inning Stats	R: 0 E: 0 K: 1 S: 10	H: 0 LOB: 0 BB: 0 P: 13	R: 0 E: 0 K: 0 S: 4	H: 1 LOB: 0 BB: 0 P: 7	R: 7 E: 2 K: 0 S: 25	H: 8 LOB: 3 BB: 1 P: 44	R: 2 E: 0 K: 1 S: 20	H: 2 LOB: 1 BB: 1 P: 33	R: 0 E: 0 K: 2 S: 11	H: 1 LOB: 1 BB: 0 P: 16	R: 0 E: 0 K: 0 S: 7	H: 0 LOB: 0 BB: 0 P: 13	R: 1 E: 0 K: 0 S: 8	H: 2 LOB: 2 BB: 2 P: 16	1B: 11 2B: 3 3B: 0 HR: 0	SF: 0 SAC: 2 DP: 2 HBP: 0	
PITCHER	IP WLS BF H R ER SO BB IBB HBP BLK WP HR S P ERA WHIP																
Juan Guzman, R (1, 1) ERA: 3.74	2.1 L 12 5 5 4 1 0 0 0 0 0 0 7 16 9.00 2.143																
Dennis Reyes, L (3, 1)	0.0 4 3 1 1 0 1 0 0 0 0 0 7 16 9.00 2.143																
Stan Belinda, R (3, 1) ERA: 5.27	1.1 8 3 3 3 0 1 0 0 0 1 0 20 33 20.25 3.000																
Gabe White, L (4, 1) ERA: 4.43	0.1 1 0 0 0 1 0 0 0 0 0 0 6 8 0.00 0.000																
Brett Tomko, R (5, 1) ERA: 4.92	2.0 7 1 0 0 3 0 0 0 0 0 0 21 32 0.00 0.500																
PITCHER	IP WLS BF H R ER SO BB IBB HBP BLK WP HR S P ERA WHIP																
Ron Villone, L (7, 1) ERA: 4.26	1.0 3 0 0 0 0 0 0 0 0 0 0 7 13 0.00 0.000																
Scott Sullivan, R (8, 1) ERA: 3.01	1.0 6 2 1 1 0 2 0 0 0 0 0 8 16 9.00 4.000																

Batter	1	2	3	4	5	6	7	8	9	AB	R	H	RBI	BB	SO	LOB	TOP								
Pokey Reese, R OBP: 0.328, SLG: 0.416	G4-3		1B	G6-3		1B		K		4	1	1	0	1	1	1	Cincinnati Reds @ Milwaukee Brewers Milwaukee County Stadium, Milwaukee, WI Sun Oct 03 1999, 4:05 PM EDT Att: 55,992 - Cloudy - 45 F								
Barry Larkin, R OBP: 0.391, SLG: 0.422	F9		1B	F8		1B		P3	5	1	2	1	0	0	1										
Sean Casey, L OBP: 0.402, SLG: 0.542	K		HR			K		K	5	2	2	1	0	3	2										
Greg Vaughn, R OBP: 0.347, SLG: 0.537		P2	HR					P3	5	1	2	3	0	0	0										
Dmitri Young, S OBP: 0.356, SLG: 0.509										3	0	0	0	1	1										
Jeffrey Hammonds, R OBP: 0.347, SLG: 0.522	K									0	0	0	0	0	0										
Eddie Taubensee, L OBP: 0.354, SLG: 0.524	1B									4	0	1	1	0	0										
Michael Tucker, L OBP: 0.338, SLG: 0.426	1B							HR		4	1	2	1	0	0										
Aaron Boone, R OBP: 0.332, SLG: 0.448	F9							G6-3	4	0	1	0	0	1	2										
Pete Harnisch, S OBP: 0.164, SLG: 0.258								G6-3	2	1	1	0	0	0	0										
Ron Villone, L OBP: 0.091, SLG: 0.070			1B	SH5-4		L3		G6-3	1	0	0	0	0	0	0										
Inning Stats	R: 0 E: 0 K: 1 S: 7	H: 0 LOB: 0 BB: 0 P: 9	R: 0 E: 0 K: 1 S: 12	H: 2 LOB: 2 BB: 0 P: 19	R: 5 E: 0 K: 0 S: 12	H: 5 LOB: 0 BB: 1 P: 22	R: 0 E: 0 K: 0 S: 4	H: 1 LOB: 1 BB: 0 P: 7	R: 1 E: 0 K: 2 S: 10	H: 2 LOB: 1 BB: 0 P: 15	R: 0 E: 0 K: 2 S: 13	H: 1 LOB: 2 BB: 1 P: 20	R: 0 E: 0 K: 0 S: 6	H: 0 LOB: 0 BB: 0 P: 7	R: 1 E: 0 K: 1 S: 14	H: 1 LOB: 0 BB: 0 P: 19	R: 0 E: 0 K: 1 S: 10	H: 0 LOB: 0 BB: 0 P: 14	1B: 10 2B: 0 3B: 0 HR: 2	SF: 0 SAC: 1 DP: 1 HBP: 0	WP: 0 PB: 0 SB: 0 CS: 0	PA: 40			
PITCHER	IP	WLS	BF	H	R	ER	SO	BB	IBB	HBP	BLK	WP	HR	S	P	ERA	WHIP								
21 Cal Eldred, R ERA: 7.75	3.0	L	16	7	5	5	2	1	0	0	0	0	1	31	50	15.00	2.667								
Steve Woodard, R ERA: 4.52	2.0		9	3	1	1	0	0	0	0	0	0	0	14	22	4.50	1.500								
Bill Pulsipher, L ERA: 5.98	3.0		12	2	1	1	3	1	0	0	0	0	1	33	46	3.00	1.000								
Valerio De Los Santos, L ERA: 6.48	1.0		3	0	0	0	1	0	0	0	0	0	0	10	14	0.00	0.000								

Batter	1	2	3	4	5	6	7	8	9	AB	R	H	RBI	BB	SO	LOB	BOTTOM								
Marquis Grissom, R OBP: 0.320, SLG: 0.415	F8		F9					G6-3		4	0	1	0	0	0	0	Cincinnati Reds @ Milwaukee Brewers Milwaukee County Stadium, Milwaukee, WI Sun Oct 03 1999, 4:05 PM EDT Att: 55,992 - Cloudy - 45 F								
Mark Loretta, R OBP: 0.354, SLG: 0.390										2	0	1	0	1	0	1									
Eddie Zosky, R OBP: 0.250, SLG: 0.143	1B									1	0	0	0	0	1	0									
Jeff Cirillo, R OBP: 0.401, SLG: 0.461	P4									3	1	1	0	1	0	2									
Jeremy Burnitz, L OBP: 0.402, SLG: 0.561										3	0	0	0	0	1	3									
Lou Collier, R OBP: 0.325, SLG: 0.370	K									0	0	0	0	1	0	0									
Geoff Jenkins, L OBP: 0.371, SLG: 0.564										4	0	1	1	0	0	1									
Ronnie Belliard, R OBP: 0.379, SLG: 0.429										4	0	1	0	0	1	2									
Kevin Barker, L OBP: 0.331, SLG: 0.385										4	0	1	0	0	0	2									
Brian Banks, S OBP: 0.317, SLG: 0.352										3	0	0	0	0	0	2									
21 Cal Eldred, R OBP: 0.154, SLG: 0.125										0	0	0	0	0	0	0									
Sean Berry, R OBP: 0.281, SLG: 0.301										1	0	0	0	0	0	0									
Steve Woodard, R OBP: 0.220, SLG: 0.195										0	0	0	0	0	0	0									
Dave Nilsson, L OBP: 0.220, SLG: 0.195										1	0	0	0	0	0	2									
Bill Pulsipher, L OBP: 0.141, SLG: 0.143										0	0	0	0	0	0	0									
Lyle Mouton, R OBP: 0.203, SLG: 0.412										1	0	0	0	0	0	0									
Valerio De Los Santos, L ERA: 6.48										0	0	0	0	0	0	0									
Inning Stats	R: 0 E: 0 K: 1 S: 10	H: 1 LOB: 1 BB: 0 P: 15	R: 0 E: 0 K: 0 S: 6	H: 0 LOB: 0 BB: 0 P: 8	R: 0 E: 0 K: 0 S: 5	H: 0 LOB: 0 BB: 0 P: 9	R: 0 E: 0 K: 0 S: 4	H: 0 LOB: 1 BB: 1 P: 10	R: 0 E: 0 K: 0 S: 9	H: 2 LOB: 1 BB: 0 P: 18	R: 0 E: 0 K: 0 S: 7	H: 1 LOB: 1 BB: 0 P: 15	R: 0 E: 0 K: 1 S: 7	H: 0 LOB: 0 BB: 0 P: 10	R: 0 E: 0 K: 0 S: 5	H: 0 LOB: 0 BB: 0 P: 10	R: 1 E: 0 K: 1 S: 14	H: 2 LOB: 2 BB: 1 P: 24	1B: 6 2B: 0 3B: 0 HR: 0	SF: 0 SAC: 0 DP: 2 HBP: 0	WP: 0 PB: 0 SB: 0 CS: 0	PA: 34			
PITCHER	IP	WLS	BF	H	R	ER	SO	BB	IBB	HBP	BLK	WP	HR	S	P	ERA	WHIP								
Pete Harnisch, R ERA: 3.68	5.2	W	21	4	0	0	1	2	0	0	0	0	0	46	70	0.00	1.059								
Ron Villone, L ERA: 4.23	3.1	S	13	2	1	1	2	1	0	0	0	0	0	29	49	2.70	0.900								



Batter	1	2	3	4	5	6	7	8	9	AB R H RBI BB SO LOB	TOP									
Rickey Henderson, R OBP: 0.423, SLG: 0.466 Melvin Mora, R OBP: 0.279, SLG: 0.161	1-1 HR 1B		1-0 F7		0-0 HR	2-1 L3		1-2 F8		5 2 2 1 0 0 1 0 0 0 0 0 0 0	New York Mets @ Cincinnati Reds Cinergy Field, Cincinnati, OH Mon Oct 04 1999, 7:05 PM EDT Att: 54,621 - Cloudy - 49 F									
Edgardo Alfonzo, R OBP: 0.385, SLG: 0.502	1-1 HR		4-1 2B BB		1-0 L7	2-1 2B		0-2 G1-3		4 2 2 3 1 0 0										
John Olerud, L OBP: 0.427, SLG: 0.463	0-0 G3		2-2 BB 2B		3-2 F7	1-1 G1-3		1-1 3B G5-4-3 1B		5 0 2 0 0 0 1										
31 Mike Piazza, R OBP: 0.361, SLG: 0.575	4-1 G1-6-3 BB		4-0 BB IBB		4-1 1B BB		0-2 G4-3	0-1 G5-4-3 1-2		2 0 0 0 3 0 1										
Robin Ventura, L OBP: 0.379, SLG: 0.529	2-1 G1-6-3		4-2 BB		4-0 1B BB		1-3 K	0-0 FC6-4 1B		3 0 1 1 2 1 1										
Darryl Hamilton, L OBP: 0.386, SLG: 0.422		2-0 G4-3	1-1 G1-3		3-2 1-2 2-3 1B		4-0 1B BB	1-1 FC6-4 1-2		4 0 1 0 1 0 4										
Roger Cedeno, S OBP: 0.396, SLG: 0.408		3-1 G4-3		0-3 K	1-3 K		0-2 1-2 1B			4 0 1 0 0 2 3										
Rey Ordenez, R OBP: 0.319, SLG: 0.317	1-0 G5-3		2-1 F8		4-0 SH2-4 2B BB		2-3 K			3 1 0 0 1 1 2										
Al Leiter, L OBP: 0.136, SLG: 0.140			3-3 K		0-0 G4-3		0-1 SH2-4	2-1 G6-3		3 0 0 0 0 1 0										
Inning Stats	R: 2 E: 0 K: 0 S: 8	H: 2 LOB: 0 BB: 1 P: 16	R: 0 E: 0 K: 0 S: 4	H: 0 LOB: 0 BB: 0 P: 10	R: 1 E: 0 K: 1 S: 12	H: 1 LOB: 3 BB: 3 P: 31	R: 0 E: 0 K: 1 S: 6	H: 0 LOB: 0 BB: 0 P: 8	R: 1 E: 0 K: 1 S: 16	H: 2 LOB: 3 BB: 2 P: 32	R: 0 E: 0 K: 2 S: 12	H: 1 LOB: 2 BB: 1 P: 19	R: 0 E: 0 K: 0 S: 8	H: 0 LOB: 0 BB: 0 P: 11	R: 0 E: 0 K: 0 S: 7	H: 2 LOB: 1 BB: 0 P: 9	1B: 5 2B: 2 3B: 0 HR: 2	SF: 0 SAC: 1 DP: 2 HBP: 0	WP: 0 PB: 0 SB: 0 CS: 0	PA: 42
PITCHER	IP WLS BF H R ER SO BB IBB HBP BLK WP HR S P ERA WHIP											PITCHER	IP WLS BF H R ER SO BB IBB HBP BLK WP HR S P ERA WHIP							
Steve Parris, R ERA: 3.5	(1, 1) 2.2 L 13 3 3 3 1 2 2 1 0 0 0 1 20 48 10.12 1.875																			
Denny Neagle, L ERA: 4.27	(3, 1) 2.1 12 2 1 1 2 3 0 0 0 0 1 26 49 3.86 2.143																			
Danny Graves, R ERA: 3.08	(6, 1) 3.0 13 2 1 1 2 2 0 0 0 0 0 28 47 3.00 1.333																			
Dennys Reyes, L ERA: 3.79	(9, 1) 1.0 4 2 0 0 0 0 0 0 0 0 0 7 9 0.00 2.000																			

Batter	1	2	3	4	5	6	7	8	9	AB R H RBI BB SO LOB	BOTTOM											
Pokey Reese, R OBP: 0.330, SLG: 0.417	4-2 BB		3-2 G6-3			1-0 F7			3-2 G6-3 2B	3 0 1 0 1 0 0	New York Mets @ Cincinnati Reds Cinergy Field, Cincinnati, OH Mon Oct 04 1999, 7:05 PM EDT Att: 54,621 - Cloudy - 49 F											
Barry Larkin, R OBP: 0.390, SLG: 0.420	2-1 F7		4-0 BB		3-3 K			3-1 G6-3 2-3		3 0 0 0 1 1 2												
Sean Casey, L OBP: 0.399, SLG: 0.539	3-2 F7		2-3 K		2-0 G5-3			2-3 K		4 0 0 0 0 2 3												
Greg Vaughn, R OBP: 0.347, SLG: 0.535	3-3 K			2-3 K		2-2 P2		4-1 BB		3 0 0 0 1 2 1												
Dmitri Young, S OBP: 0.352, SLG: 0.504		0-0 G6-3		3-2 G6-3		0-0 F8		0-1 L4		4 0 0 0 0 0 2												
Jeffrey Hammonds, R OBP: 0.347, SLG: 0.523		2-2 FC4-6 1B		0-1 P6		0-0 F7				3 0 1 0 0 0 0												
Eddie Taubensee, L OBP: 0.354, SLG: 0.521		1-0 FC4-6 1-2			0-1 L4			4-1 G6-3 BB		2 0 0 0 1 0 1												
Aaron Boone, R OBP: 0.330, SLG: 0.445		1-0 P6			1-3 K			1-2 G6-3 1-2		3 0 0 0 0 1 2												
Steve Parris, R OBP: 0.158, SLG: 0.158 Denny Neagle, L OBP: 0.194, SLG: 0.199 Chris Snyder, R OBP: 0.316, SLG: 0.301 Danny Graves, R OBP: 0.326, SLG: 0.451 Dennys Reyes, R OBP: 0.319, SLG: 0.317			1-3 K		0-1 G5-3			1-1 G6-3		0 0 0 0 0 0 0 1 0 0 0 0 0 1 1 0 0 0 0 0 0 0 0 0 0 0 0 0 1 0 0 0 0 0 0 0 0 0 0 0 0 0	REDS											
Inning Stats	R: 0 E: 0 K: 1 S: 11	H: 0 LOB: 1 BB: 1 P: 23	R: 0 E: 0 K: 0 S: 7	H: 1 LOB: 0 BB: 0 P: 11	R: 0 E: 0 K: 2 S: 9	H: 0 LOB: 1 BB: 1 P: 19	R: 0 E: 0 K: 1 S: 9	H: 0 LOB: 0 BB: 0 P: 14	R: 0 E: 0 K: 1 S: 8	H: 0 LOB: 0 BB: 0 P: 9		R: 0 E: 0 K: 1 S: 8	H: 0 LOB: 0 BB: 0 P: 14	R: 0 E: 0 K: 0 S: 5	H: 0 LOB: 0 BB: 0 P: 7	R: 0 E: 0 K: 0 S: 7	H: 0 LOB: 2 BB: 1 P: 13	R: 0 E: 0 K: 1 S: 13	H: 1 LOB: 2 BB: 1 P: 25	1B: 1 2B: 1 3B: 0 HR: 0	SF: 0 SAC: 0 DP: 1 HBP: 0	WP: 0 PB: 0 SB: 0 CS: 0
PITCHER	IP WLS BF H R ER SO BB IBB HBP BLK WP HR S P ERA WHIP											PITCHER	IP WLS BF H R ER SO BB IBB HBP BLK WP HR S P ERA WHIP									
Al Leiter, L ERA: 4.23	(1, 1) 9.0 W 32 2 0 0 7 4 0 0 0 0 0 77 135 0.00 0.667																					